Passion. Connected.
하나된 열정

PyeongChang 2018

Official Results Book

Curling

컬링



Version history

Version	Date	Created by	Comments
1.0	25 FEB 2018	Sergio TENA (VRM) Helena BALLESTEROS (VRM)	First version
1.1	08 MAR 2018	Sergio TENA (VRM) Helena BALLESTEROS (VRM)	Revised version: "Competition Officials" and "Shot Success Percentage by Gender (Mixed Doubles)" updated to latest versions published during games

Passion.Connected.
하나된 열정

Table of Contents

- Version History
- Table of Contents
- Competition Format and Rules
- Medallists by Event
- **Women**

- Medallists
- Final Standings
- Competition Summary
- Gold medal game:
  - Session Results and Standings
  - Game Results
  - Game - Shot by Shot
  - Most Important Shots
  - Game Review
  - Cumulative Player Statistics by Team
    - KOR – Republic of Korea
    - SWE – Sweden
  - Summary of Big Ends
  - Time-out Statistics
- Bronze medal game:
  - Game Results
  - Game - Shot by Shot
  - Most Important Shots
  - Game Review
  - Cumulative Player Statistics by Team
    - GBR – Great Britain
    - JPN – Japan
- Semi-finals:
  - Session Results and Standings
  - Sheet A
    - Game Results
    - Game - Shot by Shot
  - Sheet C
    - Game Results
    - Game - Shot by Shot
  - Most Important Shots
- Round Robin:
  - Competition Matrix
  - Draw Shot Challenge
  - Scoring Analysis
  - Summary of Big Ends
  - Shot Success Percentage by Position (Team)
  - Cumulative Player Statistics by Team
    - CAN - Canada
    - CHN - People's Republic of China
    - DEN - Denmark

        - GBR - Great Britain
        - JPN - Japan
        - KOR - Republic of Korea
        - OAR - Olympic Athlete from Russia
        - SUI - Switzerland
        - SWE - Sweden
        - USA - United States of America

- Session 12:
    - Session Results and Standings
    - Sheet A
        - Game Results
        - Game - Shot by Shot
    - Sheet B
        - Game Results
        - Game - Shot by Shot
    - Sheet C
        - Game Results
        - Game - Shot by Shot
    - Sheet D
        - Game Results
        - Game - Shot by Shot
    - Most Important Shots
- Session 11:
    - Session Results and Standings
    - Sheet A
        - Game Results
        - Game - Shot by Shot
    - Sheet B
        - Game Results
        - Game - Shot by Shot
    - Sheet C
        - Game Results
        - Game - Shot by Shot
    - Sheet D
        - Game Results
        - Game - Shot by Shot
    - Most Important Shots
- Session 10:
    - Session Results and Standings
    - Sheet A
        - Game Results
        - Game - Shot by Shot
    - Sheet B
        - Game Results
        - Game - Shot by Shot
    - Sheet C
        - Game Results
        - Game - Shot by Shot
    - Most Important Shots
- Session 9:
    - Session Results and Standings
    - Sheet A
        - Game Results
        - Game - Shot by Shot
    - Sheet B
        - Game Results
        - Game - Shot by Shot
    - Sheet C
        - Game Results
        - Game - Shot by Shot

    - Sheet D
        - Game Results
        - Game - Shot by Shot
    - Most Important Shots

- Session 8:
    - Session Results and Standings
    - Sheet A
        - Game Results
        - Game - Shot by Shot
    - Sheet B
        - Game Results
        - Game - Shot by Shot
    - Sheet C
        - Game Results
        - Game - Shot by Shot
    - Sheet D
        - Game Results
        - Game - Shot by Shot
    - Most Important Shots
- Session 7:
    - Session Results and Standings
    - Sheet B
        - Game Results
        - Game - Shot by Shot
    - Sheet C
        - Game Results
        - Game - Shot by Shot
    - Sheet D
        - Game Results
        - Game - Shot by Shot
    - Most Important Shots
- Session 6:
    - Session Results and Standings
    - Sheet A
        - Game Results
        - Game - Shot by Shot
    - Sheet B
        - Game Results
        - Game - Shot by Shot
    - Sheet C
        - Game Results
        - Game - Shot by Shot
    - Sheet D
        - Game Results
        - Game - Shot by Shot
    - Most Important Shots
- Session 5:
    - Session Results and Standings
    - Sheet A
        - Game Results
        - Game - Shot by Shot
    - Sheet B
        - Game Results
        - Game - Shot by Shot
    - Sheet C
        - Game Results
        - Game - Shot by Shot
    - Sheet D
        - Game Results
        - Game - Shot by Shot

    - Most Important Shots
- Session 4:
    - Session Results and Standings
    - Sheet A
        - Game Results
        - Game - Shot by Shot
    - Sheet B
        - Game Results
        - Game - Shot by Shot
    - Sheet D
        - Game Results
        - Game - Shot by Shot
    - Most Important Shots
- Session 3:
    - Session Results and Standings
    - Sheet A
        - Game Results
        - Game - Shot by Shot
    - Sheet B
        - Game Results
        - Game - Shot by Shot
    - Sheet C
        - Game Results
        - Game - Shot by Shot
    - Sheet D
        - Game Results
        - Game - Shot by Shot
    - Most Important Shots
- Session 2:
    - Session Results and Standings
    - Sheet A
        - Game Results
        - Game - Shot by Shot
    - Sheet B
        - Game Results
        - Game - Shot by Shot
    - Sheet C
        - Game Results
        - Game - Shot by Shot
    - Sheet D
        - Game Results
        - Game - Shot by Shot
    - Most Important Shots
- Session 1:
    - Session Results and Standings
    - Sheet A
        - Game Results
        - Game - Shot by Shot
    - Sheet B
        - Game Results
        - Game - Shot by Shot
    - Sheet C
        - Game Results
        - Game - Shot by Shot
    - Sheet D
        - Game Results
        - Game - Shot by Shot
    - Most Important Shots
- Entry List by NOC

- **Men**

- Medallists
- Final Standings
- Competition Summary
- Gold medal game:
    - Session Results and Standings
    - Game Results
    - Game - Shot by Shot
    - Most Important Shots
    - Game Review
    - Cumulative Player Statistics by Team
        - SWE - Sweden
        - USA - United Stated of America
    - Summary of Big Ends
    - Time-out Statistics
- Bronze medal game:
    - Game Results
    - Game - Shot by Shot
    - Most Important Shots
    - Game Review
    - Cumulative Player Statistics by Team
        - CAN - Canada
        - SUI – Switzerland
- Semi-finals:
    - Session Results and Standings
    - Sheet A
        - Game Results
        - Game - Shot by Shot
    - Sheet C
        - Game Results
        - Game - Shot by Shot
    - Most Important Shots
- Tie-breakers:
    - Session Results and Standings
    - Sheet D
        - Game Results
        - Game - Shot by Shot
    - Most Important Shots
    - Cumulative Player Statistics by Team
        - GBR – Great Britain
        - SUI – Switzerland
- Round Robin:
    - Competition Matrix
    - Draw Shot Challenge
    - Scoring Analysis
    - Summary of Big Ends
    - Shot Success Percentage by Position (Team)
    - Cumulative Player Statistics by Team
        - CAN - Canada
        - DEN - Denmark
        - GBR - Great Britain
        - ITA - Italy
        - JPN - Japan
        - KOR - Republic of Korea
        - NOR - Norway
        - SUI - Switzerland
        - SWE - Sweden
        - USA - United Stated of America

- Session 12:
    - Session Results and Standings
    - Sheet A
        - Game Results
        - Game - Shot by Shot
    - Sheet B
        - Game Results
        - Game - Shot by Shot
    - Sheet C
        - Game Results
        - Game - Shot by Shot
    - Sheet D
        - Game Results
        - Game - Shot by Shot
    - Most Important Shots
- Session 11:
    - Session Results and Standings
    - Sheet A
        - Game Results
        - Game - Shot by Shot
    - Sheet B
        - Game Results
        - Game - Shot by Shot
    - Sheet C
        - Game Results
        - Game - Shot by Shot
    - Most Important Shots
- Session 10:
    - Session Results and Standings
    - Sheet A
        - Game Results
        - Game - Shot by Shot
    - Sheet B
        - Game Results
        - Game - Shot by Shot
    - Sheet C
        - Game Results
        - Game - Shot by Shot
    - Sheet D
        - Game Results
        - Game - Shot by Shot
    - Most Important Shots
- Session 9:
    - Session Results and Standings
    - Sheet A
        - Game Results
        - Game - Shot by Shot
    - Sheet B
        - Game Results
        - Game - Shot by Shot
    - Sheet C
        - Game Results
        - Game - Shot by Shot
    - Sheet D
        - Game Results
        - Game - Shot by Shot
    - Most Important Shots
- Session 8:
    - Session Results and Standings

- Sheet A
  - Game Results
  - Game - Shot by Shot
- Sheet B
  - Game Results
  - Game - Shot by Shot
- Sheet C
  - Game Results
  - Game - Shot by Shot
- Sheet D
  - Game Results
  - Game - Shot by Shot
- Most Important Shots

- Session 7:
  - Session Results and Standings
  - Sheet A
    - Game Results
    - Game - Shot by Shot
  - Sheet B
    - Game Results
    - Game - Shot by Shot
  - Sheet D
    - Game Results
    - Game - Shot by Shot
  - Most Important Shots
- Session 6:
  - Session Results and Standings
  - Sheet A
    - Game Results
    - Game - Shot by Shot
  - Sheet B
    - Game Results
    - Game - Shot by Shot
  - Sheet C
    - Game Results
    - Game - Shot by Shot
  - Sheet D
    - Game Results
    - Game - Shot by Shot
  - Most Important Shots
- Session 5:
  - Session Results and Standings
  - Sheet A
    - Game Results
    - Game - Shot by Shot
  - Sheet B
    - Game Results
    - Game - Shot by Shot
  - Sheet C
    - Game Results
    - Game - Shot by Shot
  - Sheet D
    - Game Results
    - Game - Shot by Shot
  - Most Important Shots
- Session 4:
  - Session Results and Standings
  - Sheet B
    - Game Results
    - Game - Shot by Shot

  - Sheet C
    - Game Results
    - Game - Shot by Shot
  - Sheet D
    - Game Results
    - Game - Shot by Shot
  - Most Important Shots

- Session 3:

  - Session Results and Standings
  - Sheet A
    - Game Results
    - Game - Shot by Shot
  - Sheet B
    - Game Results
    - Game - Shot by Shot
  - Sheet C
    - Game Results
    - Game - Shot by Shot
  - Sheet D
  - Game Results
    - Game - Shot by Shot
  - Most Important Shots

- Session 2:

  - Session Results and Standings
  - Sheet A
    - Game Results
    - Game - Shot by Shot
  - Sheet B
    - Game Results
    - Game - Shot by Shot
  - Sheet C
    - Game Results
    - Game - Shot by Shot
  - Sheet D
    - Game Results
    - Game - Shot by Shot
  - Most Important Shots

- Session 1:

  - Session Results and Standings
  - Sheet A
    - Game Results
    - Game - Shot by Shot
  - Sheet B
    - Game Results
    - Game - Shot by Shot
  - Sheet C
    - Game Results
    - Game - Shot by Shot
  - Sheet D
    - Game Results
    - Game - Shot by Shot
  - Most Important Shots

- Entry List by NOC

- **Mixed Doubles**

- Medallists
- Final Standings
- Competition Summary
- Gold medal game:
  - Session Results and Standings
  - Game Results
  - Game - Shot by Shot
  - Most Important Shots
  - Game Review
  - Cumulative Player Statistics by Team
    - CAN - Canada
    - SUI - Switzerland
  - Summary of Big Ends
  - Time-out Statistics
- Bronze medal game:
  - Game Results
  - Game - Shot by Shot
  - Most Important Shots
  - Game Review
  - Cumulative Player Statistics by Team
    - NOR - Norway
    - OAR - Olympic Athlete from Russia
- Semi-finals:
  - Session Results and Standings
  - Sheet A
    - Game Results
    - Game - Shot by Shot
  - Sheet C
    - Game Results
    - Game - Shot by Shot
  - Most Important Shots
- Tie-breakers:
  - Session Results and Standings
  - Sheet B
    - Game Results
    - Game - Shot by Shot
  - Most Important Shots
  - Cumulative Player Statistics by Team
    - CHN - People's Republic of China
    - NOR – Norway
- Round Robin:
  - Competition Matrix
  - Draw Shot Challenge
  - Scoring Analysis
  - Power Play Analysis
  - Summary of Big Ends
  - Shot Success Percentage by Gender (Mixed Doubles)
  - Cumulative Player Statistics by Team
    - CAN - Canada
    - CHN People's Republic of China
    - FIN - Finland
    - KOR - Republic of Korea
    - NOR - Norway
    - OAR - Olympic Athlete from Russia
    - SUI - Switzerland
    - USA - United States of America

- Session 7:
  - Session Results and Standings
  - Sheet A
    - Game Results
    - Game - Shot by Shot
  - Sheet B
    - Game Results
    - Game - Shot by Shot
  - Sheet C
    - Game Results
    - Game - Shot by Shot
  - Sheet D
    - Game Result
    - Game - Shot by Shot
  - Most Important Shots
- Session 6:
  - Session Results and Standings
  - Sheet A
    - Game Results
    - Game - Shot by Shot
  - Sheet B
    - Game Results
    - Game - Shot by Shot
  - Sheet C
    - Game Results
    - Game - Shot by Shot
  - Sheet D
    - Game Results
    - Game - Shot by Shot
  - Most Important Shots
- Session 5:
  - Session Results and Standings
  - Sheet A
    - Game Results
    - Game - Shot by Shot
  - Sheet B
    - Game Results
    - Game - Shot by Shot
  - Sheet C
    - Game Results
    - Game - Shot by Shot
  - Sheet D
    - Game Results
    - Game - Shot by Shot
  - Most Important Shots
- Session 4:
  - Session Results and Standings
  - Sheet A
    - Game Results
    - Game - Shot by Shot
  - Sheet B
    - Game Results
    - Game - Shot by Shot
  - Sheet C
    - Game Results
    - Game - Shot by Shot
  - Sheet D
    - Game Results
    - Game - Shot by Shot
  - Most Important Shots

- Session 3:
  - Session Results and Standings
  - Sheet A
    - Game Results
    - Game - Shot by Shot
  - Sheet B
    - Game Results
    - Game - Shot by Shot
  - Sheet C
    - Game Results
    - Game - Shot by Shot
  - Sheet D
    - Game Results
    - Game - Shot by Shot
  - Most Important Shots
- Session 2:
  - Session Results and Standings
  - Sheet A
    - Game Results
    - Game - Shot by Shot
  - Sheet B
    - Game Results
    - Game - Shot by Shot
  - Sheet C
    - Game Results
    - Game - Shot by Shot
  - Sheet D
    - Game Results
    - Game - Shot by Shot
  - Most Important Shots
- Session 1:
  - Session Results and Standings
  - Sheet A
    - Game Results
    - Game - Shot by Shot
  - Sheet B
    - Game Results
    - Game - Shot by Shot
  - Sheet C
    - Game Results
    - Game - Shot by Shot
  - Sheet D
    - Game Results
    - Game - Shot by Shot
  - Most Important Shots
- Entry List by NOC

- Competition Officials
- Competition Schedule
- Official Communication

COMPETITION FORMAT AND RULES

CURLING

As of January 2018

OLYMPIC COMPETITION FORMAT

There are three events at the PyeongChang 2018 Olympic Winter Games curling competition: men's, women's and mixed doubles.

The men's and women's events consist of 10 teams each; mixed doubles eight teams.

During the initial round-robin phase, each team plays the other teams. After the round-robin, all teams are ranked according to their win/loss record. The top four teams qualify for the semifinals, with the first-ranked team playing the fourth-ranked team, and the second-ranked playing the third.

The two semifinal winners play in the gold-medal game and the losers play in the bronze-medal game.

Ranking after the round-robin and tie-breakers

After the round-robin, the teams will be ranked according to their win/loss record. If two or more teams are tied for a qualifying position, one session of tie-breakers will be played to decide the qualifiers.

Ties among qualified teams (for example, with the same win/loss record) as well as non-qualified teams will be broken according to World Curling Federation (WCF) rules.

Event rankings fifth to 10th mirror the teams' position at the end of the round-robin and any tie-breakers.

DIFFERENCES BETWEEN THE WORLD CURLING CHAMPIONSHIPS AND THE OLYMPIC GAMES

At the World Curling Championships there are 12 teams in the men's and women's events. The teams play a single-group round-robin with the top four teams qualifying for the playoffs. In the playoffs, the page system is used to determine the medal winners. At the World Mixed Doubles Curling Championships, entry is open, with the medal winners determined through a different playoff system. (For a detailed description of the playoff system, please refer to the Rules of Curling and Rules of Competition available on the WCF website.)

CHANGES SINCE THE SOCHI 2014 OLYMPIC WINTER GAMES

The number of the tie-breaker sessions has changed. There is only one round of tie-breakers at the PyeongChang 2018 Olympic Winter Games.

Additionally, the last stone draw (LSD) and draw shot challenge (DSC) procedures have changed. Two stones (instead of one) from each team are delivered to the tee.

The mixed doubles event has been introduced.

SPORT RULES AND PROCEDURES

The length of the sheet (playing surface) from the inside edges of the back boards is 45.72m. The width of the sheet from the inside edges of the side lines is a maximum 5m.

<u>For the men's and women's events</u>

A game is 10 ends, an end consists of each of the four team members playing two stones alternately with the opponent's stones (for a total of eight stones per team).

For the mixed doubles event

A game is eight ends. Prior to each end, one stone of each team is placed by the Game Umpire for each team in a predetermined position, one in the house (rings) and one in front of the house. Each team plays five stones an end, alternately with the opponent's stones. One player of the team delivers the first and last stone, and the other player delivers the second, third and fourth stones. The player delivering the first stone and the last stone can change from end to end.

Once per game, each team, when it has the decision on the placement of the ‘positioned’ stones, can use the 'power play' option to position those two stones. The in-house stone (B), which belongs to the team with last stone in that end, is placed on either side of the house with the back edge of the stone touching the tee line, at the point where the 8ft (2.4m) and 12ft (3.7m) rings meet. The guard stone (A) is positioned to the same side of the sheet, the same distance that was determined for the centre guards. The power play option cannot be used in extra ends.

For all events

When all stones for an end have been delivered, the score for that end is determined. The 3.7m (12ft) defines the scoring area. For each stone closer to the centre of the circles than any of the opponent’s stones, one point is scored. Every stone within 1.83m (6ft) of the tee is eligible to be counted. If two or more stones are so close to the tee that it is impossible to use a measuring device to determine the scoring stone, the determinations are made visually by the Game Umpire. If no decision can be made no points are awarded for these stones. For team events, the team scoring plays first in the next end, giving the opponents the last stone of that end. The team with the most points at the conclusion of the game is the winner. For mixed doubles, the team whose ‘positioned’ stone is placed in position A (in front of the house) delivers the first stone in that end, and the team whose ‘positioned’ stone is placed in position B (in the house) delivers the second stone in that end.

If the score is tied at the completion of the scheduled ends, play continues with extra end(s) and the team that scores first wins the game.

Each team must complete its play within 38 minutes for team events, and 22 minutes for mixed doubles. Each team is allowed to one time-out of one minute during the regular ends of a game. Each team is allowed an additional time-out of one minute, and additional playing time (four minutes and 30 seconds for team events, three minutes for mixed doubles) for each extra end.

During a game, there are breaks of at least one minute after each end, five minutes at the completion of five ends (four ends for mixed doubles) and one minute before any extra end. Coach interaction with the team is only allowed during a called time-out and the longer break times.

For round-robin games, at the conclusion of the team’s pre-game practice, two stones are delivered to the tee at the home end by different players, the first with clockwise rotation and the second counter-clockwise. The distances recorded for each stone are added together to give the team its last stone draw total for that game. The team with the lesser last stone draw total will have the choice of delivering the first or second stone in the first end of that game.

For post-round-robin games, the team with the better win/loss record has the choice of delivering the first or second stone of the first end. If the teams have the same record, the winner of their round-robin game will have the choice of delivering the first or second stone in the first end.

Equipment

Shoes should grip the ice well for walking. For the delivery, extremely slippery surfaces are used on the sliding foot to generate a long, smooth-sliding, follow-through. Some 'sliders' are built into the shoes, others are strapped onto the soles.

Brushes are commercially manufactured for curling. Synthetic brushes are all effective.

Stones are made of a rare, close and evenly grained granite quarried in Scotland or Wales, with handles attached. Stones are standardised for size and maximum weight of 19.96kg. The WCF-approved stones are provided by the Organising Committee.

No player shall cause damage to the ice surface by means of equipment, hand prints or body prints.

Teams must not use electronic communication equipment, or any device to modify the voice, during a game.

- Each player must declare his or her approved sweeping device at the start of a game, and only that player can use that device for sweeping during the game. Penalty: If a player sweeps with another person’s sweeping device the stone shall be removed from play.
- Players may not change their brush heads during a game unless the Chief Umpire grants special permission. Penalty: If a change is made without permission, the team will forfeit the game.

- If alternate players come into a game, they must use the brush head of the player being replaced. Penalty: If a new brush head is brought into the game, the team will forfeit the game.

Tie-break rules

For determining game winners

If a game score is tied at the end of a game, extra ends are played until there is a winner.

For handling ties (same win/loss record) at the end of the round-robin

When teams are tied for a playoff position, a maximum of one session of tie-breakers will be played to determine which team(s) advances to the playoffs. Team(s) can be eliminated, without playing an extra game, if more than one session of tie-breakers would be required.

At the end of the round-robin there are three possible groups of tied teams:

- Teams that are tied but definitely qualify (e.g., two teams tied for third place)
- Teams that are tied but must participate in tie-breaker games to determine who qualifies (e.g., three teams are tied for third place or two teams tied for fourth place). In this case, a maximum of one session of tie-breakers will be played.
- Teams that are tied but do not qualify (e.g., two teams tied for fifth place)

The following tie-breaker rules are applied to determine the final rank for teams in groups 1 and 3 above.

For group 2 the tie-breaker rules are applied to determine the tie-breaker game pairings and number of games.

- If two teams are tied, the team that won their round-robin game will be ranked higher
- If three or more teams are tied, the record of the games between them will decide
- If the tie still cannot be broken, ranking will be determined using the draw shot challenge (DSC). The team with the lesser DSC will be ranked higher.
- If the tie still exists, the best non-equal last stone draw (LSD) will decide
- If the tie still exists, the higher WCF world ranking will decide

If more than one tie-breaker game is played, the relative ranking of the teams that have won or lost is determined according to the same criteria as above.

The draw shot challenge (DSC) is the average distance of all the individual last stone draw (LSD) stones delivered by a team during the round-robin. The two least favourable results will be eliminated before calculating the average distance. The team with the lower DSC receives the higher ranking.

Penalties/disqualification rules

There are usually no penalties or disqualifications in curling unless a competitor has engaged in unacceptable conduct or has tested positive in doping control.

Protests/appeals

The chief umpire will decide on all protests and appeals in accordance with the WCF rules.

Note:
For further information please visit: www.worldcurling.org

Medallists by Event

세부종목별 메달리스트 / Médaillé(e)s par épreuve

As of SUN 25 FEB 2018 at 11:15

Event	Date	Medal	Name	NOC Code
Women	SUN 25 FEB	GOLD	HASSELBORG Anna McMANUS Sara KNOCHENHAUER Agnes MABERGS Sofia WAAHLIN Jennie	SWE
		SILVER	KIM EunJung KIM KyeongAe KIM SeonYeong KIM YeongMi KIM Chohi	KOR
		BRONZE	FUJISAWA Satsuki YOSHIDA Chinami SUZUKI Yumi YOSHIDA Yurika MOTOHASHI Mari	JPN
Men	SAT 24 FEB	GOLD	SHUSTER John GEORGE Tyler HAMILTON Matt LANDSTEINER John POLO Joe	USA
		SILVER	EDIN Niklas ERIKSSON Oskar WRANAA Rasmus SUNDGREN Christoffer LEEK Henrik	SWE
		BRONZE	SCHWARZ Benoit PAETZ Claudio DE CRUZ Peter TANNER Valentin MAERKI Dominik	SUI
Mixed Doubles	TUE 13 FEB	GOLD	LAWES Kaitlyn MORRIS John	CAN
		SILVER	PERRET Jenny RIOS Martin	SUI
		BRONZE	SKASLIEN Kristin NEDREGOTTEN Magnus	NOR

Medallists
메달리스트 / Médaillé(e)s

Medal	NOC	Name
GOLD	SWE - Sweden	HASSELBORG Anna McMANUS Sara KNOCHENHAUER Agnes MABERGS Sofia WAAHLIN Jennie
SILVER	KOR - Republic of Korea	KIM EunJung KIM KyeongAe KIM SeonYeong KIM YeongMi KIM Chohi
BRONZE	JPN - Japan	FUJISAWA Satsuki YOSHIDA Chinami SUZUKI Yumi YOSHIDA Yurika MOTOHASHI Mari

Final Standings
최종 랭킹 / Classement final

Rank	Team	Players	Position - Function
Gold	SWE - Sweden	HASSELBORG Anna	4 S
		McMANUS Sara	3 V
		KNOCHENHAUER Agnes	2
		MABERGS Sofia	1
		WAAHLIN Jennie	A
Silver	KOR - Republic of Korea	KIM EunJung	4 S
		KIM KyeongAe	3 V
		KIM SeonYeong	2
		KIM YeongMi	1
		KIM Chohi	A
Bronze	JPN - Japan	FUJISAWA Satsuki	4 S
		YOSHIDA Chinami	3 V
		SUZUKI Yumi	2
		YOSHIDA Yurika	1
		MOTOHASHI Mari	A
4	GBR - Great Britain	MUIRHEAD Eve	4 S
		SLOAN Anna	3 V
		ADAMS Vicki	2
		GRAY Lauren	1
		SCHAFER Kelly	A
5	CHN - People's Republic of China	WANG Bingyu	4 S
		ZHOU Yan	3 V
		LIU Jinli	2
		MA Jingyi	1
		JIANG Xindi	A
6	CAN - Canada	HOMAN Rachel	4 S
		MISKEW Emma	3 V
		COURTNEY Joanne	2
		WEAGLE Lisa	1
		BERNARD Cheryl	A
7	SUI - Switzerland	TIRINZONI Silvana	4 S
		NEUENSCHWANDER Esther	3
		SIEGRIST Manuela	2 V
		ALBRECHT Marlene	1
		PERRET Jenny	A
8	USA - United States of America	ROTH Nina	4 S
		PETERSON Tabitha	3 V
		GEVING Aileen	2
		HAMILTON Becca	1
		CHRISTENSEN Cory	A
9	OAR - Olympic Athlete from Russia	MOISEEVA Victoria	4 S
		VASILEVA Uliana	3 V
		ARSENKINA Galina	2
		GUZIEVA Julia	1
		PORTUNOVA Julia	A
10	DEN - Denmark	DUPONT Madeleine	4 S
		DUPONT Denise	3
		HOGH Julie	2
		HALSE Mathilde	1 V
		KNUDSEN Lina Almind	A

Note:
Position and function for each team member:
4 = Fourth, **3** = Third, **2** = Second, **1** = Lead, **A** = Alternate, **S** = Skip, **V** = Vice-Skip

Competition Summary
경기 개요 / Résumé de la compétition

Session	Date	Time	Sheet A	Sheet B	Sheet C	Sheet D
Session 1	WED 14 FEB	14:05	JPN 10 - 5 USA	OAR 3 - 10 GBR	DEN 3 - 9 SWE	SUI 2 - 7 CHN
Session 2	THU 15 FEB	9:05	CAN 6 - 8 KOR	DEN 5 - 8 JPN	CHN 6 - 7 OAR	GBR 4 - 7 USA
Session 3	THU 15 FEB	20:05	CHN 7 - 8 GBR	CAN 6 - 7 SWE	USA 5 - 6 SUI	KOR 5 - 7 JPN
Session 4	FRI 16 FEB	14:05	DEN 9 - 8 CAN	KOR 7 - 5 SUI		SWE 5 - 4 OAR
Session 5	SAT 17 FEB	9:05	SUI 7 - 8 SWE	OAR 6 - 7 USA	JPN 6 - 7 CHN	DEN 6 - 7 GBR
Session 6	SAT 17 FEB	20:05	OAR 5 - 10 JPN	CHN 10 - 7 DEN	KOR 7 - 4 GBR	USA 3 - 11 CAN
Session 7	SUN 18 FEB	14:05		GBR 6 - 8 SWE	CAN 10 - 8 SUI	CHN 5 - 12 KOR
Session 8	MON 19 FEB	9:05	USA 7 - 6 DEN	JPN 3 - 8 CAN	SWE 6 - 7 KOR	OAR 2 - 11 SUI
Session 9	MON 19 FEB	20:05	GBR 8 - 7 SUI	DEN 7 - 8 OAR	CHN 4 - 10 USA	JPN 5 - 4 SWE
Session 10	TUE 20 FEB	14:05	CAN 5 - 7 CHN	USA 6 - 9 KOR	GBR 8 - 6 JPN	
Session 11	WED 21 FEB	9:05	KOR 11 - 2 OAR	SWE 8 - 4 CHN	SUI 6 - 4 DEN	CAN 5 - 6 GBR
Session 12	WED 21 FEB	20:05	SWE 9 - 6 USA	SUI 8 - 4 JPN	OAR 8 - 9 CAN	KOR 9 - 3 DEN
Semi-finals	FRI 23 FEB	20:05	KOR 8 - 7 JPN		SWE 10 - 5 GBR	
Bronze Medal	SAT 24 FEB	20:05		GBR 3 - 5 JPN		
Gold Medal	SUN 25 FEB	9:05		SWE 8 - 3 KOR		

Current Standings

Rank	Team	Games	Wins	Losses		
1	KOR - Republic of Korea	9	8	1	Q	
2	SWE - Sweden	9	7	2	Q	
3	GBR - Great Britain	9	6	3	Q	
4	JPN - Japan	9	5	4	Q	
5	CHN - People's Republic of China	9	4	5		w2,1
6	CAN - Canada	9	4	5		w2,0
7	SUI - Switzerland	9	4	5		w1,1
8	USA - United States of America	9	4	5		w1,0
9	OAR - Olympic Athlete from Russia	9	2	7		
10	DEN - Denmark	9	1	8		

Play-offs Bracket

Semi-finals

1 KOR 8
4 JPN 7

2 SWE 10
3 GBR 5

Finals

KOR 3
SWE 8

JPN 5
GBR 3

Final Standings

Gold	SWE - Sweden
Silver	KOR - Republic of Korea
Bronze	JPN - Japan
4	GBR - Great Britain
5	CHN - People's Republic of China
6	CAN - Canada
7	SUI - Switzerland
8	USA - United States of America
9	OAR - Olympic Athlete from Russia
10	DEN - Denmark

Legend:
Q Qualified for the semi-finals **wn** Number of wins (n) against tied teams

Session Results and Standings

세션 경기결과 및 현황 / Résultats de la session et classement

Sheet	Game	Team	LSFE	1	2	3	4	5	6	7	8	9	10	Extra Ends				Total
B	11	SWE - Sweden		0	0	2	1	1	0	3	0	1	X					8
	11	KOR - Republic of Korea	*	1	0	0	0	0	1	0	1	0	X					3

Play-offs Bracket

Semi-finals

1 KOR 8
4 JPN 7

2 SWE 10
3 GBR 5

Finals

KOR 3
SWE 8

JPN 5
GBR 3

Final Standings

Gold	SWE - Sweden
Silver	KOR - Republic of Korea
Bronze	JPN - Japan
4	GBR - Great Britain
5	CHN - People's Republic of China
6	CAN - Canada
7	SUI - Switzerland
8	USA - United States of America
9	OAR - Olympic Athlete from Russia
10	DEN - Denmark

Legend:
LSFE(*) Last Stone First End
X Unplayed/unfinished end due to concession

Gangneung Curling Centre
강릉 컬링 센터
Centre de curling de Gangneung

SUN 25 FEB 2018
Start Time 9:05

Curling
컬링 / Curling
Women
여자 / Femmes
Gold Medal Game - Sheet B
금메달 경기 - 선로 B / Finale - Piste B

Game Results
대회 경기결과 / Résultats de la partie

Sheet	Game	Team	LSFE	1	2	3	4	5	6	7	8	9	10	Extra Ends				Total
B	11	SWE - Sweden		0	0	2	1	1	0	3	0	1	X					8
	11	KOR - Republic of Korea	*	1	0	0	0	0	1	0	1	0	X					3

SWE - Sweden		Shot Success Game	Shot Success All
4 S	HASSELBORG Anna	94 %	83 %
3 V	McMANUS Sara	90 %	84 %
2	KNOCHENHAUER Agnes	83 %	84 %
1	MABERGS Sofia	100 %	86 %
A	WAAHLIN Jennie	-	-
	Team Total	92 %	84 %

Time remaining: 10 minutes 28 seconds

KOR - Republic of Korea		Shot Success Game	Shot Success All
4 S	KIM EunJung	72 %	78 %
3 V	KIM KyeongAe	82 %	77 %
2	KIM SeonYeong	86 %	80 %
1	KIM YeongMi	82 %	83 %
A	KIM Chohi	-	86 %
	Team Total	81%	80 %

Time remaining: 13 minutes 12 seconds

Shot Success Analysis

SWE - Sweden		↻		↺		Game	
4 HASSELBORG Anna	Draws	5	90 %	0	-	5	90 %
	Take-outs	5	100 %	8	94 %	13	96 %
	Total	10	95 %	8	94 %	18	94 %
3 McMANUS Sara	Draws	1	100 %	0	-	1	100 %
	Take-outs	5	90 %	12	90 %	17	90 %
	Total	6	92 %	12	90 %	18	90 %
2 KNOCHENHAUER Agnes	Draws	0	-	1	50 %	1	50 %
	Take-outs	11	77 %	6	100 %	17	85 %
	Total	11	77 %	7	93 %	18	83 %
1 MABERGS Sofia	Draws	9	100 %	3	100 %	12	100 %
	Take-outs	1	100 %	4	100 %	5	100 %
	Total	10	100 %	7	100 %	17	100 %
A WAAHLIN Jennie	Draws	0	-	0	-	0	-
	Take-outs	0	-	0	-	0	-
	Total	0	-	0	-	0	-
Team	Draws	15	97 %	4	88 %	19	95 %
	Take-outs	22	86 %	30	94 %	52	91 %
	Total	37	91 %	34	93 %	71	92 %

KOR - Republic of Korea		↻		↺		Game	
4 KIM EunJung	Draws	4	63 %	1	50 %	5	60 %
	Take-outs	8	75 %	5	80 %	13	77 %
	Total	12	71 %	6	75 %	18	72 %
3 KIM KyeongAe	Draws	8	81 %	4	56 %	12	73 %
	Take-outs	3	100 %	3	100 %	6	100 %
	Total	11	86 %	7	75 %	18	82 %
2 KIM SeonYeong	Draws	7	89 %	5	90 %	12	90 %
	Take-outs	4	69 %	2	100 %	6	79 %
	Total	11	82 %	7	93 %	18	86 %
1 KIM YeongMi	Draws	10	78 %	5	85 %	15	80 %
	Take-outs	2	88 %	1	100 %	3	92 %
	Total	12	79 %	6	88 %	18	82 %
A KIM Chohi	Draws	0	-	0	-	0	-
	Take-outs	0	-	0	-	0	-
	Total	0	-	0	-	0	-
Team	Draws	29	79 %	15	77 %	44	78 %
	Take-outs	17	79 %	11	91 %	28	84 %
	Total	46	79 %	26	83 %	72	81 %

Note:
Position and function for each team member:
4 = Fourth, **3** = Third, **2** = Second, **1** = Lead, **A** = Alternate, **S** = Skip, **V** = Vice-Skip

Legend:
↻ Clockwise ↺ Counter-clockwise **LSFE(*)** Last Stone First End
X Unplayed/unfinished end due to concession

Game - Shot by Shot
경기별 슛 기록 / Déroulement de la partie

End 1 — **SWE - Sweden 0 + 0** (this end) **= 0** — **KOR - Republic of Korea 0 + 1** (this end) **= 1**



	SWE	KOR
Total Score	0	1
Time left	36:09	36:12

Legend:
↻ Clockwise ↺ Counter-clockwise - Not considered

Game - Shot by Shot
경기별 숏 기록 / Déroulement de la partie

End 2 — **SWE - Sweden 0 + 0** (this end) **= 0** — **KOR - Republic of Korea 1 + 0** (this end) **= 1**



	SWE	KOR
Total Score	0	1
Time left	33:22	33:45

Legend:
↻ Clockwise ↺ Counter-clockwise - Not considered

Game - Shot by Shot
경기별 숏 기록 / Déroulement de la partie

End 3 — **SWE - Sweden 0 + 2** (this end) **= 2** — **KOR - Republic of Korea 1 + 0** (this end) **= 1**



	SWE	KOR
Total Score	2	1
Time left	30:41	30:57

Legend:
↻ Clockwise ↺ Counter-clockwise - Not considered

Game - Shot by Shot
경기별 숏 기록 / Déroulement de la partie

End 4 — **SWE - Sweden 2 + 1** (this end) **= 3** — **KOR - Republic of Korea 1 + 0** (this end) **= 1**



	SWE	KOR
Total Score	3	1
Time left	27:35	27:25

Legend:
↻ Clockwise ↺ Counter-clockwise - Not considered

Game - Shot by Shot
경기별 숏 기록 / Déroulement de la partie

End 5 — **SWE - Sweden 3 + 1** (this end) **= 4** — **KOR - Republic of Korea 1 + 0** (this end) **= 1**

1 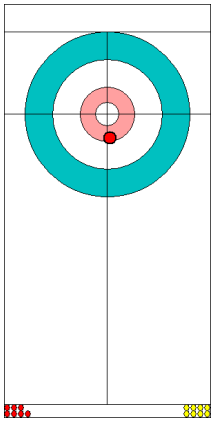	SWE: MABERGS S Draw ↻ 100%	2 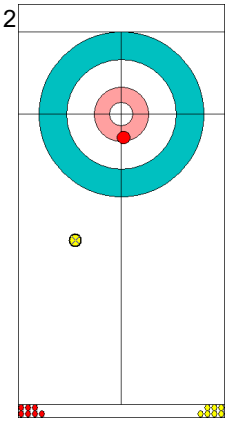	KOR: KIM Y Front ↺ 100%	3 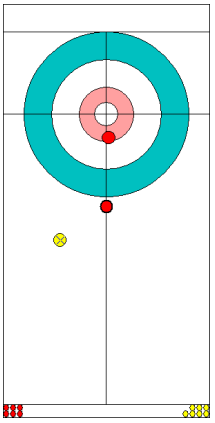	SWE: MABERGS S Guard ↻ 100%	4 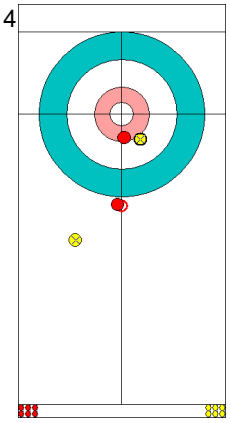	KOR: KIM Y Draw ↺ 50%
5 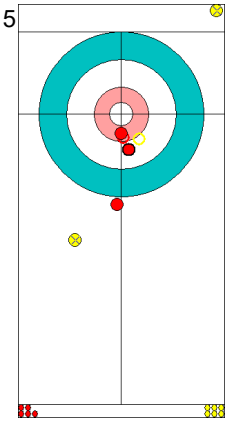	SWE: KNOCHENHAUER A Take-out ↺ 100%	6 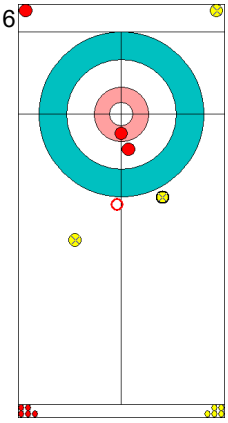	KOR: KIM S Double Take-out ↻ 25%				
7 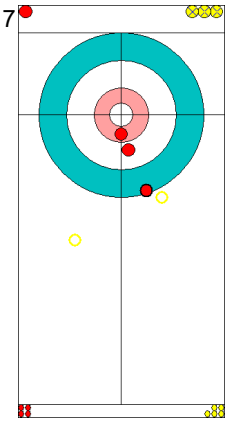	SWE: KNOCHENHAUER A Clearing ↺ 100%	8 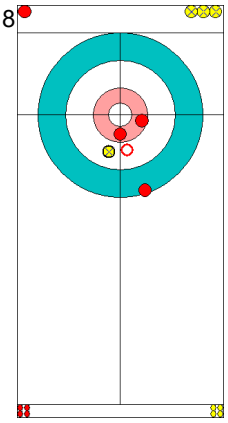	KOR: KIM S Raise ↻ 50%	9 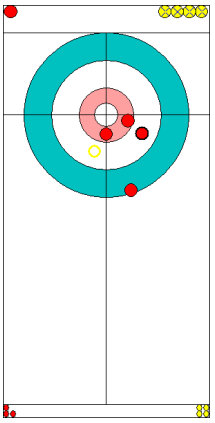	SWE: McMANUS S Hit and Roll ↺ 75%	10 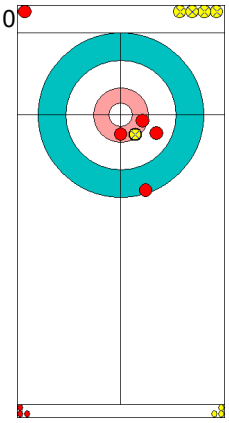	KOR: KIM K Draw ↺ 100%
11 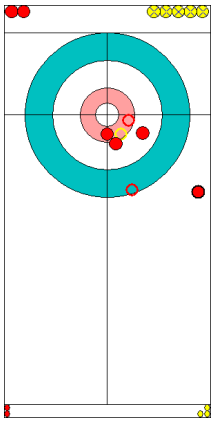	SWE: McMANUS S Promotion Take-out ↺ 100%	12 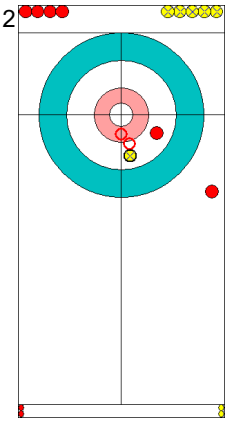	KOR: KIM K Double Take-out ↺ 100%				
13 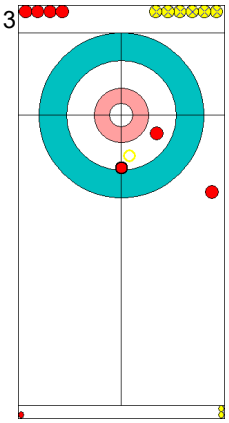	SWE: HASSELBORG A Take-out ↺ 100%	14 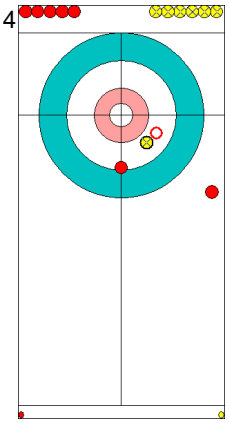	KOR: KIM E Hit and Roll ↺ 75%	15 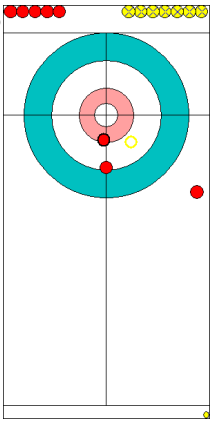	SWE: HASSELBORG A Hit and Roll ↺ 100%	16 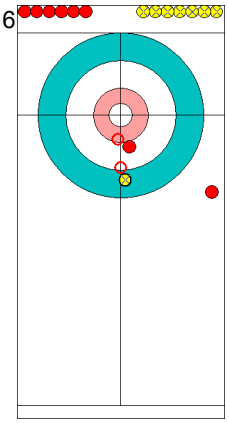	KOR: KIM E Double Take-out ↻ 25%

	SWE	KOR
Total Score	4	1
Time left	24:10	24:26

Legend:
↻ Clockwise ↺ Counter-clockwise - Not considered

Game - Shot by Shot
경기별 숏 기록 / Déroulement de la partie

End 6 — **SWE - Sweden 4 + 0** (this end) **= 4** — **KOR - Republic of Korea 1 + 1** (this end) **= 2**

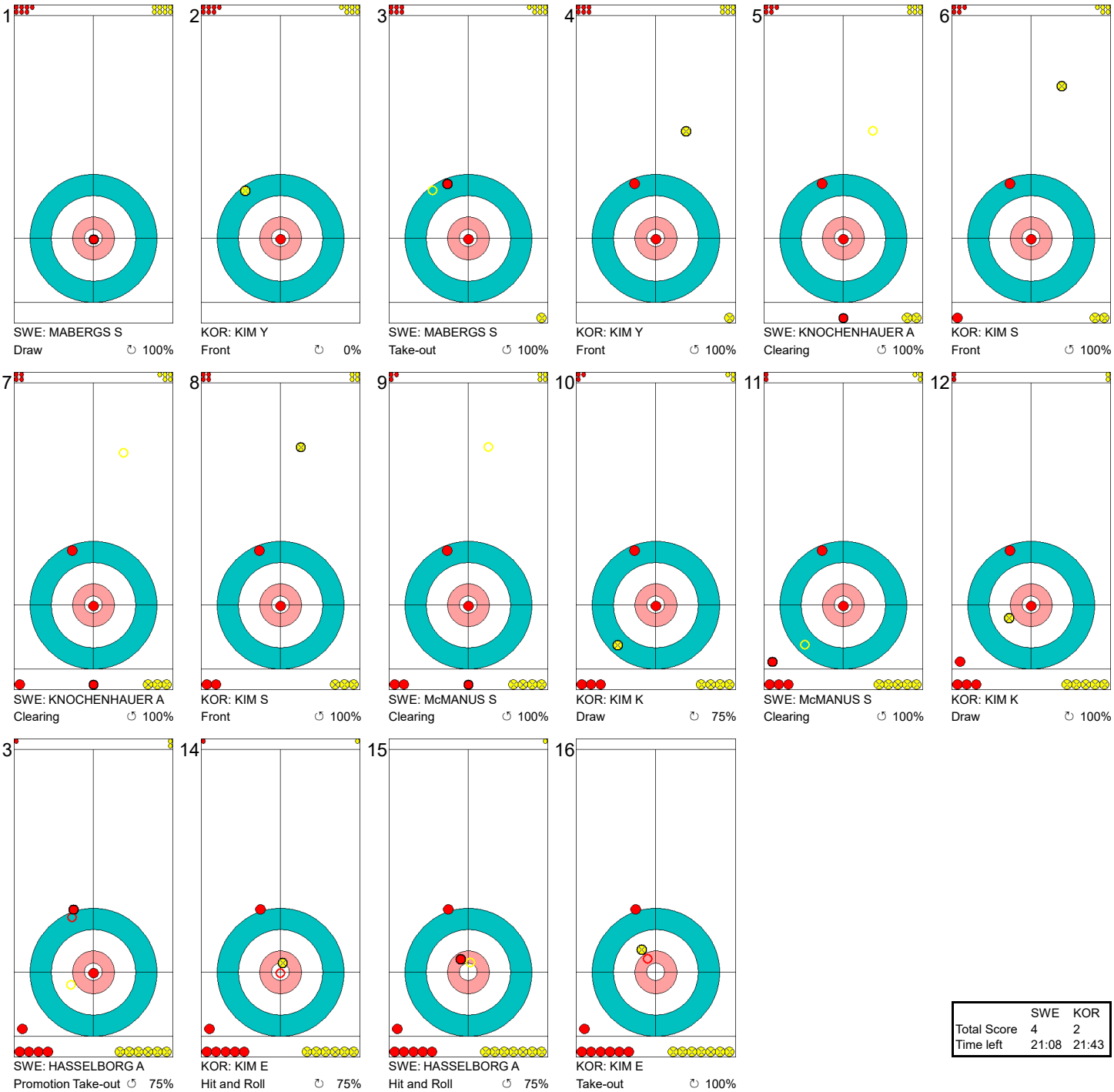

	SWE	KOR
Total Score	4	2
Time left	21:08	21:43

Legend:
↻ Clockwise ↺ Counter-clockwise - Not considered

Game - Shot by Shot
경기별 숏 기록 / Déroulement de la partie

End 7 — **SWE - Sweden 4 + 3** (this end) **= 7** — **KOR - Republic of Korea 2 + 0** (this end) **= 2**

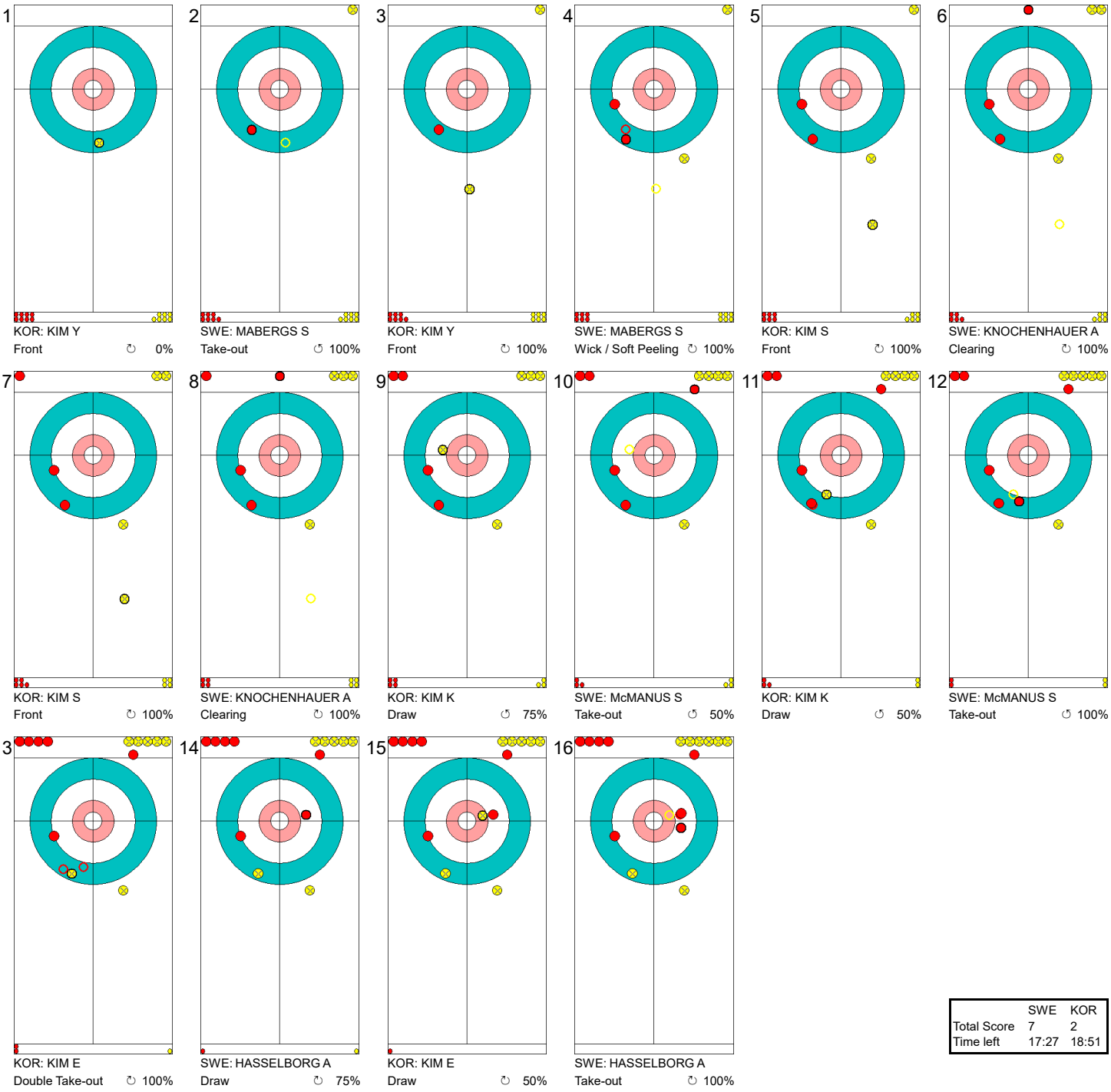

	1	2	3	4	5	6
	KOR: KIM Y	SWE: MABERGS S	KOR: KIM Y	SWE: MABERGS S	KOR: KIM S	SWE: KNOCHENHAUER A
	Front ↻ 0%	Take-out ↺ 100%	Front ↻ 100%	Wick / Soft Peeling ↻ 100%	Front ↻ 100%	Clearing ↻ 100%
	7	8	9	10	11	12
	KOR: KIM S	SWE: KNOCHENHAUER A	KOR: KIM K	SWE: McMANUS S	KOR: KIM K	SWE: McMANUS S
	Front ↻ 100%	Clearing ↻ 100%	Draw ↺ 75%	Take-out ↺ 50%	Draw ↺ 50%	Take-out ↺ 100%
	13	14	15	16		
	KOR: KIM E	SWE: HASSELBORG A	KOR: KIM E	SWE: HASSELBORG A		
	Double Take-out ↻ 100%	Draw ↺ 75%	Draw ↺ 50%	Take-out ↺ 100%		

	SWE	KOR
Total Score	7	2
Time left	17:27	18:51

Legend:
↻ Clockwise ↺ Counter-clockwise - Not considered

Game - Shot by Shot
경기별 숏 기록 / Déroulement de la partie

End 8 — **SWE - Sweden 7 + 0** (this end) **= 7** — **KOR - Republic of Korea 2 + 1** (this end) **= 3**

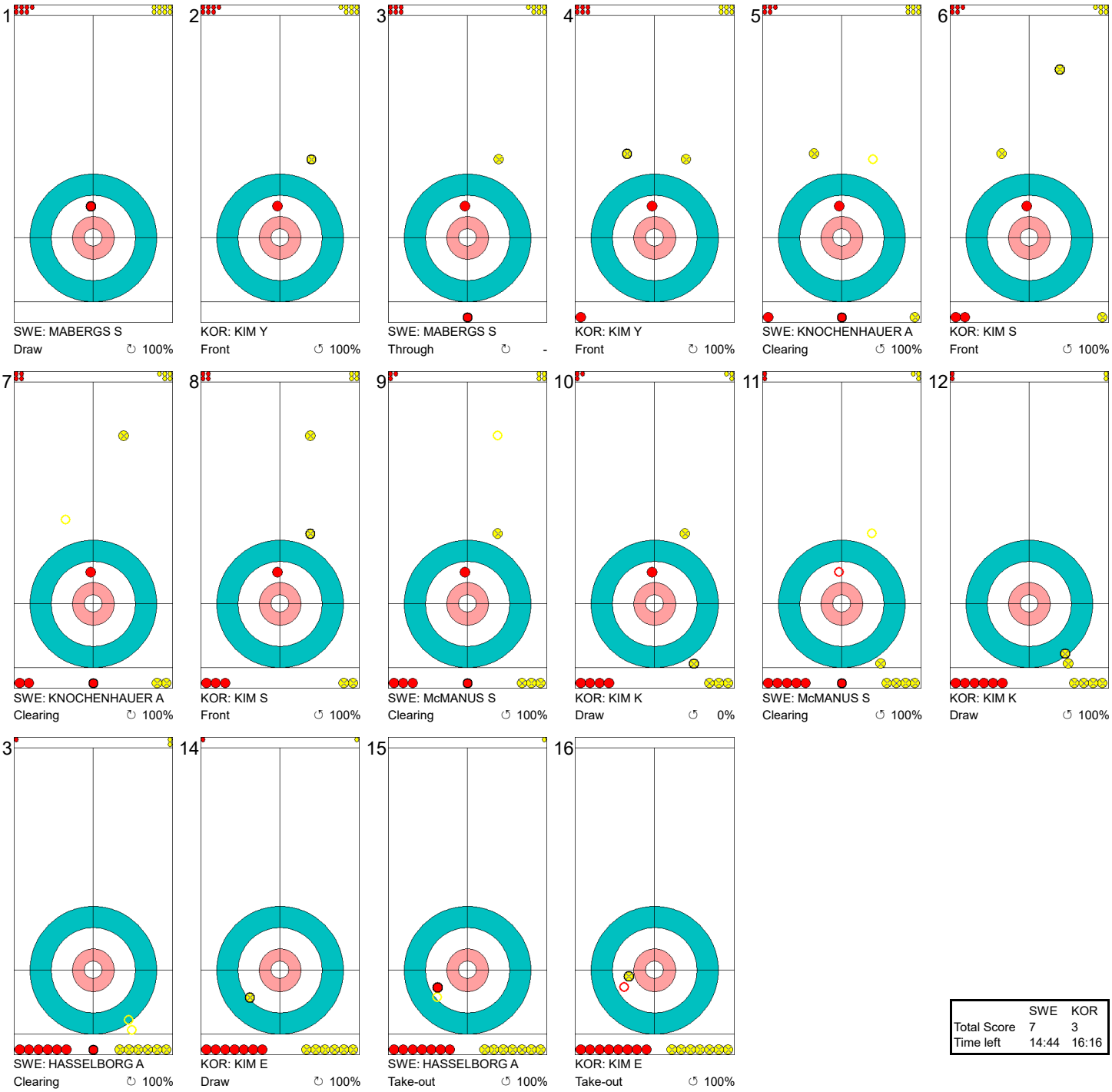

	SWE	KOR
Total Score	7	3
Time left	14:44	16:16

Legend:
↻ Clockwise ↺ Counter-clockwise - Not considered

Game - Shot by Shot
경기별 숏 기록 / Déroulement de la partie

End 9 — **SWE - Sweden 7 + 1** (this end) **= 8** — **KOR - Republic of Korea 3 + 0** (this end) **= 3**



	SWE	KOR
Total Score	8	3
Time left	10:28	13:12

Legend:
↻ Clockwise ↺ Counter-clockwise - Not considered

Most Important Shots
우승 결정 슛 / Tirs les plus importants

Sheet	Game	Team	LSFE	1	2	3	4	5	6	7	8	9	10	Extra Ends				Total
B	11	SWE - Sweden		0	0	2	1	1	0	3	0	1	X					8
	11	KOR - Republic of Korea	*	1	0	0	0	0	1	0	1	0	X					3

Most Important Shot:

The Swedish Skip HASSELBORG A played a perfect Draw right to the centre of the four foot exactly behind cover. Korean Skip KIM E was forced to play a long distance Promotion Take-out, which she failed. The Swedish team stole 1 point and took the lead by 2 points.

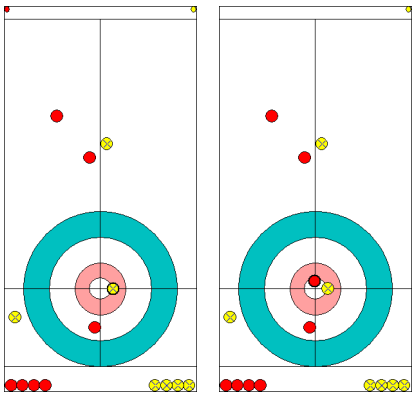

Before After

End: 4

Team: SWE - Sweden

Player: HASSELBORG Anna

Team Stone: 1 2 3 4 5 6 7 ⑧

Task: Draw

Rotation: ↻

Shot Success: 100%

Legend:
↻ Clockwise ↺ Counter-clockwise **LSFE(*)** Last Stone First End
X Unplayed/unfinished end due to concession

Sunday, 25 February 2018 - 11:41

PYEONGCHANG - Sweden claimed a record third gold medal in women's curling on Sunday 25 February at the Gangneung Curling Centre.

Sweden claimed its third gold medal in this event, a record by any NOC. Canada is on two gold medals.

The record in the men's event is also three gold medals, held by Canada.

Sweden joined Canada on a record five total medals in women's curling

Republic of Korea won silver. It is the NOC's third first-time medal in a sport at these Olympic Winter Games, having also won its first medals in skeleton and snowboard.

Prior to the PyeongChang 2018 Olympic Winter Games, Republic of Korea had only won medals in short track, speed skating and figure skating.

On Saturday 24 January Japan won the bronze medal in this event. Prior to yesterday, Japan was one of two ever-present teams in women's curling without a medal. The other and now only is the United States.

Cumulative Player Statistics by Team
팀별 선수 누적 통계 / Statistiques individuelles cumulées par équipe

KOR - Republic of Korea

KIM EunJung — Fourth Skip — Right-handed

Type	↻	%	↺	%	Total	%
Draw	39	79	25	65	64	74
Front	0	-	0	-	0	-
Guard	1	100	3	75	4	81
Raise	11	73	9	69	20	71
Wick / Soft Peeling	0	-	0	-	0	-
Freeze	1	0	0	-	1	0
Take-out	20	95	23	91	43	93
Hit and Roll	14	77	11	82	25	79
Clearing	10	95	8	88	18	92
Double Take-out	9	86	6	83	15	85
Promotion Take-out	6	17	6	46	12	31
Not considered	0	-	0	-	0	-
All Draws	52	77	37	67	89	73
All Take-outs	59	81	54	83	113	82
Total	111	79	91	76	202	78

KIM YeongMi — Lead — Right-handed

Type	↻	%	↺	%	Total	%
Draw	50	88	25	75	75	84
Front	33	89	9	89	42	89
Guard	8	78	0	-	8	78
Raise	2	75	2	75	4	75
Wick / Soft Peeling	5	80	2	50	7	71
Freeze	0	-	0	-	0	-
Take-out	3	67	4	100	7	86
Hit and Roll	3	75	4	56	7	64
Clearing	0	-	0	-	0	-
Double Take-out	0	-	0	-	0	-
Promotion Take-out	0	-	0	-	0	-
Not considered	0	-	2	-	2	-
All Draws	98	87	38	77	136	84
All Take-outs	6	71	8	78	14	75
Total	104	86	46	77	150	83

KIM KyeongAe — Third V-Skip — Right-handed

Type	↻	%	↺	%	Total	%
Draw	34	74	15	83	49	77
Front	0	-	0	-	0	-
Guard	9	81	3	92	12	83
Raise	5	90	4	69	9	81
Wick / Soft Peeling	1	100	0	-	1	100
Freeze	0	-	0	-	0	-
Take-out	21	86	15	73	36	81
Hit and Roll	12	81	9	81	21	81
Clearing	10	80	20	81	30	81
Double Take-out	11	64	16	77	27	71
Promotion Take-out	11	77	6	46	17	66
Not considered	0	-	0	-	0	-
All Draws	49	77	22	82	71	79
All Take-outs	65	79	66	75	131	77
Total	114	78	88	77	202	77

KIM Chohi — Alternate — Right-handed

Type	↻	%	↺	%	Total	%
Draw	27	82	7	75	34	81
Front	7	93	3	100	10	95
Guard	1	100	0	-	1	100
Raise	0	-	1	100	1	100
Wick / Soft Peeling	0	-	0	-	0	-
Freeze	0	-	0	-	0	-
Take-out	1	100	1	100	2	100
Hit and Roll	1	100	0	-	1	100
Clearing	0	-	0	-	0	-
Double Take-out	0	-	0	-	0	-
Promotion Take-out	0	-	0	-	0	-
Not considered	0	-	1	-	1	-
All Draws	35	85	11	84	46	85
All Take-outs	2	100	1	100	3	100
Total	37	86	12	85	49	86

KIM SeonYeong — Second — Right-handed

Type	↻	%	↺	%	Total	%
Draw	18	74	8	84	26	77
Front	6	92	5	100	11	95
Guard	9	92	2	100	11	93
Raise	9	44	2	88	11	52
Wick / Soft Peeling	0	-	1	50	1	50
Freeze	0	-	0	-	0	-
Take-out	10	93	13	81	23	86
Hit and Roll	18	79	12	77	30	78
Clearing	35	88	30	83	65	86
Double Take-out	13	62	8	69	21	64
Promotion Take-out	0	-	3	67	3	67
Not considered	0	-	0	-	0	-
All Draws	42	74	18	89	60	78
All Take-outs	76	82	66	79	142	81
Total	118	79	84	81	202	80

Team: KOR - Republic of Korea

Type	↻	%	↺	%	Total	%
Draw	168	81	80	74	248	79
Front	46	90	17	94	63	91
Guard	28	85	8	88	36	85
Raise	27	67	18	74	45	69
Wick / Soft Peeling	6	83	3	50	9	72
Freeze	1	0	0	-	1	0
Take-out	55	90	56	85	111	87
Hit and Roll	48	79	36	77	84	78
Clearing	55	88	58	83	113	85
Double Take-out	33	69	30	76	63	72
Promotion Take-out	17	56	15	50	32	53
Not considered	0	-	3	-	3	-
All Draws	276	81	126	77	402	80
All Take-outs	208	81	195	79	403	80
Total	484	81	321	78	805	80

Legend:
↻ Clockwise ↺ Counter-clockwise

Cumulative Player Statistics by Team
팀별 선수 누적 통계 / Statistiques individuelles cumulées par équipe

SWE - Sweden

HASSELBORG Anna — Fourth Skip — Right-handed

Type	↻	%	↺	%	Total	%
Draw	37	79	24	84	61	81
Front	0	-	0	-	0	-
Guard	7	93	8	91	15	92
Raise	1	100	7	50	8	56
Wick / Soft Peeling	0	-	1	0	1	0
Freeze	0	-	0	-	0	-
Take-out	23	91	31	90	54	91
Hit and Roll	9	81	14	84	23	83
Clearing	13	88	12	100	25	94
Double Take-out	7	64	12	63	19	63
Promotion Take-out	1	0	8	84	9	75
Not considered	1	-	0	-	1	-
All Draws	45	82	40	78	85	80
All Take-outs	53	83	77	86	130	85
Total	98	83	117	83	215	83

MABERGS Sofia — Lead — Right-handed

Type	↻	%	↺	%	Total	%
Draw	51	91	43	86	94	89
Front	19	99	29	82	48	89
Guard	7	82	10	68	17	74
Raise	1	50	2	50	3	50
Wick / Soft Peeling	7	79	9	72	16	75
Freeze	0	-	0	-	0	-
Take-out	10	90	15	90	25	90
Hit and Roll	1	100	4	81	5	85
Clearing	0	-	1	100	1	100
Double Take-out	0	-	1	50	1	50
Promotion Take-out	0	-	0	-	0	-
Not considered	1	-	7	-	8	-
All Draws	85	91	93	81	178	85
All Take-outs	11	91	21	87	32	88
Total	96	91	114	82	210	86

McMANUS Sara — Third V-Skip — Right-handed

Type	↻	%	↺	%	Total	%
Draw	16	77	22	89	38	84
Front	0	-	1	100	1	100
Guard	3	83	11	80	14	80
Raise	3	92	5	80	8	84
Wick / Soft Peeling	0	-	0	-	0	-
Freeze	0	-	1	100	1	100
Take-out	25	82	29	93	54	88
Hit and Roll	12	77	13	75	25	76
Clearing	17	96	26	95	43	95
Double Take-out	8	75	18	78	26	77
Promotion Take-out	1	0	7	61	8	53
Not considered	0	-	0	-	0	-
All Draws	22	80	40	86	62	83
All Take-outs	63	83	93	86	156	84
Total	85	82	133	86	218	84

WAAHLIN Jennie — Alternate — Right-handed

Type	↻	%	↺	%	Total	%
Draw	0	-	0	-	0	-
Front	0	-	0	-	0	-
Guard	0	-	0	-	0	-
Raise	0	-	0	-	0	-
Wick / Soft Peeling	0	-	0	-	0	-
Freeze	0	-	0	-	0	-
Take-out	0	-	0	-	0	-
Hit and Roll	0	-	0	-	0	-
Clearing	0	-	0	-	0	-
Double Take-out	0	-	0	-	0	-
Promotion Take-out	0	-	0	-	0	-
Not considered	0	-	0	-	0	-
All Draws	0	-	0	-	0	-
All Take-outs	0	-	0	-	0	-
Total	0	-	0	-	0	-

KNOCHENHAUER Agnes — Second — Right-handed

Type	↻	%	↺	%	Total	%
Draw	17	81	18	78	35	79
Front	3	33	3	100	6	67
Guard	2	100	10	73	12	77
Raise	2	50	3	100	5	80
Wick / Soft Peeling	0	-	1	50	1	50
Freeze	0	-	0	-	0	-
Take-out	23	85	18	81	41	83
Hit and Roll	17	72	17	85	34	79
Clearing	33	86	43	97	76	92
Double Take-out	0	-	7	86	7	86
Promotion Take-out	1	50	0	-	1	50
Not considered	0	-	0	-	0	-
All Draws	24	74	35	79	59	77
All Take-outs	74	82	85	90	159	86
Total	98	80	120	87	218	84

Team: SWE - Sweden

Type	↻	%	↺	%	Total	%
Draw	121	84	107	85	228	84
Front	22	90	33	84	55	86
Guard	19	88	39	77	58	81
Raise	7	75	17	68	24	70
Wick / Soft Peeling	7	79	11	64	18	69
Freeze	0	-	1	100	1	100
Take-out	81	86	93	89	174	88
Hit and Roll	39	76	48	82	87	79
Clearing	63	89	82	97	145	94
Double Take-out	15	70	38	74	53	73
Promotion Take-out	3	17	15	73	18	64
Not considered	2	-	7	-	9	-
All Draws	176	85	208	81	384	83
All Take-outs	201	83	276	87	477	85
Total	377	84	484	84	861	84

Legend:
↻ Clockwise ↺ Counter-clockwise

Summary of Big Ends

대량 득점 엔드 요약 / Résumé des manches avec quatre points et plus

Points Scored	By	Against	Session	End	Game Result
4	CAN - Canada	DEN - Denmark	4	5	8 : 9
4	CAN - Canada	USA - United States of America	6	7	11 : 3
4	CAN - Canada	JPN - Japan	8	5	8 : 3
4	CHN - People's Republic of China	DEN - Denmark	6	1	10 : 7
4	CHN - People's Republic of China	DEN - Denmark	6	9	10 : 7
4	GBR - Great Britain	OAR - Olympic Athlete from Russia	1	7	10 : 3
4	KOR - Republic of Korea	CHN - People's Republic of China	7	5	12 : 5
4	KOR - Republic of Korea	USA - United States of America	10	5	9 : 6
4	OAR - Olympic Athlete from Russia	CAN - Canada	12	1	8 : 9
4	SUI - Switzerland	OAR - Olympic Athlete from Russia	8	7	11 : 2
4	SUI - Switzerland	JPN - Japan	12	4	8 : 4
4	USA - United States of America	CHN - People's Republic of China	9	3	10 : 4

Note:
Big ends are defined as ends with a score of four or more points.

Time-out Statistics
타임아웃 통계 / Statistiques de temps d'arrêt

Team	Games	Number of Time-outs	Average Shot Success on Next Stone
CHN - People's Republic of China	9	5	80%
OAR - Olympic Athlete from Russia	9	5	75%
GBR - Great Britain	11	9	72%
SWE - Sweden	11	9	72%
SUI - Switzerland	9	8	71%
KOR - Republic of Korea	11	6	70%
JPN - Japan	11	8	68%
CAN - Canada	9	9	61%
USA - United States of America	9	7	60%
DEN - Denmark	9	5	40%
Total	49	71	67%

Game Results
대회 경기결과 / Résultats de la partie

Sheet	Game	Team	LSFE	1	2	3	4	5	6	7	8	9	10	Extra Ends				Total
B	11	GBR - Great Britain	*	1	0	1	0	1	0	0	0	0	0					3
	11	JPN - Japan		0	1	0	1	0	0	0	1	1	1					5

GBR - Great Britain		Shot Success Game	Shot Success All
4 S	MUIRHEAD Eve	65%	76%
3 V	SLOAN Anna	81%	76%
2	ADAMS Vicki	73%	78%
1	GRAY Lauren	89%	82%
A	SCHAFER Kelly	-	-
	Team Total	77%	78%

Time remaining: 4 minutes 20 seconds

Time-out: End 10 - GBR stone 7

JPN - Japan		Shot Success Game	Shot Success All
4 S	FUJISAWA Satsuki	83%	75%
3 V	YOSHIDA Chinami	85%	78%
2	SUZUKI Yumi	69%	73%
1	YOSHIDA Yurika	85%	80%
A	MOTOHASHI Mari	-	-
	Team Total	80%	76%

Time remaining: 0 minutes 57 seconds

Time-out: End 10 - JPN stone 6

Shot Success Analysis

GBR - Great Britain		↻		↺		Game	
4 MUIRHEAD Eve	Draws	4	75%	3	75%	7	75%
	Take-outs	7	43%	6	79%	13	60%
	Total	11	55%	9	78%	20	65%
3 SLOAN Anna	Draws	1	100%	4	81%	5	85%
	Take-outs	9	92%	6	63%	15	80%
	Total	10	93%	10	70%	20	81%
2 ADAMS Vicki	Draws	0	-	2	63%	2	63%
	Take-outs	8	75%	10	73%	18	74%
	Total	8	75%	12	71%	20	73%
1 GRAY Lauren	Draws	6	92%	10	85%	16	88%
	Take-outs	1	75%	3	100%	4	94%
	Total	7	89%	13	88%	20	89%
A SCHAFER Kelly	Draws	0	-	0	-	0	-
	Take-outs	0	-	0	-	0	-
	Total	0	-	0	-	0	-
Team	Draws	11	86%	19	80%	30	83%
	Take-outs	25	72%	25	75%	50	74%
	Total	36	76%	44	77%	80	77%

JPN - Japan		↻		↺		Game	
4 FUJISAWA Satsuki	Draws	8	78%	4	94%	12	83%
	Take-outs	5	85%	3	75%	8	81%
	Total	13	81%	7	86%	20	83%
3 YOSHIDA Chinami	Draws	4	88%	5	90%	9	89%
	Take-outs	6	67%	5	100%	11	82%
	Total	10	75%	10	95%	20	85%
2 SUZUKI Yumi	Draws	3	58%	6	71%	9	67%
	Take-outs	5	55%	6	83%	11	70%
	Total	8	56%	12	77%	20	69%
1 YOSHIDA Yurika	Draws	3	92%	12	90%	15	90%
	Take-outs	0	-	5	70%	5	70%
	Total	3	92%	17	84%	20	85%
A MOTOHASHI Mari	Draws	0	-	0	-	0	-
	Take-outs	0	-	0	-	0	-
	Total	0	-	0	-	0	-
Team	Draws	18	79%	27	86%	45	83%
	Take-outs	16	69%	19	83%	35	76%
	Total	34	74%	46	85%	80	80%

Note:
Position and function for each team member:
4 = Fourth, **3** = Third, **2** = Second, **1** = Lead, **A** = Alternate, **S** = Skip, **V** = Vice-Skip

Legend:
↻ Clockwise ↺ Counter-clockwise **LSFE(*)** Last Stone First End

OMEGA Atos

Game - Shot by Shot
경기별 숏 기록 / Déroulement de la partie

End 1 — **GBR - Great Britain 0 + 1** (this end) **= 1** — **JPN - Japan 0 + 0** (this end) **= 0**



	GBR	JPN
Total Score	1	0
Time left	35:05	35:44

Legend:
↻ Clockwise ↺ Counter-clockwise - Not considered

Game - Shot by Shot
경기별 숏 기록 / Déroulement de la partie

End 2 — **GBR - Great Britain 1 + 0** (this end) **= 1** — **JPN - Japan 0 + 1** (this end) **= 1**



	GBR	JPN
Total Score	1	1
Time left	31:42	32:26

Legend:
↻ Clockwise ↺ Counter-clockwise - Not considered

Game - Shot by Shot
경기별 숏 기록 / Déroulement de la partie

End 3 | **GBR - Great Britain 1 + 1** (this end) **= 2** | **JPN - Japan 1 + 0** (this end) **= 1**



	GBR	JPN
Total Score	2	1
Time left	29:34	30:29

Legend:
↻ Clockwise ↺ Counter-clockwise - Not considered

Game - Shot by Shot
경기별 숏 기록 / Déroulement de la partie

End 4 — **GBR - Great Britain 2 + 0** (this end) **= 2** — **JPN - Japan 1 + 1** (this end) **= 2**

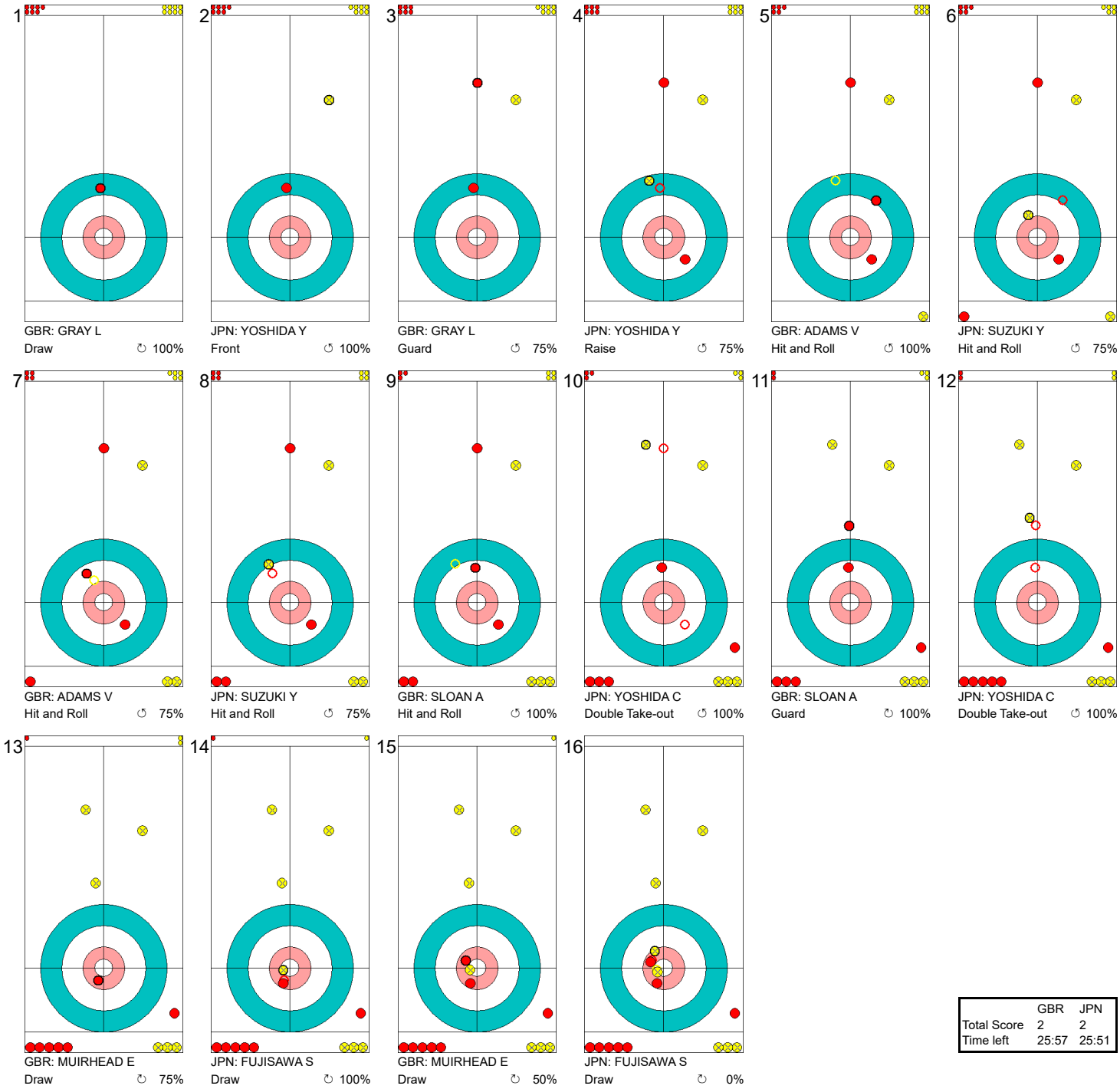

	GBR	JPN
Total Score	2	2
Time left	25:57	25:51

Legend:
↻ Clockwise ↺ Counter-clockwise - Not considered

Game - Shot by Shot
경기별 숏 기록 / Déroulement de la partie

End 5 | **GBR - Great Britain 2 + 1** (this end) **= 3** | **JPN - Japan 2 + 0** (this end) **= 2**



	GBR	JPN
Total Score	3	2
Time left	20:18	23:05

Legend:
↻ Clockwise ↺ Counter-clockwise - Not considered

Game - Shot by Shot
경기별 숏 기록 / Déroulement de la partie

End 6 — **GBR - Great Britain 3 + 0 (this end) = 3** — **JPN - Japan 2 + 0 (this end) = 2**

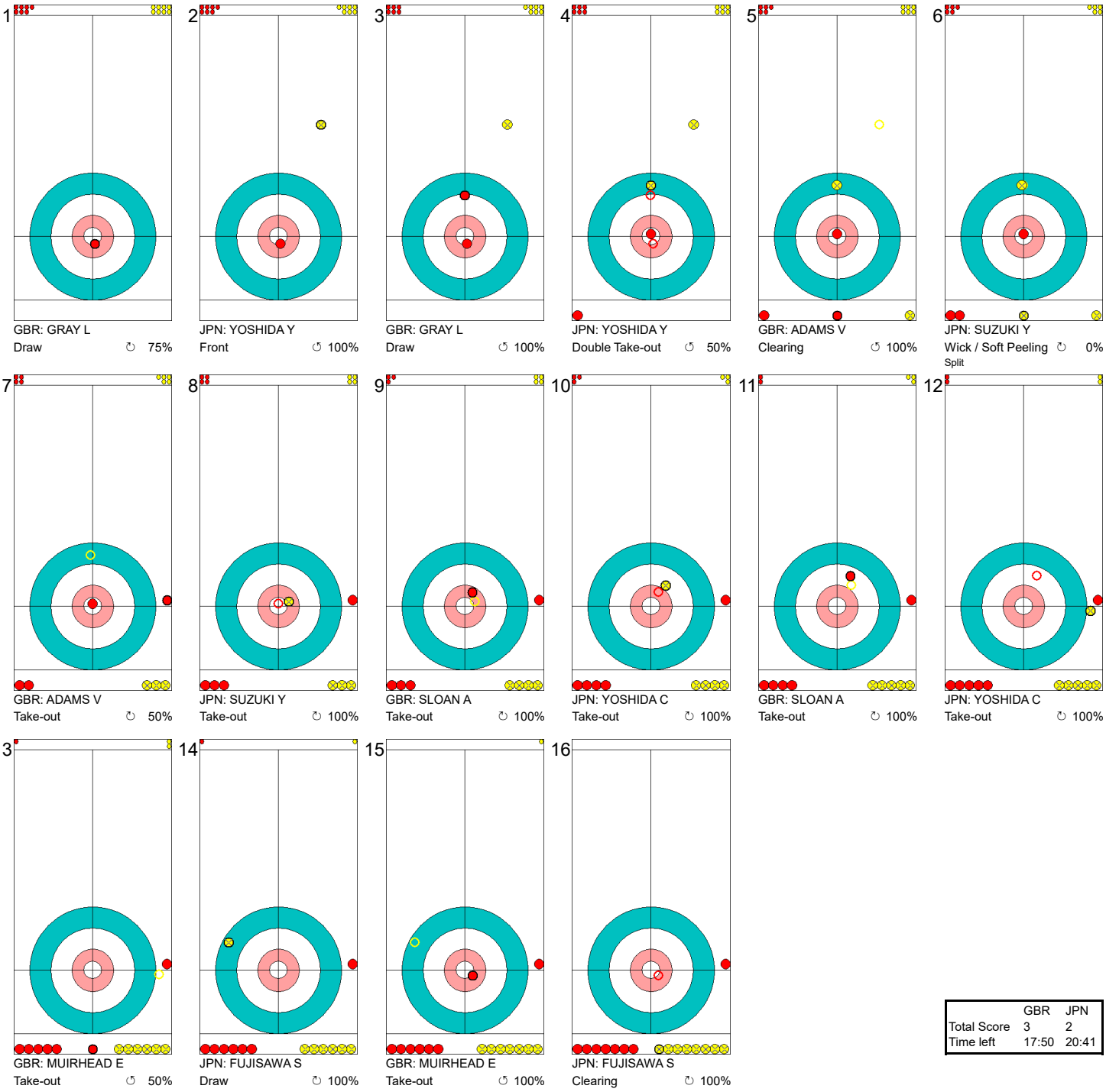

	GBR	JPN
Total Score	3	2
Time left	17:50	20:41

Legend:
↻ Clockwise ↺ Counter-clockwise - Not considered

Game - Shot by Shot
경기별 숏 기록 / Déroulement de la partie

End 7 — **GBR - Great Britain 3 + 0 (this end) = 3** — **JPN - Japan 2 + 0 (this end) = 2**



	GBR	JPN
Total Score	3	2
Time left	13:05	16:11

Legend:
↻ Clockwise ↺ Counter-clockwise - Not considered

Game - Shot by Shot
경기별 숏 기록 / Déroulement de la partie

End 8 | **GBR - Great Britain 3 + 0** (this end) **= 3** | **JPN - Japan 2 + 1** (this end) **= 3**

1
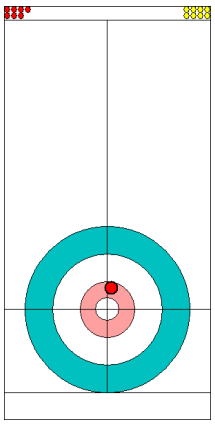
GBR: GRAY L
Draw ↻ 100%

2
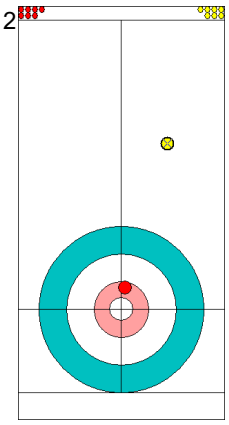
JPN: YOSHIDA Y
Front ↻ 100%

3
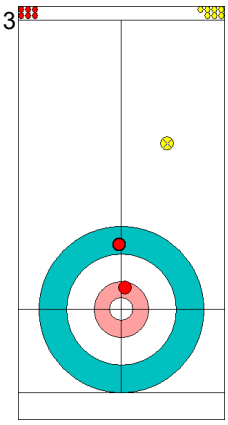
GBR: GRAY L
Draw ↻ 100%

4
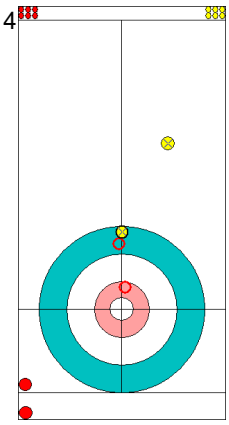
JPN: YOSHIDA Y
Double Take-out ↻ 100%

5
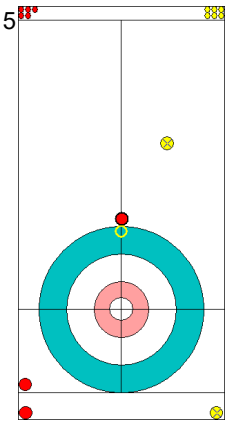
GBR: ADAMS V
Take-out ↻ 100%

6
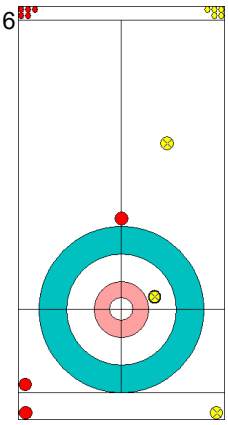
JPN: SUZUKI Y
Draw ↺ 75%

7
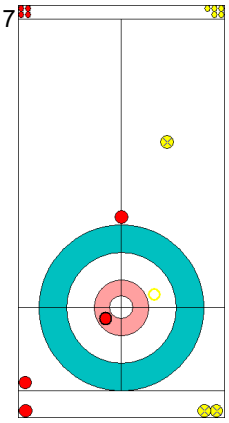
GBR: ADAMS V
Hit and Roll ↺ 75%

8
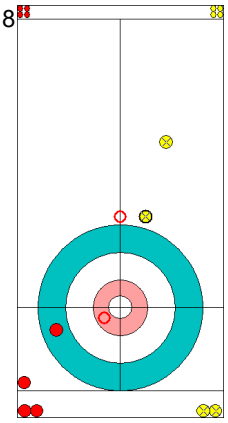
JPN: SUZUKI Y
Double Take-out ↻ 50%

9
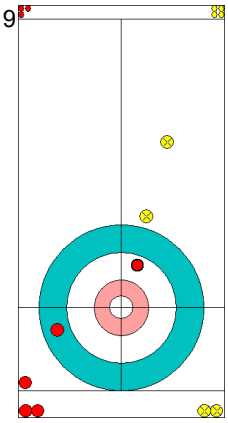
GBR: SLOAN A
Draw ↺ 75%

10
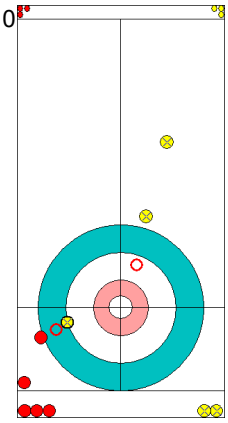
JPN: YOSHIDA C
Hit and Roll ↺ 100%

11
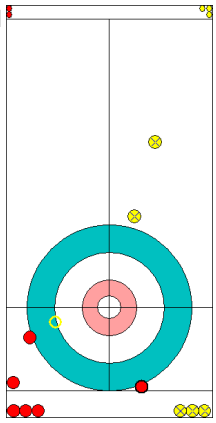
GBR: SLOAN A
Hit and Roll ↺ 75%

12
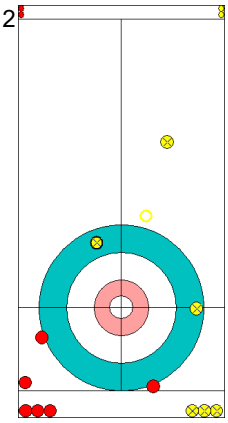
JPN: YOSHIDA C
Wick / Soft Peeling ↺ 100%
Split

13
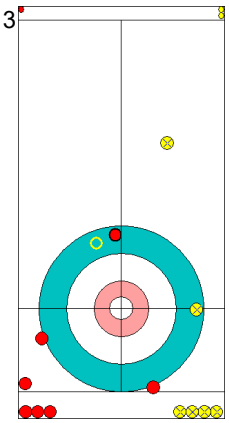
GBR: MUIRHEAD E
Hit and Roll ↺ 75%

14
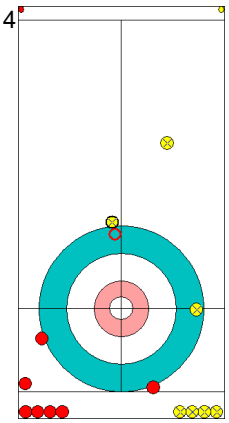
JPN: FUJISAWA S
Hit and Roll ↻ 75%

15
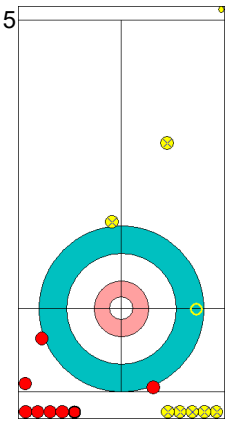
GBR: MUIRHEAD E
Hit and Roll ↻ 50%

16
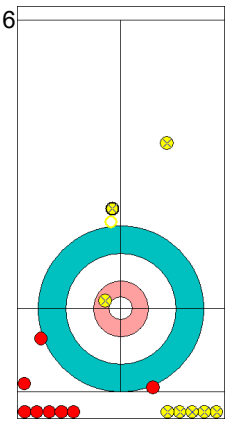
JPN: FUJISAWA S
Wick / Soft Peeling ↻ 50%
Split

	GBR	JPN
Total Score	3	3
Time left	10:27	10:59

Legend:
↻ Clockwise ↺ Counter-clockwise - Not considered

Game - Shot by Shot
경기별 숏 기록 / Déroulement de la partie

End 9 — **GBR - Great Britain 3 + 0** (this end) **= 3** — **JPN - Japan 3 + 1** (this end) **= 4**



	GBR	JPN
Total Score	3	4
Time left	07:56	07:05

Legend:
↻ Clockwise ↺ Counter-clockwise - Not considered

Game - Shot by Shot
경기별 숏 기록 / Déroulement de la partie

End 10 | **GBR - Great Britain 3 + 0** (this end) **= 3** | **JPN - Japan 4 + 1** (this end) **= 5**



	GBR	JPN
Total Score	3	5
Time left	04:20	00:57

Legend:
↻ Clockwise ↺ Counter-clockwise - Not considered

Most Important Shots
우승 결정 슛 / Tirs les plus importants

Sheet	Game	Team	LSFE	1	2	3	4	5	6	7	8	9	10	Extra Ends				Total
B	11	GBR - Great Britain	*	1	0	1	0	1	0	0	0	0	0					3
	11	JPN - Japan		0	1	0	1	0	0	0	1	1	1					5

Most Important Shot:

The British Skip MUIRHEAD E was laying shot with one stone when she attempted a difficult Double Take-out for the win. Her stone was a little wide and moved the Japanese stone into counting position, giving away the win to team Japan.

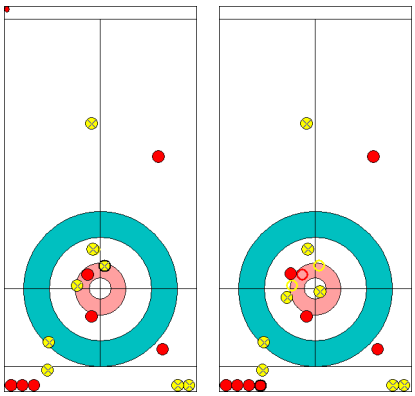

Before | After

End: 10

Team: GBR - Great Britain

Player: MUIRHEAD Eve

Team Stone: 1 2 3 4 5 6 7 ⑧

Task: Double Take-out

Rotation: ↻

Shot Success: 0%

Legend:
↻ Clockwise ↺ Counter-clockwise **LSFE(*)** Last Stone First End

Japan curlers win historic bronze in 5-3 thriller against Great Britain

Sunday, 25 February 2018 - 00:44

PYEONGCHANG - Japan won their first Olympic Winter Games medal in curling after beating Great Britain 5-3 in a nail-biting bronze medal match on Saturday that went down to the final stone.

Japan led 4-3 going into the final end but with Great Britain holding the hammer, the British team looked to have a crucial advantage.

But Great Britain skip Eve MUIRHEAD (GBR) missed a difficult shot for two with her final stone, allowing Japan to steal one and clinch its first curling medal.

Japan coach J.D. LIND (CAN) was quick to defend MUIRHEAD's shot choice.

"I definitely feel for Eve and her team," LIND said. "She had a shot to win, and it was fortunate for us to win that game. She had a chance to double our two out and keep hers in. It was a difficult shot, she saw it, and she tried it, and unfortunately for her, she just missed. Anytime you get a miss on a last shot, it's always going to be painful."

MUIRHEAD, who clinched bronze with her last stone at the Sochi 2014 Olympic Winter Games, said: "Curling comes down to inches. If that had curled another centimetre, we'd have had the bronze medal around our necks. I'm absolutely gutted. As a team we gave it absolutely everything. We didn't leave anything out there.

"We've battled hard for the last three years. I've trained hard and put in a lot of hours. Having a bronze medal before and coming away with nothing is hard."

Japan alternate Mari MOTOHASHI said of MUIRHEAD's miss: "At first it was difficult to be happy about that shot, but as we competed in these Games during all these matches getting to the semifinals, winning has been very important. A win is a win and we're happy about that."

And skip Satsuki FUJISAWA said of winning Japan's first Winter Games curling medal: "I can't believe that we got the medal. I am proud that we became the first Olympic medallists in curling history in Japan."

The standard of the performances from the Asian teams at this Olympic Winter Games has impressed many observers, and LIND said he believed the showings from the Japan and Republic of Korea women's teams could spark a growing enthusiasm for curling in those countries and lead to a period of sustained dominance in the sport.

"That's (winning a curling medal at the Olympic Games) something this country (Japan) has been trying to do since the Nagano Olympics," LIND said.

"I know that in Japan already, they're pretty famous and I imagine that's only going to go up. In this region, they've really fought to improve over the last 10 years.

"This is a really big statement to the world that these teams, they take curling seriously, they love the game and they want to be the best. I think the performances from both these teams this week show that."

Cumulative Player Statistics by Team
팀별 선수 누적 통계 / Statistiques individuelles cumulées par équipe

GBR - Great Britain

MUIRHEAD Eve — Fourth Skip — Right-handed

Type	↻	%	↺	%	Total	%
Draw	39	73	24	55	63	66
Front	0	-	0	-	0	-
Guard	4	75	5	95	9	86
Raise	4	75	8	84	12	81
Wick / Soft Peeling	0	-	0	-	0	-
Freeze	0	-	1	75	1	75
Take-out	18	89	38	91	56	91
Hit and Roll	11	68	10	75	21	71
Clearing	6	92	13	92	19	92
Double Take-out	13	58	11	66	24	61
Promotion Take-out	7	64	2	50	9	61
Not considered	0	-	1	-	1	-
All Draws	47	73	38	67	85	71
All Take-outs	55	75	74	84	129	80
Total	102	74	112	79	214	76

GRAY Lauren — Lead — Right-handed

Type	↻	%	↺	%	Total	%
Draw	37	82	40	84	77	83
Front	44	96	30	92	74	94
Guard	6	67	8	81	14	75
Raise	7	71	6	29	13	52
Wick / Soft Peeling	4	31	3	58	7	43
Freeze	0	-	0	-	0	-
Take-out	3	100	13	77	16	81
Hit and Roll	7	82	6	67	13	75
Clearing	0	-	0	-	0	-
Double Take-out	0	-	0	-	0	-
Promotion Take-out	0	-	0	-	0	-
Not considered	0	-	2	-	2	-
All Draws	98	84	87	82	185	83
All Take-outs	10	88	19	74	29	78
Total	108	85	106	80	214	82

SLOAN Anna — Third V-Skip — Left-handed

Type	↻	%	↺	%	Total	%
Draw	22	74	35	72	57	73
Front	0	-	1	100	1	100
Guard	6	88	8	84	14	86
Raise	10	55	7	50	17	53
Wick / Soft Peeling	0	-	1	0	1	0
Freeze	0	-	0	-	0	-
Take-out	23	85	24	88	47	86
Hit and Roll	20	79	8	78	28	79
Clearing	16	84	9	89	25	86
Double Take-out	9	67	9	83	18	75
Promotion Take-out	2	50	6	42	8	44
Not considered	0	-	0	-	0	-
All Draws	38	71	52	70	90	71
All Take-outs	70	80	56	81	126	80
Total	108	77	108	76	216	76

SCHAFER Kelly — Alternate — Left-handed

Type	↻	%	↺	%	Total	%
Draw	0	-	0	-	0	-
Front	0	-	0	-	0	-
Guard	0	-	0	-	0	-
Raise	0	-	0	-	0	-
Wick / Soft Peeling	0	-	0	-	0	-
Freeze	0	-	0	-	0	-
Take-out	0	-	0	-	0	-
Hit and Roll	0	-	0	-	0	-
Clearing	0	-	0	-	0	-
Double Take-out	0	-	0	-	0	-
Promotion Take-out	0	-	0	-	0	-
Not considered	0	-	0	-	0	-
All Draws	0	-	0	-	0	-
All Take-outs	0	-	0	-	0	-
Total	0	-	0	-	0	-

ADAMS Vicki — Second — Right-handed

Type	↻	%	↺	%	Total	%
Draw	29	84	21	77	50	81
Front	4	94	4	75	8	84
Guard	10	88	2	88	12	88
Raise	10	65	4	81	14	70
Wick / Soft Peeling	0	-	1	50	1	50
Freeze	0	-	0	-	0	-
Take-out	22	76	20	83	42	79
Hit and Roll	16	78	13	67	29	73
Clearing	17	88	20	88	37	88
Double Take-out	6	75	14	68	20	70
Promotion Take-out	2	25	1	0	3	17
Not considered	0	-	0	-	0	-
All Draws	53	82	32	77	85	80
All Take-outs	63	78	68	77	131	77
Total	116	80	100	77	216	78

Team: GBR - Great Britain

Type	↻	%	↺	%	Total	%
Draw	127	78	120	74	247	76
Front	48	96	35	90	83	93
Guard	26	81	23	86	49	83
Raise	31	65	25	61	56	63
Wick / Soft Peeling	4	31	5	45	9	39
Freeze	0	-	1	75	1	75
Take-out	66	84	95	87	161	85
Hit and Roll	54	77	37	72	91	75
Clearing	39	87	42	89	81	88
Double Take-out	28	64	34	71	62	68
Promotion Take-out	11	55	9	39	20	48
Not considered	0	-	3	-	3	-
All Draws	236	79	209	75	445	78
All Take-outs	198	78	217	80	415	79
Total	434	79	426	78	860	78

Legend:
↻ Clockwise ↺ Counter-clockwise

OMEGA Atos

Cumulative Player Statistics by Team
팀별 선수 누적 통계 / Statistiques individuelles cumulées par équipe

JPN - Japan

FUJISAWA Satsuki — Fourth Skip — Right-handed

Type	↻	%	↺	%	Total	%
Draw	35	82	45	72	80	77
Front	2	63	0	-	2	63
Guard	4	94	9	94	13	94
Raise	13	60	9	89	22	72
Wick / Soft Peeling	1	50	0	-	1	50
Freeze	0	-	0	-	0	-
Take-out	17	69	14	80	31	74
Hit and Roll	5	50	14	79	19	71
Clearing	4	100	6	92	10	95
Double Take-out	9	72	14	66	23	68
Promotion Take-out	5	60	3	33	8	50
Not considered	0	-	0	-	0	-
All Draws	55	76	63	78	118	77
All Take-outs	40	69	51	75	91	72
Total	95	73	114	76	209	75

YOSHIDA Yurika — Lead — Right-handed

Type	↻	%	↺	%	Total	%
Draw	29	67	35	77	64	73
Front	39	84	51	92	90	88
Guard	4	81	6	83	10	83
Raise	2	13	3	75	5	50
Wick / Soft Peeling	2	88	5	60	7	68
Freeze	0	-	0	-	0	-
Take-out	9	78	7	79	16	78
Hit and Roll	5	70	5	85	10	78
Clearing	0	-	1	100	1	100
Double Take-out	0	-	5	70	5	70
Promotion Take-out	0	-	0	-	0	-
Not considered	1	-	1	-	2	-
All Draws	76	76	100	84	176	80
All Take-outs	14	75	18	79	32	77
Total	90	76	118	83	208	80

YOSHIDA Chinami — Third V-Skip — Right-handed

Type	↻	%	↺	%	Total	%
Draw	26	80	30	73	56	76
Front	1	100	8	81	9	83
Guard	11	89	10	85	21	87
Raise	14	71	10	78	24	74
Wick / Soft Peeling	0	-	1	100	1	100
Freeze	0	-	0	-	0	-
Take-out	17	63	17	94	34	79
Hit and Roll	15	82	11	77	26	80
Clearing	7	79	8	84	15	82
Double Take-out	7	57	10	83	17	72
Promotion Take-out	3	58	4	69	7	64
Not considered	0	-	0	-	0	-
All Draws	52	80	59	77	111	78
All Take-outs	49	70	50	85	99	77
Total	101	75	109	81	210	78

MOTOHASHI Mari — Alternate — Right-handed

Type	↻	%	↺	%	Total	%
Draw	0	-	0	-	0	-
Front	0	-	0	-	0	-
Guard	0	-	0	-	0	-
Raise	0	-	0	-	0	-
Wick / Soft Peeling	0	-	0	-	0	-
Freeze	0	-	0	-	0	-
Take-out	0	-	0	-	0	-
Hit and Roll	0	-	0	-	0	-
Clearing	0	-	0	-	0	-
Double Take-out	0	-	0	-	0	-
Promotion Take-out	0	-	0	-	0	-
Not considered	0	-	0	-	0	-
All Draws	0	-	0	-	0	-
All Take-outs	0	-	0	-	0	-
Total	0	-	0	-	0	-

SUZUKI Yumi — Second — Right-handed

Type	↻	%	↺	%	Total	%
Draw	19	62	44	73	63	69
Front	6	100	8	69	14	82
Guard	5	80	6	96	11	89
Raise	10	63	8	75	18	68
Wick / Soft Peeling	1	0	0	-	1	0
Freeze	0	-	0	-	0	-
Take-out	8	75	13	60	21	65
Hit and Roll	12	75	20	74	32	74
Clearing	18	81	14	84	32	82
Double Take-out	8	56	6	83	14	68
Promotion Take-out	3	50	1	100	4	63
Not considered	0	-	0	-	0	-
All Draws	41	68	66	75	107	72
All Take-outs	49	72	54	75	103	74
Total	90	71	120	75	210	73

Team: JPN - Japan

Type	↻	%	↺	%	Total	%
Draw	109	74	154	74	263	74
Front	48	85	67	88	115	87
Guard	24	86	31	90	55	88
Raise	39	62	30	80	69	70
Wick / Soft Peeling	4	56	6	67	10	63
Freeze	0	-	0	-	0	-
Take-out	51	70	51	79	102	75
Hit and Roll	37	74	50	77	87	76
Clearing	29	83	29	86	58	84
Double Take-out	24	63	35	74	59	69
Promotion Take-out	11	57	8	59	19	58
Not considered	1	-	1	-	2	-
All Draws	224	75	288	79	512	77
All Take-outs	152	71	173	78	325	75
Total	376	74	461	79	837	76

Legend:
↻ Clockwise ↺ Counter-clockwise

Session Results and Standings
세션 경기결과 및 현황 / Résultats de la session et classement

Sheet	Game	Team	LSFE	1	2	3	4	5	6	7	8	9	10	Extra Ends			Total
A	10	KOR - Republic of Korea	*	3	0	1	0	2	0	0	1	0	0	1				8
	10	JPN - Japan		0	2	0	1	0	1	0	0	2	1	0				7
C	10	SWE - Sweden	*	0	2	0	1	0	2	3	0	2	X					10
	10	GBR - Great Britain		0	0	1	0	2	0	0	2	0	X					5

Play-offs Bracket

Semi-finals | **Finals** | **Final Standings**

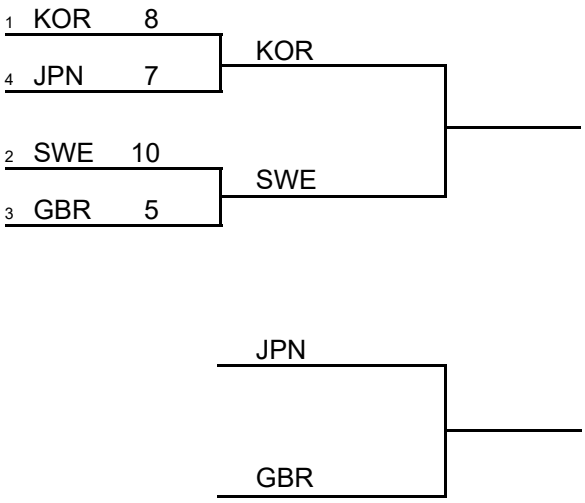

5 CHN - People's Republic of China
6 CAN - Canada
7 SUI - Switzerland
8 USA - United States of America
9 OAR - Olympic Athlete from Russia
10 DEN - Denmark

Legend:
LSFE(*) Last Stone First End
X Unplayed/unfinished end due to concession

Game Results
대회 경기결과 / Résultats de la partie

Sheet	Game	Team	LSFE	1	2	3	4	5	6	7	8	9	10	Extra Ends			Total
A	10	KOR - Republic of Korea	*	3	0	1	0	2	0	0	1	0	0	1				8
	10	JPN - Japan		0	2	0	1	0	1	0	0	2	1	0				7

KOR - Republic of Korea			Shot Success Game	Shot Success All
4	S	KIM EunJung	82%	79%
3	V	KIM KyeongAe	86%	77%
2		KIM SeonYeong	95%	79%
1		KIM YeongMi	88%	84%
A		KIM Chohi	-	86%
		Team Total	88%	80%

Time remaining: 0 minutes 40 seconds
0 minutes 34 seconds (after extra end)

Time-out: End 10 - KOR stone 7

JPN - Japan			Shot Success Game	Shot Success All
4	S	FUJISAWA Satsuki	86%	74%
3	V	YOSHIDA Chinami	82%	77%
2		SUZUKI Yumi	65%	73%
1		YOSHIDA Yurika	91%	79%
A		MOTOHASHI Mari	-	-
		Team Total	81%	76%

Time remaining: 0 minutes 52 seconds
0 minutes 51 seconds (after extra end)

Time-out: End 10 - JPN stone 6; End 11 - JPN stone 7

Shot Success Analysis

KOR - Republic of Korea		↻		↺		Game	
4 KIM EunJung	Draws	9	81%	1	0%	10	73%
	Take-outs	5	80%	7	96%	12	90%
	Total	14	80%	8	84%	22	82%
3 KIM KyeongAe	Draws	1	75%	1	100%	2	88%
	Take-outs	11	82%	9	92%	20	86%
	Total	12	81%	10	93%	22	86%
2 KIM SeonYeong	Draws	2	75%	1	100%	3	83%
	Take-outs	7	100%	12	96%	19	97%
	Total	9	94%	13	96%	22	95%
1 KIM YeongMi	Draws	12	92%	10	83%	22	88%
	Take-outs	0	-	0	-	0	-
	Total	12	92%	10	83%	22	88%
A KIM Chohi	Draws	0	-	0	-	0	-
	Take-outs	0	-	0	-	0	-
	Total	0	-	0	-	0	-
Team	Draws	24	85%	13	79%	37	83%
	Take-outs	23	87%	28	95%	51	91%
	Total	47	86%	41	90%	88	88%

JPN - Japan		↻		↺		Game	
4 FUJISAWA Satsuki	Draws	6	88%	8	94%	14	91%
	Take-outs	2	75%	6	79%	8	78%
	Total	8	84%	14	88%	22	86%
3 YOSHIDA Chinami	Draws	6	96%	13	79%	19	84%
	Take-outs	2	50%	1	100%	3	67%
	Total	8	84%	14	80%	22	82%
2 SUZUKI Yumi	Draws	8	59%	13	65%	21	63%
	Take-outs	1	100%	0	-	1	100%
	Total	9	64%	13	65%	22	65%
1 YOSHIDA Yurika	Draws	6	88%	15	92%	21	90%
	Take-outs	1	100%	0	-	1	100%
	Total	7	89%	15	92%	22	91%
A MOTOHASHI Mari	Draws	0	-	0	-	0	-
	Take-outs	0	-	0	-	0	-
	Total	0	-	0	-	0	-
Team	Draws	26	81%	49	82%	75	81%
	Take-outs	6	75%	7	82%	13	79%
	Total	32	80%	56	82%	88	81%

Note:
Position and function for each team member:
4 = Fourth, **3** = Third, **2** = Second, **1** = Lead, **A** = Alternate, **S** = Skip, **V** = Vice-Skip

Legend:
↻ Clockwise ↺ Counter-clockwise **LSFE(*)** Last Stone First End

OMEGA Atos

Game - Shot by Shot
경기별 숏 기록 / Déroulement de la partie

End 1 **KOR - Republic of Korea 0 + 3 (this end) = 3** **JPN - Japan 0 + 0 (this end) = 0**



	KOR	JPN
Total Score	3	0
Time left	34:38	34:02

Legend:
↻ Clockwise ↺ Counter-clockwise - Not considered

Game - Shot by Shot
경기별 숏 기록 / Déroulement de la partie

End 2 — **KOR - Republic of Korea** 3 + 0 (this end) = 3 — **JPN - Japan** 0 + 2 (this end) = 2

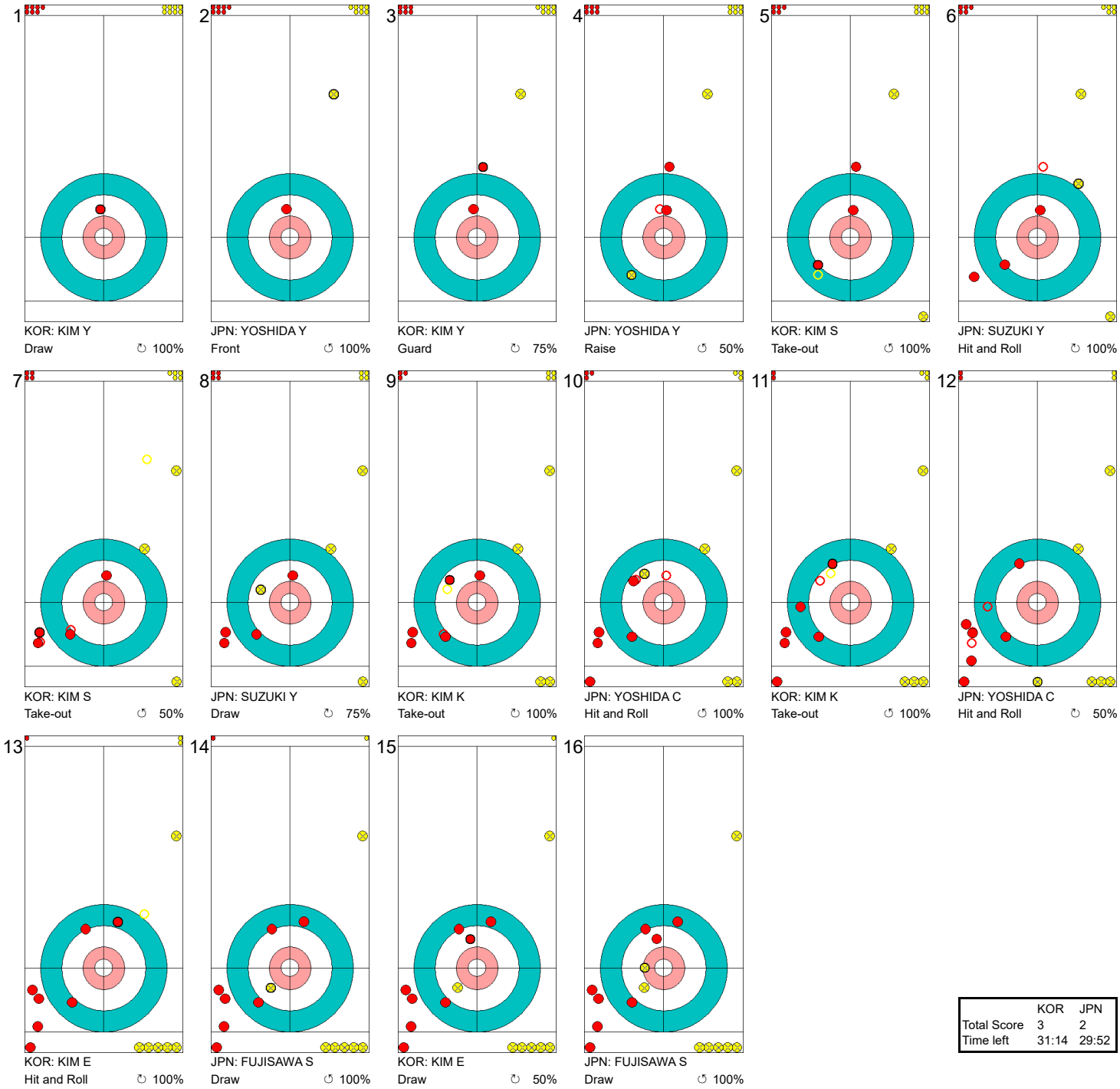

	KOR	JPN
Total Score	3	2
Time left	31:14	29:52

Legend:
↻ Clockwise ↺ Counter-clockwise - Not considered

Game - Shot by Shot
경기별 숏 기록 / Déroulement de la partie

End 3 — **KOR - Republic of Korea 3 + 1** (this end) **= 4** — **JPN - Japan 2 + 0** (this end) **= 2**

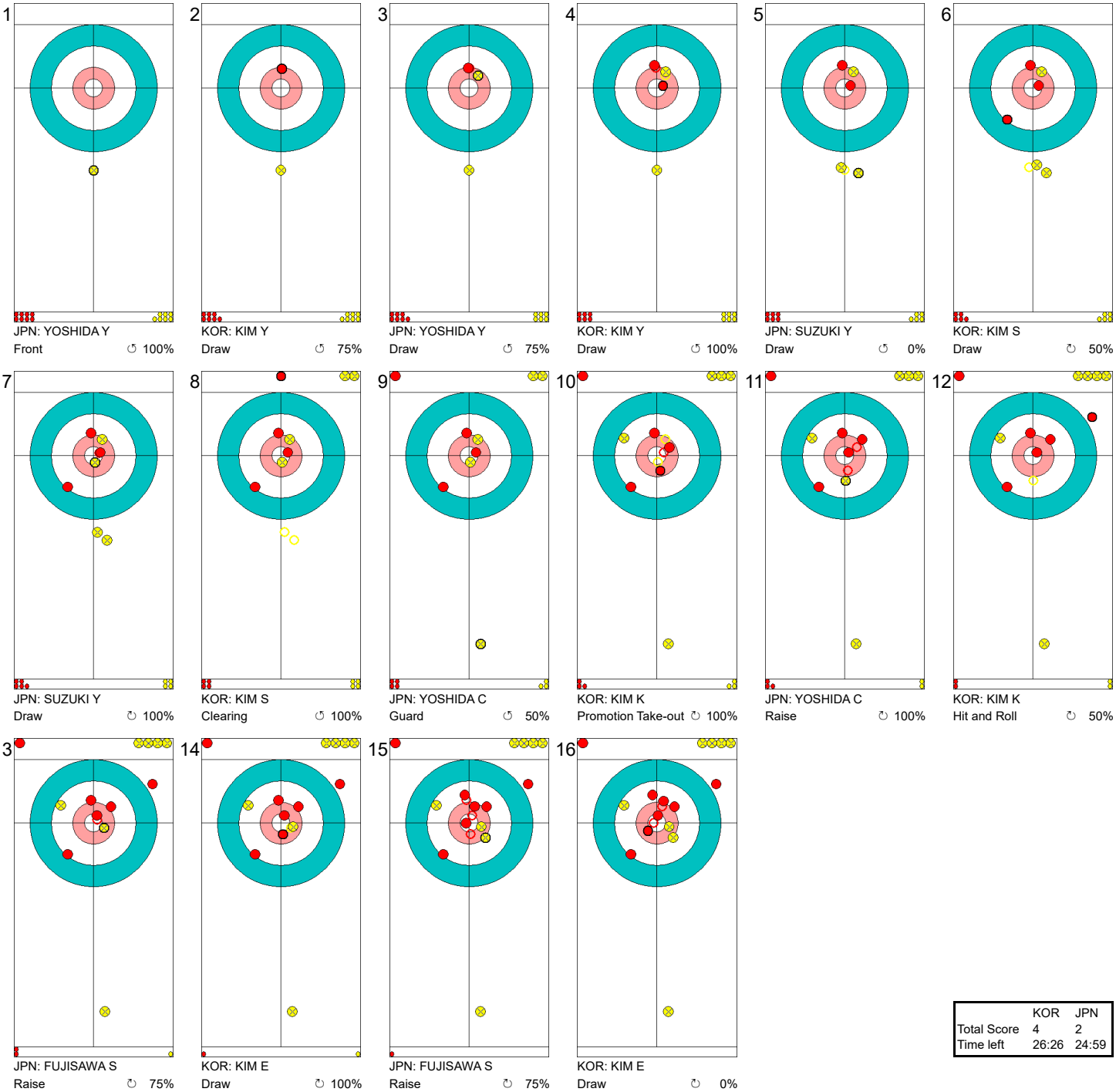

	KOR	JPN
Total Score	4	2
Time left	26:26	24:59

Legend:
↻ Clockwise ↺ Counter-clockwise - Not considered

Game - Shot by Shot
경기별 숏 기록 / Déroulement de la partie

End 4 — **KOR - Republic of Korea 4 + 0 (this end) = 4** — **JPN - Japan 2 + 1 (this end) = 3**



	KOR	JPN
Total Score	4	3
Time left	23:32	21:43

Legend:
↻ Clockwise ↺ Counter-clockwise - Not considered

Game - Shot by Shot
경기별 숏 기록 / Déroulement de la partie

End 5 — **KOR - Republic of Korea 4 + 2** (this end) **= 6** — **JPN - Japan 3 + 0** (this end) **= 3**

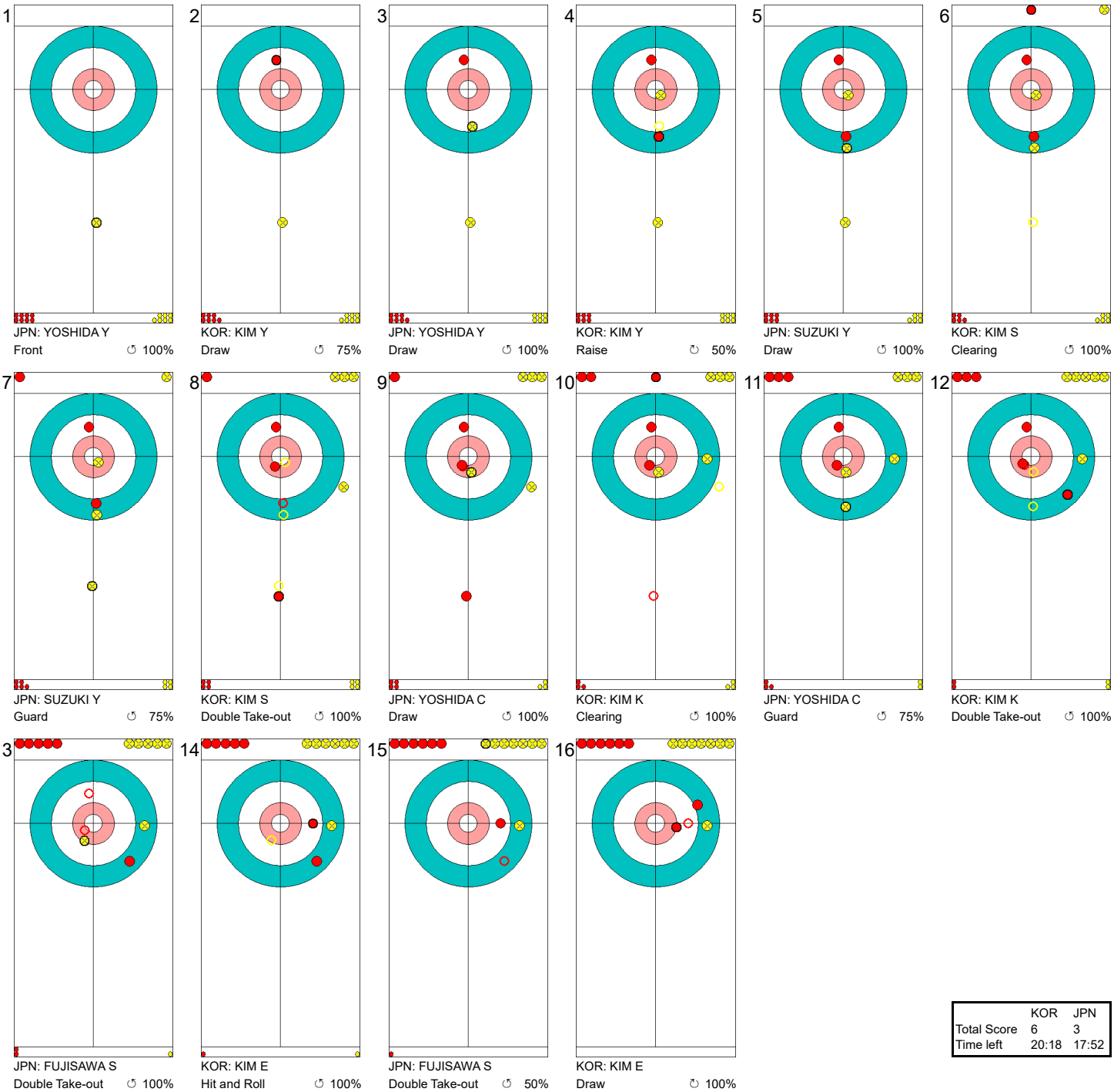

	KOR	JPN
Total Score	6	3
Time left	20:18	17:52

Legend:
↻ Clockwise ↺ Counter-clockwise - Not considered

Game - Shot by Shot
경기별 숏 기록 / Déroulement de la partie

End 6 — **KOR - Republic of Korea 6 + 0 (this end) = 6** — **JPN - Japan 3 + 1 (this end) = 4**

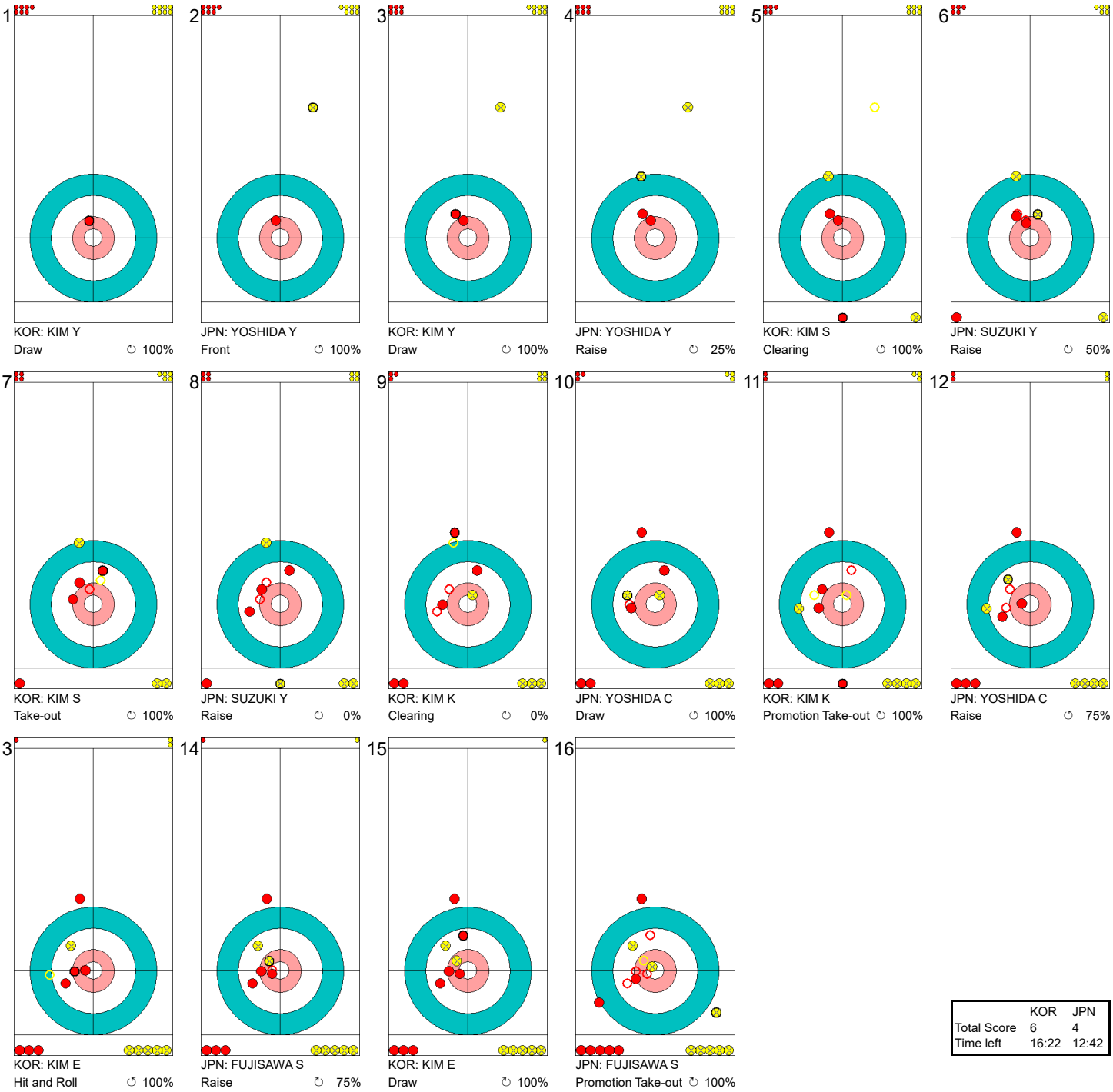

	KOR	JPN
Total Score	6	4
Time left	16:22	12:42

Legend:
↻ Clockwise ↺ Counter-clockwise - Not considered

Game - Shot by Shot
경기별 숏 기록 / Déroulement de la partie

End 7 — **KOR - Republic of Korea 6 + 0** (this end) **= 6** — **JPN - Japan 4 + 0** (this end) **= 4**



	KOR	JPN
Total Score	6	4
Time left	12:06	10:38

Legend:
↻ Clockwise ↺ Counter-clockwise - Not considered

Game - Shot by Shot
경기별 숏 기록 / Déroulement de la partie

End 8 — **KOR - Republic of Korea 6 + 1** (this end) **= 7** — **JPN - Japan 4 + 0** (this end) **= 4**

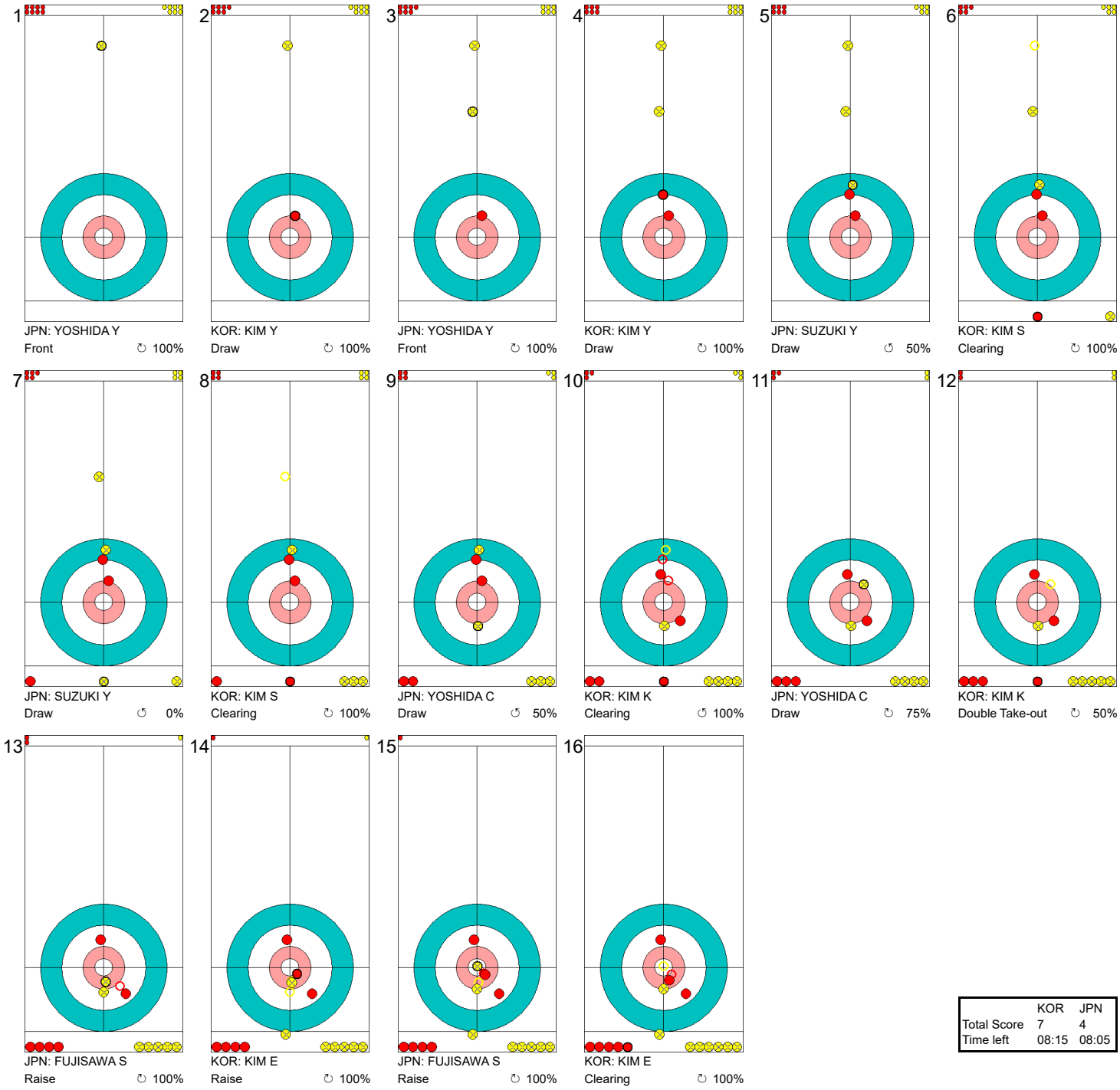

	KOR	JPN
Total Score	7	4
Time left	08:15	08:05

Legend:
↻ Clockwise ↺ Counter-clockwise - Not considered

Game - Shot by Shot
경기별 숏 기록 / Déroulement de la partie

End 9 — **KOR - Republic of Korea 7 + 0** (this end) **= 7** — **JPN - Japan 4 + 2** (this end) **= 6**

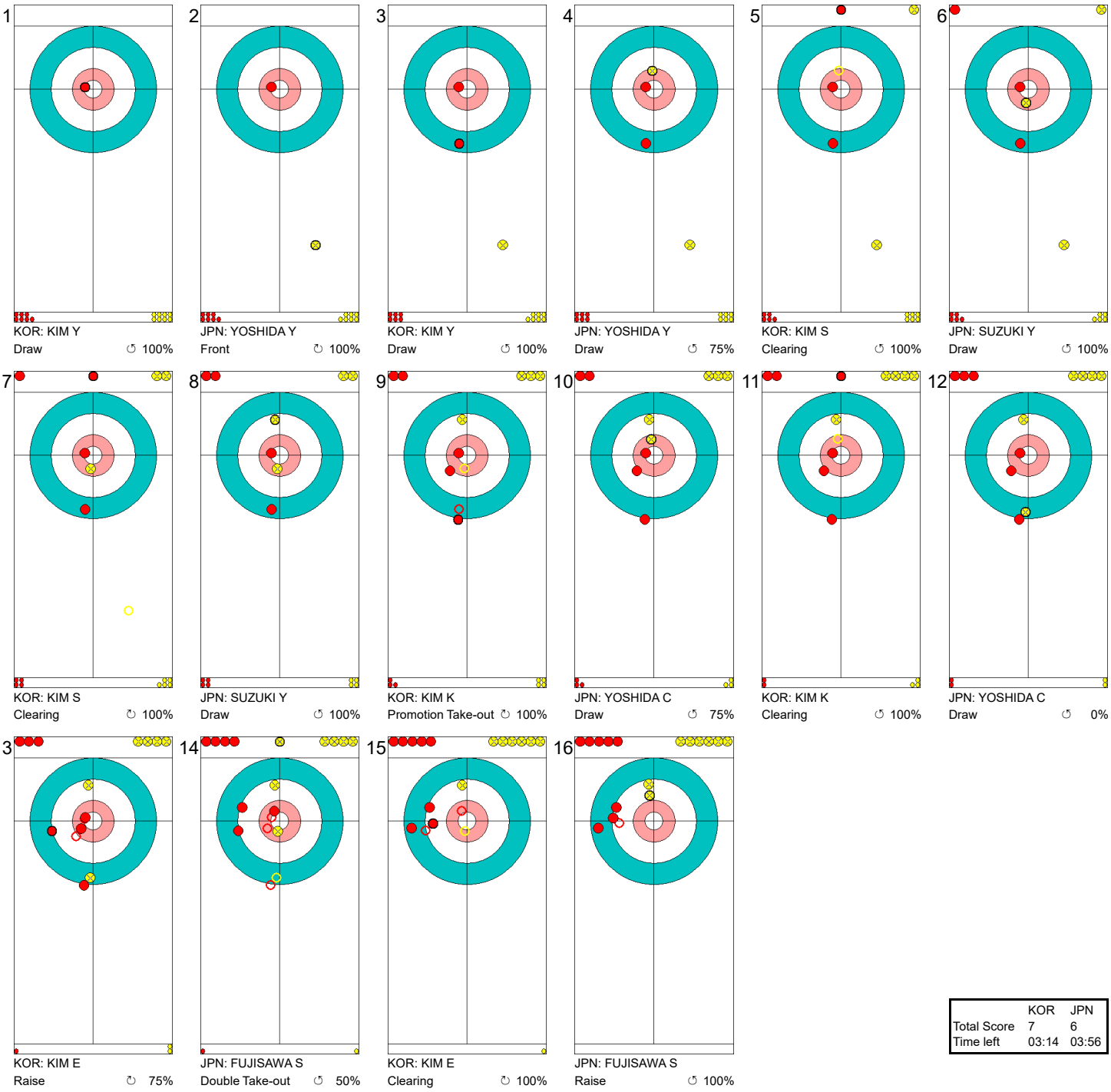

	KOR	JPN
Total Score	7	6
Time left	03:14	03:56

Legend:
↻ Clockwise ↺ Counter-clockwise - Not considered

Game - Shot by Shot
경기별 숏 기록 / Déroulement de la partie

End 10 — **KOR - Republic of Korea 7 + 0 (this end) = 7** — **JPN - Japan 6 + 1 (this end) = 7**



	KOR	JPN
Total Score	7	7
Time left	00:40	00:52

Legend:
↻ Clockwise ↺ Counter-clockwise - Not considered

Game - Shot by Shot
경기별 숏 기록 / Déroulement de la partie

End 11 — **KOR - Republic of Korea 7 + 1** (this end) **= 8** — **JPN - Japan 7 + 0** (this end) **= 7**



	KOR	JPN
Total Score	8	7
Time left	00:34	00:51

Legend:
↻ Clockwise ↺ Counter-clockwise - Not considered

Game Results
대회 경기결과 / Résultats de la partie

Sheet	Game	Team	LSFE	1	2	3	4	5	6	7	8	9	10	Extra Ends				Total
C	10	SWE - Sweden	*	0	2	0	1	0	2	3	0	2	X					10
	10	GBR - Great Britain		0	0	1	0	2	0	0	2	0	X					5

SWE - Sweden		Shot Success Game	Shot Success All
4 S	HASSELBORG Anna	83%	82%
3 V	McMANUS Sara	81%	84%
2	KNOCHENHAUER Agnes	82%	84%
1	MABERGS Sofia	99%	85%
A	WAAHLIN Jennie	-	-
	Team Total	86%	83%

Time remaining: 4 minutes 57 seconds

GBR - Great Britain		Shot Success Game	Shot Success All
4 S	MUIRHEAD Eve	69%	78%
3 V	SLOAN Anna	74%	76%
2	ADAMS Vicki	81%	79%
1	GRAY Lauren	88%	82%
A	SCHAFER Kelly	-	-
	Team Total	78%	79%

Time remaining: 7 minutes 31 seconds

Time-out: End 8 - GBR stone 5

Shot Success Analysis

SWE - Sweden		↻		↺		Game	
4 HASSELBORG Anna	Draws	2	100%	3	92%	5	95%
	Take-outs	8	69%	5	95%	13	79%
	Total	10	75%	8	94%	18	83%
3 McMANUS Sara	Draws	1	75%	5	85%	6	83%
	Take-outs	7	86%	5	70%	12	79%
	Total	8	84%	10	78%	18	81%
2 KNOCHENHAUER Agnes	Draws	2	75%	1	75%	3	75%
	Take-outs	6	75%	9	89%	15	83%
	Total	8	75%	10	88%	18	82%
1 MABERGS Sofia	Draws	12	98%	3	100%	15	98%
	Take-outs	3	100%	0	-	3	100%
	Total	15	98%	3	100%	18	99%
A WAAHLIN Jennie	Draws	0	-	0	-	0	-
	Take-outs	0	-	0	-	0	-
	Total	0	-	0	-	0	-
Team	Draws	17	94%	12	90%	29	92%
	Take-outs	24	79%	19	86%	43	82%
	Total	41	85%	31	87%	72	86%

GBR - Great Britain		↻		↺		Game	
4 MUIRHEAD Eve	Draws	5	70%	3	17%	8	50%
	Take-outs	5	90%	5	80%	10	85%
	Total	10	80%	8	56%	18	69%
3 SLOAN Anna	Draws	1	100%	8	81%	9	83%
	Take-outs	8	72%	1	0%	9	64%
	Total	9	75%	9	72%	18	74%
2 ADAMS Vicki	Draws	4	75%	4	81%	8	78%
	Take-outs	8	84%	2	75%	10	83%
	Total	12	81%	6	79%	18	81%
1 GRAY Lauren	Draws	8	78%	9	94%	17	87%
	Take-outs	1	100%	0	-	1	100%
	Total	9	81%	9	94%	18	88%
A SCHAFER Kelly	Draws	0	-	0	-	0	-
	Take-outs	0	-	0	-	0	-
	Total	0	-	0	-	0	-
Team	Draws	18	76%	24	78%	42	77%
	Take-outs	22	82%	8	69%	30	78%
	Total	40	79%	32	76%	72	78%

Note:
Position and function for each team member:
4 = Fourth, **3** = Third, **2** = Second, **1** = Lead, **A** = Alternate, **S** = Skip, **V** = Vice-Skip

Legend:
↻ Clockwise ↺ Counter-clockwise **LSFE(*)** Last Stone First End
X Unplayed/unfinished end due to concession

Game - Shot by Shot
경기별 숏 기록 / Déroulement de la partie

End 1 — **SWE - Sweden 0 + 0** (this end) **= 0** — **GBR - Great Britain 0 + 0** (this end) **= 0**



	SWE	GBR
Total Score	0	0
Time left	36:06	36:18

Legend:
↻ Clockwise ↺ Counter-clockwise - Not considered

Game - Shot by Shot
경기별 숏 기록 / Déroulement de la partie

End 2 | **SWE - Sweden** 0 + 2 (this end) = 2 | **GBR - Great Britain** 0 + 0 (this end) = 0



	SWE	GBR
Total Score	2	0
Time left	32:18	32:54

Legend:
↻ Clockwise ↺ Counter-clockwise - Not considered

Game - Shot by Shot
경기별 숏 기록 / Déroulement de la partie

End 3 **SWE - Sweden 2 + 0** (this end) **= 2** **GBR - Great Britain 0 + 1** (this end) **= 1**

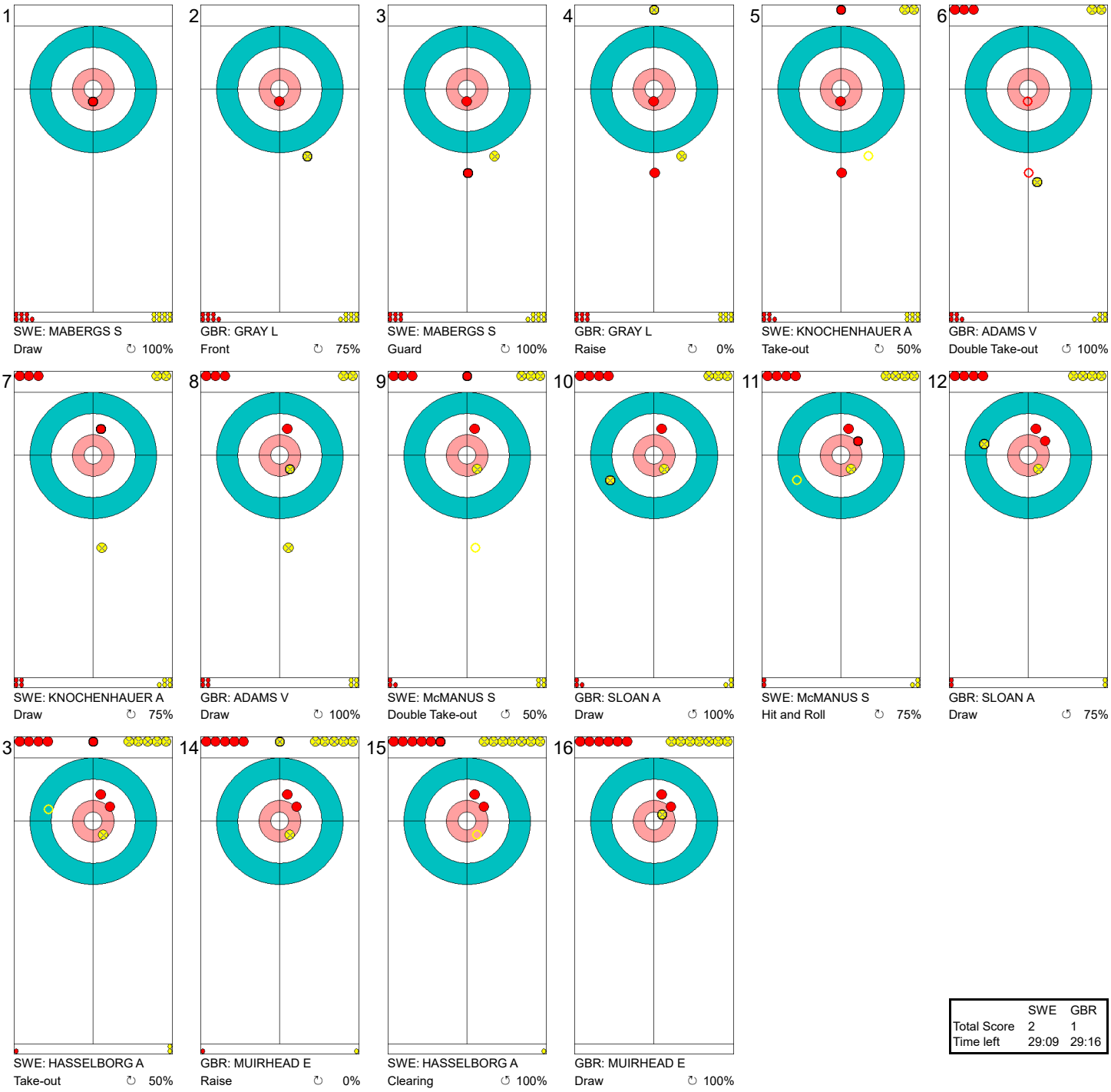

	SWE	GBR
Total Score	2	1
Time left	29:09	29:16

Legend:
↻ Clockwise ↺ Counter-clockwise - Not considered

Game - Shot by Shot
경기별 숏 기록 / Déroulement de la partie

End 4 — **SWE - Sweden 2 + 1** (this end) **= 3** — **GBR - Great Britain 1 + 0** (this end) **= 1**



	SWE	GBR
Total Score	3	1
Time left	25:42	26:36

Legend:
↻ Clockwise ↺ Counter-clockwise - Not considered

Game - Shot by Shot
경기별 슛 기록 / Déroulement de la partie

End 5 **SWE - Sweden 3 + 0** (this end) **= 3** **GBR - Great Britain 1 + 2** (this end) **= 3**

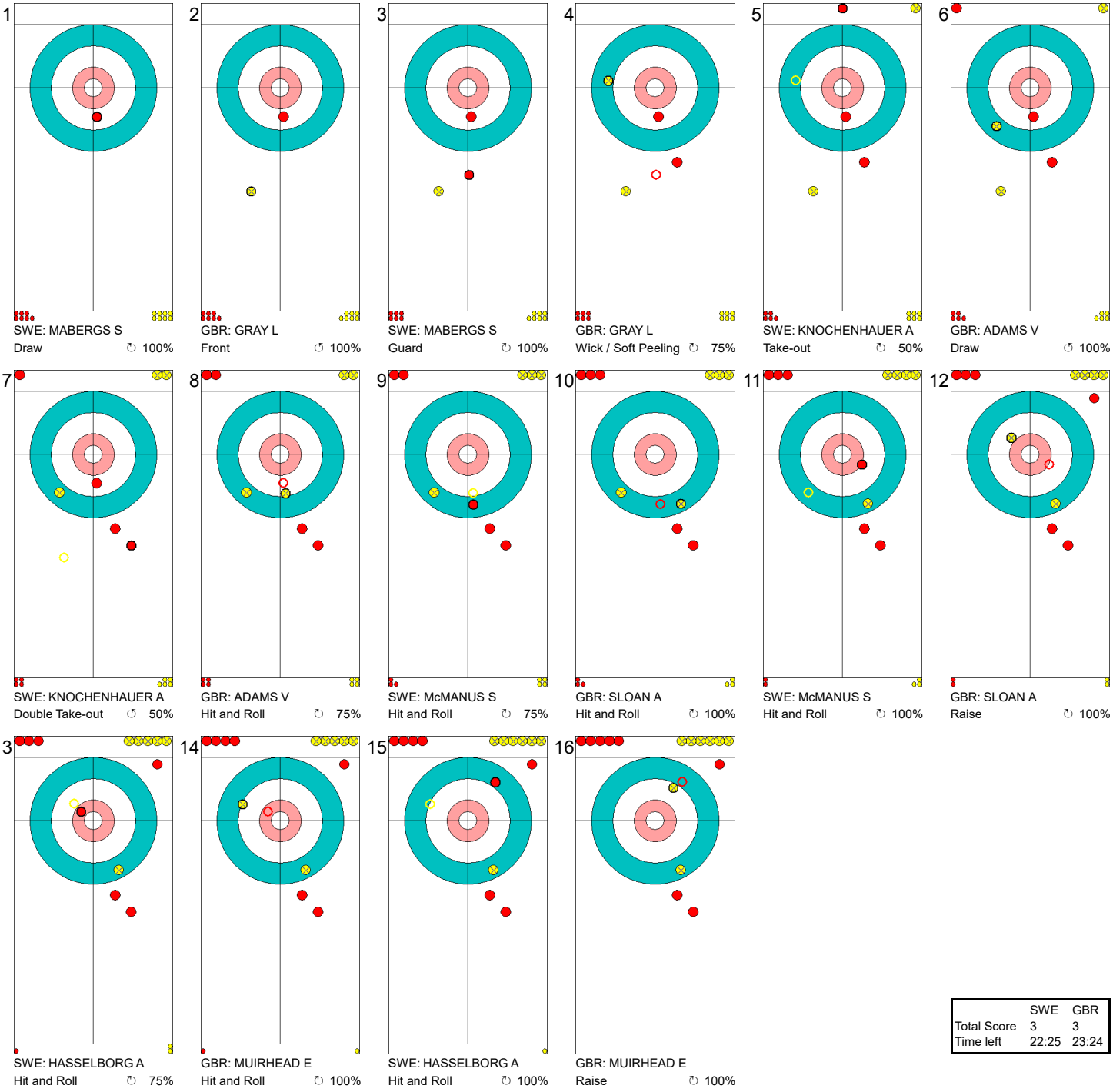

	SWE	GBR
Total Score	3	3
Time left	22:25	23:24

Legend:
↻ Clockwise ↺ Counter-clockwise - Not considered

Game - Shot by Shot
경기별 숏 기록 / Déroulement de la partie

End 6 — **SWE - Sweden 3 + 2** (this end) **= 5** — **GBR - Great Britain 3 + 0** (this end) **= 3**



	SWE	GBR
Total Score	5	3
Time left	18:28	20:12

Legend:
↻ Clockwise ↺ Counter-clockwise - Not considered

Game - Shot by Shot
경기별 숏 기록 / Déroulement de la partie

End 7 **SWE - Sweden 5 + 3** (this end) **= 8** **GBR - Great Britain 3 + 0** (this end) **= 3**



	SWE	GBR
Total Score	8	3
Time left	13:05	16:23

Legend:
↻ Clockwise ↺ Counter-clockwise - Not considered

Game - Shot by Shot
경기별 숏 기록 / Déroulement de la partie

End 8 — **SWE - Sweden 8 + 0** (this end) **= 8** — **GBR - Great Britain 3 + 2** (this end) **= 5**

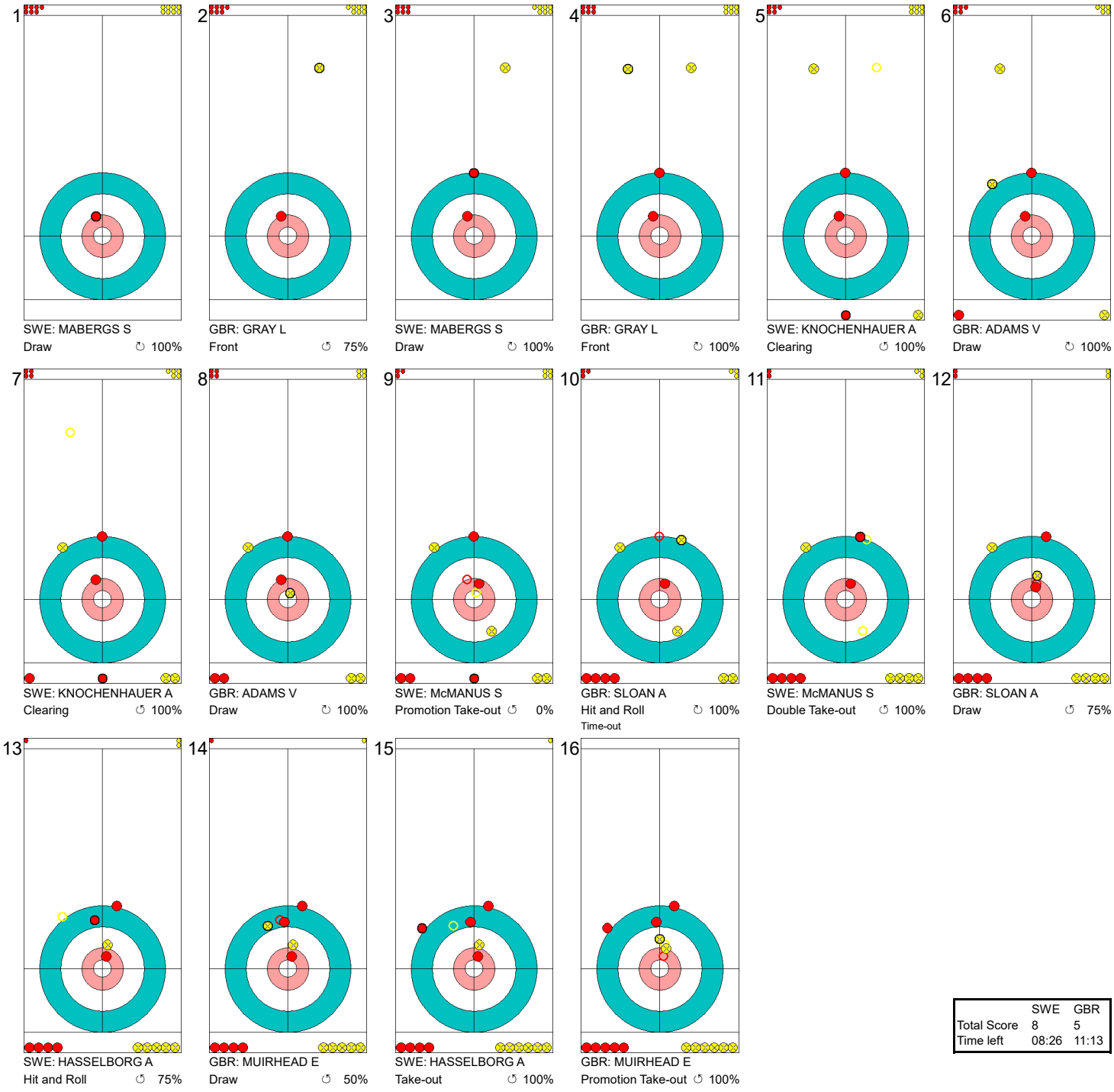

	SWE	GBR
Total Score	8	5
Time left	08:26	11:13

Legend:
↻ Clockwise ↺ Counter-clockwise - Not considered

Game - Shot by Shot
경기별 숏 기록 / Déroulement de la partie

End 9 — **SWE - Sweden 8 + 2** (this end) **= 10** — **GBR - Great Britain 5 + 0** (this end) **= 5**



	SWE	GBR
Total Score	10	5
Time left	04:57	07:31

Legend:
↻ Clockwise ↺ Counter-clockwise - Not considered

Most Important Shots
우승 결정 슛 / Tirs les plus importants

Sheet	Game	Team	LSFE	1	2	3	4	5	6	7	8	9	10	Extra Ends	Total
A	10	KOR - Republic of Korea	*	3	0	1	0	2	0	0	1	0	0	1	8
	10	JPN - Japan		0	2	0	1	0	1	0	0	2	1	0	7

Most Important Shot:

Korean Skip KIM E had to play a Draw to the four foot with her last stone in the extra end under extreme pressure. With the help of all sweepers and the cheering crowd she executed her shot perfectly, advancing team Korea to the gold medal game.

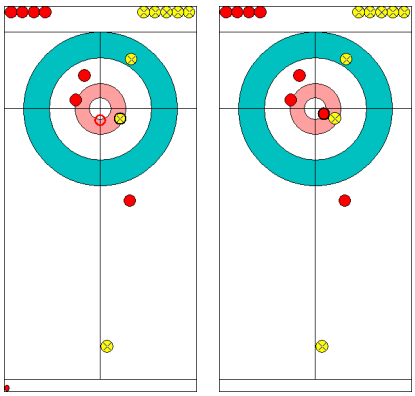

Before After

End: 11
Team: KOR - Republic of Korea
Player: KIM EunJung
Team Stone: 1 2 3 4 5 6 7 ⑧
Task: Draw
Rotation: ↻
Shot Success: 100%

Sheet	Game	Team	LSFE	1	2	3	4	5	6	7	8	9	10	Extra Ends	Total
C	10	SWE - Sweden	*	0	2	0	1	0	2	3	0	2	X		10
	10	GBR - Great Britain		0	0	1	0	2	0	0	2	0	X		5

Most Important Shot:

With the Swedish team laying with three stones in the house, British Skip MUIRHEAD E was forced to play her last stone into the four foot. Her stone was too light and narrow and touched the front guard giving the Swedish team a big steal of 3 points and a comfortable lead in the game.

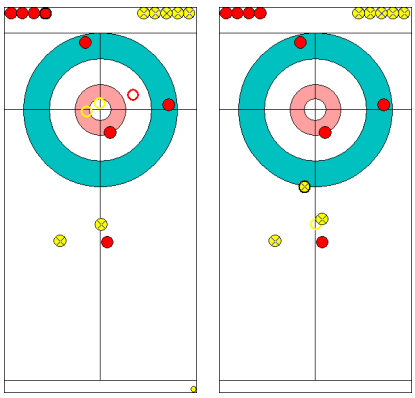

Before After

End: 7
Team: GBR - Great Britain
Player: MUIRHEAD Eve
Team Stone: 1 2 3 4 5 6 7 ⑧
Task: Draw
Rotation: ↺
Shot Success: 0%

Legend:
↻ Clockwise
↺ Counter-clockwise
LSFE(*) Last Stone First End
X Unplayed/unfinished end due to concession

Competition Matrix
라운드로빈 경기결과 / Tableau des rencontres

Team	CAN	CHN	DEN	GBR	JPN	KOR	OAR	SUI	SWE	USA
CAN		5 - 7	8 - 9	5 - 6	8 - 3	6 - 8	9 - 8	10 - 8	6 - 7	11 - 3
CHN	7 - 5		10 - 7	7 - 8	7 - 6	5 - 12	6 - 7	7 - 2	4 - 8	4 - 10
DEN	9 - 8	7 - 10		6 - 7	5 - 8	3 - 9	7 - 8	4 - 6	3 - 9	6 - 7
GBR	6 - 5	8 - 7	7 - 6		8 - 6	4 - 7	10 - 3	8 - 7	6 - 8	4 - 7
JPN	3 - 8	6 - 7	8 - 5	6 - 8		7 - 5	10 - 5	4 - 8	5 - 4	10 - 5
KOR	8 - 6	12 - 5	9 - 3	7 - 4	5 - 7		11 - 2	7 - 5	7 - 6	9 - 6
OAR	8 - 9	7 - 6	8 - 7	3 - 10	5 - 10	2 - 11		2 - 11	4 - 5	6 - 7
SUI	8 - 10	2 - 7	6 - 4	7 - 8	8 - 4	5 - 7	11 - 2		7 - 8	6 - 5
SWE	7 - 6	8 - 4	9 - 3	8 - 6	4 - 5	6 - 7	5 - 4	8 - 7		9 - 6
USA	3 - 11	10 - 4	7 - 6	7 - 4	5 - 10	6 - 9	7 - 6	5 - 6	6 - 9	

Standings after Round Robin

Rank	Team	Games	Wins	Losses		
1	KOR - Republic of Korea	9	8	1	Q	
2	SWE - Sweden	9	7	2	Q	
3	GBR - Great Britain	9	6	3	Q	
4	JPN - Japan	9	5	4	Q	
5	CHN - People's Republic of China	9	4	5		w2,1
6	CAN - Canada	9	4	5		w2,0
7	SUI - Switzerland	9	4	5		w1,1
8	USA - United States of America	9	4	5		w1,0
9	OAR - Olympic Athlete from Russia	9	2	7		
10	DEN - Denmark	9	1	8		

Legend:
Q Qualified for the semi-finals **wn** Number of wins (n) against tied teams

Draw Shot Challenge
승부 던지기 / Moyenne des tirs à la cible

Rank	Team	Stone Rotation	Last Stone Draw in each Round Robin Game 1	2	3	4	5	6	7	8	9	DSC
1	SUI - Switzerland	↻	29.9	23.1	4.7	61.5	24.5	24.3	9.8	21.6	44.0	**27.60cm**
		↺	24.3	18.1	31.4	22.5	49.7	~~62.3~~	~~65.0~~	46.7	5.5	
2	GBR - Great Britain	↻	85.4	39.4	~~151.7~~	10.1	31.8	17.3	53.5	~~122.5~~	11.2	**29.93cm**
		↺	20.7	39.8	29.4	13.3	31.7	37.0	20.8	30.8	6.7	
3	CAN - Canada	↻	91.9	18.5	23.5	84.4	~~125.7~~	18.2	25.9	16.0	~~165.0~~	**31.89cm**
		↺	27.6	23.7	45.8	7.6	7.2	76.2	5.0	11.3	27.5	
4	SWE - Sweden	↻	1.7	16.0	106.4	8.9	8.5	~~163.5~~	41.9	50.9	26.1	**35.14cm**
		↺	~~195.9~~	32.7	10.7	47.6	22.0	31.1	56.9	40.4	60.5	
5	USA - United States of America	↻	33.0	~~199.6~~	11.5	34.6	25.6	104.0	2.3	12.3	71.6	**35.93cm**
		↺	48.7	~~189.8~~	91.3	15.0	14.9	15.0	54.8	15.3	24.9	
6	OAR - Olympic Athlete from Russia	↻	~~154.2~~	48.1	12.8	31.4	7.0	45.9	86.9	53.4	81.4	**36.79cm**
		↺	5.2	20.9	17.4	~~126.5~~	7.3	97.6	8.7	58.0	6.6	
7	JPN - Japan	↻	71.5	8.8	11.3	25.8	44.8	23.9	28.4	~~131.7~~	25.0	**40.38cm**
		↺	106.9	14.8	~~143.5~~	22.9	90.0	51.5	20.2	64.3	35.9	
8	KOR - Republic of Korea	↻	48.3	90.4	39.7	~~172.8~~	10.7	15.2	161.1	98.5	34.1	**55.11cm**
		↺	35.3	31.1	85.5	~~167.8~~	17.0	35.8	32.3	117.3	29.5	
9	CHN - People's Republic of China	↻	19.8	54.3	80.3	31.2	31.0	~~172.3~~	14.4	48.4	9.5	**59.51cm**
		↺	30.2	99.5	104.7	158.0	9.5	61.3	57.0	~~199.6~~	143.1	
10	DEN - Denmark	↻	16.0	176.5	49.1	47.4	46.3	168.7	~~199.6~~	129.5	31.2	**76.61cm**
		↺	56.6	64.9	~~178.0~~	81.9	99.0	92.1	95.6	37.4	33.6	

Note:
The Draw Shot Challenge (DSC) is the average distance of all the individual Last Stone Draws (LSD), which were delivered by a team during the round robin. The two least favourable results will be eliminated before calculating the average distance. The team with the lesser DSC receives the higher ranking. If the DSCs are equal then the team with the best non-equal counting LSD receives the higher ranking. In the case where all counting LSDs are equal, the team ranked higher in the WCF World Rankings is ranked higher.

Legend:
↻ Clockwise ↺ Counter-clockwise **DSC** Draw Shot Challenge

OMEGA Atos

Scoring Analysis
득점 분석 / Analyse des points marqués

Team	Games		LSFE	Stolen Ends	Points Scored 0	1	2	3	4	>4	Total	Plus / Minus
KOR - Republic of Korea	9	For	5	15	2	19	12	8	2	0	75	+31
		Against	4	8	3	24	10	0	0	0	44	
SWE - Sweden	9	For	4	13	4	24	14	4	0	0	64	+16
		Against	5	6	10	20	14	0	0	0	48	
CAN - Canada	9	For	3	12	6	21	13	3	3	0	68	+9
		Against	6	7	4	20	10	5	1	0	59	
GBR - Great Britain	9	For	8	6	6	21	15	2	1	0	61	+5
		Against	1	8	6	22	14	2	0	0	56	
SUI - Switzerland	9	For	6	7	8	16	12	4	2	0	60	+5
		Against	3	12	4	22	12	3	0	0	55	
JPN - Japan	9	For	4	13	6	21	13	4	0	0	59	+4
		Against	5	11	4	25	5	4	2	0	55	
CHN - People's Republic of China	9	For	2	5	6	21	8	4	2	0	57	-8
		Against	7	7	6	20	11	5	2	0	65	
USA - United States of America	9	For	6	6	3	24	11	2	1	0	56	-9
		Against	3	8	4	22	10	5	2	0	65	
DEN - Denmark	9	For	1	6	4	18	10	4	0	0	50	-22
		Against	8	10	6	21	12	5	3	0	72	
OAR - Olympic Athlete from Russia	9	For	6	6	5	26	6	1	1	0	45	-31
		Against	3	12	3	15	16	7	2	0	76	
Total	45			89	50	211	114	36	12	0	595	

Note:
Stolen ends are the ends won without the last stone advantage.

Legend:
>4 More than four points scored **LSFE** Last Stone First End

Summary of Big Ends

대량 득점 엔드 요약 / Résumé des manches avec quatre points et plus

Points Scored	By	Against	Session	End	Game Result
4	CAN - Canada	DEN - Denmark	4	5	8 : 9
4	CAN - Canada	USA - United States of America	6	7	11 : 3
4	CAN - Canada	JPN - Japan	8	5	8 : 3
4	CHN - People's Republic of China	DEN - Denmark	6	1	10 : 7
4	CHN - People's Republic of China	DEN - Denmark	6	9	10 : 7
4	GBR - Great Britain	OAR - Olympic Athlete from Russia	1	7	10 : 3
4	KOR - Republic of Korea	CHN - People's Republic of China	7	5	12 : 5
4	KOR - Republic of Korea	USA - United States of America	10	5	9 : 6
4	OAR - Olympic Athlete from Russia	CAN - Canada	12	1	8 : 9
4	SUI - Switzerland	OAR - Olympic Athlete from Russia	8	7	11 : 2
4	SUI - Switzerland	JPN - Japan	12	4	8 : 4
4	USA - United States of America	CHN - People's Republic of China	9	3	10 : 4

Note:
Big ends are defined as ends with a score of four or more points.

Shot Success Percentage by Position
포지션별 샷 성공률 / Pourcentage de tirs réussis par position

Fourth	Game >	1	2	3	4	5	6	7	8	9	Avg.
1 HASSELBORG Anna	SWE	92	81	76	83	89	66	71	95	84	82
2 KIM EunJung	KOR	76	60	80	85	86	63	85	98	80	78
2 MUIRHEAD Eve	GBR	79	76	74	85	72	81	88	69	83	78
4 HOMAN Rachel	CAN	72	77	66	96	83	77	73	79	78	77
5 ROTH Nina	USA	49	88	71	81	71	75	86	79	70	75
6 FUJISAWA Satsuki	JPN	68	76	76	80	92	71	61	55	74	73
6 TIRINZONI Silvana	SUI	56	79	54	78	73	82	81	84	68	73
6 WANG Bingyu	CHN	80	81	72	70	75	67	58	72	78	73
9 MOISEEVA Victoria	OAR	50	82	78	74	76	43	80	58	69	70
10 DUPONT Madeleine	DEN	55	57	67	73	61	76	66	82	71	68

Third	Game >	1	2	3	4	5	6	7	8	9	Avg.
1 McMANUS Sara	SWE	88	77	82	78	98	75	91	88	80	84
2 MISKEW Emma	CAN	90	73	77	98	85	84	76	84	76	82
3 NEUENSCHWANDER Esther	SUI	77	93	78	68	85	82	65	89	89	80
4 PETERSON Tabitha	USA	51	80	89	84	68	83	86	69	81	77
5 KIM KyeongAe	KOR	66	64	79	88	80	71	68	90	88	76
5 SLOAN Anna	GBR	79	73	70	84	66	74	80	84	75	76
5 YOSHIDA Chinami	JPN	86	65	88	75	86	55	80	75	72	76
5 ZHOU Yan	CHN	78	86	73	77	70	63	61	89	83	76
9 DUPONT Denise	DEN	73	68	69	74	89	74	78	78	66	75
10 VASILEVA Uliana	OAR	68	72	69	83	68	52				70

Second	Game >	1	2	3	4	5	6	7	8	9	Avg.
1 KNOCHENHAUER Agnes	SWE	83	83	81	79	86	83	80	94	90	84
2 ARSENKINA Galina	OAR	82	90	80	77	76	79	80	85	88	82
3 COURTNEY Joanne	CAN	84	74	80	93	58	82	83	91	78	80
4 ADAMS Vicki	GBR	80	75	76	78	91	73	69	76	94	79
5 SIEGRIST Manuela	SUI	59	85	79	65	90	80	75	83	83	78
6 GEVING Aileen	USA	67	79	79	77	79	75	91	78	71	77
6 KIM SeonYeong	KOR	84	64	79	81	86	75	73	85	71	77
8 LIU Jinli	CHN	84	75	74	75	75	70	69	80	85	76
9 HOGH Julie	DEN	83	63	74	78	81	64	76			74
9 SUZUKI Yumi	JPN	74	71	74	80	78	64	74	80	72	74

Shot Success Percentage by Position
포지션별 샷 성공률 / Pourcentage de tirs réussis par position

Lead	Game >	1	2	3	4	5	6	7	8	9	Avg.
1 WEAGLE Lisa	CAN	91	85	76	86	84	100	93	83	81	86
2 HAMILTON Becca	USA	89	91	85	82	71	84	94	83	85	85
3 MA Jingyi	CHN	86	91	89	83	84	88	75	70	94	84
4 GUZIEVA Julia	OAR	82	76	78	89	85	80	93	77	84	83
4 KIM YeongMi	KOR	83	79	76	89		79		96		83
4 MABERGS Sofia	SWE	80	92	83	82	80	79	78	93	83	83
7 GRAY Lauren	GBR	82	86	68	81	83	83	79	85	86	81
8 ALBRECHT Marlene	SUI	80	90	81	74	76	88	69	86	75	80
9 YOSHIDA Yurika	JPN	74	80	79	72	71	86	74	88	82	78
10 HALSE Mathilde	DEN	81	78	81	69	84	66	68	(2) 68	(2) 79	74

Alternate	Game >	1	2	3	4	5	6	7	8	9	Avg.
1 KNUDSEN Lina Almind	DEN								(1) 90	(1) 84	88
2 KIM Chohi	KOR					(1) 86		(1) 79		(1) 95	86
3 PORTUNOVA Julia	OAR							(3) 76	(3) 58	(3) 71	70

Team	Game >	1	2	3	4	5	6	7	8	9	Avg.
1 SWE - Sweden		86	83	80	80	88	76	80	92	84	83
2 CAN - Canada		84	77	75	93	77	86	81	84	78	81
3 GBR - Great Britain		80	78	72	82	78	78	79	78	84	79
3 KOR - Republic of Korea		77	67	78	86	84	72	76	92	83	79
5 CHN - People's Republic of China		82	83	77	76	76	72	66	78	85	78
5 SUI - Switzerland		68	87	73	71	81	83	73	85	79	78
5 USA - United States of America		64	84	81	81	72	79	89	77	77	78
8 OAR - Olympic Athlete from Russia		71	80	76	81	76	63	82	70	78	76
9 JPN - Japan		75	73	79	76	82	69	72	75	75	75
10 DEN - Denmark		73	66	73	73	79	70	72	79	75	73

Note:
"(n)" denotes a position different from original line-up position: (4) - Fourth, (3) - Third, (2) - Second, (1) - Lead

Legend:
Avg. Average

OMEGA
Atos

Cumulative Player Statistics by Team
팀별 선수 누적 통계 / Statistiques individuelles cumulées par équipe

CAN - Canada

HOMAN Rachel — Fourth Skip — Right-handed

Type	↻	%	↺	%	Total	%
Draw	22	66	28	77	50	72
Front	0	-	0	-	0	-
Guard	9	89	5	70	14	82
Raise	6	46	7	64	13	56
Wick / Soft Peeling	0	-	1	100	1	100
Freeze	0	-	0	-	0	-
Take-out	20	84	22	86	42	85
Hit and Roll	1	100	10	78	11	80
Clearing	8	100	6	75	14	89
Double Take-out	9	78	8	78	17	78
Promotion Take-out	2	75	6	58	8	63
Not considered	0	-	1	-	1	-
All Draws	37	68	41	74	78	71
All Take-outs	40	86	52	79	92	82
Total	77	77	93	77	170	77

WEAGLE Lisa — Lead — Right-handed

Type	↻	%	↺	%	Total	%
Draw	38	82	25	86	63	83
Front	44	92	29	93	73	92
Guard	6	67	1	100	7	71
Raise	4	69	4	69	8	69
Wick / Soft Peeling	1	0	6	75	7	64
Freeze	0	-	0	-	0	-
Take-out	8	88	3	100	11	91
Hit and Roll	2	88	0	-	2	88
Clearing	0	-	0	-	0	-
Double Take-out	1	100	0	-	1	100
Promotion Take-out	0	-	0	-	0	-
Not considered	0	-	0	-	0	-
All Draws	93	84	65	87	158	85
All Take-outs	11	89	3	100	14	91
Total	104	85	68	88	172	86

MISKEW Emma — Third V-Skip — Right-handed

Type	↻	%	↺	%	Total	%
Draw	19	76	35	79	54	78
Front	2	88	1	100	3	92
Guard	10	90	6	83	16	88
Raise	4	63	4	50	8	56
Wick / Soft Peeling	0	-	0	-	0	-
Freeze	0	-	0	-	0	-
Take-out	19	86	15	93	34	89
Hit and Roll	6	79	12	85	18	83
Clearing	12	96	7	100	19	97
Double Take-out	10	68	4	75	14	70
Promotion Take-out	2	50	4	69	6	63
Not considered	0	-	0	-	0	-
All Draws	35	79	46	78	81	78
All Take-outs	49	82	42	88	91	85
Total	84	81	88	83	172	82

BERNARD Cheryl — Alternate — Right-handed

Type	↻	%	↺	%	Total	%
Draw	0	-	0	-	0	-
Front	0	-	0	-	0	-
Guard	0	-	0	-	0	-
Raise	0	-	0	-	0	-
Wick / Soft Peeling	0	-	0	-	0	-
Freeze	0	-	0	-	0	-
Take-out	0	-	0	-	0	-
Hit and Roll	0	-	0	-	0	-
Clearing	0	-	0	-	0	-
Double Take-out	0	-	0	-	0	-
Promotion Take-out	0	-	0	-	0	-
Not considered	0	-	0	-	0	-
All Draws	0	-	0	-	0	-
All Take-outs	0	-	0	-	0	-
Total	0	-	0	-	0	-

COURTNEY Joanne — Second — Right-handed

Type	↻	%	↺	%	Total	%
Draw	20	79	36	73	56	75
Front	6	79	1	100	7	82
Guard	5	90	8	50	13	65
Raise	2	88	4	69	6	75
Wick / Soft Peeling	1	100	0	-	1	100
Freeze	0	-	0	-	0	-
Take-out	18	81	16	86	34	83
Hit and Roll	7	64	6	79	13	71
Clearing	18	96	15	92	33	94
Double Take-out	5	80	1	50	6	75
Promotion Take-out	1	100	2	50	3	67
Not considered	0	-	0	-	0	-
All Draws	34	82	49	69	83	74
All Take-outs	49	84	40	84	89	84
Total	83	83	89	76	172	80

Team: CAN - Canada

Type	↻	%	↺	%	Total	%
Draw	99	77	124	78	223	77
Front	52	90	31	94	83	92
Guard	30	85	20	68	50	78
Raise	16	61	19	63	35	62
Wick / Soft Peeling	2	50	7	79	9	72
Freeze	0	-	0	-	0	-
Take-out	65	84	56	89	121	86
Hit and Roll	16	75	28	81	44	79
Clearing	38	97	28	90	66	94
Double Take-out	25	75	13	75	38	75
Promotion Take-out	5	70	12	60	17	63
Not considered	0	-	1	-	1	-
All Draws	199	80	201	78	400	79
All Take-outs	149	84	137	84	286	84
Total	348	82	338	80	686	81

Legend:
↻ Clockwise ↺ Counter-clockwise

Cumulative Player Statistics by Team
팀별 선수 누적 통계 / Statistiques individuelles cumulées par équipe

CHN - People's Republic of China

WANG Bingyu — Fourth Skip — Right-handed

Type	↻	%	↺	%	Total	%
Draw	28	60	39	79	67	71
Front	1	100	0	-	1	100
Guard	4	81	4	69	8	75
Raise	3	58	5	50	8	53
Wick / Soft Peeling	0	-	0	-	0	-
Freeze	1	100	0	-	1	100
Take-out	18	83	13	100	31	90
Hit and Roll	8	84	11	70	19	76
Clearing	7	61	0	-	7	61
Double Take-out	8	56	14	73	22	67
Promotion Take-out	2	0	3	58	5	35
Not considered	1	-	3	-	4	-
All Draws	37	64	48	76	85	71
All Take-outs	43	71	41	80	84	75
Total	80	68	89	78	169	73

MA Jingyi — Lead — Right-handed

Type	↻	%	↺	%	Total	%
Draw	42	76	21	70	63	74
Front	48	94	29	95	77	94
Guard	6	83	0	-	6	83
Raise	2	100	4	81	6	88
Wick / Soft Peeling	5	60	0	-	5	60
Freeze	0	-	0	-	0	-
Take-out	2	100	4	100	6	100
Hit and Roll	5	75	3	92	8	81
Clearing	0	-	1	100	1	100
Double Take-out	1	50	1	50	2	50
Promotion Take-out	0	-	0	-	0	-
Not considered	0	-	0	-	0	-
All Draws	103	84	54	84	157	84
All Take-outs	8	78	9	92	17	85
Total	111	84	63	85	174	84

ZHOU Yan — Third V-Skip — Right-handed

Type	↻	%	↺	%	Total	%
Draw	31	74	31	74	62	74
Front	1	100	0	-	1	100
Guard	10	98	16	84	26	89
Raise	1	0	7	57	8	50
Wick / Soft Peeling	0	-	0	-	0	-
Freeze	3	50	0	-	3	50
Take-out	10	100	15	78	25	87
Hit and Roll	9	72	8	66	17	69
Clearing	10	100	3	67	13	92
Double Take-out	9	67	5	65	14	66
Promotion Take-out	3	33	2	50	5	40
Not considered	0	-	0	-	0	-
All Draws	46	77	54	75	100	76
All Take-outs	41	82	33	70	74	77
Total	87	79	87	73	174	76

JIANG Xindi — Alternate — Right-handed

Type	↻	%	↺	%	Total	%
Draw	0	-	0	-	0	-
Front	0	-	0	-	0	-
Guard	0	-	0	-	0	-
Raise	0	-	0	-	0	-
Wick / Soft Peeling	0	-	0	-	0	-
Freeze	0	-	0	-	0	-
Take-out	0	-	0	-	0	-
Hit and Roll	0	-	0	-	0	-
Clearing	0	-	0	-	0	-
Double Take-out	0	-	0	-	0	-
Promotion Take-out	0	-	0	-	0	-
Not considered	0	-	0	-	0	-
All Draws	0	-	0	-	0	-
All Take-outs	0	-	0	-	0	-
Total	0	-	0	-	0	-

LIU Jinli — Second — Right-handed

Type	↻	%	↺	%	Total	%
Draw	21	63	30	70	51	67
Front	5	95	3	100	8	97
Guard	7	75	10	98	17	88
Raise	3	83	3	83	6	83
Wick / Soft Peeling	0	-	0	-	0	-
Freeze	0	-	0	-	0	-
Take-out	11	86	20	90	31	89
Hit and Roll	12	75	12	71	24	73
Clearing	16	81	7	79	23	80
Double Take-out	7	64	4	63	11	64
Promotion Take-out	1	50	2	0	3	17
Not considered	0	-	0	-	0	-
All Draws	36	72	46	79	82	76
All Take-outs	47	78	45	77	92	77
Total	83	75	91	78	174	76

Team: CHN - People's Republic of China

Type	↻	%	↺	%	Total	%
Draw	122	69	121	74	243	72
Front	55	95	32	95	87	95
Guard	27	86	30	87	57	86
Raise	9	69	19	64	28	66
Wick / Soft Peeling	5	60	0	-	5	60
Freeze	4	63	0	-	4	63
Take-out	41	89	52	90	93	90
Hit and Roll	34	76	34	71	68	74
Clearing	33	83	11	77	44	81
Double Take-out	25	62	24	69	49	65
Promotion Take-out	6	25	7	39	13	33
Not considered	1	-	3	-	4	-
All Draws	222	77	202	78	424	78
All Take-outs	139	77	128	77	267	77
Total	361	77	330	78	691	78

Legend:
↻ Clockwise ↺ Counter-clockwise

Cumulative Player Statistics by Team

팀별 선수 누적 통계 / Statistiques individuelles cumulées par équipe

DEN - Denmark

DUPONT Madeleine — Fourth Skip — Right-handed

Type	↻	%	↺	%	Total	%
Draw	30	73	26	60	56	67
Front	0	-	0	-	0	-
Guard	3	50	0	-	3	50
Raise	3	50	4	31	7	39
Wick / Soft Peeling	0	-	0	-	0	-
Freeze	0	-	0	-	0	-
Take-out	26	88	23	68	49	79
Hit and Roll	8	75	11	64	19	68
Clearing	3	67	2	50	5	60
Double Take-out	11	55	9	58	20	56
Promotion Take-out	5	80	3	50	8	69
Not considered	0	-	1	-	1	-
All Draws	36	69	30	56	66	63
All Take-outs	53	77	48	64	101	71
Total	89	74	78	61	167	68

HALSE Mathilde — Lead V-Skip — Right-handed

Type	↻	%	↺	%	Total	%
Draw	19	55	45	73	64	68
Front	18	83	41	85	59	85
Guard	3	67	4	81	7	75
Raise	1	50	3	75	4	69
Wick / Soft Peeling	0	-	0	-	0	-
Freeze	0	-	0	-	0	-
Take-out	7	71	15	82	22	78
Hit and Roll	3	50	7	57	10	55
Clearing	0	-	0	-	0	-
Double Take-out	1	50	3	67	4	63
Promotion Take-out	0	-	0	-	0	-
Not considered	0	-	0	-	0	-
All Draws	41	68	93	79	134	76
All Take-outs	11	64	25	73	36	70
Total	52	67	118	78	170	74

DUPONT Denise — Third — Right-handed

Type	↻	%	↺	%	Total	%
Draw	30	69	26	65	56	67
Front	0	-	1	100	1	100
Guard	11	91	4	75	15	87
Raise	4	56	6	75	10	68
Wick / Soft Peeling	0	-	0	-	0	-
Freeze	0	-	0	-	0	-
Take-out	20	78	12	90	32	82
Hit and Roll	11	57	12	79	23	68
Clearing	8	81	9	94	17	88
Double Take-out	6	67	4	75	10	70
Promotion Take-out	3	50	2	100	5	70
Not considered	1	-	0	-	1	-
All Draws	45	73	37	69	82	71
All Take-outs	48	70	39	87	87	78
Total	93	72	76	78	169	75

KNUDSEN Lina Almind — Alternate — Right-handed

Type	↻	%	↺	%	Total	%
Draw	5	85	6	92	11	89
Front	4	100	7	100	11	100
Guard	1	25	2	100	3	75
Raise	1	50	1	75	2	63
Wick / Soft Peeling	1	50	0	-	1	50
Freeze	0	-	0	-	0	-
Take-out	0	-	5	90	5	90
Hit and Roll	1	50	0	-	1	50
Clearing	0	-	0	-	0	-
Double Take-out	0	-	0	-	0	-
Promotion Take-out	0	-	0	-	0	-
Not considered	0	-	0	-	0	-
All Draws	12	79	16	95	28	88
All Take-outs	1	50	5	90	6	83
Total	13	77	21	94	34	88

HOGH Julie — Second — Left-handed

Type	↻	%	↺	%	Total	%
Draw	20	76	18	60	38	68
Front	6	67	2	88	8	72
Guard	6	92	7	86	13	88
Raise	4	81	7	64	11	70
Wick / Soft Peeling	0	-	0	-	0	-
Freeze	0	-	0	-	0	-
Take-out	9	83	20	78	29	79
Hit and Roll	9	69	4	81	13	73
Clearing	10	75	3	67	13	73
Double Take-out	5	80	5	50	10	65
Promotion Take-out	0	-	1	100	1	100
Not considered	0	-	0	-	0	-
All Draws	36	78	34	68	70	73
All Take-outs	33	77	33	73	66	75
Total	69	77	67	71	136	74

Team: DEN - Denmark

Type	↻	%	↺	%	Total	%
Draw	104	70	121	67	225	69
Front	28	82	51	88	79	86
Guard	24	80	17	84	41	82
Raise	13	62	21	63	34	63
Wick / Soft Peeling	1	50	0	-	1	50
Freeze	0	-	0	-	0	-
Take-out	62	82	75	78	137	80
Hit and Roll	32	64	34	70	66	67
Clearing	21	76	14	82	35	79
Double Take-out	23	63	21	61	44	62
Promotion Take-out	8	69	6	75	14	71
Not considered	1	-	1	-	2	-
All Draws	170	73	210	73	380	73
All Take-outs	146	73	150	74	296	74
Total	316	73	360	74	676	73

Legend:
↻ Clockwise ↺ Counter-clockwise

OMEGA Atos

Cumulative Player Statistics by Team
팀별 선수 누적 통계 / Statistiques individuelles cumulées par équipe

GBR - Great Britain

MUIRHEAD Eve — Fourth Skip — Right-handed

Type	↻	%	↺	%	Total	%
Draw	32	72	21	61	53	67
Front	0	-	0	-	0	-
Guard	4	75	5	95	9	86
Raise	2	100	5	90	7	93
Wick / Soft Peeling	0	-	0	-	0	-
Freeze	0	-	1	75	1	75
Take-out	16	88	33	92	49	90
Hit and Roll	6	67	8	72	14	70
Clearing	4	100	12	96	16	97
Double Take-out	12	63	9	69	21	65
Promotion Take-out	5	80	1	0	6	67
Not considered	0	-	1	-	1	-
All Draws	38	74	32	71	70	73
All Take-outs	43	78	63	85	106	82
Total	81	76	95	81	176	78

GRAY Lauren — Lead — Right-handed

Type	↻	%	↺	%	Total	%
Draw	30	80	31	84	61	82
Front	39	96	23	90	62	94
Guard	6	67	6	79	12	73
Raise	6	83	5	15	11	52
Wick / Soft Peeling	3	17	3	58	6	38
Freeze	0	-	0	-	0	-
Take-out	2	100	10	70	12	75
Hit and Roll	6	83	6	67	12	75
Clearing	0	-	0	-	0	-
Double Take-out	0	-	0	-	0	-
Promotion Take-out	0	-	0	-	0	-
Not considered	0	-	2	-	2	-
All Draws	84	85	68	79	152	82
All Take-outs	8	88	16	69	24	75
Total	92	85	84	77	176	81

SLOAN Anna — Third V-Skip — Left-handed

Type	↻	%	↺	%	Total	%
Draw	22	74	25	70	47	72
Front	0	-	1	100	1	100
Guard	5	85	6	79	11	82
Raise	9	50	7	50	16	50
Wick / Soft Peeling	0	-	1	0	1	0
Freeze	0	-	0	-	0	-
Take-out	15	90	23	89	38	89
Hit and Roll	15	75	5	80	20	76
Clearing	15	83	8	94	23	87
Double Take-out	6	58	8	88	14	75
Promotion Take-out	2	50	5	50	7	50
Not considered	0	-	0	-	0	-
All Draws	36	69	40	67	76	68
All Take-outs	53	79	49	85	102	82
Total	89	75	89	77	178	76

SCHAFER Kelly — Alternate — Left-handed

Type	↻	%	↺	%	Total	%
Draw	0	-	0	-	0	-
Front	0	-	0	-	0	-
Guard	0	-	0	-	0	-
Raise	0	-	0	-	0	-
Wick / Soft Peeling	0	-	0	-	0	-
Freeze	0	-	0	-	0	-
Take-out	0	-	0	-	0	-
Hit and Roll	0	-	0	-	0	-
Clearing	0	-	0	-	0	-
Double Take-out	0	-	0	-	0	-
Promotion Take-out	0	-	0	-	0	-
Not considered	0	-	0	-	0	-
All Draws	0	-	0	-	0	-
All Take-outs	0	-	0	-	0	-
Total	0	-	0	-	0	-

ADAMS Vicki — Second — Right-handed

Type	↻	%	↺	%	Total	%
Draw	25	85	18	76	43	81
Front	4	94	4	75	8	84
Guard	10	88	1	100	11	89
Raise	10	65	3	83	13	69
Wick / Soft Peeling	0	-	0	-	0	-
Freeze	0	-	0	-	0	-
Take-out	14	71	19	84	33	79
Hit and Roll	11	77	8	63	19	71
Clearing	17	88	18	86	35	87
Double Take-out	3	83	11	64	14	68
Promotion Take-out	2	25	0	-	2	25
Not considered	0	-	0	-	0	-
All Draws	49	82	26	78	75	81
All Take-outs	47	78	56	78	103	78
Total	96	80	82	78	178	79

Team: GBR - Great Britain

Type	↻	%	↺	%	Total	%
Draw	109	78	95	74	204	76
Front	43	96	28	88	71	93
Guard	25	80	18	85	43	82
Raise	27	67	20	56	47	62
Wick / Soft Peeling	3	17	4	44	7	32
Freeze	0	-	1	75	1	75
Take-out	47	84	85	87	132	86
Hit and Roll	38	76	27	69	65	73
Clearing	36	88	38	91	74	89
Double Take-out	21	64	28	72	49	69
Promotion Take-out	9	61	6	42	15	53
Not considered	0	-	3	-	3	-
All Draws	207	79	166	75	373	77
All Take-outs	151	79	184	81	335	80
Total	358	79	350	78	708	79

Legend:
↻ Clockwise ↺ Counter-clockwise

Cumulative Player Statistics by Team
팀별 선수 누적 통계 / Statistiques individuelles cumulées par équipe

JPN - Japan

FUJISAWA Satsuki — Fourth Skip — Right-handed

Type	↻	%	↺	%	Total	%
Draw	28	82	38	68	66	74
Front	2	63	0	-	2	63
Guard	4	94	7	96	11	95
Raise	7	36	6	88	13	60
Wick / Soft Peeling	0	-	0	-	0	-
Freeze	0	-	0	-	0	-
Take-out	14	66	13	79	27	72
Hit and Roll	4	44	11	82	15	72
Clearing	3	100	5	90	8	94
Double Take-out	8	75	10	63	18	68
Promotion Take-out	4	50	3	33	7	43
Not considered	0	-	0	-	0	-
All Draws	41	74	51	74	92	74
All Take-outs	33	67	42	74	75	71
Total	74	71	93	74	167	73

YOSHIDA Yurika — Lead — Right-handed

Type	↻	%	↺	%	Total	%
Draw	27	66	29	74	56	70
Front	33	81	32	91	65	86
Guard	4	81	6	83	10	83
Raise	1	0	1	100	2	50
Wick / Soft Peeling	2	88	5	60	7	68
Freeze	0	-	0	-	0	-
Take-out	8	75	5	80	13	77
Hit and Roll	5	70	5	85	10	78
Clearing	0	-	1	100	1	100
Double Take-out	0	-	2	75	2	75
Promotion Take-out	0	-	0	-	0	-
Not considered	1	-	1	-	2	-
All Draws	67	74	73	82	140	78
All Take-outs	13	73	13	83	26	78
Total	80	74	86	82	166	78

YOSHIDA Chinami — Third V-Skip — Right-handed

Type	↻	%	↺	%	Total	%
Draw	23	80	23	74	46	77
Front	1	100	5	70	6	75
Guard	9	86	5	85	14	86
Raise	9	56	8	75	17	65
Wick / Soft Peeling	0	-	0	-	0	-
Freeze	0	-	0	-	0	-
Take-out	14	63	15	93	29	78
Hit and Roll	13	83	9	72	22	78
Clearing	7	79	8	84	15	82
Double Take-out	6	58	8	78	14	70
Promotion Take-out	1	75	4	69	5	70
Not considered	0	-	0	-	0	-
All Draws	42	77	41	75	83	76
All Take-outs	41	71	44	82	85	77
Total	83	74	85	79	168	76

MOTOHASHI Mari — Alternate — Right-handed

Type	↻	%	↺	%	Total	%
Draw	0	-	0	-	0	-
Front	0	-	0	-	0	-
Guard	0	-	0	-	0	-
Raise	0	-	0	-	0	-
Wick / Soft Peeling	0	-	0	-	0	-
Freeze	0	-	0	-	0	-
Take-out	0	-	0	-	0	-
Hit and Roll	0	-	0	-	0	-
Clearing	0	-	0	-	0	-
Double Take-out	0	-	0	-	0	-
Promotion Take-out	0	-	0	-	0	-
Not considered	0	-	0	-	0	-
All Draws	0	-	0	-	0	-
All Take-outs	0	-	0	-	0	-
Total	0	-	0	-	0	-

SUZUKI Yumi — Second — Right-handed

Type	↻	%	↺	%	Total	%
Draw	14	55	28	79	42	71
Front	6	100	8	69	14	82
Guard	4	75	4	100	8	88
Raise	6	79	7	71	13	75
Wick / Soft Peeling	0	-	0	-	0	-
Freeze	0	-	0	-	0	-
Take-out	5	90	12	56	17	66
Hit and Roll	10	73	15	72	25	72
Clearing	18	81	14	84	32	82
Double Take-out	7	57	6	83	13	69
Promotion Take-out	3	50	1	100	4	63
Not considered	0	-	0	-	0	-
All Draws	30	72	47	78	77	75
All Take-outs	43	74	48	73	91	74
Total	73	73	95	76	168	74

Team: JPN - Japan

Type	↻	%	↺	%	Total	%
Draw	92	73	118	73	210	73
Front	42	83	45	84	87	84
Guard	21	85	22	91	43	88
Raise	23	53	22	78	45	66
Wick / Soft Peeling	2	88	5	60	7	68
Freeze	0	-	0	-	0	-
Take-out	41	70	45	78	86	74
Hit and Roll	32	73	40	76	72	75
Clearing	28	82	28	86	56	84
Double Take-out	21	64	26	73	47	69
Promotion Take-out	8	53	8	59	16	56
Not considered	1	-	1	-	2	-
All Draws	180	74	212	78	392	76
All Take-outs	130	71	147	77	277	74
Total	310	73	359	77	669	75

Legend:
↻ Clockwise ↺ Counter-clockwise

Cumulative Player Statistics by Team
팀별 선수 누적 통계 / Statistiques individuelles cumulées par équipe

KOR - Republic of Korea

KIM EunJung — Fourth Skip — Right-handed

Type	↻	%	↺	%	Total	%
Draw	29	83	24	66	53	75
Front	0	-	0	-	0	-
Guard	1	100	3	75	4	81
Raise	8	66	8	78	16	72
Wick / Soft Peeling	0	-	0	-	0	-
Freeze	1	0	0	-	1	0
Take-out	18	94	19	89	37	92
Hit and Roll	11	73	6	79	17	75
Clearing	6	92	6	92	12	92
Double Take-out	7	93	5	80	12	88
Promotion Take-out	4	25	6	46	10	38
Not considered	0	-	0	-	0	-
All Draws	39	78	35	69	74	74
All Take-outs	46	83	42	81	88	82
Total	85	80	77	76	162	78

KIM YeongMi — Lead — Right-handed

Type	↻	%	↺	%	Total	%
Draw	43	87	14	66	57	82
Front	25	94	6	83	31	92
Guard	5	75	0	-	5	75
Raise	0	-	2	75	2	75
Wick / Soft Peeling	3	67	1	100	4	75
Freeze	0	-	0	-	0	-
Take-out	2	50	3	100	5	80
Hit and Roll	2	75	4	56	6	63
Clearing	0	-	0	-	0	-
Double Take-out	0	-	0	-	0	-
Promotion Take-out	0	-	0	-	0	-
Not considered	0	-	2	-	2	-
All Draws	76	88	23	73	99	84
All Take-outs	4	63	7	75	11	70
Total	80	86	30	73	110	83

KIM KyeongAe — Third V-Skip — Right-handed

Type	↻	%	↺	%	Total	%
Draw	26	71	10	93	36	77
Front	0	-	0	-	0	-
Guard	8	81	3	92	11	84
Raise	5	90	4	69	9	81
Wick / Soft Peeling	1	100	0	-	1	100
Freeze	0	-	0	-	0	-
Take-out	17	82	14	71	31	77
Hit and Roll	10	83	8	78	18	81
Clearing	8	88	13	77	21	81
Double Take-out	9	61	13	71	22	67
Promotion Take-out	7	64	6	46	13	56
Not considered	0	-	0	-	0	-
All Draws	40	76	17	87	57	79
All Take-outs	51	77	54	71	105	74
Total	91	77	71	75	162	76

KIM Chohi — Alternate — Right-handed

Type	↻	%	↺	%	Total	%
Draw	27	82	7	75	34	81
Front	7	93	3	100	10	95
Guard	1	100	0	-	1	100
Raise	0	-	1	100	1	100
Wick / Soft Peeling	0	-	0	-	0	-
Freeze	0	-	0	-	0	-
Take-out	1	100	1	100	2	100
Hit and Roll	1	100	0	-	1	100
Clearing	0	-	0	-	0	-
Double Take-out	0	-	0	-	0	-
Promotion Take-out	0	-	0	-	0	-
Not considered	0	-	1	-	1	-
All Draws	35	85	11	84	46	85
All Take-outs	2	100	1	100	3	100
Total	37	86	12	85	49	86

KIM SeonYeong — Second — Right-handed

Type	↻	%	↺	%	Total	%
Draw	15	73	7	82	22	76
Front	2	75	1	100	3	83
Guard	9	92	2	100	11	93
Raise	7	36	2	88	9	47
Wick / Soft Peeling	0	-	0	-	0	-
Freeze	0	-	0	-	0	-
Take-out	8	91	10	80	18	85
Hit and Roll	16	80	10	73	26	77
Clearing	30	86	22	77	52	82
Double Take-out	11	61	7	64	18	63
Promotion Take-out	0	-	3	67	3	67
Not considered	0	-	0	-	0	-
All Draws	33	70	12	88	45	75
All Take-outs	65	81	52	75	117	78
Total	98	77	64	77	162	77

Team: KOR - Republic of Korea

Type	↻	%	↺	%	Total	%
Draw	140	81	62	73	202	78
Front	34	93	10	90	44	92
Guard	24	85	8	88	32	86
Raise	20	61	17	78	37	69
Wick / Soft Peeling	4	75	1	100	5	80
Freeze	1	0	0	-	1	0
Take-out	46	88	47	83	93	85
Hit and Roll	40	79	28	73	68	76
Clearing	44	87	41	79	85	83
Double Take-out	27	69	25	71	52	70
Promotion Take-out	11	50	15	50	26	50
Not considered	0	-	3	-	3	-
All Draws	223	81	98	77	321	80
All Take-outs	168	80	156	75	324	78
Total	391	80	254	76	645	79

Legend:
↻ Clockwise ↺ Counter-clockwise

Cumulative Player Statistics by Team
팀별 선수 누적 통계 / Statistiques individuelles cumulées par équipe

OAR - Olympic Athlete from Russia

MOISEEVA Victoria — Fourth Skip — Right-handed

Type	↻	%	↺	%	Total	%
Draw	31	59	30	73	61	66
Front	0	-	2	100	2	100
Guard	8	75	4	94	12	81
Raise	6	33	5	55	11	43
Wick / Soft Peeling	0	-	0	-	0	-
Freeze	0	-	0	-	0	-
Take-out	13	94	15	80	28	87
Hit and Roll	4	88	8	69	12	75
Clearing	6	100	4	100	10	100
Double Take-out	12	42	10	80	22	59
Promotion Take-out	1	0	4	38	5	30
Not considered	0	-	0	-	0	-
All Draws	45	58	41	74	86	66
All Take-outs	36	74	41	76	77	75
Total	81	65	82	75	163	70

GUZIEVA Julia — Lead — Right-handed

Type	↻	%	↺	%	Total	%
Draw	22	78	55	85	77	83
Front	22	85	35	91	57	89
Guard	3	42	8	88	11	75
Raise	2	63	0	-	2	63
Wick / Soft Peeling	0	-	0	-	0	-
Freeze	0	-	0	-	0	-
Take-out	6	67	3	83	9	72
Hit and Roll	2	75	4	75	6	75
Clearing	0	-	0	-	0	-
Double Take-out	1	50	1	50	2	50
Promotion Take-out	0	-	0	-	0	-
Not considered	0	-	0	-	0	-
All Draws	49	79	98	87	147	84
All Take-outs	9	67	8	75	17	71
Total	58	77	106	86	164	83

VASILEVA Uliana — Third V-Skip — Right-handed

Type	↻	%	↺	%	Total	%
Draw	18	58	21	69	39	64
Front	0	-	3	33	3	33
Guard	8	94	8	72	16	83
Raise	2	100	4	75	6	83
Wick / Soft Peeling	0	-	0	-	0	-
Freeze	0	-	0	-	0	-
Take-out	9	61	8	56	17	59
Hit and Roll	2	100	4	88	6	92
Clearing	2	100	4	94	6	96
Double Take-out	7	64	6	50	13	58
Promotion Take-out	2	100	3	83	5	90
Not considered	1	-	0	-	1	-
All Draws	28	71	36	67	64	69
All Take-outs	22	73	25	69	47	71
Total	50	72	61	68	111	70

PORTUNOVA Julia — Alternate — Right-handed

Type	↻	%	↺	%	Total	%
Draw	7	71	7	68	14	70
Front	0	-	1	100	1	100
Guard	4	81	1	100	5	85
Raise	1	50	1	0	2	25
Wick / Soft Peeling	0	-	0	-	0	-
Freeze	0	-	0	-	0	-
Take-out	4	100	5	70	9	83
Hit and Roll	5	75	0	-	5	75
Clearing	6	58	2	50	8	56
Double Take-out	3	75	2	75	5	75
Promotion Take-out	1	0	2	75	3	50
Not considered	0	-	0	-	0	-
All Draws	12	73	10	68	22	70
All Take-outs	19	71	11	68	30	70
Total	31	72	21	68	52	70

ARSENKINA Galina — Second — Right-handed

Type	↻	%	↺	%	Total	%
Draw	24	78	28	80	52	79
Front	5	90	3	92	8	91
Guard	10	90	7	93	17	91
Raise	3	58	6	79	9	72
Wick / Soft Peeling	0	-	0	-	0	-
Freeze	0	-	0	-	0	-
Take-out	9	61	13	88	22	77
Hit and Roll	8	88	7	82	15	85
Clearing	11	91	10	95	21	93
Double Take-out	3	67	10	68	13	67
Promotion Take-out	2	100	4	75	6	83
Not considered	1	-	0	-	1	-
All Draws	42	81	44	83	86	82
All Take-outs	33	80	44	83	77	82
Total	75	81	88	83	163	82

Team: OAR - Olympic Athlete from Russia

Type	↻	%	↺	%	Total	%
Draw	102	68	141	78	243	74
Front	27	86	44	88	71	87
Guard	33	82	28	86	61	84
Raise	14	54	16	66	30	60
Wick / Soft Peeling	0	-	0	-	0	-
Freeze	0	-	0	-	0	-
Take-out	41	76	44	77	85	77
Hit and Roll	21	85	23	77	44	81
Clearing	25	86	20	91	45	88
Double Take-out	26	55	29	68	55	62
Promotion Take-out	6	67	13	65	19	66
Not considered	2	-	0	-	2	-
All Draws	176	72	229	80	405	77
All Take-outs	119	75	129	76	248	75
Total	295	73	358	79	653	76

Legend:
↻ Clockwise ↺ Counter-clockwise

Cumulative Player Statistics by Team
팀별 선수 누적 통계 / Statistiques individuelles cumulées par équipe

SUI - Switzerland

TIRINZONI Silvana — Fourth Skip — Right-handed

Type	↻	%	↺	%	Total	%
Draw	29	67	11	93	40	74
Front	0	-	0	-	0	-
Guard	3	58	2	50	5	55
Raise	3	33	10	65	13	58
Wick / Soft Peeling	0	-	0	-	0	-
Freeze	0	-	0	-	0	-
Take-out	24	85	17	82	41	84
Hit and Roll	14	71	17	68	31	69
Clearing	6	83	7	86	13	85
Double Take-out	8	56	6	71	14	63
Promotion Take-out	6	71	2	25	8	59
Not considered	0	-	2	-	2	-
All Draws	35	64	23	77	58	69
All Take-outs	58	76	49	74	107	75
Total	93	72	72	75	165	73

ALBRECHT Marlene — Lead — Left-handed

Type	↻	%	↺	%	Total	%
Draw	20	75	51	79	71	78
Front	12	92	35	89	47	89
Guard	1	0	7	82	8	72
Raise	1	50	3	67	4	63
Wick / Soft Peeling	2	50	8	81	10	75
Freeze	0	-	0	-	0	-
Take-out	8	81	7	64	15	73
Hit and Roll	3	83	5	60	8	69
Clearing	2	100	1	100	3	100
Double Take-out	1	50	1	50	2	50
Promotion Take-out	0	-	0	-	0	-
Not considered	0	-	0	-	0	-
All Draws	36	76	104	82	140	81
All Take-outs	14	82	14	64	28	73
Total	50	78	118	80	168	80

NEUENSCHWANDER Esther — Third — Right-handed

Type	↻	%	↺	%	Total	%
Draw	27	80	17	66	44	74
Front	0	-	0	-	0	-
Guard	1	100	11	95	12	96
Raise	4	38	7	43	11	41
Wick / Soft Peeling	0	-	0	-	0	-
Freeze	0	-	0	-	0	-
Take-out	11	98	23	84	34	88
Hit and Roll	11	86	11	77	22	82
Clearing	19	95	10	90	29	93
Double Take-out	6	50	3	67	9	56
Promotion Take-out	7	89	0	-	7	89
Not considered	0	-	0	-	0	-
All Draws	32	75	35	71	67	73
All Take-outs	54	88	47	82	101	85
Total	86	83	82	77	168	80

PERRET Jenny — Alternate — Right-handed

Type	↻	%	↺	%	Total	%
Draw	0	-	0	-	0	-
Front	0	-	0	-	0	-
Guard	0	-	0	-	0	-
Raise	0	-	0	-	0	-
Wick / Soft Peeling	0	-	0	-	0	-
Freeze	0	-	0	-	0	-
Take-out	0	-	0	-	0	-
Hit and Roll	0	-	0	-	0	-
Clearing	0	-	0	-	0	-
Double Take-out	0	-	0	-	0	-
Promotion Take-out	0	-	0	-	0	-
Not considered	0	-	0	-	0	-
All Draws	0	-	0	-	0	-
All Take-outs	0	-	0	-	0	-
Total	0	-	0	-	0	-

SIEGRIST Manuela — Second V-Skip — Right-handed

Type	↻	%	↺	%	Total	%
Draw	11	61	20	63	31	62
Front	3	100	3	100	6	100
Guard	2	88	6	96	8	94
Raise	4	69	11	68	15	68
Wick / Soft Peeling	0	-	0	-	0	-
Freeze	0	-	0	-	0	-
Take-out	15	77	25	84	40	81
Hit and Roll	7	68	11	75	18	72
Clearing	23	83	17	91	40	86
Double Take-out	2	75	6	75	8	75
Promotion Take-out	1	100	1	100	2	100
Not considered	0	-	0	-	0	-
All Draws	20	71	40	72	60	72
All Take-outs	48	79	60	84	108	81
Total	68	76	100	79	168	78

Team: SUI - Switzerland

Type	↻	%	↺	%	Total	%
Draw	87	72	99	75	186	74
Front	15	93	38	89	53	91
Guard	7	64	26	88	33	83
Raise	12	48	31	61	43	58
Wick / Soft Peeling	2	50	8	81	10	75
Freeze	0	-	0	-	0	-
Take-out	58	85	72	82	130	83
Hit and Roll	35	76	44	71	79	73
Clearing	50	88	35	90	85	89
Double Take-out	17	56	16	70	33	63
Promotion Take-out	14	82	3	50	17	76
Not considered	0	-	2	-	2	-
All Draws	123	72	202	78	325	75
All Take-outs	174	81	170	79	344	80
Total	297	77	372	78	669	78

Legend:
↻ Clockwise ↺ Counter-clockwise

Cumulative Player Statistics by Team
팀별 선수 누적 통계 / Statistiques individuelles cumulées par équipe

SWE - Sweden

HASSELBORG Anna — Fourth Skip — Right-handed

Type	↻	%	↺	%	Total	%
Draw	31	77	21	83	52	79
Front	0	-	0	-	0	-
Guard	7	93	8	91	15	92
Raise	0	-	7	50	7	50
Wick / Soft Peeling	0	-	1	0	1	0
Freeze	0	-	0	-	0	-
Take-out	16	97	26	88	42	92
Hit and Roll	6	79	10	83	16	81
Clearing	10	90	10	100	20	95
Double Take-out	7	64	11	59	18	61
Promotion Take-out	1	0	7	86	8	75
Not considered	1	-	0	-	1	-
All Draws	38	80	37	76	75	78
All Take-outs	40	84	64	84	104	84
Total	78	82	101	81	179	82

MABERGS Sofia — Lead — Right-handed

Type	↻	%	↺	%	Total	%
Draw	42	89	41	85	83	87
Front	15	98	28	81	43	87
Guard	3	67	10	68	13	67
Raise	1	50	2	50	3	50
Wick / Soft Peeling	3	50	6	58	9	56
Freeze	0	-	0	-	0	-
Take-out	6	83	11	86	17	85
Hit and Roll	1	100	4	81	5	85
Clearing	0	-	1	100	1	100
Double Take-out	0	-	1	50	1	50
Promotion Take-out	0	-	0	-	0	-
Not considered	0	-	7	-	7	-
All Draws	64	88	87	79	151	83
All Take-outs	7	86	17	84	24	84
Total	71	88	104	80	175	83

McMANUS Sara — Third V-Skip — Right-handed

Type	↻	%	↺	%	Total	%
Draw	14	75	18	90	32	84
Front	0	-	1	100	1	100
Guard	3	83	10	78	13	79
Raise	3	92	5	80	8	84
Wick / Soft Peeling	0	-	0	-	0	-
Freeze	0	-	1	100	1	100
Take-out	18	81	26	94	44	89
Hit and Roll	9	75	12	75	21	75
Clearing	16	95	20	94	36	94
Double Take-out	7	71	14	75	21	74
Promotion Take-out	1	0	4	69	5	55
Not considered	0	-	0	-	0	-
All Draws	20	79	35	86	55	83
All Take-outs	51	81	76	86	127	84
Total	71	81	111	86	182	84

WAAHLIN Jennie — Alternate — Right-handed

Type	↻	%	↺	%	Total	%
Draw	0	-	0	-	0	-
Front	0	-	0	-	0	-
Guard	0	-	0	-	0	-
Raise	0	-	0	-	0	-
Wick / Soft Peeling	0	-	0	-	0	-
Freeze	0	-	0	-	0	-
Take-out	0	-	0	-	0	-
Hit and Roll	0	-	0	-	0	-
Clearing	0	-	0	-	0	-
Double Take-out	0	-	0	-	0	-
Promotion Take-out	0	-	0	-	0	-
Not considered	0	-	0	-	0	-
All Draws	0	-	0	-	0	-
All Take-outs	0	-	0	-	0	-
Total	0	-	0	-	0	-

KNOCHENHAUER Agnes — Second — Right-handed

Type	↻	%	↺	%	Total	%
Draw	15	82	17	78	32	80
Front	3	33	3	100	6	67
Guard	2	100	10	73	12	77
Raise	2	50	3	100	5	80
Wick / Soft Peeling	0	-	0	-	0	-
Freeze	0	-	0	-	0	-
Take-out	17	91	15	80	32	86
Hit and Roll	13	69	14	82	27	76
Clearing	27	86	36	97	63	92
Double Take-out	0	-	5	90	5	90
Promotion Take-out	0	-	0	-	0	-
Not considered	0	-	0	-	0	-
All Draws	22	74	33	80	55	78
All Take-outs	57	84	70	90	127	87
Total	79	81	103	87	182	84

Team: SWE - Sweden

Type	↻	%	↺	%	Total	%
Draw	102	82	97	85	199	83
Front	18	88	32	84	50	85
Guard	15	87	38	76	53	79
Raise	6	71	17	68	23	68
Wick / Soft Peeling	3	50	7	50	10	50
Freeze	0	-	1	100	1	100
Take-out	57	89	78	88	135	89
Hit and Roll	29	74	40	80	69	78
Clearing	53	90	67	96	120	93
Double Take-out	14	68	31	71	45	70
Promotion Take-out	2	0	11	80	13	67
Not considered	1	-	7	-	8	-
All Draws	144	82	192	80	336	81
All Take-outs	155	83	227	86	382	85
Total	299	83	419	84	718	83

Legend:
↻ Clockwise ↺ Counter-clockwise

Cumulative Player Statistics by Team
팀별 선수 누적 통계 / Statistiques individuelles cumulées par équipe

USA - United States of America

ROTH Nina — Fourth Skip — Right-handed

Type	↻	%	↺	%	Total	%
Draw	38	66	30	72	68	68
Front	0	-	0	-	0	-
Guard	6	96	7	93	13	94
Raise	12	77	7	61	19	71
Wick / Soft Peeling	0	-	0	-	0	-
Freeze	0	-	0	-	0	-
Take-out	14	95	17	88	31	91
Hit and Roll	6	71	4	56	10	65
Clearing	3	67	5	100	8	88
Double Take-out	6	33	5	50	11	41
Promotion Take-out	4	81	4	88	8	84
Not considered	0	-	1	-	1	-
All Draws	56	71	44	73	100	72
All Take-outs	33	75	35	81	68	78
Total	89	73	79	77	168	75

HAMILTON Becca — Lead — Right-handed

Type	↻	%	↺	%	Total	%
Draw	30	88	45	81	75	84
Front	21	95	38	83	59	87
Guard	4	75	6	71	10	73
Raise	1	100	3	92	4	94
Wick / Soft Peeling	1	0	4	100	5	80
Freeze	0	-	1	100	1	100
Take-out	3	83	4	88	7	86
Hit and Roll	0	-	5	85	5	85
Clearing	0	-	0	-	0	-
Double Take-out	0	-	0	-	0	-
Promotion Take-out	0	-	0	-	0	-
Not considered	0	-	4	-	4	-
All Draws	57	89	97	82	154	85
All Take-outs	3	83	9	86	12	85
Total	60	88	106	83	166	85

PETERSON Tabitha — Third V-Skip — Right-handed

Type	↻	%	↺	%	Total	%
Draw	37	70	25	79	62	74
Front	1	100	2	100	3	100
Guard	5	75	10	90	15	85
Raise	5	55	10	73	15	67
Wick / Soft Peeling	0	-	0	-	0	-
Freeze	1	100	1	50	2	75
Take-out	15	83	14	75	29	79
Hit and Roll	7	64	5	80	12	71
Clearing	10	100	5	100	15	100
Double Take-out	6	67	7	54	13	60
Promotion Take-out	2	100	2	100	4	100
Not considered	0	-	0	-	0	-
All Draws	49	70	48	80	97	75
All Take-outs	40	83	33	77	73	80
Total	89	76	81	79	170	77

CHRISTENSEN Cory — Alternate — Right-handed

Type	↻	%	↺	%	Total	%
Draw	0	-	0	-	0	-
Front	0	-	0	-	0	-
Guard	0	-	0	-	0	-
Raise	0	-	0	-	0	-
Wick / Soft Peeling	0	-	0	-	0	-
Freeze	0	-	0	-	0	-
Take-out	0	-	0	-	0	-
Hit and Roll	0	-	0	-	0	-
Clearing	0	-	0	-	0	-
Double Take-out	0	-	0	-	0	-
Promotion Take-out	0	-	0	-	0	-
Not considered	0	-	0	-	0	-
All Draws	0	-	0	-	0	-
All Take-outs	0	-	0	-	0	-
Total	0	-	0	-	0	-

GEVING Aileen — Second — Right-handed

Type	↻	%	↺	%	Total	%
Draw	25	82	31	64	56	72
Front	5	80	6	83	11	82
Guard	6	75	6	71	12	73
Raise	3	42	8	66	11	59
Wick / Soft Peeling	0	-	0	-	0	-
Freeze	0	-	0	-	0	-
Take-out	17	88	8	81	25	86
Hit and Roll	7	79	11	77	18	78
Clearing	18	88	12	92	30	89
Double Take-out	4	50	2	100	6	67
Promotion Take-out	0	-	1	0	1	0
Not considered	0	-	0	-	0	-
All Draws	39	78	51	67	90	72
All Take-outs	46	83	34	82	80	83
Total	85	81	85	73	170	77

Team: USA - United States of America

Type	↻	%	↺	%	Total	%
Draw	130	75	131	74	261	75
Front	27	93	46	84	73	87
Guard	21	81	29	83	50	82
Raise	21	68	28	70	49	69
Wick / Soft Peeling	1	0	4	100	5	80
Freeze	1	100	2	75	3	83
Take-out	49	88	43	83	92	86
Hit and Roll	20	71	25	76	45	74
Clearing	31	90	22	95	53	92
Double Take-out	16	50	14	59	30	54
Promotion Take-out	6	88	7	79	13	83
Not considered	0	-	5	-	5	-
All Draws	201	77	240	77	441	77
All Take-outs	122	81	111	80	233	81
Total	323	79	351	78	674	78

Legend:
↻ Clockwise ↺ Counter-clockwise

Session Results and Standings
세션 경기결과 및 순위 / Résultats de la session et classement

Sheet	Game	Team	LSFE	1	2	3	4	5	6	7	8	9	10	Extra Ends				Total
A	9	SWE - Sweden	*	3	0	1	0	1	0	0	1	0	3					9
	9	USA - United States of America		0	2	0	1	0	0	2	0	1	0					6
B	9	SUI - Switzerland	*	0	2	0	4	0	0	0	1	1	X					8
	9	JPN - Japan		0	0	1	0	2	0	1	0	0	X					4
C	9	OAR - Olympic Athlete from Russia	*	4	0	1	0	0	0	2	1	0	0					8
	9	CAN - Canada		0	2	0	2	1	1	0	0	2	1					9
D	9	KOR - Republic of Korea	*	0	1	0	3	2	0	3	X	X	X					9
	9	DEN - Denmark		0	0	2	0	0	1	0	X	X	X					3

Standings after Round Robin

Rank	Team	Games	Wins	Losses		
1	KOR - Republic of Korea	9	8	1	Q	
2	SWE - Sweden	9	7	2	Q	
3	GBR - Great Britain	9	6	3	Q	
4	JPN - Japan	9	5	4	Q	
5	CHN - People's Republic of China	9	4	5		w2,1
6	CAN - Canada	9	4	5		w2,0
7	SUI - Switzerland	9	4	5		w1,1
8	USA - United States of America	9	4	5		w1,0
9	OAR - Olympic Athlete from Russia	9	2	7		
10	DEN - Denmark	9	1	8		

Legend:
LSFE(*) Last Stone First End
Q Qualified for the semi-finals
wn Number of wins (n) against tied teams
X Unplayed/unfinished end due to concession

Game Results
대회 경기결과 / Résultats de la partie

Sheet	Game	Team	LSFE	1	2	3	4	5	6	7	8	9	10	Extra Ends				Total
A	9	SWE - Sweden	*	3	0	1	0	1	0	0	1	0	3					9
	9	USA - United States of America		0	2	0	1	0	0	2	0	1	0					6

SWE - Sweden		Shot Success Game	Shot Success All
4 S	HASSELBORG Anna	84%	82%
3 V	McMANUS Sara	80%	84%
2	KNOCHENHAUER Agnes	90%	84%
1	MABERGS Sofia	83%	83%
A	WAAHLIN Jennie	-	-
	Team Total	84%	83%

Last Stone Draw		Distance
↻	McMANUS Sara	26.1cm
↺	HASSELBORG Anna	60.5cm
Total		**86.6cm**

Time remaining: 2 minutes 37 seconds

Time-out: End 10 - SWE stone 7

USA - United States of America		Shot Success Game	Shot Success All
4 S	ROTH Nina	70%	75%
3 V	PETERSON Tabitha	81%	77%
2	GEVING Aileen	71%	77%
1	HAMILTON Becca	85%	85%
A	CHRISTENSEN Cory	-	-
	Team Total	77%	78%

Last Stone Draw		Distance
↻	ROTH Nina	71.6cm
↺	HAMILTON Becca	24.9cm
Total		**96.5cm**

Time remaining: 3 minutes 9 seconds

Time-out: End 10 - USA stone 7

Shot Success Analysis

SWE - Sweden		↻		↺		Game	
4 HASSELBORG Anna	Draws	4	63%	2	100%	6	75%
	Take-outs	3	100%	10	85%	13	88%
	Total	7	79%	12	88%	19	84%
3 McMANUS Sara	Draws	3	83%	2	75%	5	80%
	Take-outs	2	75%	13	81%	15	80%
	Total	5	80%	15	80%	20	80%
2 KNOCHENHAUER Agnes	Draws	0	-	2	88%	2	88%
	Take-outs	3	100%	15	88%	18	90%
	Total	3	100%	17	88%	20	90%
1 MABERGS Sofia	Draws	8	84%	9	81%	17	82%
	Take-outs	2	75%	1	100%	3	83%
	Total	10	83%	10	83%	20	83%
A WAAHLIN Jennie	Draws	0	-	0	-	0	-
	Take-outs	0	-	0	-	0	-
	Total	0	-	0	-	0	-
Team	Draws	15	78%	15	83%	30	81%
	Take-outs	10	90%	39	85%	49	86%
	Total	25	83%	54	85%	79	84%

USA - United States of America		↻		↺		Game	
4 ROTH Nina	Draws	4	63%	6	58%	10	60%
	Take-outs	5	75%	5	85%	10	80%
	Total	9	69%	11	70%	20	70%
3 PETERSON Tabitha	Draws	4	69%	6	92%	10	83%
	Take-outs	8	78%	2	88%	10	80%
	Total	12	75%	8	91%	20	81%
2 GEVING Aileen	Draws	3	50%	10	65%	13	62%
	Take-outs	4	81%	3	100%	7	89%
	Total	7	68%	13	73%	20	71%
1 HAMILTON Becca	Draws	6	96%	11	82%	17	87%
	Take-outs	0	-	3	75%	3	75%
	Total	6	96%	14	80%	20	85%
A CHRISTENSEN Cory	Draws	0	-	0	-	0	-
	Take-outs	0	-	0	-	0	-
	Total	0	-	0	-	0	-
Team	Draws	17	74%	33	74%	50	74%
	Take-outs	17	78%	13	87%	30	82%
	Total	34	76%	46	78%	80	77%

Note:
Position and function for each team member:
4 = Fourth, **3** = Third, **2** = Second, **1** = Lead, **A** = Alternate, **S** = Skip, **V** = Vice-Skip

Legend:
↻ Clockwise ↺ Counter-clockwise **LSFE(*)** Last Stone First End

Game - Shot by Shot
경기별 슛 기록 / Déroulement de la partie

End 1 — **SWE - Sweden** **0 + 3** (this end) **= 3** — **USA - United States** **0 + 0** (this end) **= 0**



	SWE	USA
Total Score	3	0
Time left	34:24	33:46

Legend:
↻ Clockwise ↺ Counter-clockwise - Not considered

Game - Shot by Shot
경기별 숏 기록 / Déroulement de la partie

End 2 — **SWE - Sweden 3 + 0** (this end) **= 3** — **USA - United States 0 + 2** (this end) **= 2**

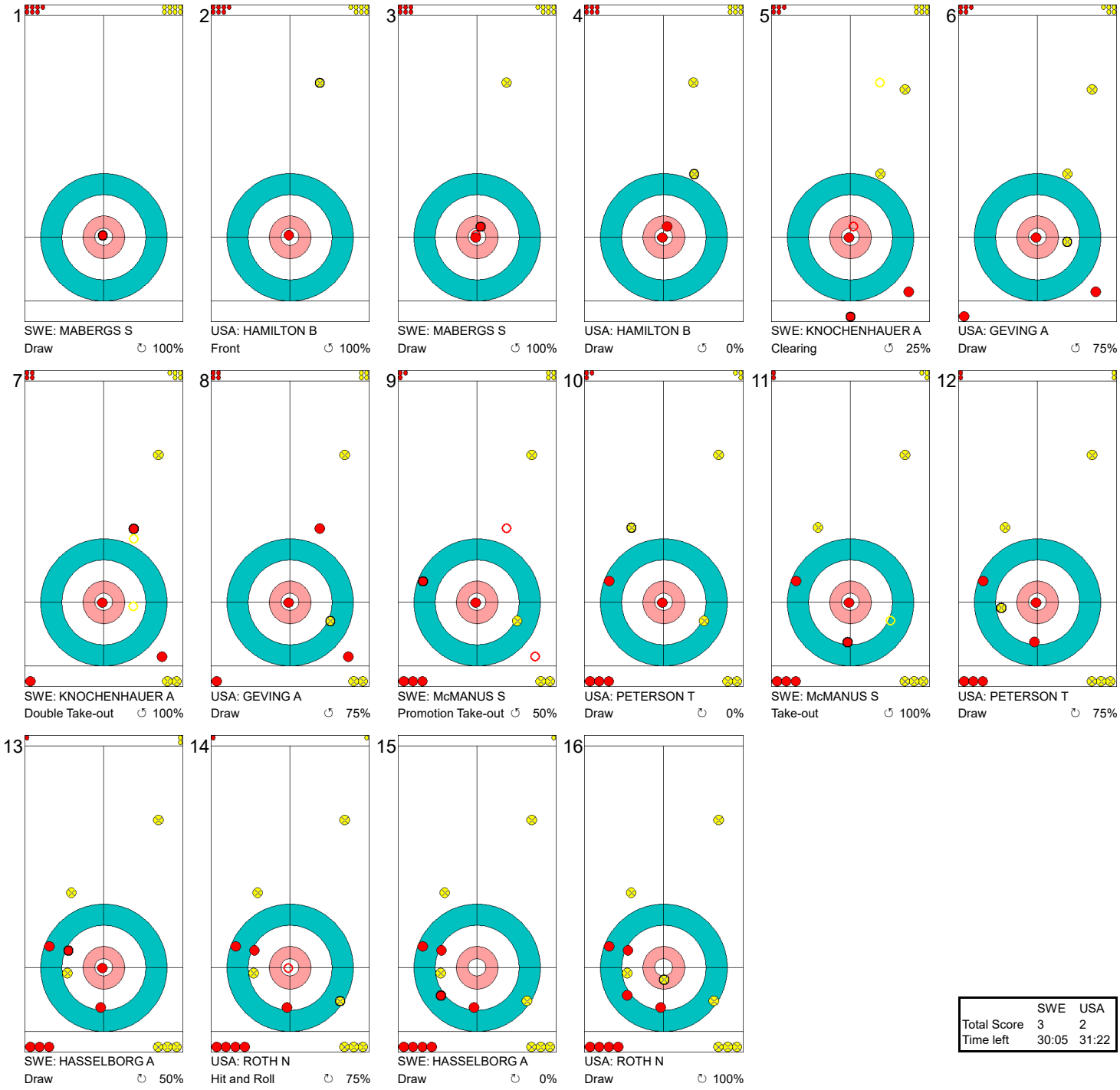

	SWE	USA
Total Score	3	2
Time left	30:05	31:22

Legend:
↻ Clockwise ↺ Counter-clockwise - Not considered

Game - Shot by Shot
경기별 슛 기록 / Déroulement de la partie

End 3 — **SWE - Sweden 3 + 1** (this end) **= 4** — **USA - United States 2 + 0** (this end) **= 2**



	SWE	USA
Total Score	4	2
Time left	27:04	28:20

Legend:
↻ Clockwise ↺ Counter-clockwise - Not considered

Game - Shot by Shot
경기별 숏 기록 / Déroulement de la partie

End 4 **SWE - Sweden 4 + 0** (this end) **= 4** **USA - United States 2 + 1** (this end) **= 3**



	SWE	USA
Total Score	4	3
Time left	24:24	25:39

Legend:
↻ Clockwise ↺ Counter-clockwise - Not considered

Game - Shot by Shot
경기별 숏 기록 / Déroulement de la partie

End 5 **SWE - Sweden 4 + 1** (this end) **= 5** **USA - United States 3 + 0** (this end) **= 3**



	SWE	USA
Total Score	5	3
Time left	20:52	22:50

Legend:
↻ Clockwise ↺ Counter-clockwise - Not considered

Game - Shot by Shot
경기별 숏 기록 / Déroulement de la partie

End 6 **SWE - Sweden 5 + 0** (this end) **= 5** **USA - United States 3 + 0** (this end) **= 3**



	SWE	USA
Total Score	5	3
Time left	18:09	20:14

Legend:
↻ Clockwise ↺ Counter-clockwise - Not considered

Game - Shot by Shot
경기별 숏 기록 / Déroulement de la partie

End 7 — **SWE - Sweden 5 + 0** (this end) **= 5** — **USA - United States 3 + 2** (this end) **= 5**

1 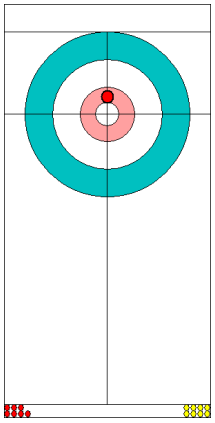 SWE: MABERGS S Draw ↻ 75%	2 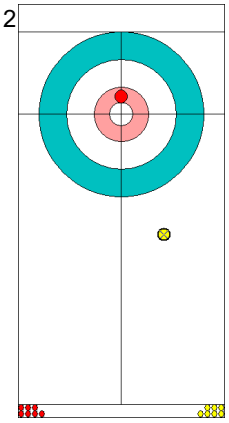 USA: HAMILTON B Front ↻ 100%	3 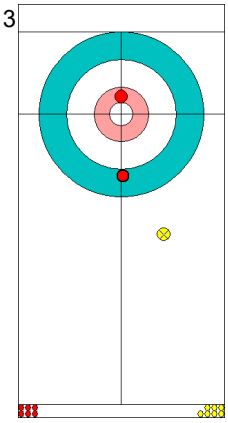 SWE: MABERGS S Draw ↻ 100%	4 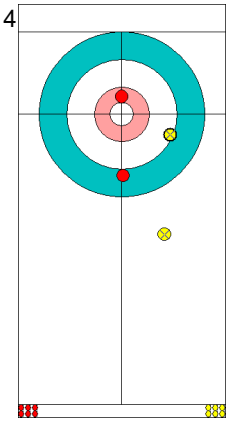 USA: HAMILTON B Draw ↻ 100%	5 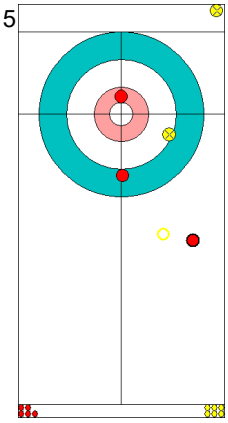 SWE: KNOCHENHAUER A Double Take-out ↺ 50%	6 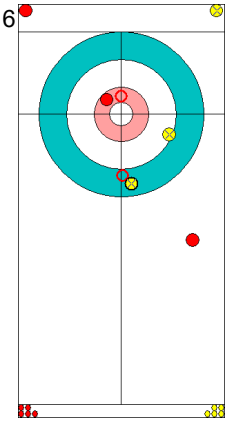 USA: GEVING A Take-out ↻ 100%		
7 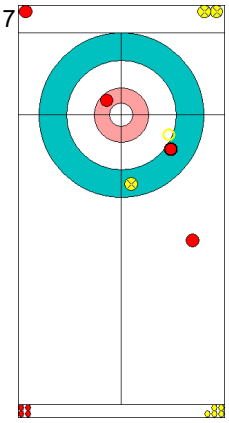 SWE: KNOCHENHAUER A Take-out ↺ 100%	8 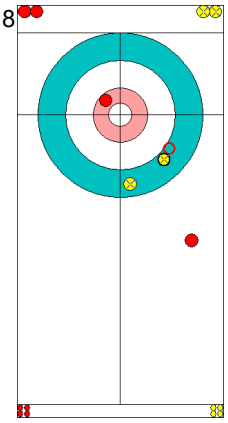 USA: GEVING A Hit and Roll ↻ 75%	9 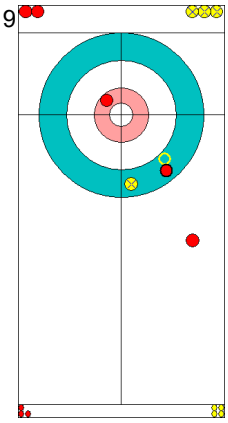 SWE: McMANUS S Take-out ↻ 100%	10 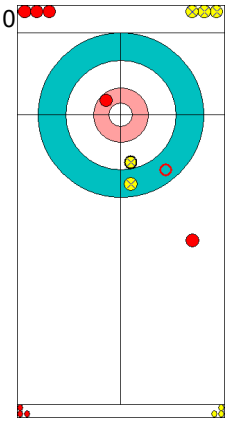 USA: PETERSON T Hit and Roll ↻ 100%	11 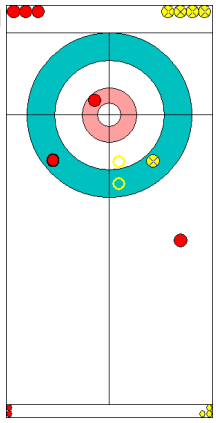 SWE: McMANUS S Double Take-out ↺ 50%	12 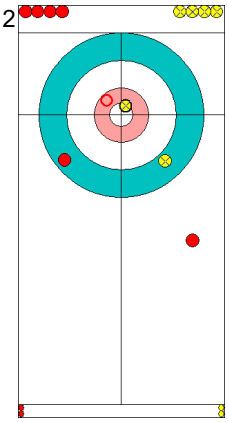 USA: PETERSON T Take-out ↻ 100%		
13 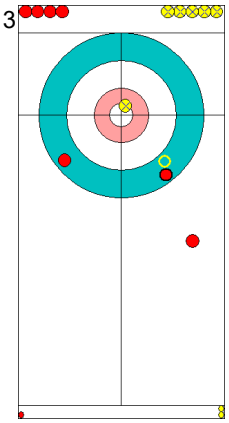 SWE: HASSELBORG A Take-out ↺ 100%	14 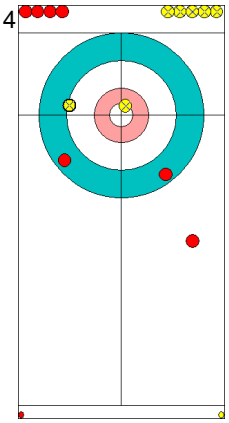 USA: ROTH N Draw ↻ 75%	15 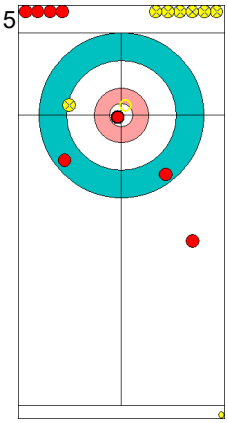 SWE: HASSELBORG A Hit and Roll ↻ 75%	16 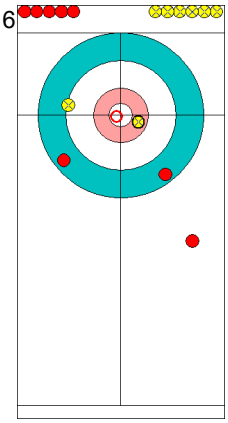 USA: ROTH N Take-out ↻ 100%				

	SWE	USA
Total Score	5	5
Time left	14:50	16:40

Legend:
↻ Clockwise ↺ Counter-clockwise - Not considered

Game - Shot by Shot
경기별 숏 기록 / Déroulement de la partie

End 8 — **SWE - Sweden 5 + 1** (this end) **= 6** — **USA - United States 5 + 0** (this end) **= 5**



	SWE	USA
Total Score	6	5
Time left	11:18	12:52

Legend:
↻ Clockwise ↺ Counter-clockwise - Not considered

Game - Shot by Shot
경기별 슛 기록 / Déroulement de la partie

End 9 | **SWE - Sweden 6 + 0** (this end) **= 6** | **USA - United States 5 + 1** (this end) **= 6**

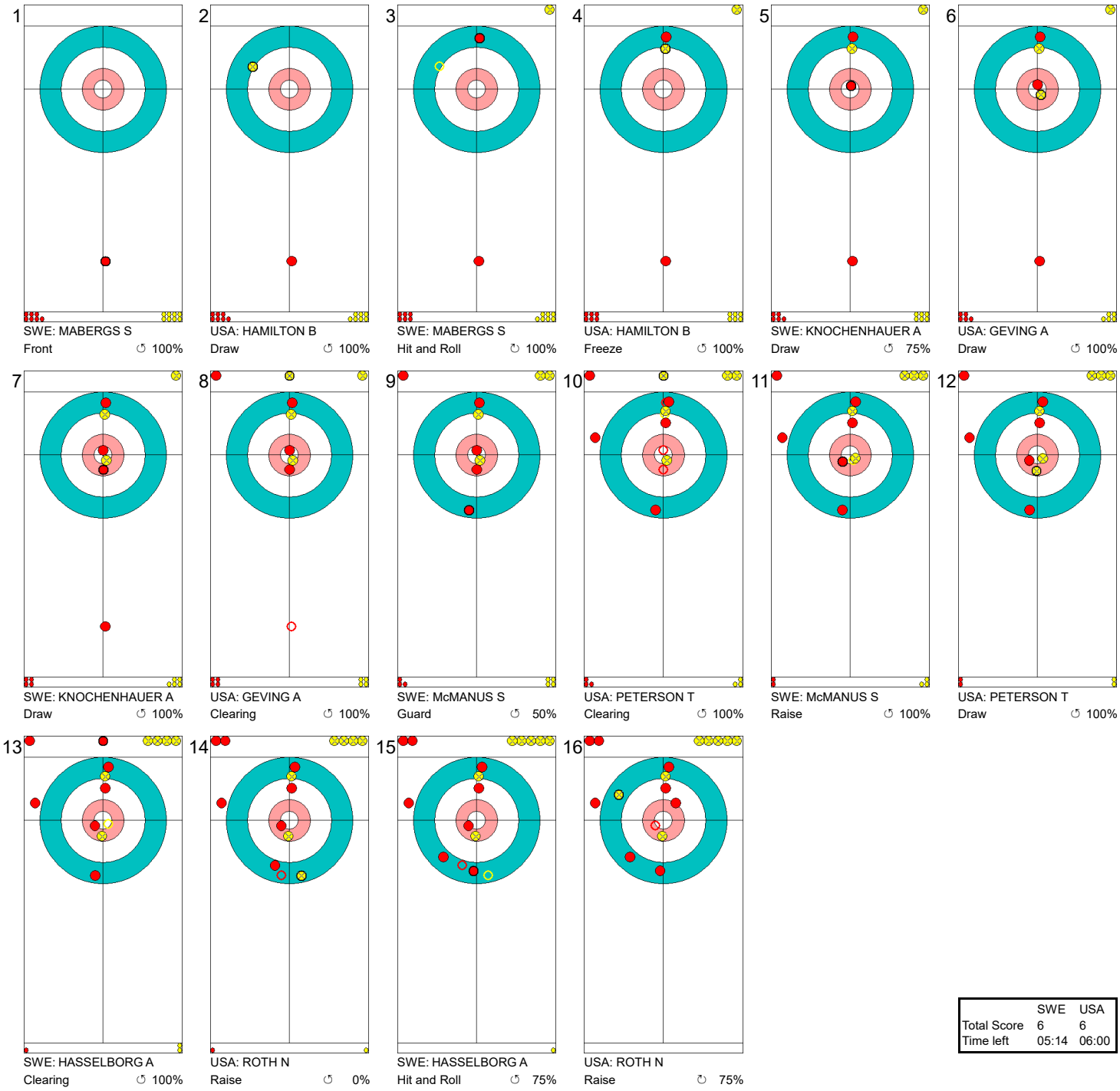

	SWE	USA
Total Score	6	6
Time left	05:14	06:00

Legend:
↻ Clockwise ↺ Counter-clockwise - Not considered

Game - Shot by Shot
경기별 숏 기록 / Déroulement de la partie

End 10 — **SWE - Sweden 6 + 3** (this end) **= 9** — **USA - United States 6 + 0** (this end) **= 6**



	SWE	USA
Total Score	9	6
Time left	02:37	03:09

Legend:
↻ Clockwise ↺ Counter-clockwise - Not considered

Game Results
대회 경기결과 / Résultats de la partie

Sheet	Game	Team	LSFE	1	2	3	4	5	6	7	8	9	10	Extra Ends				Total
B	9	SUI - Switzerland	*	0	2	0	4	0	0	0	1	1	X					8
	9	JPN - Japan		0	0	1	0	2	0	1	0	0	X					4

SUI - Switzerland			Shot Success Game	Shot Success All
4	S	TIRINZONI Silvana	68%	73%
3		NEUENSCHWANDER Esther	89%	80%
2	V	SIEGRIST Manuela	83%	78%
1		ALBRECHT Marlene	75%	80%
A		PERRET Jenny	-	-
		Team Total	79%	78%

Last Stone Draw		Distance
↻	ALBRECHT Marlene	44.0cm
↺	NEUENSCHWANDER Esther	5.5cm
Total		**49.5cm**

Time remaining: 4 minutes 59 seconds

Time-out: End 9 - SUI stone 5

JPN - Japan			Shot Success Game	Shot Success All
4	S	FUJISAWA Satsuki	74%	73%
3	V	YOSHIDA Chinami	72%	76%
2		SUZUKI Yumi	72%	74%
1		YOSHIDA Yurika	82%	78%
A		MOTOHASHI Mari	-	-
		Team Total	75%	75%

Last Stone Draw		Distance
↻	FUJISAWA Satsuki	25.0cm
↺	YOSHIDA Yurika	35.9cm
Total		**60.9cm**

Time remaining: 5 minutes 22 seconds

Shot Success Analysis

SUI - Switzerland		↻		↺		Game	
4 TIRINZONI Silvana	Draws	3	92%	3	100%	6	96%
	Take-outs	6	38%	5	70%	11	52%
	Total	9	56%	8	81%	17	68%
3 NEUENSCHWANDER Esther	Draws	1	0%	1	100%	2	50%
	Take-outs	7	100%	9	89%	16	94%
	Total	8	88%	10	90%	18	89%
2 SIEGRIST Manuela	Draws	1	100%	4	63%	5	70%
	Take-outs	7	93%	6	83%	13	88%
	Total	8	94%	10	75%	18	83%
1 ALBRECHT Marlene	Draws	2	38%	12	73%	14	68%
	Take-outs	3	100%	1	100%	4	100%
	Total	5	75%	13	75%	18	75%
A PERRET Jenny	Draws	0	-	0	-	0	-
	Take-outs	0	-	0	-	0	-
	Total	0	-	0	-	0	-
Team	Draws	7	64%	20	76%	27	73%
	Take-outs	23	82%	21	83%	44	82%
	Total	30	78%	41	80%	71	79%

JPN - Japan		↻		↺		Game	
4 FUJISAWA Satsuki	Draws	4	44%	7	93%	11	75%
	Take-outs	4	69%	3	75%	7	71%
	Total	8	56%	10	88%	18	74%
3 YOSHIDA Chinami	Draws	6	88%	6	71%	12	79%
	Take-outs	2	38%	4	69%	6	58%
	Total	8	75%	10	70%	18	72%
2 SUZUKI Yumi	Draws	6	75%	8	69%	14	71%
	Take-outs	3	83%	1	50%	4	75%
	Total	9	78%	9	67%	18	72%
1 YOSHIDA Yurika	Draws	7	89%	8	75%	15	82%
	Take-outs	1	100%	2	75%	3	83%
	Total	8	91%	10	75%	18	82%
A MOTOHASHI Mari	Draws	0	-	0	-	0	-
	Take-outs	0	-	0	-	0	-
	Total	0	-	0	-	0	-
Team	Draws	23	77%	29	77%	52	77%
	Take-outs	10	70%	10	70%	20	70%
	Total	33	75%	39	75%	72	75%

Note:
Position and function for each team member:
4 = Fourth, **3** = Third, **2** = Second, **1** = Lead, **A** = Alternate, **S** = Skip, **V** = Vice-Skip

Legend:
↻ Clockwise
↺ Counter-clockwise
LSFE(*) Last Stone First End
X Unplayed/unfinished end due to concession

Game - Shot by Shot
경기별 숏 기록 / Déroulement de la partie

End 1 **SUI - Switzerland 0 + 0 (this end) = 0** **JPN - Japan 0 + 0 (this end) = 0**



	SUI	JPN
Total Score	0	0
Time left	36:35	35:52

Legend:
↻ Clockwise ↺ Counter-clockwise - Not considered

Game - Shot by Shot
경기별 숏 기록 / Déroulement de la partie

End 2 **SUI - Switzerland 0 + 2** (this end) **= 2** **JPN - Japan 0 + 0** (this end) **= 0**

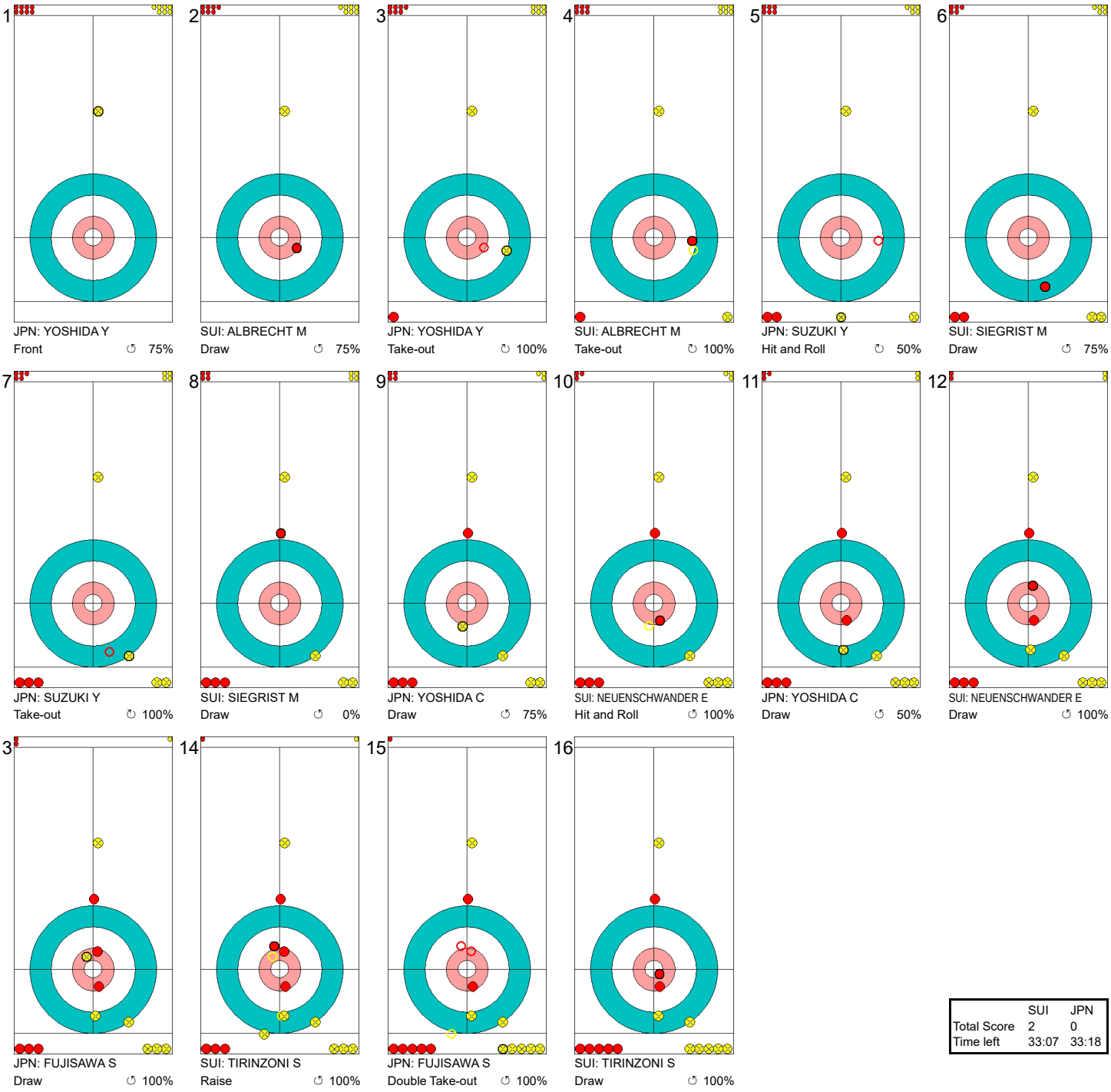

	SUI	JPN
Total Score	2	0
Time left	33:07	33:18

Legend:
↻ Clockwise ↺ Counter-clockwise - Not considered

Game - Shot by Shot
경기별 숏 기록 / Déroulement de la partie

End 3 — **SUI - Switzerland 2 + 0** (this end) **= 2** — **JPN - Japan 0 + 1** (this end) **= 1**



	SUI	JPN
Total Score	2	1
Time left	30:51	30:57

Legend:
↻ Clockwise ↺ Counter-clockwise - Not considered

Game - Shot by Shot
경기별 숏 기록 / Déroulement de la partie

End 4 — **SUI - Switzerland 2 + 4** (this end) **= 6** — **JPN - Japan 1 + 0** (this end) **= 1**



	SUI	JPN
Total Score	6	1
Time left	23:51	25:02

Legend:
↻ Clockwise ↺ Counter-clockwise - Not considered

Game - Shot by Shot
경기별 슛 기록 / Déroulement de la partie

End 5 **SUI - Switzerland 6 + 0 (this end) = 6** **JPN - Japan 1 + 2 (this end) = 3**

1
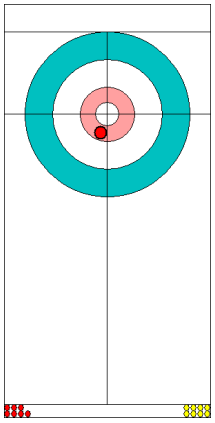
SUI: ALBRECHT M
Draw ↻ 100%

2
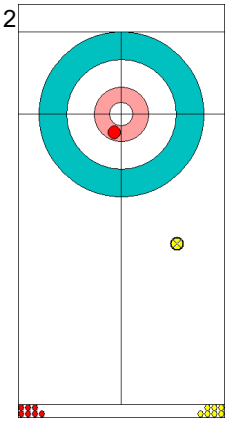
JPN: YOSHIDA Y
Front ↻ 100%

3
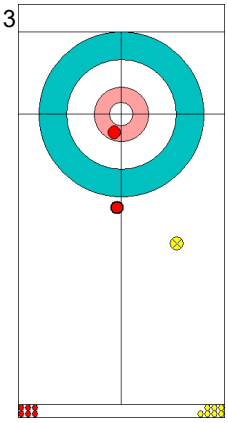
SUI: ALBRECHT M
Guard ↻ 100%

4
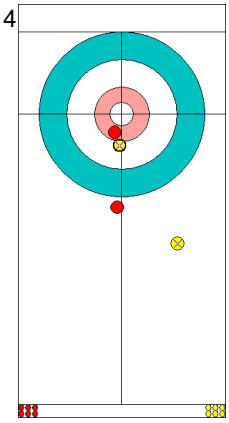
JPN: YOSHIDA Y
Draw ↻ 100%

5
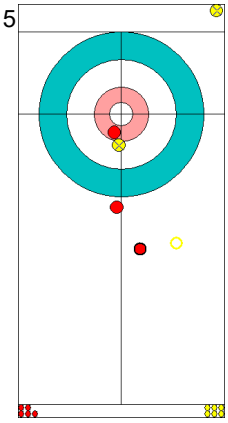
SUI: SIEGRIST M
Clearing ↻ 50%

6
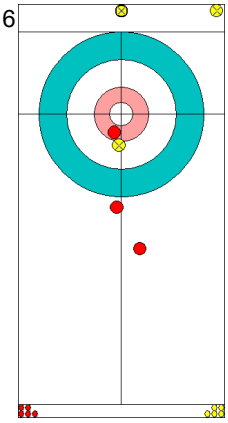
JPN: SUZUKI Y
Raise ↻ 0%

7
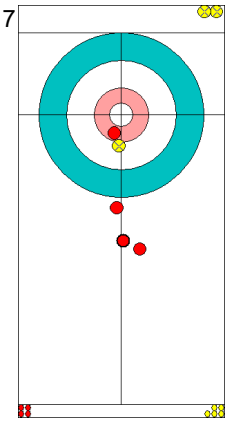
SUI: SIEGRIST M
Guard ↻ 100%

8
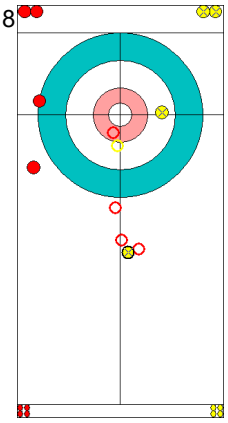
JPN: SUZUKI Y
Clearing ↻ 100%

9
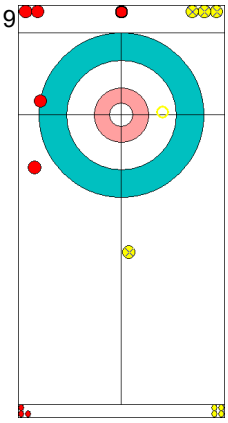
SUI: NEUENSCHWANDER E
Take-out ↻ 50%

10
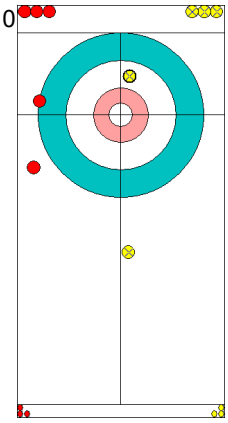
JPN: YOSHIDA C
Draw ↻ 75%

11
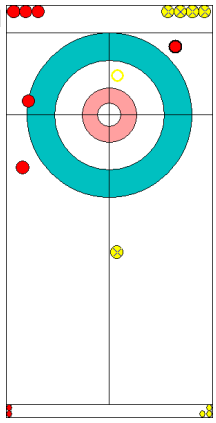
SUI: NEUENSCHWANDER E
Take-out ↻ 50%

12
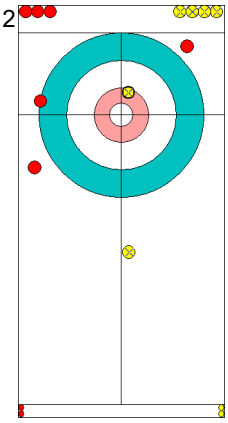
JPN: YOSHIDA C
Draw ↻ 75%

13
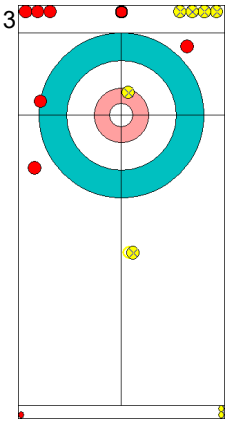
SUI: TIRINZONI S
Take-out ↻ 0%

14
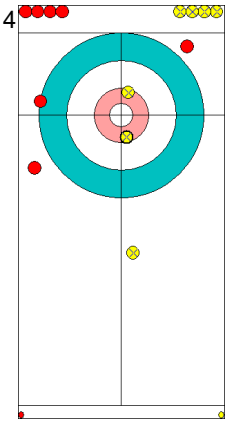
JPN: FUJISAWA S
Draw ↻ 100%

15
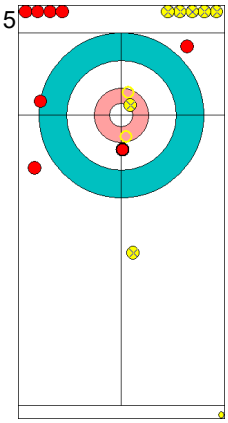
SUI: TIRINZONI S
Double Take-out ↻ 50%

16
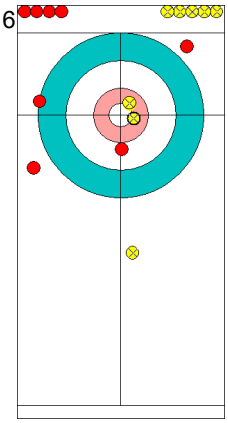
JPN: FUJISAWA S
Draw ↻ 100%

	SUI	JPN
Total Score	6	3
Time left	20:10	20:44

Legend:
↻ Clockwise ↺ Counter-clockwise - Not considered

Game - Shot by Shot
경기별 숏 기록 / Déroulement de la partie

End 6 — **SUI - Switzerland 6 + 0 (this end) = 6** — **JPN - Japan 3 + 0 (this end) = 3**

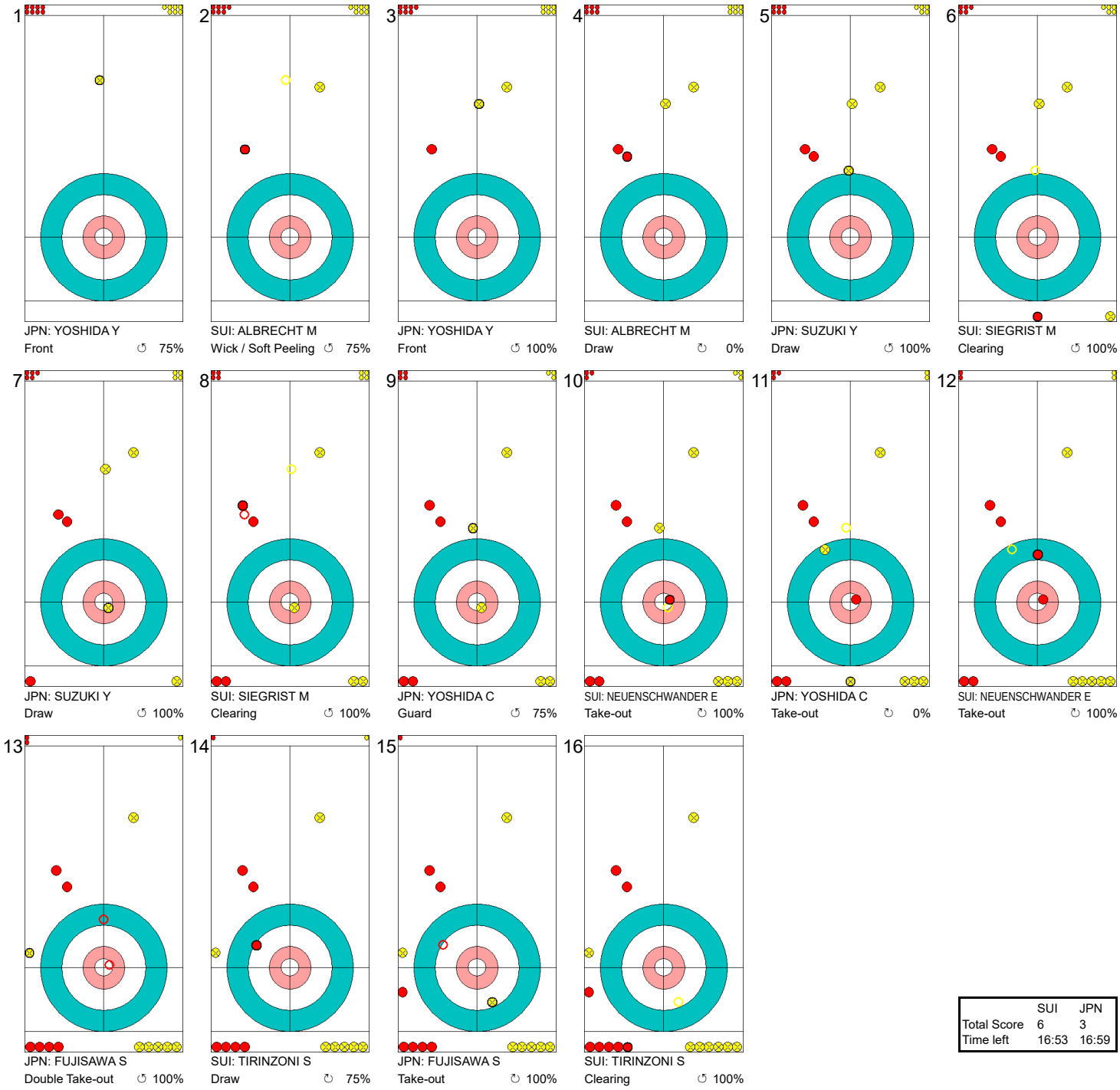

	SUI	JPN
Total Score	6	3
Time left	16:53	16:59

Legend:
↻ Clockwise ↺ Counter-clockwise - Not considered

Game - Shot by Shot
경기별 숏 기록 / Déroulement de la partie

End 7 **SUI - Switzerland 6 + 0** (this end) **= 6** **JPN - Japan 3 + 1** (this end) **= 4**

1
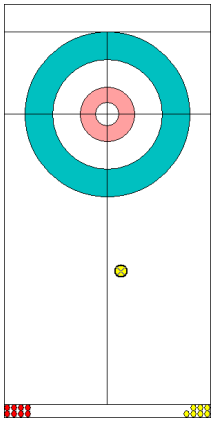
JPN: YOSHIDA Y
Front ↻ 100%

2
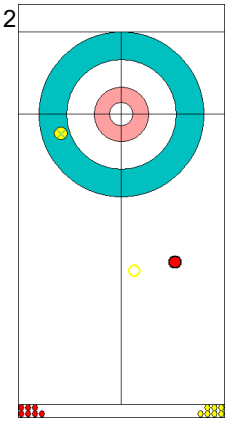
SUI: ALBRECHT M
Wick / Soft Peeling ↺ 75%

3
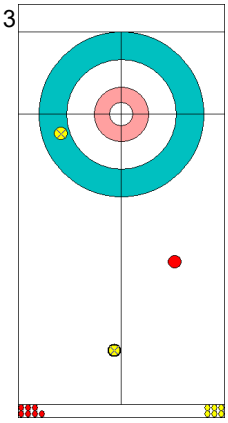
JPN: YOSHIDA Y
Front ↻ 75%

4
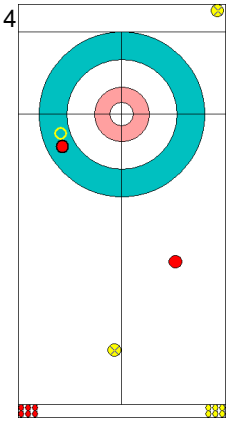
SUI: ALBRECHT M
Take-out ↻ 100%

5
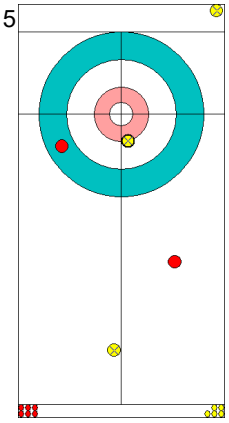
JPN: SUZUKI Y
Draw ↻ 75%

6
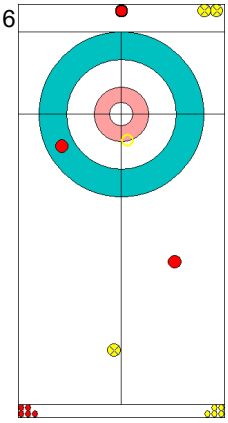
SUI: SIEGRIST M
Hit and Roll ↺ 50%

7
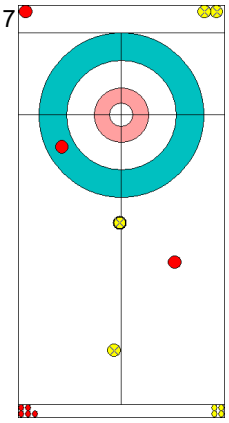
JPN: SUZUKI Y
Front ↻ 100%

8
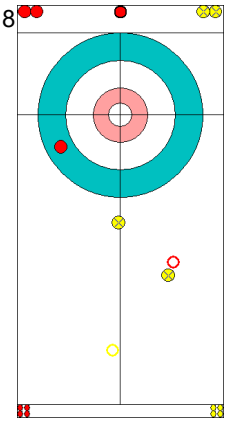
SUI: SIEGRIST M
Clearing ↻ 100%

9
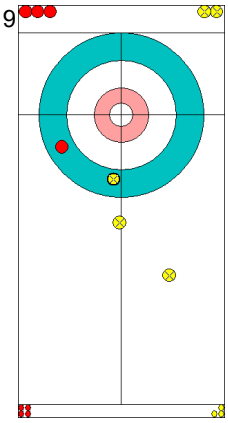
JPN: YOSHIDA C
Draw ↻ 100%

10
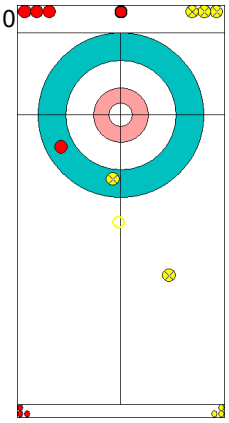
SUI: NEUENSCHWANDER E
Clearing ↻ 100%

11
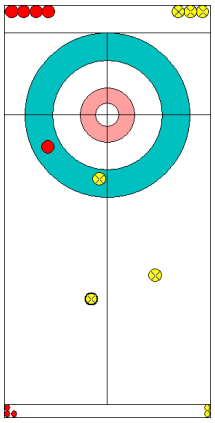
JPN: YOSHIDA C
Guard ↻ 75%

12
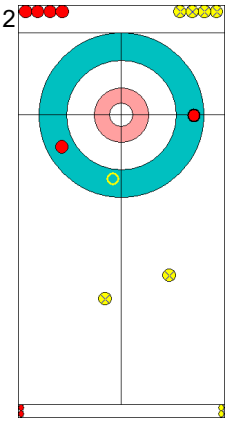
SUI: NEUENSCHWANDER E
Take-out ↺ 100%

13
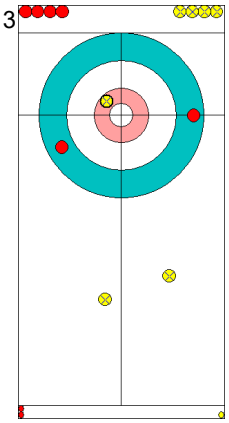
JPN: FUJISAWA S
Draw ↺ 75%

14
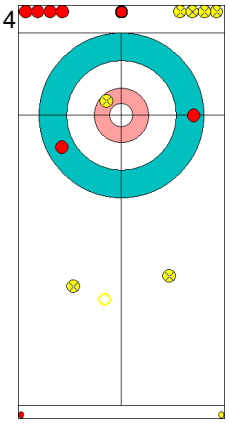
SUI: TIRINZONI S
Take-out ↺ 0%

15
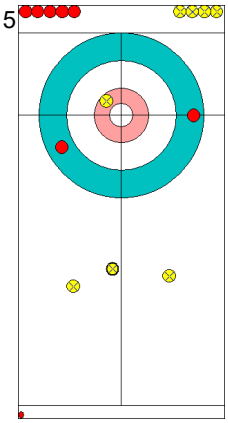
JPN: FUJISAWA S
Guard ↺ 100%

16
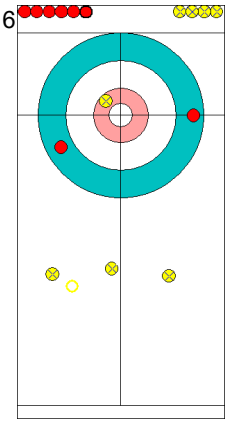
SUI: TIRINZONI S
Take-out ↻ 0%

	SUI	JPN
Total Score	6	4
Time left	11:55	13:54

Legend:
↻ Clockwise ↺ Counter-clockwise - Not considered

Game - Shot by Shot
경기별 슛 기록 / Déroulement de la partie

End 8 — **SUI - Switzerland 6 + 1** (this end) **= 7** — **JPN - Japan 4 + 0** (this end) **= 4**

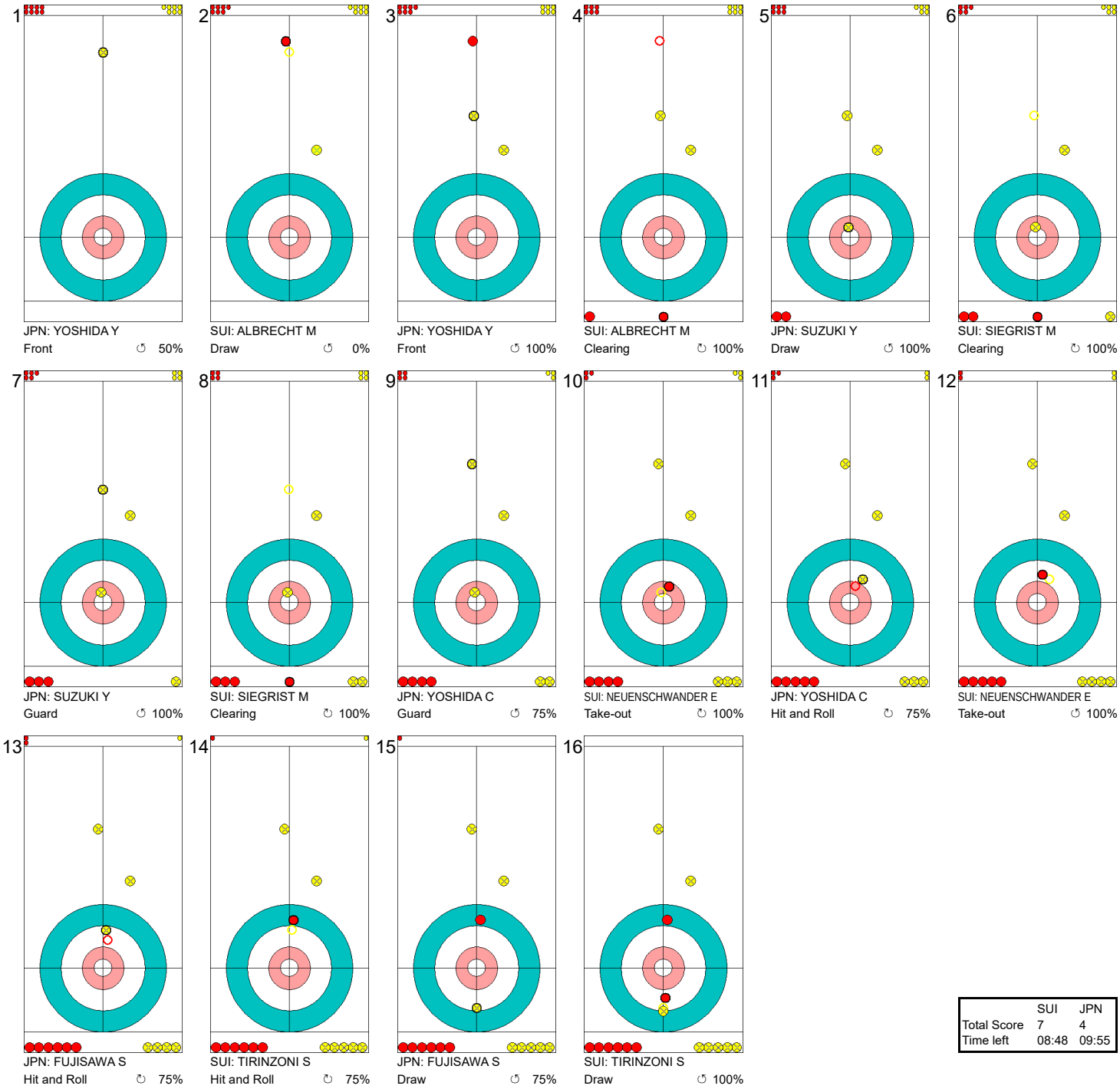

	SUI	JPN
Total Score	7	4
Time left	08:48	09:55

Legend:
↻ Clockwise ↺ Counter-clockwise - Not considered

Game - Shot by Shot
경기별 슛 기록 / Déroulement de la partie

End 9 — **SUI - Switzerland 7 + 1** (this end) **= 8** — **JPN - Japan 4 + 0** (this end) **= 4**

1
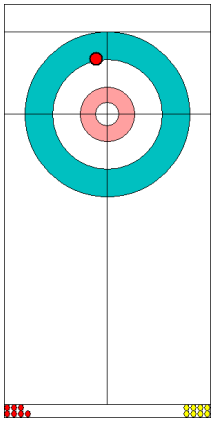
SUI: ALBRECHT M
Draw ↻ 75%

2
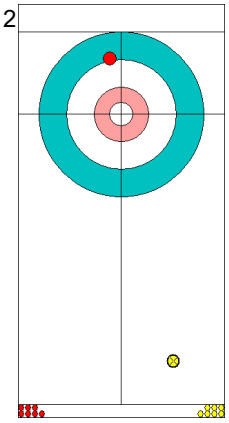
JPN: YOSHIDA Y
Front ↻ 50%

3
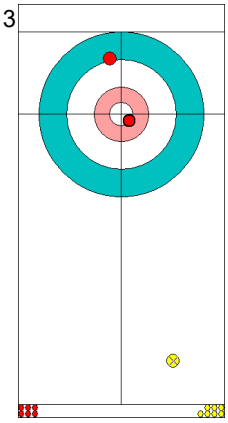
SUI: ALBRECHT M
Draw ↻ 75%

4
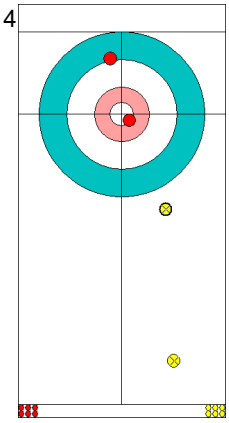
JPN: YOSHIDA Y
Front ↻ 100%

5
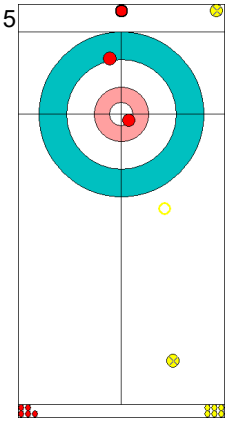
SUI: SIEGRIST M
Clearing ↻ 100%

6
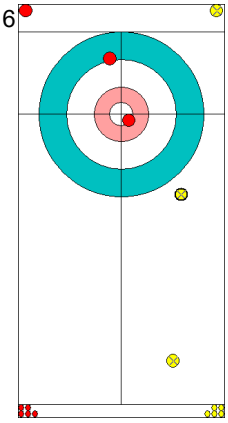
JPN: SUZUKI Y
Front ↻ 100%

7
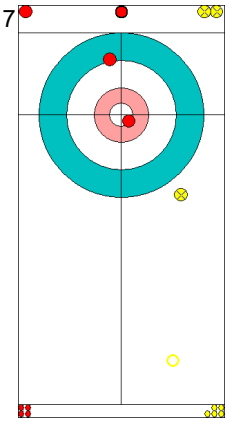
SUI: SIEGRIST M
Clearing ↻ 100%

8
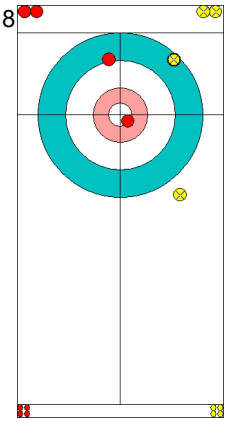
JPN: SUZUKI Y
Draw ↻ 75%

9
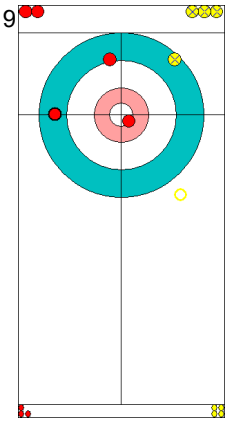
SUI: NEUENSCHWANDER E
Take-out ↻ 100%
Time-out

10
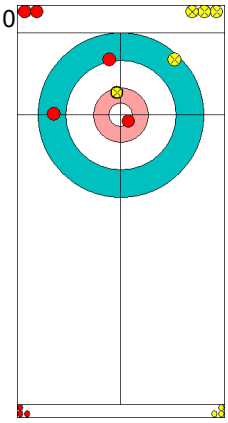
JPN: YOSHIDA C
Draw ↻ 75%

11
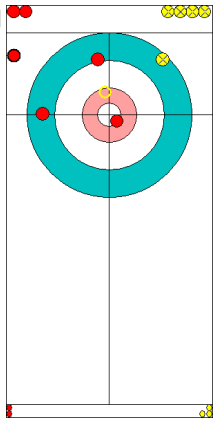
SUI: NEUENSCHWANDER E
Clearing ↻ 100%

12
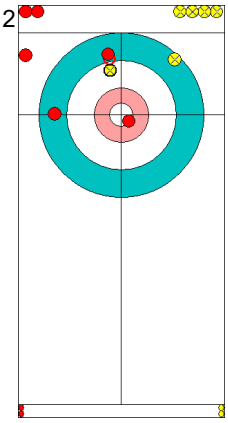
JPN: YOSHIDA C
Draw ↻ 75%

13
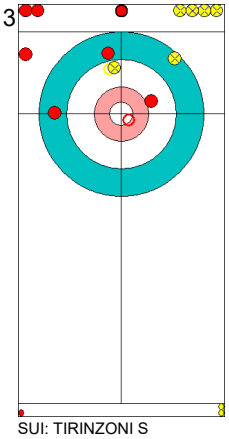
SUI: TIRINZONI S
Clearing ↻ 0%

14
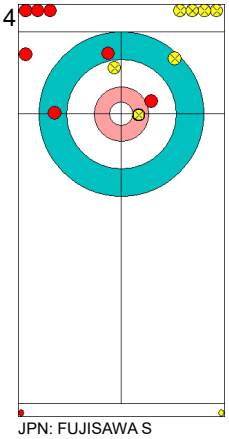
JPN: FUJISAWA S
Draw ↻ 75%

15
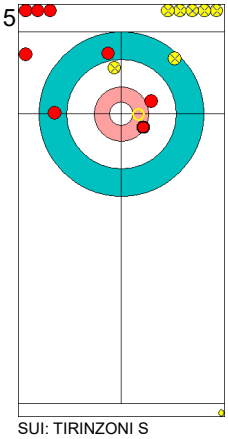
SUI: TIRINZONI S
Take-out ↻ 100%

16
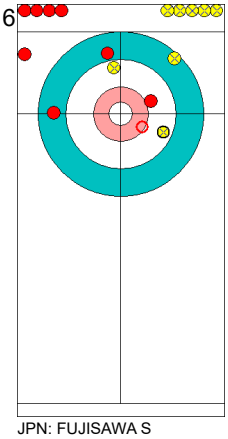
JPN: FUJISAWA S
Double Take-out ↻ 25%

	SUI	JPN
Total Score	8	4
Time left	04:59	05:22

Legend:
↻ Clockwise ↺ Counter-clockwise - Not considered

Game Results
대회 경기결과 / Résultats de la partie

Sheet	Game	Team	LSFE	1	2	3	4	5	6	7	8	9	10	Extra Ends				Total
C	9	OAR - Olympic Athlete from Russia	*	4	0	1	0	0	0	2	1	0	0					8
	9	CAN - Canada		0	2	0	2	1	1	0	0	2	1					9

OAR - Olympic Athlete from Russia		Shot Success Game	Shot Success All
4 S	MOISEEVA Victoria	69%	70%
3 V	PORTUNOVA Julia	71%	70%
2	ARSENKINA Galina	88%	82%
1	GUZIEVA Julia	84%	83%
A	VASILEVA Uliana	-	70%
	Team Total	78%	76%

Last Stone Draw		Distance
↻	MOISEEVA Victoria	81.4cm
↺	GUZIEVA Julia	6.6cm
Total		**88.0cm**

Time remaining: 0 minutes 26 seconds

Time-out: End 9 - OAR stone 5

CAN - Canada		Shot Success Game	Shot Success All
4 S	HOMAN Rachel	78%	77%
3 V	MISKEW Emma	76%	82%
2	COURTNEY Joanne	78%	80%
1	WEAGLE Lisa	81%	86%
A	BERNARD Cheryl	-	-
	Team Total	78%	81%

Last Stone Draw		Distance
↻	COURTNEY Joanne	165.0cm
↺	WEAGLE Lisa	27.5cm
Total		**192.5cm**

Time remaining: 1 minute 50 seconds

Time-out: End 10 - CAN stone 8

Shot Success Analysis

OAR - Olympic Athlete from Russia		↻		↺		Game	
4 MOISEEVA Victoria	Draws	4	75%	4	69%	8	72%
	Take-outs	5	50%	7	79%	12	67%
	Total	9	61%	11	75%	20	69%
3 PORTUNOVA Julia	Draws	5	75%	0	-	5	75%
	Take-outs	10	75%	5	60%	15	70%
	Total	15	75%	5	60%	20	71%
2 ARSENKINA Galina	Draws	2	100%	7	96%	9	97%
	Take-outs	4	100%	6	67%	10	80%
	Total	6	100%	13	83%	19	88%
1 GUZIEVA Julia	Draws	5	65%	15	90%	20	84%
	Take-outs	0	-	0	-	0	-
	Total	5	65%	15	90%	20	84%
A VASILEVA Uliana	Draws	0	-	0	-	0	-
	Take-outs	0	-	0	-	0	-
	Total	0	-	0	-	0	-
Team	Draws	16	75%	26	88%	42	83%
	Take-outs	19	74%	18	69%	37	72%
	Total	35	74%	44	81%	79	78%

CAN - Canada		↻		↺		Game	
4 HOMAN Rachel	Draws	8	72%	5	70%	13	71%
	Take-outs	3	100%	4	81%	7	89%
	Total	11	80%	9	75%	20	78%
3 MISKEW Emma	Draws	9	83%	7	79%	16	81%
	Take-outs	4	56%	0	-	4	56%
	Total	13	75%	7	79%	20	76%
2 COURTNEY Joanne	Draws	5	60%	9	83%	14	75%
	Take-outs	2	50%	4	100%	6	83%
	Total	7	57%	13	88%	20	78%
1 WEAGLE Lisa	Draws	13	79%	6	83%	19	80%
	Take-outs	1	100%	0	-	1	100%
	Total	14	80%	6	83%	20	81%
A BERNARD Cheryl	Draws	0	-	0	-	0	-
	Take-outs	0	-	0	-	0	-
	Total	0	-	0	-	0	-
Team	Draws	35	76%	27	80%	62	77%
	Take-outs	10	73%	8	91%	18	81%
	Total	45	75%	35	82%	80	78%

Note:
Position and function for each team member:
4 = Fourth, **3** = Third, **2** = Second, **1** = Lead, **A** = Alternate, **S** = Skip, **V** = Vice-Skip

Legend:
↻ Clockwise ↺ Counter-clockwise **LSFE(*)** Last Stone First End

Game - Shot by Shot
경기별 슛 기록 / Déroulement de la partie

End 1 — **OAR - OAR 0 + 4 (this end) = 4** — **CAN - Canada 0 + 0 (this end) = 0**



	OAR	CAN
Total Score	4	0
Time left	34:45	34:14

Legend:
↻ Clockwise ↺ Counter-clockwise - Not considered

Game - Shot by Shot
경기별 숏 기록 / Déroulement de la partie

End 2 — **OAR - OAR 4 + 0** (this end) **= 4** — **CAN - Canada 0 + 2** (this end) **= 2**



	OAR	CAN
Total Score	4	2
Time left	32:50	31:48

Legend:
↻ Clockwise ↺ Counter-clockwise - Not considered

Game - Shot by Shot
경기별 숏 기록 / Déroulement de la partie

End 3 — **OAR - OAR 4 + 1** (this end) **= 5** — **CAN - Canada 2 + 0** (this end) **= 2**

1
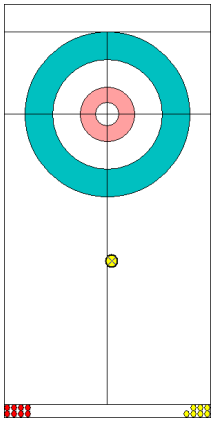
CAN: WEAGLE L
Front ↻ 100%

2
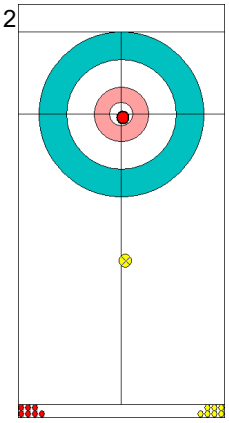
OAR: GUZIEVA J
Draw ↺ 100%

3
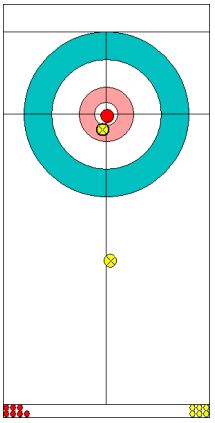
CAN: WEAGLE L
Draw ↺ 100%

4
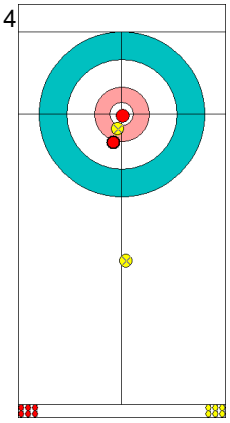
OAR: GUZIEVA J
Draw ↻ 100%

5
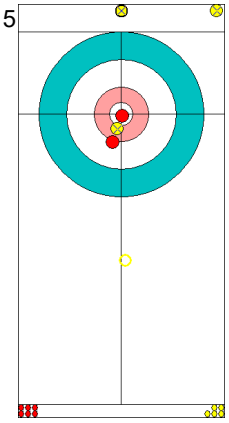
CAN: COURTNEY J
Take-out ↻ 0%

6
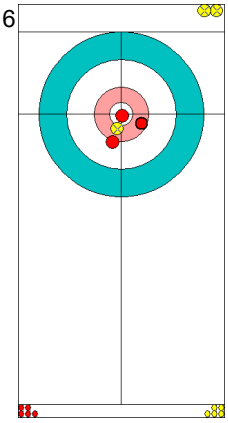
OAR: ARSENKINA G
Raise ↻ -
picked up debris

7
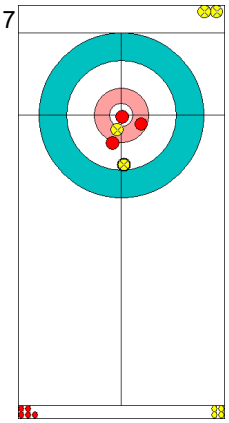
CAN: COURTNEY J
Draw ↺ 100%

8
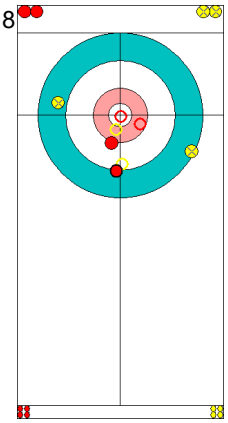
OAR: ARSENKINA G
Double Take-out ↺ 0%

9
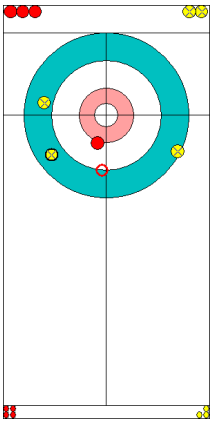
CAN: MISKEW E
Double Take-out ↻ 50%

10
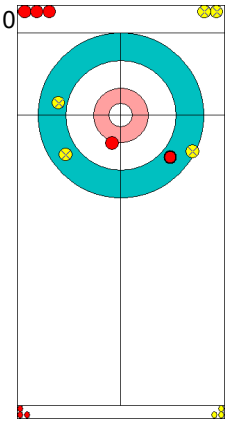
OAR: PORTUNOVA J
Draw ↻ 50%

11
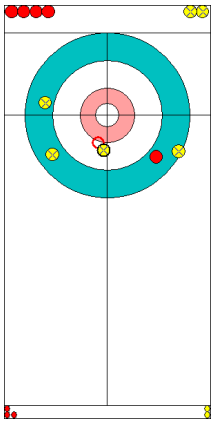
CAN: MISKEW E
Take-out ↻ 100%

12
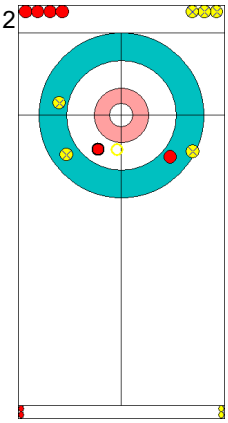
OAR: PORTUNOVA J
Hit and Roll ↻ 100%

13
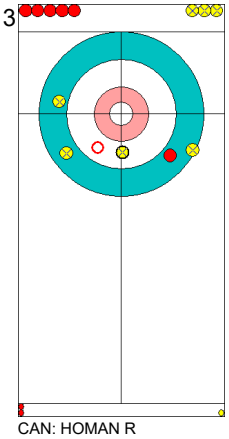
CAN: HOMAN R
Take-out ↻ 100%

14
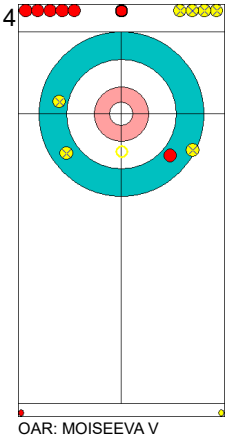
OAR: MOISEEVA V
Hit and Roll ↻ 50%

15
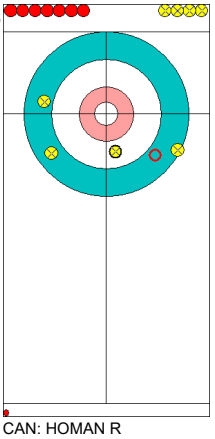
CAN: HOMAN R
Take-out ↺ 100%

16
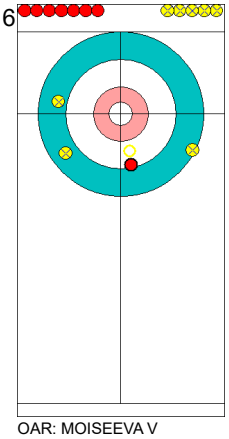
OAR: MOISEEVA V
Take-out ↺ 100%

	OAR	CAN
Total Score	5	2
Time left	29:16	29:00

Legend:
↻ Clockwise ↺ Counter-clockwise - Not considered

Game - Shot by Shot
경기별 숏 기록 / Déroulement de la partie

End 4 — **OAR - OAR 5 + 0** (this end) **= 5** — **CAN - Canada 2 + 2** (this end) **= 4**



	OAR	CAN
Total Score	5	4
Time left	25:49	25:02

Legend:
↻ Clockwise ↺ Counter-clockwise - Not considered

Game - Shot by Shot
경기별 숏 기록 / Déroulement de la partie

End 5 — **OAR - OAR 5 + 0** (this end) **= 5** — **CAN - Canada 4 + 1** (this end) **= 5**

1
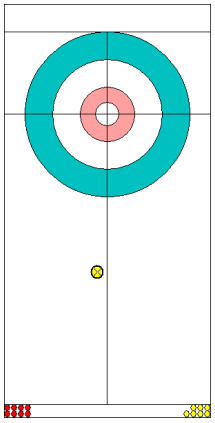
CAN: WEAGLE L
Front ↻ 75%

2
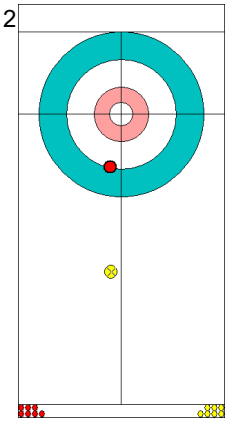
OAR: GUZIEVA J
Draw ↺ 100%

3
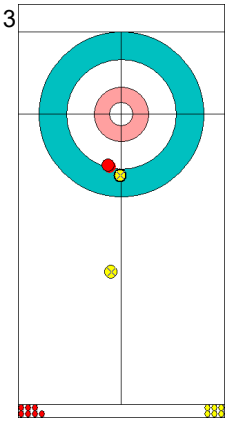
CAN: WEAGLE L
Draw ↺ 100%

4
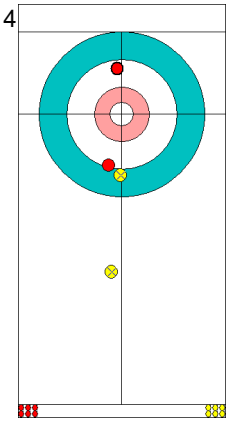
OAR: GUZIEVA J
Draw ↺ 75%

5
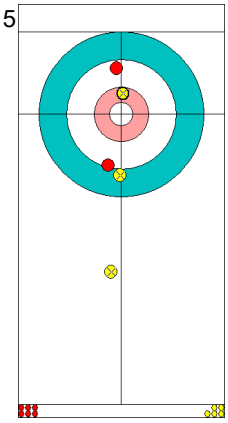
CAN: COURTNEY J
Draw ↺ 75%

6
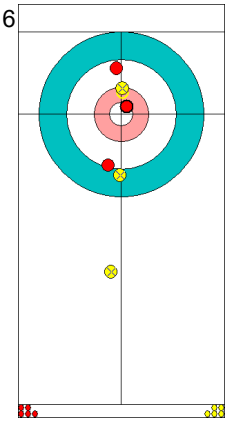
OAR: ARSENKINA G
Draw ↺ 100%

7
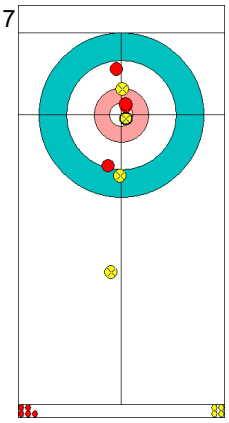
CAN: COURTNEY J
Draw ↺ 100%

8
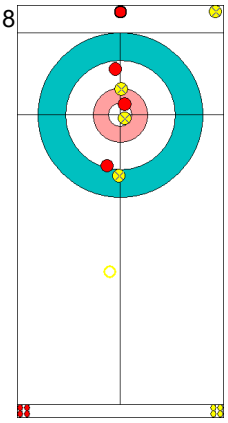
OAR: ARSENKINA G
Clearing ↺ 100%

9
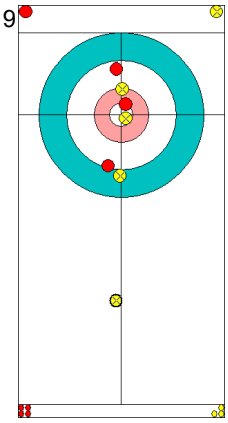
CAN: MISKEW E
Guard ↺ 100%

10
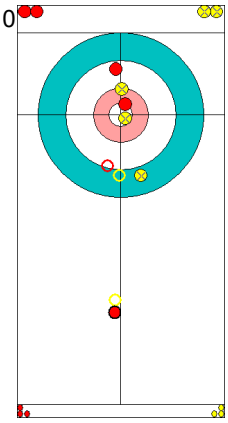
OAR: PORTUNOVA J
Clearing ↻ 0%

11
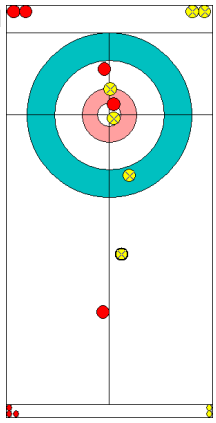
CAN: MISKEW E
Guard ↺ 100%

12
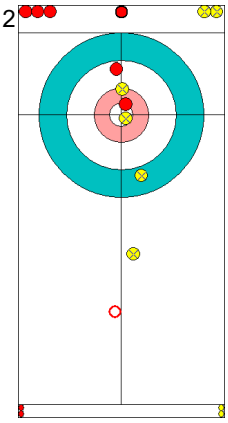
OAR: PORTUNOVA J
Clearing ↻ 100%

13
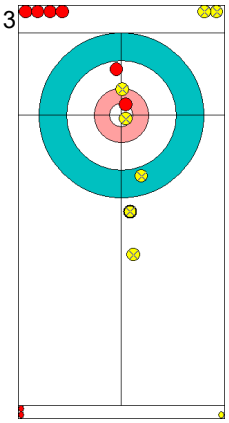
CAN: HOMAN R
Guard ↻ 75%

14
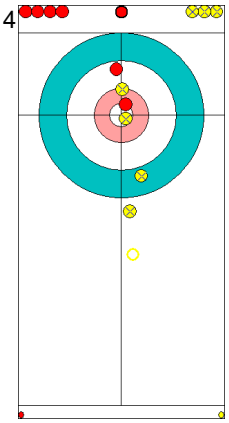
OAR: MOISEEVA V
Clearing ↺ 100%

15
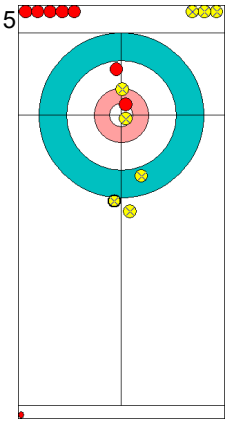
CAN: HOMAN R
Guard ↻ 100%

16
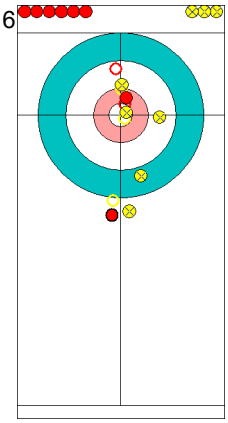
OAR: MOISEEVA V
Double Take-out ↻ 0%

	OAR	CAN
Total Score	5	5
Time left	21:33	20:40

Legend:
↻ Clockwise ↺ Counter-clockwise - Not considered

Game - Shot by Shot
경기별 숏 기록 / Déroulement de la partie

End 6 — **OAR - OAR 5 + 0** (this end) **= 5** — **CAN - Canada 5 + 1** (this end) **= 6**

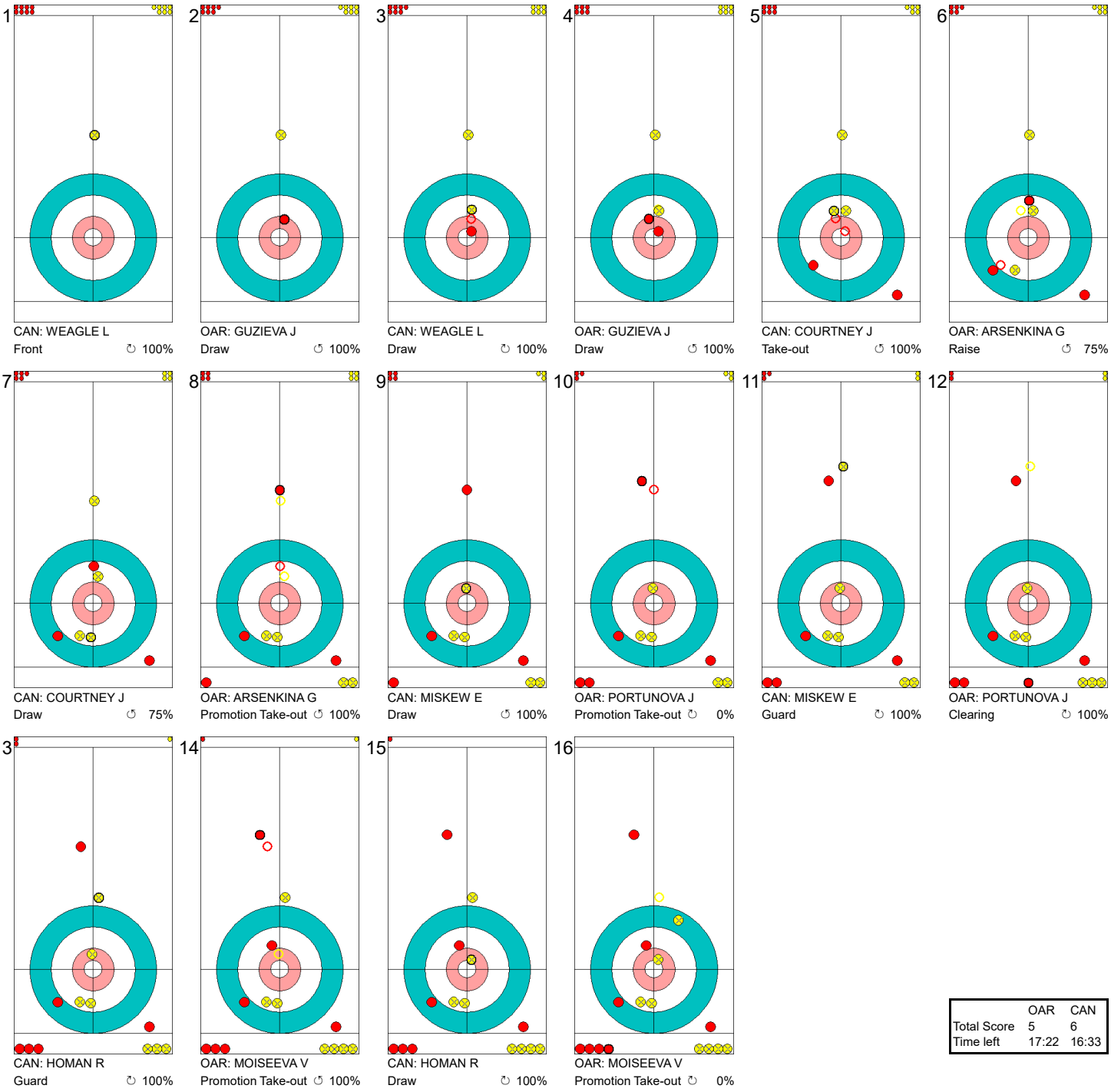

	OAR	CAN
Total Score	5	6
Time left	17:22	16:33

Legend:
↻ Clockwise ↺ Counter-clockwise - Not considered

Game - Shot by Shot
경기별 숏 기록 / Déroulement de la partie

End 7 — **OAR - OAR 5 + 2** (this end) **= 7** — **CAN - Canada 6 + 0** (this end) **= 6**

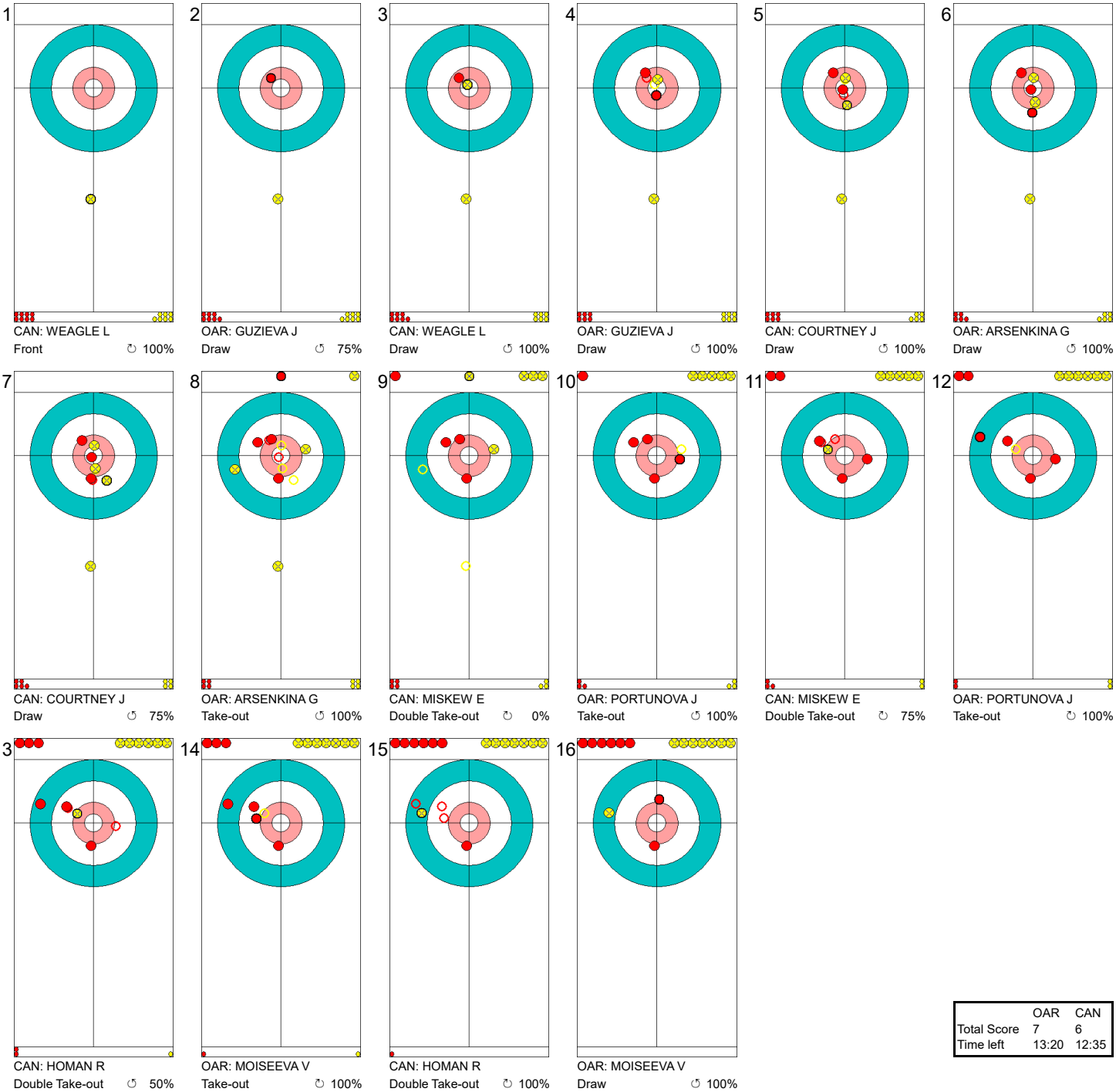

	1	2	3	4	5	6
	CAN: WEAGLE L	OAR: GUZIEVA J	CAN: WEAGLE L	OAR: GUZIEVA J	CAN: COURTNEY J	OAR: ARSENKINA G
	Front ↻ 100%	Draw ↺ 75%	Draw ↻ 100%	Draw ↺ 100%	Draw ↺ 100%	Draw ↺ 100%
	7	8	9	10	11	12
	CAN: COURTNEY J	OAR: ARSENKINA G	CAN: MISKEW E	OAR: PORTUNOVA J	CAN: MISKEW E	OAR: PORTUNOVA J
	Draw ↺ 75%	Take-out ↺ 100%	Double Take-out ↻ 0%	Take-out ↺ 100%	Double Take-out ↻ 75%	Take-out ↻ 100%
	13	14	15	16		
	CAN: HOMAN R	OAR: MOISEEVA V	CAN: HOMAN R	OAR: MOISEEVA V		
	Double Take-out ↺ 50%	Take-out ↺ 100%	Double Take-out ↻ 100%	Draw ↺ 100%		

	OAR	CAN
Total Score	7	6
Time left	13:20	12:35

Legend:
↻ Clockwise ↺ Counter-clockwise - Not considered

Game - Shot by Shot
경기별 숏 기록 / Déroulement de la partie

End 8 — **OAR - OAR 7 + 1** (this end) **= 8** — **CAN - Canada 6 + 0** (this end) **= 6**



	OAR	CAN
Total Score	8	6
Time left	09:28	09:13

Legend:
↻ Clockwise ↺ Counter-clockwise - Not considered

Game - Shot by Shot
경기별 숏 기록 / Déroulement de la partie

End 9 — **OAR - OAR 8 + 0** (this end) **= 8** — **CAN - Canada 6 + 2** (this end) **= 8**



	OAR	CAN
Total Score	8	8
Time left	06:04	04:56

Legend:
↻ Clockwise ↺ Counter-clockwise - Not considered

Game - Shot by Shot
경기별 숏 기록 / Déroulement de la partie

End 10 — **OAR - OAR** 8 + 0 (this end) = 8 — **CAN - Canada** 8 + 1 (this end) = 9



	OAR	CAN
Total Score	8	9
Time left	00:26	01:50

Legend:
↻ Clockwise ↺ Counter-clockwise - Not considered

Game Results
대회 경기결과 / Résultats de la partie

Sheet	Game	Team	LSFE	1	2	3	4	5	6	7	8	9	10	Extra Ends				Total
D	9	KOR - Republic of Korea	*	0	1	0	3	2	0	3	X	X	X					9
	9	DEN - Denmark		0	0	2	0	0	1	0	X	X	X					3

KOR - Republic of Korea		Shot Success Game	Shot Success All
4 S	KIM EunJung	80%	78%
3 V	KIM KyeongAe	88%	76%
2	KIM SeonYeong	71%	77%
1	KIM Chohi	95%	86%
A	KIM YeongMi	-	83%
	Team Total	83%	79%

Last Stone Draw		Distance
↻	KIM Chohi	34.1cm
↺	KIM EunJung	29.5cm
Total		**63.6cm**

Time remaining: 14 minutes 12 seconds

DEN - Denmark		Shot Success Game	Shot Success All
4 S	DUPONT Madeleine	71%	68%
3	DUPONT Denise	66%	75%
2 V	HALSE Mathilde	79%	74%
1	KNUDSEN Lina Almind	84%	88%
A	HOGH Julie	-	74%
	Team Total	75%	73%

Last Stone Draw		Distance
↻	DUPONT Madeleine	31.2cm
↺	DUPONT Denise	33.6cm
Total		**64.8cm**

Time remaining: 13 minutes 41 seconds

Shot Success Analysis

KOR - Republic of Korea		↻		↺		Game	
4 KIM EunJung	Draws	2	50%	5	70%	7	64%
	Take-outs	3	100%	4	94%	7	96%
	Total	5	80%	9	81%	14	80%
3 KIM KyeongAe	Draws	2	100%	1	75%	3	92%
	Take-outs	7	93%	4	75%	11	86%
	Total	9	94%	5	75%	14	88%
2 KIM SeonYeong	Draws	2	25%	0	-	2	25%
	Take-outs	6	92%	6	67%	12	79%
	Total	8	75%	6	67%	14	71%
1 KIM Chohi	Draws	8	94%	4	94%	12	94%
	Take-outs	2	100%	0	-	2	100%
	Total	10	95%	4	94%	14	95%
A KIM YeongMi	Draws	0	-	0	-	0	-
	Take-outs	0	-	0	-	0	-
	Total	0	-	0	-	0	-
Team	Draws	14	79%	10	80%	24	79%
	Take-outs	18	94%	14	77%	32	87%
	Total	32	88%	24	78%	56	83%

DEN - Denmark		↻		↺		Game	
4 DUPONT Madeleine	Draws	4	69%	4	63%	8	66%
	Take-outs	0	-	6	79%	6	79%
	Total	4	69%	10	73%	14	71%
3 DUPONT Denise	Draws	4	63%	2	25%	6	50%
	Take-outs	5	75%	3	83%	8	78%
	Total	9	69%	5	60%	14	66%
2 HALSE Mathilde	Draws	3	67%	4	75%	7	71%
	Take-outs	2	100%	5	80%	7	86%
	Total	5	80%	9	78%	14	79%
1 KNUDSEN Lina Almind	Draws	9	75%	5	100%	14	84%
	Take-outs	0	-	0	-	0	-
	Total	9	75%	5	100%	14	84%
A HOGH Julie	Draws	0	-	0	-	0	-
	Take-outs	0	-	0	-	0	-
	Total	0	-	0	-	0	-
Team	Draws	20	70%	15	73%	35	71%
	Take-outs	7	82%	14	80%	21	81%
	Total	27	73%	29	77%	56	75%

Note:
Position and function for each team member:
4 = Fourth, **3** = Third, **2** = Second, **1** = Lead, **A** = Alternate, **S** = Skip, **V** = Vice-Skip

Legend:
↻ Clockwise
↺ Counter-clockwise
LSFE(*) Last Stone First End
X Unplayed/unfinished end due to concession

Game - Shot by Shot
경기별 숏 기록 / Déroulement de la partie

End 1 — **KOR - Republic of Korea 0 + 0** (this end) **= 0** — **DEN - Denmark 0 + 0** (this end) **= 0**

1
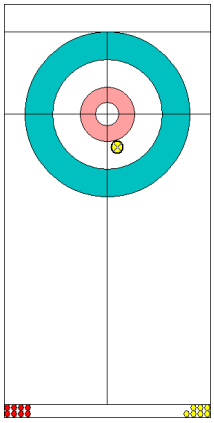
DEN: KNUDSEN LA
Draw ↻ 100%

2
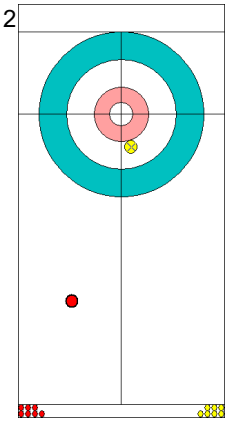
KOR: KIM C
Front ↺ 100%

3
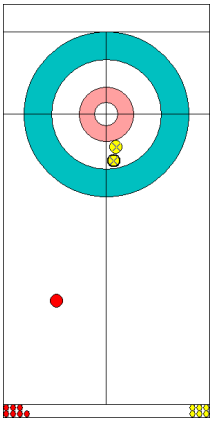
DEN: KNUDSEN LA
Guard ↻ 25%

4
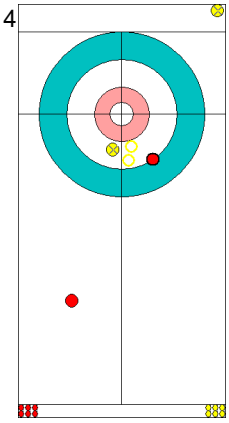
KOR: KIM C
Hit and Roll ↻ 100%

5
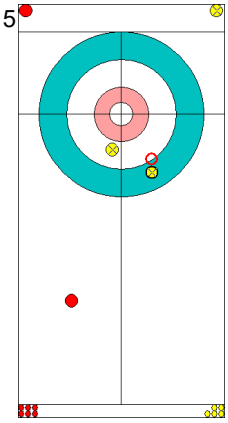
DEN: HALSE M
Take-out ↻ 100%

6
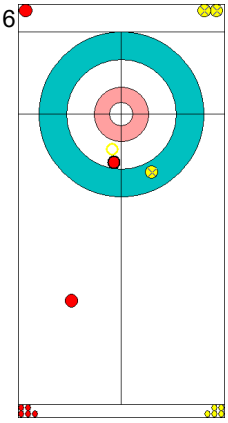
KOR: KIM S
Hit and Roll ↻ 75%

7
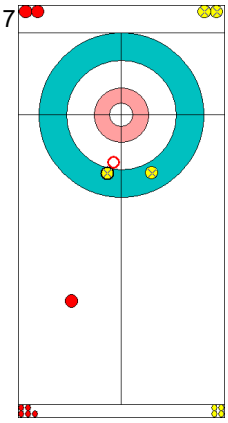
DEN: HALSE M
Take-out ↻ 100%

8
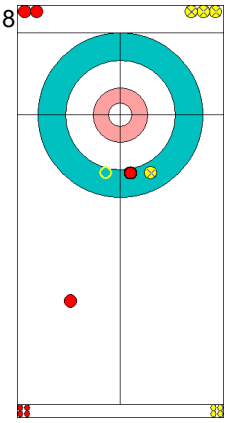
KOR: KIM S
Hit and Roll ↻ 75%

9
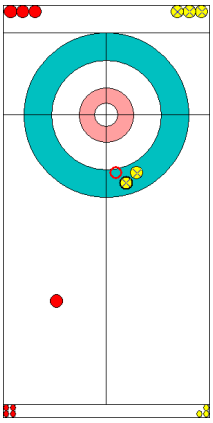
DEN: DUPONT D
Take-out ↻ 100%

10
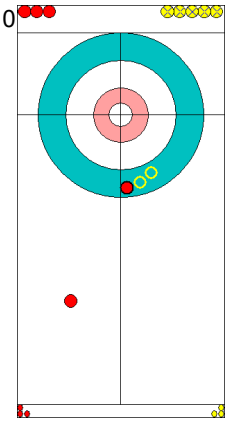
KOR: KIM K
Double Take-out ↻ 100%

11
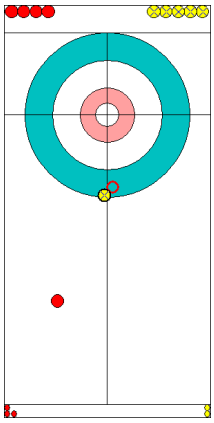
DEN: DUPONT D
Take-out ↻ 100%

12
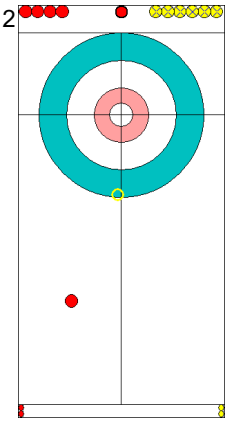
KOR: KIM K
Hit and Roll ↻ 50%

13
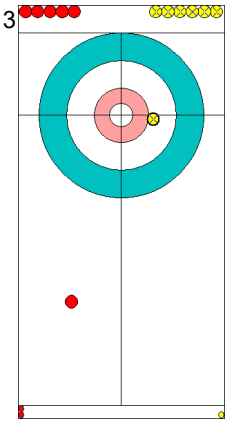
DEN: DUPONT M
Draw ↻ 100%

14
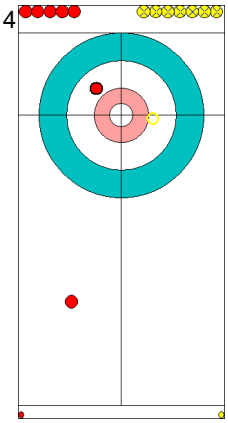
KOR: KIM E
Hit and Roll ↺ 75%

15
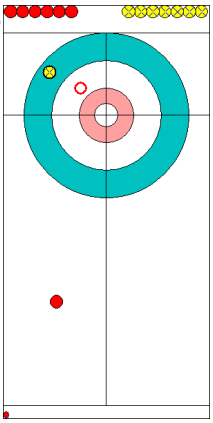
DEN: DUPONT M
Hit and Roll ↻ 75%

16
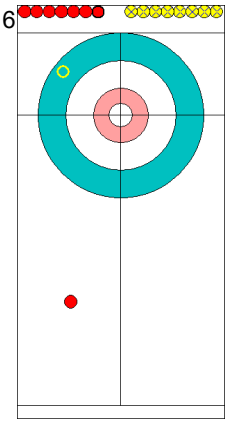
KOR: KIM E
Clearing ↻ 100%

	KOR	DEN
Total Score	0	0
Time left	35:35	36:31

Legend:
↻ Clockwise ↺ Counter-clockwise - Not considered

Game - Shot by Shot
경기별 숏 기록 / Déroulement de la partie

End 2 — **KOR - Republic of Korea** 0 + 1 (this end) = 1 — **DEN - Denmark** 0 + 0 (this end) = 0



	KOR	DEN
Total Score	1	0
Time left	31:56	32:44

Legend:
↻ Clockwise ↺ Counter-clockwise - Not considered

Game - Shot by Shot
경기별 숏 기록 / Déroulement de la partie

End 3 — **KOR - Republic of Korea 1 + 0 (this end) = 1** — **DEN - Denmark 0 + 2 (this end) = 2**



	KOR	DEN
Total Score	1	2
Time left	28:23	29:14

Legend:
↻ Clockwise ↺ Counter-clockwise - Not considered

Game - Shot by Shot
경기별 숏 기록 / Déroulement de la partie

End 4 — **KOR - Republic of Korea** 1 + 3 (this end) = 4 — **DEN - Denmark** 2 + 0 (this end) = 2



	KOR	DEN
Total Score	4	2
Time left	24:19	24:13

Legend:
↻ Clockwise ↺ Counter-clockwise - Not considered

Game - Shot by Shot
경기별 숏 기록 / Déroulement de la partie

End 5 — **KOR - Republic of Korea 4 + 2** (this end) **= 6** — **DEN - Denmark 2 + 0** (this end) **= 2**



	KOR	DEN
Total Score	6	2
Time left	20:56	19:26

Legend:
↻ Clockwise ↺ Counter-clockwise - Not considered

Game - Shot by Shot
경기별 숏 기록 / Déroulement de la partie

End 6 — **KOR - Republic of Korea 6 + 0 (this end) = 6** — **DEN - Denmark 2 + 1 (this end) = 3**

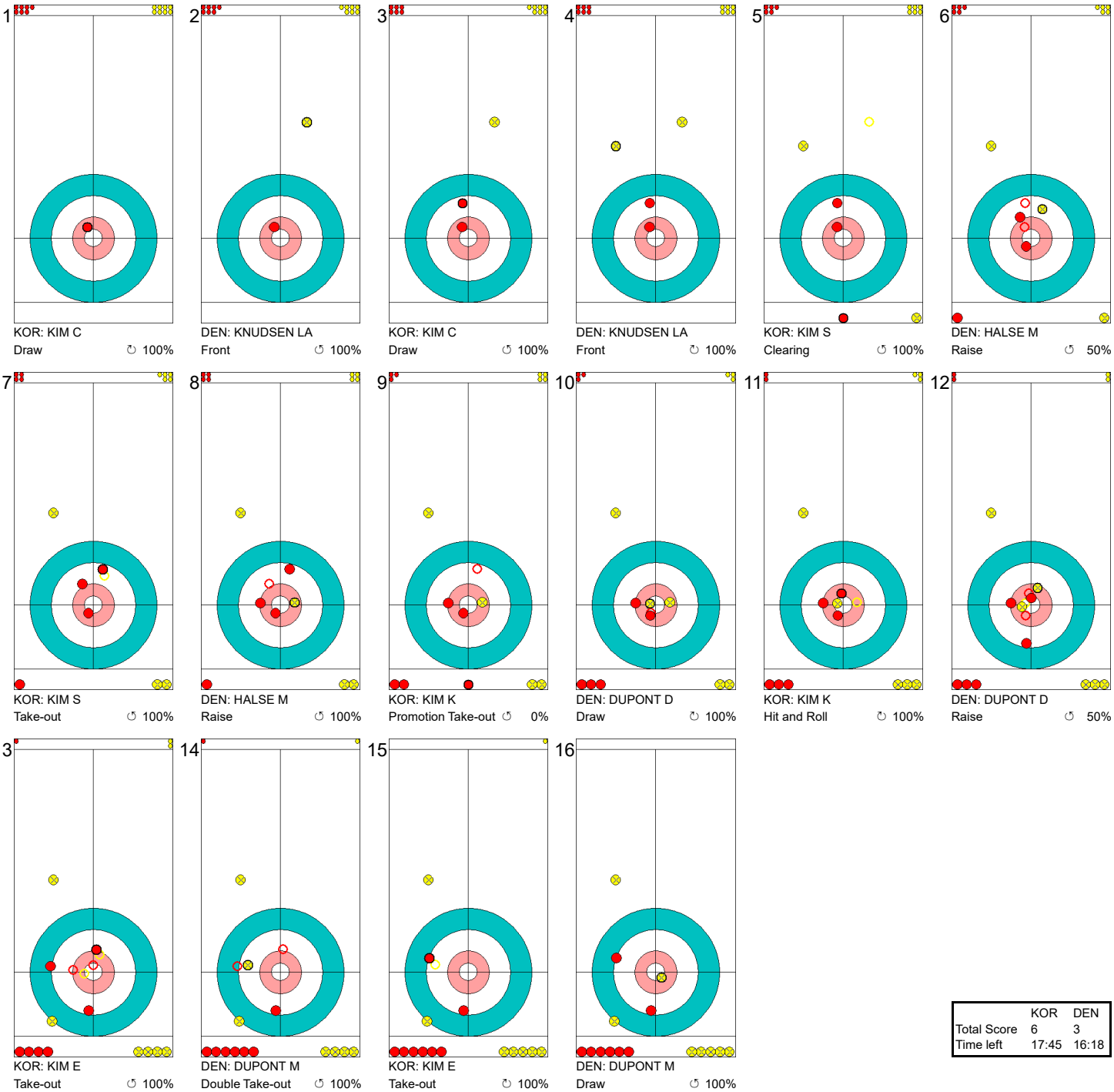

	KOR	DEN
Total Score	6	3
Time left	17:45	16:18

Legend:
↻ Clockwise ↺ Counter-clockwise - Not considered

Game - Shot by Shot
경기별 숏 기록 / Déroulement de la partie

End 7 — **KOR - Republic of Korea 6 + 3** (this end) **= 9** — **DEN - Denmark 3 + 0** (this end) **= 3**



	KOR	DEN
Total Score	9	3
Time left	14:12	13:41

Legend:
↻ Clockwise ↺ Counter-clockwise - Not considered

Most Important Shots
우승 결정 슛 / Tirs les plus importants

Sheet	Game	Team	LSFE	1	2	3	4	5	6	7	8	9	10	Extra Ends	Total
A	9	SWE - Sweden	*	3	0	1	0	1	0	0	1	0	3		9
	9	USA - United States of America		0	2	0	1	0	0	2	0	1	0		6

Most Important Shot:

The Swedish Second KNOCHENHAUER A played a perfect Clearing on two US guards. The shooter ran straight to the house, tapping another Swedish stone to the top of the four foot. This led to a score with the last stone in the end.

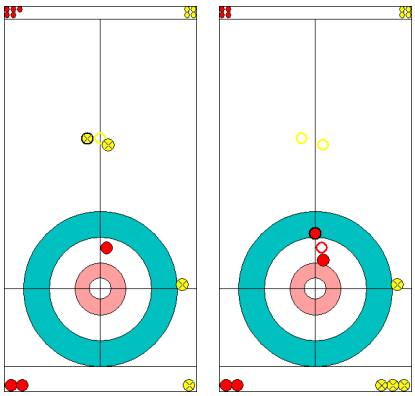

Before | After

End: 10
Team: SWE - Sweden
Player: KNOCHENHAUER Agnes
Team Stone: 1 2 3 (4) 5 6 7 8
Task: Clearing
Rotation: ↺
Shot Success: 100%

Sheet	Game	Team	LSFE	1	2	3	4	5	6	7	8	9	10	Extra Ends	Total
B	9	SUI - Switzerland	*	0	2	0	4	0	0	0	1	1	X		8
	9	JPN - Japan		0	0	1	0	2	0	1	0	0	X		4

Most Important Shot:

After a missed raise by the Japanese Skip FUJISAWA S, which was wide and touched the guard, Swiss Skip TIRINZONI S played a nice Draw into the four foot to score 4 points and take a 6:1 lead after 4 ends.

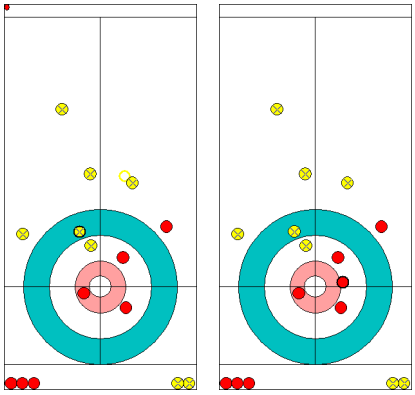

Before | After

End: 4
Team: SUI - Switzerland
Player: TIRINZONI Silvana
Team Stone: 1 2 3 4 5 6 7 (8)
Task: Draw
Rotation: ↺
Shot Success: 100%

Most Important Shots
우승 결정 슛 / Tirs les plus importants

Sheet	Game	Team	LSFE	1	2	3	4	5	6	7	8	9	10	Extra Ends				Total
C	9	OAR - Olympic Athlete from Russia	*	4	0	1	0	0	0	2	1	0	0					8
	9	CAN - Canada		0	2	0	2	1	1	0	0	2	1					9

Most Important Shot:

With team OAR in shot stone position covered by a front guard, the Canadian Skip HOMAN R played a spectacular Raise on her own stone to move the OAR stone out of scoring position to lie shot. Team OAR was not able to remove the shot stone with their last stone and Canada went on to win the game.

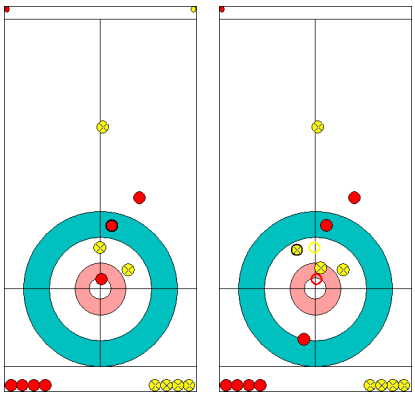

Before After

End: 10
Team: CAN - Canada
Player: HOMAN Rachel
Team Stone: 1 2 3 4 5 6 7 ⑧
Task: Raise
Rotation: ↻
Shot Success: 100%

Sheet	Game	Team	LSFE	1	2	3	4	5	6	7	8	9	10	Extra Ends				Total
D	9	KOR - Republic of Korea	*	0	1	0	3	2	0	3	X	X	X					9
	9	DEN - Denmark		0	0	2	0	0	1	0	X	X	X					3

Most Important Shot:

With two Korean stones counting, the Danish Skip DUPONT M attempted to draw to the four foot but was too heavy. The Korean team went into the break with a comfortable 4 point lead.

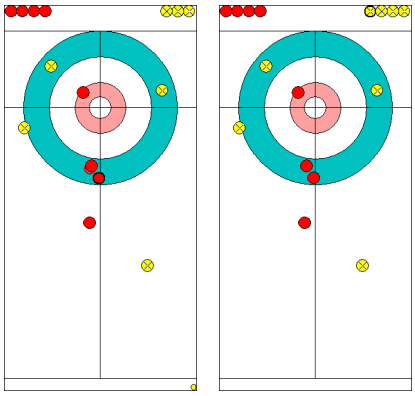

Before After

End: 5
Team: DEN - Denmark
Player: DUPONT Madeleine
Team Stone: 1 2 3 4 5 6 7 ⑧
Task: Draw
Rotation: ↻
Shot Success: 0%

Legend:
↻ Clockwise ↺ Counter-clockwise **LSFE(*)** Last Stone First End
X Unplayed/unfinished end due to concession

Session Results and Standings
세션 경기결과 및 순위 / Résultats de la session et classement

Sheet	Game	Team	LSFE	1	2	3	4	5	6	7	8	9	10	Extra Ends				Total
A	8	KOR - Republic of Korea		3	3	3	0	2	0	X	X	X	X					11
	8	OAR - Olympic Athlete from Russia	*	0	0	0	1	0	1	X	X	X	X					2
B	8	SWE - Sweden	*	0	2	1	0	2	0	0	3	0	X					8
	9	CHN - People's Republic of China		0	0	0	1	0	2	0	0	1	X					4
C	8	SUI - Switzerland	*	1	0	0	0	3	0	1	0	1	X					6
	8	DEN - Denmark		0	0	0	2	0	1	0	1	0	X					4
D	8	CAN - Canada		0	2	1	0	0	1	0	0	1	0					5
	9	GBR - Great Britain	*	1	0	0	1	0	0	0	2	0	2					6

Current Standings

Rank	Team	Games	Wins	Losses	
1	KOR - Republic of Korea	8	7	1	Q
2	SWE - Sweden	8	6	2	Q
3	GBR - Great Britain	9	6	3	Q
4	JPN - Japan	8	5	3	
5	USA - United States of America	8	4	4	
6	CHN - People's Republic of China	9	4	5	
7	CAN - Canada	8	3	5	
7	SUI - Switzerland	8	3	5	
9	OAR - Olympic Athlete from Russia	8	2	6	
10	DEN - Denmark	8	1	7	

Note:
Under WCF rules, tie-breaking rules for standings are not applied until after the last game of the round robin.

Legend:
LSFE(*) Last Stone First End **Q** Qualified for the semi-finals **X** Unplayed/unfinished end due to concession

Game Results
대회 경기결과 / Résultats de la partie

Sheet	Game	Team	LSFE	1	2	3	4	5	6	7	8	9	10	Extra Ends				Total
A	8	KOR - Republic of Korea		3	3	3	0	2	0	X	X	X	X					11
	8	OAR - Olympic Athlete from Russia	*	0	0	0	1	0	1	X	X	X	X					2

KOR - Republic of Korea		Shot Success Game	Shot Success All
4 S	KIM EunJung	98%	78%
3 V	KIM KyeongAe	90%	75%
2	KIM SeonYeong	85%	78%
1	KIM YeongMi	96%	83%
A	KIM Chohi	-	82%
	Team Total	92%	78%

Last Stone Draw		Distance
↻	KIM SeonYeong	98.5cm
↺	KIM YeongMi	117.3cm
Total		**215.8cm**

Time remaining: 19 minutes 18 seconds

OAR - Olympic Athlete from Russia		Shot Success Game	Shot Success All
4 S	MOISEEVA Victoria	58%	70%
3 V	PORTUNOVA Julia	58%	70%
2	ARSENKINA Galina	85%	81%
1	GUZIEVA Julia	77%	83%
A	VASILEVA Uliana	-	70%
	Team Total	70%	76%

Last Stone Draw		Distance
↻	GUZIEVA Julia	53.4cm
↺	MOISEEVA Victoria	58.0cm
Total		**111.4cm**

Time remaining: 19 minutes 55 seconds

Shot Success Analysis

KOR - Republic of Korea		↻		↺		Game	
4 KIM EunJung	Draws	4	94%	2	100%	6	96%
	Take-outs	1	100%	5	100%	6	100%
	Total	5	95%	7	100%	12	98%
3 KIM KyeongAe	Draws	3	100%	0	-	3	100%
	Take-outs	4	94%	5	80%	9	86%
	Total	7	96%	5	80%	12	90%
2 KIM SeonYeong	Draws	0	-	0	-	0	-
	Take-outs	9	92%	3	67%	12	85%
	Total	9	92%	3	67%	12	85%
1 KIM YeongMi	Draws	7	93%	5	100%	12	96%
	Take-outs	0	-	0	-	0	-
	Total	7	93%	5	100%	12	96%
A KIM Chohi	Draws	0	-	0	-	0	-
	Take-outs	0	-	0	-	0	-
	Total	0	-	0	-	0	-
Team	Draws	14	95%	7	100%	21	96%
	Take-outs	14	93%	13	85%	27	89%
	Total	28	94%	20	90%	48	92%

OAR - Olympic Athlete from Russia		↻		↺		Game	
4 MOISEEVA Victoria	Draws	4	50%	3	50%	7	50%
	Take-outs	1	100%	4	63%	5	70%
	Total	5	60%	7	57%	12	58%
3 PORTUNOVA Julia	Draws	3	83%	5	55%	8	66%
	Take-outs	2	38%	2	50%	4	44%
	Total	5	65%	7	54%	12	58%
2 ARSENKINA Galina	Draws	7	89%	1	75%	8	88%
	Take-outs	1	100%	3	75%	4	81%
	Total	8	91%	4	75%	12	85%
1 GUZIEVA Julia	Draws	3	50%	9	86%	12	77%
	Take-outs	0	-	0	-	0	-
	Total	3	50%	9	86%	12	77%
A VASILEVA Uliana	Draws	0	-	0	-	0	-
	Take-outs	0	-	0	-	0	-
	Total	0	-	0	-	0	-
Team	Draws	17	72%	18	71%	35	71%
	Take-outs	4	69%	9	64%	13	65%
	Total	21	71%	27	69%	48	70%

Note:
Position and function for each team member:
4 = Fourth, **3** = Third, **2** = Second, **1** = Lead, **A** = Alternate, **S** = Skip, **V** = Vice-Skip

Legend:
↻ Clockwise ↺ Counter-clockwise **LSFE(*)** Last Stone First End
X Unplayed/unfinished end due to concession

Game - Shot by Shot
경기별 숏 기록 / Déroulement de la partie

End 1 **KOR - Republic of Korea 0 + 3 (this end) = 3** **OAR - OAR 0 + 0 (this end) = 0**

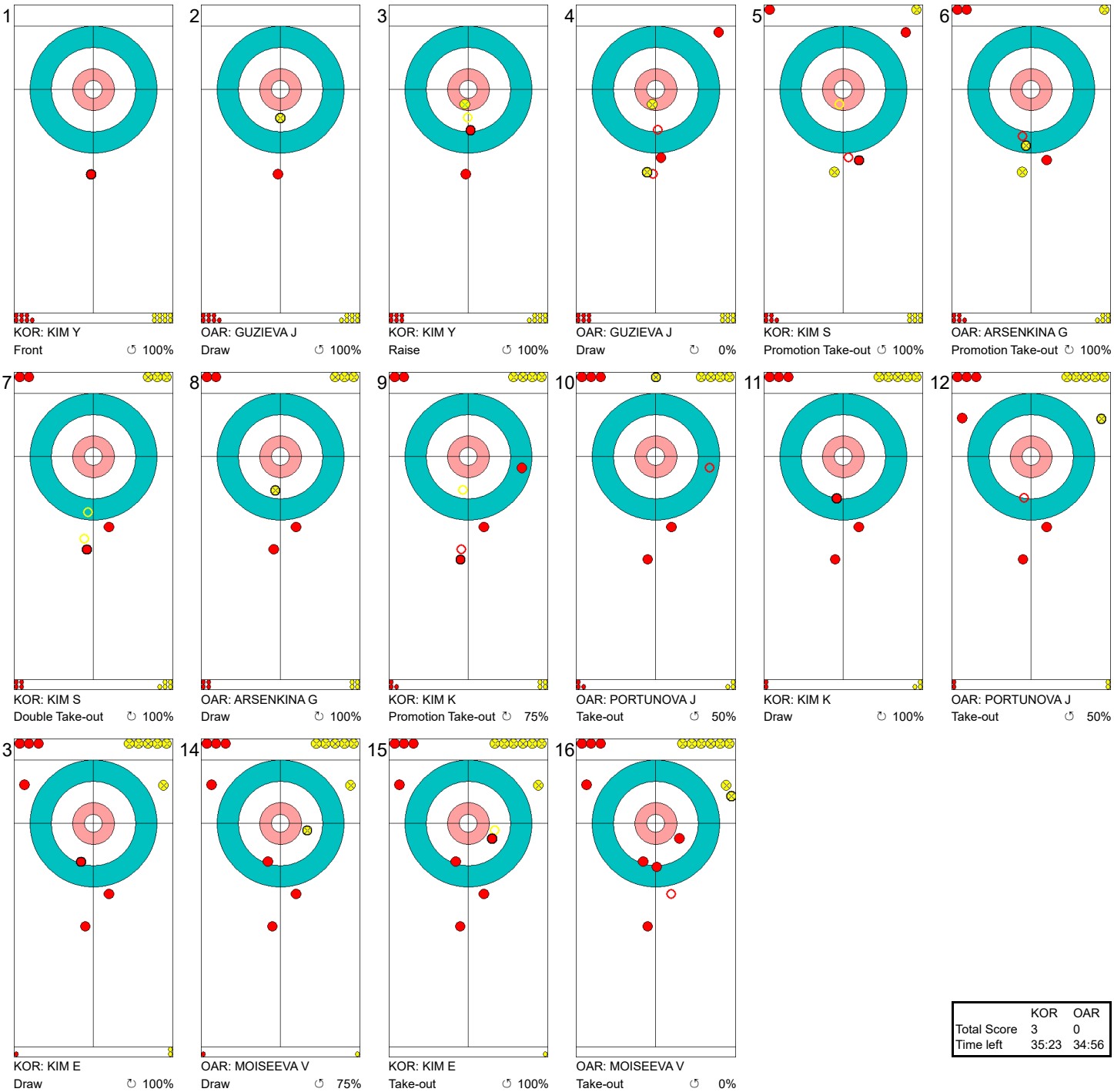

	KOR	OAR
Total Score	3	0
Time left	35:23	34:56

Legend:
↻ Clockwise ↺ Counter-clockwise - Not considered

Game - Shot by Shot
경기별 숏 기록 / Déroulement de la partie

End 2 — **KOR - Republic of Korea** 3 + 3 (this end) = 6 — **OAR - OAR** 0 + 0 (this end) = 0

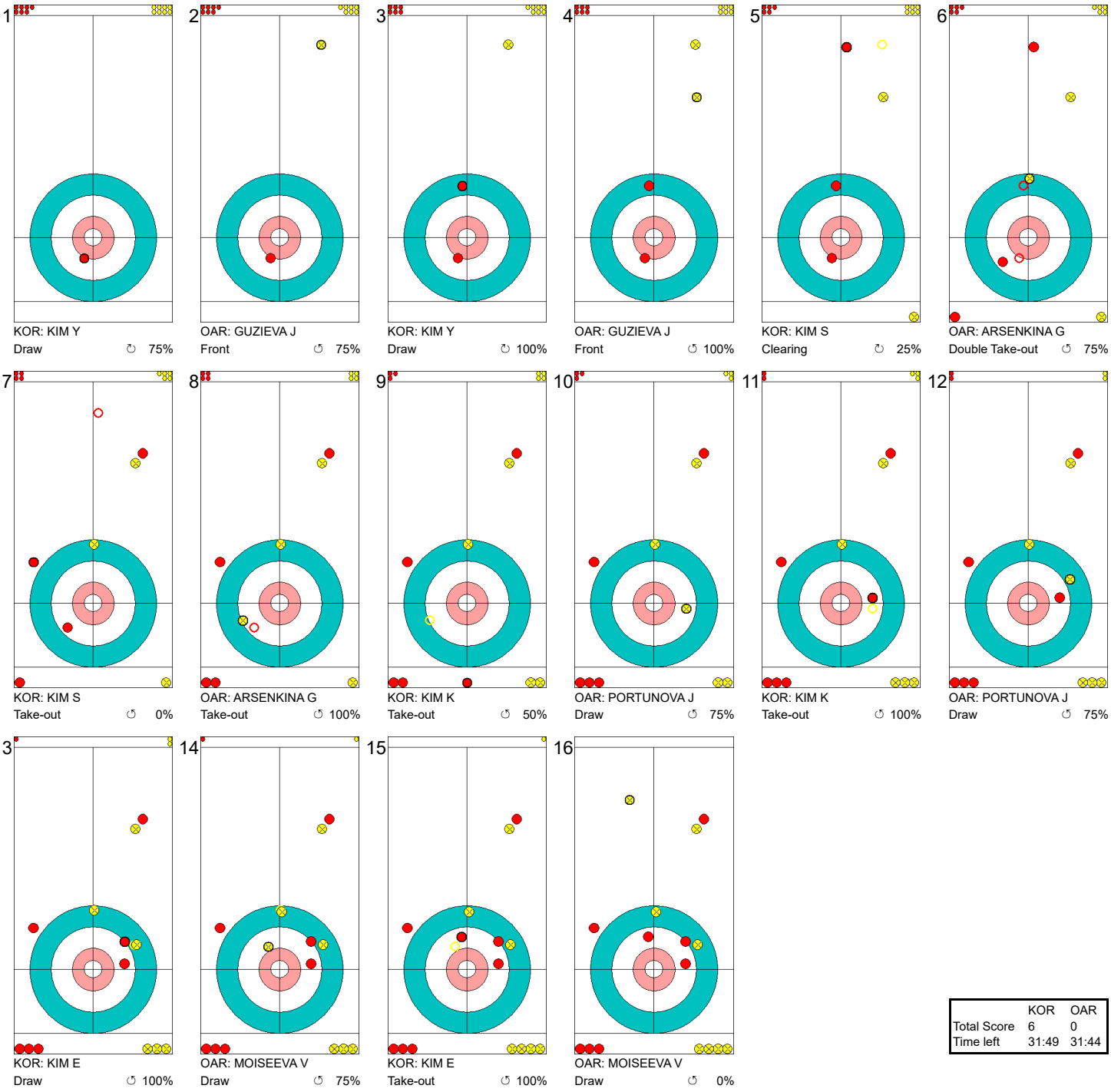

	KOR	OAR
Total Score	6	0
Time left	31:49	31:44

Legend:
↻ Clockwise ↺ Counter-clockwise - Not considered

Game - Shot by Shot
경기별 숏 기록 / Déroulement de la partie

End 3 — **KOR - Republic of Korea 6 + 3** (this end) **= 9** — **OAR - OAR 0 + 0** (this end) **= 0**

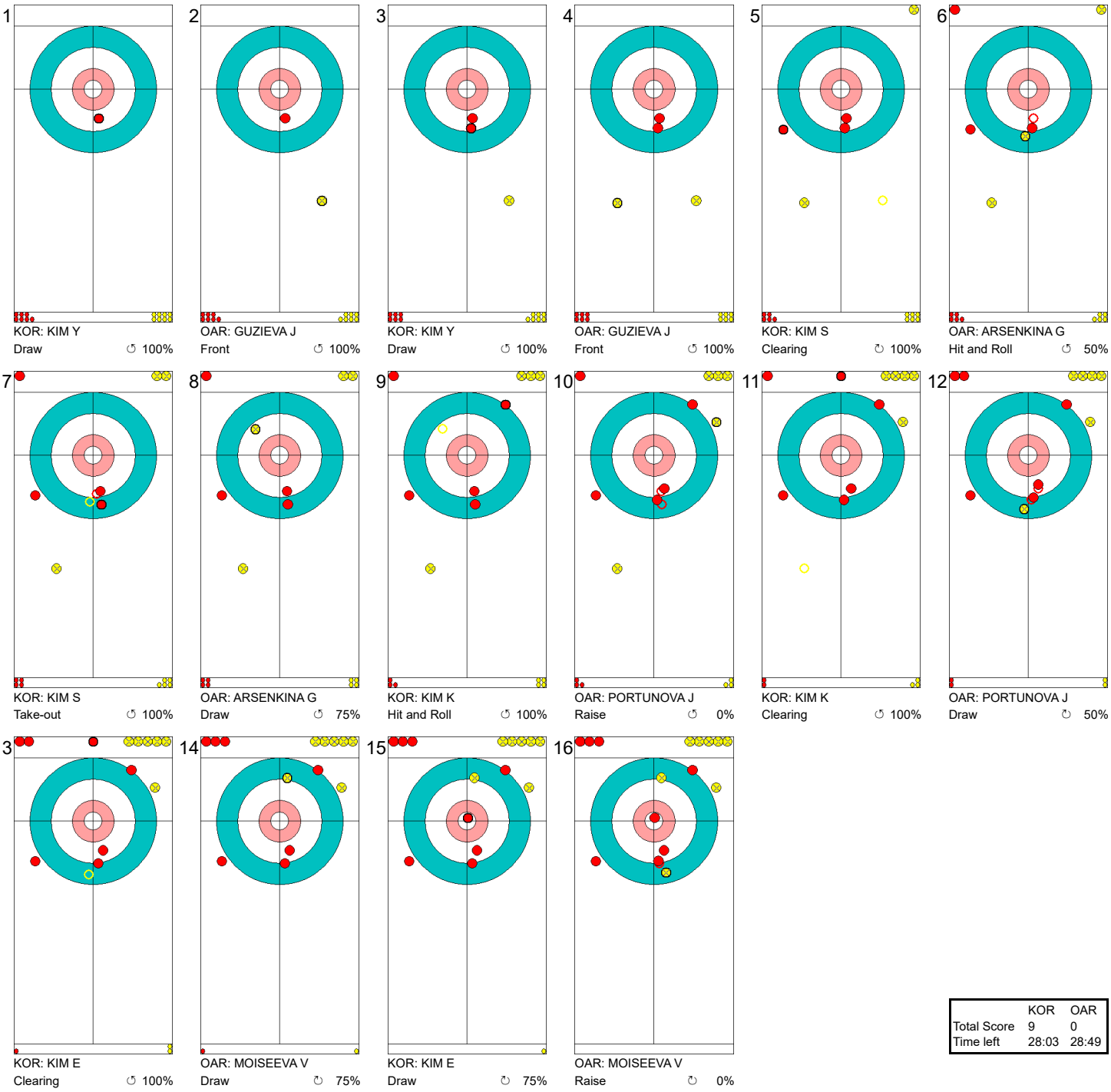

	KOR	OAR
Total Score	9	0
Time left	28:03	28:49

Legend:
↻ Clockwise ↺ Counter-clockwise - Not considered

Game - Shot by Shot
경기별 숏 기록 / Déroulement de la partie

End 4 — **KOR - Republic of Korea 9 + 0** (this end) **= 9** — **OAR - OAR 0 + 1** (this end) **= 1**



	KOR	OAR
Total Score	9	1
Time left	24:55	26:00

Legend:
↻ Clockwise ↺ Counter-clockwise - Not considered

Game - Shot by Shot
경기별 숏 기록 / Déroulement de la partie

End 5 — **KOR - Republic of Korea 9 + 2** (this end) **= 11** — **OAR - OAR 1 + 0** (this end) **= 1**

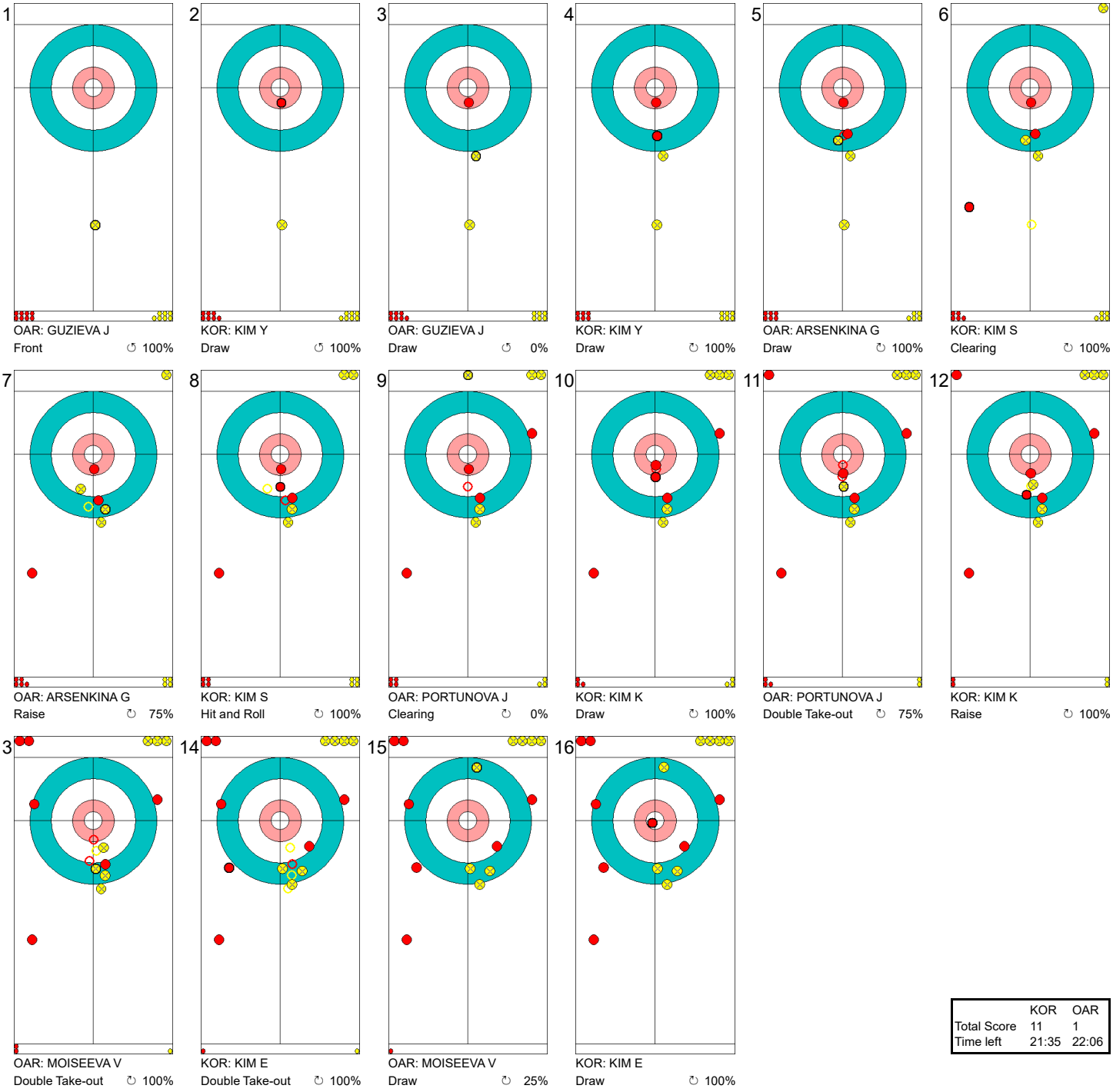

	KOR	OAR
Total Score	11	1
Time left	21:35	22:06

Legend:
↻ Clockwise ↺ Counter-clockwise - Not considered

Game - Shot by Shot
경기별 숏 기록 / Déroulement de la partie

End 6 — **KOR - Republic of Korea** 11 + 0 (this end) = 11 — **OAR - OAR** 1 + 1 (this end) = 2

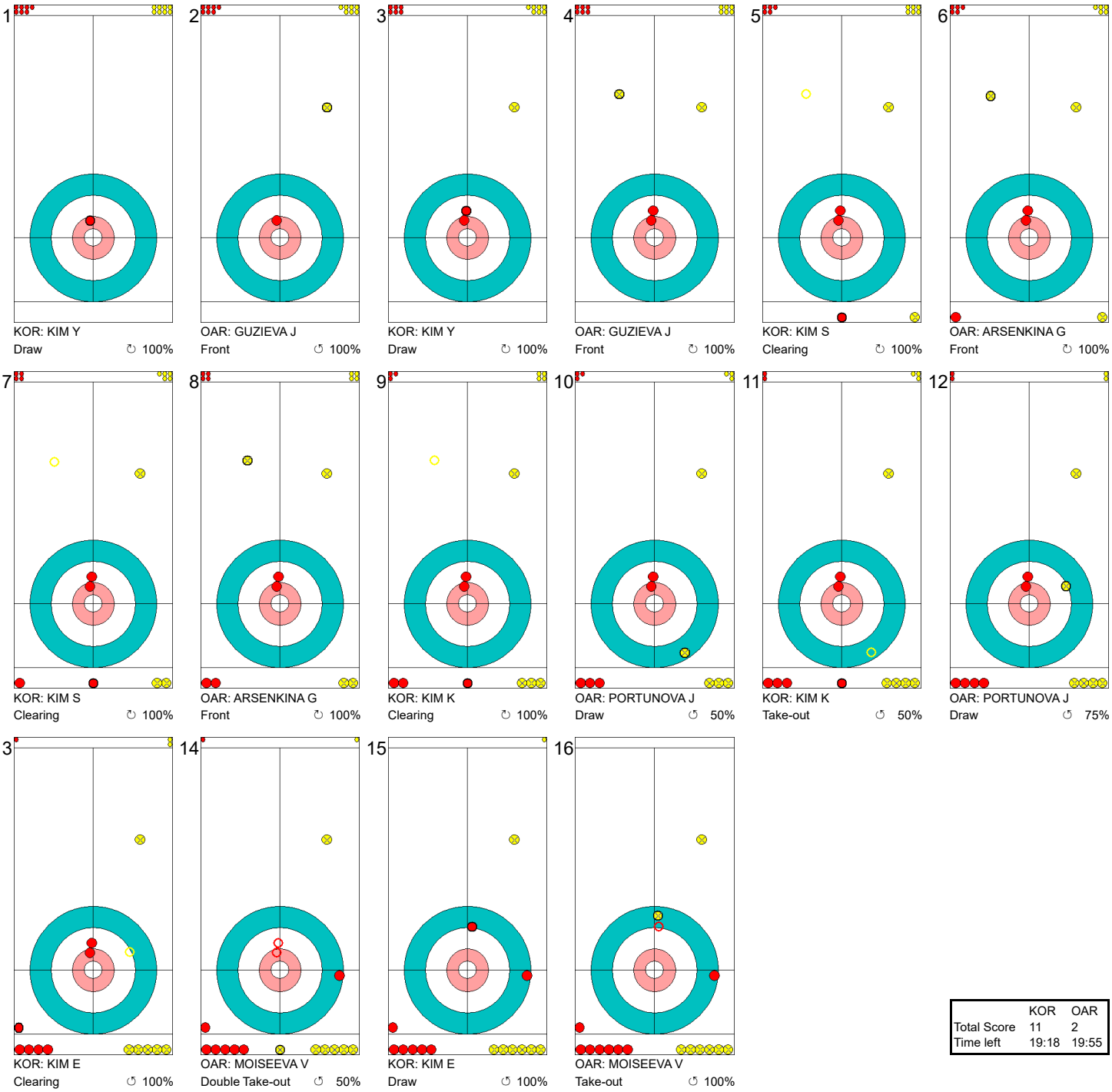

	KOR	OAR
Total Score	11	2
Time left	19:18	19:55

Legend:
↻ Clockwise ↺ Counter-clockwise - Not considered

Game Results
대회 경기결과 / Résultats de la partie

Sheet	Game	Team	LSFE	1	2	3	4	5	6	7	8	9	10	Extra Ends				Total
B	8	SWE - Sweden	*	0	2	1	0	2	0	0	3	0	X					8
	9	CHN - People's Republic of China		0	0	0	1	0	2	0	0	1	X					4

SWE - Sweden		Shot Success Game	Shot Success All
4 S	HASSELBORG Anna	95%	81%
3 V	McMANUS Sara	88%	84%
2	KNOCHENHAUER Agnes	94%	83%
1	MABERGS Sofia	93%	83%
A	WAAHLIN Jennie	-	-
	Team Total	92%	83%

Last Stone Draw		Distance
↻	MABERGS Sofia	50.9cm
↺	KNOCHENHAUER Agnes	40.4cm
Total		**91.3cm**

Time remaining: 5 minutes 37 seconds

CHN - People's Republic of China		Shot Success Game	Shot Success All
4 S	WANG Bingyu	78%	73%
3 V	ZHOU Yan	83%	76%
2	LIU Jinli	85%	76%
1	MA Jingyi	94%	84%
A	JIANG Xindi	-	-
	Team Total	85%	78%

Last Stone Draw		Distance
↻	WANG Bingyu	9.5cm
↺	MA Jingyi	143.1cm
Total		**152.6cm**

Time remaining: 10 minutes 14 seconds

Shot Success Analysis

SWE - Sweden		↻		↺		Game	
4 HASSELBORG Anna	Draws	1	100%	1	100%	2	100%
	Take-outs	6	100%	11	91%	17	94%
	Total	7	100%	12	92%	19	95%
3 McMANUS Sara	Draws	0	-	0	-	0	-
	Take-outs	9	83%	11	91%	20	88%
	Total	9	83%	11	91%	20	88%
2 KNOCHENHAUER Agnes	Draws	0	-	0	-	0	-
	Take-outs	6	92%	14	95%	20	94%
	Total	6	92%	14	95%	20	94%
1 MABERGS Sofia	Draws	7	96%	7	86%	14	91%
	Take-outs	1	100%	2	100%	3	100%
	Total	8	97%	9	89%	17	93%
A WAAHLIN Jennie	Draws	0	-	0	-	0	-
	Take-outs	0	-	0	-	0	-
	Total	0	-	0	-	0	-
Team	Draws	8	97%	8	88%	16	92%
	Take-outs	22	91%	38	93%	60	92%
	Total	30	93%	46	92%	76	92%

CHN - People's Republic of China		↻		↺		Game	
4 WANG Bingyu	Draws	6	71%	5	80%	11	75%
	Take-outs	3	83%	5	80%	8	81%
	Total	9	75%	10	80%	19	78%
3 ZHOU Yan	Draws	7	79%	7	82%	14	80%
	Take-outs	2	88%	4	88%	6	88%
	Total	9	81%	11	84%	20	83%
2 LIU Jinli	Draws	10	75%	4	100%	14	82%
	Take-outs	1	75%	5	95%	6	92%
	Total	11	75%	9	97%	20	85%
1 MA Jingyi	Draws	12	98%	5	100%	17	99%
	Take-outs	1	50%	2	75%	3	67%
	Total	13	94%	7	93%	20	94%
A JIANG Xindi	Draws	0	-	0	-	0	-
	Take-outs	0	-	0	-	0	-
	Total	0	-	0	-	0	-
Team	Draws	35	83%	21	89%	56	85%
	Take-outs	7	79%	16	86%	23	84%
	Total	42	82%	37	88%	79	85%

Note:
Position and function for each team member:
4 = Fourth, **3** = Third, **2** = Second, **1** = Lead, **A** = Alternate, **S** = Skip, **V** = Vice-Skip

Legend:
↻ Clockwise
↺ Counter-clockwise
LSFE(*) Last Stone First End
X Unplayed/unfinished end due to concession

Game - Shot by Shot
경기별 숏 기록 / Déroulement de la partie

End 1 — **SWE - Sweden 0 + 0** (this end) **= 0** — **CHN - China 0 + 0** (this end) **= 0**



	SWE	CHN
Total Score	0	0
Time left	35:55	35:52

Legend:
↻ Clockwise ↺ Counter-clockwise - Not considered

Game - Shot by Shot
경기별 숏 기록 / Déroulement de la partie

End 2 **SWE - Sweden 0 + 2** (this end) **= 2** **CHN - China 0 + 0** (this end) **= 0**



	SWE	CHN
Total Score	2	0
Time left	32:06	33:17

Legend:
↻ Clockwise ↺ Counter-clockwise - Not considered

Game - Shot by Shot
경기별 슛 기록 / Déroulement de la partie

End 3 **SWE - Sweden 2 + 1** (this end) **= 3** **CHN - China 0 + 0** (this end) **= 0**

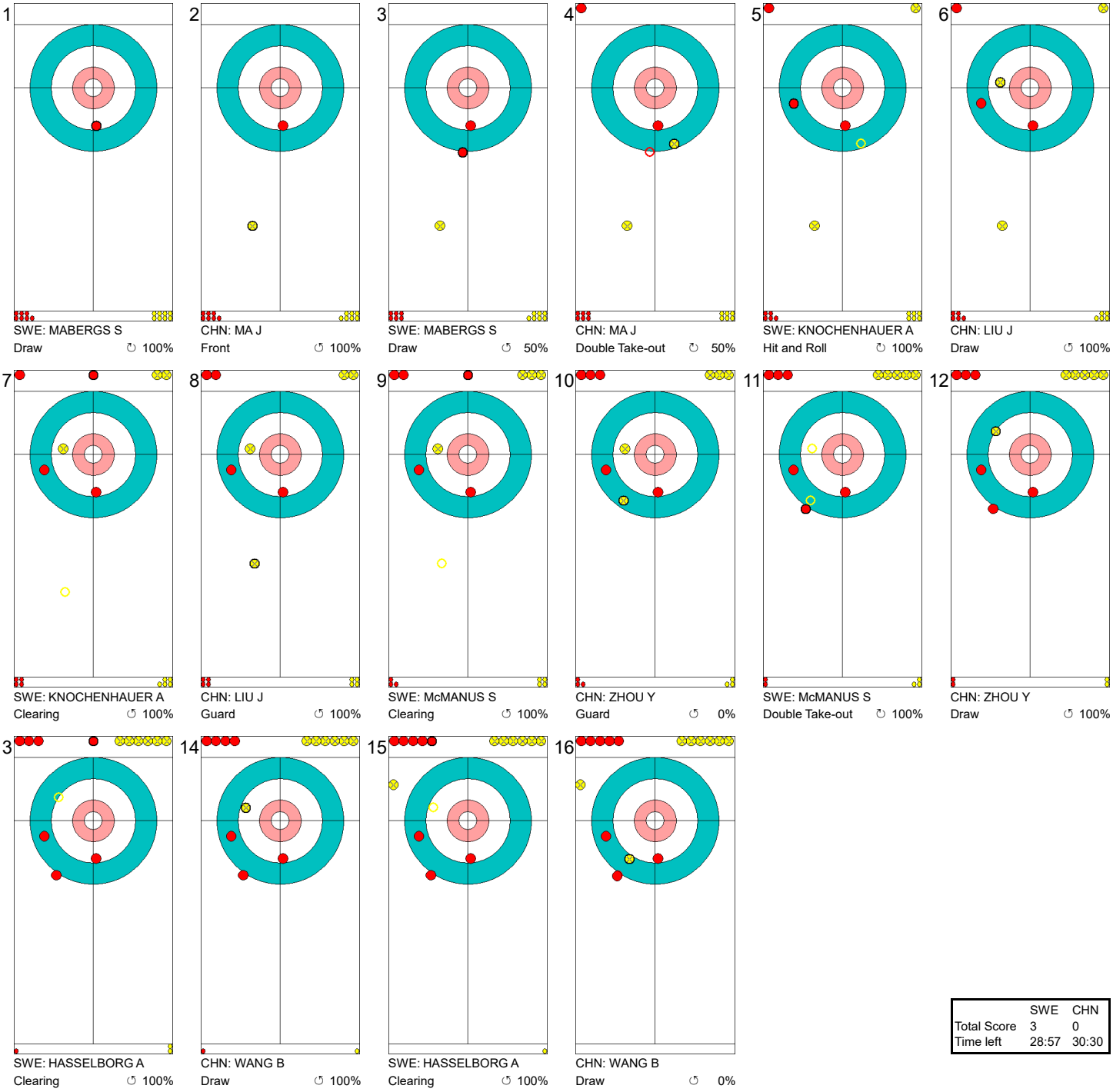

	SWE	CHN
Total Score	3	0
Time left	28:57	30:30

Legend:
↻ Clockwise ↺ Counter-clockwise - Not considered

Game - Shot by Shot
경기별 숏 기록 / Déroulement de la partie

End 4 — **SWE - Sweden 3 + 0** (this end) **= 3** — **CHN - China 0 + 1** (this end) **= 1**

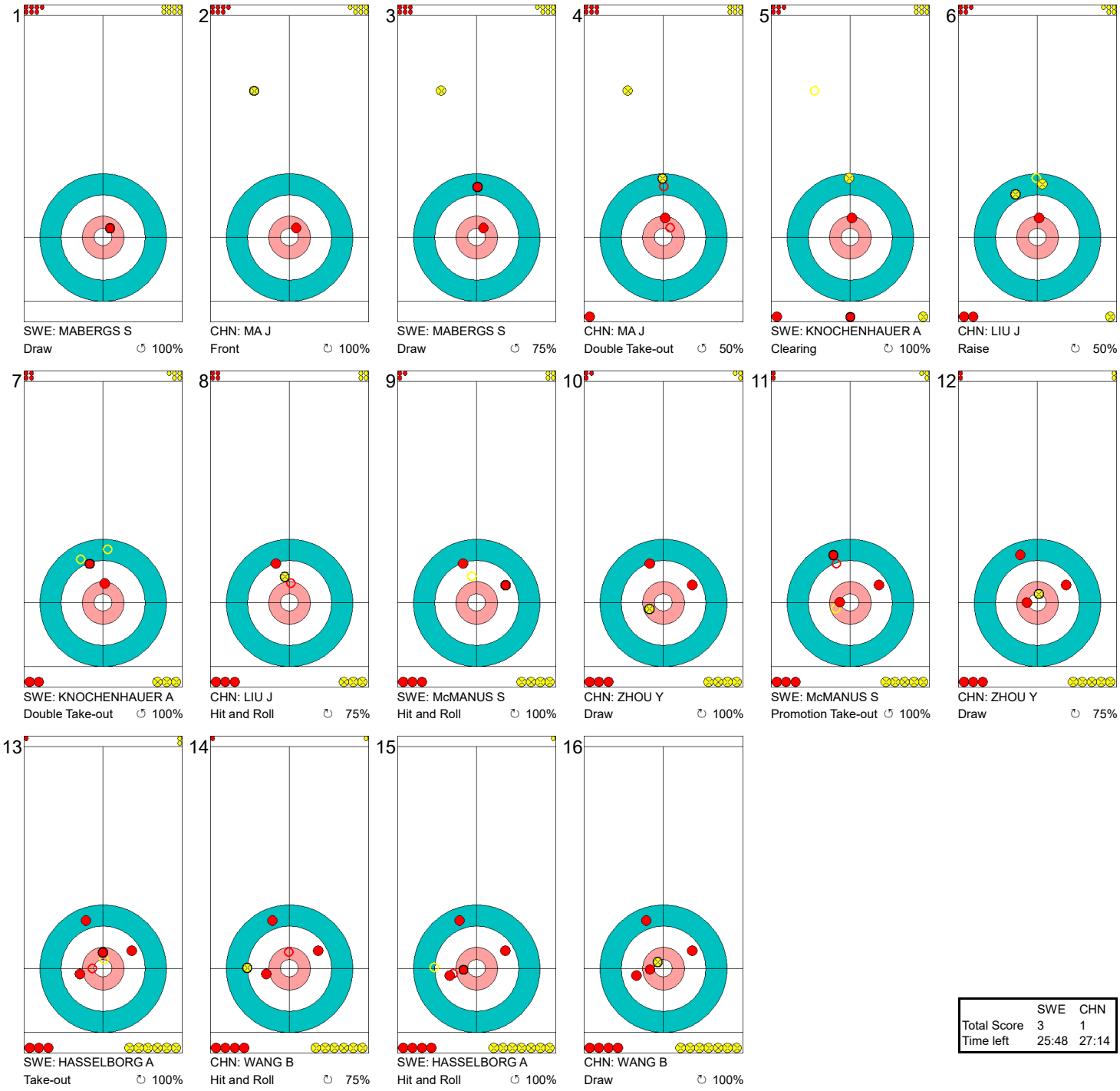

	SWE	CHN
Total Score	3	1
Time left	25:48	27:14

Legend:
↻ Clockwise ↺ Counter-clockwise - Not considered

Game - Shot by Shot
경기별 숏 기록 / Déroulement de la partie

End 5 **SWE - Sweden 3 + 2** (this end) **= 5** **CHN - China 1 + 0** (this end) **= 1**



	SWE	CHN
Total Score	5	1
Time left	22:09	24:10

Legend:
↻ Clockwise ↺ Counter-clockwise - Not considered

Game - Shot by Shot
경기별 숏 기록 / Déroulement de la partie

End 6 — **SWE - Sweden 5 + 0** (this end) **= 5** — **CHN - China 1 + 2** (this end) **= 3**

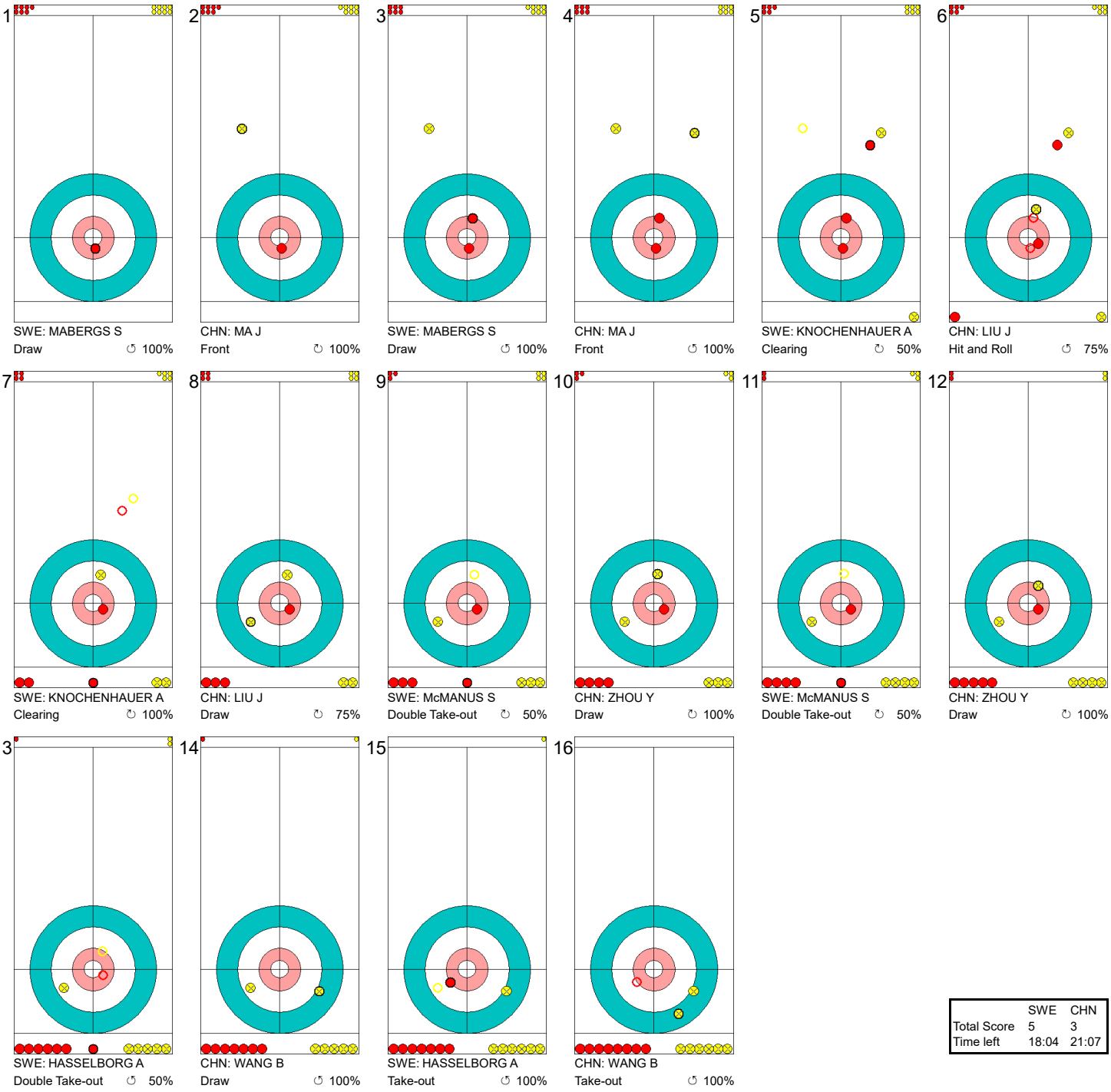

	SWE	CHN
Total Score	5	3
Time left	18:04	21:07

Legend:
↻ Clockwise ↺ Counter-clockwise - Not considered

Game - Shot by Shot
경기별 숏 기록 / Déroulement de la partie

End 7 **SWE - Sweden 5 + 0** (this end) **= 5** **CHN - China 3 + 0** (this end) **= 3**



	SWE	CHN
Total Score	5	3
Time left	14:02	18:05

Legend:
↻ Clockwise ↺ Counter-clockwise - Not considered

Game - Shot by Shot
경기별 숏 기록 / Déroulement de la partie

End 8 — **SWE - Sweden 5 + 3** (this end) **= 8** — **CHN - China 3 + 0** (this end) **= 3**



	SWE	CHN
Total Score	8	3
Time left	09:31	15:32

Legend:
↻ Clockwise ↺ Counter-clockwise - Not considered

Game - Shot by Shot
경기별 숏 기록 / Déroulement de la partie

End 9 **SWE - Sweden 8 + 0** (this end) **= 8** **CHN - China 3 + 1** (this end) **= 4**

1
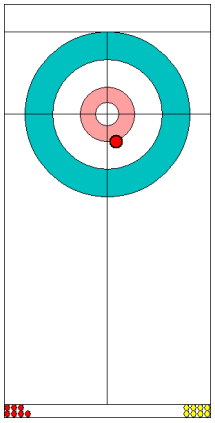
SWE: MABERGS S
Draw ↻ 100%

2
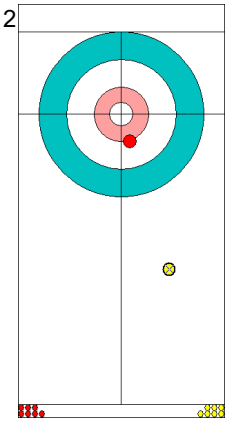
CHN: MA J
Front ↻ 100%

3
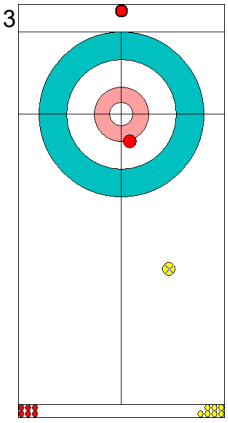
SWE: MABERGS S
Through ↺ -

4
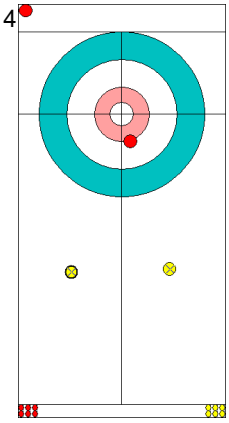
CHN: MA J
Front ↺ 100%

5
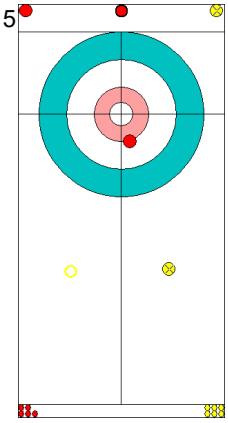
SWE: KNOCHENHAUER A
Clearing ↺ 100%

6
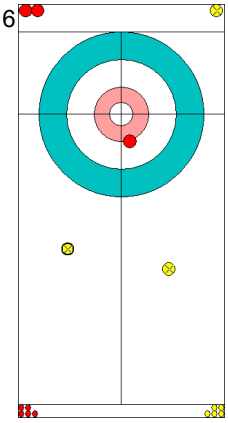
CHN: LIU J
Front ↻ 100%

7
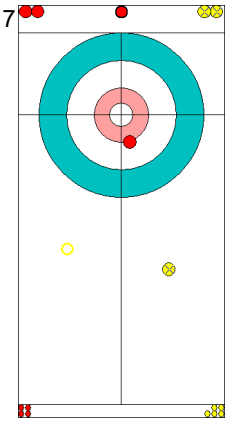
SWE: KNOCHENHAUER A
Clearing ↻ 100%

8
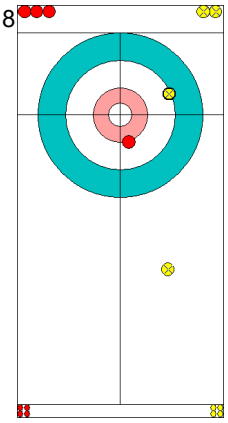
CHN: LIU J
Draw ↻ 100%

9
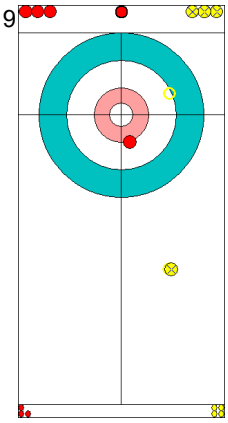
SWE: McMANUS S
Clearing ↻ 100%

10
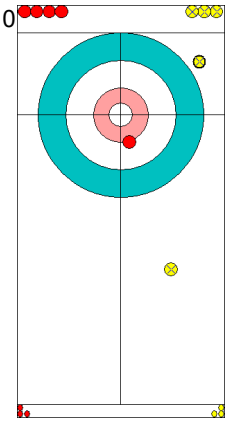
CHN: ZHOU Y
Draw ↻ 0%

11
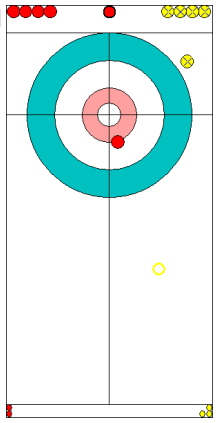
SWE: McMANUS S
Clearing ↻ 100%

12
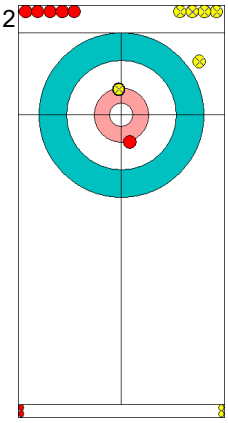
CHN: ZHOU Y
Draw ↻ 75%

13
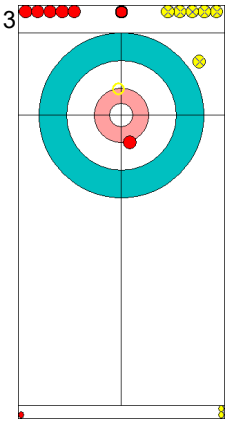
SWE: HASSELBORG A
Clearing ↻ 100%

14
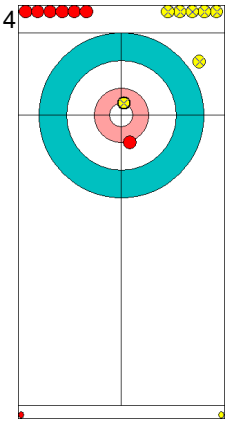
CHN: WANG B
Draw ↻ 100%

15
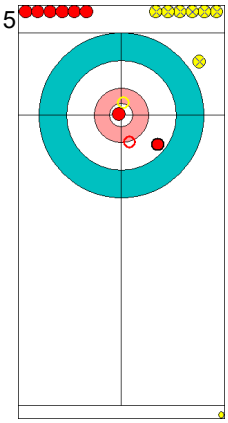
SWE: HASSELBORG A
Promotion Take-out ↻ 100%

16
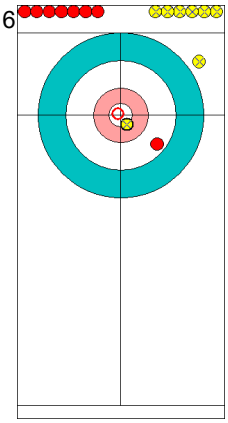
CHN: WANG B
Take-out ↺ 100%

	SWE	CHN
Total Score	8	4
Time left	07:13	12:29

Legend:
↻ Clockwise ↺ Counter-clockwise - Not considered

Game - Shot by Shot
경기별 숏 기록 / Déroulement de la partie

End 10 | **SWE - Sweden 8 + X** (this end) **= 8** | **CHN - China 4 + X** (this end) **= 4**

1
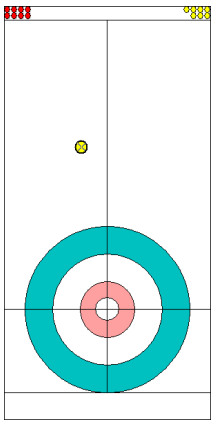
CHN: MA J
Front ↻ 100%

2
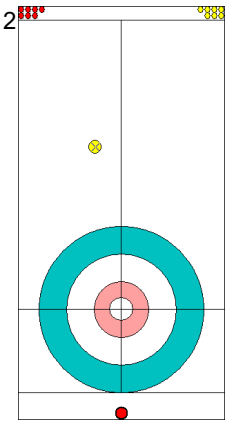
SWE: MABERGS S
Through ↺ -

3
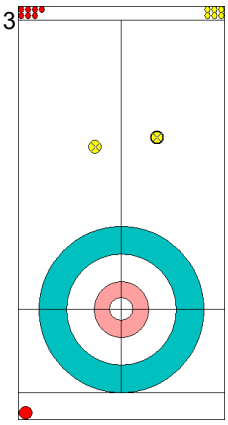
CHN: MA J
Front ↻ 100%

4
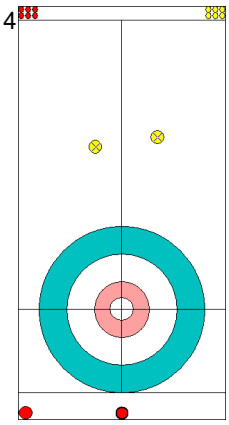
SWE: MABERGS S
Through ↺ -

5
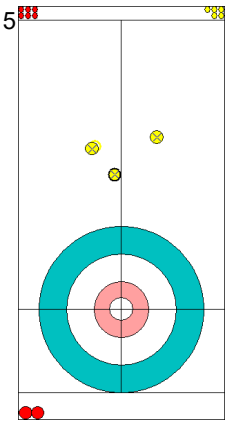
CHN: LIU J
Draw ↻ 0%

6
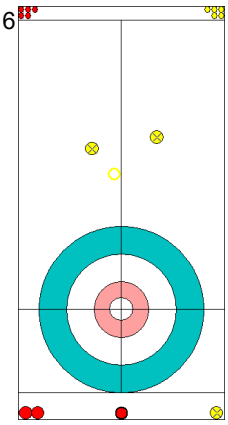
SWE: KNOCHENHAUER A
Clearing ↺ 100%

7
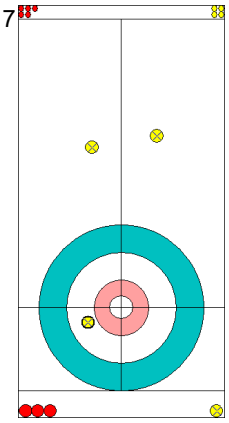
CHN: LIU J
Draw ↻ 100%

8
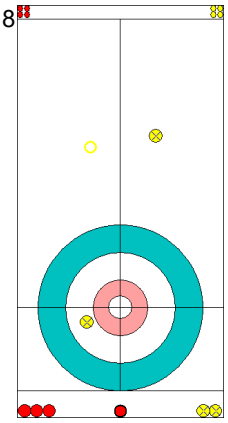
SWE: KNOCHENHAUER A
Clearing ↺ 100%

9
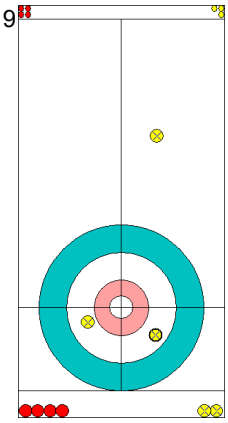
CHN: ZHOU Y
Draw ↺ 100%

10
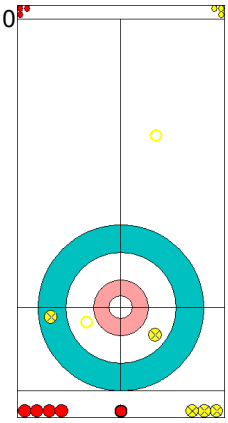
SWE: McMANUS S
Clearing ↺ 100%

11
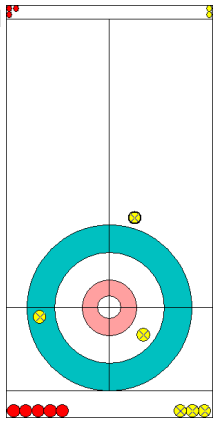
CHN: ZHOU Y
Guard ↺ 100%

12
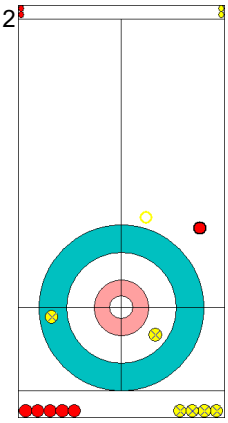
SWE: McMANUS S
Clearing ↺ 100%

13
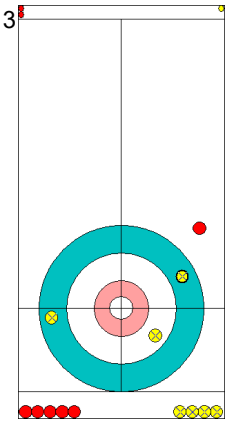
CHN: WANG B
Draw ↻ 100%

14
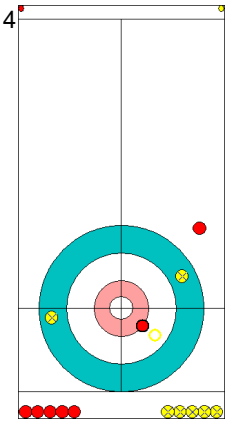
SWE: HASSELBORG A
Take-out ↻ 100%

	SWE	CHN
Total Score	8	4
Time left	05:37	10:14

Legend:
↻ Clockwise ↺ Counter-clockwise - Not considered
X Unfinished end due to concession

Game Results
대회 경기결과 / Résultats de la partie

Sheet	Game	Team	LSFE	1	2	3	4	5	6	7	8	9	10	Extra Ends				Total
C	8	SUI - Switzerland	*	1	0	0	0	3	0	1	0	1	X					6
	8	DEN - Denmark		0	0	0	2	0	1	0	1	0	X					4

SUI - Switzerland		Shot Success Game	Shot Success All
4	S TIRINZONI Silvana	84%	74%
3	NEUENSCHWANDER Esther	89%	79%
2	V SIEGRIST Manuela	83%	77%
1	ALBRECHT Marlene	86%	80%
A	PERRET Jenny	-	-
	Team Total	85%	78%

Last Stone Draw		Distance
↻	ALBRECHT Marlene	21.6cm
↺	NEUENSCHWANDER Esther	46.7cm
Total		**68.3cm**

Time remaining: 5 minutes 47 seconds

DEN - Denmark		Shot Success Game	Shot Success All
4	S DUPONT Madeleine	82%	67%
3	DUPONT Denise	78%	75%
2	V HALSE Mathilde	68%	74%
1	KNUDSEN Lina Almind	90%	90%
A	HOGH Julie	-	74%
	Team Total	79%	73%

Last Stone Draw		Distance
↻	DUPONT Denise	129.5cm
↺	KNUDSEN Lina Almind	37.4cm
Total		**166.9cm**

Time remaining: 8 minutes 57 seconds

Time-out: End 10 - DEN stone 6

Shot Success Analysis

SUI - Switzerland		↻		↺		Game	
4 TIRINZONI Silvana	Draws	3	67%	1	100%	4	75%
	Take-outs	13	90%	3	67%	16	86%
	Total	16	86%	4	75%	20	84%
3 NEUENSCHWANDER Esther	Draws	3	92%	2	75%	5	85%
	Take-outs	9	92%	6	88%	15	90%
	Total	12	92%	8	84%	20	89%
2 SIEGRIST Manuela	Draws	1	100%	1	100%	2	100%
	Take-outs	7	86%	11	77%	18	81%
	Total	8	88%	12	79%	20	83%
1 ALBRECHT Marlene	Draws	1	75%	14	93%	15	92%
	Take-outs	3	83%	2	50%	5	70%
	Total	4	81%	16	88%	20	86%
A PERRET Jenny	Draws	0	-	0	-	0	-
	Take-outs	0	-	0	-	0	-
	Total	0	-	0	-	0	-
Team	Draws	8	81%	18	92%	26	88%
	Take-outs	32	89%	22	76%	54	84%
	Total	40	88%	40	83%	80	85%

DEN - Denmark		↻		↺		Game	
4 DUPONT Madeleine	Draws	6	75%	2	75%	8	75%
	Take-outs	6	79%	5	95%	11	86%
	Total	12	77%	7	89%	19	82%
3 DUPONT Denise	Draws	3	67%	4	88%	7	79%
	Take-outs	6	67%	7	86%	13	77%
	Total	9	67%	11	86%	20	78%
2 HALSE Mathilde	Draws	6	54%	5	55%	11	55%
	Take-outs	1	100%	8	81%	9	83%
	Total	7	61%	13	71%	20	68%
1 KNUDSEN Lina Almind	Draws	3	92%	11	93%	14	93%
	Take-outs	1	50%	5	90%	6	83%
	Total	4	81%	16	92%	20	90%
A HOGH Julie	Draws	0	-	0	-	0	-
	Take-outs	0	-	0	-	0	-
	Total	0	-	0	-	0	-
Team	Draws	18	69%	22	82%	40	76%
	Take-outs	14	73%	25	87%	39	82%
	Total	32	71%	47	85%	79	79%

Note:
Position and function for each team member:
4 = Fourth, **3** = Third, **2** = Second, **1** = Lead, **A** = Alternate, **S** = Skip, **V** = Vice-Skip

Legend:
↻ Clockwise
↺ Counter-clockwise
LSFE(*) Last Stone First End
X Unplayed/unfinished end due to concession

Game - Shot by Shot
경기별 숏 기록 / Déroulement de la partie

End 1 — **SUI - Switzerland 0 + 1** (this end) **= 1** — **DEN - Denmark 0 + 0** (this end) **= 0**

1
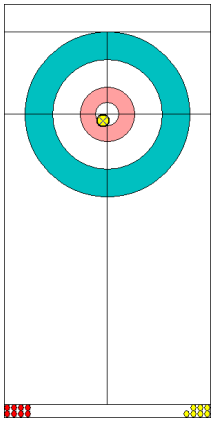
DEN: KNUDSEN LA
Draw ↻ 100%

2
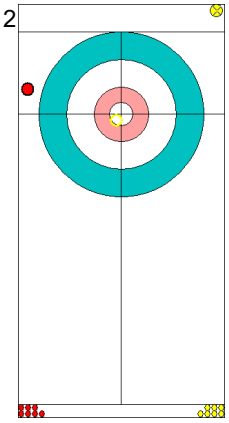
SUI: ALBRECHT M
Take-out ↻ 50%

3
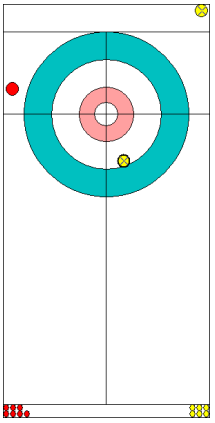
DEN: KNUDSEN LA
Draw ↻ 75%

4
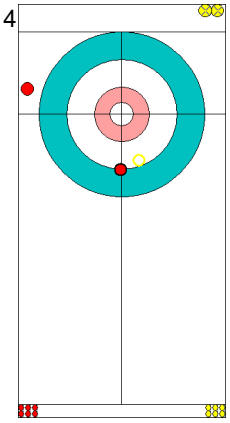
SUI: ALBRECHT M
Take-out ↻ 100%

5
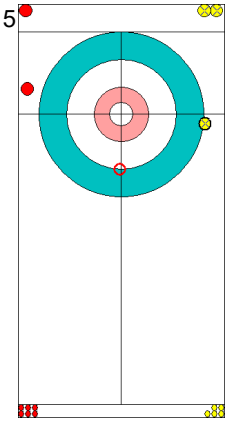
DEN: HALSE M
Take-out ↻ 100%

6
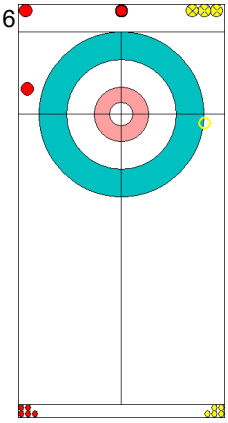
SUI: SIEGRIST M
Take-out ↻ 50%

7
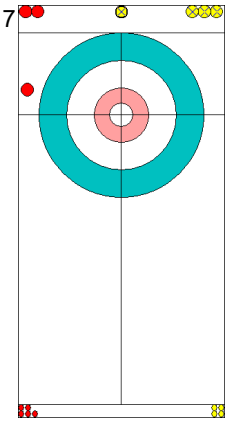
DEN: HALSE M
Draw ↻ 0%

8
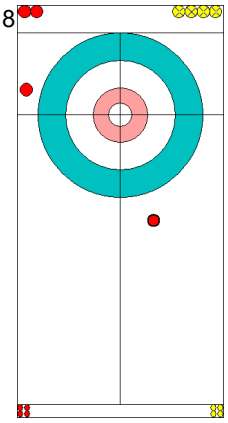
SUI: SIEGRIST M
Front ↻ 100%

9
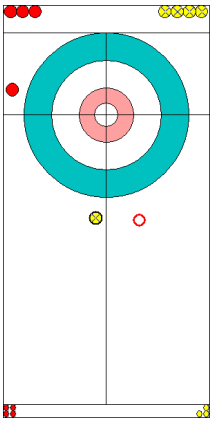
DEN: DUPONT D
Clearing ↻ 0%

10
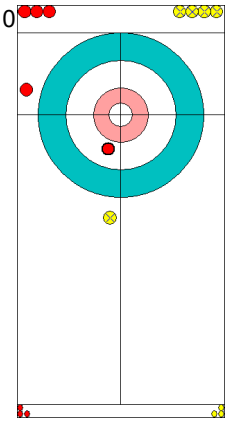
SUI: NEUENSCHWANDER E
Draw ↻ 100%

11
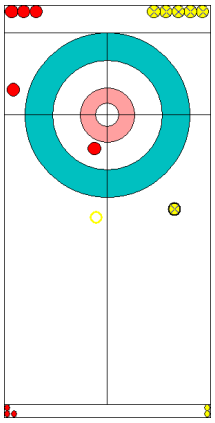
DEN: DUPONT D
Clearing ↻ 50%

12
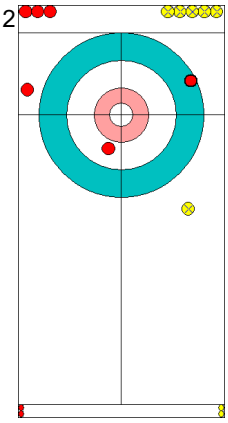
SUI: NEUENSCHWANDER E
Draw ↻ 75%

13
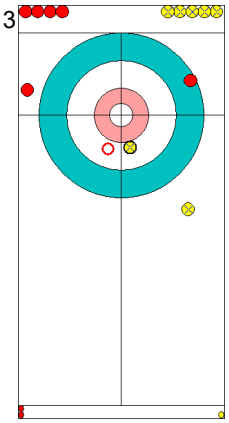
DEN: DUPONT M
Hit and Roll ↻ 75%

14
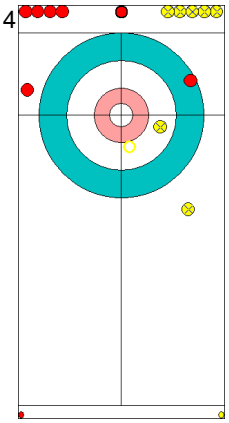
SUI: TIRINZONI S
Hit and Roll ↻ 0%

15
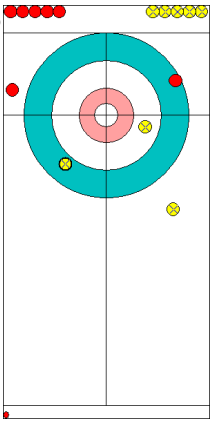
DEN: DUPONT M
Draw ↻ 100%

16
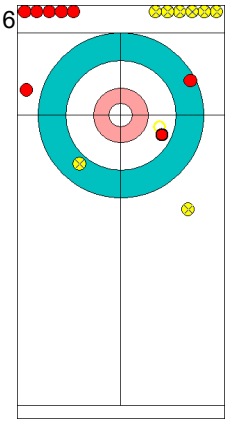
SUI: TIRINZONI S
Take-out ↻ 100%

	SUI	DEN
Total Score	1	0
Time left	35:58	36:24

Legend:
↻ Clockwise ↺ Counter-clockwise - Not considered

Game - Shot by Shot
경기별 숏 기록 / Déroulement de la partie

End 2 — **SUI - Switzerland 1 + 0** (this end) **= 1** — **DEN - Denmark 0 + 0** (this end) **= 0**



	SUI	DEN
Total Score	1	0
Time left	33:47	34:48

Legend:
↻ Clockwise ↺ Counter-clockwise - Not considered

Game - Shot by Shot
경기별 숏 기록 / Déroulement de la partie

End 3 — **SUI - Switzerland 1 + 0** (this end) **= 1** — **DEN - Denmark 0 + 0** (this end) **= 0**



	SUI	DEN
Total Score	1	0
Time left	31:31	32:53

Legend:
↻ Clockwise ↺ Counter-clockwise - Not considered

Game - Shot by Shot
경기별 숏 기록 / Déroulement de la partie

End 4 — **SUI - Switzerland 1 + 0** (this end) **= 1** — **DEN - Denmark 0 + 2** (this end) **= 2**



	SUI	DEN
Total Score	1	2
Time left	27:45	30:15

Legend:
↻ Clockwise ↺ Counter-clockwise - Not considered

Game - Shot by Shot
경기별 숏 기록 / Déroulement de la partie

End 5 **SUI - Switzerland 1 + 3** (this end) **= 4** **DEN - Denmark 2 + 0** (this end) **= 2**

1
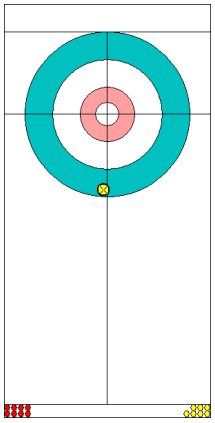
DEN: KNUDSEN LA
Draw ↻ 75%

2
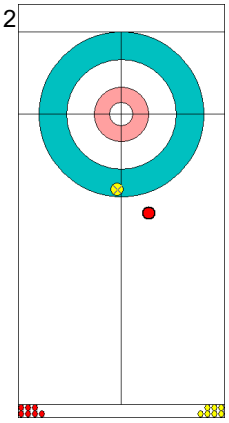
SUI: ALBRECHT M
Front ↻ 100%

3
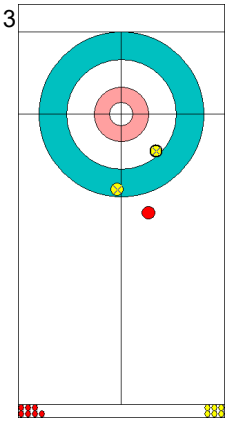
DEN: KNUDSEN LA
Draw ↻ 100%

4
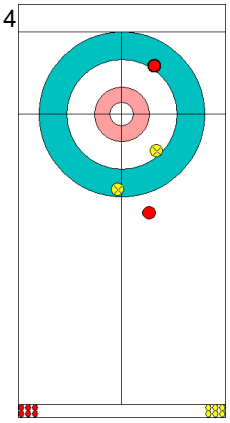
SUI: ALBRECHT M
Draw ↻ 75%

5
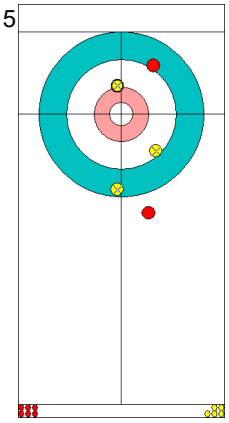
DEN: HALSE M
Draw ↻ 75%

6
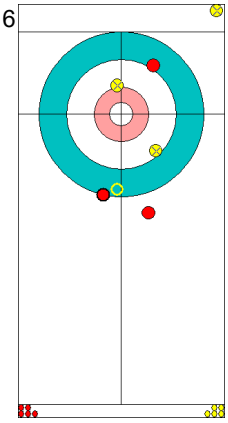
SUI: SIEGRIST M
Double Take-out ↺ 50%

7
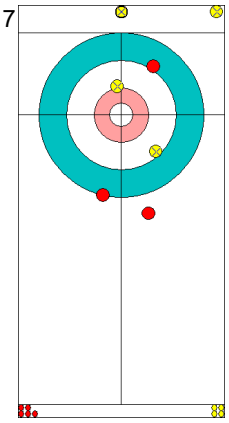
DEN: HALSE M
Hit and Roll ↻ 0%

8
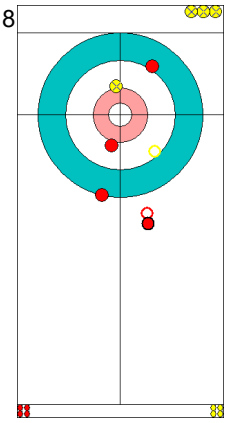
SUI: SIEGRIST M
Promotion Take-out ↺ 100%

9
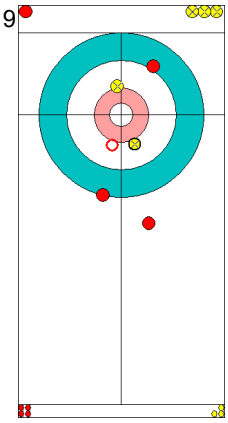
DEN: DUPONT D
Hit and Roll ↻ 75%

10
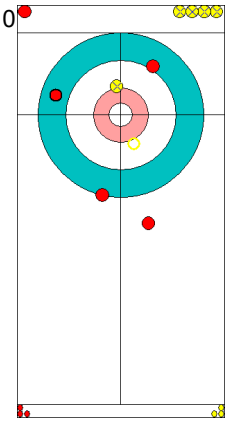
SUI: NEUENSCHWANDER E
Hit and Roll ↻ 75%

11
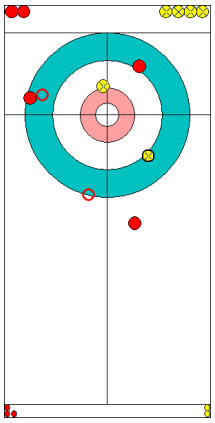
DEN: DUPONT D
Hit and Roll ↻ 75%

12
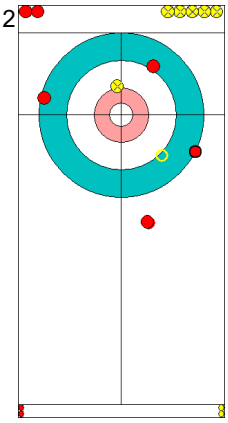
SUI: NEUENSCHWANDER E
Hit and Roll ↺ 75%

13
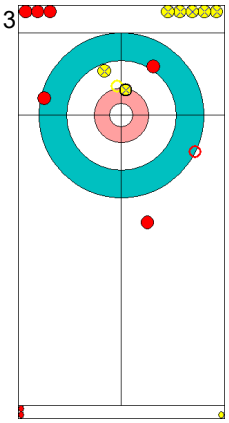
DEN: DUPONT M
Hit and Roll ↻ 75%

14
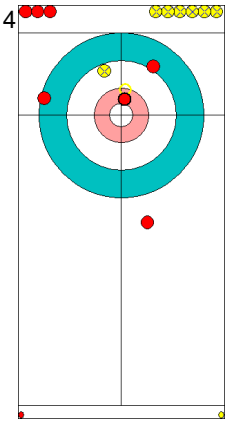
SUI: TIRINZONI S
Hit and Roll ↻ 75%

15
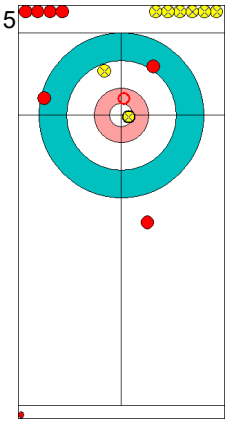
DEN: DUPONT M
Take-out ↻ 100%

16
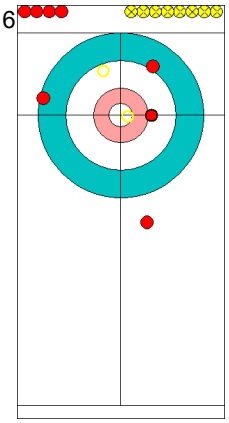
SUI: TIRINZONI S
Double Take-out ↻ 100%

	SUI	DEN
Total Score	4	2
Time left	22:14	24:51

Legend:
↻ Clockwise ↺ Counter-clockwise - Not considered

Game - Shot by Shot
경기별 숏 기록 / Déroulement de la partie

End 6 — **SUI - Switzerland 4 + 0** (this end) **= 4** — **DEN - Denmark 2 + 1** (this end) **= 3**



	SUI	DEN
Total Score	4	3
Time left	19:25	22:23

Legend:
↻ Clockwise ↺ Counter-clockwise - Not considered

Game - Shot by Shot
경기별 숏 기록 / Déroulement de la partie

End 7 | **SUI - Switzerland 4 + 1** (this end) **= 5** | **DEN - Denmark 3 + 0** (this end) **= 3**

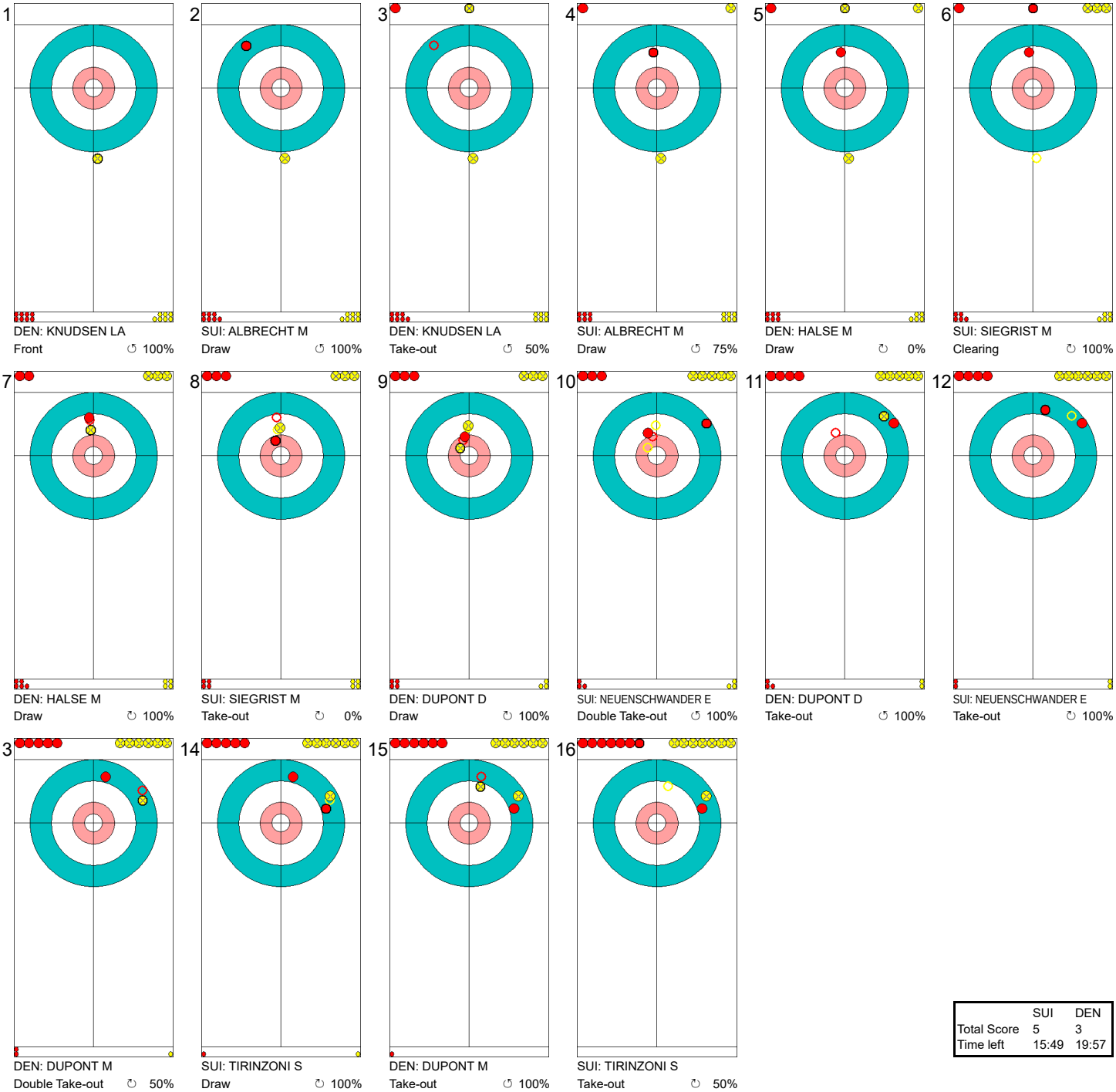

	SUI	DEN
Total Score	5	3
Time left	15:49	19:57

Legend:
↻ Clockwise ↺ Counter-clockwise - Not considered

Game - Shot by Shot
경기별 숏 기록 / Déroulement de la partie

End 8 — **SUI - Switzerland 5 + 0** (this end) **= 5** — **DEN - Denmark 3 + 1** (this end) **= 4**

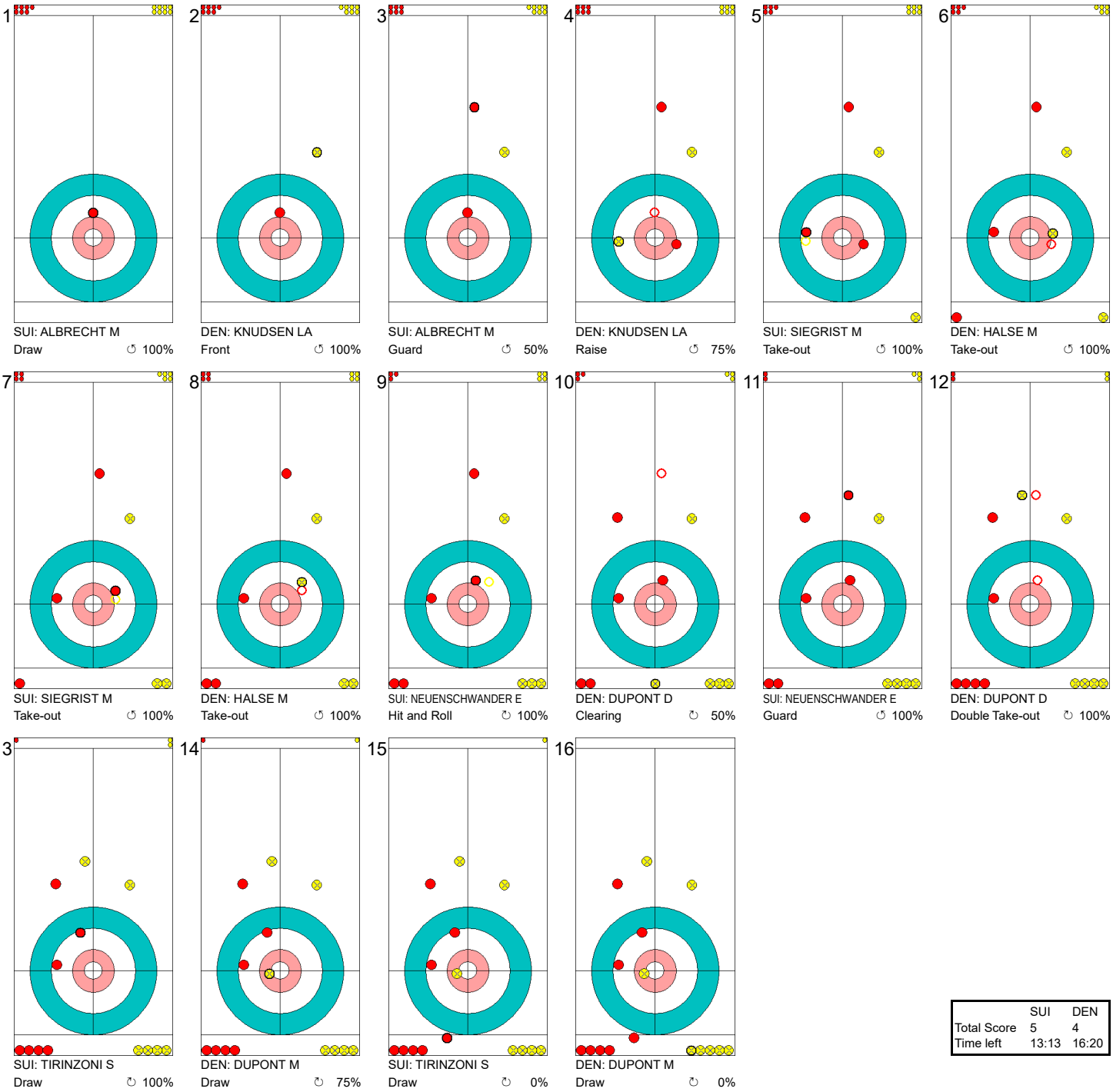

	SUI	DEN
Total Score	5	4
Time left	13:13	16:20

Legend:
↻ Clockwise ↺ Counter-clockwise - Not considered

Game - Shot by Shot
경기별 슛 기록 / Déroulement de la partie

End 9 — **SUI - Switzerland 5 + 1** (this end) **= 6** — **DEN - Denmark 4 + 0** (this end) **= 4**



	SUI	DEN
Total Score	6	4
Time left	07:55	12:07

Legend:
↻ Clockwise ↺ Counter-clockwise - Not considered

Game - Shot by Shot
경기별 슛 기록 / Déroulement de la partie

End 10 — **SUI - Switzerland 6 + X** (this end) **= 6** — **DEN - Denmark 4 + X** (this end) **= 4**



	SUI	DEN
Total Score	6	4
Time left	05:47	08:57

Legend:
↻ Clockwise ↺ Counter-clockwise - Not considered
X Unfinished end due to concession

Game Results
대회 경기결과 / Résultats de la partie

Sheet	Game	Team	LSFE	1	2	3	4	5	6	7	8	9	10	Extra Ends				Total
D	8	CAN - Canada		0	2	1	0	0	1	0	0	1	0					5
	9	GBR - Great Britain	*	1	0	0	1	0	0	0	2	0	2					6

CAN - Canada		Shot Success Game	Shot Success All
4 S	HOMAN Rachel	79%	77%
3 V	MISKEW Emma	84%	83%
2	COURTNEY Joanne	91%	80%
1	WEAGLE Lisa	83%	87%
A	BERNARD Cheryl	-	-
	Team Total	84%	81%

Last Stone Draw		Distance
↻	HOMAN Rachel	16.0cm
↺	MISKEW Emma	11.3cm
Total		**27.3cm**

Time remaining: 4 minutes 39 seconds

Time-out: End 4 - CAN stone 7

GBR - Great Britain		Shot Success Game	Shot Success All
4 S	MUIRHEAD Eve	83%	78%
3 V	SLOAN Anna	75%	76%
2	ADAMS Vicki	94%	79%
1	GRAY Lauren	86%	81%
A	SCHAFER Kelly	-	-
	Team Total	84%	79%

Last Stone Draw		Distance
↻	MUIRHEAD Eve	11.2cm
↺	ADAMS Vicki	6.7cm
Total		**17.9cm**

Time remaining: 5 minutes 24 seconds

Time-out: End 9 - GBR stone 7

Shot Success Analysis

CAN - Canada		↻		↺		Game	
4 HOMAN Rachel	Draws	2	0%	5	75%	7	54%
	Take-outs	6	92%	7	93%	13	92%
	Total	8	69%	12	85%	20	79%
3 MISKEW Emma	Draws	2	50%	2	88%	4	69%
	Take-outs	8	94%	8	81%	16	88%
	Total	10	85%	10	83%	20	84%
2 COURTNEY Joanne	Draws	6	92%	1	75%	7	89%
	Take-outs	8	88%	5	100%	13	92%
	Total	14	89%	6	96%	20	91%
1 WEAGLE Lisa	Draws	12	79%	6	83%	18	81%
	Take-outs	1	100%	1	100%	2	100%
	Total	13	81%	7	86%	20	83%
A BERNARD Cheryl	Draws	0	-	0	-	0	-
	Take-outs	0	-	0	-	0	-
	Total	0	-	0	-	0	-
Team	Draws	22	73%	14	80%	36	76%
	Take-outs	23	91%	21	90%	44	91%
	Total	45	82%	35	86%	80	84%

GBR - Great Britain		↻		↺		Game	
4 MUIRHEAD Eve	Draws	1	50%	4	56%	5	55%
	Take-outs	6	92%	8	94%	14	93%
	Total	7	86%	12	81%	19	83%
3 SLOAN Anna	Draws	7	75%	5	65%	12	71%
	Take-outs	2	88%	6	79%	8	81%
	Total	9	78%	11	73%	20	75%
2 ADAMS Vicki	Draws	6	96%	3	92%	9	94%
	Take-outs	6	88%	5	100%	11	93%
	Total	12	92%	8	97%	20	94%
1 GRAY Lauren	Draws	15	83%	3	100%	18	86%
	Take-outs	1	75%	1	100%	2	88%
	Total	16	83%	4	100%	20	86%
A SCHAFER Kelly	Draws	0	-	0	-	0	-
	Take-outs	0	-	0	-	0	-
	Total	0	-	0	-	0	-
Team	Draws	29	83%	15	75%	44	80%
	Take-outs	15	88%	20	91%	35	90%
	Total	44	85%	35	84%	79	84%

Note:
Position and function for each team member:
4 = Fourth, **3** = Third, **2** = Second, **1** = Lead, **A** = Alternate, **S** = Skip, **V** = Vice-Skip

Legend:
↻ Clockwise ↺ Counter-clockwise **LSFE(*)** Last Stone First End

Game - Shot by Shot
경기별 숏 기록 / Déroulement de la partie

End 1 — **CAN - Canada 0 + 0** (this end) **= 0** — **GBR - Great Britain 0 + 1** (this end) **= 1**

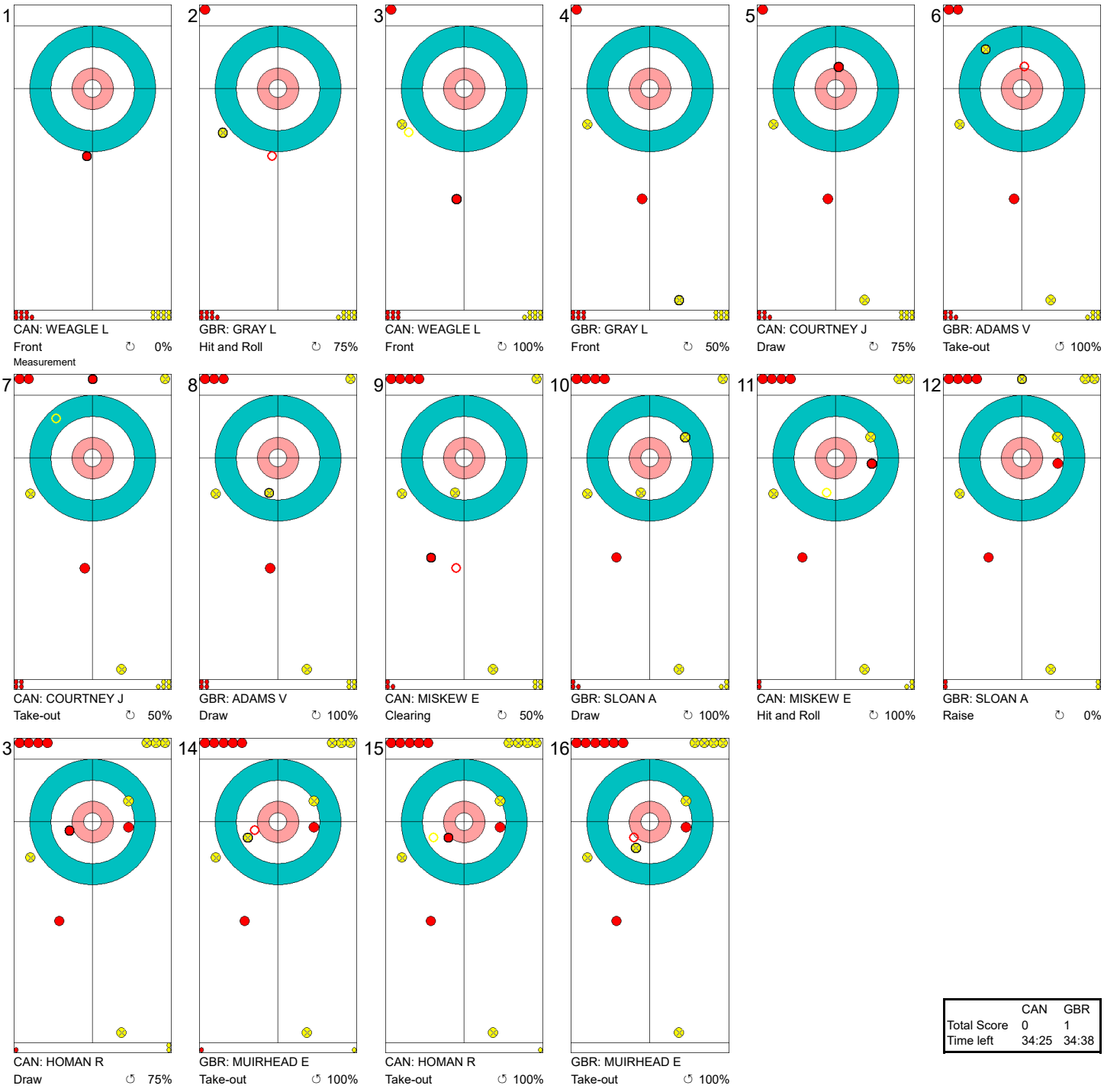

	CAN	GBR
Total Score	0	1
Time left	34:25	34:38

Legend:
↻ Clockwise ↺ Counter-clockwise - Not considered

Game - Shot by Shot
경기별 숏 기록 / Déroulement de la partie

End 2 — **CAN - Canada 0 + 2** (this end) **= 2** — **GBR - Great Britain 1 + 0** (this end) **= 1**

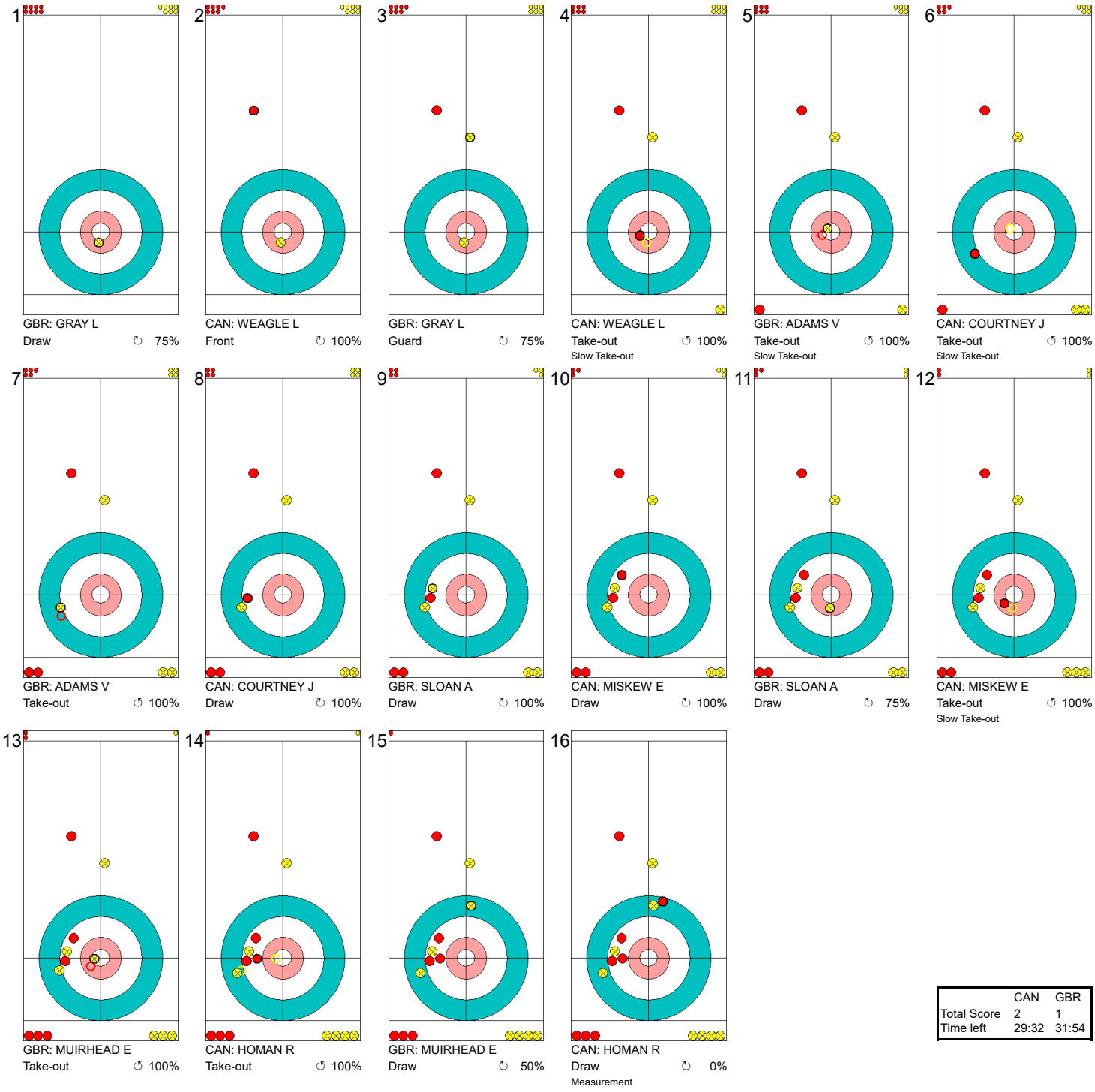

	CAN	GBR
Total Score	2	1
Time left	29:32	31:54

Legend:
↻ Clockwise ↺ Counter-clockwise - Not considered

Game - Shot by Shot
경기별 숏 기록 / Déroulement de la partie

End 3 — **CAN - Canada 2 + 1** (this end) **= 3** — **GBR - Great Britain 1 + 0** (this end) **= 1**



	CAN	GBR
Total Score	3	1
Time left	26:12	28:18

Legend:
↻ Clockwise ↺ Counter-clockwise - Not considered

Game - Shot by Shot
경기별 숏 기록 / Déroulement de la partie

End 4 | **CAN - Canada 3 + 0** (this end) **= 3** | **GBR - Great Britain 1 + 1** (this end) **= 2**



	CAN	GBR
Total Score	3	2
Time left	23:35	25:12

Legend:
↻ Clockwise ↺ Counter-clockwise - Not considered

Game - Shot by Shot
경기별 숏 기록 / Déroulement de la partie

End 5 — **CAN - Canada 3 + 0** (this end) **= 3** — **GBR - Great Britain 2 + 0** (this end) **= 2**



	CAN	GBR
Total Score	3	2
Time left	21:06	23:20

Legend:
↻ Clockwise ↺ Counter-clockwise - Not considered

Game - Shot by Shot
경기별 숏 기록 / Déroulement de la partie

End 6 — **CAN - Canada 3 + 1** (this end) **= 4** — **GBR - Great Britain 2 + 0** (this end) **= 2**



	CAN	GBR
Total Score	4	2
Time left	18:41	21:07

Legend:
↻ Clockwise ↺ Counter-clockwise - Not considered

Game - Shot by Shot
경기별 숏 기록 / Déroulement de la partie

End 7 | **CAN - Canada 4 + 0** (this end) **= 4** | **GBR - Great Britain 2 + 0** (this end) **= 2**

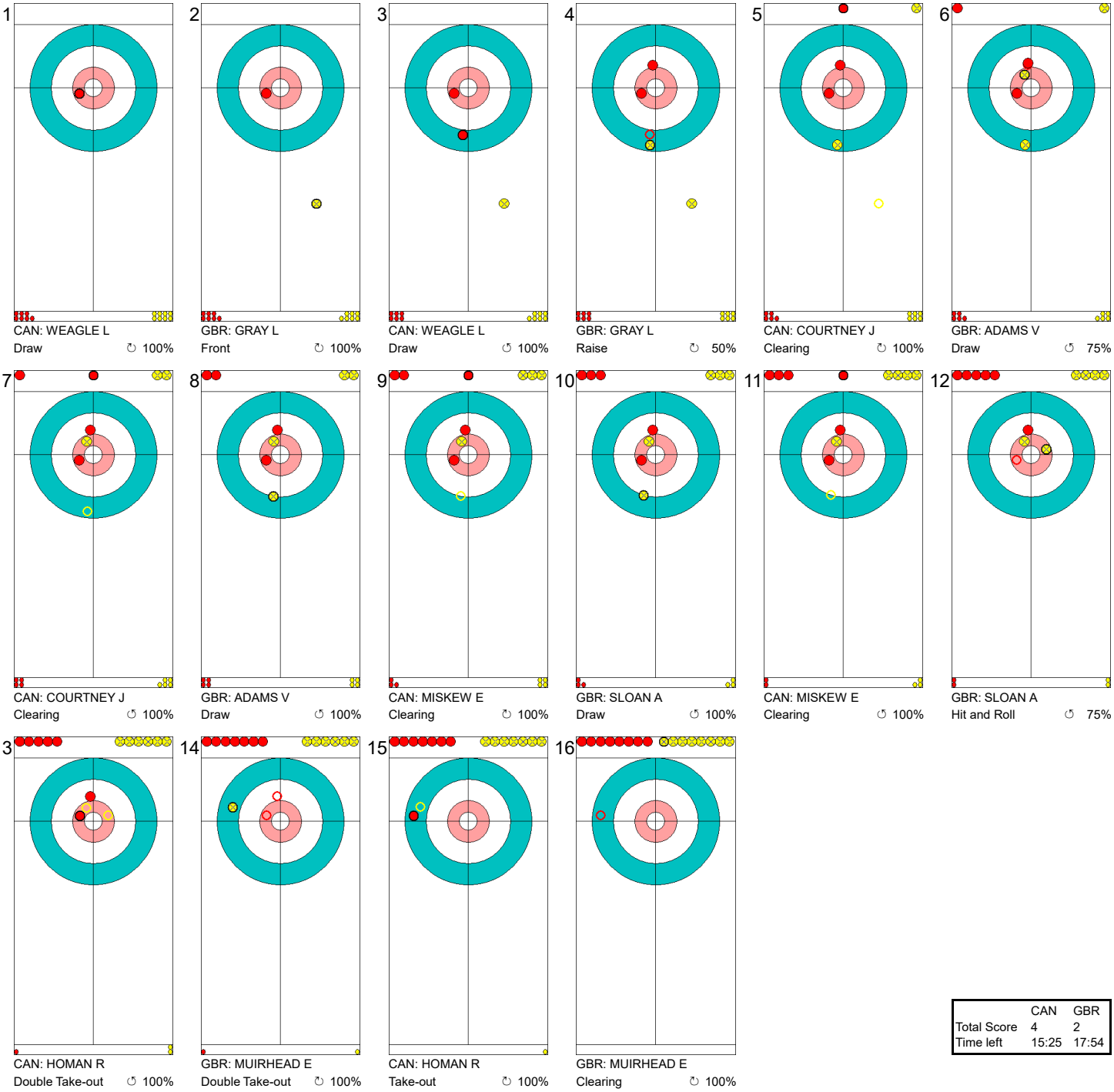

	CAN	GBR
Total Score	4	2
Time left	15:25	17:54

Legend:
↻ Clockwise ↺ Counter-clockwise - Not considered

Game - Shot by Shot
경기별 숏 기록 / Déroulement de la partie

End 8 | **CAN - Canada 4 + 0** (this end) **= 4** | **GBR - Great Britain 2 + 2** (this end) **= 4**



	CAN	GBR
Total Score	4	4
Time left	12:43	14:48

Legend:
↻ Clockwise ↺ Counter-clockwise - Not considered

Game - Shot by Shot
경기별 숏 기록 / Déroulement de la partie

End 9 | **CAN - Canada 4 + 1** (this end) **= 5** | **GBR - Great Britain 4 + 0** (this end) **= 4**



	CAN	GBR
Total Score	5	4
Time left	08:50	12:15

Legend:
↻ Clockwise ↺ Counter-clockwise - Not considered

Game - Shot by Shot
경기별 숏 기록 / Déroulement de la partie

End 10 — **CAN - Canada 5 + 0** (this end) **= 5** — **GBR - Great Britain 4 + 2** (this end) **= 6**



	CAN	GBR
Total Score	5	6
Time left	04:39	05:24

Legend:
↻ Clockwise ↺ Counter-clockwise - Not considered

Most Important Shots
우승 결정 슛 / Tirs les plus importants

Sheet	Game	Team	LSFE	1	2	3	4	5	6	7	8	9	10	Extra Ends	Total
A	8	KOR - Republic of Korea		3	3	3	0	2	0	X	X	X	X		11
	8	OAR - Olympic Athlete from Russia	*	0	0	0	1	0	1	X	X	X	X		2

Most Important Shot:

Korean Skip KIM E played an excellent Take-out passing a guard very close to remove the OAR shot stone and laying partially covered close to the four foot. OAR Skip MOISEEVA V was then forced to play the same difficult Take-out, but jammed on the guard and the Korean team stole 3 points in the first end.

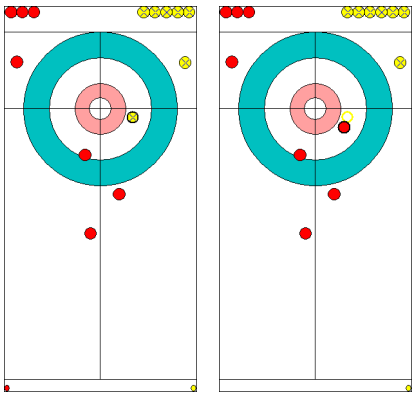

Before After

End: 1
Team: KOR - Republic of Korea
Player: KIM EunJung
Team Stone: 1 2 3 4 5 6 7 (8)
Task: Take-out
Rotation: ↺
Shot Success: 100%

Sheet	Game	Team	LSFE	1	2	3	4	5	6	7	8	9	10	Extra Ends	Total
B	8	SWE - Sweden	*	0	2	1	0	2	0	0	3	0	X		8
	9	CHN - People's Republic of China		0	0	0	1	0	2	0	0	1	X		4

Most Important Shot:

The Swedish Third McMANUS S played a heavyweight Double Take-out to remove all Chinese stones out of the house.
This set up the score of 2 points for the Swedish team and a comfortable 5:1 lead after 5 ends.

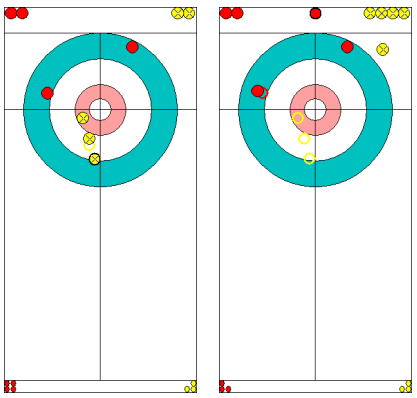

Before After

End: 5
Team: SWE - Sweden
Player: McMANUS Sara
Team Stone: 1 2 3 4 (5) 6 7 8
Task: Double Take-out
Rotation: ↺
Shot Success: 100%

Most Important Shots
우승 결정 슛 / Tirs les plus importants

Sheet	Game	Team	LSFE	1	2	3	4	5	6	7	8	9	10	Extra Ends	Total
C	8	SUI - Switzerland	*	1	0	0	0	3	0	1	0	1	X		6
	8	DEN - Denmark		0	0	0	2	0	1	0	1	0	X		4

Most Important Shot:

Swiss Skip TIRINZONI S played a Double Take-out to score three points and take a 4-2 lead.

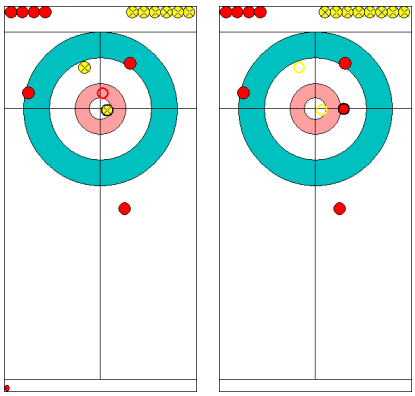

Before After

End: 5
Team: SUI - Switzerland
Player: TIRINZONI Silvana
Team Stone: 1 2 3 4 5 6 7 ⑧
Task: Double Take-out
Rotation: ↻
Shot Success: 100%

Sheet	Game	Team	LSFE	1	2	3	4	5	6	7	8	9	10	Extra Ends	Total
D	8	CAN - Canada		0	2	1	0	0	1	0	0	1	0		5
	9	GBR - Great Britain	*	1	0	0	1	0	0	0	2	0	2		6

Most Important Shot:

British Skip MUIRHEAD E played an excellent Promotion Take-out to remove two Canadian stones which were sitting in the four foot behind cover. This shot forced the Canadian team to take only one point in the end and gave team Great Britain the hammer in the tenth end.

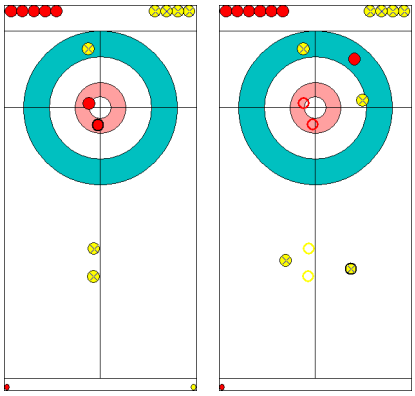

Before After

End: 9
Team: GBR - Great Britain
Player: MUIRHEAD Eve
Team Stone: 1 2 3 4 5 6 7 ⑧
Task: Promotion Take-out
Rotation: ↻
Shot Success: 100%

Legend:
↻ Clockwise ↺ Counter-clockwise **LSFE(*)** Last Stone First End
X Unplayed/unfinished end due to concession

Session Results and Standings
세션 경기결과 및 순위 / Résultats de la session et classement

Sheet	Game	Team	LSFE	1	2	3	4	5	6	7	8	9	10	Extra Ends				Total
A	7	CAN - Canada	*	0	0	1	2	0	1	0	0	1	0					5
	8	CHN - People's Republic of China		0	2	0	0	3	0	0	1	0	1					7
B	8	USA - United States of America	*	2	0	1	0	0	1	0	2	0	X					6
	7	KOR - Republic of Korea		0	1	0	1	4	0	1	0	2	X					9
C	8	GBR - Great Britain	*	1	0	1	1	0	3	0	1	1	0					8
	8	JPN - Japan		0	3	0	0	0	0	2	0	0	1					6

Current Standings

Rank	Team	Games	Wins	Losses	
1	KOR - Republic of Korea	7	6	1	Q
2	SWE - Sweden	7	5	2	
3	GBR - Great Britain	8	5	3	
3	JPN - Japan	8	5	3	
5	CHN - People's Republic of China	8	4	4	
5	USA - United States of America	8	4	4	
7	CAN - Canada	7	3	4	
8	OAR - Olympic Athlete from Russia	7	2	5	
8	SUI - Switzerland	7	2	5	
10	DEN - Denmark	7	1	6	

Note:
Under WCF rules, tie-breaking rules for standings are not applied until after the last game of the round robin.

Legend:
LSFE(*) Last Stone First End **Q** Qualified for the semi-finals **X** Unplayed/unfinished end due to concession

Game Results
대회 경기결과 / Résultats de la partie

Sheet	Game	Team	LSFE	1	2	3	4	5	6	7	8	9	10	Extra Ends				Total
A	7	CAN - Canada	*	0	0	1	2	0	1	0	0	1	0					5
	8	CHN - People's Republic of China		0	2	0	0	3	0	0	1	0	1					7

CAN - Canada		Shot Success Game	Shot Success All
4 S	HOMAN Rachel	73%	77%
3 V	MISKEW Emma	76%	82%
2	COURTNEY Joanne	83%	78%
1	WEAGLE Lisa	93%	87%
A	BERNARD Cheryl	-	-
	Team Total	81%	81%

Last Stone Draw		Distance
↻	MISKEW Emma	25.9cm
↺	HOMAN Rachel	5.0cm
Total		**30.9cm**

Time remaining: 2 minutes 14 seconds

Time-out: End 10 - CAN stone 8

CHN - People's Republic of China		Shot Success Game	Shot Success All
4 S	WANG Bingyu	72%	72%
3 V	ZHOU Yan	89%	75%
2	LIU Jinli	80%	75%
1	MA Jingyi	70%	83%
A	JIANG Xindi	-	-
	Team Total	78%	77%

Last Stone Draw		Distance
↻	MA Jingyi	48.4cm
↺	WANG Bingyu	199.6cm
Total		**248.0cm**

Time remaining: 3 minutes 47 seconds

Time-out: End 10 - CHN stone 7

Shot Success Analysis

CAN - Canada		↻		↺		Game	
4 HOMAN Rachel	Draws	6	71%	5	80%	11	75%
	Take-outs	2	75%	7	68%	9	69%
	Total	8	72%	12	73%	20	73%
3 MISKEW Emma	Draws	8	84%	6	54%	14	71%
	Take-outs	2	75%	4	94%	6	88%
	Total	10	83%	10	70%	20	76%
2 COURTNEY Joanne	Draws	6	88%	10	75%	16	80%
	Take-outs	2	100%	2	88%	4	94%
	Total	8	91%	12	77%	20	83%
1 WEAGLE Lisa	Draws	13	94%	6	96%	19	95%
	Take-outs	1	50%	0	-	1	50%
	Total	14	91%	6	96%	20	93%
A BERNARD Cheryl	Draws	0	-	0	-	0	-
	Take-outs	0	-	0	-	0	-
	Total	0	-	0	-	0	-
Team	Draws	33	86%	27	76%	60	82%
	Take-outs	7	79%	13	79%	20	79%
	Total	40	85%	40	77%	80	81%

CHN - People's Republic of China		↻		↺		Game	
4 WANG Bingyu	Draws	8	63%	4	75%	12	67%
	Take-outs	5	75%	2	100%	7	82%
	Total	13	67%	6	83%	19	72%
3 ZHOU Yan	Draws	3	92%	2	100%	5	95%
	Take-outs	10	95%	5	70%	15	87%
	Total	13	94%	7	79%	20	89%
2 LIU Jinli	Draws	2	63%	0	-	2	63%
	Take-outs	14	93%	4	44%	18	82%
	Total	16	89%	4	44%	20	80%
1 MA Jingyi	Draws	15	77%	5	50%	20	70%
	Take-outs	0	-	0	-	0	-
	Total	15	77%	5	50%	20	70%
A JIANG Xindi	Draws	0	-	0	-	0	-
	Take-outs	0	-	0	-	0	-
	Total	0	-	0	-	0	-
Team	Draws	28	73%	11	68%	39	72%
	Take-outs	29	91%	11	66%	40	84%
	Total	57	82%	22	67%	79	78%

Note:
Position and function for each team member:
4 = Fourth, **3** = Third, **2** = Second, **1** = Lead, **A** = Alternate, **S** = Skip, **V** = Vice-Skip

Legend:
↻ Clockwise ↺ Counter-clockwise **LSFE(*)** Last Stone First End

Game - Shot by Shot
경기별 숏 기록 / Déroulement de la partie

End 1 **CAN - Canada 0 + 0** (this end) **= 0** **CHN - China 0 + 0** (this end) **= 0**



	CAN	CHN
Total Score	0	0
Time left	34:30	35:41

Legend:
↻ Clockwise ↺ Counter-clockwise - Not considered

Game - Shot by Shot
경기별 숏 기록 / Déroulement de la partie

End 2 | **CAN - Canada 0 + 0** (this end) **= 0** | **CHN - China 0 + 2** (this end) **= 2**

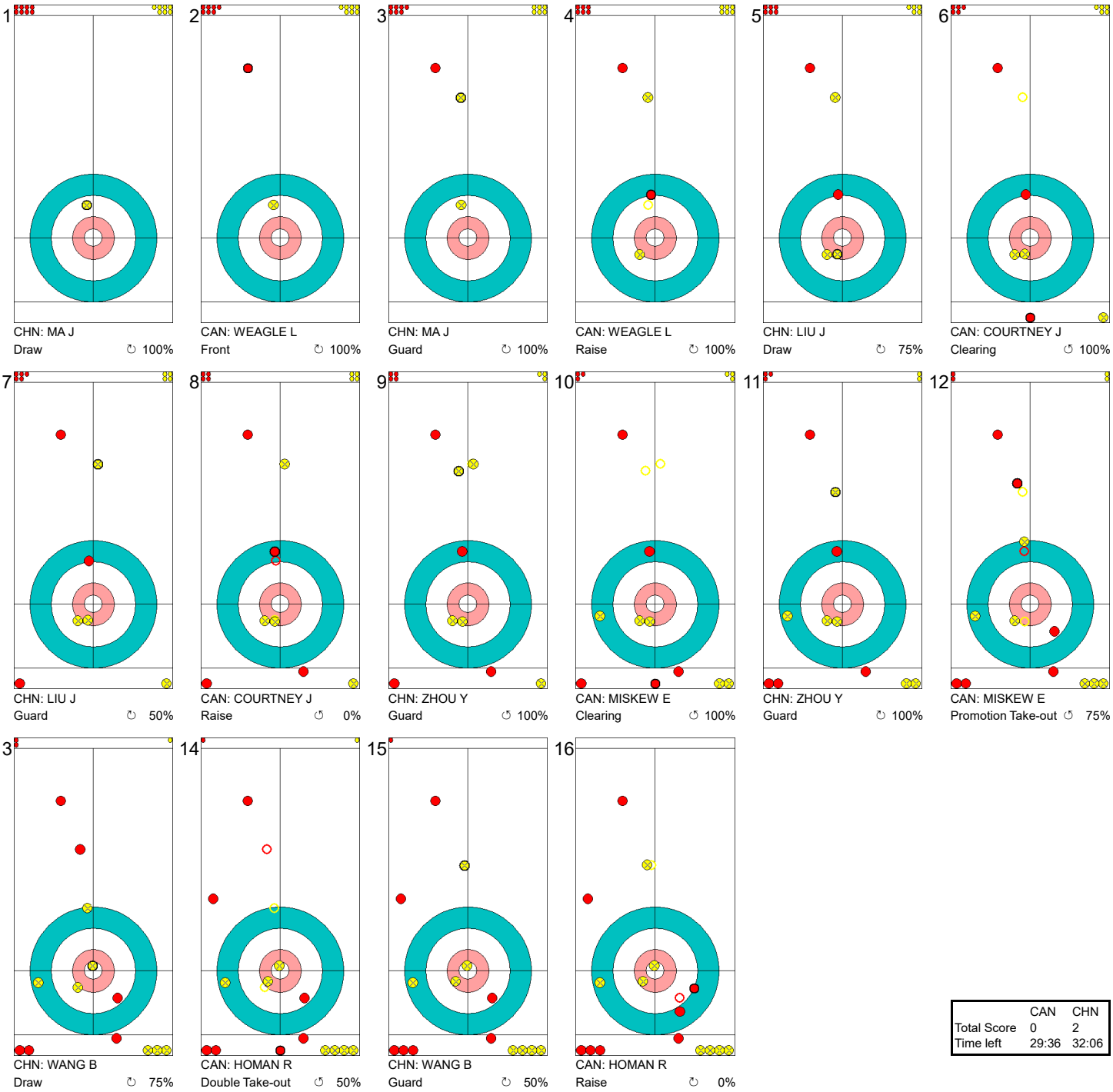

	CAN	CHN
Total Score	0	2
Time left	29:36	32:06

Legend:
↻ Clockwise ↺ Counter-clockwise - Not considered

Game - Shot by Shot
경기별 숏 기록 / Déroulement de la partie

End 3 — **CAN - Canada 0 + 1** (this end) **= 1** — **CHN - China 2 + 0** (this end) **= 2**

1
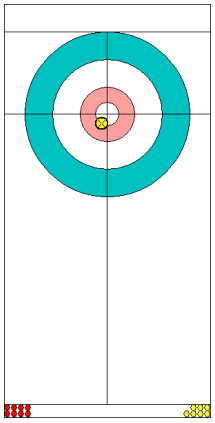
CHN: MA J
Draw ↻ 100%

2
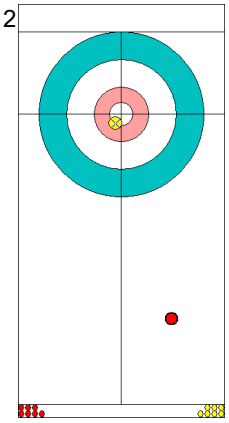
CAN: WEAGLE L
Front ↻ 100%

3
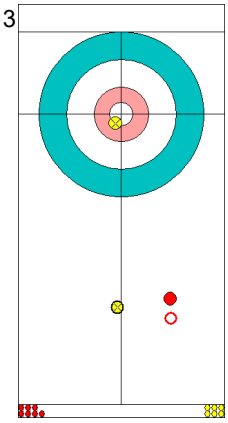
CHN: MA J
Guard ↻ 100%

4
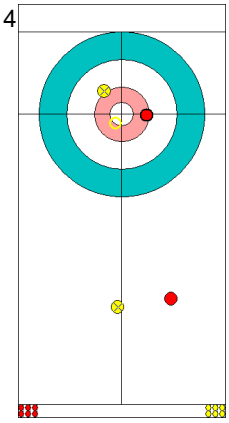
CAN: WEAGLE L
Raise ↻ 75%

5
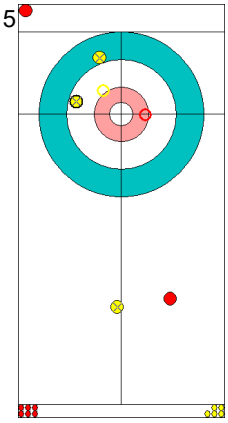
CHN: LIU J
Take-out ↻ 100%

6
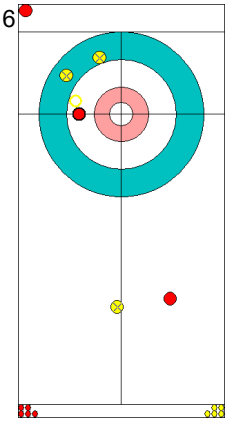
CAN: COURTNEY J
Draw ↺ 100%

7
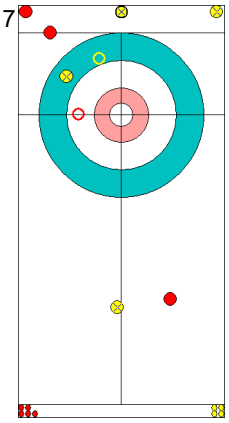
CHN: LIU J
Take-out ↻ 50%

8
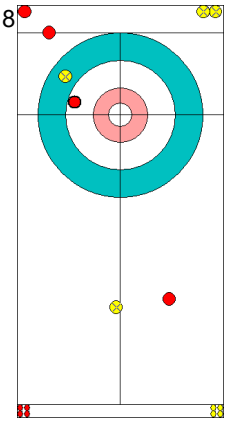
CAN: COURTNEY J
Draw ↺ 100%

9
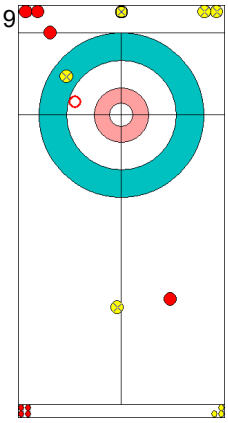
CHN: ZHOU Y
Clearing ↻ 100%

10
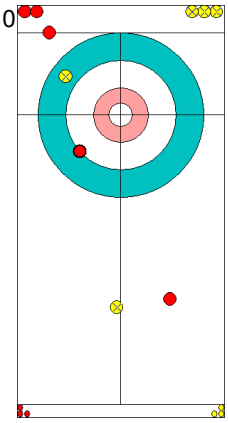
CAN: MISKEW E
Draw ↺ 75%

11
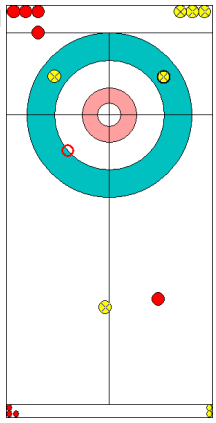
CHN: ZHOU Y
Take-out ↻ 100%

12
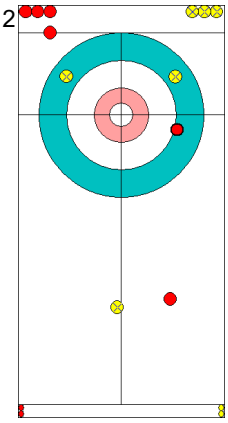
CAN: MISKEW E
Draw ↺ 100%

13
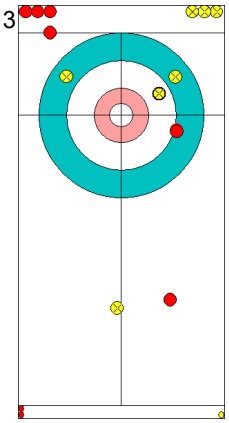
CHN: WANG B
Draw ↻ 50%

14
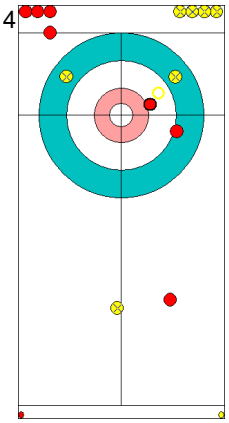
CAN: HOMAN R
Take-out ↻ 100%

15
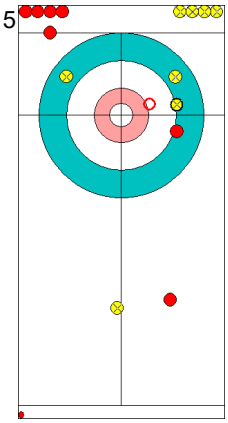
CHN: WANG B
Hit and Roll ↻ 100%

16
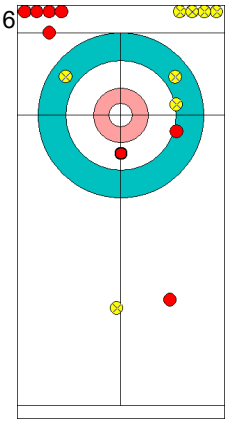
CAN: HOMAN R
Draw ↺ 100%

	CAN	CHN
Total Score	1	2
Time left	26:00	28:41

Legend:
↻ Clockwise ↺ Counter-clockwise - Not considered

Game - Shot by Shot
경기별 숏 기록 / Déroulement de la partie

End 4 — **CAN - Canada 1 + 2** (this end) **= 3** — **CHN - China 2 + 0** (this end) **= 2**



	CAN	CHN
Total Score	3	2
Time left	23:18	24:30

Legend:
↻ Clockwise ↺ Counter-clockwise - Not considered

Game - Shot by Shot
경기별 숏 기록 / Déroulement de la partie

End 5 | **CAN - Canada 3 + 0** (this end) **= 3** | **CHN - China 2 + 3** (this end) **= 5**

1
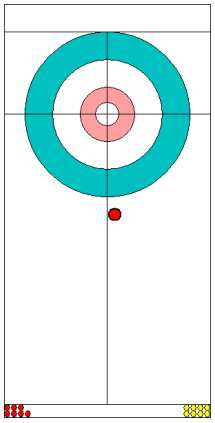
CAN: WEAGLE L
Front ↻ 100%

2
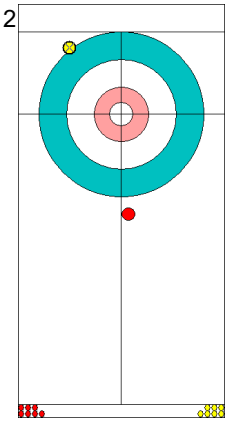
CHN: MA J
Draw ↺ 50%

3
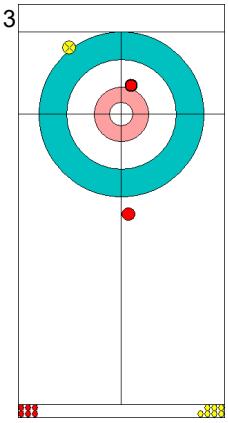
CAN: WEAGLE L
Draw ↺ 75%

4
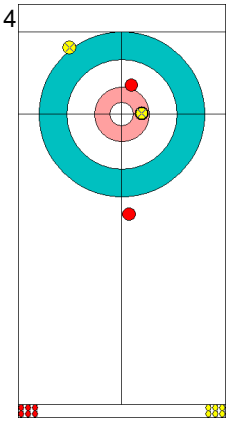
CHN: MA J
Draw ↻ 75%

5
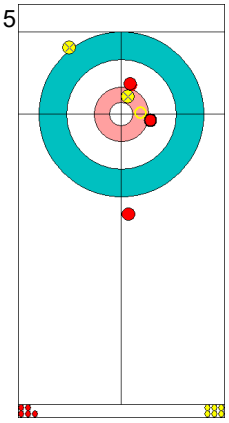
CAN: COURTNEY J
Draw ↺ 50%

6
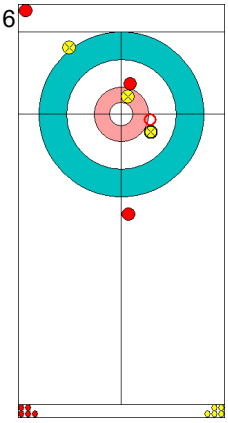
CHN: LIU J
Hit and Roll ↺ 75%

7
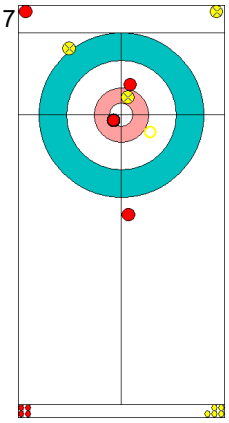
CAN: COURTNEY J
Hit and Roll ↺ 75%

8
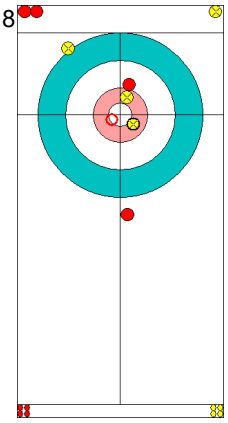
CHN: LIU J
Take-out ↻ 100%

9
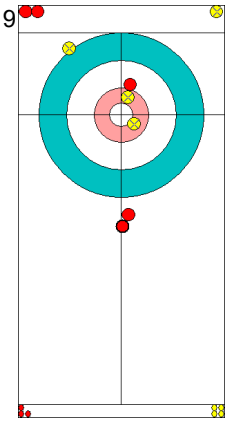
CAN: MISKEW E
Draw ↺ 0%

10
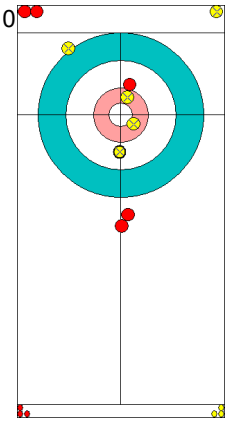
CHN: ZHOU Y
Draw ↻ 100%

11
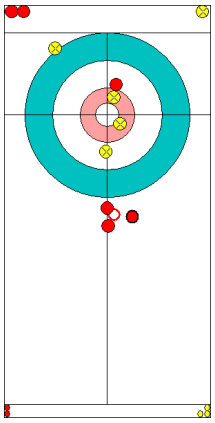
CAN: MISKEW E
Draw ↺ 0%

12
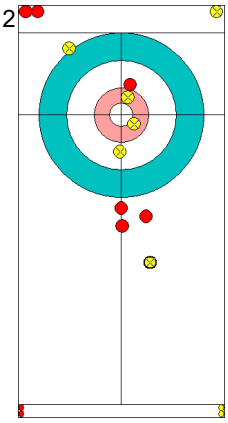
CHN: ZHOU Y
Guard ↻ 75%

13
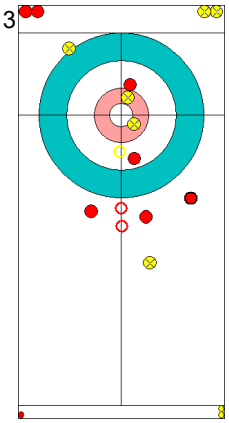
CAN: HOMAN R
Promotion Take-out ↺ 50%

14
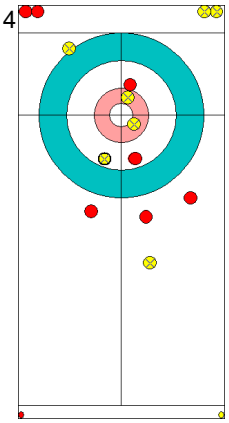
CHN: WANG B
Guard ↺ 50%

15
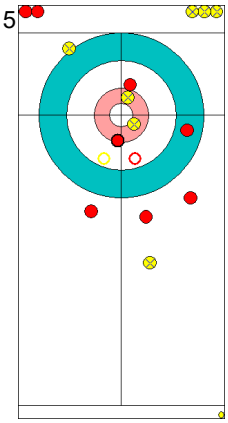
CAN: HOMAN R
Hit and Roll ↺ 25%

16
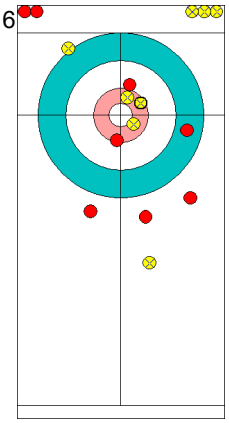
CHN: WANG B
Draw ↻ 100%

	CAN	CHN
Total Score	3	5
Time left	19:17	18:34

Legend:
↻ Clockwise ↺ Counter-clockwise - Not considered

Game - Shot by Shot
경기별 숏 기록 / Déroulement de la partie

End 6 — **CAN - Canada 3 + 1** (this end) **= 4** — **CHN - China 5 + 0** (this end) **= 5**



	CAN	CHN
Total Score	4	5
Time left	16:01	15:24

Legend:
↻ Clockwise ↺ Counter-clockwise - Not considered

Game - Shot by Shot
경기별 숏 기록 / Déroulement de la partie

End 7 | **CAN - Canada 4 + 0** (this end) **= 4** | **CHN - China 5 + 0** (this end) **= 5**



	CAN	CHN
Total Score	4	5
Time left	13:08	12:57

Legend:
↻ Clockwise ↺ Counter-clockwise - Not considered

Game - Shot by Shot
경기별 숏 기록 / Déroulement de la partie

End 8 — **CAN - Canada 4 + 0** (this end) **= 4** — **CHN - China 5 + 1** (this end) **= 6**

1
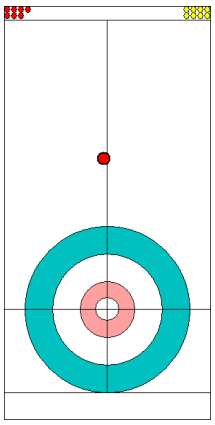
CAN: WEAGLE L
Front ↻ 100%

2
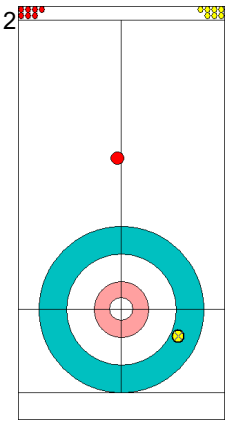
CHN: MA J
Draw ↺ 100%

3
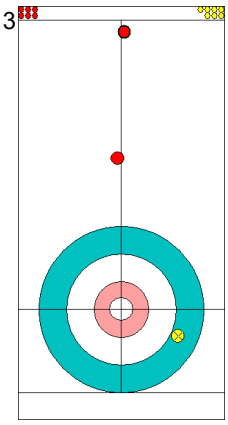
CAN: WEAGLE L
Front ↻ 50%

4
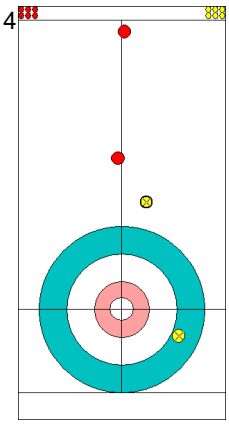
CHN: MA J
Draw ↻ 0%

5
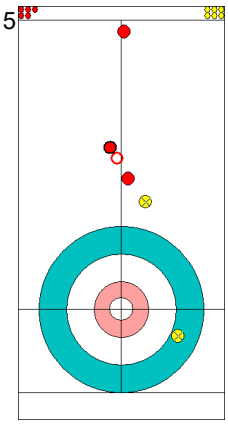
CAN: COURTNEY J
Draw ↺ 0%

6
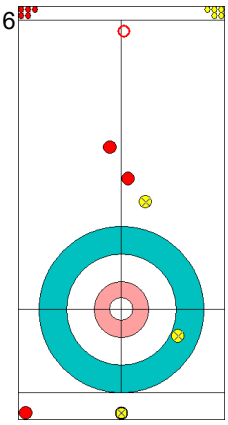
CHN: LIU J
Clearing ↻ 100%

7
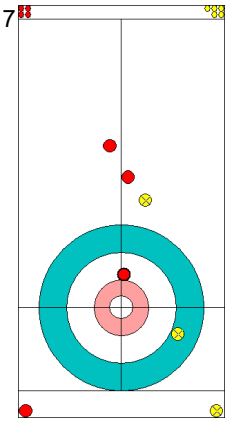
CAN: COURTNEY J
Draw ↺ 100%

8
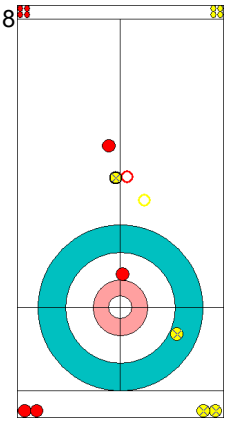
CHN: LIU J
Double Take-out ↻ 50%

9
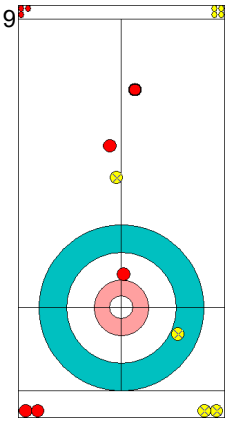
CAN: MISKEW E
Guard ↻ 100%

10
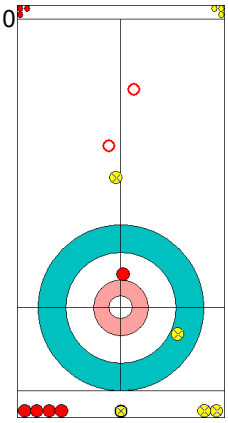
CHN: ZHOU Y
Clearing ↻ 100%

11
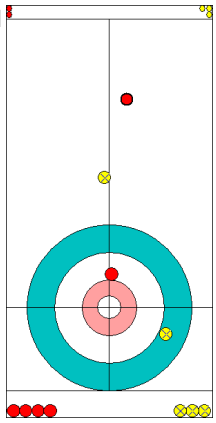
CAN: MISKEW E
Guard ↺ 100%

12
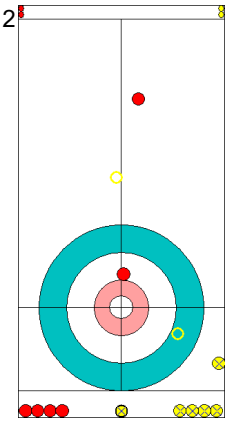
CHN: ZHOU Y
Promotion Take-out ↺ 50%

13
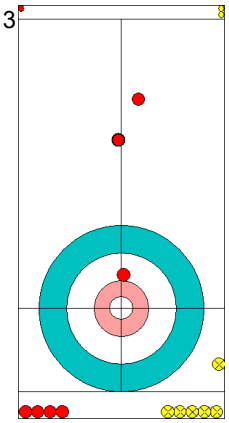
CAN: HOMAN R
Guard ↺ 100%

14
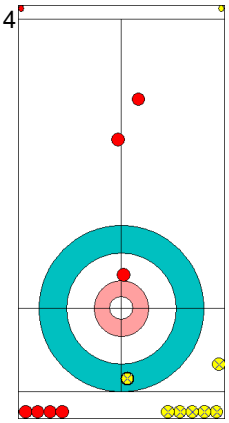
CHN: WANG B
Draw ↻ 50%

15
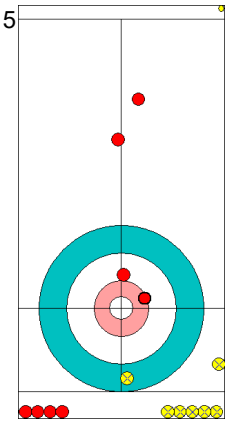
CAN: HOMAN R
Draw ↻ 75%

16
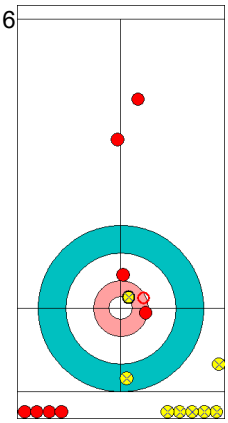
CHN: WANG B
Raise ↻ 100%

	CAN	CHN
Total Score	4	6
Time left	09:46	09:30

Legend:
↻ Clockwise ↺ Counter-clockwise - Not considered

Game - Shot by Shot
경기별 숏 기록 / Déroulement de la partie

End 9 | **CAN - Canada 4 + 1** (this end) **= 5** | **CHN - China 6 + 0** (this end) **= 6**

1
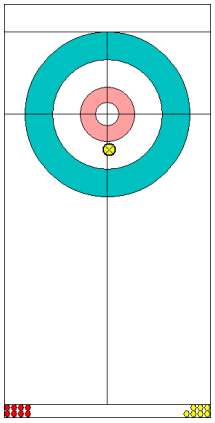
CHN: MA J
Draw ↻ 100%

2
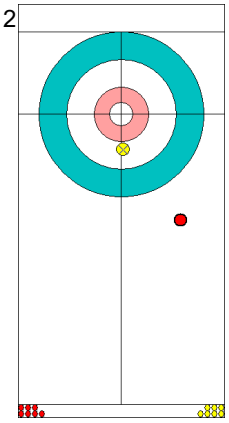
CAN: WEAGLE L
Front ↻ 100%

3
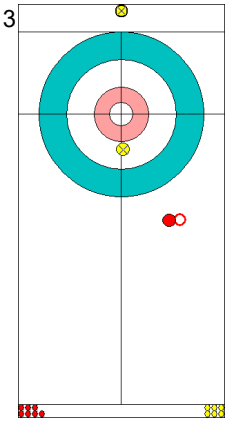
CHN: MA J
Draw ↻ 0%

4
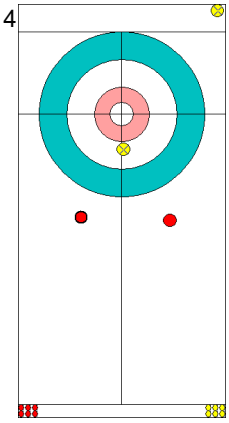
CAN: WEAGLE L
Front ↺ 100%

5
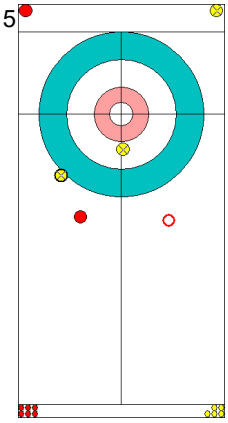
CHN: LIU J
Clearing ↻ 100%

6
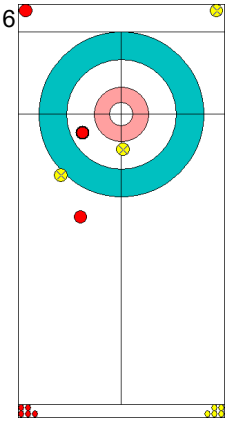
CAN: COURTNEY J
Draw ↺ 100%

7
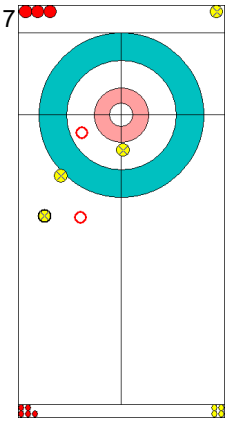
CHN: LIU J
Double Take-out ↻ 100%

8
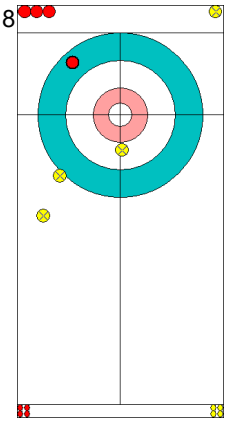
CAN: COURTNEY J
Draw ↺ 100%

9
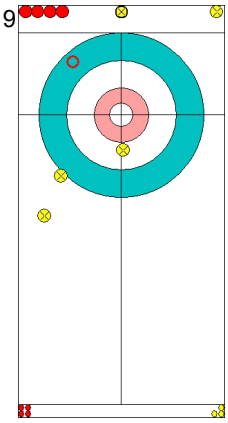
CHN: ZHOU Y
Clearing ↺ 100%

10
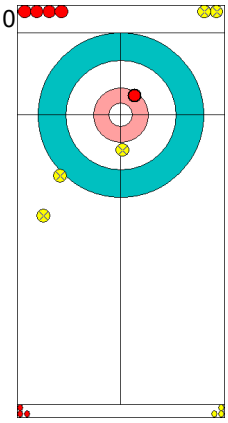
CAN: MISKEW E
Draw ↺ 75%

11
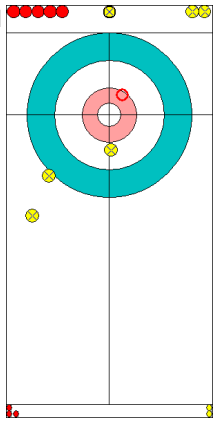
CHN: ZHOU Y
Take-out ↺ 50%

12
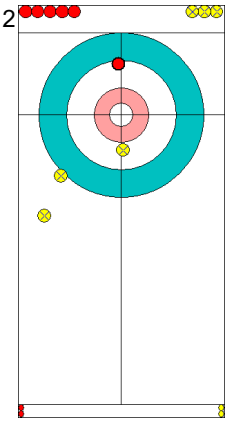
CAN: MISKEW E
Draw ↺ 75%

13
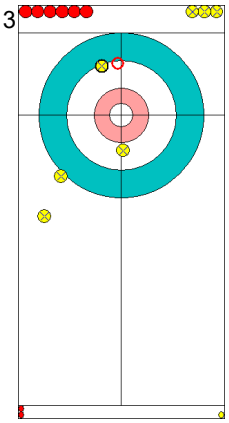
CHN: WANG B
Take-out ↻ 100%
Slow Take-out

14
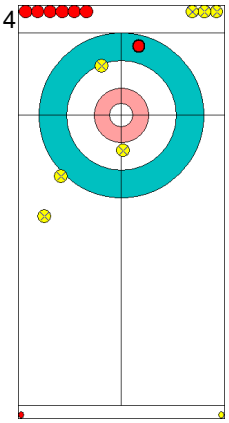
CAN: HOMAN R
Draw ↺ 50%

15
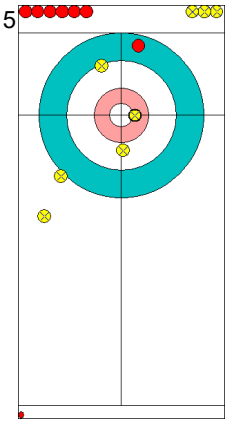
CHN: WANG B
Draw ↺ 75%

16
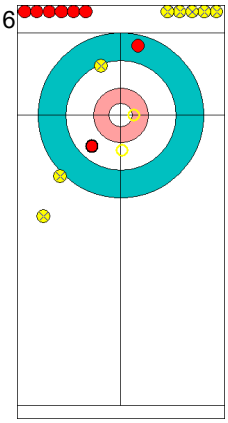
CAN: HOMAN R
Double Take-out ↺ 100%

	CAN	CHN
Total Score	5	6
Time left	06:28	06:20

Legend:
↻ Clockwise ↺ Counter-clockwise - Not considered

Game - Shot by Shot
경기별 숏 기록 / Déroulement de la partie

End 10 | **CAN - Canada** 5 + 0 (this end) = 5 | **CHN - China** 6 + 1 (this end) = 7

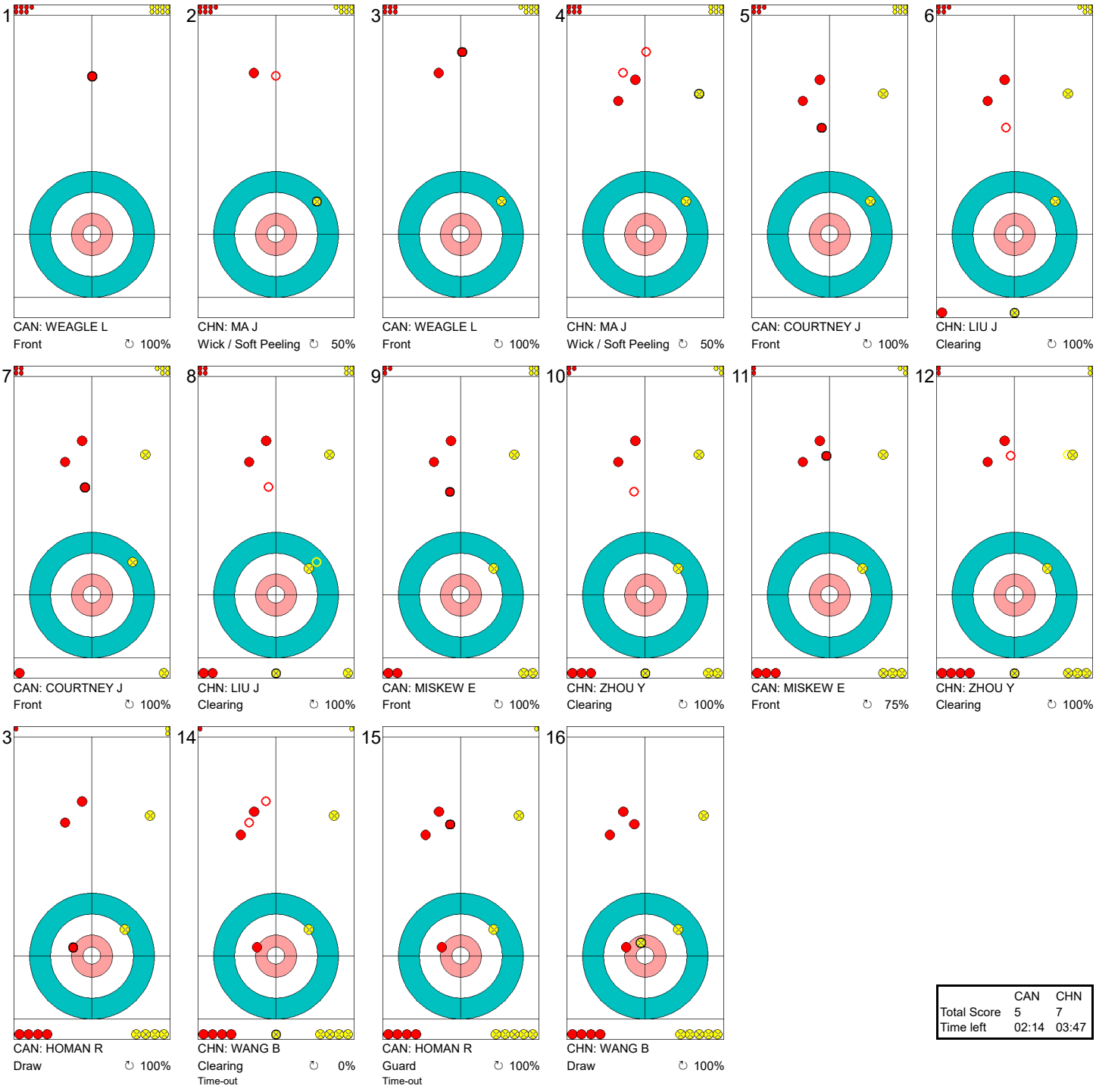

	CAN	CHN
Total Score	5	7
Time left	02:14	03:47

Legend:
↻ Clockwise ↺ Counter-clockwise - Not considered

Game Results
대회 경기결과 / Résultats de la partie

Sheet	Game	Team	LSFE	1	2	3	4	5	6	7	8	9	10	Extra Ends				Total
B	8	USA - United States of America	*	2	0	1	0	0	1	0	2	0	X					6
	7	KOR - Republic of Korea		0	1	0	1	4	0	1	0	2	X					9

USA - United States of America		Shot Success Game	Shot Success All
4	S ROTH Nina	79%	75%
3	V PETERSON Tabitha	69%	77%
2	GEVING Aileen	78%	78%
1	HAMILTON Becca	83%	85%
A	CHRISTENSEN Cory	-	-
	Team Total	77%	79%

Last Stone Draw		Distance
↻	GEVING Aileen	12.3cm
↺	HAMILTON Becca	15.3cm
Total		**27.6cm**

Time remaining: 1 minute 31 seconds

Time-out: End 5 - USA stone 5

KOR - Republic of Korea		Shot Success Game	Shot Success All
4	S KIM EunJung	85%	76%
3	V KIM KyeongAe	68%	73%
2	KIM SeonYeong	73%	77%
1	KIM Chohi	79%	82%
A	KIM YeongMi	-	81%
	Team Total	76%	77%

Last Stone Draw		Distance
↻	KIM KyeongAe	161.1cm
↺	KIM EunJung	32.3cm
Total		**193.4cm**

Time remaining: 1 minute 56 seconds

Shot Success Analysis

USA - United States of America		↻		↺		Game	
4 ROTH Nina	Draws	8	63%	4	100%	12	75%
	Take-outs	4	75%	3	100%	7	86%
	Total	12	67%	7	100%	19	79%
3 PETERSON Tabitha	Draws	6	88%	8	72%	14	79%
	Take-outs	2	88%	4	25%	6	46%
	Total	8	88%	12	56%	20	69%
2 GEVING Aileen	Draws	7	86%	6	67%	13	77%
	Take-outs	4	88%	3	67%	7	79%
	Total	11	86%	9	67%	20	78%
1 HAMILTON Becca	Draws	9	94%	11	73%	20	83%
	Take-outs	0	-	0	-	0	-
	Total	9	94%	11	73%	20	83%
A CHRISTENSEN Cory	Draws	0	-	0	-	0	-
	Take-outs	0	-	0	-	0	-
	Total	0	-	0	-	0	-
Team	Draws	30	83%	29	75%	59	79%
	Take-outs	10	83%	10	60%	20	71%
	Total	40	83%	39	71%	79	77%

KOR - Republic of Korea		↻		↺		Game	
4 KIM EunJung	Draws	8	88%	1	100%	9	89%
	Take-outs	6	92%	5	70%	11	82%
	Total	14	89%	6	75%	20	85%
3 KIM KyeongAe	Draws	1	75%	4	81%	5	80%
	Take-outs	8	66%	7	61%	15	63%
	Total	9	67%	11	68%	20	68%
2 KIM SeonYeong	Draws	6	58%	1	100%	7	64%
	Take-outs	5	80%	8	75%	13	77%
	Total	11	68%	9	78%	20	73%
1 KIM Chohi	Draws	14	79%	4	75%	18	78%
	Take-outs	0	-	1	100%	1	100%
	Total	14	79%	5	80%	19	79%
A KIM YeongMi	Draws	0	-	0	-	0	-
	Take-outs	0	-	0	-	0	-
	Total	0	-	0	-	0	-
Team	Draws	29	77%	10	83%	39	78%
	Take-outs	19	78%	21	70%	40	74%
	Total	48	77%	31	74%	79	76%

Note:
Position and function for each team member:
4 = Fourth, **3** = Third, **2** = Second, **1** = Lead, **A** = Alternate, **S** = Skip, **V** = Vice-Skip

Legend:
↻ Clockwise ↺ Counter-clockwise **LSFE(*)** Last Stone First End
X Unplayed/unfinished end due to concession

Game - Shot by Shot
경기별 숏 기록 / Déroulement de la partie

End 1 — **USA - United States 0 + 2** (this end) **= 2** — **KOR - Republic of Korea 0 + 0** (this end) **= 0**



	USA	KOR
Total Score	2	0
Time left	33:31	33:55

Legend:
↻ Clockwise ↺ Counter-clockwise - Not considered

Game - Shot by Shot
경기별 숏 기록 / Déroulement de la partie

End 2 — **USA - United States 2 + 0** (this end) **= 2** — **KOR - Republic of Korea 0 + 1** (this end) **= 1**



	USA	KOR
Total Score	2	1
Time left	29:59	30:07

Legend:
↻ Clockwise ↺ Counter-clockwise - Not considered

Game - Shot by Shot
경기별 숏 기록 / Déroulement de la partie

End 3 — **USA - United States 2 + 1** (this end) **= 3** — **KOR - Republic of Korea 1 + 0** (this end) **= 1**



	USA	KOR
Total Score	3	1
Time left	25:52	26:27

Legend:
↻ Clockwise ↺ Counter-clockwise - Not considered

Game - Shot by Shot
경기별 슛 기록 / Déroulement de la partie

End 4 — **USA - United States 3 + 0** (this end) **= 3** — **KOR - Republic of Korea 1 + 1** (this end) **= 2**



	USA	KOR
Total Score	3	2
Time left	22:19	21:17

Legend:
↻ Clockwise ↺ Counter-clockwise - Not considered

Game - Shot by Shot
경기별 숏 기록 / Déroulement de la partie

End 5 — **USA - United States 3 + 0** (this end) **= 3** — **KOR - Republic of Korea 2 + 4** (this end) **= 6**



	USA	KOR
Total Score	3	6
Time left	16:21	18:16

Legend:
↻ Clockwise ↺ Counter-clockwise - Not considered

Game - Shot by Shot
경기별 숏 기록 / Déroulement de la partie

End 6 — **USA - United States 3 + 1** (this end) **= 4** — **KOR - Republic of Korea 6 + 0** (this end) **= 6**



	USA	KOR
Total Score	4	6
Time left	12:04	15:07

Legend:
↻ Clockwise ↺ Counter-clockwise - Not considered

Game - Shot by Shot
경기별 숏 기록 / Déroulement de la partie

End 7 | **USA - United States 4 + 0 (this end) = 4** | **KOR - Republic of Korea 6 + 1 (this end) = 7**



	USA	KOR
Total Score	4	7
Time left	09:25	11:54

Legend:
↻ Clockwise ↺ Counter-clockwise - Not considered

Game - Shot by Shot
경기별 숏 기록 / Déroulement de la partie

End 8 | **USA - United States 4 + 2** (this end) **= 6** | **KOR - Republic of Korea 7 + 0** (this end) **= 7**



	USA	KOR
Total Score	6	7
Time left	06:10	08:43

Legend:
↻ Clockwise ↺ Counter-clockwise - Not considered

Game - Shot by Shot
경기별 숏 기록 / Déroulement de la partie

End 9 | **USA - United States 6 + 0** (this end) **= 6** | **KOR - Republic of Korea 7 + 2** (this end) **= 9**

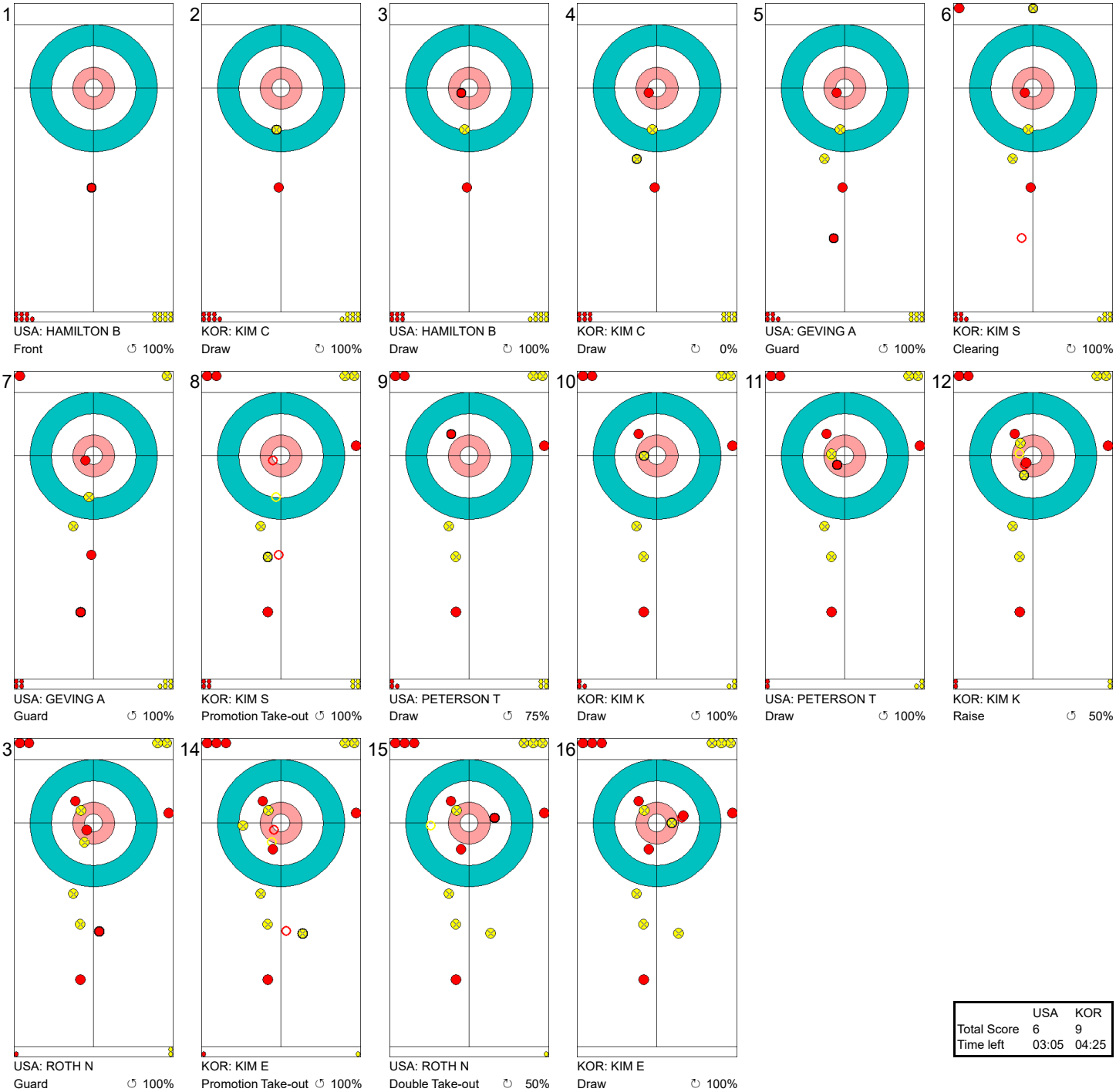

	USA	KOR
Total Score	6	9
Time left	03:05	04:25

Legend:
↻ Clockwise ↺ Counter-clockwise - Not considered

Game - Shot by Shot
경기별 숏 기록 / Déroulement de la partie

End 10 | **USA - United States** 6 + X (this end) = 6 | **KOR - Republic of Korea** 9 + X (this end) = 9

1	2	3	4	5	6
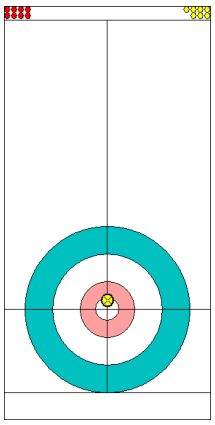	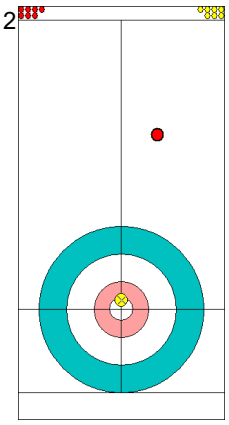	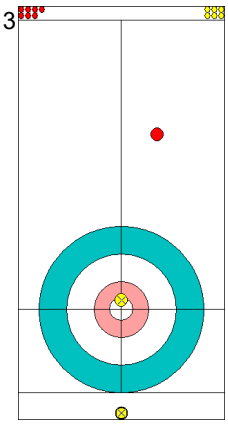	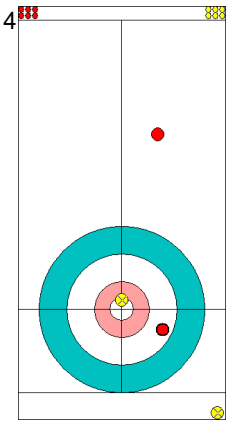	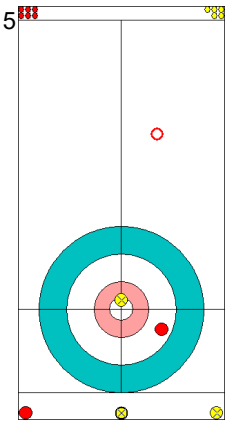	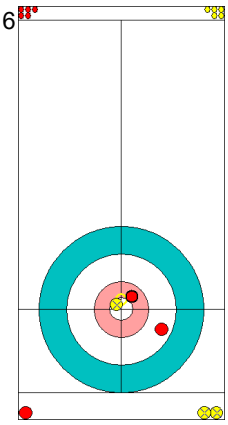
KOR: KIM C	USA: HAMILTON B	KOR: KIM C	USA: HAMILTON B	KOR: KIM S	USA: GEVING A
Draw ↻ 100%	Front ↺ 100%	Through ↺ -	Draw ↺ 75%	Clearing ↺ 100%	Draw ↻ 75%

7	8	9	10	11	12
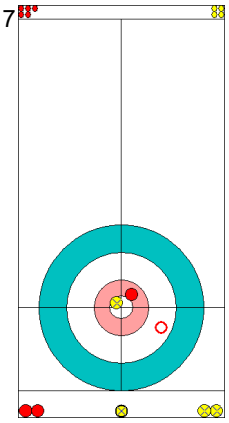	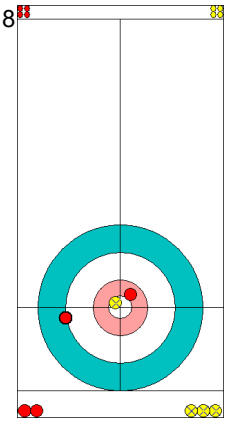	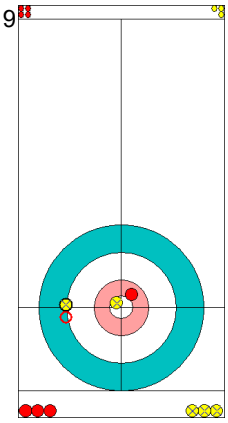	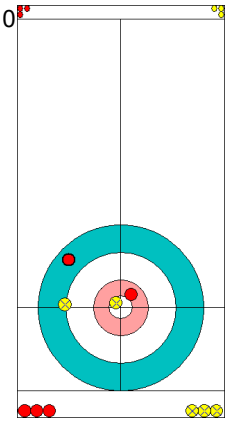	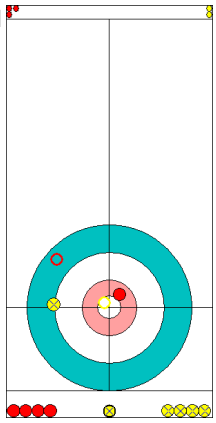	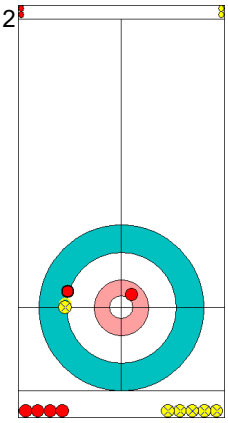
KOR: KIM S	USA: GEVING A	KOR: KIM K	USA: PETERSON T	KOR: KIM K	USA: PETERSON T
Clearing ↻ 100%	Draw ↺ 100%	Clearing ↺ 50%	Draw ↻ 50%	Double Take-out ↺ 50%	Draw ↻ 100%

13	14	15
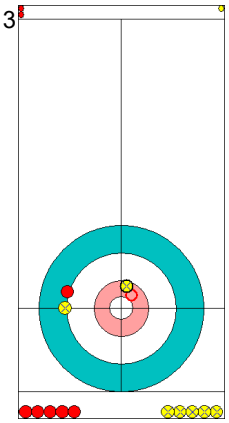	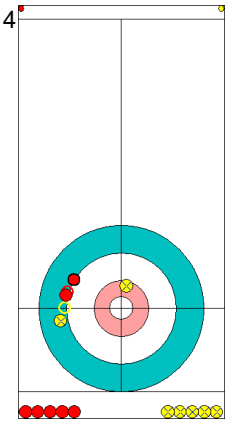	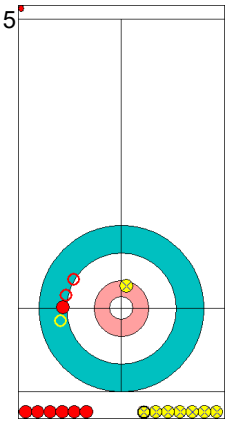
KOR: KIM E	USA: ROTH N	KOR: KIM E
Take-out ↻ 100%	Draw ↺ 100%	Clearing ↺ 100%

	USA	KOR
Total Score	6	9
Time left	01:31	01:56

Legend:
↻ Clockwise ↺ Counter-clockwise - Not considered
X Unfinished end due to concession

Game Results
대회 경기결과 / Résultats de la partie

Sheet	Game	Team	LSFE	1	2	3	4	5	6	7	8	9	10	Extra Ends				Total
C	8	GBR - Great Britain	*	1	0	1	1	0	3	0	1	1	0					8
	8	JPN - Japan		0	3	0	0	0	0	2	0	0	1					6

GBR - Great Britain		Shot Success Game	Shot Success All
4 S	MUIRHEAD Eve	69%	78%
3 V	SLOAN Anna	84%	76%
2	ADAMS Vicki	76%	77%
1	GRAY Lauren	85%	81%
A	SCHAFER Kelly	-	-
	Team Total	78%	78%

Last Stone Draw		Distance
↻	GRAY Lauren	122.5cm
↺	SLOAN Anna	30.8cm
Total		**153.3cm**

Time remaining: 1 minute 53 seconds

Time-out: End 8 - GBR stone 5

JPN - Japan		Shot Success Game	Shot Success All
4 S	FUJISAWA Satsuki	55%	72%
3 V	YOSHIDA Chinami	75%	77%
2	SUZUKI Yumi	80%	75%
1	YOSHIDA Yurika	88%	77%
A	MOTOHASHI Mari	-	-
	Team Total	75%	75%

Last Stone Draw		Distance
↻	SUZUKI Yumi	131.7cm
↺	YOSHIDA Chinami	64.3cm
Total		**196.0cm**

Time remaining: 1 minute 37 seconds

Shot Success Analysis

GBR - Great Britain		↻		↺		Game	
4 MUIRHEAD Eve	Draws	8	56%	4	94%	12	69%
	Take-outs	4	56%	4	81%	8	69%
	Total	12	56%	8	88%	20	69%
3 SLOAN Anna	Draws	4	88%	4	69%	8	78%
	Take-outs	8	88%	4	88%	12	88%
	Total	12	88%	8	78%	20	84%
2 ADAMS Vicki	Draws	6	92%	3	58%	9	81%
	Take-outs	3	67%	8	75%	11	73%
	Total	9	83%	11	70%	20	76%
1 GRAY Lauren	Draws	5	70%	10	90%	15	83%
	Take-outs	0	-	3	92%	3	92%
	Total	5	70%	13	90%	18	85%
A SCHAFER Kelly	Draws	0	-	0	-	0	-
	Take-outs	0	-	0	-	0	-
	Total	0	-	0	-	0	-
Team	Draws	23	74%	21	82%	44	78%
	Take-outs	15	75%	19	82%	34	79%
	Total	38	74%	40	82%	78	78%

JPN - Japan		↻		↺		Game	
4 FUJISAWA Satsuki	Draws	3	33%	4	75%	7	57%
	Take-outs	4	50%	8	56%	12	54%
	Total	7	43%	12	63%	19	55%
3 YOSHIDA Chinami	Draws	4	81%	3	92%	7	86%
	Take-outs	11	64%	2	100%	13	69%
	Total	15	68%	5	95%	20	75%
2 SUZUKI Yumi	Draws	6	79%	6	83%	12	81%
	Take-outs	4	75%	4	81%	8	78%
	Total	10	78%	10	83%	20	80%
1 YOSHIDA Yurika	Draws	7	79%	11	91%	18	86%
	Take-outs	2	100%	0	-	2	100%
	Total	9	83%	11	91%	20	88%
A MOTOHASHI Mari	Draws	0	-	0	-	0	-
	Take-outs	0	-	0	-	0	-
	Total	0	-	0	-	0	-
Team	Draws	20	73%	24	86%	44	80%
	Take-outs	21	67%	14	70%	35	68%
	Total	41	70%	38	80%	79	75%

Note:
Position and function for each team member:
4 = Fourth, **3** = Third, **2** = Second, **1** = Lead, **A** = Alternate, **S** = Skip, **V** = Vice-Skip

Legend:
↻ Clockwise ↺ Counter-clockwise **LSFE(*)** Last Stone First End

Game - Shot by Shot
경기별 숏 기록 / Déroulement de la partie

End 1 **GBR - Great Britain 0 + 1 (this end) = 1** **JPN - Japan 0 + 0 (this end) = 0**

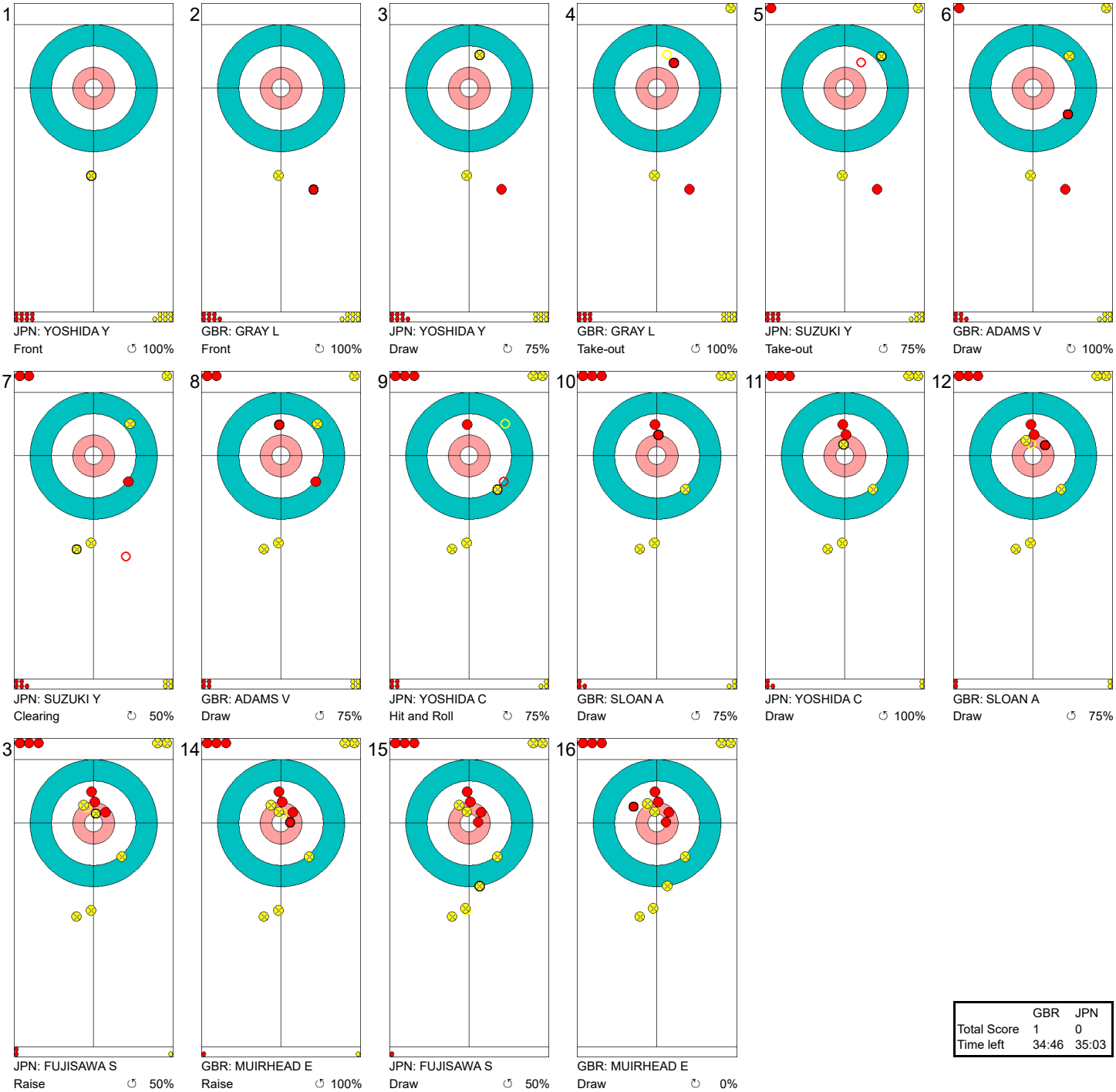

	GBR	JPN
Total Score	1	0
Time left	34:46	35:03

Legend:
↻ Clockwise ↺ Counter-clockwise - Not considered

Game - Shot by Shot
경기별 숏 기록 / Déroulement de la partie

End 2 — **GBR - Great Britain 1 + 0** (this end) **= 1** — **JPN - Japan 0 + 3** (this end) **= 3**



	GBR	JPN
Total Score	1	3
Time left	31:26	32:03

Legend:
↻ Clockwise ↺ Counter-clockwise - Not considered

Game - Shot by Shot
경기별 숏 기록 / Déroulement de la partie

End 3 **GBR - Great Britain 1 + 1 (this end) = 2** **JPN - Japan 3 + 0 (this end) = 3**

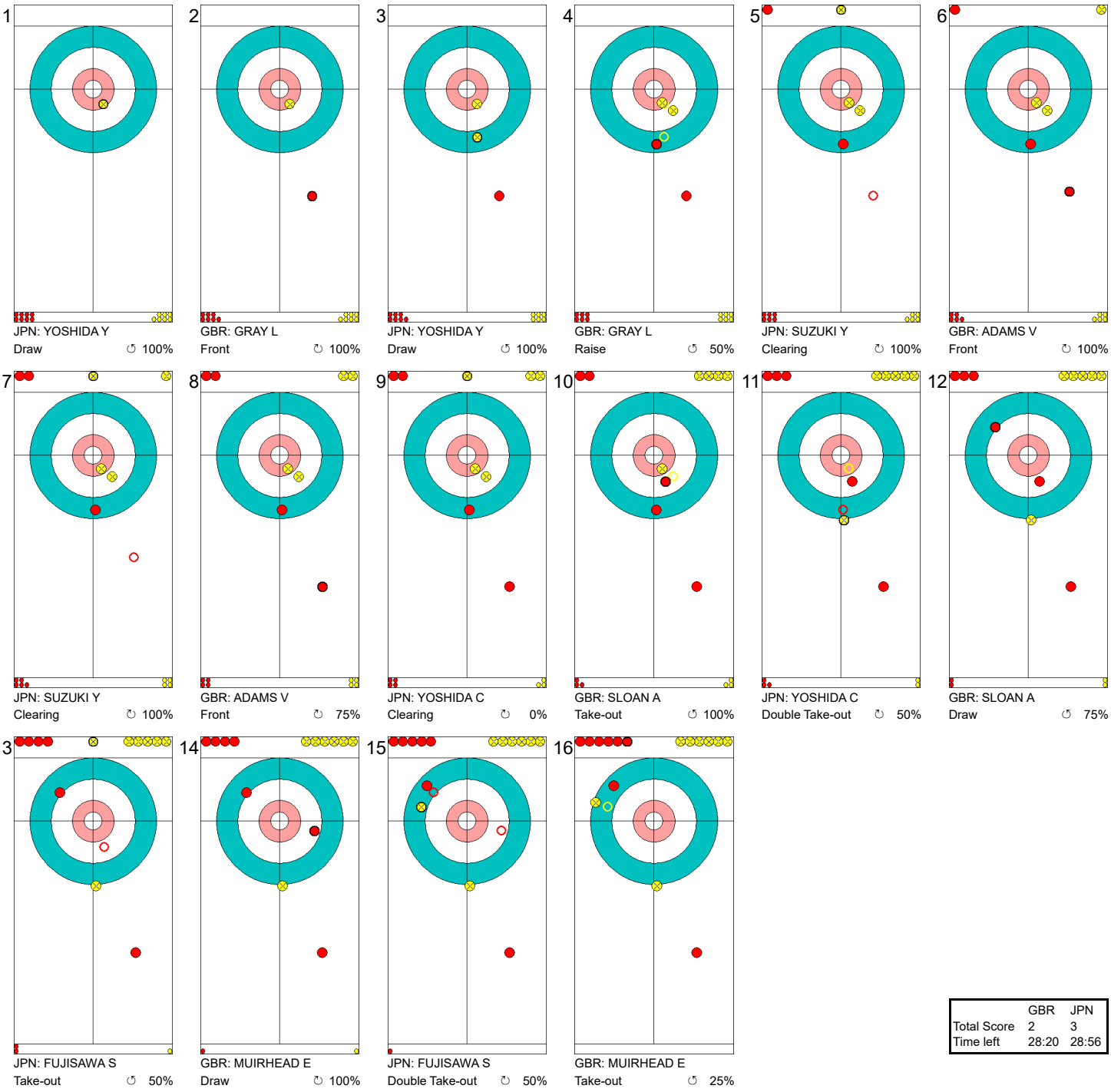

	GBR	JPN
Total Score	2	3
Time left	28:20	28:56

Legend:
↻ Clockwise ↺ Counter-clockwise - Not considered

Game - Shot by Shot
경기별 숏 기록 / Déroulement de la partie

End 4 — **GBR - Great Britain 2 + 1** (this end) **= 3** — **JPN - Japan 3 + 0** (this end) **= 3**



	GBR	JPN
Total Score	3	3
Time left	22:53	23:35

Legend:
↻ Clockwise ↺ Counter-clockwise - Not considered

Game - Shot by Shot
경기별 슛 기록 / Déroulement de la partie

End 5 — **GBR - Great Britain 3 + 0 (this end) = 3** — **JPN - Japan 3 + 0 (this end) = 3**



	GBR	JPN
Total Score	3	3
Time left	18:21	19:12

Legend:
↻ Clockwise ↺ Counter-clockwise - Not considered

Game - Shot by Shot
경기별 숏 기록 / Déroulement de la partie

End 6 — **GBR - Great Britain 3 + 3** (this end) **= 6** — **JPN - Japan 3 + 0** (this end) **= 3**



	GBR	JPN
Total Score	6	3
Time left	15:07	14:59

Legend:
↻ Clockwise ↺ Counter-clockwise - Not considered

Game - Shot by Shot
경기별 숏 기록 / Déroulement de la partie

End 7 | **GBR - Great Britain 6 + 0 (this end) = 6** | **JPN - Japan 3 + 2 (this end) = 5**

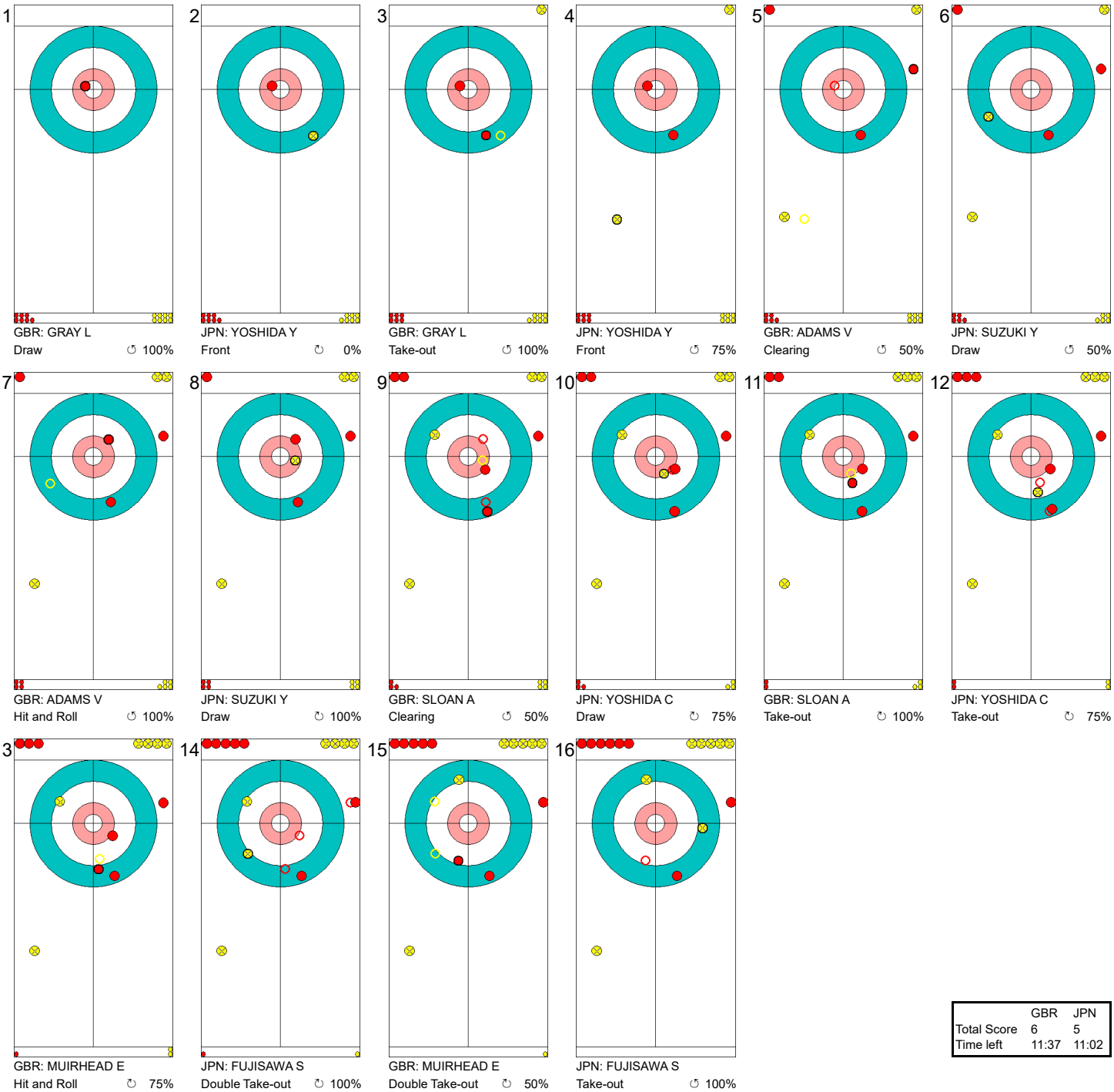

	GBR	JPN
Total Score	6	5
Time left	11:37	11:02

Legend:
↻ Clockwise ↺ Counter-clockwise - Not considered

Game - Shot by Shot
경기별 숏 기록 / Déroulement de la partie

End 8 | **GBR - Great Britain 6 + 1** (this end) **= 7** | **JPN - Japan 5 + 0** (this end) **= 5**



	GBR	JPN
Total Score	7	5
Time left	07:41	06:06

Legend:
↻ Clockwise ↺ Counter-clockwise - Not considered

Game - Shot by Shot
경기별 숏 기록 / Déroulement de la partie

End 9 | **GBR - Great Britain 7 + 1** (this end) **= 8** | **JPN - Japan 5 + 0** (this end) **= 5**

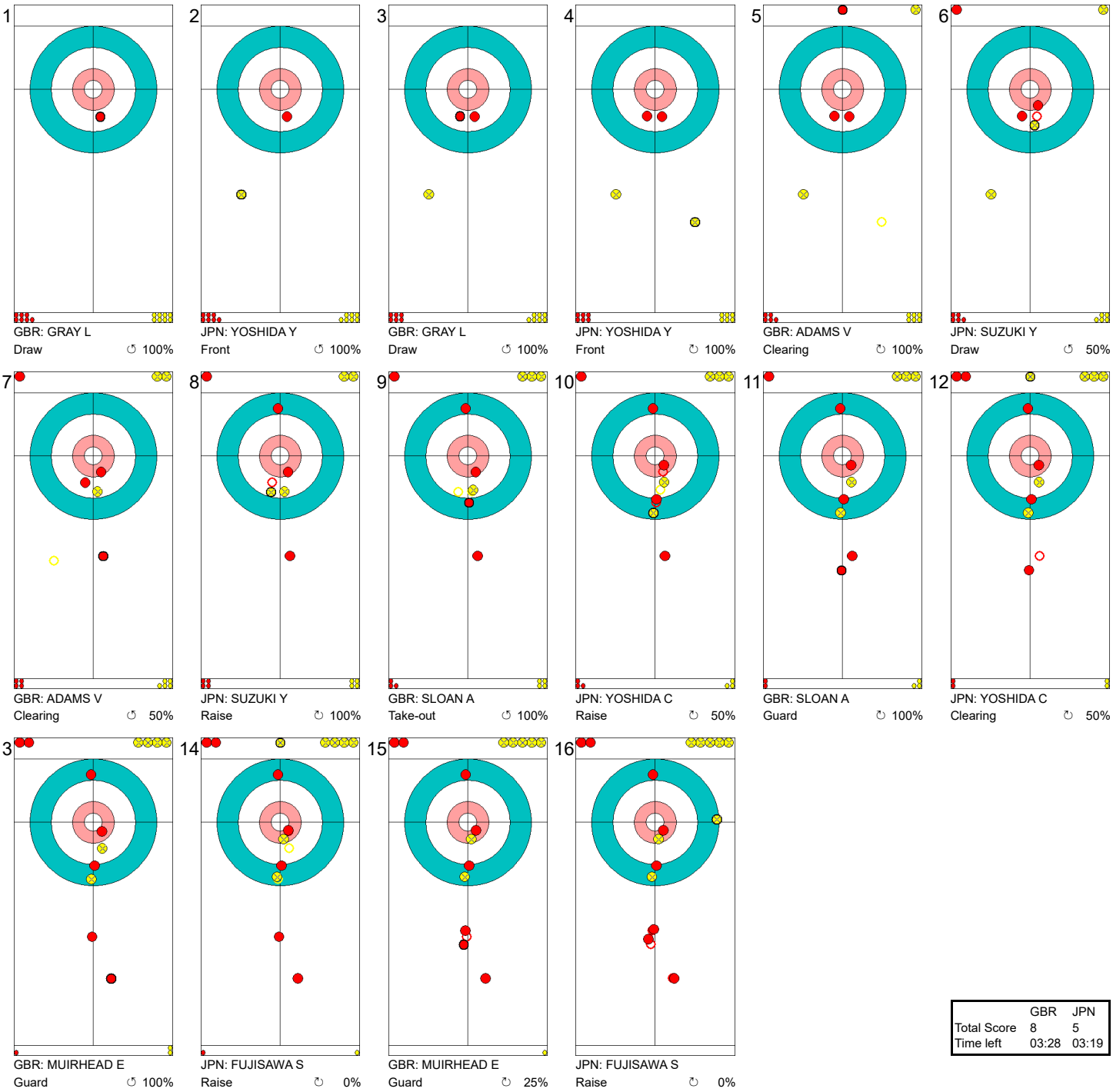

	GBR	JPN
Total Score	8	5
Time left	03:28	03:19

Legend:
↻ Clockwise ↺ Counter-clockwise - Not considered

Game - Shot by Shot
경기별 숏 기록 / Déroulement de la partie

End 10 | **GBR - Great Britain 8 + 0** (this end) **= 8** | **JPN - Japan 5 + 1** (this end) **= 6**



	GBR	JPN
Total Score	8	6
Time left	01:53	01:37

Legend:
↻ Clockwise ↺ Counter-clockwise - Not considered

Most Important Shots
우승 결정 슛 / Tirs les plus importants

Sheet	Game	Team	LSFE	1	2	3	4	5	6	7	8	9	10	Extra Ends	Total
A	7	CAN - Canada	*	0	0	1	2	0	1	0	0	1	0		5
	8	CHN - People's Republic of China		0	2	0	0	3	0	0	1	0	1		7

Most Important Shot:

Chinese Skip WANG B made a difficult Draw through a port to score three and take the lead in the game.

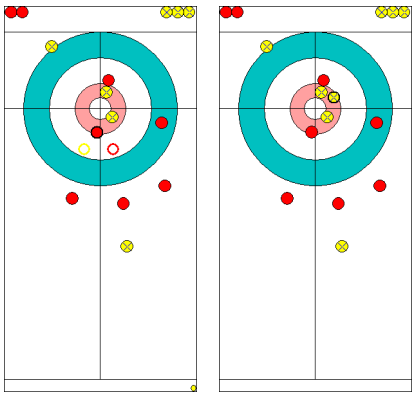

Before After

End: 5
Team: CHN - People's Republic of China
Player: WANG Bingyu
Team Stone: 1 2 3 4 5 6 7 ⑧
Task: Draw
Rotation: ↺
Shot Success: 100%

Sheet	Game	Team	LSFE	1	2	3	4	5	6	7	8	9	10	Extra Ends	Total
B	8	USA - United States of America	*	2	0	1	0	0	1	0	2	0	X		6
	7	KOR - Republic of Korea		0	1	0	1	4	0	1	0	2	X		9

Most Important Shot:

The Korean Skip KIM E played a perfect Double Take-out to remove the US shot stone out of the four foot. The Korean team was then laying with 4 stones and forced the US Skip ROTH N to draw through a small port to reach the four foot. She failed and the Korean team made a big steal of 4 points.

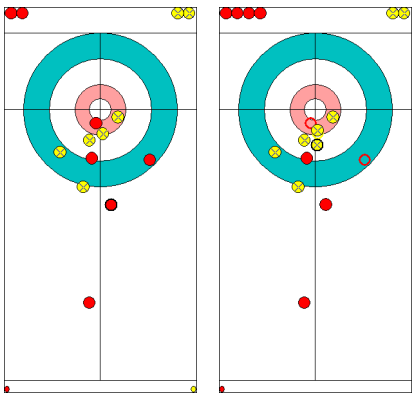

Before After

End: 5
Team: KOR - Republic of Korea
Player: KIM EunJung
Team Stone: 1 2 3 4 5 6 7 ⑧
Task: Double Take-out
Rotation: ↻
Shot Success: 100%

Most Important Shots
우승 결정 슛 / Tirs les plus importants

Sheet	Game	Team	LSFE	1	2	3	4	5	6	7	8	9	10	Extra Ends				Total
C	8	GBR - Great Britain	*	1	0	1	1	0	3	0	1	1	0					8
	8	JPN - Japan		0	3	0	0	0	0	2	0	0	1					6

Most Important Shot:

The British team was lying three stones in the house when the Japanese Skip FUJISAWA S was forced to play a difficult Double Take-out. Her stone was a little narrow and touched the centre guard and ran through the house without removing any of the British stones. This gave the British team a steal of three points.

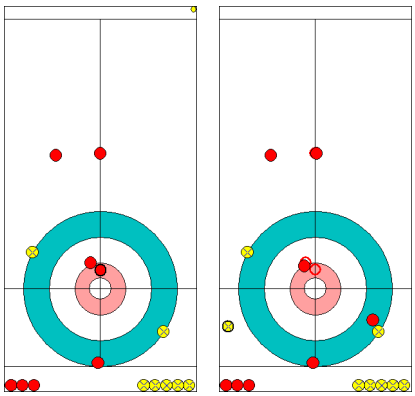

Before | After

End: 6

Team: JPN - Japan

Player: FUJISAWA Satsuki

Team Stone: 1 2 3 4 5 6 7 ⑧

Task: Double Take-out

Rotation: ↻

Shot Success: 0%

Legend:
↻ Clockwise ↺ Counter-clockwise **LSFE(*)** Last Stone First End
X Unplayed/unfinished end due to concession

Session Results and Standings
세션 경기결과 및 순위 / Résultats de la session et classement

Sheet	Game	Team	LSFE	1	2	3	4	5	6	7	8	9	10	Extra Ends				Total
A	7	GBR - Great Britain	*	2	0	0	1	0	2	0	1	0	2					8
	7	SUI - Switzerland		0	0	2	0	1	0	2	0	2	0					7
B	7	DEN - Denmark		0	0	0	2	0	2	0	0	3	0					7
	7	OAR - Olympic Athlete from Russia	*	0	1	1	0	3	0	1	1	0	1					8
C	7	CHN - People's Republic of China		0	1	0	2	0	0	0	1	X	X					4
	7	USA - United States of America	*	3	0	4	0	2	0	1	0	X	X					10
D	7	JPN - Japan	*	0	1	0	0	1	0	0	0	2	1					5
	7	SWE - Sweden		0	0	1	1	0	1	0	1	0	0					4

Current Standings

Rank	Team	Games	Wins	Losses
1	KOR - Republic of Korea	6	5	1
2	JPN - Japan	7	5	2
2	SWE - Sweden	7	5	2
4	GBR - Great Britain	7	4	3
4	USA - United States of America	7	4	3
6	CAN - Canada	6	3	3
7	CHN - People's Republic of China	7	3	4
8	OAR - Olympic Athlete from Russia	7	2	5
8	SUI - Switzerland	7	2	5
10	DEN - Denmark	7	1	6

Note:
Under WCF rules, tie-breaking rules for standings are not applied until after the last game of the round robin.

Legend:
LSFE(*) Last Stone First End
X Unplayed/unfinished end due to concession

Game Results
대회 경기결과 / Résultats de la partie

Sheet	Game	Team	LSFE	1	2	3	4	5	6	7	8	9	10	Extra Ends				Total
A	7	GBR - Great Britain	*	2	0	0	1	0	2	0	1	0	2					8
	7	SUI - Switzerland		0	0	2	0	1	0	2	0	2	0					7

GBR - Great Britain		Shot Success Game	Shot Success All
4 S	MUIRHEAD Eve	88%	79%
3 V	SLOAN Anna	80%	75%
2	ADAMS Vicki	69%	77%
1	GRAY Lauren	79%	80%
A	SCHAFER Kelly	-	-
	Team Total	79%	78%

Last Stone Draw		Distance
↻	ADAMS Vicki	53.5cm
↺	MUIRHEAD Eve	20.8cm
Total		**74.3cm**

Time remaining: 0 minutes 30 seconds

Time-out: End 10 - GBR stone 4

SUI - Switzerland		Shot Success Game	Shot Success All
4 S	TIRINZONI Silvana	81%	72%
3	NEUENSCHWANDER Esther	65%	78%
2 V	SIEGRIST Manuela	75%	77%
1	ALBRECHT Marlene	69%	79%
A	PERRET Jenny	-	-
	Team Total	73%	76%

Last Stone Draw		Distance
↻	TIRINZONI Silvana	9.8cm
↺	SIEGRIST Manuela	65.0cm
Total		**74.8cm**

Time remaining: 0 minutes 57 seconds

Time-out: End 9 - SUI stone 7

Shot Success Analysis

GBR - Great Britain		↻		↺		Game	
4 MUIRHEAD Eve	Draws	6	100%	7	89%	13	94%
	Take-outs	2	50%	5	85%	7	75%
	Total	8	88%	12	88%	20	88%
3 SLOAN Anna	Draws	6	79%	4	63%	10	73%
	Take-outs	5	75%	5	100%	10	88%
	Total	11	77%	9	83%	20	80%
2 ADAMS Vicki	Draws	5	60%	4	94%	9	75%
	Take-outs	7	71%	4	50%	11	64%
	Total	12	67%	8	72%	20	69%
1 GRAY Lauren	Draws	7	75%	11	82%	18	79%
	Take-outs	1	75%	1	75%	2	75%
	Total	8	75%	12	81%	20	79%
A SCHAFER Kelly	Draws	0	-	0	-	0	-
	Take-outs	0	-	0	-	0	-
	Total	0	-	0	-	0	-
Team	Draws	24	79%	26	83%	50	81%
	Take-outs	15	70%	15	80%	30	75%
	Total	39	76%	41	82%	80	79%

SUI - Switzerland		↻		↺		Game	
4 TIRINZONI Silvana	Draws	4	100%	4	81%	8	91%
	Take-outs	2	100%	10	70%	12	75%
	Total	6	100%	14	73%	20	81%
3 NEUENSCHWANDER Esther	Draws	5	60%	4	50%	9	56%
	Take-outs	4	75%	7	71%	11	73%
	Total	9	67%	11	64%	20	65%
2 SIEGRIST Manuela	Draws	3	33%	6	67%	9	56%
	Take-outs	4	88%	7	93%	11	91%
	Total	7	64%	13	81%	20	75%
1 ALBRECHT Marlene	Draws	12	81%	7	50%	19	70%
	Take-outs	0	-	1	50%	1	50%
	Total	12	81%	8	50%	20	69%
A PERRET Jenny	Draws	0	-	0	-	0	-
	Take-outs	0	-	0	-	0	-
	Total	0	-	0	-	0	-
Team	Draws	24	74%	21	61%	45	68%
	Take-outs	10	85%	25	76%	35	79%
	Total	34	77%	46	69%	80	73%

Note:
Position and function for each team member:
4 = Fourth, **3** = Third, **2** = Second, **1** = Lead, **A** = Alternate, **S** = Skip, **V** = Vice-Skip

Legend:
↻ Clockwise ↺ Counter-clockwise **LSFE(*)** Last Stone First End

OMEGA Atos

Game - Shot by Shot
경기별 숏 기록 / Déroulement de la partie

End 1 — **GBR - Great Britain** 0 + 2 (this end) = 2 — **SUI - Switzerland** 0 + 0 (this end) = 0



	GBR	SUI
Total Score	2	0
Time left	33:22	35:06

Legend:
↻ Clockwise ↺ Counter-clockwise - Not considered

Game - Shot by Shot
경기별 숏 기록 / Déroulement de la partie

End 2 — **GBR - Great Britain 2 + 0** (this end) **= 2** — **SUI - Switzerland 0 + 0** (this end) **= 0**



	GBR	SUI
Total Score	2	0
Time left	31:20	33:08

Legend:
↻ Clockwise ↺ Counter-clockwise - Not considered

Game - Shot by Shot
경기별 숏 기록 / Déroulement de la partie

End 3 | **GBR - Great Britain 2 + 0** (this end) **= 2** | **SUI - Switzerland 0 + 2** (this end) **= 2**

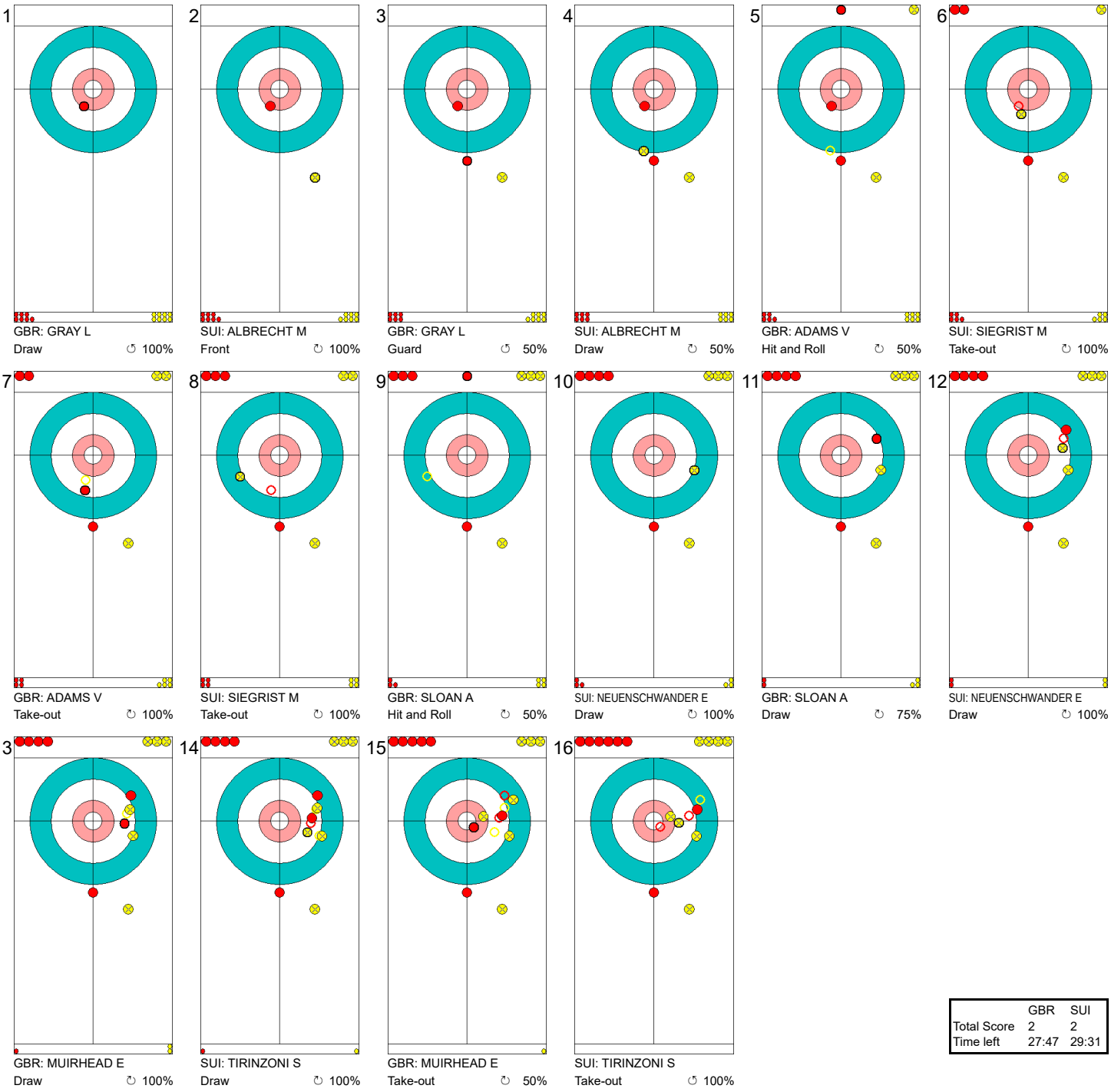

	GBR	SUI
Total Score	2	2
Time left	27:47	29:31

Legend:
↻ Clockwise ↺ Counter-clockwise - Not considered

Game - Shot by Shot
경기별 숏 기록 / Déroulement de la partie

End 4 — **GBR - Great Britain 2 + 1** (this end) **= 3** — **SUI - Switzerland 2 + 0** (this end) **= 2**



	GBR	SUI
Total Score	3	2
Time left	24:35	26:01

Legend:
↻ Clockwise ↺ Counter-clockwise - Not considered

Game - Shot by Shot
경기별 숏 기록 / Déroulement de la partie

End 5 — **GBR - Great Britain 3 + 0** (this end) **= 3** — **SUI - Switzerland 2 + 1** (this end) **= 3**



	GBR	SUI
Total Score	3	3
Time left	21:07	21:35

Legend:
↻ Clockwise ↺ Counter-clockwise - Not considered

Game - Shot by Shot
경기별 숏 기록 / Déroulement de la partie

End 6 — **GBR - Great Britain 3 + 2** (this end) **= 5** — **SUI - Switzerland 3 + 0** (this end) **= 3**



	GBR	SUI
Total Score	5	3
Time left	17:10	18:36

Legend:
↻ Clockwise ↺ Counter-clockwise - Not considered

Game - Shot by Shot
경기별 숏 기록 / Déroulement de la partie

End 7 — **GBR - Great Britain 5 + 0** (this end) **= 5** — **SUI - Switzerland 3 + 2** (this end) **= 5**



	GBR	SUI
Total Score	5	5
Time left	12:36	13:50

Legend:
↻ Clockwise ↺ Counter-clockwise - Not considered

Game - Shot by Shot
경기별 숏 기록 / Déroulement de la partie

End 8 | **GBR - Great Britain** 5 + 1 (this end) = 6 | **SUI - Switzerland** 5 + 0 (this end) = 5



	GBR	SUI
Total Score	6	5
Time left	09:05	10:30

Legend:
↻ Clockwise ↺ Counter-clockwise - Not considered

Game - Shot by Shot
경기별 숏 기록 / Déroulement de la partie

End 9 — **GBR - Great Britain 6 + 0** (this end) **= 6** — **SUI - Switzerland 5 + 2** (this end) **= 7**

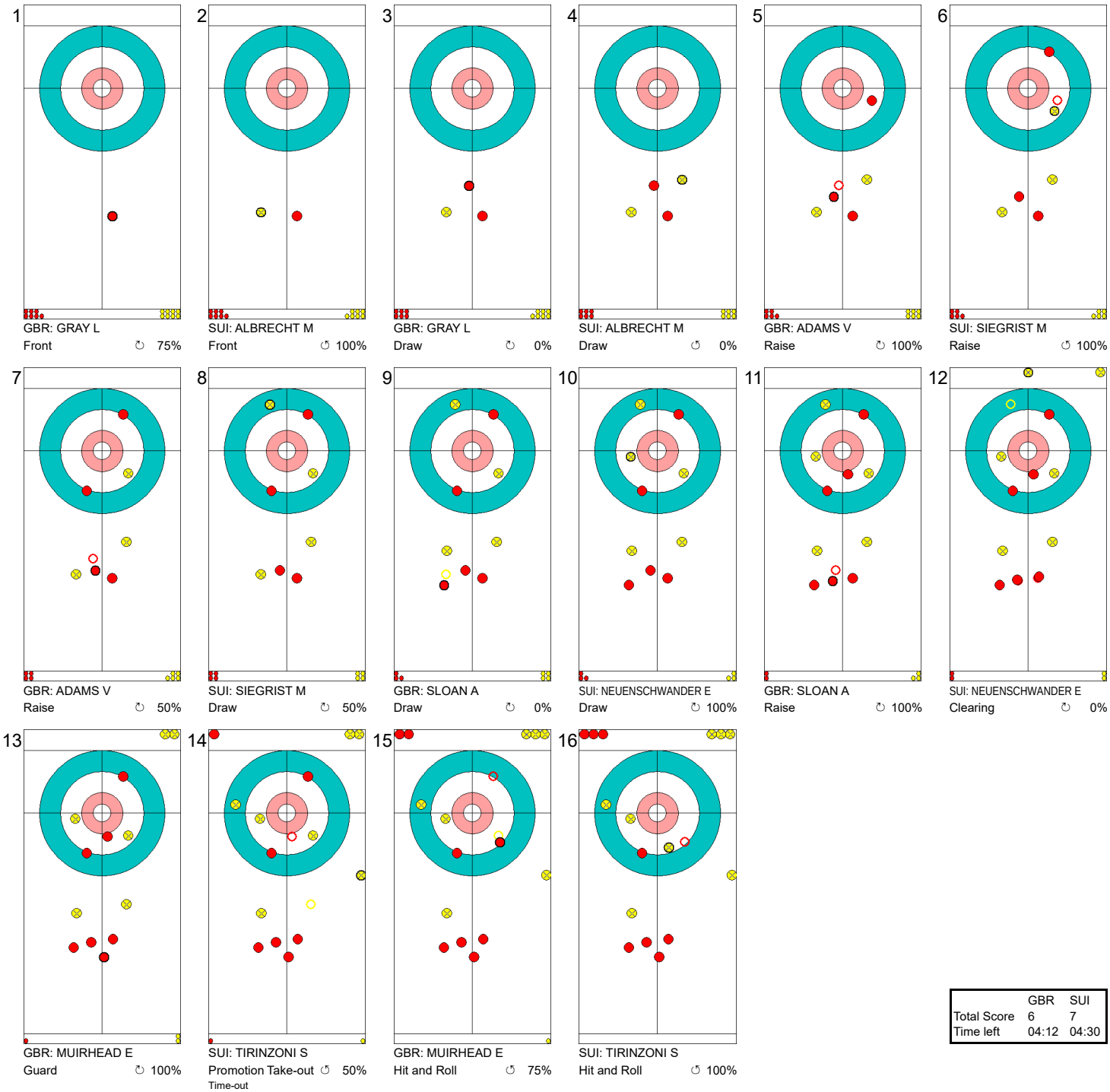

	GBR	SUI
Total Score	6	7
Time left	04:12	04:30

Legend:
↻ Clockwise ↺ Counter-clockwise - Not considered

Game - Shot by Shot
경기별 숏 기록 / Déroulement de la partie

End 10 | **GBR - Great Britain 6 + 2** (this end) **= 8** | **SUI - Switzerland 7 + 0** (this end) **= 7**



	GBR	SUI
Total Score	8	7
Time left	00:30	00:57

Legend:
↻ Clockwise ↺ Counter-clockwise - Not considered

Game Results
대회 경기결과 / Résultats de la partie

REVISED
19 FEB 22:58

Sheet	Game	Team	LSFE	1	2	3	4	5	6	7	8	9	10	Extra Ends				Total
B	7	DEN - Denmark		0	0	0	2	0	2	0	0	3	0					7
	7	OAR - Olympic Athlete from Russia	*	0	1	1	0	3	0	1	1	0	1					8

DEN - Denmark		Shot Success Game	Shot Success All
4 S	DUPONT Madeleine	66%	65%
3	DUPONT Denise	78%	75%
2	HOGH Julie	76%	74%
1 V	HALSE Mathilde	68%	75%
A	KNUDSEN Lina Almind	-	-
	Team Total	72%	72%

Last Stone Draw		Distance
↻	HOGH Julie	199.6cm
↺	HALSE Mathilde	95.6cm
Total		**295.2cm**

Time remaining: 0 minutes 41 seconds

Time-out: End 8 - DEN stone 7

OAR - Olympic Athlete from Russia		Shot Success Game	Shot Success All
4 S	MOISEEVA Victoria	80%	71%
3 V	PORTUNOVA Julia	76%	76%
2	ARSENKINA Galina	80%	81%
1	GUZIEVA Julia	93%	83%
A	VASILEVA Uliana	-	70%
	Team Total	82%	77%

Last Stone Draw		Distance
↻	PORTUNOVA Julia	86.9cm
↺	ARSENKINA Galina	8.7cm
Total		**95.6cm**

Time remaining: 2 minutes 26 seconds

Time-out: End 7 - OAR stone 6

Shot Success Analysis

DEN - Denmark		↻		↺		Game	
4 DUPONT Madeleine	Draws	3	58%	3	33%	6	46%
	Take-outs	6	92%	8	63%	14	75%
	Total	9	81%	11	55%	20	66%
3 DUPONT Denise	Draws	5	90%	5	65%	10	78%
	Take-outs	4	56%	6	92%	10	78%
	Total	9	75%	11	80%	20	78%
2 HOGH Julie	Draws	5	80%	5	60%	10	70%
	Take-outs	5	95%	5	70%	10	83%
	Total	10	88%	10	65%	20	76%
1 HALSE Mathilde	Draws	6	63%	13	71%	19	68%
	Take-outs	1	50%	0	-	1	50%
	Total	7	61%	13	71%	20	68%
A KNUDSEN Lina Almind	Draws	0	-	0	-	0	-
	Take-outs	0	-	0	-	0	-
	Total	0	-	0	-	0	-
Team	Draws	19	74%	26	63%	45	68%
	Take-outs	16	81%	19	74%	35	77%
	Total	35	77%	45	68%	80	72%

OAR - Olympic Athlete from Russia		↻		↺		Game	
4 MOISEEVA Victoria	Draws	5	55%	5	70%	10	63%
	Take-outs	6	100%	3	100%	9	100%
	Total	11	80%	8	81%	19	80%
3 PORTUNOVA Julia	Draws	4	63%	5	80%	9	72%
	Take-outs	7	75%	4	88%	11	80%
	Total	11	70%	9	83%	20	76%
2 ARSENKINA Galina	Draws	5	85%	4	94%	9	89%
	Take-outs	7	64%	4	88%	11	73%
	Total	12	73%	8	91%	20	80%
1 GUZIEVA Julia	Draws	5	95%	13	94%	18	94%
	Take-outs	1	50%	1	100%	2	75%
	Total	6	88%	14	95%	20	93%
A VASILEVA Uliana	Draws	0	-	0	-	0	-
	Take-outs	0	-	0	-	0	-
	Total	0	-	0	-	0	-
Team	Draws	19	75%	27	87%	46	82%
	Take-outs	21	77%	12	92%	33	83%
	Total	40	76%	39	88%	79	82%

Note:
Position and function for each team member:
4 = Fourth, **3** = Third, **2** = Second, **1** = Lead, **A** = Alternate, **S** = Skip, **V** = Vice-Skip

Legend:
↻ Clockwise ↺ Counter-clockwise **LSFE(*)** Last Stone First End

DEN: Shot success revised

Game - Shot by Shot
경기별 숏 기록 / Déroulement de la partie

End 1 — **DEN - Denmark 0 + 0** (this end) **= 0** — **OAR - OAR 0 + 0** (this end) **= 0**

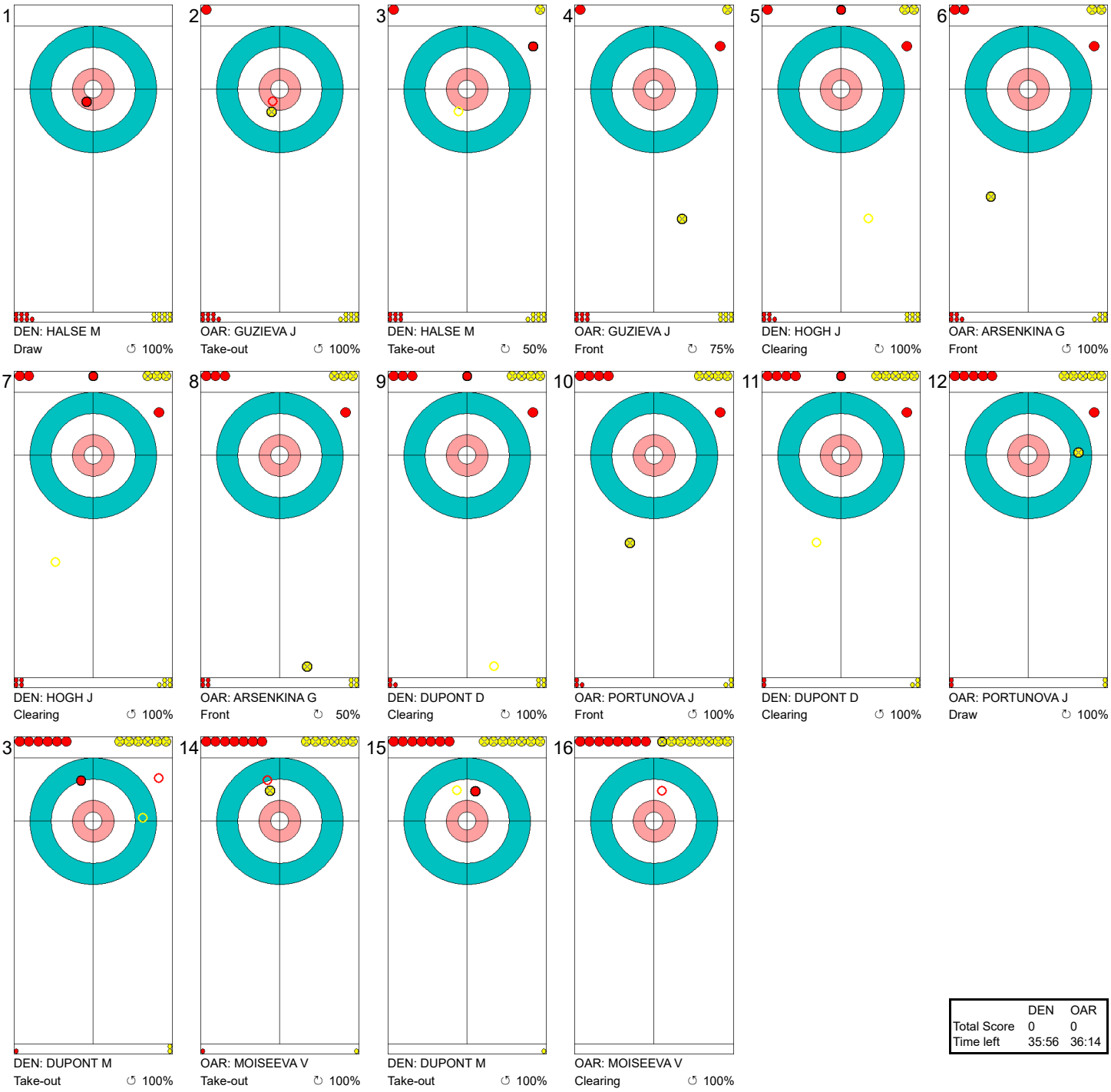

	DEN	OAR
Total Score	0	0
Time left	35:56	36:14

Legend:
↻ Clockwise ↺ Counter-clockwise - Not considered

Game - Shot by Shot
경기별 숏 기록 / Déroulement de la partie

End 2 — **DEN - Denmark 0 + 0** (this end) **= 0** — **OAR - OAR 0 + 1** (this end) **= 1**



	DEN	OAR
Total Score	0	1
Time left	32:11	32:33

Legend:
↻ Clockwise ↺ Counter-clockwise - Not considered

Game - Shot by Shot
경기별 숏 기록 / Déroulement de la partie

End 3 — **DEN - Denmark 0 + 0** (this end) **= 0** — **OAR - OAR 1 + 1** (this end) **= 2**



	DEN	OAR
Total Score	0	2
Time left	27:01	27:48

Legend:
↻ Clockwise ↺ Counter-clockwise - Not considered

Game - Shot by Shot
경기별 슛 기록 / Déroulement de la partie

End 4 — **DEN - Denmark 0 + 2** (this end) **= 2** — **OAR - OAR 2 + 0** (this end) **= 2**



	DEN	OAR
Total Score	2	2
Time left	23:21	24:08

Legend:
↻ Clockwise ↺ Counter-clockwise - Not considered

Game - Shot by Shot
경기별 숏 기록 / Déroulement de la partie

End 5 | **DEN - Denmark 2 + 0 (this end) = 2** | **OAR - OAR 2 + 3 (this end) = 5**



	DEN	OAR
Total Score	2	5
Time left	19:19	21:07

Legend:
↻ Clockwise ↺ Counter-clockwise - Not considered

Game - Shot by Shot
경기별 숏 기록 / Déroulement de la partie

End 6 — **DEN - Denmark 2 + 2** (this end) **= 4** — **OAR - OAR 5 + 0** (this end) **= 5**



	DEN	OAR
Total Score	4	5
Time left	16:01	17:34

Legend:
↻ Clockwise ↺ Counter-clockwise - Not considered

Game - Shot by Shot
경기별 숏 기록 / Déroulement de la partie

End 7 — **DEN - Denmark 4 + 0** (this end) **= 4** — **OAR - OAR 5 + 1** (this end) **= 6**



	DEN	OAR
Total Score	4	6
Time left	12:59	12:02

Legend:
↻ Clockwise ↺ Counter-clockwise - Not considered

Game - Shot by Shot
경기별 숏 기록 / Déroulement de la partie

End 8 — **DEN - Denmark 4 + 0** (this end) **= 4** — **OAR - OAR 6 + 1** (this end) **= 7**

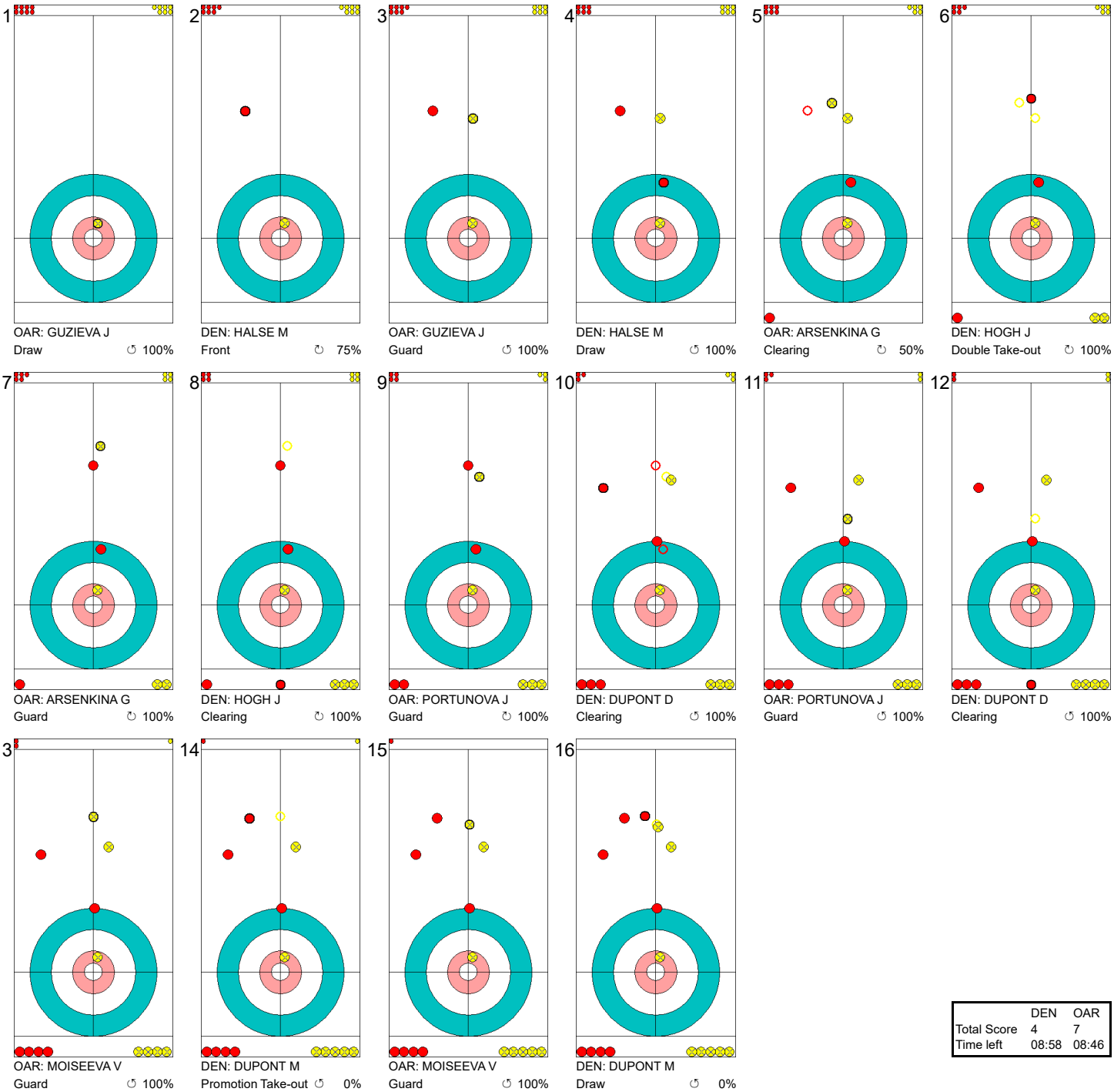

	DEN	OAR
Total Score	4	7
Time left	08:58	08:46

Legend:
↻ Clockwise ↺ Counter-clockwise - Not considered

Game - Shot by Shot
경기별 숏 기록 / Déroulement de la partie

End 9 — **DEN - Denmark 4 + 3** (this end) **= 7** — **OAR - OAR 7 + 0** (this end) **= 7**

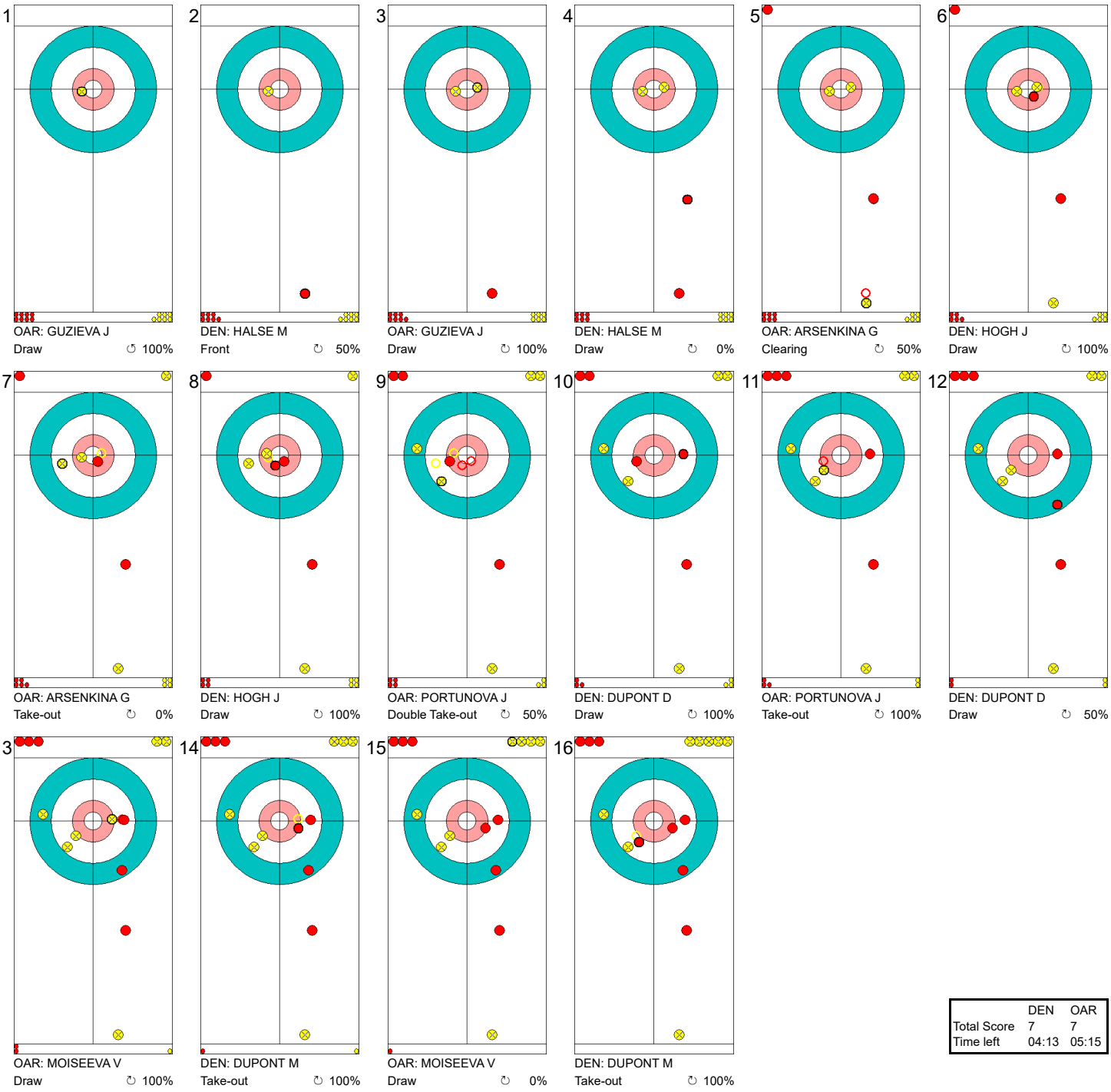

	DEN	OAR
Total Score	7	7
Time left	04:13	05:15

Legend:
↻ Clockwise ↺ Counter-clockwise - Not considered

Game - Shot by Shot
경기별 숏 기록 / Déroulement de la partie

End 10 — **DEN - Denmark 7 + 0** (this end) **= 7** — **OAR - OAR 7 + 1** (this end) **= 8**

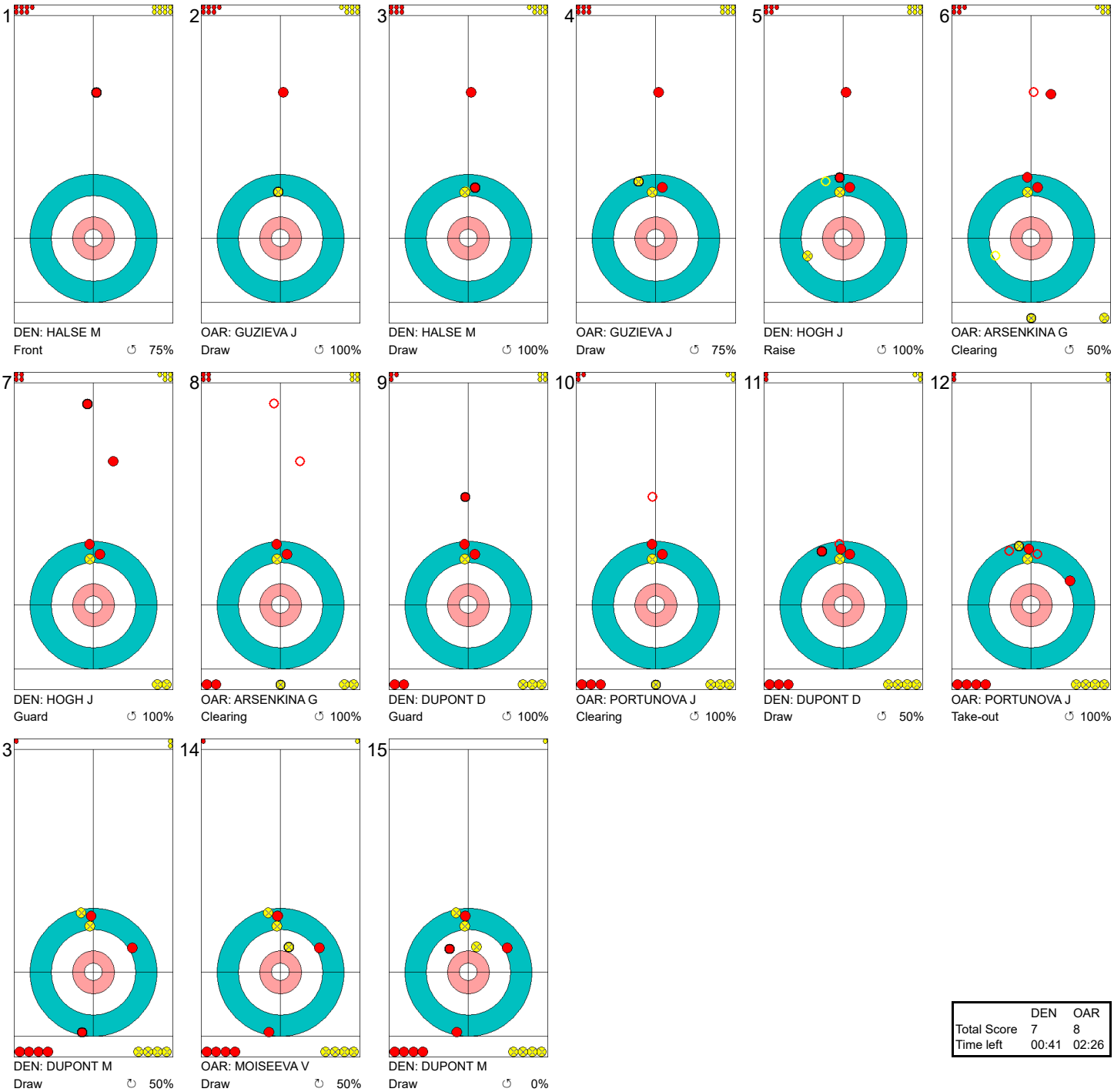

	DEN	OAR
Total Score	7	8
Time left	00:41	02:26

Legend:
↻ Clockwise ↺ Counter-clockwise - Not considered

Game Results
대회 경기결과 / Résultats de la partie

Sheet	Game	Team	LSFE	1	2	3	4	5	6	7	8	9	10	Extra Ends				Total
C	7	CHN - People's Republic of China		0	1	0	2	0	0	0	1	X	X					4
	7	USA - United States of America	*	3	0	4	0	2	0	1	0	X	X					10

CHN - People's Republic of China		Shot Success Game	Shot Success All
4 S	WANG Bingyu	58%	72%
3 V	ZHOU Yan	61%	73%
2	LIU Jinli	69%	75%
1	MA Jingyi	75%	85%
A	JIANG Xindi	-	-
	Team Total	66%	76%

Last Stone Draw		Distance
↻	LIU Jinli	14.4cm
↺	ZHOU Yan	57.0cm
Total		**71.4cm**

Time remaining: 10 minutes 39 seconds

USA - United States of America		Shot Success Game	Shot Success All
4 S	ROTH Nina	86%	75%
3 V	PETERSON Tabitha	86%	78%
2	GEVING Aileen	91%	78%
1	HAMILTON Becca	94%	85%
A	CHRISTENSEN Cory	-	-
	Team Total	89%	79%

Last Stone Draw		Distance
↻	HAMILTON Becca	2.3cm
↺	GEVING Aileen	54.8cm
Total		**57.1cm**

Time remaining: 14 minutes 7 seconds

Shot Success Analysis

CHN - People's Republic of China		↻		↺		Game	
4 WANG Bingyu	Draws	3	50%	6	58%	9	56%
	Take-outs	2	50%	4	69%	6	63%
	Total	5	50%	10	63%	15	58%
3 ZHOU Yan	Draws	6	71%	8	59%	14	64%
	Take-outs	1	0%	1	75%	2	38%
	Total	7	61%	9	61%	16	61%
2 LIU Jinli	Draws	3	100%	10	60%	13	69%
	Take-outs	2	63%	1	75%	3	67%
	Total	5	85%	11	61%	16	69%
1 MA Jingyi	Draws	7	71%	8	78%	15	75%
	Take-outs	1	75%	0	-	1	75%
	Total	8	72%	8	78%	16	75%
A JIANG Xindi	Draws	0	-	0	-	0	-
	Take-outs	0	-	0	-	0	-
	Total	0	-	0	-	0	-
Team	Draws	19	72%	32	64%	51	67%
	Take-outs	6	50%	6	71%	12	60%
	Total	25	67%	38	65%	63	66%

USA - United States of America		↻		↺		Game	
4 ROTH Nina	Draws	5	80%	3	67%	8	75%
	Take-outs	2	88%	6	100%	8	97%
	Total	7	82%	9	89%	16	86%
3 PETERSON Tabitha	Draws	1	100%	3	83%	4	88%
	Take-outs	6	92%	6	79%	12	85%
	Total	7	93%	9	81%	16	86%
2 GEVING Aileen	Draws	0	-	2	100%	2	100%
	Take-outs	5	95%	9	86%	14	89%
	Total	5	95%	11	89%	16	91%
1 HAMILTON Becca	Draws	4	100%	8	91%	12	94%
	Take-outs	0	-	0	-	0	-
	Total	4	100%	8	91%	12	94%
A CHRISTENSEN Cory	Draws	0	-	0	-	0	-
	Take-outs	0	-	0	-	0	-
	Total	0	-	0	-	0	-
Team	Draws	10	90%	16	86%	26	88%
	Take-outs	13	92%	21	88%	34	90%
	Total	23	91%	37	87%	60	89%

Note:
Position and function for each team member:
4 = Fourth, **3** = Third, **2** = Second, **1** = Lead, **A** = Alternate, **S** = Skip, **V** = Vice-Skip

Legend:
↻ Clockwise
↺ Counter-clockwise
LSFE(*) Last Stone First End
X Unplayed/unfinished end due to concession

Game - Shot by Shot
경기별 숏 기록 / Déroulement de la partie

End 1 — **CHN - China 0 + 0** (this end) **= 0** — **USA - United States 0 + 3** (this end) **= 3**



	CHN	USA
Total Score	0	3
Time left	34:00	34:05

Legend:
↻ Clockwise ↺ Counter-clockwise - Not considered

Game - Shot by Shot
경기별 숏 기록 / Déroulement de la partie

End 2 — **CHN - China 0 + 1** (this end) **= 1** — **USA - United States 3 + 0** (this end) **= 3**

1	2	3	4	5	6
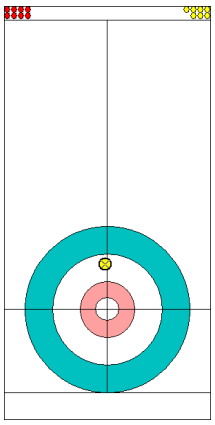	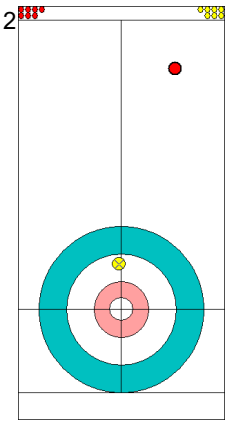	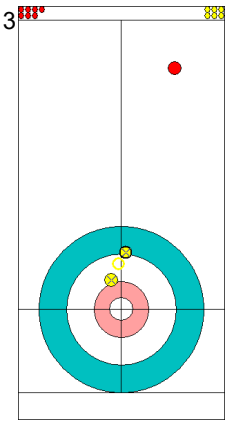	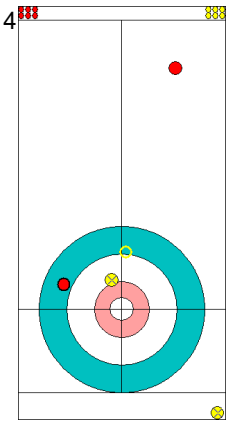	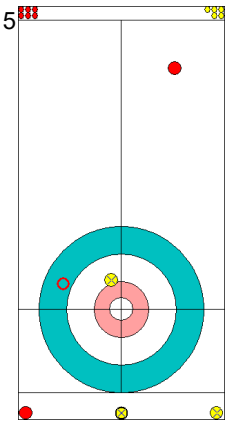	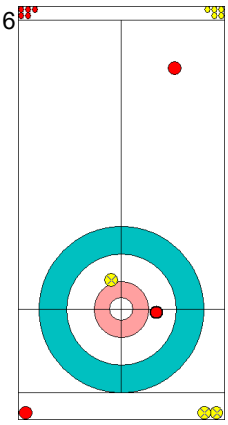
USA: HAMILTON B Draw ↻ 100%	CHN: MA J Front ↺ 100%	USA: HAMILTON B Raise ↻ 100%	CHN: MA J Hit and Roll ↺ 75%	USA: GEVING A Take-out ↺ 50%	CHN: LIU J Draw ↺ 75%

7	8	9	10	11	12
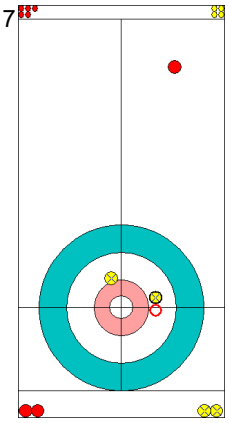	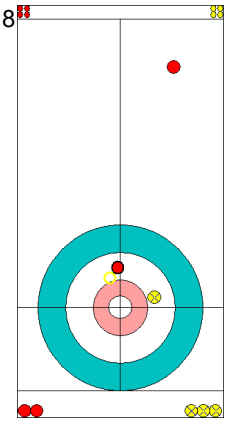	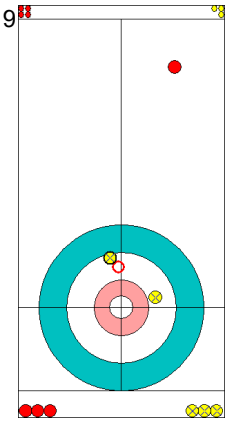	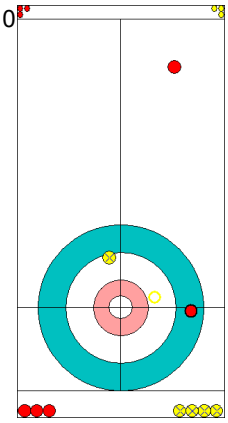	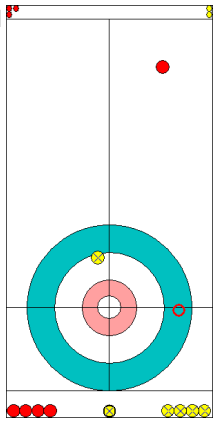	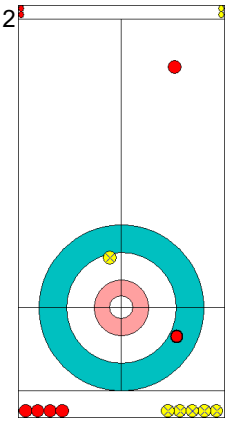
USA: GEVING A Hit and Roll ↺ 75%	CHN: LIU J Double Take-out ↻ 50%	USA: PETERSON T Take-out ↺ 100%	CHN: ZHOU Y Hit and Roll ↺ 75%	USA: PETERSON T Hit and Roll ↻ 50%	CHN: ZHOU Y Draw ↺ 75%

13	14	15	16
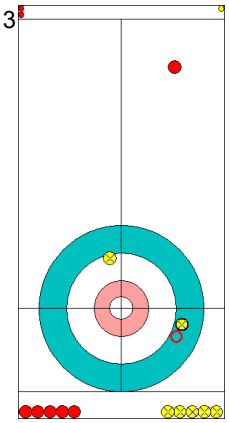	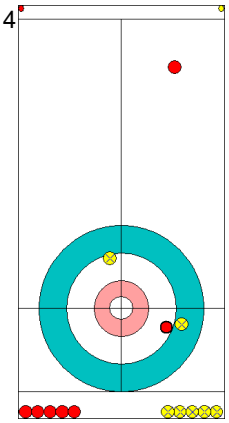	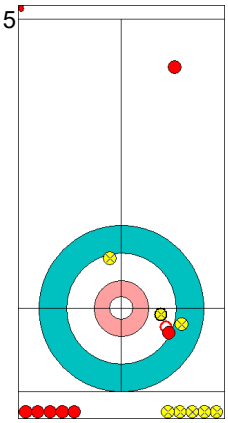	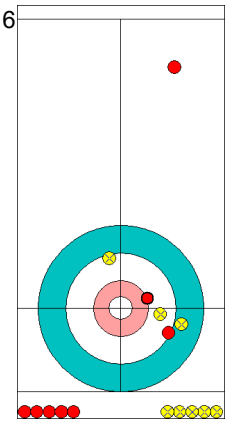
USA: ROTH N Take-out ↻ 100%	CHN: WANG B Draw ↺ 75%	USA: ROTH N Draw ↺ 100%	CHN: WANG B Draw ↺ 100%

	CHN	USA
Total Score	1	3
Time left	31:06	31:08

Legend:
↻ Clockwise ↺ Counter-clockwise - Not considered

Game - Shot by Shot
경기별 숏 기록 / Déroulement de la partie

End 3 — **CHN - China 1 + 0** (this end) **= 1** — **USA - United States 3 + 4** (this end) **= 7**

1
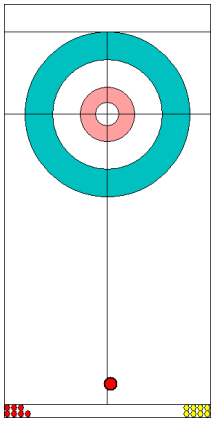
CHN: MA J
Front ↺ 50%

2
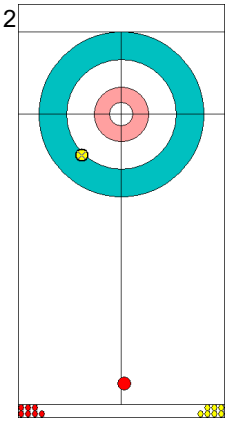
USA: HAMILTON B
Draw ↺ 100%

3
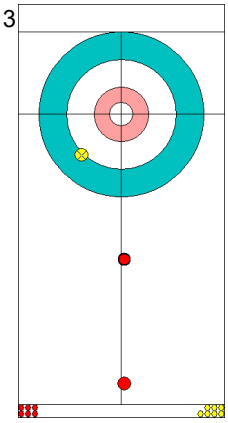
CHN: MA J
Front ↺ 100%

4
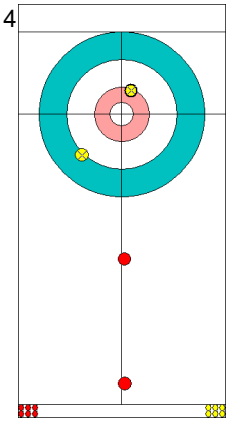
USA: HAMILTON B
Draw ↺ 75%

5
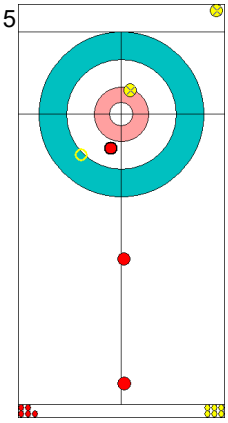
CHN: LIU J
Hit and Roll ↺ 75%

6
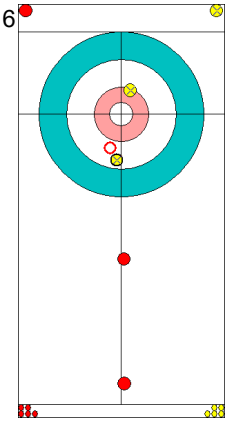
USA: GEVING A
Hit and Roll ↺ 75%

7
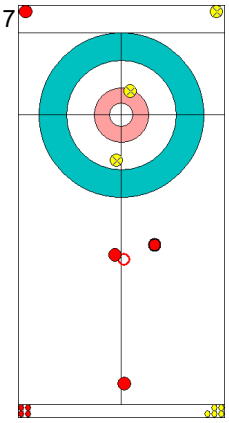
CHN: LIU J
Draw ↺ 0%

8
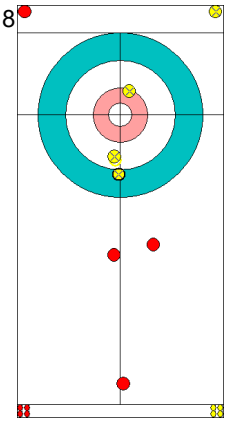
USA: GEVING A
Draw ↺ 100%

9
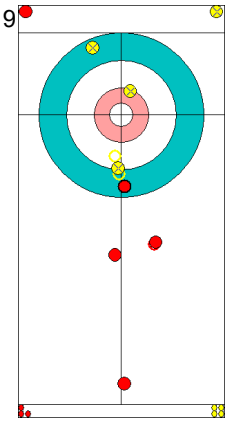
CHN: ZHOU Y
Raise ↺ 0%

10
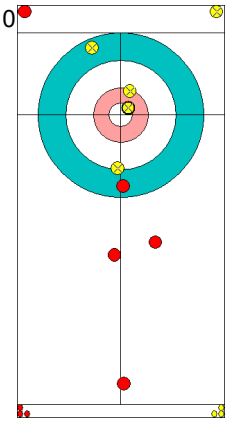
USA: PETERSON T
Draw ↺ 100%

11
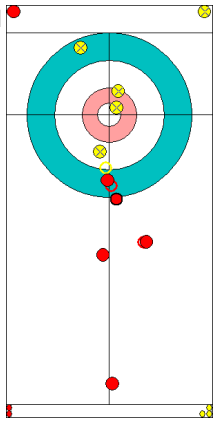
CHN: ZHOU Y
Raise ↺ 0%

12
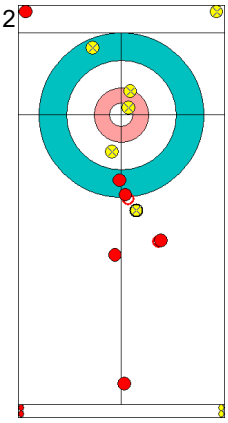
USA: PETERSON T
Guard ↺ 100%

13
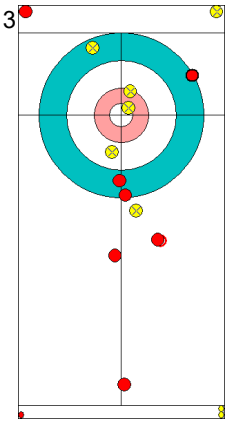
CHN: WANG B
Raise ↺ 0%

14
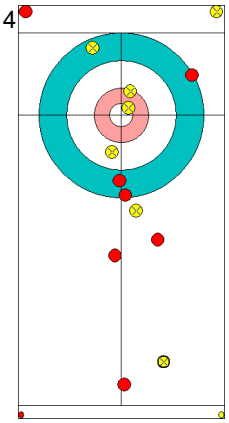
USA: ROTH N
Guard ↺ 100%

15
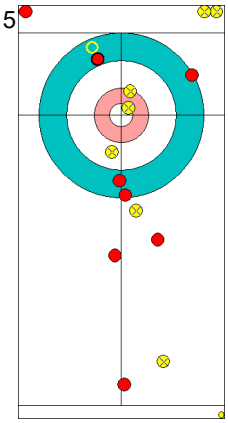
CHN: WANG B
Double Take-out ↺ 50%

16
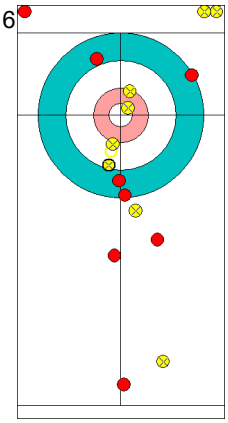
USA: ROTH N
Draw ↺ 100%

	CHN	USA
Total Score	1	7
Time left	26:46	27:26

Legend:
↻ Clockwise ↺ Counter-clockwise - Not considered

Game - Shot by Shot
경기별 숏 기록 / Déroulement de la partie

End 4 | **CHN - China** 1 + 2 (this end) = 3 | **USA - United States** 7 + 0 (this end) = 7



	CHN	USA
Total Score	3	7
Time left	23:40	24:43

Legend:
↻ Clockwise ↺ Counter-clockwise - Not considered

Game - Shot by Shot
경기별 숏 기록 / Déroulement de la partie

End 5 | **CHN - China 3 + 0** (this end) **= 3** | **USA - United States 7 + 2** (this end) **= 9**

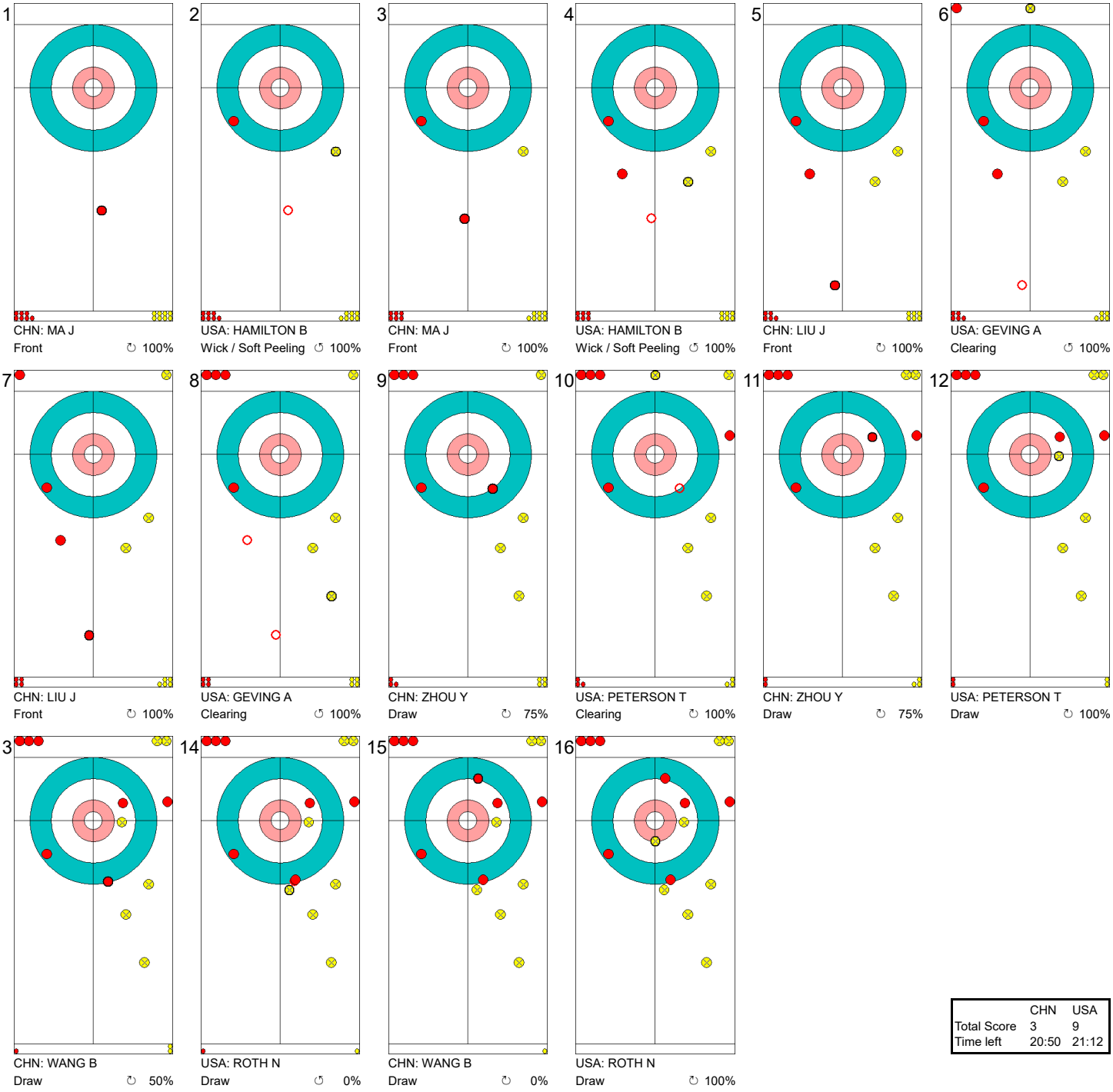

	CHN	USA
Total Score	3	9
Time left	20:50	21:12

Legend:
↻ Clockwise ↺ Counter-clockwise - Not considered

Game - Shot by Shot
경기별 숏 기록 / Déroulement de la partie

End 6 — **CHN - China 3 + 0** (this end) **= 3** — **USA - United States 9 + 0** (this end) **= 9**

1	2	3	4	5	6
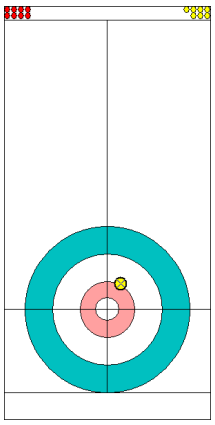	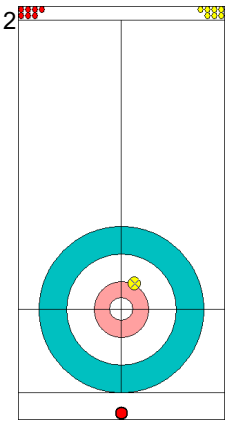	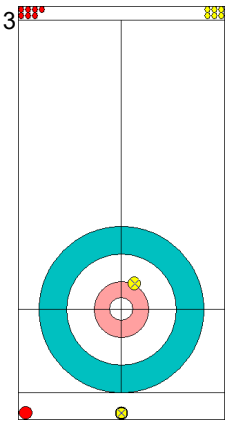	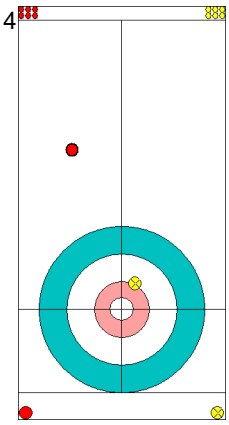	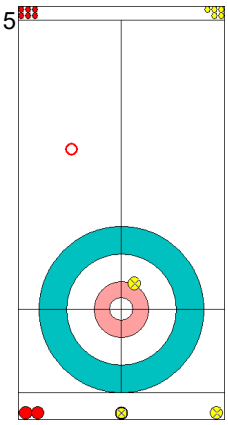	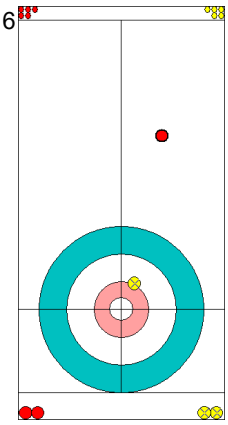
USA: HAMILTON B Draw ↻ 100%	CHN: MA J Front ↺ 0% Hogline violation	USA: HAMILTON B Through ↺ -	CHN: MA J Front ↻ 100%	USA: GEVING A Clearing ↻ 100%	CHN: LIU J Front ↺ 100%

7	8	9	10	11	12
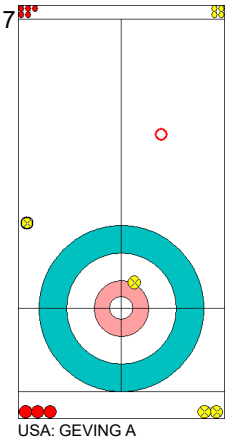	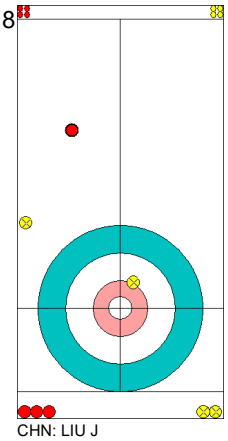	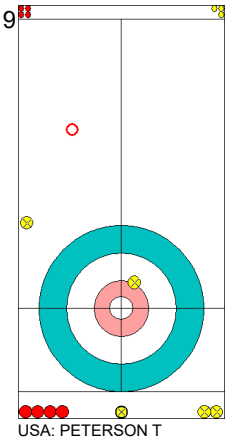	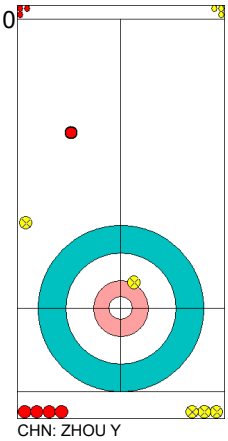	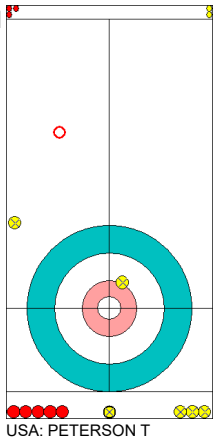	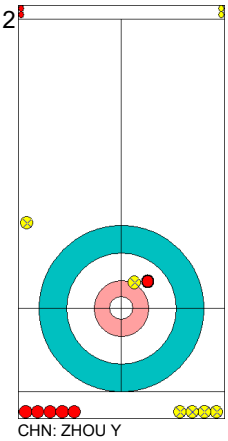
USA: GEVING A Clearing ↻ 100%	CHN: LIU J Front ↻ 100%	USA: PETERSON T Clearing ↻ 100%	CHN: ZHOU Y Front ↻ 100%	USA: PETERSON T Clearing ↻ 100%	CHN: ZHOU Y Draw ↻ 75%

13	14	15	16
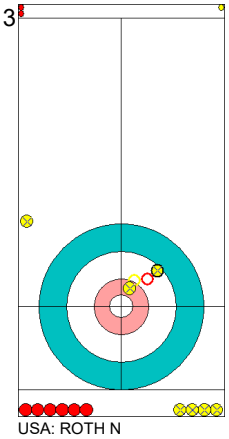	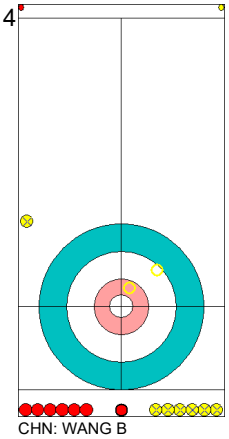	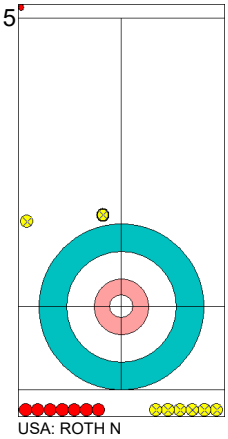	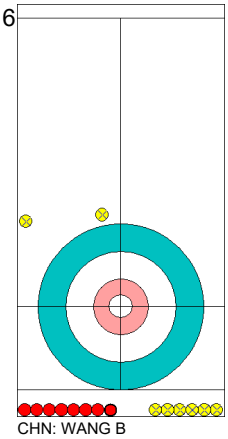
USA: ROTH N Take-out ↻ 100%	CHN: WANG B Double Take-out ↺ 100%	USA: ROTH N Draw ↻ 0%	CHN: WANG B Through ↺ -

	CHN	USA
Total Score	3	9
Time left	16:56	19:01

Legend:
↻ Clockwise ↺ Counter-clockwise - Not considered

Game - Shot by Shot
경기별 숏 기록 / Déroulement de la partie

End 7 | **CHN - China 3 + 0** (this end) **= 3** | **USA - United States 9 + 1** (this end) **= 10**

1
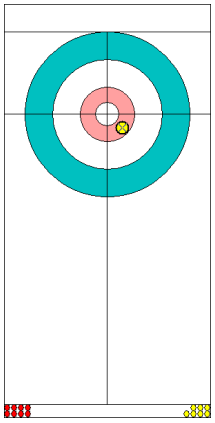
USA: HAMILTON B
Draw ↻ 100%

2
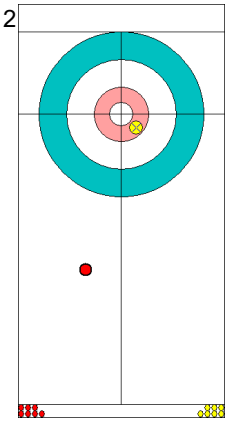
CHN: MA J
Front ↺ 100%

3
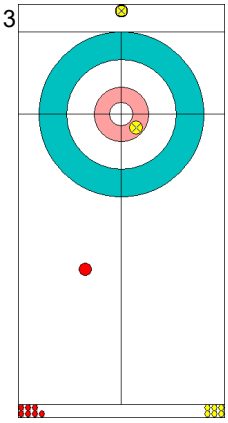
USA: HAMILTON B
Through ↺ -

4
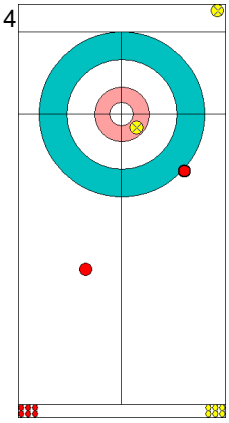
CHN: MA J
Front ↻ 0%

5
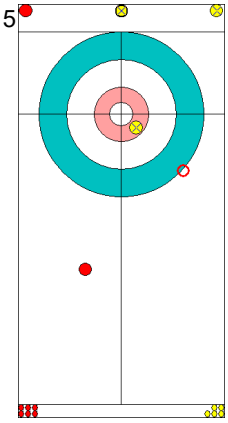
USA: GEVING A
Clearing ↻ 100%

6
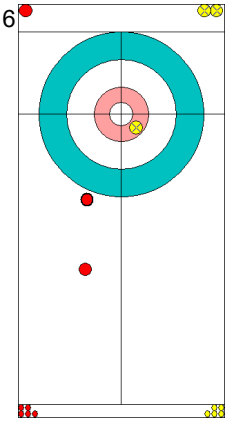
CHN: LIU J
Front ↺ 100%

7
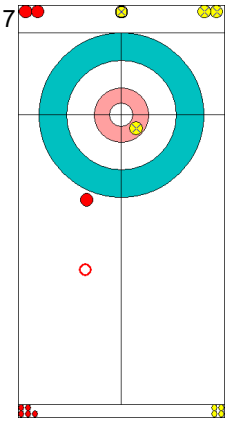
USA: GEVING A
Clearing ↺ 100%

8
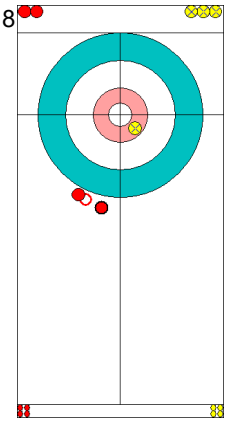
CHN: LIU J
Draw ↺ 0%

9
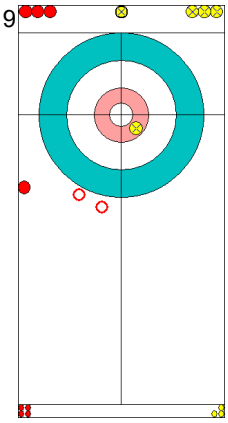
USA: PETERSON T
Clearing ↺ 100%

10
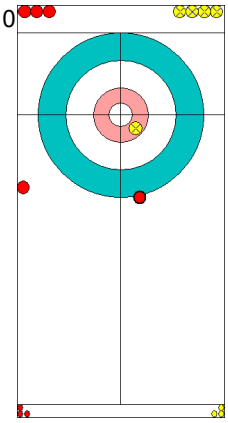
CHN: ZHOU Y
Freeze ↻ 25%

11
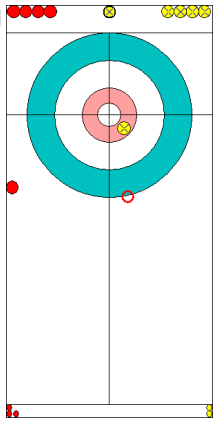
USA: PETERSON T
Clearing ↻ 100%

12
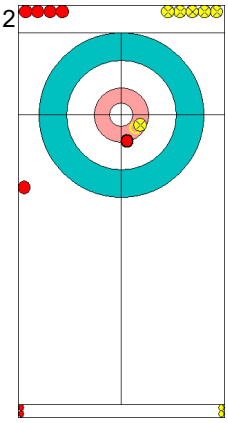
CHN: ZHOU Y
Freeze ↻ 75%

13
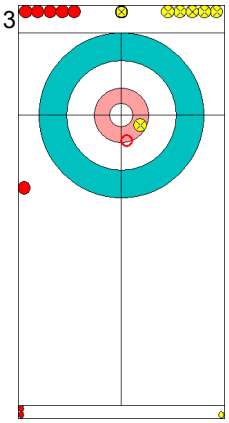
USA: ROTH N
Clearing ↺ 100%

14
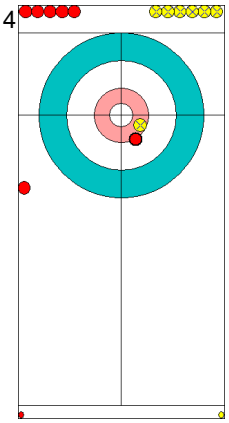
CHN: WANG B
Freeze ↻ 100%

15
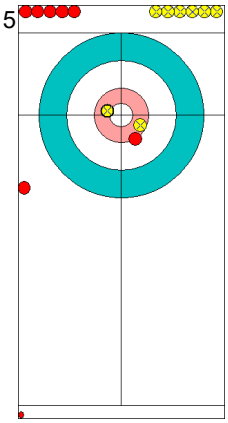
USA: ROTH N
Draw ↻ 100%

16
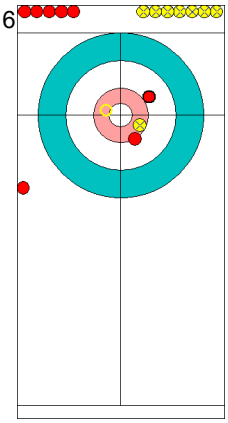
CHN: WANG B
Double Take-out ↻ 50%

	CHN	USA
Total Score	3	10
Time left	13:39	16:41

Legend:
↻ Clockwise ↺ Counter-clockwise - Not considered

Game - Shot by Shot
경기별 숏 기록 / Déroulement de la partie

End 8 | **CHN - China** 3 + 1 (this end) = 4 | **USA - United States** 10 + 0 (this end) = 10



	CHN	USA
Total Score	4	10
Time left	10:39	14:07

Legend:
↻ Clockwise ↺ Counter-clockwise - Not considered

Game Results
대회 경기결과 / Résultats de la partie

Sheet	Game	Team	LSFE	1	2	3	4	5	6	7	8	9	10	Extra Ends				Total
D	7	JPN - Japan	*	0	1	0	0	1	0	0	0	2	1					5
	7	SWE - Sweden		0	0	1	1	0	1	0	1	0	0					4

JPN - Japan		Shot Success Game	Shot Success All
4 S	FUJISAWA Satsuki	61%	75%
3 V	YOSHIDA Chinami	80%	77%
2	SUZUKI Yumi	74%	74%
1	YOSHIDA Yurika	74%	76%
A	MOTOHASHI Mari	-	-
	Team Total	72%	75%

Last Stone Draw		Distance
↻	YOSHIDA Yurika	28.4cm
↺	FUJISAWA Satsuki	20.2cm
Total		**48.6cm**

Time remaining: 2 minutes 8 seconds

Time-out: End 8 - JPN stone 6

SWE - Sweden		Shot Success Game	Shot Success All
4 S	HASSELBORG Anna	71%	79%
3 V	McMANUS Sara	91%	84%
2	KNOCHENHAUER Agnes	80%	82%
1	MABERGS Sofia	78%	82%
A	WAAHLIN Jennie	-	-
	Team Total	80%	82%

Last Stone Draw		Distance
↻	McMANUS Sara	41.9cm
↺	HASSELBORG Anna	56.9cm
Total		**98.8cm**

Time remaining: 2 minutes 16 seconds

Time-out: End 8 - SWE stone 5

Shot Success Analysis

JPN - Japan		↻		↺		Game	
4 FUJISAWA Satsuki	Draws	3	67%	6	58%	9	61%
	Take-outs	7	86%	4	19%	11	61%
	Total	10	80%	10	43%	20	61%
3 YOSHIDA Chinami	Draws	4	94%	7	89%	11	91%
	Take-outs	4	44%	5	85%	9	67%
	Total	8	69%	12	88%	20	80%
2 SUZUKI Yumi	Draws	3	100%	5	55%	8	72%
	Take-outs	8	81%	4	63%	12	75%
	Total	11	86%	9	58%	20	74%
1 YOSHIDA Yurika	Draws	4	100%	9	69%	13	79%
	Take-outs	5	50%	2	100%	7	64%
	Total	9	72%	11	75%	20	74%
A MOTOHASHI Mari	Draws	0	-	0	-	0	-
	Take-outs	0	-	0	-	0	-
	Total	0	-	0	-	0	-
Team	Draws	14	91%	27	69%	41	77%
	Take-outs	24	70%	15	63%	39	67%
	Total	38	78%	42	67%	80	72%

SWE - Sweden		↻		↺		Game	
4 HASSELBORG Anna	Draws	5	55%	4	94%	9	72%
	Take-outs	2	100%	9	64%	11	70%
	Total	7	68%	13	73%	20	71%
3 McMANUS Sara	Draws	1	75%	3	100%	4	94%
	Take-outs	10	95%	6	83%	16	91%
	Total	11	93%	9	89%	20	91%
2 KNOCHENHAUER Agnes	Draws	5	60%	4	63%	9	61%
	Take-outs	8	94%	3	100%	11	95%
	Total	13	81%	7	79%	20	80%
1 MABERGS Sofia	Draws	8	88%	9	72%	17	79%
	Take-outs	2	75%	1	50%	3	67%
	Total	10	85%	10	70%	20	78%
A WAAHLIN Jennie	Draws	0	-	0	-	0	-
	Take-outs	0	-	0	-	0	-
	Total	0	-	0	-	0	-
Team	Draws	19	71%	20	79%	39	75%
	Take-outs	22	93%	19	75%	41	85%
	Total	41	83%	39	77%	80	80%

Note:
Position and function for each team member:
4 = Fourth, **3** = Third, **2** = Second, **1** = Lead, **A** = Alternate, **S** = Skip, **V** = Vice-Skip

Legend:
↻ Clockwise ↺ Counter-clockwise **LSFE(*)** Last Stone First End

Game - Shot by Shot
경기별 숏 기록 / Déroulement de la partie

End 1 — **JPN - Japan 0 + 0** (this end) **= 0** — **SWE - Sweden 0 + 0** (this end) **= 0**



	JPN	SWE
Total Score	0	0
Time left	35:38	35:37

Legend:
↻ Clockwise ↺ Counter-clockwise - Not considered

Game - Shot by Shot
경기별 숏 기록 / Déroulement de la partie

End 2 — **JPN - Japan 0 + 1** (this end) **= 1** — **SWE - Sweden 0 + 0** (this end) **= 0**



	JPN	SWE
Total Score	1	0
Time left	32:57	32:59

Legend:
↻ Clockwise ↺ Counter-clockwise - Not considered

Game - Shot by Shot
경기별 숏 기록 / Déroulement de la partie

End 3 — **JPN - Japan 1 + 0** (this end) **= 1** — **SWE - Sweden 0 + 1** (this end) **= 1**



	JPN	SWE
Total Score	1	1
Time left	29:16	28:31

Legend:
↻ Clockwise ↺ Counter-clockwise - Not considered

Game - Shot by Shot
경기별 숏 기록 / Déroulement de la partie

End 4 — **JPN - Japan 1 + 0** (this end) **= 1** — **SWE - Sweden 1 + 1** (this end) **= 2**



	JPN	SWE
Total Score	1	2
Time left	25:56	25:58

Legend:
↻ Clockwise ↺ Counter-clockwise - Not considered

Game - Shot by Shot
경기별 슛 기록 / Déroulement de la partie

End 5 — **JPN - Japan 1 + 1** (this end) **= 2** — **SWE - Sweden 2 + 0** (this end) **= 2**



	JPN	SWE
Total Score	2	2
Time left	22:51	21:05

Legend:
↻ Clockwise ↺ Counter-clockwise - Not considered

Game - Shot by Shot
경기별 숏 기록 / Déroulement de la partie

End 6 — **JPN - Japan 2 + 0** (this end) **= 2** — **SWE - Sweden 2 + 1** (this end) **= 3**



	JPN	SWE
Total Score	2	3
Time left	19:43	18:24

Legend:
↻ Clockwise ↺ Counter-clockwise - Not considered

Game - Shot by Shot
경기별 숏 기록 / Déroulement de la partie

End 7 — **JPN - Japan 2 + 0** (this end) **= 2** — **SWE - Sweden 3 + 0** (this end) **= 3**



	JPN	SWE
Total Score	2	3
Time left	17:07	16:33

Legend:
↻ Clockwise ↺ Counter-clockwise - Not considered

Game - Shot by Shot
경기별 숏 기록 / Déroulement de la partie

End 8 — **JPN - Japan 2 + 0** (this end) **= 2** — **SWE - Sweden 3 + 1** (this end) **= 4**



	JPN	SWE
Total Score	2	4
Time left	11:39	11:11

Legend:
↻ Clockwise ↺ Counter-clockwise - Not considered

Game - Shot by Shot
경기별 숏 기록 / Déroulement de la partie

End 9 — **JPN - Japan 2 + 2** (this end) **= 4** — **SWE - Sweden 4 + 0** (this end) **= 4**

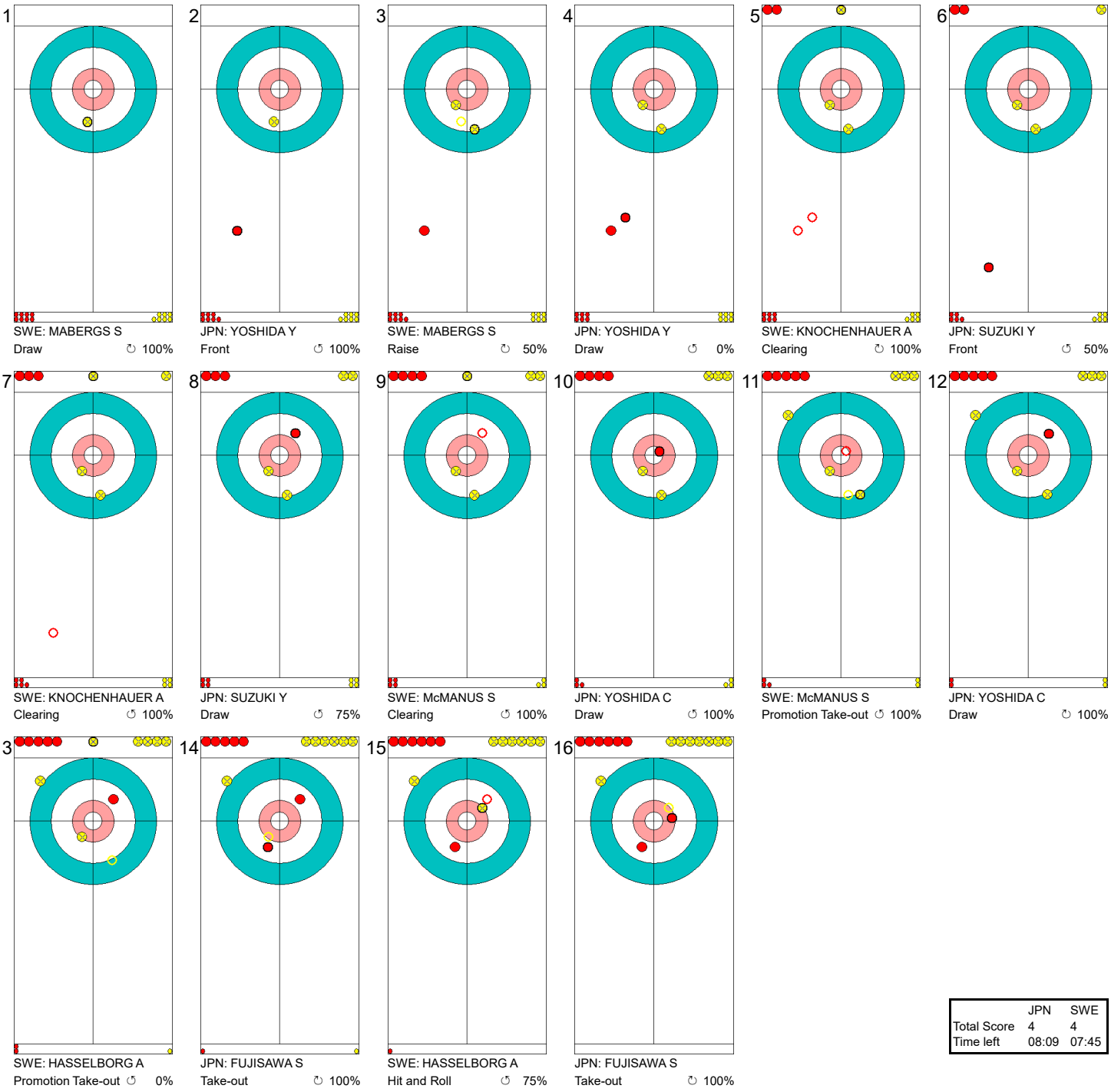

	JPN	SWE
Total Score	4	4
Time left	08:09	07:45

Legend:
↻ Clockwise ↺ Counter-clockwise - Not considered

Game - Shot by Shot
경기별 숏 기록 / Déroulement de la partie

End 10 — **JPN - Japan 4 + 1** (this end) **= 5** — **SWE - Sweden 4 + 0** (this end) **= 4**

1	2	3	4	5	6
JPN: YOSHIDA Y	SWE: MABERGS S	JPN: YOSHIDA Y	SWE: MABERGS S	JPN: SUZUKI Y	SWE: KNOCHENHAUER A
Front ↻ 100%	Wick / Soft Peeling ↻ 100%	Front ↻ 100%	Draw ↻ 75%	Raise ↻ 50%	Clearing ↻ 100%

7	8	9	10	11	12
JPN: SUZUKI Y	SWE: KNOCHENHAUER A	JPN: YOSHIDA C	SWE: McMANUS S	JPN: YOSHIDA C	SWE: McMANUS S
Front ↻ 100%	Clearing ↻ 100%	Front ↻ 100%	Clearing ↻ 100%	Front ↻ 50%	Clearing ↻ 100%

13	14	15	16
JPN: FUJISAWA S	SWE: HASSELBORG A	JPN: FUJISAWA S	SWE: HASSELBORG A
Raise ↻ 100%	Clearing ↻ 100%	Raise ↻ 100%	Take-out ↺ 0%

	JPN	SWE
Total Score	5	4
Time left	02:08	02:16

Legend:
↻ Clockwise ↺ Counter-clockwise - Not considered

Most Important Shots
우승 결정 슛 / Tirs les plus importants

Sheet	Game	Team	LSFE	1	2	3	4	5	6	7	8	9	10	Extra Ends	Total
A	7	GBR - Great Britain	*	2	0	0	1	0	2	0	1	0	2		8
	7	SUI - Switzerland		0	0	2	0	1	0	2	0	2	0		7

Most Important Shot:

With her last stone the British Skip MUIRHEAD E played a precise Clearing on the Swiss shot stone to score two points and win the game.

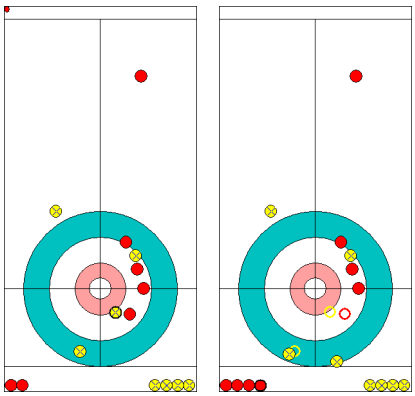

Before | After

End: 10
Team: GBR - Great Britain
Player: MUIRHEAD Eve
Team Stone: 1 2 3 4 5 6 7 ⑧
Task: Clearing
Rotation: ↺
Shot Success: 100%

Sheet	Game	Team	LSFE	1	2	3	4	5	6	7	8	9	10	Extra Ends	Total
B	7	DEN - Denmark		0	0	0	2	0	2	0	0	3	0		7
	7	OAR - Olympic Athlete from Russia	*	0	1	1	0	3	0	1	1	0	1		8

Most Important Shot:

With team OAR laying in shot position, the Danish Skip DUPONT M was too short with her last Draw to the four foot around the front stones. Team OAR won the game without playing the last stone.

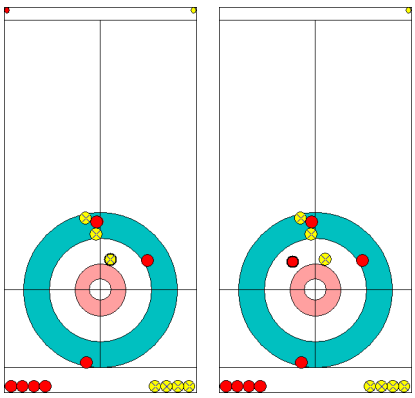

Before | After

End: 10
Team: DEN - Denmark
Player: DUPONT Madeleine
Team Stone: 1 2 3 4 5 6 7 ⑧
Task: Draw
Rotation: ↺
Shot Success: 0%

Most Important Shots
우승 결정 슛 / Tirs les plus importants

Sheet	Game	Team	LSFE	1	2	3	4	5	6	7	8	9	10	Extra Ends				Total
C	7	CHN - People's Republic of China		0	1	0	2	0	0	0	1	X	X					4
	7	USA - United States of America	*	3	0	4	0	2	0	1	0	X	X					10

Most Important Shot:

US Skip ROTH N played a Promotion Take-out to remove the Chinese stone sitting shot on the four foot, leaving the shooter as a guard. This set up a score of 3 points for the US team in the first end.

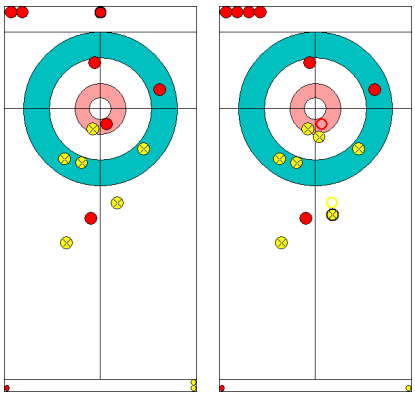

Before After

End: 1

Team: USA - United States of America

Player: ROTH Nina

Team Stone: 1 2 3 4 5 6 (7) 8

Task: Promotion Take-out

Rotation: ↻

Shot Success: 100%

Sheet	Game	Team	LSFE	1	2	3	4	5	6	7	8	9	10	Extra Ends				Total
D	7	JPN - Japan	*	0	1	0	0	1	0	0	0	2	1					5
	7	SWE - Sweden		0	0	1	1	0	1	0	1	0	0					4

Most Important Shot:

In a close game Swedish Skip HASSELBORG A had to make a Take-out to score one, but her stone over curled and rolled out of scoring position, leaving the Japanese team win the game.

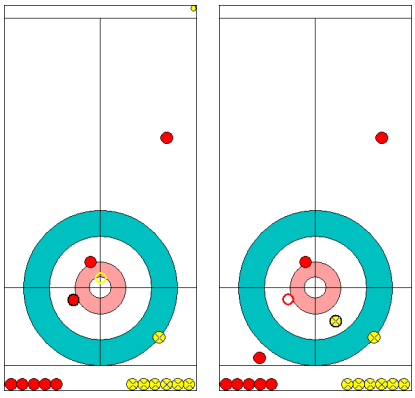

Before After

End: 10

Team: SWE - Sweden

Player: HASSELBORG Anna

Team Stone: 1 2 3 4 5 6 7 (8)

Task: Take-out

Rotation: ↺

Shot Success: 0%

Legend:
↻ Clockwise
↺ Counter-clockwise
LSFE(*) Last Stone First End
X Unplayed/unfinished end due to concession

Session Results and Standings
세션 경기결과 및 순위 / Résultats de la session et classement

Sheet	Game	Team	LSFE	1	2	3	4	5	6	7	8	9	10	Extra Ends				Total
A	6	USA - United States of America	*	1	0	1	1	0	2	0	1	0	1					7
	6	DEN - Denmark		0	1	0	0	2	0	2	0	1	0					6
B	6	JPN - Japan	*	0	1	0	0	0	2	0	X	X	X					3
	6	CAN - Canada		1	0	0	1	4	0	2	X	X	X					8
C	6	SWE - Sweden		1	0	0	0	1	0	1	0	2	1					6
	6	KOR - Republic of Korea	*	0	1	0	2	0	2	0	2	0	0					7
D	6	OAR - Olympic Athlete from Russia		0	1	0	0	0	1	0	X	X	X					2
	6	SUI - Switzerland	*	0	0	3	2	2	0	4	X	X	X					11

Current Standings

Rank	Team	Games	Wins	Losses
1	KOR - Republic of Korea	6	5	1
1	SWE - Sweden	6	5	1
3	JPN - Japan	6	4	2
4	CAN - Canada	6	3	3
4	CHN - People's Republic of China	6	3	3
4	GBR - Great Britain	6	3	3
4	USA - United States of America	6	3	3
8	SUI - Switzerland	6	2	4
9	DEN - Denmark	6	1	5
9	OAR - Olympic Athlete from Russia	6	1	5

Note:
Under WCF rules, tie-breaking rules for standings are not applied until after the last game of the round robin.

Legend:
LSFE(*) Last Stone First End
X Unplayed/unfinished end due to concession

Game Results
대회 경기결과 / Résultats de la partie

Sheet	Game	Team	LSFE	1	2	3	4	5	6	7	8	9	10	Extra Ends				Total
A	6	USA - United States of America	*	1	0	1	1	0	2	0	1	0	1					7
	6	DEN - Denmark		0	1	0	0	2	0	2	0	1	0					6

USA - United States of America		Shot Success Game	Shot Success All
4	S ROTH Nina	75%	73%
3	V PETERSON Tabitha	83%	77%
2	GEVING Aileen	75%	76%
1	HAMILTON Becca	84%	84%
A	CHRISTENSEN Cory	-	-
	Team Total	79%	77%

Last Stone Draw		Distance
↻	ROTH Nina	104.0cm
↺	HAMILTON Becca	15.0cm
Total		**119.0cm**

Time remaining: 2 minutes 46 seconds

Time-out: End 6 - USA stone 7

DEN - Denmark		Shot Success Game	Shot Success All
4	S DUPONT Madeleine	76%	65%
3	DUPONT Denise	74%	75%
2	HOGH Julie	64%	73%
1	V HALSE Mathilde	66%	76%
A	KNUDSEN Lina Almind	-	-
	Team Total	70%	72%

Last Stone Draw		Distance
↻	HALSE Mathilde	168.7cm
↺	DUPONT Madeleine	92.1cm
Total		**260.8cm**

Time remaining: 3 minutes 31 seconds

Time-out: End 9 - DEN stone 7

Shot Success Analysis

USA - United States of America		↻		↺		Game	
4 ROTH Nina	Draws	7	68%	4	56%	11	64%
	Take-outs	4	88%	5	90%	9	89%
	Total	11	75%	9	75%	20	75%
3 PETERSON Tabitha	Draws	6	71%	3	75%	9	72%
	Take-outs	8	88%	3	100%	11	91%
	Total	14	80%	6	88%	20	83%
2 GEVING Aileen	Draws	3	75%	2	75%	5	75%
	Take-outs	9	78%	6	71%	15	75%
	Total	12	77%	8	72%	20	75%
1 HAMILTON Becca	Draws	8	78%	12	88%	20	84%
	Take-outs	0	-	0	-	0	-
	Total	8	78%	12	88%	20	84%
A CHRISTENSEN Cory	Draws	0	-	0	-	0	-
	Take-outs	0	-	0	-	0	-
	Total	0	-	0	-	0	-
Team	Draws	24	73%	21	79%	45	76%
	Take-outs	21	83%	14	84%	35	84%
	Total	45	78%	35	81%	80	79%

DEN - Denmark		↻		↺		Game	
4 DUPONT Madeleine	Draws	5	75%	2	88%	7	79%
	Take-outs	6	88%	7	64%	13	75%
	Total	11	82%	9	69%	20	76%
3 DUPONT Denise	Draws	7	64%	2	75%	9	67%
	Take-outs	9	75%	2	100%	11	80%
	Total	16	70%	4	88%	20	74%
2 HOGH Julie	Draws	6	71%	3	92%	9	78%
	Take-outs	8	50%	3	58%	11	52%
	Total	14	59%	6	75%	20	64%
1 HALSE Mathilde	Draws	7	68%	8	72%	15	70%
	Take-outs	2	25%	3	75%	5	55%
	Total	9	58%	11	73%	20	66%
A KNUDSEN Lina Almind	Draws	0	-	0	-	0	-
	Take-outs	0	-	0	-	0	-
	Total	0	-	0	-	0	-
Team	Draws	25	69%	15	78%	40	73%
	Take-outs	25	66%	15	70%	40	68%
	Total	50	68%	30	74%	80	70%

Note:
Position and function for each team member:
4 = Fourth, **3** = Third, **2** = Second, **1** = Lead, **A** = Alternate, **S** = Skip, **V** = Vice-Skip

Legend:
↻ Clockwise ↺ Counter-clockwise **LSFE(*)** Last Stone First End

Game - Shot by Shot
경기별 숏 기록 / Déroulement de la partie

End 1 — **USA - United States 0 + 1** (this end) **= 1** — **DEN - Denmark 0 + 0** (this end) **= 0**



	USA	DEN
Total Score	1	0
Time left	34:46	34:59

Legend:
↻ Clockwise ↺ Counter-clockwise - Not considered

Game - Shot by Shot
경기별 숏 기록 / Déroulement de la partie

End 2 — **USA - United States 1 + 0** (this end) **= 1** — **DEN - Denmark 0 + 1** (this end) **= 1**



	USA	DEN
Total Score	1	1
Time left	31:45	32:01

Legend:
↻ Clockwise ↺ Counter-clockwise - Not considered

Game - Shot by Shot
경기별 숏 기록 / Déroulement de la partie

End 3 **USA - United States 1 + 1** (this end) **= 2** **DEN - Denmark 1 + 0** (this end) **= 1**

1
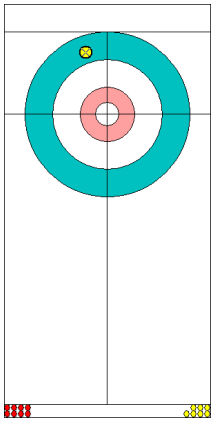
DEN: HALSE M
Draw ↺ 50%

2
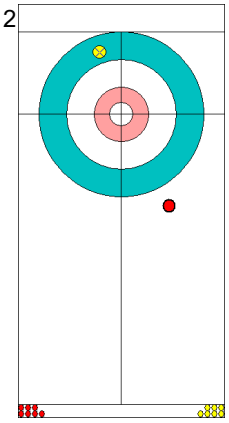
USA: HAMILTON B
Front ↻ 100%

3
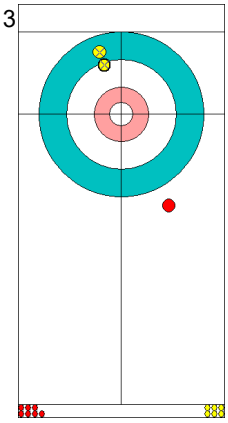
DEN: HALSE M
Draw ↺ 50%

4
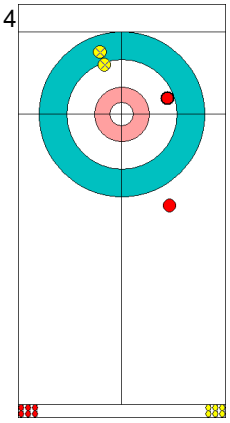
USA: HAMILTON B
Draw ↻ 75%

5
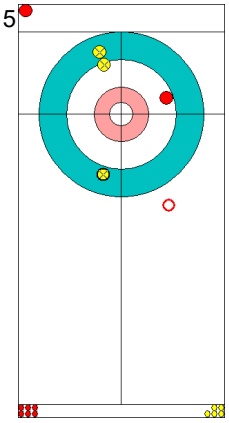
DEN: HOGH J
Hit and Roll ↻ 100%

6
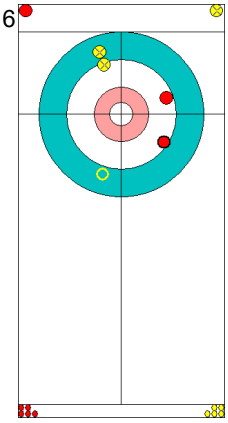
USA: GEVING A
Hit and Roll ↻ 100%

7
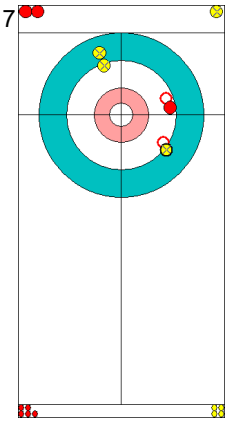
DEN: HOGH J
Double Take-out ↺ 50%

8
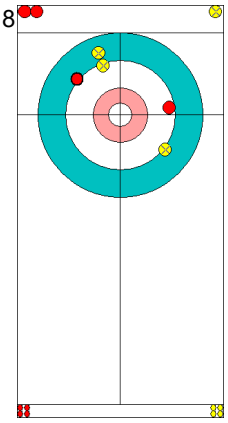
USA: GEVING A
Draw ↺ 50%

9
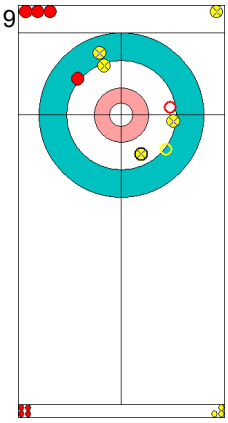
DEN: DUPONT D
Promotion Take-out ↻ 100%

10
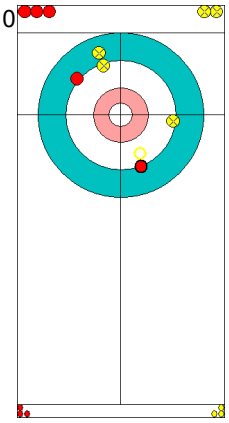
USA: PETERSON T
Take-out ↻ 100%

11
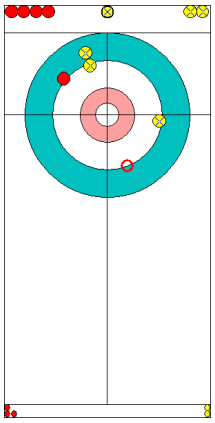
DEN: DUPONT D
Take-out ↻ 50%

12
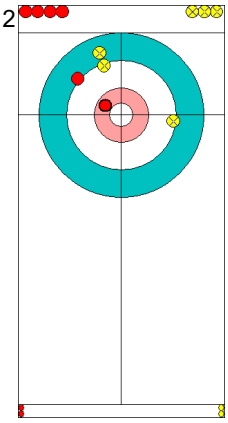
USA: PETERSON T
Draw ↺ 75%

13
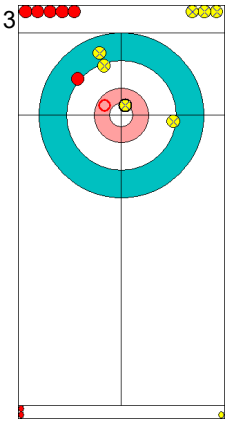
DEN: DUPONT M
Double Take-out ↺ 50%

14
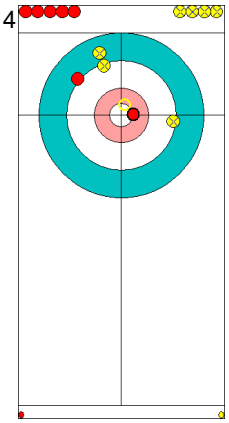
USA: ROTH N
Take-out ↻ 100%

15
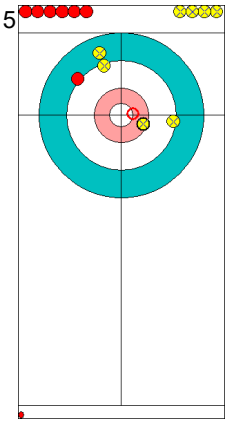
DEN: DUPONT M
Take-out ↻ 100%

16
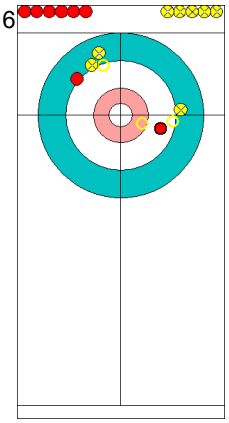
USA: ROTH N
Take-out ↻ 100%

	USA	DEN
Total Score	2	1
Time left	27:47	29:11

Legend:
↻ Clockwise ↺ Counter-clockwise - Not considered

Game - Shot by Shot
경기별 숏 기록 / Déroulement de la partie

End 4 — **USA - United States 2 + 1** (this end) **= 3** — **DEN - Denmark 1 + 0** (this end) **= 1**



	USA	DEN
Total Score	3	1
Time left	25:02	26:32

Legend:
↻ Clockwise ↺ Counter-clockwise - Not considered

Game - Shot by Shot
경기별 숏 기록 / Déroulement de la partie

End 5 — **USA - United States 3 + 0** (this end) **= 3** — **DEN - Denmark 1 + 2** (this end) **= 3**

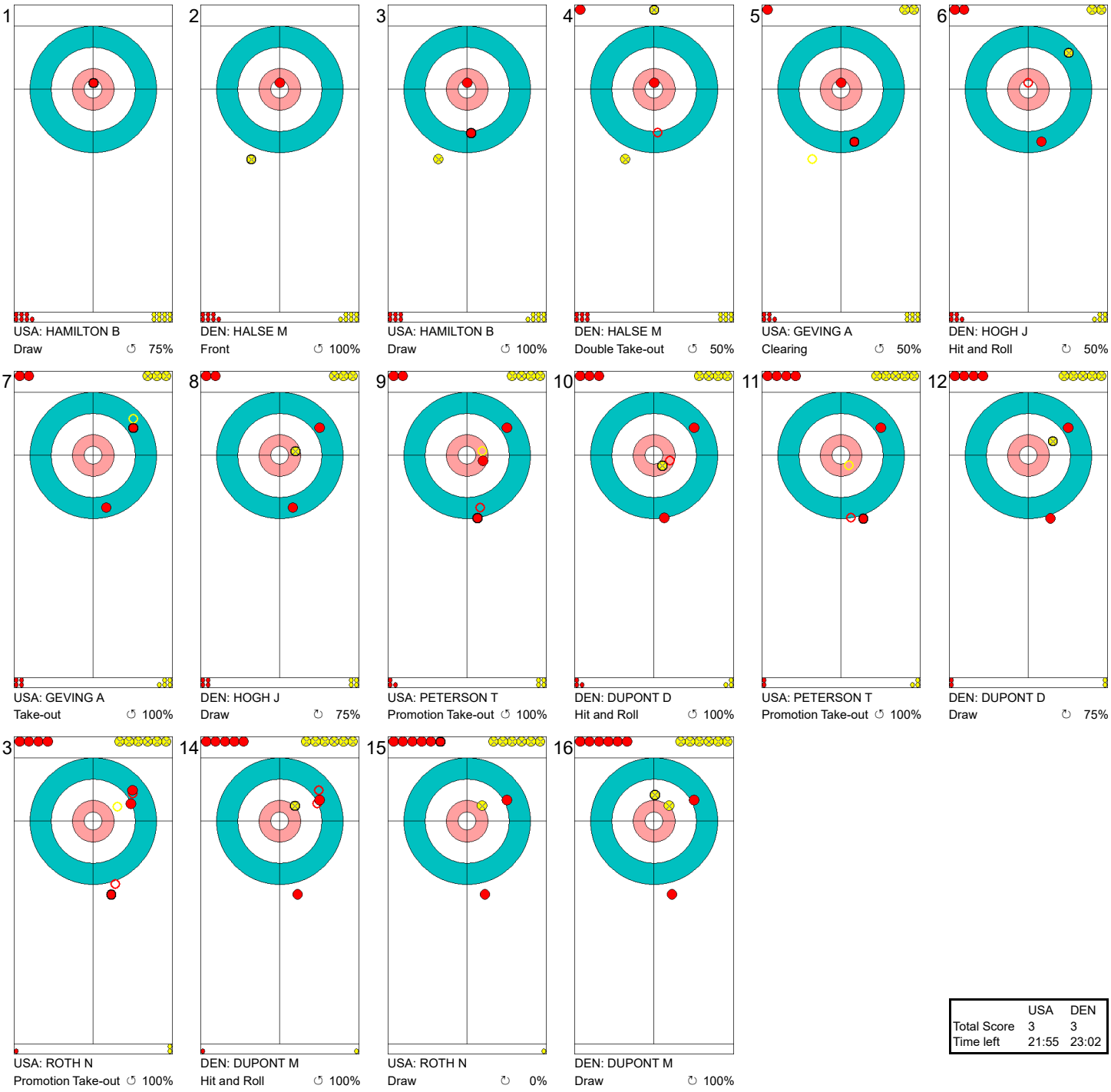

	USA	DEN
Total Score	3	3
Time left	21:55	23:02

Legend:
↻ Clockwise ↺ Counter-clockwise - Not considered

Game - Shot by Shot
경기별 숏 기록 / Déroulement de la partie

End 6 — **USA - United States 3 + 2** (this end) **= 5** — **DEN - Denmark 3 + 0** (this end) **= 3**

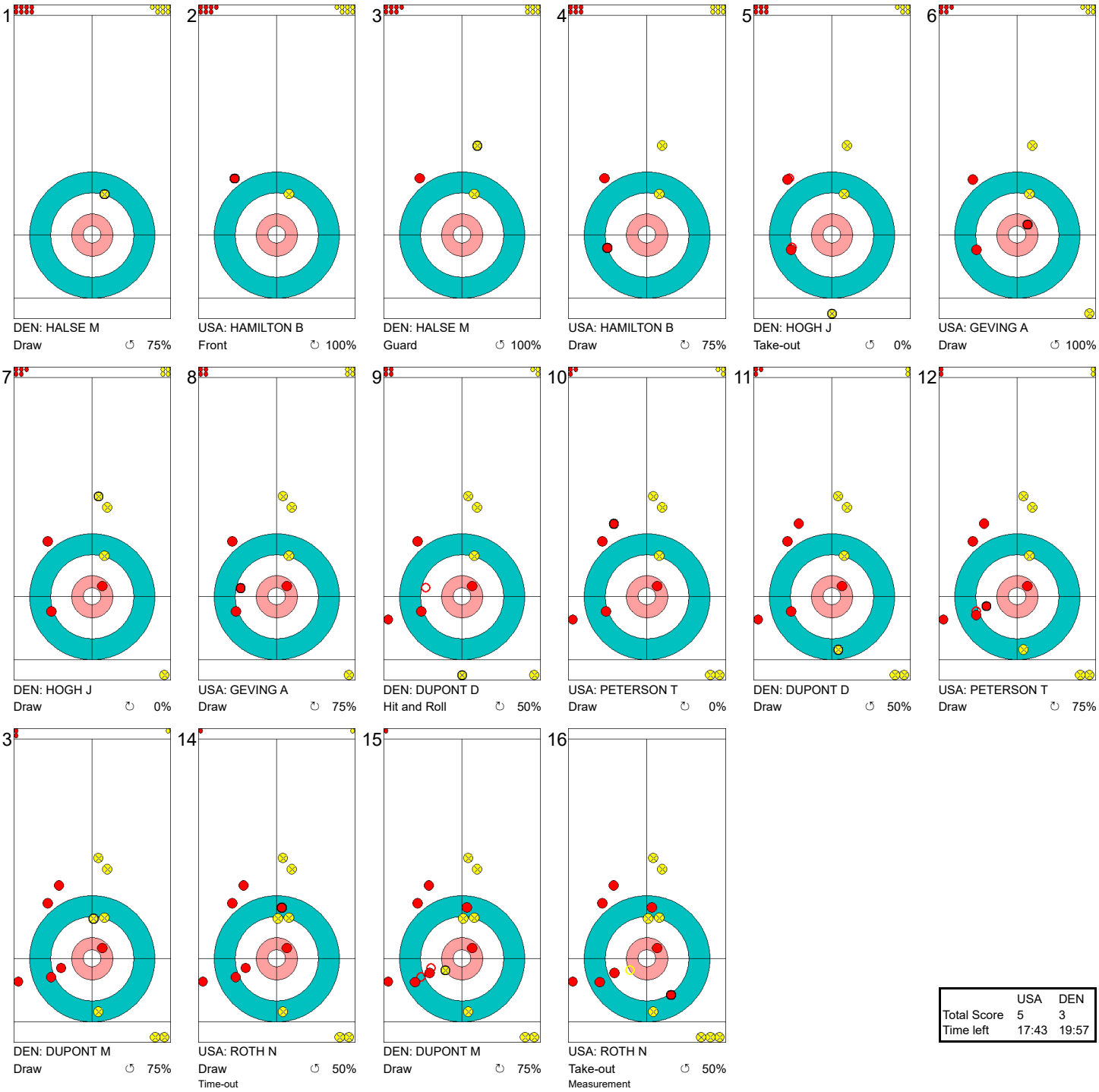

	USA	DEN
Total Score	5	3
Time left	17:43	19:57

Legend:
↻ Clockwise ↺ Counter-clockwise - Not considered

Game - Shot by Shot
경기별 숏 기록 / Déroulement de la partie

End 7 — **USA - United States 5 + 0** (this end) **= 5** — **DEN - Denmark 3 + 2** (this end) **= 5**

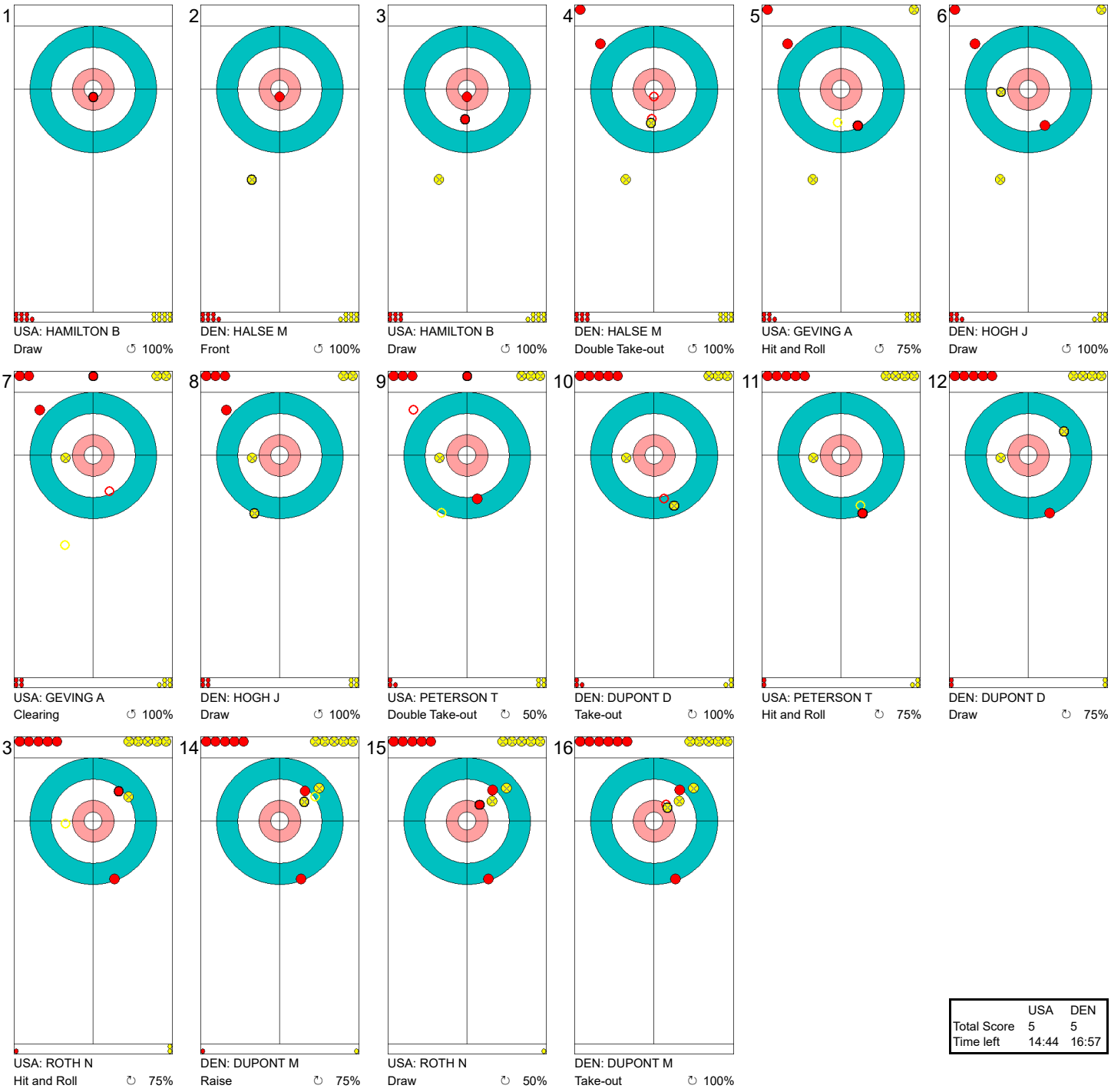

	USA	DEN
Total Score	5	5
Time left	14:44	16:57

Legend:
↻ Clockwise ↺ Counter-clockwise - Not considered

Game - Shot by Shot
경기별 숏 기록 / Déroulement de la partie

End 8 | **USA - United States** 5 + 1 (this end) = 6 | **DEN - Denmark** 5 + 0 (this end) = 5



	USA	DEN
Total Score	6	5
Time left	10:39	12:36

Legend:
↻ Clockwise ↺ Counter-clockwise - Not considered

Game - Shot by Shot
경기별 숏 기록 / Déroulement de la partie

End 9 | **USA - United States 6 + 0** (this end) **= 6** | **DEN - Denmark 5 + 1** (this end) **= 6**



	1	2	3	4	5	6
	USA: HAMILTON B	DEN: HALSE M	USA: HAMILTON B	DEN: HALSE M	USA: GEVING A	DEN: HOGH J
	Front ↻ 100%	Draw ↺ 0%	Draw ↻ 100%	Draw ↺ 0%	Guard ↺ 50%	Clearing ↺ 0%
	7	8	9	10	11	12
	USA: GEVING A	DEN: HOGH J	USA: PETERSON T	DEN: DUPONT D	USA: PETERSON T	DEN: DUPONT D
	Guard ↻ 100%	Clearing ↺ 0%	Draw ↻ 100%	Clearing ↺ 100%	Draw ↻ 100%	Draw ↺ 0%
	13	14	15	16		
	USA: ROTH N	DEN: DUPONT M	USA: ROTH N	DEN: DUPONT M		
	Raise ↻ 100%	Promotion Take-out ↺ 100%	Take-out ↻ 100%	Double Take-out ↺ 100%		
		Time-out		Measurement		

	USA	DEN
Total Score	6	6
Time left	06:58	07:21

Legend:
↻ Clockwise ↺ Counter-clockwise - Not considered

Game - Shot by Shot
경기별 숏 기록 / Déroulement de la partie

End 10 | **USA - United States 6 + 1** (this end) **= 7** | **DEN - Denmark 6 + 0** (this end) **= 6**



	USA	DEN
Total Score	7	6
Time left	02:46	03:31

Legend:
↻ Clockwise ↺ Counter-clockwise - Not considered

Game Results
대회 경기결과 / Résultats de la partie

Sheet	Game	Team	LSFE	1	2	3	4	5	6	7	8	9	10	Extra Ends	Total
B	6	JPN - Japan	*	0	1	0	0	0	2	0	X	X	X		3
	6	CAN - Canada		1	0	0	1	4	0	2	X	X	X		8

JPN - Japan		Shot Success Game	Shot Success All
4 S	FUJISAWA Satsuki	71%	78%
3 V	YOSHIDA Chinami	55%	77%
2	SUZUKI Yumi	64%	74%
1	YOSHIDA Yurika	86%	76%
A	MOTOHASHI Mari	-	-
	Team Total	69%	76%

Last Stone Draw		Distance
↻	YOSHIDA Chinami	23.9cm
↺	SUZUKI Yumi	51.5cm
Total		**75.4cm**

Time remaining: 13 minutes 22 seconds

CAN - Canada		Shot Success Game	Shot Success All
4 S	HOMAN Rachel	77%	78%
3 V	MISKEW Emma	84%	83%
2	COURTNEY Joanne	82%	77%
1	WEAGLE Lisa	100%	86%
A	BERNARD Cheryl	-	-
	Team Total	86%	81%

Last Stone Draw		Distance
↻	HOMAN Rachel	18.2cm
↺	COURTNEY Joanne	76.2cm
Total		**94.4cm**

Time remaining: 12 minutes 20 seconds

Shot Success Analysis

JPN - Japan		↻		↺		Game	
4 FUJISAWA Satsuki	Draws	1	75%	8	63%	9	64%
	Take-outs	2	88%	3	83%	5	85%
	Total	3	83%	11	68%	14	71%
3 YOSHIDA Chinami	Draws	5	30%	3	75%	8	47%
	Take-outs	0	-	6	67%	6	67%
	Total	5	30%	9	69%	14	55%
2 SUZUKI Yumi	Draws	2	38%	7	75%	9	67%
	Take-outs	3	50%	2	75%	5	60%
	Total	5	45%	9	75%	14	64%
1 YOSHIDA Yurika	Draws	3	92%	10	83%	13	85%
	Take-outs	1	100%	0	-	1	100%
	Total	4	94%	10	83%	14	86%
A MOTOHASHI Mari	Draws	0	-	0	-	0	-
	Take-outs	0	-	0	-	0	-
	Total	0	-	0	-	0	-
Team	Draws	11	52%	28	74%	39	68%
	Take-outs	6	71%	11	73%	17	72%
	Total	17	59%	39	74%	56	69%

CAN - Canada		↻		↺		Game	
4 HOMAN Rachel	Draws	1	75%	3	92%	4	88%
	Take-outs	4	88%	6	63%	10	73%
	Total	5	85%	9	72%	14	77%
3 MISKEW Emma	Draws	0	-	3	67%	3	67%
	Take-outs	3	75%	8	94%	11	89%
	Total	3	75%	11	86%	14	84%
2 COURTNEY Joanne	Draws	1	100%	5	75%	6	79%
	Take-outs	3	83%	5	85%	8	84%
	Total	4	88%	10	80%	14	82%
1 WEAGLE Lisa	Draws	4	100%	8	100%	12	100%
	Take-outs	2	100%	0	-	2	100%
	Total	6	100%	8	100%	14	100%
A BERNARD Cheryl	Draws	0	-	0	-	0	-
	Take-outs	0	-	0	-	0	-
	Total	0	-	0	-	0	-
Team	Draws	6	96%	19	87%	25	89%
	Take-outs	12	85%	19	82%	31	83%
	Total	18	89%	38	84%	56	86%

Note:
Position and function for each team member:
4 = Fourth, **3** = Third, **2** = Second, **1** = Lead, **A** = Alternate, **S** = Skip, **V** = Vice-Skip

Legend:
↻ Clockwise
↺ Counter-clockwise
LSFE(*) Last Stone First End
X Unplayed/unfinished end due to concession

Game - Shot by Shot
경기별 숏 기록 / Déroulement de la partie

End 1 — **JPN - Japan 0 + 0** (this end) **= 0** — **CAN - Canada 0 + 1** (this end) **= 1**



	JPN	CAN
Total Score	0	1
Time left	35:25	34:08

Legend:
↻ Clockwise ↺ Counter-clockwise - Not considered

Game - Shot by Shot
경기별 숏 기록 / Déroulement de la partie

End 2 — **JPN - Japan 0 + 1** (this end) **= 1** — **CAN - Canada 1 + 0** (this end) **= 1**

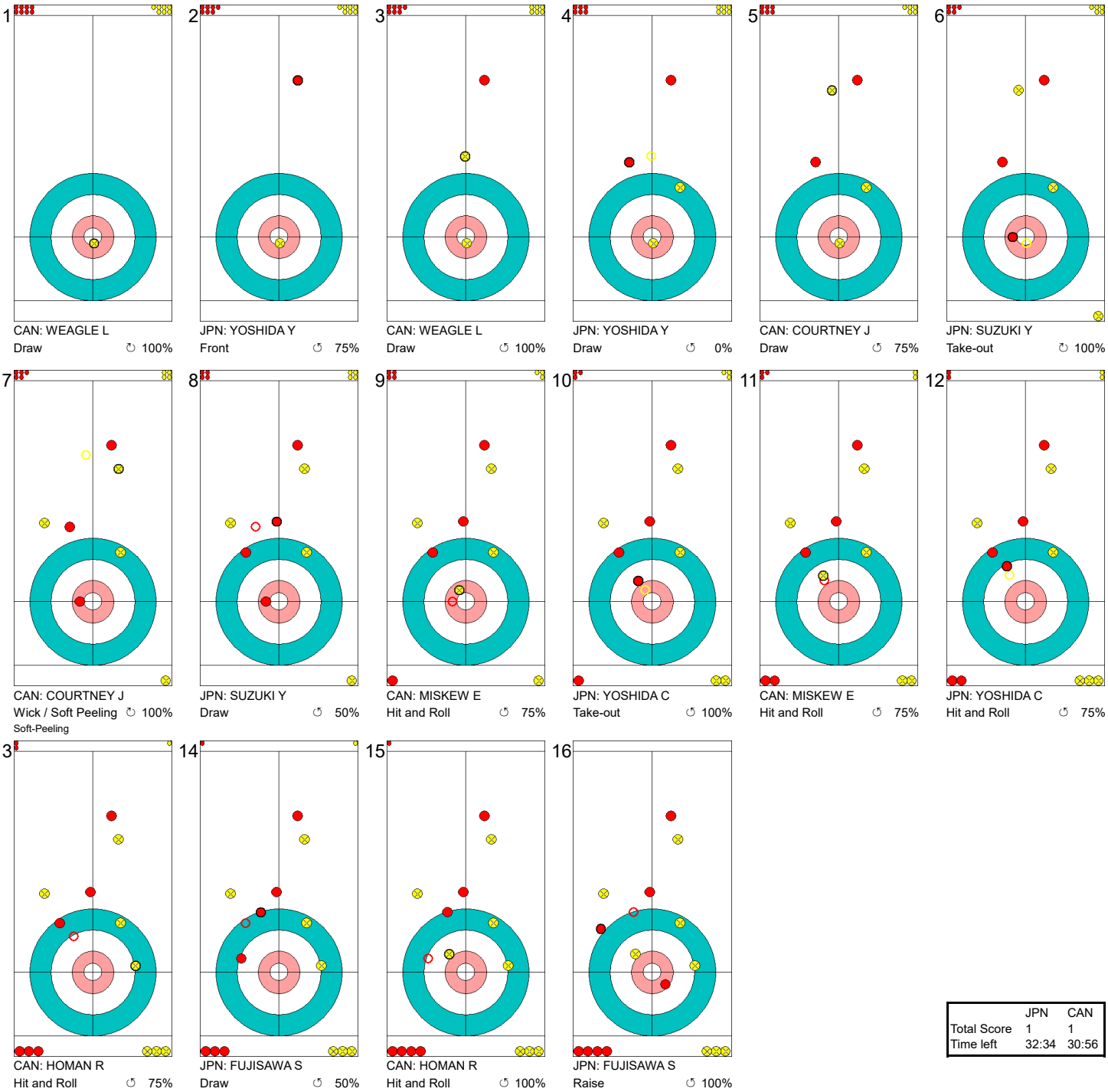

	JPN	CAN
Total Score	1	1
Time left	32:34	30:56

Legend:
↻ Clockwise ↺ Counter-clockwise - Not considered

Game - Shot by Shot
경기별 숏 기록 / Déroulement de la partie

End 3 — **JPN - Japan 1 + 0** (this end) **= 1** — **CAN - Canada 1 + 0** (this end) **= 1**

1
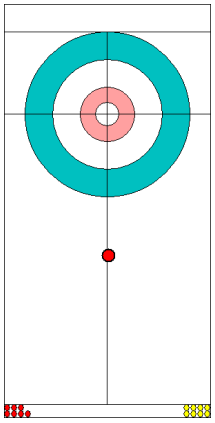
JPN: YOSHIDA Y
Front ↻ 100%

2
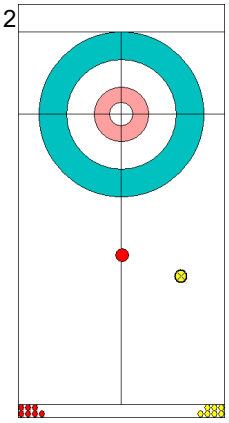
CAN: WEAGLE L
Front ↻ 100%

3
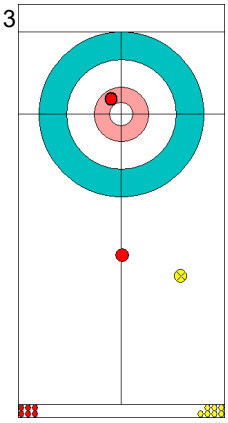
JPN: YOSHIDA Y
Draw ↻ 75%

4
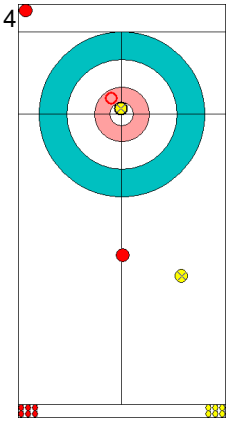
CAN: WEAGLE L
Take-out ↻ 100%
Slow Take-out

5
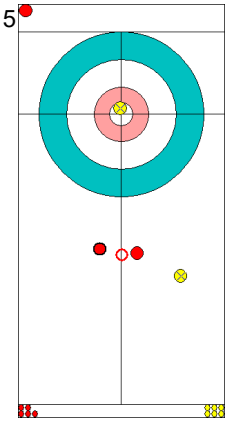
JPN: SUZUKI Y
Draw ↻ 0%

6
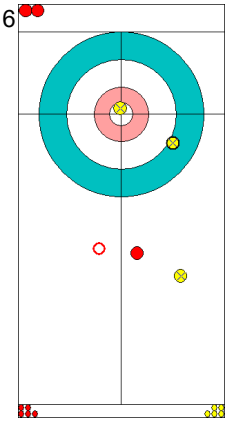
CAN: COURTNEY J
Hit and Roll ↻ 100%

7
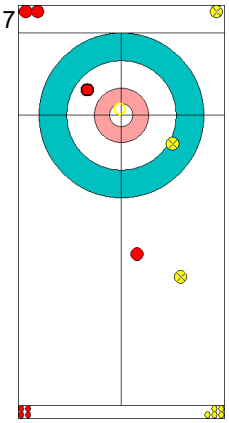
JPN: SUZUKI Y
Raise ↻ 75%

8
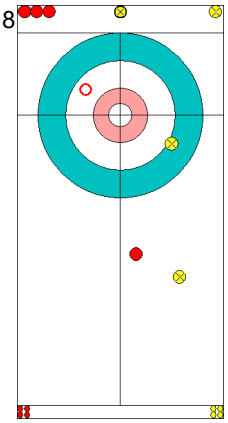
CAN: COURTNEY J
Hit and Roll ↻ 50%

9
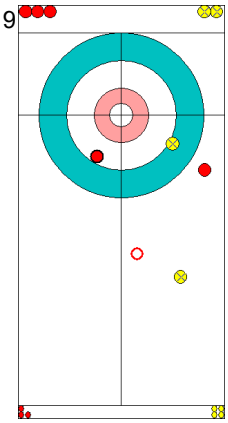
JPN: YOSHIDA C
Raise ↻ 50%

10
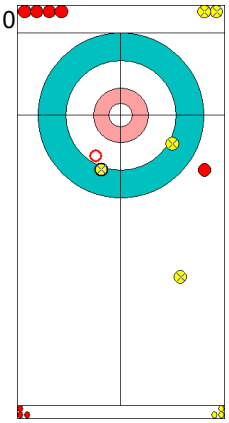
CAN: MISKEW E
Take-out ↻ 100%

11
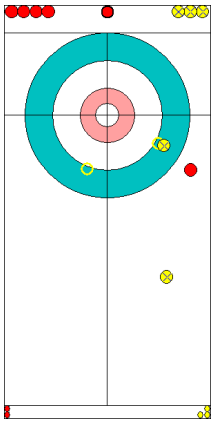
JPN: YOSHIDA C
Double Take-out ↻ 75%

12
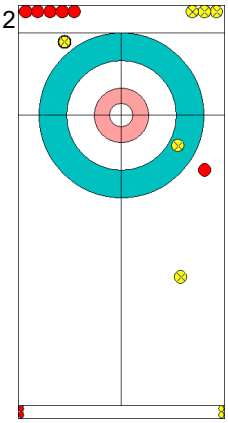
CAN: MISKEW E
Draw ↻ 0%

13
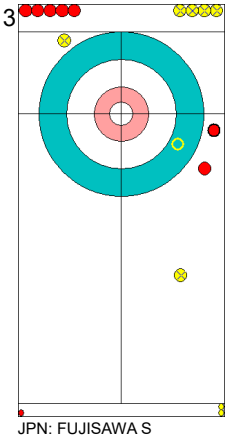
JPN: FUJISAWA S
Hit and Roll ↻ 50%

14
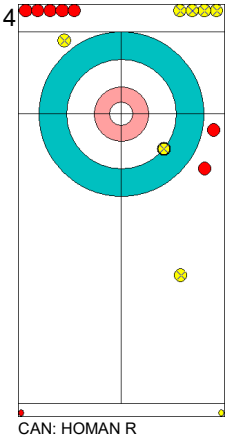
CAN: HOMAN R
Draw ↻ 75%

15
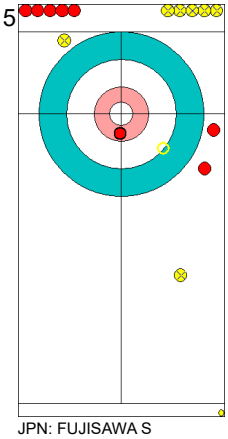
JPN: FUJISAWA S
Take-out ↻ 75%

16
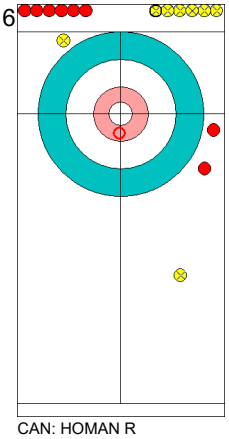
CAN: HOMAN R
Clearing ↻ 100%

	JPN	CAN
Total Score	1	1
Time left	29:18	28:00

Legend:
↻ Clockwise ↺ Counter-clockwise - Not considered

Game - Shot by Shot
경기별 숏 기록 / Déroulement de la partie

End 4 — **JPN - Japan 1 + 0** (this end) **= 1** — **CAN - Canada 1 + 1** (this end) **= 2**



	JPN	CAN
Total Score	1	2
Time left	25:24	24:22

Legend:
↻ Clockwise ↺ Counter-clockwise - Not considered

Game - Shot by Shot
경기별 숏 기록 / Déroulement de la partie

End 5 — **JPN - Japan 1 + 0** (this end) **= 1** — **CAN - Canada 2 + 4** (this end) **= 6**

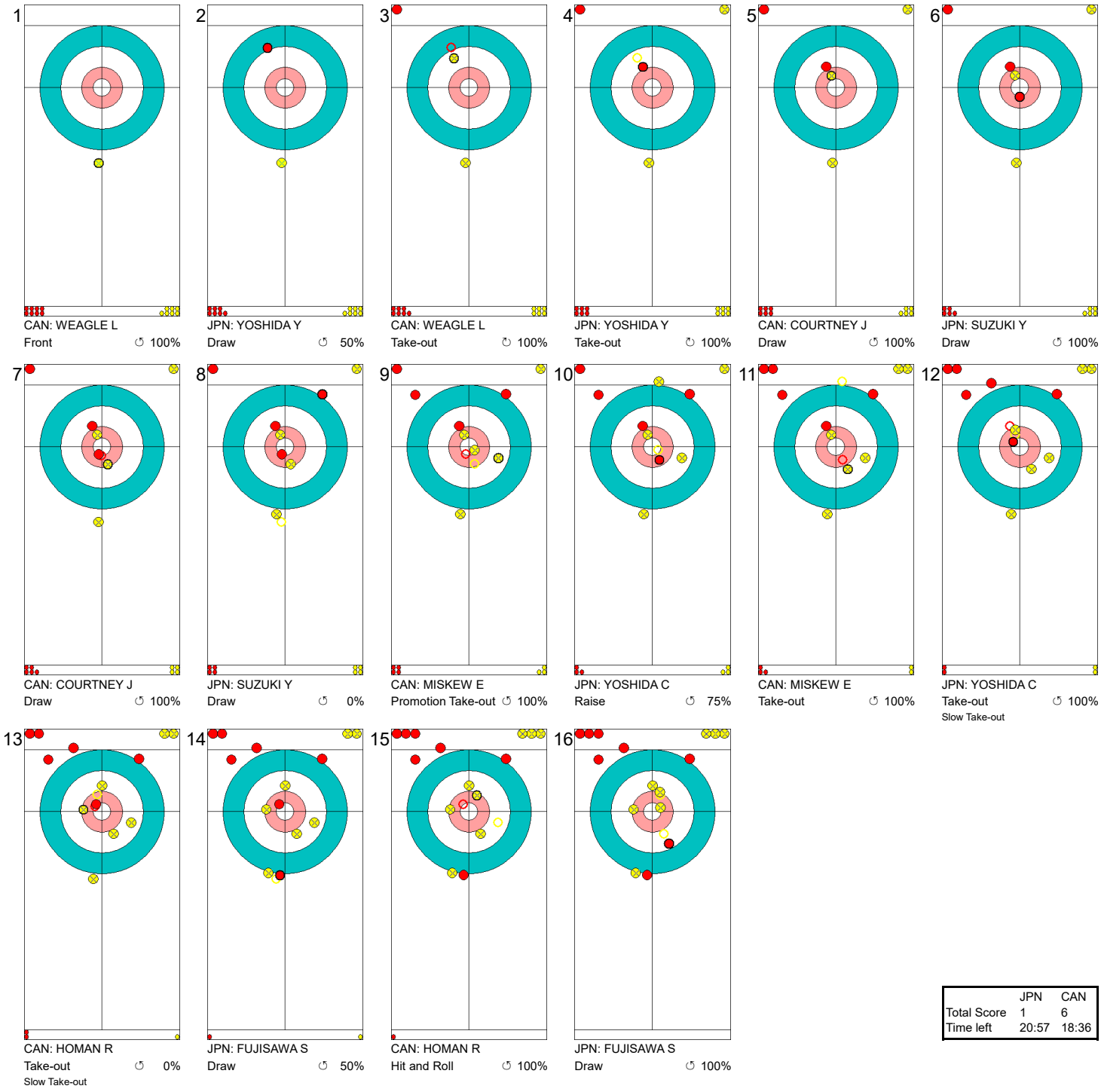

	JPN	CAN
Total Score	1	6
Time left	20:57	18:36

Legend:
↻ Clockwise ↺ Counter-clockwise - Not considered

Game - Shot by Shot
경기별 숏 기록 / Déroulement de la partie

End 6 | **JPN - Japan 1 + 2** (this end) **= 3** | **CAN - Canada 6 + 0** (this end) **= 6**



	JPN	CAN
Total Score	3	6
Time left	16:41	16:00

Legend:
↻ Clockwise ↺ Counter-clockwise - Not considered

Game - Shot by Shot
경기별 숏 기록 / Déroulement de la partie

End 7 — **JPN - Japan 3 + 0** (this end) **= 3** — **CAN - Canada 6 + 2** (this end) **= 8**

1
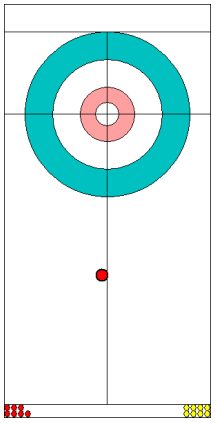
JPN: YOSHIDA Y
Front ↻ 100%

2
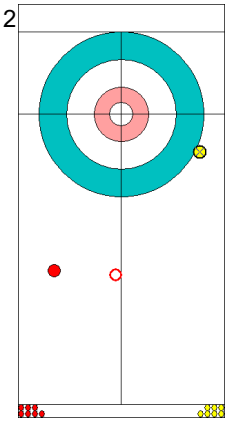
CAN: WEAGLE L
Wick / Soft Peeling ↻ 100%

3
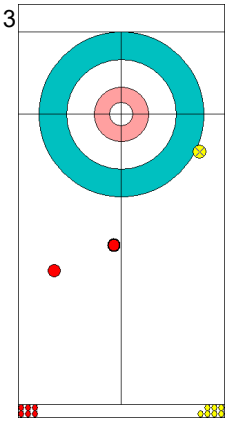
JPN: YOSHIDA Y
Front ↻ 100%

4
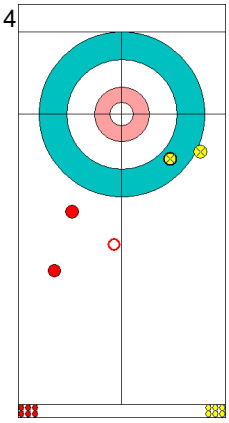
CAN: WEAGLE L
Wick / Soft Peeling ↻ 100%

5
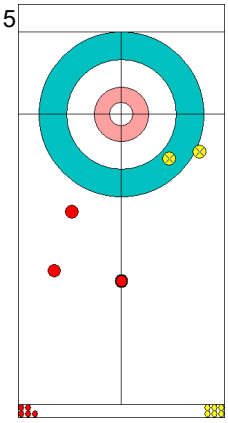
JPN: SUZUKI Y
Front ↻ 100%

6
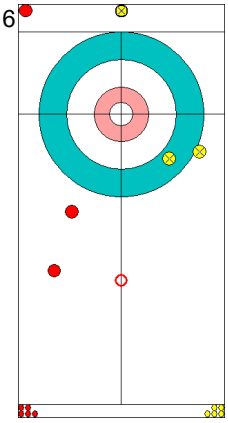
CAN: COURTNEY J
Clearing ↻ 100%

7
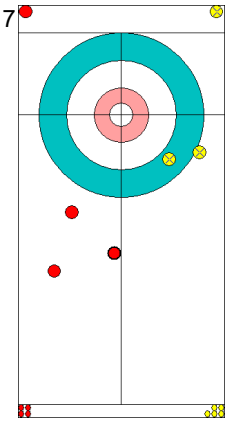
JPN: SUZUKI Y
Front ↻ 100%

8
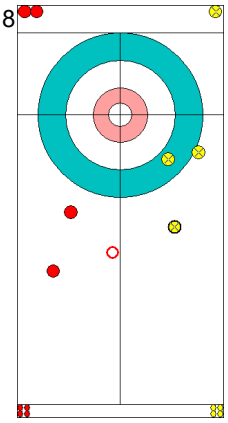
CAN: COURTNEY J
Clearing ↺ 50%

9
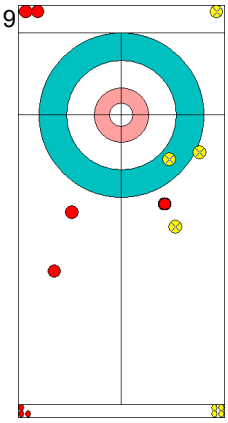
JPN: YOSHIDA C
Draw ↻ 0%

10
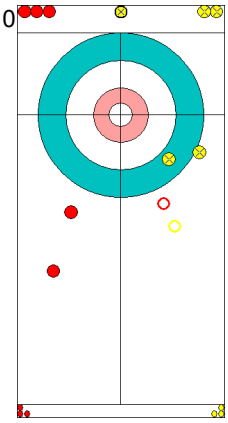
CAN: MISKEW E
Clearing ↻ 100%

11
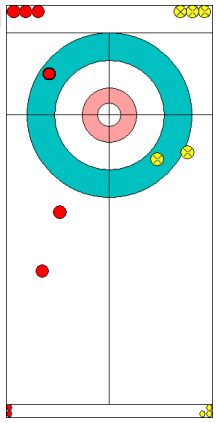
JPN: YOSHIDA C
Draw ↺ 50%

12
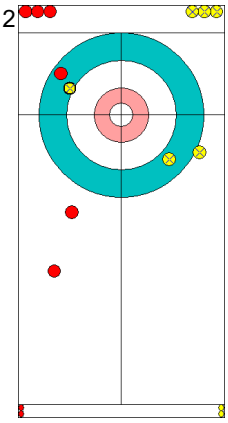
CAN: MISKEW E
Draw ↻ 100%

13
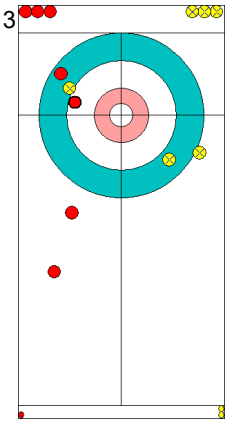
JPN: FUJISAWA S
Draw ↻ 100%

14
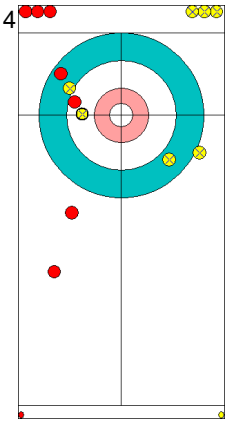
CAN: HOMAN R
Draw ↻ 100%

15
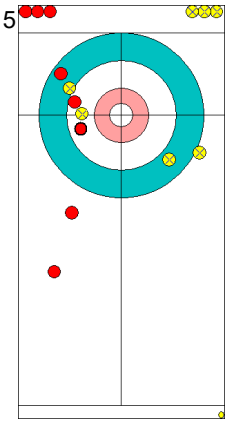
JPN: FUJISAWA S
Draw ↻ 0%

16
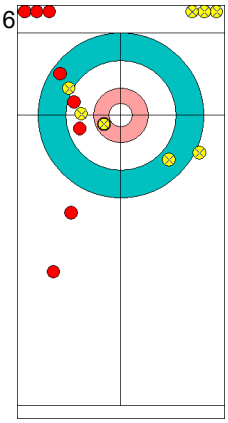
CAN: HOMAN R
Draw ↻ 100%
Measurement

	JPN	CAN
Total Score	3	8
Time left	13:22	12:20

Legend:
↻ Clockwise ↺ Counter-clockwise - Not considered

Game Results
대회 경기결과 / Résultats de la partie

Sheet	Game	Team	LSFE	1	2	3	4	5	6	7	8	9	10	Extra Ends				Total
C	6	SWE - Sweden		1	0	0	0	1	0	1	0	2	1					6
	6	KOR - Republic of Korea	*	0	1	0	2	0	2	0	2	0	0					7

SWE - Sweden		Shot Success Game	Shot Success All
4 S	HASSELBORG Anna	66%	81%
3 V	McMANUS Sara	75%	83%
2	KNOCHENHAUER Agnes	83%	82%
1	MABERGS Sofia	79%	83%
A	WAAHLIN Jennie	-	-
	Team Total	76%	82%

Last Stone Draw		Distance
↻	KNOCHENHAUER Agnes	163.5cm
↺	MABERGS Sofia	31.1cm
Total		**194.6cm**

Time remaining: 0 minutes 57 seconds

Time-out: End 7 - SWE stone 5

KOR - Republic of Korea		Shot Success Game	Shot Success All
4 S	KIM EunJung	63%	75%
3 V	KIM KyeongAe	71%	74%
2	KIM SeonYeong	75%	78%
1	KIM YeongMi	79%	81%
A	KIM Chohi	-	86%
	Team Total	72%	77%

Last Stone Draw		Distance
↻	KIM YeongMi	15.2cm
↺	KIM SeonYeong	35.8cm
Total		**51.0cm**

Time remaining: 2 minutes 18 seconds

Time-out: End 8 - KOR stone 6

Shot Success Analysis

SWE - Sweden		↻		↺		Game	
4 HASSELBORG Anna	Draws	4	94%	7	43%	11	61%
	Take-outs	3	67%	5	75%	8	72%
	Total	7	82%	12	56%	19	66%
3 McMANUS Sara	Draws	2	75%	8	75%	10	75%
	Take-outs	3	58%	7	82%	10	75%
	Total	5	65%	15	78%	20	75%
2 KNOCHENHAUER Agnes	Draws	5	90%	10	93%	15	92%
	Take-outs	4	69%	1	0%	5	55%
	Total	9	81%	11	84%	20	83%
1 MABERGS Sofia	Draws	6	92%	13	71%	19	78%
	Take-outs	1	100%	0	-	1	100%
	Total	7	93%	13	71%	20	79%
A WAAHLIN Jennie	Draws	0	-	0	-	0	-
	Take-outs	0	-	0	-	0	-
	Total	0	-	0	-	0	-
Team	Draws	17	90%	38	72%	55	78%
	Take-outs	11	68%	13	73%	24	71%
	Total	28	81%	51	73%	79	76%

KOR - Republic of Korea		↻		↺		Game	
4 KIM EunJung	Draws	2	50%	5	45%	7	46%
	Take-outs	5	80%	8	66%	13	71%
	Total	7	71%	13	58%	20	63%
3 KIM KyeongAe	Draws	3	42%	3	83%	6	63%
	Take-outs	7	82%	7	68%	14	75%
	Total	10	70%	10	73%	20	71%
2 KIM SeonYeong	Draws	3	92%	0	-	3	92%
	Take-outs	9	69%	8	75%	17	72%
	Total	12	75%	8	75%	20	75%
1 KIM YeongMi	Draws	16	88%	1	0%	17	82%
	Take-outs	2	38%	1	100%	3	58%
	Total	18	82%	2	50%	20	79%
A KIM Chohi	Draws	0	-	0	-	0	-
	Take-outs	0	-	0	-	0	-
	Total	0	-	0	-	0	-
Team	Draws	24	79%	9	53%	33	72%
	Take-outs	23	73%	24	71%	47	72%
	Total	47	76%	33	66%	80	72%

Note:
Position and function for each team member:
4 = Fourth, **3** = Third, **2** = Second, **1** = Lead, **A** = Alternate, **S** = Skip, **V** = Vice-Skip

Legend:
↻ Clockwise ↺ Counter-clockwise **LSFE(*)** Last Stone First End

Game - Shot by Shot
경기별 숏 기록 / Déroulement de la partie

End 1 — **SWE - Sweden 0 + 1 (this end) = 1** — **KOR - Republic of Korea 0 + 0 (this end) = 0**



	SWE	KOR
Total Score	1	0
Time left	34:46	34:52

Legend:
↻ Clockwise ↺ Counter-clockwise - Not considered

Game - Shot by Shot
경기별 숏 기록 / Déroulement de la partie

End 2 — **SWE - Sweden 1 + 0** (this end) **= 1** — **KOR - Republic of Korea 0 + 1** (this end) **= 1**



	SWE	KOR
Total Score	1	1
Time left	30:59	31:42

Legend:
↻ Clockwise ↺ Counter-clockwise - Not considered

Game - Shot by Shot
경기별 숏 기록 / Déroulement de la partie

End 3 — **SWE - Sweden 1 + 0** (this end) **= 1** — **KOR - Republic of Korea 1 + 0** (this end) **= 1**

1
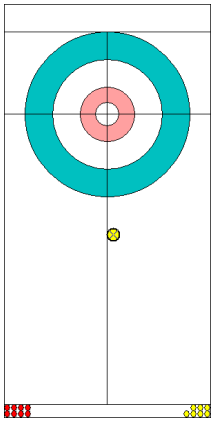
KOR: KIM Y
Front ↻ 100%

2
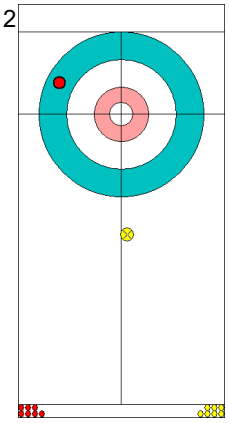
SWE: MABERGS S
Front ↺ 0%

3
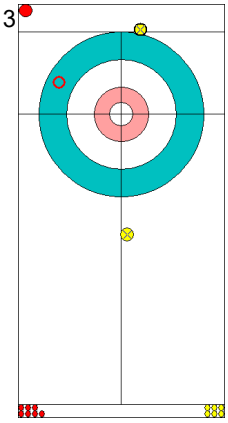
KOR: KIM Y
Hit and Roll ↻ 75%

4
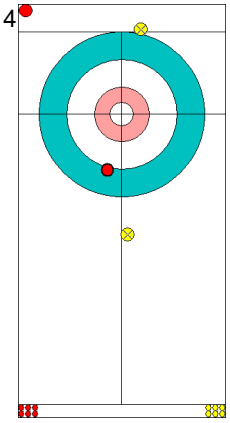
SWE: MABERGS S
Draw ↻ 50%

5
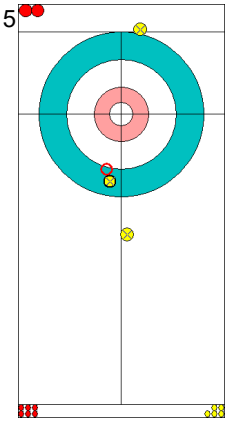
KOR: KIM S
Hit and Roll ↻ 75%

6
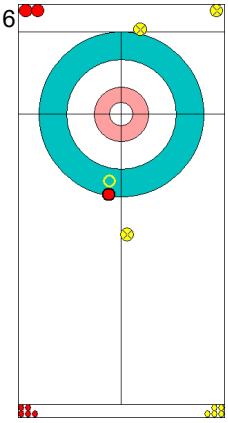
SWE: KNOCHENHAUER A
Hit and Roll ↻ 75%

7
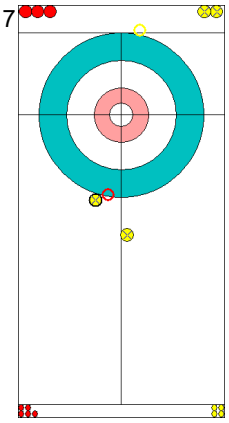
KOR: KIM S
Hit and Roll ↻ 75%

8
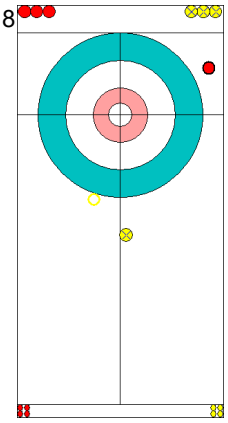
SWE: KNOCHENHAUER A
Hit and Roll ↺ 50%

9
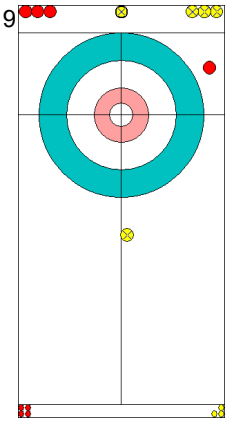
KOR: KIM K
Draw ↻ 0%

10
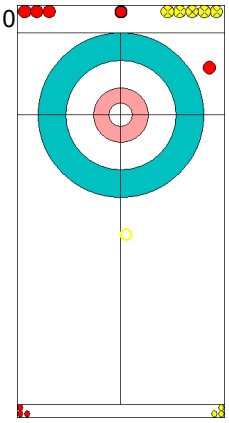
SWE: McMANUS S
Clearing ↺ 100%

11
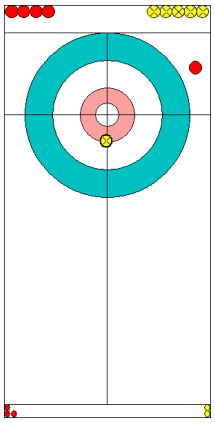
KOR: KIM K
Draw ↺ 100%

12
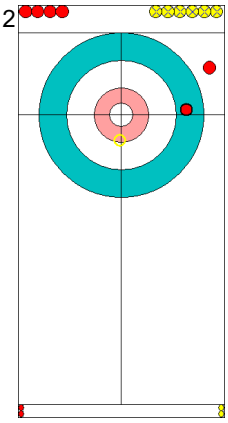
SWE: McMANUS S
Take-out ↺ 100%

13
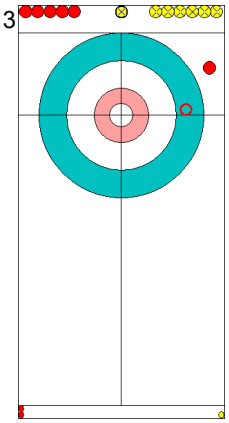
KOR: KIM E
Take-out ↺ 50%

14
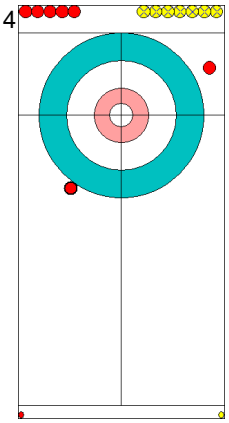
SWE: HASSELBORG A
Draw ↺ 100%

15
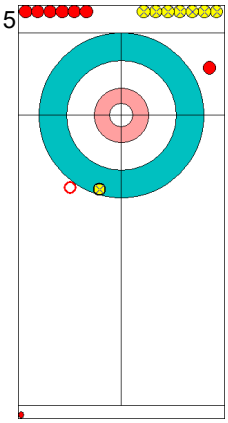
KOR: KIM E
Hit and Roll ↻ 100%

16
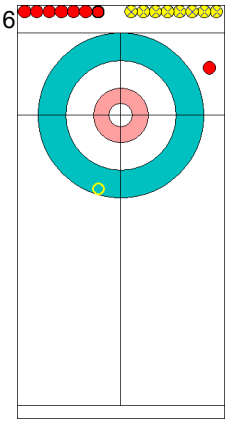
SWE: HASSELBORG A
Clearing ↺ 100%

	SWE	KOR
Total Score	1	1
Time left	28:30	29:30

Legend:
↻ Clockwise ↺ Counter-clockwise - Not considered

Game - Shot by Shot
경기별 숏 기록 / Déroulement de la partie

End 4 — **SWE - Sweden 1 + 0** (this end) **= 1** — **KOR - Republic of Korea 1 + 2** (this end) **= 3**

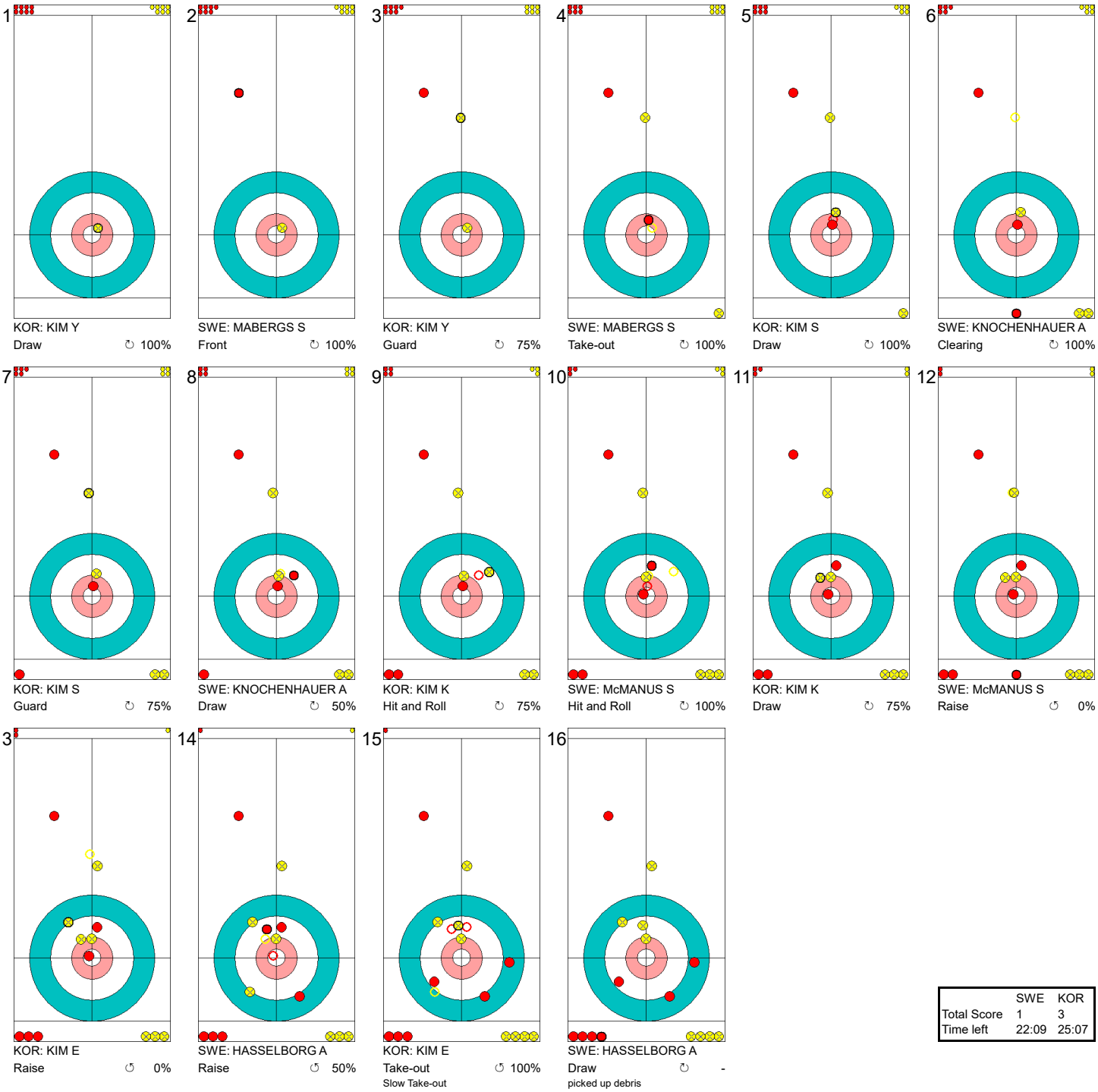

	SWE	KOR
Total Score	1	3
Time left	22:09	25:07

Legend:
↻ Clockwise ↺ Counter-clockwise - Not considered

Game - Shot by Shot
경기별 숏 기록 / Déroulement de la partie

End 5 — **SWE - Sweden 1 + 1** (this end) **= 2** — **KOR - Republic of Korea 3 + 0** (this end) **= 3**



	SWE	KOR
Total Score	2	3
Time left	19:10	21:05

Legend:

↻ Clockwise ↺ Counter-clockwise - Not considered

Game - Shot by Shot
경기별 숏 기록 / Déroulement de la partie

End 6 | **SWE - Sweden 2 + 0** (this end) **= 2** | **KOR - Republic of Korea 3 + 2** (this end) **= 5**



	SWE	KOR
Total Score	2	5
Time left	15:23	16:23

Legend:
↻ Clockwise ↺ Counter-clockwise - Not considered

Game - Shot by Shot
경기별 숏 기록 / Déroulement de la partie

End 7 — **SWE - Sweden 2 + 1** (this end) **= 3** — **KOR - Republic of Korea 5 + 0** (this end) **= 5**



	SWE	KOR
Total Score	3	5
Time left	10:48	11:49

Legend:
↻ Clockwise ↺ Counter-clockwise - Not considered

Game - Shot by Shot
경기별 숏 기록 / Déroulement de la partie

End 8 | **SWE - Sweden 3 + 0** (this end) **= 3** | **KOR - Republic of Korea 5 + 2** (this end) **= 7**

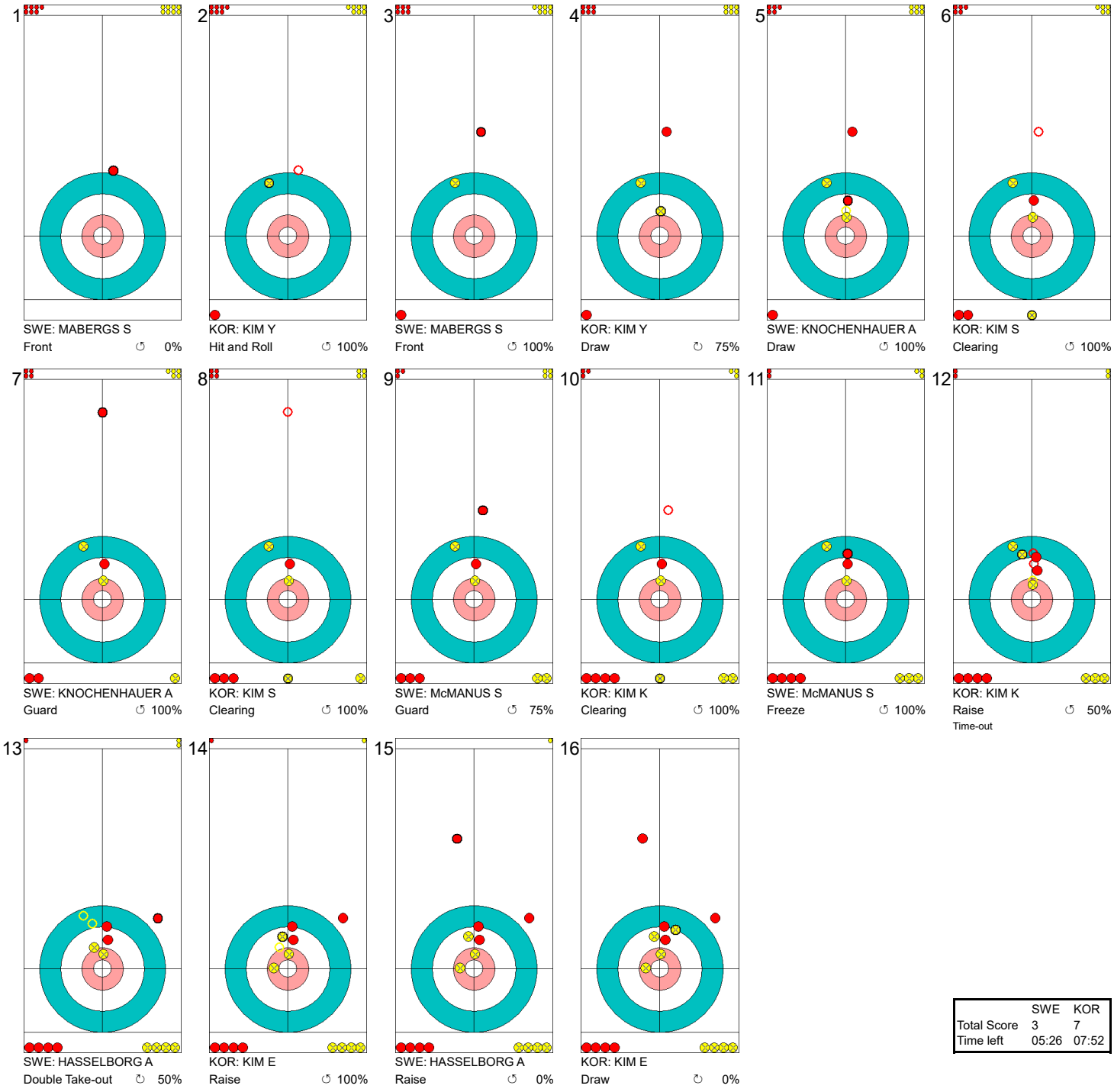

	SWE	KOR
Total Score	3	7
Time left	05:26	07:52

Legend:
↻ Clockwise ↺ Counter-clockwise - Not considered

Game - Shot by Shot
경기별 숏 기록 / Déroulement de la partie

End 9 | **SWE - Sweden 3 + 2** (this end) **= 5** | **KOR - Republic of Korea 7 + 0** (this end) **= 7**



	SWE	KOR
Total Score	5	7
Time left	03:24	05:09

Legend:
↻ Clockwise ↺ Counter-clockwise - Not considered

Game - Shot by Shot
경기별 숏 기록 / Déroulement de la partie

End 10 | **SWE - Sweden** 5 + 1 (this end) = 6 | **KOR - Republic of Korea** 7 + 0 (this end) = 7



	SWE	KOR
Total Score	6	7
Time left	00:57	02:18

Legend:
↻ Clockwise ↺ Counter-clockwise - Not considered

Game Results
대회 경기결과 / Résultats de la partie

Sheet	Game	Team	LSFE	1	2	3	4	5	6	7	8	9	10	Extra Ends				Total
D	6	OAR - Olympic Athlete from Russia		0	1	0	0	0	1	0	X	X	X					2
	6	SUI - Switzerland	*	0	0	3	2	2	0	4	X	X	X					11

OAR - Olympic Athlete from Russia		Shot Success Game	Shot Success All
4 S	MOISEEVA Victoria	43%	70%
3 V	VASILEVA Uliana	52%	70%
2	ARSENKINA Galina	79%	81%
1	GUZIEVA Julia	80%	82%
A	PORTUNOVA Julia	-	-
	Team Total	63%	76%

Last Stone Draw		Distance
↻	ARSENKINA Galina	45.9cm
↺	VASILEVA Uliana	97.6cm
Total		**143.5cm**

Time remaining: 11 minutes 48 seconds

SUI - Switzerland		Shot Success Game	Shot Success All
4 S	TIRINZONI Silvana	82%	70%
3	NEUENSCHWANDER Esther	82%	80%
2 V	SIEGRIST Manuela	80%	77%
1	ALBRECHT Marlene	88%	81%
A	PERRET Jenny	-	-
	Team Total	83%	77%

Last Stone Draw		Distance
↻	TIRINZONI Silvana	24.3cm
↺	SIEGRIST Manuela	62.3cm
Total		**86.6cm**

Time remaining: 12 minutes 54 seconds

Time-out: End 7 - SUI stone 7

Shot Success Analysis

OAR - Olympic Athlete from Russia		↻		↺		Game	
4 MOISEEVA Victoria	Draws	4	31%	2	88%	6	50%
	Take-outs	4	25%	4	50%	8	38%
	Total	8	28%	6	63%	14	43%
3 VASILEVA Uliana	Draws	6	33%	2	25%	8	31%
	Take-outs	2	100%	4	69%	6	79%
	Total	8	50%	6	54%	14	52%
2 ARSENKINA Galina	Draws	6	79%	4	75%	10	78%
	Take-outs	2	63%	2	100%	4	81%
	Total	8	75%	6	83%	14	79%
1 GUZIEVA Julia	Draws	9	81%	4	75%	13	79%
	Take-outs	1	100%	0	-	1	100%
	Total	10	83%	4	75%	14	80%
A PORTUNOVA Julia	Draws	0	-	0	-	0	-
	Take-outs	0	-	0	-	0	-
	Total	0	-	0	-	0	-
Team	Draws	25	61%	12	69%	37	64%
	Take-outs	9	58%	10	68%	19	63%
	Total	34	60%	22	68%	56	63%

SUI - Switzerland		↻		↺		Game	
4 TIRINZONI Silvana	Draws	5	50%	1	100%	6	58%
	Take-outs	2	100%	6	100%	8	100%
	Total	7	64%	7	100%	14	82%
3 NEUENSCHWANDER Esther	Draws	6	92%	2	88%	8	91%
	Take-outs	4	81%	2	50%	6	71%
	Total	10	88%	4	69%	14	82%
2 SIEGRIST Manuela	Draws	3	92%	3	100%	6	96%
	Take-outs	5	65%	3	75%	8	69%
	Total	8	75%	6	88%	14	80%
1 ALBRECHT Marlene	Draws	1	100%	8	81%	9	83%
	Take-outs	5	95%	0	-	5	95%
	Total	6	96%	8	81%	14	88%
A PERRET Jenny	Draws	0	-	0	-	0	-
	Take-outs	0	-	0	-	0	-
	Total	0	-	0	-	0	-
Team	Draws	15	78%	14	88%	29	83%
	Take-outs	16	83%	11	84%	27	83%
	Total	31	81%	25	86%	56	83%

Note:
Position and function for each team member:
4 = Fourth, **3** = Third, **2** = Second, **1** = Lead, **A** = Alternate, **S** = Skip, **V** = Vice-Skip

Legend:
↻ Clockwise
↺ Counter-clockwise
LSFE(*) Last Stone First End
X Unplayed/unfinished end due to concession

Game - Shot by Shot
경기별 숏 기록 / Déroulement de la partie

End 1 — **OAR - OAR 0 + 0** (this end) **= 0** — **SUI - Switzerland 0 + 0** (this end) **= 0**



	OAR	SUI
Total Score	0	0
Time left	36:26	36:21

Legend:
↻ Clockwise ↺ Counter-clockwise - Not considered

Game - Shot by Shot
경기별 숏 기록 / Déroulement de la partie

End 2 — **OAR - OAR 0 + 1** (this end) **= 1** — **SUI - Switzerland 0 + 0** (this end) **= 0**

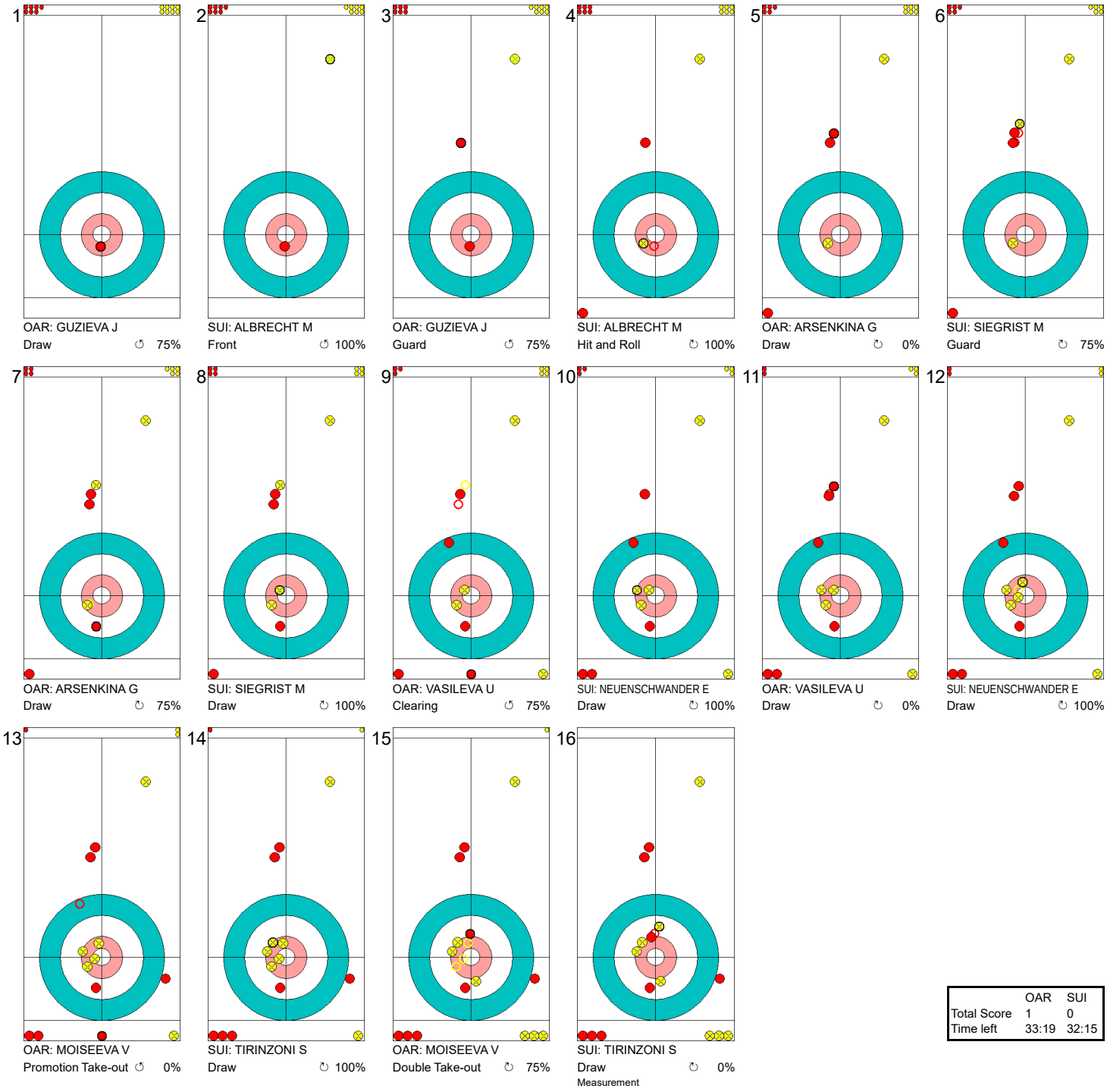

	OAR	SUI
Total Score	1	0
Time left	33:19	32:15

Legend:
↻ Clockwise ↺ Counter-clockwise - Not considered

Game - Shot by Shot
경기별 숏 기록 / Déroulement de la partie

End 3 — **OAR - OAR 1 + 0** (this end) **= 1** — **SUI - Switzerland 0 + 3** (this end) **= 3**



	OAR	SUI
Total Score	1	3
Time left	29:07	28:13

Legend:
↻ Clockwise ↺ Counter-clockwise - Not considered

Game - Shot by Shot
경기별 숏 기록 / Déroulement de la partie

End 4 | **OAR - OAR 1 + 0** (this end) **= 1** | **SUI - Switzerland 3 + 2** (this end) **= 5**

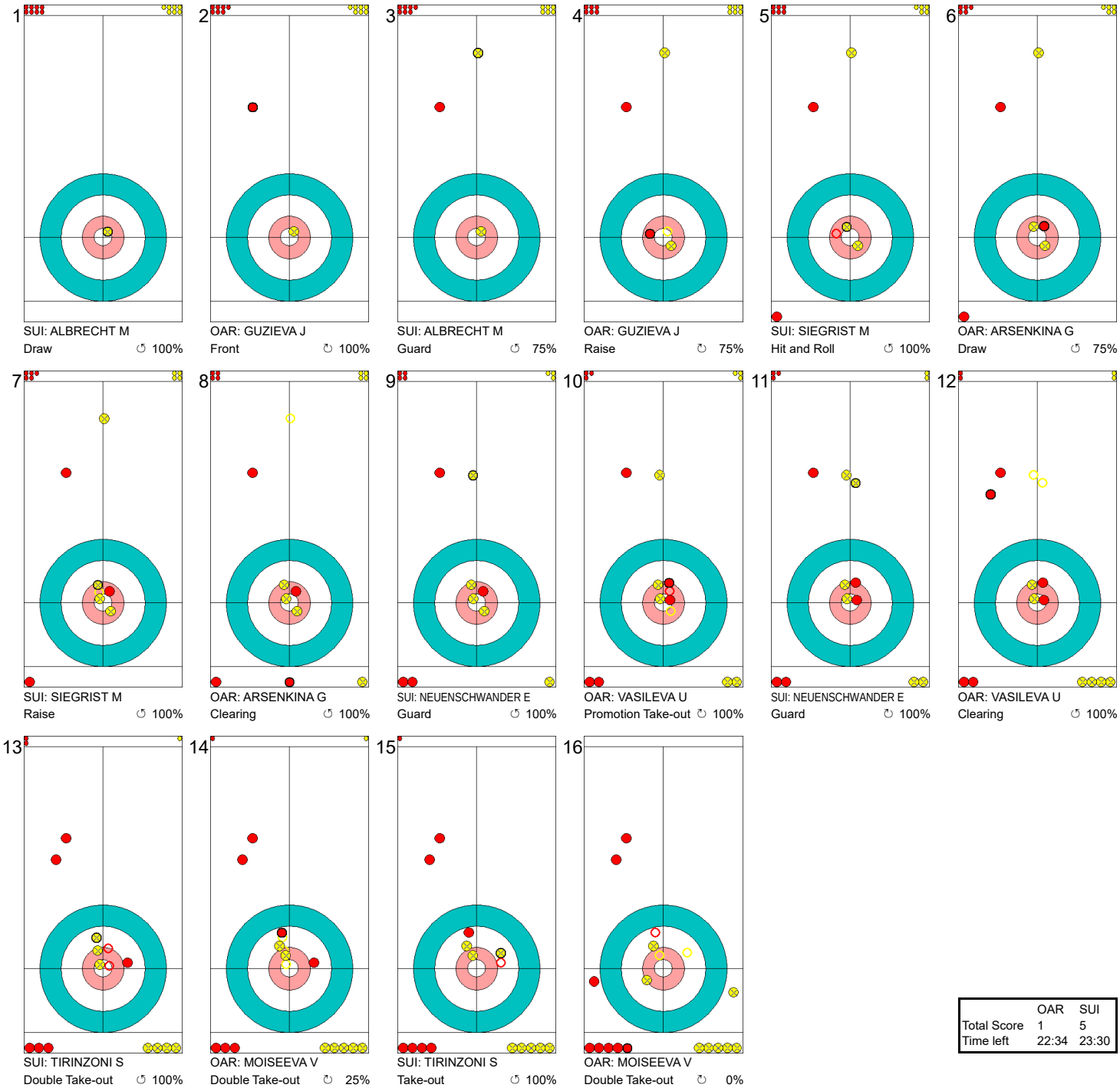

	OAR	SUI
Total Score	1	5
Time left	22:34	23:30

Legend:
↻ Clockwise ↺ Counter-clockwise - Not considered

Game - Shot by Shot
경기별 숏 기록 / Déroulement de la partie

End 5 — **OAR - OAR 1 + 0** (this end) **= 1** — **SUI - Switzerland 5 + 2** (this end) **= 7**

1
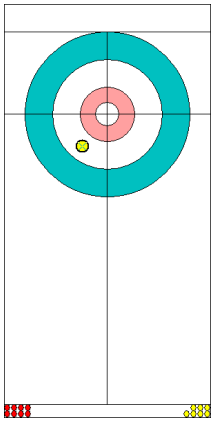
SUI: ALBRECHT M
Draw ↻ 100%

2
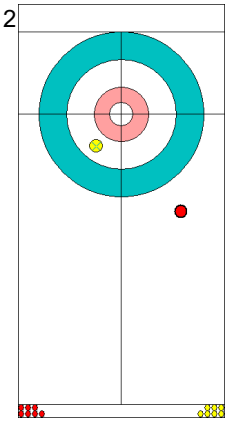
OAR: GUZIEVA J
Front ↻ 75%

3
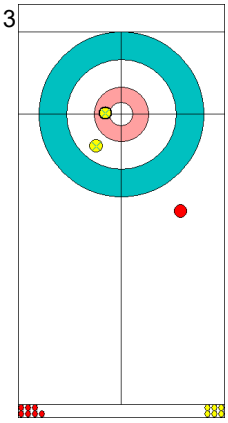
SUI: ALBRECHT M
Draw ↻ 100%

4
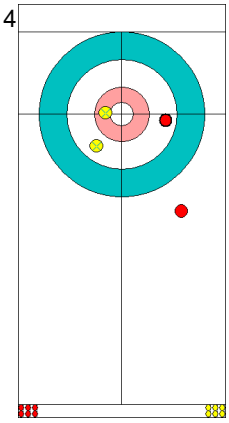
OAR: GUZIEVA J
Draw ↻ 75%

5
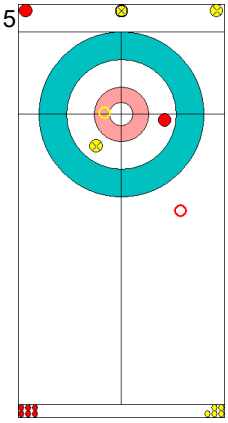
SUI: SIEGRIST M
Hit and Roll ↻ 0%

6
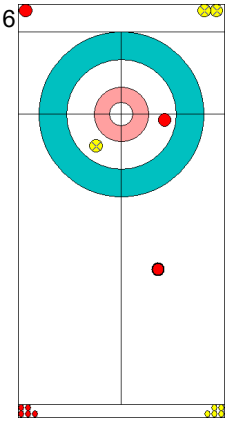
OAR: ARSENKINA G
Guard ↻ 100%

7
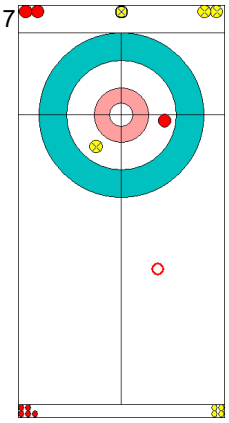
SUI: SIEGRIST M
Clearing ↻ 100%

8
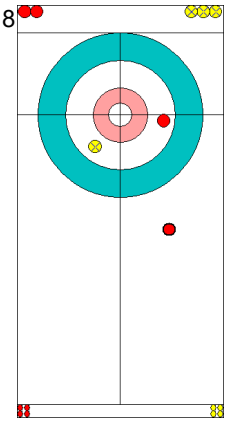
OAR: ARSENKINA G
Guard ↻ 100%

9
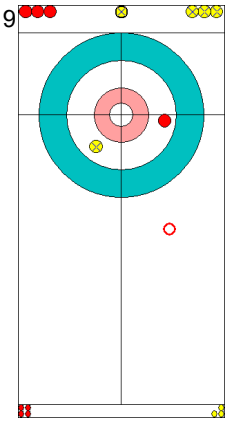
SUI: NEUENSCHWANDER E
Clearing ↻ 100%

10
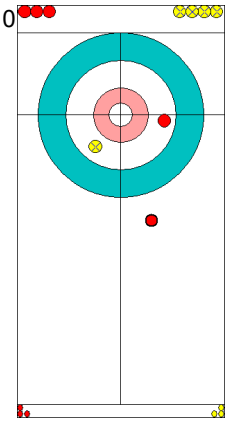
OAR: VASILEVA U
Guard ↻ 75%

11
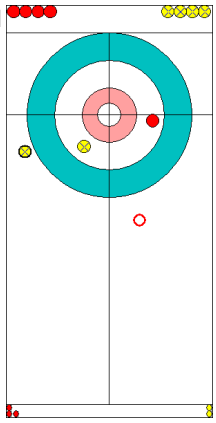
SUI: NEUENSCHWANDER E
Double Take-out ↻ 50%

12
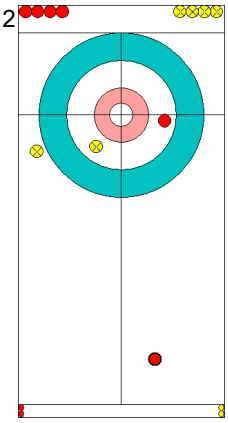
OAR: VASILEVA U
Guard ↻ 75%

13
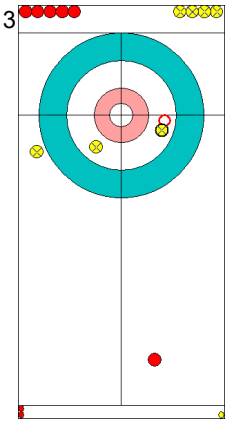
SUI: TIRINZONI S
Take-out ↻ 100%

14
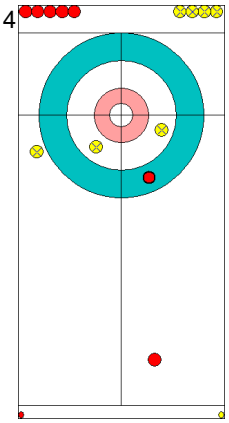
OAR: MOISEEVA V
Draw ↻ 50%

15
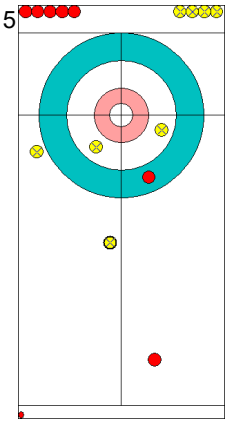
SUI: TIRINZONI S
Guard ↻ 75%

16
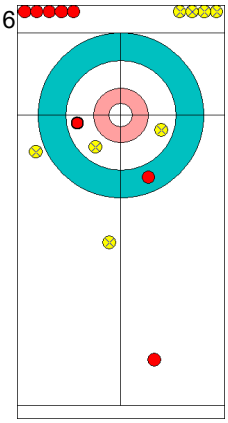
OAR: MOISEEVA V
Draw ↻ 0%

	OAR	SUI
Total Score	1	7
Time left	18:34	20:13

Legend:
↻ Clockwise ↺ Counter-clockwise - Not considered

Game - Shot by Shot
경기별 숏 기록 / Déroulement de la partie

End 6 — **OAR - OAR 1 + 1** (this end) **= 2** — **SUI - Switzerland 7 + 0** (this end) **= 7**



	OAR	SUI
Total Score	2	7
Time left	15:21	16:34

Legend:
↻ Clockwise ↺ Counter-clockwise - Not considered

Game - Shot by Shot
경기별 숏 기록 / Déroulement de la partie

End 7 — **OAR - OAR 2 + 0 (this end) = 2** — **SUI - Switzerland 7 + 4 (this end) = 11**



	OAR	SUI
Total Score	2	11
Time left	11:48	12:54

Legend:
↻ Clockwise ↺ Counter-clockwise - Not considered

Most Important Shots
우승 결정 슛 / Tirs les plus importants

Sheet	Game	Team	LSFE	1	2	3	4	5	6	7	8	9	10	Extra Ends	Total
A	6	USA - United States of America	*	1	0	1	1	0	2	0	1	0	1		7
	6	DEN - Denmark		0	1	0	0	2	0	2	0	1	0		6

Most Important Shot:

The Danish team was laying with three covered stones around the four foot and US Skip ROTH N was forced to play a Raise on her stone in the twelve foot. She executed the task perfectly to keep her team in the game.

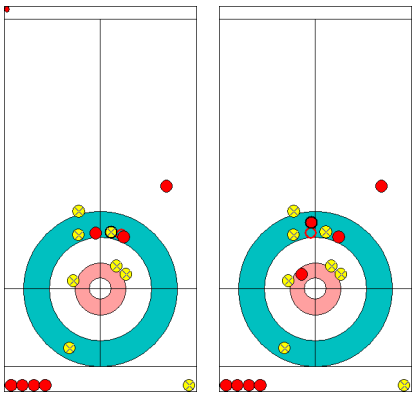

Before | After

End: 8
Team: USA - United States of America
Player: ROTH Nina
Team Stone: 1 2 3 4 5 6 7 ⑧
Task: Raise
Rotation: ↻
Shot Success: 100%

Sheet	Game	Team	LSFE	1	2	3	4	5	6	7	8	9	10	Extra Ends	Total
B	6	JPN - Japan	*	0	1	0	0	0	2	0	X	X	X		3
	6	CAN - Canada		1	0	0	1	4	0	2	X	X	X		8

Most Important Shot:

Canadian Skip HOMAN R played a beautiful Hit and Roll on her own stone to roll to the middle of the house and remove the Japanese shot stone. The Canadian team layed four shot stones, leading to a big steal in this end.

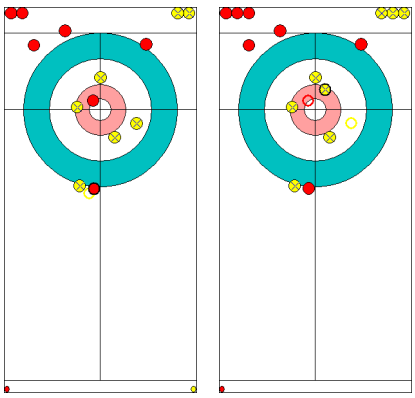

Before | After

End: 5
Team: CAN - Canada
Player: HOMAN Rachel
Team Stone: 1 2 3 4 5 6 7 ⑧
Task: Hit and Roll
Rotation: ↺
Shot Success: 100%

Most Important Shots
우승 결정 슛 / Tirs les plus importants

Sheet	Game	Team	LSFE	1	2	3	4	5	6	7	8	9	10	Extra Ends	Total
C	6	SWE - Sweden		1	0	0	0	1	0	1	0	2	1		6
	6	KOR - Republic of Korea	*	0	1	0	2	0	2	0	2	0	0		7

Most Important Shot:

The Korean Skip KIM E had to play a delicate Hit and Stay on the Swedish shot stone right in the centre of the four foot to score 2 points.

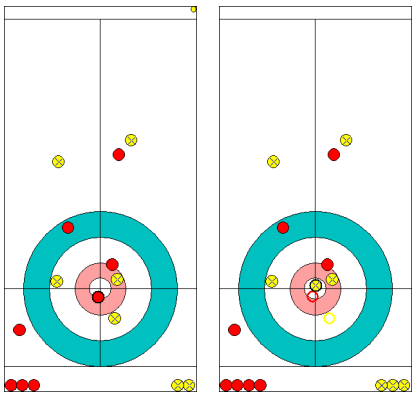

Before After

End: 6
Team: KOR - Republic of Korea
Player: KIM EunJung
Team Stone: 1 2 3 4 5 6 7 (8)
Task: Take-out
Rotation: ↻
Shot Success: 100%

Sheet	Game	Team	LSFE	1	2	3	4	5	6	7	8	9	10	Extra Ends	Total
D	6	OAR - Olympic Athlete from Russia		0	1	0	0	0	1	0	X	X	X		2
	6	SUI - Switzerland	*	0	0	3	2	2	0	4	X	X	X		11

Most Important Shot:

Swiss Skip TIRINZONI S played a nice Double Take-out to remove 2 stones of team OAR out of the four foot. The Swiss team was then laying with 3 stones and set up the score for 3 points in this end.

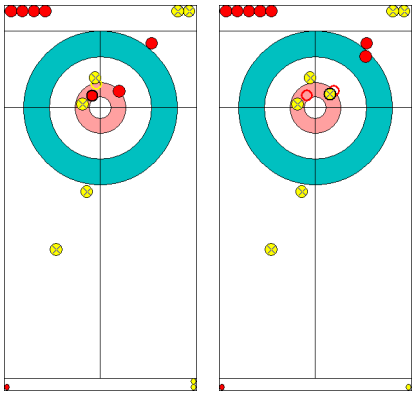

Before After

End: 3
Team: SUI - Switzerland
Player: TIRINZONI Silvana
Team Stone: 1 2 3 4 5 6 (7) 8
Task: Double Take-out
Rotation: ↺
Shot Success: 100%

Legend:
↻ Clockwise
↺ Counter-clockwise
LSFE(*) Last Stone First End
X Unplayed/unfinished end due to concession

Session Results and Standings
세션 경기결과 및 순위 / Résultats de la session et classement

Sheet	Game	Team	LSFE	1	2	3	4	5	6	7	8	9	10	Extra Ends			Total
B	6	GBR - Great Britain		0	0	0	2	1	0	0	1	0	2	0				6
	5	SWE - Sweden	*	0	2	1	0	0	1	0	0	2	0	2				8
C	5	CAN - Canada		0	0	2	0	2	0	2	0	3	1					10
	5	SUI - Switzerland	*	1	0	0	3	0	3	0	1	0	0					8
D	6	CHN - People's Republic of China		0	1	0	1	0	2	1	0	X	X					5
	5	KOR - Republic of Korea	*	3	0	3	0	4	0	0	2	X	X					12

Current Standings

Rank	Team	Games	Wins	Losses
1	SWE - Sweden	5	5	0
2	JPN - Japan	5	4	1
2	KOR - Republic of Korea	5	4	1
4	CHN - People's Republic of China	6	3	3
4	GBR - Great Britain	6	3	3
6	CAN - Canada	5	2	3
6	USA - United States of America	5	2	3
8	DEN - Denmark	5	1	4
8	OAR - Olympic Athlete from Russia	5	1	4
8	SUI - Switzerland	5	1	4

Note:
Under WCF rules, tie-breaking rules for standings are not applied until after the last game of the round robin.

Legend:
LSFE(*) Last Stone First End
X Unplayed/unfinished end due to concession

Game Results
대회 경기결과 / Résultats de la partie

Sheet	Game	Team	LSFE	1	2	3	4	5	6	7	8	9	10	Extra Ends			Total
B	6	GBR - Great Britain		0	0	0	2	1	0	0	1	0	2	0				6
	5	SWE - Sweden	*	0	2	1	0	0	1	0	0	2	0	2				8

GBR - Great Britain		Shot Success Game	Shot Success All
4 S	MUIRHEAD Eve	81%	78%
3 V	SLOAN Anna	74%	74%
2	ADAMS Vicki	73%	79%
1	GRAY Lauren	83%	80%
A	SCHAFER Kelly	-	-
	Team Total	78%	78%

Last Stone Draw		Distance
↻	SLOAN Anna	17.3cm
↺	GRAY Lauren	37.0cm
Total		**54.3cm**

Time remaining: 3 minutes 47 seconds
1 minute 18 seconds (after extra end)

Time-out: End 11 - GBR stone 4

SWE - Sweden		Shot Success Game	Shot Success All
4 S	HASSELBORG Anna	89%	84%
3 V	McMANUS Sara	98%	84%
2	KNOCHENHAUER Agnes	86%	82%
1	MABERGS Sofia	80%	84%
A	WAAHLIN Jennie	-	-
	Team Total	88%	83%

Last Stone Draw		Distance
↻	HASSELBORG Anna	8.5cm
↺	McMANUS Sara	22.0cm
Total		**30.5cm**

Time remaining: 0 minutes 45 seconds
1 minute 2 seconds (after extra end)

Time-out: End 9 - SWE stone 5

Shot Success Analysis

GBR - Great Britain		↻		↺		Game	
4 MUIRHEAD Eve	Draws	4	94%	4	50%	8	72%
	Take-outs	6	92%	8	81%	14	86%
	Total	10	93%	12	71%	22	81%
3 SLOAN Anna	Draws	3	75%	8	59%	11	64%
	Take-outs	6	79%	5	90%	11	84%
	Total	9	78%	13	71%	22	74%
2 ADAMS Vicki	Draws	7	82%	9	61%	16	70%
	Take-outs	0	-	6	79%	6	79%
	Total	7	82%	15	68%	22	73%
1 GRAY Lauren	Draws	7	100%	11	77%	18	86%
	Take-outs	0	-	4	69%	4	69%
	Total	7	100%	15	75%	22	83%
A SCHAFER Kelly	Draws	0	-	0	-	0	-
	Take-outs	0	-	0	-	0	-
	Total	0	-	0	-	0	-
Team	Draws	21	89%	32	65%	53	75%
	Take-outs	12	85%	23	80%	35	82%
	Total	33	88%	55	71%	88	78%

SWE - Sweden		↻		↺		Game	
4 HASSELBORG Anna	Draws	6	96%	3	92%	9	94%
	Take-outs	6	83%	7	86%	13	85%
	Total	12	90%	10	88%	22	89%
3 McMANUS Sara	Draws	1	75%	5	95%	6	92%
	Take-outs	10	100%	6	100%	16	100%
	Total	11	98%	11	98%	22	98%
2 KNOCHENHAUER Agnes	Draws	1	0%	2	75%	3	50%
	Take-outs	11	86%	8	100%	19	92%
	Total	12	79%	10	95%	22	86%
1 MABERGS Sofia	Draws	6	92%	10	73%	16	80%
	Take-outs	0	-	5	80%	5	80%
	Total	6	92%	15	75%	21	80%
A WAAHLIN Jennie	Draws	0	-	0	-	0	-
	Take-outs	0	-	0	-	0	-
	Total	0	-	0	-	0	-
Team	Draws	14	86%	20	81%	34	83%
	Take-outs	27	91%	26	92%	53	92%
	Total	41	89%	46	88%	87	88%

Note:
Position and function for each team member:
4 = Fourth, **3** = Third, **2** = Second, **1** = Lead, **A** = Alternate, **S** = Skip, **V** = Vice-Skip

Legend:
↻ Clockwise ↺ Counter-clockwise **LSFE(*)** Last Stone First End

Game - Shot by Shot
경기별 숏 기록 / Déroulement de la partie

End 1 — **GBR - Great Britain 0 + 0** (this end) **= 0** — **SWE - Sweden 0 + 0** (this end) **= 0**



	GBR	SWE
Total Score	0	0
Time left	36:19	35:55

Legend:
↻ Clockwise ↺ Counter-clockwise - Not considered

Game - Shot by Shot
경기별 숏 기록 / Déroulement de la partie

End 2 — **GBR - Great Britain 0 + 0** (this end) **= 0** — **SWE - Sweden 0 + 2** (this end) **= 2**



	GBR	SWE
Total Score	0	2
Time left	33:33	32:24

Legend:
↻ Clockwise ↺ Counter-clockwise - Not considered

Game - Shot by Shot
경기별 슛 기록 / Déroulement de la partie

End 3 — **GBR - Great Britain 0 + 0** (this end) **= 0** — **SWE - Sweden 2 + 1** (this end) **= 3**

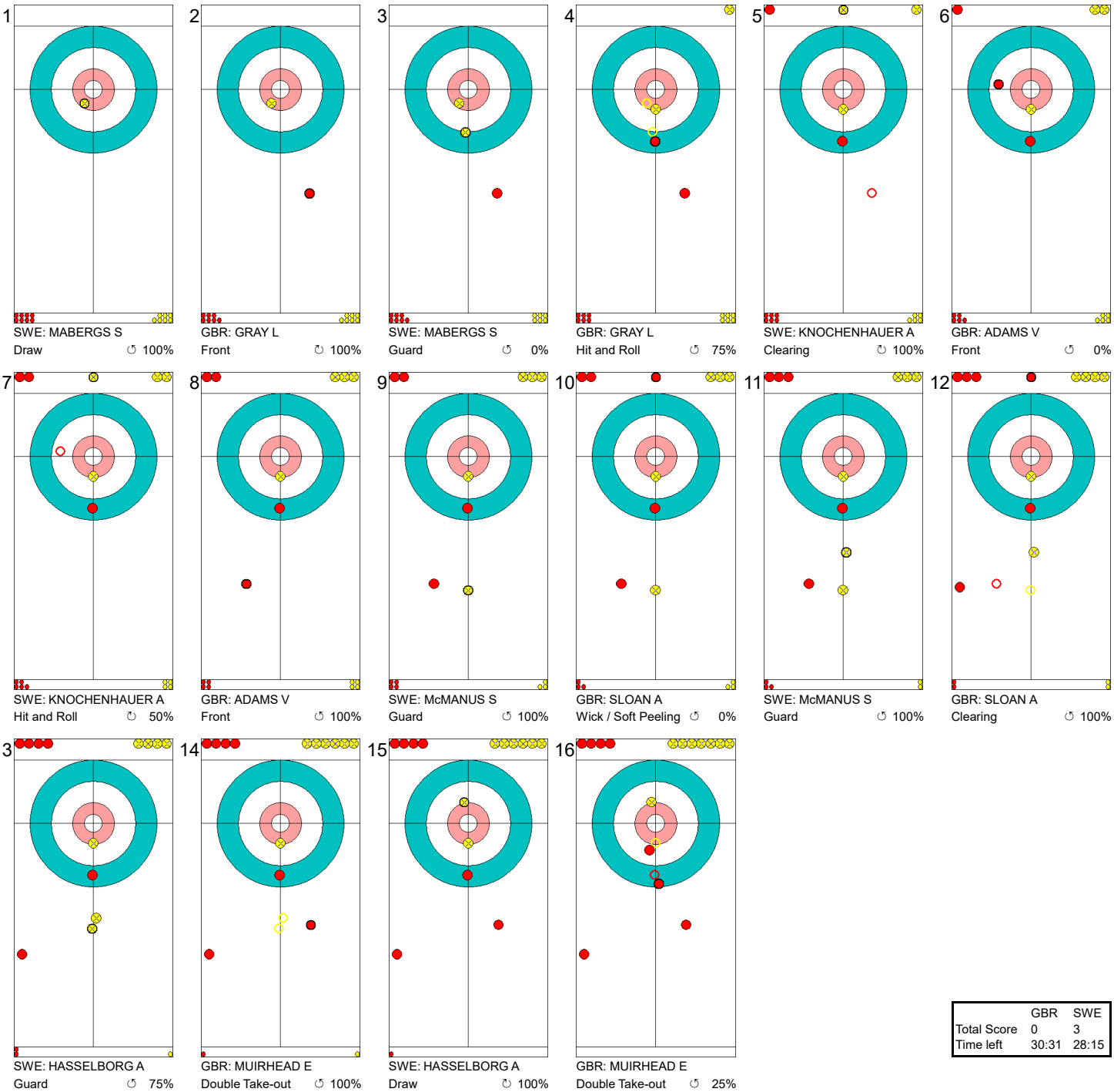

	GBR	SWE
Total Score	0	3
Time left	30:31	28:15

Legend:
↻ Clockwise ↺ Counter-clockwise - Not considered

Game - Shot by Shot
경기별 숏 기록 / Déroulement de la partie

End 4 — **GBR - Great Britain 0 + 2** (this end) **= 2** — **SWE - Sweden 3 + 0** (this end) **= 3**



	GBR	SWE
Total Score	2	3
Time left	26:10	24:11

Legend:
↻ Clockwise ↺ Counter-clockwise - Not considered

Game - Shot by Shot
경기별 숏 기록 / Déroulement de la partie

End 5 — **GBR - Great Britain 2 + 1** (this end) **= 3** — **SWE - Sweden 3 + 0** (this end) **= 3**

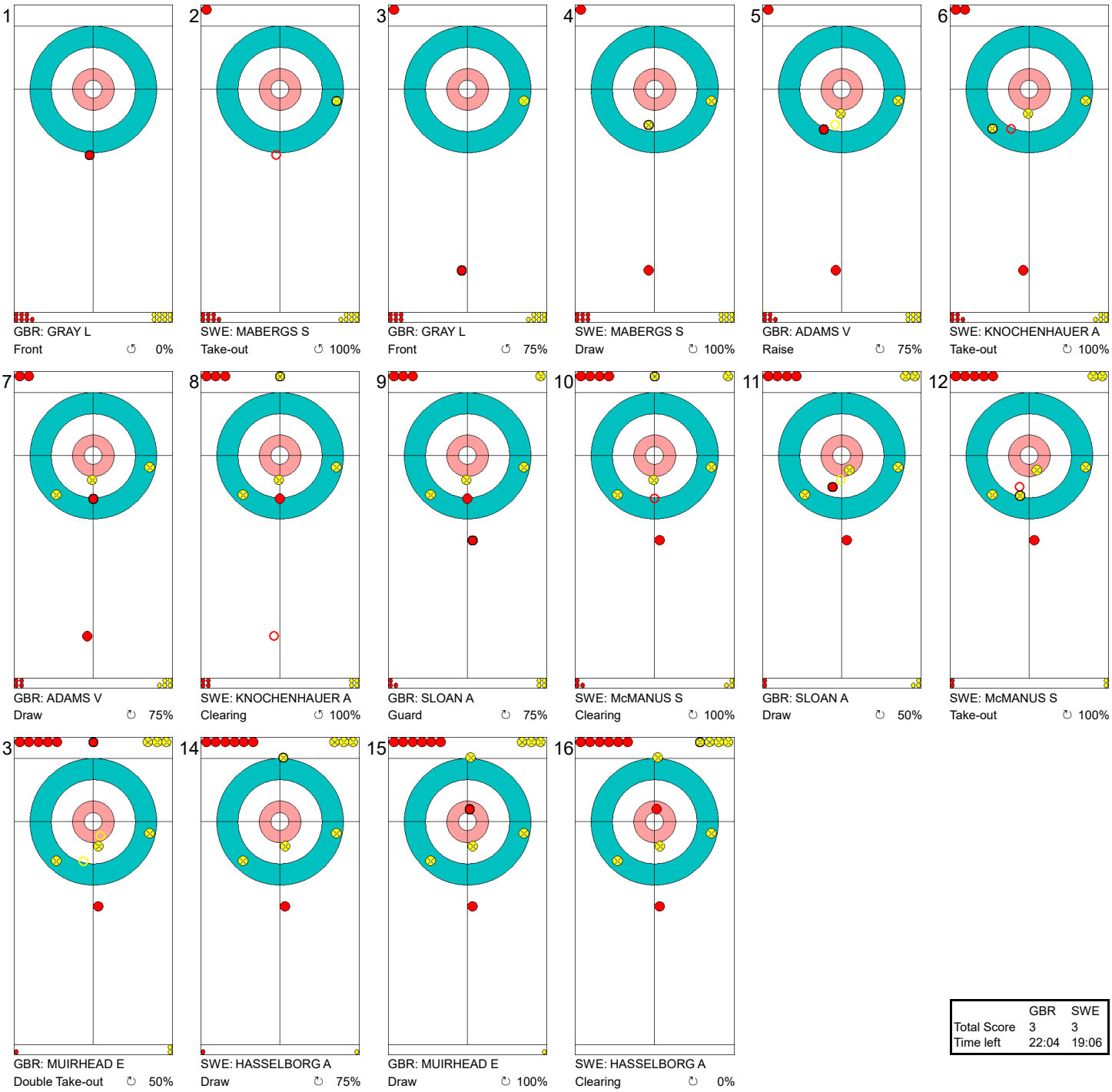

	GBR	SWE
Total Score	3	3
Time left	22:04	19:06

Legend:
↻ Clockwise ↺ Counter-clockwise - Not considered

Game - Shot by Shot
경기별 숏 기록 / Déroulement de la partie

End 6 — **GBR - Great Britain 3 + 0** (this end) **= 3** — **SWE - Sweden 3 + 1** (this end) **= 4**



	GBR	SWE
Total Score	3	4
Time left	18:51	16:08

Legend:
↻ Clockwise ↺ Counter-clockwise - Not considered

Game - Shot by Shot
경기별 슛 기록 / Déroulement de la partie

End 7 — **GBR - Great Britain** 3 + 0 (this end) = 3 — **SWE - Sweden** 4 + 0 (this end) = 4

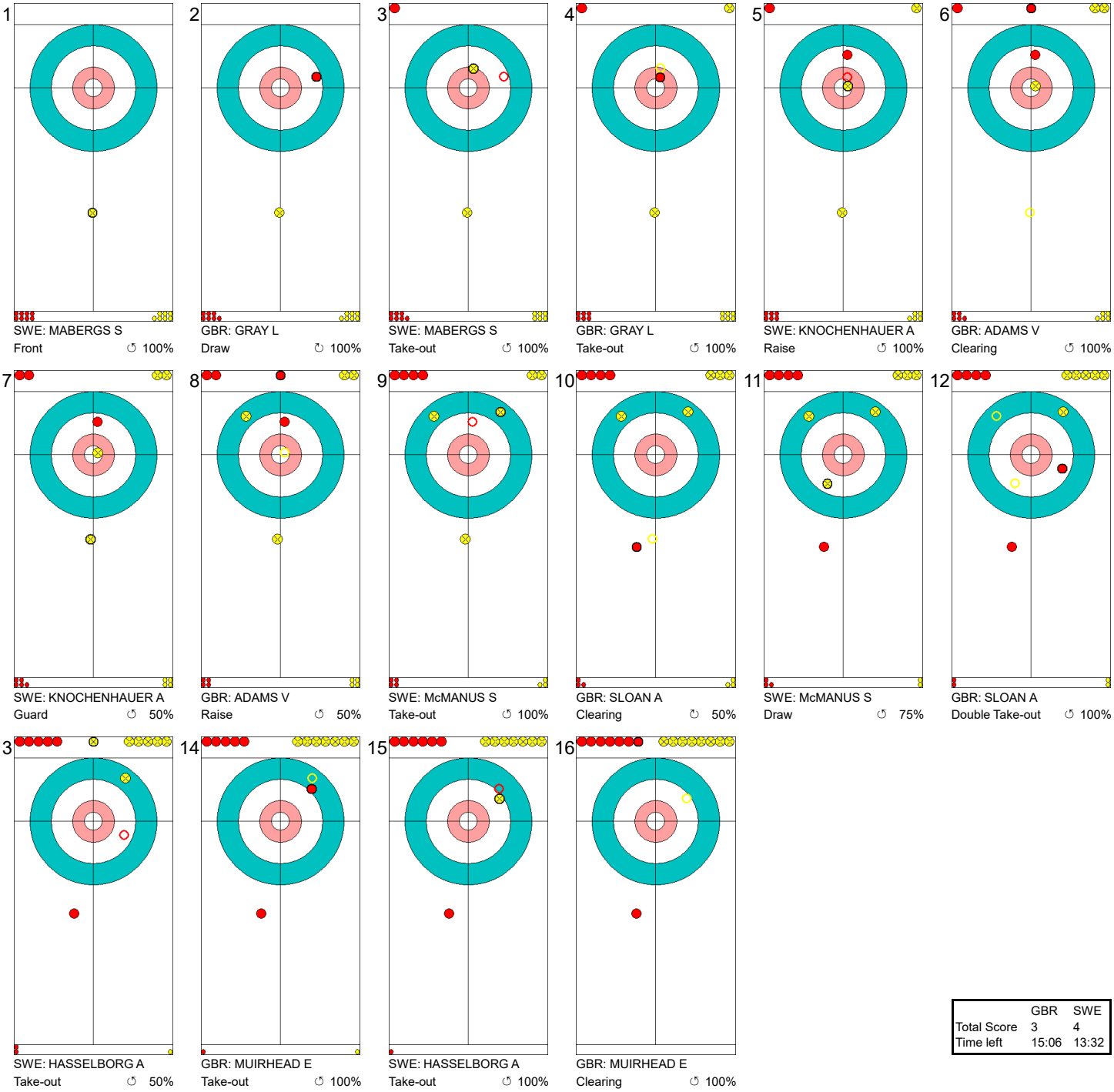

	GBR	SWE
Total Score	3	4
Time left	15:06	13:32

Legend:
↻ Clockwise ↺ Counter-clockwise - Not considered

Game - Shot by Shot
경기별 숏 기록 / Déroulement de la partie

End 8 — **GBR - Great Britain 3 + 1** (this end) **= 4** — **SWE - Sweden 4 + 0** (this end) **= 4**



	GBR	SWE
Total Score	4	4
Time left	11:25	09:38

Legend:
↻ Clockwise ↺ Counter-clockwise - Not considered

Game - Shot by Shot
경기별 숏 기록 / Déroulement de la partie

End 9 — **GBR - Great Britain 4 + 0** (this end) **= 4** — **SWE - Sweden 4 + 2** (this end) **= 6**



	GBR	SWE
Total Score	4	6
Time left	07:14	04:15

Legend:
↻ Clockwise ↺ Counter-clockwise - Not considered

Game - Shot by Shot
경기별 숏 기록 / Déroulement de la partie

End 10 — **GBR - Great Britain 4 + 2** (this end) **= 6** — **SWE - Sweden 6 + 0** (this end) **= 6**

1
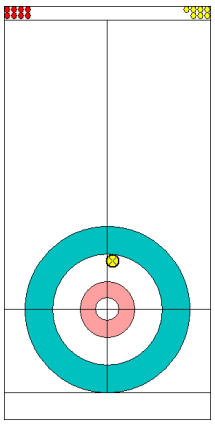
SWE: MABERGS S
Draw ↻ 100%

2
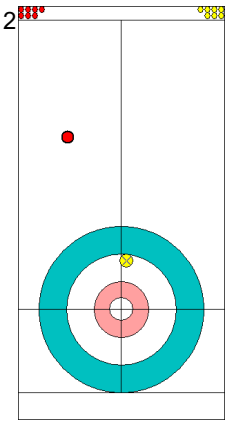
GBR: GRAY L
Front ↻ 100%

3
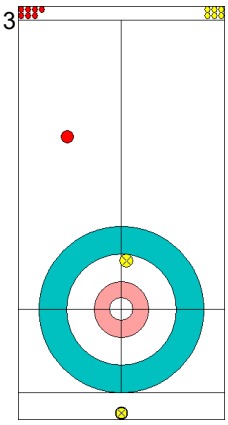
SWE: MABERGS S
Through ↺ -

4
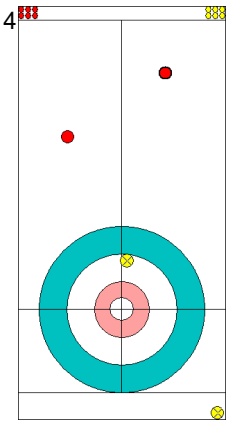
GBR: GRAY L
Front ↺ 75%

5
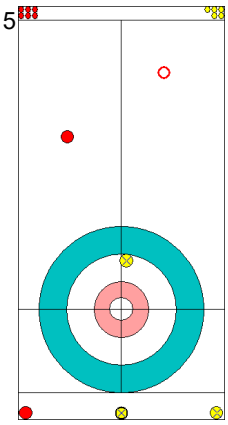
SWE: KNOCHENHAUER A
Clearing ↺ 100%

6
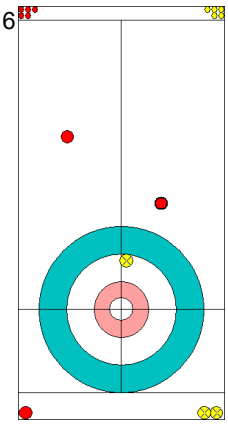
GBR: ADAMS V
Front ↺ 100%

7
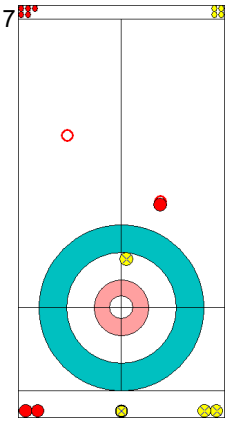
SWE: KNOCHENHAUER A
Clearing ↻ 100%

8
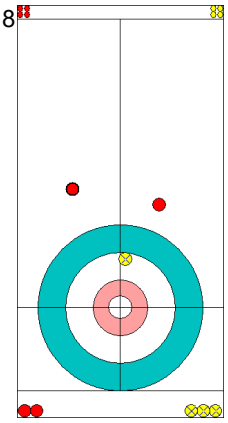
GBR: ADAMS V
Front ↻ 100%

9
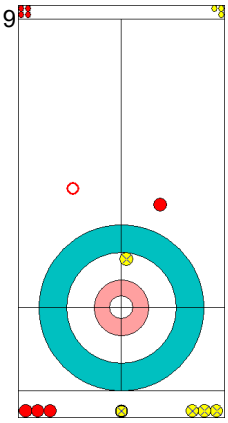
SWE: McMANUS S
Clearing ↻ 100%

10
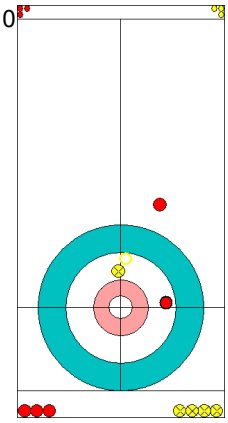
GBR: SLOAN A
Draw ↺ 100%

11
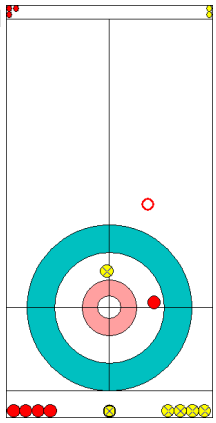
SWE: McMANUS S
Clearing ↺ 100%

12
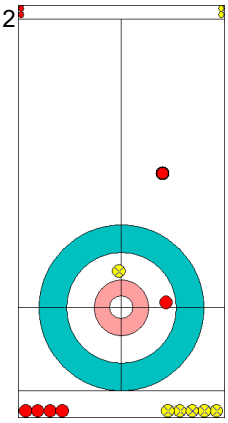
GBR: SLOAN A
Guard ↺ 100%

13
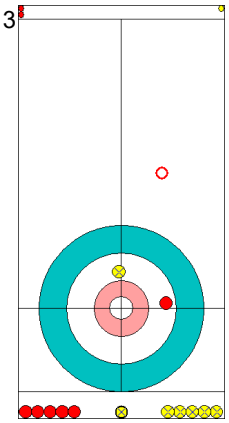
SWE: HASSELBORG A
Clearing ↻ 100%

14
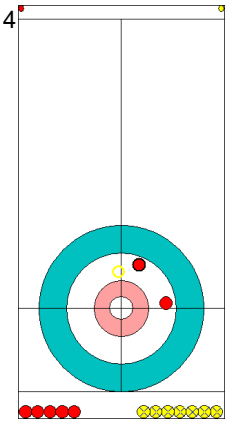
GBR: MUIRHEAD E
Hit and Roll ↺ 75%

15
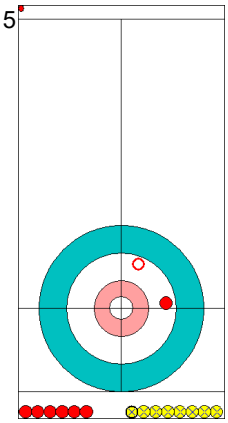
SWE: HASSELBORG A
Double Take-out ↺ 50%

16
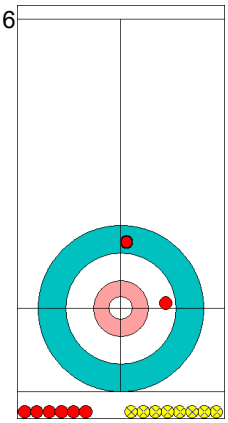
GBR: MUIRHEAD E
Draw ↺ 100%

	GBR	SWE
Total Score	6	6
Time left	03:47	00:45

Legend:
↻ Clockwise ↺ Counter-clockwise - Not considered

Game - Shot by Shot
경기별 숏 기록 / Déroulement de la partie

End 11 — **GBR - Great Britain 6 + 0** (this end) **= 6** — **SWE - Sweden 6 + 2** (this end) **= 8**



	GBR	SWE
Total Score	6	8
Time left	01:18	01:02

Legend:
↻ Clockwise ↺ Counter-clockwise - Not considered

Game Results
대회 경기결과 / Résultats de la partie

Sheet	Game	Team	LSFE	1	2	3	4	5	6	7	8	9	10	Extra Ends				Total
C	5	CAN - Canada		0	0	2	0	2	0	2	0	3	1					10
	5	SUI - Switzerland	*	1	0	0	3	0	3	0	1	0	0					8

CAN - Canada		Shot Success Game	Shot Success All
4 S	HOMAN Rachel	83%	78%
3 V	MISKEW Emma	85%	83%
2	COURTNEY Joanne	58%	77%
1	WEAGLE Lisa	84%	84%
A	BERNARD Cheryl	-	-
	Team Total	77%	80%

Last Stone Draw		Distance
↻	WEAGLE Lisa	125.7cm
↺	MISKEW Emma	7.2cm
Total		**132.9cm**

Time remaining: 0 minutes 27 seconds

Time-out: End 9 - CAN stone 7

SUI - Switzerland		Shot Success Game	Shot Success All
4 S	TIRINZONI Silvana	73%	69%
3	NEUENSCHWANDER Esther	85%	80%
2 V	SIEGRIST Manuela	90%	76%
1	ALBRECHT Marlene	76%	80%
A	PERRET Jenny	-	-
	Team Total	81%	76%

Last Stone Draw		Distance
↻	TIRINZONI Silvana	24.5cm
↺	SIEGRIST Manuela	49.7cm
Total		**74.2cm**

Time remaining: 1 minute 5 seconds

Time-out: End 9 - SUI stone 7

Shot Success Analysis

CAN - Canada		↻		↺		Game	
4 HOMAN Rachel	Draws	6	79%	6	79%	12	79%
	Take-outs	0	-	8	88%	8	88%
	Total	6	79%	14	84%	20	83%
3 MISKEW Emma	Draws	4	88%	7	89%	11	89%
	Take-outs	6	83%	3	75%	9	81%
	Total	10	85%	10	85%	20	85%
2 COURTNEY Joanne	Draws	6	71%	8	34%	14	50%
	Take-outs	5	70%	1	100%	6	75%
	Total	11	70%	9	42%	20	58%
1 WEAGLE Lisa	Draws	10	85%	10	83%	20	84%
	Take-outs	0	-	0	-	0	-
	Total	10	85%	10	83%	20	84%
A BERNARD Cheryl	Draws	0	-	0	-	0	-
	Take-outs	0	-	0	-	0	-
	Total	0	-	0	-	0	-
Team	Draws	26	81%	31	71%	57	75%
	Take-outs	11	77%	12	85%	23	82%
	Total	37	80%	43	75%	80	77%

SUI - Switzerland		↻		↺		Game	
4 TIRINZONI Silvana	Draws	2	50%	4	69%	6	63%
	Take-outs	8	75%	6	79%	14	77%
	Total	10	70%	10	75%	20	73%
3 NEUENSCHWANDER Esther	Draws	0	-	8	78%	8	78%
	Take-outs	7	89%	5	90%	12	90%
	Total	7	89%	13	83%	20	85%
2 SIEGRIST Manuela	Draws	0	-	7	82%	7	82%
	Take-outs	3	100%	10	93%	13	94%
	Total	3	100%	17	88%	20	90%
1 ALBRECHT Marlene	Draws	4	69%	15	83%	19	80%
	Take-outs	1	0%	0	-	1	0%
	Total	5	55%	15	83%	20	76%
A PERRET Jenny	Draws	0	-	0	-	0	-
	Take-outs	0	-	0	-	0	-
	Total	0	-	0	-	0	-
Team	Draws	6	63%	34	80%	40	78%
	Take-outs	19	80%	21	88%	40	84%
	Total	25	76%	55	83%	80	81%

Note:
Position and function for each team member:
4 = Fourth, **3** = Third, **2** = Second, **1** = Lead, **A** = Alternate, **S** = Skip, **V** = Vice-Skip

Legend:
↻ Clockwise ↺ Counter-clockwise **LSFE(*)** Last Stone First End

Game - Shot by Shot
경기별 숏 기록 / Déroulement de la partie

End 1 — **CAN - Canada** 0 + 0 (this end) = 0 — **SUI - Switzerland** 0 + 1 (this end) = 1



1 — CAN: WEAGLE L — Front — ↺ 100%
2 — SUI: ALBRECHT M — Front — ↺ 100%
3 — CAN: WEAGLE L — Draw — ↺ 100%
4 — SUI: ALBRECHT M — Draw — ↻ 0%
5 — CAN: COURTNEY J — Guard — ↺ 75%
6 — SUI: SIEGRIST M — Clearing — ↺ 100%
7 — CAN: COURTNEY J — Guard — ↺ 0%
8 — SUI: SIEGRIST M — Double Take-out — ↺ 100%
9 — CAN: MISKEW E — Hit and Roll — ↺ 50%
10 — SUI: NEUENSCHWANDER E — Draw — ↺ 75%
11 — CAN: MISKEW E — Take-out — ↺ 100% — Slow Take-out
12 — SUI: NEUENSCHWANDER E — Draw — ↺ 100%
13 — CAN: HOMAN R — Raise — ↺ 75%
14 — SUI: TIRINZONI S — Take-out — ↺ 100%
15 — CAN: HOMAN R — Draw — ↺ 100%
16 — SUI: TIRINZONI S — Raise — ↻ 50%

	CAN	SUI
Total Score	0	1
Time left	33:53	34:55

Legend:
↻ Clockwise ↺ Counter-clockwise - Not considered

Game - Shot by Shot
경기별 숏 기록 / Déroulement de la partie

End 2 — **CAN - Canada 0 + 0** (this end) **= 0** — **SUI - Switzerland 1 + 0** (this end) **= 1**

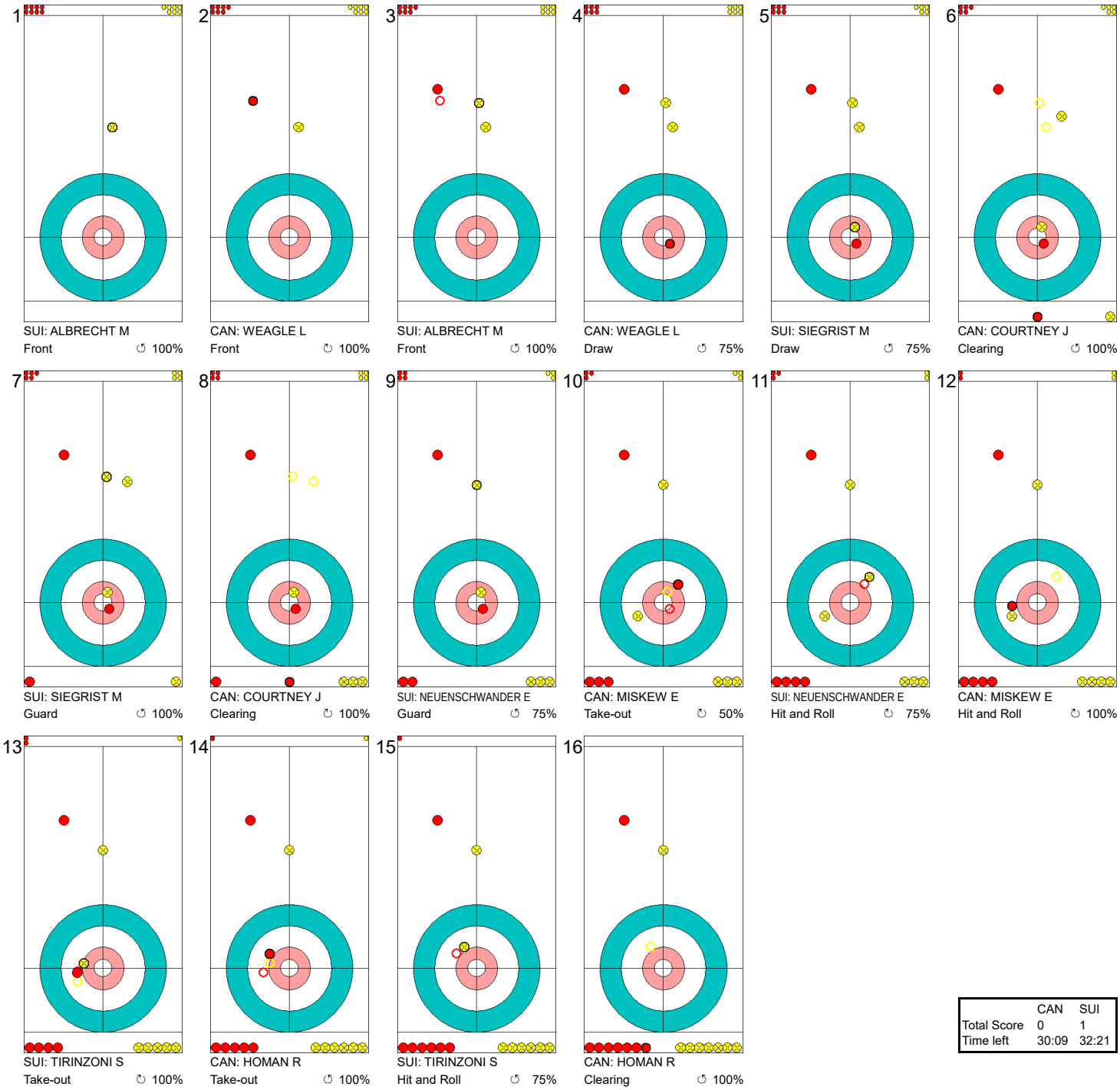

	CAN	SUI
Total Score	0	1
Time left	30:09	32:21

Legend:
↻ Clockwise ↺ Counter-clockwise - Not considered

Game - Shot by Shot
경기별 숏 기록 / Déroulement de la partie

End 3 **CAN - Canada 0 + 2** (this end) **= 2** **SUI - Switzerland 1 + 0** (this end) **= 1**



	CAN	SUI
Total Score	2	1
Time left	26:40	27:57

Legend:
↻ Clockwise ↺ Counter-clockwise - Not considered

Game - Shot by Shot
경기별 숏 기록 / Déroulement de la partie

End 4 — **CAN - Canada 2 + 0** (this end) **= 2** — **SUI - Switzerland 1 + 3** (this end) **= 4**

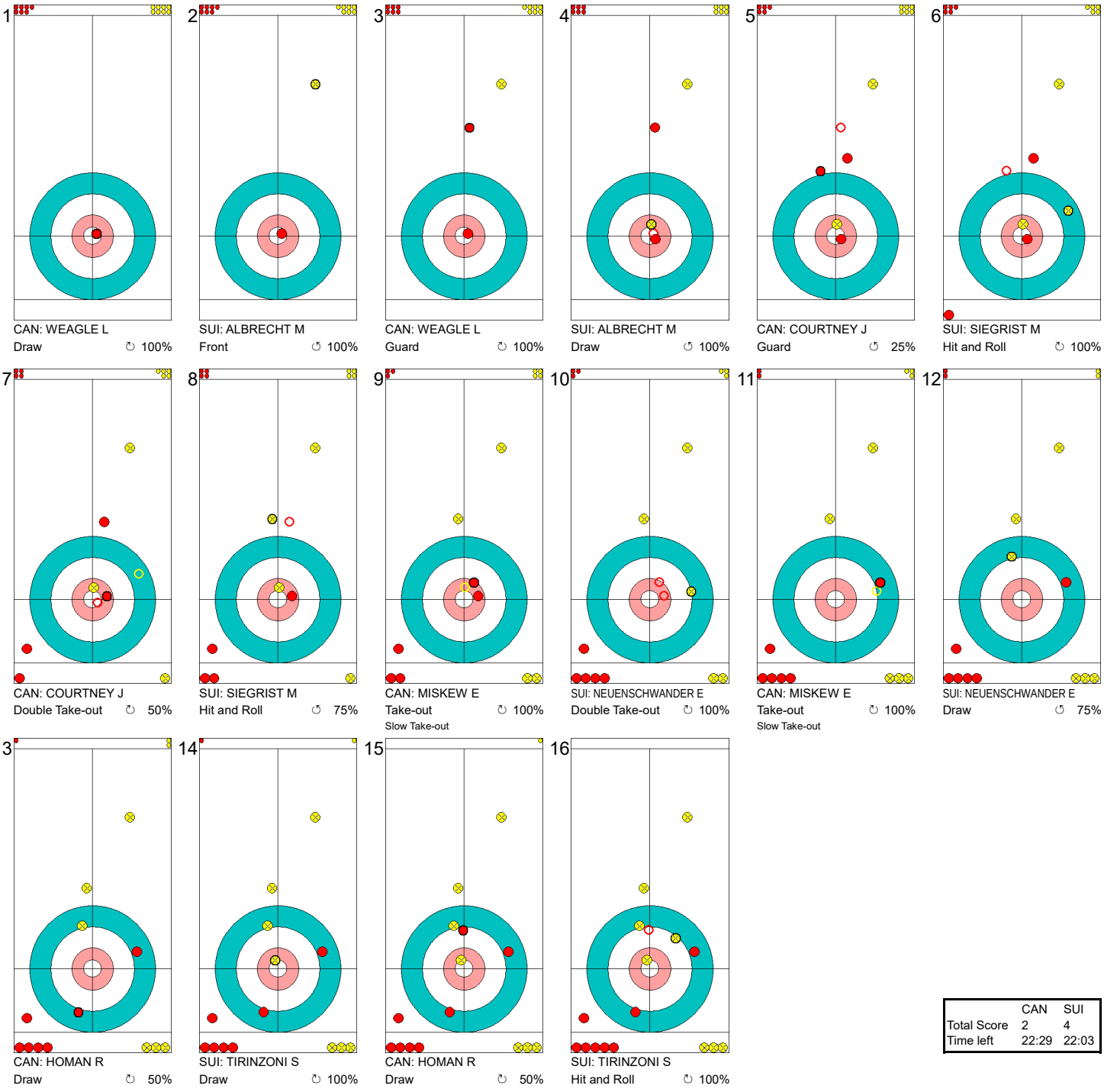

	CAN	SUI
Total Score	2	4
Time left	22:29	22:03

Legend:
↻ Clockwise ↺ Counter-clockwise - Not considered

Game - Shot by Shot
경기별 숏 기록 / Déroulement de la partie

End 5 — **CAN - Canada 2 + 2** (this end) **= 4** — **SUI - Switzerland 4 + 0** (this end) **= 4**



	CAN	SUI
Total Score	4	4
Time left	18:47	17:32

Legend:
↻ Clockwise ↺ Counter-clockwise - Not considered

Game - Shot by Shot
경기별 숏 기록 / Déroulement de la partie

End 6 | **CAN - Canada** 4 + 0 (this end) = 4 | **SUI - Switzerland** 4 + 3 (this end) = 7



	CAN	SUI
Total Score	4	7
Time left	15:06	14:19

Legend:
↻ Clockwise ↺ Counter-clockwise - Not considered

Game - Shot by Shot
경기별 숏 기록 / Déroulement de la partie

End 7 | **CAN - Canada** 4 + 2 (this end) = 6 | **SUI - Switzerland** 7 + 0 (this end) = 7



	CAN	SUI
Total Score	6	7
Time left	12:10	11:56

Legend:
↻ Clockwise ↺ Counter-clockwise - Not considered

Game - Shot by Shot
경기별 숏 기록 / Déroulement de la partie

End 8 | **CAN - Canada 6 + 0** (this end) **= 6** | **SUI - Switzerland 7 + 1** (this end) **= 8**

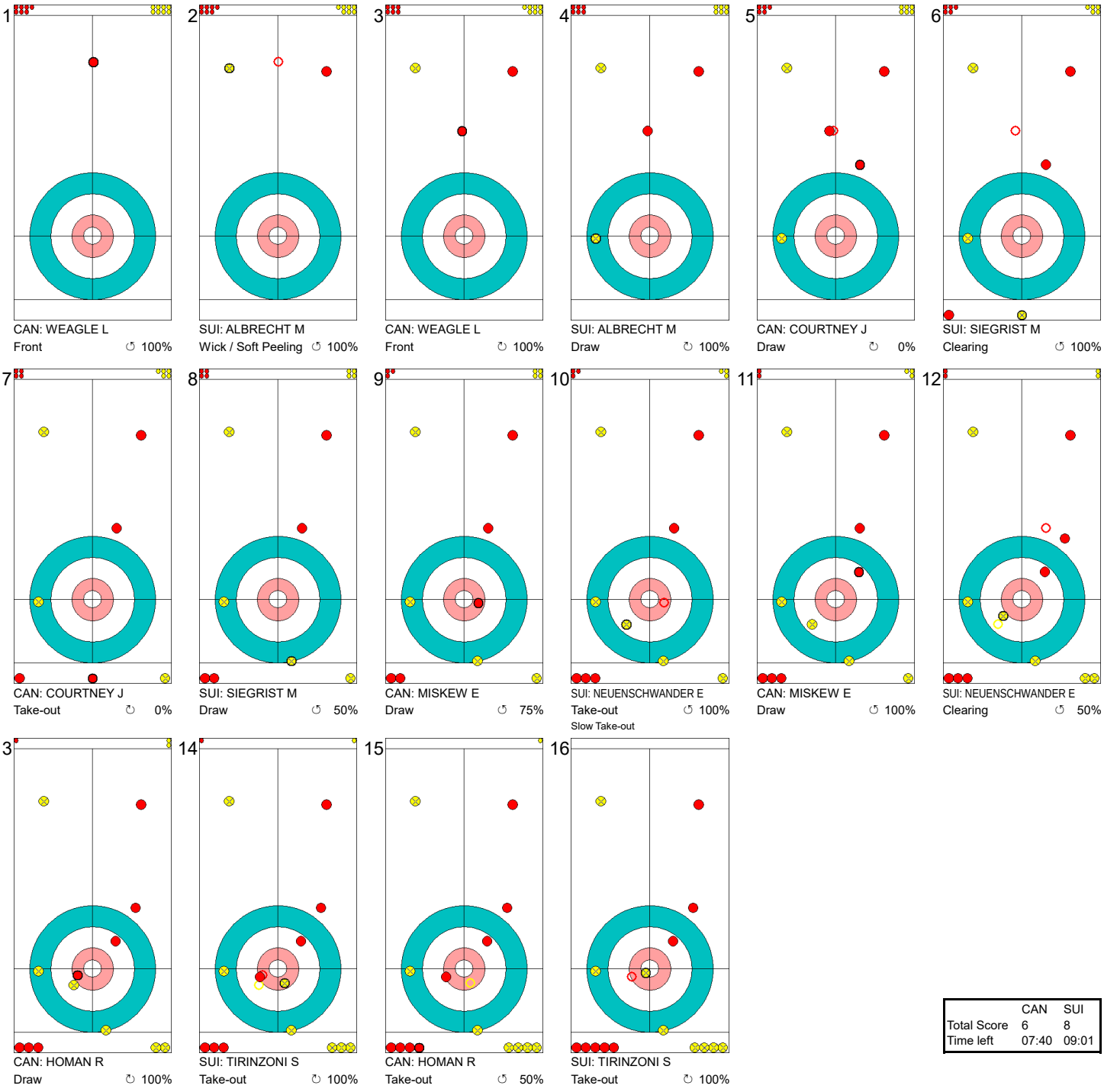

	CAN	SUI
Total Score	6	8
Time left	07:40	09:01

Legend:
↻ Clockwise ↺ Counter-clockwise - Not considered

Game - Shot by Shot
경기별 숏 기록 / Déroulement de la partie

End 9 — **CAN - Canada 6 + 3** (this end) **= 9** — **SUI - Switzerland 8 + 0** (this end) **= 8**



	CAN	SUI
Total Score	9	8
Time left	03:58	05:17

Legend:
↻ Clockwise ↺ Counter-clockwise - Not considered

Game - Shot by Shot
경기별 숏 기록 / Déroulement de la partie

End 10 — **CAN - Canada 9 + 1** (this end) **= 10** — **SUI - Switzerland 8 + 0** (this end) **= 8**

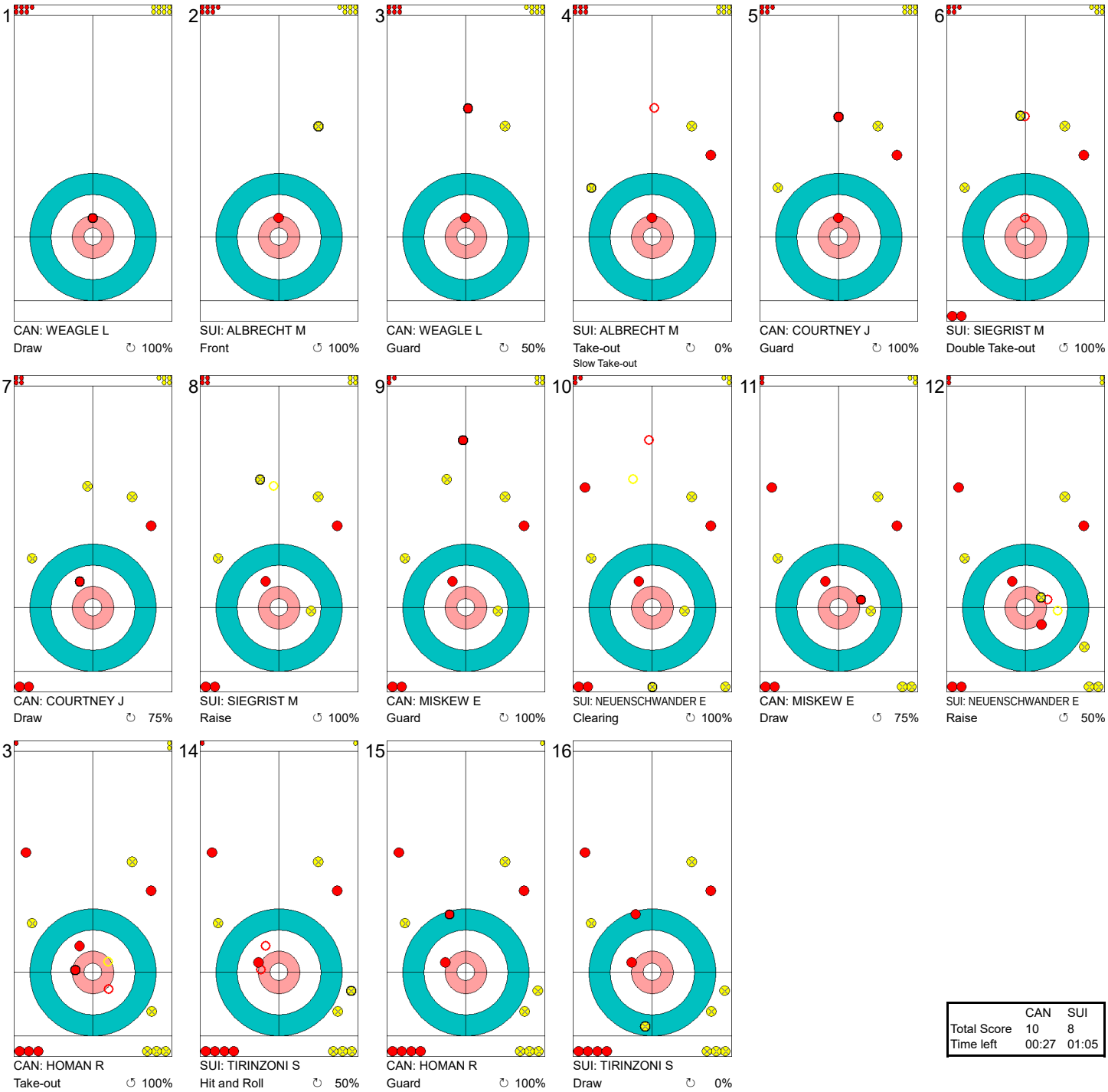

	CAN	SUI
Total Score	10	8
Time left	00:27	01:05

Legend:
↻ Clockwise ↺ Counter-clockwise - Not considered

Game Results
대회 경기결과 / Résultats de la partie

Sheet	Game	Team	LSFE	1	2	3	4	5	6	7	8	9	10	Extra Ends				Total
D	6	CHN - People's Republic of China		0	1	0	1	0	2	1	0	X	X					5
	5	KOR - Republic of Korea	*	3	0	3	0	4	0	0	2	X	X					12

CHN - People's Republic of China		Shot Success Game	Shot Success All
4 S	WANG Bingyu	67%	74%
3 V	ZHOU Yan	63%	75%
2	LIU Jinli	70%	75%
1	MA Jingyi	88%	87%
A	JIANG Xindi	-	-
	Team Total	72%	78%

Last Stone Draw		Distance
↻	ZHOU Yan	172.3cm
↺	LIU Jinli	61.3cm
Total		**233.6cm**

Time remaining: 10 minutes 38 seconds

KOR - Republic of Korea		Shot Success Game	Shot Success All
4 S	KIM EunJung	86%	77%
3 V	KIM KyeongAe	80%	75%
2	KIM SeonYeong	86%	78%
1	KIM Chohi	86%	86%
A	KIM YeongMi	-	82%
	Team Total	84%	78%

Last Stone Draw		Distance
↻	KIM EunJung	10.7cm
↺	KIM KyeongAe	17.0cm
Total		**27.7cm**

Time remaining: 9 minutes 56 seconds

Shot Success Analysis

CHN - People's Republic of China		↻		↺		Game	
4 WANG Bingyu	Draws	3	42%	5	90%	8	72%
	Take-outs	2	75%	6	58%	8	63%
	Total	5	55%	11	73%	16	67%
3 ZHOU Yan	Draws	4	69%	7	64%	11	66%
	Take-outs	3	50%	2	63%	5	55%
	Total	7	61%	9	64%	16	63%
2 LIU Jinli	Draws	4	44%	11	86%	15	75%
	Take-outs	1	0%	0	-	1	0%
	Total	5	35%	11	86%	16	70%
1 MA Jingyi	Draws	5	80%	10	93%	15	88%
	Take-outs	1	75%	0	-	1	75%
	Total	6	79%	10	93%	16	88%
A JIANG Xindi	Draws	0	-	0	-	0	-
	Take-outs	0	-	0	-	0	-
	Total	0	-	0	-	0	-
Team	Draws	16	61%	33	84%	49	77%
	Take-outs	7	54%	8	59%	15	57%
	Total	23	59%	41	79%	64	72%

KOR - Republic of Korea		↻		↺		Game	
4 KIM EunJung	Draws	1	100%	7	93%	8	94%
	Take-outs	3	75%	5	80%	8	78%
	Total	4	81%	12	88%	16	86%
3 KIM KyeongAe	Draws	3	67%	0	-	3	67%
	Take-outs	4	94%	9	78%	13	83%
	Total	7	82%	9	78%	16	80%
2 KIM SeonYeong	Draws	2	25%	0	-	2	25%
	Take-outs	4	94%	10	95%	14	95%
	Total	6	71%	10	95%	16	86%
1 KIM Chohi	Draws	13	87%	3	83%	16	86%
	Take-outs	0	-	0	-	0	-
	Total	13	87%	3	83%	16	86%
A KIM YeongMi	Draws	0	-	0	-	0	-
	Take-outs	0	-	0	-	0	-
	Total	0	-	0	-	0	-
Team	Draws	19	78%	10	90%	29	82%
	Take-outs	11	89%	24	85%	35	86%
	Total	30	82%	34	87%	64	84%

Note:
Position and function for each team member:
4 = Fourth, **3** = Third, **2** = Second, **1** = Lead, **A** = Alternate, **S** = Skip, **V** = Vice-Skip

Legend:
↻ Clockwise
↺ Counter-clockwise
LSFE(*) Last Stone First End
X Unplayed/unfinished end due to concession

Game - Shot by Shot
경기별 숏 기록 / Déroulement de la partie

End 1 — **CHN - China 0 + 0** (this end) **= 0** — **KOR - Republic of Korea 0 + 3** (this end) **= 3**



	CHN	KOR
Total Score	0	3
Time left	34:19	34:08

Legend:
↻ Clockwise ↺ Counter-clockwise - Not considered

Game - Shot by Shot
경기별 숏 기록 / Déroulement de la partie

End 2 — **CHN - China 0 + 1** (this end) **= 1** — **KOR - Republic of Korea 3 + 0** (this end) **= 3**



	CHN	KOR
Total Score	1	3
Time left	31:15	31:02

Legend:
↻ Clockwise ↺ Counter-clockwise - Not considered

Game - Shot by Shot
경기별 숏 기록 / Déroulement de la partie

End 3 — **CHN - China 1 + 0** (this end) **= 1** — **KOR - Republic of Korea 3 + 3** (this end) **= 6**



	CHN	KOR
Total Score	1	6
Time left	28:05	26:45

Legend:
↻ Clockwise ↺ Counter-clockwise - Not considered

Game - Shot by Shot
경기별 숏 기록 / Déroulement de la partie

End 4 — **CHN - China 1 + 1** (this end) **= 2** — **KOR - Republic of Korea 6 + 0** (this end) **= 6**



	CHN	KOR
Total Score	2	6
Time left	24:51	22:42

Legend:
↻ Clockwise ↺ Counter-clockwise - Not considered

Game - Shot by Shot
경기별 숏 기록 / Déroulement de la partie

End 5 — **CHN - China 2 + 0** (this end) **= 2** — **KOR - Republic of Korea 6 + 4** (this end) **= 10**

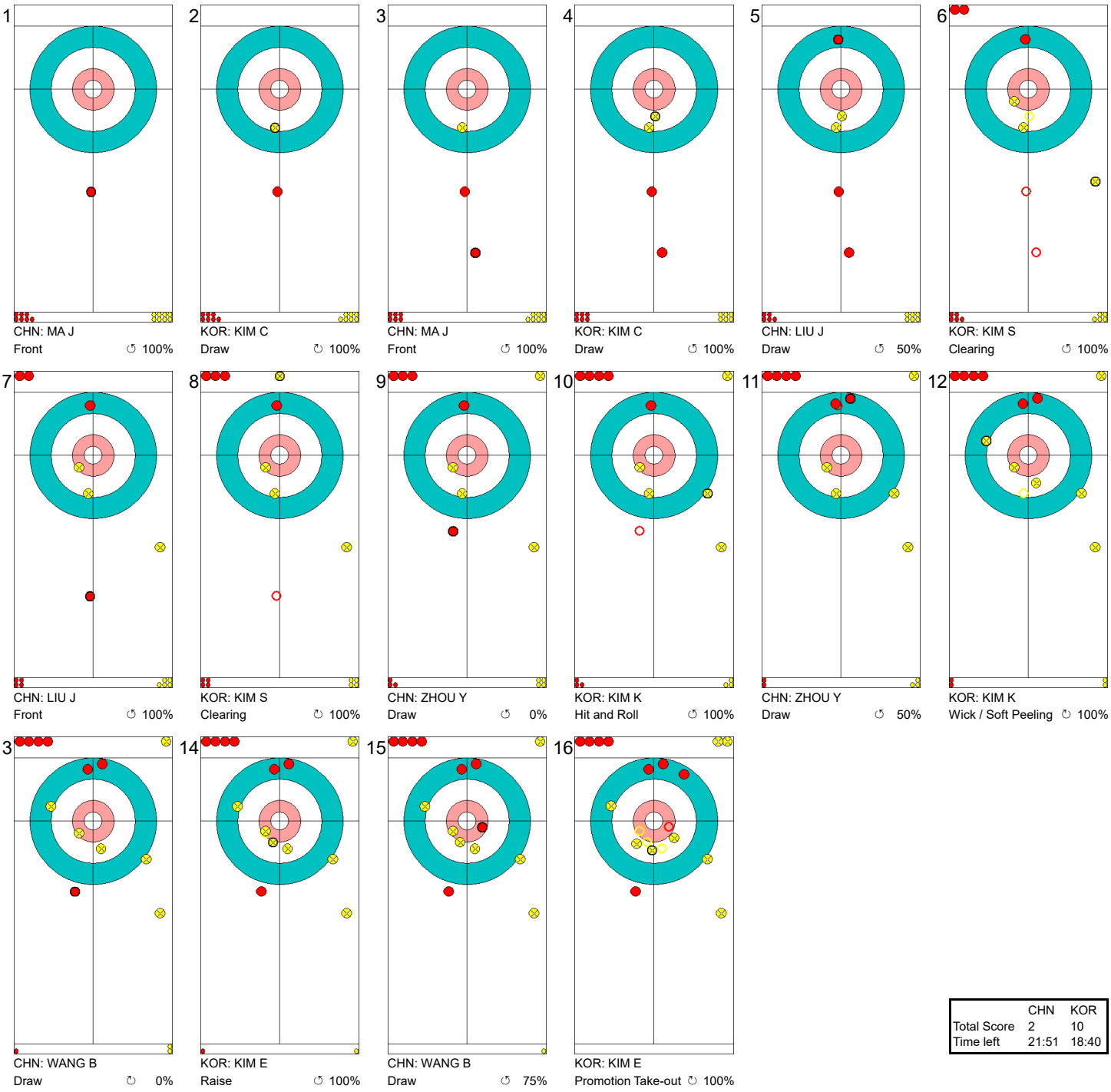

	CHN	KOR
Total Score	2	10
Time left	21:51	18:40

Legend:
↻ Clockwise ↺ Counter-clockwise - Not considered

Game - Shot by Shot
경기별 숏 기록 / Déroulement de la partie

End 6 — **CHN - China 2 + 2** (this end) **= 4** — **KOR - Republic of Korea 10 + 0** (this end) **= 10**

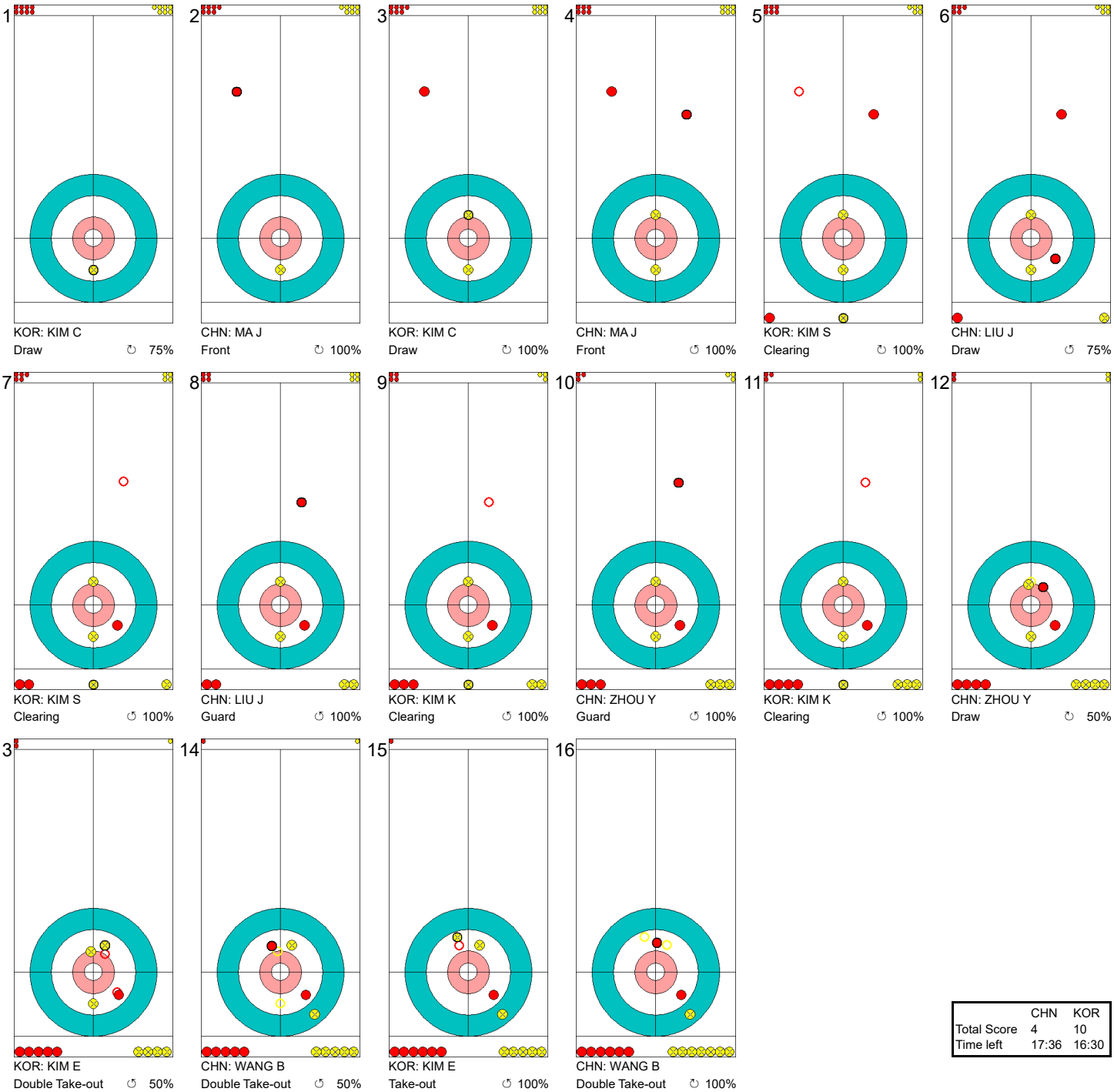

	CHN	KOR
Total Score	4	10
Time left	17:36	16:30

Legend:
↻ Clockwise ↺ Counter-clockwise - Not considered

Game - Shot by Shot
경기별 숏 기록 / Déroulement de la partie

End 7 | **CHN - China 4 + 1** (this end) **= 5** | **KOR - Republic of Korea 10 + 0** (this end) **= 10**

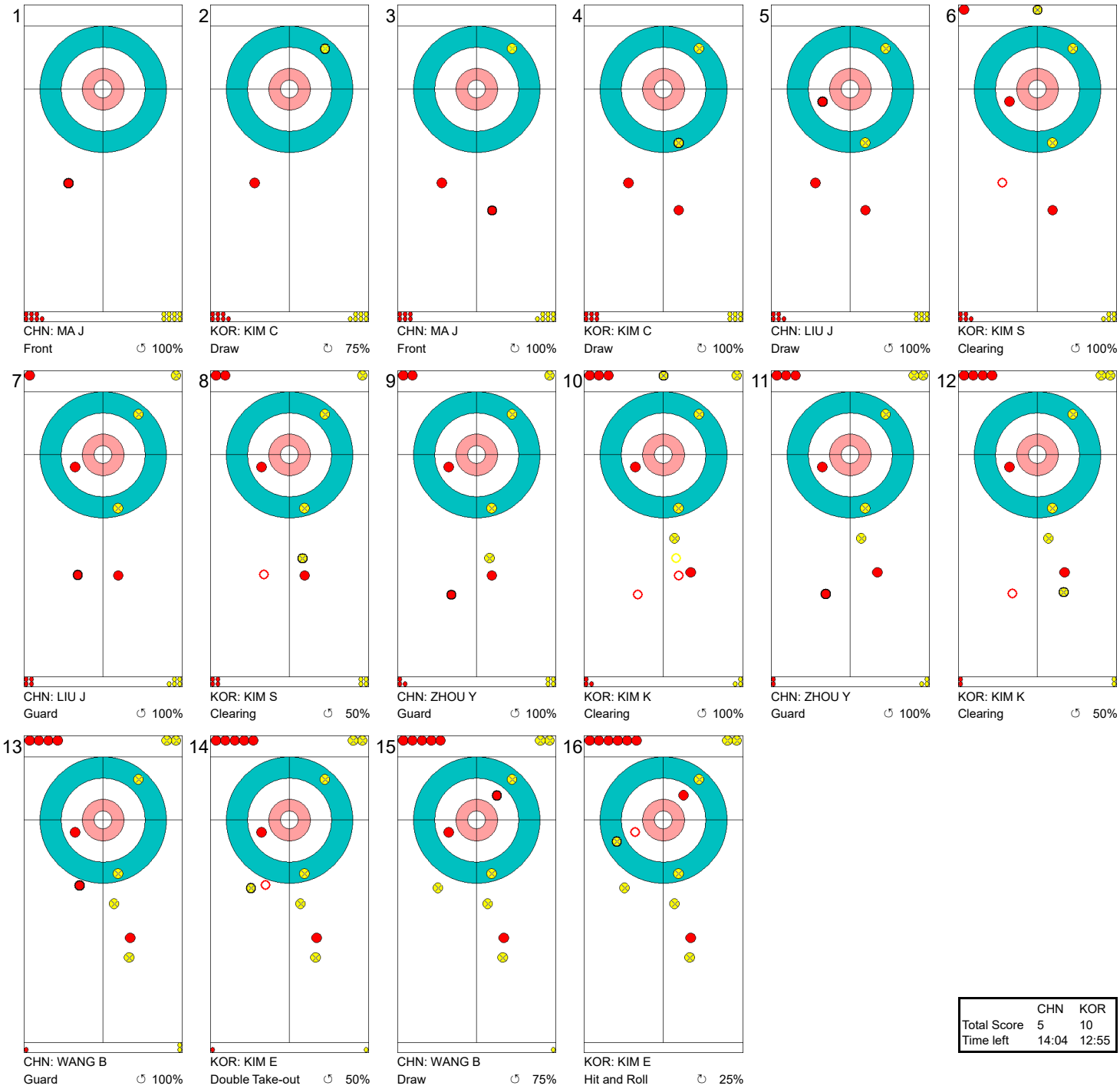

	CHN	KOR
Total Score	5	10
Time left	14:04	12:55

Legend:
↻ Clockwise ↺ Counter-clockwise - Not considered

Game - Shot by Shot
경기별 숏 기록 / Déroulement de la partie

End 8 — **CHN - China 5 + 0** (this end) **= 5** — **KOR - Republic of Korea 10 + 2** (this end) **= 12**

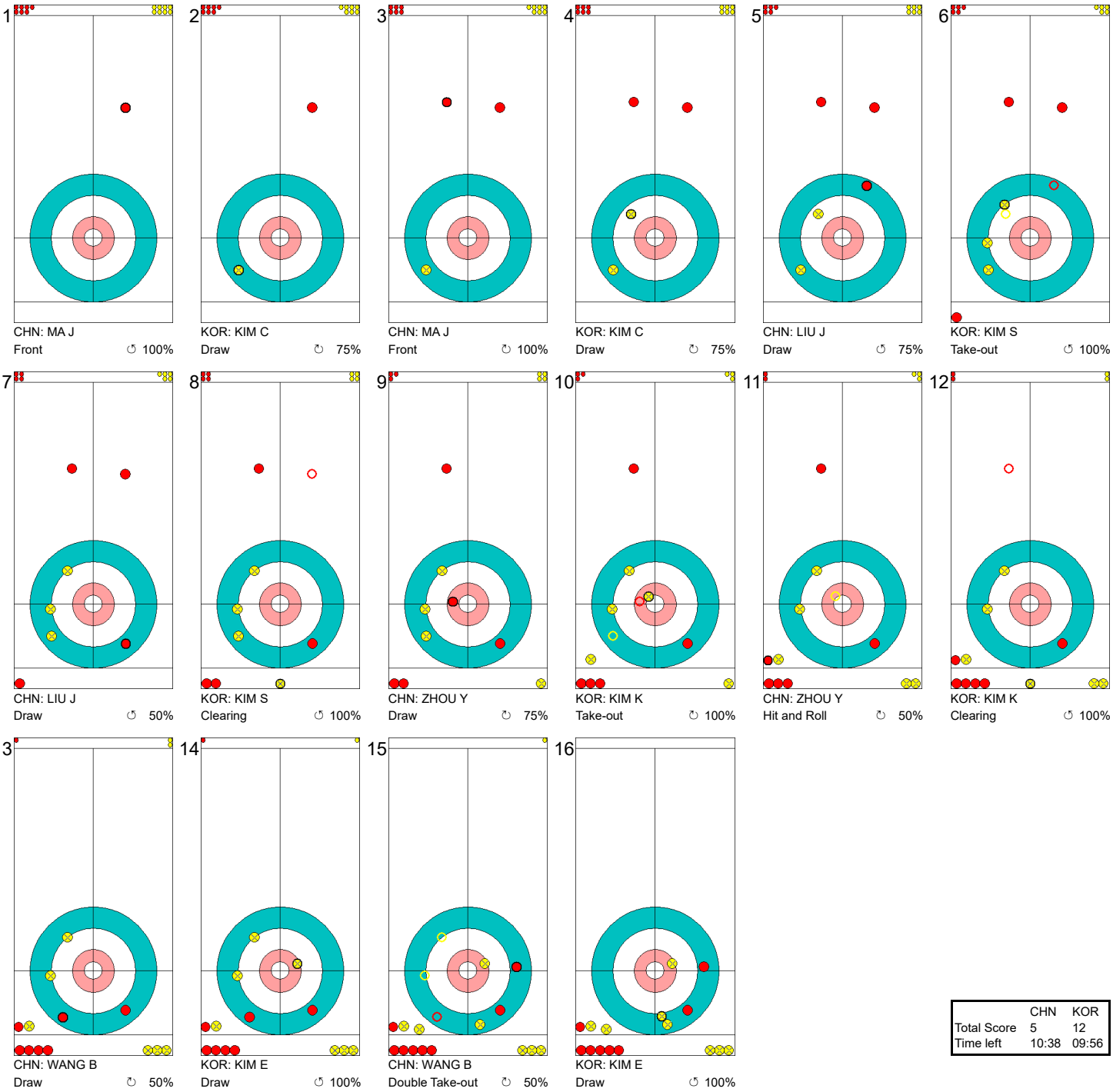

	CHN	KOR
Total Score	5	12
Time left	10:38	09:56

Legend:
↻ Clockwise ↺ Counter-clockwise - Not considered

Most Important Shots
우승 결정 슛 / Tirs les plus importants

Sheet	Game	Team	LSFE	1	2	3	4	5	6	7	8	9	10	Extra Ends	Total
B	6	GBR - Great Britain		0	0	0	2	1	0	0	1	0	2	0	6
	5	SWE - Sweden	*	0	2	1	0	0	1	0	0	2	0	2	8

Most Important Shot:

After a hogline violation by the British team, Swedish Skip HASSELBORG A played a Take-out on a stone in the eight foot for the victory.

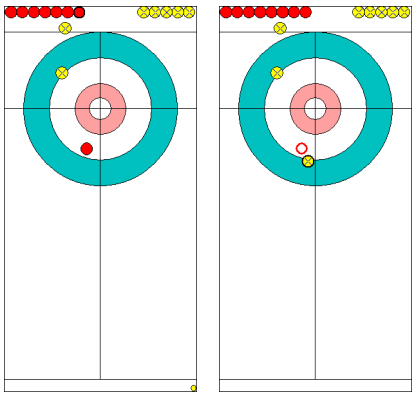

Before | After

End: 11
Team: SWE - Sweden
Player: HASSELBORG Anna
Team Stone: 1 2 3 4 5 6 7 ⑧
Task: Take-out
Rotation: ↻
Shot Success: 100%

Sheet	Game	Team	LSFE	1	2	3	4	5	6	7	8	9	10	Extra Ends	Total
C	5	CAN - Canada		0	0	2	0	2	0	2	0	3	1		10
	5	SUI - Switzerland	*	1	0	0	3	0	3	0	1	0	0		8

Most Important Shot:

After giving up 3 points in the previous end to give the Canadians the lead, Swiss Skip TIRINZONI S missed her final Draw to the four foot which would have forced an extra end.

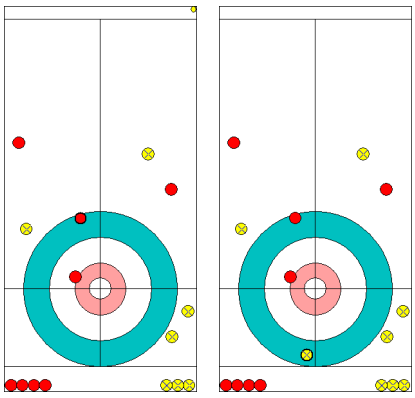

Before | After

End: 10
Team: SUI - Switzerland
Player: TIRINZONI Silvana
Team Stone: 1 2 3 4 5 6 7 ⑧
Task: Draw
Rotation: ↻
Shot Success: 0%

Most Important Shots
우승 결정 슛 / Tirs les plus importants

Sheet	Game	Team	LSFE	1	2	3	4	5	6	7	8	9	10	Extra Ends				Total
D	6	CHN - People's Republic of China		0	1	0	1	0	2	1	0	X	X					5
	5	KOR - Republic of Korea	*	3	0	3	0	4	0	0	2	X	X					12

Most Important Shot:

Korean Skip KIM E played a perfect Raise on the Chinese shot stone almost fully covered behind a centre guard and scored three points in this end to get an early big lead of five points.

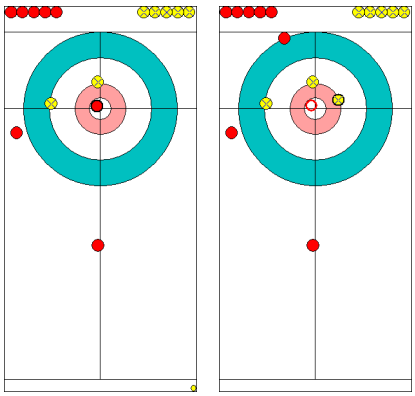

Before | After

End: 3

Team: KOR - Republic of Korea

Player: KIM EunJung

Team Stone: 1 2 3 4 5 6 7 ⑧

Task: Raise

Rotation: ↻

Shot Success: 100%

Legend:
↻ Clockwise ↺ Counter-clockwise **LSFE(*)** Last Stone First End
X Unplayed/unfinished end due to concession

Session Results and Standings
세션 경기결과 및 순위 / Résultats de la session et classement

Sheet	Game	Team	LSFE	1	2	3	4	5	6	7	8	9	10	Extra Ends				Total
A	5	OAR - Olympic Athlete from Russia	*	1	0	2	0	1	0	0	1	0	X					5
	5	JPN - Japan		0	2	0	2	0	1	3	0	2	X					10
B	5	CHN - People's Republic of China	*	4	0	0	1	0	0	1	0	4	X					10
	5	DEN - Denmark		0	1	3	0	2	0	0	1	0	X					7
C	4	KOR - Republic of Korea		0	0	0	1	1	0	0	2	2	1					7
	5	GBR - Great Britain	*	0	0	1	0	0	1	2	0	0	0					4
D	5	USA - United States of America	*	0	1	0	1	0	1	0	X	X	X					3
	4	CAN - Canada		3	0	1	0	3	0	4	X	X	X					11

Current Standings

Rank	Team	Games	Wins	Losses
1	SWE - Sweden	4	4	0
2	JPN - Japan	5	4	1
3	KOR - Republic of Korea	4	3	1
4	CHN - People's Republic of China	5	3	2
4	GBR - Great Britain	5	3	2
6	USA - United States of America	5	2	3
7	CAN - Canada	4	1	3
7	SUI - Switzerland	4	1	3
9	DEN - Denmark	5	1	4
9	OAR - Olympic Athlete from Russia	5	1	4

Note:
Under WCF rules, tie-breaking rules for standings are not applied until after the last game of the round robin.

Legend:
LSFE(*) Last Stone First End
X Unplayed/unfinished end due to concession

Game Results
대회 경기결과 / Résultats de la partie

Sheet	Game	Team	LSFE	1	2	3	4	5	6	7	8	9	10	Extra Ends				Total
A	5	OAR - Olympic Athlete from Russia	*	1	0	2	0	1	0	0	1	0	X					5
	5	JPN - Japan		0	2	0	2	0	1	3	0	2	X					10

OAR - Olympic Athlete from Russia		Shot Success Game	Shot Success All
4 S	MOISEEVA Victoria	76%	74%
3 V	VASILEVA Uliana	68%	72%
2	ARSENKINA Galina	76%	81%
1	GUZIEVA Julia	85%	82%
A	PORTUNOVA Julia	-	-
	Team Total	76%	77%

Last Stone Draw		Distance
↻	MOISEEVA Victoria	7.0cm
↺	GUZIEVA Julia	7.3cm
Total		**14.3cm**

Time remaining: 5 minutes 12 seconds

JPN - Japan		Shot Success Game	Shot Success All
4 S	FUJISAWA Satsuki	92%	78%
3 V	YOSHIDA Chinami	86%	80%
2	SUZUKI Yumi	78%	75%
1	YOSHIDA Yurika	71%	75%
A	MOTOHASHI Mari	-	-
	Team Total	82%	77%

Last Stone Draw		Distance
↻	FUJISAWA Satsuki	44.8cm
↺	YOSHIDA Yurika	90.0cm
Total		**134.8cm**

Time remaining: 4 minutes 55 seconds

Time-out: End 7 - JPN stone 6

Shot Success Analysis

OAR - Olympic Athlete from Russia		↻		↺		Game	
4 MOISEEVA Victoria	Draws	4	63%	7	96%	11	84%
	Take-outs	1	50%	6	67%	7	64%
	Total	5	60%	13	83%	18	76%
3 VASILEVA Uliana	Draws	6	79%	6	75%	12	77%
	Take-outs	2	0%	3	75%	5	45%
	Total	8	59%	9	75%	17	68%
2 ARSENKINA Galina	Draws	5	80%	8	69%	13	73%
	Take-outs	3	100%	2	63%	5	85%
	Total	8	88%	10	68%	18	76%
1 GUZIEVA Julia	Draws	5	100%	11	86%	16	91%
	Take-outs	2	38%	0	-	2	38%
	Total	7	82%	11	86%	18	85%
A PORTUNOVA Julia	Draws	0	-	0	-	0	-
	Take-outs	0	-	0	-	0	-
	Total	0	-	0	-	0	-
Team	Draws	20	81%	32	82%	52	82%
	Take-outs	8	53%	11	68%	19	62%
	Total	28	73%	43	78%	71	76%

JPN - Japan		↻		↺		Game	
4 FUJISAWA Satsuki	Draws	3	100%	6	83%	9	89%
	Take-outs	2	100%	7	93%	9	94%
	Total	5	100%	13	88%	18	92%
3 YOSHIDA Chinami	Draws	4	88%	1	100%	5	90%
	Take-outs	11	82%	2	100%	13	85%
	Total	15	83%	3	100%	18	86%
2 SUZUKI Yumi	Draws	4	63%	1	75%	5	65%
	Take-outs	5	80%	8	84%	13	83%
	Total	9	72%	9	83%	18	78%
1 YOSHIDA Yurika	Draws	8	56%	6	83%	14	68%
	Take-outs	1	100%	3	75%	4	81%
	Total	9	61%	9	81%	18	71%
A MOTOHASHI Mari	Draws	0	-	0	-	0	-
	Take-outs	0	-	0	-	0	-
	Total	0	-	0	-	0	-
Team	Draws	19	71%	14	84%	33	77%
	Take-outs	19	84%	20	88%	39	86%
	Total	38	78%	34	86%	72	82%

Note:
Position and function for each team member:
4 = Fourth, **3** = Third, **2** = Second, **1** = Lead, **A** = Alternate, **S** = Skip, **V** = Vice-Skip

Legend:
↻ Clockwise ↺ Counter-clockwise **LSFE(*)** Last Stone First End
X Unplayed/unfinished end due to concession

Game - Shot by Shot
경기별 숏 기록 / Déroulement de la partie

End 1 — **OAR - OAR 0 + 1 (this end) = 1** — **JPN - Japan 0 + 0 (this end) = 0**



	OAR	JPN
Total Score	1	0
Time left	35:00	35:19

Legend:
↻ Clockwise ↺ Counter-clockwise - Not considered

Game - Shot by Shot
경기별 숏 기록 / Déroulement de la partie

End 2 — **OAR - OAR 1 + 0** (this end) **= 1** — **JPN - Japan 0 + 2** (this end) **= 2**

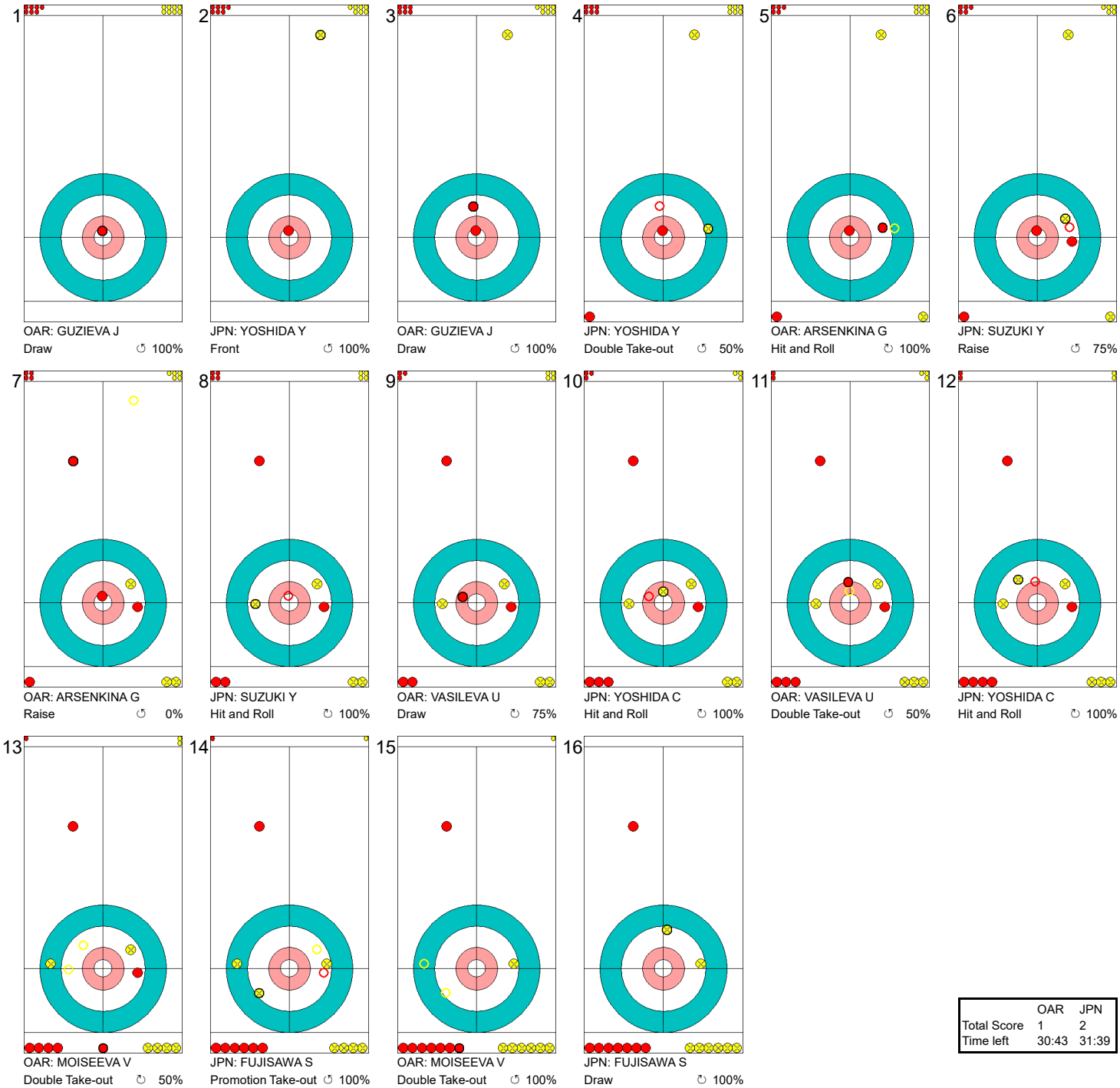

	OAR	JPN
Total Score	1	2
Time left	30:43	31:39

Legend:
↻ Clockwise ↺ Counter-clockwise - Not considered

Game - Shot by Shot
경기별 숏 기록 / Déroulement de la partie

End 3 — **OAR - OAR 1 + 2** (this end) **= 3** — **JPN - Japan 2 + 0** (this end) **= 2**



	OAR	JPN
Total Score	3	2
Time left	27:19	28:47

Legend:
↻ Clockwise ↺ Counter-clockwise - Not considered

Game - Shot by Shot
경기별 숏 기록 / Déroulement de la partie

End 4 — **OAR - OAR 3 + 0** (this end) **= 3** — **JPN - Japan 2 + 2** (this end) **= 4**

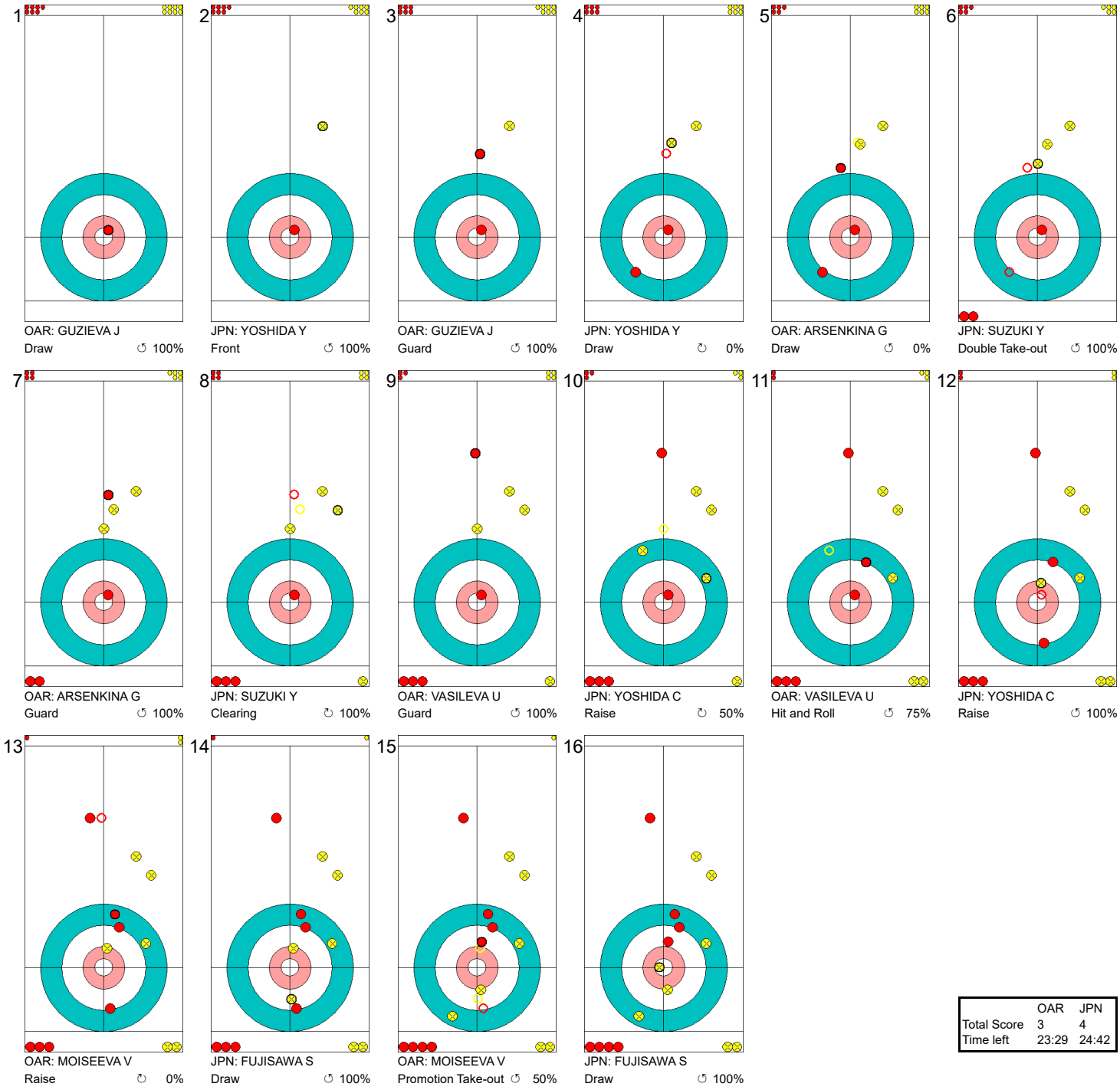

	OAR	JPN
Total Score	3	4
Time left	23:29	24:42

Legend:
↻ Clockwise ↺ Counter-clockwise - Not considered

Game - Shot by Shot
경기별 숏 기록 / Déroulement de la partie

End 5 — **OAR - OAR 3 + 1** (this end) **= 4** — **JPN - Japan 4 + 0** (this end) **= 4**

1	2	3	4	5	6
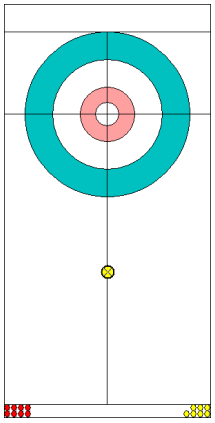	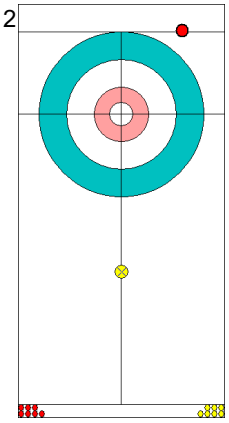	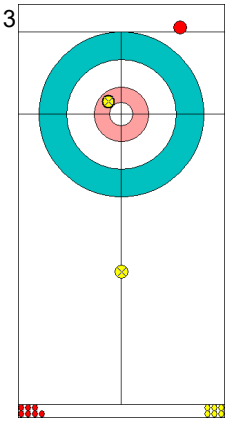	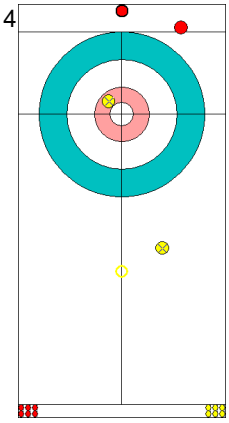	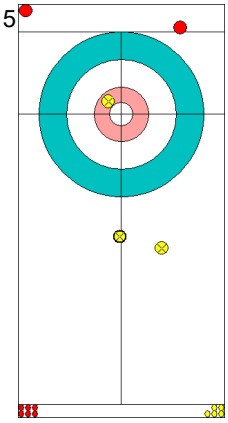	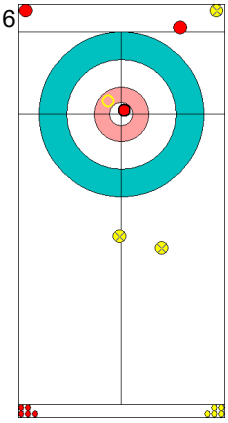
JPN: YOSHIDA Y	OAR: GUZIEVA J	JPN: YOSHIDA Y	OAR: GUZIEVA J	JPN: SUZUKI Y	OAR: ARSENKINA G
Front ↻ 100%	Draw ↻ 100%	Hit and Roll ↻ 100%	Take-out ↻ 0%	Guard ↻ 50%	Hit and Roll ↻ 100%

7	8	9	10	11	12
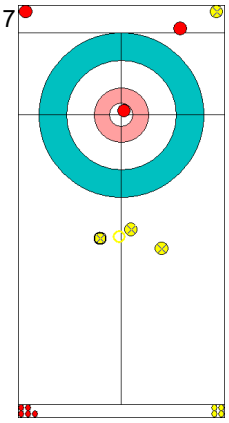	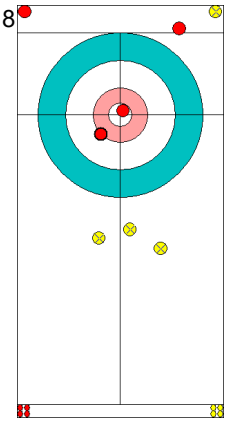	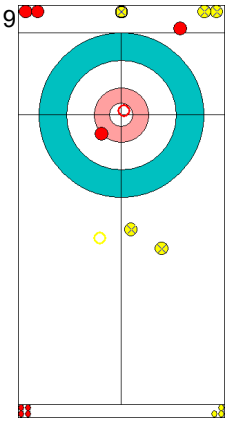	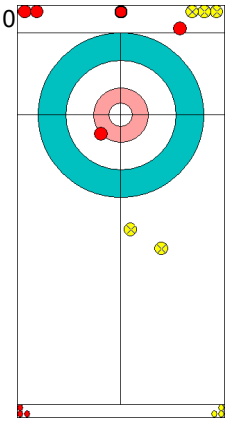	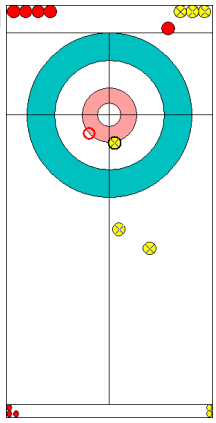	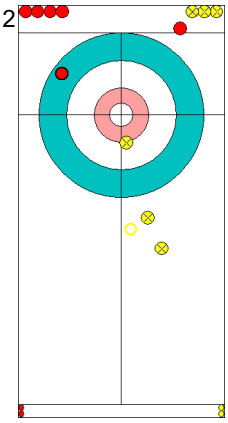
JPN: SUZUKI Y	OAR: ARSENKINA G	JPN: YOSHIDA C	OAR: VASILEVA U	JPN: YOSHIDA C	OAR: VASILEVA U
Draw ↻ 0%	Draw ↻ 100%	Promotion Take-out ↻ 75%	Draw ↻ 0%	Hit and Roll ↻ 100%	Take-out ↻ 0%

13	14	15	16
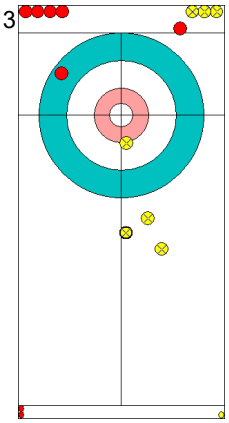	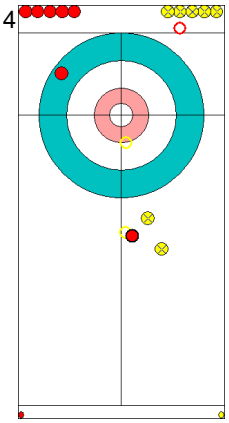	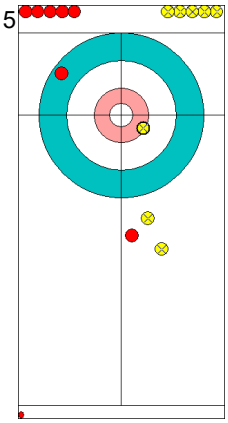	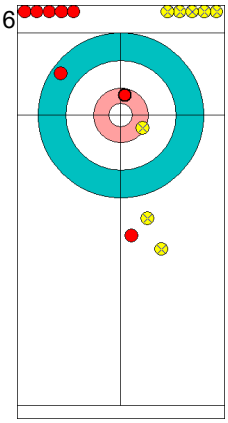
JPN: FUJISAWA S	OAR: MOISEEVA V	JPN: FUJISAWA S	OAR: MOISEEVA V
Guard ↻ 100%	Double Take-out ↻ 100%	Draw ↻ 100%	Draw ↻ 100%

	OAR	JPN
Total Score	4	4
Time left	19:43	21:26

Legend:
↻ Clockwise ↺ Counter-clockwise - Not considered

Game - Shot by Shot
경기별 숏 기록 / Déroulement de la partie

End 6 — **OAR - OAR 4 + 0** (this end) **= 4** — **JPN - Japan 4 + 1** (this end) **= 5**

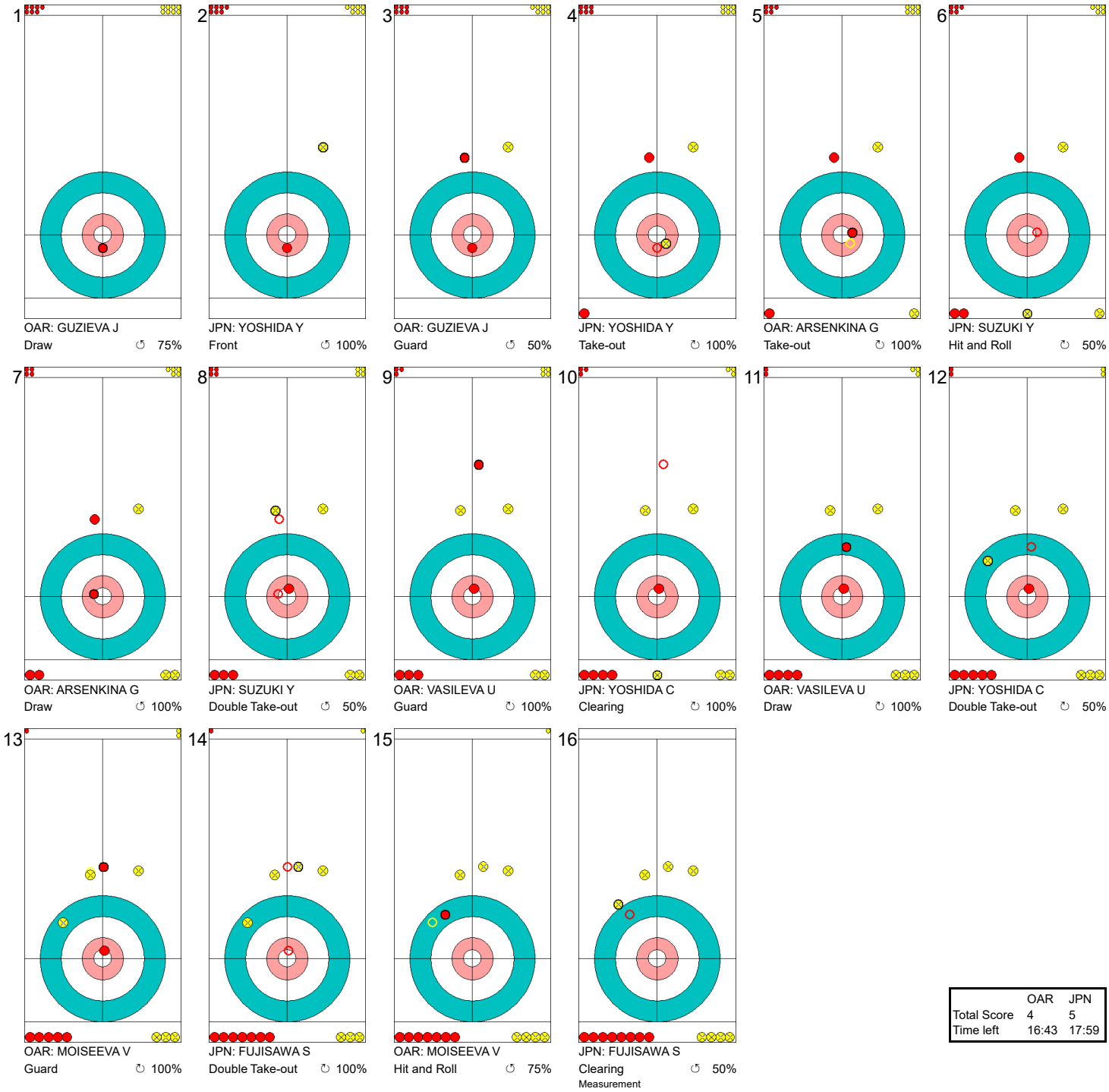

	OAR	JPN
Total Score	4	5
Time left	16:43	17:59

Legend:
↻ Clockwise ↺ Counter-clockwise - Not considered

Game - Shot by Shot
경기별 숏 기록 / Déroulement de la partie

End 7 — **OAR - OAR 4 + 0** (this end) **= 4** — **JPN - Japan 5 + 3** (this end) **= 8**



	OAR	JPN
Total Score	4	8
Time left	10:57	11:25

Legend:
↻ Clockwise ↺ Counter-clockwise - Not considered

Game - Shot by Shot
경기별 숏 기록 / Déroulement de la partie

End 8 | **OAR - OAR 4 + 1** (this end) **= 5** | **JPN - Japan 8 + 0** (this end) **= 8**

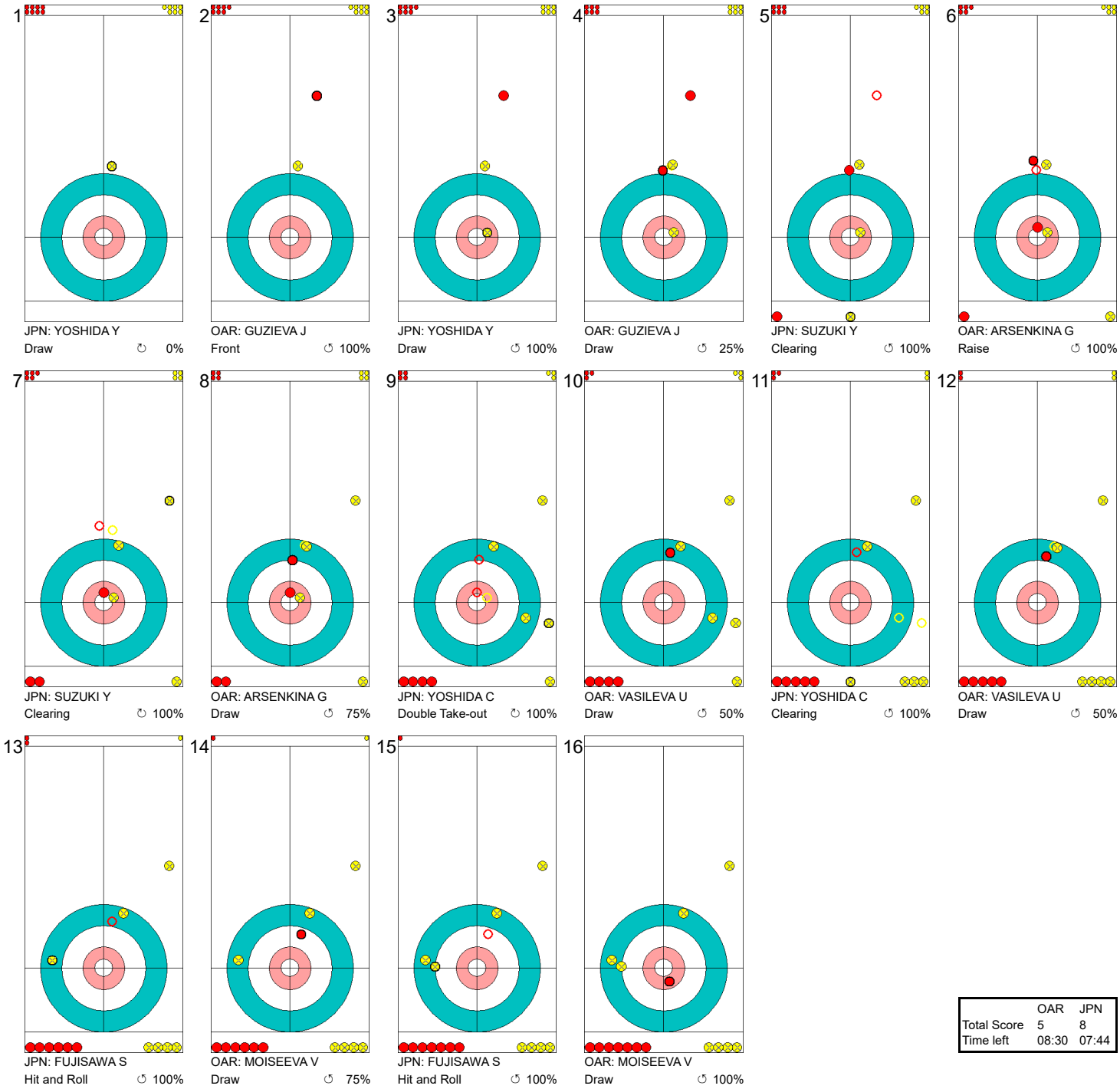

	OAR	JPN
Total Score	5	8
Time left	08:30	07:44

Legend:
↻ Clockwise ↺ Counter-clockwise - Not considered

Game - Shot by Shot
경기별 슛 기록 / Déroulement de la partie

End 9 — **OAR - OAR 5 + 0** (this end) **= 5** — **JPN - Japan 8 + 2** (this end) **= 10**



	OAR	JPN
Total Score	5	10
Time left	05:12	04:55

Legend:
↻ Clockwise ↺ Counter-clockwise - Not considered

Game Results
대회 경기결과 / Résultats de la partie

Sheet	Game	Team	LSFE	1	2	3	4	5	6	7	8	9	10	Extra Ends				Total
B	5	CHN - People's Republic of China	*	4	0	0	1	0	0	1	0	4	X					10
	5	DEN - Denmark		0	1	3	0	2	0	0	1	0	X					7

CHN - People's Republic of China		Shot Success Game	Shot Success All
4 S	WANG Bingyu	75%	75%
3 V	ZHOU Yan	70%	77%
2	LIU Jinli	75%	76%
1	MA Jingyi	84%	87%
A	JIANG Xindi	-	-
	Team Total	76%	79%

Last Stone Draw		Distance
↻	LIU Jinli	31.0cm
↺	ZHOU Yan	9.5cm
Total		**40.5cm**

Time remaining: 1 minute 59 seconds

DEN - Denmark		Shot Success Game	Shot Success All
4 S	DUPONT Madeleine	61%	63%
3	DUPONT Denise	89%	75%
2	HOGH Julie	81%	76%
1 V	HALSE Mathilde	84%	78%
A	KNUDSEN Lina Almind	-	-
	Team Total	79%	73%

Last Stone Draw		Distance
↻	DUPONT Madeleine	46.3cm
↺	DUPONT Denise	99.0cm
Total		**145.3cm**

Time remaining: 4 minutes 57 seconds

Shot Success Analysis

CHN - People's Republic of China		↻		↺		Game	
4 WANG Bingyu	Draws	3	100%	4	81%	7	89%
	Take-outs	8	56%	4	88%	12	67%
	Total	11	68%	8	84%	19	75%
3 ZHOU Yan	Draws	5	65%	6	79%	11	73%
	Take-outs	4	63%	5	70%	9	67%
	Total	9	64%	11	75%	20	70%
2 LIU Jinli	Draws	2	75%	5	75%	7	75%
	Take-outs	6	71%	7	79%	13	75%
	Total	8	72%	12	77%	20	75%
1 MA Jingyi	Draws	10	75%	6	96%	16	83%
	Take-outs	2	75%	2	100%	4	88%
	Total	12	75%	8	97%	20	84%
A JIANG Xindi	Draws	0	-	0	-	0	-
	Take-outs	0	-	0	-	0	-
	Total	0	-	0	-	0	-
Team	Draws	20	76%	21	83%	41	80%
	Take-outs	20	64%	18	81%	38	72%
	Total	40	70%	39	82%	79	76%

DEN - Denmark		↻		↺		Game	
4 DUPONT Madeleine	Draws	3	92%	5	55%	8	69%
	Take-outs	4	63%	7	50%	11	55%
	Total	7	75%	12	52%	19	61%
3 DUPONT Denise	Draws	3	92%	5	80%	8	84%
	Take-outs	6	96%	6	88%	12	92%
	Total	9	94%	11	84%	20	89%
2 HOGH Julie	Draws	3	92%	5	85%	8	88%
	Take-outs	7	93%	5	55%	12	77%
	Total	10	93%	10	70%	20	81%
1 HALSE Mathilde	Draws	3	83%	17	84%	20	84%
	Take-outs	0	-	0	-	0	-
	Total	3	83%	17	84%	20	84%
A KNUDSEN Lina Almind	Draws	0	-	0	-	0	-
	Take-outs	0	-	0	-	0	-
	Total	0	-	0	-	0	-
Team	Draws	12	90%	32	79%	44	82%
	Take-outs	17	87%	18	64%	35	75%
	Total	29	88%	50	74%	79	79%

Note:
Position and function for each team member:
4 = Fourth, **3** = Third, **2** = Second, **1** = Lead, **A** = Alternate, **S** = Skip, **V** = Vice-Skip

Legend:
↻ Clockwise
↺ Counter-clockwise
LSFE(*) Last Stone First End
X Unplayed/unfinished end due to concession

Game - Shot by Shot
경기별 숏 기록 / Déroulement de la partie

End 1 — **CHN - China** 0 + 4 (this end) = 4 — **DEN - Denmark** 0 + 0 (this end) = 0



	CHN	DEN
Total Score	4	0
Time left	34:25	34:45

Legend:
↻ Clockwise ↺ Counter-clockwise - Not considered

Game - Shot by Shot
경기별 숏 기록 / Déroulement de la partie

End 2 | **CHN - China 4 + 0** (this end) **= 4** | **DEN - Denmark 0 + 1** (this end) **= 1**

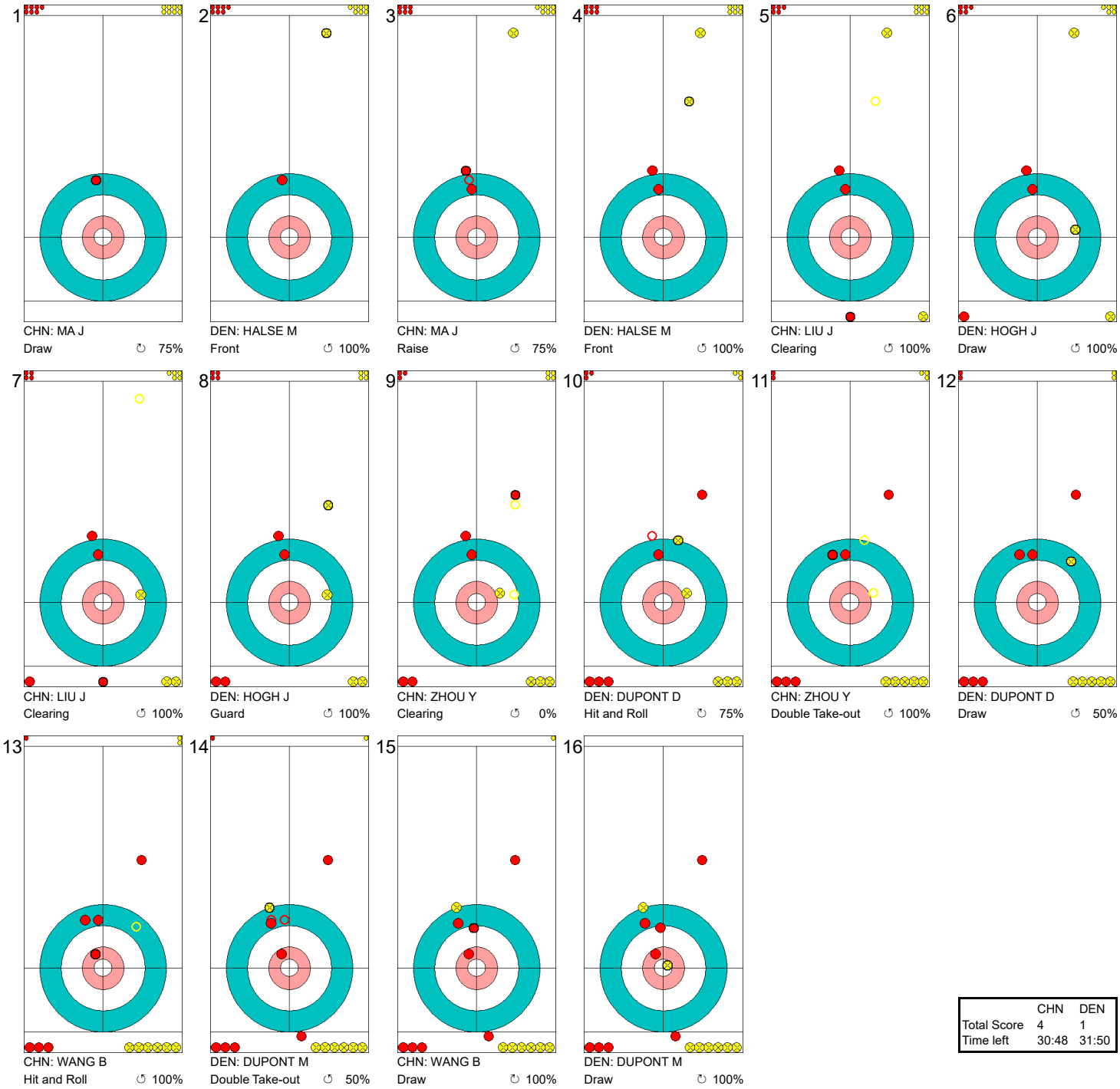

	CHN	DEN
Total Score	4	1
Time left	30:48	31:50

Legend:
↻ Clockwise ↺ Counter-clockwise - Not considered

Game - Shot by Shot
경기별 숏 기록 / Déroulement de la partie

End 3 — **CHN - China 4 + 0** (this end) **= 4** — **DEN - Denmark 1 + 3** (this end) **= 4**



	CHN	DEN
Total Score	4	4
Time left	25:28	28:42

Legend:
↻ Clockwise ↺ Counter-clockwise - Not considered

Game - Shot by Shot
경기별 숏 기록 / Déroulement de la partie

End 4 — **CHN - China 4 + 1** (this end) **= 5** — **DEN - Denmark 4 + 0** (this end) **= 4**



	CHN	DEN
Total Score	5	4
Time left	22:12	26:39

Legend:
↻ Clockwise ↺ Counter-clockwise - Not considered

Game - Shot by Shot
경기별 숏 기록 / Déroulement de la partie

End 5 | **CHN - China** 5 + 0 (this end) = 5 | **DEN - Denmark** 4 + 2 (this end) = 6

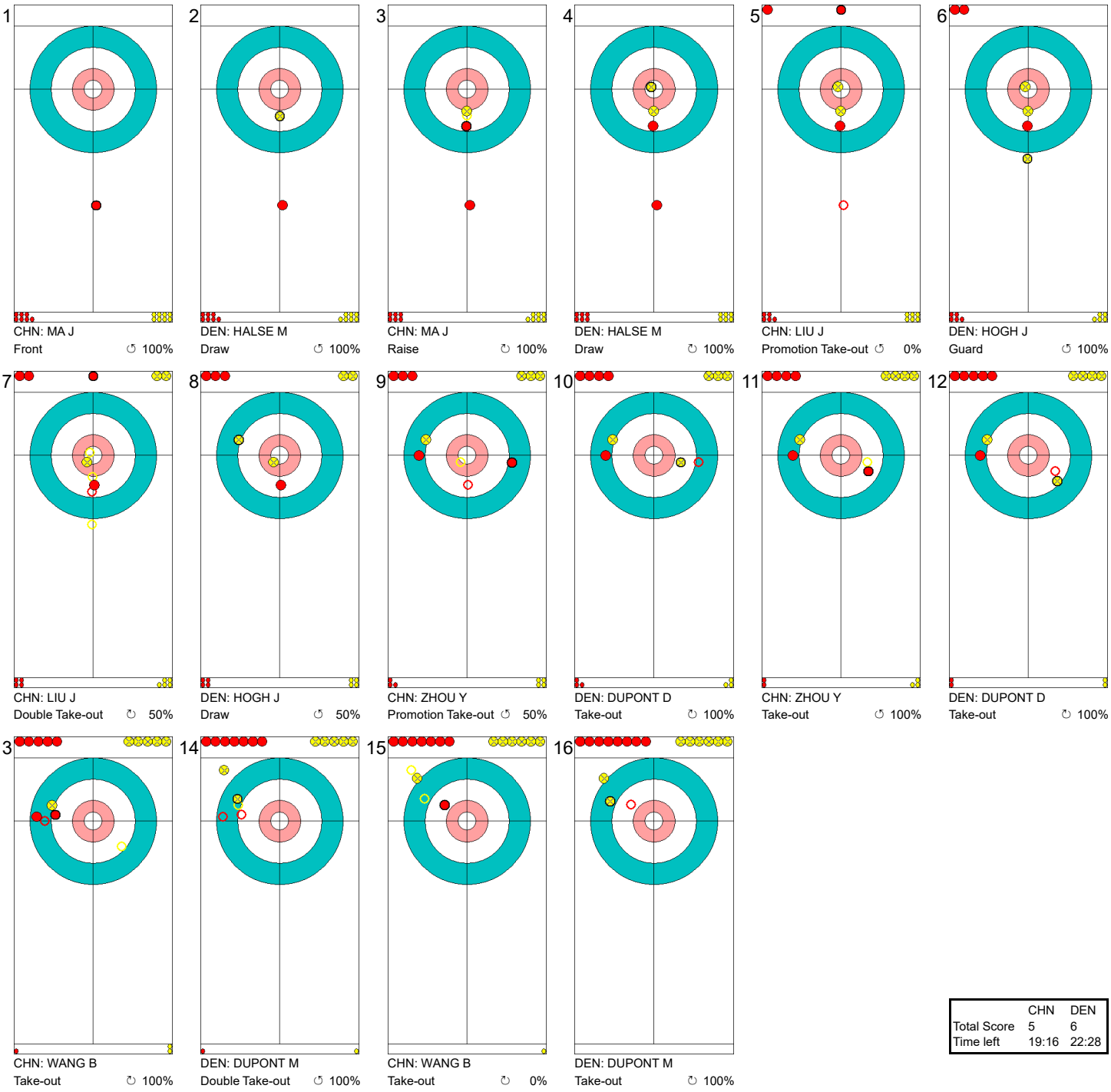

	CHN	DEN
Total Score	5	6
Time left	19:16	22:28

Legend:
↻ Clockwise ↺ Counter-clockwise - Not considered

Game - Shot by Shot
경기별 숏 기록 / Déroulement de la partie

End 6 | **CHN - China 5 + 0 (this end) = 5** | **DEN - Denmark 6 + 0 (this end) = 6**



	CHN	DEN
Total Score	5	6
Time left	15:51	19:46

Legend:
↻ Clockwise ↺ Counter-clockwise - Not considered

Game - Shot by Shot
경기별 숏 기록 / Déroulement de la partie

End 7 | **CHN - China** 5 + 1 (this end) = 6 | **DEN - Denmark** 6 + 0 (this end) = 6

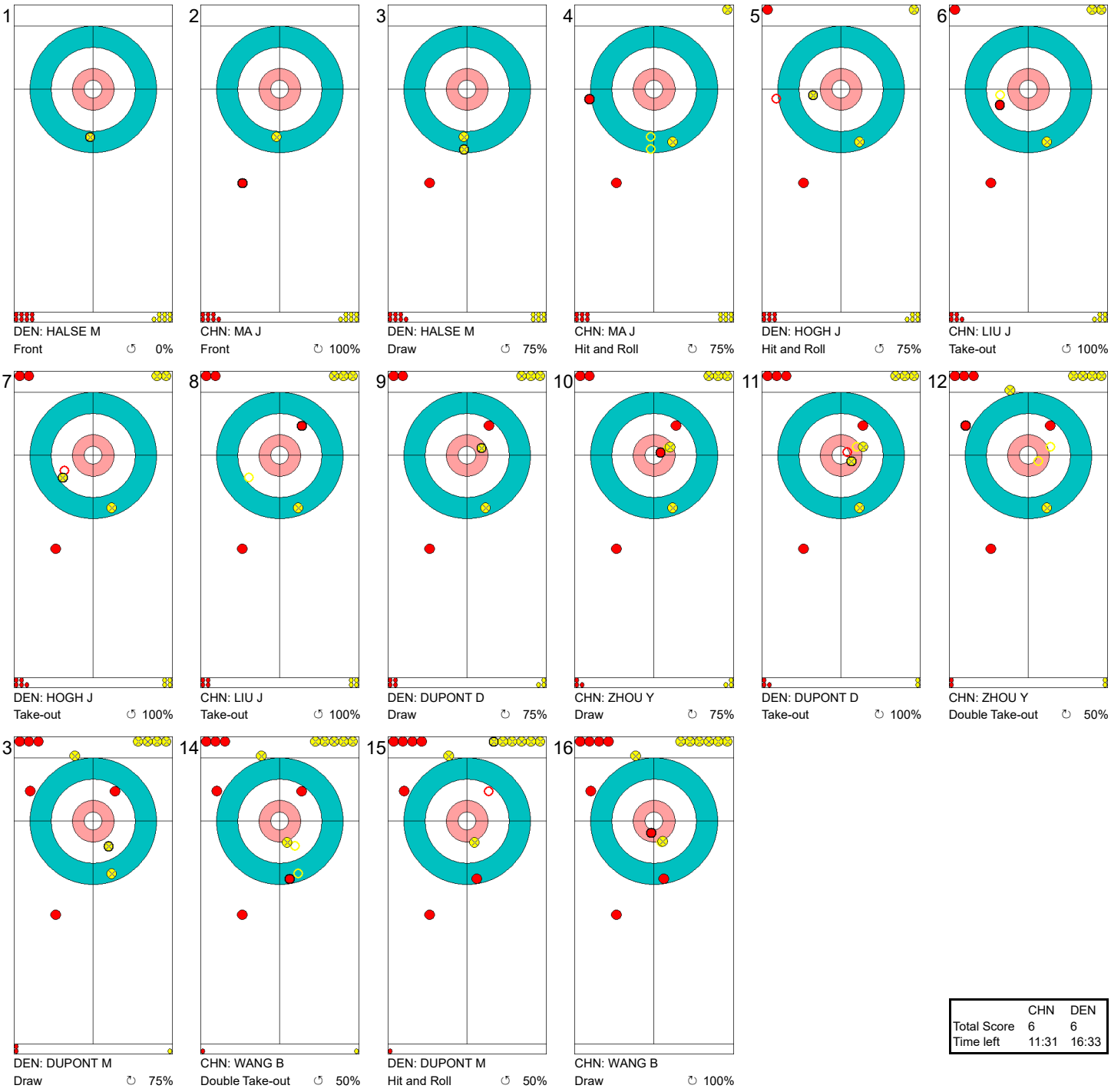

	CHN	DEN
Total Score	6	6
Time left	11:31	16:33

Legend:
↻ Clockwise ↺ Counter-clockwise - Not considered

Game - Shot by Shot
경기별 숏 기록 / Déroulement de la partie

End 8 — **CHN - China 6 + 0** (this end) **= 6** — **DEN - Denmark 6 + 1** (this end) **= 7**

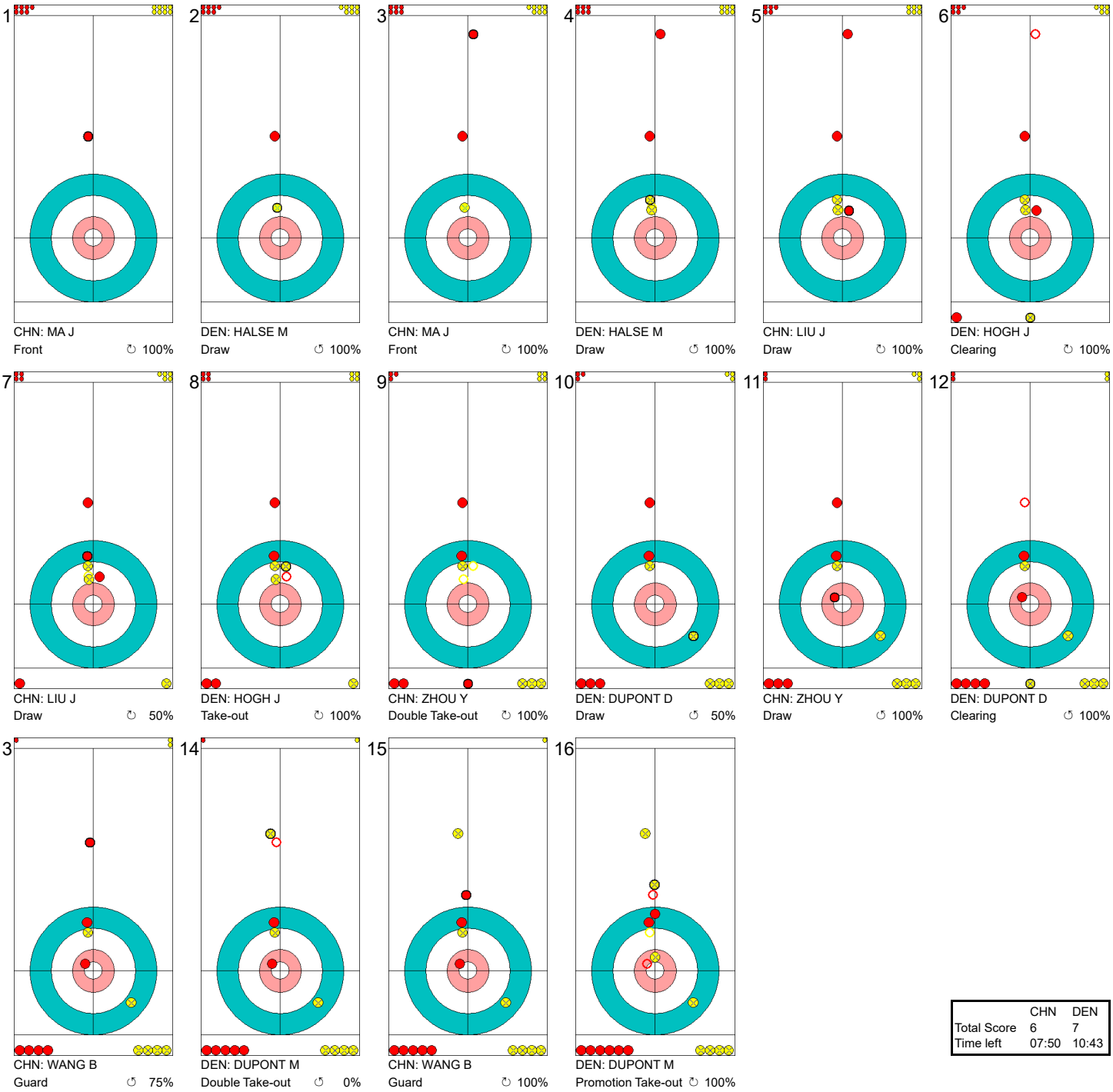

	CHN	DEN
Total Score	6	7
Time left	07:50	10:43

Legend:
↻ Clockwise ↺ Counter-clockwise - Not considered

Game - Shot by Shot
경기별 숏 기록 / Déroulement de la partie

End 9 | **CHN - China 6 + 4** (this end) **= 10** | **DEN - Denmark 7 + 0** (this end) **= 7**



	CHN	DEN
Total Score	10	7
Time left	04:28	06:41

Legend:
↻ Clockwise ↺ Counter-clockwise - Not considered

Game - Shot by Shot
경기별 숏 기록 / Déroulement de la partie

End 10 | **CHN - China** 10 + X (this end) = 10 | **DEN - Denmark** 7 + X (this end) = 7



	CHN	DEN
Total Score	10	7
Time left	01:59	04:57

Legend:
↻ Clockwise ↺ Counter-clockwise - Not considered
X Unfinished end due to concession

Game Results
대회 경기결과 / Résultats de la partie

Sheet	Game	Team	LSFE	1	2	3	4	5	6	7	8	9	10	Extra Ends				Total
C	4	KOR - Republic of Korea		0	0	0	1	1	0	0	2	2	1					7
	5	GBR - Great Britain	*	0	0	1	0	0	1	2	0	0	0					4

KOR - Republic of Korea		Shot Success Game	Shot Success All
4 S	KIM EunJung	85%	75%
3 V	KIM KyeongAe	88%	74%
2	KIM SeonYeong	81%	77%
1	KIM YeongMi	89%	82%
A	KIM Chohi	-	-
	Team Total	86%	77%

Last Stone Draw		Distance
↻	KIM SeonYeong	172.8cm
↺	KIM YeongMi	167.8cm
Total		**340.6cm**

Time remaining: 1 minute 32 seconds

Time-out: End 10 - KOR stone 3

GBR - Great Britain		Shot Success Game	Shot Success All
4 S	MUIRHEAD Eve	72%	77%
3 V	SLOAN Anna	66%	74%
2	ADAMS Vicki	91%	80%
1	GRAY Lauren	83%	80%
A	SCHAFER Kelly	-	-
	Team Total	78%	78%

Last Stone Draw		Distance
↻	MUIRHEAD Eve	31.8cm
↺	ADAMS Vicki	31.7cm
Total		**63.5cm**

Time remaining: 1 minute 9 seconds

Time-out: End 4 - GBR stone 7

Shot Success Analysis

KOR - Republic of Korea		↻		↺		Game	
4 KIM EunJung	Draws	5	80%	5	80%	10	80%
	Take-outs	7	86%	3	100%	10	90%
	Total	12	83%	8	88%	20	85%
3 KIM KyeongAe	Draws	8	94%	3	100%	11	95%
	Take-outs	5	80%	4	75%	9	78%
	Total	13	88%	7	86%	20	88%
2 KIM SeonYeong	Draws	8	84%	1	100%	9	86%
	Take-outs	9	78%	2	75%	11	77%
	Total	17	81%	3	83%	20	81%
1 KIM YeongMi	Draws	18	94%	2	38%	20	89%
	Take-outs	0	-	0	-	0	-
	Total	18	94%	2	38%	20	89%
A KIM Chohi	Draws	0	-	0	-	0	-
	Take-outs	0	-	0	-	0	-
	Total	0	-	0	-	0	-
Team	Draws	39	90%	11	80%	50	88%
	Take-outs	21	81%	9	83%	30	82%
	Total	60	87%	20	81%	80	86%

GBR - Great Britain		↻		↺		Game	
4 MUIRHEAD Eve	Draws	5	75%	4	75%	9	75%
	Take-outs	6	63%	4	81%	10	70%
	Total	11	68%	8	78%	19	72%
3 SLOAN Anna	Draws	8	56%	2	50%	10	55%
	Take-outs	3	58%	7	86%	10	78%
	Total	11	57%	9	78%	20	66%
2 ADAMS Vicki	Draws	7	89%	1	100%	8	91%
	Take-outs	5	90%	7	93%	12	92%
	Total	12	90%	8	94%	20	91%
1 GRAY Lauren	Draws	12	90%	7	71%	19	83%
	Take-outs	1	75%	0	-	1	75%
	Total	13	88%	7	71%	20	83%
A SCHAFER Kelly	Draws	0	-	0	-	0	-
	Take-outs	0	-	0	-	0	-
	Total	0	-	0	-	0	-
Team	Draws	32	79%	14	71%	46	77%
	Take-outs	15	72%	18	88%	33	80%
	Total	47	77%	32	80%	79	78%

Note:
Position and function for each team member:
4 = Fourth, **3** = Third, **2** = Second, **1** = Lead, **A** = Alternate, **S** = Skip, **V** = Vice-Skip

Legend:
↻ Clockwise ↺ Counter-clockwise **LSFE(*)** Last Stone First End

OMEGA Atos

Game - Shot by Shot
경기별 숏 기록 / Déroulement de la partie

End 1 — **KOR - Republic of Korea 0 + 0 (this end) = 0** — **GBR - Great Britain 0 + 0 (this end) = 0**



	KOR	GBR
Total Score	0	0
Time left	35:20	35:13

Legend:
↻ Clockwise ↺ Counter-clockwise - Not considered

Game - Shot by Shot
경기별 숏 기록 / Déroulement de la partie

End 2 — **KOR - Republic of Korea 0 + 0 (this end) = 0** — **GBR - Great Britain 0 + 0 (this end) = 0**



	KOR	GBR
Total Score	0	0
Time left	32:32	32:27

Legend:
↻ Clockwise ↺ Counter-clockwise - Not considered

Game - Shot by Shot
경기별 숏 기록 / Déroulement de la partie

End 3 | **KOR - Republic of Korea 0 + 0 (this end) = 0** | **GBR - Great Britain 0 + 1 (this end) = 1**

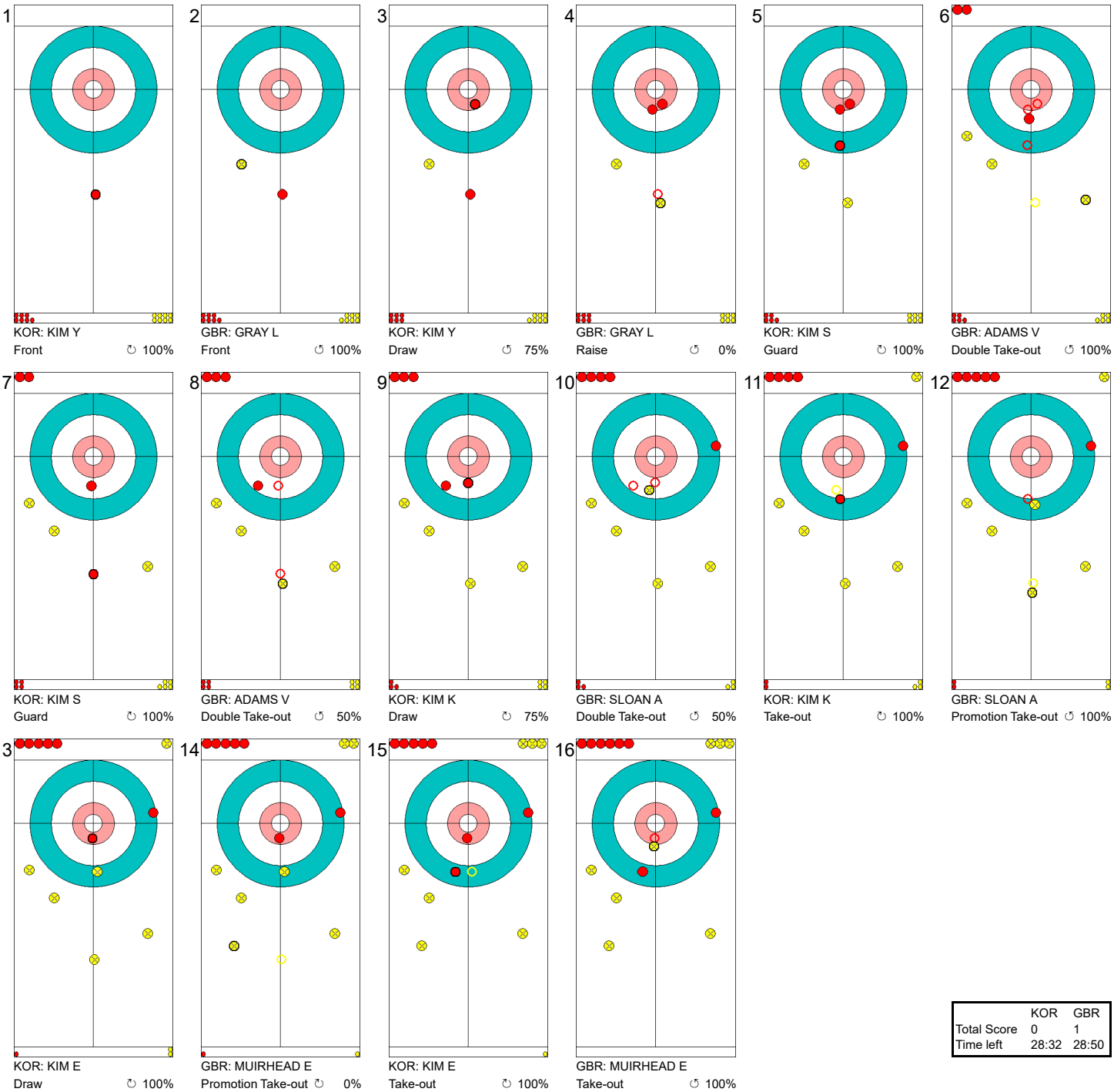

	KOR	GBR
Total Score	0	1
Time left	28:32	28:50

Legend:
↻ Clockwise ↺ Counter-clockwise - Not considered

Game - Shot by Shot
경기별 숏 기록 / Déroulement de la partie

End 4 | **KOR - Republic of Korea** 0 + 1 (this end) = 1 | **GBR - Great Britain** 1 + 0 (this end) = 1



	KOR	GBR
Total Score	1	1
Time left	23:02	23:01

Legend:
↻ Clockwise ↺ Counter-clockwise - Not considered

Game - Shot by Shot
경기별 숏 기록 / Déroulement de la partie

End 5 — **KOR - Republic of Korea 1 + 1 (this end) = 2** — **GBR - Great Britain 1 + 0 (this end) = 1**



	KOR	GBR
Total Score	2	1
Time left	19:03	18:28

Legend:

↻ Clockwise ↺ Counter-clockwise - Not considered

Game - Shot by Shot
경기별 숏 기록 / Déroulement de la partie

End 6 | **KOR - Republic of Korea** 2 + 0 (this end) = 2 | **GBR - Great Britain** 1 + 1 (this end) = 2



	KOR	GBR
Total Score	2	2
Time left	14:38	14:27

Legend:
↻ Clockwise ↺ Counter-clockwise - Not considered

Game - Shot by Shot
경기별 숏 기록 / Déroulement de la partie

End 7 — **KOR - Republic of Korea 2 + 0 (this end) = 2** — **GBR - Great Britain 2 + 2 (this end) = 4**



	KOR	GBR
Total Score	2	4
Time left	10:55	10:25

Legend:
↻ Clockwise ↺ Counter-clockwise - Not considered

Game - Shot by Shot
경기별 숏 기록 / Déroulement de la partie

End 8 | **KOR - Republic of Korea** 2 + 2 (this end) = 4 | **GBR - Great Britain** 4 + 0 (this end) = 4

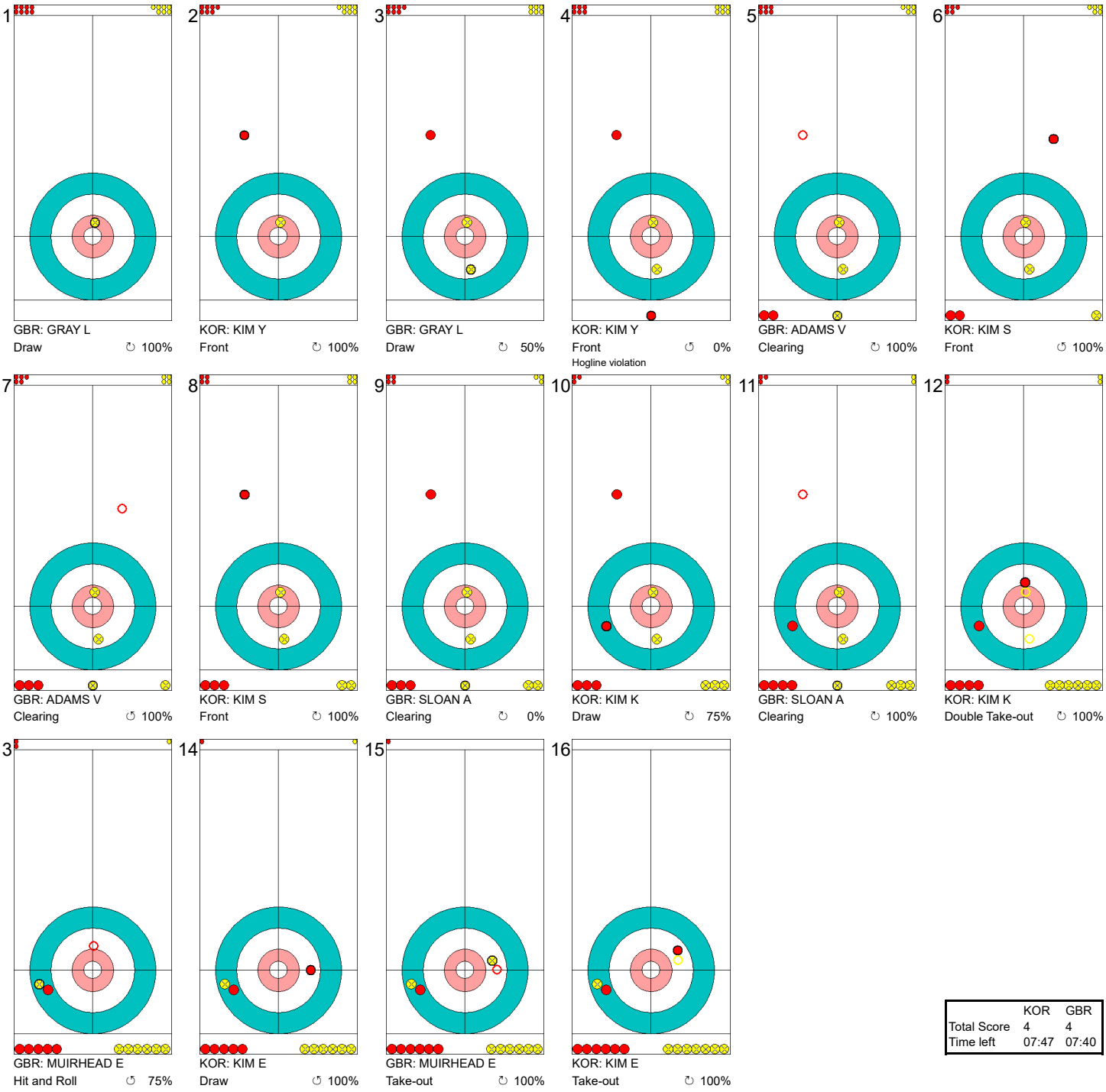

	KOR	GBR
Total Score	4	4
Time left	07:47	07:40

Legend:
↻ Clockwise ↺ Counter-clockwise - Not considered

Game - Shot by Shot
경기별 숏 기록 / Déroulement de la partie

End 9 | **KOR - Republic of Korea** 4 + 2 (this end) = 6 | **GBR - Great Britain** 4 + 0 (this end) = 4



	KOR	GBR
Total Score	6	4
Time left	04:34	04:33

Legend:
↻ Clockwise ↺ Counter-clockwise - Not considered

Game - Shot by Shot
경기별 숏 기록 / Déroulement de la partie

End 10 — **KOR - Republic of Korea 6 + 1** (this end) **= 7** — **GBR - Great Britain 4 + 0** (this end) **= 4**

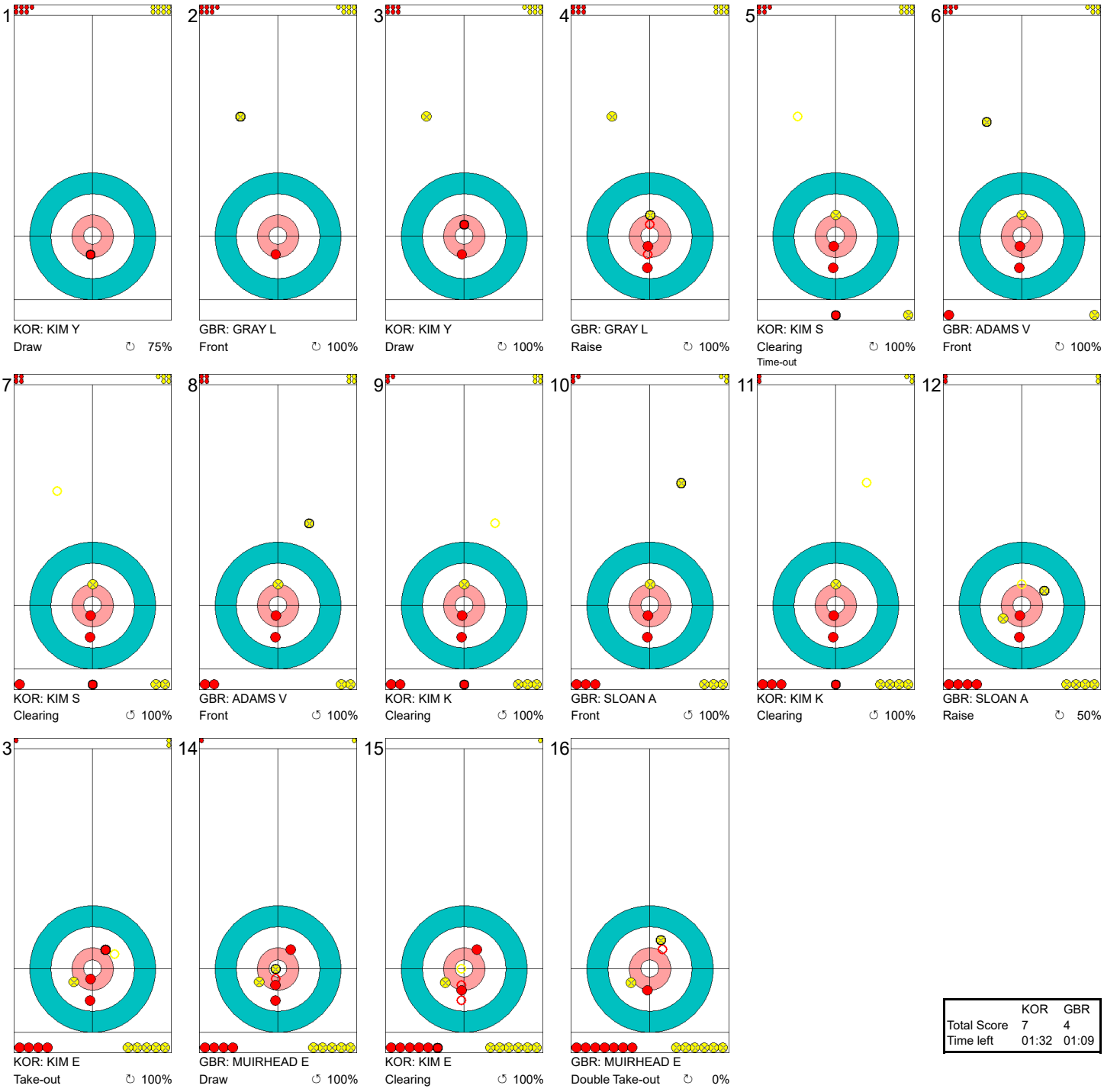

	KOR	GBR
Total Score	7	4
Time left	01:32	01:09

Legend:
↻ Clockwise ↺ Counter-clockwise - Not considered

Game Results
대회 경기결과 / Résultats de la partie

Sheet	Game	Team	LSFE	1	2	3	4	5	6	7	8	9	10	Extra Ends				Total
D	5	USA - United States of America	*	0	1	0	1	0	1	0	X	X	X					3
	4	CAN - Canada		3	0	1	0	3	0	4	X	X	X					11

USA - United States of America		Shot Success Game	Shot Success All
4 S	ROTH Nina	71%	73%
3 V	PETERSON Tabitha	68%	76%
2	GEVING Aileen	79%	76%
1	HAMILTON Becca	71%	84%
A	CHRISTENSEN Cory	-	-
	Team Total	72%	77%

Last Stone Draw		Distance
↻	PETERSON Tabitha	25.6cm
↺	GEVING Aileen	14.9cm
Total		**40.5cm**

Time remaining: 16 minutes 45 seconds

CAN - Canada		Shot Success Game	Shot Success All
4 S	HOMAN Rachel	96%	76%
3 V	MISKEW Emma	98%	83%
2	COURTNEY Joanne	93%	81%
1	WEAGLE Lisa	86%	84%
A	BERNARD Cheryl	-	-
	Team Total	93%	81%

Last Stone Draw		Distance
↻	WEAGLE Lisa	84.4cm
↺	HOMAN Rachel	7.6cm
Total		**92.0cm**

Time remaining: 11 minutes 15 seconds

Shot Success Analysis

USA - United States of America		↻		↺		Game	
4 ROTH Nina	Draws	4	69%	8	78%	12	75%
	Take-outs	2	50%	0	-	2	50%
	Total	6	63%	8	78%	14	71%
3 PETERSON Tabitha	Draws	7	61%	2	88%	9	67%
	Take-outs	0	-	5	70%	5	70%
	Total	7	61%	7	75%	14	68%
2 GEVING Aileen	Draws	3	92%	7	75%	10	80%
	Take-outs	3	75%	1	75%	4	75%
	Total	6	83%	8	75%	14	79%
1 HAMILTON Becca	Draws	6	83%	8	63%	14	71%
	Take-outs	0	-	0	-	0	-
	Total	6	83%	8	63%	14	71%
A CHRISTENSEN Cory	Draws	0	-	0	-	0	-
	Take-outs	0	-	0	-	0	-
	Total	0	-	0	-	0	-
Team	Draws	20	74%	25	73%	45	73%
	Take-outs	5	65%	6	71%	11	68%
	Total	25	72%	31	73%	56	72%

CAN - Canada		↻		↺		Game	
4 HOMAN Rachel	Draws	0	-	2	100%	2	100%
	Take-outs	7	93%	5	100%	12	96%
	Total	7	93%	7	100%	14	96%
3 MISKEW Emma	Draws	0	-	2	100%	2	100%
	Take-outs	5	100%	7	96%	12	98%
	Total	5	100%	9	97%	14	98%
2 COURTNEY Joanne	Draws	0	-	0	-	0	-
	Take-outs	9	100%	5	80%	14	93%
	Total	9	100%	5	80%	14	93%
1 WEAGLE Lisa	Draws	8	84%	4	94%	12	88%
	Take-outs	2	75%	0	-	2	75%
	Total	10	83%	4	94%	14	86%
A BERNARD Cheryl	Draws	0	-	0	-	0	-
	Take-outs	0	-	0	-	0	-
	Total	0	-	0	-	0	-
Team	Draws	8	84%	8	97%	16	91%
	Take-outs	23	96%	17	93%	40	94%
	Total	31	93%	25	94%	56	93%

Note:
Position and function for each team member:
4 = Fourth, **3** = Third, **2** = Second, **1** = Lead, **A** = Alternate, **S** = Skip, **V** = Vice-Skip

Legend:
↻ Clockwise ↺ Counter-clockwise **LSFE(*)** Last Stone First End
X Unplayed/unfinished end due to concession

Game - Shot by Shot
경기별 숏 기록 / Déroulement de la partie

End 1 — **USA - United States 0 + 0** (this end) **= 0** — **CAN - Canada 0 + 3** (this end) **= 3**



	USA	CAN
Total Score	0	3
Time left	35:08	34:44

Legend:
↻ Clockwise ↺ Counter-clockwise - Not considered

Game - Shot by Shot
경기별 숏 기록 / Déroulement de la partie

End 2 — **USA - United States 0 + 1** (this end) **= 1** — **CAN - Canada 3 + 0** (this end) **= 3**



	USA	CAN
Total Score	1	3
Time left	32:36	30:56

Legend:
↻ Clockwise ↺ Counter-clockwise - Not considered

Game - Shot by Shot
경기별 숏 기록 / Déroulement de la partie

End 3 — **USA - United States 1 + 0** (this end) **= 1** — **CAN - Canada 3 + 1** (this end) **= 4**



	USA	CAN
Total Score	1	4
Time left	29:37	26:54

Legend:
↻ Clockwise ↺ Counter-clockwise - Not considered

Game - Shot by Shot
경기별 숏 기록 / Déroulement de la partie

End 4 — **USA - United States 1 + 1** (this end) **= 2** — **CAN - Canada 4 + 0** (this end) **= 4**



	USA	CAN
Total Score	2	4
Time left	26:05	22:41

Legend:
↻ Clockwise ↺ Counter-clockwise - Not considered

Game - Shot by Shot
경기별 숏 기록 / Déroulement de la partie

End 5 **USA - United States 2 + 0 (this end) = 2** **CAN - Canada 4 + 3 (this end) = 7**



	USA	CAN
Total Score	2	7
Time left	22:41	17:53

Legend:
↻ Clockwise ↺ Counter-clockwise - Not considered

Game - Shot by Shot
경기별 숏 기록 / Déroulement de la partie

End 6 — **USA - United States 2 + 1** (this end) **= 3** — **CAN - Canada 7 + 0** (this end) **= 7**

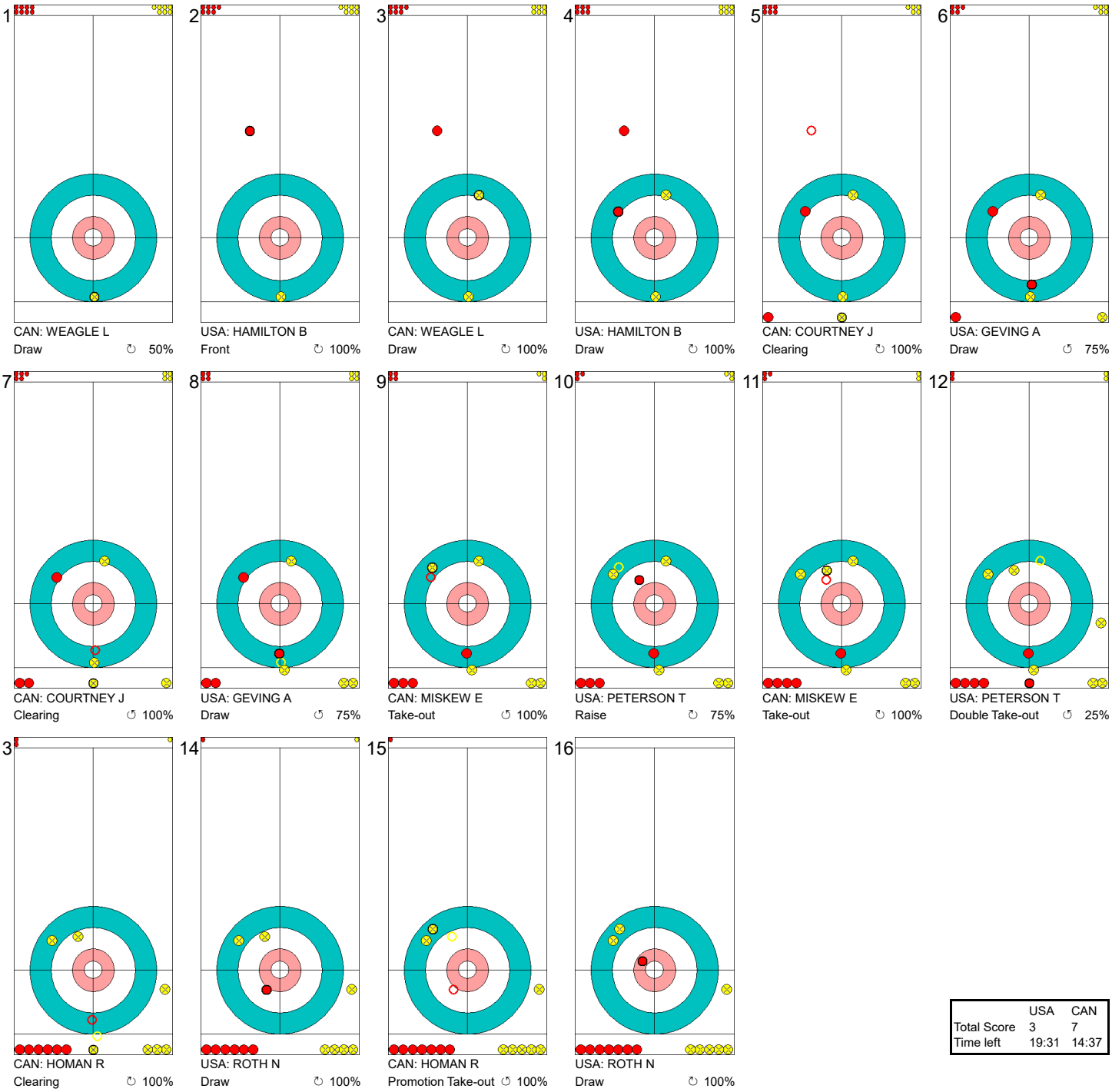

	USA	CAN
Total Score	3	7
Time left	19:31	14:37

Legend:
↻ Clockwise ↺ Counter-clockwise - Not considered

Game - Shot by Shot
경기별 숏 기록 / Déroulement de la partie

End 7 — **USA - United States 3 + 0** (this end) **= 3** — **CAN - Canada 7 + 4** (this end) **= 11**

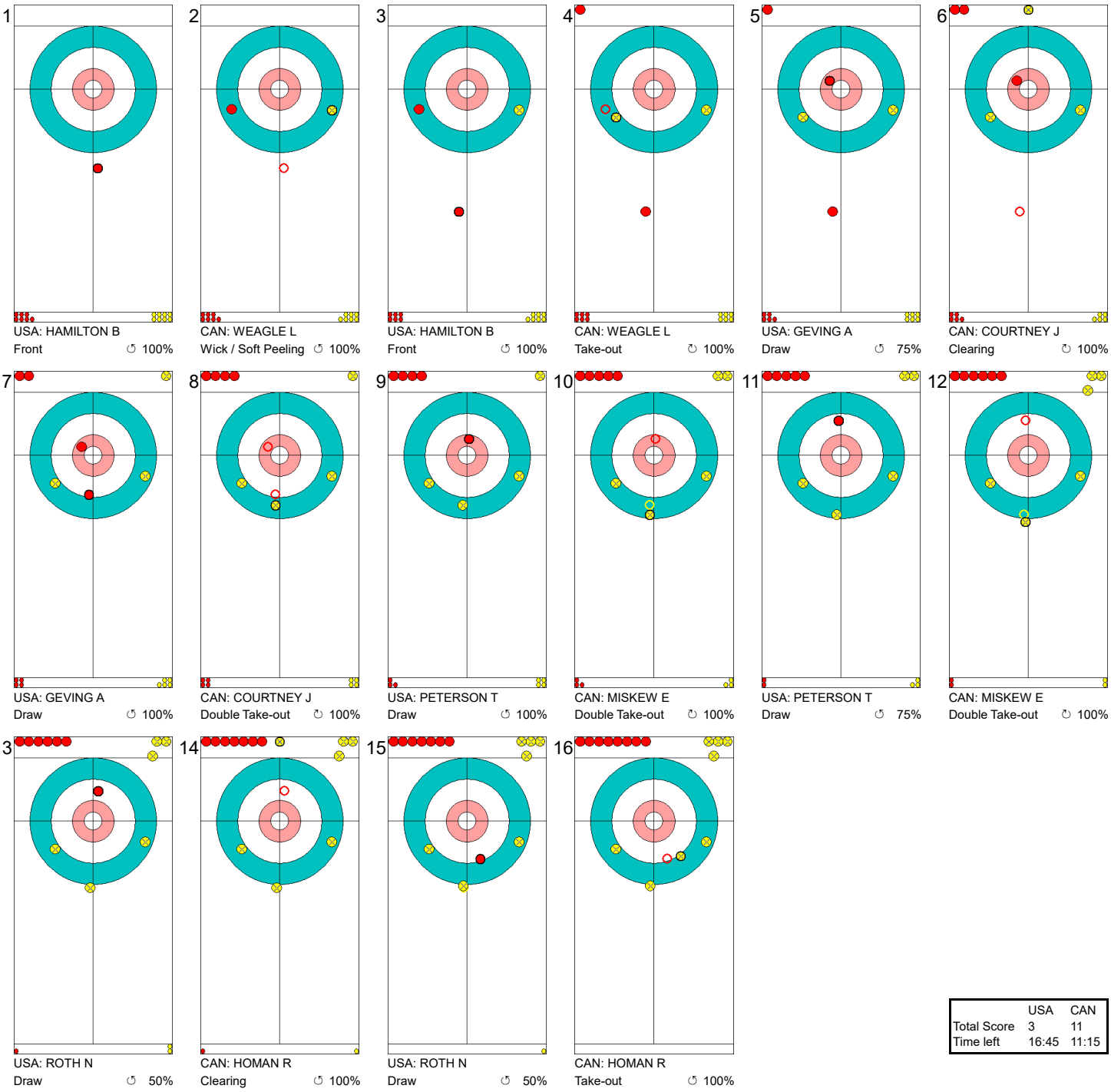

	USA	CAN
Total Score	3	11
Time left	16:45	11:15

Legend:
↻ Clockwise ↺ Counter-clockwise - Not considered

Most Important Shots
우승 결정 슛 / Tirs les plus importants

Sheet	Game	Team	LSFE	1	2	3	4	5	6	7	8	9	10	Extra Ends	Total
A	5	OAR - Olympic Athlete from Russia	*	1	0	2	0	1	0	0	1	0	X		5
	5	JPN - Japan		0	2	0	2	0	1	3	0	2	X		10

Most Important Shot:

Japanese Skip FUJISAWA S played a heavyweight Promotion Take-out to remove the shot stone of team OAR. This resulted in three Japanese stones laying shot in very good position with a good chance for making a steal in this end.

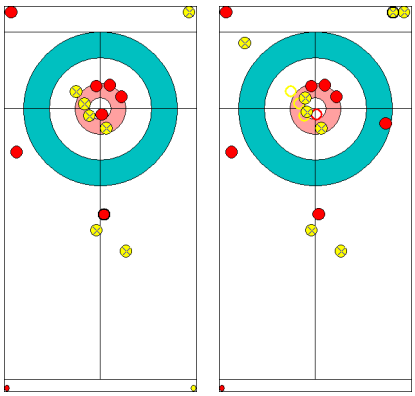

Before | After

End: 7
Team: JPN - Japan
Player: FUJISAWA Satsuki
Team Stone: 1 2 3 4 5 6 7 ⑧
Task: Promotion Take-out
Rotation: ↻
Shot Success: 100%

Sheet	Game	Team	LSFE	1	2	3	4	5	6	7	8	9	10	Extra Ends	Total
B	5	CHN - People's Republic of China	*	4	0	0	1	0	0	1	0	4	X		10
	5	DEN - Denmark		0	1	3	0	2	0	0	1	0	X		7

Most Important Shot:

The Chinese Skip WANG B played a Double Take-out to sit four stones in the house, setting up for a big score in this end.

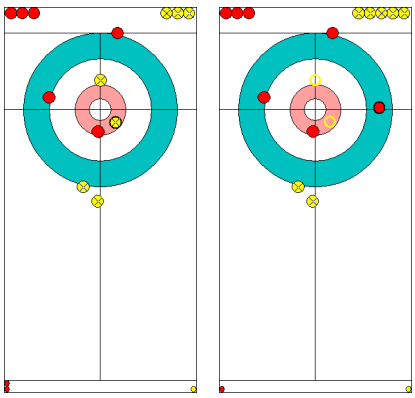

Before | After

End: 9
Team: CHN - People's Republic of China
Player: WANG Bingyu
Team Stone: 1 2 3 4 5 6 ⑦ 8
Task: Double Take-out
Rotation: ↺
Shot Success: 100%

Most Important Shots
우승 결정 슛 / Tirs les plus importants

Sheet	Game	Team	LSFE	1	2	3	4	5	6	7	8	9	10	Extra Ends	Total
C	4	KOR - Republic of Korea		0	0	0	1	1	0	0	2	2	1		7
	5	GBR - Great Britain	*	0	0	1	0	0	1	2	0	0	0		4

Most Important Shot:

The Korean Skip KIM E played a perfect Hit and Roll behind cover in the four foot close to the centre, forcing the British Skip MUIRHEAD E to draw against two stones. The British Draw ended up short, allowing team Korea to steal 2 points.

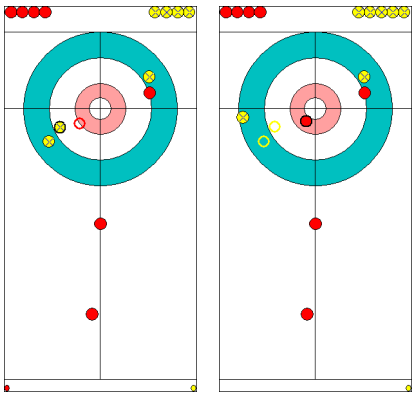

Before After

End: 9
Team: KOR - Republic of Korea
Player: KIM EunJung
Team Stone: 1 2 3 4 5 6 7 ⑧
Task: Hit and Roll
Rotation: ↻
Shot Success: 100%

Sheet	Game	Team	LSFE	1	2	3	4	5	6	7	8	9	10	Extra Ends	Total
D	5	USA - United States of America	*	0	1	0	1	0	1	0	X	X	X		3
	4	CAN - Canada		3	0	1	0	3	0	4	X	X	X		11

Most Important Shot:

The Canadian Skip HOMAN R played a Draw with a perfect tee-line weight to score for the second time 3 points and take a 7-2 advantage.

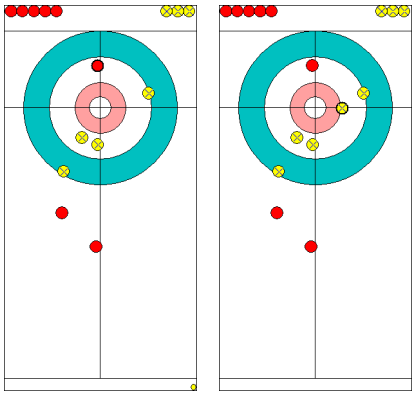

Before After

End: 5
Team: CAN - Canada
Player: HOMAN Rachel
Team Stone: 1 2 3 4 5 6 7 ⑧
Task: Draw
Rotation: ↺
Shot Success: 100%

Legend:
↻ Clockwise ↺ Counter-clockwise **LSFE(*)** Last Stone First End
X Unplayed/unfinished end due to concession

Session Results and Standings
세션 경기결과 및 순위 / Résultats de la session et classement

Sheet	Game	Team	LSFE	1	2	3	4	5	6	7	8	9	10	Extra Ends				Total
A	4	SUI - Switzerland		0	2	2	0	0	0	0	0	1	2					7
	4	SWE - Sweden	*	1	0	0	1	0	1	3	2	0	0					8
B	4	OAR - Olympic Athlete from Russia		0	2	0	0	1	1	0	1	0	1	0				6
	4	USA - United States of America	*	1	0	2	1	0	0	1	0	1	0	1				7
C	4	JPN - Japan	*	2	1	0	1	0	1	0	0	0	1	0				6
	4	CHN - People's Republic of China		0	0	2	0	1	0	0	3	0	0	1				7
D	4	DEN - Denmark		1	0	1	0	1	0	1	0	1	1					6
	4	GBR - Great Britain	*	0	2	0	1	0	2	0	2	0	0					7

Current Standings

Rank	Team	Games	Wins	Losses
1	SWE - Sweden	4	4	0
2	GBR - Great Britain	4	3	1
2	JPN - Japan	4	3	1
4	KOR - Republic of Korea	3	2	1
5	CHN - People's Republic of China	4	2	2
5	USA - United States of America	4	2	2
7	DEN - Denmark	4	1	3
7	OAR - Olympic Athlete from Russia	4	1	3
7	SUI - Switzerland	4	1	3
10	CAN - Canada	3	0	3

Note:
Under WCF rules, tie-breaking rules for standings are not applied until after the last game of the round robin.

Legend:
LSFE(*) Last Stone First End

Game Results
대회 경기결과 / Résultats de la partie

Sheet	Game	Team	LSFE	1	2	3	4	5	6	7	8	9	10	Extra Ends				Total
A	4	SUI - Switzerland		0	2	2	0	0	0	0	0	1	2					7
	4	SWE - Sweden	*	1	0	0	1	0	1	3	2	0	0					8

SUI - Switzerland		Shot Success Game	Shot Success All
4 S	TIRINZONI Silvana	78%	68%
3	NEUENSCHWANDER Esther	68%	79%
2 V	SIEGRIST Manuela	65%	73%
1	ALBRECHT Marlene	74%	81%
A	PERRET Jenny	-	-
	Team Total	71%	75%

Last Stone Draw		Distance
↻	NEUENSCHWANDER Esther	61.5cm
↺	ALBRECHT Marlene	22.5cm
Total		**84.0cm**

Time remaining: 3 minutes 33 seconds

Time-out: End 8 - SUI stone 7

SWE - Sweden		Shot Success Game	Shot Success All
4 S	HASSELBORG Anna	83%	82%
3 V	McMANUS Sara	78%	81%
2	KNOCHENHAUER Agnes	79%	81%
1	MABERGS Sofia	82%	85%
A	WAAHLIN Jennie	-	-
	Team Total	80%	82%

Last Stone Draw		Distance
↻	MABERGS Sofia	8.9cm
↺	KNOCHENHAUER Agnes	47.6cm
Total		**56.5cm**

Time remaining: 1 minute 14 seconds

Shot Success Analysis

SUI - Switzerland		↻		↺		Game	
4 TIRINZONI Silvana	Draws	6	75%	4	75%	10	75%
	Take-outs	9	78%	1	100%	10	80%
	Total	15	77%	5	80%	20	78%
3 NEUENSCHWANDER Esther	Draws	7	71%	5	40%	12	58%
	Take-outs	6	88%	2	63%	8	81%
	Total	13	79%	7	46%	20	68%
2 SIEGRIST Manuela	Draws	1	100%	11	61%	12	65%
	Take-outs	5	45%	3	100%	8	66%
	Total	6	54%	14	70%	20	65%
1 ALBRECHT Marlene	Draws	4	56%	14	82%	18	76%
	Take-outs	0	-	2	50%	2	50%
	Total	4	56%	16	78%	20	74%
A PERRET Jenny	Draws	0	-	0	-	0	-
	Take-outs	0	-	0	-	0	-
	Total	0	-	0	-	0	-
Team	Draws	18	71%	34	68%	52	69%
	Take-outs	20	73%	8	78%	28	74%
	Total	38	72%	42	70%	80	71%

SWE - Sweden		↻		↺		Game	
4 HASSELBORG Anna	Draws	5	90%	5	65%	10	78%
	Take-outs	3	58%	7	100%	10	88%
	Total	8	78%	12	85%	20	83%
3 McMANUS Sara	Draws	1	75%	5	80%	6	79%
	Take-outs	6	75%	8	78%	14	77%
	Total	7	75%	13	79%	20	78%
2 KNOCHENHAUER Agnes	Draws	2	88%	6	79%	8	81%
	Take-outs	4	75%	8	78%	12	77%
	Total	6	79%	14	79%	20	79%
1 MABERGS Sofia	Draws	7	82%	9	83%	16	83%
	Take-outs	0	-	2	75%	2	75%
	Total	7	82%	11	82%	18	82%
A WAAHLIN Jennie	Draws	0	-	0	-	0	-
	Take-outs	0	-	0	-	0	-
	Total	0	-	0	-	0	-
Team	Draws	15	85%	25	78%	40	81%
	Take-outs	13	71%	25	84%	38	80%
	Total	28	79%	50	81%	78	80%

Note:
Position and function for each team member:
4 = Fourth, **3** = Third, **2** = Second, **1** = Lead, **A** = Alternate, **S** = Skip, **V** = Vice-Skip

Legend:
↻ Clockwise ↺ Counter-clockwise **LSFE(*)** Last Stone First End

Game - Shot by Shot
경기별 숏 기록 / Déroulement de la partie

End 1 — **SUI - Switzerland 0 + 0** (this end) **= 0** — **SWE - Sweden 0 + 1** (this end) **= 1**



	SUI	SWE
Total Score	0	1
Time left	34:08	35:02

Legend:
↻ Clockwise ↺ Counter-clockwise - Not considered

Game - Shot by Shot
경기별 숏 기록 / Déroulement de la partie

End 2 | **SUI - Switzerland 0 + 2** (this end) **= 2** | **SWE - Sweden 1 + 0** (this end) **= 1**

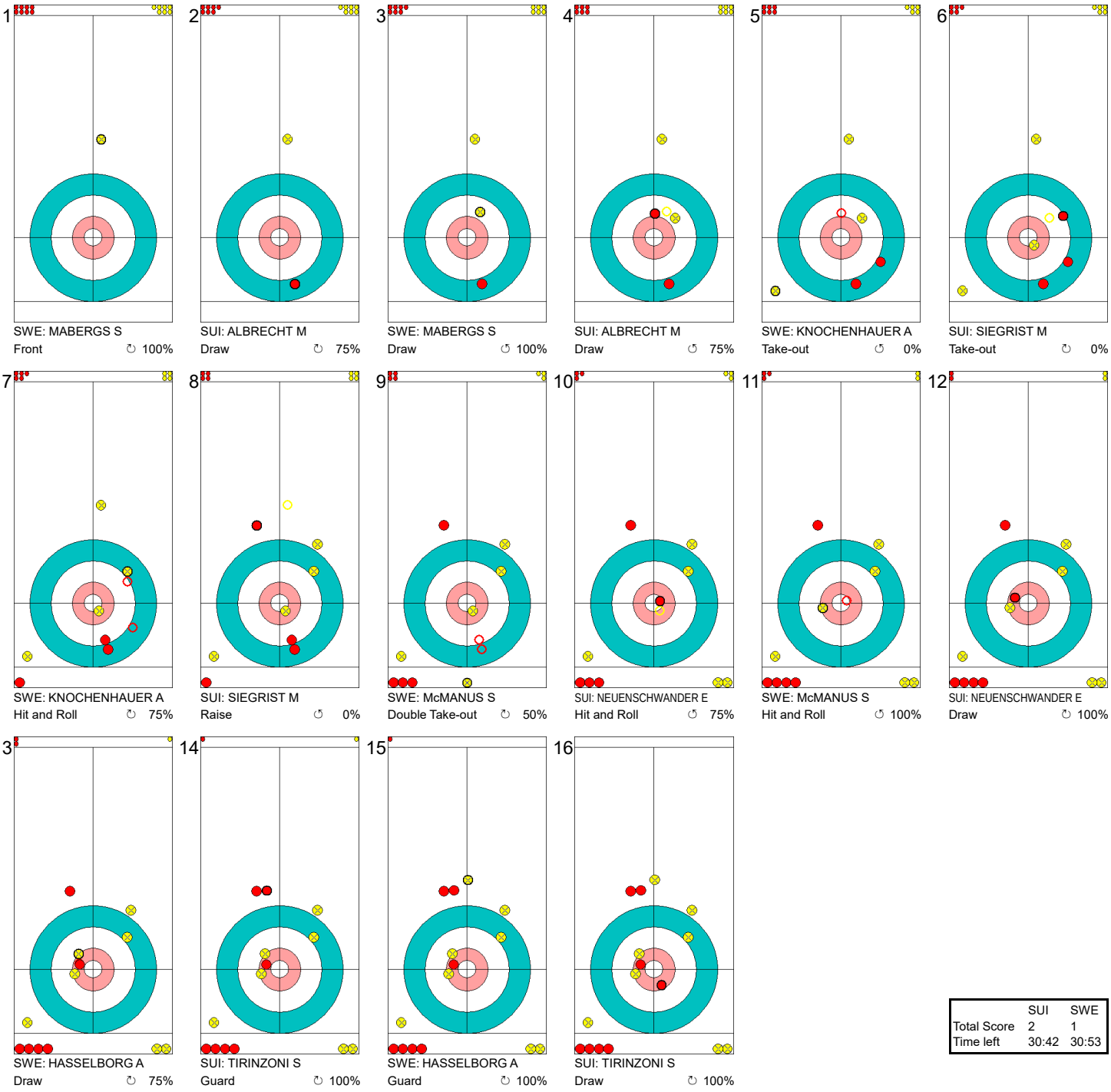

	SUI	SWE
Total Score	2	1
Time left	30:42	30:53

Legend:
↻ Clockwise ↺ Counter-clockwise - Not considered

Game - Shot by Shot
경기별 슛 기록 / Déroulement de la partie

End 3 **SUI - Switzerland 2 + 2** (this end) **= 4** **SWE - Sweden 1 + 0** (this end) **= 1**



	SUI	SWE
Total Score	4	1
Time left	25:39	24:29

Legend:
↻ Clockwise ↺ Counter-clockwise - Not considered

Game - Shot by Shot
경기별 숏 기록 / Déroulement de la partie

End 4 — **SUI - Switzerland 4 + 0** (this end) **= 4** — **SWE - Sweden 1 + 1** (this end) **= 2**



	SUI	SWE
Total Score	4	2
Time left	23:03	21:20

Legend:
↻ Clockwise ↺ Counter-clockwise - Not considered

Game - Shot by Shot
경기별 숏 기록 / Déroulement de la partie

End 5 | **SUI - Switzerland 4 + 0 (this end) = 4** | **SWE - Sweden 2 + 0 (this end) = 2**



	SUI	SWE
Total Score	4	2
Time left	21:08	19:30

Legend:
↻ Clockwise ↺ Counter-clockwise - Not considered

Game - Shot by Shot
경기별 숏 기록 / Déroulement de la partie

End 6 | **SUI - Switzerland 4 + 0** (this end) **= 4** | **SWE - Sweden 2 + 1** (this end) **= 3**

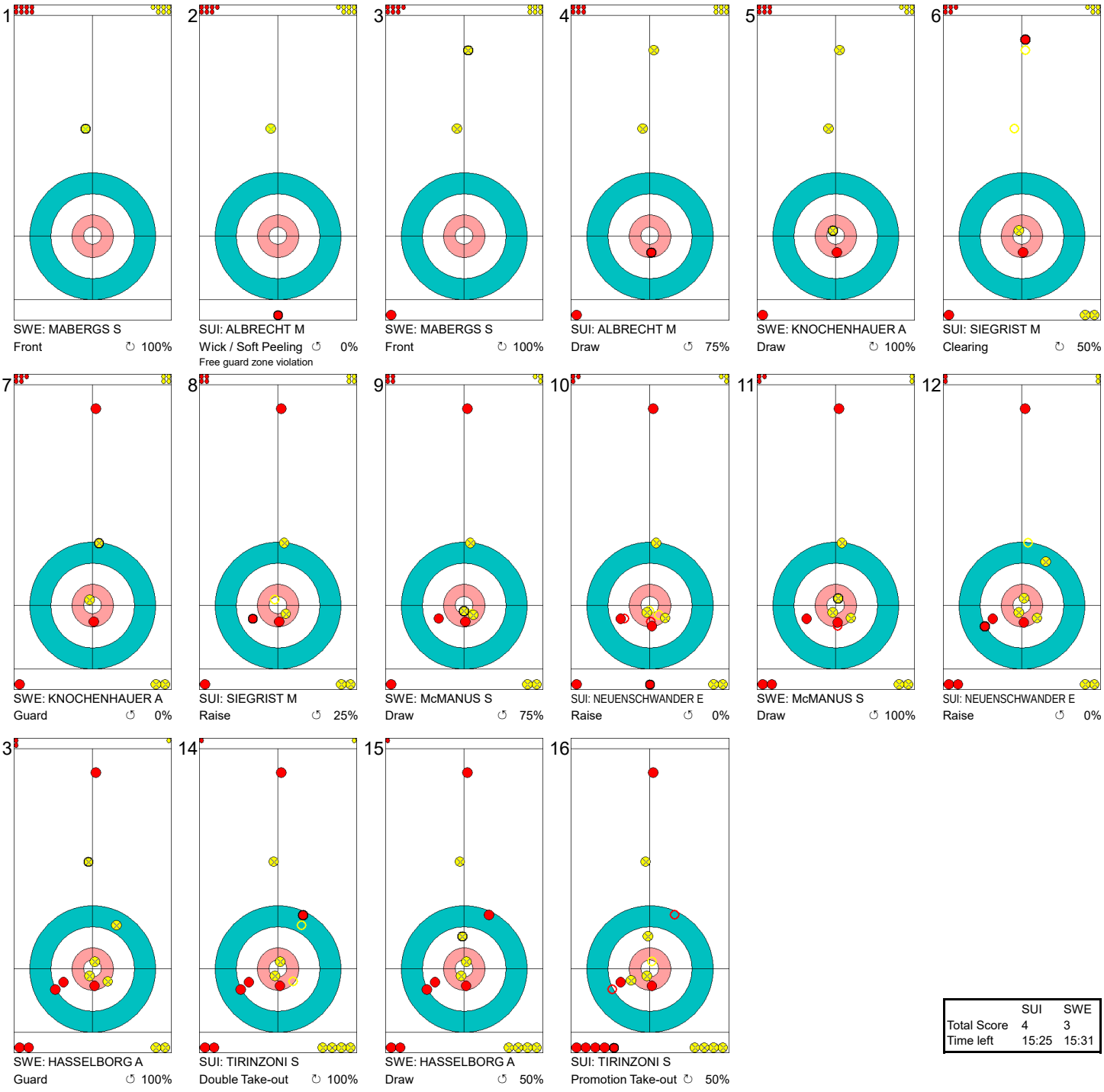

	SUI	SWE
Total Score	4	3
Time left	15:25	15:31

Legend:
↻ Clockwise ↺ Counter-clockwise - Not considered

Game - Shot by Shot
경기별 숏 기록 / Déroulement de la partie

End 7 — **SUI - Switzerland 4 + 0** (this end) **= 4** — **SWE - Sweden 3 + 3** (this end) **= 6**

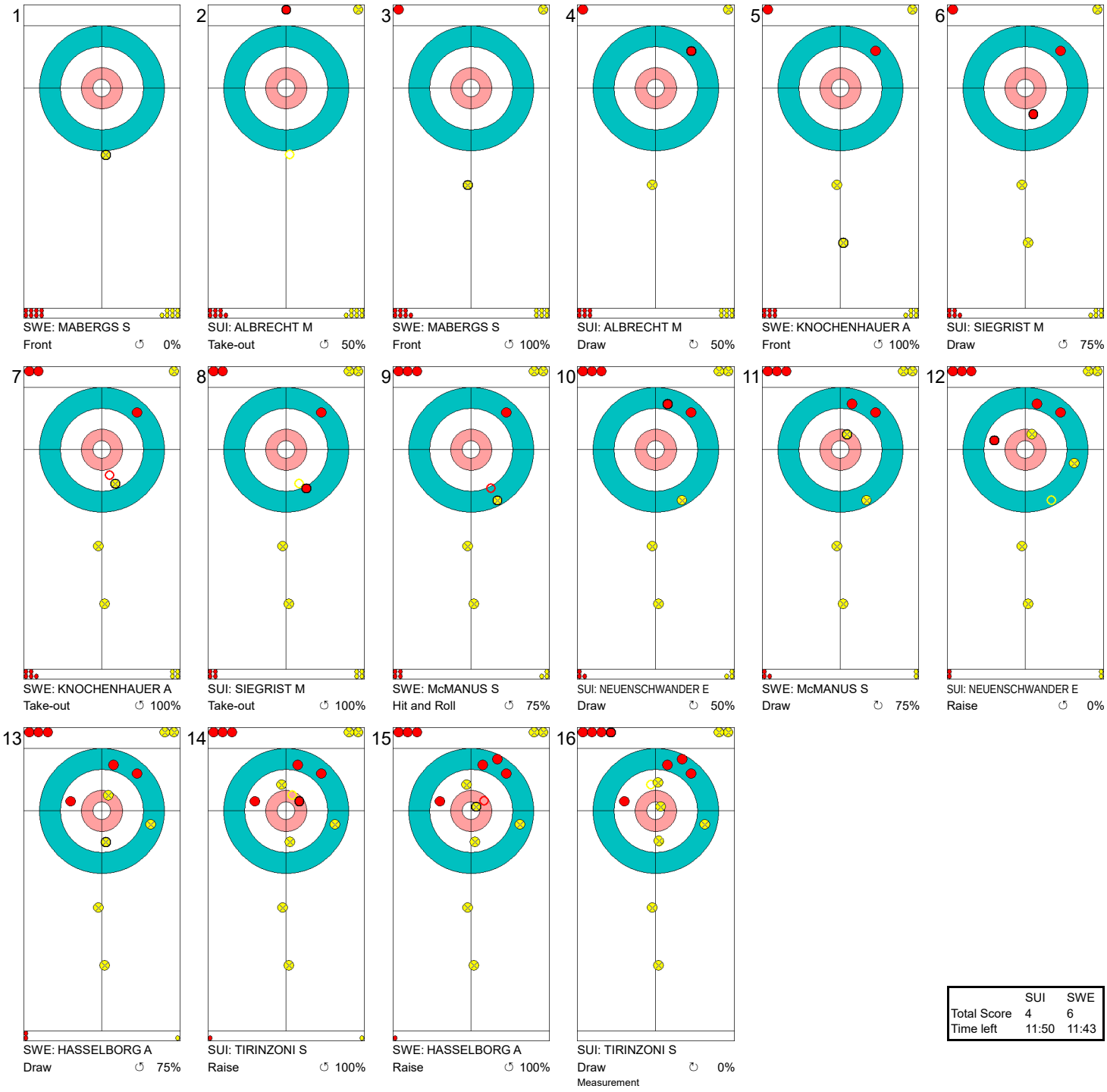

	SUI	SWE
Total Score	4	6
Time left	11:50	11:43

Legend:
↻ Clockwise ↺ Counter-clockwise - Not considered

Game - Shot by Shot
경기별 숏 기록 / Déroulement de la partie

End 8 | **SUI - Switzerland 4 + 0** (this end) **= 4** | **SWE - Sweden 6 + 2** (this end) **= 8**



	SUI	SWE
Total Score	4	8
Time left	07:44	05:46

Legend:

↻	Clockwise	↺	Counter-clockwise	-	Not considered

Game - Shot by Shot
경기별 숏 기록 / Déroulement de la partie

End 9 — **SUI - Switzerland 4 + 1** (this end) **= 5** — **SWE - Sweden 8 + 0** (this end) **= 8**



	SUI	SWE
Total Score	5	8
Time left	05:28	03:13

Legend:
↻ Clockwise ↺ Counter-clockwise - Not considered

Game - Shot by Shot
경기별 숏 기록 / Déroulement de la partie

End 10 **SUI - Switzerland 5 + 2** (this end) **= 7** **SWE - Sweden 8 + 0** (this end) **= 8**

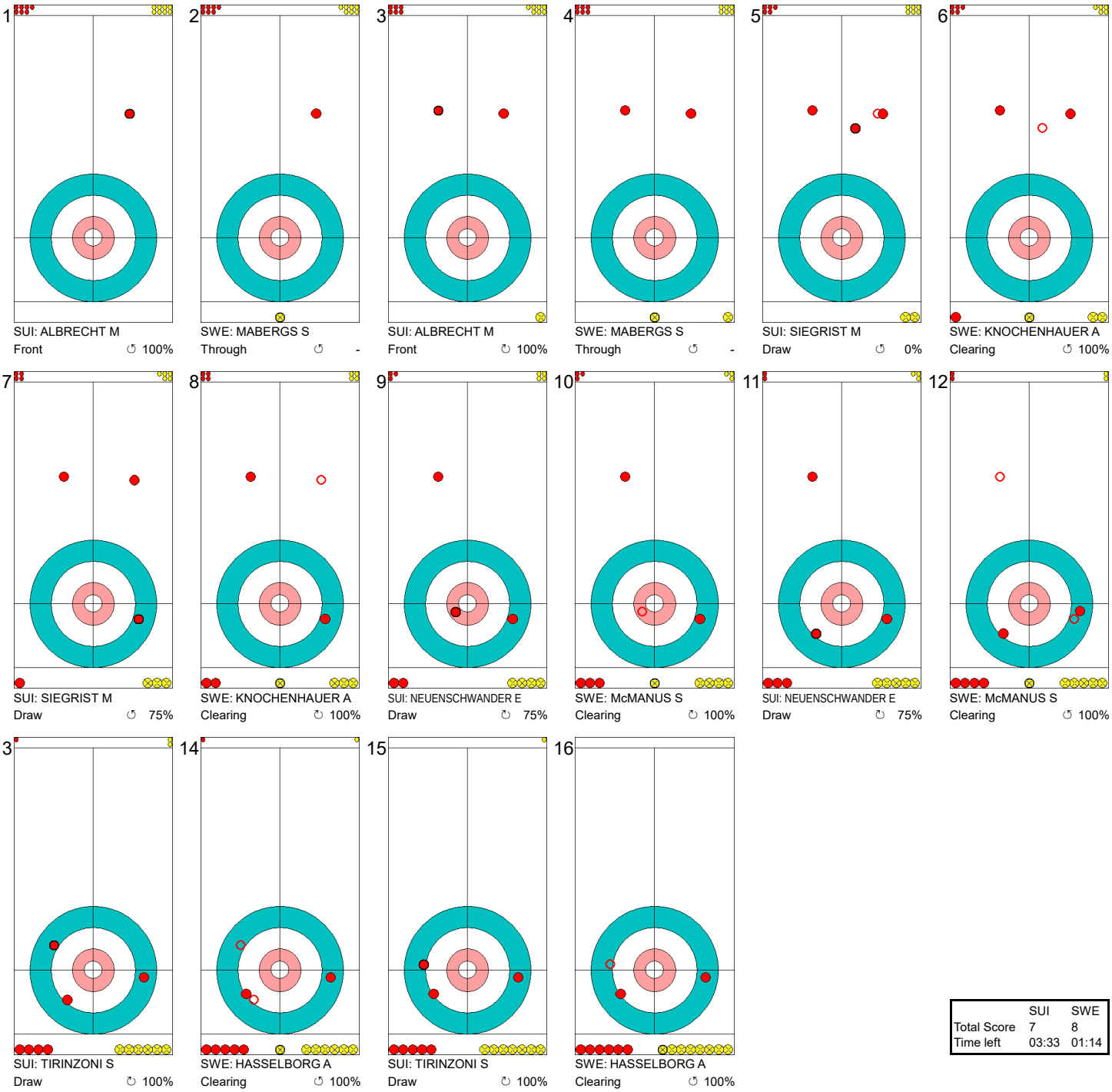

	SUI	SWE
Total Score	7	8
Time left	03:33	01:14

Legend:
↻ Clockwise ↺ Counter-clockwise - Not considered

Game Results
대회 경기결과 / Résultats de la partie

Sheet	Game	Team	LSFE	1	2	3	4	5	6	7	8	9	10	Extra Ends			Total
B	4	OAR - Olympic Athlete from Russia		0	2	0	0	1	1	0	1	0	1	0				6
	4	USA - United States of America	*	1	0	2	1	0	0	1	0	1	0	1				7

OAR - Olympic Athlete from Russia		Shot Success Game	Shot Success All
4 S	MOISEEVA Victoria	74%	73%
3 V	VASILEVA Uliana	83%	73%
2	ARSENKINA Galina	77%	82%
1	GUZIEVA Julia	89%	81%
A	PORTUNOVA Julia	-	-
	Team Total	81%	78%

Last Stone Draw		Distance
↻	VASILEVA Uliana	31.4cm
↺	ARSENKINA Galina	126.5cm
Total		**157.9cm**

Time remaining: 0 minutes 43 seconds
1 minute 45 seconds (after extra end)

Time-out: End 9 - OAR stone 5

USA - United States of America		Shot Success Game	Shot Success All
4 S	ROTH Nina	81%	73%
3 V	PETERSON Tabitha	84%	77%
2	GEVING Aileen	77%	76%
1	HAMILTON Becca	82%	87%
A	CHRISTENSEN Cory	-	-
	Team Total	81%	78%

Last Stone Draw		Distance
↻	HAMILTON Becca	34.6cm
↺	ROTH Nina	15.0cm
Total		**49.6cm**

Time remaining: 0 minutes 53 seconds
1 minute 56 seconds (after extra end)

Time-out: End 9 - USA stone 7

Shot Success Analysis

OAR - Olympic Athlete from Russia		↻		↺		Game	
4 MOISEEVA Victoria	Draws	11	82%	6	75%	17	79%
	Take-outs	1	50%	4	56%	5	55%
	Total	12	79%	10	68%	22	74%
3 VASILEVA Uliana	Draws	6	96%	6	67%	12	81%
	Take-outs	4	88%	6	83%	10	85%
	Total	10	93%	12	75%	22	83%
2 ARSENKINA Galina	Draws	6	58%	3	67%	9	61%
	Take-outs	5	85%	8	91%	13	88%
	Total	11	70%	11	84%	22	77%
1 GUZIEVA Julia	Draws	6	92%	14	88%	20	89%
	Take-outs	0	-	2	88%	2	88%
	Total	6	92%	16	88%	22	89%
A PORTUNOVA Julia	Draws	0	-	0	-	0	-
	Take-outs	0	-	0	-	0	-
	Total	0	-	0	-	0	-
Team	Draws	29	82%	29	78%	58	80%
	Take-outs	10	83%	20	81%	30	82%
	Total	39	82%	49	80%	88	81%

USA - United States of America		↻		↺		Game	
4 ROTH Nina	Draws	7	75%	2	100%	9	81%
	Take-outs	6	83%	7	79%	13	81%
	Total	13	79%	9	83%	22	81%
3 PETERSON Tabitha	Draws	7	82%	5	85%	12	83%
	Take-outs	6	83%	4	88%	10	85%
	Total	13	83%	9	86%	22	84%
2 GEVING Aileen	Draws	3	83%	6	50%	9	61%
	Take-outs	8	84%	5	95%	13	88%
	Total	11	84%	11	70%	22	77%
1 HAMILTON Becca	Draws	1	0%	19	84%	20	80%
	Take-outs	0	-	2	100%	2	100%
	Total	1	0%	21	86%	22	82%
A CHRISTENSEN Cory	Draws	0	-	0	-	0	-
	Take-outs	0	-	0	-	0	-
	Total	0	-	0	-	0	-
Team	Draws	18	75%	32	79%	50	78%
	Take-outs	20	84%	18	88%	38	86%
	Total	38	80%	50	82%	88	81%

Note:
Position and function for each team member:
4 = Fourth, **3** = Third, **2** = Second, **1** = Lead, **A** = Alternate, **S** = Skip, **V** = Vice-Skip

Legend:
↻ Clockwise ↺ Counter-clockwise **LSFE(*)** Last Stone First End

Game - Shot by Shot
경기별 숏 기록 / Déroulement de la partie

End 1 — **OAR - OAR 0 + 0 (this end) = 0** — **USA - United States 0 + 1 (this end) = 1**



	OAR	USA
Total Score	0	1
Time left	35:35	33:26

Legend:
↻ Clockwise ↺ Counter-clockwise - Not considered

Game - Shot by Shot
경기별 숏 기록 / Déroulement de la partie

End 2 — **OAR - OAR 0 + 2** (this end) **= 2** — **USA - United States 1 + 0** (this end) **= 1**



	OAR	USA
Total Score	2	1
Time left	32:43	29:29

Legend:
↻ Clockwise ↺ Counter-clockwise - Not considered

Game - Shot by Shot
경기별 슛 기록 / Déroulement de la partie

End 3 | **OAR - OAR 2 + 0 (this end) = 2** | **USA - United States 1 + 2 (this end) = 3**



	OAR	USA
Total Score	2	3
Time left	27:18	22:46

Legend:
↻ Clockwise ↺ Counter-clockwise - Not considered

Game - Shot by Shot
경기별 숏 기록 / Déroulement de la partie

End 4 | **OAR - OAR 2 + 0** (this end) **= 2** | **USA - United States 3 + 1** (this end) **= 4**

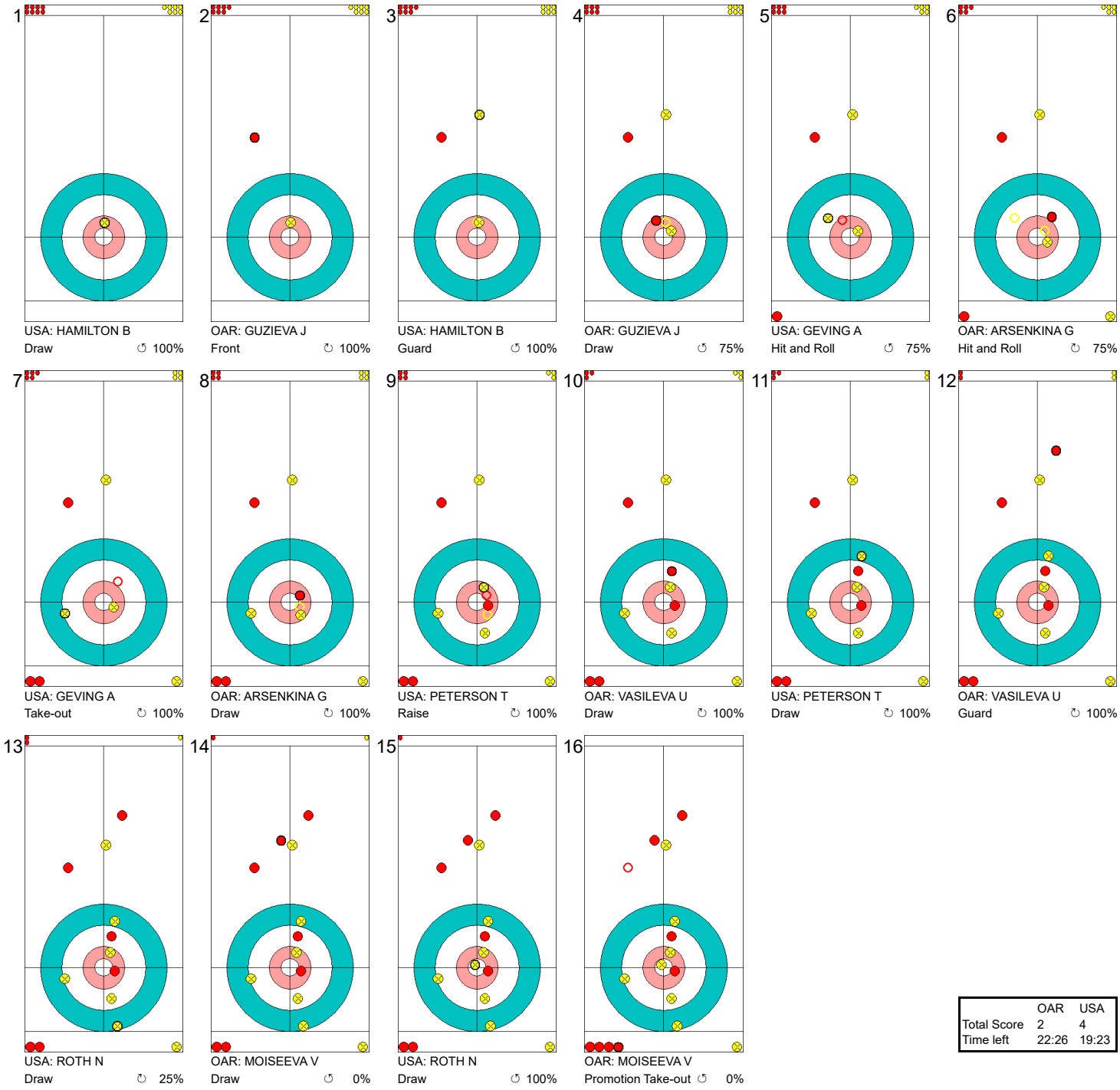

	OAR	USA
Total Score	2	4
Time left	22:26	19:23

Legend:
↻ Clockwise ↺ Counter-clockwise - Not considered

Game - Shot by Shot
경기별 숏 기록 / Déroulement de la partie

End 5 | **OAR - OAR 2 + 1 (this end) = 3** | **USA - United States 4 + 0 (this end) = 4**



	OAR	USA
Total Score	3	4
Time left	19:28	16:42

Legend:
↻ Clockwise ↺ Counter-clockwise - Not considered

Game - Shot by Shot
경기별 숏 기록 / Déroulement de la partie

End 6 — **OAR - OAR 3 + 1** (this end) **= 4** — **USA - United States 4 + 0** (this end) **= 4**

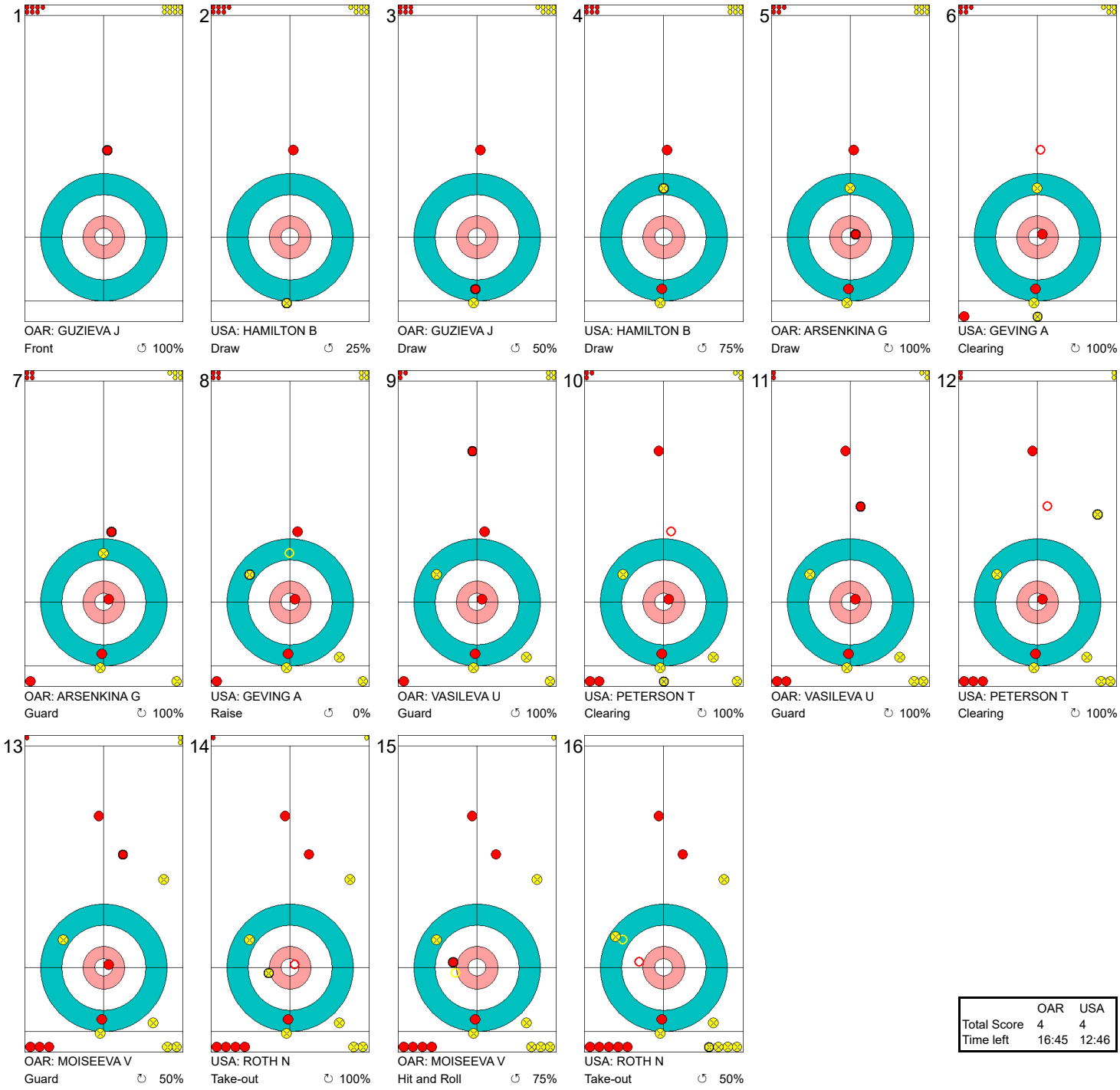

	OAR	USA
Total Score	4	4
Time left	16:45	12:46

Legend:
↻ Clockwise ↺ Counter-clockwise - Not considered

Game - Shot by Shot
경기별 숏 기록 / Déroulement de la partie

End 7 | **OAR - OAR 4 + 0 (this end) = 4** | **USA - United States 4 + 1 (this end) = 5**



	OAR	USA
Total Score	4	5
Time left	12:43	09:35

Legend:
↻ Clockwise ↺ Counter-clockwise - Not considered

Game - Shot by Shot
경기별 슛 기록 / Déroulement de la partie

End 8 — **OAR - OAR 4 + 1** (this end) **= 5** — **USA - United States 5 + 0** (this end) **= 5**

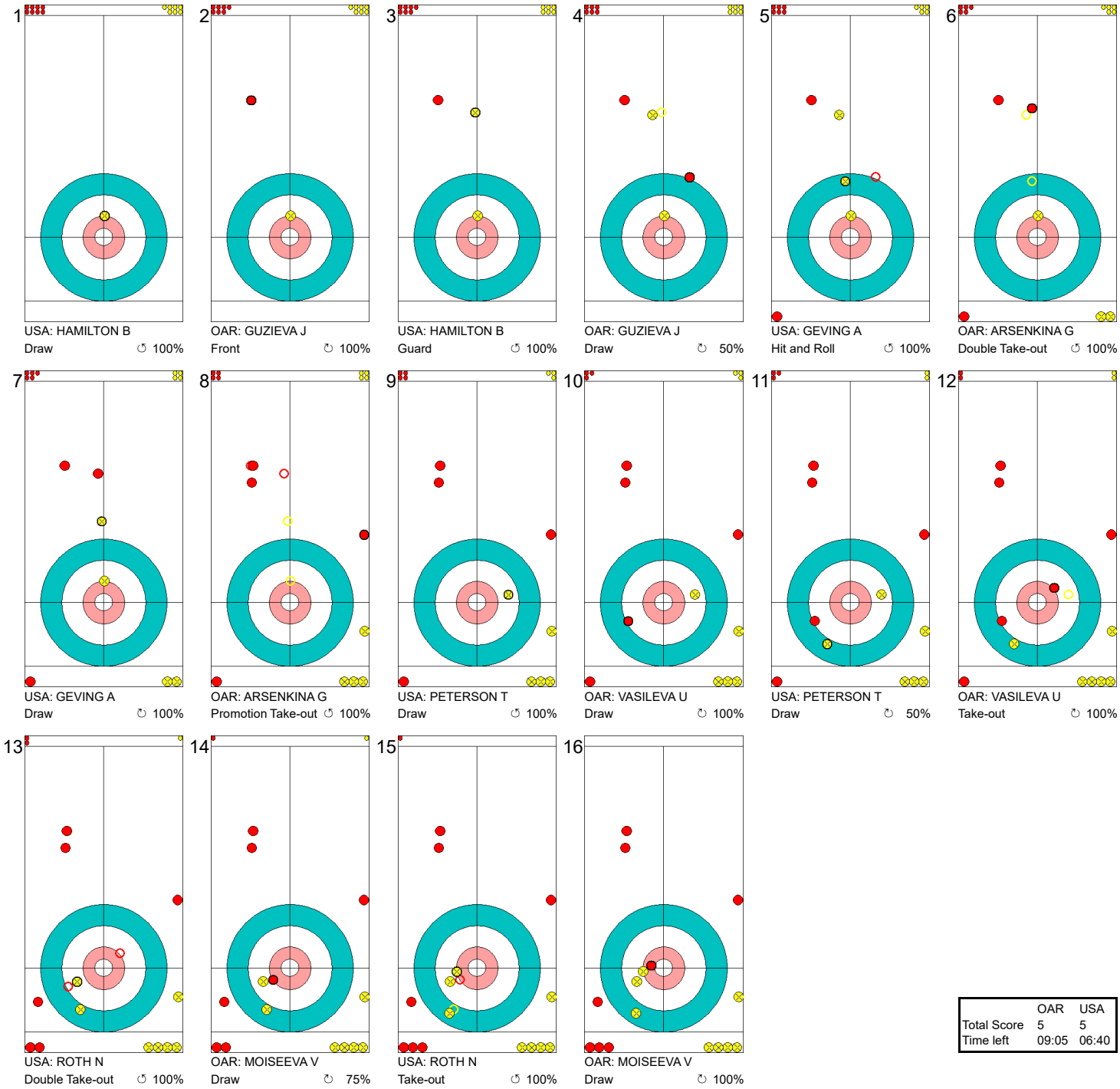

	OAR	USA
Total Score	5	5
Time left	09:05	06:40

Legend:
↻ Clockwise ↺ Counter-clockwise - Not considered

Game - Shot by Shot
경기별 숏 기록 / Déroulement de la partie

End 9 | **OAR - OAR 5 + 0 (this end) = 5** | **USA - United States 5 + 1 (this end) = 6**



	OAR	USA
Total Score	5	6
Time left	04:21	03:25

Legend:
↻ Clockwise ↺ Counter-clockwise - Not considered

Game - Shot by Shot
경기별 숏 기록 / Déroulement de la partie

End 10 | **OAR - OAR 5 + 1** (this end) **= 6** | **USA - United States 6 + 0** (this end) **= 6**



	OAR	USA
Total Score	6	6
Time left	00:43	00:53

Legend:
↻ Clockwise ↺ Counter-clockwise - Not considered

Game - Shot by Shot
경기별 숏 기록 / Déroulement de la partie

End 11 — **OAR - OAR 6 + 0 (this end) = 6** — **USA - United States 6 + 1 (this end) = 7**



	OAR	USA
Total Score	6	7
Time left	01:45	01:56

Legend:
↻ Clockwise ↺ Counter-clockwise - Not considered

Game Results
대회 경기결과 / Résultats de la partie

Sheet	Game	Team	LSFE	1	2	3	4	5	6	7	8	9	10	Extra Ends			Total
C	4	JPN - Japan	*	2	1	0	1	0	1	0	0	0	1	0				6
	4	CHN - People's Republic of China		0	0	2	0	1	0	0	3	0	0	1				7

JPN - Japan		Shot Success Game	Shot Success All
4 S	FUJISAWA Satsuki	80%	75%
3 V	YOSHIDA Chinami	75%	79%
2	SUZUKI Yumi	80%	75%
1	YOSHIDA Yurika	72%	76%
A	MOTOHASHI Mari	-	-
	Team Total	76%	76%

Last Stone Draw		Distance
↻	SUZUKI Yumi	25.8cm
↺	YOSHIDA Chinami	22.9cm
Total		**48.7cm**

Time remaining: 2 minutes 4 seconds
2 minutes 54 seconds (after extra end)

Time-out: End 8 - JPN stone 6

CHN - People's Republic of China		Shot Success Game	Shot Success All
4 S	WANG Bingyu	70%	75%
3 V	ZHOU Yan	77%	79%
2	LIU Jinli	75%	77%
1	MA Jingyi	83%	87%
A	JIANG Xindi	-	-
	Team Total	76%	79%

Last Stone Draw		Distance
↻	WANG Bingyu	31.2cm
↺	MA Jingyi	158.0cm
Total		**189.2cm**

Time remaining: 4 minutes 28 seconds
1 minute 44 seconds (after extra end)

Time-out: End 10 - CHN stone 8

Shot Success Analysis

JPN - Japan		↻		↺		Game	
4 FUJISAWA Satsuki	Draws	9	81%	4	69%	13	77%
	Take-outs	4	75%	5	90%	9	83%
	Total	13	79%	9	81%	22	80%
3 YOSHIDA Chinami	Draws	7	82%	4	50%	11	70%
	Take-outs	4	88%	7	75%	11	80%
	Total	11	84%	11	66%	22	75%
2 SUZUKI Yumi	Draws	3	75%	5	95%	8	88%
	Take-outs	6	75%	8	75%	14	75%
	Total	9	75%	13	83%	22	80%
1 YOSHIDA Yurika	Draws	12	67%	9	75%	21	70%
	Take-outs	0	-	1	100%	1	100%
	Total	12	67%	10	78%	22	72%
A MOTOHASHI Mari	Draws	0	-	0	-	0	-
	Take-outs	0	-	0	-	0	-
	Total	0	-	0	-	0	-
Team	Draws	31	75%	22	74%	53	75%
	Take-outs	14	79%	21	80%	35	79%
	Total	45	76%	43	77%	88	76%

CHN - People's Republic of China		↻		↺		Game	
4 WANG Bingyu	Draws	3	58%	4	69%	7	64%
	Take-outs	8	63%	7	86%	15	73%
	Total	11	61%	11	80%	22	70%
3 ZHOU Yan	Draws	8	69%	6	79%	14	73%
	Take-outs	4	94%	4	75%	8	84%
	Total	12	77%	10	78%	22	77%
2 LIU Jinli	Draws	1	100%	7	71%	8	75%
	Take-outs	7	68%	7	82%	14	75%
	Total	8	72%	14	77%	22	75%
1 MA Jingyi	Draws	16	83%	5	80%	21	82%
	Take-outs	0	-	1	100%	1	100%
	Total	16	83%	6	83%	22	83%
A JIANG Xindi	Draws	0	-	0	-	0	-
	Take-outs	0	-	0	-	0	-
	Total	0	-	0	-	0	-
Team	Draws	28	77%	22	75%	50	76%
	Take-outs	19	71%	19	83%	38	77%
	Total	47	74%	41	79%	88	76%

Note:
Position and function for each team member:
4 = Fourth, **3** = Third, **2** = Second, **1** = Lead, **A** = Alternate, **S** = Skip, **V** = Vice-Skip

Legend:
↻ Clockwise ↺ Counter-clockwise **LSFE(*)** Last Stone First End

Game - Shot by Shot
경기별 숏 기록 / Déroulement de la partie

End 1 — **JPN - Japan 0 + 2** (this end) **= 2** — **CHN - China 0 + 0** (this end) **= 0**



	JPN	CHN
Total Score	2	0
Time left	34:18	34:51

Legend:
↻ Clockwise ↺ Counter-clockwise - Not considered

Game - Shot by Shot
경기별 숏 기록 / Déroulement de la partie

End 2 — **JPN - Japan 2 + 1** (this end) **= 3** — **CHN - China 0 + 0** (this end) **= 0**

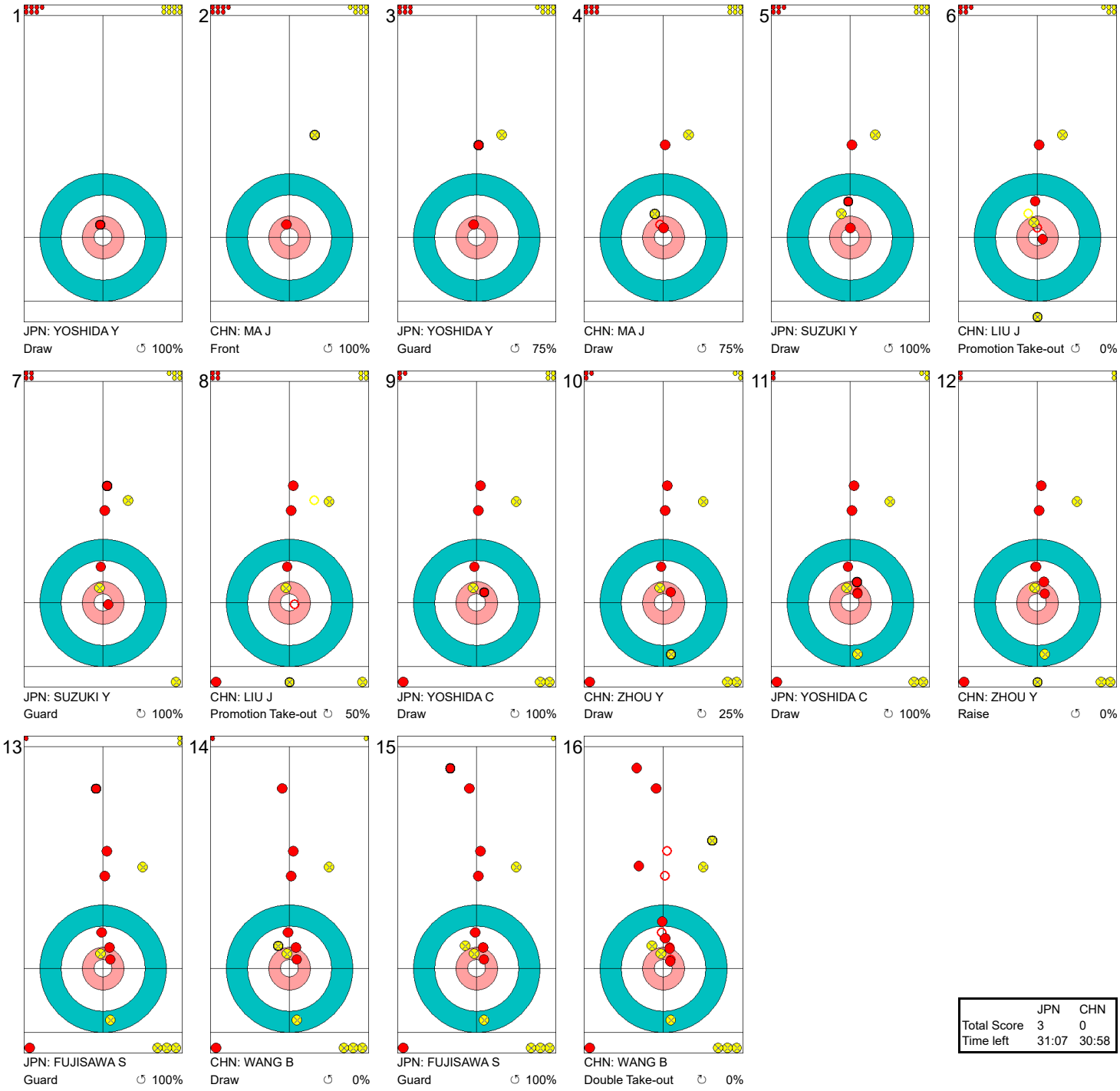

	JPN	CHN
Total Score	3	0
Time left	31:07	30:58

Legend:
↻ Clockwise ↺ Counter-clockwise - Not considered

Game - Shot by Shot
경기별 숏 기록 / Déroulement de la partie

End 3 — **JPN - Japan 3 + 0** (this end) **= 3** — **CHN - China 0 + 2** (this end) **= 2**



	JPN	CHN
Total Score	3	2
Time left	28:12	27:43

Legend:
↻ Clockwise ↺ Counter-clockwise - Not considered

Game - Shot by Game
경기별 숏 기록 / Déroulement de la partie

End 4 — **JPN - Japan 3 + 1** (this end) **= 4** — **CHN - China 2 + 0** (this end) **= 2**



	JPN	CHN
Total Score	4	2
Time left	24:06	24:51

Legend:
↻ Clockwise ↺ Counter-clockwise - Not considered

Game - Shot by Shot
경기별 숏 기록 / Déroulement de la partie

End 5 — **JPN - Japan 4 + 0** (this end) **= 4** — **CHN - China 2 + 1** (this end) **= 3**



	JPN	CHN
Total Score	4	3
Time left	20:39	22:11

Legend:
↻ Clockwise ↺ Counter-clockwise - Not considered

Game - Shot by Shot
경기별 숏 기록 / Déroulement de la partie

End 6 — **JPN - Japan 4 + 1** (this end) **= 5** — **CHN - China 3 + 0** (this end) **= 3**

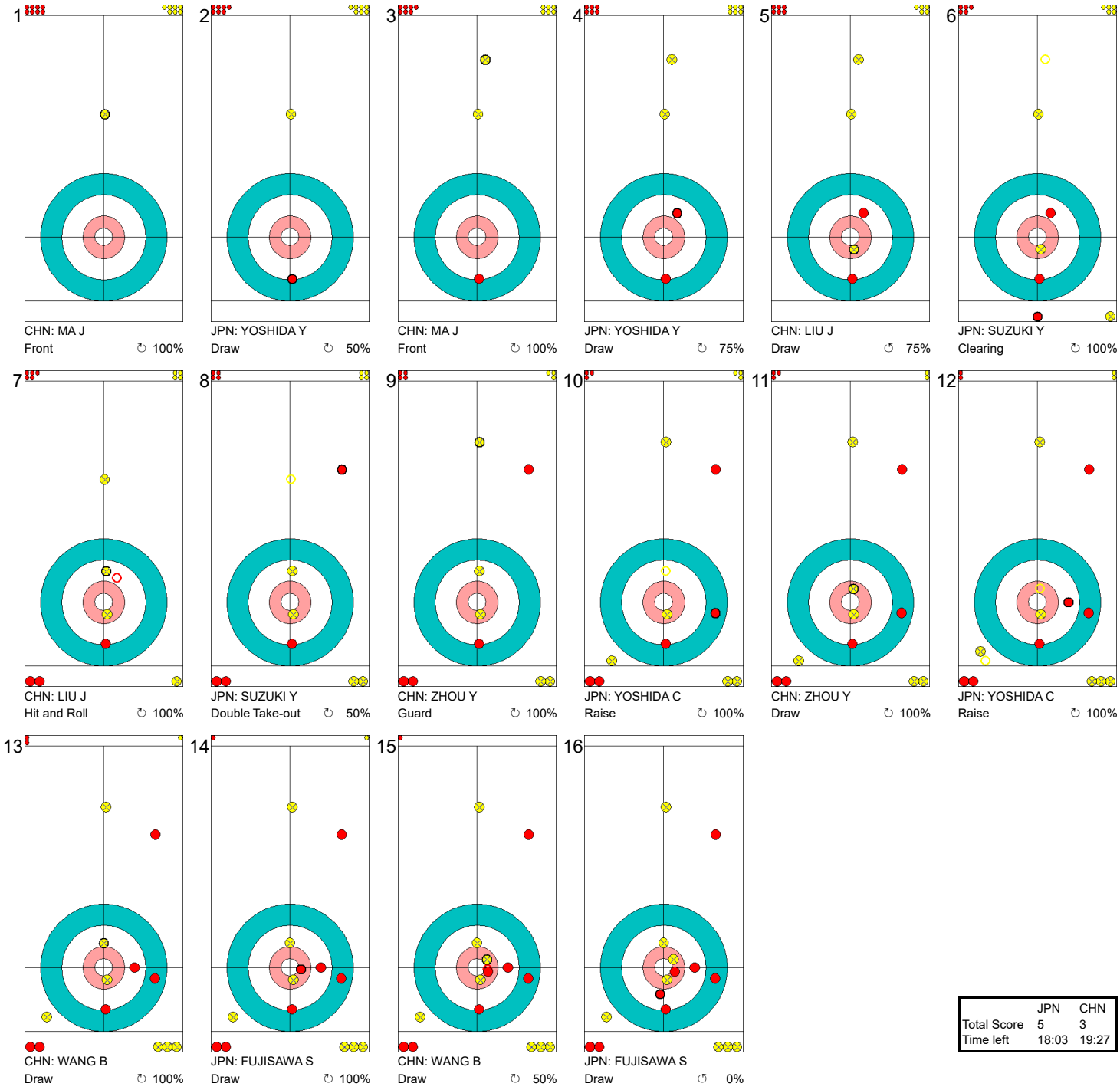

	JPN	CHN
Total Score	5	3
Time left	18:03	19:27

Legend:
↻ Clockwise ↺ Counter-clockwise - Not considered

Game - Shot by Shot
경기별 숏 기록 / Déroulement de la partie

End 7 | **JPN - Japan 5 + 0 (this end) = 5** | **CHN - China 3 + 0 (this end) = 3**

1
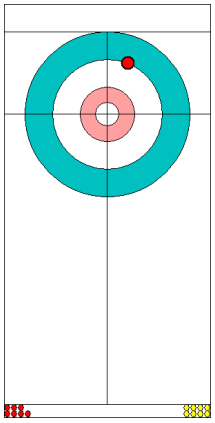
JPN: YOSHIDA Y
Draw ↻ 50%

2
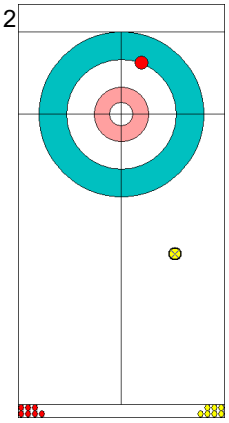
CHN: MA J
Front ↻ 100%

3
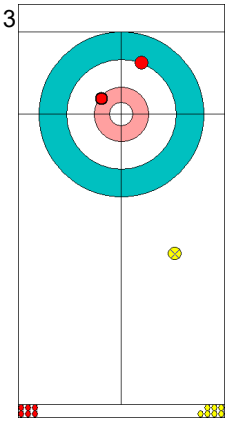
JPN: YOSHIDA Y
Draw ↻ 75%

4
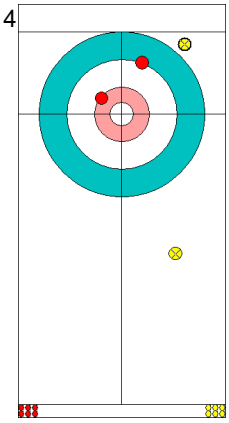
CHN: MA J
Draw ↻ 0%

5
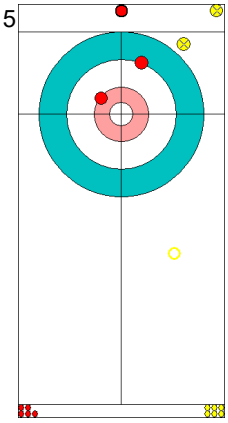
JPN: SUZUKI Y
Clearing ↻ 100%

6
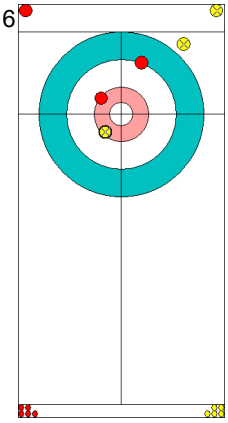
CHN: LIU J
Draw ↻ 75%

7
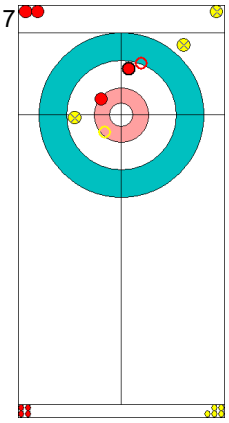
JPN: SUZUKI Y
Take-out ↻ 0%

8
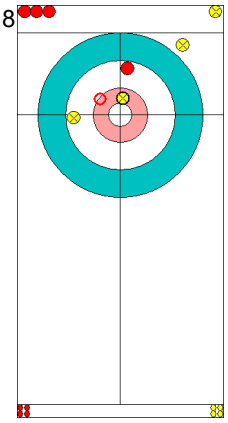
CHN: LIU J
Hit and Roll ↻ 100%

9
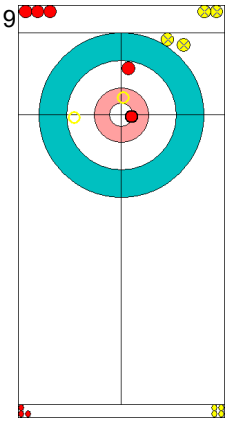
JPN: YOSHIDA C
Double Take-out ↻ 100%

10
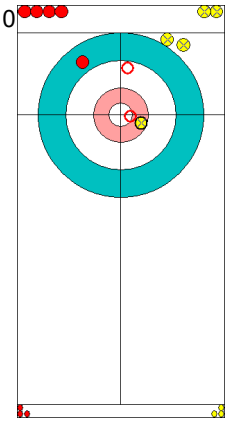
CHN: ZHOU Y
Double Take-out ↻ 75%

11
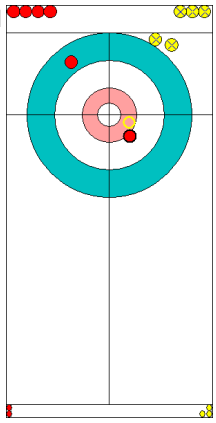
JPN: YOSHIDA C
Take-out ↻ 100%

12
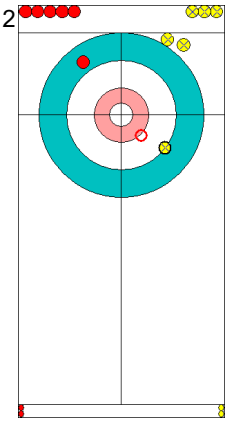
CHN: ZHOU Y
Take-out ↻ 100%

13
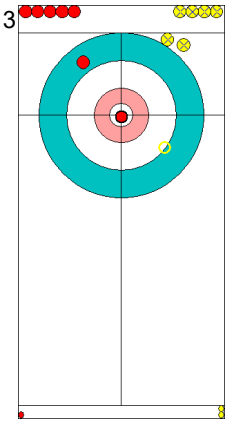
JPN: FUJISAWA S
Hit and Roll ↻ 100%

14
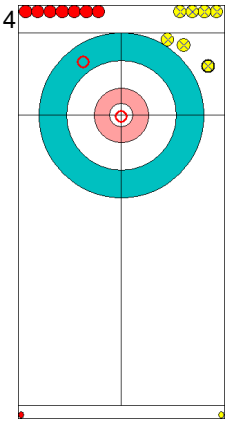
CHN: WANG B
Double Take-out ↻ 100%

15
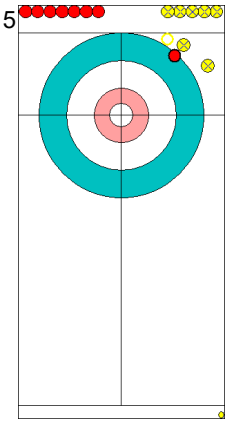
JPN: FUJISAWA S
Take-out ↻ 100%

16
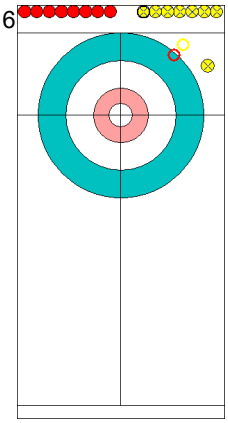
CHN: WANG B
Clearing ↻ 100%

	JPN	CHN
Total Score	5	3
Time left	14:21	15:42

Legend:
↻ Clockwise ↺ Counter-clockwise - Not considered

Game - Shot by Shot
경기별 숏 기록 / Déroulement de la partie

End 8 — **JPN - Japan 5 + 0** (this end) **= 5** — **CHN - China 3 + 3** (this end) **= 6**



	JPN	CHN
Total Score	5	6
Time left	09:13	11:49

Legend:
↻ Clockwise ↺ Counter-clockwise - Not considered

Game - Shot by Shot
경기별 숏 기록 / Déroulement de la partie

End 9 | **JPN - Japan 5 + 0 (this end) = 5** | **CHN - China 6 + 0 (this end) = 6**



	JPN	CHN
Total Score	5	6
Time left	06:48	09:10

Legend:
↻ Clockwise ↺ Counter-clockwise - Not considered

Game - Shot by Shot
경기별 슛 기록 / Déroulement de la partie

End 10 ● **JPN - Japan 5 + 1** (this end) **= 6** ⊗ **CHN - China 6 + 0** (this end) **= 6**

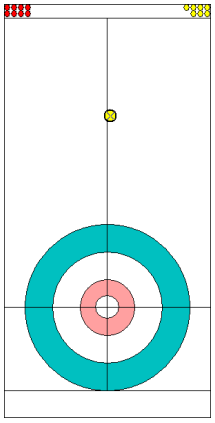
1
CHN: MA J
Front ↻ 100%

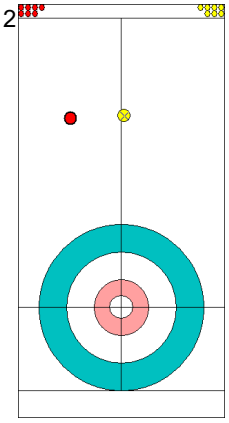
2
JPN: YOSHIDA Y
Front ↻ 100%

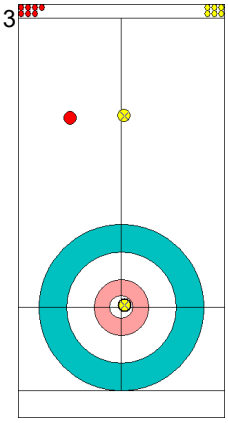
3
CHN: MA J
Draw ↻ 100%

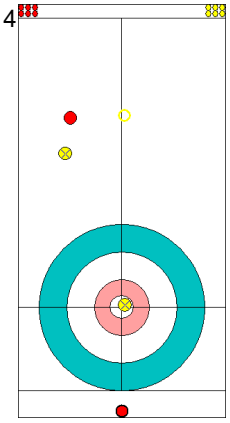
4
JPN: YOSHIDA Y
Raise ↻ 0%

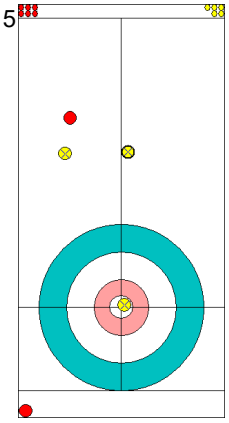
5
CHN: LIU J
Guard ↻ 100%

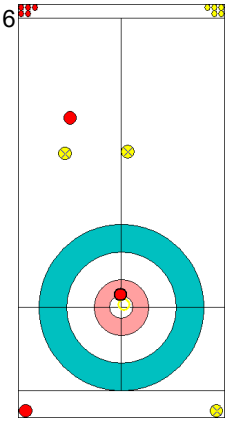
6
JPN: SUZUKI Y
Raise ↺ 75%

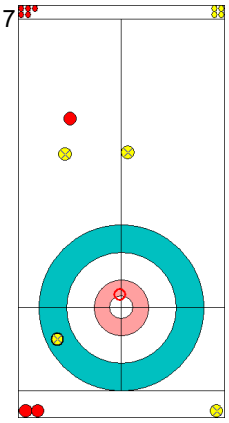
7
CHN: LIU J
Hit and Roll ↺ 100%

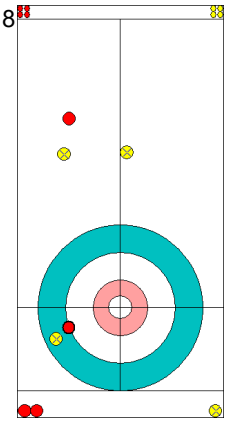
8
JPN: SUZUKI Y
Draw ↻ 75%

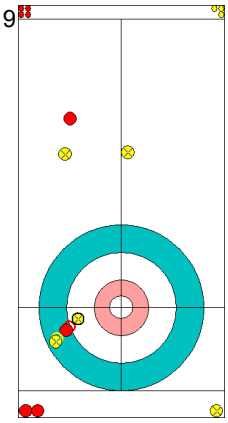
9
CHN: ZHOU Y
Draw ↻ 75%

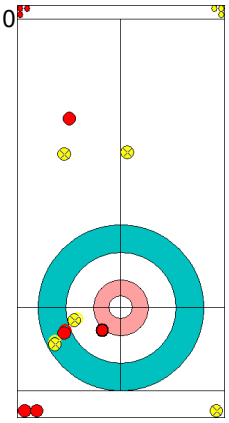
10
JPN: YOSHIDA C
Draw ↻ 50%

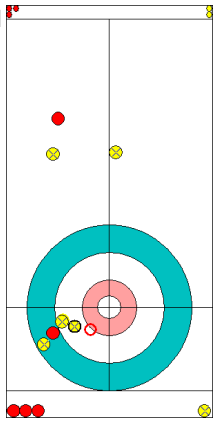
11
CHN: ZHOU Y
Take-out ↺ 75%

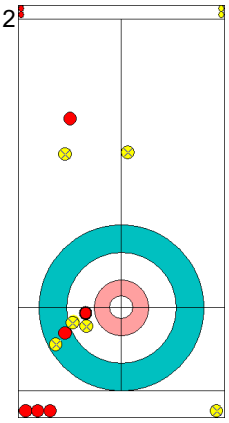
12
JPN: YOSHIDA C
Draw ↻ 100%

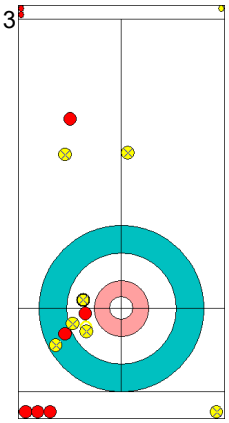
13
CHN: WANG B
Draw ↻ 25%

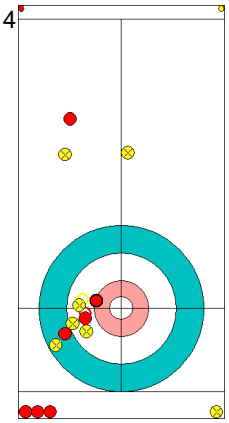
14
JPN: FUJISAWA S
Draw ↻ 75%

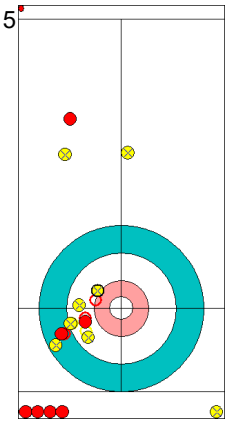
15
CHN: WANG B
Take-out ↺ 100%
Time-out

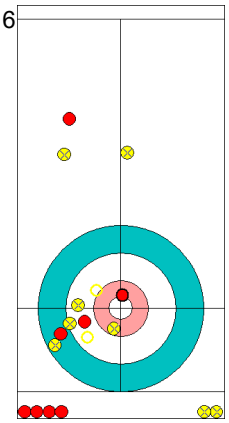
16
JPN: FUJISAWA S
Double Take-out ↻ 50%

	JPN	CHN
Total Score	6	6
Time left	02:04	04:28

Legend:
↻ Clockwise ↺ Counter-clockwise - Not considered

Game - Shot by Shot
경기별 숏 기록 / Déroulement de la partie

End 11 — **JPN - Japan 6 + 0** (this end) **= 6** — **CHN - China 6 + 1** (this end) **= 7**



	JPN	CHN
Total Score	6	7
Time left	02:54	01:44

Legend:
↻ Clockwise ↺ Counter-clockwise - Not considered

Game Results
대회 경기결과 / Résultats de la partie

Sheet	Game	Team	LSFE	1	2	3	4	5	6	7	8	9	10	Extra Ends				Total
D	4	DEN - Denmark		1	0	1	0	1	0	1	0	1	1					6
	4	GBR - Great Britain	*	0	2	0	1	0	2	0	2	0	0					7

DEN - Denmark		Shot Success Game	Shot Success All
4 S	DUPONT Madeleine	73%	63%
3	DUPONT Denise	74%	71%
2	HOGH Julie	78%	74%
1 V	HALSE Mathilde	69%	77%
A	KNUDSEN Lina Almind	-	-
	Team Total	73%	71%

Last Stone Draw		Distance
↻	HALSE Mathilde	47.4cm
↺	DUPONT Madeleine	81.9cm
Total		**129.3cm**

Time remaining: 4 minutes 11 seconds

GBR - Great Britain		Shot Success Game	Shot Success All
4 S	MUIRHEAD Eve	85%	78%
3 V	SLOAN Anna	84%	76%
2	ADAMS Vicki	78%	77%
1	GRAY Lauren	81%	79%
A	SCHAFER Kelly	-	-
	Team Total	82%	78%

Last Stone Draw		Distance
↻	GRAY Lauren	10.1cm
↺	SLOAN Anna	13.3cm
Total		**23.4cm**

Time remaining: 3 minutes 33 seconds

Shot Success Analysis

DEN - Denmark		↻		↺		Game	
4 DUPONT Madeleine	Draws	5	90%	2	50%	7	79%
	Take-outs	10	75%	3	50%	13	69%
	Total	15	80%	5	50%	20	73%
3 DUPONT Denise	Draws	6	79%	3	67%	9	75%
	Take-outs	4	50%	7	86%	11	73%
	Total	10	68%	10	80%	20	74%
2 HOGH Julie	Draws	7	79%	6	83%	13	81%
	Take-outs	3	67%	4	75%	7	71%
	Total	10	75%	10	80%	20	78%
1 HALSE Mathilde	Draws	4	25%	14	80%	18	68%
	Take-outs	2	75%	0	-	2	75%
	Total	6	42%	14	80%	20	69%
A KNUDSEN Lina Almind	Draws	0	-	0	-	0	-
	Take-outs	0	-	0	-	0	-
	Total	0	-	0	-	0	-
Team	Draws	22	72%	25	77%	47	74%
	Take-outs	19	68%	14	75%	33	71%
	Total	41	70%	39	76%	80	73%

GBR - Great Britain		↻		↺		Game	
4 MUIRHEAD Eve	Draws	3	75%	1	0%	4	56%
	Take-outs	3	100%	13	90%	16	92%
	Total	6	88%	14	84%	20	85%
3 SLOAN Anna	Draws	4	56%	3	92%	7	71%
	Take-outs	4	100%	9	86%	13	90%
	Total	8	78%	12	88%	20	84%
2 ADAMS Vicki	Draws	5	90%	3	83%	8	88%
	Take-outs	7	57%	5	90%	12	71%
	Total	12	71%	8	88%	20	78%
1 GRAY Lauren	Draws	9	92%	6	71%	15	83%
	Take-outs	0	-	5	75%	5	75%
	Total	9	92%	11	73%	20	81%
A SCHAFER Kelly	Draws	0	-	0	-	0	-
	Take-outs	0	-	0	-	0	-
	Total	0	-	0	-	0	-
Team	Draws	21	82%	13	73%	34	79%
	Take-outs	14	79%	32	87%	46	84%
	Total	35	81%	45	83%	80	82%

Note:
Position and function for each team member:
4 = Fourth, **3** = Third, **2** = Second, **1** = Lead, **A** = Alternate, **S** = Skip, **V** = Vice-Skip

Legend:
↻ Clockwise ↺ Counter-clockwise **LSFE(*)** Last Stone First End

Game - Shot by Shot
경기별 숏 기록 / Déroulement de la partie

End 1 — **DEN - Denmark 0 + 1** (this end) **= 1** — **GBR - Great Britain 0 + 0** (this end) **= 0**



	DEN	GBR
Total Score	1	0
Time left	35:42	35:10

Legend:
↻ Clockwise ↺ Counter-clockwise - Not considered

Game - Shot by Shot
경기별 숏 기록 / Déroulement de la partie

End 2 — **DEN - Denmark 1 + 0** (this end) **= 1** — **GBR - Great Britain 0 + 2** (this end) **= 2**

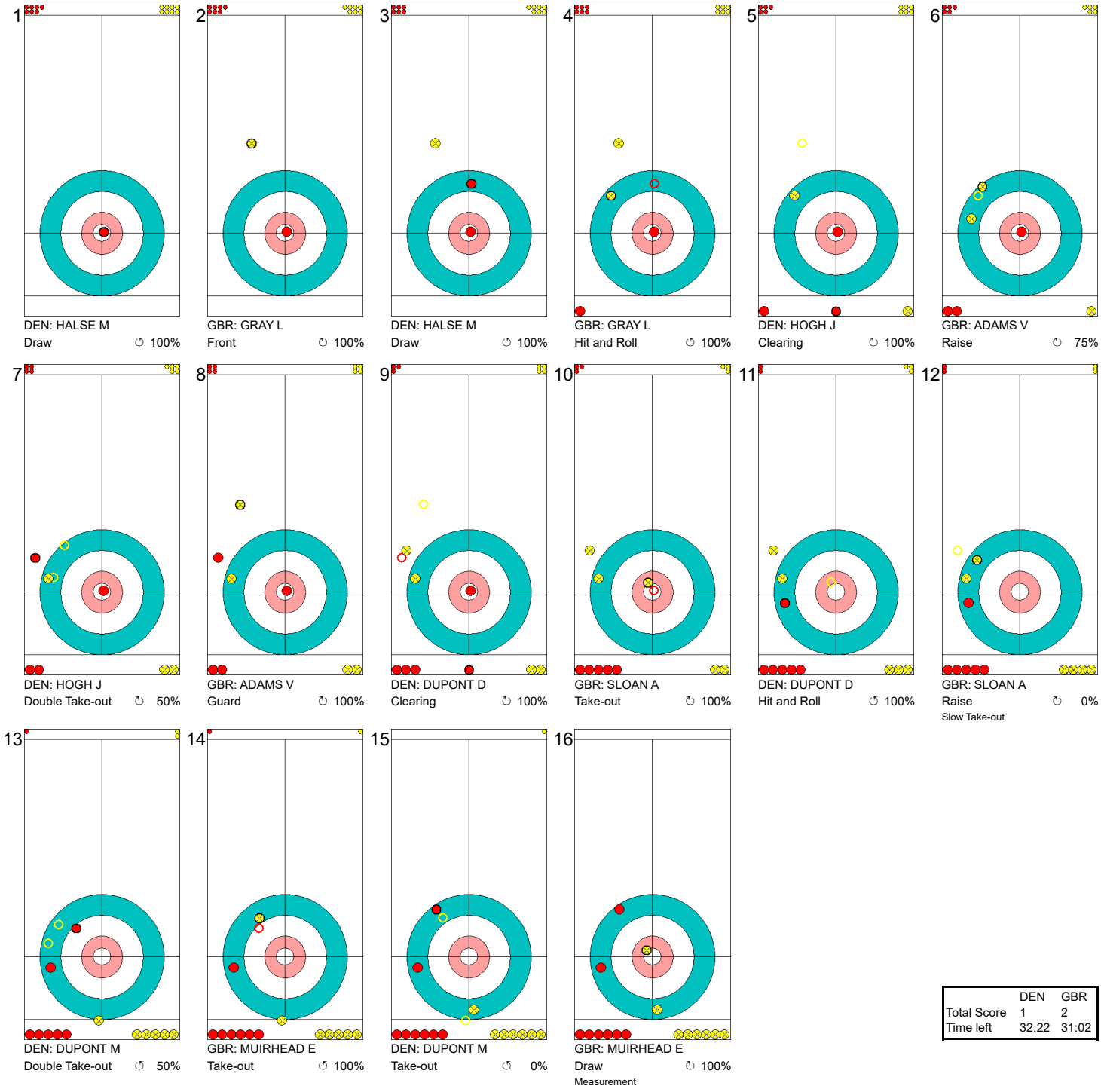

	DEN	GBR
Total Score	1	2
Time left	32:22	31:02

Legend:
↻ Clockwise ↺ Counter-clockwise - Not considered

Game - Shot by Shot
경기별 숏 기록 / Déroulement de la partie

End 3 — **DEN - Denmark 1 + 1** (this end) **= 2** — **GBR - Great Britain 2 + 0** (this end) **= 2**



	DEN	GBR
Total Score	2	2
Time left	26:56	27:08

Legend:
↻ Clockwise ↺ Counter-clockwise - Not considered

Game - Shot by Shot
경기별 숏 기록 / Déroulement de la partie

End 4 | **DEN - Denmark 2 + 0** (this end) **= 2** | **GBR - Great Britain 2 + 1** (this end) **= 3**

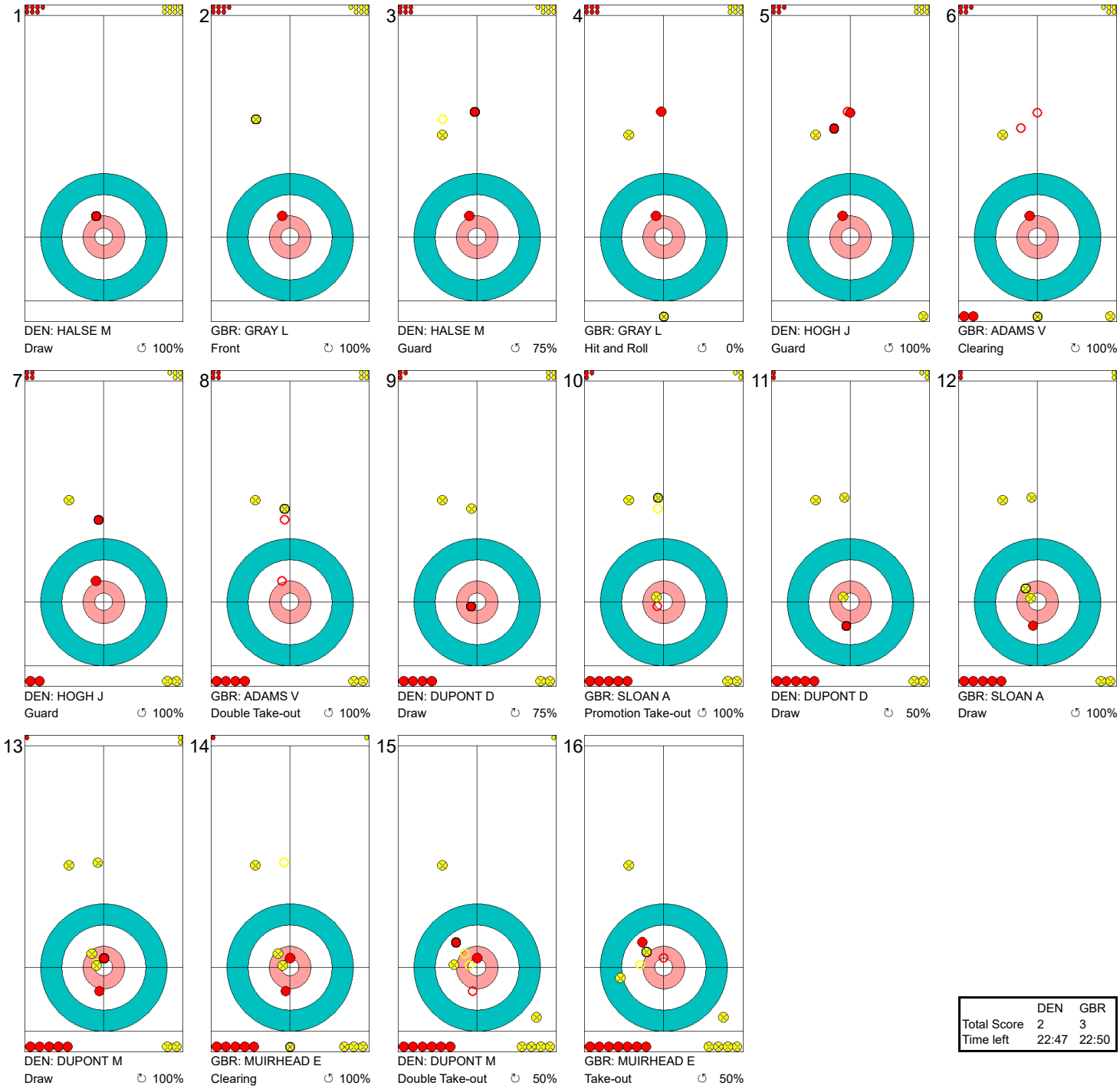

	DEN	GBR
Total Score	2	3
Time left	22:47	22:50

Legend:
↻ Clockwise ↺ Counter-clockwise - Not considered

Game - Shot by Game
경기별 숏 기록 / Déroulement de la partie

End 5 | **DEN - Denmark 2 + 1** (this end) **= 3** | **GBR - Great Britain 3 + 0** (this end) **= 3**



	DEN	GBR
Total Score	3	3
Time left	17:52	18:04

Legend:
↻ Clockwise ↺ Counter-clockwise - Not considered

Game - Shot by Shot
경기별 숏 기록 / Déroulement de la partie

End 6 | **DEN - Denmark 3 + 0** (this end) **= 3** | **GBR - Great Britain 3 + 2** (this end) **= 5**



	DEN	GBR
Total Score	3	5
Time left	15:10	14:55

Legend:
↻ Clockwise ↺ Counter-clockwise - Not considered

Game - Shot by Shot
경기별 숏 기록 / Déroulement de la partie

End 7 | **DEN - Denmark 3 + 1** (this end) **= 4** | **GBR - Great Britain 5 + 0** (this end) **= 5**

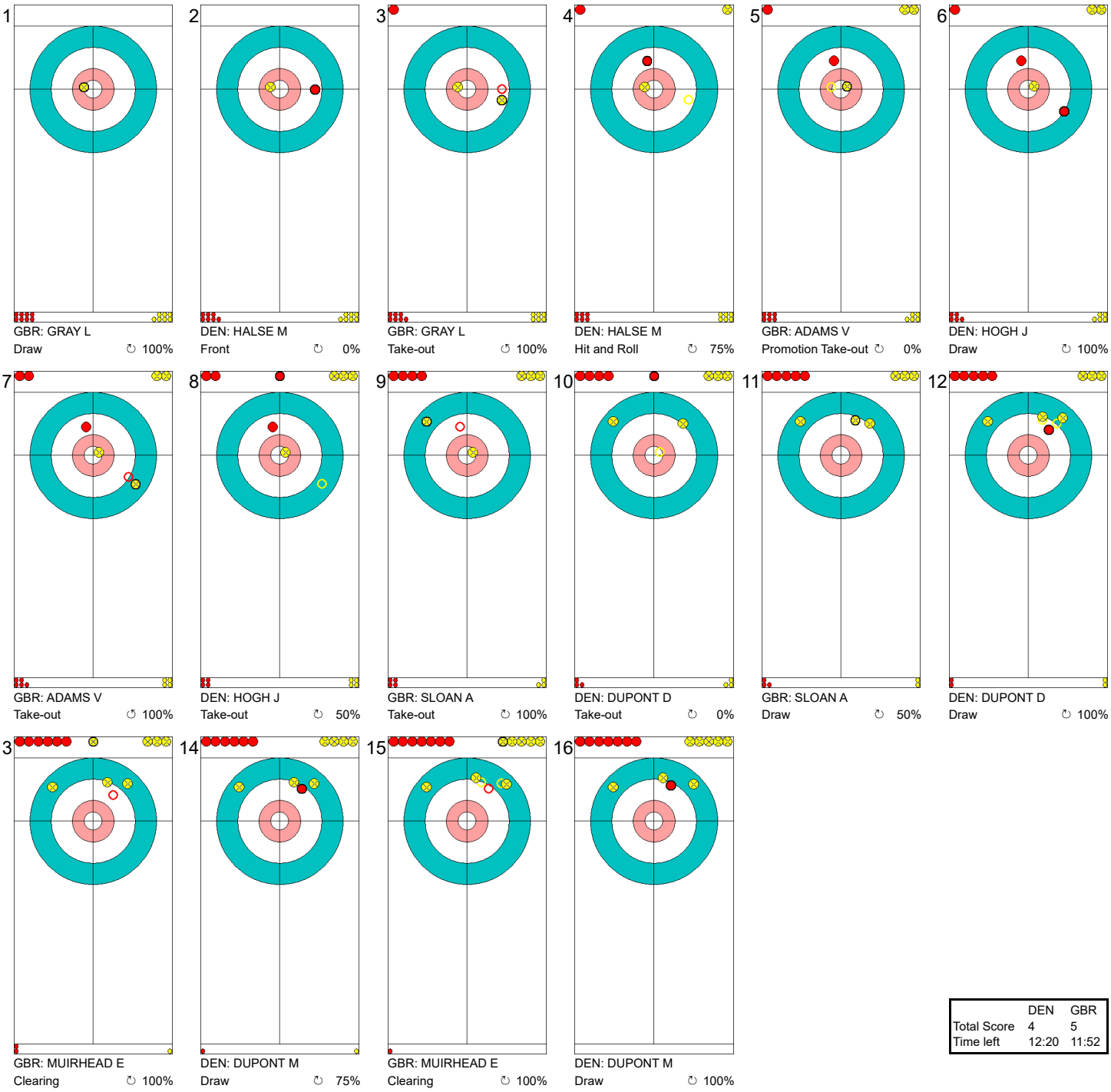

	DEN	GBR
Total Score	4	5
Time left	12:20	11:52

Legend:
↻ Clockwise ↺ Counter-clockwise - Not considered

Game - Shot by Shot
경기별 숏 기록 / Déroulement de la partie

End 8 — **DEN - Denmark 4 + 0** (this end) **= 4** — **GBR - Great Britain 5 + 2** (this end) **= 7**

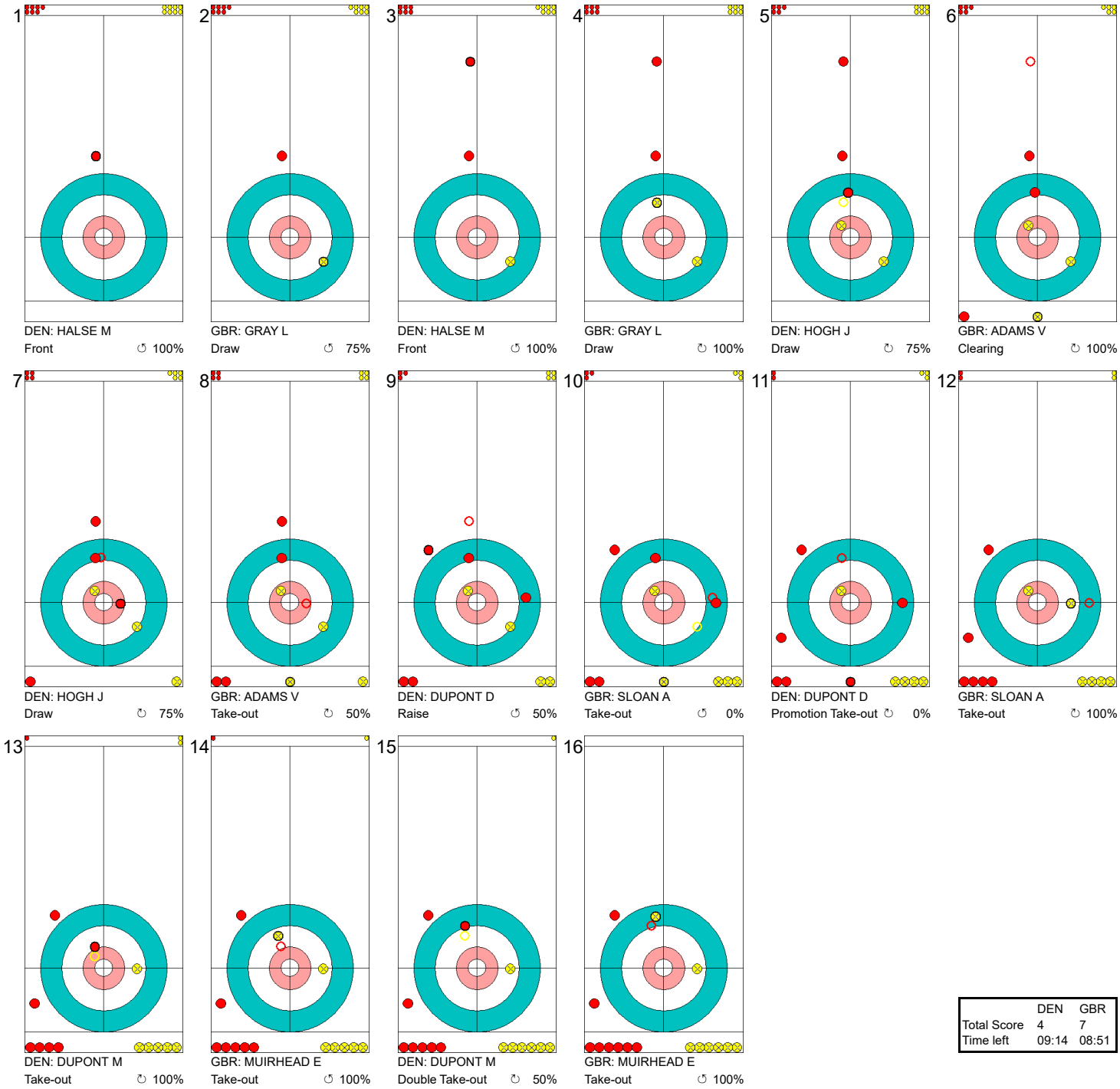

	DEN	GBR
Total Score	4	7
Time left	09:14	08:51

Legend:
↻ Clockwise ↺ Counter-clockwise - Not considered

Game - Shot by Shot
경기별 숏 기록 / Déroulement de la partie

End 9 | **DEN - Denmark 4 + 1** (this end) **= 5** | **GBR - Great Britain 7 + 0** (this end) **= 7**

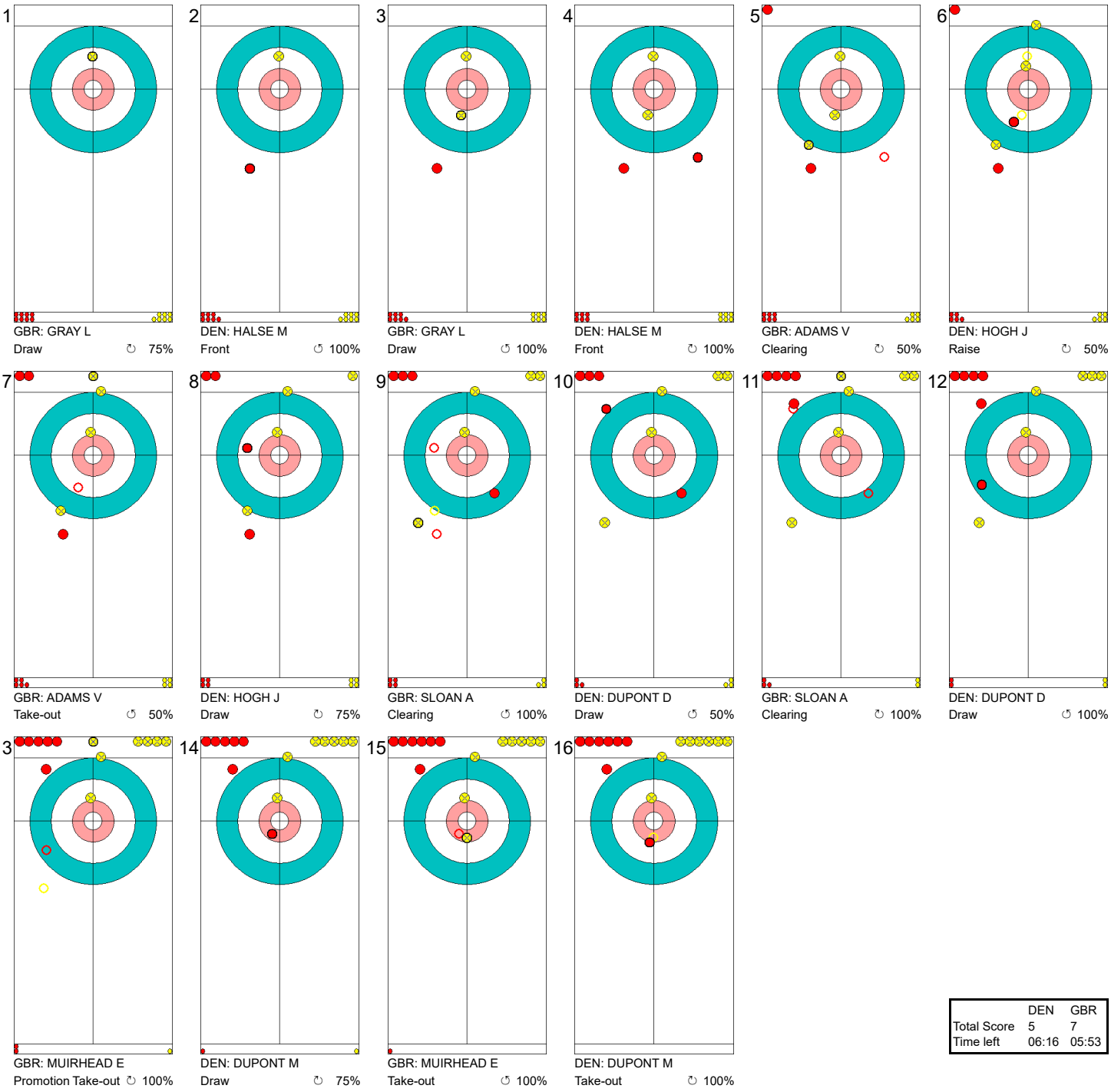

	DEN	GBR
Total Score	5	7
Time left	06:16	05:53

Legend:
↻ Clockwise ↺ Counter-clockwise - Not considered

Game - Shot by Shot
경기별 숏 기록 / Déroulement de la partie

End 10 — **DEN - Denmark 5 + 1** (this end) **= 6** — **GBR - Great Britain 7 + 0** (this end) **= 7**

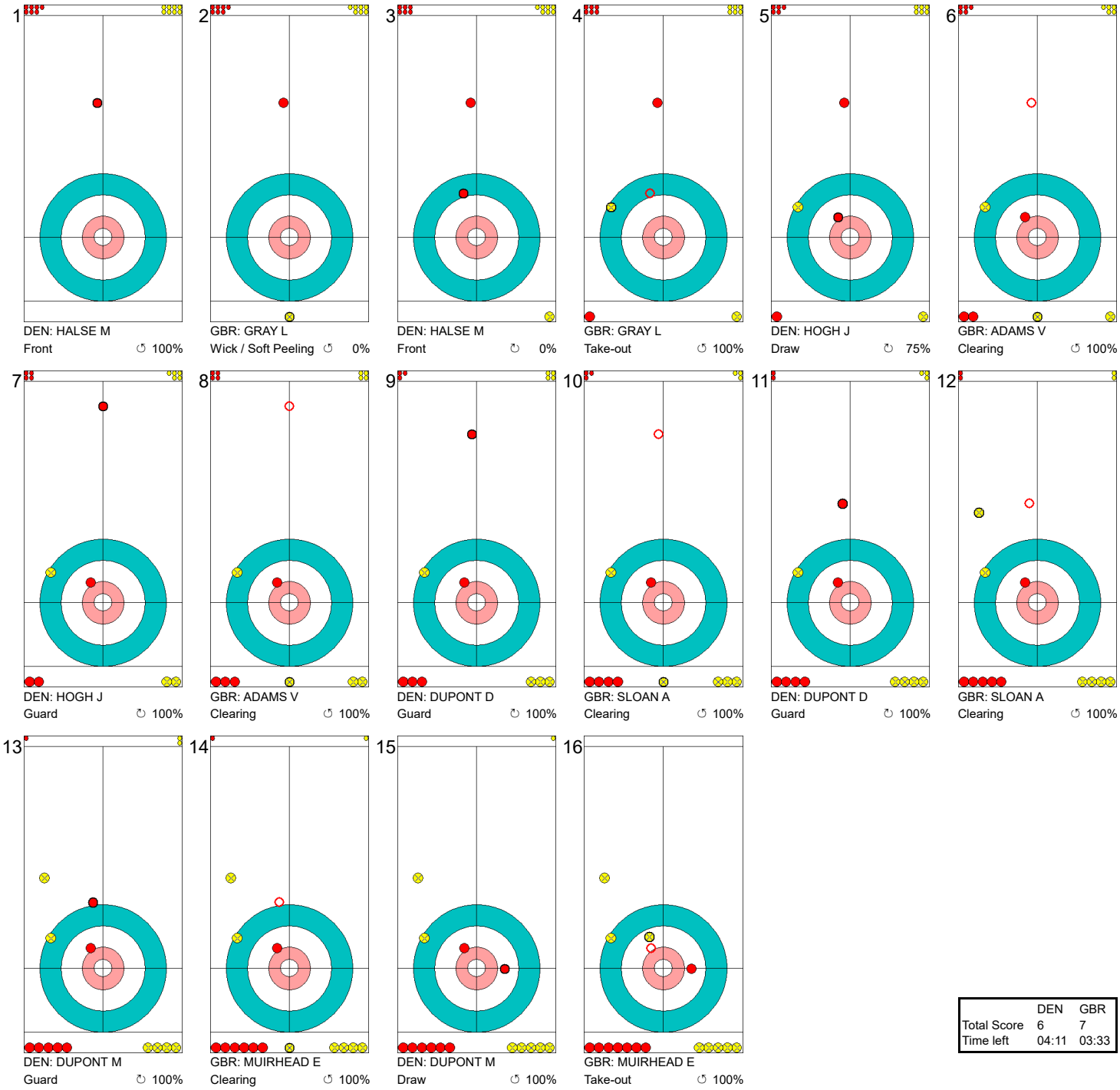

	DEN	GBR
Total Score	6	7
Time left	04:11	03:33

Legend:
↻ Clockwise ↺ Counter-clockwise - Not considered

Most Important Shots
우승 결정 슛 / Tirs les plus importants

Sheet	Game	Team	LSFE	1	2	3	4	5	6	7	8	9	10	Extra Ends	Total
A	4	SUI - Switzerland		0	2	2	0	0	0	0	0	1	2		7
	4	SWE - Sweden	*	1	0	0	1	0	1	3	2	0	0		8

Most Important Shot:

Swiss Skip TIRINZONI S was facing three Swedish stones in the house, she was forced to play her last Draw to the button. Her stone was too heavy and she gave a steal of three points to the Swedish team.

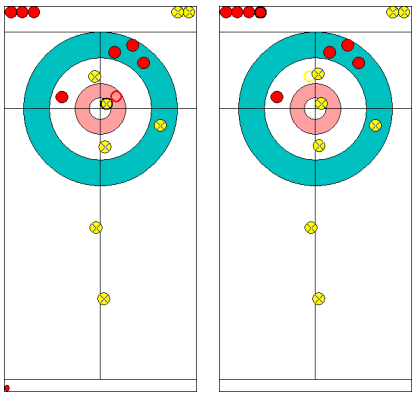

Before After

End: 7
Team: SUI - Switzerland
Player: TIRINZONI Silvana
Team Stone: 1 2 3 4 5 6 7 ⑧
Task: Draw
Rotation: ↻
Shot Success: 0%

Sheet	Game	Team	LSFE	1	2	3	4	5	6	7	8	9	10	Extra Ends	Total
B	4	OAR - Olympic Athlete from Russia		0	2	0	0	1	1	0	1	0	1	0	6
	4	USA - United States of America	*	1	0	2	1	0	0	1	0	1	0	1	7

Most Important Shot:

The US Skip ROTH N had to draw her last stone into the eight foot facing 3 stones of team OAR. Her stone was played a little light but with excellent sweeping the US team scored the point and won the game.

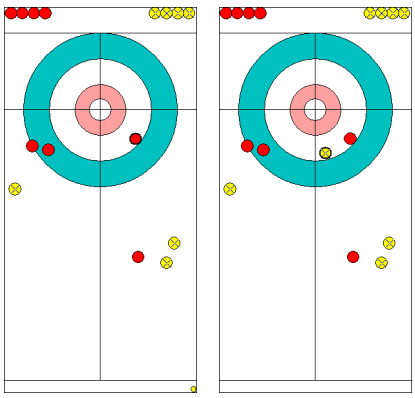

Before After

End: 11
Team: USA - United States of America
Player: ROTH Nina
Team Stone: 1 2 3 4 5 6 7 ⑧
Task: Draw
Rotation: ↻
Shot Success: 100%

Most Important Shots
우승 결정 슛 / Tirs les plus importants

Sheet	Game	Team	LSFE	1	2	3	4	5	6	7	8	9	10	Extra Ends	Total
C	4	JPN - Japan	*	2	1	0	1	0	1	0	0	0	1	0	6
	4	CHN - People's Republic of China		0	0	2	0	1	0	0	3	0	0	1	7

Most Important Shot:

The Chinese Second LIU J played a heavy weight Clearing, removing three front stones covering the center of the house. This opened up the house and allowed the Chinese team to draw with their last stone into the four foot to win the game.

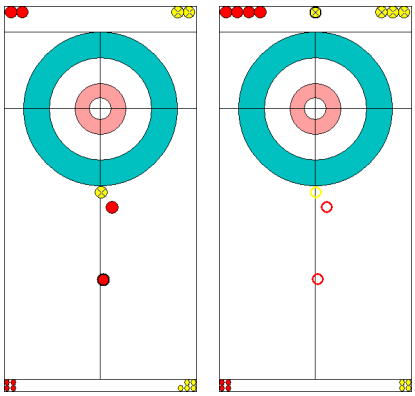

Before After

End: 11
Team: CHN - People's Republic of China
Player: LIU Jinli
Team Stone: 1 2 3 (4) 5 6 7 8
Task: Clearing
Rotation: ↻
Shot Success: 100%

Sheet	Game	Team	LSFE	1	2	3	4	5	6	7	8	9	10	Extra Ends	Total
D	4	DEN - Denmark		1	0	1	0	1	0	1	0	1	1		6
	4	GBR - Great Britain	*	0	2	0	1	0	2	0	2	0	0		7

Most Important Shot:

British Lead GRAY L played a Draw to the middle of the eight foot to sit partially behind cover. The Danish team then tried to raise, but moved the British stone into the four foot, sitting completely behind cover. This was the basis for a two point end for Great Britain.

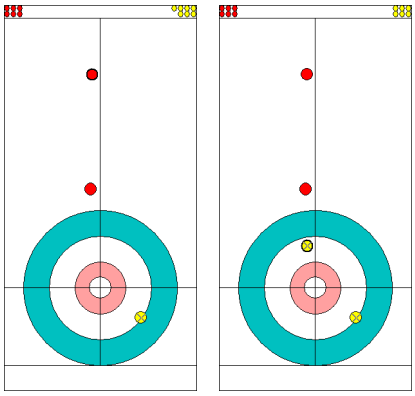

Before After

End: 8
Team: GBR - Great Britain
Player: GRAY Lauren
Team Stone: 1 (2) 3 4 5 6 7 8
Task: Draw
Rotation: ↻
Shot Success: 100%

Legend:
↻ Clockwise ↺ Counter-clockwise **LSFE(*)** Last Stone First End

Session Results and Standings
세션 경기결과 및 순위 / Résultats de la session et classement

Sheet	Game	Team	LSFE	1	2	3	4	5	6	7	8	9	10	Extra Ends			Total
A	3	DEN - Denmark		0	0	3	1	0	2	0	0	0	2	1				9
	3	CAN - Canada	*	0	2	0	0	4	0	1	1	0	0	0				8
B	3	KOR - Republic of Korea		1	0	1	1	1	0	1	0	2	0					7
	3	SUI - Switzerland	*	0	2	0	0	0	1	0	1	0	1					5
D	3	SWE - Sweden		0	0	0	0	1	0	1	0	2	0	1				5
	3	OAR - Olympic Athlete from Russia	*	0	0	0	1	0	1	0	1	0	1	0				4

Current Standings

Rank	Team	Games	Wins	Losses
1	JPN - Japan	3	3	0
1	SWE - Sweden	3	3	0
3	GBR - Great Britain	3	2	1
3	KOR - Republic of Korea	3	2	1
5	CHN - People's Republic of China	3	1	2
5	DEN - Denmark	3	1	2
5	OAR - Olympic Athlete from Russia	3	1	2
5	SUI - Switzerland	3	1	2
5	USA - United States of America	3	1	2
10	CAN - Canada	3	0	3

Note:
Under WCF rules, tie-breaking rules for standings are not applied until after the last game of the round robin.

Legend:
LSFE(*) Last Stone First End

Game Results
대회 경기결과 / Résultats de la partie

Sheet	Game	Team	LSFE	1	2	3	4	5	6	7	8	9	10	Extra Ends			Total
A	3	DEN - Denmark		0	0	3	1	0	2	0	0	0	2	1				9
	3	CAN - Canada	*	0	2	0	0	4	0	1	1	0	0	0				8

DEN - Denmark		Shot Success Game	Shot Success All
4 S	DUPONT Madeleine	67%	60%
3	DUPONT Denise	69%	70%
2	HOGH Julie	74%	73%
1 V	HALSE Mathilde	81%	80%
A	KNUDSEN Lina Almind	-	-
	Team Total	73%	71%

Last Stone Draw		Distance
↻	HOGH Julie	49.1cm
↺	HALSE Mathilde	178.0cm
Total		**227.1cm**

Time remaining: 3 minutes 17 seconds
1 minute 21 seconds (after extra end)

Time-out: End 8 - DEN stone 7; End 11 - DEN stone 8

CAN - Canada		Shot Success Game	Shot Success All
4 S	HOMAN Rachel	66%	72%
3 V	MISKEW Emma	77%	80%
2	COURTNEY Joanne	80%	79%
1	WEAGLE Lisa	76%	84%
A	BERNARD Cheryl	-	-
	Team Total	75%	79%

Last Stone Draw		Distance
↻	COURTNEY Joanne	23.5cm
↺	WEAGLE Lisa	45.8cm
Total		**69.3cm**

Time remaining: 6 minutes 14 seconds
0 minutes 45 seconds (after extra end)

Time-out: End 10 - CAN stone 7; End 11 - CAN stone 8

Shot Success Analysis

DEN - Denmark		↻		↺		Game	
4 DUPONT Madeleine	Draws	4	50%	6	58%	10	55%
	Take-outs	7	71%	4	88%	11	77%
	Total	11	64%	10	70%	21	67%
3 DUPONT Denise	Draws	7	68%	8	69%	15	68%
	Take-outs	3	67%	3	75%	6	71%
	Total	10	68%	11	70%	21	69%
2 HOGH Julie	Draws	5	90%	6	38%	11	61%
	Take-outs	1	50%	10	90%	11	86%
	Total	6	83%	16	70%	22	74%
1 HALSE Mathilde	Draws	4	88%	13	88%	17	88%
	Take-outs	0	-	5	55%	5	55%
	Total	4	88%	18	79%	22	81%
A KNUDSEN Lina Almind	Draws	0	-	0	-	0	-
	Take-outs	0	-	0	-	0	-
	Total	0	-	0	-	0	-
Team	Draws	20	74%	33	69%	53	71%
	Take-outs	11	68%	22	80%	33	76%
	Total	31	72%	55	73%	86	73%

CAN - Canada		↻		↺		Game	
4 HOMAN Rachel	Draws	1	75%	6	58%	7	61%
	Take-outs	10	75%	5	55%	15	68%
	Total	11	75%	11	57%	22	66%
3 MISKEW Emma	Draws	0	-	5	70%	5	70%
	Take-outs	13	85%	4	63%	17	79%
	Total	13	85%	9	67%	22	77%
2 COURTNEY Joanne	Draws	0	-	3	58%	3	58%
	Take-outs	9	81%	10	85%	19	83%
	Total	9	81%	13	79%	22	80%
1 WEAGLE Lisa	Draws	11	68%	10	83%	21	75%
	Take-outs	1	100%	0	-	1	100%
	Total	12	71%	10	83%	22	76%
A BERNARD Cheryl	Draws	0	-	0	-	0	-
	Take-outs	0	-	0	-	0	-
	Total	0	-	0	-	0	-
Team	Draws	12	69%	24	71%	36	70%
	Take-outs	33	81%	19	72%	52	78%
	Total	45	78%	43	72%	88	75%

Note:
Position and function for each team member:
4 = Fourth, **3** = Third, **2** = Second, **1** = Lead, **A** = Alternate, **S** = Skip, **V** = Vice-Skip

Legend:
↻ Clockwise ↺ Counter-clockwise **LSFE(*)** Last Stone First End

OMEGA Atos

Game - Shot by Shot
경기별 숏 기록 / Déroulement de la partie

End 1 — **DEN - Denmark 0 + 0** (this end) **= 0** — **CAN - Canada 0 + 0** (this end) **= 0**

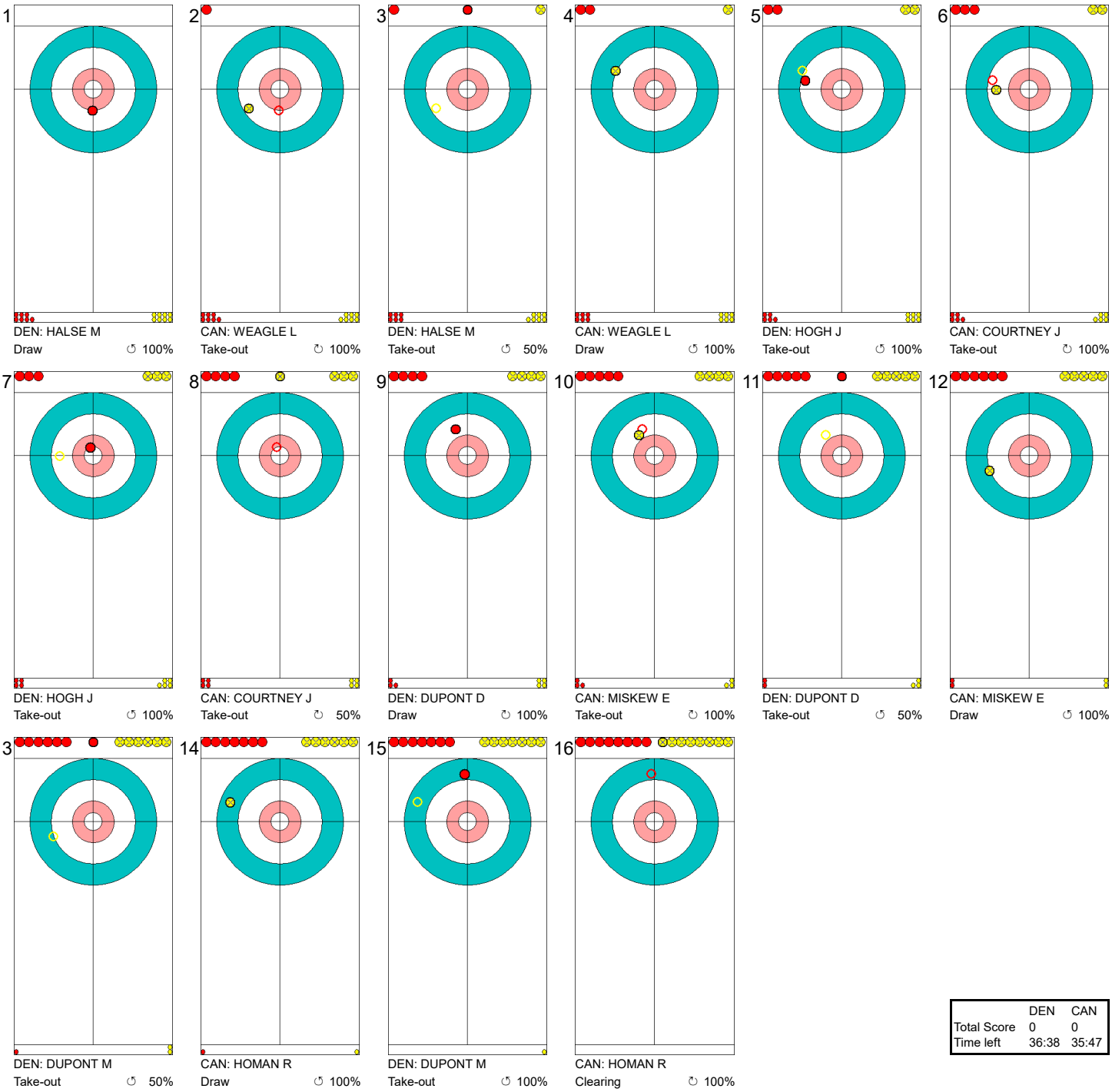

	DEN	CAN
Total Score	0	0
Time left	36:38	35:47

Legend:
↻ Clockwise ↺ Counter-clockwise - Not considered

Game - Shot by Shot
경기별 숏 기록 / Déroulement de la partie

End 2 | **DEN - Denmark 0 + 0** (this end) **= 0** | **CAN - Canada 0 + 2** (this end) **= 2**



	DEN	CAN
Total Score	0	2
Time left	33:32	32:42

Legend:
↻ Clockwise ↺ Counter-clockwise - Not considered

Game - Shot by Shot
경기별 숏 기록 / Déroulement de la partie

End 3 **DEN - Denmark 0 + 3** (this end) **= 3** **CAN - Canada 2 + 0** (this end) **= 2**

1
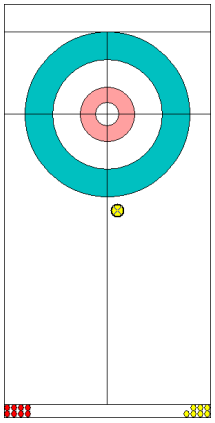
CAN: WEAGLE L
Front ↺ 75%

2
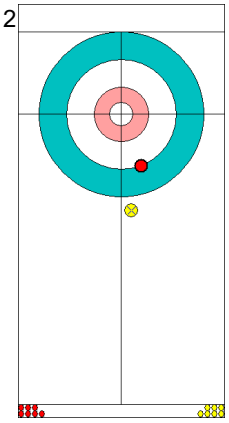
DEN: HALSE M
Draw ↺ 75%

3
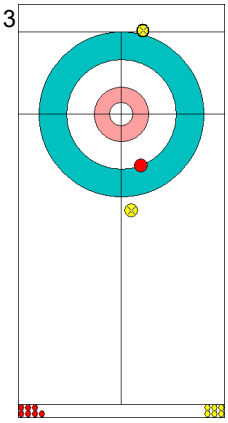
CAN: WEAGLE L
Draw ↻ 50%

4
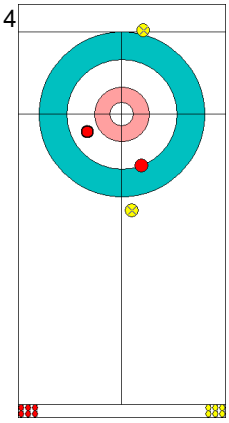
DEN: HALSE M
Draw ↺ 100%

5
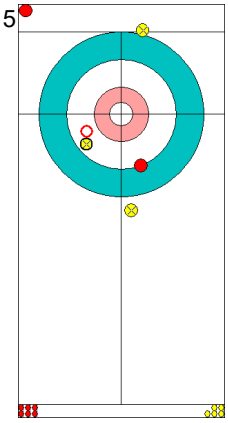
CAN: COURTNEY J
Take-out ↻ 100%

6
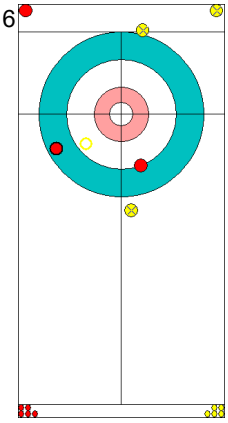
DEN: HOGH J
Take-out ↺ 100%

7
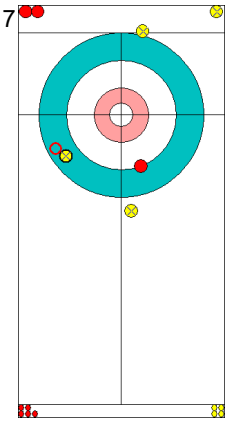
CAN: COURTNEY J
Take-out ↻ 100%

8
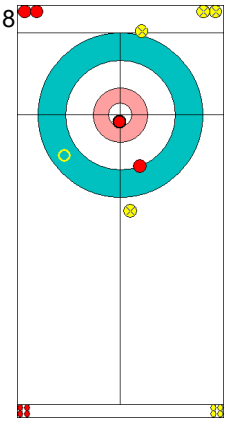
DEN: HOGH J
Take-out ↺ 100%

9
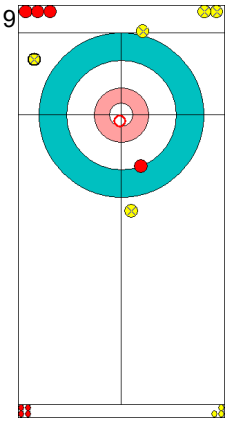
CAN: MISKEW E
Take-out ↻ 50%

10
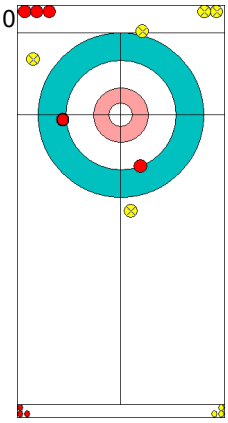
DEN: DUPONT D
Draw ↺ 100%

11
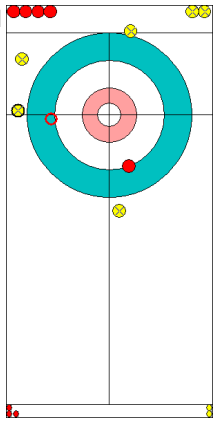
CAN: MISKEW E
Take-out ↻ 50%

12
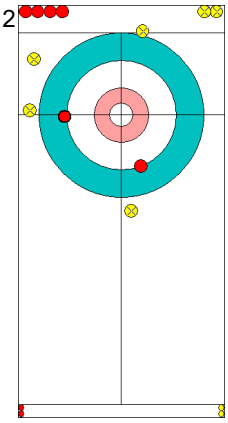
DEN: DUPONT D
Draw ↺ 100%

13
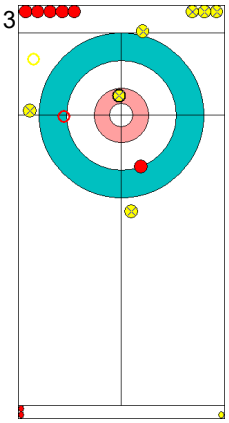
CAN: HOMAN R
Take-out ↻ 100%

14
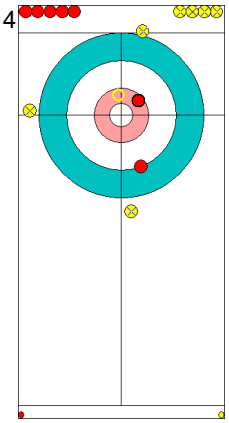
DEN: DUPONT M
Hit and Roll ↺ 100%

15
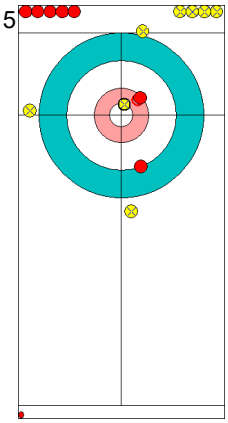
CAN: HOMAN R
Draw ↻ 75%

16
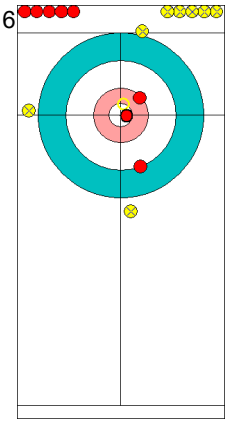
DEN: DUPONT M
Take-out ↺ 100%

	DEN	CAN
Total Score	3	2
Time left	30:39	29:34

Legend:
↻ Clockwise ↺ Counter-clockwise - Not considered

Game - Shot by Shot
경기별 숏 기록 / Déroulement de la partie

End 4 — **DEN - Denmark 3 + 1** (this end) **= 4** — **CAN - Canada 2 + 0** (this end) **= 2**

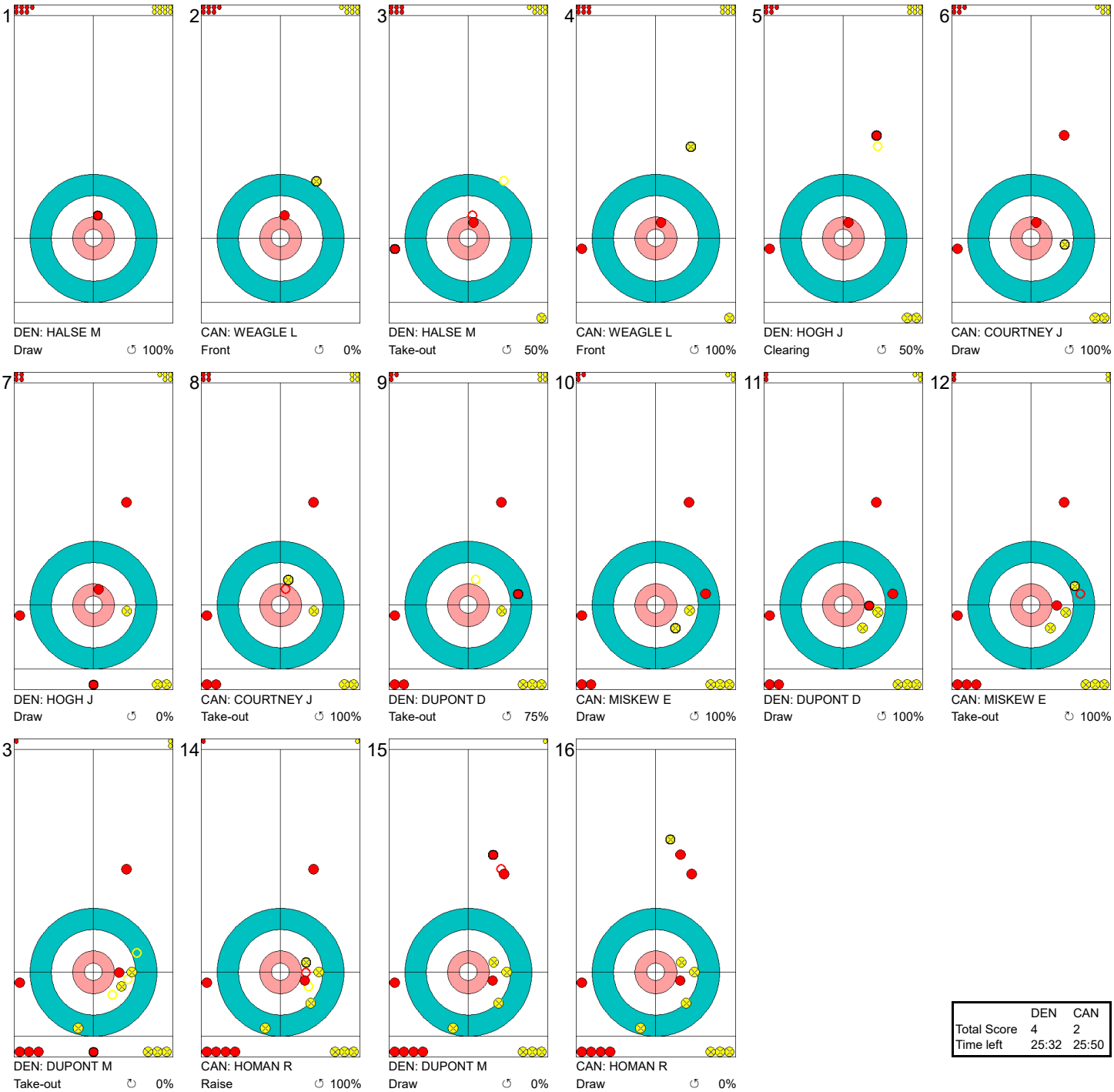

	DEN	CAN
Total Score	4	2
Time left	25:32	25:50

Legend:
↻ Clockwise ↺ Counter-clockwise - Not considered

Game - Shot by Shot
경기별 숏 기록 / Déroulement de la partie

End 5 **DEN - Denmark 4 + 0 (this end) = 4** **CAN - Canada 2 + 4 (this end) = 6**

1
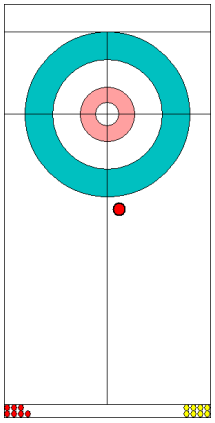
DEN: HALSE M
Front ↺ 100%

2
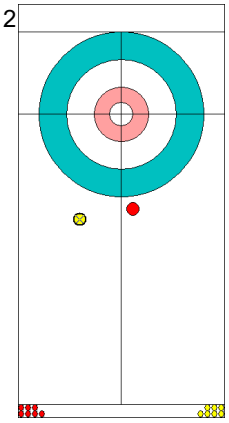
CAN: WEAGLE L
Front ↺ 100%

3
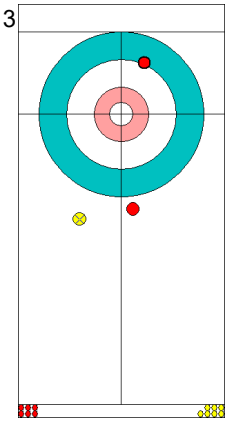
DEN: HALSE M
Draw ↻ 75%

4
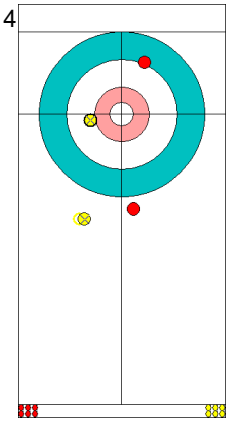
CAN: WEAGLE L
Draw ↺ 100%

5
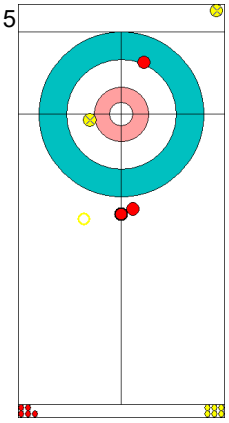
DEN: HOGH J
Clearing ↻ 50%

6
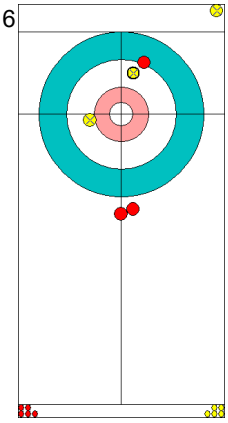
CAN: COURTNEY J
Draw ↻ 75%

7
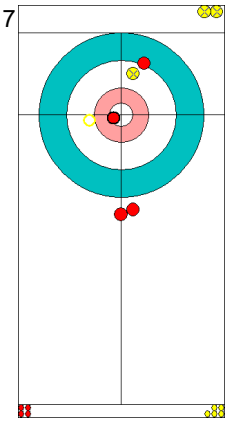
DEN: HOGH J
Take-out ↺ 100%

8
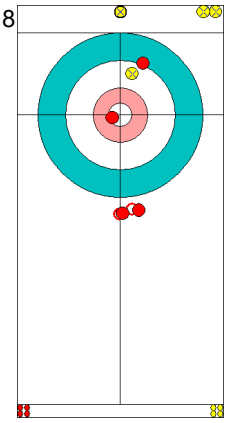
CAN: COURTNEY J
Hit and Roll ↻ 0%

9
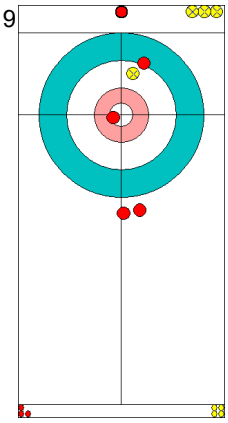
DEN: DUPONT D
Draw ↻ -
burned stone

10
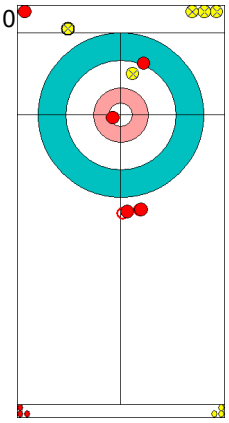
CAN: MISKEW E
Take-out ↺ 0%

11
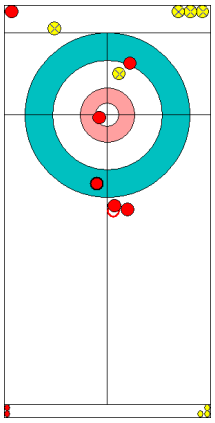
DEN: DUPONT D
Draw ↻ 50%

12
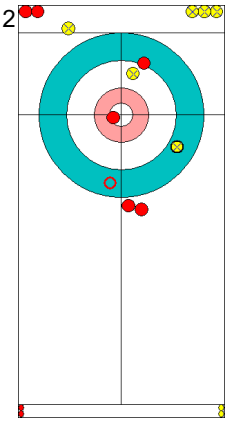
CAN: MISKEW E
Double Take-out ↻ 50%

13
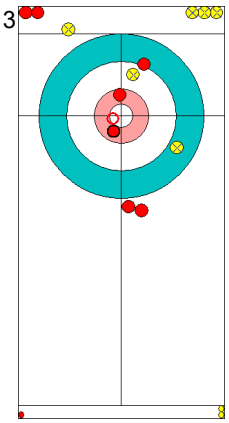
DEN: DUPONT M
Draw ↻ 75%

14
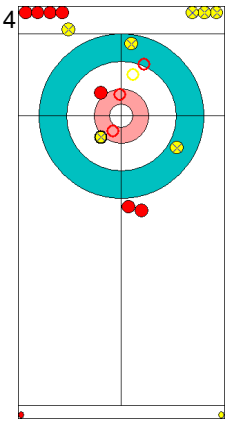
CAN: HOMAN R
Double Take-out ↻ 75%

15
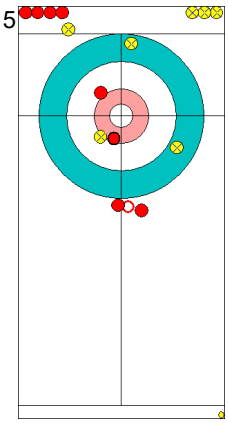
DEN: DUPONT M
Draw ↻ 50%

16
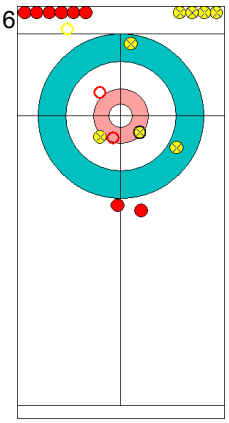
CAN: HOMAN R
Double Take-out ↺ 100%

	DEN	CAN
Total Score	4	6
Time left	21:47	22:17

Legend:
↻ Clockwise ↺ Counter-clockwise - Not considered

Game - Shot by Shot
경기별 숏 기록 / Déroulement de la partie

End 6 — **DEN - Denmark 4 + 2** (this end) **= 6** — **CAN - Canada 6 + 0** (this end) **= 6**



	DEN	CAN
Total Score	6	6
Time left	18:00	18:34

Legend:
↻ Clockwise ↺ Counter-clockwise - Not considered

Game - Shot by Shot
경기별 숏 기록 / Déroulement de la partie

End 7 | **DEN - Denmark 6 + 0** (this end) **= 6** | **CAN - Canada 6 + 1** (this end) **= 7**

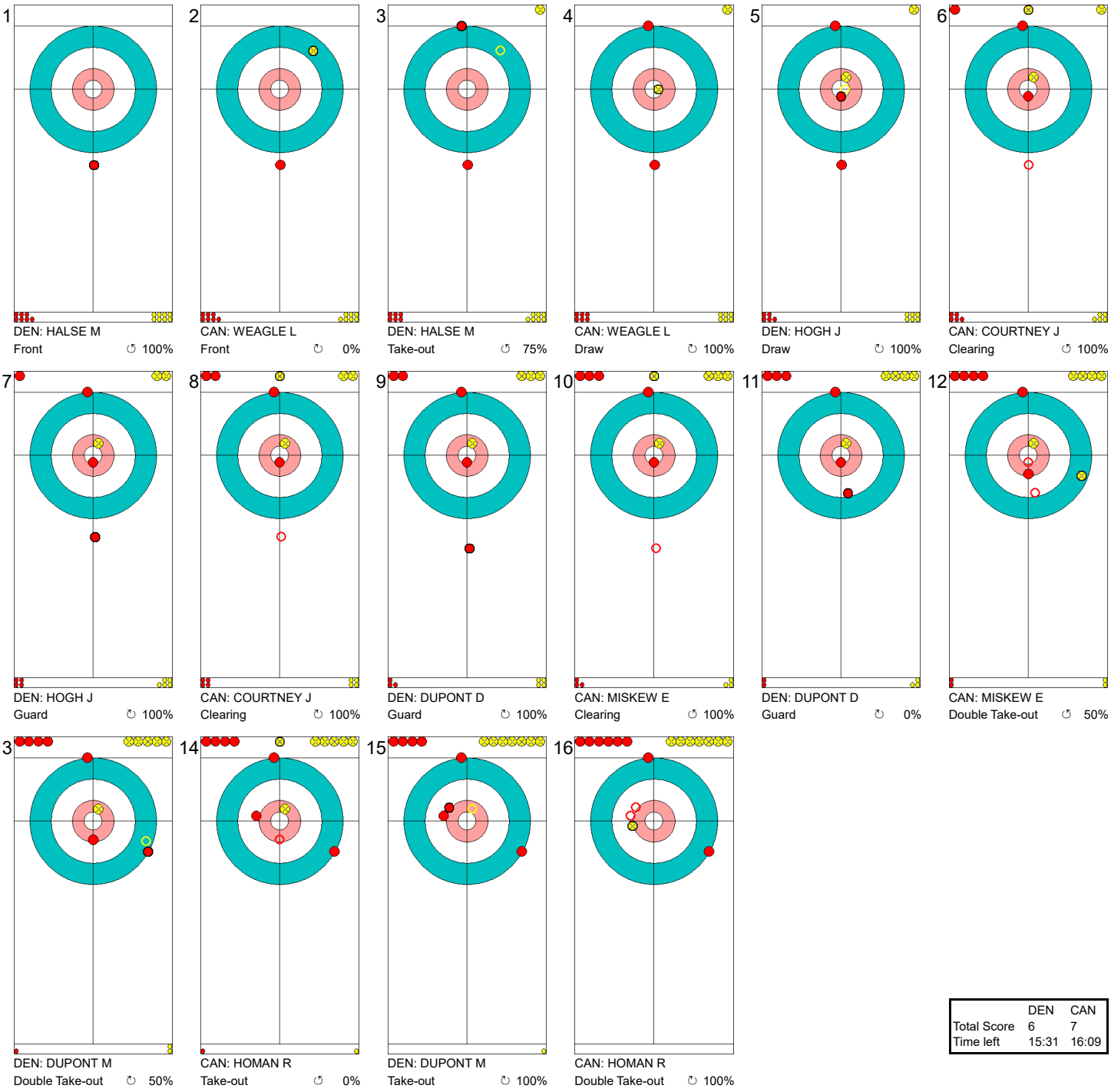

	DEN	CAN
Total Score	6	7
Time left	15:31	16:09

Legend:
↻ Clockwise ↺ Counter-clockwise - Not considered

Game - Shot by Shot
경기별 숏 기록 / Déroulement de la partie

End 8 — **DEN - Denmark 6 + 0** (this end) **= 6** — **CAN - Canada 7 + 1** (this end) **= 8**



	DEN	CAN
Total Score	6	8
Time left	12:31	12:50

Legend:
↻ Clockwise ↺ Counter-clockwise - Not considered

Game - Shot by Shot
경기별 숏 기록 / Déroulement de la partie

End 9 — **DEN - Denmark 6 + 0 (this end) = 6** — **CAN - Canada 8 + 0 (this end) = 8**

1	2	3	4	5	6
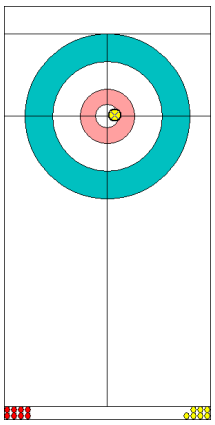	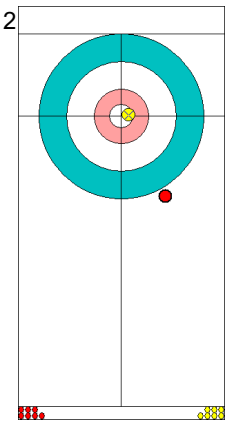	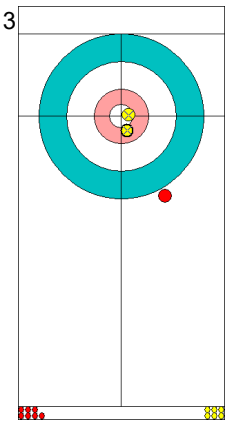	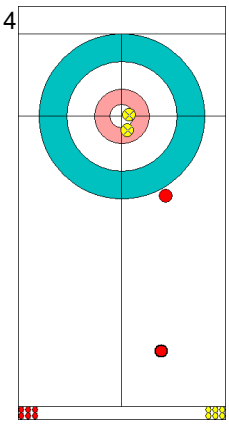	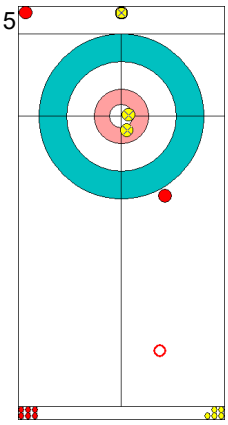	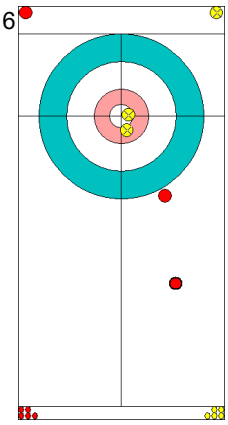
CAN: WEAGLE L	DEN: HALSE M	CAN: WEAGLE L	DEN: HALSE M	CAN: COURTNEY J	DEN: HOGH J
Draw ↻ 100%	Front ↻ 75%	Guard ↻ 100%	Guard ↻ 100%	Clearing ↻ 100%	Guard ↻ 75%

7	8	9	10	11	12
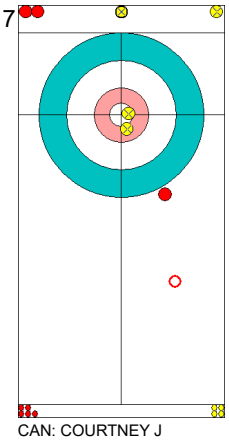	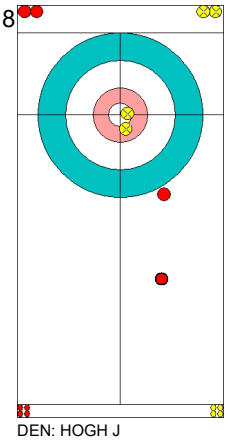	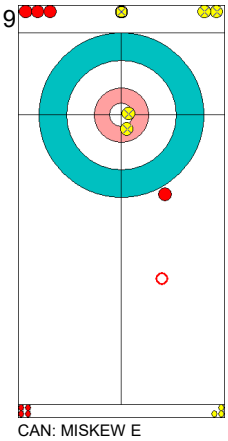	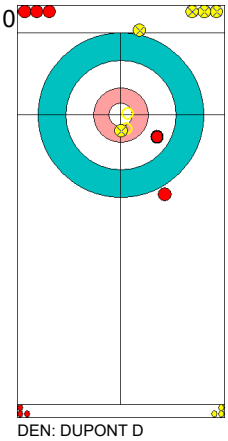	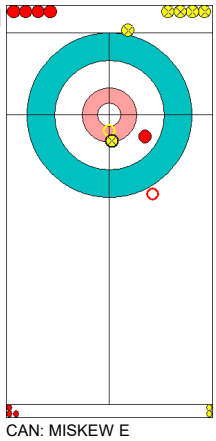	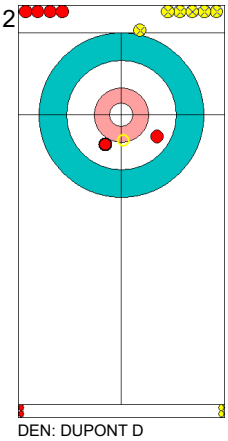
CAN: COURTNEY J	DEN: HOGH J	CAN: MISKEW E	DEN: DUPONT D	CAN: MISKEW E	DEN: DUPONT D
Clearing ↻ 100%	Guard ↻ 100%	Clearing ↻ 100%	Hit and Roll ↻ 50%	Take-out ↻ 50%	Take-out ↺ 100%

13	14	15	16
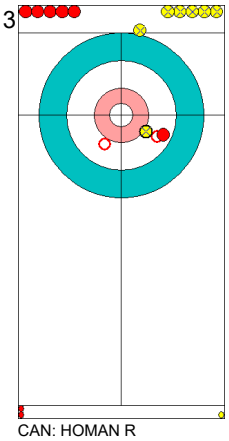	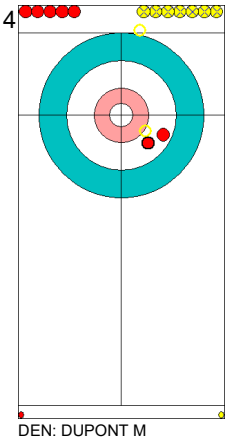	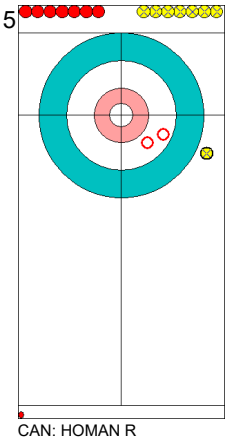	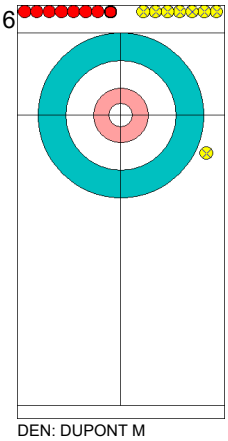
CAN: HOMAN R	DEN: DUPONT M	CAN: HOMAN R	DEN: DUPONT M
Double Take-out ↻ 75%	Take-out ↺ 100%	Double Take-out ↺ 100%	Through ↺ -

	DEN	CAN
Total Score	6	8
Time left	11:05	09:47

Legend:
↻ Clockwise ↺ Counter-clockwise - Not considered

Game - Shot by Shot
경기별 숏 기록 / Déroulement de la partie

End 10 | **DEN - Denmark 6 + 2** (this end) **= 8** | **CAN - Canada 8 + 0** (this end) **= 8**



	DEN	CAN
Total Score	8	8
Time left	03:17	06:14

Legend:
↻ Clockwise ↺ Counter-clockwise - Not considered

Game - Shot by Shot
경기별 숏 기록 / Déroulement de la partie

End 11 **DEN - Denmark 8 + 1** (this end) **= 9** **CAN - Canada 8 + 0** (this end) **= 8**



	DEN	CAN
Total Score	9	8
Time left	01:21	00:45

Legend:
↻ Clockwise ↺ Counter-clockwise - Not considered

Game Results
대회 경기결과 / Résultats de la partie

Sheet	Game	Team	LSFE	1	2	3	4	5	6	7	8	9	10	Extra Ends				Total
B	3	KOR - Republic of Korea		1	0	1	1	1	0	1	0	2	0					7
	3	SUI - Switzerland	*	0	2	0	0	0	1	0	1	0	1					5

KOR - Republic of Korea		Shot Success Game	Shot Success All
4 S	KIM EunJung	80%	72%
3 V	KIM KyeongAe	79%	70%
2	KIM SeonYeong	79%	75%
1	KIM YeongMi	76%	79%
A	KIM Chohi	-	-
	Team Total	78%	74%

Last Stone Draw		Distance
↻	KIM KyeongAe	39.7cm
↺	KIM EunJung	85.5cm
Total		**125.2cm**

Time remaining: 0 minutes 42 seconds

Time-out: End 9 - KOR stone 6

SUI - Switzerland		Shot Success Game	Shot Success All
4 S	TIRINZONI Silvana	54%	64%
3	NEUENSCHWANDER Esther	78%	83%
2 V	SIEGRIST Manuela	79%	75%
1	ALBRECHT Marlene	81%	84%
A	PERRET Jenny	-	-
	Team Total	73%	77%

Last Stone Draw		Distance
↻	SIEGRIST Manuela	4.7cm
↺	TIRINZONI Silvana	31.4cm
Total		**36.1cm**

Time remaining: 4 minutes 16 seconds

Time-out: End 10 - SUI stone 5

Shot Success Analysis

KOR - Republic of Korea		↻		↺		Game	
4 KIM EunJung	Draws	4	100%	4	44%	8	72%
	Take-outs	7	79%	5	95%	12	85%
	Total	11	86%	9	72%	20	80%
3 KIM KyeongAe	Draws	9	72%	2	88%	11	75%
	Take-outs	5	90%	4	75%	9	83%
	Total	14	79%	6	79%	20	79%
2 KIM SeonYeong	Draws	3	67%	3	92%	6	79%
	Take-outs	8	88%	6	67%	14	79%
	Total	11	82%	9	75%	20	79%
1 KIM YeongMi	Draws	13	85%	4	50%	17	76%
	Take-outs	0	-	2	75%	2	75%
	Total	13	85%	6	58%	19	76%
A KIM Chohi	Draws	0	-	0	-	0	-
	Take-outs	0	-	0	-	0	-
	Total	0	-	0	-	0	-
Team	Draws	29	81%	13	63%	42	76%
	Take-outs	20	85%	17	78%	37	82%
	Total	49	83%	30	72%	79	78%

SUI - Switzerland		↻		↺		Game	
4 TIRINZONI Silvana	Draws	7	50%	1	100%	8	56%
	Take-outs	3	25%	7	64%	10	53%
	Total	10	43%	8	69%	18	54%
3 NEUENSCHWANDER Esther	Draws	6	79%	5	65%	11	73%
	Take-outs	4	75%	5	90%	9	83%
	Total	10	78%	10	78%	20	78%
2 SIEGRIST Manuela	Draws	7	68%	4	88%	11	75%
	Take-outs	4	88%	5	80%	9	83%
	Total	11	75%	9	83%	20	79%
1 ALBRECHT Marlene	Draws	3	100%	11	86%	14	89%
	Take-outs	2	63%	4	63%	6	63%
	Total	5	85%	15	80%	20	81%
A PERRET Jenny	Draws	0	-	0	-	0	-
	Take-outs	0	-	0	-	0	-
	Total	0	-	0	-	0	-
Team	Draws	23	70%	21	82%	44	76%
	Take-outs	13	65%	21	74%	34	71%
	Total	36	68%	42	78%	78	73%

Note:
Position and function for each team member:
4 = Fourth, **3** = Third, **2** = Second, **1** = Lead, **A** = Alternate, **S** = Skip, **V** = Vice-Skip

Legend:
↻ Clockwise ↺ Counter-clockwise **LSFE(*)** Last Stone First End

Game - Shot by Shot
경기별 숏 기록 / Déroulement de la partie

End 1 — **KOR - Republic of Korea 0 + 1** (this end) **= 1** — **SUI - Switzerland 0 + 0** (this end) **= 0**



	KOR	SUI
Total Score	1	0
Time left	34:13	33:29

Legend:
↻ Clockwise ↺ Counter-clockwise - Not considered

Game - Shot by Shot
경기별 숏 기록 / Déroulement de la partie

End 2 — **KOR - Republic of Korea 1 + 0 (this end) = 1** — **SUI - Switzerland 0 + 2 (this end) = 2**



	KOR	SUI
Total Score	1	2
Time left	31:07	30:40

Legend:
↻ Clockwise ↺ Counter-clockwise - Not considered

Game - Shot by Shot
경기별 숏 기록 / Déroulement de la partie

End 3 — **KOR - Republic of Korea** 1 + 1 (this end) = 2 — **SUI - Switzerland** 2 + 0 (this end) = 2



	KOR	SUI
Total Score	2	2
Time left	27:59	28:10

Legend:
↻ Clockwise ↺ Counter-clockwise - Not considered

Game - Shot by Shot
경기별 숏 기록 / Déroulement de la partie

End 4 — **KOR - Republic of Korea 2 + 1** (this end) **= 3** — **SUI - Switzerland 2 + 0** (this end) **= 2**

1
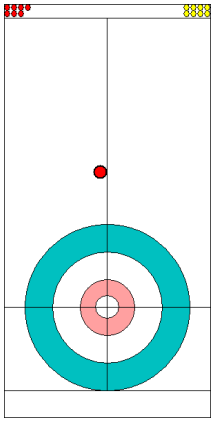
KOR: KIM Y
Front ↻ 100%

2
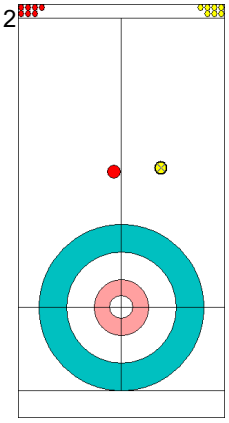
SUI: ALBRECHT M
Front ↺ 100%

3
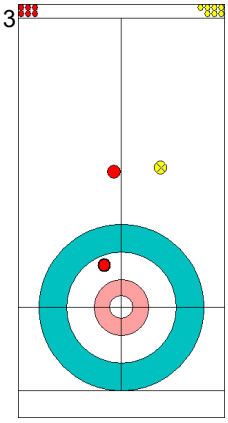
KOR: KIM Y
Draw ↻ 75%

4
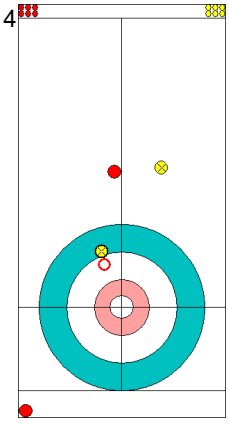
SUI: ALBRECHT M
Take-out ↺ 100%

5
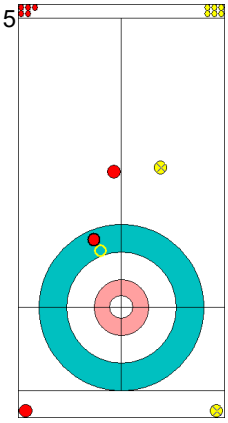
KOR: KIM S
Hit and Roll ↺ 75%

6
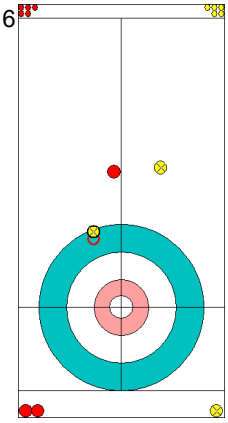
SUI: SIEGRIST M
Take-out ↺ 100%

7
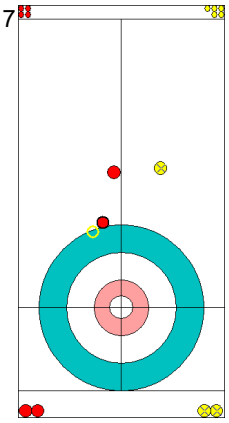
KOR: KIM S
Hit and Roll ↺ 75%

8
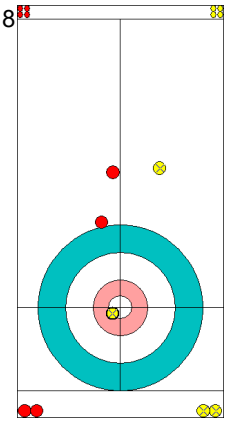
SUI: SIEGRIST M
Draw ↺ 75%

9
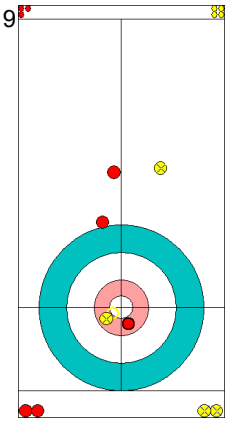
KOR: KIM K
Draw ↻ 75%

10
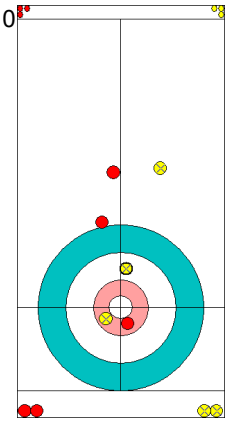
SUI: NEUENSCHWANDER E
Draw ↻ 75%

11
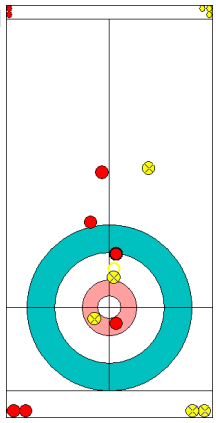
KOR: KIM K
Guard ↺ 50%

12
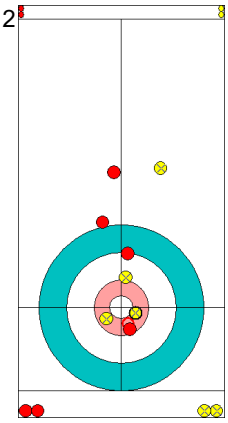
SUI: NEUENSCHWANDER E
Draw ↻ 100%

13
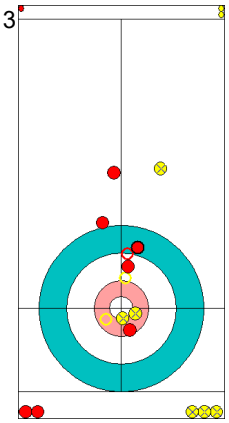
KOR: KIM E
Promotion Take-out ↻ 0%

14
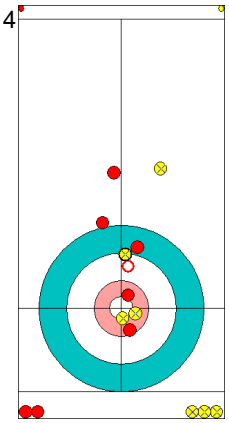
SUI: TIRINZONI S
Guard ↺ 0%

15
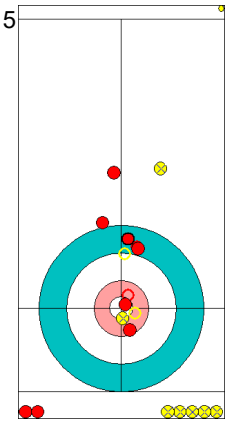
KOR: KIM E
Double Take-out ↻ 100%

16
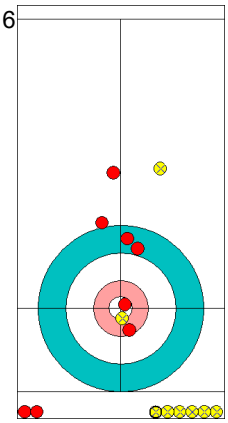
SUI: TIRINZONI S
Through ↺ -

	KOR	SUI
Total Score	3	2
Time left	23:17	23:21

Legend:
↻ Clockwise ↺ Counter-clockwise - Not considered

Game - Shot by Shot
경기별 슛 기록 / Déroulement de la partie

End 5 — **KOR - Republic of Korea** 3 + 1 (this end) = 4 — **SUI - Switzerland** 2 + 0 (this end) = 2



	KOR	SUI
Total Score	4	2
Time left	18:41	19:51

Legend:
↻ Clockwise ↺ Counter-clockwise - Not considered

Game - Shot by Shot
경기별 숏 기록 / Déroulement de la partie

End 6 — **KOR - Republic of Korea 4 + 0** (this end) **= 4** — **SUI - Switzerland 2 + 1** (this end) **= 3**



	KOR	SUI
Total Score	4	3
Time left	15:28	16:35

Legend:
↻ Clockwise ↺ Counter-clockwise - Not considered

Game - Shot by Shot
경기별 숏 기록 / Déroulement de la partie

End 7 — **KOR - Republic of Korea** 4 + 1 (this end) = 5 — **SUI - Switzerland** 3 + 0 (this end) = 3

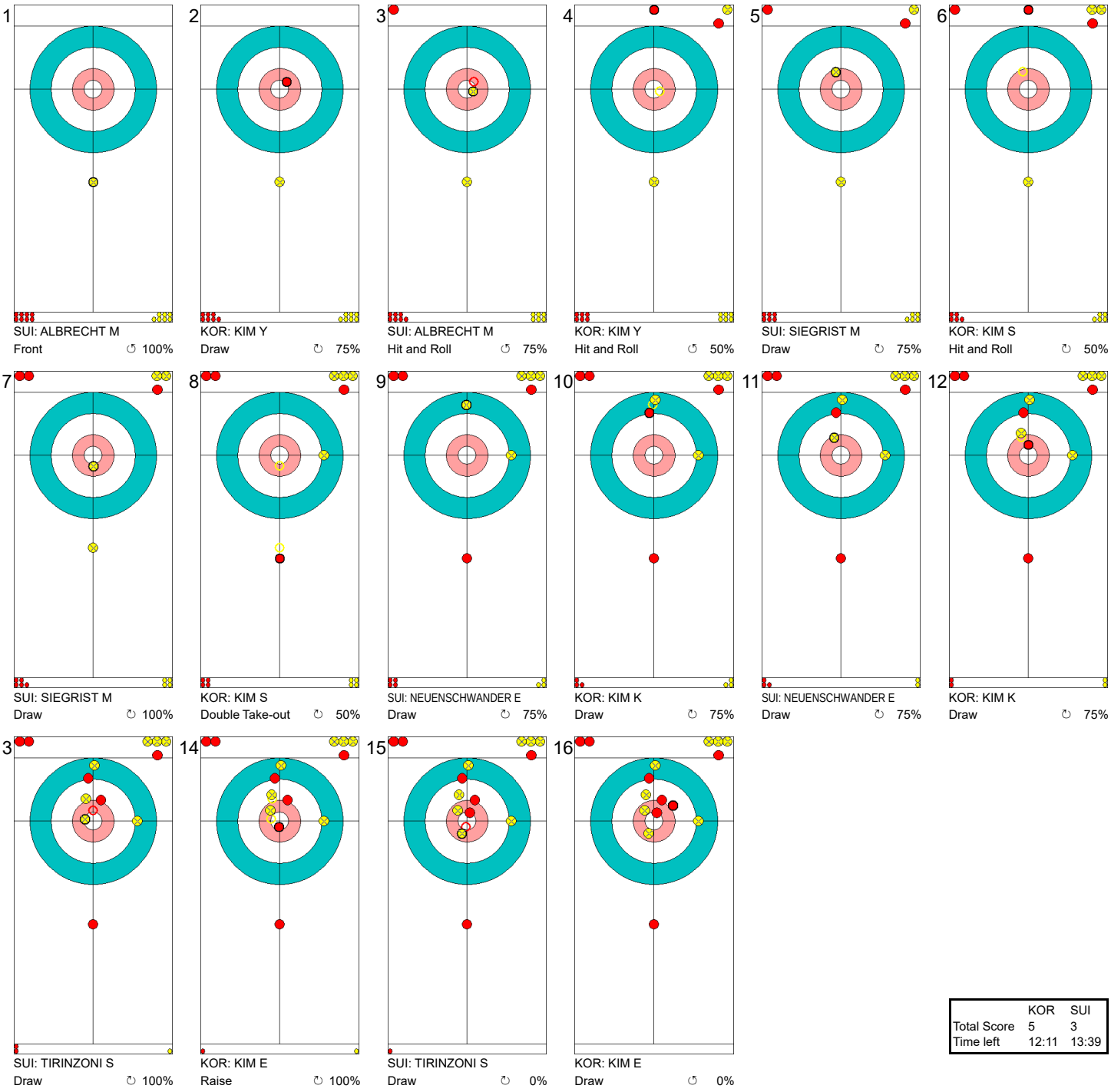

	KOR	SUI
Total Score	5	3
Time left	12:11	13:39

Legend:
↻ Clockwise ↺ Counter-clockwise - Not considered

Game - Shot by Shot
경기별 숏 기록 / Déroulement de la partie

End 8 — **KOR - Republic of Korea 5 + 0** (this end) **= 5** — **SUI - Switzerland 3 + 1** (this end) **= 4**



	KOR	SUI
Total Score	5	4
Time left	08:38	10:25

Legend:
↻ Clockwise ↺ Counter-clockwise - Not considered

Game - Shot by Shot
경기별 숏 기록 / Déroulement de la partie

End 9 — **KOR - Republic of Korea** 5 + 2 (this end) = 7 — **SUI - Switzerland** 4 + 0 (this end) = 4

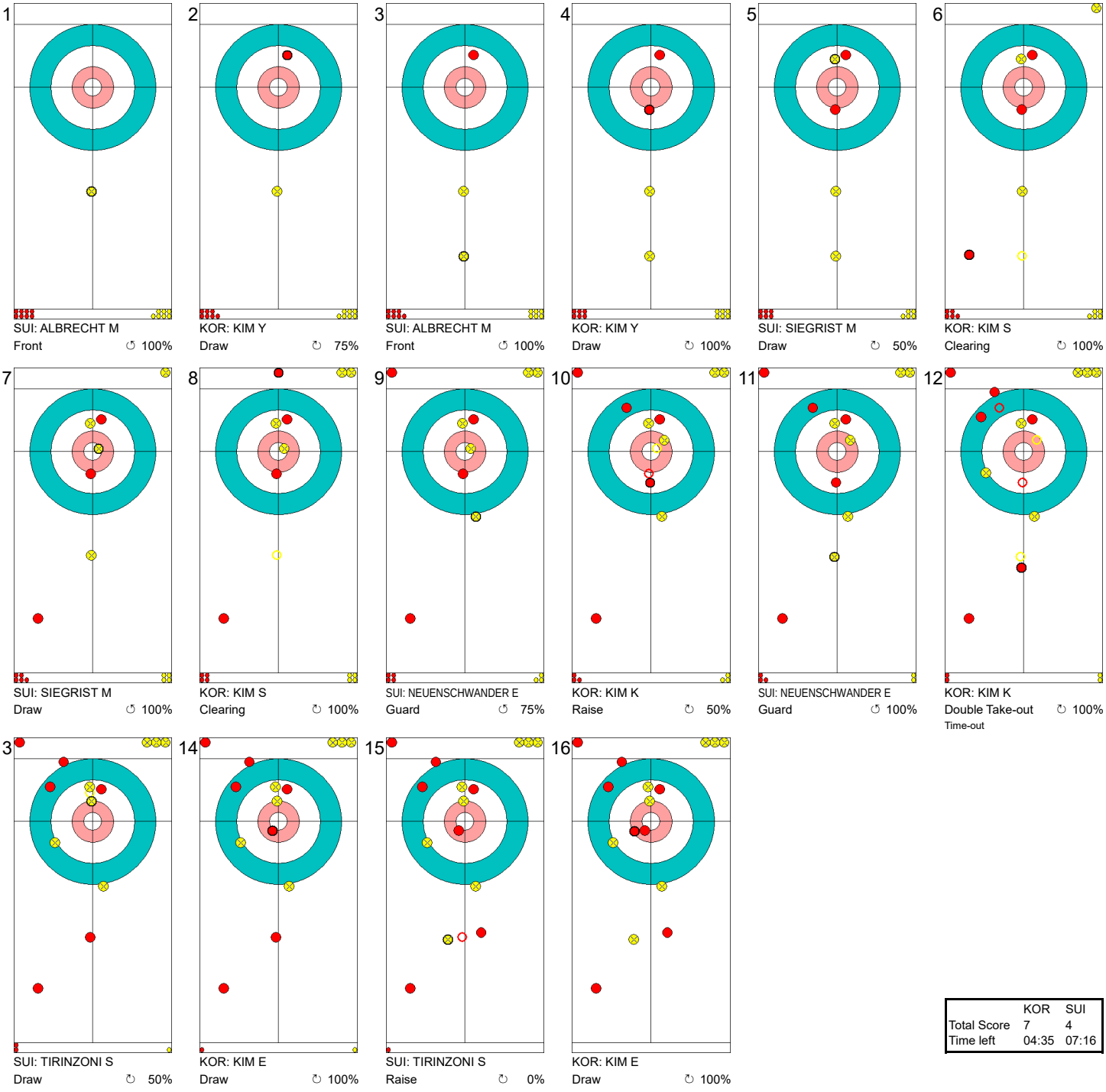

	KOR	SUI
Total Score	7	4
Time left	04:35	07:16

Legend:
↻ Clockwise ↺ Counter-clockwise - Not considered

Game - Shot by Shot
경기별 슛 기록 / Déroulement de la partie

End 10 — **KOR - Republic of Korea 7 + 0** (this end) **= 7** — **SUI - Switzerland 4 + 1** (this end) **= 5**



	KOR	SUI
Total Score	7	5
Time left	00:42	04:16

Legend:
↻ Clockwise ↺ Counter-clockwise - Not considered

Game Results
대회 경기결과 / Résultats de la partie

Sheet	Game	Team	LSFE	1	2	3	4	5	6	7	8	9	10	Extra Ends			Total
D	3	SWE - Sweden		0	0	0	0	1	0	1	0	2	0	1				5
	3	OAR - Olympic Athlete from Russia	*	0	0	0	1	0	1	0	1	0	1	0				4

SWE - Sweden		Shot Success Game	Shot Success All
4 S	HASSELBORG Anna	76%	82%
3 V	McMANUS Sara	82%	82%
2	KNOCHENHAUER Agnes	81%	82%
1	MABERGS Sofia	83%	86%
A	WAAHLIN Jennie	-	-
	Team Total	80%	83%

Last Stone Draw		Distance
↻	KNOCHENHAUER Agnes	106.4cm
↺	MABERGS Sofia	10.7cm
Total		**117.1cm**

Time remaining: 1 minute 0 seconds
0 minutes 39 seconds (after extra end)

Time-out: End 8 - SWE stone 6; End 11 - SWE stone 7

OAR - Olympic Athlete from Russia		Shot Success Game	Shot Success All
4 S	MOISEEVA Victoria	78%	73%
3 V	VASILEVA Uliana	69%	70%
2	ARSENKINA Galina	80%	84%
1	GUZIEVA Julia	78%	78%
A	PORTUNOVA Julia	-	-
	Team Total	76%	76%

Last Stone Draw		Distance
↻	GUZIEVA Julia	12.8cm
↺	MOISEEVA Victoria	17.4cm
Total		**30.2cm**

Time remaining: 0 minutes 48 seconds
1 minute 12 seconds (after extra end)

Time-out: End 6 - OAR stone 7

Shot Success Analysis

SWE - Sweden		↻		↺		Game	
4 HASSELBORG Anna	Draws	4	94%	7	71%	11	80%
	Take-outs	5	70%	6	75%	11	73%
	Total	9	81%	13	73%	22	76%
3 McMANUS Sara	Draws	4	81%	6	79%	10	80%
	Take-outs	3	83%	9	83%	12	83%
	Total	7	82%	15	82%	22	82%
2 KNOCHENHAUER Agnes	Draws	4	69%	4	94%	8	81%
	Take-outs	5	65%	9	89%	14	80%
	Total	9	67%	13	90%	22	81%
1 MABERGS Sofia	Draws	6	83%	13	85%	19	84%
	Take-outs	0	-	3	75%	3	75%
	Total	6	83%	16	83%	22	83%
A WAAHLIN Jennie	Draws	0	-	0	-	0	-
	Take-outs	0	-	0	-	0	-
	Total	0	-	0	-	0	-
Team	Draws	18	82%	30	82%	48	82%
	Take-outs	13	71%	27	82%	40	79%
	Total	31	77%	57	82%	88	80%

OAR - Olympic Athlete from Russia		↻		↺		Game	
4 MOISEEVA Victoria	Draws	4	44%	6	79%	10	65%
	Take-outs	7	86%	5	95%	12	90%
	Total	11	70%	11	86%	22	78%
3 VASILEVA Uliana	Draws	4	88%	7	57%	11	68%
	Take-outs	4	75%	7	68%	11	70%
	Total	8	81%	14	63%	22	69%
2 ARSENKINA Galina	Draws	5	85%	3	83%	8	84%
	Take-outs	4	63%	10	83%	14	77%
	Total	9	75%	13	83%	22	80%
1 GUZIEVA Julia	Draws	8	69%	10	88%	18	79%
	Take-outs	2	75%	2	75%	4	75%
	Total	10	70%	12	85%	22	78%
A PORTUNOVA Julia	Draws	0	-	0	-	0	-
	Take-outs	0	-	0	-	0	-
	Total	0	-	0	-	0	-
Team	Draws	21	71%	26	77%	47	74%
	Take-outs	17	76%	24	80%	41	79%
	Total	38	74%	50	79%	88	76%

Note:
Position and function for each team member:
4 = Fourth, **3** = Third, **2** = Second, **1** = Lead, **A** = Alternate, **S** = Skip, **V** = Vice-Skip

Legend:
↻ Clockwise ↺ Counter-clockwise **LSFE(*)** Last Stone First End

Game - Shot by Shot
경기별 숏 기록 / Déroulement de la partie

End 1 — **SWE - Sweden 0 + 0** (this end) **= 0** — **OAR - OAR 0 + 0** (this end) **= 0**

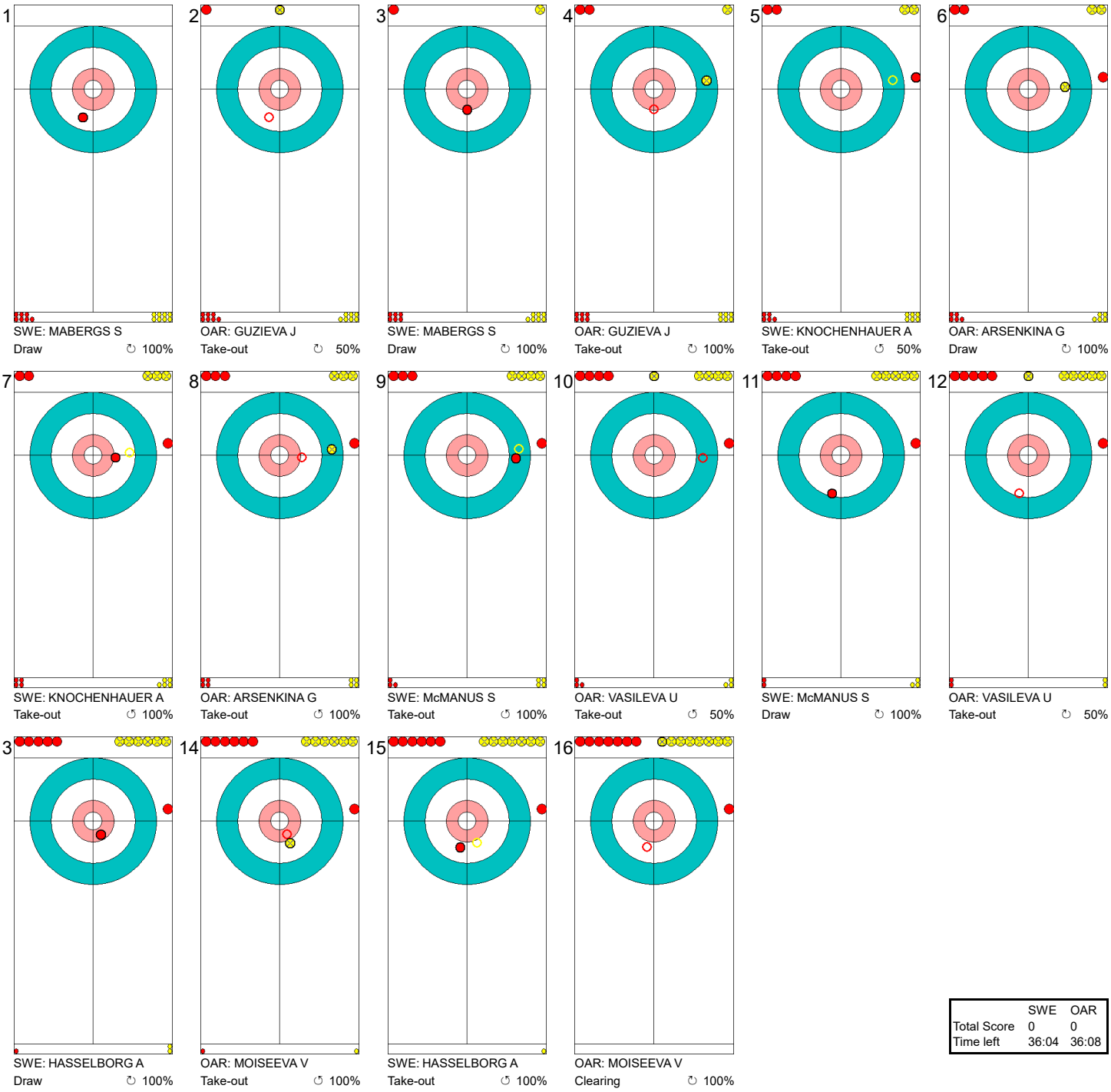

	SWE	OAR
Total Score	0	0
Time left	36:04	36:08

Legend:
↻ Clockwise ↺ Counter-clockwise - Not considered

Game - Shot by Shot
경기별 숏 기록 / Déroulement de la partie

End 2 **SWE - Sweden 0 + 0** (this end) **= 0** **OAR - OAR 0 + 0** (this end) **= 0**



	SWE	OAR
Total Score	0	0
Time left	33:18	32:57

Legend:
↻ Clockwise ↺ Counter-clockwise - Not considered

Game - Shot by Shot
경기별 숏 기록 / Déroulement de la partie

End 3 — **SWE - Sweden 0 + 0** (this end) **= 0** — **OAR - OAR 0 + 0** (this end) **= 0**



	SWE	OAR
Total Score	0	0
Time left	30:09	29:33

Legend:
↻ Clockwise ↺ Counter-clockwise - Not considered

Game - Shot by Shot
경기별 슛 기록 / Déroulement de la partie

End 4 — **SWE - Sweden 0 + 0** (this end) **= 0** — **OAR - OAR 0 + 1** (this end) **= 1**



	SWE	OAR
Total Score	0	1
Time left	25:44	24:32

Legend:
↻ Clockwise ↺ Counter-clockwise - Not considered

Game - Shot by Shot
경기별 숏 기록 / Déroulement de la partie

End 5 **SWE - Sweden 0 + 1** (this end) **= 1** **OAR - OAR 1 + 0** (this end) **= 1**



	SWE	OAR
Total Score	1	1
Time left	19:56	20:24

Legend:
↻ Clockwise ↺ Counter-clockwise - Not considered

Game - Shot by Shot
경기별 숏 기록 / Déroulement de la partie

End 6 — **SWE - Sweden 1 + 0** (this end) **= 1** — **OAR - OAR 1 + 1** (this end) **= 2**



	SWE	OAR
Total Score	1	2
Time left	15:42	15:09

Legend:
↻ Clockwise ↺ Counter-clockwise - Not considered

Game - Shot by Shot
경기별 슛 기록 / Déroulement de la partie

End 7 — **SWE - Sweden 1 + 1** (this end) **= 2** — **OAR - OAR 2 + 0** (this end) **= 2**



	SWE	OAR
Total Score	2	2
Time left	11:37	11:13

Legend:

↻ Clockwise ↺ Counter-clockwise - Not considered

Game - Shot by Shot
경기별 숏 기록 / Déroulement de la partie

End 8 — **SWE - Sweden 2 + 0** (this end) **= 2** — **OAR - OAR 2 + 1** (this end) **= 3**



	SWE	OAR
Total Score	2	3
Time left	06:24	06:47

Legend:
↻ Clockwise ↺ Counter-clockwise - Not considered

Game - Shot by Shot
경기별 숏 기록 / Déroulement de la partie

End 9 **SWE - Sweden 2 + 2** (this end) **= 4** **OAR - OAR 3 + 0** (this end) **= 3**

1
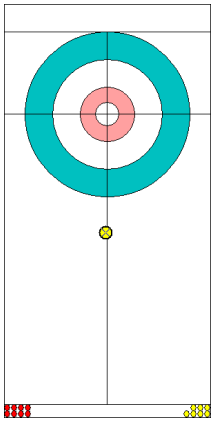
OAR: GUZIEVA J
Front ↻ 100%

2
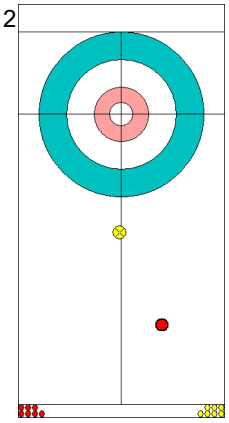
SWE: MABERGS S
Front ↻ 75%

3
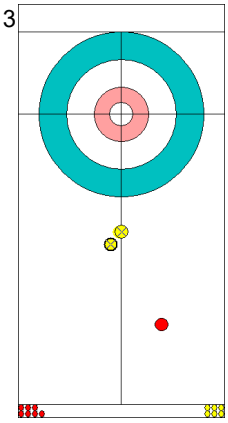
OAR: GUZIEVA J
Draw ↻ 0%

4
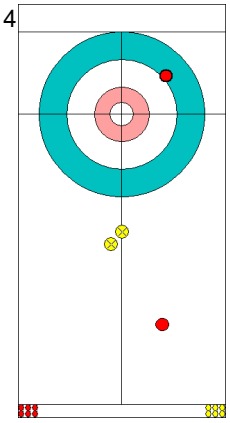
SWE: MABERGS S
Draw ↻ 75%

5
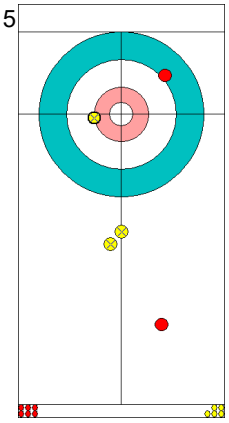
OAR: ARSENKINA G
Draw ↻ 75%

6
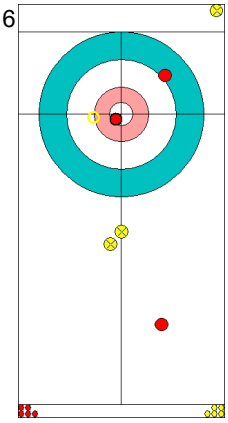
SWE: KNOCHENHAUER A
Hit and Roll ↻ 100%

7
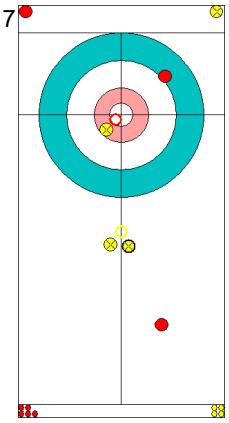
OAR: ARSENKINA G
Promotion Take-out ↻ 100%

8
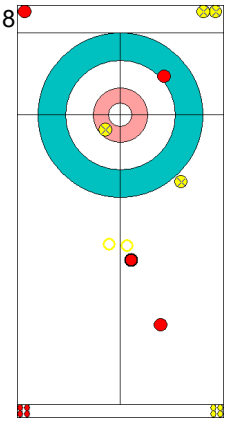
SWE: KNOCHENHAUER A
Clearing ↻ 50%

9
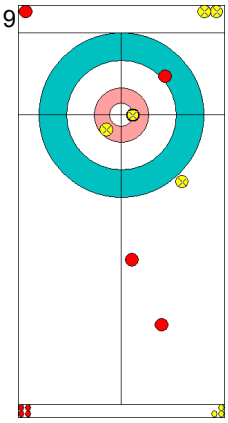
OAR: VASILEVA U
Draw ↻ 75%

10
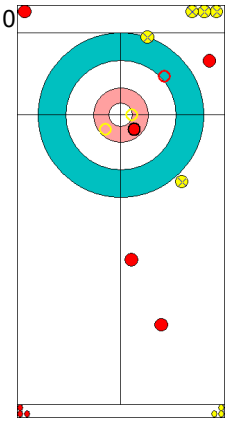
SWE: McMANUS S
Double Take-out ↻ 50%

11
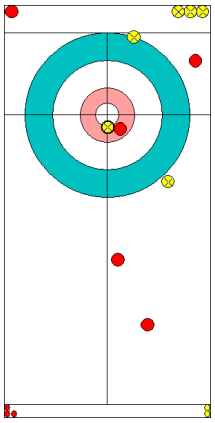
OAR: VASILEVA U
Draw ↻ 75%

12
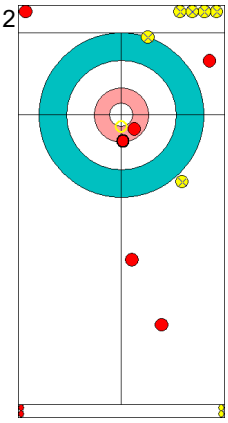
SWE: McMANUS S
Take-out ↻ 100%

13
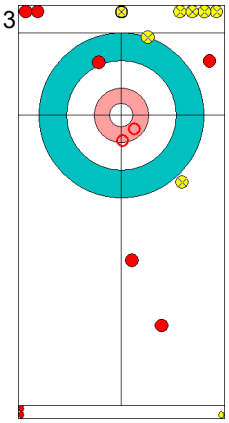
OAR: MOISEEVA V
Double Take-out ↻ 50%

14
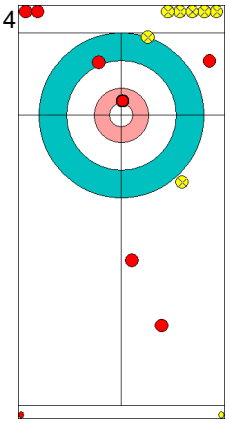
SWE: HASSELBORG A
Draw ↻ 75%

15
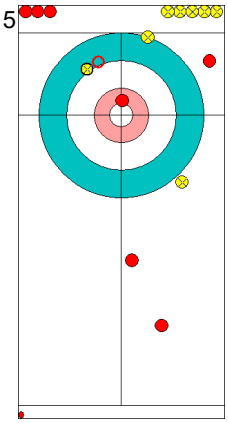
OAR: MOISEEVA V
Take-out ↻ 100%

16
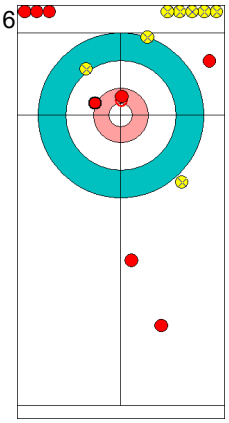
SWE: HASSELBORG A
Draw ↻ 100%

	SWE	OAR
Total Score	4	3
Time left	03:40	03:44

Legend:
↻ Clockwise ↺ Counter-clockwise - Not considered

Game - Shot by Shot
경기별 슛 기록 / Déroulement de la partie

End 10 — **SWE - Sweden 4 + 0** (this end) **= 4** — **OAR - OAR 3 + 1** (this end) **= 4**



	SWE	OAR
Total Score	4	4
Time left	01:00	00:48

Legend:
↻ Clockwise ↺ Counter-clockwise - Not considered

Game - Shot by Shot
경기별 슛 기록 / Déroulement de la partie

End 11 — **SWE - Sweden 4 + 1** (this end) **= 5** — **OAR - OAR 4 + 0** (this end) **= 4**



	SWE	OAR
Total Score	5	4
Time left	00:39	01:12

Legend:
↻ Clockwise ↺ Counter-clockwise - Not considered

Most Important Shots
우승 결정 슛 / Tirs les plus importants

Sheet	Game	Team	LSFE	1	2	3	4	5	6	7	8	9	10	Extra Ends	Total
A	3	DEN - Denmark		0	0	3	1	0	2	0	0	0	2	1	9
	3	CAN - Canada	*	0	2	0	0	4	0	1	1	0	0	0	8

Most Important Shot:

Canadian Skip HOMAN R played a Take-out on a mostly open stone on the button but over-curled and ticked the guard, leaving a steal of one for Denmark and the win.

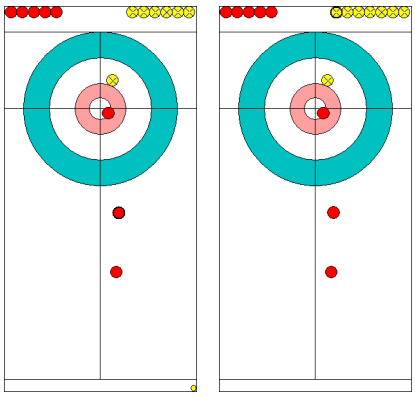

Before | After

End: 11
Team: CAN - Canada
Player: HOMAN Rachel
Team Stone: 1 2 3 4 5 6 7 ⑧
Task: Take-out
Rotation: ↻
Shot Success: 0%

Sheet	Game	Team	LSFE	1	2	3	4	5	6	7	8	9	10	Extra Ends	Total
B	3	KOR - Republic of Korea		1	0	1	1	1	0	1	0	2	0		7
	3	SUI - Switzerland	*	0	2	0	0	0	1	0	1	0	1		5

Most Important Shot:

Korean Skip KIM E played a Draw to sit behind cover touching the button.
The Swiss team attempted a Raise but wrecked on the guard allowing Korea to draw for two points in the end.

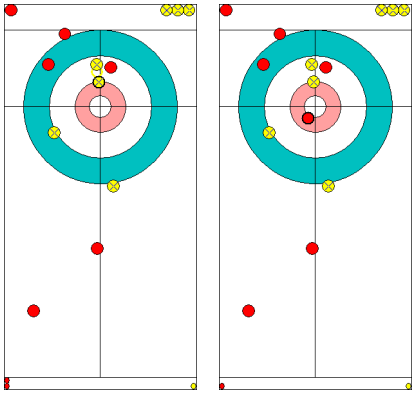

Before | After

End: 9
Team: KOR - Republic of Korea
Player: KIM EunJung
Team Stone: 1 2 3 4 5 6 ⑦ 8
Task: Draw
Rotation: ↻
Shot Success: 100%

Most Important Shots
우승 결정 슛 / Tirs les plus importants

Sheet	Game	Team	LSFE	1	2	3	4	5	6	7	8	9	10	Extra Ends	Total
D	3	SWE - Sweden		0	0	0	0	1	0	1	0	2	0	1	5
	3	OAR - Olympic Athlete from Russia	*	0	0	0	1	0	1	0	1	0	1	0	4

Most Important Shot:

Swedish Skip HASSELBORG A played a Draw to the four foot to score in the extra end and win the game.

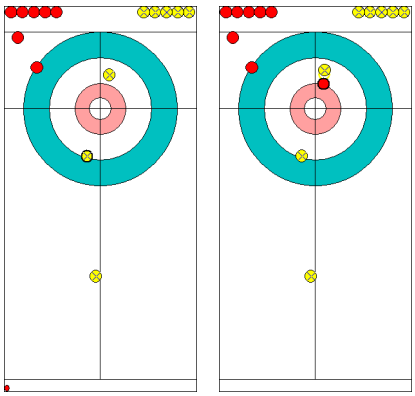

Before | After

End: 11

Team: SWE - Sweden

Player: HASSELBORG Anna

Team Stone: 1 2 3 4 5 6 7 ⑧

Task: Draw

Rotation: ↻

Shot Success: 100%

Legend:
↻ Clockwise ↺ Counter-clockwise **LSFE(*)** Last Stone First End

Session Results and Standings
세션 경기결과 및 순위 / Résultats de la session et classement

Sheet	Game	Team	LSFE	1	2	3	4	5	6	7	8	9	10	Extra Ends			Total
A	3	CHN - People's Republic of China		0	1	0	3	0	1	0	1	0	1	0				7
	3	GBR - Great Britain	*	1	0	1	0	1	0	2	0	2	0	1				8
B	2	CAN - Canada	*	0	0	2	0	1	0	1	1	0	1	0				6
	2	SWE - Sweden		2	0	0	1	0	2	0	0	1	0	1				7
C	3	USA - United States of America		0	0	1	0	0	2	0	1	0	1					5
	2	SUI - Switzerland	*	0	2	0	1	2	0	0	0	1	0					6
D	2	KOR - Republic of Korea	*	0	2	0	1	0	1	1	0	0	0					5
	3	JPN - Japan		1	0	1	0	1	0	0	1	2	1					7

Current Standings

Rank	Team	Games	Wins	Losses
1	JPN - Japan	3	3	0
2	SWE - Sweden	2	2	0
3	GBR - Great Britain	3	2	1
4	KOR - Republic of Korea	2	1	1
4	OAR - Olympic Athlete from Russia	2	1	1
4	SUI - Switzerland	2	1	1
7	CHN - People's Republic of China	3	1	2
7	USA - United States of America	3	1	2
9	CAN - Canada	2	0	2
9	DEN - Denmark	2	0	2

Note:
Under WCF rules, tie-breaking rules for standings are not applied until after the last game of the round robin.

Legend:
LSFE(*) Last Stone First End

Game Results
대회 경기결과 / Résultats de la partie

Sheet	Game	Team	LSFE	1	2	3	4	5	6	7	8	9	10	Extra Ends			Total
A	3	CHN - People's Republic of China		0	1	0	3	0	1	0	1	0	1	0				7
	3	GBR - Great Britain	*	1	0	1	0	1	0	2	0	2	0	1				8

CHN - People's Republic of China		Shot Success Game	Shot Success All
4	S WANG Bingyu	72%	77%
3	V ZHOU Yan	73%	79%
2	LIU Jinli	74%	77%
1	MA Jingyi	89%	89%
A	JIANG Xindi	-	-
	Team Total	77%	81%

Last Stone Draw		Distance
↻	MA Jingyi	80.3cm
↺	WANG Bingyu	104.7cm
Total		**185.0cm**

Time remaining: 1 minute 41 seconds
2 minutes 2 seconds (after extra end)

Time-out: End 11 - CHN stone 7

GBR - Great Britain		Shot Success Game	Shot Success All
4	S MUIRHEAD Eve	74%	76%
3	V SLOAN Anna	70%	73%
2	ADAMS Vicki	76%	77%
1	GRAY Lauren	68%	78%
A	SCHAFER Kelly	-	-
	Team Total	72%	76%

Last Stone Draw		Distance
↻	ADAMS Vicki	151.7cm
↺	MUIRHEAD Eve	29.4cm
Total		**181.1cm**

Time remaining: 1 minute 59 seconds
1 minute 51 seconds (after extra end)

Time-out: End 9 - GBR stone 7

Shot Success Analysis

CHN - People's Republic of China		↻		↺		Game	
4 WANG Bingyu	Draws	6	50%	8	72%	14	63%
	Take-outs	2	88%	6	88%	8	88%
	Total	8	59%	14	79%	22	72%
3 ZHOU Yan	Draws	6	79%	5	90%	11	84%
	Take-outs	7	82%	4	25%	11	61%
	Total	13	81%	9	61%	22	73%
2 LIU Jinli	Draws	7	46%	3	92%	10	60%
	Take-outs	5	100%	7	75%	12	85%
	Total	12	69%	10	80%	22	74%
1 MA Jingyi	Draws	19	88%	2	88%	21	88%
	Take-outs	0	-	1	100%	1	100%
	Total	19	88%	3	92%	22	89%
A JIANG Xindi	Draws	0	-	0	-	0	-
	Take-outs	0	-	0	-	0	-
	Total	0	-	0	-	0	-
Team	Draws	38	73%	18	82%	56	76%
	Take-outs	14	89%	18	69%	32	78%
	Total	52	77%	36	76%	88	77%

GBR - Great Britain		↻		↺		Game	
4 MUIRHEAD Eve	Draws	3	83%	4	63%	7	71%
	Take-outs	5	65%	10	80%	15	75%
	Total	8	72%	14	75%	22	74%
3 SLOAN Anna	Draws	1	100%	9	64%	10	68%
	Take-outs	8	78%	4	63%	12	73%
	Total	9	81%	13	63%	22	70%
2 ADAMS Vicki	Draws	4	63%	1	100%	5	70%
	Take-outs	8	91%	9	67%	17	78%
	Total	12	81%	10	70%	22	76%
1 GRAY Lauren	Draws	17	78%	4	44%	21	71%
	Take-outs	0	-	1	0%	1	0%
	Total	17	78%	5	35%	22	68%
A SCHAFER Kelly	Draws	0	-	0	-	0	-
	Take-outs	0	-	0	-	0	-
	Total	0	-	0	-	0	-
Team	Draws	25	77%	18	61%	43	70%
	Take-outs	21	80%	24	69%	45	74%
	Total	46	78%	42	65%	88	72%

Note:
Position and function for each team member:
4 = Fourth, **3** = Third, **2** = Second, **1** = Lead, **A** = Alternate, **S** = Skip, **V** = Vice-Skip

Legend:
↻ Clockwise ↺ Counter-clockwise **LSFE(*)** Last Stone First End

Game - Shot by Shot
경기별 숏 기록 / Déroulement de la partie

End 1 — **CHN - China 0 + 0** (this end) **= 0** — **GBR - Great Britain 0 + 1** (this end) **= 1**



	CHN	GBR
Total Score	0	1
Time left	34:50	34:12

Legend:
↻ Clockwise ↺ Counter-clockwise - Not considered

Game - Shot by Shot
경기별 숏 기록 / Déroulement de la partie

End 2 — **CHN - China 0 + 1** (this end) **= 1** — **GBR - Great Britain 1 + 0** (this end) **= 1**

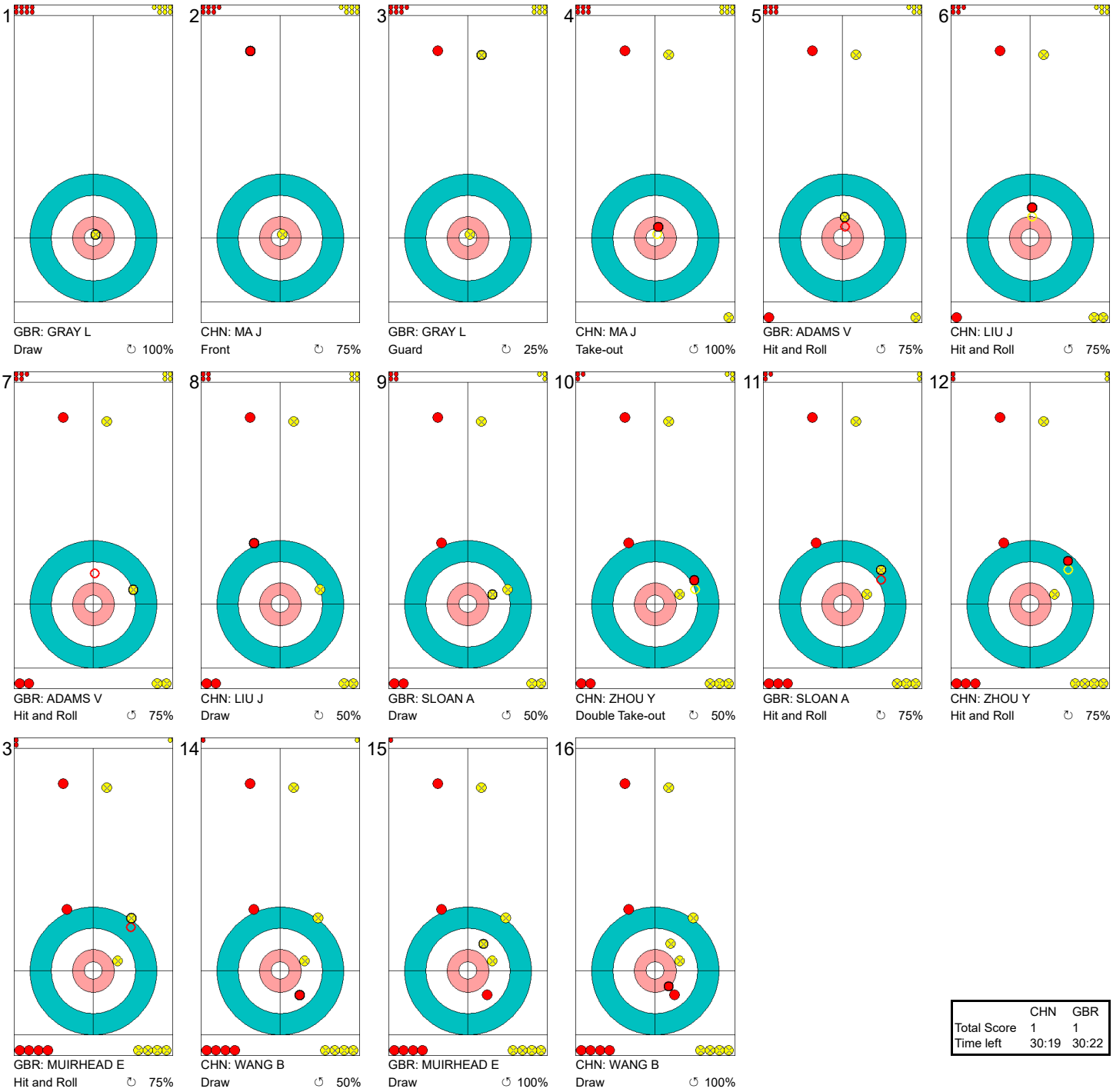

	CHN	GBR
Total Score	1	1
Time left	30:19	30:22

Legend:
↻ Clockwise ↺ Counter-clockwise - Not considered

Game - Shot by Shot
경기별 숏 기록 / Déroulement de la partie

End 3 — **CHN - China 1 + 0** (this end) **= 1** — **GBR - Great Britain 1 + 1** (this end) **= 2**

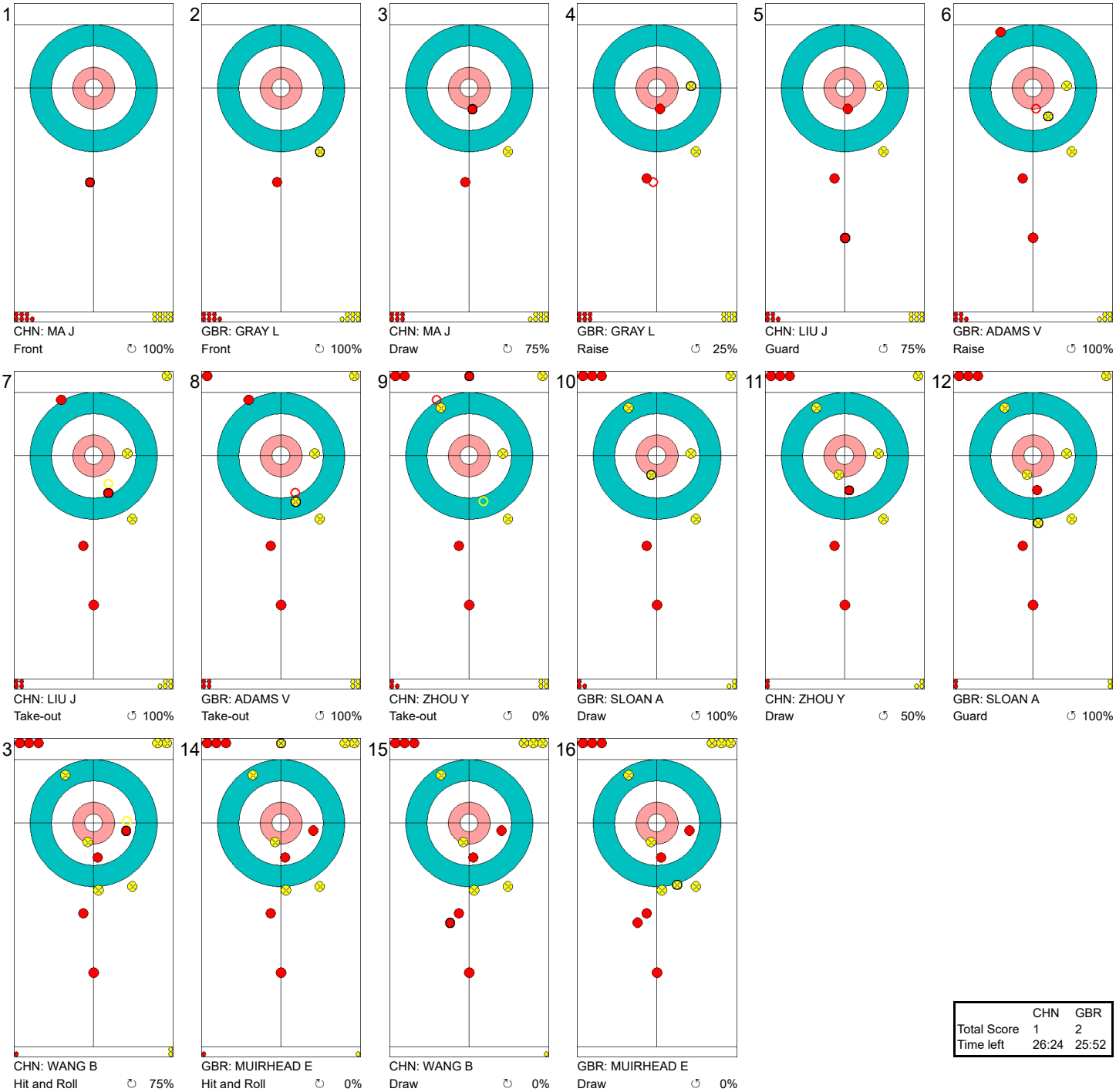

	CHN	GBR
Total Score	1	2
Time left	26:24	25:52

Legend:
↻ Clockwise ↺ Counter-clockwise - Not considered

Game - Shot by Shot
경기별 숏 기록 / Déroulement de la partie

End 4 — **CHN - China 1 + 3** (this end) **= 4** — **GBR - Great Britain 2 + 0** (this end) **= 2**

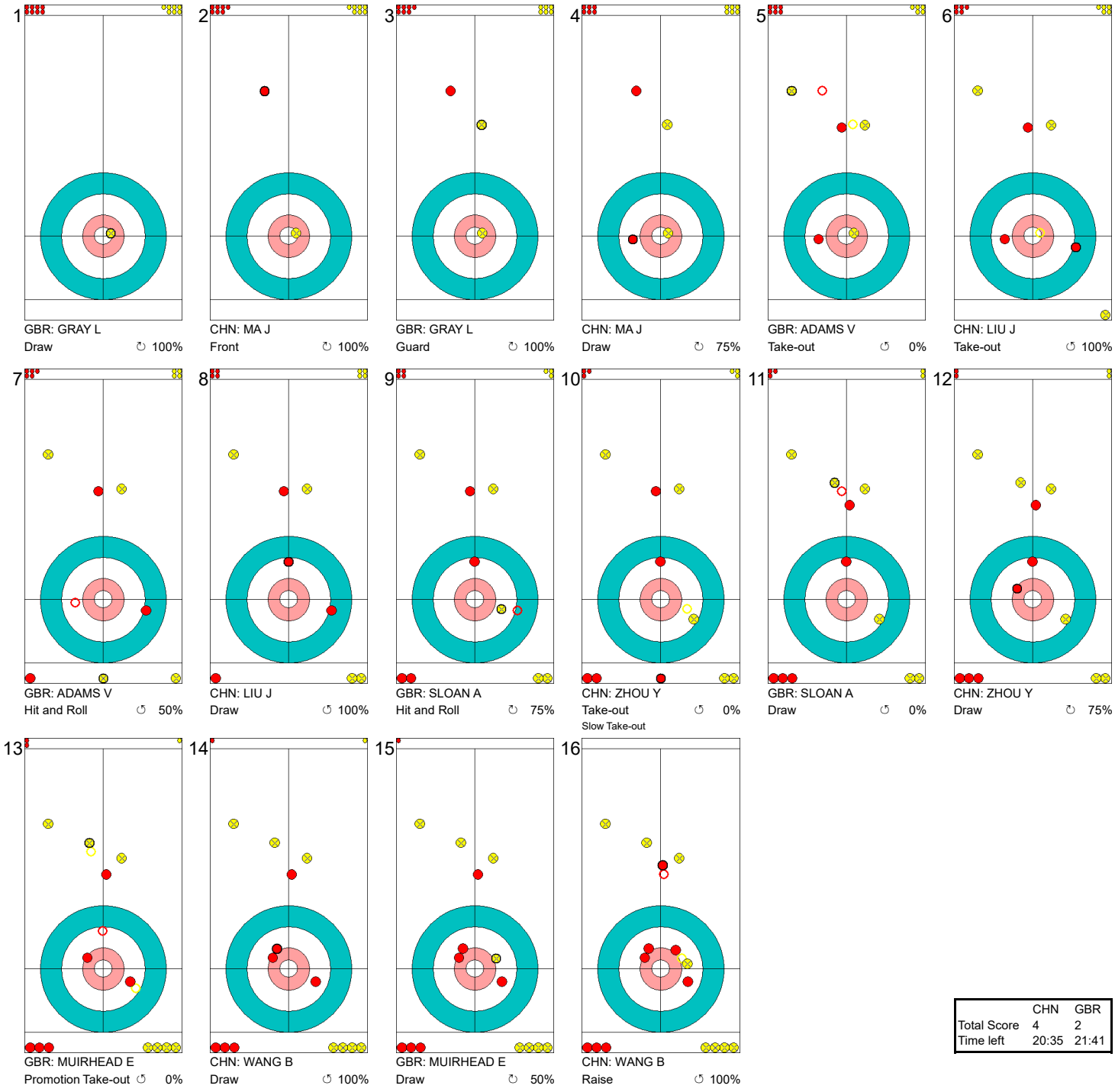

	CHN	GBR
Total Score	4	2
Time left	20:35	21:41

Legend:
↻ Clockwise ↺ Counter-clockwise - Not considered

Game - Shot by Shot
경기별 숏 기록 / Déroulement de la partie

End 5 | **CHN - China 4 + 0** (this end) **= 4** | **GBR - Great Britain 2 + 1** (this end) **= 3**



	CHN	GBR
Total Score	4	3
Time left	17:52	16:40

Legend:
↻ Clockwise ↺ Counter-clockwise - Not considered

Game - Shot by Shot
경기별 숏 기록 / Déroulement de la partie

End 6 — **CHN - China 4 + 1** (this end) **= 5** — **GBR - Great Britain 3 + 0** (this end) **= 3**

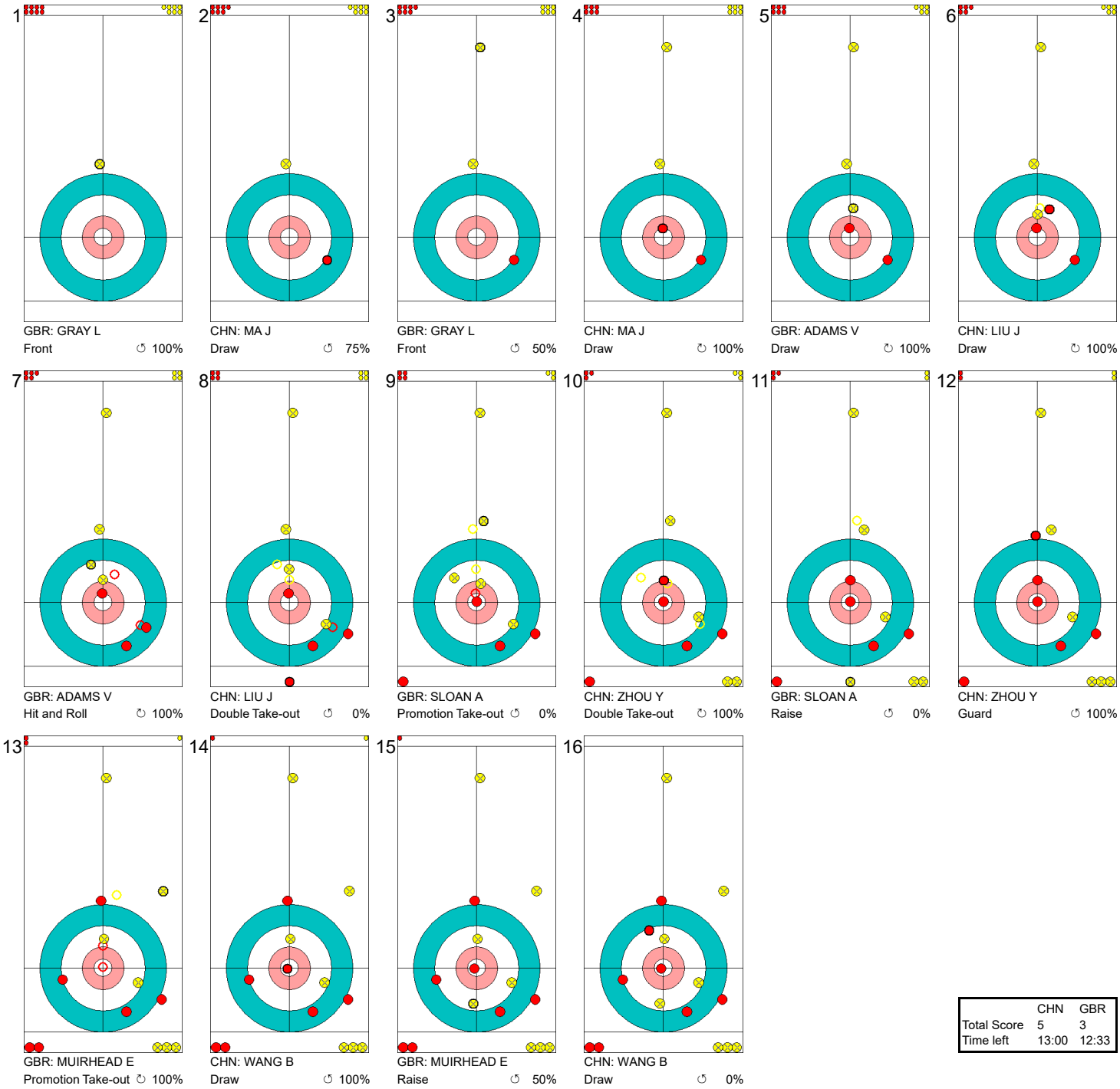

	CHN	GBR
Total Score	5	3
Time left	13:00	12:33

Legend:
↻ Clockwise ↺ Counter-clockwise - Not considered

Game - Shot by Shot
경기별 숏 기록 / Déroulement de la partie

End 7 — **CHN - China 5 + 0** (this end) **= 5** — **GBR - Great Britain 3 + 2** (this end) **= 5**

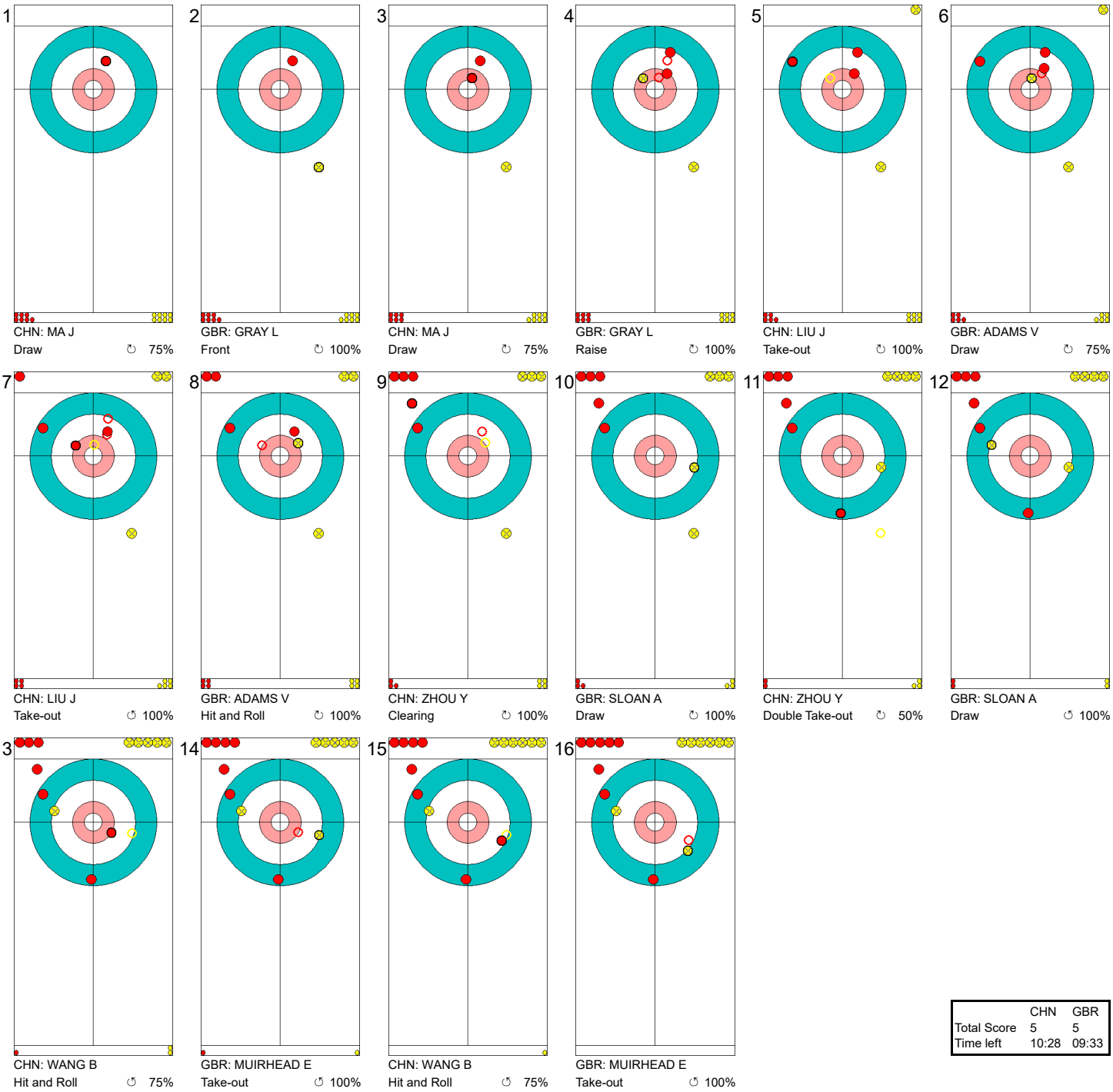

	CHN	GBR
Total Score	5	5
Time left	10:28	09:33

Legend:
↻ Clockwise ↺ Counter-clockwise - Not considered

Game - Shot by Shot
경기별 숏 기록 / Déroulement de la partie

End 8 — **CHN - China 5 + 1** (this end) **= 6** — **GBR - Great Britain 5 + 0** (this end) **= 5**



	CHN	GBR
Total Score	6	5
Time left	06:48	06:52

Legend:
↻ Clockwise ↺ Counter-clockwise - Not considered

Game - Shot by Shot
경기별 숏 기록 / Déroulement de la partie

End 9 | **CHN - China 6 + 0** (this end) **= 6** | **GBR - Great Britain 5 + 2** (this end) **= 7**



	CHN	GBR
Total Score	6	7
Time left	04:30	04:35

Legend:
↻ Clockwise ↺ Counter-clockwise - Not considered

Game - Shot by Shot
경기별 숏 기록 / Déroulement de la partie

End 10 — **CHN - China 6 + 1** (this end) **= 7** — **GBR - Great Britain 7 + 0** (this end) **= 7**



	CHN	GBR
Total Score	7	7
Time left	01:41	01:59

Legend:
↻ Clockwise ↺ Counter-clockwise - Not considered

Game - Shot by Shot
경기별 숏 기록 / Déroulement de la partie

End 11 | **CHN - China 7 + 0** (this end) **= 7** | **GBR - Great Britain 7 + 1** (this end) **= 8**



	CHN	GBR
Total Score	7	8
Time left	02:02	01:51

Legend:
↻ Clockwise ↺ Counter-clockwise - Not considered

Game Results
대회 경기결과 / Résultats de la partie

Sheet	Game	Team	LSFE	1	2	3	4	5	6	7	8	9	10	Extra Ends			Total
B	2	CAN - Canada	*	0	0	2	0	1	0	1	1	0	1	0				6
	2	SWE - Sweden		2	0	0	1	0	2	0	0	1	0	1				7

CAN - Canada		Shot Success Game	Shot Success All
4 S	HOMAN Rachel	77%	75%
3 V	MISKEW Emma	73%	81%
2	COURTNEY Joanne	74%	79%
1	WEAGLE Lisa	85%	88%
A	BERNARD Cheryl	-	-
	Team Total	77%	81%

Last Stone Draw		Distance
↻	MISKEW Emma	18.5cm
↺	HOMAN Rachel	23.7cm
Total		**42.2cm**

Time remaining: 0 minutes 27 seconds
1 minute 29 seconds (after extra end)

Time-out: End 8 - CAN stone 8; End 11 - CAN stone 7

SWE - Sweden		Shot Success Game	Shot Success All
4 S	HASSELBORG Anna	81%	86%
3 V	McMANUS Sara	77%	82%
2	KNOCHENHAUER Agnes	83%	83%
1	MABERGS Sofia	92%	87%
A	WAAHLIN Jennie	-	-
	Team Total	83%	84%

Last Stone Draw		Distance
↻	HASSELBORG Anna	16.0cm
↺	McMANUS Sara	32.7cm
Total		**48.7cm**

Time remaining: 0 minutes 36 seconds
0 minutes 58 seconds (after extra end)

Time-out: End 10 - SWE stone 8; End 11 - SWE stone 7

Shot Success Analysis

CAN - Canada		↻		↺		Game	
4 HOMAN Rachel	Draws	3	75%	4	38%	7	54%
	Take-outs	6	92%	8	88%	14	89%
	Total	9	86%	12	71%	21	77%
3 MISKEW Emma	Draws	3	50%	8	75%	11	68%
	Take-outs	6	63%	5	95%	11	77%
	Total	9	58%	13	83%	22	73%
2 COURTNEY Joanne	Draws	5	80%	6	71%	11	75%
	Take-outs	7	79%	4	63%	11	73%
	Total	12	79%	10	68%	22	74%
1 WEAGLE Lisa	Draws	12	85%	8	84%	20	85%
	Take-outs	1	75%	1	100%	2	88%
	Total	13	85%	9	86%	22	85%
A BERNARD Cheryl	Draws	0	-	0	-	0	-
	Take-outs	0	-	0	-	0	-
	Total	0	-	0	-	0	-
Team	Draws	23	78%	26	71%	49	74%
	Take-outs	20	78%	18	85%	38	81%
	Total	43	78%	44	77%	87	77%

SWE - Sweden		↻		↺		Game	
4 HASSELBORG Anna	Draws	6	63%	6	96%	12	79%
	Take-outs	5	80%	5	85%	10	83%
	Total	11	70%	11	91%	22	81%
3 McMANUS Sara	Draws	8	78%	3	100%	11	84%
	Take-outs	6	63%	5	80%	11	70%
	Total	14	71%	8	88%	22	77%
2 KNOCHENHAUER Agnes	Draws	5	85%	3	58%	8	75%
	Take-outs	7	82%	7	93%	14	88%
	Total	12	83%	10	83%	22	83%
1 MABERGS Sofia	Draws	9	92%	10	90%	19	91%
	Take-outs	1	100%	2	100%	3	100%
	Total	10	93%	12	92%	22	92%
A WAAHLIN Jennie	Draws	0	-	0	-	0	-
	Take-outs	0	-	0	-	0	-
	Total	0	-	0	-	0	-
Team	Draws	28	80%	22	89%	50	84%
	Take-outs	19	76%	19	88%	38	82%
	Total	47	79%	41	88%	88	83%

Note:
Position and function for each team member:
4 = Fourth, **3** = Third, **2** = Second, **1** = Lead, **A** = Alternate, **S** = Skip, **V** = Vice-Skip

Legend:
↻ Clockwise ↺ Counter-clockwise **LSFE(*)** Last Stone First End

Game - Shot by Shot
경기별 숏 기록 / Déroulement de la partie

End 1 — **CAN - Canada 0 + 0** (this end) **= 0** — **SWE - Sweden 0 + 2** (this end) **= 2**

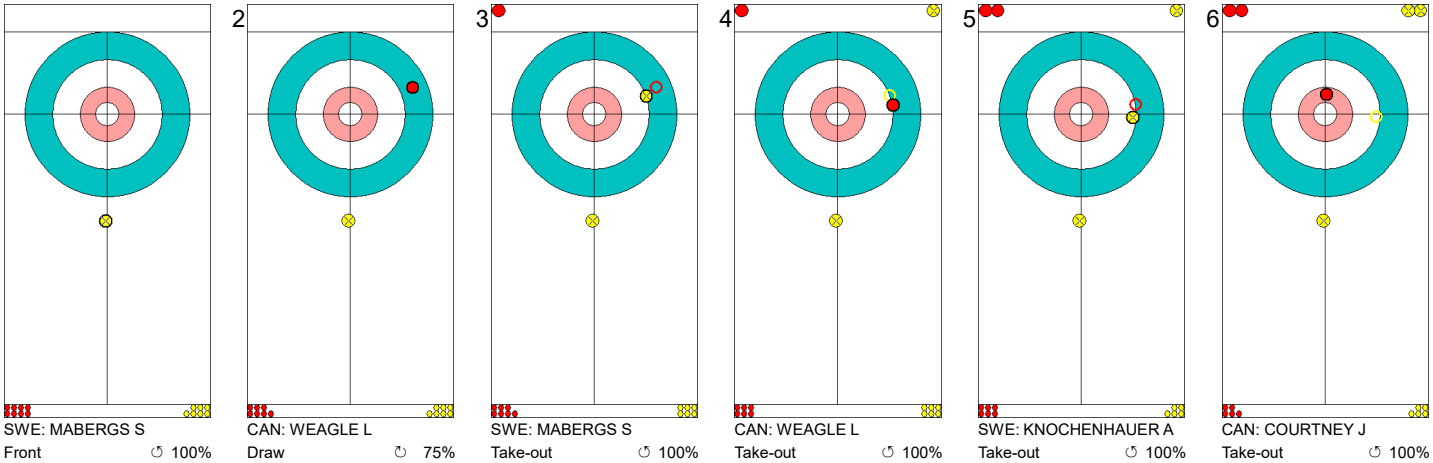

1	2	3	4	5	6
SWE: MABERGS S	CAN: WEAGLE L	SWE: MABERGS S	CAN: WEAGLE L	SWE: KNOCHENHAUER A	CAN: COURTNEY J
Front ↺ 100%	Draw ↻ 75%	Take-out ↺ 100%	Take-out ↺ 100%	Take-out ↺ 100%	Take-out ↺ 100%

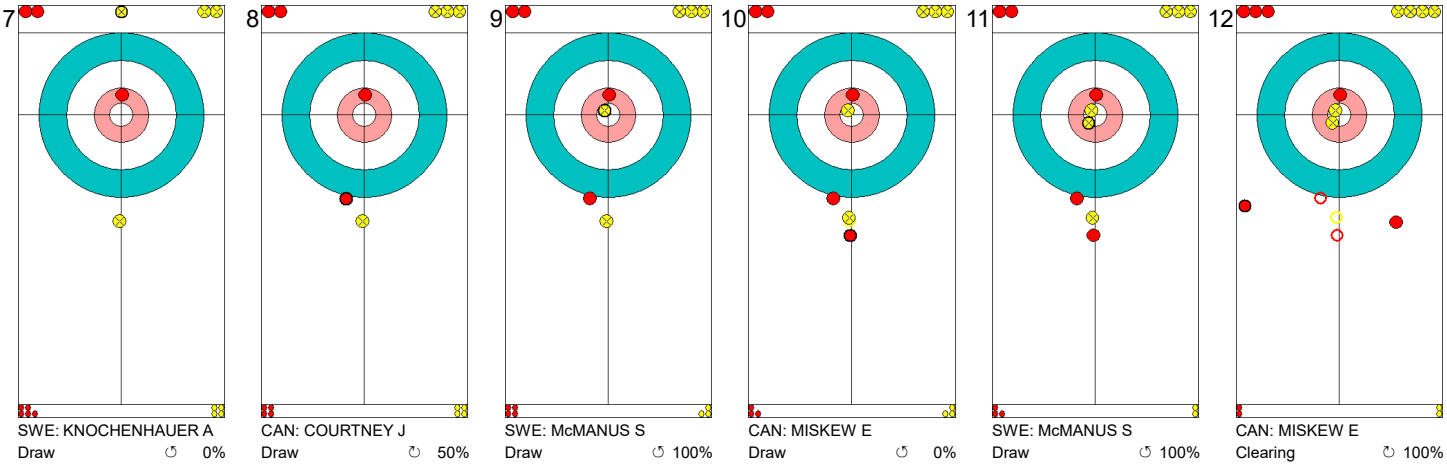

7	8	9	10	11	12
SWE: KNOCHENHAUER A	CAN: COURTNEY J	SWE: McMANUS S	CAN: MISKEW E	SWE: McMANUS S	CAN: MISKEW E
Draw ↺ 0%	Draw ↻ 50%	Draw ↺ 100%	Draw ↺ 0%	Draw ↺ 100%	Clearing ↻ 100%

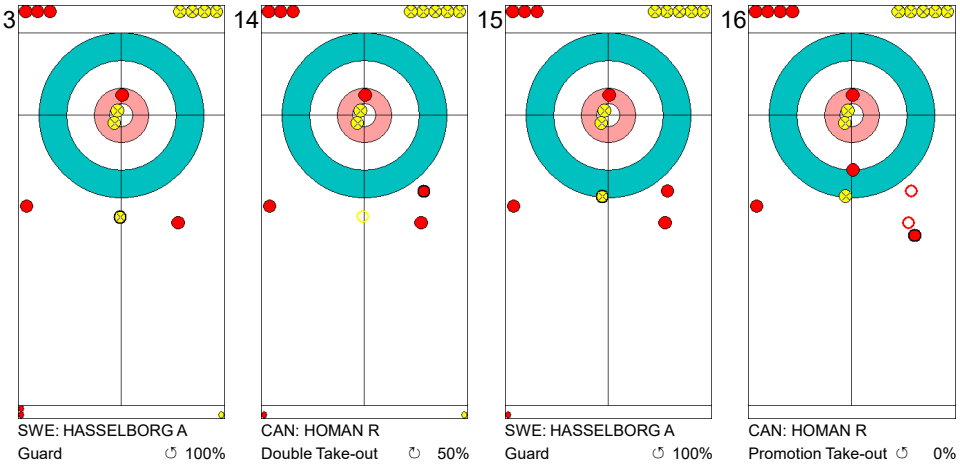

13	14	15	16
SWE: HASSELBORG A	CAN: HOMAN R	SWE: HASSELBORG A	CAN: HOMAN R
Guard ↺ 100%	Double Take-out ↻ 50%	Guard ↺ 100%	Promotion Take-out ↺ 0%

	CAN	SWE
Total Score	0	2
Time left	34:08	35:02

Legend:
↻ Clockwise ↺ Counter-clockwise - Not considered

Game - Shot by Shot
경기별 숏 기록 / Déroulement de la partie

End 2 | **CAN - Canada 0 + 0** (this end) **= 0** | **SWE - Sweden 2 + 0** (this end) **= 2**



	CAN	SWE
Total Score	0	2
Time left	30:33	31:38

Legend:
↻ Clockwise ↺ Counter-clockwise - Not considered

Game - Shot by Shot
경기별 숏 기록 / Déroulement de la partie

End 3 — **CAN - Canada 0 + 2** (this end) **= 2** — **SWE - Sweden 2 + 0** (this end) **= 2**

1
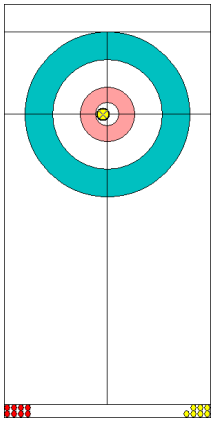
SWE: MABERGS S
Draw ↻ 100%

2
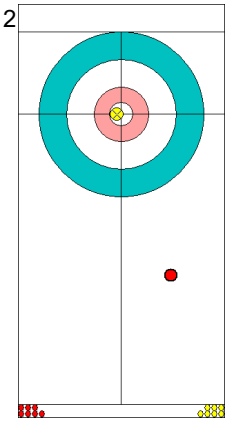
CAN: WEAGLE L
Front ↻ 100%

3
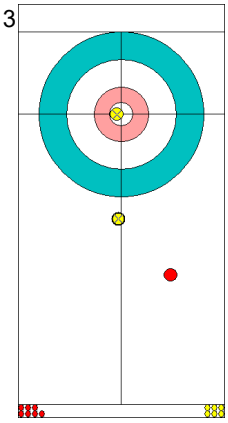
SWE: MABERGS S
Guard ↻ 100%

4
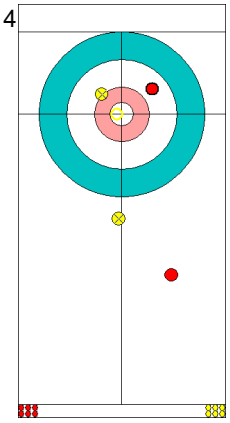
CAN: WEAGLE L
Raise ↻ 100%

5
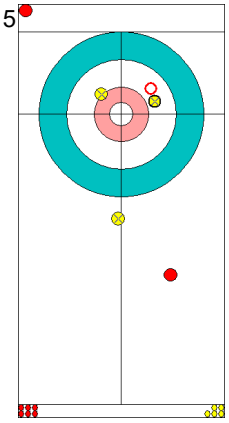
SWE: KNOCHENHAUER A
Take-out ↻ 100%

6
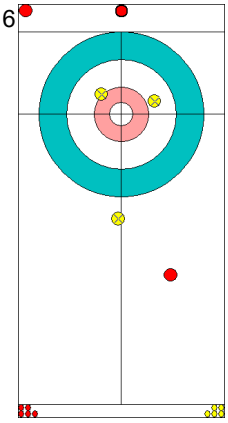
CAN: COURTNEY J
Draw ↺ 0%

7
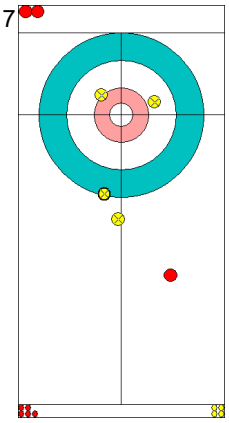
SWE: KNOCHENHAUER A
Draw ↻ 75%

8
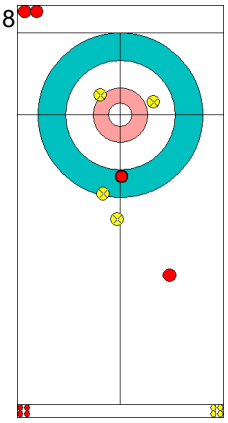
CAN: COURTNEY J
Draw ↺ 50%

9
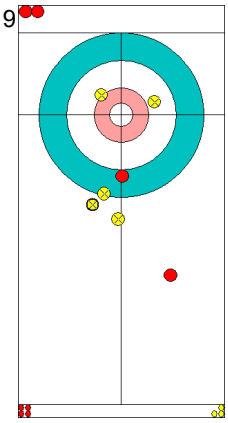
SWE: McMANUS S
Draw ↻ 50%

10
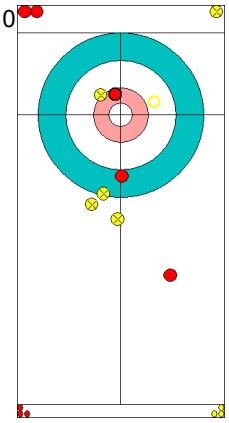
CAN: MISKEW E
Hit and Roll ↻ 100%

11
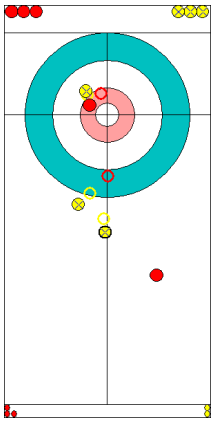
SWE: McMANUS S
Promotion Take-out ↻ 0%

12
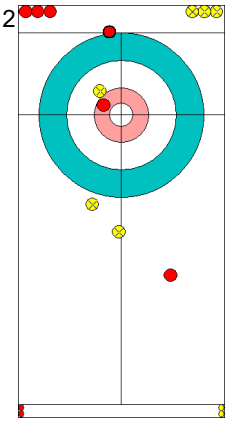
CAN: MISKEW E
Draw ↺ 50%

13
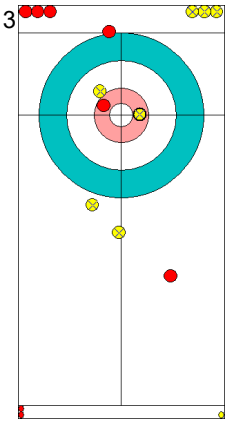
SWE: HASSELBORG A
Draw ↻ 75%

14
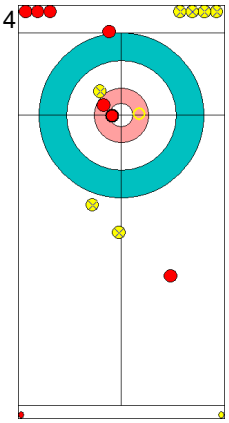
CAN: HOMAN R
Hit and Roll ↻ 100%

15
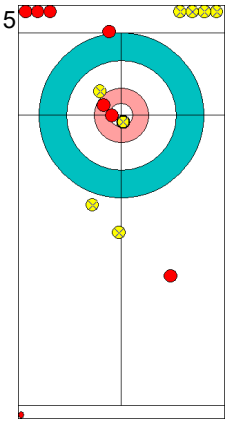
SWE: HASSELBORG A
Draw ↻ 100%

16
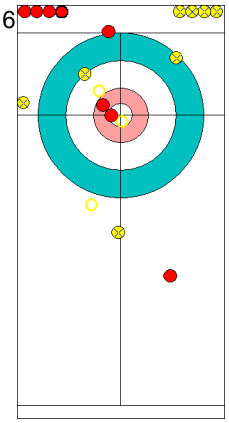
CAN: HOMAN R
Double Take-out ↻ 100%

	CAN	SWE
Total Score	2	2
Time left	26:16	26:01

Legend:
↻ Clockwise ↺ Counter-clockwise - Not considered

Game - Shot by Shot
경기별 숏 기록 / Déroulement de la partie

End 4 — **CAN - Canada 2 + 0** (this end) **= 2** — **SWE - Sweden 2 + 1** (this end) **= 3**



	CAN	SWE
Total Score	2	3
Time left	23:13	22:04

Legend:
↻ Clockwise ↺ Counter-clockwise - Not considered

Game - Shot by Shot
경기별 숏 기록 / Déroulement de la partie

End 5 — **CAN - Canada 2 + 1** (this end) **= 3** — **SWE - Sweden 3 + 0** (this end) **= 3**



	CAN	SWE
Total Score	3	3
Time left	18:26	17:21

Legend:
↻ Clockwise ↺ Counter-clockwise - Not considered

Game - Shot by Shot
경기별 숏 기록 / Déroulement de la partie

End 6 — **CAN - Canada 3 + 0** (this end) **= 3** — **SWE - Sweden 3 + 2** (this end) **= 5**



	CAN	SWE
Total Score	3	5
Time left	15:11	13:51

Legend:
↻ Clockwise ↺ Counter-clockwise - Not considered

Game - Shot by Shot
경기별 숏 기록 / Déroulement de la partie

End 7 — **CAN - Canada 3 + 1** (this end) **= 4** — **SWE - Sweden 5 + 0** (this end) **= 5**

1
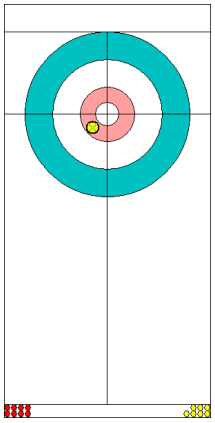
SWE: MABERGS S
Draw ↻ 100%

2
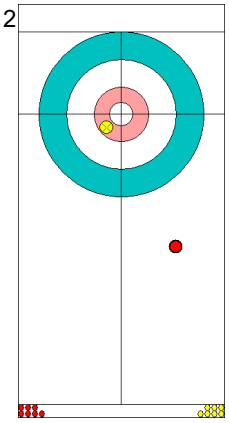
CAN: WEAGLE L
Front ↻ 100%

3
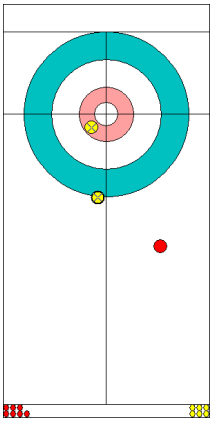
SWE: MABERGS S
Guard ↻ 75%

4
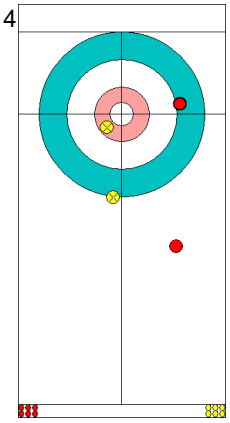
CAN: WEAGLE L
Draw ↻ 100%

5
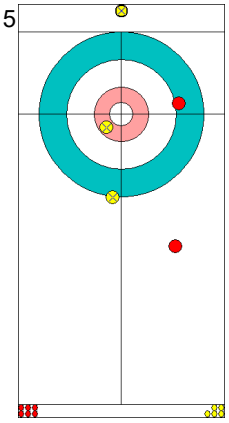
SWE: KNOCHENHAUER A
Clearing ↻ 0%

6
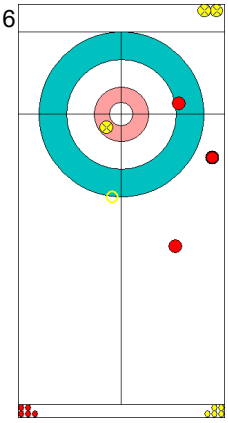
CAN: COURTNEY J
Hit and Roll ↻ 50%

7
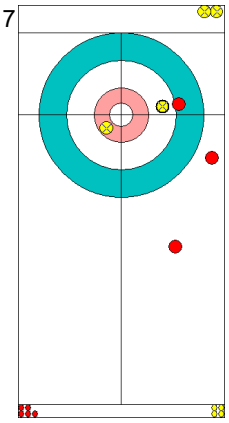
SWE: KNOCHENHAUER A
Draw ↻ 75%

8
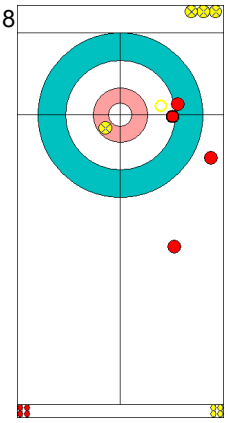
CAN: COURTNEY J
Take-out ↻ 100%
Slow Take-out

9
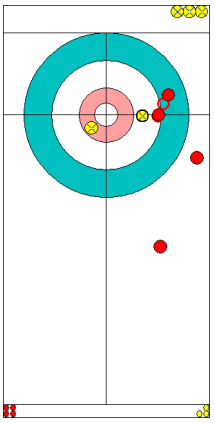
SWE: McMANUS S
Draw ↻ 50%

10
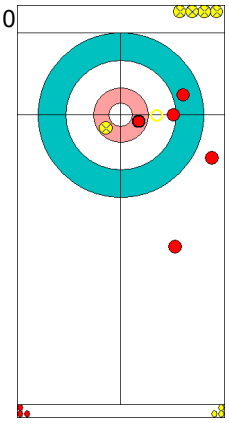
CAN: MISKEW E
Take-out ↻ 75%
Slow Take-out

11
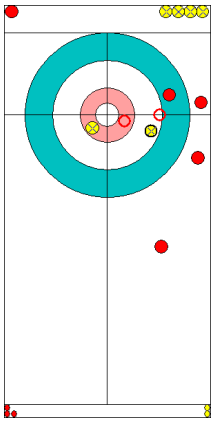
SWE: McMANUS S
Double Take-out ↻ 100%

12
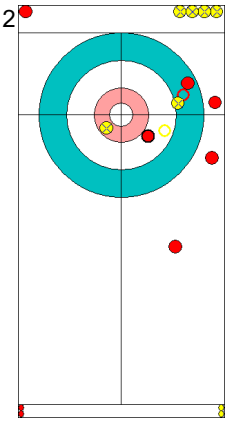
CAN: MISKEW E
Raise ↻ 50%

13
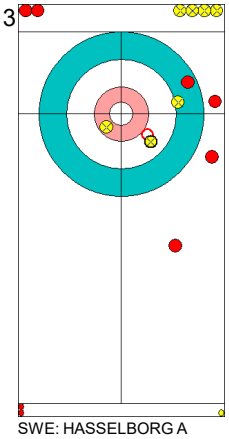
SWE: HASSELBORG A
Take-out ↻ 100%

14
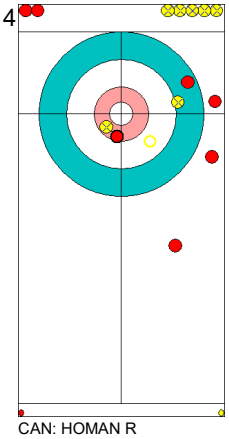
CAN: HOMAN R
Hit and Roll ↻ 100%

15
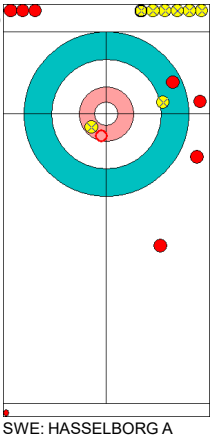
SWE: HASSELBORG A
Clearing ↻ 100%

16
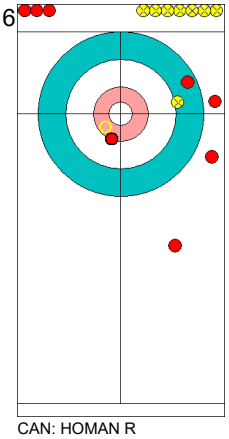
CAN: HOMAN R
Take-out ↻ 100%

	CAN	SWE
Total Score	4	5
Time left	09:07	10:35

Legend:
↻ Clockwise ↺ Counter-clockwise - Not considered

Game - Shot by Shot
경기별 숏 기록 / Déroulement de la partie

End 8 — **CAN - Canada 4 + 1** (this end) **= 5** — **SWE - Sweden 5 + 0** (this end) **= 5**

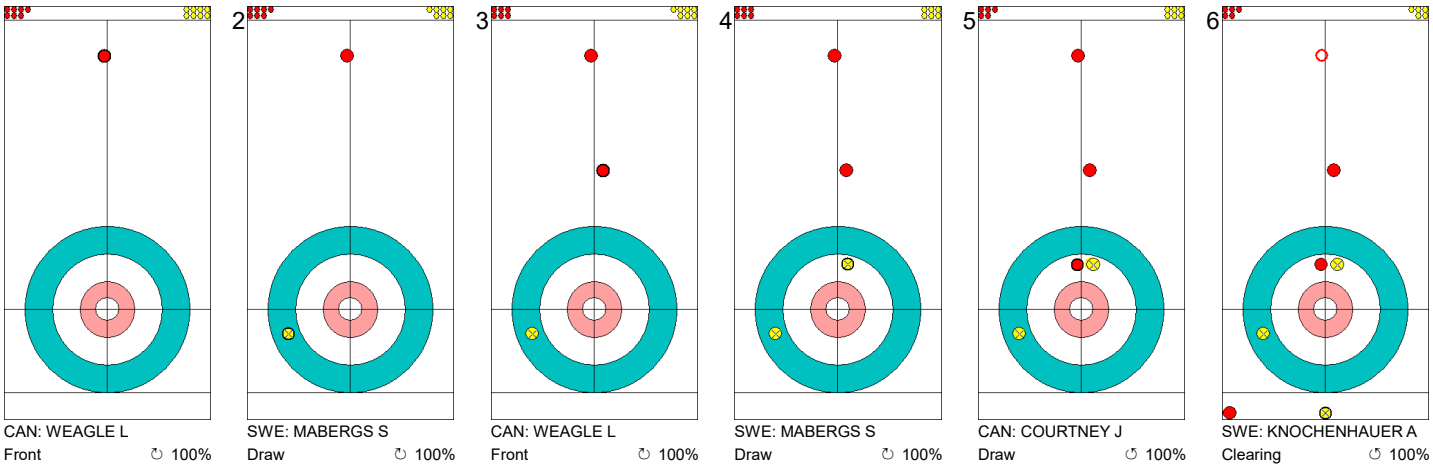

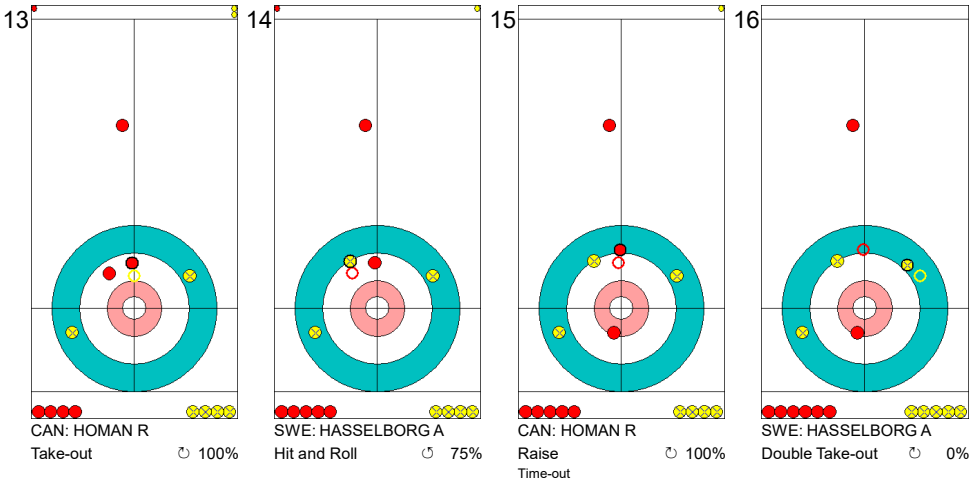

	CAN	SWE
Total Score	5	5
Time left	06:35	06:52

Legend:
↻ Clockwise ↺ Counter-clockwise - Not considered

Game - Shot by Shot
경기별 숏 기록 / Déroulement de la partie

End 9 — **CAN - Canada 5 + 0** (this end) **= 5** — **SWE - Sweden 5 + 1** (this end) **= 6**

1
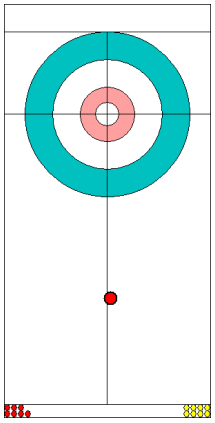
CAN: WEAGLE L
Front ↻ 100%

2
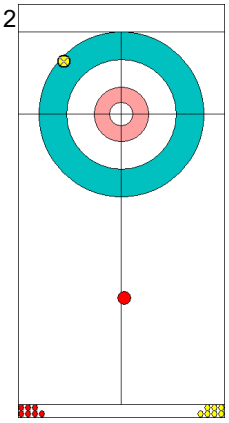
SWE: MABERGS S
Draw ↻ 100%

3
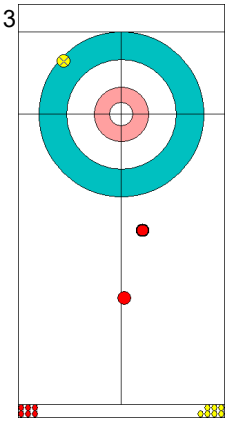
CAN: WEAGLE L
Front ↻ 75%

4
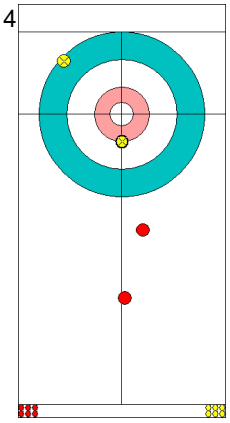
SWE: MABERGS S
Draw ↻ 100%

5
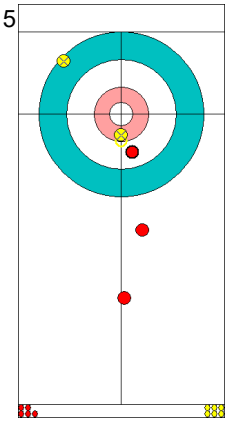
CAN: COURTNEY J
Draw ↻ 75%

6
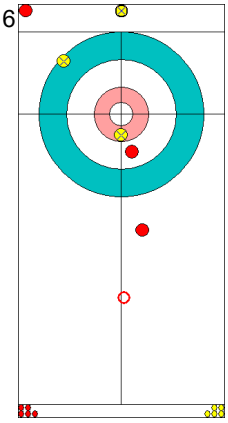
SWE: KNOCHENHAUER A
Clearing ↻ 100%

7
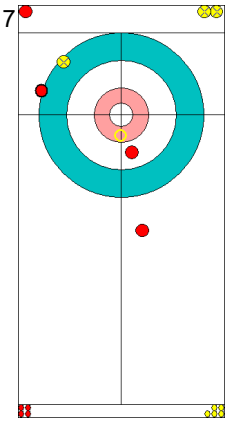
CAN: COURTNEY J
Hit and Roll ↻ 75%

8
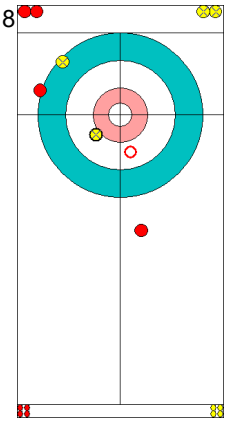
SWE: KNOCHENHAUER A
Take-out ↻ 100%
Slow Take-out

9
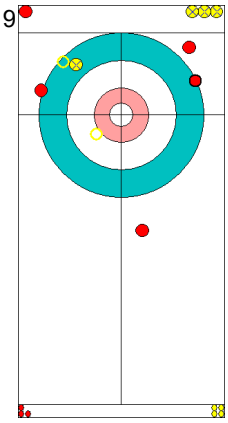
CAN: MISKEW E
Hit and Roll ↻ 50%

10
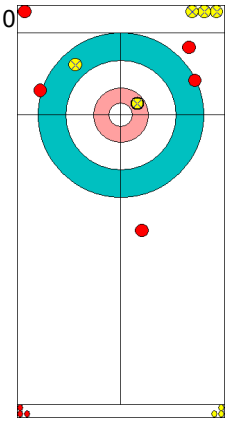
SWE: McMANUS S
Draw ↻ 75%

11
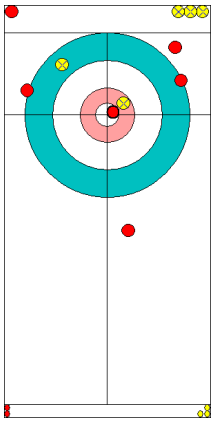
CAN: MISKEW E
Draw ↻ 100%

12
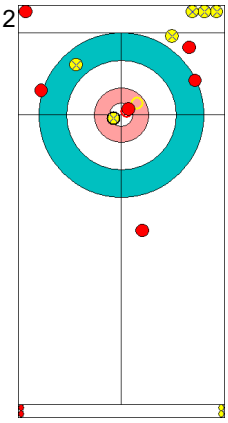
SWE: McMANUS S
Raise ↻ 100%

13
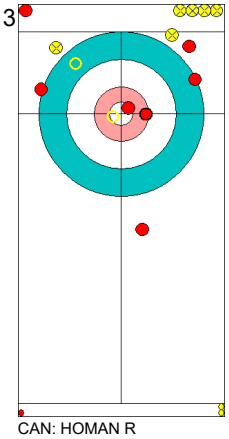
CAN: HOMAN R
Hit and Roll ↻ 100%

14
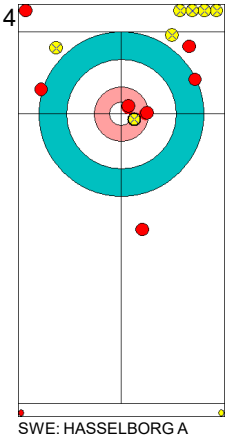
SWE: HASSELBORG A
Draw ↻ 75%

15
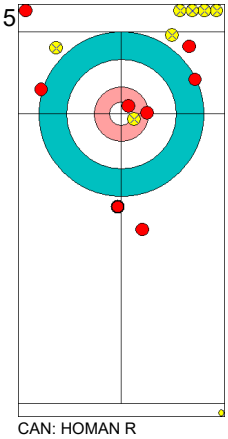
CAN: HOMAN R
Guard ↻ 100%

16
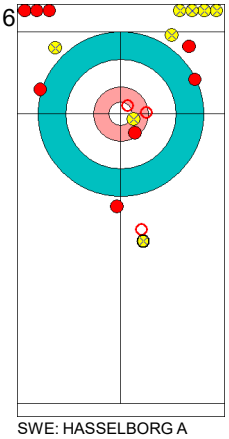
SWE: HASSELBORG A
Promotion Take-out ↻ 100%

	CAN	SWE
Total Score	5	6
Time left	03:38	03:16

Legend:
↻ Clockwise ↺ Counter-clockwise - Not considered

Game - Shot by Shot
경기별 숏 기록 / Déroulement de la partie

End 10 — **CAN - Canada 5 + 1** (this end) **= 6** — **SWE - Sweden 6 + 0** (this end) **= 6**

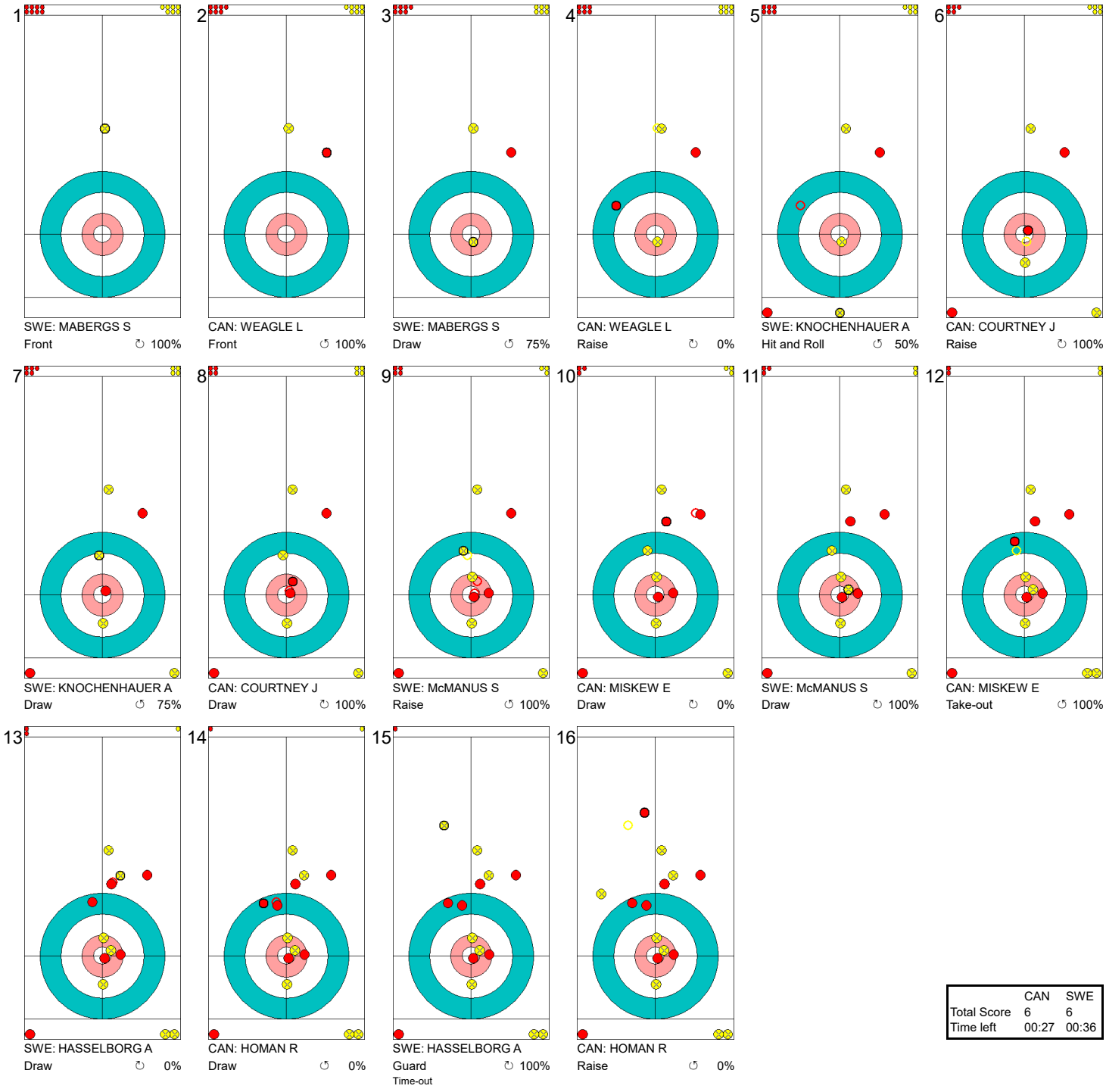

	CAN	SWE
Total Score	6	6
Time left	00:27	00:36

Legend:
↻ Clockwise ↺ Counter-clockwise - Not considered

Game - Shot by Shot
경기별 숏 기록 / Déroulement de la partie

End 11 — **CAN - Canada 6 + 0** (this end) **= 6** — **SWE - Sweden 6 + 1** (this end) **= 7**



	CAN	SWE
Total Score	6	7
Time left	01:29	00:58

Legend:
↻ Clockwise ↺ Counter-clockwise - Not considered

Game Results
대회 경기결과 / Résultats de la partie

Sheet	Game	Team	LSFE	1	2	3	4	5	6	7	8	9	10	Extra Ends				Total
C	3	USA - United States of America		0	0	1	0	0	2	0	1	0	1					5
	2	SUI - Switzerland	*	0	2	0	1	2	0	0	0	1	0					6

USA - United States of America		Shot Success Game	Shot Success All
4 S	ROTH Nina	71%	70%
3 V	PETERSON Tabitha	89%	74%
2	GEVING Aileen	79%	75%
1	HAMILTON Becca	85%	88%
A	CHRISTENSEN Cory	-	-
	Team Total	81%	77%

Last Stone Draw		Distance
↻	GEVING Aileen	11.5cm
↺	PETERSON Tabitha	91.3cm
Total		**102.8cm**

Time remaining: 2 minutes 7 seconds

Time-out: End 10 - USA stone 7

SUI - Switzerland		Shot Success Game	Shot Success All
4 S	TIRINZONI Silvana	79%	69%
3	NEUENSCHWANDER Esther	93%	85%
2 V	SIEGRIST Manuela	85%	74%
1	ALBRECHT Marlene	90%	85%
A	PERRET Jenny	-	-
	Team Total	87%	78%

Last Stone Draw		Distance
↻	SIEGRIST Manuela	23.1cm
↺	TIRINZONI Silvana	18.1cm
Total		**41.2cm**

Time remaining: 2 minutes 36 seconds

Time-out: End 10 - SUI stone 4

Shot Success Analysis

USA - United States of America		↻		↺		Game	
4 ROTH Nina	Draws	7	79%	7	75%	14	77%
	Take-outs	3	67%	3	50%	6	58%
	Total	10	75%	10	68%	20	71%
3 PETERSON Tabitha	Draws	4	75%	10	98%	14	91%
	Take-outs	5	80%	1	100%	6	83%
	Total	9	78%	11	98%	20	89%
2 GEVING Aileen	Draws	7	71%	5	90%	12	79%
	Take-outs	5	85%	3	67%	8	78%
	Total	12	77%	8	81%	20	79%
1 HAMILTON Becca	Draws	8	84%	11	89%	19	87%
	Take-outs	1	50%	0	-	1	50%
	Total	9	81%	11	89%	20	85%
A CHRISTENSEN Cory	Draws	0	-	0	-	0	-
	Take-outs	0	-	0	-	0	-
	Total	0	-	0	-	0	-
Team	Draws	26	78%	33	89%	59	84%
	Take-outs	14	77%	7	64%	21	73%
	Total	40	78%	40	84%	80	81%

SUI - Switzerland		↻		↺		Game	
4 TIRINZONI Silvana	Draws	2	50%	3	92%	5	75%
	Take-outs	9	81%	6	79%	15	80%
	Total	11	75%	9	83%	20	79%
3 NEUENSCHWANDER Esther	Draws	2	75%	5	95%	7	89%
	Take-outs	9	97%	4	88%	13	94%
	Total	11	93%	9	92%	20	93%
2 SIEGRIST Manuela	Draws	3	83%	1	75%	4	81%
	Take-outs	8	91%	8	81%	16	86%
	Total	11	89%	9	81%	20	85%
1 ALBRECHT Marlene	Draws	6	79%	11	93%	17	88%
	Take-outs	0	-	3	100%	3	100%
	Total	6	79%	14	95%	20	90%
A PERRET Jenny	Draws	0	-	0	-	0	-
	Take-outs	0	-	0	-	0	-
	Total	0	-	0	-	0	-
Team	Draws	13	75%	20	93%	33	86%
	Take-outs	26	89%	21	85%	47	87%
	Total	39	85%	41	88%	80	87%

Note:
Position and function for each team member:
4 = Fourth, **3** = Third, **2** = Second, **1** = Lead, **A** = Alternate, **S** = Skip, **V** = Vice-Skip

Legend:
↻ Clockwise ↺ Counter-clockwise **LSFE(*)** Last Stone First End

Game - Shot by Shot
경기별 숏 기록 / Déroulement de la partie

End 1 — **USA - United States 0 + 0** (this end) **= 0** — **SUI - Switzerland 0 + 0** (this end) **= 0**

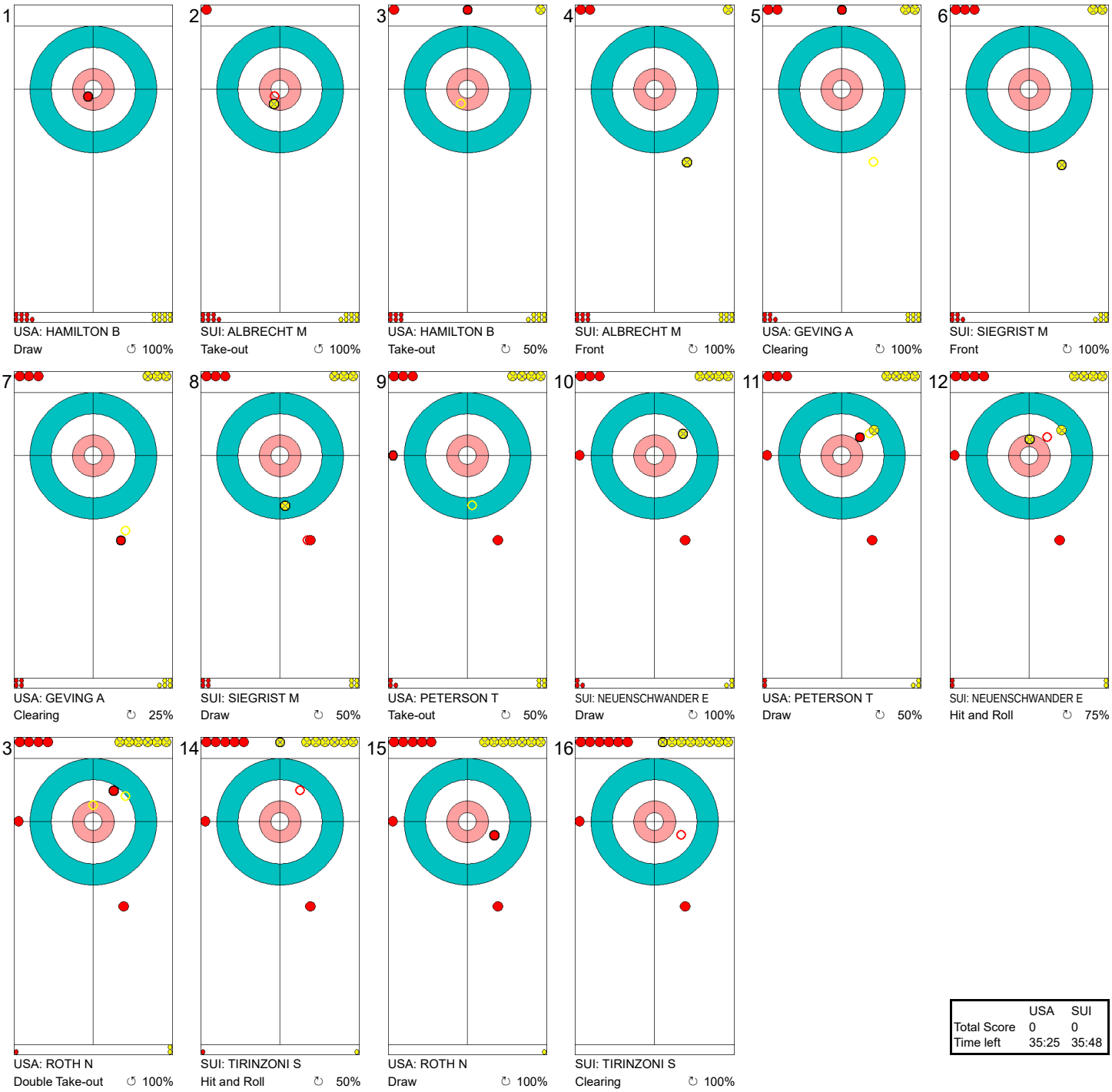

	USA	SUI
Total Score	0	0
Time left	35:25	35:48

Legend:
↻ Clockwise ↺ Counter-clockwise - Not considered

Game - Shot by Shot
경기별 숏 기록 / Déroulement de la partie

End 2 — **USA - United States 0 + 0** (this end) **= 0** — **SUI - Switzerland 0 + 2** (this end) **= 2**



	USA	SUI
Total Score	0	2
Time left	32:00	33:18

Legend:
↻ Clockwise ↺ Counter-clockwise - Not considered

Game - Shot by Shot
경기별 숏 기록 / Déroulement de la partie

End 3 | **USA - United States** 0 + 1 (this end) = 1 | **SUI - Switzerland** 2 + 0 (this end) = 2



	USA	SUI
Total Score	1	2
Time left	27:55	30:26

Legend:
↻ Clockwise ↺ Counter-clockwise - Not considered

Game - Shot by Shot
경기별 숏 기록 / Déroulement de la partie

End 4 — **USA - United States 1 + 0** (this end) **= 1** — **SUI - Switzerland 2 + 1** (this end) **= 3**

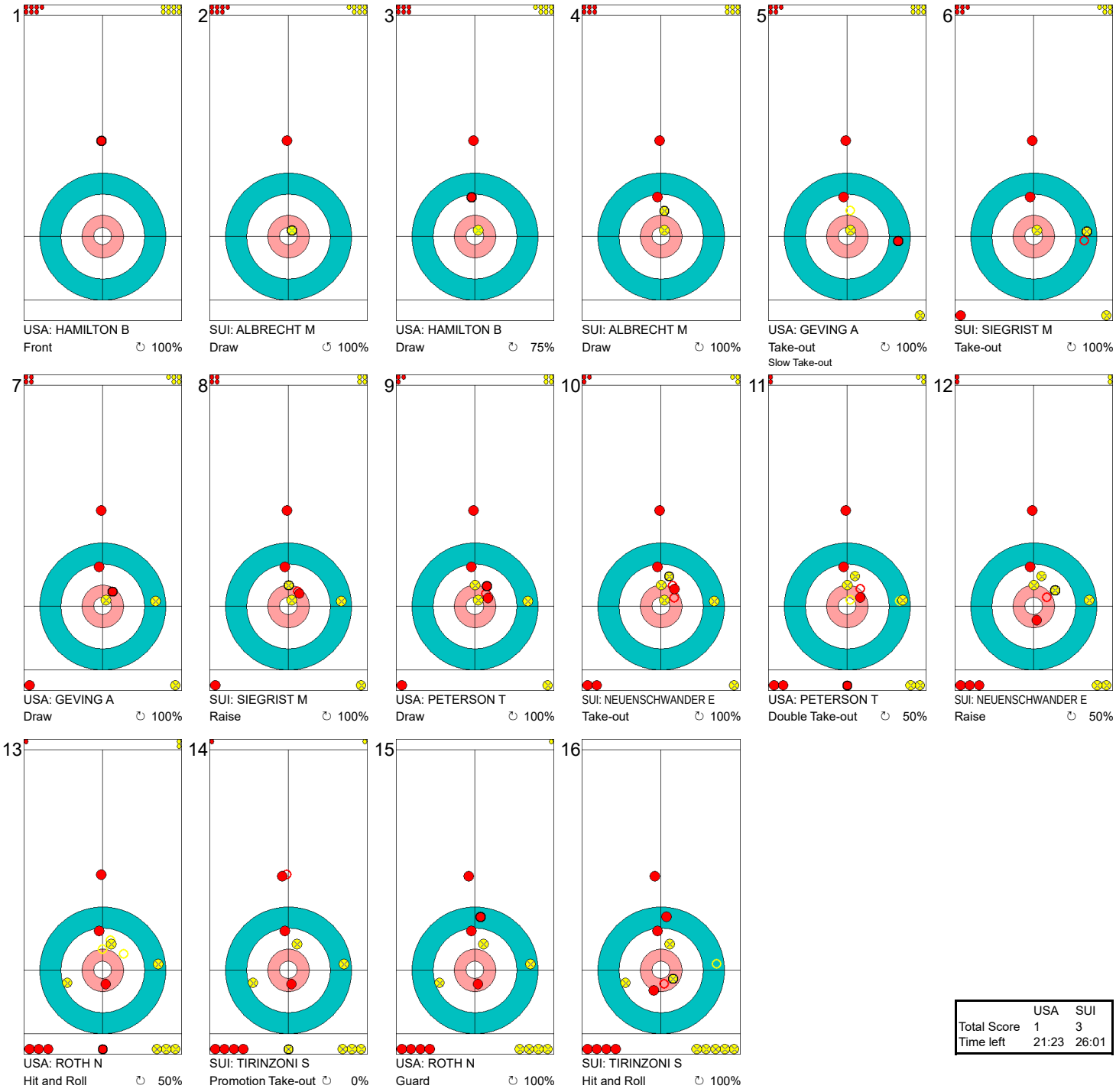

	USA	SUI
Total Score	1	3
Time left	21:23	26:01

Legend:
↻ Clockwise ↺ Counter-clockwise - Not considered

Game - Shot by Shot
경기별 숏 기록 / Déroulement de la partie

End 5 — **USA - United States** 1 + 0 (this end) = 1 — **SUI - Switzerland** 3 + 2 (this end) = 5



	USA	SUI
Total Score	1	5
Time left	16:26	21:53

Legend:
↻ Clockwise ↺ Counter-clockwise - Not considered

Game - Shot by Shot
경기별 숏 기록 / Déroulement de la partie

End 6 — **USA - United States 1 + 2** (this end) **= 3** — **SUI - Switzerland 5 + 0** (this end) **= 5**



	USA	SUI
Total Score	3	5
Time left	12:45	17:05

Legend:
↻ Clockwise ↺ Counter-clockwise - Not considered

Game - Shot by Shot
경기별 숏 기록 / Déroulement de la partie

End 7 | **USA - United States 3 + 0** (this end) **= 3** | **SUI - Switzerland 5 + 0** (this end) **= 5**



	USA	SUI
Total Score	3	5
Time left	09:40	14:48

Legend:
↻ Clockwise ↺ Counter-clockwise - Not considered

Game - Shot by Shot
경기별 숏 기록 / Déroulement de la partie

End 8 | **USA - United States** 3 + 1 (this end) = 4 | **SUI - Switzerland** 5 + 0 (this end) = 5



	USA	SUI
Total Score	4	5
Time left	07:28	10:38

Legend:
↻ Clockwise ↺ Counter-clockwise - Not considered

Game - Shot by Shot
경기별 숏 기록 / Déroulement de la partie

End 9 — **USA - United States 4 + 0** (this end) **= 4** — **SUI - Switzerland 5 + 1** (this end) **= 6**



	USA	SUI
Total Score	4	6
Time left	04:49	07:52

Legend:
↻ Clockwise ↺ Counter-clockwise - Not considered

Game - Shot by Shot
경기별 숏 기록 / Déroulement de la partie

End 10 **USA - United States 4 + 1** (this end) **= 5** **SUI - Switzerland 6 + 0** (this end) **= 6**

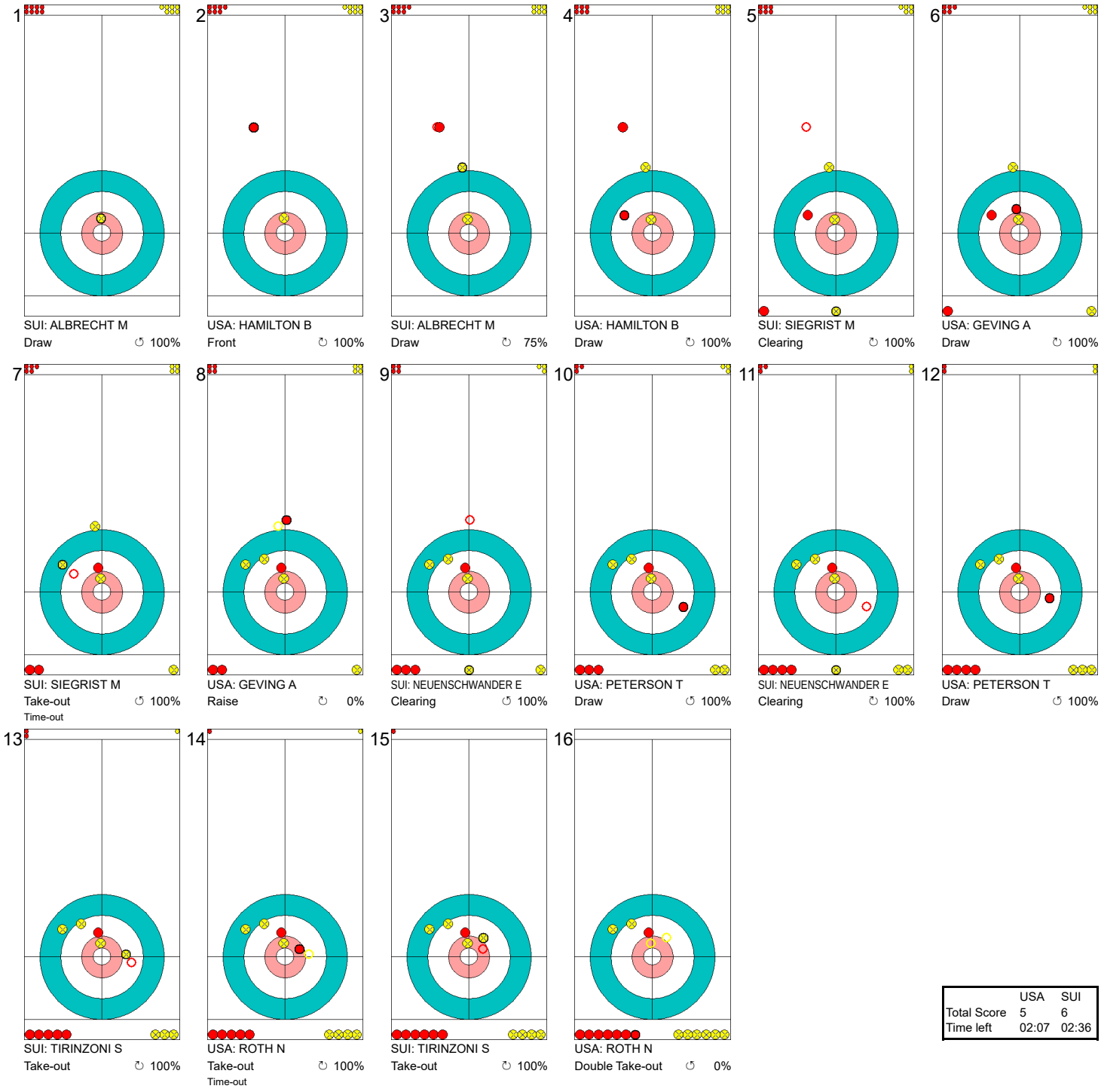

	USA	SUI
Total Score	5	6
Time left	02:07	02:36

Legend:
↻ Clockwise ↺ Counter-clockwise - Not considered

Game Results
대회 경기결과 / Résultats de la partie

Sheet	Game	Team	LSFE	1	2	3	4	5	6	7	8	9	10	Extra Ends				Total
D	2	KOR - Republic of Korea	*	0	2	0	1	0	1	1	0	0	0					5
	3	JPN - Japan		1	0	1	0	1	0	0	1	2	1					7

KOR - Republic of Korea		Shot Success Game	Shot Success All
4 S	KIM EunJung	60%	68%
3 V	KIM KyeongAe	64%	65%
2	KIM SeonYeong	64%	74%
1	KIM YeongMi	79%	81%
A	KIM Chohi	-	-
	Team Total	67%	72%

Last Stone Draw		Distance
↻	KIM YeongMi	90.4cm
↺	KIM SeonYeong	31.1cm
Total		**121.5cm**

Time remaining: 0 minutes 48 seconds

Time-out: End 8 - KOR stone 5

JPN - Japan		Shot Success Game	Shot Success All
4 S	FUJISAWA Satsuki	76%	74%
3 V	YOSHIDA Chinami	88%	80%
2	SUZUKI Yumi	74%	73%
1	YOSHIDA Yurika	79%	77%
A	MOTOHASHI Mari	-	-
	Team Total	79%	76%

Last Stone Draw		Distance
↻	YOSHIDA Yurika	11.3cm
↺	FUJISAWA Satsuki	143.5cm
Total		**154.8cm**

Time remaining: 1 minute 7 seconds

Time-out: End 10 - JPN stone 4

Shot Success Analysis

KOR - Republic of Korea		↻		↺		Game	
4 KIM EunJung	Draws	9	78%	3	42%	12	69%
	Take-outs	4	38%	4	56%	8	47%
	Total	13	65%	7	50%	20	60%
3 KIM KyeongAe	Draws	5	60%	3	83%	8	69%
	Take-outs	6	54%	6	67%	12	60%
	Total	11	57%	9	72%	20	64%
2 KIM SeonYeong	Draws	3	42%	5	75%	8	63%
	Take-outs	8	72%	4	50%	12	65%
	Total	11	64%	9	64%	20	64%
1 KIM YeongMi	Draws	8	91%	9	78%	17	84%
	Take-outs	1	75%	2	38%	3	50%
	Total	9	89%	11	70%	20	79%
A KIM Chohi	Draws	0	-	0	-	0	-
	Take-outs	0	-	0	-	0	-
	Total	0	-	0	-	0	-
Team	Draws	25	74%	20	73%	45	73%
	Take-outs	19	59%	16	56%	35	58%
	Total	44	68%	36	65%	80	67%

JPN - Japan		↻		↺		Game	
4 FUJISAWA Satsuki	Draws	9	75%	5	90%	14	80%
	Take-outs	2	25%	4	88%	6	67%
	Total	11	66%	9	89%	20	76%
3 YOSHIDA Chinami	Draws	5	80%	7	89%	12	85%
	Take-outs	3	83%	5	95%	8	91%
	Total	8	81%	12	92%	20	88%
2 SUZUKI Yumi	Draws	3	50%	9	81%	12	73%
	Take-outs	4	69%	4	81%	8	75%
	Total	7	61%	13	81%	20	74%
1 YOSHIDA Yurika	Draws	9	72%	9	86%	18	79%
	Take-outs	2	75%	0	-	2	75%
	Total	11	73%	9	86%	20	79%
A MOTOHASHI Mari	Draws	0	-	0	-	0	-
	Take-outs	0	-	0	-	0	-
	Total	0	-	0	-	0	-
Team	Draws	26	72%	30	86%	56	79%
	Take-outs	11	66%	13	88%	24	78%
	Total	37	70%	43	87%	80	79%

Note:
Position and function for each team member:
4 = Fourth, **3** = Third, **2** = Second, **1** = Lead, **A** = Alternate, **S** = Skip, **V** = Vice-Skip

Legend:
↻ Clockwise ↺ Counter-clockwise **LSFE(*)** Last Stone First End

Game - Shot by Shot
경기별 숏 기록 / Déroulement de la partie

End 1 — **KOR - Republic of Korea 0 + 0** (this end) **= 0** — **JPN - Japan 0 + 1** (this end) **= 1**

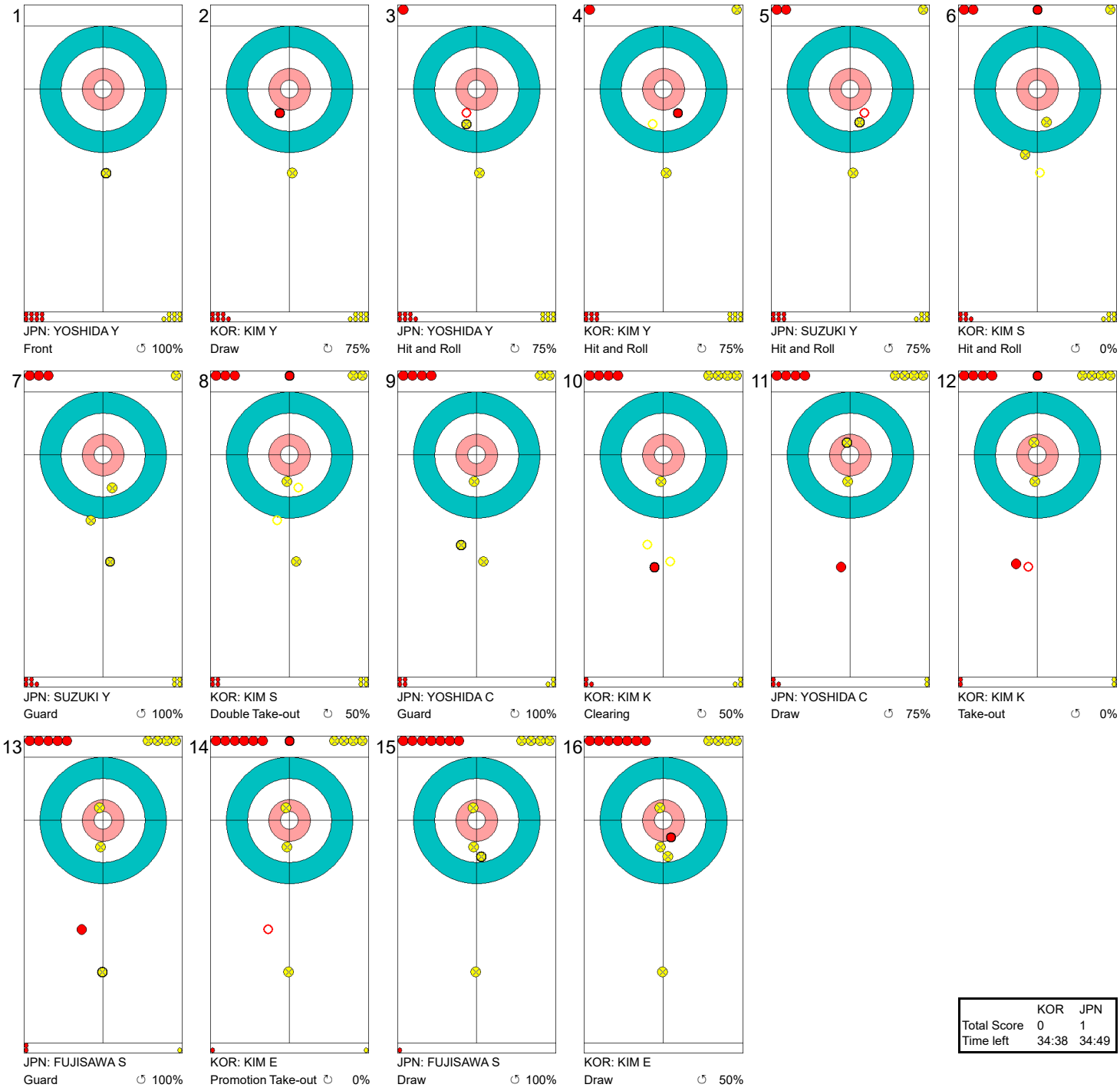

	KOR	JPN
Total Score	0	1
Time left	34:38	34:49

Legend:
↻ Clockwise ↺ Counter-clockwise - Not considered

Game - Shot by Shot
경기별 숏 기록 / Déroulement de la partie

End 2 | **KOR - Republic of Korea** 0 + 2 (this end) = 2 | **JPN - Japan** 1 + 0 (this end) = 1



	KOR	JPN
Total Score	2	1
Time left	31:02	31:49

Legend:
↻ Clockwise ↺ Counter-clockwise - Not considered

Game - Shot by Shot
경기별 숏 기록 / Déroulement de la partie

End 3 — **KOR - Republic of Korea 2 + 0** (this end) **= 2** — **JPN - Japan 1 + 1** (this end) **= 2**



	KOR	JPN
Total Score	2	2
Time left	28:11	28:49

Legend:
↻ Clockwise ↺ Counter-clockwise - Not considered

OMEGA Atos

Game - Shot by Shot
경기별 숏 기록 / Déroulement de la partie

End 4 — **KOR - Republic of Korea 2 + 1** (this end) **= 3** — **JPN - Japan 2 + 0** (this end) **= 2**



	KOR	JPN
Total Score	3	2
Time left	24:07	24:18

Legend:
↻ Clockwise ↺ Counter-clockwise - Not considered

Game - Shot by Shot
경기별 숏 기록 / Déroulement de la partie

End 5 | **KOR - Republic of Korea** 3 + 0 (this end) = 3 | **JPN - Japan** 2 + 1 (this end) = 3



	KOR	JPN
Total Score	3	3
Time left	20:21	17:53

Legend:
↻ Clockwise ↺ Counter-clockwise - Not considered

Game - Shot by Shot
경기별 숏 기록 / Déroulement de la partie

End 6 — **KOR - Republic of Korea** 3 + 1 (this end) = 4 — **JPN - Japan** 3 + 0 (this end) = 3



	KOR	JPN
Total Score	4	3
Time left	16:05	15:14

Legend:
↻ Clockwise ↺ Counter-clockwise - Not considered

Game - Shot by Shot
경기별 숏 기록 / Déroulement de la partie

End 7 — **KOR - Republic of Korea 4 + 1** (this end) **= 5** — **JPN - Japan 3 + 0** (this end) **= 3**

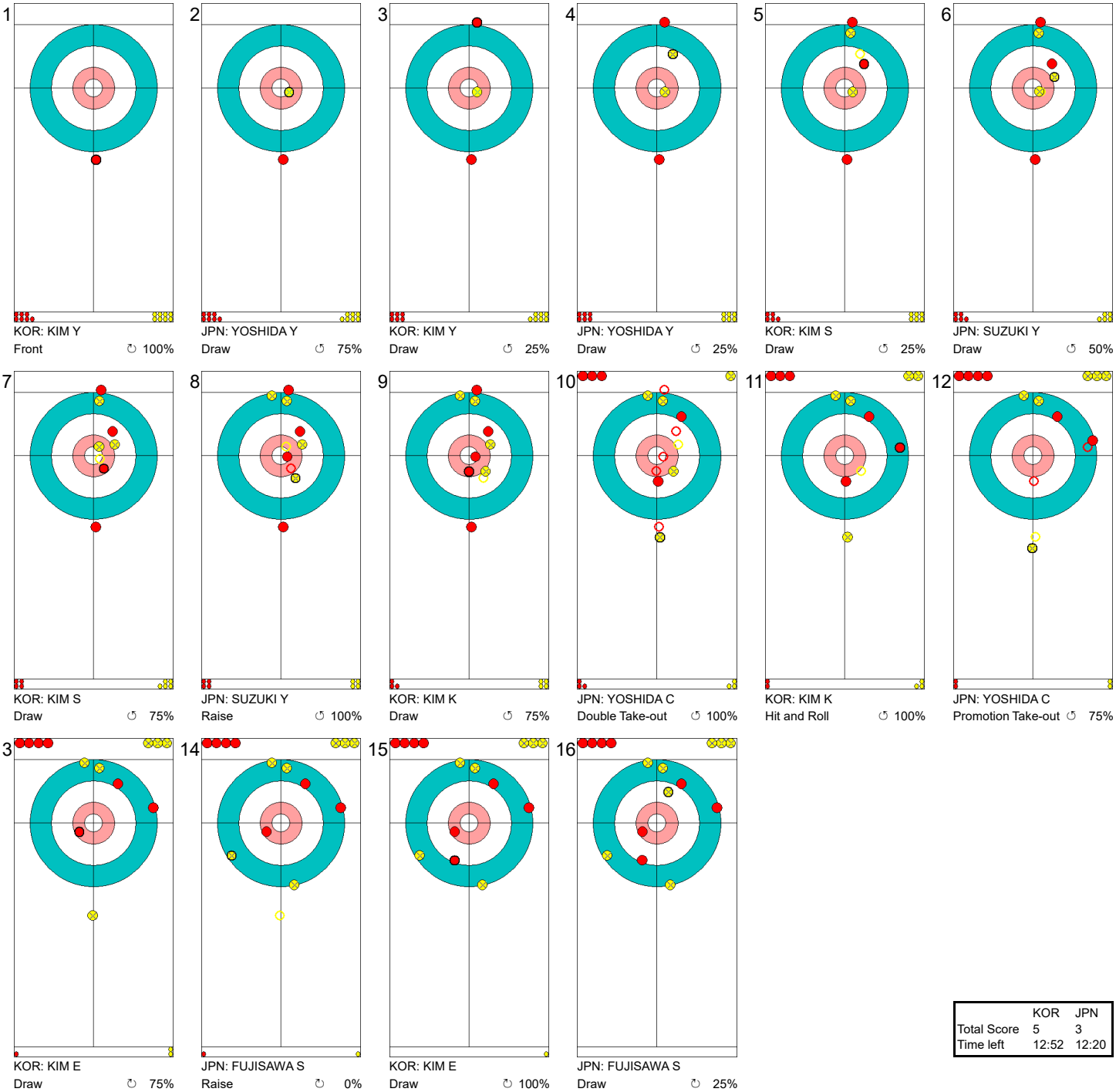

	KOR	JPN
Total Score	5	3
Time left	12:52	12:20

Legend:
↻ Clockwise ↺ Counter-clockwise - Not considered

Game - Shot by Shot
경기별 숏 기록 / Déroulement de la partie

End 8 — **KOR - Republic of Korea 5 + 0** (this end) **= 5** — **JPN - Japan 3 + 1** (this end) **= 4**

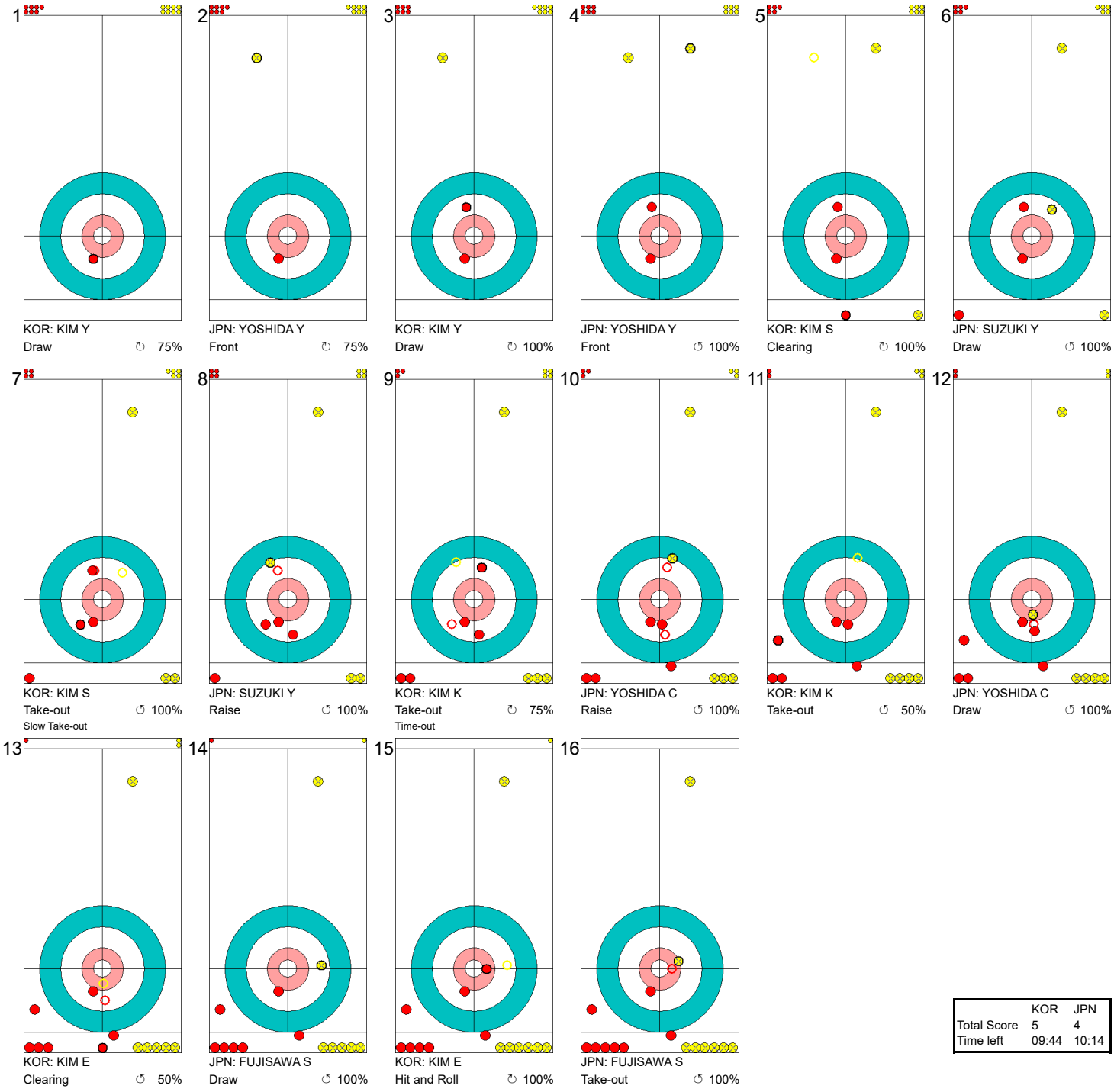

	KOR	JPN
Total Score	5	4
Time left	09:44	10:14

Legend:
↻ Clockwise ↺ Counter-clockwise - Not considered

Game - Shot by Shot
경기별 숏 기록 / Déroulement de la partie

End 9 — **KOR - Republic of Korea 5 + 0** (this end) **= 5** — **JPN - Japan 4 + 2** (this end) **= 6**

1
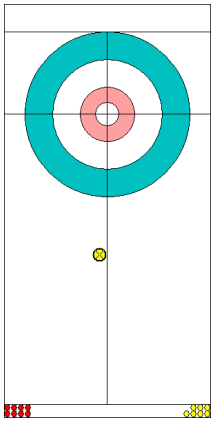
JPN: YOSHIDA Y
Front ↺ 100%

2
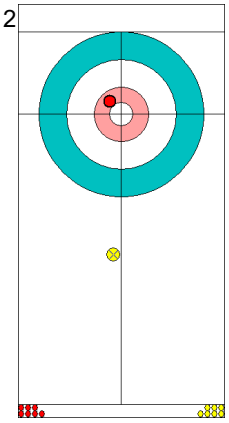
KOR: KIM Y
Draw ↺ 75%

3
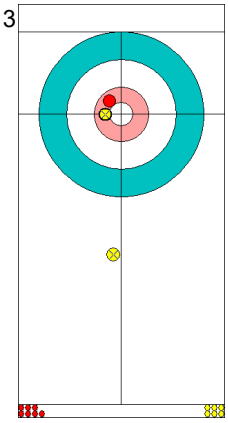
JPN: YOSHIDA Y
Draw ↺ 100%

4
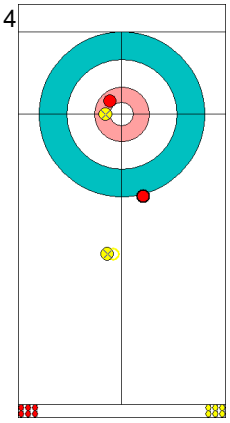
KOR: KIM Y
Draw ↺ 50%

5
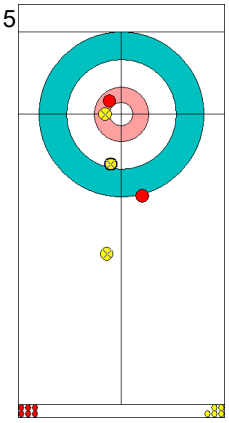
JPN: SUZUKI Y
Draw ↺ 75%

6
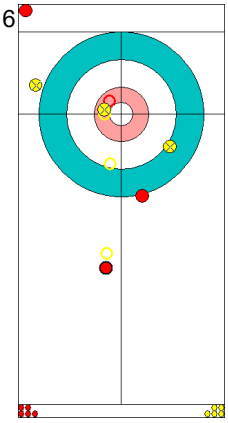
KOR: KIM S
Double Take-out ↻ 25%

7
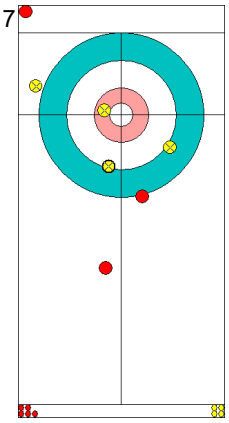
JPN: SUZUKI Y
Draw ↺ 100%

8
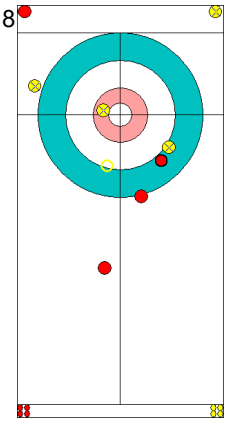
KOR: KIM S
Double Take-out ↺ 50%

9
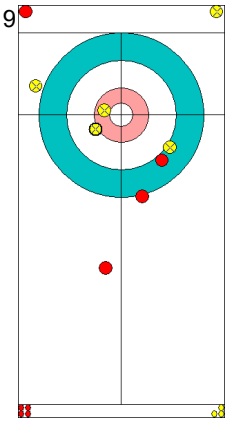
JPN: YOSHIDA C
Draw ↺ 100%

10
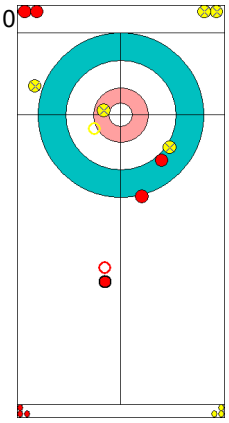
KOR: KIM K
Promotion Take-out ↻ 50%

11
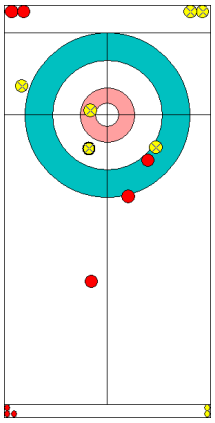
JPN: YOSHIDA C
Draw ↺ 100%

12
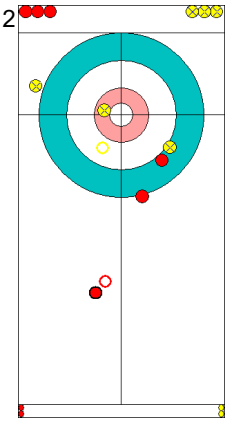
KOR: KIM K
Promotion Take-out ↻ 50%

13
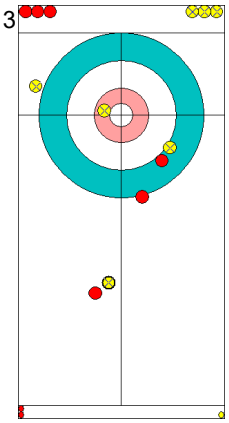
JPN: FUJISAWA S
Guard ↺ 75%

14
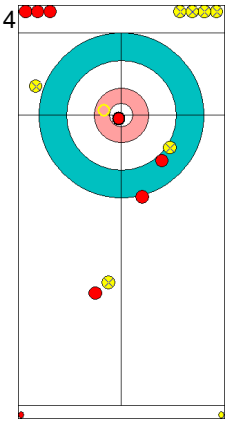
KOR: KIM E
Raise ↺ 75%

15
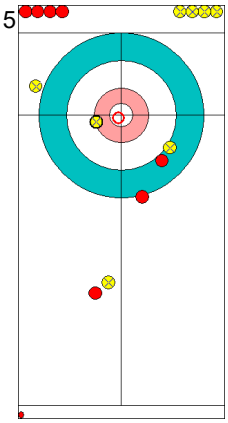
JPN: FUJISAWA S
Hit and Roll ↺ 100%

16
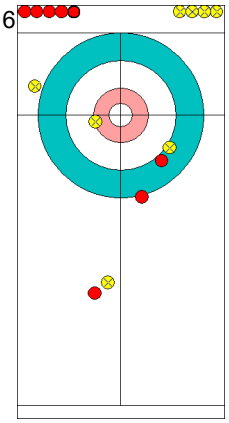
KOR: KIM E
Draw ↺ 0%

	KOR	JPN
Total Score	5	6
Time left	05:05	07:43

Legend:
↻ Clockwise ↺ Counter-clockwise - Not considered

Game - Shot by Shot
경기별 숏 기록 / Déroulement de la partie

End 10 — **KOR - Republic of Korea** 5 + 0 (this end) = 5 — **JPN - Japan** 6 + 1 (this end) = 7

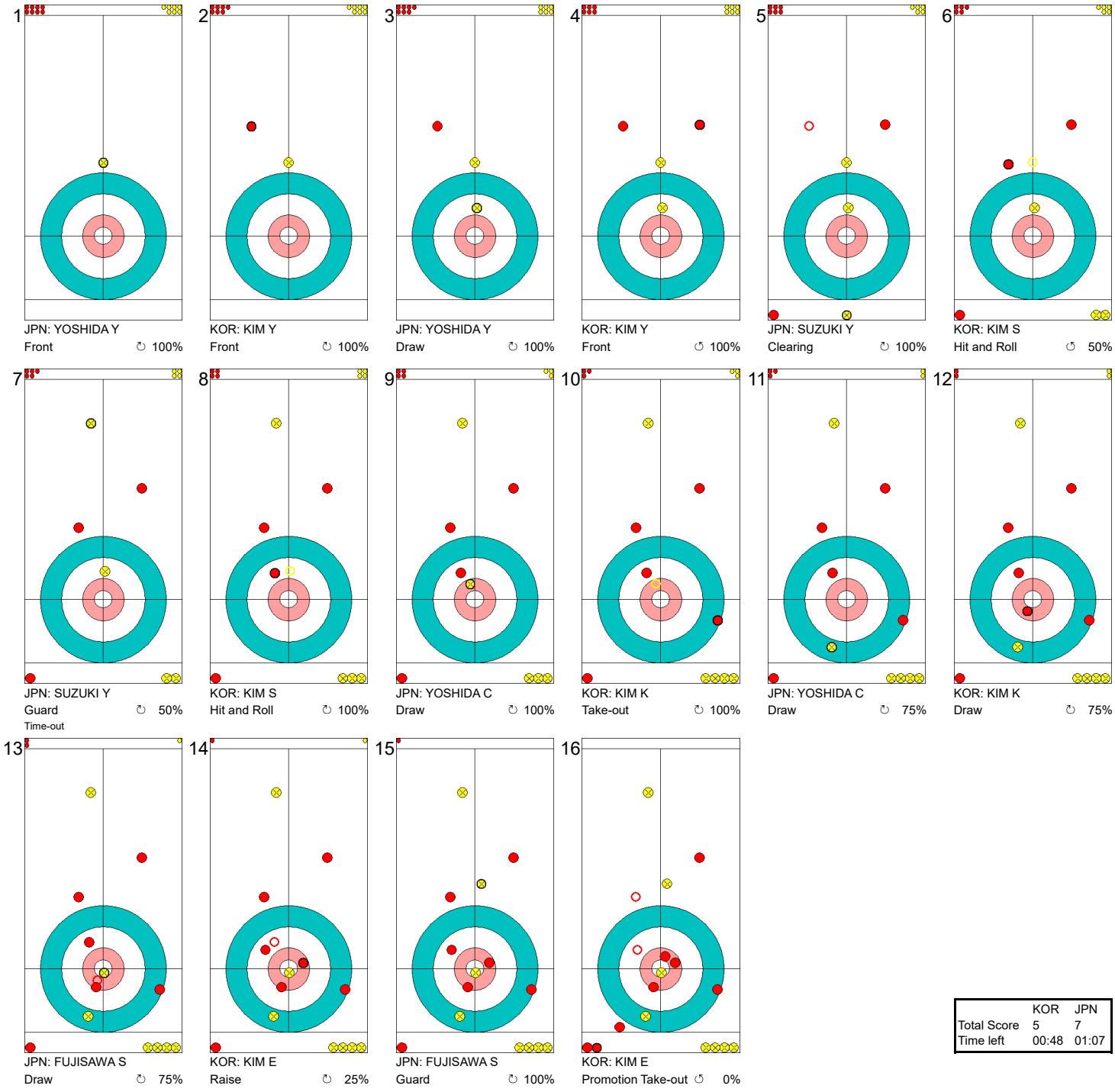

	KOR	JPN
Total Score	5	7
Time left	00:48	01:07

Legend:
↻ Clockwise ↺ Counter-clockwise - Not considered

Most Important Shots
우승 결정 슛 / Tirs les plus importants

Sheet	Game	Team	LSFE	1	2	3	4	5	6	7	8	9	10	Extra Ends	Total
A	3	CHN - People's Republic of China		0	1	0	3	0	1	0	1	0	1	0	7
	3	GBR - Great Britain	*	1	0	1	0	1	0	2	0	2	0	1	8

Most Important Shot:

The British Skip MUIRHEAD E played a perfect Take-out under pressure to score one in the extra end for the win

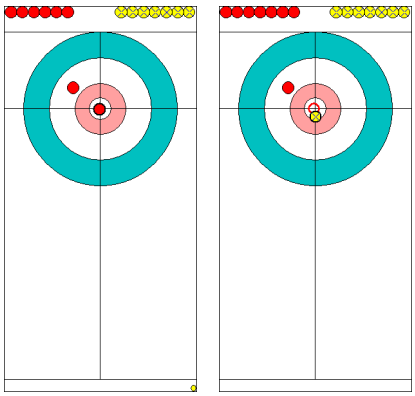

Before After

End: 11
Team: GBR - Great Britain
Player: MUIRHEAD Eve
Team Stone: 1 2 3 4 5 6 7 ⑧
Task: Take-out
Rotation: ↺
Shot Success: 100%

Sheet	Game	Team	LSFE	1	2	3	4	5	6	7	8	9	10	Extra Ends	Total
B	2	CAN - Canada	*	0	0	2	0	1	0	1	1	0	1	0	6
	2	SWE - Sweden		2	0	0	1	0	2	0	0	1	0	1	7

Most Important Shot:

Swedish Skip HASSELBORG A played a perfect Draw into the four foot with her last stone to secure the win for team Sweden in the extra end.

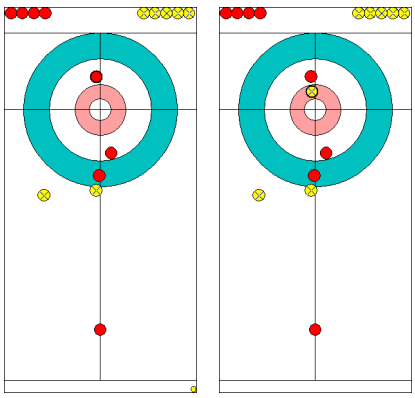

Before After

End: 11
Team: SWE - Sweden
Player: HASSELBORG Anna
Team Stone: 1 2 3 4 5 6 7 ⑧
Task: Draw
Rotation: ↻
Shot Success: 100%

Most Important Shots
우승 결정 슛 / Tirs les plus importants

Sheet	Game	Team	LSFE	1	2	3	4	5	6	7	8	9	10	Extra Ends	Total
C	3	USA - United States of America		0	0	1	0	0	2	0	1	0	1		5
	2	SUI - Switzerland	*	0	2	0	1	2	0	0	0	1	0		6

Most Important Shot:

The Swiss Skip TIRINZONI S had to play a delicate Double Take-out to remove the well placed US stones out of the house in order to score 1 point and keep the advantage in the game.

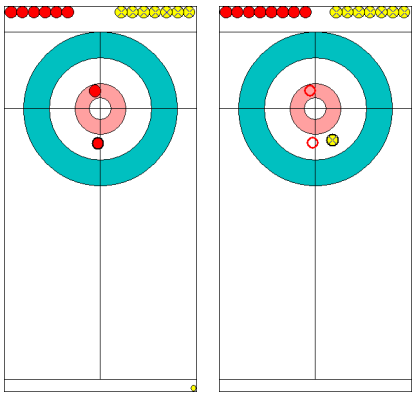

Before After

End: 9
Team: SUI - Switzerland
Player: TIRINZONI Silvana
Team Stone: 1 2 3 4 5 6 7 ⑧
Task: Double Take-out
Rotation: ↻
Shot Success: 100%

Sheet	Game	Team	LSFE	1	2	3	4	5	6	7	8	9	10	Extra Ends	Total
D	2	KOR - Republic of Korea	*	0	2	0	1	0	1	1	0	0	0		5
	3	JPN - Japan		1	0	1	0	1	0	0	1	2	1		7

Most Important Shot:

The Japanese Skip FUJISAWA S played a perfect Hit and Roll to stay totally covered, forcing the Korean Skip KIM E to draw with her last stone. She was heavy, passed the house and the Japanese team stole two points.

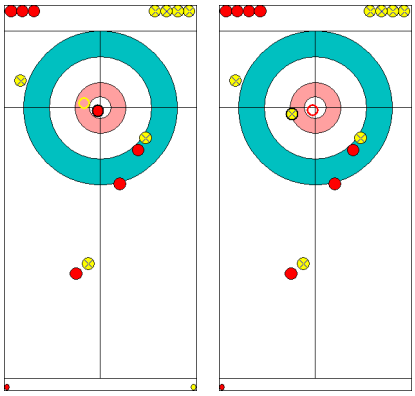

Before After

End: 9
Team: JPN - Japan
Player: FUJISAWA Satsuki
Team Stone: 1 2 3 4 5 6 7 ⑧
Task: Hit and Roll
Rotation: ↺
Shot Success: 100%

Legend:
↻ Clockwise ↺ Counter-clockwise **LSFE(*)** Last Stone First End

Session Results and Standings
세션 경기결과 및 순위 / Résultats de la session et classement

Sheet	Game	Team	LSFE	1	2	3	4	5	6	7	8	9	10	Extra Ends				Total
A	1	CAN - Canada		0	1	0	0	0	2	1	0	0	2					6
	1	KOR - Republic of Korea	*	1	0	0	1	2	0	0	1	3	0					8
B	2	DEN - Denmark		0	0	0	3	0	1	0	0	1	X					5
	2	JPN - Japan	*	0	2	1	0	0	0	3	2	0	X					8
C	2	CHN - People's Republic of China		0	2	1	0	0	1	0	2	0	0	0				6
	2	OAR - Olympic Athlete from Russia	*	1	0	0	2	0	0	1	0	0	2	1				7
D	2	GBR - Great Britain	*	1	0	0	2	0	0	0	1	0	0					4
	2	USA - United States of America		0	0	2	0	0	2	0	0	1	2					7

Current Standings

Rank	Team	Games	Wins	Losses
1	JPN - Japan	2	2	0
2	KOR - Republic of Korea	1	1	0
2	SWE - Sweden	1	1	0
4	CHN - People's Republic of China	2	1	1
4	GBR - Great Britain	2	1	1
4	OAR - Olympic Athlete from Russia	2	1	1
4	USA - United States of America	2	1	1
8	CAN - Canada	1	0	1
8	SUI - Switzerland	1	0	1
10	DEN - Denmark	2	0	2

Note:
Under WCF rules, tie-breaking rules for standings are not applied until after the last game of the round robin.

Legend:
LSFE(*) Last Stone First End
X Unplayed/unfinished end due to concession

Game Results
대회 경기결과 / Résultats de la partie

Sheet	Game	Team	LSFE	1	2	3	4	5	6	7	8	9	10	Extra Ends				Total
A	1	CAN - Canada		0	1	0	0	0	2	1	0	0	2					6
	1	KOR - Republic of Korea	*	1	0	0	1	2	0	0	1	3	0					8

CAN - Canada		Shot Success Game	Shot Success All
4 S	HOMAN Rachel	72%	72%
3 V	MISKEW Emma	90%	90%
2	COURTNEY Joanne	84%	84%
1	WEAGLE Lisa	91%	91%
A	BERNARD Cheryl	-	-
	Team Total	84%	84%

Last Stone Draw		Distance
↻	HOMAN Rachel	91.9cm
↺	COURTNEY Joanne	27.6cm
Total		**119.5cm**

Time remaining: 1 minute 2 seconds

Time-out: End 5 - CAN stone 7

KOR - Republic of Korea		Shot Success Game	Shot Success All
4 S	KIM EunJung	76%	76%
3 V	KIM KyeongAe	66%	66%
2	KIM SeonYeong	84%	84%
1	KIM YeongMi	83%	83%
A	KIM Chohi	-	-
	Team Total	77%	77%

Last Stone Draw		Distance
↻	KIM EunJung	48.3cm
↺	KIM KyeongAe	35.3cm
Total		**83.6cm**

Time remaining: 0 minutes 48 seconds

Time-out: End 10 - KOR stone 8

Shot Success Analysis

CAN - Canada		↻		↺		Game	
4 HOMAN Rachel	Draws	10	68%	5	95%	15	77%
	Take-outs	2	63%	2	50%	4	56%
	Total	12	67%	7	82%	19	72%
3 MISKEW Emma	Draws	9	83%	6	92%	15	87%
	Take-outs	2	100%	3	100%	5	100%
	Total	11	86%	9	94%	20	90%
2 COURTNEY Joanne	Draws	5	95%	7	82%	12	88%
	Take-outs	4	88%	4	69%	8	78%
	Total	9	92%	11	77%	20	84%
1 WEAGLE Lisa	Draws	10	93%	7	86%	17	90%
	Take-outs	2	100%	1	100%	3	100%
	Total	12	94%	8	88%	20	91%
A BERNARD Cheryl	Draws	0	-	0	-	0	-
	Take-outs	0	-	0	-	0	-
	Total	0	-	0	-	0	-
Team	Draws	34	83%	25	88%	59	85%
	Take-outs	10	88%	10	78%	20	83%
	Total	44	84%	35	85%	79	84%

KOR - Republic of Korea		↻		↺		Game	
4 KIM EunJung	Draws	4	38%	3	67%	7	50%
	Take-outs	10	93%	3	83%	13	90%
	Total	14	77%	6	75%	20	76%
3 KIM KyeongAe	Draws	6	75%	1	100%	7	79%
	Take-outs	5	50%	8	66%	13	60%
	Total	11	64%	9	69%	20	66%
2 KIM SeonYeong	Draws	6	100%	2	100%	8	100%
	Take-outs	7	71%	5	75%	12	73%
	Total	13	85%	7	82%	20	84%
1 KIM YeongMi	Draws	14	77%	2	100%	16	80%
	Take-outs	1	100%	2	100%	3	100%
	Total	15	78%	4	100%	19	83%
A KIM Chohi	Draws	0	-	0	-	0	-
	Take-outs	0	-	0	-	0	-
	Total	0	-	0	-	0	-
Team	Draws	30	76%	8	88%	38	78%
	Take-outs	23	77%	18	75%	41	76%
	Total	53	76%	26	79%	79	77%

Note:
Position and function for each team member:
4 = Fourth, **3** = Third, **2** = Second, **1** = Lead, **A** = Alternate, **S** = Skip, **V** = Vice-Skip

Legend:
↻ Clockwise ↺ Counter-clockwise **LSFE(*)** Last Stone First End

Game - Shot by Shot
경기별 숏 기록 / Déroulement de la partie

End 1 — **CAN - Canada 0 + 0** (this end) **= 0** — **KOR - Republic of Korea 0 + 1** (this end) **= 1**



	CAN	KOR
Total Score	0	1
Time left	33:45	34:41

Legend:
↻ Clockwise ↺ Counter-clockwise - Not considered

Game - Shot by Shot
경기별 숏 기록 / Déroulement de la partie

End 2 — **CAN - Canada 0 + 1** (this end) **= 1** — **KOR - Republic of Korea 1 + 0** (this end) **= 1**



	CAN	KOR
Total Score	1	1
Time left	29:09	31:37

Legend:
↻ Clockwise ↺ Counter-clockwise - Not considered

Game - Shot by Shot
경기별 숏 기록 / Déroulement de la partie

End 3 — **CAN - Canada 1 + 0** (this end) **= 1** — **KOR - Republic of Korea 1 + 0** (this end) **= 1**



	CAN	KOR
Total Score	1	1
Time left	27:13	29:30

Legend:
↻ Clockwise ↺ Counter-clockwise - Not considered

Game - Shot by Shot
경기별 숏 기록 / Déroulement de la partie

End 4 — **CAN - Canada 1 + 0** (this end) **= 1** — **KOR - Republic of Korea 1 + 1** (this end) **= 2**

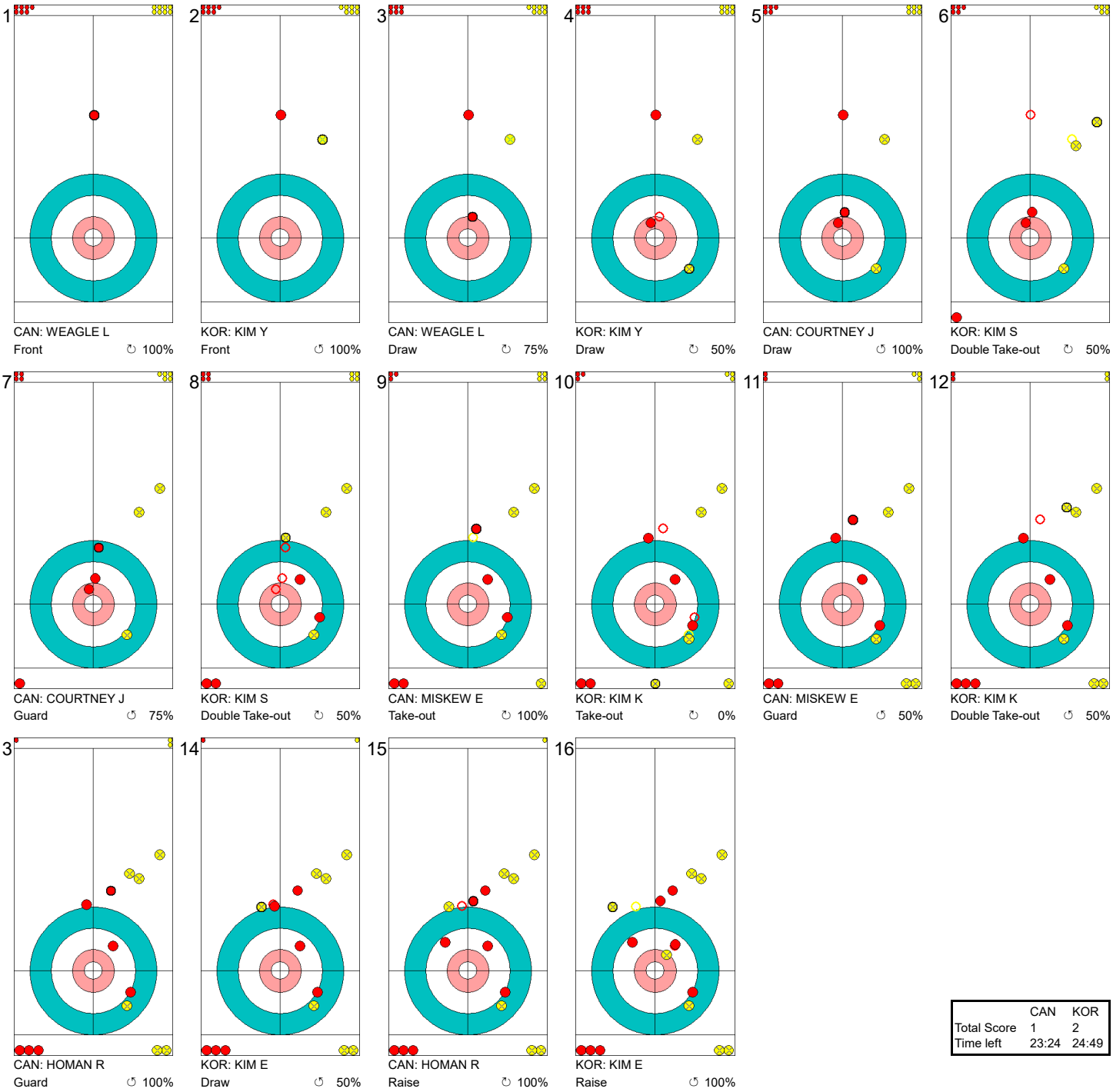

	CAN	KOR
Total Score	1	2
Time left	23:24	24:49

Legend:
↻ Clockwise ↺ Counter-clockwise - Not considered

Game - Shot by Shot
경기별 숏 기록 / Déroulement de la partie

End 5 — **CAN - Canada 1 + 0** (this end) **= 1** — **KOR - Republic of Korea 2 + 2** (this end) **= 4**



	CAN	KOR
Total Score	1	4
Time left	18:59	20:53

Legend:
↻ Clockwise ↺ Counter-clockwise - Not considered

Game - Shot by Shot
경기별 숏 기록 / Déroulement de la partie

End 6 | **CAN - Canada** 1 + 2 (this end) = 3 | **KOR - Republic of Korea** 4 + 0 (this end) = 4



	CAN	KOR
Total Score	3	4
Time left	15:30	17:00

Legend:
↻ Clockwise ↺ Counter-clockwise - Not considered

Game - Shot by Shot
경기별 숏 기록 / Déroulement de la partie

End 7 | **CAN - Canada 3 + 1** (this end) **= 4** | **KOR - Republic of Korea 4 + 0** (this end) **= 4**



	CAN	KOR
Total Score	4	4
Time left	12:16	11:58

Legend:
↻ Clockwise ↺ Counter-clockwise - Not considered

Game - Shot by Shot
경기별 숏 기록 / Déroulement de la partie

End 8 | **CAN - Canada** 4 + 0 (this end) = 4 | **KOR - Republic of Korea** 4 + 1 (this end) = 5



	CAN	KOR
Total Score	4	5
Time left	07:40	06:11

Legend:
↻ Clockwise ↺ Counter-clockwise - Not considered

Game - Shot by Shot
경기별 숏 기록 / Déroulement de la partie

End 9 | **CAN - Canada 4 + 0** (this end) **= 4** | **KOR - Republic of Korea 5 + 3** (this end) **= 8**



	CAN	KOR
Total Score	4	8
Time left	02:53	02:51

Legend:
↻ Clockwise ↺ Counter-clockwise - Not considered

Game - Shot by Shot
경기별 숏 기록 / Déroulement de la partie

End 10 — **CAN - Canada** **4 + 2** (this end) **= 6** — **KOR - Republic of Korea** **8 + 0** (this end) **= 8**



	CAN	KOR
Total Score	6	8
Time left	01:02	00:48

Legend:
↻ Clockwise ↺ Counter-clockwise - Not considered

Game Results
대회 경기결과 / Résultats de la partie

Sheet	Game	Team	LSFE	1	2	3	4	5	6	7	8	9	10	Extra Ends				Total
B	2	DEN - Denmark		0	0	0	3	0	1	0	0	1	X					5
	2	JPN - Japan	*	0	2	1	0	0	0	3	2	0	X					8

DEN - Denmark		Shot Success Game	Shot Success All
4 S	DUPONT Madeleine	57%	56%
3	DUPONT Denise	68%	71%
2	HOGH Julie	63%	72%
1 V	HALSE Mathilde	78%	79%
A	KNUDSEN Lina Almind	-	-
	Team Total	66%	69%

Last Stone Draw		Distance
↻	DUPONT Madeleine	176.5cm
↺	HOGH Julie	64.9cm
Total		**241.4cm**

Time remaining: 8 minutes 23 seconds

JPN - Japan		Shot Success Game	Shot Success All
4 S	FUJISAWA Satsuki	76%	72%
3 V	YOSHIDA Chinami	65%	76%
2	SUZUKI Yumi	71%	72%
1	YOSHIDA Yurika	80%	76%
A	MOTOHASHI Mari	-	-
	Team Total	73%	74%

Last Stone Draw		Distance
↻	YOSHIDA Chinami	8.8cm
↺	SUZUKI Yumi	14.8cm
Total		**23.6cm**

Time remaining: 7 minutes 55 seconds

Time-out: End 8 - JPN stone 8

Shot Success Analysis

DEN - Denmark		↻		↺		Game	
4 DUPONT Madeleine	Draws	3	67%	3	33%	6	50%
	Take-outs	7	68%	5	50%	12	60%
	Total	10	68%	8	44%	18	57%
3 DUPONT Denise	Draws	4	50%	5	65%	9	58%
	Take-outs	7	79%	2	75%	9	78%
	Total	11	68%	7	68%	18	68%
2 HOGH Julie	Draws	4	63%	5	35%	9	47%
	Take-outs	5	90%	4	63%	9	78%
	Total	9	78%	9	47%	18	63%
1 HALSE Mathilde	Draws	3	83%	14	82%	17	82%
	Take-outs	1	0%	0	-	1	0%
	Total	4	63%	14	82%	18	78%
A KNUDSEN Lina Almind	Draws	0	-	0	-	0	-
	Take-outs	0	-	0	-	0	-
	Total	0	-	0	-	0	-
Team	Draws	14	64%	27	65%	41	65%
	Take-outs	20	74%	11	59%	31	69%
	Total	34	70%	38	63%	72	66%

JPN - Japan		↻		↺		Game	
4 FUJISAWA Satsuki	Draws	2	75%	6	83%	8	81%
	Take-outs	4	50%	6	88%	10	73%
	Total	6	58%	12	85%	18	76%
3 YOSHIDA Chinami	Draws	3	67%	7	46%	10	53%
	Take-outs	2	88%	6	79%	8	81%
	Total	5	75%	13	62%	18	65%
2 SUZUKI Yumi	Draws	3	75%	4	94%	7	86%
	Take-outs	3	50%	8	66%	11	61%
	Total	6	63%	12	75%	18	71%
1 YOSHIDA Yurika	Draws	6	75%	6	96%	12	85%
	Take-outs	1	50%	3	67%	4	63%
	Total	7	71%	9	86%	16	80%
A MOTOHASHI Mari	Draws	0	-	0	-	0	-
	Take-outs	0	-	0	-	0	-
	Total	0	-	0	-	0	-
Team	Draws	14	73%	23	77%	37	76%
	Take-outs	10	58%	23	75%	33	70%
	Total	24	67%	46	76%	70	73%

Note:
Position and function for each team member:
4 = Fourth, **3** = Third, **2** = Second, **1** = Lead, **A** = Alternate, **S** = Skip, **V** = Vice-Skip

Legend:
↻ Clockwise
↺ Counter-clockwise
LSFE(*) Last Stone First End
X Unplayed/unfinished end due to concession

Game - Shot by Shot
경기별 숏 기록 / Déroulement de la partie

End 1 — **DEN - Denmark 0 + 0** (this end) **= 0** — **JPN - Japan 0 + 0** (this end) **= 0**

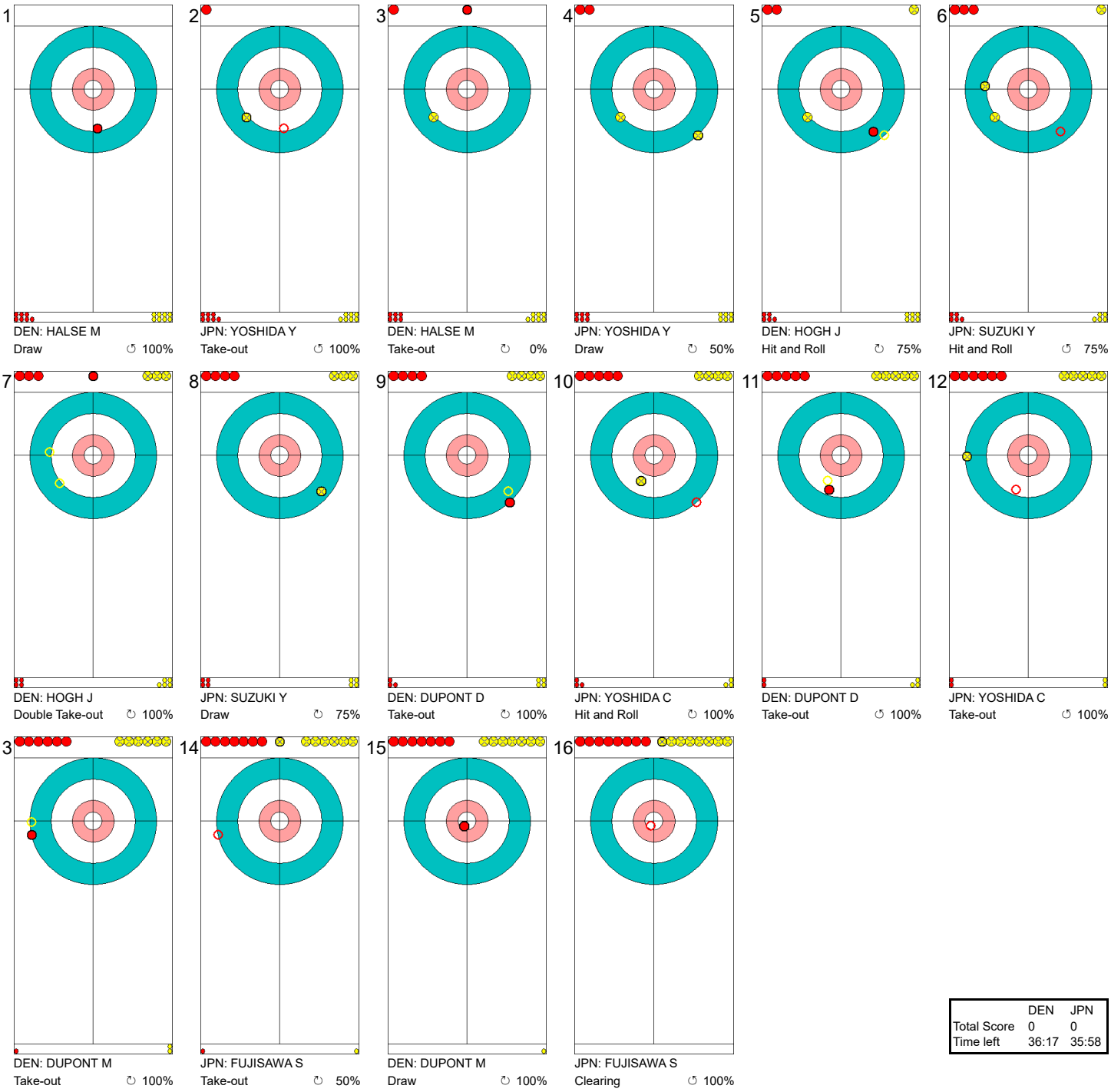

	DEN	JPN
Total Score	0	0
Time left	36:17	35:58

Legend:
↻ Clockwise ↺ Counter-clockwise - Not considered

Game - Shot by Shot
경기별 숏 기록 / Déroulement de la partie

End 2 **DEN - Denmark 0 + 0 (this end) = 0** **JPN - Japan 0 + 2 (this end) = 2**

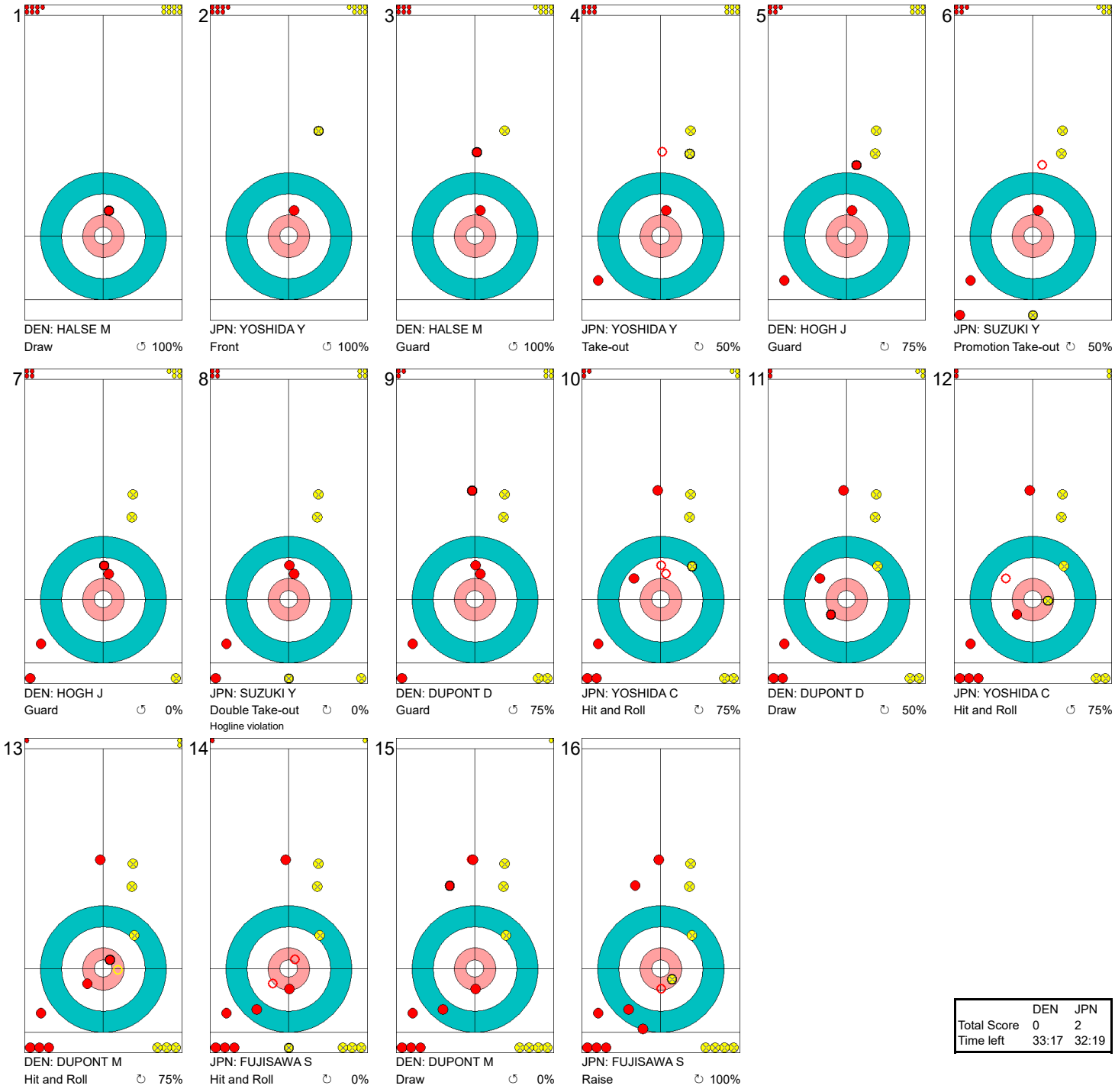

	DEN	JPN
Total Score	0	2
Time left	33:17	32:19

Legend:
↻ Clockwise ↺ Counter-clockwise - Not considered

Game - Shot by Shot
경기별 숏 기록 / Déroulement de la partie

End 3 **DEN - Denmark 0 + 0** (this end) **= 0** **JPN - Japan 2 + 1** (this end) **= 3**

1
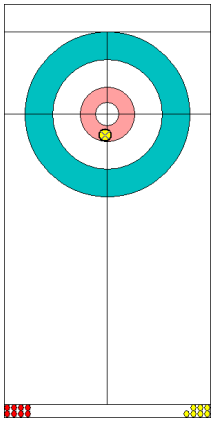
JPN: YOSHIDA Y
Draw ↻ 100%

2
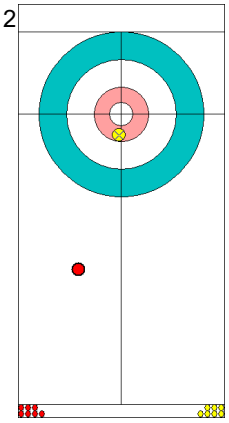
DEN: HALSE M
Front ↻ 100%

3
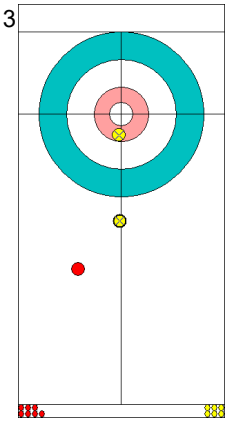
JPN: YOSHIDA Y
Guard ↻ 100%

4
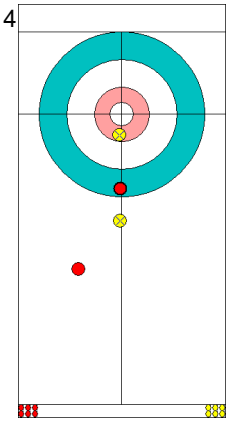
DEN: HALSE M
Draw ↻ 75%

5
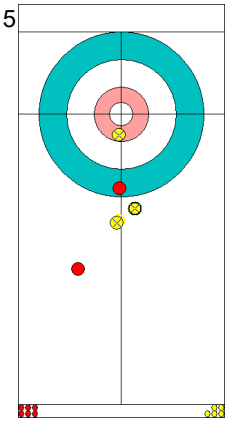
JPN: SUZUKI Y
Guard ↻ 100%

6
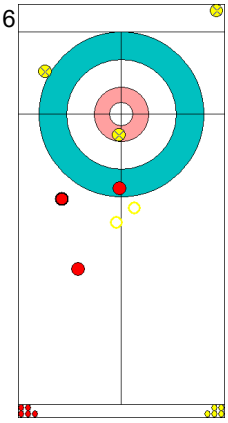
DEN: HOGH J
Clearing ↻ 100%

7
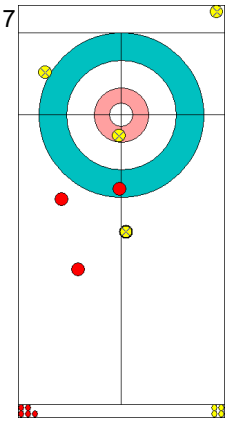
JPN: SUZUKI Y
Guard ↻ 100%

8
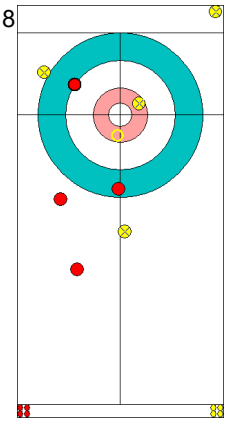
DEN: HOGH J
Raise ↻ 75%

9
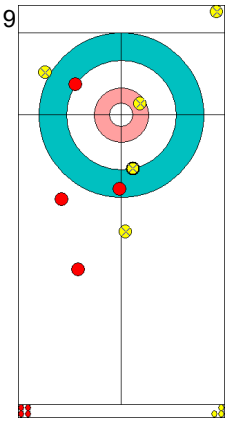
JPN: YOSHIDA C
Draw ↻ 75%

10
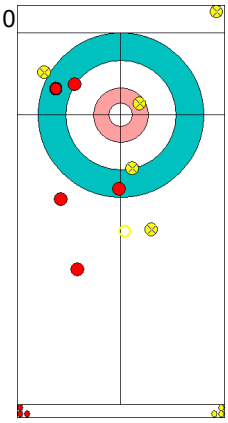
DEN: DUPONT D
Raise ↻ 0%

11
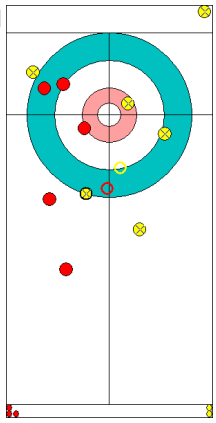
JPN: YOSHIDA C
Take-out ↻ 0%

12
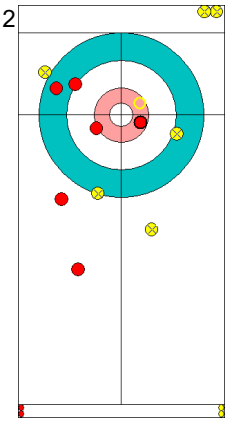
DEN: DUPONT D
Take-out ↻ 100%

13
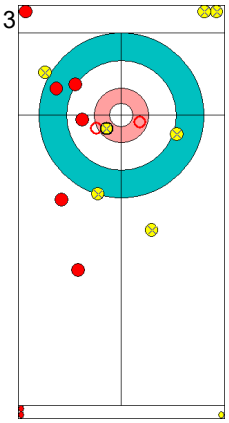
JPN: FUJISAWA S
Double Take-out ↻ 50%

14
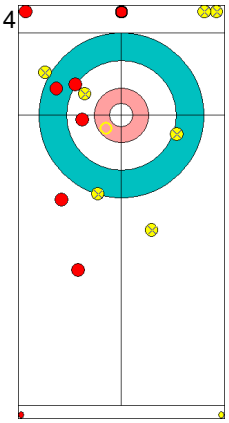
DEN: DUPONT M
Hit and Roll ↻ 25%

15
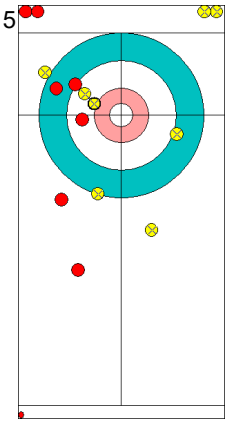
JPN: FUJISAWA S
Draw ↻ 100%

16
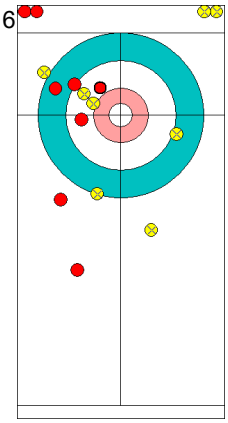
DEN: DUPONT M
Draw ↻ 0%

	DEN	JPN
Total Score	0	3
Time left	29:11	27:32

Legend:
↻ Clockwise ↺ Counter-clockwise - Not considered

Game - Shot by Shot
경기별 숏 기록 / Déroulement de la partie

End 4 — **DEN - Denmark 0 + 3** (this end) **= 3** — **JPN - Japan 3 + 0** (this end) **= 3**



	DEN	JPN
Total Score	3	3
Time left	23:33	24:34

Legend:
↻ Clockwise ↺ Counter-clockwise - Not considered

Game - Shot by Shot
경기별 숏 기록 / Déroulement de la partie

End 5 **DEN - Denmark 3 + 0 (this end) = 3** **JPN - Japan 3 + 0 (this end) = 3**

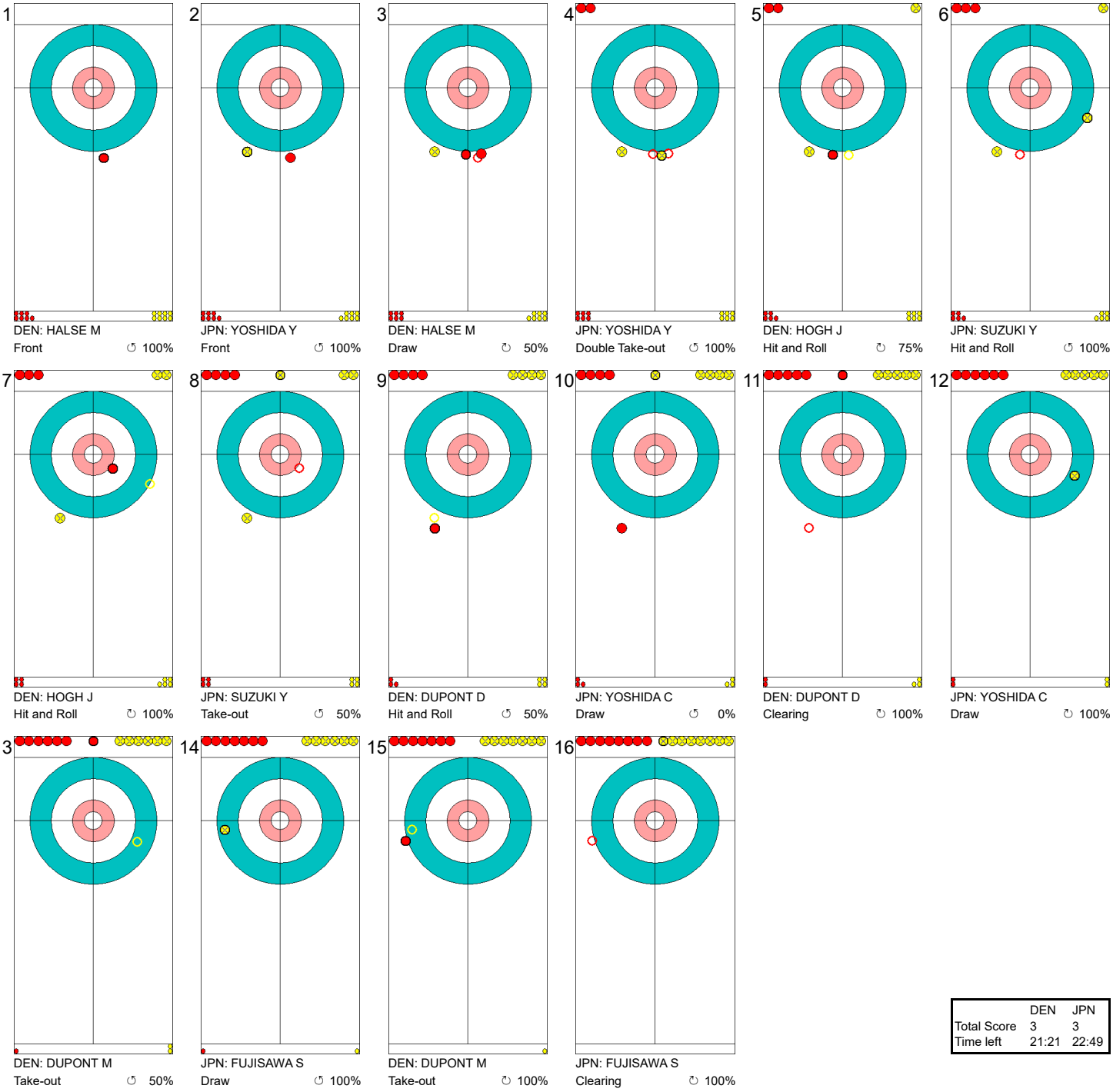

	DEN	JPN
Total Score	3	3
Time left	21:21	22:49

Legend:
↻ Clockwise ↺ Counter-clockwise - Not considered

Game - Shot by Shot
경기별 숏 기록 / Déroulement de la partie

End 6 — **DEN - Denmark 3 + 1** (this end) **= 4** — **JPN - Japan 3 + 0** (this end) **= 3**

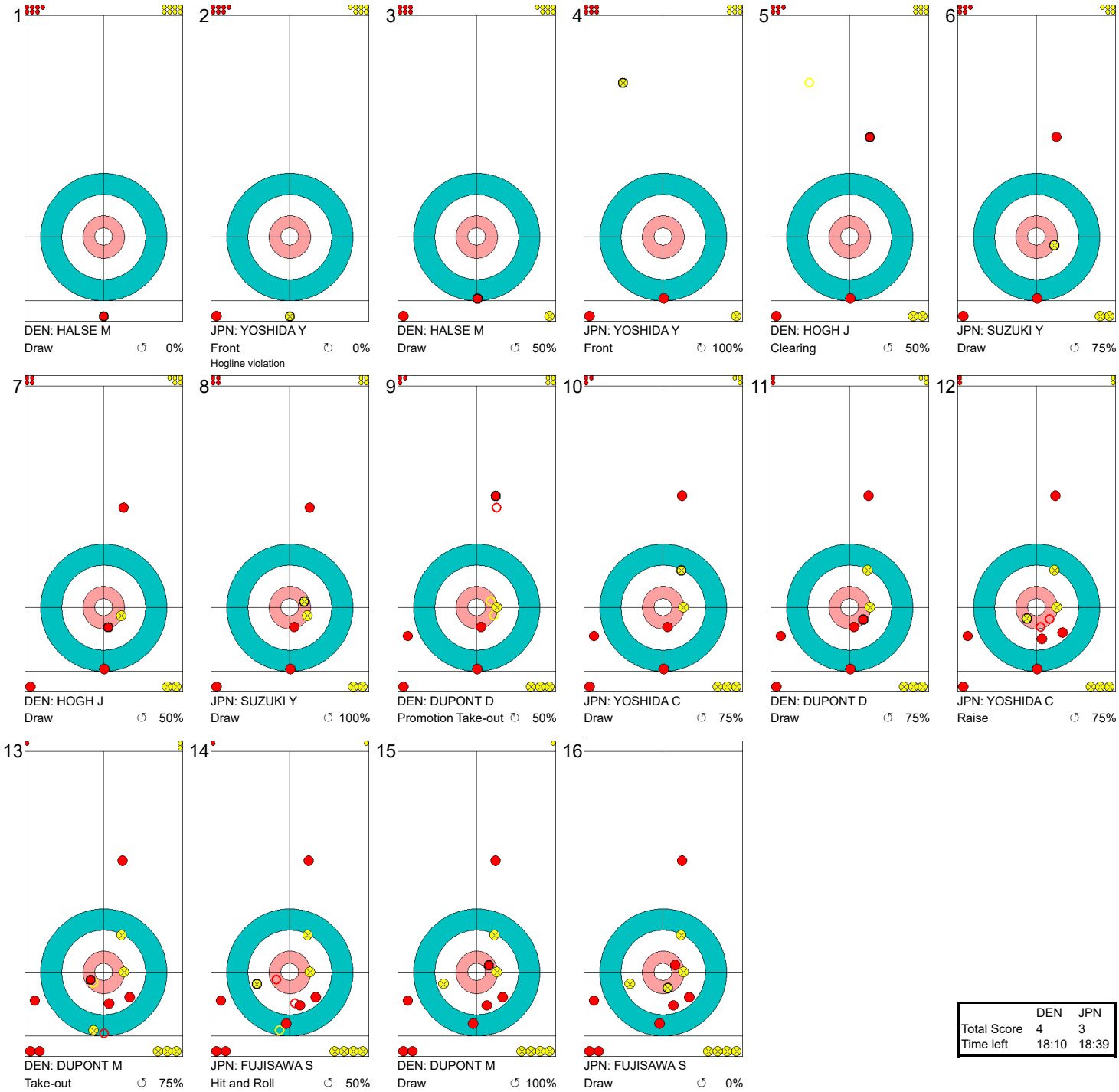

	DEN	JPN
Total Score	4	3
Time left	18:10	18:39

Legend:
↻ Clockwise ↺ Counter-clockwise - Not considered

Game - Shot by Shot
경기별 숏 기록 / Déroulement de la partie

End 7 — **DEN - Denmark 4 + 0 (this end) = 4** — **JPN - Japan 3 + 3 (this end) = 6**



	DEN	JPN
Total Score	4	6
Time left	13:58	15:50

Legend:
↻ Clockwise ↺ Counter-clockwise - Not considered

Game - Shot by Shot
경기별 숏 기록 / Déroulement de la partie

End 8 **DEN - Denmark 4 + 0 (this end) = 4** **JPN - Japan 6 + 2 (this end) = 8**



	DEN	JPN
Total Score	4	8
Time left	10:51	09:41

Legend:

↻ Clockwise ↺ Counter-clockwise - Not considered

Game - Shot by Shot
경기별 숏 기록 / Déroulement de la partie

End 9 | **DEN - Denmark 4 + 1** (this end) **= 5** | **JPN - Japan 8 + 0** (this end) **= 8**

1	2	3	4	5	6
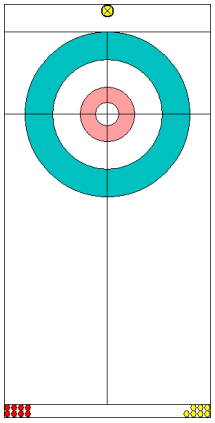	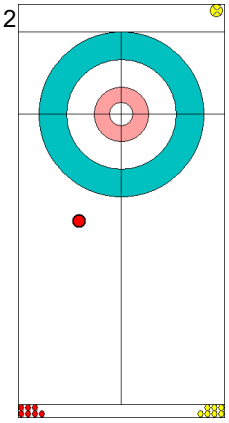	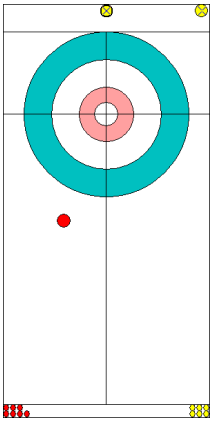	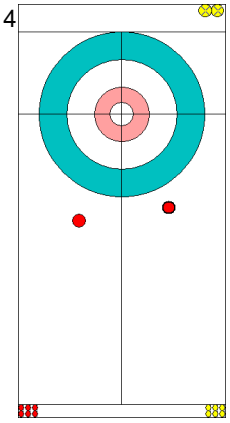	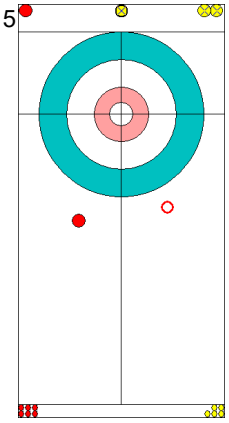	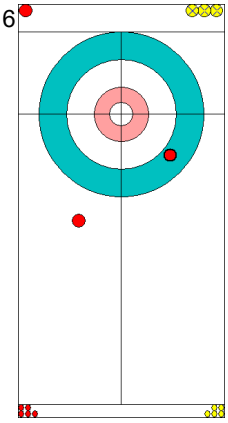
JPN: YOSHIDA Y Through ↻ -	DEN: HALSE M Front ↺ 100%	JPN: YOSHIDA Y Through ↺ -	DEN: HALSE M Front ↻ 100%	JPN: SUZUKI Y Clearing ↺ 100%	DEN: HOGH J Front ↻ 0%

7	8	9	10	11	12
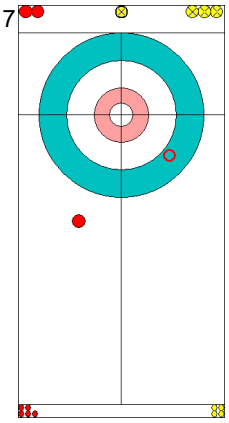	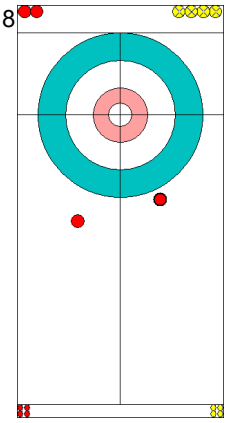	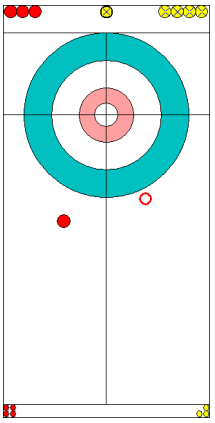	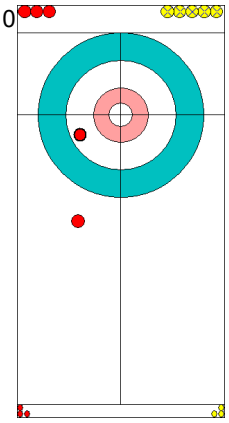	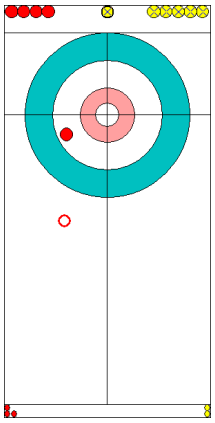	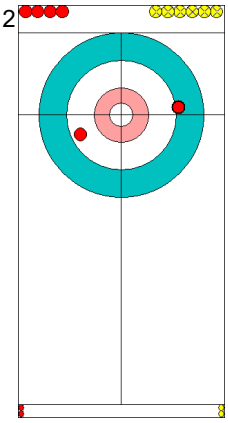
JPN: SUZUKI Y Clearing ↺ 100%	DEN: HOGH J Front ↻ 100%	JPN: YOSHIDA C Clearing ↺ 100%	DEN: DUPONT D Draw ↻ 100%	JPN: YOSHIDA C Raise ↻ 50%	DEN: DUPONT D Draw ↻ 100%

13	14	15	16
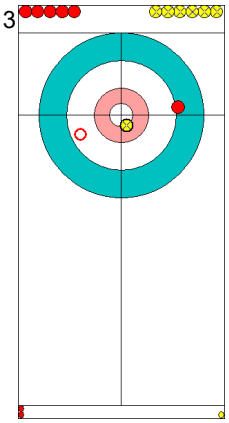	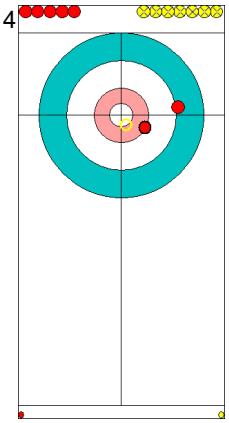	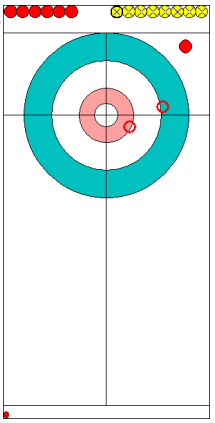	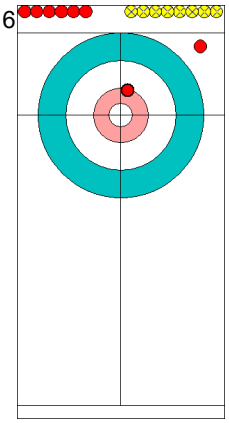
JPN: FUJISAWA S Hit and Roll ↺ 75%	DEN: DUPONT M Take-out ↻ 50%	JPN: FUJISAWA S Double Take-out ↺ 100%	DEN: DUPONT M Draw ↻ 100%

	DEN	JPN
Total Score	5	8
Time left	08:23	07:55

Legend:
↻ Clockwise ↺ Counter-clockwise - Not considered

Game Results
대회 경기결과 / Résultats de la partie

Sheet	Game	Team	LSFE	1	2	3	4	5	6	7	8	9	10	Extra Ends			Total
C	2	CHN - People's Republic of China		0	2	1	0	0	1	0	2	0	0	0				6
	2	OAR - Olympic Athlete from Russia	*	1	0	0	2	0	0	1	0	0	2	1				7

CHN - People's Republic of China		Shot Success Game	Shot Success All
4 S	WANG Bingyu	81%	80%
3 V	ZHOU Yan	86%	83%
2	LIU Jinli	75%	79%
1	MA Jingyi	91%	89%
A	JIANG Xindi	-	-
	Team Total	83%	83%

Last Stone Draw		Distance
↻	ZHOU Yan	54.3cm
↺	LIU Jinli	99.5cm
Total		**153.8cm**

Time remaining: 2 minutes 30 seconds
1 minute 44 seconds (after extra end)

Time-out: End 10 - CHN stone 6; End 11 - CHN stone 7

OAR - Olympic Athlete from Russia		Shot Success Game	Shot Success All
4 S	MOISEEVA Victoria	82%	69%
3 V	VASILEVA Uliana	72%	70%
2	ARSENKINA Galina	90%	87%
1	GUZIEVA Julia	76%	78%
A	PORTUNOVA Julia	-	-
	Team Total	80%	76%

Last Stone Draw		Distance
↻	ARSENKINA Galina	48.1cm
↺	VASILEVA Uliana	20.9cm
Total		**69.0cm**

Time remaining: 6 minutes 31 seconds
1 minute 12 seconds (after extra end)

Time-out: End 11 - OAR stone 7

Shot Success Analysis

CHN - People's Republic of China		↻		↺		Game	
4 WANG Bingyu	Draws	4	75%	7	86%	11	82%
	Take-outs	5	80%	5	80%	10	80%
	Total	9	78%	12	83%	21	81%
3 ZHOU Yan	Draws	6	92%	7	75%	13	83%
	Take-outs	6	96%	3	83%	9	92%
	Total	12	94%	10	78%	22	86%
2 LIU Jinli	Draws	4	94%	3	92%	7	93%
	Take-outs	8	69%	7	64%	15	67%
	Total	12	77%	10	73%	22	75%
1 MA Jingyi	Draws	10	95%	9	83%	19	89%
	Take-outs	2	100%	1	100%	3	100%
	Total	12	96%	10	85%	22	91%
A JIANG Xindi	Draws	0	-	0	-	0	-
	Take-outs	0	-	0	-	0	-
	Total	0	-	0	-	0	-
Team	Draws	24	91%	26	83%	50	87%
	Take-outs	21	82%	16	75%	37	79%
	Total	45	87%	42	80%	87	83%

OAR - Olympic Athlete from Russia		↻		↺		Game	
4 MOISEEVA Victoria	Draws	3	75%	7	68%	10	70%
	Take-outs	6	92%	6	92%	12	92%
	Total	9	86%	13	79%	22	82%
3 VASILEVA Uliana	Draws	0	-	10	83%	10	83%
	Take-outs	8	75%	4	38%	12	63%
	Total	8	75%	14	70%	22	72%
2 ARSENKINA Galina	Draws	1	100%	8	91%	9	92%
	Take-outs	5	80%	8	94%	13	88%
	Total	6	83%	16	92%	22	90%
1 GUZIEVA Julia	Draws	4	75%	12	81%	16	80%
	Take-outs	3	75%	3	58%	6	67%
	Total	7	75%	15	77%	22	76%
A PORTUNOVA Julia	Draws	0	-	0	-	0	-
	Take-outs	0	-	0	-	0	-
	Total	0	-	0	-	0	-
Team	Draws	8	78%	37	81%	45	81%
	Take-outs	22	81%	21	77%	43	79%
	Total	30	80%	58	80%	88	80%

Note:
Position and function for each team member:
4 = Fourth, **3** = Third, **2** = Second, **1** = Lead, **A** = Alternate, **S** = Skip, **V** = Vice-Skip

Legend:
↻ Clockwise ↺ Counter-clockwise **LSFE(*)** Last Stone First End

Game - Shot by Shot
경기별 숏 기록 / Déroulement de la partie

End 1 — **CHN - China 0 + 0** (this end) **= 0** — **OAR - OAR 0 + 1** (this end) **= 1**



	CHN	OAR
Total Score	0	1
Time left	34:18	34:59

Legend:
↻ Clockwise ↺ Counter-clockwise - Not considered

Game - Shot by Shot
경기별 숏 기록 / Déroulement de la partie

End 2 | **CHN - China 0 + 2** (this end) **= 2** | **OAR - OAR 1 + 0** (this end) **= 1**



	CHN	OAR
Total Score	2	1
Time left	30:42	32:25

Legend:
↻ Clockwise ↺ Counter-clockwise - Not considered

Game - Shot by Shot
경기별 숏 기록 / Déroulement de la partie

End 3 **CHN - China 2 + 1** (this end) **= 3** **OAR - OAR 1 + 0** (this end) **= 1**



	CHN	OAR
Total Score	3	1
Time left	26:47	27:54

Legend:
↻ Clockwise ↺ Counter-clockwise - Not considered

Game - Shot by Shot
경기별 숏 기록 / Déroulement de la partie

End 4 — **CHN - China 3 + 0** (this end) **= 3** — **OAR - OAR 1 + 2** (this end) **= 3**



	CHN	OAR
Total Score	3	3
Time left	23:27	23:45

Legend:
↻ Clockwise ↺ Counter-clockwise - Not considered

Game - Shot by Shot
경기별 숏 기록 / Déroulement de la partie

End 5 **CHN - China 3 + 0** (this end) **= 3** **OAR - OAR 3 + 0** (this end) **= 3**

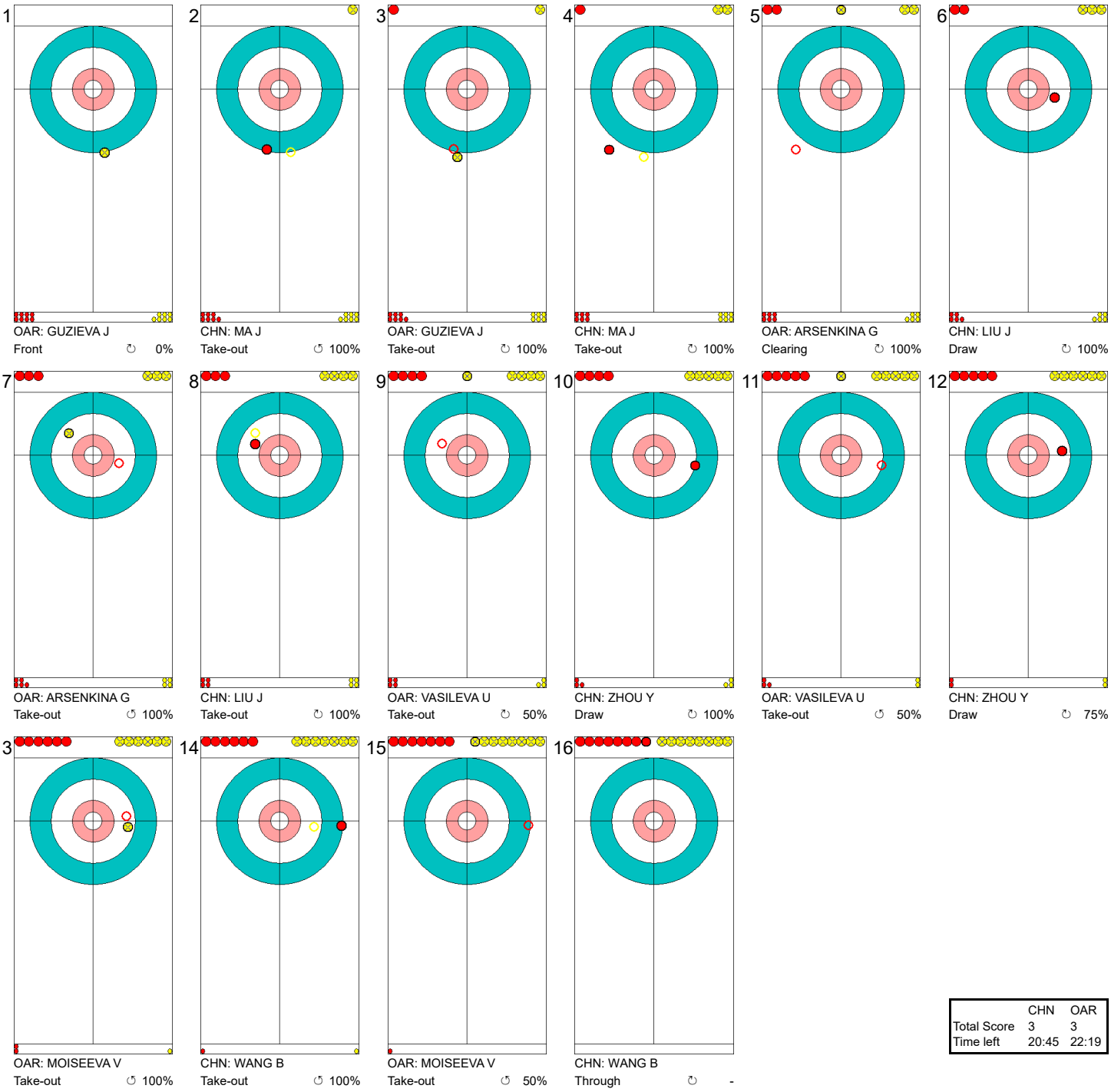

	CHN	OAR
Total Score	3	3
Time left	20:45	22:19

Legend:
↻ Clockwise ↺ Counter-clockwise - Not considered

Game - Shot by Shot
경기별 숏 기록 / Déroulement de la partie

End 6 — **CHN - China 3 + 1** (this end) **= 4** — **OAR - OAR 3 + 0** (this end) **= 3**



	CHN	OAR
Total Score	4	3
Time left	17:30	20:00

Legend:
↻ Clockwise ↺ Counter-clockwise - Not considered

Game - Shot by Shot
경기별 숏 기록 / Déroulement de la partie

End 7 **CHN - China 4 + 0** (this end) **= 4** **OAR - OAR 3 + 1** (this end) **= 4**



	CHN	OAR
Total Score	4	4
Time left	14:02	16:45

Legend:
↻ Clockwise ↺ Counter-clockwise - Not considered

Game - Shot by Shot
경기별 숏 기록 / Déroulement de la partie

End 8 — **CHN - China 4 + 2** (this end) **= 6** — **OAR - OAR 4 + 0** (this end) **= 4**

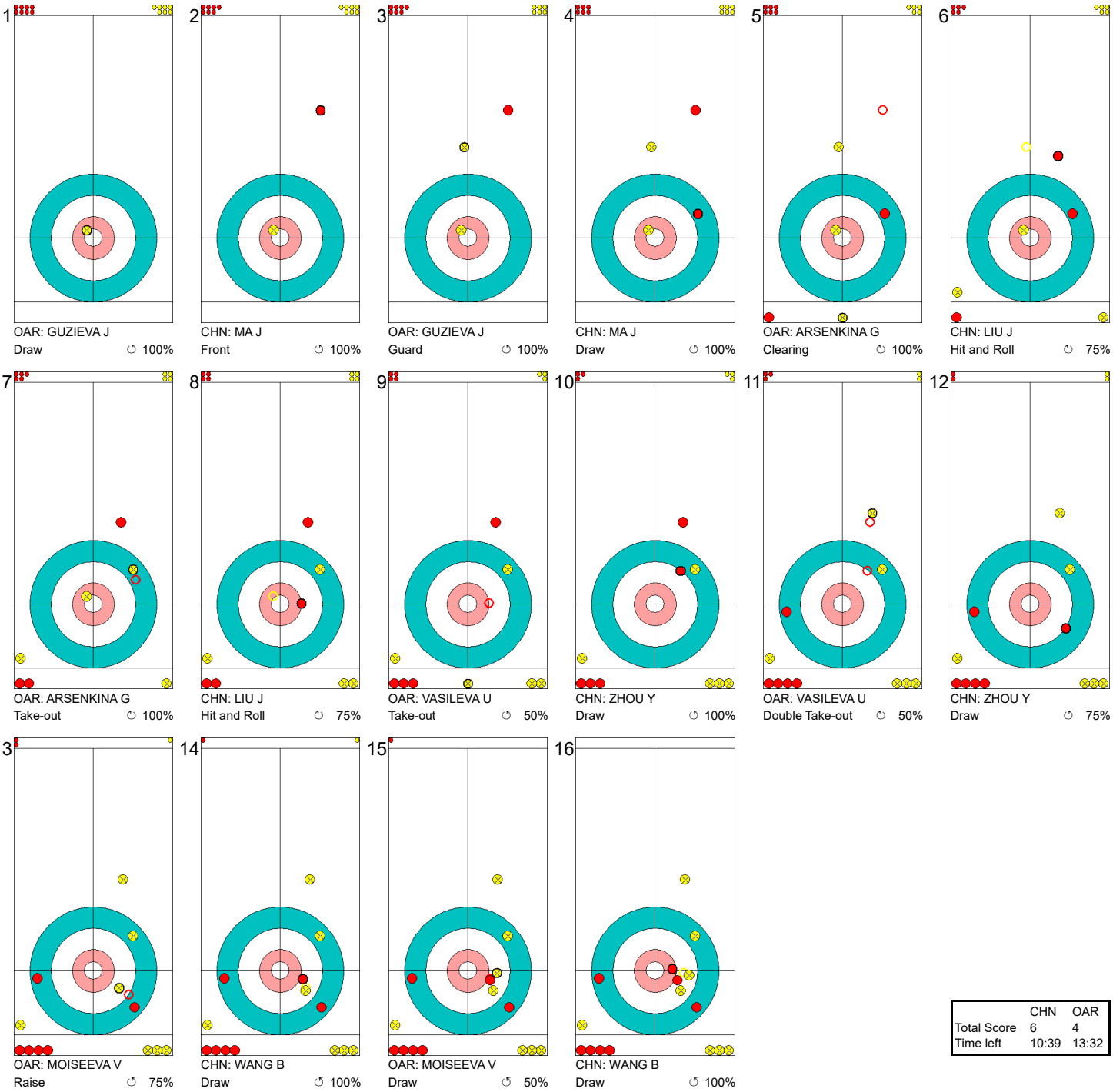

	CHN	OAR
Total Score	6	4
Time left	10:39	13:32

Legend:
↻ Clockwise ↺ Counter-clockwise - Not considered

Game - Shot by Shot
경기별 숏 기록 / Déroulement de la partie

End 9 — **CHN - China 6 + 0** (this end) **= 6** — **OAR - OAR 4 + 0** (this end) **= 4**

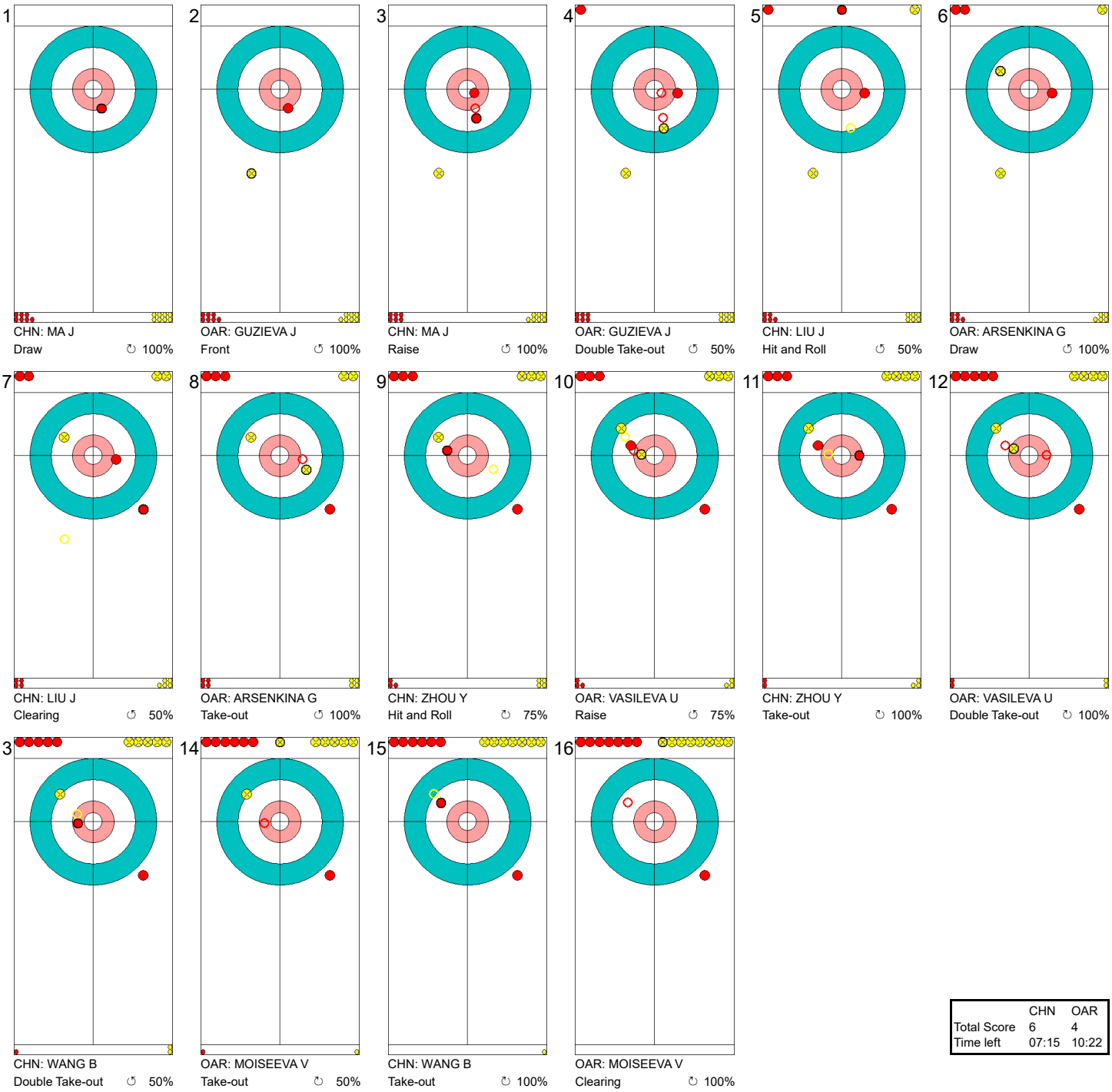

	CHN	OAR
Total Score	6	4
Time left	07:15	10:22

Legend:
↻ Clockwise ↺ Counter-clockwise - Not considered

Game - Shot by Shot
경기별 숏 기록 / Déroulement de la partie

End 10 — **CHN - China 6 + 0** (this end) **= 6** — **OAR - OAR 4 + 2** (this end) **= 6**



	CHN	OAR
Total Score	6	6
Time left	02:30	06:31

Legend:
↻ Clockwise ↺ Counter-clockwise - Not considered

Game - Shot by Shot
경기별 숏 기록 / Déroulement de la partie

End 11 — **CHN - China 6 + 0** (this end) **= 6** — **OAR - OAR 6 + 1** (this end) **= 7**



	CHN	OAR
Total Score	6	7
Time left	01:44	01:12

Legend:
↻ Clockwise ↺ Counter-clockwise - Not considered

Game Results
대회 경기결과 / Résultats de la partie

Sheet	Game	Team	LSFE	1	2	3	4	5	6	7	8	9	10	Extra Ends				Total
D	2	GBR - Great Britain	*	1	0	0	2	0	0	0	1	0	0					4
	2	USA - United States of America		0	0	2	0	0	2	0	0	1	2					7

GBR - Great Britain		Shot Success Game	Shot Success All
4 S	MUIRHEAD Eve	76%	77%
3 V	SLOAN Anna	73%	75%
2	ADAMS Vicki	75%	77%
1	GRAY Lauren	86%	85%
A	SCHAFER Kelly	-	-
	Team Total	78%	78%

Last Stone Draw		Distance
↻	SLOAN Anna	39.4cm
↺	GRAY Lauren	39.8cm
Total		**79.2cm**

Time remaining: 0 minutes 44 seconds

Time-out: End 10 - GBR stone 3

USA - United States of America		Shot Success Game	Shot Success All
4 S	ROTH Nina	88%	69%
3 V	PETERSON Tabitha	80%	66%
2	GEVING Aileen	79%	73%
1	HAMILTON Becca	91%	90%
A	CHRISTENSEN Cory	-	-
	Team Total	84%	75%

Last Stone Draw		Distance
↻	PETERSON Tabitha	199.6cm
↺	ROTH Nina	189.8cm
Total		**389.4cm**

Time remaining: 5 minutes 46 seconds

Time-out: End 9 - USA stone 6

Shot Success Analysis

GBR - Great Britain		↻		↺		Game	
4 MUIRHEAD Eve	Draws	5	60%	3	67%	8	63%
	Take-outs	4	94%	8	81%	12	85%
	Total	9	75%	11	77%	20	76%
3 SLOAN Anna	Draws	2	75%	4	75%	6	75%
	Take-outs	7	57%	7	86%	14	71%
	Total	9	61%	11	82%	20	73%
2 ADAMS Vicki	Draws	7	82%	2	100%	9	86%
	Take-outs	6	58%	5	75%	11	66%
	Total	13	71%	7	82%	20	75%
1 GRAY Lauren	Draws	6	100%	8	81%	14	89%
	Take-outs	5	95%	1	0%	6	79%
	Total	11	98%	9	72%	20	86%
A SCHAFER Kelly	Draws	0	-	0	-	0	-
	Take-outs	0	-	0	-	0	-
	Total	0	-	0	-	0	-
Team	Draws	20	81%	17	79%	37	80%
	Take-outs	22	73%	21	77%	43	75%
	Total	42	77%	38	78%	80	78%

USA - United States of America		↻		↺		Game	
4 ROTH Nina	Draws	8	81%	4	94%	12	85%
	Take-outs	3	100%	4	88%	7	93%
	Total	11	86%	8	91%	19	88%
3 PETERSON Tabitha	Draws	6	83%	4	69%	10	78%
	Take-outs	4	88%	6	79%	10	83%
	Total	10	85%	10	75%	20	80%
2 GEVING Aileen	Draws	7	79%	4	56%	11	70%
	Take-outs	6	83%	3	100%	9	89%
	Total	13	81%	7	75%	20	79%
1 HAMILTON Becca	Draws	9	92%	6	92%	15	92%
	Take-outs	2	100%	3	83%	5	90%
	Total	11	93%	9	89%	20	91%
A CHRISTENSEN Cory	Draws	0	-	0	-	0	-
	Take-outs	0	-	0	-	0	-
	Total	0	-	0	-	0	-
Team	Draws	30	84%	18	79%	48	82%
	Take-outs	15	90%	16	86%	31	88%
	Total	45	86%	34	82%	79	84%

Note:
Position and function for each team member:
4 = Fourth, **3** = Third, **2** = Second, **1** = Lead, **A** = Alternate, **S** = Skip, **V** = Vice-Skip

Legend:
↻ Clockwise ↺ Counter-clockwise **LSFE(*)** Last Stone First End

Game - Shot by Shot
경기별 숏 기록 / Déroulement de la partie

End 1 **GBR - Great Britain 0 + 1 (this end) = 1** **USA - United States 0 + 0 (this end) = 0**

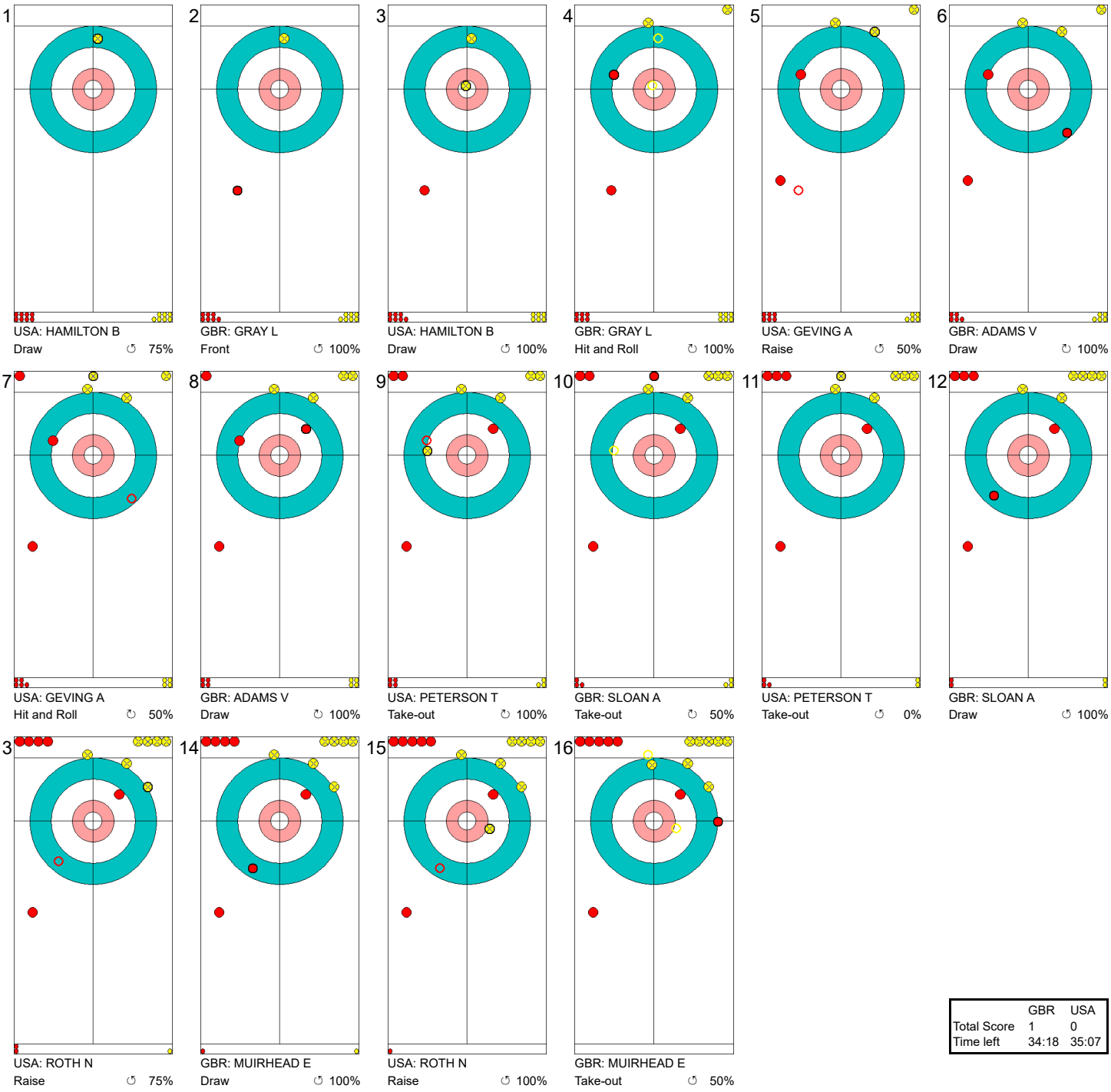

	GBR	USA
Total Score	1	0
Time left	34:18	35:07

Legend:
↻ Clockwise ↺ Counter-clockwise - Not considered

Game - Shot by Shot
경기별 숏 기록 / Déroulement de la partie

End 2 — **GBR - Great Britain 1 + 0** (this end) **= 1** — **USA - United States 0 + 0** (this end) **= 0**



	GBR	USA
Total Score	1	0
Time left	32:39	33:07

Legend:
↻ Clockwise ↺ Counter-clockwise - Not considered

Game - Shot by Shot
경기별 숏 기록 / Déroulement de la partie

End 3 **GBR - Great Britain 1 + 0 (this end) = 1** **USA - United States 0 + 2 (this end) = 2**

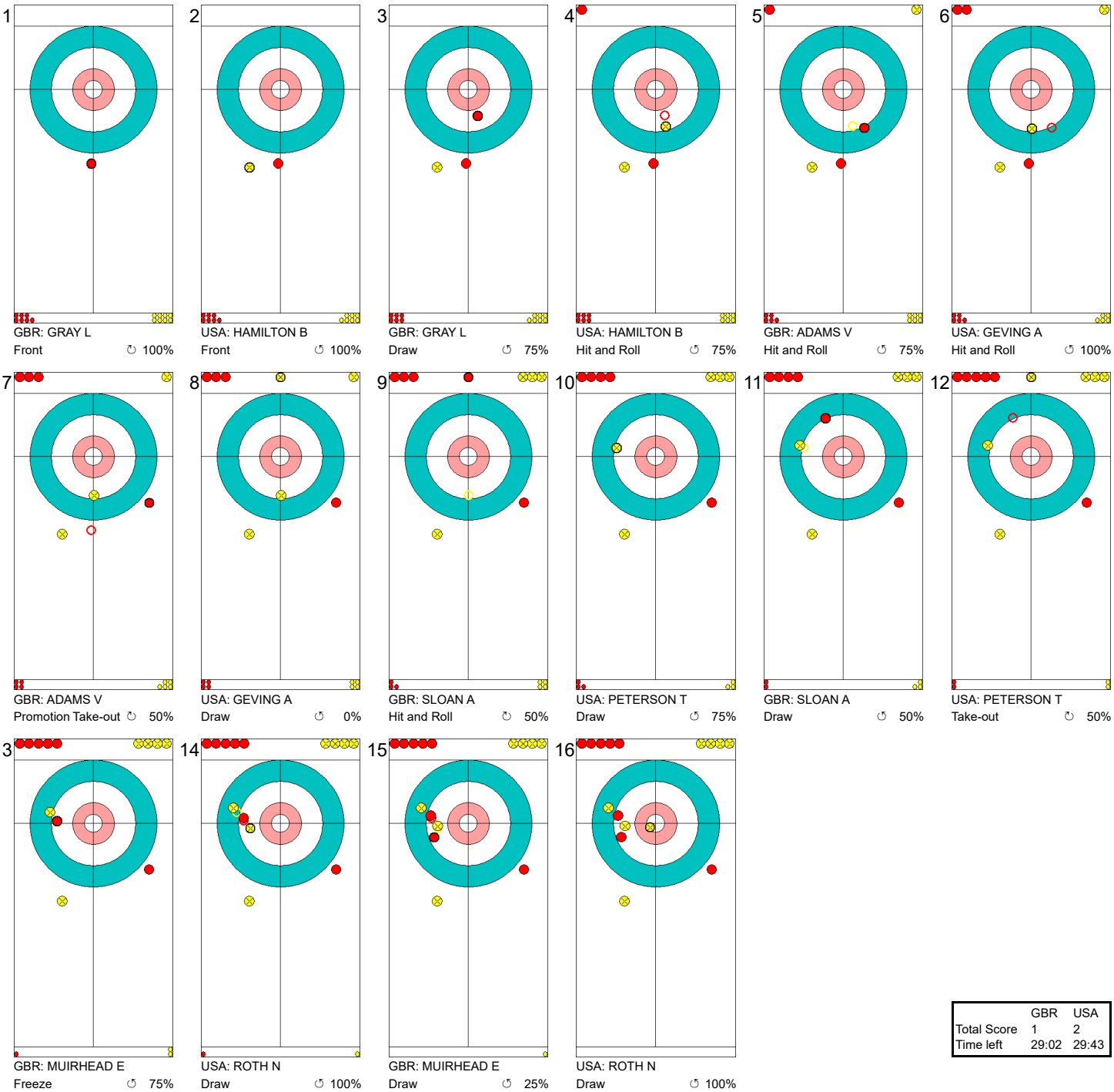

	GBR	USA
Total Score	1	2
Time left	29:02	29:43

Legend:
↻ Clockwise ↺ Counter-clockwise - Not considered

Game - Shot by Shot
경기별 숏 기록 / Déroulement de la partie

End 4 | **GBR - Great Britain 1 + 2** (this end) **= 3** | **USA - United States 2 + 0** (this end) **= 2**

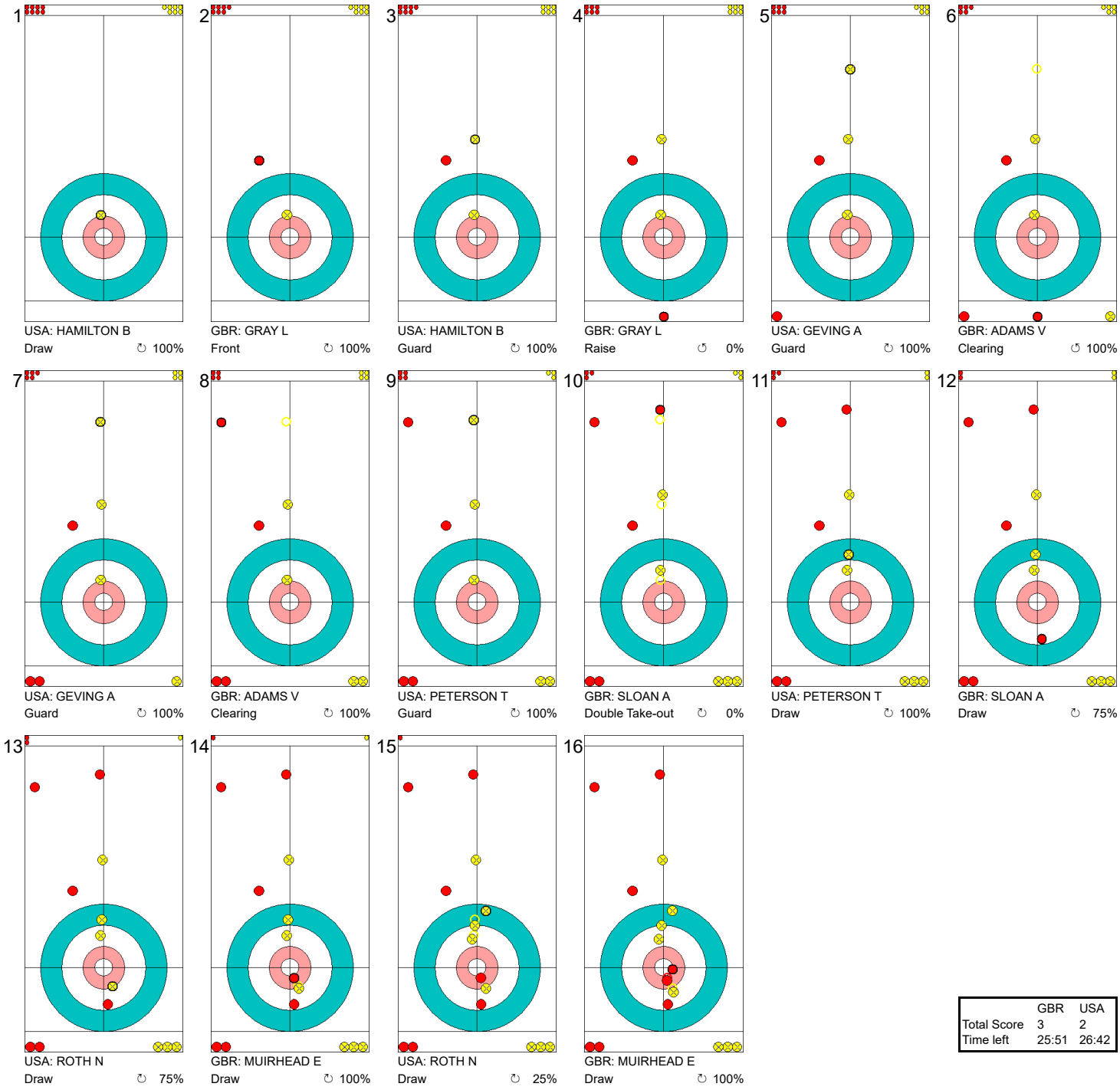

	GBR	USA
Total Score	3	2
Time left	25:51	26:42

Legend:
↻ Clockwise ↺ Counter-clockwise - Not considered

Game - Shot by Shot
경기별 숏 기록 / Déroulement de la partie

End 5 | **GBR - Great Britain 3 + 0** (this end) **= 3** | **USA - United States 2 + 0** (this end) **= 2**



	GBR	USA
Total Score	3	2
Time left	24:10	24:42

Legend:
↻ Clockwise ↺ Counter-clockwise - Not considered

Game - Shot by Shot
경기별 숏 기록 / Déroulement de la partie

End 6 — **GBR - Great Britain 3 + 0** (this end) **= 3** — **USA - United States 2 + 2** (this end) **= 4**



	GBR	USA
Total Score	3	4
Time left	21:14	20:26

Legend:
↻ Clockwise ↺ Counter-clockwise - Not considered

Game - Shot by Shot
경기별 숏 기록 / Déroulement de la partie

End 7 | **GBR - Great Britain 3 + 0** (this end) **= 3** | **USA - United States 4 + 0** (this end) **= 4**

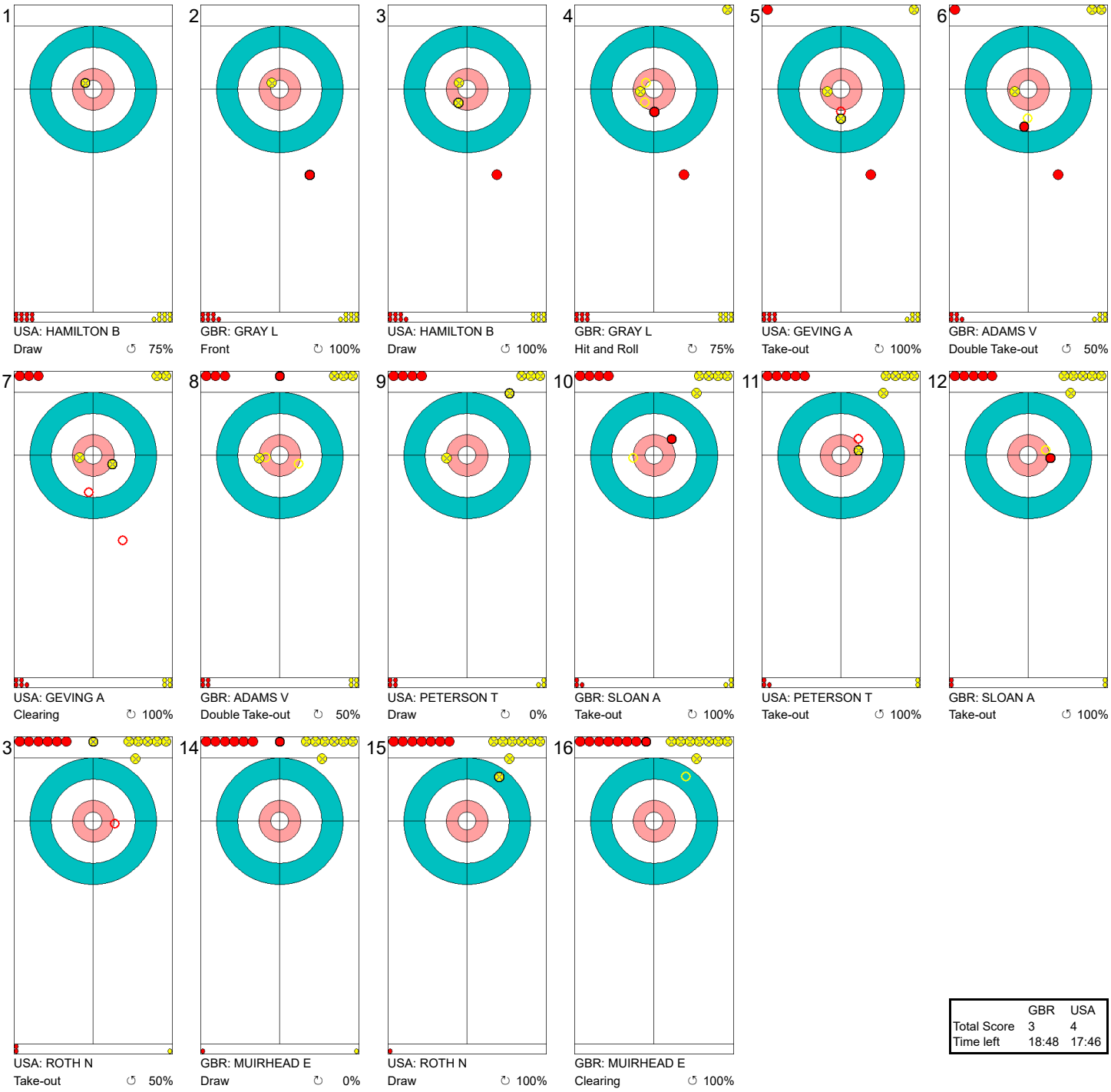

	GBR	USA
Total Score	3	4
Time left	18:48	17:46

Legend:
↻ Clockwise ↺ Counter-clockwise - Not considered

Game - Shot by Shot
경기별 숏 기록 / Déroulement de la partie

End 8 | **GBR - Great Britain 3 + 1** (this end) **= 4** | **USA - United States 4 + 0** (this end) **= 4**



	GBR	USA
Total Score	4	4
Time left	15:07	14:59

Legend:
↻ Clockwise ↺ Counter-clockwise - Not considered

Game - Shot by Shot
경기별 숏 기록 / Déroulement de la partie

End 9 — **GBR - Great Britain 4 + 0** (this end) **= 4** — **USA - United States 4 + 1** (this end) **= 5**



	GBR	USA
Total Score	4	5
Time left	09:50	11:00

Legend:
↻ Clockwise ↺ Counter-clockwise - Not considered

Game - Shot by Shot
경기별 숏 기록 / Déroulement de la partie

End 10 | **GBR - Great Britain 4 + 0** (this end) **= 4** | **USA - United States 5 + 2** (this end) **= 7**



	GBR	USA
Total Score	4	7
Time left	00:44	05:46

Legend:
↻ Clockwise ↺ Counter-clockwise - Not considered

Most Important Shots
우승 결정 슛 / Tirs les plus importants

Sheet	Game	Team	LSFE	1	2	3	4	5	6	7	8	9	10	Extra Ends	Total
A	1	CAN - Canada		0	1	0	0	0	2	1	0	0	2		6
	1	KOR - Republic of Korea	*	1	0	0	1	2	0	0	1	3	0		8

Most Important Shot:

The Korean Skip KIM E played a Promotion Double Take-out on the two Canadian shot stones. This shot put pressure on the Canadian team and eventually led to a steal of two points for Korea and a 4-1 lead.

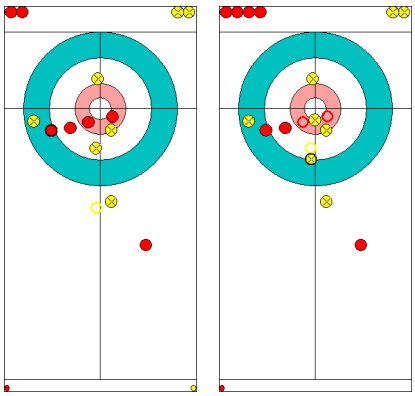

Before After

End: 5
Team: KOR - Republic of Korea
Player: KIM EunJung
Team Stone: 1 2 3 4 5 6 7 ⑧
Task: Double Take-out
Rotation: ↻
Shot Success: 100%

Sheet	Game	Team	LSFE	1	2	3	4	5	6	7	8	9	10	Extra Ends	Total
B	2	DEN - Denmark		0	0	0	3	0	1	0	0	1	X		5
	2	JPN - Japan	*	0	2	1	0	0	0	3	2	0	X		8

Most Important Shot:

The Japanese Skip FUJISAWA S played a Hit and Roll to sit partially covered, touching the four foot. Team Denmark attempted a Take-out but missed, giving team Japan a chance to score 3 points.

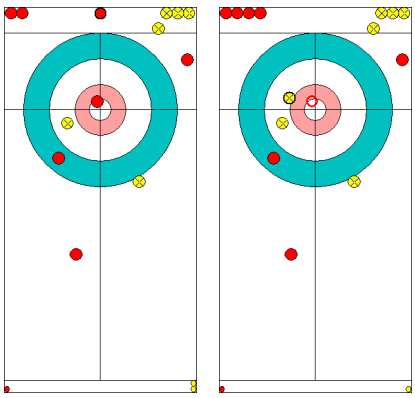

Before After

End: 7
Team: JPN - Japan
Player: FUJISAWA Satsuki
Team Stone: 1 2 3 4 5 6 ⑦ 8
Task: Hit and Roll
Rotation: ↺
Shot Success: 100%

Most Important Shots
우승 결정 슛 / Tirs les plus importants

Sheet	Game	Team	LSFE	1	2	3	4	5	6	7	8	9	10	Extra Ends	Total
C	2	CHN - People's Republic of China		0	2	1	0	0	1	0	2	0	0	0	6
	2	OAR - Olympic Athlete from Russia	*	1	0	0	2	0	0	1	0	0	2	1	7

Most Important Shot:

The Chinese Skip WANG B had an open Draw to the fully eight foot to win the game. She was heavy and the stone ran over the backline. Team OAR stole 1 point and won the game.

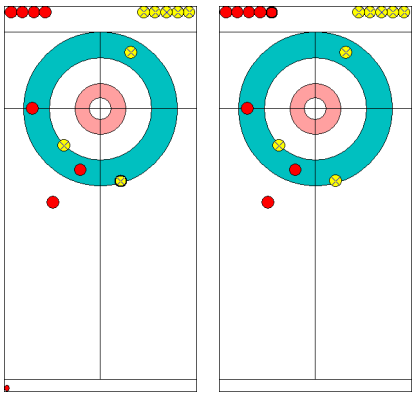

Before After

End: 11
Team: CHN - People's Republic of China
Player: WANG Bingyu
Team Stone: 1 2 3 4 5 6 7 ⑧
Task: Draw
Rotation: ↻
Shot Success: 0%

Sheet	Game	Team	LSFE	1	2	3	4	5	6	7	8	9	10	Extra Ends	Total
D	2	GBR - Great Britain	*	1	0	0	2	0	0	0	1	0	0		4
	2	USA - United States of America		0	0	2	0	0	2	0	0	1	2		7

Most Important Shot:

The US Skip ROTH N played a perfect Draw sitting on top of her own shot stone close to the button. The British Skip MUIRHEAD E was forced to Draw right to button to score. She missed, giving up 2 points and the game.

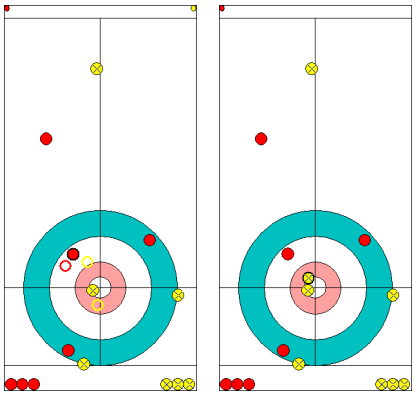

Before After

End: 10
Team: USA - United States of America
Player: ROTH Nina
Team Stone: 1 2 3 4 5 6 7 ⑧
Task: Draw
Rotation: ↻
Shot Success: 100%

Legend:
↻ Clockwise ↺ Counter-clockwise **LSFE(*)** Last Stone First End
X Unplayed/unfinished end due to concession

Session Results and Standings
세션 경기결과 및 순위 / Résultats de la session et classement

Sheet	Game	Team	LSFE	1	2	3	4	5	6	7	8	9	10	Extra Ends				Total
A	1	JPN - Japan		2	2	3	0	1	0	0	1	1	X					10
	1	USA - United States of America	*	0	0	0	1	0	3	1	0	0	X					5
B	1	OAR - Olympic Athlete from Russia		0	1	0	0	2	0	0	X	X	X					3
	1	GBR - Great Britain	*	3	0	2	1	0	0	4	X	X	X					10
C	1	DEN - Denmark	*	0	0	0	1	0	0	2	0	X	X					3
	1	SWE - Sweden		1	0	2	0	2	2	0	2	X	X					9
D	1	SUI - Switzerland		1	0	0	0	0	1	0	0	X	X					2
	1	CHN - People's Republic of China	*	0	2	1	1	0	0	0	3	X	X					7

Current Standings

Rank	Team	Games	Wins	Losses
1	CHN - People's Republic of China	1	1	0
1	GBR - Great Britain	1	1	0
1	JPN - Japan	1	1	0
1	SWE - Sweden	1	1	0
5	CAN - Canada	0	0	0
5	KOR - Republic of Korea	0	0	0
7	DEN - Denmark	1	0	1
7	OAR - Olympic Athlete from Russia	1	0	1
7	SUI - Switzerland	1	0	1
7	USA - United States of America	1	0	1

Note:
Under WCF rules, tie-breaking rules for standings are not applied until after the last game of the round robin.

Legend:
LSFE(*) Last Stone First End
X Unplayed/unfinished end due to concession

Game Results
대회 경기결과 / Résultats de la partie

Sheet	Game	Team	LSFE	1	2	3	4	5	6	7	8	9	10	Extra Ends				Total
A	1	JPN - Japan		2	2	3	0	1	0	0	1	1	X					10
	1	USA - United States of America	*	0	0	0	1	0	3	1	0	0	X					5

JPN - Japan		Shot Success Game	Shot Success All
4 S	FUJISAWA Satsuki	68%	68%
3 V	YOSHIDA Chinami	86%	86%
2	SUZUKI Yumi	74%	74%
1	YOSHIDA Yurika	74%	74%
A	MOTOHASHI Mari	-	-
	Team Total	75%	75%

Last Stone Draw		Distance
↻	FUJISAWA Satsuki	71.5cm
↺	YOSHIDA Yurika	106.9cm
Total		**178.4cm**

Time remaining: 7 minutes 5 seconds

USA - United States of America		Shot Success Game	Shot Success All
4 S	ROTH Nina	49%	49%
3 V	PETERSON Tabitha	51%	51%
2	GEVING Aileen	67%	67%
1	HAMILTON Becca	89%	89%
A	CHRISTENSEN Cory	-	-
	Team Total	64%	64%

Last Stone Draw		Distance
↻	ROTH Nina	33.0cm
↺	PETERSON Tabitha	48.7cm
Total		**81.7cm**

Time remaining: 3 minutes 3 seconds

Time-out: End 9 - USA stone 8

Shot Success Analysis

JPN - Japan		↻		↺		Game	
4 FUJISAWA Satsuki	Draws	7	93%	5	50%	12	75%
	Take-outs	4	50%	2	63%	6	54%
	Total	11	77%	7	54%	18	68%
3 YOSHIDA Chinami	Draws	4	81%	3	92%	7	86%
	Take-outs	4	75%	7	93%	11	86%
	Total	8	78%	10	93%	18	86%
2 SUZUKI Yumi	Draws	0	-	2	75%	2	75%
	Take-outs	7	79%	9	69%	16	73%
	Total	7	79%	11	70%	18	74%
1 YOSHIDA Yurika	Draws	11	68%	5	75%	16	70%
	Take-outs	0	-	2	100%	2	100%
	Total	11	68%	7	82%	18	74%
A MOTOHASHI Mari	Draws	0	-	0	-	0	-
	Take-outs	0	-	0	-	0	-
	Total	0	-	0	-	0	-
Team	Draws	22	78%	15	70%	37	75%
	Take-outs	15	70%	20	80%	35	76%
	Total	37	75%	35	76%	72	75%

USA - United States of America		↻		↺		Game	
4 ROTH Nina	Draws	6	63%	6	54%	12	58%
	Take-outs	4	44%	2	0%	6	29%
	Total	10	55%	8	41%	18	49%
3 PETERSON Tabitha	Draws	8	41%	7	57%	15	48%
	Take-outs	1	0%	2	100%	3	67%
	Total	9	36%	9	67%	18	51%
2 GEVING Aileen	Draws	6	79%	9	58%	15	67%
	Take-outs	2	75%	1	50%	3	67%
	Total	8	78%	10	58%	18	67%
1 HAMILTON Becca	Draws	6	100%	11	82%	17	88%
	Take-outs	0	-	1	100%	1	100%
	Total	6	100%	12	83%	18	89%
A CHRISTENSEN Cory	Draws	0	-	0	-	0	-
	Take-outs	0	-	0	-	0	-
	Total	0	-	0	-	0	-
Team	Draws	26	68%	33	65%	59	67%
	Take-outs	7	46%	6	58%	13	52%
	Total	33	64%	39	64%	72	64%

Note:
Position and function for each team member:
4 = Fourth, **3** = Third, **2** = Second, **1** = Lead, **A** = Alternate, **S** = Skip, **V** = Vice-Skip

Legend:
↻ Clockwise ↺ Counter-clockwise **LSFE(*)** Last Stone First End
X Unplayed/unfinished end due to concession

Game - Shot by Shot
경기별 숏 기록 / Déroulement de la partie

End 1 — **JPN - Japan 0 + 2** (this end) **= 2** — **USA - United States 0 + 0** (this end) **= 0**



	JPN	USA
Total Score	2	0
Time left	35:42	33:43

Legend:
↻ Clockwise ↺ Counter-clockwise - Not considered

Game - Shot by Shot
경기별 숏 기록 / Déroulement de la partie

End 2 — **JPN - Japan 2 + 2** (this end) **= 4** — **USA - United States 0 + 0** (this end) **= 0**

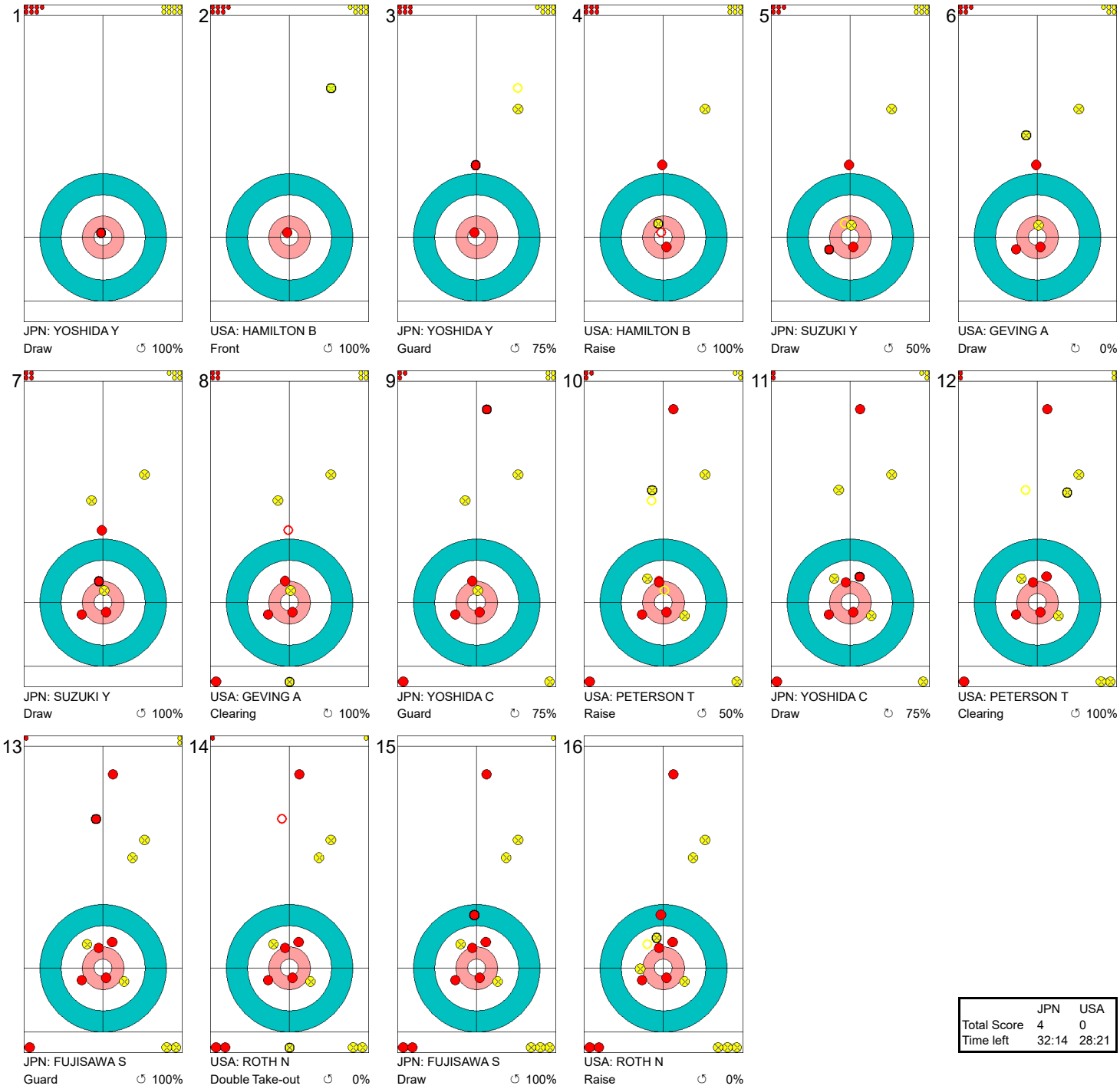

	JPN	USA
Total Score	4	0
Time left	32:14	28:21

Legend:
↻ Clockwise ↺ Counter-clockwise - Not considered

Game - Shot by Shot
경기별 숏 기록 / Déroulement de la partie

End 3 — **JPN - Japan 4 + 3** (this end) **= 7** — **USA - United States 0 + 0** (this end) **= 0**



	JPN	USA
Total Score	7	0
Time left	29:28	24:16

Legend:
↻ Clockwise ↺ Counter-clockwise - Not considered

Game - Shot by Shot
경기별 숏 기록 / Déroulement de la partie

End 4 | **JPN - Japan 7 + 0** (this end) **= 7** | **USA - United States 0 + 1** (this end) **= 1**

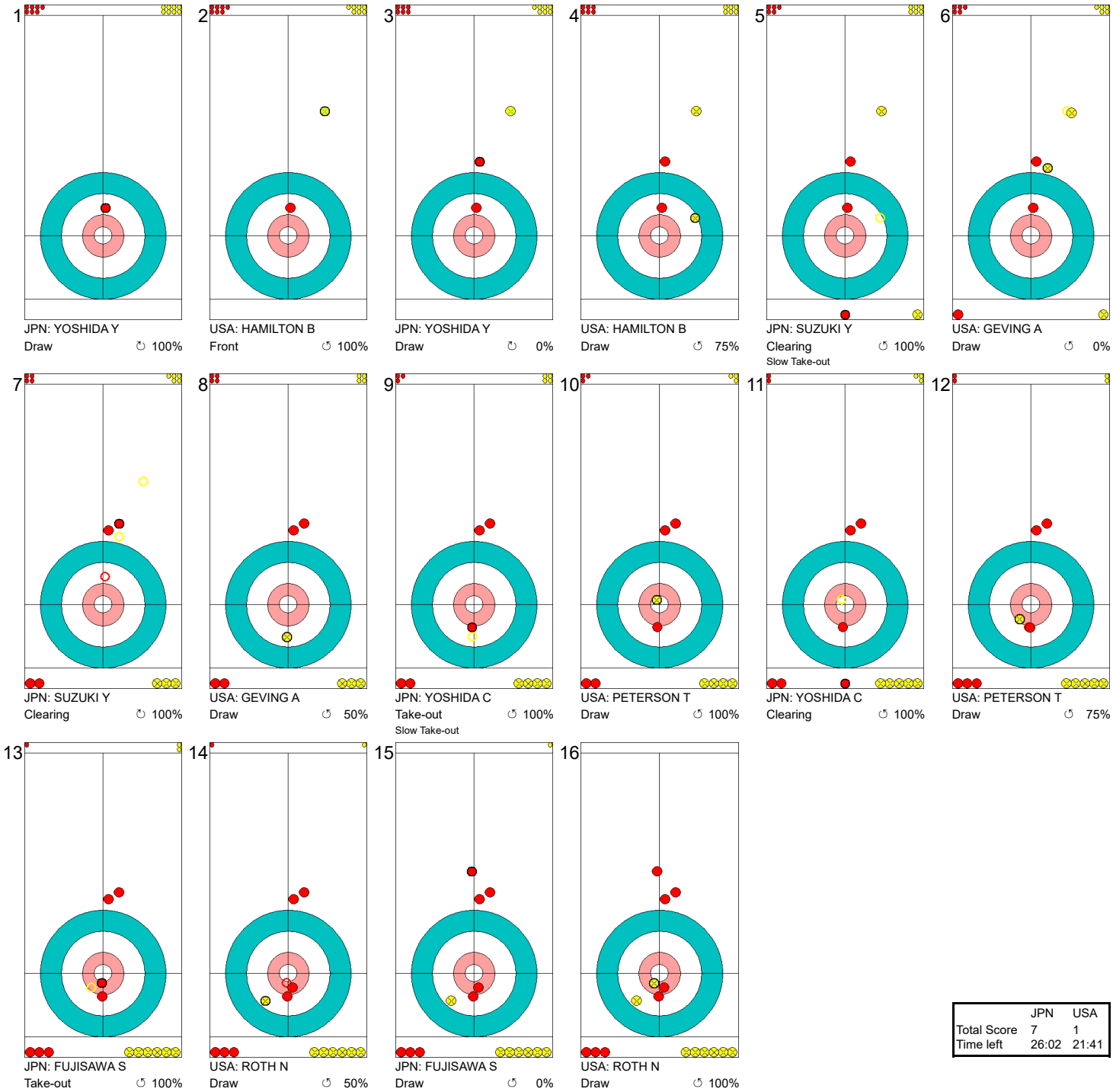

	JPN	USA
Total Score	7	1
Time left	26:02	21:41

Legend:
↻ Clockwise ↺ Counter-clockwise - Not considered

Game - Shot by Shot
경기별 숏 기록 / Déroulement de la partie

End 5 **JPN - Japan 7 + 1 (this end) = 8** **USA - United States 1 + 0 (this end) = 1**

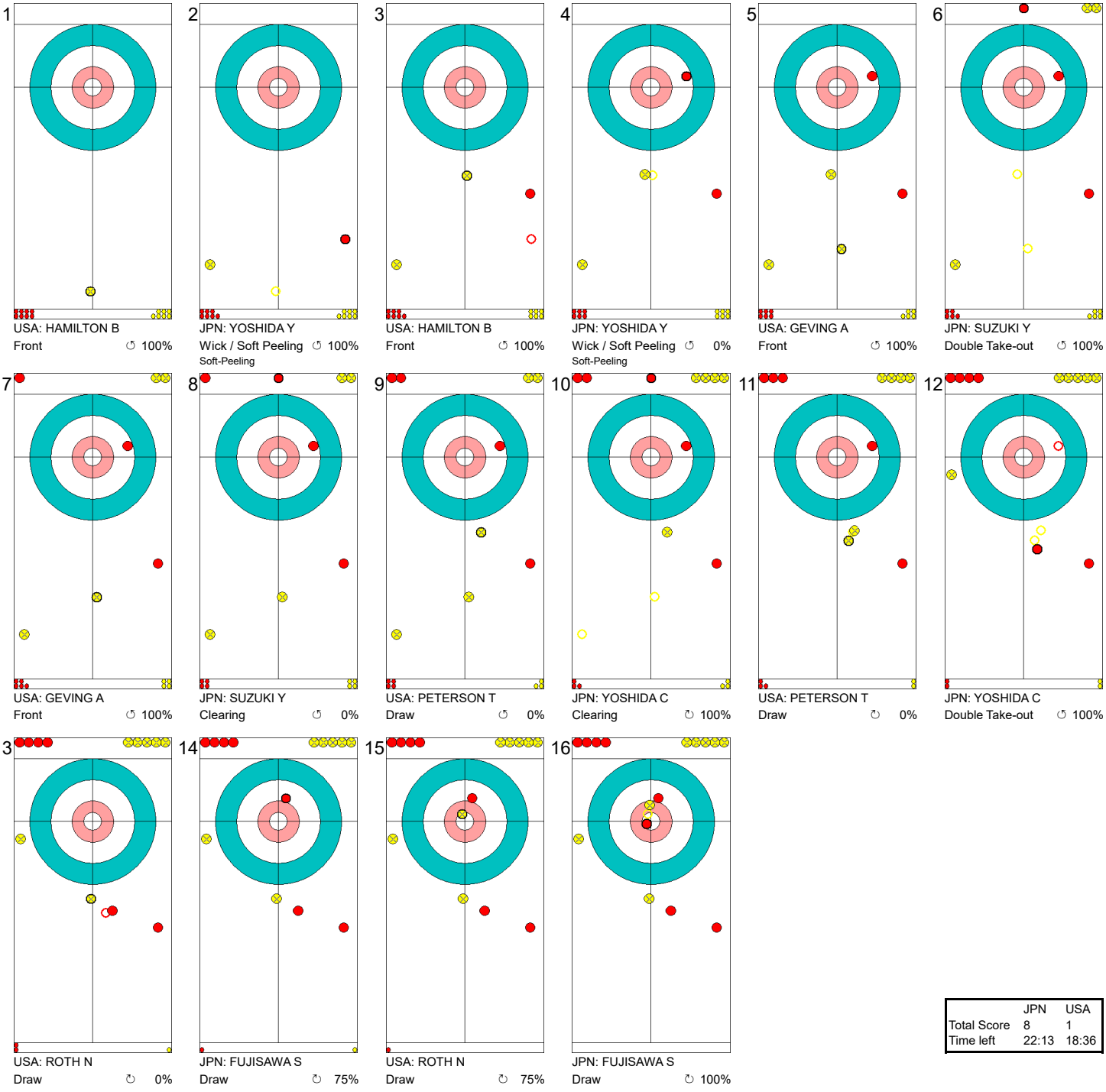

	JPN	USA
Total Score	8	1
Time left	22:13	18:36

Legend:
↻ Clockwise ↺ Counter-clockwise - Not considered

Game - Shot by Shot
경기별 숏 기록 / Déroulement de la partie

End 6 | **JPN - Japan 8 + 0 (this end) = 8** | **USA - United States 1 + 3 (this end) = 4**



	JPN	USA
Total Score	8	4
Time left	17:03	12:14

Legend:
↻ Clockwise ↺ Counter-clockwise - Not considered

Game - Shot by Shot
경기별 숏 기록 / Déroulement de la partie

End 7 | **JPN - Japan 8 + 0 (this end) = 8** | **USA - United States 4 + 1 (this end) = 5**



	JPN	USA
Total Score	8	5
Time left	13:21	09:33

Legend:
↻ Clockwise ↺ Counter-clockwise - Not considered

Game - Shot by Shot
경기별 숏 기록 / Déroulement de la partie

End 8 | **JPN - Japan 8 + 1** (this end) **= 9** | **USA - United States 5 + 0** (this end) **= 5**



	JPN	USA
Total Score	9	5
Time left	10:03	06:39

Legend:
↻ Clockwise ↺ Counter-clockwise - Not considered

Game - Shot by Shot
경기별 숏 기록 / Déroulement de la partie

End 9 | **JPN - Japan 9 + 1** (this end) **= 10** | **USA - United States 5 + 0** (this end) **= 5**



	JPN	USA
Total Score	10	5
Time left	07:05	03:03

Legend:
↻ Clockwise ↺ Counter-clockwise - Not considered

Game Results
대회 경기결과 / Résultats de la partie

Sheet	Game	Team	LSFE	1	2	3	4	5	6	7	8	9	10	Extra Ends				Total
B	1	OAR - Olympic Athlete from Russia		0	1	0	0	2	0	0	X	X	X					3
	1	GBR - Great Britain	*	3	0	2	1	0	0	4	X	X	X					10

OAR - Olympic Athlete from Russia		Shot Success Game	Shot Success All
4 S	MOISEEVA Victoria	50%	50%
3 V	VASILEVA Uliana	68%	68%
2	ARSENKINA Galina	82%	82%
1	GUZIEVA Julia	82%	82%
A	PORTUNOVA Julia	-	-
	Team Total	71%	71%

Last Stone Draw		Distance
↻	MOISEEVA Victoria	154.2cm
↺	GUZIEVA Julia	5.2cm
Total		**159.4cm**

Time remaining: 14 minutes 30 seconds

GBR - Great Britain		Shot Success Game	Shot Success All
4 S	MUIRHEAD Eve	79%	79%
3 V	SLOAN Anna	79%	79%
2	ADAMS Vicki	80%	80%
1	GRAY Lauren	82%	82%
A	SCHAFER Kelly	-	-
	Team Total	80%	80%

Last Stone Draw		Distance
↻	MUIRHEAD Eve	85.4cm
↺	ADAMS Vicki	20.7cm
Total		**106.1cm**

Time remaining: 13 minutes 25 seconds

Shot Success Analysis

OAR - Olympic Athlete from Russia		↻		↺		Game	
4 MOISEEVA Victoria	Draws	6	29%	1	0%	7	25%
	Take-outs	5	75%	2	75%	7	75%
	Total	11	50%	3	50%	14	50%
3 VASILEVA Uliana	Draws	6	67%	5	60%	11	64%
	Take-outs	2	75%	1	100%	3	83%
	Total	8	69%	6	67%	14	68%
2 ARSENKINA Galina	Draws	5	80%	6	83%	11	82%
	Take-outs	2	100%	1	50%	3	83%
	Total	7	86%	7	79%	14	82%
1 GUZIEVA Julia	Draws	4	69%	10	88%	14	82%
	Take-outs	0	-	0	-	0	-
	Total	4	69%	10	88%	14	82%
A PORTUNOVA Julia	Draws	0	-	0	-	0	-
	Take-outs	0	-	0	-	0	-
	Total	0	-	0	-	0	-
Team	Draws	21	60%	22	76%	43	68%
	Take-outs	9	81%	4	75%	13	79%
	Total	30	66%	26	76%	56	71%

GBR - Great Britain		↻		↺		Game	
4 MUIRHEAD Eve	Draws	3	58%	1	100%	4	69%
	Take-outs	7	79%	3	92%	10	83%
	Total	10	73%	4	94%	14	79%
3 SLOAN Anna	Draws	1	0%	1	100%	2	50%
	Take-outs	10	85%	2	75%	12	83%
	Total	11	77%	3	83%	14	79%
2 ADAMS Vicki	Draws	2	63%	0	-	2	63%
	Take-outs	5	100%	7	71%	12	83%
	Total	7	89%	7	71%	14	80%
1 GRAY Lauren	Draws	6	75%	8	88%	14	82%
	Take-outs	0	-	0	-	0	-
	Total	6	75%	8	88%	14	82%
A SCHAFER Kelly	Draws	0	-	0	-	0	-
	Take-outs	0	-	0	-	0	-
	Total	0	-	0	-	0	-
Team	Draws	12	63%	10	90%	22	75%
	Take-outs	22	86%	12	77%	34	83%
	Total	34	78%	22	83%	56	80%

Note:
Position and function for each team member:
4 = Fourth, **3** = Third, **2** = Second, **1** = Lead, **A** = Alternate, **S** = Skip, **V** = Vice-Skip

Legend:
↻ Clockwise
↺ Counter-clockwise
LSFE(*) Last Stone First End
X Unplayed/unfinished end due to concession

Game - Shot by Shot
경기별 숏 기록 / Déroulement de la partie

End 1 — **OAR - OAR 0 + 0 (this end) = 0** — **GBR - Great Britain 0 + 3 (this end) = 3**

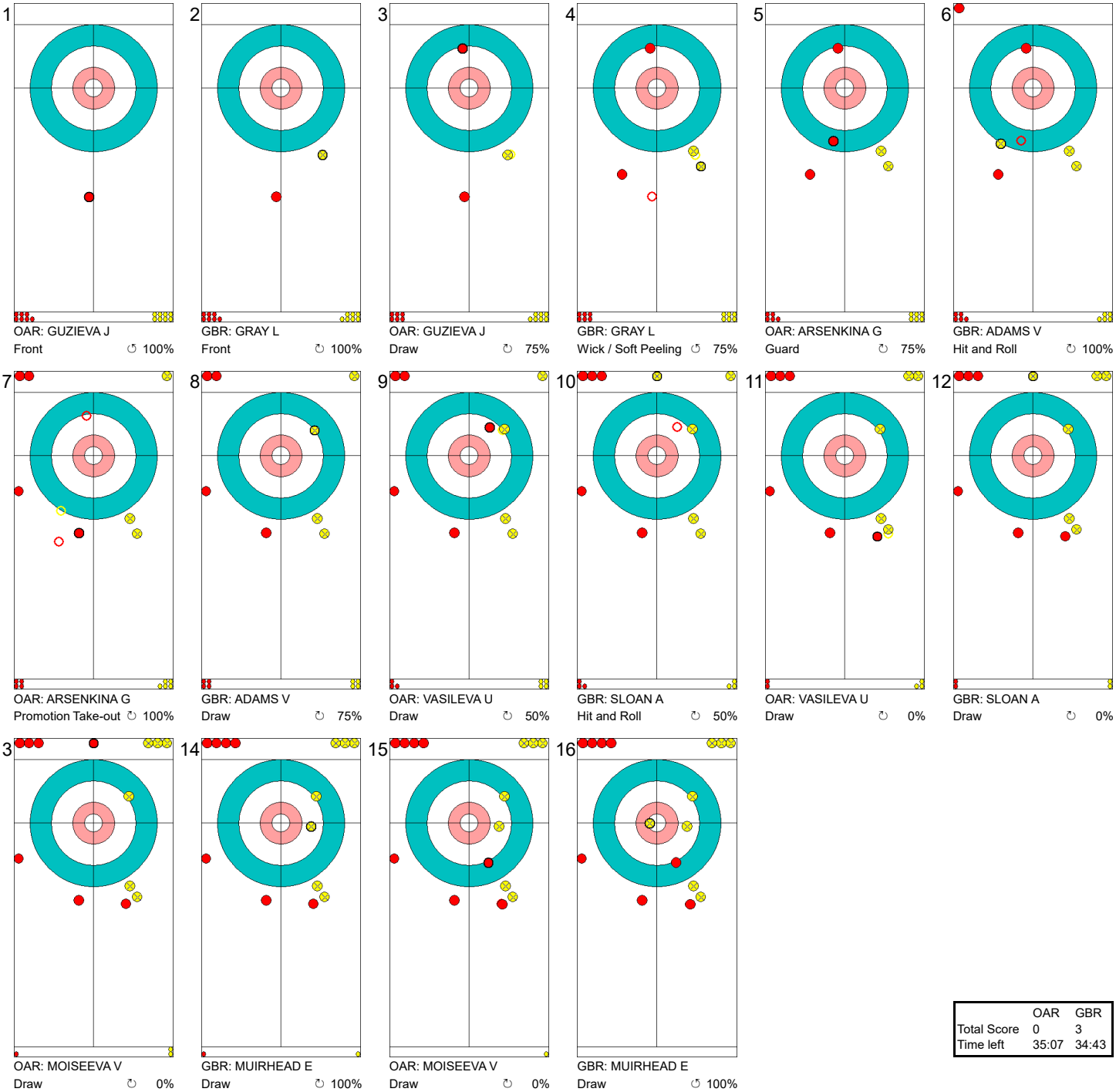

	OAR	GBR
Total Score	0	3
Time left	35:07	34:43

Legend:
↻ Clockwise ↺ Counter-clockwise - Not considered

Game - Shot by Shot
경기별 숏 기록 / Déroulement de la partie

End 2 — **OAR - OAR 0 + 1** (this end) **= 1** — **GBR - Great Britain 3 + 0** (this end) **= 3**



	OAR	GBR
Total Score	1	3
Time left	30:50	31:36

Legend:
↻ Clockwise ↺ Counter-clockwise - Not considered

Game - Shot by Shot
경기별 숏 기록 / Déroulement de la partie

End 3 — **OAR - OAR 1 + 0 (this end) = 1** — **GBR - Great Britain 3 + 2 (this end) = 5**



	OAR	GBR
Total Score	1	5
Time left	27:14	26:03

Legend:
↻ Clockwise ↺ Counter-clockwise - Not considered

Game - Shot by Shot
경기별 숏 기록 / Déroulement de la partie

End 4 — **OAR - OAR 1 + 0** (this end) **= 1** — **GBR - Great Britain 5 + 1** (this end) **= 6**



	OAR	GBR
Total Score	1	6
Time left	22:49	22:50

Legend:
↻ Clockwise ↺ Counter-clockwise - Not considered

Game - Shot by Shot
경기별 숏 기록 / Déroulement de la partie

End 5 — **OAR - OAR 1 + 2** (this end) **= 3** — **GBR - Great Britain 6 + 0** (this end) **= 6**



	OAR	GBR
Total Score	3	6
Time left	19:10	19:16

Legend:
↻ Clockwise ↺ Counter-clockwise - Not considered

Game - Shot by Shot
경기별 숏 기록 / Déroulement de la partie

End 6 — **OAR - OAR 3 + 0** (this end) **= 3** — **GBR - Great Britain 6 + 0** (this end) **= 6**

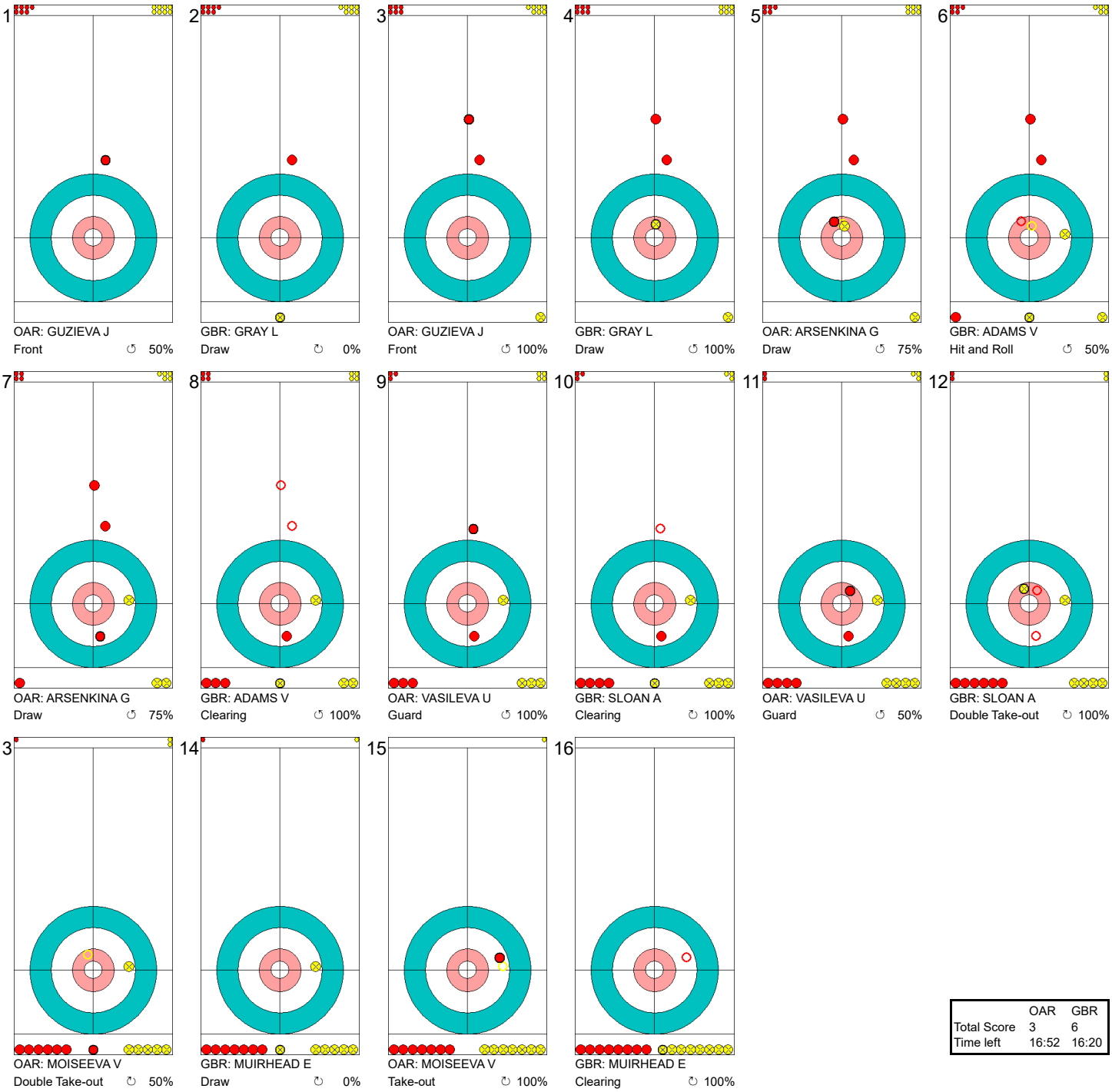

	OAR	GBR
Total Score	3	6
Time left	16:52	16:20

Legend:
↻ Clockwise ↺ Counter-clockwise - Not considered

Game - Shot by Shot
경기별 숏 기록 / Déroulement de la partie

End 7 — **OAR - OAR 3 + 0 (this end) = 3** — **GBR - Great Britain 6 + 4 (this end) = 10**



	OAR	GBR
Total Score	3	10
Time left	14:30	13:25

Legend:
↻ Clockwise ↺ Counter-clockwise - Not considered

Game Results
대회 경기결과 / Résultats de la partie

Sheet	Game	Team	LSFE	1	2	3	4	5	6	7	8	9	10	Extra Ends				Total
C	1	DEN - Denmark	*	0	0	0	1	0	0	2	0	X	X					3
	1	SWE - Sweden		1	0	2	0	2	2	0	2	X	X					9

DEN - Denmark		Shot Success Game	Shot Success All
4 S	DUPONT Madeleine	55%	55%
3	DUPONT Denise	73%	73%
2	HOGH Julie	83%	83%
1 V	HALSE Mathilde	81%	81%
A	KNUDSEN Lina Almind	-	-
	Team Total	73%	73%

Last Stone Draw		Distance
↻	DUPONT Denise	16.0cm
↺	DUPONT Madeleine	56.6cm
Total		**72.6cm**

Time remaining: 10 minutes 46 seconds

SWE - Sweden		Shot Success Game	Shot Success All
4 S	HASSELBORG Anna	92%	92%
3 V	McMANUS Sara	88%	88%
2	KNOCHENHAUER Agnes	83%	83%
1	MABERGS Sofia	80%	80%
A	WAAHLIN Jennie	-	-
	Team Total	86%	86%

Last Stone Draw		Distance
↻	HASSELBORG Anna	1.7cm
↺	McMANUS Sara	195.9cm
Total		**197.6cm**

Time remaining: 11 minutes 57 seconds

Time-out: End 7 - SWE stone 6

Shot Success Analysis

DEN - Denmark		↻		↺		Game	
4 DUPONT Madeleine	Draws	3	33%	3	58%	6	46%
	Take-outs	7	79%	3	17%	10	60%
	Total	10	65%	6	38%	16	55%
3 DUPONT Denise	Draws	6	88%	3	67%	9	81%
	Take-outs	4	44%	3	92%	7	64%
	Total	10	70%	6	79%	16	73%
2 HOGH Julie	Draws	6	75%	4	100%	10	85%
	Take-outs	4	75%	2	88%	6	79%
	Total	10	75%	6	96%	16	83%
1 HALSE Mathilde	Draws	5	95%	5	80%	10	88%
	Take-outs	2	75%	4	69%	6	71%
	Total	7	89%	9	75%	16	81%
A KNUDSEN Lina Almind	Draws	0	-	0	-	0	-
	Take-outs	0	-	0	-	0	-
	Total	0	-	0	-	0	-
Team	Draws	20	78%	15	78%	35	78%
	Take-outs	17	69%	12	65%	29	67%
	Total	37	74%	27	72%	64	73%

SWE - Sweden		↻		↺		Game	
4 HASSELBORG Anna	Draws	3	83%	2	88%	5	85%
	Take-outs	7	93%	4	100%	11	95%
	Total	10	90%	6	96%	16	92%
3 McMANUS Sara	Draws	0	-	3	100%	3	100%
	Take-outs	2	25%	11	95%	13	85%
	Total	2	25%	14	96%	16	88%
2 KNOCHENHAUER Agnes	Draws	0	-	2	63%	2	63%
	Take-outs	9	83%	5	90%	14	86%
	Total	9	83%	7	82%	16	83%
1 MABERGS Sofia	Draws	7	82%	7	75%	14	79%
	Take-outs	0	-	1	100%	1	100%
	Total	7	82%	8	78%	15	80%
A WAAHLIN Jennie	Draws	0	-	0	-	0	-
	Take-outs	0	-	0	-	0	-
	Total	0	-	0	-	0	-
Team	Draws	10	83%	14	80%	24	81%
	Take-outs	18	81%	21	95%	39	88%
	Total	28	81%	35	89%	63	86%

Note:
Position and function for each team member:
4 = Fourth, **3** = Third, **2** = Second, **1** = Lead, **A** = Alternate, **S** = Skip, **V** = Vice-Skip

Legend:
↻ Clockwise ↺ Counter-clockwise **LSFE(*)** Last Stone First End
X Unplayed/unfinished end due to concession

Game - Shot by Shot
경기별 숏 기록 / Déroulement de la partie

End 1 — **DEN - Denmark 0 + 0** (this end) **= 0** — **SWE - Sweden 0 + 1** (this end) **= 1**



	1	2	3	4	5	6
	SWE: MABERGS S	DEN: HALSE M	SWE: MABERGS S	DEN: HALSE M	SWE: KNOCHENHAUER A	DEN: HOGH J
	Draw ↺ 50%	Take-out ↻ 50%	Draw ↺ 100%	Take-out ↻ 100%	Take-out ↻ 100%	Take-out ↻ 100%
	7	8	9	10	11	12
	SWE: KNOCHENHAUER A	DEN: HOGH J	SWE: McMANUS S	DEN: DUPONT D	SWE: McMANUS S	DEN: DUPONT D
	Take-out ↻ 100%	Take-out ↻ 0%	Draw ↺ 100%	Hit and Roll ↻ 75%	Take-out ↻ 50%	Take-out ↻ 50%
	13	14	15	16		
	SWE: HASSELBORG A	DEN: DUPONT M	SWE: HASSELBORG A	DEN: DUPONT M		
	Draw ↺ 100%	Take-out ↻ 100%	Take-out ↺ 100%	Clearing ↻ 0%		

	DEN	SWE
Total Score	0	1
Time left	36:00	35:53

Legend:
↻ Clockwise ↺ Counter-clockwise - Not considered

Game - Shot by Shot
경기별 숏 기록 / Déroulement de la partie

End 2 | **DEN - Denmark 0 + 0** (this end) **= 0** | **SWE - Sweden 1 + 0** (this end) **= 1**



	DEN	SWE
Total Score	0	1
Time left	34:20	33:37

Legend:
↻ Clockwise ↺ Counter-clockwise - Not considered

Game - Shot by Shot
경기별 숏 기록 / Déroulement de la partie

End 3 | **DEN - Denmark** 0 + 0 (this end) = 0 | **SWE - Sweden** 1 + 2 (this end) = 3



	DEN	SWE
Total Score	0	3
Time left	30:08	29:28

Legend:
↻ Clockwise ↺ Counter-clockwise - Not considered

Game - Shot by Shot
경기별 숏 기록 / Déroulement de la partie

End 4 | **DEN - Denmark 0 + 1** (this end) **= 1** | **SWE - Sweden 3 + 0** (this end) **= 3**



	DEN	SWE
Total Score	1	3
Time left	26:50	26:31

Legend:
↻ Clockwise ↺ Counter-clockwise - Not considered

Game - Shot by Shot
경기별 숏 기록 / Déroulement de la partie

End 5 — **DEN - Denmark 1 + 0** (this end) **= 1** — **SWE - Sweden 3 + 2** (this end) **= 5**

1
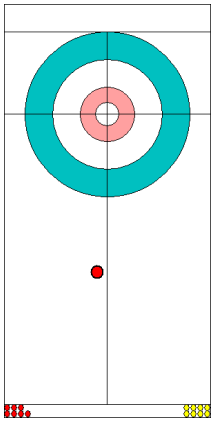
DEN: HALSE M
Front ↻ 100%

2
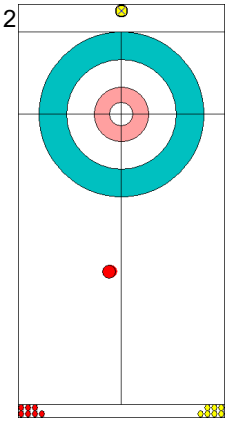
SWE: MABERGS S
Wick / Soft Peeling ↺ 0%

3
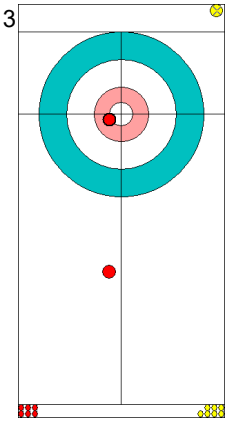
DEN: HALSE M
Draw ↻ 100%

4
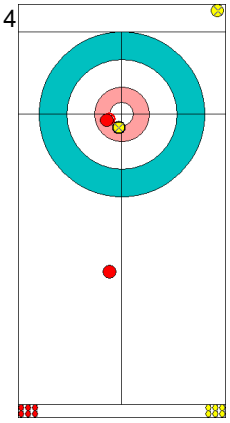
SWE: MABERGS S
Draw ↻ 100%

5
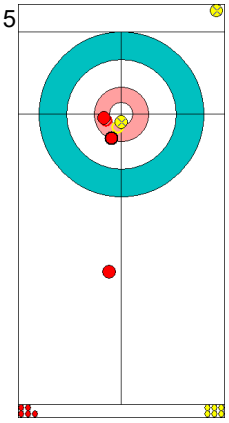
DEN: HOGH J
Raise ↻ 100%

6
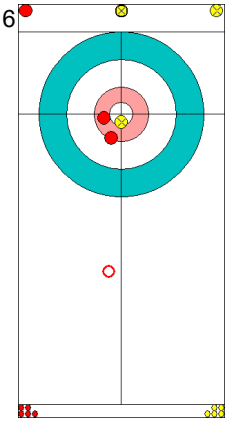
SWE: KNOCHENHAUER A
Clearing ↻ 100%

7
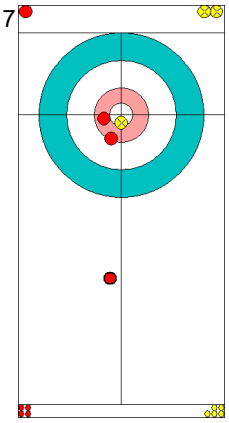
DEN: HOGH J
Guard ↻ 100%

8
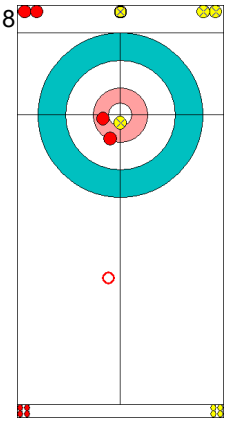
SWE: KNOCHENHAUER A
Clearing ↻ 100%

9
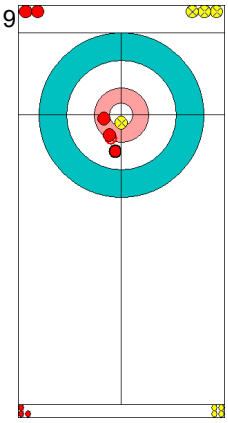
DEN: DUPONT D
Guard ↻ 25%

10
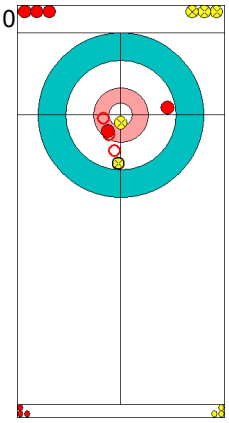
SWE: McMANUS S
Double Take-out ↻ 50%

11
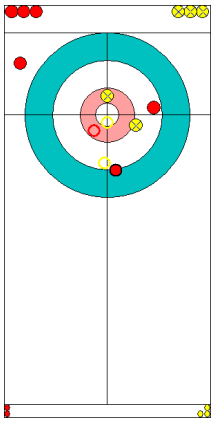
DEN: DUPONT D
Take-out ↻ 0%

12
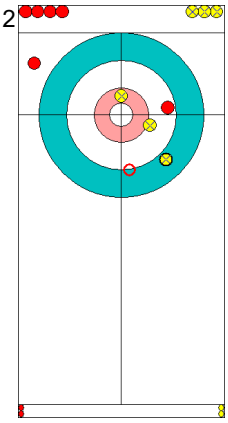
SWE: McMANUS S
Hit and Roll ↻ 100%

13
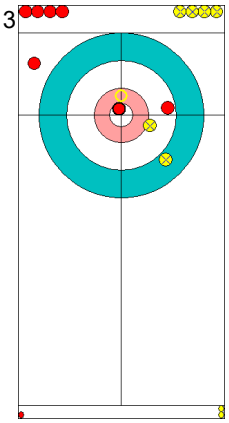
DEN: DUPONT M
Hit and Roll ↻ 75%

14
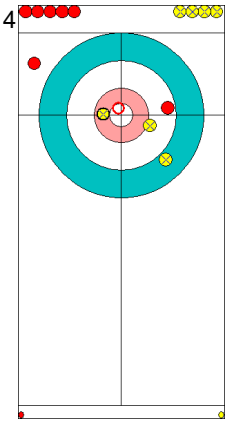
SWE: HASSELBORG A
Hit and Roll ↻ 100%

15
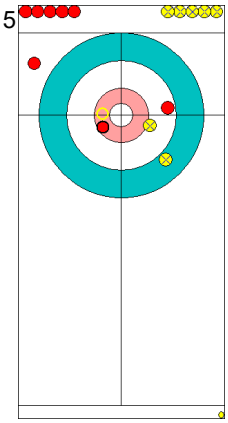
DEN: DUPONT M
Hit and Roll ↻ 75%

16
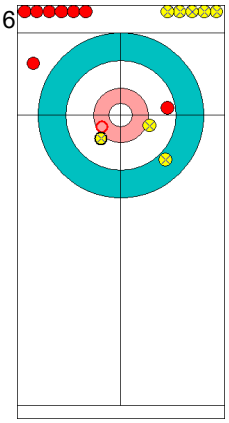
SWE: HASSELBORG A
Take-out ↻ 100%

	DEN	SWE
Total Score	1	5
Time left	22:57	22:47

Legend:
↻ Clockwise ↺ Counter-clockwise - Not considered

Game - Shot by Shot
경기별 숏 기록 / Déroulement de la partie

End 6 | **DEN - Denmark** 1 + 0 (this end) = 1 | **SWE - Sweden** 5 + 2 (this end) = 7



	DEN	SWE
Total Score	1	7
Time left	18:48	19:25

Legend:
↻ Clockwise ↺ Counter-clockwise - Not considered

Game - Shot by Shot
경기별 숏 기록 / Déroulement de la partie

End 7 — **DEN - Denmark 1 + 2** (this end) **= 3** — **SWE - Sweden 7 + 0** (this end) **= 7**



	1	2	3	4	5	6
	SWE: MABERGS S	DEN: HALSE M	SWE: MABERGS S	DEN: HALSE M	SWE: KNOCHENHAUER A	DEN: HOGH J
	Draw ↻ 100%	Front ↻ 100%	Through ↺ -	Front ↺ 0%	Clearing ↻ 0%	Draw ↻ 75%
	7	8	9	10	11	12
	SWE: KNOCHENHAUER A	DEN: HOGH J	SWE: McMANUS S	DEN: DUPONT D	SWE: McMANUS S	DEN: DUPONT D
	Hit and Roll ↻ 50%	Draw ↻ 75%	Take-out ↺ 0%	Draw ↻ 100%	Double Take-out ↺ 100%	Draw ↻ 75%
					Time-out	
	13	14	15	16		
	SWE: HASSELBORG A	DEN: DUPONT M	SWE: HASSELBORG A	DEN: DUPONT M		
	Take-out ↻ 100%	Take-out ↻ 100%	Take-out ↺ 100%	Take-out ↻ 100%		

	DEN	SWE
Total Score	3	7
Time left	15:44	15:47

Legend:
↻ Clockwise ↺ Counter-clockwise - Not considered

Game - Shot by Shot
경기별 숏 기록 / Déroulement de la partie

End 8 — **DEN - Denmark 3 + 0** (this end) **= 3** — **SWE - Sweden 7 + 2** (this end) **= 9**



	DEN	SWE
Total Score	3	9
Time left	10:46	11:57

Legend:
↻ Clockwise ↺ Counter-clockwise - Not considered

Game Results
대회 경기결과 / Résultats de la partie

Sheet	Game	Team	LSFE	1	2	3	4	5	6	7	8	9	10	Extra Ends				Total
D	1	SUI - Switzerland		1	0	0	0	0	1	0	0	X	X					2
	1	CHN - People's Republic of China	*	0	2	1	1	0	0	0	3	X	X					7

SUI - Switzerland		Shot Success Game	Shot Success All
4 S	TIRINZONI Silvana	56 %	56 %
3	NEUENSCHWANDER Esther	77 %	77 %
2 V	SIEGRIST Manuela	59 %	59 %
1	ALBRECHT Marlene	80 %	80 %
A	PERRET Jenny	-	-
	Team Total	68 %	68 %

Last Stone Draw		Distance
↻	NEUENSCHWANDER Esther	29.9cm
↺	ALBRECHT Marlene	24.3cm
Total		**54.2cm**

Time remaining: 7 minutes 59 seconds

Time-out: End 8 - SUI stone 5

CHN - People's Republic of China		Shot Success Game	Shot Success All
4 S	WANG Bingyu	80 %	80 %
3 V	ZHOU Yan	78 %	78 %
2	LIU Jinli	84 %	84 %
1	MA Jingyi	86 %	86 %
A	JIANG Xindi	-	-
	Team Total	82 %	82 %

Last Stone Draw		Distance
↻	WANG Bingyu	19.8cm
↺	MA Jingyi	30.2cm
Total		**50.0cm**

Time remaining: 9 minutes 7 seconds

Shot Success Analysis

SUI - Switzerland		↻		↺		Game	
4 TIRINZONI Silvana	Draws	3	33 %	2	0 %	5	20 %
	Take-outs	6	88 %	5	55 %	11	73 %
	Total	9	69 %	7	39 %	16	56 %
3 NEUENSCHWANDER Esther	Draws	2	75 %	3	75 %	5	75 %
	Take-outs	4	69 %	7	82 %	11	77 %
	Total	6	71 %	10	80 %	16	77 %
2 SIEGRIST Manuela	Draws	1	25 %	3	50 %	4	44 %
	Take-outs	5	50 %	7	75 %	12	65 %
	Total	6	46 %	10	68 %	16	59 %
1 ALBRECHT Marlene	Draws	3	83 %	12	85 %	15	85 %
	Take-outs	0	-	1	0 %	1	0 %
	Total	3	83 %	13	79 %	16	80 %
A PERRET Jenny	Draws	0	-	0	-	0	-
	Take-outs	0	-	0	-	0	-
	Total	0	-	0	-	0	-
Team	Draws	9	58 %	20	70 %	29	66 %
	Take-outs	15	70 %	20	69 %	35	69 %
	Total	24	66 %	40	69 %	64	68 %

CHN - People's Republic of China		↻		↺		Game	
4 WANG Bingyu	Draws	1	100 %	5	70 %	6	75 %
	Take-outs	8	81 %	2	88 %	10	83 %
	Total	9	83 %	7	75 %	16	80 %
3 ZHOU Yan	Draws	1	100 %	6	71 %	7	75 %
	Take-outs	4	75 %	5	85 %	9	81 %
	Total	5	80 %	11	77 %	16	78 %
2 LIU Jinli	Draws	3	92 %	3	83 %	6	88 %
	Take-outs	3	67 %	7	89 %	10	83 %
	Total	6	79 %	10	88 %	16	84 %
1 MA Jingyi	Draws	9	86 %	4	88 %	13	87 %
	Take-outs	1	75 %	2	88 %	3	83 %
	Total	10	85 %	6	88 %	16	86 %
A JIANG Xindi	Draws	0	-	0	-	0	-
	Take-outs	0	-	0	-	0	-
	Total	0	-	0	-	0	-
Team	Draws	14	89 %	18	76 %	32	82 %
	Take-outs	16	77 %	16	88 %	32	82 %
	Total	30	83 %	34	82 %	64	82 %

Note:
Position and function for each team member:
4 = Fourth, **3** = Third, **2** = Second, **1** = Lead, **A** = Alternate, **S** = Skip, **V** = Vice-Skip

Legend:
↻ Clockwise
↺ Counter-clockwise
LSFE(*) Last Stone First End
X Unplayed/unfinished end due to concession

Game - Shot by Shot
경기별 숏 기록 / Déroulement de la partie

End 1 — **SUI - Switzerland 0 + 1 (this end) = 1** — **CHN - China 0 + 0 (this end) = 0**

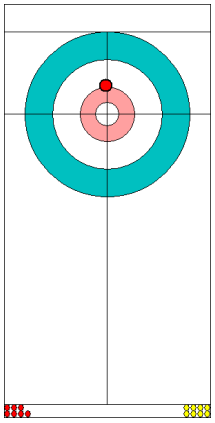
1
SUI: ALBRECHT M
Draw ↻ 75%

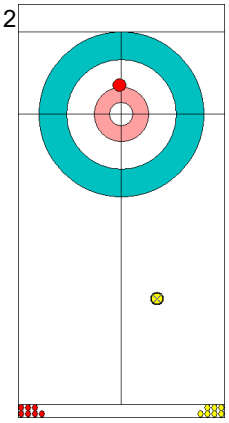
2
CHN: MA J
Front ↻ 100%

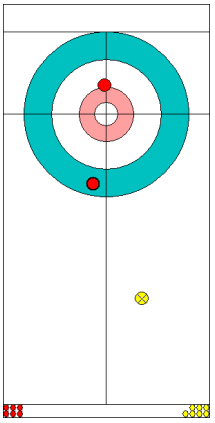
3
SUI: ALBRECHT M
Draw ↻ 100%

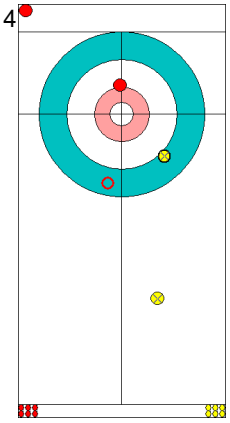
4
CHN: MA J
Hit and Roll ↺ 100%

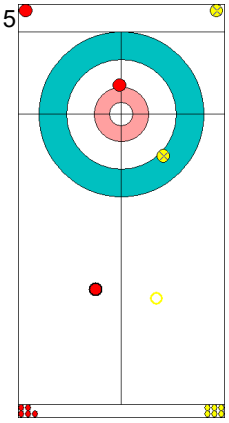
5
SUI: SIEGRIST M
Clearing ↻ 50%

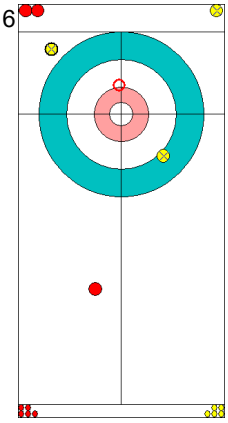
6
CHN: LIU J
Hit and Roll ↺ 50%

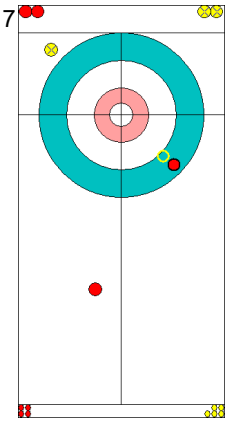
7
SUI: SIEGRIST M
Take-out ↻ 100%

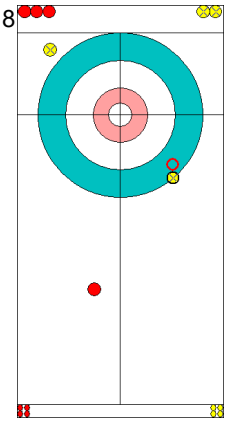
8
CHN: LIU J
Take-out ↻ 100%

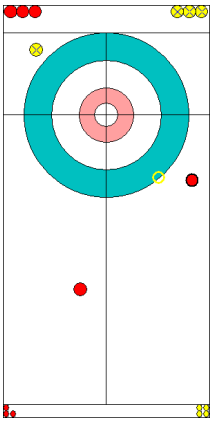
9
SUI: NEUENSCHWANDER E
Hit and Roll ↺ 50%

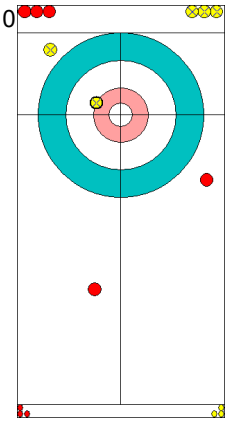
10
CHN: ZHOU Y
Draw ↺ 75%

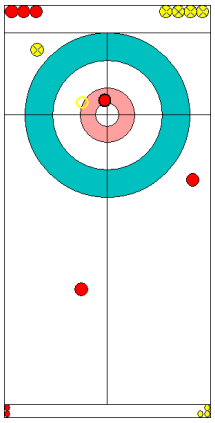
11
SUI: NEUENSCHWANDER E
Take-out ↻ 100%

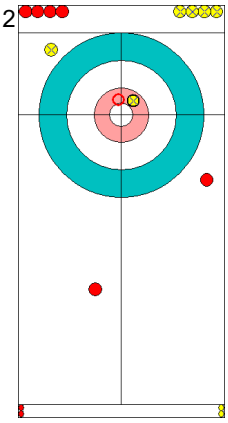
12
CHN: ZHOU Y
Hit and Roll ↺ 75%

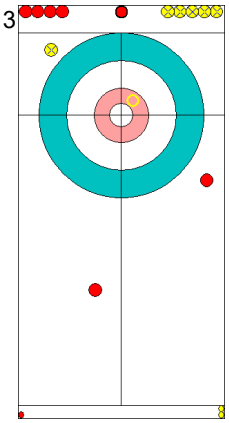
13
SUI: TIRINZONI S
Hit and Roll ↻ 50%

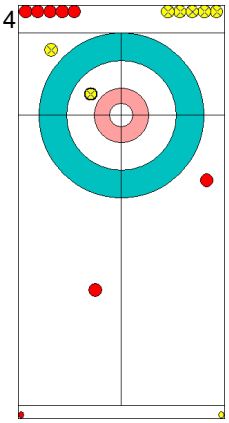
14
CHN: WANG B
Draw ↺ 75%

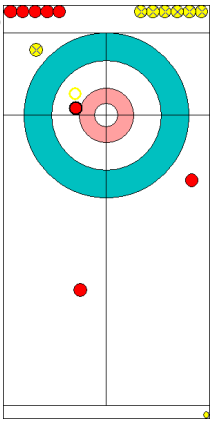
15
SUI: TIRINZONI S
Take-out ↻ 100%

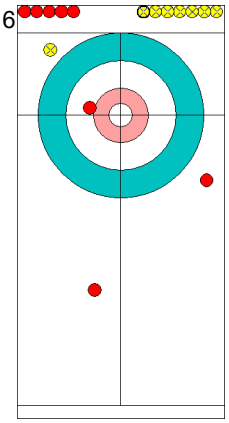
16
CHN: WANG B
Clearing ↻ 0%

	SUI	CHN
Total Score	1	0
Time left	35:29	35:08

Legend:
↻ Clockwise ↺ Counter-clockwise - Not considered

Game - Shot by Shot
경기별 숏 기록 / Déroulement de la partie

End 2 — **SUI - Switzerland 1 + 0** (this end) **= 1** — **CHN - China 0 + 2** (this end) **= 2**



	SUI	CHN
Total Score	1	2
Time left	32:02	31:34

Legend:
↻ Clockwise ↺ Counter-clockwise - Not considered

Game - Shot by Shot
경기별 숏 기록 / Déroulement de la partie

End 3 — **SUI - Switzerland 1 + 0** (this end) **= 1** — **CHN - China 2 + 1** (this end) **= 3**



	SUI	CHN
Total Score	1	3
Time left	26:14	27:37

Legend:
↻ Clockwise ↺ Counter-clockwise - Not considered

Game - Shot by Shot
경기별 숏 기록 / Déroulement de la partie

End 4 — **SUI - Switzerland 1 + 0** (this end) **= 1** — **CHN - China 3 + 1** (this end) **= 4**



	SUI	CHN
Total Score	1	4
Time left	19:25	23:46

Legend:
↻ Clockwise ↺ Counter-clockwise - Not considered

Game - Shot by Shot
경기별 숏 기록 / Déroulement de la partie

End 5 — **SUI - Switzerland 1 + 0** (this end) **= 1** — **CHN - China 4 + 0** (this end) **= 4**



	SUI	CHN
Total Score	1	4
Time left	16:34	20:39

Legend:
↻ Clockwise ↺ Counter-clockwise - Not considered

Game - Shot by Shot
경기별 숏 기록 / Déroulement de la partie

End 6 | **SUI - Switzerland** **1 + 1** (this end) **= 2** | **CHN - China** **4 + 0** (this end) **= 4**



	SUI	CHN
Total Score	2	4
Time left	13:25	15:37

Legend:
↻ Clockwise ↺ Counter-clockwise - Not considered

Game - Shot by Shot
경기별 숏 기록 / Déroulement de la partie

End 7 | **SUI - Switzerland 2 + 0** (this end) **= 2** | **CHN - China 4 + 0** (this end) **= 4**



	SUI	CHN
Total Score	2	4
Time left	11:43	12:55

Legend:
↻ Clockwise ↺ Counter-clockwise - Not considered

Game - Shot by Shot
경기별 숏 기록 / Déroulement de la partie

End 8 — **SUI - Switzerland 2 + 0** (this end) **= 2** — **CHN - China 4 + 3** (this end) **= 7**

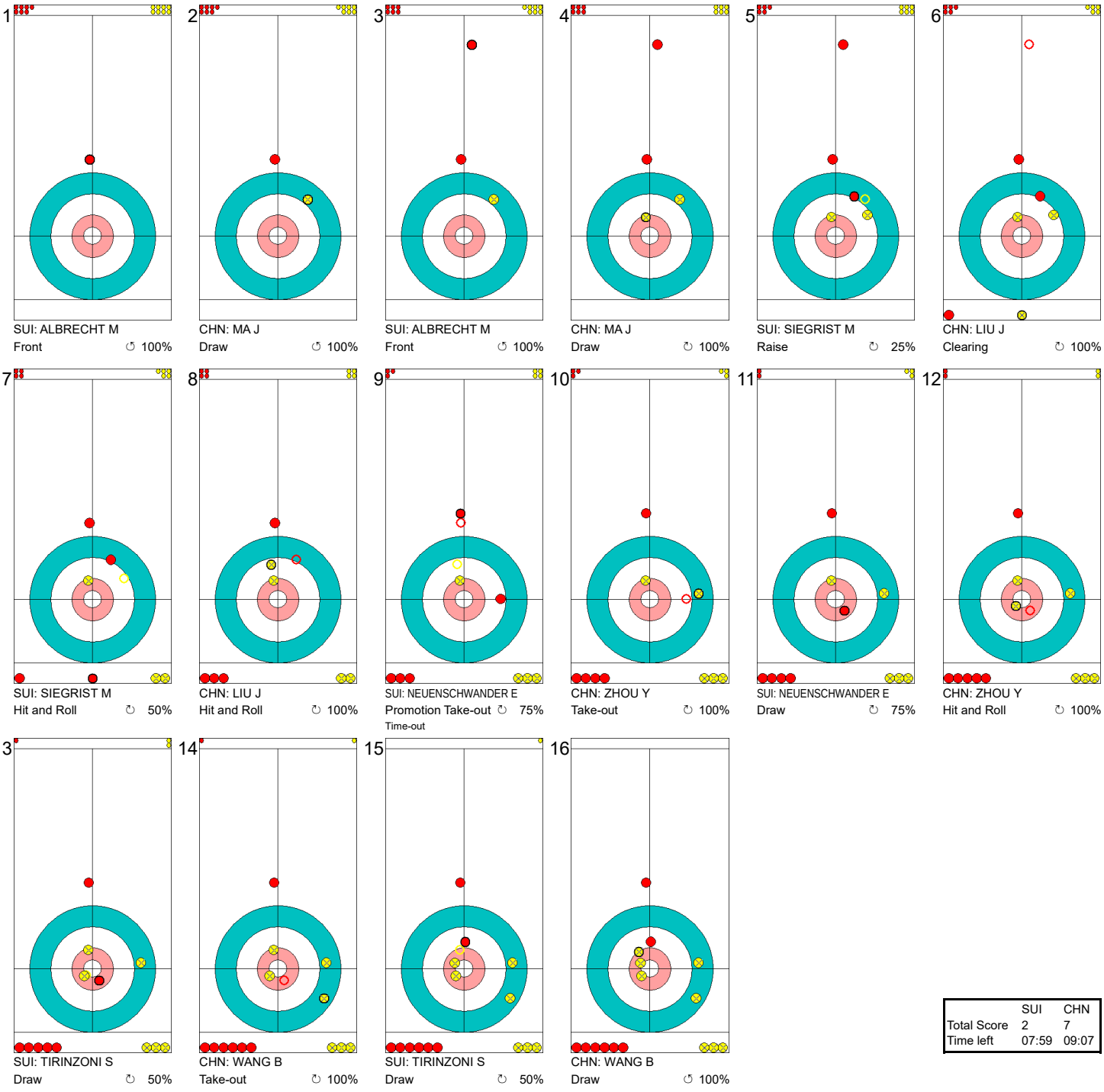

	SUI	CHN
Total Score	2	7
Time left	07:59	09:07

Legend:
↻ Clockwise ↺ Counter-clockwise - Not considered

Most Important Shots
우승 결정 슛 / Tirs les plus importants

Sheet	Game	Team	LSFE	1	2	3	4	5	6	7	8	9	10	Extra Ends	Total
A	1	JPN - Japan		2	2	3	0	1	0	0	1	1	X		10
	1	USA - United States of America	*	0	0	0	1	0	3	1	0	0	X		5

Most Important Shot:

The Japanese Skip FUJISAWA S executed a beautiful Draw to the button, making it difficult for the US Skip ROTH N to score with the last stone. Team Japan did a steal of 2 points.

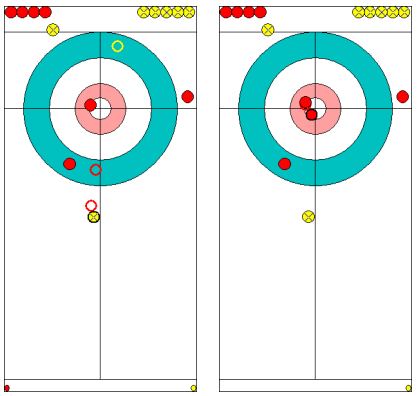

Before After

End: 1
Team: JPN - Japan
Player: FUJISAWA Satsuki
Team Stone: 1 2 3 4 5 6 7 ⑧
Task: Draw
Rotation: ↻
Shot Success: 100%

Sheet	Game	Team	LSFE	1	2	3	4	5	6	7	8	9	10	Extra Ends	Total
B	1	OAR - Olympic Athlete from Russia		0	1	0	0	2	0	0	X	X	X		3
	1	GBR - Great Britain	*	3	0	2	1	0	0	4	X	X	X		10

Most Important Shot:

Skip of team OAR MOISEEVA V, facing two British stones lying behind the right side corner guard, was too light and narrow with her last stone. The British team went on to score three points in the first end for a reassuring lead early in the game.

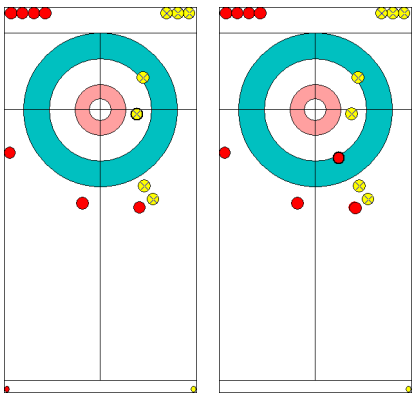

Before After

End: 1
Team: OAR - Olympic Athlete from Russia
Player: MOISEEVA Victoria
Team Stone: 1 2 3 4 5 6 7 ⑧
Task: Draw
Rotation: ↻
Shot Success: 0%

Most Important Shots
우승 결정 슛 / Tirs les plus importants

Sheet	Game	Team	LSFE	1	2	3	4	5	6	7	8	9	10	Extra Ends	Total
C	1	DEN - Denmark	*	0	0	0	1	0	0	2	0	X	X		3
	1	SWE - Sweden		1	0	2	0	2	2	0	2	X	X		9

Most Important Shot:

The Danish Skip DUPONT M was trying to raise the Swedish shot stone and missed completely. Instead of scoring 1 and staying in the game she gave away 2 points and was behind 1:7 after 6 ends.

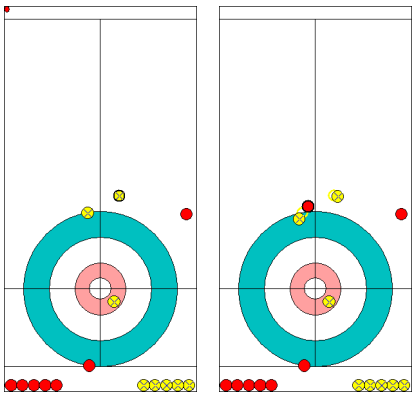

Before After

End: 6
Team: DEN - Denmark
Player: DUPONT Madeleine
Team Stone: 1 2 3 4 5 6 7 (8)
Task: Raise
Rotation: ↻
Shot Success: 0%

Sheet	Game	Team	LSFE	1	2	3	4	5	6	7	8	9	10	Extra Ends	Total
D	1	SUI - Switzerland		1	0	0	0	0	1	0	0	X	X		2
	1	CHN - People's Republic of China	*	0	2	1	1	0	0	0	3	X	X		7

Most Important Shot:

The Chinese Third ZHOU Y played an excellent Hit and Roll on the Swiss shot stone to stay completely covered in the centre of the house. This set up the score of 3 points and the win in this game.

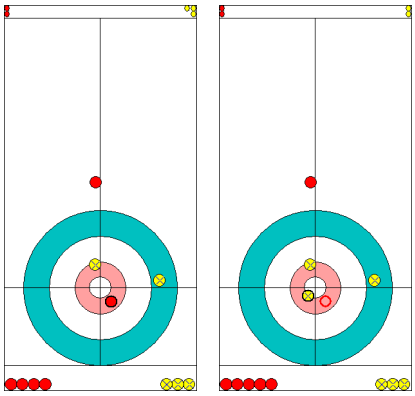

Before After

End: 8
Team: CHN - People's Republic of China
Player: ZHOU Yan
Team Stone: 1 2 3 4 5 (6) 7 8
Task: Hit and Roll
Rotation: ↻
Shot Success: 100%

Legend:
↻ Clockwise
↺ Counter-clockwise
LSFE(*) Last Stone First End
X Unplayed/unfinished end due to concession

Entry List by NOC

NOC별 엔트리 리스트 / Liste d'inscription par CNO

REVISED
15 FEB 17:11

As of THU 15 FEB 2018

CAN - Canada		
4 S	HOMAN Rachel	R
3 V	MISKEW Emma	R
2	COURTNEY Joanne	R
1	WEAGLE Lisa	R
A	BERNARD Cheryl	R
C	KINGSBURY Adam	

KOR - Republic of Korea		
4 S	KIM EunJung	R
3 V	KIM KyeongAe	R
2	KIM SeonYeong	R
1	KIM YeongMi	R
A	KIM Chohi	R
C	KIM MinJung	

CHN - People's Republic of China		
4 S	WANG Bingyu	R
3 V	ZHOU Yan	R
2	LIU Jinli	R
1	MA Jingyi	R
A	JIANG Xindi	R
C	TAN Weidong (CAN)	

OAR - Olympic Athlete from Russia		
4 S	MOISEEVA Victoria	R
3 V	VASILEVA Uliana	R
2	ARSENKINA Galina	R
1	GUZIEVA Julia	R
A	PORTUNOVA Julia	R
C	BELANOV Sergei (RUS)	

DEN - Denmark		
4 S	DUPONT Madeleine	R
3	DUPONT Denise	R
2	HOGH Julie	L
1 V	HALSE Mathilde	R
A	KNUDSEN Lina Almind	R
C	SCHMIDT Ulrik	

SUI - Switzerland		
4 S	TIRINZONI Silvana	R
3	NEUENSCHWANDER Esther	R
2 V	SIEGRIST Manuela	R
1	ALBRECHT Marlene	L
A	PERRET Jenny	R
C	ADAM Gerry (CAN)	

GBR - Great Britain		
4 S	MUIRHEAD Eve	R
3 V	SLOAN Anna	L
2	ADAMS Vicki	R
1	GRAY Lauren	R
A	SCHAFER Kelly	L
C	HOWARD Glenn (CAN)	

SWE - Sweden		
4 S	HASSELBORG Anna	R
3 V	McMANUS Sara	R
2	KNOCHENHAUER Agnes	R
1	MABERGS Sofia	R
A	WAAHLIN Jennie	R
C	PRYTZ Maria	

JPN - Japan		
4 S	FUJISAWA Satsuki	R
3 V	YOSHIDA Chinami	R
2	SUZUKI Yumi	R
1	YOSHIDA Yurika	R
A	MOTOHASHI Mari	R
C	LIND J.D. (CAN)	

USA - United States of America		
4 S	ROTH Nina	R
3 V	PETERSON Tabitha	R
2	GEVING Aileen	R
1	HAMILTON Becca	R
A	CHRISTENSEN Cory	R
C	HACKNER Al (CAN)	

Note:
Position and function for each team member:
4 = Fourth, **3** = Third, **2** = Second, **1** = Lead, **A** = Alternate, **S** = Skip, **V** = Vice-Skip, **C** = Coach

Legend:
L Left-handed **R** Right-handed

JPN: Coach revised.

OMEGA Atos



Medallists
메달리스트 / Médaillé(e)s

Medal	NOC	Name
GOLD	USA - United States of America	SHUSTER John GEORGE Tyler HAMILTON Matt LANDSTEINER John POLO Joe
SILVER	SWE - Sweden	EDIN Niklas ERIKSSON Oskar WRANAA Rasmus SUNDGREN Christoffer LEEK Henrik
BRONZE	SUI - Switzerland	SCHWARZ Benoit PAETZ Claudio DE CRUZ Peter TANNER Valentin MAERKI Dominik

OMEGA
Atos

Final Standings
최종 랭킹 / Classement final

Rank	Team	Players	Position - Function
Gold	USA - United States of America	SHUSTER John	4 S
		GEORGE Tyler	3 V
		HAMILTON Matt	2
		LANDSTEINER John	1
		POLO Joe	A
Silver	SWE - Sweden	EDIN Niklas	4 S
		ERIKSSON Oskar	3 V
		WRANAA Rasmus	2
		SUNDGREN Christoffer	1
		LEEK Henrik	A
Bronze	SUI - Switzerland	SCHWARZ Benoit	4 V
		PAETZ Claudio	3
		DE CRUZ Peter	2 S
		TANNER Valentin	1
		MAERKI Dominik	A
4	CAN - Canada	KOE Kevin	4 S
		KENNEDY Marc	3 V
		LAING Brent	2
		HEBERT Ben	1
		PFEIFER Scott	A
5	GBR - Great Britain	SMITH Kyle	4 S
		MUIRHEAD Thomas	3 V
		WADDELL Kyle	2
		SMITH Cameron	1
		MUIRHEAD Glen	A
6	NOR - Norway	ULSRUD Thomas	4 S
		NERGAARD Torger	3 V
		SVAE Christoffer	2
		PETERSSON Haavard Vad	1
		HOEIBERG Markus	A
7	KOR - Republic of Korea	KIM ChangMin	4 S
		SEONG SeHyeon	3 V
		KIM MinChan	2
		LEE KiBok	1
		OH EunSu	A
8	JPN - Japan	MOROZUMI Yusuke	4 S
		SHIMIZU Tetsuro	3 V
		YAMAGUCHI Tsuyoshi	2
		MOROZUMI Kosuke	1
		HIRATA Kohsuke	A
9	ITA - Italy	MOSANER Amos	4 V
		RETORNAZ Joel	3 S
		GONIN Simone	2
		FERRAZZA Daniele	1
		PILZER Andrea	A
10	DEN - Denmark	STJERNE Rasmus	4 S
		FREDERIKSEN Johnny	3 V
		POULSEN Mikkel	2
		DUPONT Oliver	1
		BERG THOMSEN Morten	A

Note:
Position and function for each team member:
4 = Fourth, **3** = Third, **2** = Second, **1** = Lead, **A** = Alternate, **S** = Skip, **V** = Vice-Skip

Competition Summary
경기 개요 / Résumé de la compétition

Session	Date	Time	Sheet A	Sheet B	Sheet C	Sheet D
Session 1	WED 14 FEB	9:05	DEN 5 - 9 SWE	CAN 5 - 3 ITA	KOR 7 - 11 USA	SUI 5 - 6 GBR
Session 2	WED 14 FEB	20:05	CAN 6 - 4 GBR	KOR 2 - 7 SWE	SUI 4 - 7 ITA	NOR 4 - 6 JPN
Session 3	THU 15 FEB	14:05	USA 9 - 10 ITA	NOR 4 - 7 CAN	GBR 6 - 5 JPN	DEN 7 - 9 SUI
Session 4	FRI 16 FEB	9:05		ITA 4 - 6 DEN	NOR 7 - 5 KOR	SWE 10 - 4 USA
Session 5	FRI 16 FEB	20:05	JPN 5 - 6 SUI	SWE 8 - 6 GBR	DEN 5 - 9 USA	CAN 7 - 6 KOR
Session 6	SAT 17 FEB	14:05	KOR 11 - 5 GBR	SUI 7 - 5 NOR	CAN 2 - 5 SWE	JPN 6 - 5 ITA
Session 7	SUN 18 FEB	9:05	NOR 10 - 8 DEN	USA 2 - 8 JPN		SUI 8 - 6 CAN
Session 8	SUN 18 FEB	20:05	SWE 11 - 4 JPN	DEN 9 - 8 KOR	ITA 6 - 7 GBR	USA 5 - 8 NOR
Session 9	MON 19 FEB	14:05	ITA 6 - 8 KOR	SWE 3 - 10 SUI	USA 9 - 7 CAN	GBR 7 - 6 DEN
Session 10	TUE 20 FEB	9:05	GBR 10 - 3 NOR	JPN 4 - 8 CAN	KOR 8 - 7 SUI	ITA 3 - 7 SWE
Session 11	TUE 20 FEB	20:05	SUI 4 - 8 USA	NOR 4 - 6 ITA	JPN 6 - 4 DEN	
Session 12	WED 21 FEB	14:05	DEN 3 - 8 CAN	GBR 4 - 10 USA	SWE 2 - 7 NOR	KOR 10 - 4 JPN
Tie-breaker	THU 22 FEB	9:05				SUI 9 - 5 GBR
Semi-finals	THU 22 FEB	20:05	SWE 9 - 3 SUI		CAN 3 - 5 USA	
Bronze Medal	FRI 23 FEB	15:35		SUI 7 - 5 CAN		
Gold Medal	SAT 24 FEB	15:35		SWE 7 - 10 USA		

Standings after Round Robin

Rank	Team	Games	Wins	Losses				
1	SWE - Sweden	9	7	2	Q			
2	CAN - Canada	9	6	3	Q			
3	USA - United States of America	9	5	4	Q	w2		
4	GBR - Great Britain	9	5	4	TB	w1		
4	SUI - Switzerland	9	5	4	TB	w0		
6	NOR - Norway	9	4	5		w1	DSC	30.45cm
7	KOR - Republic of Korea	9	4	5		w1	DSC	37.43cm
8	JPN - Japan	9	4	5		w1	DSC	49.77cm
9	ITA - Italy	9	3	6				
10	DEN - Denmark	9	2	7				

Standings after Tie-breaker

Rank	Team	Wins	Losses	TB W-L			
1	SWE	7	2		Q		
2	CAN	6	3		Q		
3	USA	5	4		Q		
4	SUI	5	4	1 - 0	Q		
5	GBR	5	4	0 - 1			
6	NOR	4	5		w1	DSC	30.45cm
7	KOR	4	5		w1	DSC	37.43cm
8	JPN	4	5		w1	DSC	49.77cm
9	ITA	3	6				
10	DEN	2	7				

Play-offs Bracket

Semi-finals | **Finals** | **Final Standings**

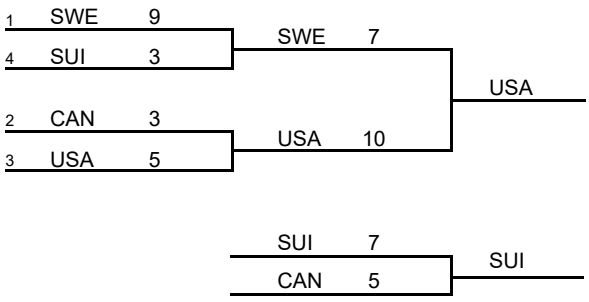

Gold	USA - United States of America
Silver	SWE - Sweden
Bronze	SUI - Switzerland
4	CAN - Canada
5	GBR - Great Britain
6	NOR - Norway
7	KOR - Republic of Korea
8	JPN - Japan
9	ITA - Italy
10	DEN - Denmark

Legend:
DSC Draw Shot Challenge
TB W-L Tie-breaker Wins-Losses
Q Qualified for the semi-finals
wn Number of wins (n) against tied teams
TB Involved in the tie-breaker

Session Results and Standings

세션 경기결과 및 현황 / Résultats de la session et classement

Sheet	Game	Team	LSFE	1	2	3	4	5	6	7	8	9	10	Extra Ends				Total
B	11	SWE - Sweden	*	0	2	0	0	2	0	1	0	2	X					7
	11	USA - United States of America		0	0	2	1	0	2	0	5	0	X					10

Play-offs Bracket

Semi-finals

1 SWE 9
4 SUI 3

2 CAN 3
3 USA 5

Finals

SWE 7
USA 10

SUI 7
CAN 5

Winner

USA
SUI

Final Standings

Gold	USA - United States of America
Silver	SWE - Sweden
Bronze	SUI - Switzerland
4	CAN - Canada
5	GBR - Great Britain
6	NOR - Norway
7	KOR - Republic of Korea
8	JPN - Japan
9	ITA - Italy
10	DEN - Denmark

Legend:
LSFE(*) Last Stone First End
X Unplayed/unfinished end due to concession

Game Results
대회 경기결과 / Résultats de la partie

Sheet	Game	Team	LSFE	1	2	3	4	5	6	7	8	9	10	Extra Ends				Total
B	11	SWE - Sweden	*	0	2	0	0	2	0	1	0	2	X					7
	11	USA - United States of America		0	0	2	1	0	2	0	5	0	X					10

SWE - Sweden		Shot Success Game	Shot Success All
4 S	EDIN Niklas	74%	85%
3 V	ERIKSSON Oskar	86%	88%
2	WRANAA Rasmus	84%	88%
1	SUNDGREN Christoffer	96%	88%
A	LEEK Henrik	-	75%
	Team Total	85%	87%

Time remaining: 4 minutes 32 seconds

Time-out: End 8 - SWE stone 8

USA - United States of America		Shot Success Game	Shot Success All
4 S	SHUSTER John	76%	79%
3 V	GEORGE Tyler	88%	80%
2	HAMILTON Matt	74%	82%
1	LANDSTEINER John	81%	83%
A	POLO Joe	-	-
	Team Total	80%	81%

Time remaining: 5 minutes 50 seconds

Shot Success Analysis

SWE - Sweden		↻	↺	Game
4 EDIN Niklas	Draws	3 42%	7 89%	10 75%
	Take-outs	1 100%	8 69%	9 72%
	Total	4 56%	15 78%	19 74%
3 ERIKSSON Oskar	Draws	5 90%	5 70%	10 80%
	Take-outs	3 100%	7 89%	10 93%
	Total	8 94%	12 81%	20 86%
2 WRANAA Rasmus	Draws	6 92%	7 68%	13 79%
	Take-outs	2 100%	5 90%	7 93%
	Total	8 94%	12 77%	20 84%
1 SUNDGREN Christoffer	Draws	7 100%	11 98%	18 99%
	Take-outs	0 -	2 75%	2 75%
	Total	7 100%	13 94%	20 96%
A LEEK Henrik	Draws	0 -	0 -	0 -
	Take-outs	0 -	0 -	0 -
	Total	0 -	0 -	0 -
Team	Draws	21 87%	30 84%	51 85%
	Take-outs	6 100%	22 81%	28 85%
	Total	27 90%	52 83%	79 85%

USA - United States of America		↻	↺	Game
4 SHUSTER John	Draws	4 75%	4 75%	8 75%
	Take-outs	4 88%	6 71%	10 78%
	Total	8 81%	10 73%	18 76%
3 GEORGE Tyler	Draws	5 90%	1 50%	6 83%
	Take-outs	5 85%	9 92%	14 89%
	Total	10 88%	10 88%	20 88%
2 HAMILTON Matt	Draws	3 67%	3 42%	6 54%
	Take-outs	5 70%	9 89%	14 82%
	Total	8 69%	12 77%	20 74%
1 LANDSTEINER John	Draws	6 83%	11 77%	17 79%
	Take-outs	0 -	1 100%	1 100%
	Total	6 83%	12 79%	18 81%
A POLO Joe	Draws	0 -	0 -	0 -
	Take-outs	0 -	0 -	0 -
	Total	0 -	0 -	0 -
Team	Draws	18 81%	19 70%	37 75%
	Take-outs	14 80%	25 86%	39 84%
	Total	32 80%	44 79%	76 80%

Note:
Position and function for each team member:
4 = Fourth, **3** = Third, **2** = Second, **1** = Lead, **A** = Alternate, **S** = Skip, **V** = Vice-Skip

Legend:
↻ Clockwise ↺ Counter-clockwise **LSFE(*)** Last Stone First End
X Unplayed/unfinished end due to concession

Game - Shot by Shot
경기별 슛 기록 / Déroulement de la partie

End 1 — **SWE - Sweden 0 + 0** (this end) **= 0** — **USA - United States 0 + 0** (this end) **= 0**

1	2	3	4	5	6
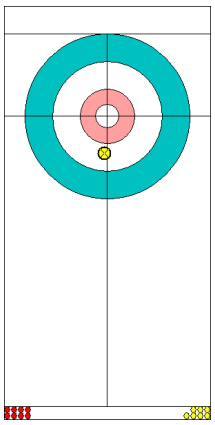	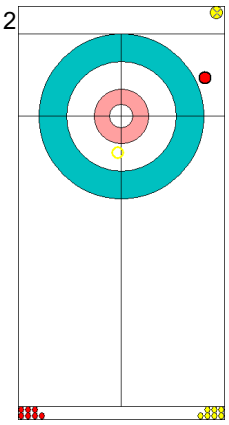	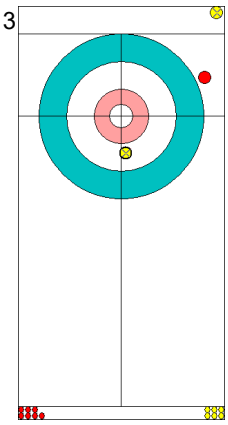	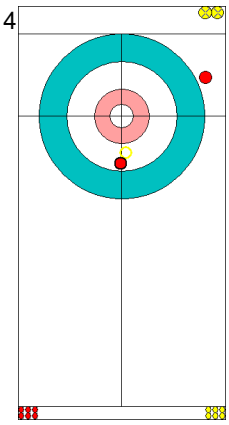	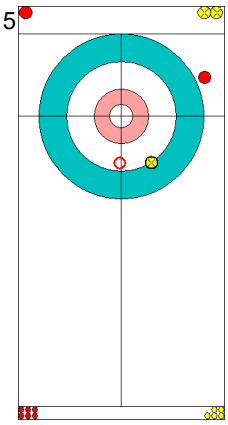	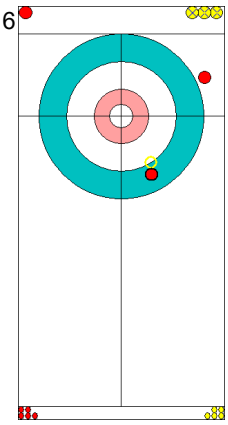
USA: LANDSTEINER J Draw ↻ 100%	SWE: SUNDGREN C Take-out ↺ 50%	USA: LANDSTEINER J Draw ↻ 100%	SWE: SUNDGREN C Take-out ↺ 100%	USA: HAMILTON M Take-out ↺ 100%	SWE: WRANAA R Take-out ↺ 100%

7	8	9	10	11	12
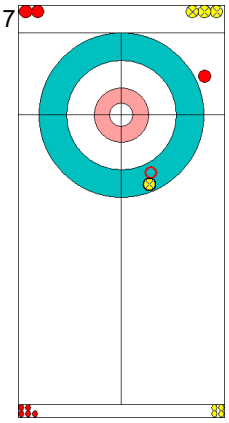	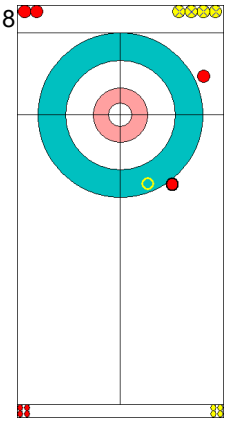	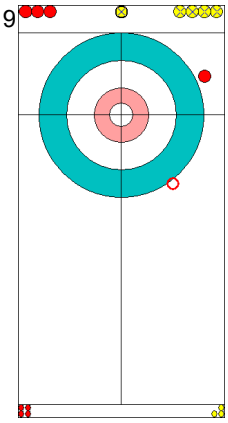	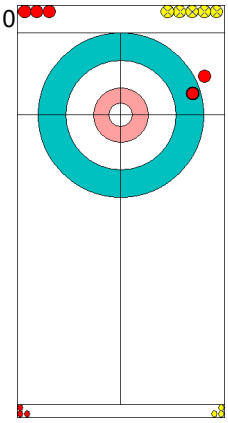	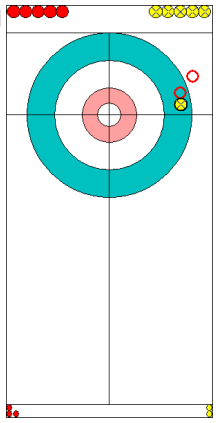	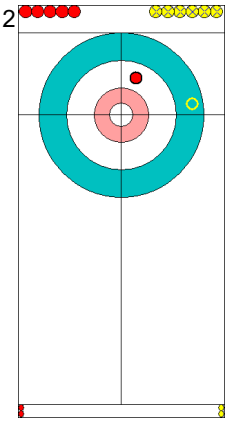
USA: HAMILTON M Take-out ↻ 100%	SWE: WRANAA R Take-out ↺ 100%	USA: GEORGE T Take-out ↺ 50%	SWE: ERIKSSON O Draw ↻ 100%	USA: GEORGE T Take-out ↺ 100%	SWE: ERIKSSON O Take-out ↺ 100%

13	14	15	16
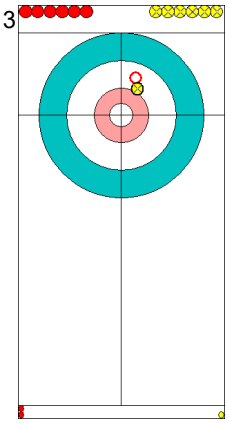	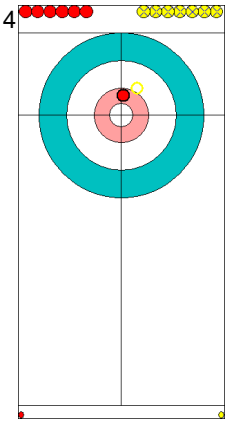	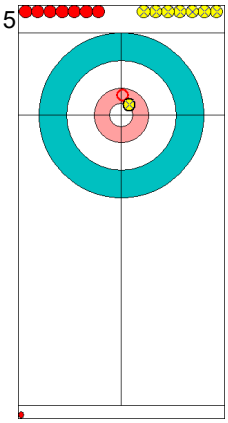	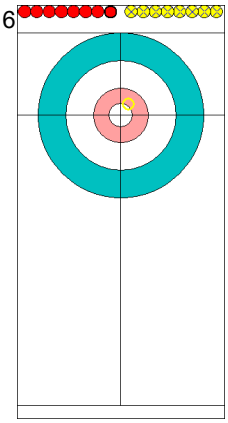
USA: SHUSTER J Take-out ↻ 100%	SWE: EDIN N Take-out ↺ 100%	USA: SHUSTER J Take-out ↻ 100%	SWE: EDIN N Clearing ↺ 100%

	SWE	USA
Total Score	0	0
Time left	36:50	36:48

Legend:
↻ Clockwise ↺ Counter-clockwise - Not considered

Game - Shot by Shot
경기별 숏 기록 / Déroulement de la partie

End 2 — **SWE - Sweden 0 + 2** (this end) **= 2** — **USA - United States 0 + 0** (this end) **= 0**



	SWE	USA
Total Score	2	0
Time left	33:06	34:12

Legend:
↻ Clockwise ↺ Counter-clockwise - Not considered

Game - Shot by Shot
경기별 숏 기록 / Déroulement de la partie

End 3 — **SWE - Sweden 2 + 0** (this end) **= 2** — **USA - United States 0 + 2** (this end) **= 2**

1
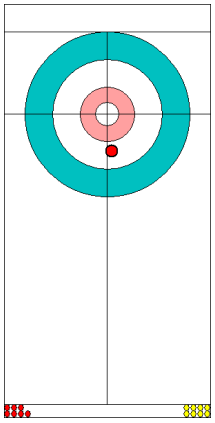
SWE: SUNDGREN C
Draw ↻ 100%

2
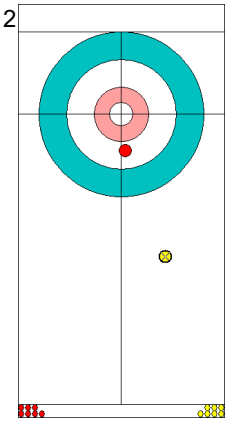
USA: LANDSTEINER J
Front ↻ 100%

3
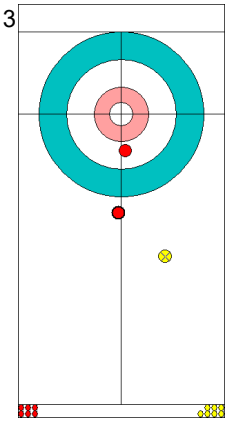
SWE: SUNDGREN C
Guard ↺ 75%

4
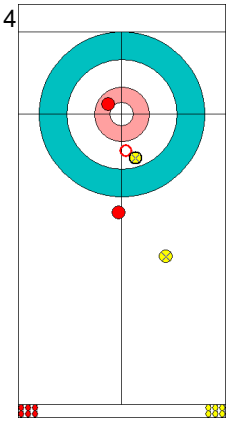
USA: LANDSTEINER J
Raise ↺ 75%

5
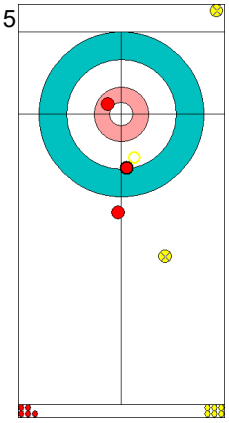
SWE: WRANAA R
Take-out ↻ 100%

6
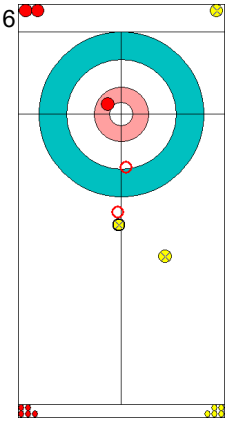
USA: HAMILTON M
Double Take-out ↻ 100%

7
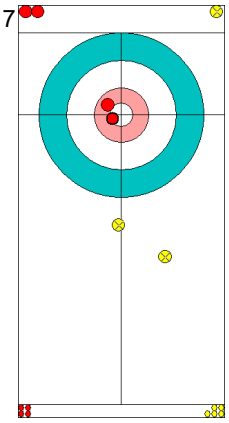
SWE: WRANAA R
Draw ↻ 100%

8
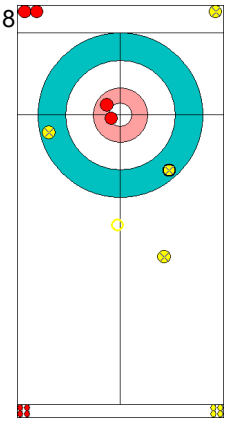
USA: HAMILTON M
Draw ↺ 0%

9
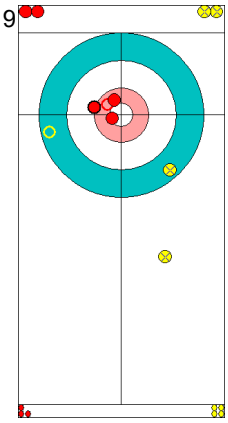
SWE: ERIKSSON O
Take-out ↻ 100%

10
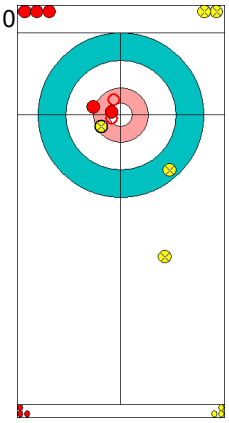
USA: GEORGE T
Take-out ↻ 100%

11
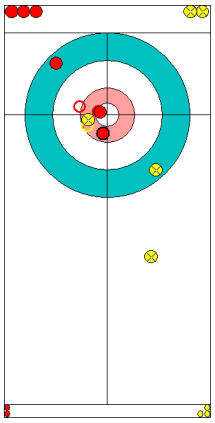
SWE: ERIKSSON O
Raise ↻ 100%

12
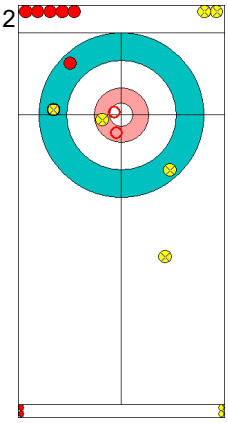
USA: GEORGE T
Double Take-out ↻ 100%

13
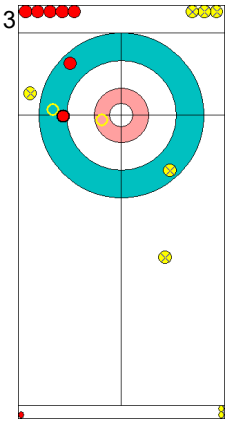
SWE: EDIN N
Double Take-out ↻ 100%

14
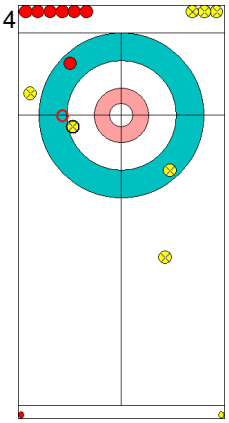
USA: SHUSTER J
Double Take-out ↺ 50%

15
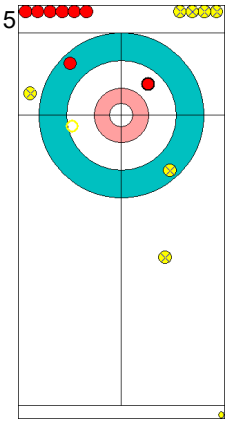
SWE: EDIN N
Take-out ↺ 100%

16
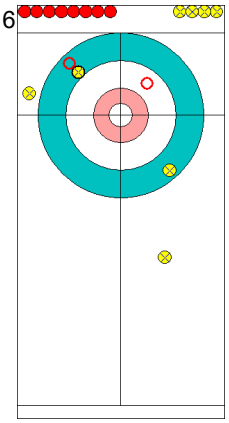
USA: SHUSTER J
Double Take-out ↻ 100%

	SWE	USA
Total Score	2	2
Time left	28:33	30:49

Legend:
↻ Clockwise ↺ Counter-clockwise - Not considered

Game - Shot by Shot
경기별 숏 기록 / Déroulement de la partie

End 4 — **SWE - Sweden 2 + 0** (this end) **= 2** — **USA - United States 2 + 1** (this end) **= 3**



	SWE	USA
Total Score	2	3
Time left	23:13	26:31

Legend:
↻ Clockwise ↺ Counter-clockwise - Not considered

Game - Shot by Shot
경기별 숏 기록 / Déroulement de la partie

End 5 — **SWE - Sweden 2 + 2** (this end) **= 4** — **USA - United States 3 + 0** (this end) **= 3**

1
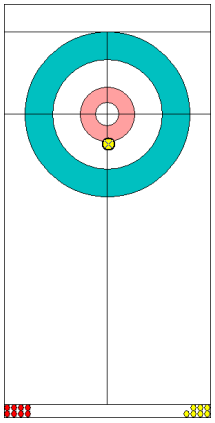
USA: LANDSTEINER J
Draw ↻ 100%

2
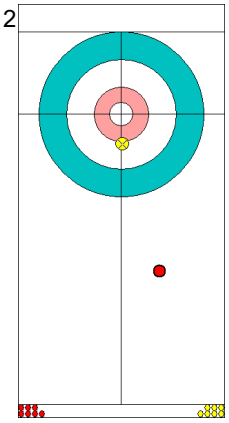
SWE: SUNDGREN C
Front ↻ 100%

3
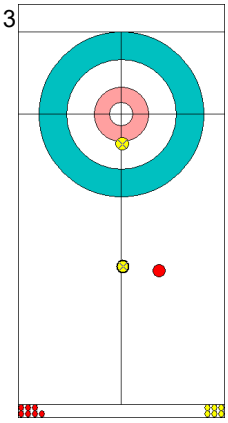
USA: LANDSTEINER J
Guard ↻ 100%

4
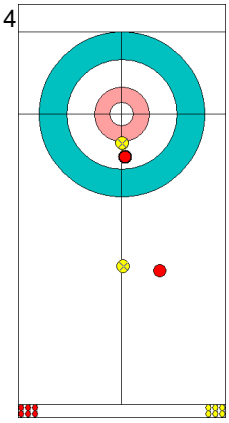
SWE: SUNDGREN C
Draw ↻ 100%

5
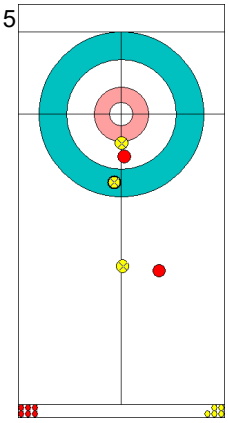
USA: HAMILTON M
Draw ↻ 75%

6
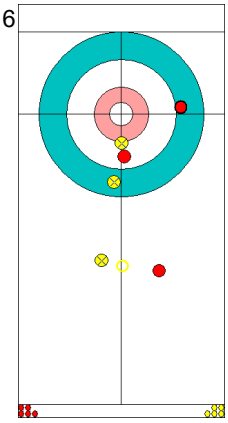
SWE: WRANAA R
Draw ↻ 50%

7
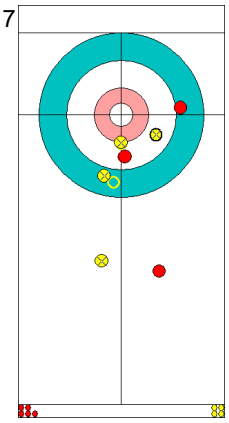
USA: HAMILTON M
Raise ↻ 50%

8
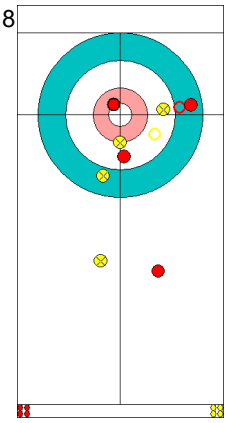
SWE: WRANAA R
Raise ↻ 75%

9
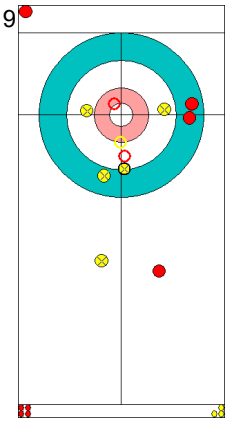
USA: GEORGE T
Promotion Take-out ↻ 100%

10
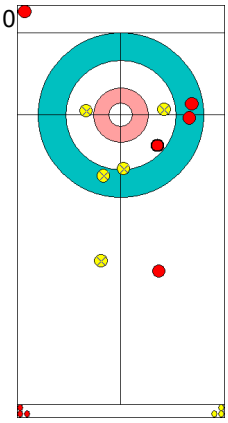
SWE: ERIKSSON O
Draw ↻ 50%

11
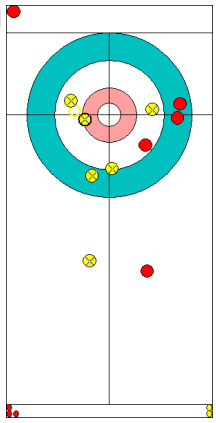
USA: GEORGE T
Draw ↻ 75%

12
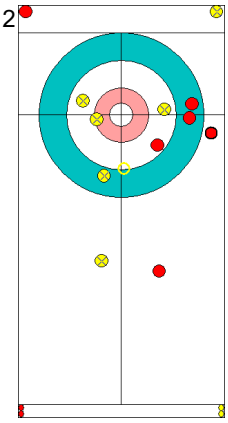
SWE: ERIKSSON O
Double Take-out ↻ 50%

13
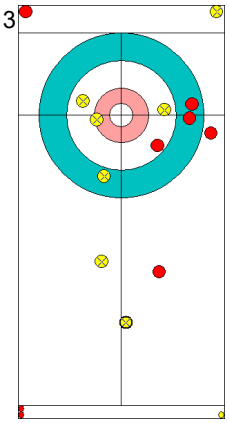
USA: SHUSTER J
Guard ↻ 75%

14
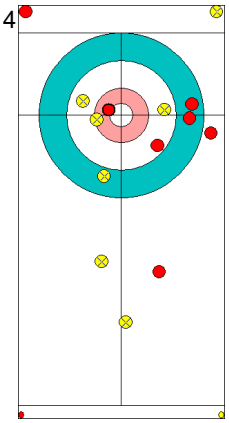
SWE: EDIN N
Draw ↻ 75%

15
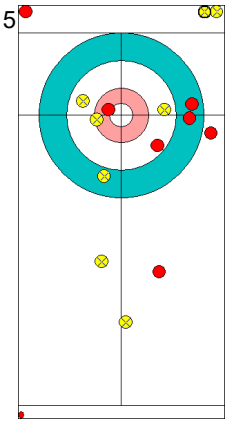
USA: SHUSTER J
Draw ↻ 0%

16
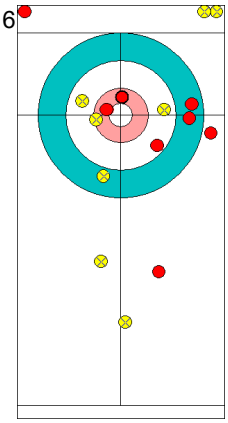
SWE: EDIN N
Draw ↻ 100%

	SWE	USA
Total Score	4	3
Time left	17:57	19:58

Legend:
↻ Clockwise ↺ Counter-clockwise - Not considered

Game - Shot by Shot
경기별 숏 기록 / Déroulement de la partie

End 6 — **SWE - Sweden 4 + 0** (this end) **= 4** — **USA - United States 3 + 2** (this end) **= 5**

1
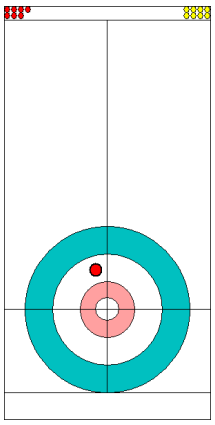
SWE: SUNDGREN C
Draw ↻ 100%

2
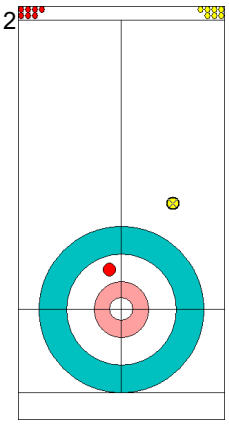
USA: LANDSTEINER J
Front ↻ 100%

3
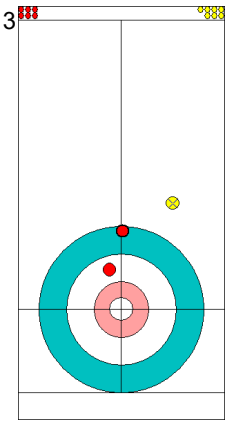
SWE: SUNDGREN C
Draw ↻ 100%

4
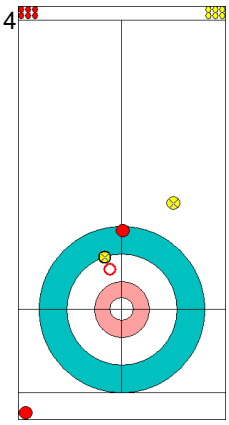
USA: LANDSTEINER J
Take-out ↻ 100%

5
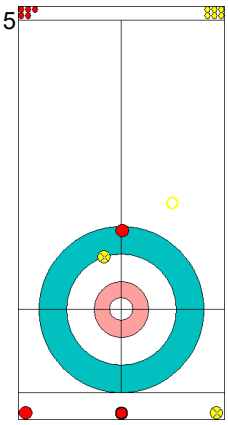
SWE: WRANAA R
Clearing ↻ 100%

6
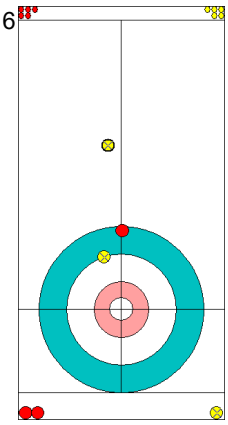
USA: HAMILTON M
Guard ↻ 75%

7
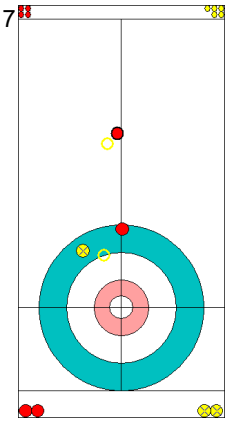
SWE: WRANAA R
Double Take-out ↻ 50%

8
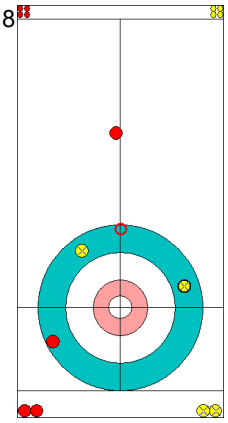
USA: HAMILTON M
Take-out ↻ 0%

9
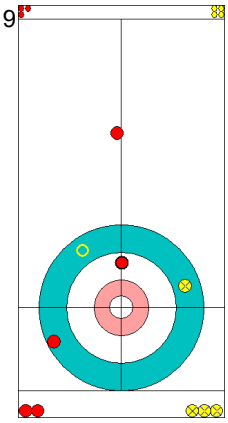
SWE: ERIKSSON O
Hit and Roll ↻ 100%

10
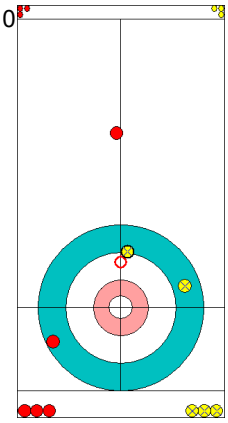
USA: GEORGE T
Take-out ↻ 100%

11
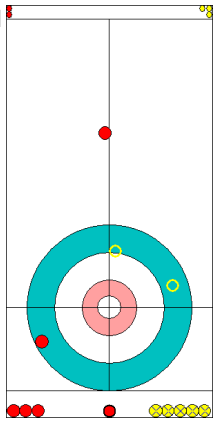
SWE: ERIKSSON O
Double Take-out ↻ 100%

12
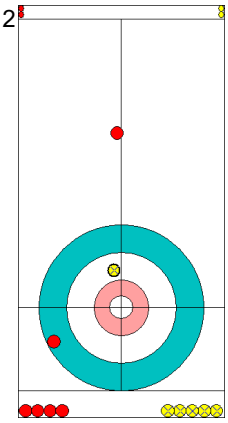
USA: GEORGE T
Draw ↻ 100%

13
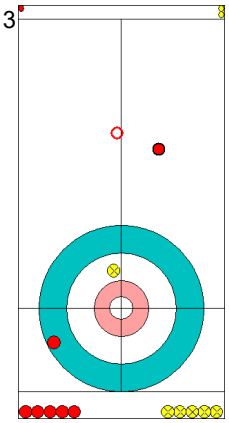
SWE: EDIN N
Promotion Take-out ↻ 0%

14
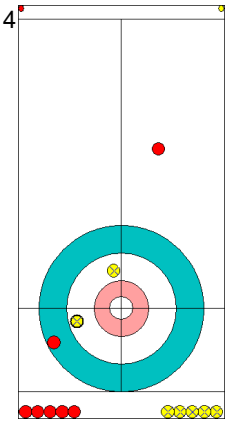
USA: SHUSTER J
Draw ↻ 75%

15
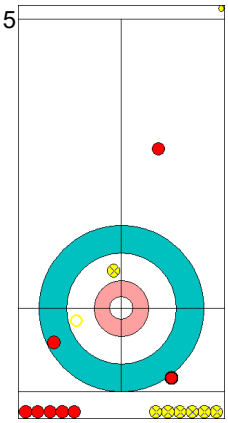
SWE: EDIN N
Hit and Roll ↻ 75%

16
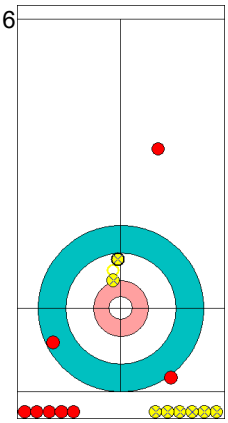
USA: SHUSTER J
Draw ↻ 100%

	SWE	USA
Total Score	4	5
Time left	14:19	17:11

Legend:
↻ Clockwise ↺ Counter-clockwise - Not considered

Game - Shot by Shot
경기별 숏 기록 / Déroulement de la partie

End 7 — **SWE - Sweden 4 + 1** (this end) **= 5** — **USA - United States 5 + 0** (this end) **= 5**



	SWE	USA
Total Score	5	5
Time left	09:21	12:10

Legend:
↻ Clockwise ↺ Counter-clockwise - Not considered

Game - Shot by Shot
경기별 숏 기록 / Déroulement de la partie

End 8 | **SWE - Sweden 5 + 0** (this end) **= 5** | **USA - United States 5 + 5** (this end) **= 10**

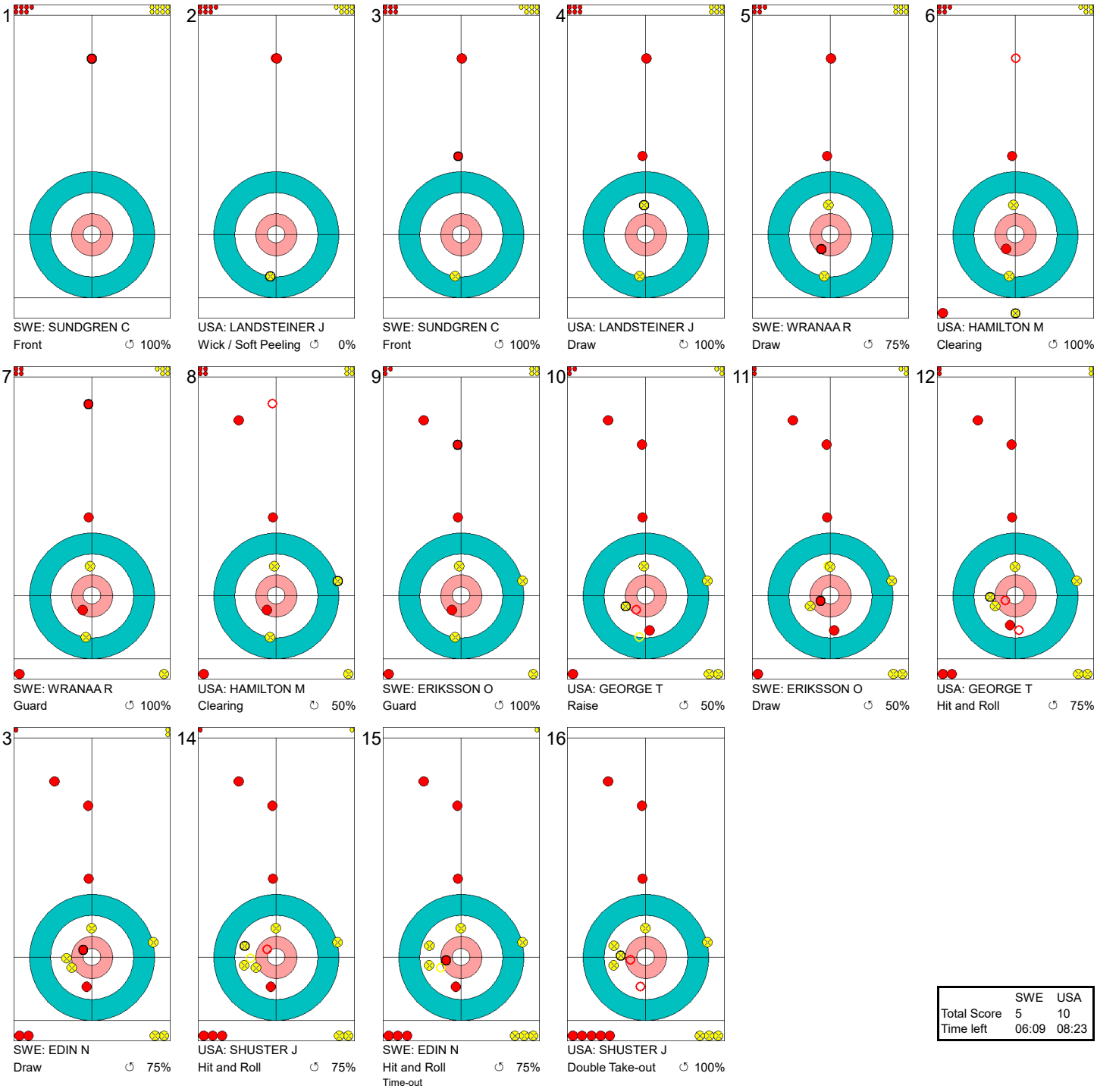

	SWE	USA
Total Score	5	10
Time left	06:09	08:23

Legend:
↻ Clockwise ↺ Counter-clockwise - Not considered

Game - Shot by Shot
경기별 숏 기록 / Déroulement de la partie

End 9 — **SWE - Sweden 5 + 2** (this end) **= 7** — **USA - United States 10 + 0** (this end) **= 10**

1	2	3	4	5	6
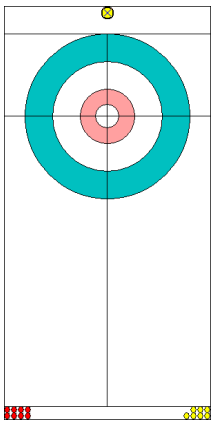	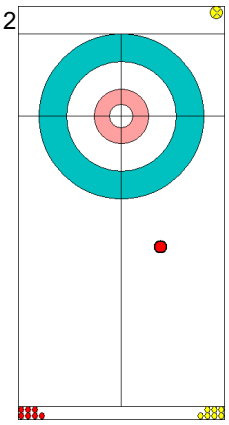	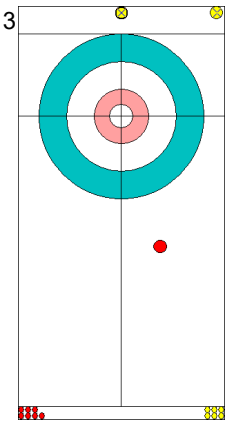	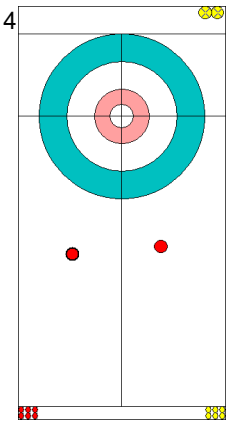	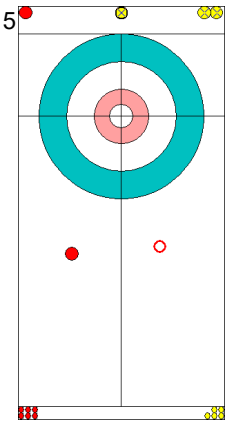	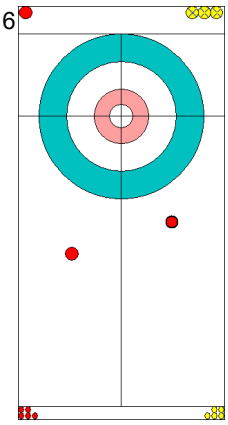
USA: LANDSTEINER J Through ↻ -	SWE: SUNDGREN C Front ↻ 100%	USA: LANDSTEINER J Wick / Soft Peeling ↻ 0%	SWE: SUNDGREN C Front ↺ 100%	USA: HAMILTON M Clearing ↺ 100%	SWE: WRANAA R Front ↻ 100%
7	**8**	**9**	**10**	**11**	**12**
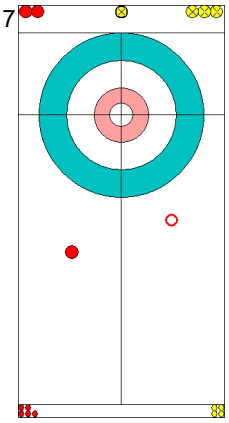	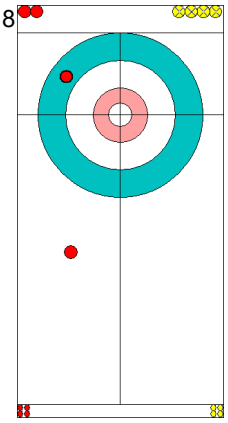	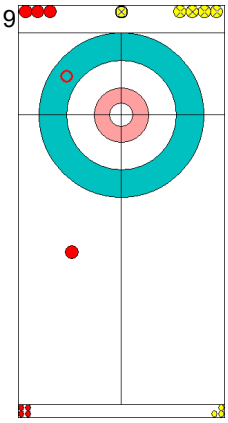	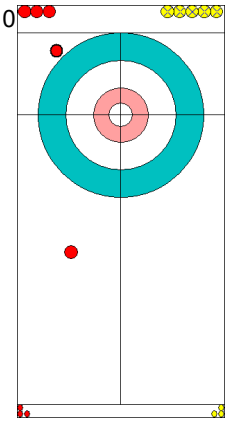	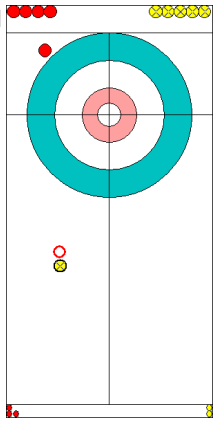	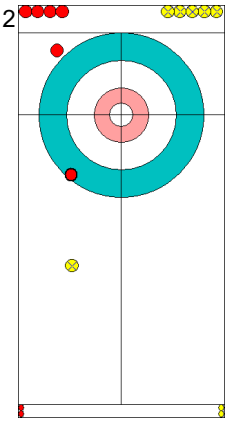
USA: HAMILTON M Clearing ↺ 100%	SWE: WRANAA R Draw ↺ 75%	USA: GEORGE T Clearing ↺ 100%	SWE: ERIKSSON O Draw ↺ 0%	USA: GEORGE T Clearing ↻ 25%	SWE: ERIKSSON O Draw ↻ 100%
13	**14**	**15**	**16**		
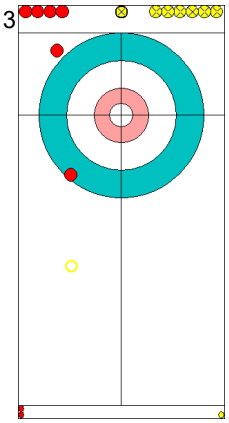	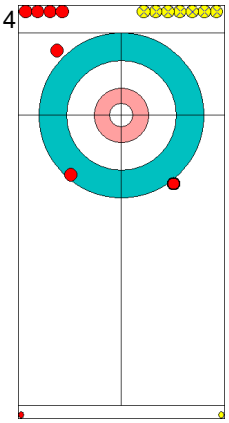	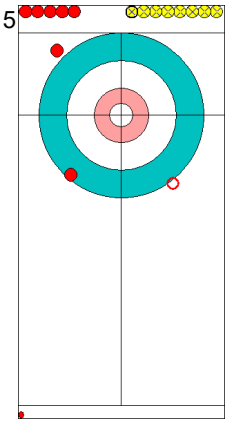	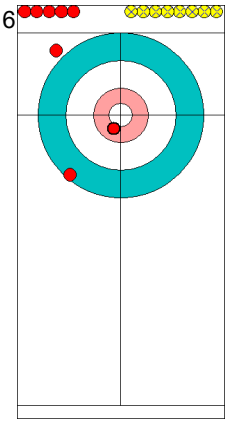		
USA: SHUSTER J Clearing ↻ 100%	SWE: EDIN N Draw ↻ 100%	USA: SHUSTER J Hit and Roll ↺ 50%	SWE: EDIN N Draw ↺ 100%		

	SWE	USA
Total Score	7	10
Time left	05:25	06:45

Legend:
↻ Clockwise ↺ Counter-clockwise - Not considered

Game - Shot by Shot
경기별 숏 기록 / Déroulement de la partie

End 10 — **SWE - Sweden 7 + X** (this end) **= 7** — **USA - United States 10 + X** (this end) **= 10**

1
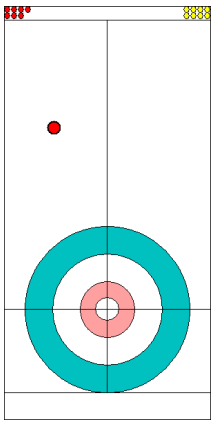
SWE: SUNDGREN C
Front ↻ 100%

2
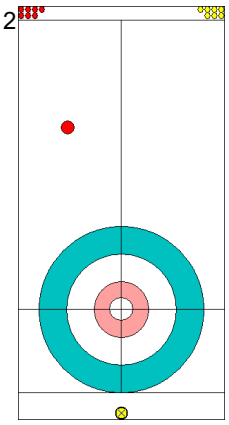
USA: LANDSTEINER J
Wick / Soft Peeling ↺ 0%
Free guard zone violation

3
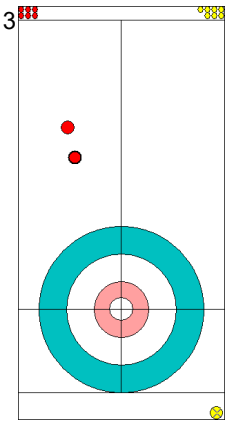
SWE: SUNDGREN C
Front ↻ 100%

4
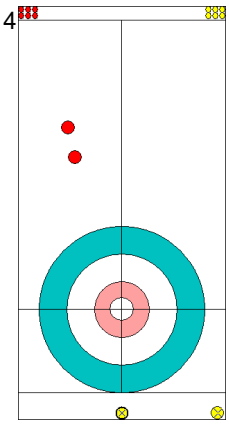
USA: LANDSTEINER J
Through ↺ -

5
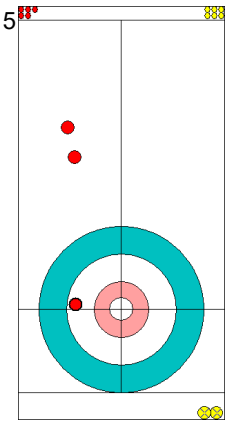
SWE: WRANAA R
Draw ↻ 100%

6
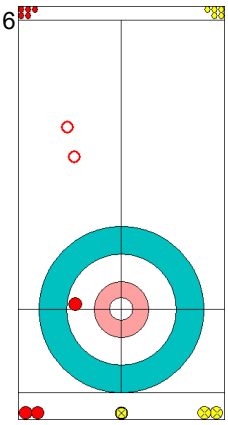
USA: HAMILTON M
Clearing ↺ 100%

7
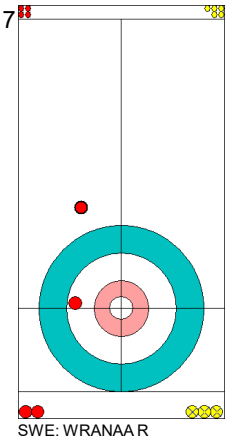
SWE: WRANAA R
Guard ↻ 100%

8
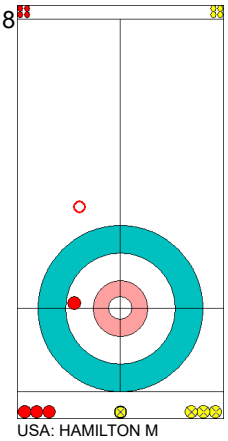
USA: HAMILTON M
Clearing ↺ 100%

9
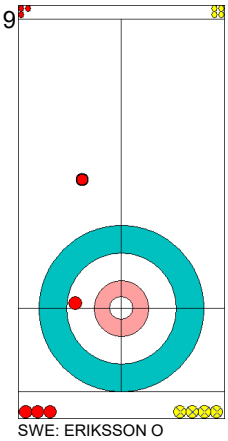
SWE: ERIKSSON O
Guard ↻ 100%

10
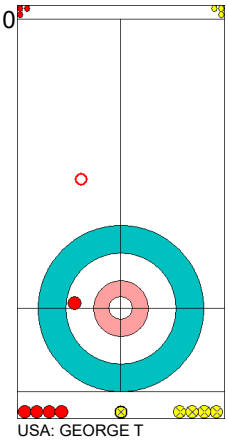
USA: GEORGE T
Clearing ↺ 100%

11
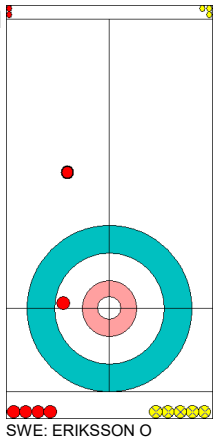
SWE: ERIKSSON O
Guard ↻ 100%

12
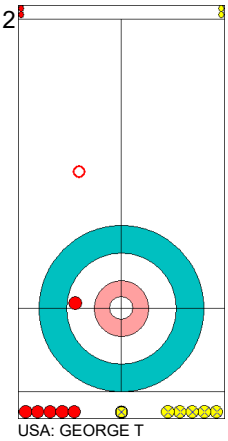
USA: GEORGE T
Clearing ↺ 100%

13
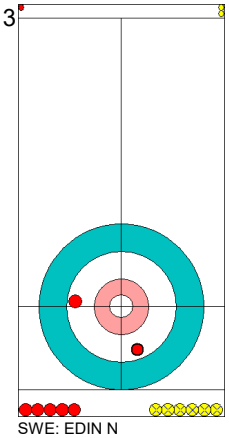
SWE: EDIN N
Draw ↻ 75%

	SWE	USA
Total Score	7	10
Time left	04:32	05:50

Legend:
↻ Clockwise
↺ Counter-clockwise
\- Not considered
X Unfinished end due to concession

Most Important Shots
우승 결정 슛 / Tirs les plus importants

Sheet	Game	Team	LSFE	1	2	3	4	5	6	7	8	9	10	Extra Ends				Total
B	11	SWE - Sweden	*	0	2	0	0	2	0	1	0	2	X					7
	11	USA - United States of America		0	0	2	1	0	2	0	5	0	X					10

Most Important Shot:

The gold medal game made a turn in the 8th end, when the Swedish team in their chase to steal, left the US team with a huge opportunity: Skip SHUSTER J played a Double Take-out to score 5 points. This shot gave the US team an important lead and eventually the Olympic gold medal.

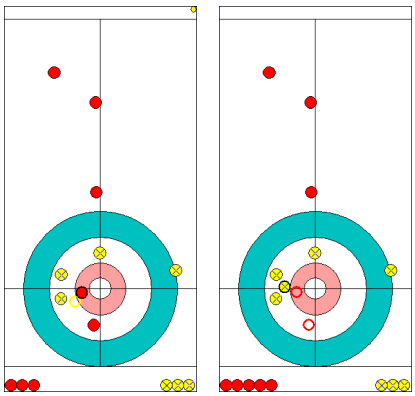

Before | After

End: 8

Team: USA - United States of America

Player: SHUSTER John

Team Stone: 1 2 3 4 5 6 7 ⑧

Task: Double Take-out

Rotation: ↻

Shot Success: 100%

Legend:
↻ Clockwise
↺ Counter-clockwise
LSFE(*) Last Stone First End
X Unplayed/unfinished end due to concession

USA 'Team Reject' stun Sweden 10-7 to claim men's team gold

Saturday, 24 February 2018 - 20:56

PYEONGCHANG - Four years is a long time in curling.

After the Sochi 2014 Olympic Winter Games, John SHUSTER (USA) was excluded from the new USA Curling high-performance programme, having finished 10th at Vancouver 2010 and ninth at Sochi 2014, leading to SHUSTER and his team being derisively dubbed 'Team Reject'.

Now SHUSTER is a gold medallist.

USA defeated Sweden, the world No. 1 team, 10-7 in Saturday's gold medal match at Gangneung Curling Centre.

USA took a decisive 10-5 lead after scoring five points in the eighth end, leaving Sweden unable to recover.

It's been a long story of redemption for SHUSTER, who claimed a bronze medal at Torino 2006, and he admitted to feeling emotional on the podium.

"I look back on 2006 and standing on the podium and getting an Olympic medal, and it being one of the most incredible moments of my life," SHUSTER said. "And hearing somebody else's national anthem because somebody else won the gold, that's when I knew I wanted to sing my national anthem on the top of a podium at an Olympics.

"When you have those thoughts and aspirations and dreams, and you get back there in '10 and '14, you always think there's a chance. From the day the 2014 Olympics ended, every single day was with this journey in mind."

A week ago, this gold medal seemed highly unlikely after USA began the round-robin phase with two wins and four losses in their opening six games. But five wins in a row, all of them must-win games, secured them glory.

"We've played our best when our backs were up against the wall," said Tyler GEORGE (USA). "We took it to another level this week. Usually we're fighting and scrapping to get into the playoffs but for five days we were the best team in the world and we did it at the right time. We always knew we had it in us, but to do it when it matters most is what I'm most proud of overall."

For Sweden skip Niklas EDIN, competing in his first gold medal match after taking bronze at Sochi 2014, the loss was bitter.

"Just feeling empty, and disappointed we couldn't play a better game," EDIN said. "We had our chances, but at the same time we missed a lot of shots, too, so we never really got into that semifinal feeling we had. They got us in trouble, too, so good for them. They played well and when they put us in trouble, we couldn't handle it. Right now I just feel like lying on a bed and just disappearing from the world for a bit."

Cumulative Player Statistics by Team
팀별 선수 누적 통계 / Statistiques individuelles cumulées par équipe

SWE - Sweden

EDIN Niklas — Fourth Skip — Right-handed

Type	↻	%	↺	%	Total	%
Draw	19	91	30	80	49	84
Front	0	-	0	-	0	-
Guard	5	100	6	83	11	91
Raise	6	71	1	50	7	68
Wick / Soft Peeling	0	-	0	-	0	-
Freeze	0	-	0	-	0	-
Take-out	18	97	27	94	45	96
Hit and Roll	6	88	15	78	21	81
Clearing	11	91	9	100	20	95
Double Take-out	15	77	8	75	23	76
Promotion Take-out	2	100	10	53	12	60
Not considered	0	-	0	-	0	-
All Draws	30	88	37	80	67	84
All Take-outs	52	89	69	83	121	86
Total	82	89	106	82	188	85

SUNDGREN Christoffer — Lead — Right-handed

Type	↻	%	↺	%	Total	%
Draw	30	81	63	88	93	86
Front	17	99	24	94	41	96
Guard	4	94	11	82	15	85
Raise	3	92	5	85	8	88
Wick / Soft Peeling	0	-	6	63	6	63
Freeze	0	-	0	-	0	-
Take-out	1	100	7	93	8	94
Hit and Roll	1	100	1	75	2	88
Clearing	1	100	0	-	1	100
Double Take-out	1	100	0	-	1	100
Promotion Take-out	0	-	0	-	0	-
Not considered	2	-	7	-	9	-
All Draws	54	88	109	87	163	88
All Take-outs	4	100	8	91	12	94
Total	58	89	117	88	175	88

ERIKSSON Oskar — Third V-Skip — Left-handed

Type	↻	%	↺	%	Total	%
Draw	14	89	18	82	32	85
Front	1	0	0	-	1	0
Guard	7	86	2	100	9	89
Raise	3	92	6	79	9	83
Wick / Soft Peeling	0	-	0	-	0	-
Freeze	0	-	0	-	0	-
Take-out	17	87	13	94	30	90
Hit and Roll	12	85	10	88	22	86
Clearing	24	97	28	96	52	97
Double Take-out	9	89	13	81	22	84
Promotion Take-out	8	63	5	90	13	73
Not considered	0	-	0	-	0	-
All Draws	25	85	26	83	51	84
All Take-outs	70	88	69	91	139	89
Total	95	87	95	89	190	88

LEEK Henrik — Alternate — Right-handed

Type	↻	%	↺	%	Total	%
Draw	2	88	3	92	5	90
Front	0	-	0	-	0	-
Guard	0	-	0	-	0	-
Raise	0	-	0	-	0	-
Wick / Soft Peeling	0	-	1	0	1	0
Freeze	0	-	0	-	0	-
Take-out	0	-	0	-	0	-
Hit and Roll	0	-	0	-	0	-
Clearing	0	-	0	-	0	-
Double Take-out	0	-	0	-	0	-
Promotion Take-out	0	-	0	-	0	-
Not considered	0	-	0	-	0	-
All Draws	2	88	4	69	6	75
All Take-outs	0	-	0	-	0	-
Total	2	88	4	69	6	75

WRANAA Rasmus — Second — Right-handed

Type	↻	%	↺	%	Total	%
Draw	15	90	17	72	32	80
Front	1	100	3	67	4	75
Guard	2	50	2	100	4	75
Raise	8	72	3	67	11	70
Wick / Soft Peeling	1	50	1	100	2	75
Freeze	0	-	0	-	0	-
Take-out	8	100	10	93	18	96
Hit and Roll	6	88	6	63	12	75
Clearing	35	99	42	97	77	98
Double Take-out	11	86	14	75	25	80
Promotion Take-out	4	88	1	100	5	90
Not considered	0	-	0	-	0	-
All Draws	27	81	26	74	53	77
All Take-outs	64	95	73	89	137	92
Total	91	91	99	85	190	88

Team: SWE - Sweden

Type	↻	%	↺	%	Total	%
Draw	80	87	131	84	211	85
Front	19	93	27	91	46	92
Guard	18	88	21	86	39	87
Raise	20	78	15	77	35	77
Wick / Soft Peeling	1	50	8	59	9	58
Freeze	0	-	0	-	0	-
Take-out	44	94	57	94	101	94
Hit and Roll	25	87	32	78	57	82
Clearing	71	97	79	97	150	97
Double Take-out	36	83	35	77	71	80
Promotion Take-out	14	75	16	67	30	71
Not considered	2	-	7	-	9	-
All Draws	138	86	202	83	340	84
All Take-outs	190	91	219	88	409	89
Total	328	89	421	86	749	87

Legend:
↻ Clockwise ↺ Counter-clockwise

Cumulative Player Statistics by Team
팀별 선수 누적 통계 / Statistiques individuelles cumulées par équipe

USA - United States of America

SHUSTER John — Fourth Skip — Right-handed

Type	↻	%	↺	%	Total	%
Draw	27	78	32	76	59	77
Front	0	-	0	-	0	-
Guard	5	85	4	100	9	92
Raise	10	88	2	100	12	90
Wick / Soft Peeling	0	-	0	-	0	-
Freeze	0	-	2	50	2	50
Take-out	16	81	31	85	47	84
Hit and Roll	6	92	12	81	18	85
Clearing	4	100	9	89	13	92
Double Take-out	16	67	13	63	29	66
Promotion Take-out	2	50	8	53	10	53
Not considered	0	-	0	-	0	-
All Draws	42	81	40	78	82	80
All Take-outs	44	78	73	78	117	78
Total	86	79	113	78	199	79

LANDSTEINER John — Lead — Left-handed

Type	↻	%	↺	%	Total	%
Draw	33	87	53	83	86	84
Front	33	96	21	93	54	95
Guard	6	54	7	68	13	62
Raise	1	100	4	75	5	80
Wick / Soft Peeling	11	73	15	55	26	63
Freeze	0	-	0	-	0	-
Take-out	3	100	2	100	5	100
Hit and Roll	6	83	1	75	7	82
Clearing	0	-	1	0	1	0
Double Take-out	0	-	0	-	0	-
Promotion Take-out	1	100	0	-	1	100
Not considered	0	-	4	-	4	-
All Draws	84	87	100	79	184	83
All Take-outs	10	90	4	69	14	84
Total	94	87	104	79	198	83

GEORGE Tyler — Third V-Skip — Right-handed

Type	↻	%	↺	%	Total	%
Draw	24	77	24	75	48	76
Front	3	100	0	-	3	100
Guard	9	83	3	67	12	79
Raise	4	88	7	71	11	77
Wick / Soft Peeling	0	-	2	100	2	100
Freeze	0	-	0	-	0	-
Take-out	15	85	27	89	42	88
Hit and Roll	7	93	17	85	24	88
Clearing	14	75	18	89	32	83
Double Take-out	11	73	8	63	19	68
Promotion Take-out	5	50	4	69	9	58
Not considered	0	-	0	-	0	-
All Draws	40	81	36	75	76	78
All Take-outs	52	77	74	84	126	81
Total	92	79	110	81	202	80

POLO Joe — Alternate — Right-handed

Type	↻	%	↺	%	Total	%
Draw	0	-	0	-	0	-
Front	0	-	0	-	0	-
Guard	0	-	0	-	0	-
Raise	0	-	0	-	0	-
Wick / Soft Peeling	0	-	0	-	0	-
Freeze	0	-	0	-	0	-
Take-out	0	-	0	-	0	-
Hit and Roll	0	-	0	-	0	-
Clearing	0	-	0	-	0	-
Double Take-out	0	-	0	-	0	-
Promotion Take-out	0	-	0	-	0	-
Not considered	0	-	0	-	0	-
All Draws	0	-	0	-	0	-
All Take-outs	0	-	0	-	0	-
Total	0	-	0	-	0	-

HAMILTON Matt — Second — Right-handed

Type	↻	%	↺	%	Total	%
Draw	19	70	22	84	41	77
Front	3	100	3	92	6	96
Guard	13	87	8	69	21	80
Raise	12	71	6	67	18	69
Wick / Soft Peeling	0	-	0	-	0	-
Freeze	0	-	0	-	0	-
Take-out	10	65	17	91	27	81
Hit and Roll	8	72	9	69	17	71
Clearing	28	87	31	98	59	92
Double Take-out	4	75	2	75	6	75
Promotion Take-out	2	100	5	65	7	75
Not considered	0	-	0	-	0	-
All Draws	47	77	39	79	86	78
All Take-outs	52	80	64	89	116	85
Total	99	78	103	85	202	82

Team: USA - United States of America

Type	↻	%	↺	%	Total	%
Draw	103	79	131	80	234	79
Front	39	97	24	93	63	95
Guard	33	80	22	74	55	77
Raise	27	81	19	74	46	78
Wick / Soft Peeling	11	73	17	60	28	65
Freeze	0	-	2	50	2	50
Take-out	44	80	77	88	121	85
Hit and Roll	27	84	39	80	66	82
Clearing	46	84	59	92	105	89
Double Take-out	31	70	23	64	54	68
Promotion Take-out	10	65	17	60	27	62
Not considered	0	-	4	-	4	-
All Draws	213	82	215	78	428	80
All Take-outs	158	79	215	83	373	81
Total	371	81	430	81	801	81

Legend:
↻ Clockwise ↺ Counter-clockwise

Summary of Big Ends

대량 득점 엔드 요약 / Résumé des manches avec quatre points et plus

Points Scored	By	Against	Session	End	Game Result
5	ITA - Italy	USA - United States of America	3	3	10 : 9
5	SUI - Switzerland	SWE - Sweden	9	7	10 : 3
5	SUI - Switzerland	GBR - Great Britain	TB	9	9 : 5
5	SWE - Sweden	JPN - Japan	8	8	11 : 4
5	USA - United States of America	SWE - Sweden	GM	8	10 : 7
4	CAN - Canada	DEN - Denmark	12	1	8 : 3
4	KOR - Republic of Korea	SUI - Switzerland	10	3	8 : 7
4	KOR - Republic of Korea	JPN - Japan	12	6	10 : 4
4	NOR - Norway	DEN - Denmark	7	4	10 : 8
4	NOR - Norway	DEN - Denmark	7	6	10 : 8
4	SUI - Switzerland	CAN - Canada	7	1	8 : 6
4	SWE - Sweden	USA - United States of America	4	1	10 : 4
4	SWE - Sweden	SUI - Switzerland	SF	4	9 : 3
4	USA - United States of America	GBR - Great Britain	12	8	10 : 4

Note:
Big ends are defined as ends with a score of four or more points.

Legend:
GM Gold Medal Game **SF** Semi-finals **TB** Tie-breaker

Time-out Statistics
타임아웃 통계 / Statistiques de temps d'arrêt

Team	Games	Number of Time-outs	Average Shot Success on Next Stone
ITA - Italy	9	7	100%
NOR - Norway	9	5	87%
SWE - Sweden	11	2	87%
CAN - Canada	11	9	86%
USA - United States of America	11	5	85%
DEN - Denmark	9	6	83%
KOR - Republic of Korea	9	10	82%
SUI - Switzerland	12	10	77%
GBR - Great Britain	10	8	75%
JPN - Japan	9	2	75%
Total	50	64	83%

Game Results
대회 경기결과 / Résultats de la partie

Sheet	Game	Team	LSFE	1	2	3	4	5	6	7	8	9	10	Extra Ends				Total
B	12	SUI - Switzerland		0	1	1	0	2	0	2	0	1	X					7
	11	CAN - Canada	*	0	0	0	2	0	1	0	2	0	X					5

SUI - Switzerland		Shot Success Game	Shot Success All
4 V	SCHWARZ Benoit	88%	81%
3	PAETZ Claudio	91%	85%
2 S	DE CRUZ Peter	84%	82%
1	TANNER Valentin	81%	86%
A	MAERKI Dominik	-	-
	Team Total	86%	84%

Time remaining: 0 minutes 57 seconds

Time-out: End 9 - SUI stone 7

CAN - Canada		Shot Success Game	Shot Success All
4 S	KOE Kevin	65%	83%
3 V	KENNEDY Marc	75%	87%
2	LAING Brent	75%	84%
1	HEBERT Ben	100%	87%
A	PFEIFER Scott	-	88%
	Team Total	79%	85%

Time remaining: 1 minute 22 seconds

Time-out: End 7 - CAN stone 7

Shot Success Analysis

SUI - Switzerland		↻		↺		Game	
4 SCHWARZ Benoit	Draws	2	88%	8	97%	10	95%
	Take-outs	5	80%	5	80%	10	80%
	Total	7	82%	13	90%	20	88%
3 PAETZ Claudio	Draws	2	88%	5	85%	7	86%
	Take-outs	5	100%	8	91%	13	94%
	Total	7	96%	13	88%	20	91%
2 DE CRUZ Peter	Draws	0	-	3	100%	3	100%
	Take-outs	6	96%	11	73%	17	81%
	Total	6	96%	14	79%	20	84%
1 TANNER Valentin	Draws	4	94%	16	78%	20	81%
	Take-outs	0	-	0	-	0	-
	Total	4	94%	16	78%	20	81%
A MAERKI Dominik	Draws	0	-	0	-	0	-
	Take-outs	0	-	0	-	0	-
	Total	0	-	0	-	0	-
Team	Draws	8	91%	32	86%	40	87%
	Take-outs	16	92%	24	80%	40	85%
	Total	24	92%	56	83%	80	86%

CAN - Canada		↻		↺		Game	
4 KOE Kevin	Draws	0	-	6	63%	6	63%
	Take-outs	2	25%	10	75%	12	67%
	Total	2	25%	16	70%	18	65%
3 KENNEDY Marc	Draws	2	63%	6	88%	8	81%
	Take-outs	6	67%	6	75%	12	71%
	Total	8	66%	12	81%	20	75%
2 LAING Brent	Draws	0	-	14	80%	14	80%
	Take-outs	4	63%	2	63%	6	63%
	Total	4	63%	16	78%	20	75%
1 HEBERT Ben	Draws	1	100%	17	100%	18	100%
	Take-outs	0	-	2	100%	2	100%
	Total	1	100%	19	100%	20	100%
A PFEIFER Scott	Draws	0	-	0	-	0	-
	Take-outs	0	-	0	-	0	-
	Total	0	-	0	-	0	-
Team	Draws	3	75%	43	87%	46	86%
	Take-outs	12	58%	20	76%	32	70%
	Total	15	62%	63	83%	78	79%

Note:
Position and function for each team member:
4 = Fourth, **3** = Third, **2** = Second, **1** = Lead, **A** = Alternate, **S** = Skip, **V** = Vice-Skip

Legend:
↻ Clockwise ↺ Counter-clockwise **LSFE(*)** Last Stone First End
X Unplayed/unfinished end due to concession

Game - Shot by Shot
경기별 슛 기록 / Déroulement de la partie

End 1 — **SUI - Switzerland 0 + 0 (this end) = 0** — **CAN - Canada 0 + 0 (this end) = 0**



	SUI	CAN
Total Score	0	0
Time left	35:23	35:08

Legend:
↻ Clockwise ↺ Counter-clockwise - Not considered

Game - Shot by Shot
경기별 슛 기록 / Déroulement de la partie

End 2 | **SUI - Switzerland 0 + 1 (this end) = 1** | **CAN - Canada 0 + 0 (this end) = 0**



	SUI	CAN
Total Score	1	0
Time left	32:21	32:26

Legend:
↻ Clockwise ↺ Counter-clockwise - Not considered

Game - Shot by Shot
경기별 슛 기록 / Déroulement de la partie

End 3 — **SUI - Switzerland 1 + 1** (this end) **= 2** — **CAN - Canada 0 + 0** (this end) **= 0**



	SUI	CAN
Total Score	2	0
Time left	28:01	29:32

Legend:
↻ Clockwise ↺ Counter-clockwise - Not considered

Game - Shot by Shot
경기별 숏 기록 / Déroulement de la partie

End 4 — **SUI - Switzerland 2 + 0** (this end) **= 2** — **CAN - Canada 0 + 2** (this end) **= 2**



	SUI	CAN
Total Score	2	2
Time left	23:41	26:13

Legend:
↻ Clockwise ↺ Counter-clockwise - Not considered

Game - Shot by Shot
경기별 슛 기록 / Déroulement de la partie

End 5 — **SUI - Switzerland 2 + 2** (this end) **= 4** — **CAN - Canada 2 + 0** (this end) **= 2**

1
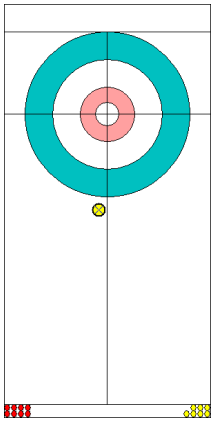
CAN: HEBERT B
Front ↺ 100%

2
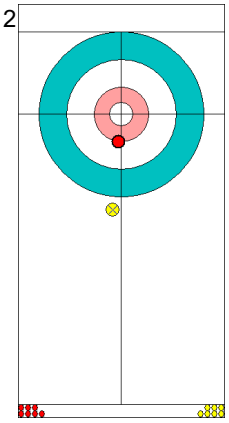
SUI: TANNER V
Draw ↺ 100%

3
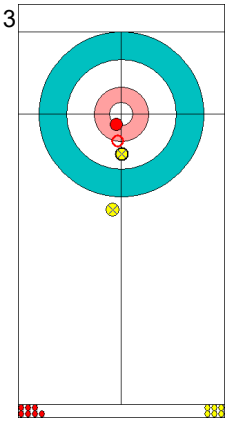
CAN: HEBERT B
Draw ↺ 100%

4
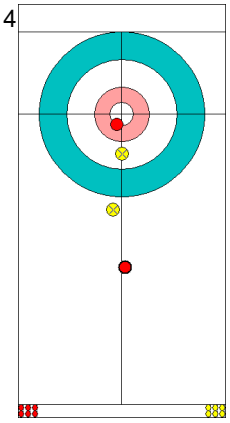
SUI: TANNER V
Draw ↺ 0%

5
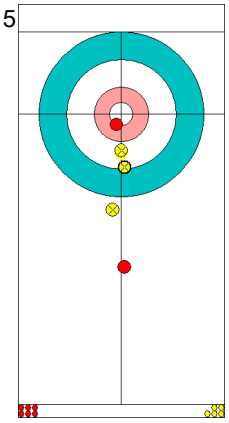
CAN: LAING B
Draw ↺ 100%

6
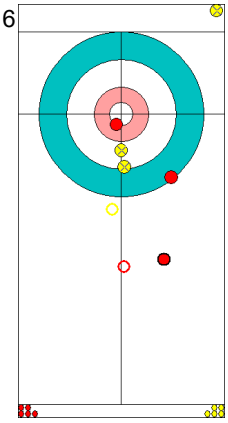
SUI: DE CRUZ P
Clearing ↺ 50%

7
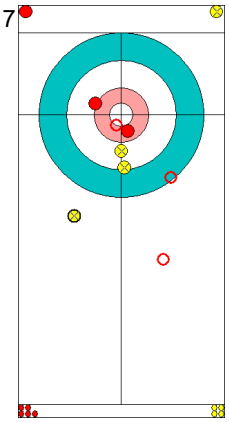
CAN: LAING B
Double Take-out ↺ 50%

8
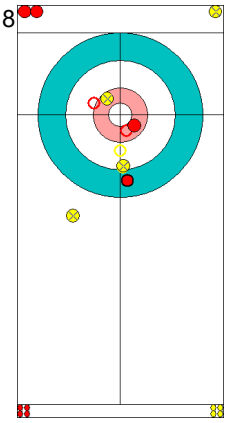
SUI: DE CRUZ P
Take-out ↺ 0%

9
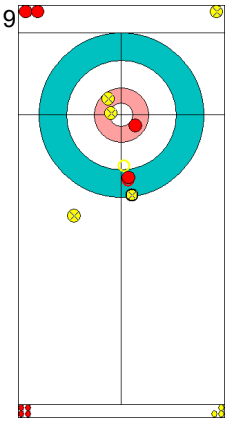
CAN: KENNEDY M
Raise ↺ 75%

10
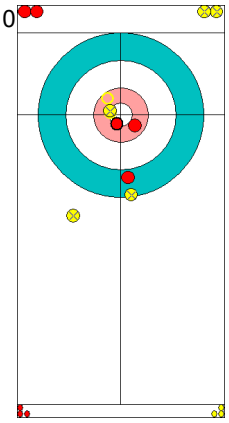
SUI: PAETZ C
Take-out ↻ 100%

11
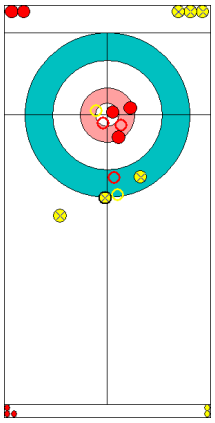
CAN: KENNEDY M
Promotion Take-out ↻ 0%

12
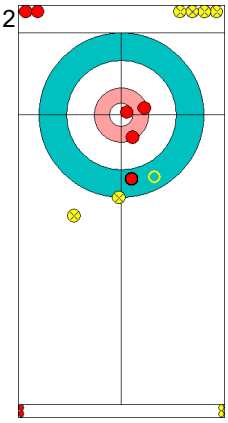
SUI: PAETZ C
Hit and Roll ↺ 75%

13
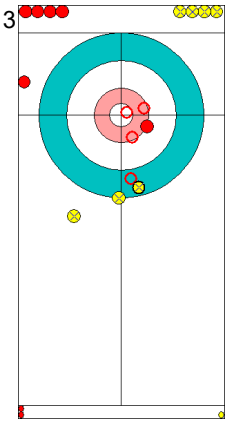
CAN: KOE K
Double Take-out ↺ 100%

14
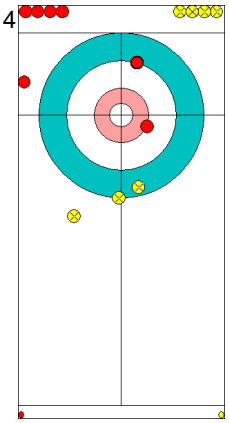
SUI: SCHWARZ B
Draw ↻ 75%

15
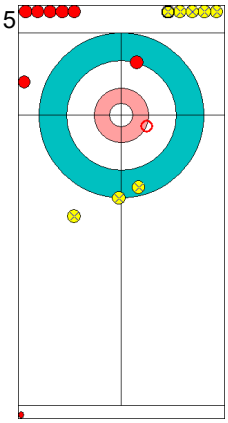
CAN: KOE K
Double Take-out ↺ 50%

16
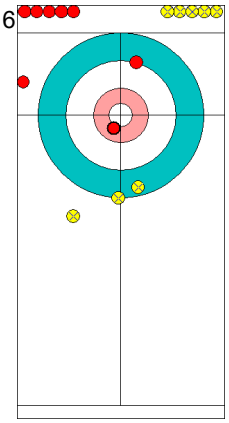
SUI: SCHWARZ B
Draw ↻ 100%

	SUI	CAN
Total Score	4	2
Time left	18:27	18:25

Legend:
↻ Clockwise ↺ Counter-clockwise - Not considered

Game - Shot by Shot
경기별 슛 기록 / Déroulement de la partie

End 6 — **SUI - Switzerland 4 + 0** (this end) **= 4** — **CAN - Canada 2 + 1** (this end) **= 3**



	SUI	CAN
Total Score	4	3
Time left	12:18	13:19

Legend:
↻ Clockwise ↺ Counter-clockwise - Not considered

Game - Shot by Shot
경기별 슛 기록 / Déroulement de la partie

End 7 **SUI - Switzerland 4 + 2** (this end) **= 6** **CAN - Canada 3 + 0** (this end) **= 3**



	SUI	CAN
Total Score	6	3
Time left	08:07	08:53

Legend:
↻ Clockwise ↺ Counter-clockwise - Not considered

Game - Shot by Shot
경기별 슛 기록 / Déroulement de la partie

End 8 | **SUI - Switzerland 6 + 0** (this end) **= 6** | **CAN - Canada 3 + 2** (this end) **= 5**

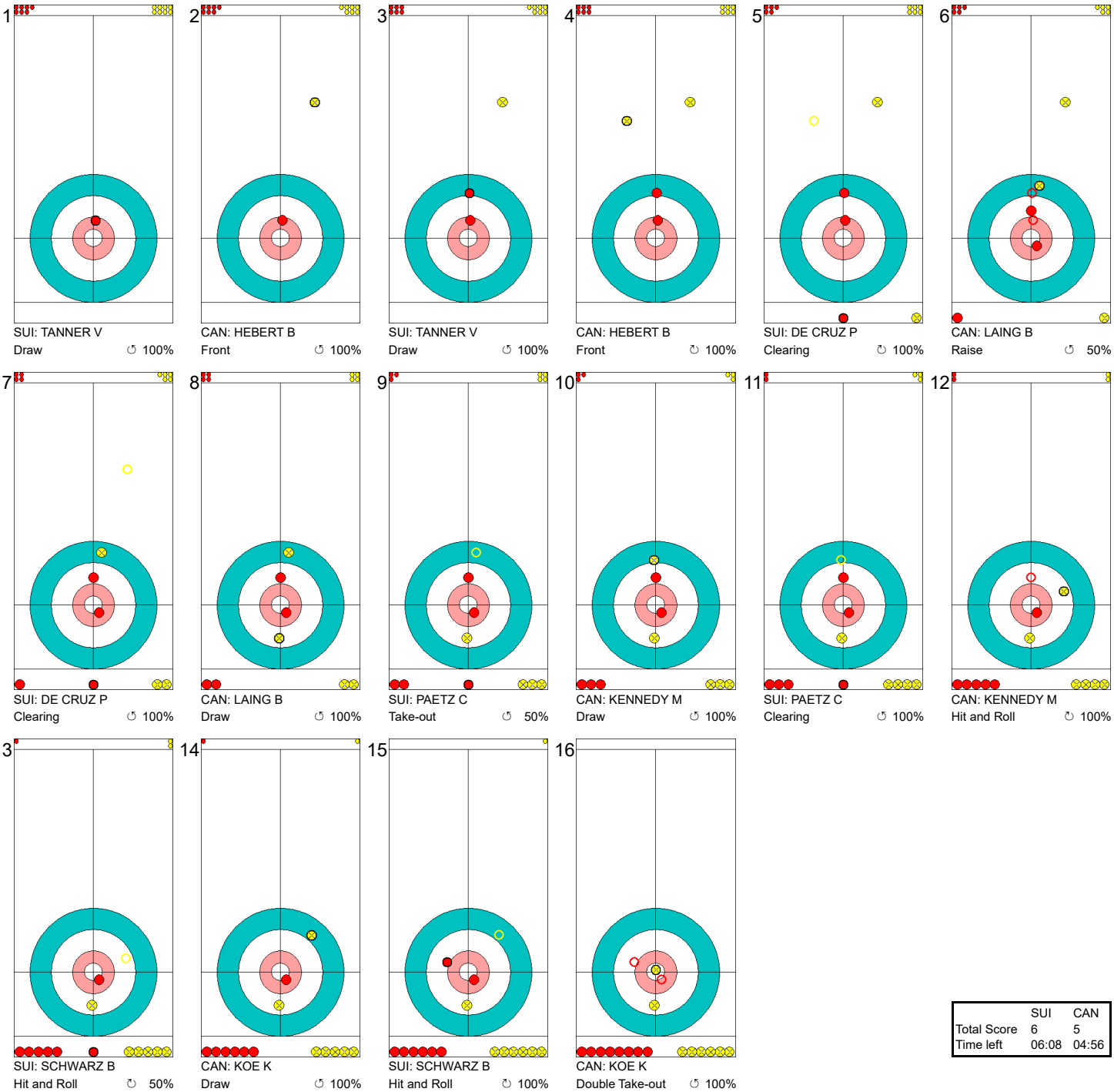

	SUI	CAN
Total Score	6	5
Time left	06:08	04:56

Legend:
↻ Clockwise ↺ Counter-clockwise - Not considered

Game - Shot by Shot
경기별 숏 기록 / Déroulement de la partie

End 9 — **SUI - Switzerland 6 + 1** (this end) **= 7** — **CAN - Canada 5 + 0** (this end) **= 5**



	SUI	CAN
Total Score	7	5
Time left	04:25	03:10

Legend:
↻ Clockwise ↺ Counter-clockwise - Not considered

Game - Shot by Shot
경기별 슛 기록 / Déroulement de la partie

End 10 — **SUI - Switzerland 7 + X** (this end) **= 7** — **CAN - Canada 5 + X** (this end) **= 5**



	SUI	CAN
Total Score	7	5
Time left	00:57	01:22

Legend:
↻ Clockwise ↺ Counter-clockwise - Not considered
X Unfinished end due to concession

Most Important Shots
우승 결정 슛 / Tirs les plus importants

Sheet	Game	Team	LSFE	1	2	3	4	5	6	7	8	9	10	Extra Ends				Total
B	12	SUI - Switzerland		0	1	1	0	2	0	2	0	1	X					7
	11	CAN - Canada	*	0	0	0	2	0	1	0	2	0	X					5

Most Important Shot:

With an opportunity to sit with multiple stones, Canadian Skip KOE K played a Double Take-out that wicked off one of Canada's front stones, missing to remove any Swiss stones. Instead of putting pressure on the Swiss team, team Canada gave them the opportunity to score two points in the end and maintain their lead.

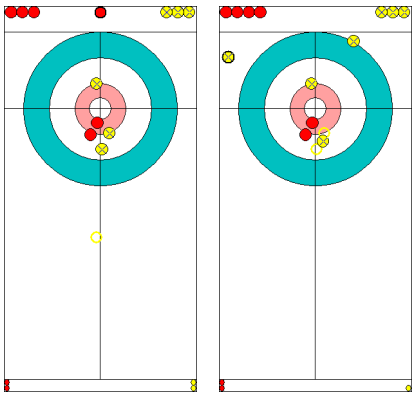

Before After

End: 7

Team: CAN - Canada

Player: KOE Kevin

Team Stone: 1 2 3 4 5 6 ⑦ 8

Task: Double Take-out

Rotation: ↻

Shot Success: 0%

Legend:
↻ Clockwise ↺ Counter-clockwise **LSFE(*)** Last Stone First End
X Unplayed/unfinished end due to concession

Switzerland's surprise bronze completes lean Games for Canada's curlers

Friday, 23 February 2018 - 20:33

PYEONGCHANG - Canada's disappointing curling tournament concluded with a 7-5 loss to Switzerland in the bronze medal match on Friday.

The defeat for Kevin KOE's (CAN) team means Canada's curlers have claimed just one medal at the PyeongChang 2018 Olympic Winter Games, the gold won by John MORRIS (CAN) and Kaitlyn LAWES (CAN) in the mixed doubles.

It is the first time the Canadians have failed to win more than a single curling medal at the Winter Games since curling was re-introduced at Nagano 1998.

Switzerland skip Peter DE CRUZ (SUI) said that despite going into the match as underdogs, the Olympic Games environment meant his side felt a certain pressure.

"It added a little pressure that whenever you went into the dining hall you see all these athletes showing off their medals to their friends and families," DE CRUZ said. "That really gave me a lot of pressure, feeling like, well this seems like a huge mountain to climb."

However, DE CRUZ believed that Switzerland's aggressive tactics were key to their victory.

"We wanted to make them throw some difficult shots, some shots to win the game, some shots to stay in the game and I think we did that. He (KOE) made a few, but he also missed a few so I think that the fact that we usually play very aggressive, that's the way to play against these guys."

Having become used to Canada routinely winning gold on the global stage, the Canadian team admitted that leaving with nothing was tough to accept.

"I can't really (sum it up), without swearing," Brent LAING (CAN) said. "We feel disheartened, disappointed, just kind of gutted really. That's not the way it was supposed to go, wasn't what we planned, but the better team won today and unfortunately it wasn't us."

With Canada's women's team failing to even reach the playoffs at PyeongChang 2018, many pundits have pointed to the increased globalisation of curling, with teams from other countries hiring Canadian coaches, and coming to Canada to compete and train on their ice.

However, Marc KENNEDY (CAN) insisted that he still believes this is the way forward for the sport. "I can tell you that we could have used some more misses this week, if teams were a little bit crappier," KENNEDY said. "But they're not, they're damn good. They've learned how to win and it's tough to keep up. (But) as a fan, it's wonderful, I love seeing the sport grow.

"As a Canadian that wants to win everything, it sucks. But I'm a fan of the sport so if other countries are getting to finals and winning, then it's awesome because I love curling more than anything."

Cumulative Player Statistics by Team
팀별 선수 누적 통계 / Statistiques individuelles cumulées par équipe

CAN - Canada

KOE Kevin — Fourth Skip — Right-handed

Type	↻	%	↺	%	Total	%
Draw	18	67	45	82	63	78
Front	0	-	0	-	0	-
Guard	3	83	5	90	8	88
Raise	5	90	4	88	9	89
Wick / Soft Peeling	1	100	1	100	2	100
Freeze	0	-	0	-	0	-
Take-out	10	85	42	96	52	94
Hit and Roll	10	90	7	82	17	87
Clearing	6	83	11	100	17	94
Double Take-out	12	63	15	80	27	72
Promotion Take-out	6	67	6	54	12	60
Not considered	0	-	2	-	2	-
All Draws	27	74	55	84	82	80
All Take-outs	44	77	81	89	125	85
Total	71	76	136	87	207	83

HEBERT Ben — Lead — Right-handed

Type	↻	%	↺	%	Total	%
Draw	19	83	67	87	86	86
Front	16	91	62	95	78	94
Guard	2	88	5	90	7	89
Raise	2	100	6	79	8	84
Wick / Soft Peeling	1	100	5	40	6	50
Freeze	0	-	0	-	0	-
Take-out	3	67	11	77	14	75
Hit and Roll	1	75	3	83	4	81
Clearing	0	-	1	100	1	100
Double Take-out	0	-	1	100	1	100
Promotion Take-out	0	-	0	-	0	-
Not considered	0	-	5	-	5	-
All Draws	40	88	145	89	185	88
All Take-outs	4	69	16	81	20	79
Total	44	86	161	88	205	87

KENNEDY Marc — Third V-Skip — Left-handed

Type	↻	%	↺	%	Total	%
Draw	15	93	23	88	38	90
Front	0	-	4	88	4	88
Guard	9	86	15	98	24	94
Raise	4	100	6	79	10	88
Wick / Soft Peeling	0	-	2	100	2	100
Freeze	0	-	0	-	0	-
Take-out	14	96	14	86	28	91
Hit and Roll	14	88	16	78	30	83
Clearing	22	99	12	94	34	97
Double Take-out	14	71	15	82	29	77
Promotion Take-out	9	61	6	75	15	67
Not considered	0	-	0	-	0	-
All Draws	28	92	50	91	78	91
All Take-outs	73	86	63	83	136	85
Total	101	88	113	87	214	87

PFEIFER Scott — Alternate — Left-handed

Type	↻	%	↺	%	Total	%
Draw	2	88	2	88	4	88
Front	0	-	0	-	0	-
Guard	0	-	0	-	0	-
Raise	0	-	0	-	0	-
Wick / Soft Peeling	0	-	0	-	0	-
Freeze	0	-	0	-	0	-
Take-out	0	-	0	-	0	-
Hit and Roll	0	-	0	-	0	-
Clearing	0	-	0	-	0	-
Double Take-out	0	-	0	-	0	-
Promotion Take-out	0	-	0	-	0	-
Not considered	0	-	0	-	0	-
All Draws	2	88	2	88	4	88
All Take-outs	0	-	0	-	0	-
Total	2	88	2	88	4	88

LAING Brent — Second — Right-handed

Type	↻	%	↺	%	Total	%
Draw	17	85	31	77	48	80
Front	4	100	2	100	6	100
Guard	6	88	16	86	22	86
Raise	15	77	8	78	23	77
Wick / Soft Peeling	2	100	0	-	2	100
Freeze	0	-	0	-	0	-
Take-out	9	83	11	98	20	91
Hit and Roll	11	86	19	86	30	86
Clearing	18	86	24	91	42	89
Double Take-out	8	69	8	72	16	70
Promotion Take-out	4	75	1	100	5	80
Not considered	0	-	0	-	0	-
All Draws	44	85	57	80	101	82
All Take-outs	50	82	63	88	113	85
Total	94	83	120	84	214	84

Team: CAN - Canada

Type	↻	%	↺	%	Total	%
Draw	71	82	168	84	239	83
Front	20	93	68	94	88	94
Guard	20	86	41	91	61	90
Raise	26	85	24	80	50	83
Wick / Soft Peeling	4	100	8	63	12	75
Freeze	0	-	0	-	0	-
Take-out	36	88	78	92	114	90
Hit and Roll	36	88	45	82	81	85
Clearing	46	92	48	94	94	93
Double Take-out	34	68	39	79	73	74
Promotion Take-out	19	66	13	67	32	66
Not considered	0	-	7	-	7	-
All Draws	141	85	309	86	450	86
All Take-outs	171	82	223	87	394	85
Total	312	83	532	87	844	85

Legend:
↻ Clockwise ↺ Counter-clockwise

Cumulative Player Statistics by Team
팀별 선수 누적 통계 / Statistiques individuelles cumulées par équipe

SUI - Switzerland

SCHWARZ Benoit — Fourth V-Skip — Right-handed

Type	↻	%	↺	%	Total	%
Draw	31	86	49	83	80	84
Front	0	-	0	-	0	-
Guard	4	75	10	90	14	86
Raise	5	60	7	71	12	67
Wick / Soft Peeling	1	50	0	-	1	50
Freeze	0	-	0	-	0	-
Take-out	12	67	34	92	46	85
Hit and Roll	14	71	19	87	33	80
Clearing	4	81	7	86	11	84
Double Take-out	9	72	10	73	19	72
Promotion Take-out	5	65	6	79	11	73
Not considered	0	-	2	-	2	-
All Draws	41	81	66	83	107	82
All Take-outs	44	70	76	87	120	81
Total	85	76	142	85	227	81

TANNER Valentin — Lead — Right-handed

Type	↻	%	↺	%	Total	%
Draw	53	88	60	84	113	86
Front	35	95	37	93	72	94
Guard	9	92	8	69	17	81
Raise	3	92	2	88	5	90
Wick / Soft Peeling	2	13	6	33	8	28
Freeze	0	-	0	-	0	-
Take-out	3	100	2	100	5	100
Hit and Roll	3	92	3	83	6	88
Clearing	0	-	0	-	0	-
Double Take-out	1	100	1	50	2	75
Promotion Take-out	0	-	0	-	0	-
Not considered	0	-	2	-	2	-
All Draws	102	89	113	83	215	86
All Take-outs	7	96	6	83	13	90
Total	109	90	119	83	228	86

PAETZ Claudio — Third — Right-handed

Type	↻	%	↺	%	Total	%
Draw	25	91	29	80	54	85
Front	1	100	2	100	3	100
Guard	12	96	20	93	32	94
Raise	5	50	6	54	11	52
Wick / Soft Peeling	0	-	2	88	2	88
Freeze	0	-	0	-	0	-
Take-out	21	100	18	92	39	96
Hit and Roll	13	71	15	82	28	77
Clearing	21	89	9	94	30	91
Double Take-out	11	82	9	67	20	75
Promotion Take-out	6	63	5	75	11	68
Not considered	0	-	0	-	0	-
All Draws	43	88	59	83	102	85
All Take-outs	72	86	56	84	128	85
Total	115	87	115	83	230	85

MAERKI Dominik — Alternate — Right-handed

Type	↻	%	↺	%	Total	%
Draw	0	-	0	-	0	-
Front	0	-	0	-	0	-
Guard	0	-	0	-	0	-
Raise	0	-	0	-	0	-
Wick / Soft Peeling	0	-	0	-	0	-
Freeze	0	-	0	-	0	-
Take-out	0	-	0	-	0	-
Hit and Roll	0	-	0	-	0	-
Clearing	0	-	0	-	0	-
Double Take-out	0	-	0	-	0	-
Promotion Take-out	0	-	0	-	0	-
Not considered	0	-	0	-	0	-
All Draws	0	-	0	-	0	-
All Take-outs	0	-	0	-	0	-
Total	0	-	0	-	0	-

DE CRUZ Peter — Second Skip — Right-handed

Type	↻	%	↺	%	Total	%
Draw	24	75	35	73	59	74
Front	3	100	6	100	9	100
Guard	8	94	16	88	24	90
Raise	8	69	8	44	16	56
Wick / Soft Peeling	1	100	0	-	1	100
Freeze	0	-	0	-	0	-
Take-out	11	77	9	78	20	78
Hit and Roll	10	75	11	77	21	76
Clearing	30	98	24	95	54	96
Double Take-out	6	67	13	94	19	86
Promotion Take-out	4	88	3	67	7	79
Not considered	0	-	0	-	0	-
All Draws	44	80	65	75	109	77
All Take-outs	61	86	60	88	121	87
Total	105	84	125	81	230	82

Team: SUI - Switzerland

Type	↻	%	↺	%	Total	%
Draw	133	86	173	81	306	83
Front	39	96	45	94	84	95
Guard	33	92	54	87	87	89
Raise	21	65	23	59	44	62
Wick / Soft Peeling	4	44	8	47	12	46
Freeze	0	-	0	-	0	-
Take-out	47	86	63	90	110	88
Hit and Roll	40	74	48	83	88	79
Clearing	55	93	40	93	95	93
Double Take-out	27	76	33	79	60	78
Promotion Take-out	15	70	14	75	29	72
Not considered	0	-	4	-	4	-
All Draws	230	86	303	81	533	83
All Take-outs	184	83	198	86	382	84
Total	414	84	501	83	915	84

Legend:
↻ Clockwise ↺ Counter-clockwise

Session Results and Standings
세션 경기결과 및 현황 / Résultats de la session et classement

Sheet	Game	Team	LSFE	1	2	3	4	5	6	7	8	9	10	Extra Ends				Total
A	10	SWE - Sweden	*	2	0	0	4	0	2	1	0	X	X					9
	11	SUI - Switzerland		0	1	0	0	1	0	0	1	X	X					3
C	10	CAN - Canada	*	0	1	0	1	0	0	0	0	1	0					3
	10	USA - United States of America		0	0	1	0	1	0	0	2	0	1					5

Play-offs Bracket

Semi-finals | **Finals** | **Final Standings**

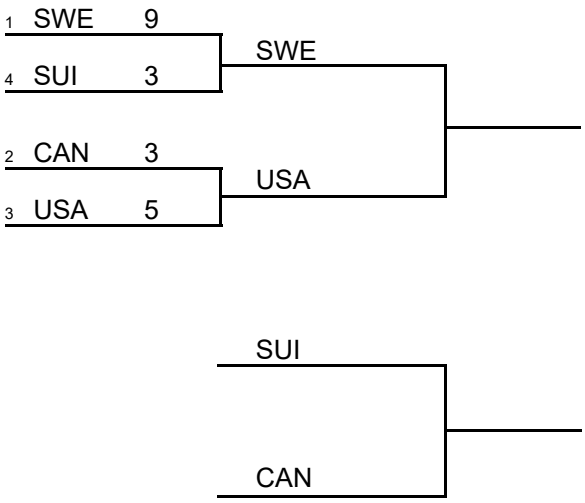

5 GBR - Great Britain
6 NOR - Norway
7 KOR - Republic of Korea
8 JPN - Japan
9 ITA - Italy
10 DEN - Denmark

Legend:
LSFE(*) Last Stone First End
X Unplayed/unfinished end due to concession

Game Results
대회 경기결과 / Résultats de la partie

Sheet	Game	Team	LSFE	1	2	3	4	5	6	7	8	9	10	Extra Ends				Total
A	10	SWE - Sweden	*	2	0	0	4	0	2	1	0	X	X					9
	11	SUI - Switzerland		0	1	0	0	1	0	0	1	X	X					3

SWE - Sweden		Shot Success Game	Shot Success All
4 S	EDIN Niklas	95%	86%
3 V	ERIKSSON Oskar	81%	88%
2	WRANAA Rasmus	97%	88%
1	SUNDGREN Christoffer	94%	87%
A	LEEK Henrik	-	75%
	Team Total	92%	87%

Time remaining: 9 minutes 38 seconds

SUI - Switzerland		Shot Success Game	Shot Success All
4 V	SCHWARZ Benoit	70%	81%
3	PAETZ Claudio	75%	84%
2 S	DE CRUZ Peter	84%	82%
1	TANNER Valentin	86%	87%
A	MAERKI Dominik	-	-
	Team Total	79%	83%

Time remaining: 13 minutes 4 seconds

Shot Success Analysis

SWE - Sweden		↻		↺		Game	
4 EDIN Niklas	Draws	1	100%	2	100%	3	100%
	Take-outs	5	90%	8	97%	13	94%
	Total	6	92%	10	98%	16	95%
3 ERIKSSON Oskar	Draws	3	92%	0	-	3	92%
	Take-outs	7	64%	6	96%	13	79%
	Total	10	73%	6	96%	16	81%
2 WRANAA Rasmus	Draws	0	-	1	100%	1	100%
	Take-outs	8	97%	7	96%	15	97%
	Total	8	97%	8	97%	16	97%
1 SUNDGREN Christoffer	Draws	6	96%	7	93%	13	94%
	Take-outs	0	-	0	-	0	-
	Total	6	96%	7	93%	13	94%
A LEEK Henrik	Draws	0	-	0	-	0	-
	Take-outs	0	-	0	-	0	-
	Total	0	-	0	-	0	-
Team	Draws	10	95%	10	95%	20	95%
	Take-outs	20	84%	21	96%	41	90%
	Total	30	88%	31	96%	61	92%

SUI - Switzerland		↻		↺		Game	
4 SCHWARZ Benoit	Draws	3	83%	3	58%	6	71%
	Take-outs	3	67%	7	71%	10	70%
	Total	6	75%	10	68%	16	70%
3 PAETZ Claudio	Draws	1	75%	7	79%	8	78%
	Take-outs	2	63%	6	75%	8	72%
	Total	3	67%	13	77%	16	75%
2 DE CRUZ Peter	Draws	1	50%	13	87%	14	84%
	Take-outs	1	75%	1	100%	2	88%
	Total	2	63%	14	88%	16	84%
1 TANNER Valentin	Draws	6	71%	10	95%	16	86%
	Take-outs	0	-	0	-	0	-
	Total	6	71%	10	95%	16	86%
A MAERKI Dominik	Draws	0	-	0	-	0	-
	Take-outs	0	-	0	-	0	-
	Total	0	-	0	-	0	-
Team	Draws	11	73%	33	85%	44	82%
	Take-outs	6	67%	14	75%	20	73%
	Total	17	71%	47	82%	64	79%

Note:
Position and function for each team member:
4 = Fourth, **3** = Third, **2** = Second, **1** = Lead, **A** = Alternate, **S** = Skip, **V** = Vice-Skip

Legend:
↻ Clockwise ↺ Counter-clockwise **LSFE(*)** Last Stone First End
X Unplayed/unfinished end due to concession

Game - Shot by Shot
경기별 숏 기록 / Déroulement de la partie

End 1 — **SWE - Sweden 0 + 2** (this end) **= 2** — **SUI - Switzerland 0 + 0** (this end) **= 0**



	SWE	SUI
Total Score	2	0
Time left	33:27	33:23

Legend:
↻ Clockwise ↺ Counter-clockwise - Not considered

Game - Shot by Shot
경기별 숏 기록 / Déroulement de la partie

End 2 — **SWE - Sweden 2 + 0** (this end) **= 2** — **SUI - Switzerland 0 + 1** (this end) **= 1**



	SWE	SUI
Total Score	2	1
Time left	29:28	28:47

Legend:
↻ Clockwise ↺ Counter-clockwise - Not considered

Game - Shot by Shot
경기별 숏 기록 / Déroulement de la partie

End 3 **SWE - Sweden 2 + 0** (this end) **= 2** **SUI - Switzerland 1 + 0** (this end) **= 1**



	SWE	SUI
Total Score	2	1
Time left	26:32	26:51

Legend:
↻ Clockwise ↺ Counter-clockwise - Not considered

Game - Shot by Shot
경기별 숏 기록 / Déroulement de la partie

End 4 — **SWE - Sweden 2 + 4** (this end) **= 6** — **SUI - Switzerland 1 + 0** (this end) **= 1**



	SWE	SUI
Total Score	6	1
Time left	22:29	23:13

Legend:
↻ Clockwise ↺ Counter-clockwise - Not considered

Game - Shot by Shot
경기별 숏 기록 / Déroulement de la partie

End 5 **SWE - Sweden 6 + 0** (this end) **= 6** **SUI - Switzerland 1 + 1** (this end) **= 2**

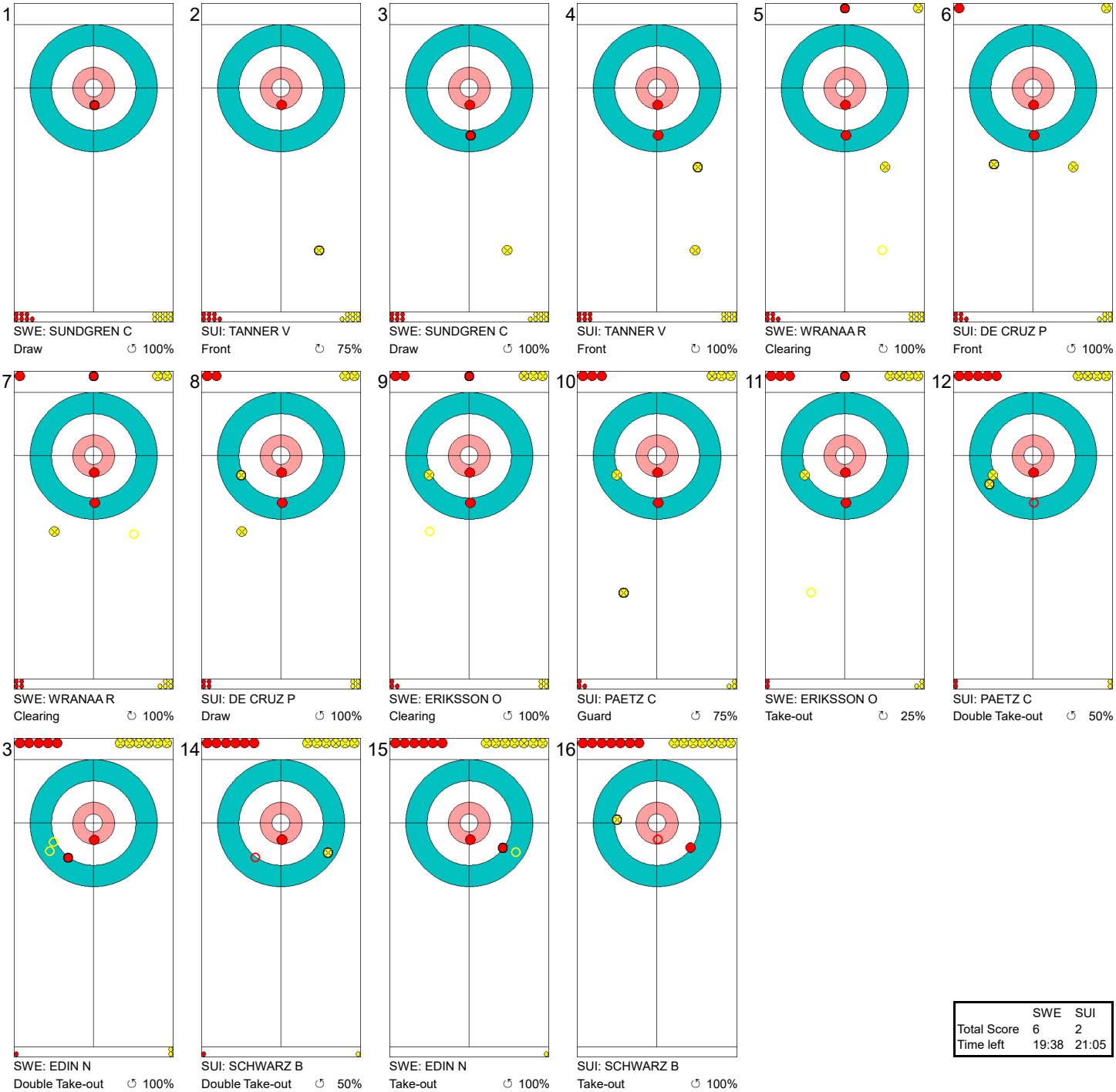

	SWE	SUI
Total Score	6	2
Time left	19:38	21:05

Legend:
↻ Clockwise ↺ Counter-clockwise - Not considered

Game - Shot by Shot
경기별 숏 기록 / Déroulement de la partie

End 6 **SWE - Sweden 6 + 2** (this end) **= 8** **SUI - Switzerland 2 + 0** (this end) **= 2**



	SWE	SUI
Total Score	8	2
Time left	13:55	17:28

Legend:
↻ Clockwise ↺ Counter-clockwise - Not considered

Game - Shot by Shot
경기별 숏 기록 / Déroulement de la partie

End 7 **SWE - Sweden 8 + 1** (this end) **= 9** **SUI - Switzerland 2 + 0** (this end) **= 2**



	SWE	SUI
Total Score	9	2
Time left	11:32	14:49

Legend:
↻ Clockwise ↺ Counter-clockwise - Not considered

Game - Shot by Shot
경기별 숏 기록 / Déroulement de la partie

End 8 — **SWE - Sweden 9 + 0** (this end) **= 9** — **SUI - Switzerland 2 + 1** (this end) **= 3**



	SWE	SUI
Total Score	9	3
Time left	09:38	13:04

Legend:
Clockwise — Counter-clockwise — - Not considered

Game Results
대회 경기결과 / Résultats de la partie

Sheet	Game	Team	LSFE	1	2	3	4	5	6	7	8	9	10	Extra Ends				Total
C	10	CAN - Canada	*	0	1	0	1	0	0	0	0	1	0					3
	10	USA - United States of America		0	0	1	0	1	0	0	2	0	1					5

CAN - Canada		Shot Success Game	Shot Success All
4	S KOE Kevin	85%	85%
3	V KENNEDY Marc	80%	88%
2	LAING Brent	78%	85%
1	HEBERT Ben	84%	86%
A	PFEIFER Scott	-	88%
	Team Total	82%	86%

Time remaining: 0 minutes 21 seconds

Time-out: End 5 - CAN stone 7

USA - United States of America		Shot Success Game	Shot Success All
4	S SHUSTER John	91%	79%
3	V GEORGE Tyler	83%	79%
2	HAMILTON Matt	89%	83%
1	LANDSTEINER John	86%	83%
A	POLO Joe	-	-
	Team Total	87%	81%

Time remaining: 2 minutes 8 seconds

Shot Success Analysis

CAN - Canada		↻	↺	Game
4 KOE Kevin	Draws	3 50%	5 70%	8 63%
	Take-outs	2 100%	10 100%	12 100%
	Total	5 70%	15 90%	20 85%
3 KENNEDY Marc	Draws	0 -	6 75%	6 75%
	Take-outs	10 80%	4 88%	14 82%
	Total	10 80%	10 80%	20 80%
2 LAING Brent	Draws	2 100%	8 75%	10 80%
	Take-outs	4 69%	6 79%	10 75%
	Total	6 79%	14 77%	20 78%
1 HEBERT Ben	Draws	0 -	15 82%	15 82%
	Take-outs	0 -	5 90%	5 90%
	Total	0 -	20 84%	20 84%
A PFEIFER Scott	Draws	0 -	0 -	0 -
	Take-outs	0 -	0 -	0 -
	Total	0 -	0 -	0 -
Team	Draws	5 70%	34 77%	39 76%
	Take-outs	16 80%	25 91%	41 87%
	Total	21 77%	59 83%	80 82%

USA - United States of America		↻	↺	Game
4 SHUSTER John	Draws	4 75%	3 83%	7 79%
	Take-outs	3 100%	10 98%	13 98%
	Total	7 86%	13 94%	20 91%
3 GEORGE Tyler	Draws	3 92%	4 100%	7 96%
	Take-outs	5 100%	8 59%	13 75%
	Total	8 97%	12 73%	20 83%
2 HAMILTON Matt	Draws	2 50%	5 90%	7 79%
	Take-outs	4 88%	9 97%	13 94%
	Total	6 75%	14 95%	20 89%
1 LANDSTEINER John	Draws	7 79%	11 89%	18 85%
	Take-outs	2 100%	0 -	2 100%
	Total	9 83%	11 89%	20 86%
A POLO Joe	Draws	0 -	0 -	0 -
	Take-outs	0 -	0 -	0 -
	Total	0 -	0 -	0 -
Team	Draws	16 77%	23 90%	39 85%
	Take-outs	14 96%	27 86%	41 90%
	Total	30 86%	50 88%	80 87%

Note:
Position and function for each team member:
4 = Fourth, **3** = Third, **2** = Second, **1** = Lead, **A** = Alternate, **S** = Skip, **V** = Vice-Skip

Legend:
↻ Clockwise ↺ Counter-clockwise **LSFE(*)** Last Stone First End

Game - Shot by Shot
경기별 숏 기록 / Déroulement de la partie

End 1 — **CAN - Canada 0 + 0** (this end) **= 0** — **USA - United States 0 + 0** (this end) **= 0**

1	2	3	4	5	6
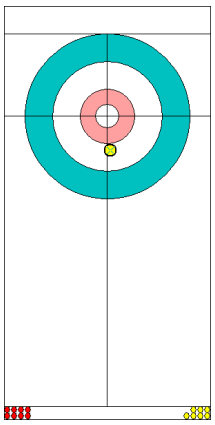	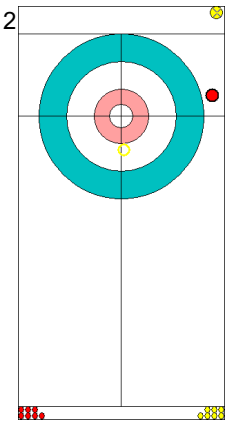	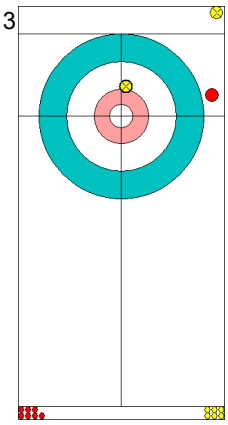	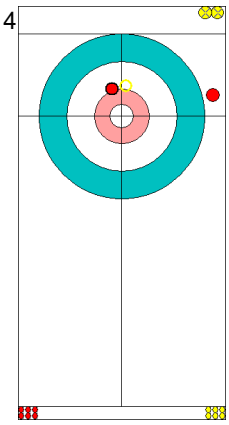	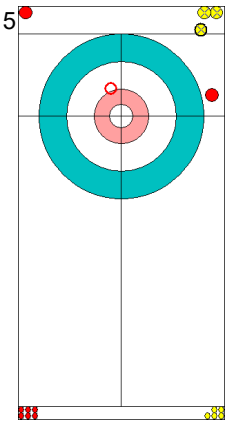	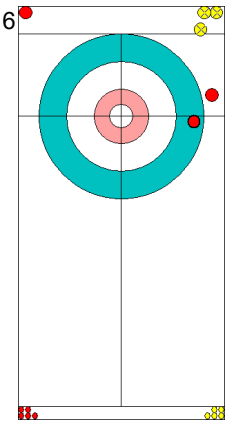
USA: LANDSTEINER J	CAN: HEBERT B	USA: LANDSTEINER J	CAN: HEBERT B	USA: HAMILTON M	CAN: LAING B
Draw ↺ 100%	Take-out ↺ 50%	Draw ↺ 75%	Take-out ↺ 100%	Take-out ↺ 50%	Draw ↺ 100%

7	8	9	10	11	12
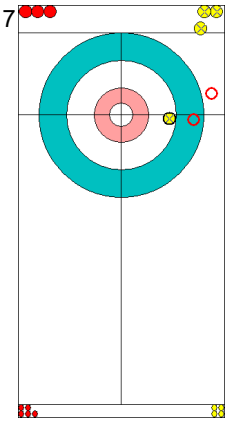	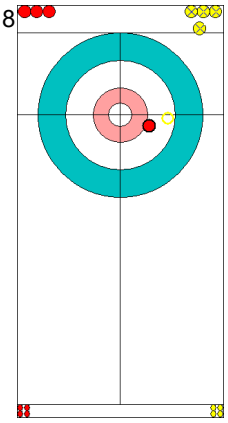	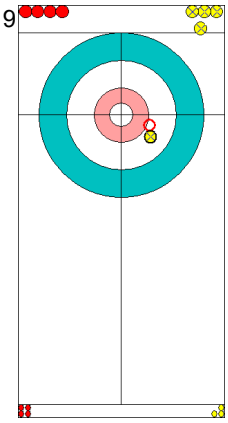	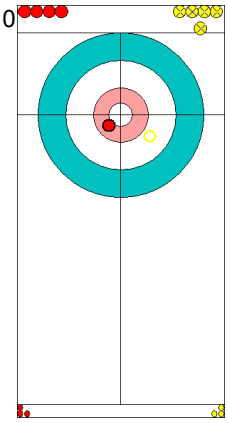	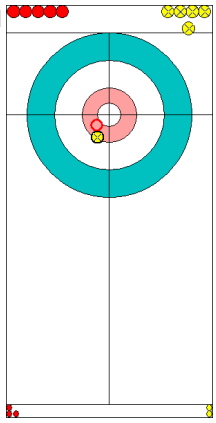	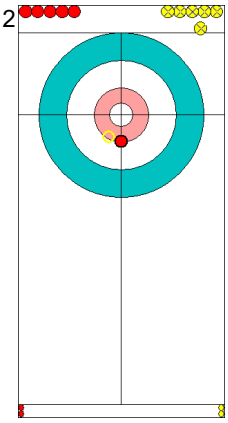
USA: HAMILTON M	CAN: LAING B	USA: GEORGE T	CAN: KENNEDY M	USA: GEORGE T	CAN: KENNEDY M
Take-out ↺ 100%	Take-out ↺ 100%	Take-out ↺ 100%	Take-out ↺ 100%	Take-out ↺ 100%	Take-out ↺ 100%

13	14	15	16
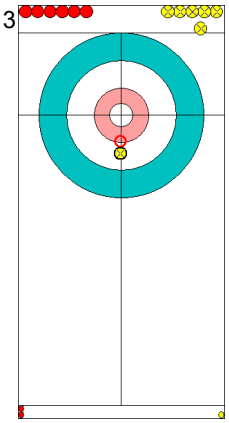	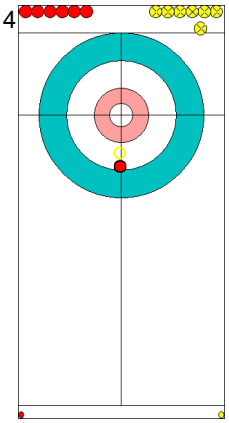	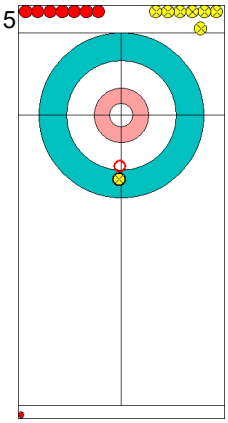	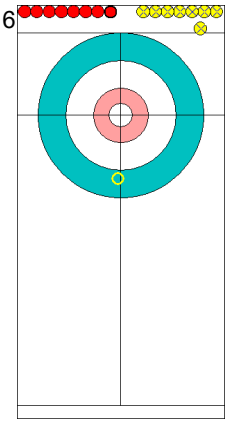
USA: SHUSTER J	CAN: KOE K	USA: SHUSTER J	CAN: KOE K
Take-out ↺ 100%	Take-out ↺ 100%	Take-out ↺ 100%	Clearing ↺ 100%

	CAN	USA
Total Score	0	0
Time left	36:38	36:45

Legend:
↻ Clockwise ↺ Counter-clockwise - Not considered

Game - Shot by Shot
경기별 숏 기록 / Déroulement de la partie

End 2 **CAN - Canada 0 + 1 (this end) = 1** **USA - United States 0 + 0 (this end) = 0**



	CAN	USA
Total Score	1	0
Time left	32:24	32:50

Legend:
↻ Clockwise ↺ Counter-clockwise - Not considered

Game - Shot by Shot
경기별 숏 기록 / Déroulement de la partie

End 3 **CAN - Canada 1 + 0 (this end) = 1** **USA - United States 0 + 1 (this end) = 1**

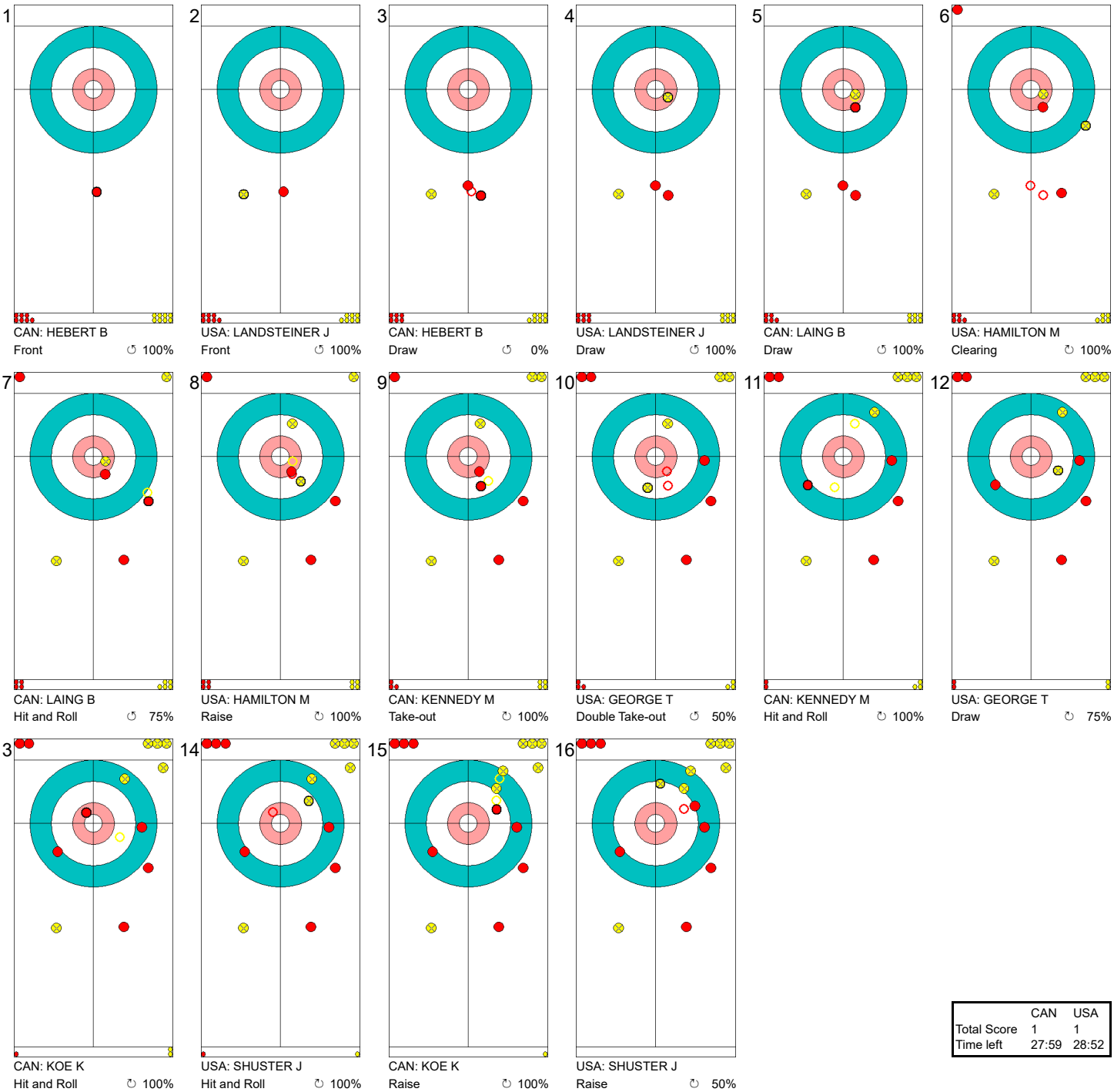

	CAN	USA
Total Score	1	1
Time left	27:59	28:52

Legend:
↻ Clockwise ↺ Counter-clockwise - Not considered

Game - Shot by Shot
경기별 숏 기록 / Déroulement de la partie

End 4 — **CAN - Canada 1 + 1** (this end) **= 2** — **USA - United States 1 + 0** (this end) **= 1**



	CAN	USA
Total Score	2	1
Time left	23:22	25:55

Legend:
↻ Clockwise ↺ Counter-clockwise - Not considered

Game - Shot by Shot
경기별 숏 기록 / Déroulement de la partie

End 5 **CAN - Canada 2 + 0** (this end) **= 2** **USA - United States 1 + 1** (this end) **= 2**



	CAN	USA
Total Score	2	2
Time left	17:20	21:00

Legend:
↻ Clockwise ↺ Counter-clockwise - Not considered

Game - Shot by Shot
경기별 숏 기록 / Déroulement de la partie

End 6 — **CAN - Canada 2 + 0** (this end) **= 2** — **USA - United States 2 + 0** (this end) **= 2**



	CAN	USA
Total Score	2	2
Time left	15:27	19:37

Legend:
↻ Clockwise ↺ Counter-clockwise - Not considered

Game - Shot by Shot
경기별 숏 기록 / Déroulement de la partie

End 7 — **CAN - Canada 2 + 0** (this end) **= 2** — **USA - United States 2 + 0** (this end) **= 2**

1	2	3	4	5	6
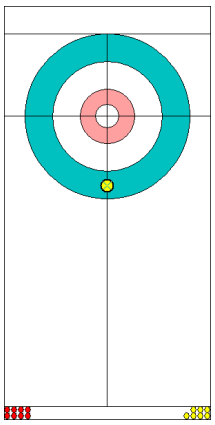	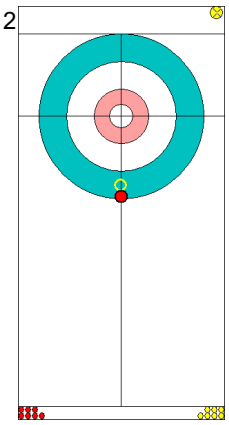	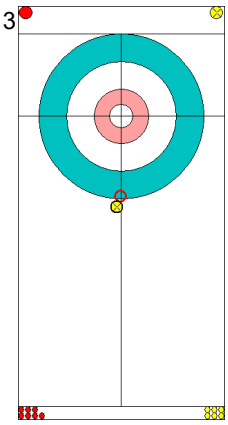	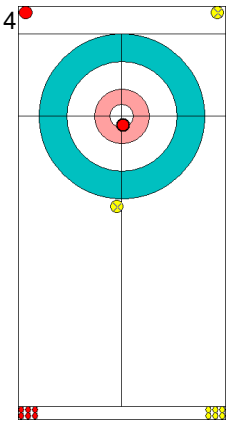	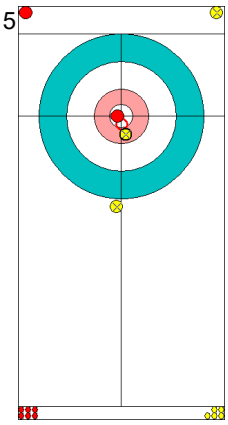	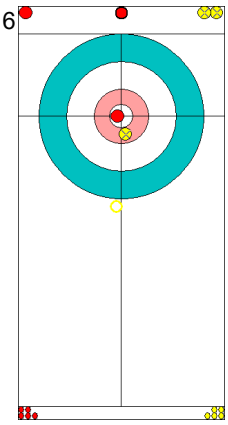
USA: LANDSTEINER J	CAN: HEBERT B	USA: LANDSTEINER J	CAN: HEBERT B	USA: HAMILTON M	CAN: LAING B
Front ↺ 0%	Take-out ↺ 100%	Take-out ↻ 100%	Draw ↺ 75%	Draw ↺ 100%	Hit and Roll ↺ 50%

7	8	9	10	11	12
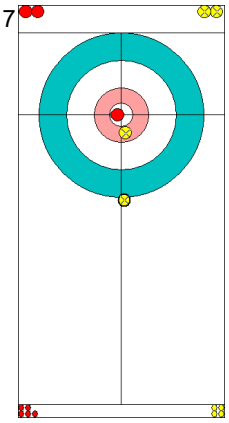	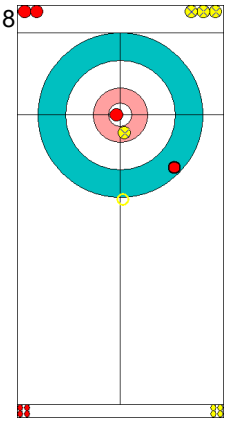	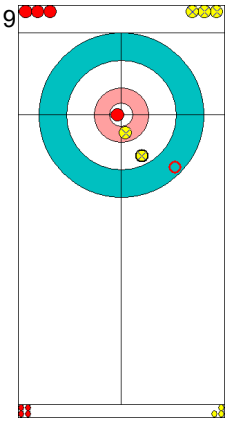	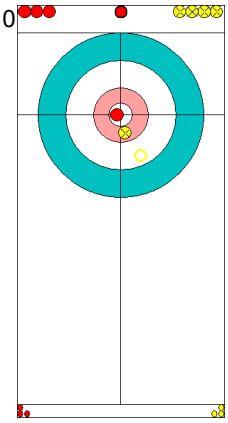	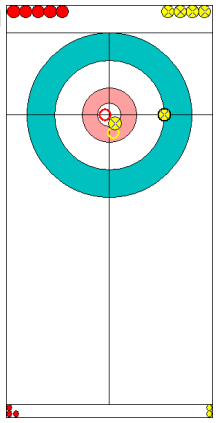	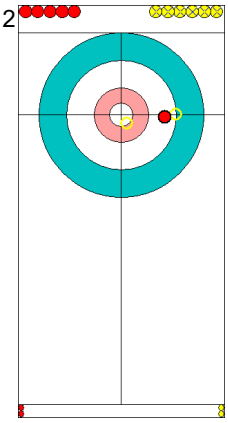
USA: HAMILTON M	CAN: LAING B	USA: GEORGE T	CAN: KENNEDY M	USA: GEORGE T	CAN: KENNEDY M
Guard ↺ 100%	Hit and Roll ↺ 100%	Hit and Roll ↺ 75%	Hit and Roll ↻ 50%	Hit and Roll ↺ 100%	Double Take-out ↺ 100%

13	14	15	16
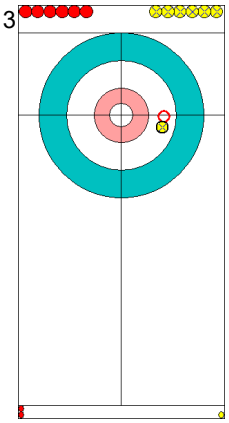	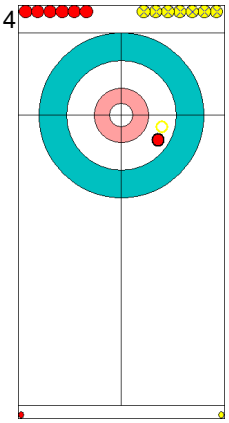	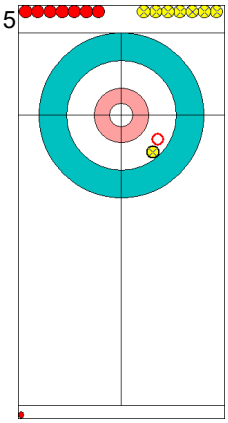	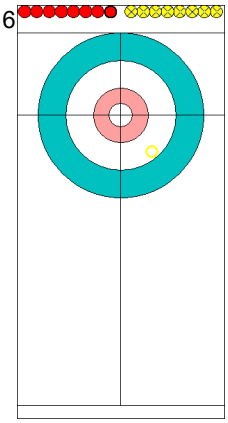
USA: SHUSTER J	CAN: KOE K	USA: SHUSTER J	CAN: KOE K
Take-out ↺ 100%	Take-out ↺ 100%	Take-out ↻ 100%	Clearing ↺ 100%

	CAN	USA
Total Score	2	2
Time left	12:34	16:34

Legend:
↻ Clockwise ↺ Counter-clockwise - Not considered

Game - Shot by Shot
경기별 숏 기록 / Déroulement de la partie

End 8 **CAN - Canada 2 + 0 (this end) = 2** **USA - United States 2 + 2 (this end) = 4**

1
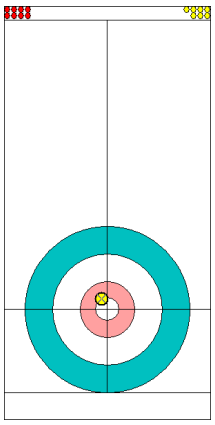
USA: LANDSTEINER J
Draw ↻ 100%

2
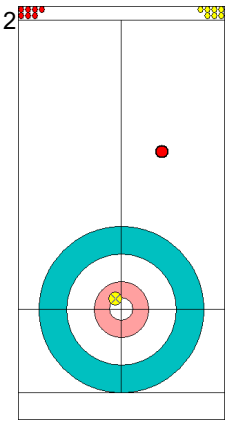
CAN: HEBERT B
Front ↻ 100%

3
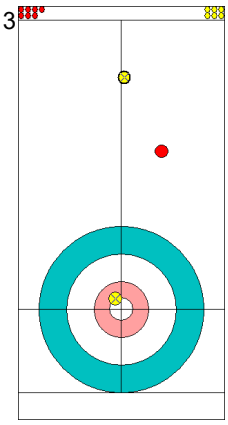
USA: LANDSTEINER J
Guard ↻ 25%

4
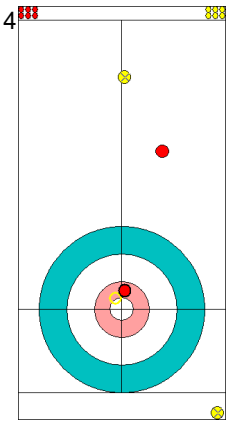
CAN: HEBERT B
Take-out ↻ 100%
Slow Take-out

5
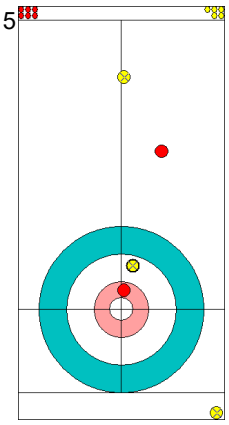
USA: HAMILTON M
Draw ↻ 75%

6
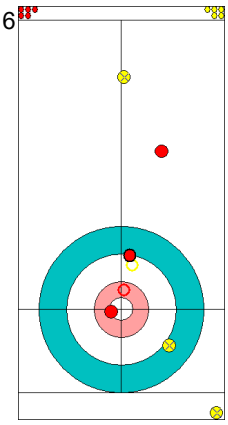
CAN: LAING B
Raise ↻ 100%

7
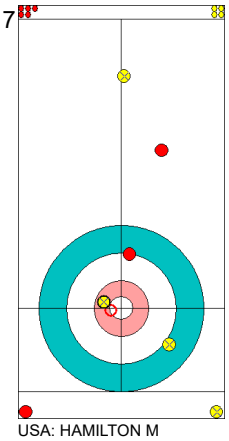
USA: HAMILTON M
Hit and Roll ↻ 75%

8
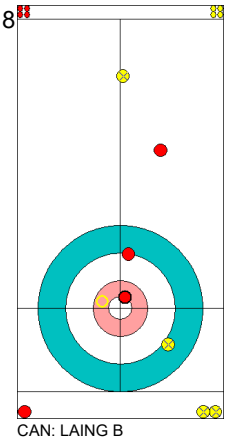
CAN: LAING B
Hit and Roll ↻ 100%

9
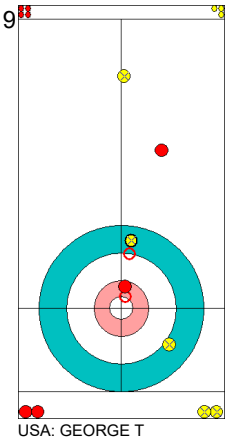
USA: GEORGE T
Take-out ↻ 100%

10
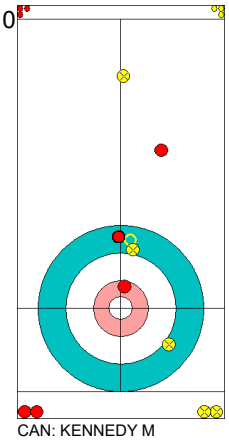
CAN: KENNEDY M
Draw ↻ 50%

11
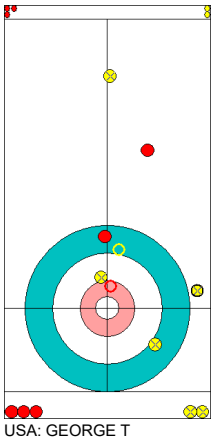
USA: GEORGE T
Promotion Take-out ↻ 100%

12
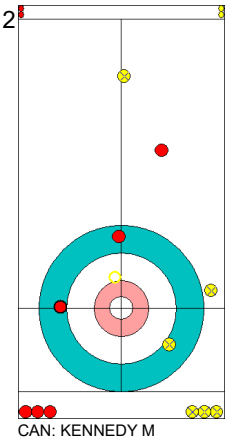
CAN: KENNEDY M
Take-out ↻ 100%
Slow Take-out

13
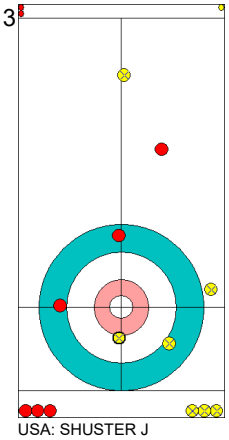
USA: SHUSTER J
Draw ↻ 75%

14
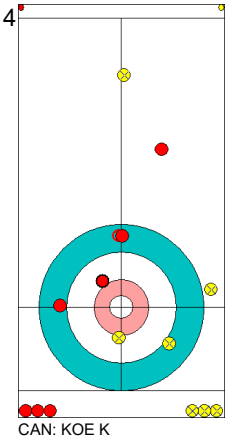
CAN: KOE K
Draw ↻ 50%

15
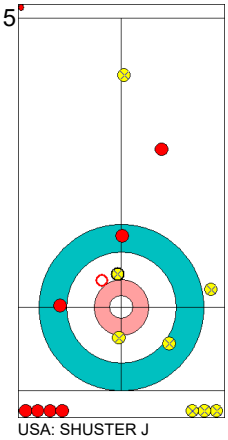
USA: SHUSTER J
Hit and Roll ↻ 100%

16
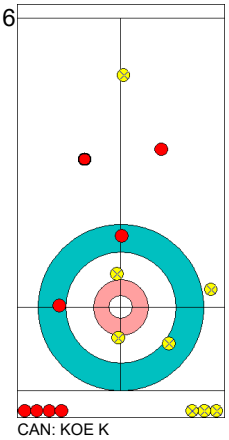
CAN: KOE K
Draw ↻ 0%

	CAN	USA
Total Score	2	4
Time left	08:20	09:55

Legend:
↻ Clockwise ↺ Counter-clockwise - Not considered

Game - Shot by Shot
경기별 숏 기록 / Déroulement de la partie

End 9 **CAN - Canada 2 + 1** (this end) **= 3** **USA - United States 4 + 0** (this end) **= 4**



	CAN	USA
Total Score	3	4
Time left	04:56	06:13

Legend:
↻ Clockwise ↺ Counter-clockwise - Not considered

Game - Shot by Shot
경기별 숏 기록 / Déroulement de la partie

End 10 — **CAN - Canada** 3 + 0 (this end) = 3 — **USA - United States** 4 + 1 (this end) = 5

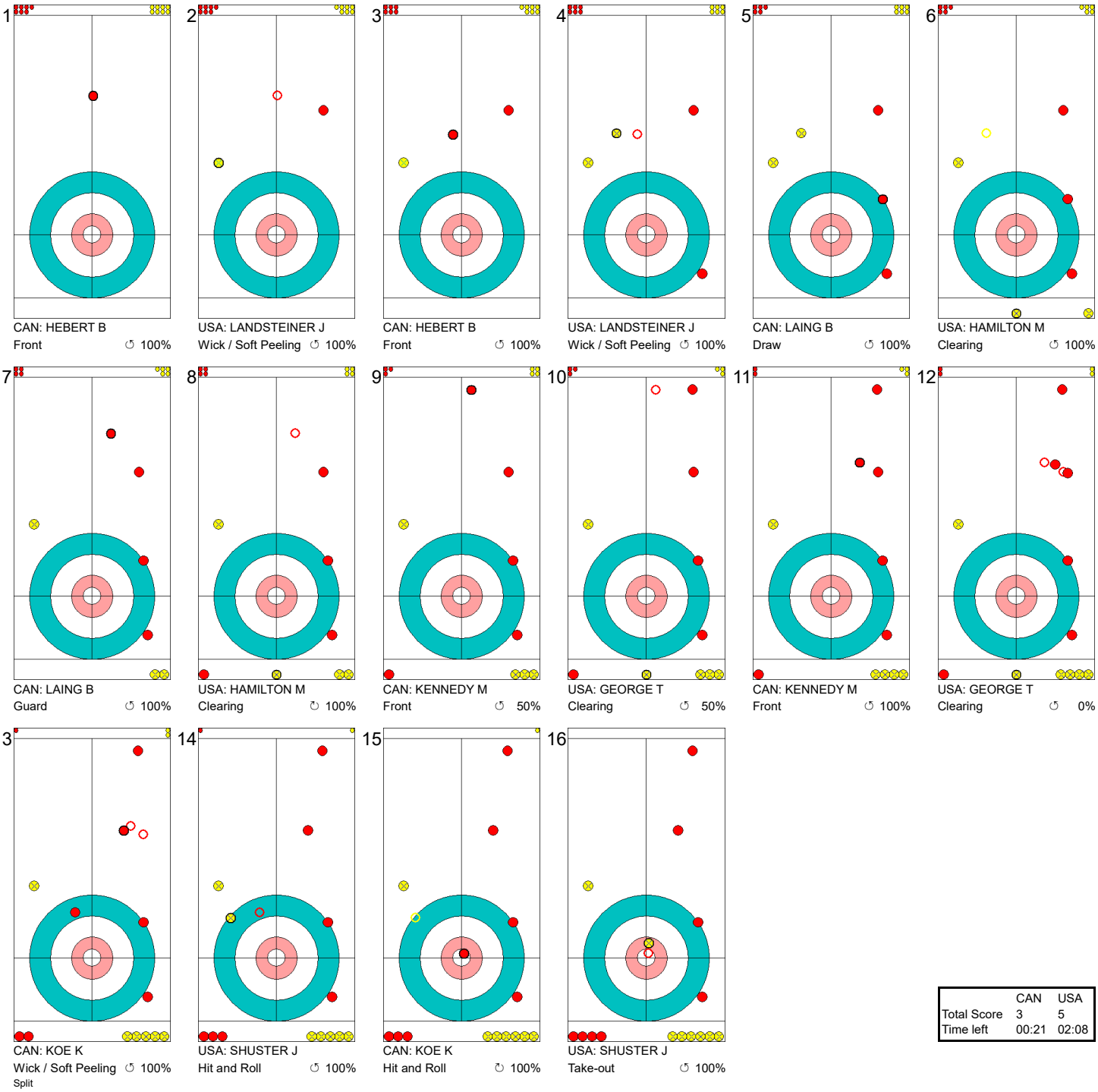

1 — CAN: HEBERT B — Front ↻ 100%
2 — USA: LANDSTEINER J — Wick / Soft Peeling ↺ 100%
3 — CAN: HEBERT B — Front ↻ 100%
4 — USA: LANDSTEINER J — Wick / Soft Peeling ↺ 100%
5 — CAN: LAING B — Draw ↺ 100%
6 — USA: HAMILTON M — Clearing ↺ 100%
7 — CAN: LAING B — Guard ↺ 100%
8 — USA: HAMILTON M — Clearing ↺ 100%
9 — CAN: KENNEDY M — Front ↻ 50%
10 — USA: GEORGE T — Clearing ↺ 50%
11 — CAN: KENNEDY M — Front ↺ 100%
12 — USA: GEORGE T — Clearing ↺ 0%
13 — CAN: KOE K — Wick / Soft Peeling ↺ 100% — Split
14 — USA: SHUSTER J — Hit and Roll ↺ 100%
15 — CAN: KOE K — Hit and Roll ↻ 100%
16 — USA: SHUSTER J — Take-out ↺ 100%

	CAN	USA
Total Score	3	5
Time left	00:21	02:08

Legend:
↻ Clockwise ↺ Counter-clockwise - Not considered

Most Important Shots
우승 결정 슛 / Tirs les plus importants

Sheet	Game	Team	LSFE	1	2	3	4	5	6	7	8	9	10	Extra Ends	Total
A	10	SWE - Sweden	*	2	0	0	4	0	2	1	0	X	X		9
	11	SUI - Switzerland		0	1	0	0	1	0	0	1	X	X		3

Most Important Shot:

The Swedish Skip EDIN N played an excellent Raise with the perfect weight to move the Swiss shot stone laying behind a guard in the four foot just out of scoring position. This resulted in a score of 4 points for the Swedish team and a comfortable 6:1 lead after 4 ends.

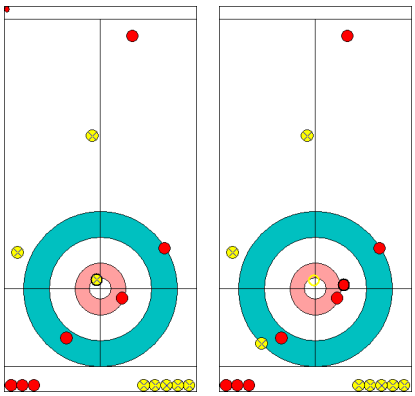

Before After

End: 4
Team: SWE - Sweden
Player: EDIN Niklas
Team Stone: 1 2 3 4 5 6 7 ⑧
Task: Raise
Rotation: ↻
Shot Success: 100%

Sheet	Game	Team	LSFE	1	2	3	4	5	6	7	8	9	10	Extra Ends	Total
C	10	CAN - Canada	*	0	1	0	1	0	0	0	0	1	0		3
	10	USA - United States of America		0	0	1	0	1	0	0	2	0	1		5

Most Important Shot:

Canadian Skip KOE K attempted a Draw to the four foot and was too light. It gave the US team a steal of 2 points and the lead in the game.

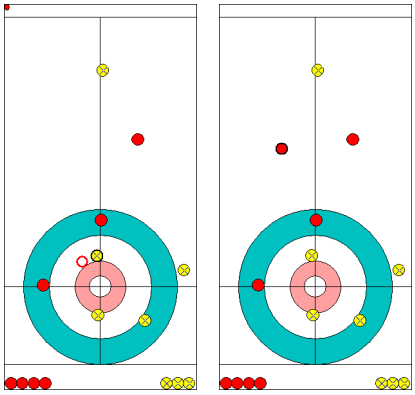

Before After

End: 8
Team: CAN - Canada
Player: KOE Kevin
Team Stone: 1 2 3 4 5 6 7 ⑧
Task: Draw
Rotation: ↺
Shot Success: 0%

Legend:
↻ Clockwise
↺ Counter-clockwise
LSFE(*) Last Stone First End
X Unplayed/unfinished end due to concession

Session Results and Standings
세션 경기결과 및 순위 / Résultats de la session et classement

Sheet	Game	Team	LSFE	1	2	3	4	5	6	7	8	9	10	Extra Ends				Total
D	10	SUI - Switzerland		0	1	0	0	2	1	0	0	5	X					9
	10	GBR - Great Britain	*	2	0	0	2	0	0	0	1	0	X					5

Standings after Round Robin and Tie-breakers

Rank	Team	Games	Wins	Losses	TB W-L				
1	SWE - Sweden	9	7	2		Q			
2	CAN - Canada	9	6	3		Q			
3	USA - United States of America	9	5	4		Q			
4	SUI - Switzerland	9	5	4	1 - 0	Q			
5	GBR - Great Britain	9	5	4	0 - 1				
6	NOR - Norway	9	4	5			w1	DSC	30.45cm
7	KOR - Republic of Korea	9	4	5			w1	DSC	37.43cm
8	JPN - Japan	9	4	5			w1	DSC	49.77cm
9	ITA - Italy	9	3	6					
10	DEN - Denmark	9	2	7					

Legend:
DSC Draw Shot Challenge
TB W-L Tie-breaker Wins-Losses
LSFE(*) Last Stone First End
wn Number of wins (n) against tied teams
Q Qualified for the semi-finals
X Unplayed/unfinished end due to concession

Game Results
대회 경기결과 / Résultats de la partie

Sheet	Game	Team	LSFE	1	2	3	4	5	6	7	8	9	10	Extra Ends				Total
D	10	SUI - Switzerland		0	1	0	0	2	1	0	0	5	X					9
	10	GBR - Great Britain	*	2	0	0	2	0	0	0	1	0	X					5

SUI - Switzerland		Shot Success Game	Shot Success All
4 V	SCHWARZ Benoit	80 %	82 %
3	PAETZ Claudio	95 %	85 %
2 S	DE CRUZ Peter	86 %	82 %
1	TANNER Valentin	89 %	87 %
A	MAERKI Dominik	-	-
	Team Total	88 %	84 %

Time remaining: 5 minutes 39 seconds

Time-out: End 9 - SUI stone 6

GBR - Great Britain		Shot Success Game	Shot Success All
4 S	SMITH Kyle	82 %	78 %
3 V	MUIRHEAD Thomas	89 %	82 %
2	WADDELL Kyle	89 %	82 %
1	SMITH Cameron	85 %	87 %
A	MUIRHEAD Glen	-	-
	Team Total	86 %	82 %

Time remaining: 6 minutes 51 seconds

Shot Success Analysis

SUI - Switzerland		↻		↺		Game	
4 SCHWARZ Benoit	Draws	3	100 %	3	58 %	6	79 %
	Take-outs	5	60 %	8	94 %	13	81 %
	Total	8	75 %	11	84 %	19	80 %
3 PAETZ Claudio	Draws	3	100 %	2	100 %	5	100 %
	Take-outs	6	100 %	9	89 %	15	93 %
	Total	9	100 %	11	91 %	20	95 %
2 DE CRUZ Peter	Draws	8	91 %	2	63 %	10	85 %
	Take-outs	3	67 %	7	96 %	10	88 %
	Total	11	84 %	9	89 %	20	86 %
1 TANNER Valentin	Draws	8	100 %	9	81 %	17	90 %
	Take-outs	1	100 %	1	75 %	2	88 %
	Total	9	100 %	10	80 %	19	89 %
A MAERKI Dominik	Draws	0	-	0	-	0	-
	Take-outs	0	-	0	-	0	-
	Total	0	-	0	-	0	-
Team	Draws	22	97 %	16	77 %	38	88 %
	Take-outs	15	80 %	25	92 %	40	88 %
	Total	37	90 %	41	86 %	78	88 %

GBR - Great Britain		↻		↺		Game	
4 SMITH Kyle	Draws	2	38 %	5	90 %	7	75 %
	Take-outs	4	100 %	6	79 %	10	88 %
	Total	6	79 %	11	84 %	17	82 %
3 MUIRHEAD Thomas	Draws	2	100 %	3	67 %	5	80 %
	Take-outs	4	88 %	11	93 %	15	92 %
	Total	6	92 %	14	88 %	20	89 %
2 WADDELL Kyle	Draws	2	100 %	2	100 %	4	100 %
	Take-outs	6	92 %	10	83 %	16	86 %
	Total	8	94 %	12	85 %	20	89 %
1 SMITH Cameron	Draws	5	100 %	14	79 %	19	84 %
	Take-outs	0	-	1	100 %	1	100 %
	Total	5	100 %	15	80 %	20	85 %
A MUIRHEAD Glen	Draws	0	-	0	-	0	-
	Take-outs	0	-	0	-	0	-
	Total	0	-	0	-	0	-
Team	Draws	11	89 %	24	81 %	35	84 %
	Take-outs	14	93 %	28	87 %	42	89 %
	Total	25	91 %	52	84 %	77	86 %

Note:
Position and function for each team member:
4 = Fourth, **3** = Third, **2** = Second, **1** = Lead, **A** = Alternate, **S** = Skip, **V** = Vice-Skip

Legend:
↻ Clockwise ↺ Counter-clockwise **LSFE(*)** Last Stone First End
X Unplayed/unfinished end due to concession

Game - Shot by Shot
경기별 숏 기록 / Déroulement de la partie

End 1 — **SUI - Switzerland 0 + 0 (this end) = 0** — **GBR - Great Britain 0 + 2 (this end) = 2**



	SUI	GBR
Total Score	0	2
Time left	35:36	35:06

Legend:
↻ Clockwise ↺ Counter-clockwise - Not considered

Game - Shot by Shot
경기별 숏 기록 / Déroulement de la partie

End 2 — **SUI - Switzerland 0 + 1** (this end) **= 1** — **GBR - Great Britain 2 + 0** (this end) **= 2**

1	2	3	4	5	6
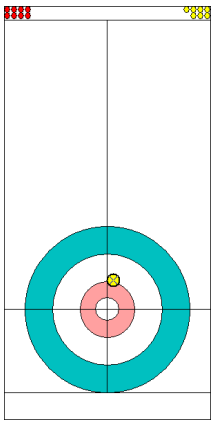	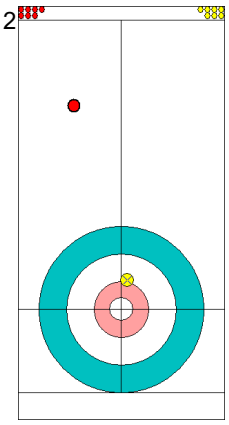	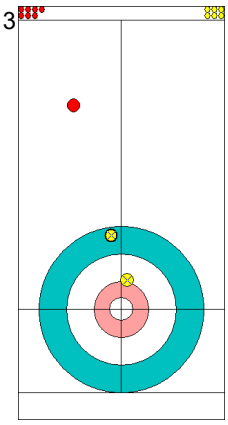	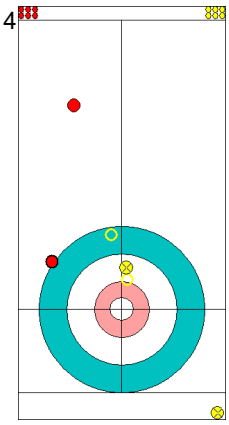	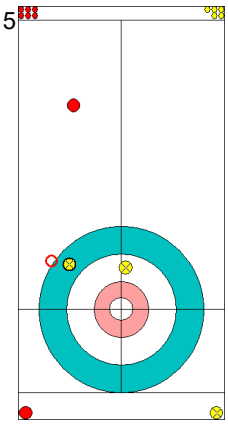	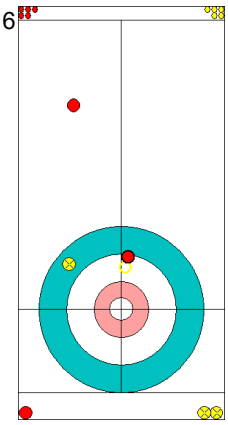
GBR: SMITH C	SUI: TANNER V	GBR: SMITH C	SUI: TANNER V	GBR: WADDELL K	SUI: DE CRUZ P
Draw ↻ 100%	Front ↻ 100%	Guard ↺ 0%	Hit and Roll ↺ 75%	Hit and Roll ↺ 100%	Hit and Roll ↺ 75%
7	**8**	**9**	**10**	**11**	**12**
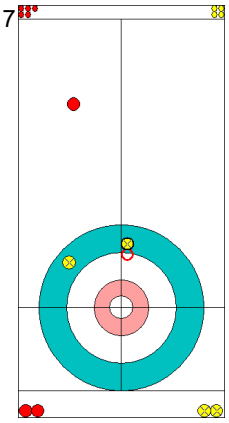	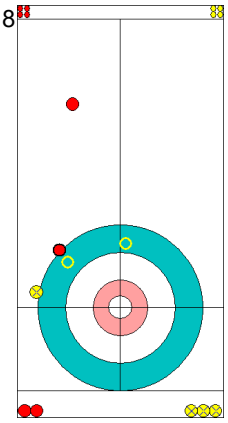	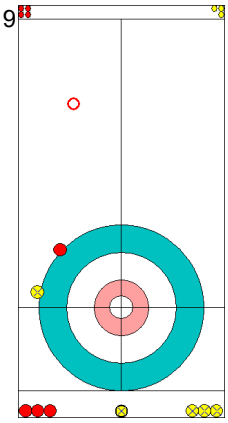	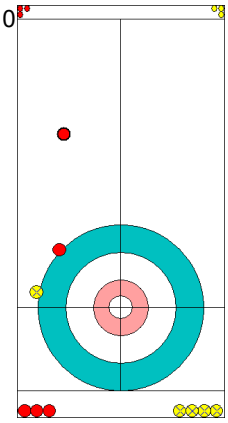	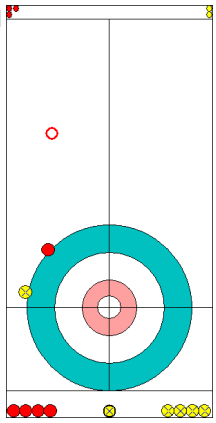	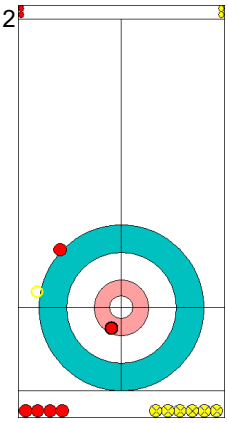
GBR: WADDELL K	SUI: DE CRUZ P	GBR: MUIRHEAD T	SUI: PAETZ C	GBR: MUIRHEAD T	SUI: PAETZ C
Take-out ↻ 100%	Hit and Roll ↺ 100%	Clearing ↺ 100%	Guard ↻ 100%	Clearing ↺ 100%	Hit and Roll ↺ 100%
13	**14**	**15**	**16**		
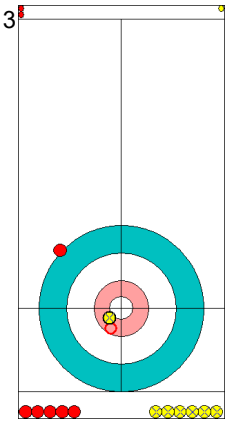	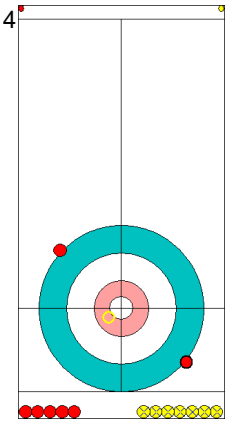	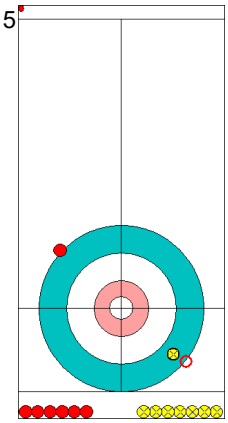	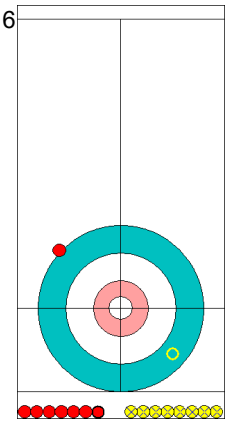		
GBR: SMITH K	SUI: SCHWARZ B	GBR: SMITH K	SUI: SCHWARZ B		
Take-out ↻ 100%	Take-out ↺ 100%	Take-out ↻ 100%	Take-out ↻ 50%		

	SUI	GBR
Total Score	1	2
Time left	32:50	31:56

Legend:
↻ Clockwise ↺ Counter-clockwise - Not considered

Game - Shot by Shot
경기별 숏 기록 / Déroulement de la partie

End 3 — **SUI - Switzerland 1 + 0** (this end) **= 1** — **GBR - Great Britain 2 + 0** (this end) **= 2**

1
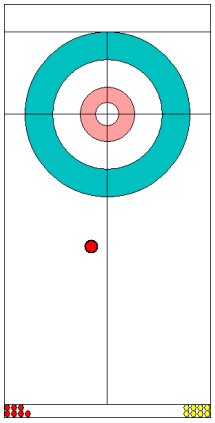
SUI: TANNER V
Front ↻ 100%

2
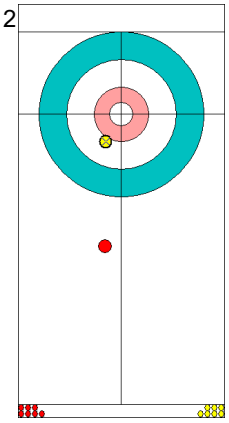
GBR: SMITH C
Draw ↻ 100%

3
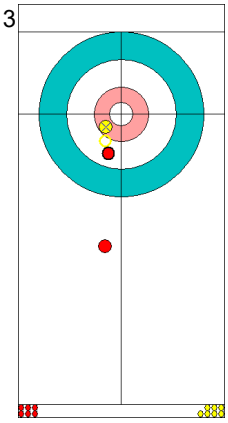
SUI: TANNER V
Draw ↻ 100%

4
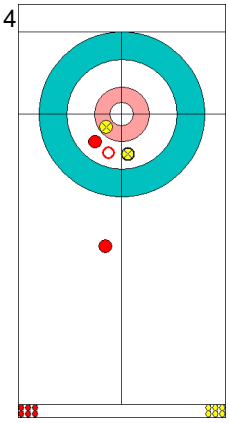
GBR: SMITH C
Draw ↻ 50%

5
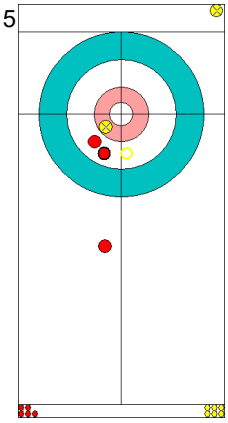
SUI: DE CRUZ P
Hit and Roll ↻ 100%

6
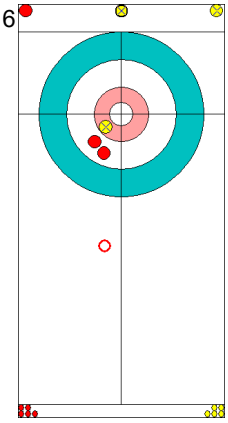
GBR: WADDELL K
Clearing ↻ 100%

7
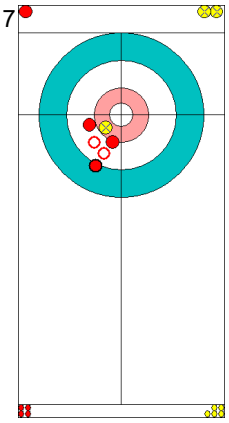
SUI: DE CRUZ P
Raise ↻ 100%

8
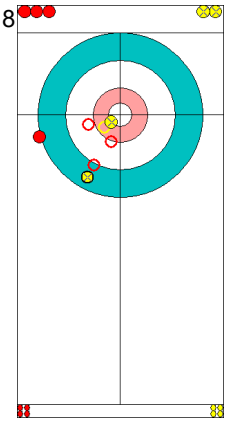
GBR: WADDELL K
Double Take-out ↻ 100%

9
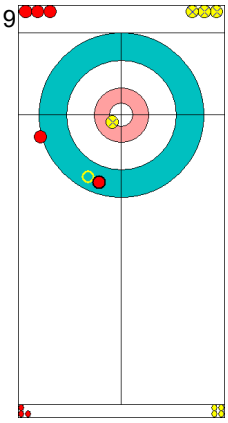
SUI: PAETZ C
Take-out ↻ 100%

10
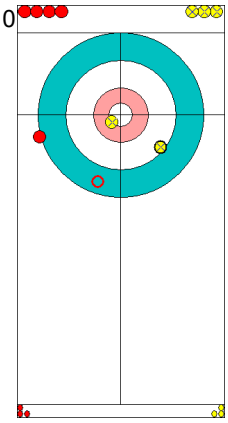
GBR: MUIRHEAD T
Take-out ↻ 100%

11
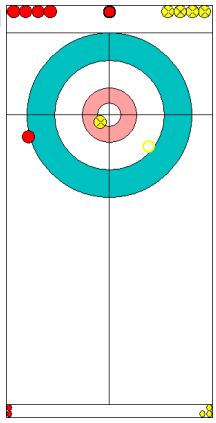
SUI: PAETZ C
Double Take-out ↻ 50%

12
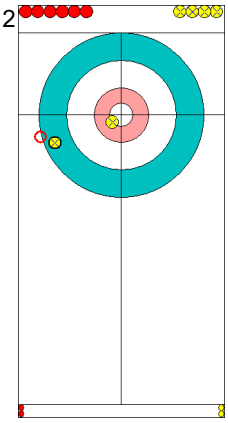
GBR: MUIRHEAD T
Take-out ↻ 100%

13
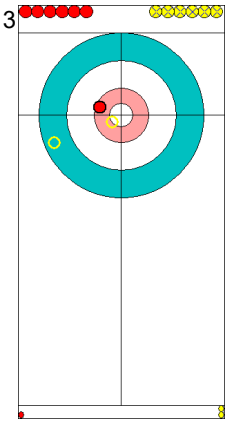
SUI: SCHWARZ B
Double Take-out ↻ 100%

14
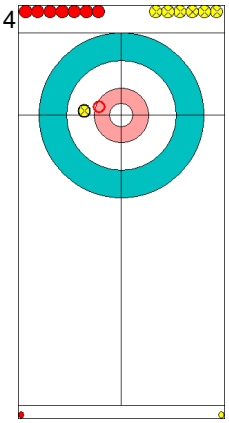
GBR: SMITH K
Take-out ↻ 100%

15
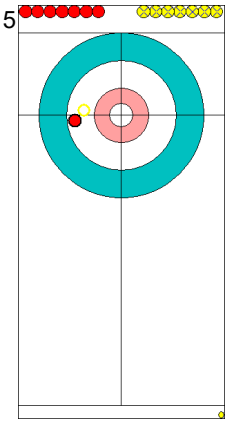
SUI: SCHWARZ B
Take-out ↻ 100%

16
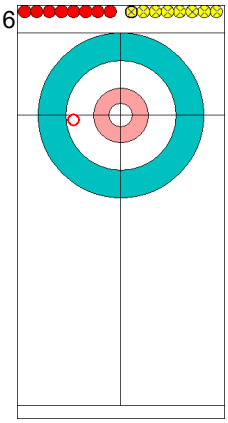
GBR: SMITH K
Clearing ↻ 100%

	SUI	GBR
Total Score	1	2
Time left	30:04	29:10

Legend:
↻ Clockwise ↺ Counter-clockwise - Not considered

Game - Shot by Shot
경기별 숏 기록 / Déroulement de la partie

End 4 — **SUI - Switzerland 1 + 0** (this end) **= 1** — **GBR - Great Britain 2 + 2** (this end) **= 4**



	SUI	GBR
Total Score	1	4
Time left	26:50	24:50

Legend:
↻ Clockwise ↺ Counter-clockwise - Not considered

Game - Shot by Shot
경기별 숏 기록 / Déroulement de la partie

End 5 **SUI - Switzerland 1 + 2** (this end) **= 3** **GBR - Great Britain 4 + 0** (this end) **= 4**

1
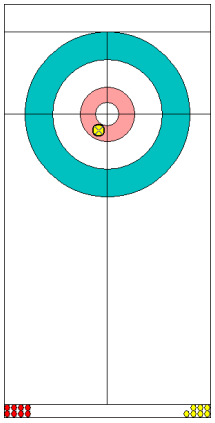
GBR: SMITH C
Draw ↻ 100%

2
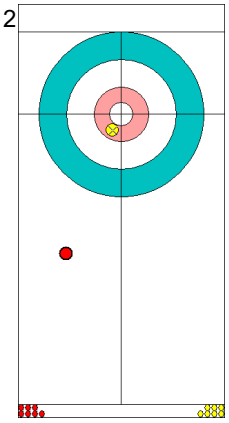
SUI: TANNER V
Front ↻ 100%

3
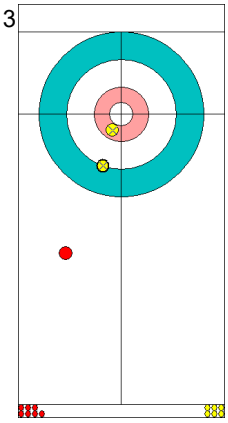
GBR: SMITH C
Draw ↻ 100%

4
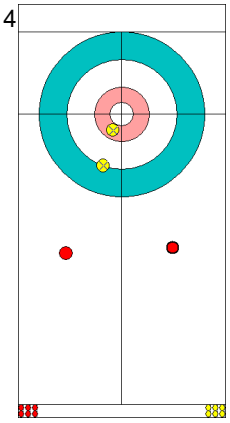
SUI: TANNER V
Front ↻ 100%

5
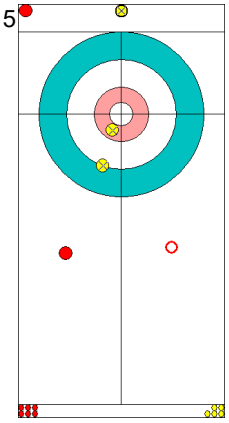
GBR: WADDELL K
Clearing ↻ 100%

6
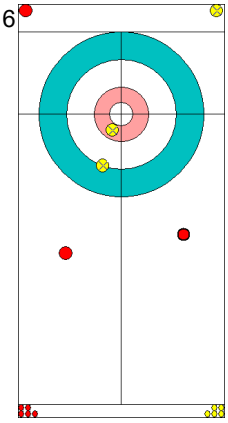
SUI: DE CRUZ P
Front ↻ 100%

7
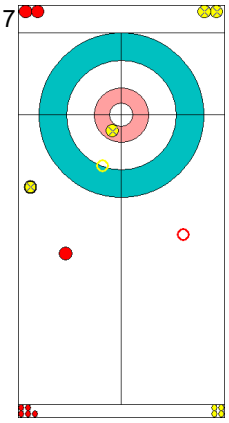
GBR: WADDELL K
Clearing ↻ 100%

8
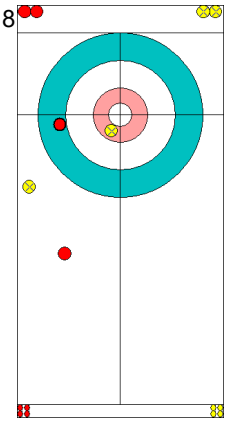
SUI: DE CRUZ P
Draw ↺ 75%

9
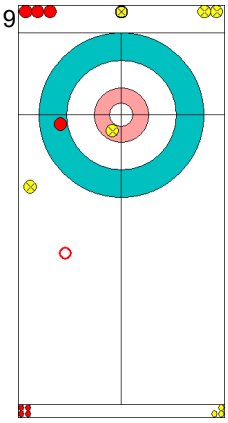
GBR: MUIRHEAD T
Clearing ↻ 100%

10
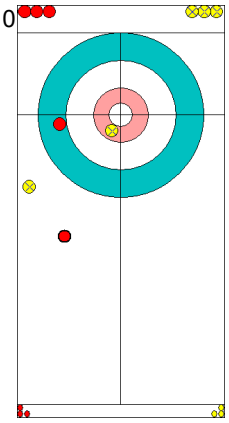
SUI: PAETZ C
Guard ↻ 100%

11
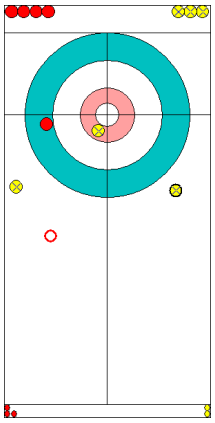
GBR: MUIRHEAD T
Double Take-out ↺ 50%

12
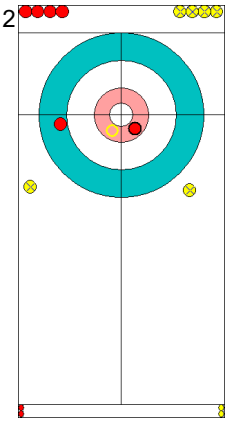
SUI: PAETZ C
Take-out ↻ 100%

13
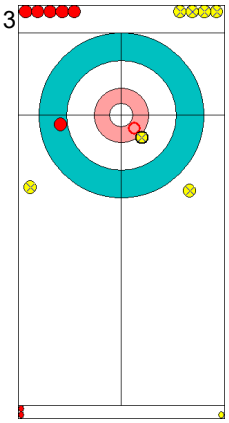
GBR: SMITH K
Hit and Roll ↺ 75%

14
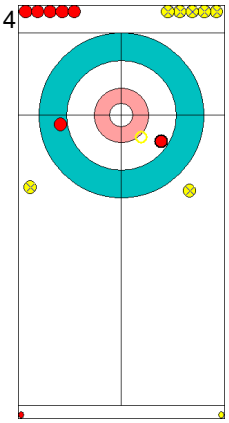
SUI: SCHWARZ B
Take-out ↻ 100%

15
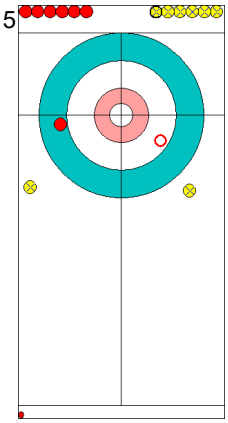
GBR: SMITH K
Hit and Roll ↺ 50%

16
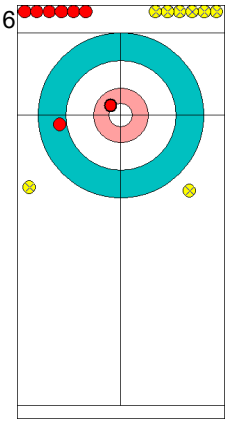
SUI: SCHWARZ B
Draw ↻ 100%

	SUI	GBR
Total Score	3	4
Time left	24:37	21:35

Legend:
↻ Clockwise ↺ Counter-clockwise - Not considered

Game - Shot by Shot
경기별 숏 기록 / Déroulement de la partie

End 6 — **SUI - Switzerland 3 + 1** (this end) **= 4** — **GBR - Great Britain 4 + 0** (this end) **= 4**

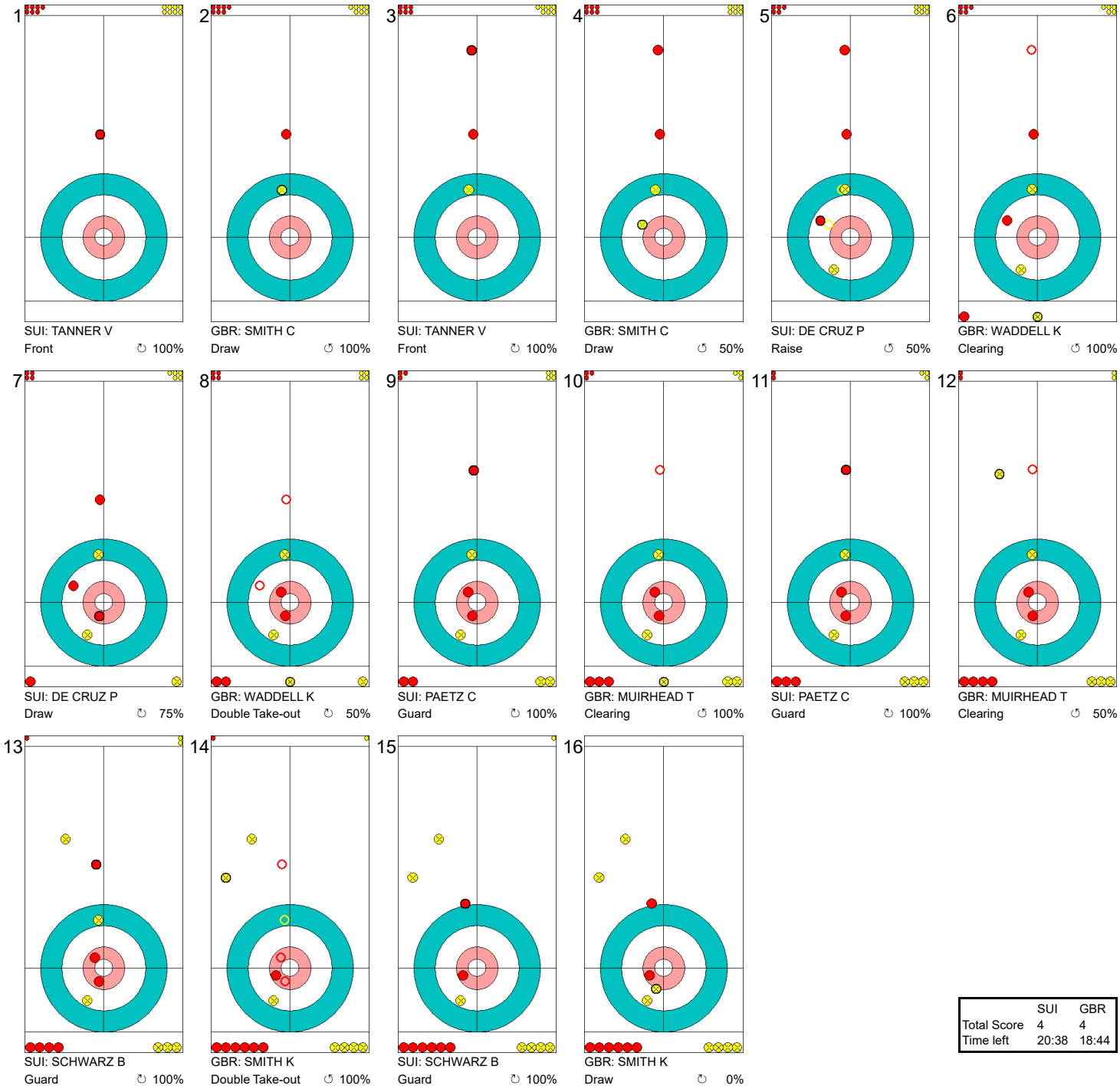

	SUI	GBR
Total Score	4	4
Time left	20:38	18:44

Legend:
↻ Clockwise ↺ Counter-clockwise - Not considered

Game - Shot by Shot
경기별 숏 기록 / Déroulement de la partie

End 7 | **SUI - Switzerland 4 + 0** (this end) **= 4** | **GBR - Great Britain 4 + 0** (this end) **= 4**

1
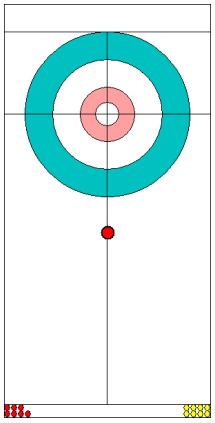
SUI: TANNER V
Front ↻ 100%

2
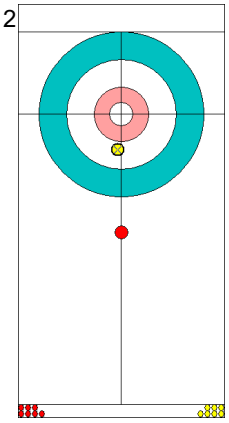
GBR: SMITH C
Draw ↺ 100%

3
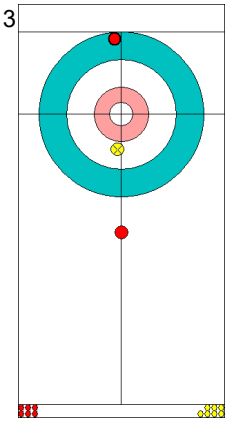
SUI: TANNER V
Draw ↻ 50%

4
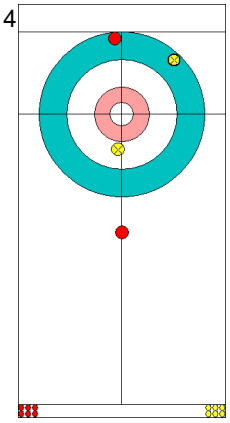
GBR: SMITH C
Draw ↺ 100%

5
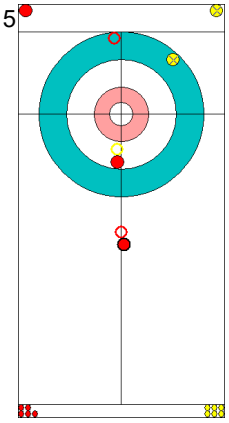
SUI: DE CRUZ P
Promotion Take-out ↻ 100%

6
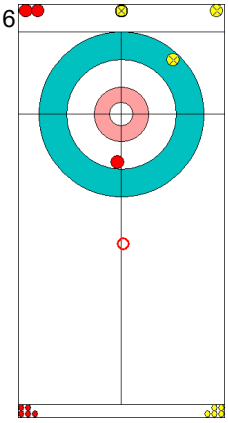
GBR: WADDELL K
Double Take-out ↺ 50%

7
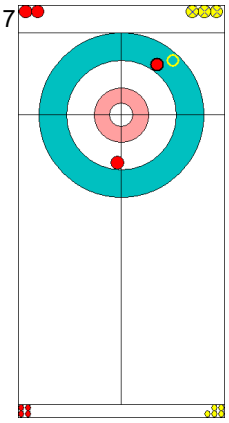
SUI: DE CRUZ P
Take-out ↻ 100%

8
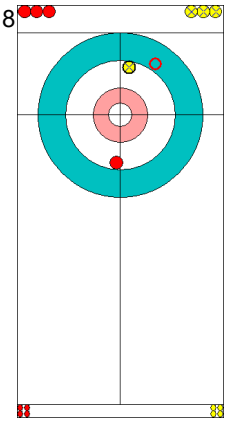
GBR: WADDELL K
Take-out ↺ 100%

9
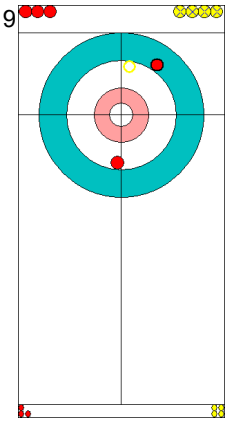
SUI: PAETZ C
Take-out ↻ 100%

10
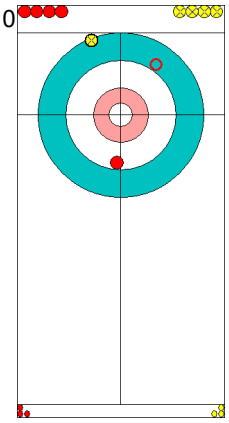
GBR: MUIRHEAD T
Hit and Roll ↺ 75%

11
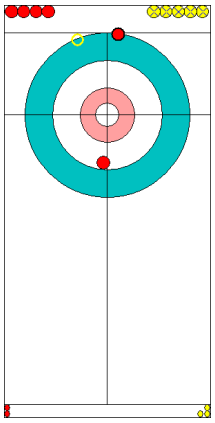
SUI: PAETZ C
Take-out ↻ 100%

12
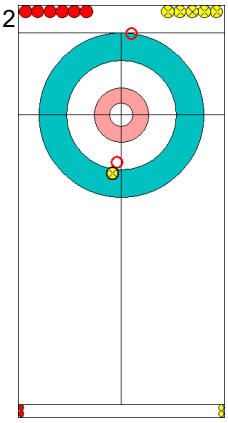
GBR: MUIRHEAD T
Double Take-out ↺ 100%

13
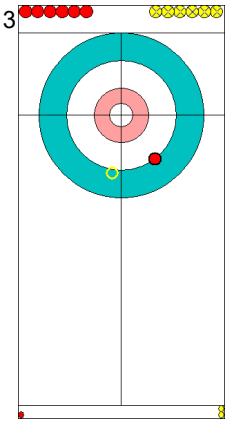
SUI: SCHWARZ B
Take-out ↻ 100%

14
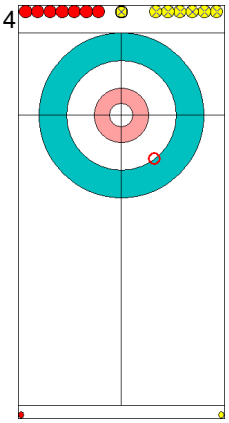
GBR: SMITH K
Take-out ↺ 50%

15
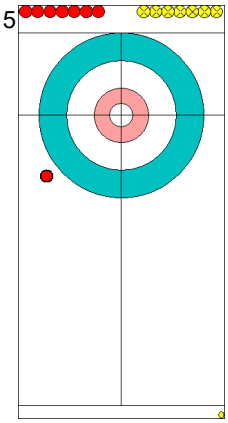
SUI: SCHWARZ B
Draw ↻ 0%

16
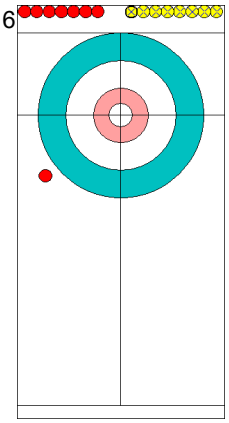
GBR: SMITH K
Through ↺ -

	SUI	GBR
Total Score	4	4
Time left	17:47	16:37

Legend:
↻ Clockwise ↺ Counter-clockwise - Not considered

Game - Shot by Shot
경기별 숏 기록 / Déroulement de la partie

End 8 — **SUI - Switzerland 4 + 0** (this end) **= 4** — **GBR - Great Britain 4 + 1** (this end) **= 5**



	SUI	GBR
Total Score	4	5
Time left	13:35	12:03

Legend:
↻ Clockwise ↺ Counter-clockwise - Not considered

Game - Shot by Shot
경기별 숏 기록 / Déroulement de la partie

End 9 — **SUI - Switzerland 4 + 5** (this end) **= 9** — **GBR - Great Britain 5 + 0** (this end) **= 5**

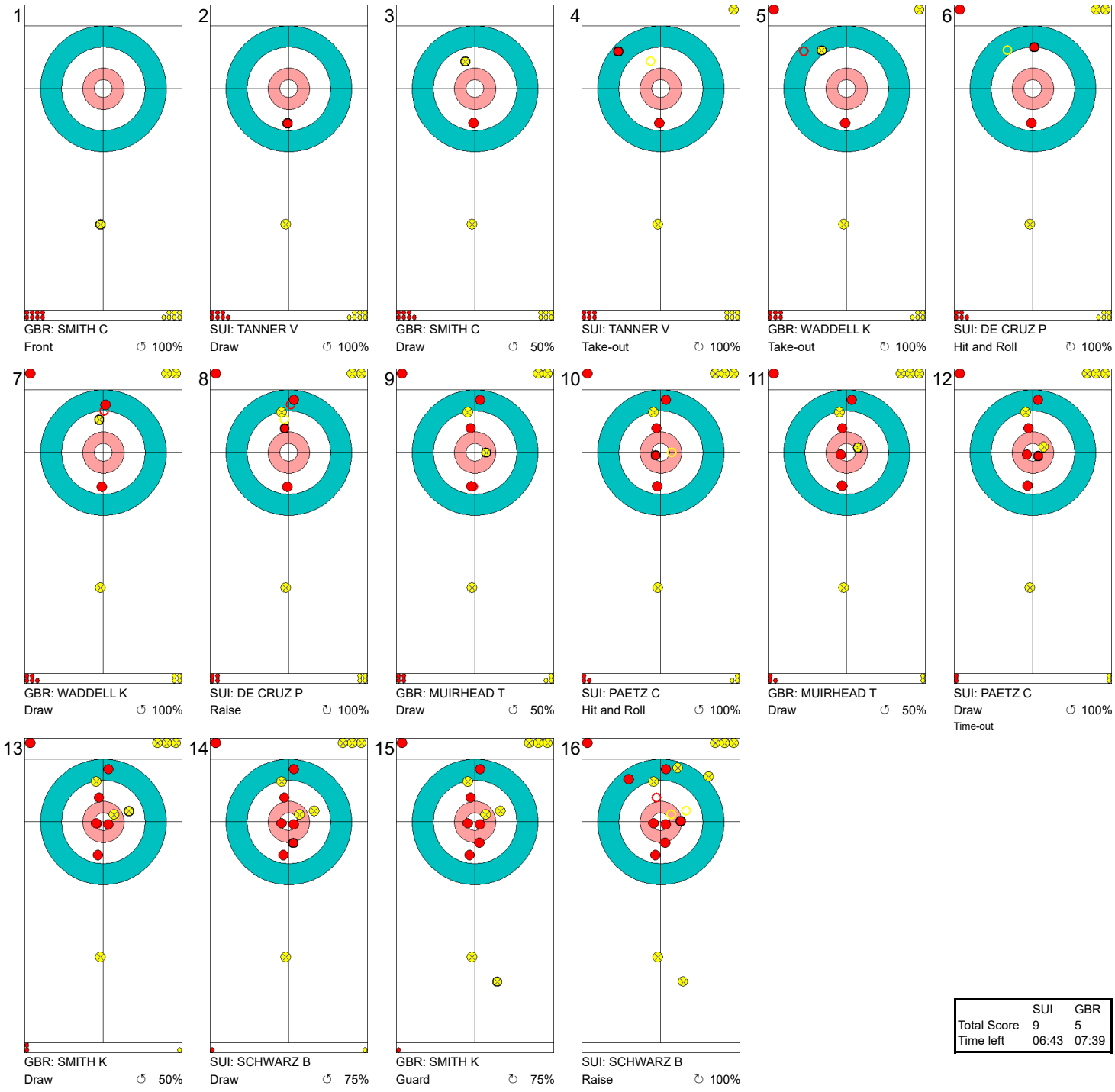

	SUI	GBR
Total Score	9	5
Time left	06:43	07:39

Legend:
↻ Clockwise ↺ Counter-clockwise - Not considered

Game - Shot by Shot
경기별 숏 기록 / Déroulement de la partie

End 10 | **SUI - Switzerland** 9 + X (this end) = 9 | **GBR - Great Britain** 5 + X (this end) = 5

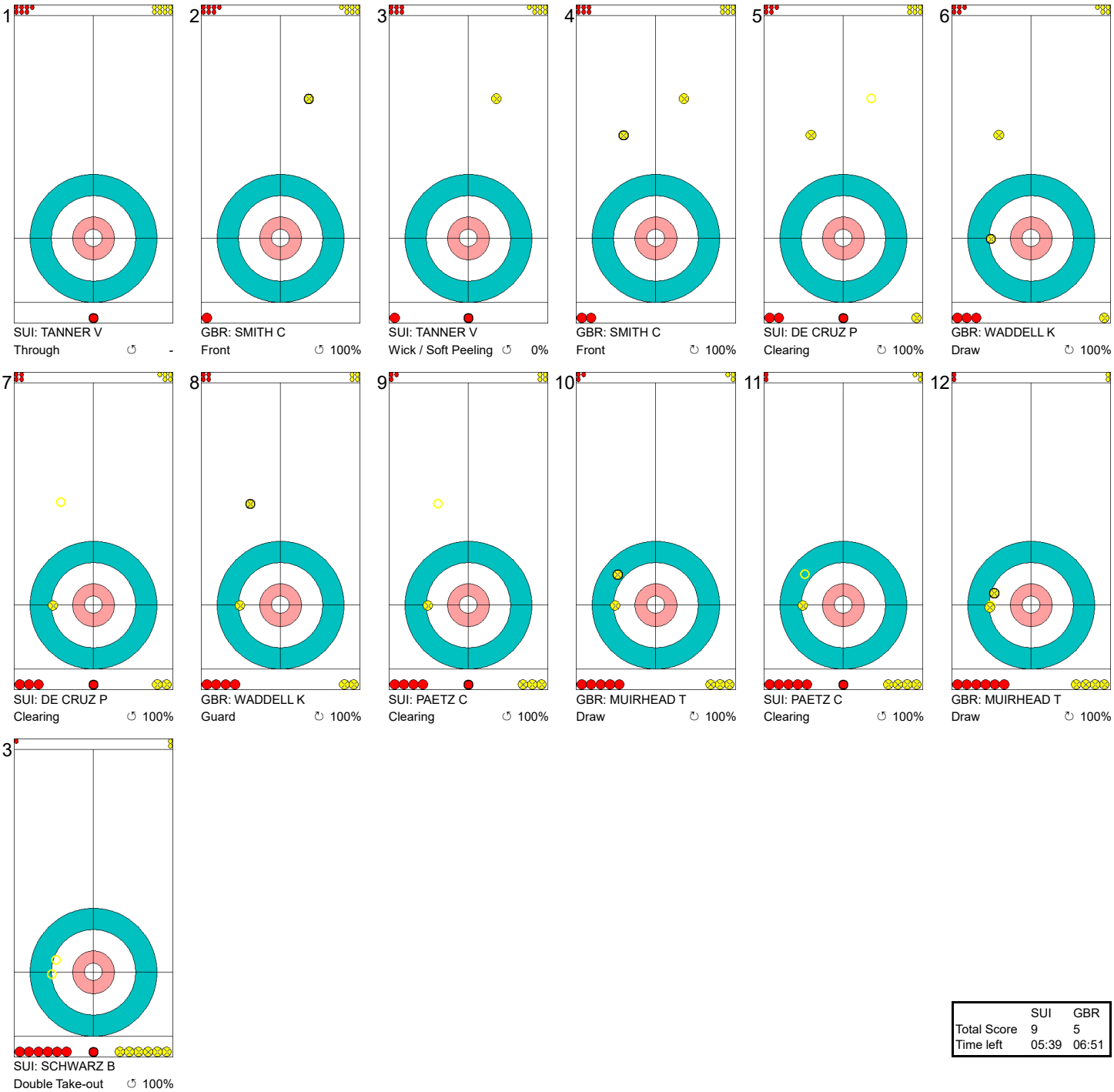

	SUI	GBR
Total Score	9	5
Time left	05:39	06:51

Legend:
↻ Clockwise ↺ Counter-clockwise - Not considered
X Unfinished end due to concession

Most Important Shots
우승 결정 슛 / Tirs les plus importants

Sheet	Game	Team	LSFE	1	2	3	4	5	6	7	8	9	10	Extra Ends				Total
D	10	SUI - Switzerland		0	1	0	0	2	1	0	0	5	X					9
	10	GBR - Great Britain	*	2	0	0	2	0	0	0	1	0	X					5

Most Important Shot:

Already laying with 2 stones in the house, Swiss Fourth SCHWARZ B played a spectacular Raise through a narrow gap to remove 2 British stones out of the four foot and score 5 points. This was the key for the victory of team Switzerland.

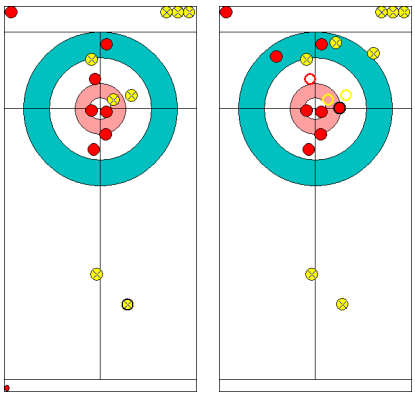

Before | After

End: 9

Team: SUI - Switzerland

Player: SCHWARZ Benoit

Team Stone: 1 2 3 4 5 6 7 ⑧

Task: Raise

Rotation: ↻

Shot Success: 100%

Legend:
↻ Clockwise
↺ Counter-clockwise
LSFE(*) Last Stone First End
X Unplayed/unfinished end due to concession

Cumulative Player Statistics by Team
팀별 선수 누적 통계 / Statistiques individuelles cumulées par équipe

GBR - Great Britain

SMITH Kyle — Fourth Skip — Right-handed

Type	↻	%	↺	%	Total	%
Draw	26	68	37	86	63	79
Front	0	-	0	-	0	-
Guard	3	83	2	63	5	75
Raise	5	80	3	67	8	75
Wick / Soft Peeling	0	-	0	-	0	-
Freeze	0	-	0	-	0	-
Take-out	15	82	30	85	45	84
Hit and Roll	14	66	13	75	27	70
Clearing	11	91	4	75	15	87
Double Take-out	9	72	10	75	19	74
Promotion Take-out	0	-	6	67	6	67
Not considered	0	-	1	-	1	-
All Draws	34	71	42	83	76	78
All Take-outs	49	78	63	79	112	78
Total	83	75	105	81	188	78

SMITH Cameron — Lead — Left-handed

Type	↻	%	↺	%	Total	%
Draw	10	73	90	90	100	88
Front	6	100	54	95	60	95
Guard	0	-	11	64	11	64
Raise	3	42	2	88	5	60
Wick / Soft Peeling	1	50	7	75	8	72
Freeze	0	-	0	-	0	-
Take-out	0	-	3	100	3	100
Hit and Roll	1	0	2	63	3	42
Clearing	0	-	0	-	0	-
Double Take-out	0	-	0	-	0	-
Promotion Take-out	0	-	1	100	1	100
Not considered	0	-	1	-	1	-
All Draws	20	75	164	89	184	88
All Take-outs	1	0	6	88	7	75
Total	21	71	170	89	191	87

MUIRHEAD Thomas — Third V-Skip — Right-handed

Type	↻	%	↺	%	Total	%
Draw	16	78	25	70	41	73
Front	0	-	1	100	1	100
Guard	1	100	16	80	17	81
Raise	4	50	3	83	7	64
Wick / Soft Peeling	0	-	0	-	0	-
Freeze	0	-	0	-	0	-
Take-out	24	99	21	88	45	94
Hit and Roll	14	79	11	77	25	78
Clearing	9	89	17	94	26	92
Double Take-out	7	86	12	71	19	76
Promotion Take-out	9	72	2	38	11	66
Not considered	0	-	0	-	0	-
All Draws	21	74	45	75	66	75
All Take-outs	63	88	63	83	126	85
Total	84	84	108	80	192	82

MUIRHEAD Glen — Alternate — Right-handed

Type	↻	%	↺	%	Total	%
Draw	0	-	0	-	0	-
Front	0	-	0	-	0	-
Guard	0	-	0	-	0	-
Raise	0	-	0	-	0	-
Wick / Soft Peeling	0	-	0	-	0	-
Freeze	0	-	0	-	0	-
Take-out	0	-	0	-	0	-
Hit and Roll	0	-	0	-	0	-
Clearing	0	-	0	-	0	-
Double Take-out	0	-	0	-	0	-
Promotion Take-out	0	-	0	-	0	-
Not considered	0	-	0	-	0	-
All Draws	0	-	0	-	0	-
All Take-outs	0	-	0	-	0	-
Total	0	-	0	-	0	-

WADDELL Kyle — Second — Right-handed

Type	↻	%	↺	%	Total	%
Draw	17	75	27	79	44	77
Front	3	100	5	60	8	75
Guard	2	63	13	88	15	85
Raise	4	63	3	92	7	75
Wick / Soft Peeling	0	-	1	100	1	100
Freeze	0	-	0	-	0	-
Take-out	8	88	17	85	25	86
Hit and Roll	7	82	15	78	22	80
Clearing	13	94	30	93	43	94
Double Take-out	8	56	12	67	20	63
Promotion Take-out	4	88	3	92	7	89
Not considered	0	-	0	-	0	-
All Draws	26	75	49	81	75	79
All Take-outs	40	83	77	84	117	84
Total	66	80	126	83	192	82

Team: GBR - Great Britain

Type	↻	%	↺	%	Total	%
Draw	69	73	179	84	248	81
Front	9	100	60	92	69	93
Guard	6	79	42	77	48	78
Raise	16	61	11	82	27	69
Wick / Soft Peeling	1	50	8	78	9	75
Freeze	0	-	0	-	0	-
Take-out	47	91	71	87	118	89
Hit and Roll	36	72	41	76	77	74
Clearing	33	92	51	92	84	92
Double Take-out	24	71	34	71	58	71
Promotion Take-out	13	77	12	71	25	74
Not considered	0	-	2	-	2	-
All Draws	101	74	300	85	401	82
All Take-outs	153	83	209	82	362	82
Total	254	79	509	84	763	82

Legend:
↻ Clockwise ↺ Counter-clockwise

Cumulative Player Statistics by Team
팀별 선수 누적 통계 / Statistiques individuelles cumulées par équipe

SUI - Switzerland

SCHWARZ Benoit — Fourth V-Skip — Right-handed

Type	↻	%	↺	%	Total	%
Draw	29	86	45	81	74	83
Front	0	-	0	-	0	-
Guard	4	75	6	88	10	83
Raise	5	60	7	71	12	67
Wick / Soft Peeling	1	50	0	-	1	50
Freeze	0	-	0	-	0	-
Take-out	11	64	32	93	43	85
Hit and Roll	12	71	17	88	29	81
Clearing	3	75	7	86	10	83
Double Take-out	8	75	9	69	17	72
Promotion Take-out	5	65	6	79	11	73
Not considered	0	-	2	-	2	-
All Draws	39	81	58	81	97	81
All Take-outs	39	69	71	87	110	81
Total	78	75	129	84	207	81

TANNER Valentin — Lead — Right-handed

Type	↻	%	↺	%	Total	%
Draw	50	87	47	82	97	85
Front	35	95	37	93	72	94
Guard	8	94	6	79	14	88
Raise	3	92	2	88	5	90
Wick / Soft Peeling	2	13	5	40	7	32
Freeze	0	-	0	-	0	-
Take-out	3	100	2	100	5	100
Hit and Roll	3	92	3	83	6	88
Clearing	0	-	0	-	0	-
Double Take-out	1	100	1	50	2	75
Promotion Take-out	0	-	0	-	0	-
Not considered	0	-	2	-	2	-
All Draws	98	89	97	84	195	87
All Take-outs	7	96	6	83	13	90
Total	105	90	103	84	208	87

PAETZ Claudio — Third — Right-handed

Type	↻	%	↺	%	Total	%
Draw	23	91	28	79	51	85
Front	1	100	2	100	3	100
Guard	12	96	16	95	28	96
Raise	5	50	6	54	11	52
Wick / Soft Peeling	0	-	2	88	2	88
Freeze	0	-	0	-	0	-
Take-out	20	100	15	93	35	97
Hit and Roll	12	69	14	82	26	76
Clearing	18	88	7	93	25	89
Double Take-out	11	82	7	57	18	72
Promotion Take-out	6	63	5	75	11	68
Not considered	0	-	0	-	0	-
All Draws	41	88	54	82	95	85
All Take-outs	67	85	48	83	115	84
Total	108	86	102	83	210	84

MAERKI Dominik — Alternate — Right-handed

Type	↻	%	↺	%	Total	%
Draw	0	-	0	-	0	-
Front	0	-	0	-	0	-
Guard	0	-	0	-	0	-
Raise	0	-	0	-	0	-
Wick / Soft Peeling	0	-	0	-	0	-
Freeze	0	-	0	-	0	-
Take-out	0	-	0	-	0	-
Hit and Roll	0	-	0	-	0	-
Clearing	0	-	0	-	0	-
Double Take-out	0	-	0	-	0	-
Promotion Take-out	0	-	0	-	0	-
Not considered	0	-	0	-	0	-
All Draws	0	-	0	-	0	-
All Take-outs	0	-	0	-	0	-
Total	0	-	0	-	0	-

DE CRUZ Peter — Second Skip — Right-handed

Type	↻	%	↺	%	Total	%
Draw	24	75	33	71	57	73
Front	3	100	6	100	9	100
Guard	8	94	15	87	23	89
Raise	8	69	8	44	16	56
Wick / Soft Peeling	1	100	0	-	1	100
Freeze	0	-	0	-	0	-
Take-out	11	77	5	100	16	84
Hit and Roll	8	72	10	80	18	76
Clearing	26	97	19	96	45	97
Double Take-out	6	67	12	94	18	85
Promotion Take-out	4	88	3	67	7	79
Not considered	0	-	0	-	0	-
All Draws	44	80	62	74	106	76
All Take-outs	55	85	49	91	104	88
Total	99	83	111	82	210	82

Team: SUI - Switzerland

Type	↻	%	↺	%	Total	%
Draw	126	85	153	79	279	82
Front	39	96	45	94	84	95
Guard	32	92	43	89	75	90
Raise	21	65	23	59	44	62
Wick / Soft Peeling	4	44	7	54	11	50
Freeze	0	-	0	-	0	-
Take-out	45	86	54	94	99	90
Hit and Roll	35	72	44	84	79	79
Clearing	47	92	33	93	80	93
Double Take-out	26	77	29	76	55	76
Promotion Take-out	15	70	14	75	29	72
Not considered	0	-	4	-	4	-
All Draws	222	85	271	81	493	83
All Take-outs	168	82	174	87	342	84
Total	390	84	445	83	835	83

Legend:
↻ Clockwise ↺ Counter-clockwise

Competition Matrix
라운드로빈 경기결과 / Tableau des rencontres

Team	CAN	DEN	GBR	ITA	JPN	KOR	NOR	SUI	SWE	USA
CAN		8 - 3	6 - 4	5 - 3	8 - 4	7 - 6	7 - 4	6 - 8	2 - 5	7 - 9
DEN	3 - 8		6 - 7	6 - 4	4 - 6	9 - 8	8 - 10	7 - 9	5 - 9	5 - 9
GBR	4 - 6	7 - 6		7 - 6	6 - 5	5 - 11	10 - 3	6 - 5	6 - 8	4 - 10
ITA	3 - 5	4 - 6	6 - 7		5 - 6	6 - 8	6 - 4	7 - 4	3 - 7	10 - 9
JPN	4 - 8	6 - 4	5 - 6	6 - 5		4 - 10	6 - 4	5 - 6	4 - 11	8 - 2
KOR	6 - 7	8 - 9	11 - 5	8 - 6	10 - 4		5 - 7	8 - 7	2 - 7	7 - 11
NOR	4 - 7	10 - 8	3 - 10	4 - 6	4 - 6	7 - 5		5 - 7	7 - 2	8 - 5
SUI	8 - 6	9 - 7	5 - 6	4 - 7	6 - 5	7 - 8	7 - 5		10 - 3	4 - 8
SWE	5 - 2	9 - 5	8 - 6	7 - 3	11 - 4	7 - 2	2 - 7	3 - 10		10 - 4
USA	9 - 7	9 - 5	10 - 4	9 - 10	2 - 8	11 - 7	5 - 8	8 - 4	4 - 10	

Standings after Round Robin

Rank	Team	Games	Wins	Losses			
1	SWE - Sweden	9	7	2	Q		
2	CAN - Canada	9	6	3	Q		
3	USA - United States of America	9	5	4	Q	w2	
4	GBR - Great Britain	9	5	4	TB	w1	
4	SUI - Switzerland	9	5	4	TB	w0	
6	NOR - Norway	9	4	5		w1	DSC 30.45cm
7	KOR - Republic of Korea	9	4	5		w1	DSC 37.43cm
8	JPN - Japan	9	4	5		w1	DSC 49.77cm
9	ITA - Italy	9	3	6			
10	DEN - Denmark	9	2	7			

Legend:
DSC Draw Shot Challenge
wn Number of wins (n) against tied teams
Q Qualified for the semi-finals
TB Involved in the tie-breaker

OMEGA
Atos

Draw Shot Challenge
승부 던지기 / Moyenne des tirs à la cible

Rank	Team	Stone Rotation	Last Stone Draw in each Round Robin Game 1	2	3	4	5	6	7	8	9	DSC
1	SWE - Sweden	↻	24.7	12.4	6.6	23.2	13.9	54.5	11.1	3.8	4.7	**17.88cm**
		↺	24.9	9.2	11.5	~~147.0~~	~~115.4~~	15.0	34.7	9.7	26.1	
2	SUI - Switzerland	↻	34.4	~~199.6~~	11.0	15.9	24.8	8.2	10.9	31.5	6.7	**22.36cm**
		↺	28.3	40.5	44.3	3.3	~~67.8~~	29.9	20.1	35.9	12.0	
3	CAN - Canada	↻	57.6	15.3	5.2	17.7	12.8	17.4	14.9	24.6	22.6	**23.36cm**
		↺	~~137.7~~	~~118.1~~	13.1	35.8	2.0	22.0	64.0	15.5	33.3	
4	USA - United States of America	↻	18.4	~~91.2~~	84.2	4.9	33.0	20.0	16.7	3.5	2.6	**23.37cm**
		↺	38.6	36.9	1.2	20.7	~~100.1~~	7.5	32.1	44.1	9.5	
5	DEN - Denmark	↻	40.5	25.4	5.1	~~176.1~~	9.5	7.9	29.1	13.7	43.0	**27.96cm**
		↺	19.2	69.0	38.6	~~141.0~~	11.3	4.4	34.0	17.3	79.4	
6	NOR - Norway	↻	14.1	44.4	33.9	15.8	~~115.3~~	15.6	27.5	3.5	29.4	**30.45cm**
		↺	61.7	77.1	22.5	22.9	35.8	28.3	~~195.2~~	14.4	40.3	
7	GBR - Great Britain	↻	21.9	87.5	10.4	~~133.2~~	33.1	22.1	79.4	~~199.6~~	50.7	**35.29cm**
		↺	31.5	52.7	43.8	60.4	20.5	9.5	14.0	17.7	9.4	
8	KOR - Republic of Korea	↻	93.4	113.6	25.8	27.3	7.6	~~169.9~~	23.0	~~199.6~~	4.8	**37.43cm**
		↺	28.7	76.0	33.3	19.9	40.7	17.1	55.6	22.2	9.9	
9	ITA - Italy	↻	90.8	15.3	72.6	32.3	2.4	32.5	82.6	~~199.6~~	3.3	**41.61cm**
		↺	25.9	12.4	6.5	13.0	117.8	86.9	57.4	~~125.6~~	14.1	
10	JPN - Japan	↻	45.1	97.2	26.9	16.5	102.4	86.6	20.6	~~121.3~~	104.5	**49.77cm**
		↺	59.8	~~108.5~~	11.4	8.5	23.3	84.1	42.9	49.1	17.4	

Note:
The Draw Shot Challenge (DSC) is the average distance of all the individual Last Stone Draws (LSD), which were delivered by a team during the round robin. The two least favourable results will be eliminated before calculating the average distance. The team with the lesser DSC receives the higher ranking. If the DSCs are equal then the team with the best non-equal counting LSD receives the higher ranking. In the case where all counting LSDs are equal, the team ranked higher in the WCF World Rankings is ranked higher.

Legend:
↻ Clockwise ↺ Counter-clockwise **DSC** Draw Shot Challenge

Scoring Analysis
득점 분석 / Analyse des points marqués

Team	Games		LSFE	Stolen Ends	Points Scored 0	1	2	3	4	>4	Total	Plus / Minus
SWE - Sweden	9	For	7	8	5	15	13	4	1	1	62	+19
		Against	2	7	8	17	9	1	0	1	43	
CAN - Canada	9	For	5	8	5	20	13	2	1	0	56	+10
		Against	4	6	9	24	9	0	1	0	46	
SUI - Switzerland	9	For	6	6	5	26	8	3	1	1	60	+5
		Against	3	5	5	23	11	2	1	0	55	
USA - United States of America	9	For	5	6	2	15	15	6	1	0	67	+4
		Against	4	10	2	23	11	3	1	1	63	
KOR - Republic of Korea	9	For	4	8	5	21	12	4	2	0	65	+2
		Against	5	8	3	20	14	5	0	0	63	
NOR - Norway	9	For	3	9	2	22	8	2	2	0	52	-4
		Against	6	11	5	25	11	3	0	0	56	
GBR - Great Britain	9	For	4	7	4	27	11	2	0	0	55	-5
		Against	5	4	4	19	14	3	1	0	60	
ITA - Italy	9	For	4	7	11	29	5	2	0	1	50	-6
		Against	5	6	4	23	12	3	0	0	56	
JPN - Japan	9	For	2	5	6	19	13	1	0	0	48	-8
		Against	7	4	7	22	8	3	1	1	56	
DEN - Denmark	9	For	5	5	7	20	15	1	0	0	53	-17
		Against	4	8	5	18	14	4	3	0	70	
Total	45			69	52	214	113	27	8	3	568	

Note:
Stolen ends are the ends won without the last stone advantage.

Legend:
>4 More than four points scored **LSFE** Last Stone First End

Summary of Big Ends

대량 득점 엔드 요약 / Résumé des manches avec quatre points et plus

Points Scored	By	Against	Session	End	Game Result
5	ITA - Italy	USA - United States of America	3	3	10 : 9
5	SUI - Switzerland	SWE - Sweden	9	7	10 : 3
5	SWE - Sweden	JPN - Japan	8	8	11 : 4
4	CAN - Canada	DEN - Denmark	12	1	8 : 3
4	KOR - Republic of Korea	SUI - Switzerland	10	3	8 : 7
4	KOR - Republic of Korea	JPN - Japan	12	6	10 : 4
4	NOR - Norway	DEN - Denmark	7	4	10 : 8
4	NOR - Norway	DEN - Denmark	7	6	10 : 8
4	SUI - Switzerland	CAN - Canada	7	1	8 : 6
4	SWE - Sweden	USA - United States of America	4	1	10 : 4
4	USA - United States of America	GBR - Great Britain	12	8	10 : 4

Note:
Big ends are defined as ends with a score of four or more points.

Shot Success Percentage by Position
포지션별 샷 성공률 / Pourcentage de tirs réussis par position

Fourth	Game >	1	2	3	4	5	6	7	8	9	Avg.
1 EDIN Niklas	SWE	91	96	83	84	99	77	70	86	73	85
1 KOE Kevin	CAN	86	86	83	88	75	83	83	96	86	85
3 SCHWARZ Benoit	SUI	70	78	81	88	80	82	95	90	76	82
4 MOSANER Amos	ITA	80	94	83	72	72	86	86	58	89	81
5 ULSRUD Thomas	NOR	78	78	84	83	78	79	64	83	94	80
6 SMITH Kyle	GBR	80	71	84	82	65	72	83	96	72	78
7 KIM ChangMin	KOR	78	69	85	81	79	65	70	86	78	77
7 MOROZUMI Yusuke	JPN	75	84	70	78	91	69	71	89	72	77
7 SHUSTER John	USA	82	80	66	82	54	67	82	97	78	77
10 STJERNE Rasmus	DEN	75	81	79	75	82	76	78	78	48	75

Third	Game >	1	2	3	4	5	6	7	8	9	Avg.
1 ERIKSSON Oskar	SWE	86	93	95	88	88	91	86	89	83	89
1 KENNEDY Marc	CAN	86	83	89	95	89	96	90	90	86	89
3 PAETZ Claudio	SUI	91	91	88	91	83	74	77	74	85	84
4 NERGAARD Torger	NOR	83	86	91	74	93	68	91	76	92	83
4 SEONG SeHyeon	KOR	83	85	76	84	88	74	83	85	94	83
6 FREDERIKSEN Johnny	DEN	84	70	88	81	74	92	76	86	80	81
6 MUIRHEAD Thomas	GBR	80	68	83	81	82	89	74	89	86	81
8 GEORGE Tyler	USA	83	78	72	78	89	74	80	75	86	79
8 SHIMIZU Tetsuro	JPN	88	80	79	80	95	58	76	79	78	79
10 RETORNAZ Joel	ITA	71	83	73	88	80	81	69	85	78	78

Second	Game >	1	2	3	4	5	6	7	8	9	Avg.
1 WRANAA Rasmus	SWE	85	92	95	79	89	89	68	97	94	88
2 LAING Brent	CAN	80	89	81	94	81	86	82	86	95	86
3 POULSEN Mikkel	DEN	90	64	90	96	80	83	88	90	93	85
3 YAMAGUCHI Tsuyoshi	JPN	85	80	85	93	98	84	79	96	66	85
5 HAMILTON Matt	USA	93	76	86	90	82	67	78	71	95	82
6 DE CRUZ Peter	SUI	76	79	85	81	79	93	80	78	83	81
6 SVAE Christoffer	NOR	75	85	95	69	90	76	80	81	75	81
6 WADDELL Kyle	GBR	82	80	84	81	81	75	83	89	77	81
9 GONIN Simone	ITA	85	79	75	85	76	69	84	78	90	80
10 KIM MinChan	KOR	81	76								79

OMEGA
Atos

Shot Success Percentage by Position
포지션별 샷 성공률 / Pourcentage de tirs réussis par position

Lead	Game >	1	2	3	4	5	6	7	8	9	Avg.
1 DUPONT Oliver	DEN	84	86	89	88	95	93	90	86	93	89
2 LEE KiBok	KOR	98	90	91	84	81	85	88	85	83	87
2 SMITH Cameron	GBR	84	80	86	94	93	89	85	85	91	87
2 TANNER Valentin	SUI	88	98	82	86	83	84	80	93	85	87
5 HEBERT Ben	CAN	88	91	68	85	91	88	88	88	95	86
5 SUNDGREN Christoffer	SWE	85	90	75	93	88	81	86	81	94	86
7 FERRAZZA Daniele	ITA	82	81	80	91	78	88				83
7 LANDSTEINER John	USA	82	78	100	72	86	83	75	86	86	83
7 MOROZUMI Kosuke	JPN	88	88	83	76	89	75	89	75	88	83
7 PETERSSON Haavard Vad	NOR	81	78	86	74	75	85	89	88	94	83

Alternate	Game >	1	2	3	4	5	6	7	8	9	Avg.
1 PFEIFER Scott	CAN									(1) 88	88
2 PILZER Andrea	ITA							(1) 85	(1) 82	(1) 89	85
3 OH EunSu	KOR			(2) 93	(2) 80	(2) 86	(2) 78	(2) 83	(2) 78	(2) 92	84
4 LEEK Henrik	SWE			(1) 75							75

Team	Game >	1	2	3	4	5	6	7	8	9	Avg.
1 CAN - Canada		85	87	80	91	84	88	86	90	90	87
1 SWE - Sweden		87	93	87	86	91	84	77	88	86	87
3 DEN - Denmark		83	75	87	85	83	86	83	85	79	83
3 SUI - Switzerland		81	86	84	87	81	83	83	83	82	83
5 GBR - Great Britain		81	75	84	84	80	81	81	90	81	82
5 KOR - Republic of Korea		85	80	86	82	83	76	81	83	87	82
5 NOR - Norway		79	81	89	75	84	77	81	82	89	82
8 ITA - Italy		79	84	78	84	77	81	81	76	86	81
8 JPN - Japan		84	83	79	82	93	71	79	85	76	81
10 USA - United States of America		85	78	81	81	78	73	79	82	86	80

Note:
"(n)" denotes a position different from original line-up position: (4) - Fourth, (3) - Third, (2) - Second, (1) - Lead

Legend:
Avg. Average

Cumulative Player Statistics by Team
팀별 선수 누적 통계 / Statistiques individuelles cumulées par équipe

CAN - Canada

KOE Kevin — Fourth Skip — Right-handed

Type	↻	%	↺	%	Total	%
Draw	17	71	36	88	53	83
Front	0	-	0	-	0	-
Guard	3	83	4	88	7	86
Raise	3	100	4	88	7	93
Wick / Soft Peeling	1	100	0	-	1	100
Freeze	0	-	0	-	0	-
Take-out	9	94	35	95	44	95
Hit and Roll	8	88	6	88	14	88
Clearing	6	83	8	100	14	93
Double Take-out	11	64	8	75	19	68
Promotion Take-out	6	67	4	56	10	63
Not considered	0	-	1	-	1	-
All Draws	24	77	44	88	68	84
All Take-outs	40	79	61	90	101	85
Total	64	78	105	89	169	85

HEBERT Ben — Lead — Right-handed

Type	↻	%	↺	%	Total	%
Draw	19	83	58	88	77	86
Front	15	90	41	95	56	93
Guard	2	88	5	90	7	89
Raise	2	100	4	81	6	88
Wick / Soft Peeling	1	100	5	40	6	50
Freeze	0	-	0	-	0	-
Take-out	3	67	5	60	8	63
Hit and Roll	1	75	2	75	3	75
Clearing	0	-	1	100	1	100
Double Take-out	0	-	1	100	1	100
Promotion Take-out	0	-	0	-	0	-
Not considered	0	-	5	-	5	-
All Draws	39	87	113	88	152	88
All Take-outs	4	69	9	72	13	71
Total	43	85	122	87	165	86

KENNEDY Marc — Third V-Skip — Left-handed

Type	↻	%	↺	%	Total	%
Draw	14	93	16	92	30	93
Front	0	-	1	100	1	100
Guard	8	94	14	98	22	97
Raise	4	100	5	80	9	89
Wick / Soft Peeling	0	-	2	100	2	100
Freeze	0	-	0	-	0	-
Take-out	11	95	10	90	21	93
Hit and Roll	10	88	16	78	26	82
Clearing	22	99	11	95	33	98
Double Take-out	7	79	11	80	18	79
Promotion Take-out	7	64	5	75	12	69
Not considered	0	-	0	-	0	-
All Draws	26	94	38	93	64	94
All Take-outs	57	89	53	84	110	87
Total	83	91	91	88	174	89

PFEIFER Scott — Alternate — Left-handed

Type	↻	%	↺	%	Total	%
Draw	2	88	2	88	4	88
Front	0	-	0	-	0	-
Guard	0	-	0	-	0	-
Raise	0	-	0	-	0	-
Wick / Soft Peeling	0	-	0	-	0	-
Freeze	0	-	0	-	0	-
Take-out	0	-	0	-	0	-
Hit and Roll	0	-	0	-	0	-
Clearing	0	-	0	-	0	-
Double Take-out	0	-	0	-	0	-
Promotion Take-out	0	-	0	-	0	-
Not considered	0	-	0	-	0	-
All Draws	2	88	2	88	4	88
All Take-outs	0	-	0	-	0	-
Total	2	88	2	88	4	88

LAING Brent — Second — Right-handed

Type	↻	%	↺	%	Total	%
Draw	16	84	15	73	31	79
Front	4	100	2	100	6	100
Guard	6	88	13	90	19	89
Raise	14	75	5	75	19	75
Wick / Soft Peeling	2	100	0	-	2	100
Freeze	0	-	0	-	0	-
Take-out	9	83	10	98	19	91
Hit and Roll	10	88	14	88	24	88
Clearing	17	85	24	91	41	88
Double Take-out	5	80	6	79	11	80
Promotion Take-out	1	100	1	100	2	100
Not considered	0	-	0	-	0	-
All Draws	42	84	35	81	77	83
All Take-outs	42	85	55	90	97	88
Total	84	85	90	87	174	86

Team: CAN - Canada

Type	↻	%	↺	%	Total	%
Draw	68	82	127	87	195	85
Front	19	92	44	95	63	94
Guard	19	89	36	93	55	92
Raise	23	85	18	81	41	83
Wick / Soft Peeling	4	100	7	57	11	73
Freeze	0	-	0	-	0	-
Take-out	32	89	60	92	92	91
Hit and Roll	29	87	38	83	67	85
Clearing	45	92	44	94	89	93
Double Take-out	23	72	26	79	49	76
Promotion Take-out	14	68	10	70	24	69
Not considered	0	-	6	-	6	-
All Draws	133	86	232	88	365	87
All Take-outs	143	85	178	87	321	86
Total	276	85	410	88	686	87

Legend:
↻ Clockwise ↺ Counter-clockwise

Cumulative Player Statistics by Team
팀별 선수 누적 통계 / Statistiques individuelles cumulées par équipe

DEN - Denmark

STJERNE Rasmus — Fourth Skip — Right-handed

Type	↻	%	↺	%	Total	%
Draw	29	68	27	80	56	74
Front	1	100	1	100	2	100
Guard	4	69	3	75	7	71
Raise	4	75	5	50	9	61
Wick / Soft Peeling	0	-	0	-	0	-
Freeze	0	-	1	50	1	50
Take-out	25	88	20	91	45	89
Hit and Roll	4	88	14	70	18	74
Clearing	2	100	4	100	6	100
Double Take-out	12	63	8	56	20	60
Promotion Take-out	2	0	2	50	4	25
Not considered	2	-	3	-	5	-
All Draws	38	70	37	75	75	72
All Take-outs	45	78	48	78	93	78
Total	83	74	85	77	168	75

DUPONT Oliver — Lead — Right-handed

Type	↻	%	↺	%	Total	%
Draw	37	88	35	86	72	87
Front	41	98	34	93	75	95
Guard	5	70	1	100	6	75
Raise	2	50	3	83	5	70
Wick / Soft Peeling	2	50	3	67	5	60
Freeze	0	-	0	-	0	-
Take-out	2	100	4	88	6	92
Hit and Roll	0	-	2	88	2	88
Clearing	0	-	1	100	1	100
Double Take-out	0	-	0	-	0	-
Promotion Take-out	0	-	0	-	0	-
Not considered	0	-	2	-	2	-
All Draws	87	90	76	88	163	89
All Take-outs	2	100	7	89	9	92
Total	89	90	83	89	172	89

FREDERIKSEN Johnny — Third V-Skip — Right-handed

Type	↻	%	↺	%	Total	%
Draw	26	85	17	79	43	83
Front	4	100	5	100	9	100
Guard	6	96	6	88	12	92
Raise	2	88	11	75	13	77
Wick / Soft Peeling	1	100	0	-	1	100
Freeze	0	-	0	-	0	-
Take-out	11	82	14	80	25	81
Hit and Roll	17	78	14	75	31	77
Clearing	11	98	9	100	20	99
Double Take-out	11	61	3	67	14	63
Promotion Take-out	3	58	3	25	6	42
Not considered	0	-	0	-	0	-
All Draws	39	88	39	82	78	85
All Take-outs	53	78	43	78	96	78
Total	92	83	82	80	174	81

BERG THOMSEN Morten — Alternate — Right-handed

Type	↻	%	↺	%	Total	%
Draw	0	-	0	-	0	-
Front	0	-	0	-	0	-
Guard	0	-	0	-	0	-
Raise	0	-	0	-	0	-
Wick / Soft Peeling	0	-	0	-	0	-
Freeze	0	-	0	-	0	-
Take-out	0	-	0	-	0	-
Hit and Roll	0	-	0	-	0	-
Clearing	0	-	0	-	0	-
Double Take-out	0	-	0	-	0	-
Promotion Take-out	0	-	0	-	0	-
Not considered	0	-	0	-	0	-
All Draws	0	-	0	-	0	-
All Take-outs	0	-	0	-	0	-
Total	0	-	0	-	0	-

POULSEN Mikkel — Second — Right-handed

Type	↻	%	↺	%	Total	%
Draw	19	79	21	80	40	79
Front	9	100	18	100	27	100
Guard	10	93	5	95	15	93
Raise	3	42	3	100	6	71
Wick / Soft Peeling	0	-	0	-	0	-
Freeze	0	-	0	-	0	-
Take-out	6	83	9	78	15	80
Hit and Roll	6	54	11	64	17	60
Clearing	21	100	22	94	43	97
Double Take-out	6	67	3	58	9	64
Promotion Take-out	1	100	1	100	2	100
Not considered	0	-	0	-	0	-
All Draws	41	84	47	90	88	88
All Take-outs	40	86	46	82	86	83
Total	81	85	93	86	174	85

Team: DEN - Denmark

Type	↻	%	↺	%	Total	%
Draw	111	80	100	82	211	81
Front	55	98	58	96	113	97
Guard	25	85	15	88	40	86
Raise	11	64	22	74	33	70
Wick / Soft Peeling	3	67	3	67	6	67
Freeze	0	-	1	50	1	50
Take-out	44	86	47	85	91	86
Hit and Roll	27	74	41	71	68	72
Clearing	34	99	36	97	70	98
Double Take-out	29	63	14	59	43	62
Promotion Take-out	6	46	6	46	12	46
Not considered	2	-	5	-	7	-
All Draws	205	85	199	85	404	85
All Take-outs	140	81	144	80	284	80
Total	345	83	343	83	688	83

Legend:
↻ Clockwise ↺ Counter-clockwise

Cumulative Player Statistics by Team
팀별 선수 누적 통계 / Statistiques individuelles cumulées par équipe

GBR - Great Britain

SMITH Kyle — Fourth Skip — Right-handed

Type	↻	%	↺	%	Total	%
Draw	25	71	33	86	58	79
Front	0	-	0	-	0	-
Guard	2	88	2	63	4	75
Raise	5	80	2	50	7	71
Wick / Soft Peeling	0	-	0	-	0	-
Freeze	0	-	0	-	0	-
Take-out	12	77	28	86	40	83
Hit and Roll	14	66	10	75	24	70
Clearing	10	90	4	75	14	86
Double Take-out	9	72	9	72	18	72
Promotion Take-out	0	-	6	67	6	67
Not considered	0	-	0	-	0	-
All Draws	32	73	37	82	69	78
All Take-outs	45	76	57	79	102	77
Total	77	75	94	80	171	78

SMITH Cameron — Lead — Left-handed

Type	↻	%	↺	%	Total	%
Draw	7	61	79	91	86	88
Front	4	100	52	95	56	95
Guard	0	-	10	70	10	70
Raise	3	42	2	88	5	60
Wick / Soft Peeling	1	50	7	75	8	72
Freeze	0	-	0	-	0	-
Take-out	0	-	2	100	2	100
Hit and Roll	1	0	2	63	3	42
Clearing	0	-	0	-	0	-
Double Take-out	0	-	0	-	0	-
Promotion Take-out	0	-	1	100	1	100
Not considered	0	-	1	-	1	-
All Draws	15	67	150	90	165	88
All Take-outs	1	0	5	85	6	71
Total	16	63	155	90	171	87

MUIRHEAD Thomas — Third V-Skip — Right-handed

Type	↻	%	↺	%	Total	%
Draw	14	75	23	72	37	73
Front	0	-	1	100	1	100
Guard	1	100	16	80	17	81
Raise	4	50	2	75	6	58
Wick / Soft Peeling	0	-	0	-	0	-
Freeze	0	-	0	-	0	-
Take-out	21	99	19	87	40	93
Hit and Roll	14	79	9	75	23	77
Clearing	9	89	11	95	20	93
Double Take-out	6	92	11	68	17	76
Promotion Take-out	9	72	2	38	11	66
Not considered	0	-	0	-	0	-
All Draws	19	71	42	76	61	74
All Take-outs	59	88	52	81	111	84
Total	78	84	94	78	172	81

MUIRHEAD Glen — Alternate — Right-handed

Type	↻	%	↺	%	Total	%
Draw	0	-	0	-	0	-
Front	0	-	0	-	0	-
Guard	0	-	0	-	0	-
Raise	0	-	0	-	0	-
Wick / Soft Peeling	0	-	0	-	0	-
Freeze	0	-	0	-	0	-
Take-out	0	-	0	-	0	-
Hit and Roll	0	-	0	-	0	-
Clearing	0	-	0	-	0	-
Double Take-out	0	-	0	-	0	-
Promotion Take-out	0	-	0	-	0	-
Not considered	0	-	0	-	0	-
All Draws	0	-	0	-	0	-
All Take-outs	0	-	0	-	0	-
Total	0	-	0	-	0	-

WADDELL Kyle — Second — Right-handed

Type	↻	%	↺	%	Total	%
Draw	16	73	25	77	41	76
Front	3	100	5	60	8	75
Guard	1	25	13	88	14	84
Raise	4	63	3	92	7	75
Wick / Soft Peeling	0	-	1	100	1	100
Freeze	0	-	0	-	0	-
Take-out	7	86	14	82	21	83
Hit and Roll	7	82	14	77	21	79
Clearing	10	93	28	95	38	94
Double Take-out	6	50	9	67	15	60
Promotion Take-out	4	88	2	100	6	92
Not considered	0	-	0	-	0	-
All Draws	24	73	47	80	71	77
All Take-outs	34	81	67	85	101	83
Total	58	78	114	83	172	81

Team: GBR - Great Britain

Type	↻	%	↺	%	Total	%
Draw	62	71	160	85	222	81
Front	7	100	58	92	65	93
Guard	4	75	41	79	45	79
Raise	16	61	9	78	25	67
Wick / Soft Peeling	1	50	8	78	9	75
Freeze	0	-	0	-	0	-
Take-out	40	90	63	86	103	87
Hit and Roll	36	72	35	75	71	74
Clearing	29	91	43	93	72	92
Double Take-out	21	71	29	69	50	70
Promotion Take-out	13	77	11	70	24	74
Not considered	0	-	1	-	1	-
All Draws	90	72	276	85	366	82
All Take-outs	139	81	181	82	320	82
Total	229	78	457	84	686	82

Legend:
↻ Clockwise ↺ Counter-clockwise

Cumulative Player Statistics by Team
팀별 선수 누적 통계 / Statistiques individuelles cumulées par équipe

ITA - Italy

MOSANER Amos — Fourth V-Skip — Right-handed

Type	↻	%	↺	%	Total	%
Draw	23	67	27	76	50	72
Front	1	100	1	50	2	75
Guard	2	75	7	96	9	92
Raise	9	81	5	60	14	73
Wick / Soft Peeling	0	-	0	-	0	-
Freeze	0	-	0	-	0	-
Take-out	13	88	20	93	33	91
Hit and Roll	7	79	12	88	19	84
Clearing	8	94	8	100	16	97
Double Take-out	14	70	10	80	24	74
Promotion Take-out	5	85	5	60	10	73
Not considered	1	-	1	-	2	-
All Draws	35	72	40	77	75	75
All Take-outs	47	82	55	87	102	85
Total	82	78	95	83	177	81

FERRAZZA Daniele — Lead — Right-handed

Type	↻	%	↺	%	Total	%
Draw	25	74	28	88	53	81
Front	26	88	16	81	42	86
Guard	3	100	1	100	4	100
Raise	1	25	3	50	4	44
Wick / Soft Peeling	0	-	2	100	2	100
Freeze	0	-	0	-	0	-
Take-out	1	100	6	100	7	100
Hit and Roll	2	88	5	85	7	86
Clearing	0	-	1	0	1	0
Double Take-out	0	-	1	100	1	100
Promotion Take-out	0	-	0	-	0	-
Not considered	0	-	1	-	1	-
All Draws	55	81	50	84	105	83
All Take-outs	3	92	13	87	16	88
Total	58	82	63	85	121	83

RETORNAZ Joel — Third Skip — Right-handed

Type	↻	%	↺	%	Total	%
Draw	23	77	22	73	45	75
Front	5	100	5	95	10	98
Guard	17	93	10	83	27	89
Raise	5	45	4	38	9	42
Wick / Soft Peeling	0	-	1	75	1	75
Freeze	0	-	0	-	0	-
Take-out	18	81	14	86	32	83
Hit and Roll	9	53	9	64	18	58
Clearing	9	100	10	100	19	100
Double Take-out	4	88	6	71	10	78
Promotion Take-out	2	100	7	46	9	58
Not considered	0	-	0	-	0	-
All Draws	50	82	42	74	92	78
All Take-outs	42	80	46	77	88	78
Total	92	81	88	76	180	78

PILZER Andrea — Alternate — Right-handed

Type	↻	%	↺	%	Total	%
Draw	4	38	9	83	13	69
Front	14	95	18	94	32	95
Guard	0	-	1	100	1	100
Raise	2	63	2	63	4	63
Wick / Soft Peeling	0	-	1	0	1	0
Freeze	0	-	0	-	0	-
Take-out	1	100	3	100	4	100
Hit and Roll	0	-	1	100	1	100
Clearing	0	-	0	-	0	-
Double Take-out	0	-	0	-	0	-
Promotion Take-out	0	-	0	-	0	-
Not considered	0	-	2	-	2	-
All Draws	20	80	31	86	51	84
All Take-outs	1	100	4	100	5	100
Total	21	81	35	88	56	85

GONIN Simone — Second — Right-handed

Type	↻	%	↺	%	Total	%
Draw	29	77	35	80	64	79
Front	11	98	9	78	20	89
Guard	10	95	15	85	25	89
Raise	3	25	3	75	6	50
Wick / Soft Peeling	0	-	0	-	0	-
Freeze	0	-	0	-	0	-
Take-out	8	88	12	83	20	85
Hit and Roll	11	75	7	54	18	67
Clearing	8	88	14	82	22	84
Double Take-out	1	100	3	75	4	81
Promotion Take-out	0	-	1	0	1	0
Not considered	0	-	0	-	0	-
All Draws	53	82	62	81	115	81
All Take-outs	28	83	37	74	65	78
Total	81	82	99	78	180	80

Team: ITA - Italy

Type	↻	%	↺	%	Total	%
Draw	104	73	121	80	225	76
Front	57	93	49	86	106	90
Guard	32	93	34	88	66	90
Raise	20	59	17	56	37	57
Wick / Soft Peeling	0	-	4	69	4	69
Freeze	0	-	0	-	0	-
Take-out	41	85	55	90	96	88
Hit and Roll	29	70	34	74	63	72
Clearing	25	94	33	89	58	91
Double Take-out	19	75	20	78	39	76
Promotion Take-out	7	89	13	48	20	63
Not considered	1	-	4	-	5	-
All Draws	213	80	225	80	438	80
All Take-outs	121	82	155	81	276	82
Total	334	81	380	81	714	81

Legend:
↻ Clockwise ↺ Counter-clockwise

Cumulative Player Statistics by Team
팀별 선수 누적 통계 / Statistiques individuelles cumulées par équipe

JPN - Japan

MOROZUMI Yusuke — Fourth Skip — Right-handed

Type	↻	%	↺	%	Total	%
Draw	22	69	23	70	45	69
Front	0	-	1	75	1	75
Guard	1	100	6	75	7	79
Raise	3	75	4	88	7	82
Wick / Soft Peeling	0	-	1	100	1	100
Freeze	0	-	0	-	0	-
Take-out	16	91	16	81	32	86
Hit and Roll	4	88	12	79	16	81
Clearing	8	88	8	88	16	88
Double Take-out	12	75	12	69	24	72
Promotion Take-out	8	81	6	63	14	73
Not considered	0	-	1	-	1	-
All Draws	26	71	35	74	61	73
All Take-outs	48	84	54	77	102	80
Total	74	80	89	76	163	77

MOROZUMI Kosuke — Lead — Right-handed

Type	↻	%	↺	%	Total	%
Draw	16	52	59	83	75	76
Front	26	96	43	91	69	93
Guard	1	100	5	65	6	71
Raise	1	100	1	100	2	100
Wick / Soft Peeling	0	-	4	50	4	50
Freeze	0	-	0	-	0	-
Take-out	0	-	2	100	2	100
Hit and Roll	1	100	2	38	3	58
Clearing	1	100	1	100	2	100
Double Take-out	0	-	0	-	0	-
Promotion Take-out	1	100	0	-	1	100
Not considered	0	-	0	-	0	-
All Draws	44	80	112	84	156	83
All Take-outs	3	100	5	75	8	84
Total	47	81	117	84	164	83

SHIMIZU Tetsuro — Third V-Skip — Right-handed

Type	↻	%	↺	%	Total	%
Draw	27	75	22	65	49	70
Front	0	-	3	100	3	100
Guard	2	75	19	89	21	88
Raise	5	70	4	75	9	72
Wick / Soft Peeling	0	-	0	-	0	-
Freeze	0	-	0	-	0	-
Take-out	8	69	12	79	20	75
Hit and Roll	6	67	10	75	16	72
Clearing	10	100	12	100	22	100
Double Take-out	5	65	13	92	18	85
Promotion Take-out	2	75	4	50	6	58
Not considered	0	-	0	-	0	-
All Draws	34	74	48	78	82	76
All Take-outs	31	78	51	84	82	82
Total	65	76	99	81	164	79

HIRATA Kohsuke — Alternate — Right-handed

Type	↻	%	↺	%	Total	%
Draw	0	-	0	-	0	-
Front	0	-	0	-	0	-
Guard	0	-	0	-	0	-
Raise	0	-	0	-	0	-
Wick / Soft Peeling	0	-	0	-	0	-
Freeze	0	-	0	-	0	-
Take-out	0	-	0	-	0	-
Hit and Roll	0	-	0	-	0	-
Clearing	0	-	0	-	0	-
Double Take-out	0	-	0	-	0	-
Promotion Take-out	0	-	0	-	0	-
Not considered	0	-	0	-	0	-
All Draws	0	-	0	-	0	-
All Take-outs	0	-	0	-	0	-
Total	0	-	0	-	0	-

YAMAGUCHI Tsuyoshi — Second — Right-handed

Type	↻	%	↺	%	Total	%
Draw	14	77	25	77	39	77
Front	4	100	8	100	12	100
Guard	4	100	10	98	14	98
Raise	3	58	9	64	12	63
Wick / Soft Peeling	0	-	1	100	1	100
Freeze	0	-	0	-	0	-
Take-out	10	80	3	92	13	83
Hit and Roll	6	67	16	80	22	76
Clearing	16	100	18	94	34	97
Double Take-out	3	100	10	85	13	88
Promotion Take-out	1	100	3	83	4	88
Not considered	0	-	0	-	0	-
All Draws	25	82	53	83	78	82
All Take-outs	36	89	50	87	86	88
Total	61	86	103	85	164	85

Team: JPN - Japan

Type	↻	%	↺	%	Total	%
Draw	79	69	129	76	208	74
Front	30	97	55	92	85	94
Guard	8	94	40	86	48	88
Raise	12	71	18	74	30	73
Wick / Soft Peeling	0	-	6	67	6	67
Freeze	0	-	0	-	0	-
Take-out	34	82	33	83	67	82
Hit and Roll	17	74	40	76	57	75
Clearing	35	97	39	95	74	96
Double Take-out	20	76	35	82	55	80
Promotion Take-out	12	83	13	63	25	73
Not considered	0	-	1	-	1	-
All Draws	129	77	248	81	377	80
All Take-outs	118	85	160	82	278	83
Total	247	81	408	82	655	81

Legend:
↻ Clockwise ↺ Counter-clockwise

Cumulative Player Statistics by Team
팀별 선수 누적 통계 / Statistiques individuelles cumulées par équipe

KOR - Republic of Korea

KIM ChangMin — Fourth Skip — Right-handed

Type	↻	%	↺	%	Total	%
Draw	27	72	28	73	55	73
Front	1	100	0	-	1	100
Guard	2	100	6	83	8	88
Raise	3	75	2	50	5	65
Wick / Soft Peeling	1	100	0	-	1	100
Freeze	0	-	0	-	0	-
Take-out	14	93	23	89	37	91
Hit and Roll	10	88	15	73	25	79
Clearing	4	88	6	83	10	85
Double Take-out	8	56	16	59	24	58
Promotion Take-out	4	63	2	75	6	67
Not considered	0	-	0	-	0	-
All Draws	34	76	36	74	70	75
All Take-outs	40	81	62	77	102	78
Total	74	78	98	76	172	77

LEE KiBok — Lead — Right-handed

Type	↻	%	↺	%	Total	%
Draw	33	92	48	84	81	88
Front	28	95	32	93	60	94
Guard	4	75	4	75	8	75
Raise	1	50	4	94	5	85
Wick / Soft Peeling	4	63	2	50	6	58
Freeze	0	-	0	-	0	-
Take-out	2	100	6	83	8	88
Hit and Roll	2	38	3	75	5	60
Clearing	0	-	0	-	0	-
Double Take-out	0	-	0	-	0	-
Promotion Take-out	0	-	0	-	0	-
Not considered	0	-	1	-	1	-
All Draws	70	90	90	87	160	88
All Take-outs	4	69	9	81	13	77
Total	74	89	99	86	173	87

SEONG SeHyeon — Third V-Skip — Right-handed

Type	↻	%	↺	%	Total	%
Draw	18	78	35	83	53	81
Front	1	100	1	100	2	100
Guard	6	83	6	71	12	77
Raise	2	75	7	86	9	83
Wick / Soft Peeling	0	-	1	100	1	100
Freeze	0	-	0	-	0	-
Take-out	13	96	17	91	30	93
Hit and Roll	12	85	13	77	25	81
Clearing	5	70	18	92	23	87
Double Take-out	5	80	6	75	11	77
Promotion Take-out	4	31	4	88	8	59
Not considered	0	-	0	-	0	-
All Draws	27	80	50	83	77	81
All Take-outs	39	81	58	86	97	84
Total	66	80	108	84	174	83

OH EunSu — Alternate — Right-handed

Type	↻	%	↺	%	Total	%
Draw	13	71	14	80	27	76
Front	3	100	7	100	10	100
Guard	1	100	4	94	5	95
Raise	2	75	1	75	3	75
Wick / Soft Peeling	0	-	0	-	0	-
Freeze	0	-	0	-	0	-
Take-out	10	85	14	82	24	83
Hit and Roll	6	75	9	83	15	80
Clearing	9	94	27	91	36	92
Double Take-out	3	67	3	67	6	67
Promotion Take-out	3	67	7	79	10	75
Not considered	0	-	0	-	0	-
All Draws	19	78	26	88	45	83
All Take-outs	31	82	60	85	91	84
Total	50	81	86	86	136	84

KIM MinChan — Second — Right-handed

Type	↻	%	↺	%	Total	%
Draw	3	75	7	75	10	75
Front	4	100	5	100	9	100
Guard	0	-	4	88	4	88
Raise	0	-	3	50	3	50
Wick / Soft Peeling	0	-	0	-	0	-
Freeze	0	-	0	-	0	-
Take-out	4	75	4	63	8	69
Hit and Roll	0	-	3	75	3	75
Clearing	0	-	0	-	0	-
Double Take-out	0	-	0	-	0	-
Promotion Take-out	0	-	1	75	1	75
Not considered	0	-	0	-	0	-
All Draws	7	89	19	80	26	83
All Take-outs	4	75	8	69	12	71
Total	11	84	27	77	38	79

Team: KOR - Republic of Korea

Type	↻	%	↺	%	Total	%
Draw	94	80	132	81	226	81
Front	37	96	45	95	82	95
Guard	13	85	24	81	37	82
Raise	8	72	17	76	25	75
Wick / Soft Peeling	5	70	3	67	8	69
Freeze	0	-	0	-	0	-
Take-out	43	91	64	86	107	88
Hit and Roll	30	81	43	77	73	78
Clearing	18	86	51	90	69	89
Double Take-out	16	66	25	64	41	65
Promotion Take-out	11	52	14	80	25	68
Not considered	0	-	1	-	1	-
All Draws	157	84	221	83	378	83
All Take-outs	118	81	197	82	315	81
Total	275	82	418	83	693	82

Legend:
↻ Clockwise ↺ Counter-clockwise

Cumulative Player Statistics by Team

팀별 선수 누적 통계 / Statistiques individuelles cumulées par équipe

NOR - Norway

ULSRUD Thomas — Fourth Skip — Right-handed

Type	↻	%	↺	%	Total	%
Draw	30	73	21	82	51	77
Front	0	-	1	0	1	0
Guard	1	100	4	88	5	90
Raise	2	0	7	86	9	67
Wick / Soft Peeling	0	-	0	-	0	-
Freeze	0	-	2	75	2	75
Take-out	22	82	16	100	38	89
Hit and Roll	12	79	6	83	18	81
Clearing	9	100	4	100	13	100
Double Take-out	7	64	7	64	14	64
Promotion Take-out	2	50	6	71	8	66
Not considered	1	-	0	-	1	-
All Draws	33	70	35	81	68	75
All Take-outs	52	81	39	87	91	83
Total	85	76	74	84	159	80

PETERSSON Haavard Vad — Lead — Right-handed

Type	↻	%	↺	%	Total	%
Draw	21	77	42	85	63	83
Front	24	91	40	84	64	87
Guard	2	88	4	56	6	67
Raise	3	100	3	92	6	96
Wick / Soft Peeling	3	33	10	68	13	60
Freeze	0	-	0	-	0	-
Take-out	1	100	4	94	5	95
Hit and Roll	3	75	0	-	3	75
Clearing	0	-	0	-	0	-
Double Take-out	0	-	2	75	2	75
Promotion Take-out	0	-	1	100	1	100
Not considered	0	-	1	-	1	-
All Draws	53	83	99	82	152	82
All Take-outs	4	81	7	89	11	86
Total	57	82	106	83	163	83

NERGAARD Torger — Third V-Skip — Right-handed

Type	↻	%	↺	%	Total	%
Draw	22	83	10	78	32	81
Front	1	100	1	100	2	100
Guard	9	97	7	96	16	97
Raise	4	100	6	63	10	78
Wick / Soft Peeling	1	75	0	-	1	75
Freeze	0	-	0	-	0	-
Take-out	20	83	20	93	40	88
Hit and Roll	6	67	9	78	15	73
Clearing	9	92	11	100	20	96
Double Take-out	7	79	13	73	20	75
Promotion Take-out	5	60	2	13	7	46
Not considered	0	-	1	-	1	-
All Draws	37	89	24	80	61	85
All Take-outs	47	79	55	84	102	82
Total	84	83	79	83	163	83

HOEIBERG Markus — Alternate — Right-handed

Type	↻	%	↺	%	Total	%
Draw	0	-	0	-	0	-
Front	0	-	0	-	0	-
Guard	0	-	0	-	0	-
Raise	0	-	0	-	0	-
Wick / Soft Peeling	0	-	0	-	0	-
Freeze	0	-	0	-	0	-
Take-out	0	-	0	-	0	-
Hit and Roll	0	-	0	-	0	-
Clearing	0	-	0	-	0	-
Double Take-out	0	-	0	-	0	-
Promotion Take-out	0	-	0	-	0	-
Not considered	0	-	0	-	0	-
All Draws	0	-	0	-	0	-
All Take-outs	0	-	0	-	0	-
Total	0	-	0	-	0	-

SVAE Christoffer — Second — Right-handed

Type	↻	%	↺	%	Total	%
Draw	18	61	19	78	37	70
Front	2	100	4	100	6	100
Guard	2	50	3	100	5	80
Raise	3	67	6	100	9	89
Wick / Soft Peeling	0	-	0	-	0	-
Freeze	0	-	0	-	0	-
Take-out	10	80	15	95	25	89
Hit and Roll	7	79	9	81	16	80
Clearing	16	77	27	94	43	88
Double Take-out	10	75	7	64	17	71
Promotion Take-out	3	67	3	83	6	75
Not considered	0	-	0	-	0	-
All Draws	25	64	32	87	57	77
All Take-outs	46	77	61	89	107	83
Total	71	72	93	88	164	81

Team: NOR - Norway

Type	↻	%	↺	%	Total	%
Draw	91	74	92	82	183	78
Front	27	92	46	84	73	87
Guard	14	89	18	86	32	88
Raise	12	75	22	84	34	81
Wick / Soft Peeling	4	44	10	68	14	61
Freeze	0	-	2	75	2	75
Take-out	53	82	55	95	108	89
Hit and Roll	28	76	24	80	52	78
Clearing	34	87	42	96	76	92
Double Take-out	24	73	29	69	53	71
Promotion Take-out	10	60	12	67	22	64
Not considered	1	-	2	-	3	-
All Draws	148	78	190	82	338	80
All Take-outs	149	79	162	87	311	83
Total	297	79	352	84	649	82

Legend:
↻ Clockwise ↺ Counter-clockwise

OMEGA Atos

Cumulative Player Statistics by Team
팀별 선수 누적 통계 / Statistiques individuelles cumulées par équipe

SUI - Switzerland

SCHWARZ Benoit — Fourth V-Skip — Right-handed

Type	↻	%	↺	%	Total	%
Draw	26	87	39	85	65	85
Front	0	-	0	-	0	-
Guard	2	50	6	88	8	78
Raise	4	50	7	71	11	64
Wick / Soft Peeling	1	50	0	-	1	50
Freeze	0	-	0	-	0	-
Take-out	6	67	25	91	31	86
Hit and Roll	9	72	15	88	24	82
Clearing	3	75	7	86	10	83
Double Take-out	8	75	3	83	11	77
Promotion Take-out	5	65	6	79	11	73
Not considered	0	-	2	-	2	-
All Draws	33	79	52	83	85	81
All Take-outs	31	71	56	88	87	82
Total	64	75	108	86	172	82

TANNER Valentin — Lead — Right-handed

Type	↻	%	↺	%	Total	%
Draw	49	87	39	81	88	84
Front	24	97	27	91	51	94
Guard	7	93	6	79	13	87
Raise	3	92	2	88	5	90
Wick / Soft Peeling	1	0	4	50	5	40
Freeze	0	-	0	-	0	-
Take-out	2	100	2	100	4	100
Hit and Roll	3	92	2	88	5	90
Clearing	0	-	0	-	0	-
Double Take-out	1	100	1	50	2	75
Promotion Take-out	0	-	0	-	0	-
Not considered	0	-	1	-	1	-
All Draws	84	89	78	83	162	86
All Take-outs	6	96	5	85	11	91
Total	90	90	83	83	173	87

PAETZ Claudio — Third — Right-handed

Type	↻	%	↺	%	Total	%
Draw	22	92	23	79	45	86
Front	1	100	2	100	3	100
Guard	9	94	12	98	21	96
Raise	5	50	6	54	11	52
Wick / Soft Peeling	0	-	2	88	2	88
Freeze	0	-	0	-	0	-
Take-out	15	100	11	91	26	96
Hit and Roll	12	69	9	86	21	76
Clearing	18	88	5	90	23	88
Double Take-out	9	78	5	60	14	71
Promotion Take-out	5	70	3	67	8	69
Not considered	0	-	0	-	0	-
All Draws	37	87	45	82	82	84
All Take-outs	59	84	33	83	92	83
Total	96	85	78	82	174	84

MAERKI Dominik — Alternate — Right-handed

Type	↻	%	↺	%	Total	%
Draw	0	-	0	-	0	-
Front	0	-	0	-	0	-
Guard	0	-	0	-	0	-
Raise	0	-	0	-	0	-
Wick / Soft Peeling	0	-	0	-	0	-
Freeze	0	-	0	-	0	-
Take-out	0	-	0	-	0	-
Hit and Roll	0	-	0	-	0	-
Clearing	0	-	0	-	0	-
Double Take-out	0	-	0	-	0	-
Promotion Take-out	0	-	0	-	0	-
Not considered	0	-	0	-	0	-
All Draws	0	-	0	-	0	-
All Take-outs	0	-	0	-	0	-
Total	0	-	0	-	0	-

DE CRUZ Peter — Second Skip — Right-handed

Type	↻	%	↺	%	Total	%
Draw	20	76	24	66	44	70
Front	2	100	5	100	7	100
Guard	7	93	12	83	19	87
Raise	5	50	6	46	11	48
Wick / Soft Peeling	1	100	0	-	1	100
Freeze	0	-	0	-	0	-
Take-out	10	85	3	100	13	88
Hit and Roll	6	67	7	75	13	71
Clearing	25	97	18	96	43	97
Double Take-out	6	67	11	93	17	84
Promotion Take-out	4	88	2	50	6	75
Not considered	0	-	0	-	0	-
All Draws	35	78	47	71	82	74
All Take-outs	51	87	41	90	92	88
Total	86	83	88	80	174	81

Team: SUI - Switzerland

Type	↻	%	↺	%	Total	%
Draw	117	86	125	79	242	82
Front	27	97	34	93	61	95
Guard	25	90	36	88	61	89
Raise	17	57	21	61	38	59
Wick / Soft Peeling	3	50	6	63	9	58
Freeze	0	-	0	-	0	-
Take-out	33	89	41	92	74	91
Hit and Roll	30	72	33	85	63	79
Clearing	46	92	30	93	76	92
Double Take-out	24	75	20	81	44	78
Promotion Take-out	14	73	11	70	25	72
Not considered	0	-	3	-	3	-
All Draws	189	85	222	80	411	82
All Take-outs	147	83	135	87	282	85
Total	336	84	357	83	693	83

Legend:
↻ Clockwise ↺ Counter-clockwise

Cumulative Player Statistics by Team
팀별 선수 누적 통계 / Statistiques individuelles cumulées par équipe

SWE - Sweden

EDIN Niklas — Fourth Skip — Right-handed

Type	↻	%	↺	%	Total	%
Draw	18	90	21	75	39	82
Front	0	-	0	-	0	-
Guard	5	100	6	83	11	91
Raise	3	100	1	50	4	88
Wick / Soft Peeling	0	-	0	-	0	-
Freeze	0	-	0	-	0	-
Take-out	18	97	19	97	37	97
Hit and Roll	5	85	12	79	17	81
Clearing	10	90	8	100	18	94
Double Take-out	11	73	7	71	18	72
Promotion Take-out	2	100	7	46	9	58
Not considered	0	-	0	-	0	-
All Draws	26	93	28	76	54	84
All Take-outs	46	89	53	83	99	86
Total	72	90	81	81	153	85

SUNDGREN Christoffer — Lead — Right-handed

Type	↻	%	↺	%	Total	%
Draw	25	78	52	87	77	84
Front	12	98	19	92	31	94
Guard	3	92	10	83	13	85
Raise	1	75	4	81	5	80
Wick / Soft Peeling	0	-	6	63	6	63
Freeze	0	-	0	-	0	-
Take-out	1	100	5	100	6	100
Hit and Roll	1	100	1	75	2	88
Clearing	1	100	0	-	1	100
Double Take-out	1	100	0	-	1	100
Promotion Take-out	0	-	0	-	0	-
Not considered	2	-	4	-	6	-
All Draws	41	85	91	86	132	85
All Take-outs	4	100	6	96	10	98
Total	45	86	97	86	142	86

ERIKSSON Oskar — Third V-Skip — Left-handed

Type	↻	%	↺	%	Total	%
Draw	11	91	15	88	26	89
Front	1	0	0	-	1	0
Guard	4	81	1	100	5	85
Raise	1	75	5	75	6	75
Wick / Soft Peeling	0	-	0	-	0	-
Freeze	0	-	0	-	0	-
Take-out	15	90	9	92	24	91
Hit and Roll	10	85	7	89	17	87
Clearing	23	97	24	96	47	96
Double Take-out	5	90	11	82	16	84
Promotion Take-out	7	71	5	90	12	79
Not considered	0	-	0	-	0	-
All Draws	17	82	21	86	38	84
All Take-outs	60	90	56	91	116	90
Total	77	88	77	90	154	89

LEEK Henrik — Alternate — Right-handed

Type	↻	%	↺	%	Total	%
Draw	2	88	3	92	5	90
Front	0	-	0	-	0	-
Guard	0	-	0	-	0	-
Raise	0	-	0	-	0	-
Wick / Soft Peeling	0	-	1	0	1	0
Freeze	0	-	0	-	0	-
Take-out	0	-	0	-	0	-
Hit and Roll	0	-	0	-	0	-
Clearing	0	-	0	-	0	-
Double Take-out	0	-	0	-	0	-
Promotion Take-out	0	-	0	-	0	-
Not considered	0	-	0	-	0	-
All Draws	2	88	4	69	6	75
All Take-outs	0	-	0	-	0	-
Total	2	88	4	69	6	75

WRANAA Rasmus — Second — Right-handed

Type	↻	%	↺	%	Total	%
Draw	13	90	10	75	23	84
Front	0	-	3	67	3	67
Guard	1	0	1	100	2	50
Raise	6	67	3	67	9	67
Wick / Soft Peeling	1	50	1	100	2	75
Freeze	0	-	0	-	0	-
Take-out	6	100	7	89	13	94
Hit and Roll	5	90	5	60	10	75
Clearing	30	98	37	97	67	97
Double Take-out	9	83	11	73	20	78
Promotion Take-out	4	88	1	100	5	90
Not considered	0	-	0	-	0	-
All Draws	21	77	18	75	39	76
All Take-outs	54	94	61	89	115	91
Total	75	90	79	85	154	88

Team: SWE - Sweden

Type	↻	%	↺	%	Total	%
Draw	69	86	101	84	170	85
Front	13	90	22	89	35	89
Guard	13	85	18	85	31	85
Raise	11	77	13	73	24	75
Wick / Soft Peeling	1	50	8	59	9	58
Freeze	0	-	0	-	0	-
Take-out	40	95	40	95	80	95
Hit and Roll	21	87	25	78	46	82
Clearing	64	96	69	97	133	97
Double Take-out	26	81	29	76	55	78
Promotion Take-out	13	81	13	67	26	74
Not considered	2	-	4	-	6	-
All Draws	107	85	162	82	269	83
All Take-outs	164	91	176	88	340	90
Total	271	89	338	85	609	87

Legend:
↻ Clockwise ↺ Counter-clockwise

Cumulative Player Statistics by Team
팀별 선수 누적 통계 / Statistiques individuelles cumulées par équipe

USA - United States of America

SHUSTER John — Fourth Skip — Right-handed

Type	↻	%	↺	%	Total	%
Draw	24	78	28	78	52	78
Front	0	-	0	-	0	-
Guard	4	88	1	100	5	90
Raise	6	96	2	100	8	97
Wick / Soft Peeling	0	-	0	-	0	-
Freeze	0	-	2	50	2	50
Take-out	14	79	23	80	37	80
Hit and Roll	5	90	7	82	12	85
Clearing	2	100	9	89	11	91
Double Take-out	14	66	11	57	25	62
Promotion Take-out	2	50	7	61	9	58
Not considered	0	-	0	-	0	-
All Draws	34	82	33	78	67	80
All Take-outs	37	75	57	75	94	75
Total	71	79	90	76	161	77

LANDSTEINER John — Lead — Left-handed

Type	↻	%	↺	%	Total	%
Draw	27	85	42	79	69	82
Front	30	96	16	97	46	96
Guard	3	50	6	63	9	58
Raise	1	100	3	75	4	81
Wick / Soft Peeling	10	80	11	57	21	68
Freeze	0	-	0	-	0	-
Take-out	2	100	1	100	3	100
Hit and Roll	5	80	1	75	6	79
Clearing	0	-	1	0	1	0
Double Take-out	0	-	0	-	0	-
Promotion Take-out	1	100	0	-	1	100
Not considered	0	-	2	-	2	-
All Draws	71	88	78	78	149	83
All Take-outs	8	88	3	58	11	80
Total	79	88	81	77	160	83

GEORGE Tyler — Third V-Skip — Right-handed

Type	↻	%	↺	%	Total	%
Draw	19	74	21	71	40	73
Front	3	100	0	-	3	100
Guard	7	82	2	50	9	75
Raise	3	83	6	75	9	78
Wick / Soft Peeling	0	-	2	100	2	100
Freeze	0	-	0	-	0	-
Take-out	10	78	21	93	31	88
Hit and Roll	7	93	12	83	19	87
Clearing	12	77	13	96	25	87
Double Take-out	10	70	7	64	17	68
Promotion Take-out	3	17	4	69	7	46
Not considered	0	-	0	-	0	-
All Draws	32	79	31	73	63	76
All Take-outs	42	74	57	86	99	81
Total	74	76	88	82	162	79

POLO Joe — Alternate — Right-handed

Type	↻	%	↺	%	Total	%
Draw	0	-	0	-	0	-
Front	0	-	0	-	0	-
Guard	0	-	0	-	0	-
Raise	0	-	0	-	0	-
Wick / Soft Peeling	0	-	0	-	0	-
Freeze	0	-	0	-	0	-
Take-out	0	-	0	-	0	-
Hit and Roll	0	-	0	-	0	-
Clearing	0	-	0	-	0	-
Double Take-out	0	-	0	-	0	-
Promotion Take-out	0	-	0	-	0	-
Not considered	0	-	0	-	0	-
All Draws	0	-	0	-	0	-
All Take-outs	0	-	0	-	0	-
Total	0	-	0	-	0	-

HAMILTON Matt — Second — Right-handed

Type	↻	%	↺	%	Total	%
Draw	16	75	16	89	32	82
Front	3	100	3	92	6	96
Guard	12	88	7	64	19	79
Raise	11	68	5	70	16	69
Wick / Soft Peeling	0	-	0	-	0	-
Freeze	0	-	0	-	0	-
Take-out	6	67	10	95	16	84
Hit and Roll	8	72	8	69	16	70
Clearing	25	87	23	97	48	92
Double Take-out	2	50	2	75	4	63
Promotion Take-out	2	100	3	42	5	65
Not considered	0	-	0	-	0	-
All Draws	42	79	31	81	73	79
All Take-outs	43	80	46	87	89	84
Total	85	79	77	84	162	82

Team: USA - United States of America

Type	↻	%	↺	%	Total	%
Draw	86	79	107	79	193	79
Front	36	97	19	96	55	96
Guard	26	82	16	64	42	75
Raise	21	80	16	77	37	78
Wick / Soft Peeling	10	80	13	63	23	71
Freeze	0	-	2	50	2	50
Take-out	32	77	55	88	87	84
Hit and Roll	25	83	28	79	53	81
Clearing	39	85	46	93	85	89
Double Take-out	26	66	20	61	46	64
Promotion Take-out	8	56	14	59	22	58
Not considered	0	-	2	-	2	-
All Draws	179	83	173	78	352	80
All Take-outs	130	77	163	82	293	80
Total	309	81	336	80	645	80

Legend:
↻ Clockwise ↺ Counter-clockwise

Session Results and Standings
세션 경기결과 및 순위 / Résultats de la session et classement

Sheet	Game	Team	LSFE	1	2	3	4	5	6	7	8	9	10	Extra Ends				Total
A	9	DEN - Denmark		0	1	0	1	0	0	1	X	X	X					3
	9	CAN - Canada	*	4	0	1	0	3	0	0	X	X	X					8
B	9	GBR - Great Britain		0	1	1	1	0	1	0	0	X	X					4
	9	USA - United States of America	*	2	0	0	0	3	0	1	4	X	X					10
C	9	SWE - Sweden	*	0	0	2	0	0	0	X	X	X	X					2
	9	NOR - Norway		1	0	0	3	2	1	X	X	X	X					7
D	9	KOR - Republic of Korea	*	1	0	2	0	0	4	0	3	X	X					10
	9	JPN - Japan		0	1	0	2	0	0	1	0	X	X					4

Standings after Round Robin

Rank	Team	Games	Wins	Losses				
1	SWE - Sweden	9	7	2	Q			
2	CAN - Canada	9	6	3	Q			
3	USA - United States of America	9	5	4	Q	w2		
4	GBR - Great Britain	9	5	4	TB	w1		
4	SUI - Switzerland	9	5	4	TB	w0		
6	NOR - Norway	9	4	5		w1	DSC	30.45cm
7	KOR - Republic of Korea	9	4	5		w1	DSC	37.43cm
8	JPN - Japan	9	4	5		w1	DSC	49.77cm
9	ITA - Italy	9	3	6				
10	DEN - Denmark	9	2	7				

Tie-breaker schedule:
THU 22 FEB 9:05 GBR - SUI

Legend:
DSC Draw Shot Challenge
TB Involved in the tie-breaker
LSFE(*) Last Stone First End
wn Number of wins (n) against tied teams
Q Qualified for the semi-finals
X Unplayed/unfinished end due to concession

Game Results
대회 경기결과 / Résultats de la partie

Sheet	Game	Team	LSFE	1	2	3	4	5	6	7	8	9	10	Extra Ends				Total
A	9	DEN - Denmark		0	1	0	1	0	0	1	X	X	X					3
	9	CAN - Canada	*	4	0	1	0	3	0	0	X	X	X					8

DEN - Denmark		Shot Success Game	Shot Success All
4 S	STJERNE Rasmus	48%	75%
3 V	FREDERIKSEN Johnny	80%	81%
2	POULSEN Mikkel	93%	85%
1	DUPONT Oliver	93%	89%
A	BERG THOMSEN Morten	-	-
	Team Total	79%	83%

Last Stone Draw		Distance
↻	FREDERIKSEN Johnny	43.0cm
↺	STJERNE Rasmus	79.4cm
Total		**122.4cm**

Time remaining: 13 minutes 29 seconds

CAN - Canada		Shot Success Game	Shot Success All
4 S	KOE Kevin	86%	85%
3 V	KENNEDY Marc	86%	89%
2	LAING Brent	95%	86%
1	HEBERT Ben	95%	86%
A	PFEIFER Scott	88%	88%
	Team Total	90%	87%

Last Stone Draw		Distance
↻	LAING Brent	22.6cm
↺	HEBERT Ben	33.3cm
Total		**55.9cm**

Time remaining: 13 minutes 16 seconds

PFEIFER S replaced HEBERT B at the beginning of end 6

Shot Success Analysis

DEN - Denmark		↻		↺		Game	
4 STJERNE Rasmus	Draws	0	-	7	61%	7	61%
	Take-outs	3	17%	4	50%	7	36%
	Total	3	17%	11	57%	14	48%
3 FREDERIKSEN Johnny	Draws	4	88%	7	82%	11	84%
	Take-outs	2	88%	1	25%	3	67%
	Total	6	88%	8	75%	14	80%
2 POULSEN Mikkel	Draws	4	94%	7	93%	11	93%
	Take-outs	0	-	3	92%	3	92%
	Total	4	94%	10	93%	14	93%
1 DUPONT Oliver	Draws	3	100%	10	90%	13	92%
	Take-outs	0	-	1	100%	1	100%
	Total	3	100%	11	91%	14	93%
A BERG THOMSEN Morten	Draws	0	-	0	-	0	-
	Take-outs	0	-	0	-	0	-
	Total	0	-	0	-	0	-
Team	Draws	11	93%	31	82%	42	85%
	Take-outs	5	45%	9	67%	14	59%
	Total	16	78%	40	79%	56	79%

CAN - Canada		↻		↺		Game	
4 KOE Kevin	Draws	3	92%	3	83%	6	88%
	Take-outs	4	88%	4	81%	8	84%
	Total	7	89%	7	82%	14	86%
3 KENNEDY Marc	Draws	1	75%	1	100%	2	88%
	Take-outs	6	96%	6	75%	12	85%
	Total	7	93%	7	79%	14	86%
2 LAING Brent	Draws	2	100%	0	-	2	100%
	Take-outs	7	93%	5	95%	12	94%
	Total	9	94%	5	95%	14	95%
1 HEBERT Ben	Draws	2	88%	7	96%	9	94%
	Take-outs	0	-	1	100%	1	100%
	Total	2	88%	8	97%	10	95%
A PFEIFER Scott	Draws	2	88%	2	88%	4	88%
	Take-outs	0	-	0	-	0	-
	Total	2	88%	2	88%	4	88%
Team	Draws	10	90%	13	92%	23	91%
	Take-outs	17	93%	16	84%	33	89%
	Total	27	92%	29	88%	56	90%

Note:
Position and function for each team member:
4 = Fourth, **3** = Third, **2** = Second, **1** = Lead, **A** = Alternate, **S** = Skip, **V** = Vice-Skip

Legend:
↻ Clockwise ↺ Counter-clockwise **LSFE(*)** Last Stone First End
X Unplayed/unfinished end due to concession

Game - Shot by Shot
경기별 숏 기록 / Déroulement de la partie

End 1 **DEN - Denmark 0 + 0 (this end) = 0** **CAN - Canada 0 + 4 (this end) = 4**

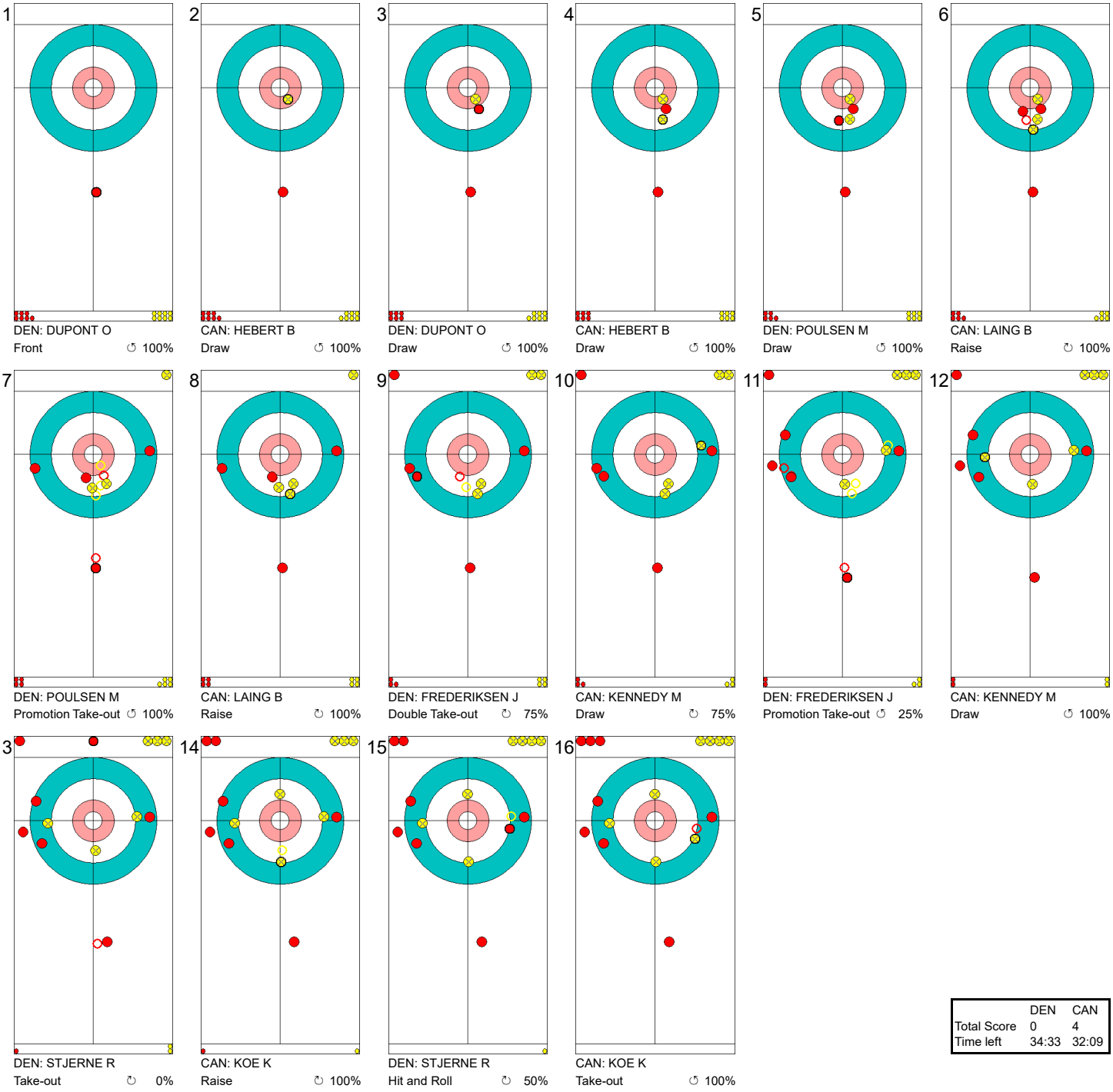

	DEN	CAN
Total Score	0	4
Time left	34:33	32:09

Legend:
↻ Clockwise ↺ Counter-clockwise - Not considered

Game - Shot by Shot
경기별 숏 기록 / Déroulement de la partie

End 2 — **DEN - Denmark 0 + 1** (this end) **= 1** — **CAN - Canada 4 + 0** (this end) **= 4**



	DEN	CAN
Total Score	1	4
Time left	31:42	28:43

Legend:
↻ Clockwise ↺ Counter-clockwise - Not considered

Game - Shot by Shot
경기별 숏 기록 / Déroulement de la partie

End 3 | **DEN - Denmark** 1 + 0 (this end) = 1 | **CAN - Canada** 4 + 1 (this end) = 5



	DEN	CAN
Total Score	1	5
Time left	28:48	25:48

Legend:
↻ Clockwise ↺ Counter-clockwise - Not considered

Game - Shot by Shot
경기별 숏 기록 / Déroulement de la partie

End 4 **DEN - Denmark 1 + 1** (this end) **= 2** **CAN - Canada 5 + 0** (this end) **= 5**



	DEN	CAN
Total Score	2	5
Time left	24:36	23:10

Legend:
↻ Clockwise ↺ Counter-clockwise - Not considered

Game - Shot by Shot
경기별 숏 기록 / Déroulement de la partie

End 5 | **DEN - Denmark** 2 + 0 (this end) = 2 | **CAN - Canada** 5 + 3 (this end) = 8

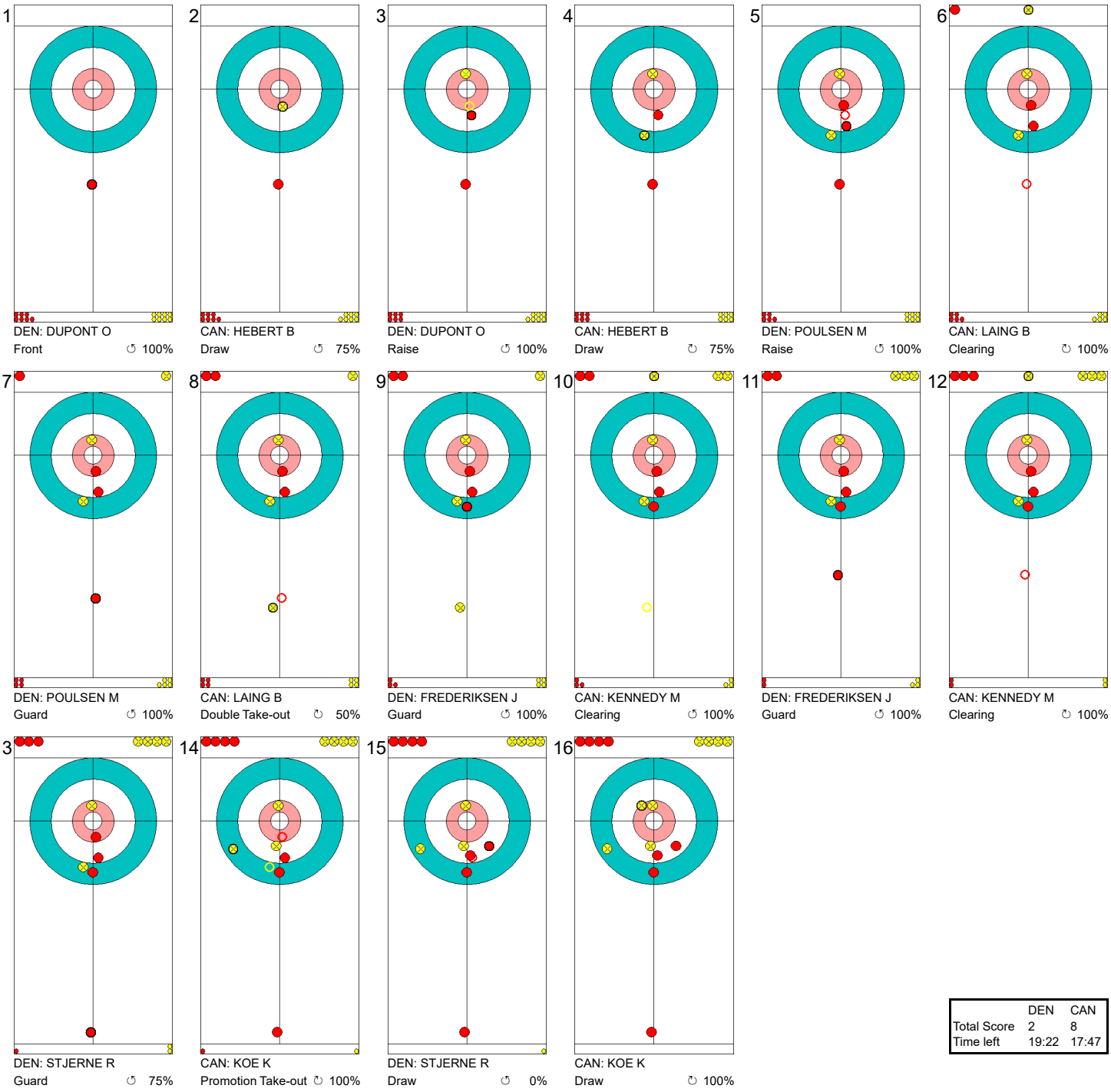

	DEN	CAN
Total Score	2	8
Time left	19:22	17:47

Legend:
↻ Clockwise ↺ Counter-clockwise - Not considered

Game - Shot by Shot
경기별 숏 기록 / Déroulement de la partie

End 6 — **DEN - Denmark 2 + 0** (this end) **= 2** — **CAN - Canada 8 + 0** (this end) **= 8**



	DEN	CAN
Total Score	2	8
Time left	17:17	15:48

Legend:
↻ Clockwise ↺ Counter-clockwise - Not considered

Game - Shot by Shot
경기별 숏 기록 / Déroulement de la partie

End 7 — **DEN - Denmark 2 + 1** (this end) **= 3** — **CAN - Canada 8 + 0** (this end) **= 8**

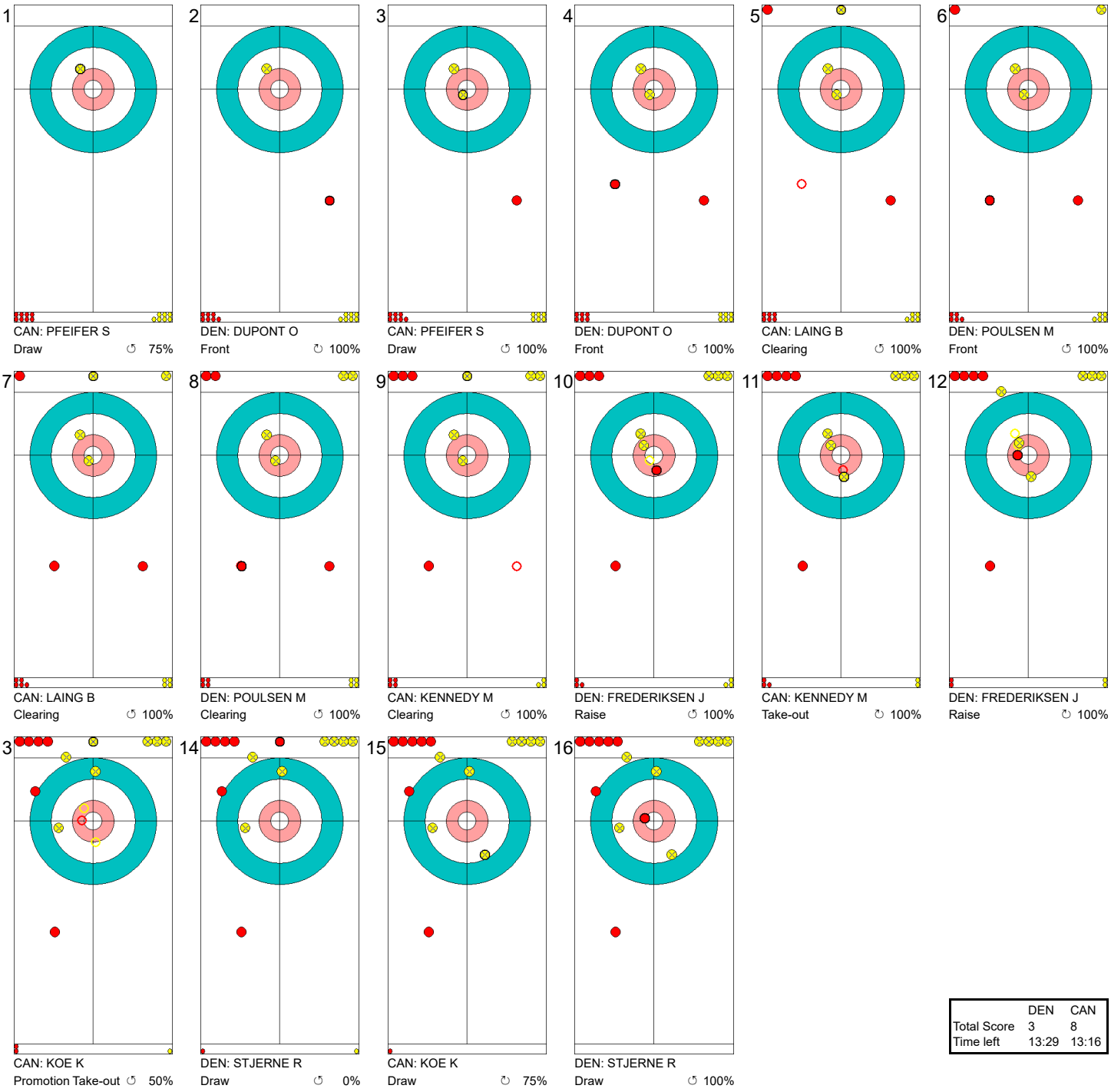

	DEN	CAN
Total Score	3	8
Time left	13:29	13:16

Legend:
↻ Clockwise ↺ Counter-clockwise - Not considered

Game Results
대회 경기결과 / Résultats de la partie

Sheet	Game	Team	LSFE	1	2	3	4	5	6	7	8	9	10	Extra Ends				Total
B	9	GBR - Great Britain		0	1	1	1	0	1	0	0	X	X					4
	9	USA - United States of America	*	2	0	0	0	3	0	1	4	X	X					10

GBR - Great Britain		Shot Success Game	Shot Success All
4 S	SMITH Kyle	72%	78%
3 V	MUIRHEAD Thomas	86%	81%
2	WADDELL Kyle	77%	81%
1	SMITH Cameron	91%	87%
A	MUIRHEAD Glen	-	-
	Team Total	81%	82%

Last Stone Draw		Distance
↻	SMITH Kyle	50.7cm
↺	SMITH Cameron	9.4cm
Total		**60.1cm**

Time remaining: 13 minutes 38 seconds

USA - United States of America		Shot Success Game	Shot Success All
4 S	SHUSTER John	78%	77%
3 V	GEORGE Tyler	86%	79%
2	HAMILTON Matt	95%	82%
1	LANDSTEINER John	86%	83%
A	POLO Joe	-	-
	Team Total	86%	80%

Last Stone Draw		Distance
↻	SHUSTER John	2.6cm
↺	HAMILTON Matt	9.5cm
Total		**12.1cm**

Time remaining: 14 minutes 47 seconds

Time-out: End 8 - USA stone 8

Shot Success Analysis

GBR - Great Britain		↻		↺		Game	
4 SMITH Kyle	Draws	5	55%	4	88%	9	69%
	Take-outs	3	75%	4	75%	7	75%
	Total	8	63%	8	81%	16	72%
3 MUIRHEAD Thomas	Draws	0	-	6	100%	6	100%
	Take-outs	4	88%	6	71%	10	78%
	Total	4	88%	12	85%	16	86%
2 WADDELL Kyle	Draws	0	-	9	69%	9	69%
	Take-outs	0	-	7	86%	7	86%
	Total	0	-	16	77%	16	77%
1 SMITH Cameron	Draws	0	-	15	92%	15	92%
	Take-outs	0	-	1	75%	1	75%
	Total	0	-	16	91%	16	91%
A MUIRHEAD Glen	Draws	0	-	0	-	0	-
	Take-outs	0	-	0	-	0	-
	Total	0	-	0	-	0	-
Team	Draws	5	55%	34	87%	39	83%
	Take-outs	7	82%	18	78%	25	79%
	Total	12	71%	52	84%	64	81%

USA - United States of America		↻		↺		Game	
4 SHUSTER John	Draws	3	75%	2	50%	5	65%
	Take-outs	4	75%	7	89%	11	84%
	Total	7	75%	9	81%	16	78%
3 GEORGE Tyler	Draws	1	50%	1	100%	2	75%
	Take-outs	5	70%	9	97%	14	88%
	Total	6	67%	10	98%	16	86%
2 HAMILTON Matt	Draws	0	-	2	88%	2	88%
	Take-outs	3	83%	11	100%	14	96%
	Total	3	83%	13	98%	16	95%
1 LANDSTEINER John	Draws	7	100%	8	72%	15	85%
	Take-outs	1	100%	0	-	1	100%
	Total	8	100%	8	72%	16	86%
A POLO Joe	Draws	0	-	0	-	0	-
	Take-outs	0	-	0	-	0	-
	Total	0	-	0	-	0	-
Team	Draws	11	89%	13	73%	24	80%
	Take-outs	13	77%	27	96%	40	90%
	Total	24	82%	40	89%	64	86%

Note:
Position and function for each team member:
4 = Fourth, **3** = Third, **2** = Second, **1** = Lead, **A** = Alternate, **S** = Skip, **V** = Vice-Skip

Legend:
↻ Clockwise
↺ Counter-clockwise
LSFE(*) Last Stone First End
X Unplayed/unfinished end due to concession

Game - Shot by Shot
경기별 숏 기록 / Déroulement de la partie

End 1 — **GBR - Great Britain 0 + 0 (this end) = 0** — **USA - United States 0 + 2 (this end) = 2**

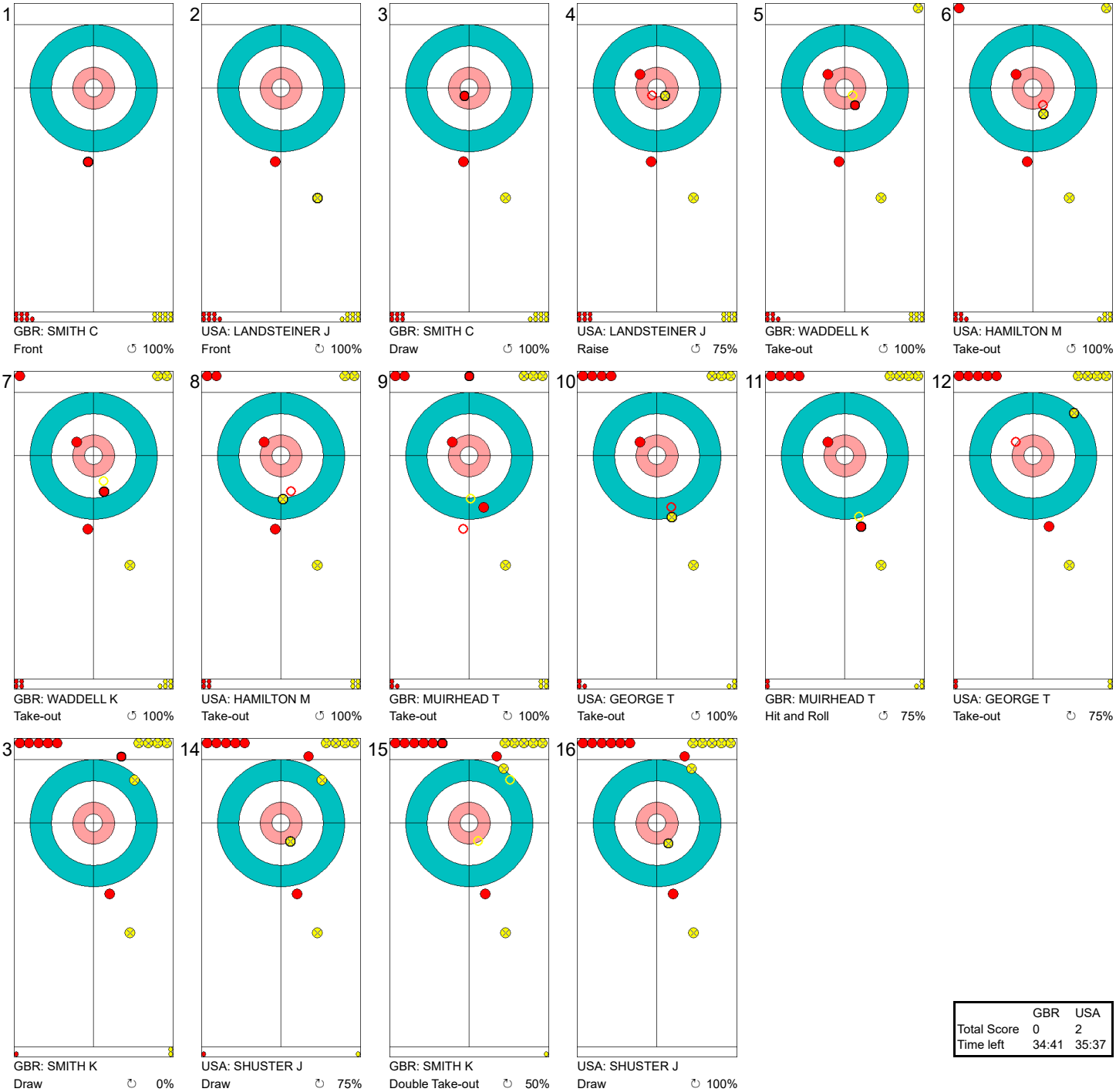

	GBR	USA
Total Score	0	2
Time left	34:41	35:37

Legend:
↻ Clockwise ↺ Counter-clockwise - Not considered

Game - Shot by Shot
경기별 슛 기록 / Déroulement de la partie

End 2 — **GBR - Great Britain** 0 + 1 (this end) = 1 — **USA - United States** 2 + 0 (this end) = 2



	GBR	USA
Total Score	1	2
Time left	31:52	32:44

Legend:
↻ Clockwise ↺ Counter-clockwise - Not considered

Game - Shot by Shot
경기별 슛 기록 / Déroulement de la partie

End 3 — **GBR - Great Britain** 1 + 1 (this end) = 2 — **USA - United States** 2 + 0 (this end) = 2



	GBR	USA
Total Score	2	2
Time left	28:58	30:09

Legend:
↻ Clockwise ↺ Counter-clockwise - Not considered

Game - Shot by Shot
경기별 숏 기록 / Déroulement de la partie

End 4 — **GBR - Great Britain 2 + 1** (this end) **= 3** — **USA - United States 2 + 0** (this end) **= 2**



	GBR	USA
Total Score	3	2
Time left	24:51	25:33

Legend:
↻ Clockwise ↺ Counter-clockwise - Not considered

Game - Shot by Shot
경기별 숏 기록 / Déroulement de la partie

End 5 | **GBR - Great Britain 3 + 0 (this end) = 3** | **USA - United States 2 + 3 (this end) = 5**



	GBR	USA
Total Score	3	5
Time left	20:59	22:43

Legend:
↻ Clockwise ↺ Counter-clockwise - Not considered

Game - Shot by Shot
경기별 숏 기록 / Déroulement de la partie

End 6 — **GBR - Great Britain 3 + 1** (this end) **= 4** — **USA - United States 5 + 0** (this end) **= 5**



	GBR	USA
Total Score	4	5
Time left	18:47	20:08

Legend:
↻ Clockwise ↺ Counter-clockwise - Not considered

Game - Shot by Shot
경기별 숏 기록 / Déroulement de la partie

End 7 | **GBR - Great Britain 4 + 0** (this end) **= 4** | **USA - United States 5 + 1** (this end) **= 6**



	GBR	USA
Total Score	4	6
Time left	16:46	18:06

Legend:
↻ Clockwise ↺ Counter-clockwise - Not considered

Game - Shot by Shot
경기별 숏 기록 / Déroulement de la partie

End 8 — **GBR - Great Britain 4 + 0** (this end) **= 4** — **USA - United States 6 + 4** (this end) **= 10**



	GBR	USA
Total Score	4	10
Time left	13:38	14:47

Legend:
↻ Clockwise ↺ Counter-clockwise - Not considered

Game Results
대회 경기결과 / Résultats de la partie

Sheet	Game	Team	LSFE	1	2	3	4	5	6	7	8	9	10	Extra Ends				Total
C	9	SWE - Sweden	*	0	0	2	0	0	0	X	X	X	X					2
	9	NOR - Norway		1	0	0	3	2	1	X	X	X	X					7

SWE - Sweden		Shot Success Game	Shot Success All
4 S	EDIN Niklas	73%	85%
3 V	ERIKSSON Oskar	83%	89%
2	WRANAA Rasmus	94%	88%
1	SUNDGREN Christoffer	94%	86%
A	LEEK Henrik	-	75%
	Team Total	86%	87%

Last Stone Draw		Distance
↻	ERIKSSON Oskar	4.7cm
↺	WRANAA Rasmus	26.1cm
Total		**30.8cm**

Time remaining: 17 minutes 46 seconds

NOR - Norway		Shot Success Game	Shot Success All
4 S	ULSRUD Thomas	94%	80%
3 V	NERGAARD Torger	92%	83%
2	SVAE Christoffer	75%	81%
1	PETERSSON Haavard Vad	94%	83%
A	HOEIBERG Markus	-	-
	Team Total	89%	82%

Last Stone Draw		Distance
↻	ULSRUD Thomas	29.4cm
↺	SVAE Christoffer	40.3cm
Total		**69.7cm**

Time remaining: 16 minutes 16 seconds

Shot Success Analysis

SWE - Sweden		↻	↺	Game
4 EDIN Niklas	Draws	1 100%	2 100%	3 100%
	Take-outs	6 71%	3 50%	9 64%
	Total	7 75%	5 70%	12 73%
3 ERIKSSON Oskar	Draws	3 75%	2 100%	5 85%
	Take-outs	5 95%	2 50%	7 82%
	Total	8 88%	4 75%	12 83%
2 WRANAA Rasmus	Draws	3 100%	4 100%	7 100%
	Take-outs	2 88%	3 83%	5 85%
	Total	5 95%	7 93%	12 94%
1 SUNDGREN Christoffer	Draws	6 88%	5 100%	11 93%
	Take-outs	0 -	1 100%	1 100%
	Total	6 88%	6 100%	12 94%
A LEEK Henrik	Draws	0 -	0 -	0 -
	Take-outs	0 -	0 -	0 -
	Total	0 -	0 -	0 -
Team	Draws	13 88%	13 100%	26 94%
	Take-outs	13 83%	9 67%	22 76%
	Total	26 86%	22 86%	48 86%

NOR - Norway		↻	↺	Game
4 ULSRUD Thomas	Draws	5 95%	2 100%	7 96%
	Take-outs	3 100%	2 75%	5 90%
	Total	8 97%	4 88%	12 94%
3 NERGAARD Torger	Draws	6 96%	1 75%	7 93%
	Take-outs	4 100%	1 50%	5 90%
	Total	10 98%	2 63%	12 92%
2 SVAE Christoffer	Draws	4 75%	0 -	4 75%
	Take-outs	1 50%	7 79%	8 75%
	Total	5 70%	7 79%	12 75%
1 PETERSSON Haavard Vad	Draws	4 100%	8 91%	12 94%
	Take-outs	0 -	0 -	0 -
	Total	4 100%	8 91%	12 94%
A HOEIBERG Markus	Draws	0 -	0 -	0 -
	Take-outs	0 -	0 -	0 -
	Total	0 -	0 -	0 -
Team	Draws	19 92%	11 91%	30 92%
	Take-outs	8 94%	10 75%	18 83%
	Total	27 93%	21 83%	48 89%

Note:
Position and function for each team member:
4 = Fourth, **3** = Third, **2** = Second, **1** = Lead, **A** = Alternate, **S** = Skip, **V** = Vice-Skip

Legend:
↻ Clockwise
↺ Counter-clockwise
LSFE(*) Last Stone First End
X Unplayed/unfinished end due to concession

Game - Shot by Shot
경기별 슛 기록 / Déroulement de la partie

End 1 **SWE - Sweden 0 + 0** (this end) **= 0** **NOR - Norway 0 + 1** (this end) **= 1**

1
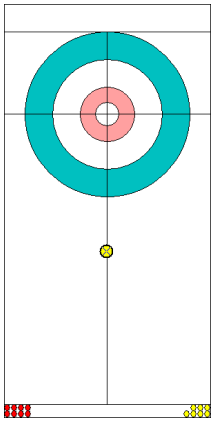
NOR: PETERSSON HV
Front ↻ 100%

2
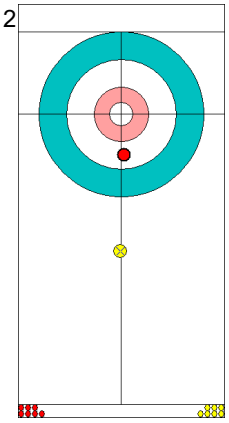
SWE: SUNDGREN C
Draw ↺ 100%

3
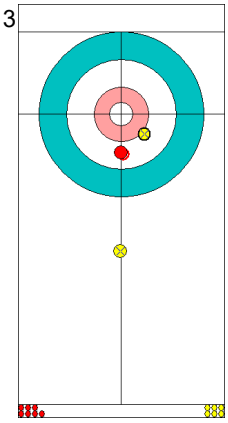
NOR: PETERSSON HV
Draw ↺ 50%

4
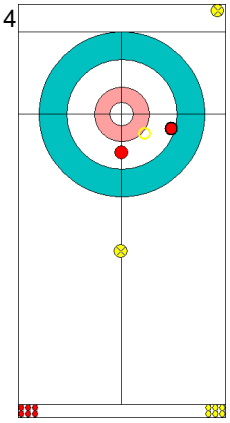
SWE: SUNDGREN C
Take-out ↺ 100%

5
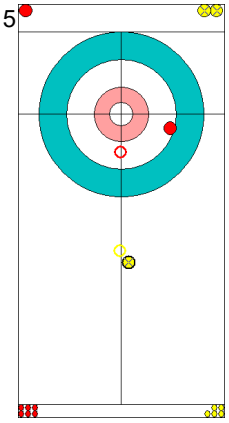
NOR: SVAE C
Promotion Take-out ↺ 100%

6
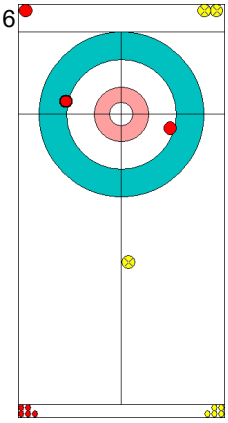
SWE: WRANAA R
Draw ↺ 100%

7
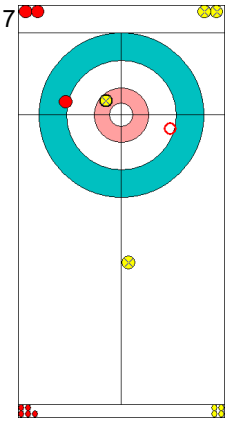
NOR: SVAE C
Hit and Roll ↻ 75%

8
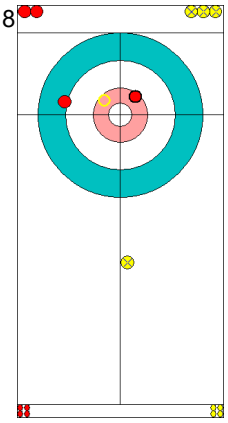
SWE: WRANAA R
Hit and Roll ↻ 75%

9
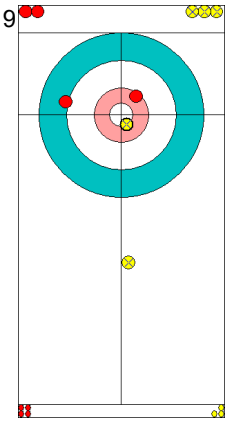
NOR: NERGAARD T
Draw ↻ 100%

10
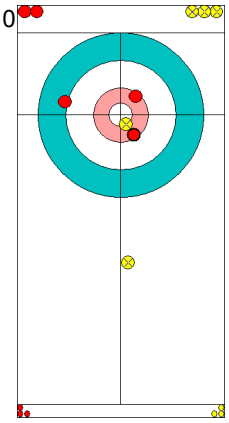
SWE: ERIKSSON O
Draw ↺ 100%

11
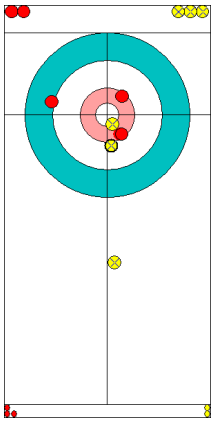
NOR: NERGAARD T
Draw ↻ 100%

12
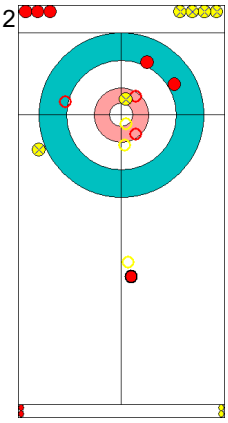
SWE: ERIKSSON O
Double Take-out ↺ 0%

13
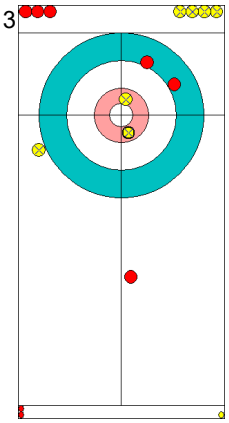
NOR: ULSRUD T
Draw ↻ 100%

14
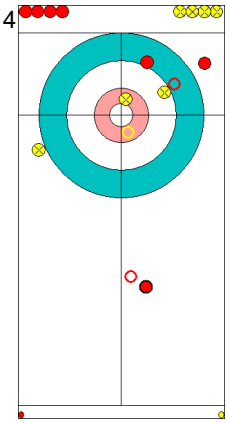
SWE: EDIN N
Promotion Take-out ↺ 0%

15
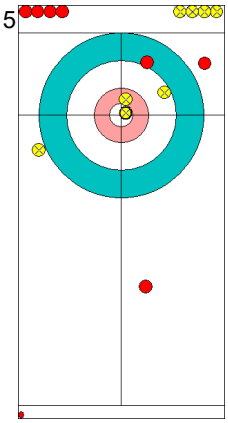
NOR: ULSRUD T
Draw ↻ 100%

16
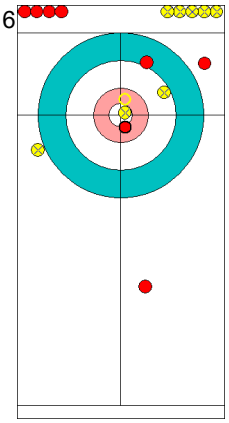
SWE: EDIN N
Take-out ↻ 100%

	SWE	NOR
Total Score	0	1
Time left	34:34	34:56

Legend:
↻ Clockwise ↺ Counter-clockwise - Not considered

Game - Shot by Shot
경기별 슛 기록 / Déroulement de la partie

End 2 — **SWE - Sweden 0 + 0** (this end) **= 0** — **NOR - Norway 1 + 0** (this end) **= 1**



	SWE	NOR
Total Score	0	1
Time left	33:16	34:06

Legend:
↻ Clockwise ↺ Counter-clockwise - Not considered

Game - Shot by Shot
경기별 슛 기록 / Déroulement de la partie

End 3 — **SWE - Sweden 0 + 2** (this end) **= 2** — **NOR - Norway 1 + 0** (this end) **= 1**



	SWE	NOR
Total Score	2	1
Time left	28:29	28:54

Legend:
↻ Clockwise ↺ Counter-clockwise - Not considered

Game - Shot by Shot
경기별 숏 기록 / Déroulement de la partie

End 4 **SWE - Sweden 2 + 0** (this end) **= 2** **NOR - Norway 1 + 3** (this end) **= 4**

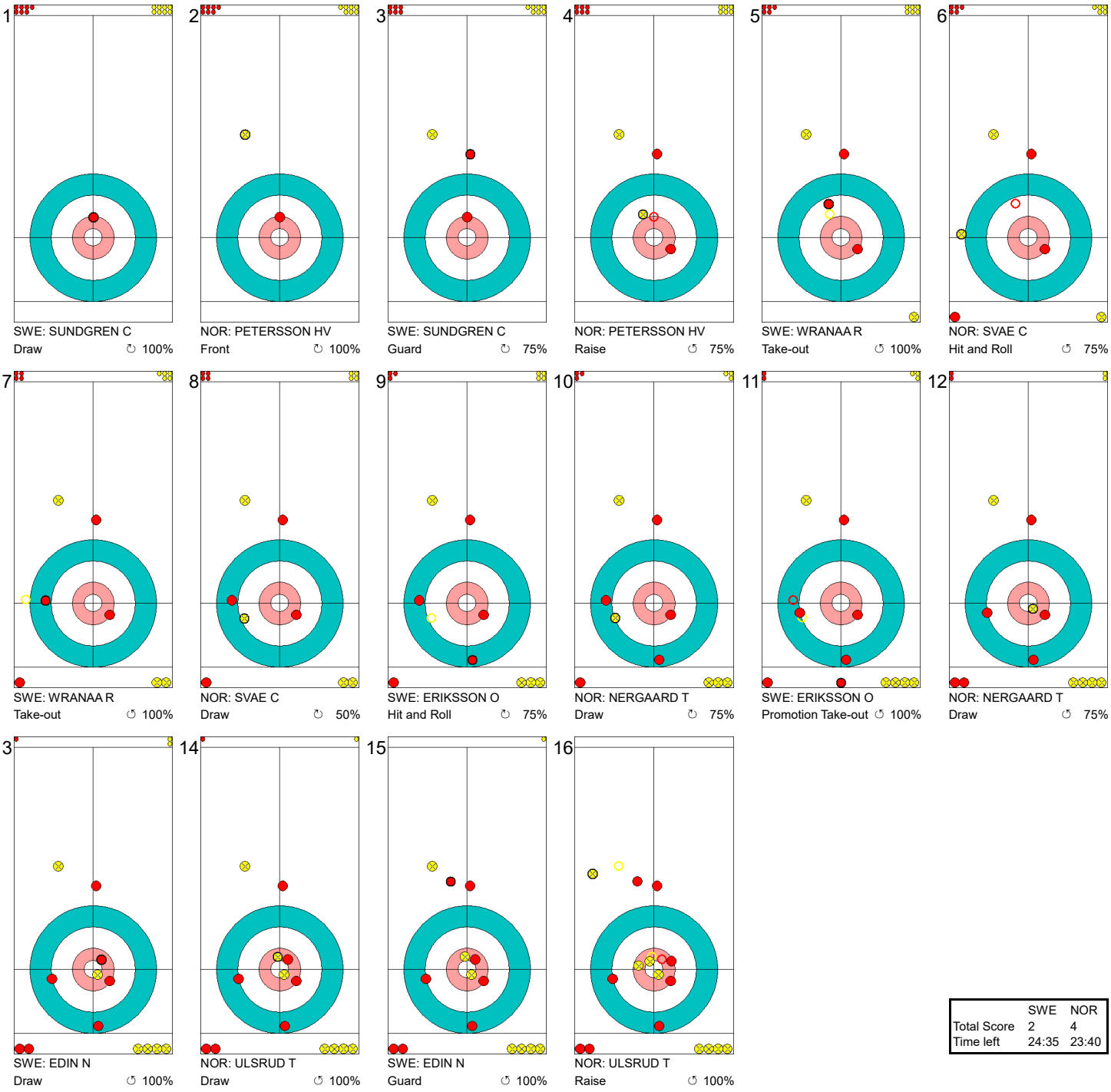

	SWE	NOR
Total Score	2	4
Time left	24:35	23:40

Legend:
↻ Clockwise ↺ Counter-clockwise - Not considered

Game - Shot by Shot
경기별 슛 기록 / Déroulement de la partie

End 5 **SWE - Sweden 2 + 0** (this end) **= 2** **NOR - Norway 4 + 2** (this end) **= 6**

1
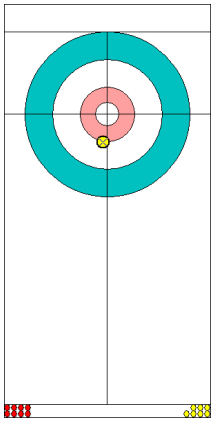
NOR: PETERSSON HV
Draw ↻ 100%

2
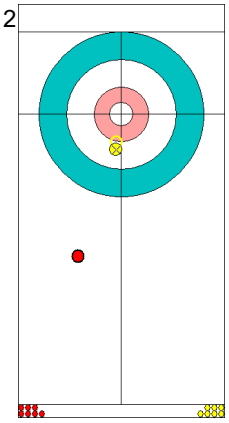
SWE: SUNDGREN C
Front ↻ 100%

3
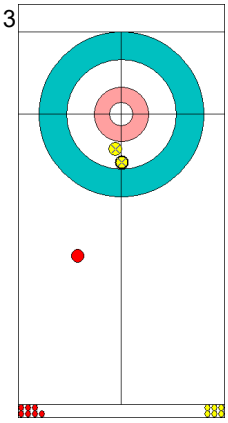
NOR: PETERSSON HV
Draw ↻ 100%

4
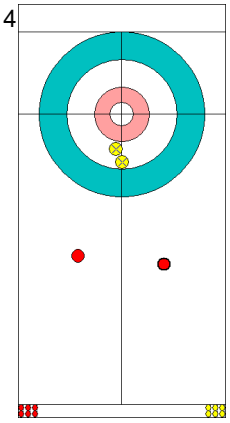
SWE: SUNDGREN C
Front ↻ 100%

5
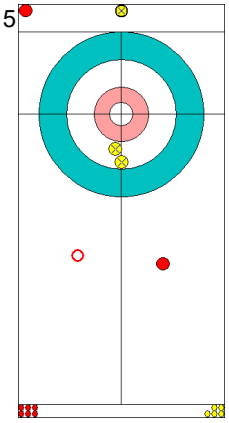
NOR: SVAE C
Clearing ↻ 100%

6
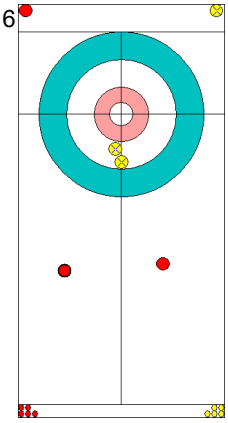
SWE: WRANAA R
Front ↻ 100%

7
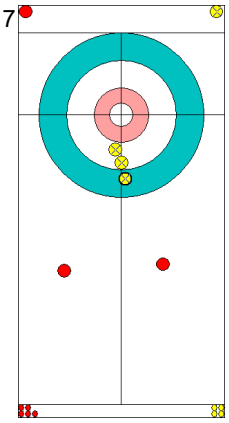
NOR: SVAE C
Draw ↻ 100%

8
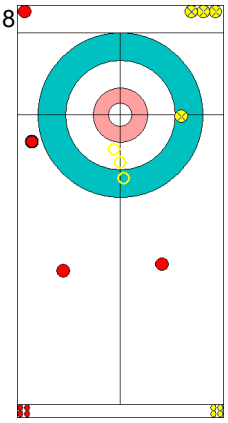
SWE: WRANAA R
Double Take-out ↻ 100%

9
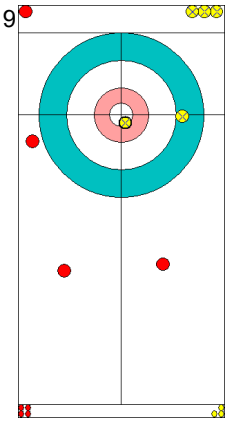
NOR: NERGAARD T
Draw ↻ 100%

10
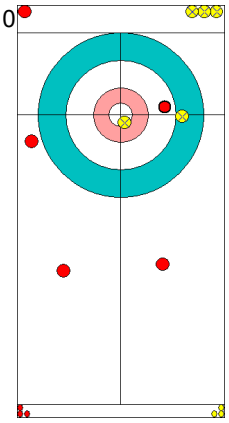
SWE: ERIKSSON O
Draw ↻ 75%

11
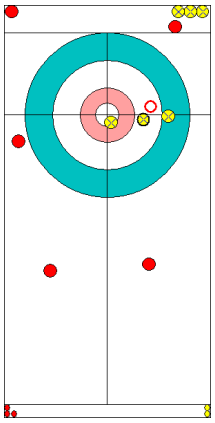
NOR: NERGAARD T
Raise ↻ 100%

12
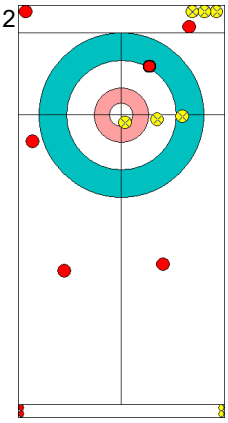
SWE: ERIKSSON O
Draw ↻ 50%

13
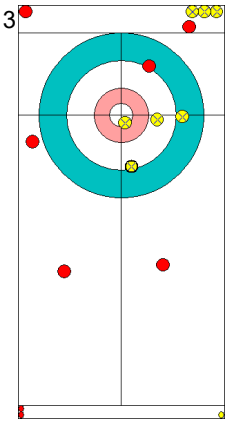
NOR: ULSRUD T
Draw ↻ 100%

14
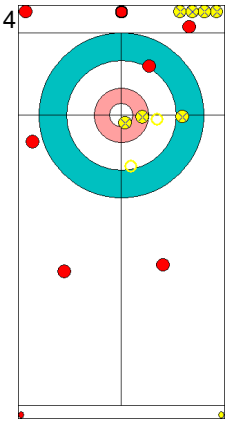
SWE: EDIN N
Double Take-out ↺ 50%

15
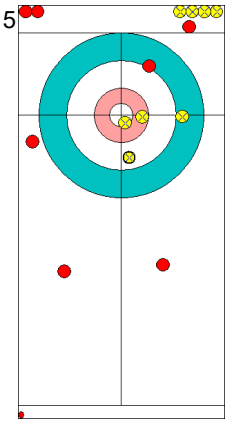
NOR: ULSRUD T
Draw ↻ 100%

16
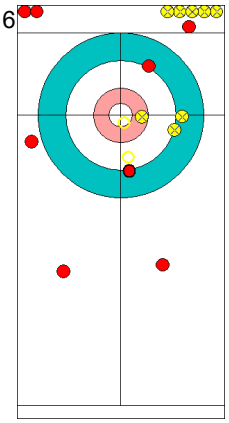
SWE: EDIN N
Double Take-out ↺ 50%
Measurement

	SWE	NOR
Total Score	2	6
Time left	21:04	19:04

Legend:
↻ Clockwise ↺ Counter-clockwise - Not considered

Game - Shot by Shot
경기별 숏 기록 / Déroulement de la partie

End 6 **SWE - Sweden 2 + 0** (this end) **= 2** **NOR - Norway 6 + 1** (this end) **= 7**



	SWE	NOR
Total Score	2	7
Time left	17:46	16:16

Legend:
↻ Clockwise ↺ Counter-clockwise - Not considered

Game Results
대회 경기결과 / Résultats de la partie

Sheet	Game	Team	LSFE	1	2	3	4	5	6	7	8	9	10	Extra Ends				Total
D	9	KOR - Republic of Korea	*	1	0	2	0	0	4	0	3	X	X					10
	9	JPN - Japan		0	1	0	2	0	0	1	0	X	X					4

KOR - Republic of Korea		Shot Success Game	Shot Success All
4 S	KIM ChangMin	78%	77%
3 V	SEONG SeHyeon	94%	83%
2	OH EunSu	92%	84%
1	LEE KiBok	83%	87%
A	KIM MinChan	-	79%
	Team Total	87%	82%

Last Stone Draw		Distance
↻	SEONG SeHyeon	4.8cm
↺	KIM ChangMin	9.9cm
Total		**14.7cm**

Time remaining: 5 minutes 55 seconds

JPN - Japan		Shot Success Game	Shot Success All
4 S	MOROZUMI Yusuke	72%	77%
3 V	SHIMIZU Tetsuro	78%	79%
2	YAMAGUCHI Tsuyoshi	66%	85%
1	MOROZUMI Kosuke	88%	83%
A	HIRATA Kohsuke	-	-
	Team Total	76%	81%

Last Stone Draw		Distance
↻	MOROZUMI Yusuke	104.5cm
↺	MOROZUMI Kosuke	17.4cm
Total		**121.9cm**

Time remaining: 6 minutes 52 seconds

Time-out: End 6 - KOR stone 7

Shot Success Analysis

KOR - Republic of Korea		↻		↺		Game	
4 KIM ChangMin	Draws	2	100%	3	58%	5	75%
	Take-outs	3	83%	8	78%	11	80%
	Total	5	90%	11	73%	16	78%
3 SEONG SeHyeon	Draws	0	-	4	100%	4	100%
	Take-outs	5	100%	7	86%	12	92%
	Total	5	100%	11	91%	16	94%
2 OH EunSu	Draws	0	-	1	100%	1	100%
	Take-outs	6	100%	9	86%	15	92%
	Total	6	100%	10	88%	16	92%
1 LEE KiBok	Draws	8	91%	7	79%	15	85%
	Take-outs	0	-	1	50%	1	50%
	Total	8	91%	8	75%	16	83%
A KIM MinChan	Draws	0	-	0	-	0	-
	Take-outs	0	-	0	-	0	-
	Total	0	-	0	-	0	-
Team	Draws	10	93%	15	82%	25	86%
	Take-outs	14	96%	25	82%	39	87%
	Total	24	95%	40	82%	64	87%

JPN - Japan		↻		↺		Game	
4 MOROZUMI Yusuke	Draws	3	67%	1	100%	4	75%
	Take-outs	4	75%	8	69%	12	71%
	Total	7	71%	9	72%	16	72%
3 SHIMIZU Tetsuro	Draws	3	50%	5	95%	8	78%
	Take-outs	3	83%	5	75%	8	78%
	Total	6	67%	10	85%	16	78%
2 YAMAGUCHI Tsuyoshi	Draws	3	92%	4	88%	7	89%
	Take-outs	2	0%	7	61%	9	47%
	Total	5	55%	11	70%	16	66%
1 MOROZUMI Kosuke	Draws	4	88%	12	88%	16	88%
	Take-outs	0	-	0	-	0	-
	Total	4	88%	12	88%	16	88%
A HIRATA Kohsuke	Draws	0	-	0	-	0	-
	Take-outs	0	-	0	-	0	-
	Total	0	-	0	-	0	-
Team	Draws	13	75%	22	90%	35	84%
	Take-outs	9	61%	20	68%	29	66%
	Total	22	69%	42	79%	64	76%

Note:
Position and function for each team member:
4 = Fourth, **3** = Third, **2** = Second, **1** = Lead, **A** = Alternate, **S** = Skip, **V** = Vice-Skip

Legend:
↻ Clockwise
↺ Counter-clockwise
LSFE(*) Last Stone First End
X Unplayed/unfinished end due to concession

Game - Shot by Shot
경기별 숏 기록 / Déroulement de la partie

End 1 **KOR - Republic of Korea 0 + 1 (this end) = 1** **JPN - Japan 0 + 0 (this end) = 0**



	KOR	JPN
Total Score	1	0
Time left	34:30	34:43

Legend:
↻ Clockwise ↺ Counter-clockwise - Not considered

Game - Shot by Shot
경기별 숏 기록 / Déroulement de la partie

End 2 — **KOR - Republic of Korea 1 + 0 (this end) = 1** — **JPN - Japan 0 + 1 (this end) = 1**



	KOR	JPN
Total Score	1	1
Time left	30:11	31:05

Legend:
↻ Clockwise ↺ Counter-clockwise - Not considered

Game - Shot by Shot
경기별 숏 기록 / Déroulement de la partie

End 3 — **KOR - Republic of Korea 1 + 2 (this end) = 3** — **JPN - Japan 1 + 0 (this end) = 1**



	KOR	JPN
Total Score	3	1
Time left	26:48	27:57

Legend:
↻ Clockwise ↺ Counter-clockwise - Not considered

Game - Shot by Shot
경기별 숏 기록 / Déroulement de la partie

End 4 — **KOR - Republic of Korea** 3 + 0 (this end) = 3 — **JPN - Japan** 1 + 2 (this end) = 3

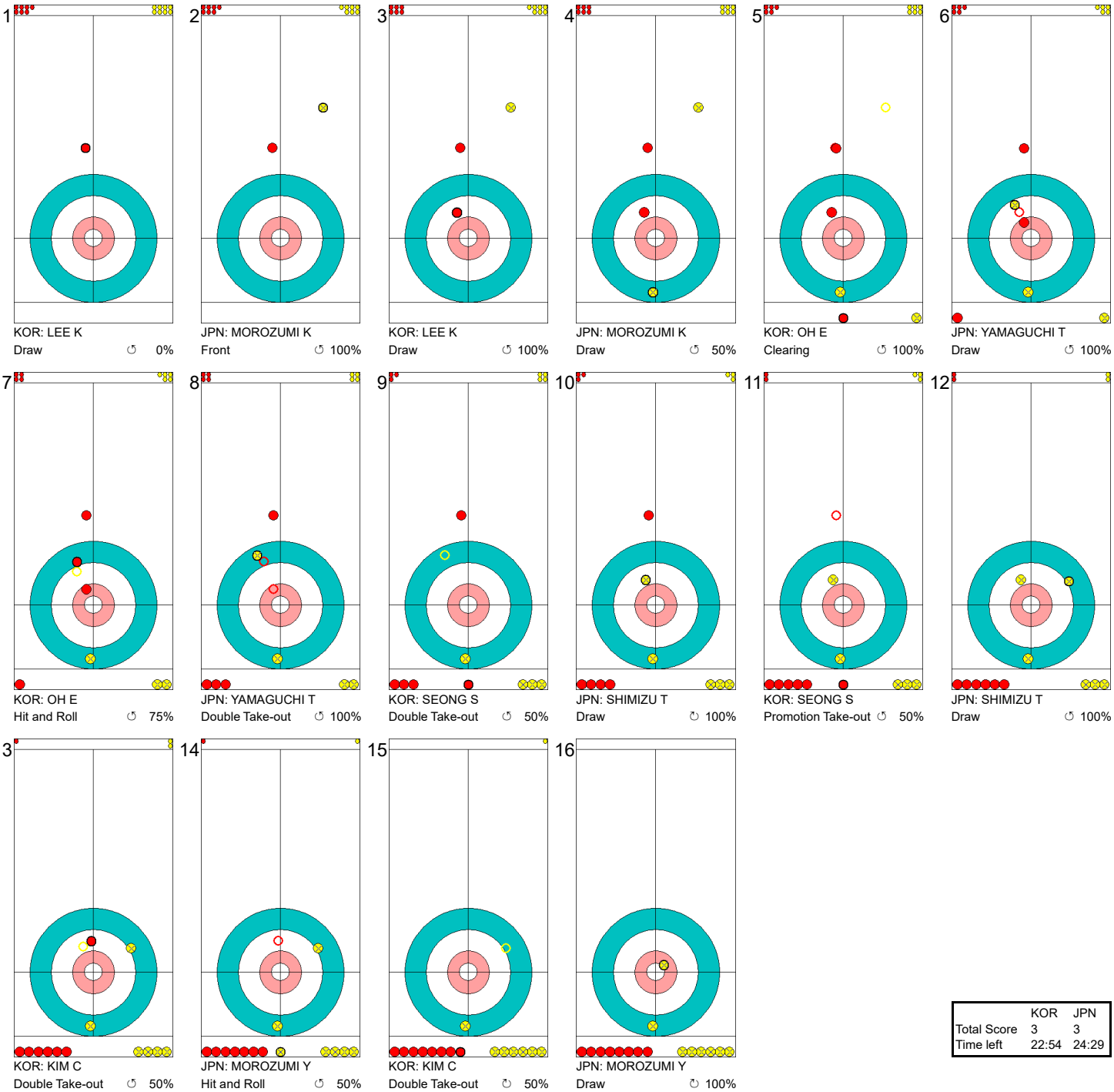

	KOR	JPN
Total Score	3	3
Time left	22:54	24:29

Legend:
↻ Clockwise ↺ Counter-clockwise - Not considered

Game - Shot by Shot
경기별 숏 기록 / Déroulement de la partie

End 5 — **KOR - Republic of Korea 3 + 0 (this end) = 3** — **JPN - Japan 3 + 0 (this end) = 3**



	KOR	JPN
Total Score	3	3
Time left	19:31	21:43

Legend:

↻ Clockwise ↺ Counter-clockwise - Not considered

Game - Shot by Shot
경기별 숏 기록 / Déroulement de la partie

End 6 — **KOR - Republic of Korea** 3 + 4 (this end) = 7 — **JPN - Japan** 3 + 0 (this end) = 3



	KOR	JPN
Total Score	7	3
Time left	14:52	17:57

Legend:
↻ Clockwise ↺ Counter-clockwise - Not considered

Game - Shot by Shot
경기별 숏 기록 / Déroulement de la partie

End 7 — **KOR - Republic of Korea 7 + 0** (this end) **= 7** — **JPN - Japan 3 + 1** (this end) **= 4**

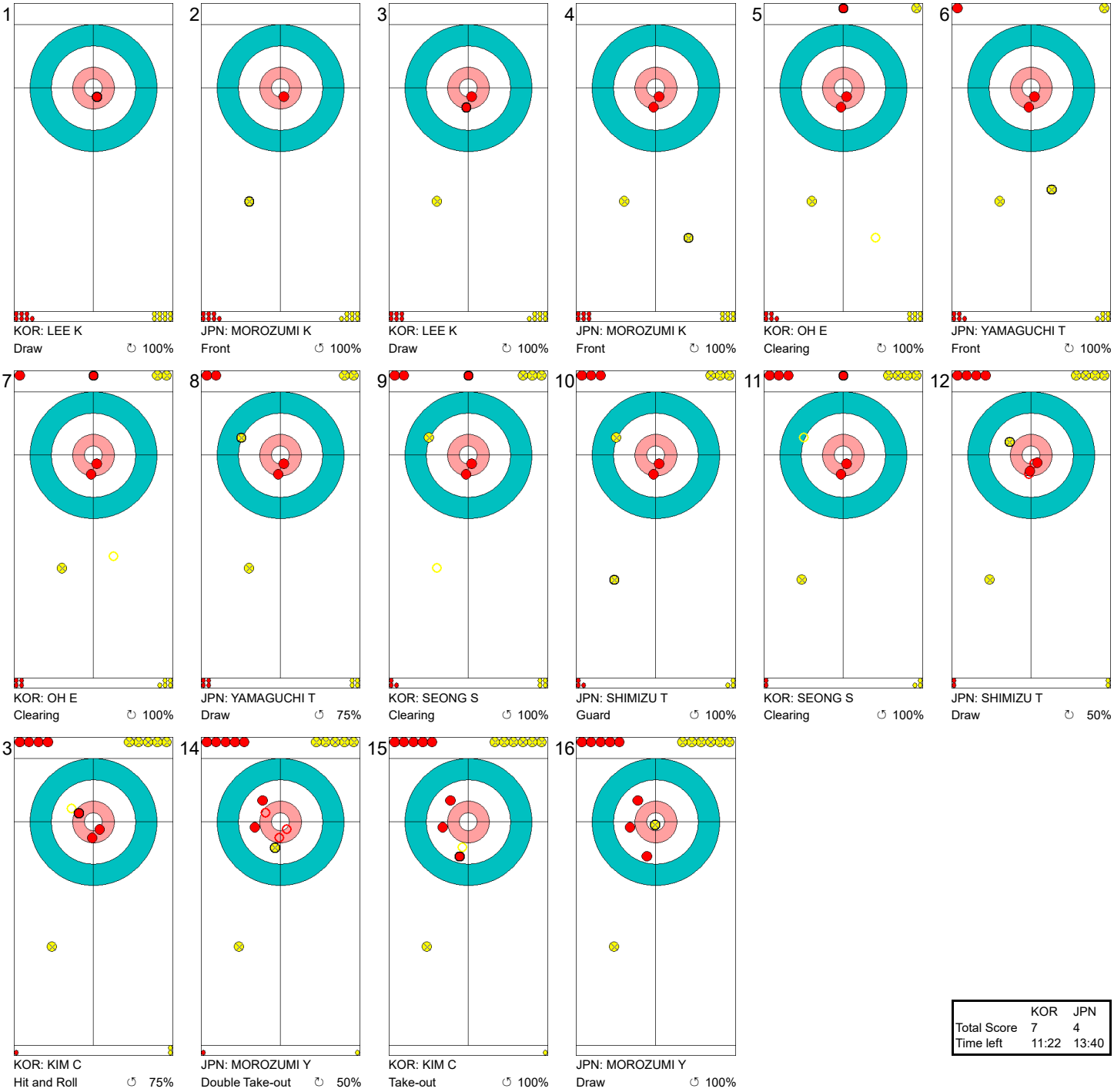

	KOR	JPN
Total Score	7	4
Time left	11:22	13:40

Legend:
↻ Clockwise ↺ Counter-clockwise - Not considered

Game - Shot by Shot
경기별 숏 기록 / Déroulement de la partie

End 8 — **KOR - Republic of Korea** 7 + 3 (this end) = 10 — **JPN - Japan** 4 + 0 (this end) = 4



	KOR	JPN
Total Score	10	4
Time left	05:55	06:52

Legend:
↻ Clockwise ↺ Counter-clockwise - Not considered

Most Important Shots
우승 결정 슛 / Tirs les plus importants

Sheet	Game	Team	LSFE	1	2	3	4	5	6	7	8	9	10	Extra Ends	Total
A	9	DEN - Denmark		0	1	0	1	0	0	1	X	X	X		3
	9	CAN - Canada	*	4	0	1	0	3	0	0	X	X	X		8

Most Important Shot:

Canadian Skip KOE K played a Raise, moving his own stone to the back of the four foot covered by a guard. Denmark failed on a Hit and Roll to sit behind the guards and Canada drew for four points in the end.

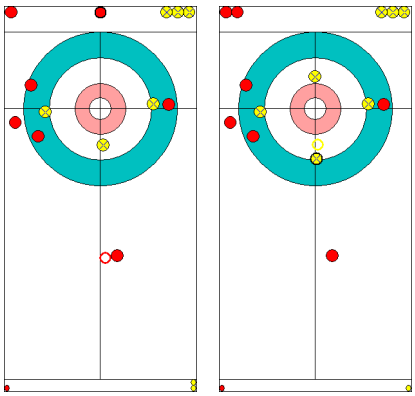

Before After

End: 1
Team: CAN - Canada
Player: KOE Kevin
Team Stone: 1 2 3 4 5 6 ⑦ 8
Task: Raise
Rotation: ↻
Shot Success: 100%

Sheet	Game	Team	LSFE	1	2	3	4	5	6	7	8	9	10	Extra Ends	Total
B	9	GBR - Great Britain		0	1	1	1	0	1	0	0	X	X		4
	9	USA - United States of America	*	2	0	0	0	3	0	1	4	X	X		10

Most Important Shot:

US Skip SHUSTER J played a Hit and Roll on the British shot stone and managed to score three points in the 5th end. This shot gave the US team the lead in the game and allowed them to play a more defensive game, keeping Great Britain away from scoring multiple points.

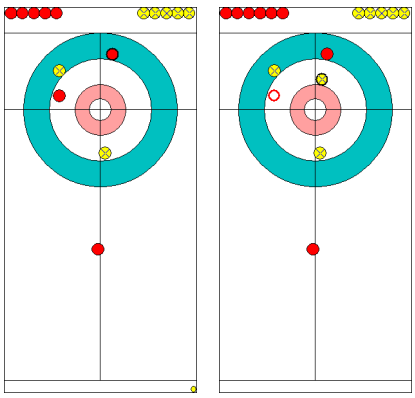

Before After

End: 5
Team: USA - United States of America
Player: SHUSTER John
Team Stone: 1 2 3 4 5 6 7 ⑧
Task: Hit and Roll
Rotation: ↺
Shot Success: 100%

Most Important Shots
우승 결정 슛 / Tirs les plus importants

Sheet	Game	Team	LSFE	1	2	3	4	5	6	7	8	9	10	Extra Ends	Total
C	9	SWE - Sweden	*	0	0	2	0	0	0	X	X	X	X		2
	9	NOR - Norway		1	0	0	3	2	1	X	X	X	X		7

Most Important Shot:

Norwegian Skip ULSRUD T was forced to play a difficult and precise Raise on his corner guard since the path into the four foot was blocked by Swedish front guards. His stone was played with perfect weight and he slightly pushed the Swedish second stones out to the side ending up scoring a big 3 points.

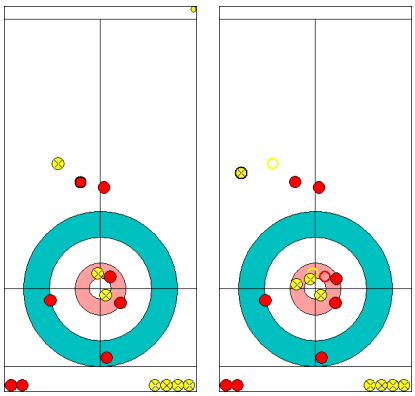

Before | After

End: 4
Team: NOR - Norway
Player: ULSRUD Thomas
Team Stone: 1 2 3 4 5 6 7 ⑧
Task: Raise
Rotation: ↺
Shot Success: 100%

Sheet	Game	Team	LSFE	1	2	3	4	5	6	7	8	9	10	Extra Ends	Total
D	9	KOR - Republic of Korea	*	1	0	2	0	0	4	0	3	X	X		10
	9	JPN - Japan		0	1	0	2	0	0	1	0	X	X		4

Most Important Shot:

The Korean team was laying with three stones in the house when the Japanese Skip MOROZUMI Y attempted a Double Take-out as his last stone. He was too wide and missed the target completely. The Korean team eventually scored 4 points in this end.

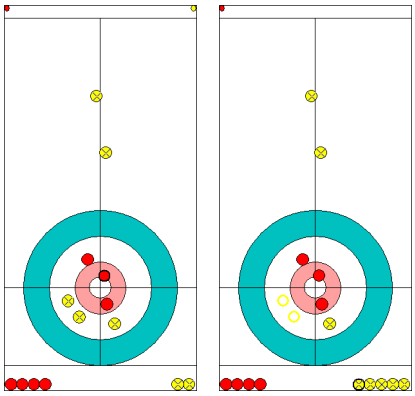

Before | After

End: 6
Team: JPN - Japan
Player: MOROZUMI Yusuke
Team Stone: 1 2 3 4 5 6 7 ⑧
Task: Double Take-out
Rotation: ↺
Shot Success: 0%

Legend:
↻ Clockwise
↺ Counter-clockwise
LSFE(*) Last Stone First End
X Unplayed/unfinished end due to concession

Session Results and Standings
세션 경기결과 및 순위 / Résultats de la session et classement

Sheet	Game	Team	LSFE	1	2	3	4	5	6	7	8	9	10	Extra Ends				Total
A	9	SUI - Switzerland	*	0	1	0	1	0	1	0	1	0	X					4
	8	USA - United States of America		0	0	1	0	3	0	3	0	1	X					8
B	8	NOR - Norway		0	0	1	1	0	0	0	1	0	1					4
	9	ITA - Italy	*	0	1	0	0	0	1	1	0	3	0					6
C	8	JPN - Japan		0	0	3	0	0	2	0	0	0	1					6
	8	DEN - Denmark	*	1	0	0	1	0	0	0	2	0	0					4

Current Standings

Rank	Team	Games	Wins	Losses	
1	SWE - Sweden	8	7	1	Q
2	CAN - Canada	8	5	3	
2	GBR - Great Britain	8	5	3	
4	SUI - Switzerland	9	5	4	
5	JPN - Japan	8	4	4	
5	USA - United States of America	8	4	4	
7	KOR - Republic of Korea	8	3	5	
7	NOR - Norway	8	3	5	
9	ITA - Italy	9	3	6	
10	DEN - Denmark	8	2	6	

Note:
Under WCF rules, tie-breaking rules for standings are not applied until after the last game of the round robin.

Legend:
LSFE(*) Last Stone First End **Q** Qualified for the semi-finals **X** Unplayed/unfinished end due to concession

Game Results
대회 경기결과 / Résultats de la partie

Sheet	Game	Team	LSFE	1	2	3	4	5	6	7	8	9	10	Extra Ends				Total
A	9	SUI - Switzerland	*	0	1	0	1	0	1	0	1	0	X					4
	8	USA - United States of America		0	0	1	0	3	0	3	0	1	X					8

SUI - Switzerland		Shot Success Game	Shot Success All
4 V	SCHWARZ Benoit	76%	82%
3	PAETZ Claudio	85%	84%
2 S	DE CRUZ Peter	83%	81%
1	TANNER Valentin	85%	87%
A	MAERKI Dominik	-	-
	Team Total	82%	83%

Last Stone Draw		Distance
↻	TANNER Valentin	6.7cm
↺	SCHWARZ Benoit	12.0cm
Total		**18.7cm**

Time remaining: 5 minutes 50 seconds

USA - United States of America		Shot Success Game	Shot Success All
4 S	SHUSTER John	97%	77%
3 V	GEORGE Tyler	75%	78%
2	HAMILTON Matt	71%	80%
1	LANDSTEINER John	86%	82%
A	POLO Joe	-	-
	Team Total	82%	79%

Last Stone Draw		Distance
↻	LANDSTEINER John	3.5cm
↺	GEORGE Tyler	44.1cm
Total		**47.6cm**

Time remaining: 5 minutes 52 seconds

Shot Success Analysis

SUI - Switzerland		↻		↺		Game	
4 SCHWARZ Benoit	Draws	2	75%	7	75%	9	75%
	Take-outs	2	50%	7	86%	9	78%
	Total	4	63%	14	80%	18	76%
3 PAETZ Claudio	Draws	9	89%	6	71%	15	82%
	Take-outs	2	100%	1	100%	3	100%
	Total	11	91%	7	75%	18	85%
2 DE CRUZ Peter	Draws	8	88%	6	79%	14	84%
	Take-outs	4	81%	0	-	4	81%
	Total	12	85%	6	79%	18	83%
1 TANNER Valentin	Draws	8	91%	9	78%	17	84%
	Take-outs	1	100%	0	-	1	100%
	Total	9	92%	9	78%	18	85%
A MAERKI Dominik	Draws	0	-	0	-	0	-
	Take-outs	0	-	0	-	0	-
	Total	0	-	0	-	0	-
Team	Draws	27	88%	28	76%	55	82%
	Take-outs	9	81%	8	88%	17	84%
	Total	36	86%	36	78%	72	82%

USA - United States of America		↻		↺		Game	
4 SHUSTER John	Draws	3	100%	2	100%	5	100%
	Take-outs	4	100%	9	94%	13	96%
	Total	7	100%	11	95%	18	97%
3 GEORGE Tyler	Draws	2	75%	2	50%	4	63%
	Take-outs	5	80%	9	78%	14	79%
	Total	7	79%	11	73%	18	75%
2 HAMILTON Matt	Draws	5	50%	2	50%	7	50%
	Take-outs	6	83%	5	85%	11	84%
	Total	11	68%	7	75%	18	71%
1 LANDSTEINER John	Draws	8	94%	9	83%	17	88%
	Take-outs	1	50%	0	-	1	50%
	Total	9	89%	9	83%	18	86%
A POLO Joe	Draws	0	-	0	-	0	-
	Take-outs	0	-	0	-	0	-
	Total	0	-	0	-	0	-
Team	Draws	18	81%	15	77%	33	79%
	Take-outs	16	84%	23	86%	39	85%
	Total	34	82%	38	82%	72	82%

Note:
Position and function for each team member:
4 = Fourth, **3** = Third, **2** = Second, **1** = Lead, **A** = Alternate, **S** = Skip, **V** = Vice-Skip

Legend:
↻ Clockwise
↺ Counter-clockwise
LSFE(*) Last Stone First End
X Unplayed/unfinished end due to concession

Game - Shot by Shot
경기별 슛 기록 / Déroulement de la partie

End 1 — **SUI - Switzerland 0 + 0 (this end) = 0** — **USA - United States 0 + 0 (this end) = 0**



	SUI	USA
Total Score	0	0
Time left	36:23	37:20

Legend:
↻ Clockwise ↺ Counter-clockwise - Not considered

Game - Shot by Shot
경기별 숏 기록 / Déroulement de la partie

End 2 | **SUI - Switzerland 0 + 1** (this end) **= 1** | **USA - United States 0 + 0** (this end) **= 0**

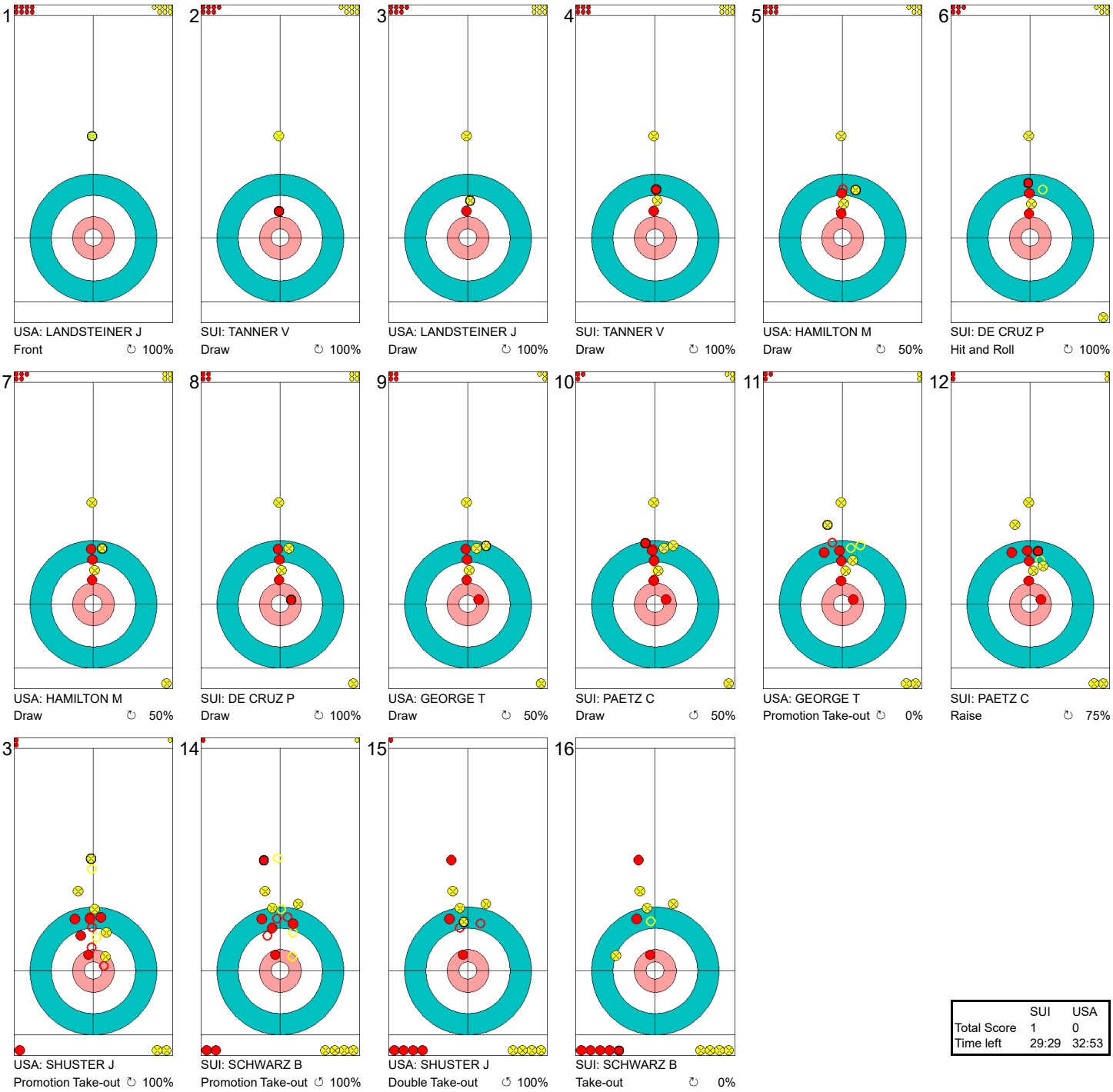

	SUI	USA
Total Score	1	0
Time left	29:29	32:53

Legend:
↻ Clockwise ↺ Counter-clockwise - Not considered

Game - Shot by Shot
경기별 숏 기록 / Déroulement de la partie

End 3 | **SUI - Switzerland 1 + 0** (this end) **= 1** | **USA - United States 0 + 1** (this end) **= 1**



	SUI	USA
Total Score	1	1
Time left	26:48	29:58

Legend:
↻ Clockwise ↺ Counter-clockwise - Not considered

Game - Shot by Shot
경기별 숏 기록 / Déroulement de la partie

End 4 | **SUI - Switzerland 1 + 1** (this end) **= 2** | **USA - United States 1 + 0** (this end) **= 1**

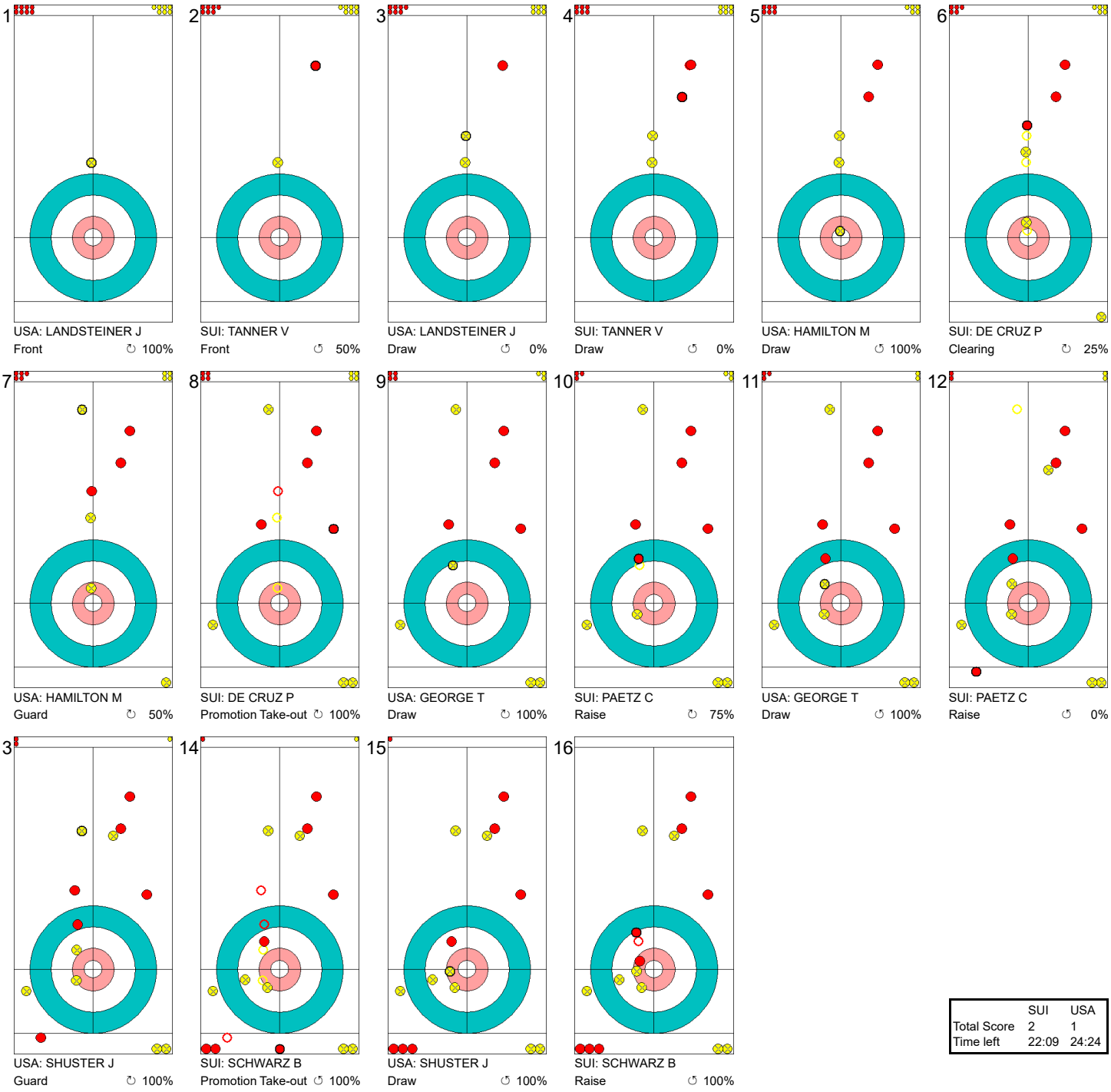

	SUI	USA
Total Score	2	1
Time left	22:09	24:24

Legend:
↻ Clockwise ↺ Counter-clockwise - Not considered

Game - Shot by Shot
경기별 숏 기록 / Déroulement de la partie

End 5 **SUI - Switzerland 2 + 0 (this end) = 2** **USA - United States 1 + 3 (this end) = 4**



	SUI	USA
Total Score	2	4
Time left	17:48	18:17

Legend:
↻ Clockwise ↺ Counter-clockwise - Not considered

Game - Shot by Shot
경기별 숏 기록 / Déroulement de la partie

End 6 — **SUI - Switzerland 2 + 1** (this end) **= 3** — **USA - United States 4 + 0** (this end) **= 4**

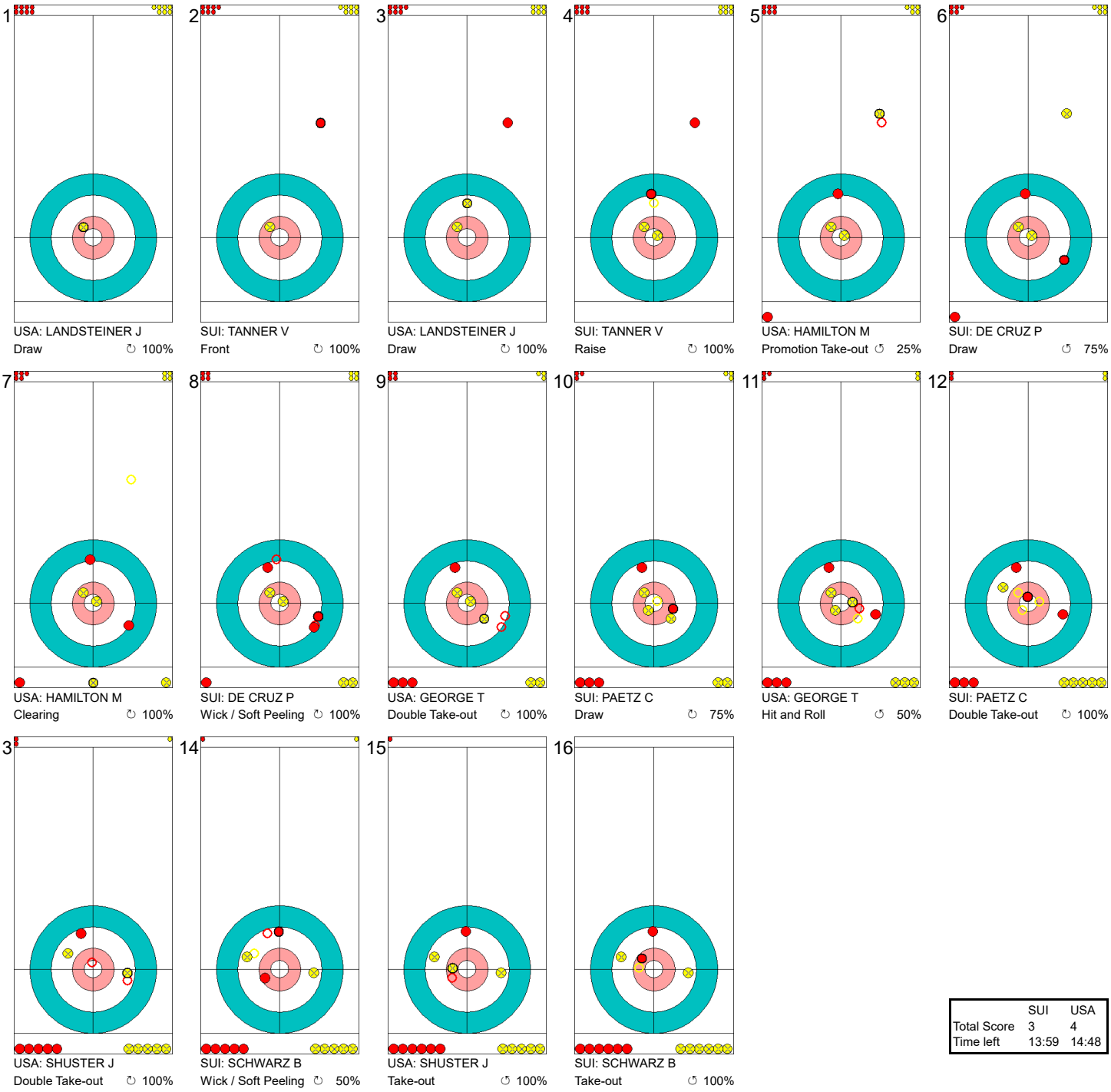

	SUI	USA
Total Score	3	4
Time left	13:59	14:48

Legend:
↻ Clockwise ↺ Counter-clockwise - Not considered

Game - Shot by Shot
경기별 숏 기록 / Déroulement de la partie

End 7 | **SUI - Switzerland** 3 + 0 (this end) = 3 | **USA - United States** 4 + 3 (this end) = 7



	SUI	USA
Total Score	3	7
Time left	10:14	11:11

Legend:
↻ Clockwise ↺ Counter-clockwise - Not considered

Game - Shot by Shot
경기별 숏 기록 / Déroulement de la partie

End 8 — **SUI - Switzerland 3 + 1** (this end) **= 4** — **USA - United States 7 + 0** (this end) **= 7**



	SUI	USA
Total Score	4	7
Time left	08:05	09:04

Legend:
↻ Clockwise ↺ Counter-clockwise - Not considered

Game - Shot by Shot
경기별 숏 기록 / Déroulement de la partie

End 9 | **SUI - Switzerland 4 + 0** (this end) **= 4** | **USA - United States 7 + 1** (this end) **= 8**



	SUI	USA
Total Score	4	8
Time left	05:50	05:52

Legend:
↻ Clockwise ↺ Counter-clockwise - Not considered

Game Results
대회 경기결과 / Résultats de la partie

Sheet	Game	Team	LSFE	1	2	3	4	5	6	7	8	9	10	Extra Ends				Total
B	8	NOR - Norway		0	0	1	1	0	0	0	1	0	1					4
	9	ITA - Italy	*	0	1	0	0	0	1	1	0	3	0					6

NOR - Norway		Shot Success Game	Shot Success All
4 S	ULSRUD Thomas	83%	79%
3 V	NERGAARD Torger	76%	82%
2	SVAE Christoffer	81%	82%
1	PETERSSON Haavard Vad	88%	82%
A	HOEIBERG Markus	-	-
	Team Total	82%	81%

Last Stone Draw		Distance
↻	ULSRUD Thomas	3.5cm
↺	NERGAARD Torger	14.4cm
Total		**17.9cm**

Time remaining: 1 minute 37 seconds

Time-out: End 9 - NOR stone 8

ITA - Italy		Shot Success Game	Shot Success All
4 V	MOSANER Amos	89%	81%
3 S	RETORNAZ Joel	78%	78%
2	GONIN Simone	90%	80%
1	PILZER Andrea	89%	85%
A	FERRAZZA Daniele	-	83%
	Team Total	86%	81%

Last Stone Draw		Distance
↻	MOSANER Amos	3.3cm
↺	GONIN Simone	14.1cm
Total		**17.4cm**

Time remaining: 1 minute 43 seconds

Shot Success Analysis

NOR - Norway		↻		↺		Game	
4 ULSRUD Thomas	Draws	0	-	8	84%	8	84%
	Take-outs	7	86%	4	75%	11	82%
	Total	7	86%	12	81%	19	83%
3 NERGAARD Torger	Draws	6	92%	4	88%	10	90%
	Take-outs	3	58%	7	64%	10	63%
	Total	9	81%	11	73%	20	76%
2 SVAE Christoffer	Draws	4	56%	5	95%	9	78%
	Take-outs	5	80%	6	88%	11	84%
	Total	9	69%	11	91%	20	81%
1 PETERSSON Haavard Vad	Draws	4	94%	15	85%	19	87%
	Take-outs	0	-	1	100%	1	100%
	Total	4	94%	16	86%	20	88%
A HOEIBERG Markus	Draws	0	-	0	-	0	-
	Take-outs	0	-	0	-	0	-
	Total	0	-	0	-	0	-
Team	Draws	14	82%	32	87%	46	85%
	Take-outs	15	78%	18	76%	33	77%
	Total	29	80%	50	83%	79	82%

ITA - Italy		↻		↺		Game	
4 MOSANER Amos	Draws	3	92%	4	75%	7	82%
	Take-outs	8	100%	5	80%	13	92%
	Total	11	98%	9	78%	20	89%
3 RETORNAZ Joel	Draws	3	75%	5	65%	8	69%
	Take-outs	3	92%	9	81%	12	83%
	Total	6	83%	14	75%	20	78%
2 GONIN Simone	Draws	6	96%	3	100%	9	97%
	Take-outs	5	100%	6	71%	11	84%
	Total	11	98%	9	81%	20	90%
1 PILZER Andrea	Draws	5	60%	9	100%	14	86%
	Take-outs	1	100%	3	100%	4	100%
	Total	6	67%	12	100%	18	89%
A FERRAZZA Daniele	Draws	0	-	0	-	0	-
	Take-outs	0	-	0	-	0	-
	Total	0	-	0	-	0	-
Team	Draws	17	81%	21	87%	38	84%
	Take-outs	17	99%	23	80%	40	88%
	Total	34	90%	44	84%	78	86%

Note:
Position and function for each team member:
4 = Fourth, **3** = Third, **2** = Second, **1** = Lead, **A** = Alternate, **S** = Skip, **V** = Vice-Skip

Legend:
↻ Clockwise ↺ Counter-clockwise **LSFE(*)** Last Stone First End

Game - Shot by Shot
경기별 숏 기록 / Déroulement de la partie

End 1 — **NOR - Norway 0 + 0** (this end) **= 0** — **ITA - Italy 0 + 0** (this end) **= 0**



	NOR	ITA
Total Score	0	0
Time left	37:23	36:24

Legend:
↻ Clockwise ↺ Counter-clockwise - Not considered

Game - Shot by Shot
경기별 숏 기록 / Déroulement de la partie

End 2 — **NOR - Norway 0 + 0** (this end) **= 0** — **ITA - Italy 0 + 1** (this end) **= 1**

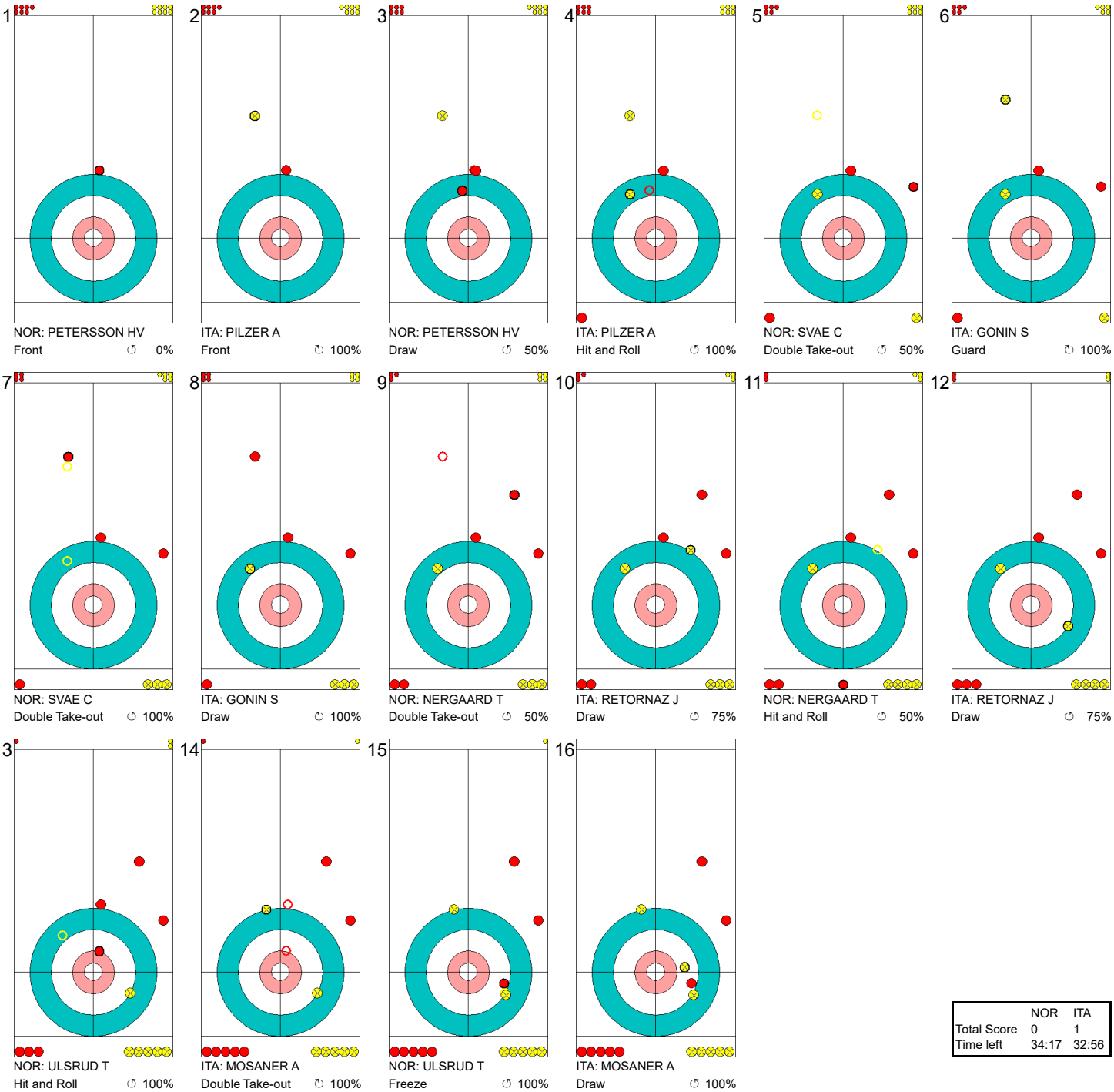

	NOR	ITA
Total Score	0	1
Time left	34:17	32:56

Legend:
↻ Clockwise ↺ Counter-clockwise - Not considered

Game - Shot by Shot
경기별 숏 기록 / Déroulement de la partie

End 3 — **NOR - Norway 0 + 1** (this end) **= 1** — **ITA - Italy 1 + 0** (this end) **= 1**



	NOR	ITA
Total Score	1	1
Time left	30:06	29:57

Legend:
↻ Clockwise ↺ Counter-clockwise - Not considered

Game - Shot by Shot
경기별 숏 기록 / Déroulement de la partie

End 4 — **NOR - Norway 1 + 1** (this end) **= 2** — **ITA - Italy 1 + 0** (this end) **= 1**



	NOR	ITA
Total Score	2	1
Time left	25:18	24:21

Legend:
↻ Clockwise ↺ Counter-clockwise - Not considered

Game - Shot by Shot
경기별 숏 기록 / Déroulement de la partie

End 5 — **NOR - Norway 2 + 0** (this end) **= 2** — **ITA - Italy 1 + 0** (this end) **= 1**

1	2	3	4	5	6
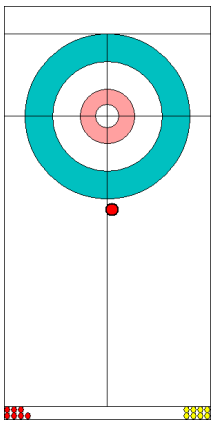	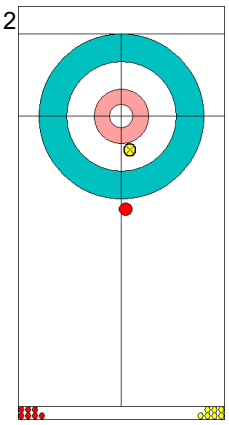	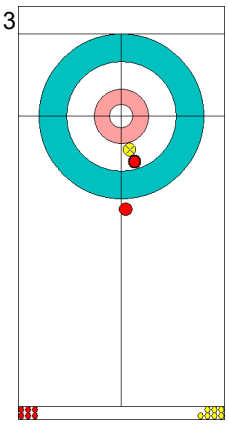	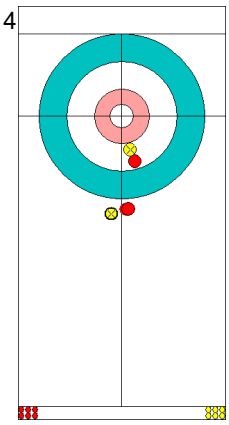	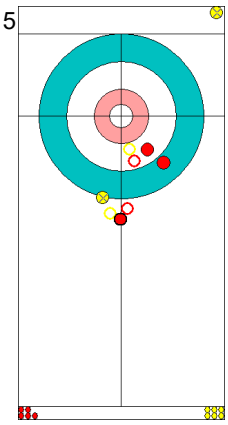	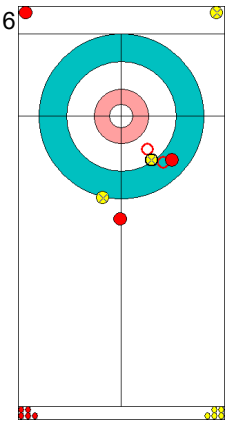
NOR: PETERSSON HV Front ↻ 100%	ITA: PILZER A Draw ↻ 100%	NOR: PETERSSON HV Draw ↻ 100%	ITA: PILZER A Draw ↻ 0%	NOR: SVAE C Raise ↻ 100%	ITA: GONIN S Double Take-out ↻ 50%

7	8	9	10	11	12
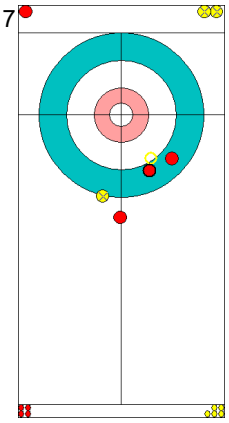	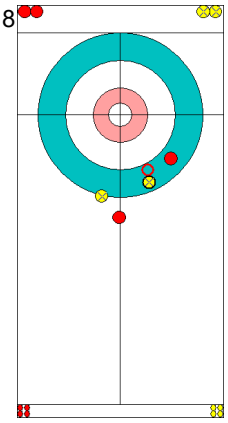	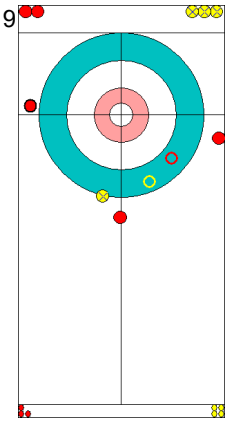	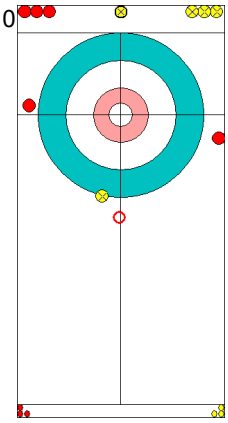	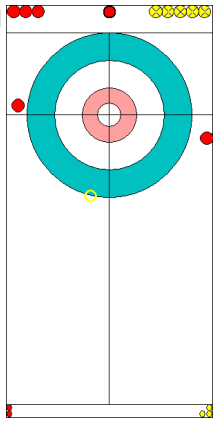	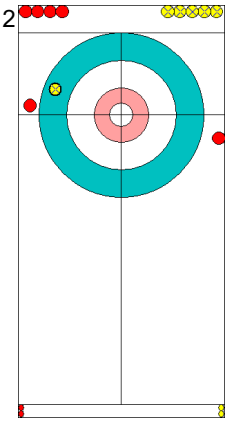
NOR: SVAE C Hit and Roll ↻ 75%	ITA: GONIN S Double Take-out ↻ 75%	NOR: NERGAARD T Hit and Roll ↻ 50%	ITA: RETORNAZ J Clearing ↻ 100%	NOR: NERGAARD T Clearing ↻ 100%	ITA: RETORNAZ J Draw ↻ 50%

13	14	15	16
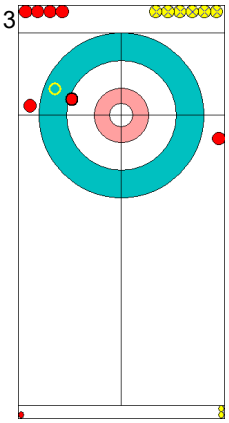	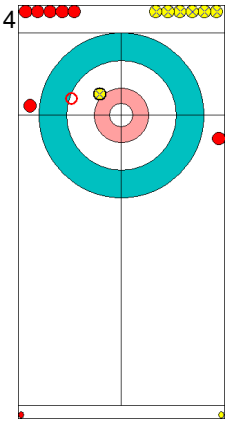	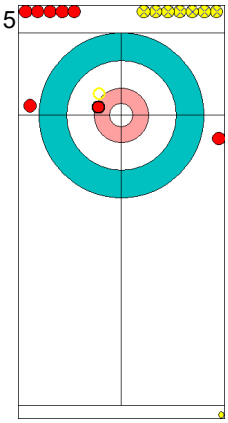	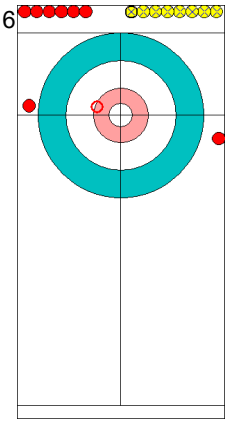
NOR: ULSRUD T Take-out ↻ 100%	ITA: MOSANER A Take-out ↻ 100%	NOR: ULSRUD T Take-out ↻ 100%	ITA: MOSANER A Clearing ↻ 100%

	NOR	ITA
Total Score	2	1
Time left	23:04	20:50

Legend:
↻ Clockwise ↺ Counter-clockwise - Not considered

Game - Shot by Shot
경기별 숏 기록 / Déroulement de la partie

End 6 — **NOR - Norway 2 + 0** (this end) **= 2** — **ITA - Italy 1 + 1** (this end) **= 2**

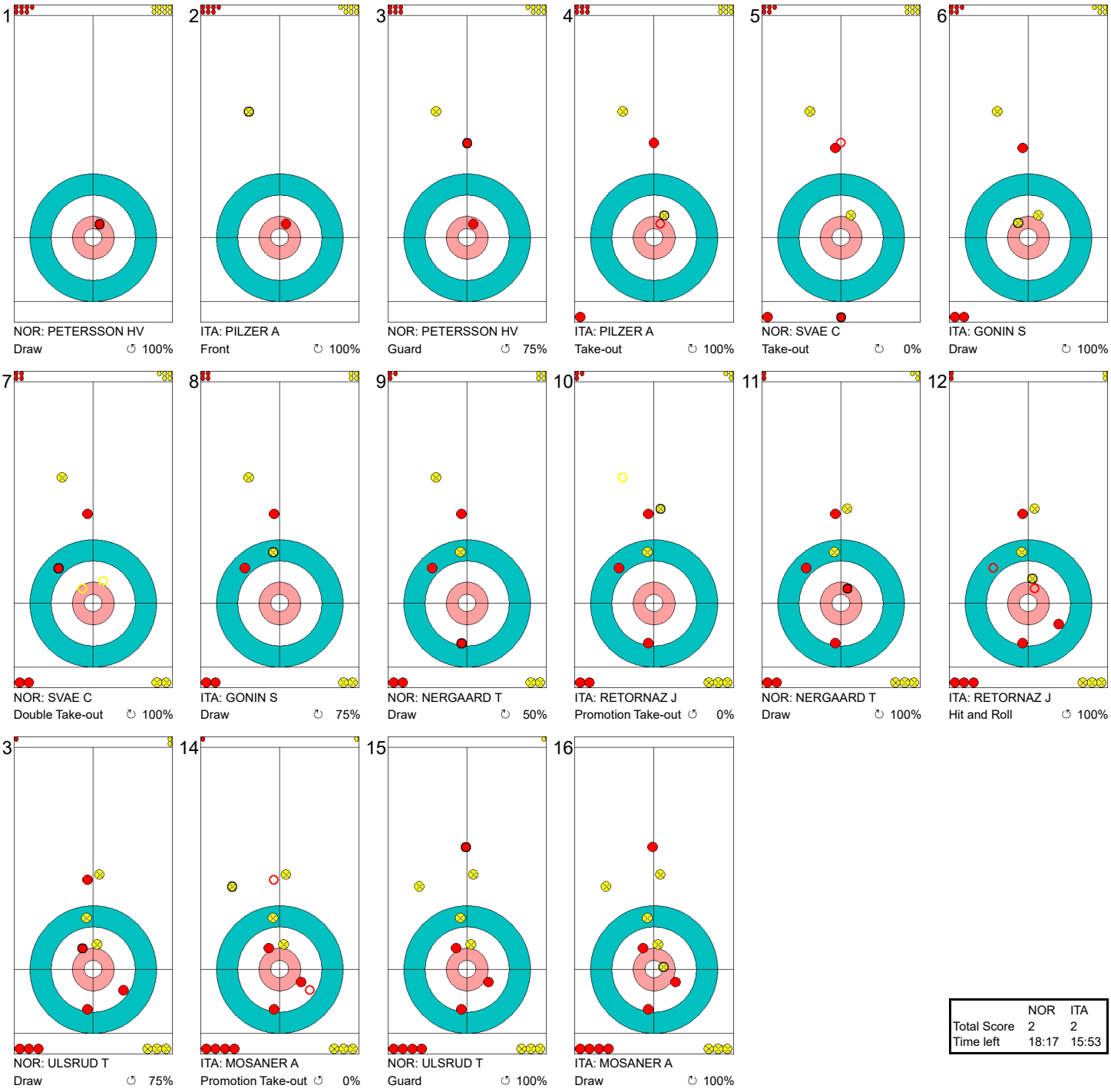

	NOR	ITA
Total Score	2	2
Time left	18:17	15:53

Legend:
↻ Clockwise ↺ Counter-clockwise - Not considered

Game - Shot by Shot
경기별 숏 기록 / Déroulement de la partie

End 7 — **NOR - Norway 2 + 0** (this end) **= 2** — **ITA - Italy 2 + 1** (this end) **= 3**



	NOR	ITA
Total Score	2	3
Time left	12:10	09:49

Legend:
↻ Clockwise ↺ Counter-clockwise - Not considered

Game - Shot by Shot
경기별 숏 기록 / Déroulement de la partie

End 8 — **NOR - Norway** 2 + 1 (this end) = 3 — **ITA - Italy** 3 + 0 (this end) = 3



	NOR	ITA
Total Score	3	3
Time left	07:05	06:32

Legend:
↻ Clockwise ↺ Counter-clockwise - Not considered

Game - Shot by Shot
경기별 숏 기록 / Déroulement de la partie

End 9 — **NOR - Norway 3 + 0** (this end) **= 3** — **ITA - Italy 3 + 3** (this end) **= 6**



	NOR	ITA
Total Score	3	6
Time left	04:17	03:18

Legend:
↻ Clockwise ↺ Counter-clockwise - Not considered

Game - Shot by Shot
경기별 슛 기록 / Déroulement de la partie

End 10 — **NOR - Norway** 3 + 1 (this end) = 4 — **ITA - Italy** 6 + 0 (this end) = 6



	NOR	ITA
Total Score	4	6
Time left	01:37	01:43

Legend:
↻ Clockwise ↺ Counter-clockwise - Not considered

Game Results
대회 경기결과 / Résultats de la partie

Sheet	Game	Team	LSFE	1	2	3	4	5	6	7	8	9	10	Extra Ends				Total
C	8	JPN - Japan		0	0	3	0	0	2	0	0	0	1					6
	8	DEN - Denmark	*	1	0	0	1	0	0	0	2	0	0					4

JPN - Japan		Shot Success Game	Shot Success All
4 S	MOROZUMI Yusuke	89%	78%
3 V	SHIMIZU Tetsuro	79%	79%
2	YAMAGUCHI Tsuyoshi	96%	87%
1	MOROZUMI Kosuke	75%	83%
A	HIRATA Kohsuke	-	-
	Team Total	85%	82%

Last Stone Draw		Distance
↻	MOROZUMI Kosuke	121.3cm
↺	SHIMIZU Tetsuro	49.1cm
Total		**170.4cm**

Time remaining: 1 minute 51 seconds

DEN - Denmark		Shot Success Game	Shot Success All
4 S	STJERNE Rasmus	78%	78%
3 V	FREDERIKSEN Johnny	86%	81%
2	POULSEN Mikkel	90%	85%
1	DUPONT Oliver	86%	89%
A	BERG THOMSEN Morten	-	-
	Team Total	85%	83%

Last Stone Draw		Distance
↻	STJERNE Rasmus	13.7cm
↺	POULSEN Mikkel	17.3cm
Total		**31.0cm**

Time remaining: 2 minutes 49 seconds

Time-out: End 10 - DEN stone 6

Shot Success Analysis

JPN - Japan		↻		↺		Game	
4 MOROZUMI Yusuke	Draws	0	-	2	100%	2	100%
	Take-outs	10	85%	7	93%	17	88%
	Total	10	85%	9	94%	19	89%
3 SHIMIZU Tetsuro	Draws	1	50%	4	100%	5	90%
	Take-outs	7	71%	8	78%	15	75%
	Total	8	69%	12	85%	20	79%
2 YAMAGUCHI Tsuyoshi	Draws	0	-	5	90%	5	90%
	Take-outs	5	100%	10	98%	15	98%
	Total	5	100%	15	95%	20	96%
1 MOROZUMI Kosuke	Draws	5	80%	13	77%	18	78%
	Take-outs	1	100%	1	0%	2	50%
	Total	6	83%	14	71%	20	75%
A HIRATA Kohsuke	Draws	0	-	0	-	0	-
	Take-outs	0	-	0	-	0	-
	Total	0	-	0	-	0	-
Team	Draws	6	75%	24	85%	30	83%
	Take-outs	23	85%	26	87%	49	86%
	Total	29	83%	50	86%	79	85%

DEN - Denmark		↻		↺		Game	
4 STJERNE Rasmus	Draws	3	58%	7	75%	10	70%
	Take-outs	4	88%	5	85%	9	86%
	Total	7	75%	12	79%	19	78%
3 FREDERIKSEN Johnny	Draws	5	100%	7	79%	12	88%
	Take-outs	5	75%	3	100%	8	84%
	Total	10	88%	10	85%	20	86%
2 POULSEN Mikkel	Draws	5	85%	8	97%	13	92%
	Take-outs	5	90%	2	75%	7	86%
	Total	10	88%	10	93%	20	90%
1 DUPONT Oliver	Draws	7	86%	13	87%	20	86%
	Take-outs	0	-	0	-	0	-
	Total	7	86%	13	87%	20	86%
A BERG THOMSEN Morten	Draws	0	-	0	-	0	-
	Take-outs	0	-	0	-	0	-
	Total	0	-	0	-	0	-
Team	Draws	20	85%	35	85%	55	85%
	Take-outs	14	84%	10	88%	24	85%
	Total	34	85%	45	86%	79	85%

Note:
Position and function for each team member:
4 = Fourth, **3** = Third, **2** = Second, **1** = Lead, **A** = Alternate, **S** = Skip, **V** = Vice-Skip

Legend:
↻ Clockwise ↺ Counter-clockwise **LSFE(*)** Last Stone First End

Game - Shot by Shot
경기별 숏 기록 / Déroulement de la partie

End 1 — **JPN - Japan 0 + 0** (this end) **= 0** — **DEN - Denmark 0 + 1** (this end) **= 1**



	JPN	DEN
Total Score	0	1
Time left	34:58	34:40

Legend:
↻ Clockwise ↺ Counter-clockwise - Not considered

Game - Shot by Shot
경기별 숏 기록 / Déroulement de la partie

End 2 | **JPN - Japan 0 + 0** (this end) **= 0** | **DEN - Denmark 1 + 0** (this end) **= 1**



	JPN	DEN
Total Score	0	1
Time left	32:14	31:11

Legend:
↻ Clockwise ↺ Counter-clockwise - Not considered

Game - Shot by Shot
경기별 숏 기록 / Déroulement de la partie

End 3 — **JPN - Japan 0 + 3** (this end) **= 3** — **DEN - Denmark 1 + 0** (this end) **= 1**

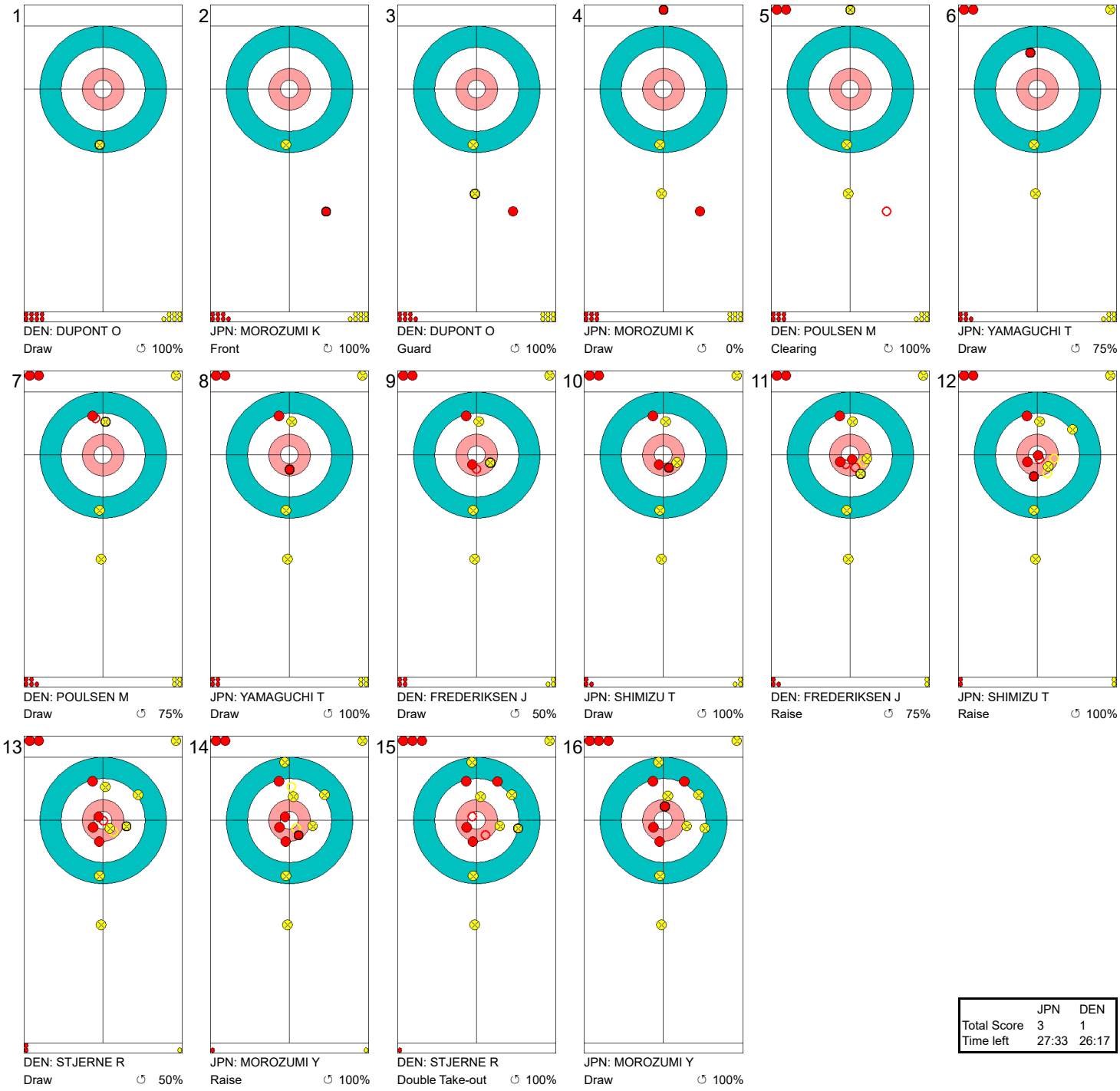

	JPN	DEN
Total Score	3	1
Time left	27:33	26:17

Legend:
↻ Clockwise ↺ Counter-clockwise - Not considered

Game - Shot by Shot
경기별 숏 기록 / Déroulement de la partie

End 4 — **JPN - Japan 3 + 0** (this end) **= 3** — **DEN - Denmark 1 + 1** (this end) **= 2**

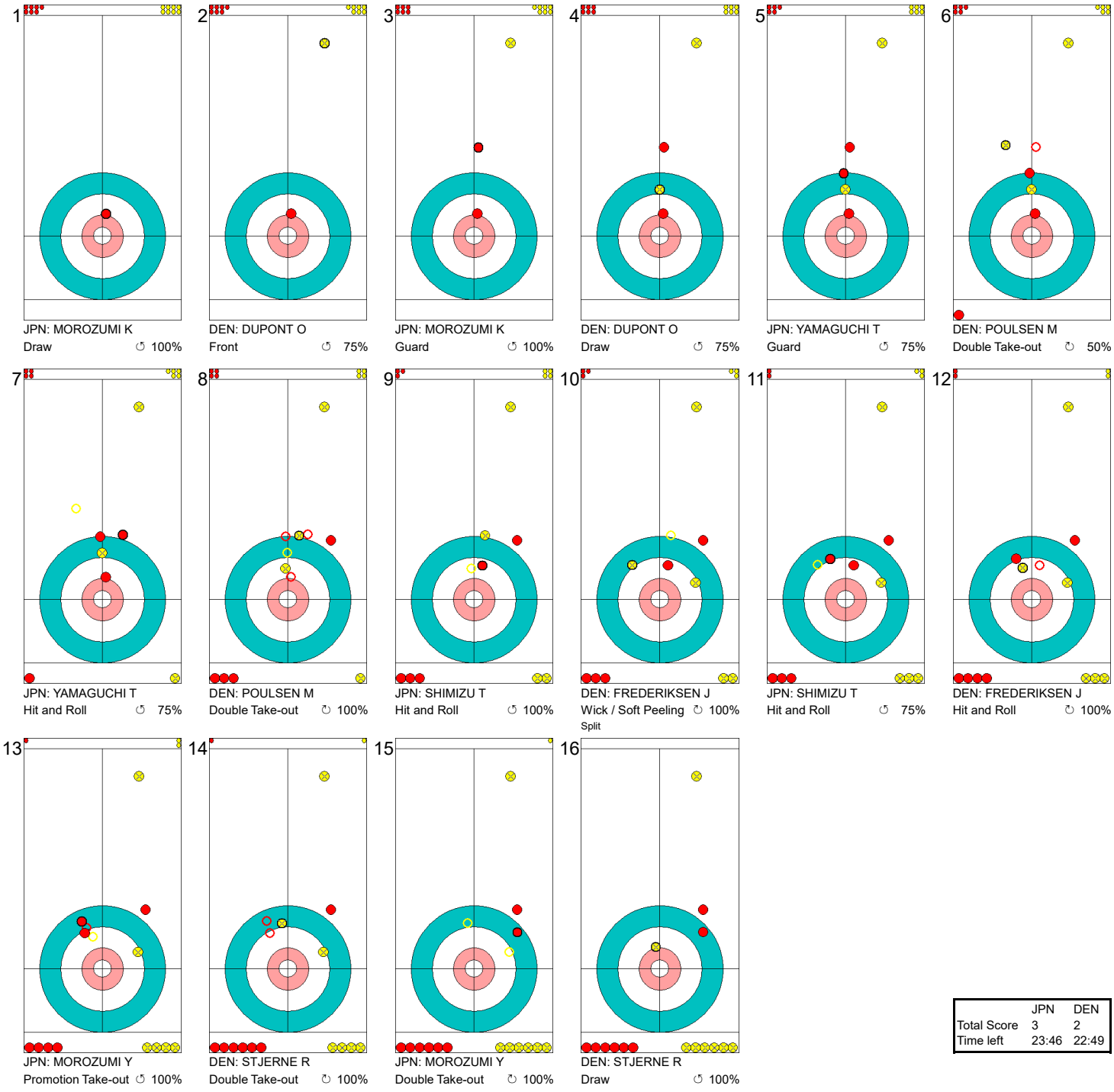

	JPN	DEN
Total Score	3	2
Time left	23:46	22:49

Legend:
↻ Clockwise ↺ Counter-clockwise - Not considered

Game - Shot by Shot
경기별 숏 기록 / Déroulement de la partie

End 5 — **JPN - Japan 3 + 0** (this end) **= 3** — **DEN - Denmark 2 + 0** (this end) **= 2**



	JPN	DEN
Total Score	3	2
Time left	20:25	20:18

Legend:
↻ Clockwise ↺ Counter-clockwise - Not considered

Game - Shot by Shot
경기별 숏 기록 / Déroulement de la partie

End 6 — **JPN - Japan 3 + 2** (this end) **= 5** — **DEN - Denmark 2 + 0** (this end) **= 2**



	JPN	DEN
Total Score	5	2
Time left	16:14	16:37

Legend:
↻ Clockwise ↺ Counter-clockwise - Not considered

Game - Shot by Shot
경기별 숏 기록 / Déroulement de la partie

End 7 | **JPN - Japan 5 + 0** (this end) **= 5** | **DEN - Denmark 2 + 0** (this end) **= 2**



	JPN	DEN
Total Score	5	2
Time left	12:10	13:47

Legend:
↻ Clockwise ↺ Counter-clockwise - Not considered

Game - Shot by Shot
경기별 숏 기록 / Déroulement de la partie

End 8 | **JPN - Japan 5 + 0** (this end) **= 5** | **DEN - Denmark 2 + 2** (this end) **= 4**



	JPN	DEN
Total Score	5	4
Time left	08:48	10:41

Legend:
↻ Clockwise ↺ Counter-clockwise - Not considered

Game - Shot by Shot
경기별 숏 기록 / Déroulement de la partie

End 9 — **JPN - Japan 5 + 0** (this end) **= 5** — **DEN - Denmark 4 + 0** (this end) **= 4**



	JPN	DEN
Total Score	5	4
Time left	05:43	07:42

Legend:
↻ Clockwise ↺ Counter-clockwise - Not considered

Game - Shot by Shot
경기별 숏 기록 / Déroulement de la partie

End 10 — **JPN - Japan 5 + 1** (this end) **= 6** — **DEN - Denmark 4 + 0** (this end) **= 4**



	JPN	DEN
Total Score	6	4
Time left	01:51	02:49

Legend:
↻ Clockwise ↺ Counter-clockwise - Not considered

Most Important Shots
우승 결정 슛 / Tirs les plus importants

Sheet	Game	Team	LSFE	1	2	3	4	5	6	7	8	9	10	Extra Ends	Total
A	9	SUI - Switzerland	*	0	1	0	1	0	1	0	1	0	X		4
	8	USA - United States of America		0	0	1	0	3	0	3	0	1	X		8

Most Important Shot:

US Skip SHUSTER J played a Promotion Take-out on his first shot in the end and sat two stones. The Swiss team attempted a Draw but came up short, leaving team USA an open Draw for a three point end.

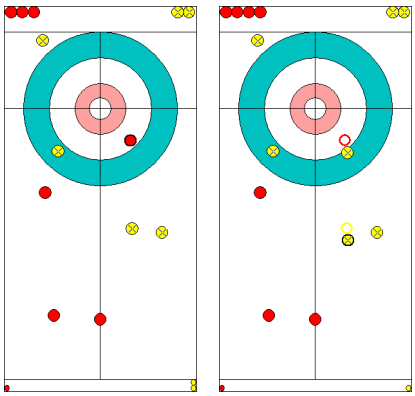

Before After

End: 7

Team: USA - United States of America

Player: SHUSTER John

Team Stone: 1 2 3 4 5 6 (7) 8

Task: Promotion Take-out

Rotation: ↺

Shot Success: 100%

Sheet	Game	Team	LSFE	1	2	3	4	5	6	7	8	9	10	Extra Ends	Total
B	8	NOR - Norway		0	0	1	1	0	0	0	1	0	1		4
	9	ITA - Italy	*	0	1	0	0	0	1	1	0	3	0		6

Most Important Shot:

With a perfectly played, angled Promotion Take-out, the Italian Fourth MOSANER A removed the Norwegian shot stone to score 3 for a decisive lead in the game.

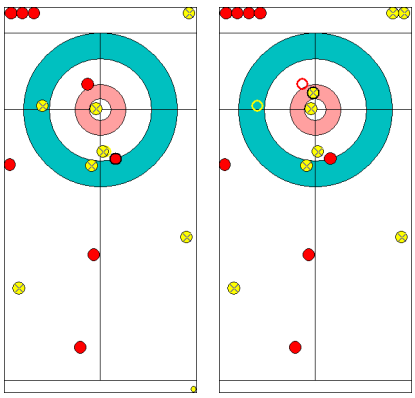

Before After

End: 9

Team: ITA - Italy

Player: MOSANER Amos

Team Stone: 1 2 3 4 5 6 7 (8)

Task: Promotion Take-out

Rotation: ↻

Shot Success: 100%

Most Important Shots
우승 결정 슛 / Tirs les plus importants

Sheet	Game	Team	LSFE	1	2	3	4	5	6	7	8	9	10	Extra Ends				Total
C	8	JPN - Japan		0	0	3	0	0	2	0	0	0	1					6
	8	DEN - Denmark	*	1	0	0	1	0	0	0	2	0	0					4

Most Important Shot:

Japanese Skip MOROZUMI Y executed a perfect Draw to the four foot to score 3 and take the lead early in the game.

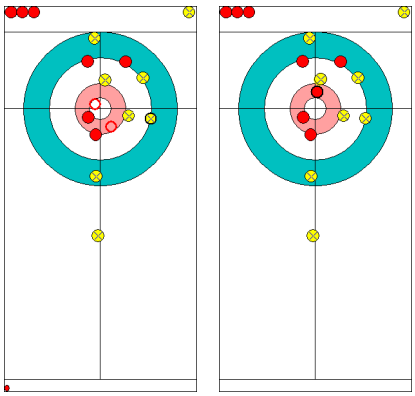

Before | After

End: 3

Team: JPN - Japan

Player: MOROZUMI Yusuke

Team Stone: 1 2 3 4 5 6 7 ⑧

Task: Draw

Rotation: ↻

Shot Success: 100%

Legend:
↻ Clockwise ↺ Counter-clockwise **LSFE(*)** Last Stone First End
X Unplayed/unfinished end due to concession

Session Results and Standings
세션 경기결과 및 순위 / Résultats de la session et classement

Sheet	Game	Team	LSFE	1	2	3	4	5	6	7	8	9	10	Extra Ends				Total
A	8	GBR - Great Britain	*	3	1	0	2	0	3	1	X	X	X					10
	7	NOR - Norway		0	0	2	0	1	0	0	X	X	X					3
B	7	JPN - Japan		0	2	0	0	1	0	1	0	0	X					4
	8	CAN - Canada	*	1	0	2	1	0	2	0	1	1	X					8
C	8	KOR - Republic of Korea		0	0	4	0	0	1	0	2	0	1					8
	8	SUI - Switzerland	*	1	0	0	1	3	0	1	0	1	0					7
D	8	ITA - Italy		0	0	0	1	1	0	0	1	0	X					3
	8	SWE - Sweden	*	3	1	1	0	0	1	0	0	1	X					7

Current Standings

Rank	Team	Games	Wins	Losses	
1	SWE - Sweden	8	7	1	Q
2	CAN - Canada	8	5	3	
2	GBR - Great Britain	8	5	3	
2	SUI - Switzerland	8	5	3	
5	JPN - Japan	7	3	4	
5	NOR - Norway	7	3	4	
5	USA - United States of America	7	3	4	
8	KOR - Republic of Korea	8	3	5	
9	DEN - Denmark	7	2	5	
10	ITA - Italy	8	2	6	

Note:
Under WCF rules, tie-breaking rules for standings are not applied until after the last game of the round robin.

Legend:
LSFE(*) Last Stone First End **Q** Qualified for the semi-finals **X** Unplayed/unfinished end due to concession

Game Results
대회 경기결과 / Résultats de la partie

Sheet	Game	Team	LSFE	1	2	3	4	5	6	7	8	9	10	Extra Ends				Total
A	8	GBR - Great Britain	*	3	1	0	2	0	3	1	X	X	X					10
	7	NOR - Norway		0	0	2	0	1	0	0	X	X	X					3

GBR - Great Britain		Shot Success Game	Shot Success All
4 S	SMITH Kyle	96%	78%
3 V	MUIRHEAD Thomas	89%	80%
2	WADDELL Kyle	89%	81%
1	SMITH Cameron	85%	87%
A	MUIRHEAD Glen	-	-
	Team Total	90%	82%

Last Stone Draw		Distance
↻	MUIRHEAD Thomas	199.6cm
↺	WADDELL Kyle	17.7cm
Total		**217.3cm**

Time remaining: 18 minutes 57 seconds

Time-out: End 6 - GBR stone 7

NOR - Norway		Shot Success Game	Shot Success All
4 S	ULSRUD Thomas	64%	78%
3 V	NERGAARD Torger	91%	83%
2	SVAE Christoffer	80%	82%
1	PETERSSON Haavard Vad	89%	81%
A	HOEIBERG Markus	-	-
	Team Total	81%	81%

Last Stone Draw		Distance
↻	SVAE Christoffer	27.5cm
↺	ULSRUD Thomas	195.2cm
Total		**222.7cm**

Time remaining: 12 minutes 53 seconds

Shot Success Analysis

GBR - Great Britain		↻	↺	Game
4 SMITH Kyle	Draws	0 -	6 100%	6 100%
	Take-outs	3 100%	5 90%	8 94%
	Total	3 100%	11 95%	14 96%
3 MUIRHEAD Thomas	Draws	0 -	1 100%	1 100%
	Take-outs	7 79%	6 100%	13 88%
	Total	7 79%	7 100%	14 89%
2 WADDELL Kyle	Draws	0 -	1 100%	1 100%
	Take-outs	2 100%	11 86%	13 88%
	Total	2 100%	12 88%	14 89%
1 SMITH Cameron	Draws	0 -	12 83%	12 83%
	Take-outs	0 -	1 100%	1 100%
	Total	0 -	13 85%	13 85%
A MUIRHEAD Glen	Draws	0 -	0 -	0 -
	Take-outs	0 -	0 -	0 -
	Total	0 -	0 -	0 -
Team	Draws	0 -	20 90%	20 90%
	Take-outs	12 88%	23 91%	35 90%
	Total	12 88%	43 91%	55 90%

NOR - Norway		↻	↺	Game
4 ULSRUD Thomas	Draws	4 38%	5 100%	9 72%
	Take-outs	4 50%	1 50%	5 50%
	Total	8 44%	6 92%	14 64%
3 NERGAARD Torger	Draws	4 88%	4 94%	8 91%
	Take-outs	1 100%	5 90%	6 92%
	Total	5 90%	9 92%	14 91%
2 SVAE Christoffer	Draws	3 83%	7 89%	10 88%
	Take-outs	2 25%	2 100%	4 63%
	Total	5 60%	9 92%	14 80%
1 PETERSSON Haavard Vad	Draws	7 86%	7 93%	14 89%
	Take-outs	0 -	0 -	0 -
	Total	7 86%	7 93%	14 89%
A HOEIBERG Markus	Draws	0 -	0 -	0 -
	Take-outs	0 -	0 -	0 -
	Total	0 -	0 -	0 -
Team	Draws	18 75%	23 93%	41 85%
	Take-outs	7 50%	8 88%	15 70%
	Total	25 68%	31 92%	56 81%

Note:
Position and function for each team member:
4 = Fourth, **3** = Third, **2** = Second, **1** = Lead, **A** = Alternate, **S** = Skip, **V** = Vice-Skip

Legend:
↻ Clockwise
↺ Counter-clockwise
LSFE(*) Last Stone First End
X Unplayed/unfinished end due to concession

OMEGA
Atos

Game - Shot by Shot
경기별 슛 기록 / Déroulement de la partie

End 1 — **GBR - Great Britain 0 + 3 (this end) = 3** — **NOR - Norway 0 + 0 (this end) = 0**

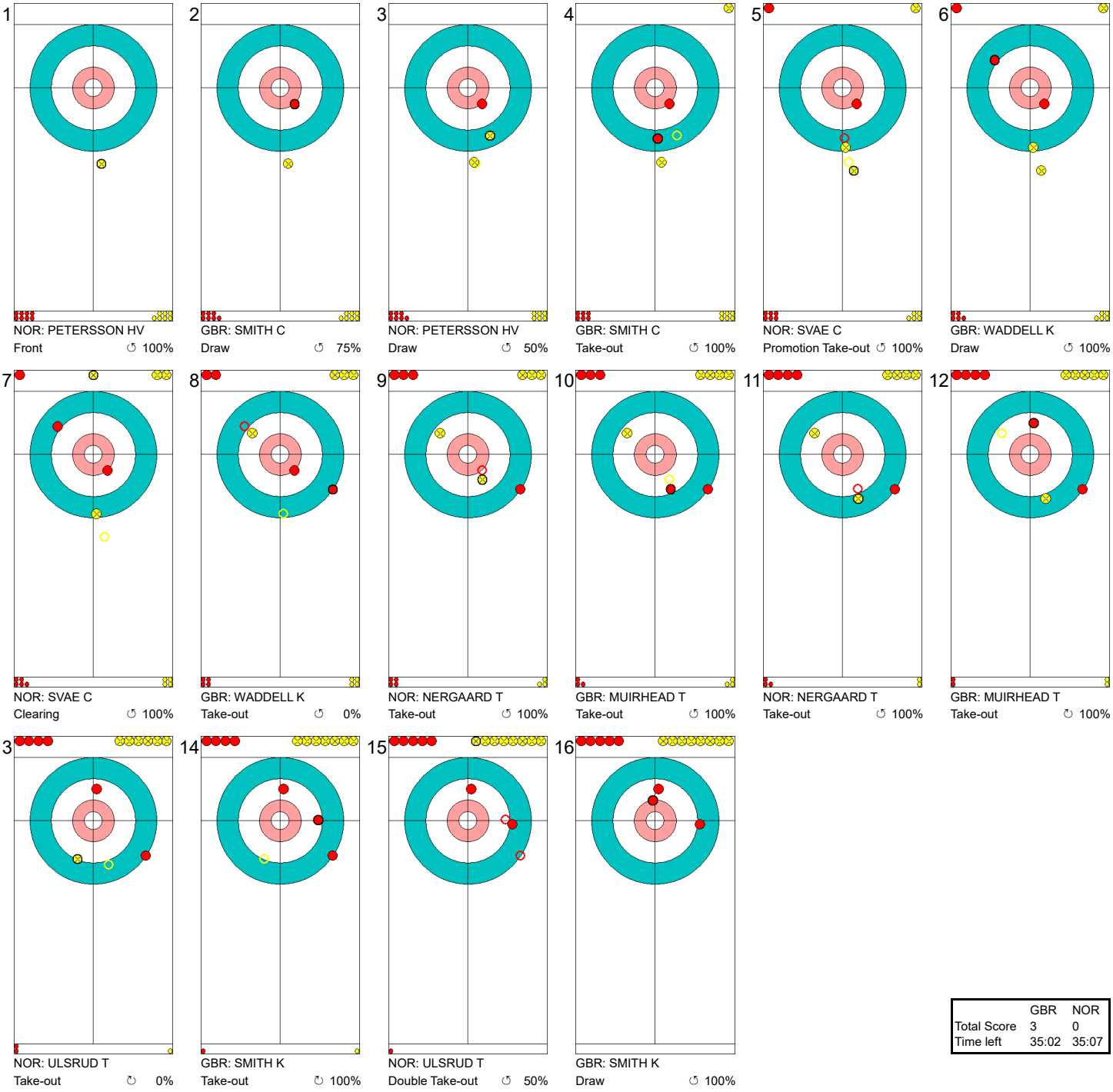

	GBR	NOR
Total Score	3	0
Time left	35:02	35:07

Legend:
↻ Clockwise ↺ Counter-clockwise - Not considered

Game - Shot by Shot
경기별 숏 기록 / Déroulement de la partie

End 2 — **GBR - Great Britain 3 + 1** (this end) **= 4** — **NOR - Norway 0 + 0** (this end) **= 0**



	GBR	NOR
Total Score	4	0
Time left	32:27	30:07

Legend:
↻ Clockwise ↺ Counter-clockwise - Not considered

Game - Shot by Shot
경기별 숏 기록 / Déroulement de la partie

End 3 | **GBR - Great Britain 4 + 0 (this end) = 4** | **NOR - Norway 0 + 2 (this end) = 2**

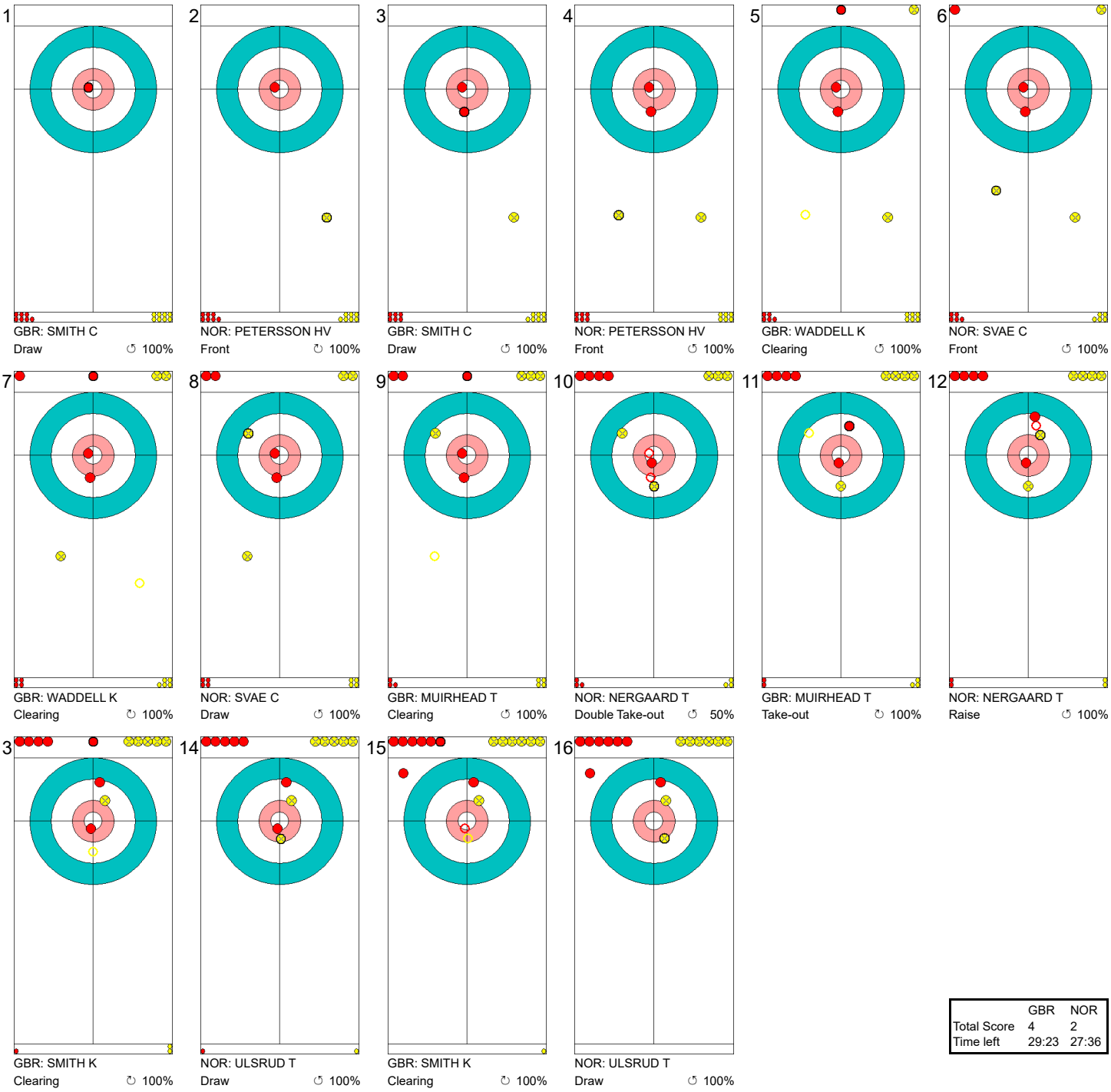

	GBR	NOR
Total Score	4	2
Time left	29:23	27:36

Legend:
↻ Clockwise ↺ Counter-clockwise - Not considered

Game - Shot by Shot
경기별 숏 기록 / Déroulement de la partie

End 4 — **GBR - Great Britain 4 + 2** (this end) **= 6** — **NOR - Norway 2 + 0** (this end) **= 2**



	GBR	NOR
Total Score	6	2
Time left	25:59	24:36

Legend:
↻ Clockwise ↺ Counter-clockwise - Not considered

Game - Shot by Shot
경기별 숏 기록 / Déroulement de la partie

End 5 **GBR - Great Britain 6 + 0 (this end) = 6** **NOR - Norway 2 + 1 (this end) = 3**

1
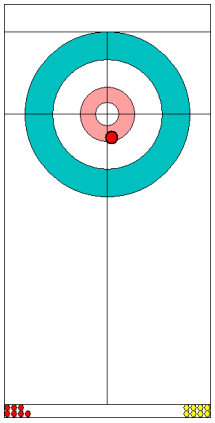
GBR: SMITH C
Draw ↻ 100%

2
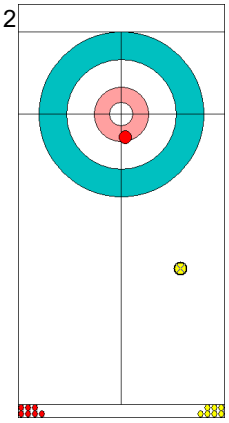
NOR: PETERSSON HV
Front ↻ 100%

3
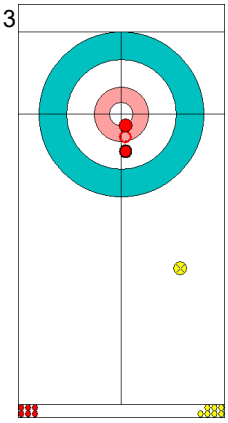
GBR: SMITH C
Draw ↻ 100%

4
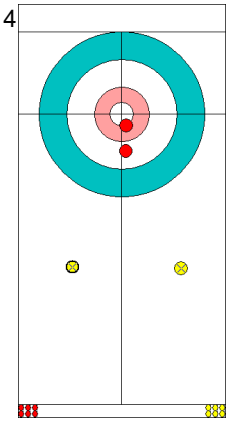
NOR: PETERSSON HV
Draw ↻ 100%

5
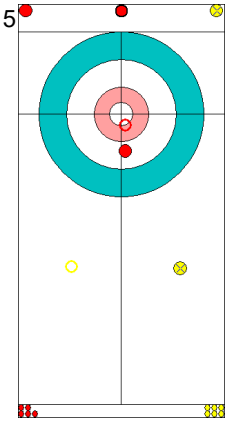
GBR: WADDELL K
Clearing ↻ 100%

6
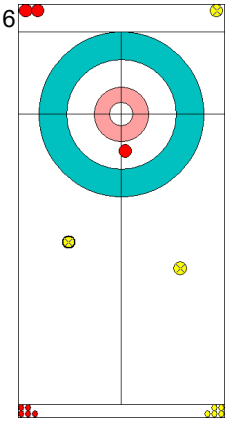
NOR: SVAE C
Front ↻ 100%

7
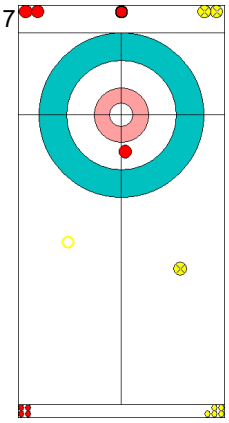
GBR: WADDELL K
Clearing ↻ 100%

8
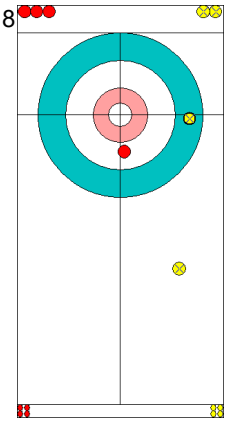
NOR: SVAE C
Draw ↻ 100%

9
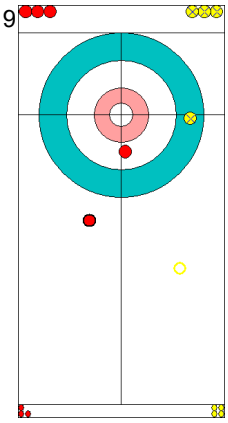
GBR: MUIRHEAD T
Clearing ↻ 50%

10
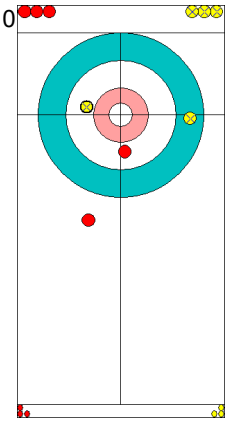
NOR: NERGAARD T
Draw ↻ 100%

11
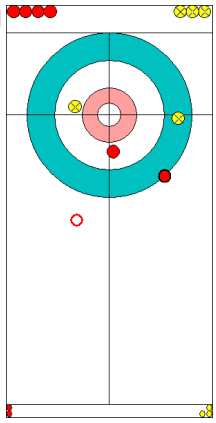
GBR: MUIRHEAD T
Promotion Take-out ↻ 0%

12
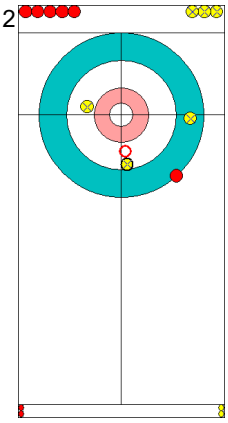
NOR: NERGAARD T
Take-out ↻ 100%

13
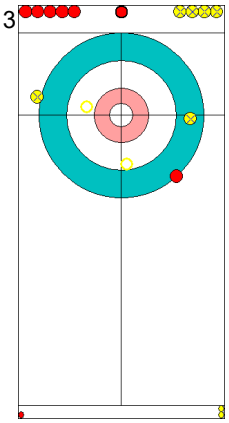
GBR: SMITH K
Double Take-out ↻ 50%

14
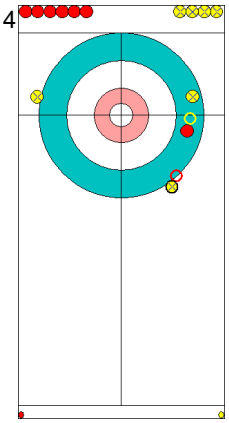
NOR: ULSRUD T
Take-out ↻ 0%

15
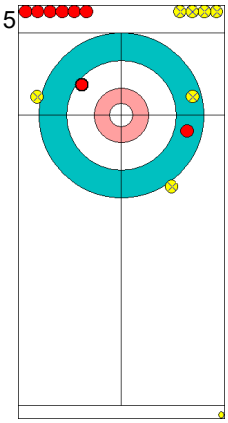
GBR: SMITH K
Draw ↻ 100%

16
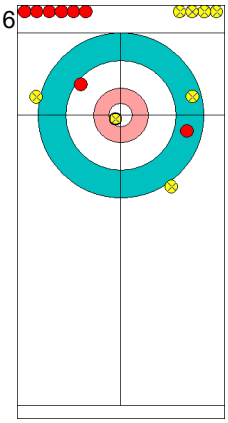
NOR: ULSRUD T
Draw ↻ 100%

	GBR	NOR
Total Score	6	3
Time left	23:24	20:18

Legend:
↻ Clockwise ↺ Counter-clockwise - Not considered

Game - Shot by Shot
경기별 숏 기록 / Déroulement de la partie

End 6 | **GBR - Great Britain 6 + 3** (this end) **= 9** | **NOR - Norway 3 + 0** (this end) **= 3**



	GBR	NOR
Total Score	9	3
Time left	21:28	16:46

Legend:
↻ Clockwise ↺ Counter-clockwise - Not considered

Game - Shot by Shot
경기별 숏 기록 / Déroulement de la partie

End 7 | **GBR - Great Britain 9 + 1** (this end) **= 10** | **NOR - Norway 3 + 0** (this end) **= 3**

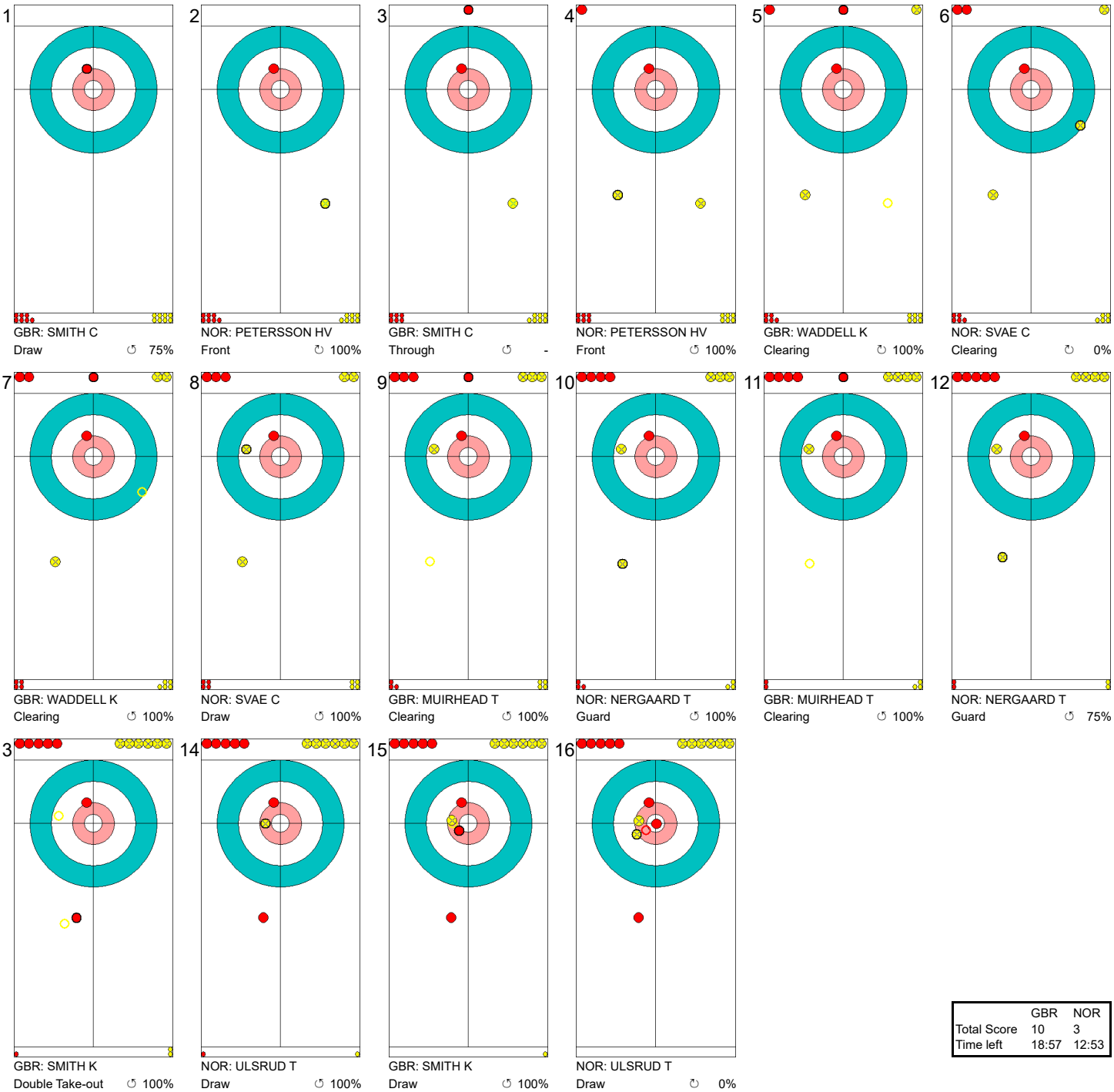

	GBR	NOR
Total Score	10	3
Time left	18:57	12:53

Legend:
↻ Clockwise ↺ Counter-clockwise - Not considered

Game Results
대회 경기결과 / Résultats de la partie

Sheet	Game	Team	LSFE	1	2	3	4	5	6	7	8	9	10	Extra Ends				Total
B	7	JPN - Japan		0	2	0	0	1	0	1	0	0	X					4
	8	CAN - Canada	*	1	0	2	1	0	2	0	1	1	X					8

JPN - Japan		Shot Success Game	Shot Success All
4 S	MOROZUMI Yusuke	71%	76%
3 V	SHIMIZU Tetsuro	76%	79%
2	YAMAGUCHI Tsuyoshi	79%	86%
1	MOROZUMI Kosuke	89%	84%
A	HIRATA Kohsuke	-	-
	Team Total	79%	81%

Last Stone Draw		Distance
↻	MOROZUMI Yusuke	20.6cm
↺	YAMAGUCHI Tsuyoshi	42.9cm
Total		**63.5cm**

Time remaining: 4 minutes 11 seconds

CAN - Canada		Shot Success Game	Shot Success All
4 S	KOE Kevin	96%	85%
3 V	KENNEDY Marc	90%	90%
2	LAING Brent	86%	85%
1	HEBERT Ben	88%	86%
A	PFEIFER Scott	-	-
	Team Total	90%	86%

Last Stone Draw		Distance
↻	KOE Kevin	24.6cm
↺	HEBERT Ben	15.5cm
Total		**40.1cm**

Time remaining: 3 minutes 11 seconds

Time-out: End 8 - CAN stone 8

Shot Success Analysis

JPN - Japan		↻		↺		Game	
4 MOROZUMI Yusuke	Draws	3	50%	3	75%	6	63%
	Take-outs	8	88%	4	50%	12	75%
	Total	11	77%	7	61%	18	71%
3 SHIMIZU Tetsuro	Draws	4	69%	7	68%	11	68%
	Take-outs	2	88%	5	90%	7	89%
	Total	6	75%	12	77%	18	76%
2 YAMAGUCHI Tsuyoshi	Draws	4	69%	8	78%	12	75%
	Take-outs	2	100%	4	81%	6	88%
	Total	6	79%	12	79%	18	79%
1 MOROZUMI Kosuke	Draws	7	89%	11	89%	18	89%
	Take-outs	0	-	0	-	0	-
	Total	7	89%	11	89%	18	89%
A HIRATA Kohsuke	Draws	0	-	0	-	0	-
	Take-outs	0	-	0	-	0	-
	Total	0	-	0	-	0	-
Team	Draws	18	74%	29	79%	47	77%
	Take-outs	12	90%	13	75%	25	82%
	Total	30	80%	42	78%	72	79%

CAN - Canada		↻		↺		Game	
4 KOE Kevin	Draws	3	92%	4	100%	7	96%
	Take-outs	3	100%	8	94%	11	95%
	Total	6	96%	12	96%	18	96%
3 KENNEDY Marc	Draws	1	100%	1	75%	2	88%
	Take-outs	5	85%	11	93%	16	91%
	Total	6	88%	12	92%	18	90%
2 LAING Brent	Draws	2	88%	2	25%	4	56%
	Take-outs	4	100%	10	93%	14	95%
	Total	6	96%	12	81%	18	86%
1 HEBERT Ben	Draws	1	50%	16	89%	17	87%
	Take-outs	0	-	1	100%	1	100%
	Total	1	50%	17	90%	18	88%
A PFEIFER Scott	Draws	0	-	0	-	0	-
	Take-outs	0	-	0	-	0	-
	Total	0	-	0	-	0	-
Team	Draws	7	86%	23	85%	30	85%
	Take-outs	12	94%	30	93%	42	93%
	Total	19	91%	53	90%	72	90%

Note:
Position and function for each team member:
4 = Fourth, **3** = Third, **2** = Second, **1** = Lead, **A** = Alternate, **S** = Skip, **V** = Vice-Skip

Legend:
↻ Clockwise
↺ Counter-clockwise
LSFE(*) Last Stone First End
X Unplayed/unfinished end due to concession

Game - Shot by Shot
경기별 숏 기록 / Déroulement de la partie

End 1 **JPN - Japan 0 + 0 (this end) = 0** **CAN - Canada 0 + 1 (this end) = 1**



	JPN	CAN
Total Score	0	1
Time left	34:37	33:43

Legend:
↻ Clockwise ↺ Counter-clockwise - Not considered

Game - Shot by Shot
경기별 숏 기록 / Déroulement de la partie

End 2 **JPN - Japan 0 + 2** (this end) **= 2** **CAN - Canada 1 + 0** (this end) **= 1**



	JPN	CAN
Total Score	2	1
Time left	31:00	30:41

Legend:
↻ Clockwise ↺ Counter-clockwise - Not considered

Game - Shot by Shot
경기별 숏 기록 / Déroulement de la partie

End 3 **JPN - Japan 2 + 0 (this end) = 2** **CAN - Canada 1 + 2 (this end) = 3**



	JPN	CAN
Total Score	2	3
Time left	26:53	27:33

Legend:
↻ Clockwise ↺ Counter-clockwise - Not considered

Game - Shot by Shot
경기별 숏 기록 / Déroulement de la partie

End 4 — **JPN - Japan 2 + 0** (this end) **= 2** — **CAN - Canada 3 + 1** (this end) **= 4**

1	2	3	4	5	6
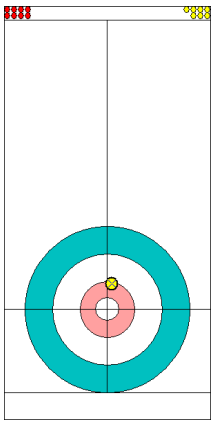	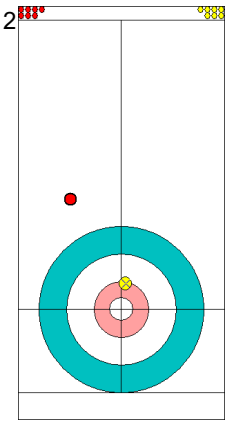	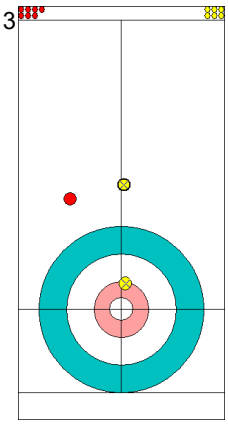	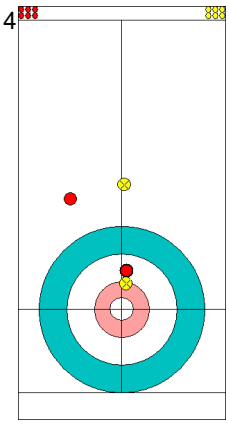	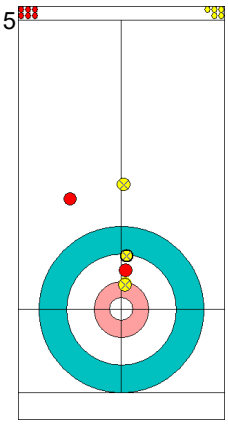	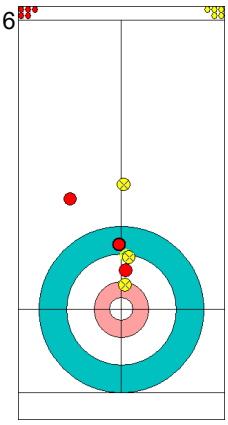
CAN: HEBERT B	JPN: MOROZUMI K	CAN: HEBERT B	JPN: MOROZUMI K	CAN: LAING B	JPN: YAMAGUCHI T
Draw ↻ 100%	Front ↻ 100%	Guard ↻ 100%	Draw ↻ 100%	Draw ↻ 100%	Draw ↺ 75%

7	8	9	10	11	12
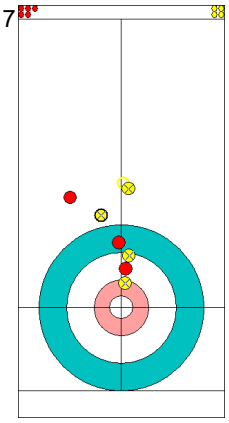	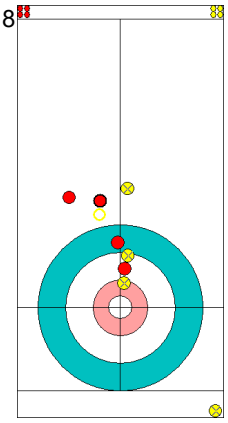	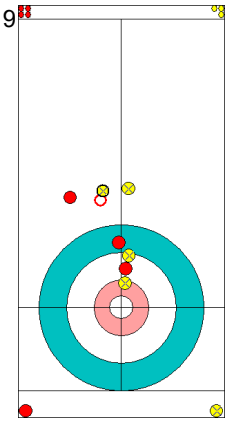	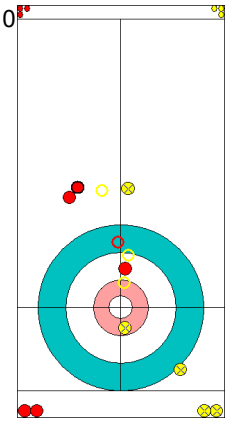	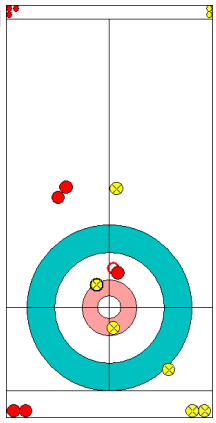	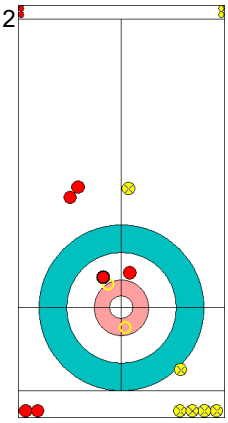
CAN: LAING B	JPN: YAMAGUCHI T	CAN: KENNEDY M	JPN: SHIMIZU T	CAN: KENNEDY M	JPN: SHIMIZU T
Draw ↺ 0%	Double Take-out ↺ 50%	Take-out ↺ 100%	Double Take-out ↺ 100%	Draw ↺ 75%	Double Take-out ↺ 100%

13	14	15	16
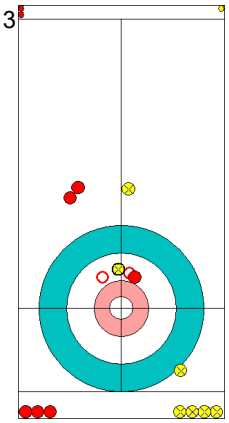	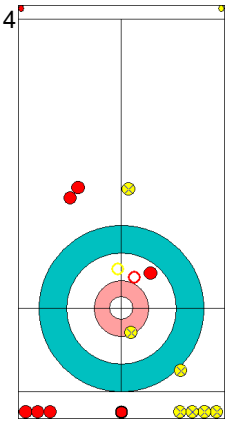	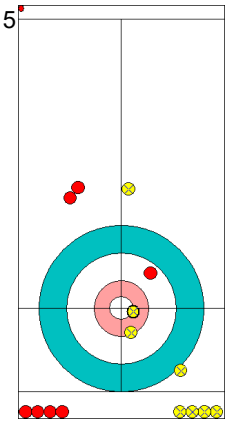	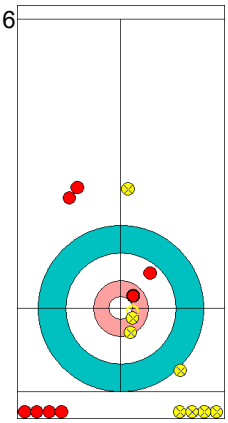
CAN: KOE K	JPN: MOROZUMI Y	CAN: KOE K	JPN: MOROZUMI Y
Double Take-out ↺ 75%	Take-out ↺ 0%	Draw ↺ 100%	Draw ↺ 25%

	JPN	CAN
Total Score	2	4
Time left	23:20	22:36

Legend:
↻ Clockwise ↺ Counter-clockwise - Not considered

Game - Shot by Shot
경기별 숏 기록 / Déroulement de la partie

End 5 — **JPN - Japan 2 + 1** (this end) **= 3** — **CAN - Canada 4 + 0** (this end) **= 4**

1
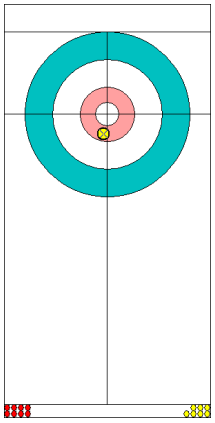
CAN: HEBERT B
Draw ↻ 100%

2
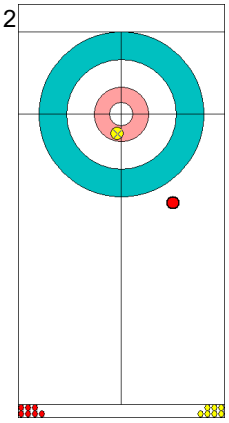
JPN: MOROZUMI K
Front ↻ 100%

3
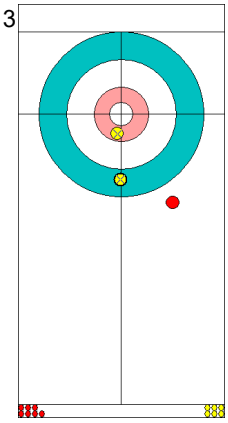
CAN: HEBERT B
Draw ↻ 100%

4
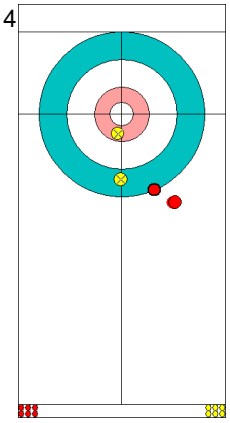
JPN: MOROZUMI K
Draw ↻ 50%

5
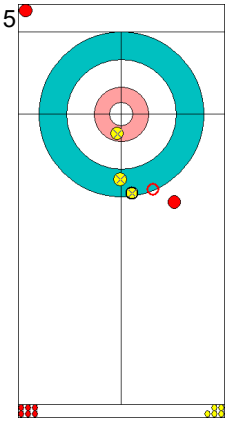
CAN: LAING B
Hit and Roll ↻ 100%

6
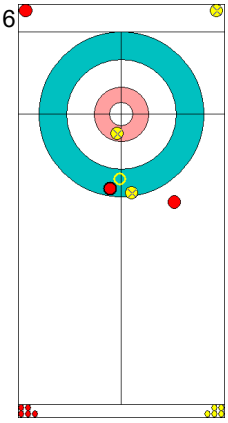
JPN: YAMAGUCHI T
Take-out ↻ 100%
Slow Take-out

7
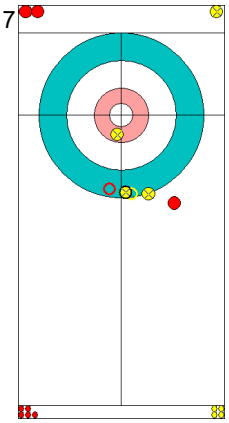
CAN: LAING B
Take-out ↻ 100%

8
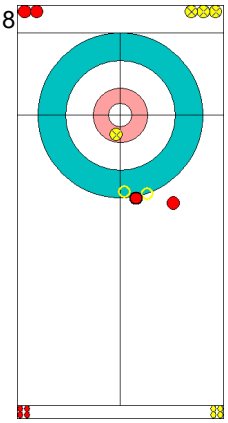
JPN: YAMAGUCHI T
Double Take-out ↻ 100%

9
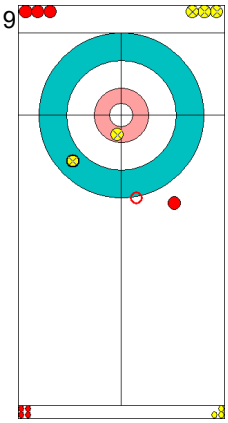
CAN: KENNEDY M
Hit and Roll ↻ 100%

10
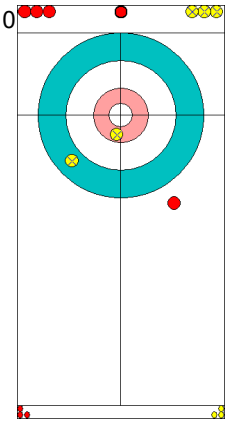
JPN: SHIMIZU T
Draw ↻ 0%

11
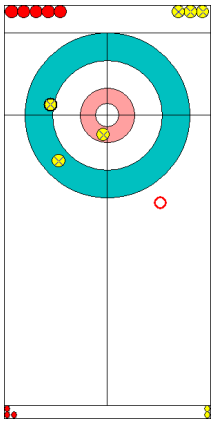
CAN: KENNEDY M
Hit and Roll ↻ 100%

12
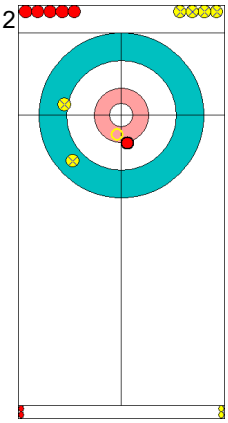
JPN: SHIMIZU T
Hit and Roll ↻ 75%

13
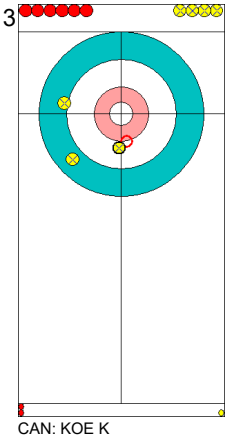
CAN: KOE K
Take-out ↻ 100%

14
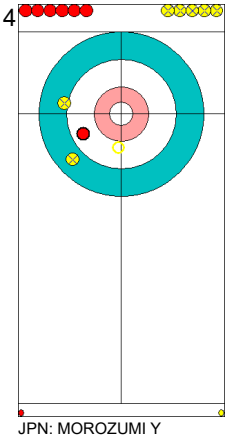
JPN: MOROZUMI Y
Hit and Roll ↻ 100%

15
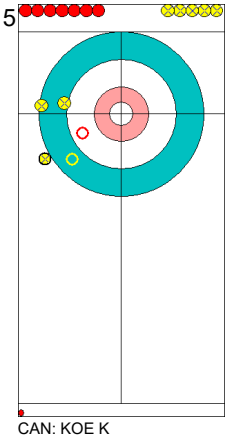
CAN: KOE K
Promotion Take-out ↻ 100%

16
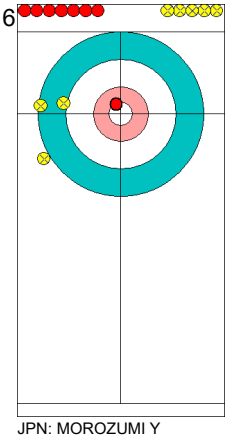
JPN: MOROZUMI Y
Draw ↻ 100%

	JPN	CAN
Total Score	3	4
Time left	19:47	19:24

Legend:
↻ Clockwise ↺ Counter-clockwise - Not considered

Game - Shot by Shot
경기별 숏 기록 / Déroulement de la partie

End 6 — **JPN - Japan 3 + 0** (this end) **= 3** — **CAN - Canada 4 + 2** (this end) **= 6**



	JPN	CAN
Total Score	3	6
Time left	15:57	14:33

Legend:
↻ Clockwise ↺ Counter-clockwise - Not considered

Game - Shot by Shot
경기별 슛 기록 / Déroulement de la partie

End 7 — **JPN - Japan 3 + 1** (this end) **= 4** — **CAN - Canada 6 + 0** (this end) **= 6**



	JPN	CAN
Total Score	4	6
Time left	12:24	11:49

Legend:
↻ Clockwise ↺ Counter-clockwise - Not considered

Game - Shot by Shot
경기별 숏 기록 / Déroulement de la partie

End 8 — **JPN - Japan 4 + 0** (this end) **= 4** — **CAN - Canada 6 + 1** (this end) **= 7**



	JPN	CAN
Total Score	4	7
Time left	07:31	07:24

Legend:
↻ Clockwise ↺ Counter-clockwise - Not considered

Game - Shot by Shot
경기별 숏 기록 / Déroulement de la partie

End 9 — **JPN - Japan 4 + 0** (this end) **= 4** — **CAN - Canada 7 + 1** (this end) **= 8**



	JPN	CAN
Total Score	4	8
Time left	04:11	03:11

Legend:
↻ Clockwise ↺ Counter-clockwise - Not considered

Game Results
대회 경기결과 / Résultats de la partie

Sheet	Game	Team	LSFE	1	2	3	4	5	6	7	8	9	10	Extra Ends				Total
C	8	KOR - Republic of Korea		0	0	4	0	0	1	0	2	0	1					8
	8	SUI - Switzerland	*	1	0	0	1	3	0	1	0	1	0					7

KOR - Republic of Korea		Shot Success Game	Shot Success All
4 S	KIM ChangMin	86%	77%
3 V	SEONG SeHyeon	85%	82%
2	OH EunSu	78%	83%
1	LEE KiBok	85%	88%
A	KIM MinChan	-	79%
	Team Total	83%	82%

Last Stone Draw		Distance
↻	LEE KiBok	199.6cm
↺	OH EunSu	22.2cm
Total		**221.8cm**

Time remaining: 0 minutes 25 seconds

Time-out: End 9 - KOR stone 5

SUI - Switzerland		Shot Success Game	Shot Success All
4 V	SCHWARZ Benoit	90%	82%
3	PAETZ Claudio	74%	84%
2 S	DE CRUZ Peter	78%	81%
1	TANNER Valentin	93%	87%
A	MAERKI Dominik	-	-
	Team Total	83%	84%

Last Stone Draw		Distance
↻	PAETZ Claudio	31.5cm
↺	DE CRUZ Peter	35.9cm
Total		**67.4cm**

Time remaining: 0 minutes 56 seconds

Time-out: End 10 - SUI stone 8

Shot Success Analysis

KOR - Republic of Korea		↻		↺		Game	
4 KIM ChangMin	Draws	7	79%	4	81%	11	80%
	Take-outs	4	100%	5	90%	9	94%
	Total	11	86%	9	86%	20	86%
3 SEONG SeHyeon	Draws	3	92%	6	83%	9	86%
	Take-outs	5	75%	6	92%	11	84%
	Total	8	81%	12	88%	20	85%
2 OH EunSu	Draws	3	67%	2	63%	5	65%
	Take-outs	4	81%	11	82%	15	82%
	Total	7	75%	13	79%	20	78%
1 LEE KiBok	Draws	7	86%	13	85%	20	85%
	Take-outs	0	-	0	-	0	-
	Total	7	86%	13	85%	20	85%
A KIM MinChan	Draws	0	-	0	-	0	-
	Take-outs	0	-	0	-	0	-
	Total	0	-	0	-	0	-
Team	Draws	20	81%	25	82%	45	82%
	Take-outs	13	85%	22	86%	35	86%
	Total	33	83%	47	84%	80	83%

SUI - Switzerland		↻		↺		Game	
4 SCHWARZ Benoit	Draws	4	100%	5	100%	9	100%
	Take-outs	8	75%	3	100%	11	82%
	Total	12	83%	8	100%	20	90%
3 PAETZ Claudio	Draws	4	100%	2	100%	6	100%
	Take-outs	11	66%	3	50%	14	63%
	Total	15	75%	5	70%	20	74%
2 DE CRUZ Peter	Draws	4	75%	7	82%	11	80%
	Take-outs	4	88%	5	65%	9	75%
	Total	8	81%	12	75%	20	78%
1 TANNER Valentin	Draws	13	94%	6	96%	19	95%
	Take-outs	0	-	1	50%	1	50%
	Total	13	94%	7	89%	20	93%
A MAERKI Dominik	Draws	0	-	0	-	0	-
	Take-outs	0	-	0	-	0	-
	Total	0	-	0	-	0	-
Team	Draws	25	93%	20	93%	45	93%
	Take-outs	23	73%	12	69%	35	71%
	Total	48	83%	32	84%	80	83%

Note:
Position and function for each team member:
4 = Fourth, **3** = Third, **2** = Second, **1** = Lead, **A** = Alternate, **S** = Skip, **V** = Vice-Skip

Legend:
↻ Clockwise ↺ Counter-clockwise **LSFE(*)** Last Stone First End

Game - Shot by Shot
경기별 숏 기록 / Déroulement de la partie

End 1 — **KOR - Republic of Korea 0 + 0 (this end) = 0** — **SUI - Switzerland 0 + 1 (this end) = 1**



	KOR	SUI
Total Score	0	1
Time left	35:37	35:14

Legend:
↻ Clockwise ↺ Counter-clockwise - Not considered

Game - Shot by Shot
경기별 숏 기록 / Déroulement de la partie

End 2 — **KOR - Republic of Korea 0 + 0 (this end) = 0** — **SUI - Switzerland 1 + 0 (this end) = 1**

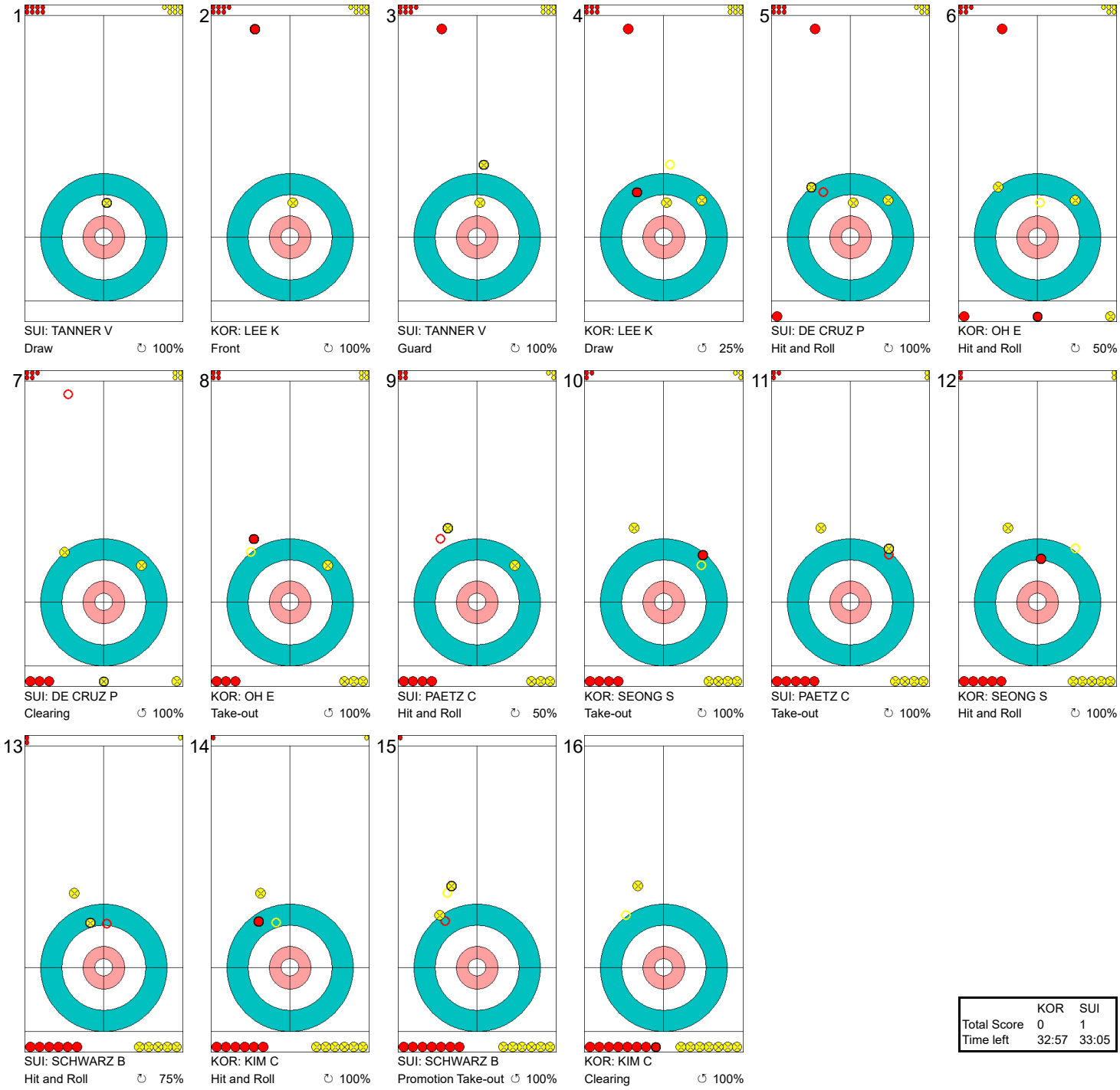

	KOR	SUI
Total Score	0	1
Time left	32:57	33:05

Legend:
↻ Clockwise ↺ Counter-clockwise - Not considered

Game - Shot by Shot
경기별 숏 기록 / Déroulement de la partie

End 3 — **KOR - Republic of Korea 0 + 4** (this end) **= 4** — **SUI - Switzerland 1 + 0** (this end) **= 1**



	KOR	SUI
Total Score	4	1
Time left	27:16	28:46

Legend:
↻ Clockwise ↺ Counter-clockwise - Not considered

Game - Shot by Shot
경기별 슛 기록 / Déroulement de la partie

End 4 — **KOR - Republic of Korea 4 + 0** (this end) **= 4** — **SUI - Switzerland 1 + 1** (this end) **= 2**

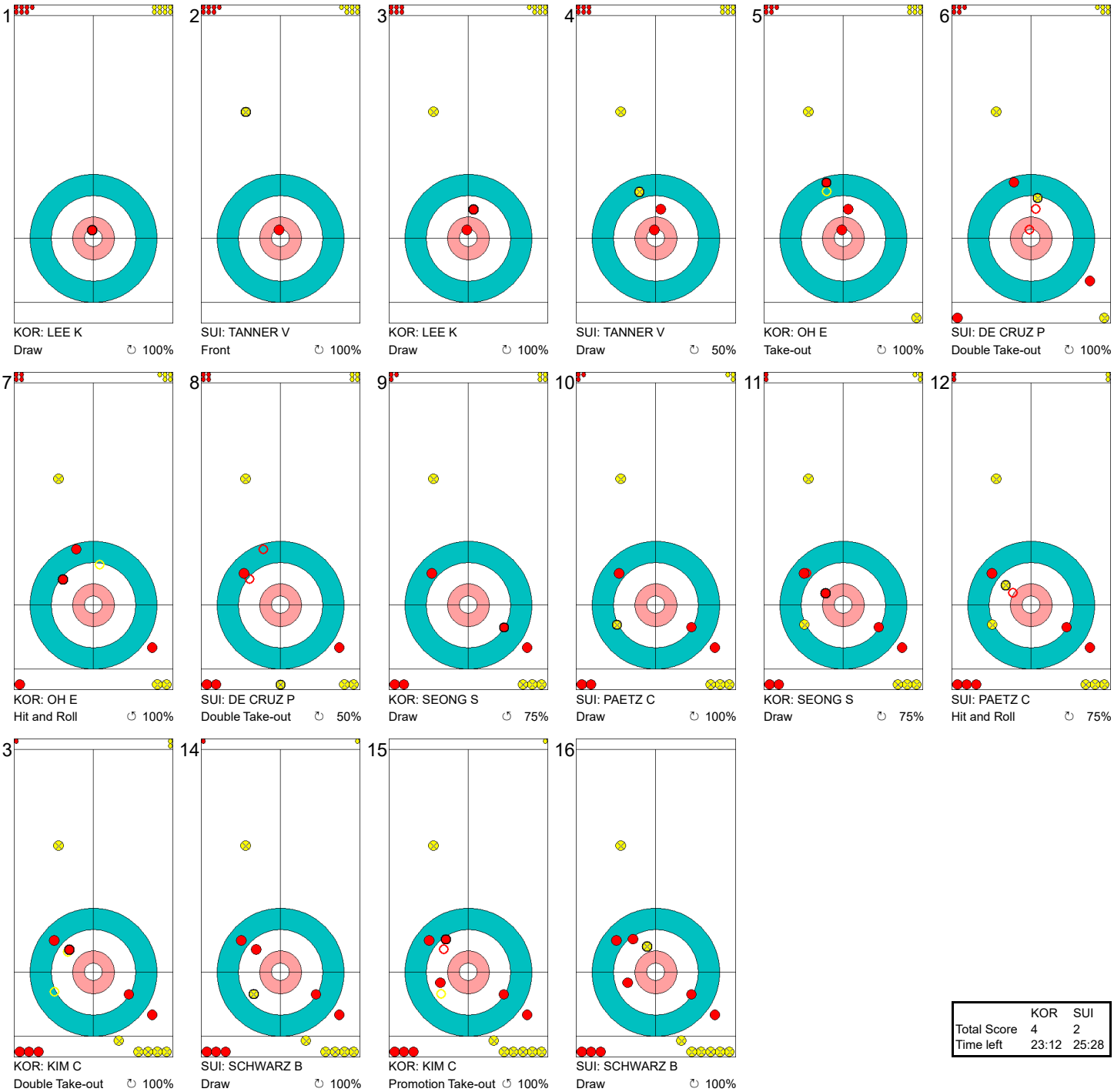

	KOR	SUI
Total Score	4	2
Time left	23:12	25:28

Legend:
↻ Clockwise ↺ Counter-clockwise - Not considered

Game - Shot by Shot
경기별 숏 기록 / Déroulement de la partie

End 5 — **KOR - Republic of Korea 4 + 0** (this end) **= 4** — **SUI - Switzerland 2 + 3** (this end) **= 5**



	KOR	SUI
Total Score	4	5
Time left	17:49	19:46

Legend:
↻ Clockwise ↺ Counter-clockwise - Not considered

Game - Shot by Shot
경기별 슛 기록 / Déroulement de la partie

End 6 | **KOR - Republic of Korea** 4 + 1 (this end) = 5 | **SUI - Switzerland** 5 + 0 (this end) = 5

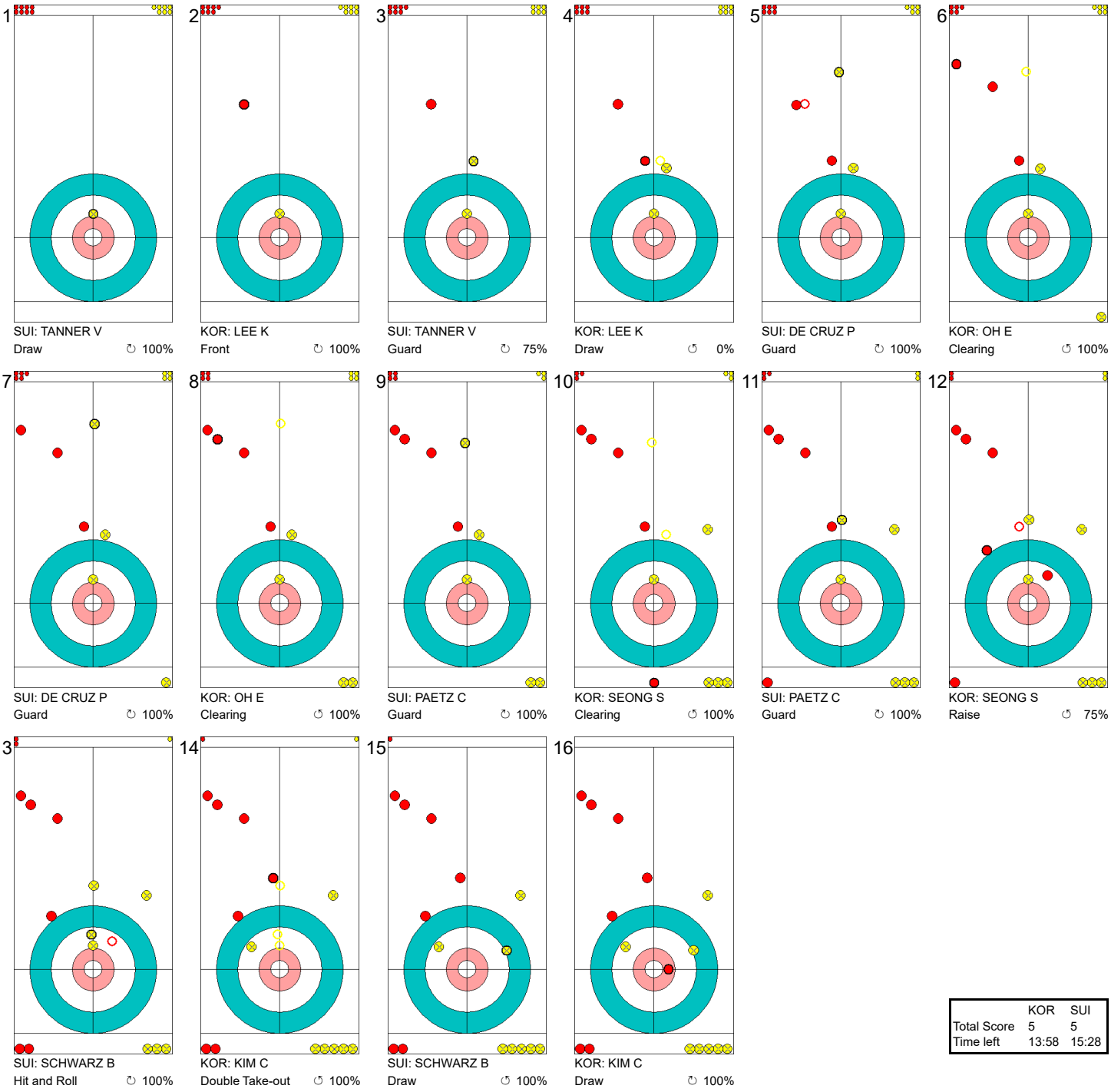

	KOR	SUI
Total Score	5	5
Time left	13:58	15:28

Legend:
↻ Clockwise ↺ Counter-clockwise - Not considered

Game - Shot by Shot
경기별 숏 기록 / Déroulement de la partie

End 7 | **KOR - Republic of Korea** 5 + 0 (this end) = 5 | **SUI - Switzerland** 5 + 1 (this end) = 6

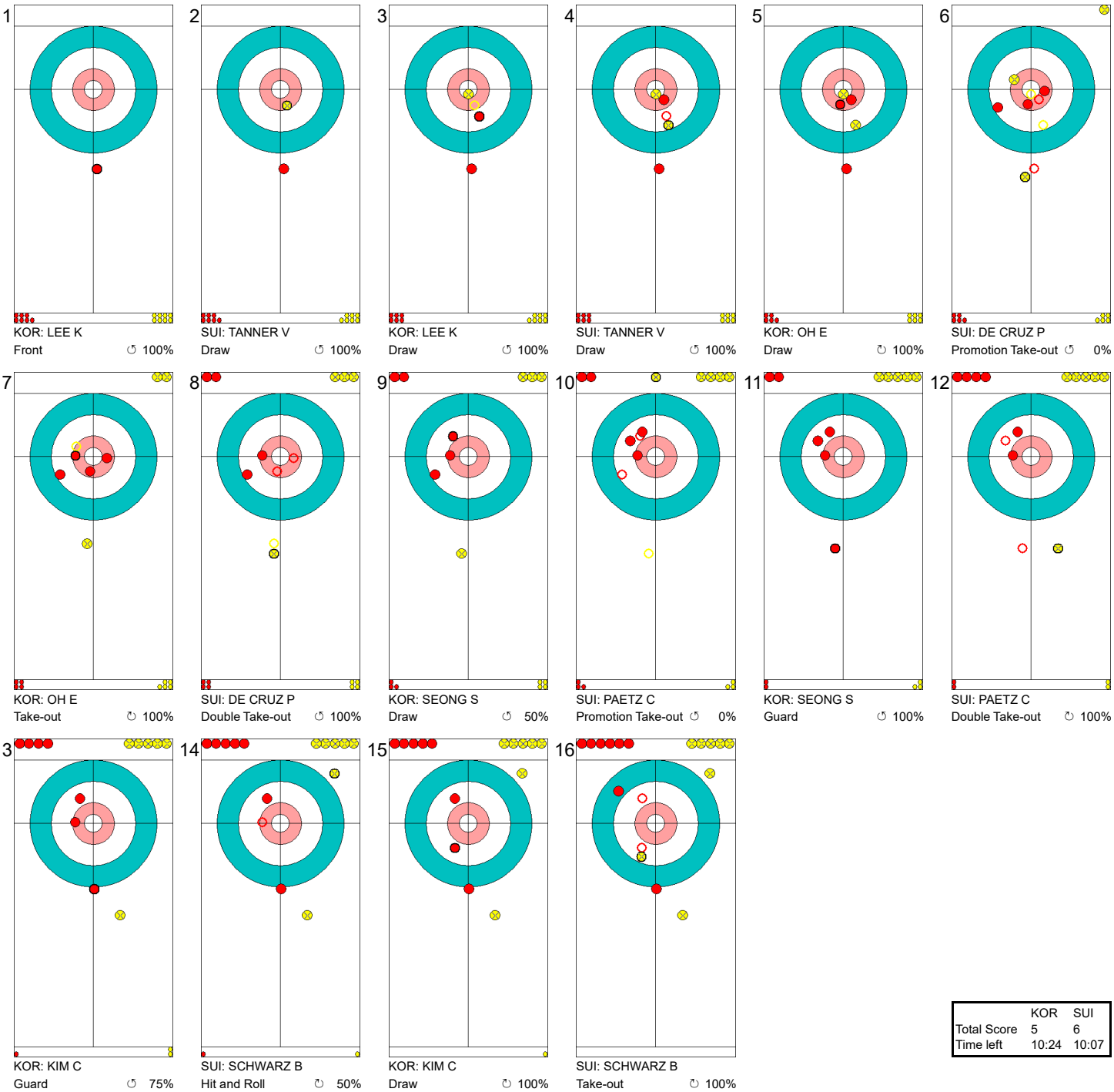

	KOR	SUI
Total Score	5	6
Time left	10:24	10:07

Legend:
↻ Clockwise ↺ Counter-clockwise - Not considered

Game - Shot by Shot
경기별 슛 기록 / Déroulement de la partie

End 8 — **KOR - Republic of Korea** 5 + 2 (this end) = 7 — **SUI - Switzerland** 6 + 0 (this end) = 6

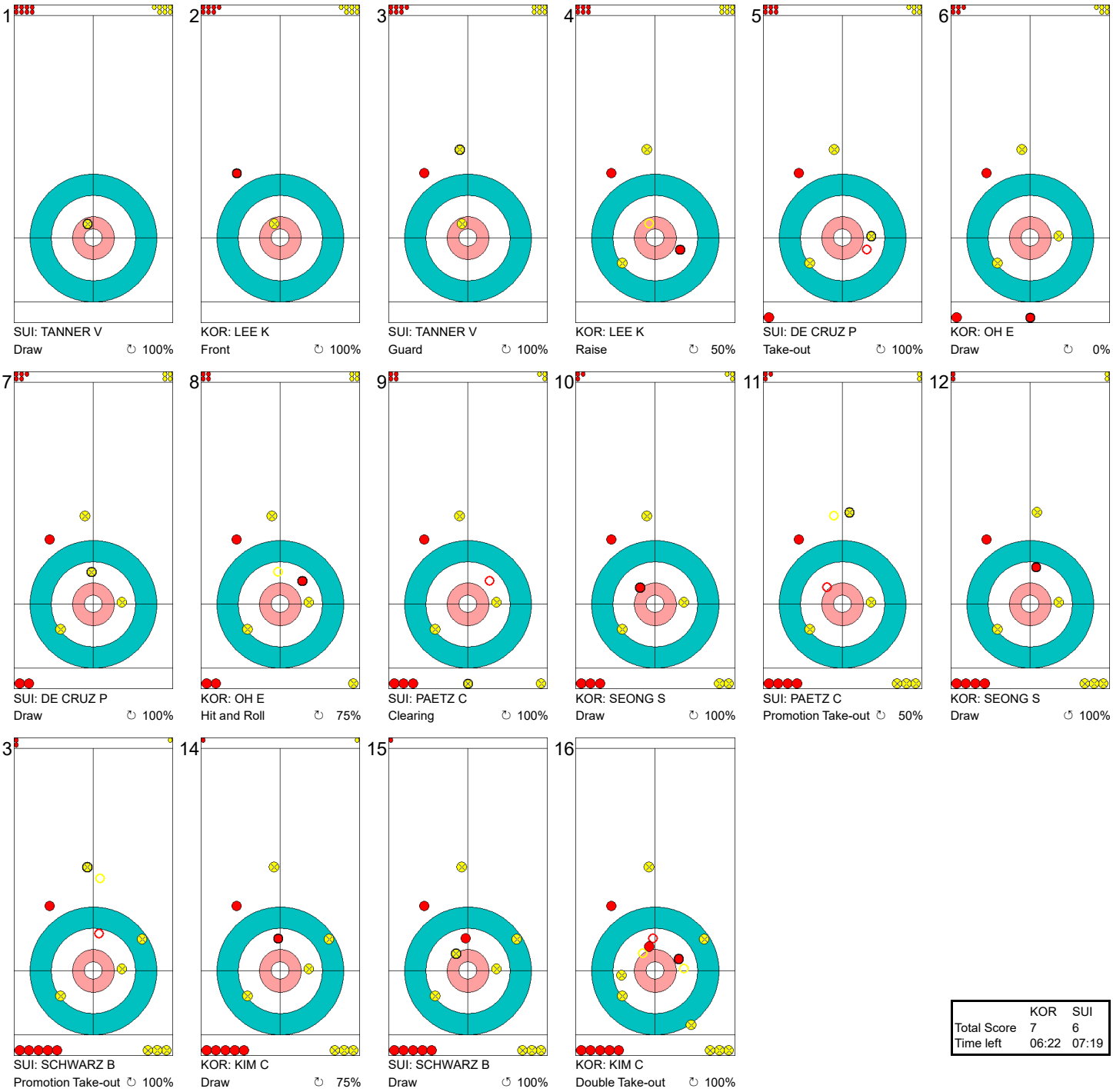

	KOR	SUI
Total Score	7	6
Time left	06:22	07:19

Legend:
↻ Clockwise ↺ Counter-clockwise - Not considered

Game - Shot by Shot
경기별 슛 기록 / Déroulement de la partie

End 9 | **KOR - Republic of Korea 7 + 0** (this end) **= 7** | **SUI - Switzerland 6 + 1** (this end) **= 7**

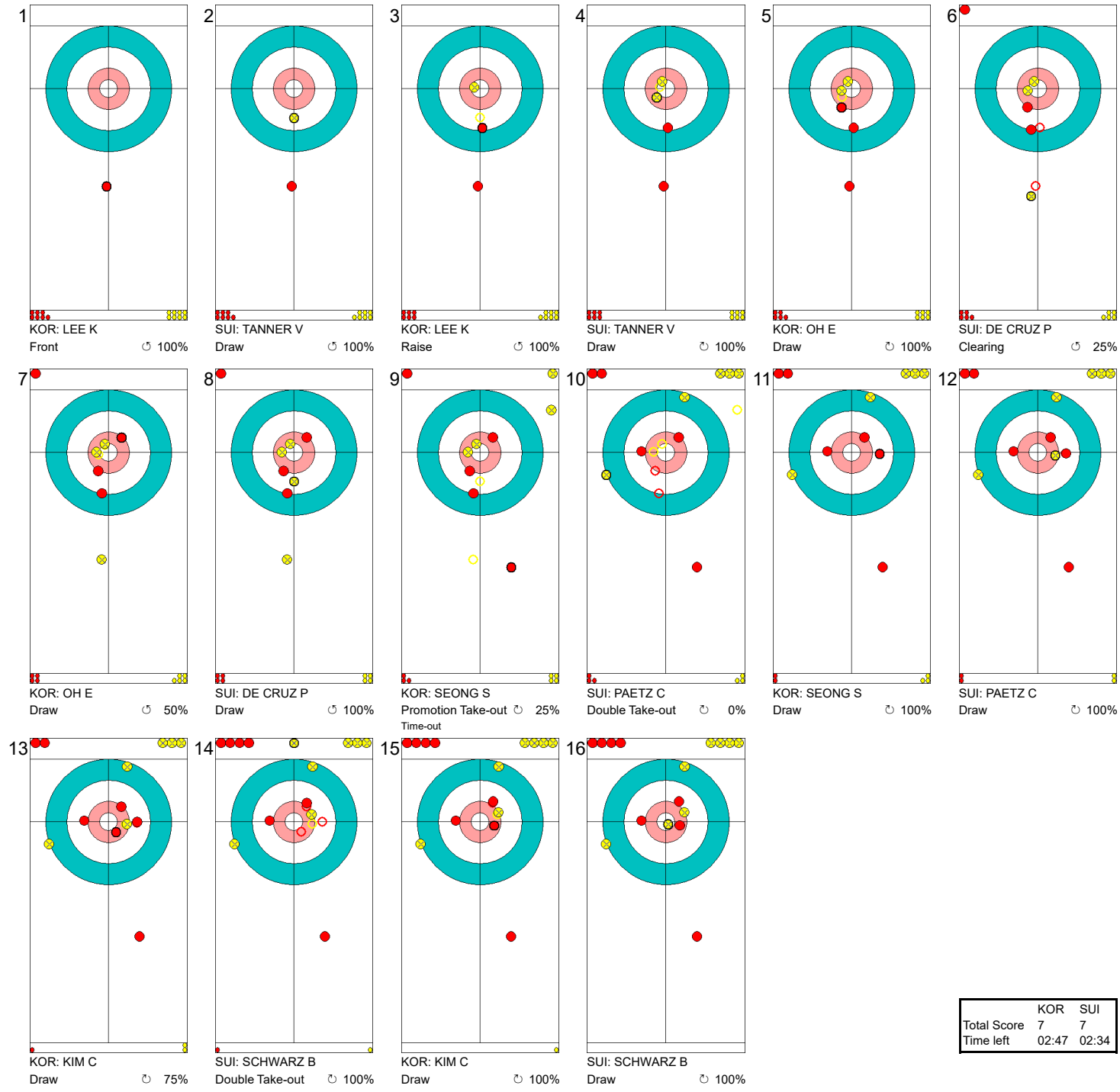

	KOR	SUI
Total Score	7	7
Time left	02:47	02:34

Legend:
↻ Clockwise ↺ Counter-clockwise - Not considered

Game - Shot by Shot
경기별 숏 기록 / Déroulement de la partie

End 10 | **KOR - Republic of Korea 7 + 1 (this end) = 8** | **SUI - Switzerland 7 + 0 (this end) = 7**



	KOR	SUI
Total Score	8	7
Time left	00:25	00:56

Legend:
↻ Clockwise ↺ Counter-clockwise - Not considered

Game Results
대회 경기결과 / Résultats de la partie

Sheet	Game	Team	LSFE	1	2	3	4	5	6	7	8	9	10	Extra Ends				Total
D	8	ITA - Italy		0	0	0	1	1	0	0	1	0	X					3
	8	SWE - Sweden	*	3	1	1	0	0	1	0	0	1	X					7

ITA - Italy		Shot Success Game	Shot Success All
4 V	MOSANER Amos	58%	79%
3 S	RETORNAZ Joel	85%	78%
2	GONIN Simone	78%	79%
1	PILZER Andrea	82%	84%
A	FERRAZZA Daniele	-	83%
	Team Total	76%	80%

Last Stone Draw		Distance
↻	RETORNAZ Joel	199.6cm
↺	PILZER Andrea	125.6cm
Total		**325.2cm**

Time remaining: 6 minutes 53 seconds

SWE - Sweden		Shot Success Game	Shot Success All
4 S	EDIN Niklas	86%	86%
3 V	ERIKSSON Oskar	89%	89%
2	WRANAA Rasmus	97%	87%
1	SUNDGREN Christoffer	81%	86%
A	LEEK Henrik	-	75%
	Team Total	88%	87%

Last Stone Draw		Distance
↻	SUNDGREN Christoffer	3.8cm
↺	WRANAA Rasmus	9.7cm
Total		**13.5cm**

Time remaining: 9 minutes 12 seconds

Shot Success Analysis

ITA - Italy		↻		↺		Game	
4 MOSANER Amos	Draws	4	50%	4	56%	8	53%
	Take-outs	3	42%	7	71%	10	63%
	Total	7	46%	11	66%	18	58%
3 RETORNAZ Joel	Draws	7	96%	8	84%	15	90%
	Take-outs	3	58%	0	-	3	58%
	Total	10	85%	8	84%	18	85%
2 GONIN Simone	Draws	6	92%	11	73%	17	79%
	Take-outs	1	50%	0	-	1	50%
	Total	7	86%	11	73%	18	78%
1 PILZER Andrea	Draws	10	85%	8	78%	18	82%
	Take-outs	0	-	0	-	0	-
	Total	10	85%	8	78%	18	82%
A FERRAZZA Daniele	Draws	0	-	0	-	0	-
	Take-outs	0	-	0	-	0	-
	Total	0	-	0	-	0	-
Team	Draws	27	84%	31	75%	58	79%
	Take-outs	7	50%	7	71%	14	61%
	Total	34	77%	38	74%	72	76%

SWE - Sweden		↻		↺		Game	
4 EDIN Niklas	Draws	2	50%	4	94%	6	79%
	Take-outs	4	94%	8	88%	12	90%
	Total	6	79%	12	90%	18	86%
3 ERIKSSON Oskar	Draws	1	75%	0	-	1	75%
	Take-outs	9	92%	8	88%	17	90%
	Total	10	90%	8	88%	18	89%
2 WRANAA Rasmus	Draws	0	-	1	100%	1	100%
	Take-outs	6	100%	11	95%	17	97%
	Total	6	100%	12	96%	18	97%
1 SUNDGREN Christoffer	Draws	7	82%	11	80%	18	81%
	Take-outs	0	-	0	-	0	-
	Total	7	82%	11	80%	18	81%
A LEEK Henrik	Draws	0	-	0	-	0	-
	Take-outs	0	-	0	-	0	-
	Total	0	-	0	-	0	-
Team	Draws	10	75%	16	84%	26	81%
	Take-outs	19	95%	27	91%	46	92%
	Total	29	88%	43	88%	72	88%

Note:
Position and function for each team member:
4 = Fourth, **3** = Third, **2** = Second, **1** = Lead, **A** = Alternate, **S** = Skip, **V** = Vice-Skip

Legend:
↻ Clockwise
↺ Counter-clockwise
LSFE(*) Last Stone First End
X Unplayed/unfinished end due to concession

Game - Shot by Shot
경기별 숏 기록 / Déroulement de la partie

End 1 — **ITA - Italy 0 + 0 (this end) = 0** — **SWE - Sweden 0 + 3 (this end) = 3**

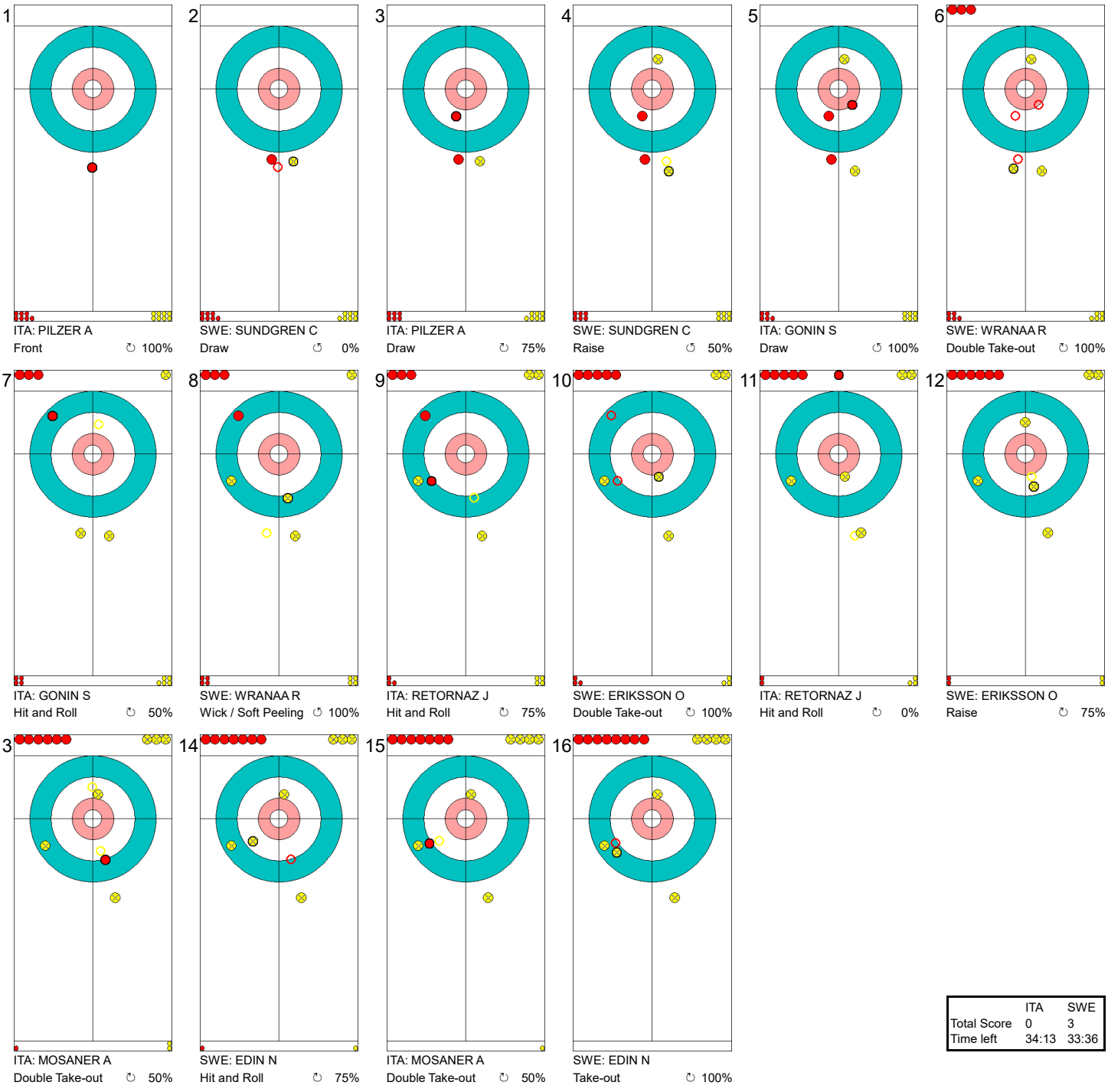

	1	2	3	4	5	6
	ITA: PILZER A	SWE: SUNDGREN C	ITA: PILZER A	SWE: SUNDGREN C	ITA: GONIN S	SWE: WRANAA R
	Front ↻ 100%	Draw ↺ 0%	Draw ↻ 75%	Raise ↺ 50%	Draw ↺ 100%	Double Take-out ↻ 100%
	7	8	9	10	11	12
	ITA: GONIN S	SWE: WRANAA R	ITA: RETORNAZ J	SWE: ERIKSSON O	ITA: RETORNAZ J	SWE: ERIKSSON O
	Hit and Roll ↻ 50%	Wick / Soft Peeling ↺ 100%	Hit and Roll ↻ 75%	Double Take-out ↺ 100%	Hit and Roll ↻ 0%	Raise ↻ 75%
	13	14	15	16		
	ITA: MOSANER A	SWE: EDIN N	ITA: MOSANER A	SWE: EDIN N		
	Double Take-out ↻ 50%	Hit and Roll ↺ 75%	Double Take-out ↻ 50%	Take-out ↺ 100%		

	ITA	SWE
Total Score	0	3
Time left	34:13	33:36

Legend:
↻ Clockwise ↺ Counter-clockwise - Not considered

Game - Shot by Shot
경기별 슛 기록 / Déroulement de la partie

End 2 — **ITA - Italy 0 + 0** (this end) **= 0** — **SWE - Sweden 3 + 1** (this end) **= 4**



	ITA	SWE
Total Score	0	4
Time left	29:51	30:10

Legend:
↻ Clockwise ↺ Counter-clockwise - Not considered

Game - Shot by Shot
경기별 숏 기록 / Déroulement de la partie

End 3 — **ITA - Italy 0 + 0** (this end) **= 0** — **SWE - Sweden 4 + 1** (this end) **= 5**

1 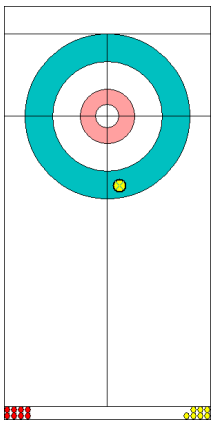 SWE: SUNDGREN C Draw ↻ 100%	2 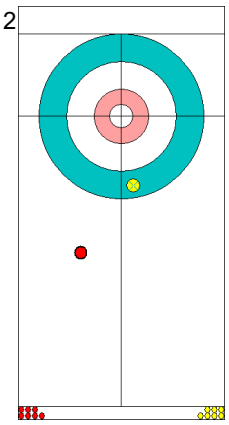 ITA: PILZER A Front ↻ 100%	3 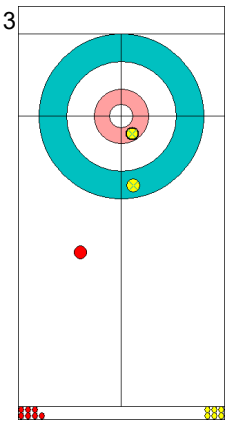 SWE: SUNDGREN C Draw ↻ 100%	4 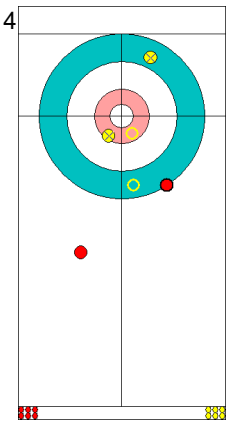 ITA: PILZER A Raise ↻ 50%	5 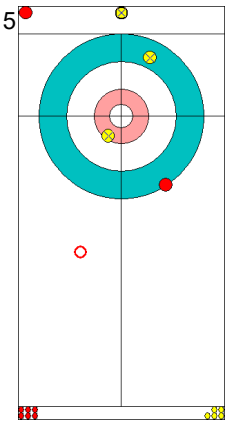 SWE: WRANAA R Clearing ↻ 100%	6 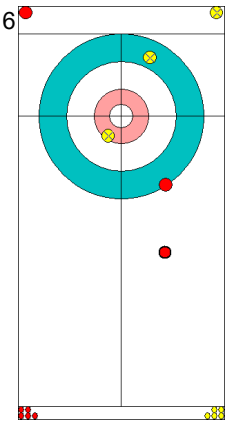 ITA: GONIN S Guard ↻ 100%
7 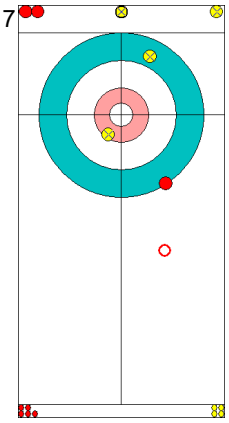 SWE: WRANAA R Clearing ↻ 100%	8 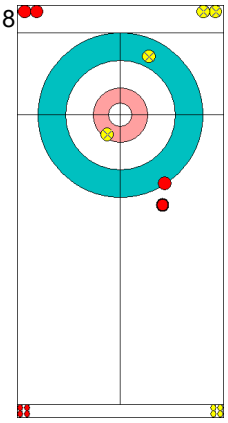 ITA: GONIN S Guard ↻ 50%	9 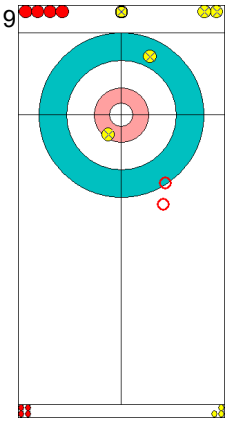 SWE: ERIKSSON O Double Take-out ↻ 100%	10 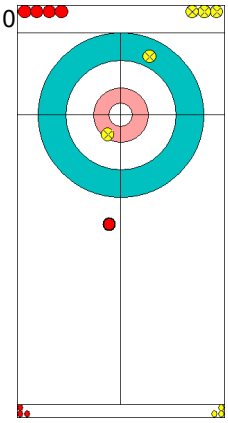 ITA: RETORNAZ J Guard ↻ 100%	11 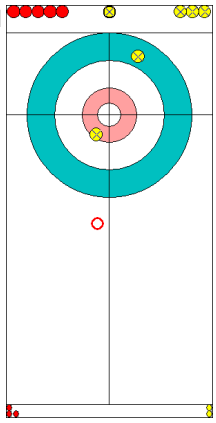 SWE: ERIKSSON O Clearing ↻ 100%	12 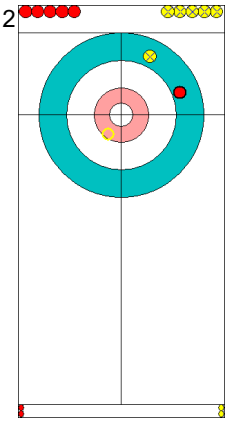 ITA: RETORNAZ J Take-out ↻ 100%
13 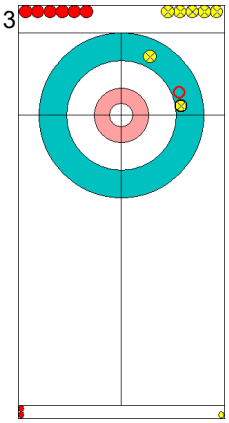 SWE: EDIN N Take-out ↻ 100%	14 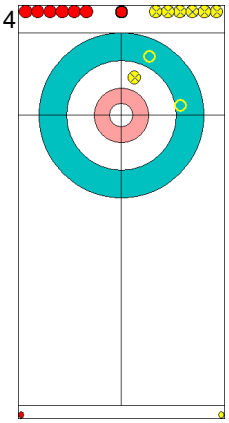 ITA: MOSANER A Double Take-out ↻ 50%	15 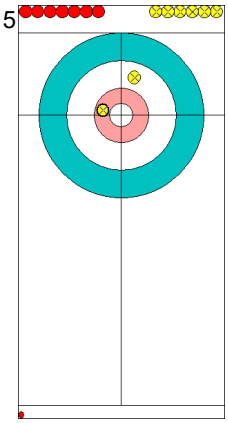 SWE: EDIN N Draw ↻ 100%	16 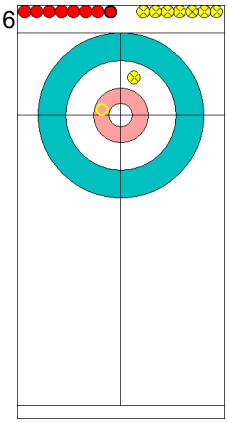 ITA: MOSANER A Double Take-out ↻ 25%		

	ITA	SWE
Total Score	0	5
Time left	27:01	27:36

Legend:
↻ Clockwise ↺ Counter-clockwise - Not considered

Game - Shot by Shot
경기별 숏 기록 / Déroulement de la partie

End 4 — **ITA - Italy 0 + 1 (this end) = 1** — **SWE - Sweden 5 + 0 (this end) = 5**



	ITA	SWE
Total Score	1	5
Time left	23:27	24:37

Legend:
↻ Clockwise ↺ Counter-clockwise - Not considered

Game - Shot by Shot
경기별 숏 기록 / Déroulement de la partie

End 5 — **ITA - Italy 1 + 1** (this end) **= 2** — **SWE - Sweden 5 + 0** (this end) **= 5**



	ITA	SWE
Total Score	2	5
Time left	19:02	20:38

Legend:
↻ Clockwise ↺ Counter-clockwise - Not considered

Game - Shot by Shot
경기별 숏 기록 / Déroulement de la partie

End 6 — **ITA - Italy 2 + 0** (this end) **= 2** — **SWE - Sweden 5 + 1** (this end) **= 6**



	ITA	SWE
Total Score	2	6
Time left	16:17	16:40

Legend:
↻ Clockwise ↺ Counter-clockwise - Not considered

Game - Shot by Shot
경기별 숏 기록 / Déroulement de la partie

End 7 — **ITA - Italy 2 + 0** (this end) **= 2** — **SWE - Sweden 6 + 0** (this end) **= 6**



	ITA	SWE
Total Score	2	6
Time left	13:37	15:30

Legend:
↻ Clockwise ↺ Counter-clockwise - Not considered

OMEGA Atos

Game - Shot by Shot
경기별 숏 기록 / Déroulement de la partie

End 8 — **ITA - Italy 2 + 1** (this end) **= 3** — **SWE - Sweden 6 + 0** (this end) **= 6**



	ITA	SWE
Total Score	3	6
Time left	10:21	12:00

Legend:
↻ Clockwise ↺ Counter-clockwise - Not considered

Game - Shot by Shot
경기별 숏 기록 / Déroulement de la partie

End 9 — **ITA - Italy 3 + 0** (this end) **= 3** — **SWE - Sweden 6 + 1** (this end) **= 7**



	ITA	SWE
Total Score	3	7
Time left	06:53	09:12

Legend:
↻ Clockwise ↺ Counter-clockwise - Not considered

Most Important Shots
우승 결정 슛 / Tirs les plus importants

Sheet	Game	Team	LSFE	1	2	3	4	5	6	7	8	9	10	Extra Ends	Total
A	8	GBR - Great Britain	*	3	1	0	2	0	3	1	X	X	X		10
	7	NOR - Norway		0	0	2	0	1	0	0	X	X	X		3

Most Important Shot:

The Norwegian Skip ULSRUD T attempted a Take-out on the British shot stone but he ended up removing his own stone. The miss eventually led to a score of three points for team GBR and a lead early in the game.

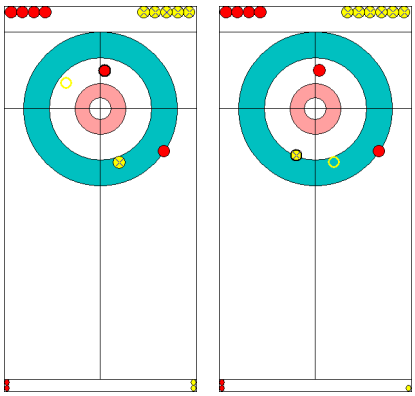

Before After

End: 1
Team: NOR - Norway
Player: ULSRUD Thomas
Team Stone: 1 2 3 4 5 6 (7) 8
Task: Take-out
Rotation: ↻
Shot Success: 0%

Sheet	Game	Team	LSFE	1	2	3	4	5	6	7	8	9	10	Extra Ends	Total
B	7	JPN - Japan		0	2	0	0	1	0	1	0	0	X		4
	8	CAN - Canada	*	1	0	2	1	0	2	0	1	1	X		8

Most Important Shot:

Canadian Third KENNEDY M played a Double Take-out on a stone in the four foot and rolled to sit partially behind cover. After several Japanese misses, team Canada was able to draw a second stone in the house to take two in this end and a three point lead in a tight game.

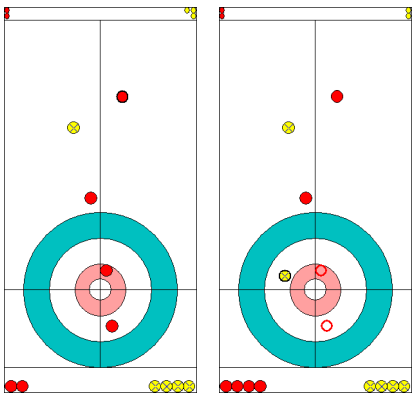

Before After

End: 6
Team: CAN - Canada
Player: KENNEDY Marc
Team Stone: 1 2 3 4 5 (6) 7 8
Task: Double Take-out
Rotation: ↺
Shot Success: 100%

Most Important Shots
우승 결정 슛 / Tirs les plus importants

Sheet	Game	Team	LSFE	1	2	3	4	5	6	7	8	9	10	Extra Ends	Total
C	8	KOR - Republic of Korea		0	0	4	0	0	1	0	2	0	1		8
	8	SUI - Switzerland	*	1	0	0	1	3	0	1	0	1	0		7

Most Important Shot:

With the score tied and team Switzerland laying two shot stones, the Korean Skip KIM C played a perfect Draw to the button to secure the win.

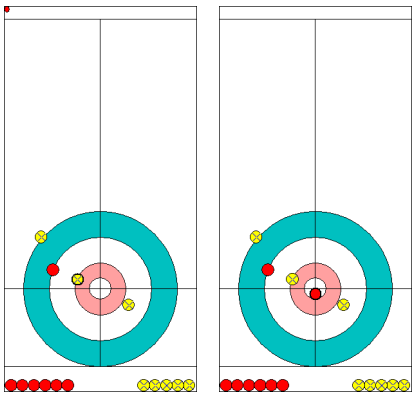

Before | After

End: 10
Team: KOR - Republic of Korea
Player: KIM ChangMin
Team Stone: 1 2 3 4 5 6 7 ⑧
Task: Draw
Rotation: ↻
Shot Success: 100%

Sheet	Game	Team	LSFE	1	2	3	4	5	6	7	8	9	10	Extra Ends	Total
D	8	ITA - Italy		0	0	0	1	1	0	0	1	0	X		3
	8	SWE - Sweden	*	3	1	1	0	0	1	0	0	1	X		7

Most Important Shot:

Swedish Skip EDIN N played a precise Take-out on the Italian stone to score three points early in the game. The Swedish team went on to control the game.

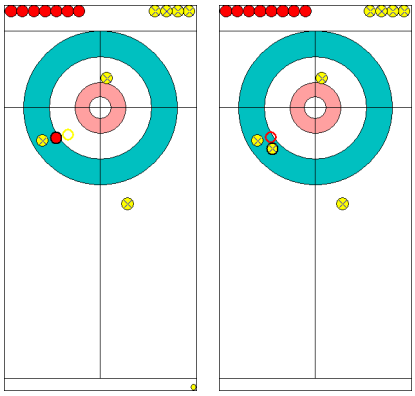

Before | After

End: 1
Team: SWE - Sweden
Player: EDIN Niklas
Team Stone: 1 2 3 4 5 6 7 ⑧
Task: Take-out
Rotation: ↻
Shot Success: 100%

Legend:
↻ Clockwise ↺ Counter-clockwise **LSFE(*)** Last Stone First End
X Unplayed/unfinished end due to concession

Session Results and Standings
세션 경기결과 및 순위 / Résultats de la session et classement

Sheet	Game	Team	LSFE	1	2	3	4	5	6	7	8	9	10	Extra Ends				Total
A	7	ITA - Italy		0	1	0	2	0	1	0	1	1	0					6
	7	KOR - Republic of Korea	*	3	0	1	0	1	0	2	0	0	1					8
B	7	SWE - Sweden		0	0	0	2	0	1	0	X	X	X					3
	7	SUI - Switzerland	*	2	1	1	0	1	0	5	X	X	X					10
C	7	USA - United States of America	*	1	0	2	0	1	1	0	0	2	0	2				9
	7	CAN - Canada		0	2	0	1	0	0	1	1	0	2	0				7
D	7	GBR - Great Britain		0	1	0	1	0	2	0	1	0	2					7
	7	DEN - Denmark	*	1	0	1	0	2	0	1	0	1	0					6

Current Standings

Rank	Team	Games	Wins	Losses	
1	SWE - Sweden	7	6	1	Q
2	SUI - Switzerland	7	5	2	
3	CAN - Canada	7	4	3	
3	GBR - Great Britain	7	4	3	
5	JPN - Japan	6	3	3	
5	NOR - Norway	6	3	3	
7	USA - United States of America	7	3	4	
8	DEN - Denmark	7	2	5	
8	ITA - Italy	7	2	5	
8	KOR - Republic of Korea	7	2	5	

Note:
Under WCF rules, tie-breaking rules for standings are not applied until after the last game of the round robin.

Legend:
LSFE(*) Last Stone First End **Q** Qualified for the semi-finals **X** Unplayed/unfinished end due to concession

Game Results
대회 경기결과 / Résultats de la partie

Sheet	Game	Team	LSFE	1	2	3	4	5	6	7	8	9	10	Extra Ends				Total
A	7	ITA - Italy		0	1	0	2	0	1	0	1	1	0					6
	7	KOR - Republic of Korea	*	3	0	1	0	1	0	2	0	0	1					8

ITA - Italy		Shot Success Game	Shot Success All
4 V	MOSANER Amos	86%	82%
3 S	RETORNAZ Joel	69%	78%
2	GONIN Simone	84%	79%
1	PILZER Andrea	85%	85%
A	FERRAZZA Daniele	-	83%
	Team Total	81%	81%

Last Stone Draw		Distance
↻	GONIN Simone	82.6cm
↺	MOSANER Amos	57.4cm
Total		**140.0cm**

Time remaining: 0 minutes 28 seconds

Time-out: End 10 - ITA stone 7

KOR - Republic of Korea		Shot Success Game	Shot Success All
4 S	KIM ChangMin	70%	75%
3 V	SEONG SeHyeon	83%	81%
2	OH EunSu	83%	84%
1	LEE KiBok	88%	88%
A	KIM MinChan	-	79%
	Team Total	81%	82%

Last Stone Draw		Distance
↻	KIM ChangMin	23.0cm
↺	SEONG SeHyeon	55.6cm
Total		**78.6cm**

Time remaining: 0 minutes 26 seconds

Time-out: End 8 - KOR stone 8

Shot Success Analysis

ITA - Italy		↻		↺		Game	
4 MOSANER Amos	Draws	4	81%	10	85%	14	84%
	Take-outs	2	75%	4	100%	6	92%
	Total	6	79%	14	89%	20	86%
3 RETORNAZ Joel	Draws	6	63%	11	82%	17	75%
	Take-outs	0	-	3	33%	3	33%
	Total	6	63%	14	71%	20	69%
2 GONIN Simone	Draws	4	88%	12	90%	16	89%
	Take-outs	2	50%	2	75%	4	63%
	Total	6	75%	14	88%	20	84%
1 PILZER Andrea	Draws	5	90%	14	82%	19	84%
	Take-outs	0	-	1	100%	1	100%
	Total	5	90%	15	83%	20	85%
A FERRAZZA Daniele	Draws	0	-	0	-	0	-
	Take-outs	0	-	0	-	0	-
	Total	0	-	0	-	0	-
Team	Draws	19	79%	47	85%	66	83%
	Take-outs	4	63%	10	75%	14	71%
	Total	23	76%	57	83%	80	81%

KOR - Republic of Korea		↻		↺		Game	
4 KIM ChangMin	Draws	1	100%	3	50%	4	63%
	Take-outs	6	75%	10	70%	16	72%
	Total	7	79%	13	65%	20	70%
3 SEONG SeHyeon	Draws	2	75%	2	75%	4	75%
	Take-outs	2	50%	14	89%	16	84%
	Total	4	63%	16	88%	20	83%
2 OH EunSu	Draws	0	-	2	75%	2	75%
	Take-outs	6	67%	12	92%	18	83%
	Total	6	67%	14	89%	20	83%
1 LEE KiBok	Draws	9	92%	8	78%	17	85%
	Take-outs	0	-	3	100%	3	100%
	Total	9	92%	11	84%	20	88%
A KIM MinChan	Draws	0	-	0	-	0	-
	Take-outs	0	-	0	-	0	-
	Total	0	-	0	-	0	-
Team	Draws	12	90%	15	72%	27	80%
	Take-outs	14	68%	39	86%	53	81%
	Total	26	78%	54	82%	80	81%

Note:
Position and function for each team member:
4 = Fourth, **3** = Third, **2** = Second, **1** = Lead, **A** = Alternate, **S** = Skip, **V** = Vice-Skip

Legend:
↻ Clockwise ↺ Counter-clockwise **LSFE(*)** Last Stone First End

Game - Shot by Shot
경기별 숏 기록 / Déroulement de la partie

End 1 — **ITA - Italy 0 + 0** (this end) **= 0** — **KOR - Republic of Korea 0 + 3** (this end) **= 3**

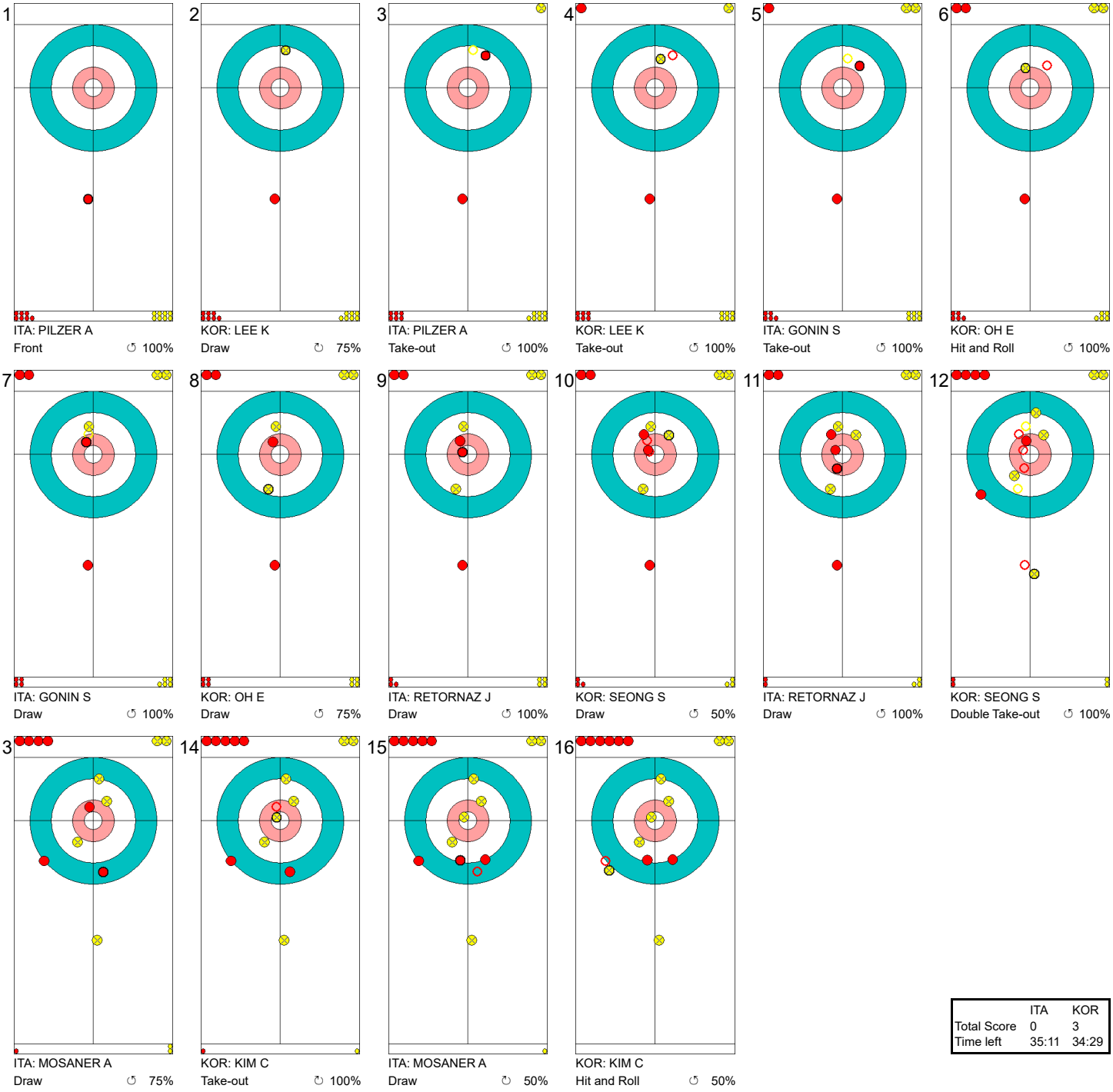

	ITA	KOR
Total Score	0	3
Time left	35:11	34:29

Legend:
↻ Clockwise ↺ Counter-clockwise - Not considered

Game - Shot by Shot
경기별 숏 기록 / Déroulement de la partie

End 2 — **ITA - Italy 0 + 1 (this end) = 1** — **KOR - Republic of Korea 3 + 0 (this end) = 3**



	ITA	KOR
Total Score	1	3
Time left	30:04	30:08

Legend:
↻ Clockwise ↺ Counter-clockwise - Not considered

Game - Shot by Shot
경기별 숏 기록 / Déroulement de la partie

End 3 — **ITA - Italy 1 + 0 (this end) = 1** — **KOR - Republic of Korea 3 + 1 (this end) = 4**



	ITA	KOR
Total Score	1	4
Time left	27:10	26:30

Legend:
↻ Clockwise ↺ Counter-clockwise - Not considered

Game - Shot by Shot
경기별 숏 기록 / Déroulement de la partie

End 4 — **ITA - Italy 1 + 2** (this end) **= 3** — **KOR - Republic of Korea 4 + 0** (this end) **= 4**



	ITA	KOR
Total Score	3	4
Time left	23:47	22:05

Legend:
↻ Clockwise ↺ Counter-clockwise - Not considered

Game - Shot by Shot
경기별 숏 기록 / Déroulement de la partie

End 5 — **ITA - Italy 3 + 0** (this end) **= 3** — **KOR - Republic of Korea 4 + 1** (this end) **= 5**



	ITA	KOR
Total Score	3	5
Time left	20:45	17:28

Legend:
↻ Clockwise ↺ Counter-clockwise - Not considered

Game - Shot by Shot
경기별 숏 기록 / Déroulement de la partie

End 6 — **ITA - Italy 3 + 1** (this end) **= 4** — **KOR - Republic of Korea 5 + 0** (this end) **= 5**



	ITA	KOR
Total Score	4	5
Time left	16:02	14:22

Legend:
↻ Clockwise ↺ Counter-clockwise - Not considered

Game - Shot by Shot
경기별 숏 기록 / Déroulement de la partie

End 7 — **ITA - Italy 4 + 0** (this end) **= 4** — **KOR - Republic of Korea 5 + 2** (this end) **= 7**



	ITA	KOR
Total Score	4	7
Time left	13:31	11:30

Legend:
↻ Clockwise ↺ Counter-clockwise - Not considered

Game - Shot by Shot
경기별 숏 기록 / Déroulement de la partie

End 8 | **ITA - Italy 4 + 1** (this end) **= 5** | **KOR - Republic of Korea 7 + 0** (this end) **= 7**

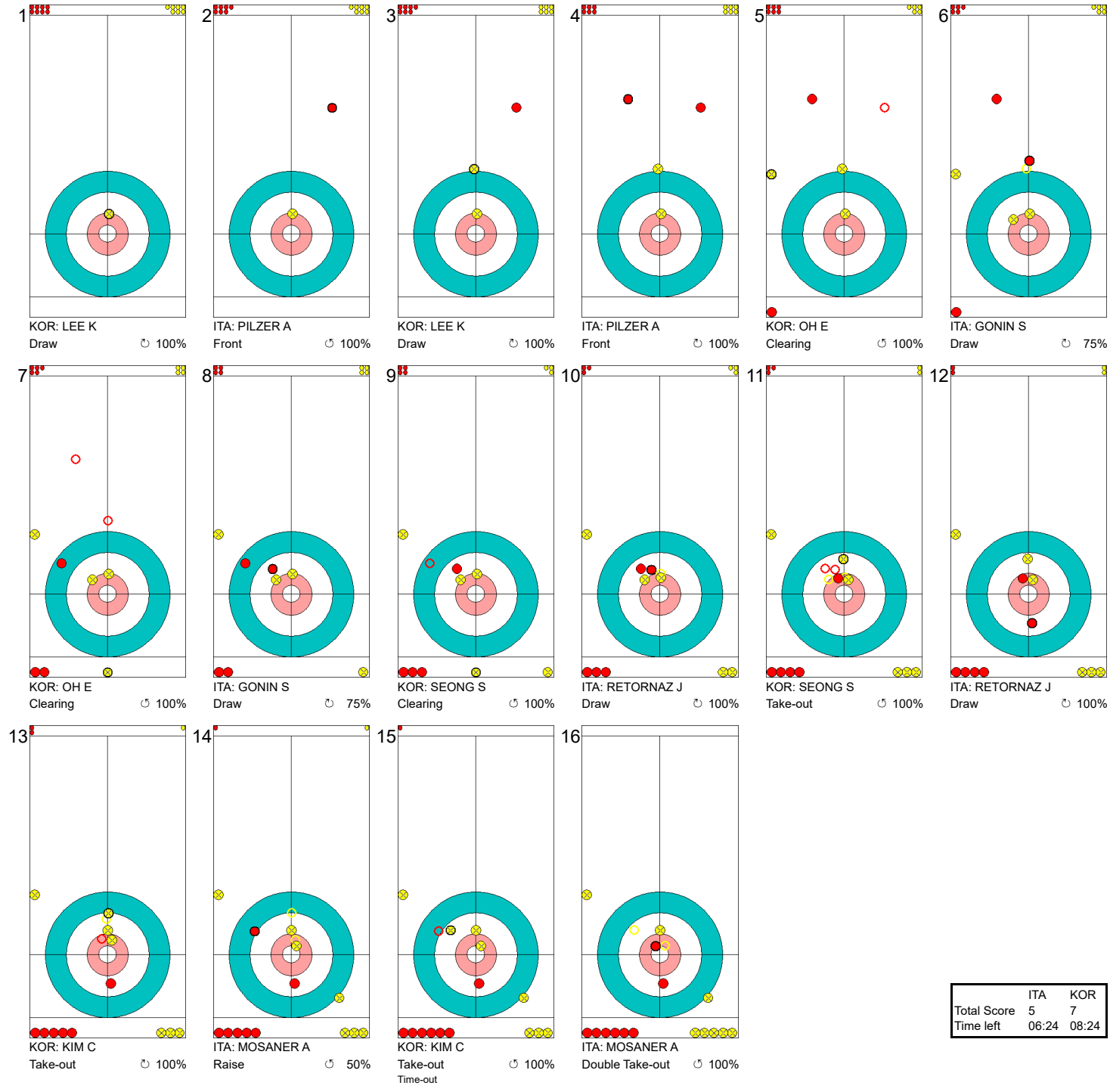

	ITA	KOR
Total Score	5	7
Time left	06:24	08:24

Legend:
↻ Clockwise ↺ Counter-clockwise - Not considered

Game - Shot by Shot
경기별 숏 기록 / Déroulement de la partie

End 9 — **ITA - Italy 5 + 1** (this end) **= 6** — **KOR - Republic of Korea 7 + 0** (this end) **= 7**

1	2	3	4	5	6
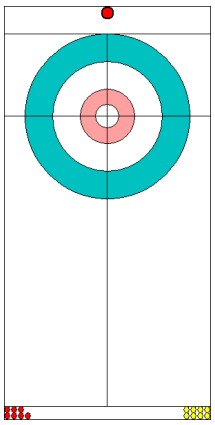	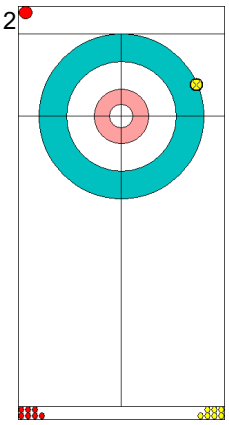	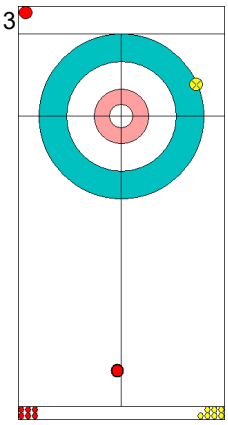	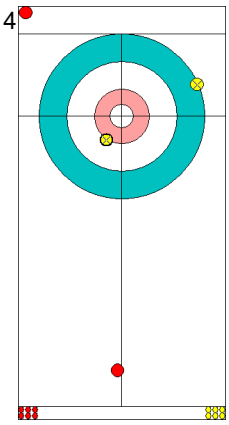	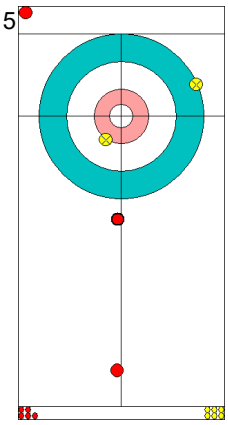	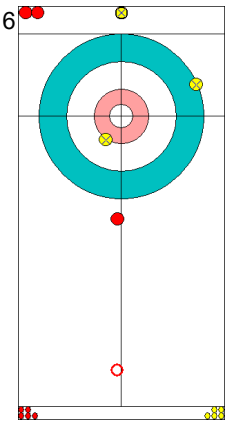
ITA: PILZER A	KOR: LEE K	ITA: PILZER A	KOR: LEE K	ITA: GONIN S	KOR: OH E
Front ↺ 0%	Draw ↻ 100%	Front ↺ 100%	Draw ↺ 75%	Front ↺ 100%	Clearing ↻ 100%

7	8	9	10	11	12
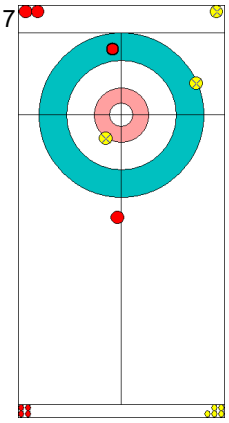	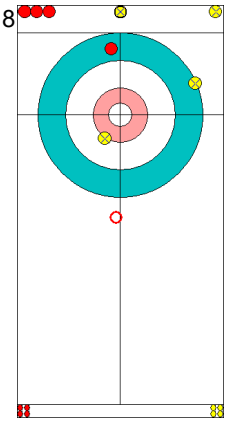	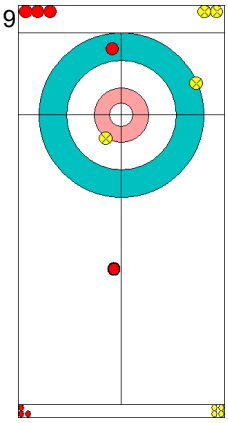	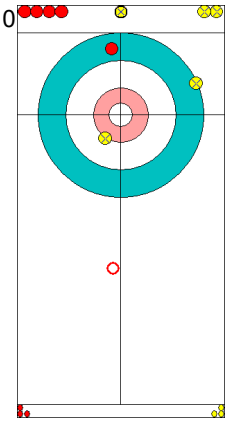	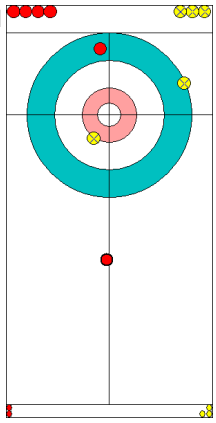	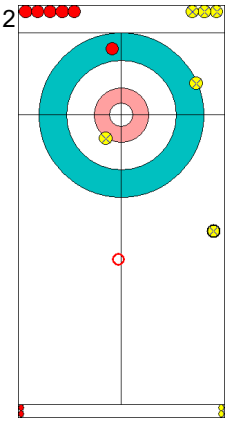
ITA: GONIN S	KOR: OH E	ITA: RETORNAZ J	KOR: SEONG S	ITA: RETORNAZ J	KOR: SEONG S
Draw ↺ 50%	Clearing ↻ 100%	Guard ↻ 100%	Clearing ↺ 100%	Front ↻ 100%	Clearing ↻ 100%

13	14	15	16
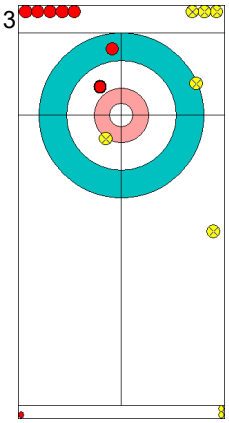	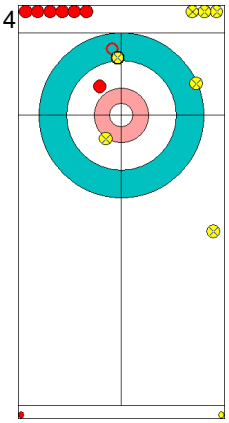	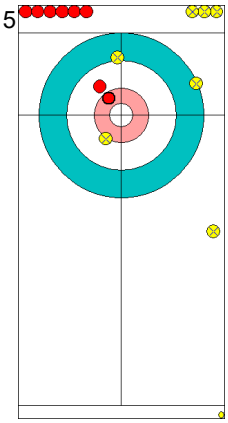	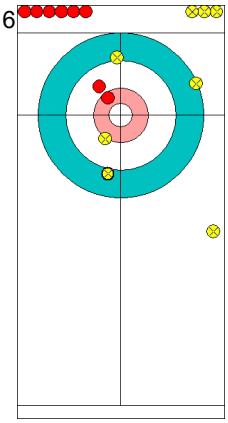
ITA: MOSANER A	KOR: KIM C	ITA: MOSANER A	KOR: KIM C
Draw ↺ 100%	Take-out ↻ 100%	Draw ↻ 100%	Draw ↺ 0%

	ITA	KOR
Total Score	6	7
Time left	04:04	04:26

Legend:
↻ Clockwise ↺ Counter-clockwise - Not considered

Game - Shot by Shot
경기별 숏 기록 / Déroulement de la partie

End 10 — **ITA - Italy 6 + 0** (this end) **= 6** — **KOR - Republic of Korea 7 + 1** (this end) **= 8**



	ITA	KOR
Total Score	6	8
Time left	00:28	00:26

Legend:
↻ Clockwise ↺ Counter-clockwise - Not considered

Game Results
대회 경기결과 / Résultats de la partie

Sheet	Game	Team	LSFE	1	2	3	4	5	6	7	8	9	10	Extra Ends				Total
B	7	SWE - Sweden		0	0	0	2	0	1	0	X	X	X					3
	7	SUI - Switzerland	*	2	1	1	0	1	0	5	X	X	X					10

SWE - Sweden		Shot Success Game	Shot Success All
4 S	EDIN Niklas	70 %	86 %
3 V	ERIKSSON Oskar	86 %	89 %
2	WRANAA Rasmus	68 %	85 %
1	SUNDGREN Christoffer	86 %	86 %
A	LEEK Henrik	-	75 %
	Team Total	77 %	87 %

Last Stone Draw		Distance
↻	WRANAA Rasmus	11.1cm
↺	EDIN Niklas	34.7cm
Total		**45.8cm**

Time remaining: 8 minutes 27 seconds

SUI - Switzerland		Shot Success Game	Shot Success All
4 V	SCHWARZ Benoit	95 %	81%
3	PAETZ Claudio	77 %	85 %
2 S	DE CRUZ Peter	80 %	82 %
1	TANNER Valentin	80 %	86 %
A	MAERKI Dominik	-	-
	Team Total	83 %	84 %

Last Stone Draw		Distance
↻	TANNER Valentin	10.9cm
↺	SCHWARZ Benoit	20.1cm
Total		**31.0cm**

Time remaining: 8 minutes 42 seconds

Time-out: End 6 - SUI stone 8

Shot Success Analysis

SWE - Sweden		↻	↺	Game
4 EDIN Niklas	Draws	4 100 %	8 59 %	12 73 %
	Take-outs	1 0 %	1 100 %	2 50 %
	Total	5 80 %	9 64 %	14 70 %
3 ERIKSSON Oskar	Draws	6 79 %	6 88 %	12 83 %
	Take-outs	0 -	2 100 %	2 100 %
	Total	6 79 %	8 91 %	14 86 %
2 WRANAA Rasmus	Draws	4 50 %	6 58 %	10 55 %
	Take-outs	2 100 %	2 100 %	4 100 %
	Total	6 67 %	8 69 %	14 68 %
1 SUNDGREN Christoffer	Draws	3 83 %	10 85 %	13 85 %
	Take-outs	0 -	1 100 %	1 100 %
	Total	3 83 %	11 86 %	14 86 %
A LEEK Henrik	Draws	0 -	0 -	0 -
	Take-outs	0 -	0 -	0 -
	Total	0 -	0 -	0 -
Team	Draws	17 78 %	30 73 %	47 75 %
	Take-outs	3 67 %	6 100 %	9 89 %
	Total	20 76 %	36 78 %	56 77 %

SUI - Switzerland		↻	↺	Game
4 SCHWARZ Benoit	Draws	4 100 %	5 90 %	9 94 %
	Take-outs	4 94 %	1 100 %	5 95 %
	Total	8 97 %	6 92 %	14 95 %
3 PAETZ Claudio	Draws	1 50 %	3 67 %	4 63 %
	Take-outs	7 79 %	3 92 %	10 83 %
	Total	8 75 %	6 79 %	14 77 %
2 DE CRUZ Peter	Draws	1 0 %	6 75 %	7 64 %
	Take-outs	4 100 %	3 92 %	7 96 %
	Total	5 80 %	9 81 %	14 80 %
1 TANNER Valentin	Draws	6 96 %	6 63 %	12 79 %
	Take-outs	0 -	2 88 %	2 88 %
	Total	6 96 %	8 69 %	14 80 %
A MAERKI Dominik	Draws	0 -	0 -	0 -
	Take-outs	0 -	0 -	0 -
	Total	0 -	0 -	0 -
Team	Draws	12 85 %	20 74 %	32 78 %
	Take-outs	15 88 %	9 92 %	24 90 %
	Total	27 87 %	29 79 %	56 83 %

Note:
Position and function for each team member:
4 = Fourth, **3** = Third, **2** = Second, **1** = Lead, **A** = Alternate, **S** = Skip, **V** = Vice-Skip

Legend:
↻ Clockwise ↺ Counter-clockwise **LSFE(*)** Last Stone First End
X Unplayed/unfinished end due to concession

Game - Shot by Shot
경기별 숏 기록 / Déroulement de la partie

End 1 — **SWE - Sweden** 0 + 0 (this end) = 0 — **SUI - Switzerland** 0 + 2 (this end) = 2



	SWE	SUI
Total Score	0	2
Time left	33:30	34:26

Legend:
↻ Clockwise ↺ Counter-clockwise - Not considered

Game - Shot by Shot
경기별 숏 기록 / Déroulement de la partie

End 2 | **SWE - Sweden** 0 + 0 (this end) = 0 | **SUI - Switzerland** 2 + 1 (this end) = 3

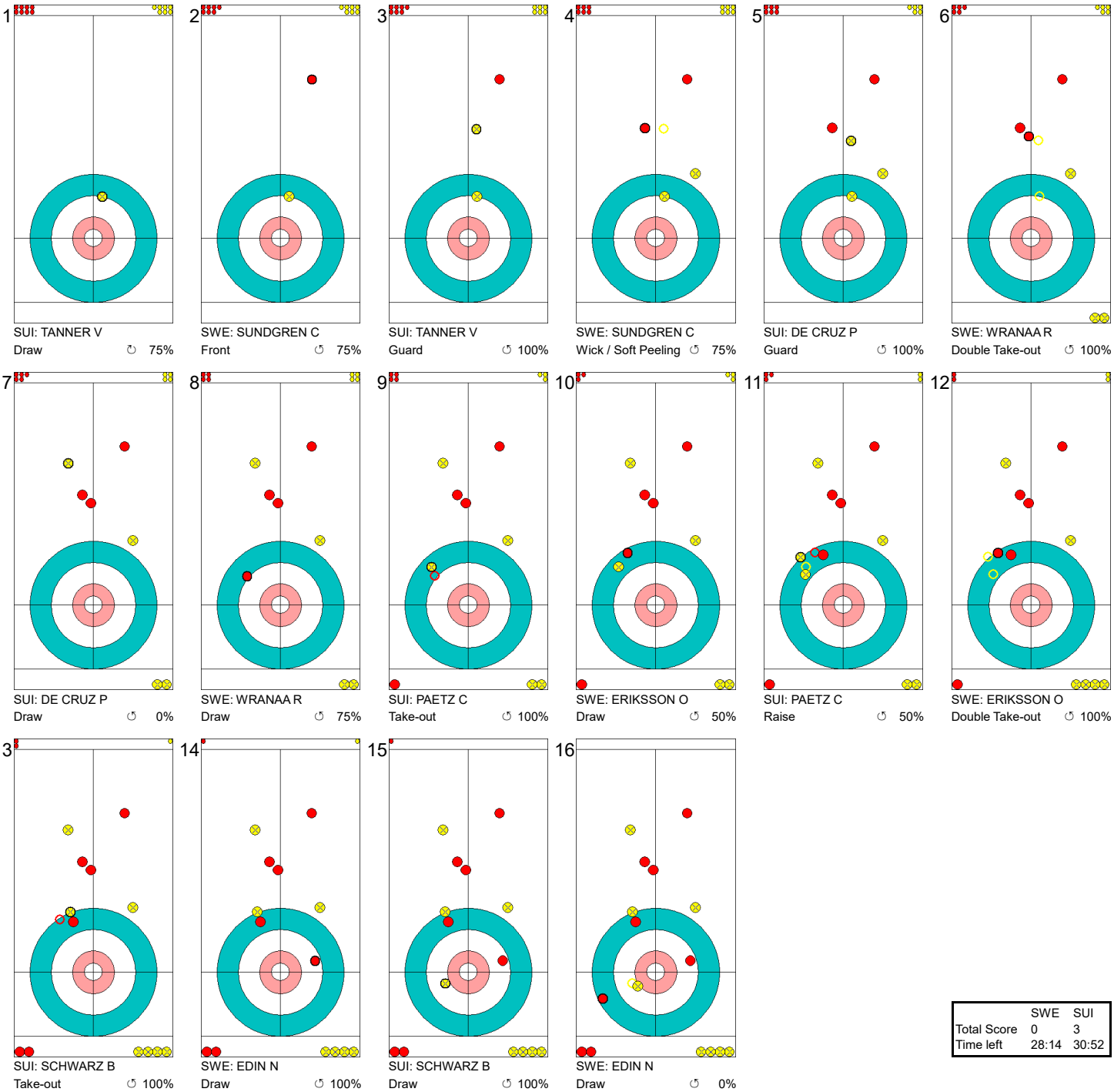

	SWE	SUI
Total Score	0	3
Time left	28:14	30:52

Legend:
↻ Clockwise ↺ Counter-clockwise - Not considered

Game - Shot by Shot
경기별 슛 기록 / Déroulement de la partie

End 3 | **SWE - Sweden** 0 + 0 (this end) = 0 | **SUI - Switzerland** 3 + 1 (this end) = 4

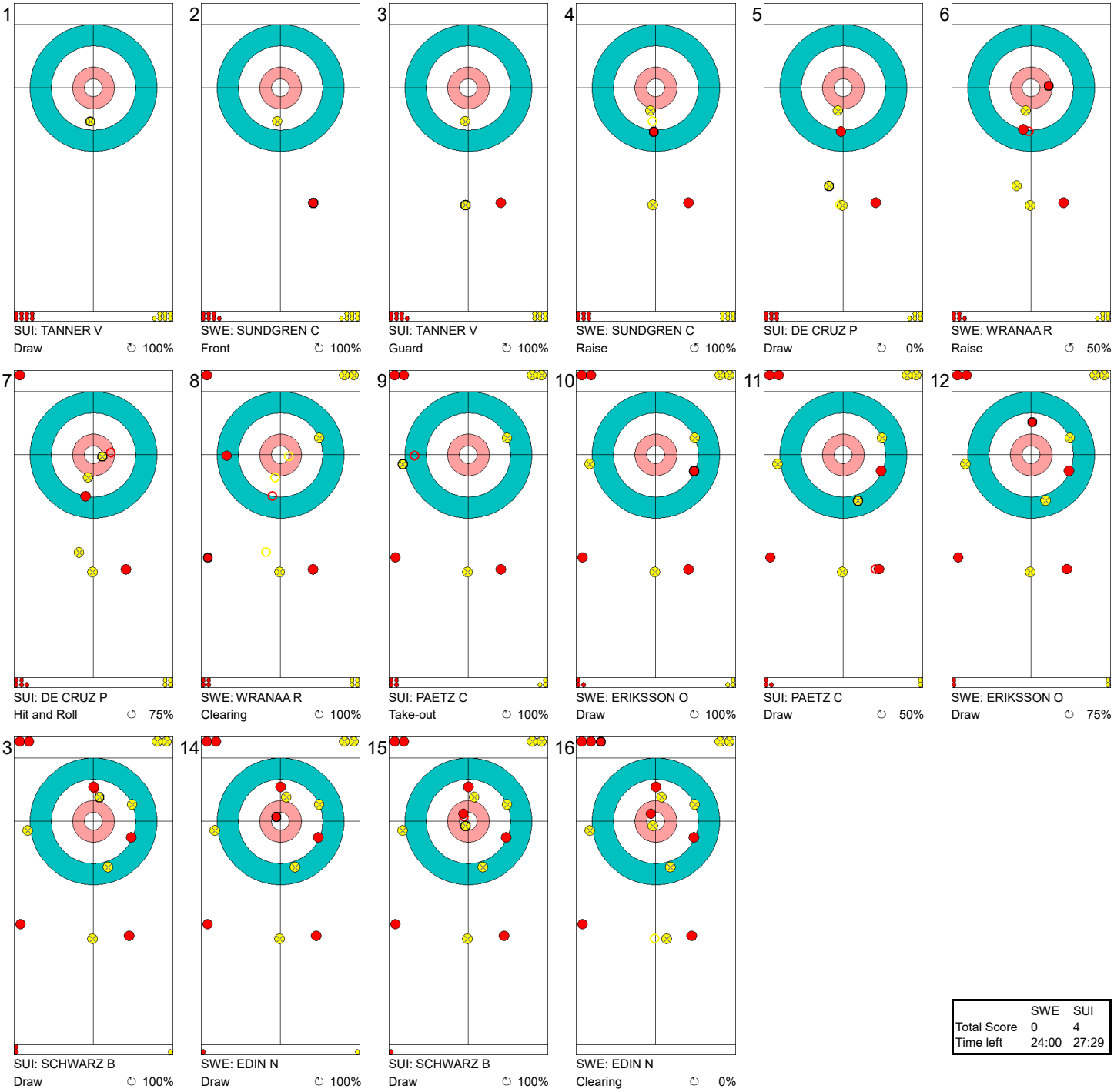

	SWE	SUI
Total Score	0	4
Time left	24:00	27:29

Legend:
↻ Clockwise ↺ Counter-clockwise - Not considered

Game - Shot by Shot
경기별 숏 기록 / Déroulement de la partie

End 4 | **SWE - Sweden** 0 + 2 (this end) = 2 | **SUI - Switzerland** 4 + 0 (this end) = 4



	SWE	SUI
Total Score	2	4
Time left	19:47	20:57

Legend:
↻ Clockwise ↺ Counter-clockwise - Not considered

Game - Shot by Shot
경기별 숏 기록 / Déroulement de la partie

End 5 — **SWE - Sweden 2 + 0** (this end) **= 2** — **SUI - Switzerland 4 + 1** (this end) **= 5**



	SWE	SUI
Total Score	2	5
Time left	18:07	17:55

Legend:
↻ Clockwise ↺ Counter-clockwise - Not considered

Game - Shot by Shot
경기별 숏 기록 / Déroulement de la partie

End 6 | **SWE - Sweden** **2 + 1** (this end) **= 3** | **SUI - Switzerland** **5 + 0** (this end) **= 5**



	SWE	SUI
Total Score	3	5
Time left	11:39	12:49

Legend:
↻ Clockwise ↺ Counter-clockwise - Not considered

Game - Shot by Shot
경기별 숏 기록 / Déroulement de la partie

End 7 — **SWE - Sweden 3 + 0** (this end) **= 3** — **SUI - Switzerland 5 + 5** (this end) **= 10**



	SWE	SUI
Total Score	3	10
Time left	08:27	08:42

Legend:
↻ Clockwise ↺ Counter-clockwise - Not considered

Game Results
대회 경기결과 / Résultats de la partie

Sheet	Game	Team	LSFE	1	2	3	4	5	6	7	8	9	10	Extra Ends			Total
C	7	USA - United States of America	*	1	0	2	0	1	1	0	0	2	0	2				9
	7	CAN - Canada		0	2	0	1	0	0	1	1	0	2	0				7

USA - United States of America		Shot Success Game	Shot Success All
4 S	SHUSTER John	82%	74%
3 V	GEORGE Tyler	80%	79%
2	HAMILTON Matt	78%	82%
1	LANDSTEINER John	75%	82%
A	POLO Joe	-	-
	Team Total	79%	79%

Last Stone Draw		Distance
↻	SHUSTER John	16.7cm
↺	GEORGE Tyler	32.1cm
Total		**48.8cm**

Time remaining: 1 minute 35 seconds
1 minute 20 seconds (after extra end)

Time-out: End 10 - USA stone 4; End 11 - USA stone 2

CAN - Canada		Shot Success Game	Shot Success All
4 S	KOE Kevin	83%	83%
3 V	KENNEDY Marc	90%	90%
2	LAING Brent	82%	85%
1	HEBERT Ben	88%	86%
A	PFEIFER Scott	-	-
	Team Total	86%	86%

Last Stone Draw		Distance
↻	KOE Kevin	14.9cm
↺	KENNEDY Marc	64.0cm
Total		**78.9cm**

Time remaining: 0 minutes 46 seconds
1 minute 17 seconds (after extra end)

Time-out: End 5 - CAN stone 8

Shot Success Analysis

USA - United States of America		↻		↺		Game	
4 SHUSTER John	Draws	3	92%	3	75%	6	83%
	Take-outs	4	63%	12	88%	16	81%
	Total	7	75%	15	85%	22	82%
3 GEORGE Tyler	Draws	3	50%	3	92%	6	71%
	Take-outs	6	92%	10	78%	16	83%
	Total	9	78%	13	81%	22	80%
2 HAMILTON Matt	Draws	6	71%	5	90%	11	80%
	Take-outs	7	71%	4	88%	11	77%
	Total	13	71%	9	89%	22	78%
1 LANDSTEINER John	Draws	12	77%	10	73%	22	75%
	Take-outs	0	-	0	-	0	-
	Total	12	77%	10	73%	22	75%
A POLO Joe	Draws	0	-	0	-	0	-
	Take-outs	0	-	0	-	0	-
	Total	0	-	0	-	0	-
Team	Draws	24	74%	21	80%	45	77%
	Take-outs	17	76%	26	84%	43	81%
	Total	41	75%	47	82%	88	79%

CAN - Canada		↻		↺		Game	
4 KOE Kevin	Draws	7	89%	10	83%	17	85%
	Take-outs	2	50%	3	92%	5	75%
	Total	9	81%	13	85%	22	83%
3 KENNEDY Marc	Draws	5	100%	9	94%	14	96%
	Take-outs	3	92%	5	70%	8	78%
	Total	8	97%	14	86%	22	90%
2 LAING Brent	Draws	9	94%	7	79%	16	88%
	Take-outs	4	63%	2	75%	6	67%
	Total	13	85%	9	78%	22	82%
1 HEBERT Ben	Draws	7	89%	11	89%	18	89%
	Take-outs	2	88%	2	75%	4	81%
	Total	9	89%	13	87%	22	88%
A PFEIFER Scott	Draws	0	-	0	-	0	-
	Take-outs	0	-	0	-	0	-
	Total	0	-	0	-	0	-
Team	Draws	28	93%	37	86%	65	89%
	Take-outs	11	73%	12	77%	23	75%
	Total	39	87%	49	84%	88	86%

Note:
Position and function for each team member:
4 = Fourth, **3** = Third, **2** = Second, **1** = Lead, **A** = Alternate, **S** = Skip, **V** = Vice-Skip

Legend:
↻ Clockwise ↺ Counter-clockwise **LSFE(*)** Last Stone First End

Game - Shot by Shot
경기별 슛 기록 / Déroulement de la partie

End 1 — **USA - United States 0 + 1** (this end) **= 1** — **CAN - Canada 0 + 0** (this end) **= 0**



	USA	CAN
Total Score	1	0
Time left	34:20	33:49

Legend:
↻ Clockwise ↺ Counter-clockwise - Not considered

Game - Shot by Shot
경기별 숏 기록 / Déroulement de la partie

End 2 — **USA - United States 1 + 0** (this end) **= 1** — **CAN - Canada 0 + 2** (this end) **= 2**



	USA	CAN
Total Score	1	2
Time left	31:30	30:46

Legend:
↻ Clockwise ↺ Counter-clockwise - Not considered

Game - Shot by Shot
경기별 숏 기록 / Déroulement de la partie

End 3 **USA - United States 1 + 2** (this end) **= 3** **CAN - Canada 2 + 0** (this end) **= 2**



	USA	CAN
Total Score	3	2
Time left	24:22	22:33

Legend:
↻ Clockwise ↺ Counter-clockwise - Not considered

Game - Shot by Shot
경기별 숏 기록 / Déroulement de la partie

End 4 — **USA - United States 3 + 0** (this end) **= 3** — **CAN - Canada 2 + 1** (this end) **= 3**

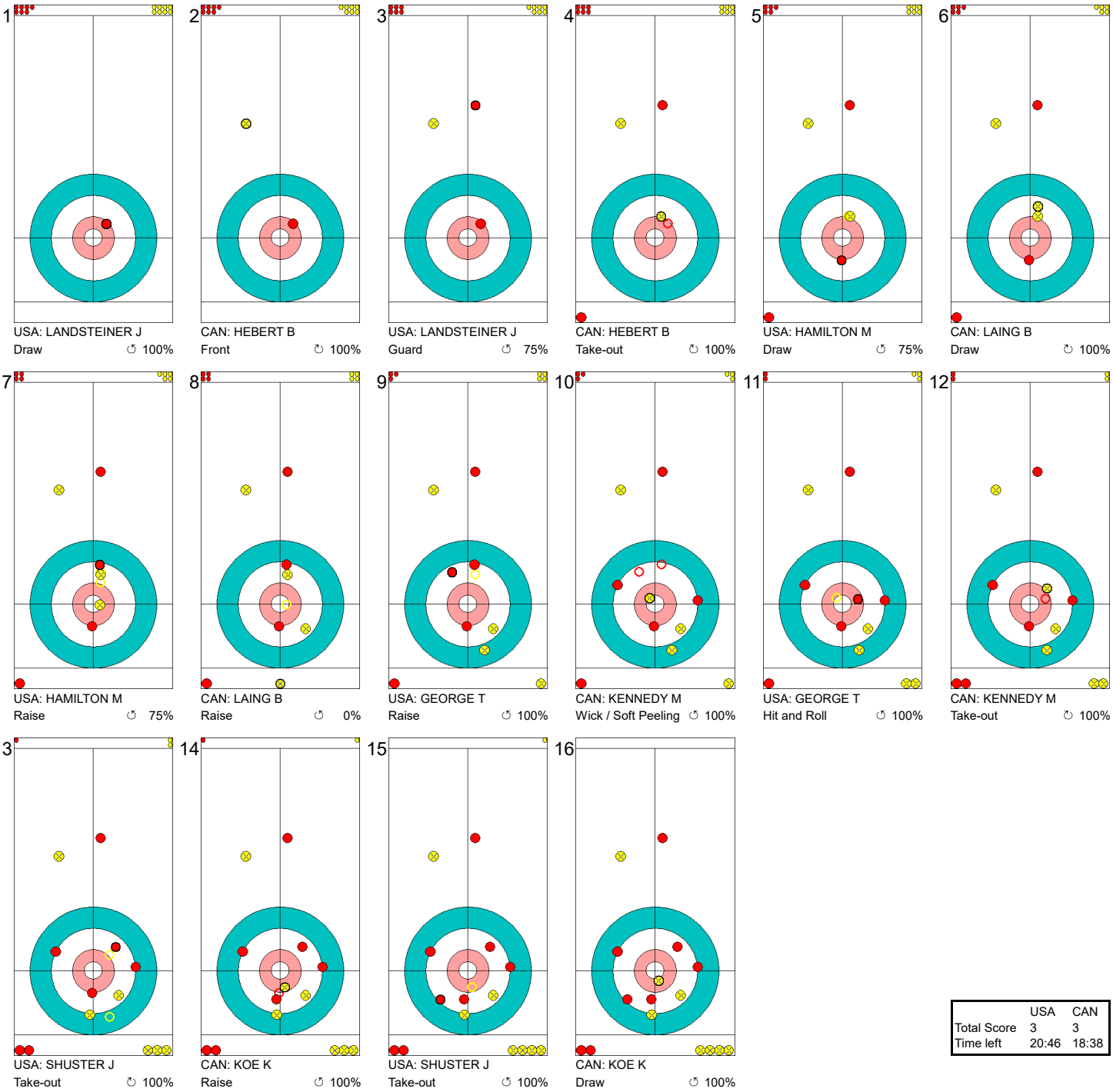

	USA	CAN
Total Score	3	3
Time left	20:46	18:38

Legend:
↻ Clockwise ↺ Counter-clockwise - Not considered

Game - Shot by Shot
경기별 슛 기록 / Déroulement de la partie

End 5 **USA - United States 3 + 1** (this end) **= 4** **CAN - Canada 3 + 0** (this end) **= 3**



	USA	CAN
Total Score	4	3
Time left	16:39	15:37

Legend:
↻ Clockwise ↺ Counter-clockwise - Not considered

Game - Shot by Shot
경기별 숏 기록 / Déroulement de la partie

End 6 | **USA - United States 4 + 1** (this end) **= 5** | **CAN - Canada 3 + 0** (this end) **= 3**



	USA	CAN
Total Score	5	3
Time left	13:49	12:32

Legend:
↻ Clockwise ↺ Counter-clockwise - Not considered

Game - Shot by Shot
경기별 숏 기록 / Déroulement de la partie

End 7 — **USA - United States 5 + 0** (this end) **= 5** — **CAN - Canada 3 + 1** (this end) **= 4**



	USA	CAN
Total Score	5	4
Time left	10:59	10:22

Legend:
↻ Clockwise ↺ Counter-clockwise - Not considered

Game - Shot by Shot
경기별 숏 기록 / Déroulement de la partie

End 8 | **USA - United States 5 + 0** (this end) **= 5** | **CAN - Canada 4 + 1** (this end) **= 5**



	USA	CAN
Total Score	5	5
Time left	08:30	07:36

Legend:
↻ Clockwise ↺ Counter-clockwise - Not considered

Game - Shot by Shot
경기별 숏 기록 / Déroulement de la partie

End 9 **USA - United States 5 + 2** (this end) **= 7** **CAN - Canada 5 + 0** (this end) **= 5**



	USA	CAN
Total Score	7	5
Time left	04:02	03:18

Legend:
↻ Clockwise ↺ Counter-clockwise - Not considered

Game - Shot by Shot
경기별 숏 기록 / Déroulement de la partie

End 10 **USA - United States 7 + 0 (this end) = 7** **CAN - Canada 5 + 2 (this end) = 7**

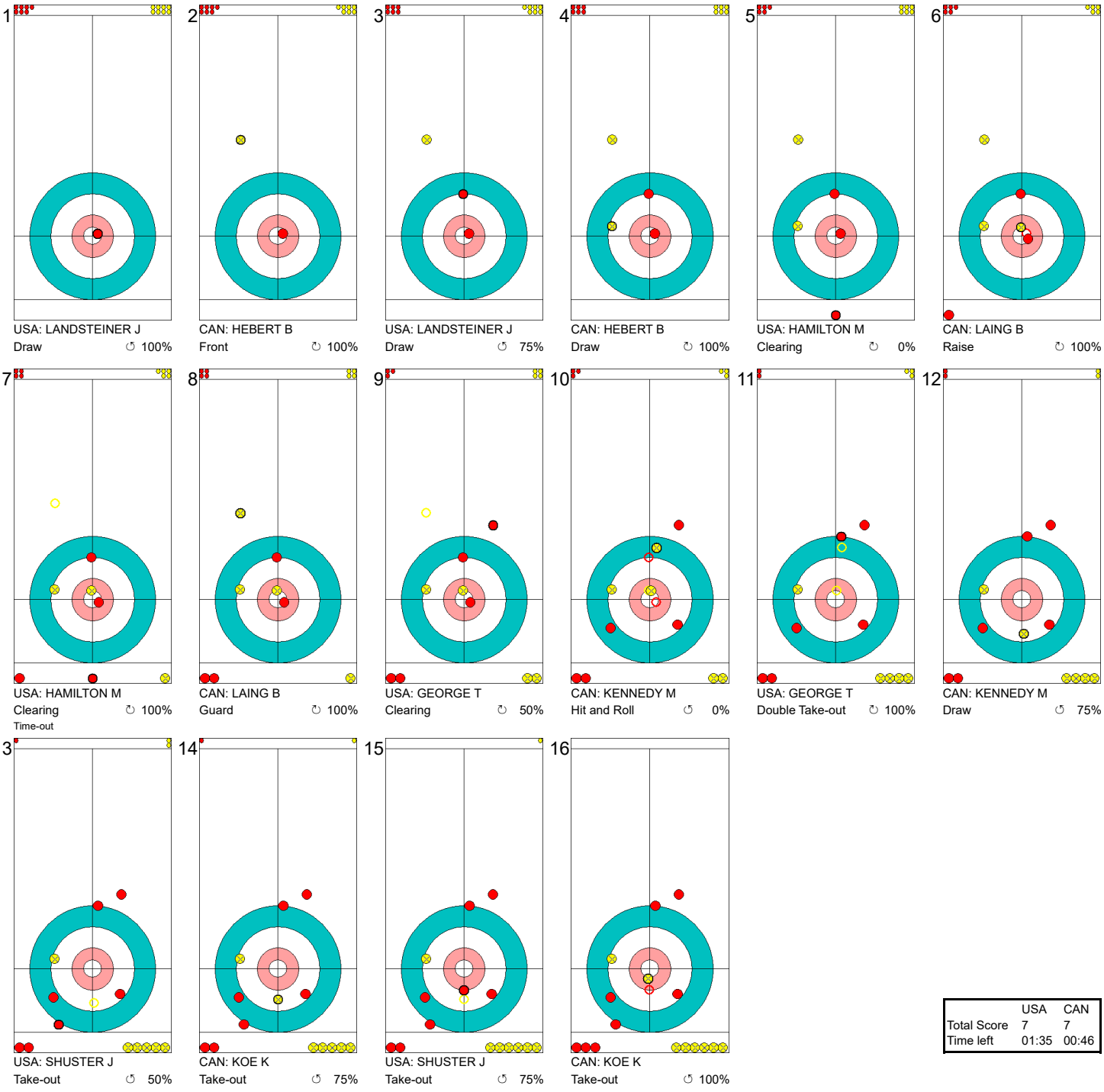

	USA	CAN
Total Score	7	7
Time left	01:35	00:46

Legend:
↻ Clockwise ↺ Counter-clockwise - Not considered

Game - Shot by Shot
경기별 숏 기록 / Déroulement de la partie

End 11 — **USA - United States 7 + 2** (this end) **= 9** — **CAN - Canada 7 + 0** (this end) **= 7**



	USA	CAN
Total Score	9	7
Time left	01:20	01:17

Legend:
↻ Clockwise ↺ Counter-clockwise - Not considered

Game Results
대회 경기결과 / Résultats de la partie

Sheet	Game	Team	LSFE	1	2	3	4	5	6	7	8	9	10	Extra Ends				Total
D	7	GBR - Great Britain		0	1	0	1	0	2	0	1	0	2					7
	7	DEN - Denmark	*	1	0	1	0	2	0	1	0	1	0					6

GBR - Great Britain		Shot Success Game	Shot Success All
4 S	SMITH Kyle	83%	77%
3 V	MUIRHEAD Thomas	74%	79%
2	WADDELL Kyle	83%	81%
1	SMITH Cameron	85%	87%
A	MUIRHEAD Glen	-	-
	Team Total	81%	81%

Last Stone Draw		Distance
↻	SMITH Cameron	79.4cm
↺	SMITH Kyle	14.0cm
Total		**93.4cm**

Time remaining: 1 minute 27 seconds

Time-out: End 7 - GBR stone 7

DEN - Denmark		Shot Success Game	Shot Success All
4 S	STJERNE Rasmus	78%	78%
3 V	FREDERIKSEN Johnny	76%	81%
2	POULSEN Mikkel	88%	84%
1	DUPONT Oliver	90%	89%
A	BERG THOMSEN Morten	-	-
	Team Total	83%	83%

Last Stone Draw		Distance
↻	POULSEN Mikkel	29.1cm
↺	FREDERIKSEN Johnny	34.0cm
Total		**63.1cm**

Time remaining: 1 minute 14 seconds

Time-out: End 7 - DEN stone 8

Shot Success Analysis

GBR - Great Britain		↻		↺		Game	
4 SMITH Kyle	Draws	4	50%	6	79%	10	68%
	Take-outs	4	94%	6	100%	10	98%
	Total	8	72%	12	90%	20	83%
3 MUIRHEAD Thomas	Draws	2	100%	6	67%	8	75%
	Take-outs	9	72%	3	75%	12	73%
	Total	11	77%	9	69%	20	74%
2 WADDELL Kyle	Draws	8	81%	6	88%	14	84%
	Take-outs	0	-	6	79%	6	79%
	Total	8	81%	12	83%	20	83%
1 SMITH Cameron	Draws	5	75%	14	91%	19	87%
	Take-outs	0	-	1	50%	1	50%
	Total	5	75%	15	88%	20	85%
A MUIRHEAD Glen	Draws	0	-	0	-	0	-
	Take-outs	0	-	0	-	0	-
	Total	0	-	0	-	0	-
Team	Draws	19	75%	32	84%	51	80%
	Take-outs	13	79%	16	84%	29	82%
	Total	32	77%	48	84%	80	81%

DEN - Denmark		↻		↺		Game	
4 STJERNE Rasmus	Draws	5	70%	1	100%	6	75%
	Take-outs	6	83%	8	75%	14	79%
	Total	11	77%	9	78%	20	78%
3 FREDERIKSEN Johnny	Draws	2	88%	3	92%	5	90%
	Take-outs	8	84%	7	57%	15	72%
	Total	10	85%	10	68%	20	76%
2 POULSEN Mikkel	Draws	1	100%	4	63%	5	70%
	Take-outs	5	90%	10	95%	15	93%
	Total	6	92%	14	86%	20	88%
1 DUPONT Oliver	Draws	13	92%	7	86%	20	90%
	Take-outs	0	-	0	-	0	-
	Total	13	92%	7	86%	20	90%
A BERG THOMSEN Morten	Draws	0	-	0	-	0	-
	Take-outs	0	-	0	-	0	-
	Total	0	-	0	-	0	-
Team	Draws	21	87%	15	82%	36	85%
	Take-outs	19	86%	25	78%	44	81%
	Total	40	86%	40	79%	80	83%

Note:
Position and function for each team member:
4 = Fourth, **3** = Third, **2** = Second, **1** = Lead, **A** = Alternate, **S** = Skip, **V** = Vice-Skip

Legend:
↻ Clockwise ↺ Counter-clockwise **LSFE(*)** Last Stone First End

OMEGA Atos

Game - Shot by Shot
경기별 숏 기록 / Déroulement de la partie

End 1 — **GBR - Great Britain 0 + 0 (this end) = 0** — **DEN - Denmark 0 + 1 (this end) = 1**

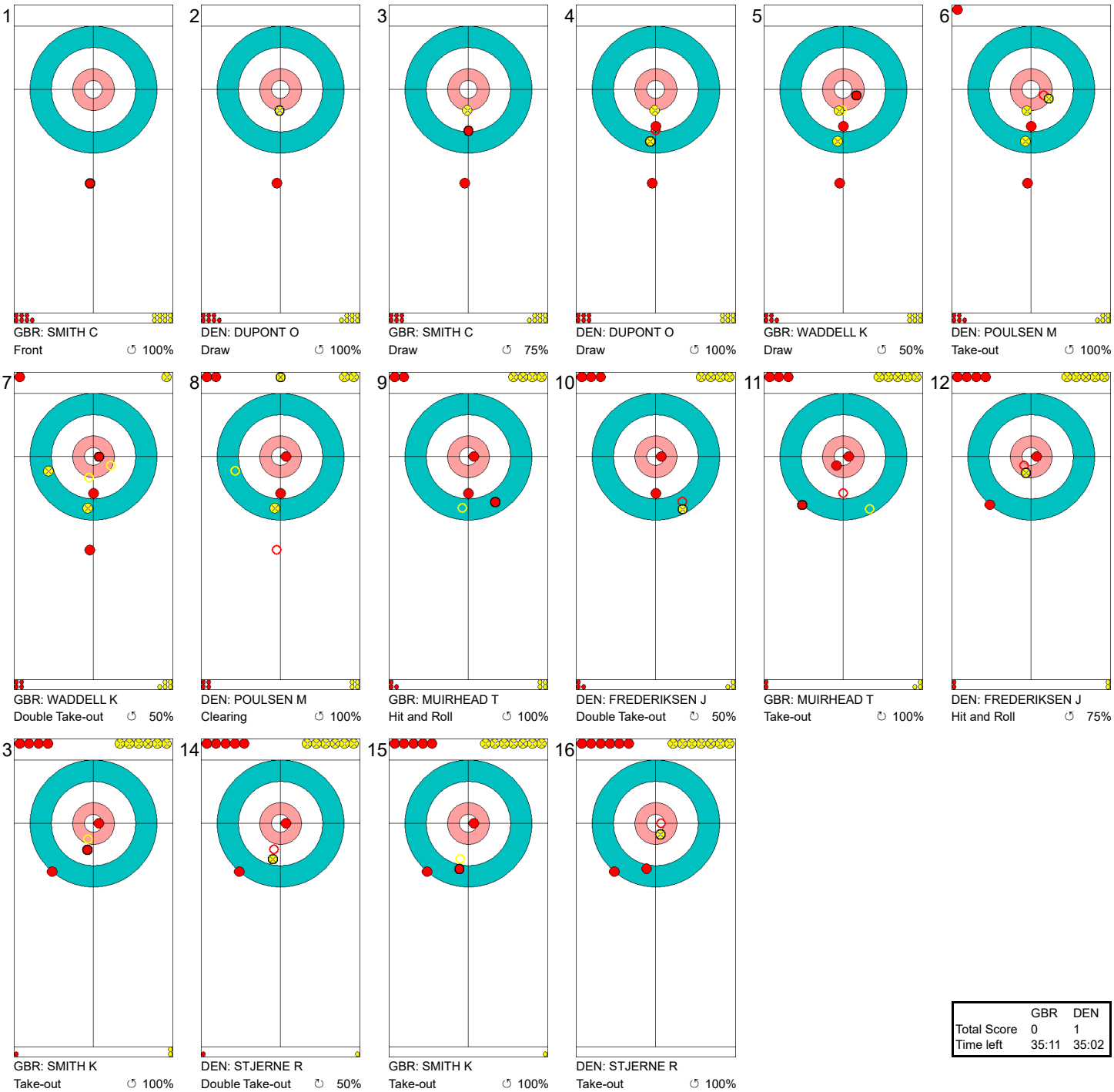

	GBR	DEN
Total Score	0	1
Time left	35:11	35:02

Legend:
↻ Clockwise ↺ Counter-clockwise - Not considered

Game - Shot by Shot
경기별 숏 기록 / Déroulement de la partie

End 2 | **GBR - Great Britain 0 + 1 (this end) = 1** | **DEN - Denmark 1 + 0 (this end) = 1**

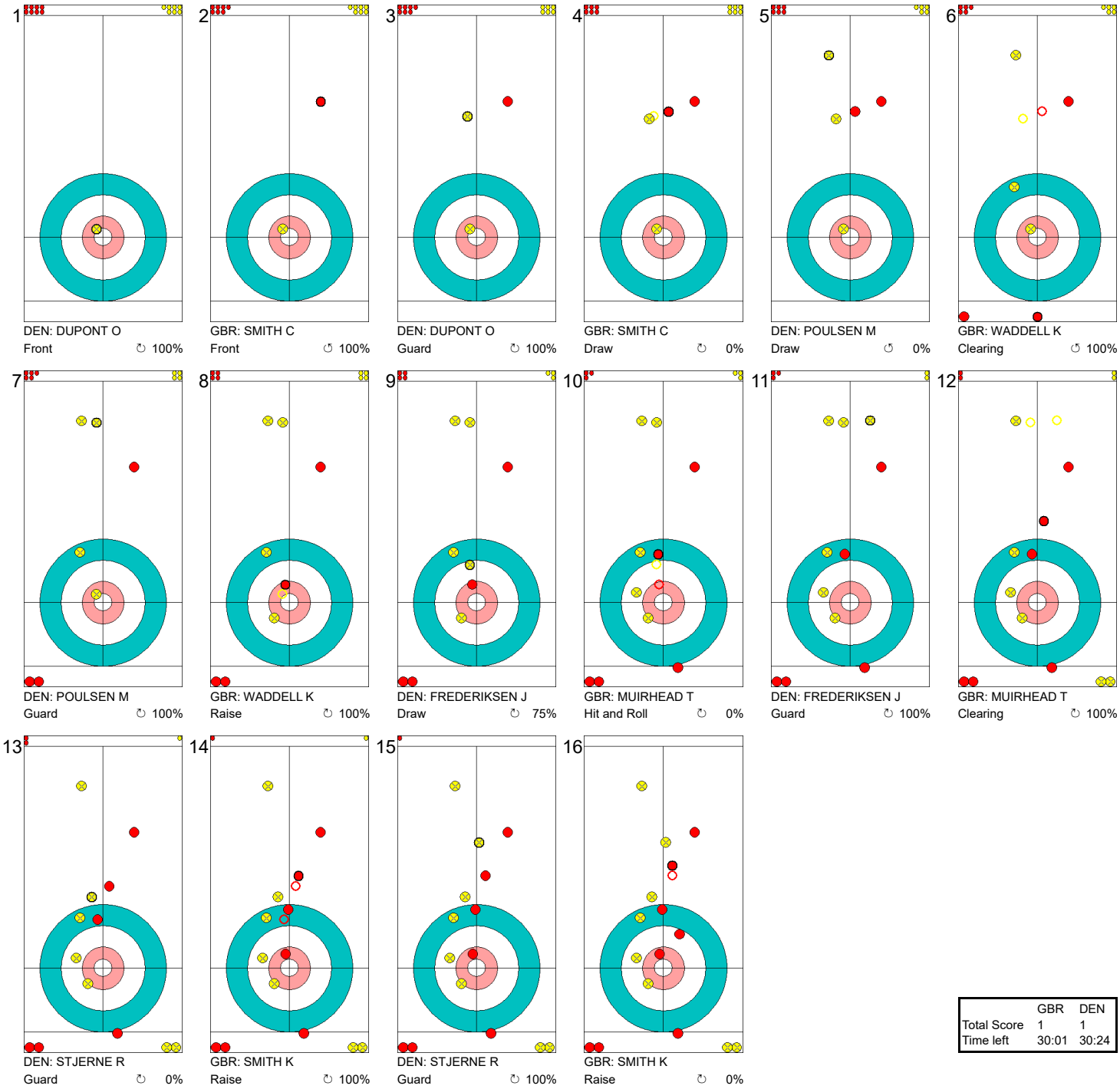

	GBR	DEN
Total Score	1	1
Time left	30:01	30:24

Legend:
↻ Clockwise ↺ Counter-clockwise - Not considered

Game - Shot by Shot
경기별 숏 기록 / Déroulement de la partie

End 3 | **GBR - Great Britain 1 + 0** (this end) **= 1** | **DEN - Denmark 1 + 1** (this end) **= 2**



	GBR	DEN
Total Score	1	2
Time left	24:45	25:45

Legend:
↻ Clockwise ↺ Counter-clockwise - Not considered

Game - Shot by Shot
경기별 숏 기록 / Déroulement de la partie

End 4 — **GBR - Great Britain 1 + 1** (this end) **= 2** — **DEN - Denmark 2 + 0** (this end) **= 2**

	1	2	3	4	5	6
	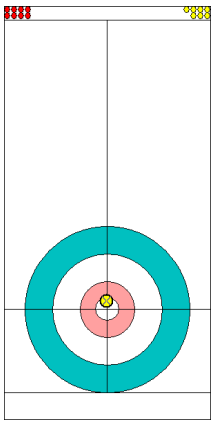	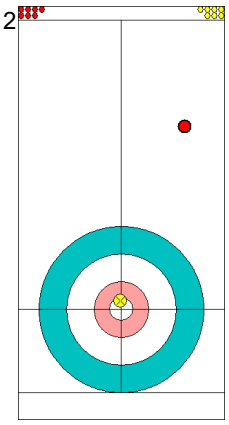	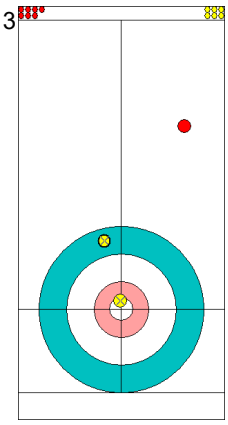	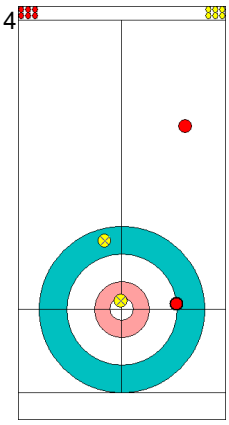	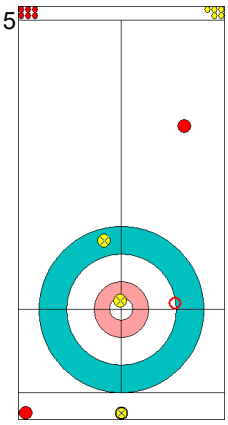	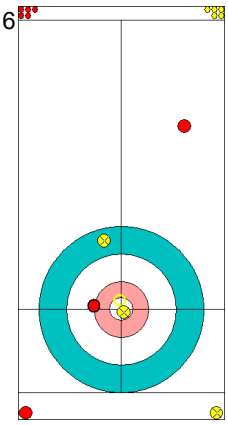
	DEN: DUPONT O	GBR: SMITH C	DEN: DUPONT O	GBR: SMITH C	DEN: POULSEN M	GBR: WADDELL K
	Draw ↻ 100%	Front ↺ 100%	Guard ↻ 50%	Draw ↺ 75%	Hit and Roll ↺ 50%	Raise ↺ 50%
	7	8	9	10	11	12
	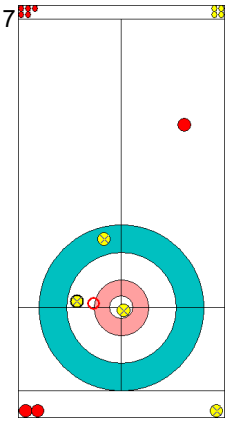	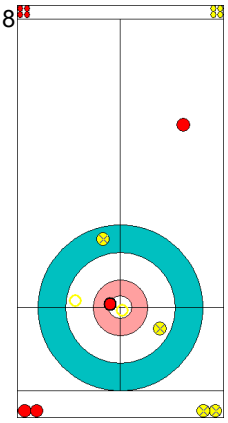	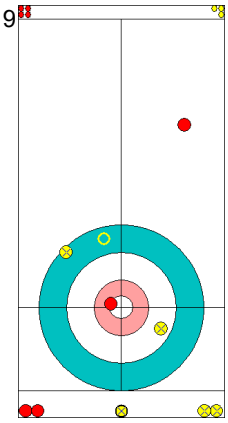	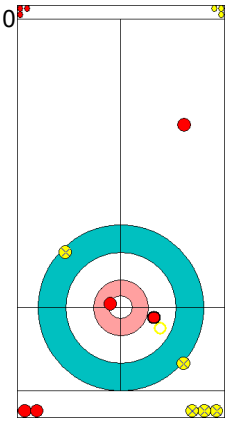	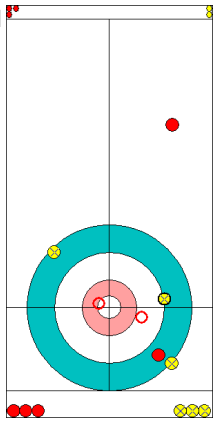	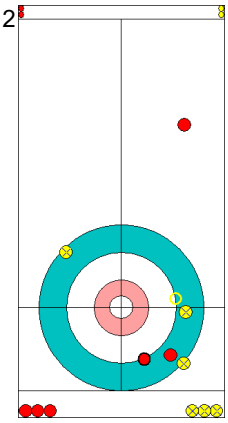
	DEN: POULSEN M	GBR: WADDELL K	DEN: FREDERIKSEN J	GBR: MUIRHEAD T	DEN: FREDERIKSEN J	GBR: MUIRHEAD T
	Take-out ↻ 100%	Hit and Roll ↺ 100%	Promotion Take-out ↻ 0%	Draw ↺ 100%	Double Take-out ↻ 50%	Take-out ↺ 50%
	13	14	15	16		
	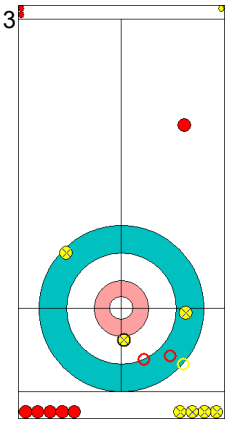	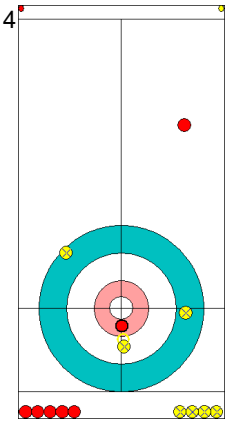	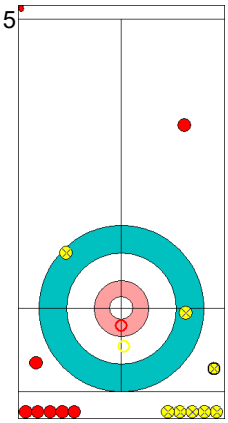	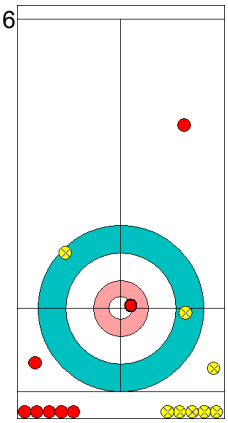		
	DEN: STJERNE R	GBR: SMITH K	DEN: STJERNE R	GBR: SMITH K		
	Double Take-out ↻ 100%	Draw ↺ 100%	Clearing ↻ 100%	Draw ↺ 100%		

	GBR	DEN
Total Score	2	2
Time left	21:40	22:44

Legend:
↻ Clockwise ↺ Counter-clockwise - Not considered

Game - Shot by Shot
경기별 숏 기록 / Déroulement de la partie

End 5 | **GBR - Great Britain** 2 + 0 (this end) = 2 | **DEN - Denmark** 2 + 2 (this end) = 4



	GBR	DEN
Total Score	2	4
Time left	18:30	18:26

Legend:
↻ Clockwise ↺ Counter-clockwise - Not considered

Game - Shot by Shot
경기별 숏 기록 / Déroulement de la partie

End 6 — **GBR - Great Britain 2 + 2** (this end) **= 4** — **DEN - Denmark 4 + 0** (this end) **= 4**



	GBR	DEN
Total Score	4	4
Time left	15:18	14:25

Legend:
↻ Clockwise ↺ Counter-clockwise - Not considered

Game - Shot by Shot
경기별 숏 기록 / Déroulement de la partie

End 7 — **GBR - Great Britain 4 + 0 (this end) = 4** — **DEN - Denmark 4 + 1 (this end) = 5**

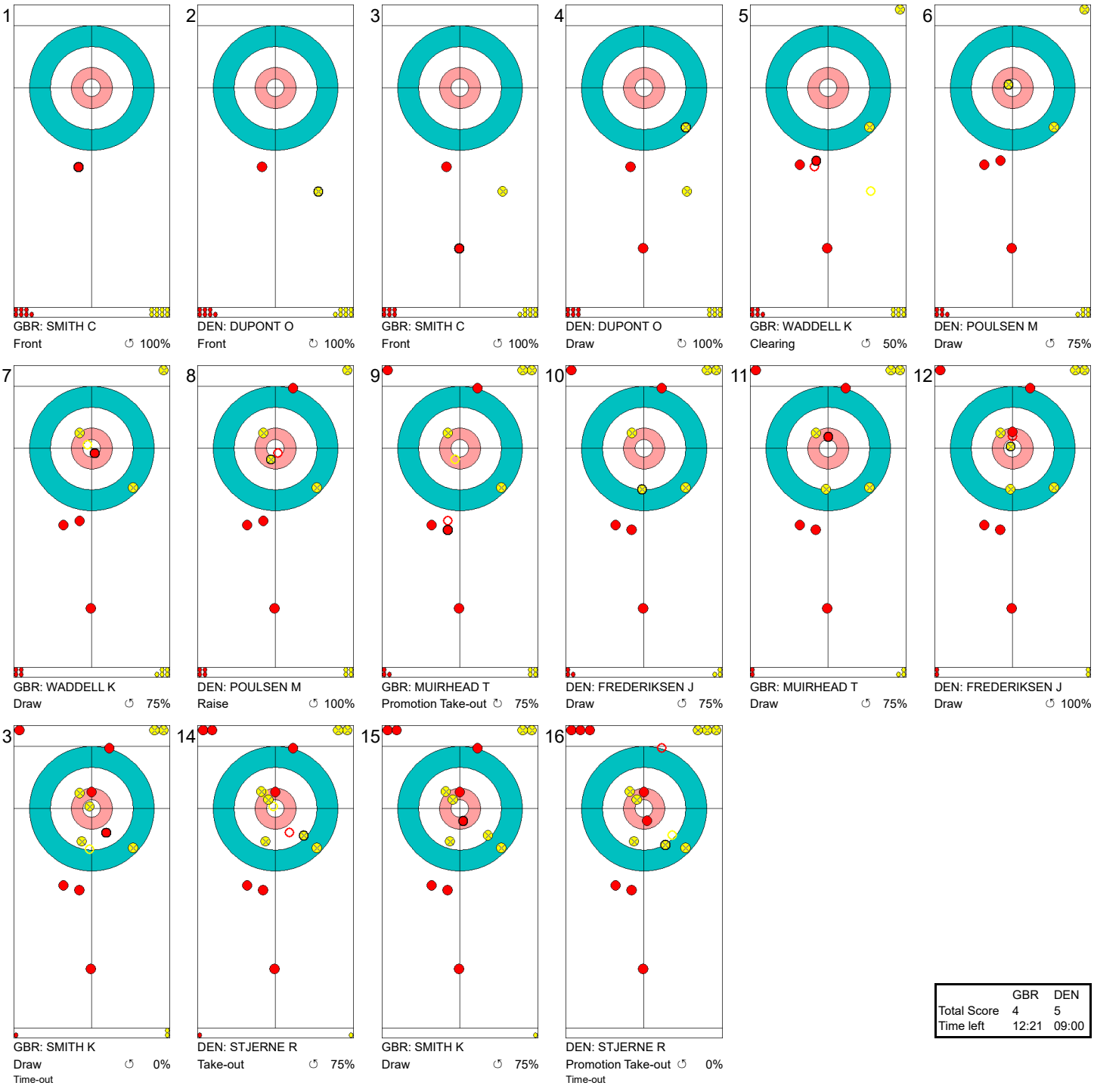

	GBR	DEN
Total Score	4	5
Time left	12:21	09:00

Legend:
↻ Clockwise ↺ Counter-clockwise - Not considered

Game - Shot by Shot
경기별 숏 기록 / Déroulement de la partie

End 8 | **GBR - Great Britain 4 + 1** (this end) **= 5** | **DEN - Denmark 5 + 0** (this end) **= 5**



	GBR	DEN
Total Score	5	5
Time left	08:29	07:35

Legend:
↻ Clockwise ↺ Counter-clockwise - Not considered

Game - Shot by Shot
경기별 숏 기록 / Déroulement de la partie

End 9 | **GBR - Great Britain 5 + 0** (this end) **= 5** | **DEN - Denmark 5 + 1** (this end) **= 6**



	GBR	DEN
Total Score	5	6
Time left	04:42	04:53

Legend:
↻ Clockwise ↺ Counter-clockwise - Not considered

Game - Shot by Shot
경기별 숏 기록 / Déroulement de la partie

End 10 — **GBR - Great Britain 5 + 2** (this end) **= 7** — **DEN - Denmark 6 + 0** (this end) **= 6**



	GBR	DEN
Total Score	7	6
Time left	01:27	01:14

Legend:
↻ Clockwise ↺ Counter-clockwise - Not considered

Most Important Shots
우승 결정 슛 / Tirs les plus importants

Sheet	Game	Team	LSFE	1	2	3	4	5	6	7	8	9	10	Extra Ends	Total
A	7	ITA - Italy		0	1	0	2	0	1	0	1	1	0		6
	7	KOR - Republic of Korea	*	3	0	1	0	1	0	2	0	0	1		8

Most Important Shot:

Korean Skip KIM C played a Draw to the four foot that was swept hard all the way. It was just enough to score and win the game.

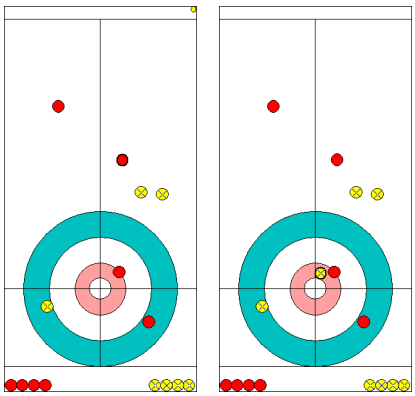

Before | After

End: 10
Team: KOR - Republic of Korea
Player: KIM ChangMin
Team Stone: 1 2 3 4 5 6 7 ⑧
Task: Draw
Rotation: ↺
Shot Success: 100%

Sheet	Game	Team	LSFE	1	2	3	4	5	6	7	8	9	10	Extra Ends	Total
B	7	SWE - Sweden		0	0	0	2	0	1	0	X	X	X		3
	7	SUI - Switzerland	*	2	1	1	0	1	0	5	X	X	X		10

Most Important Shot:

Switzerland Fourth SCHWARZ B played a Draw to the button to sit perfectly on a Swedish stone. Team Sweden then failed to clear that stone with their last shot, leading to a steal of one in this end. This gave Switerland a 4-0 lead in the game.

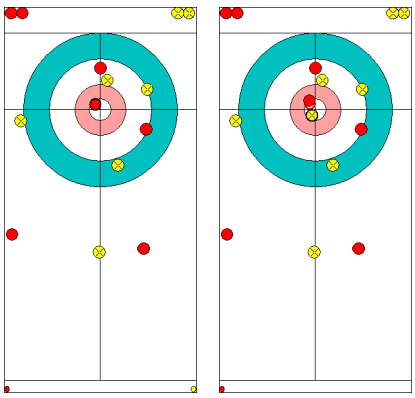

Before | After

End: 3
Team: SUI - Switzerland
Player: SCHWARZ Benoit
Team Stone: 1 2 3 4 5 6 7 ⑧
Task: Draw
Rotation: ↻
Shot Success: 100%

Most Important Shots
우승 결정 슛 / Tirs les plus importants

Sheet	Game	Team	LSFE	1	2	3	4	5	6	7	8	9	10	Extra Ends	Total
C	7	USA - United States of America	*	1	0	2	0	1	1	0	0	2	0	2				9
	7	CAN - Canada		0	2	0	1	0	0	1	1	0	2	0				7

Most Important Shot:

The US Skip SHUSTER J had to play a Take-out to remove the Canadian shot stone out of the four foot. With the excellent work of the sweepers, the stone just passed by the guard, allowing the US team to win the game.

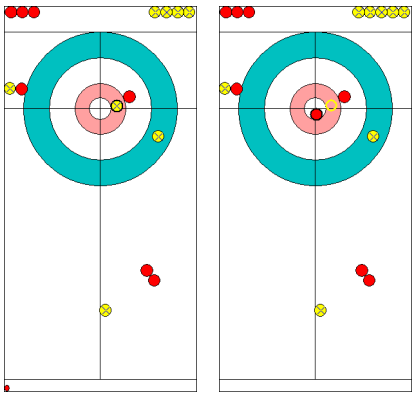

Before | After

End: 11
Team: USA - United States of America
Player: SHUSTER John
Team Stone: 1 2 3 4 5 6 7 ⑧
Task: Take-out
Rotation: ↻
Shot Success: 100%

Sheet	Game	Team	LSFE	1	2	3	4	5	6	7	8	9	10	Extra Ends	Total
D	7	GBR - Great Britain		0	1	0	1	0	2	0	1	0	2				7
	7	DEN - Denmark	*	1	0	1	0	2	0	1	0	1	0				6

Most Important Shot:

The British Skip SMITH K played a Draw to score 2 points for the win after a close game where both teams had a chance to win.

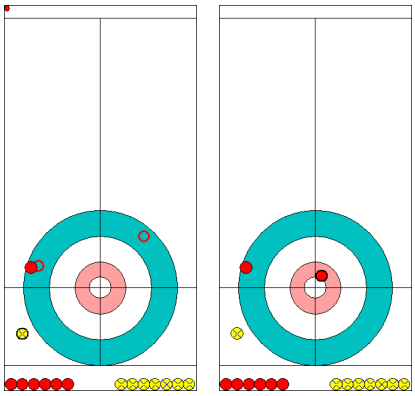

Before | After

End: 10
Team: GBR - Great Britain
Player: SMITH Kyle
Team Stone: 1 2 3 4 5 6 7 ⑧
Task: Draw
Rotation: ↺
Shot Success: 100%

Legend:
↻ Clockwise
↺ Counter-clockwise
LSFE(*) Last Stone First End
X Unplayed/unfinished end due to concession

Session Results and Standings
세션 경기결과 및 순위 / Résultats de la session et classement

Sheet	Game	Team	LSFE	1	2	3	4	5	6	7	8	9	10	Extra Ends			Total
A	6	SWE - Sweden	*	3	0	2	0	0	1	0	5	X	X				11
	6	JPN - Japan		0	1	0	0	1	0	2	0	X	X				4
B	6	DEN - Denmark	*	0	0	2	1	2	0	0	3	0	0	1			9
	6	KOR - Republic of Korea		2	0	0	0	0	2	1	0	1	2	0			8
C	6	ITA - Italy		0	0	1	0	0	2	0	2	0	1	0			6
	6	GBR - Great Britain	*	2	0	0	1	0	0	2	0	1	0	1			7
D	6	USA - United States of America	*	1	0	2	0	1	0	0	0	1	X				5
	6	NOR - Norway		0	2	0	1	0	3	1	1	0	X				8

Current Standings

Rank	Team	Games	Wins	Losses
1	SWE - Sweden	6	6	0
2	CAN - Canada	6	4	2
2	SUI - Switzerland	6	4	2
4	GBR - Great Britain	6	3	3
4	JPN - Japan	6	3	3
4	NOR - Norway	6	3	3
7	DEN - Denmark	6	2	4
7	ITA - Italy	6	2	4
7	USA - United States of America	6	2	4
10	KOR - Republic of Korea	6	1	5

Note:
Under WCF rules, tie-breaking rules for standings are not applied until after the last game of the round robin.

Legend:
LSFE(*) Last Stone First End
X Unplayed/unfinished end due to concession

Game Results
대회 경기결과 / Résultats de la partie

Sheet	Game	Team	LSFE	1	2	3	4	5	6	7	8	9	10	Extra Ends				Total
A	6	SWE - Sweden	*	3	0	2	0	0	1	0	5	X	X					11
	6	JPN - Japan		0	1	0	0	1	0	2	0	X	X					4

SWE - Sweden		Shot Success Game	Shot Success All
4 S	EDIN Niklas	77%	89%
3 V	ERIKSSON Oskar	91%	90%
2	WRANAA Rasmus	89%	88%
1	SUNDGREN Christoffer	81%	86%
A	LEEK Henrik	-	75%
	Team Total	84%	88%

Last Stone Draw		Distance
↻	SUNDGREN Christoffer	54.5cm
↺	WRANAA Rasmus	15.0cm
Total		**69.5cm**

Time remaining: 8 minutes 5 seconds

JPN - Japan		Shot Success Game	Shot Success All
4 S	MOROZUMI Yusuke	69%	77%
3 V	SHIMIZU Tetsuro	58%	80%
2	YAMAGUCHI Tsuyoshi	84%	87%
1	MOROZUMI Kosuke	75%	83%
A	HIRATA Kohsuke	-	-
	Team Total	71%	82%

Last Stone Draw		Distance
↻	YAMAGUCHI Tsuyoshi	86.6cm
↺	MOROZUMI Yusuke	84.1cm
Total		**170.7cm**

Time remaining: 5 minutes 23 seconds

Shot Success Analysis

SWE - Sweden		↻	↺	Game
4 EDIN Niklas	Draws	4 81%	3 50%	7 68%
	Take-outs	4 75%	5 90%	9 83%
	Total	8 78%	8 75%	16 77%
3 ERIKSSON Oskar	Draws	1 100%	2 50%	3 67%
	Take-outs	5 100%	8 94%	13 96%
	Total	6 100%	10 85%	16 91%
2 WRANAA Rasmus	Draws	0 -	1 100%	1 100%
	Take-outs	11 91%	4 81%	15 88%
	Total	11 91%	5 85%	16 89%
1 SUNDGREN Christoffer	Draws	8 63%	8 100%	16 81%
	Take-outs	0 -	0 -	0 -
	Total	8 63%	8 100%	16 81%
A LEEK Henrik	Draws	0 -	0 -	0 -
	Take-outs	0 -	0 -	0 -
	Total	0 -	0 -	0 -
Team	Draws	13 71%	14 82%	27 77%
	Take-outs	20 90%	17 90%	37 90%
	Total	33 83%	31 86%	64 84%

JPN - Japan		↻	↺	Game
4 MOROZUMI Yusuke	Draws	5 40%	4 50%	9 44%
	Take-outs	5 100%	2 100%	7 100%
	Total	10 70%	6 67%	16 69%
3 SHIMIZU Tetsuro	Draws	8 66%	6 42%	14 55%
	Take-outs	1 50%	1 100%	2 75%
	Total	9 64%	7 50%	16 58%
2 YAMAGUCHI Tsuyoshi	Draws	7 93%	9 78%	16 84%
	Take-outs	0 -	0 -	0 -
	Total	7 93%	9 78%	16 84%
1 MOROZUMI Kosuke	Draws	11 73%	5 80%	16 75%
	Take-outs	0 -	0 -	0 -
	Total	11 73%	5 80%	16 75%
A HIRATA Kohsuke	Draws	0 -	0 -	0 -
	Take-outs	0 -	0 -	0 -
	Total	0 -	0 -	0 -
Team	Draws	31 70%	24 65%	55 68%
	Take-outs	6 92%	3 100%	9 94%
	Total	37 74%	27 69%	64 71%

Note:
Position and function for each team member:
4 = Fourth, **3** = Third, **2** = Second, **1** = Lead, **A** = Alternate, **S** = Skip, **V** = Vice-Skip

Legend:
↻ Clockwise ↺ Counter-clockwise **LSFE(*)** Last Stone First End
X Unplayed/unfinished end due to concession

Game - Shot by Shot
경기별 숏 기록 / Déroulement de la partie

End 1 **SWE - Sweden 0 + 3 (this end) = 3** **JPN - Japan 0 + 0 (this end) = 0**



	SWE	JPN
Total Score	3	0
Time left	34:00	35:05

Legend:
↻ Clockwise ↺ Counter-clockwise - Not considered

Game - Shot by Shot
경기별 숏 기록 / Déroulement de la partie

End 2 — **SWE - Sweden 3 + 0** (this end) **= 3** — **JPN - Japan 0 + 1** (this end) **= 1**

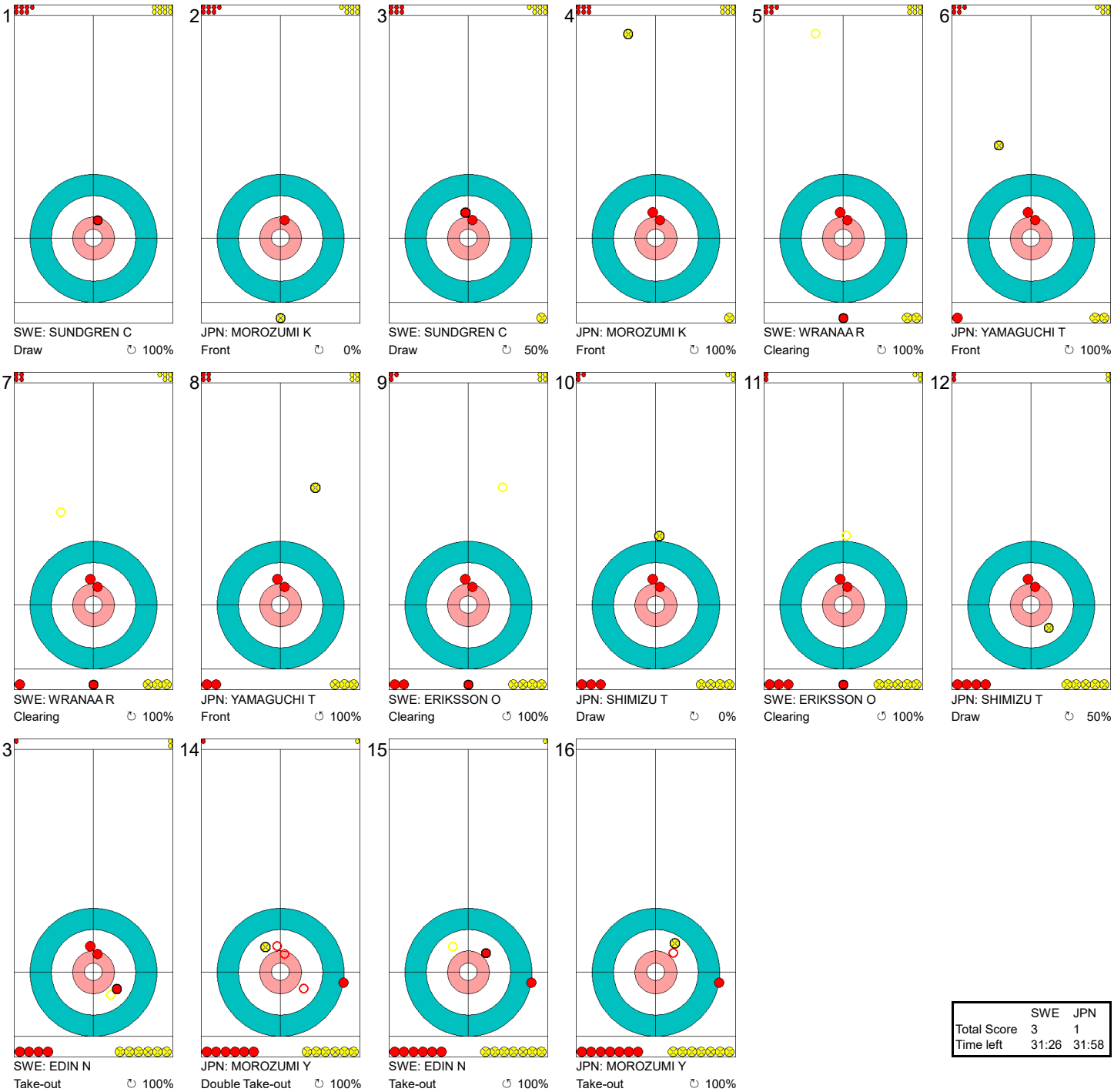

	SWE	JPN
Total Score	3	1
Time left	31:26	31:58

Legend:
↻ Clockwise ↺ Counter-clockwise - Not considered

Game - Shot by Shot
경기별 숏 기록 / Déroulement de la partie

End 3 — **SWE - Sweden 3 + 2** (this end) **= 5** — **JPN - Japan 1 + 0** (this end) **= 1**



	SWE	JPN
Total Score	5	1
Time left	26:27	25:36

Legend:
↻ Clockwise ↺ Counter-clockwise - Not considered

Game - Shot by Shot
경기별 숏 기록 / Déroulement de la partie

End 4 — **SWE - Sweden 5 + 0 (this end) = 5** — **JPN - Japan 1 + 0 (this end) = 1**

1	2	3	4	5	6
SWE: SUNDGREN C Draw ↻ 100%	JPN: MOROZUMI K Front ↻ 100%	SWE: SUNDGREN C Guard ↻ 100%	JPN: MOROZUMI K Draw ↻ 0%	SWE: WRANAA R Clearing ↻ 100%	JPN: YAMAGUCHI T Draw ↺ 75%
7	**8**	**9**	**10**	**11**	**12**
SWE: WRANAA R Draw ↻ 100%	JPN: YAMAGUCHI T Draw ↺ 50%	SWE: ERIKSSON O Double Take-out ↻ 100%	JPN: SHIMIZU T Double Take-out ↻ 100%	SWE: ERIKSSON O Clearing ↻ 100%	JPN: SHIMIZU T Draw ↺ 75%
13	**14**	**15**	**16**		
SWE: EDIN N Take-out ↻ 100%	JPN: MOROZUMI Y Take-out ↻ 100%	SWE: EDIN N Take-out ↺ 100%	JPN: MOROZUMI Y Clearing ↺ 100%		

	SWE	JPN
Total Score	5	1
Time left	22:38	22:50

Legend:
↻ Clockwise ↺ Counter-clockwise - Not considered

Game - Shot by Shot
경기별 숏 기록 / Déroulement de la partie

End 5 — **SWE - Sweden 5 + 0** (this end) **= 5** — **JPN - Japan 1 + 1** (this end) **= 2**



	SWE	JPN
Total Score	5	2
Time left	18:46	17:40

Legend:
↻ Clockwise ↺ Counter-clockwise - Not considered

Game - Shot by Shot
경기별 숏 기록 / Déroulement de la partie

End 6 — **SWE - Sweden 5 + 1** (this end) **= 6** — **JPN - Japan 2 + 0** (this end) **= 2**

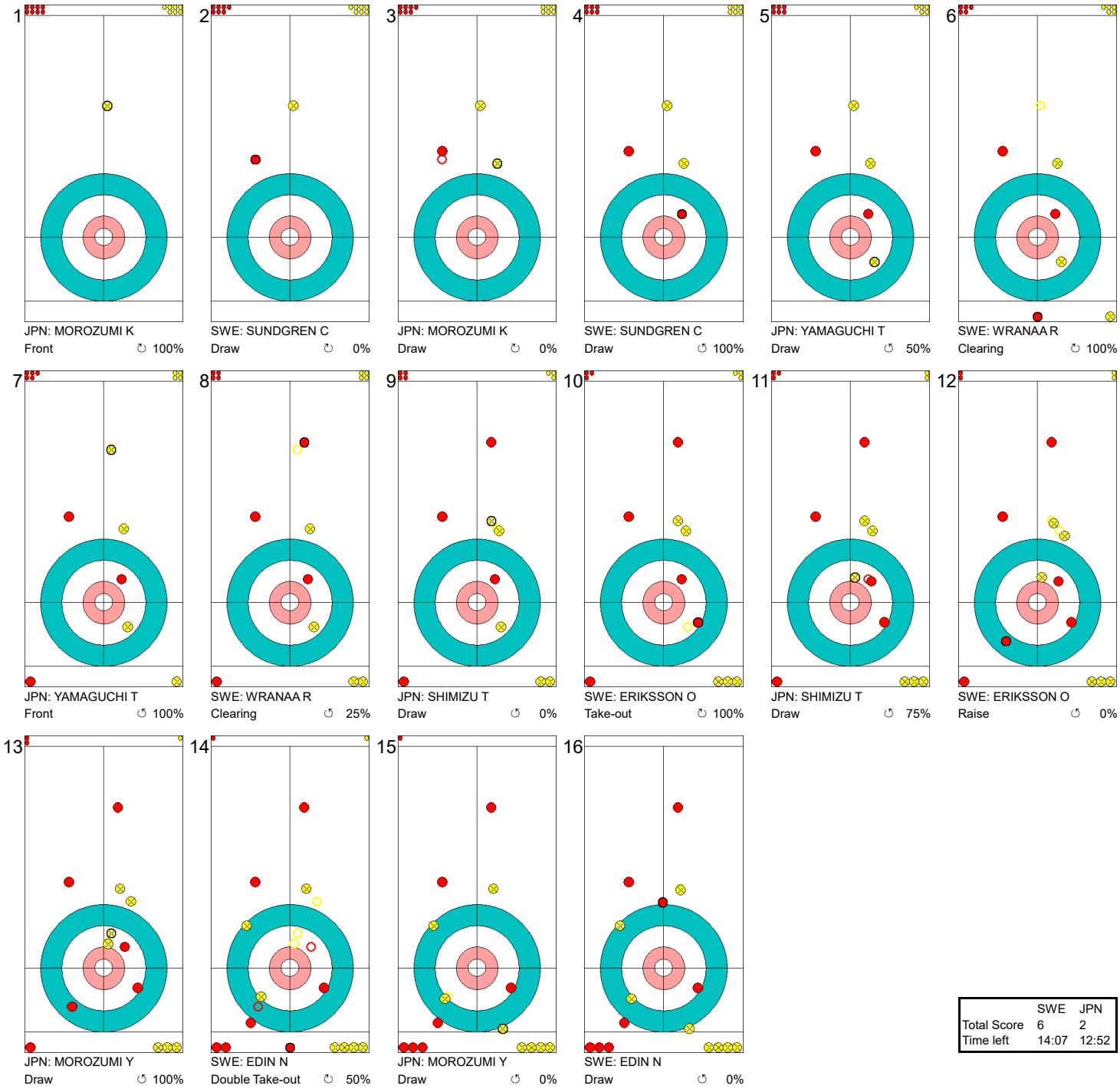

	SWE	JPN
Total Score	6	2
Time left	14:07	12:52

Legend:
↻ Clockwise ↺ Counter-clockwise - Not considered

Game - Shot by Shot
경기별 숏 기록 / Déroulement de la partie

End 7 | **SWE - Sweden 6 + 0** (this end) **= 6** | **JPN - Japan 2 + 2** (this end) **= 4**



	SWE	JPN
Total Score	6	4
Time left	11:00	08:36

Legend:
↻ Clockwise ↺ Counter-clockwise - Not considered

Game - Shot by Shot
경기별 숏 기록 / Déroulement de la partie

End 8 — **SWE - Sweden 6 + 5** (this end) **= 11** — **JPN - Japan 4 + 0** (this end) **= 4**

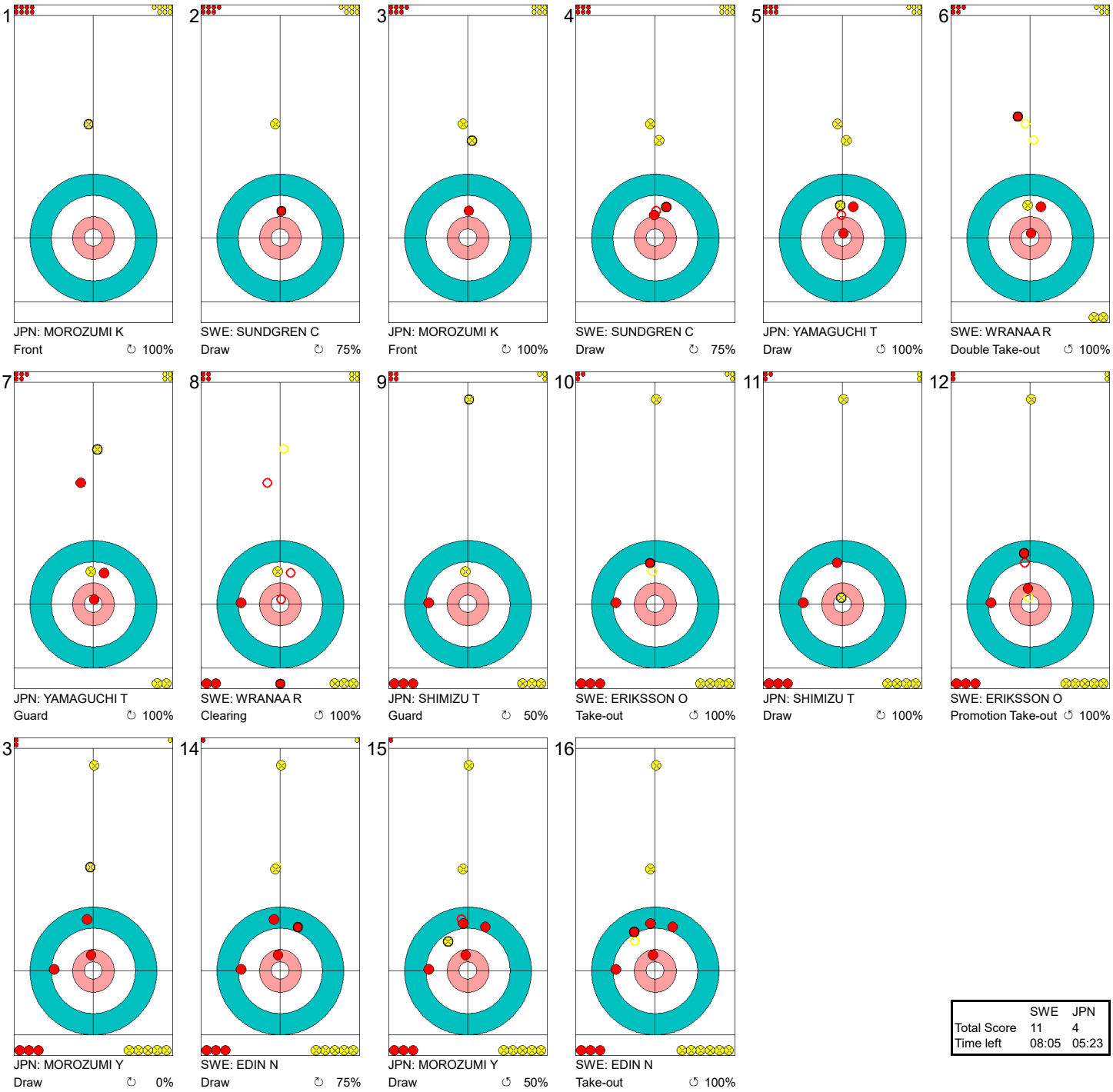

	SWE	JPN
Total Score	11	4
Time left	08:05	05:23

Legend:
↻ Clockwise ↺ Counter-clockwise - Not considered

Game Results
대회 경기결과 / Résultats de la partie

Sheet	Game	Team	LSFE	1	2	3	4	5	6	7	8	9	10	Extra Ends			Total
B	6	DEN - Denmark	*	0	0	2	1	2	0	0	3	0	0	1				9
	6	KOR - Republic of Korea		2	0	0	0	0	2	1	0	1	2	0				8

DEN - Denmark		Shot Success Game	Shot Success All
4 S	STJERNE Rasmus	76%	78%
3 V	FREDERIKSEN Johnny	92%	81%
2	POULSEN Mikkel	83%	84%
1	DUPONT Oliver	93%	89%
A	BERG THOMSEN Morten	-	-
	Team Total	86%	83%

Last Stone Draw		Distance
↻	FREDERIKSEN Johnny	7.9cm
↺	DUPONT Oliver	4.4cm
Total		**12.3cm**

Time remaining: 1 minute 52 seconds
1 minute 18 seconds (after extra end)

Time-out: End 8 - DEN stone 6; End 11 - DEN stone 6

KOR - Republic of Korea		Shot Success Game	Shot Success All
4 S	KIM ChangMin	65%	76%
3 V	SEONG SeHyeon	74%	81%
2	OH EunSu	78%	84%
1	LEE KiBok	85%	88%
A	KIM MinChan	-	79%
	Team Total	76%	82%

Last Stone Draw		Distance
↻	LEE KiBok	169.9cm
↺	OH EunSu	17.1cm
Total		**187.0cm**

Time remaining: 0 minutes 11 seconds
0 minutes 16 seconds (after extra end)

Time-out: End 8 - KOR stone 5; End 11 - KOR stone 5

Shot Success Analysis

DEN - Denmark		↻		↺		Game	
4 STJERNE Rasmus	Draws	6	63%	3	100%	9	75%
	Take-outs	6	67%	6	88%	12	77%
	Total	12	65%	9	92%	21	76%
3 FREDERIKSEN Johnny	Draws	4	100%	2	100%	6	100%
	Take-outs	9	89%	7	89%	16	89%
	Total	13	92%	9	92%	22	92%
2 POULSEN Mikkel	Draws	5	80%	1	100%	6	83%
	Take-outs	6	83%	10	83%	16	83%
	Total	11	82%	11	84%	22	83%
1 DUPONT Oliver	Draws	12	90%	8	100%	20	94%
	Take-outs	0	-	2	88%	2	88%
	Total	12	90%	10	98%	22	93%
A BERG THOMSEN Morten	Draws	0	-	0	-	0	-
	Take-outs	0	-	0	-	0	-
	Total	0	-	0	-	0	-
Team	Draws	27	83%	14	100%	41	89%
	Take-outs	21	81%	25	86%	46	84%
	Total	48	82%	39	91%	87	86%

KOR - Republic of Korea		↻		↺		Game	
4 KIM ChangMin	Draws	6	46%	5	75%	11	59%
	Take-outs	5	80%	6	63%	11	70%
	Total	11	61%	11	68%	22	65%
3 SEONG SeHyeon	Draws	7	82%	3	58%	10	75%
	Take-outs	5	80%	7	68%	12	73%
	Total	12	81%	10	65%	22	74%
2 OH EunSu	Draws	7	75%	4	94%	11	82%
	Take-outs	5	75%	6	75%	11	75%
	Total	12	75%	10	83%	22	78%
1 LEE KiBok	Draws	16	92%	5	80%	21	89%
	Take-outs	1	0%	0	-	1	0%
	Total	17	87%	5	80%	22	85%
A KIM MinChan	Draws	0	-	0	-	0	-
	Take-outs	0	-	0	-	0	-
	Total	0	-	0	-	0	-
Team	Draws	36	79%	17	78%	53	79%
	Take-outs	16	73%	19	68%	35	71%
	Total	52	77%	36	73%	88	76%

Note:
Position and function for each team member:
4 = Fourth, **3** = Third, **2** = Second, **1** = Lead, **A** = Alternate, **S** = Skip, **V** = Vice-Skip

Legend:
↻ Clockwise ↺ Counter-clockwise **LSFE(*)** Last Stone First End

Game - Shot by Shot
경기별 슛 기록 / Déroulement de la partie

End 1 — **DEN - Denmark 0 + 0** (this end) **= 0** — **KOR - Republic of Korea 0 + 2** (this end) **= 2**



	DEN	KOR
Total Score	0	2
Time left	34:48	34:32

Legend:
↻ Clockwise ↺ Counter-clockwise - Not considered

Game - Shot by Shot
경기별 슛 기록 / Déroulement de la partie

End 2 | **DEN - Denmark 0 + 0** (this end) **= 0** | **KOR - Republic of Korea 2 + 0** (this end) **= 2**

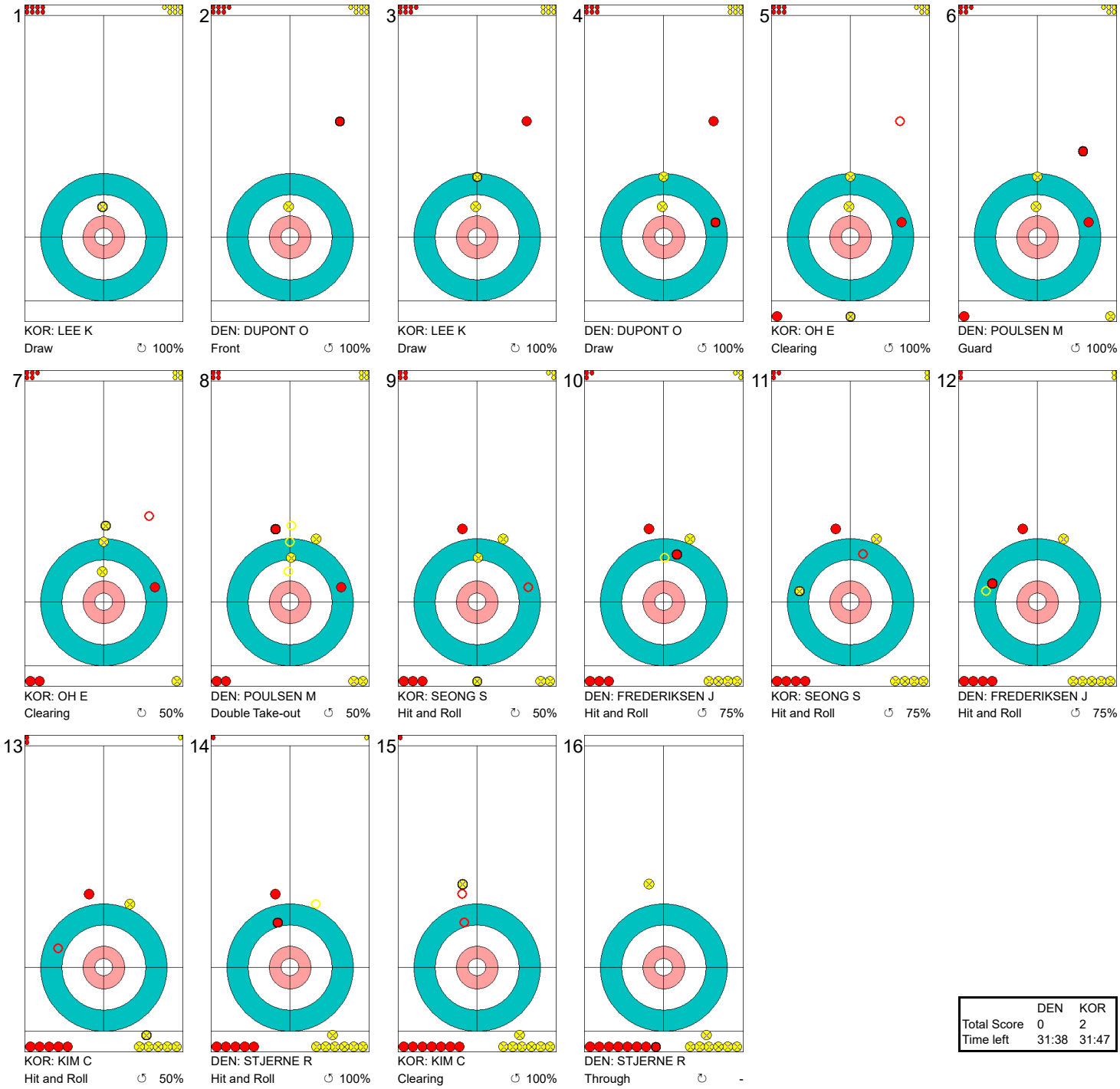

	DEN	KOR
Total Score	0	2
Time left	31:38	31:47

Legend:
↻ Clockwise ↺ Counter-clockwise - Not considered

Game - Shot by Shot
경기별 숏 기록 / Déroulement de la partie

End 3 | **DEN - Denmark 0 + 2** (this end) **= 2** | **KOR - Republic of Korea 2 + 0** (this end) **= 2**



	DEN	KOR
Total Score	2	2
Time left	28:34	28:35

Legend:
↻ Clockwise ↺ Counter-clockwise - Not considered

Game - Shot by Shot
경기별 숏 기록 / Déroulement de la partie

End 4 | **DEN - Denmark 2 + 1** (this end) **= 3** | **KOR - Republic of Korea 2 + 0** (this end) **= 2**

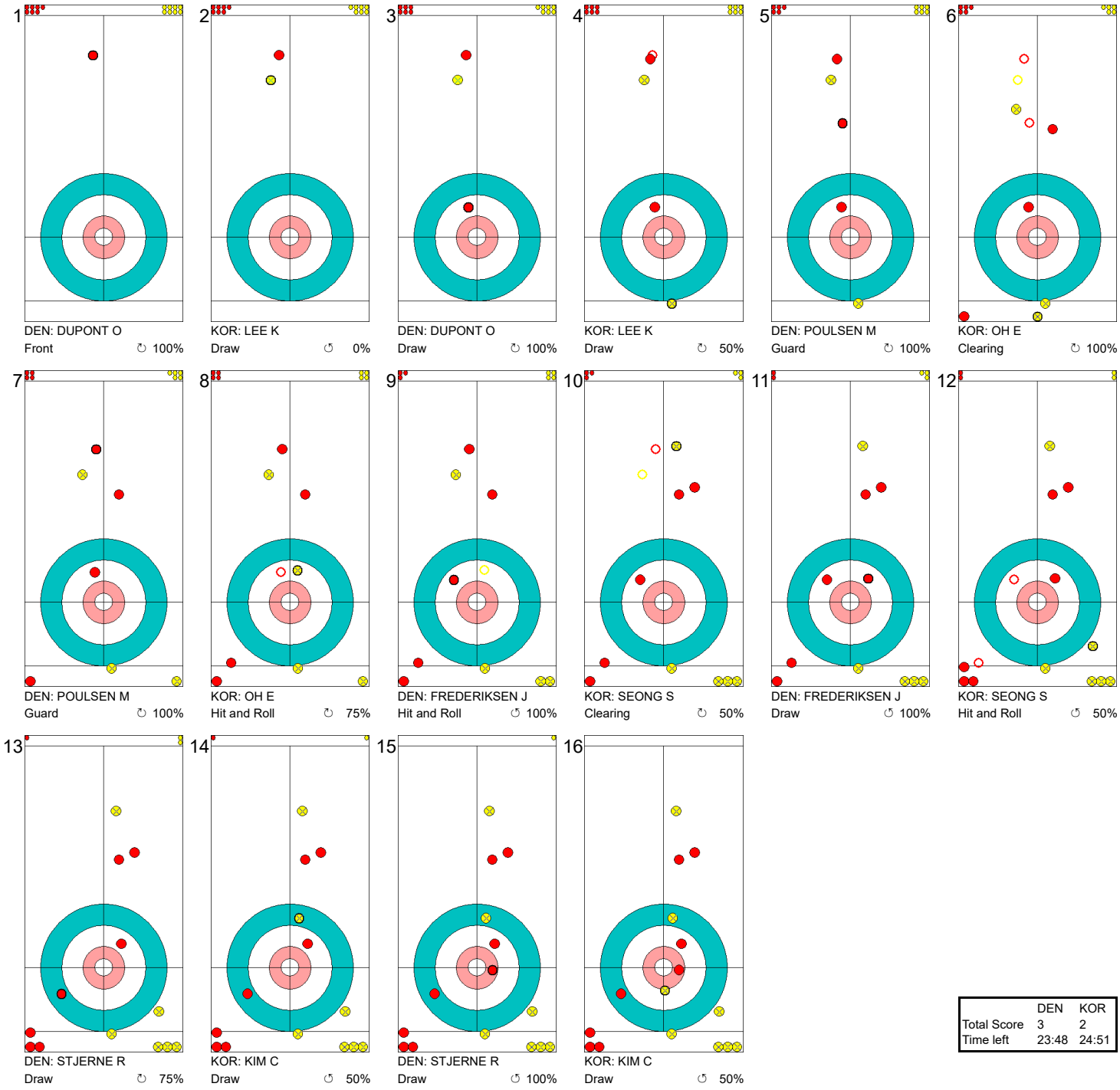

	DEN	KOR
Total Score	3	2
Time left	23:48	24:51

Legend:
↻ Clockwise ↺ Counter-clockwise - Not considered

Game - Shot by Shot
경기별 숏 기록 / Déroulement de la partie

End 5 | **DEN - Denmark 3 + 2** (this end) **= 5** | **KOR - Republic of Korea 2 + 0** (this end) **= 2**

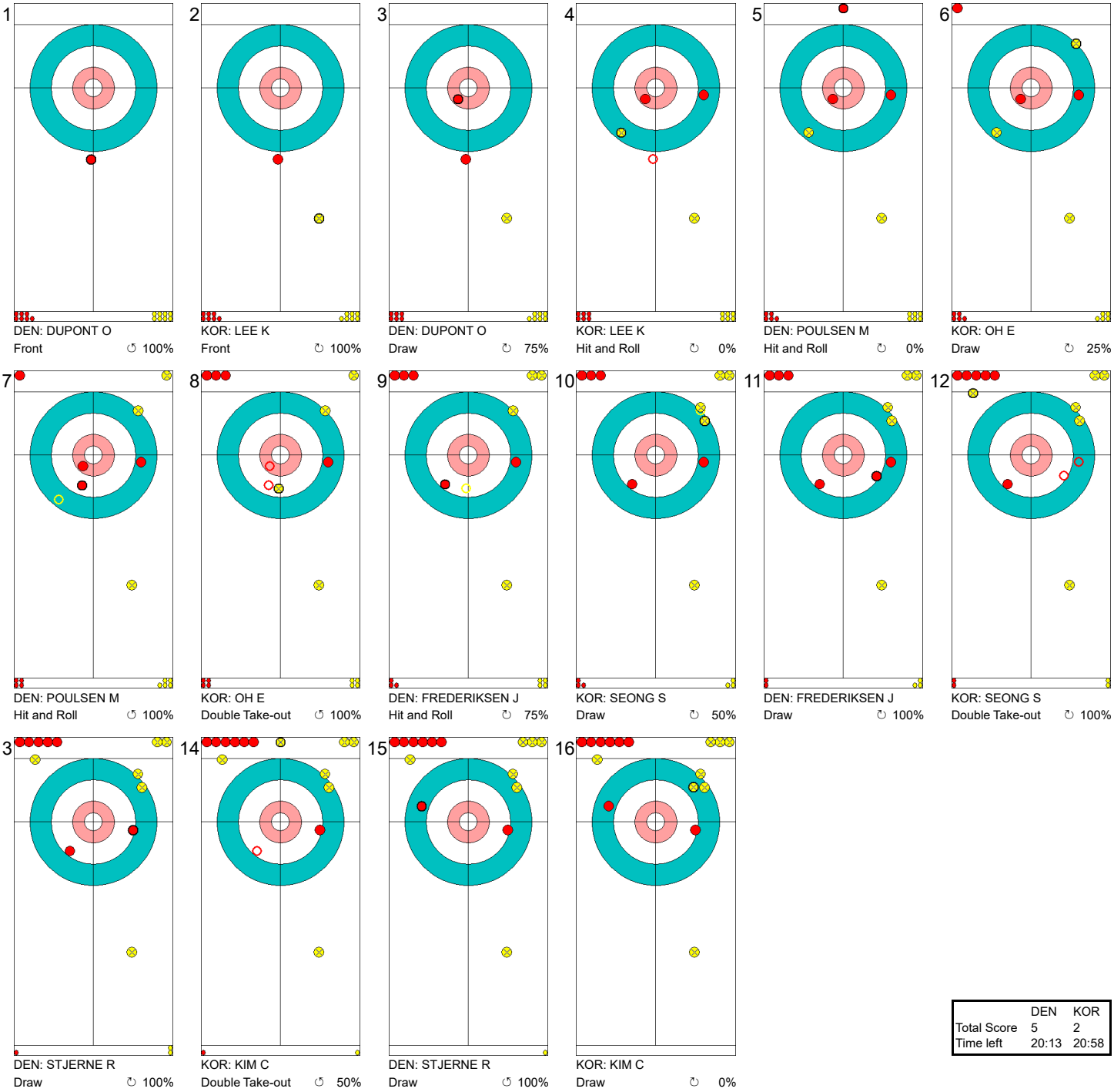

	DEN	KOR
Total Score	5	2
Time left	20:13	20:58

Legend:
↻ Clockwise ↺ Counter-clockwise - Not considered

Game - Shot by Shot
경기별 숏 기록 / Déroulement de la partie

End 6 — **DEN - Denmark 5 + 0 (this end) = 5** — **KOR - Republic of Korea 2 + 2 (this end) = 4**

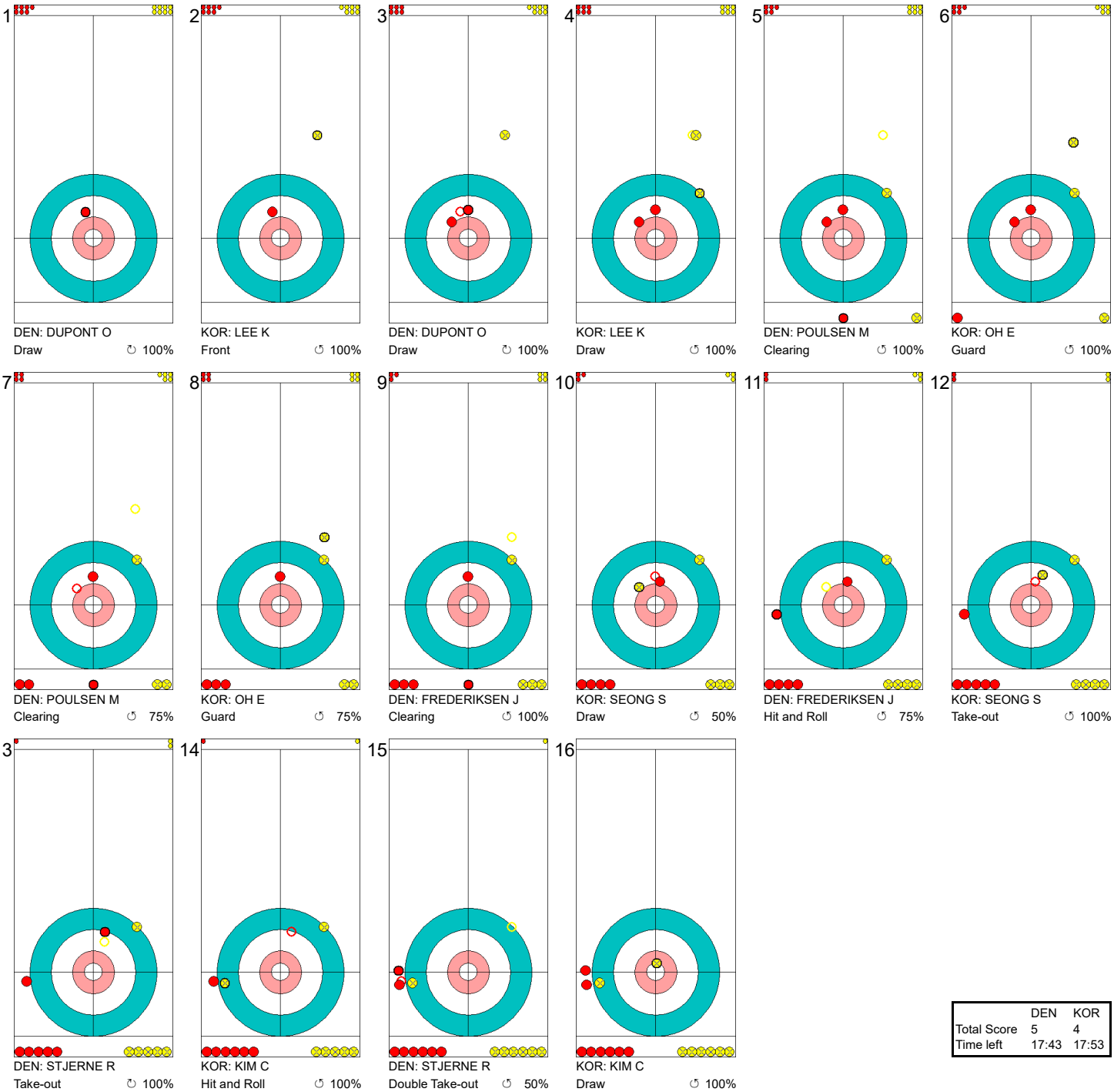

	DEN	KOR
Total Score	5	4
Time left	17:43	17:53

Legend:
↻ Clockwise ↺ Counter-clockwise - Not considered

Game - Shot by Shot
경기별 숏 기록 / Déroulement de la partie

End 7 | **DEN - Denmark 5 + 0** (this end) **= 5** | **KOR - Republic of Korea 4 + 1** (this end) **= 5**



	DEN	KOR
Total Score	5	5
Time left	14:43	14:44

Legend:
↻ Clockwise ↺ Counter-clockwise - Not considered

Game - Shot by Shot
경기별 숏 기록 / Déroulement de la partie

End 8 | **DEN - Denmark 5 + 3** (this end) **= 8** | **KOR - Republic of Korea 5 + 0** (this end) **= 5**



	DEN	KOR
Total Score	8	5
Time left	07:17	06:20

Legend:
↻ Clockwise ↺ Counter-clockwise - Not considered

Game - Shot by Shot
경기별 슛 기록 / Déroulement de la partie

End 9 | **DEN - Denmark 8 + 0 (this end) = 8** | **KOR - Republic of Korea 5 + 1 (this end) = 6**

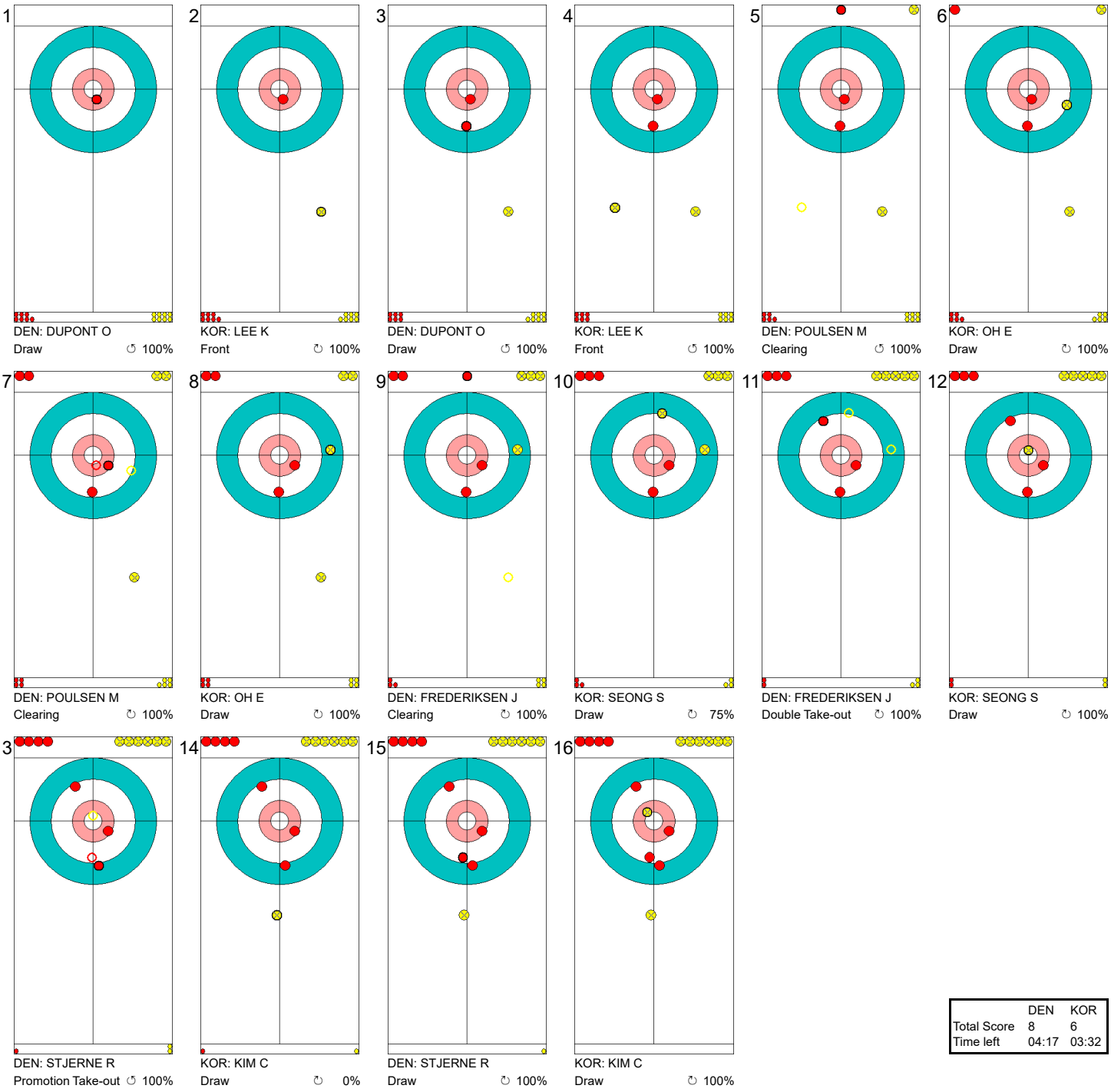

	DEN	KOR
Total Score	8	6
Time left	04:17	03:32

Legend:
↻ Clockwise ↺ Counter-clockwise - Not considered

Game - Shot by Shot
경기별 숏 기록 / Déroulement de la partie

End 10 | **DEN - Denmark 8 + 0** (this end) **= 8** | **KOR - Republic of Korea 6 + 2** (this end) **= 8**



	DEN	KOR
Total Score	8	8
Time left	01:52	00:11

Legend:
↻ Clockwise ↺ Counter-clockwise - Not considered

Game - Shot by Shot
경기별 숏 기록 / Déroulement de la partie

End 11 — **DEN - Denmark 8 + 1** (this end) **= 9** — **KOR - Republic of Korea 8 + 0** (this end) **= 8**



	DEN	KOR
Total Score	9	8
Time left	01:18	00:16

Legend:
↻ Clockwise ↺ Counter-clockwise - Not considered

Game Results
대회 경기결과 / Résultats de la partie

Sheet	Game	Team	LSFE	1	2	3	4	5	6	7	8	9	10	Extra Ends			Total
C	6	ITA - Italy		0	0	1	0	0	2	0	2	0	1	0				6
	6	GBR - Great Britain	*	2	0	0	1	0	0	2	0	1	0	1				7

ITA - Italy		Shot Success Game	Shot Success All
4 V	MOSANER Amos	86%	82%
3 S	RETORNAZ Joel	81%	79%
2	GONIN Simone	69%	78%
1	FERRAZZA Daniele	88%	83%
A	PILZER Andrea	-	-
	Team Total	81%	80%

Last Stone Draw		Distance
↻	FERRAZZA Daniele	32.5cm
↺	RETORNAZ Joel	86.9cm
Total		**119.4cm**

Time remaining: 3 minutes 33 seconds
1 minute 14 seconds (after extra end)

Time-out: End 10 - ITA stone 5; End 11 - ITA stone 6

GBR - Great Britain		Shot Success Game	Shot Success All
4 S	SMITH Kyle	72%	76%
3 V	MUIRHEAD Thomas	89%	80%
2	WADDELL Kyle	75%	80%
1	SMITH Cameron	89%	88%
A	MUIRHEAD Glen	-	-
	Team Total	81%	81%

Last Stone Draw		Distance
↻	WADDELL Kyle	22.1cm
↺	MUIRHEAD Thomas	9.5cm
Total		**31.6cm**

Time remaining: 2 minutes 52 seconds
1 minute 50 seconds (after extra end)

Time-out: End 6 - GBR stone 6; End 11 - GBR stone 5

Shot Success Analysis

ITA - Italy		↻		↺		Game	
4 MOSANER Amos	Draws	4	63%	4	88%	8	75%
	Take-outs	5	80%	9	100%	14	93%
	Total	9	72%	13	96%	22	86%
3 RETORNAZ Joel	Draws	6	92%	3	67%	9	83%
	Take-outs	5	80%	8	78%	13	79%
	Total	11	86%	11	75%	22	81%
2 GONIN Simone	Draws	7	64%	12	77%	19	72%
	Take-outs	0	-	3	50%	3	50%
	Total	7	64%	15	72%	22	69%
1 FERRAZZA Daniele	Draws	9	83%	10	88%	19	86%
	Take-outs	0	-	3	100%	3	100%
	Total	9	83%	13	90%	22	88%
A PILZER Andrea	Draws	0	-	0	-	0	-
	Take-outs	0	-	0	-	0	-
	Total	0	-	0	-	0	-
Team	Draws	26	77%	29	81%	55	79%
	Take-outs	10	80%	23	86%	33	84%
	Total	36	78%	52	83%	88	81%

GBR - Great Britain		↻		↺		Game	
4 SMITH Kyle	Draws	4	75%	2	50%	6	67%
	Take-outs	5	65%	11	77%	16	73%
	Total	9	69%	13	73%	22	72%
3 MUIRHEAD Thomas	Draws	1	50%	5	70%	6	67%
	Take-outs	5	100%	11	95%	16	97%
	Total	6	92%	16	88%	22	89%
2 WADDELL Kyle	Draws	3	67%	1	50%	4	63%
	Take-outs	5	85%	13	75%	18	78%
	Total	8	78%	14	73%	22	75%
1 SMITH Cameron	Draws	3	58%	18	93%	21	88%
	Take-outs	0	-	1	100%	1	100%
	Total	3	58%	19	93%	22	89%
A MUIRHEAD Glen	Draws	0	-	0	-	0	-
	Take-outs	0	-	0	-	0	-
	Total	0	-	0	-	0	-
Team	Draws	11	66%	26	84%	37	78%
	Take-outs	15	83%	36	83%	51	83%
	Total	26	76%	62	83%	88	81%

Note:
Position and function for each team member:
4 = Fourth, **3** = Third, **2** = Second, **1** = Lead, **A** = Alternate, **S** = Skip, **V** = Vice-Skip

Legend:
↻ Clockwise ↺ Counter-clockwise **LSFE(*)** Last Stone First End

Game - Shot by Shot
경기별 숏 기록 / Déroulement de la partie

End 1 — **ITA - Italy 0 + 0 (this end) = 0** — **GBR - Great Britain 0 + 2 (this end) = 2**



	ITA	GBR
Total Score	0	2
Time left	35:06	34:26

Legend:
↻ Clockwise ↺ Counter-clockwise - Not considered

Game - Shot by Shot
경기별 숏 기록 / Déroulement de la partie

End 2 — **ITA - Italy 0 + 0 (this end) = 0** — **GBR - Great Britain 2 + 0 (this end) = 2**



	ITA	GBR
Total Score	0	2
Time left	33:46	32:08

Legend:
↻ Clockwise ↺ Counter-clockwise - Not considered

Game - Shot by Shot
경기별 숏 기록 / Déroulement de la partie

End 3 — **ITA - Italy 0 + 1 (this end) = 1** — **GBR - Great Britain 2 + 0 (this end) = 2**



	ITA	GBR
Total Score	1	2
Time left	30:45	28:49

Legend:
↻ Clockwise ↺ Counter-clockwise - Not considered

Game - Shot by Shot
경기별 숏 기록 / Déroulement de la partie

End 4 — **ITA - Italy 1 + 0 (this end) = 1** — **GBR - Great Britain 2 + 1 (this end) = 3**

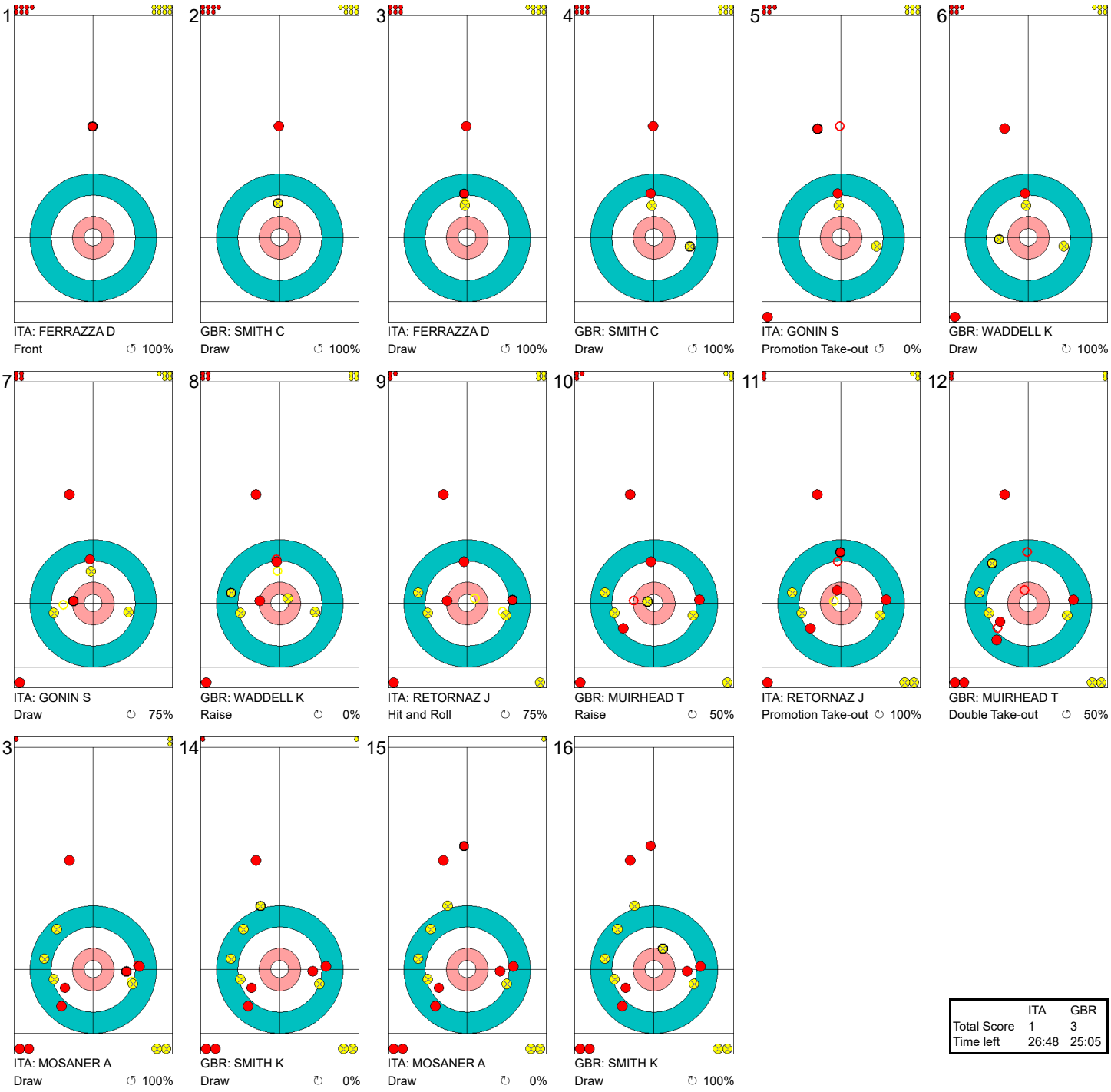

	ITA	GBR
Total Score	1	3
Time left	26:48	25:05

Legend:
↻ Clockwise ↺ Counter-clockwise - Not considered

Game - Shot by Shot
경기별 슛 기록 / Déroulement de la partie

End 5 — **ITA - Italy 1 + 0 (this end) = 1** — **GBR - Great Britain 3 + 0 (this end) = 3**



	ITA	GBR
Total Score	1	3
Time left	25:49	22:58

Legend:
↻ Clockwise ↺ Counter-clockwise - Not considered

Game - Shot by Shot
경기별 숏 기록 / Déroulement de la partie

End 6 — **ITA - Italy 1 + 2** (this end) **= 3** — **GBR - Great Britain 3 + 0** (this end) **= 3**



	ITA	GBR
Total Score	3	3
Time left	20:49	16:36

Legend:
↻ Clockwise ↺ Counter-clockwise - Not considered

Game - Shot by Shot
경기별 슛 기록 / Déroulement de la partie

End 7 — **ITA - Italy 3 + 0** (this end) **= 3** — **GBR - Great Britain 3 + 2** (this end) **= 5**

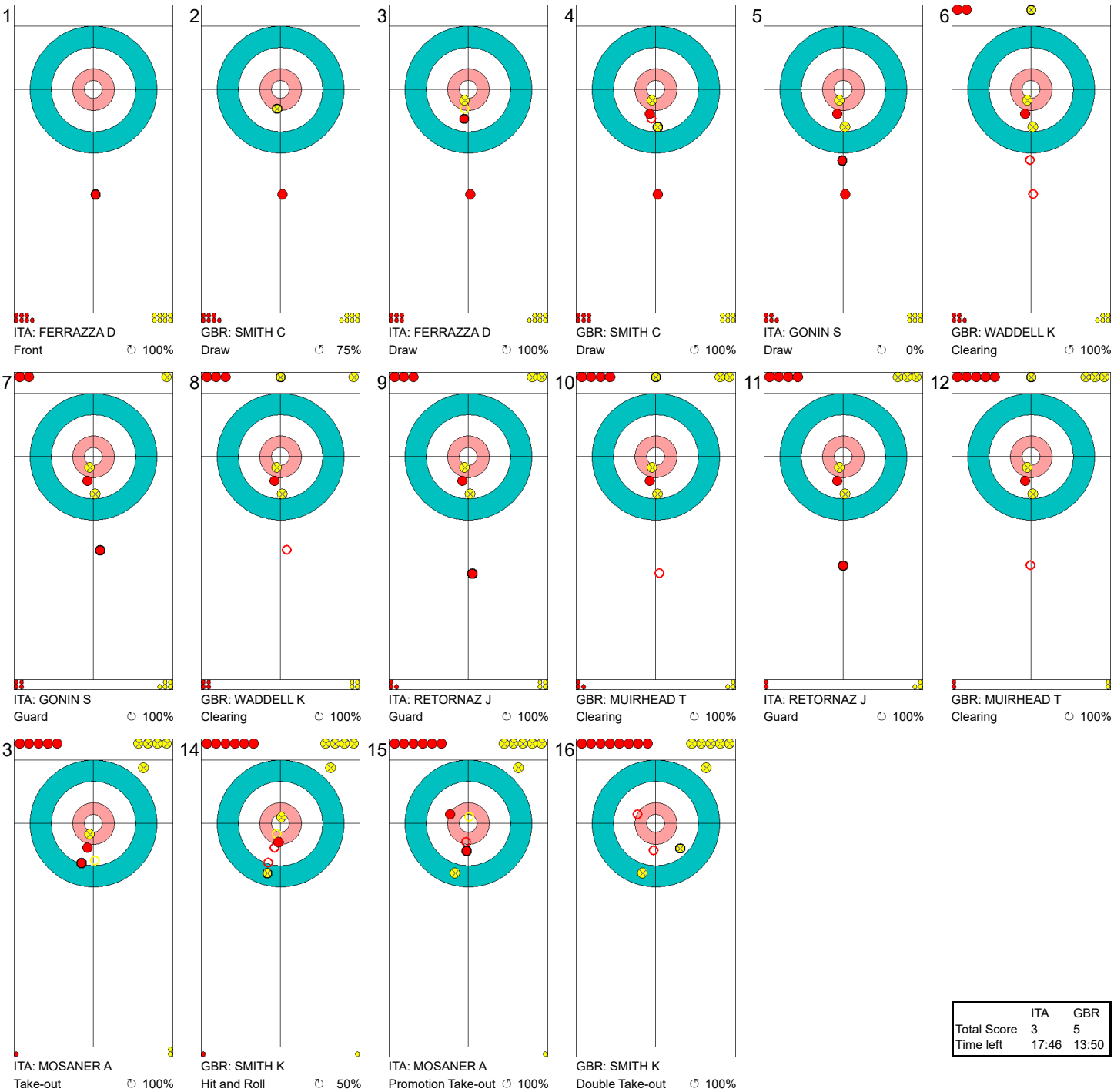

	ITA	GBR
Total Score	3	5
Time left	17:46	13:50

Legend:
↻ Clockwise ↺ Counter-clockwise - Not considered

Game - Shot by Shot
경기별 숏 기록 / Déroulement de la partie

End 8 — **ITA - Italy 3 + 2** (this end) **= 5** — **GBR - Great Britain 5 + 0** (this end) **= 5**



	ITA	GBR
Total Score	5	5
Time left	14:11	11:04

Legend:
↻ Clockwise ↺ Counter-clockwise - Not considered

Game - Shot by Shot
경기별 숏 기록 / Déroulement de la partie

End 9 — **ITA - Italy 5 + 0 (this end) = 5** — **GBR - Great Britain 5 + 1 (this end) = 6**



	ITA	GBR
Total Score	5	6
Time left	09:23	07:53

Legend:
↻ Clockwise ↺ Counter-clockwise - Not considered

Game - Shot by Shot
경기별 숏 기록 / Déroulement de la partie

End 10 — **ITA - Italy 5 + 1** (this end) **= 6** — **GBR - Great Britain 6 + 0** (this end) **= 6**



	ITA	GBR
Total Score	6	6
Time left	03:33	02:52

Legend:
↻ Clockwise ↺ Counter-clockwise - Not considered

Game - Shot by Shot
경기별 숏 기록 / Déroulement de la partie

End 11 — **ITA - Italy 6 + 0 (this end) = 6** — **GBR - Great Britain 6 + 1 (this end) = 7**



	ITA	GBR
Total Score	6	7
Time left	01:14	01:50

Legend:
↻ Clockwise ↺ Counter-clockwise - Not considered

Game Results
대회 경기결과 / Résultats de la partie

Sheet	Game	Team	LSFE	1	2	3	4	5	6	7	8	9	10	Extra Ends				Total
D	6	USA - United States of America	*	1	0	2	0	1	0	0	0	1	X					5
	6	NOR - Norway		0	2	0	1	0	3	1	1	0	X					8

USA - United States of America		Shot Success Game	Shot Success All
4 S	SHUSTER John	67%	73%
3 V	GEORGE Tyler	74%	79%
2	HAMILTON Matt	67%	82%
1	LANDSTEINER John	83%	83%
A	POLO Joe	-	-
	Team Total	73%	79%

Last Stone Draw		Distance
↻	HAMILTON Matt	20.0cm
↺	SHUSTER John	7.5cm
Total		**27.5cm**

Time remaining: 2 minutes 32 seconds

NOR - Norway		Shot Success Game	Shot Success All
4 S	ULSRUD Thomas	79%	80%
3 V	NERGAARD Torger	68%	82%
2	SVAE Christoffer	76%	82%
1	PETERSSON Haavard Vad	85%	80%
A	HOEIBERG Markus	-	-
	Team Total	77%	81%

Last Stone Draw		Distance
↻	SVAE Christoffer	15.6cm
↺	ULSRUD Thomas	28.3cm
Total		**43.9cm**

Time remaining: 4 minutes 29 seconds

Time-out: End 9 - NOR stone 8

Shot Success Analysis

USA - United States of America		↻		↺		Game	
4 SHUSTER John	Draws	2	75%	3	100%	5	90%
	Take-outs	7	68%	6	46%	13	58%
	Total	9	69%	9	64%	18	67%
3 GEORGE Tyler	Draws	3	75%	8	66%	11	68%
	Take-outs	5	80%	2	88%	7	82%
	Total	8	78%	10	70%	18	74%
2 HAMILTON Matt	Draws	4	75%	5	70%	9	72%
	Take-outs	4	75%	5	50%	9	61%
	Total	8	75%	10	60%	18	67%
1 LANDSTEINER John	Draws	7	82%	8	78%	15	80%
	Take-outs	3	100%	0	-	3	100%
	Total	10	88%	8	78%	18	83%
A POLO Joe	Draws	0	-	0	-	0	-
	Take-outs	0	-	0	-	0	-
	Total	0	-	0	-	0	-
Team	Draws	16	78%	24	75%	40	76%
	Take-outs	19	78%	13	54%	32	68%
	Total	35	78%	37	68%	72	73%

NOR - Norway		↻		↺		Game	
4 ULSRUD Thomas	Draws	1	100%	1	50%	2	75%
	Take-outs	11	70%	5	100%	16	80%
	Total	12	73%	6	92%	18	79%
3 NERGAARD Torger	Draws	1	100%	2	38%	3	58%
	Take-outs	10	65%	5	80%	15	70%
	Total	11	68%	7	68%	18	68%
2 SVAE Christoffer	Draws	3	58%	3	83%	6	71%
	Take-outs	7	64%	5	100%	12	79%
	Total	10	63%	8	94%	18	76%
1 PETERSSON Haavard Vad	Draws	4	75%	11	93%	15	88%
	Take-outs	2	75%	1	50%	3	67%
	Total	6	75%	12	90%	18	85%
A HOEIBERG Markus	Draws	0	-	0	-	0	-
	Take-outs	0	-	0	-	0	-
	Total	0	-	0	-	0	-
Team	Draws	9	75%	17	82%	26	80%
	Take-outs	30	68%	16	91%	46	76%
	Total	39	69%	33	86%	72	77%

Note:
Position and function for each team member:
4 = Fourth, **3** = Third, **2** = Second, **1** = Lead, **A** = Alternate, **S** = Skip, **V** = Vice-Skip

Legend:
↻ Clockwise
↺ Counter-clockwise
LSFE(*) Last Stone First End
X Unplayed/unfinished end due to concession

Game - Shot by Shot
경기별 숏 기록 / Déroulement de la partie

End 1 — **USA - United States 0 + 1** (this end) **= 1** — **NOR - Norway 0 + 0** (this end) **= 0**



	USA	NOR
Total Score	1	0
Time left	34:52	34:26

Legend:
↻ Clockwise ↺ Counter-clockwise - Not considered

Game - Shot by Shot
경기별 숏 기록 / Déroulement de la partie

End 2 — **USA - United States 1 + 0** (this end) **= 1** — **NOR - Norway 0 + 2** (this end) **= 2**



	USA	NOR
Total Score	1	2
Time left	32:06	31:16

Legend:
↻ Clockwise ↺ Counter-clockwise - Not considered

Game - Shot by Shot
경기별 숏 기록 / Déroulement de la partie

End 3 — **USA - United States 1 + 2** (this end) **= 3** — **NOR - Norway 2 + 0** (this end) **= 2**



	USA	NOR
Total Score	3	2
Time left	29:20	28:35

Legend:
↻ Clockwise ↺ Counter-clockwise - Not considered

Game - Shot by Shot
경기별 숏 기록 / Déroulement de la partie

End 4 — **USA - United States 3 + 0** (this end) **= 3** — **NOR - Norway 2 + 1** (this end) **= 3**



	USA	NOR
Total Score	3	3
Time left	26:54	25:41

Legend:
↻ Clockwise ↺ Counter-clockwise - Not considered

Game - Shot by Shot
경기별 숏 기록 / Déroulement de la partie

End 5 — **USA - United States 3 + 1** (this end) **= 4** — **NOR - Norway 3 + 0** (this end) **= 3**



	USA	NOR
Total Score	4	3
Time left	21:14	19:43

Legend:
↻ Clockwise ↺ Counter-clockwise - Not considered

Game - Shot by Shot
경기별 숏 기록 / Déroulement de la partie

End 6 | **USA - United States 4 + 0** (this end) **= 4** | **NOR - Norway 3 + 3** (this end) **= 6**



	USA	NOR
Total Score	4	6
Time left	16:48	14:29

Legend:
↻ Clockwise ↺ Counter-clockwise - Not considered

Game - Shot by Shot
경기별 숏 기록 / Déroulement de la partie

End 7 — **USA - United States 4 + 0** (this end) **= 4** — **NOR - Norway 6 + 1** (this end) **= 7**

1	2	3	4	5	6
NOR: PETERSSON HV Draw ↻ 100%	USA: LANDSTEINER J Front ↻ 100%	NOR: PETERSSON HV Guard ↺ 50%	USA: LANDSTEINER J Draw ↻ 100%	NOR: SVAE C Clearing ↻ 100%	USA: HAMILTON M Guard ↻ 100%
7	**8**	**9**	**10**	**11**	**12**
NOR: SVAE C Take-out ↻ 100% Slow Take-out	USA: HAMILTON M Hit and Roll ↻ 100%	NOR: NERGAARD T Clearing ↻ 100%	USA: GEORGE T Hit and Roll ↻ 100%	NOR: NERGAARD T Take-out ↻ 100%	USA: GEORGE T Draw ↺ 50%
13	**14**	**15**	**16**		
NOR: ULSRUD T Hit and Roll ↻ 100%	USA: SHUSTER J Draw ↻ 50%	NOR: ULSRUD T Take-out ↺ 100%	USA: SHUSTER J Double Take-out ↺ 25%		

	USA	NOR
Total Score	4	7
Time left	10:59	11:38

Legend:
↻ Clockwise ↺ Counter-clockwise - Not considered

Game - Shot by Shot
경기별 숏 기록 / Déroulement de la partie

End 8 | **USA - United States 4 + 0** (this end) **= 4** | **NOR - Norway 7 + 1** (this end) **= 8**



	USA	NOR
Total Score	4	8
Time left	05:28	06:47

Legend:
↻ Clockwise ↺ Counter-clockwise - Not considered

Game - Shot by Shot
경기별 숏 기록 / Déroulement de la partie

End 9 — **USA - United States 4 + 1** (this end) **= 5** — **NOR - Norway 8 + 0** (this end) **= 8**

1	2	3	4	5	6
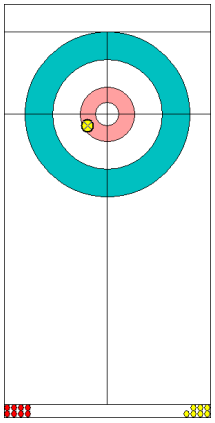	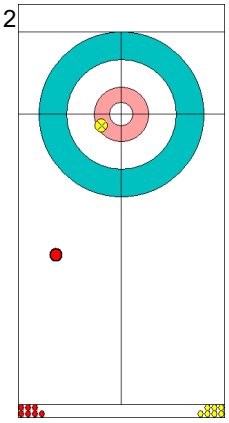	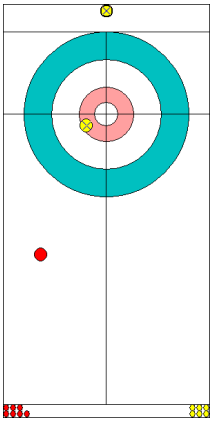	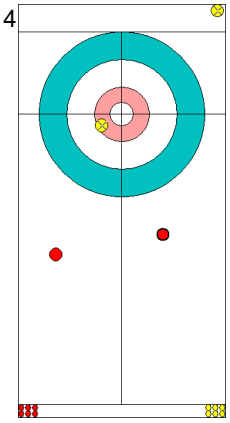	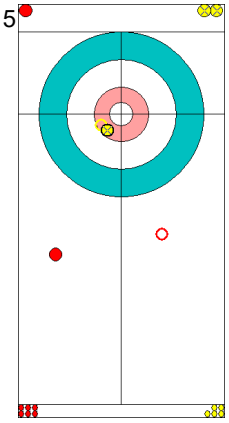	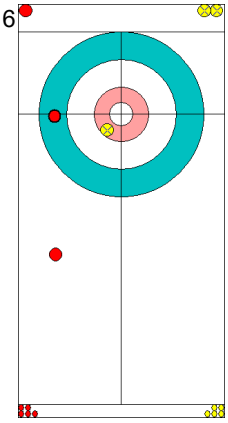
NOR: PETERSSON HV Draw ↺ 100%	USA: LANDSTEINER J Front ↺ 100%	NOR: PETERSSON HV Wick / Soft Peeling ↻ 0% Free guard zone violation	USA: LANDSTEINER J Front ↺ 100%	NOR: SVAE C Clearing ↻ 100%	USA: HAMILTON M Draw ↺ 100%

7	8	9	10	11	12
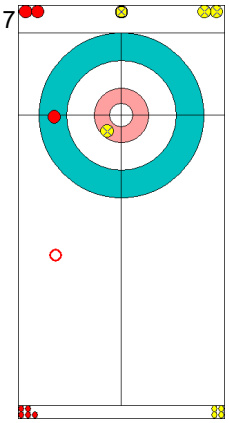	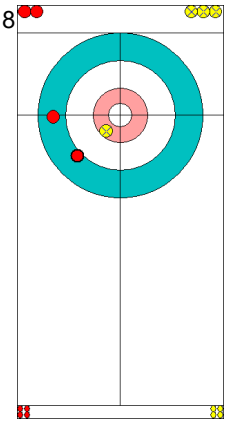	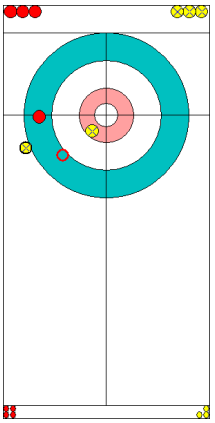	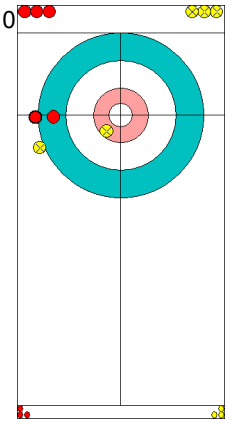	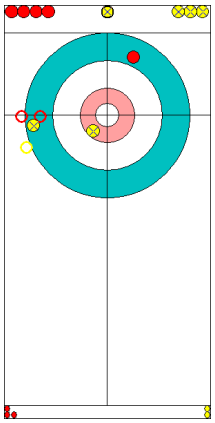	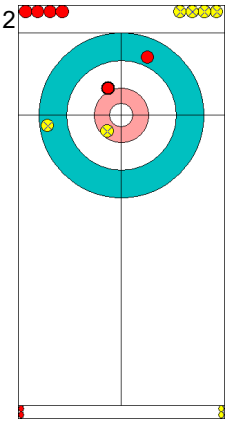
NOR: SVAE C Clearing ↺ 100%	USA: HAMILTON M Guard ↺ 0%	NOR: NERGAARD T Double Take-out ↺ 50%	USA: GEORGE T Draw ↺ 50%	NOR: NERGAARD T Promotion Take-out ↻ 100%	USA: GEORGE T Draw ↺ 75%

13	14	15	16
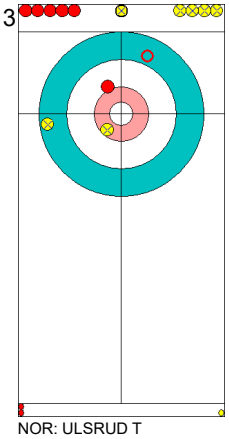	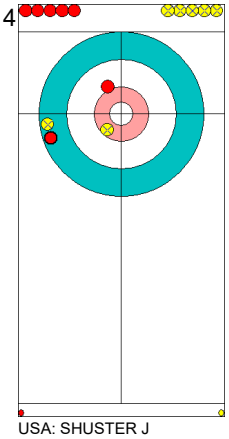	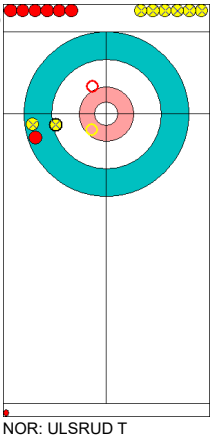	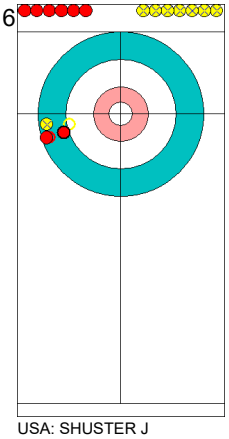
NOR: ULSRUD T Clearing ↺ 100%	USA: SHUSTER J Draw ↺ 100%	NOR: ULSRUD T Promotion Take-out ↻ 100% Time-out	USA: SHUSTER J Double Take-out ↻ 50%

	USA	NOR
Total Score	5	8
Time left	02:32	04:29

Legend:
↻ Clockwise ↺ Counter-clockwise - Not considered

Most Important Shots
우승 결정 슛 / Tirs les plus importants

Sheet	Game	Team	LSFE	1	2	3	4	5	6	7	8	9	10	Extra Ends	Total
A	6	SWE - Sweden	*	3	0	2	0	0	1	0	5	X	X		11
	6	JPN - Japan		0	1	0	0	1	0	2	0	X	X		4

Most Important Shot:

The Swedish team was laying with two stones in the four foot when the Japanese Skip MOROZUMI Y tried to play his last Draw to the button. His stone was too heavy and ran through the house. Team Sweden could score three points in the first end and taking control of the game.

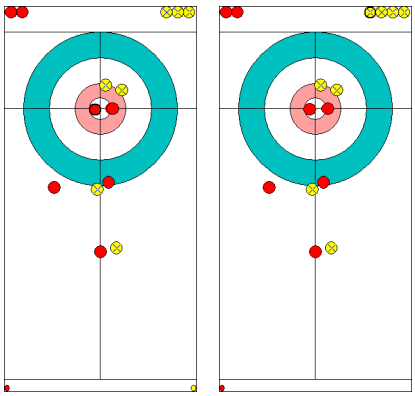

Before | After

End: 1
Team: JPN - Japan
Player: MOROZUMI Yusuke
Team Stone: 1 2 3 4 5 6 7 ⑧
Task: Draw
Rotation: ↻
Shot Success: 0%

Sheet	Game	Team	LSFE	1	2	3	4	5	6	7	8	9	10	Extra Ends	Total
B	6	DEN - Denmark	*	0	0	2	1	2	0	0	3	0	0	1	9
	6	KOR - Republic of Korea		2	0	0	0	0	2	1	0	1	2	0	8

Most Important Shot:

Having missed the victory already in the 10th end by only a few inches, the Danish Skip STJERNE R would make sure that this wouldn't happen again in the extra end and played a well controlled Draw into the four foot to secure the win for the Danish team.

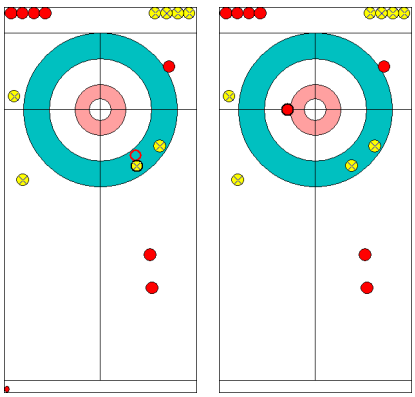

Before | After

End: 11
Team: DEN - Denmark
Player: STJERNE Rasmus
Team Stone: 1 2 3 4 5 6 7 ⑧
Task: Draw
Rotation: ↺
Shot Success: 100%

Most Important Shots
우승 결정 슛 / Tirs les plus importants

Sheet	Game	Team	LSFE	1	2	3	4	5	6	7	8	9	10	Extra Ends	Total
C	6	ITA - Italy		0	0	1	0	0	2	0	2	0	1	0	6
	6	GBR - Great Britain	*	2	0	0	1	0	0	2	0	1	0	1	7

Most Important Shot:

The British Skip SMITH K had to draw to the four foot against 2 Italian stones laying in the house. He executed the shot perfectly, giving the British team the win in the extra end.

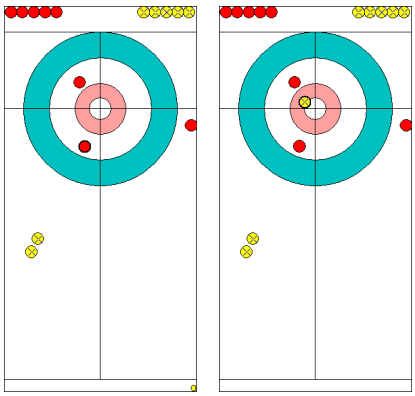

Before After

End: 11
Team: GBR - Great Britain
Player: SMITH Kyle
Team Stone: 1 2 3 4 5 6 7 ⑧
Task: Draw
Rotation: ↻
Shot Success: 100%

Sheet	Game	Team	LSFE	1	2	3	4	5	6	7	8	9	10	Extra Ends	Total
D	6	USA - United States of America	*	1	0	2	0	1	0	0	0	1	X		5
	6	NOR - Norway		0	2	0	1	0	3	1	1	0	X		8

Most Important Shot:

Norwegian Skip ULSRUD T made a tricky Hit and Roll to remove the US shot stone and move another US stone just enough to the side to give the Norwegians three points and the lead in the game.

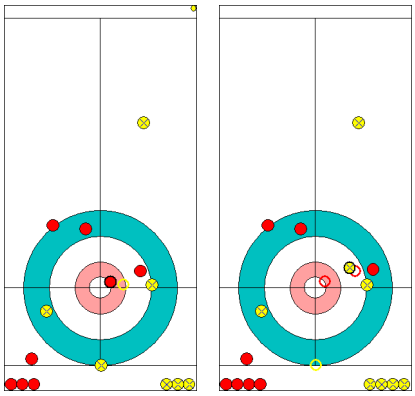

Before After

End: 6
Team: NOR - Norway
Player: ULSRUD Thomas
Team Stone: 1 2 3 4 5 6 7 ⑧
Task: Hit and Roll
Rotation: ↻
Shot Success: 100%

Legend:
↻ Clockwise ↺ Counter-clockwise **LSFE(*)** Last Stone First End
X Unplayed/unfinished end due to concession

Session Results and Standings
세션 경기결과 및 순위 / Résultats de la session et classement

Sheet	Game	Team	LSFE	1	2	3	4	5	6	7	8	9	10	Extra Ends				Total
A	5	NOR - Norway		0	1	0	4	0	4	0	0	1	0					10
	5	DEN - Denmark	*	1	0	1	0	1	0	2	2	0	1					8
B	5	USA - United States of America		0	0	0	0	2	0	0	X	X	X					2
	5	JPN - Japan	*	2	1	1	0	0	2	2	X	X	X					8
D	6	SUI - Switzerland	*	4	0	1	0	2	0	0	0	1	X					8
	6	CAN - Canada		0	2	0	1	0	2	1	0	0	X					6

Current Standings

Rank	Team	Games	Wins	Losses
1	SWE - Sweden	5	5	0
2	CAN - Canada	6	4	2
2	SUI - Switzerland	6	4	2
4	JPN - Japan	5	3	2
5	GBR - Great Britain	5	2	3
5	ITA - Italy	5	2	3
5	NOR - Norway	5	2	3
5	USA - United States of America	5	2	3
9	DEN - Denmark	5	1	4
9	KOR - Republic of Korea	5	1	4

Note:
Under WCF rules, tie-breaking rules for standings are not applied until after the last game of the round robin.

Legend:
LSFE(*) Last Stone First End
X Unplayed/unfinished end due to concession

Game Results
대회 경기결과 / Résultats de la partie

Sheet	Game	Team	LSFE	1	2	3	4	5	6	7	8	9	10	Extra Ends				Total
A	5	NOR - Norway		0	1	0	4	0	4	0	0	1	0					10
	5	DEN - Denmark	*	1	0	1	0	1	0	2	2	0	1					8

NOR - Norway		Shot Success Game	Shot Success All
4 S	ULSRUD Thomas	78%	80%
3 V	NERGAARD Torger	93%	85%
2	SVAE Christoffer	90%	83%
1	PETERSSON Haavard Vad	75%	79%
A	HOEIBERG Markus	-	-
	Team Total	84%	82%

Last Stone Draw		Distance
↻	NERGAARD Torger	115.3cm
↺	PETERSSON Haavard Vad	35.8cm
Total		**151.1cm**

Time remaining: 5 minutes 25 seconds

DEN - Denmark		Shot Success Game	Shot Success All
4 S	STJERNE Rasmus	82%	78%
3 V	FREDERIKSEN Johnny	74%	79%
2	POULSEN Mikkel	80%	84%
1	DUPONT Oliver	95%	88%
A	BERG THOMSEN Morten	-	-
	Team Total	83%	82%

Last Stone Draw		Distance
↻	DUPONT Oliver	9.5cm
↺	STJERNE Rasmus	11.3cm
Total		**20.8cm**

Time remaining: 2 minutes 14 seconds

Shot Success Analysis

NOR - Norway		↻		↺		Game	
4 ULSRUD Thomas	Draws	7	61%	4	75%	11	66%
	Take-outs	6	92%	3	92%	9	92%
	Total	13	75%	7	82%	20	78%
3 NERGAARD Torger	Draws	2	88%	3	100%	5	95%
	Take-outs	5	100%	10	88%	15	92%
	Total	7	96%	13	90%	20	93%
2 SVAE Christoffer	Draws	1	0%	4	94%	5	75%
	Take-outs	5	100%	10	93%	15	95%
	Total	6	83%	14	93%	20	90%
1 PETERSSON Haavard Vad	Draws	3	50%	14	80%	17	75%
	Take-outs	1	75%	1	75%	2	75%
	Total	4	56%	15	80%	19	75%
A HOEIBERG Markus	Draws	0	-	0	-	0	-
	Take-outs	0	-	0	-	0	-
	Total	0	-	0	-	0	-
Team	Draws	13	58%	25	84%	38	75%
	Take-outs	17	96%	24	90%	41	92%
	Total	30	79%	49	87%	79	84%

DEN - Denmark		↻		↺		Game	
4 STJERNE Rasmus	Draws	5	70%	6	88%	11	80%
	Take-outs	4	100%	4	69%	8	84%
	Total	9	83%	10	80%	19	82%
3 FREDERIKSEN Johnny	Draws	5	90%	4	81%	9	86%
	Take-outs	7	61%	4	69%	11	64%
	Total	12	73%	8	75%	20	74%
2 POULSEN Mikkel	Draws	5	85%	7	82%	12	83%
	Take-outs	2	63%	6	79%	8	75%
	Total	7	79%	13	81%	20	80%
1 DUPONT Oliver	Draws	12	94%	6	96%	18	94%
	Take-outs	1	100%	1	100%	2	100%
	Total	13	94%	7	96%	20	95%
A BERG THOMSEN Morten	Draws	0	-	0	-	0	-
	Take-outs	0	-	0	-	0	-
	Total	0	-	0	-	0	-
Team	Draws	27	87%	23	87%	50	87%
	Take-outs	14	75%	15	75%	29	75%
	Total	41	83%	38	82%	79	83%

Note:
Position and function for each team member:
4 = Fourth, **3** = Third, **2** = Second, **1** = Lead, **A** = Alternate, **S** = Skip, **V** = Vice-Skip

Legend:
↻ Clockwise ↺ Counter-clockwise **LSFE(*)** Last Stone First End

OMEGA Atos

Game - Shot by Shot
경기별 숏 기록 / Déroulement de la partie

End 1 — **NOR - Norway 0 + 0** (this end) **= 0** — **DEN - Denmark 0 + 1** (this end) **= 1**



	NOR	DEN
Total Score	0	1
Time left	35:10	35:00

Legend:
↻ Clockwise ↺ Counter-clockwise - Not considered

Game - Shot by Shot
경기별 숏 기록 / Déroulement de la partie

End 2 — **NOR - Norway 0 + 1** (this end) **= 1** — **DEN - Denmark 1 + 0** (this end) **= 1**



	NOR	DEN
Total Score	1	1
Time left	31:52	32:35

Legend:
↻ Clockwise ↺ Counter-clockwise - Not considered

Game - Shot by Shot
경기별 숏 기록 / Déroulement de la partie

End 3 | **NOR - Norway 1 + 0** (this end) **= 1** | **DEN - Denmark 1 + 1** (this end) **= 2**



	NOR	DEN
Total Score	1	2
Time left	30:07	29:47

Legend:
↻ Clockwise ↺ Counter-clockwise - Not considered

Game - Shot by Shot
경기별 숏 기록 / Déroulement de la partie

End 4 — **NOR - Norway 1 + 4** (this end) **= 5** — **DEN - Denmark 2 + 0** (this end) **= 2**



	NOR	DEN
Total Score	5	2
Time left	27:11	24:14

Legend:
↻ Clockwise ↺ Counter-clockwise - Not considered

Game - Shot by Shot
경기별 숏 기록 / Déroulement de la partie

End 5 | **NOR - Norway 5 + 0** (this end) **= 5** | **DEN - Denmark 2 + 1** (this end) **= 3**

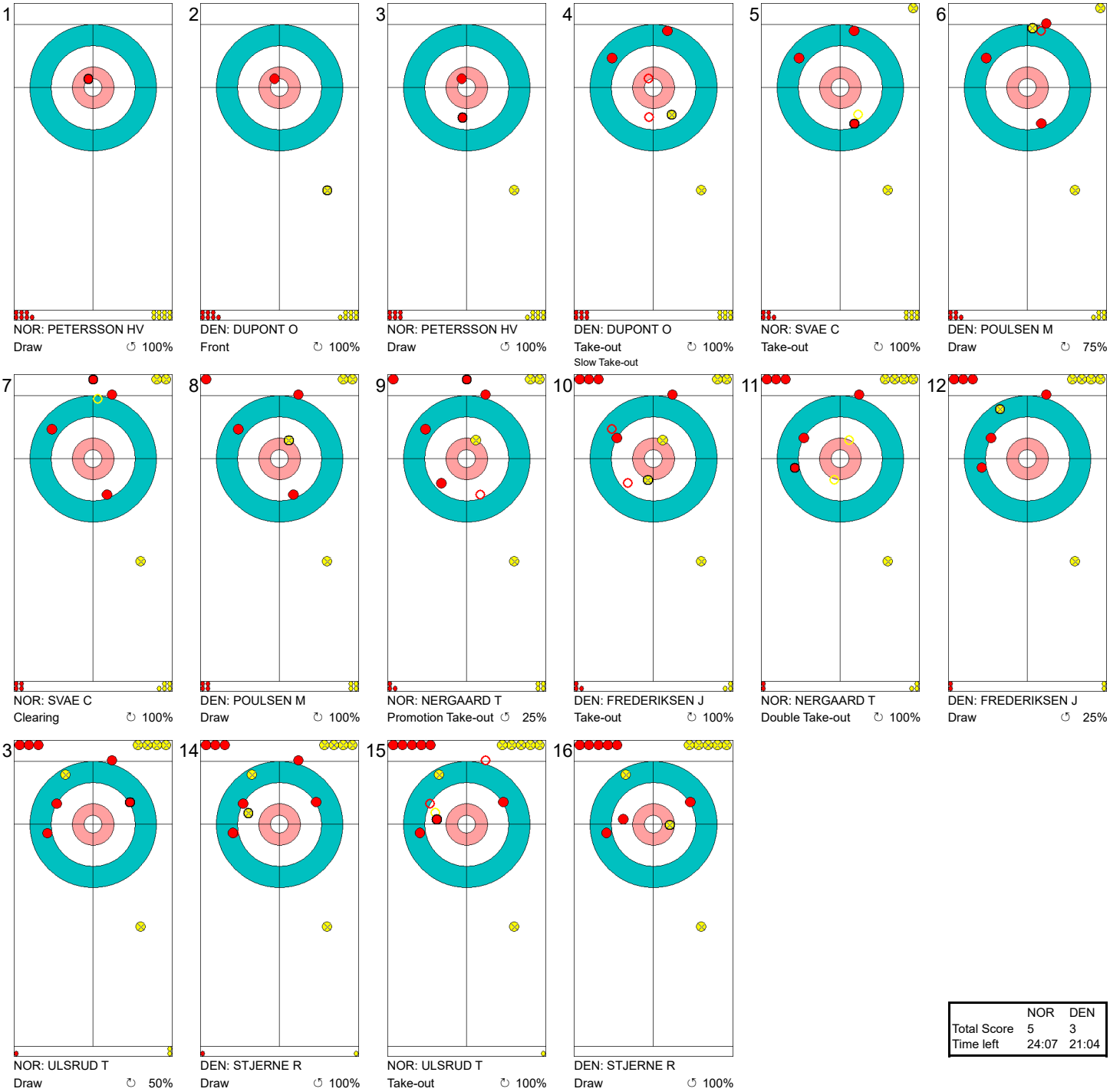

	NOR	DEN
Total Score	5	3
Time left	24:07	21:04

Legend:
↻ Clockwise ↺ Counter-clockwise - Not considered

Game - Shot by Shot
경기별 숏 기록 / Déroulement de la partie

End 6 — **NOR - Norway 5 + 4** (this end) **= 9** — **DEN - Denmark 3 + 0** (this end) **= 3**



	NOR	DEN
Total Score	9	3
Time left	19:03	16:34

Legend:
↻ Clockwise ↺ Counter-clockwise - Not considered

Game - Shot by Shot
경기별 숏 기록 / Déroulement de la partie

End 7 — **NOR - Norway 9 + 0** (this end) **= 9** — **DEN - Denmark 3 + 2** (this end) **= 5**

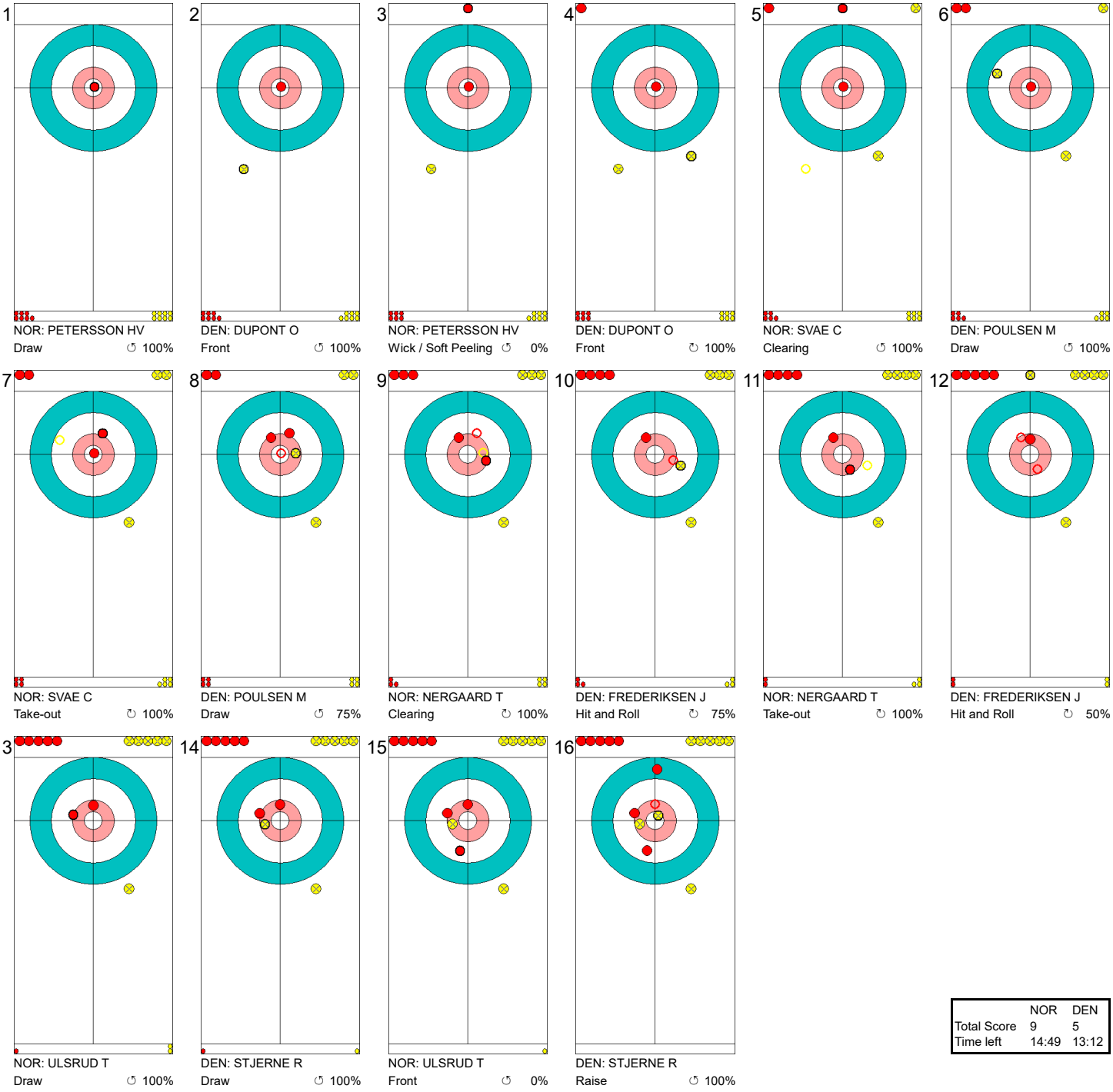

	NOR	DEN
Total Score	9	5
Time left	14:49	13:12

Legend:
↻ Clockwise ↺ Counter-clockwise - Not considered

Game - Shot by Shot
경기별 숏 기록 / Déroulement de la partie

End 8 | **NOR - Norway 9 + 0** (this end) **= 9** | **DEN - Denmark 5 + 2** (this end) **= 7**



	NOR	DEN
Total Score	9	7
Time left	10:30	07:49

Legend:
↻ Clockwise ↺ Counter-clockwise - Not considered

Game - Shot by Shot
경기별 숏 기록 / Déroulement de la partie

End 9 | **NOR - Norway 9 + 1** (this end) **= 10** | **DEN - Denmark 7 + 0** (this end) **= 7**



	NOR	DEN
Total Score	10	7
Time left	07:41	04:48

Legend:
↻ Clockwise ↺ Counter-clockwise - Not considered

Game - Shot by Shot
경기별 숏 기록 / Déroulement de la partie

End 10 — **NOR - Norway** 10 + 0 (this end) = 10 — **DEN - Denmark** 7 + 1 (this end) = 8



	NOR	DEN
Total Score	10	8
Time left	05:25	02:14

Legend:
↻ Clockwise ↺ Counter-clockwise - Not considered

Game Results
대회 경기결과 / Résultats de la partie

Sheet	Game	Team	LSFE	1	2	3	4	5	6	7	8	9	10	Extra Ends				Total
B	5	USA - United States of America		0	0	0	0	2	0	0	X	X	X					2
	5	JPN - Japan	*	2	1	1	0	0	2	2	X	X	X					8

USA - United States of America		Shot Success Game	Shot Success All
4 S	SHUSTER John	54%	74%
3 V	GEORGE Tyler	89%	80%
2	HAMILTON Matt	82%	86%
1	LANDSTEINER John	86%	83%
A	POLO Joe	-	-
	Team Total	78%	80%

Last Stone Draw		Distance
↻	GEORGE Tyler	33.0cm
↺	LANDSTEINER John	100.1cm
Total		**133.1cm**

Time remaining: 11 minutes 34 seconds

JPN - Japan		Shot Success Game	Shot Success All
4 S	MOROZUMI Yusuke	91%	79%
3 V	SHIMIZU Tetsuro	95%	84%
2	YAMAGUCHI Tsuyoshi	98%	88%
1	MOROZUMI Kosuke	89%	84%
A	HIRATA Kohsuke	-	-
	Team Total	93%	84%

Last Stone Draw		Distance
↻	SHIMIZU Tetsuro	102.4cm
↺	YAMAGUCHI Tsuyoshi	23.3cm
Total		**125.7cm**

Time remaining: 11 minutes 50 seconds

Shot Success Analysis

USA - United States of America		↻		↺		Game	
4 SHUSTER John	Draws	1	100%	3	67%	4	75%
	Take-outs	5	50%	5	40%	10	45%
	Total	6	58%	8	50%	14	54%
3 GEORGE Tyler	Draws	4	94%	6	83%	10	88%
	Take-outs	1	75%	3	100%	4	94%
	Total	5	90%	9	89%	14	89%
2 HAMILTON Matt	Draws	6	92%	6	75%	12	83%
	Take-outs	1	75%	1	75%	2	75%
	Total	7	89%	7	75%	14	82%
1 LANDSTEINER John	Draws	10	80%	4	100%	14	86%
	Take-outs	0	-	0	-	0	-
	Total	10	80%	4	100%	14	86%
A POLO Joe	Draws	0	-	0	-	0	-
	Take-outs	0	-	0	-	0	-
	Total	0	-	0	-	0	-
Team	Draws	21	87%	19	82%	40	84%
	Take-outs	7	57%	9	64%	16	61%
	Total	28	79%	28	76%	56	78%

JPN - Japan		↻		↺		Game	
4 MOROZUMI Yusuke	Draws	1	100%	7	89%	8	91%
	Take-outs	3	83%	3	100%	6	92%
	Total	4	88%	10	93%	14	91%
3 SHIMIZU Tetsuro	Draws	1	100%	2	100%	3	100%
	Take-outs	5	100%	6	88%	11	93%
	Total	6	100%	8	91%	14	95%
2 YAMAGUCHI Tsuyoshi	Draws	0	-	1	100%	1	100%
	Take-outs	7	100%	6	96%	13	98%
	Total	7	100%	7	96%	14	98%
1 MOROZUMI Kosuke	Draws	0	-	13	90%	13	90%
	Take-outs	0	-	1	75%	1	75%
	Total	0	-	14	89%	14	89%
A HIRATA Kohsuke	Draws	0	-	0	-	0	-
	Take-outs	0	-	0	-	0	-
	Total	0	-	0	-	0	-
Team	Draws	2	100%	23	91%	25	92%
	Take-outs	15	97%	16	92%	31	94%
	Total	17	97%	39	92%	56	93%

Note:
Position and function for each team member:
4 = Fourth, **3** = Third, **2** = Second, **1** = Lead, **A** = Alternate, **S** = Skip, **V** = Vice-Skip

Legend:
↻ Clockwise
↺ Counter-clockwise
LSFE(*) Last Stone First End
X Unplayed/unfinished end due to concession

Game - Shot by Shot
경기별 숏 기록 / Déroulement de la partie

End 1 — **USA - United States 0 + 0** (this end) **= 0** — **JPN - Japan 0 + 2** (this end) **= 2**



	USA	JPN
Total Score	0	2
Time left	35:35	35:07

Legend:
↻ Clockwise ↺ Counter-clockwise - Not considered

Game - Shot by Shot
경기별 숏 기록 / Déroulement de la partie

End 2 — **USA - United States 0 + 0** (this end) **= 0** — **JPN - Japan 2 + 1** (this end) **= 3**

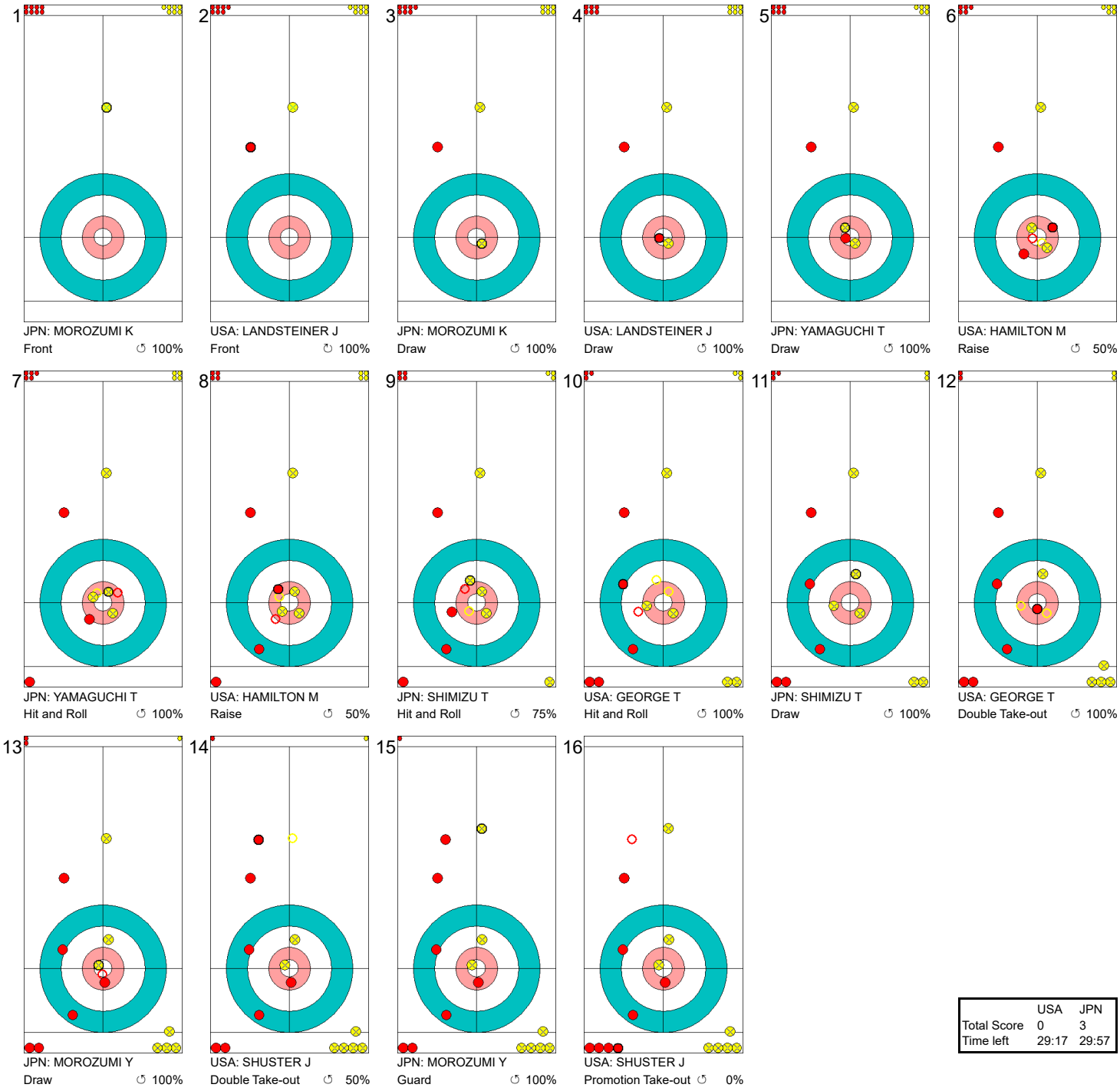

	USA	JPN
Total Score	0	3
Time left	29:17	29:57

Legend:
↻ Clockwise ↺ Counter-clockwise - Not considered

Game - Shot by Shot
경기별 숏 기록 / Déroulement de la partie

End 3 | **USA - United States** 0 + 0 (this end) = 0 | **JPN - Japan** 3 + 1 (this end) = 4



	USA	JPN
Total Score	0	4
Time left	23:24	25:27

Legend:
↻ Clockwise ↺ Counter-clockwise - Not considered

Game - Shot by Shot
경기별 숏 기록 / Déroulement de la partie

End 4 | **USA - United States 0 + 0** (this end) **= 0** | **JPN - Japan 4 + 0** (this end) **= 4**

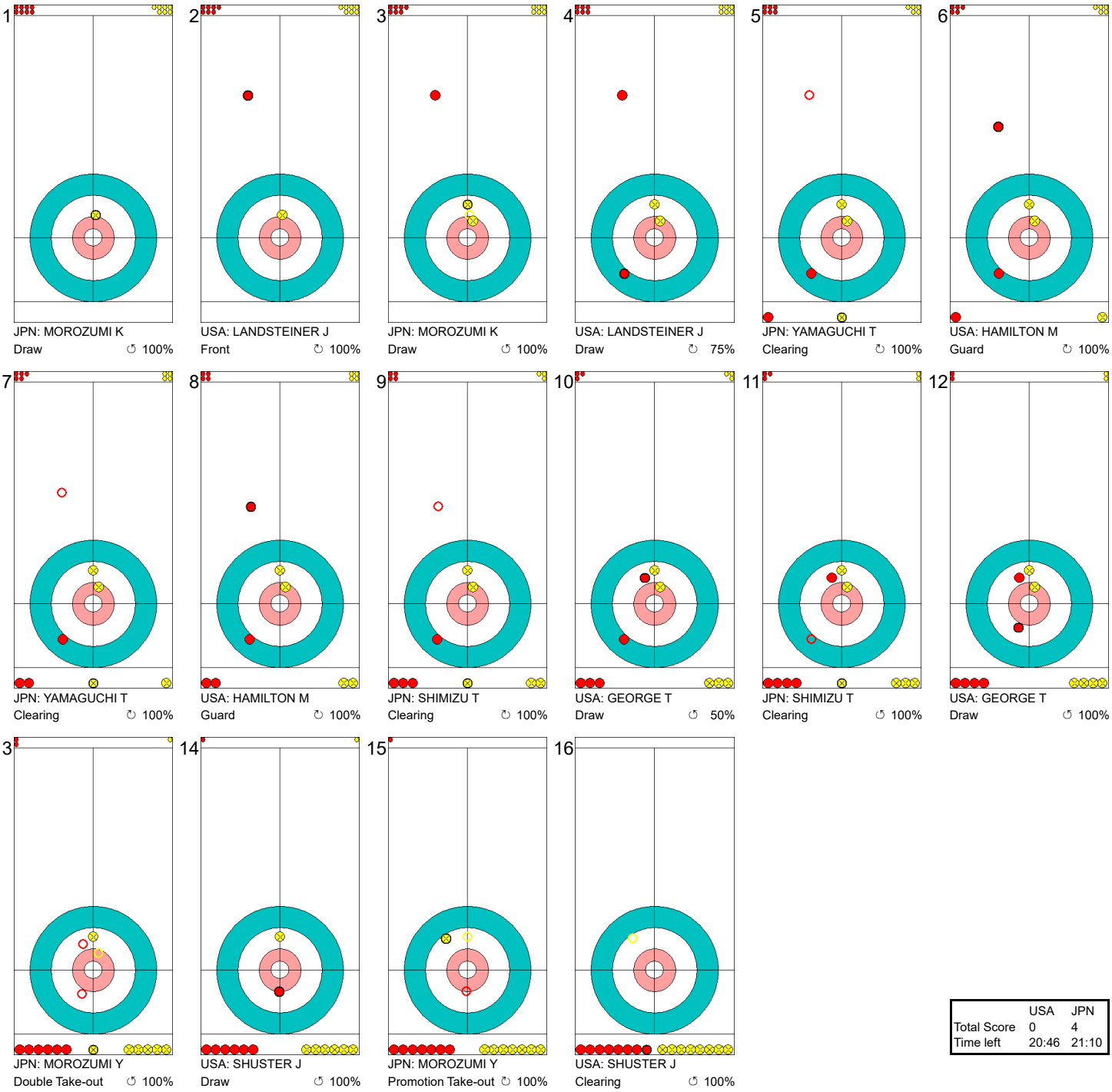

	USA	JPN
Total Score	0	4
Time left	20:46	21:10

Legend:
↻ Clockwise ↺ Counter-clockwise - Not considered

Game - Shot by Shot
경기별 숏 기록 / Déroulement de la partie

End 5 | **USA - United States** 0 + 2 (this end) = 2 | **JPN - Japan** 4 + 0 (this end) = 4



	USA	JPN
Total Score	2	4
Time left	17:55	18:10

Legend:
↻ Clockwise ↺ Counter-clockwise - Not considered

Game - Shot by Shot
경기별 숏 기록 / Déroulement de la partie

End 6 — **USA - United States 2 + 0** (this end) **= 2** — **JPN - Japan 4 + 2** (this end) **= 6**

1	2	3	4	5	6
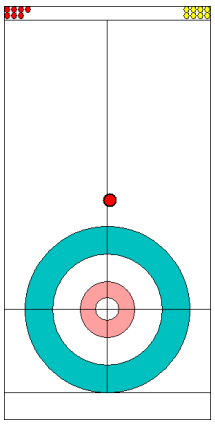	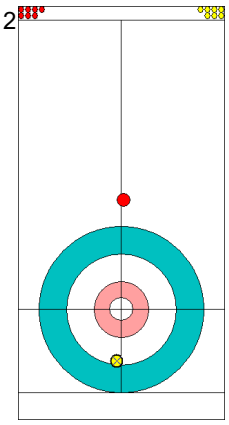	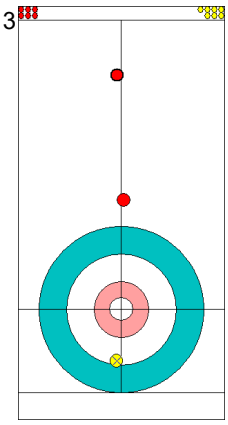	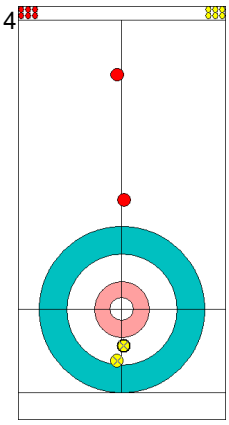	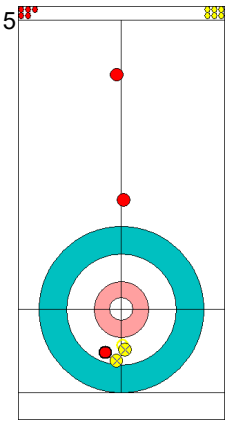	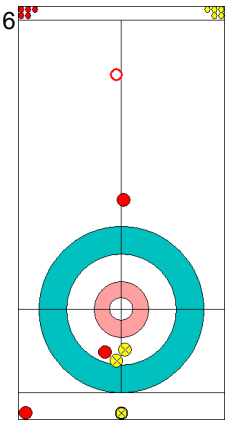
USA: LANDSTEINER J Front ↺ 100%	JPN: MOROZUMI K Draw ↺ 75%	USA: LANDSTEINER J Front ↺ 100%	JPN: MOROZUMI K Draw ↺ 75%	USA: HAMILTON M Draw ↺ 50%	JPN: YAMAGUCHI T Clearing ↺ 100%
7	8	9	10	11	12
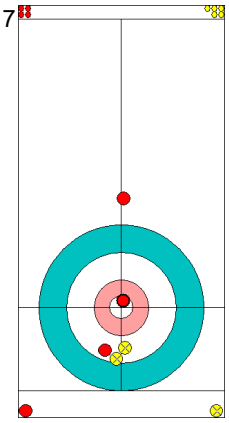	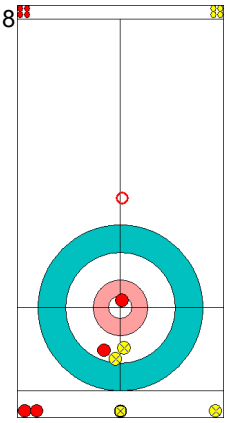	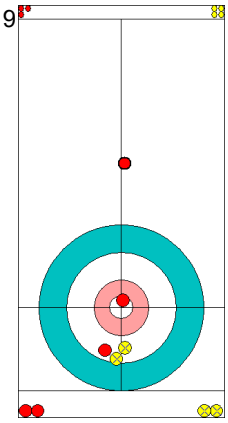	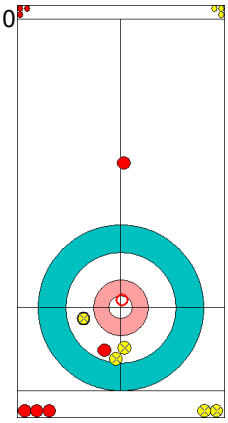	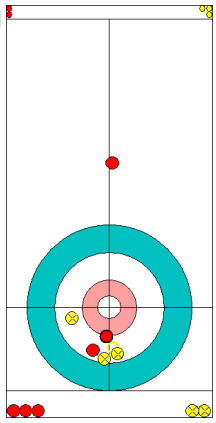	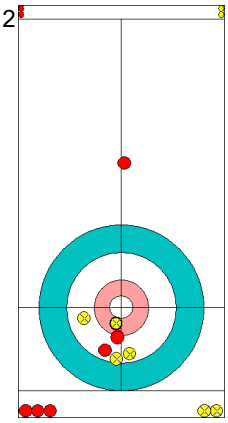
USA: HAMILTON M Draw ↺ 100%	JPN: YAMAGUCHI T Clearing ↺ 100%	USA: GEORGE T Guard ↺ 100%	JPN: SHIMIZU T Take-out ↺ 100% Slow Take-out	USA: GEORGE T Draw ↺ 75%	JPN: SHIMIZU T Draw ↺ 100%
13	14	15	16		
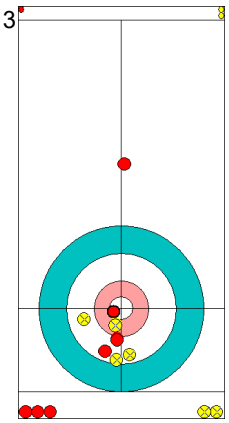	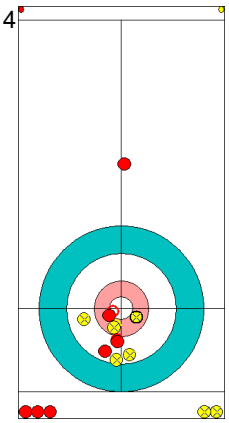	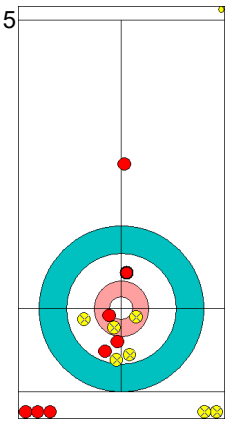	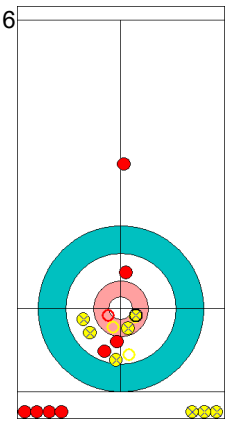		
USA: SHUSTER J Draw ↺ 100%	JPN: MOROZUMI Y Raise ↺ 50%	USA: SHUSTER J Draw ↺ 0%	JPN: MOROZUMI Y Take-out ↺ 100%		

	USA	JPN
Total Score	2	6
Time left	14:27	14:50

Legend:
↻ Clockwise ↺ Counter-clockwise - Not considered

Game - Shot by Shot
경기별 숏 기록 / Déroulement de la partie

End 7 — **USA - United States 2 + 0** (this end) **= 2** — **JPN - Japan 6 + 2** (this end) **= 8**



	USA	JPN
Total Score	2	8
Time left	11:34	11:50

Legend:
↻ Clockwise ↺ Counter-clockwise - Not considered

Game Results
대회 경기결과 / Résultats de la partie

Sheet	Game	Team	LSFE	1	2	3	4	5	6	7	8	9	10	Extra Ends				Total
D	6	SUI - Switzerland	*	4	0	1	0	2	0	0	0	1	X					8
	6	CAN - Canada		0	2	0	1	0	2	1	0	0	X					6

SUI - Switzerland		Shot Success Game	Shot Success All
4 V	SCHWARZ Benoit	82%	80%
3	PAETZ Claudio	74%	86%
2 S	DE CRUZ Peter	93%	82%
1	TANNER Valentin	84%	87%
A	MAERKI Dominik	-	-
	Team Total	83%	84%

Last Stone Draw		Distance
↻	DE CRUZ Peter	8.2cm
↺	PAETZ Claudio	29.9cm
Total		**38.1cm**

Time remaining: 1 minute 44 seconds

Time-out: End 7 - SUI stone 4

CAN - Canada		Shot Success Game	Shot Success All
4 S	KOE Kevin	83%	83%
3 V	KENNEDY Marc	96%	90%
2	LAING Brent	86%	85%
1	HEBERT Ben	88%	85%
A	PFEIFER Scott	-	-
	Team Total	88%	86%

Last Stone Draw		Distance
↻	KENNEDY Marc	17.4cm
↺	KOE Kevin	22.0cm
Total		**39.4cm**

Time remaining: 1 minute 58 seconds

Time-out: End 9 - CAN stone 8

Shot Success Analysis

SUI - Switzerland		↻		↺		Game	
4 SCHWARZ Benoit	Draws	2	88%	2	88%	4	88%
	Take-outs	6	58%	9	94%	15	80%
	Total	8	66%	11	93%	19	82%
3 PAETZ Claudio	Draws	3	67%	2	50%	5	60%
	Take-outs	11	80%	4	75%	15	78%
	Total	14	77%	6	67%	20	74%
2 DE CRUZ Peter	Draws	2	75%	1	50%	3	67%
	Take-outs	11	100%	6	92%	17	97%
	Total	13	96%	7	86%	20	93%
1 TANNER Valentin	Draws	10	90%	9	75%	19	83%
	Take-outs	1	100%	0	-	1	100%
	Total	11	91%	9	75%	20	84%
A MAERKI Dominik	Draws	0	-	0	-	0	-
	Take-outs	0	-	0	-	0	-
	Total	0	-	0	-	0	-
Team	Draws	17	84%	14	71%	31	78%
	Take-outs	29	84%	19	89%	48	86%
	Total	46	84%	33	82%	79	83%

CAN - Canada		↻		↺		Game	
4 KOE Kevin	Draws	2	50%	7	93%	9	83%
	Take-outs	3	83%	7	82%	10	83%
	Total	5	70%	14	88%	19	83%
3 KENNEDY Marc	Draws	6	100%	10	98%	16	98%
	Take-outs	1	100%	3	83%	4	88%
	Total	7	100%	13	94%	20	96%
2 LAING Brent	Draws	12	81%	7	96%	19	87%
	Take-outs	0	-	1	75%	1	75%
	Total	12	81%	8	94%	20	86%
1 HEBERT Ben	Draws	9	83%	11	91%	20	88%
	Take-outs	0	-	0	-	0	-
	Total	9	83%	11	91%	20	88%
A PFEIFER Scott	Draws	0	-	0	-	0	-
	Take-outs	0	-	0	-	0	-
	Total	0	-	0	-	0	-
Team	Draws	29	84%	35	94%	64	89%
	Take-outs	4	88%	11	82%	15	83%
	Total	33	84%	46	91%	79	88%

Note:
Position and function for each team member:
4 = Fourth, **3** = Third, **2** = Second, **1** = Lead, **A** = Alternate, **S** = Skip, **V** = Vice-Skip

Legend:
↻ Clockwise ↺ Counter-clockwise **LSFE(*)** Last Stone First End
X Unplayed/unfinished end due to concession

Game - Shot by Shot
경기별 숏 기록 / Déroulement de la partie

End 1 **SUI - Switzerland 0 + 4 (this end) = 4** **CAN - Canada 0 + 0 (this end) = 0**



	SUI	CAN
Total Score	4	0
Time left	33:25	33:35

Legend:
↻ Clockwise ↺ Counter-clockwise - Not considered

Game - Shot by Shot
경기별 숏 기록 / Déroulement de la partie

End 2 **SUI - Switzerland 4 + 0 (this end) = 4** **CAN - Canada 0 + 2 (this end) = 2**



	SUI	CAN
Total Score	4	2
Time left	30:38	30:11

Legend:
↻ Clockwise ↺ Counter-clockwise - Not considered

Game - Shot by Shot
경기별 숏 기록 / Déroulement de la partie

End 3 **SUI - Switzerland 4 + 1** (this end) **= 5** **CAN - Canada 2 + 0** (this end) **= 2**

1
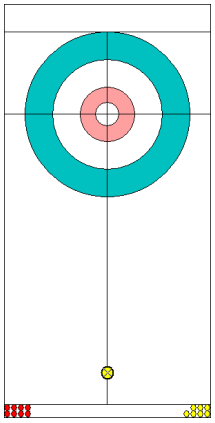
CAN: HEBERT B
Front ↺ 75%

2
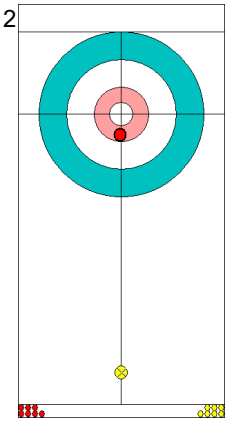
SUI: TANNER V
Draw ↺ 100%

3
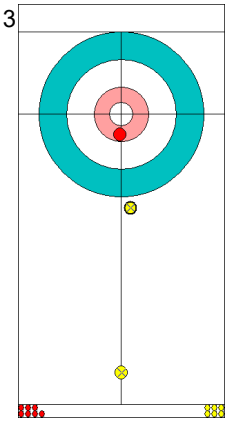
CAN: HEBERT B
Front ↺ 75%

4
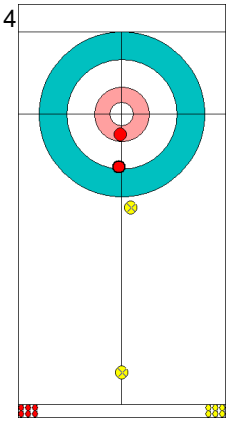
SUI: TANNER V
Draw ↺ 100%

5
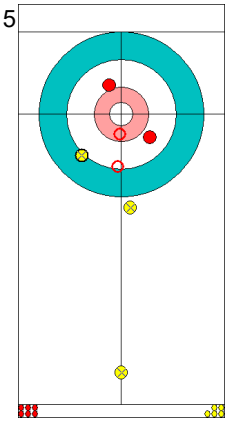
CAN: LAING B
Raise ↻ 50%

6
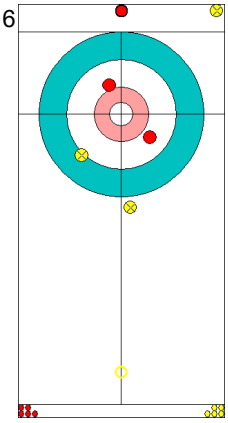
SUI: DE CRUZ P
Clearing ↺ 100%

7
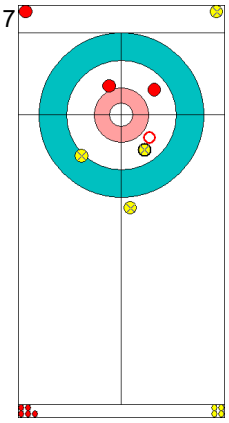
CAN: LAING B
Raise ↺ 75%

8
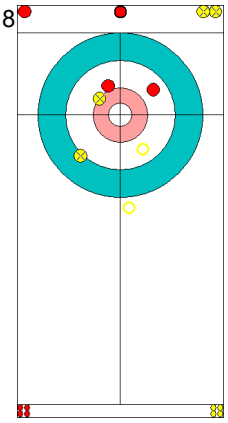
SUI: DE CRUZ P
Clearing ↺ 100%

9
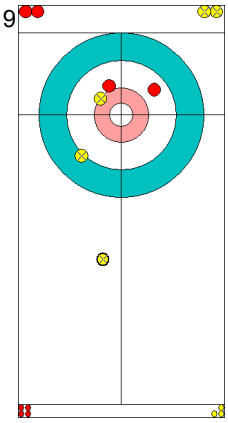
CAN: KENNEDY M
Guard ↺ 100%

10
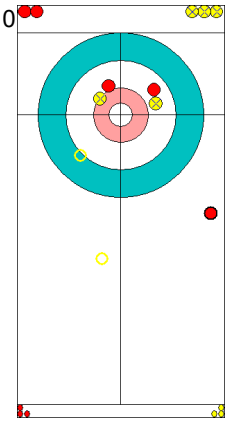
SUI: PAETZ C
Clearing ↺ 50%

11
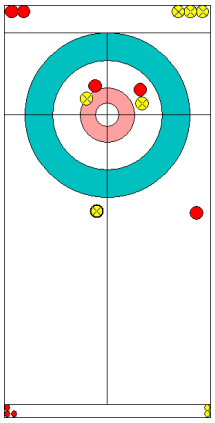
CAN: KENNEDY M
Guard ↺ 75%

12
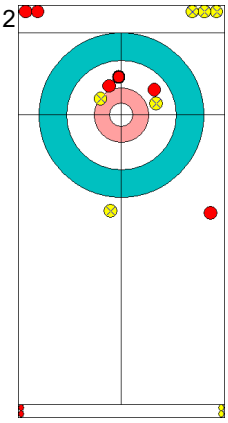
SUI: PAETZ C
Draw ↺ 50%

13
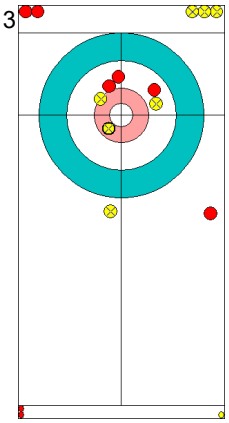
CAN: KOE K
Draw ↺ 100%

14
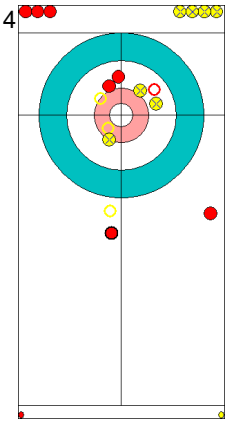
SUI: SCHWARZ B
Double Take-out ↻ 50%

15
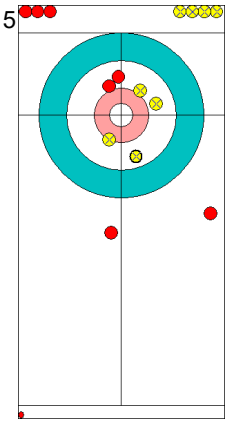
CAN: KOE K
Draw ↺ 100%

16
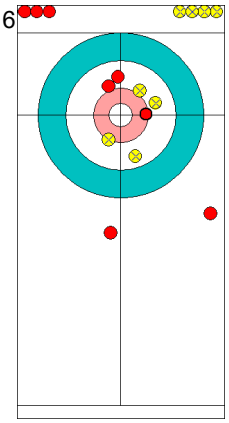
SUI: SCHWARZ B
Raise ↺ 100%
Measurement

	SUI	CAN
Total Score	5	2
Time left	27:14	25:12

Legend:
↻ Clockwise ↺ Counter-clockwise - Not considered

Game - Shot by Shot
경기별 숏 기록 / Déroulement de la partie

End 4 — **SUI - Switzerland 5 + 0** (this end) **= 5** — **CAN - Canada 2 + 1** (this end) **= 3**



	SUI	CAN
Total Score	5	3
Time left	23:03	20:13

Legend:
↻ Clockwise ↺ Counter-clockwise - Not considered

Game - Shot by Shot
경기별 숏 기록 / Déroulement de la partie

End 5 **SUI - Switzerland 5 + 2** (this end) **= 7** **CAN - Canada 3 + 0** (this end) **= 3**

1
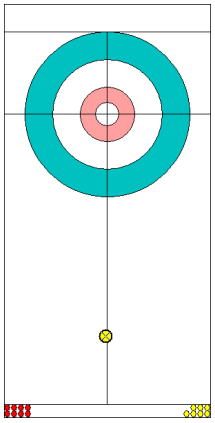
CAN: HEBERT B
Front ↻ 100%

2
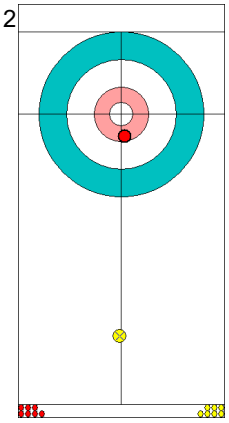
SUI: TANNER V
Draw ↻ 100%

3
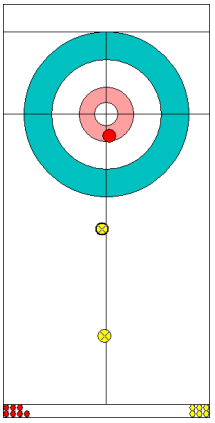
CAN: HEBERT B
Front ↻ 100%

4
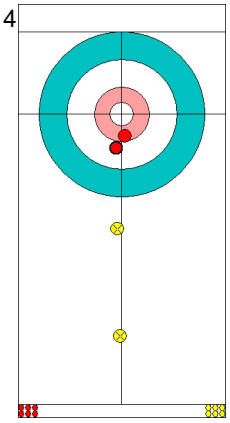
SUI: TANNER V
Draw ↻ 100%

5
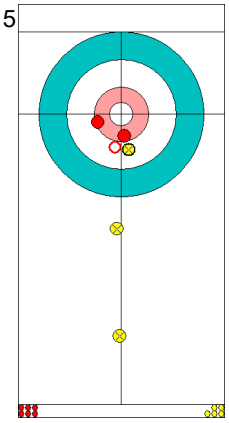
CAN: LAING B
Raise ↻ 100%

6
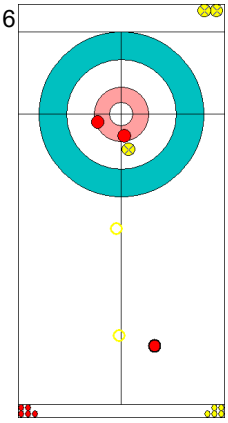
SUI: DE CRUZ P
Clearing ↻ 100%

7
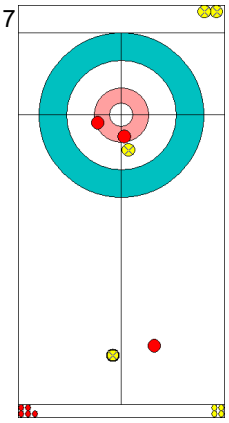
CAN: LAING B
Guard ↻ 50%

8
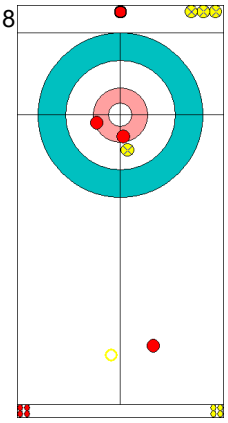
SUI: DE CRUZ P
Clearing ↻ 100%

9
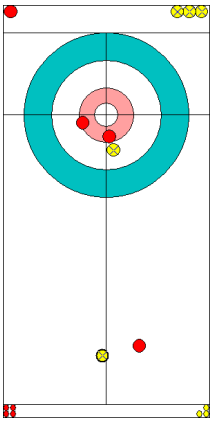
CAN: KENNEDY M
Guard ↻ 100%

10
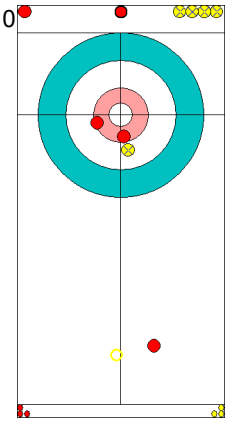
SUI: PAETZ C
Clearing ↻ 100%

11
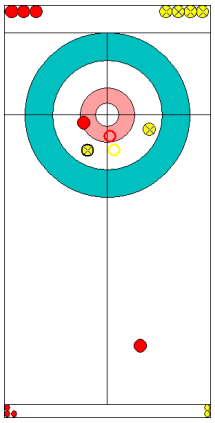
CAN: KENNEDY M
Hit and Roll ↻ 75%

12
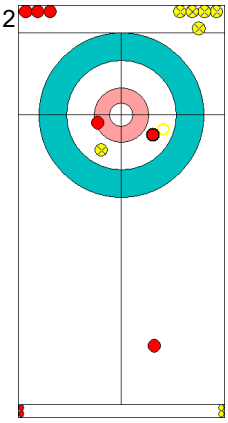
SUI: PAETZ C
Take-out ↻ 100%

13
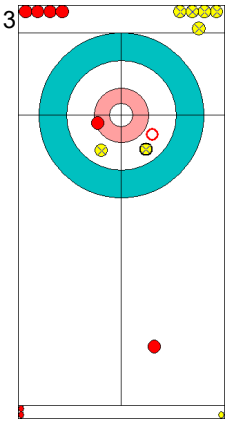
CAN: KOE K
Hit and Roll ↻ 75%

14
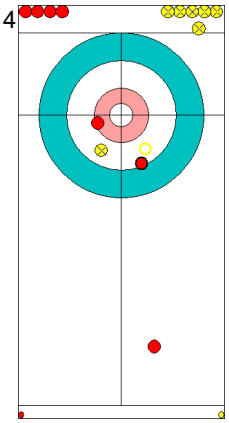
SUI: SCHWARZ B
Hit and Roll ↻ 75%

15
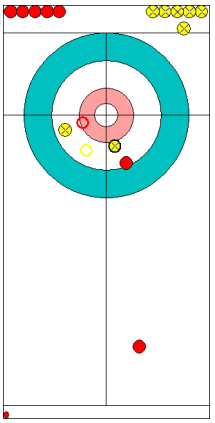
CAN: KOE K
Hit and Roll ↻ 100%

16
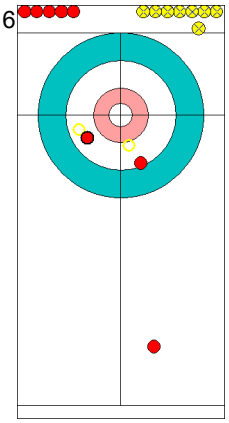
SUI: SCHWARZ B
Double Take-out ↻ 100%

	SUI	CAN
Total Score	7	3
Time left	18:12	15:26

Legend:
↻ Clockwise ↺ Counter-clockwise - Not considered

Game - Shot by Shot
경기별 숏 기록 / Déroulement de la partie

End 6 — **SUI - Switzerland 7 + 0** (this end) **= 7** — **CAN - Canada 3 + 2** (this end) **= 5**



	SUI	CAN
Total Score	7	5
Time left	15:43	13:19

Legend:
↻ Clockwise ↺ Counter-clockwise - Not considered

Game - Shot by Shot
경기별 숏 기록 / Déroulement de la partie

End 7 **SUI - Switzerland 7 + 0** (this end) **= 7** **CAN - Canada 5 + 1** (this end) **= 6**

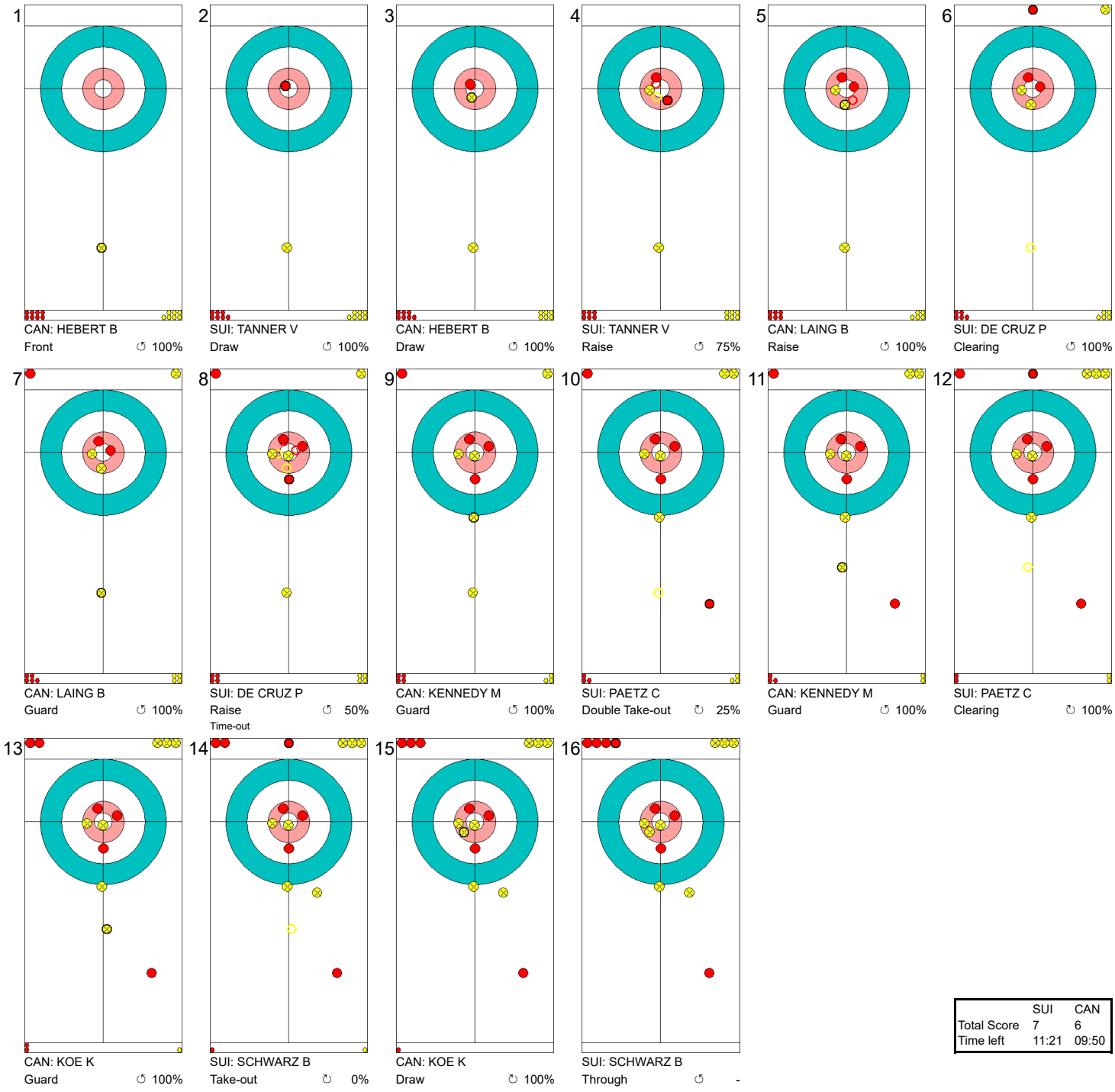

	SUI	CAN
Total Score	7	6
Time left	11:21	09:50

Legend:
↻ Clockwise ↺ Counter-clockwise - Not considered

Game - Shot by Shot
경기별 숏 기록 / Déroulement de la partie

End 8 — **SUI - Switzerland 7 + 0** (this end) **= 7** — **CAN - Canada 6 + 0** (this end) **= 6**



	SUI	CAN
Total Score	7	6
Time left	08:07	07:21

Legend:
↻ Clockwise ↺ Counter-clockwise - Not considered

Game - Shot by Shot
경기별 숏 기록 / Déroulement de la partie

End 9 — **SUI - Switzerland 7 + 1** (this end) **= 8** — **CAN - Canada 6 + 0** (this end) **= 6**



	SUI	CAN
Total Score	8	6
Time left	03:36	03:48

Legend:
↻ Clockwise ↺ Counter-clockwise - Not considered

Game - Shot by Shot
경기별 숏 기록 / Déroulement de la partie

End 10 — **SUI - Switzerland** 8 + X (this end) = 8 — **CAN - Canada** 6 + X (this end) = 6



	SUI	CAN
Total Score	8	6
Time left	01:44	01:58

Legend:
↻ Clockwise ↺ Counter-clockwise - Not considered
X Unfinished end due to concession

Most Important Shots
우승 결정 슛 / Tirs les plus importants

Sheet	Game	Team	LSFE	1	2	3	4	5	6	7	8	9	10	Extra Ends	Total
A	5	NOR - Norway		0	1	0	4	0	4	0	0	1	0		10
	5	DEN - Denmark	*	1	0	1	0	1	0	2	2	0	1		8

Most Important Shot:

The Norwegian Skip ULSRUD T played a heavyweight Clearing and removed several stones in front of the house together with the Danish stone which was sitting on the button. This set up a four point end.

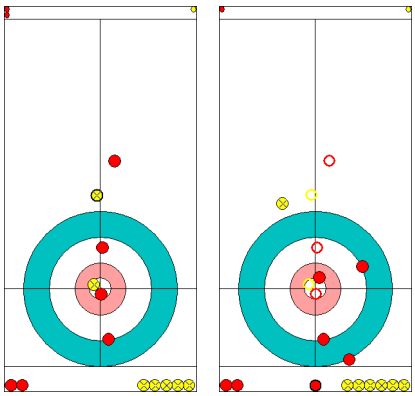

Before After

End: 6
Team: NOR - Norway
Player: ULSRUD Thomas
Team Stone: 1 2 3 4 5 6 (7) 8
Task: Clearing
Rotation: ↻
Shot Success: 100%

Sheet	Game	Team	LSFE	1	2	3	4	5	6	7	8	9	10	Extra Ends	Total
B	5	USA - United States of America		0	0	0	0	2	0	0	X	X	X		2
	5	JPN - Japan	*	2	1	1	0	0	2	2	X	X	X		8

Most Important Shot:

Japanese Skip MOROZUMI Y played a Draw to the button to sit shot with a US stone in the back. Team USA was forced to attempt a difficult Double Take-out, which they missed, leading to a steal of one and a 3-0 lead.

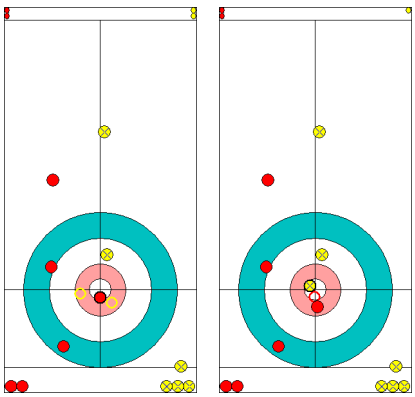

Before After

End: 2
Team: JPN - Japan
Player: MOROZUMI Yusuke
Team Stone: 1 2 3 4 5 6 (7) 8
Task: Draw
Rotation: ↺
Shot Success: 100%

Most Important Shots
우승 결정 슛 / Tirs les plus importants

Sheet	Game	Team	LSFE	1	2	3	4	5	6	7	8	9	10	Extra Ends				Total
D	6	SUI - Switzerland	*	4	0	1	0	2	0	0	0	1	X					8
	6	CAN - Canada		0	2	0	1	0	2	1	0	0	X					6

Most Important Shot:

The Swiss Fourth SCHWARZ B played a difficult Take-out to remove a Canadian stone laying second shot in between two Swiss stones. The Swiss team scored 4 points and put pressure on the Canadian team right from the start of the game.

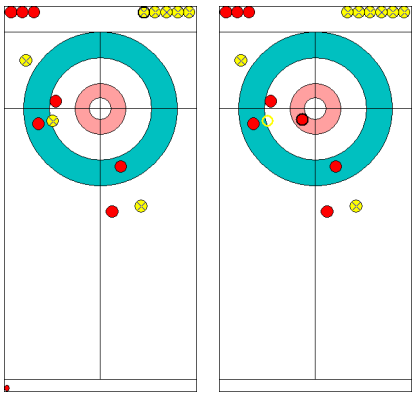

Before After

End: 1

Team: SUI - Switzerland

Player: SCHWARZ Benoit

Team Stone: 1 2 3 4 5 6 7 ⑧

Task: Take-out

Rotation: ↺

Shot Success: 100%

Legend:
↻ Clockwise ↺ Counter-clockwise **LSFE(*)** Last Stone First End
X Unplayed/unfinished end due to concession

Session Results and Standings
세션 경기결과 및 순위 / Résultats de la session et classement

Sheet	Game	Team	LSFE	1	2	3	4	5	6	7	8	9	10	Extra Ends				Total
A	5	KOR - Republic of Korea	*	0	2	1	0	2	2	0	3	1	X					11
	5	GBR - Great Britain		2	0	0	1	0	0	2	0	0	X					5
B	5	SUI - Switzerland		1	0	0	1	0	0	2	0	2	1					7
	4	NOR - Norway	*	0	1	1	0	0	2	0	1	0	0					5
C	5	CAN - Canada	*	0	2	0	0	0	0	0	0	0	X					2
	5	SWE - Sweden		0	0	0	0	2	2	0	1	0	X					5
D	4	JPN - Japan	*	2	0	1	0	2	0	0	0	0	1					6
	5	ITA - Italy		0	1	0	2	0	0	0	1	1	0					5

Current Standings

Rank	Team	Games	Wins	Losses
1	SWE - Sweden	5	5	0
2	CAN - Canada	5	4	1
3	SUI - Switzerland	5	3	2
4	JPN - Japan	4	2	2
4	USA - United States of America	4	2	2
6	GBR - Great Britain	5	2	3
6	ITA - Italy	5	2	3
8	DEN - Denmark	4	1	3
8	NOR - Norway	4	1	3
10	KOR - Republic of Korea	5	1	4

Note:
Under WCF rules, tie-breaking rules for standings are not applied until after the last game of the round robin.

Legend:
LSFE(*) Last Stone First End
X Unplayed/unfinished end due to concession

Game Results
대회 경기결과 / Résultats de la partie

Sheet	Game	Team	LSFE	1	2	3	4	5	6	7	8	9	10	Extra Ends				Total
A	5	KOR - Republic of Korea	*	0	2	1	0	2	2	0	3	1	X					11
	5	GBR - Great Britain		2	0	0	1	0	0	2	0	0	X					5

KOR - Republic of Korea			Shot Success Game	Shot Success All
4	S	KIM ChangMin	79%	79%
3	V	SEONG SeHyeon	88%	83%
2		OH EunSu	86%	86%
1		LEE KiBok	81%	89%
A		KIM MinChan	-	79%
		Team Total	83%	83%

Last Stone Draw		Distance
↻	SEONG SeHyeon	7.6cm
↺	KIM ChangMin	40.7cm
Total		**48.3cm**

Time remaining: 4 minutes 10 seconds

Time-out: End 5 - KOR stone 6

GBR - Great Britain			Shot Success Game	Shot Success All
4	S	SMITH Kyle	65%	77%
3	V	MUIRHEAD Thomas	82%	79%
2		WADDELL Kyle	81%	82%
1		SMITH Cameron	93%	87%
A		MUIRHEAD Glen	-	-
		Team Total	80%	81%

Last Stone Draw		Distance
↻	SMITH Kyle	33.1cm
↺	SMITH Cameron	20.5cm
Total		**53.6cm**

Time remaining: 4 minutes 7 seconds

Time-out: End 4 - GBR stone 6

Shot Success Analysis

KOR - Republic of Korea		↻		↺		Game	
4 KIM ChangMin	Draws	2	100%	2	88%	4	94%
	Take-outs	6	71%	8	78%	14	75%
	Total	8	78%	10	80%	18	79%
3 SEONG SeHyeon	Draws	0	-	3	100%	3	100%
	Take-outs	6	83%	9	86%	15	85%
	Total	6	83%	12	90%	18	88%
2 OH EunSu	Draws	2	75%	2	100%	4	88%
	Take-outs	0	-	14	86%	14	86%
	Total	2	75%	16	88%	18	86%
1 LEE KiBok	Draws	3	83%	12	79%	15	80%
	Take-outs	1	75%	1	100%	2	88%
	Total	4	81%	13	81%	17	81%
A KIM MinChan	Draws	0	-	0	-	0	-
	Take-outs	0	-	0	-	0	-
	Total	0	-	0	-	0	-
Team	Draws	7	86%	19	86%	26	86%
	Take-outs	13	77%	32	84%	45	82%
	Total	20	80%	51	85%	71	83%

GBR - Great Britain		↻		↺		Game	
4 SMITH Kyle	Draws	1	75%	5	65%	6	67%
	Take-outs	4	69%	8	63%	12	65%
	Total	5	70%	13	63%	18	65%
3 MUIRHEAD Thomas	Draws	5	80%	8	72%	13	75%
	Take-outs	3	100%	2	100%	5	100%
	Total	8	88%	10	78%	18	82%
2 WADDELL Kyle	Draws	2	100%	8	66%	10	73%
	Take-outs	4	94%	4	88%	8	91%
	Total	6	96%	12	73%	18	81%
1 SMITH Cameron	Draws	1	100%	17	93%	18	93%
	Take-outs	0	-	0	-	0	-
	Total	1	100%	17	93%	18	93%
A MUIRHEAD Glen	Draws	0	-	0	-	0	-
	Take-outs	0	-	0	-	0	-
	Total	0	-	0	-	0	-
Team	Draws	9	86%	38	79%	47	80%
	Take-outs	11	86%	14	75%	25	80%
	Total	20	86%	52	78%	72	80%

Note:
Position and function for each team member:
4 = Fourth, **3** = Third, **2** = Second, **1** = Lead, **A** = Alternate, **S** = Skip, **V** = Vice-Skip

Legend:
↻ Clockwise
↺ Counter-clockwise
LSFE(*) Last Stone First End
X Unplayed/unfinished end due to concession

Game - Shot by Shot
경기별 숏 기록 / Déroulement de la partie

End 1 — **KOR - Republic of Korea 0 + 0 (this end) = 0** — **GBR - Great Britain 0 + 2 (this end) = 2**

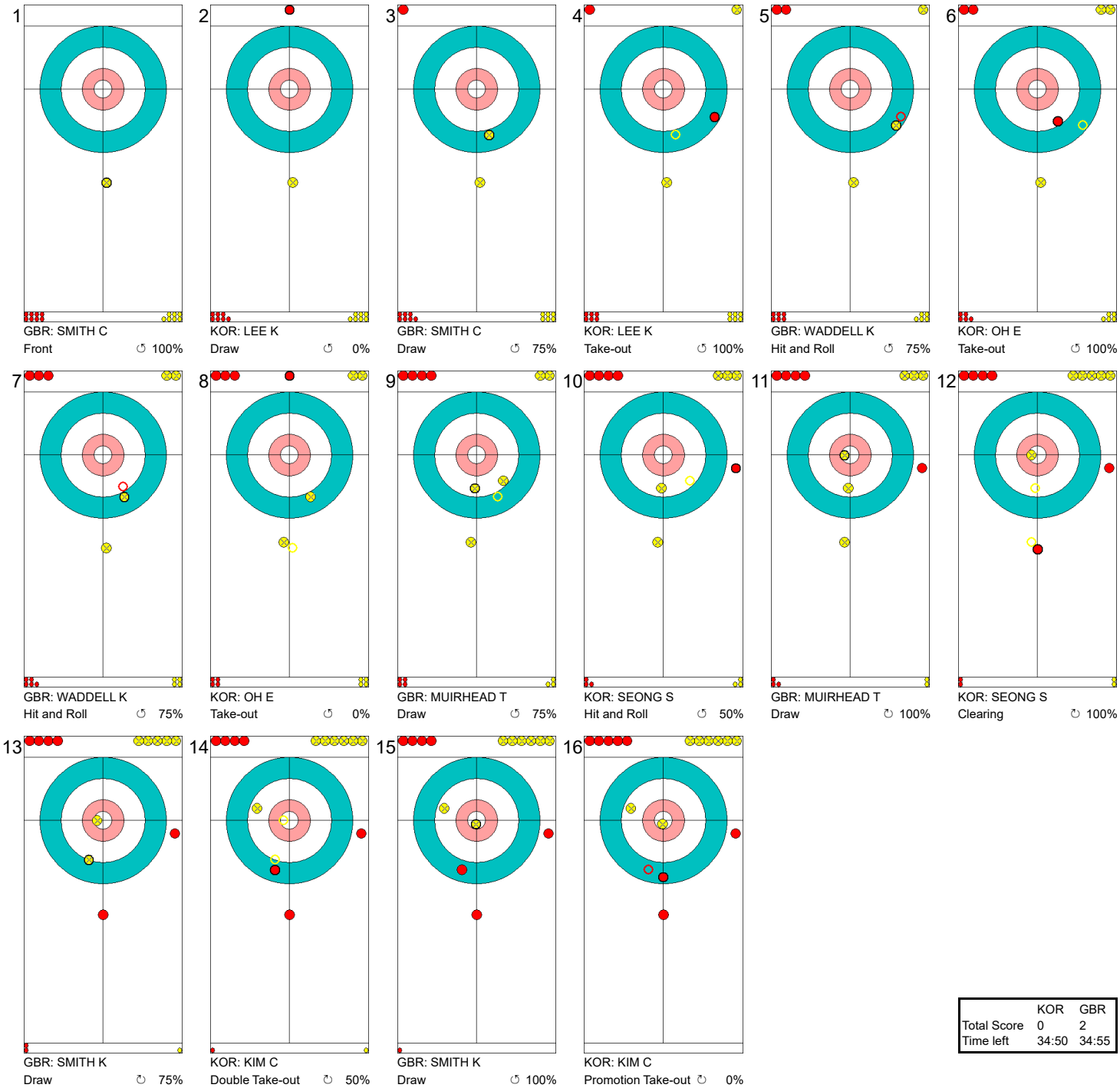

	KOR	GBR
Total Score	0	2
Time left	34:50	34:55

Legend:
↻ Clockwise ↺ Counter-clockwise - Not considered

Game - Shot by Shot
경기별 숏 기록 / Déroulement de la partie

End 2 — **KOR - Republic of Korea 0 + 2 (this end) = 2** — **GBR - Great Britain 2 + 0 (this end) = 2**



	KOR	GBR
Total Score	2	2
Time left	31:39	31:59

Legend:
↻ Clockwise ↺ Counter-clockwise - Not considered

Game - Shot by Shot
경기별 숏 기록 / Déroulement de la partie

End 3 | **KOR - Republic of Korea** 2 + 1 (this end) = 3 | **GBR - Great Britain** 2 + 0 (this end) = 2

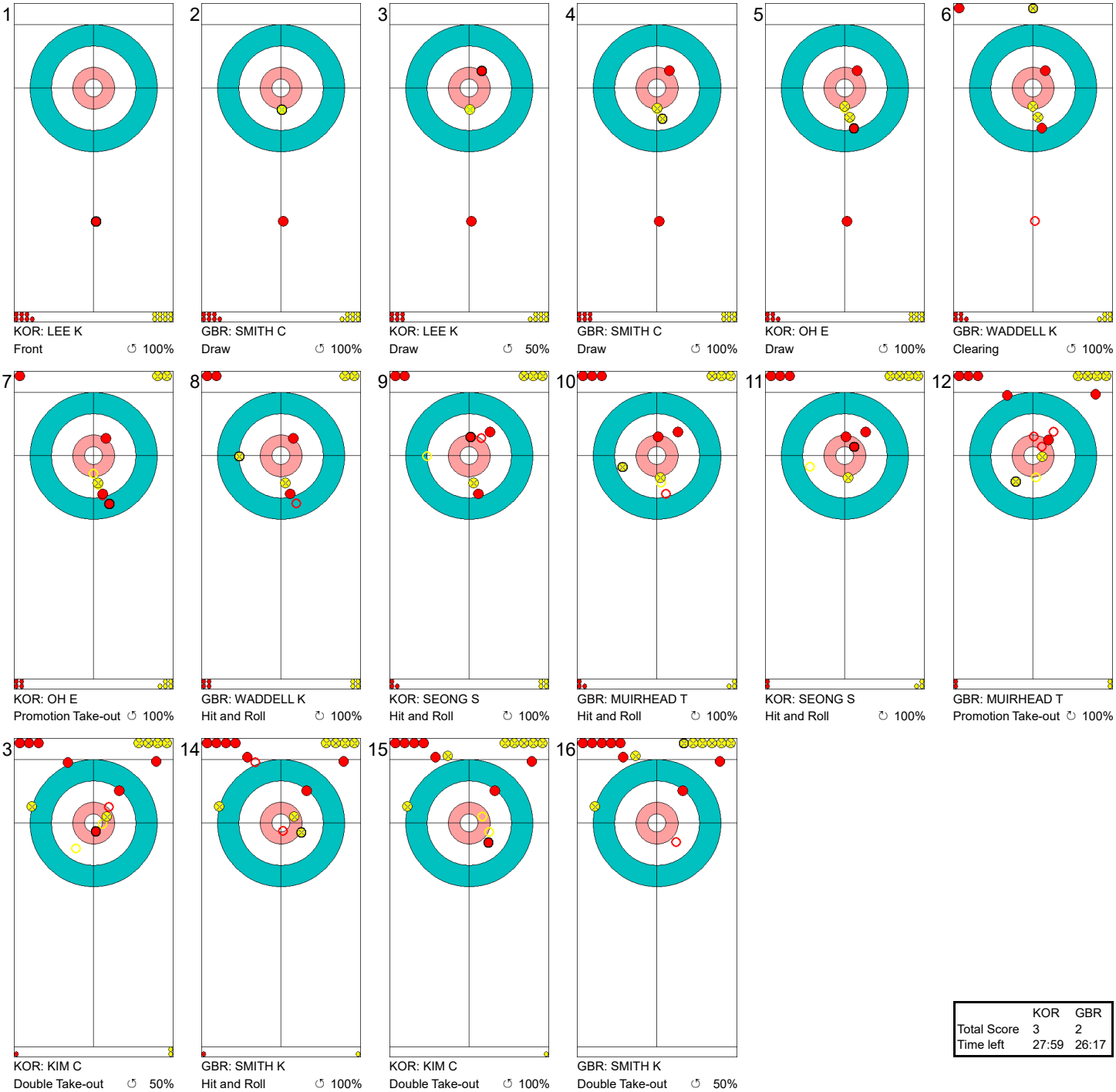

	KOR	GBR
Total Score	3	2
Time left	27:59	26:17

Legend:
↻ Clockwise ↺ Counter-clockwise - Not considered

Game - Shot by Shot
경기별 숏 기록 / Déroulement de la partie

End 4 — **KOR - Republic of Korea 3 + 0** (this end) **= 3** — **GBR - Great Britain 2 + 1** (this end) **= 3**

1	2	3	4	5	6
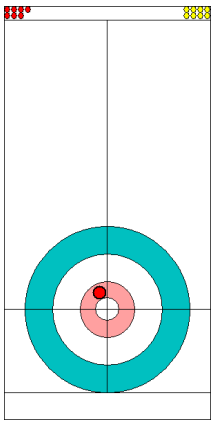	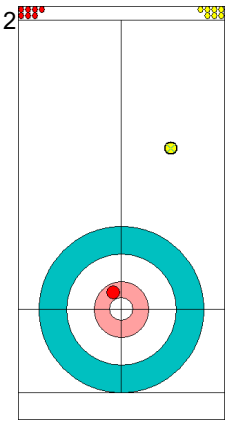	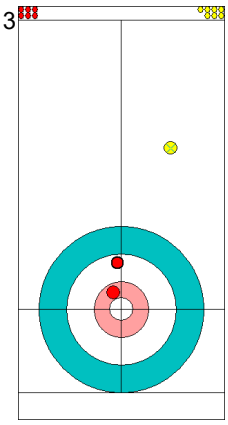	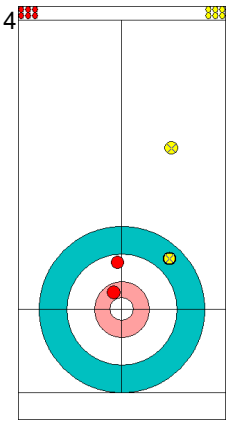	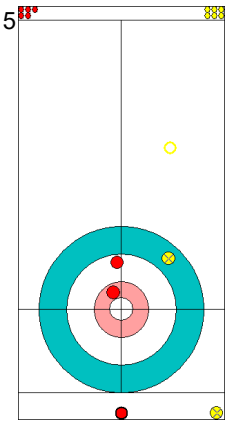	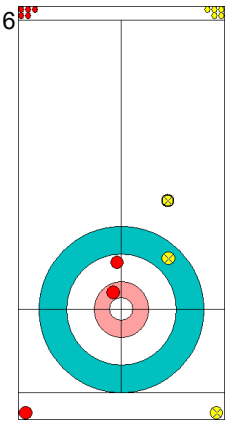
KOR: LEE K Draw ↻ 100%	GBR: SMITH C Front ↻ 100%	KOR: LEE K Draw ↻ 100%	GBR: SMITH C Draw ↻ 100%	KOR: OH E Clearing ↻ 100%	GBR: WADDELL K Guard ↻ 100%
7	**8**	**9**	**10**	**11**	**12**
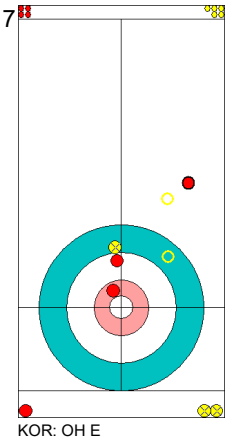	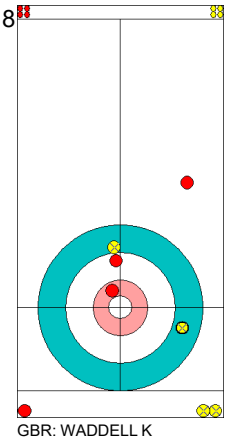	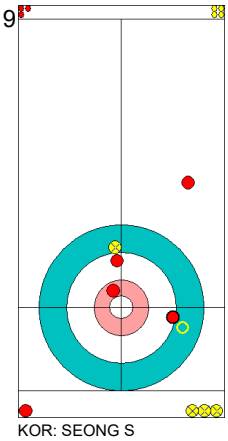	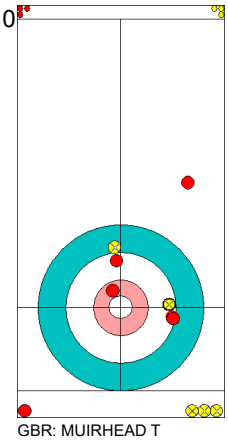	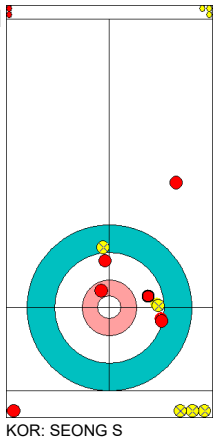	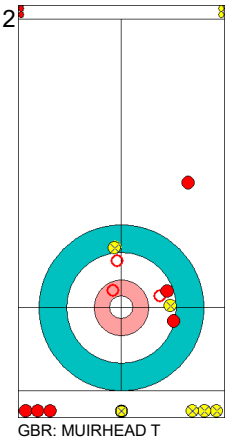
KOR: OH E Clearing ↻ 50%	GBR: WADDELL K Draw ↻ 75%	KOR: SEONG S Hit and Roll ↻ 75%	GBR: MUIRHEAD T Draw ↻ 100%	KOR: SEONG S Draw ↻ 100%	GBR: MUIRHEAD T Double Take-out ↻ 100% Time-out
13	**14**	**15**	**16**		
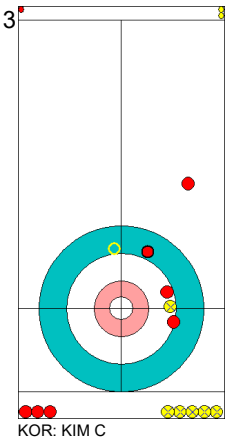	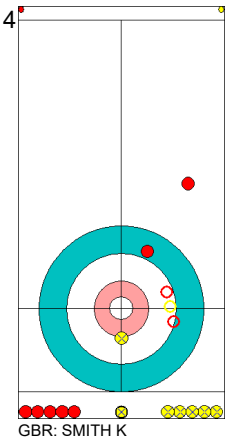	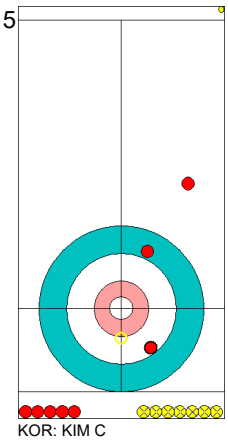	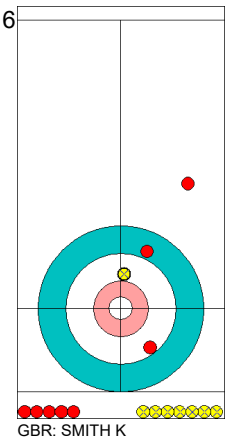		
KOR: KIM C Take-out ↻ 100%	GBR: SMITH K Take-out ↻ 100%	KOR: KIM C Hit and Roll ↻ 100%	GBR: SMITH K Draw ↻ 100%		

	KOR	GBR
Total Score	3	3
Time left	24:34	21:20

Legend:
↻ Clockwise ↺ Counter-clockwise - Not considered

Game - Shot by Shot
경기별 숏 기록 / Déroulement de la partie

End 5 — **KOR - Republic of Korea 3 + 2** (this end) **= 5** — **GBR - Great Britain 3 + 0** (this end) **= 3**



	KOR	GBR
Total Score	5	3
Time left	16:45	17:03

Legend:
↻ Clockwise ↺ Counter-clockwise - Not considered

Game - Shot by Shot
경기별 숏 기록 / Déroulement de la partie

End 6 — **KOR - Republic of Korea 5 + 2** (this end) **= 7** — **GBR - Great Britain 3 + 0** (this end) **= 3**

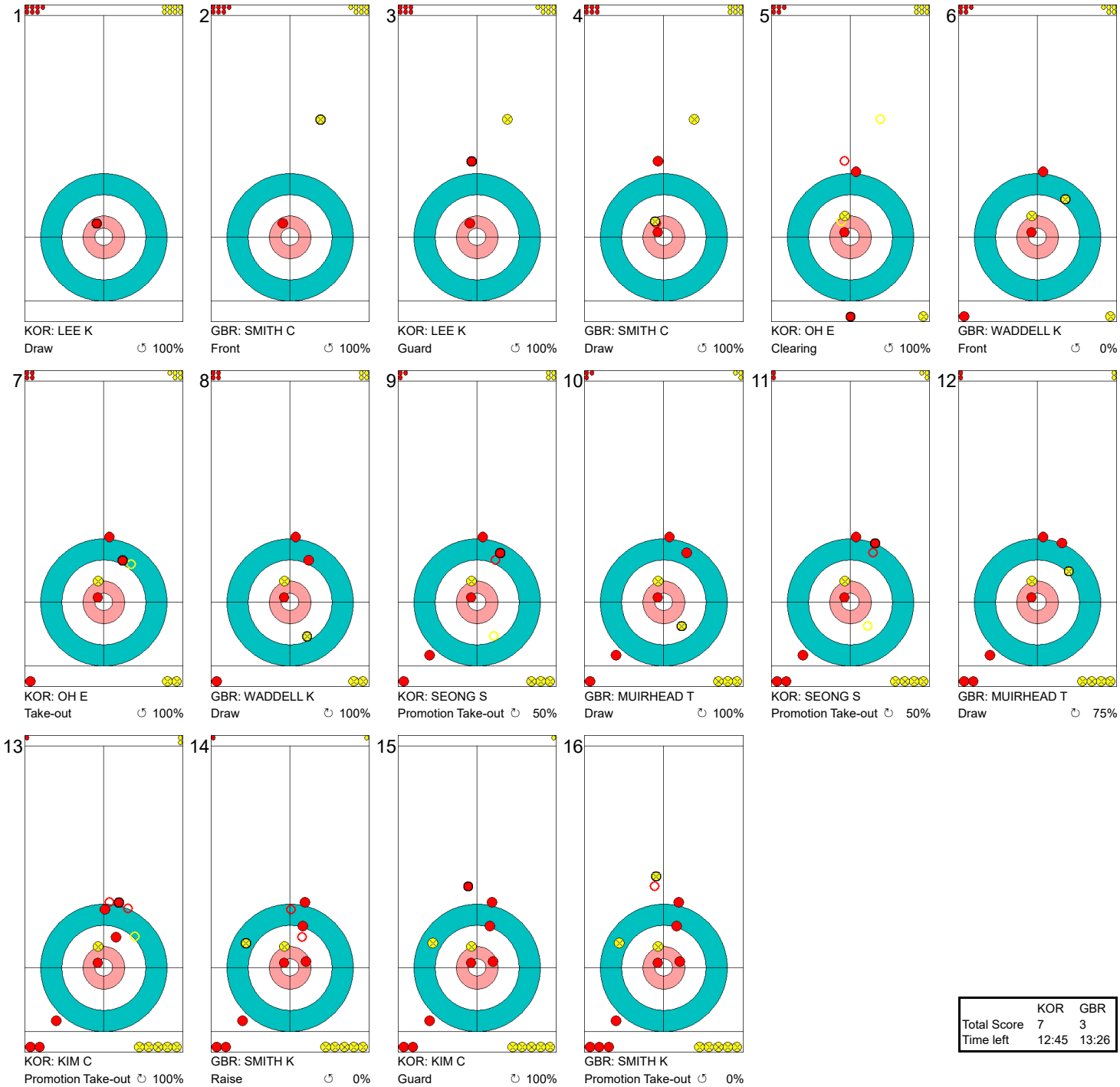

	KOR	GBR
Total Score	7	3
Time left	12:45	13:26

Legend:
↻ Clockwise ↺ Counter-clockwise - Not considered

Game - Shot by Shot
경기별 숏 기록 / Déroulement de la partie

End 7 | **KOR - Republic of Korea** 7 + 0 (this end) = 7 | **GBR - Great Britain** 3 + 2 (this end) = 5

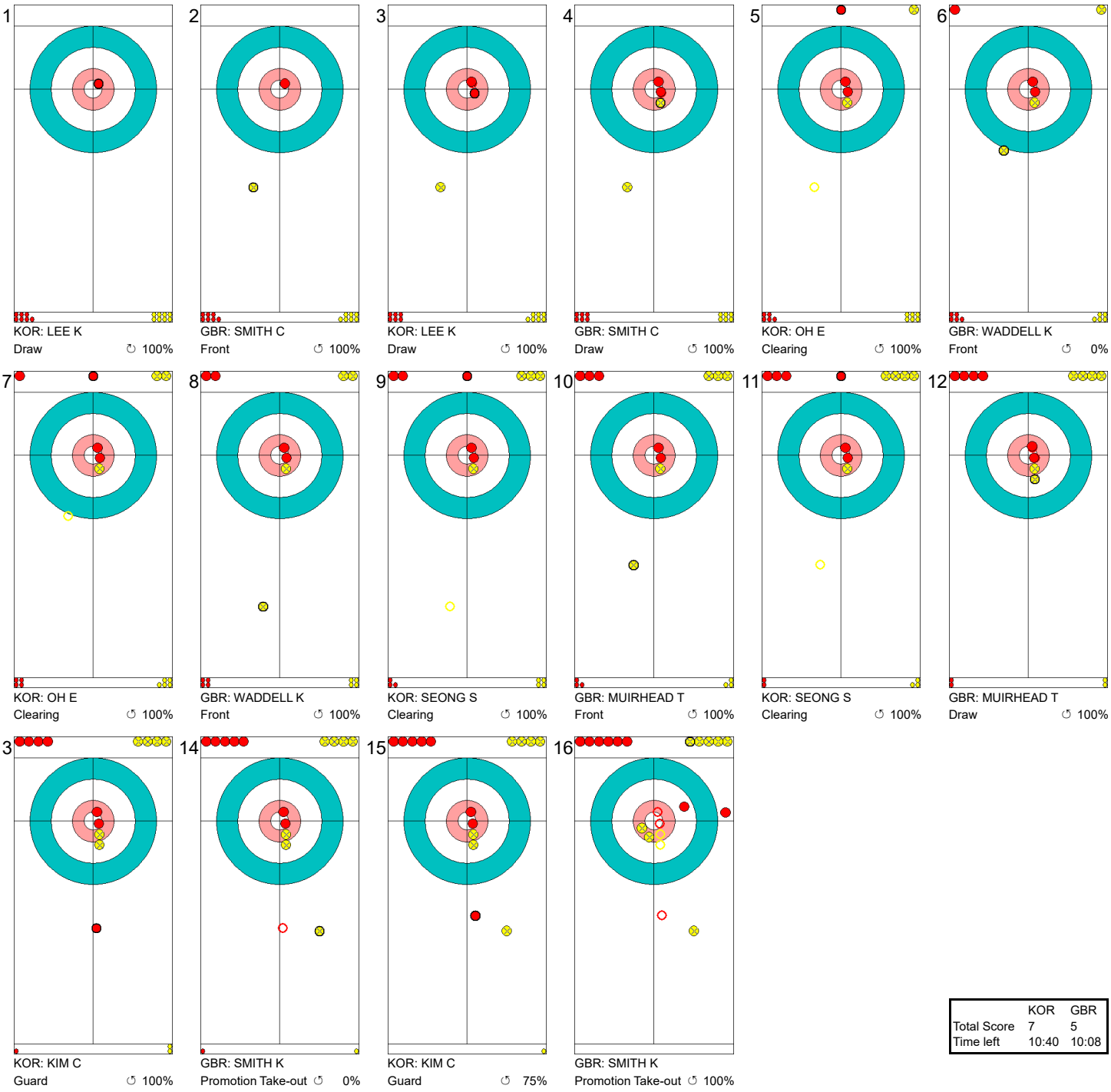

	KOR	GBR
Total Score	7	5
Time left	10:40	10:08

Legend:
↻ Clockwise ↺ Counter-clockwise - Not considered

Game - Shot by Shot
경기별 숏 기록 / Déroulement de la partie

End 8 | **KOR - Republic of Korea** 7 + 3 (this end) = 10 | **GBR - Great Britain** 5 + 0 (this end) = 5

1	2	3	4	5	6
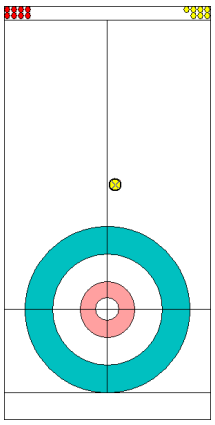	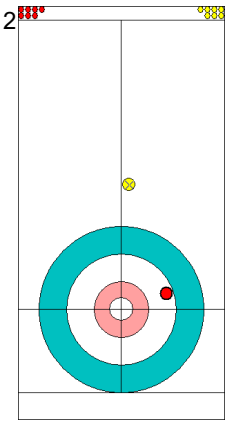	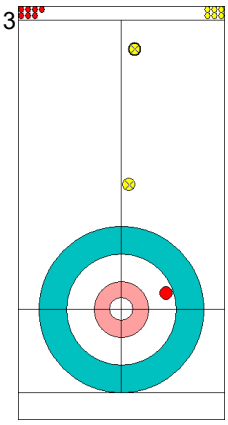	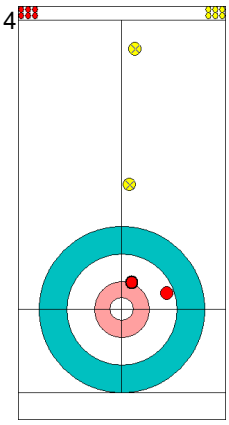	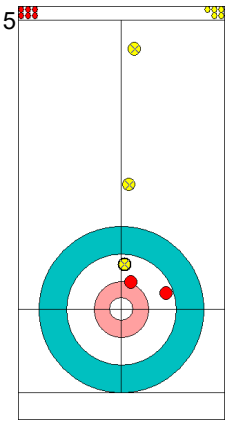	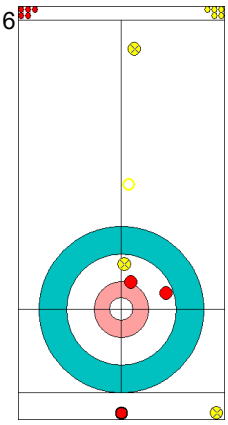
GBR: SMITH C	KOR: LEE K	GBR: SMITH C	KOR: LEE K	GBR: WADDELL K	KOR: OH E
Front ↻ 100%	Draw ↻ 100%	Front ↻ 100%	Draw ↻ 100%	Draw ↻ 100%	Clearing ↻ 100%

7	8	9	10	11	12
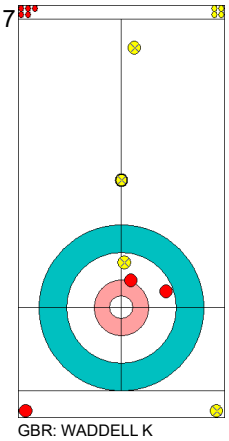	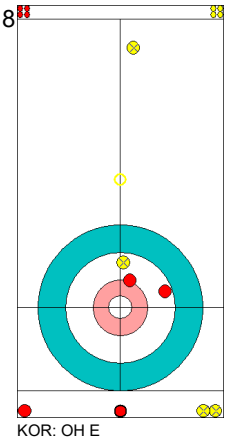	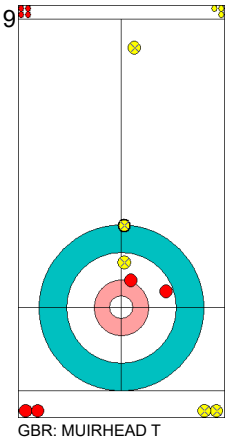	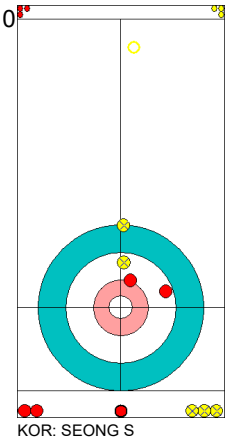	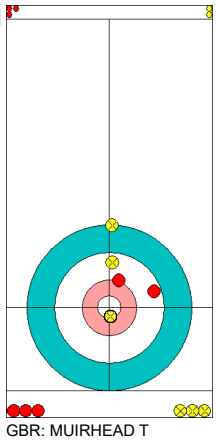	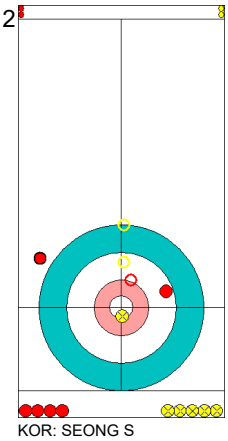
GBR: WADDELL K	KOR: OH E	GBR: MUIRHEAD T	KOR: SEONG S	GBR: MUIRHEAD T	KOR: SEONG S
Guard ↻ 100%	Clearing ↻ 100%	Guard ↻ 25%	Clearing ↻ 100%	Draw ↻ 100%	Double Take-out ↻ 100%

13	14	15	16
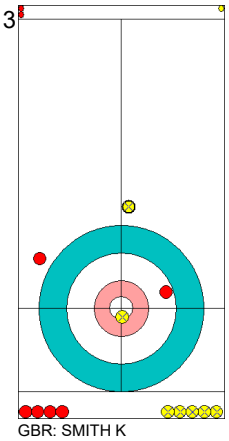	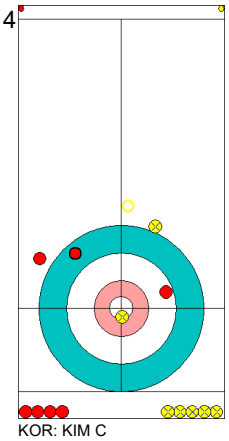	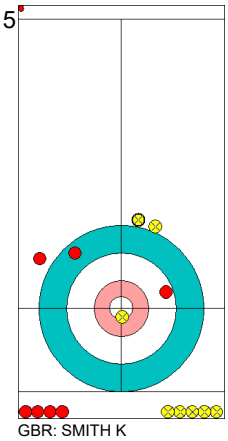	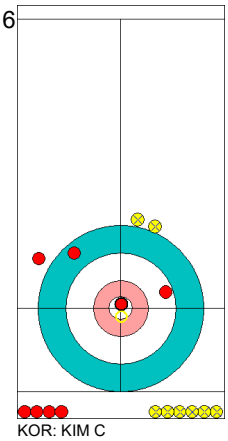
GBR: SMITH K	KOR: KIM C	GBR: SMITH K	KOR: KIM C
Guard ↻ 75%	Take-out ↻ 0%	Guard ↻ 50%	Take-out ↻ 100%

	KOR	GBR
Total Score	10	5
Time left	07:22	06:46

Legend:
↻ Clockwise ↺ Counter-clockwise - Not considered

Game - Shot by Shot
경기별 숏 기록 / Déroulement de la partie

End 9 | **KOR - Republic of Korea** 10 + 1 (this end) = 11 | **GBR - Great Britain** 5 + 0 (this end) = 5

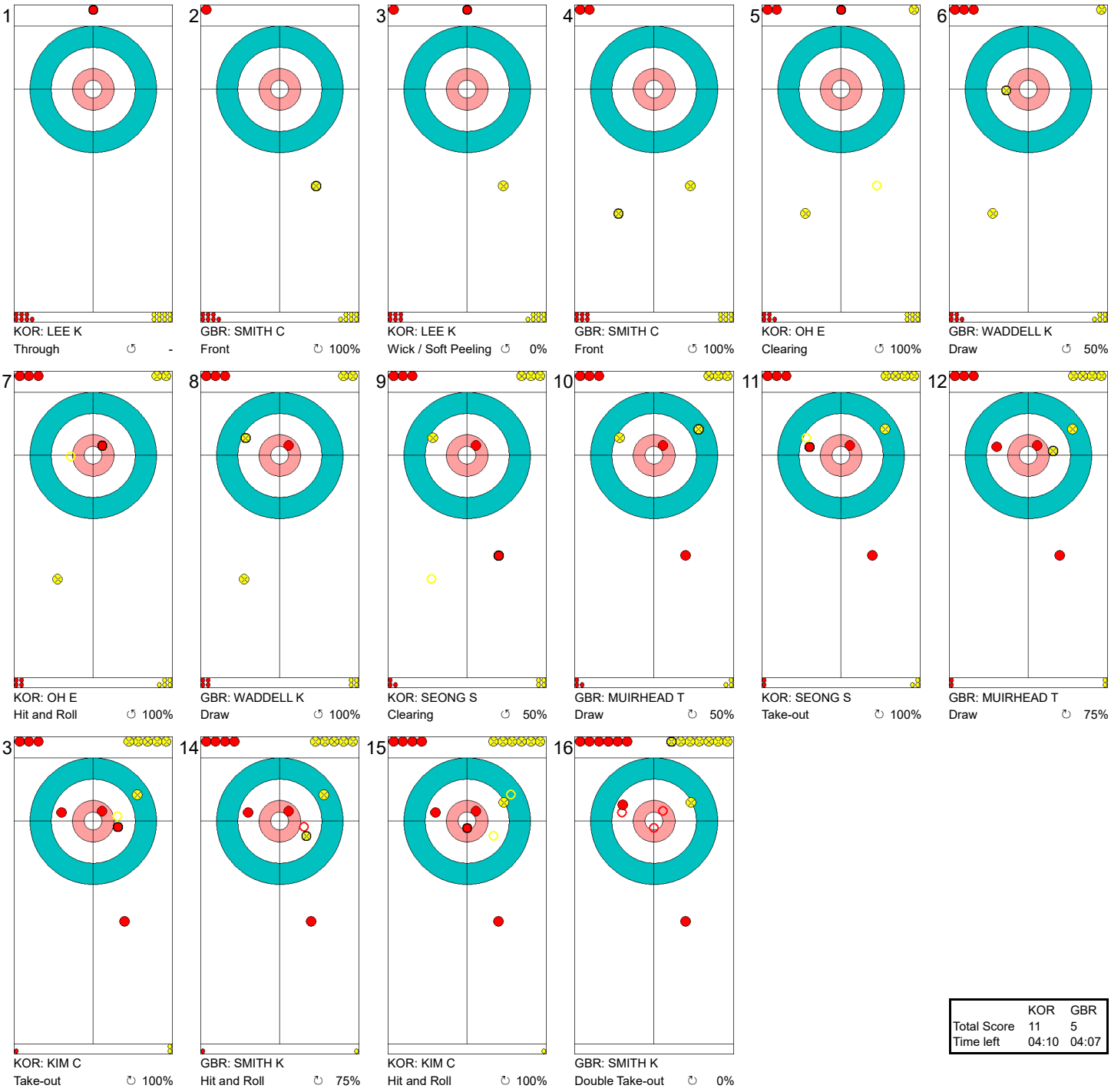

	KOR	GBR
Total Score	11	5
Time left	04:10	04:07

Legend:
↻ Clockwise ↺ Counter-clockwise - Not considered

Game Results
대회 경기결과 / Résultats de la partie

Sheet	Game	Team	LSFE	1	2	3	4	5	6	7	8	9	10	Extra Ends				Total
B	5	SUI - Switzerland		1	0	0	1	0	0	2	0	2	1					7
	4	NOR - Norway	*	0	1	1	0	0	2	0	1	0	0					5

SUI - Switzerland		Shot Success Game	Shot Success All
4 V	SCHWARZ Benoit	80 %	79 %
3	PAETZ Claudio	83 %	89 %
2 S	DE CRUZ Peter	79 %	80 %
1	TANNER Valentin	83 %	87 %
A	MAERKI Dominik	-	-
	Team Total	81%	84 %

Last Stone Draw		Distance
↻	SCHWARZ Benoit	24.8cm
↺	TANNER Valentin	67.8cm
Total		**92.6cm**

Time remaining: 0 minutes 28 seconds

Time-out: End 10 - SUI stone 3

NOR - Norway		Shot Success Game	Shot Success All
4 S	ULSRUD Thomas	83 %	81%
3 V	NERGAARD Torger	74 %	83 %
2	SVAE Christoffer	69 %	81%
1	PETERSSON Haavard Vad	74 %	80 %
A	HOEIBERG Markus	-	-
	Team Total	75 %	81%

Last Stone Draw		Distance
↻	ULSRUD Thomas	15.8cm
↺	SVAE Christoffer	22.9cm
Total		**38.7cm**

Time remaining: 0 minutes 32 seconds

Time-out: End 10 - NOR stone 7

Shot Success Analysis

SUI - Switzerland		↻		↺		Game	
4 SCHWARZ Benoit	Draws	1	100 %	10	73 %	11	75 %
	Take-outs	2	50 %	7	96 %	9	86 %
	Total	3	67 %	17	82 %	20	80 %
3 PAETZ Claudio	Draws	2	75 %	11	91 %	13	88 %
	Take-outs	4	88 %	3	50 %	7	71 %
	Total	6	83 %	14	82 %	20	83 %
2 DE CRUZ Peter	Draws	5	70 %	9	72 %	14	71 %
	Take-outs	1	100 %	5	95 %	6	96 %
	Total	6	75 %	14	80 %	20	79 %
1 TANNER Valentin	Draws	6	100 %	13	73 %	19	82 %
	Take-outs	1	100 %	0	-	1	100 %
	Total	7	100 %	13	73 %	20	83 %
A MAERKI Dominik	Draws	0	-	0	-	0	-
	Take-outs	0	-	0	-	0	-
	Total	0	-	0	-	0	-
Team	Draws	14	86 %	43	77 %	57	79 %
	Take-outs	8	81 %	15	87 %	23	85 %
	Total	22	84 %	58	80 %	80	81 %

NOR - Norway		↻		↺		Game	
4 ULSRUD Thomas	Draws	3	83 %	4	88 %	7	86 %
	Take-outs	4	69 %	9	86 %	13	81 %
	Total	7	75 %	13	87 %	20	83 %
3 NERGAARD Torger	Draws	4	56 %	3	58 %	7	57 %
	Take-outs	6	71 %	7	93 %	13	83 %
	Total	10	65 %	10	83 %	20	74 %
2 SVAE Christoffer	Draws	2	75 %	0	-	2	75 %
	Take-outs	12	60 %	6	83 %	18	68 %
	Total	14	63 %	6	83 %	20	69 %
1 PETERSSON Haavard Vad	Draws	9	72 %	11	75 %	20	74 %
	Take-outs	0	-	0	-	0	-
	Total	9	72 %	11	75 %	20	74 %
A HOEIBERG Markus	Draws	0	-	0	-	0	-
	Take-outs	0	-	0	-	0	-
	Total	0	-	0	-	0	-
Team	Draws	18	71 %	18	75 %	36	73 %
	Take-outs	22	65 %	22	88 %	44	76 %
	Total	40	68 %	40	82 %	80	75 %

Note:
Position and function for each team member:
4 = Fourth, **3** = Third, **2** = Second, **1** = Lead, **A** = Alternate, **S** = Skip, **V** = Vice-Skip

Legend:
↻ Clockwise ↺ Counter-clockwise **LSFE(*)** Last Stone First End

OMEGA Atos

Game - Shot by Shot
경기별 숏 기록 / Déroulement de la partie

End 1 — **SUI - Switzerland 0 + 1** (this end) **= 1** — **NOR - Norway 0 + 0** (this end) **= 0**



	SUI	NOR
Total Score	1	0
Time left	34:50	33:40

Legend:
↻ Clockwise ↺ Counter-clockwise - Not considered

Game - Shot by Shot
경기별 숏 기록 / Déroulement de la partie

End 2 | **SUI - Switzerland 1 + 0** (this end) **= 1** | **NOR - Norway 0 + 1** (this end) **= 1**

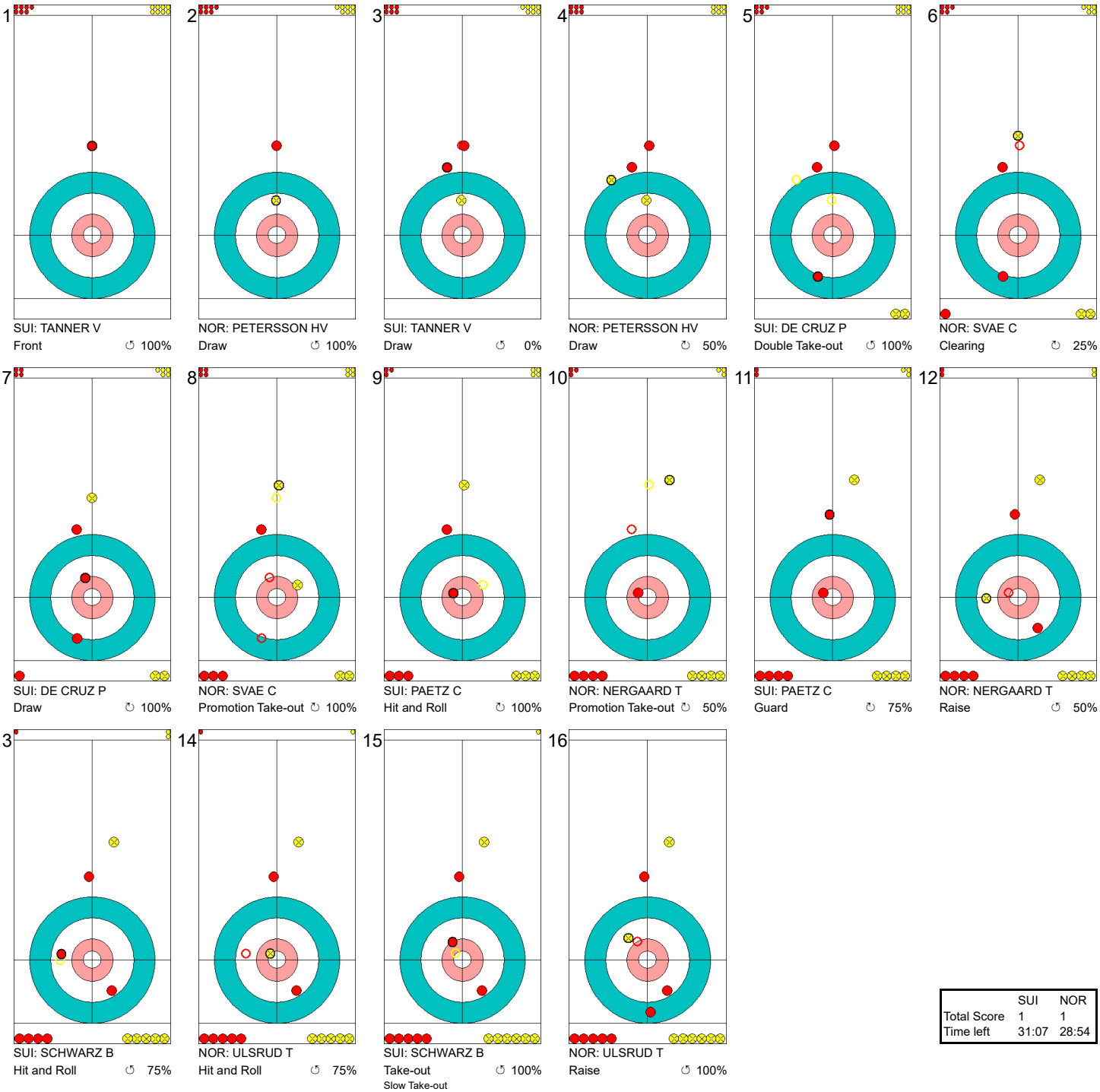

	SUI	NOR
Total Score	1	1
Time left	31:07	28:54

Legend:
↻ Clockwise ↺ Counter-clockwise - Not considered

Game - Shot by Shot
경기별 숏 기록 / Déroulement de la partie

End 3 | **SUI - Switzerland 1 + 0** (this end) **= 1** | **NOR - Norway 1 + 1** (this end) **= 2**



	SUI	NOR
Total Score	1	2
Time left	24:02	23:32

Legend:
↻ Clockwise ↺ Counter-clockwise - Not considered

Game - Shot by Shot
경기별 숏 기록 / Déroulement de la partie

End 4 — **SUI - Switzerland 1 + 1** (this end) **= 2** — **NOR - Norway 2 + 0** (this end) **= 2**



	SUI	NOR
Total Score	2	2
Time left	20:07	20:12

Legend:
↻ Clockwise ↺ Counter-clockwise - Not considered

Game - Shot by Shot
경기별 숏 기록 / Déroulement de la partie

End 5 — **SUI - Switzerland 2 + 0** (this end) **= 2** — **NOR - Norway 2 + 0** (this end) **= 2**



	SUI	NOR
Total Score	2	2
Time left	18:25	18:52

Legend:
↻ Clockwise ↺ Counter-clockwise - Not considered

Game - Shot by Shot
경기별 숏 기록 / Déroulement de la partie

End 6 — **SUI - Switzerland 2 + 0** (this end) **= 2** — **NOR - Norway 2 + 2** (this end) **= 4**



	SUI	NOR
Total Score	2	4
Time left	15:26	14:50

Legend:
↻ Clockwise ↺ Counter-clockwise - Not considered

Game - Shot by Shot
경기별 숏 기록 / Déroulement de la partie

End 7 | **SUI - Switzerland 2 + 2** (this end) **= 4** | **NOR - Norway 4 + 0** (this end) **= 4**



	1	2	3	4	5	6
	NOR: PETERSSON HV	SUI: TANNER V	NOR: PETERSSON HV	SUI: TANNER V	NOR: SVAE C	SUI: DE CRUZ P
	Draw ↻ 75%	Front ↺ 100%	Draw ↻ 100%	Raise ↺ 100%	Clearing ↺ 100%	Front ↺ 100%
	7	8	9	10	11	12
	NOR: SVAE C	SUI: DE CRUZ P	NOR: NERGAARD T	SUI: PAETZ C	NOR: NERGAARD T	SUI: PAETZ C
	Clearing ↻ 100%	Draw ↻ 50%	Draw ↻ 50%	Draw ↺ 100%	Clearing ↻ 25%	Wick / Soft Peeling ↺ 75%
	13	14	15	16		
	NOR: ULSRUD T	SUI: SCHWARZ B	NOR: ULSRUD T	SUI: SCHWARZ B		
	Take-out ↻ 100%	Double Take-out ↻ 100%	Take-out ↻ 100%	Take-out ↺ 100%		

	SUI	NOR
Total Score	4	4
Time left	11:48	09:13

Legend:
↻ Clockwise ↺ Counter-clockwise - Not considered

Game - Shot by Shot
경기별 숏 기록 / Déroulement de la partie

End 8 | **SUI - Switzerland** **4 + 0** (this end) **= 4** | **NOR - Norway** **4 + 1** (this end) **= 5**

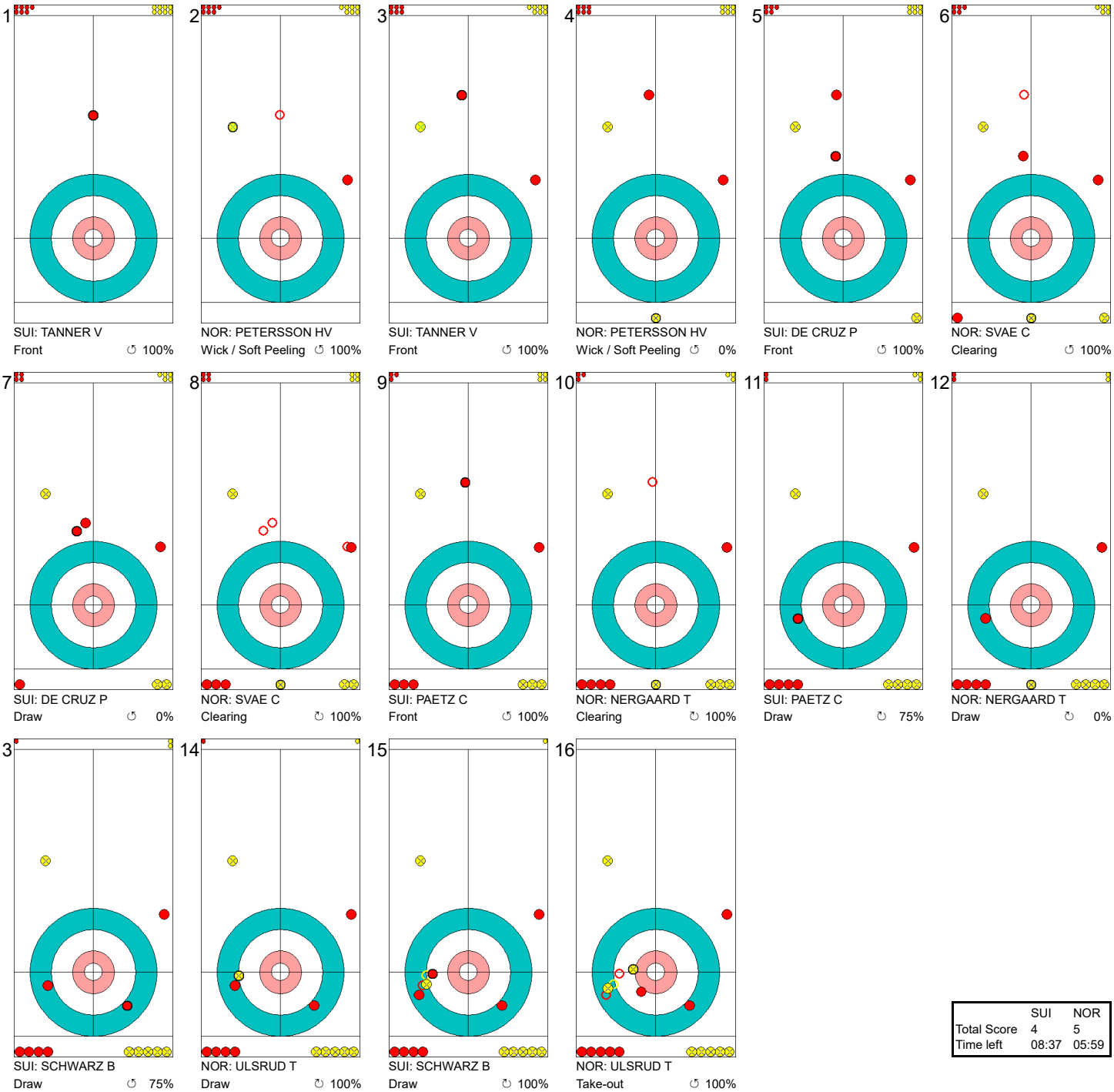

	SUI	NOR
Total Score	4	5
Time left	08:37	05:59

Legend:
↻ Clockwise ↺ Counter-clockwise - Not considered

Game - Shot by Shot
경기별 숏 기록 / Déroulement de la partie

End 9 — **SUI - Switzerland 4 + 2** (this end) **= 6** — **NOR - Norway 5 + 0** (this end) **= 5**



	SUI	NOR
Total Score	6	5
Time left	05:43	03:40

Legend:
↻ Clockwise ↺ Counter-clockwise - Not considered

Game - Shot by Shot
경기별 숏 기록 / Déroulement de la partie

End 10 — **SUI - Switzerland 6 + 1** (this end) **= 7** — **NOR - Norway 5 + 0** (this end) **= 5**



	SUI	NOR
Total Score	7	5
Time left	00:28	00:32

Legend:
↻ Clockwise ↺ Counter-clockwise - Not considered

Game Results
대회 경기결과 / Résultats de la partie

Sheet	Game	Team	LSFE	1	2	3	4	5	6	7	8	9	10	Extra Ends				Total
C	5	CAN - Canada	*	0	2	0	0	0	0	0	0	0	X					2
	5	SWE - Sweden		0	0	0	0	2	2	0	1	0	X					5

CAN - Canada		Shot Success Game	Shot Success All
4 S	KOE Kevin	75%	84%
3 V	KENNEDY Marc	89%	88%
2	LAING Brent	81%	85%
1	HEBERT Ben	91%	85%
A	PFEIFER Scott	-	-
	Team Total	84%	85%

Last Stone Draw		Distance
↻	KENNEDY Marc	12.8cm
↺	KOE Kevin	2.0cm
Total		**14.8cm**

Time remaining: 4 minutes 52 seconds

Time-out: End 8 - CAN stone 6

SWE - Sweden		Shot Success Game	Shot Success All
4 S	EDIN Niklas	99%	91%
3 V	ERIKSSON Oskar	88%	90%
2	WRANAA Rasmus	89%	88%
1	SUNDGREN Christoffer	88%	88%
A	LEEK Henrik	-	75%
	Team Total	91%	89%

Last Stone Draw		Distance
↻	ERIKSSON Oskar	13.9cm
↺	EDIN Niklas	115.4cm
Total		**129.3cm**

Time remaining: 5 minutes 16 seconds

Shot Success Analysis

CAN - Canada		↻		↺		Game	
4 KOE Kevin	Draws	1	0%	6	88%	7	75%
	Take-outs	5	65%	6	83%	11	75%
	Total	6	54%	12	85%	18	75%
3 KENNEDY Marc	Draws	4	94%	6	100%	10	98%
	Take-outs	5	75%	5	85%	10	80%
	Total	9	83%	11	93%	20	89%
2 LAING Brent	Draws	7	82%	8	78%	15	80%
	Take-outs	2	88%	3	83%	5	85%
	Total	9	83%	11	80%	20	81%
1 HEBERT Ben	Draws	4	75%	14	96%	18	92%
	Take-outs	0	-	2	88%	2	88%
	Total	4	75%	16	95%	20	91%
A PFEIFER Scott	Draws	0	-	0	-	0	-
	Take-outs	0	-	0	-	0	-
	Total	0	-	0	-	0	-
Team	Draws	16	78%	34	91%	50	87%
	Take-outs	12	73%	16	84%	28	79%
	Total	28	76%	50	89%	78	84%

SWE - Sweden		↻		↺		Game	
4 EDIN Niklas	Draws	3	100%	5	100%	8	100%
	Take-outs	7	96%	4	100%	11	98%
	Total	10	98%	9	100%	19	99%
3 ERIKSSON Oskar	Draws	0	-	5	75%	5	75%
	Take-outs	7	86%	8	97%	15	92%
	Total	7	86%	13	88%	20	88%
2 WRANAA Rasmus	Draws	6	71%	1	100%	7	75%
	Take-outs	5	100%	8	94%	13	96%
	Total	11	84%	9	94%	20	89%
1 SUNDGREN Christoffer	Draws	6	100%	10	80%	16	88%
	Take-outs	1	100%	1	75%	2	88%
	Total	7	100%	11	80%	18	88%
A LEEK Henrik	Draws	0	-	0	-	0	-
	Take-outs	0	-	0	-	0	-
	Total	0	-	0	-	0	-
Team	Draws	15	88%	21	85%	36	86%
	Take-outs	20	94%	21	95%	41	95%
	Total	35	91%	42	90%	77	91%

Note:
Position and function for each team member:
4 = Fourth, **3** = Third, **2** = Second, **1** = Lead, **A** = Alternate, **S** = Skip, **V** = Vice-Skip

Legend:
↻ Clockwise
↺ Counter-clockwise
LSFE(*) Last Stone First End
X Unplayed/unfinished end due to concession

Game - Shot by Shot
경기별 숏 기록 / Déroulement de la partie

End 1 — **CAN - Canada 0 + 0** (this end) **= 0** — **SWE - Sweden 0 + 0** (this end) **= 0**



	CAN	SWE
Total Score	0	0
Time left	36:16	36:35

Legend:
↻ Clockwise ↺ Counter-clockwise - Not considered

Game - Shot by Shot
경기별 숏 기록 / Déroulement de la partie

End 2 **CAN - Canada 0 + 2** (this end) **= 2** **SWE - Sweden 0 + 0** (this end) **= 0**



	CAN	SWE
Total Score	2	0
Time left	30:19	33:05

Legend:
↻ Clockwise ↺ Counter-clockwise - Not considered

Game - Shot by Shot
경기별 숏 기록 / Déroulement de la partie

End 3 **CAN - Canada 2 + 0** (this end) **= 2** **SWE - Sweden 0 + 0** (this end) **= 0**

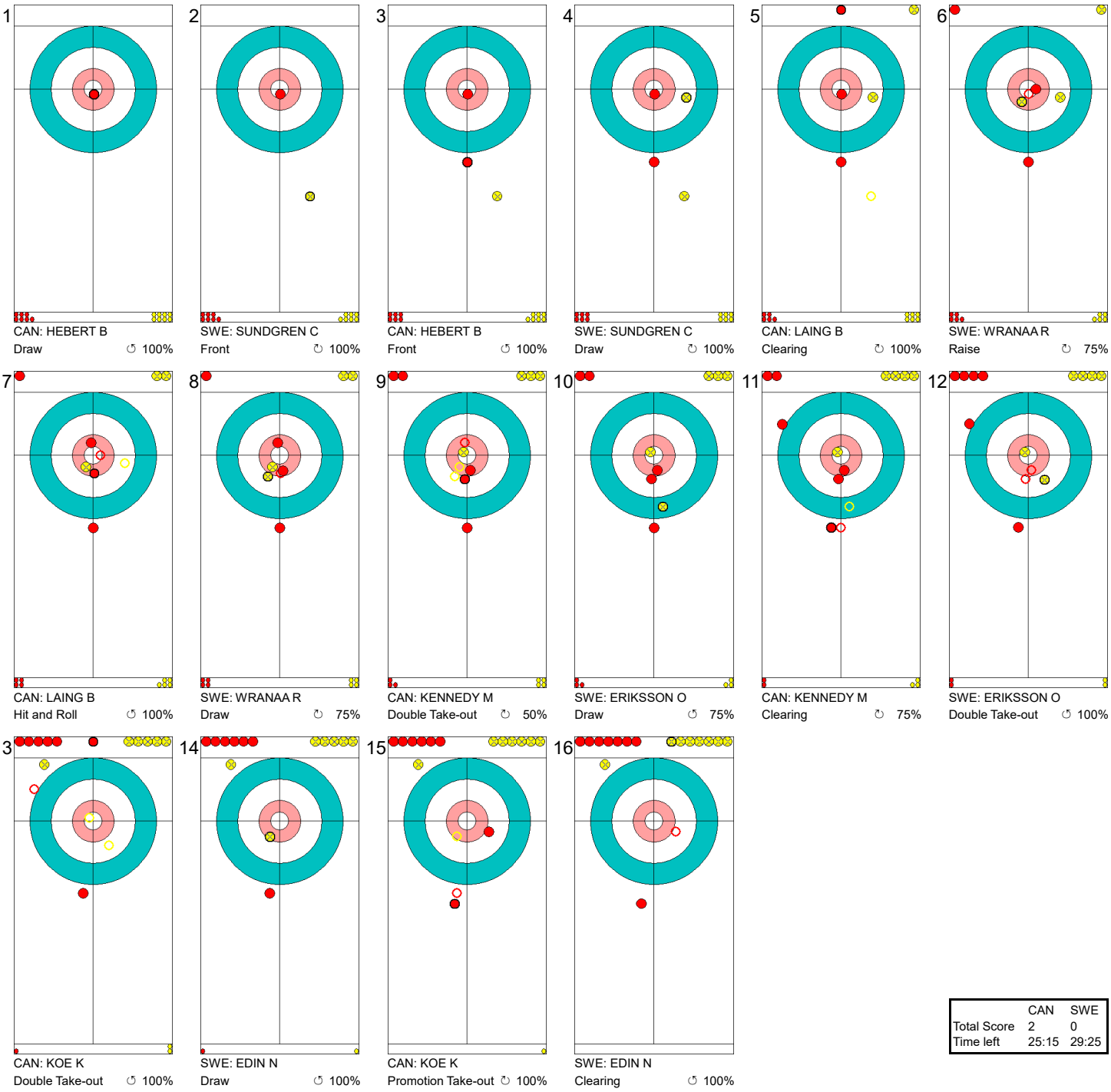

	CAN	SWE
Total Score	2	0
Time left	25:15	29:25

Legend:
↻ Clockwise ↺ Counter-clockwise - Not considered

Game - Shot by Shot
경기별 숏 기록 / Déroulement de la partie

End 4 — **CAN - Canada 2 + 0** (this end) **= 2** — **SWE - Sweden 0 + 0** (this end) **= 0**

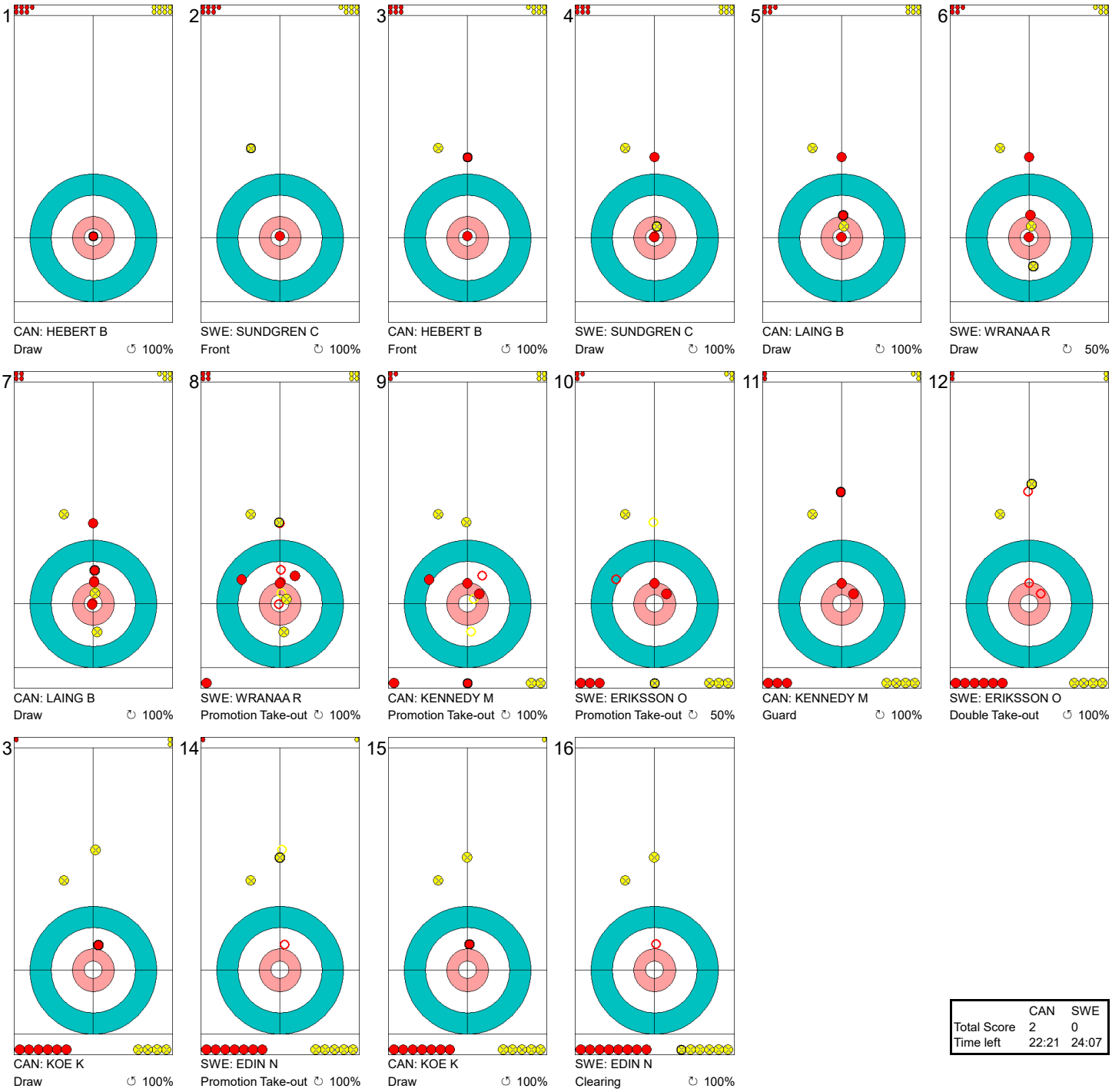

	CAN	SWE
Total Score	2	0
Time left	22:21	24:07

Legend:
↻ Clockwise ↺ Counter-clockwise - Not considered

Game - Shot by Shot
경기별 숏 기록 / Déroulement de la partie

End 5 — **CAN - Canada 2 + 0** (this end) **= 2** — **SWE - Sweden 0 + 2** (this end) **= 2**



	CAN	SWE
Total Score	2	2
Time left	18:06	18:58

Legend:
↻ Clockwise ↺ Counter-clockwise - Not considered

Game - Shot by Shot
경기별 숏 기록 / Déroulement de la partie

End 6 — **CAN - Canada 2 + 0** (this end) **= 2** — **SWE - Sweden 2 + 2** (this end) **= 4**



	CAN	SWE
Total Score	2	4
Time left	13:31	13:06

Legend:
↻ Clockwise ↺ Counter-clockwise - Not considered

Game - Shot by Shot
경기별 숏 기록 / Déroulement de la partie

End 7 | **CAN - Canada 2 + 0** (this end) **= 2** | **SWE - Sweden 4 + 0** (this end) **= 4**

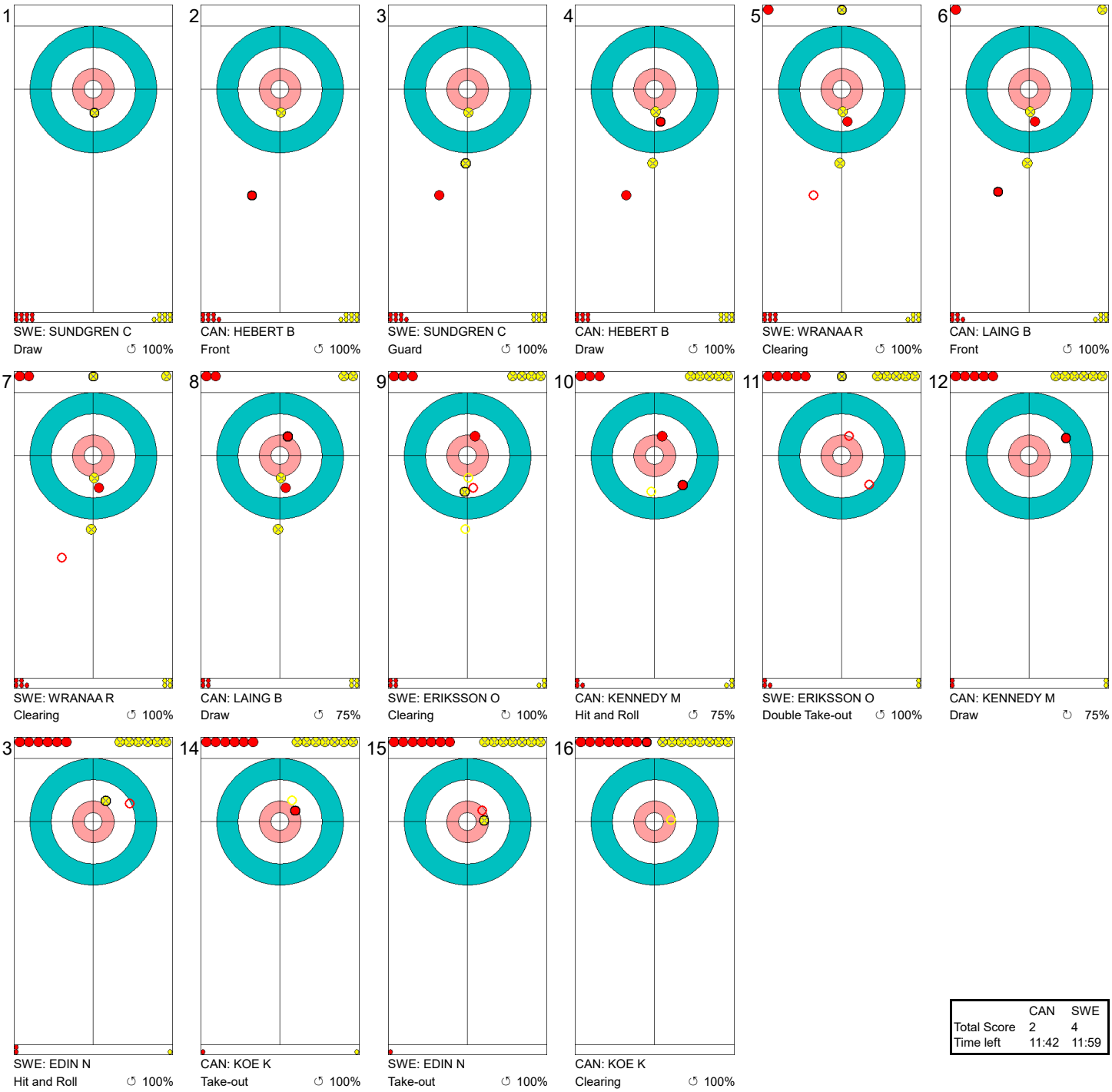

	CAN	SWE
Total Score	2	4
Time left	11:42	11:59

Legend:
↻ Clockwise ↺ Counter-clockwise - Not considered

Game - Shot by Shot
경기별 숏 기록 / Déroulement de la partie

End 8 — **CAN - Canada 2 + 0** (this end) **= 2** — **SWE - Sweden 4 + 1** (this end) **= 5**

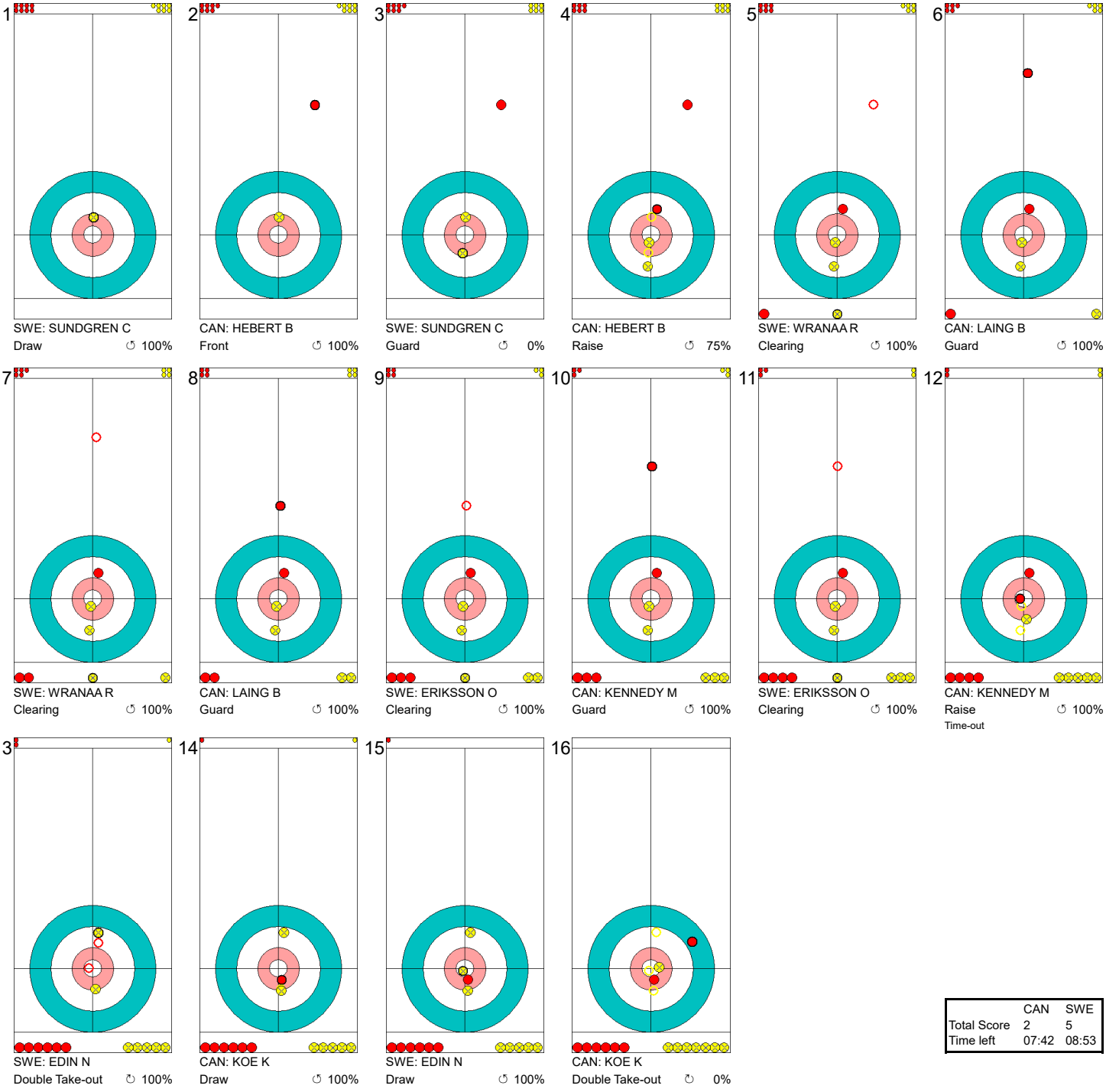

	CAN	SWE
Total Score	2	5
Time left	07:42	08:53

Legend:
↻ Clockwise ↺ Counter-clockwise - Not considered

Game - Shot by Shot
경기별 숏 기록 / Déroulement de la partie

End 9 — **CAN - Canada 2 + 0** (this end) **= 2** — **SWE - Sweden 5 + 0** (this end) **= 5**



	CAN	SWE
Total Score	2	5
Time left	05:47	06:17

Legend:
↻ Clockwise ↺ Counter-clockwise - Not considered

Game - Shot by Shot
경기별 숏 기록 / Déroulement de la partie

End 10 **CAN - Canada 2 + X** (this end) **= 2** **SWE - Sweden 5 + X** (this end) **= 5**

1
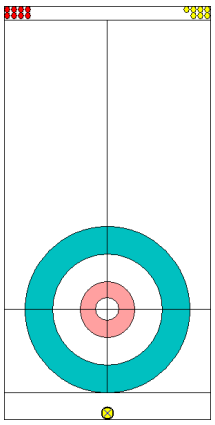
SWE: SUNDGREN C
Through ↺ -

2
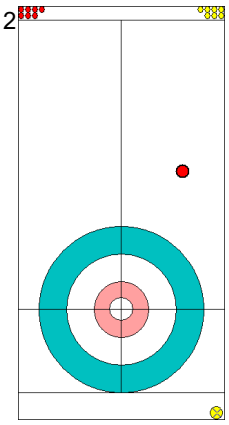
CAN: HEBERT B
Front ↺ 100%

3
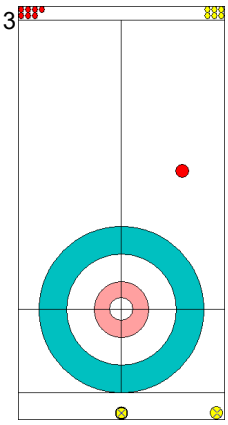
SWE: SUNDGREN C
Through ↺ -

4
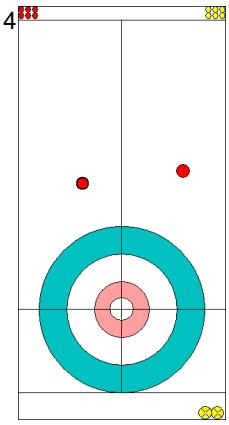
CAN: HEBERT B
Front ↻ 100%

5
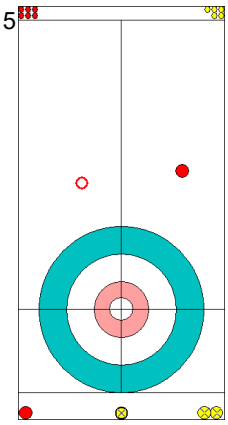
SWE: WRANAA R
Clearing ↺ 100%

6
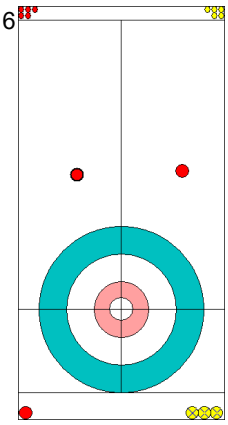
CAN: LAING B
Front ↻ 100%

7
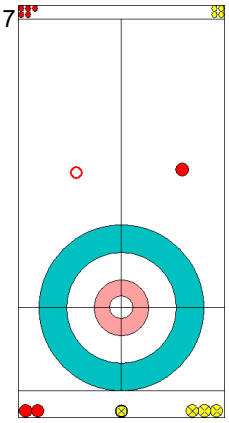
SWE: WRANAA R
Clearing ↺ 100%

8
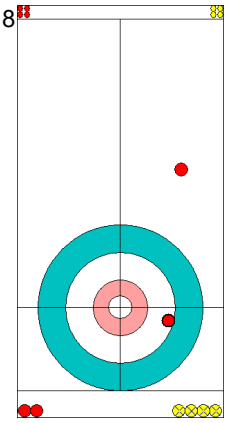
CAN: LAING B
Draw ↺ 75%

9
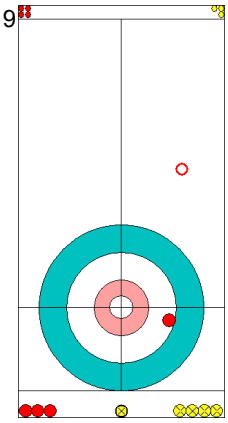
SWE: ERIKSSON O
Clearing ↻ 100%

10
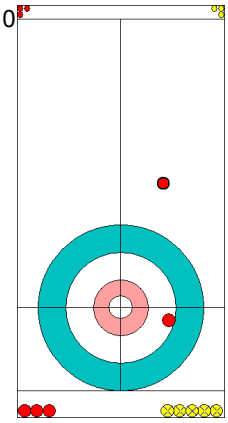
CAN: KENNEDY M
Guard ↻ 100%

11
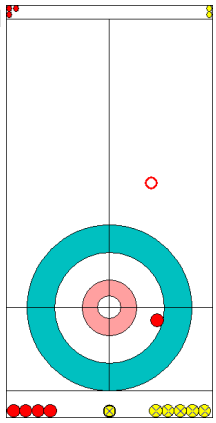
SWE: ERIKSSON O
Clearing ↻ 100%

12
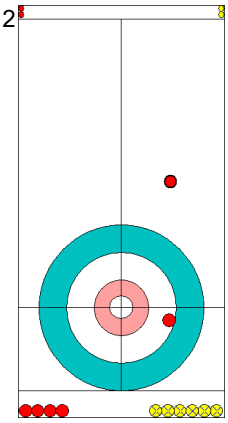
CAN: KENNEDY M
Guard ↻ 100%

13
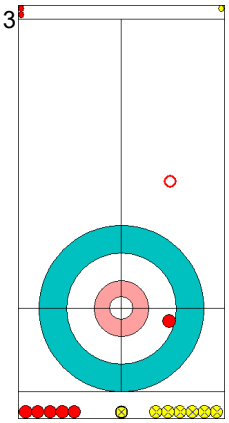
SWE: EDIN N
Clearing ↻ 100%

14
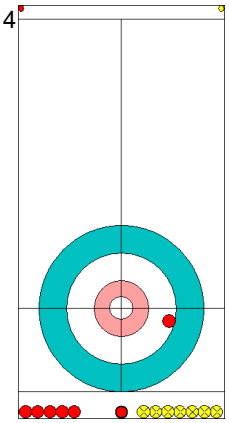
CAN: KOE K
Draw ↻ 0%

	CAN	SWE
Total Score	2	5
Time left	04:52	05:16

Legend:
↻ Clockwise ↺ Counter-clockwise - Not considered
X Unfinished end due to concession

Game Results
대회 경기결과 / Résultats de la partie

Sheet	Game	Team	LSFE	1	2	3	4	5	6	7	8	9	10	Extra Ends				Total
D	4	JPN - Japan	*	2	0	1	0	2	0	0	0	0	1					6
	5	ITA - Italy		0	1	0	2	0	0	0	1	1	0					5

JPN - Japan		Shot Success Game	Shot Success All
4 S	MOROZUMI Yusuke	78%	77%
3 V	SHIMIZU Tetsuro	80%	82%
2	YAMAGUCHI Tsuyoshi	93%	86%
1	MOROZUMI Kosuke	76%	83%
A	HIRATA Kohsuke	-	-
	Team Total	82%	82%

Last Stone Draw		Distance
↻	MOROZUMI Kosuke	16.5cm
↺	MOROZUMI Yusuke	8.5cm
Total		**25.0cm**

Time remaining: 2 minutes 3 seconds

ITA - Italy		Shot Success Game	Shot Success All
4 V	MOSANER Amos	72%	80%
3 S	RETORNAZ Joel	80%	79%
2	GONIN Simone	76%	80%
1	FERRAZZA Daniele	78%	82%
A	PILZER Andrea	-	-
	Team Total	77%	80%

Last Stone Draw		Distance
↻	MOSANER Amos	2.4cm
↺	GONIN Simone	117.8cm
Total		**120.2cm**

Time remaining: 1 minute 50 seconds

Time-out: End 10 - ITA stone 8

Shot Success Analysis

JPN - Japan		↻		↺		Game	
4 MOROZUMI Yusuke	Draws	4	88%	0	-	4	88%
	Take-outs	8	75%	8	75%	16	75%
	Total	12	79%	8	75%	20	78%
3 SHIMIZU Tetsuro	Draws	5	65%	2	88%	7	71%
	Take-outs	3	83%	10	85%	13	85%
	Total	8	72%	12	85%	20	80%
2 YAMAGUCHI Tsuyoshi	Draws	1	75%	3	83%	4	81%
	Take-outs	7	89%	9	100%	16	95%
	Total	8	88%	12	96%	20	93%
1 MOROZUMI Kosuke	Draws	4	75%	14	73%	18	74%
	Take-outs	1	100%	1	100%	2	100%
	Total	5	80%	15	75%	20	76%
A HIRATA Kohsuke	Draws	0	-	0	-	0	-
	Take-outs	0	-	0	-	0	-
	Total	0	-	0	-	0	-
Team	Draws	14	75%	19	76%	33	76%
	Take-outs	19	83%	28	88%	47	86%
	Total	33	80%	47	83%	80	82%

ITA - Italy		↻		↺		Game	
4 MOSANER Amos	Draws	7	82%	3	50%	10	73%
	Take-outs	5	65%	3	83%	8	72%
	Total	12	75%	6	67%	18	72%
3 RETORNAZ Joel	Draws	8	75%	7	79%	15	77%
	Take-outs	5	90%	0	-	5	90%
	Total	13	81%	7	79%	20	80%
2 GONIN Simone	Draws	5	80%	11	77%	16	78%
	Take-outs	2	88%	2	50%	4	69%
	Total	7	82%	13	73%	20	76%
1 FERRAZZA Daniele	Draws	14	79%	5	70%	19	76%
	Take-outs	0	-	1	100%	1	100%
	Total	14	79%	6	75%	20	78%
A PILZER Andrea	Draws	0	-	0	-	0	-
	Take-outs	0	-	0	-	0	-
	Total	0	-	0	-	0	-
Team	Draws	34	79%	26	73%	60	76%
	Take-outs	12	79%	6	75%	18	78%
	Total	46	79%	32	73%	78	77%

Note:
Position and function for each team member:
4 = Fourth, **3** = Third, **2** = Second, **1** = Lead, **A** = Alternate, **S** = Skip, **V** = Vice-Skip

Legend:
↻ Clockwise ↺ Counter-clockwise **LSFE(*)** Last Stone First End

Game - Shot by Shot
경기별 숏 기록 / Déroulement de la partie

End 1 — **JPN - Japan 0 + 2** (this end) **= 2** — **ITA - Italy 0 + 0** (this end) **= 0**



	JPN	ITA
Total Score	2	0
Time left	34:17	33:43

Legend:
↻ Clockwise ↺ Counter-clockwise - Not considered

Game - Shot by Shot
경기별 숏 기록 / Déroulement de la partie

End 2 — **JPN - Japan 2 + 0** (this end) **= 2** — **ITA - Italy 0 + 1** (this end) **= 1**

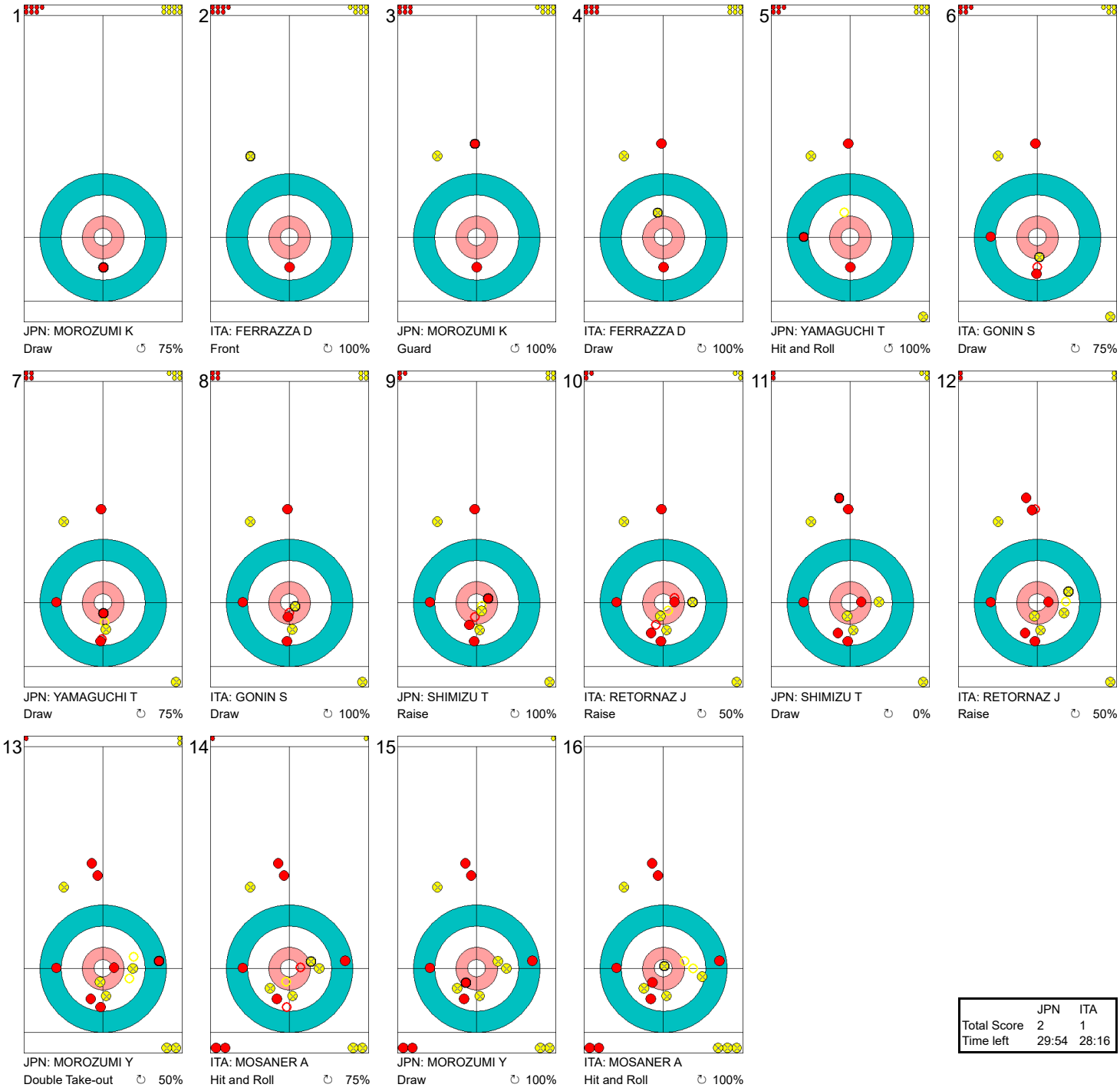

	JPN	ITA
Total Score	2	1
Time left	29:54	28:16

Legend:
↻ Clockwise ↺ Counter-clockwise - Not considered

Game - Shot by Shot
경기별 숏 기록 / Déroulement de la partie

End 3 — **JPN - Japan 2 + 1** (this end) **= 3** — **ITA - Italy 1 + 0** (this end) **= 1**



	JPN	ITA
Total Score	3	1
Time left	26:35	24:01

Legend:
↻ Clockwise ↺ Counter-clockwise - Not considered

Game - Shot by Shot
경기별 숏 기록 / Déroulement de la partie

End 4 — **JPN - Japan 3 + 0** (this end) **= 3** — **ITA - Italy 1 + 2** (this end) **= 3**



	JPN	ITA
Total Score	3	3
Time left	22:12	18:16

Legend:
↻ Clockwise ↺ Counter-clockwise - Not considered

Game - Shot by Shot
경기별 숏 기록 / Déroulement de la partie

End 5 — **JPN - Japan 3 + 2** (this end) **= 5** — **ITA - Italy 3 + 0** (this end) **= 3**



	JPN	ITA
Total Score	5	3
Time left	17:35	14:15

Legend:
↻ Clockwise ↺ Counter-clockwise - Not considered

Game - Shot by Shot
경기별 슛 기록 / Déroulement de la partie

End 6 — **JPN - Japan 5 + 0** (this end) **= 5** — **ITA - Italy 3 + 0** (this end) **= 3**



	JPN	ITA
Total Score	5	3
Time left	15:43	12:34

Legend:
↻ Clockwise ↺ Counter-clockwise - Not considered

Game - Shot by Shot
경기별 숏 기록 / Déroulement de la partie

End 7 — **JPN - Japan 5 + 0** (this end) **= 5** — **ITA - Italy 3 + 0** (this end) **= 3**



	JPN	ITA
Total Score	5	3
Time left	11:53	09:20

Legend:
↻ Clockwise ↺ Counter-clockwise - Not considered

Game - Shot by Shot
경기별 숏 기록 / Déroulement de la partie

End 8 — **JPN - Japan 5 + 0** (this end) **= 5** — **ITA - Italy 3 + 1** (this end) **= 4**

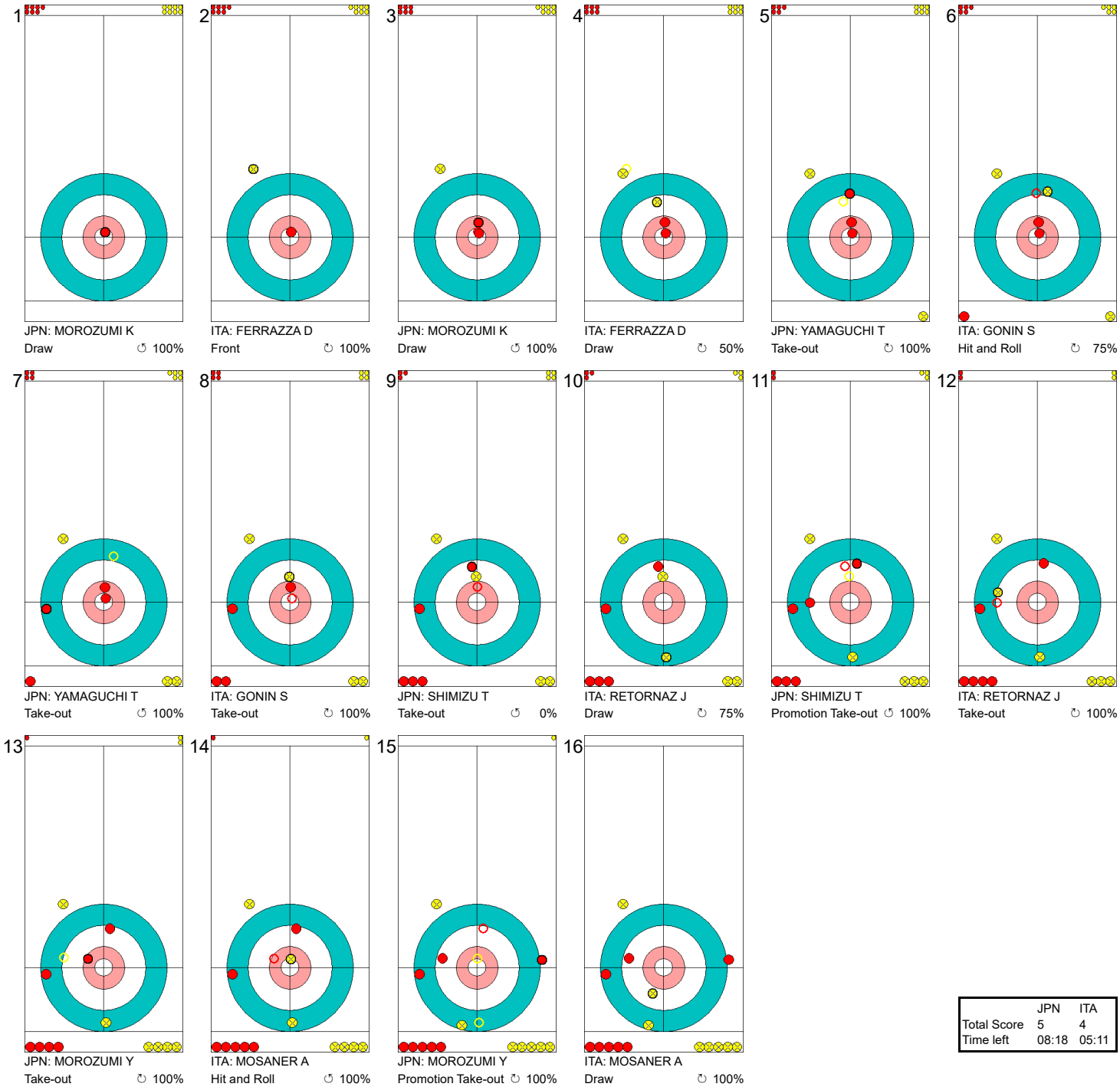

	JPN	ITA
Total Score	5	4
Time left	08:18	05:11

Legend:
↻ Clockwise ↺ Counter-clockwise - Not considered

Game - Shot by Shot
경기별 숏 기록 / Déroulement de la partie

End 9 — **JPN - Japan 5 + 0** (this end) **= 5** — **ITA - Italy 4 + 1** (this end) **= 5**



	JPN	ITA
Total Score	5	5
Time left	04:53	03:15

Legend:
↻ Clockwise ↺ Counter-clockwise - Not considered

Game - Shot by Shot
경기별 숏 기록 / Déroulement de la partie

End 10 — **JPN - Japan 5 + 1** (this end) **= 6** — **ITA - Italy 5 + 0** (this end) **= 5**



	JPN	ITA
Total Score	6	5
Time left	02:03	01:50

Legend:
↻ Clockwise ↺ Counter-clockwise - Not considered

Most Important Shots
우승 결정 슛 / Tirs les plus importants

Sheet	Game	Team	LSFE	1	2	3	4	5	6	7	8	9	10	Extra Ends	Total
A	5	KOR - Republic of Korea	*	0	2	1	0	2	2	0	3	1	X		11
	5	GBR - Great Britain		2	0	0	1	0	0	2	0	0	X		5

Most Important Shot:

The Korean Skip KIM C played a delicate Wick to move the British shot stone out of scoring position and rolled to the centre to score 2 points, taking a 2 point lead in the game.

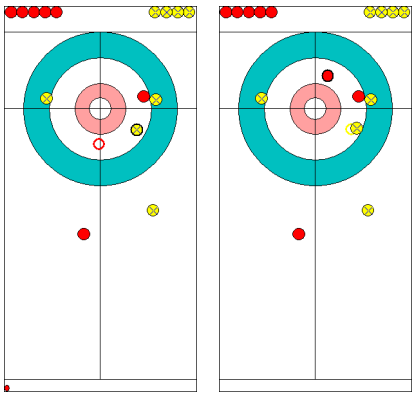

Before | After

End: 5
Team: KOR - Republic of Korea
Player: KIM ChangMin
Team Stone: 1 2 3 4 5 6 7 (8)
Task: Wick / Softpeeling
Rotation: ↻
Shot Success: 100%

Sheet	Game	Team	LSFE	1	2	3	4	5	6	7	8	9	10	Extra Ends	Total
B	5	SUI - Switzerland		1	0	0	1	0	0	2	0	2	1		7
	4	NOR - Norway	*	0	1	1	0	0	2	0	1	0	0		5

Most Important Shot:

The Swiss Fourth SCHWARZ B played a nice Double Take-out to remove two Norwegian stones and to stay in a perfect position in the four foot. It set up the score of 2 points in the 7th end.

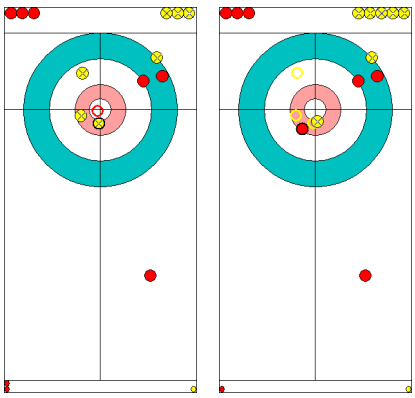

Before | After

End: 7
Team: SUI - Switzerland
Player: SCHWARZ Benoit
Team Stone: 1 2 3 4 5 6 (7) 8
Task: Double Take-out
Rotation: ↻
Shot Success: 100%

Most Important Shots
우승 결정 슛 / Tirs les plus importants

Sheet	Game	Team	LSFE	1	2	3	4	5	6	7	8	9	10	Extra Ends	Total
C	5	CAN - Canada	*	0	2	0	0	0	0	0	0	0	X		2
	5	SWE - Sweden		0	0	0	0	2	2	0	1	0	X		5

Most Important Shot:

Swedish Skip EDIN N played a perfect Draw to the centre to move his own shot stone a few inches to the button and lay with two stones counting. Canada was not able to remove any of them and Sweden made a game deciding steal of two points.

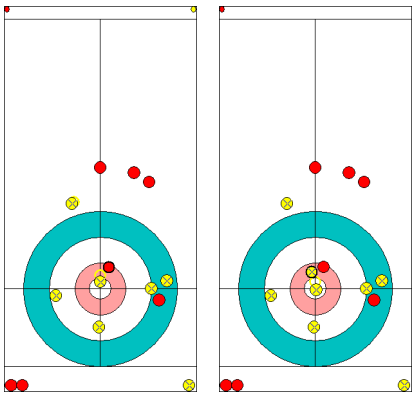

Before | After

End: 6
Team: SWE - Sweden
Player: EDIN Niklas
Team Stone: 1 2 3 4 5 6 7 ⑧
Task: Draw
Rotation: ↻
Shot Success: 100%

Sheet	Game	Team	LSFE	1	2	3	4	5	6	7	8	9	10	Extra Ends	Total
D	4	JPN - Japan	*	2	0	1	0	2	0	0	0	0	1		6
	5	ITA - Italy		0	1	0	2	0	0	0	1	1	0		5

Most Important Shot:

After playing a perfect clearing game throughout the last end it all came down to the final stone for the Japanese team. The Japanese Skip MOROZUMI Y played a precise Take-out on the Italian shot stone to score one point to win the game.

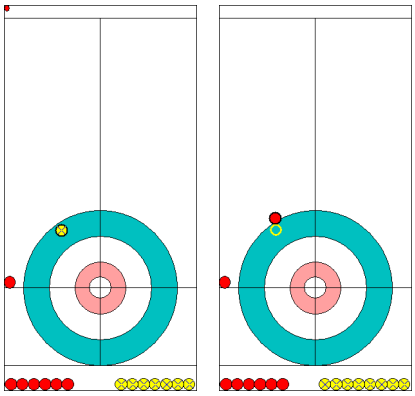

Before | After

End: 10
Team: JPN - Japan
Player: MOROZUMI Yusuke
Team Stone: 1 2 3 4 5 6 7 ⑧
Task: Take-out
Rotation: ↺
Shot Success: 100%

Legend:
↻ Clockwise
↺ Counter-clockwise
LSFE(*) Last Stone First End
X Unplayed/unfinished end due to concession

Session Results and Standings
세션 경기결과 및 순위 / Résultats de la session et classement

Sheet	Game	Team	LSFE	1	2	3	4	5	6	7	8	9	10	Extra Ends				Total
A	3	JPN - Japan		0	2	0	1	0	0	0	2	0	0					5
	4	SUI - Switzerland	*	3	0	1	0	0	1	0	0	0	1					6
B	4	SWE - Sweden	*	1	0	0	2	0	3	0	0	2	X					8
	4	GBR - Great Britain		0	2	1	0	2	0	0	1	0	X					6
C	4	DEN - Denmark		0	0	0	0	2	1	0	2	0	X					5
	4	USA - United States of America	*	2	2	0	2	0	0	2	0	1	X					9
D	4	CAN - Canada		0	0	3	0	1	0	2	1	0	0					7
	4	KOR - Republic of Korea	*	0	1	0	1	0	1	0	0	2	1					6

Current Standings

Rank	Team	Games	Wins	Losses
1	CAN - Canada	4	4	0
1	SWE - Sweden	4	4	0
3	GBR - Great Britain	4	2	2
3	ITA - Italy	4	2	2
3	SUI - Switzerland	4	2	2
3	USA - United States of America	4	2	2
7	JPN - Japan	3	1	2
7	NOR - Norway	3	1	2
9	DEN - Denmark	4	1	3
10	KOR - Republic of Korea	4	0	4

Note:
Under WCF rules, tie-breaking rules for standings are not applied until after the last game of the round robin.

Legend:
LSFE(*) Last Stone First End
X Unplayed/unfinished end due to concession

Game Results
대회 경기결과 / Résultats de la partie

Sheet	Game	Team	LSFE	1	2	3	4	5	6	7	8	9	10	Extra Ends				Total
A	3	JPN - Japan		0	2	0	1	0	0	0	2	0	0					5
	4	SUI - Switzerland	*	3	0	1	0	0	1	0	0	0	1					6

JPN - Japan		Shot Success Game	Shot Success All
4 S	MOROZUMI Yusuke	70%	76%
3 V	SHIMIZU Tetsuro	79%	82%
2	YAMAGUCHI Tsuyoshi	85%	83%
1	MOROZUMI Kosuke	83%	86%
A	HIRATA Kohsuke	-	-
	Team Total	79%	82%

Last Stone Draw		Distance
↻	MOROZUMI Yusuke	26.9cm
↺	SHIMIZU Tetsuro	11.4cm
Total		**38.3cm**

Time remaining: 0 minutes 24 seconds

Time-out: End 8 - JPN stone 5

SUI - Switzerland		Shot Success Game	Shot Success All
4 V	SCHWARZ Benoit	88%	79%
3	PAETZ Claudio	91%	90%
2 S	DE CRUZ Peter	81%	80%
1	TANNER Valentin	86%	88%
A	MAERKI Dominik	-	-
	Team Total	87%	84%

Last Stone Draw		Distance
↻	PAETZ Claudio	15.9cm
↺	DE CRUZ Peter	3.3cm
Total		**19.2cm**

Time remaining: 0 minutes 36 seconds

Time-out: End 8 - SUI stone 8

Shot Success Analysis

JPN - Japan		↻		↺		Game	
4 MOROZUMI Yusuke	Draws	3	75%	5	60%	8	66%
	Take-outs	2	100%	10	68%	12	73%
	Total	5	85%	15	65%	20	70%
3 SHIMIZU Tetsuro	Draws	3	83%	7	79%	10	80%
	Take-outs	2	25%	8	91%	10	78%
	Total	5	60%	15	85%	20	79%
2 YAMAGUCHI Tsuyoshi	Draws	5	80%	6	88%	11	84%
	Take-outs	4	75%	5	95%	9	86%
	Total	9	78%	11	91%	20	85%
1 MOROZUMI Kosuke	Draws	6	79%	14	84%	20	83%
	Take-outs	0	-	0	-	0	-
	Total	6	79%	14	84%	20	83%
A HIRATA Kohsuke	Draws	0	-	0	-	0	-
	Take-outs	0	-	0	-	0	-
	Total	0	-	0	-	0	-
Team	Draws	17	79%	32	80%	49	80%
	Take-outs	8	69%	23	82%	31	78%
	Total	25	76%	55	80%	80	79%

SUI - Switzerland		↻		↺		Game	
4 SCHWARZ Benoit	Draws	4	69%	5	100%	9	86%
	Take-outs	3	92%	7	89%	10	90%
	Total	7	79%	12	94%	19	88%
3 PAETZ Claudio	Draws	3	92%	0	-	3	92%
	Take-outs	8	97%	9	86%	17	91%
	Total	11	95%	9	86%	20	91%
2 DE CRUZ Peter	Draws	0	-	4	38%	4	38%
	Take-outs	9	89%	7	96%	16	92%
	Total	9	89%	11	75%	20	81%
1 TANNER Valentin	Draws	5	95%	14	82%	19	86%
	Take-outs	0	-	1	100%	1	100%
	Total	5	95%	15	83%	20	86%
A MAERKI Dominik	Draws	0	-	0	-	0	-
	Take-outs	0	-	0	-	0	-
	Total	0	-	0	-	0	-
Team	Draws	12	85%	23	78%	35	81%
	Take-outs	20	93%	24	91%	44	91%
	Total	32	90%	47	85%	79	87%

Note:
Position and function for each team member:
4 = Fourth, **3** = Third, **2** = Second, **1** = Lead, **A** = Alternate, **S** = Skip, **V** = Vice-Skip

Legend:
↻ Clockwise ↺ Counter-clockwise **LSFE(*)** Last Stone First End

OMEGA Atos

Game - Shot by Shot
경기별 숏 기록 / Déroulement de la partie

End 1 — **JPN - Japan 0 + 0** (this end) **= 0** — **SUI - Switzerland 0 + 3** (this end) **= 3**



	JPN	SUI
Total Score	0	3
Time left	34:42	33:58

Legend:
↻ Clockwise ↺ Counter-clockwise - Not considered

Game - Shot by Shot
경기별 슛 기록 / Déroulement de la partie

End 2 — **JPN - Japan 0 + 2** (this end) **= 2** — **SUI - Switzerland 3 + 0** (this end) **= 3**



	JPN	SUI
Total Score	2	3
Time left	29:20	28:31

Legend:
↻ Clockwise ↺ Counter-clockwise - Not considered

Game - Shot by Shot
경기별 숏 기록 / Déroulement de la partie

End 3 — **JPN - Japan 2 + 0** (this end) **= 2** — **SUI - Switzerland 3 + 1** (this end) **= 4**



	JPN	SUI
Total Score	2	4
Time left	25:52	25:31

Legend:
↻ Clockwise ↺ Counter-clockwise - Not considered

Game - Shot by Shot
경기별 숏 기록 / Déroulement de la partie

End 4 — **JPN - Japan 2 + 1** (this end) **= 3** — **SUI - Switzerland 4 + 0** (this end) **= 4**



	JPN	SUI
Total Score	3	4
Time left	21:59	21:40

Legend:
↻ Clockwise ↺ Counter-clockwise - Not considered

Game - Shot by Shot
경기별 슛 기록 / Déroulement de la partie

End 5 — **JPN - Japan 3 + 0** (this end) **= 3** — **SUI - Switzerland 4 + 0** (this end) **= 4**

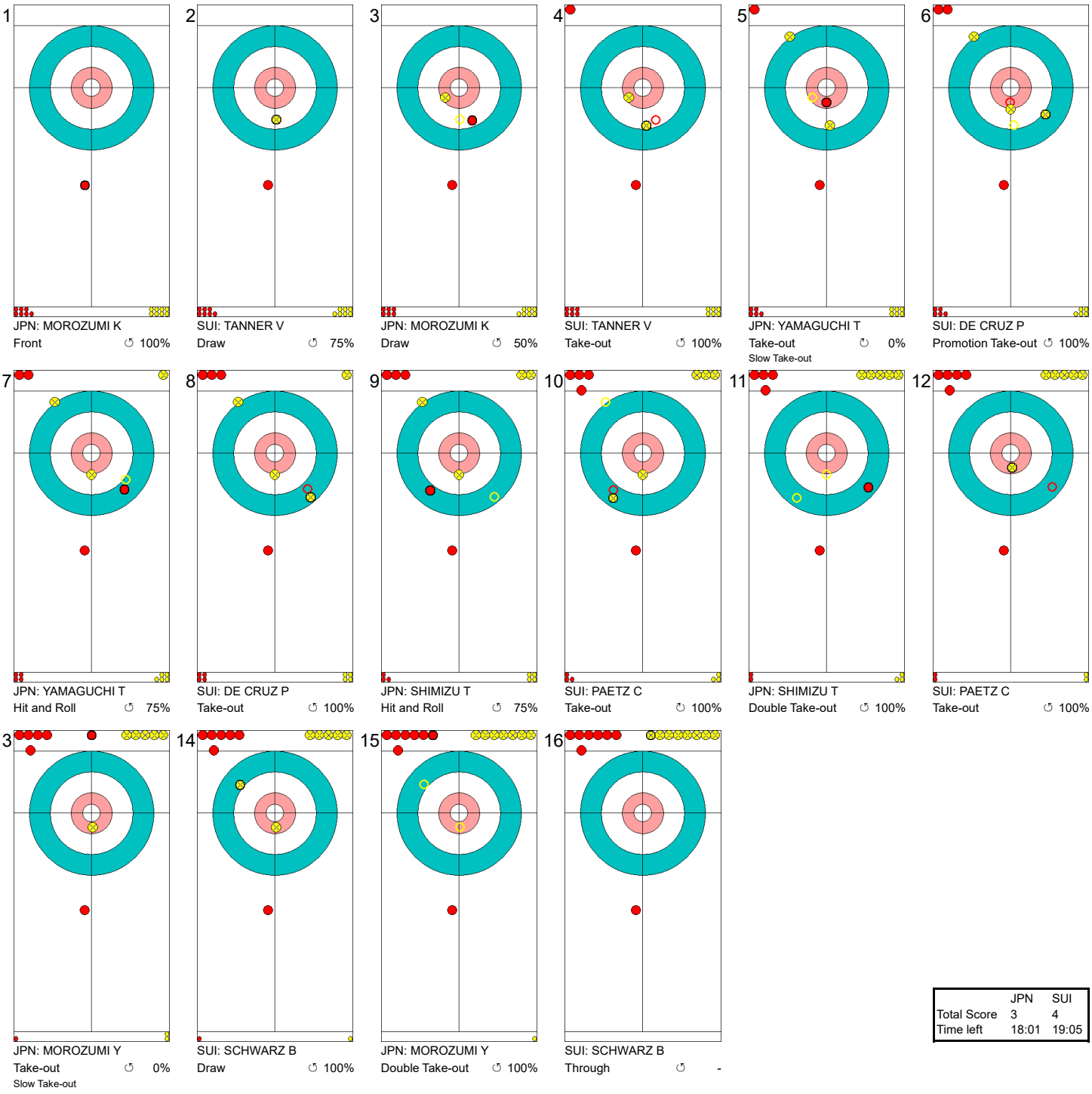

	JPN	SUI
Total Score	3	4
Time left	18:01	19:05

Legend:
↻ Clockwise ↺ Counter-clockwise - Not considered

Game - Shot by Shot
경기별 숏 기록 / Déroulement de la partie

End 6 — **JPN - Japan 3 + 0** (this end) **= 3** — **SUI - Switzerland 4 + 1** (this end) **= 5**

1
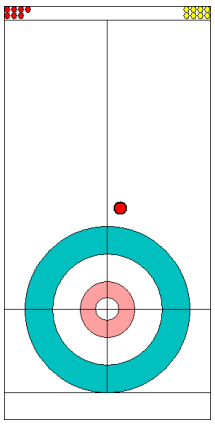
JPN: MOROZUMI K
Front ↺ 100%

2
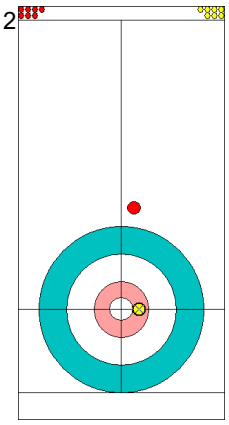
SUI: TANNER V
Draw ↺ 100%

3
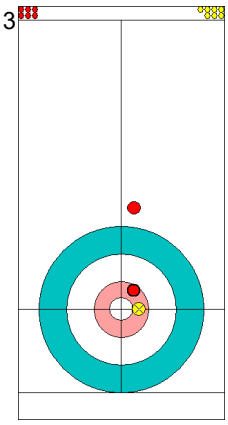
JPN: MOROZUMI K
Draw ↺ 100%

4
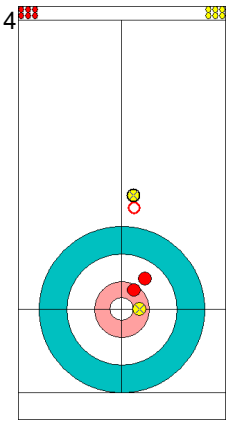
SUI: TANNER V
Wick / Soft Peeling ↺ 0%

5
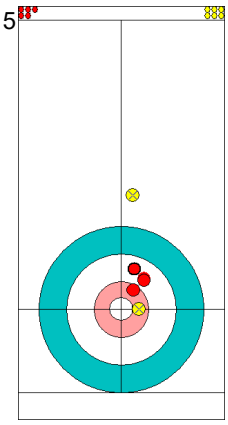
JPN: YAMAGUCHI T
Raise ↻ 50%

6
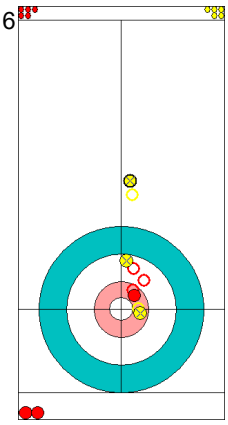
SUI: DE CRUZ P
Promotion Take-out ↻ 100%

7
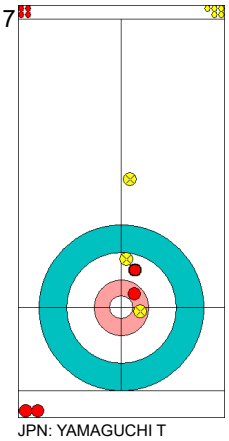
JPN: YAMAGUCHI T
Draw ↻ 100%

8
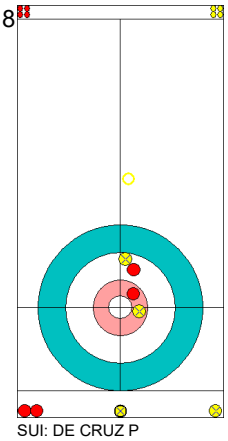
SUI: DE CRUZ P
Clearing ↺ 100%

9
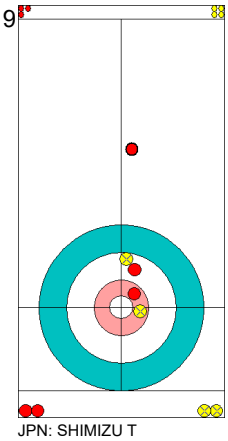
JPN: SHIMIZU T
Guard ↺ 50%

10
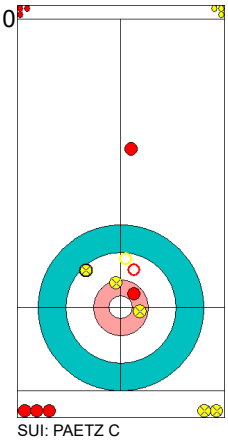
SUI: PAETZ C
Promotion Take-out ↺ 100%

11
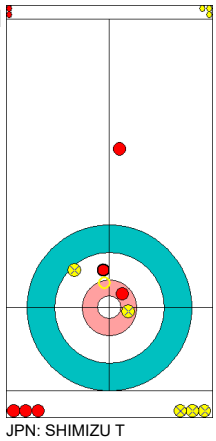
JPN: SHIMIZU T
Take-out ↺ 100%

12
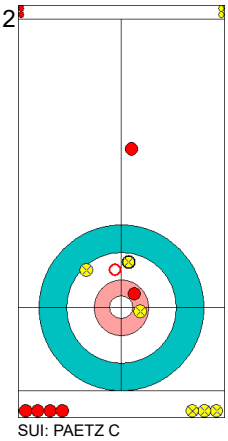
SUI: PAETZ C
Take-out ↺ 100%

13
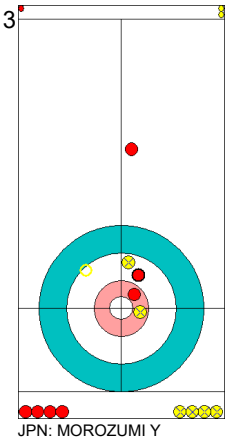
JPN: MOROZUMI Y
Hit and Roll ↻ 100%

14
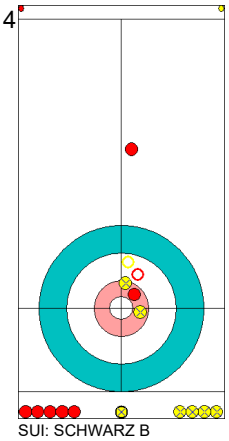
SUI: SCHWARZ B
Promotion Take-out ↻ 100%

15
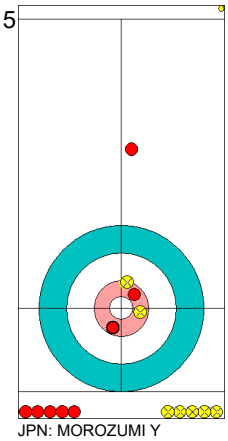
JPN: MOROZUMI Y
Draw ↺ 50%

16
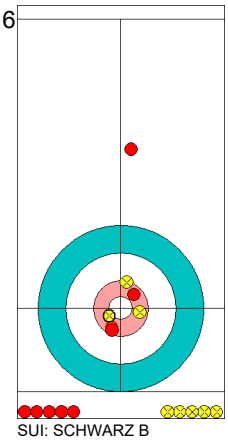
SUI: SCHWARZ B
Draw ↺ 100%

	JPN	SUI
Total Score	3	5
Time left	13:14	12:22

Legend:
↻ Clockwise ↺ Counter-clockwise - Not considered

Game - Shot by Shot
경기별 숏 기록 / Déroulement de la partie

End 7 — **JPN - Japan 3 + 0** (this end) **= 3** — **SUI - Switzerland 5 + 0** (this end) **= 5**

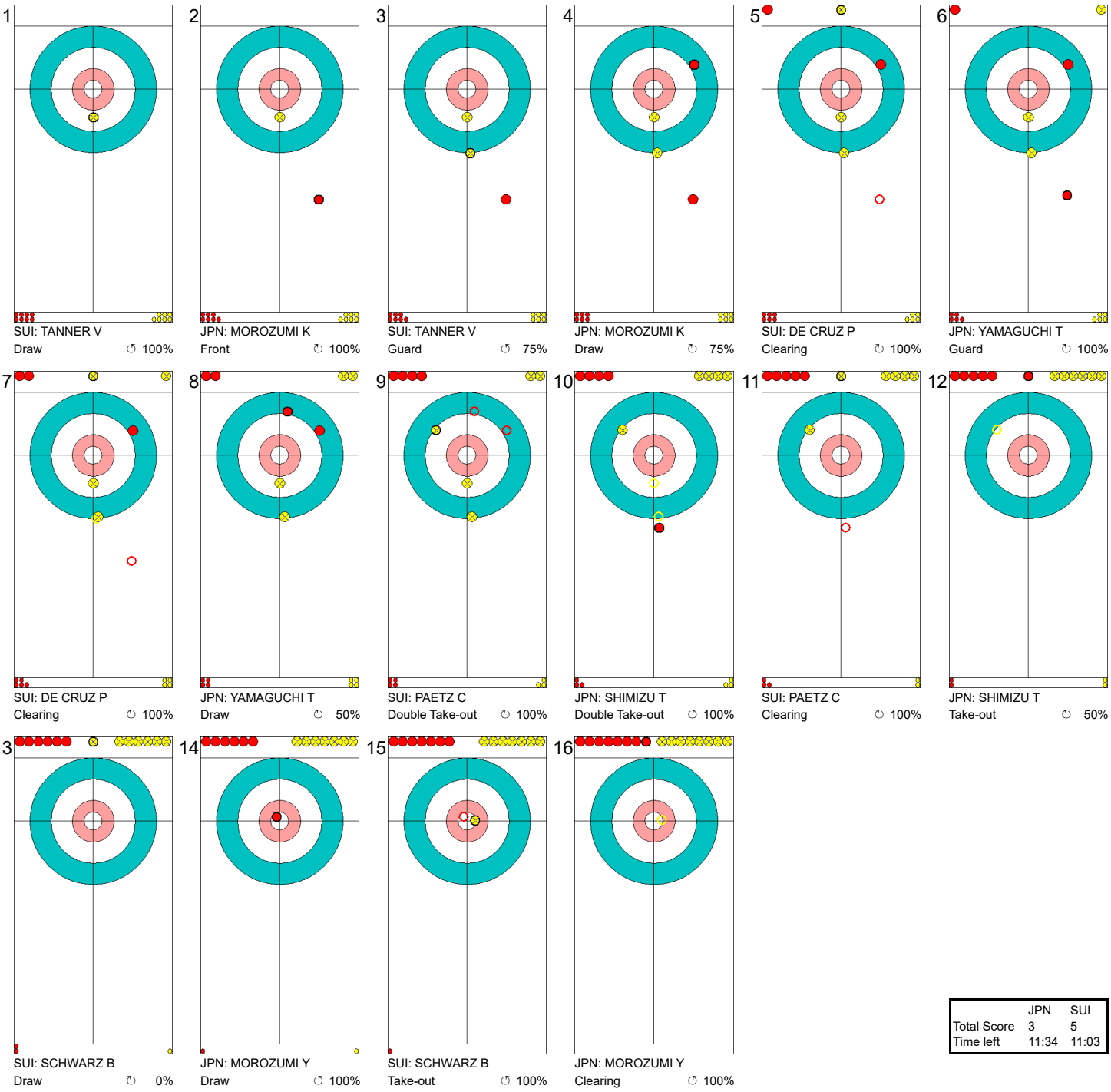

	JPN	SUI
Total Score	3	5
Time left	11:34	11:03

Legend:
↻ Clockwise ↺ Counter-clockwise - Not considered

Game - Shot by Shot
경기별 숏 기록 / Déroulement de la partie

End 8 — **JPN - Japan 3 + 2** (this end) **= 5** — **SUI - Switzerland 5 + 0** (this end) **= 5**



	JPN	SUI
Total Score	5	5
Time left	06:02	06:38

Legend:
↻ Clockwise ↺ Counter-clockwise - Not considered

Game - Shot by Shot
경기별 숏 기록 / Déroulement de la partie

End 9 — **JPN - Japan 5 + 0** (this end) **= 5** — **SUI - Switzerland 5 + 0** (this end) **= 5**



	JPN	SUI
Total Score	5	5
Time left	04:03	04:16

Legend:
↻ Clockwise ↺ Counter-clockwise - Not considered

Game - Shot by Shot
경기별 숏 기록 / Déroulement de la partie

End 10 — **JPN - Japan** 5 + 0 (this end) = 5 — **SUI - Switzerland** 5 + 1 (this end) = 6

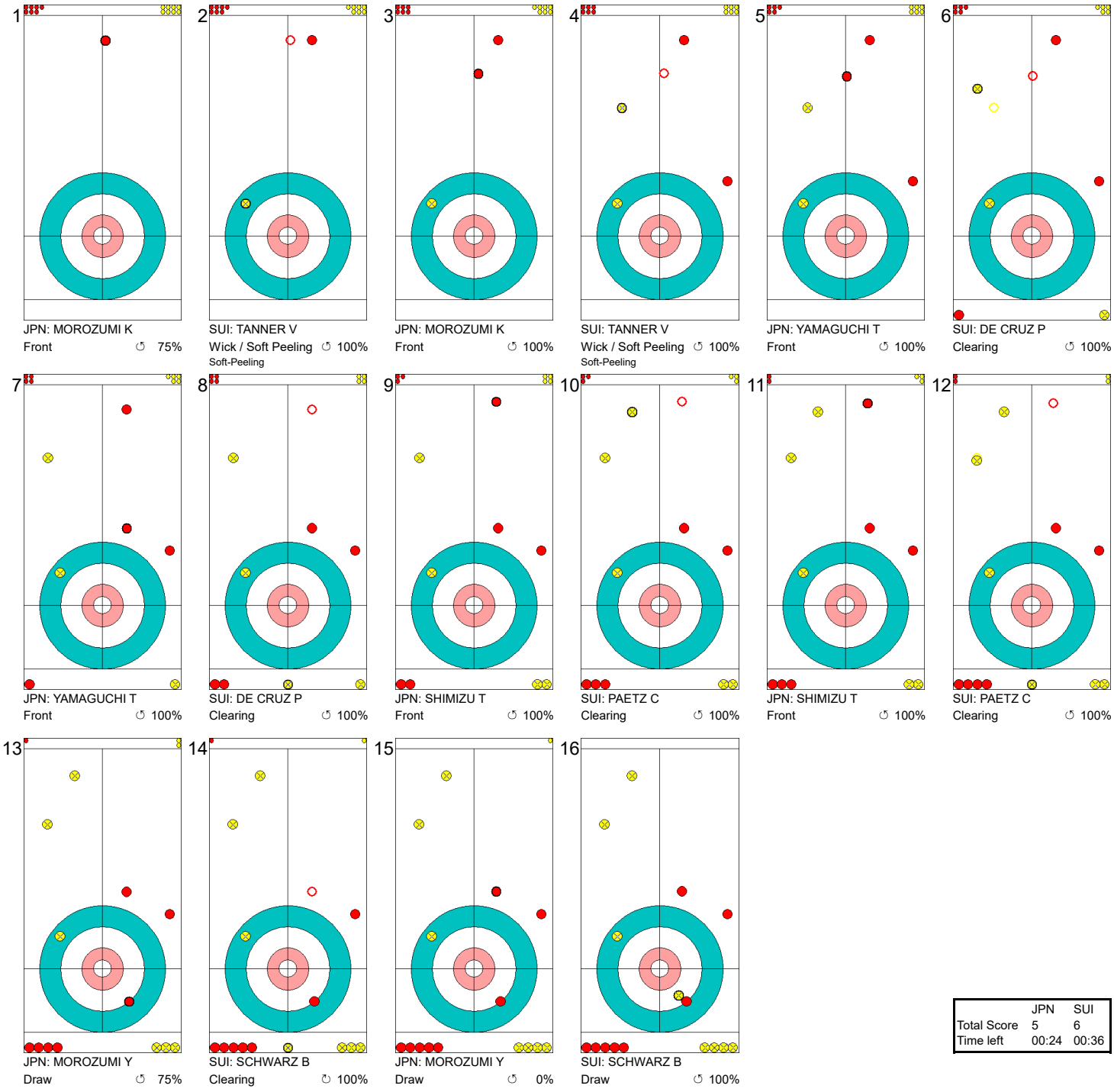

	JPN	SUI
Total Score	5	6
Time left	00:24	00:36

Legend:
↻ Clockwise ↺ Counter-clockwise - Not considered

Game Results
대회 경기결과 / Résultats de la partie

Sheet	Game	Team	LSFE	1	2	3	4	5	6	7	8	9	10	Extra Ends				Total
B	4	SWE - Sweden	*	1	0	0	2	0	3	0	0	2	X					8
	4	GBR - Great Britain		0	2	1	0	2	0	0	1	0	X					6

SWE - Sweden		Shot Success Game	Shot Success All
4 S	EDIN Niklas	84 %	89 %
3 V	ERIKSSON Oskar	88 %	90 %
2	WRANAA Rasmus	79 %	87 %
1	SUNDGREN Christoffer	93 %	88 %
A	LEEK Henrik	-	75 %
	Team Total	86 %	88 %

Last Stone Draw		Distance
↻	WRANAA Rasmus	23.2cm
↺	ERIKSSON Oskar	147.0cm
Total		**170.2cm**

Time remaining: 0 minutes 24 seconds

Time-out: End 8 - SWE stone 6

GBR - Great Britain		Shot Success Game	Shot Success All
4 S	SMITH Kyle	82 %	79 %
3 V	MUIRHEAD Thomas	81 %	78 %
2	WADDELL Kyle	81 %	82 %
1	SMITH Cameron	94 %	86 %
A	MUIRHEAD Glen	-	-
	Team Total	84 %	81 %

Last Stone Draw		Distance
↻	MUIRHEAD Thomas	133.2cm
↺	WADDELL Kyle	60.4cm
Total		**193.6cm**

Time remaining: 1 minute 10 seconds

Time-out: End 4 - GBR stone 8

Shot Success Analysis

SWE - Sweden		↻		↺		Game	
4 EDIN Niklas	Draws	5	100 %	2	75 %	7	93 %
	Take-outs	3	100 %	10	73 %	13	79 %
	Total	8	100 %	12	73 %	20	84 %
3 ERIKSSON Oskar	Draws	3	100 %	3	100 %	6	100 %
	Take-outs	8	78 %	6	88 %	14	82 %
	Total	11	84 %	9	92 %	20	88 %
2 WRANAA Rasmus	Draws	4	75 %	2	75 %	6	75 %
	Take-outs	4	75 %	10	83 %	14	80 %
	Total	8	75 %	12	81 %	20	79 %
1 SUNDGREN Christoffer	Draws	4	100 %	15	90 %	19	92 %
	Take-outs	0	-	1	100 %	1	100 %
	Total	4	100 %	16	91 %	20	93 %
A LEEK Henrik	Draws	0	-	0	-	0	-
	Take-outs	0	-	0	-	0	-
	Total	0	-	0	-	0	-
Team	Draws	16	94 %	22	89 %	38	91 %
	Take-outs	15	82 %	27	81 %	42	81 %
	Total	31	88 %	49	84 %	80	86 %

GBR - Great Britain		↻		↺		Game	
4 SMITH Kyle	Draws	4	88 %	2	100 %	6	92 %
	Take-outs	8	69 %	5	90 %	13	77 %
	Total	12	75 %	7	93 %	19	82 %
3 MUIRHEAD Thomas	Draws	4	88 %	5	70 %	9	78 %
	Take-outs	6	92 %	5	75 %	11	84 %
	Total	10	90 %	10	73 %	20	81 %
2 WADDELL Kyle	Draws	6	54 %	5	90 %	11	70 %
	Take-outs	1	100 %	8	94 %	9	94 %
	Total	7	61 %	13	92 %	20	81 %
1 SMITH Cameron	Draws	3	58 %	16	100 %	19	93 %
	Take-outs	0	-	1	100 %	1	100 %
	Total	3	58 %	17	100 %	20	94 %
A MUIRHEAD Glen	Draws	0	-	0	-	0	-
	Take-outs	0	-	0	-	0	-
	Total	0	-	0	-	0	-
Team	Draws	17	71 %	28	93 %	45	84 %
	Take-outs	15	80 %	19	88 %	34	85 %
	Total	32	75 %	47	91 %	79	84 %

Note:
Position and function for each team member:
4 = Fourth, **3** = Third, **2** = Second, **1** = Lead, **A** = Alternate, **S** = Skip, **V** = Vice-Skip

Legend:
↻ Clockwise
↺ Counter-clockwise
LSFE(*) Last Stone First End
X Unplayed/unfinished end due to concession

Game - Shot by Shot
경기별 숏 기록 / Déroulement de la partie

End 1 — **SWE - Sweden 0 + 1** (this end) **= 1** — **GBR - Great Britain 0 + 0** (this end) **= 0**



	SWE	GBR
Total Score	1	0
Time left	34:52	35:12

Legend:
↻ Clockwise ↺ Counter-clockwise - Not considered

Game - Shot by Shot
경기별 숏 기록 / Déroulement de la partie

End 2 — **SWE - Sweden 1 + 0** (this end) **= 1** — **GBR - Great Britain 0 + 2** (this end) **= 2**

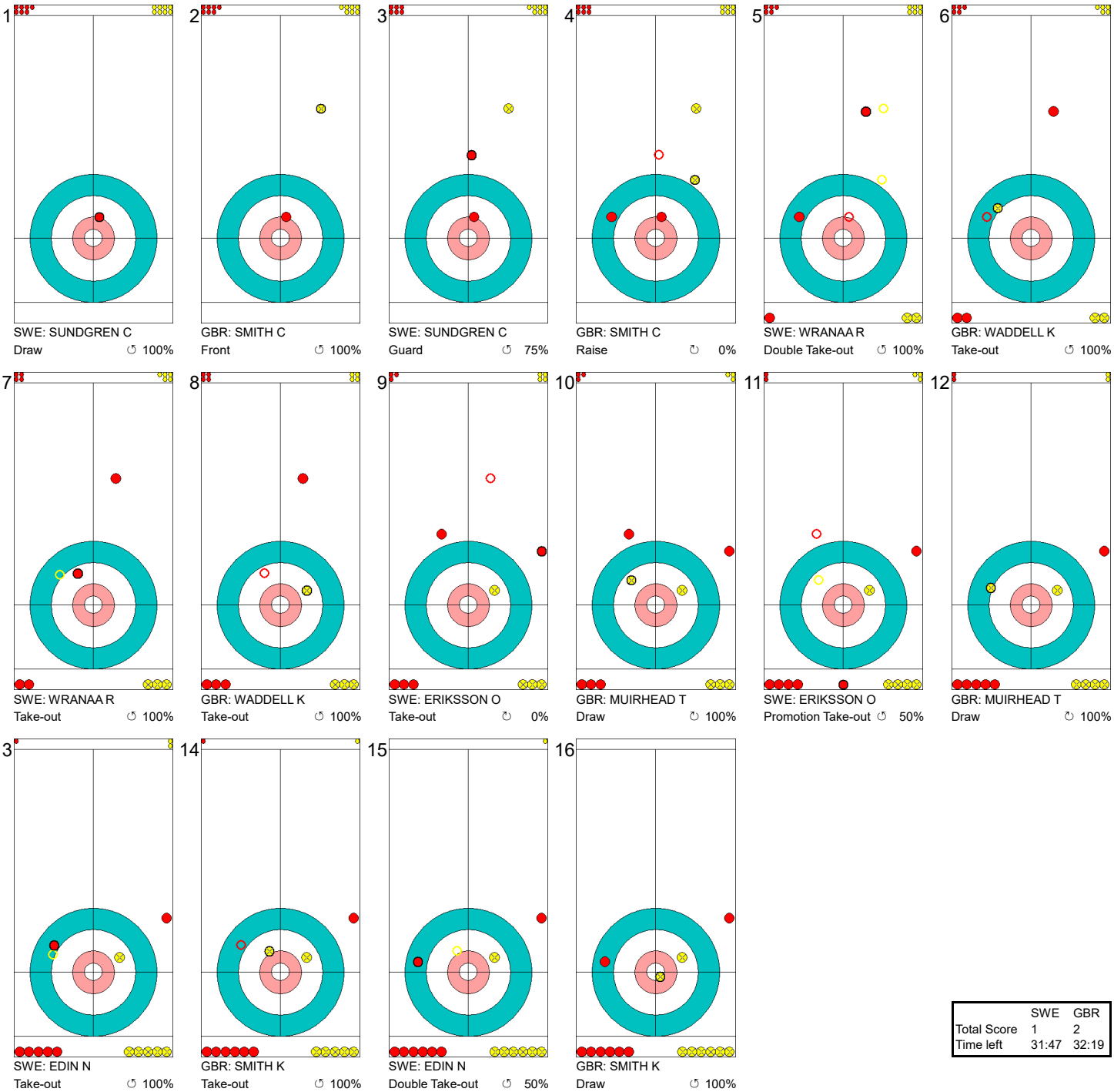

	SWE	GBR
Total Score	1	2
Time left	31:47	32:19

Legend:
↻ Clockwise ↺ Counter-clockwise - Not considered

Game - Shot by Shot
경기별 슛 기록 / Déroulement de la partie

End 3 — **SWE - Sweden 1 + 0** (this end) **= 1** — **GBR - Great Britain 2 + 1** (this end) **= 3**

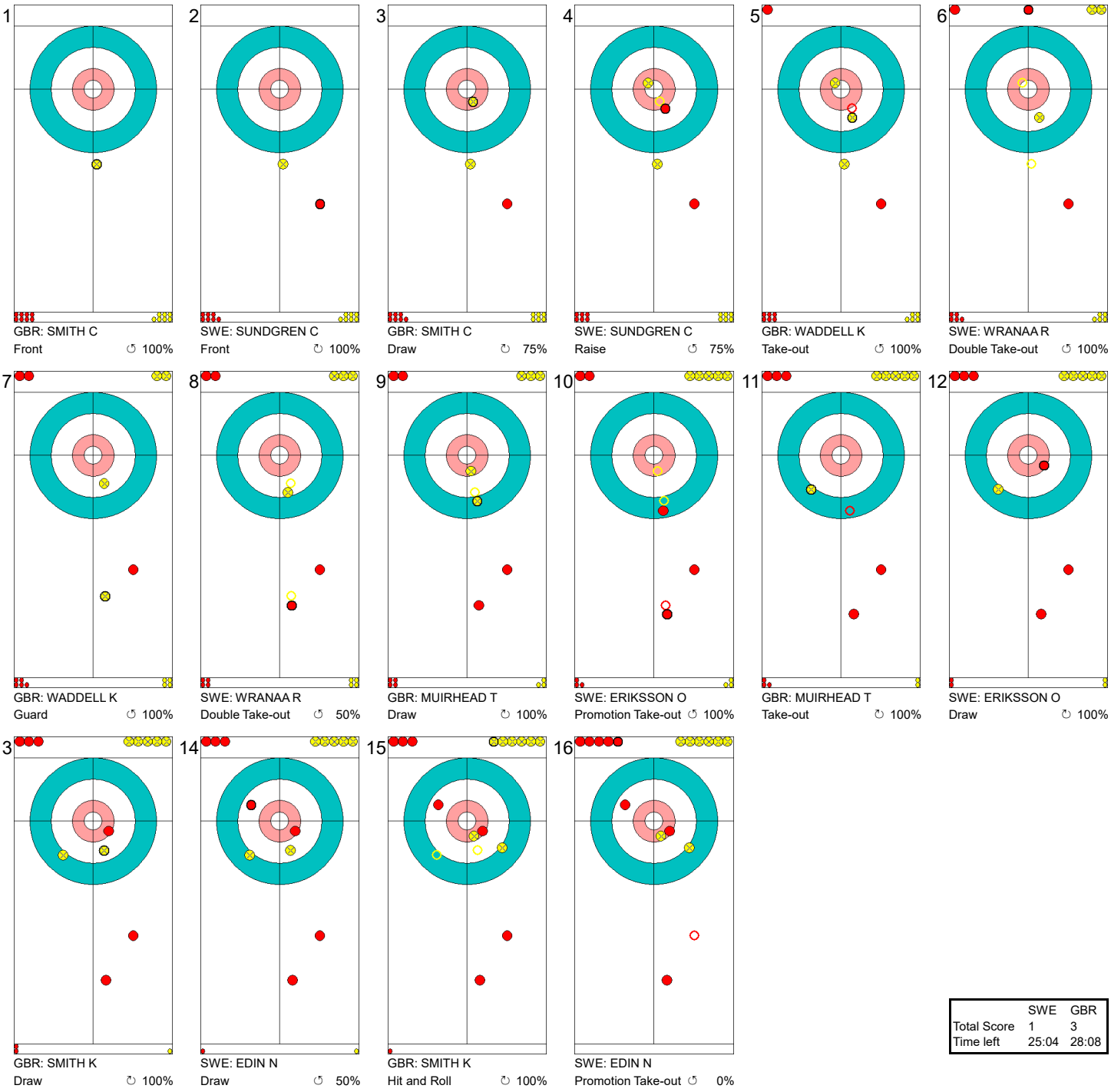

	SWE	GBR
Total Score	1	3
Time left	25:04	28:08

Legend:
↻ Clockwise ↺ Counter-clockwise - Not considered

Game - Shot by Shot
경기별 숏 기록 / Déroulement de la partie

End 4 — **SWE - Sweden 1 + 2** (this end) **= 3** — **GBR - Great Britain 3 + 0** (this end) **= 3**



	SWE	GBR
Total Score	3	3
Time left	18:48	20:49

Legend:
↻ Clockwise ↺ Counter-clockwise - Not considered

Game - Shot by Shot
경기별 숏 기록 / Déroulement de la partie

End 5 — **SWE - Sweden 3 + 0** (this end) **= 3** — **GBR - Great Britain 3 + 2** (this end) **= 5**

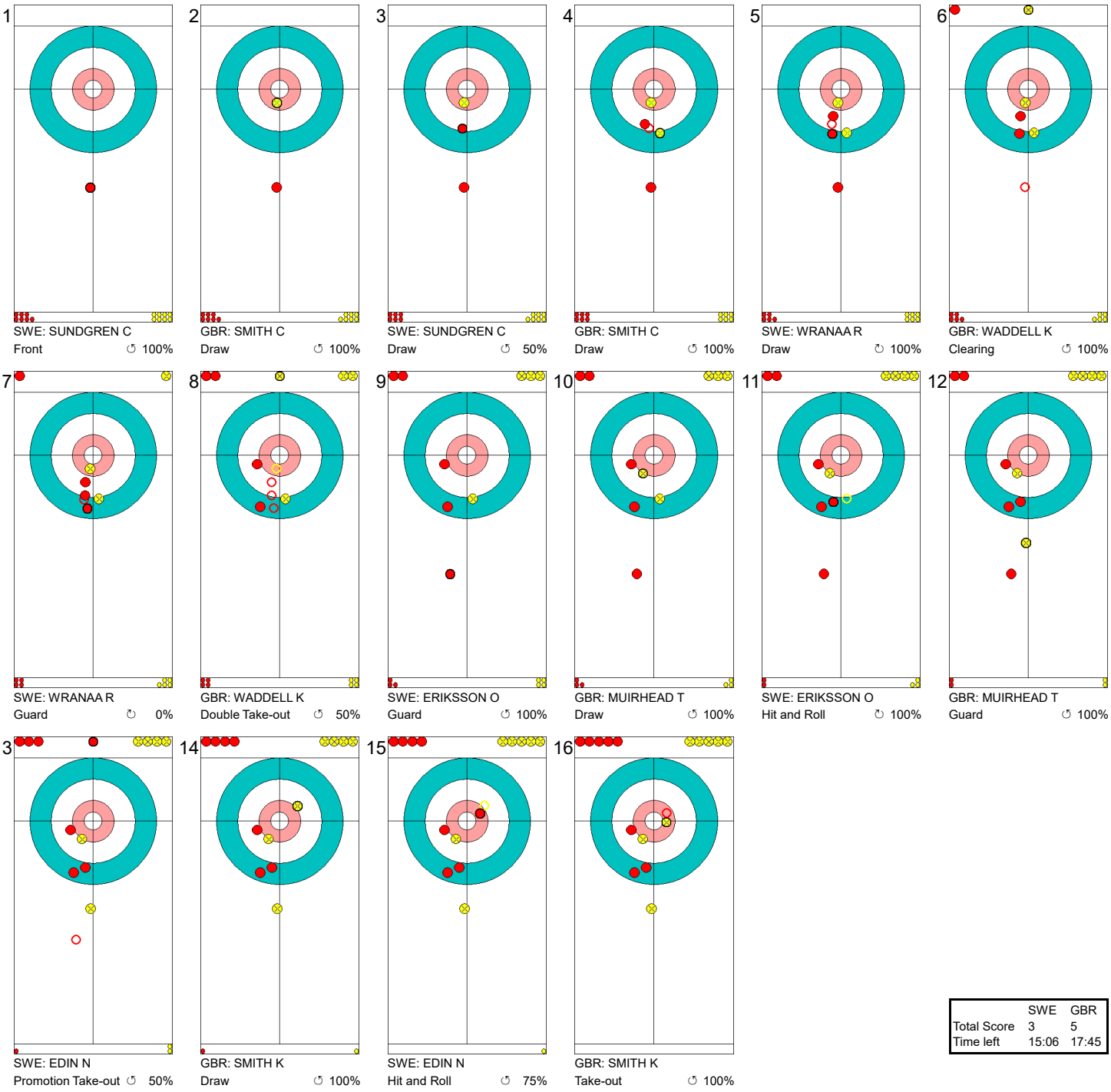

	SWE	GBR
Total Score	3	5
Time left	15:06	17:45

Legend:
↻ Clockwise ↺ Counter-clockwise - Not considered

Game - Shot by Shot
경기별 슛 기록 / Déroulement de la partie

End 6 — **SWE - Sweden 3 + 3** (this end) **= 6** — **GBR - Great Britain 5 + 0** (this end) **= 5**



	SWE	GBR
Total Score	6	5
Time left	12:19	15:47

Legend:
↻ Clockwise ↺ Counter-clockwise - Not considered

Game - Shot by Shot
경기별 숏 기록 / Déroulement de la partie

End 7 — **SWE - Sweden 6 + 0** (this end) **= 6** — **GBR - Great Britain 5 + 0** (this end) **= 5**



	SWE	GBR
Total Score	6	5
Time left	11:16	13:59

Legend:
↻ Clockwise ↺ Counter-clockwise - Not considered

Game - Shot by Shot
경기별 숏 기록 / Déroulement de la partie

End 8 — **SWE - Sweden 6 + 0** (this end) **= 6** — **GBR - Great Britain 5 + 1** (this end) **= 6**



	SWE	GBR
Total Score	6	6
Time left	06:38	09:36

Legend:
↻ Clockwise ↺ Counter-clockwise - Not considered

Game - Shot by Shot
경기별 숏 기록 / Déroulement de la partie

End 9 — **SWE - Sweden 6 + 2** (this end) **= 8** — **GBR - Great Britain 6 + 0** (this end) **= 6**



	SWE	GBR
Total Score	8	6
Time left	03:00	05:03

Legend:
↻ Clockwise ↺ Counter-clockwise - Not considered

Game - Shot by Shot
경기별 숏 기록 / Déroulement de la partie

End 10 — **SWE - Sweden** 8 + X (this end) = 8 — **GBR - Great Britain** 6 + X (this end) = 6

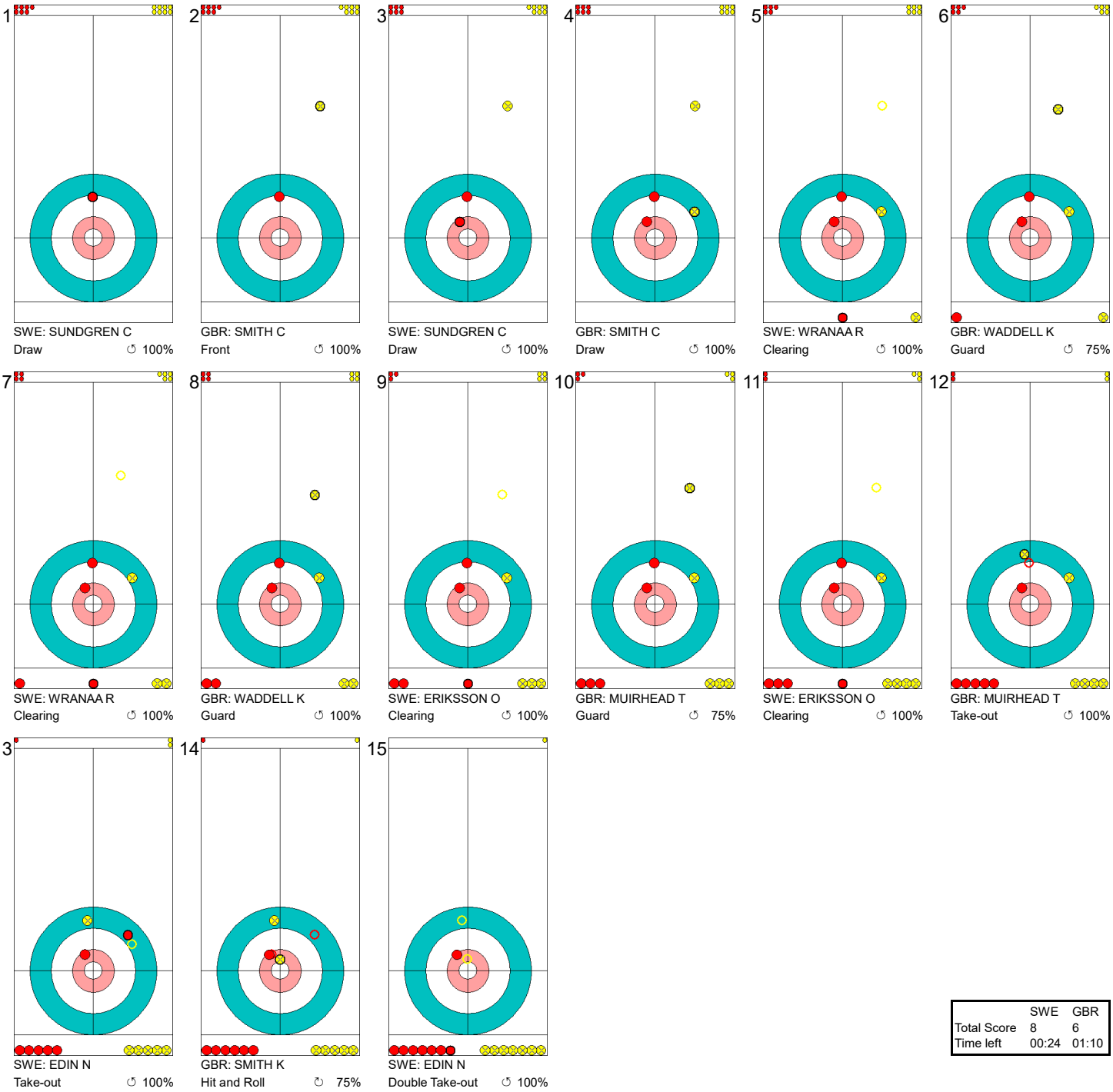

	SWE	GBR
Total Score	8	6
Time left	00:24	01:10

Legend:
↻ Clockwise ↺ Counter-clockwise - Not considered
X Unfinished end due to concession

Game Results
대회 경기결과 / Résultats de la partie

Sheet	Game	Team	LSFE	1	2	3	4	5	6	7	8	9	10	Extra Ends				Total
C	4	DEN - Denmark		0	0	0	0	2	1	0	2	0	X					5
	4	USA - United States of America	*	2	2	0	2	0	0	2	0	1	X					9

DEN - Denmark		Shot Success Game	Shot Success All
4 S	STJERNE Rasmus	75%	78%
3 V	FREDERIKSEN Johnny	81%	80%
2	POULSEN Mikkel	96%	85%
1	DUPONT Oliver	88%	87%
A	BERG THOMSEN Morten	-	-
	Team Total	85%	82%

Last Stone Draw		Distance
↻	STJERNE Rasmus	176.1cm
↺	POULSEN Mikkel	141.0cm
Total		**317.1cm**

Time remaining: 8 minutes 44 seconds

USA - United States of America		Shot Success Game	Shot Success All
4 S	SHUSTER John	82%	78%
3 V	GEORGE Tyler	78%	78%
2	HAMILTON Matt	90%	86%
1	LANDSTEINER John	72%	82%
A	POLO Joe	-	-
	Team Total	81%	81%

Last Stone Draw		Distance
↻	SHUSTER John	4.9cm
↺	HAMILTON Matt	20.7cm
Total		**25.6cm**

Time remaining: 12 minutes 42 seconds

Shot Success Analysis

DEN - Denmark		↻		↺		Game	
4 STJERNE Rasmus	Draws	6	100%	4	25%	10	70%
	Take-outs	4	63%	4	100%	8	81%
	Total	10	85%	8	63%	18	75%
3 FREDERIKSEN Johnny	Draws	5	90%	6	79%	11	84%
	Take-outs	7	75%	0	-	7	75%
	Total	12	81%	6	79%	18	81%
2 POULSEN Mikkel	Draws	6	96%	10	95%	16	95%
	Take-outs	0	-	2	100%	2	100%
	Total	6	96%	12	96%	18	96%
1 DUPONT Oliver	Draws	7	89%	11	86%	18	88%
	Take-outs	0	-	0	-	0	-
	Total	7	89%	11	86%	18	88%
A BERG THOMSEN Morten	Draws	0	-	0	-	0	-
	Take-outs	0	-	0	-	0	-
	Total	0	-	0	-	0	-
Team	Draws	24	94%	31	80%	55	86%
	Take-outs	11	70%	6	100%	17	81%
	Total	35	86%	37	83%	72	85%

USA - United States of America		↻		↺		Game	
4 SHUSTER John	Draws	5	75%	4	100%	9	86%
	Take-outs	5	70%	4	88%	9	78%
	Total	10	73%	8	94%	18	82%
3 GEORGE Tyler	Draws	1	100%	2	100%	3	100%
	Take-outs	12	73%	3	75%	15	73%
	Total	13	75%	5	85%	18	78%
2 HAMILTON Matt	Draws	2	100%	1	50%	3	83%
	Take-outs	9	86%	6	100%	15	92%
	Total	11	89%	7	93%	18	90%
1 LANDSTEINER John	Draws	7	93%	9	61%	16	75%
	Take-outs	1	100%	1	0%	2	50%
	Total	8	94%	10	55%	18	72%
A POLO Joe	Draws	0	-	0	-	0	-
	Take-outs	0	-	0	-	0	-
	Total	0	-	0	-	0	-
Team	Draws	15	88%	16	75%	31	81%
	Take-outs	27	78%	14	84%	41	80%
	Total	42	82%	30	79%	72	81%

Note:
Position and function for each team member:
4 = Fourth, **3** = Third, **2** = Second, **1** = Lead, **A** = Alternate, **S** = Skip, **V** = Vice-Skip

Legend:
↻ Clockwise
↺ Counter-clockwise
LSFE(*) Last Stone First End
X Unplayed/unfinished end due to concession

Game - Shot by Shot
경기별 숏 기록 / Déroulement de la partie

End 1 — **DEN - Denmark 0 + 0** (this end) **= 0** — **USA - United States 0 + 2** (this end) **= 2**

1
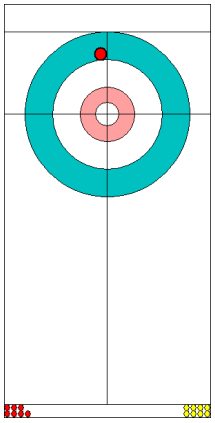
DEN: DUPONT O
Draw ↻ 50%

2
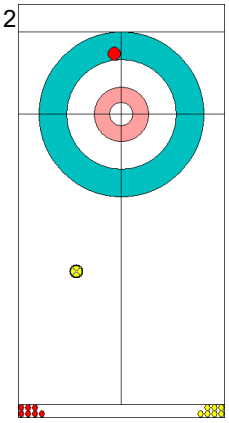
USA: LANDSTEINER J
Front ↺ 100%

3
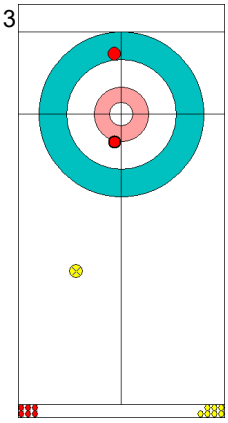
DEN: DUPONT O
Draw ↻ 100%

4
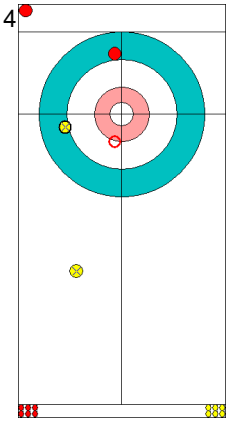
USA: LANDSTEINER J
Hit and Roll ↻ 100%

5
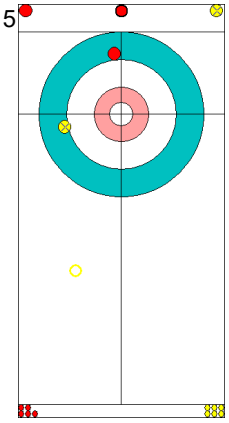
DEN: POULSEN M
Clearing ↺ 100%

6
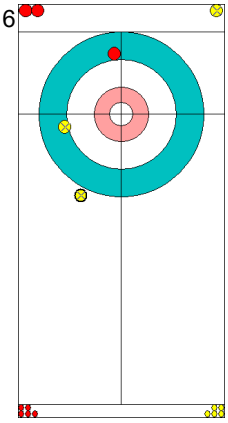
USA: HAMILTON M
Guard ↺ 50%

7
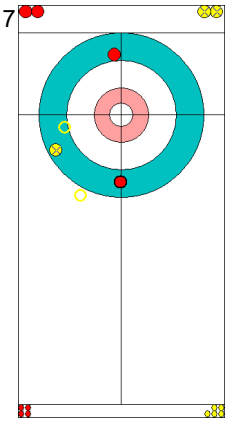
DEN: POULSEN M
Hit and Roll ↻ 100%

8
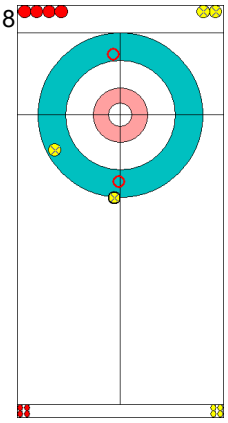
USA: HAMILTON M
Double Take-out ↺ 100%

9
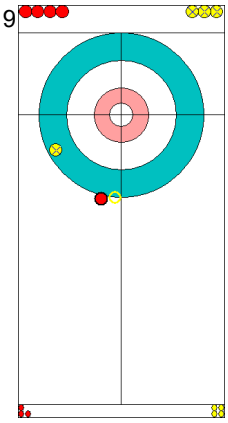
DEN: FREDERIKSEN J
Hit and Roll ↻ 75%

10
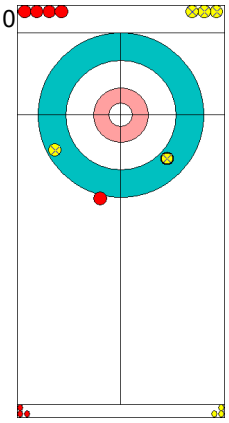
USA: GEORGE T
Draw ↻ 100%

11
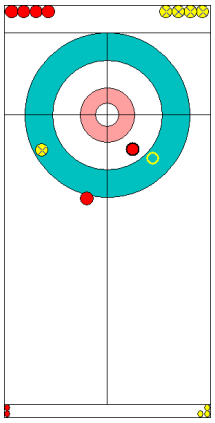
DEN: FREDERIKSEN J
Hit and Roll ↻ 75%

12
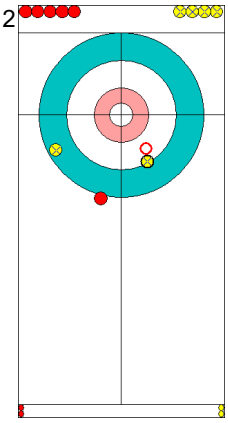
USA: GEORGE T
Take-out ↺ 100%

13
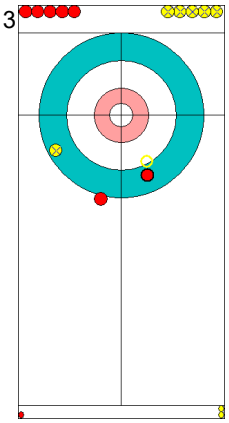
DEN: STJERNE R
Take-out ↺ 100%

14
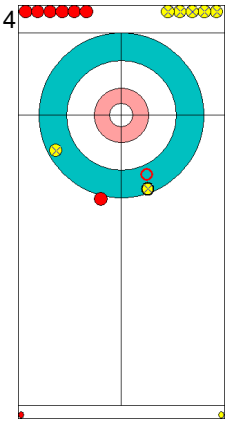
USA: SHUSTER J
Hit and Roll ↺ 100%

15
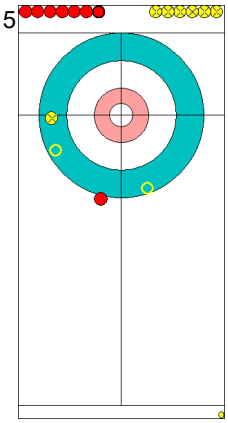
DEN: STJERNE R
Double Take-out ↻ 50%

16
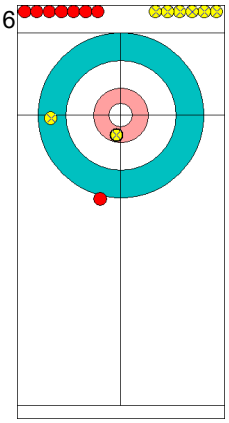
USA: SHUSTER J
Draw ↺ 100%

	DEN	USA
Total Score	0	2
Time left	35:40	35:55

Legend:
↻ Clockwise ↺ Counter-clockwise - Not considered

Game - Shot by Shot
경기별 숏 기록 / Déroulement de la partie

End 2 — **DEN - Denmark 0 + 0** (this end) **= 0** — **USA - United States 2 + 2** (this end) **= 4**

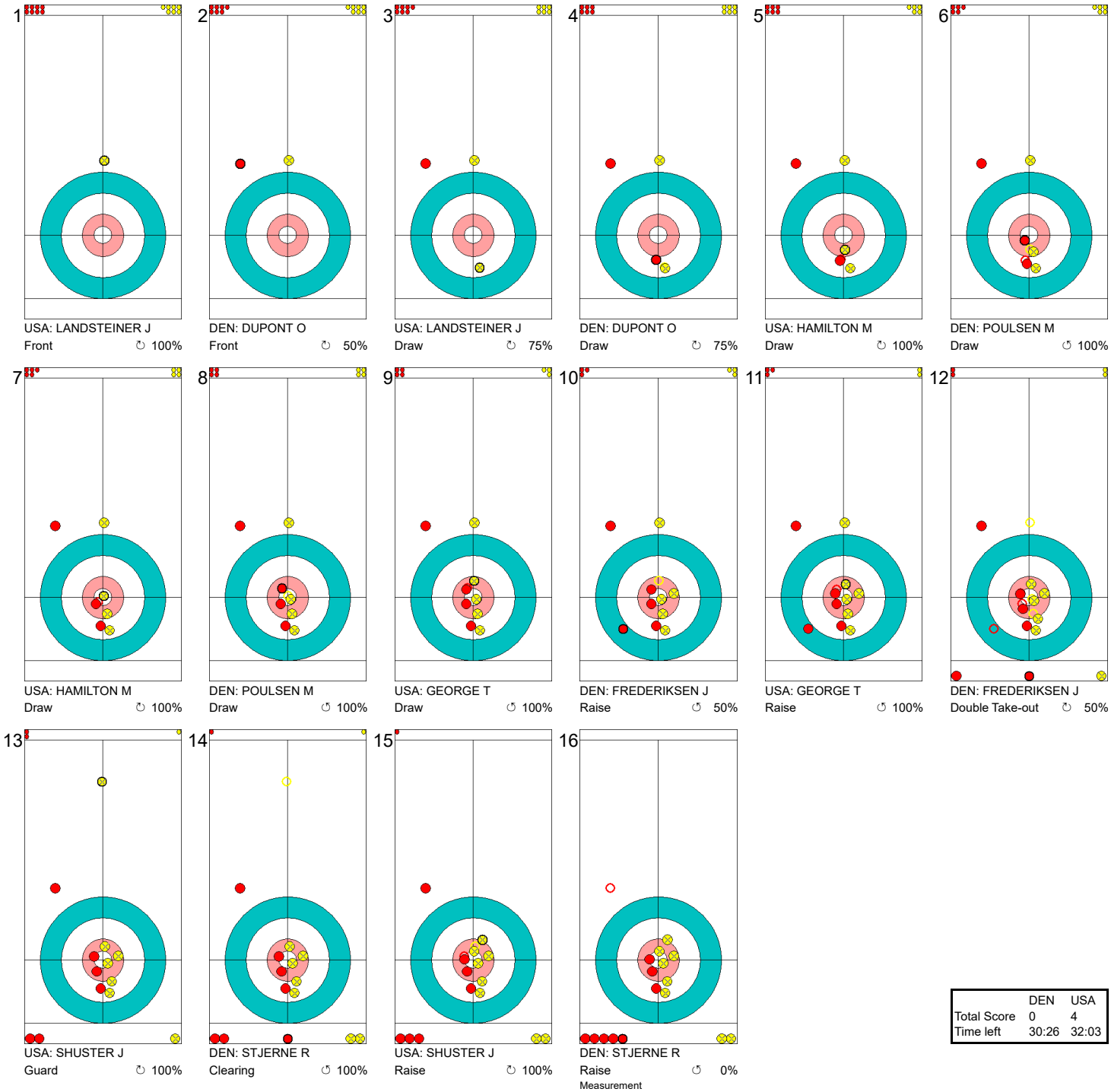

	DEN	USA
Total Score	0	4
Time left	30:26	32:03

Legend:
↻ Clockwise ↺ Counter-clockwise - Not considered

Game - Shot by Shot
경기별 숏 기록 / Déroulement de la partie

End 3 — **DEN - Denmark 0 + 0** (this end) **= 0** — **USA - United States 4 + 0** (this end) **= 4**



	DEN	USA
Total Score	0	4
Time left	28:38	29:43

Legend:
↻ Clockwise ↺ Counter-clockwise - Not considered

Game - Shot by Shot
경기별 숏 기록 / Déroulement de la partie

End 4 | **DEN - Denmark 0 + 0** (this end) **= 0** | **USA - United States 4 + 2** (this end) **= 6**



	DEN	USA
Total Score	0	6
Time left	25:20	27:26

Legend:
↻ Clockwise ↺ Counter-clockwise - Not considered

Game - Shot by Shot
경기별 숏 기록 / Déroulement de la partie

End 5 | **DEN - Denmark 0 + 2** (this end) **= 2** | **USA - United States 6 + 0** (this end) **= 6**



	DEN	USA
Total Score	2	6
Time left	21:36	24:25

Legend:
↻ Clockwise ↺ Counter-clockwise - Not considered

Game - Shot by Shot
경기별 숏 기록 / Déroulement de la partie

End 6 — **DEN - Denmark 2 + 1** (this end) **= 3** — **USA - United States 6 + 0** (this end) **= 6**

	1	2	3	4	5	6
	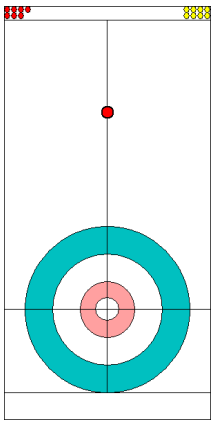	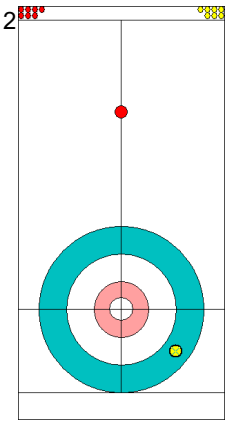	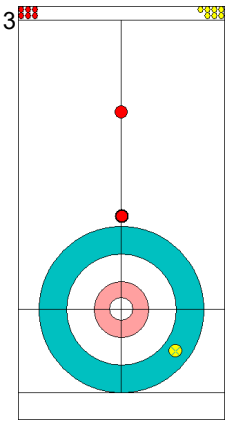	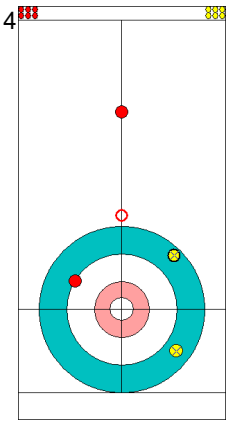	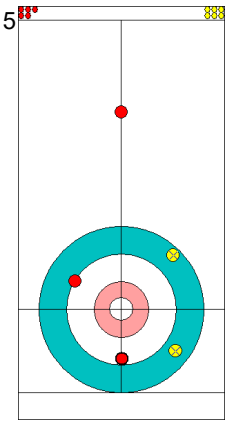	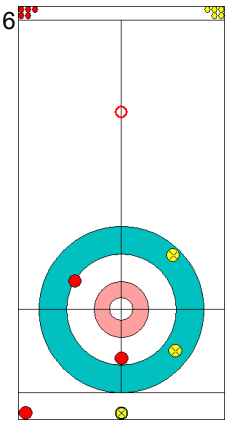
	DEN: DUPONT O	USA: LANDSTEINER J	DEN: DUPONT O	USA: LANDSTEINER J	DEN: POULSEN M	USA: HAMILTON M
	Front ↻ 100%	Draw ↺ 50%	Front ↻ 100%	Wick / Soft Peeling ↻ 100%	Draw ↺ 75%	Clearing ↻ 100%

	7	8	9	10	11	12
	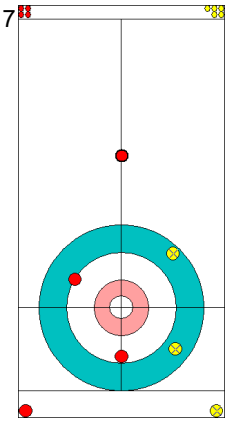	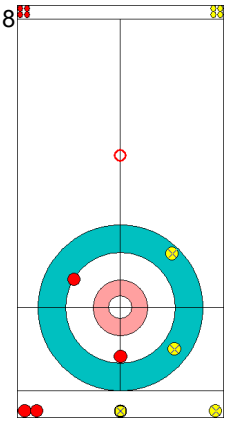	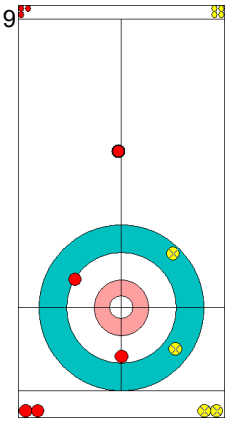	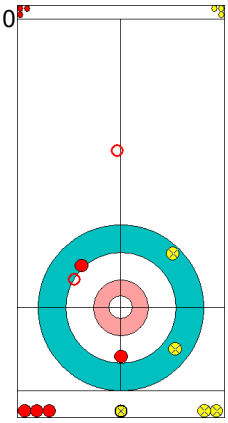	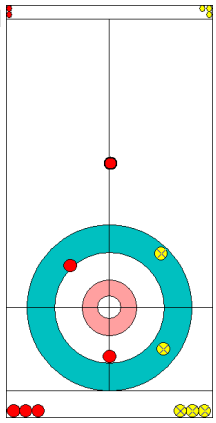	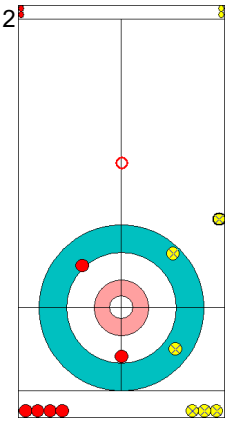
	DEN: POULSEN M	USA: HAMILTON M	DEN: FREDERIKSEN J	USA: GEORGE T	DEN: FREDERIKSEN J	USA: GEORGE T
	Guard ↻ 100%	Clearing ↻ 100%	Guard ↻ 100%	Double Take-out ↻ 50%	Guard ↻ 100%	Double Take-out ↻ 50%

	13	14	15	16
	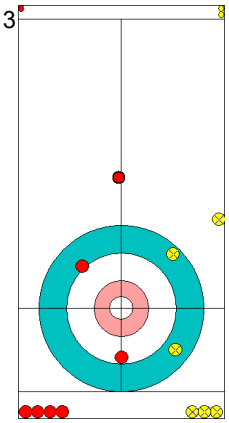	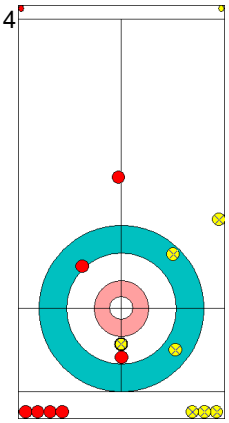	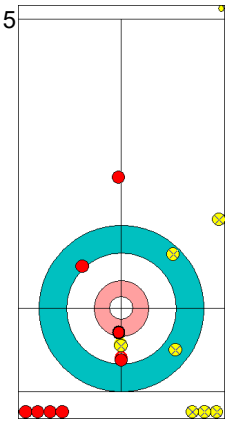	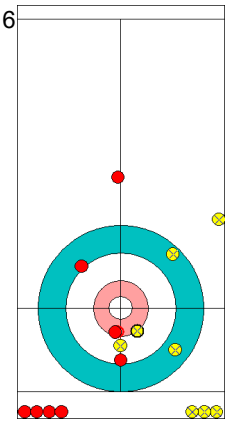
	DEN: STJERNE R	USA: SHUSTER J	DEN: STJERNE R	USA: SHUSTER J
	Guard ↻ 100%	Draw ↺ 100%	Draw ↻ 100%	Draw ↻ 0%

	DEN	USA
Total Score	3	6
Time left	18:42	21:04

Legend:
↻ Clockwise ↺ Counter-clockwise - Not considered

Game - Shot by Shot
경기별 숏 기록 / Déroulement de la partie

End 7 — **DEN - Denmark 3 + 0 (this end) = 3** — **USA - United States 6 + 2 (this end) = 8**



	DEN	USA
Total Score	3	8
Time left	13:01	18:06

Legend:

↻ Clockwise ↺ Counter-clockwise - Not considered

Game - Shot by Shot
경기별 숏 기록 / Déroulement de la partie

End 8 | **DEN - Denmark** 3 + 2 (this end) = 5 | **USA - United States** 8 + 0 (this end) = 8



	DEN	USA
Total Score	5	8
Time left	11:02	14:31

Legend:
↻ Clockwise ↺ Counter-clockwise - Not considered

Game - Shot by Shot
경기별 숏 기록 / Déroulement de la partie

End 9 | **DEN - Denmark** 5 + 0 (this end) = 5 | **USA - United States** 8 + 1 (this end) = 9



	DEN	USA
Total Score	5	9
Time left	08:44	12:42

Legend:
↻ Clockwise ↺ Counter-clockwise - Not considered

Game Results
대회 경기결과 / Résultats de la partie

Sheet	Game	Team	LSFE	1	2	3	4	5	6	7	8	9	10	Extra Ends				Total
D	4	CAN - Canada		0	0	3	0	1	0	2	1	0	0					7
	4	KOR - Republic of Korea	*	0	1	0	1	0	1	0	0	2	1					6

CAN - Canada		Shot Success Game	Shot Success All
4 S	KOE Kevin	88%	86%
3 V	KENNEDY Marc	95%	88%
2	LAING Brent	94%	86%
1	HEBERT Ben	85%	83%
A	PFEIFER Scott	-	-
	Team Total	91%	86%

Last Stone Draw		Distance
↻	HEBERT Ben	17.7cm
↺	LAING Brent	35.8cm
Total		**53.5cm**

Time remaining: 3 minutes 56 seconds

KOR - Republic of Korea		Shot Success Game	Shot Success All
4 S	KIM ChangMin	81%	79%
3 V	SEONG SeHyeon	84%	82%
2	OH EunSu	80%	86%
1	LEE KiBok	84%	91%
A	KIM MinChan	-	79%
	Team Total	82%	83%

Last Stone Draw		Distance
↻	OH EunSu	27.3cm
↺	LEE KiBok	19.9cm
Total		**47.2cm**

Time remaining: 0 minutes 29 seconds

Time-out: End 7 - KOR stone 6

Shot Success Analysis

CAN - Canada		↻		↺		Game	
4 KOE Kevin	Draws	3	67%	0	-	3	67%
	Take-outs	11	86%	6	100%	17	91%
	Total	14	82%	6	100%	20	88%
3 KENNEDY Marc	Draws	2	88%	2	100%	4	94%
	Take-outs	11	98%	5	90%	16	95%
	Total	13	96%	7	93%	20	95%
2 LAING Brent	Draws	3	100%	2	88%	5	95%
	Take-outs	7	86%	8	100%	15	93%
	Total	10	90%	10	98%	20	94%
1 HEBERT Ben	Draws	7	96%	9	86%	16	91%
	Take-outs	1	0%	0	-	1	0%
	Total	8	84%	9	86%	17	85%
A PFEIFER Scott	Draws	0	-	0	-	0	-
	Take-outs	0	-	0	-	0	-
	Total	0	-	0	-	0	-
Team	Draws	15	90%	13	88%	28	89%
	Take-outs	30	88%	19	97%	49	91%
	Total	45	88%	32	94%	77	91%

KOR - Republic of Korea		↻		↺		Game	
4 KIM ChangMin	Draws	2	100%	3	92%	5	95%
	Take-outs	7	89%	8	66%	15	77%
	Total	9	92%	11	73%	20	81%
3 SEONG SeHyeon	Draws	5	100%	4	63%	9	83%
	Take-outs	6	83%	5	85%	11	84%
	Total	11	91%	9	75%	20	84%
2 OH EunSu	Draws	7	86%	7	79%	14	82%
	Take-outs	6	75%	0	-	6	75%
	Total	13	81%	7	79%	20	80%
1 LEE KiBok	Draws	10	93%	8	84%	18	89%
	Take-outs	0	-	2	38%	2	38%
	Total	10	93%	10	75%	20	84%
A KIM MinChan	Draws	0	-	0	-	0	-
	Take-outs	0	-	0	-	0	-
	Total	0	-	0	-	0	-
Team	Draws	24	93%	22	80%	46	86%
	Take-outs	19	83%	15	68%	34	76%
	Total	43	88%	37	75%	80	82%

Note:
Position and function for each team member:
4 = Fourth, **3** = Third, **2** = Second, **1** = Lead, **A** = Alternate, **S** = Skip, **V** = Vice-Skip

Legend:
↻ Clockwise ↺ Counter-clockwise **LSFE(*)** Last Stone First End

Game - Shot by Shot
경기별 숏 기록 / Déroulement de la partie

End 1 — **CAN - Canada 0 + 0** (this end) **= 0** — **KOR - Republic of Korea 0 + 0** (this end) **= 0**

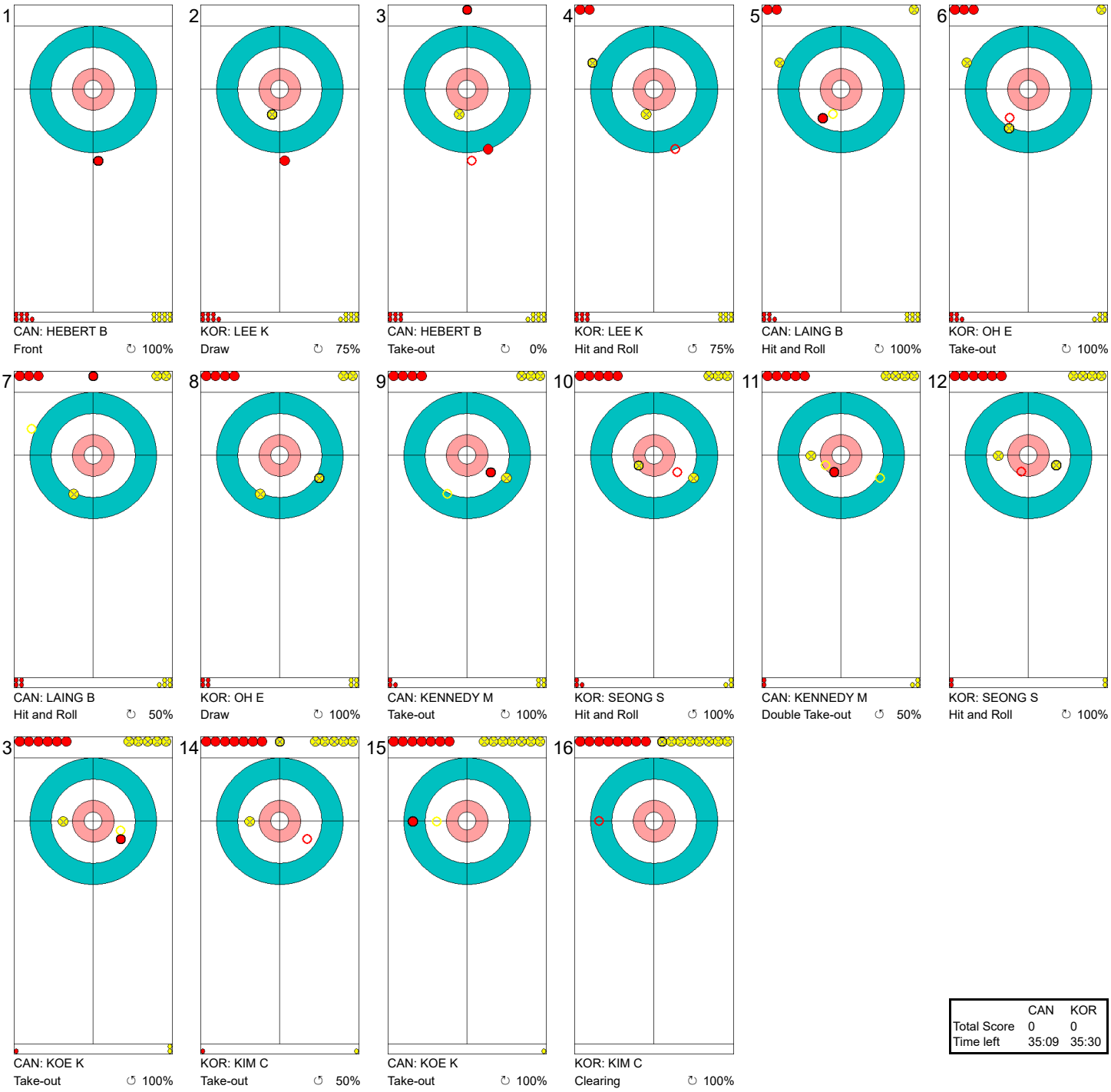

	CAN	KOR
Total Score	0	0
Time left	35:09	35:30

Legend:
↻ Clockwise ↺ Counter-clockwise - Not considered

Game - Shot by Shot
경기별 숏 기록 / Déroulement de la partie

End 2 — **CAN - Canada 0 + 0** (this end) **= 0** — **KOR - Republic of Korea 0 + 1** (this end) **= 1**

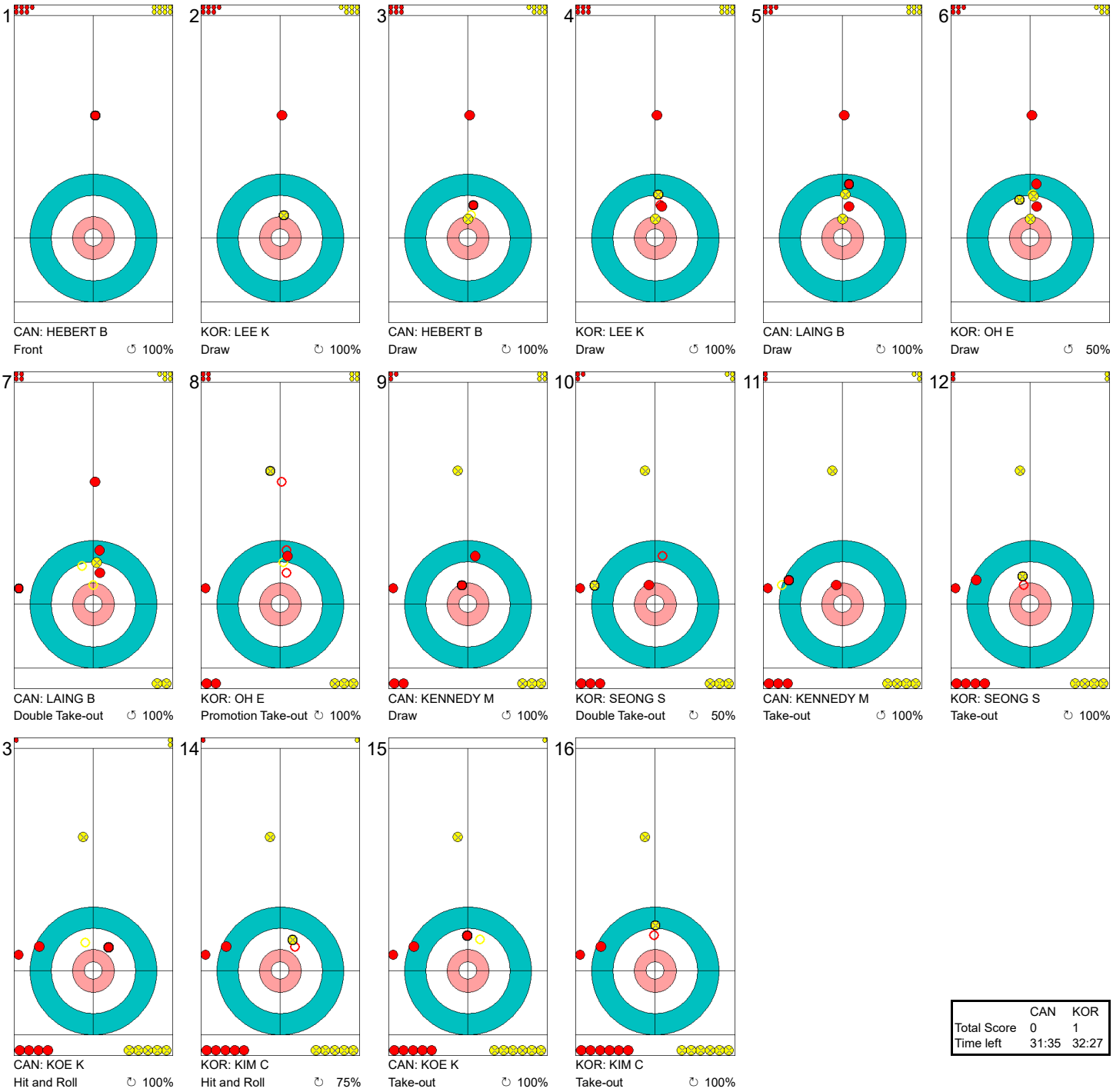

	CAN	KOR
Total Score	0	1
Time left	31:35	32:27

Legend:
↻ Clockwise ↺ Counter-clockwise - Not considered

Game - Shot by Shot
경기별 숏 기록 / Déroulement de la partie

End 3 — **CAN - Canada 0 + 3** (this end) **= 3** — **KOR - Republic of Korea 1 + 0** (this end) **= 1**



	CAN	KOR
Total Score	3	1
Time left	25:51	27:51

Legend:
↻ Clockwise ↺ Counter-clockwise - Not considered

Game - Shot by Shot
경기별 숏 기록 / Déroulement de la partie

End 4 | **CAN - Canada 3 + 0** (this end) **= 3** | **KOR - Republic of Korea 1 + 1** (this end) **= 2**



	CAN	KOR
Total Score	3	2
Time left	22:54	24:19

Legend:
↻ Clockwise ↺ Counter-clockwise - Not considered

Game - Shot by Shot
경기별 숏 기록 / Déroulement de la partie

End 5 | **CAN - Canada** 3 + 1 (this end) = 4 | **KOR - Republic of Korea** 2 + 0 (this end) = 2



	CAN	KOR
Total Score	4	2
Time left	18:46	18:24

Legend:
↻ Clockwise ↺ Counter-clockwise - Not considered

Game - Shot by Shot
경기별 숏 기록 / Déroulement de la partie

End 6 — **CAN - Canada 4 + 0** (this end) **= 4** — **KOR - Republic of Korea 2 + 1** (this end) **= 3**



	CAN	KOR
Total Score	4	3
Time left	13:50	13:44

Legend:
↻ Clockwise ↺ Counter-clockwise - Not considered

Game - Shot by Shot
경기별 숏 기록 / Déroulement de la partie

End 7 — **CAN - Canada 4 + 2** (this end) **= 6** — **KOR - Republic of Korea 3 + 0** (this end) **= 3**



	CAN	KOR
Total Score	6	3
Time left	10:41	10:24

Legend:
↻ Clockwise ↺ Counter-clockwise - Not considered

Game - Shot by Shot
경기별 숏 기록 / Déroulement de la partie

End 8 — **CAN - Canada 6 + 1** (this end) **= 7** — **KOR - Republic of Korea 3 + 0** (this end) **= 3**

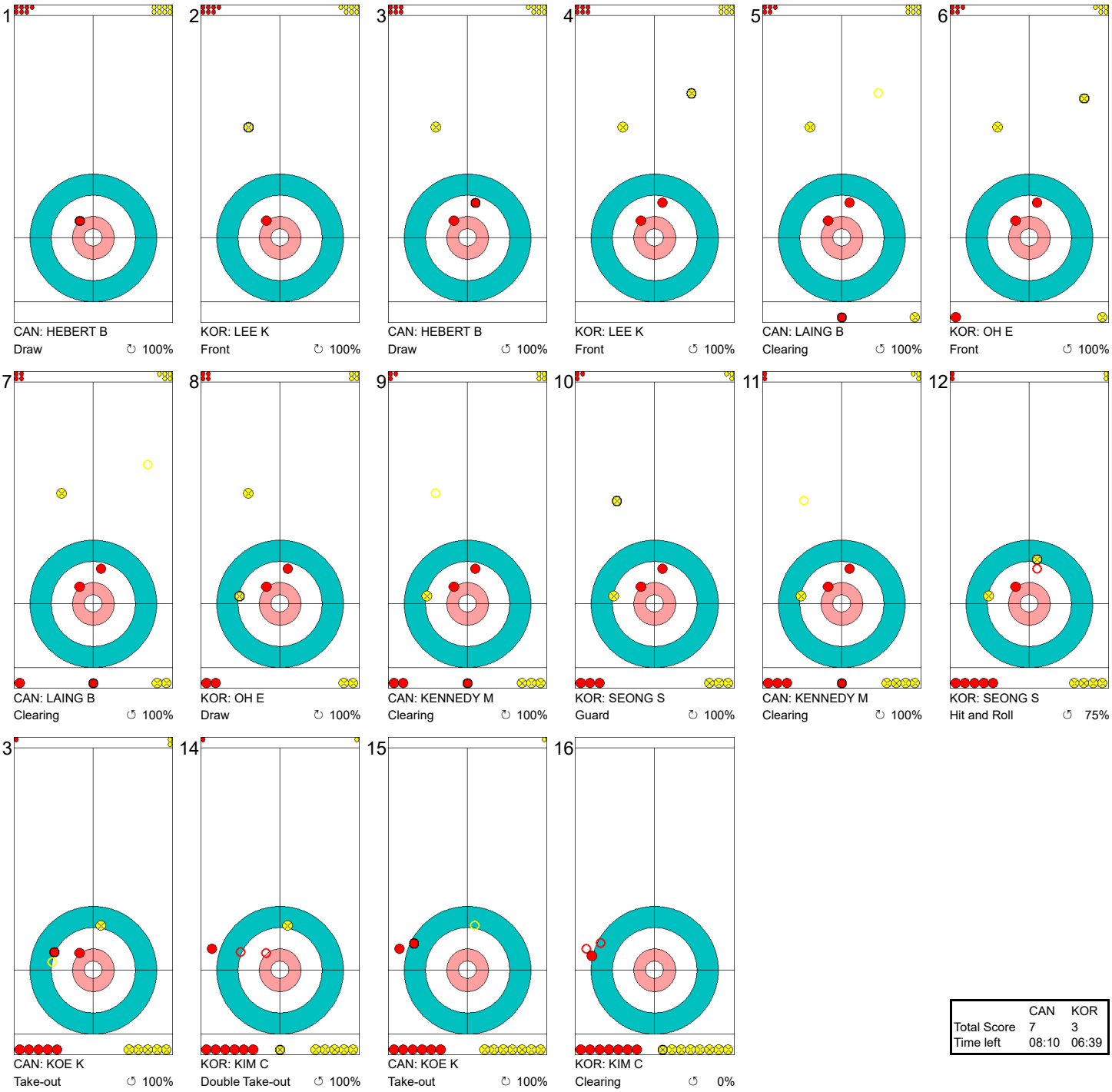

	CAN	KOR
Total Score	7	3
Time left	08:10	06:39

Legend:
↻ Clockwise ↺ Counter-clockwise - Not considered

Game - Shot by Shot
경기별 숏 기록 / Déroulement de la partie

End 9 — **CAN - Canada 7 + 0** (this end) **= 7** — **KOR - Republic of Korea 3 + 2** (this end) **= 5**

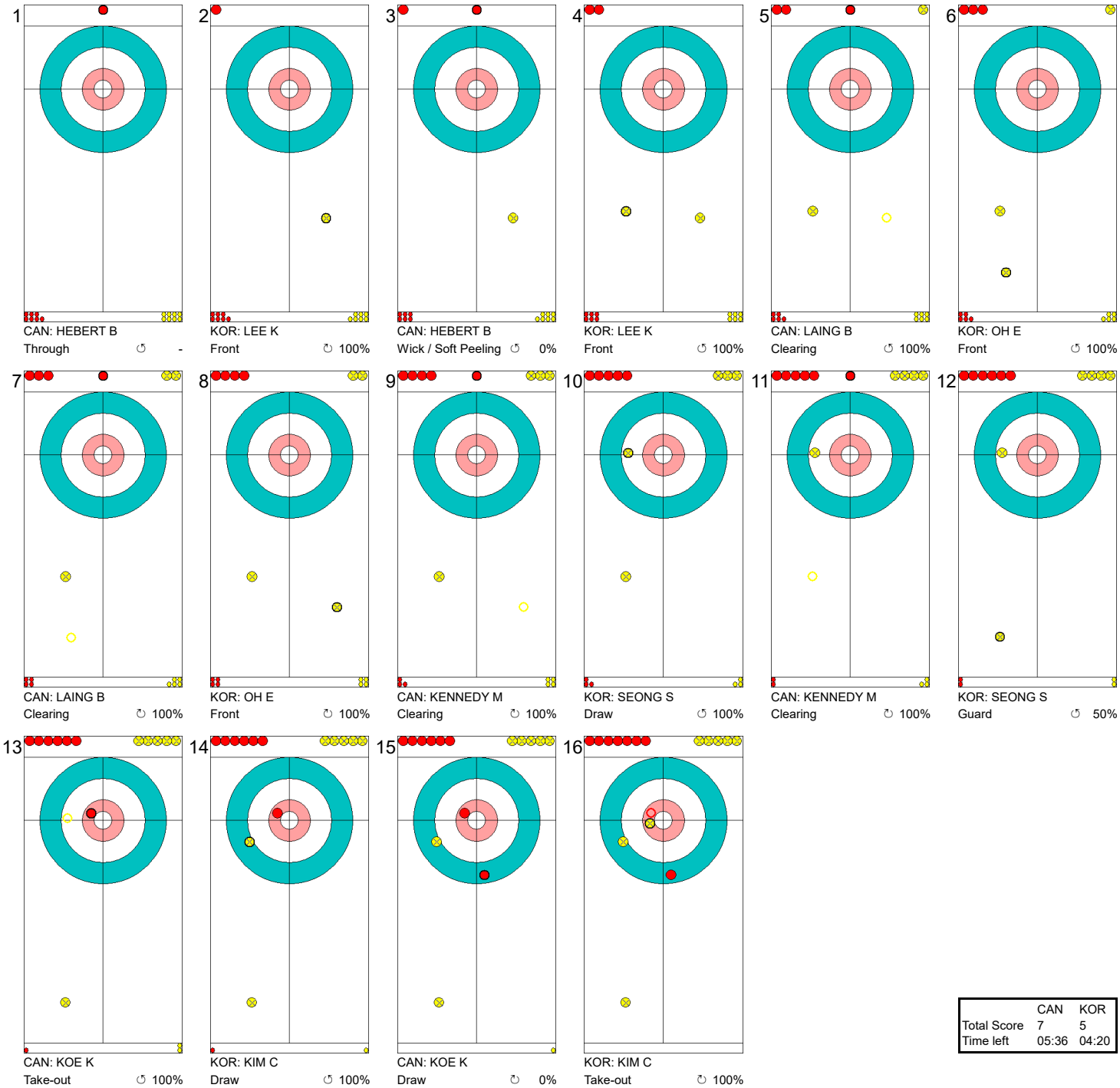

	CAN	KOR
Total Score	7	5
Time left	05:36	04:20

Legend:
↻ Clockwise ↺ Counter-clockwise - Not considered

Game - Shot by Shot
경기별 숏 기록 / Déroulement de la partie

End 10 — **CAN - Canada 7 + 0** (this end) **= 7** — **KOR - Republic of Korea 5 + 1** (this end) **= 6**

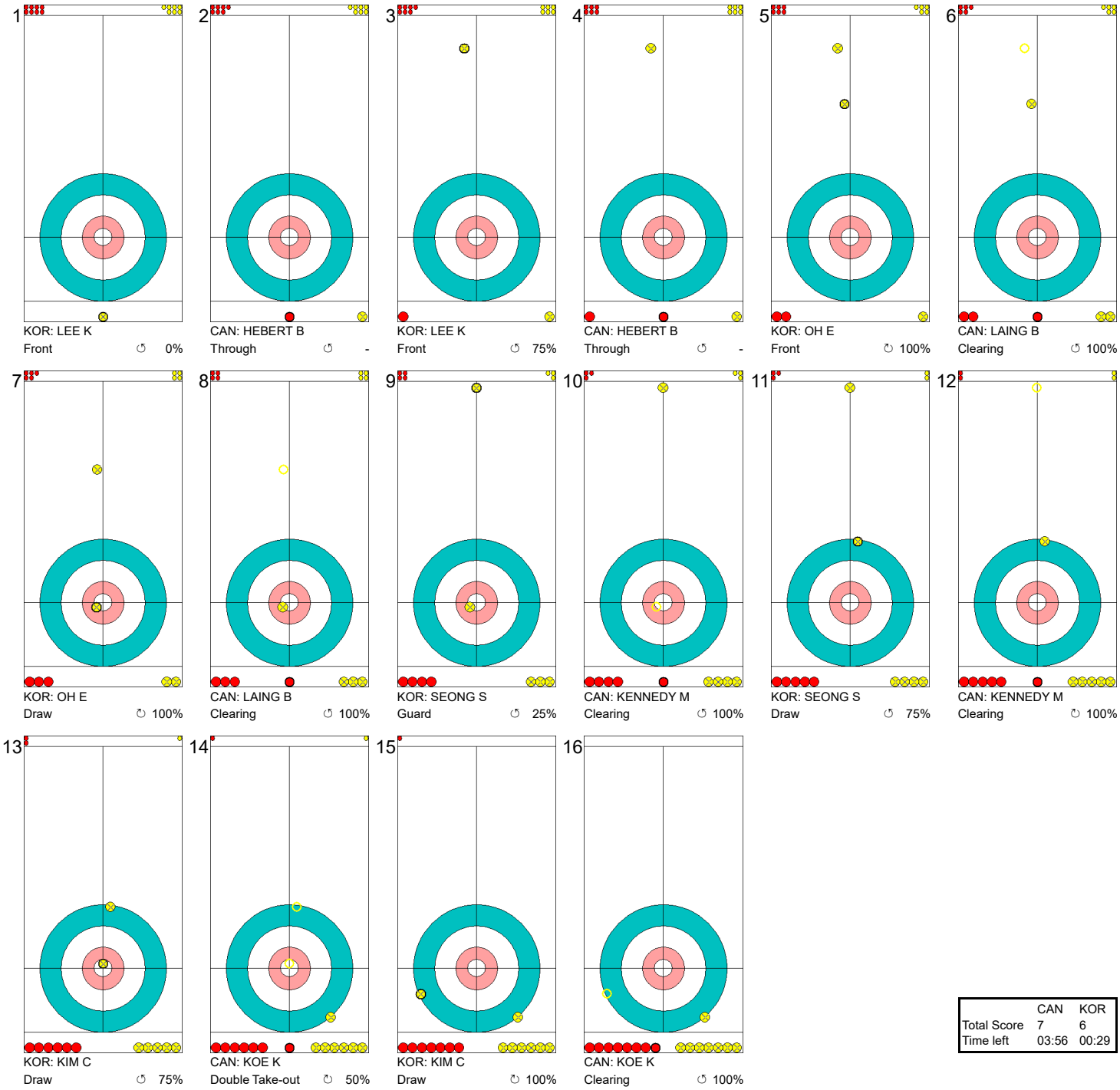

	CAN	KOR
Total Score	7	6
Time left	03:56	00:29

Legend:
↻ Clockwise ↺ Counter-clockwise - Not considered

Most Important Shots
우승 결정 슛 / Tirs les plus importants

Sheet	Game	Team	LSFE	1	2	3	4	5	6	7	8	9	10	Extra Ends	Total
A	3	JPN - Japan		0	2	0	1	0	0	0	2	0	0		5
	4	SUI - Switzerland	*	3	0	1	0	0	1	0	0	0	1		6

Most Important Shot:

With the game tied at 5-5, Swiss Fourth SCHWARZ B executed a difficult Draw under pressure to win the game.

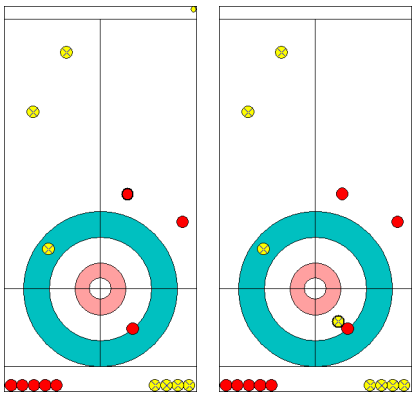

Before | After

End: 10
Team: SUI - Switzerland
Player: SCHWARZ Benoit
Team Stone: 1 2 3 4 5 6 7 ⑧
Task: Draw
Rotation: ↺
Shot Success: 100%

Sheet	Game	Team	LSFE	1	2	3	4	5	6	7	8	9	10	Extra Ends	Total
B	4	SWE - Sweden	*	1	0	0	2	0	3	0	0	2	X		8
	4	GBR - Great Britain		0	2	1	0	2	0	0	1	0	X		6

Most Important Shot:

With his last stone of the game, Swedish Skip EDIN N executed a Double Take-out to secure the win for Sweden.

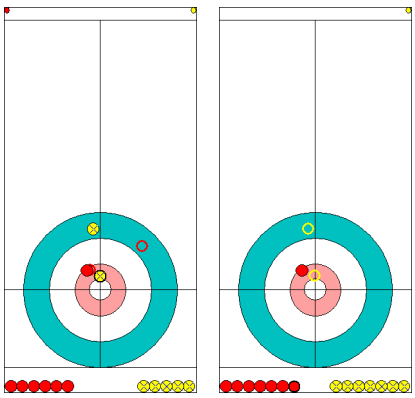

Before | After

End: 10
Team: SWE - Sweden
Player: EDIN Niklas
Team Stone: 1 2 3 4 5 6 7 ⑧
Task: Double Take-out
Rotation: ↺
Shot Success: 100%

Most Important Shots
우승 결정 슛 / Tirs les plus importants

Sheet	Game	Team	LSFE	1	2	3	4	5	6	7	8	9	10	Extra Ends	Total
C	4	DEN - Denmark		0	0	0	0	2	1	0	2	0	X		5
	4	USA - United States of America	*	2	2	0	2	0	0	2	0	1	X		9

Most Important Shot:

US Skip SHUSTER J played a delicate Raise to sit two stones in a very crowded house.
The Danish team then attempted a Raise on the edge of their stone but were wide and missed, giving the US team a steal of two.

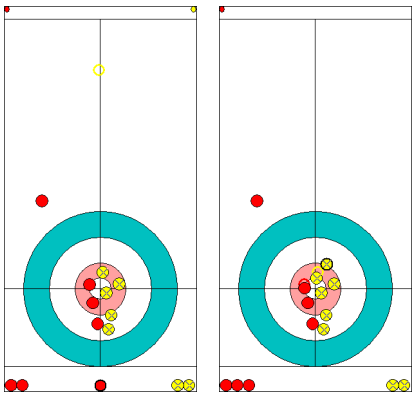

Before | After

End: 2
Team: USA - United States of America
Player: SHUSTER John
Team Stone: 1 2 3 4 5 6 7 ⑧
Task: Raise
Rotation: ↻
Shot Success: 100%

Sheet	Game	Team	LSFE	1	2	3	4	5	6	7	8	9	10	Extra Ends	Total
D	4	CAN - Canada		0	0	3	0	1	0	2	1	0	0		7
	4	KOR - Republic of Korea	*	0	1	0	1	0	1	0	0	2	1		6

Most Important Shot:

Canadian Skip KOE K played a Hit and Roll to just nudge a Korean stone a little bit so Canada could score two points in the end.

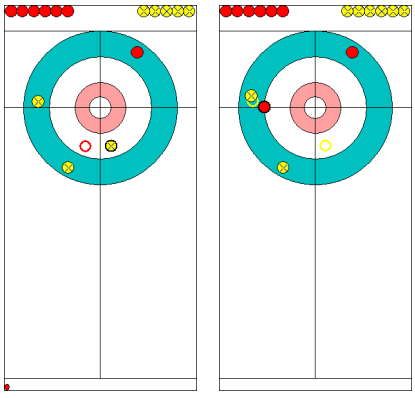

Before | After

End: 7
Team: CAN - Canada
Player: KOE Kevin
Team Stone: 1 2 3 4 5 6 7 ⑧
Task: Hit and Roll
Rotation: ↻
Shot Success: 100%

Legend:
↻ Clockwise
↺ Counter-clockwise
LSFE(*) Last Stone First End
X Unplayed/unfinished end due to concession

Session Results and Standings
세션 경기결과 및 순위 / Résultats de la session et classement

Sheet	Game	Team	LSFE	1	2	3	4	5	6	7	8	9	10	Extra Ends				Total
B	4	ITA - Italy		0	1	0	0	1	1	0	0	0	1					4
	3	DEN - Denmark	*	2	0	2	0	0	0	0	0	2	0					6
C	3	NOR - Norway	*	0	2	0	0	2	0	0	2	0	1					7
	3	KOR - Republic of Korea		1	0	0	1	0	1	0	0	2	0					5
D	3	SWE - Sweden	*	4	1	0	2	0	1	0	2	X	X					10
	3	USA - United States of America		0	0	1	0	1	0	2	0	X	X					4

Current Standings

Rank	Team	Games	Wins	Losses
1	CAN - Canada	3	3	0
1	SWE - Sweden	3	3	0
3	GBR - Great Britain	3	2	1
4	ITA - Italy	4	2	2
5	JPN - Japan	2	1	1
6	DEN - Denmark	3	1	2
6	NOR - Norway	3	1	2
6	SUI - Switzerland	3	1	2
6	USA - United States of America	3	1	2
10	KOR - Republic of Korea	3	0	3

Note:
Under WCF rules, tie-breaking rules for standings are not applied until after the last game of the round robin.

Legend:
LSFE(*) Last Stone First End
X Unplayed/unfinished end due to concession

Game Results
대회 경기결과 / Résultats de la partie

Sheet	Game	Team	LSFE	1	2	3	4	5	6	7	8	9	10	Extra Ends				Total
B	4	ITA - Italy		0	1	0	0	1	1	0	0	0	1					4
	3	DEN - Denmark	*	2	0	2	0	0	0	0	0	2	0					6

ITA - Italy		Shot Success Game	Shot Success All
4 V	MOSANER Amos	72%	82%
3 S	RETORNAZ Joel	88%	78%
2	GONIN Simone	85%	81%
1	FERRAZZA Daniele	91%	84%
A	PILZER Andrea	-	-
	Team Total	84%	81%

Last Stone Draw		Distance
↻	RETORNAZ Joel	32.3cm
↺	FERRAZZA Daniele	13.0cm
Total		**45.3cm**

Time remaining: 3 minutes 54 seconds

Time-out: End 9 - ITA stone 6

DEN - Denmark		Shot Success Game	Shot Success All
4 S	STJERNE Rasmus	79%	79%
3 V	FREDERIKSEN Johnny	88%	80%
2	POULSEN Mikkel	90%	81%
1	DUPONT Oliver	89%	86%
A	BERG THOMSEN Morten	-	-
	Team Total	87%	82%

Last Stone Draw		Distance
↻	POULSEN Mikkel	5.1cm
↺	FREDERIKSEN Johnny	38.6cm
Total		**43.7cm**

Time remaining: 4 minutes 31 seconds

Time-out: End 8 - DEN stone 5

Shot Success Analysis

ITA - Italy		↻		↺		Game	
4 MOSANER Amos	Draws	5	80%	4	75%	9	78%
	Take-outs	5	65%	5	70%	10	68%
	Total	10	73%	9	72%	19	72%
3 RETORNAZ Joel	Draws	11	91%	3	100%	14	93%
	Take-outs	4	75%	2	75%	6	75%
	Total	15	87%	5	90%	20	88%
2 GONIN Simone	Draws	10	98%	7	89%	17	94%
	Take-outs	1	50%	2	25%	3	33%
	Total	11	93%	9	75%	20	85%
1 FERRAZZA Daniele	Draws	11	86%	5	100%	16	91%
	Take-outs	1	100%	3	92%	4	94%
	Total	12	88%	8	97%	20	91%
A PILZER Andrea	Draws	0	-	0	-	0	-
	Take-outs	0	-	0	-	0	-
	Total	0	-	0	-	0	-
Team	Draws	37	90%	19	91%	56	90%
	Take-outs	11	70%	12	69%	23	70%
	Total	48	85%	31	82%	79	84%

DEN - Denmark		↻		↺		Game	
4 STJERNE Rasmus	Draws	2	13%	3	83%	5	55%
	Take-outs	7	100%	6	75%	13	88%
	Total	9	81%	9	78%	18	79%
3 FREDERIKSEN Johnny	Draws	2	75%	2	100%	4	88%
	Take-outs	5	90%	11	86%	16	88%
	Total	7	86%	13	88%	20	88%
2 POULSEN Mikkel	Draws	1	100%	1	100%	2	100%
	Take-outs	11	100%	7	71%	18	89%
	Total	12	100%	8	75%	20	90%
1 DUPONT Oliver	Draws	8	97%	8	78%	16	88%
	Take-outs	0	-	2	100%	2	100%
	Total	8	97%	10	83%	18	89%
A BERG THOMSEN Morten	Draws	0	-	0	-	0	-
	Take-outs	0	-	0	-	0	-
	Total	0	-	0	-	0	-
Team	Draws	13	81%	14	84%	27	82%
	Take-outs	23	98%	26	81%	49	89%
	Total	36	92%	40	82%	76	87%

Note:
Position and function for each team member:
4 = Fourth, **3** = Third, **2** = Second, **1** = Lead, **A** = Alternate, **S** = Skip, **V** = Vice-Skip

Legend:
↻ Clockwise ↺ Counter-clockwise **LSFE(*)** Last Stone First End

OMEGA Atos

Game - Shot by Shot
경기별 숏 기록 / Déroulement de la partie

End 1 — **ITA - Italy 0 + 0 (this end) = 0** — **DEN - Denmark 0 + 2 (this end) = 2**

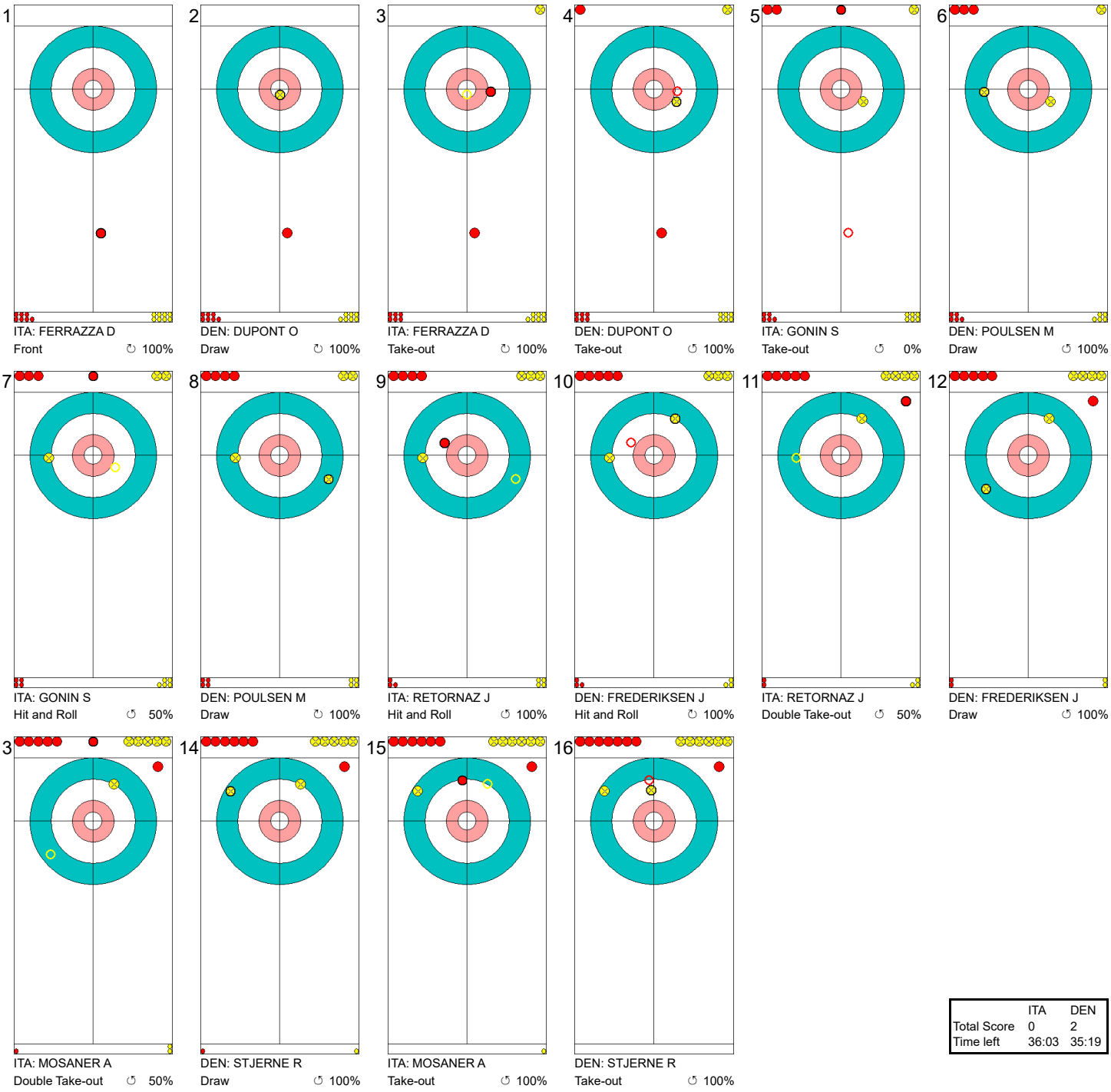

	ITA	DEN
Total Score	0	2
Time left	36:03	35:19

Legend:
↻ Clockwise ↺ Counter-clockwise - Not considered

Game - Shot by Shot
경기별 숏 기록 / Déroulement de la partie

End 2 — **ITA - Italy 0 + 1 (this end) = 1** — **DEN - Denmark 2 + 0 (this end) = 2**



	ITA	DEN
Total Score	1	2
Time left	31:57	31:44

Legend:
↻ Clockwise ↺ Counter-clockwise - Not considered

Game - Shot by Shot
경기별 숏 기록 / Déroulement de la partie

End 3 — **ITA - Italy 1 + 0 (this end) = 1** — **DEN - Denmark 2 + 2 (this end) = 4**

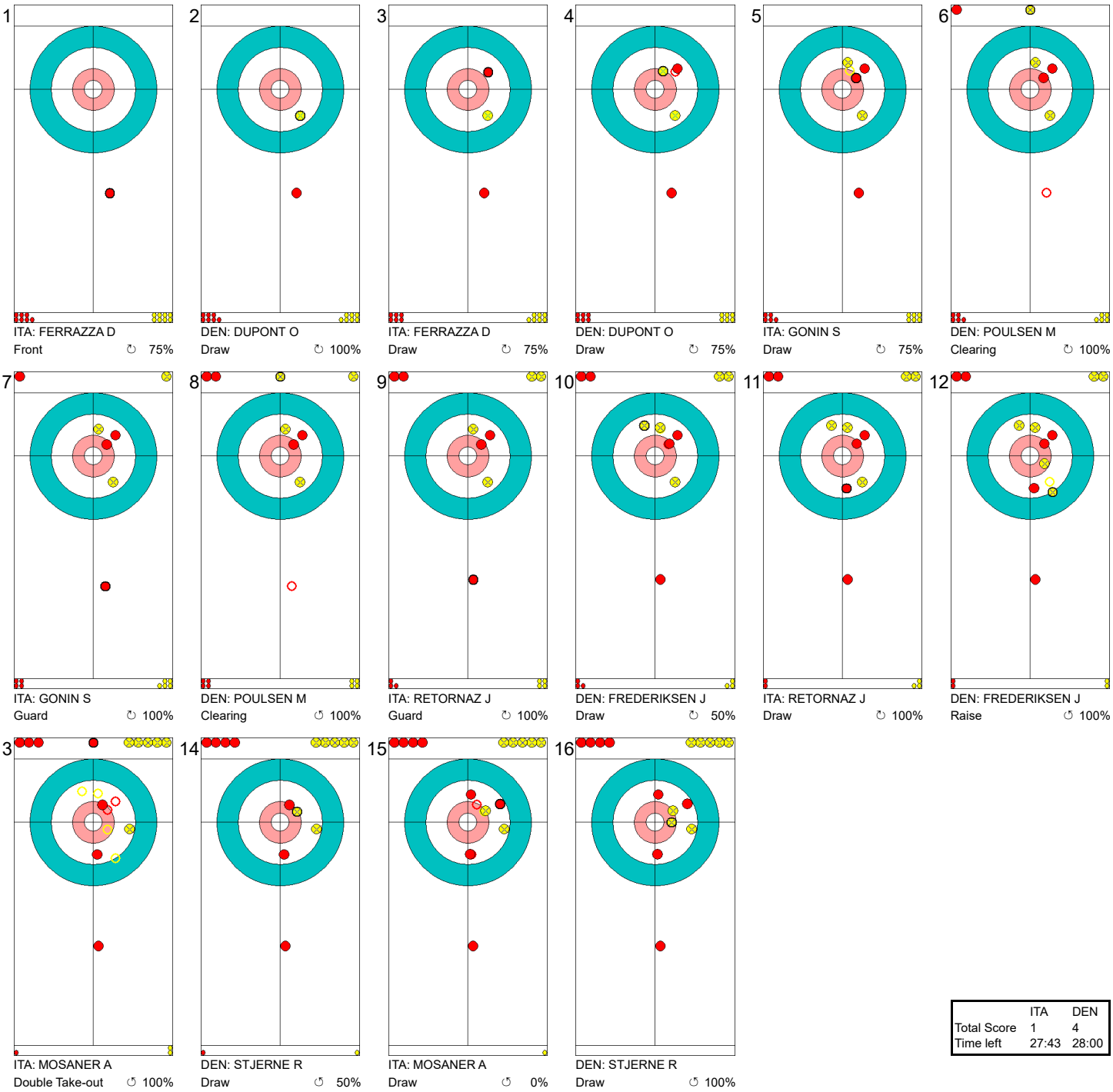

	ITA	DEN
Total Score	1	4
Time left	27:43	28:00

Legend:
↻ Clockwise ↺ Counter-clockwise - Not considered

Game - Shot by Shot
경기별 숏 기록 / Déroulement de la partie

End 4 — **ITA - Italy 1 + 0 (this end) = 1** — **DEN - Denmark 4 + 0 (this end) = 4**



	ITA	DEN
Total Score	1	4
Time left	24:41	24:58

Legend:
↻ Clockwise ↺ Counter-clockwise - Not considered

Game - Shot by Shot
경기별 숏 기록 / Déroulement de la partie

End 5 — **ITA - Italy 1 + 1** (this end) **= 2** — **DEN - Denmark 4 + 0** (this end) **= 4**



	ITA	DEN
Total Score	2	4
Time left	21:29	21:37

Legend:
↻ Clockwise ↺ Counter-clockwise - Not considered

Game - Shot by Shot
경기별 숏 기록 / Déroulement de la partie

End 6 — **ITA - Italy 2 + 1** (this end) **= 3** — **DEN - Denmark 4 + 0** (this end) **= 4**

1	2	3	4	5	6
ITA: FERRAZZA D Front ↻ 100%	DEN: DUPONT O Draw ↻ 100%	ITA: FERRAZZA D Draw ↻ 100%	DEN: DUPONT O Draw ↻ 75%	ITA: GONIN S Draw ↻ 100%	DEN: POULSEN M Clearing ↻ 100%
7	**8**	**9**	**10**	**11**	**12**
ITA: GONIN S Guard ↻ 100%	DEN: POULSEN M Clearing ↻ 100%	ITA: RETORNAZ J Guard ↻ 100%	DEN: FREDERIKSEN J Clearing ↻ 100%	ITA: RETORNAZ J Draw ↻ 100%	DEN: FREDERIKSEN J Promotion Take-out ↻ 50%
13	**14**	**15**	**16**		
ITA: MOSANER A Guard ↻ 100%	DEN: STJERNE R Double Take-out ↻ 50%	ITA: MOSANER A Guard ↻ 100%	DEN: STJERNE R Draw ↻ 25%		

	ITA	DEN
Total Score	3	4
Time left	16:32	17:10

Legend:
↻ Clockwise ↺ Counter-clockwise - Not considered

Game - Shot by Shot
경기별 숏 기록 / Déroulement de la partie

End 7 — **ITA - Italy 3 + 0** (this end) **= 3** — **DEN - Denmark 4 + 0** (this end) **= 4**



	ITA	DEN
Total Score	3	4
Time left	12:45	14:00

Legend:
↻ Clockwise ↺ Counter-clockwise - Not considered

Game - Shot by Shot
경기별 숏 기록 / Déroulement de la partie

End 8 — **ITA - Italy 3 + 0 (this end) = 3** — **DEN - Denmark 4 + 0 (this end) = 4**



	ITA	DEN
Total Score	3	4
Time left	09:34	09:55

Legend:
↻ Clockwise ↺ Counter-clockwise - Not considered

Game - Shot by Shot
경기별 숏 기록 / Déroulement de la partie

End 9 — **ITA - Italy 3 + 0** (this end) **= 3** — **DEN - Denmark 4 + 2** (this end) **= 6**

1	2	3	4	5	6
ITA: FERRAZZA D Front ↻ 100%	DEN: DUPONT O Draw ↺ 75%	ITA: FERRAZZA D Front ↻ 100%	DEN: DUPONT O Draw ↺ 75%	ITA: GONIN S Draw ↻ 100%	DEN: POULSEN M Clearing ↻ 100%
7	**8**	**9**	**10**	**11**	**12**
ITA: GONIN S Front ↻ 100%	DEN: POULSEN M Clearing ↻ 100%	ITA: RETORNAZ J Front ↻ 100%	DEN: FREDERIKSEN J Clearing ↻ 100%	ITA: RETORNAZ J Guard ↻ 100% Time-out	DEN: FREDERIKSEN J Clearing ↺ 100%
13	**14**	**15**	**16**		
ITA: MOSANER A Guard ↻ 50%	DEN: STJERNE R Take-out ↻ 100%	ITA: MOSANER A Hit and Roll ↻ 75%	DEN: STJERNE R Take-out ↺ 50%		

	ITA	DEN
Total Score	3	6
Time left	05:44	06:27

Legend:
↻ Clockwise ↺ Counter-clockwise - Not considered

Game - Shot by Shot
경기별 슛 기록 / Déroulement de la partie

End 10 — **ITA - Italy 3 + 1** (this end) **= 4** — **DEN - Denmark 6 + 0** (this end) **= 6**

1	2	3	4	5	6
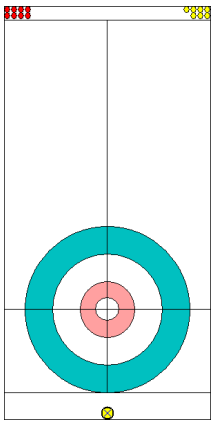	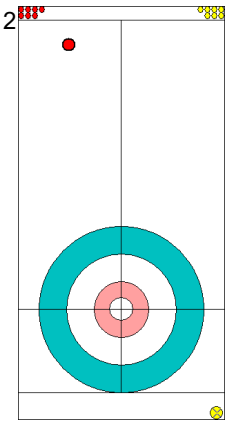	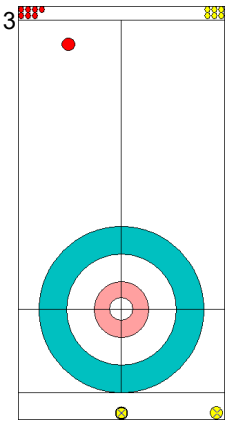	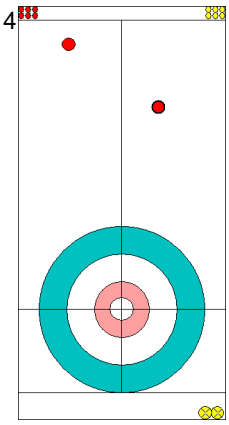	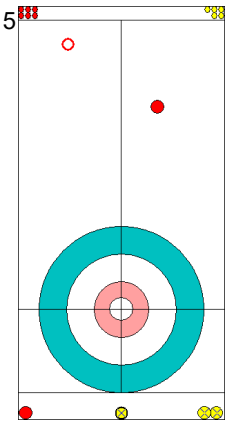	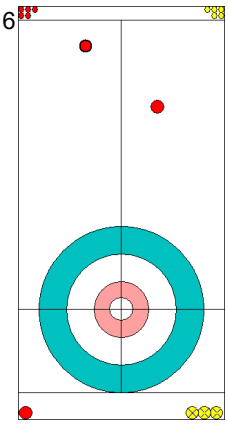
DEN: DUPONT O Through ↺ -	ITA: FERRAZZA D Front ↻ 100%	DEN: DUPONT O Through ↺ -	ITA: FERRAZZA D Front ↺ 100%	DEN: POULSEN M Clearing ↻ 100%	ITA: GONIN S Front ↻ 100%

7	8	9	10	11	12
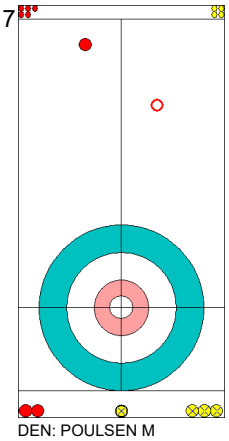	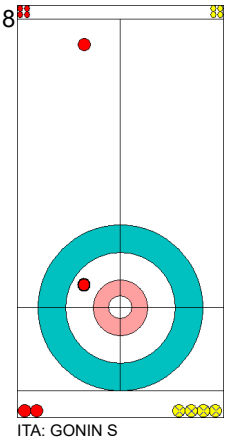	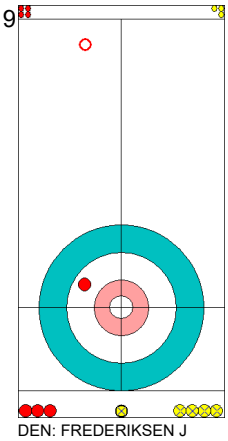	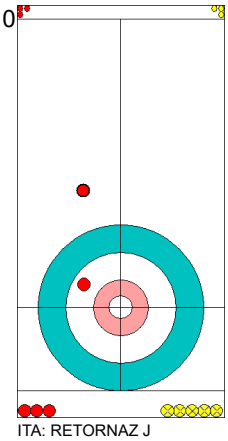	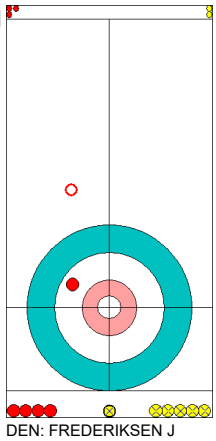	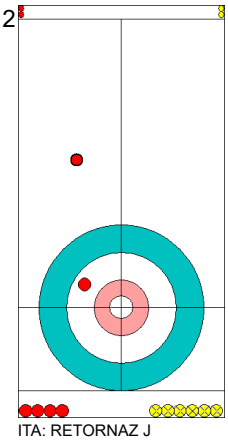
DEN: POULSEN M Clearing ↻ 100%	ITA: GONIN S Draw ↻ 100%	DEN: FREDERIKSEN J Clearing ↺ 100%	ITA: RETORNAZ J Guard ↻ 100%	DEN: FREDERIKSEN J Clearing ↺ 100%	ITA: RETORNAZ J Guard ↻ 100%

13	14	15
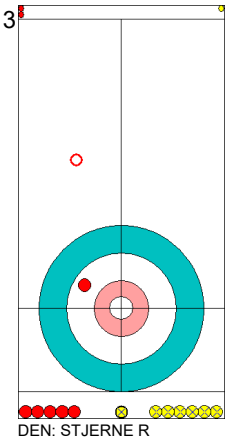	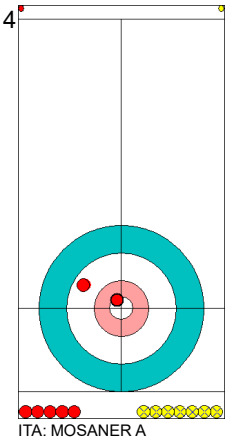	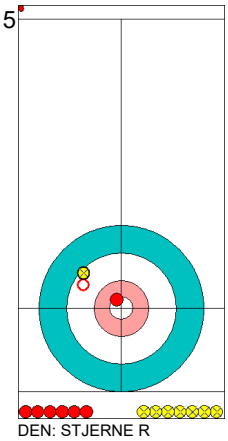
DEN: STJERNE R Clearing ↻ 100%	ITA: MOSANER A Draw ↻ 100%	DEN: STJERNE R Take-out ↺ 100%

	ITA	DEN
Total Score	4	6
Time left	03:54	04:31

Legend:
↻ Clockwise ↺ Counter-clockwise - Not considered

Game Results
대회 경기결과 / Résultats de la partie

Sheet	Game	Team	LSFE	1	2	3	4	5	6	7	8	9	10	Extra Ends				Total
C	3	NOR - Norway	*	0	2	0	0	2	0	0	2	0	1					7
	3	KOR - Republic of Korea		1	0	0	1	0	1	0	0	2	0					5

NOR - Norway		Shot Success Game	Shot Success All
4 S	ULSRUD Thomas	84%	80%
3 V	NERGAARD Torger	91%	86%
2	SVAE Christoffer	95%	85%
1	PETERSSON Haavard Vad	86%	82%
A	HOEIBERG Markus	-	-
	Team Total	89%	83%

Last Stone Draw		Distance
↻	PETERSSON Haavard Vad	33.9cm
↺	ULSRUD Thomas	22.5cm
Total		**56.4cm**

Time remaining: 3 minutes 13 seconds

Time-out: End 10 - NOR stone 7

KOR - Republic of Korea		Shot Success Game	Shot Success All
4 S	KIM ChangMin	85%	78%
3 V	SEONG SeHyeon	76%	81%
2	OH EunSu	93%	93%
1	LEE KiBok	91%	93%
A	KIM MinChan	-	79%
	Team Total	86%	84%

Last Stone Draw		Distance
↻	OH EunSu	25.8cm
↺	LEE KiBok	33.3cm
Total		**59.1cm**

Time remaining: 0 minutes 22 seconds

Time-out: End 8 - KOR stone 6

Shot Success Analysis

NOR - Norway		↻		↺		Game	
4 ULSRUD Thomas	Draws	0	-	6	67%	6	67%
	Take-outs	7	89%	7	93%	14	91%
	Total	7	89%	13	81%	20	84%
3 NERGAARD Torger	Draws	1	100%	2	88%	3	92%
	Take-outs	9	94%	8	88%	17	91%
	Total	10	95%	10	88%	20	91%
2 SVAE Christoffer	Draws	0	-	3	83%	3	83%
	Take-outs	7	100%	10	95%	17	97%
	Total	7	100%	13	92%	20	95%
1 PETERSSON Haavard Vad	Draws	6	92%	11	80%	17	84%
	Take-outs	1	100%	2	100%	3	100%
	Total	7	93%	13	83%	20	86%
A HOEIBERG Markus	Draws	0	-	0	-	0	-
	Take-outs	0	-	0	-	0	-
	Total	0	-	0	-	0	-
Team	Draws	7	93%	22	77%	29	81%
	Take-outs	24	95%	27	93%	51	94%
	Total	31	94%	49	86%	80	89%

KOR - Republic of Korea		↻		↺		Game	
4 KIM ChangMin	Draws	5	80%	6	83%	11	82%
	Take-outs	1	100%	8	88%	9	89%
	Total	6	83%	14	86%	20	85%
3 SEONG SeHyeon	Draws	4	63%	8	84%	12	77%
	Take-outs	5	70%	3	83%	8	75%
	Total	9	67%	11	84%	20	76%
2 OH EunSu	Draws	0	-	8	97%	8	97%
	Take-outs	4	100%	8	84%	12	90%
	Total	4	100%	16	91%	20	93%
1 LEE KiBok	Draws	5	90%	14	91%	19	91%
	Take-outs	1	100%	0	-	1	100%
	Total	6	92%	14	91%	20	91%
A KIM MinChan	Draws	0	-	0	-	0	-
	Take-outs	0	-	0	-	0	-
	Total	0	-	0	-	0	-
Team	Draws	14	79%	36	90%	50	87%
	Take-outs	11	86%	19	86%	30	86%
	Total	25	82%	55	88%	80	86%

Note:
Position and function for each team member:
4 = Fourth, **3** = Third, **2** = Second, **1** = Lead, **A** = Alternate, **S** = Skip, **V** = Vice-Skip

Legend:
↻ Clockwise ↺ Counter-clockwise **LSFE(*)** Last Stone First End

Game - Shot by Shot
경기별 숏 기록 / Déroulement de la partie

End 1 — **NOR - Norway 0 + 0** (this end) **= 0** — **KOR - Republic of Korea 0 + 1** (this end) **= 1**



	NOR	KOR
Total Score	0	1
Time left	33:32	34:59

Legend:
↻ Clockwise ↺ Counter-clockwise - Not considered

Game - Shot by Shot
경기별 숏 기록 / Déroulement de la partie

End 2 — **NOR - Norway 0 + 2** (this end) **= 2** — **KOR - Republic of Korea 1 + 0** (this end) **= 1**



	NOR	KOR
Total Score	2	1
Time left	30:15	32:04

Legend:
↻ Clockwise ↺ Counter-clockwise - Not considered

Game - Shot by Shot
경기별 숏 기록 / Déroulement de la partie

End 3 — **NOR - Norway 2 + 0** (this end) **= 2** — **KOR - Republic of Korea 1 + 0** (this end) **= 1**



	NOR	KOR
Total Score	2	1
Time left	27:38	29:13

Legend:
↻ Clockwise ↺ Counter-clockwise - Not considered

Game - Shot by Shot
경기별 숏 기록 / Déroulement de la partie

End 4 — **NOR - Norway 2 + 0** (this end) **= 2** — **KOR - Republic of Korea 1 + 1** (this end) **= 2**



	NOR	KOR
Total Score	2	2
Time left	23:20	25:11

Legend:
↻ Clockwise ↺ Counter-clockwise - Not considered

Game - Shot by Shot
경기별 숏 기록 / Déroulement de la partie

End 5 — **NOR - Norway 2 + 2** (this end) **= 4** — **KOR - Republic of Korea 2 + 0** (this end) **= 2**



	NOR	KOR
Total Score	4	2
Time left	19:32	21:31

Legend:
↻ Clockwise ↺ Counter-clockwise - Not considered

Game - Shot by Shot
경기별 숏 기록 / Déroulement de la partie

End 6 — **NOR - Norway 4 + 0** (this end) **= 4** — **KOR - Republic of Korea 2 + 1** (this end) **= 3**

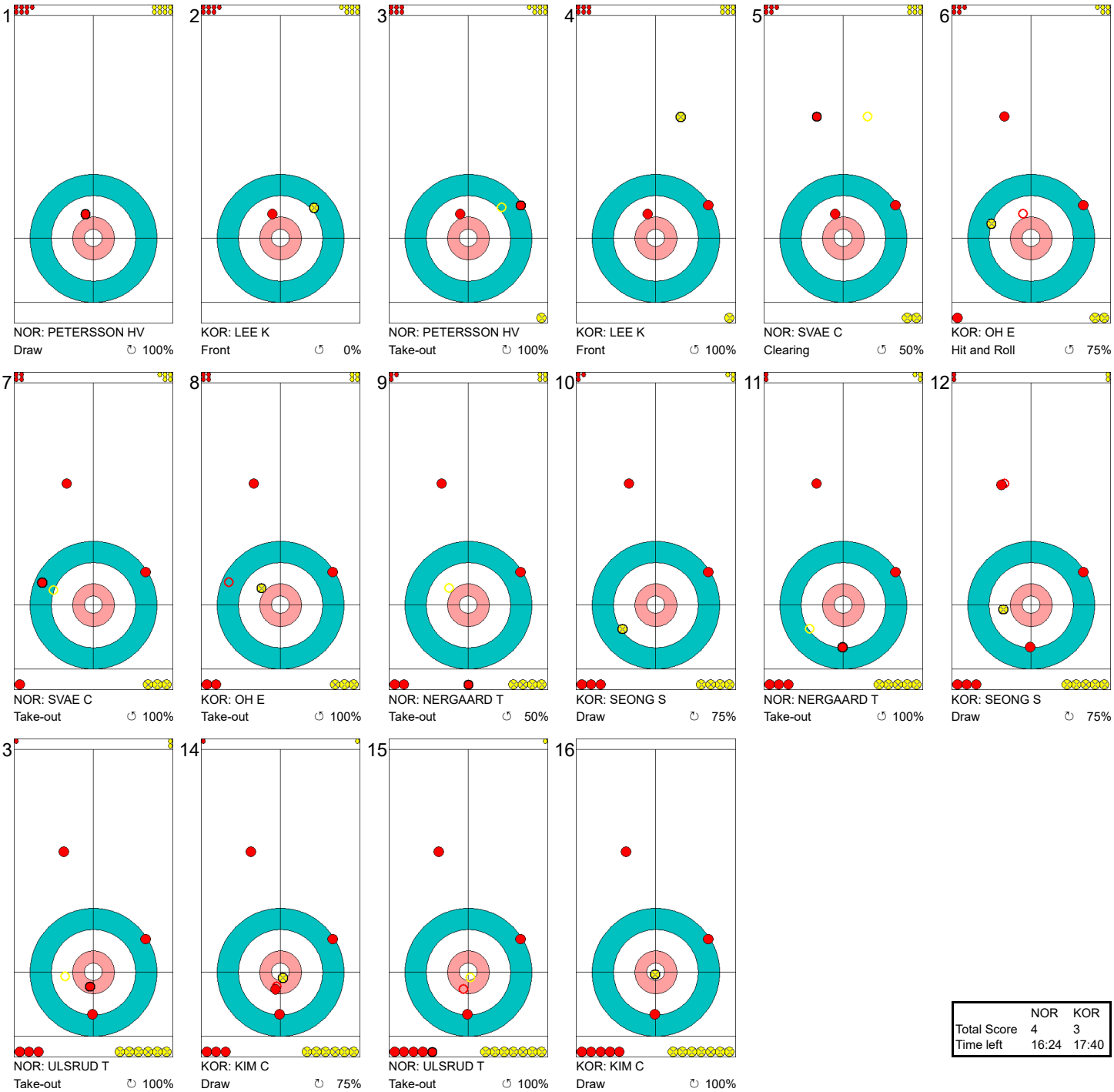

	NOR	KOR
Total Score	4	3
Time left	16:24	17:40

Legend:
↻ Clockwise ↺ Counter-clockwise - Not considered

Game - Shot by Shot
경기별 숏 기록 / Déroulement de la partie

End 7 | **NOR - Norway 4 + 0** (this end) **= 4** | **KOR - Republic of Korea 3 + 0** (this end) **= 3**



	NOR	KOR
Total Score	4	3
Time left	14:48	15:19

Legend:
↻ Clockwise ↺ Counter-clockwise - Not considered

Game - Shot by Shot
경기별 숏 기록 / Déroulement de la partie

End 8 — **NOR - Norway 4 + 2** (this end) **= 6** — **KOR - Republic of Korea 3 + 0** (this end) **= 3**



	NOR	KOR
Total Score	6	3
Time left	10:39	09:23

Legend:
↻ Clockwise ↺ Counter-clockwise - Not considered

Game - Shot by Shot
경기별 숏 기록 / Déroulement de la partie

End 9 — **NOR - Norway 6 + 0** (this end) **= 6** — **KOR - Republic of Korea 3 + 2** (this end) **= 5**

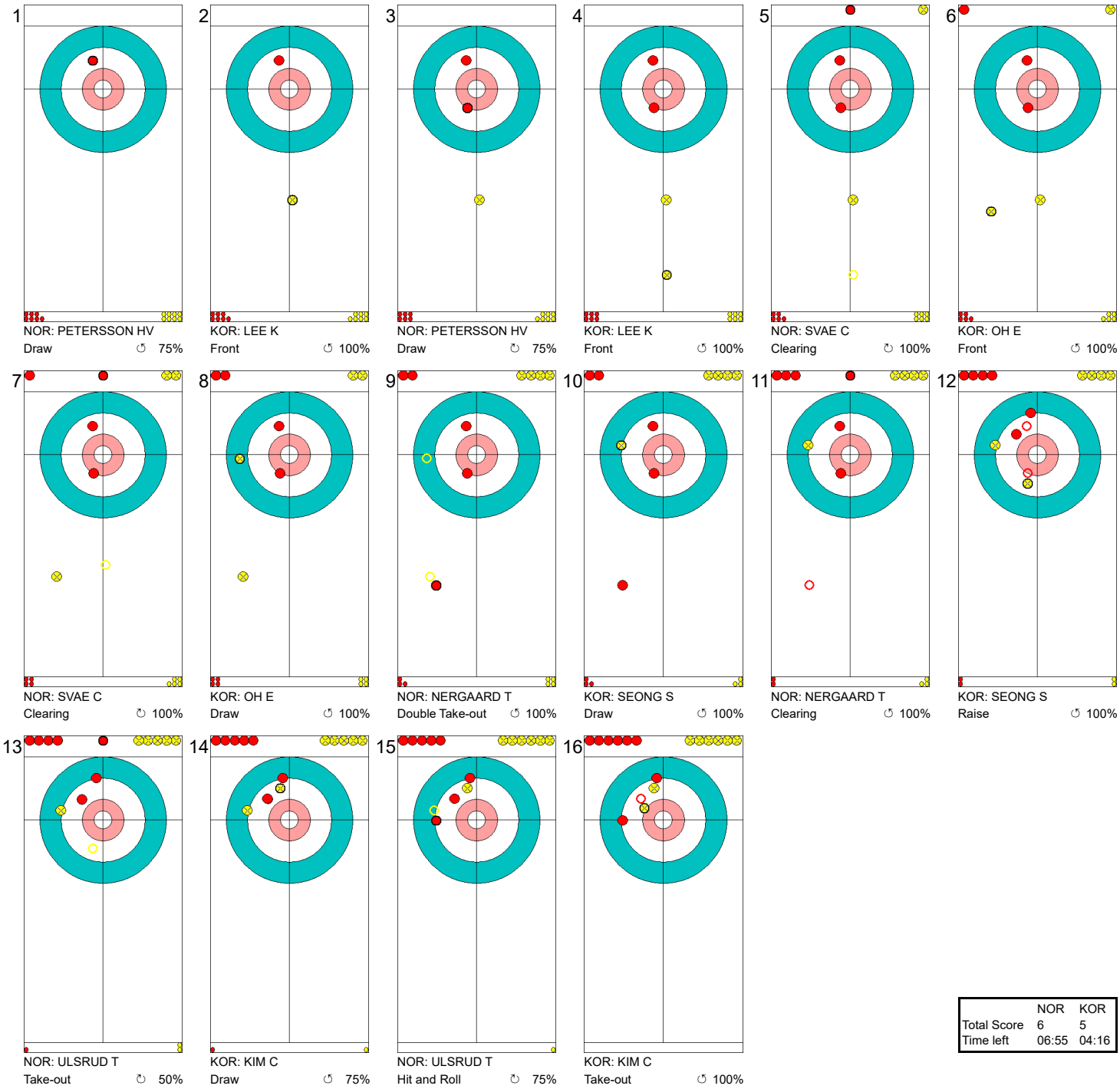

	NOR	KOR
Total Score	6	5
Time left	06:55	04:16

Legend:
↻ Clockwise ↺ Counter-clockwise - Not considered

Game - Shot by Shot
경기별 숏 기록 / Déroulement de la partie

End 10 | **NOR - Norway 6 + 1** (this end) **= 7** | **KOR - Republic of Korea 5 + 0** (this end) **= 5**



	NOR	KOR
Total Score	7	5
Time left	03:13	00:22

Legend:
↻ Clockwise ↺ Counter-clockwise - Not considered

Game Results
대회 경기결과 / Résultats de la partie

REVISED
16 FEB 11:20

Sheet	Game	Team	LSFE	1	2	3	4	5	6	7	8	9	10	Extra Ends				Total
D	3	SWE - Sweden	*	4	1	0	2	0	1	0	2	X	X					10
	3	USA - United States of America		0	0	1	0	1	0	2	0	X	X					4

SWE - Sweden		Shot Success Game	Shot Success All
4 S	EDIN Niklas	83%	90%
3 V	ERIKSSON Oskar	95%	91%
2	WRANAA Rasmus	95%	90%
1	SUNDGREN Christoffer	75%	85%
A	LEEK Henrik	75%	75%
	Team Total	87%	89%

Last Stone Draw		Distance
↻	WRANAA Rasmus	6.6cm
↺	ERIKSSON Oskar	11.5cm
Total		**18.1cm**

Time remaining: 9 minutes 53 seconds

USA - United States of America		Shot Success Game	Shot Success All
4 S	SHUSTER John	66%	76%
3 V	GEORGE Tyler	72%	78%
2	HAMILTON Matt	86%	85%
1	LANDSTEINER John	100%	86%
A	POLO Joe	-	-
	Team Total	81%	81%

Last Stone Draw		Distance
↻	LANDSTEINER John	84.2cm
↺	GEORGE Tyler	1.2cm
Total		**85.4cm**

Time remaining: 11 minutes 21 seconds

LEEK H replaced SUNDGREN C at the beginning of end 6

Shot Success Analysis

SWE - Sweden		↻		↺		Game	
4 EDIN Niklas	Draws	1	100%	2	50%	3	67%
	Take-outs	5	90%	8	84%	13	87%
	Total	6	92%	10	78%	16	83%
3 ERIKSSON Oskar	Draws	0	-	0	-	0	-
	Take-outs	8	97%	8	94%	16	95%
	Total	8	97%	8	94%	16	95%
2 WRANAA Rasmus	Draws	0	-	0	-	0	-
	Take-outs	8	91%	8	100%	16	95%
	Total	8	91%	8	100%	16	95%
1 SUNDGREN Christoffer	Draws	0	-	9	75%	9	75%
	Take-outs	0	-	0	-	0	-
	Total	0	-	9	75%	9	75%
A LEEK Henrik	Draws	2	88%	4	69%	6	75%
	Take-outs	0	-	0	-	0	-
	Total	2	88%	4	69%	6	75%
Team	Draws	3	92%	15	70%	18	74%
	Take-outs	21	93%	24	93%	45	93%
	Total	24	93%	39	84%	63	87%

USA - United States of America		↻		↺		Game	
4 SHUSTER John	Draws	4	81%	7	46%	11	59%
	Take-outs	3	100%	2	50%	5	80%
	Total	7	89%	9	47%	16	66%
3 GEORGE Tyler	Draws	9	75%	5	65%	14	71%
	Take-outs	0	-	2	75%	2	75%
	Total	9	75%	7	68%	16	72%
2 HAMILTON Matt	Draws	11	84%	5	90%	16	86%
	Take-outs	0	-	0	-	0	-
	Total	11	84%	5	90%	16	86%
1 LANDSTEINER John	Draws	9	100%	7	100%	16	100%
	Take-outs	0	-	0	-	0	-
	Total	9	100%	7	100%	16	100%
A POLO Joe	Draws	0	-	0	-	0	-
	Take-outs	0	-	0	-	0	-
	Total	0	-	0	-	0	-
Team	Draws	33	86%	24	75%	57	81%
	Take-outs	3	100%	4	63%	7	79%
	Total	36	87%	28	73%	64	81%

Game Results
대회 경기결과 / Résultats de la partie

REVISED
16 FEB 11:20

Note:
Position and function for each team member:
4 = Fourth, **3** = Third, **2** = Second, **1** = Lead, **A** = Alternate, **S** = Skip, **V** = Vice-Skip

Legend:
↻ Clockwise
↺ Counter-clockwise
LSFE(*) Last Stone First End
X Unplayed/unfinished end due to concession

SWE: Statistics revised

Game - Shot by Shot
경기별 숏 기록 / Déroulement de la partie

End 1 **SWE - Sweden 0 + 4 (this end) = 4** **USA - United States 0 + 0 (this end) = 0**



	SWE	USA
Total Score	4	0
Time left	32:57	33:58

Legend:
↻ Clockwise ↺ Counter-clockwise - Not considered

Game - Shot by Shot
경기별 숏 기록 / Déroulement de la partie

End 2 | **SWE - Sweden** 4 + 1 (this end) = 5 | **USA - United States** 0 + 0 (this end) = 0

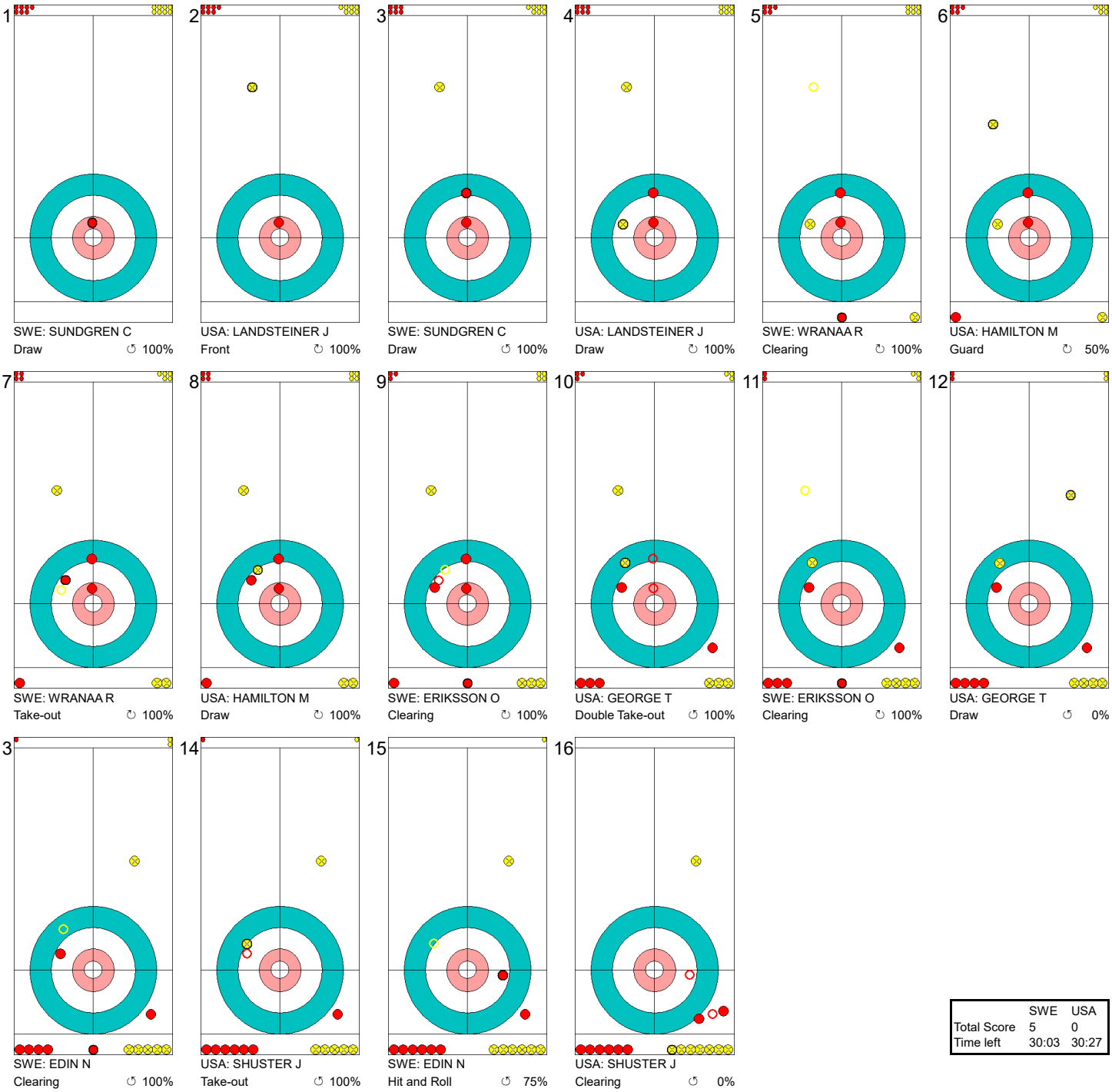

	SWE	USA
Total Score	5	0
Time left	30:03	30:27

Legend:
↻ Clockwise ↺ Counter-clockwise - Not considered

Game - Shot by Shot
경기별 숏 기록 / Déroulement de la partie

End 3 — **SWE - Sweden 5 + 0** (this end) **= 5** — **USA - United States 0 + 1** (this end) **= 1**

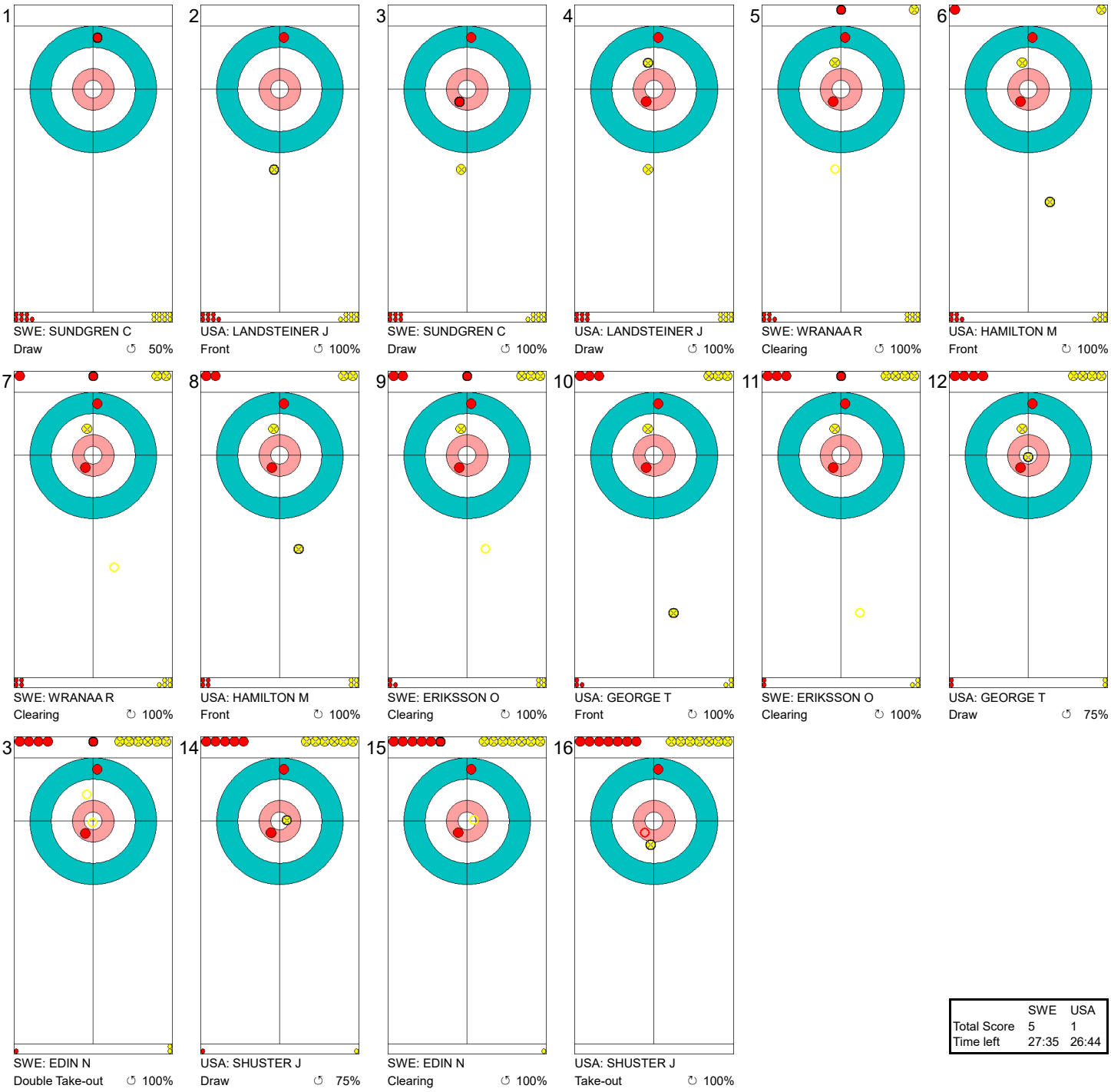

	SWE	USA
Total Score	5	1
Time left	27:35	26:44

Legend:
↻ Clockwise ↺ Counter-clockwise - Not considered

Game - Shot by Shot
경기별 슛 기록 / Déroulement de la partie

End 4 | **SWE - Sweden 5 + 2** (this end) **= 7** | **USA - United States 1 + 0** (this end) **= 1**

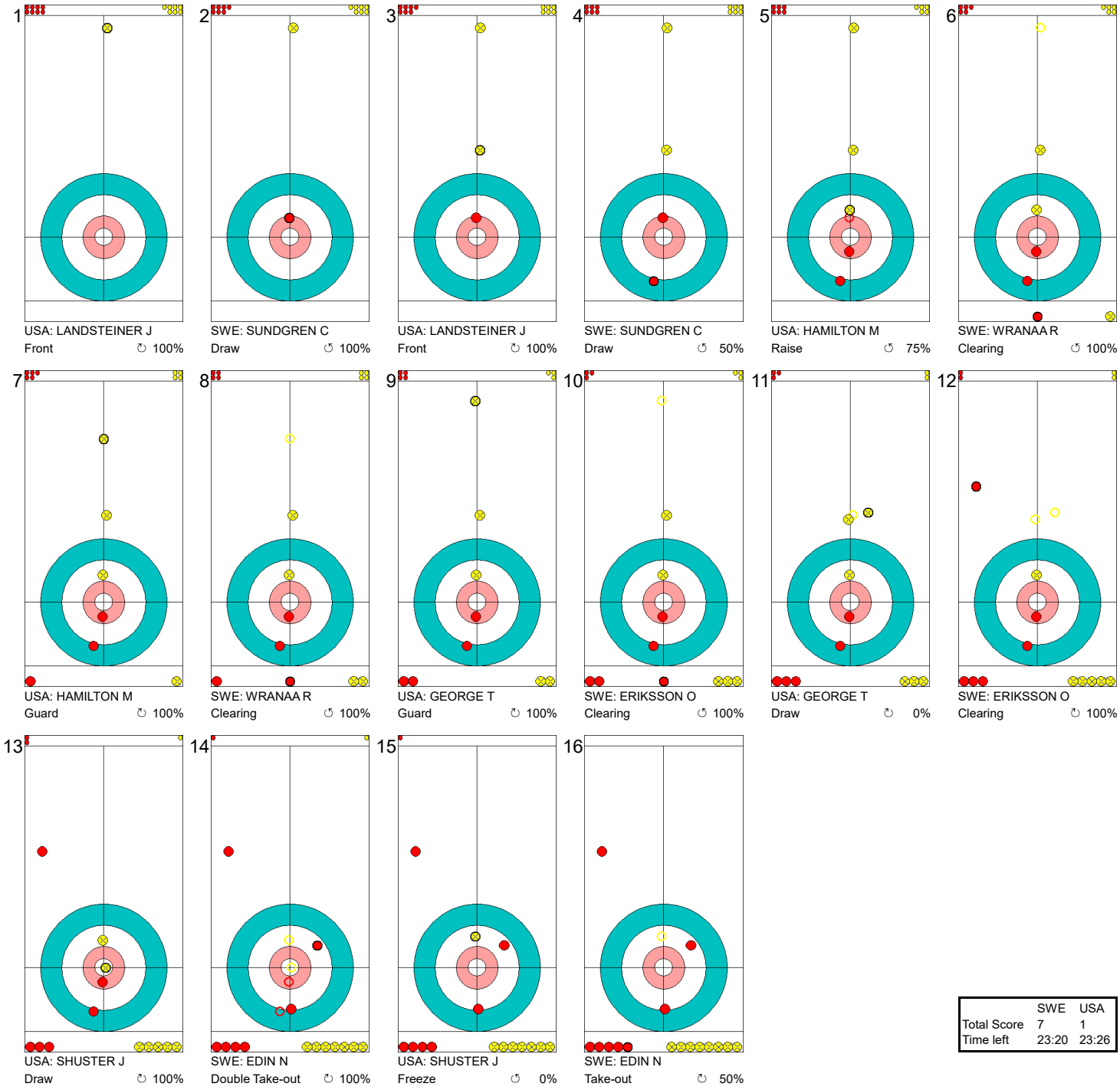

	SWE	USA
Total Score	7	1
Time left	23:20	23:26

Legend:
↻ Clockwise ↺ Counter-clockwise - Not considered

Game - Shot by Shot
경기별 숏 기록 / Déroulement de la partie

End 5 **SWE - Sweden 7 + 0** (this end) **= 7** **USA - United States 1 + 1** (this end) **= 2**



	SWE	USA
Total Score	7	2
Time left	19:44	20:27

Legend:
↻ Clockwise ↺ Counter-clockwise - Not considered

Game - Shot by Shot
경기별 숏 기록 / Déroulement de la partie

End 6 — **SWE - Sweden 7 + 1** (this end) **= 8** — **USA - United States 2 + 0** (this end) **= 2**



	SWE	USA
Total Score	8	2
Time left	16:47	17:42

Legend:
↻ Clockwise ↺ Counter-clockwise - Not considered

Game - Shot by Shot
경기별 슛 기록 / Déroulement de la partie

End 7 | **SWE - Sweden 8 + 0** (this end) **= 8** | **USA - United States 2 + 2** (this end) **= 4**

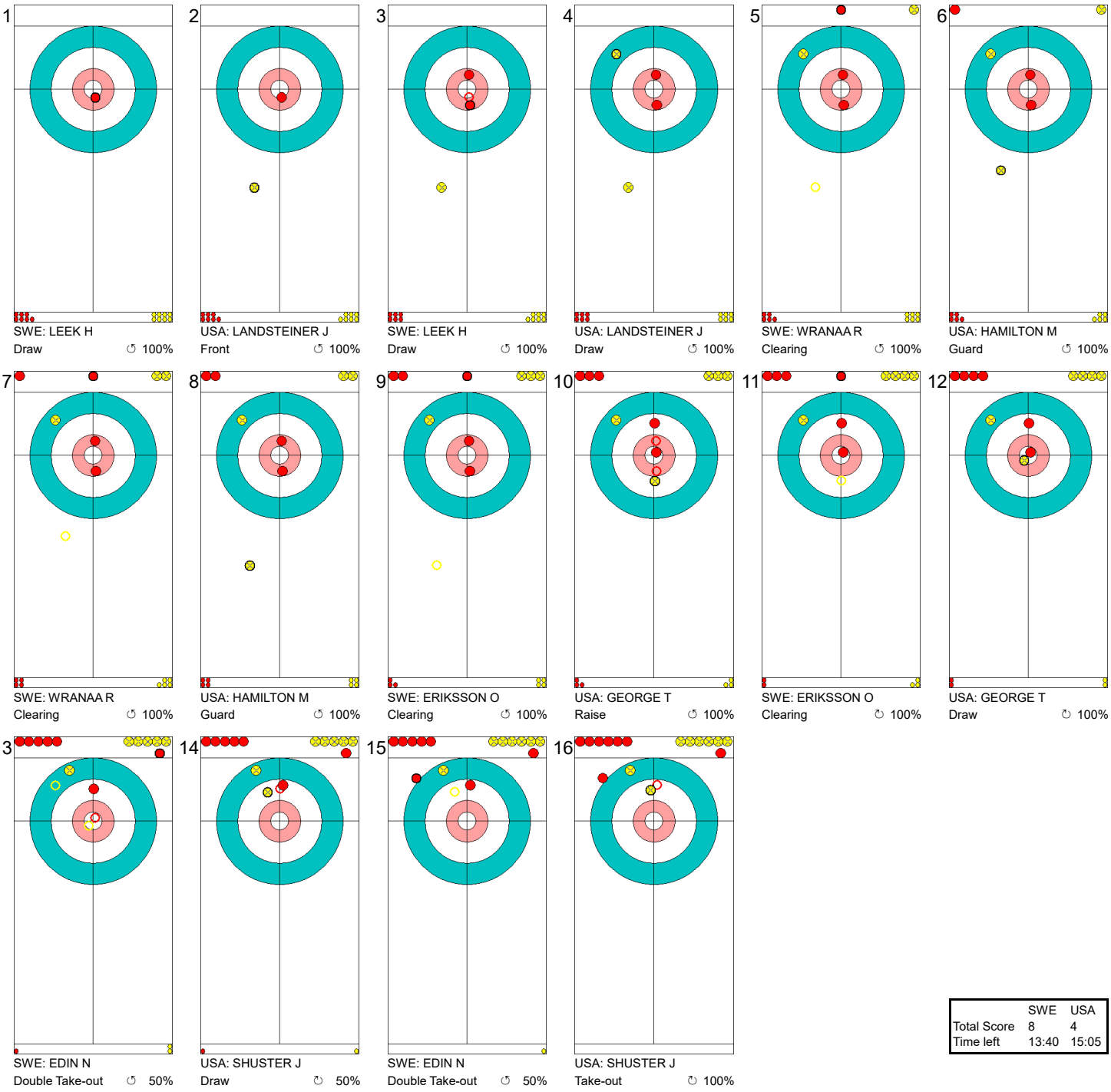

	SWE	USA
Total Score	8	4
Time left	13:40	15:05

Legend:
↻ Clockwise ↺ Counter-clockwise - Not considered

Game - Shot by Shot
경기별 숏 기록 / Déroulement de la partie

End 8 | **SWE - Sweden 8 + 2** (this end) **= 10** | **USA - United States 4 + 0** (this end) **= 4**

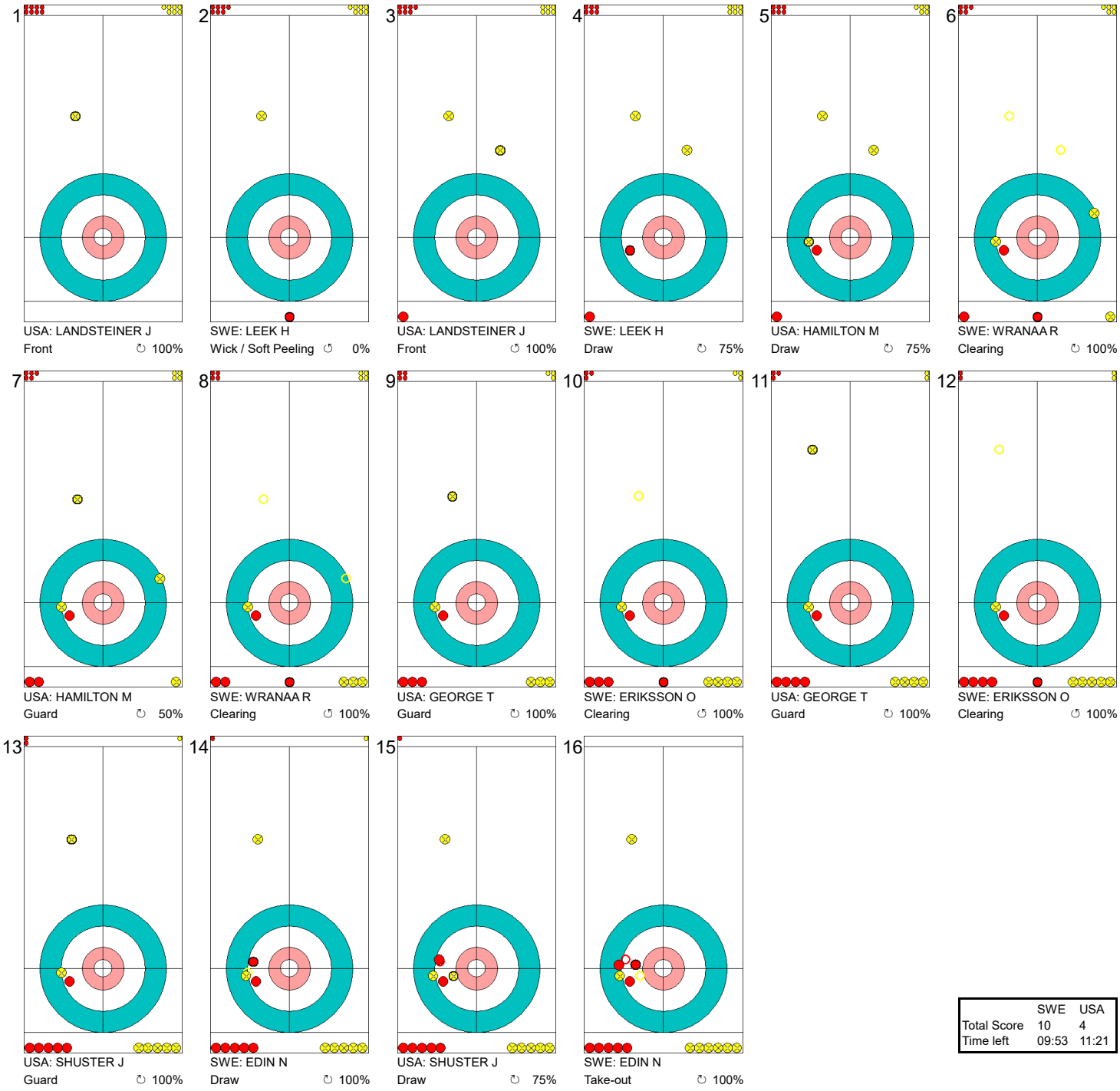

	SWE	USA
Total Score	10	4
Time left	09:53	11:21

Legend:
↻ Clockwise ↺ Counter-clockwise - Not considered

Most Important Shots
우승 결정 슛 / Tirs les plus importants

REVISED
16 FEB 11:58

Sheet	Game	Team	LSFE	1	2	3	4	5	6	7	8	9	10	Extra Ends	Total
B	4	ITA - Italy		0	1	0	0	1	1	0	0	0	1		4
	3	DEN - Denmark	*	2	0	2	0	0	0	0	0	2	0		6

Most Important Shot:

The Italian Team was lying shot stone when the Italian Skip MOSANER A tried to draw around the centre guard to the button. His stone was narrow and too heavy and he removed his own shot stone out of scoring position. Instead of a possible steal for the Italian team, the Danish team scored two points in this end.

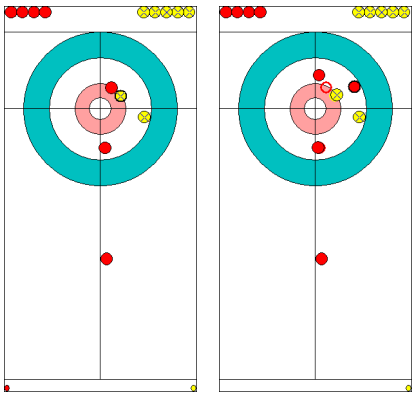

Before After

End: 3
Team: ITA - Italy
Player: MOSANER Amos
Team Stone: 1 2 3 4 5 6 7 (8)
Task: Draw
Rotation: ↺
Shot Success: 0%

Sheet	Game	Team	LSFE	1	2	3	4	5	6	7	8	9	10	Extra Ends	Total
C	3	NOR - Norway	*	0	2	0	0	2	0	0	2	0	1		7
	3	KOR - Republic of Korea		1	0	0	1	0	1	0	0	2	0		5

Most Important Shot:

The Norwegian Third NERGAARD T played a nice Double Take-out to remove two Korean stones out of the house to lay 2 and setting up the score of 2 points in end 5.

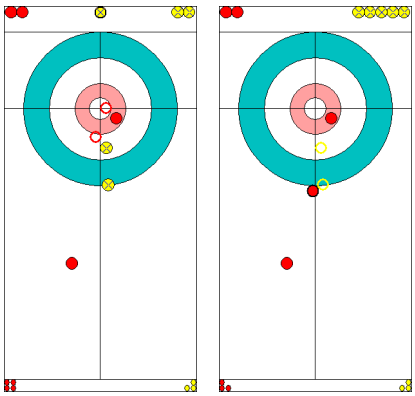

Before After

End: 5
Team: NOR - Norway
Player: NERGAARD Torger
Team Stone: 1 2 3 4 (5) 6 7 8
Task: Double Take-out
Rotation: ↻
Shot Success: 100%

Most Important Shots
우승 결정 슛 / Tirs les plus importants

REVISED
16 FEB 11:58

Sheet	Game	Team	LSFE	1	2	3	4	5	6	7	8	9	10	Extra Ends				Total
D	3	SWE - Sweden	*	4	1	0	2	0	1	0	2	X	X					10
	3	USA - United States of America		0	0	1	0	1	0	2	0	X	X					4

Most Important Shot:

The Swedish Skip EDIN N played on his first stone a genius Double Take-out to remove the hidden US shot stone out of the four foot. This set up the big end of 4 for the Swedish team in the first end.

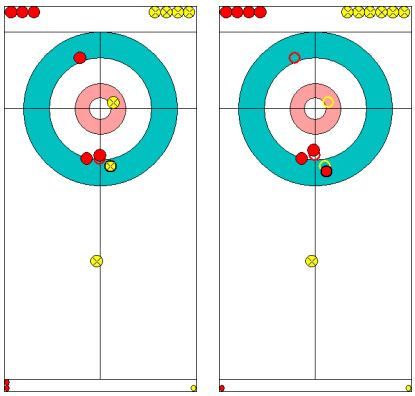

Before After

End: 1

Team: SWE - Sweden

Player: EDIN Niklas

Team Stone: 1 2 3 4 5 6 (7) 8

Task: Double Take-out

Rotation: ↺

Shot Success: 100%

Legend:
↻ Clockwise
↺ Counter-clockwise
X Unplayed/unfinished end due to concession
LSFE(*) Last Stone First End

Spelling revised.

Session Results and Standings
세션 경기결과 및 순위 / Résultats de la session et classement

Sheet	Game	Team	LSFE	1	2	3	4	5	6	7	8	9	10	Extra Ends				Total
A	2	USA - United States of America		0	1	0	3	2	0	0	2	1	0					9
	3	ITA - Italy	*	1	0	5	0	0	3	0	0	0	1					10
B	2	NOR - Norway		0	1	1	0	0	2	0	0	0	X					4
	3	CAN - Canada	*	2	0	0	0	1	0	1	1	2	X					7
C	3	GBR - Great Britain	*	1	0	2	0	0	1	0	1	0	1					6
	2	JPN - Japan		0	1	0	0	1	0	2	0	1	0					5
D	2	DEN - Denmark		0	0	2	0	1	1	0	2	0	1					7
	3	SUI - Switzerland	*	1	1	0	3	0	0	2	0	2	0					9

Current Standings

Rank	Team	Games	Wins	Losses
1	CAN - Canada	3	3	0
2	SWE - Sweden	2	2	0
3	GBR - Great Britain	3	2	1
3	ITA - Italy	3	2	1
5	JPN - Japan	2	1	1
5	USA - United States of America	2	1	1
7	SUI - Switzerland	3	1	2
8	DEN - Denmark	2	0	2
8	KOR - Republic of Korea	2	0	2
8	NOR - Norway	2	0	2

Note:
Under WCF rules, tie-breaking rules for standings are not applied until after the last game of the round robin.

Legend:
LSFE(*) Last Stone First End
X Unplayed/unfinished end due to concession

Game Results
대회 경기결과 / Résultats de la partie

Sheet	Game	Team	LSFE	1	2	3	4	5	6	7	8	9	10	Extra Ends				Total
A	2	USA - United States of America		0	1	0	3	2	0	0	2	1	0					9
	3	ITA - Italy	*	1	0	5	0	0	3	0	0	0	1					10

USA - United States of America		Shot Success Game	Shot Success All
4 S	SHUSTER John	80%	81%
3 V	GEORGE Tyler	78%	80%
2	HAMILTON Matt	76%	84%
1	LANDSTEINER John	78%	80%
A	POLO Joe	-	-
	Team Total	78%	81%

Last Stone Draw		Distance
↻	HAMILTON Matt	91.2cm
↺	SHUSTER John	36.9cm
Total		**128.1cm**

Time remaining: 0 minutes 30 seconds

Time-out: End 8 - USA stone 4

ITA - Italy		Shot Success Game	Shot Success All
4 V	MOSANER Amos	83%	85%
3 S	RETORNAZ Joel	73%	75%
2	GONIN Simone	75%	80%
1	FERRAZZA Daniele	80%	81%
A	PILZER Andrea	-	-
	Team Total	78%	80%

Last Stone Draw		Distance
↻	GONIN Simone	72.6cm
↺	MOSANER Amos	6.5cm
Total		**79.1cm**

Time remaining: 0 minutes 42 seconds

Shot Success Analysis

USA - United States of America		↻		↺		Game	
4 SHUSTER John	Draws	6	83%	7	89%	13	87%
	Take-outs	2	100%	5	55%	7	68%
	Total	8	88%	12	75%	20	80%
3 GEORGE Tyler	Draws	9	89%	4	56%	13	79%
	Take-outs	2	75%	5	75%	7	75%
	Total	11	86%	9	67%	20	78%
2 HAMILTON Matt	Draws	7	79%	5	95%	12	85%
	Take-outs	5	60%	3	67%	8	63%
	Total	12	71%	8	84%	20	76%
1 LANDSTEINER John	Draws	7	82%	10	73%	17	76%
	Take-outs	2	75%	1	100%	3	83%
	Total	9	81%	11	75%	20	78%
A POLO Joe	Draws	0	-	0	-	0	-
	Take-outs	0	-	0	-	0	-
	Total	0	-	0	-	0	-
Team	Draws	29	84%	26	79%	55	81%
	Take-outs	11	73%	14	68%	25	70%
	Total	40	81%	40	75%	80	78%

ITA - Italy		↻		↺		Game	
4 MOSANER Amos	Draws	5	65%	4	69%	9	67%
	Take-outs	8	94%	3	100%	11	95%
	Total	13	83%	7	82%	20	83%
3 RETORNAZ Joel	Draws	2	50%	1	0%	3	33%
	Take-outs	12	75%	5	90%	17	79%
	Total	14	71%	6	75%	20	73%
2 GONIN Simone	Draws	5	80%	1	75%	6	79%
	Take-outs	6	63%	8	81%	14	73%
	Total	11	70%	9	81%	20	75%
1 FERRAZZA Daniele	Draws	7	82%	9	83%	16	83%
	Take-outs	2	88%	2	50%	4	69%
	Total	9	83%	11	77%	20	80%
A PILZER Andrea	Draws	0	-	0	-	0	-
	Take-outs	0	-	0	-	0	-
	Total	0	-	0	-	0	-
Team	Draws	19	74%	15	73%	34	74%
	Take-outs	28	79%	18	83%	46	80%
	Total	47	77%	33	79%	80	78%

Note:
Position and function for each team member:
4 = Fourth, **3** = Third, **2** = Second, **1** = Lead, **A** = Alternate, **S** = Skip, **V** = Vice-Skip

Legend:
↻ Clockwise ↺ Counter-clockwise **LSFE(*)** Last Stone First End

Game - Shot by Shot
경기별 숏 기록 / Déroulement de la partie

End 1 — **USA - United States 0 + 0** (this end) **= 0** — **ITA - Italy 0 + 1** (this end) **= 1**



	USA	ITA
Total Score	0	1
Time left	35:38	35:07

Legend:
↻ Clockwise ↺ Counter-clockwise - Not considered

Game - Shot by Shot
경기별 숏 기록 / Déroulement de la partie

End 2 — **USA - United States 0 + 1** (this end) **= 1** — **ITA - Italy 1 + 0** (this end) **= 1**



	USA	ITA
Total Score	1	1
Time left	32:46	31:53

Legend:
↻ Clockwise ↺ Counter-clockwise - Not considered

Game - Shot by Shot
경기별 숏 기록 / Déroulement de la partie

End 3 **USA - United States 1 + 0** (this end) **= 1** **ITA - Italy 1 + 5** (this end) **= 6**



	USA	ITA
Total Score	1	6
Time left	27:02	25:58

Legend:
↻ Clockwise ↺ Counter-clockwise - Not considered

Game - Shot by Shot
경기별 숏 기록 / Déroulement de la partie

End 4 — **USA - United States** 1 + 3 (this end) = 4 — **ITA - Italy** 6 + 0 (this end) = 6

1
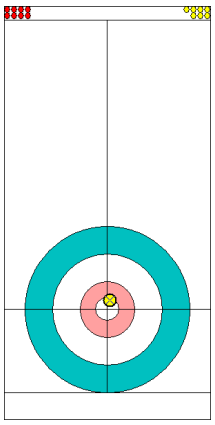
ITA: FERRAZZA D
Draw ↻ 100%

2
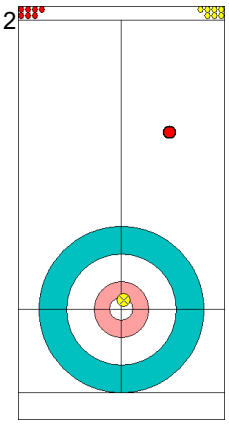
USA: LANDSTEINER J
Front ↺ 100%

3
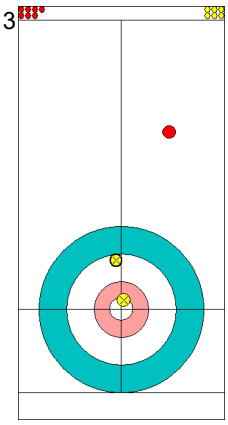
ITA: FERRAZZA D
Draw ↻ 100%

4
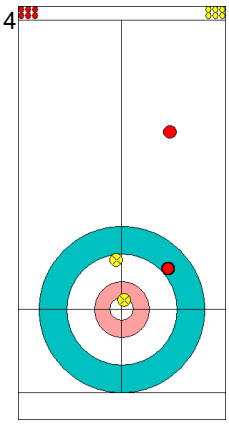
USA: LANDSTEINER J
Draw ↺ 100%

5
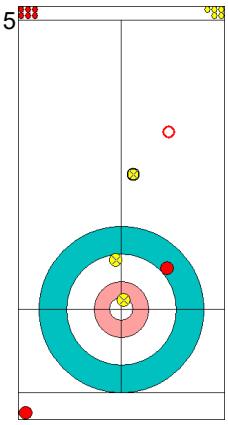
ITA: GONIN S
Clearing ↺ 50%

6
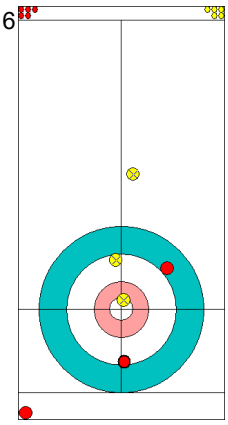
USA: HAMILTON M
Draw ↺ 100%

7
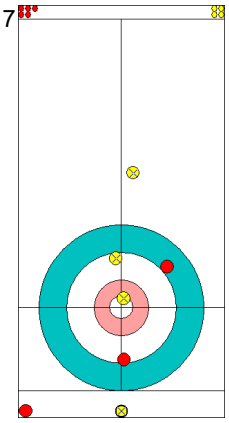
ITA: GONIN S
Take-out ↻ 0%

8
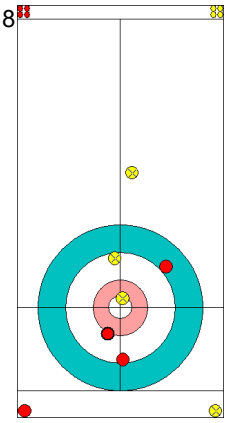
USA: HAMILTON M
Draw ↺ 100%

9
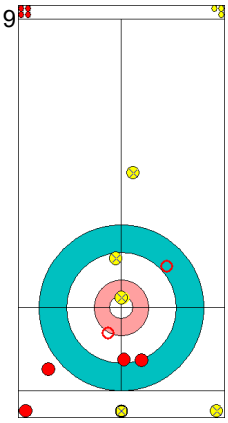
ITA: RETORNAZ J
Hit and Roll ↻ 50%

10
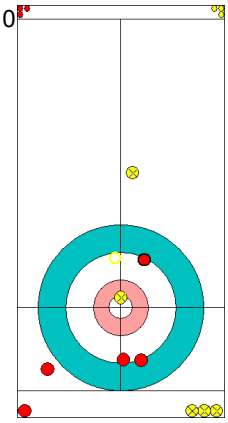
USA: GEORGE T
Hit and Roll ↺ 100%

11
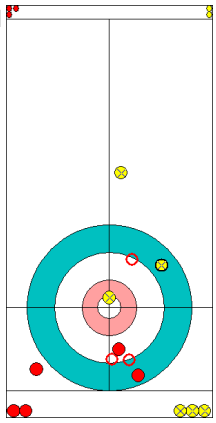
ITA: RETORNAZ J
Take-out ↻ 100%

12
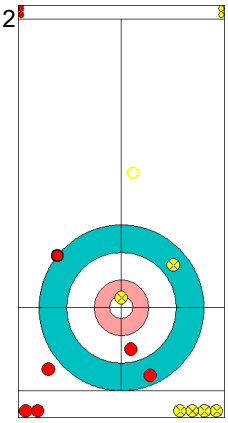
USA: GEORGE T
Take-out ↺ 0%
Slow Take-out

13
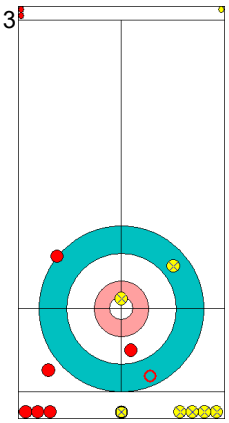
ITA: MOSANER A
Double Take-out ↻ 50%
Slow Take-out

14
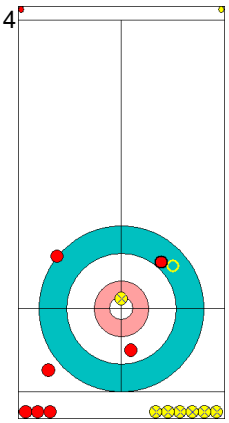
USA: SHUSTER J
Hit and Roll ↺ 75%

15
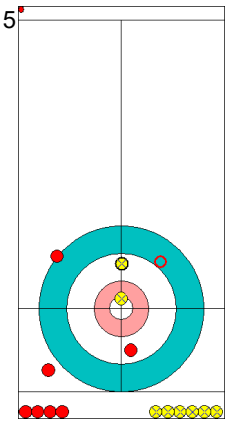
ITA: MOSANER A
Hit and Roll ↻ 100%

16
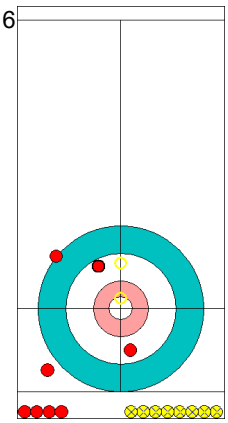
USA: SHUSTER J
Double Take-out ↺ 100%

	USA	ITA
Total Score	4	6
Time left	21:31	21:34

Legend:
↻ Clockwise ↺ Counter-clockwise - Not considered

Game - Shot by Shot
경기별 숏 기록 / Déroulement de la partie

End 5 **USA - United States 4 + 2** (this end) **= 6** **ITA - Italy 6 + 0** (this end) **= 6**

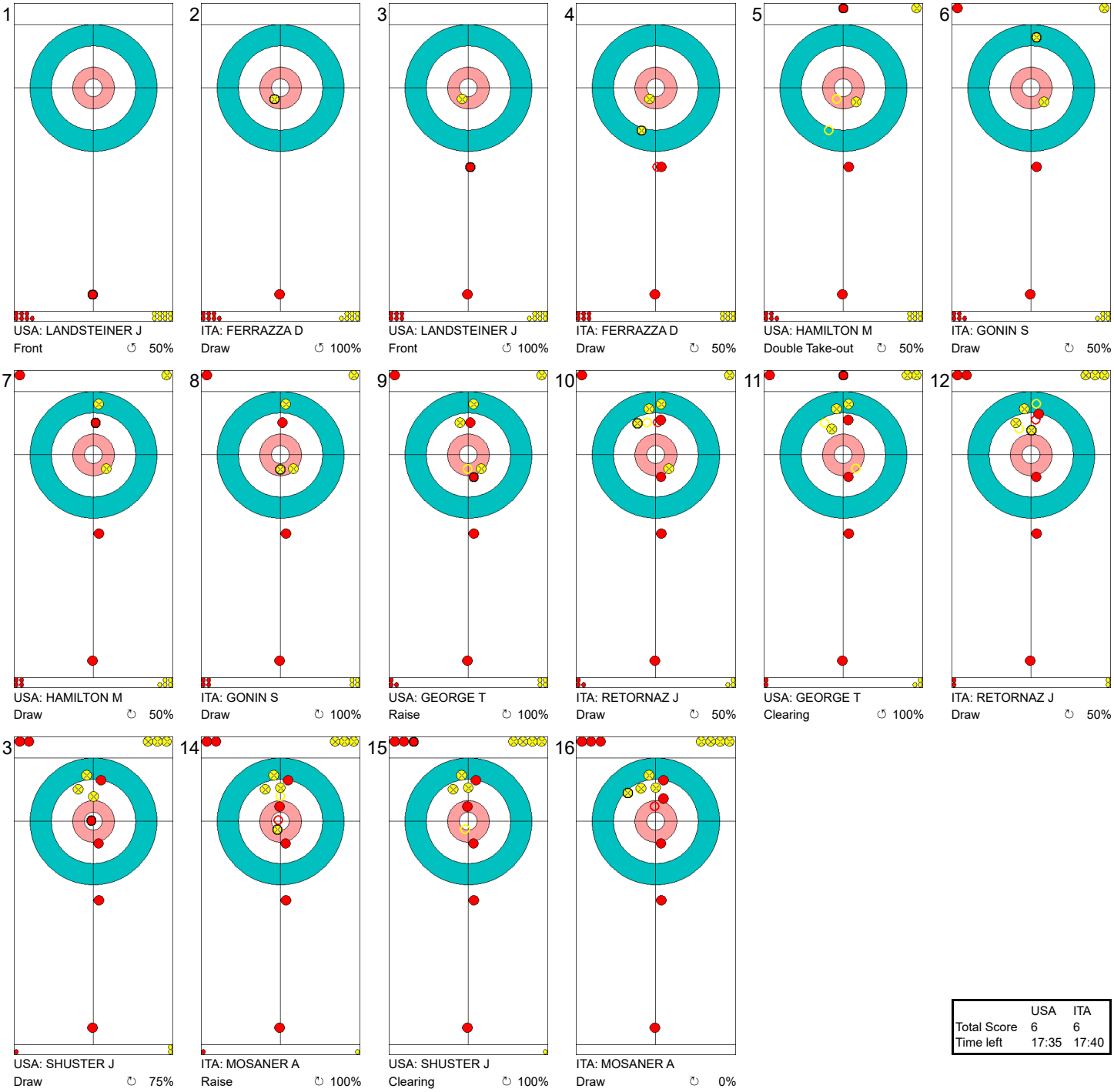

	USA	ITA
Total Score	6	6
Time left	17:35	17:40

Legend:
↻ Clockwise ↺ Counter-clockwise - Not considered

Game - Shot by Shot
경기별 숏 기록 / Déroulement de la partie

End 6 — **USA - United States 6 + 0** (this end) **= 6** — **ITA - Italy 6 + 3** (this end) **= 9**



	USA	ITA
Total Score	6	9
Time left	14:29	12:41

Legend:
↻ Clockwise ↺ Counter-clockwise - Not considered

Game - Shot by Shot
경기별 숏 기록 / Déroulement de la partie

End 7 — **USA - United States 6 + 0** (this end) **= 6** — **ITA - Italy 9 + 0** (this end) **= 9**



	USA	ITA
Total Score	6	9
Time left	11:30	10:54

Legend:
↻ Clockwise ↺ Counter-clockwise - Not considered

Game - Shot by Shot
경기별 숏 기록 / Déroulement de la partie

End 8 — **USA - United States 6 + 2** (this end) **= 8** — **ITA - Italy 9 + 0** (this end) **= 9**

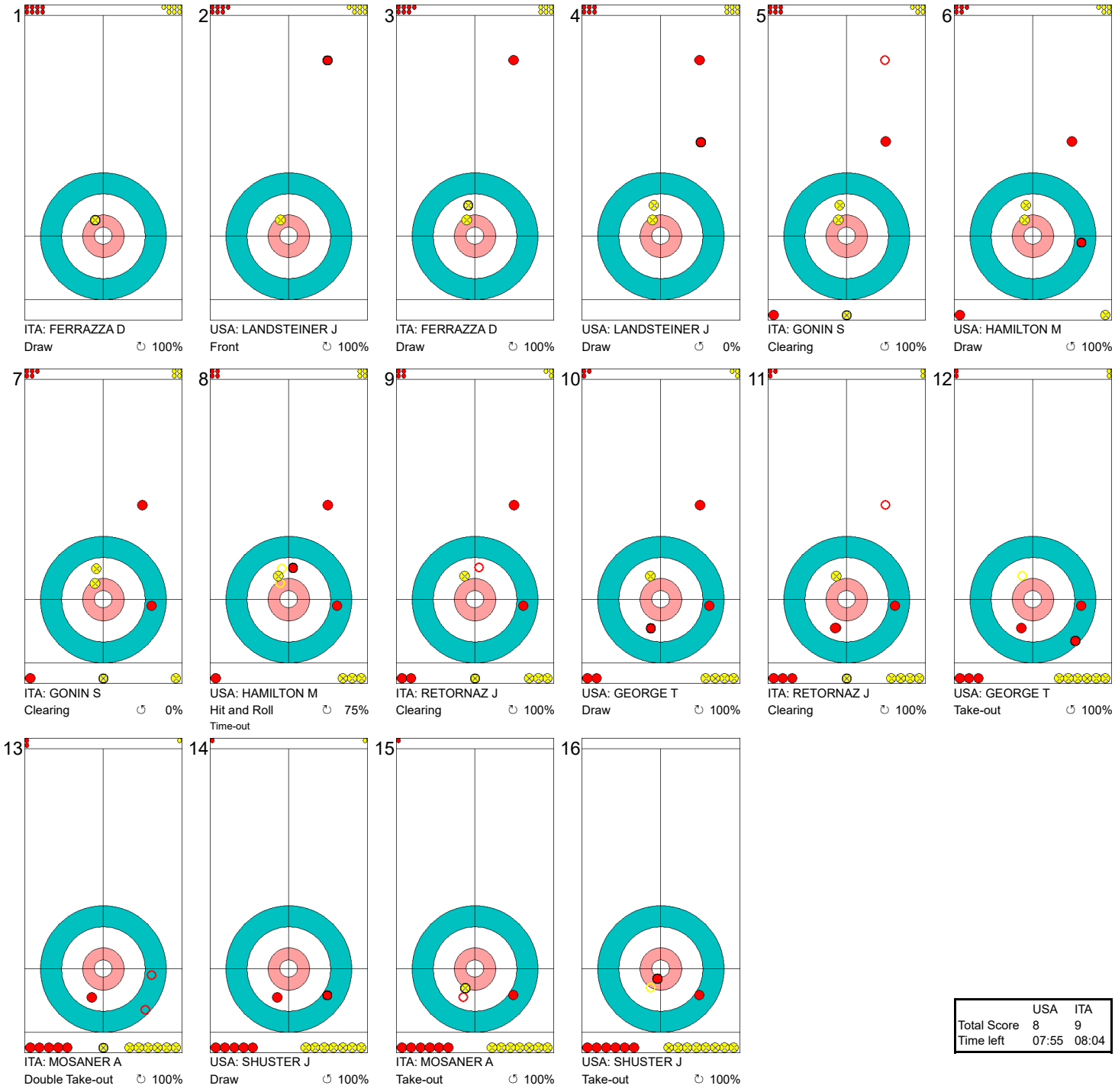

	USA	ITA
Total Score	8	9
Time left	07:55	08:04

Legend:
↻ Clockwise ↺ Counter-clockwise - Not considered

Game - Shot by Shot
경기별 숏 기록 / Déroulement de la partie

End 9 | **USA - United States** 8 + 1 (this end) = 9 | **ITA - Italy** 9 + 0 (this end) = 9



	USA	ITA
Total Score	9	9
Time left	03:17	02:34

Legend:
↻ Clockwise ↺ Counter-clockwise - Not considered

Game - Shot by Shot
경기별 숏 기록 / Déroulement de la partie

End 10 — **USA - United States** 9 + 0 (this end) = 9 — **ITA - Italy** 9 + 1 (this end) = 10

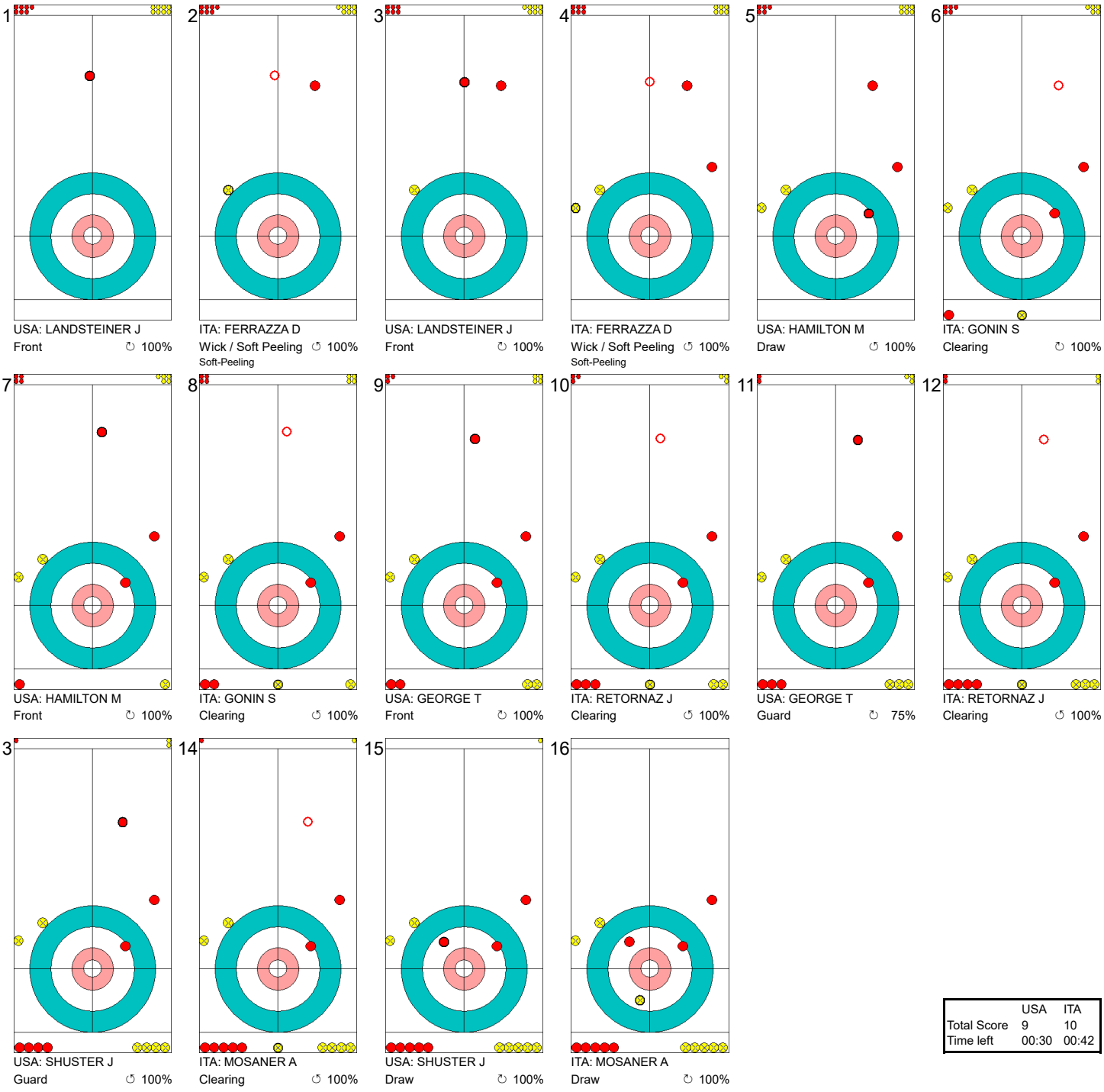

	USA	ITA
Total Score	9	10
Time left	00:30	00:42

Legend:
↻ Clockwise ↺ Counter-clockwise - Not considered

Game Results
대회 경기결과 / Résultats de la partie

Sheet	Game	Team	LSFE	1	2	3	4	5	6	7	8	9	10	Extra Ends				Total
B	2	NOR - Norway		0	1	1	0	0	2	0	0	0	X					4
	3	CAN - Canada	*	2	0	0	0	1	0	1	1	2	X					7

NOR - Norway		Shot Success Game	Shot Success All
4 S	ULSRUD Thomas	78%	78%
3 V	NERGAARD Torger	86%	84%
2	SVAE Christoffer	85%	80%
1	PETERSSON Haavard Vad	78%	79%
A	HOEIBERG Markus	-	-
	Team Total	81%	80%

Last Stone Draw		Distance
↻	PETERSSON Haavard Vad	44.4cm
↺	NERGAARD Torger	77.1cm
Total		**121.5cm**

Time remaining: 1 minute 53 seconds

CAN - Canada		Shot Success Game	Shot Success All
4 S	KOE Kevin	83%	85%
3 V	KENNEDY Marc	89%	86%
2	LAING Brent	81%	83%
1	HEBERT Ben	68%	82%
A	PFEIFER Scott	-	-
	Team Total	80%	84%

Last Stone Draw		Distance
↻	KOE Kevin	5.2cm
↺	KENNEDY Marc	13.1cm
Total		**18.3cm**

Time remaining: 2 minutes 22 seconds

Time-out: End 8 - CAN stone 8

Shot Success Analysis

NOR - Norway		↻	↺	Game
4 ULSRUD Thomas	Draws	5 70%	3 50%	8 63%
	Take-outs	5 100%	5 80%	10 90%
	Total	10 85%	8 69%	18 78%
3 NERGAARD Torger	Draws	5 100%	3 83%	8 94%
	Take-outs	6 71%	5 90%	11 80%
	Total	11 84%	8 88%	19 86%
2 SVAE Christoffer	Draws	2 75%	7 75%	9 75%
	Take-outs	6 92%	5 95%	11 93%
	Total	8 88%	12 83%	20 85%
1 PETERSSON Haavard Vad	Draws	9 78%	9 72%	18 75%
	Take-outs	0 -	2 100%	2 100%
	Total	9 78%	11 77%	20 78%
A HOEIBERG Markus	Draws	0 -	0 -	0 -
	Take-outs	0 -	0 -	0 -
	Total	0 -	0 -	0 -
Team	Draws	21 81%	22 72%	43 76%
	Take-outs	17 87%	17 90%	34 88%
	Total	38 84%	39 79%	77 81%

CAN - Canada		↻	↺	Game
4 KOE Kevin	Draws	1 75%	2 100%	3 92%
	Take-outs	7 68%	9 92%	16 81%
	Total	8 69%	11 93%	19 83%
3 KENNEDY Marc	Draws	3 100%	3 83%	6 92%
	Take-outs	9 86%	5 90%	14 88%
	Total	12 90%	8 88%	20 89%
2 LAING Brent	Draws	6 67%	5 90%	11 77%
	Take-outs	6 88%	3 83%	9 86%
	Total	12 77%	8 88%	20 81%
1 HEBERT Ben	Draws	4 81%	14 70%	18 72%
	Take-outs	0 -	1 0%	1 0%
	Total	4 81%	15 65%	19 68%
A PFEIFER Scott	Draws	0 -	0 -	0 -
	Take-outs	0 -	0 -	0 -
	Total	0 -	0 -	0 -
Team	Draws	14 79%	24 78%	38 78%
	Take-outs	22 81%	18 85%	40 83%
	Total	36 80%	42 81%	78 80%

Note:
Position and function for each team member:
4 = Fourth, **3** = Third, **2** = Second, **1** = Lead, **A** = Alternate, **S** = Skip, **V** = Vice-Skip

Legend:
↻ Clockwise
↺ Counter-clockwise
LSFE(*) Last Stone First End
X Unplayed/unfinished end due to concession

Game - Shot by Shot
경기별 숏 기록 / Déroulement de la partie

End 1 — **NOR - Norway 0 + 0** (this end) **= 0** — **CAN - Canada 0 + 2** (this end) **= 2**



	NOR	CAN
Total Score	0	2
Time left	34:06	32:20

Legend:
↻ Clockwise ↺ Counter-clockwise - Not considered

Game - Shot by Shot
경기별 숏 기록 / Déroulement de la partie

End 2 — **NOR - Norway 0 + 1** (this end) **= 1** — **CAN - Canada 2 + 0** (this end) **= 2**



	NOR	CAN
Total Score	1	2
Time left	29:53	29:02

Legend:
↻ Clockwise ↺ Counter-clockwise - Not considered

Game - Shot by Shot
경기별 숏 기록 / Déroulement de la partie

End 3 — **NOR - Norway 1 + 1** (this end) **= 2** — **CAN - Canada 2 + 0** (this end) **= 2**



	NOR	CAN
Total Score	2	2
Time left	25:25	23:37

Legend:
↻ Clockwise ↺ Counter-clockwise - Not considered

Game - Shot by Shot
경기별 숏 기록 / Déroulement de la partie

End 4 — **NOR - Norway 2 + 0** (this end) **= 2** — **CAN - Canada 2 + 0** (this end) **= 2**

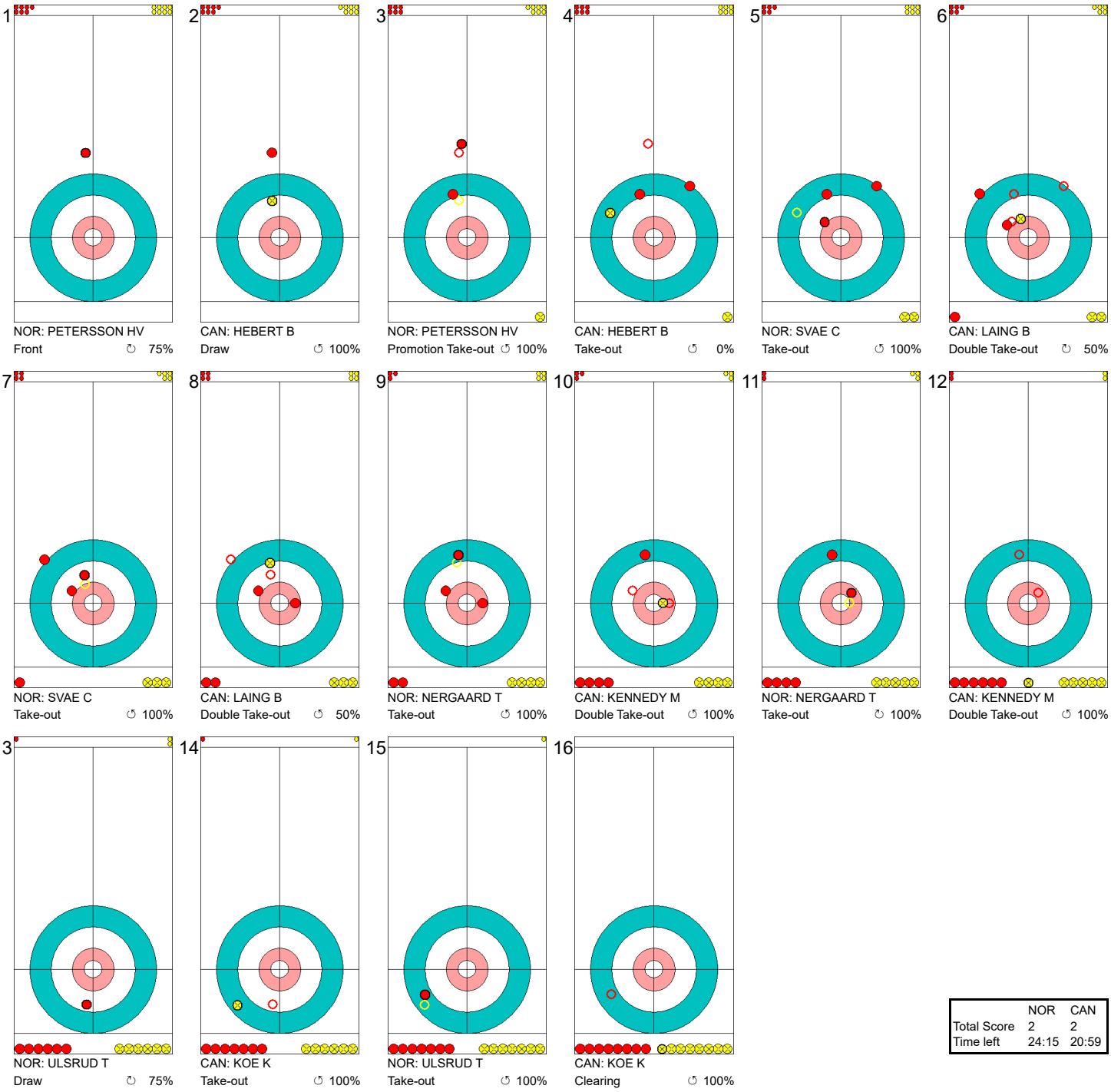

	NOR	CAN
Total Score	2	2
Time left	24:15	20:59

Legend:
↻ Clockwise ↺ Counter-clockwise - Not considered

Game - Shot by Shot
경기별 숏 기록 / Déroulement de la partie

End 5 — **NOR - Norway 2 + 0** (this end) **= 2** — **CAN - Canada 2 + 1** (this end) **= 3**

1	2	3	4	5	6
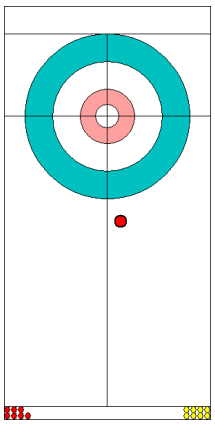	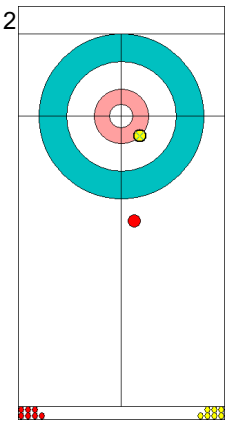	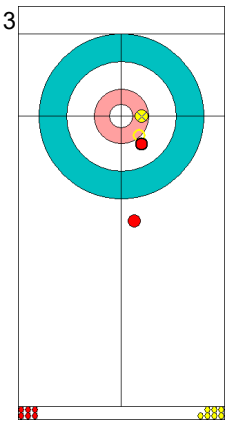	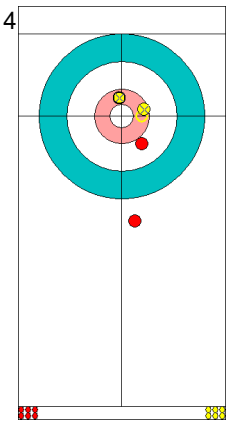	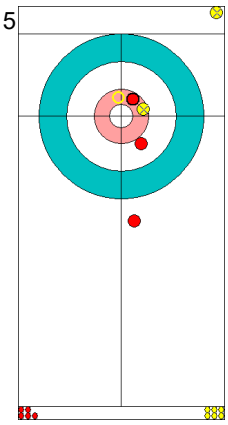	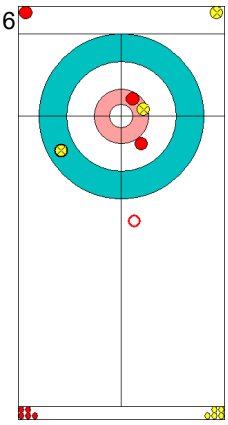
NOR: PETERSSON HV Front ↻ 75%	CAN: HEBERT B Draw ↺ 100%	NOR: PETERSSON HV Draw ↺ 100%	CAN: HEBERT B Draw ↻ 75%	NOR: SVAE C Hit and Roll ↻ 100%	CAN: LAING B Wick / Soft Peeling ↻ 100%

7	8	9	10	11	12
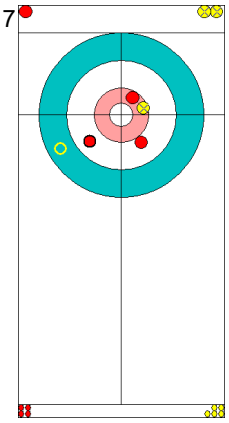	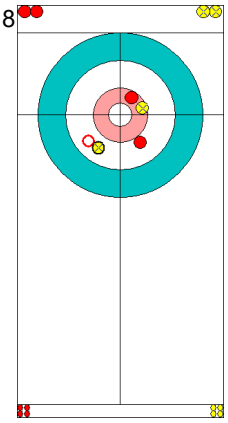	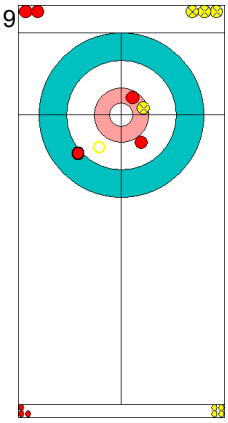	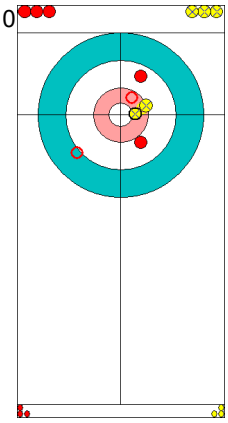	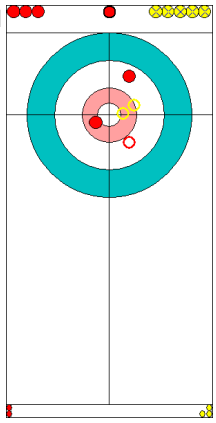	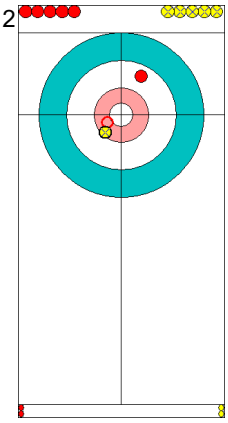
NOR: SVAE C Hit and Roll ↻ 100%	CAN: LAING B Take-out ↻ 100%	NOR: NERGAARD T Take-out ↻ 100%	CAN: KENNEDY M Hit and Roll ↻ 100%	NOR: NERGAARD T Double Take-out ↺ 100%	CAN: KENNEDY M Hit and Roll ↻ 75%

13	14	15	16
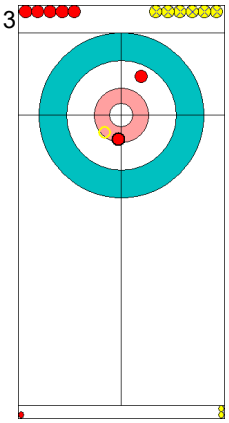	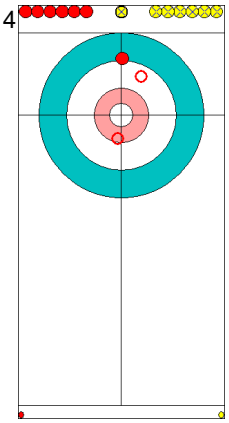	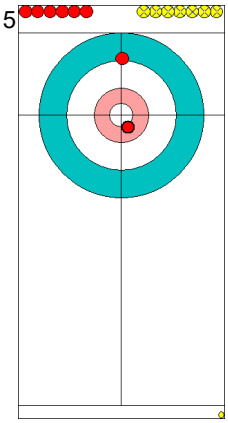	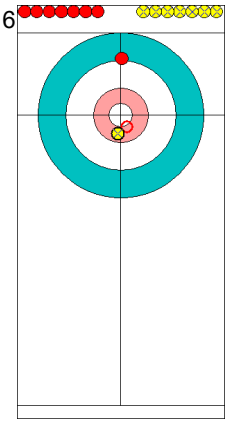
NOR: ULSRUD T Take-out ↻ 100%	CAN: KOE K Double Take-out ↺ 50%	NOR: ULSRUD T Draw ↺ 100%	CAN: KOE K Take-out ↺ 100%

	NOR	CAN
Total Score	2	3
Time left	20:46	17:47

Legend:
↻ Clockwise ↺ Counter-clockwise - Not considered

Game - Shot by Shot
경기별 슛 기록 / Déroulement de la partie

End 6 — **NOR - Norway 2 + 2** (this end) **= 4** — **CAN - Canada 3 + 0** (this end) **= 3**



	NOR	CAN
Total Score	4	3
Time left	16:52	15:33

Legend:
↻ Clockwise ↺ Counter-clockwise - Not considered

Game - Shot by Shot
경기별 숏 기록 / Déroulement de la partie

End 7 — **NOR - Norway 4 + 0** (this end) **= 4** — **CAN - Canada 3 + 1** (this end) **= 4**



	NOR	CAN
Total Score	4	4
Time left	11:59	09:46

Legend:
↻ Clockwise ↺ Counter-clockwise - Not considered

Game - Shot by Shot
경기별 숏 기록 / Déroulement de la partie

End 8 | **NOR - Norway 4 + 0** (this end) **= 4** | **CAN - Canada 4 + 1** (this end) **= 5**

1
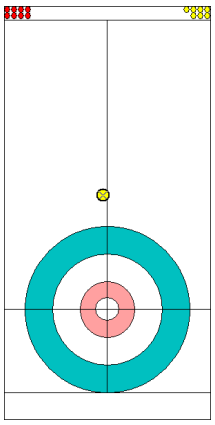
CAN: HEBERT B
Front ↻ 100%

2
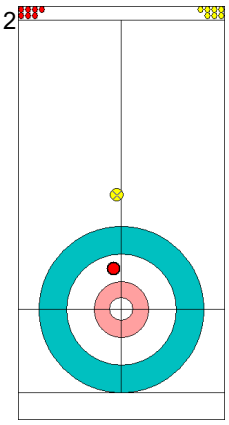
NOR: PETERSSON HV
Draw ↻ 75%

3
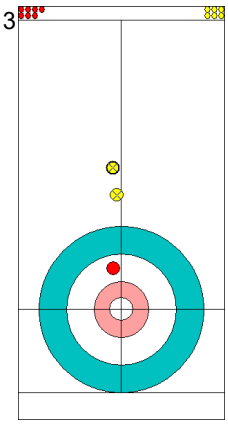
CAN: HEBERT B
Draw ↻ 0%

4
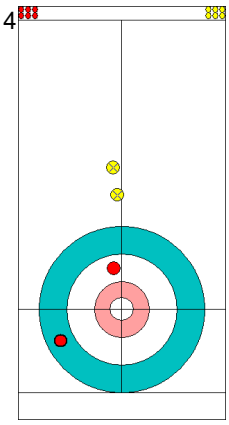
NOR: PETERSSON HV
Draw ↻ 75%

5
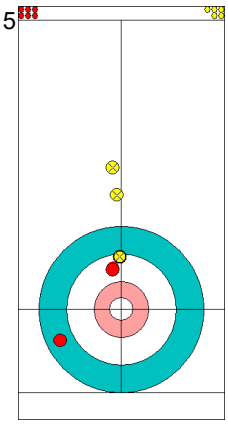
CAN: LAING B
Draw ↻ 100%

6
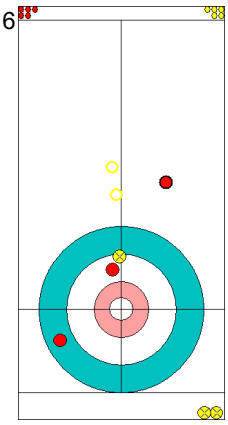
NOR: SVAE C
Clearing ↻ 100%

7
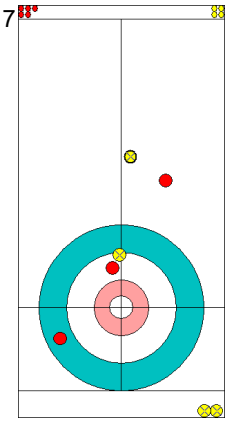
CAN: LAING B
Guard ↻ 50%

8
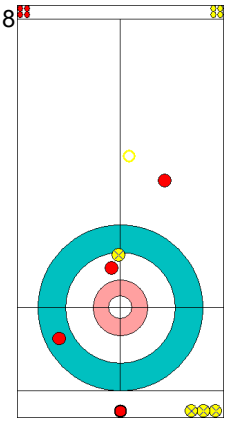
NOR: SVAE C
Clearing ↻ 100%

9
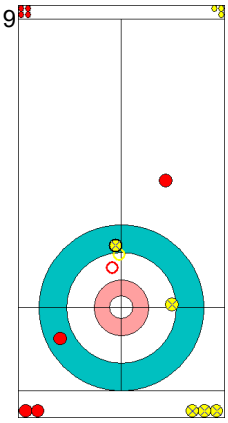
CAN: KENNEDY M
Promotion Take-out ↻ 100%

10
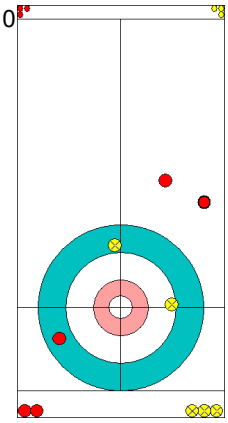
NOR: NERGAARD T
Draw ↻ -
picked up debris

11
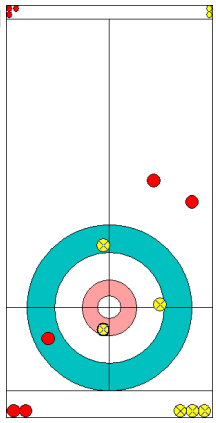
CAN: KENNEDY M
Draw ↻ 100%

12
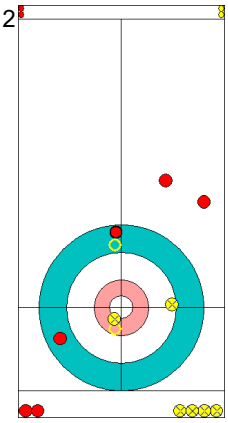
NOR: NERGAARD T
Double Take-out ↻ 50%

13
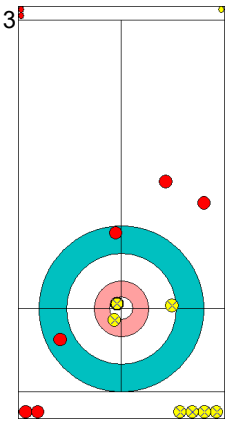
CAN: KOE K
Draw ↻ 100%

14
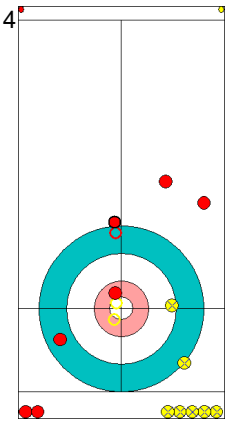
NOR: ULSRUD T
Promotion Take-out ↻ 100%

15
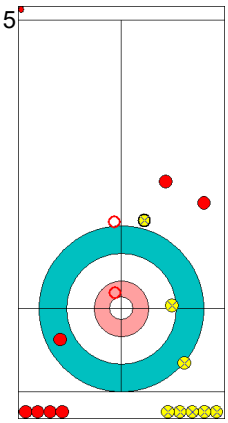
CAN: KOE K
Double Take-out ↻ 100%
Time-out

16
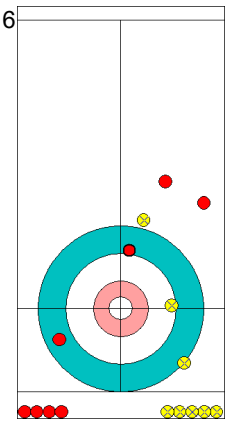
NOR: ULSRUD T
Draw ↻ 0%

	NOR	CAN
Total Score	4	5
Time left	07:23	06:11

Legend:
↻ Clockwise ↺ Counter-clockwise - Not considered

Game - Shot by Shot
경기별 숏 기록 / Déroulement de la partie

End 9 — **NOR - Norway 4 + 0** (this end) **= 4** — **CAN - Canada 5 + 2** (this end) **= 7**



	NOR	CAN
Total Score	4	7
Time left	03:39	03:28

Legend:
↻ Clockwise ↺ Counter-clockwise - Not considered

Game - Shot by Shot
경기별 숏 기록 / Déroulement de la partie

End 10 — **NOR - Norway** 4 + X (this end) = 4 — **CAN - Canada** 7 + X (this end) = 7

1
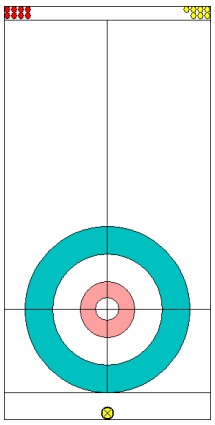
CAN: HEBERT B
Through ↺ -

2
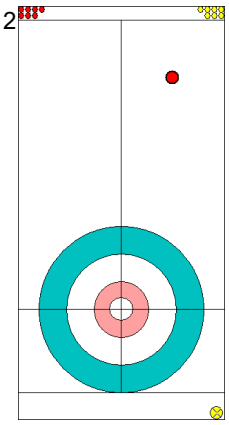
NOR: PETERSSON HV
Front ↺ 100%

3
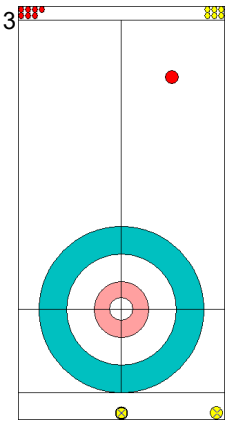
CAN: HEBERT B
Wick / Soft Peeling ↺ 0%

4
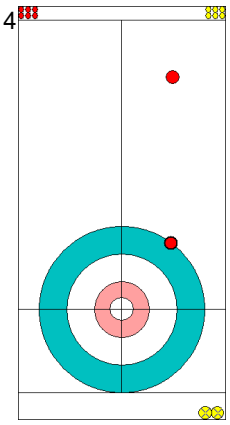
NOR: PETERSSON HV
Front ↺ 0%

5
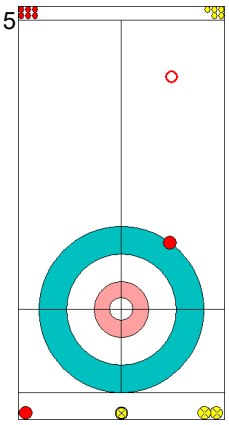
CAN: LAING B
Clearing ↻ 100%

6
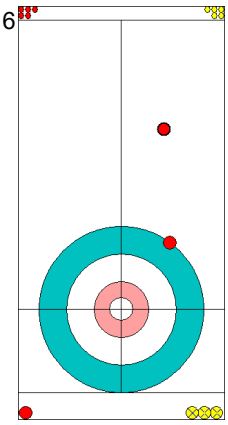
NOR: SVAE C
Front ↺ 100%

7
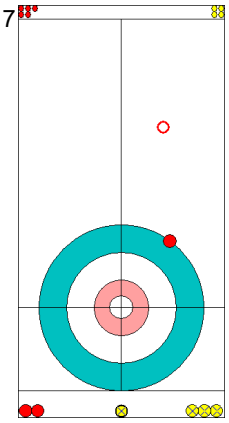
CAN: LAING B
Clearing ↻ 100%

8
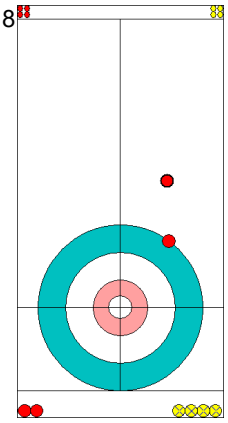
NOR: SVAE C
Front ↺ 100%

9
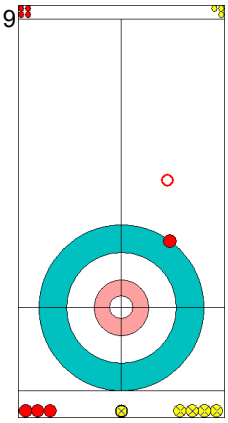
CAN: KENNEDY M
Clearing ↻ 100%

10
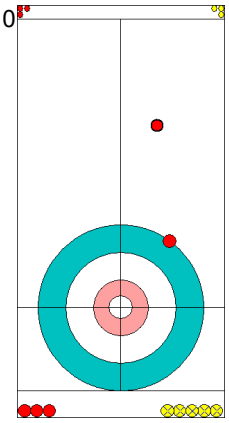
NOR: NERGAARD T
Front ↺ 100%

11
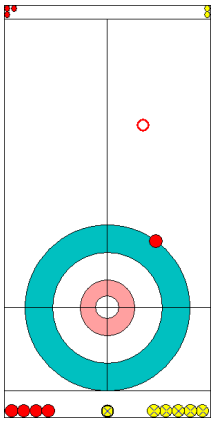
CAN: KENNEDY M
Clearing ↻ 100%

12
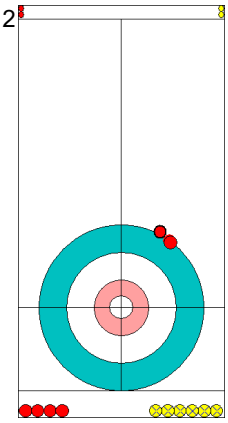
NOR: NERGAARD T
Draw ↺ 50%

13
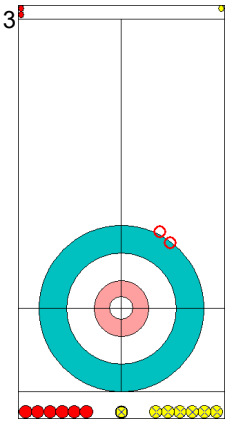
CAN: KOE K
Double Take-out ↻ 100%

	NOR	CAN
Total Score	4	7
Time left	01:53	02:22

Legend:
↻ Clockwise ↺ Counter-clockwise - Not considered
X Unfinished end due to concession

Game Results
대회 경기결과 / Résultats de la partie

Sheet	Game	Team	LSFE	1	2	3	4	5	6	7	8	9	10	Extra Ends				Total
C	3	GBR - Great Britain	*	1	0	2	0	0	1	0	1	0	1					6
	2	JPN - Japan		0	1	0	0	1	0	2	0	1	0					5

GBR - Great Britain		Shot Success Game	Shot Success All
4 S	SMITH Kyle	84%	78%
3 V	MUIRHEAD Thomas	83%	77%
2	WADDELL Kyle	84%	82%
1	SMITH Cameron	86%	83%
A	MUIRHEAD Glen	-	-
	Team Total	84%	80%

Last Stone Draw		Distance
↻	SMITH Cameron	10.4cm
↺	SMITH Kyle	43.8cm
Total		**54.2cm**

Time remaining: 3 minutes 44 seconds

JPN - Japan		Shot Success Game	Shot Success All
4 S	MOROZUMI Yusuke	84%	79%
3 V	SHIMIZU Tetsuro	80%	84%
2	YAMAGUCHI Tsuyoshi	80%	83%
1	MOROZUMI Kosuke	88%	88%
A	HIRATA Kohsuke	-	-
	Team Total	83%	83%

Last Stone Draw		Distance
↻	SHIMIZU Tetsuro	97.2cm
↺	MOROZUMI Kosuke	108.5cm
Total		**205.7cm**

Time remaining: 0 minutes 51 seconds

Time-out: End 10 - JPN stone 8

Shot Success Analysis

GBR - Great Britain		↻		↺		Game	
4 SMITH Kyle	Draws	5	85%	6	92%	11	89%
	Take-outs	4	100%	5	60%	9	78%
	Total	9	92%	11	77%	20	84%
3 MUIRHEAD Thomas	Draws	1	100%	5	80%	6	83%
	Take-outs	6	92%	8	75%	14	82%
	Total	7	93%	13	77%	20	83%
2 WADDELL Kyle	Draws	1	100%	4	75%	5	80%
	Take-outs	7	86%	8	84%	15	85%
	Total	8	88%	12	81%	20	84%
1 SMITH Cameron	Draws	0	-	19	91%	19	91%
	Take-outs	1	0%	0	-	1	0%
	Total	1	0%	19	91%	20	86%
A MUIRHEAD Glen	Draws	0	-	0	-	0	-
	Take-outs	0	-	0	-	0	-
	Total	0	-	0	-	0	-
Team	Draws	7	89%	34	88%	41	88%
	Take-outs	18	86%	21	75%	39	80%
	Total	25	87%	55	83%	80	84%

JPN - Japan		↻		↺		Game	
4 MOROZUMI Yusuke	Draws	5	100%	5	65%	10	83%
	Take-outs	2	100%	8	81%	10	85%
	Total	7	100%	13	75%	20	84%
3 SHIMIZU Tetsuro	Draws	5	90%	6	63%	11	75%
	Take-outs	4	81%	5	90%	9	86%
	Total	9	86%	11	75%	20	80%
2 YAMAGUCHI Tsuyoshi	Draws	3	75%	11	84%	14	82%
	Take-outs	3	100%	3	50%	6	75%
	Total	6	88%	14	77%	20	80%
1 MOROZUMI Kosuke	Draws	4	75%	15	90%	19	87%
	Take-outs	1	100%	0	-	1	100%
	Total	5	80%	15	90%	20	88%
A HIRATA Kohsuke	Draws	0	-	0	-	0	-
	Take-outs	0	-	0	-	0	-
	Total	0	-	0	-	0	-
Team	Draws	17	87%	37	80%	54	82%
	Take-outs	10	93%	16	78%	26	84%
	Total	27	89%	53	80%	80	83%

Note:
Position and function for each team member:
4 = Fourth, **3** = Third, **2** = Second, **1** = Lead, **A** = Alternate, **S** = Skip, **V** = Vice-Skip

Legend:
↻ Clockwise ↺ Counter-clockwise **LSFE(*)** Last Stone First End

Game - Shot by Shot
경기별 숏 기록 / Déroulement de la partie

End 1 **GBR - Great Britain 0 + 1 (this end) = 1** **JPN - Japan 0 + 0 (this end) = 0**



	GBR	JPN
Total Score	1	0
Time left	34:31	34:37

Legend:
↻ Clockwise ↺ Counter-clockwise - Not considered

Game - Shot by Shot
경기별 숏 기록 / Déroulement de la partie

End 2 — **GBR - Great Britain 1 + 0** (this end) **= 1** — **JPN - Japan 0 + 1** (this end) **= 1**



	GBR	JPN
Total Score	1	1
Time left	30:15	30:19

Legend:
↻ Clockwise ↺ Counter-clockwise - Not considered

Game - Shot by Shot
경기별 숏 기록 / Déroulement de la partie

End 3 — **GBR - Great Britain 1 + 2** (this end) **= 3** — **JPN - Japan 1 + 0** (this end) **= 1**

1	2	3	4	5	6
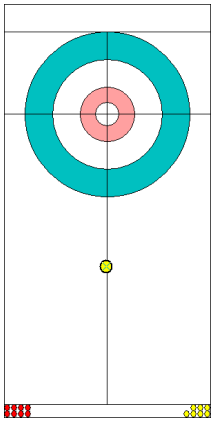	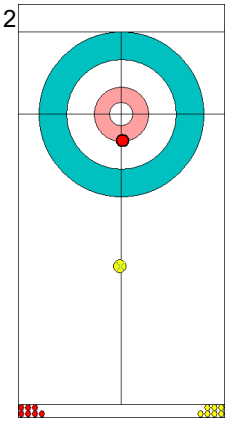	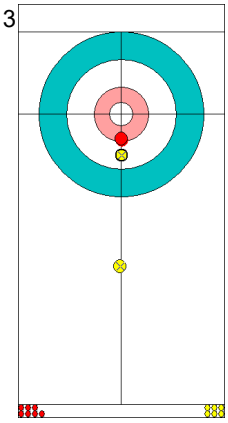	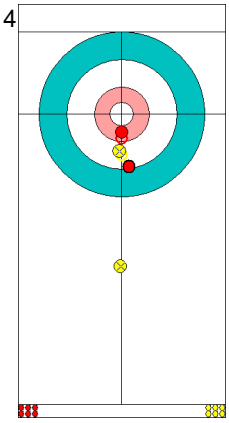	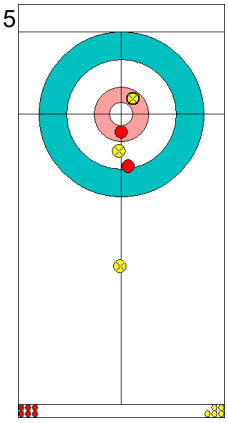	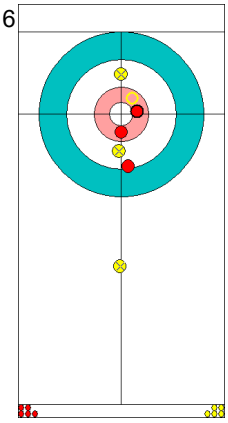
JPN: MOROZUMI K Front ↺ 100%	GBR: SMITH C Draw ↺ 100%	JPN: MOROZUMI K Draw ↺ 100%	GBR: SMITH C Draw ↺ 100%	JPN: YAMAGUCHI T Draw ↺ 75%	GBR: WADDELL K Draw ↺ 100%
7	8	9	10	11	12
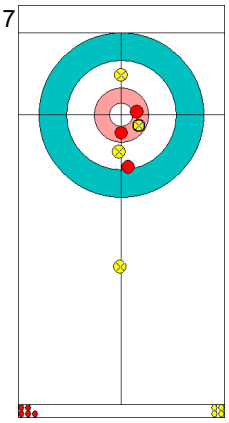	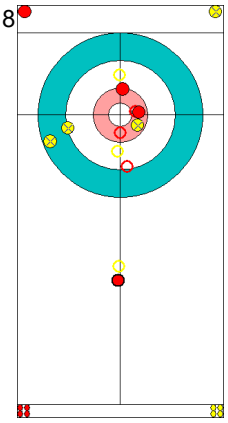	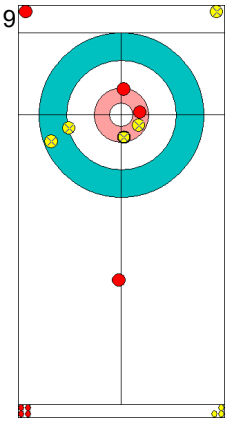	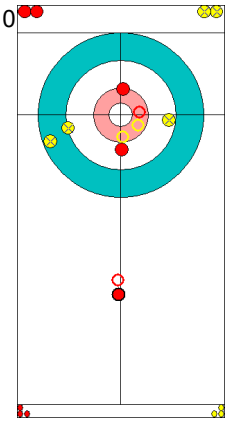	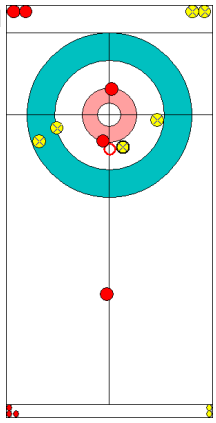	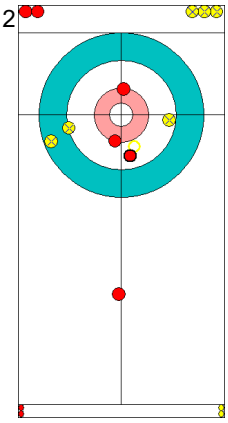
JPN: YAMAGUCHI T Draw ↺ 100%	GBR: WADDELL K Promotion Take-out ↻ 75%	JPN: SHIMIZU T Draw ↺ 75%	GBR: MUIRHEAD T Promotion Take-out ↻ 100%	JPN: SHIMIZU T Draw ↺ 50%	GBR: MUIRHEAD T Take-out ↺ 100%
13	14	15	16		
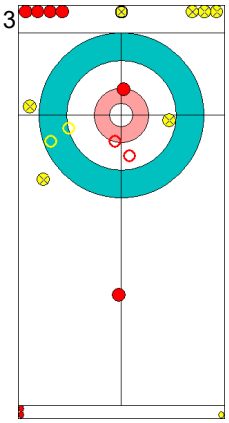	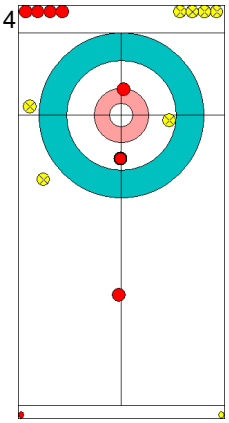	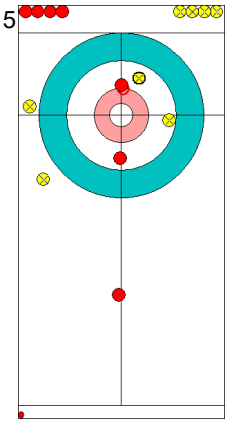	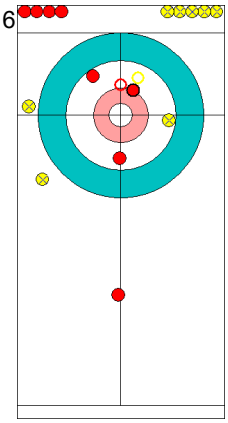		
JPN: MOROZUMI Y Double Take-out ↺ 100%	GBR: SMITH K Draw ↺ 100%	JPN: MOROZUMI Y Draw ↺ 50%	GBR: SMITH K Take-out ↺ 0%		

	GBR	JPN
Total Score	3	1
Time left	26:01	25:58

Legend:
↻ Clockwise ↺ Counter-clockwise - Not considered

Game - Shot by Shot
경기별 숏 기록 / Déroulement de la partie

End 4 — **GBR - Great Britain 3 + 0** (this end) **= 3** — **JPN - Japan 1 + 0** (this end) **= 1**

1	2	3	4	5	6
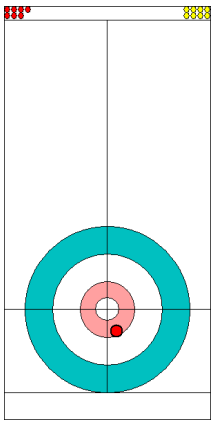	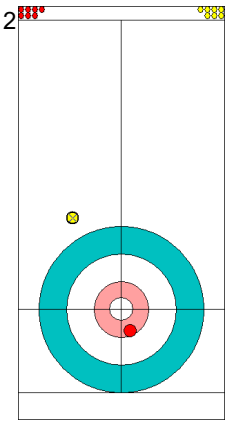	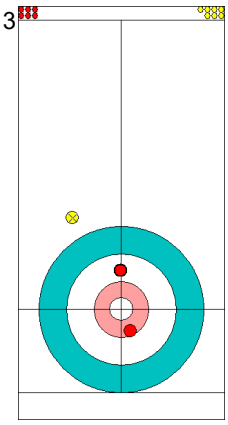	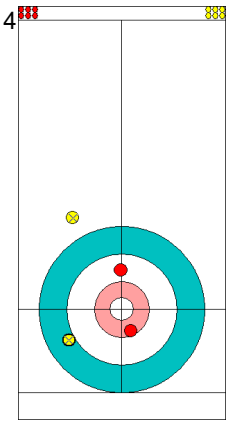	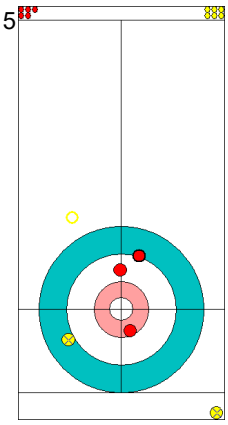	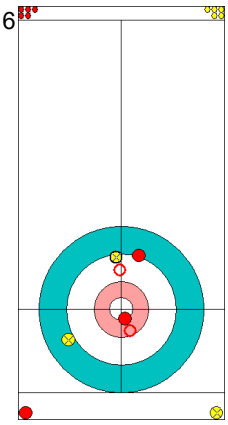
GBR: SMITH C Draw ↻ 100%	JPN: MOROZUMI K Promotion Take-out ↻ 100%	GBR: SMITH C Draw ↻ 100%	JPN: MOROZUMI K Draw ↻ 100%	GBR: WADDELL K Hit and Roll ↻ 100%	JPN: YAMAGUCHI T Take-out ↻ 100%
7	**8**	**9**	**10**	**11**	**12**
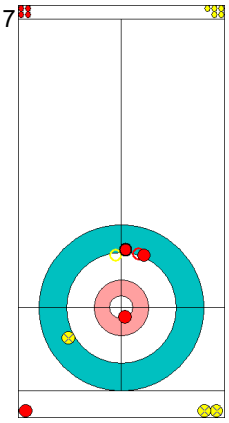	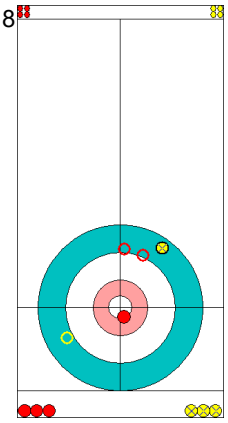	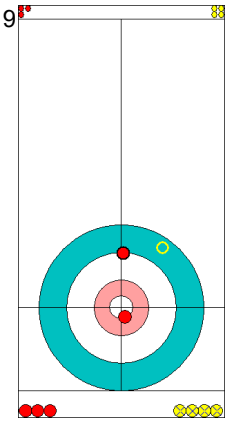	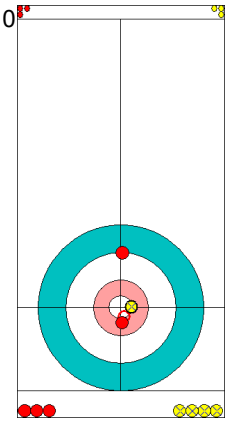	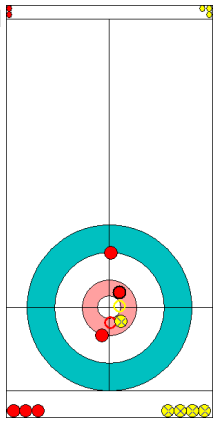	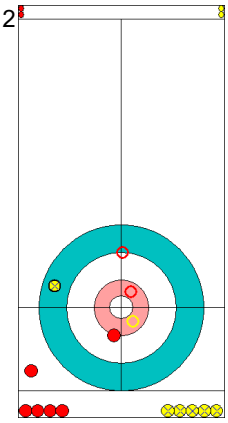
GBR: WADDELL K Take-out ↻ 100%	JPN: YAMAGUCHI T Double Take-out ↻ 100%	GBR: MUIRHEAD T Hit and Roll ↻ 100%	JPN: SHIMIZU T Draw ↻ 100%	GBR: MUIRHEAD T Raise ↻ 100%	JPN: SHIMIZU T Double Take-out ↺ 100%
13	**14**	**15**	**16**		
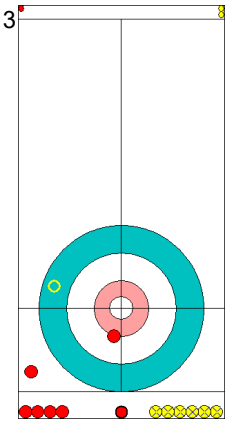	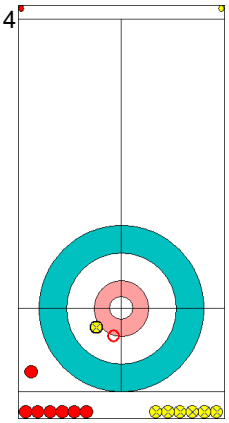	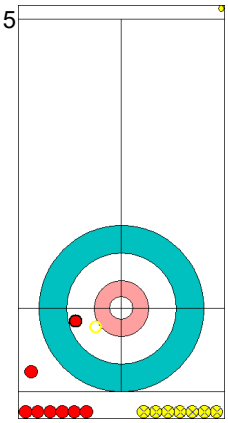	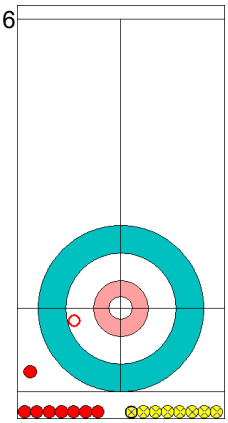		
GBR: SMITH K Take-out ↺ 50%	JPN: MOROZUMI Y Take-out ↻ 100%	GBR: SMITH K Take-out ↻ 100%	JPN: MOROZUMI Y Clearing ↻ 100%		

	GBR	JPN
Total Score	3	1
Time left	23:03	23:31

Legend:
↻ Clockwise ↺ Counter-clockwise - Not considered

Game - Shot by Shot
경기별 숏 기록 / Déroulement de la partie

End 5 — **GBR - Great Britain 3 + 0** (this end) **= 3** — **JPN - Japan 1 + 1** (this end) **= 2**

	1	2	3	4	5	6
	GBR: SMITH C	JPN: MOROZUMI K	GBR: SMITH C	JPN: MOROZUMI K	GBR: WADDELL K	JPN: YAMAGUCHI T
	Draw ↻ 100%	Front ↻ 100%	Guard ↺ 75%	Draw ↻ 0%	Hit and Roll ↺ 75%	Hit and Roll ↺ 100%

	7	8	9	10	11	12
	GBR: WADDELL K	JPN: YAMAGUCHI T	GBR: MUIRHEAD T	JPN: SHIMIZU T	GBR: MUIRHEAD T	JPN: SHIMIZU T
	Double Take-out ↻ 100%	Draw ↺ 75%	Take-out ↺ 100%	Draw ↺ 75%	Promotion Take-out ↻ 100%	Draw ↺ 75%

	13	14	15	16
	GBR: SMITH K	JPN: MOROZUMI Y	GBR: SMITH K	JPN: MOROZUMI Y
	Raise ↻ 100%	Double Take-out ↻ 100%	Draw ↺ 75%	Draw ↻ 100%

	GBR	JPN
Total Score	3	2
Time left	20:05	19:47

Legend:
↻ Clockwise ↺ Counter-clockwise - Not considered

Game - Shot by Shot
경기별 숏 기록 / Déroulement de la partie

End 6 — **GBR - Great Britain 3 + 1** (this end) **= 4** — **JPN - Japan 2 + 0** (this end) **= 2**

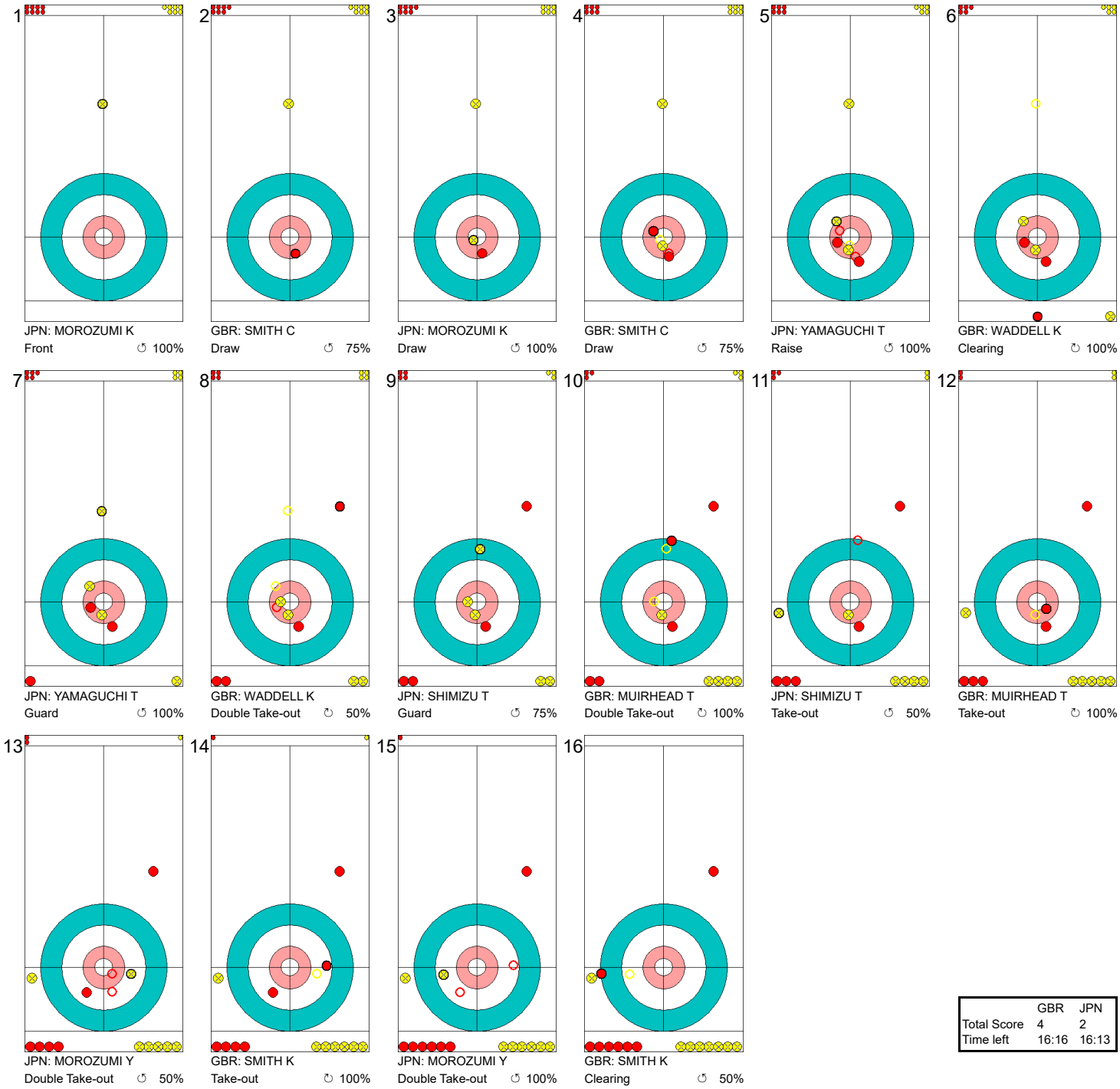

	GBR	JPN
Total Score	4	2
Time left	16:16	16:13

Legend:
↻ Clockwise ↺ Counter-clockwise - Not considered

Game - Shot by Shot
경기별 숏 기록 / Déroulement de la partie

End 7 — **GBR - Great Britain 4 + 0** (this end) **= 4** — **JPN - Japan 2 + 2** (this end) **= 4**

1
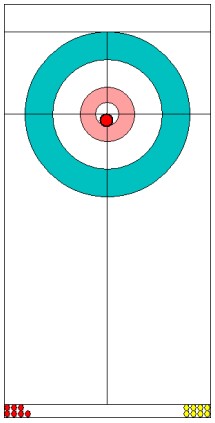
GBR: SMITH C
Draw ↻ 100%

2
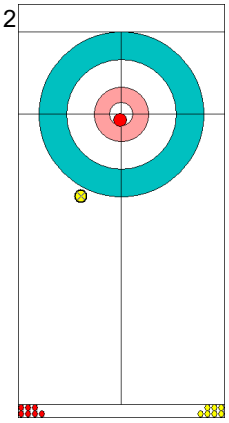
JPN: MOROZUMI K
Front ↺ 75%

3
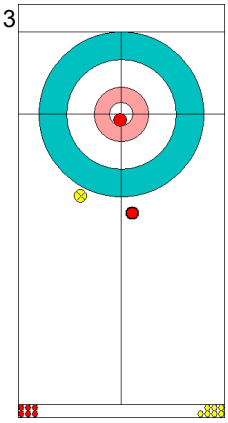
GBR: SMITH C
Guard ↺ 75%

4
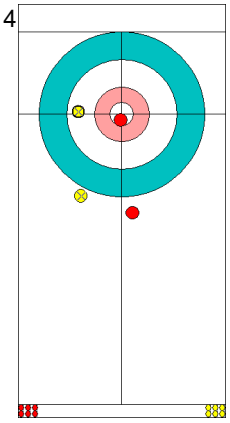
JPN: MOROZUMI K
Draw ↻ 100%

5
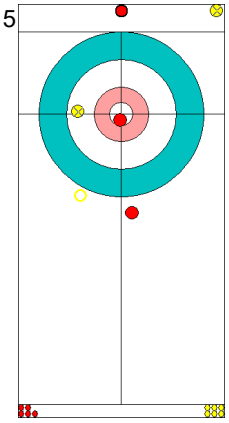
GBR: WADDELL K
Clearing ↻ 100%

6
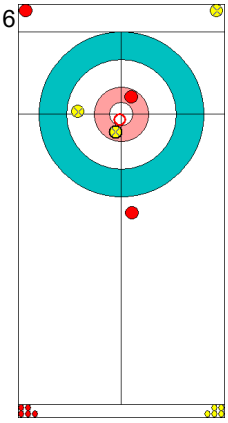
JPN: YAMAGUCHI T
Raise ↺ 75%

7
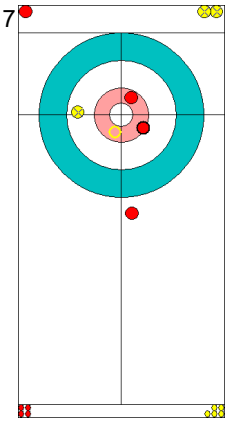
GBR: WADDELL K
Hit and Roll ↻ 75%

8
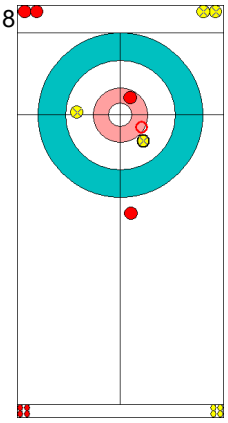
JPN: YAMAGUCHI T
Raise ↺ 75%

9
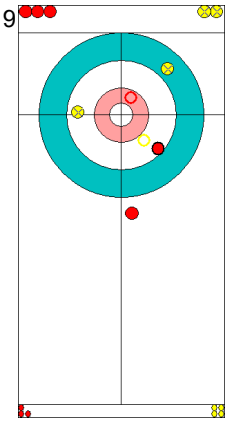
GBR: MUIRHEAD T
Hit and Roll ↺ 50%

10
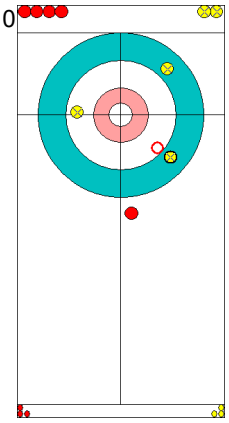
JPN: SHIMIZU T
Take-out ↻ 100%

11
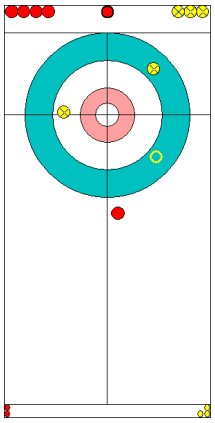
GBR: MUIRHEAD T
Double Take-out ↺ 50%

12
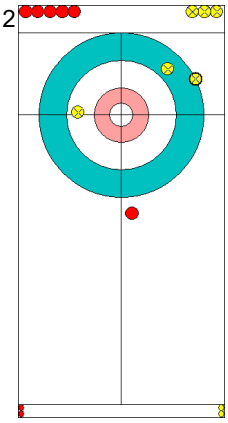
JPN: SHIMIZU T
Draw ↺ 75%

13
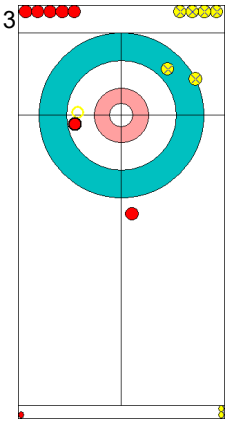
GBR: SMITH K
Double Take-out ↻ 100%

14
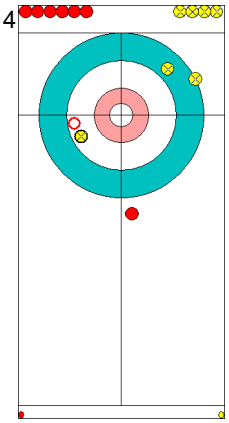
JPN: MOROZUMI Y
Take-out ↻ 100%

15
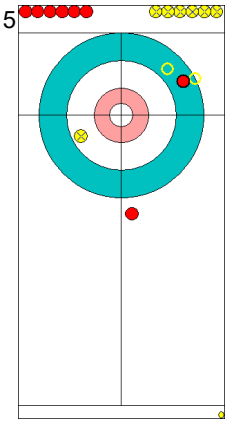
GBR: SMITH K
Double Take-out ↺ 100%

16
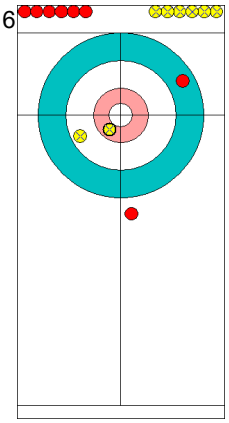
JPN: MOROZUMI Y
Draw ↻ 100%

	GBR	JPN
Total Score	4	4
Time left	12:30	11:50

Legend:
↻ Clockwise ↺ Counter-clockwise - Not considered

Game - Shot by Shot
경기별 숏 기록 / Déroulement de la partie

End 8 — **GBR - Great Britain 4 + 1** (this end) **= 5** — **JPN - Japan 4 + 0** (this end) **= 4**



	GBR	JPN
Total Score	5	4
Time left	09:33	07:45

Legend:
↻ Clockwise ↺ Counter-clockwise - Not considered

Game - Shot by Shot
경기별 숏 기록 / Déroulement de la partie

End 9 | **GBR - Great Britain 5 + 0** (this end) **= 5** | **JPN - Japan 4 + 1** (this end) **= 5**

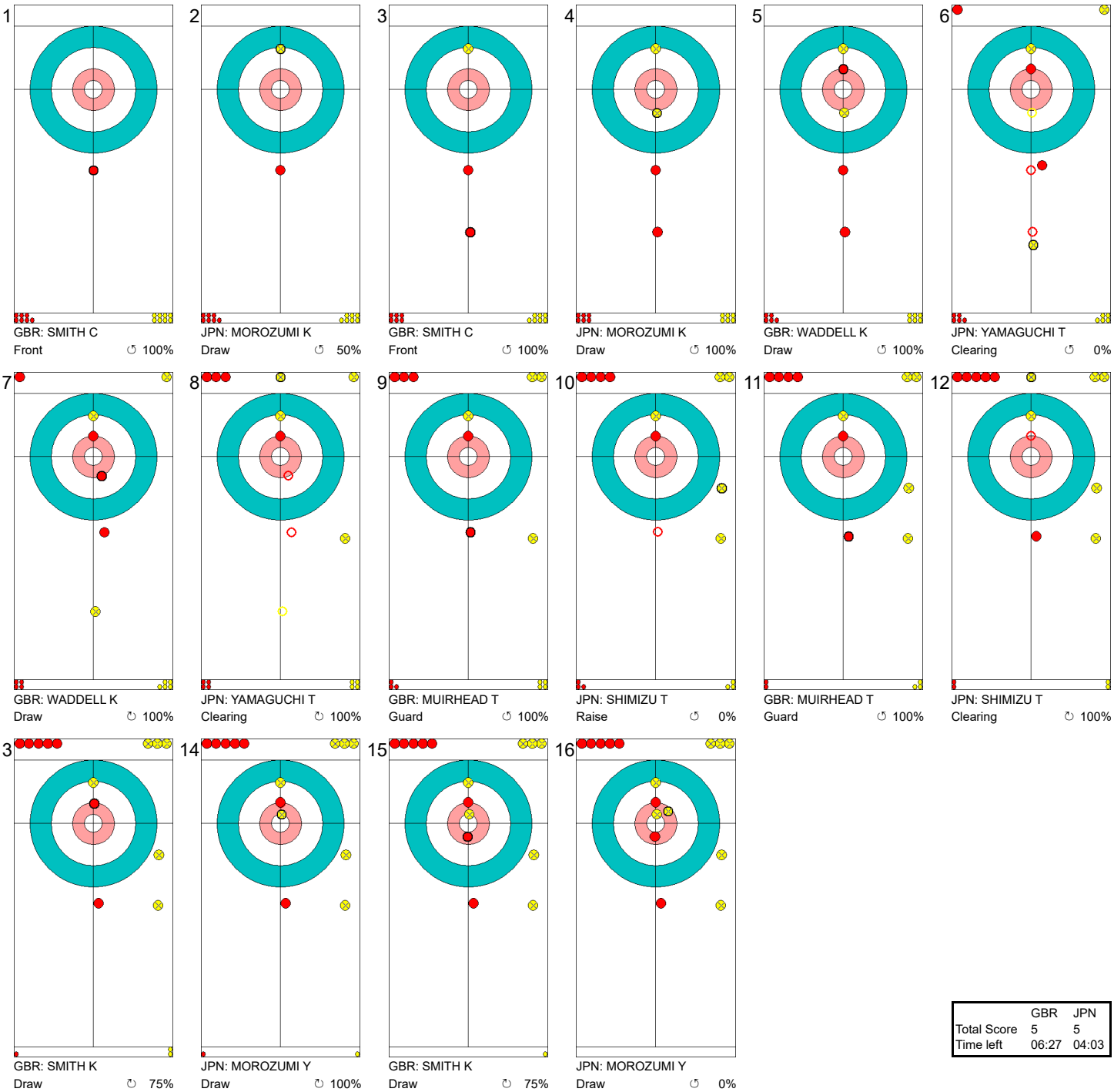

	GBR	JPN
Total Score	5	5
Time left	06:27	04:03

Legend:
↻ Clockwise ↺ Counter-clockwise - Not considered

Game - Shot by Shot
경기별 숏 기록 / Déroulement de la partie

End 10 — **GBR - Great Britain 5 + 1** (this end) **= 6** — **JPN - Japan 5 + 0** (this end) **= 5**



	GBR	JPN
Total Score	6	5
Time left	03:44	00:51

Legend:
↻ Clockwise ↺ Counter-clockwise - Not considered

Game Results
대회 경기결과 / Résultats de la partie

Sheet	Game	Team	LSFE	1	2	3	4	5	6	7	8	9	10	Extra Ends				Total
D	2	DEN - Denmark		0	0	2	0	1	1	0	2	0	1					7
	3	SUI - Switzerland	*	1	1	0	3	0	0	2	0	2	0					9

DEN - Denmark		Shot Success Game	Shot Success All
4 S	STJERNE Rasmus	81%	78%
3 V	FREDERIKSEN Johnny	70%	77%
2	POULSEN Mikkel	64%	77%
1	DUPONT Oliver	86%	85%
A	BERG THOMSEN Morten	-	-
	Team Total	75%	79%

Last Stone Draw		Distance
↻	FREDERIKSEN Johnny	25.4cm
↺	DUPONT Oliver	69.0cm
Total		**94.4cm**

Time remaining: 1 minute 20 seconds

Time-out: End 9 - DEN stone 6

SUI - Switzerland		Shot Success Game	Shot Success All
4 V	SCHWARZ Benoit	81%	76%
3	PAETZ Claudio	88%	90%
2 S	DE CRUZ Peter	85%	80%
1	TANNER Valentin	82%	89%
A	MAERKI Dominik	-	-
	Team Total	84%	84%

Last Stone Draw		Distance
↻	TANNER Valentin	11.0cm
↺	SCHWARZ Benoit	44.3cm
Total		**55.3cm**

Time remaining: 1 minute 4 seconds

Time-out: End 9 - SUI stone 7

Shot Success Analysis

DEN - Denmark		↻		↺		Game	
4 STJERNE Rasmus	Draws	4	75%	4	88%	8	81%
	Take-outs	4	75%	8	84%	12	81%
	Total	8	75%	12	85%	20	81%
3 FREDERIKSEN Johnny	Draws	3	67%	6	67%	9	67%
	Take-outs	7	64%	4	88%	11	73%
	Total	10	65%	10	75%	20	70%
2 POULSEN Mikkel	Draws	6	54%	5	90%	11	70%
	Take-outs	6	58%	3	50%	9	56%
	Total	12	56%	8	75%	20	64%
1 DUPONT Oliver	Draws	11	80%	8	94%	19	86%
	Take-outs	1	100%	0	-	1	100%
	Total	12	81%	8	94%	20	86%
A BERG THOMSEN Morten	Draws	0	-	0	-	0	-
	Take-outs	0	-	0	-	0	-
	Total	0	-	0	-	0	-
Team	Draws	24	71%	23	85%	47	78%
	Take-outs	18	67%	15	78%	33	72%
	Total	42	69%	38	82%	80	75%

SUI - Switzerland		↻		↺		Game	
4 SCHWARZ Benoit	Draws	3	75%	5	95%	8	88%
	Take-outs	1	75%	11	77%	12	77%
	Total	4	75%	16	83%	20	81%
3 PAETZ Claudio	Draws	2	100%	5	70%	7	79%
	Take-outs	9	89%	4	100%	13	92%
	Total	11	91%	9	83%	20	88%
2 DE CRUZ Peter	Draws	4	75%	3	67%	7	71%
	Take-outs	7	86%	6	100%	13	92%
	Total	11	82%	9	89%	20	85%
1 TANNER Valentin	Draws	14	75%	4	100%	18	81%
	Take-outs	1	100%	0	-	1	100%
	Total	15	77%	4	100%	19	82%
A MAERKI Dominik	Draws	0	-	0	-	0	-
	Take-outs	0	-	0	-	0	-
	Total	0	-	0	-	0	-
Team	Draws	23	77%	17	84%	40	80%
	Take-outs	18	88%	21	88%	39	88%
	Total	41	82%	38	86%	79	84%

Note:
Position and function for each team member:
4 = Fourth, **3** = Third, **2** = Second, **1** = Lead, **A** = Alternate, **S** = Skip, **V** = Vice-Skip

Legend:
↻ Clockwise ↺ Counter-clockwise **LSFE(*)** Last Stone First End

OMEGA Atos

Game - Shot by Shot
경기별 숏 기록 / Déroulement de la partie

End 1 — **DEN - Denmark 0 + 0** (this end) **= 0** — **SUI - Switzerland 0 + 1** (this end) **= 1**



	DEN	SUI
Total Score	0	1
Time left	35:00	35:20

Legend:
↻ Clockwise ↺ Counter-clockwise - Not considered

Game - Shot by Shot
경기별 숏 기록 / Déroulement de la partie

End 2 — **DEN - Denmark** 0 + 0 (this end) = 0 — **SUI - Switzerland** 1 + 1 (this end) = 2



	DEN	SUI
Total Score	0	2
Time left	30:51	32:39

Legend:
↻ Clockwise ↺ Counter-clockwise - Not considered

Game - Shot by Shot
경기별 슛 기록 / Déroulement de la partie

End 3 | **DEN - Denmark** 0 + 2 (this end) = 2 | **SUI - Switzerland** 2 + 0 (this end) = 2



	DEN	SUI
Total Score	2	2
Time left	27:39	28:57

Legend:
↻ Clockwise ↺ Counter-clockwise - Not considered

Game - Shot by Shot
경기별 숏 기록 / Déroulement de la partie

End 4 — **DEN - Denmark 2 + 0** (this end) **= 2** — **SUI - Switzerland 2 + 3** (this end) **= 5**



	DEN	SUI
Total Score	2	5
Time left	24:26	24:45

Legend:
↻ Clockwise ↺ Counter-clockwise - Not considered

Game - Shot by Shot
경기별 숏 기록 / Déroulement de la partie

End 5 **DEN - Denmark 2 + 1** (this end) **= 3** **SUI - Switzerland 5 + 0** (this end) **= 5**



	DEN	SUI
Total Score	3	5
Time left	21:36	20:06

Legend:
↻ Clockwise ↺ Counter-clockwise - Not considered

Game - Shot by Shot
경기별 숏 기록 / Déroulement de la partie

End 6 — **DEN - Denmark 3 + 1** (this end) **= 4** — **SUI - Switzerland 5 + 0** (this end) **= 5**

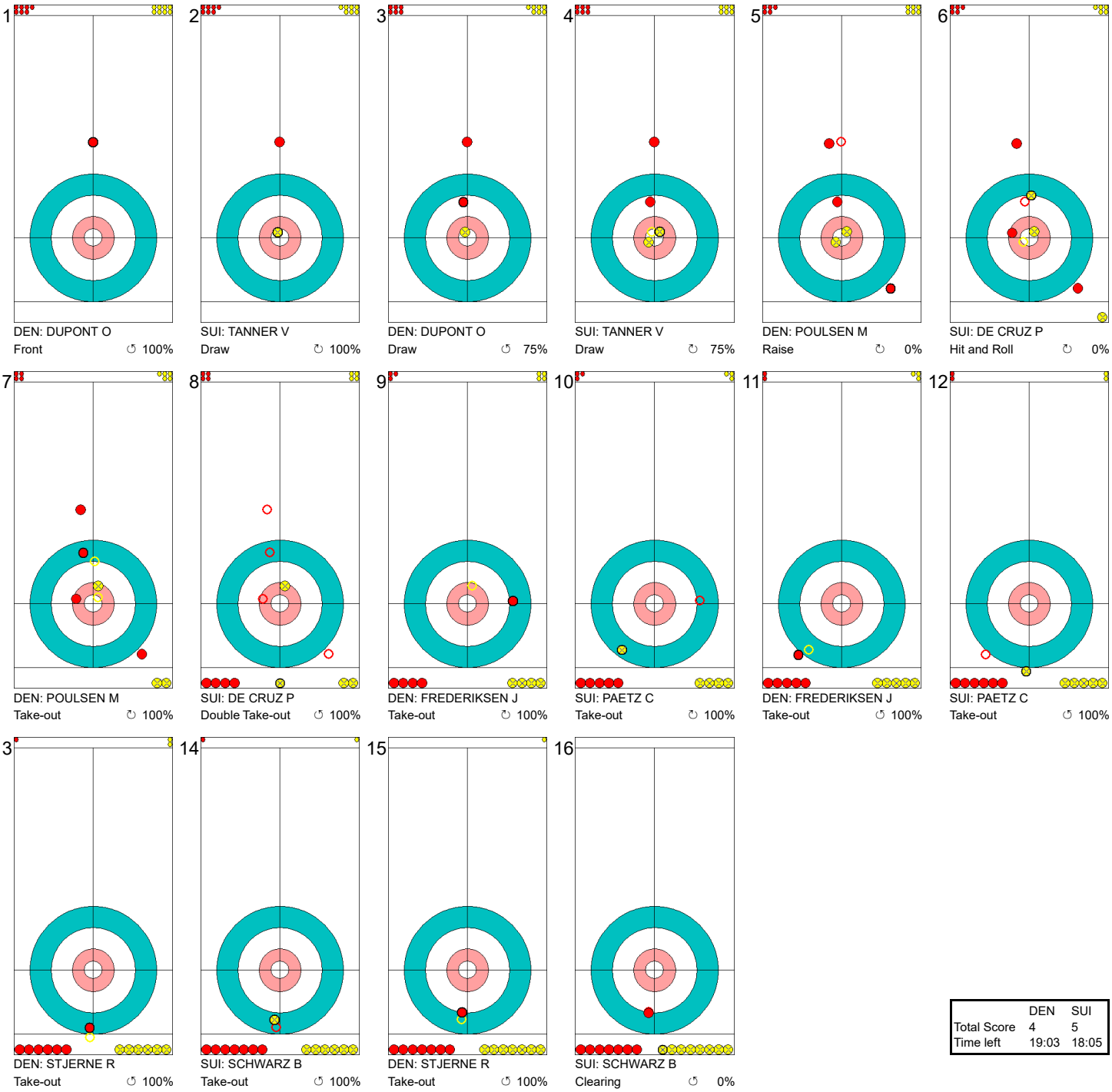

	DEN	SUI
Total Score	4	5
Time left	19:03	18:05

Legend:
↻ Clockwise ↺ Counter-clockwise - Not considered

Game - Shot by Shot
경기별 숏 기록 / Déroulement de la partie

End 7 — **DEN - Denmark 4 + 0** (this end) **= 4** — **SUI - Switzerland 5 + 2** (this end) **= 7**

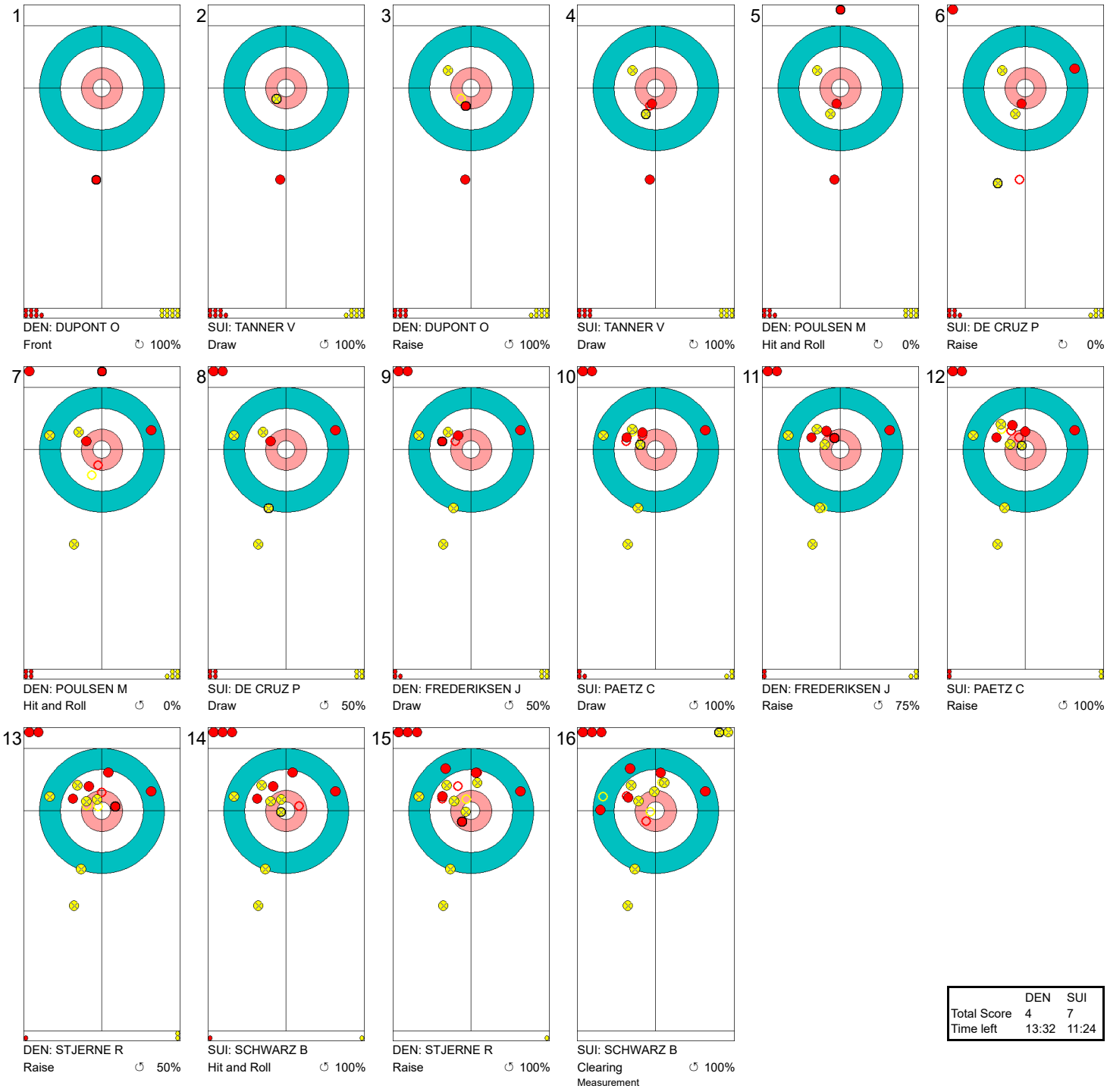

	DEN	SUI
Total Score	4	7
Time left	13:32	11:24

Legend:
↻ Clockwise ↺ Counter-clockwise - Not considered

Game - Shot by Shot
경기별 숏 기록 / Déroulement de la partie

End 8 — **DEN - Denmark 4 + 2** (this end) **= 6** — **SUI - Switzerland 7 + 0** (this end) **= 7**



	DEN	SUI
Total Score	6	7
Time left	08:21	08:17

Legend:
↻ Clockwise ↺ Counter-clockwise - Not considered

Game - Shot by Shot
경기별 숏 기록 / Déroulement de la partie

End 9 | **DEN - Denmark 6 + 0** (this end) **= 6** | **SUI - Switzerland 7 + 2** (this end) **= 9**

1
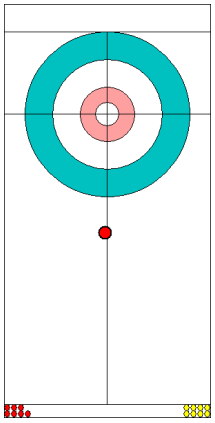
DEN: DUPONT O
Front ↻ 100%

2
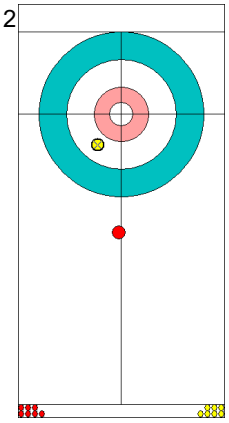
SUI: TANNER V
Draw ↻ 50%

3
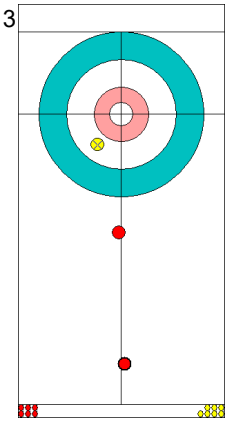
DEN: DUPONT O
Front ↻ 100%

4
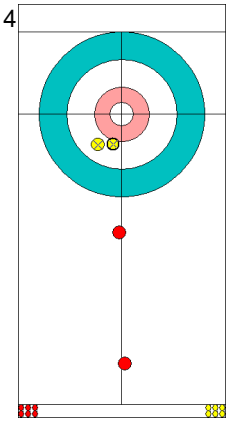
SUI: TANNER V
Draw ↻ 75%

5
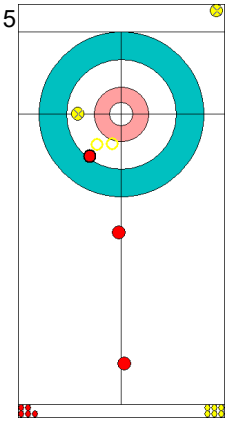
DEN: POULSEN M
Take-out ↻ 100%

6
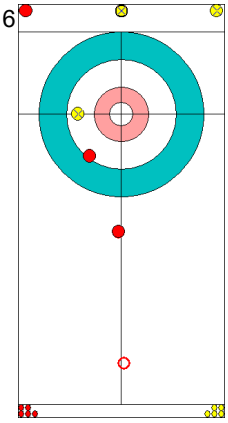
SUI: DE CRUZ P
Clearing ↻ 100%

7
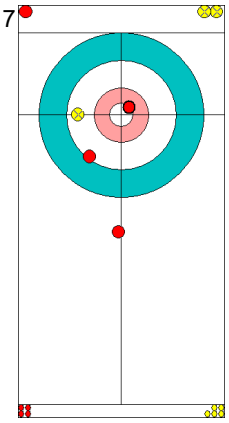
DEN: POULSEN M
Draw ↻ 75%

8
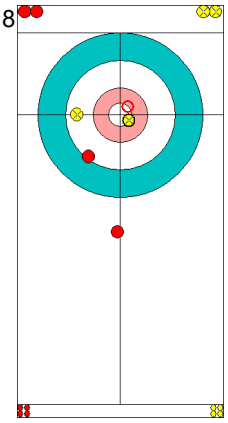
SUI: DE CRUZ P
Take-out ↻ 100%

9
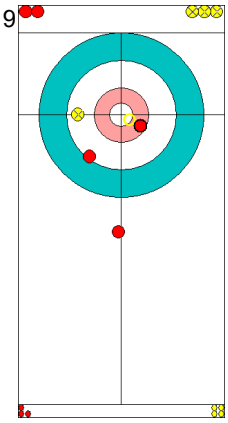
DEN: FREDERIKSEN J
Take-out ↻ 100%

10
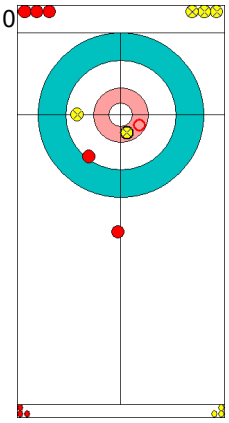
SUI: PAETZ C
Hit and Roll ↻ 100%

11
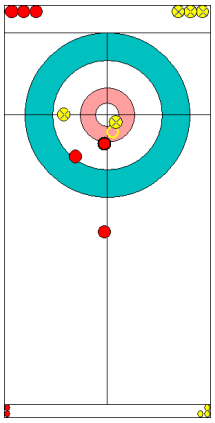
DEN: FREDERIKSEN J
Raise ↻ 100%
Time-out

12
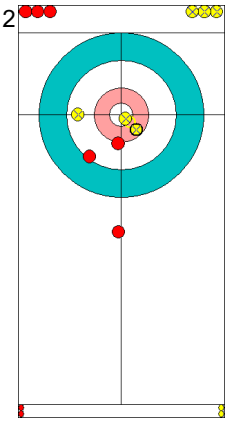
SUI: PAETZ C
Draw ↻ 50%

13
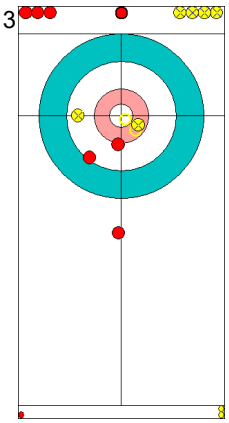
DEN: STJERNE R
Double Take-out ↻ 50%

14
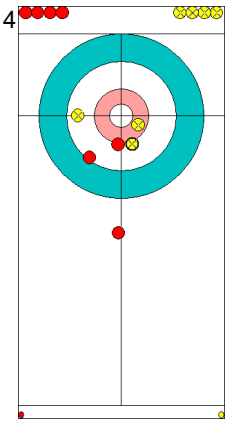
SUI: SCHWARZ B
Draw ↻ 75%
Time-out

15
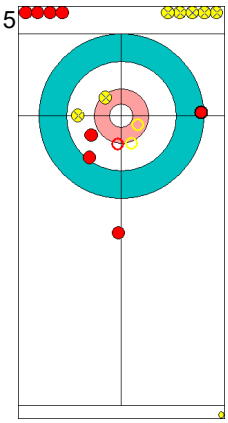
DEN: STJERNE R
Double Take-out ↻ 50%

16
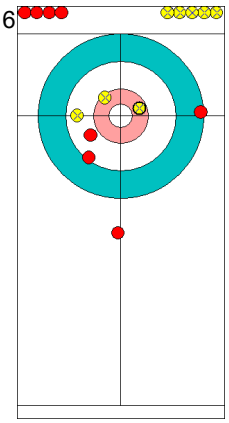
SUI: SCHWARZ B
Draw ↻ 100%

	DEN	SUI
Total Score	6	9
Time left	03:42	03:59

Legend:
↻ Clockwise ↺ Counter-clockwise - Not considered

Game - Shot by Shot
경기별 숏 기록 / Déroulement de la partie

End 10 | **DEN - Denmark 6 + 1** (this end) **= 7** | **SUI - Switzerland 9 + 0** (this end) **= 9**

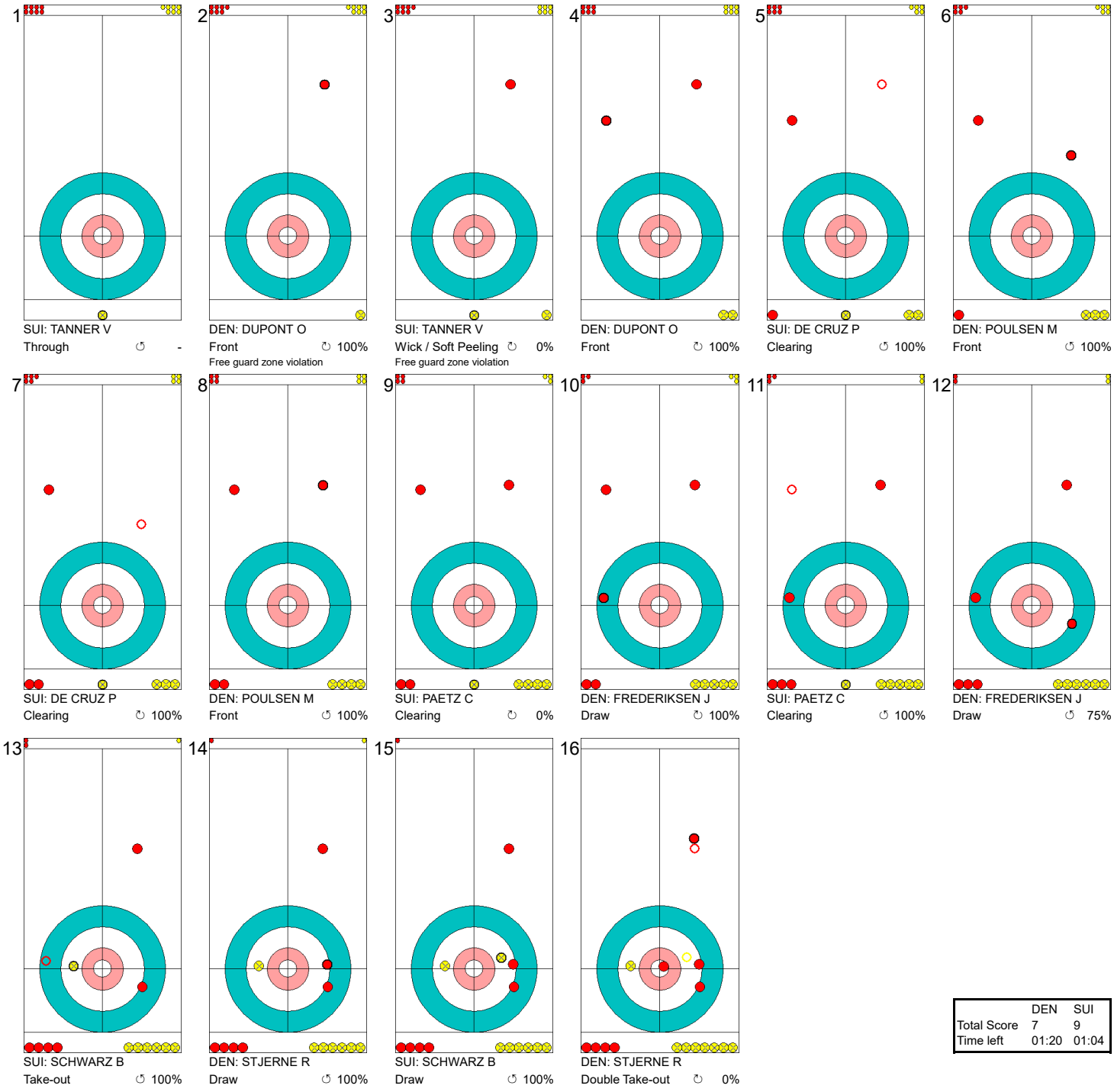

	DEN	SUI
Total Score	7	9
Time left	01:20	01:04

Legend:
↻ Clockwise ↺ Counter-clockwise - Not considered

Most Important Shots
우승 결정 슛 / Tirs les plus importants

Sheet	Game	Team	LSFE	1	2	3	4	5	6	7	8	9	10	Extra Ends	Total
A	2	USA - United States of America		0	1	0	3	2	0	0	2	1	0		9
	3	ITA - Italy	*	1	0	5	0	0	3	0	0	0	1		10

Most Important Shot:

After a back and forth game, the Italian Skip MOSANER A played a Draw that just out-counted two USA stones, giving Italy the win.

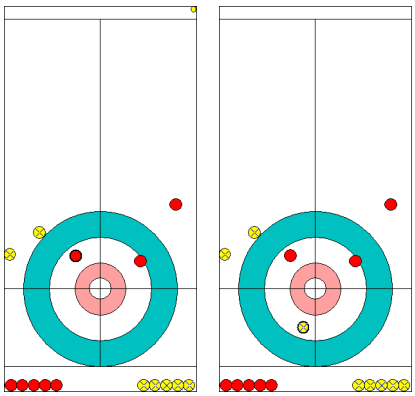

Before | After

End: 10
Team: ITA - Italy
Player: MOSANER Amos
Team Stone: 1 2 3 4 5 6 7 ⑧
Task: Draw
Rotation: ↻
Shot Success: 100%

Sheet	Game	Team	LSFE	1	2	3	4	5	6	7	8	9	10	Extra Ends	Total
B	2	NOR - Norway		0	1	1	0	0	2	0	0	0	X		4
	3	CAN - Canada	*	2	0	0	0	1	0	1	1	2	X		7

Most Important Shot:

Norwegian Skip ULSRUD T attempted a Draw to the full eight foot and came up short with sweeping the whole way, allowing the Canadian team to steal one point in the end.

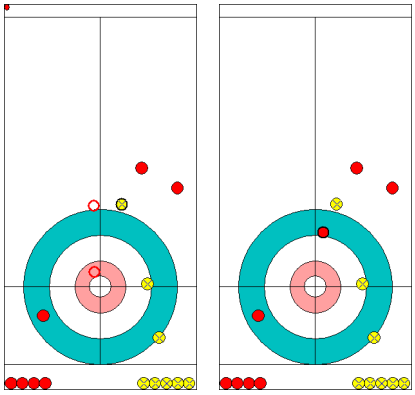

Before | After

End: 8
Team: NOR - Norway
Player: ULSRUD Thomas
Team Stone: 1 2 3 4 5 6 7 ⑧
Task: Draw
Rotation: ↺
Shot Success: 0%

Most Important Shots
우승 결정 슛 / Tirs les plus importants

Sheet	Game	Team	LSFE	1	2	3	4	5	6	7	8	9	10	Extra Ends	Total
C	3	GBR - Great Britain	*	1	0	2	0	0	1	0	1	0	1		6
	2	JPN - Japan		0	1	0	0	1	0	2	0	1	0		5

Most Important Shot:

British Third MUIRHEAD T was forced to play a precise Promotion Take-out on their centre guard to remove two Japanese stones stitting on top of the four foot to avoid a possible steal in this end. The British team went on to score two points later on in this end.

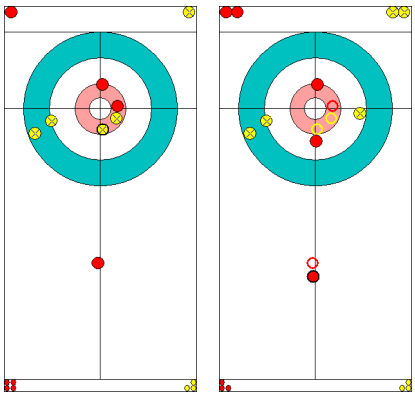

Before After

End: 3
Team: GBR - Great Britain
Player: MUIRHEAD Thomas
Team Stone: 1 2 3 4 (5) 6 7 8
Task: Promotion Take-out
Rotation: ↻
Shot Success: 100%

Sheet	Game	Team	LSFE	1	2	3	4	5	6	7	8	9	10	Extra Ends	Total
D	2	DEN - Denmark		0	0	2	0	1	1	0	2	0	1		7
	3	SUI - Switzerland	*	1	1	0	3	0	0	2	0	2	0		9

Most Important Shot:

Swiss Fourth SCHWARZ B played a precise Clearing to peal off the Danish second stone, sitting on top of the Swiss shot rock, to score an important two stones in the eight end.

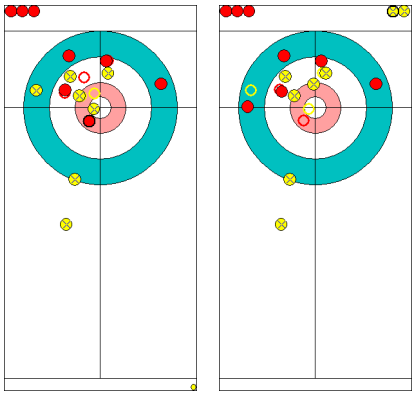

Before After

End: 7
Team: SUI - Switzerland
Player: SCHWARZ Benoit
Team Stone: 1 2 3 4 5 6 7 (8)
Task: Clearing
Rotation: ↺
Shot Success: 100%

Legend:
↻ Clockwise ↺ Counter-clockwise **LSFE(*)** Last Stone First End
X Unplayed/unfinished end due to concession

Session Results and Standings
세션 경기결과 및 순위 / Résultats de la session et classement

Sheet	Game	Team	LSFE	1	2	3	4	5	6	7	8	9	10	Extra Ends				Total
A	2	CAN - Canada	*	2	0	2	0	0	0	1	0	0	1					6
	2	GBR - Great Britain		0	1	0	0	1	1	0	1	0	0					4
B	2	KOR - Republic of Korea		0	0	0	1	0	0	1	0	0	X					2
	2	SWE - Sweden	*	0	2	0	0	2	1	0	1	1	X					7
C	2	SUI - Switzerland		0	0	1	0	0	0	1	0	2	0					4
	2	ITA - Italy	*	1	1	0	1	0	1	0	1	0	2					7
D	1	NOR - Norway	*	1	0	0	0	1	1	0	1	0	X					4
	1	JPN - Japan		0	1	1	1	0	0	2	0	1	X					6

Current Standings

Rank	Team	Games	Wins	Losses
1	CAN - Canada	2	2	0
1	SWE - Sweden	2	2	0
3	JPN - Japan	1	1	0
3	USA - United States of America	1	1	0
5	GBR - Great Britain	2	1	1
5	ITA - Italy	2	1	1
7	DEN - Denmark	1	0	1
7	NOR - Norway	1	0	1
9	KOR - Republic of Korea	2	0	2
9	SUI - Switzerland	2	0	2

Note:
Under WCF rules, tie-breaking rules for standings are not applied until after the last game of the round robin.

Legend:
LSFE(*) Last Stone First End
X Unplayed/unfinished end due to concession

Game Results
대회 경기결과 / Résultats de la partie

Sheet	Game	Team	LSFE	1	2	3	4	5	6	7	8	9	10	Extra Ends				Total
A	2	CAN - Canada	*	2	0	2	0	0	0	1	0	0	1					6
	2	GBR - Great Britain		0	1	0	0	1	1	0	1	0	0					4

CAN - Canada		Shot Success Game	Shot Success All
4 S	KOE Kevin	86%	86%
3 V	KENNEDY Marc	83%	84%
2	LAING Brent	89%	84%
1	HEBERT Ben	91%	89%
A	PFEIFER Scott	-	-
	Team Total	87%	86%

Last Stone Draw		Distance
↻	LAING Brent	15.3cm
↺	KOE Kevin	118.1cm
Total		**133.4cm**

Time remaining: 2 minutes 9 seconds

Time-out: End 5 - CAN stone 8

GBR - Great Britain		Shot Success Game	Shot Success All
4 S	SMITH Kyle	71%	76%
3 V	MUIRHEAD Thomas	68%	74%
2	WADDELL Kyle	80%	81%
1	SMITH Cameron	80%	82%
A	MUIRHEAD Glen	-	-
	Team Total	75%	78%

Last Stone Draw		Distance
↻	WADDELL Kyle	87.5cm
↺	MUIRHEAD Thomas	52.7cm
Total		**140.2cm**

Time remaining: 3 minutes 15 seconds

Time-out: End 6 - GBR stone 7

Shot Success Analysis

CAN - Canada		↻		↺		Game	
4 KOE Kevin	Draws	1	100%	6	92%	7	93%
	Take-outs	4	75%	8	84%	12	81%
	Total	5	80%	14	88%	19	86%
3 KENNEDY Marc	Draws	1	100%	3	75%	4	81%
	Take-outs	8	91%	8	75%	16	83%
	Total	9	92%	11	75%	20	83%
2 LAING Brent	Draws	0	-	4	81%	4	81%
	Take-outs	4	75%	12	96%	16	91%
	Total	4	75%	16	92%	20	89%
1 HEBERT Ben	Draws	3	100%	16	89%	19	91%
	Take-outs	0	-	0	-	0	-
	Total	3	100%	16	89%	19	91%
A PFEIFER Scott	Draws	0	-	0	-	0	-
	Take-outs	0	-	0	-	0	-
	Total	0	-	0	-	0	-
Team	Draws	5	100%	29	87%	34	89%
	Take-outs	16	83%	28	87%	44	85%
	Total	21	87%	57	87%	78	87%

GBR - Great Britain		↻		↺		Game	
4 SMITH Kyle	Draws	3	50%	4	63%	7	57%
	Take-outs	7	75%	6	83%	13	79%
	Total	10	68%	10	75%	20	71%
3 MUIRHEAD Thomas	Draws	5	50%	4	75%	9	61%
	Take-outs	7	86%	4	50%	11	73%
	Total	12	71%	8	63%	20	68%
2 WADDELL Kyle	Draws	3	58%	8	100%	11	89%
	Take-outs	4	44%	5	90%	9	69%
	Total	7	50%	13	96%	20	80%
1 SMITH Cameron	Draws	1	50%	19	82%	20	80%
	Take-outs	0	-	0	-	0	-
	Total	1	50%	19	82%	20	80%
A MUIRHEAD Glen	Draws	0	-	0	-	0	-
	Take-outs	0	-	0	-	0	-
	Total	0	-	0	-	0	-
Team	Draws	12	52%	35	83%	47	75%
	Take-outs	18	72%	15	77%	33	74%
	Total	30	64%	50	81%	80	75%

Note:
Position and function for each team member:
4 = Fourth, **3** = Third, **2** = Second, **1** = Lead, **A** = Alternate, **S** = Skip, **V** = Vice-Skip

Legend:
↻ Clockwise ↺ Counter-clockwise **LSFE(*)** Last Stone First End

Game - Shot by Shot
경기별 숏 기록 / Déroulement de la partie

End 1 — **CAN - Canada 0 + 2** (this end) **= 2** — **GBR - Great Britain 0 + 0** (this end) **= 0**



	CAN	GBR
Total Score	2	0
Time left	34:39	35:45

Legend:
↻ Clockwise ↺ Counter-clockwise - Not considered

Game - Shot by Shot
경기별 숏 기록 / Déroulement de la partie

End 2 | **CAN - Canada 2 + 0** (this end) **= 2** | **GBR - Great Britain 0 + 1** (this end) **= 1**

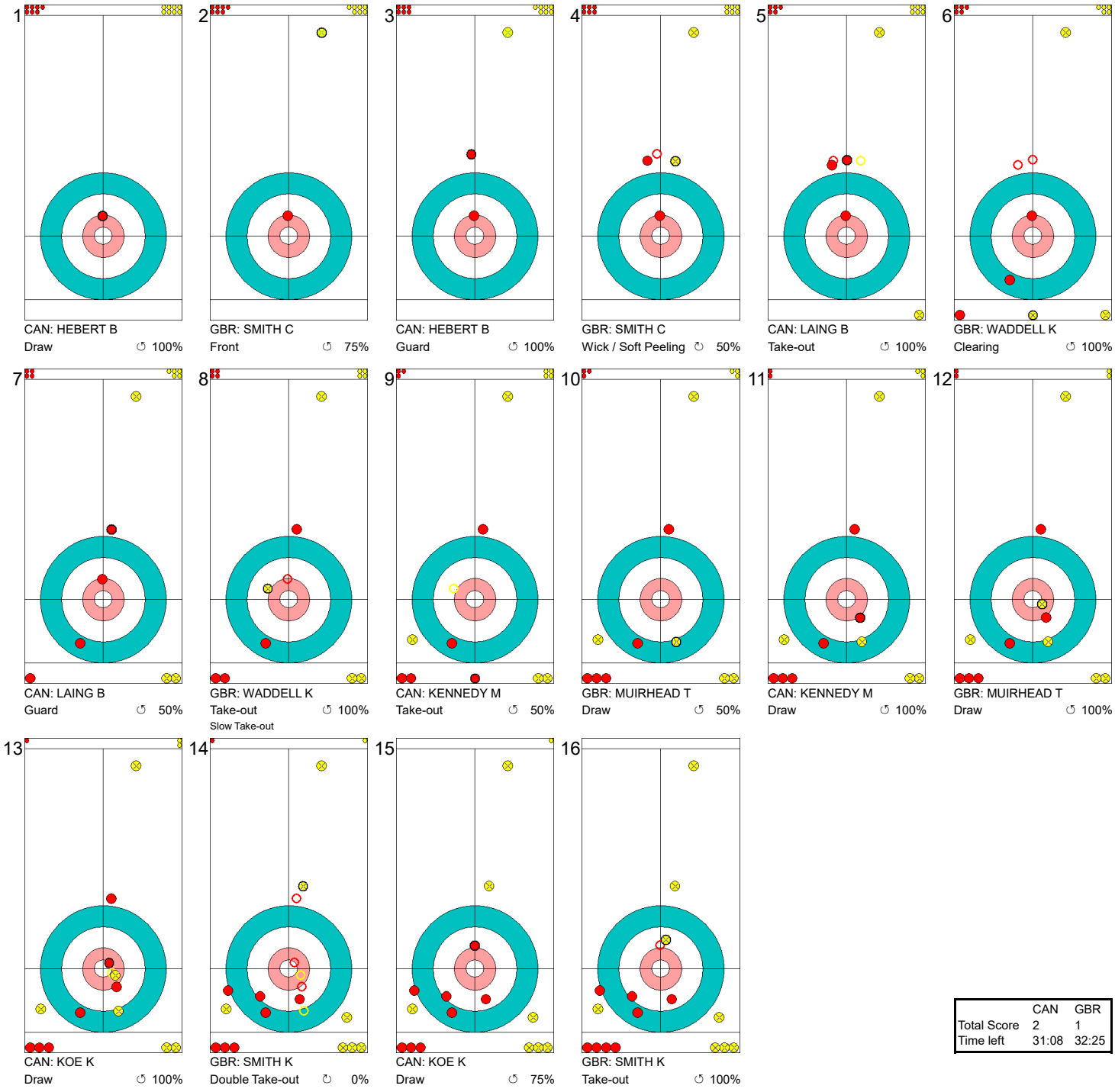

	CAN	GBR
Total Score	2	1
Time left	31:08	32:25

Legend:
↻ Clockwise ↺ Counter-clockwise - Not considered

Game - Shot by Shot
경기별 숏 기록 / Déroulement de la partie

End 3 — **CAN - Canada 2 + 2** (this end) **= 4** — **GBR - Great Britain 1 + 0** (this end) **= 1**



	CAN	GBR
Total Score	4	1
Time left	26:17	27:22

Legend:

↻	Clockwise	↺	Counter-clockwise	-	Not considered

Game - Shot by Shot
경기별 숏 기록 / Déroulement de la partie

End 4 — **CAN - Canada 4 + 0** (this end) **= 4** — **GBR - Great Britain 1 + 0** (this end) **= 1**



	CAN	GBR
Total Score	4	1
Time left	24:31	24:36

Legend:
↻ Clockwise ↺ Counter-clockwise - Not considered

Game - Shot by Shot
경기별 숏 기록 / Déroulement de la partie

End 5 **CAN - Canada 4 + 0 (this end) = 4** **GBR - Great Britain 1 + 1 (this end) = 2**

1
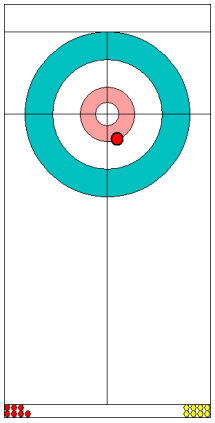
CAN: HEBERT B
Draw ↺ 100%

2
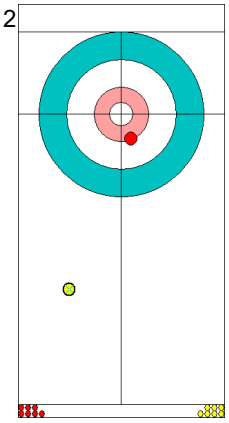
GBR: SMITH C
Front ↺ 100%

3
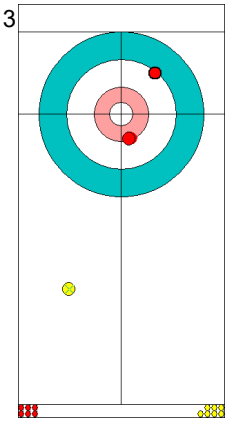
CAN: HEBERT B
Raise ↺ 75%

4
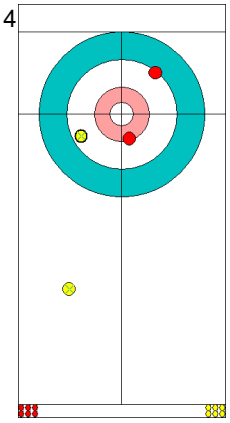
GBR: SMITH C
Draw ↺ 100%

5
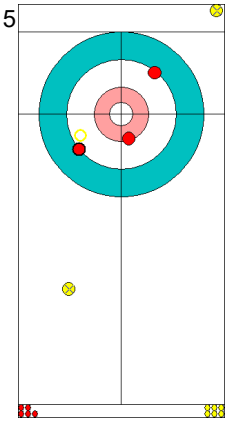
CAN: LAING B
Take-out ↺ 100%
Slow Take-out

6
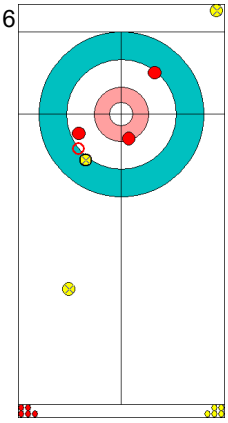
GBR: WADDELL K
Draw ↺ 100%

7
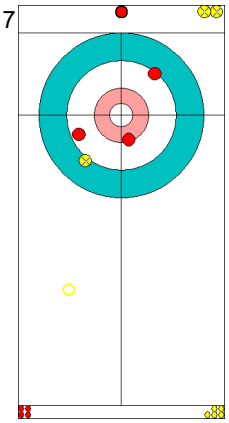
CAN: LAING B
Clearing ↺ 100%

8
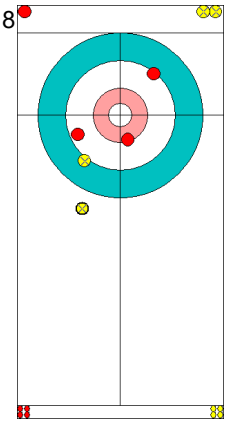
GBR: WADDELL K
Guard ↺ 100%

9
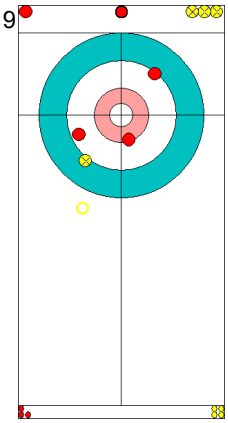
CAN: KENNEDY M
Clearing ↻ 100%

10
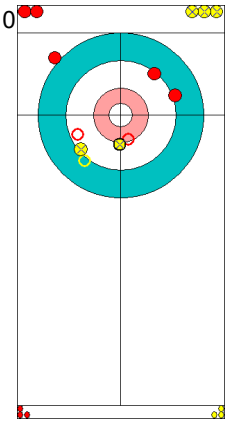
GBR: MUIRHEAD T
Promotion Take-out ↻ 75%

11
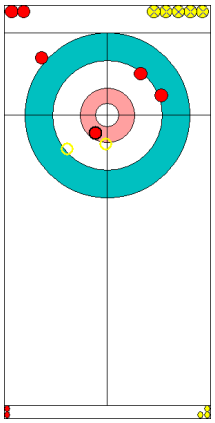
CAN: KENNEDY M
Double Take-out ↺ 100%

12
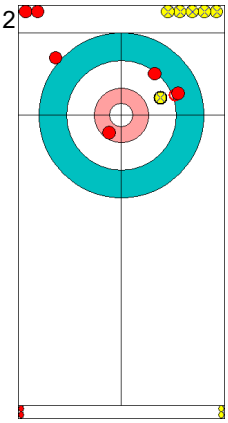
GBR: MUIRHEAD T
Draw ↻ 75%

13
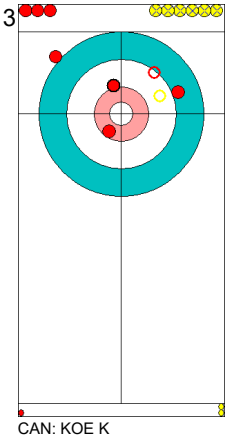
CAN: KOE K
Hit and Roll ↺ 100%

14
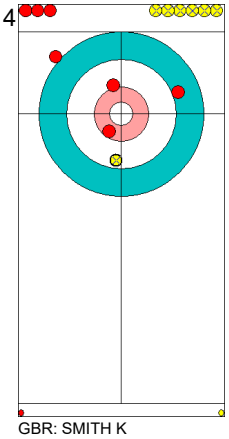
GBR: SMITH K
Draw ↺ 50%

15
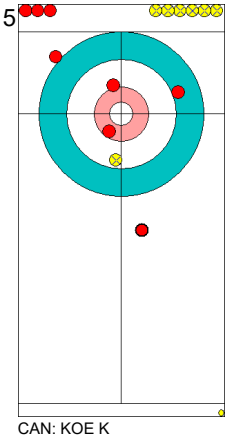
CAN: KOE K
Guard ↻ 100%
Time-out

16
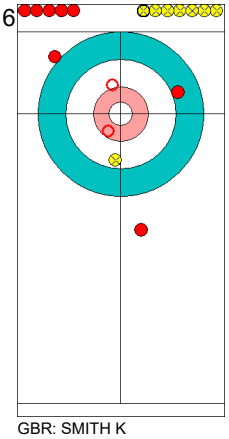
GBR: SMITH K
Double Take-out ↻ 100%

	CAN	GBR
Total Score	4	2
Time left	19:45	21:14

Legend:
↻ Clockwise ↺ Counter-clockwise - Not considered

Game - Shot by Shot
경기별 숏 기록 / Déroulement de la partie

End 6 | **CAN - Canada** 4 + 0 (this end) = 4 | **GBR - Great Britain** 2 + 1 (this end) = 3



	CAN	GBR
Total Score	4	3
Time left	13:42	15:51

Legend:
↻ Clockwise ↺ Counter-clockwise - Not considered

Game - Shot by Shot
경기별 숏 기록 / Déroulement de la partie

End 7 | **CAN - Canada** 4 + 1 (this end) = 5 | **GBR - Great Britain** 3 + 0 (this end) = 3



	CAN	GBR
Total Score	5	3
Time left	10:23	11:23

Legend:
↻ Clockwise ↺ Counter-clockwise - Not considered

Game - Shot by Shot
경기별 숏 기록 / Déroulement de la partie

End 8 | **CAN - Canada 5 + 0** (this end) **= 5** | **GBR - Great Britain 3 + 1** (this end) **= 4**



	CAN	GBR
Total Score	5	4
Time left	07:04	07:55

Legend:
↻ Clockwise ↺ Counter-clockwise - Not considered

Game - Shot by Shot
경기별 숏 기록 / Déroulement de la partie

End 9 | **CAN - Canada 5 + 0** (this end) **= 5** | **GBR - Great Britain 4 + 0** (this end) **= 4**



	CAN	GBR
Total Score	5	4
Time left	04:57	05:50

Legend:
↻ Clockwise ↺ Counter-clockwise - Not considered

Game - Shot by Shot
경기별 숏 기록 / Déroulement de la partie

End 10 | **CAN - Canada** 5 + 1 (this end) = 6 | **GBR - Great Britain** 4 + 0 (this end) = 4



	CAN	GBR
Total Score	6	4
Time left	02:09	03:15

Legend:
↻ Clockwise ↺ Counter-clockwise - Not considered

Game Results
대회 경기결과 / Résultats de la partie

Sheet	Game	Team	LSFE	1	2	3	4	5	6	7	8	9	10	Extra Ends				Total
B	2	KOR - Republic of Korea		0	0	0	1	0	0	1	0	0	X					2
	2	SWE - Sweden	*	0	2	0	0	2	1	0	1	1	X					7

KOR - Republic of Korea		Shot Success Game	Shot Success All
4 S	KIM ChangMin	69%	74%
3 V	SEONG SeHyeon	85%	84%
2	KIM MinChan	76%	79%
1	LEE KiBok	90%	94%
A	OH EunSu	-	-
	Team Total	80%	83%

Last Stone Draw		Distance
↻	SEONG SeHyeon	113.6cm
↺	KIM ChangMin	76.0cm
Total		**189.6cm**

Time remaining: 2 minutes 0 seconds

Time-out: End 7 - KOR stone 7

SWE - Sweden		Shot Success Game	Shot Success All
4 S	EDIN Niklas	96%	93%
3 V	ERIKSSON Oskar	93%	89%
2	WRANAA Rasmus	92%	88%
1	SUNDGREN Christoffer	90%	88%
A	LEEK Henrik	-	-
	Team Total	93%	90%

Last Stone Draw		Distance
↻	EDIN Niklas	12.4cm
↺	SUNDGREN Christoffer	9.2cm
Total		**21.6cm**

Time remaining: 3 minutes 14 seconds

Shot Success Analysis

KOR - Republic of Korea		↻	↺	Game
4 KIM ChangMin	Draws	3 83%	3 50%	6 67%
	Take-outs	6 67%	6 75%	12 71%
	Total	9 72%	9 67%	18 69%
3 SEONG SeHyeon	Draws	4 75%	7 89%	11 84%
	Take-outs	4 81%	3 92%	7 86%
	Total	8 78%	10 90%	18 85%
2 KIM MinChan	Draws	2 75%	9 81%	11 80%
	Take-outs	4 75%	3 67%	7 71%
	Total	6 75%	12 77%	18 76%
1 LEE KiBok	Draws	8 81%	9 97%	17 90%
	Take-outs	1 100%	0 -	1 100%
	Total	9 83%	9 97%	18 90%
A OH EunSu	Draws	0 -	0 -	0 -
	Take-outs	0 -	0 -	0 -
	Total	0 -	0 -	0 -
Team	Draws	17 79%	28 85%	45 83%
	Take-outs	15 75%	12 77%	27 76%
	Total	32 77%	40 83%	72 80%

SWE - Sweden		↻	↺	Game
4 EDIN Niklas	Draws	4 100%	2 88%	6 96%
	Take-outs	5 100%	7 93%	12 96%
	Total	9 100%	9 92%	18 96%
3 ERIKSSON Oskar	Draws	1 100%	0 -	1 100%
	Take-outs	10 90%	7 96%	17 93%
	Total	11 91%	7 96%	18 93%
2 WRANAA Rasmus	Draws	1 100%	1 50%	2 75%
	Take-outs	9 100%	7 86%	16 94%
	Total	10 100%	8 81%	18 92%
1 SUNDGREN Christoffer	Draws	3 92%	13 88%	16 89%
	Take-outs	1 100%	1 100%	2 100%
	Total	4 94%	14 89%	18 90%
A LEEK Henrik	Draws	0 -	0 -	0 -
	Take-outs	0 -	0 -	0 -
	Total	0 -	0 -	0 -
Team	Draws	9 97%	16 86%	25 90%
	Take-outs	25 96%	22 92%	47 94%
	Total	34 96%	38 89%	72 93%

Note:
Position and function for each team member:
4 = Fourth, **3** = Third, **2** = Second, **1** = Lead, **A** = Alternate, **S** = Skip, **V** = Vice-Skip

Legend:
↻ Clockwise ↺ Counter-clockwise **LSFE(*)** Last Stone First End
X Unplayed/unfinished end due to concession

Game - Shot by Shot
경기별 숏 기록 / Déroulement de la partie

End 1 — **KOR - Republic of Korea 0 + 0** (this end) **= 0** — **SWE - Sweden 0 + 0** (this end) **= 0**



	KOR	SWE
Total Score	0	0
Time left	36:15	36:51

Legend:
↻ Clockwise ↺ Counter-clockwise - Not considered

Game - Shot by Shot
경기별 숏 기록 / Déroulement de la partie

End 2 — **KOR - Republic of Korea 0 + 0 (this end) = 0** — **SWE - Sweden 0 + 2 (this end) = 2**



	KOR	SWE
Total Score	0	2
Time left	31:36	31:36

Legend:
↻ Clockwise ↺ Counter-clockwise - Not considered

Game - Shot by Shot
경기별 숏 기록 / Déroulement de la partie

End 3 — **KOR - Republic of Korea 0 + 0** (this end) **= 0** — **SWE - Sweden 2 + 0** (this end) **= 2**

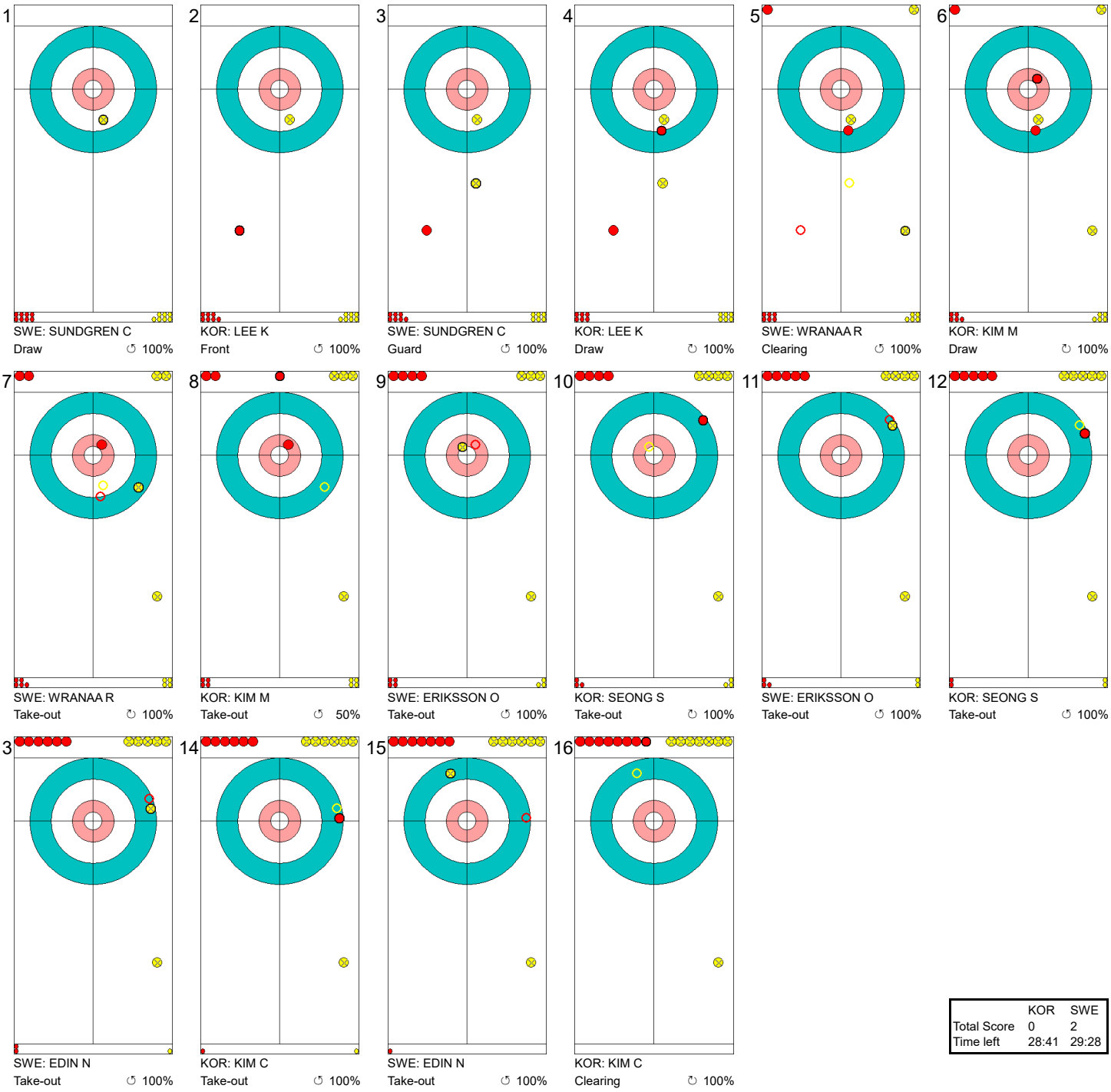

	KOR	SWE
Total Score	0	2
Time left	28:41	29:28

Legend:
↻ Clockwise ↺ Counter-clockwise - Not considered

Game - Shot by Shot
경기별 숏 기록 / Déroulement de la partie

End 4 — **KOR - Republic of Korea 0 + 1 (this end) = 1** — **SWE - Sweden 2 + 0 (this end) = 2**



	KOR	SWE
Total Score	1	2
Time left	24:26	25:13

Legend:
↻ Clockwise ↺ Counter-clockwise - Not considered

Game - Shot by Shot
경기별 숏 기록 / Déroulement de la partie

End 5 — **KOR - Republic of Korea 1 + 0** (this end) **= 1** — **SWE - Sweden 2 + 2** (this end) **= 4**

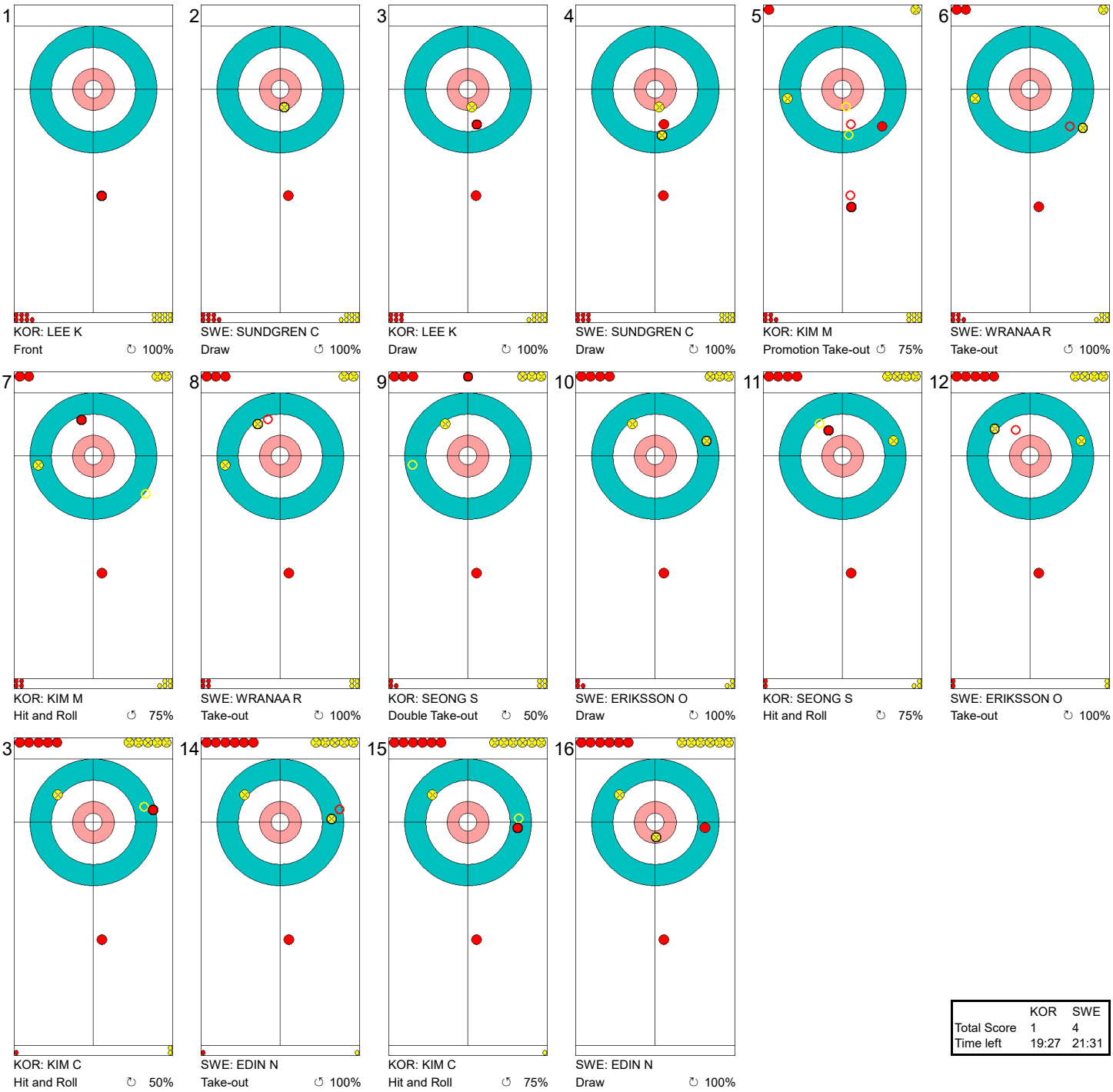

	KOR	SWE
Total Score	1	4
Time left	19:27	21:31

Legend:
↻ Clockwise ↺ Counter-clockwise - Not considered

Game - Shot by Shot
경기별 숏 기록 / Déroulement de la partie

End 6 — **KOR - Republic of Korea** 1 + 0 (this end) = 1 — **SWE - Sweden** 4 + 1 (this end) = 5



	KOR	SWE
Total Score	1	5
Time left	13:38	16:01

Legend:
↻ Clockwise ↺ Counter-clockwise - Not considered

Game - Shot by Shot
경기별 숏 기록 / Déroulement de la partie

End 7 — **KOR - Republic of Korea 1 + 1** (this end) **= 2** — **SWE - Sweden 5 + 0** (this end) **= 5**



	KOR	SWE
Total Score	2	5
Time left	09:04	12:15

Legend:
↻ Clockwise ↺ Counter-clockwise - Not considered

Game - Shot by Shot
경기별 숏 기록 / Déroulement de la partie

End 8 — **KOR - Republic of Korea 2 + 0** (this end) **= 2** — **SWE - Sweden 5 + 1** (this end) **= 6**

1	2	3	4	5	6
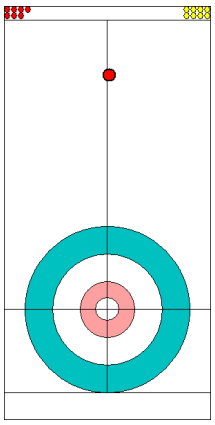	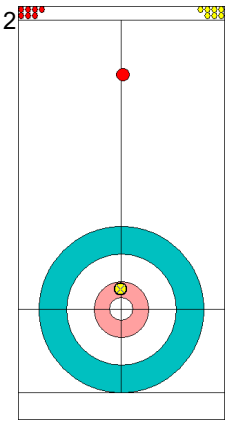	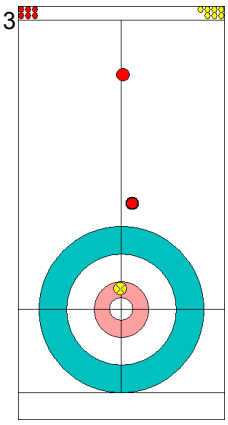	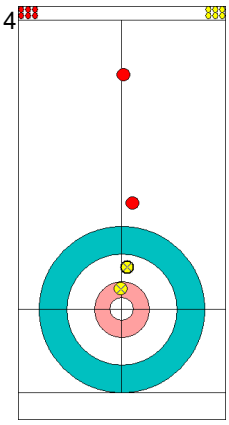	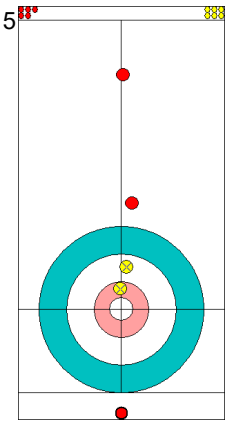	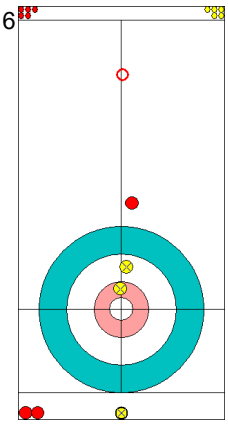
KOR: LEE K	SWE: SUNDGREN C	KOR: LEE K	SWE: SUNDGREN C	KOR: KIM M	SWE: WRANAA R
Front ↻ 100%	Draw ↻ 100%	Front ↻ 100%	Draw ↻ 100%	Raise ↺ 0%	Clearing ↻ 100%

7	8	9	10	11	12
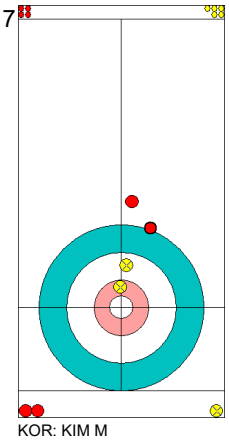	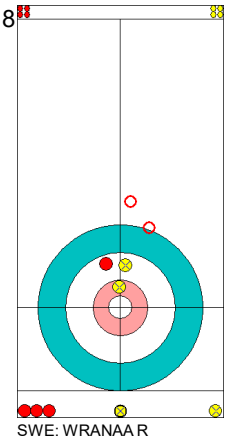	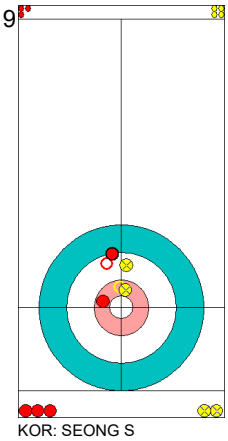	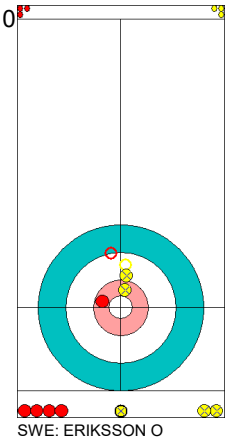	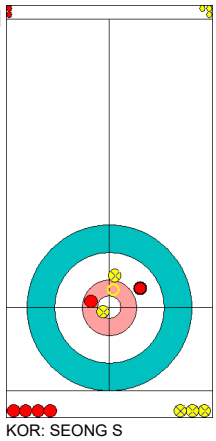	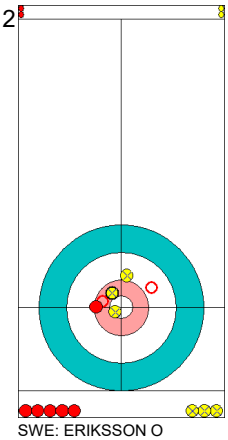
KOR: KIM M	SWE: WRANAA R	KOR: SEONG S	SWE: ERIKSSON O	KOR: SEONG S	SWE: ERIKSSON O
Draw ↻ 50%	Double Take-out ↺ 50%	Raise ↺ 75%	Double Take-out ↻ 50%	Raise ↺ 50%	Hit and Roll ↻ 100%

13	14	15	16
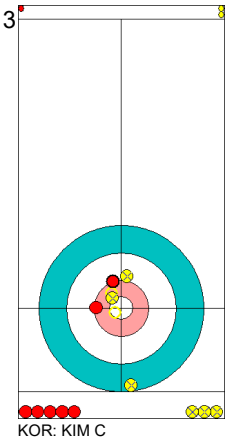	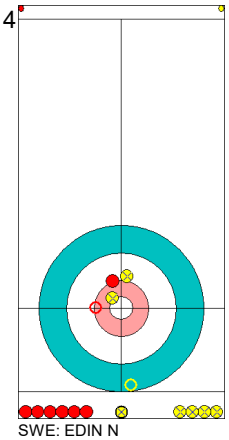	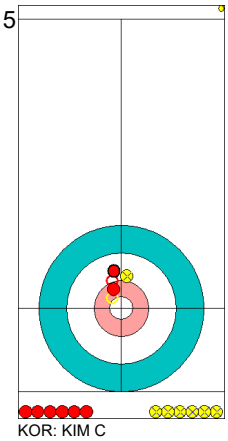	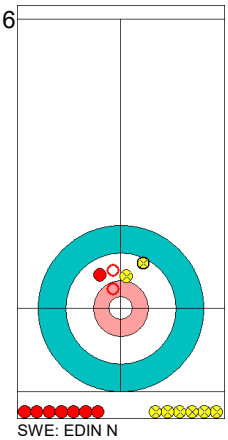
KOR: KIM C	SWE: EDIN N	KOR: KIM C	SWE: EDIN N
Raise ↻ 100%	Hit and Roll ↺ 50%	Take-out ↻ 100%	Take-out ↻ 100%

	KOR	SWE
Total Score	2	6
Time left	03:57	06:58

Legend:
↻ Clockwise ↺ Counter-clockwise - Not considered

Game - Shot by Shot
경기별 숏 기록 / Déroulement de la partie

End 9 — **KOR - Republic of Korea 2 + 0** (this end) **= 2** — **SWE - Sweden 6 + 1** (this end) **= 7**

1
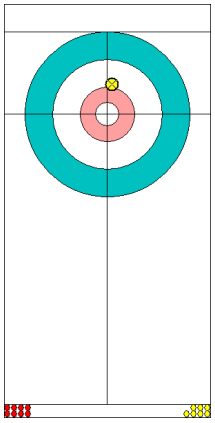
SWE: SUNDGREN C
Draw ↺ 100%

2
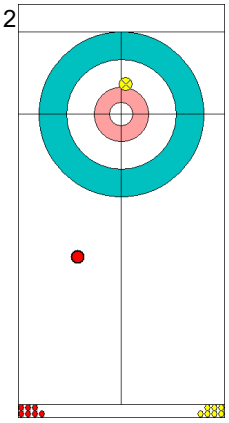
KOR: LEE K
Front ↺ 100%

3
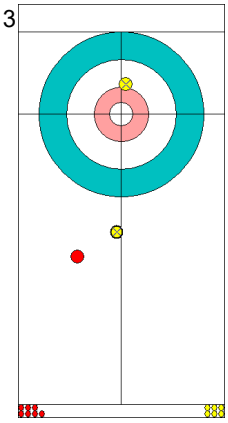
SWE: SUNDGREN C
Draw ↺ 0%

4
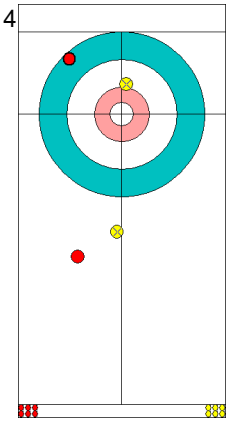
KOR: LEE K
Draw ↺ 100%

5
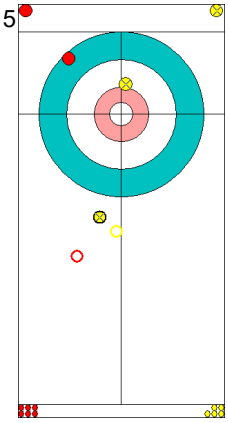
SWE: WRANAA R
Clearing ↺ 50%

6
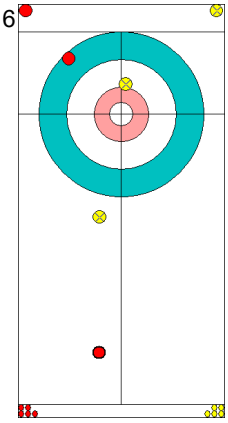
KOR: KIM M
Front ↺ 100%

7
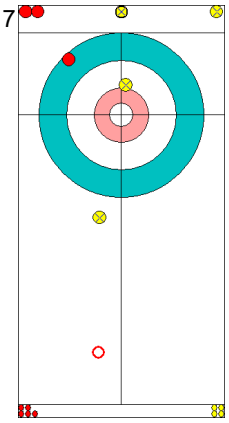
SWE: WRANAA R
Clearing ↺ 100%

8
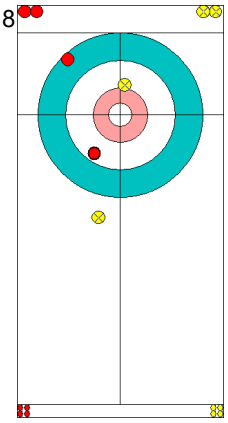
KOR: KIM M
Draw ↺ 100%

9
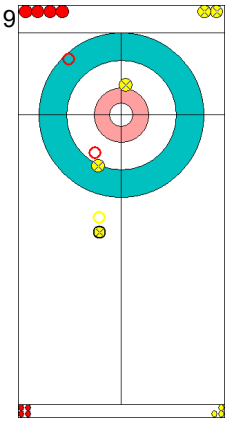
SWE: ERIKSSON O
Double Take-out ↻ 100%

10
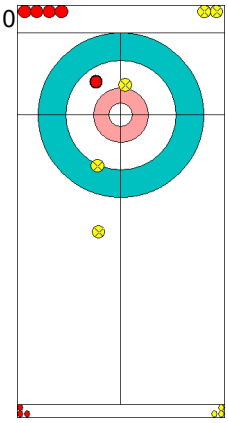
KOR: SEONG S
Draw ↺ 100%

11
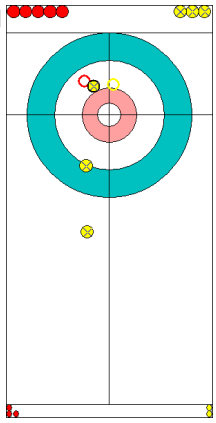
SWE: ERIKSSON O
Double Take-out ↺ 100%

12
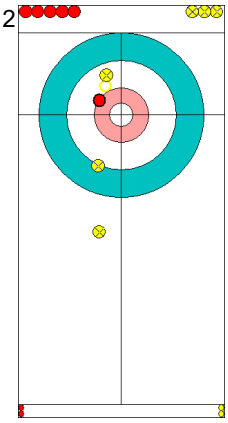
KOR: SEONG S
Draw ↺ 100%

13
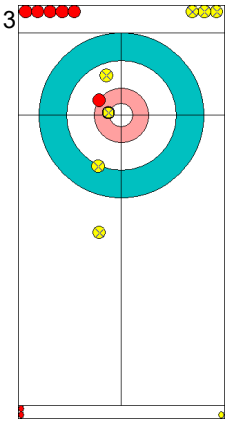
SWE: EDIN N
Draw ↺ 100%

14
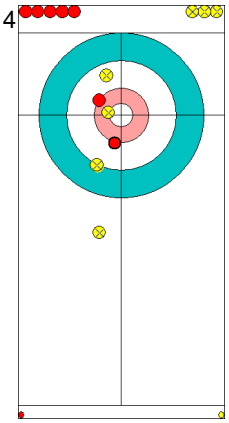
KOR: KIM C
Draw ↺ 50%

15
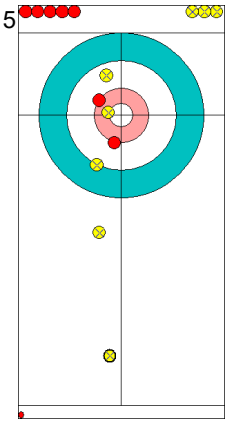
SWE: EDIN N
Guard ↺ 75%

16
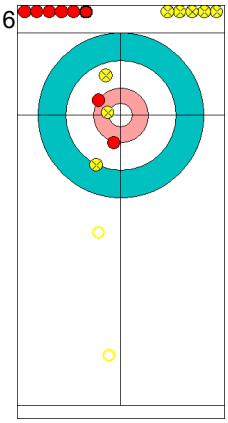
KOR: KIM C
Double Take-out ↻ 0%

	KOR	SWE
Total Score	2	7
Time left	02:00	03:14

Legend:
↻ Clockwise ↺ Counter-clockwise - Not considered

Game Results
대회 경기결과 / Résultats de la partie

Sheet	Game	Team	LSFE	1	2	3	4	5	6	7	8	9	10	Extra Ends				Total
C	2	SUI - Switzerland		0	0	1	0	0	0	1	0	2	0					4
	2	ITA - Italy	*	1	1	0	1	0	1	0	1	0	2					7

SUI - Switzerland		Shot Success Game	Shot Success All
4 V	SCHWARZ Benoit	78%	74%
3	PAETZ Claudio	91%	91%
2 S	DE CRUZ Peter	79%	77%
1	TANNER Valentin	98%	92%
A	MAERKI Dominik	-	-
	Team Total	86%	84%

Last Stone Draw		Distance
↻	DE CRUZ Peter	199.6cm
↺	PAETZ Claudio	40.5cm
Total		**240.1cm**

Time remaining: 1 minute 31 seconds

Time-out: End 10 - SUI stone 8

ITA - Italy		Shot Success Game	Shot Success All
4 V	MOSANER Amos	94%	87%
3 S	RETORNAZ Joel	83%	77%
2	GONIN Simone	79%	82%
1	FERRAZZA Daniele	81%	81%
A	PILZER Andrea	-	-
	Team Total	84%	82%

Last Stone Draw		Distance
↻	FERRAZZA Daniele	15.3cm
↺	RETORNAZ Joel	12.4cm
Total		**27.7cm**

Time remaining: 0 minutes 44 seconds

Time-out: End 8 - ITA stone 7

Shot Success Analysis

SUI - Switzerland		↻		↺		Game	
4 SCHWARZ Benoit	Draws	6	75%	6	83%	12	79%
	Take-outs	3	58%	5	85%	8	75%
	Total	9	69%	11	84%	20	78%
3 PAETZ Claudio	Draws	8	88%	8	91%	16	89%
	Take-outs	3	100%	1	100%	4	100%
	Total	11	91%	9	92%	20	91%
2 DE CRUZ Peter	Draws	8	84%	6	75%	14	80%
	Take-outs	3	67%	3	83%	6	75%
	Total	11	80%	9	78%	20	79%
1 TANNER Valentin	Draws	6	100%	13	96%	19	97%
	Take-outs	1	100%	0	-	1	100%
	Total	7	100%	13	96%	20	98%
A MAERKI Dominik	Draws	0	-	0	-	0	-
	Take-outs	0	-	0	-	0	-
	Total	0	-	0	-	0	-
Team	Draws	28	87%	33	89%	61	88%
	Take-outs	10	78%	9	86%	19	82%
	Total	38	84%	42	88%	80	86%

ITA - Italy		↻		↺		Game	
4 MOSANER Amos	Draws	2	88%	2	100%	4	94%
	Take-outs	7	89%	9	97%	16	94%
	Total	9	89%	11	98%	20	94%
3 RETORNAZ Joel	Draws	2	100%	2	38%	4	69%
	Take-outs	6	100%	10	78%	16	86%
	Total	8	100%	12	71%	20	83%
2 GONIN Simone	Draws	6	46%	1	100%	7	54%
	Take-outs	4	100%	9	89%	13	92%
	Total	10	68%	10	90%	20	79%
1 FERRAZZA Daniele	Draws	8	78%	11	82%	19	80%
	Take-outs	0	-	1	100%	1	100%
	Total	8	78%	12	83%	20	81%
A PILZER Andrea	Draws	0	-	0	-	0	-
	Take-outs	0	-	0	-	0	-
	Total	0	-	0	-	0	-
Team	Draws	18	71%	16	80%	34	75%
	Take-outs	17	96%	29	88%	46	91%
	Total	35	83%	45	85%	80	84%

Note:
Position and function for each team member:
4 = Fourth, **3** = Third, **2** = Second, **1** = Lead, **A** = Alternate, **S** = Skip, **V** = Vice-Skip

Legend:
↻ Clockwise ↺ Counter-clockwise **LSFE(*)** Last Stone First End

Game - Shot by Shot
경기별 숏 기록 / Déroulement de la partie

End 1 — **SUI - Switzerland 0 + 0** (this end) **= 0** — **ITA - Italy 0 + 1** (this end) **= 1**



	SUI	ITA
Total Score	0	1
Time left	35:07	35:13

Legend:
↻ Clockwise ↺ Counter-clockwise - Not considered

Game - Shot by Shot
경기별 숏 기록 / Déroulement de la partie

End 2 | **SUI - Switzerland** **0 + 0** (this end) **= 0** | **ITA - Italy** **1 + 1** (this end) **= 2**



	SUI	ITA
Total Score	0	2
Time left	28:57	30:06

Legend:
↻ Clockwise ↺ Counter-clockwise - Not considered

Game - Shot by Shot
경기별 숏 기록 / Déroulement de la partie

End 3 **SUI - Switzerland 0 + 1 (this end) = 1** **ITA - Italy 2 + 0 (this end) = 2**



	SUI	ITA
Total Score	1	2
Time left	24:34	26:13

Legend:
↻ Clockwise ↺ Counter-clockwise - Not considered

Game - Shot by Shot
경기별 숏 기록 / Déroulement de la partie

End 4 — **SUI - Switzerland 1 + 0** (this end) **= 1** — **ITA - Italy 2 + 1** (this end) **= 3**

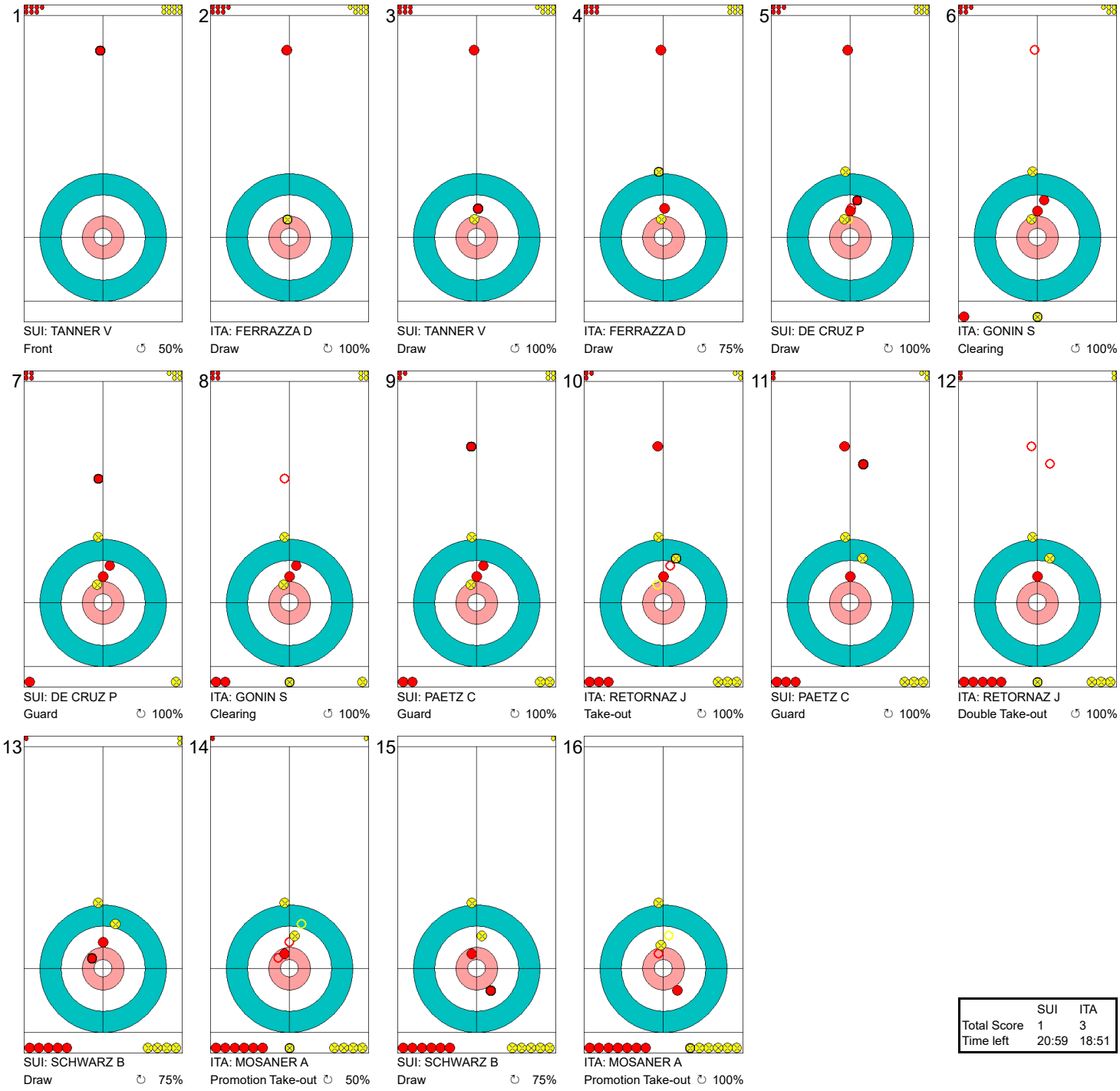

	SUI	ITA
Total Score	1	3
Time left	20:59	18:51

Legend:
↻ Clockwise ↺ Counter-clockwise - Not considered

Game - Shot by Shot
경기별 숏 기록 / Déroulement de la partie

End 5 — **SUI - Switzerland 1 + 0** (this end) **= 1** — **ITA - Italy 3 + 0** (this end) **= 3**



	SUI	ITA
Total Score	1	3
Time left	17:28	15:30

Legend:
↻ Clockwise ↺ Counter-clockwise - Not considered

Game - Shot by Shot
경기별 숏 기록 / Déroulement de la partie

End 6 — **SUI - Switzerland** **1 + 0** (this end) **= 1** — **ITA - Italy** **3 + 1** (this end) **= 4**



	SUI	ITA
Total Score	1	4
Time left	13:06	12:38

Legend:
↻ Clockwise ↺ Counter-clockwise - Not considered

Game - Shot by Shot
경기별 숏 기록 / Déroulement de la partie

End 7 **SUI - Switzerland 1 + 1** (this end) **= 2** **ITA - Italy 4 + 0** (this end) **= 4**



	SUI	ITA
Total Score	2	4
Time left	08:44	08:35

Legend:
↻ Clockwise ↺ Counter-clockwise - Not considered

Game - Shot by Shot
경기별 숏 기록 / Déroulement de la partie

End 8 | **SUI - Switzerland** **2 + 0** (this end) **= 2** | **ITA - Italy** **4 + 1** (this end) **= 5**

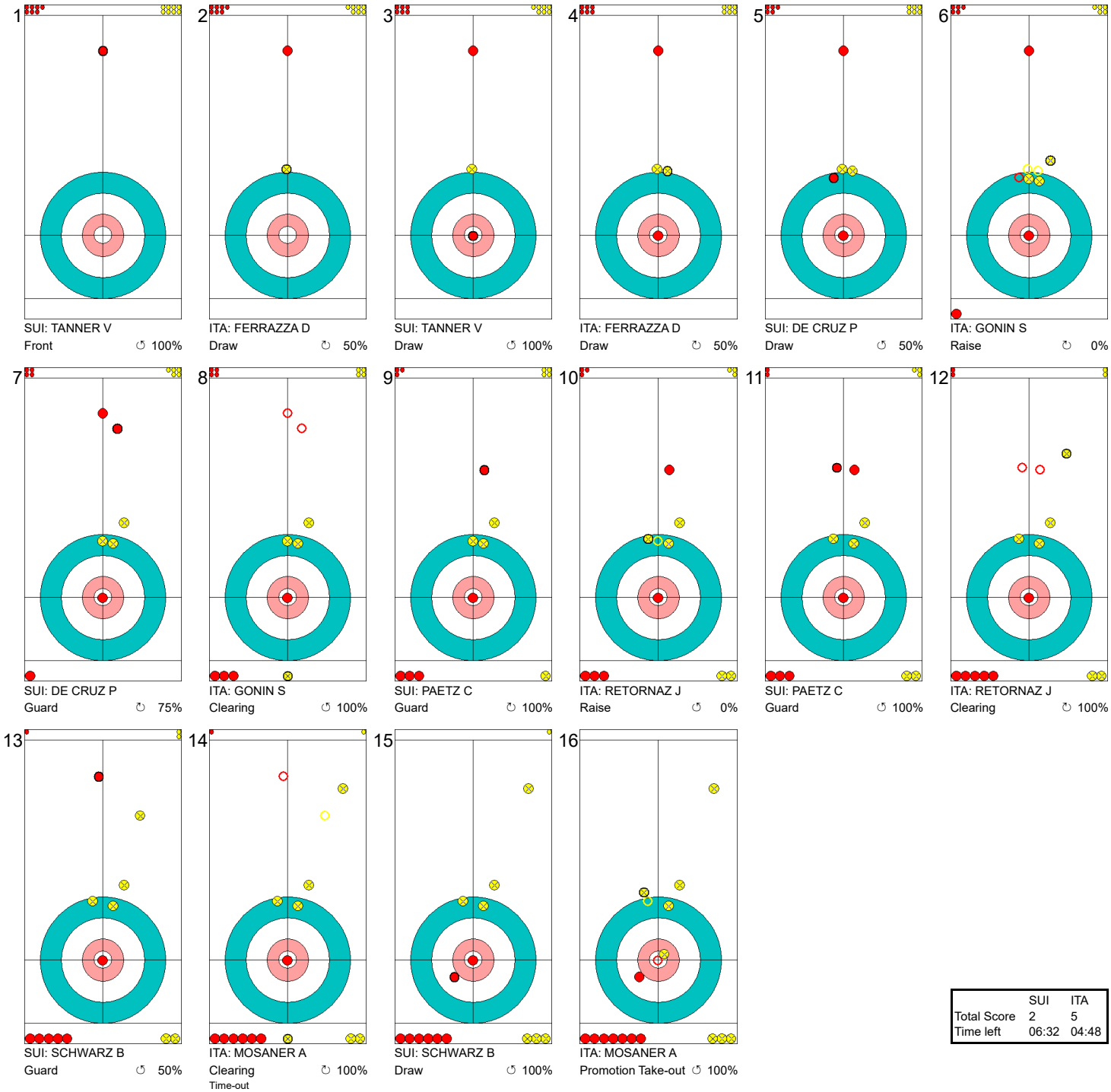

	SUI	ITA
Total Score	2	5
Time left	06:32	04:48

Legend:
↻ Clockwise ↺ Counter-clockwise - Not considered

Game - Shot by Shot
경기별 숏 기록 / Déroulement de la partie

End 9 — **SUI - Switzerland 2 + 2** (this end) **= 4** — **ITA - Italy 5 + 0** (this end) **= 5**

1
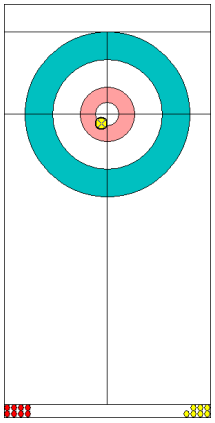
ITA: FERRAZZA D
Draw ↻ 100%

2
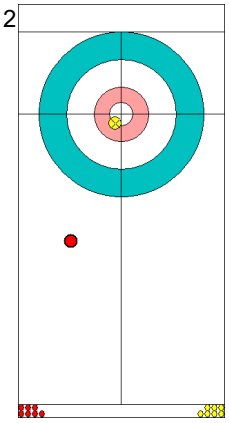
SUI: TANNER V
Front ↻ 100%

3
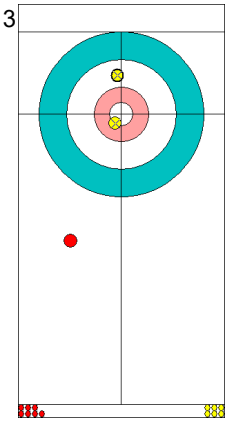
ITA: FERRAZZA D
Draw ↻ 75%

4
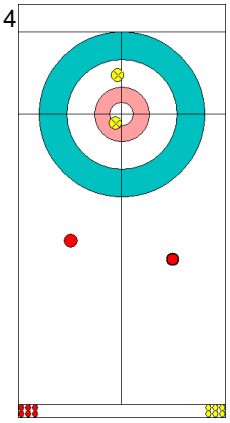
SUI: TANNER V
Front ↻ 100%

5
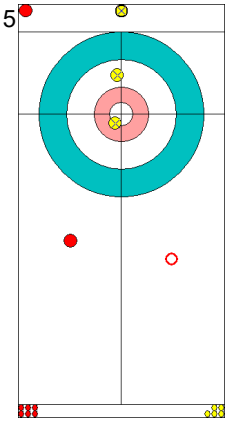
ITA: GONIN S
Clearing ↻ 100%

6
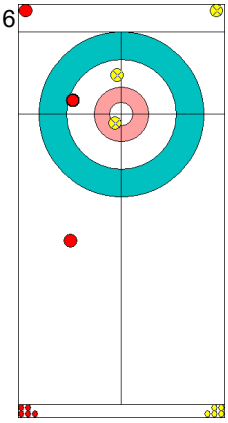
SUI: DE CRUZ P
Draw ↻ 75%

7
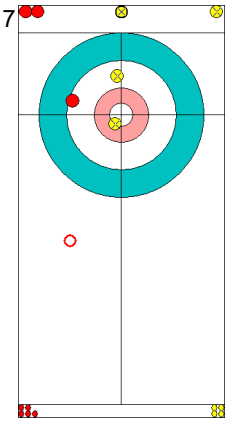
ITA: GONIN S
Clearing ↻ 100%

8
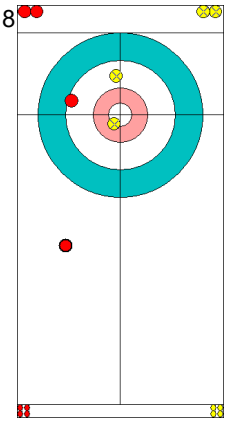
SUI: DE CRUZ P
Guard ↻ 75%

9
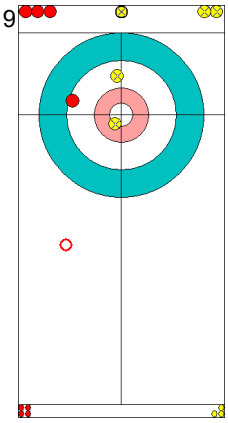
ITA: RETORNAZ J
Clearing ↻ 100%

10
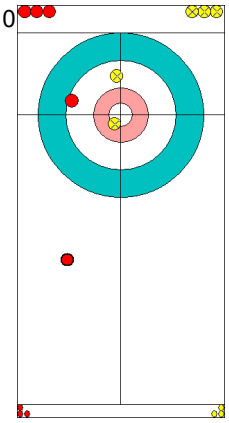
SUI: PAETZ C
Guard ↻ 75%

11
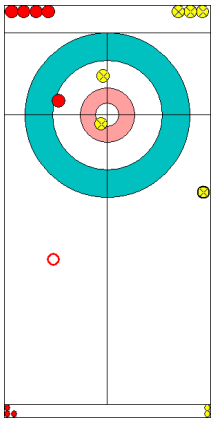
ITA: RETORNAZ J
Clearing ↻ 100%

12
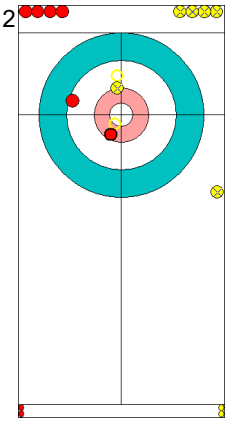
SUI: PAETZ C
Take-out ↻ 100%

13
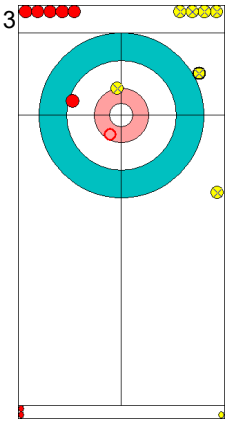
ITA: MOSANER A
Take-out ↻ 100%

14
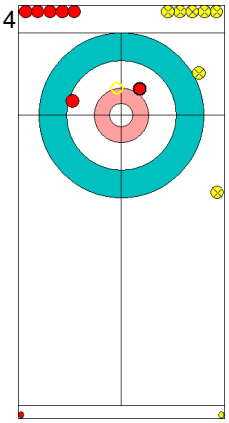
SUI: SCHWARZ B
Hit and Roll ↻ 100%

15
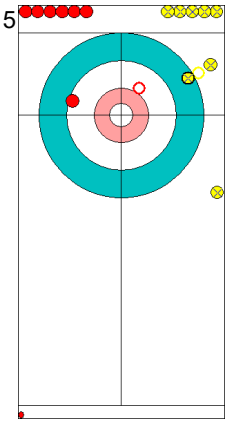
ITA: MOSANER A
Take-out ↻ 100%

16
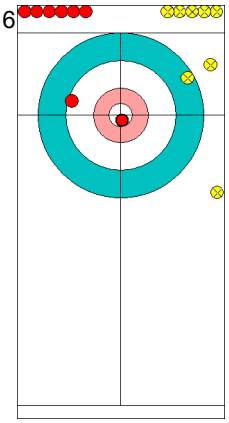
SUI: SCHWARZ B
Draw ↻ 100%

	SUI	ITA
Total Score	4	5
Time left	04:33	02:54

Legend:
↻ Clockwise ↺ Counter-clockwise - Not considered

Game - Shot by Shot
경기별 숏 기록 / Déroulement de la partie

End 10 | **SUI - Switzerland** **4 + 0** (this end) **= 4** | **ITA - Italy** **5 + 2** (this end) **= 7**



	SUI	ITA
Total Score	4	7
Time left	01:31	00:44

Legend:
↻ Clockwise ↺ Counter-clockwise - Not considered

Game Results
대회 경기결과 / Résultats de la partie

Sheet	Game	Team	LSFE	1	2	3	4	5	6	7	8	9	10	Extra Ends				Total
D	1	NOR - Norway	*	1	0	0	0	1	1	0	1	0	X					4
	1	JPN - Japan		0	1	1	1	0	0	2	0	1	X					6

NOR - Norway		Shot Success Game	Shot Success All
4 S	ULSRUD Thomas	78%	78%
3 V	NERGAARD Torger	83%	83%
2	SVAE Christoffer	75%	75%
1	PETERSSON Haavard Vad	81%	81%
A	HOEIBERG Markus	-	-
	Team Total	79%	79%

Last Stone Draw		Distance
↻	NERGAARD Torger	14.1cm
↺	PETERSSON Haavard Vad	61.7cm
Total		**75.8cm**

Time remaining: 0 minutes 57 seconds

JPN - Japan		Shot Success Game	Shot Success All
4 S	MOROZUMI Yusuke	75%	75%
3 V	SHIMIZU Tetsuro	88%	88%
2	YAMAGUCHI Tsuyoshi	85%	85%
1	MOROZUMI Kosuke	88%	88%
A	HIRATA Kohsuke	-	-
	Team Total	84%	84%

Last Stone Draw		Distance
↻	YAMAGUCHI Tsuyoshi	45.1cm
↺	MOROZUMI Yusuke	59.8cm
Total		**104.9cm**

Time remaining: 2 minutes 4 seconds

Time-out: End 10 - NOR stone 7

Shot Success Analysis

NOR - Norway		↻		↺		Game	
4 ULSRUD Thomas	Draws	8	69%	2	100%	10	75%
	Take-outs	5	75%	3	92%	8	81%
	Total	13	71%	5	95%	18	78%
3 NERGAARD Torger	Draws	8	88%	2	75%	10	85%
	Take-outs	3	67%	7	86%	10	80%
	Total	11	82%	9	83%	20	83%
2 SVAE Christoffer	Draws	6	58%	3	92%	9	69%
	Take-outs	1	100%	10	78%	11	80%
	Total	7	64%	13	81%	20	75%
1 PETERSSON Haavard Vad	Draws	7	93%	13	75%	20	81%
	Take-outs	0	-	0	-	0	-
	Total	7	93%	13	75%	20	81%
A HOEIBERG Markus	Draws	0	-	0	-	0	-
	Take-outs	0	-	0	-	0	-
	Total	0	-	0	-	0	-
Team	Draws	29	78%	20	80%	49	79%
	Take-outs	9	75%	20	83%	29	80%
	Total	38	77%	40	81%	78	79%

JPN - Japan		↻		↺		Game	
4 MOROZUMI Yusuke	Draws	2	63%	8	75%	10	73%
	Take-outs	6	75%	4	81%	10	78%
	Total	8	72%	12	77%	20	75%
3 SHIMIZU Tetsuro	Draws	4	100%	9	92%	13	94%
	Take-outs	4	81%	3	67%	7	75%
	Total	8	91%	12	85%	20	88%
2 YAMAGUCHI Tsuyoshi	Draws	2	75%	6	75%	8	75%
	Take-outs	6	96%	6	88%	12	92%
	Total	8	91%	12	81%	20	85%
1 MOROZUMI Kosuke	Draws	3	92%	15	85%	18	86%
	Take-outs	0	-	2	100%	2	100%
	Total	3	92%	17	87%	20	88%
A HIRATA Kohsuke	Draws	0	-	0	-	0	-
	Take-outs	0	-	0	-	0	-
	Total	0	-	0	-	0	-
Team	Draws	11	86%	38	83%	49	84%
	Take-outs	16	84%	15	83%	31	84%
	Total	27	85%	53	83%	80	84%

Note:
Position and function for each team member:
4 = Fourth, **3** = Third, **2** = Second, **1** = Lead, **A** = Alternate, **S** = Skip, **V** = Vice-Skip

Legend:
↻ Clockwise
↺ Counter-clockwise
LSFE(*) Last Stone First End
X Unplayed/unfinished end due to concession

Game - Shot by Shot
경기별 숏 기록 / Déroulement de la partie

End 1 — **NOR - Norway 0 + 1** (this end) **= 1** — **JPN - Japan 0 + 0** (this end) **= 0**



	NOR	JPN
Total Score	1	0
Time left	35:13	35:15

Legend:
↻ Clockwise ↺ Counter-clockwise - Not considered

Game - Shot by Shot
경기별 숏 기록 / Déroulement de la partie

End 2 — **NOR - Norway 1 + 0** (this end) **= 1** — **JPN - Japan 0 + 1** (this end) **= 1**

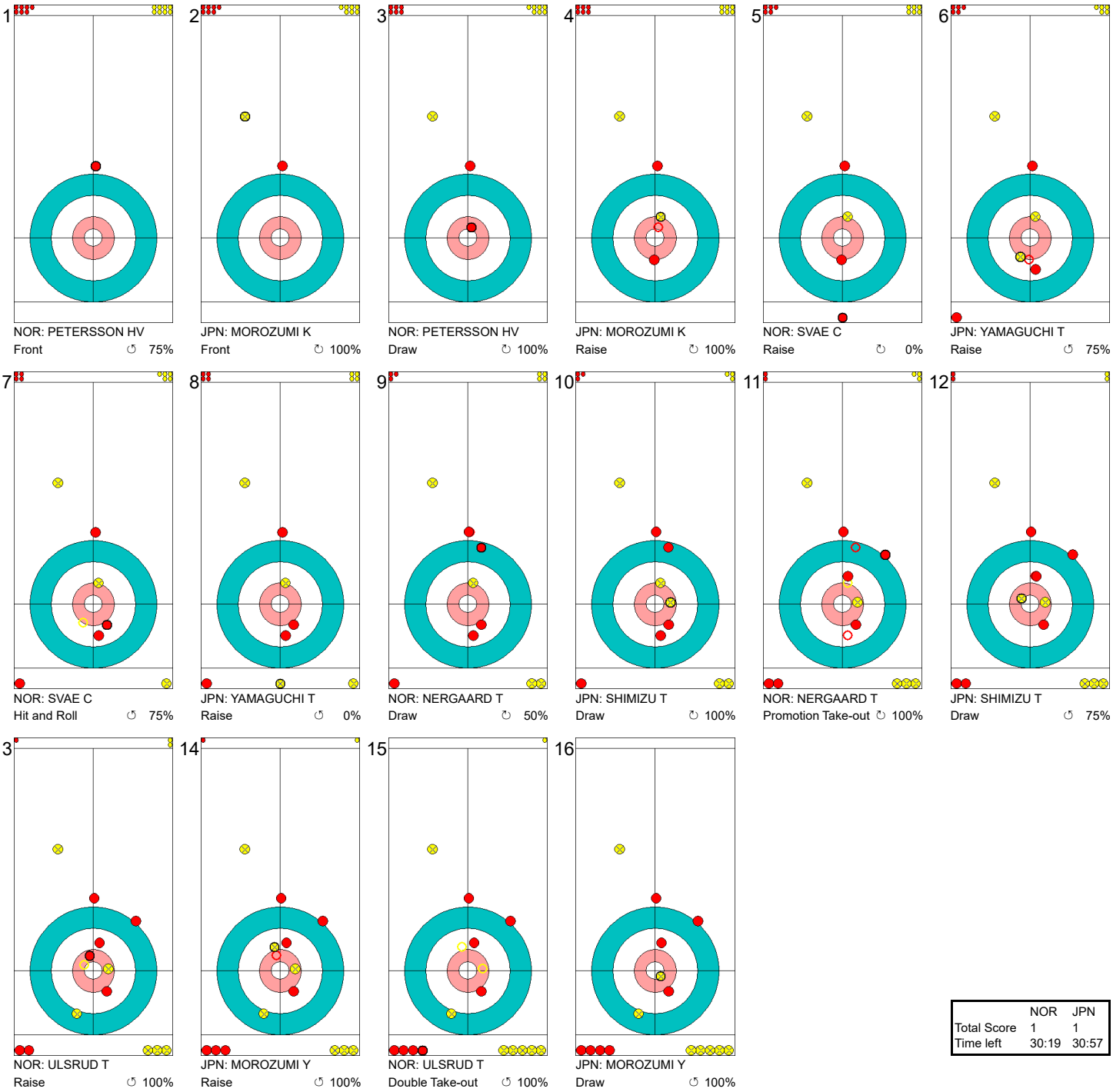

	NOR	JPN
Total Score	1	1
Time left	30:19	30:57

Legend:
↻ Clockwise ↺ Counter-clockwise - Not considered

Game - Shot by Shot
경기별 숏 기록 / Déroulement de la partie

End 3 — **NOR - Norway 1 + 0** (this end) **= 1** — **JPN - Japan 1 + 1** (this end) **= 2**

1
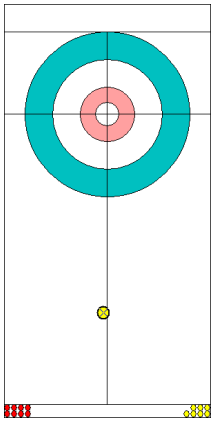
JPN: MOROZUMI K
Front ↻ 100%

2
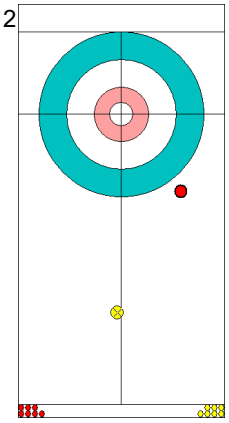
NOR: PETERSSON HV
Front ↻ 75%

3
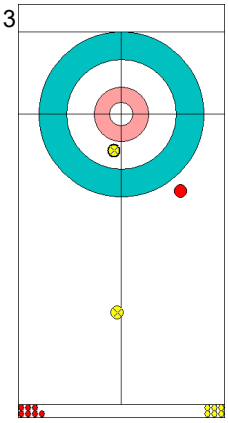
JPN: MOROZUMI K
Draw ↺ 100%

4
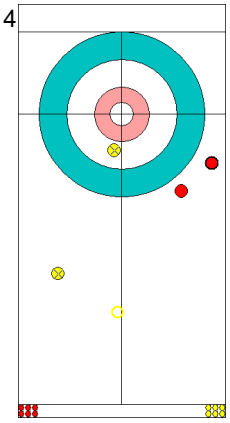
NOR: PETERSSON HV
Wick / Soft Peeling ↺ 100%

5
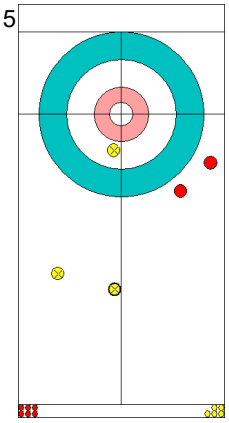
JPN: YAMAGUCHI T
Guard ↺ 100%

6
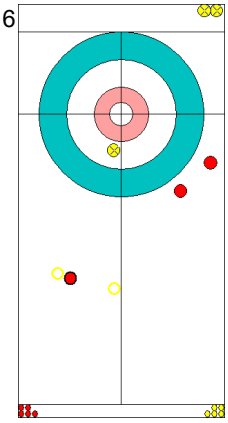
NOR: SVAE C
Clearing ↺ 100%

7
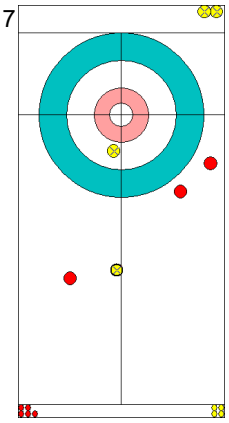
JPN: YAMAGUCHI T
Guard ↺ 100%

8
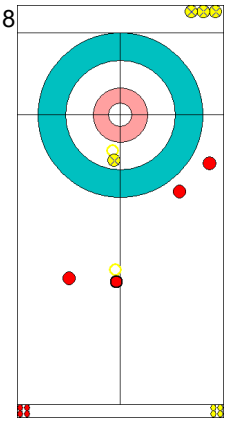
NOR: SVAE C
Double Take-out ↺ 50%

9
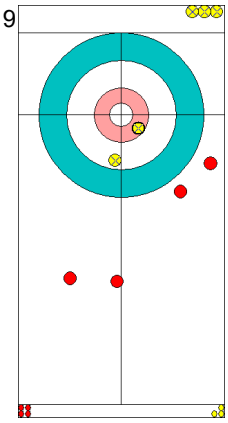
JPN: SHIMIZU T
Draw ↺ 75%

10
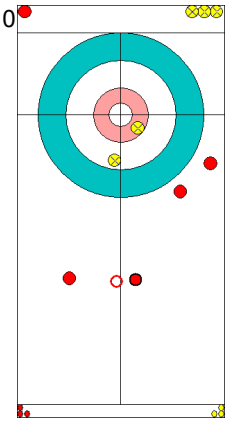
NOR: NERGAARD T
Promotion Take-out ↺ 0%

11
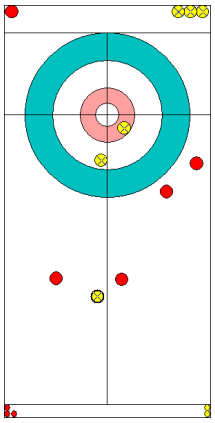
JPN: SHIMIZU T
Guard ↺ 100%

12
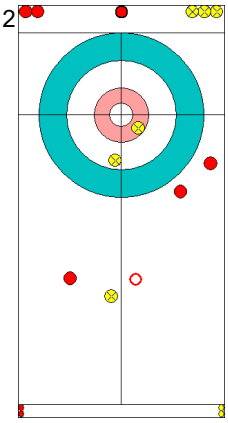
NOR: NERGAARD T
Clearing ↺ 100%

13
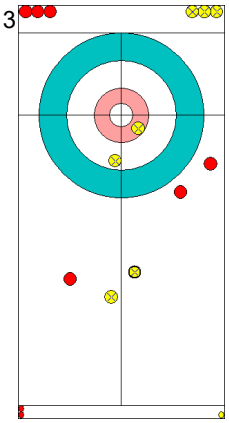
JPN: MOROZUMI Y
Guard ↺ 100%

14
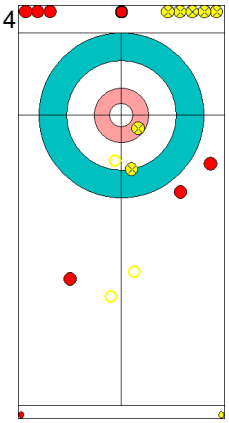
NOR: ULSRUD T
Clearing ↻ 100%

15
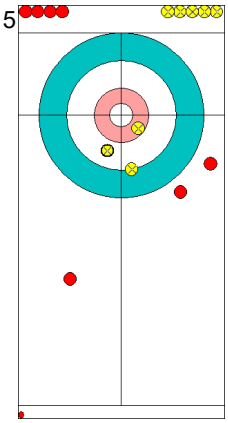
JPN: MOROZUMI Y
Draw ↺ 100%

16
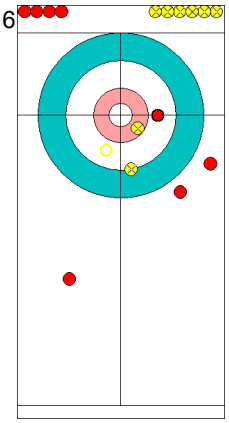
NOR: ULSRUD T
Take-out ↻ 50%

	NOR	JPN
Total Score	1	2
Time left	26:43	27:43

Legend:
↻ Clockwise ↺ Counter-clockwise - Not considered

Game - Shot by Shot
경기별 숏 기록 / Déroulement de la partie

End 4 — **NOR - Norway 1 + 0** (this end) **= 1** — **JPN - Japan 2 + 1** (this end) **= 3**



	NOR	JPN
Total Score	1	3
Time left	23:33	25:02

Legend:
↻ Clockwise ↺ Counter-clockwise - Not considered

Game - Shot by Shot
경기별 숏 기록 / Déroulement de la partie

End 5 **NOR - Norway 1 + 1** (this end) **= 2** **JPN - Japan 3 + 0** (this end) **= 3**



	NOR	JPN
Total Score	2	3
Time left	19:03	21:10

Legend:
↻ Clockwise ↺ Counter-clockwise - Not considered

Game - Shot by Shot
경기별 숏 기록 / Déroulement de la partie

End 6 — **NOR - Norway 2 + 1** (this end) **= 3** — **JPN - Japan 3 + 0** (this end) **= 3**



	NOR	JPN
Total Score	3	3
Time left	15:35	17:35

Legend:
↻ Clockwise ↺ Counter-clockwise - Not considered

Game - Shot by Shot
경기별 숏 기록 / Déroulement de la partie

End 7 — **NOR - Norway 3 + 0** (this end) **= 3** — **JPN - Japan 3 + 2** (this end) **= 5**

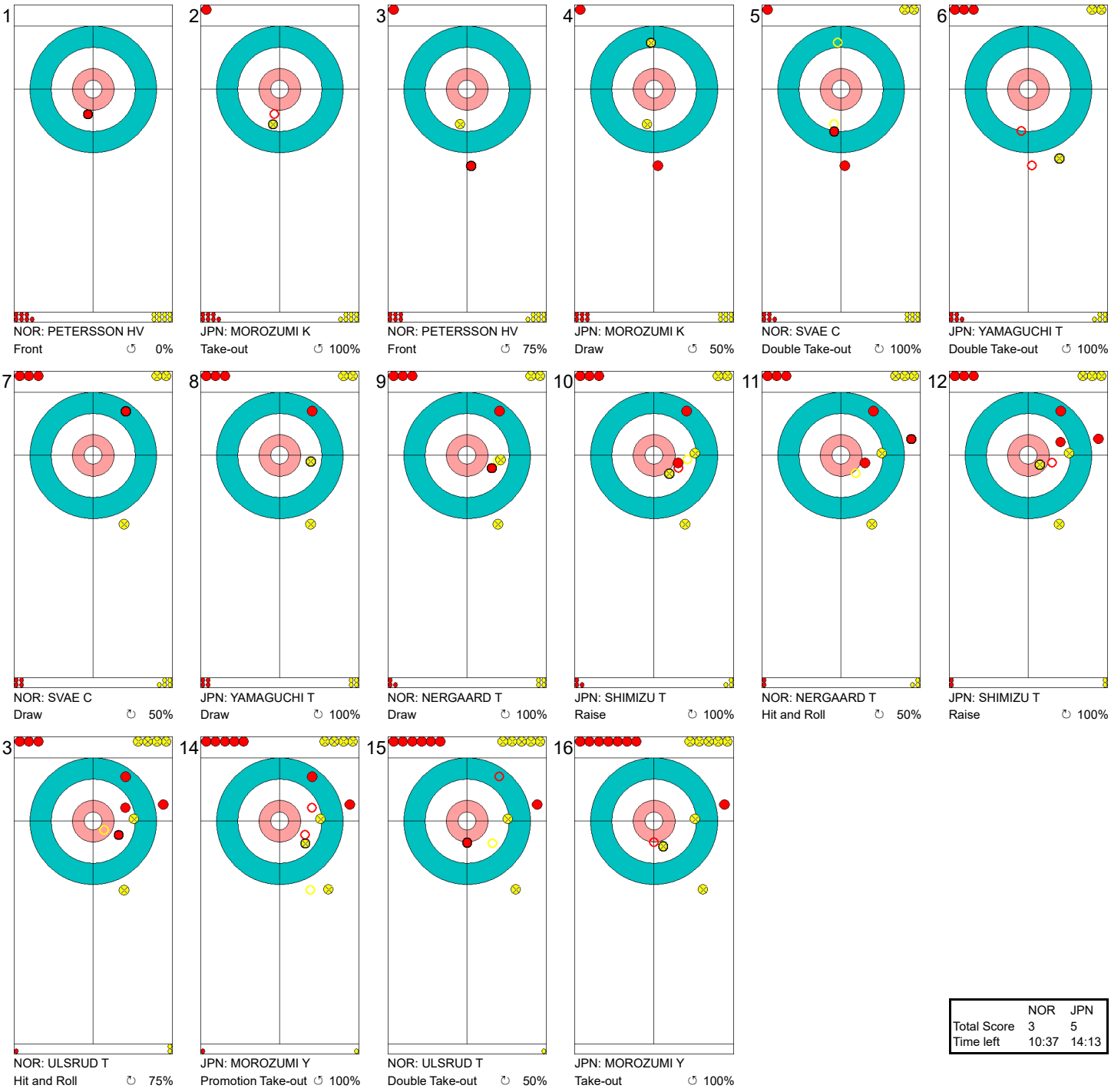

	NOR	JPN
Total Score	3	5
Time left	10:37	14:13

Legend:
↻ Clockwise ↺ Counter-clockwise - Not considered

Game - Shot by Shot
경기별 숏 기록 / Déroulement de la partie

End 8 — **NOR - Norway 3 + 1** (this end) **= 4** — **JPN - Japan 5 + 0** (this end) **= 5**



	NOR	JPN
Total Score	4	5
Time left	05:55	10:04

Legend:
↻ Clockwise ↺ Counter-clockwise - Not considered

Game - Shot by Shot
경기별 숏 기록 / Déroulement de la partie

End 9 — **NOR - Norway 4 + 0** (this end) **= 4** — **JPN - Japan 5 + 1** (this end) **= 6**

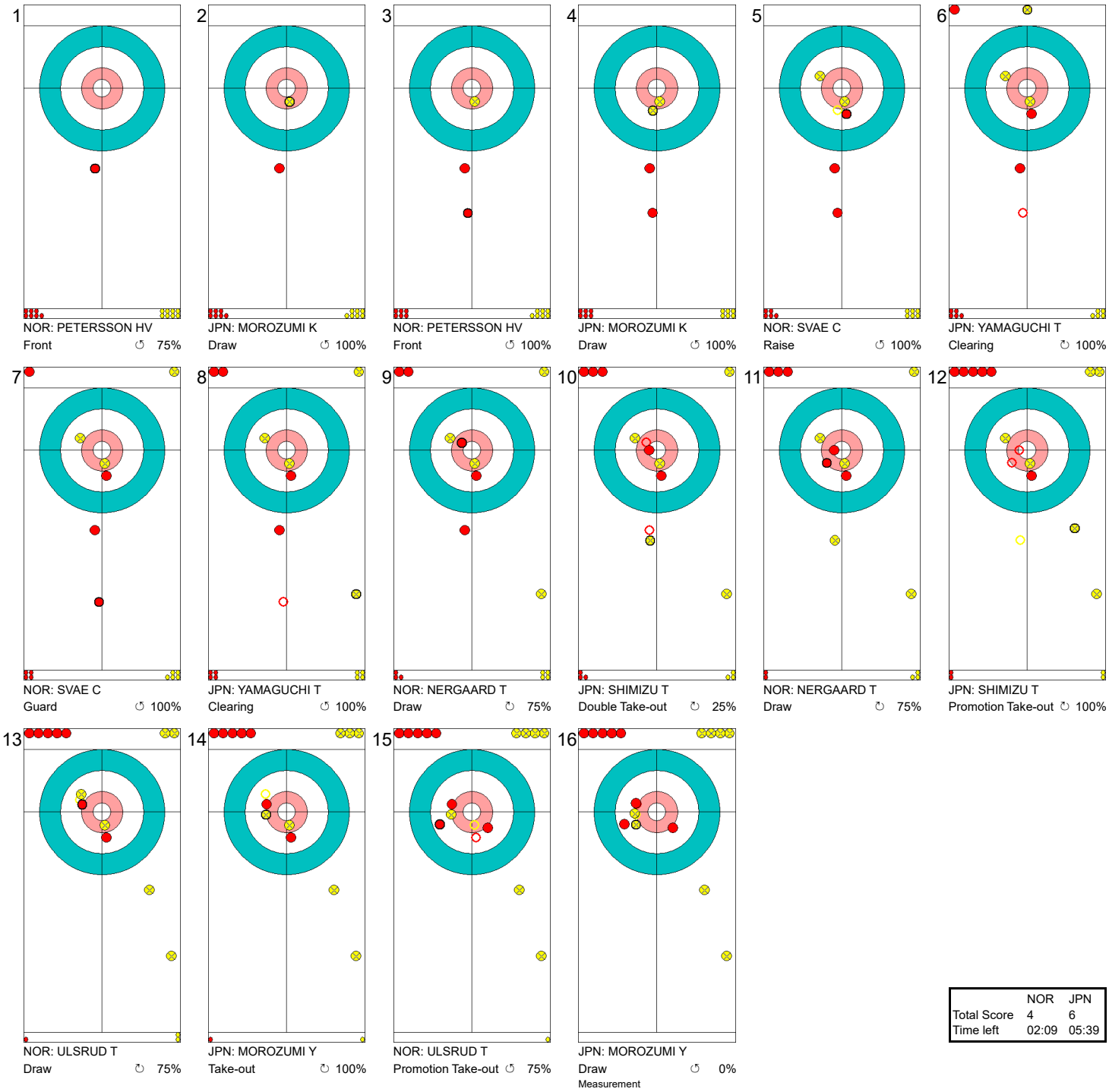

	NOR	JPN
Total Score	4	6
Time left	02:09	05:39

Legend:
↻ Clockwise ↺ Counter-clockwise - Not considered

Game - Shot by Shot
경기별 숏 기록 / Déroulement de la partie

End 10 | **NOR - Norway** 4 + X (this end) = 4 | **JPN - Japan** 6 + X (this end) = 6



	NOR	JPN
Total Score	4	6
Time left	00:57	02:04

Legend:
↻ Clockwise ↺ Counter-clockwise - Not considered
X Unfinished end due to concession

Most Important Shots
우승 결정 슛 / Tirs les plus importants

Sheet	Game	Team	LSFE	1	2	3	4	5	6	7	8	9	10	Extra Ends	Total
A	2	CAN - Canada	*	2	0	2	0	0	0	1	0	0	1		6
	2	GBR - Great Britain		0	1	0	0	1	1	0	1	0	0		4

Most Important Shot:

The British Skip SMITH K tried to play a Draw on the button around a centre guard. The stone was too short, allowing the Canadian team a score of two points in this end and giving them a lead of three stones after three ends.

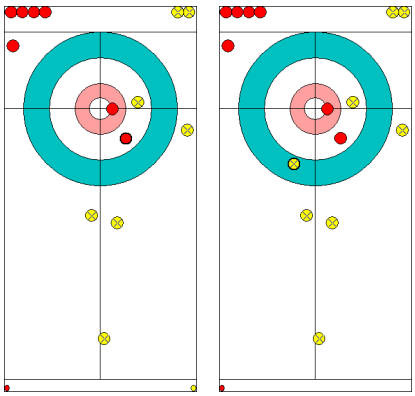

Before After

End: 3
Team: GBR - Great Britain
Player: SMITH Kyle
Team Stone: 1 2 3 4 5 6 7 ⑧
Task: Draw
Rotation: ↻
Shot Success: 50%

Sheet	Game	Team	LSFE	1	2	3	4	5	6	7	8	9	10	Extra Ends	Total
B	2	KOR - Republic of Korea		0	0	0	1	0	0	1	0	0	X		2
	2	SWE - Sweden	*	0	2	0	0	2	1	0	1	1	X		7

Most Important Shot:

The Swedish Skip EDIN N played a perfect Draw to the top of the Korean shot stone. Sitting half behind cover on the teeline, it was impossible to remove this stone for the Korean team, setting up a steal of 1 point. This was over all an almost perfect game of the whole Swedish team facing a brave fighting Korean team.

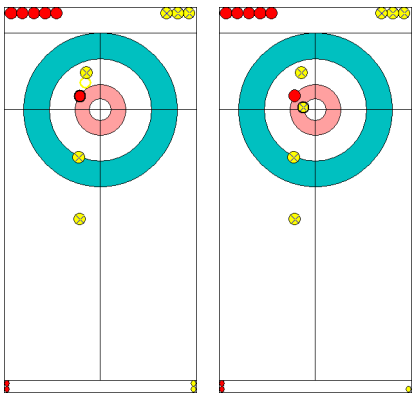

Before After

End: 9
Team: SWE - Sweden
Player: EDIN Niklas
Team Stone: 1 2 3 4 5 6 ⑦ 8
Task: Draw
Rotation: ↺
Shot Success: 100%

Most Important Shots
우승 결정 슛 / Tirs les plus importants

Sheet	Game	Team	LSFE	1	2	3	4	5	6	7	8	9	10	Extra Ends	Total
C	2	SUI - Switzerland		0	0	1	0	0	0	1	0	2	0		4
	2	ITA - Italy	*	1	1	0	1	0	1	0	1	0	2		7

Most Important Shot:

Italian Fourth MOSANER A played a perfect Draw to the button, to sit shot behind a guard. Team Switzerland attempted a Double Take-out on the next shot but removed only one stone, leading to a steal of one for Team Italy.

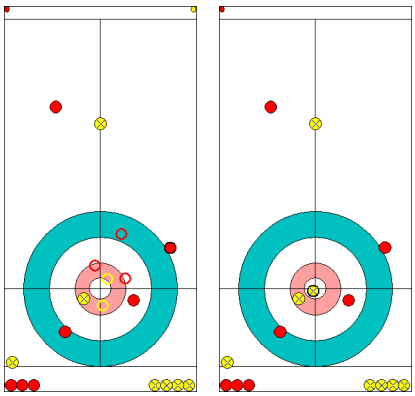

Before After

End: 2
Team: ITA - Italy
Player: MOSANER Amos
Team Stone: 1 2 3 4 5 6 7 ⑧
Task: Draw
Rotation: ↻
Shot Success: 100%

Sheet	Game	Team	LSFE	1	2	3	4	5	6	7	8	9	10	Extra Ends	Total
D	1	NOR - Norway	*	1	0	0	0	1	1	0	1	0	X		4
	1	JPN - Japan		0	1	1	1	0	0	2	0	1	X		6

Most Important Shot:

Japanese Skip MOROZUMI Y played a heavy weight Promotion Take-out to remove two Norwegian stones sitting behind the cover. Team Norway then attempted a Double Take-out but only removed a single Japanese stone, leading to a two point end for Japan.

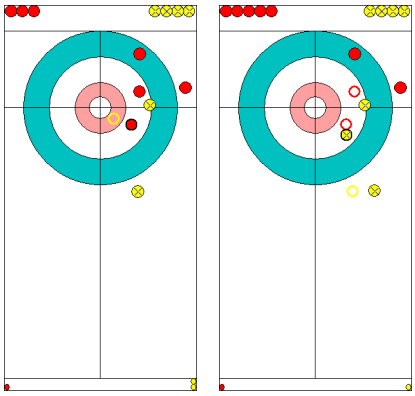

Before After

End: 7
Team: JPN - Japan
Player: MOROZUMI Yusuke
Team Stone: 1 2 3 4 5 6 ⑦ 8
Task: Promotion Take-out
Rotation: ↻
Shot Success: 100%

Legend:
↻ Clockwise
↺ Counter-clockwise
LSFE(*) Last Stone First End
X Unplayed/unfinished end due to concession

Session Results and Standings
세션 경기결과 및 순위 / Résultats de la session et classement

Sheet	Game	Team	LSFE	1	2	3	4	5	6	7	8	9	10	Extra Ends				Total
A	1	DEN - Denmark		0	0	0	2	0	0	1	0	2	0					5
	1	SWE - Sweden	*	0	2	0	0	3	2	0	1	0	1					9
B	1	CAN - Canada		0	0	0	0	1	1	0	2	0	1					5
	1	ITA - Italy	*	0	0	0	1	0	0	1	0	1	0					3
C	1	KOR - Republic of Korea		0	2	0	1	0	3	0	1	0	X					7
	1	USA - United States of America	*	2	0	3	0	3	0	2	0	1	X					11
D	1	SUI - Switzerland		0	0	0	1	0	2	0	1	0	1	0				5
	1	GBR - Great Britain	*	0	0	1	0	1	0	1	0	2	0	1				6

Current Standings

Rank	Team	Games	Wins	Losses
1	CAN - Canada	1	1	0
1	GBR - Great Britain	1	1	0
1	SWE - Sweden	1	1	0
1	USA - United States of America	1	1	0
5	JPN - Japan	0	0	0
5	NOR - Norway	0	0	0
7	DEN - Denmark	1	0	1
7	ITA - Italy	1	0	1
7	KOR - Republic of Korea	1	0	1
7	SUI - Switzerland	1	0	1

Note:
Under WCF rules, tie-breaking rules for standings are not applied until after the last game of the round robin.

Legend:
LSFE(*) Last Stone First End **X** Unplayed/unfinished end due to concession

Game Results
대회 경기결과 / Résultats de la partie

Sheet	Game	Team	LSFE	1	2	3	4	5	6	7	8	9	10	Extra Ends				Total
A	1	DEN - Denmark		0	0	0	2	0	0	1	0	2	0					5
	1	SWE - Sweden	*	0	2	0	0	3	2	0	1	0	1					9

DEN - Denmark		Shot Success Game	All
4 S	STJERNE Rasmus	75%	75%
3 V	FREDERIKSEN Johnny	84%	84%
2	POULSEN Mikkel	90%	90%
1	DUPONT Oliver	84%	84%
A	BERG THOMSEN Morten	-	-
	Team Total	83%	83%

Last Stone Draw		Distance
↻	DUPONT Oliver	40.5cm
↺	STJERNE Rasmus	19.2cm
Total		**59.7cm**

Time remaining: 3 minutes 9 seconds

SWE - Sweden		Shot Success Game	All
4 S	EDIN Niklas	91%	91%
3 V	ERIKSSON Oskar	86%	86%
2	WRANAA Rasmus	85%	85%
1	SUNDGREN Christoffer	85%	85%
A	LEEK Henrik	-	-
	Team Total	87%	87%

Last Stone Draw		Distance
↻	EDIN Niklas	24.7cm
↺	SUNDGREN Christoffer	24.9cm
Total		**49.6cm**

Time remaining: 6 minutes 18 seconds

Shot Success Analysis

DEN - Denmark		↻		↺		Game	
4 STJERNE Rasmus	Draws	7	68%	2	100%	9	75%
	Take-outs	7	79%	3	67%	10	75%
	Total	14	73%	5	80%	19	75%
3 FREDERIKSEN Johnny	Draws	9	86%	2	100%	11	89%
	Take-outs	3	92%	6	71%	9	78%
	Total	12	88%	8	78%	20	84%
2 POULSEN Mikkel	Draws	8	91%	4	100%	12	94%
	Take-outs	5	90%	3	75%	8	84%
	Total	13	90%	7	89%	20	90%
1 DUPONT Oliver	Draws	14	88%	5	80%	19	86%
	Take-outs	0	-	1	50%	1	50%
	Total	14	88%	6	75%	20	84%
A BERG THOMSEN Morten	Draws	0	-	0	-	0	-
	Take-outs	0	-	0	-	0	-
	Total	0	-	0	-	0	-
Team	Draws	38	84%	13	92%	51	86%
	Take-outs	15	85%	13	69%	28	78%
	Total	53	84%	26	81%	79	83%

SWE - Sweden		↻		↺		Game	
4 EDIN Niklas	Draws	2	100%	0	-	2	100%
	Take-outs	11	95%	7	82%	18	90%
	Total	13	96%	7	82%	20	91%
3 ERIKSSON Oskar	Draws	2	63%	3	100%	5	85%
	Take-outs	8	84%	7	89%	15	87%
	Total	10	80%	10	93%	20	86%
2 WRANAA Rasmus	Draws	3	100%	2	50%	5	80%
	Take-outs	7	100%	8	75%	15	87%
	Total	10	100%	10	70%	20	85%
1 SUNDGREN Christoffer	Draws	4	88%	10	80%	14	82%
	Take-outs	2	100%	1	100%	3	100%
	Total	6	92%	11	82%	17	85%
A LEEK Henrik	Draws	0	-	0	-	0	-
	Take-outs	0	-	0	-	0	-
	Total	0	-	0	-	0	-
Team	Draws	11	89%	15	80%	26	84%
	Take-outs	28	94%	23	83%	51	89%
	Total	39	92%	38	82%	77	87%

Note:
Position and function for each team member:
4 = Fourth, **3** = Third, **2** = Second, **1** = Lead, **A** = Alternate, **S** = Skip, **V** = Vice-Skip

Legend:
↻ Clockwise ↺ Counter-clockwise **LSFE(*)** Last Stone First End

OMEGA Atos

Game - Shot by Shot
경기별 숏 기록 / Déroulement de la partie

End 1 — **DEN - Denmark 0 + 0** (this end) **= 0** — **SWE - Sweden 0 + 0** (this end) **= 0**

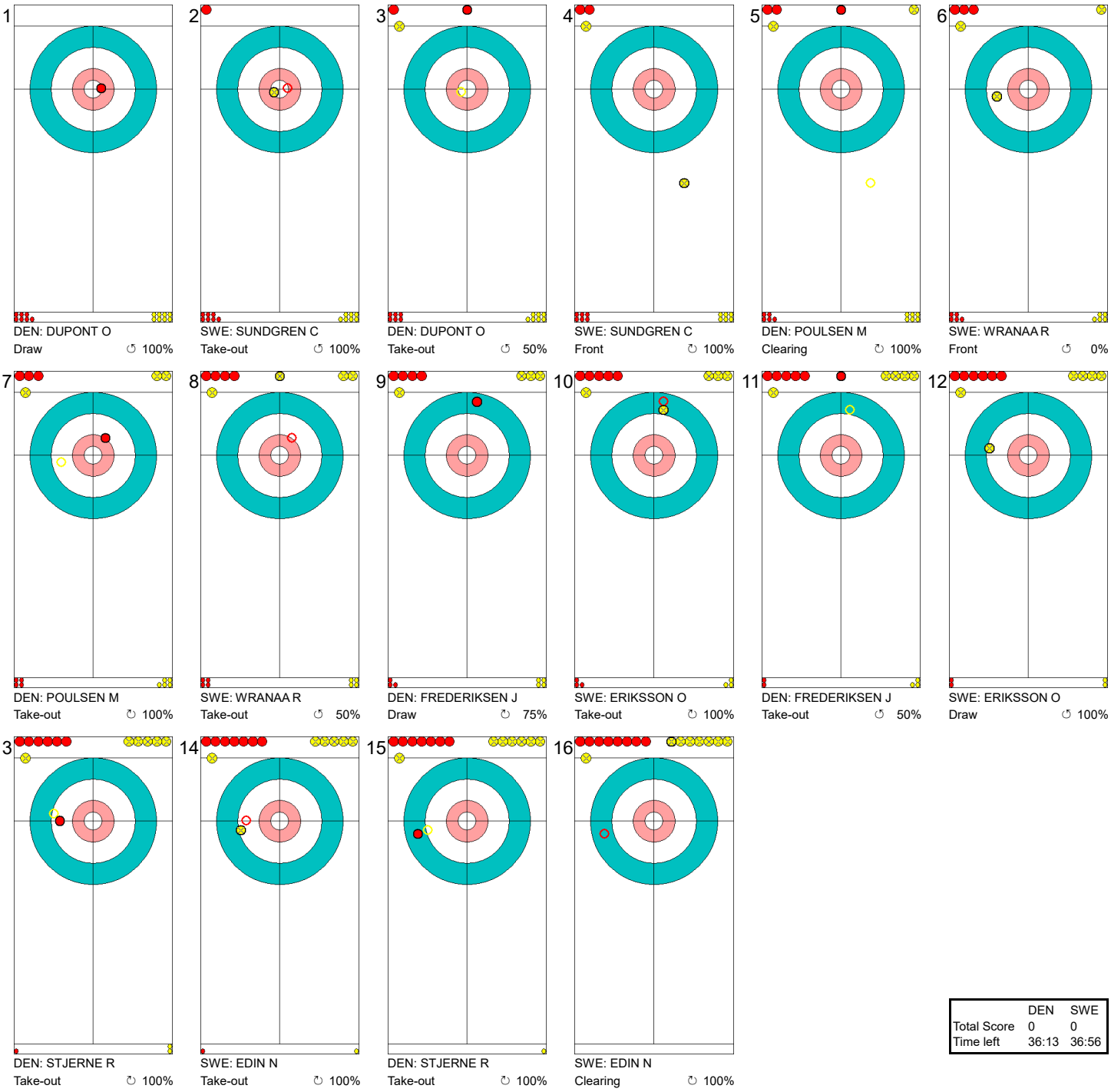

	DEN	SWE
Total Score	0	0
Time left	36:13	36:56

Legend:
↻ Clockwise ↺ Counter-clockwise - Not considered

Game - Shot by Shot
경기별 숏 기록 / Déroulement de la partie

End 2 | **DEN - Denmark 0 + 0** (this end) **= 0** | **SWE - Sweden 0 + 2** (this end) **= 2**

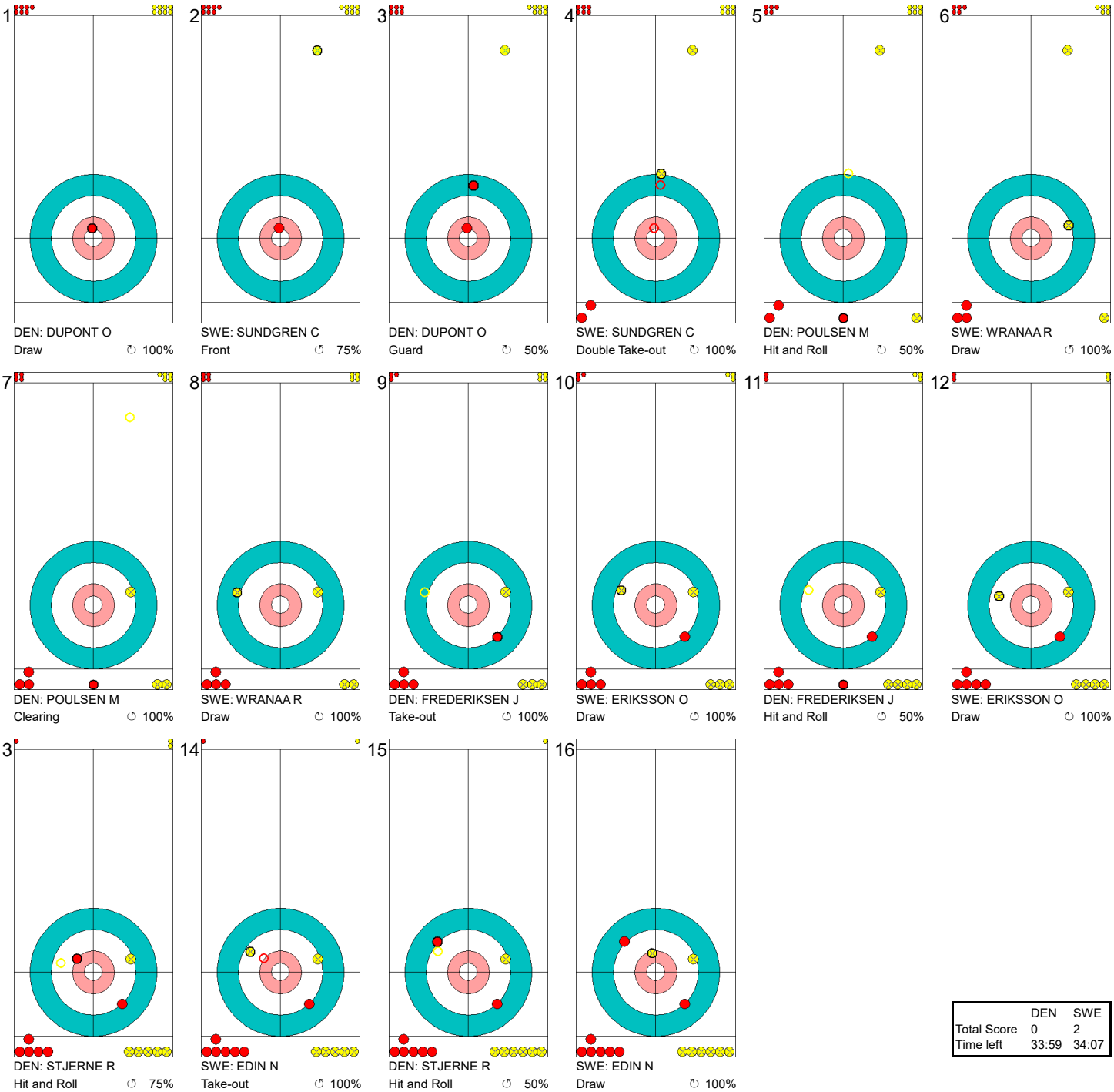

	DEN	SWE
Total Score	0	2
Time left	33:59	34:07

Legend:
↻ Clockwise ↺ Counter-clockwise - Not considered

Game - Shot by Shot
경기별 숏 기록 / Déroulement de la partie

End 3 | **DEN - Denmark 0 + 0** (this end) **= 0** | **SWE - Sweden 2 + 0** (this end) **= 2**

1
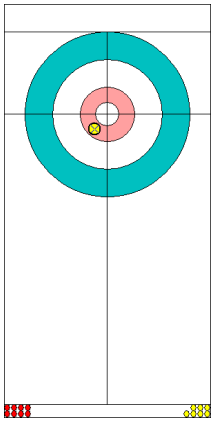
SWE: SUNDGREN C
Draw ↻ 100%

2
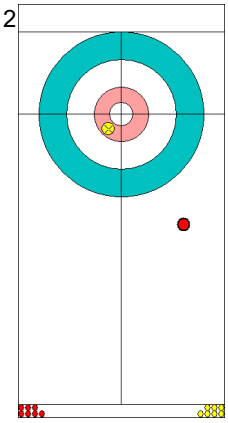
DEN: DUPONT O
Front ↻ 100%

3
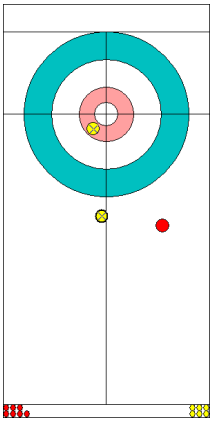
SWE: SUNDGREN C
Guard ↻ 100%

4
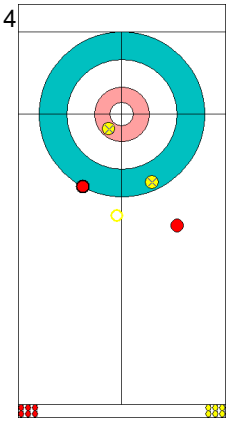
DEN: DUPONT O
Raise ↻ 0%

5
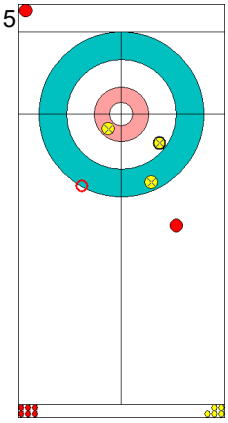
SWE: WRANAA R
Hit and Roll ↻ 75%

6
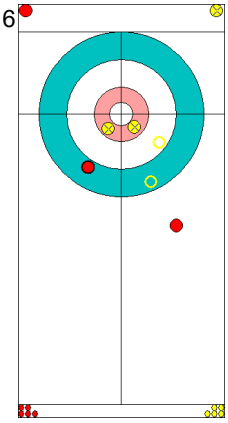
DEN: POULSEN M
Double Take-out ↻ 50%

7
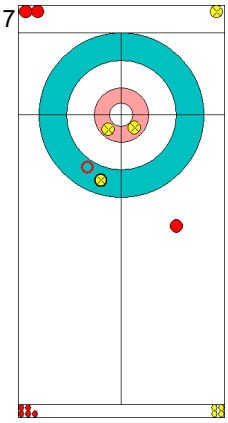
SWE: WRANAA R
Hit and Roll ↻ 75%

8
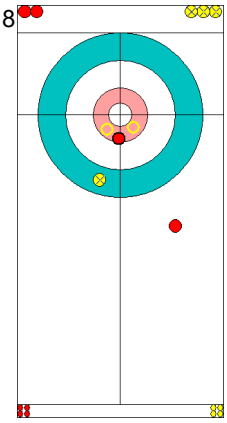
DEN: POULSEN M
Double Take-out ↻ 100%

9
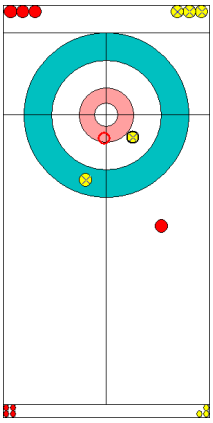
SWE: ERIKSSON O
Take-out ↻ 100%

10
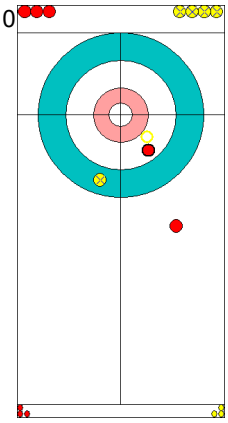
DEN: FREDERIKSEN J
Hit and Roll ↻ 75%

11
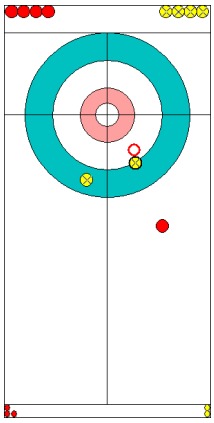
SWE: ERIKSSON O
Hit and Roll ↻ 75%

12
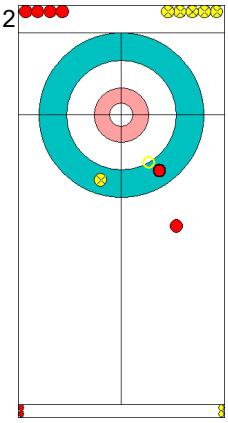
DEN: FREDERIKSEN J
Hit and Roll ↻ 75%

13
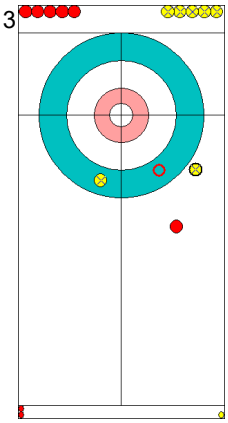
SWE: EDIN N
Hit and Roll ↻ 50%

14
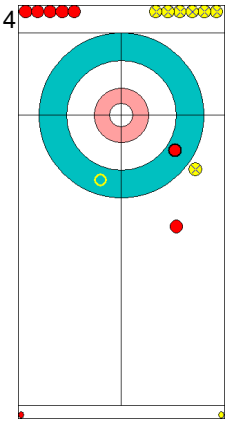
DEN: STJERNE R
Hit and Roll ↻ 75%

15
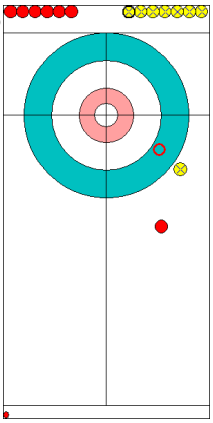
SWE: EDIN N
Clearing ↻ 100%

16
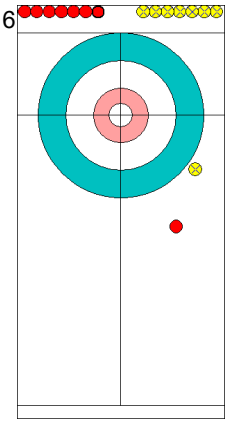
DEN: STJERNE R
Through ↻ -

	DEN	SWE
Total Score	0	2
Time left	30:55	31:20

Legend:
↻ Clockwise ↺ Counter-clockwise - Not considered

Game - Shot by Shot
경기별 숏 기록 / Déroulement de la partie

End 4 | **DEN - Denmark 0 + 2** (this end) **= 2** | **SWE - Sweden 2 + 0** (this end) **= 2**



	DEN	SWE
Total Score	2	2
Time left	27:04	26:45

Legend:
↻ Clockwise ↺ Counter-clockwise - Not considered

Game - Shot by Shot
경기별 숏 기록 / Déroulement de la partie

End 5 **DEN - Denmark 2 + 0 (this end) = 2** **SWE - Sweden 2 + 3 (this end) = 5**



	DEN	SWE
Total Score	2	5
Time left	20:39	20:04

Legend:
↻ Clockwise ↺ Counter-clockwise - Not considered

Game - Shot by Shot
경기별 숏 기록 / Déroulement de la partie

End 6 — **DEN - Denmark 2 + 0** (this end) **= 2** — **SWE - Sweden 5 + 2** (this end) **= 7**

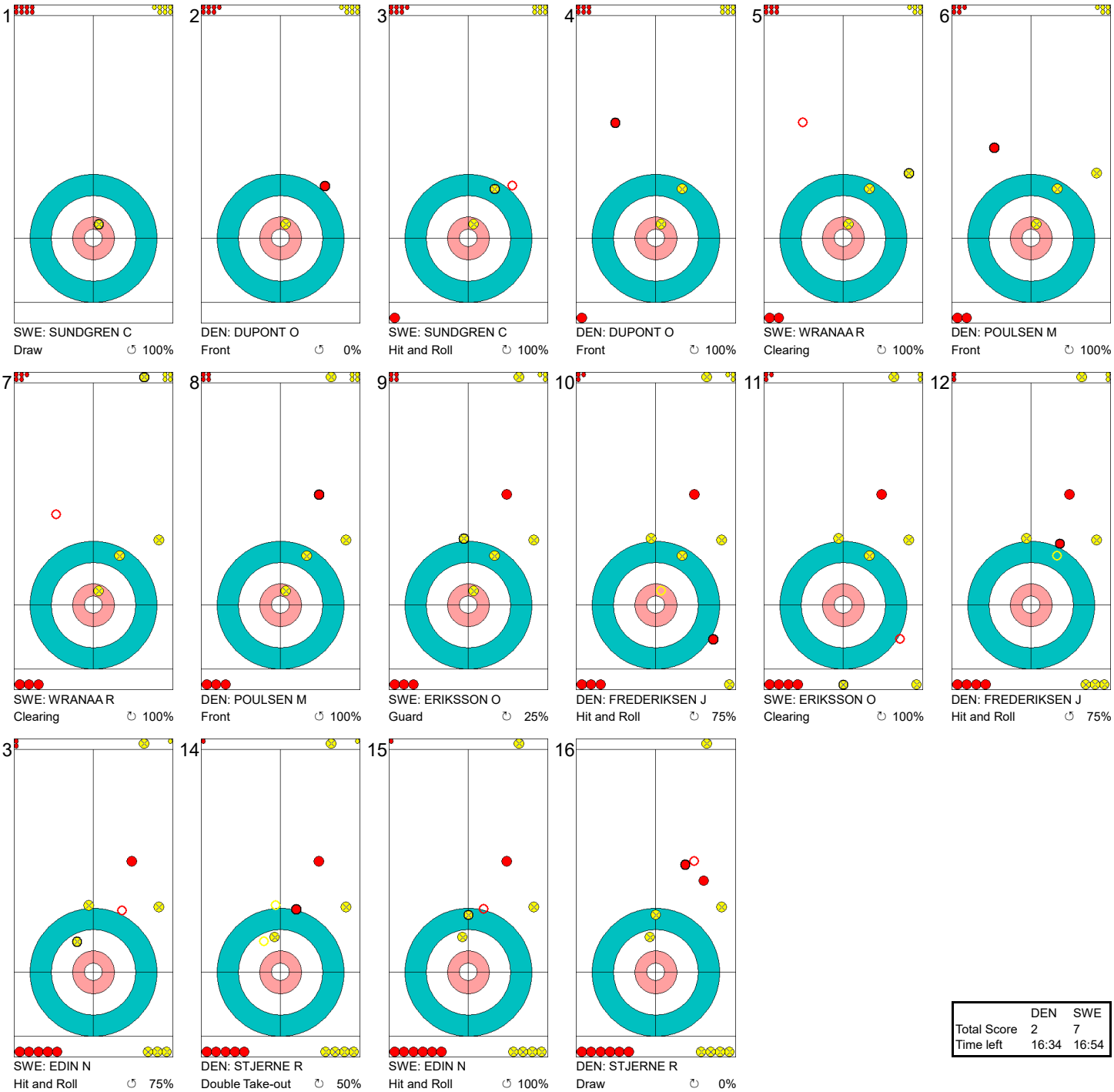

	DEN	SWE
Total Score	2	7
Time left	16:34	16:54

Legend:
↻ Clockwise ↺ Counter-clockwise - Not considered

Game - Shot by Shot
경기별 숏 기록 / Déroulement de la partie

End 7 **DEN - Denmark 2 + 1** (this end) **= 3** **SWE - Sweden 7 + 0** (this end) **= 7**

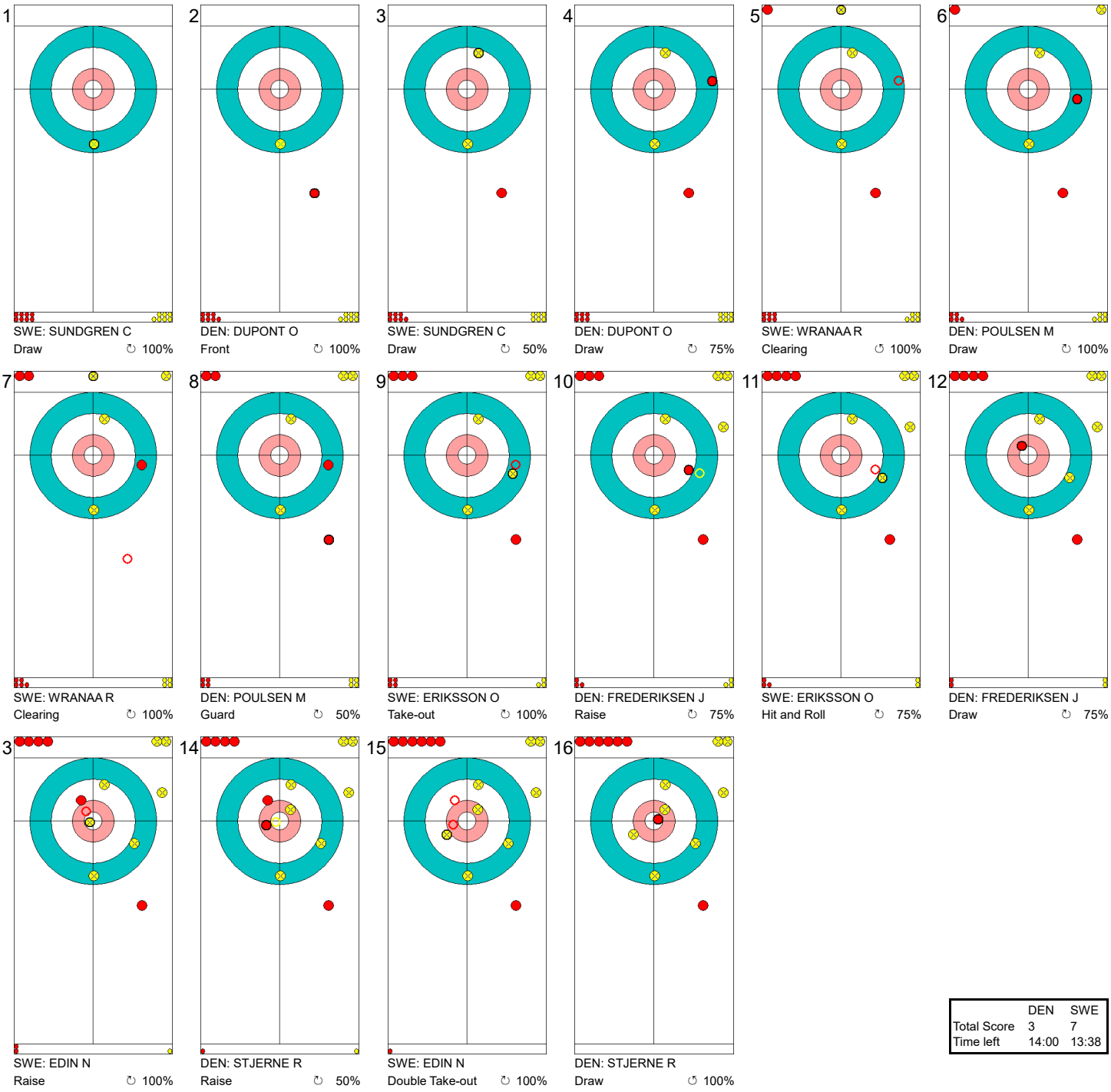

	DEN	SWE
Total Score	3	7
Time left	14:00	13:38

Legend:
↻ Clockwise ↺ Counter-clockwise - Not considered

Game - Shot by Shot
경기별 숏 기록 / Déroulement de la partie

End 8 — **DEN - Denmark 3 + 0** (this end) **= 3** — **SWE - Sweden 7 + 1** (this end) **= 8**



	DEN	SWE
Total Score	3	8
Time left	11:00	10:03

Legend:
↻ Clockwise ↺ Counter-clockwise - Not considered

Game - Shot by Shot
경기별 숏 기록 / Déroulement de la partie

End 9 — **DEN - Denmark 3 + 2** (this end) **= 5** — **SWE - Sweden 8 + 0** (this end) **= 8**

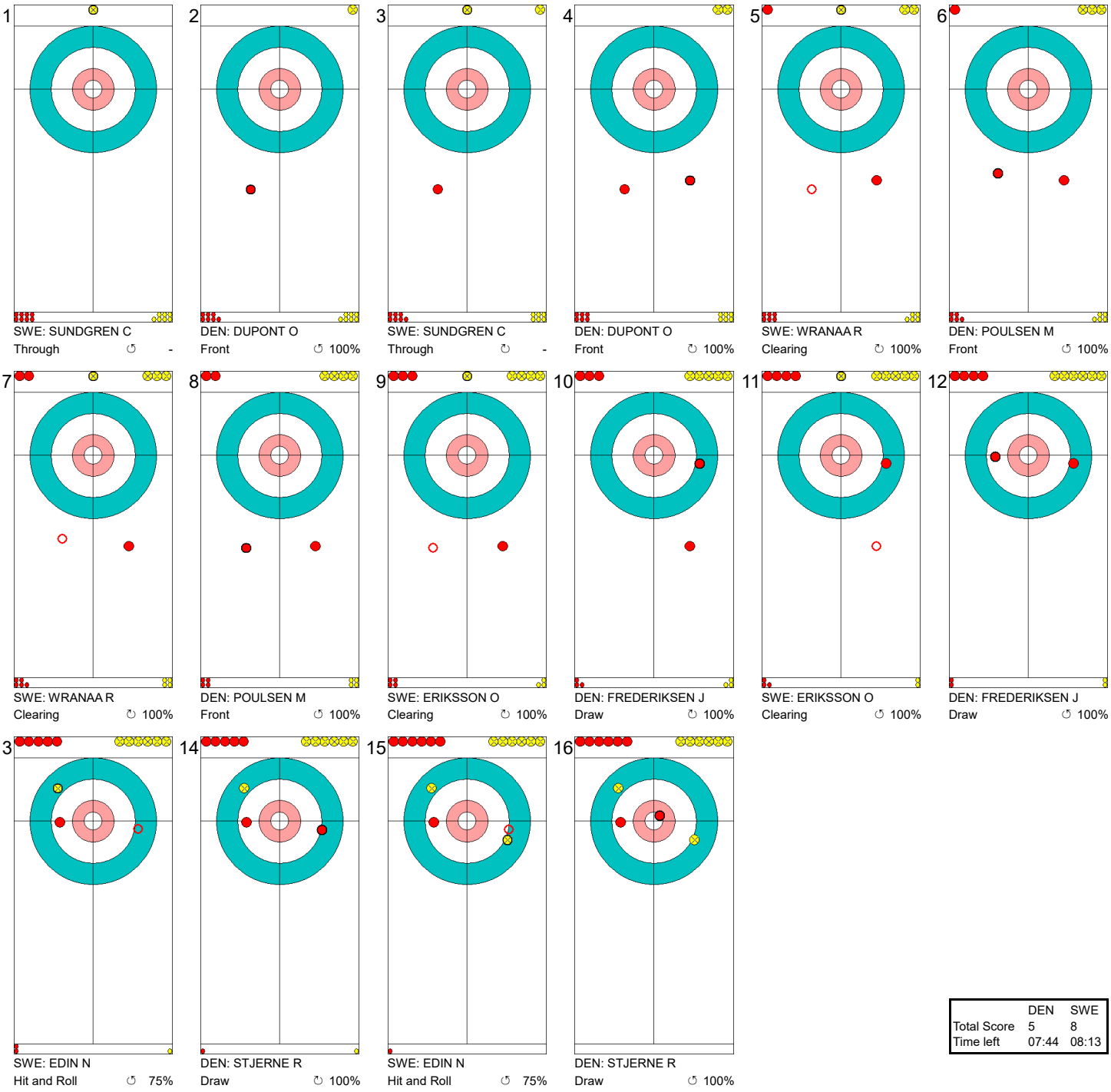

	DEN	SWE
Total Score	5	8
Time left	07:44	08:13

Legend:
↻ Clockwise ↺ Counter-clockwise - Not considered

Game - Shot by Shot
경기별 숏 기록 / Déroulement de la partie

End 10 | **DEN - Denmark 5 + 0** (this end) **= 5** | **SWE - Sweden 8 + 1** (this end) **= 9**

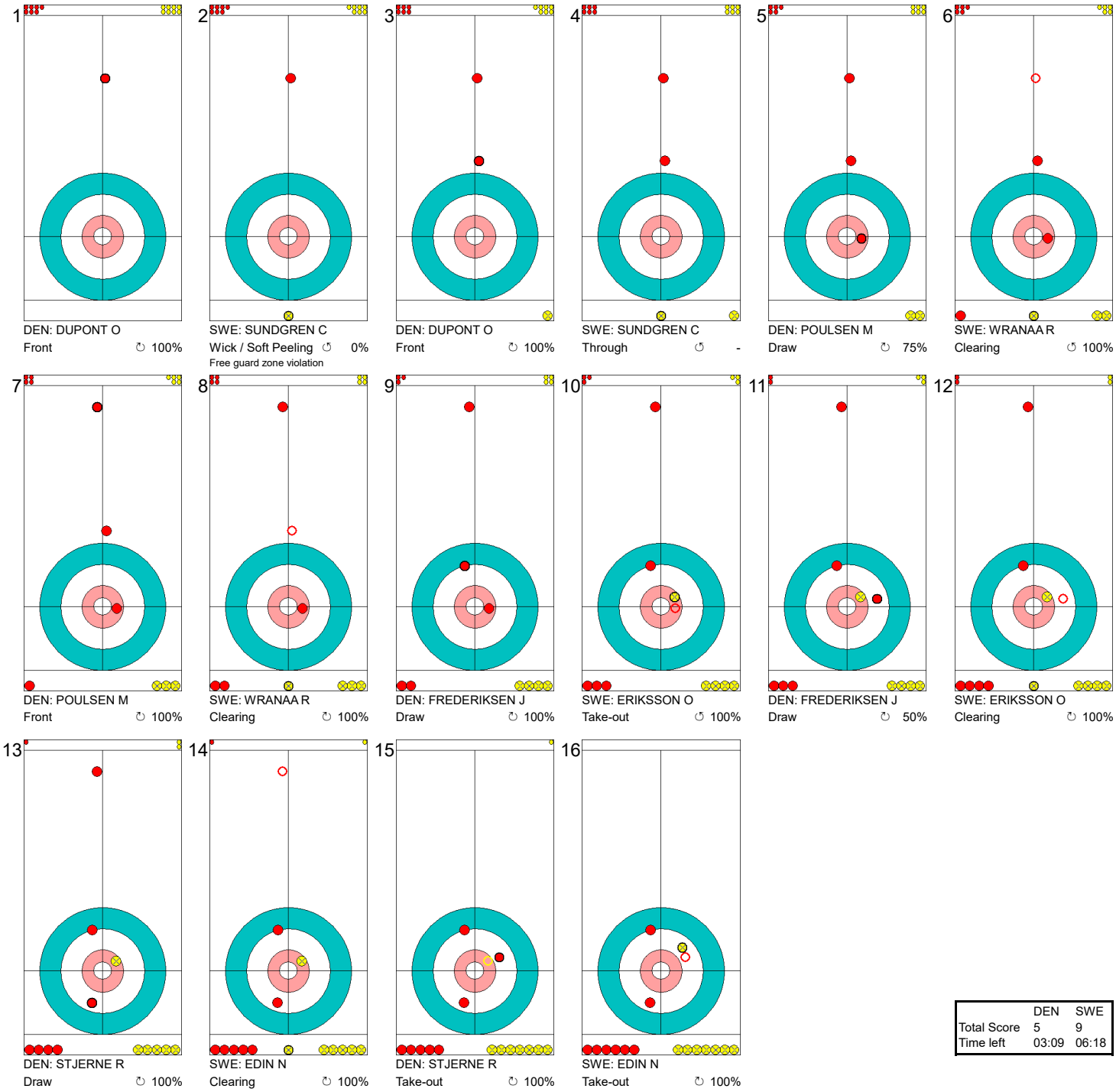

	DEN	SWE
Total Score	5	9
Time left	03:09	06:18

Legend:
↻ Clockwise ↺ Counter-clockwise - Not considered

Game Results
대회 경기결과 / Résultats de la partie

Sheet	Game	Team	LSFE	1	2	3	4	5	6	7	8	9	10	Extra Ends				Total
B	1	CAN - Canada		0	0	0	0	1	1	0	2	0	1					5
	1	ITA - Italy	*	0	0	0	1	0	0	1	0	1	0					3

CAN - Canada		Shot Success Game	Shot Success All
4 S	KOE Kevin	86%	86%
3 V	KENNEDY Marc	86%	86%
2	LAING Brent	80%	80%
1	HEBERT Ben	88%	88%
A	PFEIFER Scott	-	-
	Team Total	85%	85%

Last Stone Draw		Distance
↻	HEBERT Ben	57.6cm
↺	LAING Brent	137.7cm
Total		**195.3cm**

Time remaining: 2 minutes 37 seconds

Time-out: End 8 - CAN stone 5

ITA - Italy		Shot Success Game	Shot Success All
4 V	MOSANER Amos	80%	80%
3 S	RETORNAZ Joel	71%	71%
2	GONIN Simone	85%	85%
1	FERRAZZA Daniele	82%	82%
A	PILZER Andrea	-	-
	Team Total	79%	79%

Last Stone Draw		Distance
↻	MOSANER Amos	90.8cm
↺	GONIN Simone	25.9cm
Total		**116.7cm**

Time remaining: 1 minute 32 seconds

Time-out: End 10 - ITA stone 8

Shot Success Analysis

CAN - Canada		↻		↺		Game	
4 KOE Kevin	Draws	3	67%	6	79%	9	75%
	Take-outs	1	100%	10	95%	11	95%
	Total	4	75%	16	89%	20	86%
3 KENNEDY Marc	Draws	3	75%	3	92%	6	83%
	Take-outs	9	86%	5	90%	14	88%
	Total	12	83%	8	91%	20	86%
2 LAING Brent	Draws	1	50%	0	-	1	50%
	Take-outs	8	84%	11	80%	19	82%
	Total	9	81%	11	80%	20	80%
1 HEBERT Ben	Draws	2	100%	15	88%	17	90%
	Take-outs	1	100%	2	63%	3	75%
	Total	3	100%	17	85%	20	88%
A PFEIFER Scott	Draws	0	-	0	-	0	-
	Take-outs	0	-	0	-	0	-
	Total	0	-	0	-	0	-
Team	Draws	9	75%	24	86%	33	83%
	Take-outs	19	87%	28	86%	47	86%
	Total	28	83%	52	86%	80	85%

ITA - Italy		↻		↺		Game	
4 MOSANER Amos	Draws	1	0%	5	85%	6	71%
	Take-outs	4	88%	10	83%	14	84%
	Total	5	70%	15	83%	20	80%
3 RETORNAZ Joel	Draws	5	70%	2	50%	7	64%
	Take-outs	4	69%	9	78%	13	75%
	Total	9	69%	11	73%	20	71%
2 GONIN Simone	Draws	4	88%	4	63%	8	75%
	Take-outs	7	96%	5	85%	12	92%
	Total	11	93%	9	75%	20	85%
1 FERRAZZA Daniele	Draws	6	79%	10	83%	16	81%
	Take-outs	0	-	3	83%	3	83%
	Total	6	79%	13	83%	19	82%
A PILZER Andrea	Draws	0	-	0	-	0	-
	Take-outs	0	-	0	-	0	-
	Total	0	-	0	-	0	-
Team	Draws	16	73%	21	76%	37	75%
	Take-outs	15	87%	27	81%	42	83%
	Total	31	80%	48	79%	79	79%

Note:
Position and function for each team member:
4 = Fourth, **3** = Third, **2** = Second, **1** = Lead, **A** = Alternate, **S** = Skip, **V** = Vice-Skip

Legend:
↻ Clockwise ↺ Counter-clockwise **LSFE(*)** Last Stone First End

OMEGA Atos

Game - Shot by Shot
경기별 숏 기록 / Déroulement de la partie

End 1 **CAN - Canada 0 + 0** (this end) **= 0** **ITA - Italy 0 + 0** (this end) **= 0**

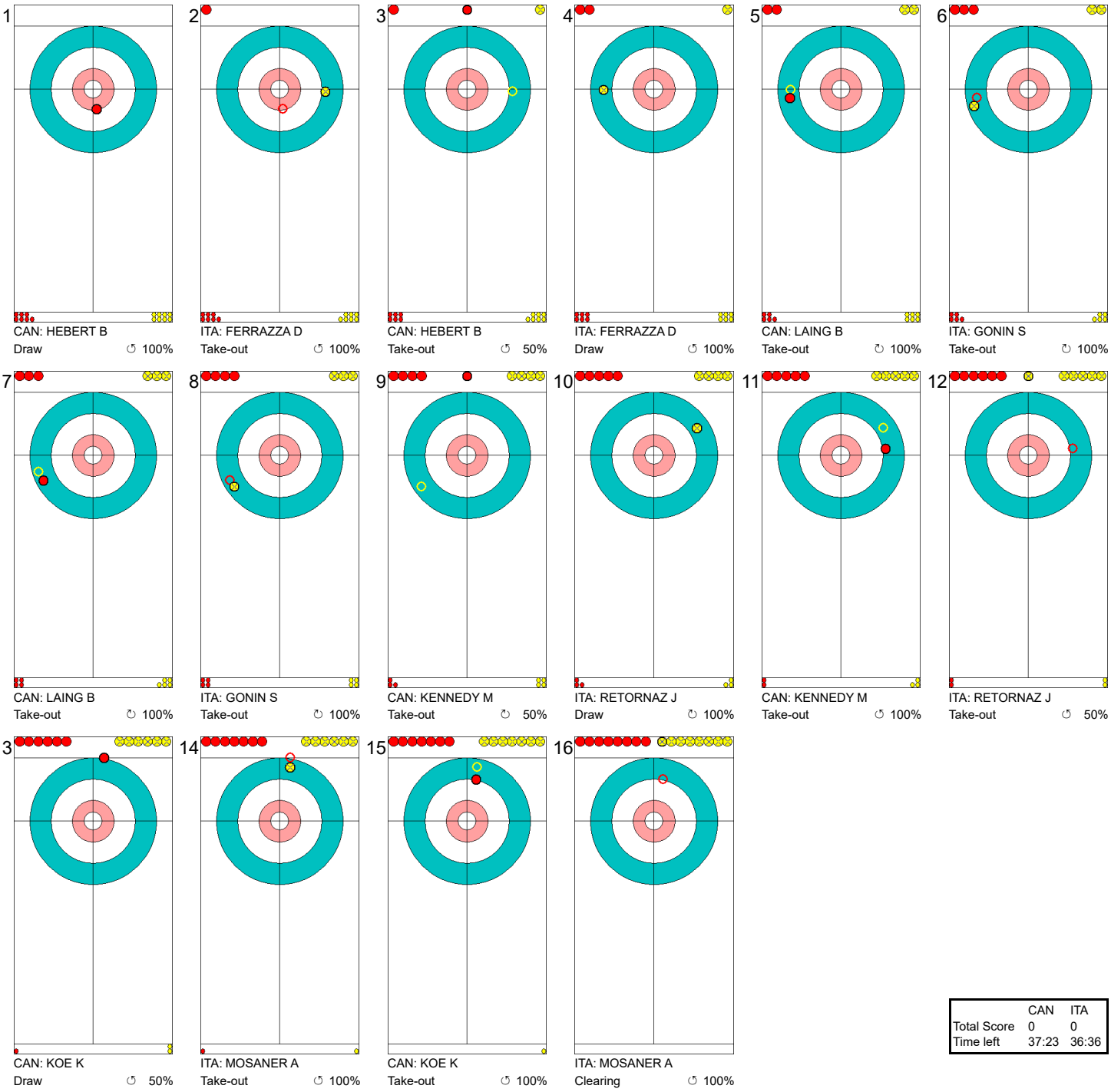

	CAN	ITA
Total Score	0	0
Time left	37:23	36:36

Legend:
↻ Clockwise ↺ Counter-clockwise - Not considered

Game - Shot by Shot
경기별 숏 기록 / Déroulement de la partie

End 2 — **CAN - Canada 0 + 0** (this end) **= 0** — **ITA - Italy 0 + 0** (this end) **= 0**



	CAN	ITA
Total Score	0	0
Time left	35:25	34:27

Legend:
↻ Clockwise ↺ Counter-clockwise - Not considered

Game - Shot by Shot
경기별 숏 기록 / Déroulement de la partie

End 3 **CAN - Canada 0 + 0 (this end) = 0** **ITA - Italy 0 + 0 (this end) = 0**



	CAN	ITA
Total Score	0	0
Time left	32:47	31:45

Legend:
↻ Clockwise ↺ Counter-clockwise - Not considered

Game - Shot by Shot
경기별 숏 기록 / Déroulement de la partie

End 4 — **CAN - Canada 0 + 0** (this end) **= 0** — **ITA - Italy 0 + 1** (this end) **= 1**

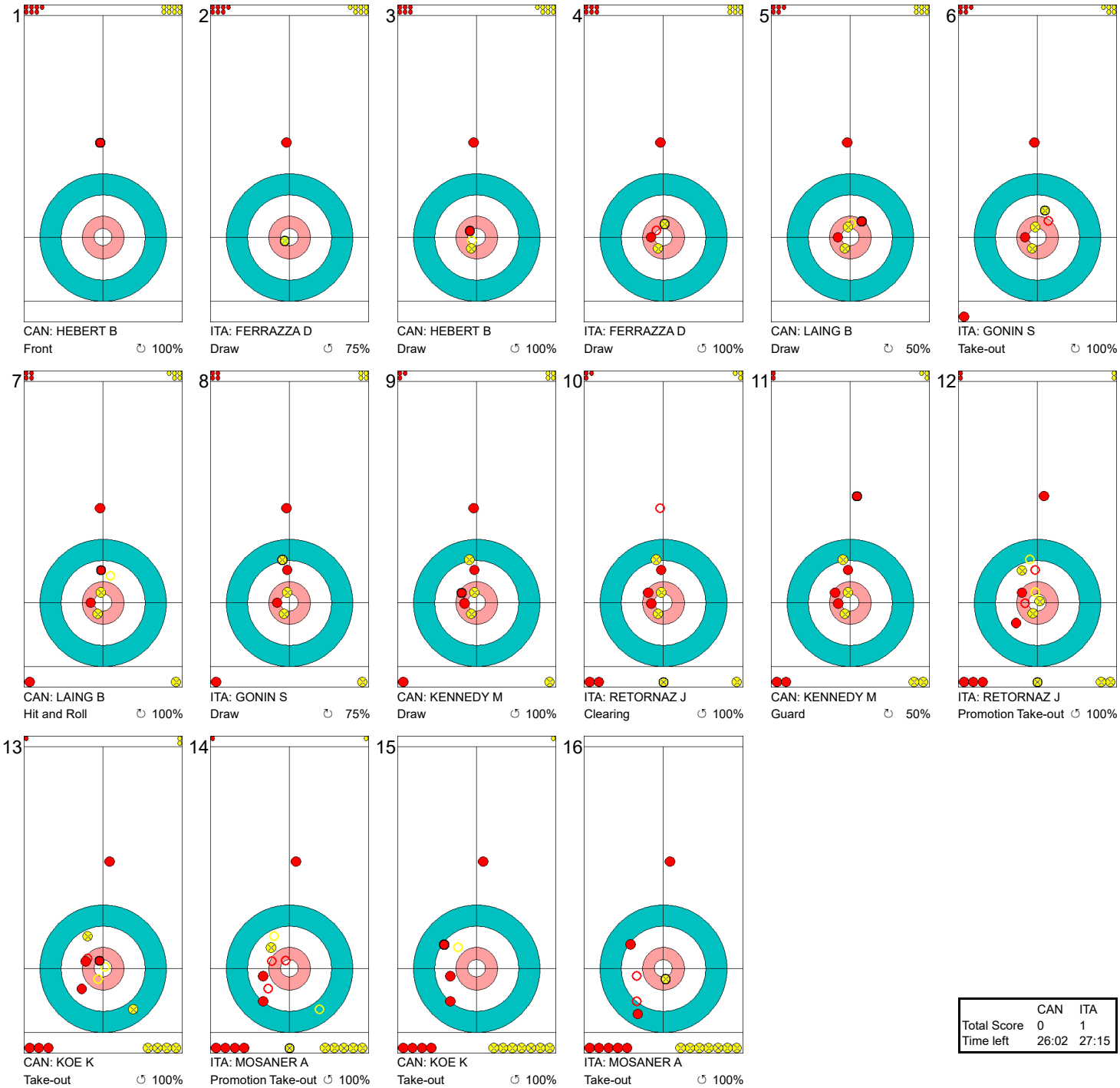

	CAN	ITA
Total Score	0	1
Time left	26:02	27:15

Legend:

↻	Clockwise	↺	Counter-clockwise	-	Not considered

Game - Shot by Shot
경기별 숏 기록 / Déroulement de la partie

End 5 **CAN - Canada 0 + 1 (this end) = 1** **ITA - Italy 1 + 0 (this end) = 1**



	CAN	ITA
Total Score	1	1
Time left	23:07	24:01

Legend:
↻ Clockwise ↺ Counter-clockwise - Not considered

Game - Shot by Shot
경기별 숏 기록 / Déroulement de la partie

End 6 — **CAN - Canada 1 + 1** (this end) **= 2** — **ITA - Italy 1 + 0** (this end) **= 1**

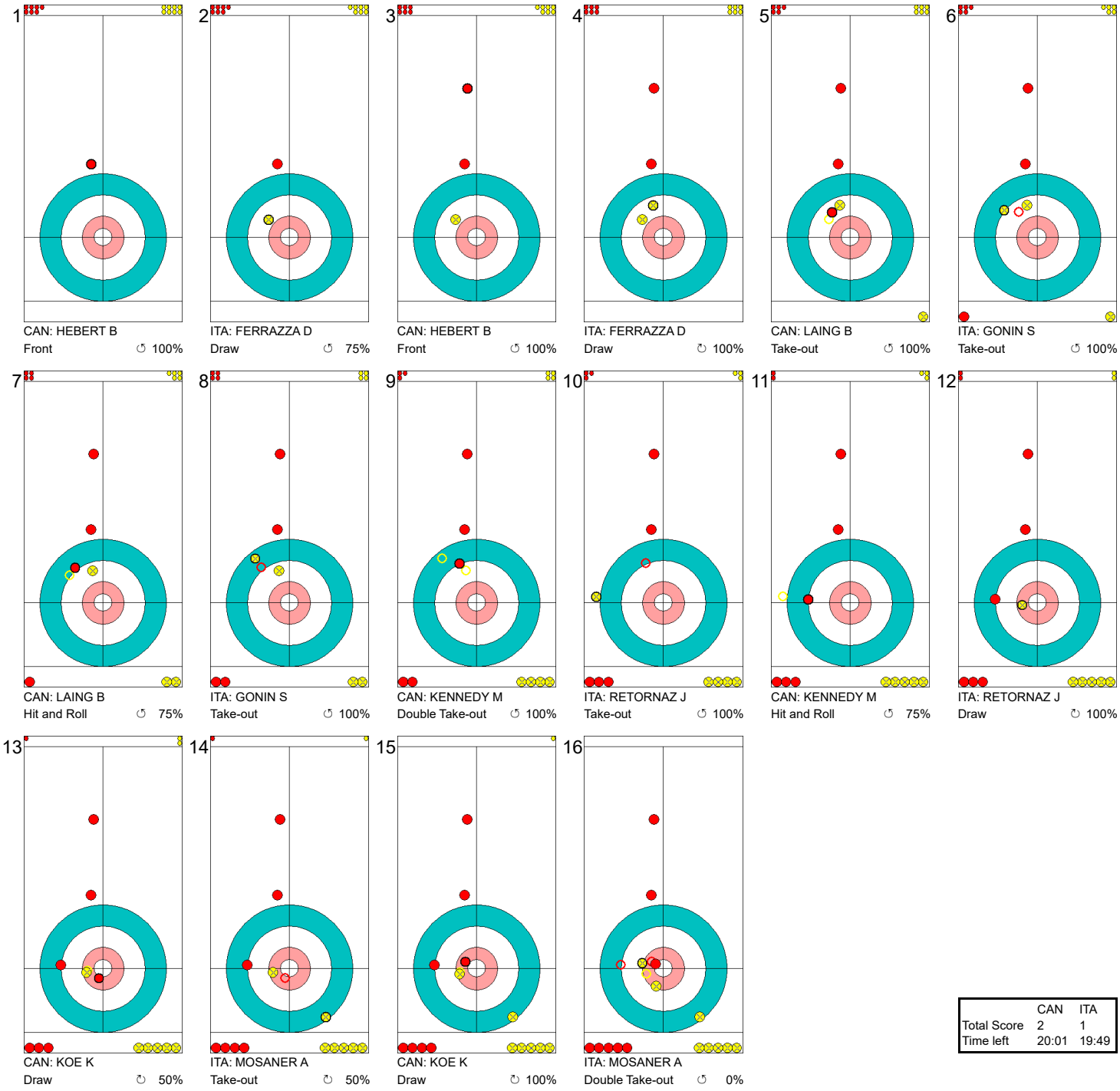

	CAN	ITA
Total Score	2	1
Time left	20:01	19:49

Legend:
↻ Clockwise ↺ Counter-clockwise - Not considered

Game - Shot by Shot
경기별 숏 기록 / Déroulement de la partie

End 7 — **CAN - Canada 2 + 0** (this end) **= 2** — **ITA - Italy 1 + 1** (this end) **= 2**

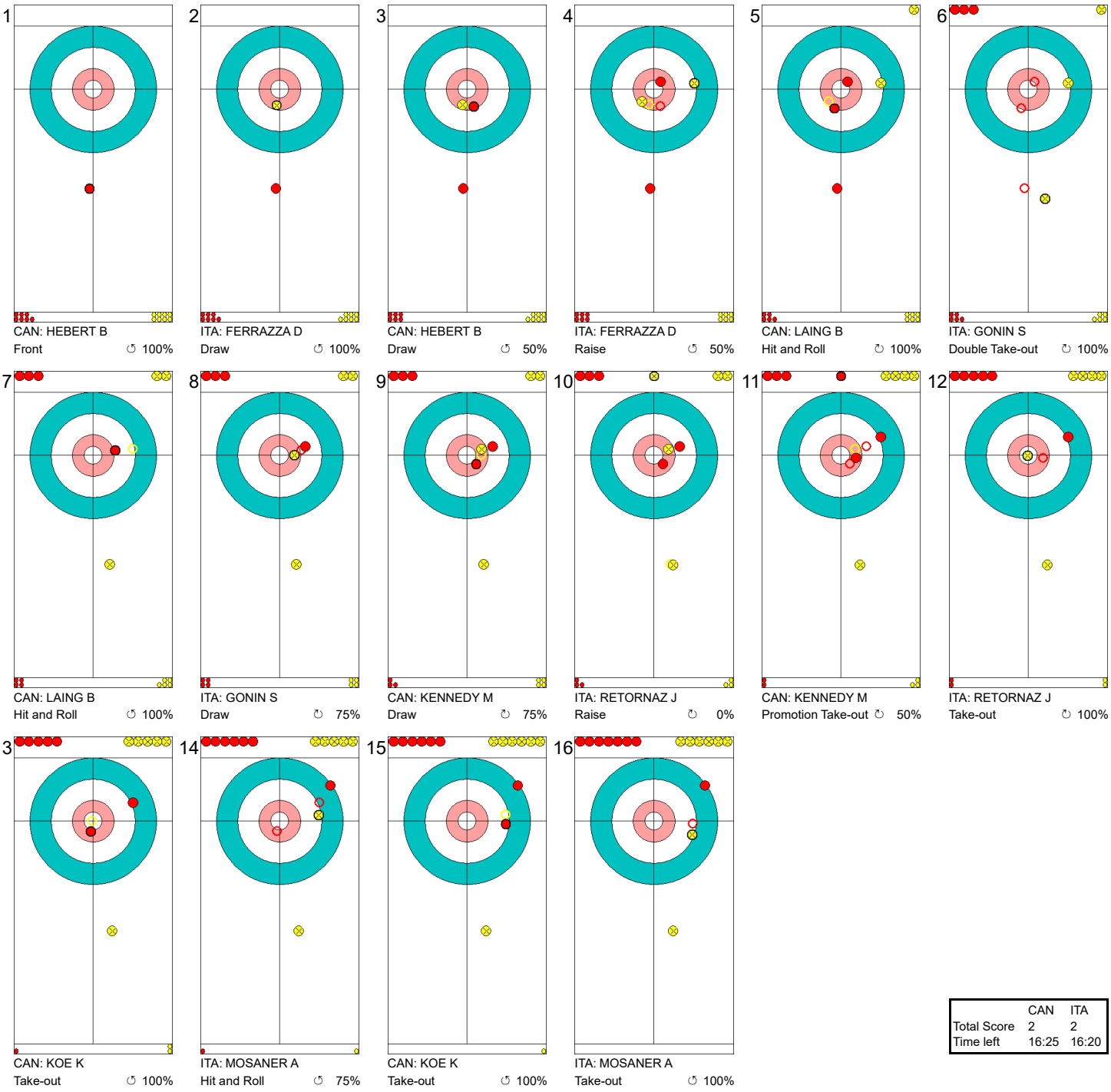

	CAN	ITA
Total Score	2	2
Time left	16:25	16:20

Legend:
↻ Clockwise ↺ Counter-clockwise - Not considered

Game - Shot by Shot
경기별 숏 기록 / Déroulement de la partie

End 8 — **CAN - Canada 2 + 2** (this end) **= 4** — **ITA - Italy 2 + 0** (this end) **= 2**

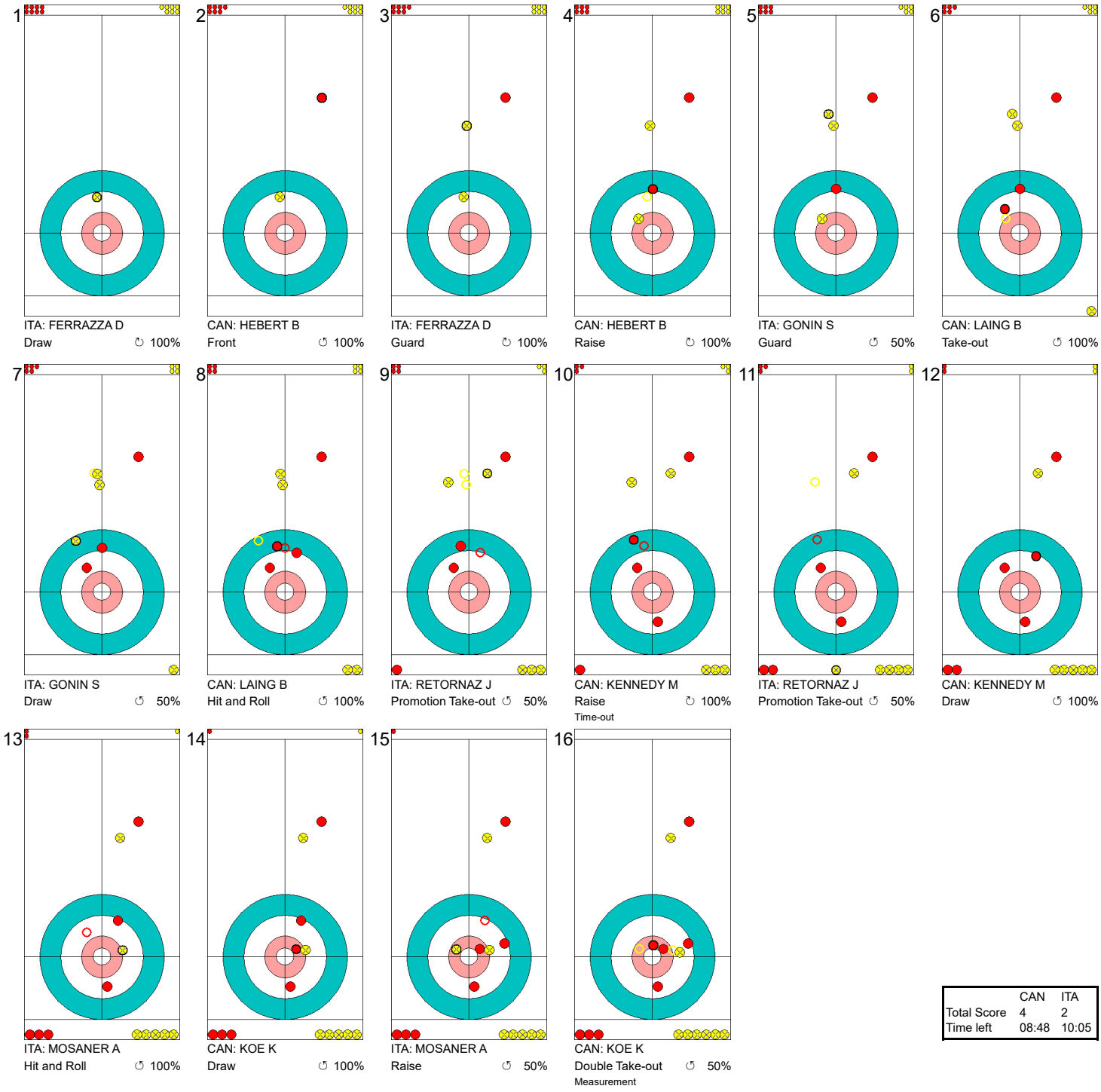

	CAN	ITA
Total Score	4	2
Time left	08:48	10:05

Legend:
↻ Clockwise ↺ Counter-clockwise - Not considered

Game - Shot by Shot
경기별 숏 기록 / Déroulement de la partie

End 9 — **CAN - Canada 4 + 0** (this end) **= 4** — **ITA - Italy 2 + 1** (this end) **= 3**



	CAN	ITA
Total Score	4	3
Time left	05:43	05:54

Legend:
↻ Clockwise ↺ Counter-clockwise - Not considered

Game - Shot by Shot
경기별 숏 기록 / Déroulement de la partie

End 10 — **CAN - Canada 4 + 1** (this end) **= 5** — **ITA - Italy 3 + 0** (this end) **= 3**

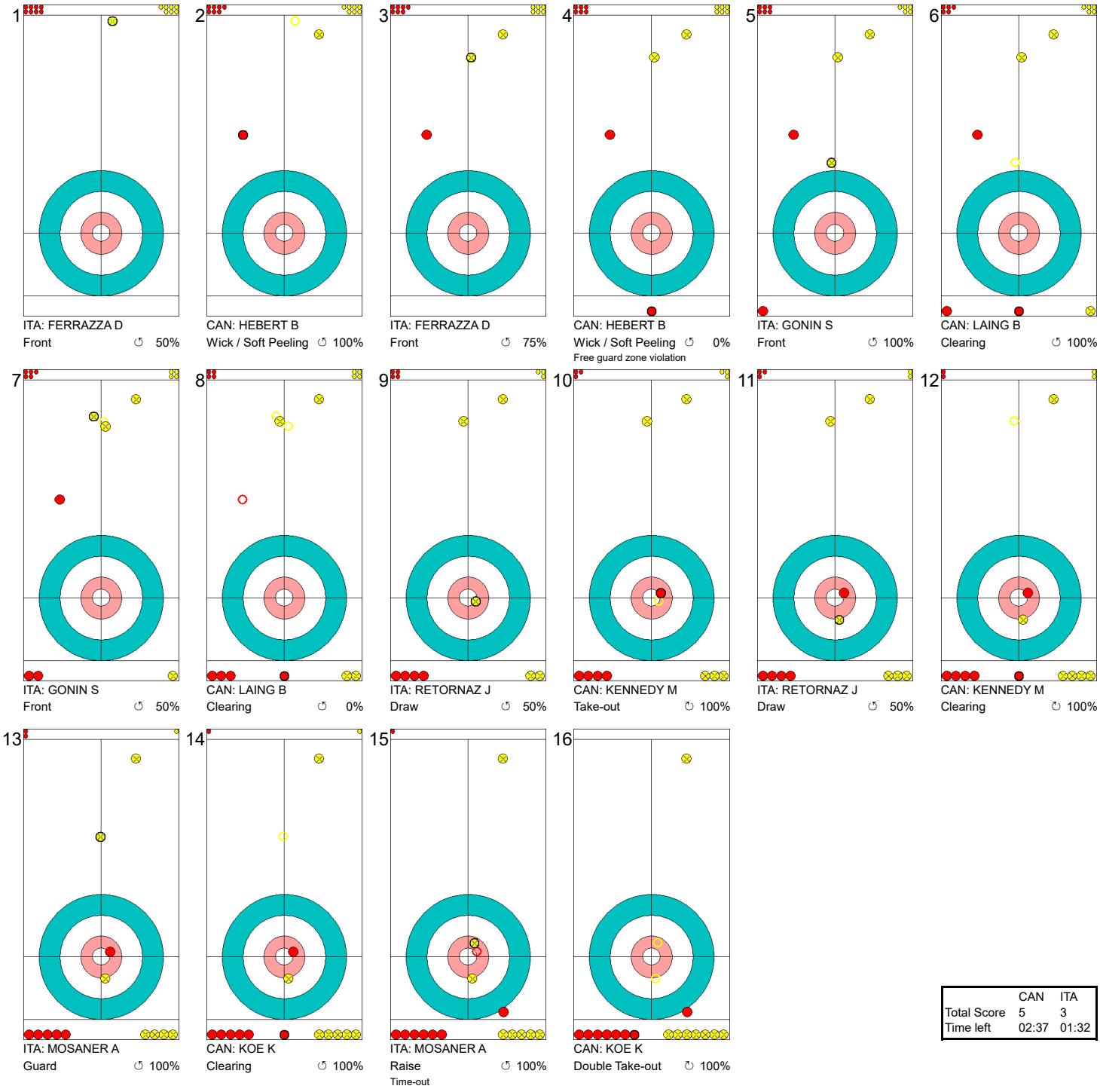

	CAN	ITA
Total Score	5	3
Time left	02:37	01:32

Legend:
↻ Clockwise ↺ Counter-clockwise - Not considered

Game Results
대회 경기결과 / Résultats de la partie

Sheet	Game	Team	LSFE	1	2	3	4	5	6	7	8	9	10	Extra Ends				Total
C	1	KOR - Republic of Korea		0	2	0	1	0	3	0	1	0	X					7
	1	USA - United States of America	*	2	0	3	0	3	0	2	0	1	X					11

KOR - Republic of Korea		Shot Success Game	Shot Success All
4 S	KIM ChangMin	78%	78%
3 V	SEONG SeHyeon	83%	83%
2	KIM MinChan	81%	81%
1	LEE KiBok	98%	98%
A	OH EunSu	-	-
	Team Total	85%	85%

Last Stone Draw		Distance
↻	KIM ChangMin	93.4cm
↺	SEONG SeHyeon	28.7cm
Total		**122.1cm**

Time remaining: 2 minutes 6 seconds

Time-out: End 7 - KOR stone 7

USA - United States of America		Shot Success Game	Shot Success All
4 S	SHUSTER John	82%	82%
3 V	GEORGE Tyler	83%	83%
2	HAMILTON Matt	93%	93%
1	LANDSTEINER John	82%	82%
A	POLO Joe	-	-
	Team Total	85%	85%

Last Stone Draw		Distance
↻	GEORGE Tyler	18.4cm
↺	LANDSTEINER John	38.6cm
Total		**57.0cm**

Time remaining: 8 minutes 57 seconds

Time-out: End 8 - USA stone 8

Shot Success Analysis

KOR - Republic of Korea		↻		↺		Game	
4 KIM ChangMin	Draws	6	67%	7	75%	13	71%
	Take-outs	2	88%	3	100%	5	95%
	Total	8	72%	10	83%	18	78%
3 SEONG SeHyeon	Draws	2	50%	13	81%	15	77%
	Take-outs	1	100%	4	100%	5	100%
	Total	3	67%	17	85%	20	83%
2 KIM MinChan	Draws	5	95%	10	80%	15	85%
	Take-outs	0	-	5	70%	5	70%
	Total	5	95%	15	77%	20	81%
1 LEE KiBok	Draws	4	100%	14	96%	18	97%
	Take-outs	0	-	2	100%	2	100%
	Total	4	100%	16	97%	20	98%
A OH EunSu	Draws	0	-	0	-	0	-
	Take-outs	0	-	0	-	0	-
	Total	0	-	0	-	0	-
Team	Draws	17	81%	44	85%	61	84%
	Take-outs	3	92%	14	89%	17	90%
	Total	20	83%	58	86%	78	85%

USA - United States of America		↻		↺		Game	
4 SHUSTER John	Draws	7	79%	2	100%	9	83%
	Take-outs	3	83%	7	79%	10	80%
	Total	10	80%	9	83%	19	82%
3 GEORGE Tyler	Draws	0	-	0	-	0	-
	Take-outs	6	50%	14	96%	20	83%
	Total	6	50%	14	96%	20	83%
2 HAMILTON Matt	Draws	1	100%	0	-	1	100%
	Take-outs	8	94%	11	91%	19	92%
	Total	9	94%	11	91%	20	93%
1 LANDSTEINER John	Draws	4	88%	13	81%	17	82%
	Take-outs	0	-	1	75%	1	75%
	Total	4	88%	14	80%	18	82%
A POLO Joe	Draws	0	-	0	-	0	-
	Take-outs	0	-	0	-	0	-
	Total	0	-	0	-	0	-
Team	Draws	12	83%	15	83%	27	83%
	Take-outs	17	76%	33	90%	50	86%
	Total	29	79%	48	88%	77	85%

Note:
Position and function for each team member:
4 = Fourth, **3** = Third, **2** = Second, **1** = Lead, **A** = Alternate, **S** = Skip, **V** = Vice-Skip

Legend:
↻ Clockwise
↺ Counter-clockwise
LSFE(*) Last Stone First End
X Unplayed/unfinished end due to concession

Game - Shot by Shot
경기별 숏 기록 / Déroulement de la partie

End 1 — **KOR - Republic of Korea 0 + 0** (this end) **= 0** — **USA - United States 0 + 2** (this end) **= 2**

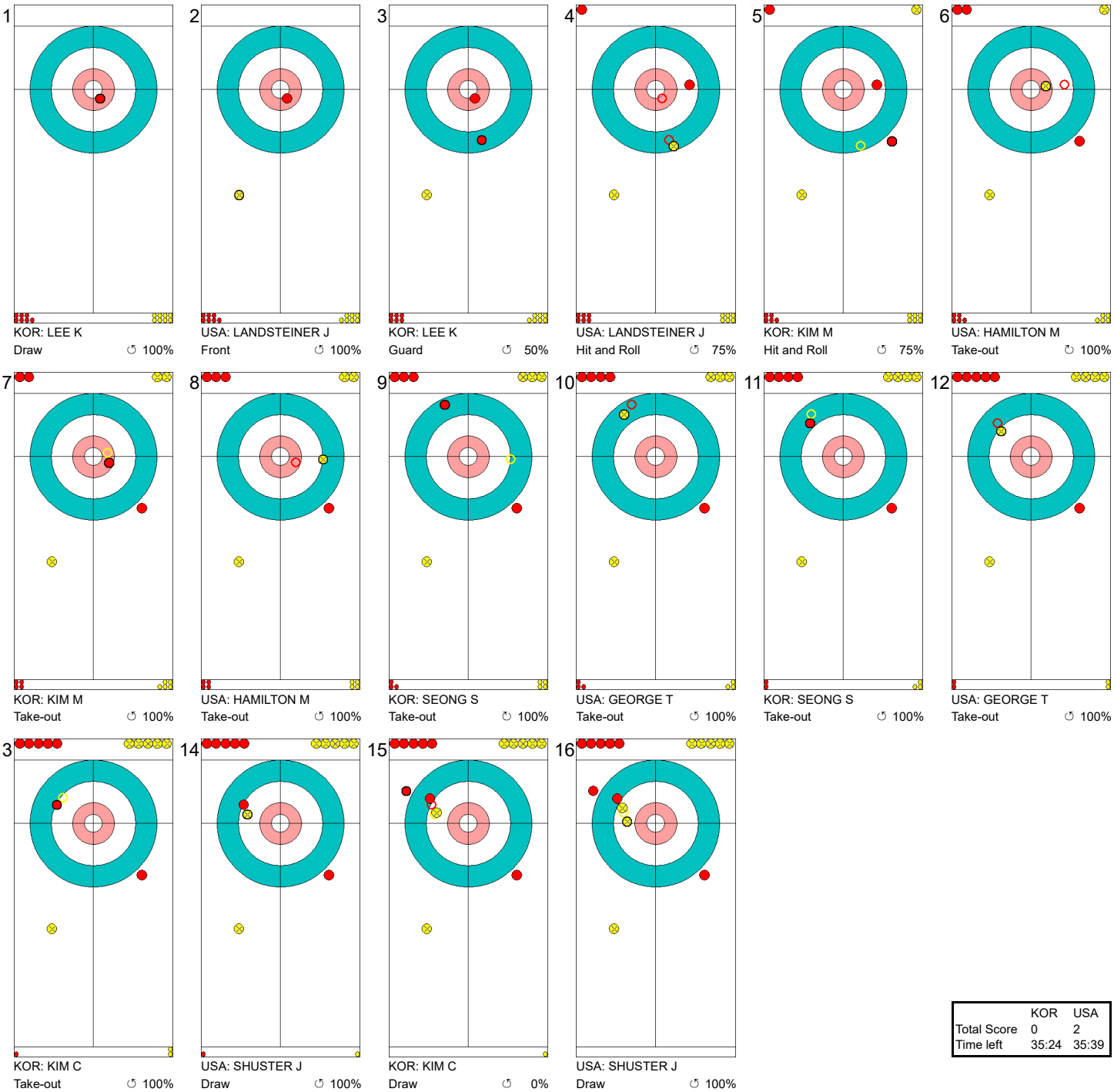

	KOR	USA
Total Score	0	2
Time left	35:24	35:39

Legend:
↻ Clockwise ↺ Counter-clockwise - Not considered

Game - Shot by Shot
경기별 숏 기록 / Déroulement de la partie

End 2 — **KOR - Republic of Korea** 0 + 2 (this end) = 2 — **USA - United States** 2 + 0 (this end) = 2



	KOR	USA
Total Score	2	2
Time left	32:30	33:24

Legend:
↻ Clockwise ↺ Counter-clockwise - Not considered

Game - Shot by Shot
경기별 숏 기록 / Déroulement de la partie

End 3 | **KOR - Republic of Korea 2 + 0 (this end) = 2** | **USA - United States 2 + 3 (this end) = 5**



	KOR	USA
Total Score	2	5
Time left	27:36	29:20

Legend:
↻ Clockwise ↺ Counter-clockwise - Not considered

Game - Shot by Shot
경기별 숏 기록 / Déroulement de la partie

End 4 | **KOR - Republic of Korea** 2 + 1 (this end) = 3 | **USA - United States** 5 + 0 (this end) = 5



	KOR	USA
Total Score	3	5
Time left	24:23	26:22

Legend:
↻ Clockwise ↺ Counter-clockwise - Not considered

Game - Shot by Shot
경기별 숏 기록 / Déroulement de la partie

End 5 | **KOR - Republic of Korea** 3 + 0 (this end) = 3 | **USA - United States** 5 + 3 (this end) = 8



	KOR	USA
Total Score	3	8
Time left	20:31	22:13

Legend:
↻ Clockwise ↺ Counter-clockwise - Not considered

Game - Shot by Shot
경기별 숏 기록 / Déroulement de la partie

End 6 | **KOR - Republic of Korea** 3 + 3 (this end) = 6 | **USA - United States** 8 + 0 (this end) = 8



	KOR	USA
Total Score	6	8
Time left	16:30	19:30

Legend:
↻ Clockwise ↺ Counter-clockwise - Not considered

Game - Shot by Shot
경기별 슛 기록 / Déroulement de la partie

End 7 | **KOR - Republic of Korea 6 + 0 (this end) = 6** | **USA - United States 8 + 2 (this end) = 10**



	KOR	USA
Total Score	6	10
Time left	12:30	14:54

Legend:
↻ Clockwise ↺ Counter-clockwise - Not considered

Game - Shot by Shot
경기별 숏 기록 / Déroulement de la partie

End 8 | **KOR - Republic of Korea** **6 + 1** (this end) **= 7** | **USA - United States** **10 + 0** (this end) **= 10**



	KOR	USA
Total Score	7	10
Time left	09:12	12:28

Legend:
↻ Clockwise ↺ Counter-clockwise - Not considered

Game - Shot by Shot
경기별 숏 기록 / Déroulement de la partie

End 9 | **KOR - Republic of Korea 7 + 0** (this end) **= 7** | **USA - United States 10 + 1** (this end) **= 11**



	KOR	USA
Total Score	7	11
Time left	03:32	09:58

Legend:
↻ Clockwise ↺ Counter-clockwise - Not considered

Game - Shot by Shot
경기별 숏 기록 / Déroulement de la partie

End 10 — **KOR - Republic of Korea** 7 + X (this end) = 7 — **USA - United States** 11 + X (this end) = 11



	KOR	USA
Total Score	7	11
Time left	02:06	08:57

Legend:
↻ Clockwise ↺ Counter-clockwise - Not considered
X Unfinished end due to concession

Game Results
대회 경기결과 / Résultats de la partie

Sheet	Game	Team	LSFE	1	2	3	4	5	6	7	8	9	10	Extra Ends			Total
D	1	SUI - Switzerland		0	0	0	1	0	2	0	1	0	1	0				5
	1	GBR - Great Britain	*	0	0	1	0	1	0	1	0	2	0	1				6

SUI - Switzerland		Shot Success Game	Shot Success All
4 V	SCHWARZ Benoit	70%	70%
3	PAETZ Claudio	91%	91%
2 S	DE CRUZ Peter	76%	76%
1	TANNER Valentin	88%	88%
A	MAERKI Dominik	-	-
	Team Total	81%	81%

Last Stone Draw		Distance
↻	SCHWARZ Benoit	34.4cm
↺	TANNER Valentin	28.3cm
Total		**62.7cm**

Time remaining: 1 minute 41 seconds
0 minutes 53 seconds (after extra end)

Time-out: End 10 - SUI stone 8

GBR - Great Britain		Shot Success Game	Shot Success All
4 S	SMITH Kyle	80%	80%
3 V	MUIRHEAD Thomas	80%	80%
2	WADDELL Kyle	82%	82%
1	SMITH Cameron	84%	84%
A	MUIRHEAD Glen	-	-
	Team Total	81%	81%

Last Stone Draw		Distance
↻	SMITH Kyle	21.9cm
↺	SMITH Cameron	31.5cm
Total		**53.4cm**

Time remaining: 5 minutes 51 seconds
2 minutes 5 seconds (after extra end)

Time-out: End 10 - GBR stone 7

Shot Success Analysis

SUI - Switzerland		↻		↺		Game	
4 SCHWARZ Benoit	Draws	7	61%	7	68%	14	64%
	Take-outs	2	75%	6	83%	8	81%
	Total	9	64%	13	75%	22	70%
3 PAETZ Claudio	Draws	5	90%	8	88%	13	88%
	Take-outs	4	94%	5	95%	9	94%
	Total	9	92%	13	90%	22	91%
2 DE CRUZ Peter	Draws	3	83%	5	70%	8	75%
	Take-outs	8	69%	6	88%	14	77%
	Total	11	73%	11	80%	22	76%
1 TANNER Valentin	Draws	16	84%	4	100%	20	88%
	Take-outs	1	75%	1	100%	2	88%
	Total	17	84%	5	100%	22	88%
A MAERKI Dominik	Draws	0	-	0	-	0	-
	Take-outs	0	-	0	-	0	-
	Total	0	-	0	-	0	-
Team	Draws	31	80%	24	80%	55	80%
	Take-outs	15	77%	18	89%	33	83%
	Total	46	79%	42	84%	88	81%

GBR - Great Britain		↻		↺		Game	
4 SMITH Kyle	Draws	6	96%	2	100%	8	97%
	Take-outs	7	61%	7	79%	14	70%
	Total	13	77%	9	83%	22	80%
3 MUIRHEAD Thomas	Draws	1	0%	2	50%	3	33%
	Take-outs	12	94%	7	75%	19	87%
	Total	13	87%	9	69%	22	80%
2 WADDELL Kyle	Draws	1	100%	5	75%	6	79%
	Take-outs	11	80%	5	90%	16	83%
	Total	12	81%	10	83%	22	82%
1 SMITH Cameron	Draws	2	63%	20	86%	22	84%
	Take-outs	0	-	0	-	0	-
	Total	2	63%	20	86%	22	84%
A MUIRHEAD Glen	Draws	0	-	0	-	0	-
	Take-outs	0	-	0	-	0	-
	Total	0	-	0	-	0	-
Team	Draws	10	80%	29	83%	39	82%
	Take-outs	30	81%	19	80%	49	81%
	Total	40	81%	48	82%	88	81%

Note:
Position and function for each team member:
4 = Fourth, **3** = Third, **2** = Second, **1** = Lead, **A** = Alternate, **S** = Skip, **V** = Vice-Skip

Legend:
↻ Clockwise ↺ Counter-clockwise **LSFE(*)** Last Stone First End

Game - Shot by Shot
경기별 슛 기록 / Déroulement de la partie

End 1 — **SUI - Switzerland 0 + 0 (this end) = 0** — **GBR - Great Britain 0 + 0 (this end) = 0**



	SUI	GBR
Total Score	0	0
Time left	36:09	35:53

Legend:
↻ Clockwise ↺ Counter-clockwise - Not considered

Game - Shot by Shot
경기별 숏 기록 / Déroulement de la partie

End 2 — **SUI - Switzerland 0 + 0 (this end) = 0** — **GBR - Great Britain 0 + 0 (this end) = 0**



	SUI	GBR
Total Score	0	0
Time left	31:27	32:20

Legend:
↻ Clockwise ↺ Counter-clockwise - Not considered

Game - Shot by Shot
경기별 숏 기록 / Déroulement de la partie

End 3 | **SUI - Switzerland 0 + 0 (this end) = 0** | **GBR - Great Britain 0 + 1 (this end) = 1**



	SUI	GBR
Total Score	0	1
Time left	29:56	30:22

Legend:
↻ Clockwise ↺ Counter-clockwise - Not considered

Game - Shot by Shot
경기별 숏 기록 / Déroulement de la partie

End 4 — **SUI - Switzerland 0 + 1** (this end) **= 1** — **GBR - Great Britain 1 + 0** (this end) **= 1**



	SUI	GBR
Total Score	1	1
Time left	27:22	27:54

Legend:
↻ Clockwise ↺ Counter-clockwise - Not considered

Game - Shot by Shot
경기별 숏 기록 / Déroulement de la partie

End 5 **SUI - Switzerland 1 + 0** (this end) **= 1** **GBR - Great Britain 1 + 1** (this end) **= 2**



	SUI	GBR
Total Score	1	2
Time left	24:20	25:34

Legend:
↻ Clockwise ↺ Counter-clockwise - Not considered

Game - Shot by Shot
경기별 숏 기록 / Déroulement de la partie

End 6 — **SUI - Switzerland 1 + 2** (this end) **= 3** — **GBR - Great Britain 2 + 0** (this end) **= 2**

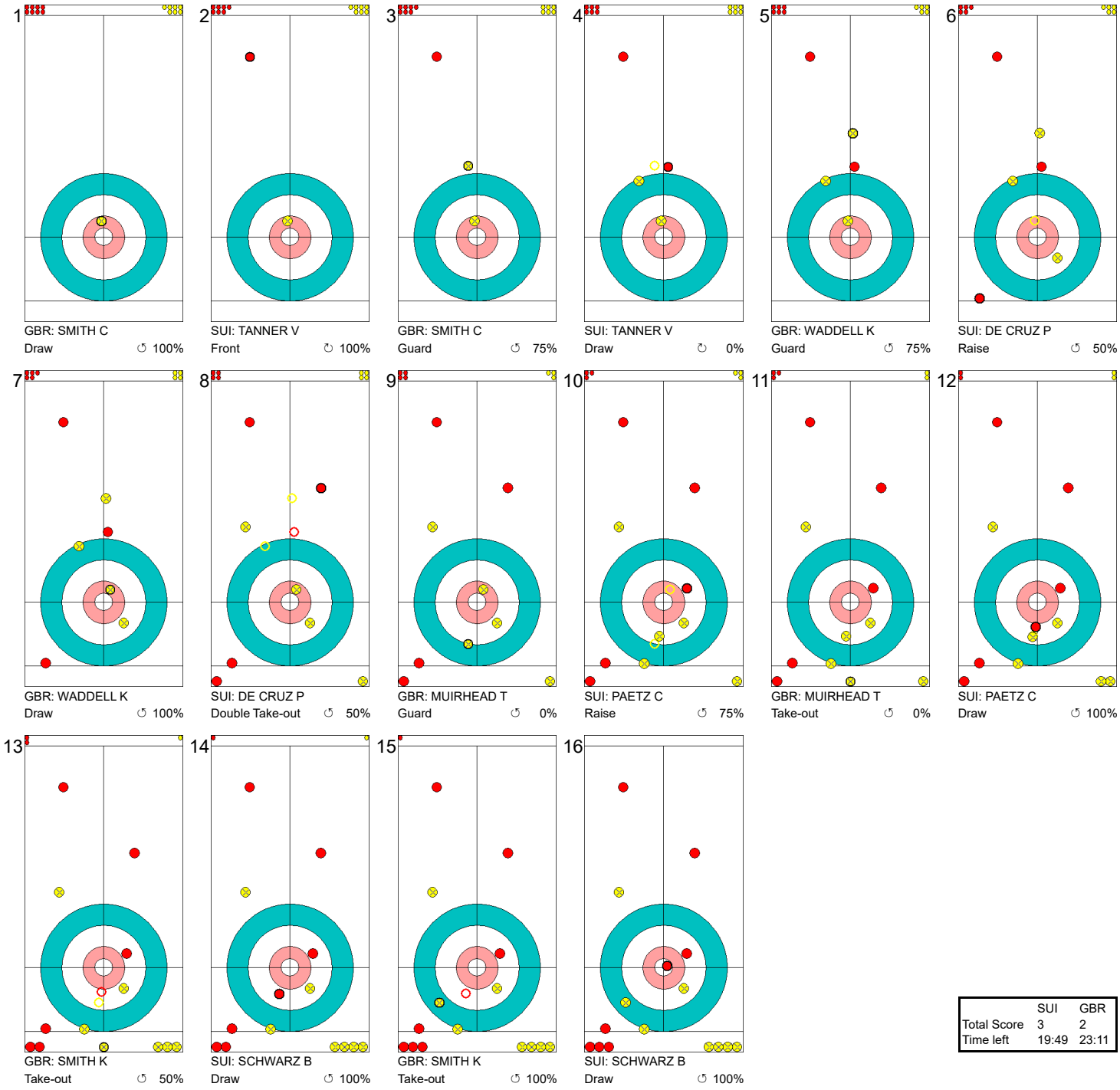

	SUI	GBR
Total Score	3	2
Time left	19:49	23:11

Legend:
↻ Clockwise ↺ Counter-clockwise - Not considered

Game - Shot by Shot
경기별 숏 기록 / Déroulement de la partie

End 7 **SUI - Switzerland 3 + 0** (this end) **= 3** **GBR - Great Britain 2 + 1** (this end) **= 3**



	SUI	GBR
Total Score	3	3
Time left	15:10	19:09

Legend:
↻ Clockwise ↺ Counter-clockwise - Not considered

Game - Shot by Shot
경기별 숏 기록 / Déroulement de la partie

End 8 — **SUI - Switzerland 3 + 1** (this end) **= 4** — **GBR - Great Britain 3 + 0** (this end) **= 3**



	SUI	GBR
Total Score	4	3
Time left	11:26	16:20

Legend:
↻ Clockwise ↺ Counter-clockwise - Not considered

Game - Shot by Shot
경기별 슛 기록 / Déroulement de la partie

End 9 | **SUI - Switzerland 4 + 0** (this end) **= 4** | **GBR - Great Britain 3 + 2** (this end) **= 5**



	SUI	GBR
Total Score	4	5
Time left	05:28	11:42

Legend:
↻ Clockwise ↺ Counter-clockwise - Not considered

Game - Shot by Shot
경기별 숏 기록 / Déroulement de la partie

End 10 | **SUI - Switzerland 4 + 1** (this end) **= 5** | **GBR - Great Britain 5 + 0** (this end) **= 5**

1
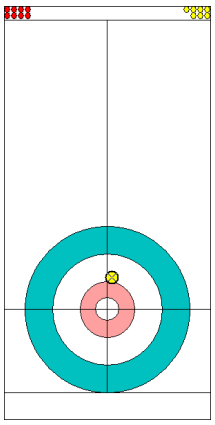
GBR: SMITH C
Draw ↻ 100%

2
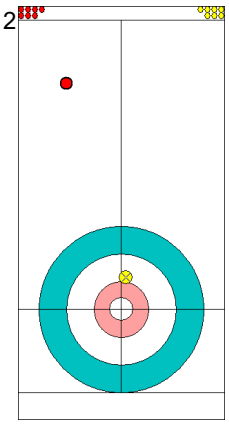
SUI: TANNER V
Front ↻ 100%

3
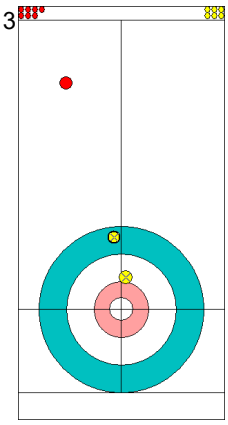
GBR: SMITH C
Draw ↻ 100%

4
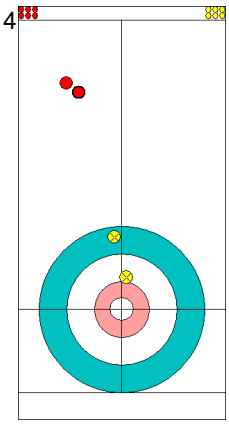
SUI: TANNER V
Draw ↻ 0%

5
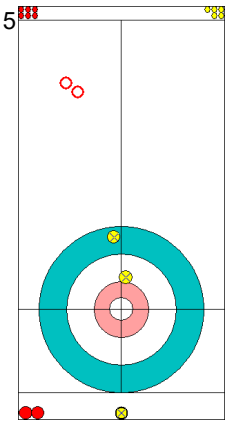
GBR: WADDELL K
Clearing ↻ 100%

6
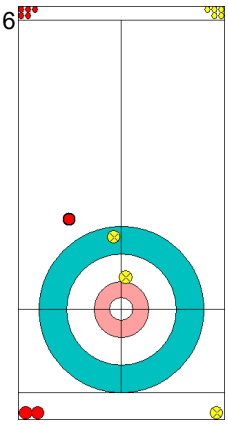
SUI: DE CRUZ P
Front ↻ 100%

7
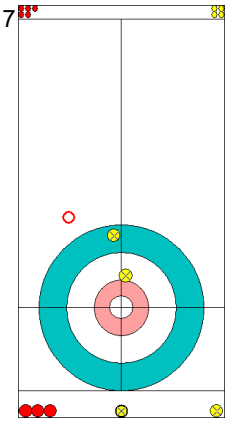
GBR: WADDELL K
Clearing ↻ 100%

8
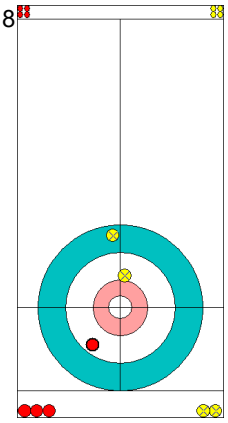
SUI: DE CRUZ P
Draw ↻ 50%

9
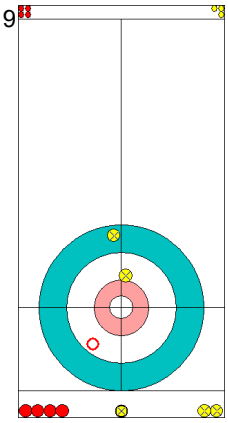
GBR: MUIRHEAD T
Clearing ↻ 100%

10
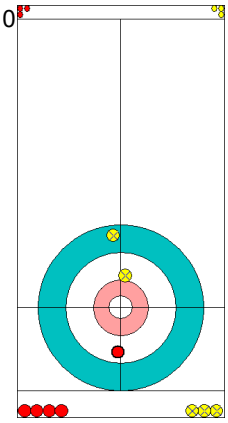
SUI: PAETZ C
Draw ↻ 75%

11
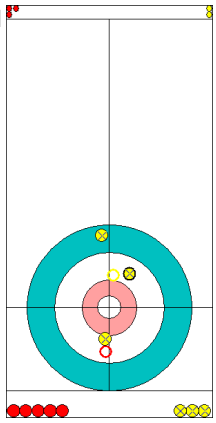
GBR: MUIRHEAD T
Promotion Take-out ↻ 100%

12
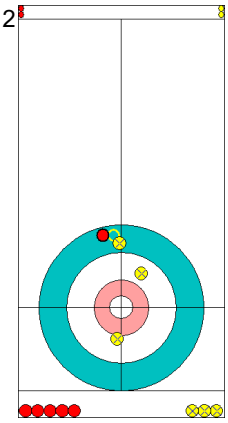
SUI: PAETZ C
Draw ↻ 50%

13
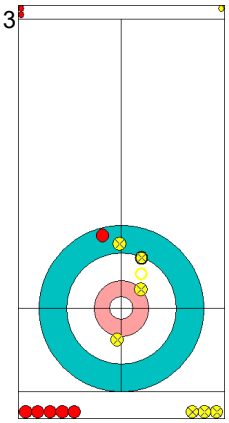
GBR: SMITH K
Raise ↻ 100%
Time-out

14
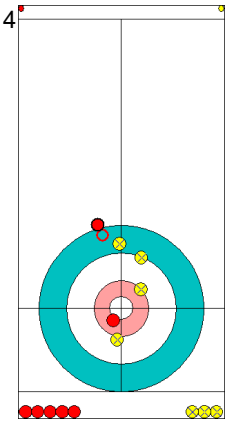
SUI: SCHWARZ B
Raise ↻ 100%

15
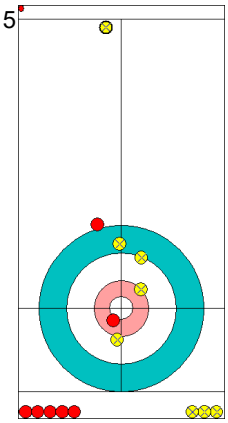
GBR: SMITH K
Guard ↻ 75%

16
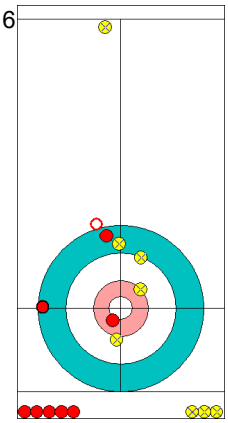
SUI: SCHWARZ B
Raise ↻ 0%
Time-out

	SUI	GBR
Total Score	5	5
Time left	01:41	05:51

Legend:
↻ Clockwise ↺ Counter-clockwise - Not considered

Game - Shot by Shot
경기별 숏 기록 / Déroulement de la partie

End 11 | **SUI - Switzerland** 5 + 0 (this end) = 5 | **GBR - Great Britain** 5 + 1 (this end) = 6

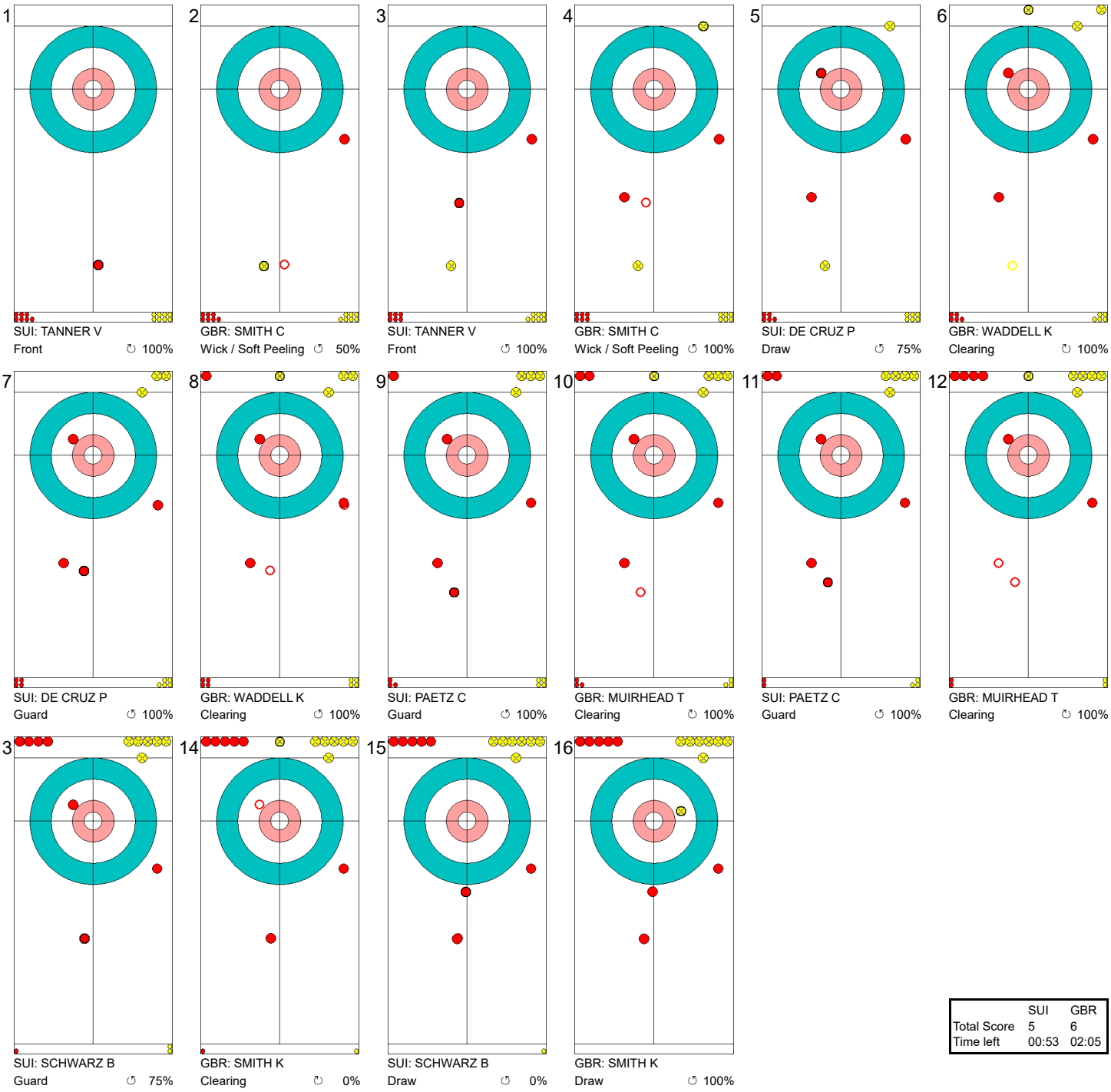

	SUI	GBR
Total Score	5	6
Time left	00:53	02:05

Legend:
↻ Clockwise ↺ Counter-clockwise - Not considered

Most Important Shots
우승 결정 슛 / Tirs les plus importants

Sheet	Game	Team	LSFE	1	2	3	4	5	6	7	8	9	10	Extra Ends	Total
A	1	DEN - Denmark		0	0	0	2	0	0	1	0	2	0		5
	1	SWE - Sweden	*	0	2	0	0	3	2	0	1	0	1		9

Most Important Shot:

After a missed Take-out by the Danish Skip STJERNE R the Swedish Skip EDIN N played a fast Take-out to remove the Danish shot stone out of the four foot and score 3 points.

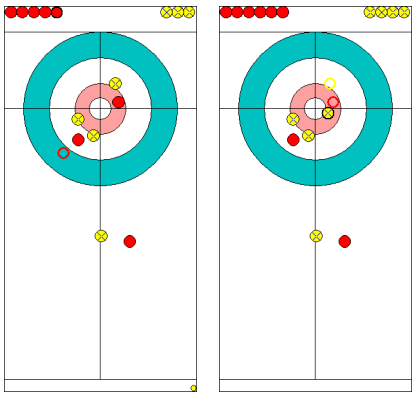

Before After

End: 5
Team: SWE - Sweden
Player: EDIN Niklas
Team Stone: 1 2 3 4 5 6 7 ⑧
Task: Take-out
Rotation: ↻
Shot Success: 100%

Sheet	Game	Team	LSFE	1	2	3	4	5	6	7	8	9	10	Extra Ends	Total
B	1	CAN - Canada		0	0	0	0	1	1	0	2	0	1		5
	1	ITA - Italy	*	0	0	0	1	0	0	1	0	1	0		3

Most Important Shot:

The Canadian Skip KOE K played a Draw to sit on a covered Italian stone. As a next shot Italy attempted a Double Take-out and missed, leading to a steal of one and control of the even ends for Canada.

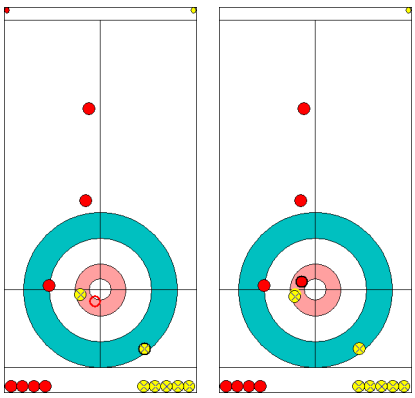

Before After

End: 6
Team: CAN - Canada
Player: KOE Kevin
Team Stone: 1 2 3 4 5 6 7 ⑧
Task: Draw
Rotation: ↻
Shot Success: 100%

Most Important Shots
우승 결정 슛 / Tirs les plus importants

Sheet	Game	Team	LSFE	1	2	3	4	5	6	7	8	9	10	Extra Ends	Total
C	1	KOR - Republic of Korea		0	2	0	1	0	3	0	1	0	X		7
	1	USA - United States of America	*	2	0	3	0	3	0	2	0	1	X		11

Most Important Shot:

The US Skip SHUSTER J played a Raise on the Korean second shot stone and removed two Korean stones to score three points in this end for an early big lead in the game.

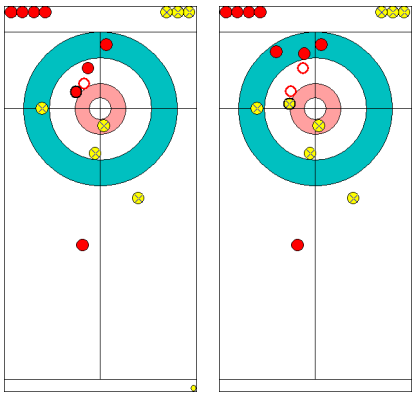

Before After

End: 3
Team: USA - United States of America
Player: SHUSTER John
Team Stone: 1 2 3 4 5 6 7 ⑧
Task: Raise
Rotation: ↻
Shot Success: 100%

Sheet	Game	Team	LSFE	1	2	3	4	5	6	7	8	9	10	Extra Ends	Total
D	1	SUI - Switzerland		0	0	0	1	0	2	0	1	0	1	0	5
	1	GBR - Great Britain	*	0	0	1	0	1	0	1	0	2	0	1	6

Most Important Shot:

With the Swiss team lying three stones in the house, the British Skip SMITH K played a well controlled Hit and Roll to lie shot rock hidden behind the front guard. It gave Great Brittain an important score of two points in the ninth end.

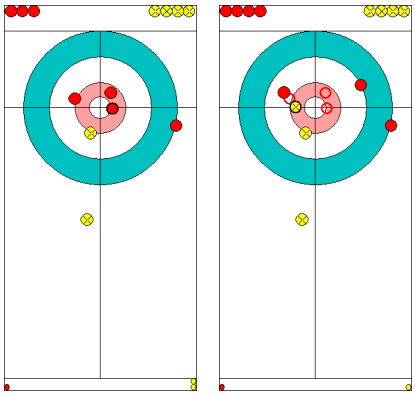

Before After

End: 9
Team: GBR - Great Britain
Player: SMITH Kyle
Team Stone: 1 2 3 4 5 6 ⑦ 8
Task: Hit and Roll
Rotation: ↺
Shot Success: 100%

Legend:
↻ Clockwise
↺ Counter-clockwise
LSFE(*) Last Stone First End
X Unplayed/unfinished end due to concession

Entry List by NOC

NOC별 엔트리 리스트 / Liste d'inscription par CNO

As of MON 12 FEB 2018

CAN - Canada		
4 S	KOE Kevin	R
3 V	KENNEDY Marc	L
2	LAING Brent	R
1	HEBERT Ben	R
A	PFEIFER Scott	L
C	DUNN John (GBR)	

KOR - Republic of Korea		
4 S	KIM ChangMin	R
3 V	SEONG SeHyeon	R
2	KIM MinChan	R
1	LEE KiBok	R
A	OH EunSu	R
C	LIM Myung Sup	

DEN - Denmark		
4 S	STJERNE Rasmus	R
3 V	FREDERIKSEN Johnny	R
2	POULSEN Mikkel	R
1	DUPONT Oliver	R
A	BERG THOMSEN Morten	R
C	QVIST Mikael (SWE)	

NOR - Norway		
4 S	ULSRUD Thomas	R
3 V	NERGAARD Torger	R
2	SVAE Christoffer	R
1	PETERSSON Haavard Vad	R
A	HOEIBERG Markus	R
C	LOEVOLD Thomas	

GBR - Great Britain		
4 S	SMITH Kyle	R
3 V	MUIRHEAD Thomas	R
2	WADDELL Kyle	R
1	SMITH Cameron	L
A	MUIRHEAD Glen	R
C	KJELL Viktor (SWE)	

SUI - Switzerland		
4 V	SCHWARZ Benoit	R
3	PAETZ Claudio	R
2 S	DE CRUZ Peter	R
1	TANNER Valentin	R
A	MAERKI Dominik	R
C	PESCIA Claudio	

ITA - Italy		
4 V	MOSANER Amos	R
3 S	RETORNAZ Joel	R
2	GONIN Simone	R
1	FERRAZZA Daniele	R
A	PILZER Andrea	R
C	GRAN Soren (SWE)	

SWE - Sweden		
4 S	EDIN Niklas	R
3 V	ERIKSSON Oskar	L
2	WRANAA Rasmus	R
1	SUNDGREN Christoffer	R
A	LEEK Henrik	R
C	LINDBERG Fredrik	

JPN - Japan		
4 S	MOROZUMI Yusuke	R
3 V	SHIMIZU Tetsuro	R
2	YAMAGUCHI Tsuyoshi	R
1	MOROZUMI Kosuke	R
A	HIRATA Kohsuke	R
C	NAGAOKA Hatomi	

USA - United States of America		
4 S	SHUSTER John	R
3 V	GEORGE Tyler	R
2	HAMILTON Matt	R
1	LANDSTEINER John	L
A	POLO Joe	R
C	DROBNICK Phill	

Note:
Position and function for each team member:
4 = Fourth, **3** = Third, **2** = Second, **1** = Lead, **A** = Alternate, **S** = Skip, **V** = Vice-Skip, **C** = Coach

Legend:
L Left-handed **R** Right-handed

OMEGA Atos

Curling
컬링 / Curling
Mixed Doubles
믹스더블 / Double mixte

REVISED
22 FEB 18:29

Medallists
메달리스트 / Médaillé(e)s

Medal	NOC	Name	Gender
GOLD	CAN - Canada	LAWES Kaitlyn	F
		MORRIS John	M
SILVER	SUI - Switzerland	PERRET Jenny	F
		RIOS Martin	M
BRONZE	NOR - Norway	SKASLIEN Kristin	F
		NEDREGOTTEN Magnus	M

Legend:
F Female **M** Male

KRUSHELNITCKII Aleksandr (OAR) has been disqualified. As a result, team OAR has been disqualified from the event.
Please refer to Official Communication #2 for further details.

OMEGA
Atos

Final Standings
최종 랭킹 / Classement final

REVISED
22 FEB 18:43

Rank	Team	Players	Gender
Gold	CAN - Canada	LAWES Kaitlyn MORRIS John	F M
Silver	SUI - Switzerland	PERRET Jenny RIOS Martin	F M
Bronze	NOR - Norway	SKASLIEN Kristin NEDREGOTTEN Magnus	F M
4	CHN - People's Republic of China	WANG Rui BA Dexin	F M
5	KOR - Republic of Korea	JANG Hyeji LEE Kijeong	F M
6	USA - United States of America	HAMILTON Becca HAMILTON Matt	F M
7	FIN - Finland	KAUSTE Oona RANTAMAEKI Tomi	F M
DQB	OAR - Olympic Athlete from Russia	BRYZGALOVA Anastasia KRUSHELNITCKII Aleksandr	F DQB

Note:
Team members are identified as follows:
F = Female, **M** = Male

Legend:
DQB Disqualified for unsportsmanlike behaviour

KRUSHELNITCKII Aleksandr (OAR) has been disqualified. As a result, team OAR has been disqualified from the event.
Please refer to Official Communication #2 for further details.

Competition Summary
경기 개요 / Résumé de la compétition

REVISED
22 FEB 18:52

Session	Date	Time	Sheet A	Sheet B	Sheet C	Sheet D
Session 1	THU 8 FEB	9:05	USA 9 - 3 OAR	CAN 6 - 9 NOR	KOR 9 - 4 FIN	CHN 5 - 7 SUI
Session 2	THU 8 FEB	20:05	FIN 6 - 7 SUI	KOR 7 - 8 CHN	OAR 4 - 3 NOR	USA 4 - 6 CAN
Session 3	FRI 9 FEB	8:35	KOR 3 - 8 NOR	USA 4 - 9 SUI	CHN 4 - 10 CAN	OAR 7 - 5 FIN
Session 4	FRI 9 FEB	13:35	CAN 8 - 2 FIN	CHN 5 - 6 OAR	USA 1 - 9 KOR	SUI 5 - 6 NOR
Session 5	SAT 10 FEB	9:05	CHN 6 - 4 USA	NOR 7 - 6 FIN	CAN 7 - 2 SUI	KOR 5 - 6 OAR
Session 6	SAT 10 FEB	20:05	OAR 2 - 8 CAN	SUI 6 - 4 KOR	NOR 3 - 10 USA	FIN 5 - 10 CHN
Session 7	SUN 11 FEB	9:05	NOR 3 - 9 CHN	FIN 7 - 5 USA	SUI 9 - 8 OAR	CAN 7 - 3 KOR
Tie-breaker	SUN 11 FEB	20:05		CHN 7 - 9 NOR		
Semi-final	MON 12 FEB	9:05	CAN 8 - 4 NOR			
Semi-final	MON 12 FEB	20:05			OAR 5 - 7 SUI	
Bronze Medal	TUE 13 FEB	9:05		OAR L - W NOR		
Gold Medal	TUE 13 FEB	20:05		CAN 10 - 3 SUI		

Standings after Round Robin

Rank	Team	Games	Wins	Losses		
1	CAN - Canada	7	6	1	Q	
2	SUI - Switzerland	7	5	2	Q	
3	OAR - Olympic Athlete from Russia	7	4	3	Q	w2
4	CHN - People's Republic of China	7	4	3	TB	w1
4	NOR - Norway	7	4	3	TB	w0
6	KOR - Republic of Korea	7	2	5		w1
7	USA - United States of America	7	2	5		w0
8	FIN - Finland	7	1	6		

Standings after Tie-breaker

Rank	Team	Wins	Losses	TB W-L		
1	CAN	6	1		Q	
2	SUI	5	2		Q	
3	OAR	4	3		Q	
4	NOR	4	3	1 - 0	Q	
5	CHN	4	3	0 - 1		
6	KOR	2	5			w1
7	USA	2	5			w0
8	FIN	1	6			

Play-offs Bracket

Semi-finals | **Finals** | **Final Standings**

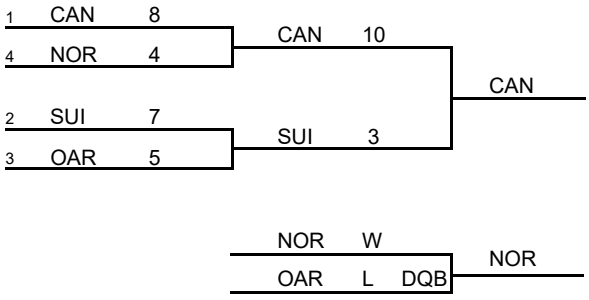

Gold	CAN - Canada
Silver	SUI - Switzerland
Bronze	NOR - Norway
4	CHN - People's Republic of China
5	KOR - Republic of Korea
6	USA - United States of America
7	FIN - Finland
DQB	OAR - Olympic Athlete from Russia

Legend:

DQB	Disqualified for unsportsmanlike behaviour	**L**	Loss	**Q**	Qualified for the semi-finals
TB	Involved in the tie-breaker	**TB W-L**	Tie-breaker Wins-Losses	**W**	Win
wn	Number of wins (n) against tied teams				

KRUSHELNITCKII Aleksandr (OAR) has been disqualified. As a result, team OAR has been disqualified from the event.
Please refer to Official Communication #2 for further details.

Gangneung Curling Centre
강릉 컬링 센터
Centre de curling de Gangneung

TUE 13 FEB 2018
Start Time 20:05

Curling
컬링 / Curling
Mixed Doubles
믹스더블 / Double mixte
Gold Medal Game
금메달 경기 / Finale

REVISED
22 FEB 18:36

Session Results and Standings
세션 경기결과 및 현황 / Résultats de la session et classement

Sheet	Game	Team	LSFE	1	2	3	4	5	6	7	8	Extra Ends				Total
B	9	CAN - Canada	*	2	0	4	0	2	2	X	X					10
	9	SUI - Switzerland		0	2	0	1	0	0	X	X					3

Play-offs Bracket

Semi-finals

1 CAN 8
4 NOR 4

2 SUI 7
3 OAR 5

Finals

CAN 10
SUI 3

CAN

NOR W
OAR L DQB

NOR

Final Standings

Gold	CAN - Canada
Silver	SUI - Switzerland
Bronze	NOR - Norway
4	CHN - People's Republic of China
5	KOR - Republic of Korea
6	USA - United States of America
7	FIN - Finland
DQB	OAR - Olympic Athlete from Russia

Legend:
☐ Power Play
X Unplayed/unfinished end due to concession
DQB Disqualified for unsportsmanlike behaviour
LSFE(*) Last Stone First End

KRUSHELNITCKII Aleksandr (OAR) has been disqualified. As a result, team OAR has been disqualified from the event.
Please refer to Official Communication #2 for further details.

Game Results
대회 경기결과 / Résultats de la partie

Sheet	Game	Team	LSFE	1	2	3	4	5	6	7	8	Extra Ends				Total
B	9	CAN - Canada	*	2	0	4	0	2	2	X	X					10
	9	SUI - Switzerland		0	2	0	1	0	0	X	X					3

CAN - Canada		Shot Success Game	Shot Success All
F	LAWES Kaitlyn	73%	74%
M	MORRIS John	83%	83%
	Team Total	79%	79%

Time remaining: 6 minutes 51 seconds

SUI - Switzerland		Shot Success Game	Shot Success All
F	PERRET Jenny	75%	70%
M	RIOS Martin	61%	73%
	Team Total	67%	72%

Time remaining: 5 minutes 34 seconds

Time-out: End 6 - SUI stone 5

Power Play: End 4

Shot Success Analysis

CAN - Canada		↻		↺		Game	
F LAWES Kaitlyn	Draws	6	67%	3	83%	9	72%
	Take-outs	1	50%	1	100%	2	75%
	Total	7	64%	4	88%	11	73%
M MORRIS John	Draws	5	60%	10	90%	15	80%
	Take-outs	1	100%	2	100%	3	100%
	Total	6	67%	12	92%	18	83%
Team	Draws	11	64%	13	88%	24	77%
	Take-outs	2	75%	3	100%	5	90%
	Total	13	65%	16	91%	29	79%

SUI - Switzerland		↻		↺		Game	
F PERRET Jenny	Draws	6	88%	3	92%	9	89%
	Take-outs	2	50%	1	0%	3	33%
	Total	8	78%	4	69%	12	75%
M RIOS Martin	Draws	3	58%	9	69%	12	67%
	Take-outs	1	0%	5	60%	6	50%
	Total	4	44%	14	66%	18	61%
Team	Draws	9	78%	12	75%	21	76%
	Take-outs	3	33%	6	50%	9	44%
	Total	12	67%	18	67%	30	67%

Note:
Team members are identified as follows:
F = Female, **M** = Male

Legend:
☐ Power Play
LSFE(*) Last Stone First End
↻ Clockwise
X Unplayed/unfinished end due to concession
↺ Counter-clockwise

OMEGA
Atos

Game - Shot by Shot
경기별 숏 기록 / Déroulement de la partie

End 1 — **CAN - Canada** 0 + 2 (this end) = 2 — **SUI - Switzerland** 0 + 0 (this end) = 0

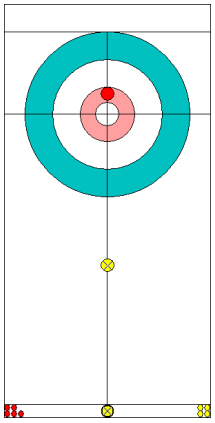

Prepositioned Stones

1

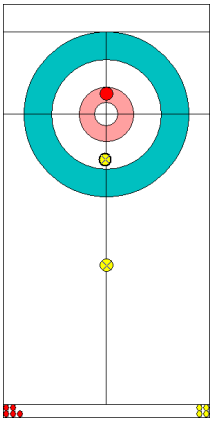

SUI: PERRET J
Draw ↻ 75%

2

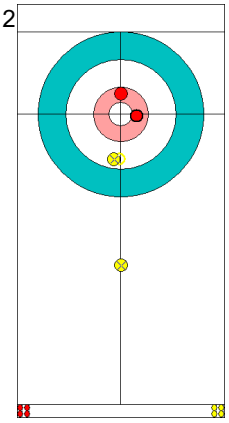

CAN: LAWES K
Draw ↺ 50%

3

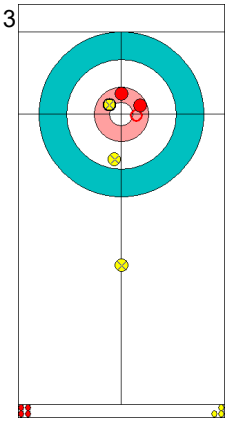

SUI: RIOS M
Raise ↺ 75%

4

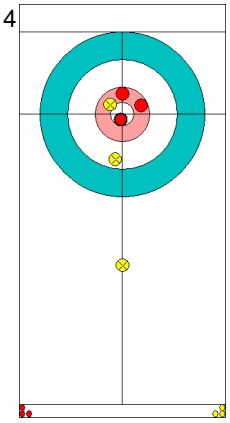

CAN: MORRIS J
Draw ↺ 100%

5

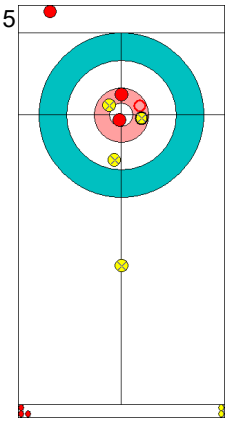

SUI: RIOS M
Double Take-out ↺ 50%

6

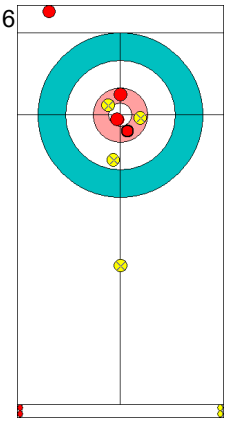

CAN: MORRIS J
Draw ↺ 100%

7

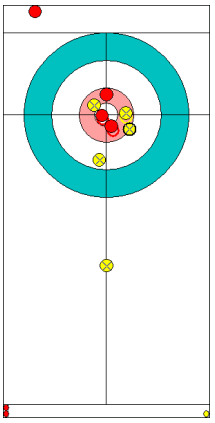

SUI: RIOS M
Guard ↺ 0%

8

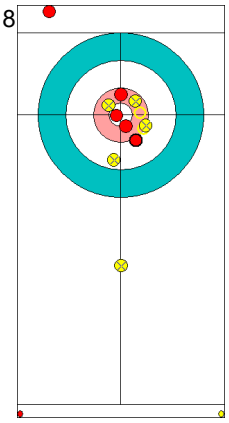

CAN: MORRIS J
Raise ↺ 75%

9

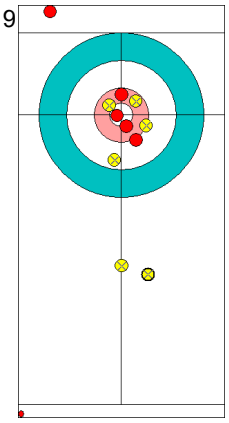

SUI: PERRET J
Guard ↺ 100%

10

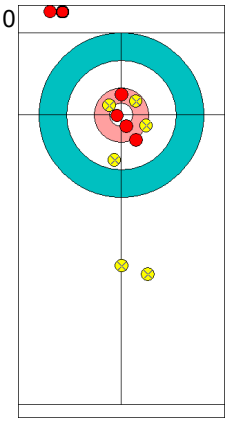

CAN: LAWES K
Through ↺ -

	CAN	SUI
Total Score	2	0
Time left	19:59	19:27

Legend:
↻ Clockwise ↺ Counter-clockwise - Not considered

Game - Shot by Shot
경기별 숏 기록 / Déroulement de la partie

End 2 — **CAN - Canada** 2 + 0 (this end) = 2 — **SUI - Switzerland** 0 + 2 (this end) = 2

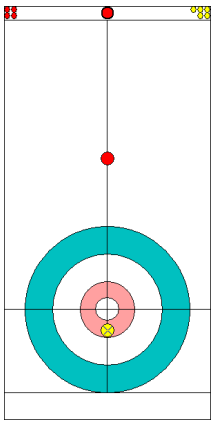

Prepositioned Stones

1
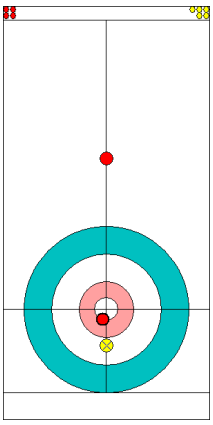

CAN: LAWES K
Draw ↻ 100%

2
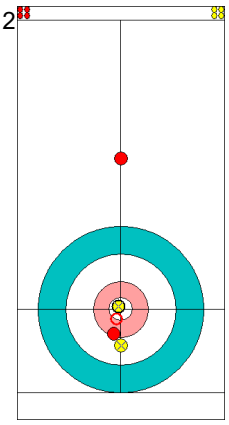

SUI: PERRET J
Draw ↻ 100%

3
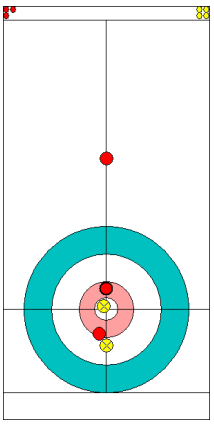

CAN: MORRIS J
Draw ↻ 100%

4
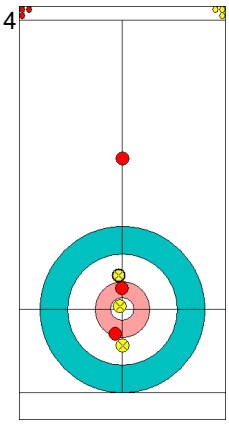

SUI: RIOS M
Draw ↻ 100%

5
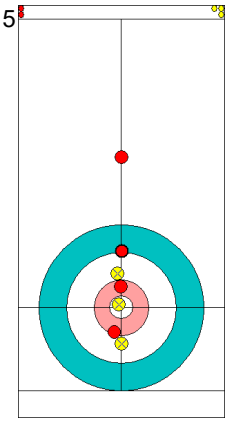

CAN: MORRIS J
Draw ↻ 50%

6
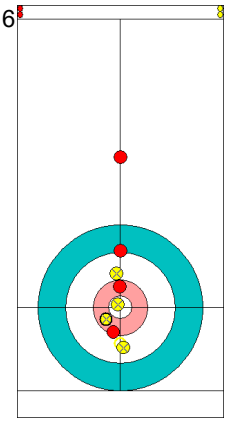

SUI: RIOS M
Draw ↺ 100%

7
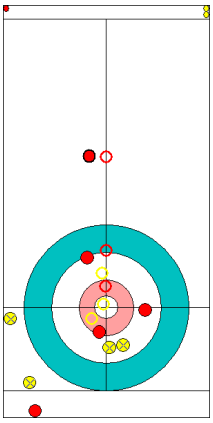

CAN: MORRIS J
Double Take-out ↺ 100%

8
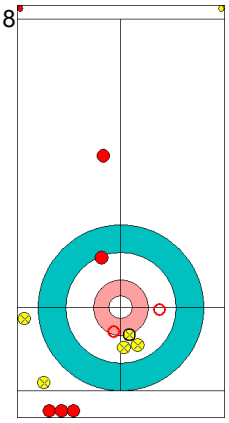

SUI: RIOS M
Double Take-out ↺ 100%

9
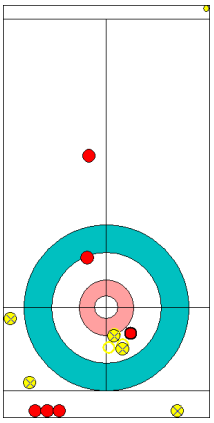

CAN: LAWES K
Double Take-out ↻ 50%

10
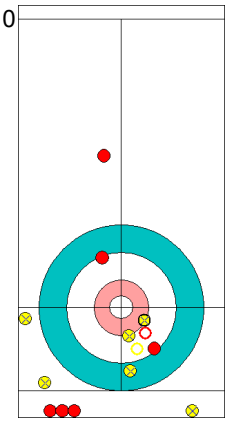

SUI: PERRET J
Raise ↺ 75%

	CAN	SUI
Total Score	2	2
Time left	17:37	16:53

Legend:
↻ Clockwise ↺ Counter-clockwise - Not considered

Game - Shot by Shot
경기별 숏 기록 / Déroulement de la partie

End 3 **CAN - Canada 2 + 4** (this end) **= 6** **SUI - Switzerland 2 + 0** (this end) **= 2**

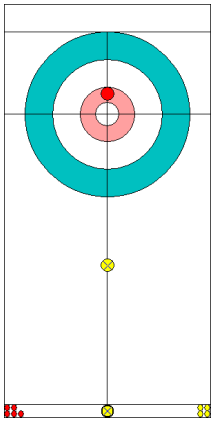

Prepositioned Stones

1
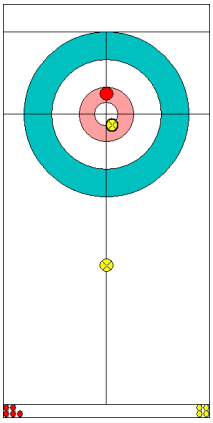

SUI: PERRET J
Draw ↻ 75%

2
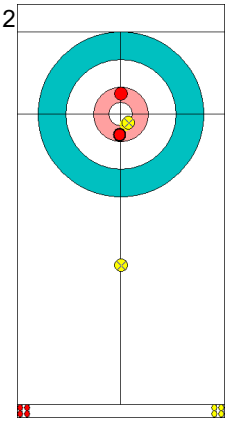

CAN: LAWES K
Draw ↻ 100%

3
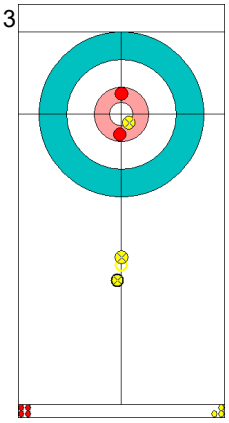

SUI: RIOS M
Draw ↺ 0%

4
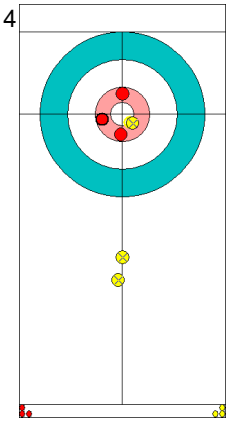

CAN: MORRIS J
Raise ↻ 50%

5
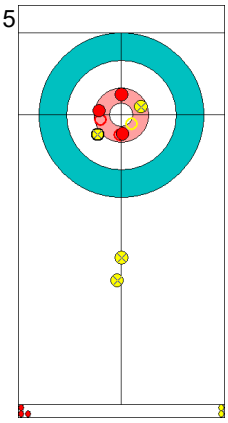

SUI: RIOS M
Raise ↻ 25%

6
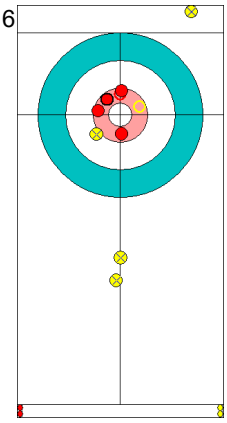

CAN: MORRIS J
Hit and Roll ↺ 100%

7
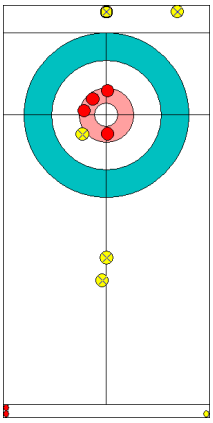

SUI: RIOS M
Double Take-out ↻ 0%

8
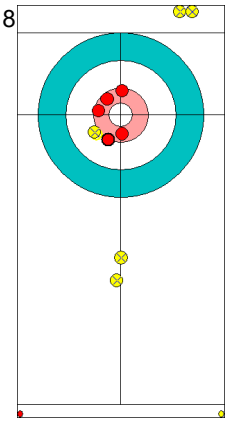

CAN: MORRIS J
Raise ↻ 75%

9
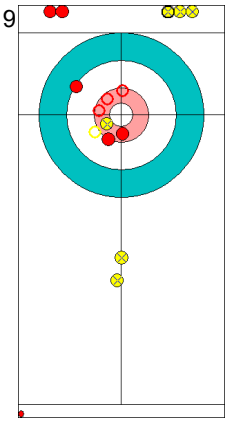

SUI: PERRET J
Double Take-out ↺ 100%

10
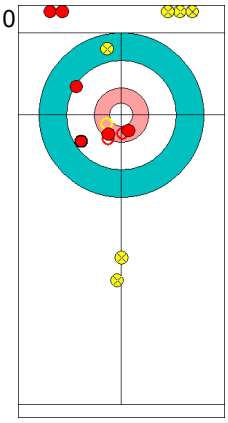

CAN: LAWES K
Raise ↻ 100%

	CAN	SUI
Total Score	6	2
Time left	14:24	14:26

Legend:
↻ Clockwise ↺ Counter-clockwise - Not considered

Game - Shot by Shot
경기별 숏 기록 / Déroulement de la partie

End 4 — **CAN - Canada** **6 + 0** (this end) **= 6** — **SUI - Switzerland** **2 + 1** (this end) **= 3**

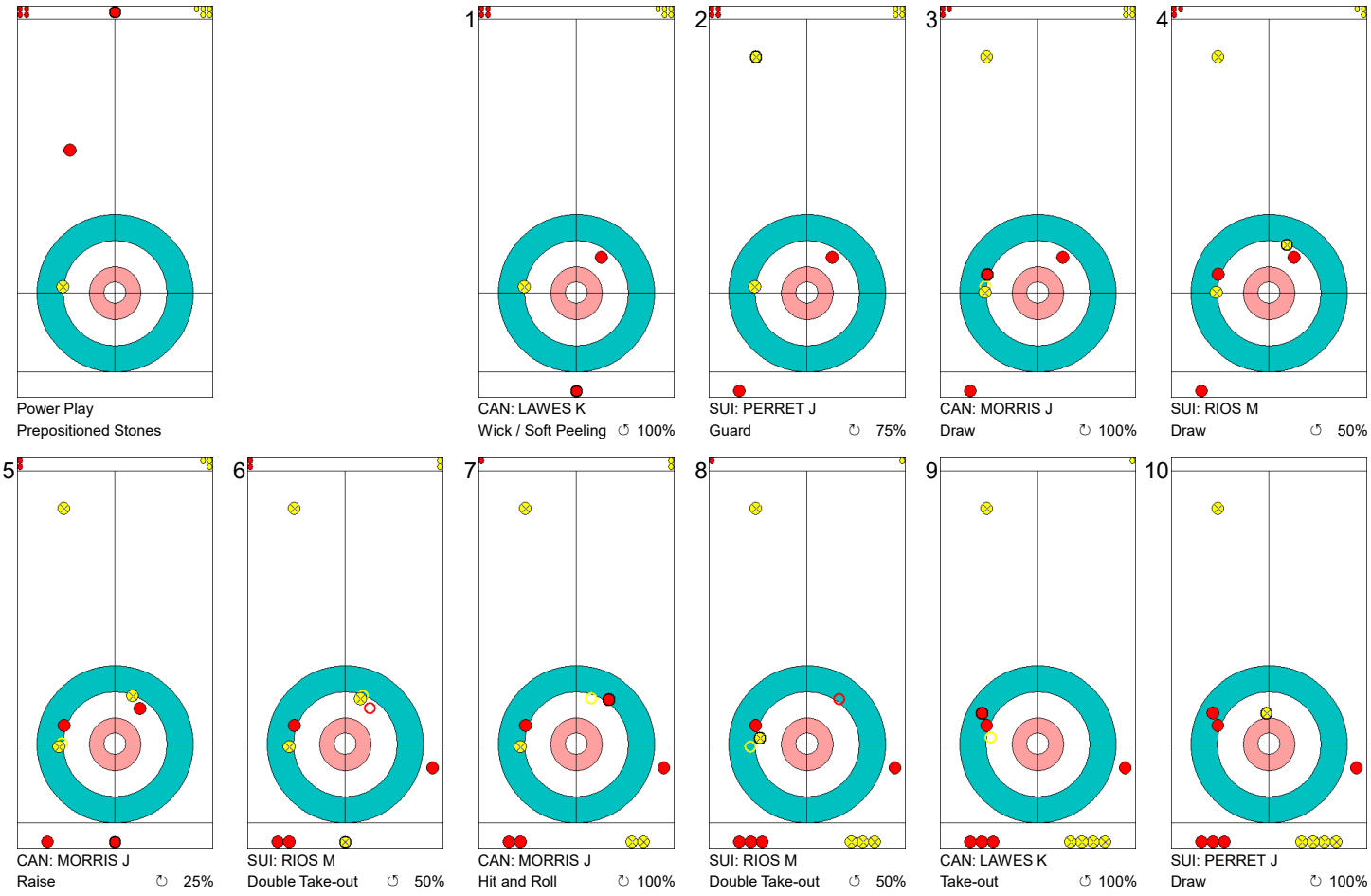

Power Play
Prepositioned Stones

1 — CAN: LAWES K
Wick / Soft Peeling ↻ 100%

2 — SUI: PERRET J
Guard ↻ 75%

3 — CAN: MORRIS J
Draw ↻ 100%

4 — SUI: RIOS M
Draw ↺ 50%

5 — CAN: MORRIS J
Raise ↻ 25%

6 — SUI: RIOS M
Double Take-out ↺ 50%

7 — CAN: MORRIS J
Hit and Roll ↻ 100%

8 — SUI: RIOS M
Double Take-out ↺ 50%

9 — CAN: LAWES K
Take-out ↻ 100%

10 — SUI: PERRET J
Draw ↻ 100%

	CAN	SUI
Total Score	6	3
Time left	12:07	11:34

Legend:
↻ Clockwise ↺ Counter-clockwise - Not considered

Game - Shot by Shot
경기별 숏 기록 / Déroulement de la partie

End 5 — **CAN - Canada** **6 + 2** (this end) **= 8** — **SUI - Switzerland** **3 + 0** (this end) **= 3**

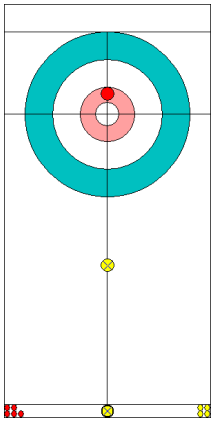

Prepositioned Stones

1

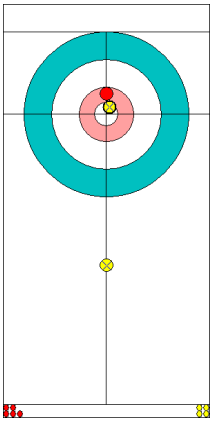

SUI: PERRET J
Draw ↻ 100%

2

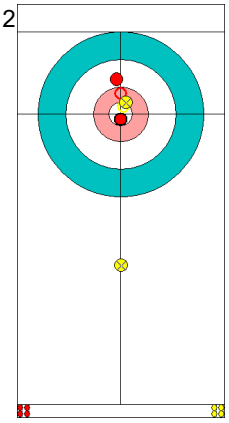

CAN: LAWES K
Raise ↻ 100%

3

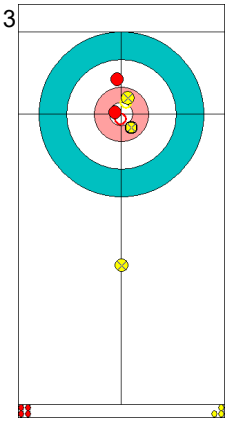

SUI: RIOS M
Raise ↻ 100%

4

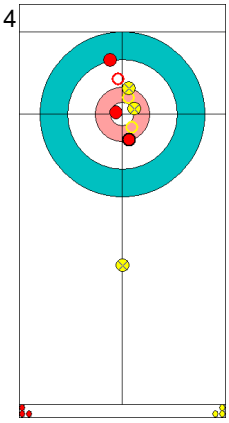

CAN: MORRIS J
Raise ↻ 100%

5

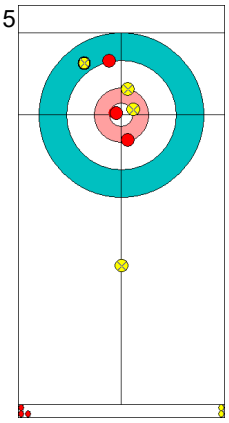

SUI: RIOS M
Draw ↻ 50%

6

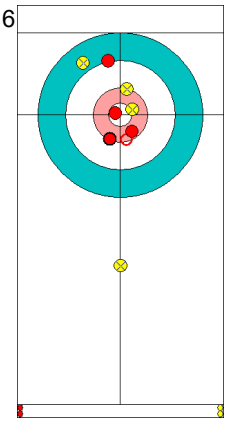

CAN: MORRIS J
Raise ↺ 75%

7

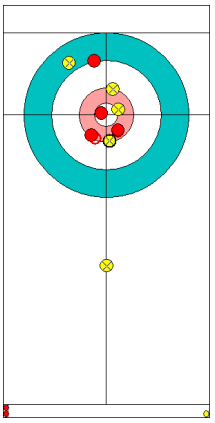

SUI: RIOS M
Draw ↻ 100%

8

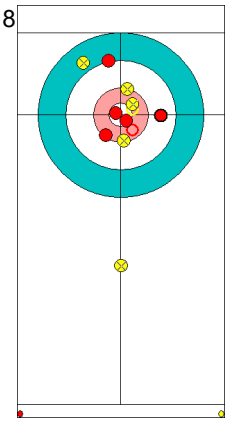

CAN: MORRIS J
Raise ↻ 100%

9

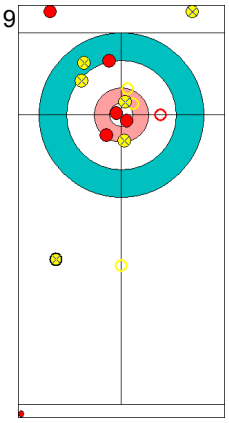

SUI: PERRET J
Promotion Take-out ↺ 0%

10

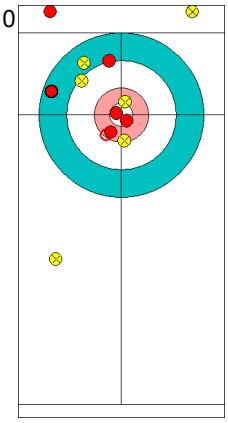

CAN: LAWES K
Raise ↺ 0%

	CAN	SUI
Total Score	8	3
Time left	09:09	08:47

Legend:
↻ Clockwise ↺ Counter-clockwise - Not considered

Game - Shot by Shot
경기별 숏 기록 / Déroulement de la partie

End 6 — **CAN - Canada** 8 + 2 (this end) = 10 — **SUI - Switzerland** 3 + 0 (this end) = 3

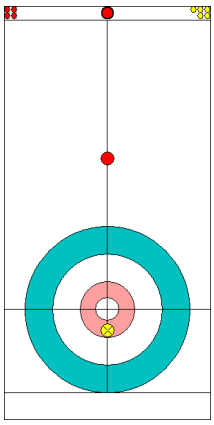

Prepositioned Stones

1

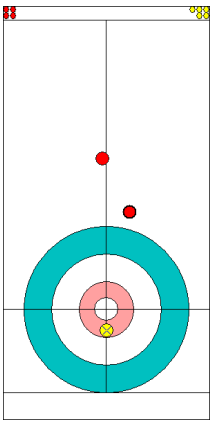

CAN: LAWES K
Draw ↻ 0%

2

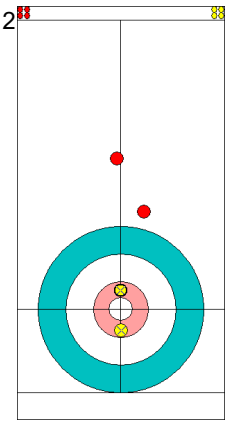

SUI: PERRET J
Draw ↺ 100%

3

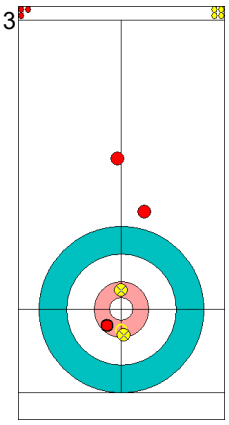

CAN: MORRIS J
Draw ↺ 50%

4

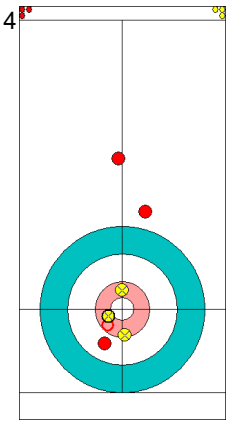

SUI: RIOS M
Raise ↺ 100%

5

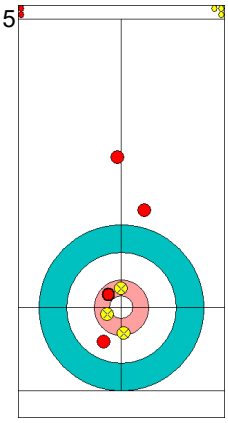

CAN: MORRIS J
Draw ↺ 100%

6

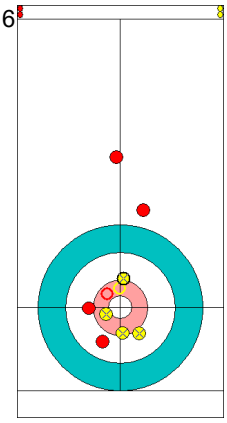

SUI: RIOS M
Raise ↻ 100%

7

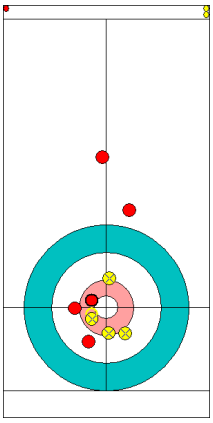

CAN: MORRIS J
Draw ↺ 100%

8

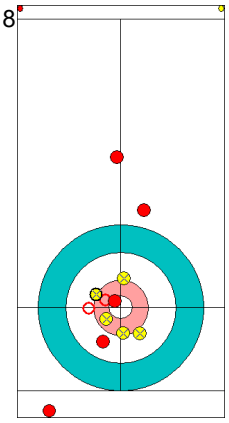

SUI: RIOS M
Double Take-out ↺ 50%

9

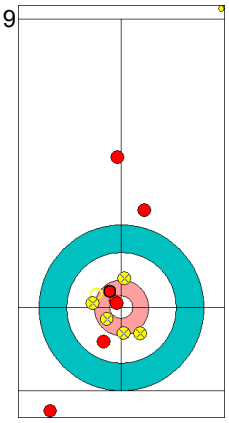

CAN: LAWES K
Draw ↺ 100%

10

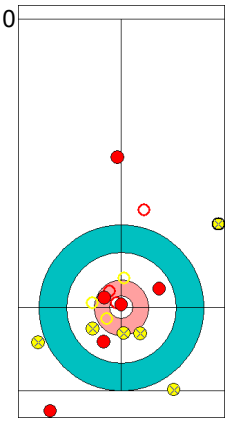

SUI: PERRET J
Promotion Take-out ↻ 0%
Time-out

	CAN	SUI
Total Score	10	3
Time left	06:51	05:34

Legend:
↻ Clockwise ↺ Counter-clockwise - Not considered

Most Important Shots
우승 결정 슛 / Tirs les plus importants

Sheet	Game	Team	LSFE	1	2	3	4	5	6	7	8	Extra Ends				Total
B	9	CAN - Canada	*	2	0	4	0	2	2	X	X					10
	9	SUI - Switzerland		0	2	0	1	0	0	X	X					3

Most Important Shot:

LAWES K played a perfect Raise to tap the completely buried Swiss shot stone out of the centre to the back of the 12 foot, allowing team Canada to score 4 points.

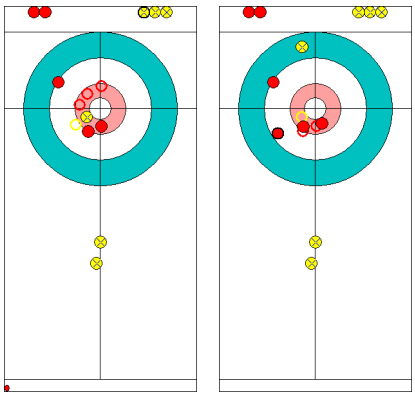

Before | After

End: 3

Team: CAN - Canada

Player: LAWES Kaitlyn

Team Stone: 1 2 3 4 ⑤

Task: Raise

Rotation: ↻

Shot Success: 100%

Legend:
☐ Power Play
LSFE(*) Last Stone First End
↻ Clockwise
X Unplayed/unfinished end due to concession
↺ Counter-clockwise

Canada's LAWES and MORRIS win historic gold in mixed doubles

Wednesday, 14 February 2018 - 01:06

PYEONGCHANG - Kaitlyn LAWES/John MORRIS of Canada became curling's first mixed doubles Olympic champions when they won the gold medal match at the Gangneung Curling Centre on Tuesday, beating Switzerland's Jenny PERRET/Martin RIOS.

"You know what, if feels unbelievable," MORRIS said after the 10-3 win. "This is for everybody back home who have always been supportive and it just feels so great. We got off to a great start. It just feels awesome to be part of this team.

"I don't think it has sunk in yet but you don't have a lot of chances to go to the Olympics, especially being from Canada... we have a lot of depth there. It feels fantastic."

The victory earned Canada its sixth Olympic Games gold medal in curling and takes the National Olympic Committee's (NOC) Games medal haul in the sport to 11 across all events, which is at least five more than any other NOC.

MORRIS and LAWES also join a short list of curlers who are double gold medallists: LAWES, who helped Canada win gold in the women's competition at the Sochi 2014 Olympic Winter Games, and MORRIS, part of Canada's men's gold medal team at the Vancouver 2010 Games, join former Sweden women's team members Anette NORBERG, Anna LE MOINE, Cathrine LINDAHL and Eva LUND as the only curlers to have won multiple Olympic gold medals.

"It's surreal, to be honest," LAWES said. "I don't think even the first one has sunk in and I don't think it ever will. But it's just a dream come true, to represent our country on the world's biggest stage and to be able to bring this home for Canada is so special."

Canada got off to a good start against the Swiss pair, winning two points in the first end. Switzerland matched that in the second, and Canada scored four in the third, forcing Switzerland to use their power play that gave them just one point in the fourth. Canada led 6-3 at the break. Two more points in each of the fifth and sixth ends for Canada were enough for Switzerland to concede.

"I was a little bit surprised (they conceded)," LAWES said. "We were anticipating playing eight ends down to the last rock. All the kudos to them. They are such a talented team and represented their country so well.

"I went out there and I wanted to embrace every moment and I want to have fun and enjoy sliding over those Olympic rings. And no matter what is going to happen out there, we are so proud of what we were able to accomplish. I really wanted to enjoy every second of it."

The Canadian team enjoyed a stellar competition, winning eight of their nine matches. Having lost to Norway in their opening round-robin game, LAWES/MORRIS later beat Kristin SKASLIEN/Magnus NEDREGOTTEN (NOR) to reach the final.

"I think this game of mixed doubles is just fantastic. It's something that everyone back in Canada should try. It's fast-paced, athletic, a lot of fun and the beer still tastes just as good after the game. I think that it's here to stay and I can't wait to see how well it does in Canada," MORRIS said.

Earlier on Tuesday, Anastasia BRYZGALOVA/Aleksandr KRUSHELNITCKII (OAR) took the bronze medal with an 8-4 win over Norway.

Cumulative Player Statistics by Team
팀별 선수 누적 통계 / Statistiques individuelles cumulées par équipe

CAN - Canada

LAWES Kaitlyn — Female — Right-handed

Type	↻	%	↺	%	Total	%
Draw	31	70	28	82	59	76
Front	0	-	1	100	1	100
Guard	5	90	4	94	9	92
Raise	13	71	8	59	21	67
Wick / Soft Peeling	2	50	5	60	7	57
Freeze	0	-	0	-	0	-
Take-out	2	75	6	83	8	81
Hit and Roll	2	38	4	69	6	58
Clearing	0	-	0	-	0	-
Double Take-out	5	70	4	75	9	72
Promotion Take-out	1	0	2	100	3	67
Not considered	0	-	2	-	2	-
All Draws	51	72	46	77	97	74
All Take-outs	10	58	16	80	26	71
Total	61	69	62	78	123	74

MORRIS John — Male — Right-handed

Type	↻	%	↺	%	Total	%
Draw	27	72	39	88	66	81
Front	0	-	0	-	0	-
Guard	6	92	11	80	17	84
Raise	16	63	27	81	43	74
Wick / Soft Peeling	0	-	1	100	1	100
Freeze	0	-	0	-	0	-
Take-out	5	90	11	84	16	86
Hit and Roll	2	100	7	86	9	89
Clearing	6	100	6	100	12	100
Double Take-out	5	80	15	87	20	85
Promotion Take-out	1	75	4	88	5	85
Not considered	0	-	0	-	0	-
All Draws	49	71	78	85	127	80
All Take-outs	19	91	43	88	62	89
Total	68	77	121	86	189	83

Team: CAN - Canada

Type	↻	%	↺	%	Total	%
Draw	58	71	67	85	125	79
Front	0	-	1	100	1	100
Guard	11	91	15	83	26	87
Raise	29	66	35	76	64	72
Wick / Soft Peeling	2	50	6	67	8	63
Freeze	0	-	0	-	0	-
Take-out	7	86	17	84	24	84
Hit and Roll	4	69	11	80	15	77
Clearing	6	100	6	100	12	100
Double Take-out	10	75	19	84	29	81
Promotion Take-out	2	38	6	92	8	78
Not considered	0	-	2	-	2	-
All Draws	100	72	124	82	224	77
All Take-outs	29	79	59	86	88	84
Total	129	73	183	83	312	79

Legend:
↻ Clockwise ↺ Counter-clockwise

Cumulative Player Statistics by Team
팀별 선수 누적 통계 / Statistiques individuelles cumulées par équipe

SUI - Switzerland

PERRET Jenny — Female — Right-handed

Type	↻	%	↺	%	Total	%
Draw	37	75	39	73	76	74
Front	0	-	0	-	0	-
Guard	4	88	9	72	13	77
Raise	8	59	11	50	19	54
Wick / Soft Peeling	1	75	2	50	3	58
Freeze	0	-	1	100	1	100
Take-out	4	100	6	88	10	93
Hit and Roll	1	75	0	-	1	75
Clearing	0	-	0	-	0	-
Double Take-out	3	33	4	44	7	39
Promotion Take-out	1	0	5	55	6	46
Not considered	0	-	1	-	1	-
All Draws	50	74	62	69	112	71
All Take-outs	9	64	15	65	24	65
Total	59	72	77	68	136	70

RIOS Martin — Male — Right-handed

Type	↻	%	↺	%	Total	%
Draw	27	64	40	77	67	72
Front	0	-	0	-	0	-
Guard	8	81	11	68	19	74
Raise	22	72	31	79	53	76
Wick / Soft Peeling	0	-	0	-	0	-
Freeze	0	-	0	-	0	-
Take-out	5	100	10	95	15	97
Hit and Roll	4	50	6	67	10	60
Clearing	1	100	7	82	8	84
Double Take-out	6	50	20	61	26	59
Promotion Take-out	2	0	6	96	8	72
Not considered	0	-	1	-	1	-
All Draws	57	69	82	77	139	74
All Take-outs	18	61	49	76	67	72
Total	75	67	131	76	206	73

Team: SUI - Switzerland

Type	↻	%	↺	%	Total	%
Draw	64	70	79	75	143	73
Front	0	-	0	-	0	-
Guard	12	83	20	70	32	75
Raise	30	68	42	71	72	70
Wick / Soft Peeling	1	75	2	50	3	58
Freeze	0	-	1	100	1	100
Take-out	9	100	16	92	25	95
Hit and Roll	5	55	6	67	11	61
Clearing	1	100	7	82	8	84
Double Take-out	9	44	24	58	33	55
Promotion Take-out	3	0	11	77	14	61
Not considered	0	-	2	-	2	-
All Draws	107	71	144	73	251	72
All Take-outs	27	62	64	73	91	70
Total	134	69	208	73	342	72

Legend:
↻ Clockwise ↺ Counter-clockwise

Summary of Big Ends

대량 득점 엔드 요약 / Résumé des manches avec quatre points et plus

Points Scored	By	Against	Session	End	Game Result
6	SUI - Switzerland	USA - United States of America	3	8	9 : 4
5	CAN - Canada	FIN - Finland	4	6	8 : 2
5	CHN - People's Republic of China	NOR - Norway	7	6	9 : 3
4	CAN - Canada	CHN - People's Republic of China	3	3	10 : 4
4	CAN - Canada	SUI - Switzerland	5	2	7 : 2
4	CAN - Canada	SUI - Switzerland	GM	3	10 : 3
4	CHN - People's Republic of China	FIN - Finland	6	5	10 : 5
4	FIN - Finland	USA - United States of America	7	7	7 : 5
4	KOR - Republic of Korea	FIN - Finland	1	7	9 : 4
4	KOR - Republic of Korea	CHN - People's Republic of China	2	5	7 : 8
4	NOR - Norway	CHN - People's Republic of China	TB	6	9 : 7
4	OAR - Olympic Athlete from Russia	FIN - Finland	3	3	7 : 5
4	OAR - Olympic Athlete from Russia	SUI - Switzerland	7	3	8 : 9
4	USA - United States of America	NOR - Norway	6	4	10 : 3

Note:
Big ends are defined as ends with a score of four or more points.

Legend:
GM Gold Medal Game **TB** Tie-breaker

Time-out Statistics
타임아웃 통계 / Statistiques de temps d'arrêt

Team	Games	Number of Time-outs	Average Shot Success on Next Stone
USA - United States of America	7	3	100%
NOR - Norway	10	7	92%
CAN - Canada	9	3	83%
OAR - Olympic Athlete from Russia	9	7	71%
SUI - Switzerland	9	8	71%
FIN - Finland	7	5	70%
CHN - People's Republic of China	8	9	69%
KOR - Republic of Korea	7	9	61%
Total	33	51	74%

Gangneung Curling Centre
강릉 컬링 센터
Centre de curling de Gangneung

TUE 13 FEB 2018
Start Time 9:05

Curling
컬링 / Curling
Mixed Doubles
믹스더블 / Double mixte
Bronze Medal Game - Sheet B
3-4위전 - 선로 B / Match médaille de bronze - Piste B

REVISED
22 FEB 18:23

Game Results
대회 경기결과 / Résultats de la partie

Sheet	Game	Team	LSFE	1	2	3	4	5	6	7	8	Extra Ends				Total
B	9	OAR - Olympic Athlete from Russia	*	2	1	0	2	0	1	1	1					L
	10	NOR - Norway		0	0	2	0	2	0	0	0					W

OAR - Olympic Athlete from Russia		Shot Success Game	Shot Success All
F	BRYZGALOVA Anastasia	83%	71%
DQB	KRUSHELNITCKII Aleksandr	79%	68%
DQB	Team Total	81%	70%

Time remaining: 1 minute 16 seconds

Time-out: End 8 - OAR stone 3

NOR - Norway		Shot Success Game	Shot Success All
F	SKASLIEN Kristin	64%	70%
M	NEDREGOTTEN Magnus	65%	76%
	Team Total	64%	74%

Time remaining: 0 minutes 13 seconds

Time-out: End 6 - NOR stone 4

Power Play: End 5

Shot Success Analysis

OAR - Olympic Athlete from Russia		↻		↺		Game	
F BRYZGALOVA Anastasia	Draws	9	78%	5	90%	14	82%
	Take-outs	6	83%	3	83%	9	83%
	Total	15	80%	8	88%	23	83%
M KRUSHELNITCKII Aleksandr	Draws	8	81%	4	88%	12	83%
	Take-outs	2	50%	3	83%	5	70%
	Total	10	75%	7	86%	17	79%
DQB Team	Draws	17	79%	9	89%	26	83%
	Take-outs	8	75%	6	83%	14	79%
	Total	25	78%	15	87%	40	81%

NOR - Norway		↻		↺		Game	
F SKASLIEN Kristin	Draws	5	55%	8	81%	13	71%
	Take-outs	1	0%	2	50%	3	33%
	Total	6	46%	10	75%	16	64%
M NEDREGOTTEN Magnus	Draws	11	57%	6	71%	17	62%
	Take-outs	3	83%	4	63%	7	71%
	Total	14	63%	10	68%	24	65%
Team	Draws	16	56%	14	77%	30	66%
	Take-outs	4	63%	6	58%	10	60%
	Total	20	58%	20	71%	40	64%

Note:
Team members are identified as follows:
F = Female, **M** = Male

Legend:
☐ Power Play
DQB Disqualified for unsportsmanlike behaviour
W Win
↻ Clockwise
L Loss
↺ Counter-clockwise
LSFE(*) Last Stone First End

KRUSHELNITCKII Aleksandr (OAR) has been disqualified. As a result, team OAR has been disqualified from the event.
Please refer to Official Communication #2 for further details.

OMEGA
Atos

Game - Shot by Shot
경기별 숏 기록 / Déroulement de la partie

REVISED
22 FEB 18:26

End 1 — **OAR - OAR 0 + 2** (this end) **= 2** — **NOR - Norway 0 + 0** (this end) **= 0**

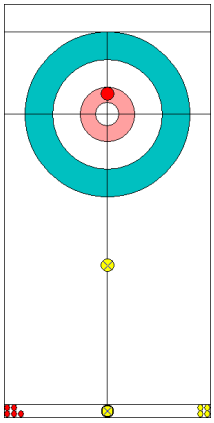

Prepositioned Stones

1
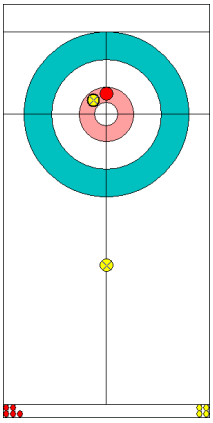

NOR: SKASLIEN K
Draw ↻ 75%

2
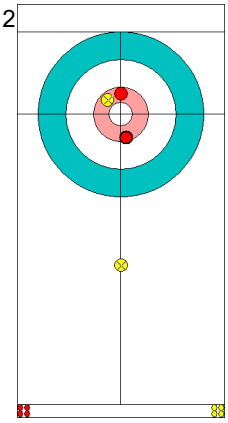

OAR: KRUSHELNITCKII A
Draw ↻ 100%

3
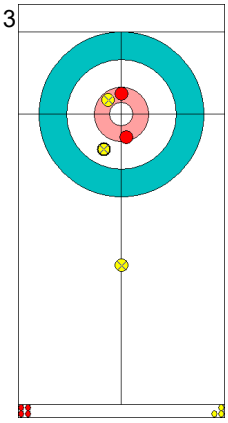

NOR: NEDREGOTTEN M
Draw ↻ 50%

4
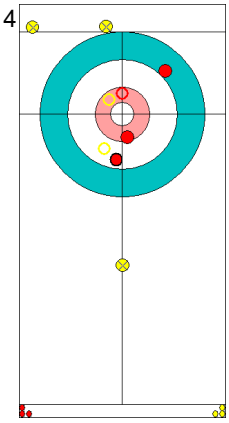

OAR: BRYZGALOVA A
Take-out ↻ 100%

5
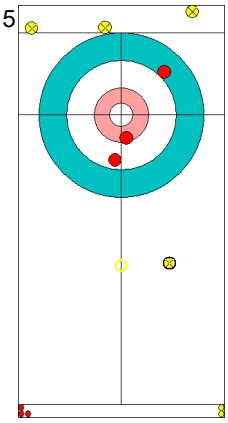

NOR: NEDREGOTTEN M
Promotion Take-out ↺ 0%

6
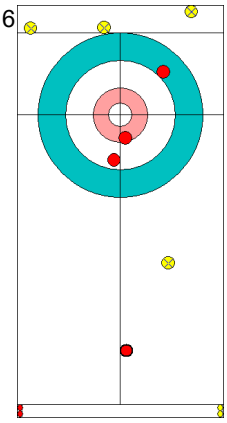

OAR: BRYZGALOVA A
Guard ↻ 50%

7
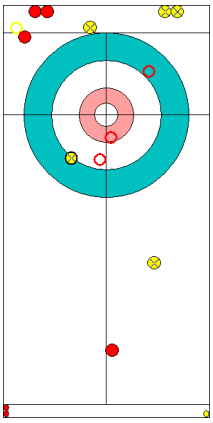

NOR: NEDREGOTTEN M
Double Take-out ↻ 100%

8
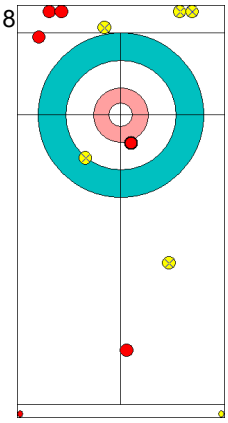

OAR: BRYZGALOVA A
Draw ↻ 75%

9
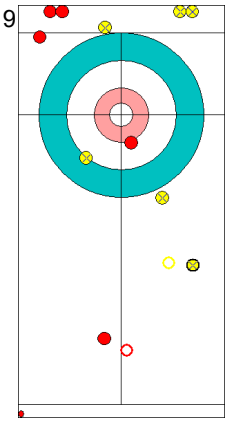

NOR: SKASLIEN K
Take-out ↺ 0%
Slow Take-out

10
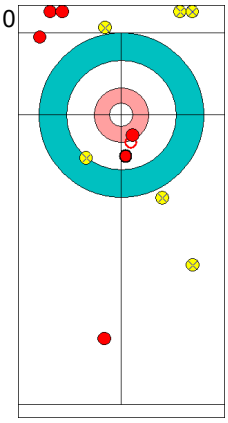

OAR: KRUSHELNITCKII A
Draw ↺ 100%

	OAR	NOR
Total Score	2	0
Time left	19:47	19:37

Legend:
↻ Clockwise ↺ Counter-clockwise - Not considered

REVISED
22 FEB 18:26

Game - Shot by Shot
경기별 슛 기록 / Déroulement de la partie

End 2 — **OAR - OAR 2 + 1** (this end) **= 3** — **NOR - Norway 0 + 0** (this end) **= 0**

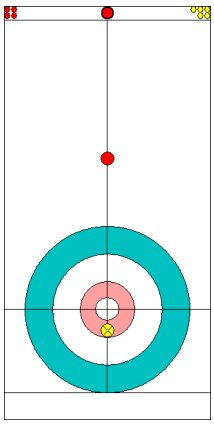
Prepositioned Stones

1
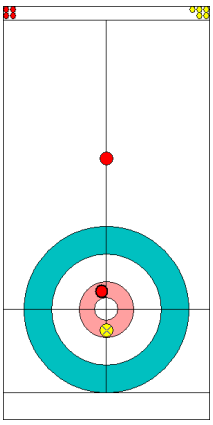
OAR: KRUSHELNITCKII A
Draw ↻ 100%

2
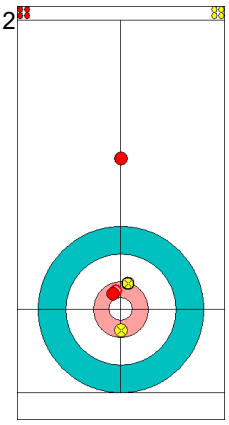
NOR: SKASLIEN K
Draw ↻ 100%

3
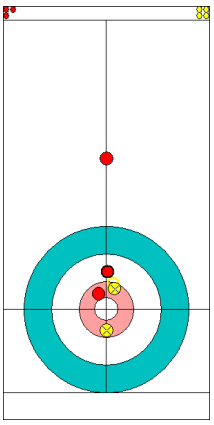
OAR: BRYZGALOVA A
Draw ↺ 50%

4
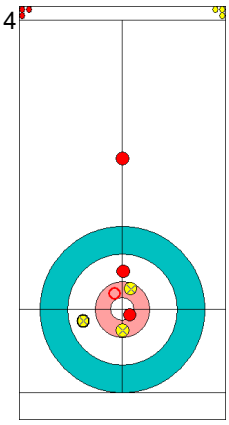
NOR: NEDREGOTTEN M
Raise ↺ 50%

5
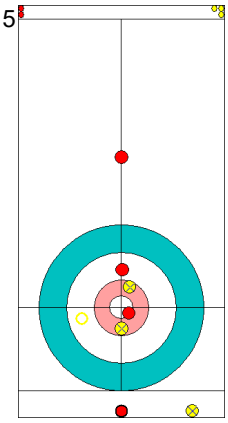
OAR: BRYZGALOVA A
Hit and Roll ↺ 50%

6
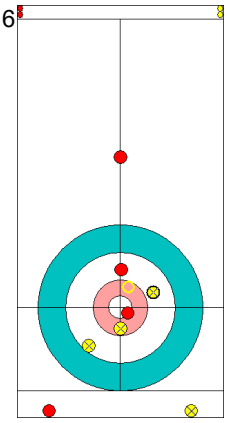
NOR: NEDREGOTTEN M
Raise ↻ 0%

7
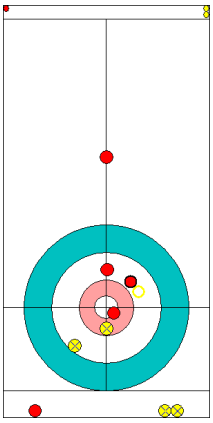
OAR: BRYZGALOVA A
Hit and Roll ↻ 75%

8
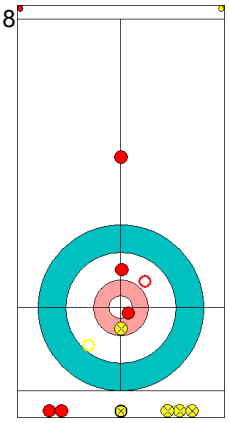
NOR: NEDREGOTTEN M
Hit and Roll ↻ 50%

9
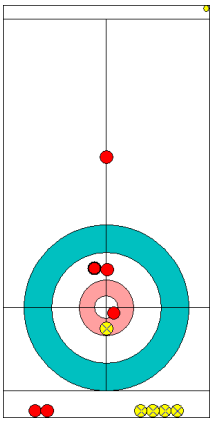
OAR: KRUSHELNITCKII A
Draw ↺ 100%

10
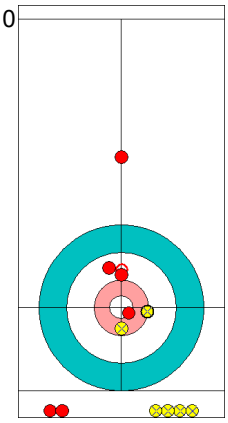
NOR: SKASLIEN K
Raise ↻ 0%

	OAR	NOR
Total Score	3	0
Time left	16:46	16:13

Legend:
↻ Clockwise ↺ Counter-clockwise - Not considered

REVISED
22 FEB 18:26

Game - Shot by Shot
경기별 숏 기록 / Déroulement de la partie

End 3 — **OAR - OAR 3 + 0** (this end) **= 3** — **NOR - Norway 0 + 2** (this end) **= 2**

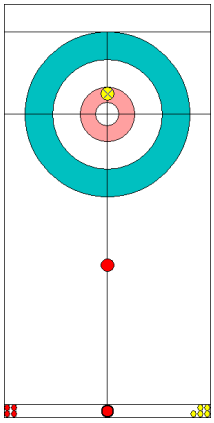

Prepositioned Stones

1
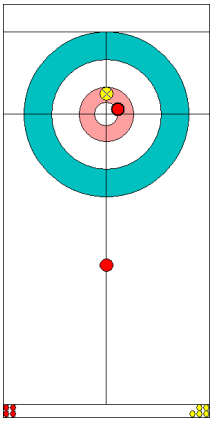

OAR: KRUSHELNITCKII A
Draw ↻ 100%

2
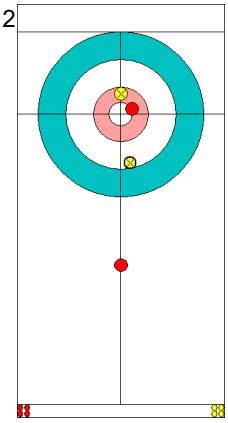

NOR: SKASLIEN K
Draw ↺ 50%

3
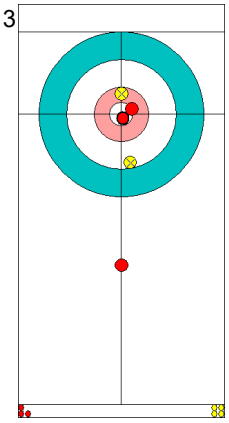

OAR: BRYZGALOVA A
Draw ↻ 100%

4
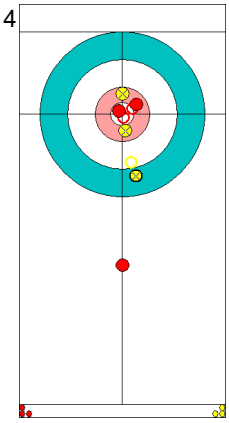

NOR: NEDREGOTTEN M
Raise ↺ 100%

5
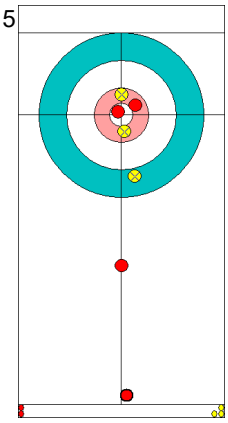

OAR: BRYZGALOVA A
Guard ↻ 50%

6
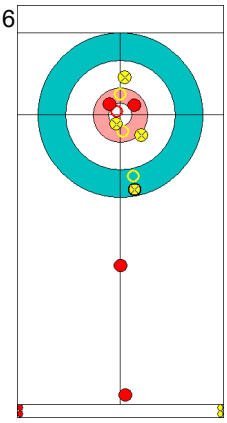

NOR: NEDREGOTTEN M
Raise ↺ 100%

7
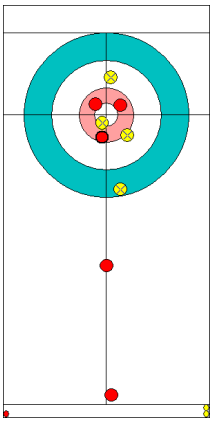

OAR: BRYZGALOVA A
Draw ↻ 100%

8
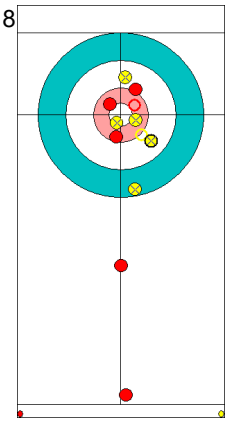

NOR: NEDREGOTTEN M
Raise ↺ 75%

9
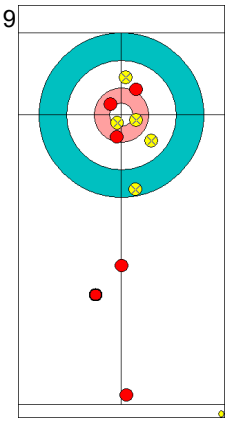

OAR: KRUSHELNITCKII A
Guard ↻ 100%

10
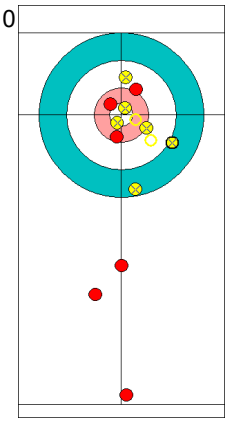

NOR: SKASLIEN K
Raise ↺ 100%

	OAR	NOR
Total Score	3	2
Time left	14:01	13:36

Legend:
↻ Clockwise ↺ Counter-clockwise - Not considered

REVISED
22 FEB 18:26

Game - Shot by Shot
경기별 슛 기록 / Déroulement de la partie

End 4 — **OAR - OAR 3 + 2** (this end) **= 5** — **NOR - Norway 2 + 0** (this end) **= 2**

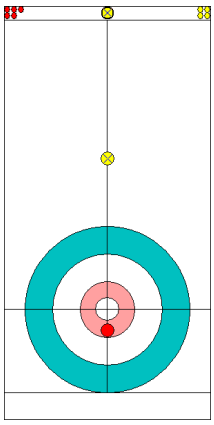

Prepositioned Stones

1
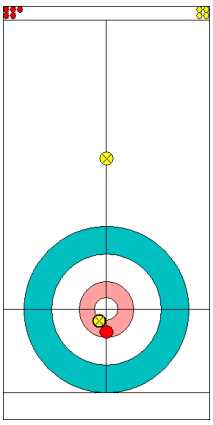

NOR: SKASLIEN K
Draw ↻ 100%

2
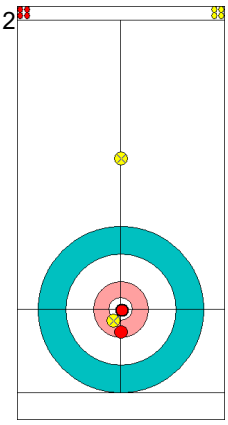

OAR: KRUSHELNITCKII A
Draw ↺ 100%

3
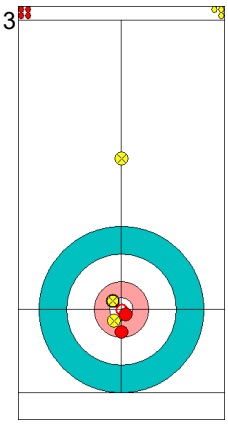

NOR: NEDREGOTTEN M
Draw ↺ 100%

4
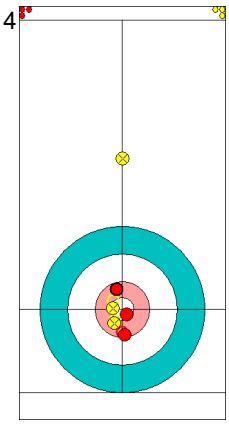

OAR: BRYZGALOVA A
Raise ↻ 100%

5
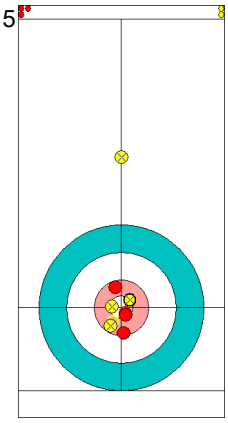

NOR: NEDREGOTTEN M
Draw ↻ 100%

6
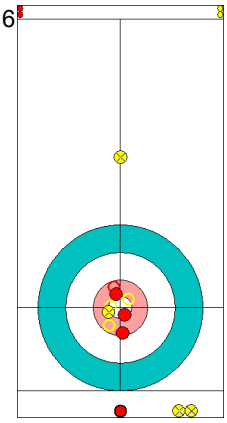

OAR: BRYZGALOVA A
Take-out ↺ 100%

7
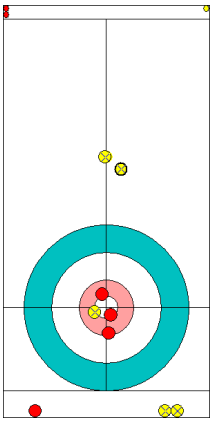

NOR: NEDREGOTTEN M
Draw ↻ 0%

8
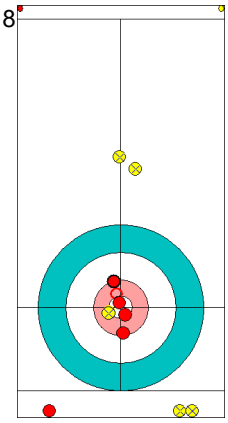

OAR: BRYZGALOVA A
Raise ↺ 100%

9
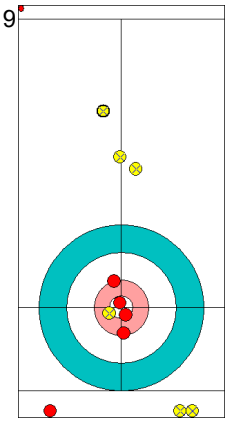

NOR: SKASLIEN K
Guard ↺ 100%

10
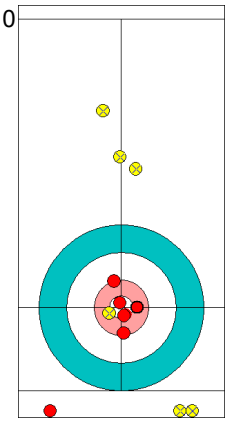

OAR: KRUSHELNITCKII A
Draw ↻ 0%

	OAR	NOR
Total Score	5	2
Time left	11:31	10:18

Legend:
↻ Clockwise ↺ Counter-clockwise - Not considered

Game - Shot by Shot
경기별 숏 기록 / Déroulement de la partie

REVISED
22 FEB 18:26

End 5 | **OAR - OAR** 5 + 0 (this end) = 5 | **NOR - Norway** 2 + 2 (this end) = 4

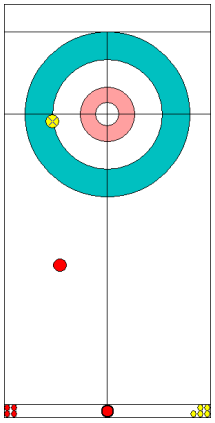
Power Play
Prepositioned Stones

1
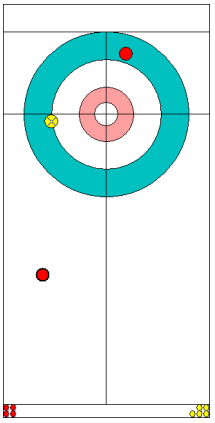
OAR: BRYZGALOVA A
Wick / Soft Peeling ↻ 50%

2
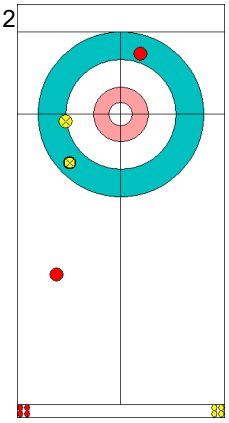
NOR: SKASLIEN K
Draw ↺ 75%

3
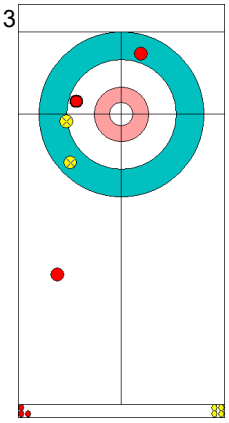
OAR: KRUSHELNITCKII A
Draw ↺ 50%

4
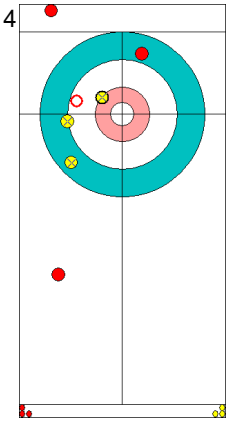
NOR: NEDREGOTTEN M
Hit and Roll ↺ 100%

5
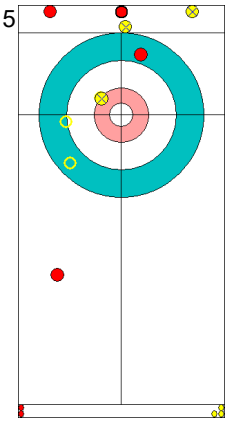
OAR: KRUSHELNITCKII A
Double Take-out ↺ 50%

6
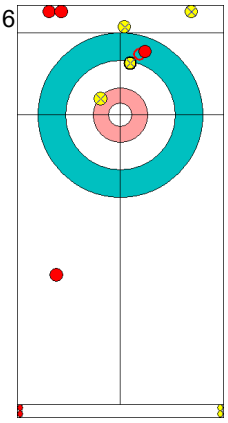
NOR: NEDREGOTTEN M
Draw ↻ 75%

7
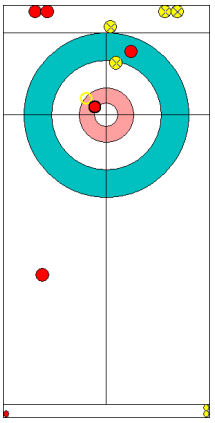
OAR: KRUSHELNITCKII A
Take-out ↻ 100%

8
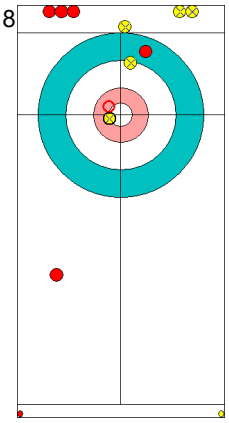
NOR: NEDREGOTTEN M
Take-out ↺ 100%

9
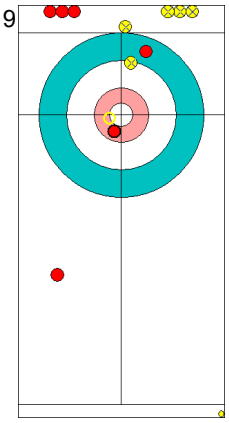
OAR: BRYZGALOVA A
Take-out ↻ 100%

10
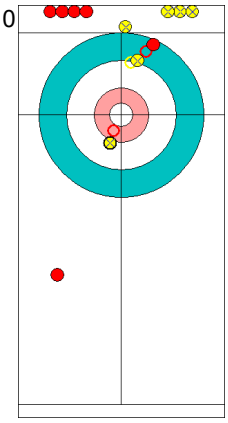
NOR: SKASLIEN K
Take-out ↺ 100%

	OAR	NOR
Total Score	5	4
Time left	09:16	07:39

Legend:
↻ Clockwise ↺ Counter-clockwise - Not considered

REVISED
22 FEB 18:26

Game - Shot by Shot
경기별 숏 기록 / Déroulement de la partie

End 6 — **OAR - OAR 5 + 1** (this end) **= 6** — **NOR - Norway 4 + 0** (this end) **= 4**

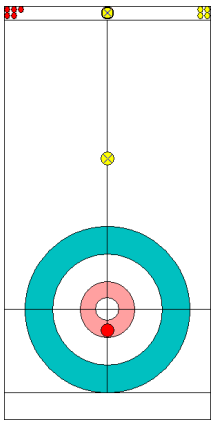

Prepositioned Stones

1

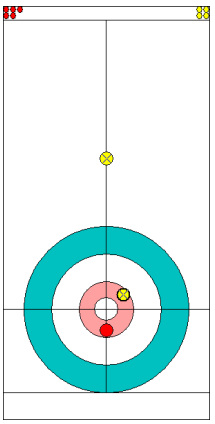

NOR: SKASLIEN K
Draw ↻ 75%

2

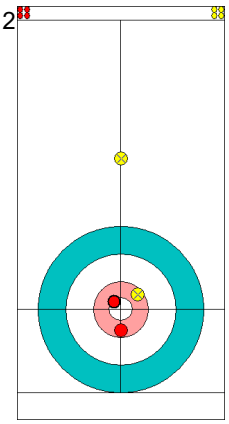

OAR: KRUSHELNITCKII A
Draw ↻ 100%

3

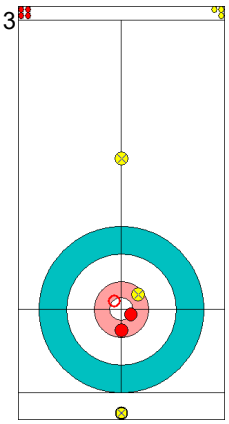

NOR: NEDREGOTTEN M
Raise ↺ 0%

4

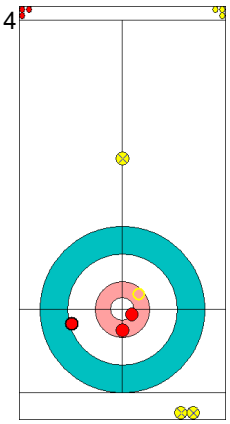

OAR: BRYZGALOVA A
Take-out ↻ 100%

5

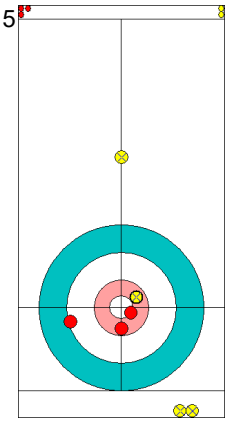

NOR: NEDREGOTTEN M
Draw ↻ 75%

6

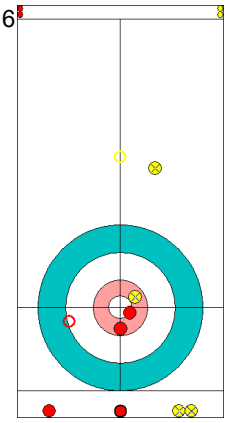

OAR: BRYZGALOVA A
Clearing ↻ 50%

7

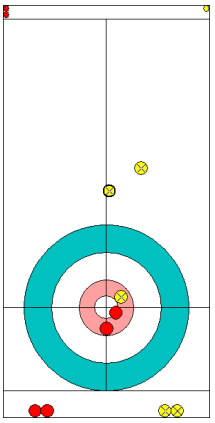

NOR: NEDREGOTTEN M
Guard ↻ 100%
Time-out

8

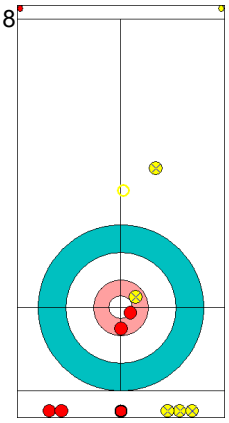

OAR: BRYZGALOVA A
Clearing ↻ 100%

9

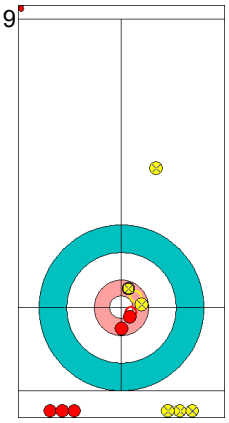

NOR: SKASLIEN K
Raise ↺ 50%

10

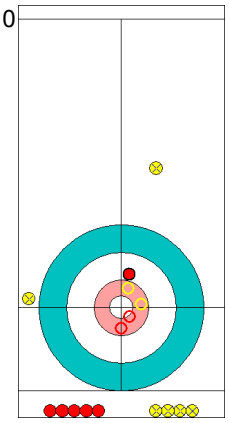

OAR: KRUSHELNITCKII A
Double Take-out ↻ 0%

	OAR	NOR
Total Score	6	4
Time left	06:02	05:04

Legend:
↻ Clockwise ↺ Counter-clockwise - Not considered

REVISED
22 FEB 18:26

Game - Shot by Shot
경기별 숏 기록 / Déroulement de la partie

End 7 — **OAR - OAR 6 + 1** (this end) **= 7** — **NOR - Norway 4 + 0** (this end) **= 4**

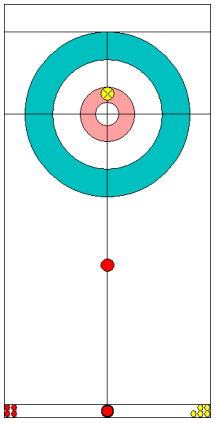

Prepositioned Stones

1
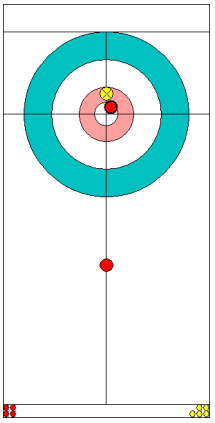

OAR: KRUSHELNITCKII A
Draw ↻ 100%

2
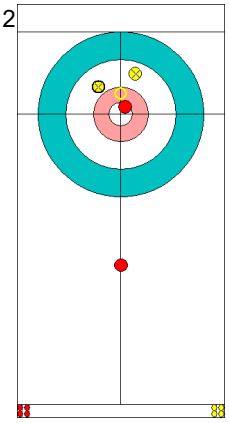

NOR: SKASLIEN K
Draw ↻ 50%

3
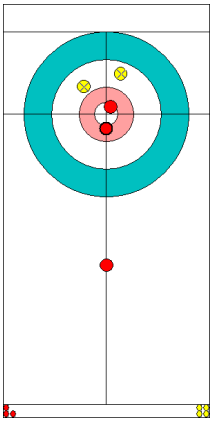

OAR: BRYZGALOVA A
Draw ↻ 100%

4
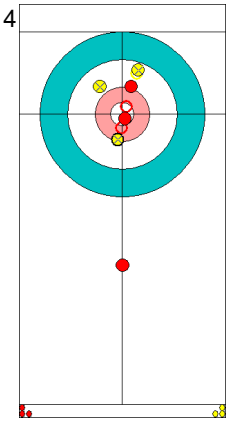

NOR: NEDREGOTTEN M
Raise ↻ 100%

5
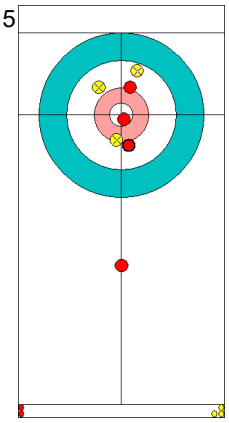

OAR: BRYZGALOVA A
Draw ↻ 75%

6
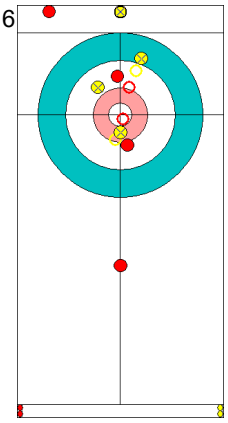

NOR: NEDREGOTTEN M
Promotion Take-out ↻ 100%

7
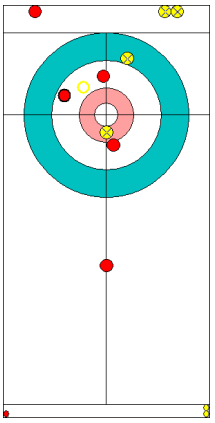

OAR: BRYZGALOVA A
Hit and Roll ↻ 75%

8
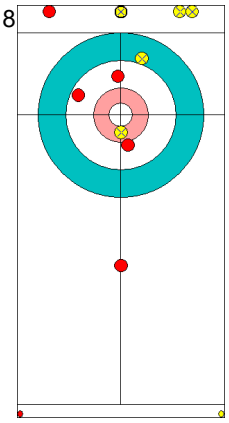

NOR: NEDREGOTTEN M
Draw ↻ 0%

9
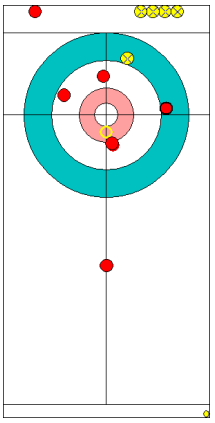

OAR: KRUSHELNITCKII A
Promotion Take-out ↻ 100%

10
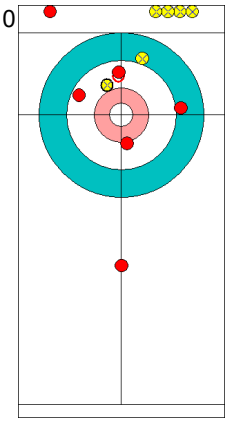

NOR: SKASLIEN K
Draw ↻ 50%

	OAR	NOR
Total Score	7	4
Time left	03:22	02:25

Legend:
↻ Clockwise ↺ Counter-clockwise - Not considered

Game - Shot by Shot
경기별 숏 기록 / Déroulement de la partie

REVISED
22 FEB 18:26

End 8 — **OAR - OAR 7 + 1** (this end) **= L** — **NOR - Norway 4 + 0** (this end) **= W**

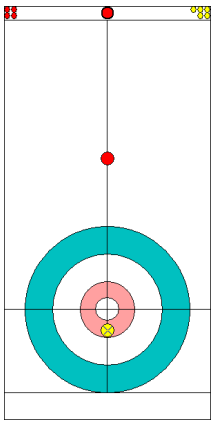

Prepositioned Stones

1

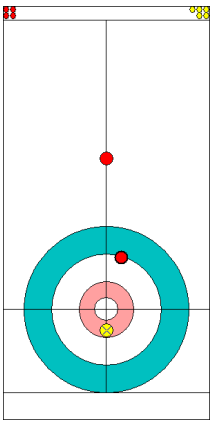

OAR: KRUSHELNITCKII A
Draw ↻ 50%

2

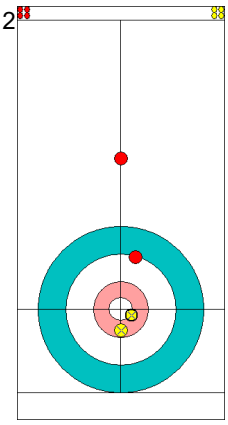

NOR: SKASLIEN K
Draw ↺ 100%

3

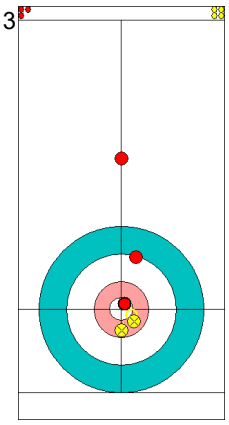

OAR: BRYZGALOVA A
Draw ↺ 100%

4

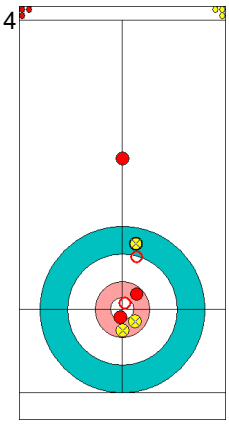

NOR: NEDREGOTTEN M
Raise ↻ 50%

5

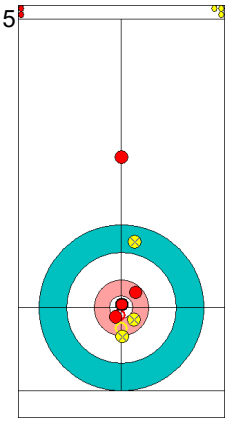

OAR: BRYZGALOVA A
Draw ↺ 100%
Time-out

6

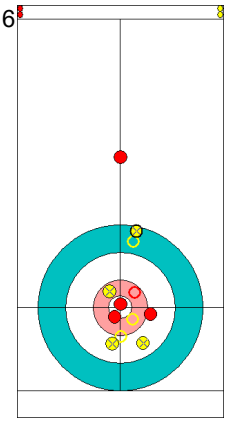

NOR: NEDREGOTTEN M
Raise ↻ 75%

7

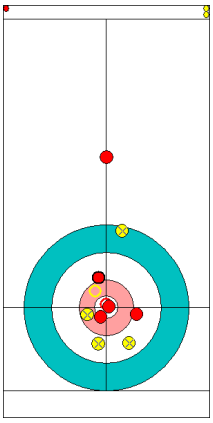

OAR: BRYZGALOVA A
Raise ↺ 100%

8

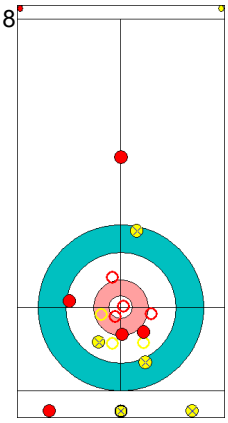

NOR: NEDREGOTTEN M
Double Take-out ↺ 50%

9

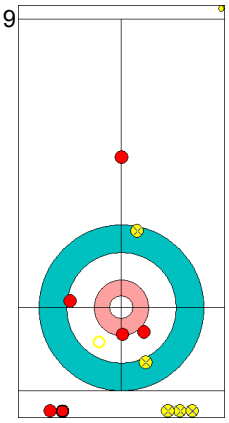

OAR: KRUSHELNITCKII A
Clearing ↺ 100%

10

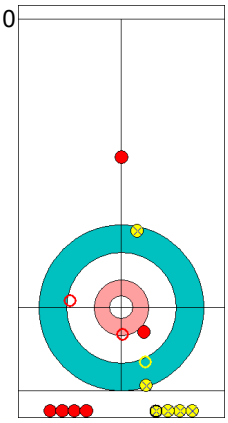

NOR: SKASLIEN K
Double Take-out ↻ 0%

	OAR	NOR
Total Score	L	W
Time left	01:16	00:13

Legend:

↻	Clockwise	↺	Counter-clockwise	**L**	Loss
-	Not considered	**W**	Win		

KRUSHELNITCKII Aleksandr (OAR) has been disqualified. As a result, team OAR has been disqualified from the event. Please refer to Official Communication #2 for further details.

Gangneung Curling Centre
강릉 컬링 센터
Centre de curling de Gangneung

TUE 13 FEB 2018
Start Time 9:05

Curling
컬링 / Curling
Mixed Doubles
믹스더블 / Double mixte
Bronze Medal Game
3-4위전 / Match médaille de bronze

REVISED
22 FEB 19:00

Most Important Shots
우승 결정 슛 / Tirs les plus importants

Sheet	Game	Team	LSFE	1	2	3	4	5	6	7	8	Extra Ends				Total
B	9	OAR - Olympic Athlete from Russia	*	2	1	0	2	0	1	1	1					L
	10	NOR - Norway		0	0	2	0	2	0	0	0					W

Most Important Shot:

Team OAR player KRUSHELNITCKII A played a precise Promotion Take-out on their stone half hidden behind the front guard to remove the Norwegian shot stone. This play made way for team OAR to get an important steal for one point in the end.

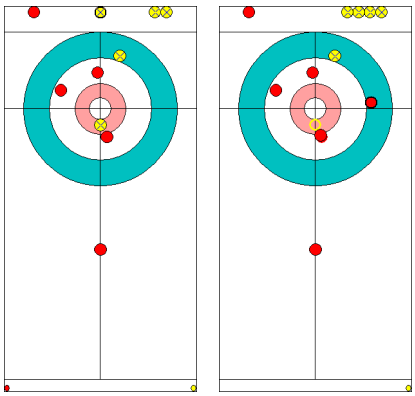

Before | After

End: 7

Team: OAR - Olympic Athlete from Russia

Player: KRUSHELNITCKII Aleksandr

Team Stone: 1 2 3 4 ⑤

Task: Promotion Take-out

Rotation: ↻

Shot Success: 100%

Legend:
☐ Power Play ↻ Clockwise ↺ Counter-clockwise
LSFE(*) Last Stone First End

KRUSHELNITCKII Aleksandr (OAR) has been disqualified. As a result, team OAR has been disqualified from the event.
Please refer to Official Communication #2 for further details.

Cumulative Player Statistics by Team
팀별 선수 누적 통계 / Statistiques individuelles cumulées par équipe

NOR - Norway

SKASLIEN Kristin — Female — Right-handed

Type	↻	%	↺	%	Total	%
Draw	40	73	47	75	87	74
Front	1	75	2	50	3	58
Guard	3	83	7	79	10	80
Raise	11	48	6	71	17	56
Wick / Soft Peeling	1	100	2	50	3	67
Freeze	0	-	0	-	0	-
Take-out	2	50	9	78	11	73
Hit and Roll	5	70	3	83	8	75
Clearing	0	-	0	-	0	-
Double Take-out	2	50	4	63	6	58
Promotion Take-out	1	0	2	50	3	33
Not considered	3	-	0	-	3	-
All Draws	56	69	64	73	120	71
All Take-outs	10	55	18	72	28	66
Total	66	67	82	73	148	70

NEDREGOTTEN Magnus — Male — Right-handed

Type	↻	%	↺	%	Total	%
Draw	45	75	49	64	94	69
Front	0	-	0	-	0	-
Guard	12	94	14	98	26	96
Raise	19	79	31	82	50	81
Wick / Soft Peeling	1	50	0	-	1	50
Freeze	0	-	0	-	0	-
Take-out	4	75	8	72	12	73
Hit and Roll	4	81	11	89	15	87
Clearing	2	100	4	100	6	100
Double Take-out	7	71	9	61	16	66
Promotion Take-out	4	69	5	40	9	53
Not considered	0	-	0	-	0	-
All Draws	77	79	94	75	171	77
All Take-outs	21	76	37	73	58	74
Total	98	78	131	75	229	76

Team: NOR - Norway

Type	↻	%	↺	%	Total	%
Draw	85	74	96	70	181	72
Front	1	75	2	50	3	58
Guard	15	92	21	92	36	92
Raise	30	68	37	80	67	75
Wick / Soft Peeling	2	75	2	50	4	63
Freeze	0	-	0	-	0	-
Take-out	6	67	17	75	23	73
Hit and Roll	9	75	14	88	23	83
Clearing	2	100	4	100	6	100
Double Take-out	9	67	13	62	22	64
Promotion Take-out	5	55	7	43	12	48
Not considered	3	-	0	-	3	-
All Draws	133	75	158	75	291	75
All Take-outs	31	69	55	73	86	72
Total	164	74	213	74	377	74

Legend:
↻ Clockwise ↺ Counter-clockwise

Cumulative Player Statistics by Team

팀별 선수 누적 통계 / Statistiques individuelles cumulées par équipe

OAR - Olympic Athlete from Russia

BRYZGALOVA Anastasia — Female — Right-handed

Type	↻	%	↺	%	Total	%
Draw	39	73	24	71	63	72
Front	0	-	0	-	0	-
Guard	3	58	6	83	9	75
Raise	24	82	29	59	53	70
Wick / Soft Peeling	2	75	3	92	5	85
Freeze	0	-	0	-	0	-
Take-out	7	100	8	81	15	90
Hit and Roll	5	65	6	71	11	68
Clearing	11	91	5	80	16	88
Double Take-out	13	63	15	53	28	58
Promotion Take-out	7	36	0	-	7	36
Not considered	0	-	1	-	1	-
All Draws	68	76	62	68	130	72
All Take-outs	43	72	34	67	77	70
Total	111	74	96	67	207	71

KRUSHELNITCKII Aleksandr — Male — Right-handed

Type	↻	%	↺	%	Total	%
Draw	44	65	26	69	70	66
Front	0	-	0	-	0	-
Guard	2	88	1	100	3	92
Raise	15	67	10	48	25	59
Wick / Soft Peeling	1	0	1	0	2	0
Freeze	1	75	0	-	1	75
Take-out	5	90	3	100	8	94
Hit and Roll	2	75	2	50	4	63
Clearing	4	75	3	100	7	86
Double Take-out	9	61	8	75	17	68
Promotion Take-out	4	75	3	83	7	79
Not considered	1	-	1	-	2	-
All Draws	63	65	38	63	101	64
All Take-outs	24	73	19	82	43	77
Total	87	67	57	69	144	68

Team: OAR - Olympic Athlete from Russia

Type	↻	%	↺	%	Total	%
Draw	83	69	50	70	133	69
Front	0	-	0	-	0	-
Guard	5	70	7	86	12	79
Raise	39	76	39	56	78	66
Wick / Soft Peeling	3	50	4	69	7	61
Freeze	1	75	0	-	1	75
Take-out	12	96	11	86	23	91
Hit and Roll	7	68	8	66	15	67
Clearing	15	87	8	88	23	87
Double Take-out	22	63	23	61	45	62
Promotion Take-out	11	50	3	83	14	57
Not considered	1	-	2	-	3	-
All Draws	131	71	100	66	231	69
All Take-outs	67	72	53	72	120	72
Total	198	71	153	68	351	70

Legend:
↻ Clockwise ↺ Counter-clockwise

Session Results and Standings
세션 경기결과 및 현황 / Résultats de la session et classement

Sheet	Game	Team	LSFE	1	2	3	4	5	6	7	8	Extra Ends				Total
A	8	CAN - Canada	*	2	0	0	1	2	0	3	X					8
	9	NOR - Norway		0	1	1	0	0	2	0	X					4

Play-offs Bracket

Semi-finals **Finals** **Final Standings**

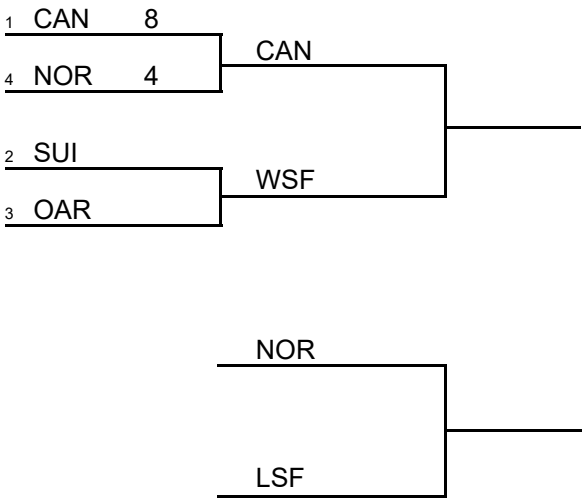

5 CHN - People's Republic of China
6 KOR - Republic of Korea
7 USA - United States of America
8 FIN - Finland

Legend:
☐ Power Play
WSF Winner of semi-final
LSF Loser of semi-final
X Unplayed/unfinished end due to concession
LSFE(*) Last Stone First End

Session Results and Standings
세션 경기결과 및 현황 / Résultats de la session et classement

Sheet	Game	Team	LSFE	1	2	3	4	5	6	7	8	Extra Ends				Total
C	8	OAR - Olympic Athlete from Russia		0	2	0	0	2	1	0	0					5
	8	SUI - Switzerland	*	2	0	1	1	0	0	2	1					7

Play-offs Bracket

Semi-finals | **Finals** | **Final Standings**

1 CAN 8
4 NOR 4

2 SUI 7
3 OAR 5

CAN

SUI

NOR

OAR

5 CHN - People's Republic of China
6 KOR - Republic of Korea
7 USA - United States of America
8 FIN - Finland

Legend:
☐ Power Play **LSFE(*)** Last Stone First End

Game Results
대회 경기결과 / Résultats de la partie

Sheet	Game	Team	LSFE	1	2	3	4	5	6	7	8	Extra Ends				Total
A	8	CAN - Canada	*	2	0	0	1	2	0	3	X					8
	9	NOR - Norway		0	1	1	0	0	2	0	X					4

CAN - Canada		Shot Success Game	Shot Success All
F	LAWES Kaitlyn	58%	74%
M	MORRIS John	82%	82%
	Team Total	73%	79%

Time remaining: 1 minute 57 seconds

NOR - Norway		Shot Success Game	Shot Success All
F	SKASLIEN Kristin	77%	71%
M	NEDREGOTTEN Magnus	66%	77%
	Team Total	70%	75%

Time remaining: 1 minute 18 seconds

Power Play: End 6

Shot Success Analysis

CAN - Canada		↻		↺		Game	
F LAWES Kaitlyn	Draws	6	33%	6	88%	12	60%
	Take-outs	3	50%	0	-	3	50%
	Total	9	39%	6	88%	15	58%
M MORRIS John	Draws	5	70%	11	84%	16	80%
	Take-outs	2	75%	6	92%	8	88%
	Total	7	71%	17	87%	24	82%
Team	Draws	11	50%	17	85%	28	71%
	Take-outs	5	60%	6	92%	11	77%
	Total	16	53%	23	87%	39	73%

NOR - Norway		↻		↺		Game	
F SKASLIEN Kristin	Draws	4	88%	7	93%	11	91%
	Take-outs	3	33%	1	50%	4	38%
	Total	7	64%	8	88%	15	77%
M NEDREGOTTEN Magnus	Draws	6	79%	11	55%	17	63%
	Take-outs	3	100%	3	50%	6	75%
	Total	9	86%	14	54%	23	66%
Team	Draws	10	83%	18	69%	28	74%
	Take-outs	6	67%	4	50%	10	60%
	Total	16	77%	22	66%	38	70%

Note:
Team members are identified as follows:
F = Female, **M** = Male

Legend:
☐ Power Play
LSFE(*) Last Stone First End
↻ Clockwise
↺ Counter-clockwise
X Unplayed/unfinished end due to concession

Game - Shot by Shot
경기별 슛 기록 / Déroulement de la partie

End 1 **CAN - Canada 0 + 2 (this end) = 2** **NOR - Norway 0 + 0 (this end) = 0**

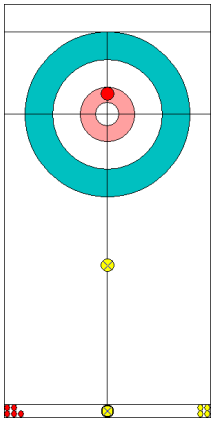

Prepositioned Stones

1
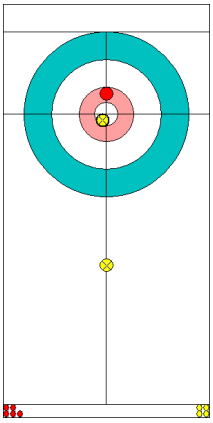

NOR: SKASLIEN K
Draw ↻ 100%

2
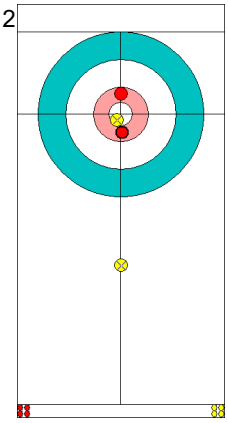

CAN: LAWES K
Draw ↺ 100%

3
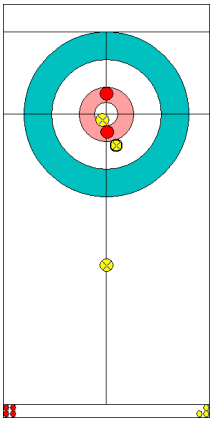

NOR: NEDREGOTTEN M
Draw ↻ 75%

4
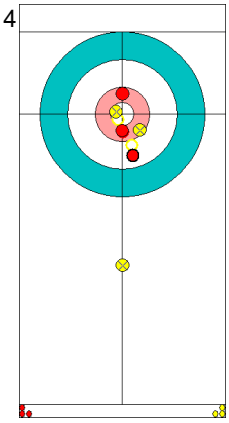

CAN: MORRIS J
Raise ↺ 100%

5
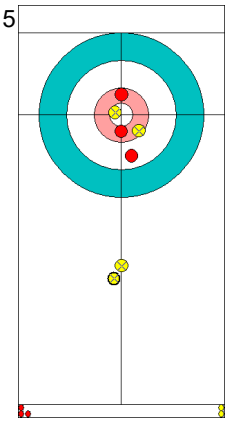

NOR: NEDREGOTTEN M
Guard ↻ 75%

6
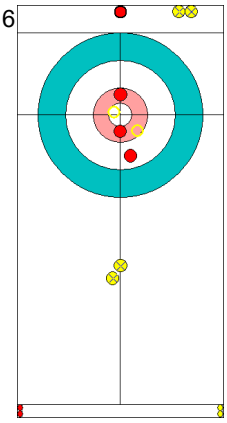

CAN: MORRIS J
Double Take-out ↺ 100%

7
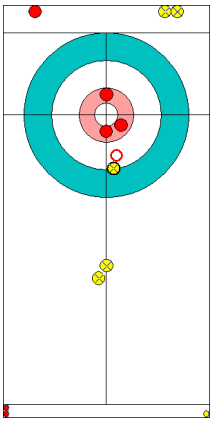

NOR: NEDREGOTTEN M
Draw ↻ 50%

8
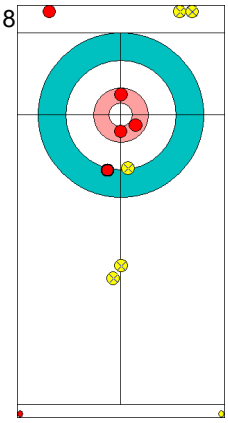

CAN: MORRIS J
Draw ↺ 50%

9
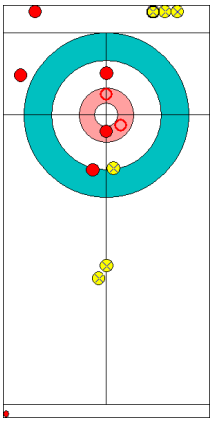

NOR: SKASLIEN K
Double Take-out ↻ 50%

10
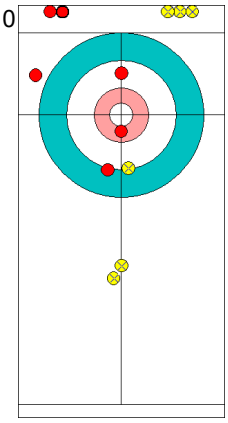

CAN: LAWES K
Draw ↻ 0%

	CAN	NOR
Total Score	2	0
Time left	19:41	19:09

Legend:
↻ Clockwise ↺ Counter-clockwise - Not considered

Game - Shot by Shot
경기별 숏 기록 / Déroulement de la partie

End 2 — **CAN - Canada 2 + 0** (this end) **= 2** — **NOR - Norway 0 + 1** (this end) **= 1**

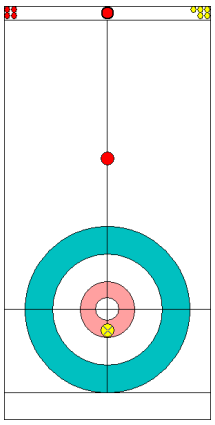

Prepositioned Stones

1
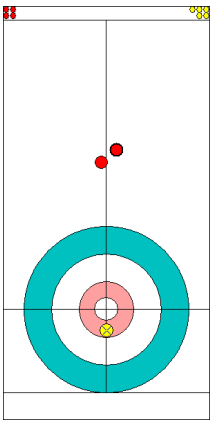

CAN: LAWES K
Draw ↻ 0%

2
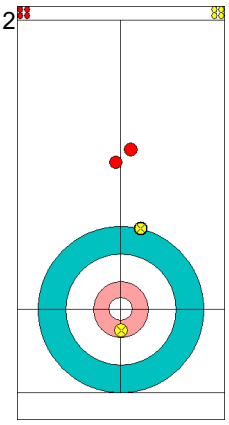

NOR: SKASLIEN K
Draw ↻ 50%

3
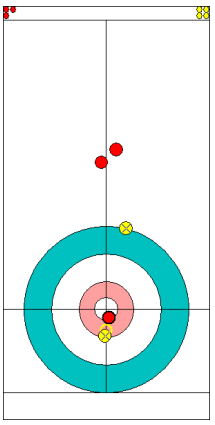

CAN: MORRIS J
Draw ↺ 100%

4
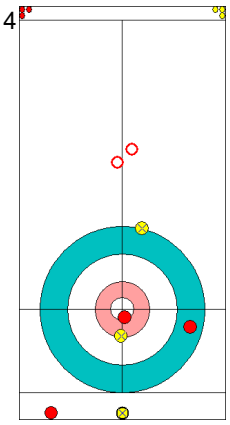

NOR: NEDREGOTTEN M
Clearing ↺ 100%

5
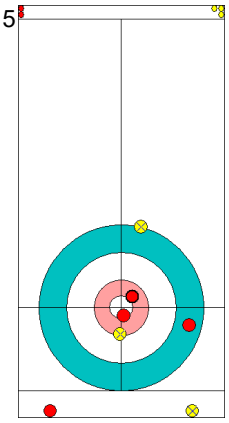

CAN: MORRIS J
Draw ↺ 75%

6
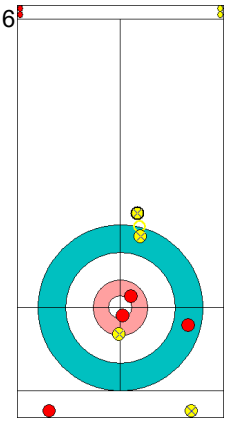

NOR: NEDREGOTTEN M
Draw ↺ 0%

7
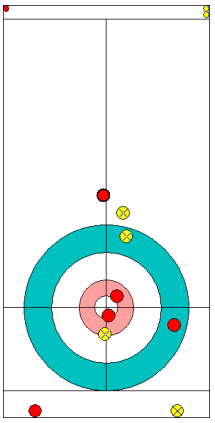

CAN: MORRIS J
Guard ↺ 100%

8
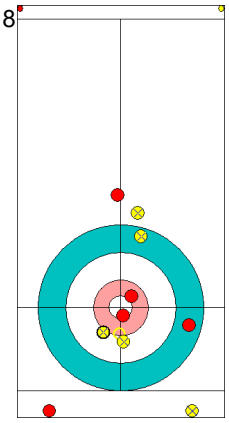

NOR: NEDREGOTTEN M
Draw ↻ 50%

9
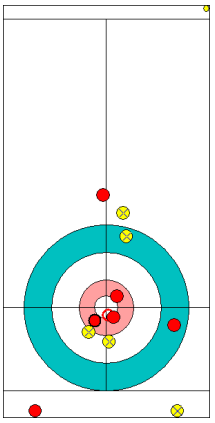

CAN: LAWES K
Draw ↺ 75%

10
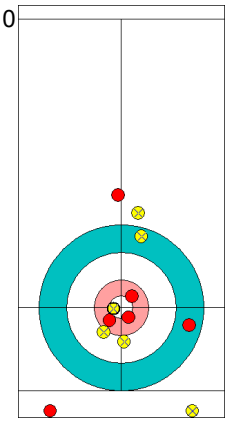

NOR: SKASLIEN K
Draw ↺ 100%

	CAN	NOR
Total Score	2	1
Time left	17:23	16:14

Legend:
↻ Clockwise ↺ Counter-clockwise - Not considered

Game - Shot by Shot
경기별 숏 기록 / Déroulement de la partie

End 3 **CAN - Canada 2 + 0** (this end) **= 2** **NOR - Norway 1 + 1** (this end) **= 2**

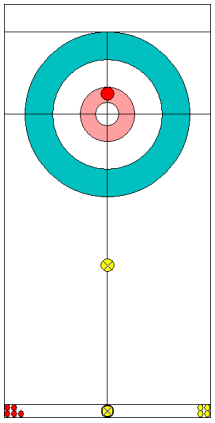

Prepositioned Stones

1
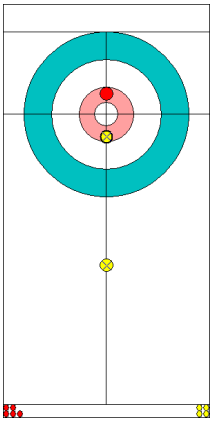

NOR: SKASLIEN K
Draw ↻ 100%

2
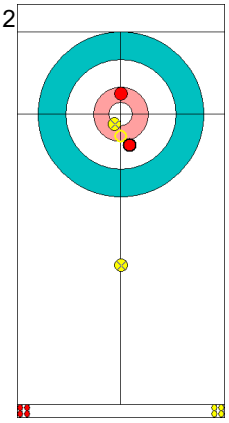

CAN: LAWES K
Draw ↻ 75%

3
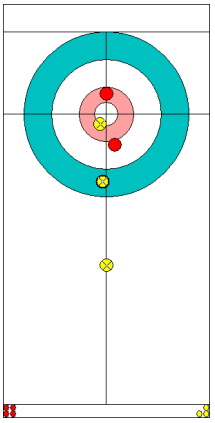

NOR: NEDREGOTTEN M
Draw ↻ 75%

4
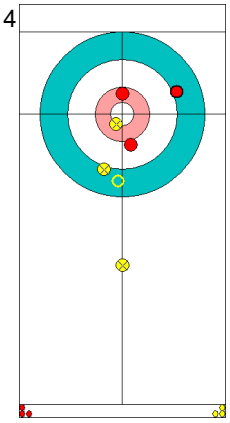

CAN: MORRIS J
Raise ↺ 0%

5
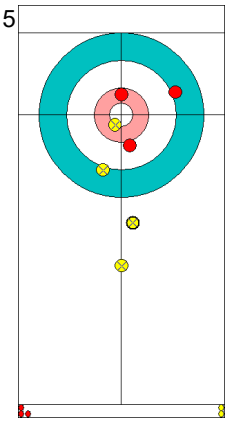

NOR: NEDREGOTTEN M
Guard ↻ 100%

6
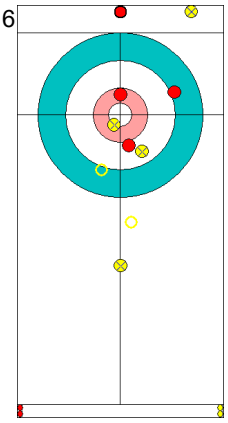

CAN: MORRIS J
Double Take-out ↺ 50%

7
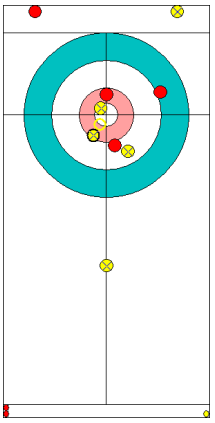

NOR: NEDREGOTTEN M
Raise ↻ 100%

8
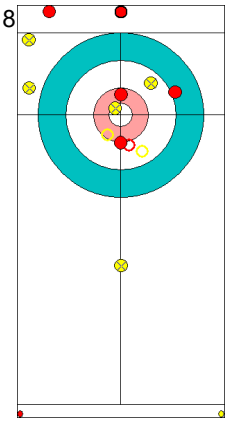

CAN: MORRIS J
Promotion Take-out ↻ 100%

9
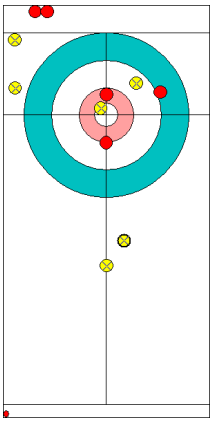

NOR: SKASLIEN K
Guard ↻ 100%

10
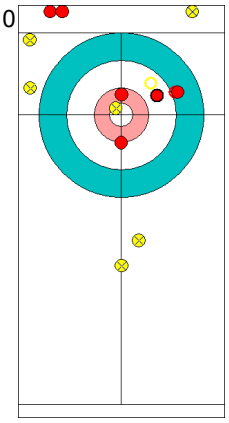

CAN: LAWES K
Hit and Roll ↻ 0%

	CAN	NOR
Total Score	2	2
Time left	13:27	13:25

Legend:
↻ Clockwise ↺ Counter-clockwise - Not considered

Game - Shot by Shot
경기별 숏 기록 / Déroulement de la partie

End 4 — **CAN - Canada 2 + 1** (this end) **= 3** — **NOR - Norway 2 + 0** (this end) **= 2**

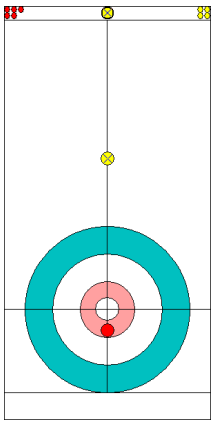

Prepositioned Stones

1
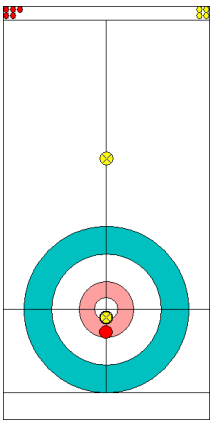

NOR: SKASLIEN K
Draw ↻ 100%

2
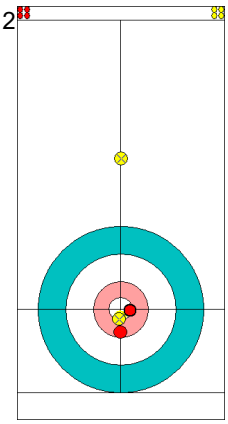

CAN: LAWES K
Draw ↺ 75%

3
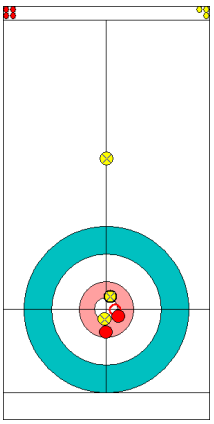

NOR: NEDREGOTTEN M
Raise ↻ 100%

4
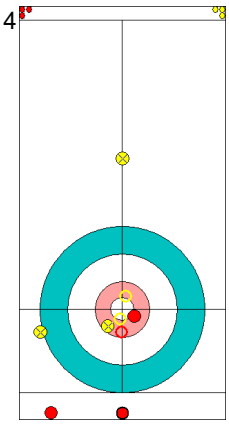

CAN: MORRIS J
Take-out ↻ 100%

5
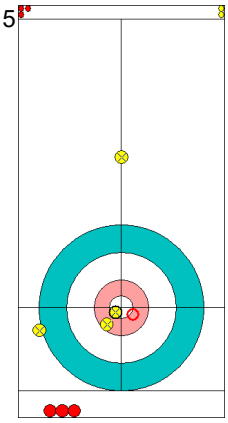

NOR: NEDREGOTTEN M
Hit and Roll ↻ 100%

6
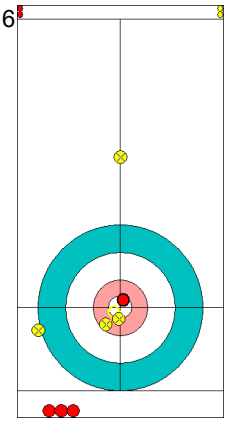

CAN: MORRIS J
Raise ↺ 100%

7
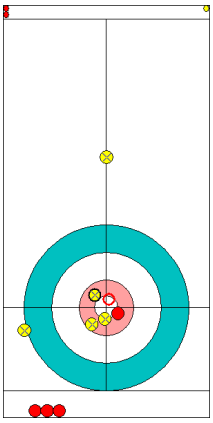

NOR: NEDREGOTTEN M
Raise ↺ 75%

8
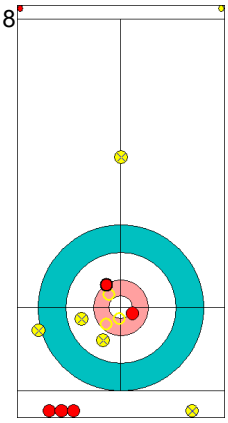

CAN: MORRIS J
Take-out ↺ 100%
Slow Take-out

9
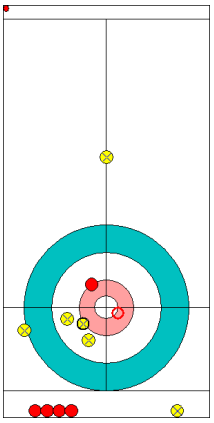

NOR: SKASLIEN K
Hit and Roll ↻ 50%
Slow Take-out

10
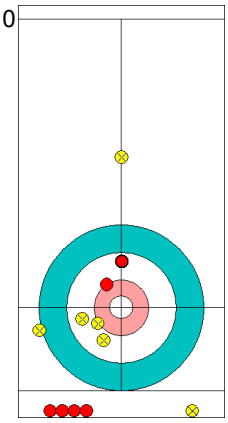

CAN: LAWES K
Draw ↻ 0%

	CAN	NOR
Total Score	3	2
Time left	10:14	10:55

Legend:
↻ Clockwise ↺ Counter-clockwise - Not considered

Game - Shot by Shot
경기별 숏 기록 / Déroulement de la partie

End 5 **CAN - Canada 3 + 2** (this end) **= 5** **NOR - Norway 2 + 0** (this end) **= 2**

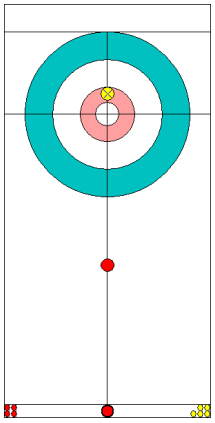

Prepositioned Stones

1
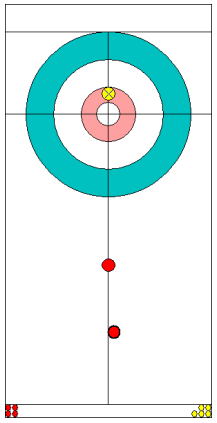

CAN: LAWES K
Front ↺ 100%

2
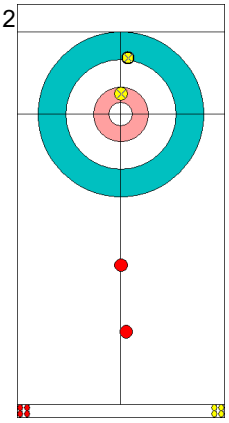

NOR: SKASLIEN K
Draw ↺ 50%

3
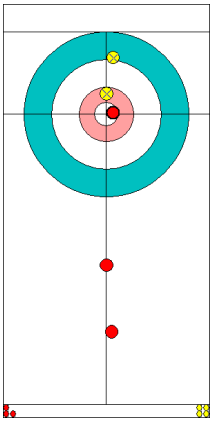

CAN: MORRIS J
Draw ↺ 100%

4
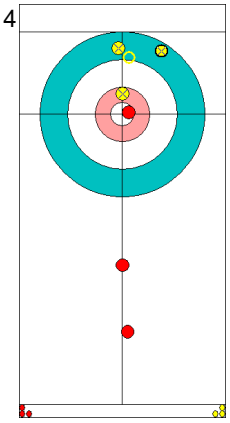

NOR: NEDREGOTTEN M
Draw ↺ 50%

5
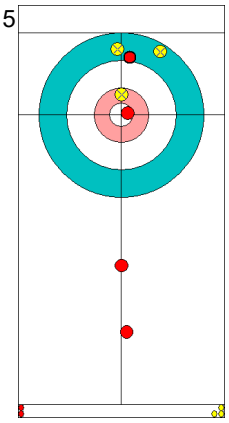

CAN: MORRIS J
Draw ↺ 50%

6
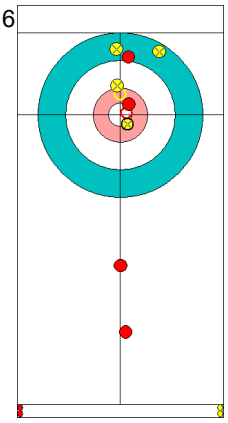

NOR: NEDREGOTTEN M
Raise ↺ 100%

7
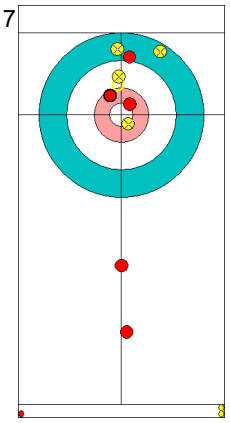

CAN: MORRIS J
Draw ↻ 75%

8
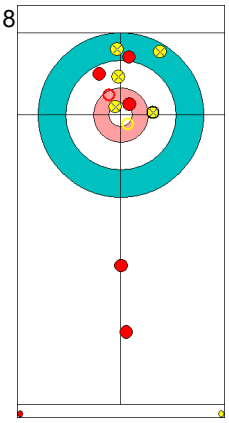

NOR: NEDREGOTTEN M
Raise ↺ 75%

9
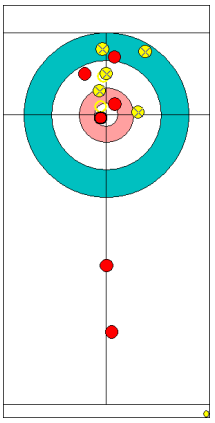

CAN: LAWES K
Raise ↺ 100%

10
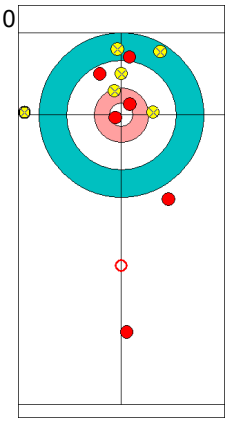

NOR: SKASLIEN K
Take-out ↻ 0%
Slow Take-out

	CAN	NOR
Total Score	5	2
Time left	08:52	07:44

Legend:
↻ Clockwise ↺ Counter-clockwise - Not considered

Game - Shot by Shot
경기별 슛 기록 / Déroulement de la partie

End 6 **CAN - Canada 5 + 0** (this end) **= 5** **NOR - Norway 2 + 2** (this end) **= 4**

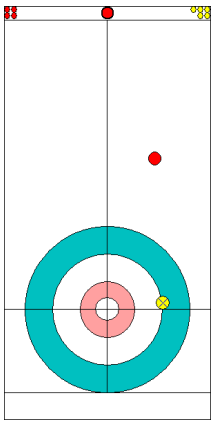

Power Play
Prepositioned Stones

1
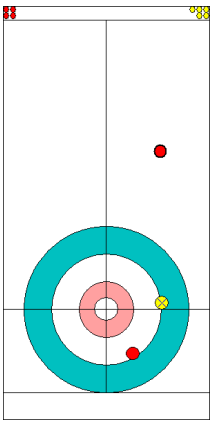

CAN: LAWES K
Wick / Soft Peeling ↻ 0%

2
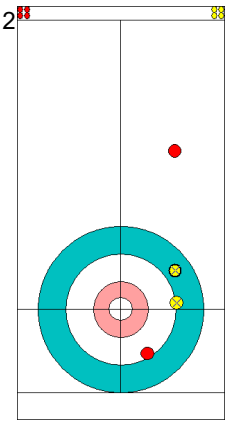

NOR: SKASLIEN K
Draw ↺ 100%

3
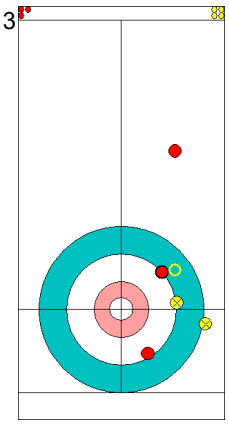

CAN: MORRIS J
Raise ↺ 100%

4
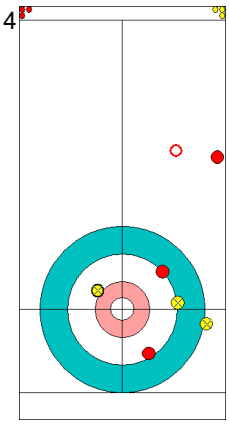

NOR: NEDREGOTTEN M
Take-out ↺ 0%
Slow Take-out

5
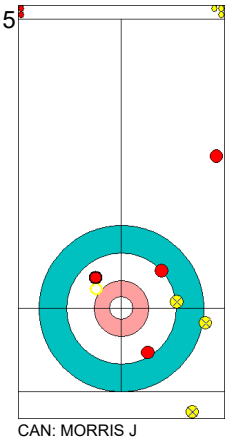

CAN: MORRIS J
Take-out ↺ 100%

6
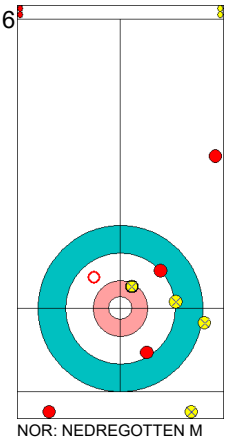

NOR: NEDREGOTTEN M
Hit and Roll ↺ 75%

7
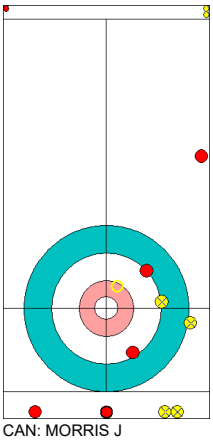

CAN: MORRIS J
Double Take-out ↻ 50%

8
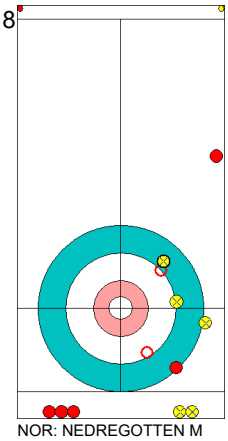

NOR: NEDREGOTTEN M
Take-out ↻ 100%

9
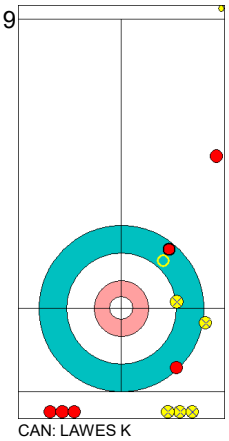

CAN: LAWES K
Double Take-out ↻ 50%

10
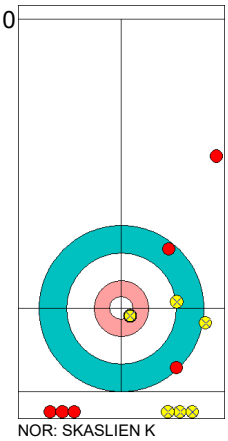

NOR: SKASLIEN K
Draw ↻ 100%

	CAN	NOR
Total Score	5	4
Time left	06:45	05:05

Legend:
↻ Clockwise ↺ Counter-clockwise - Not considered

Game - Shot by Shot
경기별 숏 기록 / Déroulement de la partie

End 7 | **CAN - Canada** 5 + 3 (this end) = 8 | **NOR - Norway** 4 + 0 (this end) = 4

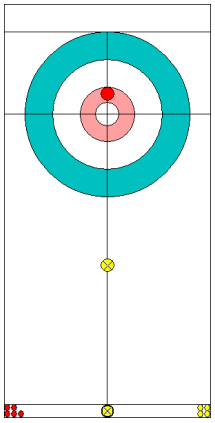

Prepositioned Stones

1
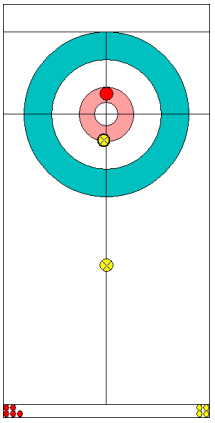

NOR: SKASLIEN K
Draw ↺ 100%

2
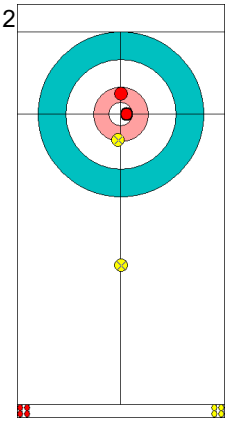

CAN: LAWES K
Draw ↺ 100%

3
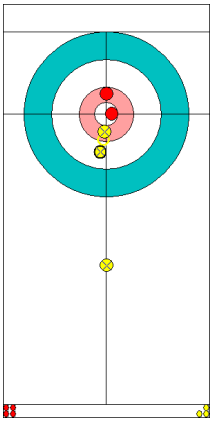

NOR: NEDREGOTTEN M
Raise ↻ 100%

4
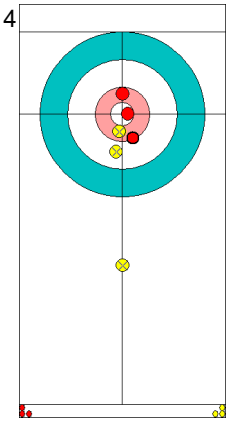

CAN: MORRIS J
Draw ↺ 100%

5
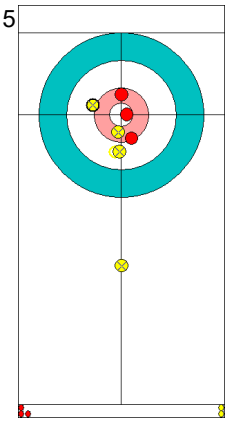

NOR: NEDREGOTTEN M
Raise ↻ 50%

6
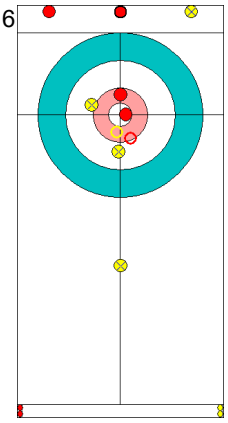

CAN: MORRIS J
Promotion Take-out ↺ 100%

7
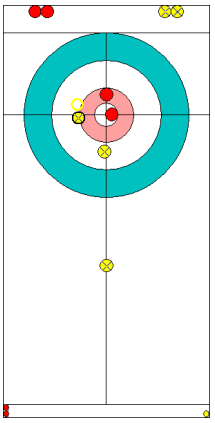

NOR: NEDREGOTTEN M
Hit and Roll ↺ 75%

8
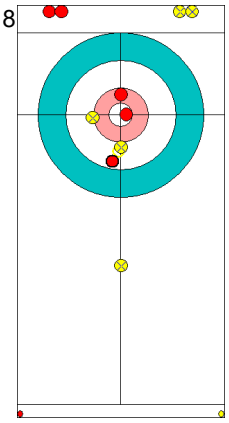

CAN: MORRIS J
Draw ↻ 50%

9
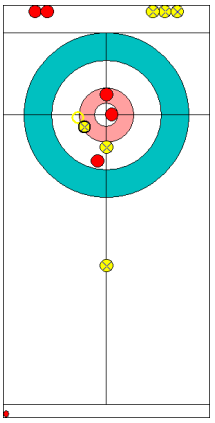

NOR: SKASLIEN K
Hit and Roll ↻ 50%

10
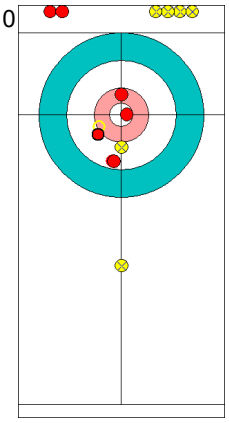

CAN: LAWES K
Take-out ↺ 100%

	CAN	NOR
Total Score	8	4
Time left	03:04	02:17

Legend:
↻ Clockwise ↺ Counter-clockwise - Not considered

Game - Shot by Shot
경기별 숏 기록 / Déroulement de la partie

End 8 🔴 **CAN - Canada 8 + X** (this end) **= 8** ⊗ **NOR - Norway 4 + X** (this end) **= 4**

1
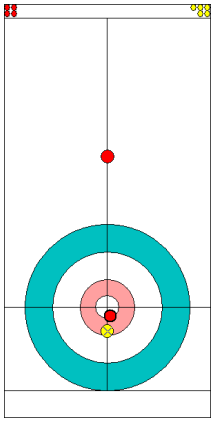
CAN: LAWES K
Draw ↻ 100%

2
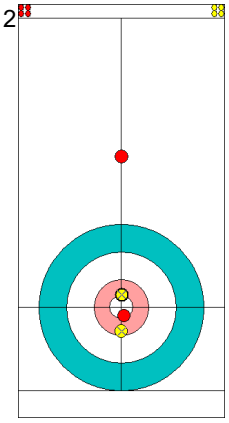
NOR: SKASLIEN K
Draw ↻ 100%

3
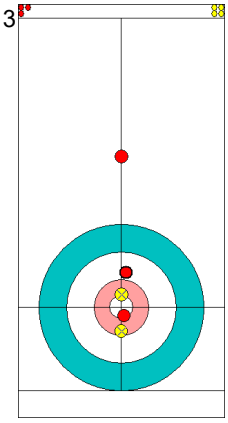
CAN: MORRIS J
Draw ↻ 75%

4
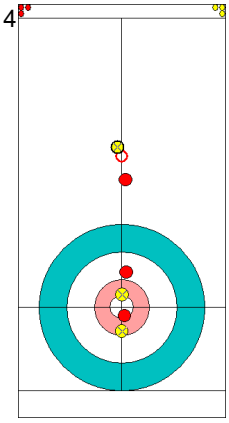
NOR: NEDREGOTTEN M
Draw ↺ 0%

5
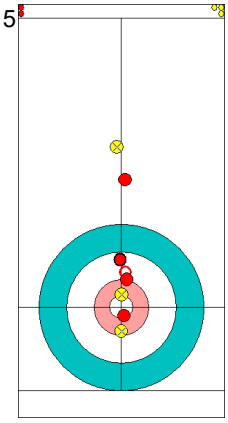
CAN: MORRIS J
Draw ↺ 100%

6
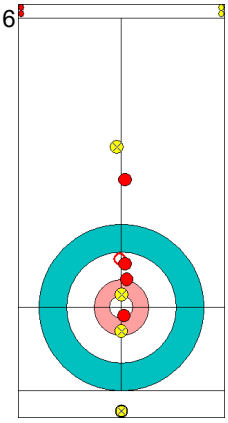
NOR: NEDREGOTTEN M
Draw ↺ 0%

7
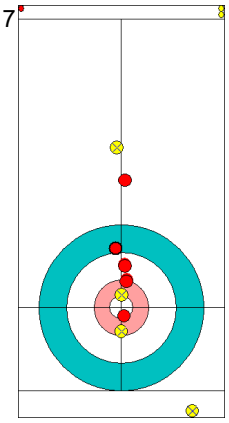
CAN: MORRIS J
Guard ↺ 100%

	CAN	NOR
Total Score	8	4
Time left	01:57	01:18

Legend:
↻ Clockwise ↺ Counter-clockwise - Not considered
X Unfinished end due to concession

Game Results
대회 경기결과 / Résultats de la partie

Sheet	Game	Team	LSFE	1	2	3	4	5	6	7	8	Extra Ends				Total
C	8	OAR - Olympic Athlete from Russia		0	2	0	0	2	1	0	0					5
	8	SUI - Switzerland	*	2	0	1	1	0	0	2	1					7

OAR - Olympic Athlete from Russia		Shot Success Game	Shot Success All
F	BRYZGALOVA Anastasia	70%	70%
M	KRUSHELNITCKII Aleksandr	86%	66%
	Team Total	76%	68%

Time remaining: 0 minutes 27 seconds

Time-out: End 8 - OAR stone 2

Power Play: End 8

SUI - Switzerland		Shot Success Game	Shot Success All
F	PERRET Jenny	77%	69%
M	RIOS Martin	78%	74%
	Team Total	78%	72%

Time remaining: 0 minutes 55 seconds

Time-out: End 6 - SUI stone 3

Power Play: End 7

Shot Success Analysis

OAR - Olympic Athlete from Russia		↻		↺		Game	
F BRYZGALOVA Anastasia	Draws	8	81%	4	69%	12	77%
	Take-outs	5	80%	6	46%	11	61%
	Total	13	81%	10	55%	23	70%
M KRUSHELNITCKII Aleksandr	Draws	8	91%	4	75%	12	85%
	Take-outs	2	75%	2	100%	4	88%
	Total	10	88%	6	83%	16	86%
Team	Draws	16	86%	8	72%	24	81%
	Take-outs	7	79%	8	59%	15	68%
	Total	23	84%	16	66%	39	76%

SUI - Switzerland		↻		↺		Game	
F PERRET Jenny	Draws	6	75%	8	72%	14	73%
	Take-outs	2	100%	0	-	2	100%
	Total	8	81%	8	72%	16	77%
M RIOS Martin	Draws	5	70%	7	86%	12	79%
	Take-outs	4	75%	8	78%	12	77%
	Total	9	72%	15	82%	24	78%
Team	Draws	11	73%	15	78%	26	76%
	Take-outs	6	83%	8	78%	14	80%
	Total	17	76%	23	78%	40	78%

Note:
Team members are identified as follows:
F = Female, **M** = Male

Legend:
☐ Power Play ↻ Clockwise ↺ Counter-clockwise
LSFE(*) Last Stone First End

Game - Shot by Shot
경기별 숏 기록 / Déroulement de la partie

End 1 — **OAR - OAR 0 + 0** (this end) **= 0** — **SUI - Switzerland 0 + 2** (this end) **= 2**

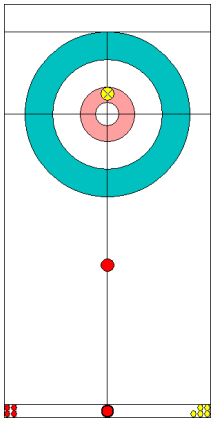

Prepositioned Stones

1
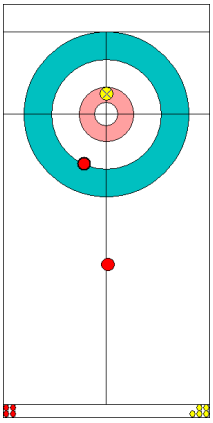

OAR: KRUSHELNITCKII A
Draw ↻ 50%

2
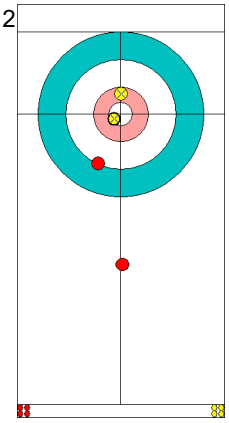

SUI: PERRET J
Draw ↺ 100%

3
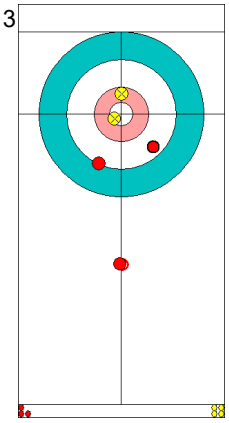

OAR: BRYZGALOVA A
Draw ↺ 50%

4
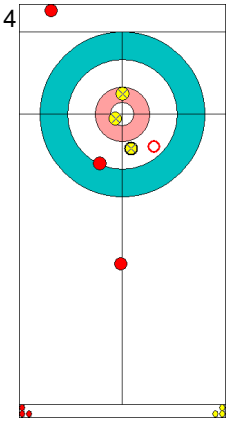

SUI: RIOS M
Hit and Roll ↺ 75%

5
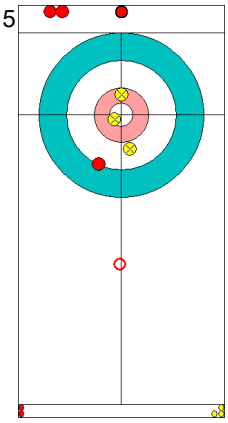

OAR: BRYZGALOVA A
Double Take-out ↺ 0%

6
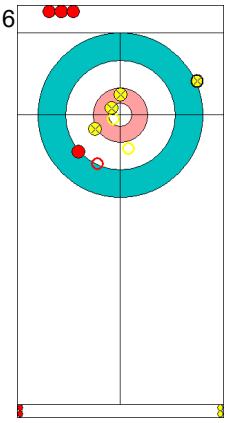

SUI: RIOS M
Hit and Roll ↺ 0%

7
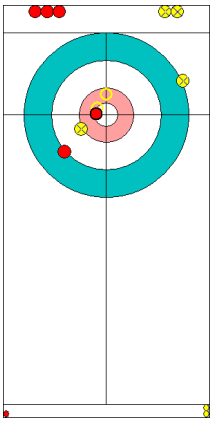

OAR: BRYZGALOVA A
Double Take-out ↻ 100%

8
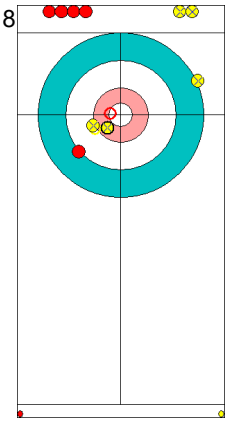

SUI: RIOS M
Take-out ↺ 100%

9
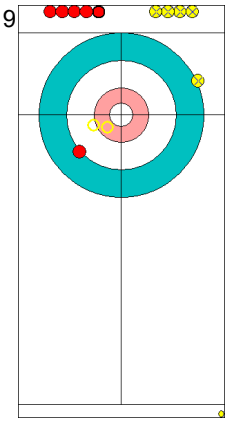

OAR: KRUSHELNITCKII A
Double Take-out ↺ 100%

10
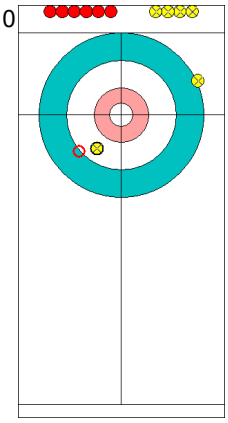

SUI: PERRET J
Take-out ↻ 100%

	OAR	SUI
Total Score	0	2
Time left	19:24	19:42

Legend:
↻ Clockwise ↺ Counter-clockwise - Not considered

Game - Shot by Shot
경기별 숏 기록 / Déroulement de la partie

End 2 — **OAR - OAR 0 + 2** (this end) **= 2** — **SUI - Switzerland 2 + 0** (this end) **= 2**

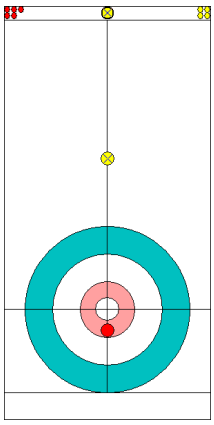

Prepositioned Stones

1
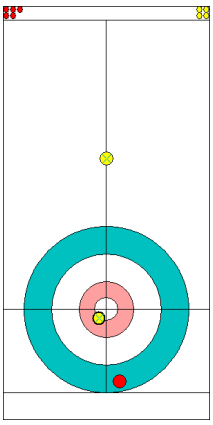

SUI: PERRET J
Raise ↺ 75%

2
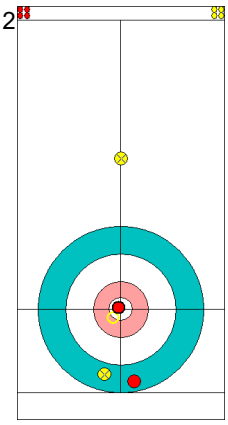

OAR: KRUSHELNITCKII A
Raise ↺ 100%

3
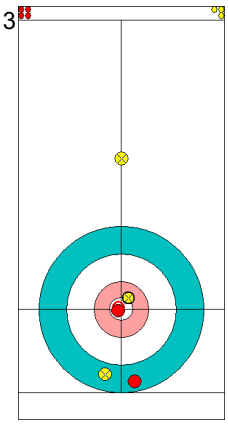

SUI: RIOS M
Draw ↺ 75%

4
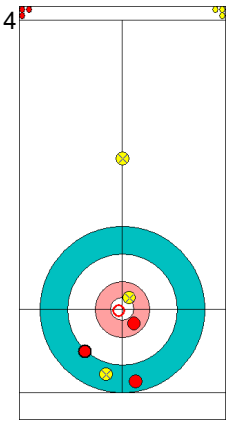

OAR: BRYZGALOVA A
Raise ↺ 50%

5
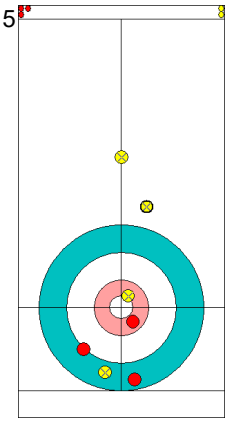

SUI: RIOS M
Draw ↻ 0%

6
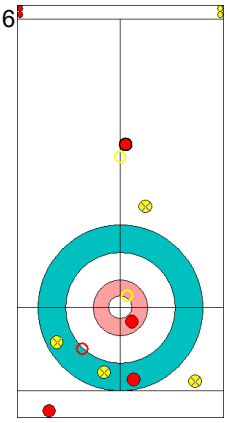

OAR: BRYZGALOVA A
Double Take-out ↺ 50%

7
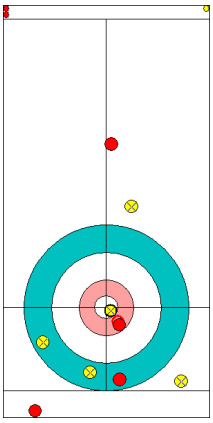

SUI: RIOS M
Raise ↺ 100%

8
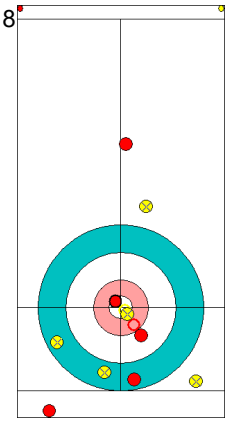

OAR: BRYZGALOVA A
Draw ↺ 100%

9
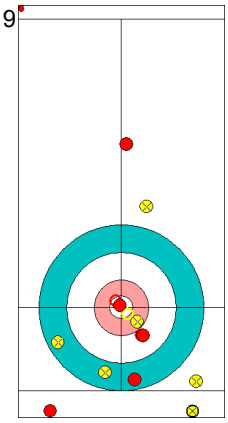

SUI: PERRET J
Raise ↺ 0%

10
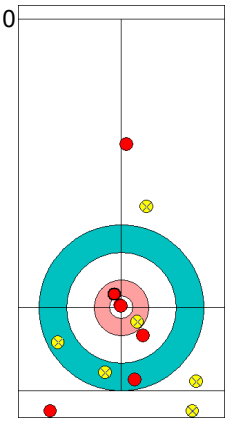

OAR: KRUSHELNITCKII A
Draw ↺ 100%

	OAR	SUI
Total Score	2	2
Time left	17:12	17:17

Legend:
↻ Clockwise ↺ Counter-clockwise - Not considered

Game - Shot by Shot
경기별 숏 기록 / Déroulement de la partie

End 3 — **OAR - OAR 2 + 0** (this end) **= 2** — **SUI - Switzerland 2 + 1** (this end) **= 3**

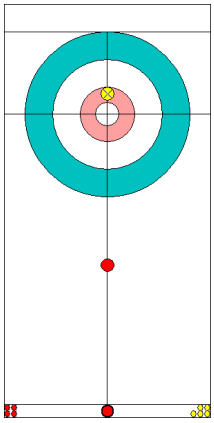

Prepositioned Stones

1

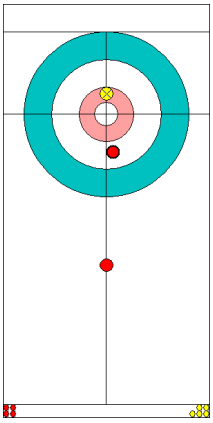

OAR: KRUSHELNITCKII A
Draw ↻ 75%

2

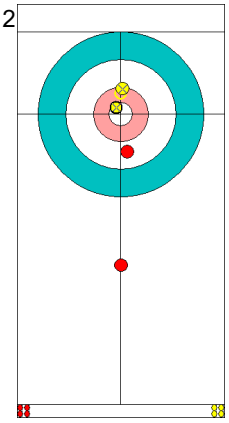

SUI: PERRET J
Draw ↻ 75%

3

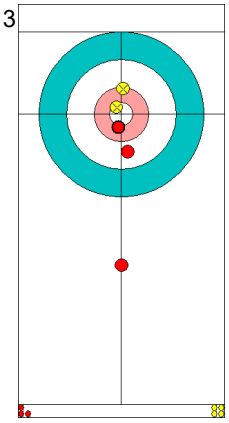

OAR: BRYZGALOVA A
Draw ↻ 75%

4

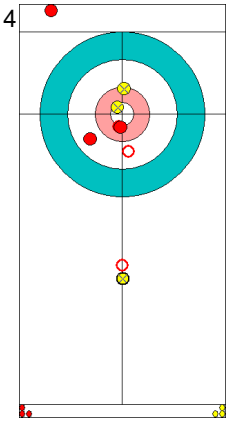

SUI: RIOS M
Double Take-out ↻ 50%

5

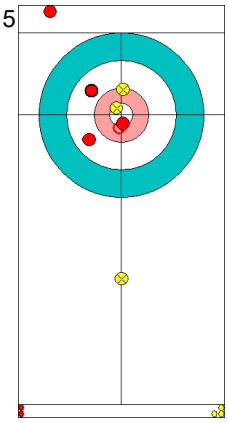

OAR: BRYZGALOVA A
Raise ↻ 75%

6

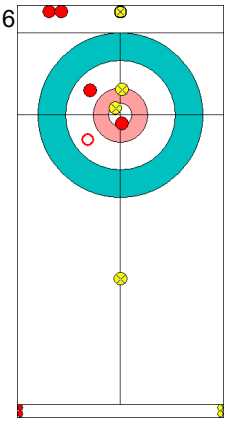

SUI: RIOS M
Double Take-out ↻ 50%

7

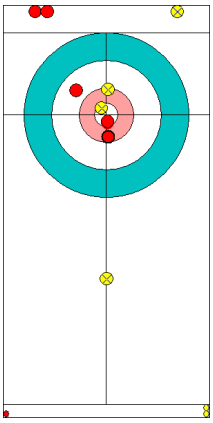

OAR: BRYZGALOVA A
Draw ↻ 100%

8

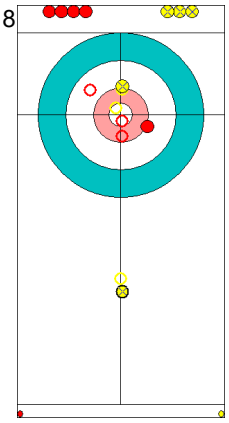

SUI: RIOS M
Promotion Take-out ↻ 100%

9

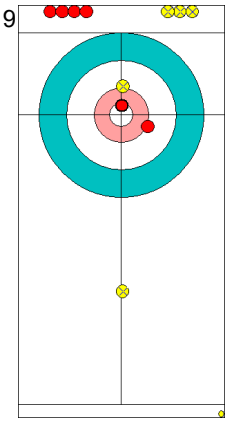

OAR: KRUSHELNITCKII A
Draw ↻ 100%

10

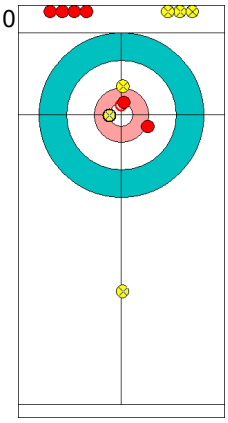

SUI: PERRET J
Draw ↻ 100%

	OAR	SUI
Total Score	2	3
Time left	15:05	14:23

Legend:
↻ Clockwise ↺ Counter-clockwise - Not considered

Game - Shot by Shot
경기별 숏 기록 / Déroulement de la partie

End 4 — **OAR - OAR** **2 + 0** (this end) **= 2** — **SUI - Switzerland** **3 + 1** (this end) **= 4**

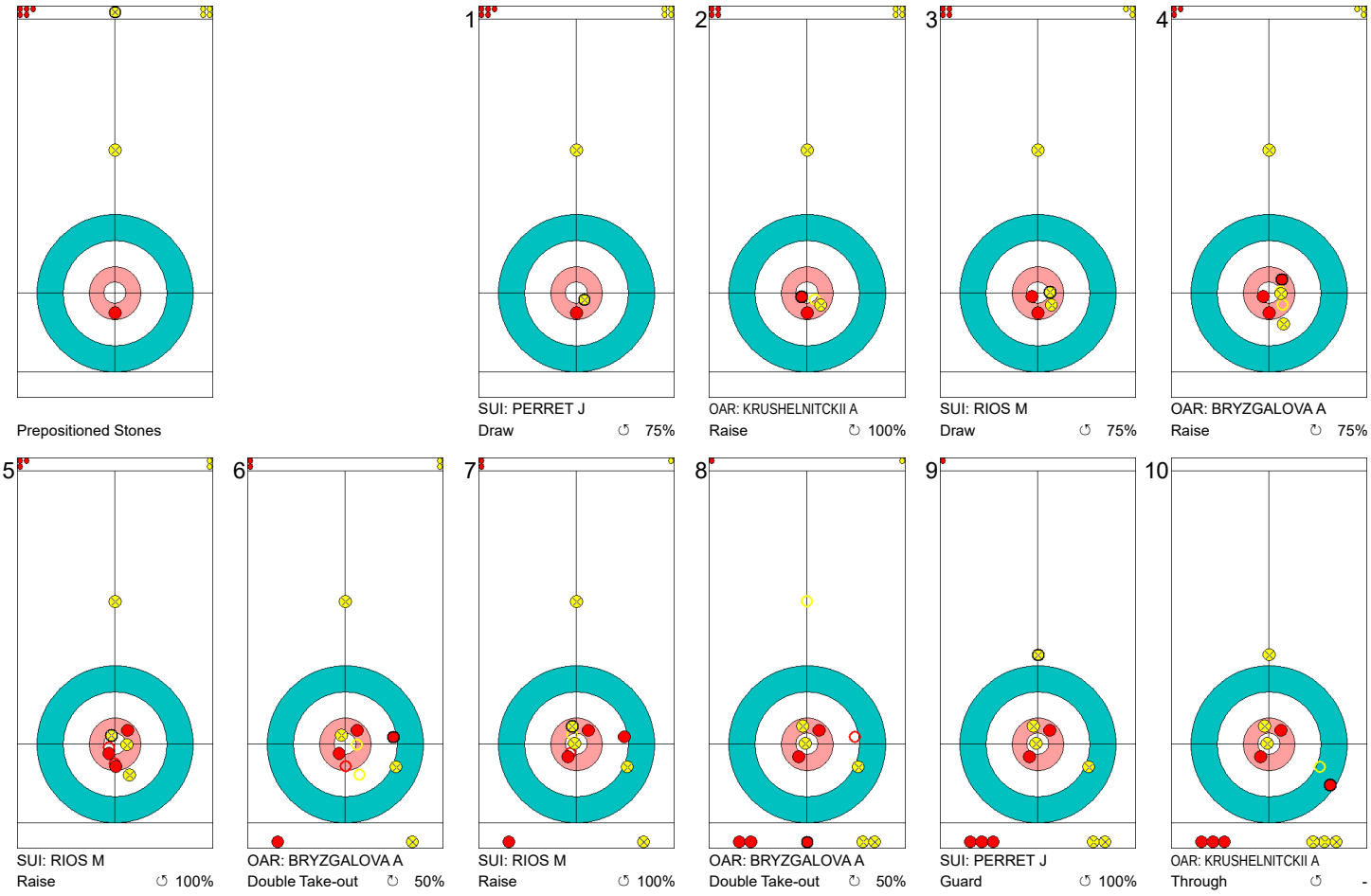

	OAR	SUI
Total Score	2	4
Time left	11:42	11:27

Legend:
↻ Clockwise ↺ Counter-clockwise - Not considered

Game - Shot by Shot
경기별 숏 기록 / Déroulement de la partie

End 5 | **OAR - OAR** 2 + 2 (this end) = 4 | **SUI - Switzerland** 4 + 0 (this end) = 4

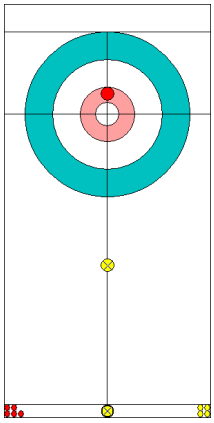

Prepositioned Stones

1
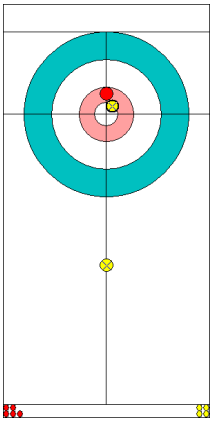

SUI: PERRET J
Draw ↻ 75%

2
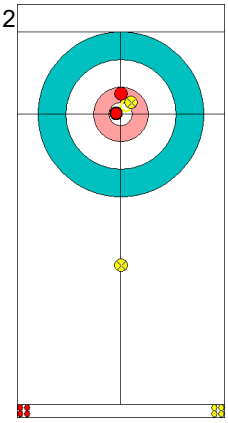

OAR: KRUSHELNITCKII A
Draw ↻ 100%

3
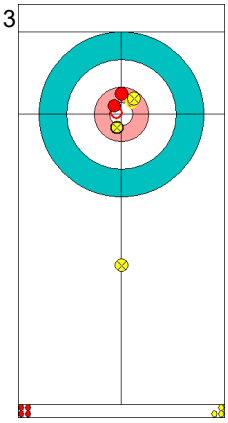

SUI: RIOS M
Raise ↻ 100%

4
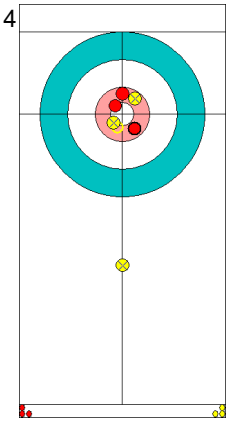

OAR: BRYZGALOVA A
Raise ↺ 75%

5
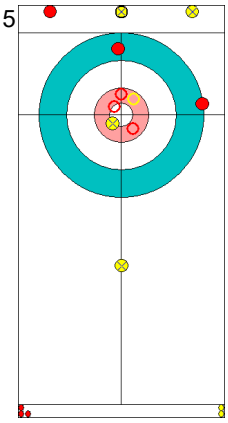

SUI: RIOS M
Double Take-out ↺ 50%

6
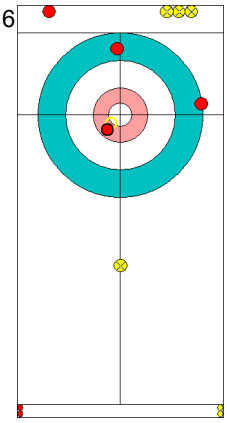

OAR: BRYZGALOVA A
Take-out ↻ 100%

7
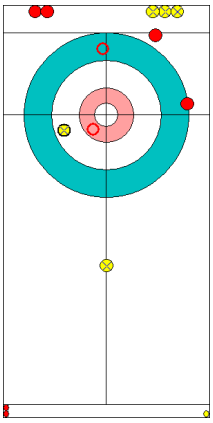

SUI: RIOS M
Double Take-out ↻ 100%

8
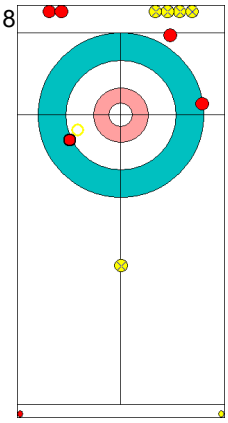

OAR: BRYZGALOVA A
Take-out ↻ 100%

9
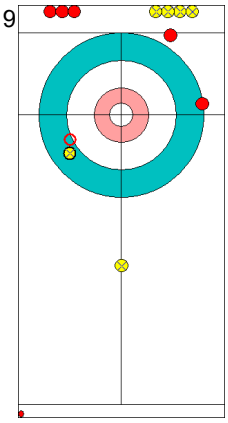

SUI: PERRET J
Take-out ↻ 100%

10
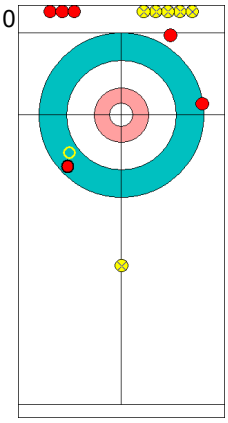

OAR: KRUSHELNITCKII A
Take-out ↻ 100%

	OAR	SUI
Total Score	4	4
Time left	09:07	09:02

Legend:
↻ Clockwise ↺ Counter-clockwise - Not considered

Game - Shot by Shot
경기별 숏 기록 / Déroulement de la partie

End 6 — **OAR - OAR** **4 + 1** (this end) **= 5** — **SUI - Switzerland** **4 + 0** (this end) **= 4**

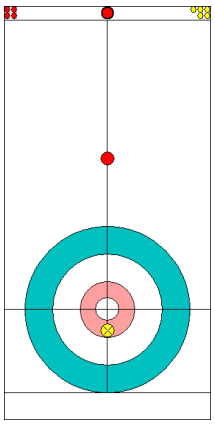

Prepositioned Stones

1

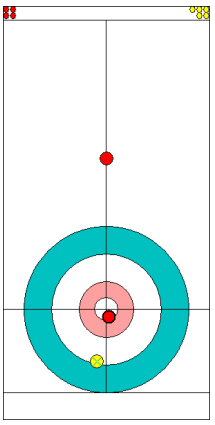

OAR: KRUSHELNITCKII A
Raise ↻ 100%

2

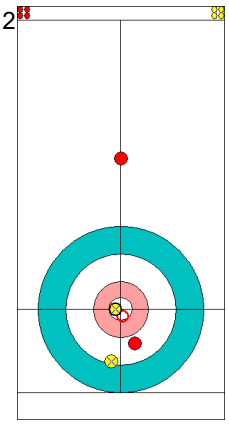

SUI: PERRET J
Raise ↺ 100%

3

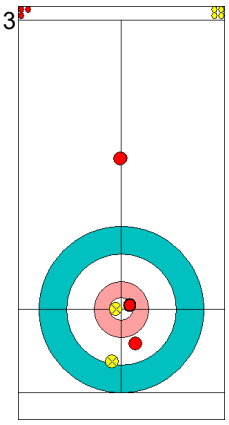

OAR: BRYZGALOVA A
Raise ↻ 75%

4

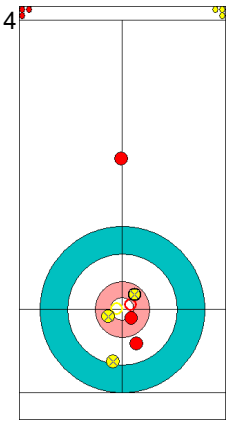

SUI: RIOS M
Raise ↻ 75%

5

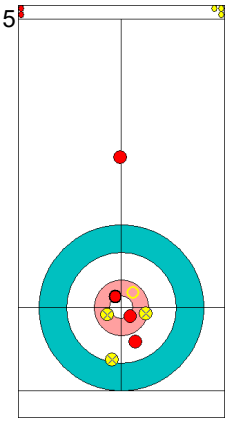

OAR: BRYZGALOVA A
Raise ↻ 100%

6

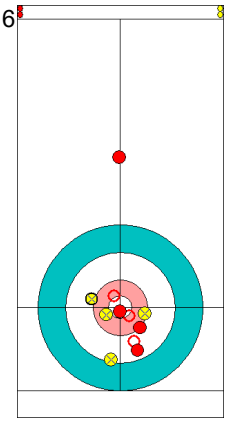

SUI: RIOS M
Raise ↺ 75%
Time-out

7

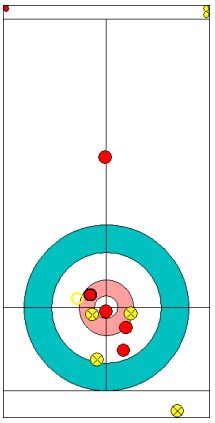

OAR: BRYZGALOVA A
Hit and Roll ↺ 75%

8

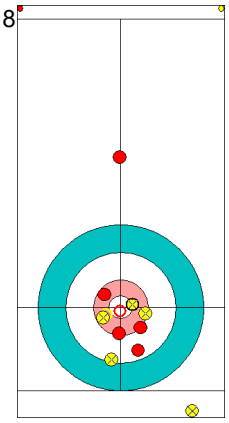

SUI: RIOS M
Raise ↻ 100%

9

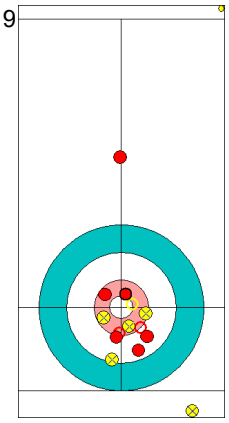

OAR: KRUSHELNITCKII A
Raise ↻ 100%

10

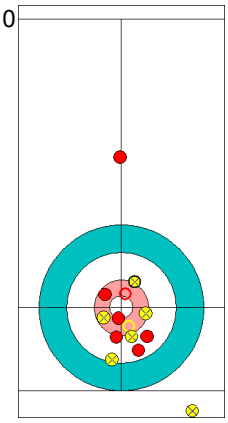

SUI: PERRET J
Raise ↻ 0%

	OAR	SUI
Total Score	5	4
Time left	06:00	05:32

Legend:
↻ Clockwise ↺ Counter-clockwise - Not considered

Game - Shot by Shot
경기별 숏 기록 / Déroulement de la partie

End 7 — **OAR - OAR** **5 + 0** (this end) **= 5** — **SUI - Switzerland** **4 + 2** (this end) **= 6**

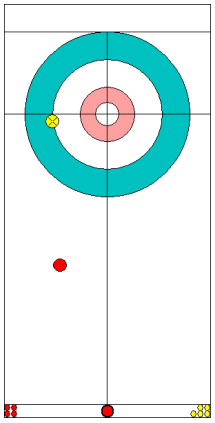

Power Play
Prepositioned Stones

1
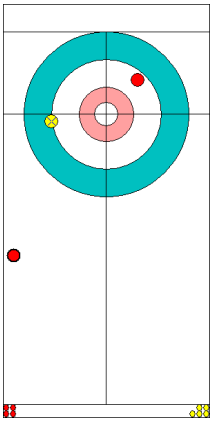

OAR: BRYZGALOVA A
Wick / Soft Peeling ↻ 100%

2
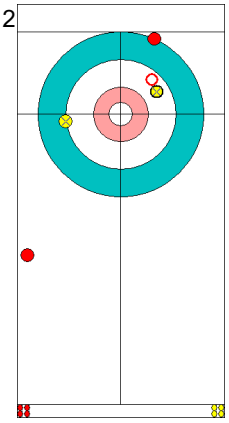

SUI: PERRET J
Raise ↻ 100%

3
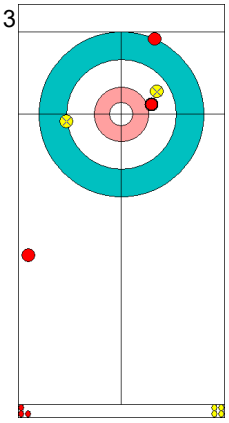

OAR: KRUSHELNITCKII A
Draw ↻ 100%

4
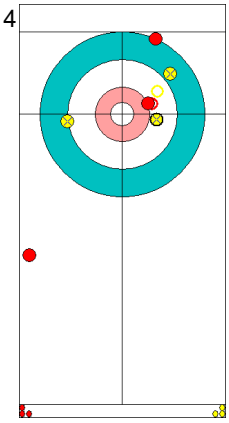

SUI: RIOS M
Raise ↻ 75%

5
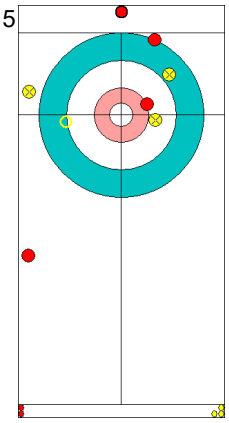

OAR: KRUSHELNITCKII A
Take-out ↻ 50%

6
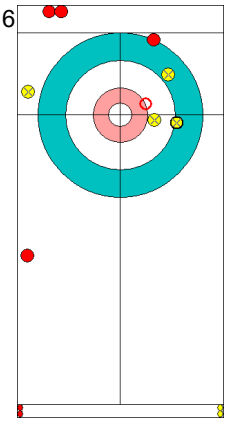

SUI: RIOS M
Promotion Take-out ↺ 100%

7
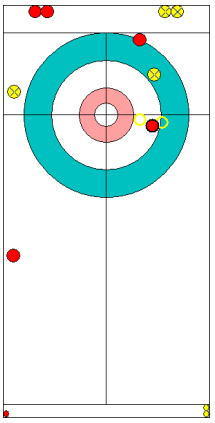

OAR: KRUSHELNITCKII A
Double Take-out ↺ 100%

8
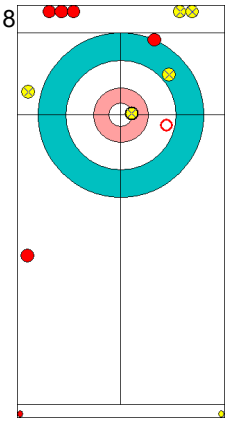

SUI: RIOS M
Hit and Roll ↻ 100%

9
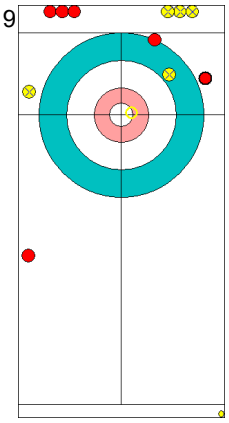

OAR: BRYZGALOVA A
Hit and Roll ↺ 50%

10
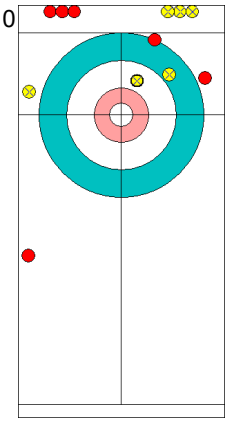

SUI: PERRET J
Draw ↻ 100%

	OAR	SUI
Total Score	5	6
Time left	03:37	03:48

Legend:
↻ Clockwise ↺ Counter-clockwise - Not considered

Game - Shot by Shot
경기별 숏 기록 / Déroulement de la partie

End 8 — **OAR - OAR** **5 + 0** (this end) **= 5** — **SUI - Switzerland** **6 + 1** (this end) **= 7**

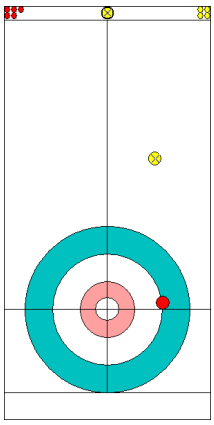

Power Play
Prepositioned Stones

1
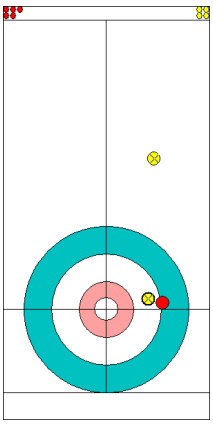

SUI: PERRET J
Draw ↺ 50%

2
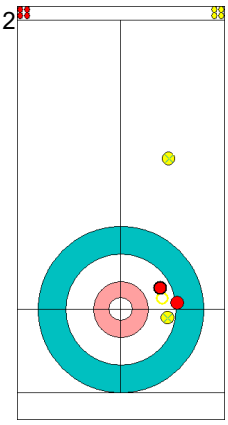

OAR: KRUSHELNITCKII A
Raise ↺ 100%

3
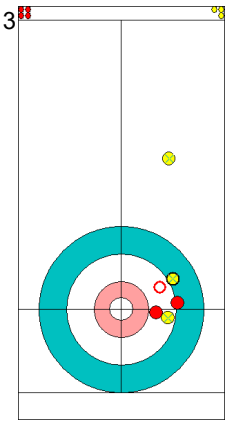

SUI: RIOS M
Raise ↺ 75%

4
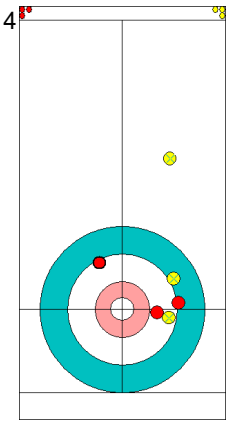

OAR: BRYZGALOVA A
Draw ↺ 50%
Time-out

5
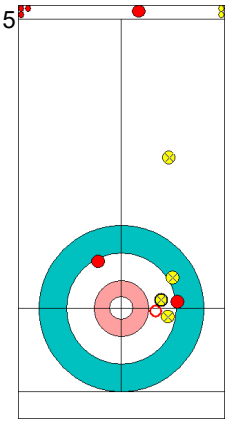

SUI: RIOS M
Take-out ↺ 100%

6
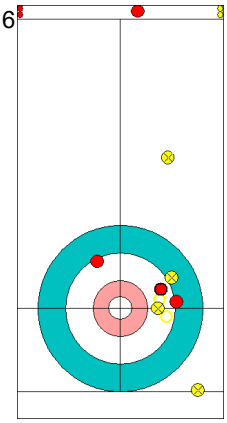

OAR: BRYZGALOVA A
Take-out ↺ 50%

7
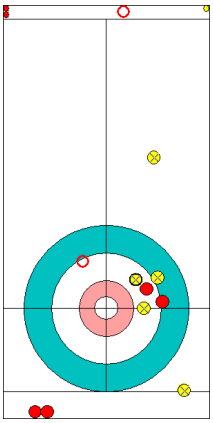

SUI: RIOS M
Hit and Roll ↺ 100%

8
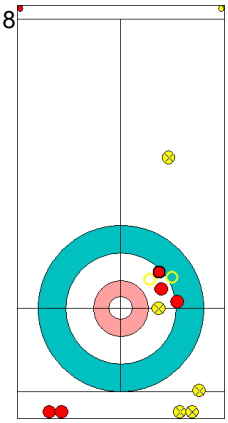

OAR: BRYZGALOVA A
Double Take-out ↺ 50%

9
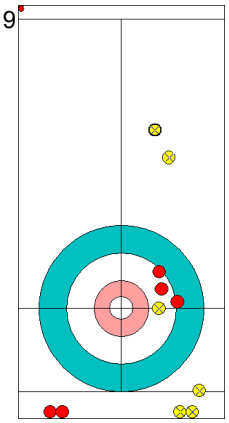

SUI: PERRET J
Guard ↺ 75%

10
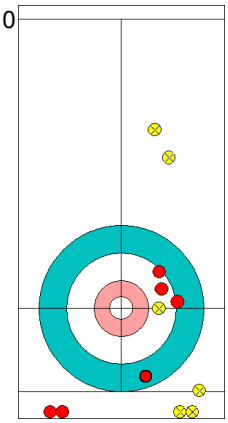

OAR: KRUSHELNITCKII A
Raise ↺ 0%

	OAR	SUI
Total Score	5	7
Time left	00:27	00:55

Legend:
↻ Clockwise ↺ Counter-clockwise - Not considered

Most Important Shots
우승 결정 슛 / Tirs les plus importants

Sheet	Game	Team	LSFE	1	2	3	4	5	6	7	8	Extra Ends				Total
A	8	CAN - Canada	*	2	0	0	1	2	0	3	X					8
	9	NOR - Norway		0	1	1	0	0	2	0	X					4

Most Important Shot:

The Norwegian player SKASLIEN K missed a Take-out when her stone touched the guard. Instead of scoring multiple points in the end the Canadian team stole two points.

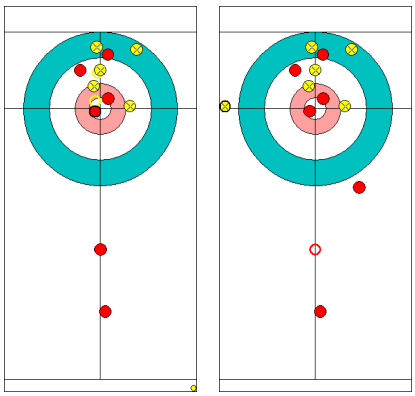

Before After

End: 5

Team: NOR - Norway

Player: SKASLIEN Kristin

Team Stone: 1 2 3 4 ⑤

Task: Take-out

Rotation: ↻

Shot Success: 0%

Legend:
☐ Power Play ↻ Clockwise ↺ Counter-clockwise
LSFE(*) Last Stone First End **X** Unplayed/unfinished end due to concession

Most Important Shots
우승 결정 슛 / Tirs les plus importants

Sheet	Game	Team	LSFE	1	2	3	4	5	6	7	8	Extra Ends				Total
C	8	OAR - Olympic Athlete from Russia		0	2	0	0	2	1	0	0					5
	8	SUI - Switzerland	*	2	0	1	1	0	0	2	1					7

Most Important Shot:

Swiss player RIOS M played a Hit and Roll to sit corner frozen on an OAR stone. OAR attempted a Double Take-out but only removed one Swiss stone leading to a steal of one and the win for Switzerland.

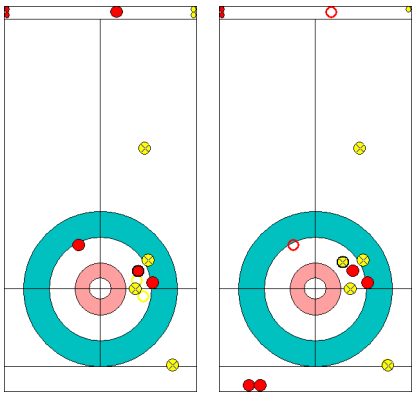

Before | After

End: 8

Team: SUI - Switzerland

Player: RIOS Martin

Team Stone: 1 2 3 (4) 5

Task: Hit and Roll

Rotation: ↻

Shot Success: 100%

Legend:
☐ Power Play ↻ Clockwise ↺ Counter-clockwise
LSFE(*) Last Stone First End

Session Results and Standings
세션 경기결과 및 순위 / Résultats de la session et classement

Sheet	Game	Team	LSFE	1	2	3	4	5	6	7	8	Extra Ends				Total
B	8	CHN - People's Republic of China	*	2	0	1	0	2	0	2	0					7
	8	NOR - Norway		0	3	0	1	0	4	0	1					9

Standings after Round Robin and Tie-breakers

Rank	Team	Games	Wins	Losses	TB W-L		
1	CAN - Canada	7	6	1		Q	
2	SUI - Switzerland	7	5	2		Q	
3	OAR - Olympic Athlete from Russia	7	4	3		Q	
4	NOR - Norway	7	4	3	1 - 0	Q	
5	CHN - People's Republic of China	7	4	3	0 - 1		
6	KOR - Republic of Korea	7	2	5			w1
7	USA - United States of America	7	2	5			w0
8	FIN - Finland	7	1	6			

Legend:
☐ Power Play
TB W-L Tie-breaker Wins-Losses
LSFE(*) Last Stone First End
wn Number of wins (n) against tied teams
Q Qualified for the semi-finals

Game Results
대회 경기결과 / Résultats de la partie

Sheet	Game	Team	LSFE	1	2	3	4	5	6	7	8	Extra Ends				Total
B	8	CHN - People's Republic of China	*	2	0	1	0	2	0	2	0					7
	8	NOR - Norway		0	3	0	1	0	4	0	1					9

CHN - People's Republic of China		Shot Success Game	Shot Success All
F	WANG Rui	64%	71%
M	BA Dexin	68%	72%
	Team Total	67%	71%

Time remaining: 0 minutes 17 seconds

Time-out: End 5 - CHN stone 3

Power Play: End 7

NOR - Norway		Shot Success Game	Shot Success All
F	SKASLIEN Kristin	77%	71%
M	NEDREGOTTEN Magnus	88%	79%
	Team Total	83%	76%

Time remaining: 1 minute 37 seconds

Time-out: End 8 - NOR stone 3

Power Play: End 6

Shot Success Analysis

CHN - People's Republic of China		↻		↺		Game	
F WANG Rui	Draws	7	75%	4	75%	11	75%
	Take-outs	2	50%	3	33%	5	40%
	Total	9	69%	7	57%	16	64%
M BA Dexin	Draws	3	50%	10	68%	13	63%
	Take-outs	4	75%	6	75%	10	75%
	Total	7	64%	16	70%	23	68%
Team	Draws	10	68%	14	70%	24	69%
	Take-outs	6	67%	9	61%	15	63%
	Total	16	67%	23	66%	39	67%

NOR - Norway		↻		↺		Game	
F SKASLIEN Kristin	Draws	3	67%	10	80%	13	77%
	Take-outs	1	100%	1	50%	2	75%
	Total	4	75%	11	77%	15	77%
M NEDREGOTTEN Magnus	Draws	4	88%	11	91%	15	90%
	Take-outs	0	-	9	83%	9	83%
	Total	4	88%	20	88%	24	88%
Team	Draws	7	79%	21	86%	28	84%
	Take-outs	1	100%	10	80%	11	82%
	Total	8	81%	31	84%	39	83%

Note:
Team members are identified as follows:
F = Female, **M** = Male

Legend:
☐ Power Play ↻ Clockwise ↺ Counter-clockwise
LSFE(*) Last Stone First End

Game - Shot by Shot
경기별 숏 기록 / Déroulement de la partie

End 1 — **CHN - China 0 + 2** (this end) **= 2** — **NOR - Norway 0 + 0** (this end) **= 0**

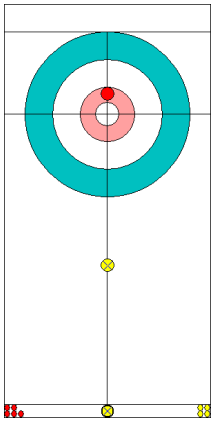

Prepositioned Stones

1
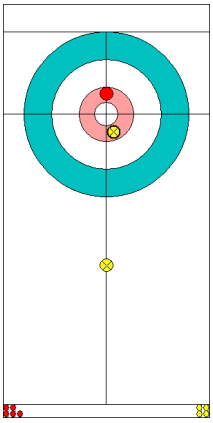

NOR: SKASLIEN K
Draw ↻ 100%

2
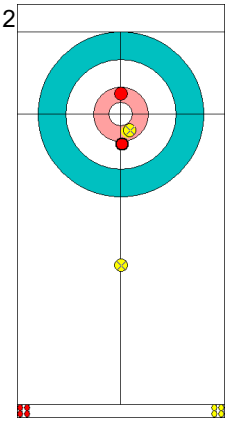

CHN: WANG R
Draw ↻ 100%

3
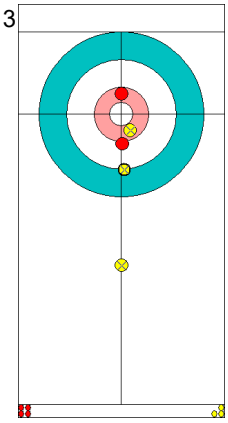

NOR: NEDREGOTTEN M
Draw ↺ 75%

4
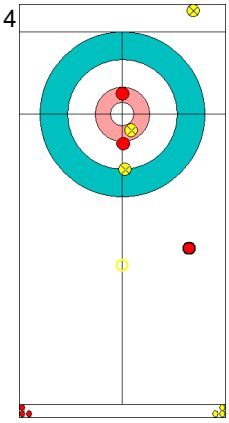

CHN: BA DX
Clearing ↻ 100%

5
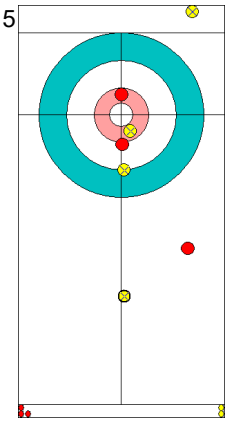

NOR: NEDREGOTTEN M
Guard ↺ 100%

6
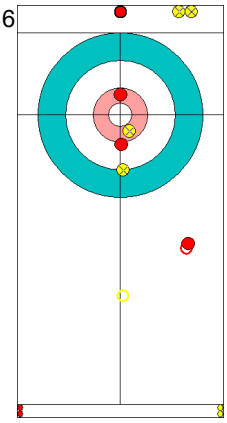

CHN: BA DX
Clearing ↻ 100%

7
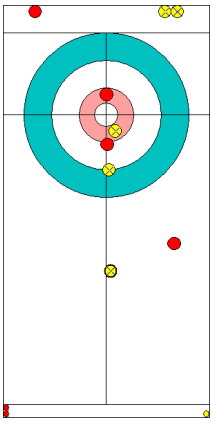

NOR: NEDREGOTTEN M
Guard ↺ 100%

8
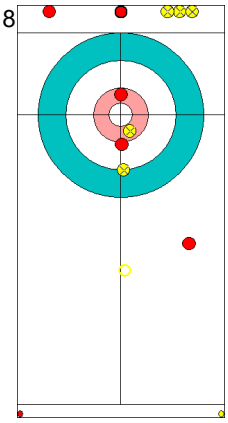

CHN: BA DX
Clearing ↻ 100%

9
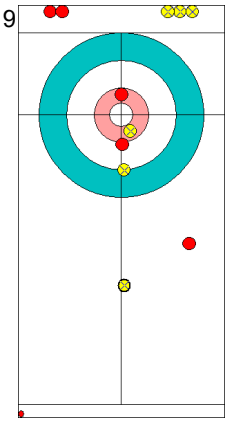

NOR: SKASLIEN K
Guard ↺ 100%

10
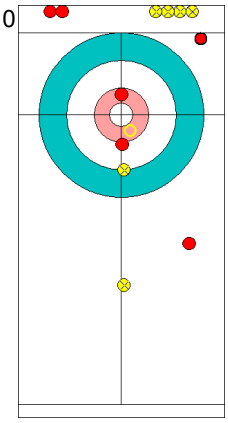

CHN: WANG R
Clearing ↻ 100%

	CHN	NOR
Total Score	2	0
Time left	20:14	20:16

Legend:
↻ Clockwise ↺ Counter-clockwise - Not considered

Game - Shot by Shot
경기별 숏 기록 / Déroulement de la partie

End 2 — **CHN - China 2 + 0** (this end) **= 2** — **NOR - Norway 0 + 3** (this end) **= 3**

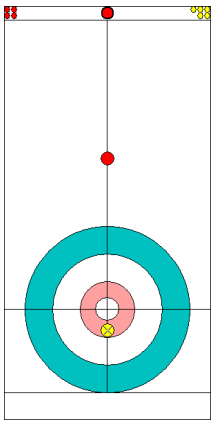

Prepositioned Stones

1
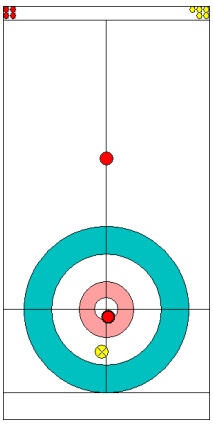

CHN: WANG R
Draw ↻ 100%

2
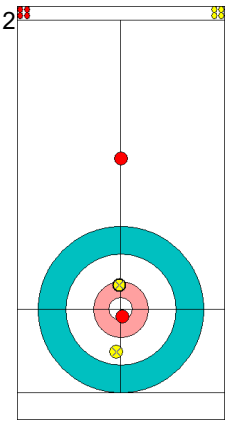

NOR: SKASLIEN K
Draw ↺ 75%

3
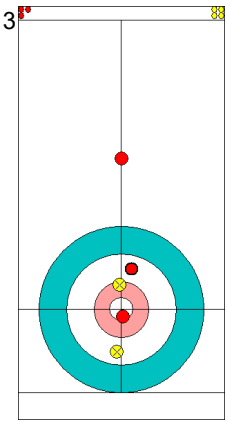

CHN: BA DX
Draw ↺ 50%

4
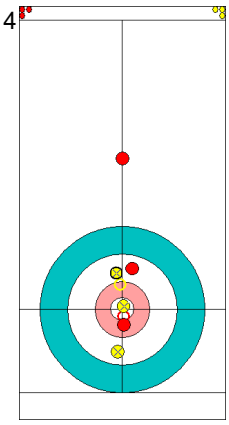

NOR: NEDREGOTTEN M
Raise ↺ 100%

5
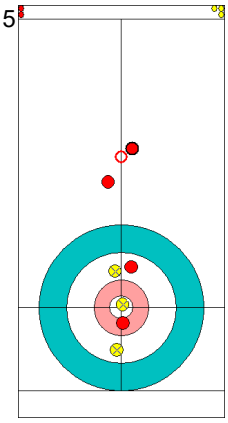

CHN: BA DX
Raise ↻ 0%

6
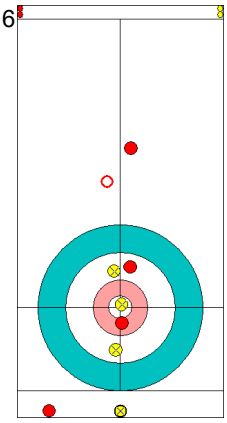

NOR: NEDREGOTTEN M
Clearing ↺ 100%

7
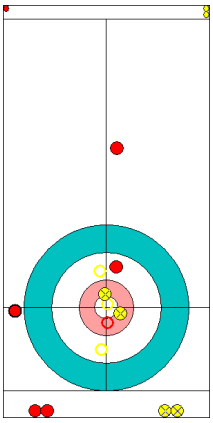

CHN: BA DX
Double Take-out ↺ 0%

8
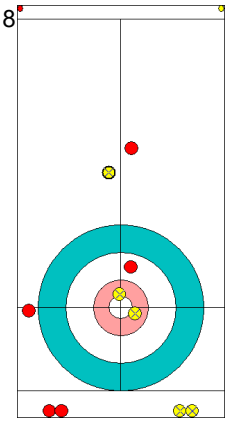

NOR: NEDREGOTTEN M
Guard ↺ 100%

9
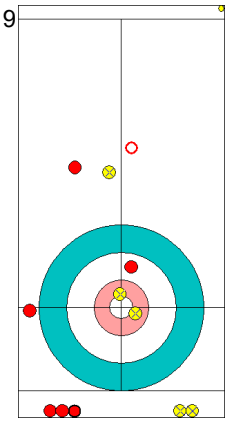

CHN: WANG R
Promotion Take-out ↻ 0%

10
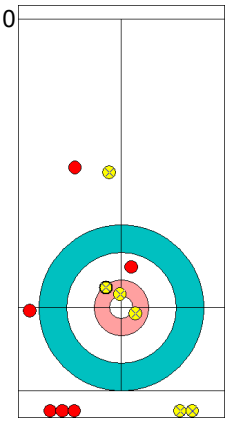

NOR: SKASLIEN K
Draw ↺ 100%

	CHN	NOR
Total Score	2	3
Time left	17:14	17:17

Legend:
↻ Clockwise ↺ Counter-clockwise - Not considered

Game - Shot by Shot
경기별 숏 기록 / Déroulement de la partie

End 3 — **CHN - China 2 + 1** (this end) **= 3** — **NOR - Norway 3 + 0** (this end) **= 3**

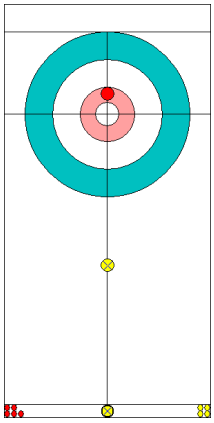

Prepositioned Stones

1

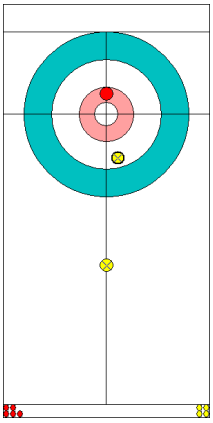

NOR: SKASLIEN K
Draw ↻ 75%

2

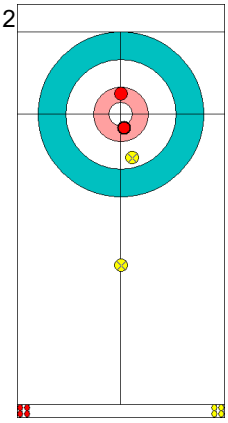

CHN: WANG R
Draw ↻ 100%

3

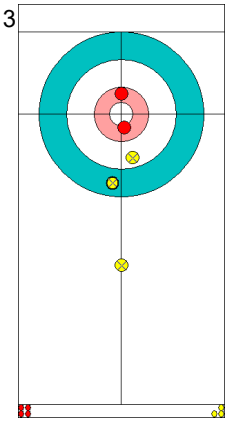

NOR: NEDREGOTTEN M
Draw ↻ 50%

4

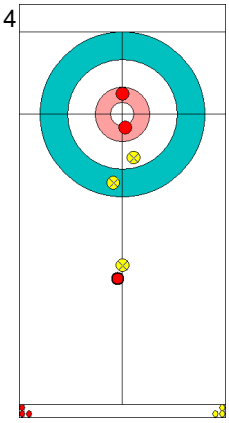

CHN: BA DX
Draw ↺ 0%

5

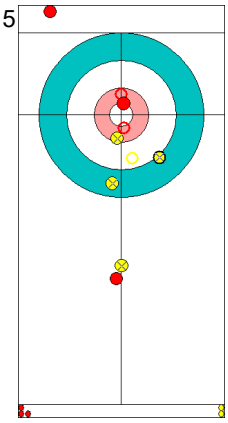

NOR: NEDREGOTTEN M
Promotion Take-out ↻ 100%

6

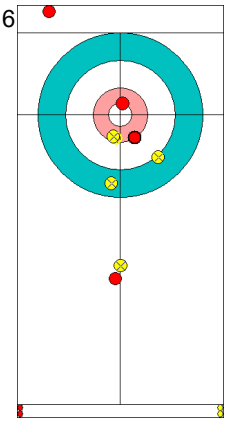

CHN: BA DX
Draw ↺ 50%

7

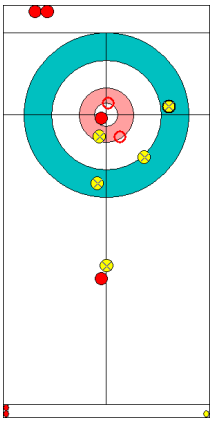

NOR: NEDREGOTTEN M
Double Take-out ↺ 50%

8

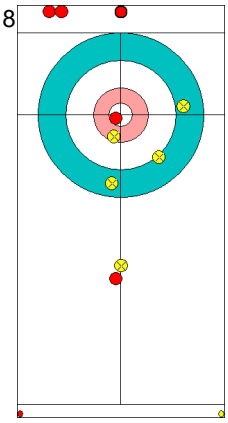

CHN: BA DX
Draw ↺ -
burned stone

9

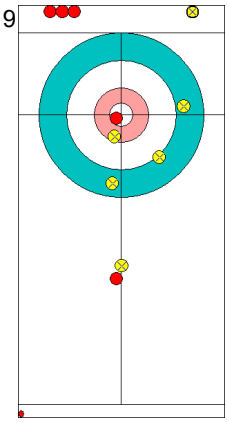

NOR: SKASLIEN K
Guard ↺ 0%

10

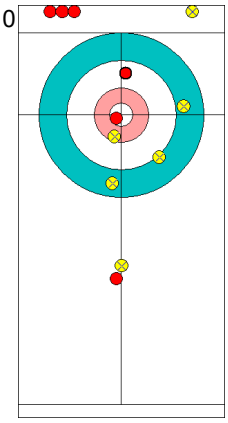

CHN: WANG R
Draw ↺ 0%

	CHN	NOR
Total Score	3	3
Time left	14:49	14:03

Legend:
↻ Clockwise ↺ Counter-clockwise - Not considered

Game - Shot by Shot
경기별 숏 기록 / Déroulement de la partie

End 4 — **CHN - China 3 + 0** (this end) **= 3** — **NOR - Norway 3 + 1** (this end) **= 4**

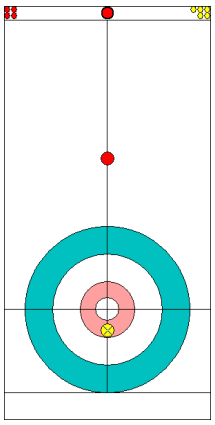

Prepositioned Stones

1
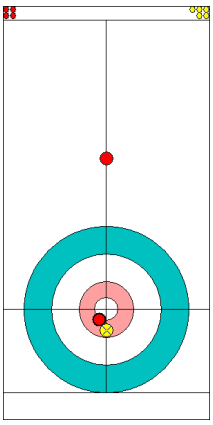

CHN: WANG R
Draw ↻ 75%

2
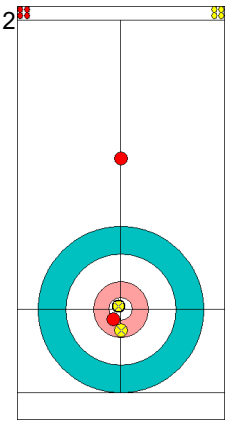

NOR: SKASLIEN K
Draw ↻ 100%

3
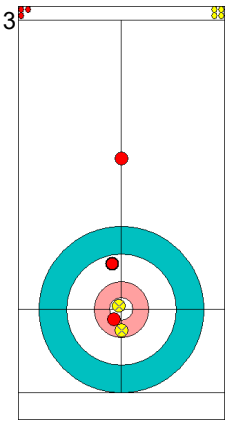

CHN: BA DX
Draw ↺ 75%

4
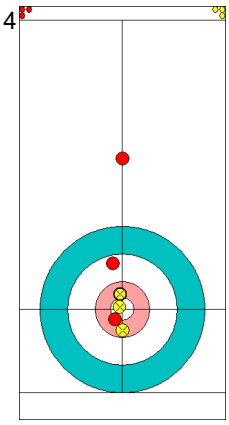

NOR: NEDREGOTTEN M
Draw ↻ 100%

5
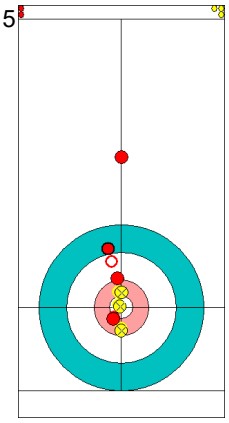

CHN: BA DX
Raise ↺ 100%

6
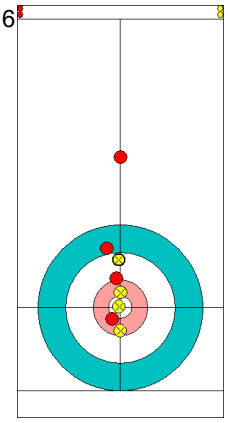

NOR: NEDREGOTTEN M
Draw ↻ 100%

7
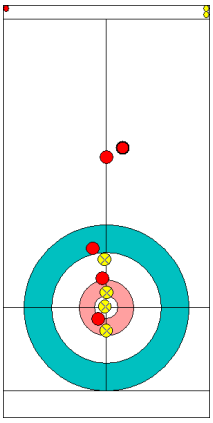

CHN: BA DX
Guard ↻ 100%

8
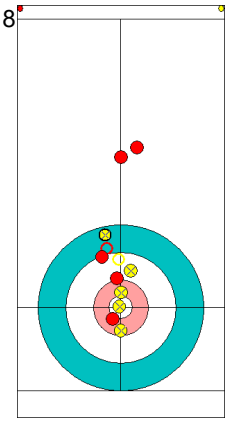

NOR: NEDREGOTTEN M
Raise ↺ 100%

9
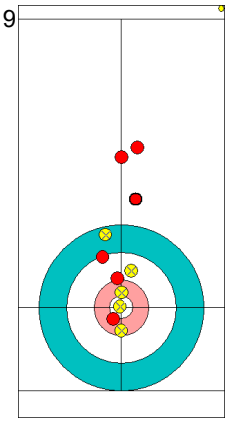

CHN: WANG R
Guard ↺ 50%

10
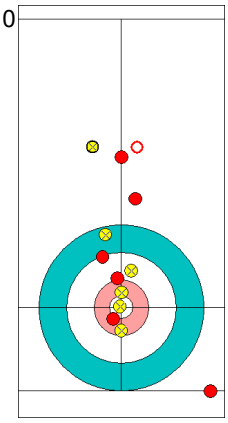

NOR: SKASLIEN K
Raise ↻ 0%
Measurement

	CHN	NOR
Total Score	3	4
Time left	12:19	10:26

Legend:
↻ Clockwise ↺ Counter-clockwise - Not considered

Game - Shot by Shot
경기별 숏 기록 / Déroulement de la partie

End 5 — **CHN - China** **3 + 2** (this end) **= 5** — **NOR - Norway** **4 + 0** (this end) **= 4**

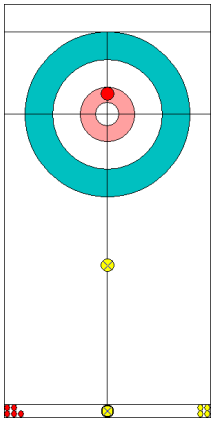

Prepositioned Stones

1

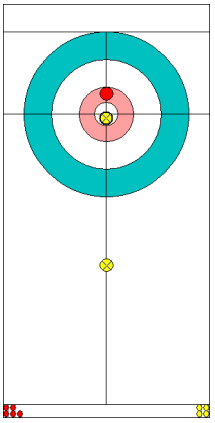

NOR: SKASLIEN K
Draw ↻ 100%

2

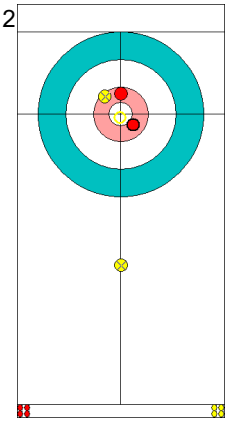

CHN: WANG R
Raise ↺ 100%

3

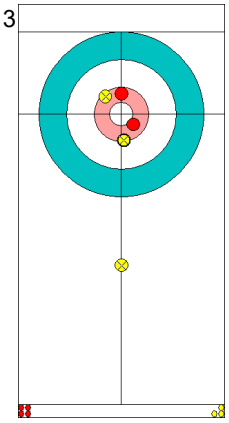

NOR: NEDREGOTTEN M
Draw ↺ 100%

4

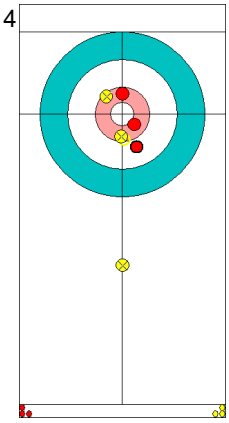

CHN: BA DX
Draw ↺ 50%

5

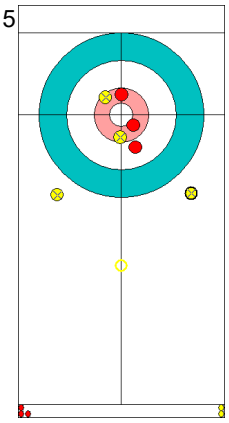

NOR: NEDREGOTTEN M
Double Take-out ↺ 0%

6

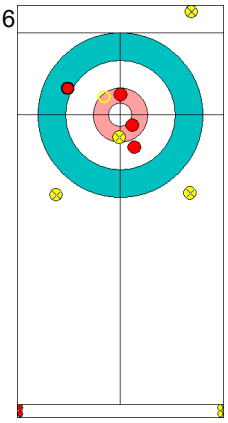

CHN: BA DX
Hit and Roll ↻ 100%
Time-out

7

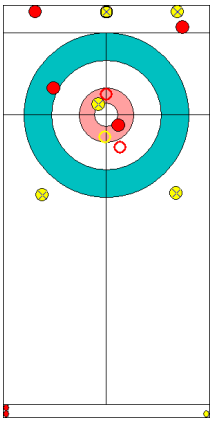

NOR: NEDREGOTTEN M
Double Take-out ↺ 100%

8

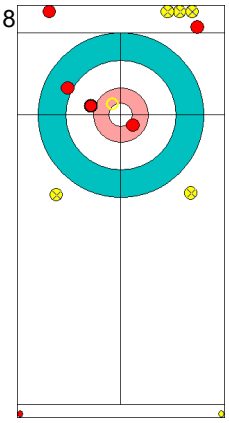

CHN: BA DX
Take-out ↻ 100%

9

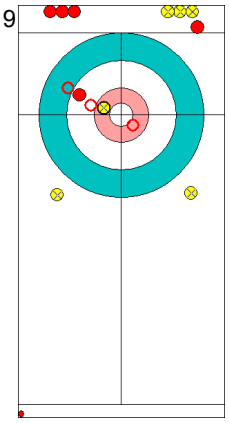

NOR: SKASLIEN K
Double Take-out ↻ 100%

10

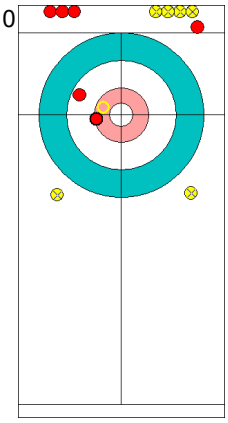

CHN: WANG R
Take-out ↻ 100%

	CHN	NOR
Total Score	5	4
Time left	09:09	08:27

Legend:
↻ Clockwise ↺ Counter-clockwise - Not considered

Game - Shot by Shot
경기별 숏 기록 / Déroulement de la partie

End 6 — **CHN - China 5 + 0** (this end) **= 5** — **NOR - Norway 4 + 4** (this end) **= 8**

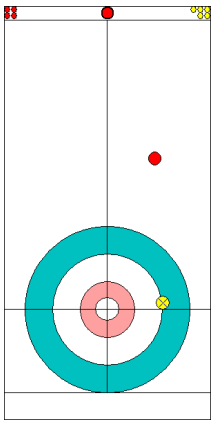

Power Play
Prepositioned Stones

1
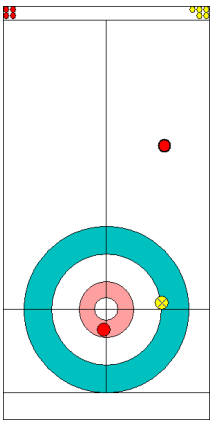

CHN: WANG R
Wick / Soft Peeling ↻ 25%

2
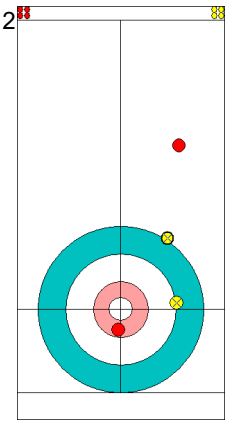

NOR: SKASLIEN K
Draw ↺ 75%

3
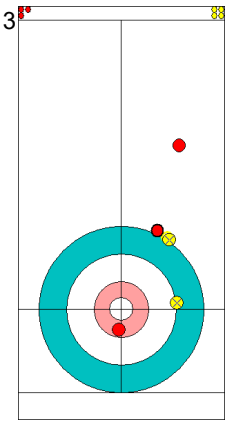

CHN: BA DX
Draw ↺ 50%

4
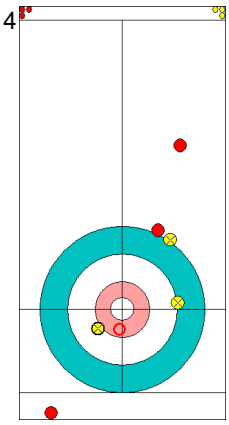

NOR: NEDREGOTTEN M
Hit and Roll ↺ 100%

5
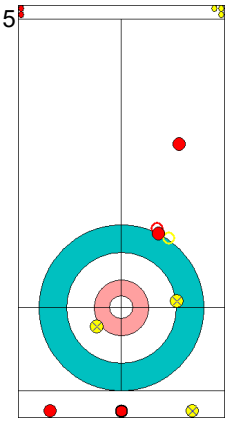

CHN: BA DX
Hit and Roll ↺ 50%

6
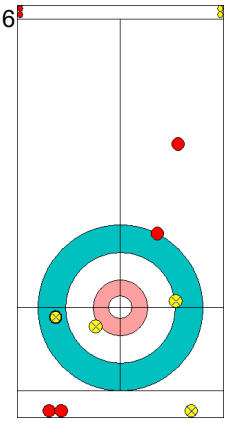

NOR: NEDREGOTTEN M
Draw ↻ 100%

7
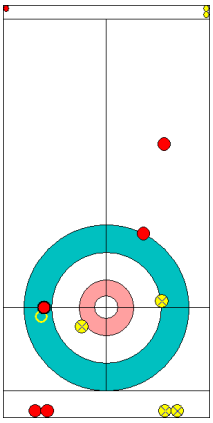

CHN: BA DX
Double Take-out ↻ 50%

8
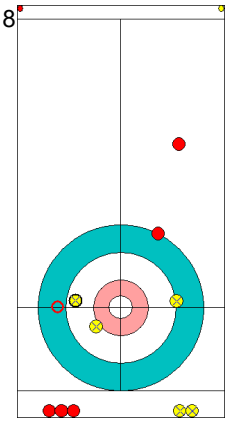

NOR: NEDREGOTTEN M
Take-out ↺ 100%

9
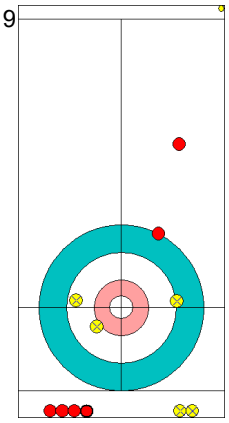

CHN: WANG R
Double Take-out ↺ 0%

10
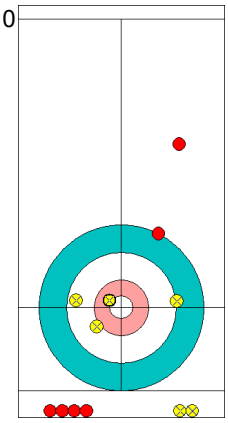

NOR: SKASLIEN K
Draw ↺ 100%

	CHN	NOR
Total Score	5	8
Time left	06:20	05:44

Legend:
↻ Clockwise ↺ Counter-clockwise - Not considered

Game - Shot by Shot
경기별 숏 기록 / Déroulement de la partie

End 7 — **CHN - China 5 + 2** (this end) **= 7** — **NOR - Norway 8 + 0** (this end) **= 8**

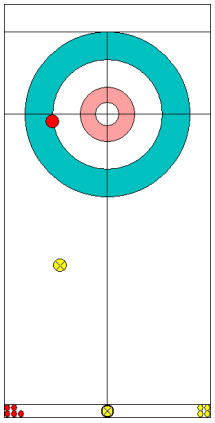

Power Play
Prepositioned Stones

1

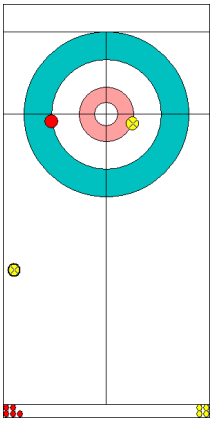

NOR: SKASLIEN K
Wick / Soft Peeling ↻ 100%

2

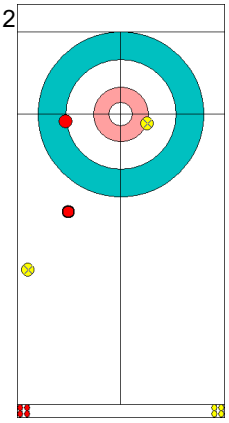

CHN: WANG R
Guard ↺ 100%

3

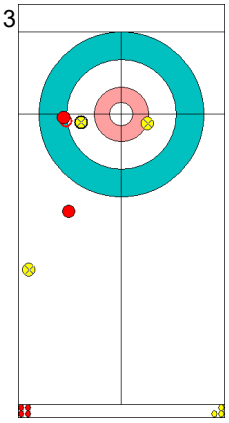

NOR: NEDREGOTTEN M
Draw ↺ 75%

4

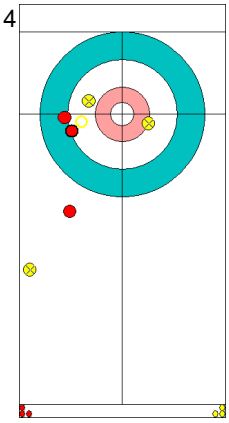

CHN: BA DX
Raise ↺ 100%

5

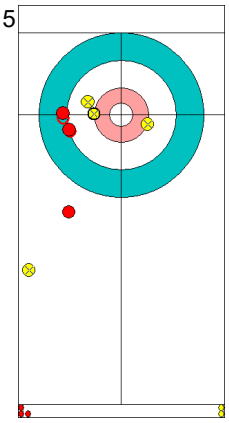

NOR: NEDREGOTTEN M
Draw ↺ 50%

6

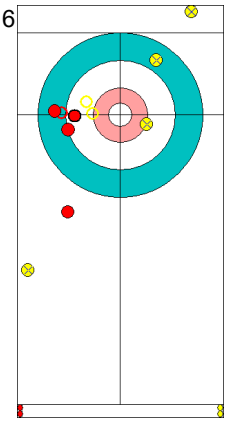

CHN: BA DX
Double Take-out ↻ 50%

7

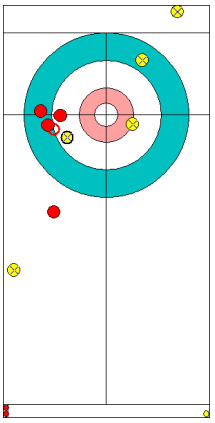

NOR: NEDREGOTTEN M
Draw ↺ 100%

8

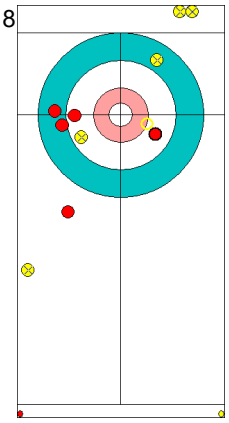

CHN: BA DX
Take-out ↺ 100%

9

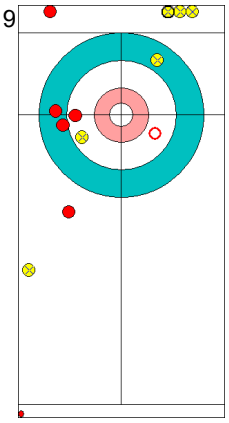

NOR: SKASLIEN K
Take-out ↺ 50%

10

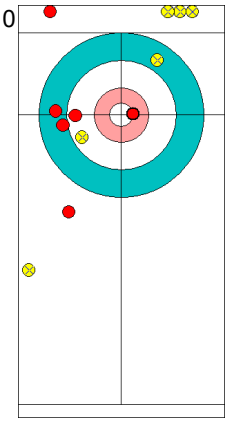

CHN: WANG R
Draw ↺ 100%
Measurement

	CHN	NOR
Total Score	7	8
Time left	03:12	03:41

Legend:
↻ Clockwise ↺ Counter-clockwise - Not considered

Game - Shot by Shot
경기별 숏 기록 / Déroulement de la partie

End 8 — **CHN - China 7 + 0** (this end) **= 7** — **NOR - Norway 8 + 1** (this end) **= 9**

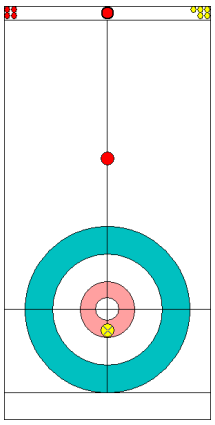

Prepositioned Stones

1

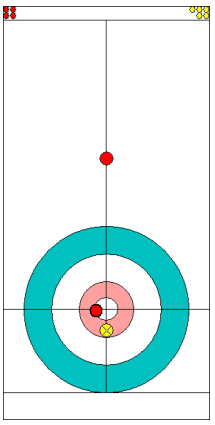

CHN: WANG R
Draw ↻ 75%

2

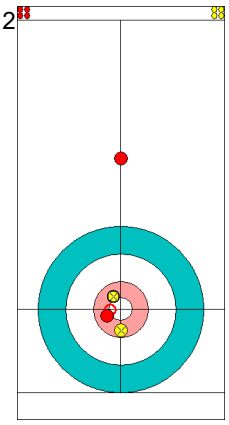

NOR: SKASLIEN K
Raise ↺ 75%

3

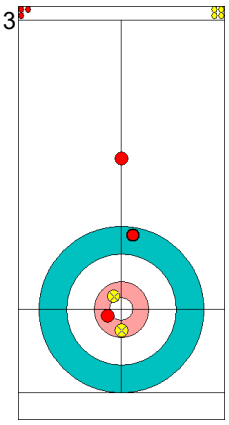

CHN: BA DX
Draw ↻ 50%

4

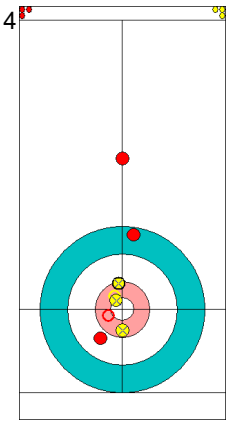

NOR: NEDREGOTTEN M
Raise ↺ 100%

5

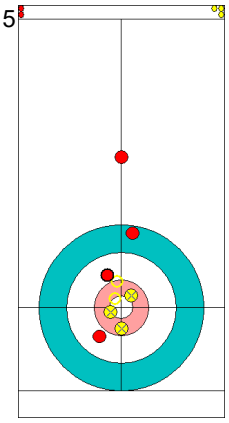

CHN: BA DX
Raise ↺ 100%

6

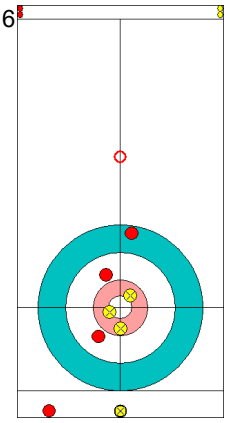

NOR: NEDREGOTTEN M
Clearing ↺ 100%
Time-out

7

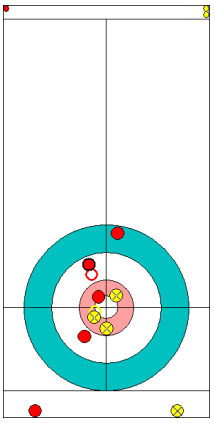

CHN: BA DX
Raise ↺ 100%

8

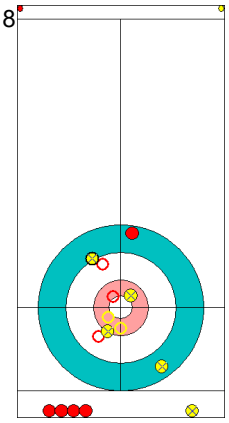

NOR: NEDREGOTTEN M
Double Take-out ↺ 100%

9

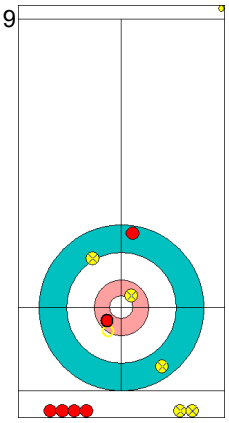

CHN: WANG R
Hit and Roll ↻ 0%

	CHN	NOR
Total Score	7	9
Time left	00:17	01:37

Legend:
↻ Clockwise ↺ Counter-clockwise - Not considered

Most Important Shots
우승 결정 슛 / Tirs les plus importants

Sheet	Game	Team	LSFE	1	2	3	4	5	6	7	8	Extra Ends				Total
B	8	CHN - People's Republic of China	*	2	0	1	0	2	0	2	0					7
	8	NOR - Norway		0	3	0	1	0	4	0	1					9

Most Important Shot:

The Chinese team was facing 3 Norwegian stones and WANG R had to play an open Double Take-out. She missed completly, Norway then scored 4 and took a clear lead in the game.

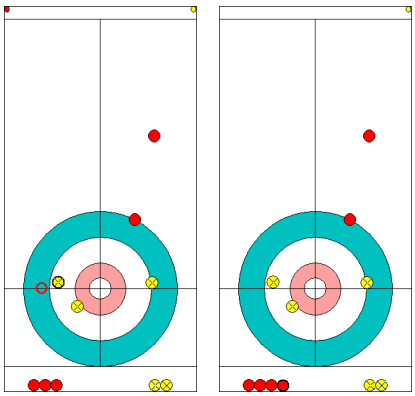

Before | After

End: 6

Team: CHN - People's Republic of China

Player: WANG Rui

Team Stone: 1 2 3 4 ⑤

Task: Double Take-out

Rotation: ↻

Shot Success: 0%

Legend:
☐ Power Play ↻ Clockwise ↺ Counter-clockwise
LSFE(*) Last Stone First End

Cumulative Player Statistics by Team

팀별 선수 누적 통계 / Statistiques individuelles cumulées par équipe

CHN - People's Republic of China

WANG Rui — Female Skip — Right-handed

Type	↻	%	↺	%	Total	%
Draw	37	82	30	71	67	77
Front	0	-	1	100	1	100
Guard	2	75	4	63	6	67
Raise	11	68	5	60	16	66
Wick / Soft Peeling	2	63	3	100	5	85
Freeze	0	-	0	-	0	-
Take-out	4	88	4	75	8	81
Hit and Roll	1	50	1	0	2	25
Clearing	2	75	2	75	4	75
Double Take-out	3	67	6	46	9	53
Promotion Take-out	3	33	4	25	7	29
Not considered	0	-	1	-	1	-
All Draws	52	78	43	72	95	75
All Take-outs	13	65	17	49	30	56
Total	65	76	60	65	125	71

BA Dexin — Male V-Skip — Right-handed

Type	↻	%	↺	%	Total	%
Draw	30	77	37	59	67	67
Front	0	-	2	50	2	50
Guard	6	92	4	69	10	83
Raise	20	65	18	74	38	69
Wick / Soft Peeling	0	-	0	-	0	-
Freeze	0	-	0	-	0	-
Take-out	7	79	7	93	14	86
Hit and Roll	2	100	7	68	9	75
Clearing	4	69	13	96	17	90
Double Take-out	13	69	8	56	21	64
Promotion Take-out	3	100	7	61	10	73
Not considered	0	-	1	-	1	-
All Draws	56	74	61	64	117	69
All Take-outs	29	77	42	77	71	77
Total	85	75	103	69	188	72

Team: CHN - People's Republic of China

Type	↻	%	↺	%	Total	%
Draw	67	80	67	65	134	72
Front	0	-	3	67	3	67
Guard	8	88	8	66	16	77
Raise	31	66	23	71	54	68
Wick / Soft Peeling	2	63	3	100	5	85
Freeze	0	-	0	-	0	-
Take-out	11	82	11	86	22	84
Hit and Roll	3	83	8	59	11	66
Clearing	6	71	15	93	21	87
Double Take-out	16	69	14	52	30	61
Promotion Take-out	6	67	11	48	17	54
Not considered	0	-	2	-	2	-
All Draws	108	76	104	67	212	72
All Take-outs	42	73	59	69	101	71
Total	150	75	163	68	313	71

Legend:
↻ Clockwise ↺ Counter-clockwise

Cumulative Player Statistics by Team
팀별 선수 누적 통계 / Statistiques individuelles cumulées par équipe

NOR - Norway

SKASLIEN Kristin — Female Skip — Right-handed

Type	↻	%	↺	%	Total	%
Draw	32	72	36	72	68	72
Front	1	75	2	50	3	58
Guard	3	83	5	70	8	75
Raise	10	53	4	69	14	57
Wick / Soft Peeling	1	100	2	50	3	67
Freeze	0	-	0	-	0	-
Take-out	1	100	7	86	8	88
Hit and Roll	3	83	3	83	6	83
Clearing	0	-	0	-	0	-
Double Take-out	1	100	3	67	4	75
Promotion Take-out	1	0	2	50	3	33
Not considered	3	-	0	-	3	-
All Draws	47	69	49	69	96	69
All Take-outs	6	75	15	77	21	76
Total	53	70	64	71	117	71

NEDREGOTTEN Magnus — Male V-Skip — Right-handed

Type	↻	%	↺	%	Total	%
Draw	37	79	42	69	79	74
Front	0	-	0	-	0	-
Guard	10	95	13	98	23	97
Raise	12	85	22	85	34	85
Wick / Soft Peeling	1	50	0	-	1	50
Freeze	0	-	0	-	0	-
Take-out	3	67	6	79	9	75
Hit and Roll	2	88	8	91	10	90
Clearing	1	100	4	100	5	100
Double Take-out	6	67	8	63	14	64
Promotion Take-out	3	58	4	50	7	54
Not considered	0	-	0	-	0	-
All Draws	60	83	77	79	137	80
All Take-outs	15	70	30	77	45	74
Total	75	80	107	78	182	79

Team: NOR - Norway

Type	↻	%	↺	%	Total	%
Draw	69	76	78	70	147	73
Front	1	75	2	50	3	58
Guard	13	92	18	90	31	91
Raise	22	70	26	83	48	77
Wick / Soft Peeling	2	75	2	50	4	63
Freeze	0	-	0	-	0	-
Take-out	4	75	13	83	17	81
Hit and Roll	5	85	11	89	16	88
Clearing	1	100	4	100	5	100
Double Take-out	7	71	11	64	18	67
Promotion Take-out	4	44	6	50	10	48
Not considered	3	-	0	-	3	-
All Draws	107	77	126	75	233	76
All Take-outs	21	71	45	77	66	75
Total	128	76	171	75	299	76

Legend:
↻ Clockwise ↺ Counter-clockwise

Competition Matrix
라운드로빈 경기결과 / Tableau des rencontres

Team	CAN	CHN	FIN	KOR	NOR	OAR	SUI	USA
CAN		10 - 4	8 - 2	7 - 3	6 - 9	8 - 2	7 - 2	6 - 4
CHN	4 - 10		10 - 5	8 - 7	9 - 3	5 - 6	5 - 7	6 - 4
FIN	2 - 8	5 - 10		4 - 9	6 - 7	5 - 7	6 - 7	7 - 5
KOR	3 - 7	7 - 8	9 - 4		3 - 8	5 - 6	4 - 6	9 - 1
NOR	9 - 6	3 - 9	7 - 6	8 - 3		3 - 4	6 - 5	3 - 10
OAR	2 - 8	6 - 5	7 - 5	6 - 5	4 - 3		8 - 9	3 - 9
SUI	2 - 7	7 - 5	7 - 6	6 - 4	5 - 6	9 - 8		9 - 4
USA	4 - 6	4 - 6	5 - 7	1 - 9	10 - 3	9 - 3	4 - 9	

Standings after Round Robin

Rank	Team	Games	Wins	Losses		
1	CAN - Canada	7	6	1	Q	
2	SUI - Switzerland	7	5	2	Q	
3	OAR - Olympic Athlete from Russia	7	4	3	Q	w2
4	CHN - People's Republic of China	7	4	3	TB	w1
4	NOR - Norway	7	4	3	TB	w0
6	KOR - Republic of Korea	7	2	5		w1
7	USA - United States of America	7	2	5		w0
8	FIN - Finland	7	1	6		

Legend:
Q Qualified for the semi-finals **TB** Involved in the tie-breaker **wn** Number of wins (n) against tied teams

Draw Shot Challenge
승부 던지기 / Moyenne des tirs à la cible

Rank	Team	Stone Rotation	Last Stone Draw in each Round Robin Game 1	2	3	4	5	6	7	DSC
1	USA - United States of America	↻	36.0	17.0	17.1	39.1	22.0	17.5	44.1	**25.98cm**
		↺	18.5	11.6	23.9	39.0	~~199.6~~	~~69.9~~	~~67.9~~	
2	FIN - Finland	↻	32.1	9.3	37.0	31.9	~~66.9~~	23.6	~~199.6~~	**28.25cm**
		↺	21.7	28.7	45.8	14.0	~~130.5~~	41.1	25.6	
3	CAN - Canada	↻	17.0	~~154.4~~	20.2	43.3	30.6	10.0	53.4	**29.08cm**
		↺	35.5	13.1	56.8	8.6	~~85.5~~	52.8	7.7	
4	CHN - People's Republic of China	↻	16.0	40.6	31.8	47.8	21.8	~~73.6~~	30.7	**32.70cm**
		↺	30.9	48.4	~~59.2~~	39.6	50.7	13.1	21.0	
5	SUI - Switzerland	↻	18.4	8.1	2.5	80.6	9.9	8.2	20.9	**39.12cm**
		↺	~~158.2~~	43.8	141.7	~~148.7~~	~~149.9~~	76.8	19.4	
6	OAR - Olympic Athlete from Russia	↻	74.8	65.6	22.5	2.4	19.9	22.4	8.7	**44.49cm**
		↺	59.1	28.4	~~199.6~~	10.3	~~199.6~~	~~184.8~~	175.3	
7	KOR - Republic of Korea	↻	34.4	135.2	137.0	8.8	~~154.5~~	34.7	14.4	**54.47cm**
		↺	71.7	21.4	~~199.6~~	10.0	83.7	60.1	42.2	
8	NOR - Norway	↻	103.6	74.7	10.7	~~145.7~~	76.2	81.2	12.3	**62.68cm**
		↺	38.1	9.5	74.5	44.7	122.2	~~199.6~~	104.4	

Note:
The Draw Shot Challenge (DSC) is the average distance of all the individual Last Stone Draws (LSD), which were delivered by a team during the round robin. The two least favourable results will be eliminated before calculating the average distance. The team with the lesser DSC receives the higher ranking. If the DSCs are equal then the team with the best non-equal counting LSD receives the higher ranking. In the case where all counting LSDs are equal, the team ranked higher in the WCF World Rankings is ranked higher.

Legend:
↻ Clockwise ↺ Counter-clockwise **DSC** Draw Shot Challenge

Please refer to Official Communication #1

Scoring Analysis
득점 분석 / Analyse des points marqués

Team	Games		LSFE	Stolen Ends	Points Scored 0	1	2	3	4	>4	Total	Plus / Minus
CAN - Canada	7	For	4	9	0	15	6	4	2	1	52	+26
		Against	3	4	0	15	4	1	0	0	26	
CHN - People's Republic of China	7	For	4	6	1	16	5	4	1	1	47	+5
		Against	3	6	0	18	5	2	2	0	42	
SUI - Switzerland	7	For	2	11	0	18	9	1	0	1	45	+5
		Against	5	7	0	17	6	1	2	0	40	
KOR - Republic of Korea	7	For	2	7	0	12	7	2	2	0	40	0
		Against	5	12	1	20	7	2	0	0	40	
NOR - Norway	7	For	3	8	1	18	3	5	0	0	39	-4
		Against	4	6	0	15	5	3	1	1	43	
USA - United States of America	7	For	5	9	0	19	4	2	1	0	37	-6
		Against	2	9	0	16	4	3	1	1	43	
OAR - Olympic Athlete from Russia	7	For	2	8	0	20	4	0	2	0	36	-8
		Against	5	7	1	14	9	4	0	0	44	
FIN - Finland	7	For	6	6	0	14	7	1	1	0	35	-18
		Against	1	12	0	17	5	3	3	1	53	
Total	28			64	2	132	45	19	9	3	331	

Note:
Stolen ends are the ends won without the last stone advantage.

Legend:
>4 More than four points scored **LSFE** Last Stone First End

Power Play Analysis
파워 플레이 분석 / Analyse du Power Play

Team	Games	Number of Power Plays	Points Scored in Power Play <0	0/X	1	2	3	4	>4	Total	Average Score in Power Play
KOR - Republic of Korea	7	6	1	0	1	2	0	2	0	12	+2.0
CHN - People's Republic of China	7	6	0	0	4	1	0	0	1	11	+1.8
FIN - Finland	7	7	0	0	4	2	0	1	0	12	+1.7
SUI - Switzerland	7	7	1	0	3	2	0	0	1	12	+1.7
NOR - Norway	7	6	1	0	3	2	0	0	0	6	+1.0
USA - United States of America	7	6	2	0	3	1	0	0	0	3	+0.5
OAR - Olympic Athlete from Russia	7	7	2	1	4	0	0	0	0	2	+0.3
CAN - Canada	7	2	1	0	1	0	0	0	0	0	0.0
Total	28	47	8	1	23	10	0	3	2	58	+1.2

Note:
Power Play can be used once per game by each team and only when the team has the last stone advantage. Power Play cannot be used in extra ends.

Legend:
<0 Ends scored by the opponent team **>4** More than four points scored **X** Unfinished end due to concession

Summary of Big Ends

대량 득점 엔드 요약 / Résumé des manches avec quatre points et plus

Points Scored	By	Against	Session	End	Game Result
6	SUI - Switzerland	USA - United States of America	3	8	9 : 4
5	CAN - Canada	FIN - Finland	4	6	8 : 2
5	CHN - People's Republic of China	NOR - Norway	7	6	9 : 3
4	CAN - Canada	CHN - People's Republic of China	3	3	10 : 4
4	CAN - Canada	SUI - Switzerland	5	2	7 : 2
4	CHN - People's Republic of China	FIN - Finland	6	5	10 : 5
4	FIN - Finland	USA - United States of America	7	7	7 : 5
4	KOR - Republic of Korea	FIN - Finland	1	7	9 : 4
4	KOR - Republic of Korea	CHN - People's Republic of China	2	5	7 : 8
4	OAR - Olympic Athlete from Russia	FIN - Finland	3	3	7 : 5
4	OAR - Olympic Athlete from Russia	SUI - Switzerland	7	3	8 : 9
4	USA - United States of America	NOR - Norway	6	4	10 : 3

Note:
Big ends are defined as ends with a score of four or more points.

Shot Success Percentage by Gender
성별 샷 성공률 / Pourcentage de tirs réussis par sexe

REVISED
22 FEB 18:57

Female		Game >	1	2	3	4	5	6	7	Avg.
1	LAWES Kaitlyn	CAN	72	70	77	75	77	86	78	76
2	HAMILTON Becca	USA	85	81	69	65	72	54	75	72
2	WANG Rui	CHN	63	79	59	71	83	70	77	72
4	BRYZGALOVA Anastasia	OAR	61	80	72	73	65	60	74	70
4	SKASLIEN Kristin	NOR	61	84	63	70	83	56	65	70
6	PERRET Jenny	SUI	76	60	67	81	36	78	66	68
7	JANG Hyeji	KOR	71	71	62	63	69	50	52	63
8	KAUSTE Oona	FIN	57	52	67	31	75	65	67	60

Male		Game >	1	2	3	4	5	6	7	Avg.
1	MORRIS John	CAN	80	92	73	85	78	90	80	82
2	NEDREGOTTEN Magnus	NOR	79	88	80	89	68	72	64	78
3	HAMILTON Matt	USA	81	80	88	43	80	76	75	76
4	RIOS Martin	SUI	84	78	82	58	67	74	69	74
5	BA Dexin	CHN	81	69	68	69	69	73	78	72
6	RANTAMAEKI Tomi	FIN	64	74	67	71	70	76	75	71
7	LEE Kijeong	KOR	81	73	66	85	71	67	54	70
DQB	KRUSHELNITCKII Aleksandr	OAR	55	58	63	73	65	63	65	

Team		Game >	1	2	3	4	5	6	7	Avg.
1	CAN - Canada		77	83	74	81	78	89	79	80
2	NOR - Norway		72	86	74	81	74	66	64	74
2	USA - United States of America		82	81	80	52	77	68	75	74
4	CHN - People's Republic of China		74	73	64	70	74	71	78	72
5	SUI - Switzerland		81	71	76	68	55	76	68	71
6	FIN - Finland		61	65	67	55	72	72	72	67
6	KOR - Republic of Korea		77	72	64	76	71	60	53	67
DQB	OAR - Olympic Athlete from Russia		59	72	68	73	65	61	70	

Legend:
Avg. Average
DQB Disqualified for unsportsmanlike behaviour

KRUSHELNITCKII Aleksandr (OAR) has been disqualified. As a result, team OAR has been disqualified from the event.
Please refer to Official Communication #2 for further details.

Cumulative Player Statistics by Team
팀별 선수 누적 통계 / Statistiques individuelles cumulées par équipe

CAN - Canada

LAWES Kaitlyn — Female Skip — Right-handed

Type	↻	%	↺	%	Total	%
Draw	24	78	21	82	45	80
Front	0	-	0	-	0	-
Guard	5	90	4	94	9	92
Raise	9	69	8	59	17	65
Wick / Soft Peeling	1	100	4	50	5	60
Freeze	0	-	0	-	0	-
Take-out	1	50	5	80	6	75
Hit and Roll	1	75	4	69	5	70
Clearing	0	-	0	-	0	-
Double Take-out	3	83	4	75	7	79
Promotion Take-out	1	0	2	100	3	67
Not considered	0	-	1	-	1	-
All Draws	39	78	37	75	76	77
All Take-outs	6	63	15	78	21	74
Total	45	76	52	76	97	76

MORRIS John — Male V-Skip — Right-handed

Type	↻	%	↺	%	Total	%
Draw	21	74	27	87	48	81
Front	0	-	0	-	0	-
Guard	5	90	10	78	15	82
Raise	13	65	19	82	32	75
Wick / Soft Peeling	0	-	1	100	1	100
Freeze	0	-	0	-	0	-
Take-out	4	88	9	81	13	83
Hit and Roll	1	100	6	83	7	86
Clearing	6	100	6	100	12	100
Double Take-out	4	88	12	88	16	88
Promotion Take-out	1	75	2	75	3	75
Not considered	0	-	0	-	0	-
All Draws	39	73	57	84	96	79
All Take-outs	16	92	35	86	51	88
Total	55	79	92	85	147	82

Team: CAN - Canada

Type	↻	%	↺	%	Total	%
Draw	45	76	48	85	93	81
Front	0	-	0	-	0	-
Guard	10	90	14	82	24	85
Raise	22	67	27	75	49	71
Wick / Soft Peeling	1	100	5	60	6	67
Freeze	0	-	0	-	0	-
Take-out	5	80	14	80	19	80
Hit and Roll	2	88	10	78	12	79
Clearing	6	100	6	100	12	100
Double Take-out	7	86	16	84	23	85
Promotion Take-out	2	38	4	88	6	71
Not considered	0	-	1	-	1	-
All Draws	78	76	94	80	172	78
All Take-outs	22	84	50	84	72	84
Total	100	78	144	82	244	80

Legend:
↻ Clockwise ↺ Counter-clockwise

Cumulative Player Statistics by Team

팀별 선수 누적 통계 / Statistiques individuelles cumulées par équipe

CHN - People's Republic of China

WANG Rui — Female Skip — Right-handed

Type	↻	%	↺	%	Total	%
Draw	32	81	28	72	60	77
Front	0	-	1	100	1	100
Guard	1	100	3	50	4	63
Raise	11	68	4	50	15	63
Wick / Soft Peeling	1	100	3	100	4	100
Freeze	0	-	0	-	0	-
Take-out	3	83	4	75	7	79
Hit and Roll	1	50	0	-	1	50
Clearing	2	75	1	50	3	67
Double Take-out	3	67	5	55	8	59
Promotion Take-out	2	50	4	25	6	33
Not considered	0	-	1	-	1	-
All Draws	45	79	39	71	84	75
All Take-outs	11	68	14	52	25	59
Total	56	77	53	66	109	72

BA Dexin — Male V-Skip — Right-handed

Type	↻	%	↺	%	Total	%
Draw	29	78	31	62	60	70
Front	0	-	2	50	2	50
Guard	5	90	4	69	9	81
Raise	19	68	14	66	33	67
Wick / Soft Peeling	0	-	0	-	0	-
Freeze	0	-	0	-	0	-
Take-out	6	75	6	92	12	83
Hit and Roll	1	100	6	71	7	75
Clearing	4	69	10	95	14	88
Double Take-out	11	73	7	64	18	69
Promotion Take-out	3	100	7	61	10	73
Not considered	0	-	0	-	0	-
All Draws	53	75	51	63	104	69
All Take-outs	25	77	36	78	61	77
Total	78	76	87	69	165	72

Team: CHN - People's Republic of China

Type	↻	%	↺	%	Total	%
Draw	61	80	59	67	120	73
Front	0	-	3	67	3	67
Guard	6	92	7	61	13	75
Raise	30	68	18	63	48	66
Wick / Soft Peeling	1	100	3	100	4	100
Freeze	0	-	0	-	0	-
Take-out	9	78	10	85	19	82
Hit and Roll	2	75	6	71	8	72
Clearing	6	71	11	91	17	84
Double Take-out	14	71	12	60	26	66
Promotion Take-out	5	80	11	48	16	58
Not considered	0	-	1	-	1	-
All Draws	98	77	90	67	188	72
All Take-outs	36	74	50	71	86	72
Total	134	76	140	68	274	72

Legend:
↻ Clockwise ↺ Counter-clockwise

Cumulative Player Statistics by Team
팀별 선수 누적 통계 / Statistiques individuelles cumulées par équipe

FIN - Finland

KAUSTE Oona — Female Skip — Right-handed

Type	↻	%	↺	%	Total	%
Draw	34	67	37	58	71	62
Front	2	88	1	100	3	92
Guard	2	100	1	100	3	100
Raise	4	63	3	50	7	57
Wick / Soft Peeling	0	-	0	-	0	-
Freeze	0	-	0	-	0	-
Take-out	4	88	3	33	7	64
Hit and Roll	2	100	1	75	3	92
Clearing	0	-	0	-	0	-
Double Take-out	0	-	7	21	7	21
Promotion Take-out	1	0	2	0	3	0
Not considered	0	-	1	-	1	-
All Draws	42	69	42	60	84	64
All Take-outs	7	79	13	25	20	44
Total	49	70	55	51	104	60

RANTAMAEKI Tomi — Male V-Skip — Right-handed

Type	↻	%	↺	%	Total	%
Draw	26	63	27	75	53	69
Front	0	-	4	88	4	88
Guard	2	75	9	81	11	80
Raise	13	77	21	76	34	76
Wick / Soft Peeling	1	100	1	100	2	100
Freeze	0	-	0	-	0	-
Take-out	7	86	4	75	11	82
Hit and Roll	8	69	2	88	10	73
Clearing	3	100	4	69	7	82
Double Take-out	7	57	15	57	22	57
Promotion Take-out	3	50	2	0	5	30
Not considered	0	-	0	-	0	-
All Draws	42	69	62	77	104	74
All Take-outs	28	71	27	59	55	65
Total	70	70	89	72	159	71

Team: FIN - Finland

Type	↻	%	↺	%	Total	%
Draw	60	65	64	65	124	65
Front	2	88	5	90	7	89
Guard	4	88	10	83	14	84
Raise	17	74	24	73	41	73
Wick / Soft Peeling	1	100	1	100	2	100
Freeze	0	-	0	-	0	-
Take-out	11	86	7	57	18	75
Hit and Roll	10	75	3	83	13	77
Clearing	3	100	4	69	7	82
Double Take-out	7	57	22	45	29	48
Promotion Take-out	4	38	4	0	8	19
Not considered	0	-	1	-	1	-
All Draws	84	69	104	70	188	70
All Take-outs	35	73	40	48	75	60
Total	119	70	144	64	263	67

Legend:
↻ Clockwise ↺ Counter-clockwise

Cumulative Player Statistics by Team
팀별 선수 누적 통계 / Statistiques individuelles cumulées par équipe

KOR - Republic of Korea

JANG Hyeji — Female Skip — Right-handed

Type	↻	%	↺	%	Total	%
Draw	35	62	28	70	63	65
Front	1	75	0	-	1	75
Guard	6	83	3	67	9	78
Raise	6	46	5	90	11	66
Wick / Soft Peeling	0	-	0	-	0	-
Freeze	1	50	0	-	1	50
Take-out	6	92	4	50	10	75
Hit and Roll	1	75	0	-	1	75
Clearing	0	-	0	-	0	-
Double Take-out	6	21	5	25	11	23
Promotion Take-out	1	0	1	100	2	50
Not considered	0	-	0	-	0	-
All Draws	49	63	36	72	85	67
All Take-outs	14	54	10	43	24	49
Total	63	61	46	66	109	63

LEE Kijeong — Male V-Skip — Right-handed

Type	↻	%	↺	%	Total	%
Draw	39	75	28	79	67	76
Front	2	50	0	-	2	50
Guard	2	100	10	68	12	73
Raise	13	54	16	64	29	59
Wick / Soft Peeling	0	-	0	-	0	-
Freeze	0	-	0	-	0	-
Take-out	7	64	4	75	11	68
Hit and Roll	2	88	8	78	10	80
Clearing	5	90	5	75	10	83
Double Take-out	9	39	9	67	18	53
Promotion Take-out	0	-	3	83	3	83
Not considered	0	-	0	-	0	-
All Draws	56	70	54	72	110	71
All Take-outs	23	62	29	74	52	69
Total	79	68	83	73	162	70

Team: KOR - Republic of Korea

Type	↻	%	↺	%	Total	%
Draw	74	69	56	74	130	71
Front	3	58	0	-	3	58
Guard	8	88	13	67	21	75
Raise	19	51	21	70	40	61
Wick / Soft Peeling	0	-	0	-	0	-
Freeze	1	50	0	-	1	50
Take-out	13	77	8	63	21	71
Hit and Roll	3	83	8	78	11	80
Clearing	5	90	5	75	10	83
Double Take-out	15	32	14	52	29	41
Promotion Take-out	1	0	4	88	5	70
Not considered	0	-	0	-	0	-
All Draws	105	67	90	72	195	69
All Take-outs	37	59	39	66	76	63
Total	142	65	129	70	271	67

Legend:
↻ Clockwise ↺ Counter-clockwise

Cumulative Player Statistics by Team
팀별 선수 누적 통계 / Statistiques individuelles cumulées par équipe

NOR - Norway

SKASLIEN Kristin — Female Skip — Right-handed

Type	↻	%	↺	%	Total	%
Draw	31	71	29	67	60	69
Front	1	75	2	50	3	58
Guard	3	83	3	83	6	83
Raise	9	58	3	67	12	60
Wick / Soft Peeling	0	-	2	50	2	50
Freeze	0	-	0	-	0	-
Take-out	1	100	6	92	7	93
Hit and Roll	3	83	3	83	6	83
Clearing	0	-	0	-	0	-
Double Take-out	0	-	3	67	3	67
Promotion Take-out	1	0	2	50	3	33
Not considered	3	-	0	-	3	-
All Draws	44	69	39	67	83	68
All Take-outs	5	70	14	79	19	76
Total	49	69	53	70	102	70

NEDREGOTTEN Magnus — Male V-Skip — Right-handed

Type	↻	%	↺	%	Total	%
Draw	33	78	37	68	70	73
Front	0	-	0	-	0	-
Guard	10	95	10	98	20	96
Raise	12	85	19	83	31	84
Wick / Soft Peeling	1	50	0	-	1	50
Freeze	0	-	0	-	0	-
Take-out	3	67	5	75	8	72
Hit and Roll	2	88	7	89	9	89
Clearing	1	100	2	100	3	100
Double Take-out	6	67	4	63	10	65
Promotion Take-out	3	58	3	33	6	46
Not considered	0	-	0	-	0	-
All Draws	56	82	66	77	122	79
All Take-outs	15	70	21	74	36	72
Total	71	80	87	76	158	78

Team: NOR - Norway

Type	↻	%	↺	%	Total	%
Draw	64	75	66	67	130	71
Front	1	75	2	50	3	58
Guard	13	92	13	94	26	93
Raise	21	74	22	81	43	77
Wick / Soft Peeling	1	50	2	50	3	50
Freeze	0	-	0	-	0	-
Take-out	4	75	11	84	15	82
Hit and Roll	5	85	10	88	15	87
Clearing	1	100	2	100	3	100
Double Take-out	6	67	7	64	13	65
Promotion Take-out	4	44	5	40	9	42
Not considered	3	-	0	-	3	-
All Draws	100	77	105	73	205	75
All Take-outs	20	70	35	76	55	74
Total	120	75	140	74	260	74

Legend:
↻ Clockwise ↺ Counter-clockwise

Cumulative Player Statistics by Team
팀별 선수 누적 통계 / Statistiques individuelles cumulées par équipe

OAR - Olympic Athlete from Russia

BRYZGALOVA Anastasia — Female Skip — Right-handed

Type	↻	%	↺	%	Total	%
Draw	31	70	19	68	50	70
Front	0	-	0	-	0	-
Guard	1	75	6	83	7	82
Raise	19	82	25	56	44	67
Wick / Soft Peeling	0	-	3	92	3	92
Freeze	0	-	0	-	0	-
Take-out	2	100	6	83	8	88
Hit and Roll	3	58	3	83	6	71
Clearing	10	95	4	75	14	89
Double Take-out	10	63	12	58	22	60
Promotion Take-out	7	36	0	-	7	36
Not considered	0	-	1	-	1	-
All Draws	51	75	53	66	104	70
All Take-outs	32	69	25	70	57	69
Total	83	72	78	67	161	70

KRUSHELNITCKII Aleksandr — Male V-Skip — Right-handed

Type	↻	%	↺	%	Total	%
Draw	32	59	21	64	53	61
Front	0	-	0	-	0	-
Guard	1	75	1	100	2	88
Raise	12	58	7	39	19	51
Wick / Soft Peeling	1	0	1	0	2	0
Freeze	1	75	0	-	1	75
Take-out	2	100	3	100	5	100
Hit and Roll	2	75	2	50	4	63
Clearing	4	75	2	100	6	83
Double Take-out	8	69	5	70	13	69
Promotion Take-out	4	75	2	75	6	75
Not considered	1	-	0	-	1	-
All Draws	47	58	30	58	77	58
All Take-outs	20	75	14	79	34	76
Total	67	63	44	64	111	64

Team: OAR - Olympic Athlete from Russia

Type	↻	%	↺	%	Total	%
Draw	63	64	40	66	103	65
Front	0	-	0	-	0	-
Guard	2	75	7	86	9	83
Raise	31	73	32	52	63	62
Wick / Soft Peeling	1	0	4	69	5	55
Freeze	1	75	0	-	1	75
Take-out	4	100	9	89	13	92
Hit and Roll	5	65	5	70	10	68
Clearing	14	89	6	83	20	88
Double Take-out	18	65	17	62	35	64
Promotion Take-out	11	50	2	75	13	54
Not considered	1	-	1	-	2	-
All Draws	98	67	83	63	181	65
All Take-outs	52	71	39	73	91	72
Total	150	68	122	66	272	67

Legend:
↻ Clockwise ↺ Counter-clockwise

Cumulative Player Statistics by Team
팀별 선수 누적 통계 / Statistiques individuelles cumulées par équipe

SUI - Switzerland

PERRET Jenny — Female Skip — Right-handed

Type	↻	%	↺	%	Total	%
Draw	28	71	35	72	63	71
Front	0	-	0	-	0	-
Guard	3	92	6	63	9	72
Raise	6	63	7	43	13	52
Wick / Soft Peeling	1	75	2	50	3	58
Freeze	0	-	1	100	1	100
Take-out	2	100	6	88	8	91
Hit and Roll	1	75	0	-	1	75
Clearing	0	-	0	-	0	-
Double Take-out	2	0	4	44	6	29
Promotion Take-out	0	-	4	69	4	69
Not considered	0	-	1	-	1	-
All Draws	38	71	51	67	89	69
All Take-outs	5	55	14	70	19	66
Total	43	69	65	67	108	68

RIOS Martin — Male V-Skip — Right-handed

Type	↻	%	↺	%	Total	%
Draw	25	67	33	78	58	73
Front	0	-	0	-	0	-
Guard	8	81	10	75	18	78
Raise	16	69	23	75	39	72
Wick / Soft Peeling	0	-	0	-	0	-
Freeze	0	-	0	-	0	-
Take-out	5	100	8	94	13	96
Hit and Roll	3	33	3	75	6	54
Clearing	1	100	7	82	8	84
Double Take-out	2	50	14	63	16	61
Promotion Take-out	2	0	4	94	6	63
Not considered	0	-	1	-	1	-
All Draws	49	70	66	77	115	74
All Take-outs	13	62	36	78	49	73
Total	62	68	102	77	164	74

Team: SUI - Switzerland

Type	↻	%	↺	%	Total	%
Draw	53	69	68	75	121	72
Front	0	-	0	-	0	-
Guard	11	84	16	70	27	76
Raise	22	67	30	68	52	67
Wick / Soft Peeling	1	75	2	50	3	58
Freeze	0	-	1	100	1	100
Take-out	7	100	14	91	21	94
Hit and Roll	4	44	3	75	7	57
Clearing	1	100	7	82	8	84
Double Take-out	4	25	18	58	22	52
Promotion Take-out	2	0	8	81	10	65
Not considered	0	-	2	-	2	-
All Draws	87	70	117	72	204	71
All Take-outs	18	60	50	76	68	71
Total	105	69	167	73	272	71

Legend:
↻ Clockwise ↺ Counter-clockwise

Cumulative Player Statistics by Team
팀별 선수 누적 통계 / Statistiques individuelles cumulées par équipe

USA - United States of America

HAMILTON Becca — Female — Right-handed

Type	↻	%	↺	%	Total	%
Draw	26	71	40	74	66	73
Front	0	-	3	92	3	92
Guard	1	100	2	100	3	100
Raise	7	68	6	58	13	63
Wick / Soft Peeling	0	-	0	-	0	-
Freeze	1	100	0	-	1	100
Take-out	1	100	5	85	6	88
Hit and Roll	0	-	0	-	0	-
Clearing	0	-	0	-	0	-
Double Take-out	3	58	2	63	5	60
Promotion Take-out	1	0	1	0	2	0
Not considered	0	-	2	-	2	-
All Draws	35	72	51	74	86	73
All Take-outs	5	55	8	69	13	63
Total	40	70	59	73	99	72

HAMILTON Matt — Male — Right-handed

Type	↻	%	↺	%	Total	%
Draw	31	81	28	79	59	80
Front	0	-	1	100	1	100
Guard	4	94	8	88	12	90
Raise	14	79	13	83	27	81
Wick / Soft Peeling	2	100	0	-	2	100
Freeze	0	-	0	-	0	-
Take-out	7	50	5	100	12	71
Hit and Roll	3	83	4	69	7	75
Clearing	3	100	4	100	7	100
Double Take-out	9	44	7	64	16	53
Promotion Take-out	4	50	6	38	10	43
Not considered	0	-	0	-	0	-
All Draws	51	82	50	82	101	82
All Take-outs	26	58	26	71	52	64
Total	77	74	76	78	153	76

Team: USA - United States of America

Type	↻	%	↺	%	Total	%
Draw	57	76	68	76	125	76
Front	0	-	4	94	4	94
Guard	5	95	10	90	15	92
Raise	21	75	19	75	40	75
Wick / Soft Peeling	2	100	0	-	2	100
Freeze	1	100	0	-	1	100
Take-out	8	56	10	93	18	76
Hit and Roll	3	83	4	69	7	75
Clearing	3	100	4	100	7	100
Double Take-out	12	48	9	64	21	55
Promotion Take-out	5	40	7	32	12	35
Not considered	0	-	2	-	2	-
All Draws	86	78	101	78	187	78
All Take-outs	31	57	34	71	65	64
Total	117	72	135	76	252	74

Legend:
↻ Clockwise ↺ Counter-clockwise

Session Results and Standings
세션 경기결과 및 순위 / Résultats de la session et classement

Sheet	Game	Team	LSFE	1	2	3	4	5	6	7	8	Extra Ends				Total
A	7	NOR - Norway		0	1	1	0	1	0	X	X					3
	7	CHN - People's Republic of China	*	1	0	0	3	0	5	X	X					9
B	7	FIN - Finland		1	0	0	1	1	0	4	0					7
	7	USA - United States of America	*	0	1	1	0	0	1	0	2					5
C	7	SUI - Switzerland	*	0	2	0	0	2	2	0	3					9
	7	OAR - Olympic Athlete from Russia		2	0	4	1	0	0	1	0					8
D	7	CAN - Canada		1	1	0	2	1	0	2	X					7
	7	KOR - Republic of Korea	*	0	0	2	0	0	1	0	X					3

Standings after Round Robin

Rank	Team	Games	Wins	Losses		
1	CAN - Canada	7	6	1	Q	
2	SUI - Switzerland	7	5	2	Q	
3	OAR - Olympic Athlete from Russia	7	4	3	Q	w2
4	CHN - People's Republic of China	7	4	3	TB	w1
4	NOR - Norway	7	4	3	TB	w0
6	KOR - Republic of Korea	7	2	5		w1
7	USA - United States of America	7	2	5		w0
8	FIN - Finland	7	1	6		

Tie-breaker schedule:
SUN 11 FEB 20:05 CHN - NOR

Legend:
☐ Power Play
TB Involved in the tie-breaker
LSFE(*) Last Stone First End
wn Number of wins (n) against tied teams
Q Qualified for the semi-finals
X Unplayed/unfinished end due to concession

Game Results
대회 경기결과 / Résultats de la partie

Sheet	Game	Team	LSFE	1	2	3	4	5	6	7	8	Extra Ends				Total
A	7	NOR - Norway		0	1	1	0	1	0	X	X					3
	7	CHN - People's Republic of China	*	1	0	0	3	0	5	X	X					9

NOR - Norway		Shot Success Game	Shot Success All
F	SKASLIEN Kristin	65%	70%
M	NEDREGOTTEN Magnus	64%	78%
	Team Total	64%	74%

Last Stone Draw		Distance
↻	NEDREGOTTEN Magnus	12.3cm
↺	SKASLIEN Kristin	104.4cm
Total		**116.7cm**

Time remaining: 4 minutes 57 seconds

CHN - People's Republic of China		Shot Success Game	Shot Success All
F	WANG Rui	77%	72%
M	BA Dexin	78%	72%
	Team Total	78%	72%

Last Stone Draw		Distance
↻	WANG Rui	30.7cm
↺	BA Dexin	21.0cm
Total		**51.7cm**

Time remaining: 6 minutes 44 seconds

Time-out: End 5 - CHN stone 5

Power Play: End 6

Shot Success Analysis

NOR - Norway		↻	↺	Game
F SKASLIEN Kristin	Draws	6 67%	4 44%	10 58%
	Take-outs	0 -	2 100%	2 100%
	Total	6 67%	6 63%	12 65%
M NEDREGOTTEN Magnus	Draws	6 75%	9 56%	15 63%
	Take-outs	1 100%	2 50%	3 67%
	Total	7 79%	11 55%	18 64%
Team	Draws	12 71%	13 52%	25 61%
	Take-outs	1 100%	4 75%	5 80%
	Total	13 73%	17 57%	30 64%

CHN - People's Republic of China		↻	↺	Game
F WANG Rui	Draws	2 100%	7 82%	9 86%
	Take-outs	0 -	3 50%	3 50%
	Total	2 100%	10 73%	12 77%
M BA Dexin	Draws	5 55%	5 75%	10 65%
	Take-outs	3 92%	5 95%	8 94%
	Total	8 69%	10 85%	18 78%
Team	Draws	7 68%	12 79%	19 75%
	Take-outs	3 92%	8 78%	11 82%
	Total	10 75%	20 79%	30 78%

Note:
Team members are identified as follows:
F = Female, **M** = Male

Legend:
☐ Power Play
LSFE(*) Last Stone First End
↻ Clockwise
X Unplayed/unfinished end due to concession
↺ Counter-clockwise

Game - Shot by Shot
경기별 숏 기록 / Déroulement de la partie

End 1 **NOR - Norway 0 + 0** (this end) **= 0** **CHN - China 0 + 1** (this end) **= 1**

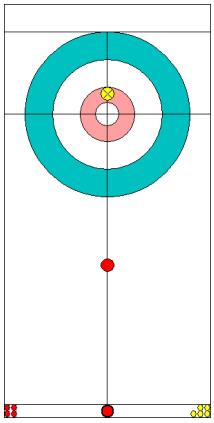

Prepositioned Stones

1

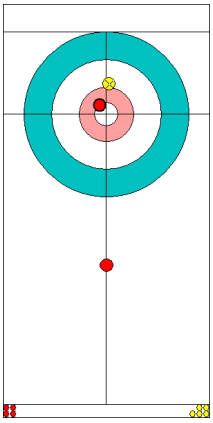

NOR: SKASLIEN K
Draw ↺ 75%

2

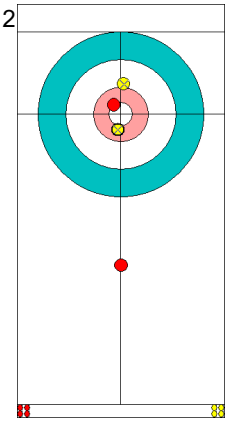

CHN: WANG R
Draw ↺ 100%

3

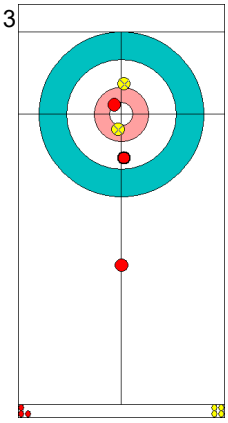

NOR: NEDREGOTTEN M
Draw ↻ 100%

4

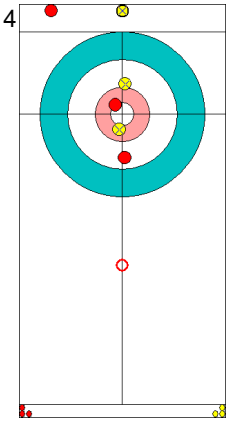

CHN: BA DX
Clearing ↺ 100%

5

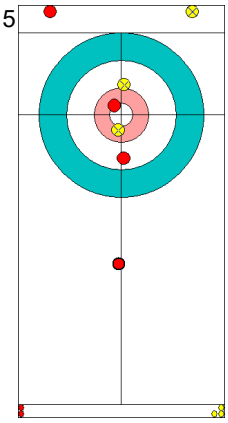

NOR: NEDREGOTTEN M
Guard ↻ 100%

6

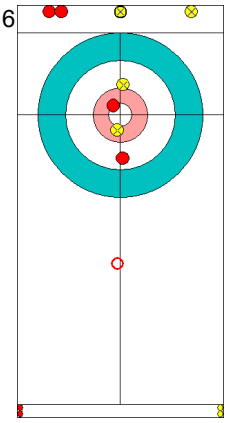

CHN: BA DX
Clearing ↺ 100%

7

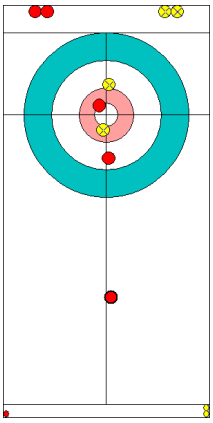

NOR: NEDREGOTTEN M
Guard ↻ 50%

8

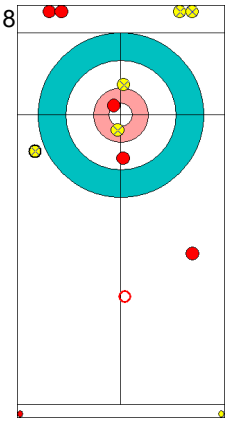

CHN: BA DX
Raise ↻ 0%

9

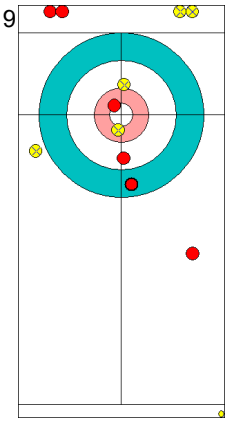

NOR: SKASLIEN K
Guard ↻ 50%

10

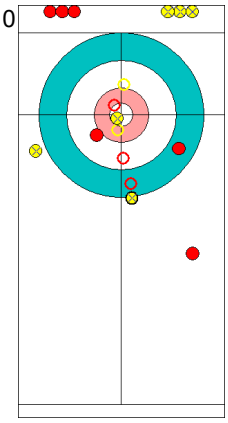

CHN: WANG R
Double Take-out ↺ 100%

	NOR	CHN
Total Score	0	1
Time left	20:36	19:57

Legend:
↻ Clockwise ↺ Counter-clockwise - Not considered

Game - Shot by Shot
경기별 숏 기록 / Déroulement de la partie

End 2 🔴 **NOR - Norway 0 + 1** (this end) **= 1** ⊗ **CHN - China 1 + 0** (this end) **= 1**

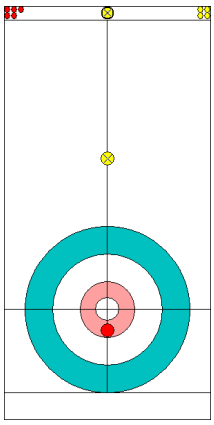
Prepositioned Stones

1
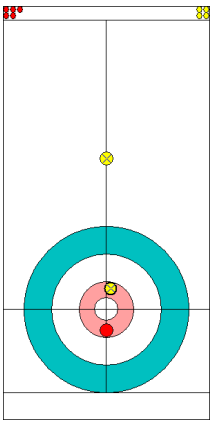
CHN: WANG R
Draw ↻ 100%

2
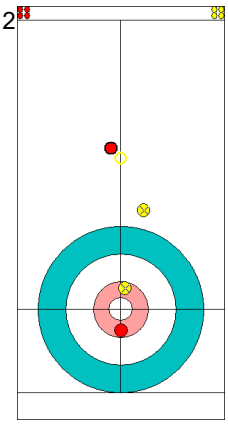
NOR: SKASLIEN K
Draw ↺ 0%

3
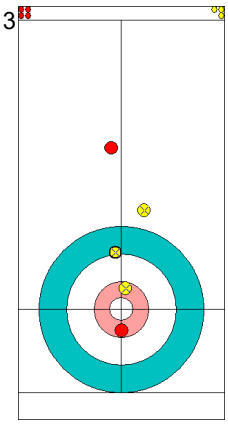
CHN: BA DX
Draw ↻ 75%

4
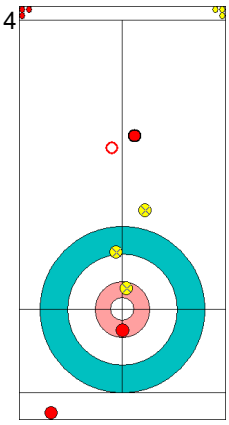
NOR: NEDREGOTTEN M
Promotion Take-out ↺ 0%

5
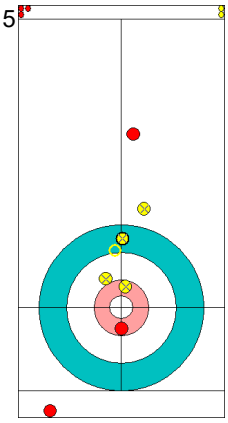
CHN: BA DX
Raise ↺ 50%

6
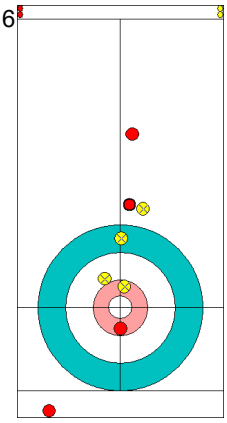
NOR: NEDREGOTTEN M
Draw ↺ 0%

7
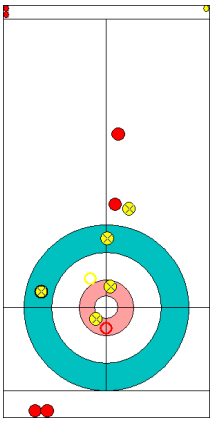
CHN: BA DX
Promotion Take-out ↺ 75%

8
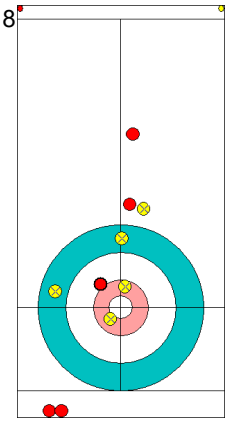
NOR: NEDREGOTTEN M
Draw ↺ 50%

9
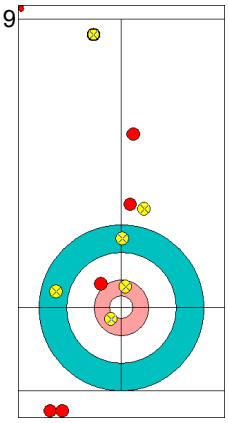
CHN: WANG R
Guard ↻ 50%

10
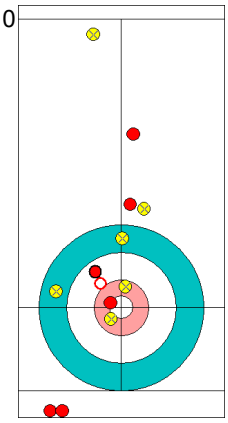
NOR: SKASLIEN K
Raise ↺ 100%

	NOR	CHN
Total Score	1	1
Time left	16:52	17:02

Legend:
↻ Clockwise ↺ Counter-clockwise - Not considered

Game - Shot by Shot
경기별 숏 기록 / Déroulement de la partie

End 3 **NOR - Norway 1 + 1** (this end) **= 2** **CHN - China 1 + 0** (this end) **= 1**

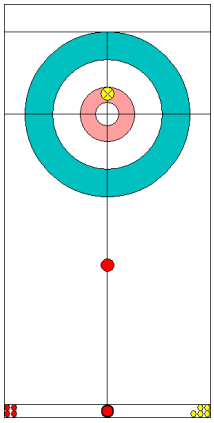

Prepositioned Stones

1
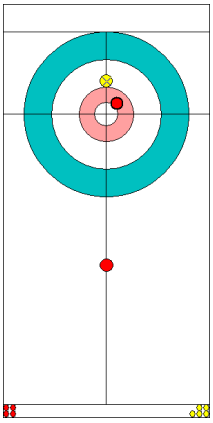

NOR: SKASLIEN K
Draw ↻ 75%

2
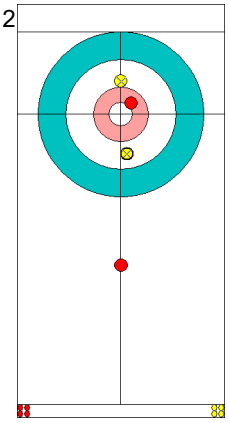

CHN: WANG R
Draw ↺ 50%

3
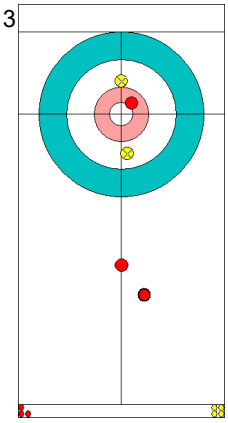

NOR: NEDREGOTTEN M
Guard ↺ 100%

4
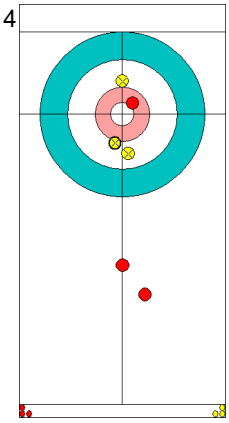

CHN: BA DX
Draw ↻ 75%

5
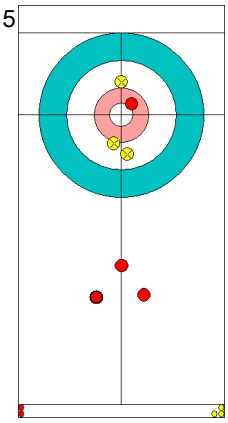

NOR: NEDREGOTTEN M
Guard ↻ 100%

6
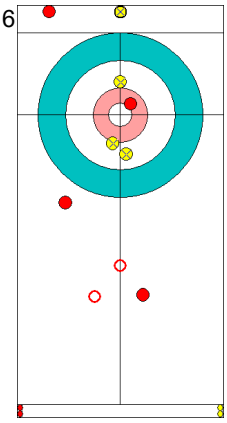

CHN: BA DX
Clearing ↻ 75%

7
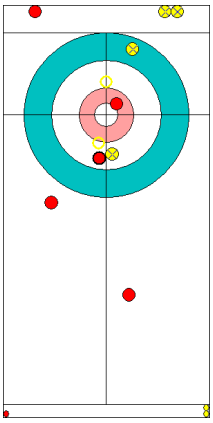

NOR: NEDREGOTTEN M
Take-out ↺ 100%

8
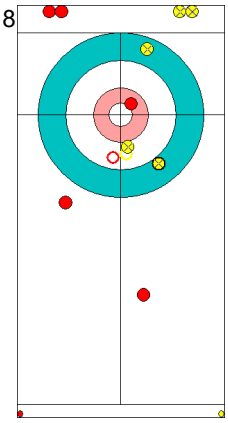

CHN: BA DX
Take-out ↺ 100%

9
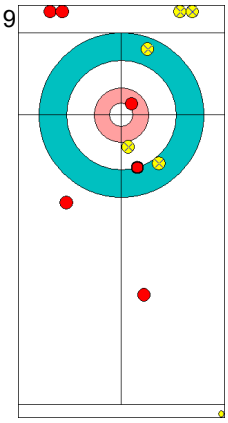

NOR: SKASLIEN K
Draw ↻ 100%

10
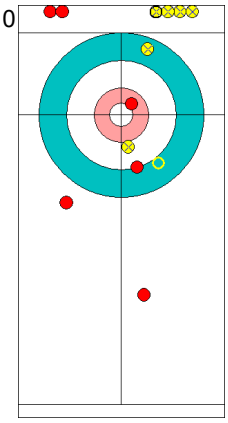

CHN: WANG R
Promotion Take-out ↺ 0%

	NOR	CHN
Total Score	2	1
Time left	13:37	14:29

Legend:
↻ Clockwise ↺ Counter-clockwise - Not considered

Game - Shot by Shot
경기별 숏 기록 / Déroulement de la partie

End 4 — **NOR - Norway 2 + 0** (this end) **= 2** — **CHN - China 1 + 3** (this end) **= 4**

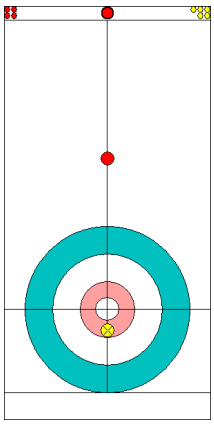

Prepositioned Stones

1
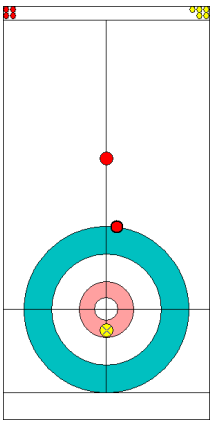

NOR: SKASLIEN K
Draw ↻ 50%

2
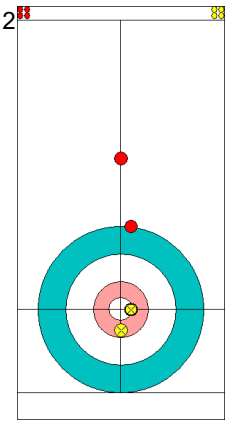

CHN: WANG R
Draw ↺ 100%

3
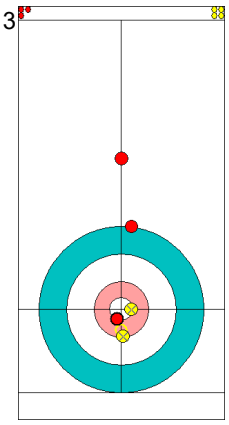

NOR: NEDREGOTTEN M
Draw ↺ 75%

4
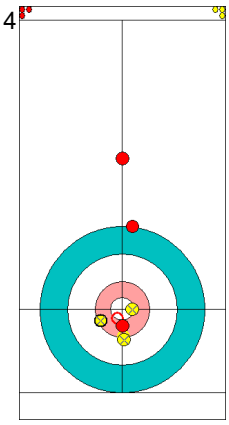

CHN: BA DX
Draw ↺ 50%

5
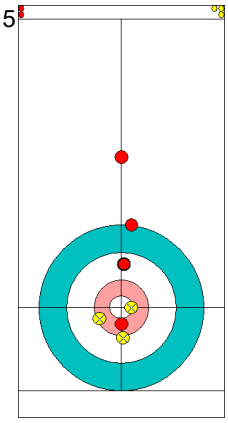

NOR: NEDREGOTTEN M
Draw ↺ 50%

6
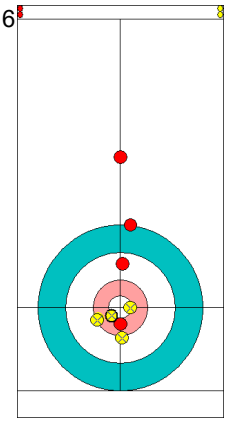

CHN: BA DX
Draw ↺ 75%

7
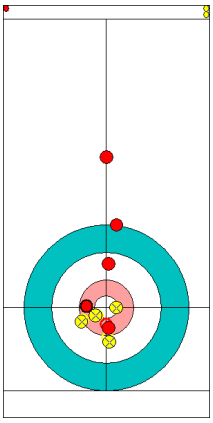

NOR: NEDREGOTTEN M
Draw ↺ 50%

8
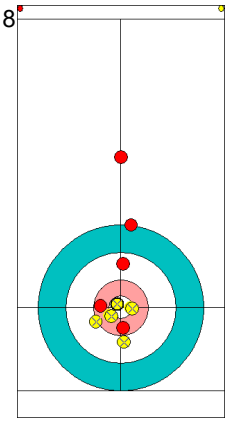

CHN: BA DX
Draw ↺ 100%

9
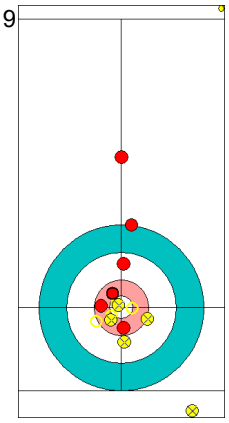

NOR: SKASLIEN K
Take-out ↺ 100%

10
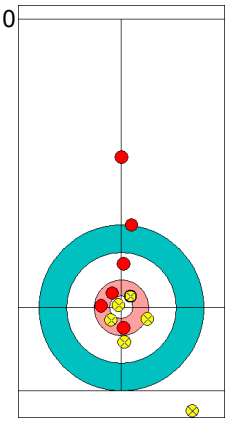

CHN: WANG R
Draw ↻ 100%

	NOR	CHN
Total Score	2	4
Time left	10:49	11:53

Legend:
↻ Clockwise ↺ Counter-clockwise - Not considered

Game - Shot by Shot
경기별 숏 기록 / Déroulement de la partie

End 5 **NOR - Norway 2 + 1** (this end) **= 3** **CHN - China 4 + 0** (this end) **= 4**

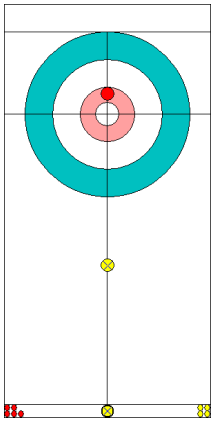

Prepositioned Stones

1
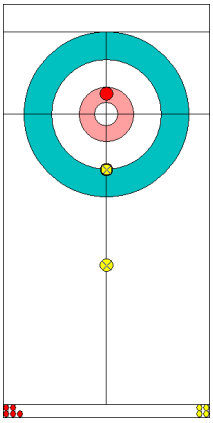

CHN: WANG R
Draw ↻ 75%

2
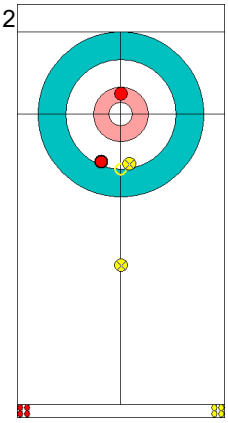

NOR: SKASLIEN K
Draw ↻ 50%

3
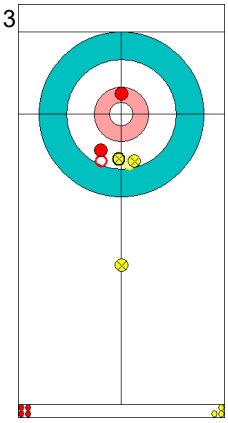

CHN: BA DX
Draw ↻ 75%

4
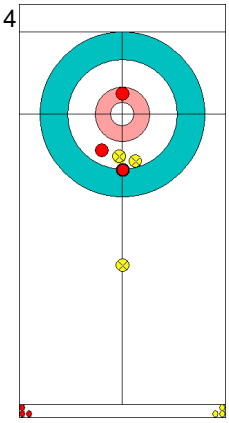

NOR: NEDREGOTTEN M
Draw ↻ 100%

5
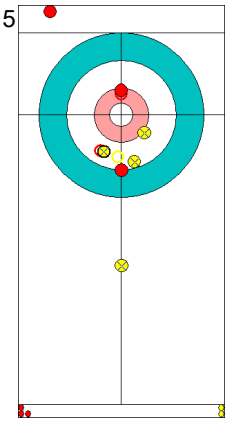

CHN: BA DX
Take-out ↻ 100%

6
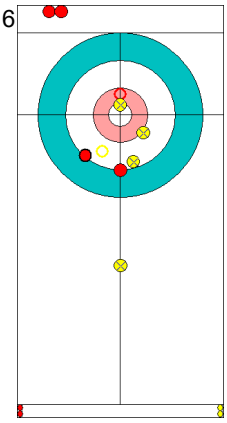

NOR: NEDREGOTTEN M
Raise ↻ 0%

7
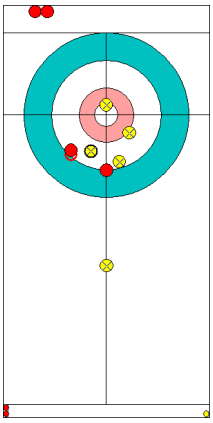

CHN: BA DX
Draw ↻ 50%

8
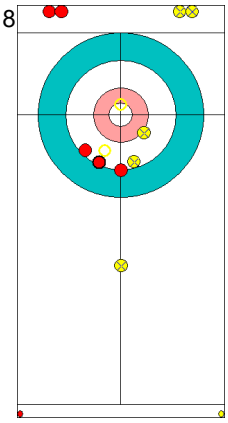

NOR: NEDREGOTTEN M
Double Take-out ↻ 100%

9
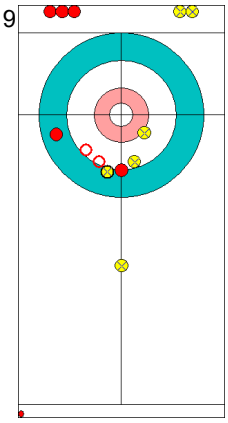

CHN: WANG R
Double Take-out ↻ 50%
Time-out

10
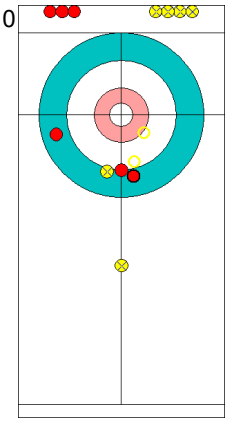

NOR: SKASLIEN K
Double Take-out ↻ 100%

	NOR	CHN
Total Score	3	4
Time left	06:39	09:12

Legend:
↻ Clockwise ↺ Counter-clockwise - Not considered

Game - Shot by Shot
경기별 숏 기록 / Déroulement de la partie

End 6 — **NOR - Norway 3 + 0** (this end) **= 3** — **CHN - China 4 + 5** (this end) **= 9**

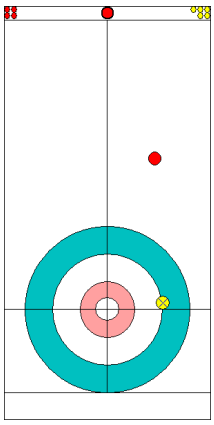

Power Play
Prepositioned Stones

1
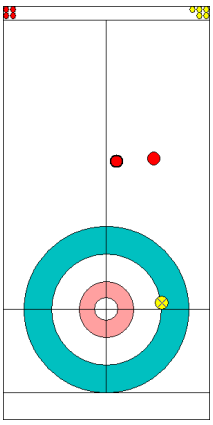

NOR: SKASLIEN K
Front ↻ 75%

2
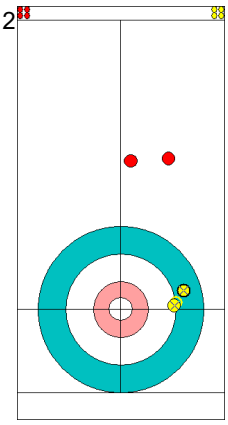

CHN: WANG R
Draw ↺ 100%

3
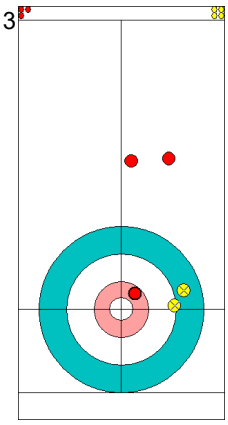

NOR: NEDREGOTTEN M
Draw ↺ 100%

4
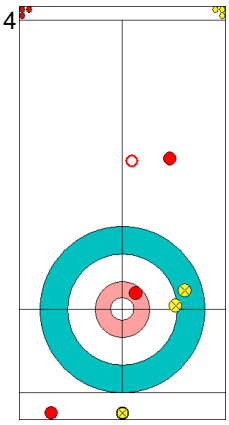

CHN: BA DX
Clearing ↺ 100%

5
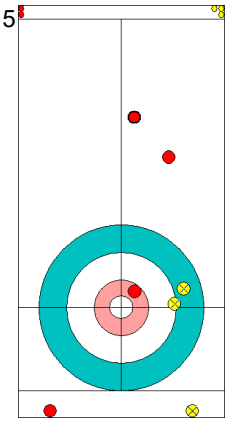

NOR: NEDREGOTTEN M
Guard ↺ 75%

6
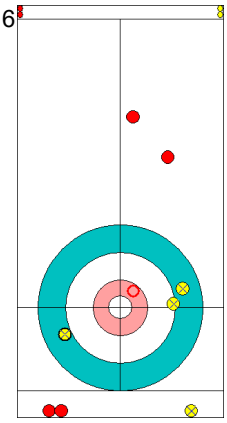

CHN: BA DX
Take-out ↺ 100%

7
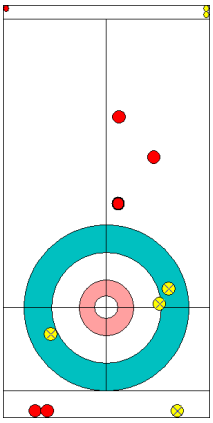

NOR: NEDREGOTTEN M
Draw ↺ 0%

8
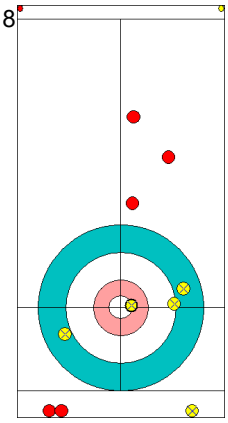

CHN: BA DX
Draw ↺ 100%

9
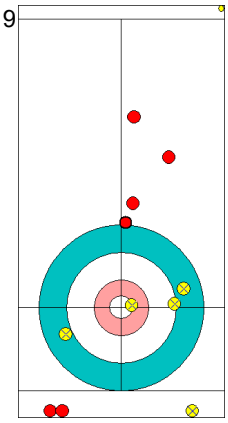

NOR: SKASLIEN K
Draw ↺ 0%

10
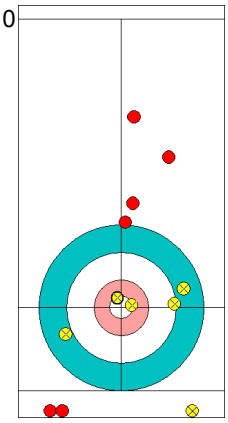

CHN: WANG R
Draw ↺ 100%

	NOR	CHN
Total Score	3	9
Time left	04:57	06:44

Legend:
↻ Clockwise ↺ Counter-clockwise - Not considered

Game Results
대회 경기결과 / Résultats de la partie

Sheet	Game	Team	LSFE	1	2	3	4	5	6	7	8	Extra Ends				Total
B	7	FIN - Finland		1	0	0	1	1	0	4	0					7
	7	USA - United States of America	*	0	1	1	0	0	1	0	2					5

FIN - Finland		Shot Success Game	Shot Success All
F	KAUSTE Oona	67%	60%
M	RANTAMAEKI Tomi	75%	71%
	Team Total	72%	67%

Last Stone Draw		Distance
↻	RANTAMAEKI Tomi	199.6cm
↺	KAUSTE Oona	25.6cm
Total		**225.2cm**

Time remaining: 0 minutes 26 seconds

Time-out: End 8 - FIN stone 5

Power Play: End 7

USA - United States of America		Shot Success Game	Shot Success All
F	HAMILTON Becca	75%	72%
M	HAMILTON Matt	75%	76%
	Team Total	75%	74%

Last Stone Draw		Distance
↻	HAMILTON Matt	44.1cm
↺	HAMILTON Becca	67.9cm
Total		**112.0cm**

Time remaining: 5 minutes 40 seconds

Time-out: End 8 - USA stone 4

Power Play: End 6

Shot Success Analysis

FIN - Finland		↻		↺		Game	
F KAUSTE Oona	Draws	6	75%	6	63%	12	69%
	Take-outs	2	100%	2	25%	4	63%
	Total	8	81%	8	53%	16	67%
M RANTAMAEKI Tomi	Draws	7	71%	6	79%	13	75%
	Take-outs	8	78%	3	67%	11	75%
	Total	15	75%	9	75%	24	75%
Team	Draws	13	73%	12	71%	25	72%
	Take-outs	10	83%	5	50%	15	72%
	Total	23	77%	17	65%	40	72%

USA - United States of America		↻		↺		Game	
F HAMILTON Becca	Draws	5	100%	7	64%	12	79%
	Take-outs	1	0%	1	100%	2	50%
	Total	6	83%	8	69%	14	75%
M HAMILTON Matt	Draws	9	81%	4	81%	13	81%
	Take-outs	8	56%	3	100%	11	68%
	Total	17	69%	7	89%	24	75%
Team	Draws	14	88%	11	70%	25	80%
	Take-outs	9	50%	4	100%	13	65%
	Total	23	73%	15	78%	38	75%

Note:
Team members are identified as follows:
F = Female, **M** = Male

Legend:
☐ Power Play ↻ Clockwise ↺ Counter-clockwise
LSFE(*) Last Stone First End

Game - Shot by Shot
경기별 숏 기록 / Déroulement de la partie

End 1 **FIN - Finland 0 + 1 (this end) = 1** **USA - United States 0 + 0 (this end) = 0**

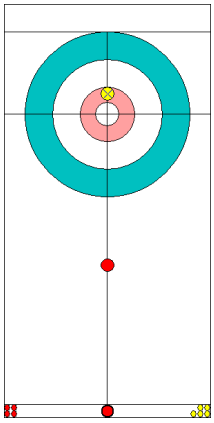

Prepositioned Stones

1
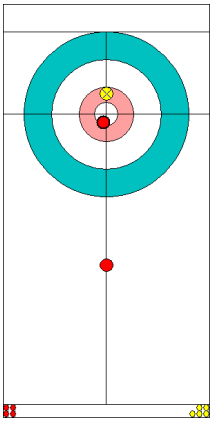

FIN: KAUSTE O
Draw ↻ 100%

2
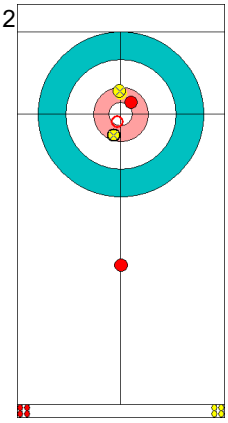

USA: HAMILTON B
Raise ↻ 100%

3
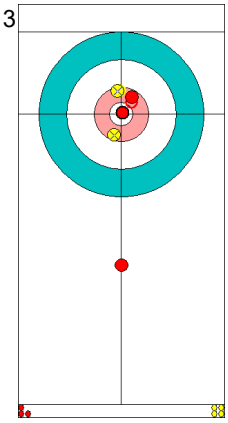

FIN: RANTAMAEKI T
Draw ↺ 100%

4
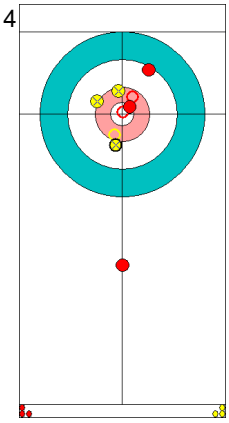

USA: HAMILTON M
Raise ↻ 100%

5
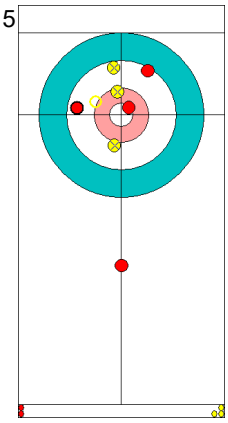

FIN: RANTAMAEKI T
Raise ↻ 50%

6
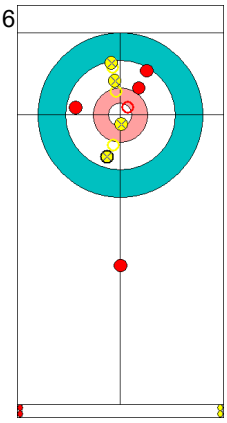

USA: HAMILTON M
Raise ↻ 100%

7
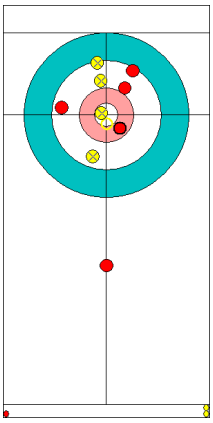

FIN: RANTAMAEKI T
Raise ↺ 50%

8
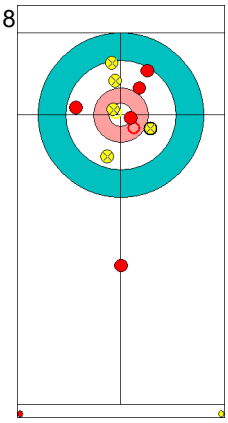

USA: HAMILTON M
Raise ↺ 50%

9
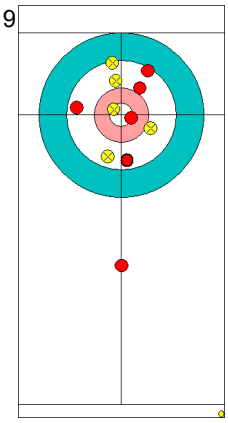

FIN: KAUSTE O
Draw ↺ 50%

10
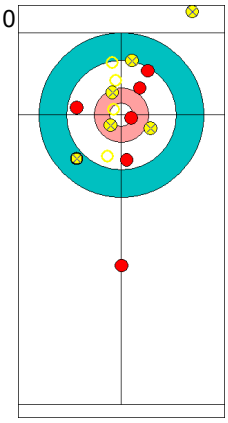

USA: HAMILTON B
Promotion Take-out ↻ 0%

	FIN	USA
Total Score	1	0
Time left	19:40	19:40

Legend:
↻ Clockwise ↺ Counter-clockwise - Not considered

Game - Shot by Shot
경기별 슛 기록 / Déroulement de la partie

End 2 **FIN - Finland 1 + 0 (this end) = 1** **USA - United States 0 + 1 (this end) = 1**

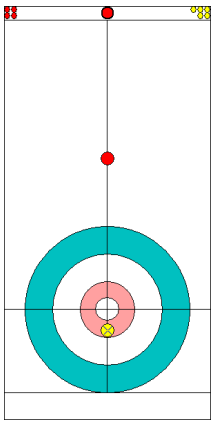

Prepositioned Stones

1
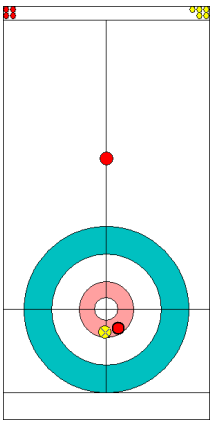

FIN: KAUSTE O
Raise ↺ 50%

2
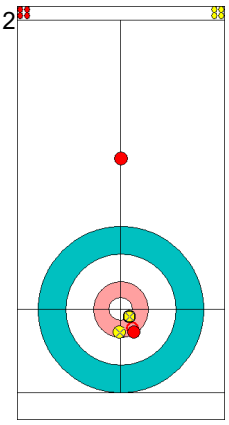

USA: HAMILTON B
Draw ↺ 100%

3
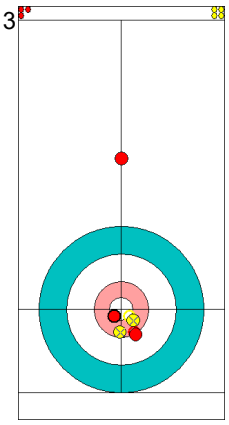

FIN: RANTAMAEKI T
Draw ↺ 75%

4
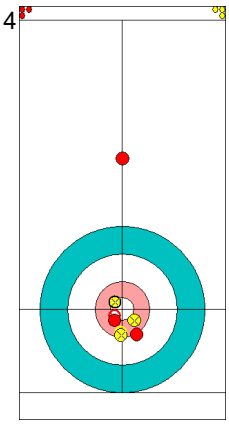

USA: HAMILTON M
Draw ↻ 100%

5
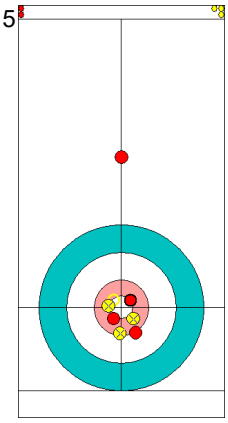

FIN: RANTAMAEKI T
Raise ↻ 100%

6
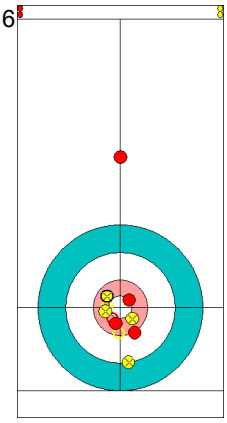

USA: HAMILTON M
Raise ↺ 100%

7
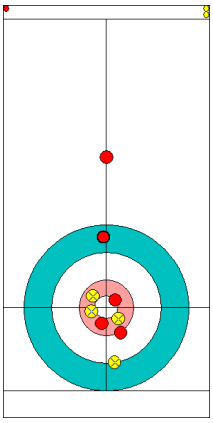

FIN: RANTAMAEKI T
Draw ↻ 50%

8
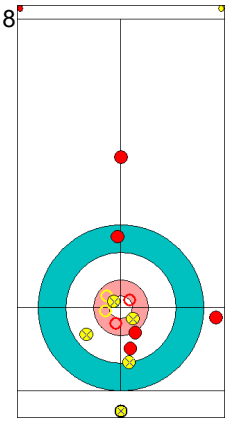

USA: HAMILTON M
Promotion Take-out ↺ 100%

9
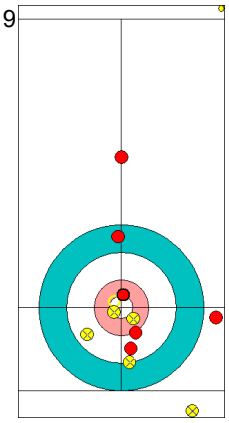

FIN: KAUSTE O
Raise ↻ 75%

10
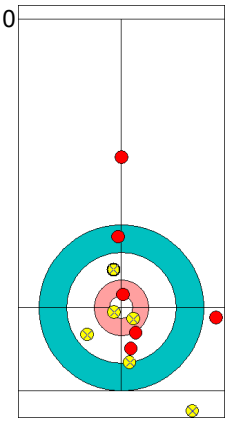

USA: HAMILTON B
Draw ↺ 0%

	FIN	USA
Total Score	1	1
Time left	18:25	17:43

Legend:
↻ Clockwise ↺ Counter-clockwise - Not considered

Game - Shot by Shot
경기별 숏 기록 / Déroulement de la partie

End 3 | **FIN - Finland 1 + 0** (this end) **= 1** | **USA - United States 1 + 1** (this end) **= 2**

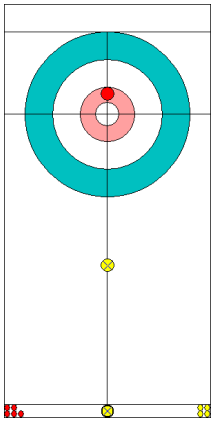

Prepositioned Stones

1
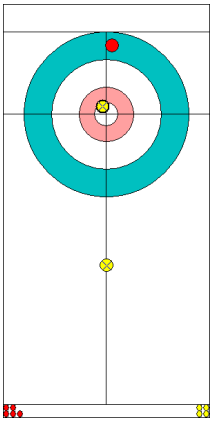

USA: HAMILTON B
Raise ↻ 100%

2
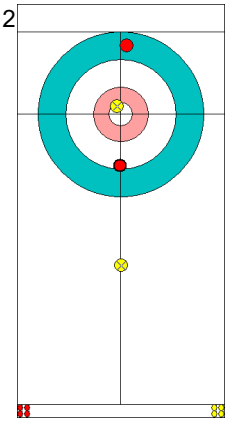

FIN: KAUSTE O
Draw ↻ 75%

3
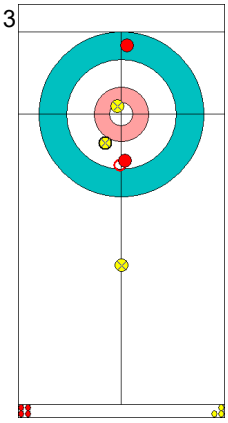

USA: HAMILTON M
Draw ↻ 50%

4
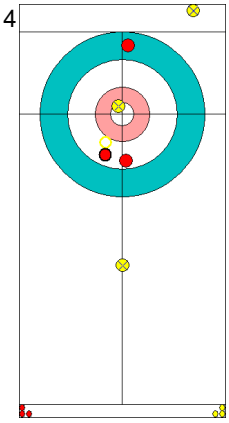

FIN: RANTAMAEKI T
Double Take-out ↻ 50%

5
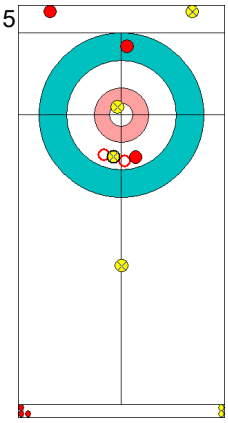

USA: HAMILTON M
Hit and Roll ↻ 100%

6
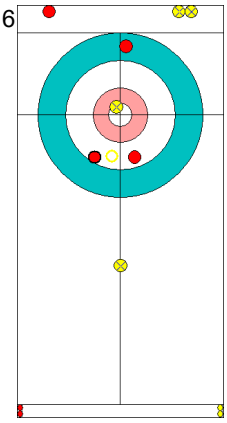

FIN: RANTAMAEKI T
Take-out ↻ 100%

7
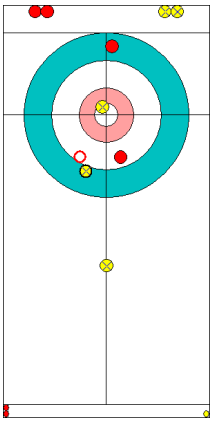

USA: HAMILTON M
Hit and Roll ↻ 100%

8
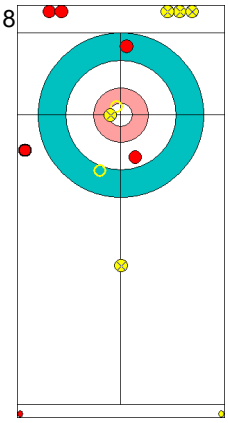

FIN: RANTAMAEKI T
Double Take-out ↻ 50%

9
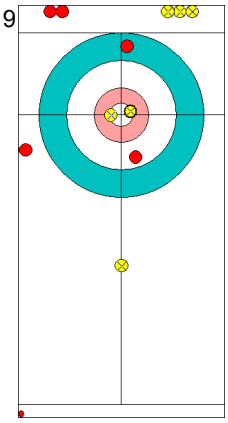

USA: HAMILTON B
Draw ↻ 100%

10
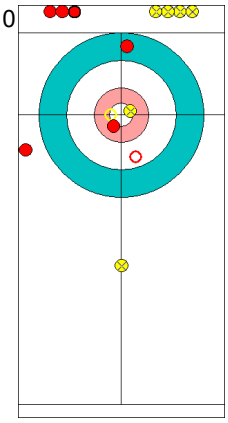

FIN: KAUSTE O
Promotion Take-out ↺ 0%

	FIN	USA
Total Score	1	2
Time left	15:39	15:52

Legend:
↻ Clockwise ↺ Counter-clockwise - Not considered

Game - Shot by Shot
경기별 숏 기록 / Déroulement de la partie

End 4 | **FIN - Finland 1 + 1** (this end) **= 2** | **USA - United States 2 + 0** (this end) **= 2**

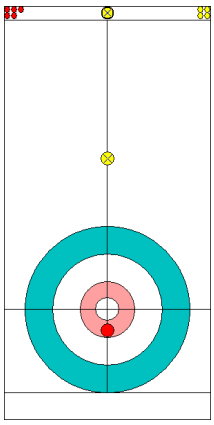

Prepositioned Stones

1
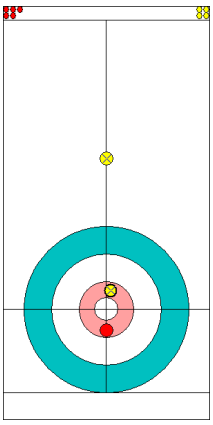

USA: HAMILTON B
Draw ↺ 100%

2
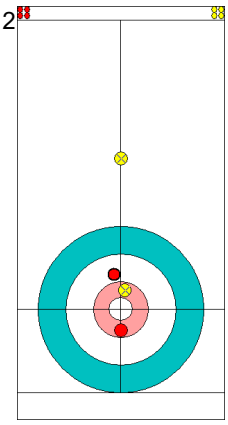

FIN: KAUSTE O
Draw ↺ 100%

3
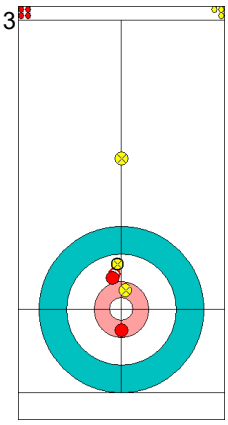

USA: HAMILTON M
Draw ↻ 100%

4
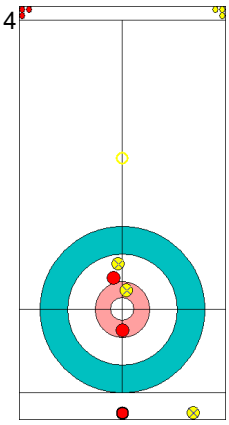

FIN: RANTAMAEKI T
Clearing ↻ 100%

5
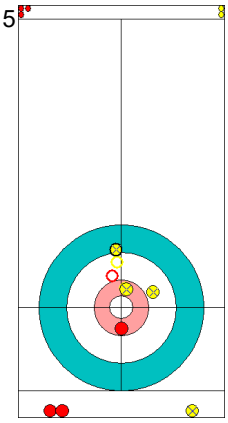

USA: HAMILTON M
Promotion Take-out ↻ 100%

6
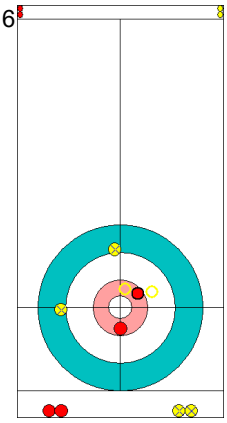

FIN: RANTAMAEKI T
Double Take-out ↻ 50%

7
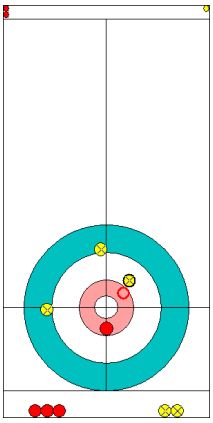

USA: HAMILTON M
Double Take-out ↻ 50%

8
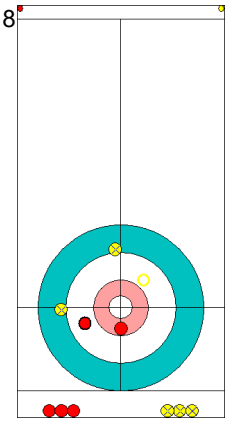

FIN: RANTAMAEKI T
Hit and Roll ↻ 75%

9
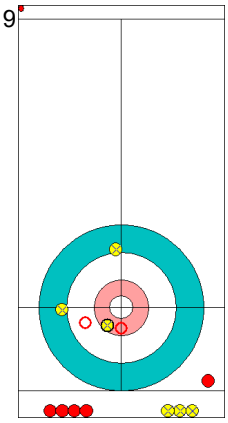

USA: HAMILTON B
Double Take-out ↺ 100%

10
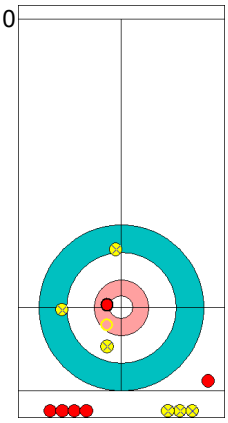

FIN: KAUSTE O
Draw ↺ 100%

	FIN	USA
Total Score	2	2
Time left	12:38	13:52

Legend:
↻ Clockwise ↺ Counter-clockwise - Not considered

Game - Shot by Shot
경기별 숏 기록 / Déroulement de la partie

End 5 **FIN - Finland 2 + 1** (this end) **= 3** **USA - United States 2 + 0** (this end) **= 2**

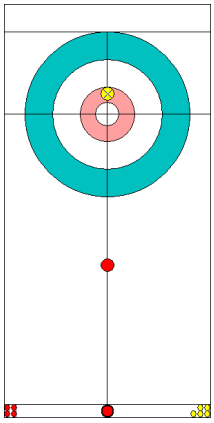

Prepositioned Stones

1

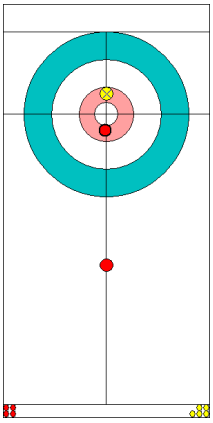

FIN: KAUSTE O
Draw ↻ 100%

2

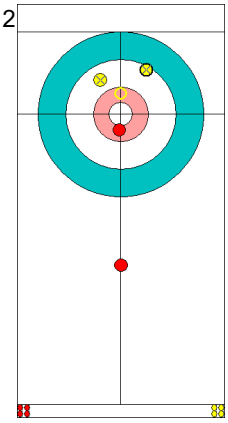

USA: HAMILTON B
Draw ↺ 50%

3

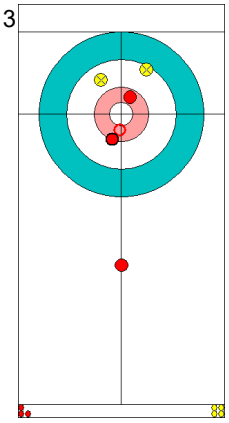

FIN: RANTAMAEKI T
Raise ↻ 100%

4

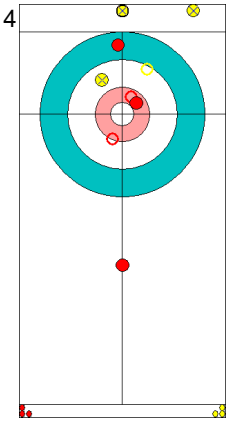

USA: HAMILTON M
Double Take-out ↻ 0%

5

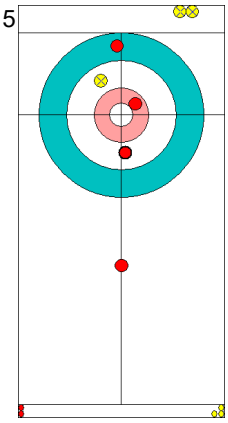

FIN: RANTAMAEKI T
Draw ↺ 100%

6

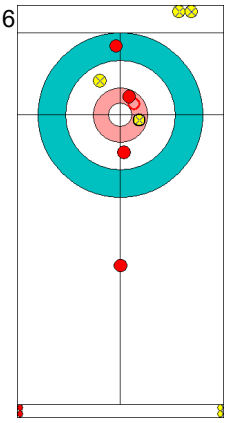

USA: HAMILTON M
Raise ↺ 75%

7

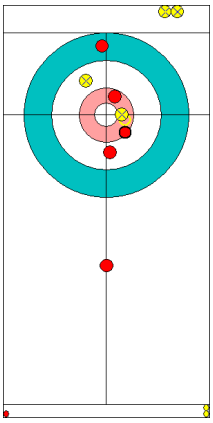

FIN: RANTAMAEKI T
Raise ↺ 75%

8

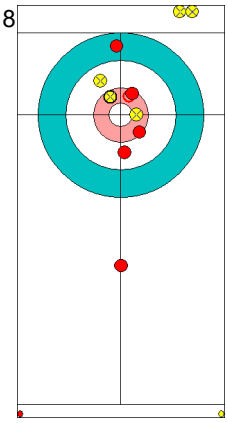

USA: HAMILTON M
Draw ↺ 75%

9

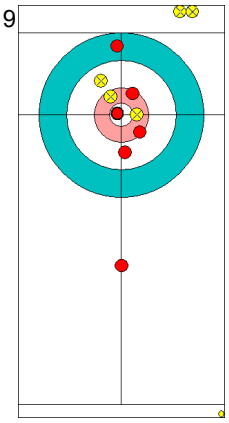

FIN: KAUSTE O
Draw ↻ 100%

10

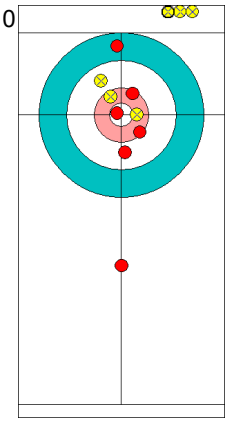

USA: HAMILTON B
Through ↺ -

	FIN	USA
Total Score	3	2
Time left	10:12	10:21

Legend:
↻ Clockwise ↺ Counter-clockwise - Not considered

Game - Shot by Shot
경기별 숏 기록 / Déroulement de la partie

End 6 **FIN - Finland 3 + 0** (this end) **= 3** **USA - United States 2 + 1** (this end) **= 3**

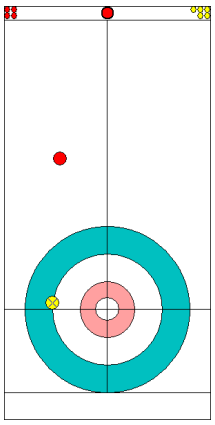

Power Play
Prepositioned Stones

1

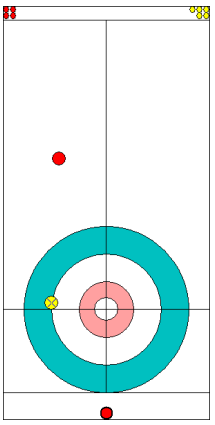

FIN: KAUSTE O
Draw ↻ 0%

2

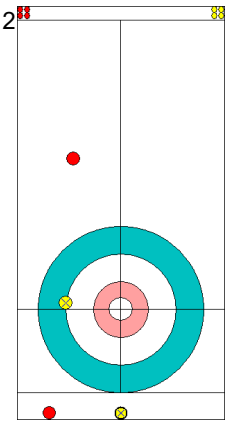

USA: HAMILTON B
Draw ↺ 0%

3

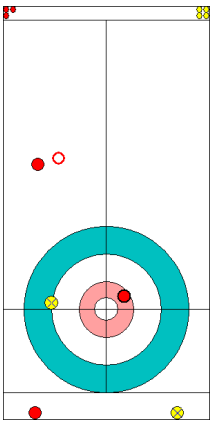

FIN: RANTAMAEKI T
Wick / Soft Peeling ↻ 100%

4

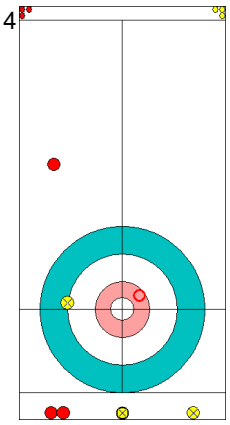

USA: HAMILTON M
Take-out ↻ 50%

5

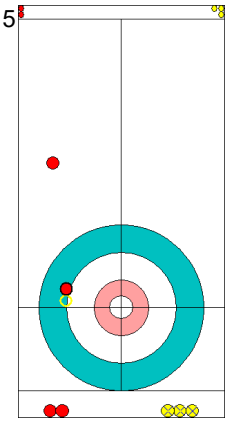

FIN: RANTAMAEKI T
Take-out ↻ 100%

6

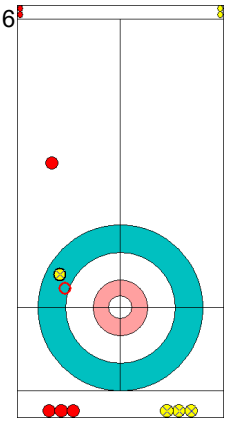

USA: HAMILTON M
Take-out ↺ 100%

7

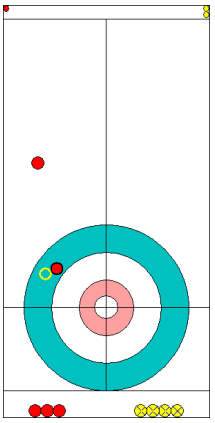

FIN: RANTAMAEKI T
Take-out ↺ 100%

8

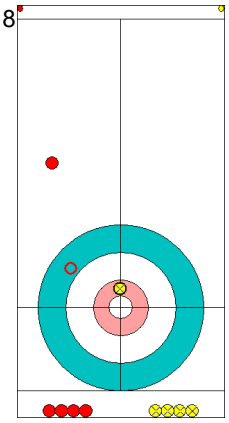

USA: HAMILTON M
Take-out ↺ 100%

9

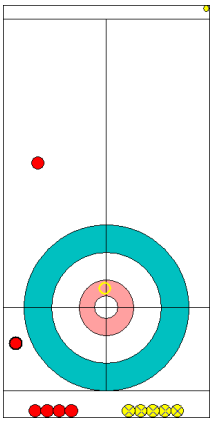

FIN: KAUSTE O
Take-out ↺ 50%

10

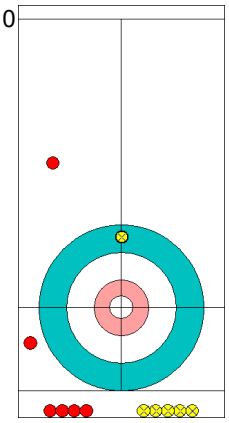

USA: HAMILTON B
Draw ↺ 100%

	FIN	USA
Total Score	3	3
Time left	08:22	08:45

Legend:
↻ Clockwise ↺ Counter-clockwise - Not considered

Game - Shot by Shot
경기별 숏 기록 / Déroulement de la partie

End 7 | **FIN - Finland 3 + 4** (this end) **= 7** | **USA - United States 3 + 0** (this end) **= 3**

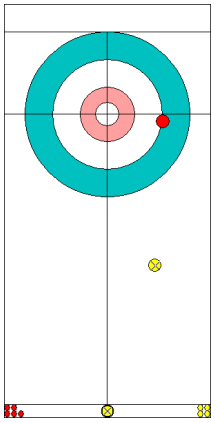

Power Play
Prepositioned Stones

1
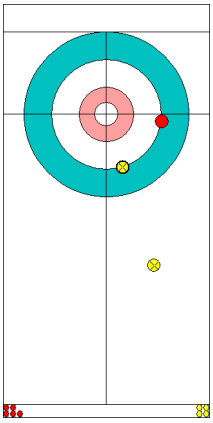

USA: HAMILTON B
Draw ↻ 100%

2
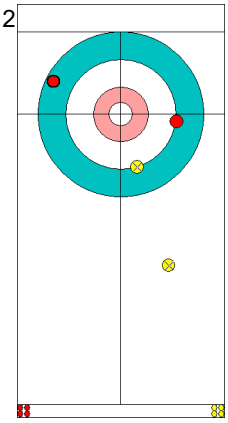

FIN: KAUSTE O
Draw ↺ 75%

3
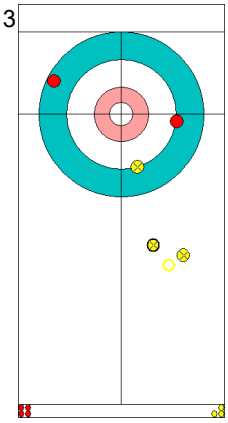

USA: HAMILTON M
Draw ↻ 0%

4
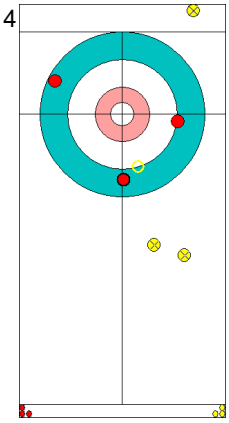

FIN: RANTAMAEKI T
Take-out ↻ 100%

5
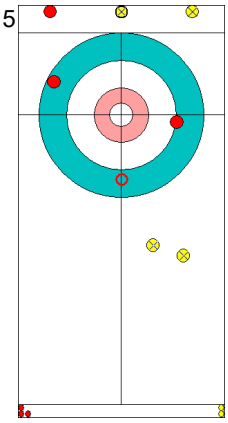

USA: HAMILTON M
Double Take-out ↻ 50%

6
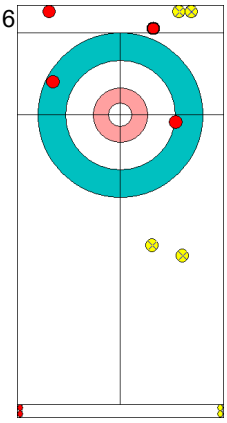

FIN: RANTAMAEKI T
Draw ↻ 0%

7
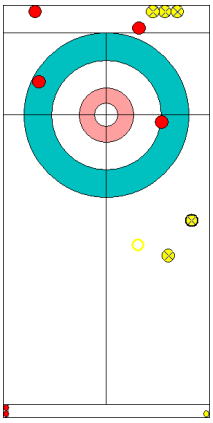

USA: HAMILTON M
Take-out ↻ 0%

8
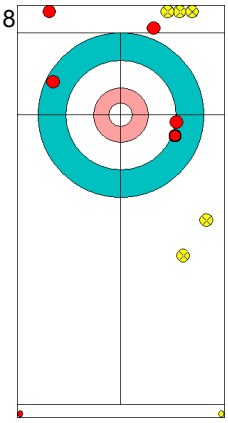

FIN: RANTAMAEKI T
Draw ↻ 100%

9
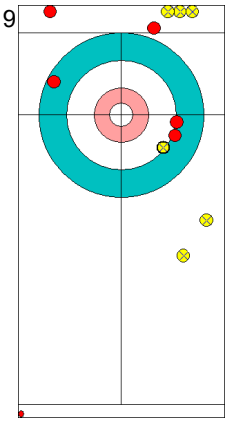

USA: HAMILTON B
Draw ↻ 100%

10
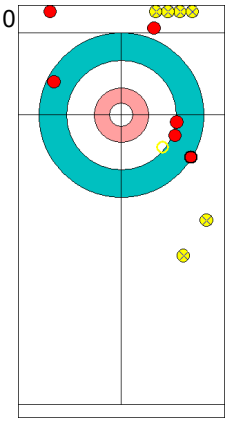

FIN: KAUSTE O
Take-out ↻ 100%

	FIN	USA
Total Score	7	3
Time left	03:37	06:16

Legend:
↻ Clockwise ↺ Counter-clockwise - Not considered

Game - Shot by Shot
경기별 숏 기록 / Déroulement de la partie

End 8 | **FIN - Finland 7 + 0** (this end) **= 7** | **USA - United States 3 + 2** (this end) **= 5**

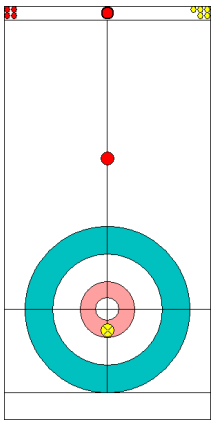

Prepositioned Stones

1
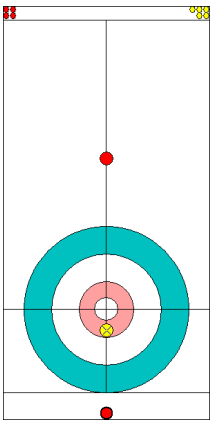

FIN: KAUSTE O
Draw ↺ 0%

2
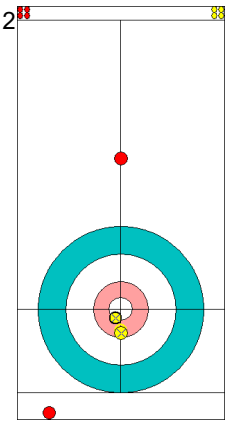

USA: HAMILTON B
Draw ↻ 100%

3
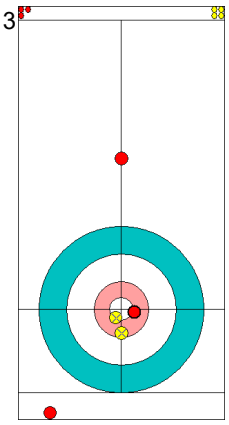

FIN: RANTAMAEKI T
Draw ↺ 75%

4
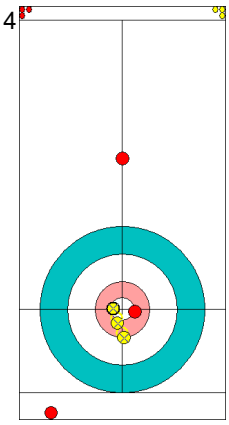

USA: HAMILTON M
Draw ↻ 100%

5
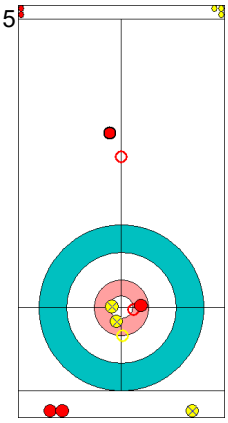

FIN: RANTAMAEKI T
Promotion Take-out ↺ 0%

6
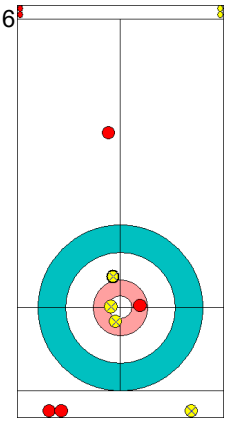

USA: HAMILTON M
Draw ↻ 100%

7
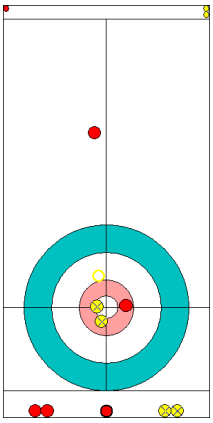

FIN: RANTAMAEKI T
Clearing ↻ 100%

8
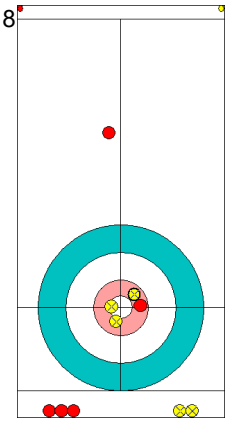

USA: HAMILTON M
Draw ↻ 100%
Time-out

9
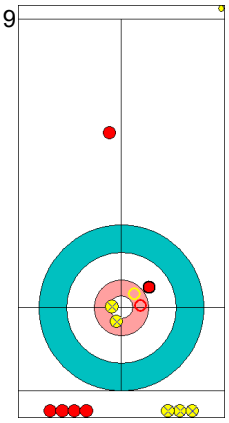

FIN: KAUSTE O
Take-out ↻ 100%
Time-out

	FIN	USA
Total Score	7	5
Time left	00:26	05:40

Legend:
↻ Clockwise ↺ Counter-clockwise - Not considered

Game Results
대회 경기결과 / Résultats de la partie

Sheet	Game	Team	LSFE	1	2	3	4	5	6	7	8	Extra Ends				Total
C	7	SUI - Switzerland	*	0	2	0	0	2	2	0	3					9
	7	OAR - Olympic Athlete from Russia		2	0	4	1	0	0	1	0					8

SUI - Switzerland		Shot Success Game	Shot Success All
F	PERRET Jenny	66%	68%
M	RIOS Martin	69%	74%
	Team Total	68%	71%

Last Stone Draw		Distance
↻	PERRET Jenny	20.9cm
↺	RIOS Martin	19.4cm
Total		**40.3cm**

Time remaining: 1 minute 1 second

Time-out: End 6 - SUI stone 5

Power Play: End 5

OAR - Olympic Athlete from Russia		Shot Success Game	Shot Success All
F	BRYZGALOVA Anastasia	74%	70%
M	KRUSHELNITCKII Aleksandr	65%	64%
	Team Total	70%	67%

Last Stone Draw		Distance
↻	KRUSHELNITCKII Aleksandr	8.7cm
↺	BRYZGALOVA Anastasia	175.3cm
Total		**184.0cm**

Time remaining: 0 minutes 58 seconds

Time-out: End 8 - OAR stone 3

Power Play: End 7

Shot Success Analysis

SUI - Switzerland		↻		↺		Game	
F PERRET Jenny	Draws	5	90%	8	59%	13	71%
	Take-outs	0	-	3	42%	3	42%
	Total	5	90%	11	55%	16	66%
M RIOS Martin	Draws	5	60%	15	70%	20	68%
	Take-outs	0	-	4	75%	4	75%
	Total	5	60%	19	71%	24	69%
Team	Draws	10	75%	23	66%	33	69%
	Take-outs	0	-	7	61%	7	61%
	Total	10	75%	30	65%	40	68%

OAR - Olympic Athlete from Russia		↻		↺		Game	
F BRYZGALOVA Anastasia	Draws	8	75%	6	58%	14	68%
	Take-outs	5	90%	4	75%	9	83%
	Total	13	81%	10	65%	23	74%
M KRUSHELNITCKII Aleksandr	Draws	7	61%	6	71%	13	65%
	Take-outs	2	50%	2	75%	4	63%
	Total	9	58%	8	72%	17	65%
Team	Draws	15	68%	12	65%	27	67%
	Take-outs	7	79%	6	75%	13	77%
	Total	22	72%	18	68%	40	70%

Note:
Team members are identified as follows:
F = Female, **M** = Male

Legend:
☐ Power Play ↻ Clockwise ↺ Counter-clockwise
LSFE(*) Last Stone First End

Game - Shot by Shot
경기별 숏 기록 / Déroulement de la partie

End 1 **SUI - Switzerland 0 + 0 (this end) = 0** **OAR - OAR 0 + 2 (this end) = 2**

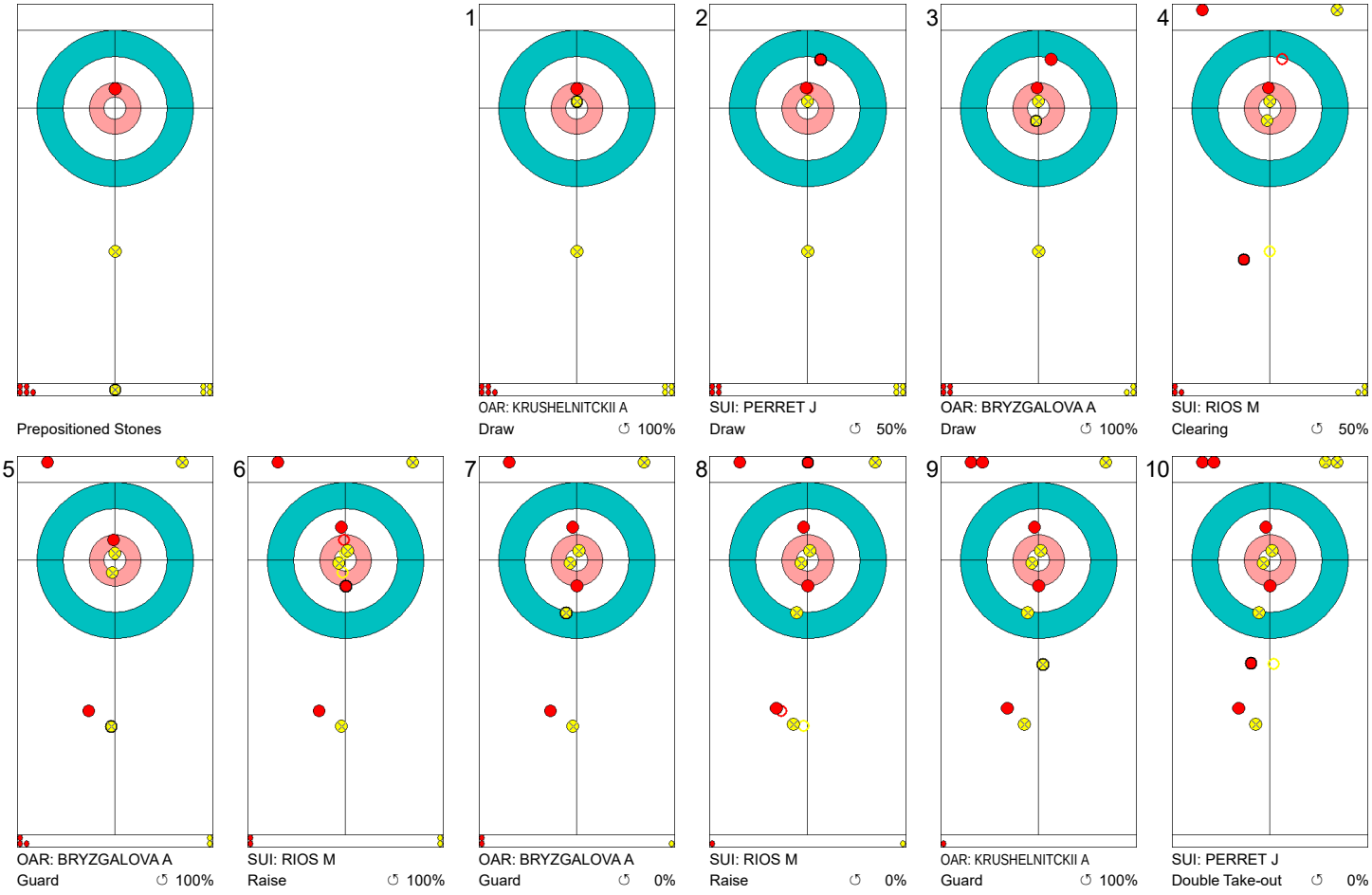

	SUI	OAR
Total Score	0	2
Time left	19:52	20:26

Legend:
↻ Clockwise ↺ Counter-clockwise - Not considered

Game - Shot by Shot
경기별 숏 기록 / Déroulement de la partie

End 2 **SUI - Switzerland 0 + 2** (this end) **= 2** **OAR - OAR 2 + 0** (this end) **= 2**

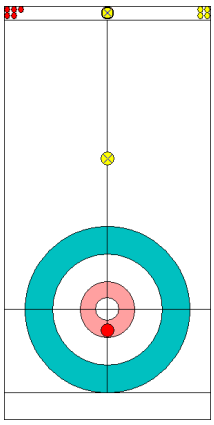

Prepositioned Stones

1
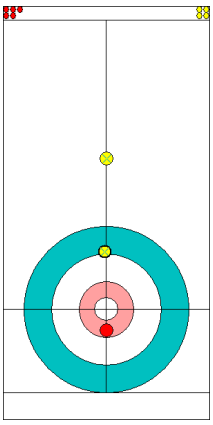

OAR: KRUSHELNITCKII A
Draw ↻ 75%

2
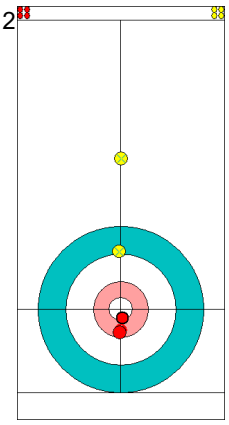

SUI: PERRET J
Draw ↻ 100%

3
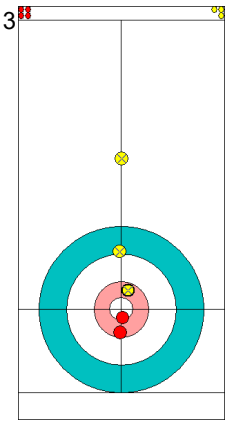

OAR: BRYZGALOVA A
Draw ↻ 100%

4
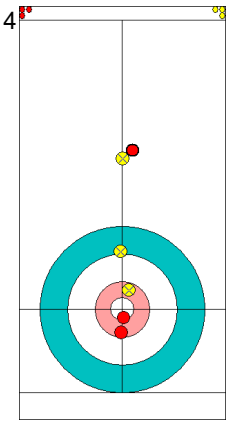

SUI: RIOS M
Raise ↻ 0%

5
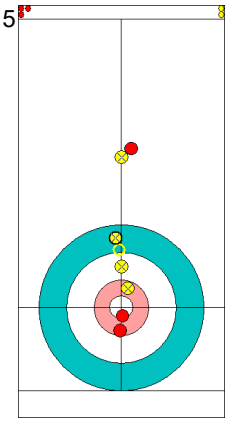

OAR: BRYZGALOVA A
Draw ↺ 50%

6
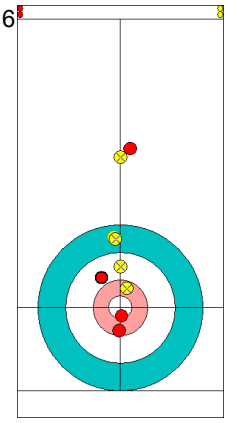

SUI: RIOS M
Draw ↺ 50%

7
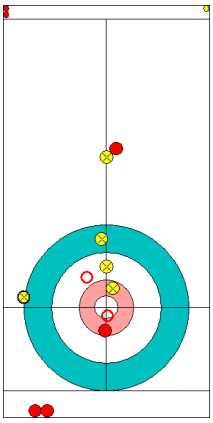

OAR: BRYZGALOVA A
Double Take-out ↺ 100%

8
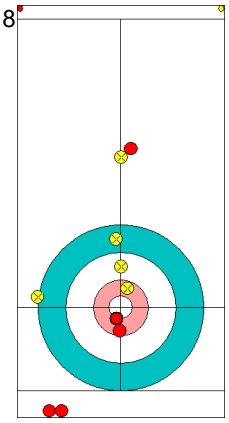

SUI: RIOS M
Draw ↺ 75%

9
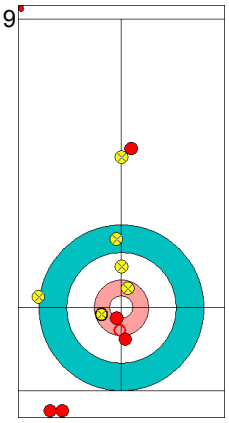

OAR: KRUSHELNITCKII A
Draw ↺ 50%

10
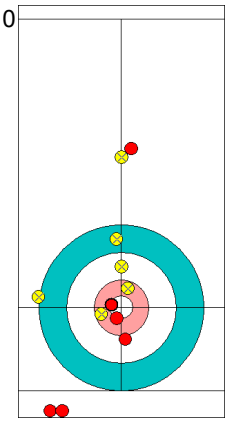

SUI: PERRET J
Draw ↺ 100%

	SUI	OAR
Total Score	2	2
Time left	17:42	18:03

Legend:
↻ Clockwise ↺ Counter-clockwise - Not considered

Game - Shot by Shot
경기별 숏 기록 / Déroulement de la partie

End 3 — **SUI - Switzerland 2 + 0** (this end) **= 2** — **OAR - OAR 2 + 4** (this end) **= 6**

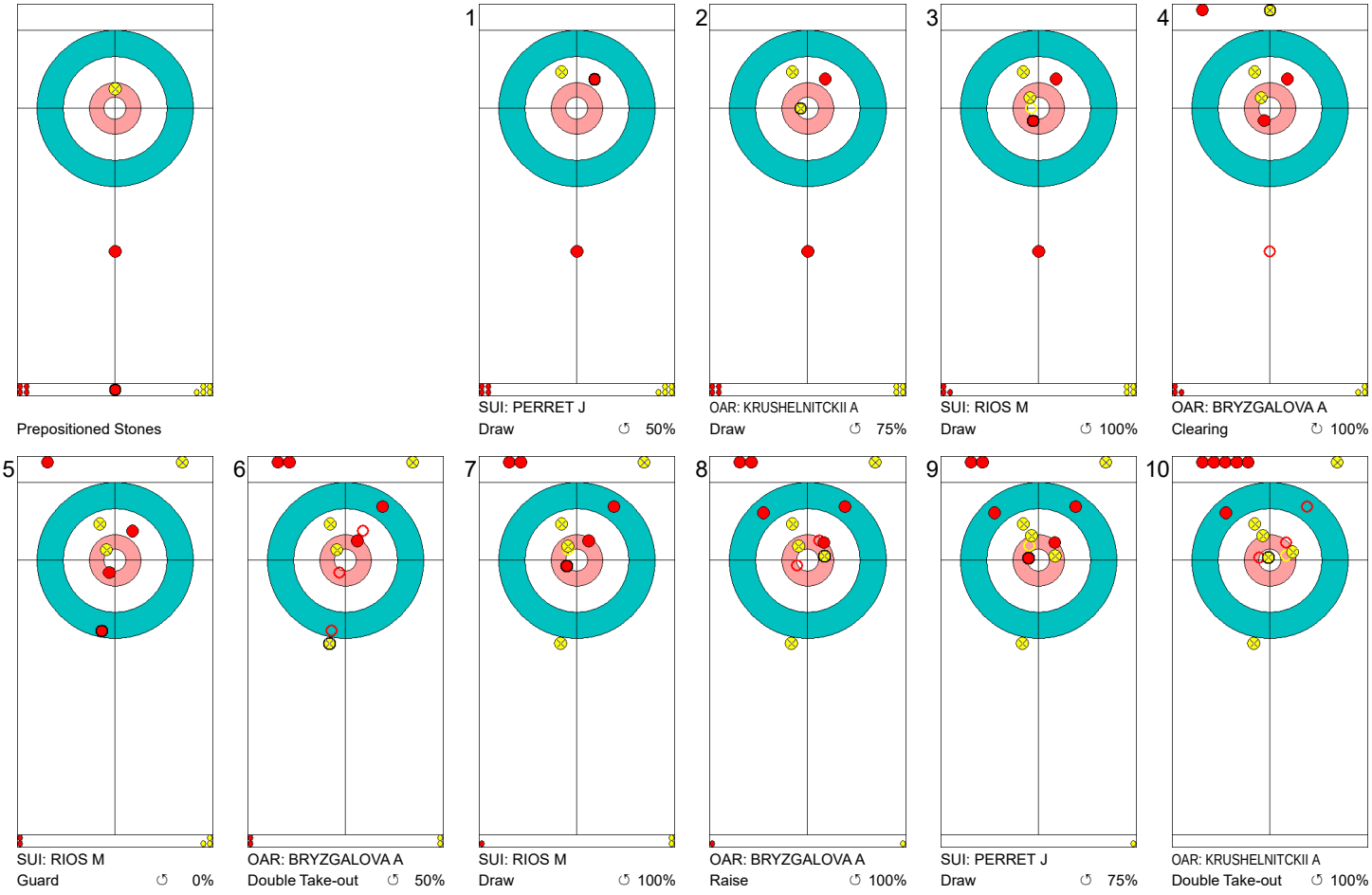

Prepositioned Stones

1 — SUI: PERRET J
Draw ↻ 50%

2 — OAR: KRUSHELNITCKII A
Draw ↻ 75%

3 — SUI: RIOS M
Draw ↻ 100%

4 — OAR: BRYZGALOVA A
Clearing ↻ 100%

5 — SUI: RIOS M
Guard ↻ 0%

6 — OAR: BRYZGALOVA A
Double Take-out ↻ 50%

7 — SUI: RIOS M
Draw ↻ 100%

8 — OAR: BRYZGALOVA A
Raise ↻ 100%

9 — SUI: PERRET J
Draw ↻ 75%

10 — OAR: KRUSHELNITCKII A
Double Take-out ↻ 100%

	SUI	OAR
Total Score	2	6
Time left	15:05	15:28

Legend:
↻ Clockwise ↺ Counter-clockwise - Not considered

Game - Shot by Shot
경기별 숏 기록 / Déroulement de la partie

End 4 — **SUI - Switzerland 2 + 0** (this end) **= 2** — **OAR - OAR 6 + 1** (this end) **= 7**

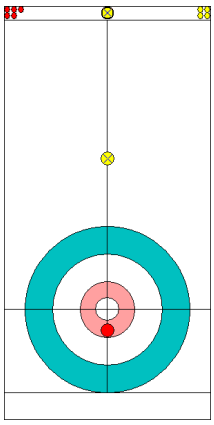

Prepositioned Stones

1

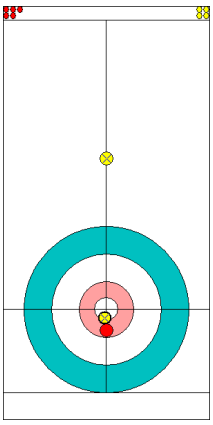

OAR: KRUSHELNITCKII A
Draw ↻ 100%

2

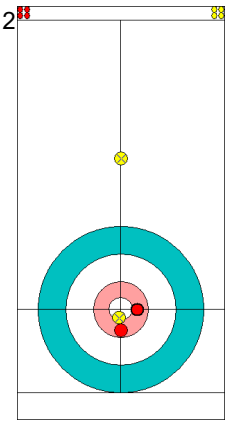

SUI: PERRET J
Draw ↻ 50%

3

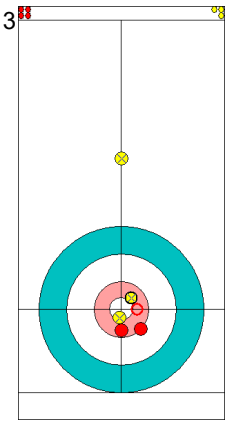

OAR: BRYZGALOVA A
Draw ↻ 75%

4

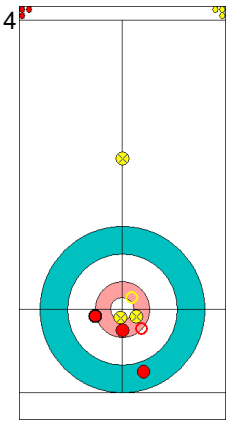

SUI: RIOS M
Raise ↻ 50%

5

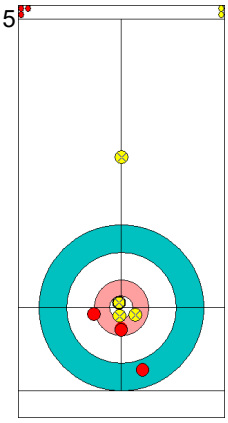

OAR: BRYZGALOVA A
Draw ↻ 100%

6

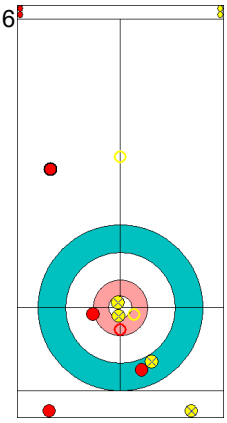

SUI: RIOS M
Double Take-out ↺ 50%

7

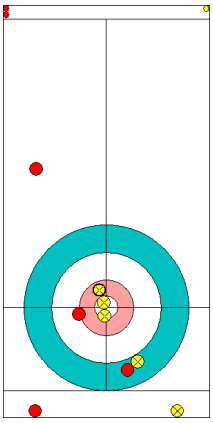

OAR: BRYZGALOVA A
Draw ↻ 100%

8

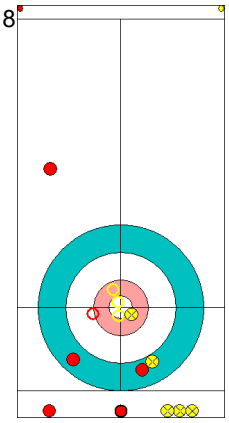

SUI: RIOS M
Double Take-out ↺ 100%

9

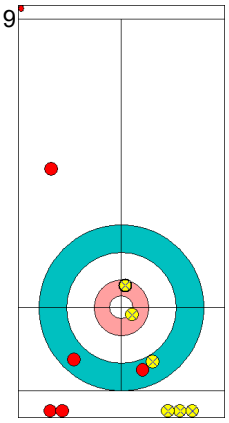

OAR: KRUSHELNITCKII A
Draw ↻ 100%

10

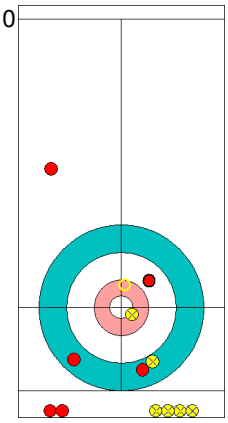

SUI: PERRET J
Double Take-out ↺ 25%

	SUI	OAR
Total Score	2	7
Time left	12:20	12:44

Legend:
↻ Clockwise ↺ Counter-clockwise - Not considered

Game - Shot by Shot
경기별 숏 기록 / Déroulement de la partie

End 5 **SUI - Switzerland 2 + 2** (this end) **= 4** **OAR - OAR 7 + 0** (this end) **= 7**

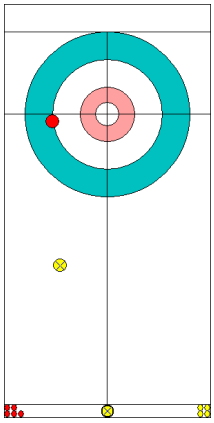

Power Play
Prepositioned Stones

1

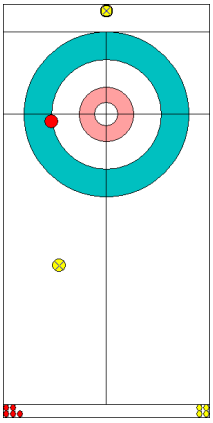

OAR: BRYZGALOVA A
Raise ↻ 0%
Stone removal violation

2

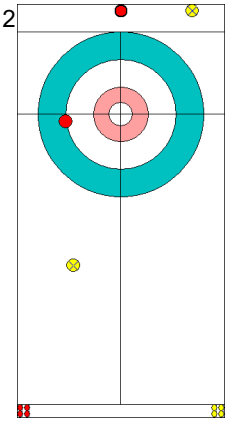

SUI: PERRET J
Draw ↺ 0%

3

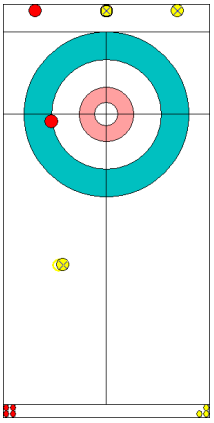

OAR: KRUSHELNITCKII A
Wick / Soft Peeling ↻ 0%

4

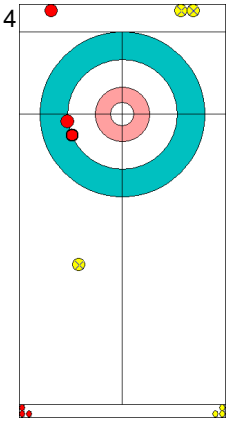

SUI: RIOS M
Draw ↺ 100%

5

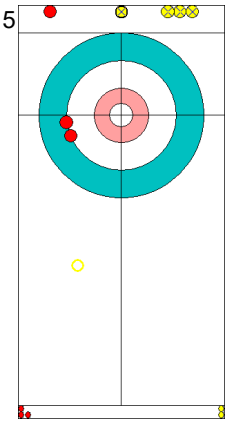

OAR: KRUSHELNITCKII A
Clearing ↻ 100%

6

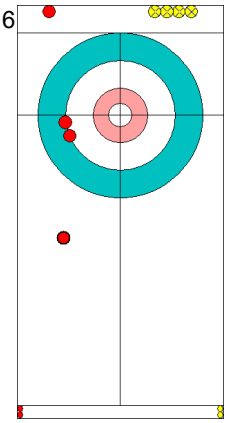

SUI: RIOS M
Guard ↺ 75%

7

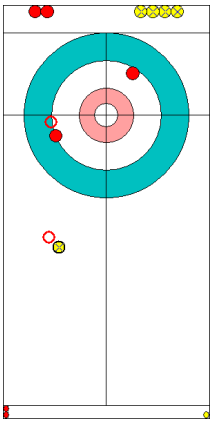

OAR: KRUSHELNITCKII A
Clearing ↻ 0%

8

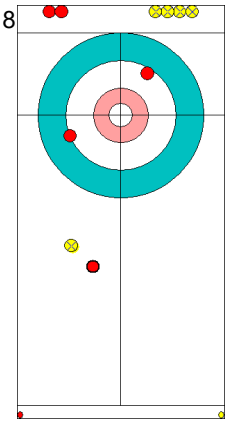

SUI: RIOS M
Draw ↺ 0%

9

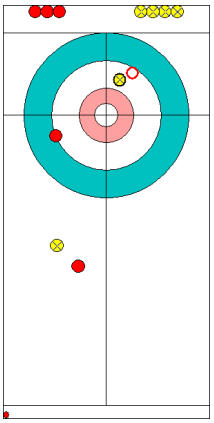

OAR: BRYZGALOVA A
Take-out ↻ 100%

10

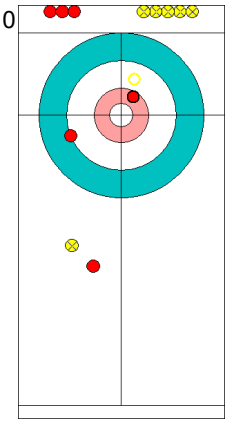

SUI: PERRET J
Take-out ↺ 100%

	SUI	OAR
Total Score	4	7
Time left	10:07	10:29

Legend:
↻ Clockwise ↺ Counter-clockwise - Not considered

Game - Shot by Shot
경기별 숏 기록 / Déroulement de la partie

End 6 **SUI - Switzerland 4 + 2** (this end) **= 6** **OAR - OAR 7 + 0** (this end) **= 7**

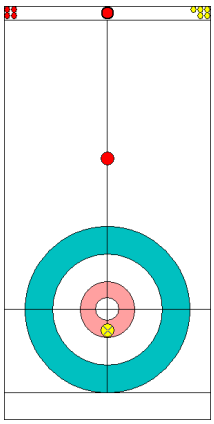

Prepositioned Stones

1
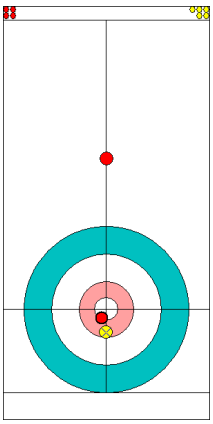

SUI: PERRET J
Draw ↻ 100%

2
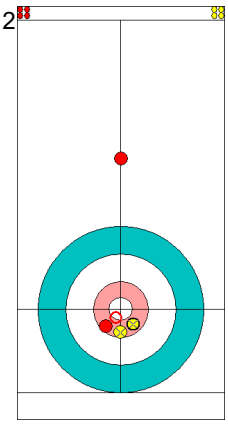

OAR: KRUSHELNITCKII A
Draw ↻ 50%

3
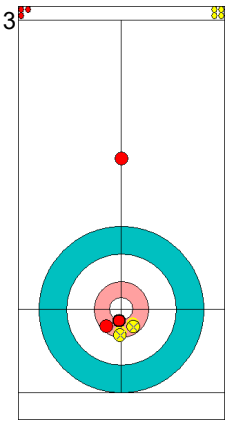

SUI: RIOS M
Draw ↻ 100%

4
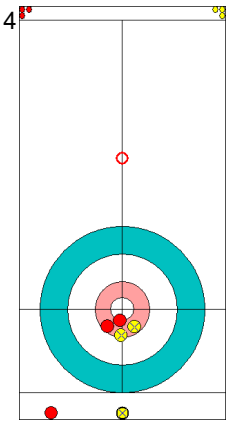

OAR: BRYZGALOVA A
Clearing ↻ 100%

5
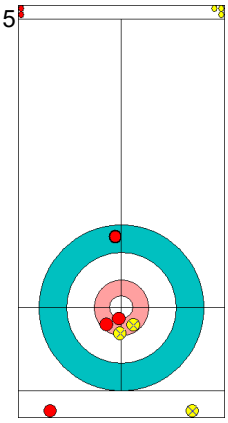

SUI: RIOS M
Guard ↻ 50%

6
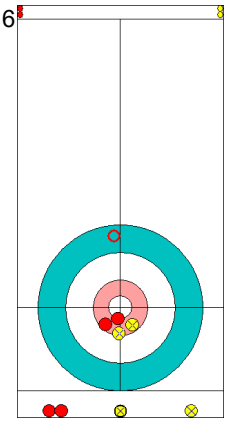

OAR: BRYZGALOVA A
Clearing ↻ 100%

7
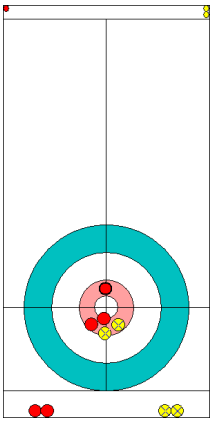

SUI: RIOS M
Draw ↻ 100%

8
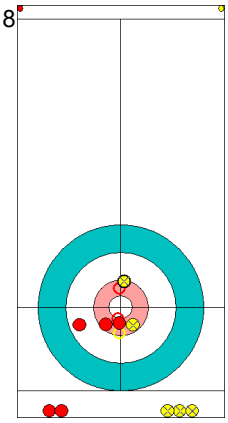

OAR: BRYZGALOVA A
Double Take-out ↻ 50%

9
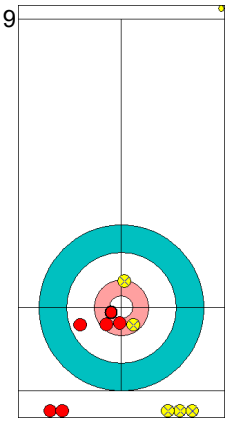

SUI: PERRET J
Draw ↻ 100%
Time-out

10
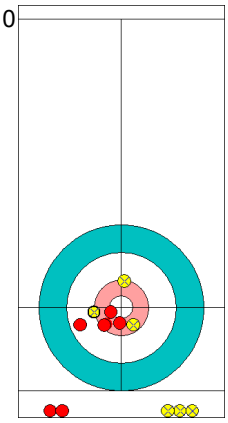

OAR: KRUSHELNITCKII A
Raise ↻ 0%

	SUI	OAR
Total Score	6	7
Time left	07:12	08:01

Legend:
↻ Clockwise ↺ Counter-clockwise - Not considered

Game - Shot by Shot
경기별 숏 기록 / Déroulement de la partie

End 7 — **SUI - Switzerland 6 + 0** (this end) **= 6** — **OAR - OAR 7 + 1** (this end) **= 8**

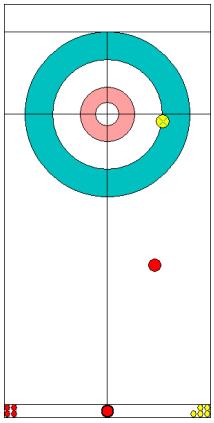

Power Play
Prepositioned Stones

1

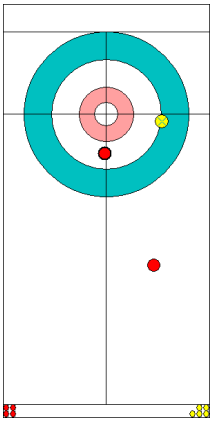

SUI: PERRET J
Guard ↺ 0%

2

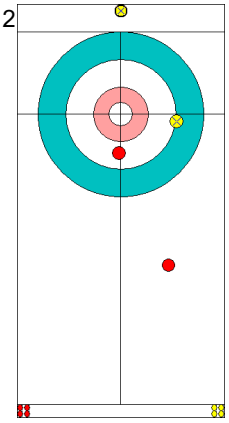

OAR: KRUSHELNITCKII A
Raise ↺ 0%
Stone removal violation

3

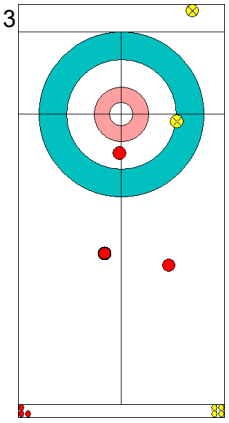

SUI: RIOS M
Guard ↺ 50%

4

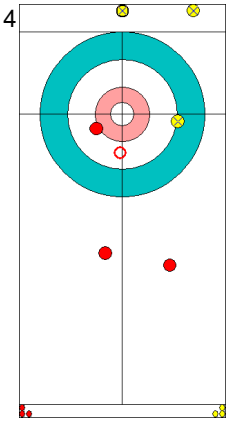

OAR: BRYZGALOVA A
Raise ↺ 0%

5

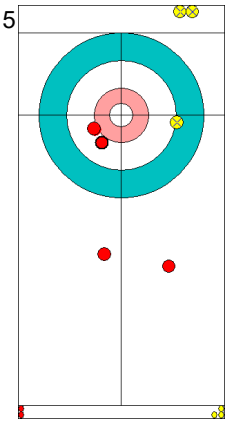

SUI: RIOS M
Draw ↺ 100%

6

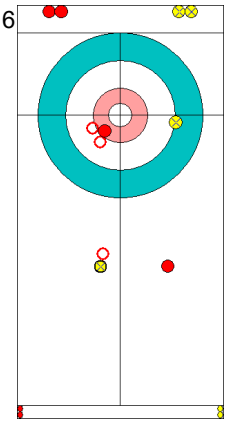

OAR: BRYZGALOVA A
Double Take-out ↻ 100%

7

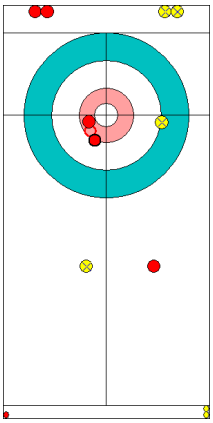

SUI: RIOS M
Draw ↺ 100%

8

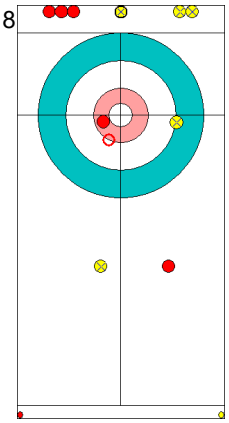

OAR: BRYZGALOVA A
Double Take-out ↺ 50%

9

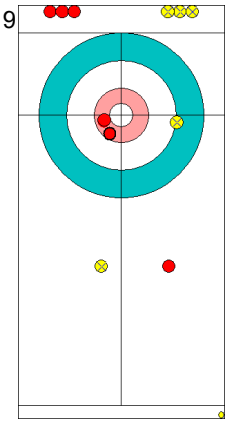

SUI: PERRET J
Draw ↺ 100%

10

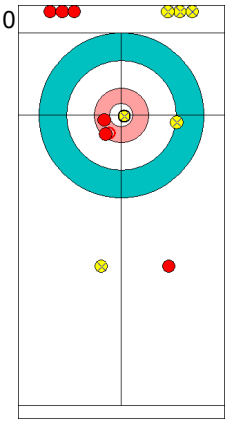

OAR: KRUSHELNITCKII A
Draw ↺ 100%

	SUI	OAR
Total Score	6	8
Time left	05:10	05:36

Legend:
↻ Clockwise ↺ Counter-clockwise - Not considered

Game - Shot by Shot
경기별 숏 기록 / Déroulement de la partie

End 8 **SUI - Switzerland 6 + 3** (this end) **= 9** **OAR - OAR 8 + 0** (this end) **= 8**

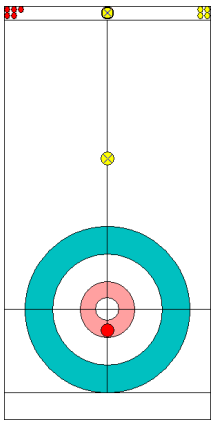

Prepositioned Stones

1
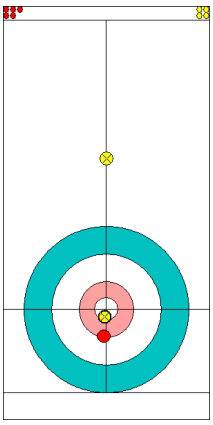

OAR: KRUSHELNITCKII A
Draw ↻ 100%

2
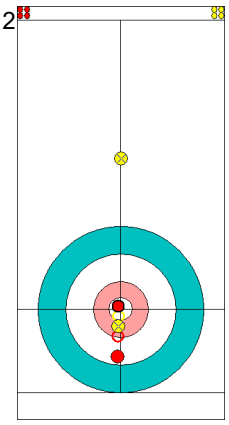

SUI: PERRET J
Draw ↻ 100%

3
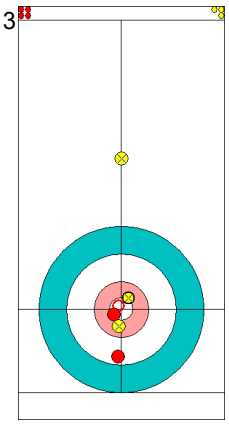

OAR: BRYZGALOVA A
Draw ↻ 100%

4
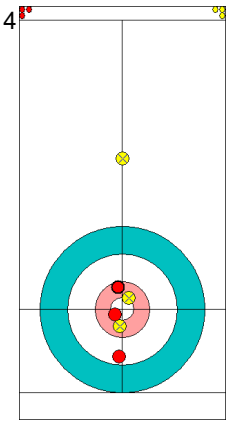

SUI: RIOS M
Draw ↻ 100%

5
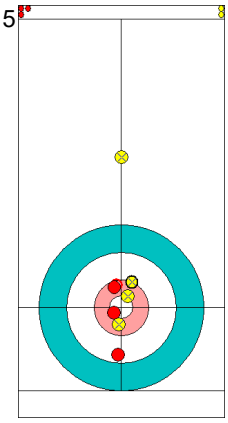

OAR: BRYZGALOVA A
Raise ↻ 50%
Time-out

6
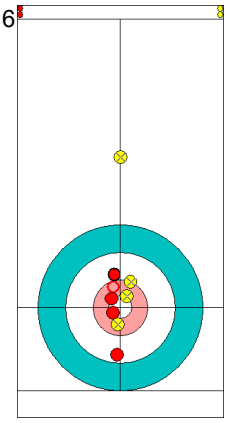

SUI: RIOS M
Raise ↺ 100%

7
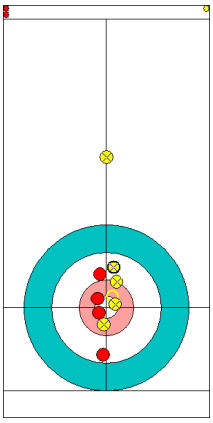

OAR: BRYZGALOVA A
Raise ↻ 75%

8
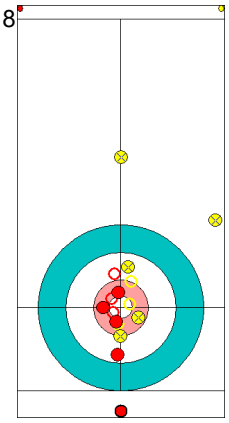

SUI: RIOS M
Promotion Take-out ↺ 100%

9
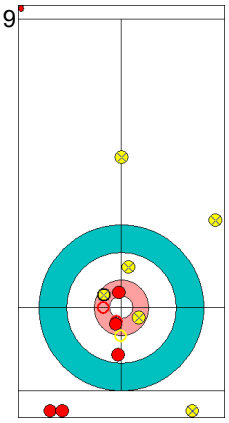

OAR: KRUSHELNITCKII A
Double Take-out ↺ 50%

10
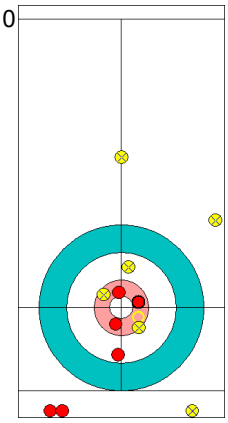

SUI: PERRET J
Raise ↻ 100%

	SUI	OAR
Total Score	9	8
Time left	01:01	00:58

Legend:
↻ Clockwise ↺ Counter-clockwise - Not considered

Game Results
대회 경기결과 / Résultats de la partie

Sheet	Game	Team	LSFE	1	2	3	4	5	6	7	8	Extra Ends				Total
D	7	CAN - Canada		1	1	0	2	1	0	2	X					7
	7	KOR - Republic of Korea	*	0	0	2	0	0	1	0	X					3

CAN - Canada		Shot Success Game	Shot Success All
F	LAWES Kaitlyn	78%	76%
M	MORRIS John	80%	82%
	Team Total	79%	80%

Last Stone Draw		Distance
↻	MORRIS John	53.4cm
↺	LAWES Kaitlyn	7.7cm
Total		**61.1cm**

Time remaining: 1 minute 6 seconds

Time-out: End 8 - CAN stone 5

KOR - Republic of Korea		Shot Success Game	Shot Success All
F	JANG Hyeji	52%	63%
M	LEE Kijeong	54%	70%
	Team Total	53%	67%

Last Stone Draw		Distance
↻	LEE Kijeong	14.4cm
↺	JANG Hyeji	42.2cm
Total		**56.6cm**

Time remaining: 0 minutes 28 seconds

Time-out: End 4 - KOR stone 3

Power Play: End 6

Shot Success Analysis

CAN - Canada		↻		↺		Game	
F LAWES Kaitlyn	Draws	8	75%	5	85%	13	79%
	Take-outs	1	50%	2	88%	3	75%
	Total	9	72%	7	86%	16	78%
M MORRIS John	Draws	7	79%	11	77%	18	78%
	Take-outs	0	-	6	88%	6	88%
	Total	7	79%	17	81%	24	80%
Team	Draws	15	77%	16	80%	31	78%
	Take-outs	1	50%	8	88%	9	83%
	Total	16	75%	24	82%	40	79%

KOR - Republic of Korea		↻		↺		Game	
F JANG Hyeji	Draws	5	65%	8	53%	13	58%
	Take-outs	0	-	2	13%	2	13%
	Total	5	65%	10	45%	15	52%
M LEE Kijeong	Draws	5	55%	12	50%	17	51%
	Take-outs	2	63%	5	60%	7	61%
	Total	7	57%	17	53%	24	54%
Team	Draws	10	60%	20	51%	30	54%
	Take-outs	2	63%	7	46%	9	50%
	Total	12	60%	27	50%	39	53%

Note:
Team members are identified as follows:
F = Female, **M** = Male

Legend:
☐ Power Play
LSFE(*) Last Stone First End
↻ Clockwise
X Unplayed/unfinished end due to concession
↺ Counter-clockwise

Game - Shot by Shot
경기별 숏 기록 / Déroulement de la partie

End 1 — **CAN - Canada 0 + 1 (this end) = 1** — **KOR - Republic of Korea 0 + 0 (this end) = 0**

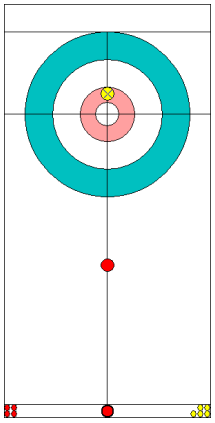

Prepositioned Stones

1
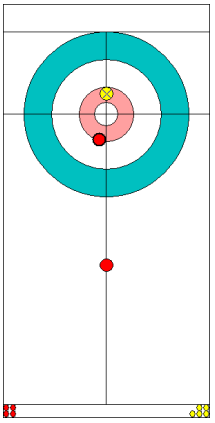

CAN: LAWES K
Draw ↻ 75%

2
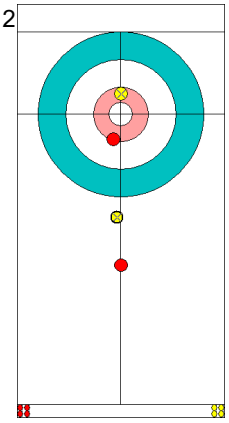

KOR: JANG H
Raise ↻ 0%

3
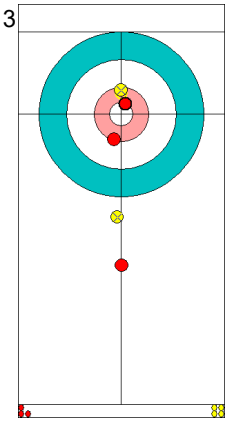

CAN: MORRIS J
Draw ↺ 100%

4
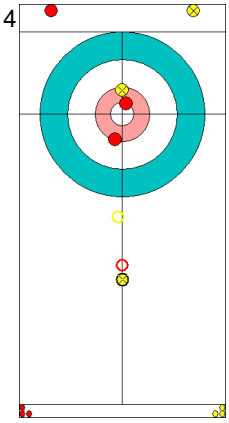

KOR: LEE K
Clearing ↺ 25%

5
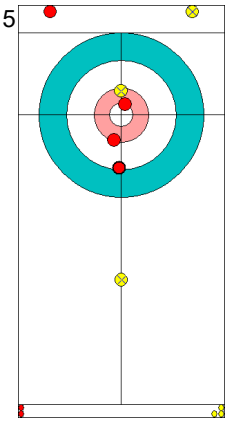

CAN: MORRIS J
Draw ↺ 75%

6
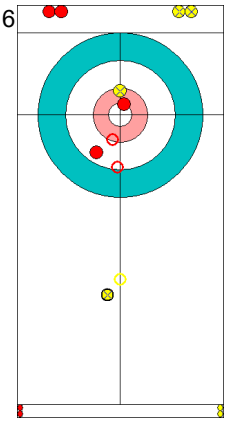

KOR: LEE K
Promotion Take-out ↺ 50%

7
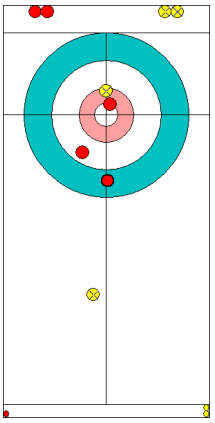

CAN: MORRIS J
Draw ↺ 75%

8
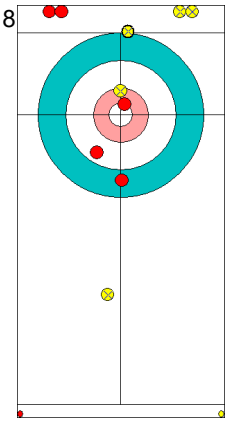

KOR: LEE K
Draw ↺ 25%

9
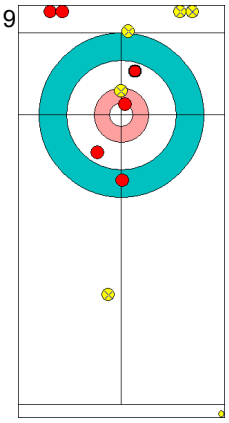

CAN: LAWES K
Draw ↺ 50%

10
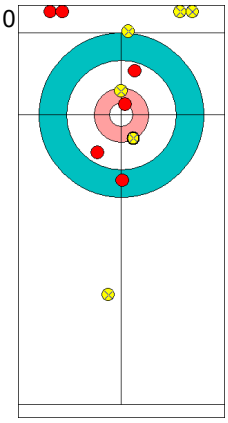

KOR: JANG H
Draw ↺ 0%

	CAN	KOR
Total Score	1	0
Time left	20:30	19:41

Legend:
↻ Clockwise ↺ Counter-clockwise - Not considered

Game - Shot by Shot
경기별 숏 기록 / Déroulement de la partie

End 2 — **CAN - Canada 1 + 1** (this end) **= 2** — **KOR - Republic of Korea 0 + 0** (this end) **= 0**

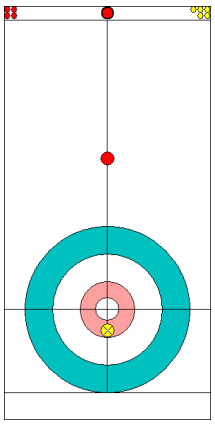

Prepositioned Stones

1
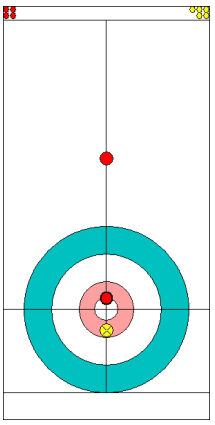

CAN: LAWES K
Draw ↻ 100%

2
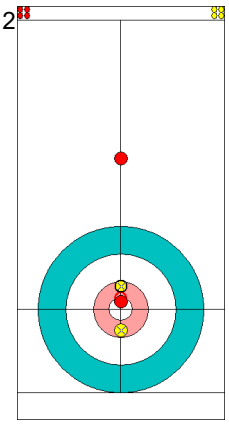

KOR: JANG H
Raise ↺ 75%

3
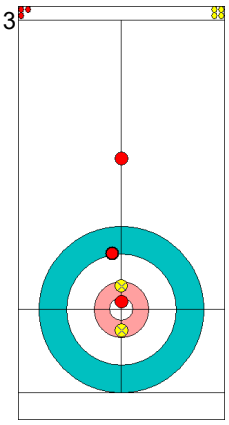

CAN: MORRIS J
Draw ↻ 75%

4
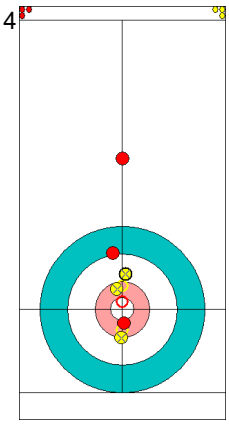

KOR: LEE K
Raise ↺ 75%

5
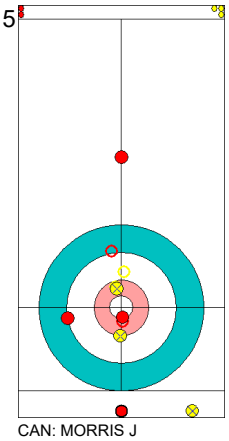

CAN: MORRIS J
Promotion Take-out ↻ 50%

6
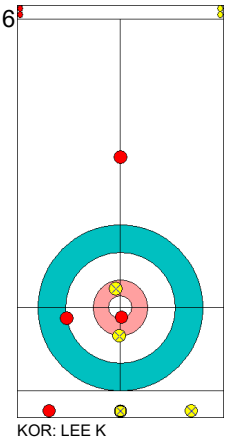

KOR: LEE K
Raise ↺ 0%

7
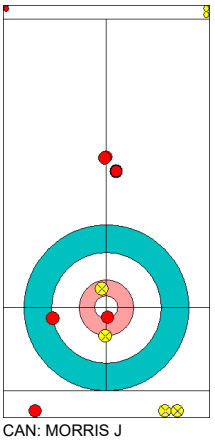

CAN: MORRIS J
Guard ↻ 50%

8
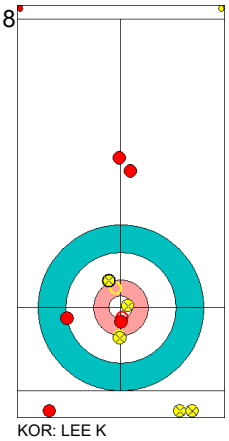

KOR: LEE K
Raise ↺ 100%

9
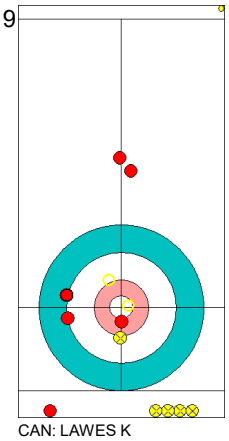

CAN: LAWES K
Double Take-out ↻ 100%

10
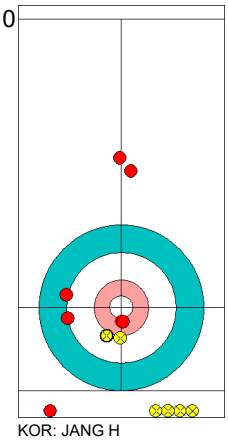

KOR: JANG H
Draw ↺ 0%

	CAN	KOR
Total Score	2	0
Time left	17:29	16:55

Legend:
↻ Clockwise ↺ Counter-clockwise - Not considered

Game - Shot by Shot
경기별 숏 기록 / Déroulement de la partie

End 3 | **CAN - Canada 2 + 0** (this end) **= 2** | **KOR - Republic of Korea 0 + 2** (this end) **= 2**

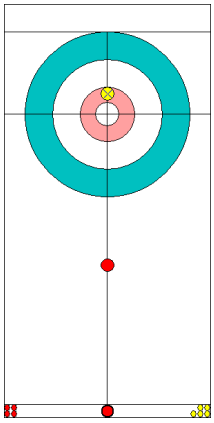

Prepositioned Stones

1
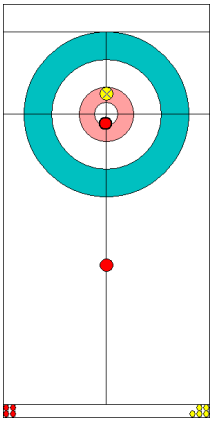

CAN: LAWES K
Draw ↻ 100%

2
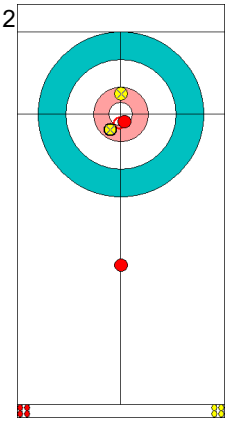

KOR: JANG H
Raise ↻ 50%

3
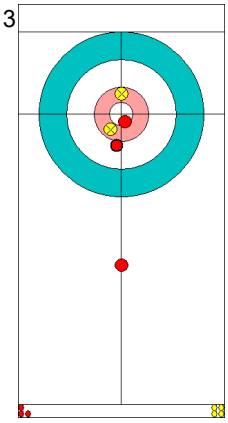

CAN: MORRIS J
Draw ↻ 75%

4
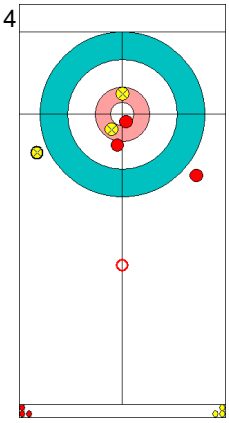

KOR: LEE K
Raise ↻ 0%

5
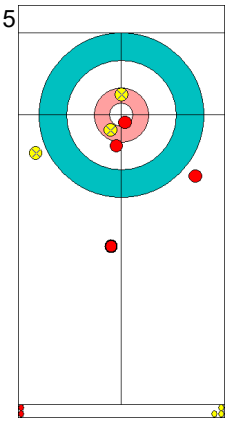

CAN: MORRIS J
Guard ↻ 100%

6
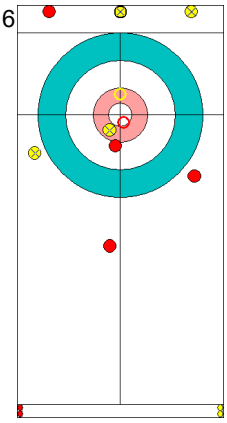

KOR: LEE K
Double Take-out ↺ 75%

7
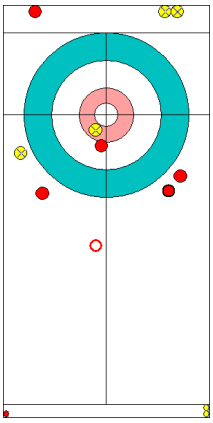

CAN: MORRIS J
Raise ↺ 0%

8
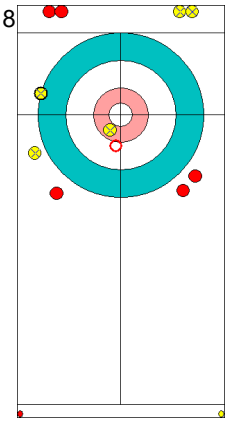

KOR: LEE K
Hit and Roll ↻ 100%

9
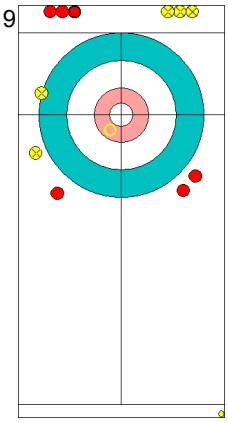

CAN: LAWES K
Double Take-out ↻ 50%

10
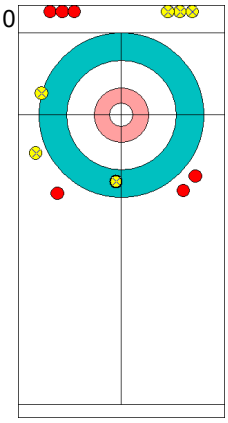

KOR: JANG H
Draw ↻ 100%

	CAN	KOR
Total Score	2	2
Time left	15:09	13:21

Legend:
↻ Clockwise ↺ Counter-clockwise - Not considered

Game - Shot by Shot
경기별 숏 기록 / Déroulement de la partie

End 4 — **CAN - Canada 2 + 2** (this end) **= 4** — **KOR - Republic of Korea 2 + 0** (this end) **= 2**

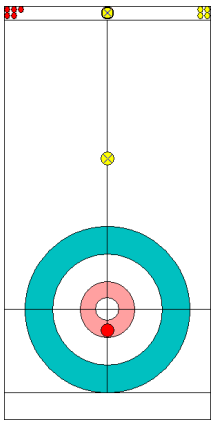

Prepositioned Stones

1
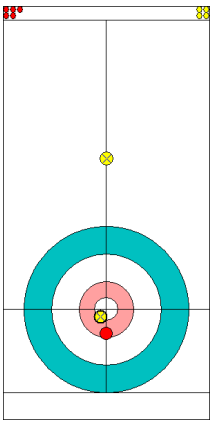

KOR: JANG H
Draw ↻ 75%

2
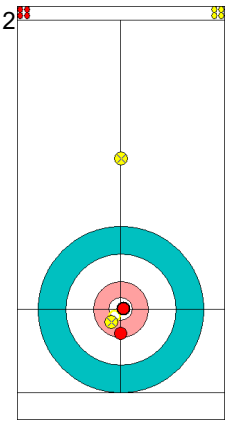

CAN: LAWES K
Raise ↺ 100%

3
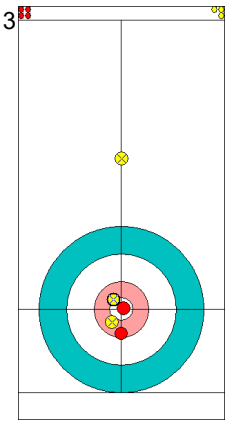

KOR: LEE K
Draw ↻ 75%

4
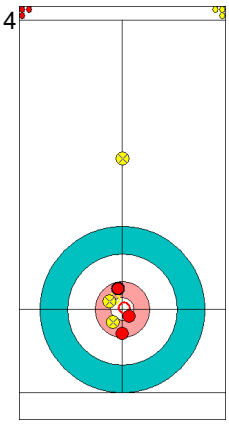

CAN: MORRIS J
Raise ↺ 100%

5
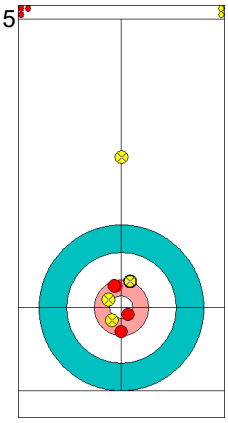

KOR: LEE K
Draw ↻ 50%
Time-out

6
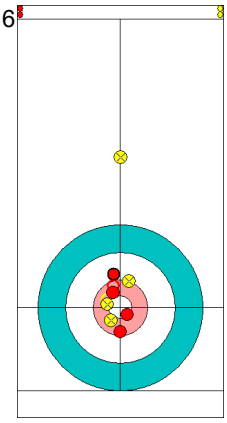

CAN: MORRIS J
Raise ↺ 75%

7
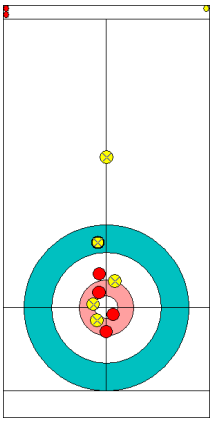

KOR: LEE K
Guard ↺ 75%

8
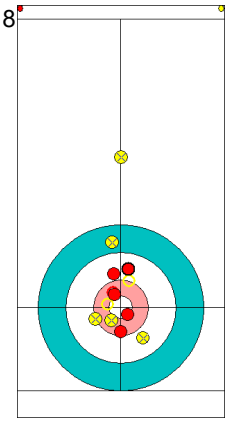

CAN: MORRIS J
Raise ↺ 100%

9
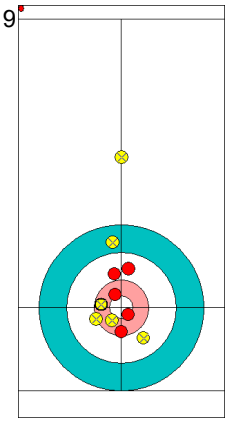

KOR: JANG H
Draw ↻ 50%

10
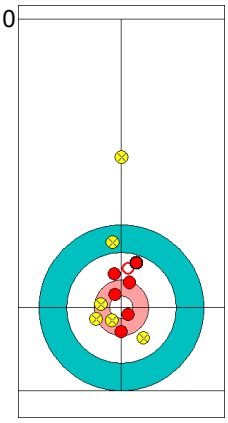

CAN: LAWES K
Raise ↻ 0%

	CAN	KOR
Total Score	4	2
Time left	11:48	10:01

Legend:
↻ Clockwise ↺ Counter-clockwise - Not considered

Game - Shot by Shot
경기별 숏 기록 / Déroulement de la partie

End 5 — **CAN - Canada 4 + 1** (this end) **= 5** — **KOR - Republic of Korea 2 + 0** (this end) **= 2**

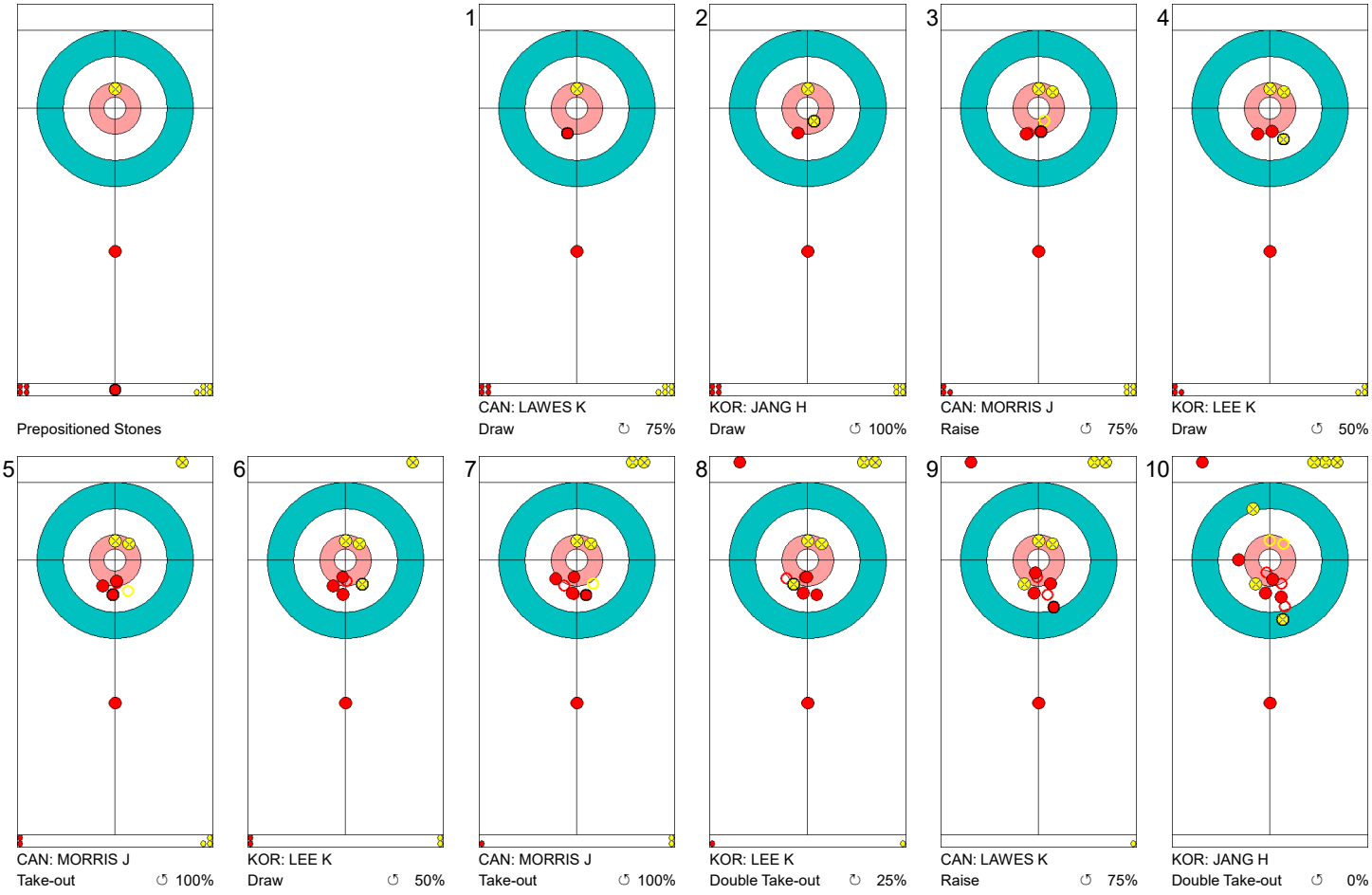

	CAN	KOR
Total Score	5	2
Time left	08:34	06:35

Legend:
↻ Clockwise ↺ Counter-clockwise - Not considered

Game - Shot by Shot
경기별 숏 기록 / Déroulement de la partie

End 6 — **CAN - Canada 5 + 0** (this end) **= 5** — **KOR - Republic of Korea 2 + 1** (this end) **= 3**

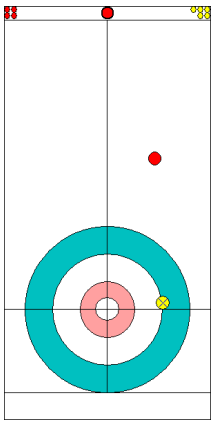

Power Play
Prepositioned Stones

1
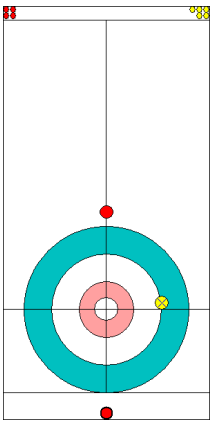

CAN: LAWES K
Wick / Soft Peeling ↻ 100%

2
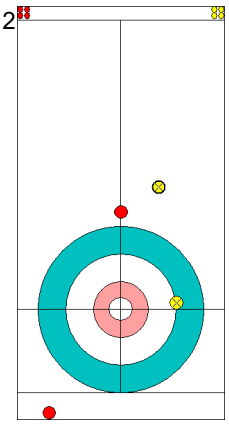

KOR: JANG H
Guard ↺ 50%

3
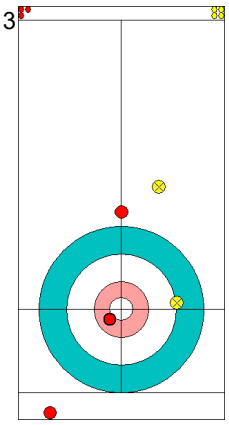

CAN: MORRIS J
Draw ↺ 75%

4
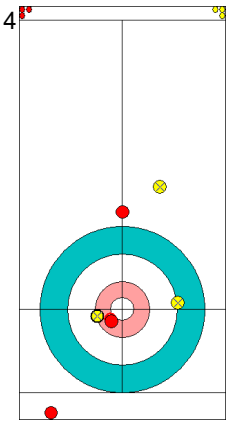

KOR: LEE K
Draw ↺ 50%

5
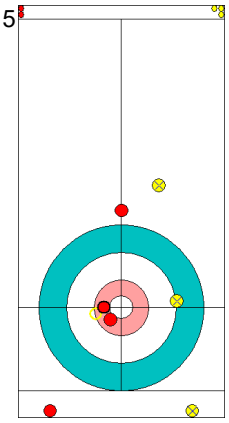

CAN: MORRIS J
Hit and Roll ↺ 75%

6
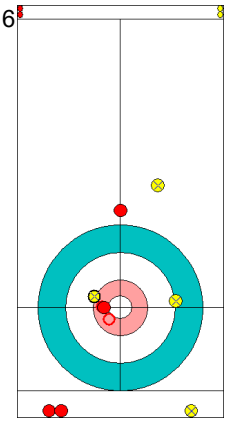

KOR: LEE K
Hit and Roll ↺ 75%

7
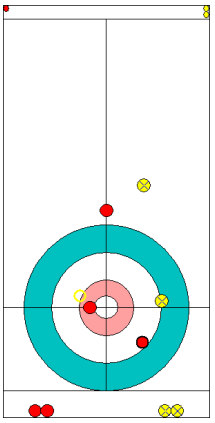

CAN: MORRIS J
Hit and Roll ↻ 100%

8
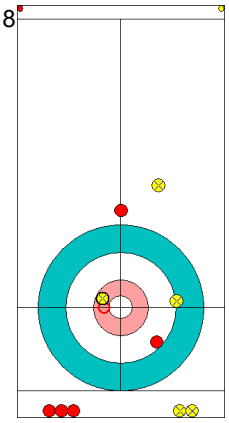

KOR: LEE K
Hit and Roll ↺ 75%

9
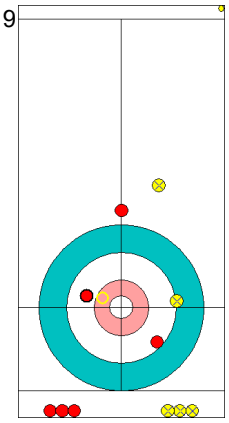

CAN: LAWES K
Hit and Roll ↺ 75%

10
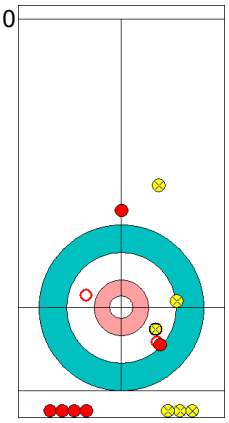

KOR: JANG H
Double Take-out ↺ 25%
Measurement

	CAN	KOR
Total Score	5	3
Time left	06:11	04:26

Legend:
↻ Clockwise ↺ Counter-clockwise - Not considered

Game - Shot by Shot
경기별 숏 기록 / Déroulement de la partie

End 7 | **CAN - Canada 5 + 2** (this end) **= 7** | **KOR - Republic of Korea 3 + 0** (this end) **= 3**

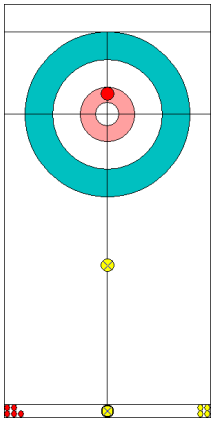

Prepositioned Stones

1

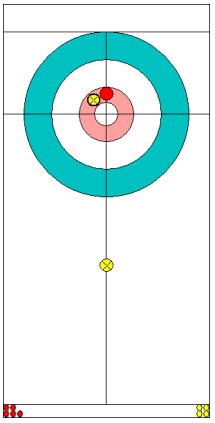

KOR: JANG H
Draw ↻ 75%

2

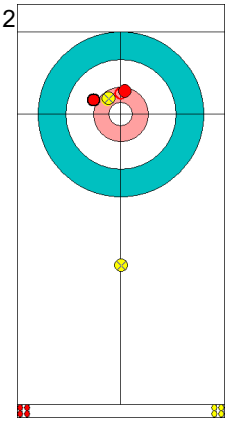

CAN: LAWES K
Raise ↻ 50%

3

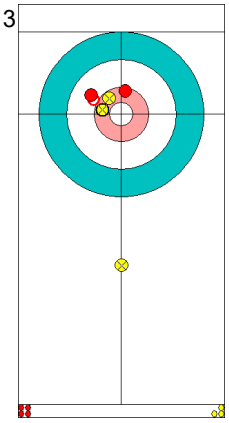

KOR: LEE K
Raise ↻ 75%

4

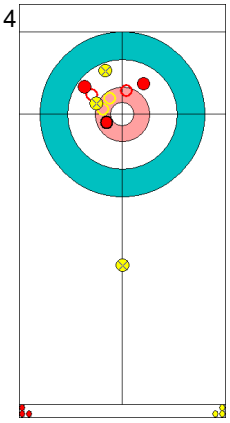

CAN: MORRIS J
Raise ↻ 75%

5

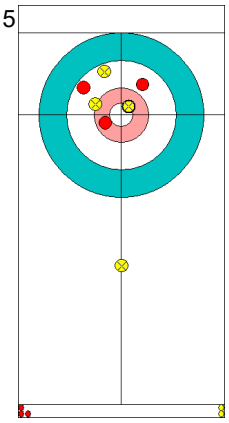

KOR: LEE K
Draw ↻ 75%

6

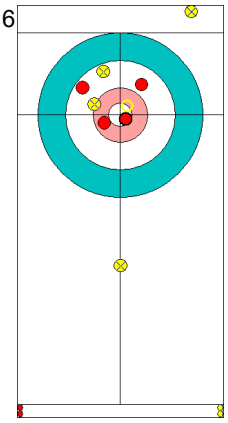

CAN: MORRIS J
Take-out ↺ 100%

7

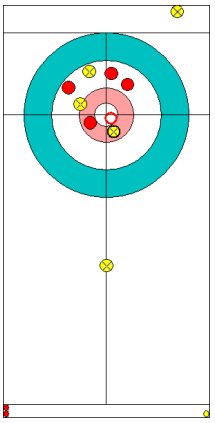

KOR: LEE K
Raise ↺ 75%

8

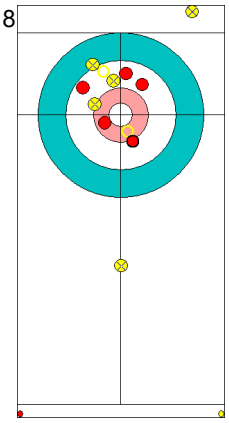

CAN: MORRIS J
Raise ↺ 100%

9

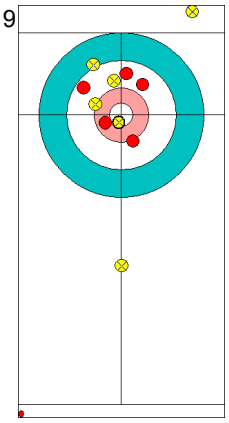

KOR: JANG H
Draw ↺ 100%

10

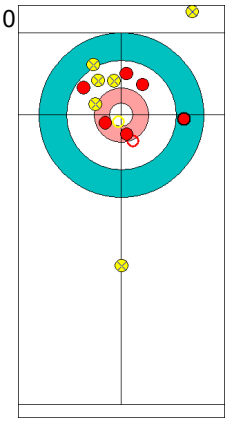

CAN: LAWES K
Raise ↺ 100%

	CAN	KOR
Total Score	7	3
Time left	02:31	02:26

Legend:
↻ Clockwise ↺ Counter-clockwise - Not considered

Game - Shot by Shot
경기별 숏 기록 / Déroulement de la partie

End 8 — **CAN - Canada 7 + X** (this end) **= 7** — **KOR - Republic of Korea 3 + X** (this end) **= 3**

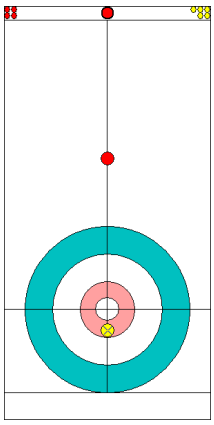

Prepositioned Stones

1

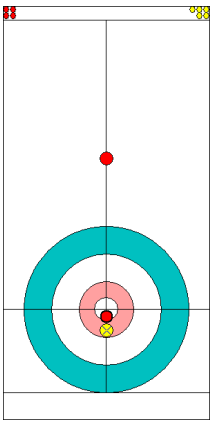

CAN: LAWES K
Draw ↻ 100%

2

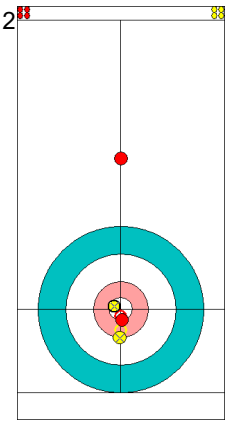

KOR: JANG H
Raise ↺ 75%

3

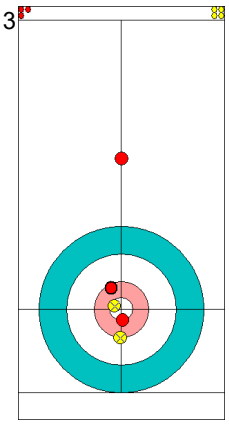

CAN: MORRIS J
Draw ↻ 75%

4

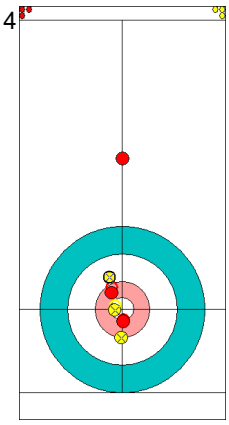

KOR: LEE K
Raise ↺ 50%

5

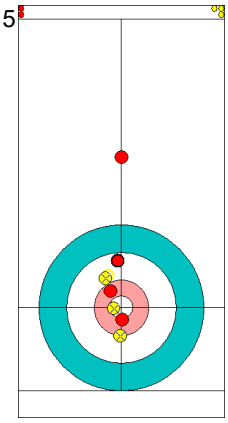

CAN: MORRIS J
Raise ↻ 100%

6

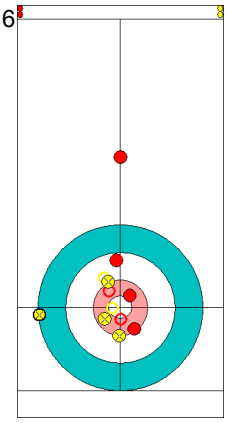

KOR: LEE K
Raise ↺ 50%

7

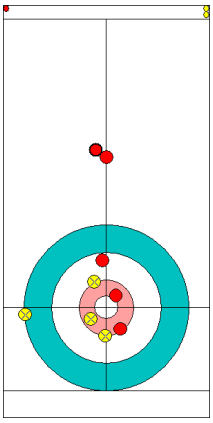

CAN: MORRIS J
Guard ↺ 75%

8

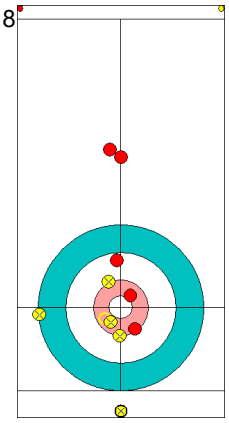

KOR: LEE K
Raise ↺ 0%

9

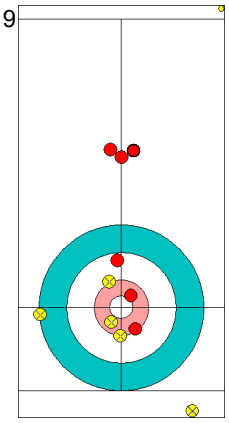

CAN: LAWES K
Guard ↻ 100%
Time-out

	CAN	KOR
Total Score	7	3
Time left	01:06	00:28

Legend:
↻ Clockwise
↺ Counter-clockwise
\- Not considered
X Unfinished end due to concession

Most Important Shots
우승 결정 슛 / Tirs les plus importants

Sheet	Game	Team	LSFE	1	2	3	4	5	6	7	8	Extra Ends	Total
A	7	NOR - Norway		0	1	1	0	1	0	X	X		3
	7	CHN - People's Republic of China	*	1	0	0	3	0	5	X	X		9

Most Important Shot:

Just after Norwegian player SKASLIEN K made a Take-out to sit frozen on a stone on the button, Chinese player WANG R played a perfectly placed Draw to just bite the button and take a three point end.

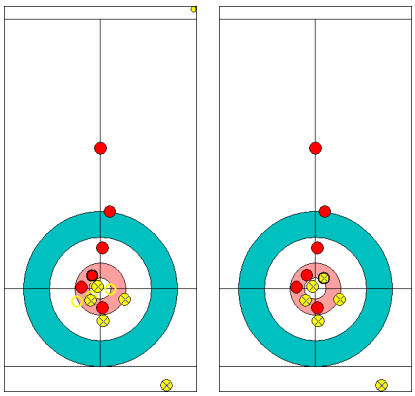

Before | After

End: 4
Team: CHN - People's Republic of China
Player: WANG Rui
Team Stone: 1 2 3 4 (5)
Task: Draw
Rotation: ↻
Shot Success: 100%

Sheet	Game	Team	LSFE	1	2	3	4	5	6	7	8	Extra Ends	Total
B	7	FIN - Finland		1	0	0	1	1	0	4	0		7
	7	USA - United States of America	*	0	1	1	0	0	1	0	2		5

Most Important Shot:

Finnish Player KAUSTE O executed a precise Take-out on the US shot stone to score important four stones in this end.

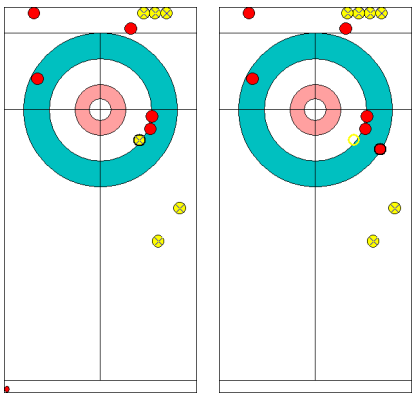

Before | After

End: 7
Team: FIN - Finland
Player: KAUSTE Oona
Team Stone: 1 2 3 4 (5)
Task: Take-out
Rotation: ↻
Shot Success: 100%

Most Important Shots
우승 결정 슛 / Tirs les plus importants

Sheet	Game	Team	LSFE	1	2	3	4	5	6	7	8	Extra Ends	Total
C	7	SUI - Switzerland	*	0	2	0	0	2	2	0	3		9
	7	OAR - Olympic Athlete from Russia		2	0	4	1	0	0	1	0		8

Most Important Shot:

Swiss player RIOS M played a perfect Promotion Take-out to remove shot stone of team OAR and change the situation in the house completely. This set up the 3 points and win for the Swiss team.

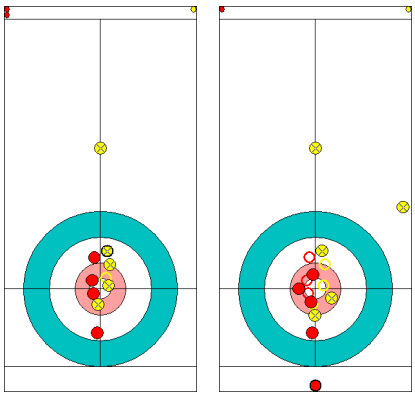

Before After

End: 8
Team: SUI - Switzerland
Player: RIOS Martin
Team Stone: 1 2 3 (4) 5
Task: Promotion Take-out
Rotation: ↻
Shot Success: 100%

Sheet	Game	Team	LSFE	1	2	3	4	5	6	7	8	Extra Ends	Total
D	7	CAN - Canada		1	1	0	2	1	0	2	X		7
	7	KOR - Republic of Korea	*	0	0	2	0	0	1	0	X		3

Most Important Shot:

Canadian player LAWES K played an angle Raise on a stone partially on the button, taking a two point end for a comfortable lead in the game.

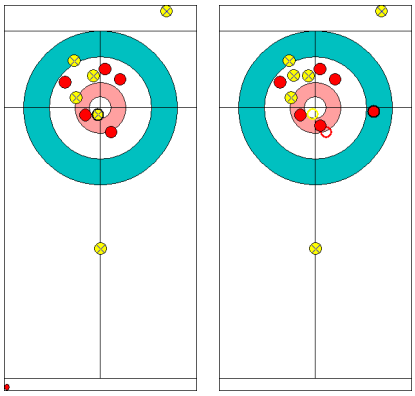

Before After

End: 7
Team: CAN - Canada
Player: LAWES Kaitlyn
Team Stone: 1 2 3 4 (5)
Task: Raise
Rotation: ↻
Shot Success: 100%

Legend:
☐ Power Play ↻ Clockwise ↺ Counter-clockwise
LSFE(*) Last Stone First End **X** Unplayed/unfinished end due to concession

REVISED
10 FEB 22:41

Session Results and Standings
세션 경기결과 및 순위 / Résultats de la session et classement

Sheet	Game	Team	LSFE	1	2	3	4	5	6	7	8	Extra Ends				Total
A	6	OAR - Olympic Athlete from Russia		0	0	1	0	1	0	X	X					2
	6	CAN - Canada	*	3	1	0	2	0	2	X	X					8
B	6	SUI - Switzerland	*	2	1	0	1	1	0	1	0					6
	6	KOR - Republic of Korea		0	0	1	0	0	1	0	2					4
C	6	NOR - Norway		0	3	0	0	0	0	X	X					3
	6	USA - United States of America	*	1	0	1	4	1	3	X	X					10
D	6	FIN - Finland	*	0	3	0	1	0	1	0	X					5
	6	CHN - People's Republic of China		3	0	1	0	4	0	2	X					10

Current Standings

Rank	Team	Games	Wins	Losses	
1	CAN - Canada	6	5	1	Q
2	NOR - Norway	6	4	2	
2	OAR - Olympic Athlete from Russia	6	4	2	Q
2	SUI - Switzerland	6	4	2	
5	CHN - People's Republic of China	6	3	3	
6	KOR - Republic of Korea	6	2	4	
6	USA - United States of America	6	2	4	
8	FIN - Finland	6	0	6	

Note:
Under WCF rules, tie-breaking rules for standings are not applied until after the last game of the round robin.

Legend:
☐ Power Play
X Unplayed/unfinished end due to concession
LSFE(*) Last Stone First End
Q Qualified for the semi-finals

Qualification indicator for OAR has been added.

Game Results
대회 경기결과 / Résultats de la partie

Sheet	Game	Team	LSFE	1	2	3	4	5	6	7	8	Extra Ends				Total
A	6	OAR - Olympic Athlete from Russia		0	0	1	0	1	0	X	X					2
	6	CAN - Canada	*	3	1	0	2	0	2	X	X					8

OAR - Olympic Athlete from Russia		Shot Success Game	Shot Success All
F	BRYZGALOVA Anastasia	60%	69%
M	KRUSHELNITCKII Aleksandr	63%	63%
	Team Total	61%	67%

Last Stone Draw		Distance
↻	BRYZGALOVA Anastasia	22.4cm
↺	KRUSHELNITCKII Aleksandr	184.8cm
Total		**207.2cm**

Time remaining: 4 minutes 51 seconds

CAN - Canada		Shot Success Game	Shot Success All
F	LAWES Kaitlyn	86%	76%
M	MORRIS John	90%	83%
	Team Total	89%	80%

Last Stone Draw		Distance
↻	MORRIS John	10.0cm
↺	LAWES Kaitlyn	52.8cm
Total		**62.8cm**

Time remaining: 7 minutes 19 seconds

Power Play: End 5

Shot Success Analysis

OAR - Olympic Athlete from Russia		↻		↺		Game	
F BRYZGALOVA Anastasia	Draws	5	70%	11	57%	16	61%
	Take-outs	1	50%	1	50%	2	50%
	Total	6	67%	12	56%	18	60%
M KRUSHELNITCKII Aleksandr	Draws	5	75%	2	88%	7	79%
	Take-outs	4	50%	1	0%	5	40%
	Total	9	64%	3	58%	12	63%
Team	Draws	10	73%	13	62%	23	66%
	Take-outs	5	50%	2	25%	7	43%
	Total	15	65%	15	57%	30	61%

CAN - Canada		↻		↺		Game	
F LAWES Kaitlyn	Draws	6	75%	3	100%	9	83%
	Take-outs	1	100%	1	100%	2	100%
	Total	7	79%	4	100%	11	86%
M MORRIS John	Draws	4	63%	5	100%	9	83%
	Take-outs	4	100%	5	95%	9	97%
	Total	8	81%	10	98%	18	90%
Team	Draws	10	70%	8	100%	18	83%
	Take-outs	5	100%	6	96%	11	98%
	Total	15	80%	14	98%	29	89%

Note:
Team members are identified as follows:
F = Female, **M** = Male

Legend:
☐ Power Play
LSFE(*) Last Stone First End
↻ Clockwise
X Unplayed/unfinished end due to concession
↺ Counter-clockwise

Game - Shot by Shot
경기별 숏 기록 / Déroulement de la partie

End 1 — **OAR - OAR 0 + 0** (this end) **= 0** — **CAN - Canada 0 + 3** (this end) **= 3**

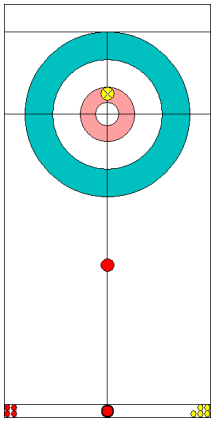

Prepositioned Stones

1
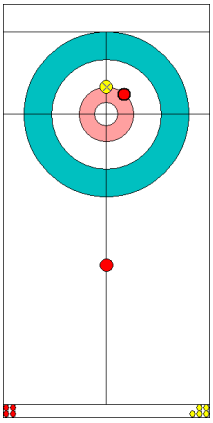

OAR: KRUSHELNITCKII A
Raise ↻ 100%

2
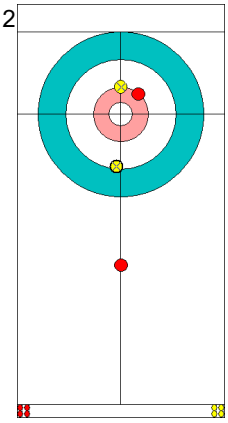

CAN: LAWES K
Draw ↻ 50%

3
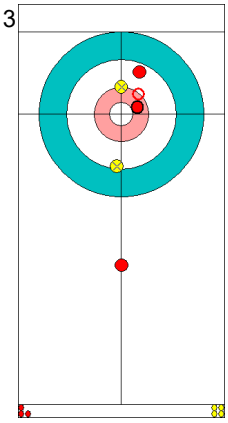

OAR: BRYZGALOVA A
Draw ↺ 50%

4
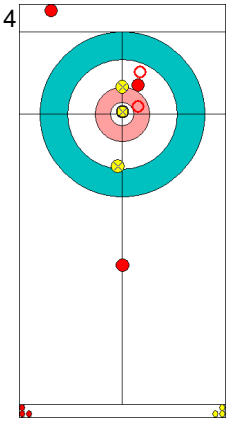

CAN: MORRIS J
Hit and Roll ↻ 100%

5
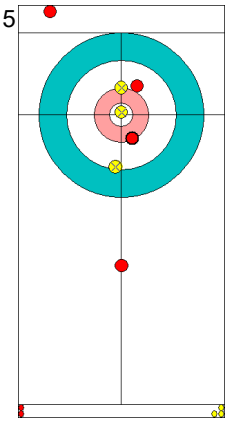

OAR: BRYZGALOVA A
Draw ↺ 75%

6
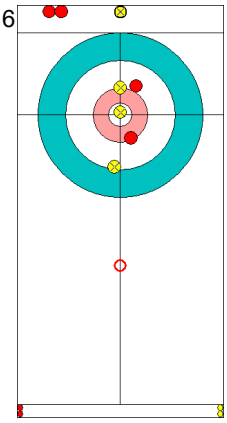

CAN: MORRIS J
Clearing ↻ 100%

7
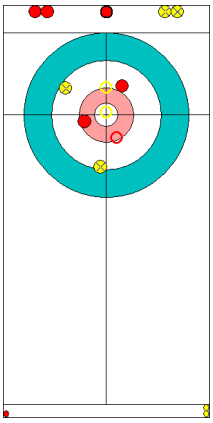

OAR: BRYZGALOVA A
Double Take-out ↺ 50%

8
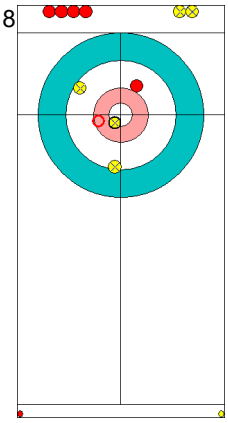

CAN: MORRIS J
Hit and Roll ↻ 100%

9
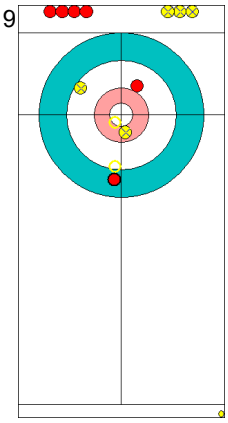

OAR: KRUSHELNITCKII A
Double Take-out ↺ 50%

10
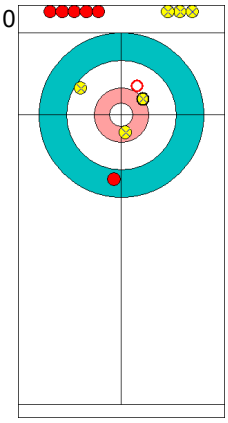

CAN: LAWES K
Take-out ↻ 100%

	OAR	CAN
Total Score	0	3
Time left	19:41	19:26

Legend:
↻ Clockwise ↺ Counter-clockwise - Not considered

Game - Shot by Shot
경기별 숏 기록 / Déroulement de la partie

End 2 — **OAR - OAR 0 + 0** (this end) **= 0** — **CAN - Canada 3 + 1** (this end) **= 4**

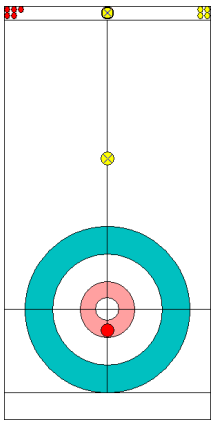

Prepositioned Stones

1
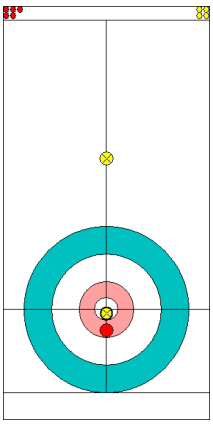

CAN: LAWES K
Draw ↻ 100%

2
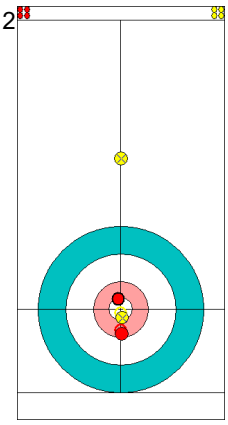

OAR: KRUSHELNITCKII A
Raise ↻ 100%

3
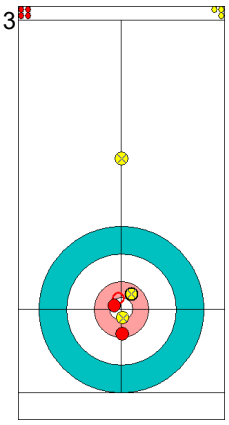

CAN: MORRIS J
Draw ↻ 75%

4
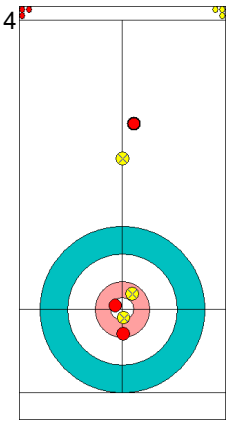

OAR: BRYZGALOVA A
Draw ↺ 0%

5
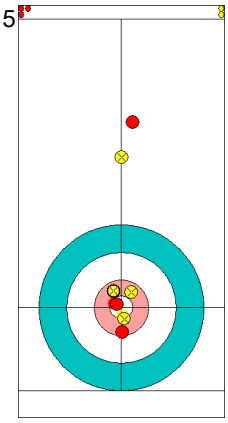

CAN: MORRIS J
Draw ↺ 100%

6
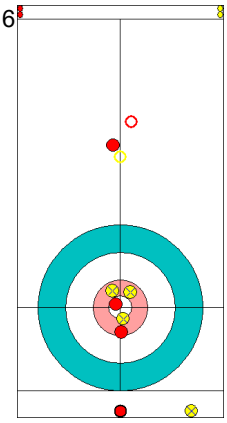

OAR: BRYZGALOVA A
Clearing ↻ 50%

7
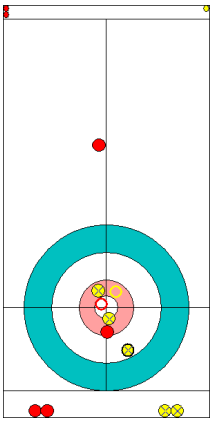

CAN: MORRIS J
Clearing ↻ 100%

8
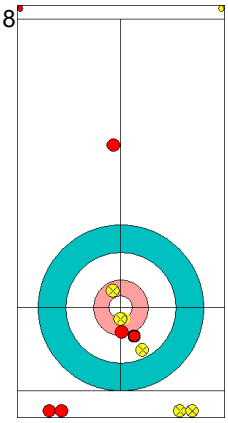

OAR: BRYZGALOVA A
Draw ↻ 50%

9
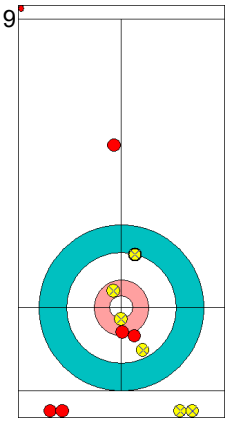

CAN: LAWES K
Guard ↻ 100%

10
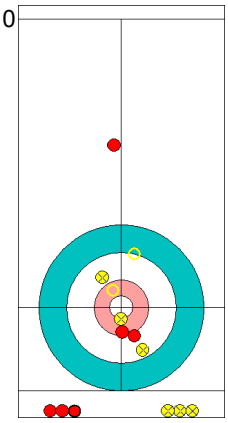

OAR: KRUSHELNITCKII A
Double Take-out ↺ 50%

	OAR	CAN
Total Score	0	4
Time left	17:05	17:27

Legend:
↻ Clockwise ↺ Counter-clockwise - Not considered

Game - Shot by Shot
경기별 숏 기록 / Déroulement de la partie

End 3 🔴 **OAR - OAR 0 + 1** (this end) **= 1** ⊗ **CAN - Canada 4 + 0** (this end) **= 4**

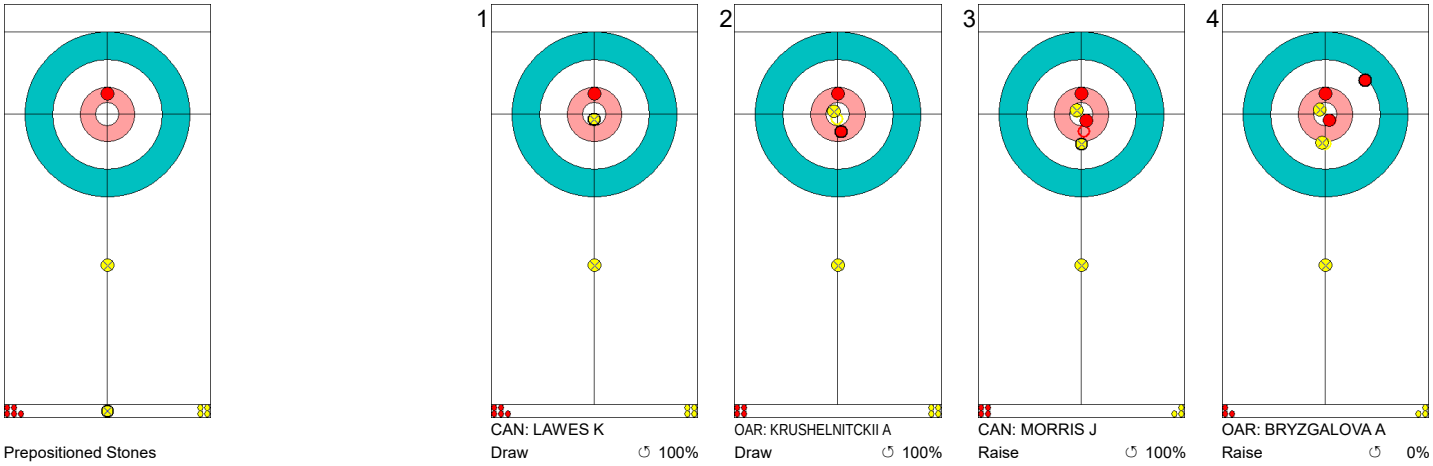

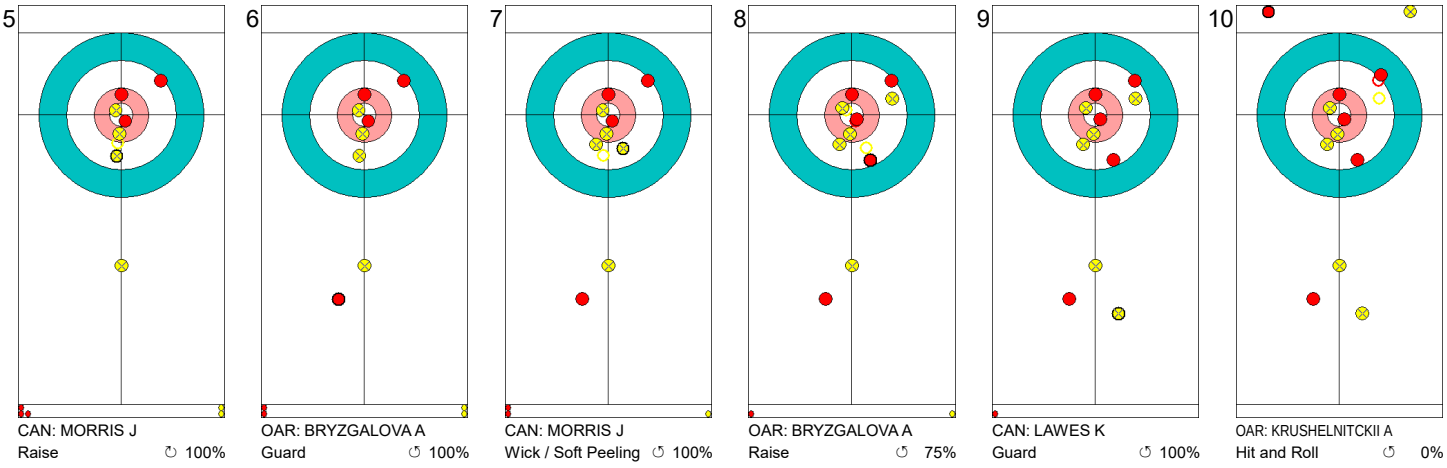

	OAR	CAN
Total Score	1	4
Time left	13:25	14:54

Legend:
↻ Clockwise ↺ Counter-clockwise - Not considered

Game - Shot by Shot
경기별 숏 기록 / Déroulement de la partie

End 4 — **OAR - OAR 1 + 0** (this end) **= 1** — **CAN - Canada 4 + 2** (this end) **= 6**

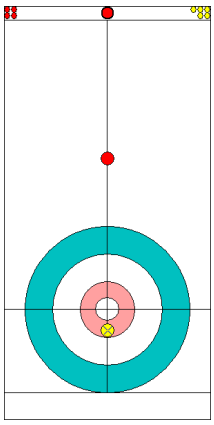

Prepositioned Stones

1

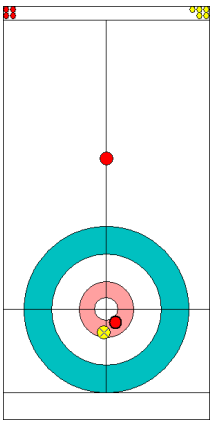

OAR: KRUSHELNITCKII A
Draw ↻ 75%

2

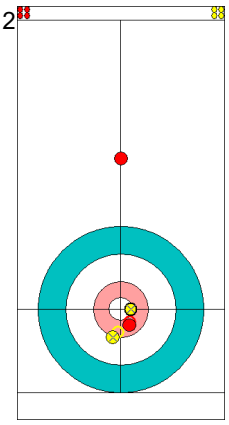

CAN: LAWES K
Raise ↻ 100%

3

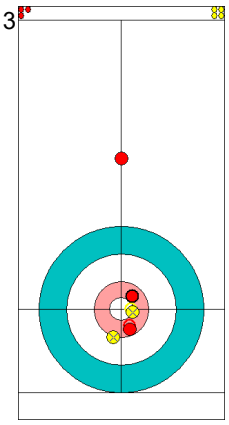

OAR: BRYZGALOVA A
Draw ↻ 75%

4

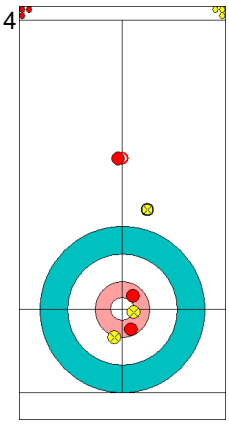

CAN: MORRIS J
Raise ↻ 0%

5

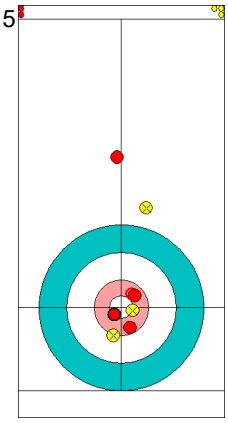

OAR: BRYZGALOVA A
Draw ↺ 75%

6

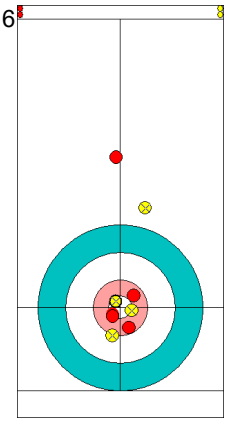

CAN: MORRIS J
Draw ↺ 100%

7

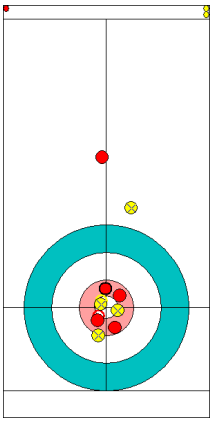

OAR: BRYZGALOVA A
Raise ↺ 50%

8

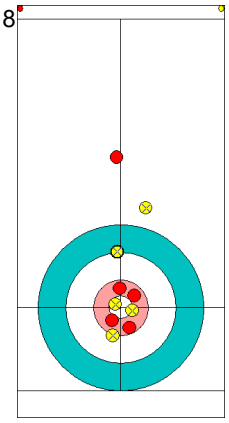

CAN: MORRIS J
Guard ↺ 100%

9

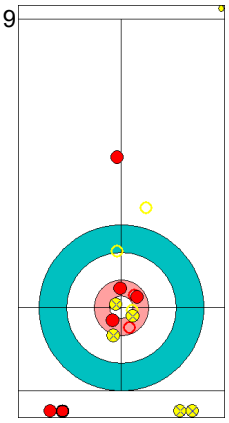

OAR: KRUSHELNITCKII A
Double Take-out ↻ 0%

10

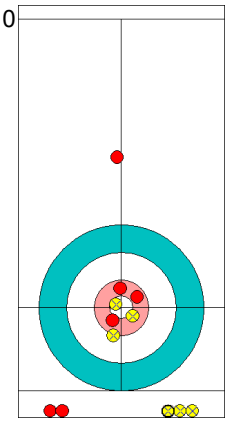

CAN: LAWES K
Through ↺ -
Measurement

	OAR	CAN
Total Score	1	6
Time left	11:08	12:22

Legend:
↻ Clockwise ↺ Counter-clockwise - Not considered

Game - Shot by Shot
경기별 숏 기록 / Déroulement de la partie

End 5 — **OAR - OAR 1 + 1** (this end) **= 2** — **CAN - Canada 6 + 0** (this end) **= 6**

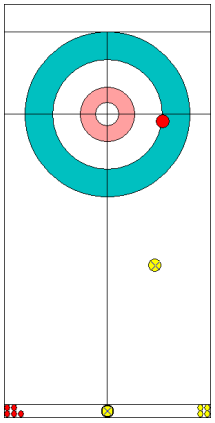
Power Play
Prepositioned Stones

1
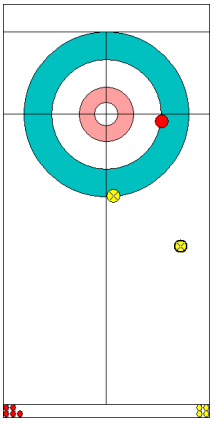
CAN: LAWES K
Wick / Soft Peeling ↺ 100%

2
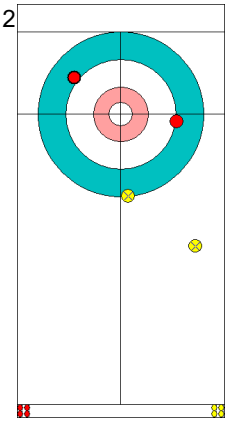
OAR: KRUSHELNITCKII A
Draw ↺ 75%

3
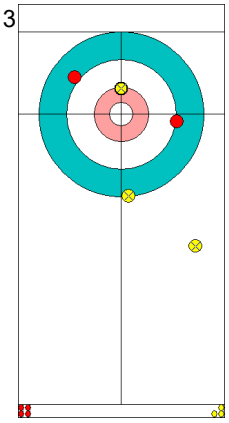
CAN: MORRIS J
Draw ↻ 75%

4
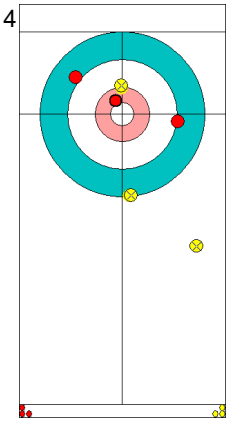
OAR: BRYZGALOVA A
Raise ↻ 75%

5
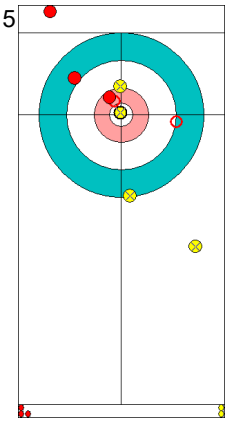
CAN: MORRIS J
Hit and Roll ↺ 100%

6
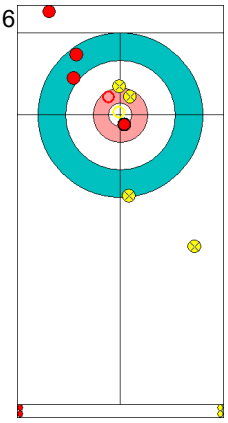
OAR: BRYZGALOVA A
Raise ↻ 100%

7
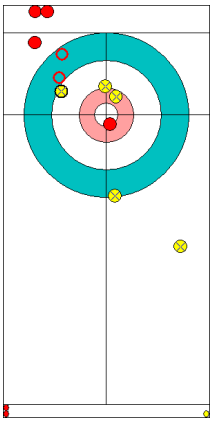
CAN: MORRIS J
Double Take-out ↻ 100%

8
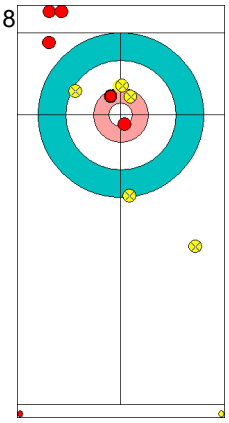
OAR: BRYZGALOVA A
Draw ↺ 50%

9
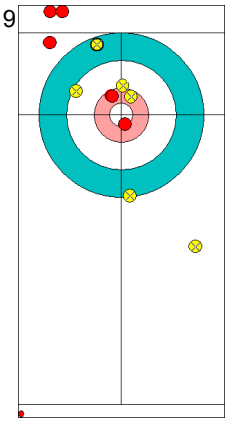
CAN: LAWES K
Draw ↻ 0%

10
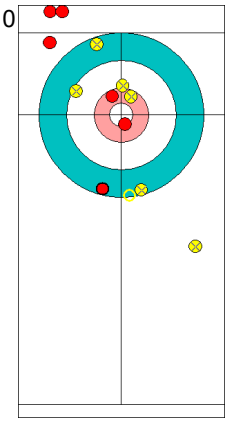
OAR: KRUSHELNITCKII A
Draw ↻ 0%

	OAR	CAN
Total Score	2	6
Time left	07:43	10:06

Legend:
↻ Clockwise ↺ Counter-clockwise - Not considered

Game - Shot by Shot
경기별 숏 기록 / Déroulement de la partie

End 6 — **OAR - OAR 2 + 0** (this end) **= 2** — **CAN - Canada 6 + 2** (this end) **= 8**

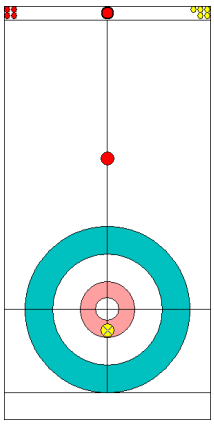

Prepositioned Stones

1

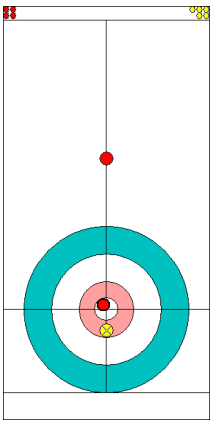

OAR: KRUSHELNITCKII A
Draw ↻ 100%

2

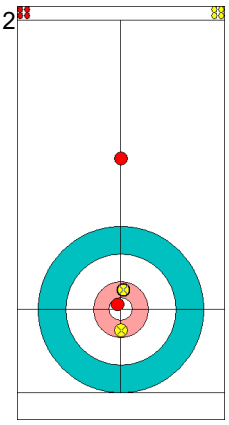

CAN: LAWES K
Draw ↻ 100%

3

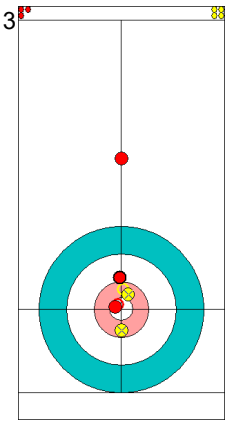

OAR: BRYZGALOVA A
Raise ↻ 100%

4

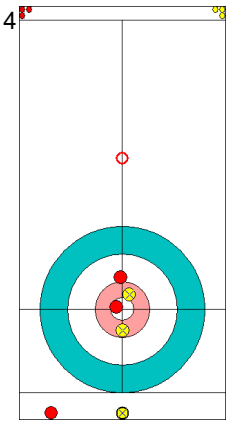

CAN: MORRIS J
Clearing ↻ 100%

5

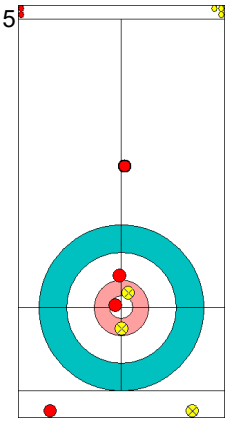

OAR: BRYZGALOVA A
Guard ↻ 100%

6

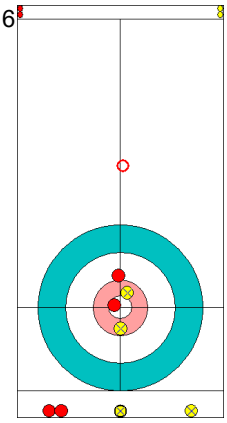

CAN: MORRIS J
Clearing ↻ 100%

7

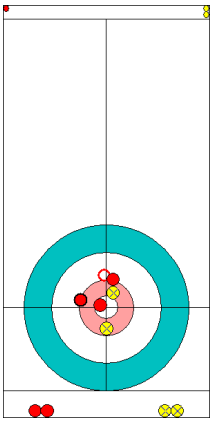

OAR: BRYZGALOVA A
Raise ↺ 0%

8

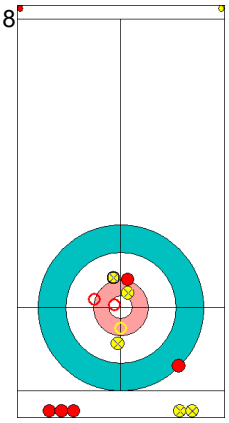

CAN: MORRIS J
Double Take-out ↺ 75%

9

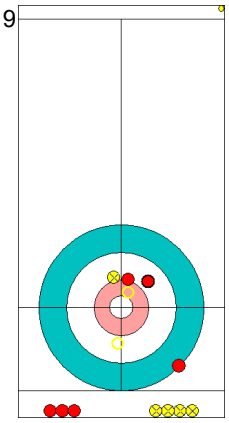

OAR: KRUSHELNITCKII A
Double Take-out ↻ 100%

10

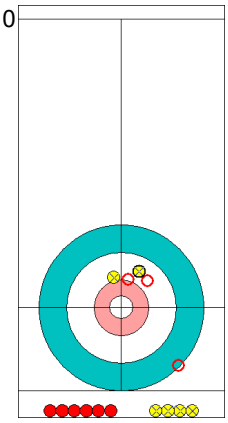

CAN: LAWES K
Double Take-out ↻ 100%

	OAR	CAN
Total Score	2	8
Time left	04:51	07:19

Legend:
↻ Clockwise ↺ Counter-clockwise - Not considered

Game Results
대회 경기결과 / Résultats de la partie

Sheet	Game	Team	LSFE	1	2	3	4	5	6	7	8	Extra Ends				Total
B	6	SUI - Switzerland	*	2	1	0	1	1	0	1	0					6
	6	KOR - Republic of Korea		0	0	1	0	0	1	0	2					4

SUI - Switzerland		Shot Success Game	Shot Success All
F	PERRET Jenny	78%	68%
M	RIOS Martin	74%	74%
	Team Total	76%	72%

Last Stone Draw		Distance
↻	RIOS Martin	8.2cm
↺	PERRET Jenny	76.8cm
Total		**85.0cm**

Time remaining: 2 minutes 58 seconds

Time-out: End 6 - SUI stone 4

Power Play: End 7

KOR - Republic of Korea		Shot Success Game	Shot Success All
F	JANG Hyeji	50%	65%
M	LEE Kijeong	67%	73%
	Team Total	60%	70%

Last Stone Draw		Distance
↻	JANG Hyeji	34.7cm
↺	LEE Kijeong	60.1cm
Total		**94.8cm**

Time remaining: 0 minutes 21 seconds

Time-out: End 6 - KOR stone 3

Power Play: End 5

Shot Success Analysis

SUI - Switzerland		↻		↺		Game	
F PERRET Jenny	Draws	8	75%	8	81%	16	78%
	Take-outs	0	-	0	-	0	-
	Total	8	75%	8	81%	16	78%
M RIOS Martin	Draws	7	79%	7	64%	14	71%
	Take-outs	1	0%	8	88%	9	78%
	Total	8	69%	15	77%	23	74%
Team	Draws	15	77%	15	73%	30	75%
	Take-outs	1	0%	8	88%	9	78%
	Total	16	72%	23	78%	39	76%

KOR - Republic of Korea		↻		↺		Game	
F JANG Hyeji	Draws	11	55%	2	100%	13	62%
	Take-outs	1	0%	2	0%	3	0%
	Total	12	50%	4	50%	16	50%
M LEE Kijeong	Draws	11	50%	7	93%	18	67%
	Take-outs	2	38%	4	81%	6	67%
	Total	13	48%	11	89%	24	67%
Team	Draws	22	52%	9	94%	31	65%
	Take-outs	3	25%	6	54%	9	44%
	Total	25	49%	15	78%	40	60%

Note:
Team members are identified as follows:
F = Female, **M** = Male

Legend:
☐ Power Play ↻ Clockwise ↺ Counter-clockwise
LSFE(*) Last Stone First End

Game - Shot by Shot
경기별 숏 기록 / Déroulement de la partie

End 1 **SUI - Switzerland 0 + 2 (this end) = 2** **KOR - Republic of Korea 0 + 0 (this end) = 0**

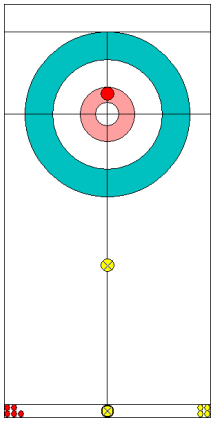

Prepositioned Stones

1
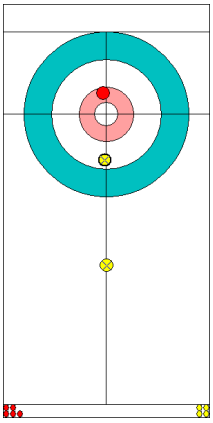

KOR: JANG H
Draw ↻ 75%

2
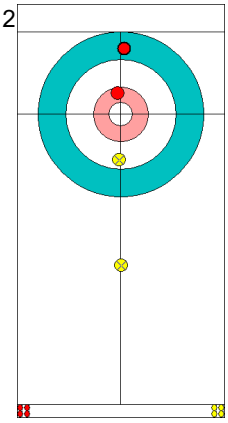

SUI: PERRET J
Draw ↺ 50%

3
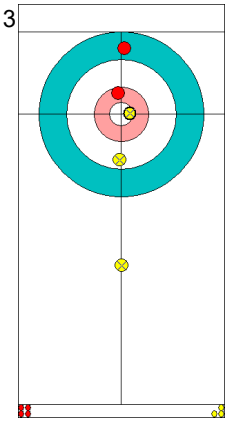

KOR: LEE K
Draw ↺ 100%

4
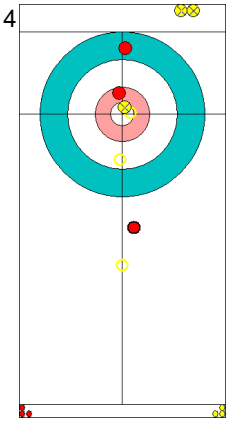

SUI: RIOS M
Double Take-out ↺ 100%

5
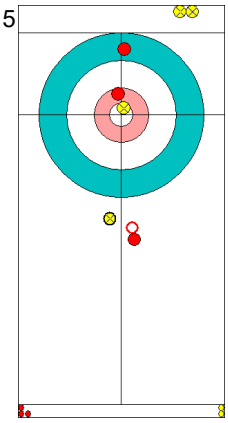

KOR: LEE K
Draw ↻ 0%

6
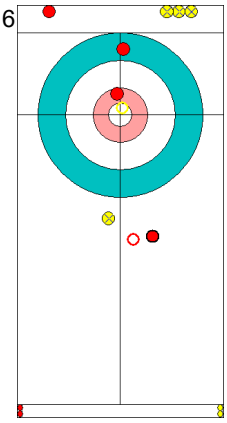

SUI: RIOS M
Promotion Take-out ↺ 100%

7
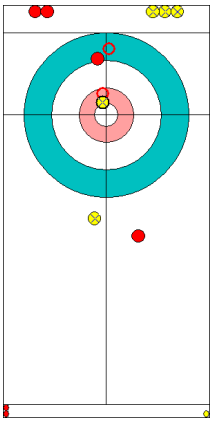

KOR: LEE K
Take-out ↺ 100%

8
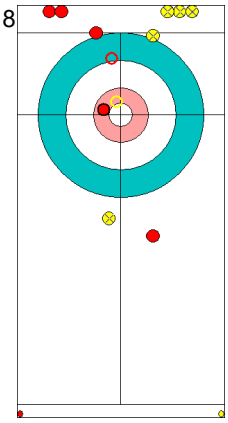

SUI: RIOS M
Raise ↺ 100%

9
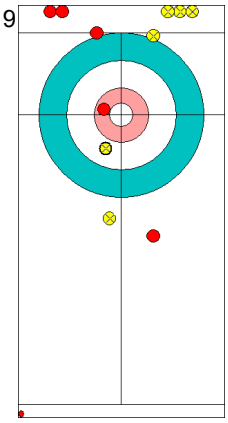

KOR: JANG H
Draw ↻ 50%

10
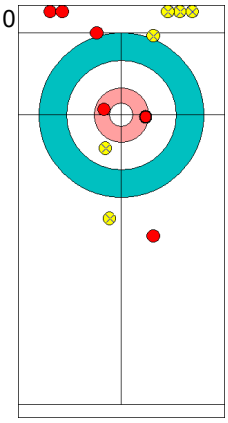

SUI: PERRET J
Draw ↺ 100%

	SUI	KOR
Total Score	2	0
Time left	19:14	20:00

Legend:
↻ Clockwise ↺ Counter-clockwise - Not considered

Game - Shot by Shot
경기별 숏 기록 / Déroulement de la partie

End 2 — **SUI - Switzerland 2 + 1** (this end) **= 3** — **KOR - Republic of Korea 0 + 0** (this end) **= 0**

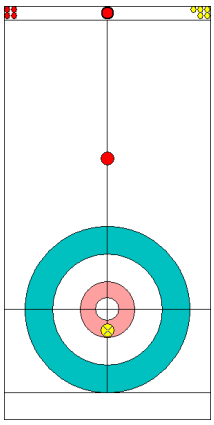

Prepositioned Stones

1
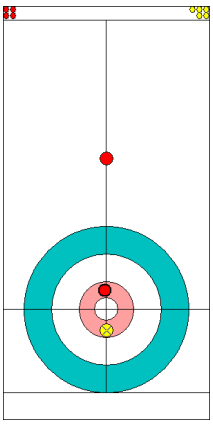

SUI: PERRET J
Draw ↻ 100%

2
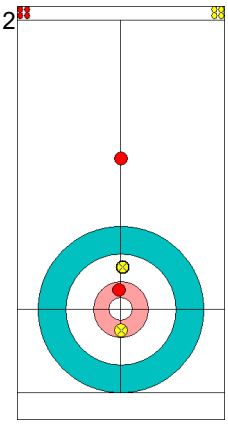

KOR: JANG H
Draw ↻ 50%

3
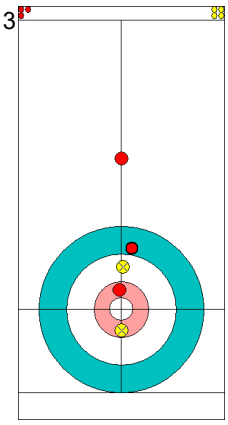

SUI: RIOS M
Draw ↻ 50%

4
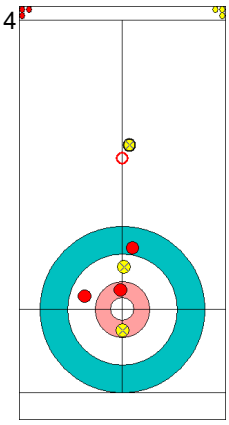

KOR: LEE K
Raise ↻ 0%

5
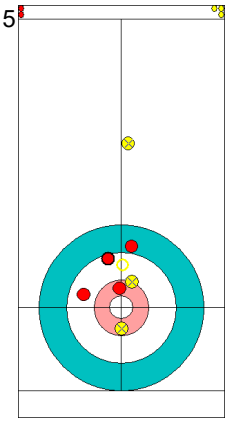

SUI: RIOS M
Draw ↻ 50%

6
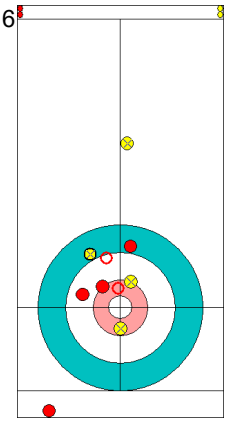

KOR: LEE K
Double Take-out ↺ 50%

7
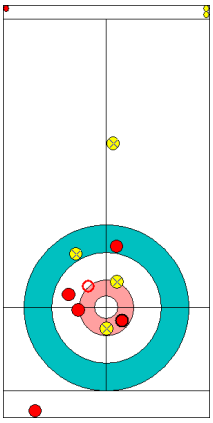

SUI: RIOS M
Draw ↻ 50%

8
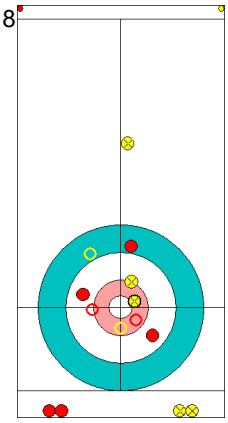

KOR: LEE K
Promotion Take-out ↺ 100%

9
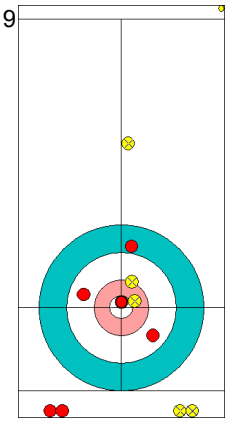

SUI: PERRET J
Draw ↺ 100%

10
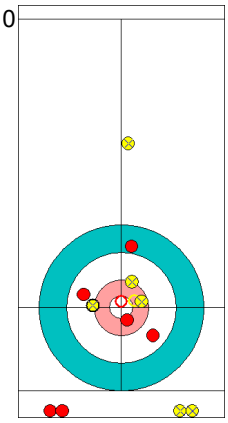

KOR: JANG H
Take-out ↻ 0%

	SUI	KOR
Total Score	3	0
Time left	16:30	16:37

Legend:
↻ Clockwise ↺ Counter-clockwise - Not considered

Game - Shot by Shot
경기별 숏 기록 / Déroulement de la partie

End 3 — **SUI - Switzerland 3 + 0** (this end) **= 3** — **KOR - Republic of Korea 0 + 1** (this end) **= 1**

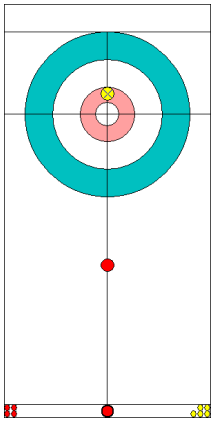

Prepositioned Stones

1
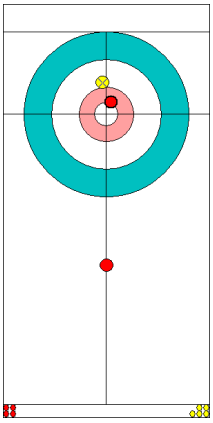

SUI: PERRET J
Draw ↻ 100%

2
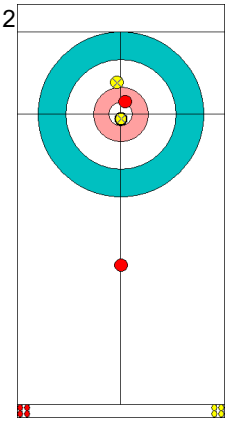

KOR: JANG H
Draw ↻ 100%

3
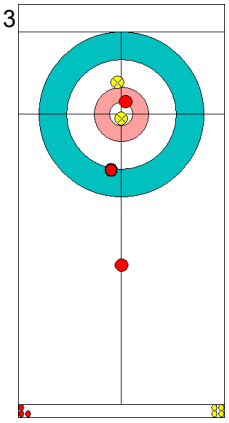

SUI: RIOS M
Draw ↺ 50%

4
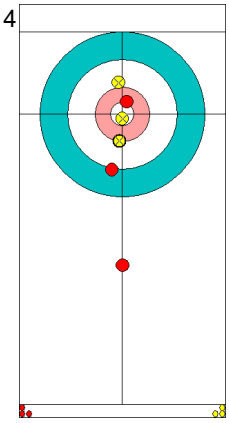

KOR: LEE K
Draw ↺ 75%

5
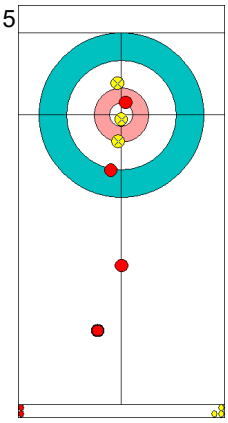

SUI: RIOS M
Guard ↻ 100%

6
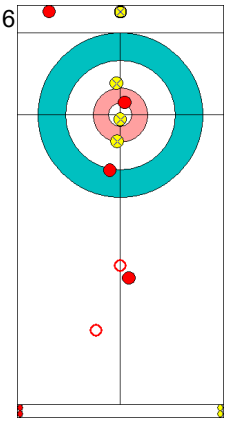

KOR: LEE K
Clearing ↺ 50%

7
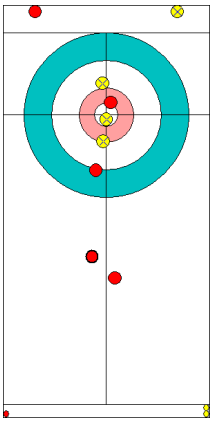

SUI: RIOS M
Guard ↻ 100%

8
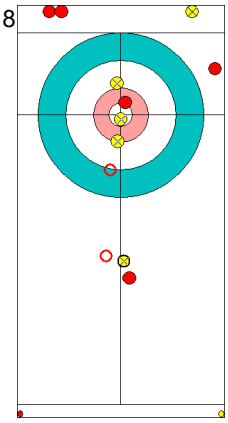

KOR: LEE K
Double Take-out ↻ 25%

9
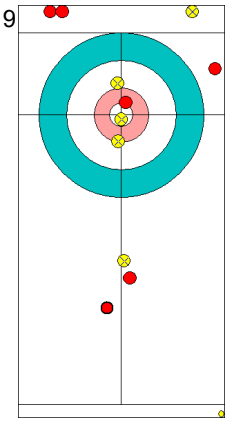

SUI: PERRET J
Guard ↻ 100%

10
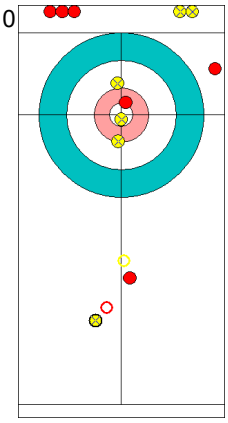

KOR: JANG H
Double Take-out ↺ 0%

	SUI	KOR
Total Score	3	1
Time left	14:28	13:54

Legend:
↻ Clockwise ↺ Counter-clockwise - Not considered

Game - Shot by Shot
경기별 숏 기록 / Déroulement de la partie

End 4 — **SUI - Switzerland 3 + 1** (this end) **= 4** — **KOR - Republic of Korea 1 + 0** (this end) **= 1**

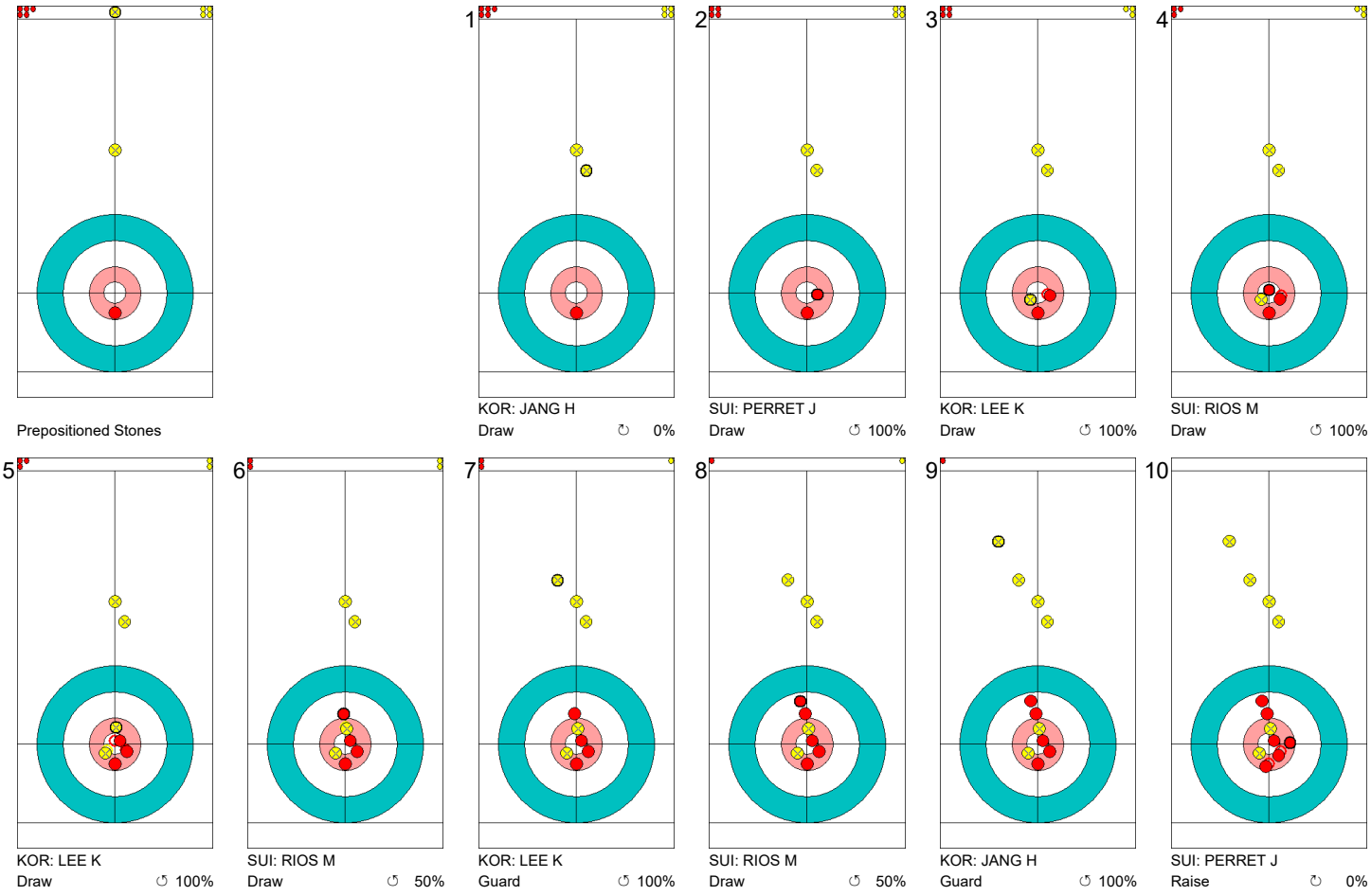

	SUI	KOR
Total Score	4	1
Time left	11:44	11:44

Legend:
↻ Clockwise ↺ Counter-clockwise - Not considered

Game - Shot by Shot
경기별 숏 기록 / Déroulement de la partie

End 5 — **SUI - Switzerland 4 + 1** (this end) **= 5** — **KOR - Republic of Korea 1 + 0** (this end) **= 1**

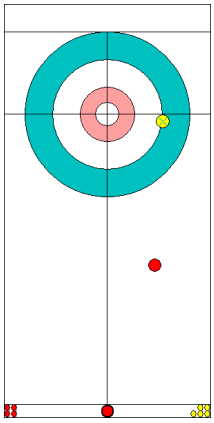

Power Play
Prepositioned Stones

1

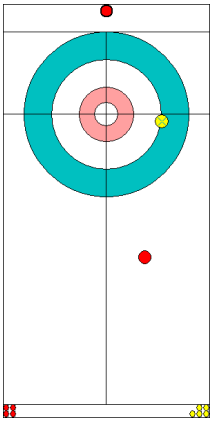

SUI: PERRET J
Wick / Soft Peeling ↺ 0%

2

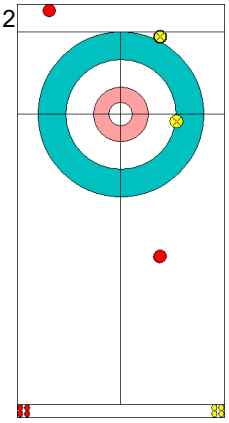

KOR: JANG H
Draw ↻ 50%

3

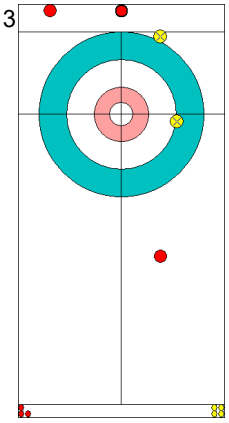

SUI: RIOS M
Take-out ↺ -
burned stone

4

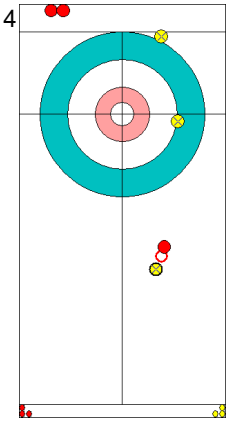

KOR: LEE K
Draw ↻ 0%

5

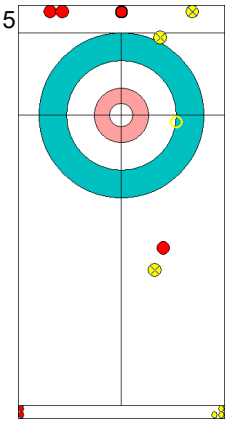

SUI: RIOS M
Take-out ↺ 50%

6

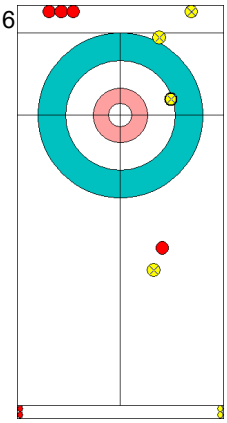

KOR: LEE K
Draw ↻ 75%

7

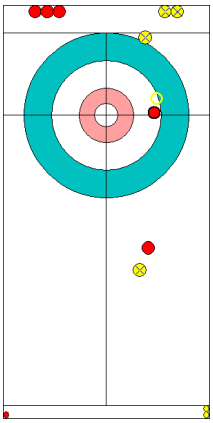

SUI: RIOS M
Take-out ↺ 100%

8

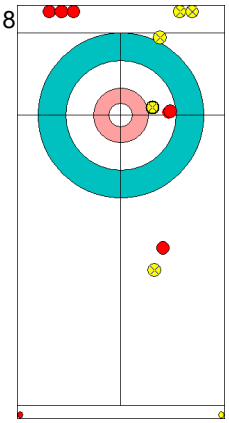

KOR: LEE K
Draw ↻ 100%

9

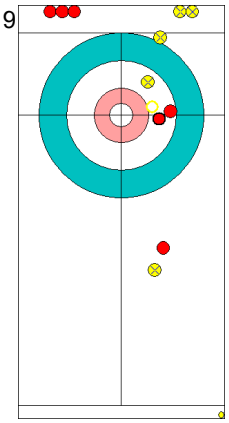

SUI: PERRET J
Raise ↻ 100%

10

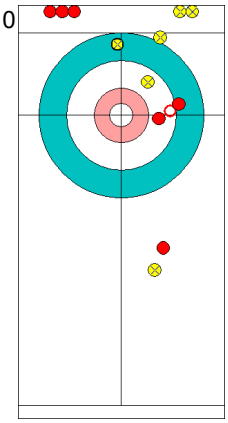

KOR: JANG H
Draw ↻ 0%

	SUI	KOR
Total Score	5	1
Time left	09:40	08:55

Legend:
↻ Clockwise ↺ Counter-clockwise - Not considered

Game - Shot by Shot
경기별 숏 기록 / Déroulement de la partie

End 6 | **SUI - Switzerland 5 + 0** (this end) **= 5** | **KOR - Republic of Korea 1 + 1** (this end) **= 2**

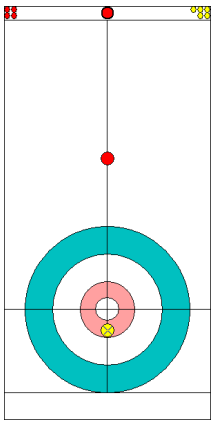

Prepositioned Stones

1
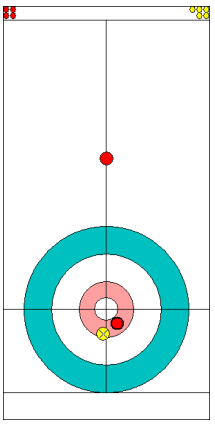

SUI: PERRET J
Draw ↻ 75%

2
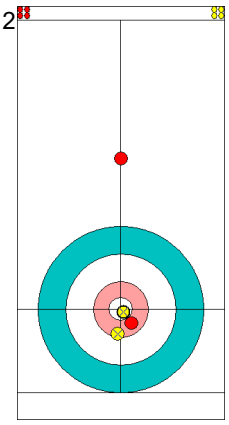

KOR: JANG H
Draw ↻ 100%

3
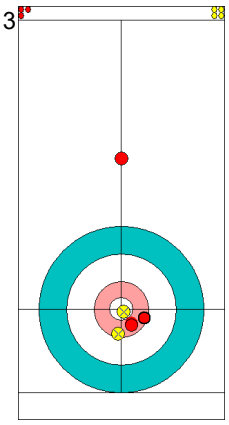

SUI: RIOS M
Draw ↻ 50%

4
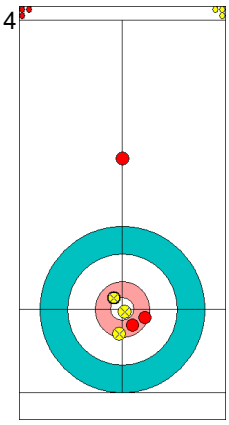

KOR: LEE K
Draw ↻ 75%

5
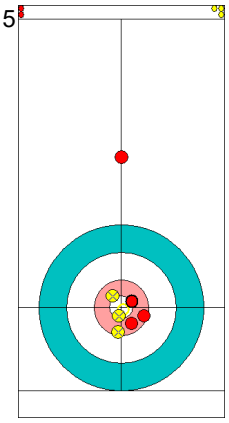

SUI: RIOS M
Draw ↻ 100%

6
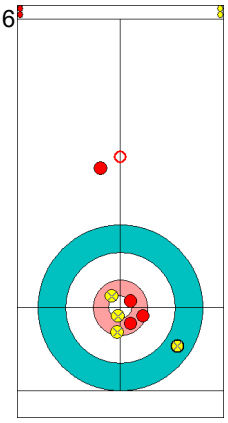

KOR: LEE K
Raise ↻ 0%
Time-out

7
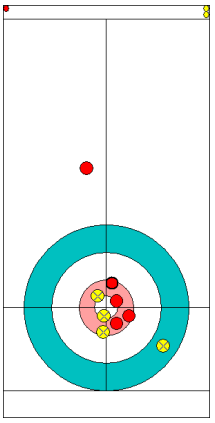

SUI: RIOS M
Draw ↻ 100%
Time-out

8
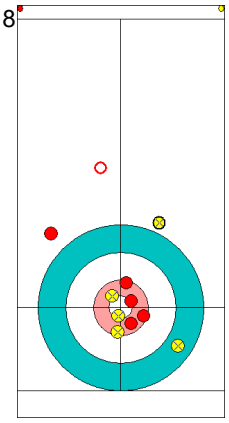

KOR: LEE K
Raise ↻ 0%

9
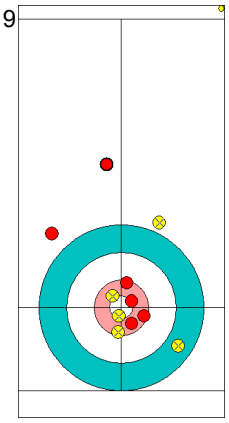

SUI: PERRET J
Guard ↻ 75%

10
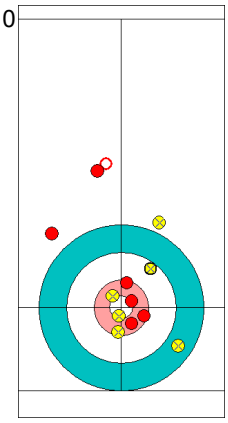

KOR: JANG H
Raise ↻ 0%

	SUI	KOR
Total Score	5	2
Time left	07:35	06:12

Legend:
↻ Clockwise ↺ Counter-clockwise - Not considered

Game - Shot by Shot
경기별 숏 기록 / Déroulement de la partie

End 7 — **SUI - Switzerland 5 + 1** (this end) **= 6** — **KOR - Republic of Korea 2 + 0** (this end) **= 2**

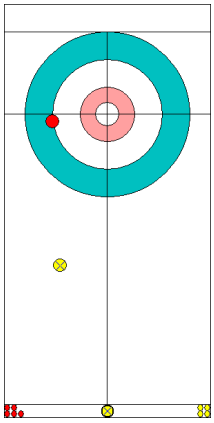

Power Play
Prepositioned Stones

1

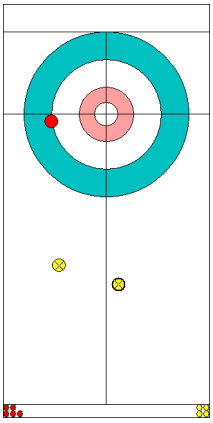

KOR: JANG H
Front ↻ 75%

2

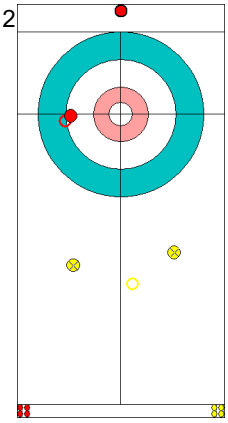

SUI: PERRET J
Wick / Soft Peeling ↻ 75%

3

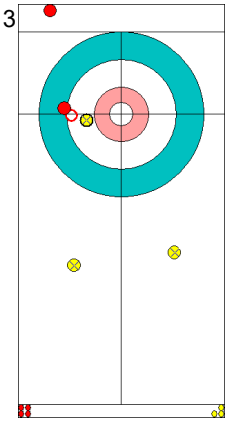

KOR: LEE K
Draw ↺ 75%

4

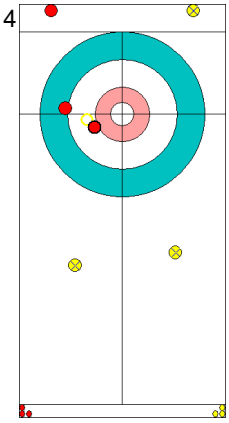

SUI: RIOS M
Take-out ↺ 100%

5

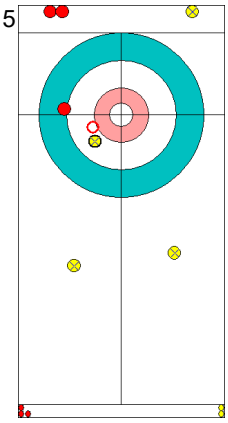

KOR: LEE K
Hit and Roll ↺ 75%

6

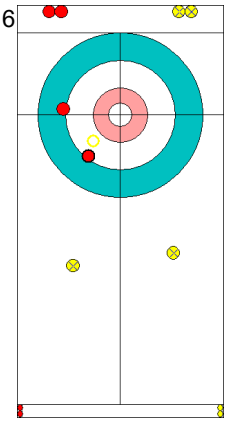

SUI: RIOS M
Take-out ↺ 100%

7

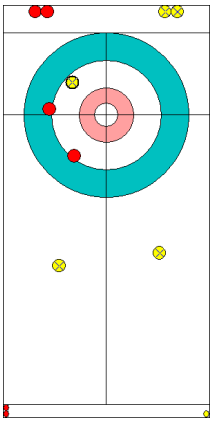

KOR: LEE K
Draw ↺ 100%

8

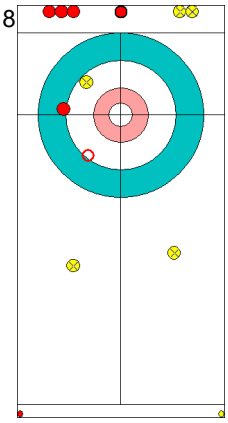

SUI: RIOS M
Promotion Take-out ↻ 0%

9

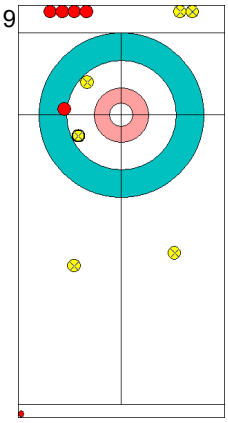

KOR: JANG H
Draw ↺ 100%

10

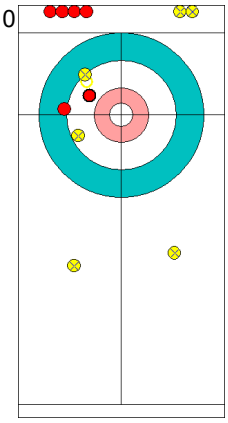

SUI: PERRET J
Draw ↺ 100%

	SUI	KOR
Total Score	6	2
Time left	05:09	03:03

Legend:
↻ Clockwise ↺ Counter-clockwise - Not considered

Game - Shot by Shot
경기별 숏 기록 / Déroulement de la partie

End 8 — **SUI - Switzerland 6 + 0** (this end) **= 6** — **KOR - Republic of Korea 2 + 2** (this end) **= 4**

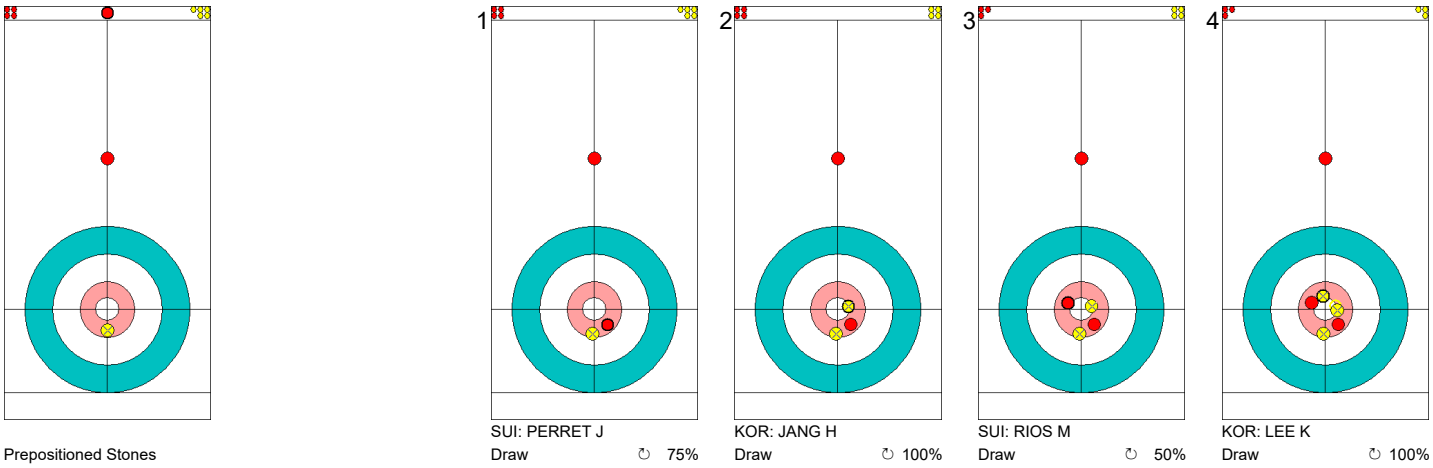

Prepositioned Stones

1 — SUI: PERRET J
Draw ↻ 75%

2 — KOR: JANG H
Draw ↻ 100%

3 — SUI: RIOS M
Draw ↻ 50%

4 — KOR: LEE K
Draw ↻ 100%

5 — SUI: RIOS M
Promotion Take-out ↺ 100%

6 — KOR: LEE K
Draw ↻ 100%

7 — SUI: RIOS M
Double Take-out ↺ 50%

8 — KOR: LEE K
Draw ↻ 100%

9 — SUI: PERRET J
Raise ↺ 100%

10 — KOR: JANG H
Double Take-out ↺ 0%

	SUI	KOR
Total Score	6	4
Time left	02:58	00:21

Legend:
↻ Clockwise ↺ Counter-clockwise - Not considered

Game Results
대회 경기결과 / Résultats de la partie

Sheet	Game	Team	LSFE	1	2	3	4	5	6	7	8	Extra Ends				Total
C	6	NOR - Norway		0	3	0	0	0	0	X	X					3
	6	USA - United States of America	*	1	0	1	4	1	3	X	X					10

NOR - Norway		Shot Success Game	Shot Success All
F	SKASLIEN Kristin	56%	70%
M	NEDREGOTTEN Magnus	72%	79%
	Team Total	66%	76%

Last Stone Draw		Distance
↻	NEDREGOTTEN Magnus	81.2cm
↺	SKASLIEN Kristin	199.6cm
Total		**280.8cm**

Time remaining: 4 minutes 49 seconds

USA - United States of America		Shot Success Game	Shot Success All
F	HAMILTON Becca	54%	71%
M	HAMILTON Matt	76%	76%
	Team Total	68%	74%

Last Stone Draw		Distance
↻	HAMILTON Matt	17.5cm
↺	HAMILTON Becca	69.9cm
Total		**87.4cm**

Time remaining: 8 minutes 16 seconds

Power Play: End 5

Shot Success Analysis

NOR - Norway		↻		↺		Game	
F SKASLIEN Kristin	Draws	3	42%	6	67%	9	58%
	Take-outs	1	0%	2	75%	3	50%
	Total	4	31%	8	69%	12	56%
M NEDREGOTTEN Magnus	Draws	2	25%	11	75%	13	67%
	Take-outs	3	75%	2	100%	5	85%
	Total	5	55%	13	79%	18	72%
Team	Draws	5	35%	17	72%	22	64%
	Take-outs	4	56%	4	88%	8	72%
	Total	9	44%	21	75%	30	66%

USA - United States of America		↻		↺		Game	
F HAMILTON Becca	Draws	3	25%	8	59%	11	50%
	Take-outs	0	-	1	100%	1	100%
	Total	3	25%	9	64%	12	54%
M HAMILTON Matt	Draws	3	83%	10	75%	13	77%
	Take-outs	3	67%	2	88%	5	75%
	Total	6	75%	12	77%	18	76%
Team	Draws	6	54%	18	68%	24	65%
	Take-outs	3	67%	3	92%	6	79%
	Total	9	58%	21	71%	30	68%

Note:
Team members are identified as follows:
F = Female, **M** = Male

Legend:
☐ Power Play
LSFE(*) Last Stone First End
↻ Clockwise
X Unplayed/unfinished end due to concession
↺ Counter-clockwise

Game - Shot by Shot
경기별 숏 기록 / Déroulement de la partie

End 1 **NOR - Norway 0 + 0** (this end) **= 0** **USA - United States 0 + 1** (this end) **= 1**

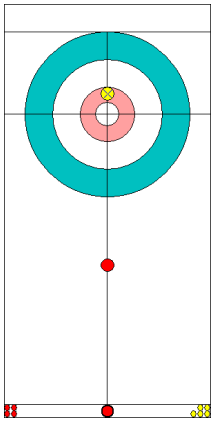

Prepositioned Stones

1
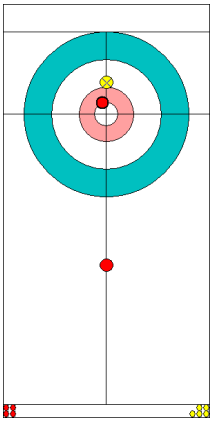

NOR: SKASLIEN K
Draw ↻ 75%

2
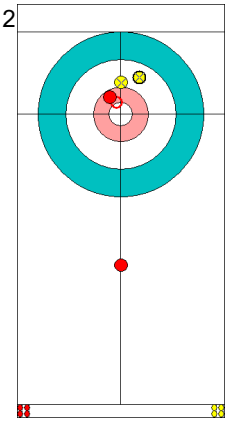

USA: HAMILTON B
Draw ↻ 50%

3
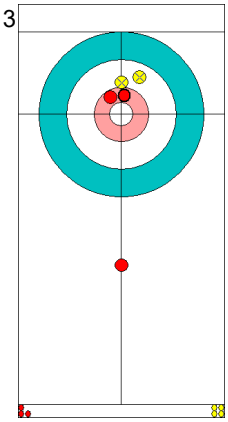

NOR: NEDREGOTTEN M
Draw ↻ 75%

4
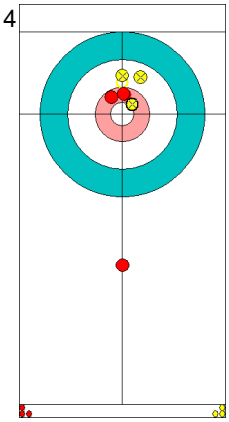

USA: HAMILTON M
Draw ↻ 75%

5
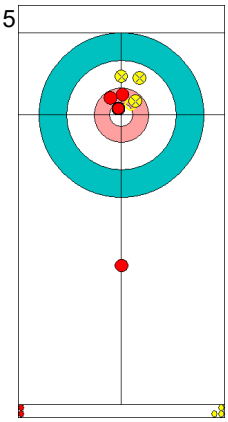

NOR: NEDREGOTTEN M
Raise ↻ 75%

6
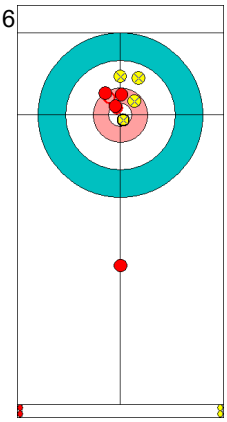

USA: HAMILTON M
Draw ↻ 100%

7
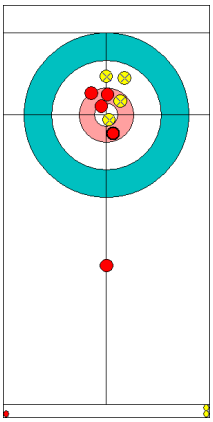

NOR: NEDREGOTTEN M
Draw ↻ 100%

8
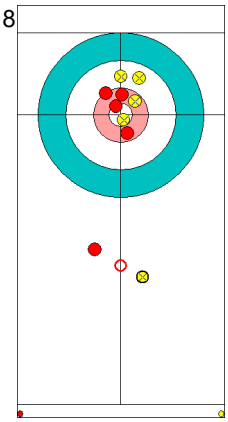

USA: HAMILTON M
Guard ↻ 25%

9
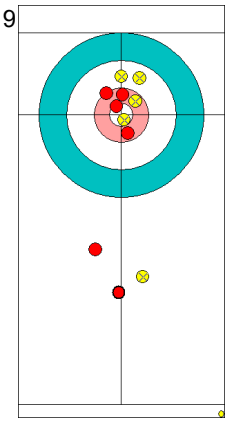

NOR: SKASLIEN K
Guard ↻ 100%

10
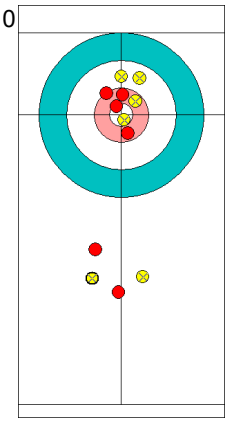

USA: HAMILTON B
Draw ↻ 0%

	NOR	USA
Total Score	0	1
Time left	19:50	19:17

Legend:
↻ Clockwise ↺ Counter-clockwise - Not considered

Game - Shot by Shot
경기별 숏 기록 / Déroulement de la partie

End 2 — **NOR - Norway** **0 + 3** (this end) **= 3** — **USA - United States** **1 + 0** (this end) **= 1**

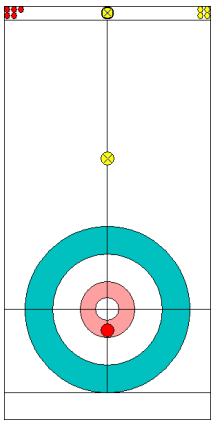

Prepositioned Stones

1
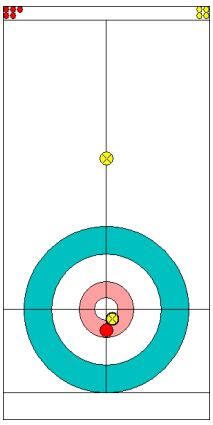

USA: HAMILTON B
Draw ↻ 75%

2
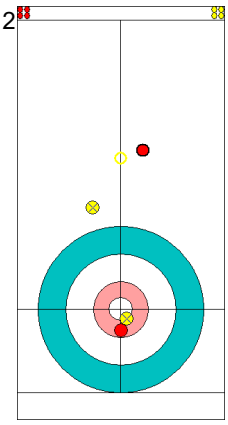

NOR: SKASLIEN K
Raise ↺ 0%

3
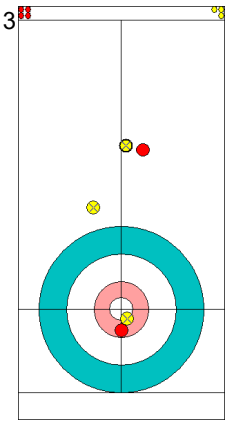

USA: HAMILTON M
Guard ↺ 75%

4
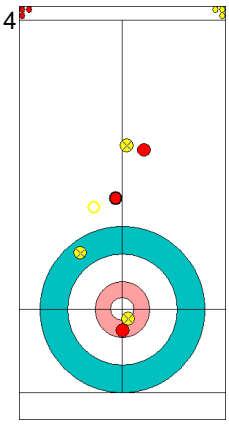

NOR: NEDREGOTTEN M
Draw ↺ 0%

5
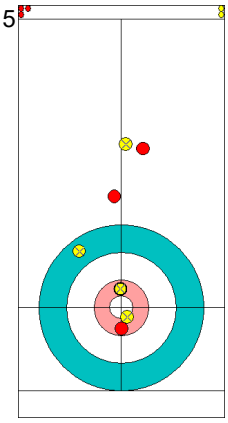

USA: HAMILTON M
Draw ↺ 100%

6
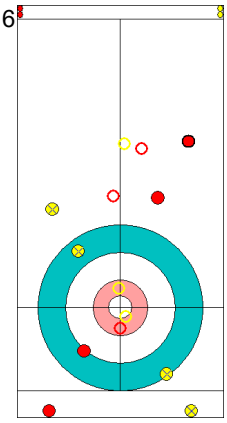

NOR: NEDREGOTTEN M
Promotion Take-out ↻ 100%

7
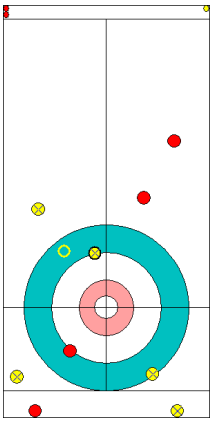

USA: HAMILTON M
Take-out ↻ 0%
Slow Take-out

8
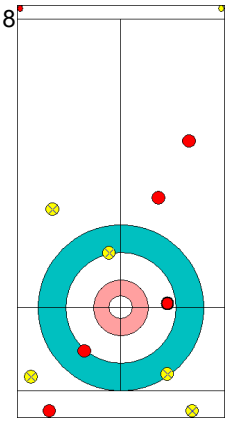

NOR: NEDREGOTTEN M
Draw ↺ 100%

9
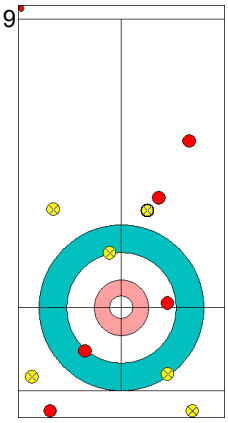

USA: HAMILTON B
Draw ↺ 0%

10
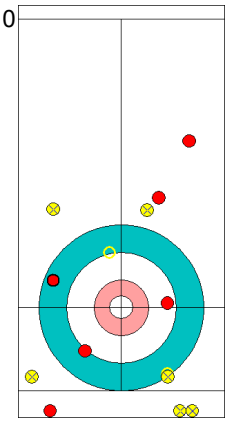

NOR: SKASLIEN K
Take-out ↺ 100%
Slow Take-out

	NOR	USA
Total Score	3	1
Time left	16:34	17:19

Legend:
↻ Clockwise ↺ Counter-clockwise - Not considered

Game - Shot by Shot
경기별 숏 기록 / Déroulement de la partie

End 3 — **NOR - Norway 3 + 0** (this end) **= 3** — **USA - United States 1 + 1** (this end) **= 2**

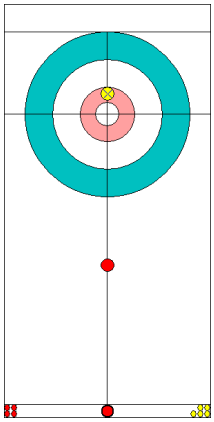

Prepositioned Stones

1

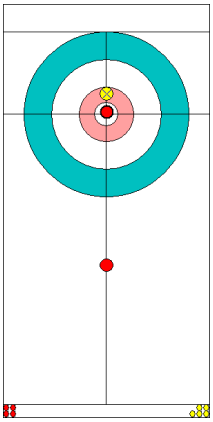

NOR: SKASLIEN K
Draw ↻ 100%

2

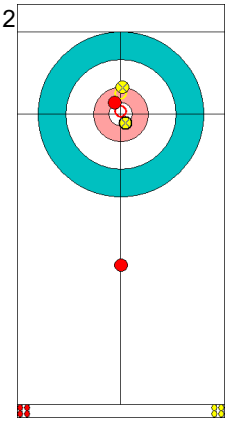

USA: HAMILTON B
Raise ↺ 100%

3

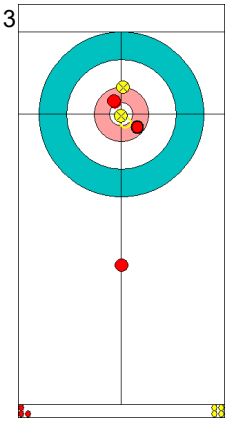

NOR: NEDREGOTTEN M
Raise ↺ 50%

4

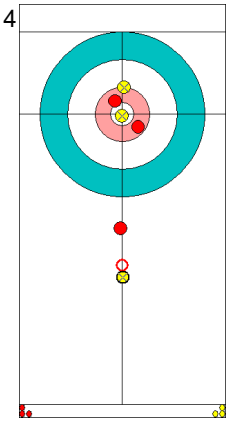

USA: HAMILTON M
Draw ↻ 0%

5

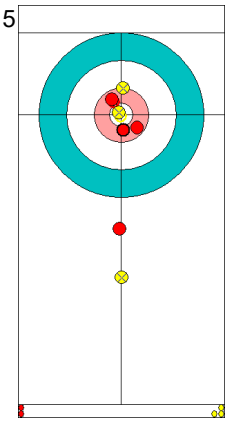

NOR: NEDREGOTTEN M
Raise ↺ 100%

6

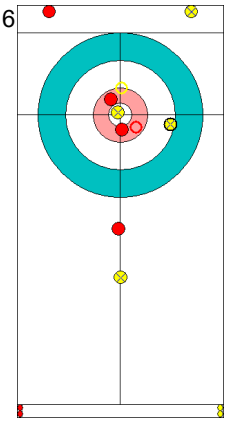

USA: HAMILTON M
Hit and Roll ↺ 75%

7

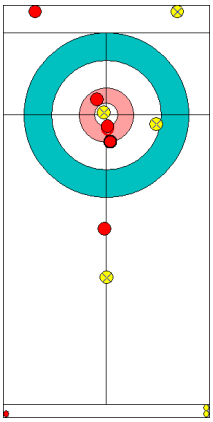

NOR: NEDREGOTTEN M
Draw ↻ 100%

8

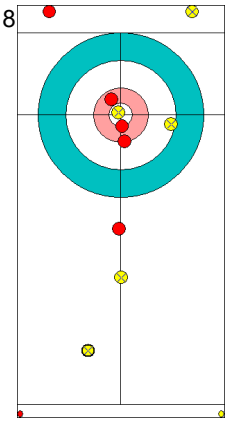

USA: HAMILTON M
Guard ↻ 75%

9

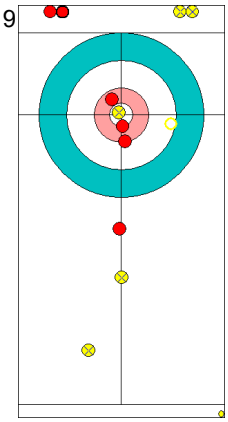

NOR: SKASLIEN K
Hit and Roll ↺ 50%

10

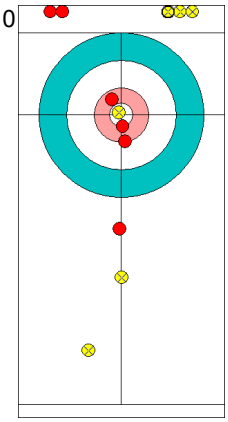

USA: HAMILTON B
Draw ↻ 0%

	NOR	USA
Total Score	3	2
Time left	14:13	14:35

Legend:
↻ Clockwise ↺ Counter-clockwise - Not considered

Game - Shot by Shot
경기별 숏 기록 / Déroulement de la partie

End 4 | **NOR - Norway** 3 + 0 (this end) = 3 | **USA - United States** 2 + 4 (this end) = 6

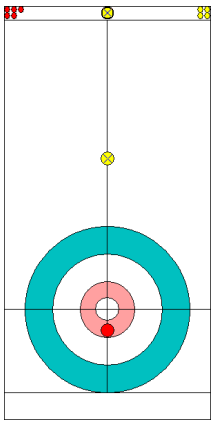

Prepositioned Stones

1
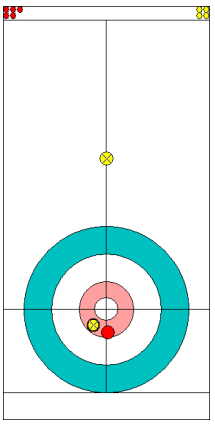

USA: HAMILTON B
Draw ↻ 75%

2
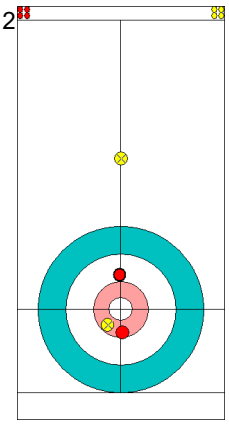

NOR: SKASLIEN K
Draw ↻ 75%

3
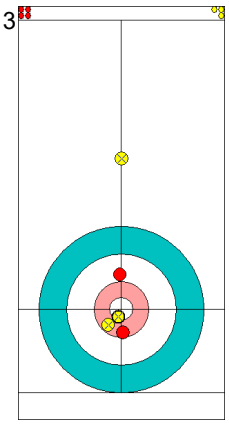

USA: HAMILTON M
Draw ↺ 75%

4
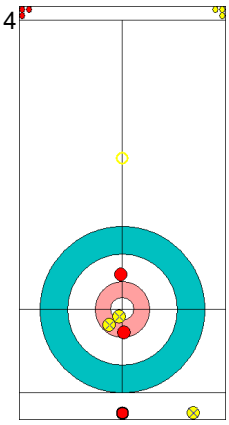

NOR: NEDREGOTTEN M
Clearing ↻ 100%

5
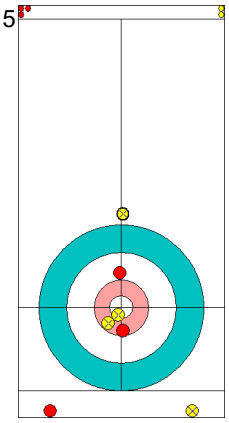

USA: HAMILTON M
Guard ↺ 100%

6
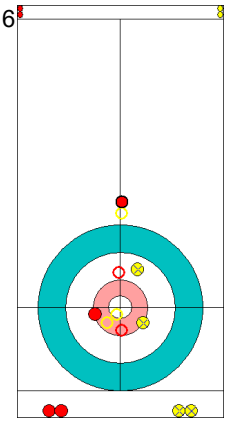

NOR: NEDREGOTTEN M
Promotion Take-out ↺ 100%

7
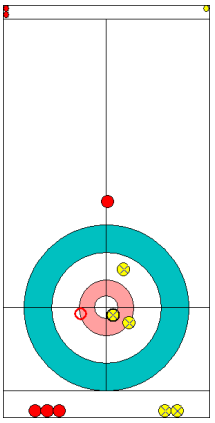

USA: HAMILTON M
Take-out ↺ 100%

8
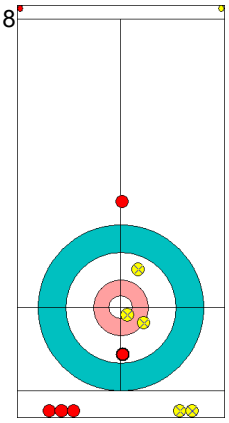

NOR: NEDREGOTTEN M
Draw ↺ 50%

9
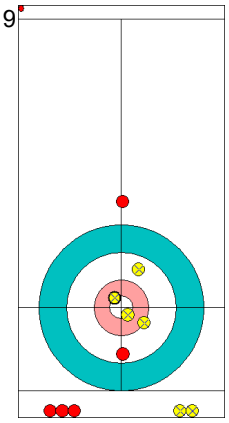

USA: HAMILTON B
Draw ↺ 75%

10
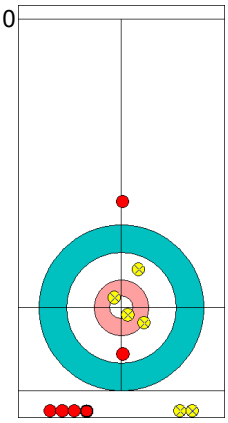

NOR: SKASLIEN K
Draw ↺ 0%

	NOR	USA
Total Score	3	6
Time left	10:49	12:40

Legend:
↻ Clockwise ↺ Counter-clockwise - Not considered

Game - Shot by Shot
경기별 숏 기록 / Déroulement de la partie

End 5 **NOR - Norway 3 + 0** (this end) **= 3** **USA - United States 6 + 1** (this end) **= 7**

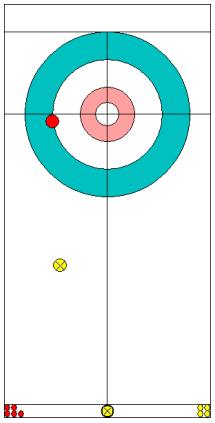
Power Play
Prepositioned Stones

1
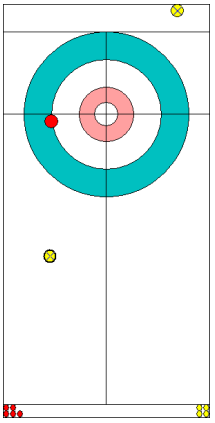
USA: HAMILTON B
Raise ↻ 0%
Stone removal violation

2
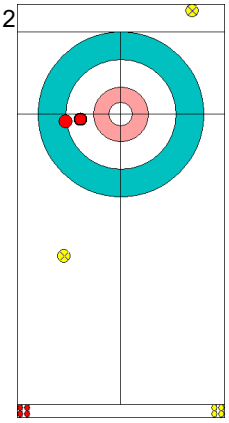
NOR: SKASLIEN K
Draw ↺ 100%

3
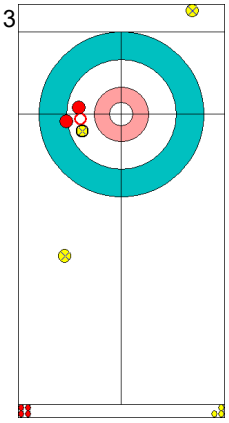
USA: HAMILTON M
Draw ↺ 100%

4
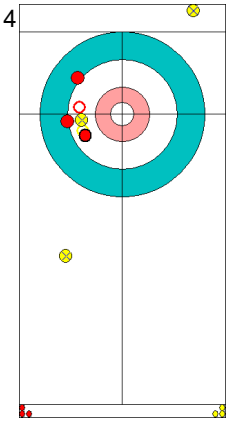
NOR: NEDREGOTTEN M
Raise ↺ 100%

5
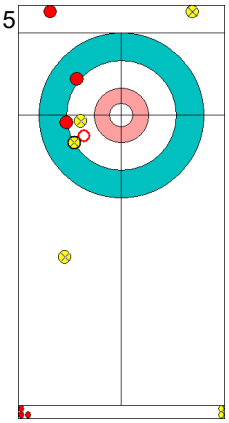
USA: HAMILTON M
Take-out ↻ 100%

6
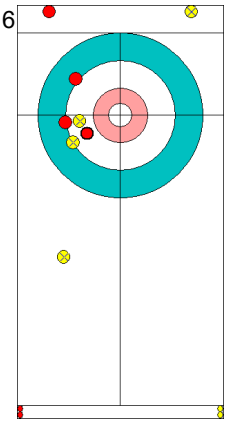
NOR: NEDREGOTTEN M
Draw ↺ 75%

7
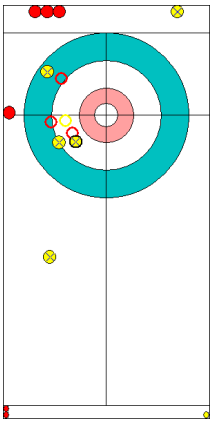
USA: HAMILTON M
Take-out ↻ 100%

8
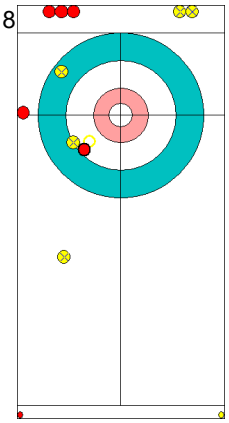
NOR: NEDREGOTTEN M
Hit and Roll ↺ 100%

9
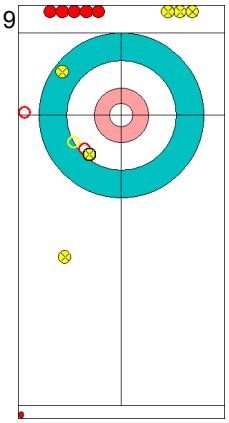
USA: HAMILTON B
Take-out ↺ 100%

10
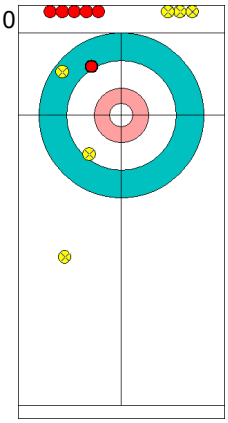
NOR: SKASLIEN K
Draw ↺ 25%

	NOR	USA
Total Score	3	7
Time left	08:30	10:37

Legend:
↻ Clockwise ↺ Counter-clockwise - Not considered

Game - Shot by Shot
경기별 숏 기록 / Déroulement de la partie

End 6 — **NOR - Norway 3 + 0** (this end) **= 3** — **USA - United States 7 + 3** (this end) **= 10**

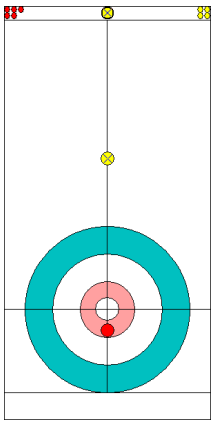

Prepositioned Stones

1

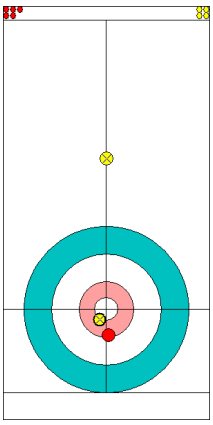

USA: HAMILTON B
Draw ↻ 75%

2

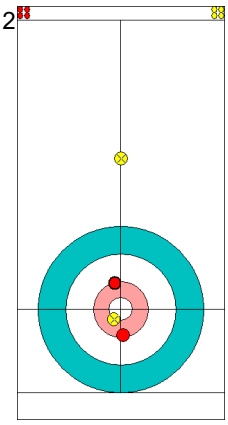

NOR: SKASLIEN K
Draw ↻ 50%

3

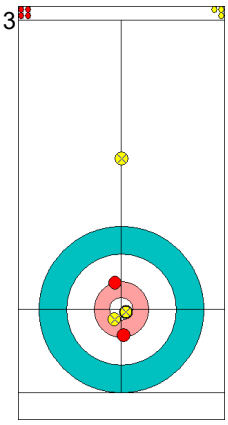

USA: HAMILTON M
Draw ↻ 75%

4

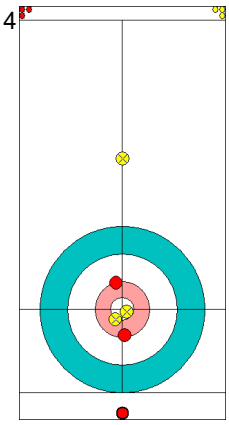

NOR: NEDREGOTTEN M
Draw ↻ 0%

5

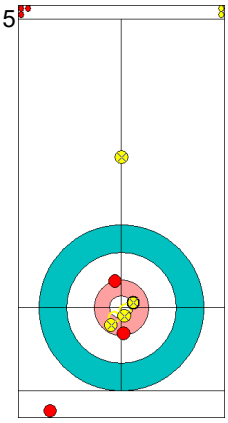

USA: HAMILTON M
Draw ↻ 100%

6

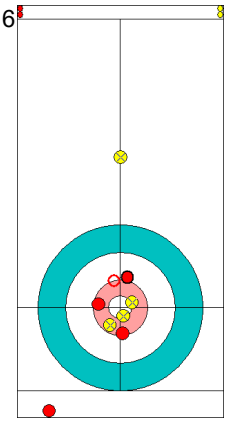

NOR: NEDREGOTTEN M
Raise ↻ 50%

7

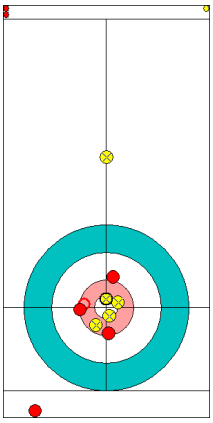

USA: HAMILTON M
Raise ↺ 100%

8

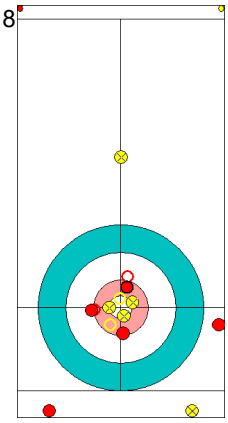

NOR: NEDREGOTTEN M
Promotion Take-out ↻ 25%

9

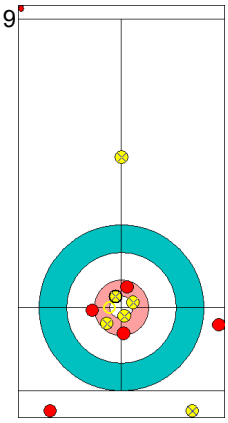

USA: HAMILTON B
Draw ↺ 100%

10

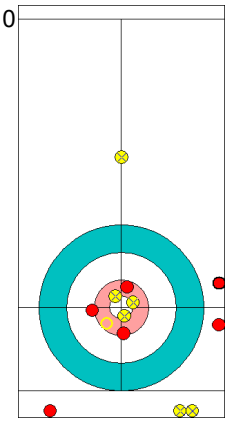

NOR: SKASLIEN K
Promotion Take-out ↻ 0%

	NOR	USA
Total Score	3	10
Time left	04:49	08:16

Legend:
↻ Clockwise ↺ Counter-clockwise - Not considered

Game Results
대회 경기결과 / Résultats de la partie

Sheet	Game	Team	LSFE	1	2	3	4	5	6	7	8	Extra Ends				Total
D	6	FIN - Finland	*	0	3	0	1	0	1	0	X					5
	6	CHN - People's Republic of China		3	0	1	0	4	0	2	X					10

FIN - Finland		Shot Success Game	Shot Success All
F	KAUSTE Oona	65%	59%
M	RANTAMAEKI Tomi	76%	70%
	Team Total	72%	66%

Last Stone Draw		Distance
↻	RANTAMAEKI Tomi	23.6cm
↺	KAUSTE Oona	41.1cm
Total		**64.7cm**

Time remaining: 3 minutes 16 seconds

CHN - People's Republic of China		Shot Success Game	Shot Success All
F	WANG Rui	70%	71%
M	BA Dexin	73%	72%
	Team Total	71%	71%

Last Stone Draw		Distance
↻	WANG Rui	73.6cm
↺	BA Dexin	13.1cm
Total		**86.7cm**

Time remaining: 3 minutes 43 seconds

Power Play: End 6

Shot Success Analysis

FIN - Finland		↻		↺		Game	
F KAUSTE Oona	Draws	7	68%	3	100%	10	78%
	Take-outs	0	-	3	25%	3	25%
	Total	7	68%	6	63%	13	65%
M RANTAMAEKI Tomi	Draws	8	75%	9	75%	17	75%
	Take-outs	3	75%	1	100%	4	81%
	Total	11	75%	10	78%	21	76%
Team	Draws	15	72%	12	81%	27	76%
	Take-outs	3	75%	4	44%	7	57%
	Total	18	72%	16	72%	34	72%

CHN - People's Republic of China		↻		↺		Game	
F WANG Rui	Draws	4	81%	6	67%	10	73%
	Take-outs	2	75%	2	50%	4	63%
	Total	6	79%	8	63%	14	70%
M BA Dexin	Draws	7	86%	7	61%	14	73%
	Take-outs	2	100%	5	60%	7	71%
	Total	9	89%	12	60%	21	73%
Team	Draws	11	84%	13	63%	24	73%
	Take-outs	4	88%	7	57%	11	68%
	Total	15	85%	20	61%	35	71%

Note:
Team members are identified as follows:
F = Female, **M** = Male

Legend:
☐ Power Play
LSFE(*) Last Stone First End
↻ Clockwise
X Unplayed/unfinished end due to concession
↺ Counter-clockwise

Game - Shot by Shot
경기별 숏 기록 / Déroulement de la partie

End 1 **FIN - Finland 0 + 0** (this end) **= 0** **CHN - China 0 + 3** (this end) **= 3**

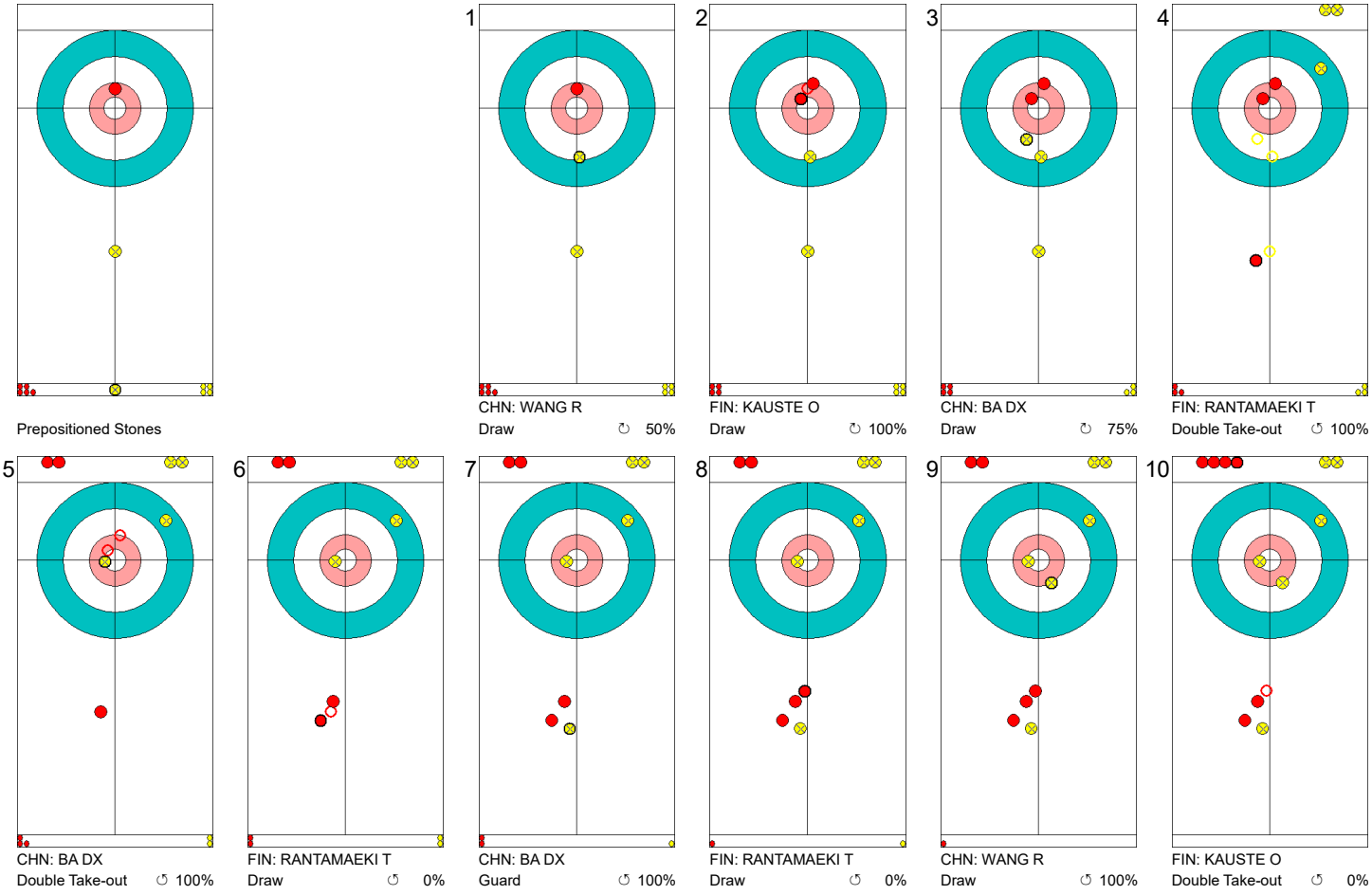

	FIN	CHN
Total Score	0	3
Time left	20:01	20:15

Legend:
↻ Clockwise ↺ Counter-clockwise - Not considered

Game - Shot by Shot
경기별 숏 기록 / Déroulement de la partie

End 2 — **FIN - Finland 0 + 3** (this end) **= 3** — **CHN - China 3 + 0** (this end) **= 3**

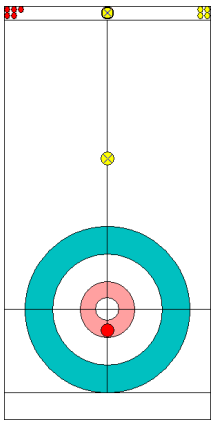

Prepositioned Stones

1
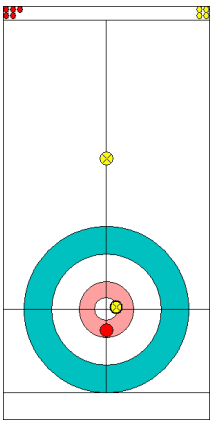

CHN: WANG R
Draw ↻ 100%

2
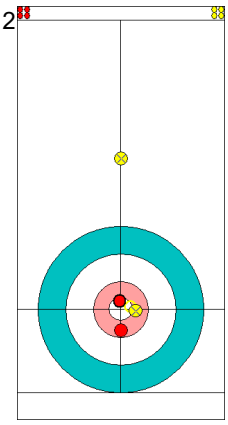

FIN: KAUSTE O
Draw ↻ 100%

3
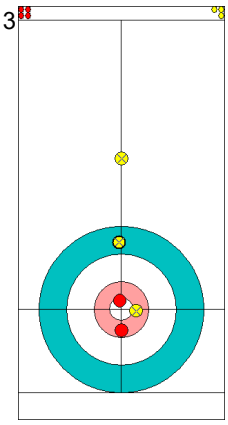

CHN: BA DX
Draw ↻ 50%

4
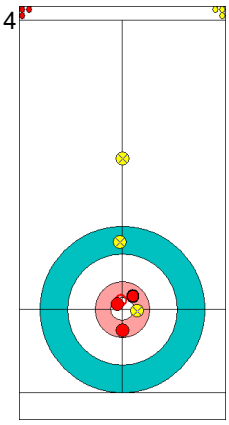

FIN: RANTAMAEKI T
Draw ↻ 100%

5
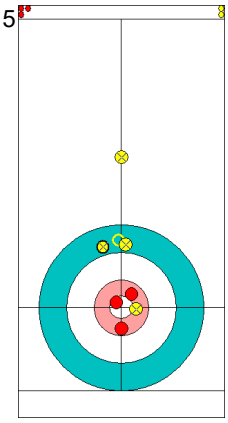

CHN: BA DX
Draw ↻ 50%

6
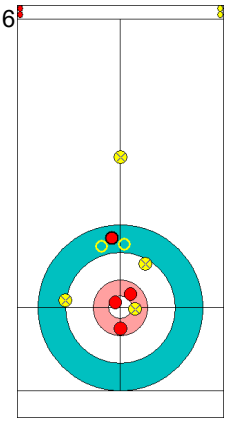

FIN: RANTAMAEKI T
Wick / Soft Peeling ↻ 100%

7
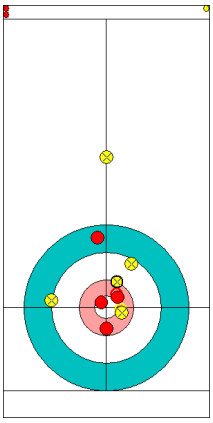

CHN: BA DX
Draw ↻ 100%

8
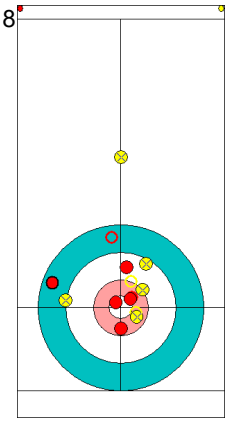

FIN: RANTAMAEKI T
Raise ↻ 100%

9
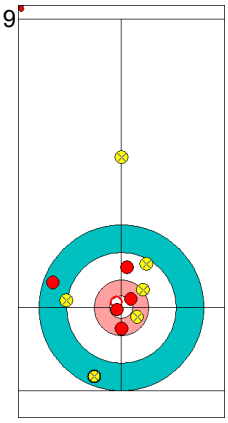

CHN: WANG R
Draw ↻ 0%

10
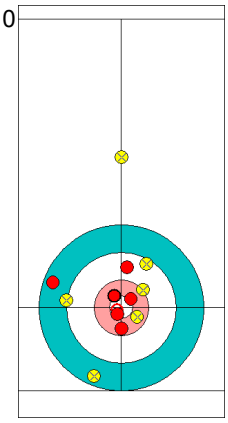

FIN: KAUSTE O
Draw ↻ 100%

	FIN	CHN
Total Score	3	3
Time left	15:54	17:13

Legend:
↻ Clockwise ↺ Counter-clockwise - Not considered

Game - Shot by Shot
경기별 숏 기록 / Déroulement de la partie

End 3 **FIN - Finland 3 + 0** (this end) **= 3** **CHN - China 3 + 1** (this end) **= 4**

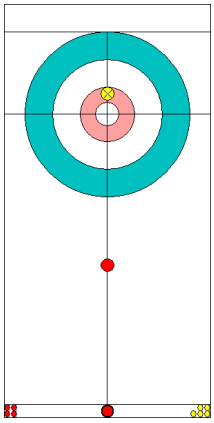

Prepositioned Stones

1
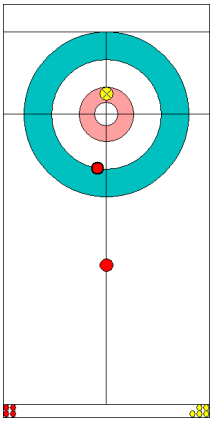

FIN: KAUSTE O
Draw ↻ 75%

2
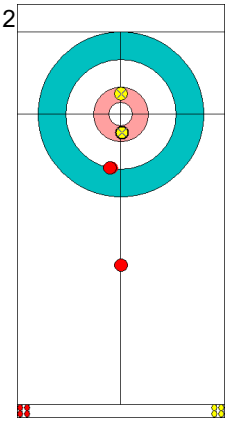

CHN: WANG R
Raise ↺ 100%

3
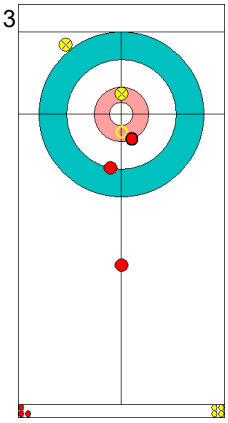

FIN: RANTAMAEKI T
Draw ↺ 100%

4
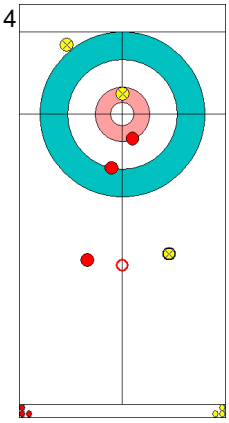

CHN: BA DX
Draw ↺ 0%

5
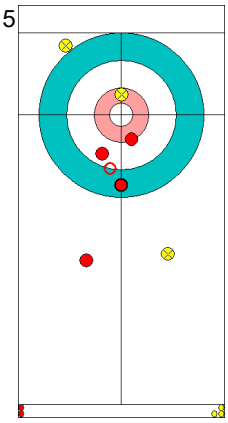

FIN: RANTAMAEKI T
Raise ↺ 75%

6
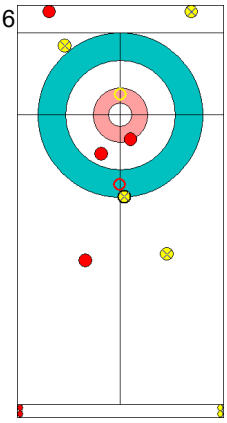

CHN: BA DX
Double Take-out ↺ 0%

7
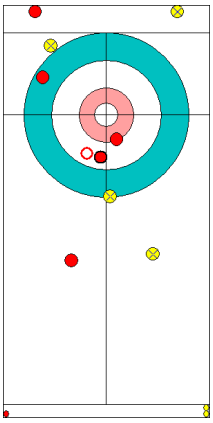

FIN: RANTAMAEKI T
Raise ↻ 100%

8
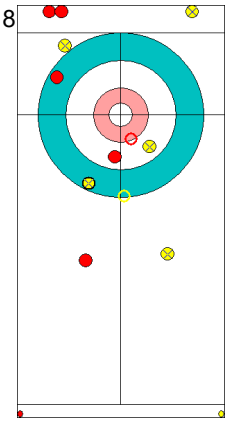

CHN: BA DX
Promotion Take-out ↺ 75%

9
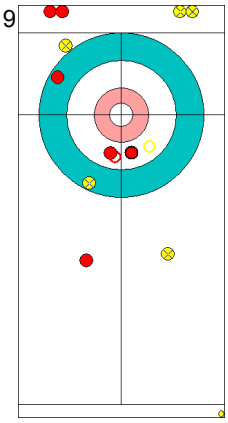

FIN: KAUSTE O
Hit and Roll ↺ 75%

10
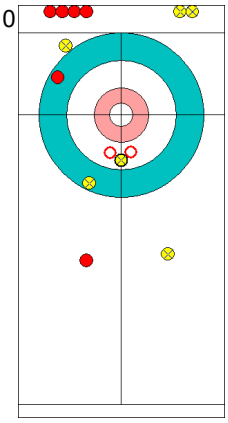

CHN: WANG R
Double Take-out ↻ 100%

	FIN	CHN
Total Score	3	4
Time left	13:30	14:22

Legend:
↻ Clockwise ↺ Counter-clockwise - Not considered

Game - Shot by Shot
경기별 숏 기록 / Déroulement de la partie

End 4 | **FIN - Finland 3 + 1** (this end) **= 4** | **CHN - China 4 + 0** (this end) **= 4**

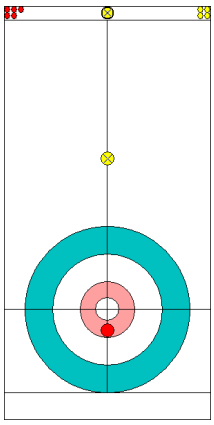

Prepositioned Stones

1
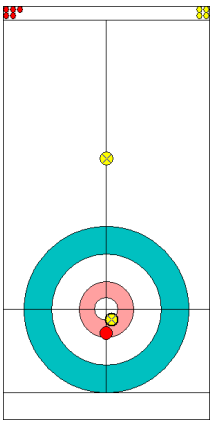

CHN: WANG R
Draw ↻ 100%

2
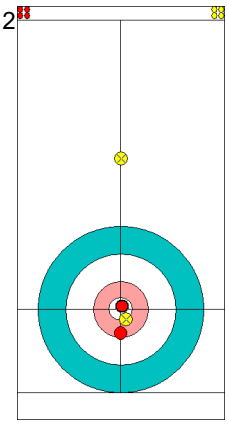

FIN: KAUSTE O
Draw ↻ 100%

3
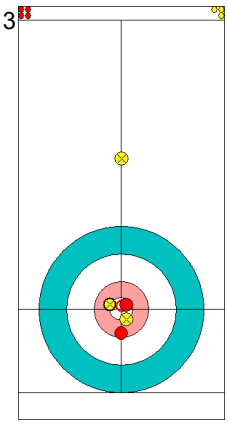

CHN: BA DX
Draw ↻ 50%

4
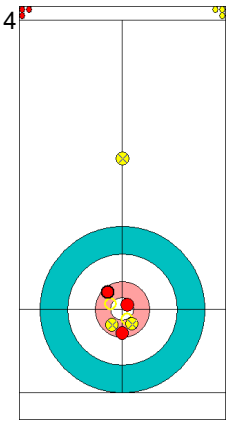

FIN: RANTAMAEKI T
Raise ↻ 100%

5
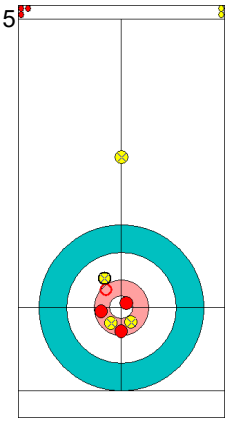

CHN: BA DX
Draw ↻ 50%

6
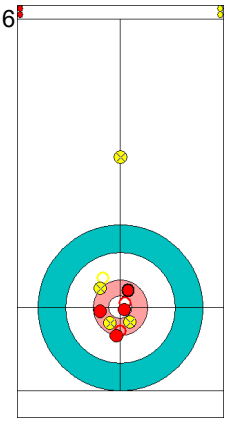

FIN: RANTAMAEKI T
Draw ↻ 100%

7
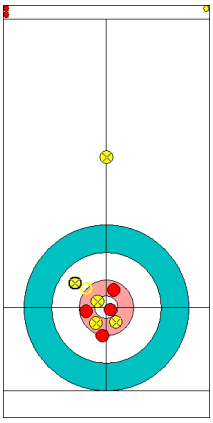

CHN: BA DX
Raise ↻ 75%

8
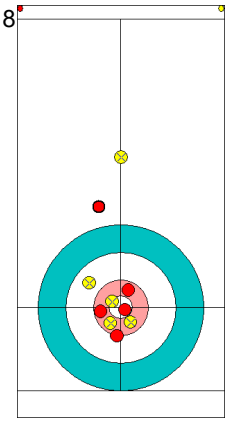

FIN: RANTAMAEKI T
Guard ↻ 100%

9
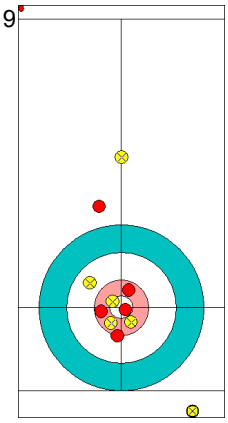

CHN: WANG R
Promotion Take-out ↻ 0%

10
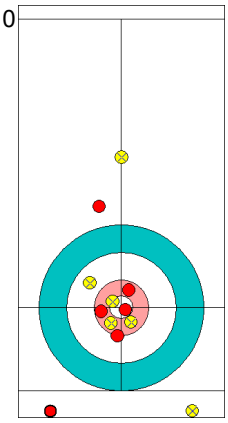

FIN: KAUSTE O
Through ↻ -

	FIN	CHN
Total Score	4	4
Time left	11:40	12:01

Legend:
↻ Clockwise ↺ Counter-clockwise - Not considered

Game - Shot by Shot
경기별 숏 기록 / Déroulement de la partie

End 5 **FIN - Finland 4 + 0** (this end) **= 4** **CHN - China 4 + 4** (this end) **= 8**

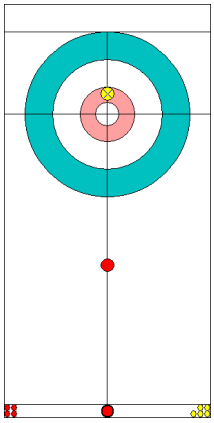

Prepositioned Stones

1
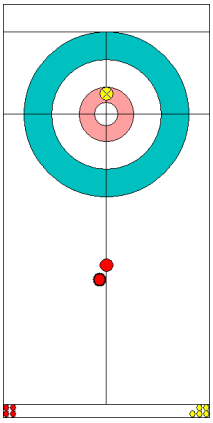

FIN: KAUSTE O
Draw ↻ 0%

2
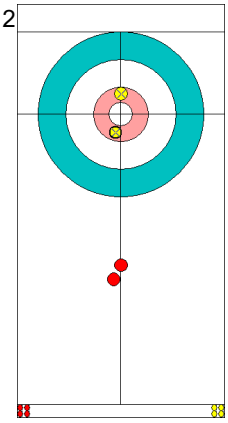

CHN: WANG R
Draw ↻ 100%

3
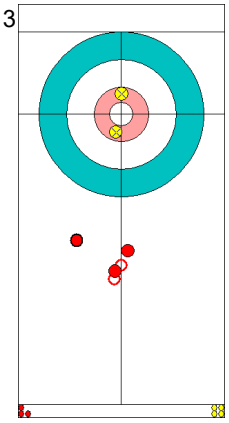

FIN: RANTAMAEKI T
Draw ↻ 0%

4
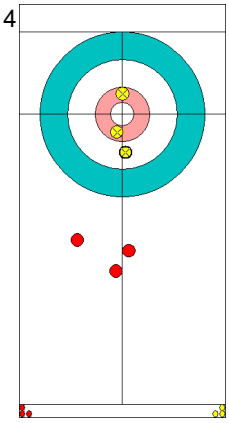

CHN: BA DX
Draw ↺ 100%

5
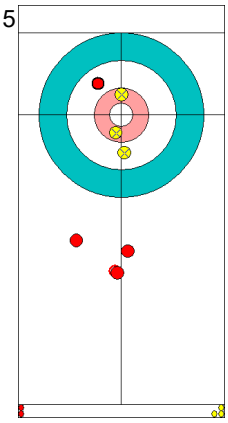

FIN: RANTAMAEKI T
Draw ↻ 50%

6
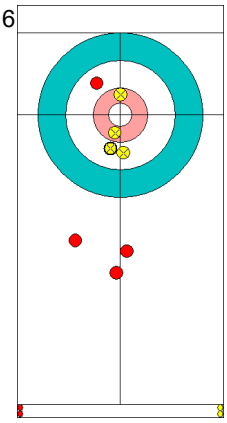

CHN: BA DX
Draw ↻ 100%

7
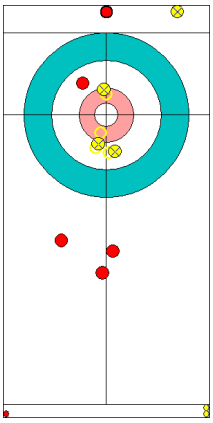

FIN: RANTAMAEKI T
Double Take-out ↻ 50%

8
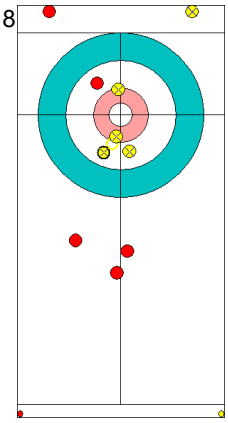

CHN: BA DX
Raise ↺ 75%

9
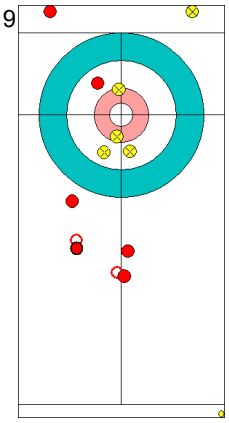

FIN: KAUSTE O
Draw ↻ 0%

10
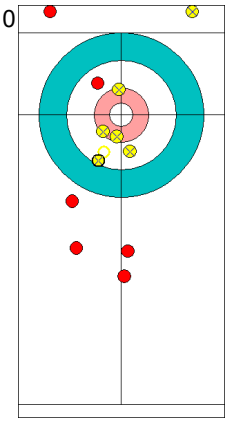

CHN: WANG R
Raise ↺ 100%

	FIN	CHN
Total Score	4	8
Time left	09:29	09:15

Legend:
↻ Clockwise ↺ Counter-clockwise - Not considered

Game - Shot by Shot
경기별 숏 기록 / Déroulement de la partie

End 6 — **FIN - Finland 4 + 1** (this end) **= 5** — **CHN - China 8 + 0** (this end) **= 8**

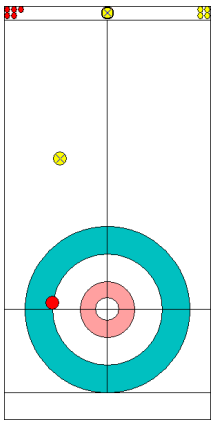
Power Play
Prepositioned Stones

1
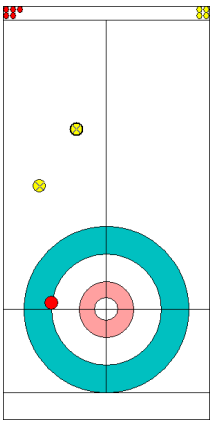
CHN: WANG R
Raise ↺ 0%

2
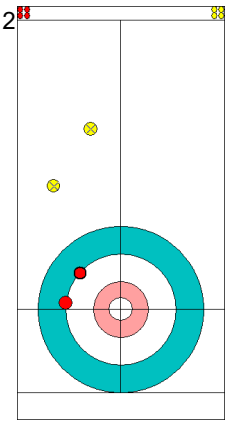
FIN: KAUSTE O
Draw ↻ 100%

3
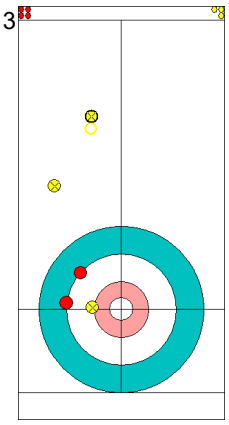
CHN: BA DX
Raise ↻ 100%

4
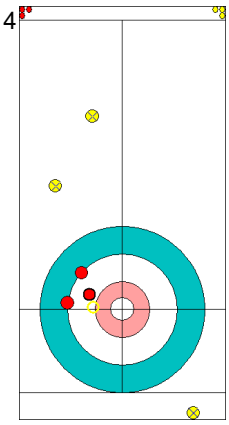
FIN: RANTAMAEKI T
Hit and Roll ↻ 100%

5
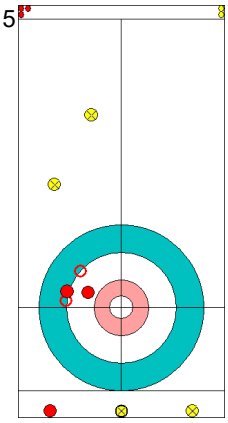
CHN: BA DX
Double Take-out ↺ 50%

6
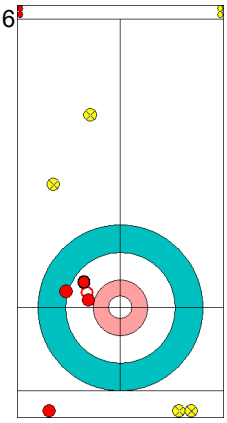
FIN: RANTAMAEKI T
Draw ↻ 100%

7
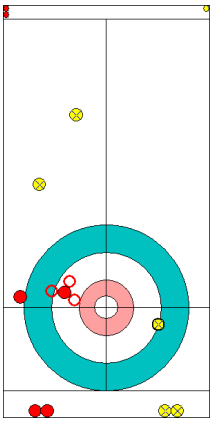
CHN: BA DX
Promotion Take-out ↺ 75%

8
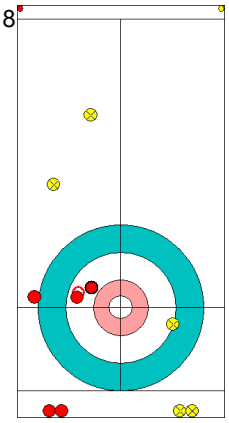
FIN: RANTAMAEKI T
Draw ↻ 100%

9
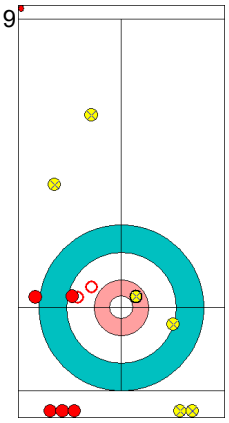
CHN: WANG R
Double Take-out ↻ 50%

10
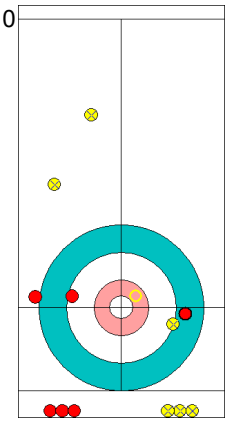
FIN: KAUSTE O
Double Take-out ↺ 0%

	FIN	CHN
Total Score	5	8
Time left	06:46	06:12

Legend:
↻ Clockwise ↺ Counter-clockwise - Not considered

Game - Shot by Shot
경기별 숏 기록 / Déroulement de la partie

End 7 | **FIN - Finland 5 + 0** (this end) **= 5** | **CHN - China 8 + 2** (this end) **= 10**

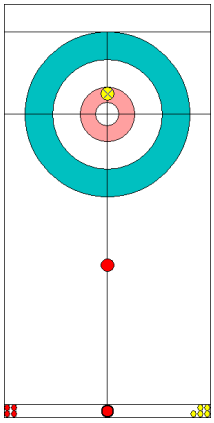

Prepositioned Stones

1
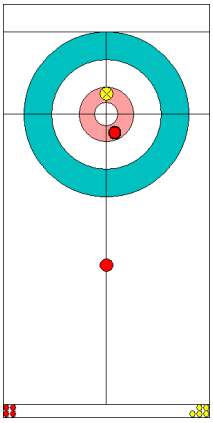

FIN: KAUSTE O
Draw ↻ 100%

2
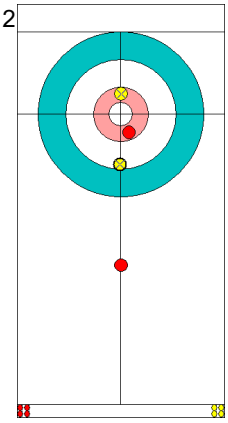

CHN: WANG R
Draw ↻ 75%

3
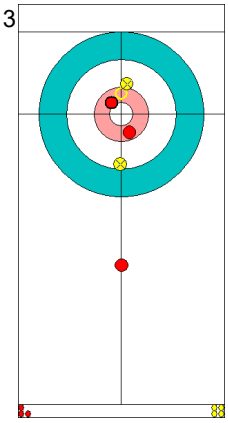

FIN: RANTAMAEKI T
Draw ↻ 75%

4
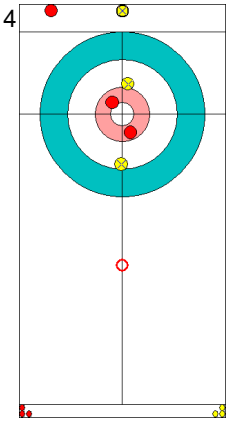

CHN: BA DX
Clearing ↻ 100%

5
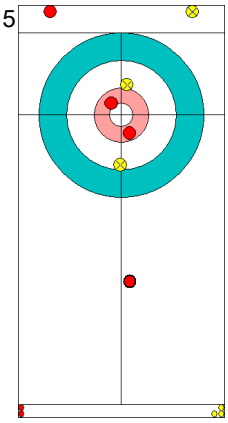

FIN: RANTAMAEKI T
Guard ↻ 75%

6
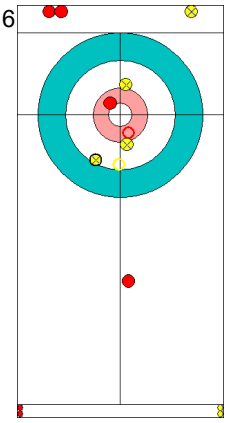

CHN: BA DX
Promotion Take-out ↻ 100%

7
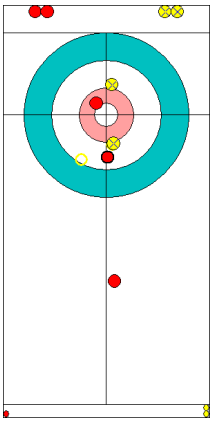

FIN: RANTAMAEKI T
Hit and Roll ↻ 75%

8
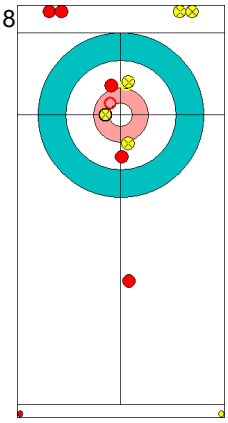

CHN: BA DX
Raise ↻ 100%

9
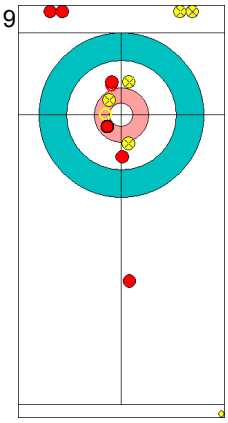

FIN: KAUSTE O
Raise ↻ 100%

10
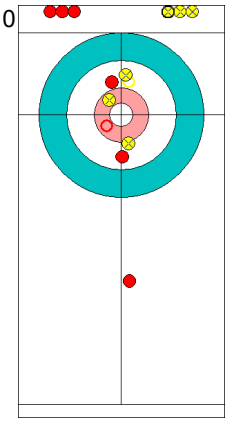

CHN: WANG R
Clearing ↻ 100%

	FIN	CHN
Total Score	5	10
Time left	03:16	03:43

Legend:
↻ Clockwise ↺ Counter-clockwise - Not considered

Most Important Shots
우승 결정 슛 / Tirs les plus importants

Sheet	Game	Team	LSFE	1	2	3	4	5	6	7	8	Extra Ends	Total
A	6	OAR - Olympic Athlete from Russia		0	0	1	0	1	0	X	X		2
	6	CAN - Canada	*	3	1	0	2	0	2	X	X		8

Most Important Shot:

Canadian player MORRIS J played a perfect Draw to the centre of the four foot on top of the stone of team OAR. This set up the score of 2 later in this end, as it was impossible for team OAR to remove this stone.

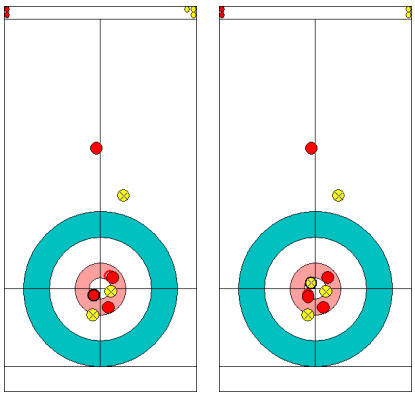

Before After

End: 4
Team: CAN - Canada
Player: MORRIS John
Team Stone: 1 2 (3) 4 5
Task: Draw
Rotation: ↺
Shot Success: 100%

Sheet	Game	Team	LSFE	1	2	3	4	5	6	7	8	Extra Ends	Total
B	6	SUI - Switzerland	*	2	1	0	1	1	0	1	0		6
	6	KOR - Republic of Korea		0	0	1	0	0	1	0	2		4

Most Important Shot:

Swiss player PERRET J delivered a delicate Draw to freeze to the side of the Korean stone sitting shot on the button. Team Korea then tried to raise, was a little wide rubbing the shot stone and rolled away. This led to a steal of one point for the Swiss team and the 3-0 lead.

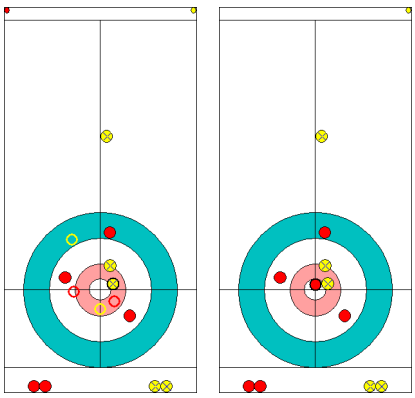

Before After

End: 2
Team: SUI - Switzerland
Player: PERRET Jenny
Team Stone: 1 2 3 4 (5)
Task: Draw
Rotation: ↺
Shot Success: 100%

Most Important Shots
우승 결정 슛 / Tirs les plus importants

Sheet	Game	Team	LSFE	1	2	3	4	5	6	7	8	Extra Ends				Total
C	6	NOR - Norway		0	3	0	0	0	0	X	X					3
	6	USA - United States of America	*	1	0	1	4	1	3	X	X					10

Most Important Shot:

The Norwegian player SKASLIEN K attempted to draw against four US stones and missed, giving the US team a steal of four and the lead in the game.

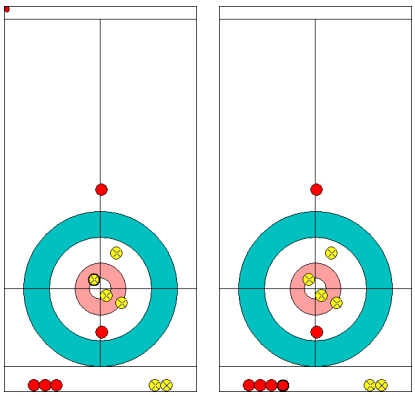

Before | After

End: 4
Team: NOR - Norway
Player: SKASLIEN Kristin
Team Stone: 1 2 3 4 (5)
Task: Draw
Rotation: ↻
Shot Success: 0%

Sheet	Game	Team	LSFE	1	2	3	4	5	6	7	8	Extra Ends				Total
D	6	FIN - Finland	*	0	3	0	1	0	1	0	X					5
	6	CHN - People's Republic of China		3	0	1	0	4	0	2	X					10

Most Important Shot:

Without last stone advantage and facing three Chinese stones, the Finnish Player KAUSTE O tried to draw to the button. Her stone was too light and touched the guard allowing the Chinese team to make a big score of four points in this end and take a comfortable lead in the game.

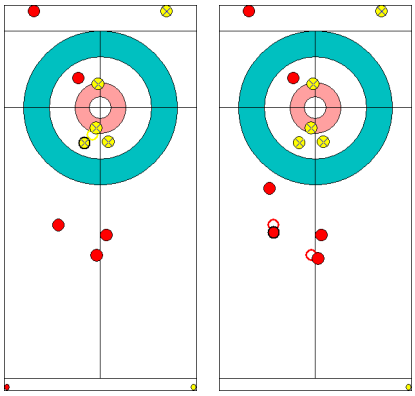

Before | After

End: 5
Team: FIN - Finland
Player: KAUSTE Oona
Team Stone: 1 2 3 4 (5)
Task: Draw
Rotation: ↻
Shot Success: 0%

Legend:
☐ Power Play
LSFE(*) Last Stone First End
↻ Clockwise
X Unplayed/unfinished end due to concession
↺ Counter-clockwise

Session Results and Standings
세션 경기결과 및 순위 / Résultats de la session et classement

Sheet	Game	Team	LSFE	1	2	3	4	5	6	7	8	Extra Ends				Total
A	5	CHN - People's Republic of China	*	0	1	0	1	1	1	0	2					6
	5	USA - United States of America		2	0	1	0	0	0	1	0					4
B	5	NOR - Norway		1	0	1	0	3	0	1	0	1				7
	5	FIN - Finland	*	0	2	0	1	0	2	0	1	0				6
C	5	CAN - Canada	*	0	4	0	1	1	1	X	X					7
	5	SUI - Switzerland		1	0	1	0	0	0	X	X					2
D	5	KOR - Republic of Korea		1	0	1	0	0	1	0	2	0				5
	5	OAR - Olympic Athlete from Russia	*	0	1	0	2	1	0	1	0	1				6

Current Standings

Rank	Team	Games	Wins	Losses
1	CAN - Canada	5	4	1
1	NOR - Norway	5	4	1
1	OAR - Olympic Athlete from Russia	5	4	1
4	SUI - Switzerland	5	3	2
5	CHN - People's Republic of China	5	2	3
5	KOR - Republic of Korea	5	2	3
7	USA - United States of America	5	1	4
8	FIN - Finland	5	0	5

Note:
Under WCF rules, tie-breaking rules for standings are not applied until after the last game of the round robin.

Legend:
☐ Power Play **LSFE(*)** Last Stone First End **X** Unplayed/unfinished end due to concession

Game Results
대회 경기결과 / Résultats de la partie

Sheet	Game	Team	LSFE	1	2	3	4	5	6	7	8	Extra Ends				Total
A	5	CHN - People's Republic of China	*	0	1	0	1	1	1	0	2					6
	5	USA - United States of America		2	0	1	0	0	0	1	0					4

CHN - People's Republic of China		Shot Success Game	Shot Success All
F	WANG Rui	83%	71%
M	BA Dexin	69%	72%
	Team Total	74%	71%

Last Stone Draw		Distance
↻	WANG Rui	21.8cm
↺	BA Dexin	50.7cm
Total		**72.5cm**

Time remaining: 1 minute 27 seconds

Time-out: End 8 - CHN stone 4

Power Play: End 8

USA - United States of America		Shot Success Game	Shot Success All
F	HAMILTON Becca	72%	74%
M	HAMILTON Matt	80%	76%
	Team Total	77%	75%

Last Stone Draw		Distance
↻	HAMILTON Becca	22.0cm
↺	HAMILTON Matt	199.6cm
Total		**221.6cm**

Time remaining: 3 minutes 45 seconds

Power Play: End 7

Shot Success Analysis

CHN - People's Republic of China		↻		↺		Game	
F WANG Rui	Draws	4	88%	7	75%	11	80%
	Take-outs	2	75%	3	100%	5	90%
	Total	6	83%	10	83%	16	83%
M BA Dexin	Draws	4	69%	6	58%	10	63%
	Take-outs	4	50%	10	83%	14	73%
	Total	8	59%	16	73%	24	69%
Team	Draws	8	78%	13	67%	21	71%
	Take-outs	6	58%	13	87%	19	78%
	Total	14	70%	26	77%	40	74%

USA - United States of America		↻		↺		Game	
F HAMILTON Becca	Draws	6	67%	9	72%	15	70%
	Take-outs	0	-	1	100%	1	100%
	Total	6	67%	10	75%	16	72%
M HAMILTON Matt	Draws	12	88%	6	71%	18	82%
	Take-outs	4	75%	2	75%	6	75%
	Total	16	84%	8	72%	24	80%
Team	Draws	18	81%	15	72%	33	77%
	Take-outs	4	75%	3	83%	7	79%
	Total	22	80%	18	74%	40	77%

Note:
Team members are identified as follows:
F = Female, **M** = Male

Legend:
☐ Power Play ↻ Clockwise ↺ Counter-clockwise
LSFE(*) Last Stone First End

Game - Shot by Shot
경기별 숏 기록 / Déroulement de la partie

End 1 **CHN - China 0 + 0** (this end) **= 0** **USA - United States 0 + 2** (this end) **= 2**

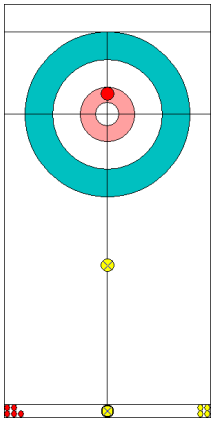

Prepositioned Stones

1
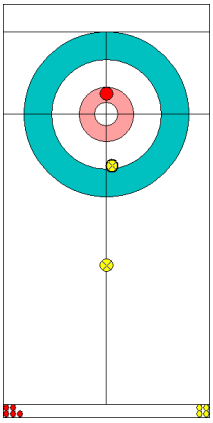

USA: HAMILTON B
Draw ↻ 75%

2
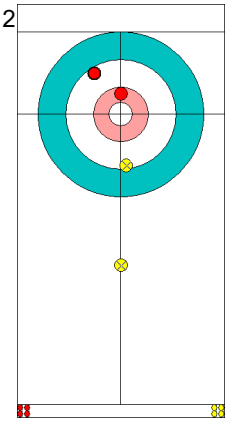

CHN: WANG R
Draw ↻ 50%

3
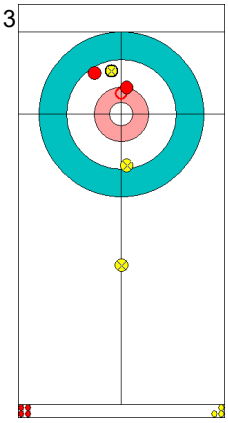

USA: HAMILTON M
Draw ↻ 50%

4
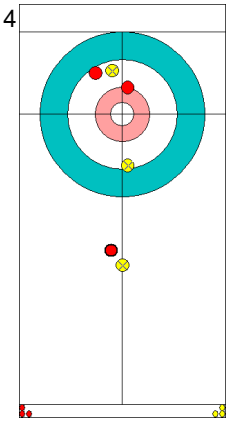

CHN: BA DX
Draw ↻ 0%

5
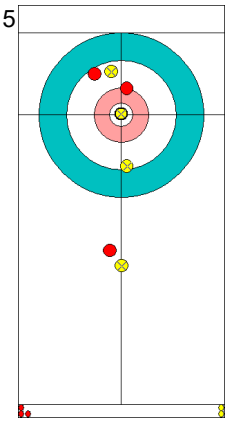

USA: HAMILTON M
Draw ↻ 100%

6
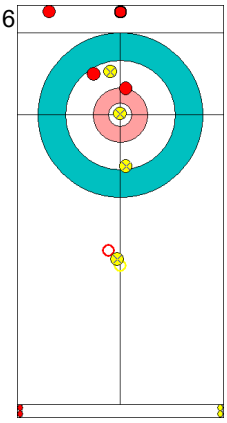

CHN: BA DX
Clearing ↺ 50%

7
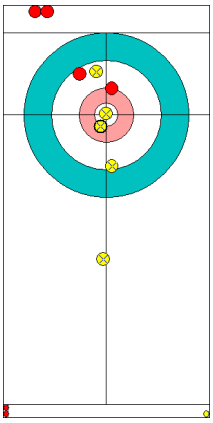

USA: HAMILTON M
Draw ↻ 100%

8
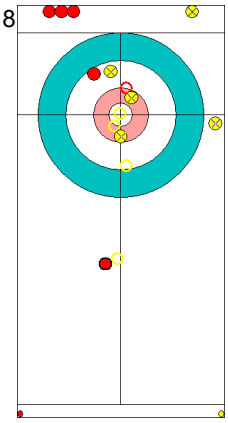

CHN: BA DX
Double Take-out ↺ 50%

9
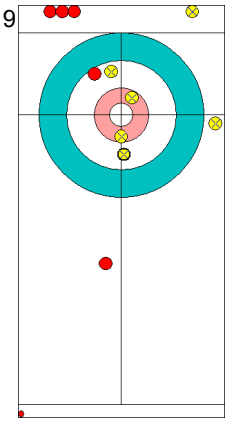

USA: HAMILTON B
Draw ↻ 100%

10
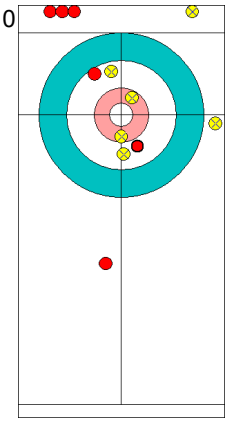

CHN: WANG R
Draw ↺ 50%

	CHN	USA
Total Score	0	2
Time left	19:45	20:35

Legend:
↻ Clockwise ↺ Counter-clockwise - Not considered

Game - Shot by Shot
경기별 숏 기록 / Déroulement de la partie

End 2 — **CHN - China 0 + 1** (this end) **= 1** — **USA - United States 2 + 0** (this end) **= 2**

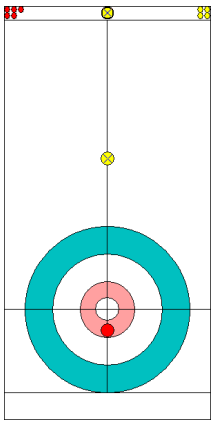

Prepositioned Stones

1
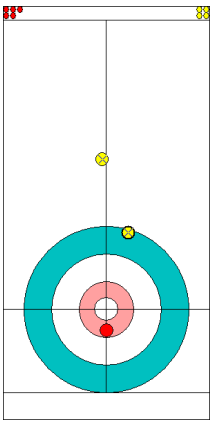

USA: HAMILTON B
Draw ↻ 50%

2
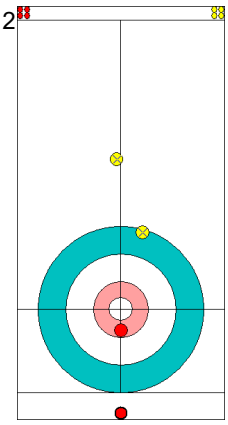

CHN: WANG R
Draw ↺ 0%

3
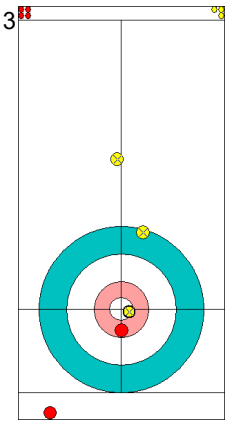

USA: HAMILTON M
Draw ↺ 75%

4
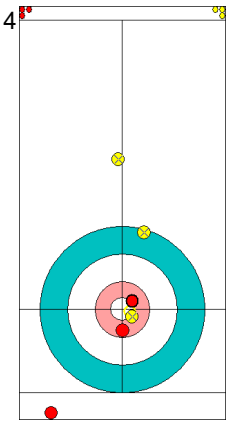

CHN: BA DX
Draw ↺ 100%

5
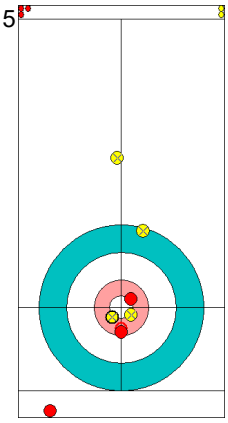

USA: HAMILTON M
Draw ↻ 75%

6
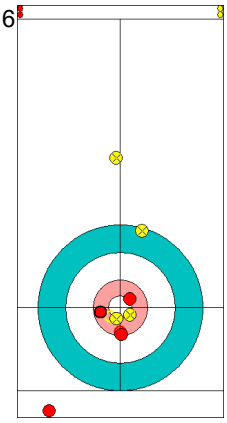

CHN: BA DX
Draw ↺ 50%

7
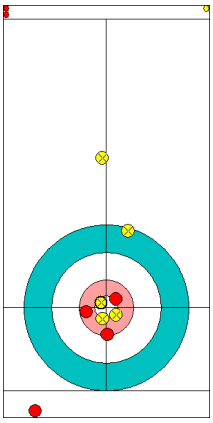

USA: HAMILTON M
Draw ↺ 100%

8
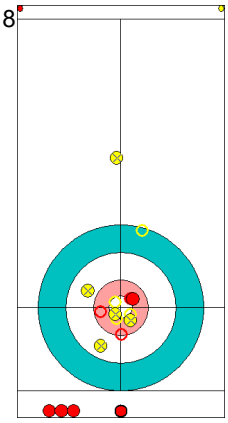

CHN: BA DX
Double Take-out ↻ 0%

9
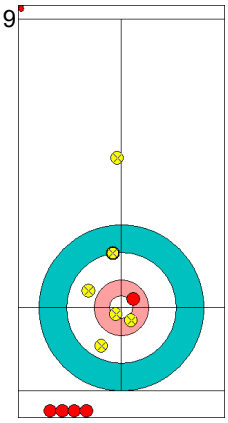

USA: HAMILTON B
Draw ↺ 100%

10
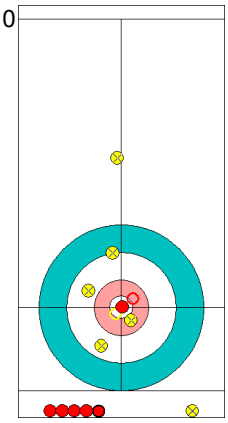

CHN: WANG R
Promotion Take-out ↻ 100%

	CHN	USA
Total Score	1	2
Time left	17:18	18:46

Legend:
↻ Clockwise ↺ Counter-clockwise - Not considered

Game - Shot by Shot
경기별 숏 기록 / Déroulement de la partie

End 3 🔴 **CHN - China 1 + 0** (this end) **= 1** 🟡 **USA - United States 2 + 1** (this end) **= 3**

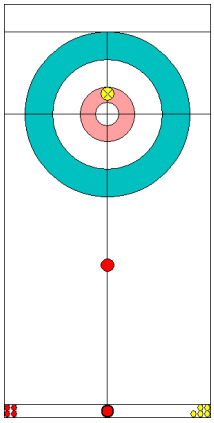

Prepositioned Stones

1
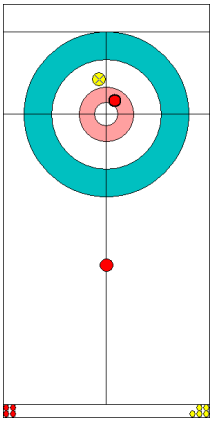

CHN: WANG R
Draw ↻ 75%

2
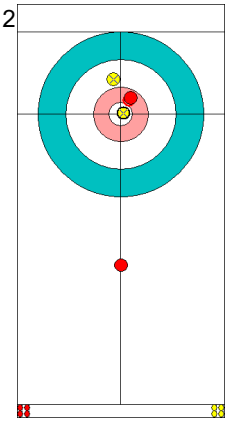

USA: HAMILTON B
Draw ↺ 100%

3
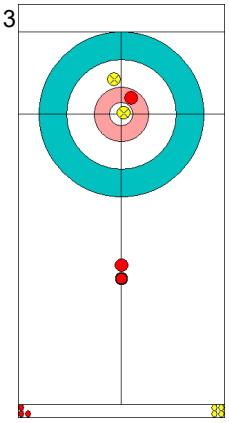

CHN: BA DX
Draw ↺ 0%

4
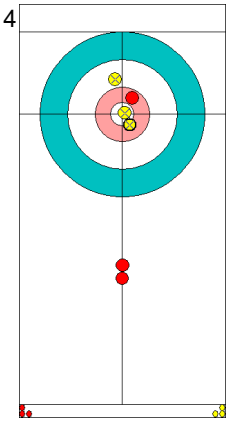

USA: HAMILTON M
Draw ↻ 75%

5
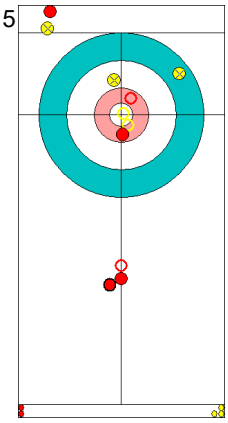

CHN: BA DX
Promotion Take-out ↺ 100%

6
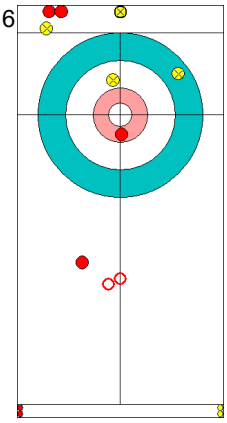

USA: HAMILTON M
Clearing ↻ 100%

7
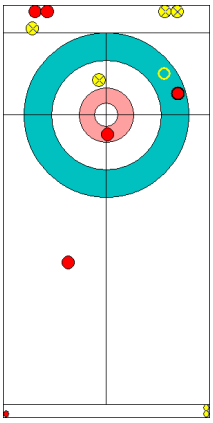

CHN: BA DX
Take-out ↺ 100%

8
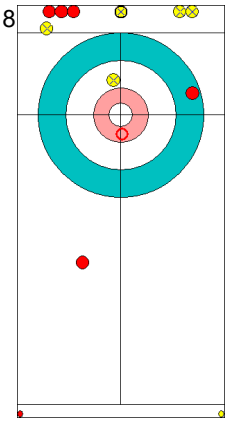

USA: HAMILTON M
Hit and Roll ↻ 50%

9
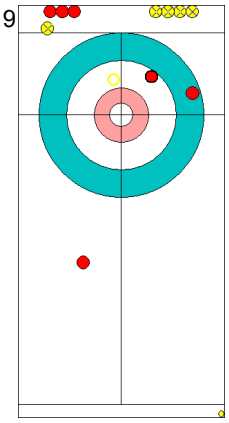

CHN: WANG R
Take-out ↺ 100%

10
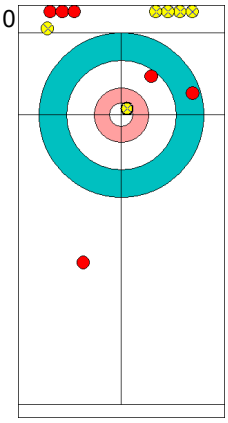

USA: HAMILTON B
Draw ↺ 100%

	CHN	USA
Total Score	1	3
Time left	15:20	16:33

Legend:
↻ Clockwise ↺ Counter-clockwise - Not considered

Game - Shot by Shot
경기별 숏 기록 / Déroulement de la partie

End 4 | **CHN - China 1 + 1** (this end) **= 2** | **USA - United States 3 + 0** (this end) **= 3**

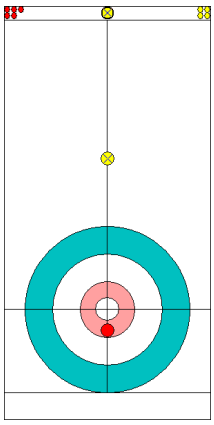

Prepositioned Stones

1
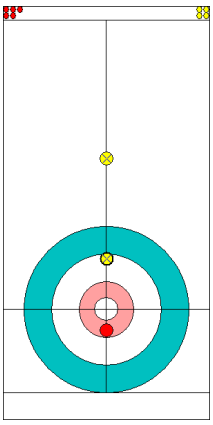

USA: HAMILTON B
Draw ↻ 100%

2
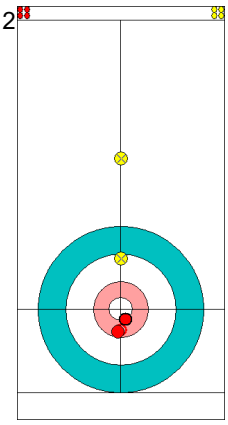

CHN: WANG R
Draw ↻ 100%

3
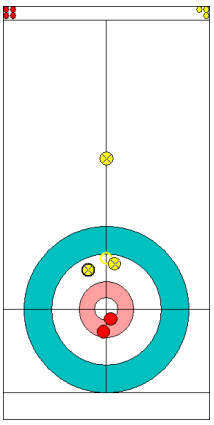

USA: HAMILTON M
Draw ↺ 50%

4
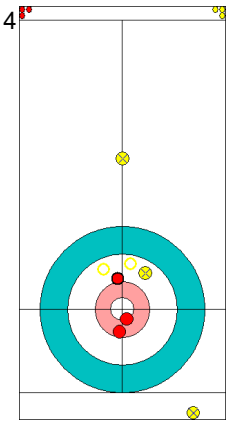

CHN: BA DX
Hit and Roll ↻ 100%

5
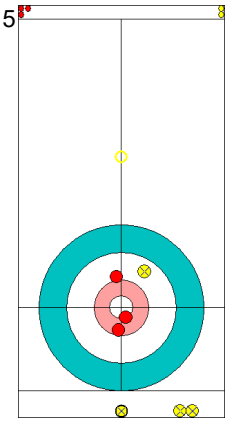

USA: HAMILTON M
Clearing ↻ 100%

6
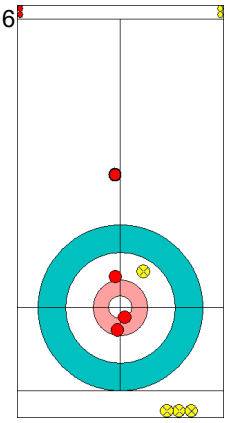

CHN: BA DX
Guard ↻ 100%

7
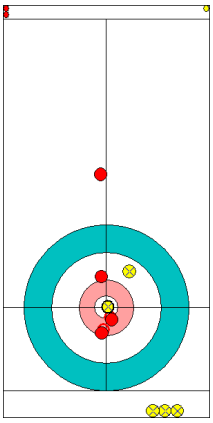

USA: HAMILTON M
Draw ↻ 100%

8
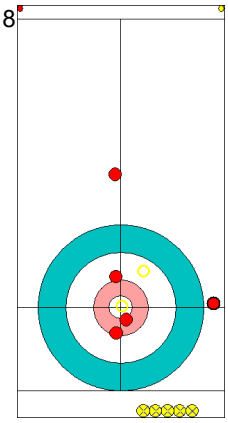

CHN: BA DX
Double Take-out ↻ 100%

9
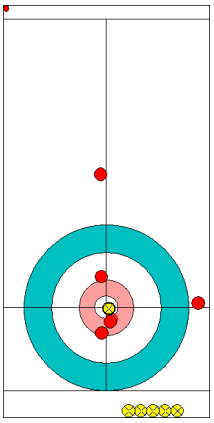

USA: HAMILTON B
Freeze ↻ 100%

10
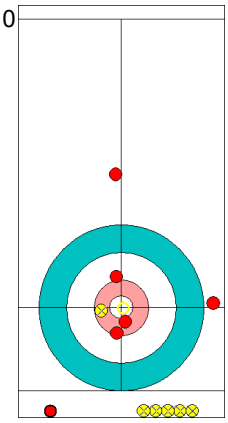

CHN: WANG R
Clearing ↺ 50%

	CHN	USA
Total Score	2	3
Time left	12:43	14:33

Legend:
↻ Clockwise ↺ Counter-clockwise - Not considered

Game - Shot by Shot
경기별 숏 기록 / Déroulement de la partie

End 5 **CHN - China 2 + 1** (this end) **= 3** **USA - United States 3 + 0** (this end) **= 3**

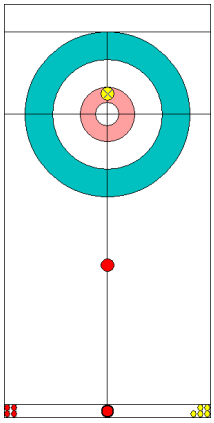

Prepositioned Stones

1
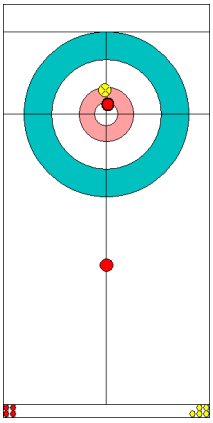

CHN: WANG R
Draw ↺ 100%

2
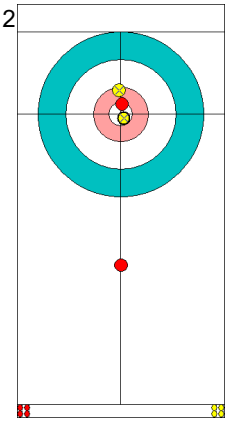

USA: HAMILTON B
Draw ↺ 100%

3
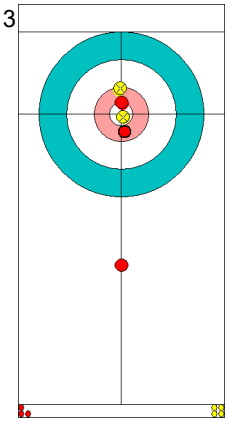

CHN: BA DX
Draw ↺ 100%

4
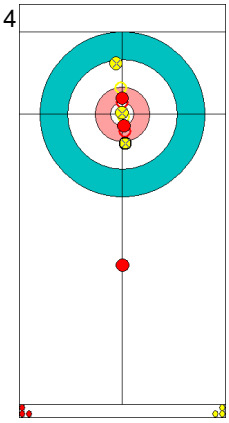

USA: HAMILTON M
Raise ↻ 75%

5
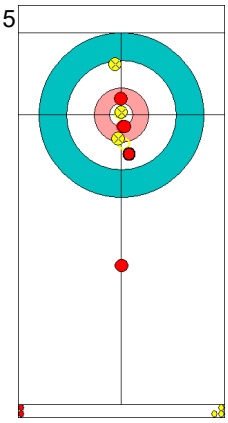

CHN: BA DX
Raise ↺ 50%

6
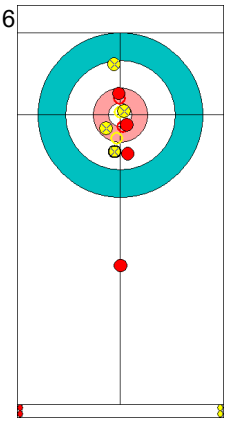

USA: HAMILTON M
Raise ↻ 100%

7
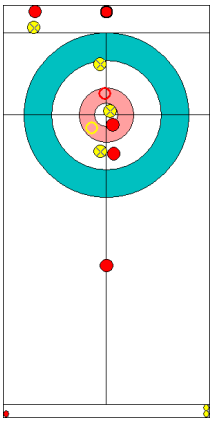

CHN: BA DX
Double Take-out ↻ 50%

8
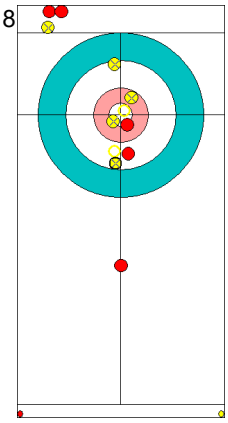

USA: HAMILTON M
Raise ↻ 75%

9
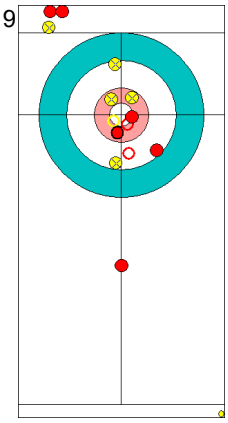

CHN: WANG R
Raise ↺ 100%

10
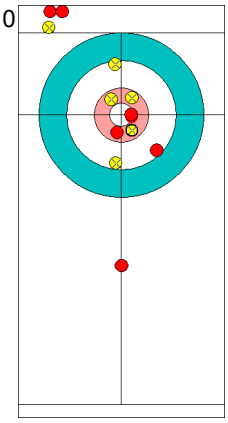

USA: HAMILTON B
Draw ↺ 0%

	CHN	USA
Total Score	3	3
Time left	09:58	11:24

Legend:
↻ Clockwise ↺ Counter-clockwise - Not considered

Game - Shot by Shot
경기별 숏 기록 / Déroulement de la partie

End 6 — **CHN - China 3 + 1** (this end) **= 4** — **USA - United States 3 + 0** (this end) **= 3**

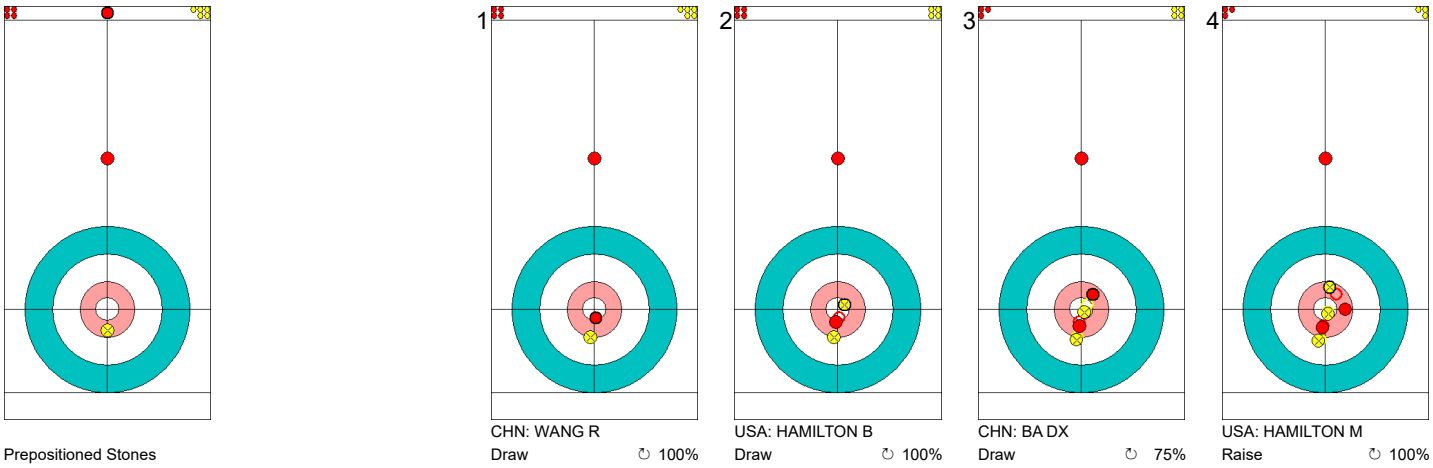

Prepositioned Stones

1 CHN: WANG R
Draw ↻ 100%

2 USA: HAMILTON B
Draw ↻ 100%

3 CHN: BA DX
Draw ↻ 75%

4 USA: HAMILTON M
Raise ↻ 100%

5 CHN: BA DX
Promotion Take-out ↺ 0%

6 USA: HAMILTON M
Raise ↺ 50%

7 CHN: BA DX
Raise ↺ 50%

8 USA: HAMILTON M
Draw ↺ 50%

9 CHN: WANG R
Draw ↺ 100%

10 USA: HAMILTON B
Raise ↺ 0%

	CHN	USA
Total Score	4	3
Time left	07:08	07:55

Legend:
↻ Clockwise ↺ Counter-clockwise - Not considered

Game - Shot by Shot
경기별 숏 기록 / Déroulement de la partie

End 7 | **CHN - China 4 + 0** (this end) **= 4** | **USA - United States 3 + 1** (this end) **= 4**

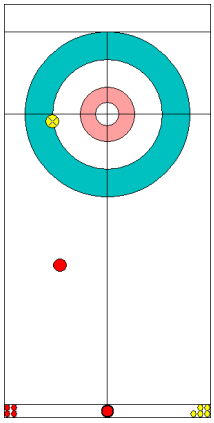

Power Play
Prepositioned Stones

1
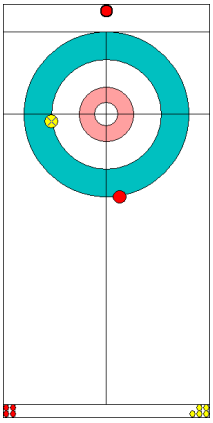

CHN: WANG R
Wick / Soft Peeling ↻ 100%

2
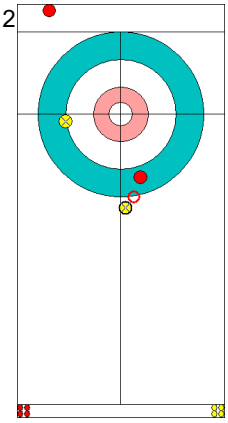

USA: HAMILTON B
Draw ↻ 0%

3
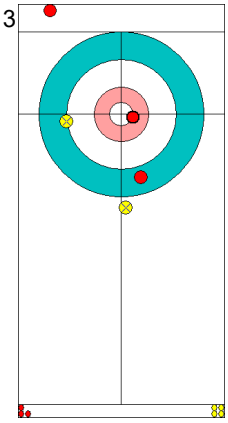

CHN: BA DX
Draw ↻ 100%

4
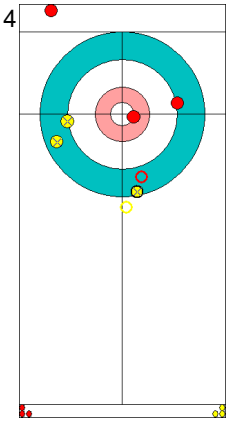

USA: HAMILTON M
Wick / Soft Peeling ↻ 100%

5
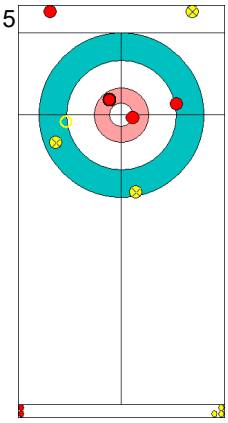

CHN: BA DX
Hit and Roll ↺ 75%

6
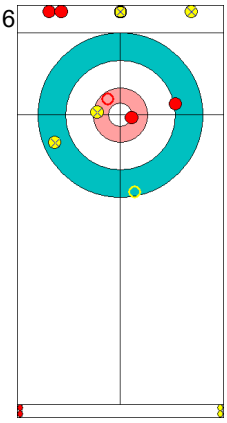

USA: HAMILTON M
Promotion Take-out ↺ 75%

7
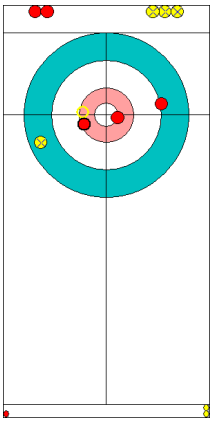

CHN: BA DX
Take-out ↻ 100%

8
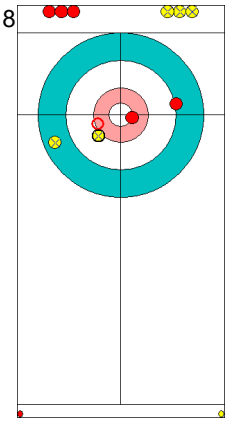

USA: HAMILTON M
Double Take-out ↻ 50%

9
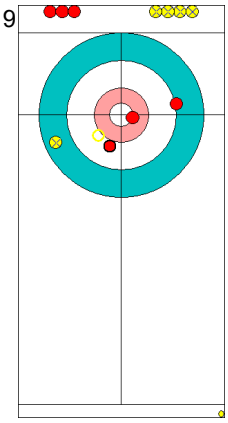

CHN: WANG R
Take-out ↻ 100%

10
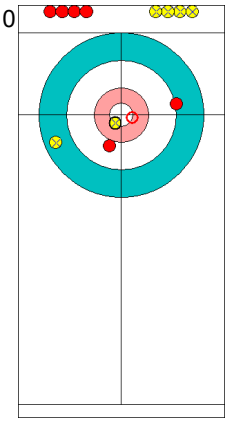

USA: HAMILTON B
Take-out ↻ 100%

	CHN	USA
Total Score	4	4
Time left	04:23	05:35

Legend:
↻ Clockwise ↺ Counter-clockwise - Not considered

Game - Shot by Shot
경기별 숏 기록 / Déroulement de la partie

End 8 — **CHN - China 4 + 2** (this end) **= 6** — **USA - United States 4 + 0** (this end) **= 4**

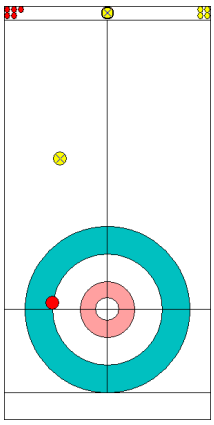

Power Play
Prepositioned Stones

1
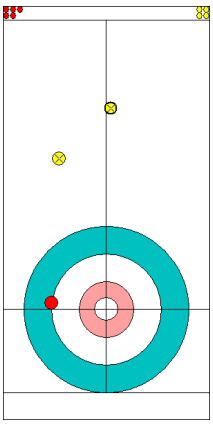

USA: HAMILTON B
Front ↺ 75%

2
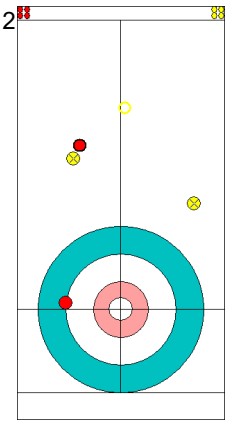

CHN: WANG R
Wick / Soft Peeling ↺ 100%

3
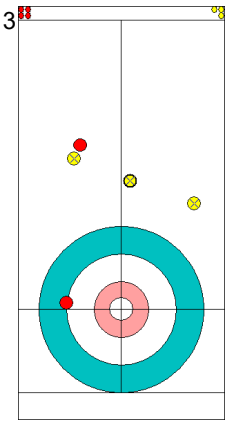

USA: HAMILTON M
Front ↺ 100%

4
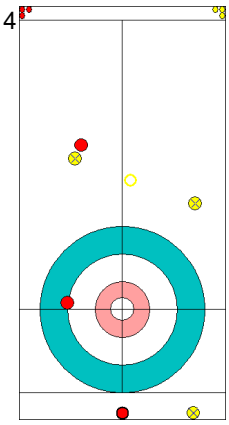

CHN: BA DX
Clearing ↺ 100%

5
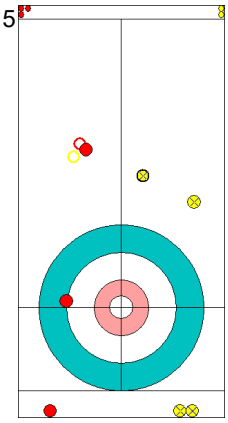

USA: HAMILTON M
Hit and Roll ↺ 75%

6
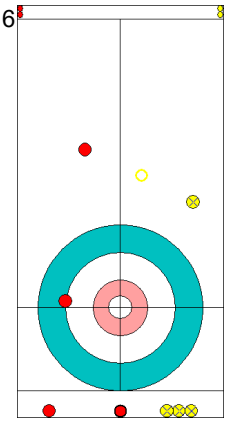

CHN: BA DX
Clearing ↺ 100%

7
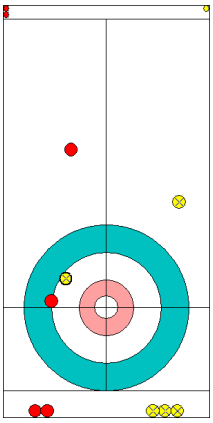

USA: HAMILTON M
Draw ↻ 100%

8
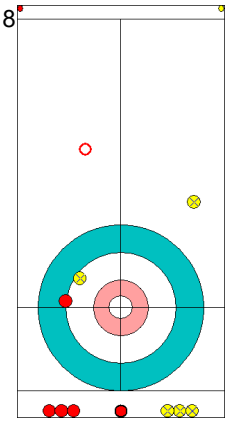

CHN: BA DX
Clearing ↺ 100%
Time-out

9
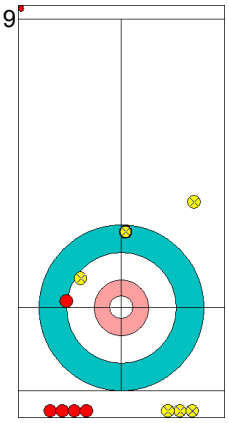

USA: HAMILTON B
Draw ↻ 50%

10
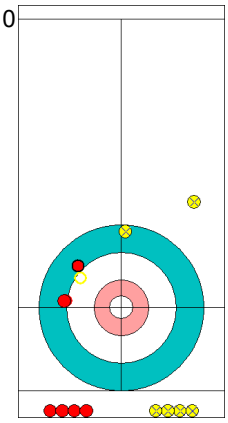

CHN: WANG R
Take-out ↺ 100%

	CHN	USA
Total Score	6	4
Time left	01:27	03:45

Legend:
↻ Clockwise ↺ Counter-clockwise - Not considered

Game Results
대회 경기결과 / Résultats de la partie

Sheet	Game	Team	LSFE	1	2	3	4	5	6	7	8	Extra Ends			Total
B	5	NOR - Norway		1	0	1	0	3	0	1	0	1				7
	5	FIN - Finland	*	0	2	0	1	0	2	0	1	0				6

NOR - Norway		Shot Success Game	Shot Success All
F	SKASLIEN Kristin	83%	72%
M	NEDREGOTTEN Magnus	68%	80%
	Team Total	74%	77%

Last Stone Draw		Distance
↻	NEDREGOTTEN Magnus	76.2cm
↺	SKASLIEN Kristin	122.2cm
Total		**198.4cm**

Time remaining: 1 minute 1 second
Time remaining: 0 minutes 17 seconds (after extra end)

Time-out: End 8 - NOR stone 4; End 9 - NOR stone 3

Power Play: End 7

FIN - Finland		Shot Success Game	Shot Success All
F	KAUSTE Oona	75%	58%
M	RANTAMAEKI Tomi	70%	69%
	Team Total	72%	65%

Last Stone Draw		Distance
↻	KAUSTE Oona	66.9cm
↺	RANTAMAEKI Tomi	130.5cm
Total		**197.4cm**

Time remaining: 0 minutes 52 seconds
Time remaining: 0 minutes 15 seconds (after extra end)

Time-out: End 8 - FIN stone 4; End 9 - FIN stone 4

Power Play: End 6

Shot Success Analysis

NOR - Norway		↻		↺		Game	
F SKASLIEN Kristin	Draws	9	81%	7	82%	16	81%
	Take-outs	0	-	2	100%	2	100%
	Total	9	81%	9	86%	18	83%
M NEDREGOTTEN Magnus	Draws	9	83%	9	75%	18	79%
	Take-outs	2	25%	7	50%	9	44%
	Total	11	73%	16	64%	27	68%
Team	Draws	18	82%	16	78%	34	80%
	Take-outs	2	25%	9	61%	11	55%
	Total	20	76%	25	72%	45	74%

FIN - Finland		↻		↺		Game	
F KAUSTE Oona	Draws	7	86%	8	81%	15	83%
	Take-outs	1	50%	2	25%	3	33%
	Total	8	81%	10	70%	18	75%
M RANTAMAEKI Tomi	Draws	7	43%	10	85%	17	68%
	Take-outs	4	63%	6	83%	10	75%
	Total	11	50%	16	84%	27	70%
Team	Draws	14	64%	18	83%	32	75%
	Take-outs	5	60%	8	69%	13	65%
	Total	19	63%	26	79%	45	72%

Note:
Team members are identified as follows:
F = Female, **M** = Male

Legend:
☐ Power Play ↻ Clockwise ↺ Counter-clockwise
LSFE(*) Last Stone First End

Game - Shot by Shot
경기별 숏 기록 / Déroulement de la partie

End 1 — **NOR - Norway 0 + 1** (this end) **= 1** — **FIN - Finland 0 + 0** (this end) **= 0**

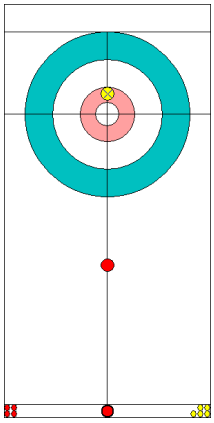

Prepositioned Stones

1
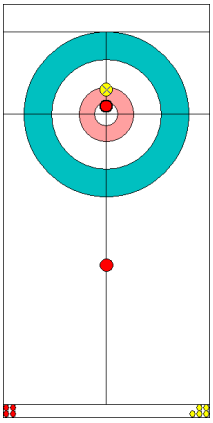

NOR: SKASLIEN K
Draw ↻ 100%

2
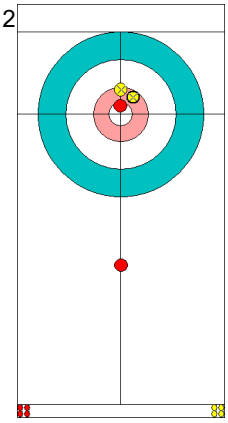

FIN: KAUSTE O
Draw ↺ 75%

3
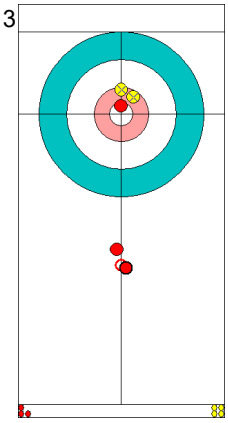

NOR: NEDREGOTTEN M
Draw ↺ 0%

4
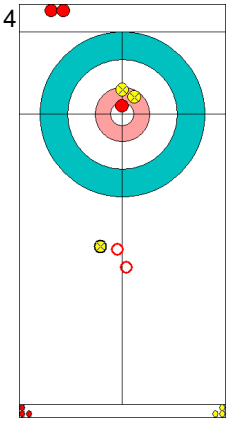

FIN: RANTAMAEKI T
Clearing ↺ 50%

5
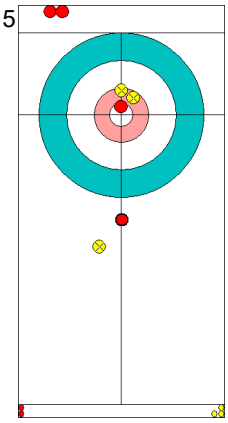

NOR: NEDREGOTTEN M
Guard ↺ 100%

6
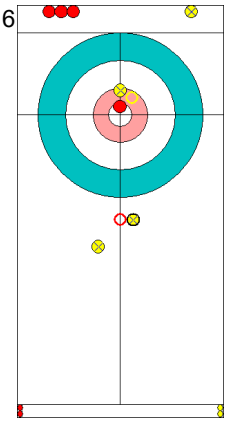

FIN: RANTAMAEKI T
Double Take-out ↺ 50%

7
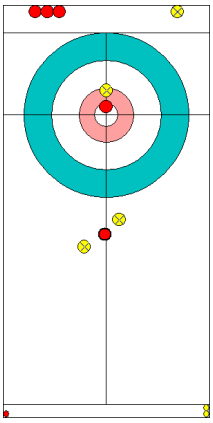

NOR: NEDREGOTTEN M
Guard ↻ 100%

8
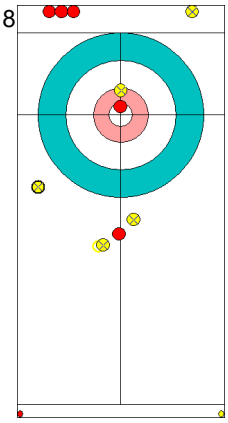

FIN: RANTAMAEKI T
Draw ↻ 0%

9
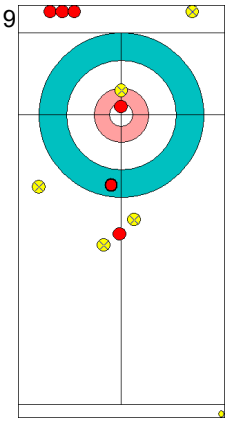

NOR: SKASLIEN K
Draw ↻ 75%

10
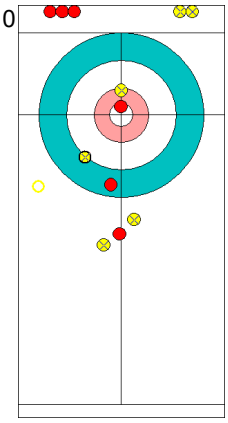

FIN: KAUSTE O
Promotion Take-out ↺ 0%

	NOR	FIN
Total Score	1	0
Time left	20:09	20:23

Legend:
↻ Clockwise ↺ Counter-clockwise - Not considered

Game - Shot by Shot
경기별 숏 기록 / Déroulement de la partie

End 2 — **NOR - Norway 1 + 0** (this end) **= 1** — **FIN - Finland 0 + 2** (this end) **= 2**

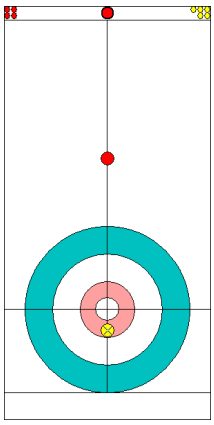

Prepositioned Stones

1

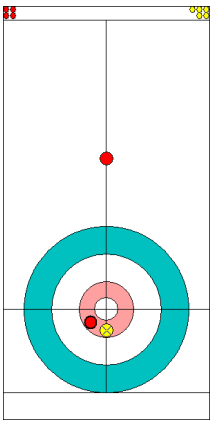

NOR: SKASLIEN K
Draw ↻ 75%

2

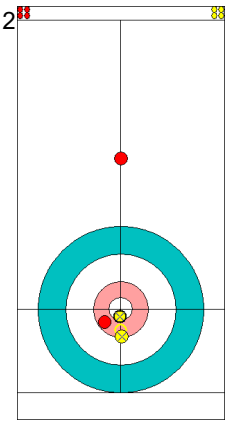

FIN: KAUSTE O
Draw ↻ 100%

3

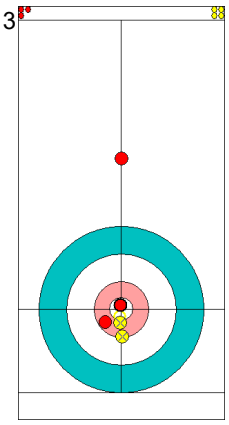

NOR: NEDREGOTTEN M
Draw ↻ 100%

4

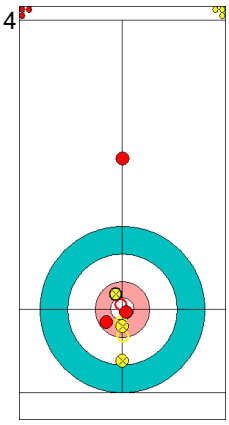

FIN: RANTAMAEKI T
Raise ↺ 100%

5

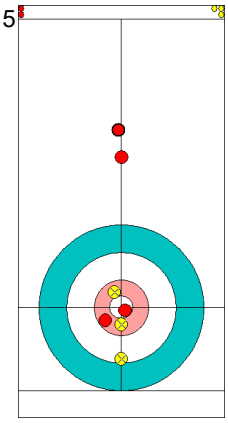

NOR: NEDREGOTTEN M
Draw ↺ 0%

6

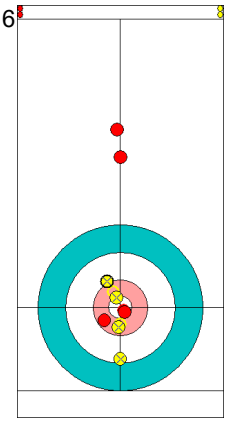

FIN: RANTAMAEKI T
Raise ↺ 100%

7

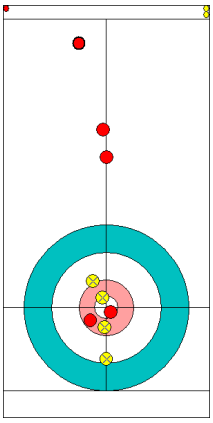

NOR: NEDREGOTTEN M
Guard ↺ 100%

8

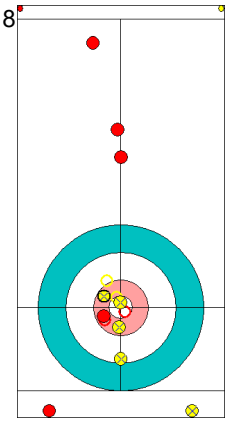

FIN: RANTAMAEKI T
Promotion Take-out ↻ 100%

9

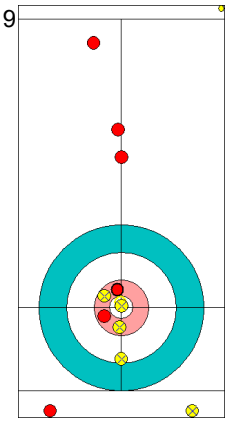

NOR: SKASLIEN K
Draw ↻ 100%

10

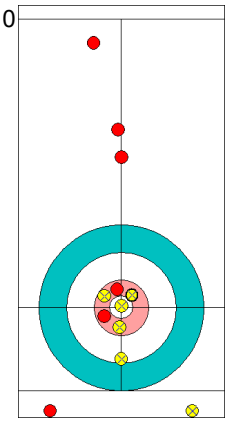

FIN: KAUSTE O
Draw ↻ 100%

	NOR	FIN
Total Score	1	2
Time left	17:00	19:03

Legend:
↻ Clockwise ↺ Counter-clockwise - Not considered

Game - Shot by Shot
경기별 숏 기록 / Déroulement de la partie

End 3 **NOR - Norway 1 + 1** (this end) **= 2** **FIN - Finland 2 + 0** (this end) **= 2**

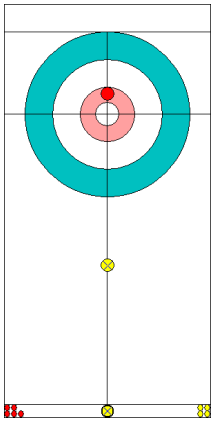

Prepositioned Stones

1

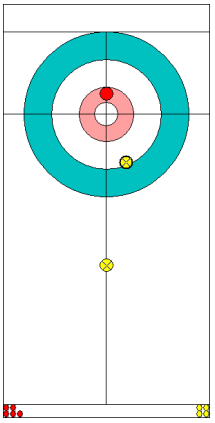

FIN: KAUSTE O
Draw ↻ 75%

2

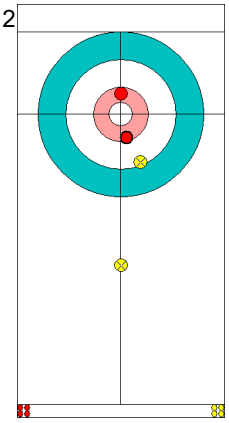

NOR: SKASLIEN K
Draw ↻ 100%

3

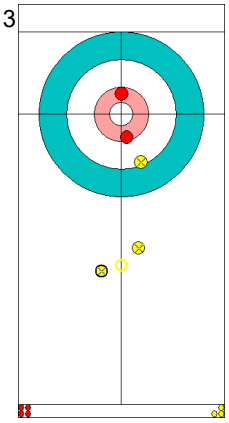

FIN: RANTAMAEKI T
Draw ↻ 0%

4

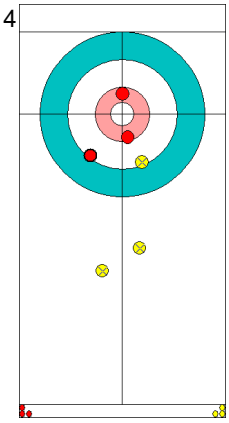

NOR: NEDREGOTTEN M
Draw ↻ 75%

5

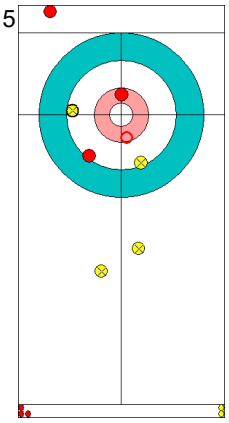

FIN: RANTAMAEKI T
Double Take-out ↻ 50%

6

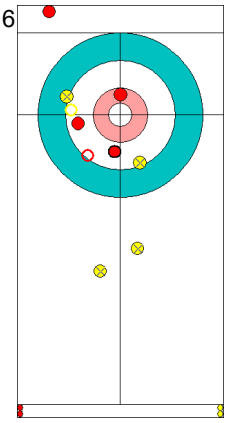

NOR: NEDREGOTTEN M
Raise ↻ 100%

7

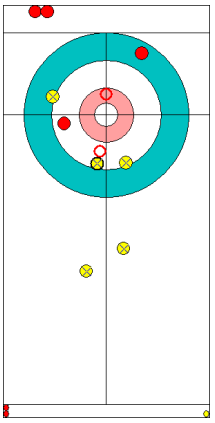

FIN: RANTAMAEKI T
Double Take-out ↻ 100%

8

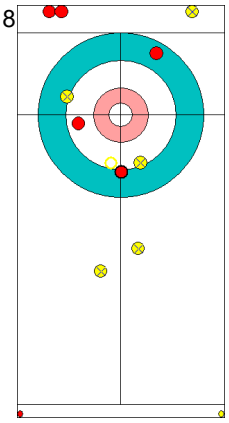

NOR: NEDREGOTTEN M
Take-out ↻ 75%

9

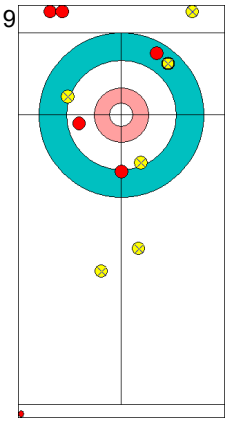

FIN: KAUSTE O
Draw ↻ 50%

10

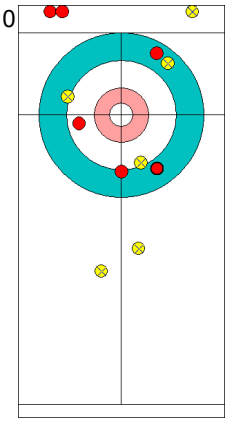

NOR: SKASLIEN K
Draw ↻ 0%

	NOR	FIN
Total Score	2	2
Time left	12:24	16:37

Legend:
↻ Clockwise ↺ Counter-clockwise - Not considered

Game - Shot by Shot
경기별 숏 기록 / Déroulement de la partie

End 4 — **NOR - Norway 2 + 0** (this end) **= 2** — **FIN - Finland 2 + 1** (this end) **= 3**

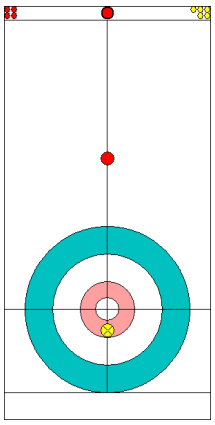

Prepositioned Stones

1

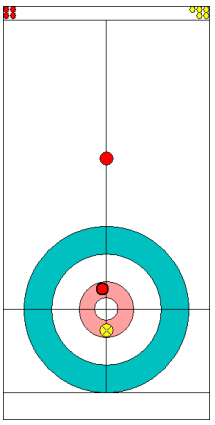

NOR: SKASLIEN K
Draw ↻ 75%

2

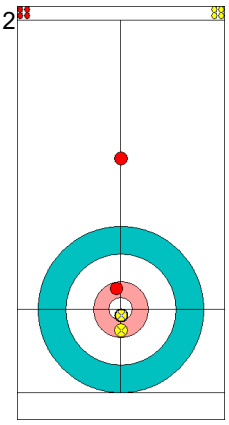

FIN: KAUSTE O
Draw ↻ 100%

3

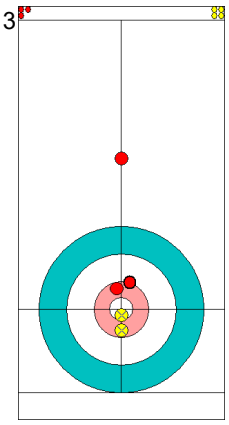

NOR: NEDREGOTTEN M
Draw ↺ 75%

4

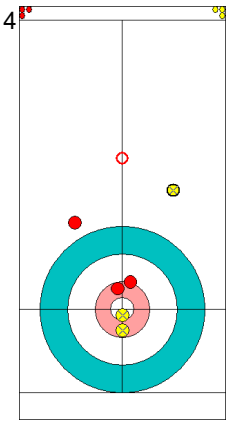

FIN: RANTAMAEKI T
Draw ↻ 0%

5

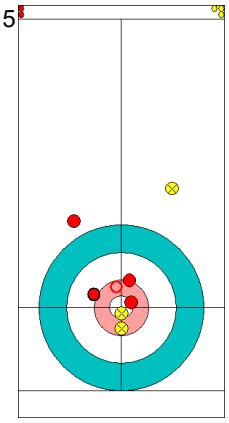

NOR: NEDREGOTTEN M
Raise ↺ 100%

6

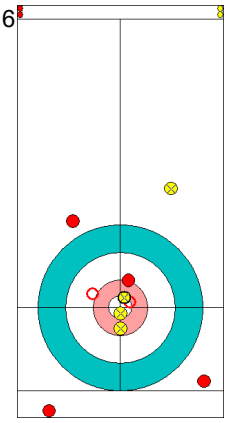

FIN: RANTAMAEKI T
Double Take-out ↺ 100%

7

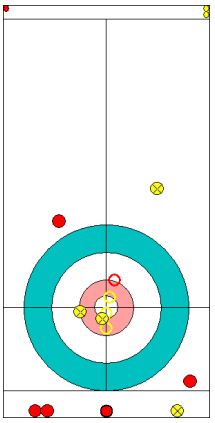

NOR: NEDREGOTTEN M
Promotion Take-out ↻ 50%

8

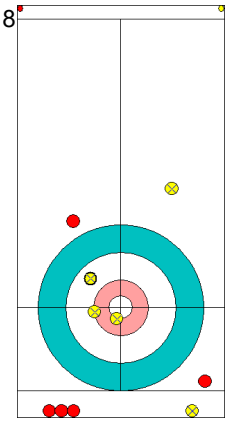

FIN: RANTAMAEKI T
Draw ↻ 75%

9

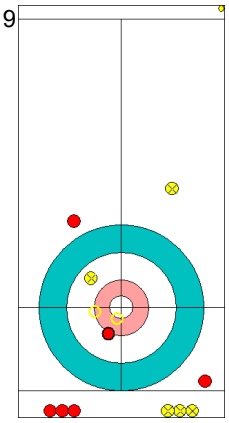

NOR: SKASLIEN K
Double Take-out ↺ 100%

10

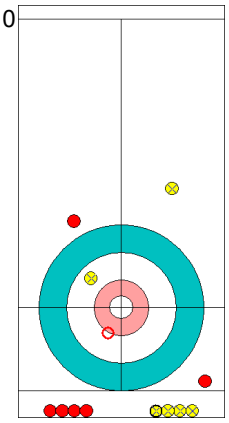

FIN: KAUSTE O
Take-out ↺ 50%

	NOR	FIN
Total Score	2	3
Time left	10:02	13:39

Legend:
↻ Clockwise ↺ Counter-clockwise - Not considered

Game - Shot by Shot
경기별 숏 기록 / Déroulement de la partie

End 5 **NOR - Norway 2 + 3** (this end) **= 5** **FIN - Finland 3 + 0** (this end) **= 3**

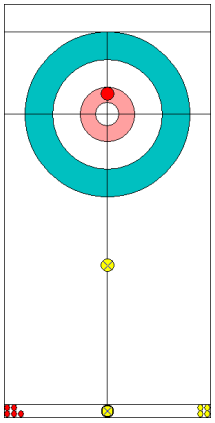

Prepositioned Stones

1
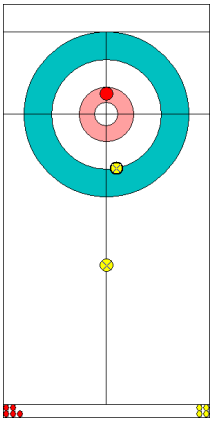

FIN: KAUSTE O
Draw ↻ 75%

2
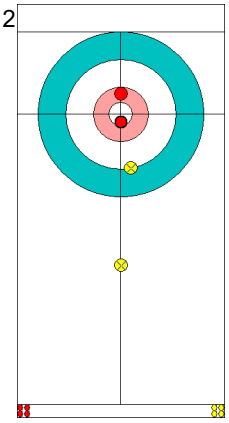

NOR: SKASLIEN K
Draw ↻ 100%

3
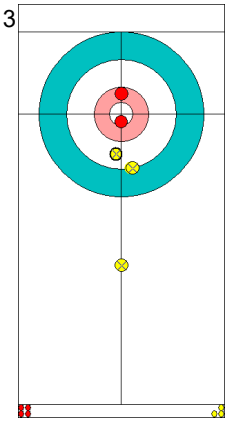

FIN: RANTAMAEKI T
Draw ↻ 75%

4
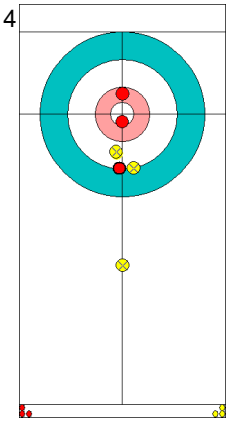

NOR: NEDREGOTTEN M
Draw ↻ 100%

5
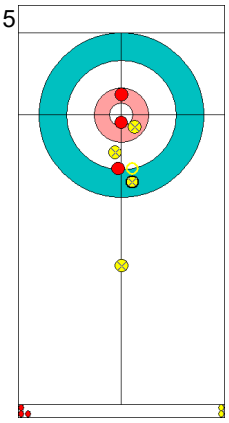

FIN: RANTAMAEKI T
Raise ↺ 100%

6
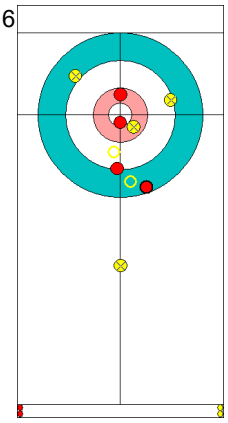

NOR: NEDREGOTTEN M
Raise ↺ 100%

7
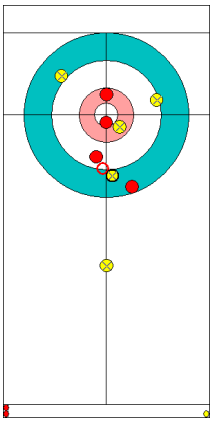

FIN: RANTAMAEKI T
Raise ↺ 75%

8
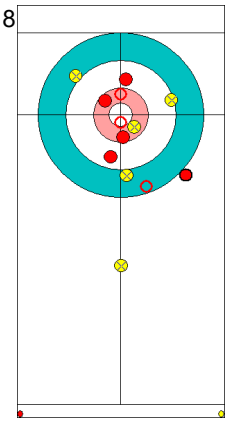

NOR: NEDREGOTTEN M
Promotion Take-out ↺ 0%

9
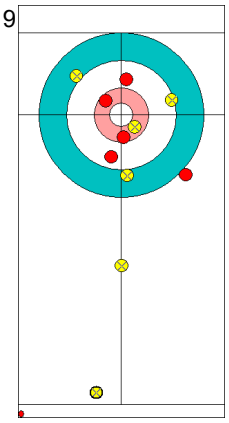

FIN: KAUSTE O
Guard ↻ 100%

10
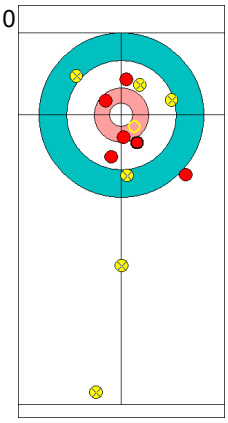

NOR: SKASLIEN K
Raise ↺ 100%

	NOR	FIN
Total Score	5	3
Time left	07:11	11:01

Legend:
↻ Clockwise ↺ Counter-clockwise - Not considered

Game - Shot by Shot
경기별 숏 기록 / Déroulement de la partie

End 6 — **NOR - Norway 5 + 0** (this end) **= 5** — **FIN - Finland 3 + 2** (this end) **= 5**

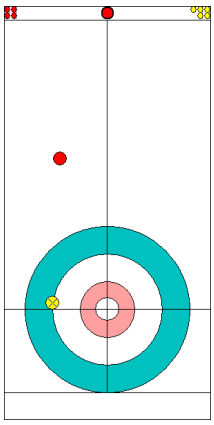

Power Play
Prepositioned Stones

1
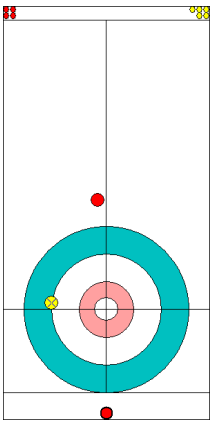

NOR: SKASLIEN K
Wick / Soft Peeling ↺ 100%

2
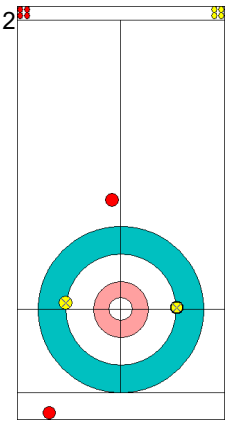

FIN: KAUSTE O
Draw ↺ 100%

3
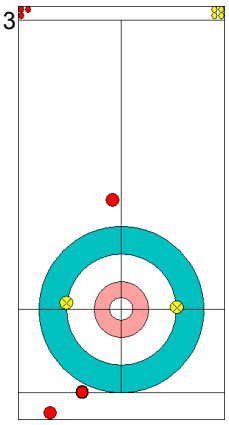

NOR: NEDREGOTTEN M
Draw ↻ 0%

4
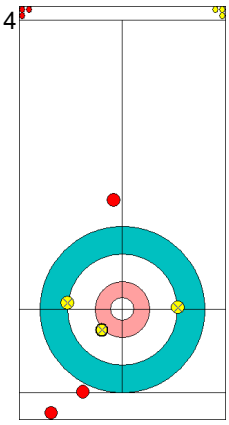

FIN: RANTAMAEKI T
Draw ↺ 75%

5
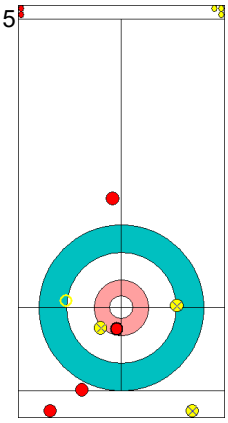

NOR: NEDREGOTTEN M
Hit and Roll ↺ 75%

6
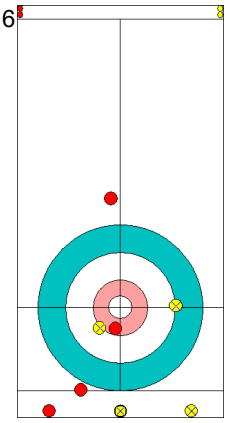

FIN: RANTAMAEKI T
Take-out ↻ 0%

7
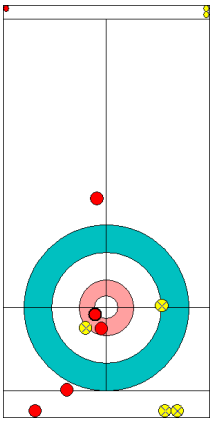

NOR: NEDREGOTTEN M
Draw ↻ 100%

8
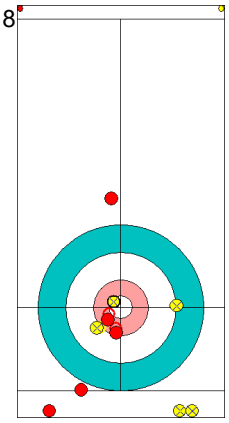

FIN: RANTAMAEKI T
Draw ↻ 100%

9
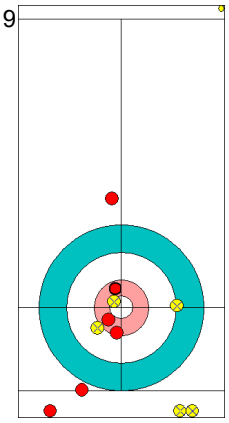

NOR: SKASLIEN K
Draw ↻ 100%

10
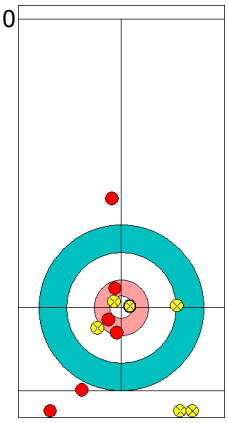

FIN: KAUSTE O
Draw ↻ 100%

	NOR	FIN
Total Score	5	5
Time left	05:28	06:11

Legend:
↻ Clockwise ↺ Counter-clockwise - Not considered

Game - Shot by Shot
경기별 숏 기록 / Déroulement de la partie

End 7 — **NOR - Norway 5 + 1** (this end) **= 6** — **FIN - Finland 5 + 0** (this end) **= 5**

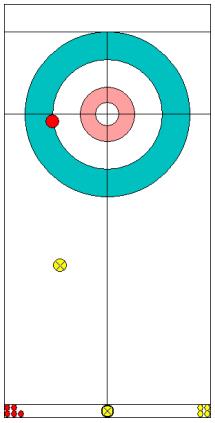
Power Play
Prepositioned Stones

1
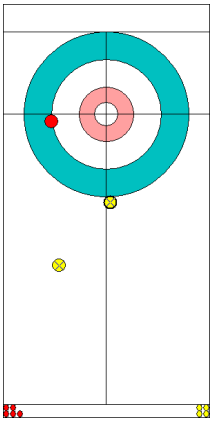
FIN: KAUSTE O
Draw ↺ 75%

2
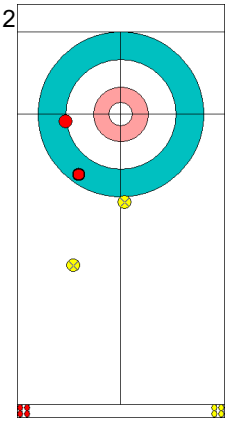
NOR: SKASLIEN K
Draw ↺ 75%

3
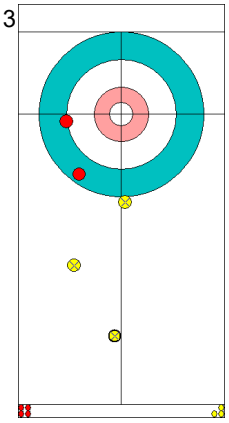
FIN: RANTAMAEKI T
Front ↺ 50%

4
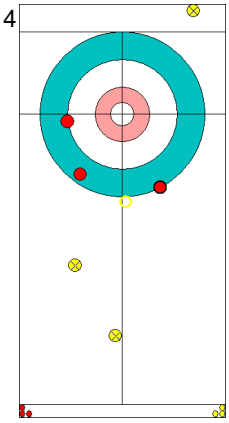
NOR: NEDREGOTTEN M
Hit and Roll ↺ 100%

5
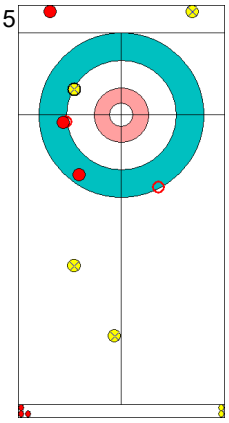
FIN: RANTAMAEKI T
Hit and Roll ↺ 100%

6
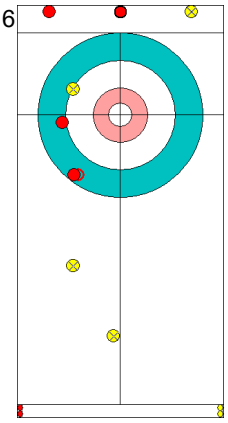
NOR: NEDREGOTTEN M
Take-out ↺ 0%

7
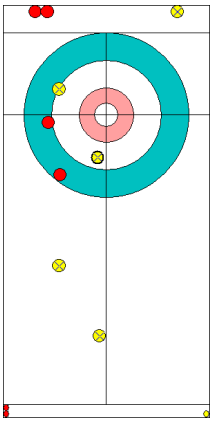
FIN: RANTAMAEKI T
Draw ↺ 100%

8
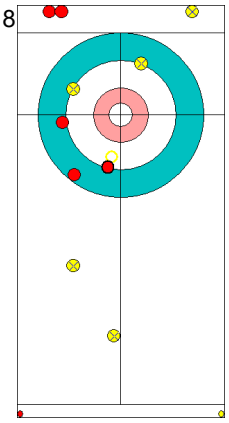
NOR: NEDREGOTTEN M
Take-out ↻ 0%
Slow Take-out

9
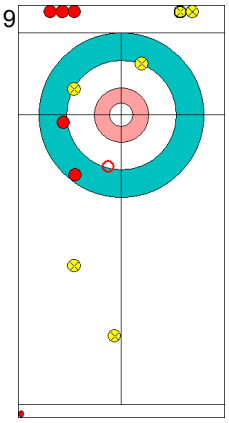
FIN: KAUSTE O
Take-out ↺ 50%

10
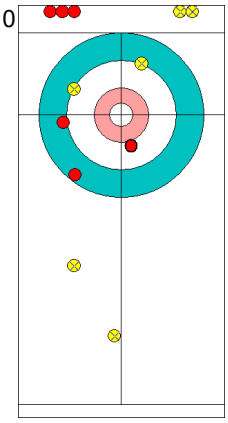
NOR: SKASLIEN K
Draw ↺ 100%

	NOR	FIN
Total Score	6	5
Time left	02:47	02:44

Legend:
↻ Clockwise ↺ Counter-clockwise - Not considered

Game - Shot by Shot
경기별 숏 기록 / Déroulement de la partie

End 8 — **NOR - Norway 6 + 0** (this end) **= 6** — **FIN - Finland 5 + 1** (this end) **= 6**

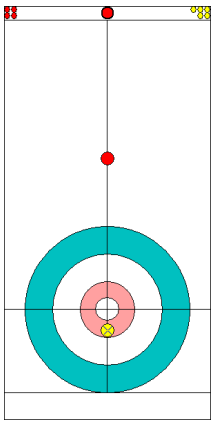

Prepositioned Stones

1

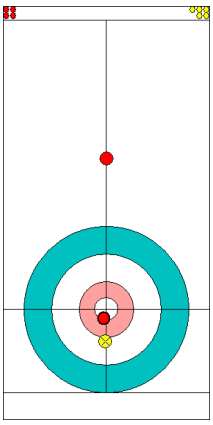

NOR: SKASLIEN K
Raise ↻ 100%

2

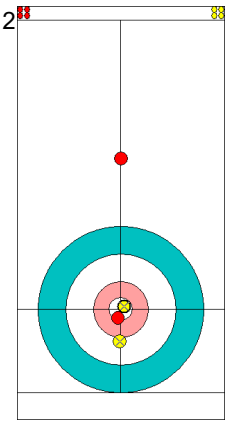

FIN: KAUSTE O
Draw ↻ 100%

3

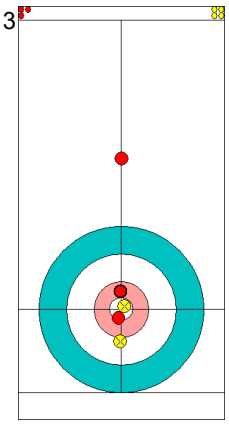

NOR: NEDREGOTTEN M
Draw ↻ 100%

4

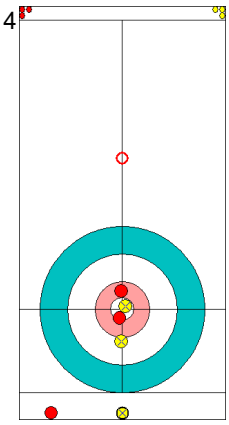

FIN: RANTAMAEKI T
Clearing ↺ 100%

5

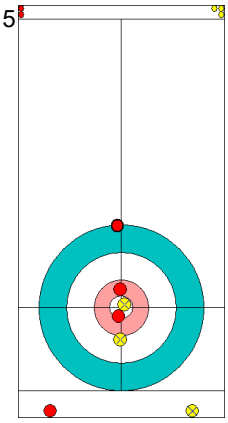

NOR: NEDREGOTTEN M
Draw ↻ 75%

6

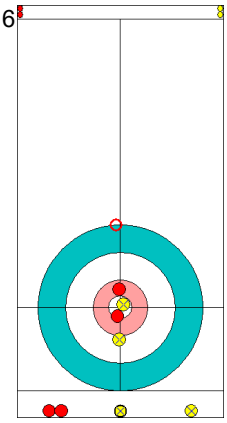

FIN: RANTAMAEKI T
Clearing ↻ 100%

7

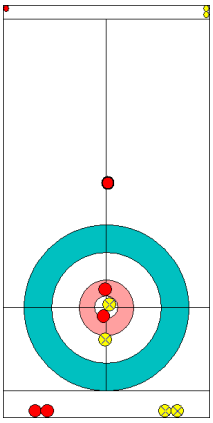

NOR: NEDREGOTTEN M
Guard ↻ 100%
Time-out

8

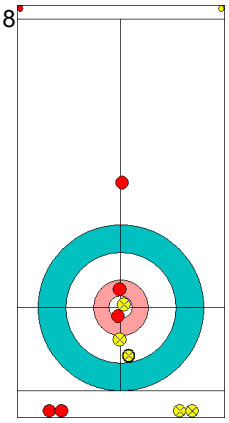

FIN: RANTAMAEKI T
Draw ↻ 50%
Time-out

9

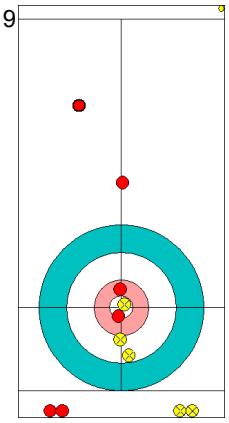

NOR: SKASLIEN K
Guard ↺ 100%

10

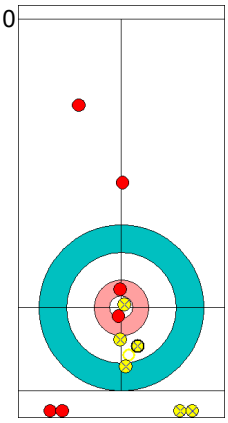

FIN: KAUSTE O
Raise ↻ 0%

	NOR	FIN
Total Score	6	6
Time left	01:01	00:52

Legend:
↻ Clockwise ↺ Counter-clockwise - Not considered

Game - Shot by Shot
경기별 숏 기록 / Déroulement de la partie

End 9 | **NOR - Norway 6 + 1** (this end) **= 7** | **FIN - Finland 6 + 0** (this end) **= 6**

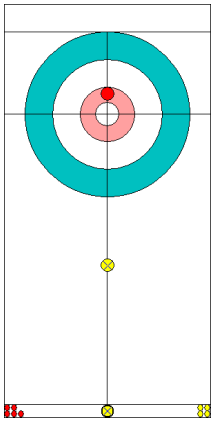

Prepositioned Stones

1
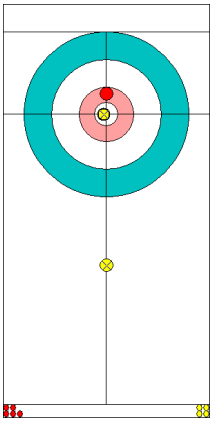

FIN: KAUSTE O
Draw ↻ 100%

2
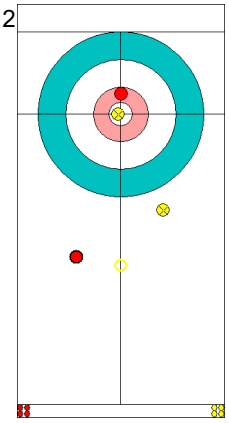

NOR: SKASLIEN K
Raise ↻ 0%

3
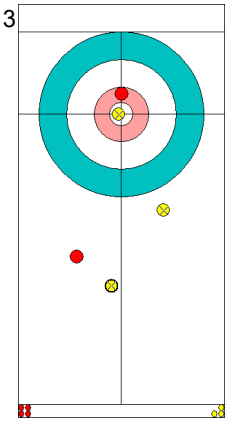

FIN: RANTAMAEKI T
Guard ↺ 50%

4
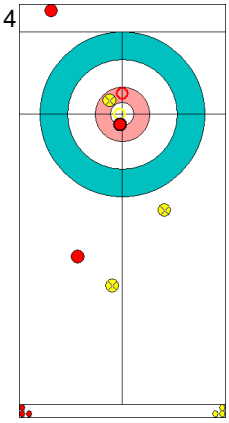

NOR: NEDREGOTTEN M
Raise ↺ 100%

5
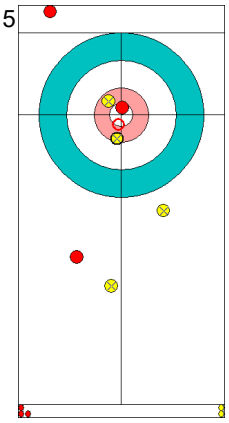

FIN: RANTAMAEKI T
Raise ↺ 100%

6
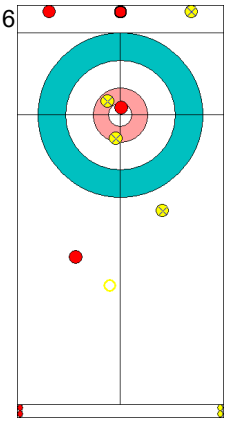

NOR: NEDREGOTTEN M
Double Take-out ↺ 50%
Time-out

7
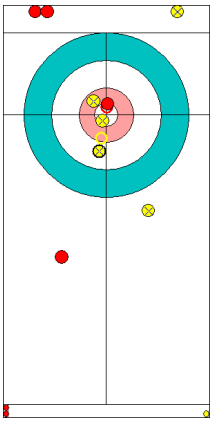

FIN: RANTAMAEKI T
Raise ↺ 100%
Time-out

8
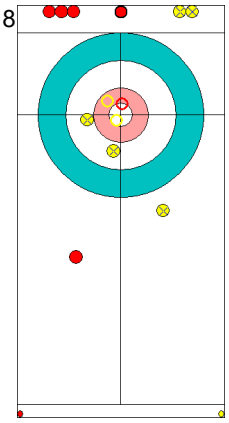

NOR: NEDREGOTTEN M
Double Take-out ↺ 50%

9
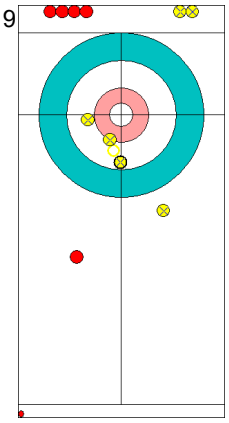

FIN: KAUSTE O
Raise ↺ 100%

10
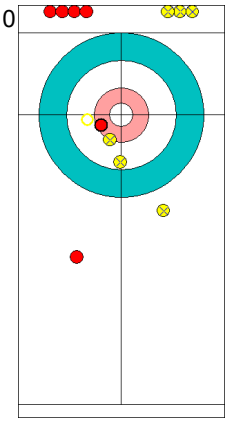

NOR: SKASLIEN K
Hit and Roll ↺ 100%

	NOR	FIN
Total Score	7	6
Time left	00:17	00:15

Legend:
↻ Clockwise ↺ Counter-clockwise - Not considered

Game Results
대회 경기결과 / Résultats de la partie

Sheet	Game	Team	LSFE	1	2	3	4	5	6	7	8	Extra Ends				Total
C	5	CAN - Canada	*	0	4	0	1	1	1	X	X					7
	5	SUI - Switzerland		1	0	1	0	0	0	X	X					2

CAN - Canada		Shot Success Game	Shot Success All
F	LAWES Kaitlyn	77%	74%
M	MORRIS John	78%	82%
	Team Total	78%	79%

Last Stone Draw		Distance
↻	MORRIS John	30.6cm
↺	LAWES Kaitlyn	85.5cm
Total		**116.1cm**

Time remaining: 6 minutes 15 seconds

SUI - Switzerland		Shot Success Game	Shot Success All
F	PERRET Jenny	36%	66%
M	RIOS Martin	67%	75%
	Team Total	55%	71%

Last Stone Draw		Distance
↻	PERRET Jenny	9.9cm
↺	RIOS Martin	149.9cm
Total		**159.8cm**

Time remaining: 8 minutes 47 seconds

Power Play: End 5

Shot Success Analysis

CAN - Canada		↻		↺		Game	
F LAWES Kaitlyn	Draws	4	94%	4	69%	8	81%
	Take-outs	1	50%	3	75%	4	69%
	Total	5	85%	7	71%	12	77%
M MORRIS John	Draws	2	100%	10	68%	12	73%
	Take-outs	2	100%	4	81%	6	88%
	Total	4	100%	14	71%	18	78%
Team	Draws	6	96%	14	68%	20	76%
	Take-outs	3	83%	7	79%	10	80%
	Total	9	92%	21	71%	30	78%

SUI - Switzerland		↻		↺		Game	
F PERRET Jenny	Draws	5	50%	4	0%	9	28%
	Take-outs	0	-	2	75%	2	75%
	Total	5	50%	6	25%	11	36%
M RIOS Martin	Draws	7	71%	4	75%	11	73%
	Take-outs	1	0%	6	67%	7	57%
	Total	8	63%	10	70%	18	67%
Team	Draws	12	63%	8	38%	20	53%
	Take-outs	1	0%	8	69%	9	61%
	Total	13	58%	16	53%	29	55%

Note:
Team members are identified as follows:
F = Female, **M** = Male

Legend:
☐ Power Play
LSFE(*) Last Stone First End
↻ Clockwise
X Unplayed/unfinished end due to concession
↺ Counter-clockwise

Game - Shot by Shot
경기별 숏 기록 / Déroulement de la partie

End 1 **CAN - Canada 0 + 0** (this end) **= 0** **SUI - Switzerland 0 + 1** (this end) **= 1**

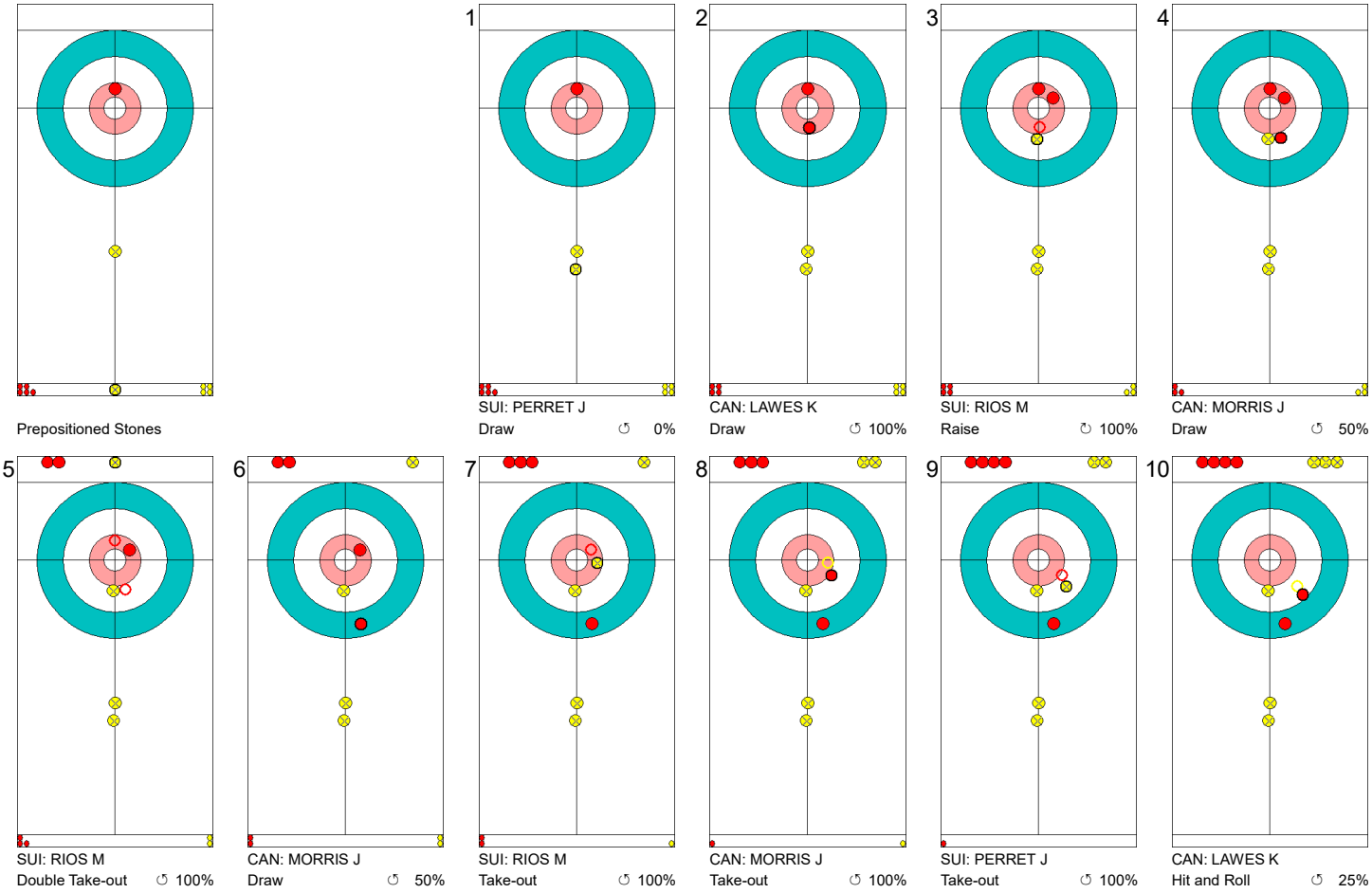

	CAN	SUI
Total Score	0	1
Time left	19:49	20:11

Legend:
↻ Clockwise ↺ Counter-clockwise - Not considered

Game - Shot by Shot
경기별 숏 기록 / Déroulement de la partie

End 2 — **CAN - Canada 0 + 4** (this end) **= 4** — **SUI - Switzerland 1 + 0** (this end) **= 1**

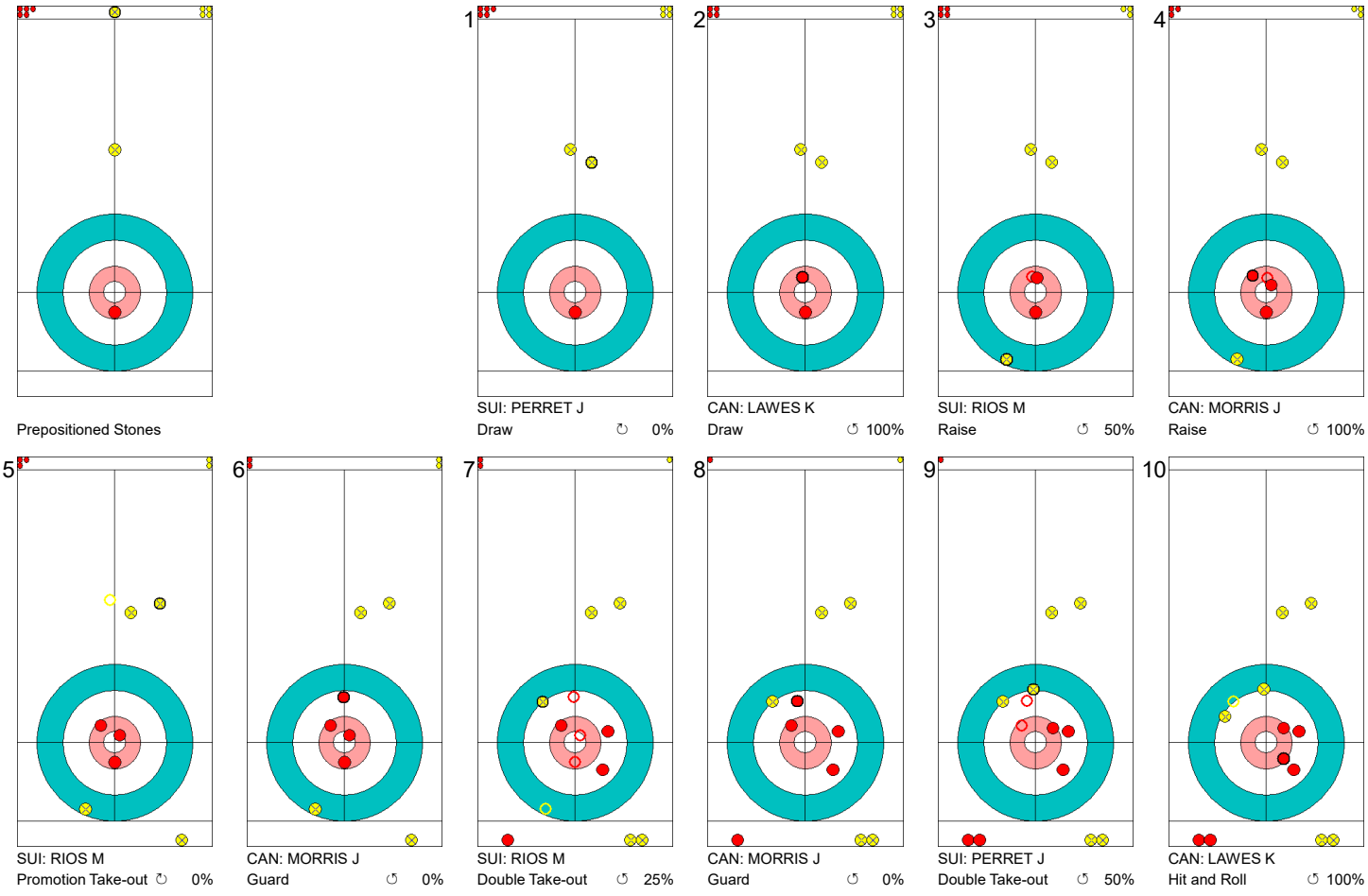

Prepositioned Stones

1 — SUI: PERRET J
Draw ↻ 0%

2 — CAN: LAWES K
Draw ↺ 100%

3 — SUI: RIOS M
Raise ↺ 50%

4 — CAN: MORRIS J
Raise ↺ 100%

5 — SUI: RIOS M
Promotion Take-out ↻ 0%

6 — CAN: MORRIS J
Guard ↺ 0%

7 — SUI: RIOS M
Double Take-out ↺ 25%

8 — CAN: MORRIS J
Guard ↺ 0%

9 — SUI: PERRET J
Double Take-out ↺ 50%

10 — CAN: LAWES K
Hit and Roll ↺ 100%

	CAN	SUI
Total Score	4	1
Time left	17:42	18:13

Legend:
↻ Clockwise ↺ Counter-clockwise - Not considered

Game - Shot by Shot
경기별 숏 기록 / Déroulement de la partie

End 3 — **CAN - Canada 4 + 0** (this end) **= 4** — **SUI - Switzerland 1 + 1** (this end) **= 2**

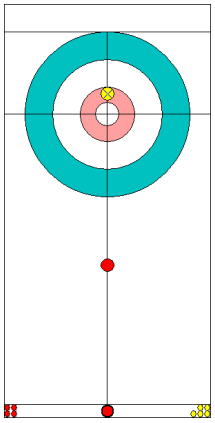

Prepositioned Stones

1

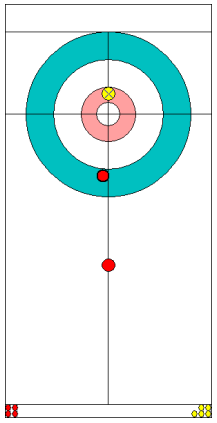

CAN: LAWES K
Draw ↻ 75%

2

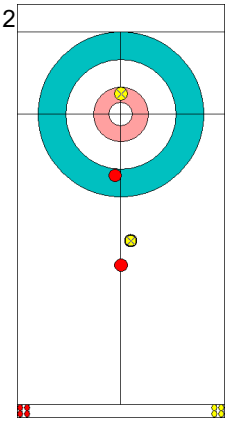

SUI: PERRET J
Draw ↺ 0%

3

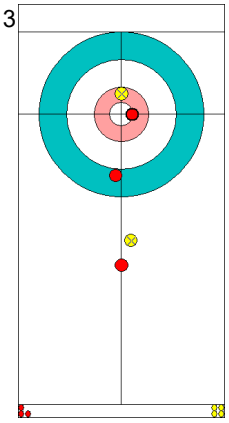

CAN: MORRIS J
Draw ↻ 100%

4

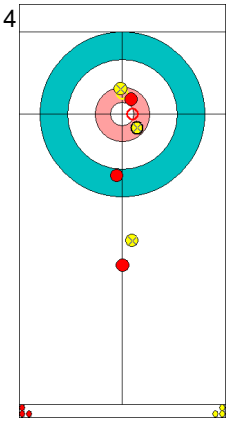

SUI: RIOS M
Raise ↺ 100%

5

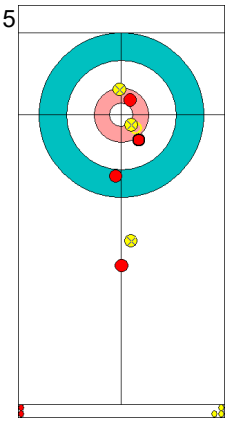

CAN: MORRIS J
Draw ↺ 75%

6

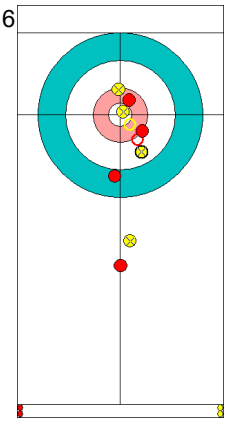

SUI: RIOS M
Raise ↻ 100%

7

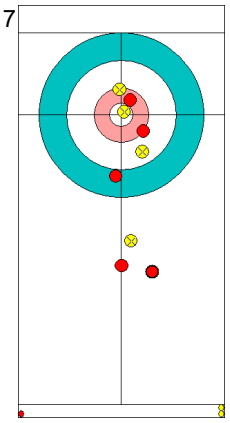

CAN: MORRIS J
Guard ↻ 100%

8

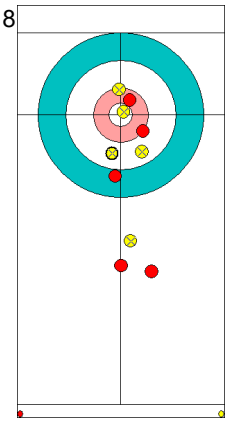

SUI: RIOS M
Draw ↺ 50%

9

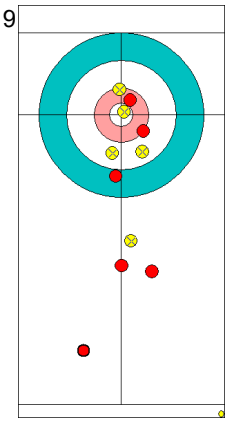

CAN: LAWES K
Guard ↻ 100%

10

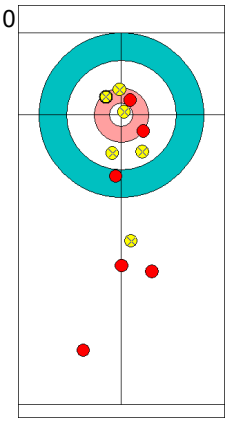

SUI: PERRET J
Raise ↺ 0%

	CAN	SUI
Total Score	4	2
Time left	15:08	15:59

Legend:
↻ Clockwise ↺ Counter-clockwise - Not considered

Game - Shot by Shot
경기별 숏 기록 / Déroulement de la partie

End 4 — **CAN - Canada** **4 + 1** (this end) **= 5** — **SUI - Switzerland** **2 + 0** (this end) **= 2**

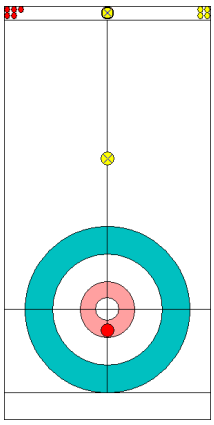

Prepositioned Stones

1
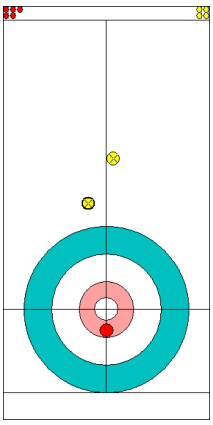

SUI: PERRET J
Draw ↺ 0%

2
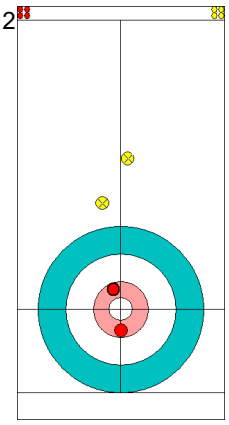

CAN: LAWES K
Draw ↻ 100%

3
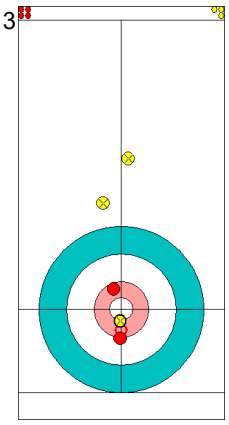

SUI: RIOS M
Raise ↻ 100%

4
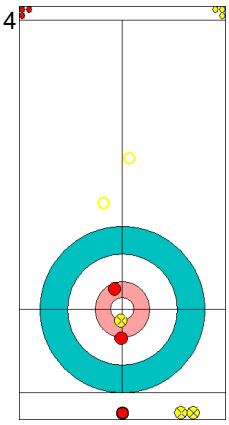

CAN: MORRIS J
Clearing ↻ 100%

5
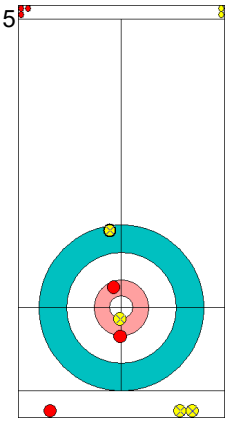

SUI: RIOS M
Guard ↻ 0%

6
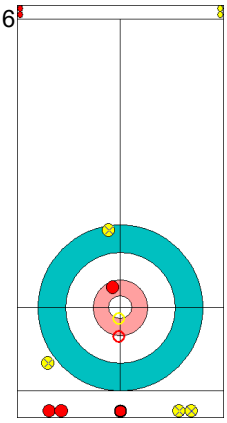

CAN: MORRIS J
Clearing ↻ 100%

7
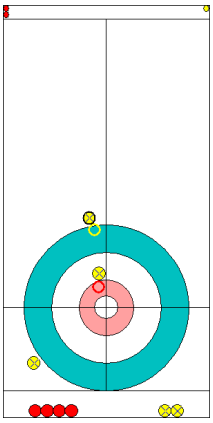

SUI: RIOS M
Promotion Take-out ↺ 75%

8
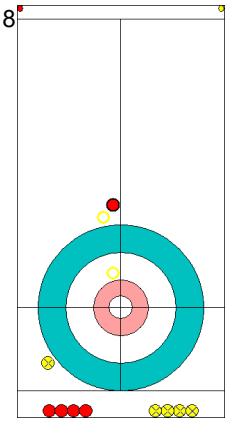

CAN: MORRIS J
Clearing ↻ 100%

9
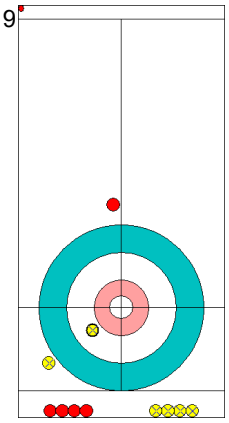

SUI: PERRET J
Draw ↻ 75%

10
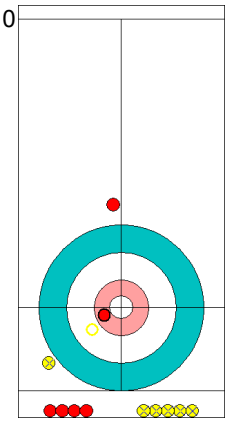

CAN: LAWES K
Take-out ↻ 100%

	CAN	SUI
Total Score	5	2
Time left	12:07	14:01

Legend:
↻ Clockwise ↺ Counter-clockwise - Not considered

Game - Shot by Shot
경기별 숏 기록 / Déroulement de la partie

End 5 **CAN - Canada 5 + 1** (this end) **= 6** **SUI - Switzerland 2 + 0** (this end) **= 2**

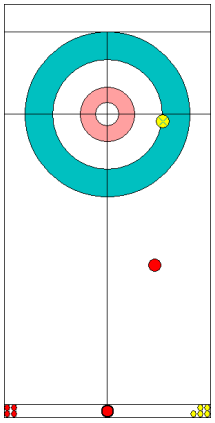
Power Play
Prepositioned Stones

1
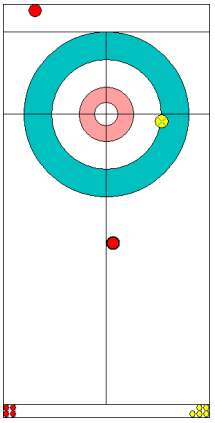
CAN: LAWES K
Wick / Soft Peeling ↺ 0%

2
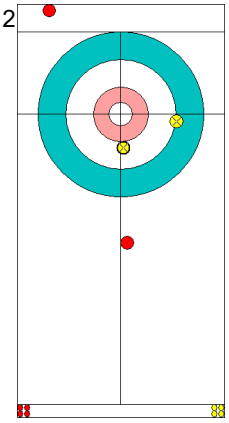
SUI: PERRET J
Draw ↻ 75%

3
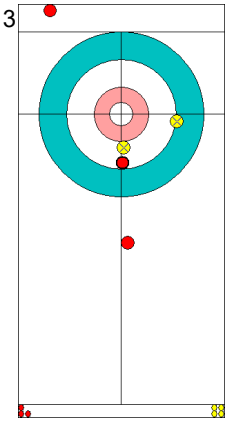
CAN: MORRIS J
Draw ↻ 100%

4
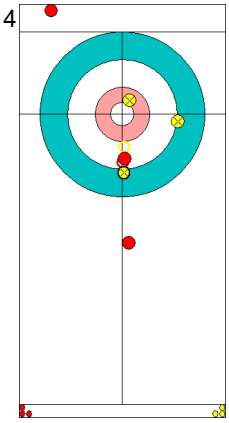
SUI: RIOS M
Raise ↻ 100%

5
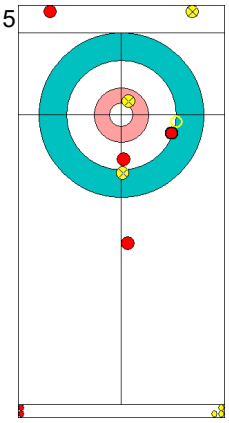
CAN: MORRIS J
Double Take-out ↺ 50%

6
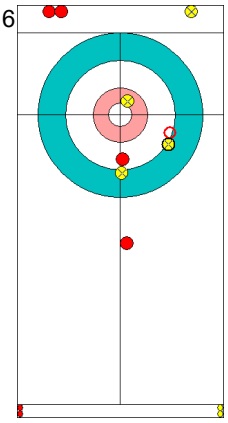
SUI: RIOS M
Hit and Roll ↺ 50%

7
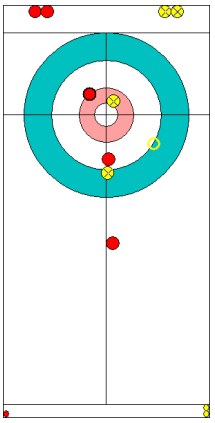
CAN: MORRIS J
Hit and Roll ↺ 75%

8
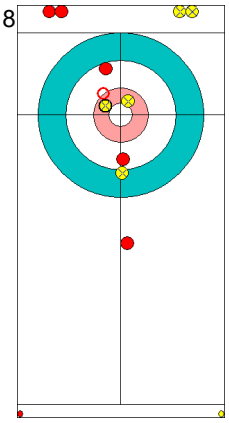
SUI: RIOS M
Raise ↻ 75%

9
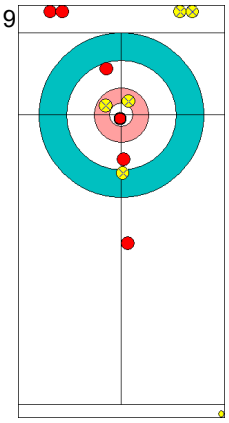
CAN: LAWES K
Draw ↻ 100%

10
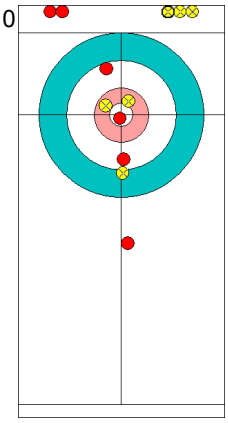
SUI: PERRET J
Through ↺ -

	CAN	SUI
Total Score	6	2
Time left	09:21	11:09

Legend:
↻ Clockwise ↺ Counter-clockwise - Not considered

Game - Shot by Shot
경기별 숏 기록 / Déroulement de la partie

End 6 — **CAN - Canada 6 + 1** (this end) **= 7** — **SUI - Switzerland 2 + 0** (this end) **= 2**

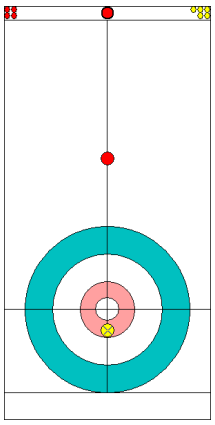

Prepositioned Stones

1

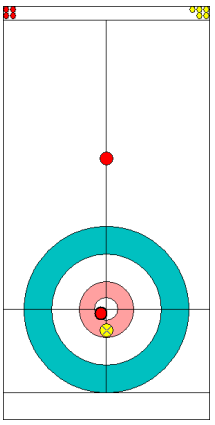

CAN: LAWES K
Draw ↻ 75%

2

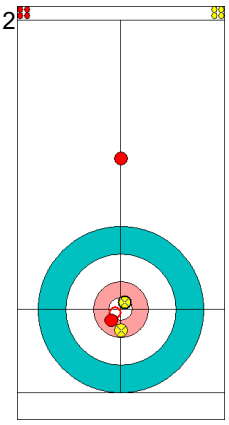

SUI: PERRET J
Raise ↻ 100%

3

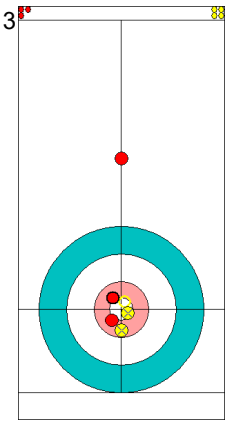

CAN: MORRIS J
Raise ↻ 100%

4

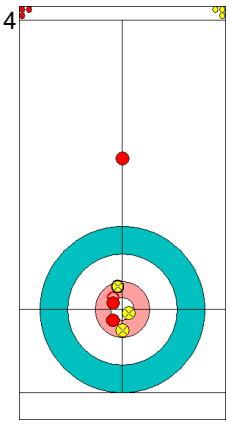

SUI: RIOS M
Raise ↻ 75%

5

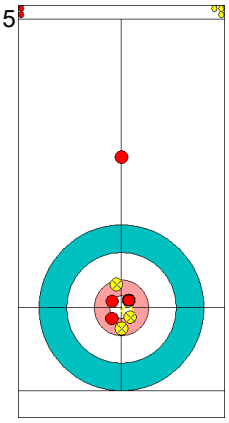

CAN: MORRIS J
Raise ↻ 100%

6

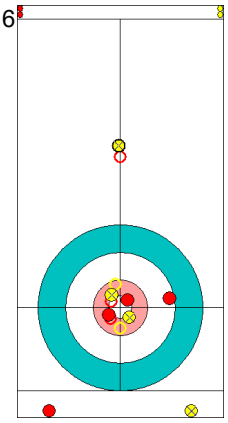

SUI: RIOS M
Double Take-out ↺ 50%

7

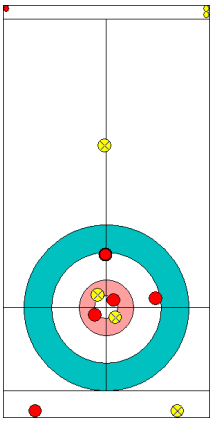

CAN: MORRIS J
Guard ↻ 100%

8

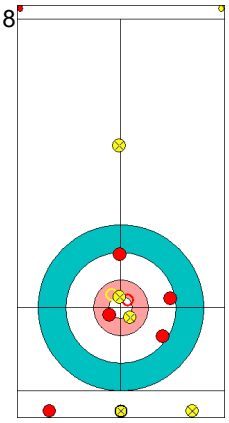

SUI: RIOS M
Raise ↺ 50%

9

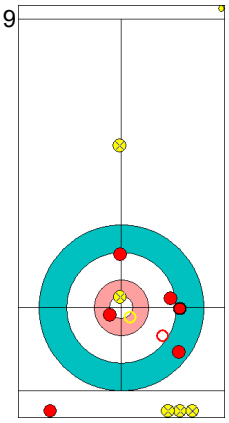

CAN: LAWES K
Take-out ↻ 50%

10

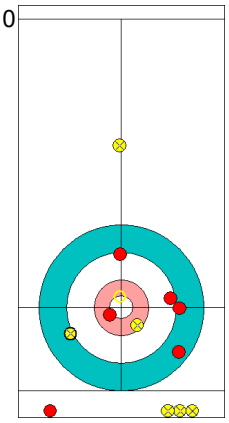

SUI: PERRET J
Raise ↺ 0%

	CAN	SUI
Total Score	7	2
Time left	06:15	08:47

Legend:
↻ Clockwise ↺ Counter-clockwise - Not considered

Game Results
대회 경기결과 / Résultats de la partie

Sheet	Game	Team	LSFE	1	2	3	4	5	6	7	8	Extra Ends			Total
D	5	KOR - Republic of Korea		1	0	1	0	0	1	0	2	0				5
	5	OAR - Olympic Athlete from Russia	*	0	1	0	2	1	0	1	0	1				6

KOR - Republic of Korea		Shot Success Game	Shot Success All
F	JANG Hyeji	69%	68%
M	LEE Kijeong	71%	75%
	Team Total	71%	72%

Last Stone Draw		Distance
↻	LEE Kijeong	154.5cm
↺	JANG Hyeji	83.7cm
Total		**238.2cm**

Time remaining: 0 minutes 13 seconds
Time remaining: 0 minutes 50 seconds (after extra end)

Time-out: End 6 - KOR stone 3; End 9 - KOR stone 4

Power Play: End 8

OAR - Olympic Athlete from Russia		Shot Success Game	Shot Success All
F	BRYZGALOVA Anastasia	65%	70%
M	KRUSHELNITCKII Aleksandr	65%	63%
	Team Total	65%	68%

Last Stone Draw		Distance
↻	KRUSHELNITCKII Aleksandr	19.9cm
↺	BRYZGALOVA Anastasia	199.6cm
Total		**219.5cm**

Time remaining: 0 minutes 22 seconds
Time remaining: 1 minute 7 seconds (after extra end)

Time-out: End 4 - OAR stone 4

Power Play: End 7

Shot Success Analysis

KOR - Republic of Korea		↻	↺	Game
F JANG Hyeji	Draws	5 40%	7 75%	12 60%
	Take-outs	3 75%	3 100%	6 88%
	Total	8 53%	10 83%	18 69%
M LEE Kijeong	Draws	12 56%	9 86%	21 69%
	Take-outs	1 0%	5 95%	6 79%
	Total	13 52%	14 89%	27 71%
Team	Draws	17 51%	16 81%	33 66%
	Take-outs	4 56%	8 97%	12 83%
	Total	21 52%	24 86%	45 71%

OAR - Olympic Athlete from Russia		↻	↺	Game
F BRYZGALOVA Anastasia	Draws	12 69%	4 38%	16 61%
	Take-outs	6 75%	5 65%	11 70%
	Total	18 71%	9 53%	27 65%
M KRUSHELNITCKII Aleksandr	Draws	8 50%	2 0%	10 40%
	Take-outs	4 100%	3 100%	7 100%
	Total	12 67%	5 60%	17 65%
Team	Draws	20 61%	6 25%	26 53%
	Take-outs	10 85%	8 78%	18 82%
	Total	30 69%	14 55%	44 65%

Note:
Team members are identified as follows:
F = Female, **M** = Male

Legend:
☐ Power Play ↻ Clockwise ↺ Counter-clockwise
LSFE(*) Last Stone First End

Game - Shot by Shot
경기별 숏 기록 / Déroulement de la partie

End 1 **KOR - Republic of Korea 0 + 1 (this end) = 1** **OAR - OAR 0 + 0 (this end) = 0**

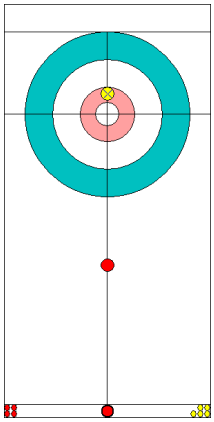

Prepositioned Stones

1
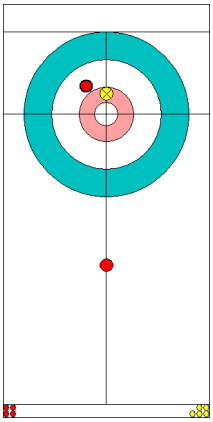

KOR: JANG H
Draw ↻ 50%

2
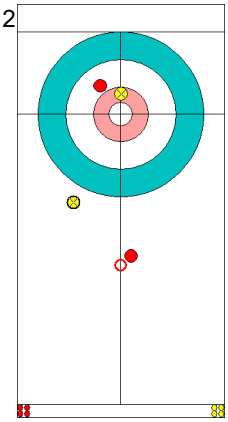

OAR: KRUSHELNITCKII A
Draw ↻ 0%

3
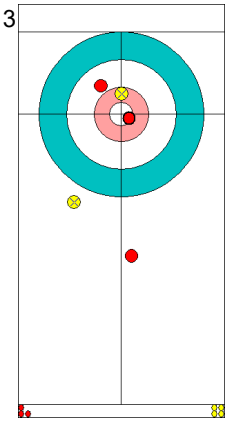

KOR: LEE K
Draw ↻ 100%

4
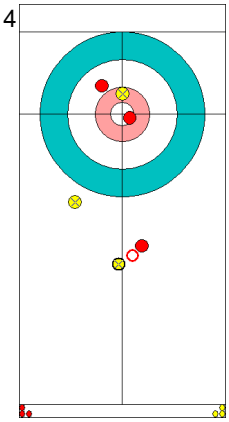

OAR: BRYZGALOVA A
Draw ↻ 0%

5
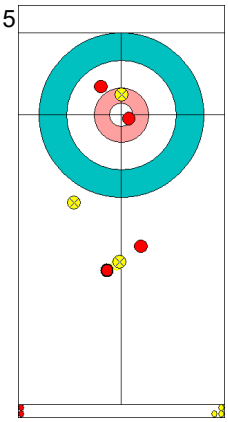

KOR: LEE K
Draw ↻ 0%

6
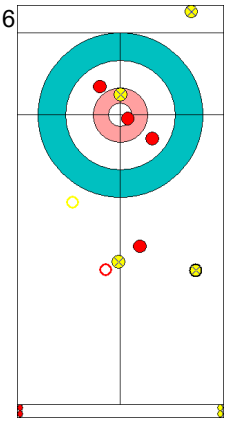

OAR: BRYZGALOVA A
Clearing ↺ 50%

7
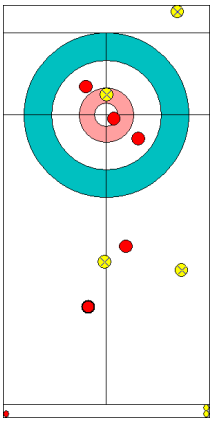

KOR: LEE K
Draw ↻ 0%

8
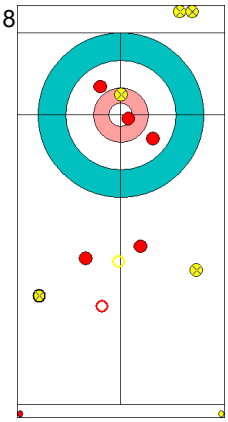

OAR: BRYZGALOVA A
Clearing ↻ 100%

9
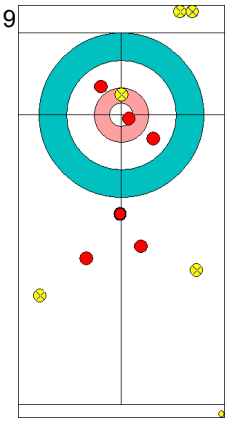

KOR: JANG H
Guard ↻ 100%

10
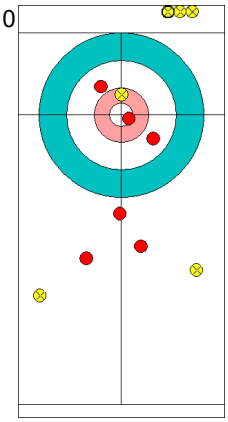

OAR: KRUSHELNITCKII A
Through ↻ -

	KOR	OAR
Total Score	1	0
Time left	19:28	19:59

Legend:
↻ Clockwise ↺ Counter-clockwise - Not considered

Game - Shot by Shot
경기별 숏 기록 / Déroulement de la partie

End 2 — **KOR - Republic of Korea 1 + 0 (this end) = 1** — **OAR - OAR 0 + 1 (this end) = 1**

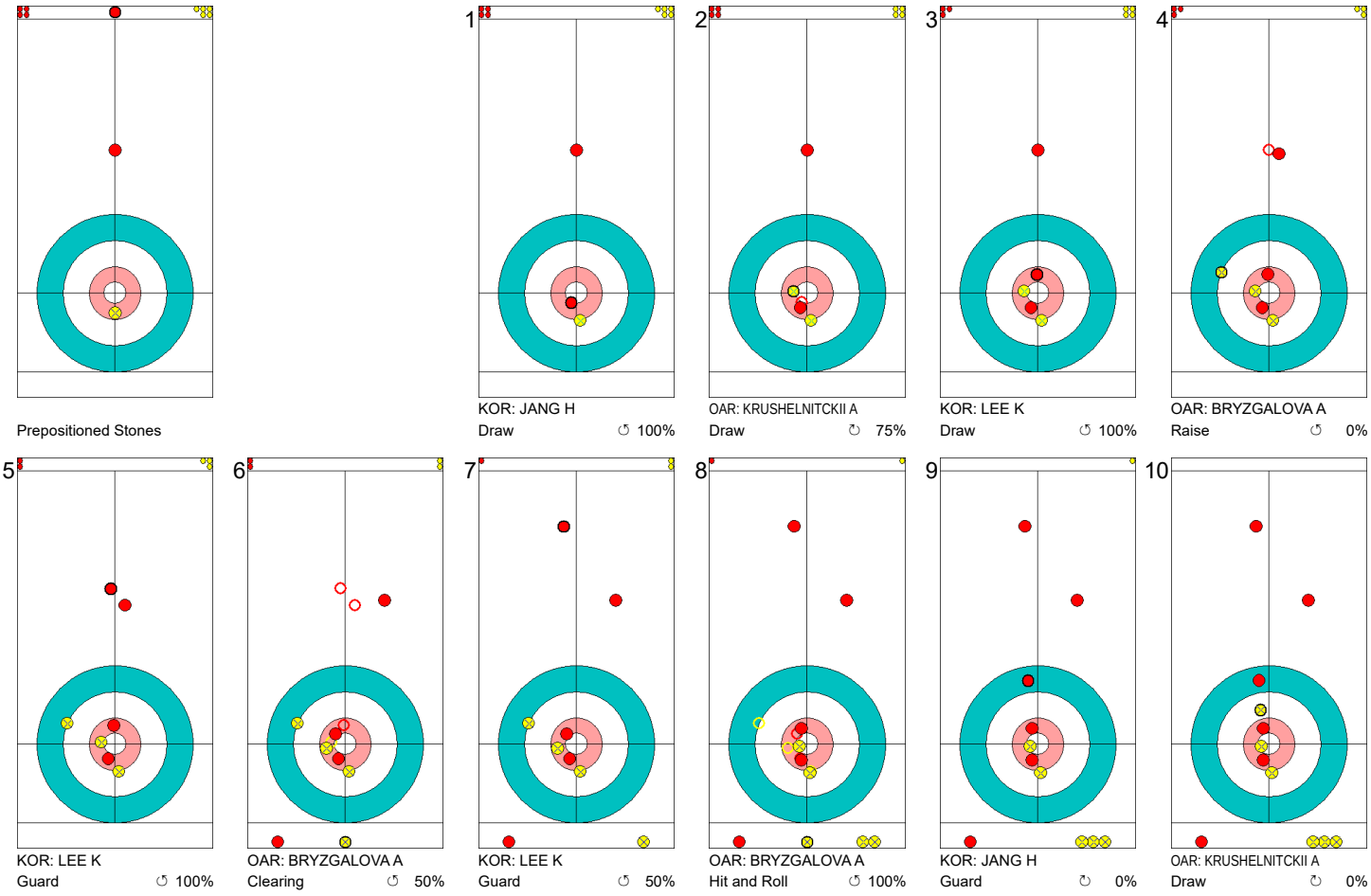

Prepositioned Stones

1 — KOR: JANG H — Draw ↻ 100%

2 — OAR: KRUSHELNITCKII A — Draw ↻ 75%

3 — KOR: LEE K — Draw ↻ 100%

4 — OAR: BRYZGALOVA A — Raise ↺ 0%

5 — KOR: LEE K — Guard ↺ 100%

6 — OAR: BRYZGALOVA A — Clearing ↺ 50%

7 — KOR: LEE K — Guard ↺ 50%

8 — OAR: BRYZGALOVA A — Hit and Roll ↺ 100%

9 — KOR: JANG H — Guard ↻ 0%

10 — OAR: KRUSHELNITCKII A — Draw ↻ 0%

	KOR	OAR
Total Score	1	1
Time left	16:50	17:05

Legend:
↻ Clockwise ↺ Counter-clockwise - Not considered

Game - Shot by Shot
경기별 숏 기록 / Déroulement de la partie

End 3 🔴 **KOR - Republic of Korea 1 + 1** (this end) **= 2** ⊗ **OAR - OAR 1 + 0** (this end) **= 1**

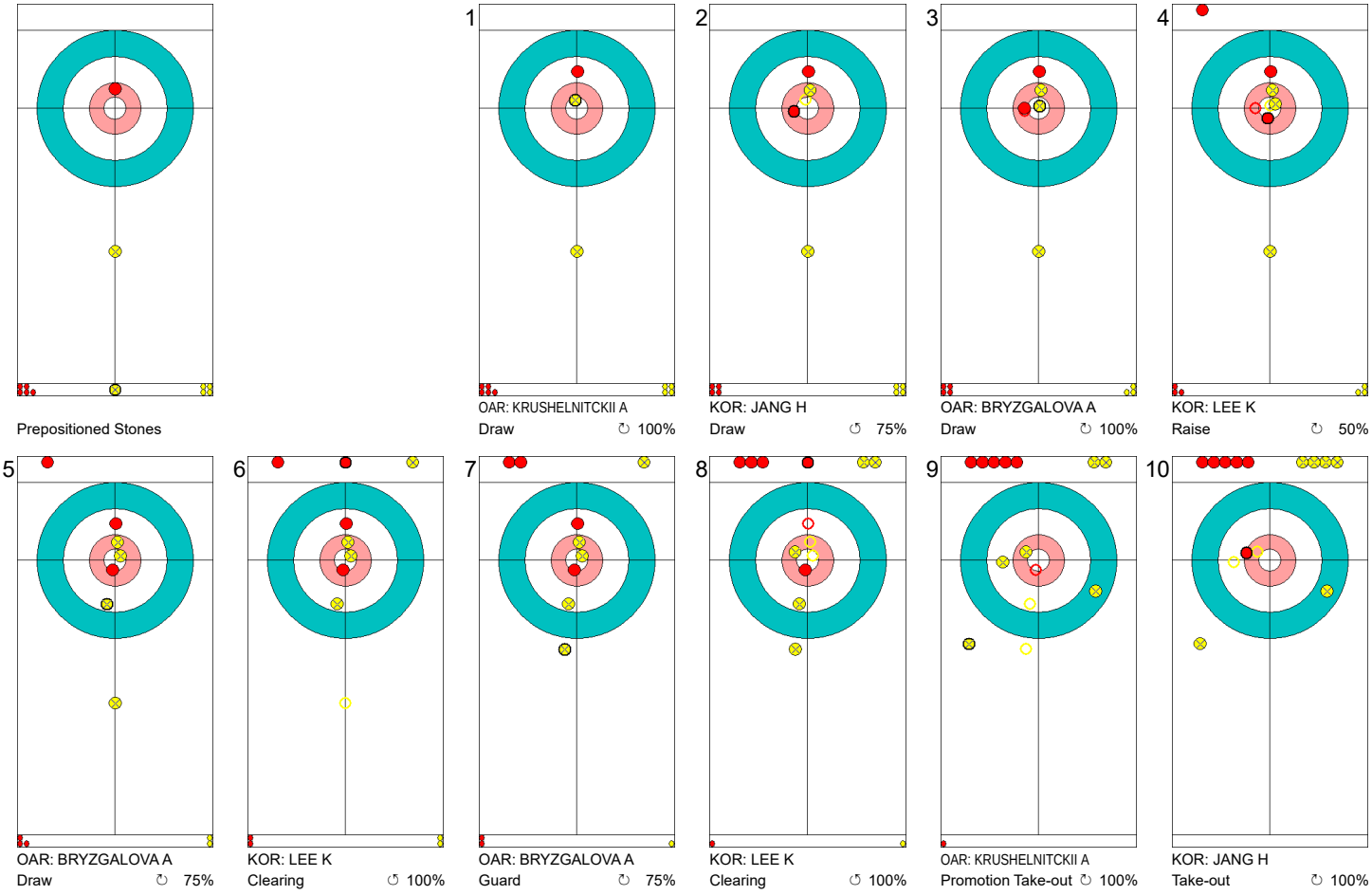

	KOR	OAR
Total Score	2	1
Time left	13:41	14:52

Legend:
↻ Clockwise ↺ Counter-clockwise - Not considered

Game - Shot by Shot
경기별 숏 기록 / Déroulement de la partie

End 4 — **KOR - Republic of Korea 2 + 0 (this end) = 2** — **OAR - OAR 1 + 2 (this end) = 3**

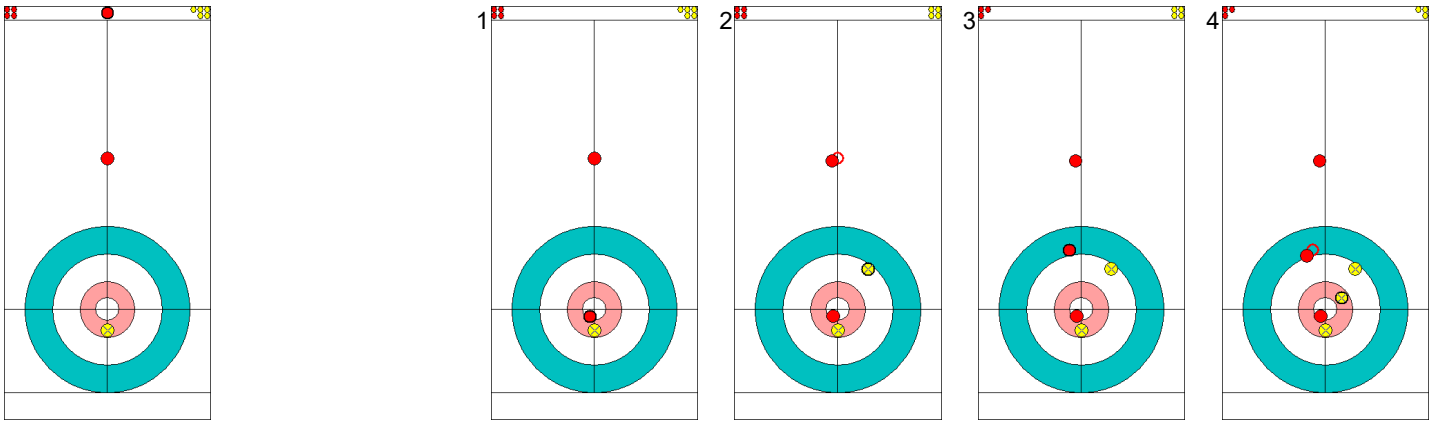

Prepositioned Stones

1 — KOR: JANG H
Draw ↻ 100%

2 — OAR: KRUSHELNITCKII A
Draw ↻ 0%

3 — KOR: LEE K
Draw ↺ 75%

4 — OAR: BRYZGALOVA A
Draw ↻ 50%

5 — KOR: LEE K
Draw ↻ 75%

6 — OAR: BRYZGALOVA A
Draw ↻ 75%

7 — KOR: LEE K
Draw ↻ 0%

8 — OAR: BRYZGALOVA A
Promotion Take-out ↻ 50%
Time-out

9 — KOR: JANG H
Promotion Take-out ↺ 100%

10 — OAR: KRUSHELNITCKII A
Take-out ↺ 100%

	KOR	OAR
Total Score	2	3
Time left	09:56	10:37

Legend:
↻ Clockwise ↺ Counter-clockwise - Not considered

Game - Shot by Shot
경기별 숏 기록 / Déroulement de la partie

End 5 **KOR - Republic of Korea 2 + 0 (this end) = 2** **OAR - OAR 3 + 1 (this end) = 4**

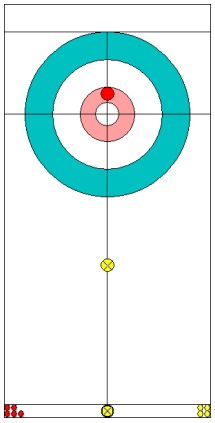

Prepositioned Stones

1
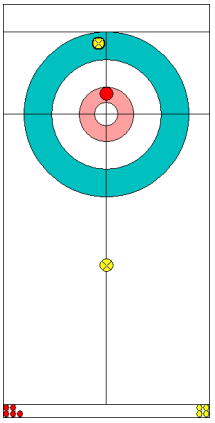

OAR: KRUSHELNITCKII A
Draw ↻ 25%

2
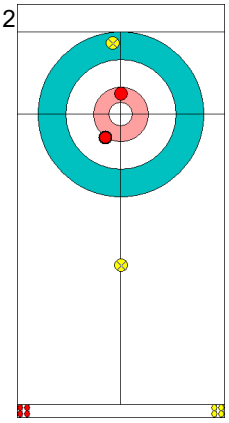

KOR: JANG H
Draw ↻ 50%

3
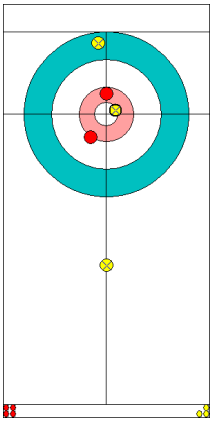

OAR: BRYZGALOVA A
Draw ↻ 75%

4
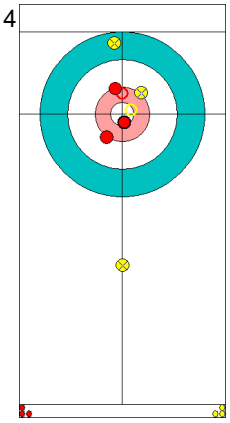

KOR: LEE K
Raise ↺ 100%

5
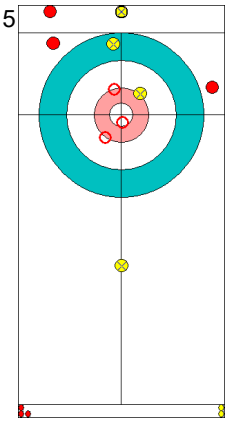

OAR: BRYZGALOVA A
Double Take-out ↻ 100%

6
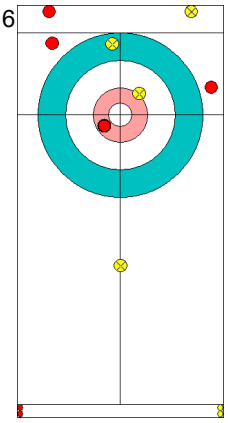

KOR: LEE K
Draw ↻ 75%

7
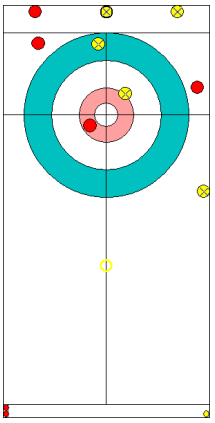

OAR: BRYZGALOVA A
Hit and Roll ↻ 0%

8
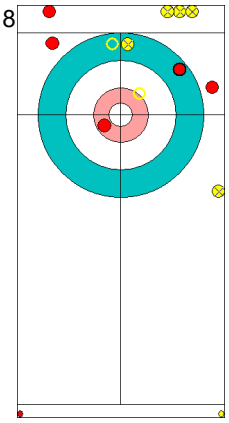

KOR: LEE K
Take-out ↺ 100%

9
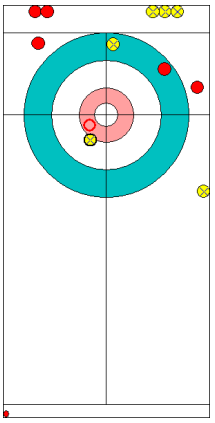

OAR: KRUSHELNITCKII A
Take-out ↻ 100%

10
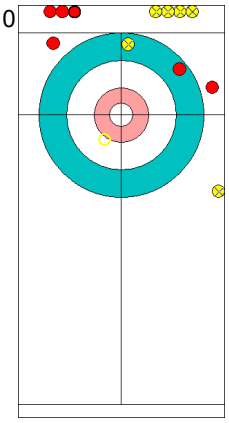

KOR: JANG H
Double Take-out ↺ 25%

	KOR	OAR
Total Score	2	4
Time left	07:46	08:37

Legend:
↻ Clockwise ↺ Counter-clockwise - Not considered

Game - Shot by Shot
경기별 숏 기록 / Déroulement de la partie

End 6 — **KOR - Republic of Korea** 2 + 1 (this end) = 3 — **OAR - OAR** 4 + 0 (this end) = 4

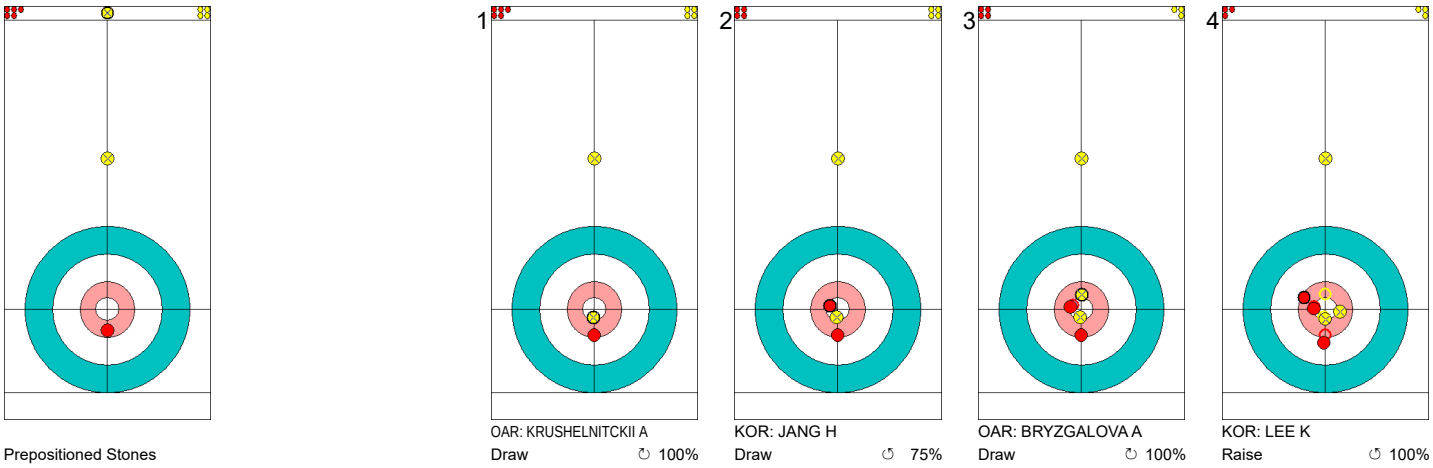

Prepositioned Stones

1 — OAR: KRUSHELNITCKII A
Draw ↻ 100%

2 — KOR: JANG H
Draw ↺ 75%

3 — OAR: BRYZGALOVA A
Draw ↻ 100%

4 — KOR: LEE K
Raise ↺ 100%

5 — OAR: BRYZGALOVA A
Draw ↻ 0%

6 — KOR: LEE K
Raise ↺ 0%
Time-out

7 — OAR: BRYZGALOVA A
Draw ↻ 100%

8 — KOR: LEE K
Double Take-out ↺ 0%

9 — OAR: KRUSHELNITCKII A
Double Take-out ↻ 100%

10 — KOR: JANG H
Double Take-out ↺ 100%

	KOR	OAR
Total Score	3	4
Time left	05:15	05:45

Legend:
↻ Clockwise ↺ Counter-clockwise - Not considered

Game - Shot by Shot
경기별 숏 기록 / Déroulement de la partie

End 7 — **KOR - Republic of Korea** 3 + 0 (this end) = 3 — **OAR - OAR** 4 + 1 (this end) = 5

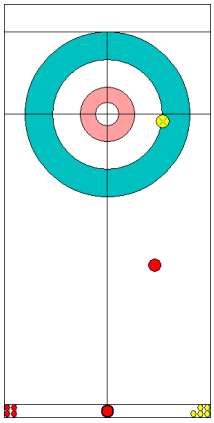
Power Play
Prepositioned Stones

1
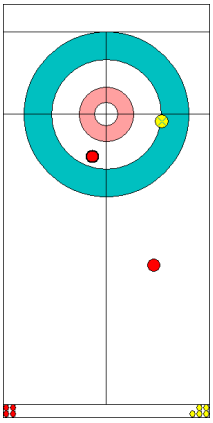
KOR: JANG H
Draw ↻ 75%

2
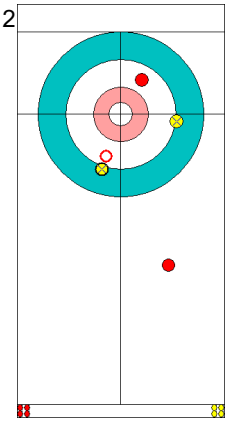
OAR: KRUSHELNITCKII A
Raise ↻ 100%

3
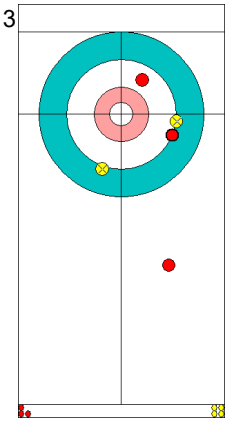
KOR: LEE K
Draw ↻ 100%

4
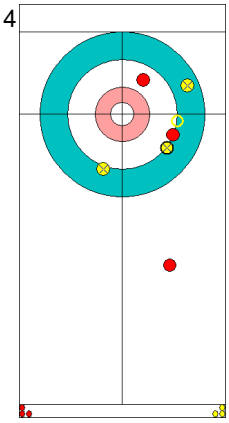
OAR: BRYZGALOVA A
Draw ↻ 75%

5
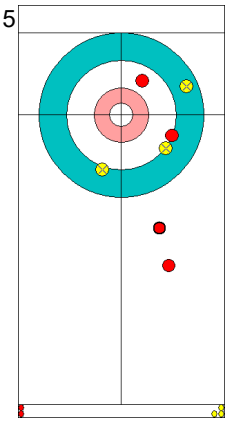
KOR: LEE K
Guard ↻ 100%

6
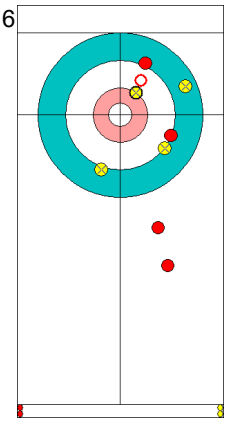
OAR: BRYZGALOVA A
Raise ↻ 100%

7
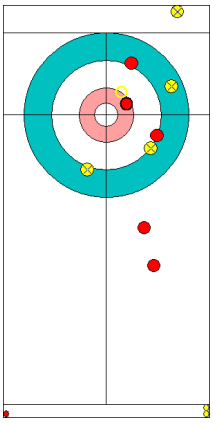
KOR: LEE K
Hit and Roll ↺ 75%

8
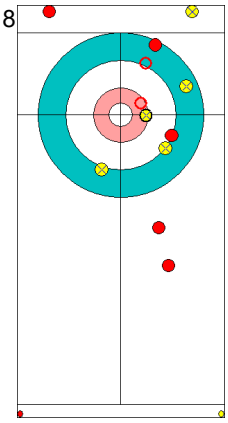
OAR: BRYZGALOVA A
Hit and Roll ↺ 75%

9
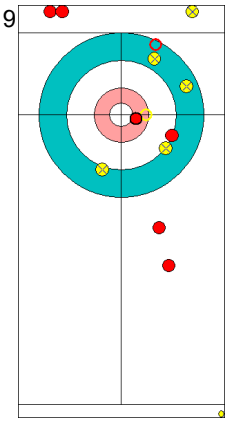
KOR: JANG H
Take-out ↻ 100%

10
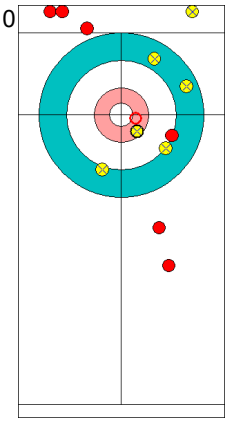
OAR: KRUSHELNITCKII A
Take-out ↺ 100%

	KOR	OAR
Total Score	3	5
Time left	02:58	02:45

Legend:
↻ Clockwise ↺ Counter-clockwise - Not considered

Game - Shot by Shot
경기별 숏 기록 / Déroulement de la partie

End 8 — **KOR - Republic of Korea** 3 + 2 (this end) = 5 — **OAR - OAR** 5 + 0 (this end) = 5

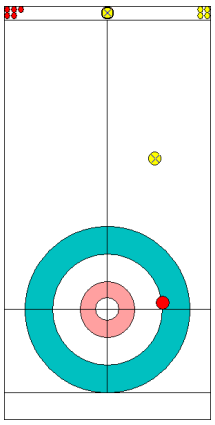

Power Play
Prepositioned Stones

1
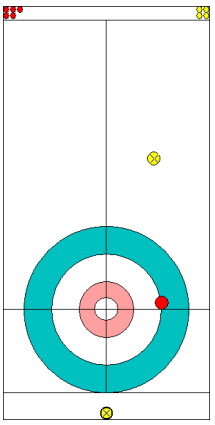

OAR: KRUSHELNITCKII A
Draw ↺ 0%

2
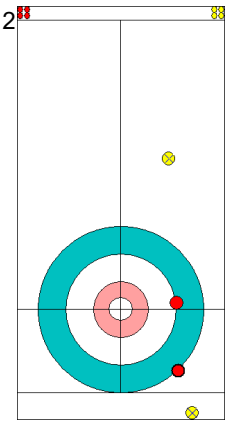

KOR: JANG H
Draw ↺ 50%

3
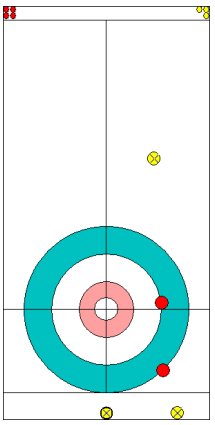

OAR: BRYZGALOVA A
Draw ↺ 0%
Hogline violation

4
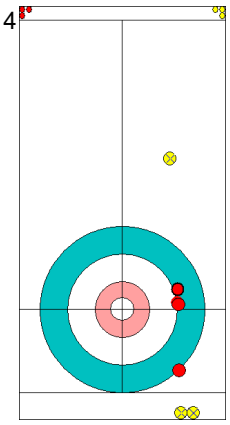

KOR: LEE K
Draw ↺ 100%

5
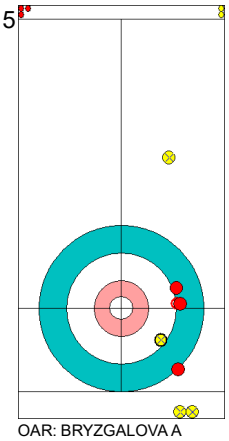

OAR: BRYZGALOVA A
Draw ↺ 50%

6
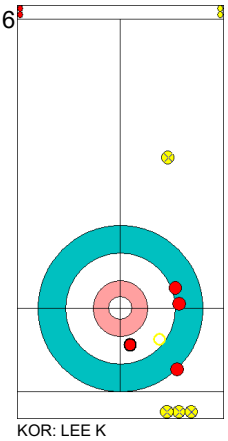

KOR: LEE K
Hit and Roll ↺ 100%

7
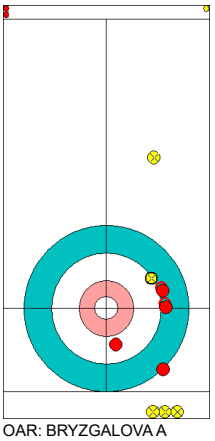

OAR: BRYZGALOVA A
Draw ↺ 100%

8
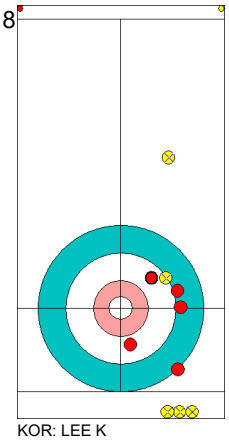

KOR: LEE K
Draw ↺ 100%

9
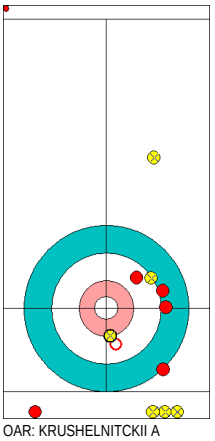

OAR: KRUSHELNITCKII A
Take-out ↺ 100%

10
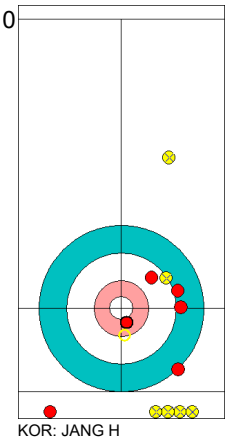

KOR: JANG H
Take-out ↺ 100%

	KOR	OAR
Total Score	5	5
Time left	00:13	00:22

Legend:
↻ Clockwise ↺ Counter-clockwise - Not considered

Game - Shot by Shot
경기별 숏 기록 / Déroulement de la partie

End 9 — **KOR - Republic of Korea 5 + 0** (this end) **= 5** — **OAR - OAR 5 + 1** (this end) **= 6**

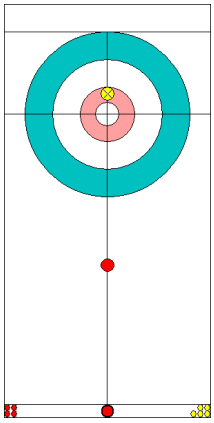

Prepositioned Stones

1

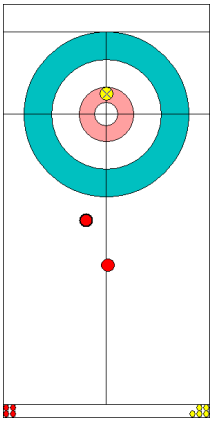

KOR: JANG H
Draw ↻ 0%

2

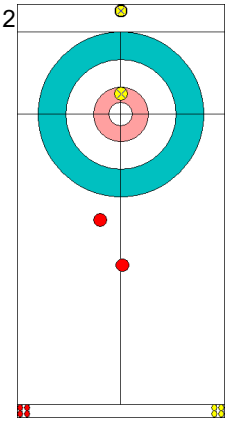

OAR: KRUSHELNITCKII A
Draw ↺ 0%

3

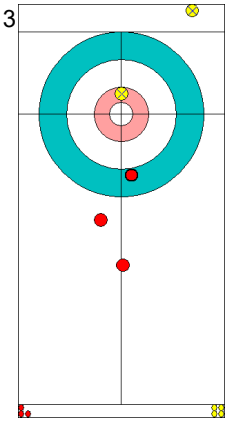

KOR: LEE K
Draw ↺ 50%

4

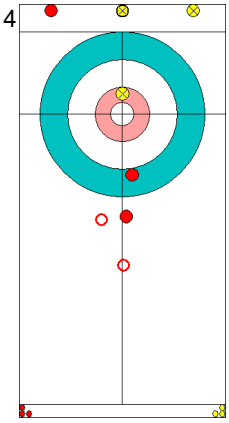

OAR: BRYZGALOVA A
Double Take-out ↺ 50%

5

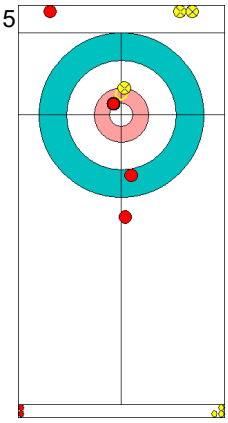

KOR: LEE K
Draw ↻ 75%

6

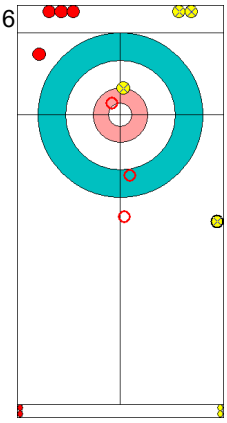

OAR: BRYZGALOVA A
Double Take-out ↻ 100%

7

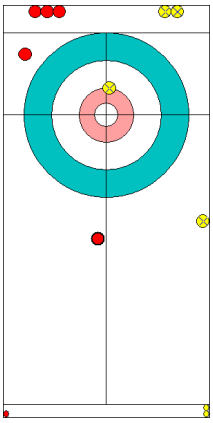

KOR: LEE K
Front ↻ 100%
Time-out

8

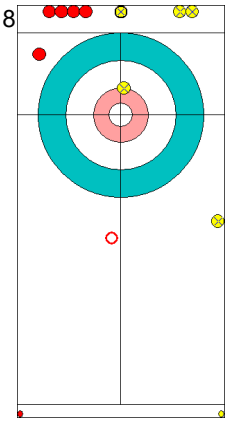

OAR: BRYZGALOVA A
Clearing ↻ 100%

9

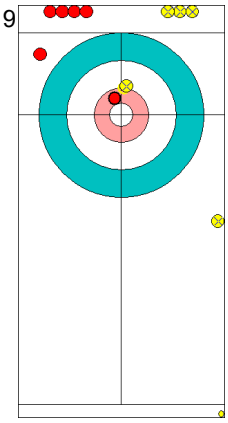

KOR: JANG H
Freeze ↺ 50%

10

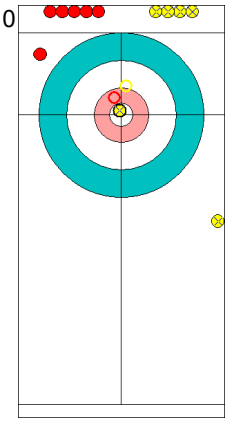

OAR: KRUSHELNITCKII A
Take-out ↻ 100%

	KOR	OAR
Total Score	5	6
Time left	00:50	01:07

Legend:
↻ Clockwise ↺ Counter-clockwise - Not considered

Most Important Shots
우승 결정 슛 / Tirs les plus importants

Sheet	Game	Team	LSFE	1	2	3	4	5	6	7	8	Extra Ends	Total
A	5	CHN - People's Republic of China	*	0	1	0	1	1	1	0	2		6
	5	USA - United States of America		2	0	1	0	0	0	1	0		4

Most Important Shot:

The Chinese player WANG R played a perfect Draw sitting on top of 3 opponent stones in the center of the four foot. It was almost impossible for the US team to score, allowing the Chinese Team to steal 1 and take the lead in the game.

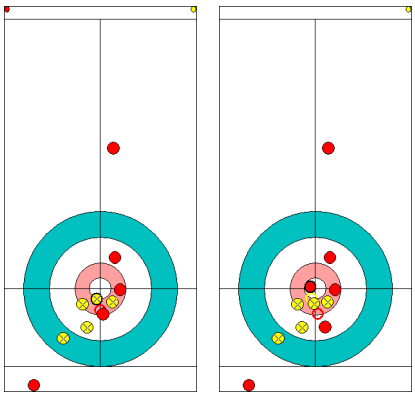

Before After

End: 6
Team: CHN - People's Republic of China
Player: WANG Rui
Team Stone: 1 2 3 4 (5)
Task: Draw
Rotation: ↺
Shot Success: 100%

Sheet	Game	Team	LSFE	1	2	3	4	5	6	7	8	Extra Ends	Total
B	5	NOR - Norway		1	0	1	0	3	0	1	0	1	7
	5	FIN - Finland	*	0	2	0	1	0	2	0	1	0	6

Most Important Shot:

The Finnish team lying 3 stones in the house and with the way blocked to play a Draw into the four foot, the Norwegian player SKASLIEN K was forced to play a difficult Hit and Roll. She executed this task with bravour and the Norwegian team won the game.

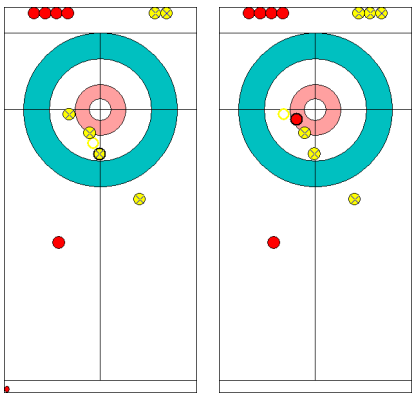

Before After

End: 9
Team: NOR - Norway
Player: SKASLIEN Kristin
Team Stone: 1 2 3 4 (5)
Task: Hit and Roll
Rotation: ↺
Shot Success: 100%

Most Important Shots
우승 결정 슛 / Tirs les plus importants

Sheet	Game	Team	LSFE	1	2	3	4	5	6	7	8	Extra Ends				Total
C	5	CAN - Canada	*	0	4	0	1	1	1	X	X					7
	5	SUI - Switzerland		1	0	1	0	0	0	X	X					2

Most Important Shot:

Team Canada player MORRIS J played a Raise sitting three stones in the four foot behind guards. Switzerland tried several unsuccessful big shots, but were unable to remove any of these stones leading to Canada taking four points.

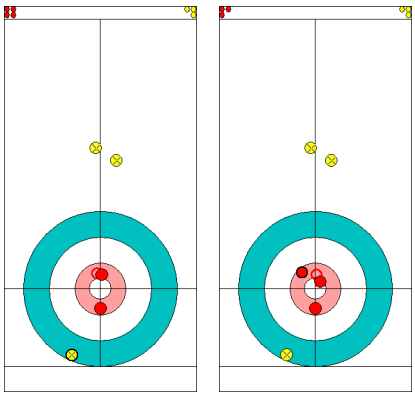

Before After

End: 2
Team: CAN - Canada
Player: MORRIS John
Team Stone: 1 (2) 3 4 5
Task: Raise
Rotation: ↺
Shot Success: 100%

Sheet	Game	Team	LSFE	1	2	3	4	5	6	7	8	Extra Ends				Total
D	5	KOR - Republic of Korea		1	0	1	0	0	1	0	2	0				5
	5	OAR - Olympic Athlete from Russia	*	0	1	0	2	1	0	1	0	1				6

Most Important Shot:

Team OAR player BRYZGALOVA A played a heavy weight Double Take-out removing three Korean stones and clearing the centre of the sheet. This allowed for an open Take-out to win the game with the final shot.

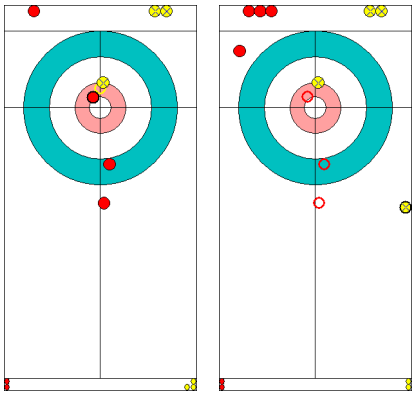

Before After

End: 9
Team: OAR - Olympic Athlete from Russia
Player: BRYZGALOVA Anastasia
Team Stone: 1 2 (3) 4 5
Task: Double Take-out
Rotation: ↻
Shot Success: 100%

Legend:
☐ Power Play ↻ Clockwise ↺ Counter-clockwise
LSFE(*) Last Stone First End **X** Unplayed/unfinished end due to concession

Session Results and Standings
세션 경기결과 및 순위 / Résultats de la session et classement

Sheet	Game	Team	LSFE	1	2	3	4	5	6	7	8	Extra Ends				Total
A	4	CAN - Canada		1	0	1	1	0	5	X	X					8
	4	FIN - Finland	*	0	1	0	0	1	0	X	X					2
B	4	CHN - People's Republic of China		0	0	0	3	0	0	1	1	0				5
	4	OAR - Olympic Athlete from Russia	*	1	1	1	0	1	1	0	0	1				6
C	4	USA - United States of America		0	1	0	0	0	0	X	X					1
	4	KOR - Republic of Korea	*	2	0	2	3	1	1	X	X					9
D	4	SUI - Switzerland		1	0	0	2	1	0	1	0					5
	4	NOR - Norway	*	0	3	1	0	0	1	0	1					6

Current Standings

Rank	Team	Games	Wins	Losses
1	CAN - Canada	4	3	1
1	NOR - Norway	4	3	1
1	OAR - Olympic Athlete from Russia	4	3	1
1	SUI - Switzerland	4	3	1
5	KOR - Republic of Korea	4	2	2
6	CHN - People's Republic of China	4	1	3
6	USA - United States of America	4	1	3
8	FIN - Finland	4	0	4

Note:
Under WCF rules, tie-breaking rules for standings are not applied until after the last game of the round robin.

Legend:
☐ Power Play **LSFE(*)** Last Stone First End **X** Unplayed/unfinished end due to concession

Game Results
대회 경기결과 / Résultats de la partie

Sheet	Game	Team	LSFE	1	2	3	4	5	6	7	8	Extra Ends				Total
A	4	CAN - Canada		1	0	1	1	0	5	X	X					8
	4	FIN - Finland	*	0	1	0	0	1	0	X	X					2

CAN - Canada		Shot Success Game	Shot Success All
F	LAWES Kaitlyn	75%	73%
M	MORRIS John	85%	82%
	Team Total	81%	79%

Last Stone Draw		Distance
↻	LAWES Kaitlyn	43.3cm
↺	MORRIS John	8.6cm
Total		**51.9cm**

Time remaining: 6 minutes 40 seconds

FIN - Finland		Shot Success Game	Shot Success All
F	KAUSTE Oona	31%	53%
M	RANTAMAEKI Tomi	71%	69%
	Team Total	55%	63%

Last Stone Draw		Distance
↻	RANTAMAEKI Tomi	31.9cm
↺	KAUSTE Oona	14.0cm
Total		**45.9cm**

Time remaining: 3 minutes 55 seconds

Power Play: End 5

Shot Success Analysis

CAN - Canada		↻		↺		Game	
F LAWES Kaitlyn	Draws	6	67%	3	100%	9	78%
	Take-outs	1	0%	2	100%	3	67%
	Total	7	57%	5	100%	12	75%
M MORRIS John	Draws	10	83%	2	75%	12	81%
	Take-outs	2	100%	4	88%	6	92%
	Total	12	85%	6	83%	18	85%
Team	Draws	16	77%	5	90%	21	80%
	Take-outs	3	67%	6	92%	9	83%
	Total	19	75%	11	91%	30	81%

FIN - Finland		↻		↺		Game	
F KAUSTE Oona	Draws	2	75%	8	28%	10	38%
	Take-outs	1	0%	1	0%	2	0%
	Total	3	50%	9	25%	12	31%
M RANTAMAEKI Tomi	Draws	4	56%	9	69%	13	65%
	Take-outs	4	88%	1	75%	5	85%
	Total	8	72%	10	70%	18	71%
Team	Draws	6	63%	17	50%	23	53%
	Take-outs	5	70%	2	38%	7	61%
	Total	11	66%	19	49%	30	55%

Note:
Team members are identified as follows:
F = Female, **M** = Male

Legend:
☐ Power Play
LSFE(*) Last Stone First End
↻ Clockwise
X Unplayed/unfinished end due to concession
↺ Counter-clockwise

Game - Shot by Shot
경기별 숏 기록 / Déroulement de la partie

End 1 **CAN - Canada 0 + 1 (this end) = 1** **FIN - Finland 0 + 0 (this end) = 0**

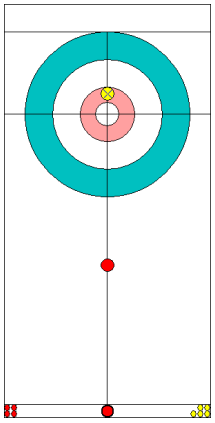

Prepositioned Stones

1
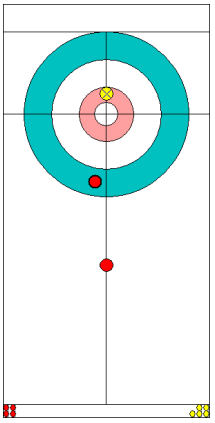

CAN: LAWES K
Draw ↻ 75%

2
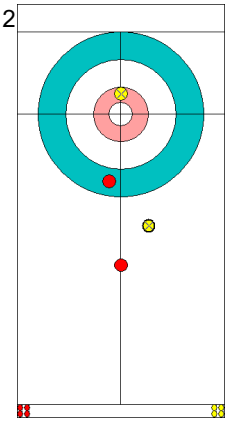

FIN: KAUSTE O
Draw ↺ 0%

3
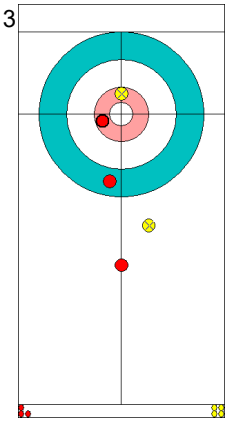

CAN: MORRIS J
Draw ↻ 100%

4
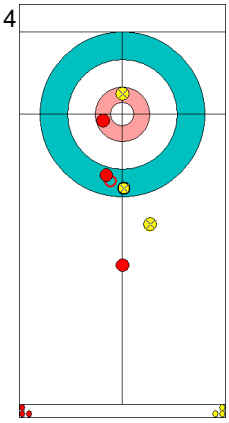

FIN: RANTAMAEKI T
Raise ↺ 50%

5
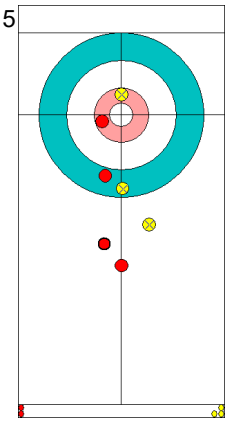

CAN: MORRIS J
Guard ↻ 100%

6
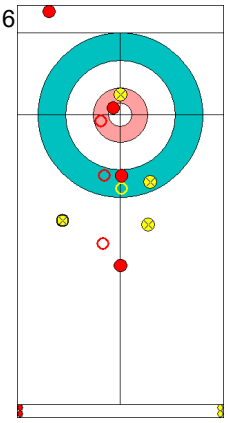

FIN: RANTAMAEKI T
Promotion Take-out ↻ 50%

7
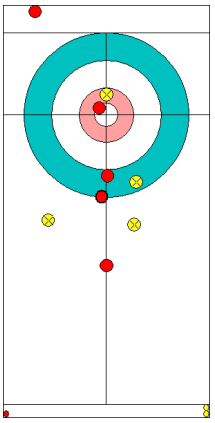

CAN: MORRIS J
Draw ↻ 50%

8
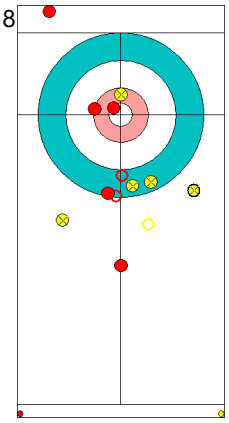

FIN: RANTAMAEKI T
Raise ↺ 0%

9
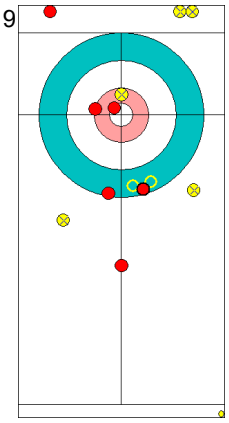

CAN: LAWES K
Double Take-out ↻ 100%

10
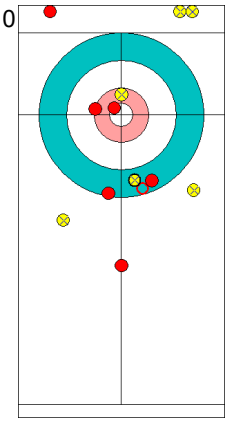

FIN: KAUSTE O
Draw ↺ 0%

	CAN	FIN
Total Score	1	0
Time left	19:57	19:22

Legend:
↻ Clockwise ↺ Counter-clockwise - Not considered

Game - Shot by Shot
경기별 숏 기록 / Déroulement de la partie

End 2 **CAN - Canada 1 + 0 (this end) = 1** **FIN - Finland 0 + 1 (this end) = 1**

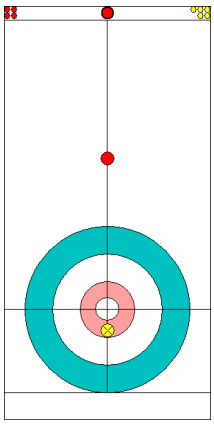

Prepositioned Stones

1
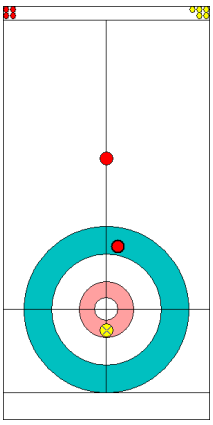

CAN: LAWES K
Draw ↻ 75%

2
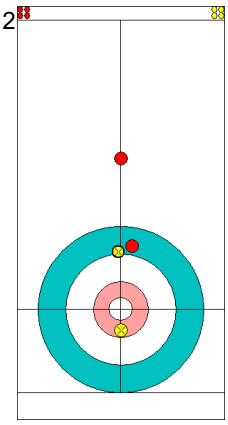

FIN: KAUSTE O
Draw ↺ 75%

3
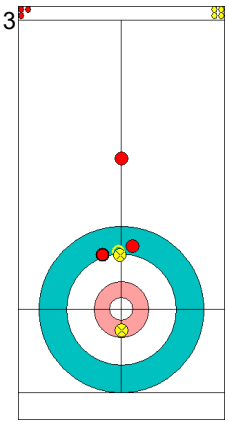

CAN: MORRIS J
Draw ↺ 75%

4
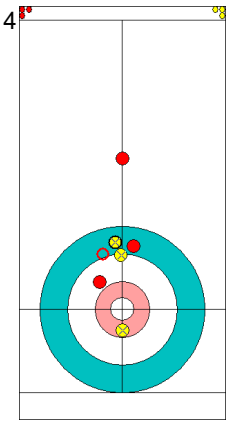

FIN: RANTAMAEKI T
Raise ↺ 50%

5
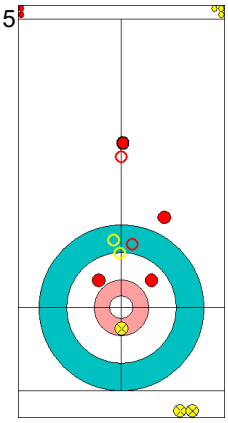

CAN: MORRIS J
Promotion Take-out ↺ 100%

6
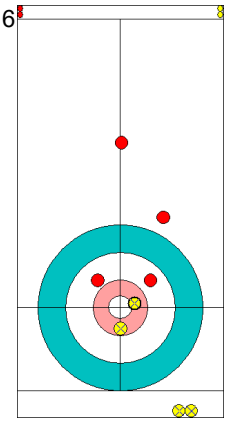

FIN: RANTAMAEKI T
Draw ↺ 75%

7
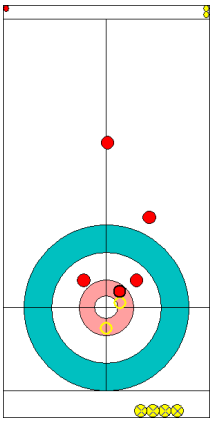

CAN: MORRIS J
Take-out ↻ 100%

8
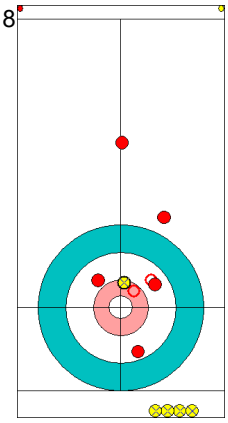

FIN: RANTAMAEKI T
Take-out ↻ 100%

9
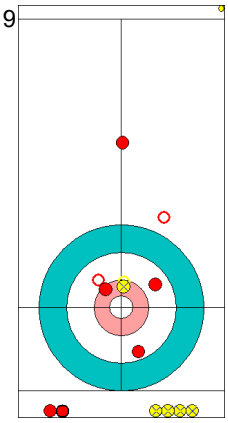

CAN: LAWES K
Promotion Take-out ↻ 0%

10
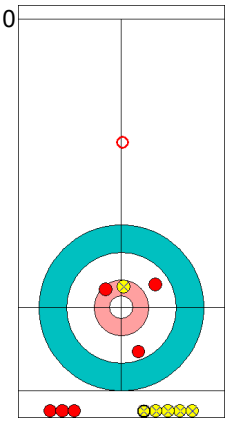

FIN: KAUSTE O
Take-out ↺ 0%

	CAN	FIN
Total Score	1	1
Time left	17:34	16:21

Legend:
↻ Clockwise ↺ Counter-clockwise - Not considered

Game - Shot by Shot
경기별 숏 기록 / Déroulement de la partie

End 3 | **CAN - Canada 1 + 1** (this end) **= 2** | **FIN - Finland 1 + 0** (this end) **= 1**

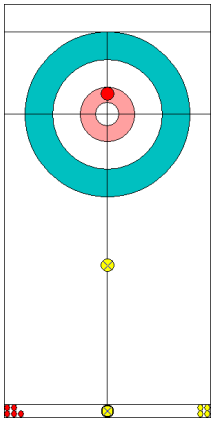

Prepositioned Stones

1
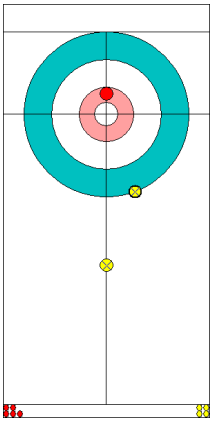

FIN: KAUSTE O
Draw ↻ 50%

2
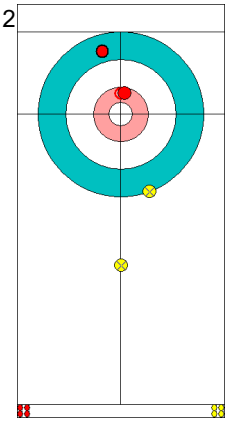

CAN: LAWES K
Draw ↻ 50%

3
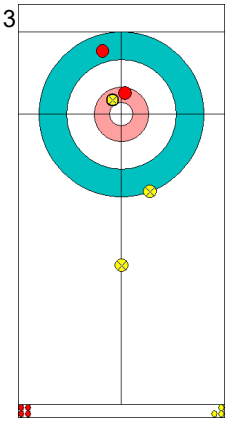

FIN: RANTAMAEKI T
Draw ↻ 75%

4
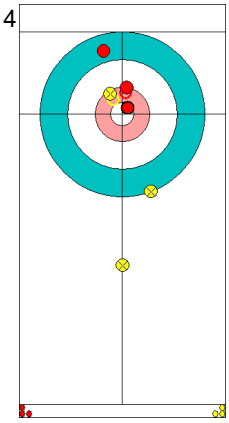

CAN: MORRIS J
Draw ↻ 100%

5
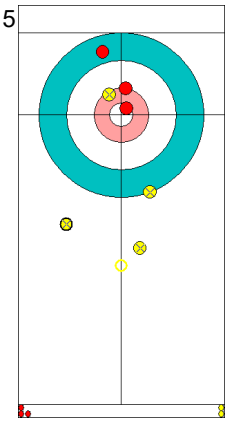

FIN: RANTAMAEKI T
Draw ↻ 0%

6
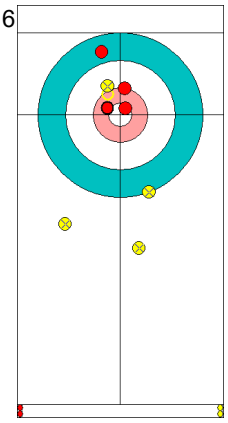

CAN: MORRIS J
Draw ↻ 50%

7
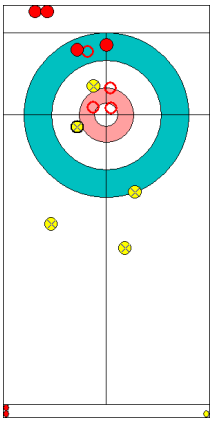

FIN: RANTAMAEKI T
Double Take-out ↻ 100%

8
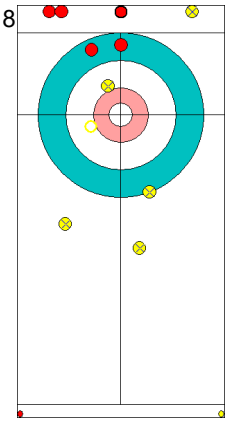

CAN: MORRIS J
Hit and Roll ↺ 50%

9
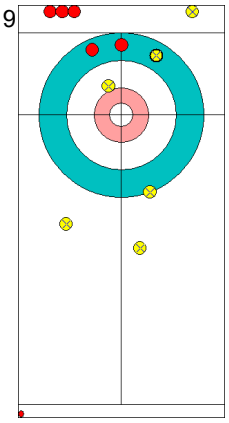

FIN: KAUSTE O
Draw ↻ 50%

10
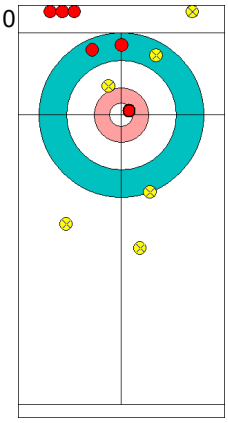

CAN: LAWES K
Draw ↻ 100%

	CAN	FIN
Total Score	2	1
Time left	14:59	13:44

Legend:
↻ Clockwise ↺ Counter-clockwise - Not considered

Game - Shot by Shot
경기별 숏 기록 / Déroulement de la partie

End 4 — **CAN - Canada 2 + 1** (this end) **= 3** — **FIN - Finland 1 + 0** (this end) **= 1**

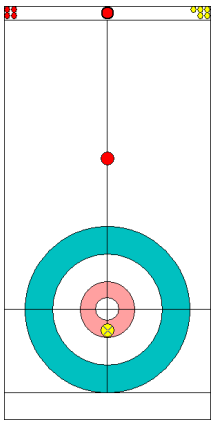

Prepositioned Stones

1
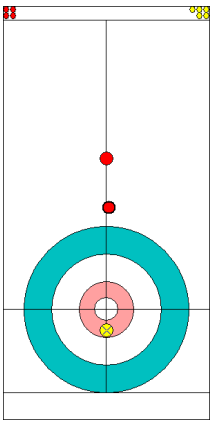

CAN: LAWES K
Draw ↻ 0%

2
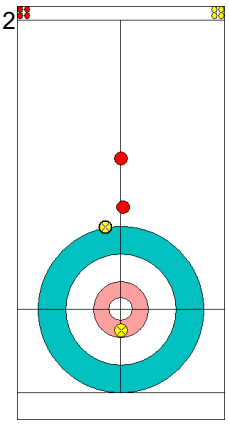

FIN: KAUSTE O
Draw ↺ 50%

3
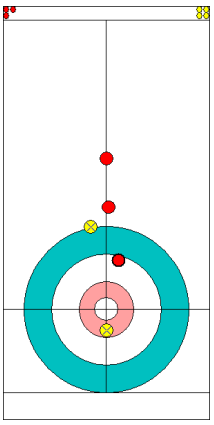

CAN: MORRIS J
Draw ↻ 50%

4
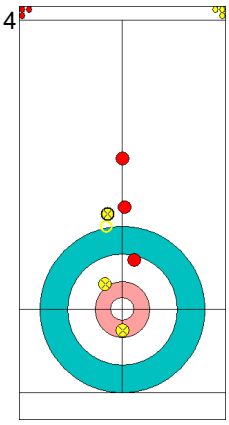

FIN: RANTAMAEKI T
Raise ↺ 100%

5
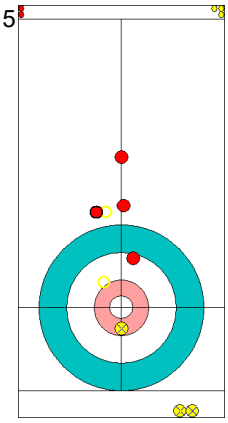

CAN: MORRIS J
Double Take-out ↺ 100%

6
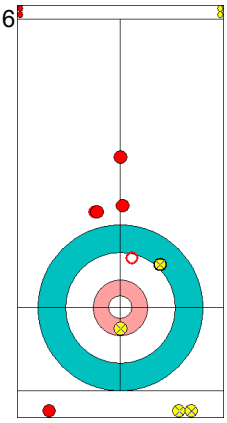

FIN: RANTAMAEKI T
Take-out ↻ 100%

7
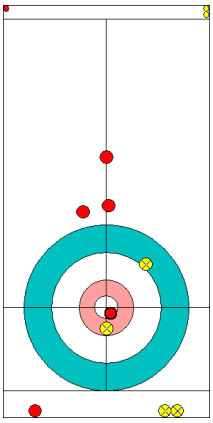

CAN: MORRIS J
Draw ↻ 100%

8
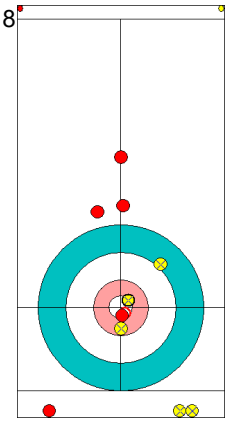

FIN: RANTAMAEKI T
Draw ↻ 100%

9
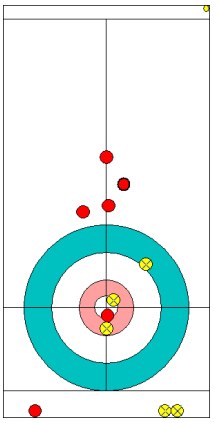

CAN: LAWES K
Guard ↻ 100%

10
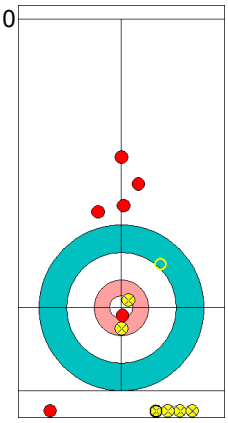

FIN: KAUSTE O
Promotion Take-out ↻ 0%

	CAN	FIN
Total Score	3	1
Time left	12:09	10:19

Legend:
↻ Clockwise ↺ Counter-clockwise - Not considered

Game - Shot by Shot
경기별 숏 기록 / Déroulement de la partie

End 5 — **CAN - Canada 3 + 0** (this end) **= 3** — **FIN - Finland 1 + 1** (this end) **= 2**

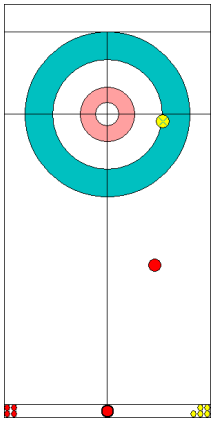
Power Play
Prepositioned Stones

1
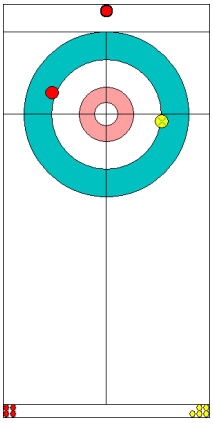
CAN: LAWES K
Wick / Soft Peeling ↻ 100%

2
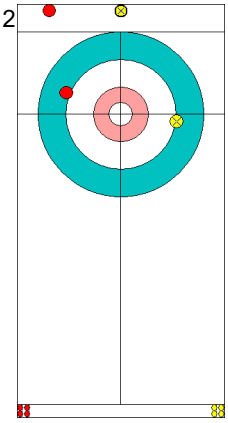
FIN: KAUSTE O
Draw ↺ 0%

3
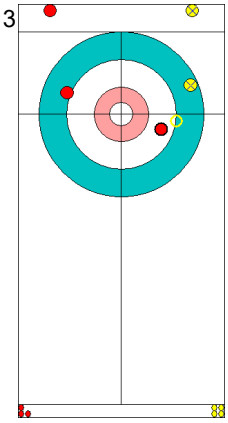
CAN: MORRIS J
Raise ↻ 100%

4
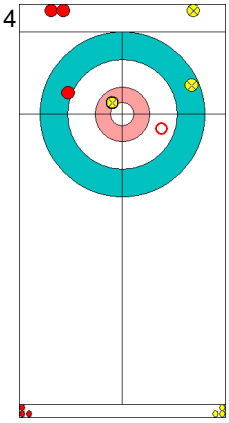
FIN: RANTAMAEKI T
Hit and Roll ↺ 75%

5
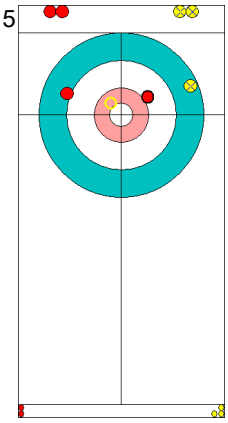
CAN: MORRIS J
Take-out ↺ 100%

6
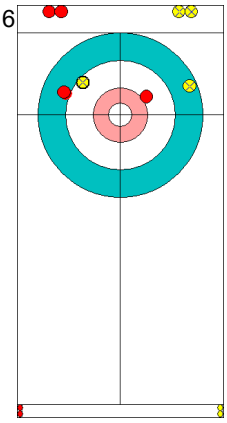
FIN: RANTAMAEKI T
Draw ↺ 100%

7
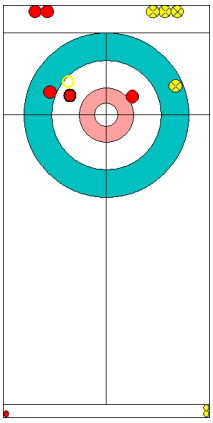
CAN: MORRIS J
Take-out ↻ 100%

8
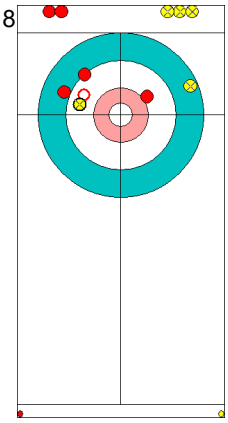
FIN: RANTAMAEKI T
Draw ↺ 100%

9
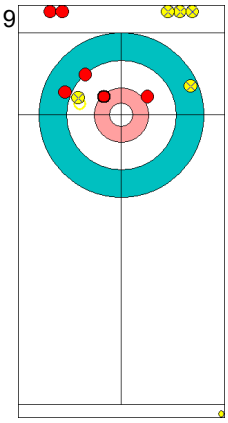
CAN: LAWES K
Draw ↻ 100%

10
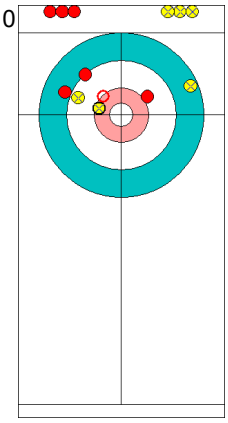
FIN: KAUSTE O
Draw ↻ 100%

	CAN	FIN
Total Score	3	2
Time left	09:38	05:46

Legend:
↻ Clockwise ↺ Counter-clockwise - Not considered

Game - Shot by Shot
경기별 숏 기록 / Déroulement de la partie

End 6 **CAN - Canada 3 + 5** (this end) **= 8** **FIN - Finland 2 + 0** (this end) **= 2**

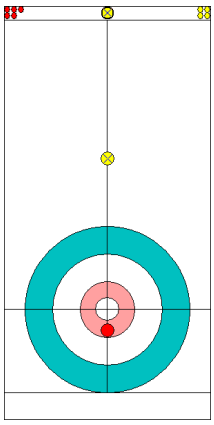

Prepositioned Stones

1
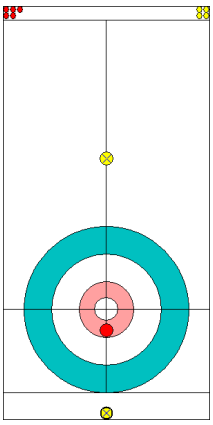

FIN: KAUSTE O
Draw ↺ 0%

2
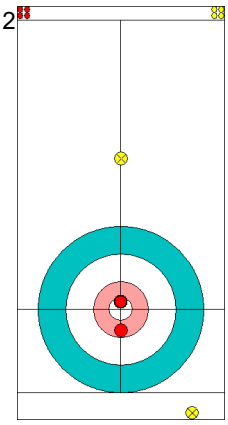

CAN: LAWES K
Draw ↺ 100%

3
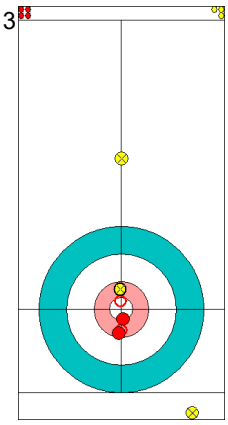

FIN: RANTAMAEKI T
Raise ↺ 100%

4
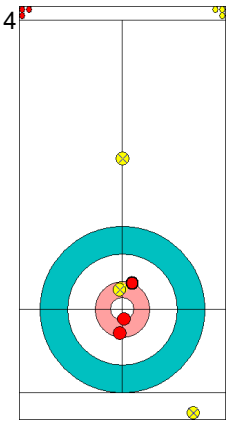

CAN: MORRIS J
Draw ↺ 100%

5
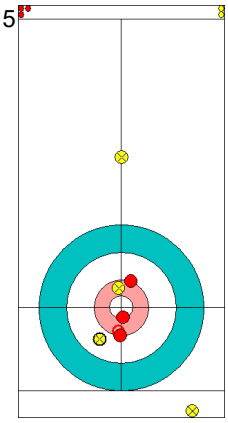

FIN: RANTAMAEKI T
Raise ↺ 50%

6
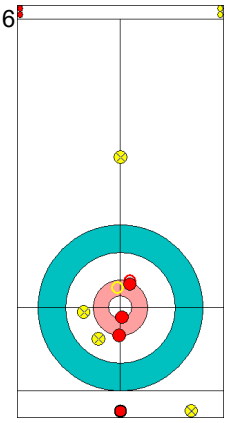

CAN: MORRIS J
Raise ↺ 75%

7
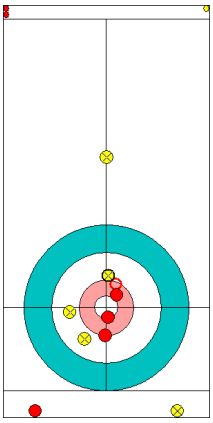

FIN: RANTAMAEKI T
Draw ↺ 50%

8
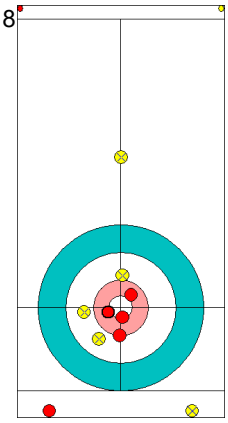

CAN: MORRIS J
Draw ↺ 75%

9
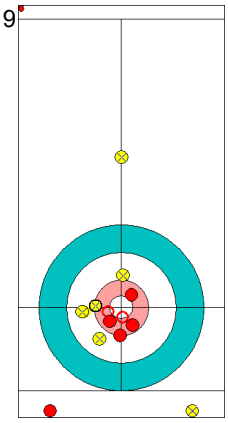

FIN: KAUSTE O
Draw ↺ 50%

10
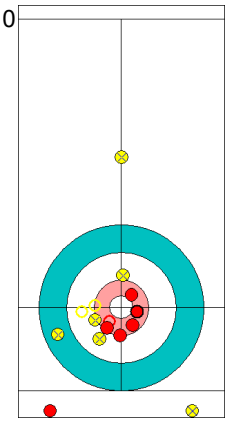

CAN: LAWES K
Take-out ↺ 100%

	CAN	FIN
Total Score	8	2
Time left	06:40	03:55

Legend:
↻ Clockwise ↺ Counter-clockwise - Not considered

Game Results
대회 경기결과 / Résultats de la partie

Sheet	Game	Team	LSFE	1	2	3	4	5	6	7	8	Extra Ends			Total
B	4	CHN - People's Republic of China		0	0	0	3	0	0	1	1	0			5
	4	OAR - Olympic Athlete from Russia	*	1	1	1	0	1	1	0	0	1			6

CHN - People's Republic of China		Shot Success Game	Shot Success All
F	WANG Rui	71%	68%
M	BA Dexin	69%	72%
	Team Total	70%	71%

Last Stone Draw		Distance
↻	BA Dexin	47.8cm
↺	WANG Rui	39.6cm
Total		**87.4cm**

Time remaining: 0 minutes 45 seconds
Time remaining: 0 minutes 41 seconds (after extra end)

Time-out: End 4 - CHN stone 4; End 9 - CHN stone 4

Power Play: End 7

OAR - Olympic Athlete from Russia		Shot Success Game	Shot Success All
F	BRYZGALOVA Anastasia	73%	72%
M	KRUSHELNITCKII Aleksandr	73%	63%
	Team Total	73%	68%

Last Stone Draw		Distance
↻	BRYZGALOVA Anastasia	2.4cm
↺	KRUSHELNITCKII Aleksandr	10.3cm
Total		**12.7cm**

Time remaining: 0 minutes 33 seconds
Time remaining: 0 minutes 59 seconds (after extra end)

Time-out: End 6 - OAR stone 4; End 9 - OAR stone 4

Power Play: End 8

Shot Success Analysis

CHN - People's Republic of China		↻		↺		Game	
F WANG Rui	Draws	9	69%	5	75%	14	71%
	Take-outs	2	100%	1	0%	3	67%
	Total	11	75%	6	63%	17	71%
M BA Dexin	Draws	5	80%	12	60%	17	66%
	Take-outs	6	75%	4	75%	10	75%
	Total	11	77%	16	64%	27	69%
Team	Draws	14	73%	17	65%	31	69%
	Take-outs	8	81%	5	60%	13	73%
	Total	22	76%	22	64%	44	70%

OAR - Olympic Athlete from Russia		↻		↺		Game	
F BRYZGALOVA Anastasia	Draws	5	60%	10	78%	15	72%
	Take-outs	4	81%	6	71%	10	75%
	Total	9	69%	16	75%	25	73%
M KRUSHELNITCKII Aleksandr	Draws	6	67%	7	57%	13	62%
	Take-outs	4	100%	3	83%	7	93%
	Total	10	80%	10	65%	20	73%
Team	Draws	11	64%	17	69%	28	67%
	Take-outs	8	91%	9	75%	17	82%
	Total	19	75%	26	71%	45	73%

Note:
Team members are identified as follows:
F = Female, **M** = Male

Legend:
☐ Power Play ↻ Clockwise ↺ Counter-clockwise
LSFE(*) Last Stone First End

Game - Shot by Shot
경기별 숏 기록 / Déroulement de la partie

End 1 **CHN - China 0 + 0** (this end) **= 0** **OAR - OAR 0 + 1** (this end) **= 1**

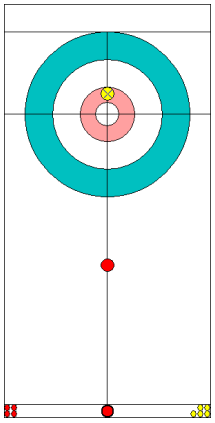

Prepositioned Stones

1
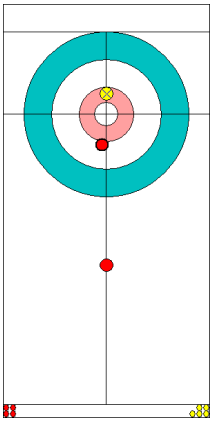

CHN: WANG R
Draw ↻ 100%

2
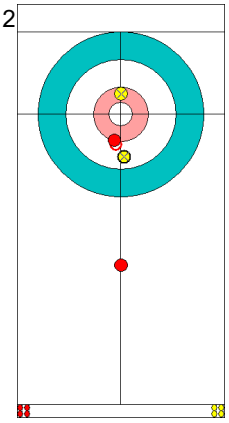

OAR: KRUSHELNITCKII A
Draw ↺ 75%

3
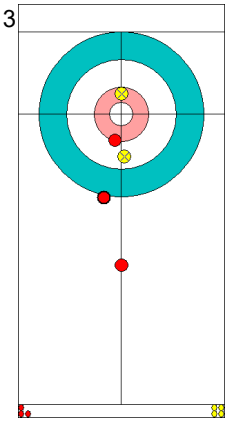

CHN: BA DX
Draw ↻ 50%

4
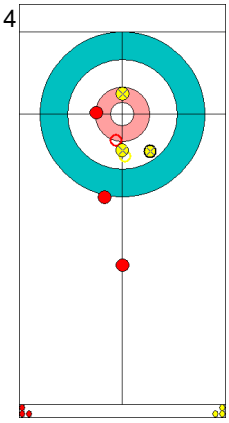

OAR: BRYZGALOVA A
Raise ↺ 100%

5
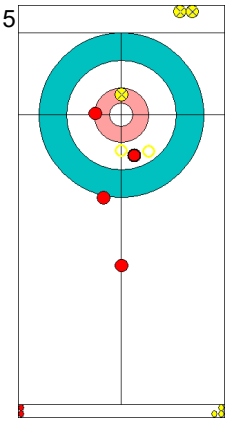

CHN: BA DX
Double Take-out ↻ 100%

6
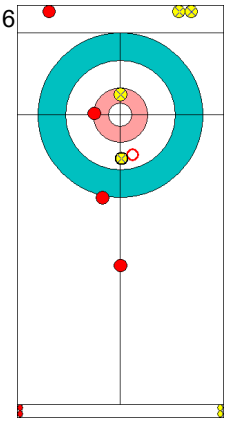

OAR: BRYZGALOVA A
Take-out ↺ 100%
Slow Take-out

7
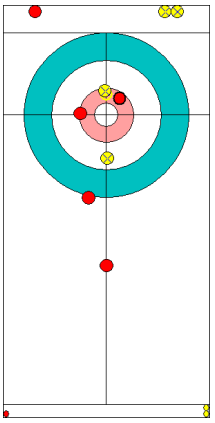

CHN: BA DX
Draw ↺ 75%

8
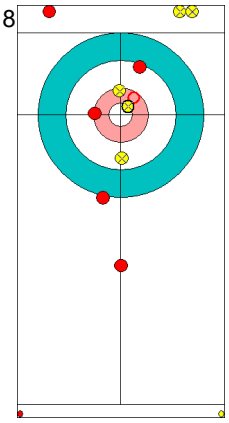

OAR: BRYZGALOVA A
Raise ↺ 100%

9
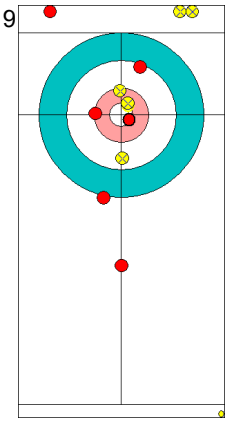

CHN: WANG R
Draw ↻ 100%

10
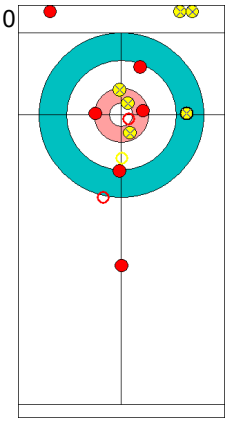

OAR: KRUSHELNITCKII A
Promotion Take-out ↻ 100%

	CHN	OAR
Total Score	0	1
Time left	19:46	19:10

Legend:
↻ Clockwise ↺ Counter-clockwise - Not considered

Game - Shot by Shot
경기별 숏 기록 / Déroulement de la partie

End 2 — **CHN - China 0 + 0** (this end) **= 0** — **OAR - OAR 1 + 1** (this end) **= 2**

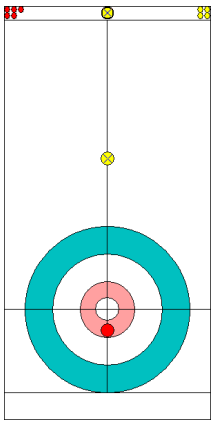

Prepositioned Stones

1
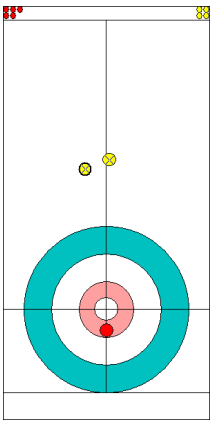

OAR: KRUSHELNITCKII A
Draw ↻ 0%

2
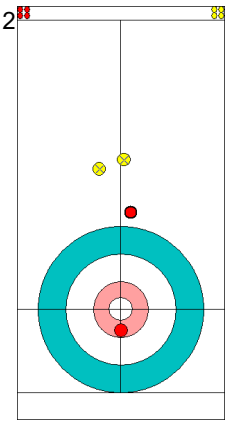

CHN: WANG R
Draw ↻ 0%

3
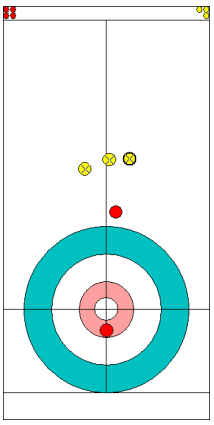

OAR: BRYZGALOVA A
Draw ↻ 0%

4
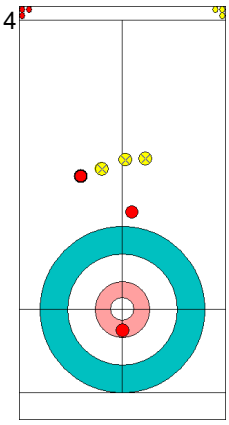

CHN: BA DX
Draw ↻ 0%

5
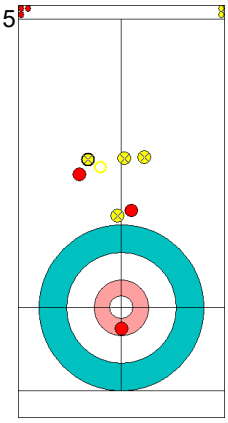

OAR: BRYZGALOVA A
Raise ↺ 0%

6
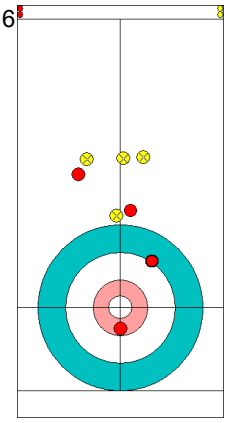

CHN: BA DX
Draw ↻ 75%

7
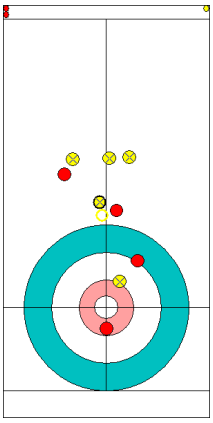

OAR: BRYZGALOVA A
Raise ↺ 75%

8
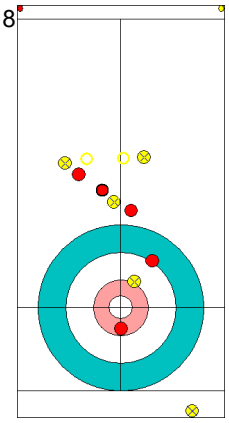

CHN: BA DX
Promotion Take-out ↺ 0%

9
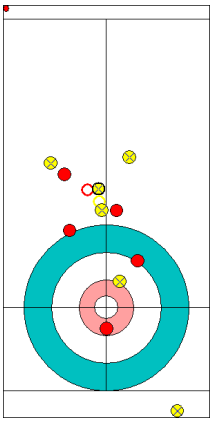

OAR: KRUSHELNITCKII A
Raise ↺ 0%

10
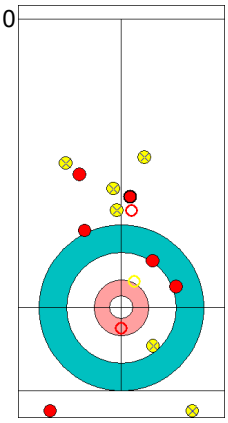

CHN: WANG R
Promotion Take-out ↺ 0%

	CHN	OAR
Total Score	0	2
Time left	16:44	16:42

Legend:
↻ Clockwise ↺ Counter-clockwise - Not considered

Game - Shot by Shot
경기별 숏 기록 / Déroulement de la partie

End 3 **CHN - China 0 + 0** (this end) **= 0** **OAR - OAR 2 + 1** (this end) **= 3**

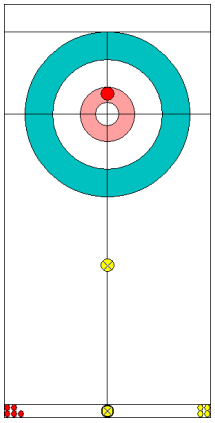

Prepositioned Stones

1
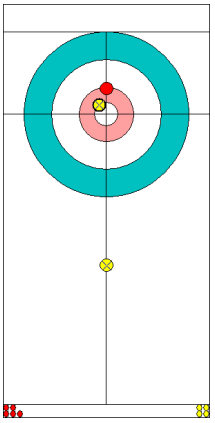

OAR: KRUSHELNITCKII A
Draw ↻ 100%

2
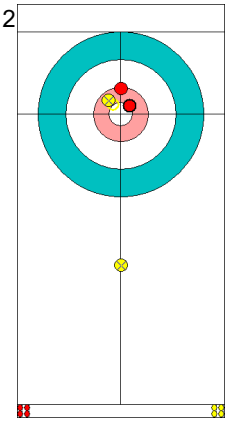

CHN: WANG R
Raise ↻ 75%

3
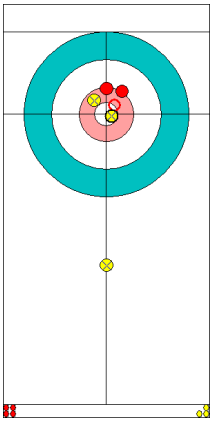

OAR: BRYZGALOVA A
Raise ↺ 100%

4
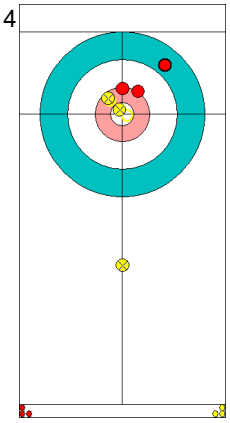

CHN: BA DX
Raise ↺ 0%

5
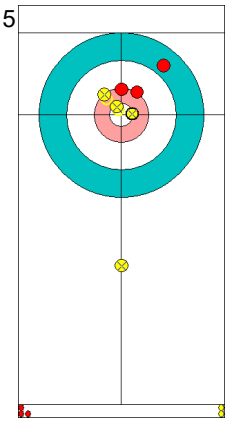

OAR: BRYZGALOVA A
Draw ↺ 75%

6
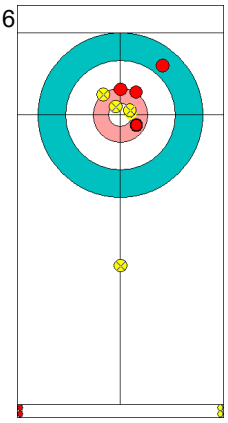

CHN: BA DX
Draw ↺ 50%

7
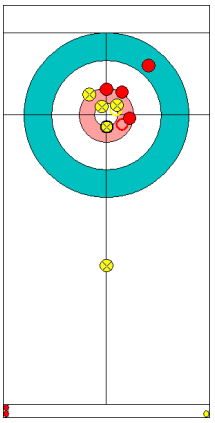

OAR: BRYZGALOVA A
Wick / Soft Peeling ↺ 75%

8
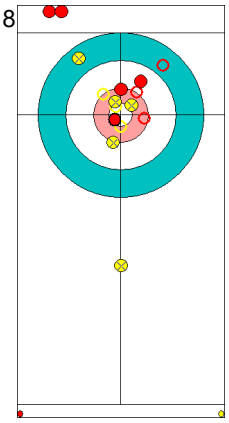

CHN: BA DX
Hit and Roll ↻ 100%

9
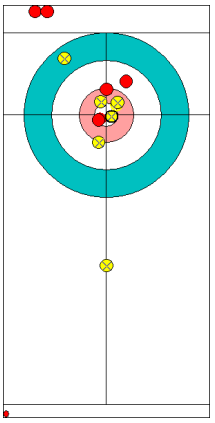

OAR: KRUSHELNITCKII A
Draw ↺ 100%

10
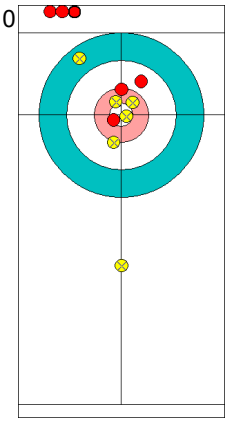

CHN: WANG R
Through ↺ -

	CHN	OAR
Total Score	0	3
Time left	14:13	14:26

Legend:
↻ Clockwise ↺ Counter-clockwise - Not considered

Game - Shot by Shot
경기별 숏 기록 / Déroulement de la partie

End 4 — **CHN - China** **0 + 3** (this end) **= 3** — **OAR - OAR** **3 + 0** (this end) **= 3**

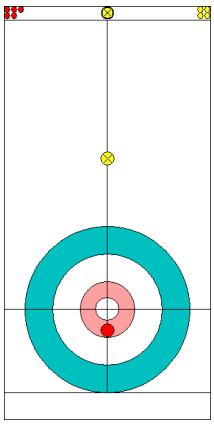

Prepositioned Stones

1
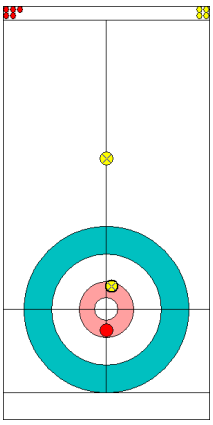

OAR: KRUSHELNITCKII A
Draw ↺ 75%

2
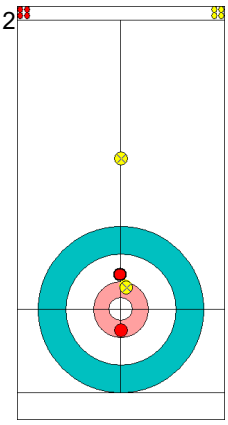

CHN: WANG R
Draw ↺ 75%

3
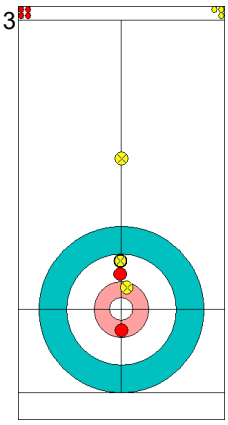

OAR: BRYZGALOVA A
Draw ↻ 75%

4
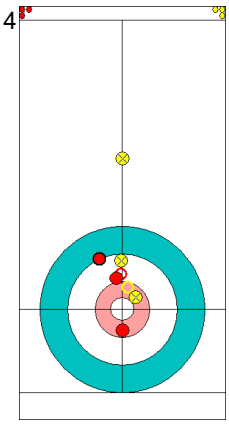

CHN: BA DX
Raise ↺ 100%

5
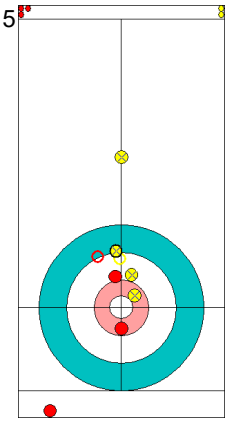

OAR: BRYZGALOVA A
Take-out ↺ 100%

6
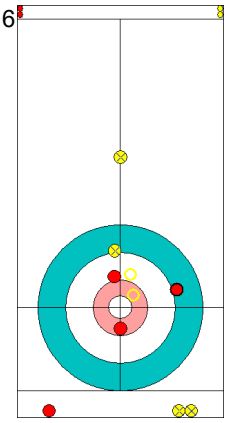

CHN: BA DX
Double Take-out ↻ 100%

7
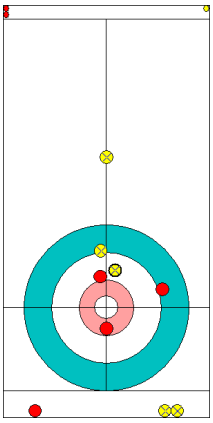

OAR: BRYZGALOVA A
Draw ↻ 50%

8
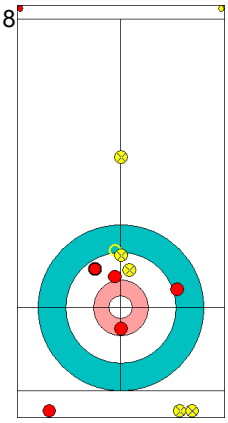

CHN: BA DX
Draw ↺ 75%
Time-out

9
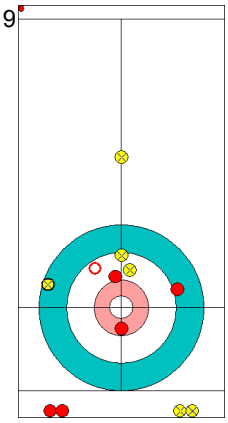

OAR: KRUSHELNITCKII A
Double Take-out ↺ 50%

10
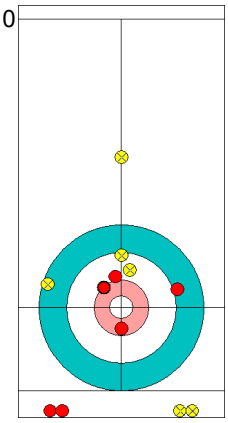

CHN: WANG R
Draw ↺ 100%

	CHN	OAR
Total Score	3	3
Time left	10:36	10:39

Legend:
↻ Clockwise ↺ Counter-clockwise - Not considered

Game - Shot by Shot
경기별 숏 기록 / Déroulement de la partie

End 5 — **CHN - China 3 + 0** (this end) **= 3** — **OAR - OAR 3 + 1** (this end) **= 4**

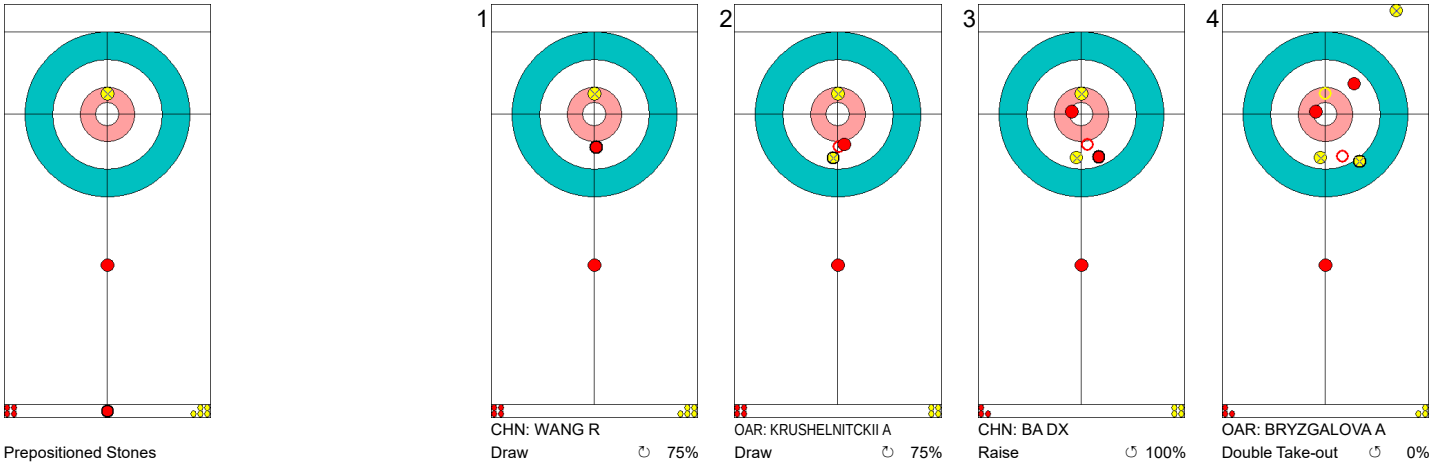

Prepositioned Stones

1 — CHN: WANG R — Draw ↻ 75%

2 — OAR: KRUSHELNITCKII A — Draw ↻ 75%

3 — CHN: BA DX — Raise ↺ 100%

4 — OAR: BRYZGALOVA A — Double Take-out ↺ 0%

5 — CHN: BA DX — Double Take-out ↻ 100%

6 — OAR: BRYZGALOVA A — Double Take-out ↺ 50%

7 — CHN: BA DX — Take-out ↻ 50%

8 — OAR: BRYZGALOVA A — Draw ↺ 75%

9 — CHN: WANG R — Take-out ↻ 100% — Slow Take-out

10 — OAR: KRUSHELNITCKII A — Raise ↻ 100%

	CHN	OAR
Total Score	3	4
Time left	08:13	08:02

Legend:
↻ Clockwise ↺ Counter-clockwise - Not considered

Game - Shot by Shot
경기별 숏 기록 / Déroulement de la partie

End 6 — **CHN - China 3 + 0** (this end) **= 3** — **OAR - OAR 4 + 1** (this end) **= 5**

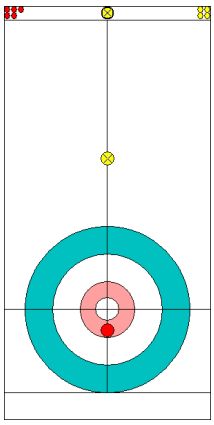

Prepositioned Stones

1

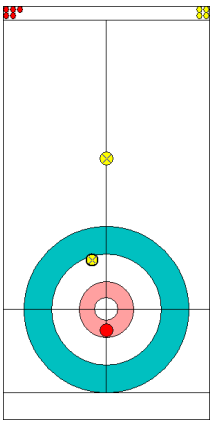

OAR: KRUSHELNITCKII A
Draw ↻ 50%

2

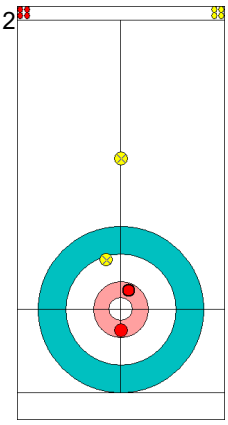

CHN: WANG R
Draw ↻ 75%

3

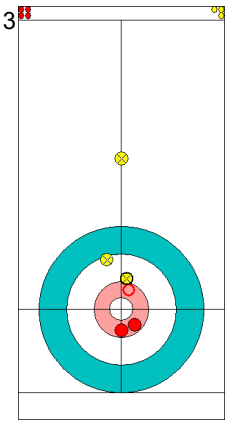

OAR: BRYZGALOVA A
Raise ↻ 75%

4

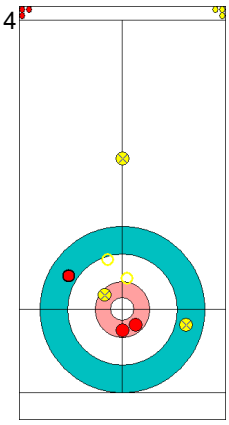

CHN: BA DX
Raise ↻ 75%

5

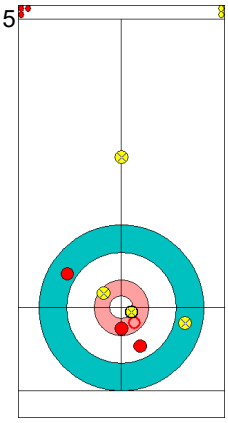

OAR: BRYZGALOVA A
Raise ↻ 100%

6

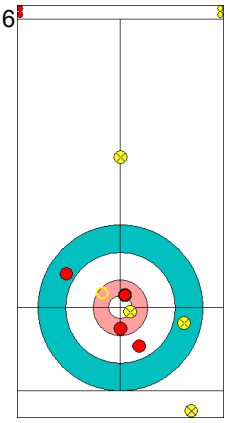

CHN: BA DX
Hit and Roll ↻ 100%

7

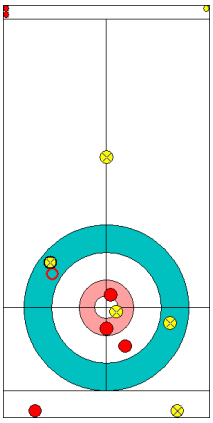

OAR: BRYZGALOVA A
Hit and Roll ↻ 75%
Time-out

8

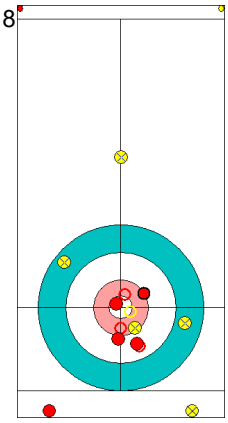

CHN: BA DX
Raise ↻ 75%

9

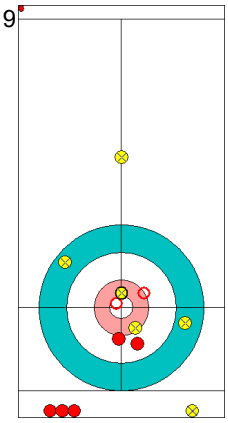

OAR: KRUSHELNITCKII A
Double Take-out ↻ 100%

10

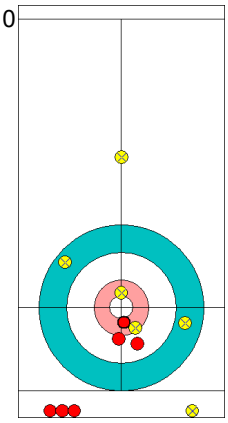

CHN: WANG R
Draw ↻ 25%

	CHN	OAR
Total Score	3	5
Time left	05:06	04:53

Legend:
↻ Clockwise ↺ Counter-clockwise - Not considered

Game - Shot by Shot
경기별 숏 기록 / Déroulement de la partie

End 7 — **CHN - China 3 + 1** (this end) **= 4** — **OAR - OAR 5 + 0** (this end) **= 5**

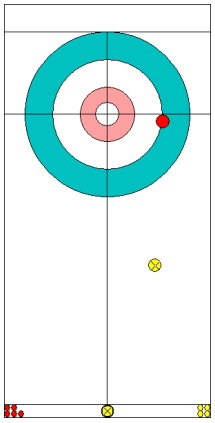
Power Play
Prepositioned Stones

1
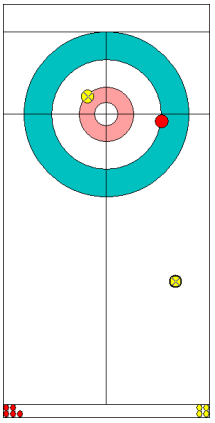
OAR: BRYZGALOVA A
Raise ↺ 75%

2
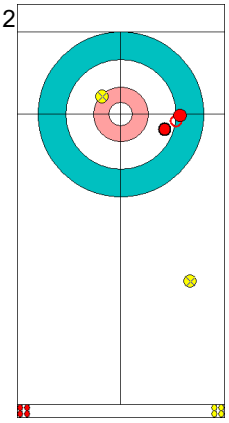
CHN: WANG R
Draw ↻ 100%

3
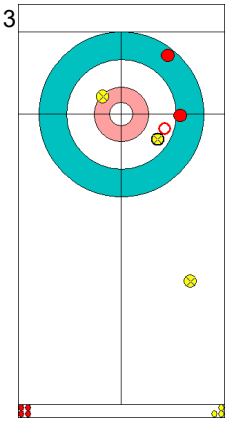
OAR: KRUSHELNITCKII A
Raise ↻ 100%

4
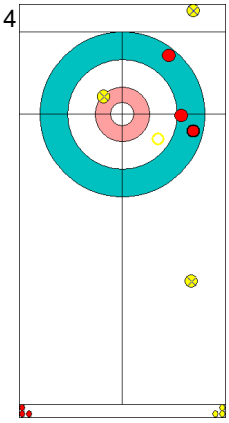
CHN: BA DX
Take-out ↺ 100%
Slow Take-out

5
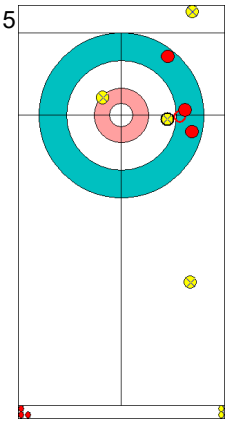
OAR: KRUSHELNITCKII A
Draw ↻ 75%

6
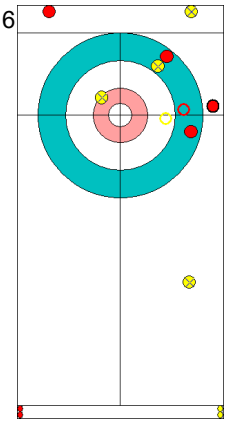
CHN: BA DX
Take-out ↻ 0%
Slow Take-out

7
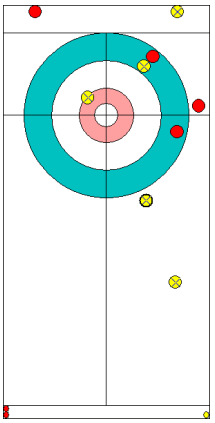
OAR: KRUSHELNITCKII A
Draw ↻ 0%

8
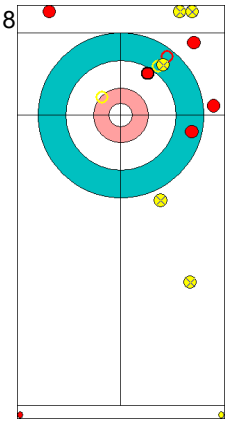
CHN: BA DX
Hit and Roll ↺ 100%

9
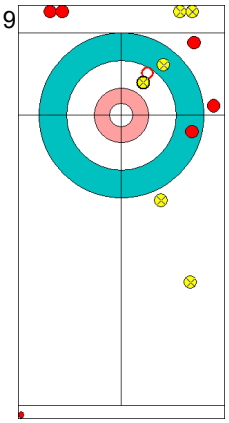
OAR: BRYZGALOVA A
Take-out ↻ 100%
Slow Take-out

10
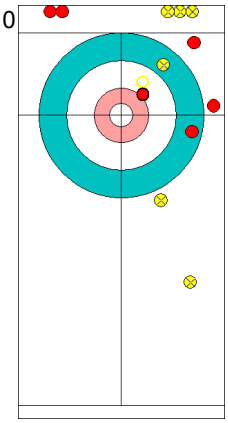
CHN: WANG R
Take-out ↻ 100%
Slow Take-out

	CHN	OAR
Total Score	4	5
Time left	02:11	02:41

Legend:
↻ Clockwise ↺ Counter-clockwise - Not considered

Game - Shot by Shot
경기별 숏 기록 / Déroulement de la partie

End 8 — **CHN - China 4 + 1** (this end) **= 5** — **OAR - OAR 5 + 0** (this end) **= 5**

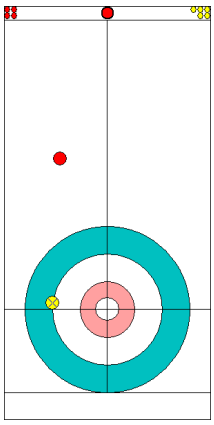
Power Play
Prepositioned Stones

1
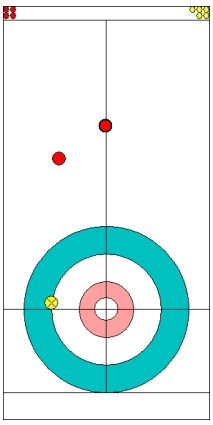
CHN: WANG R
Front ↻ 100%

2
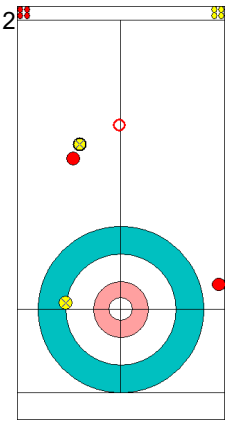
OAR: BRYZGALOVA A
Wick / Soft Peeling ↺ 100%

3
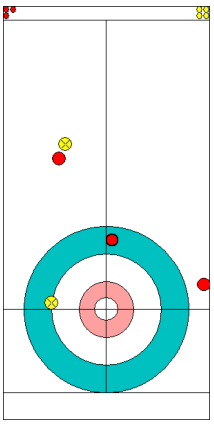
CHN: BA DX
Front ↺ 0%

4
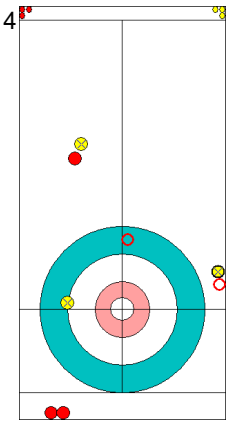
OAR: KRUSHELNITCKII A
Clearing ↻ 100%

5
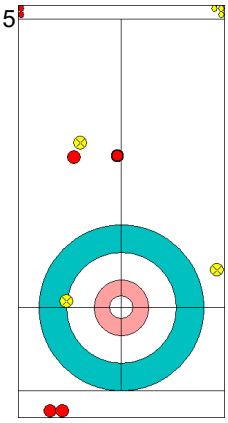
CHN: BA DX
Front ↺ 100%

6
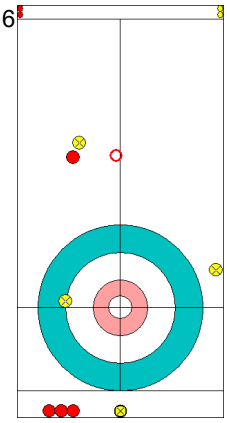
OAR: KRUSHELNITCKII A
Clearing ↺ 100%

7
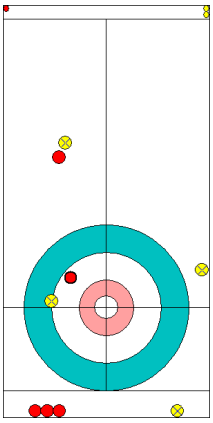
CHN: BA DX
Draw ↻ 100%

8
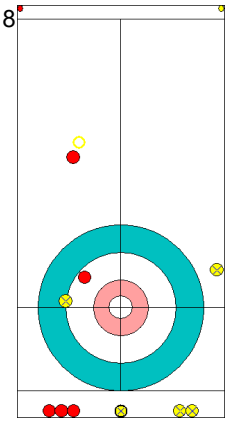
OAR: KRUSHELNITCKII A
Clearing ↺ 100%

9
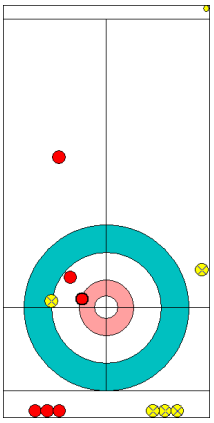
CHN: WANG R
Draw ↺ 75%

10
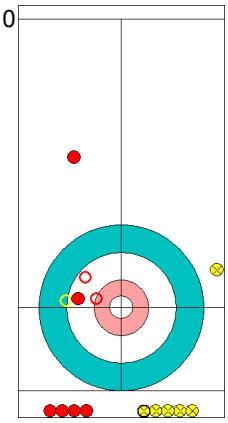
OAR: BRYZGALOVA A
Double Take-out ↻ 25%

	CHN	OAR
Total Score	5	5
Time left	00:45	00:33

Legend:
↻ Clockwise ↺ Counter-clockwise - Not considered

Game - Shot by Shot
경기별 숏 기록 / Déroulement de la partie

End 9 — **CHN - China 5 + 0** (this end) **= 5** — **OAR - OAR 5 + 1** (this end) **= 6**

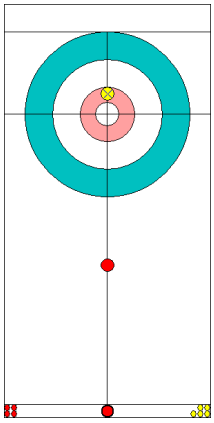

Prepositioned Stones

1

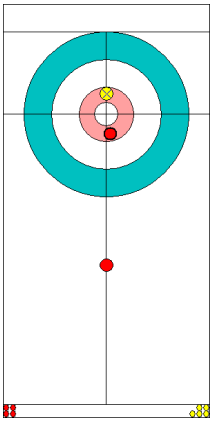

CHN: WANG R
Draw ↻ 100%

2

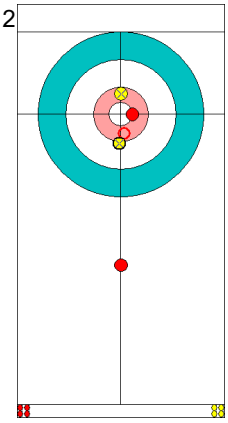

OAR: KRUSHELNITCKII A
Draw ↺ 50%

3

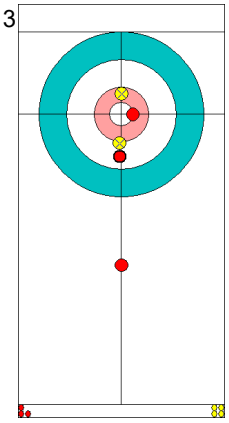

CHN: BA DX
Draw ↺ 50%

4

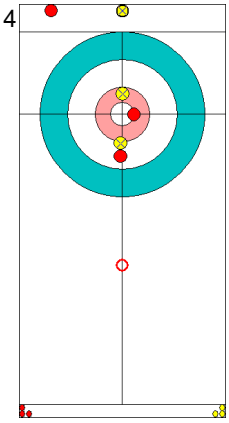

OAR: BRYZGALOVA A
Clearing ↻ 100%

5

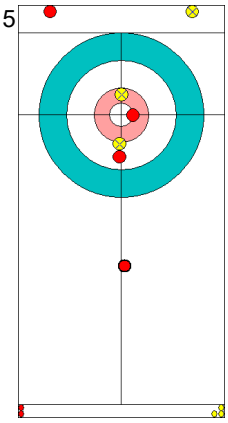

CHN: BA DX
Guard ↺ 100%

6

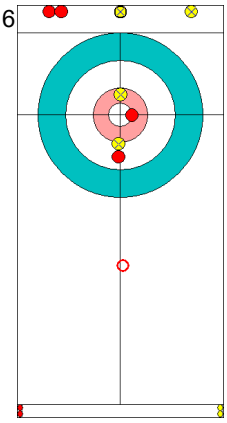

OAR: BRYZGALOVA A
Clearing ↻ 100%

7

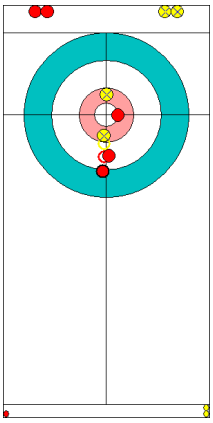

CHN: BA DX
Raise ↻ 100%
Time-out

8

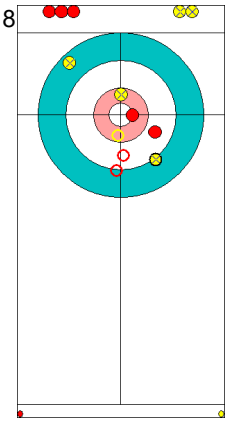

OAR: BRYZGALOVA A
Clearing ↺ 100%
Time-out

9

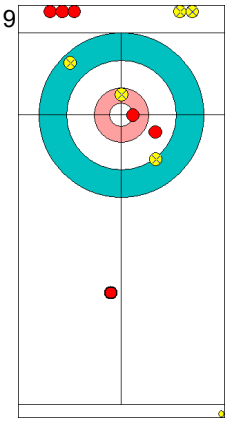

CHN: WANG R
Guard ↺ 0%

10

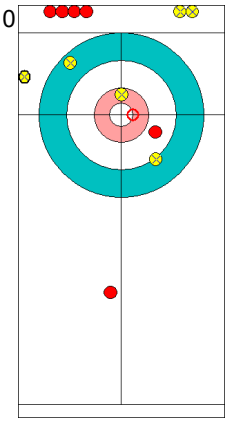

OAR: KRUSHELNITCKII A
Clearing ↻ 100%

	CHN	OAR
Total Score	5	6
Time left	00:41	00:59

Legend:
↻ Clockwise ↺ Counter-clockwise - Not considered

Game Results
대회 경기결과 / Résultats de la partie

Sheet	Game	Team	LSFE	1	2	3	4	5	6	7	8	Extra Ends				Total
C	4	USA - United States of America		0	1	0	0	0	0	X	X					1
	4	KOR - Republic of Korea	*	2	0	2	3	1	1	X	X					9

USA - United States of America		Shot Success Game	Shot Success All
F	HAMILTON Becca	65%	75%
M	HAMILTON Matt	43%	75%
	Team Total	52%	75%

Last Stone Draw		Distance
↻	HAMILTON Matt	39.1cm
↺	HAMILTON Becca	39.0cm
Total		**78.1cm**

Time remaining: 9 minutes 49 seconds

Power Play: End 5

KOR - Republic of Korea		Shot Success Game	Shot Success All
F	JANG Hyeji	63%	67%
M	LEE Kijeong	85%	76%
	Team Total	76%	72%

Last Stone Draw		Distance
↻	JANG Hyeji	8.8cm
↺	LEE Kijeong	10.0cm
Total		**18.8cm**

Time remaining: 6 minutes 15 seconds

Time-out: End 6 - KOR stone 3

Shot Success Analysis

USA - United States of America		↻	↺	Game
F HAMILTON Becca	Draws	6 75%	3 58%	9 69%
	Take-outs	0 -	3 50%	3 50%
	Total	6 75%	6 54%	12 65%
M HAMILTON Matt	Draws	7 54%	4 75%	11 61%
	Take-outs	4 25%	3 0%	7 14%
	Total	11 43%	7 43%	18 43%
Team	Draws	13 63%	7 68%	20 65%
	Take-outs	4 25%	6 25%	10 25%
	Total	17 54%	13 48%	30 52%

KOR - Republic of Korea		↻	↺	Game
F JANG Hyeji	Draws	5 50%	6 67%	11 59%
	Take-outs	0 -	1 100%	1 100%
	Total	5 50%	7 71%	12 63%
M LEE Kijeong	Draws	8 94%	5 75%	13 87%
	Take-outs	4 75%	1 100%	5 80%
	Total	12 88%	6 79%	18 85%
Team	Draws	13 77%	11 70%	24 74%
	Take-outs	4 75%	2 100%	6 83%
	Total	17 76%	13 75%	30 76%

Note:
Team members are identified as follows:
F = Female, **M** = Male

Legend:
☐ Power Play
LSFE(*) Last Stone First End
↻ Clockwise
X Unplayed/unfinished end due to concession
↺ Counter-clockwise

Game - Shot by Shot
경기별 숏 기록 / Déroulement de la partie

End 1 — **USA - United States 0 + 0** (this end) **= 0** — **KOR - Republic of Korea 0 + 2** (this end) **= 2**

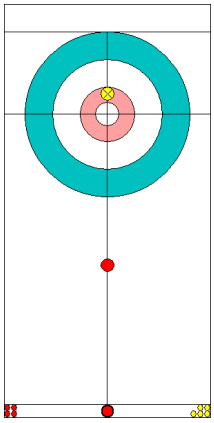
Prepositioned Stones

1
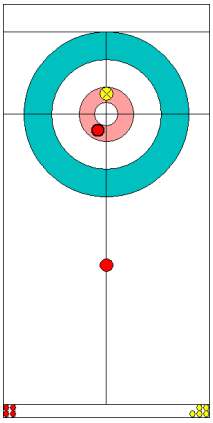
USA: HAMILTON B
Draw ↻ 75%

2
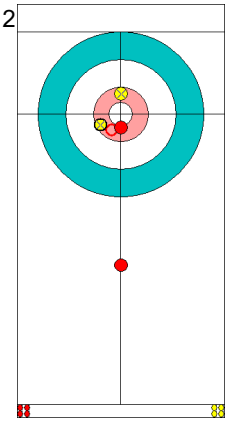
KOR: JANG H
Draw ↻ 50%

3
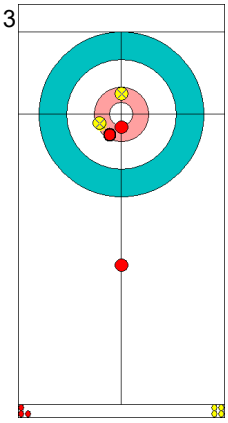
USA: HAMILTON M
Draw ↻ 50%

4
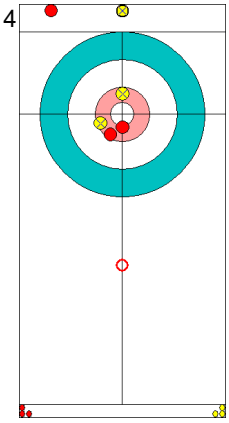
KOR: LEE K
Clearing ↻ 100%

5
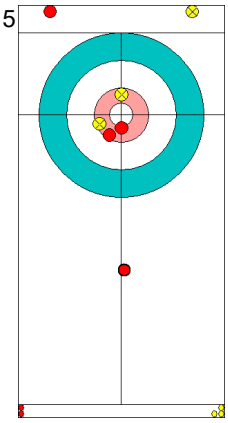
USA: HAMILTON M
Guard ↻ 100%

6
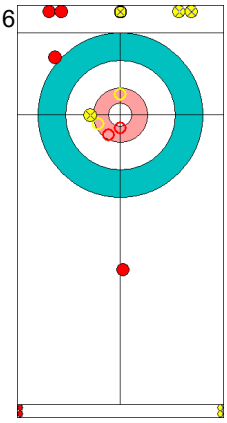
KOR: LEE K
Double Take-out ↻ 50%

7
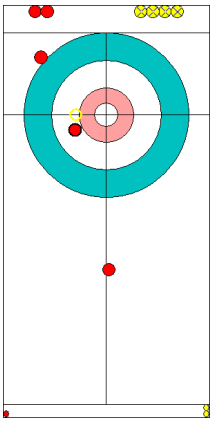
USA: HAMILTON M
Take-out ↻ 100%

8
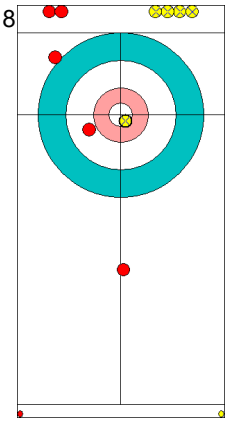
KOR: LEE K
Draw ↻ 100%

9
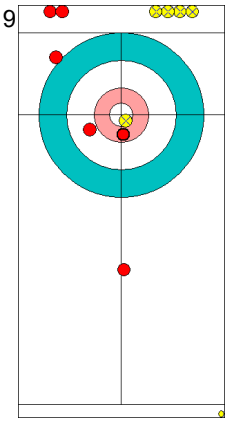
USA: HAMILTON B
Draw ↻ 100%

10
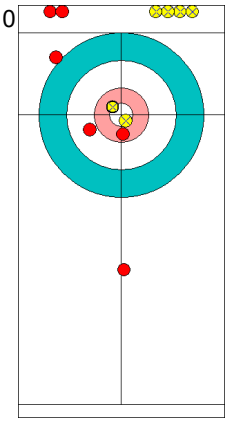
KOR: JANG H
Draw ↻ 100%

	USA	KOR
Total Score	0	2
Time left	20:24	19:36

Legend:
↻ Clockwise ↺ Counter-clockwise - Not considered

Game - Shot by Shot
경기별 숏 기록 / Déroulement de la partie

End 2 — **USA - United States 0 + 1** (this end) **= 1** — **KOR - Republic of Korea 2 + 0** (this end) **= 2**

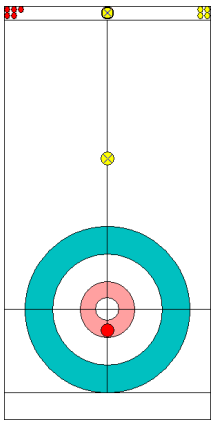

Prepositioned Stones

1
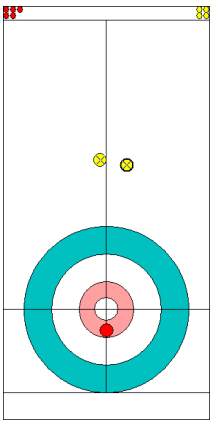

KOR: JANG H
Draw ↻ 0%

2
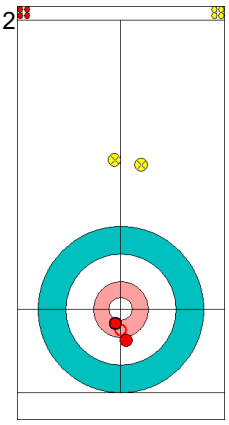

USA: HAMILTON B
Draw ↺ 75%

3
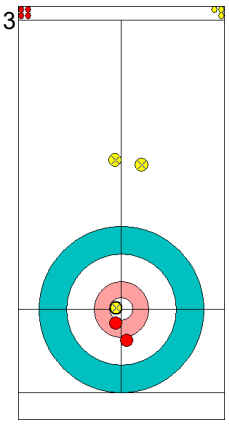

KOR: LEE K
Draw ↺ 100%

4
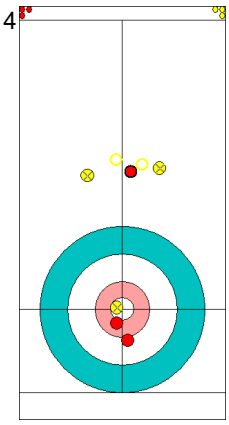

USA: HAMILTON M
Raise ↻ 0%

5
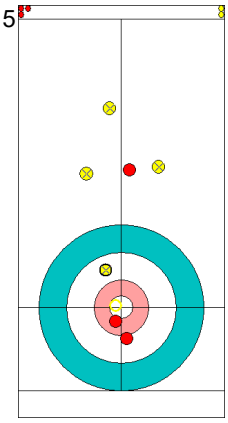

KOR: LEE K
Guard ↺ 100%

6
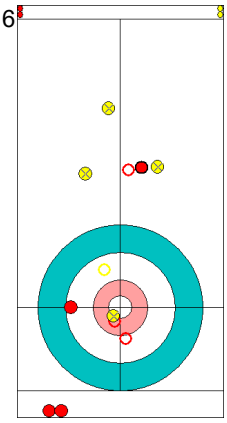

USA: HAMILTON M
Promotion Take-out ↻ 0%

7
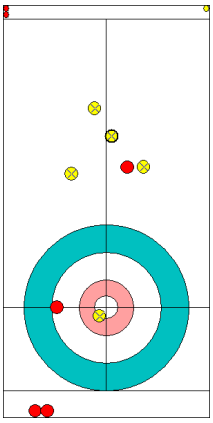

KOR: LEE K
Guard ↻ 100%

8
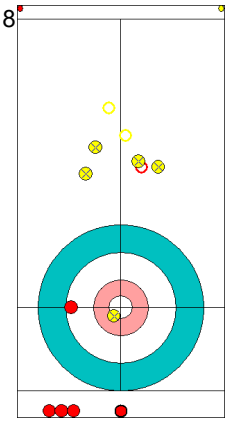

USA: HAMILTON M
Promotion Take-out ↺ 0%

9
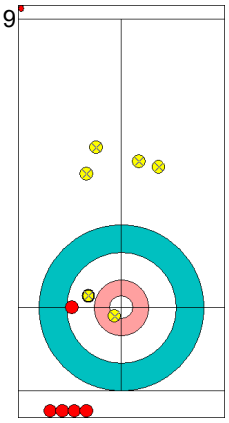

KOR: JANG H
Draw ↺ 100%

10
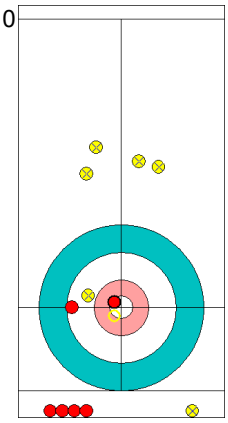

USA: HAMILTON B
Take-out ↺ 100%

	USA	KOR
Total Score	1	2
Time left	18:07	17:02

Legend:
↻ Clockwise ↺ Counter-clockwise - Not considered

Game - Shot by Shot
경기별 숏 기록 / Déroulement de la partie

End 3 | **USA - United States 1 + 0** (this end) **= 1** | **KOR - Republic of Korea 2 + 2** (this end) **= 4**

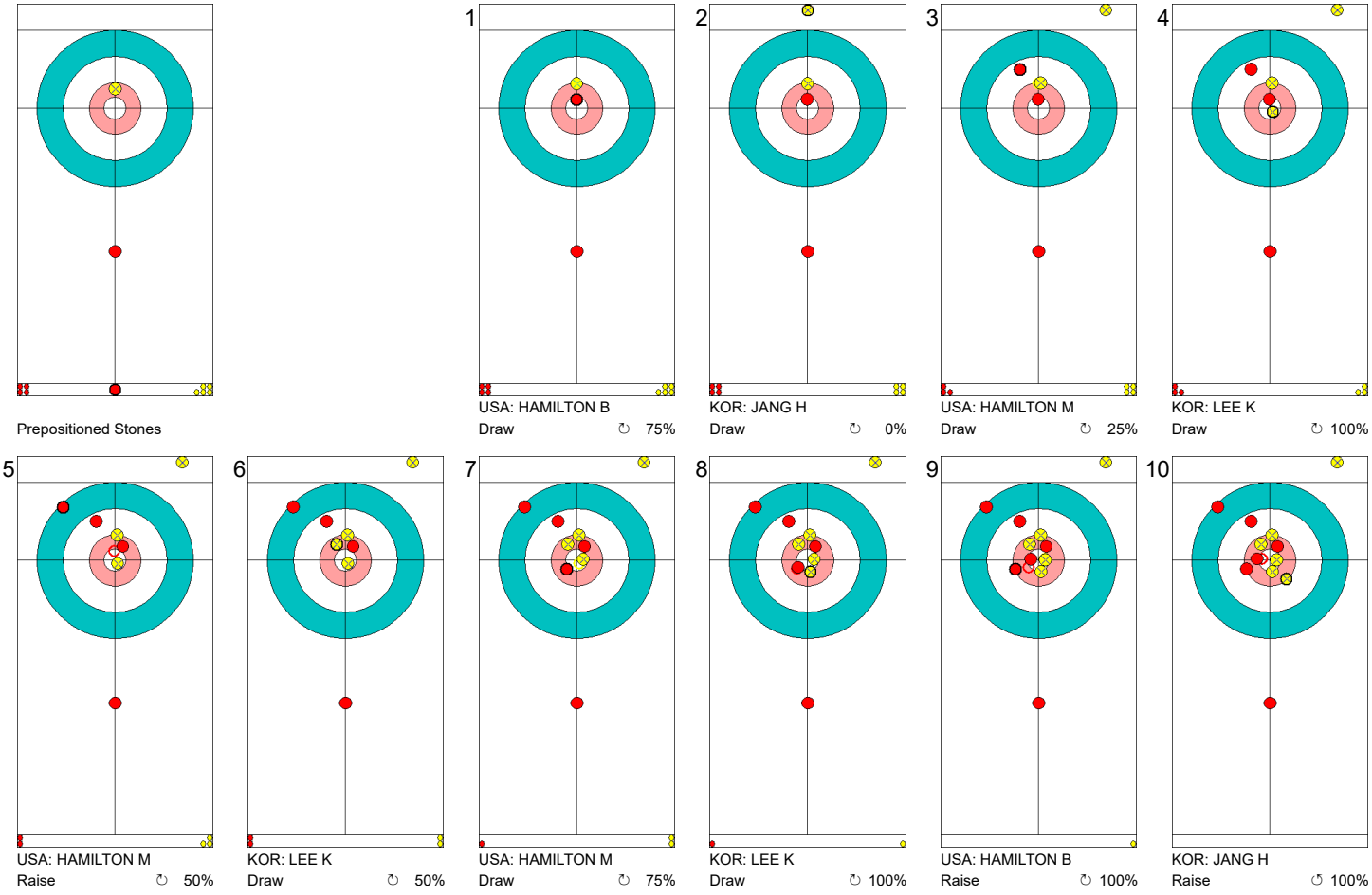

	USA	KOR
Total Score	1	4
Time left	16:07	13:54

Legend:
↻ Clockwise ↺ Counter-clockwise - Not considered

Game - Shot by Shot
경기별 숏 기록 / Déroulement de la partie

End 4 — **USA - United States 1 + 0** (this end) **= 1** — **KOR - Republic of Korea 4 + 3** (this end) **= 7**

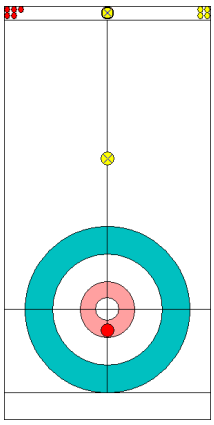

Prepositioned Stones

1

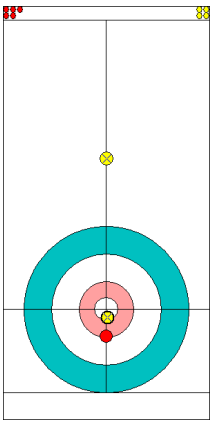

KOR: JANG H
Draw ↺ 75%

2

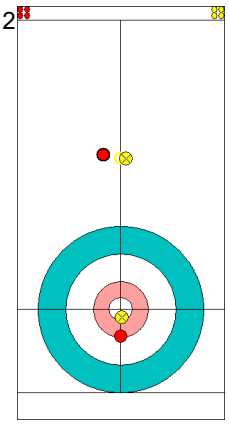

USA: HAMILTON B
Draw ↺ 0%

3

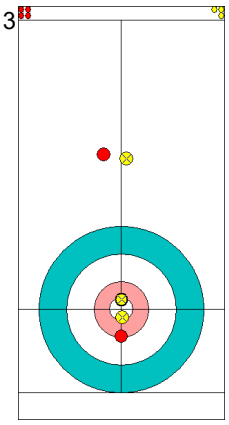

KOR: LEE K
Draw ↻ 100%

4

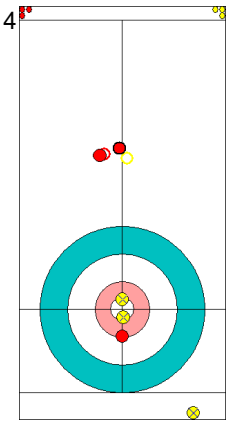

USA: HAMILTON M
Promotion Take-out ↺ 0%

5

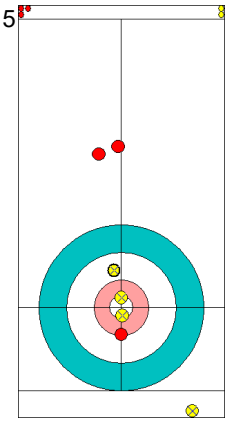

KOR: LEE K
Draw ↻ 100%

6

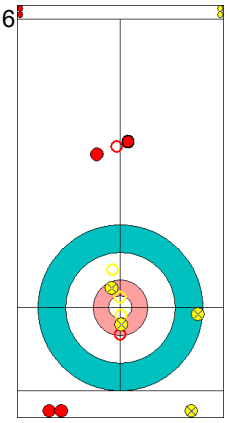

USA: HAMILTON M
Promotion Take-out ↺ 0%

7

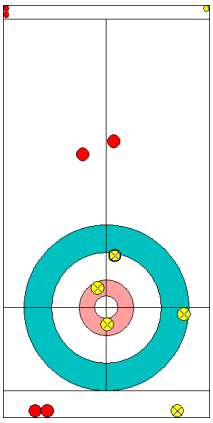

KOR: LEE K
Draw ↻ 100%

8

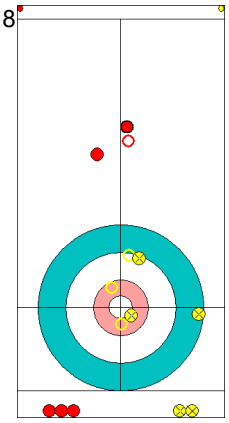

USA: HAMILTON M
Promotion Take-out ↻ 0%

9

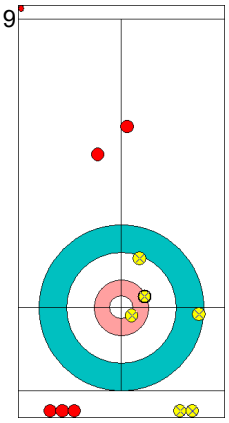

KOR: JANG H
Draw ↺ 75%

10

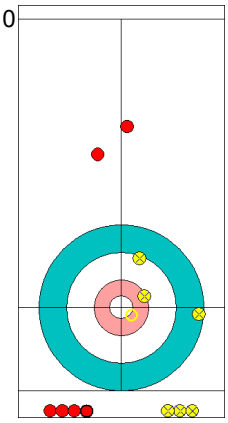

USA: HAMILTON B
Take-out ↺ 25%

	USA	KOR
Total Score	1	7
Time left	14:06	11:39

Legend:
↻ Clockwise ↺ Counter-clockwise - Not considered

Game - Shot by Shot
경기별 숏 기록 / Déroulement de la partie

End 5 — **USA - United States 1 + 0** (this end) **= 1** — **KOR - Republic of Korea 7 + 1** (this end) **= 8**

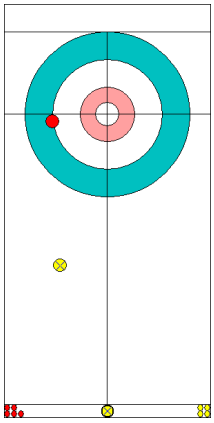

Power Play
Prepositioned Stones

1
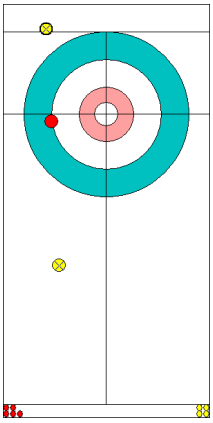

KOR: JANG H
Draw ↻ 0%

2
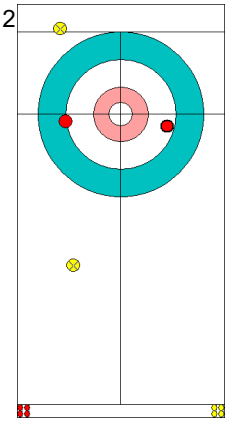

USA: HAMILTON B
Draw ↻ 100%

3
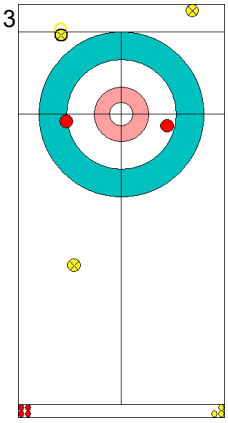

KOR: LEE K
Draw ↻ 0%

4
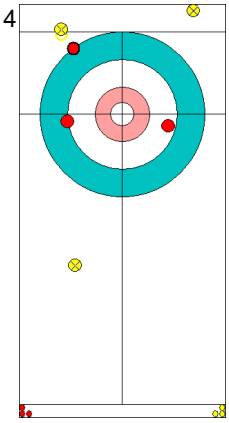

USA: HAMILTON M
Draw ↻ 50%

5
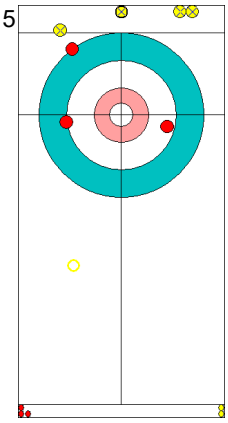

KOR: LEE K
Clearing ↻ 100%

6
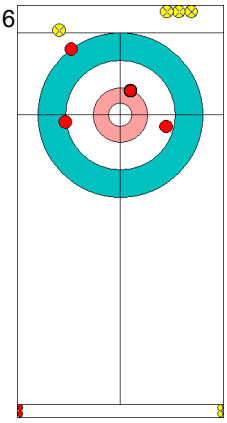

USA: HAMILTON M
Draw ↻ 75%

7
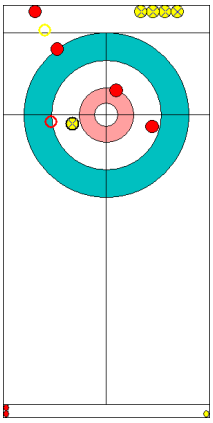

KOR: LEE K
Double Take-out ↻ 50%

8
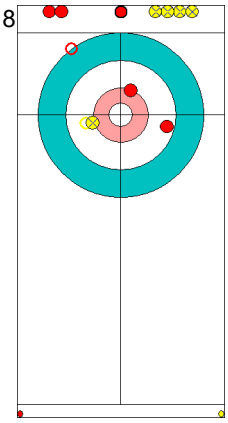

USA: HAMILTON M
Take-out ↻ 0%

9
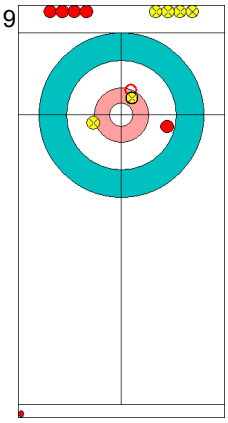

KOR: JANG H
Take-out ↻ 100%

10
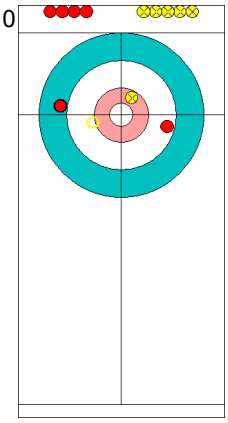

USA: HAMILTON B
Double Take-out ↻ 25%

	USA	KOR
Total Score	1	8
Time left	11:45	09:03

Legend:
↻ Clockwise ↺ Counter-clockwise - Not considered

Game - Shot by Shot
경기별 숏 기록 / Déroulement de la partie

End 6 — **USA - United States 1 + 0** (this end) **= 1** — **KOR - Republic of Korea 8 + 1** (this end) **= 9**

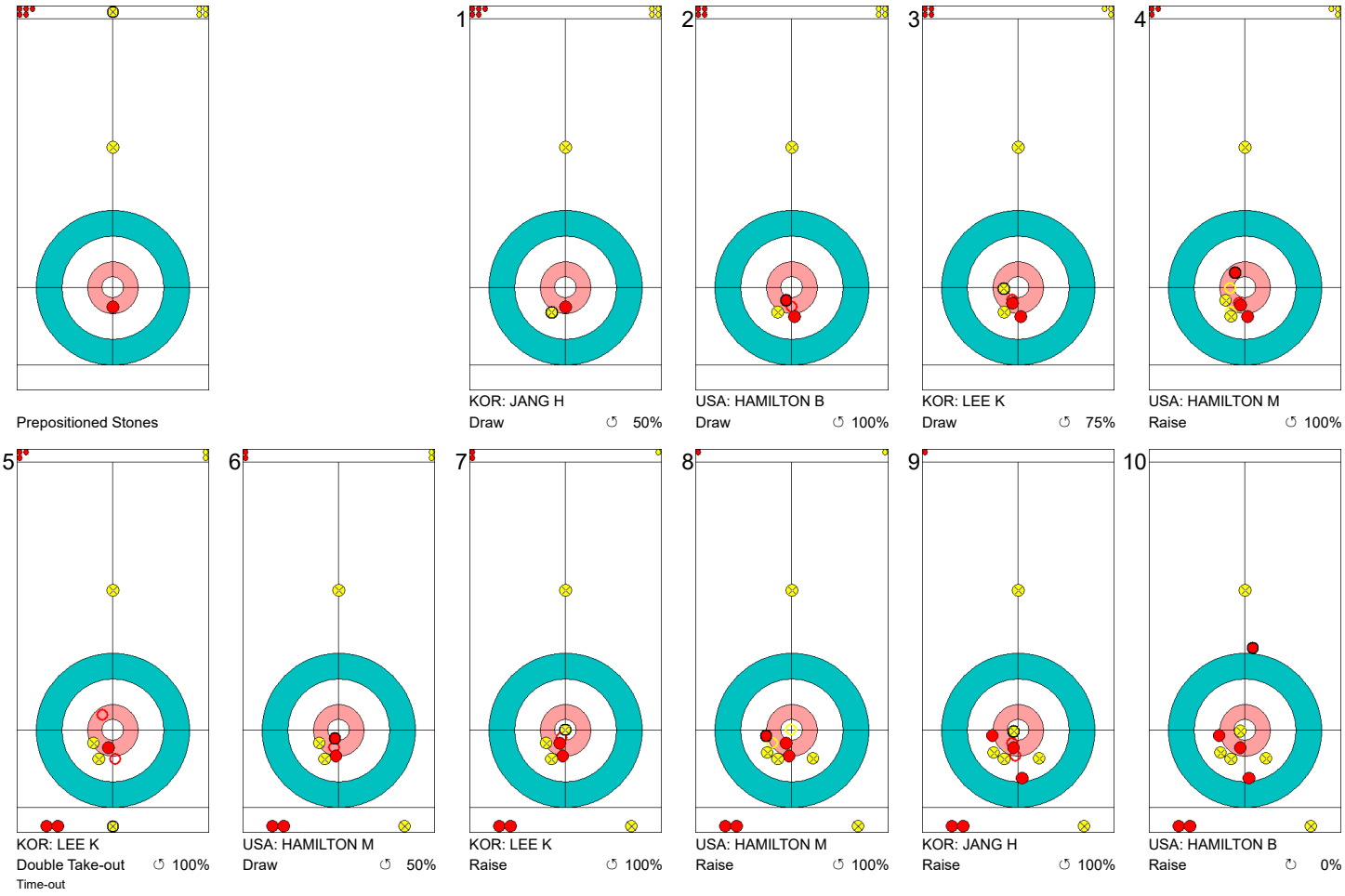

Prepositioned Stones

1 — KOR: JANG H
Draw ↺ 50%

2 — USA: HAMILTON B
Draw ↺ 100%

3 — KOR: LEE K
Draw ↺ 75%

4 — USA: HAMILTON M
Raise ↺ 100%

5 — KOR: LEE K
Double Take-out ↺ 100%
Time-out

6 — USA: HAMILTON M
Draw ↺ 50%

7 — KOR: LEE K
Raise ↺ 100%

8 — USA: HAMILTON M
Raise ↺ 100%

9 — KOR: JANG H
Raise ↺ 100%

10 — USA: HAMILTON B
Raise ↻ 0%

	USA	KOR
Total Score	1	9
Time left	09:49	06:15

Legend:
↻ Clockwise ↺ Counter-clockwise - Not considered

Game Results
대회 경기결과 / Résultats de la partie

Sheet	Game	Team	LSFE	1	2	3	4	5	6	7	8	Extra Ends				Total
D	4	SUI - Switzerland		1	0	0	2	1	0	1	0					5
	4	NOR - Norway	*	0	3	1	0	0	1	0	1					6

SUI - Switzerland		Shot Success Game	Shot Success All
F	PERRET Jenny	81%	72%
M	RIOS Martin	58%	76%
	Team Total	68%	74%

Last Stone Draw		Distance
↻	RIOS Martin	80.6cm
↺	PERRET Jenny	148.7cm
Total		**229.3cm**

Time remaining: 0 minutes 28 seconds

Time-out: End 4 - SUI stone 4

Power Play: End 7

NOR - Norway		Shot Success Game	Shot Success All
F	SKASLIEN Kristin	70%	69%
M	NEDREGOTTEN Magnus	89%	84%
	Team Total	81%	78%

Last Stone Draw		Distance
↻	SKASLIEN Kristin	145.7cm
↺	NEDREGOTTEN Magnus	44.7cm
Total		**190.4cm**

Time remaining: 0 minutes 13 seconds

Time-out: End 7 - NOR stone 3

Power Play: End 6

Shot Success Analysis

SUI - Switzerland		↻		↺		Game	
F PERRET Jenny	Draws	5	90%	7	79%	12	83%
	Take-outs	2	50%	2	100%	4	75%
	Total	7	79%	9	83%	16	81%
M RIOS Martin	Draws	8	56%	8	63%	16	59%
	Take-outs	3	33%	5	70%	8	56%
	Total	11	50%	13	65%	24	58%
Team	Draws	13	69%	15	70%	28	70%
	Take-outs	5	40%	7	79%	12	63%
	Total	18	61%	22	73%	40	68%

NOR - Norway		↻		↺		Game	
F SKASLIEN Kristin	Draws	7	93%	5	55%	12	77%
	Take-outs	0	-	4	50%	4	50%
	Total	7	93%	9	53%	16	70%
M NEDREGOTTEN Magnus	Draws	8	88%	12	90%	20	89%
	Take-outs	2	88%	2	88%	4	88%
	Total	10	88%	14	89%	24	89%
Team	Draws	15	90%	17	79%	32	84%
	Take-outs	2	88%	6	63%	8	69%
	Total	17	90%	23	75%	40	81%

Note:
Team members are identified as follows:
F = Female, **M** = Male

Legend:
☐ Power Play ↻ Clockwise ↺ Counter-clockwise
LSFE(*) Last Stone First End

Game - Shot by Shot
경기별 숏 기록 / Déroulement de la partie

End 1 **SUI - Switzerland 0 + 1 (this end) = 1** **NOR - Norway 0 + 0 (this end) = 0**

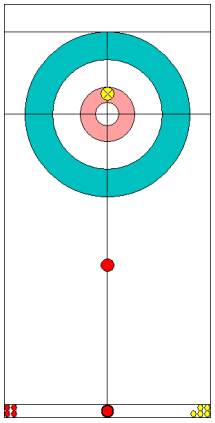

Prepositioned Stones

1
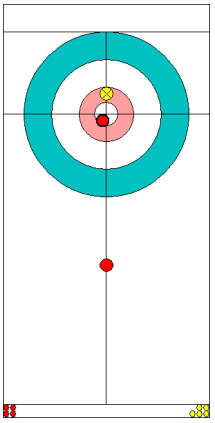

SUI: PERRET J
Draw ↻ 100%

2
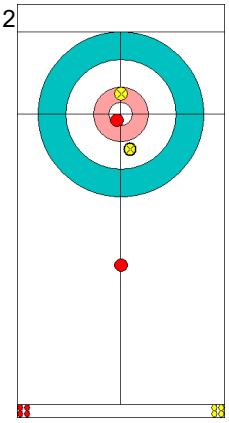

NOR: SKASLIEN K
Draw ↺ 75%

3
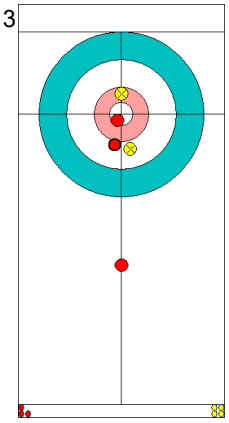

SUI: RIOS M
Draw ↻ 100%

4
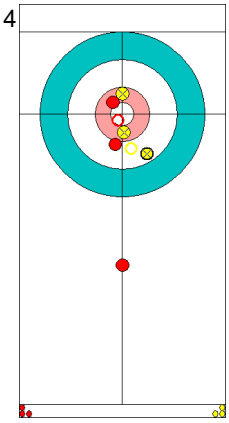

NOR: NEDREGOTTEN M
Raise ↺ 100%

5
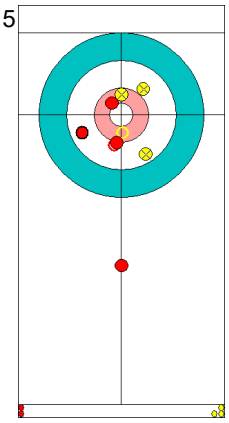

SUI: RIOS M
Raise ↻ 100%

6
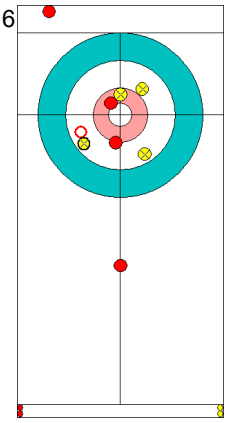

NOR: NEDREGOTTEN M
Wick / Soft Peeling ↻ 50%

7
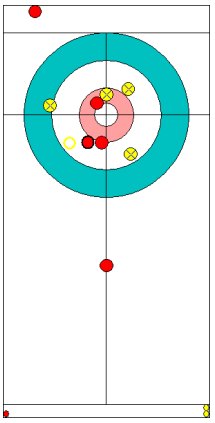

SUI: RIOS M
Raise ↻ 50%

8
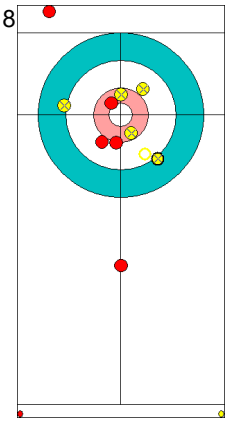

NOR: NEDREGOTTEN M
Raise ↺ 75%

9
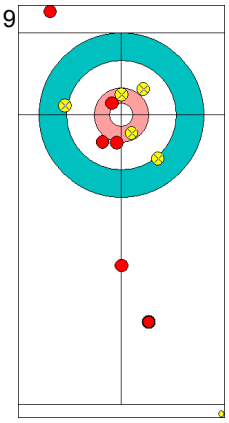

SUI: PERRET J
Guard ↻ 100%

10
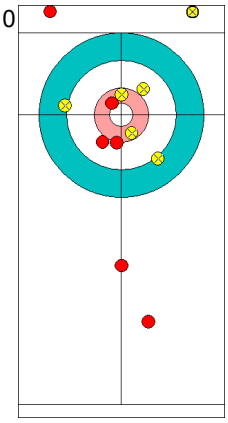

NOR: SKASLIEN K
Promotion Take-out ↺ 0%

	SUI	NOR
Total Score	1	0
Time left	19:22	18:13

Legend:
↻ Clockwise ↺ Counter-clockwise - Not considered

Game - Shot by Shot
경기별 숏 기록 / Déroulement de la partie

End 2 — **SUI - Switzerland 1 + 0** (this end) **= 1** — **NOR - Norway 0 + 3** (this end) **= 3**

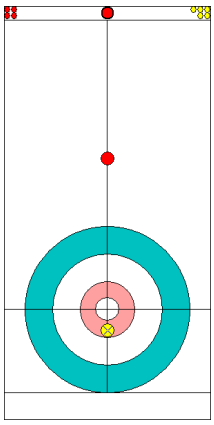

Prepositioned Stones

1
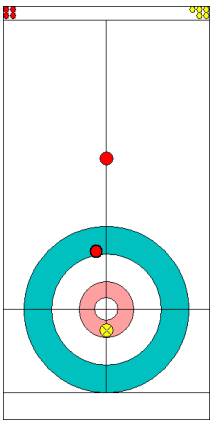

SUI: PERRET J
Draw ↻ 50%

2
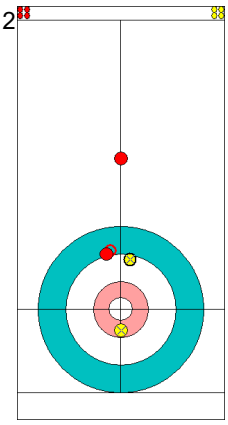

NOR: SKASLIEN K
Draw ↻ 100%

3
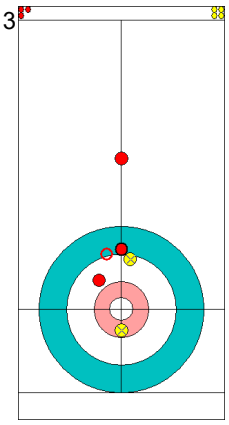

SUI: RIOS M
Raise ↺ 50%

4
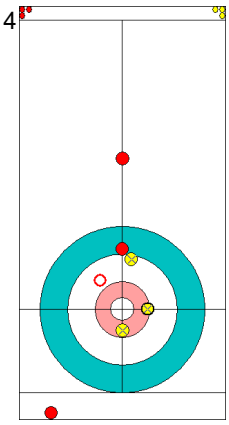

NOR: NEDREGOTTEN M
Hit and Roll ↺ 75%

5
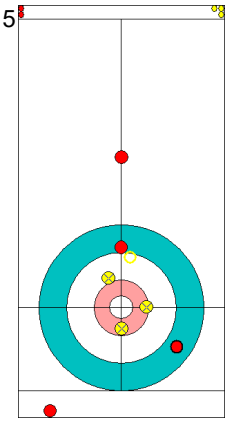

SUI: RIOS M
Hit and Roll ↻ 0%

6
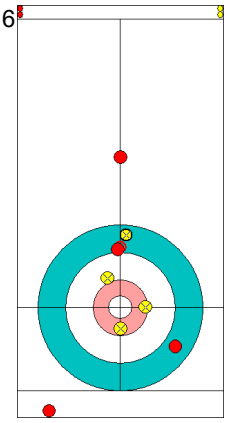

NOR: NEDREGOTTEN M
Draw ↻ 50%

7
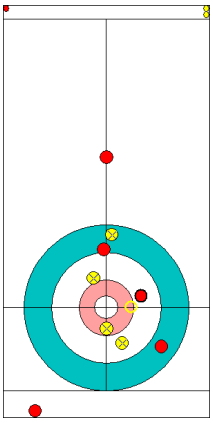

SUI: RIOS M
Hit and Roll ↻ 0%

8
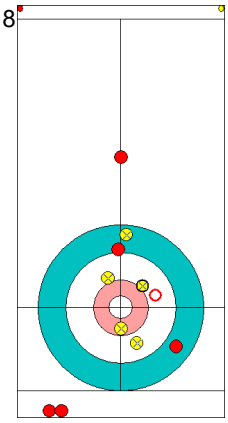

NOR: NEDREGOTTEN M
Hit and Roll ↻ 100%

9
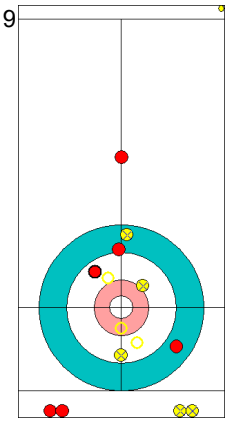

SUI: PERRET J
Double Take-out ↺ 100%

10
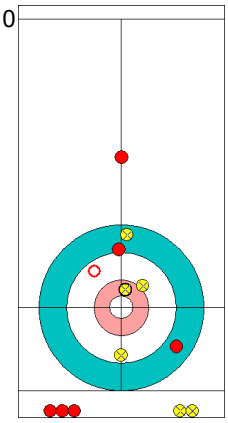

NOR: SKASLIEN K
Take-out ↺ 100%

	SUI	NOR
Total Score	1	3
Time left	17:12	15:57

Legend:
↻ Clockwise ↺ Counter-clockwise - Not considered

Game - Shot by Shot
경기별 숏 기록 / Déroulement de la partie

End 3 **SUI - Switzerland 1 + 0** (this end) **= 1** **NOR - Norway 3 + 1** (this end) **= 4**

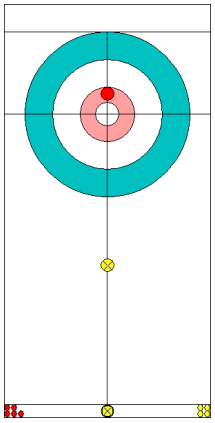
Prepositioned Stones

1
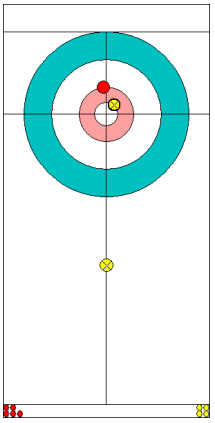
NOR: SKASLIEN K
Draw ↺ 100%

2
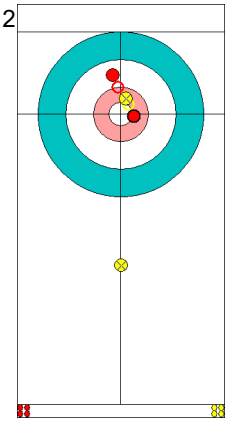
SUI: PERRET J
Draw ↺ 100%

3
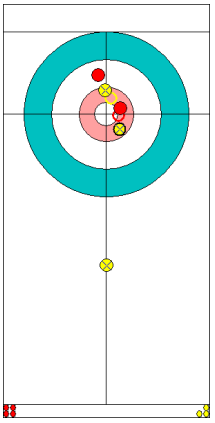
NOR: NEDREGOTTEN M
Raise ↺ 100%

4
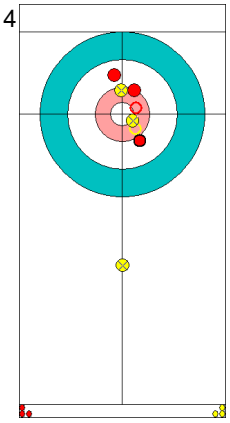
SUI: RIOS M
Raise ↺ 50%

5
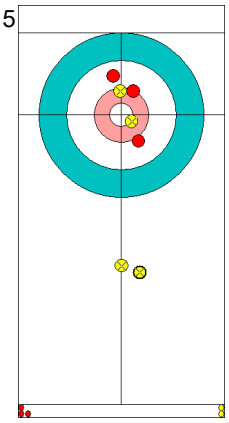
NOR: NEDREGOTTEN M
Guard ↺ 100%

6
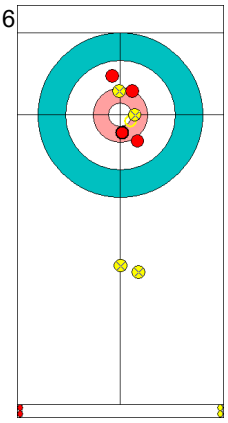
SUI: RIOS M
Raise ↻ 75%

7
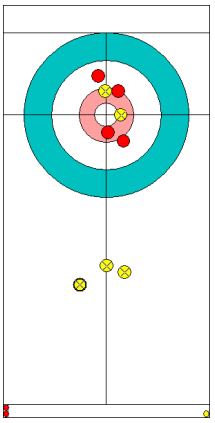
NOR: NEDREGOTTEN M
Guard ↺ 100%

8
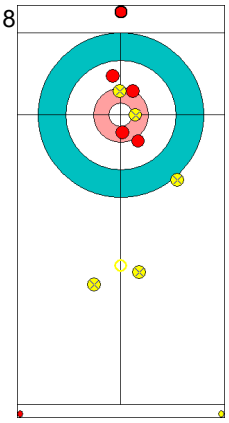
SUI: RIOS M
Double Take-out ↺ 0%

9
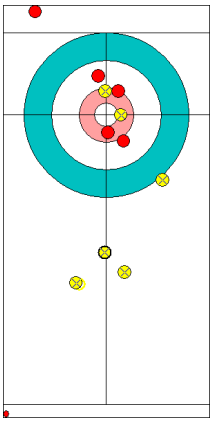
NOR: SKASLIEN K
Guard ↺ 100%

10
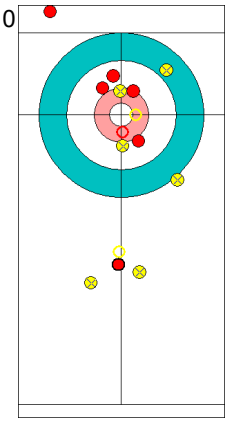
SUI: PERRET J
Double Take-out ↻ 0%

	SUI	NOR
Total Score	1	4
Time left	13:54	13:12

Legend:
↻ Clockwise ↺ Counter-clockwise - Not considered

Game - Shot by Shot
경기별 숏 기록 / Déroulement de la partie

End 4 | **SUI - Switzerland** 1 + 2 (this end) = 3 | **NOR - Norway** 4 + 0 (this end) = 4

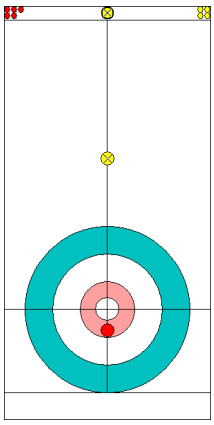

Prepositioned Stones

1
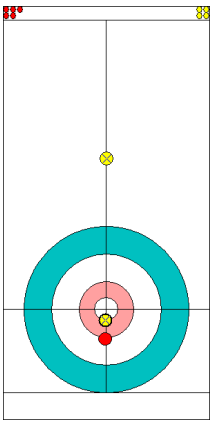

NOR: SKASLIEN K
Draw ↻ 100%

2
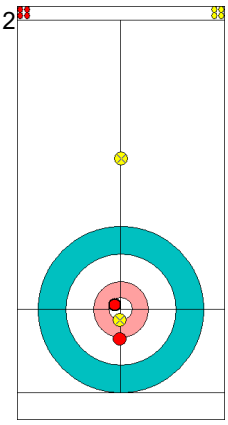

SUI: PERRET J
Draw ↺ 100%

3
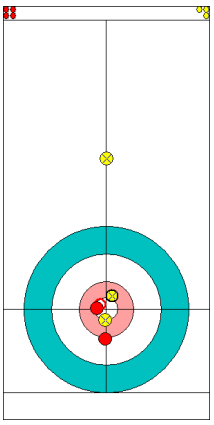

NOR: NEDREGOTTEN M
Draw ↻ 100%

4
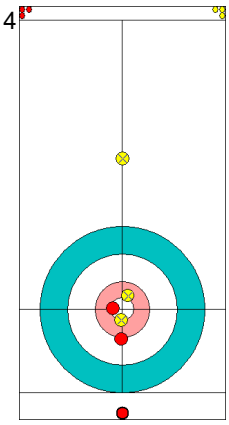

SUI: RIOS M
Raise ↺ 0%
Hogline violation

5
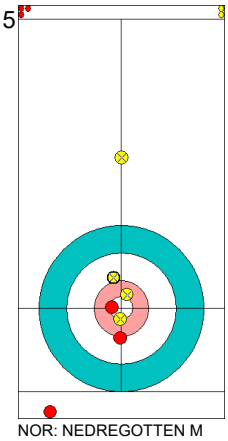

NOR: NEDREGOTTEN M
Draw ↺ 100%

6
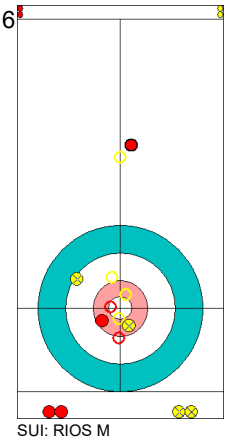

SUI: RIOS M
Double Take-out ↺ 100%

7
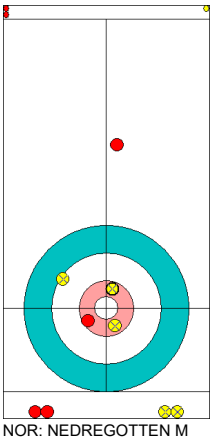

NOR: NEDREGOTTEN M
Draw ↺ 100%

8
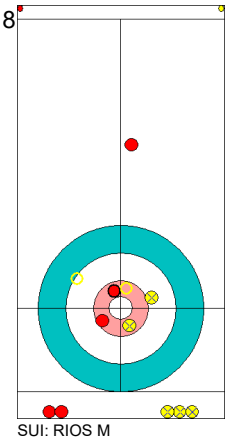

SUI: RIOS M
Hit and Roll ↺ 100%
Time-out

9
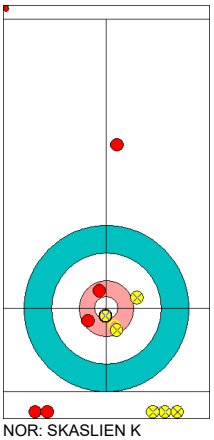

NOR: SKASLIEN K
Draw ↻ 75%

10
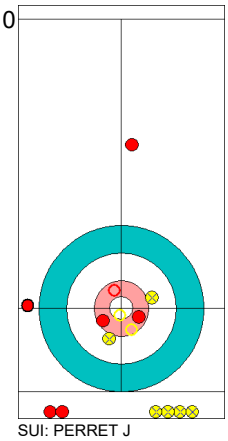

SUI: PERRET J
Promotion Take-out ↺ 100%

	SUI	NOR
Total Score	3	4
Time left	10:46	09:35

Legend:
↻ Clockwise ↺ Counter-clockwise - Not considered

Game - Shot by Shot
경기별 숏 기록 / Déroulement de la partie

End 5 🔴 **SUI - Switzerland 3 + 1** (this end) **= 4** 🟡 **NOR - Norway 4 + 0** (this end) **= 4**

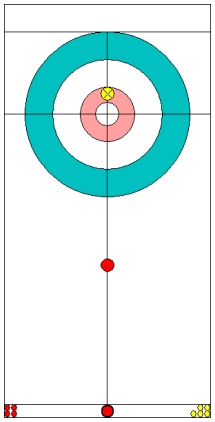

Prepositioned Stones

1

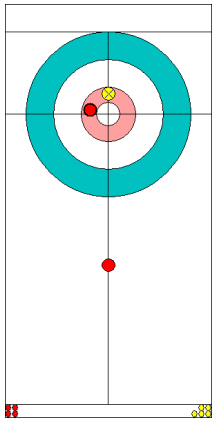

SUI: PERRET J
Draw ↻ 50%

2

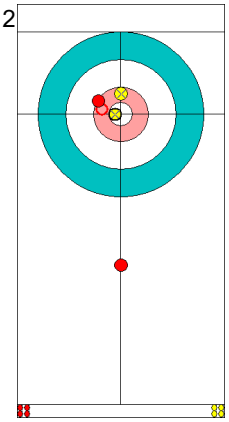

NOR: SKASLIEN K
Raise ↻ 100%

3

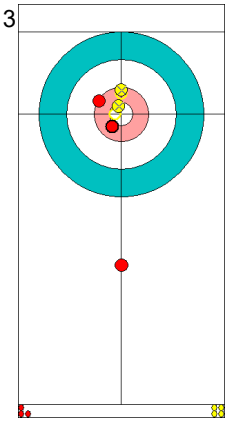

SUI: RIOS M
Raise ↻ 75%

4

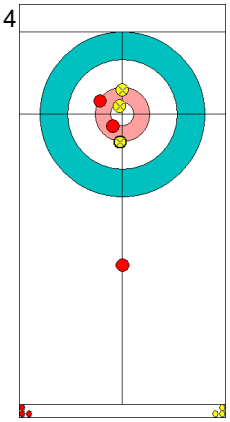

NOR: NEDREGOTTEN M
Draw ↻ 100%

5

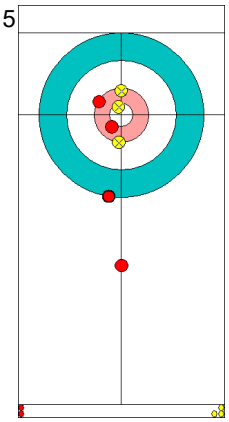

SUI: RIOS M
Draw ↻ 50%

6

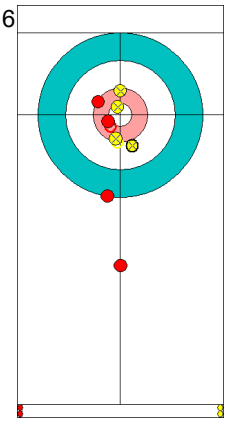

NOR: NEDREGOTTEN M
Draw ↺ 75%

7

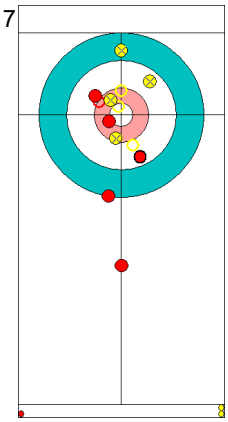

SUI: RIOS M
Raise ↺ 100%

8

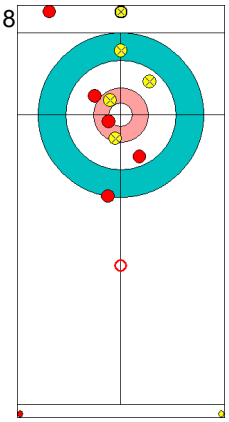

NOR: NEDREGOTTEN M
Clearing ↺ 100%

9

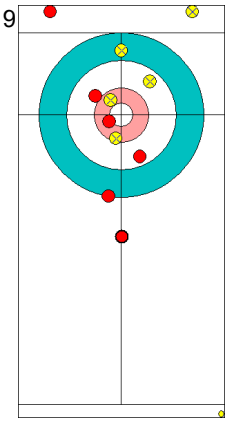

SUI: PERRET J
Guard ↻ 100%

10

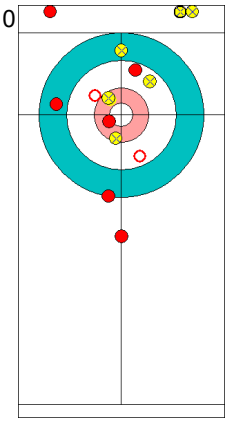

NOR: SKASLIEN K
Double Take-out ↺ 0%

	SUI	NOR
Total Score	4	4
Time left	08:23	07:25

Legend:
↻ Clockwise ↺ Counter-clockwise - Not considered

Game - Shot by Shot
경기별 숏 기록 / Déroulement de la partie

End 6 | **SUI - Switzerland 4 + 0** (this end) **= 4** | **NOR - Norway 4 + 1** (this end) **= 5**

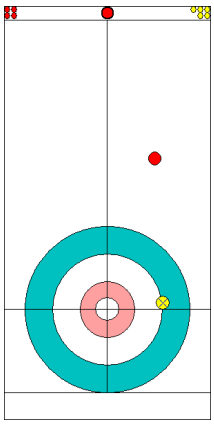

Power Play
Prepositioned Stones

1
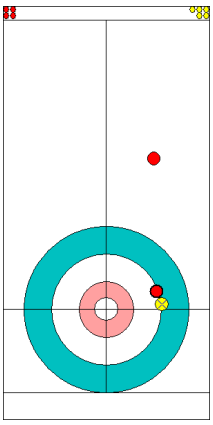

SUI: PERRET J
Draw ↻ 100%

2
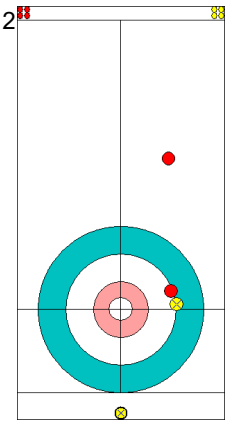

NOR: SKASLIEN K
Draw ↺ 0%

3
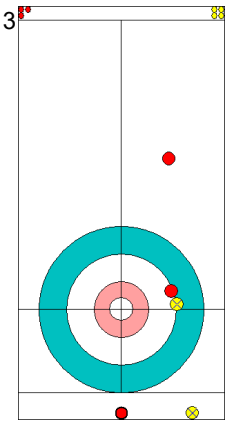

SUI: RIOS M
Draw ↻ 0%

4
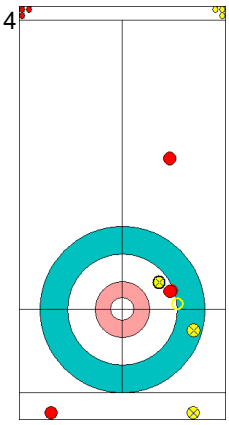

NOR: NEDREGOTTEN M
Raise ↺ 75%

5
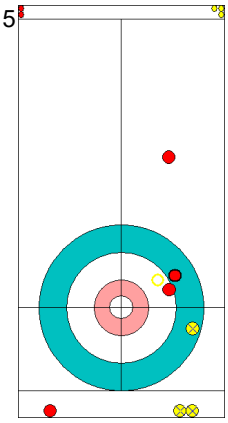

SUI: RIOS M
Take-out ↻ 100%
Slow Take-out

6
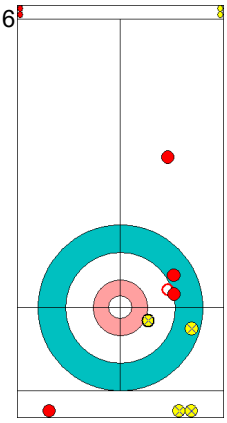

NOR: NEDREGOTTEN M
Draw ↺ 50%

7
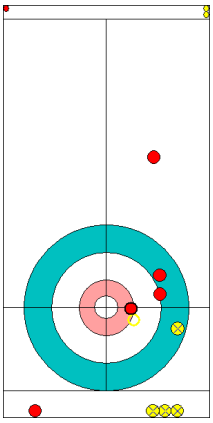

SUI: RIOS M
Take-out ↻ 100%

8
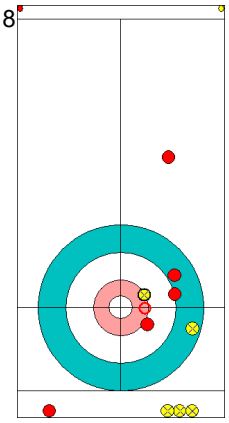

NOR: NEDREGOTTEN M
Raise ↺ 100%

9
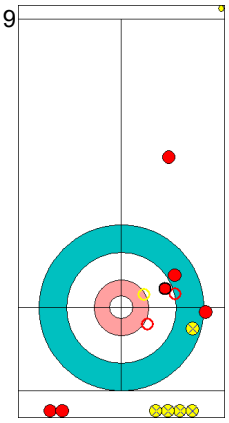

SUI: PERRET J
Take-out ↻ 100%

10
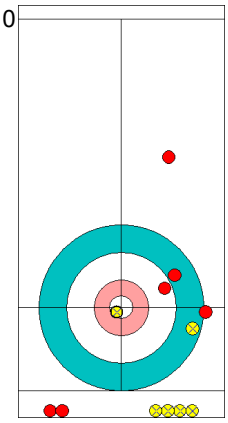

NOR: SKASLIEN K
Draw ↺ 100%

	SUI	NOR
Total Score	4	5
Time left	06:28	05:25

Legend:
↻ Clockwise ↺ Counter-clockwise - Not considered

Game - Shot by Shot
경기별 숏 기록 / Déroulement de la partie

End 7 — **SUI - Switzerland 4 + 1** (this end) **= 5** — **NOR - Norway 5 + 0** (this end) **= 5**

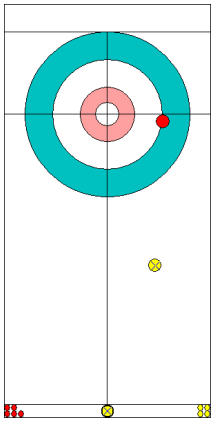

Power Play
Prepositioned Stones

1

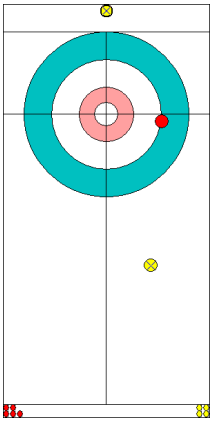

NOR: SKASLIEN K
Wick / Soft Peeling ↻ 0%

2

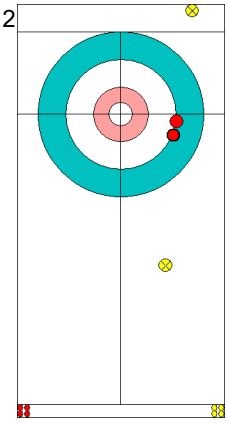

SUI: PERRET J
Draw ↻ 100%

3

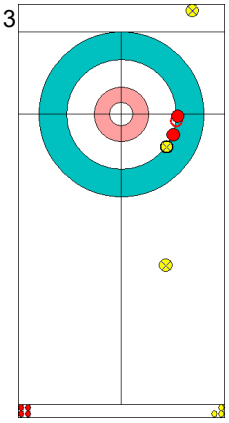

NOR: NEDREGOTTEN M
Draw ↻ 100%

4

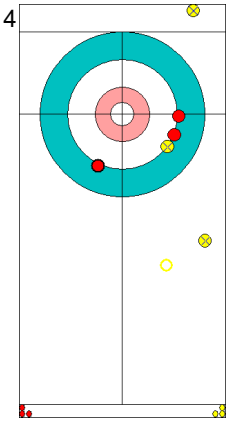

SUI: RIOS M
Raise ↻ 0%

5

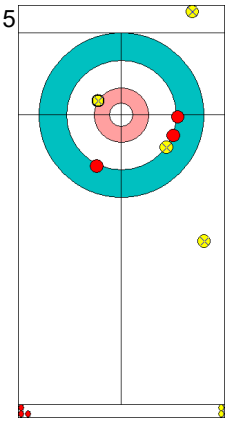

NOR: NEDREGOTTEN M
Draw ↻ 100%
Time-out

6

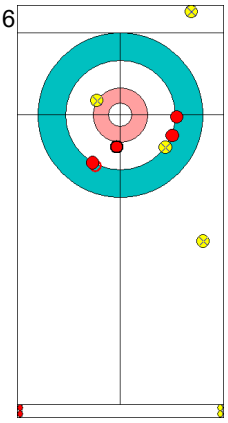

SUI: RIOS M
Draw ↺ 50%

7

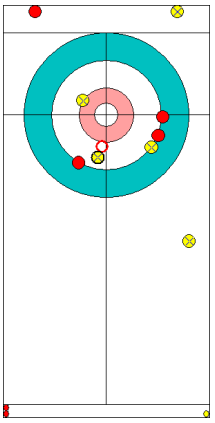

NOR: NEDREGOTTEN M
Hit and Roll ↻ 75%

8

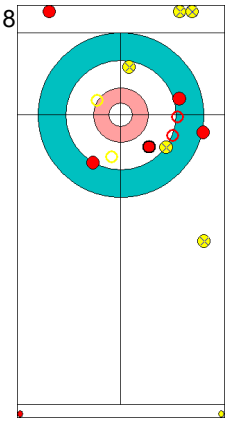

SUI: RIOS M
Double Take-out ↺ 50%

9

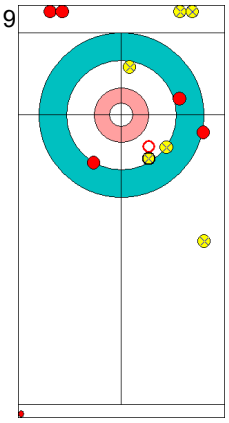

NOR: SKASLIEN K
Take-out ↻ 100%

10

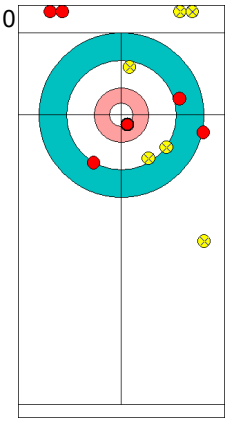

SUI: PERRET J
Draw ↻ 100%

	SUI	NOR
Total Score	5	5
Time left	02:57	03:01

Legend:
↻ Clockwise ↺ Counter-clockwise - Not considered

Game - Shot by Shot
경기별 숏 기록 / Déroulement de la partie

End 8 | **SUI - Switzerland 5 + 0** (this end) **= 5** | **NOR - Norway 5 + 1** (this end) **= 6**

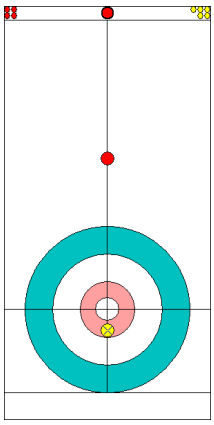

Prepositioned Stones

1
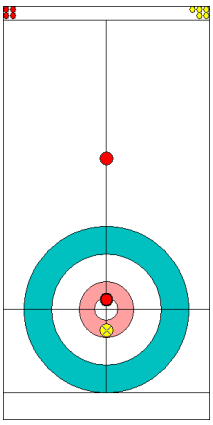

SUI: PERRET J
Draw ↻ 100%

2
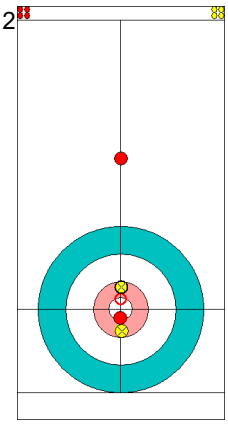

NOR: SKASLIEN K
Raise ↻ 75%

3
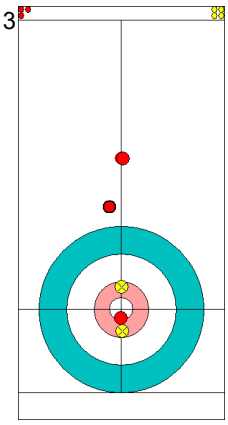

SUI: RIOS M
Guard ↺ 100%

4
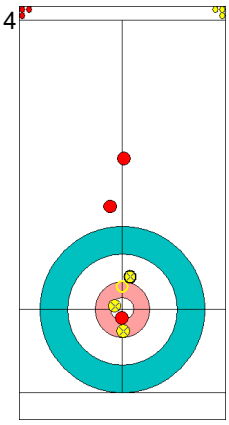

NOR: NEDREGOTTEN M
Raise ↻ 100%

5
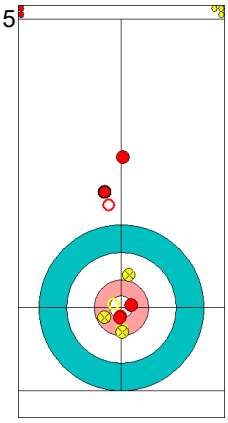

SUI: RIOS M
Raise ↺ 100%

6
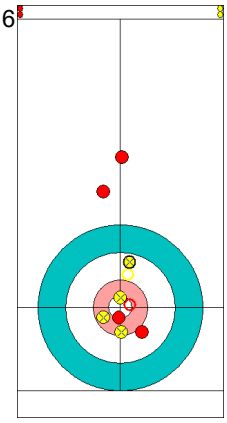

NOR: NEDREGOTTEN M
Raise ↻ 100%

7
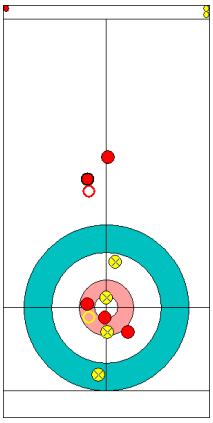

SUI: RIOS M
Raise ↺ 50%

8
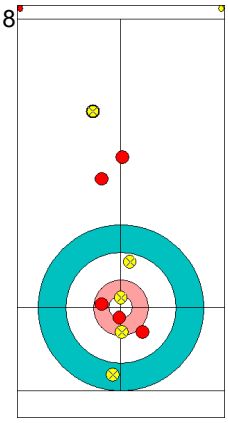

NOR: NEDREGOTTEN M
Guard ↺ 100%

9
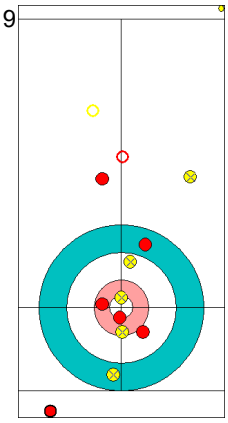

SUI: PERRET J
Raise ↺ 0%

10
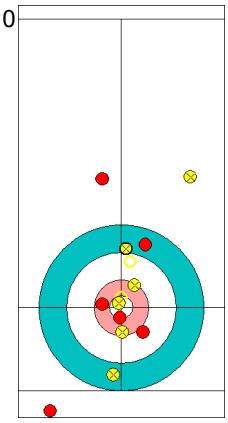

NOR: SKASLIEN K
Raise ↻ 100%

	SUI	NOR
Total Score	5	6
Time left	00:28	00:13

Legend:
↻ Clockwise ↺ Counter-clockwise - Not considered

Most Important Shots
우승 결정 슛 / Tirs les plus importants

Sheet	Game	Team	LSFE	1	2	3	4	5	6	7	8	Extra Ends	Total
A	4	CAN - Canada		1	0	1	1	0	5	X	X		8
	4	FIN - Finland	*	0	1	0	0	1	0	X	X		2

Most Important Shot:

Canadian player MORRIS J played a perfect corner Freeze on a Finnish stone in the top four. On their next shot team Canada played a gentle Raise, leaving three stones behind the top guard. This led to a five point end.

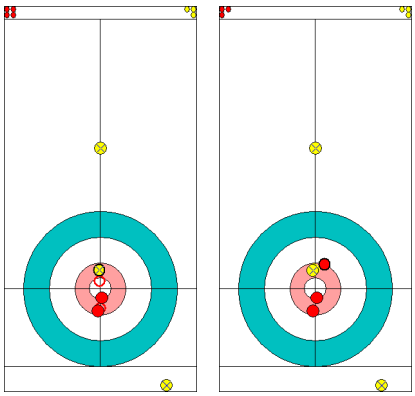

Before | After

End: 6
Team: CAN - Canada
Player: MORRIS John
Team Stone: 1 (2) 3 4 5
Task: Draw
Rotation: ↻
Shot Success: 100%

Sheet	Game	Team	LSFE	1	2	3	4	5	6	7	8	Extra Ends	Total
B	4	CHN - People's Republic of China		0	0	0	3	0	0	1	1	0	5
	4	OAR - Olympic Athlete from Russia	*	1	1	1	0	1	1	0	0	1	6

Most Important Shot:

KRUSHELNITCKII A of team OAR made a Double Take-out to earn a steal of one to go ahead in the game

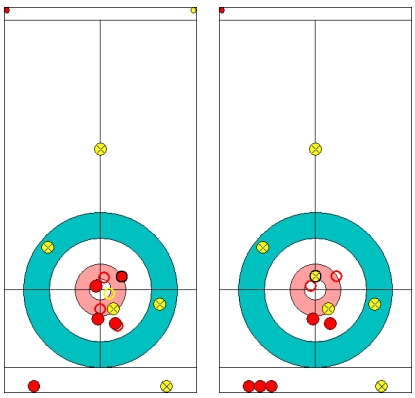

Before | After

End: 6
Team: OAR - Olympic Athlete from Russia
Player: KRUSHELNITCKII Aleksandr
Team Stone: 1 2 3 4 (5)
Task: Double Take-out
Rotation: ↻
Shot Success: 100%

Most Important Shots
우승 결정 슛 / Tirs les plus importants

Sheet	Game	Team	LSFE	1	2	3	4	5	6	7	8	Extra Ends				Total
C	4	USA - United States of America		0	1	0	0	0	0	X	X					1
	4	KOR - Republic of Korea	*	2	0	2	3	1	1	X	X					9

Most Important Shot:

The Korean player JANG H played a perfect Raise in a difficult angel to tap back the shot stone of the US team. The Korean team scored 2 and took a 4:1 lead after 3 ends.

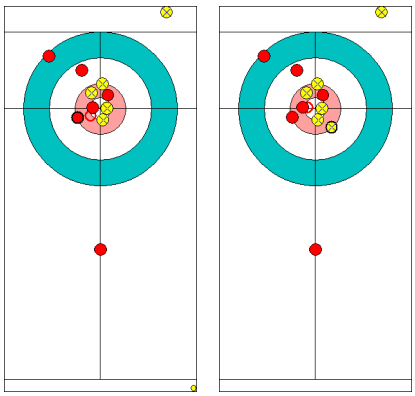

Before | After

End: 3
Team: KOR - Republic of Korea
Player: JANG Hyeji
Team Stone: 1 2 3 4 (5)
Task: Raise
Rotation: ↻
Shot Success: 100%

Sheet	Game	Team	LSFE	1	2	3	4	5	6	7	8	Extra Ends				Total
D	4	SUI - Switzerland		1	0	0	2	1	0	1	0					5
	4	NOR - Norway	*	0	3	1	0	0	1	0	1					6

Most Important Shot:

Norwegian player NEDREGOTTEN M tapped with an excellent Raise the Swiss shot stone out of scoring position to sit his own stone shot behind cover. This set up the win for the Norwegian team.

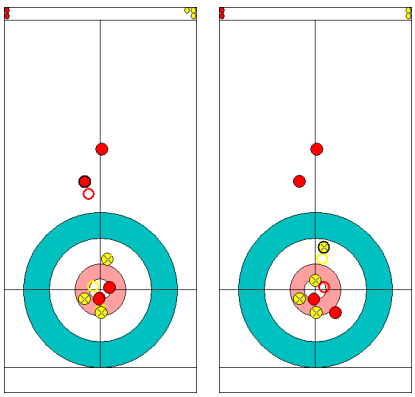

Before | After

End: 8
Team: NOR - Norway
Player: NEDREGOTTEN Magnus
Team Stone: 1 2 (3) 4 5
Task: Raise
Rotation: ↻
Shot Success: 100%

Legend:
☐ Power Play
LSFE(*) Last Stone First End
↻ Clockwise
X Unplayed/unfinished end due to concession
↺ Counter-clockwise

Session Results and Standings
세션 경기결과 및 순위 / Résultats de la session et classement

Sheet	Game	Team	LSFE	1	2	3	4	5	6	7	8	Extra Ends				Total
A	3	KOR - Republic of Korea		0	0	0	1	0	2	0	X					3
	3	NOR - Norway	*	1	3	1	0	1	0	2	X					8
B	3	USA - United States of America	*	1	1	0	1	0	0	1	0					4
	3	SUI - Switzerland		0	0	1	0	1	1	0	6					9
C	3	CHN - People's Republic of China		0	2	0	1	0	1	0	X					4
	3	CAN - Canada	*	3	0	4	0	1	0	2	X					10
D	3	OAR - Olympic Athlete from Russia		0	0	4	0	1	2	0	X					7
	3	FIN - Finland	*	2	1	0	1	0	0	1	X					5

Current Standings

Rank	Team	Games	Wins	Losses
1	SUI - Switzerland	3	3	0
2	CAN - Canada	3	2	1
2	NOR - Norway	3	2	1
2	OAR - Olympic Athlete from Russia	3	2	1
5	CHN - People's Republic of China	3	1	2
5	KOR - Republic of Korea	3	1	2
5	USA - United States of America	3	1	2
8	FIN - Finland	3	0	3

Note:
Under WCF rules, tie-breaking rules for standings are not applied until after the last game of the round robin.

Legend:
☐ Power Play **LSFE(*)** Last Stone First End **X** Unplayed/unfinished end due to concession

Game Results
대회 경기결과 / Résultats de la partie

Sheet	Game	Team	LSFE	1	2	3	4	5	6	7	8	Extra Ends				Total
A	3	KOR - Republic of Korea		0	0	0	1	0	2	0	X					3
	3	NOR - Norway	*	1	3	1	0	1	0	2	X					8

KOR - Republic of Korea		Shot Success Game	Shot Success All
F	JANG Hyeji	62%	68%
M	LEE Kijeong	66%	73%
	Team Total	64%	71%

Last Stone Draw		Distance
↻	LEE Kijeong	137.0cm
↺	JANG Hyeji	199.6cm
Total		**336.6cm**

Time remaining: 2 minutes 8 seconds

Time-out: End 4 - KOR stone 4

Power Play: End 6

NOR - Norway		Shot Success Game	Shot Success All
F	SKASLIEN Kristin	63%	69%
M	NEDREGOTTEN Magnus	80%	82%
	Team Total	74%	77%

Last Stone Draw		Distance
↻	SKASLIEN Kristin	10.7cm
↺	NEDREGOTTEN Magnus	74.5cm
Total		**85.2cm**

Time remaining: 2 minutes 25 seconds

Power Play: End 7

Shot Success Analysis

KOR - Republic of Korea		↻		↺		Game	
F JANG Hyeji	Draws	9	81%	2	50%	11	75%
	Take-outs	2	50%	2	0%	4	25%
	Total	11	75%	4	25%	15	62%
M LEE Kijeong	Draws	9	78%	5	50%	14	68%
	Take-outs	2	0%	6	83%	8	63%
	Total	11	64%	11	68%	22	66%
Team	Draws	18	79%	7	50%	25	71%
	Take-outs	4	25%	8	63%	12	50%
	Total	22	69%	15	57%	37	64%

NOR - Norway		↻		↺		Game	
F SKASLIEN Kristin	Draws	9	56%	3	83%	12	63%
	Take-outs	1	75%	1	50%	2	63%
	Total	10	58%	4	75%	14	63%
M NEDREGOTTEN Magnus	Draws	11	91%	6	63%	17	81%
	Take-outs	3	67%	3	92%	6	79%
	Total	14	86%	9	72%	23	80%
Team	Draws	20	75%	9	69%	29	73%
	Take-outs	4	69%	4	81%	8	75%
	Total	24	74%	13	73%	37	74%

Note:
Team members are identified as follows:
F = Female, **M** = Male

Legend:
☐ Power Play
LSFE(*) Last Stone First End
↻ Clockwise
X Unplayed/unfinished end due to concession
↺ Counter-clockwise

Game - Shot by Shot
경기별 숏 기록 / Déroulement de la partie

End 1 — **KOR - Republic of Korea 0 + 0** (this end) **= 0** — **NOR - Norway 0 + 1** (this end) **= 1**

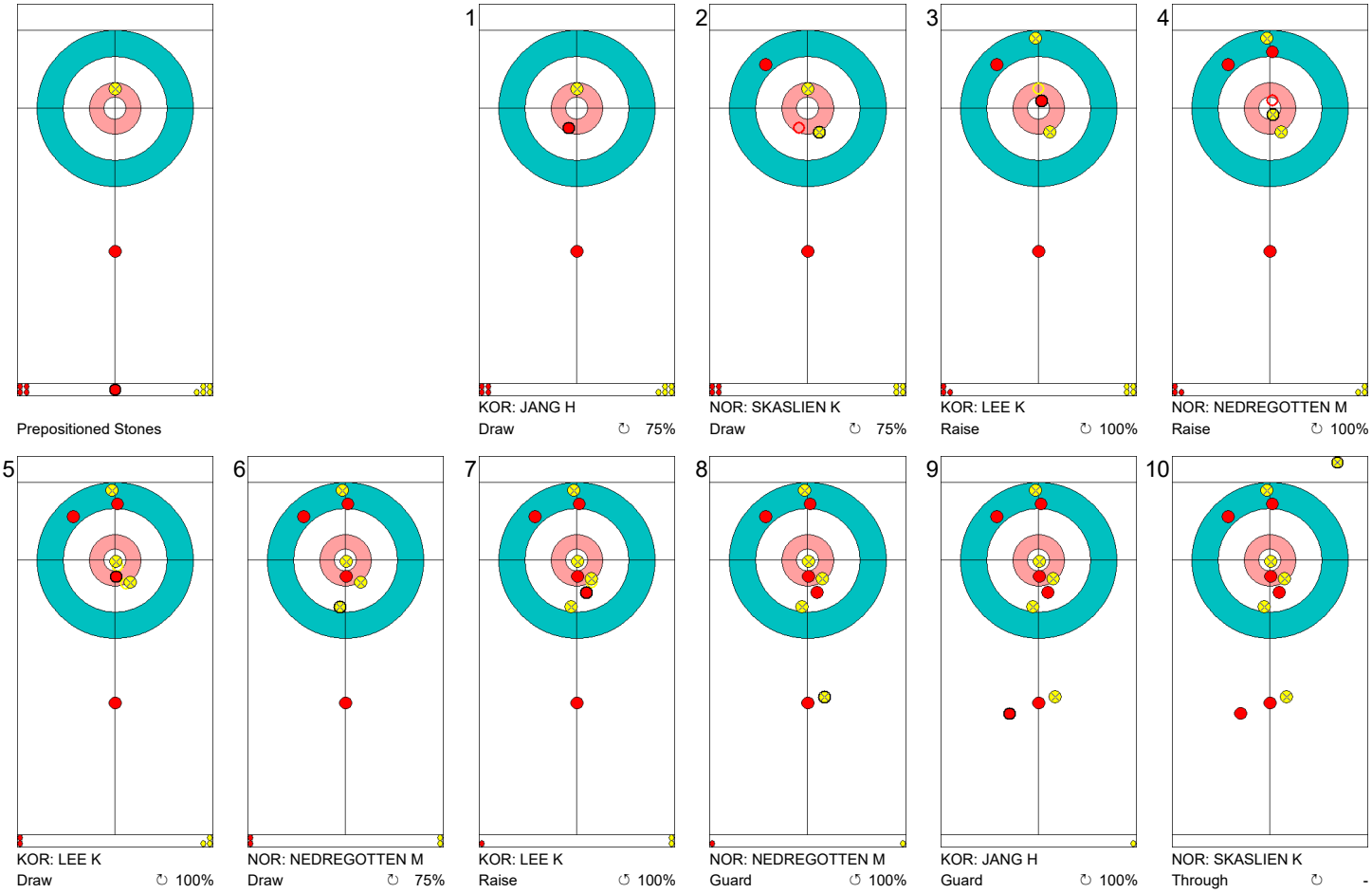

Prepositioned Stones

1 — KOR: JANG H — Draw ↻ 75%

2 — NOR: SKASLIEN K — Draw ↻ 75%

3 — KOR: LEE K — Raise ↻ 100%

4 — NOR: NEDREGOTTEN M — Raise ↻ 100%

5 — KOR: LEE K — Draw ↻ 100%

6 — NOR: NEDREGOTTEN M — Draw ↻ 75%

7 — KOR: LEE K — Raise ↺ 100%

8 — NOR: NEDREGOTTEN M — Guard ↺ 100%

9 — KOR: JANG H — Guard ↻ 100%

10 — NOR: SKASLIEN K — Through ↻ -

	KOR	NOR
Total Score	0	1
Time left	19:19	19:26

Legend:
↻ Clockwise ↺ Counter-clockwise - Not considered

Game - Shot by Shot
경기별 숏 기록 / Déroulement de la partie

End 2 — **KOR - Republic of Korea 0 + 0 (this end) = 0** — **NOR - Norway 1 + 3 (this end) = 4**

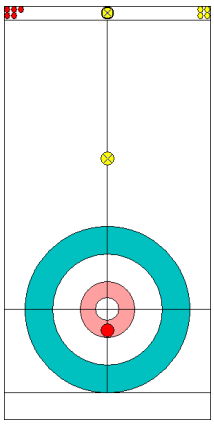

Prepositioned Stones

1
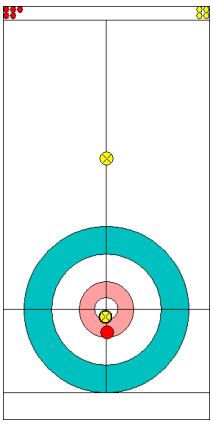

NOR: SKASLIEN K
Draw ↻ 100%

2
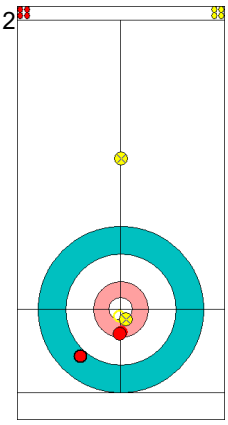

KOR: JANG H
Draw ↺ 50%

3
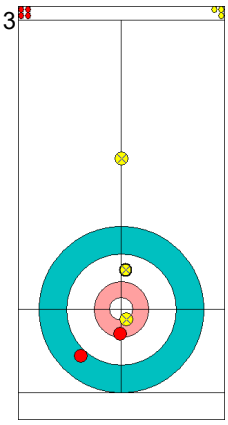

NOR: NEDREGOTTEN M
Draw ↻ 75%

4
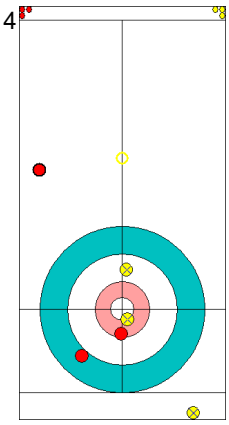

KOR: LEE K
Clearing ↺ 50%

5
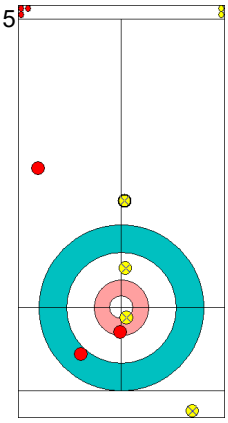

NOR: NEDREGOTTEN M
Guard ↻ 100%

6
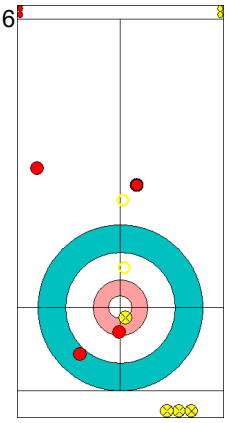

KOR: LEE K
Double Take-out ↺ 100%

7
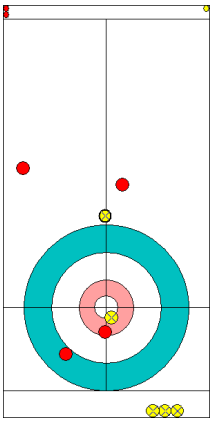

NOR: NEDREGOTTEN M
Guard ↻ 100%

8
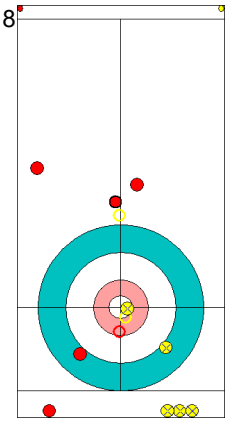

KOR: LEE K
Double Take-out ↻ 0%

9
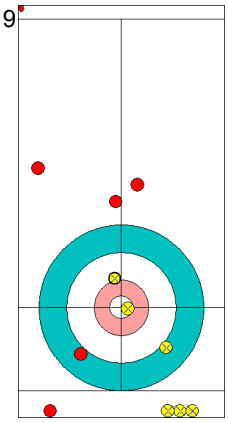

NOR: SKASLIEN K
Draw ↻ 100%

10
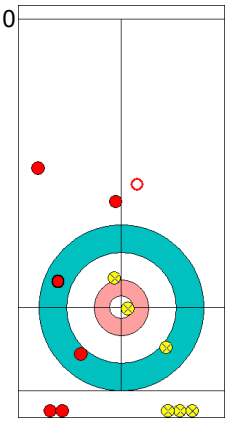

KOR: JANG H
Promotion Take-out ↻ 0%

	KOR	NOR
Total Score	0	4
Time left	16:17	17:08

Legend:
↻ Clockwise ↺ Counter-clockwise - Not considered

Game - Shot by Shot
경기별 숏 기록 / Déroulement de la partie

End 3 | **KOR - Republic of Korea** 0 + 0 (this end) = 0 | **NOR - Norway** 4 + 1 (this end) = 5

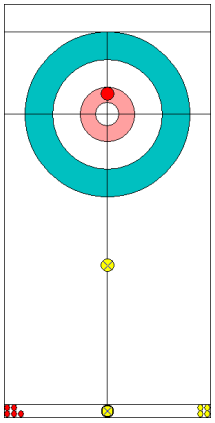

Prepositioned Stones

1
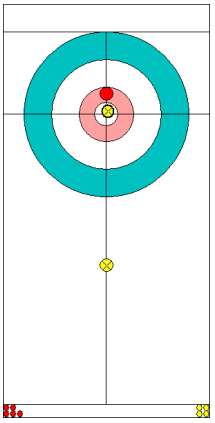

NOR: SKASLIEN K
Draw ↻ 100%

2
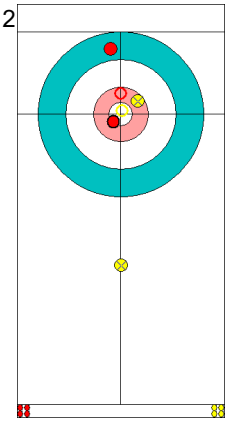

KOR: JANG H
Raise ↻ 100%

3
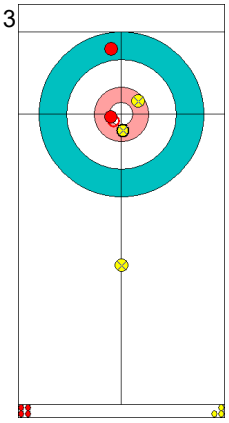

NOR: NEDREGOTTEN M
Draw ↻ 100%

4
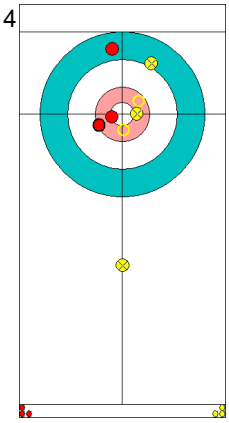

KOR: LEE K
Raise ↻ 100%

5
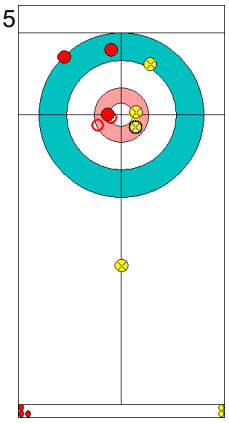

NOR: NEDREGOTTEN M
Raise ↻ 100%

6
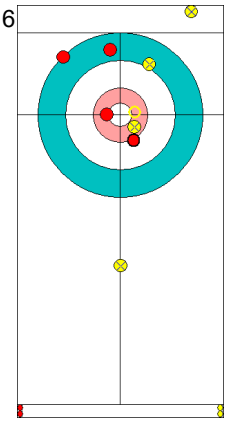

KOR: LEE K
Hit and Roll ↺ 75%

7
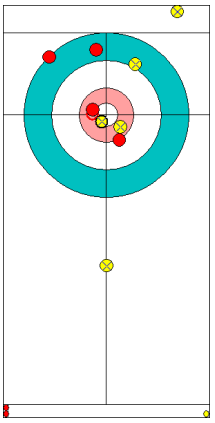

NOR: NEDREGOTTEN M
Draw ↻ 100%

8
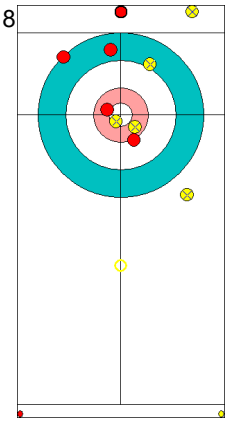

KOR: LEE K
Take-out ↻ 0%

9
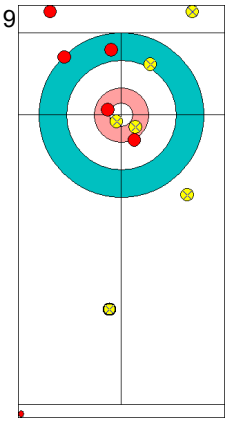

NOR: SKASLIEN K
Guard ↺ 50%

10
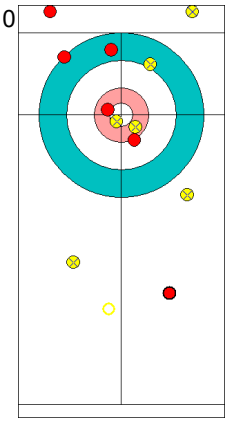

KOR: JANG H
Take-out ↺ 0%
Slow Take-out

	KOR	NOR
Total Score	0	5
Time left	12:53	14:15

Legend:
↻ Clockwise ↺ Counter-clockwise - Not considered

Game - Shot by Shot
경기별 숏 기록 / Déroulement de la partie

End 4 — **KOR - Republic of Korea** **0 + 1** (this end) **= 1** — **NOR - Norway** **5 + 0** (this end) **= 5**

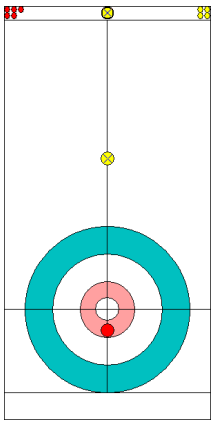

Prepositioned Stones

1
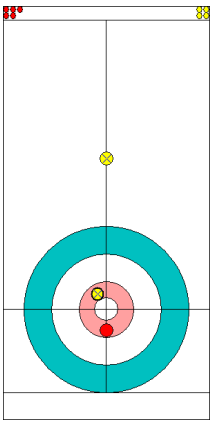

NOR: SKASLIEN K
Draw ↻ 75%

2
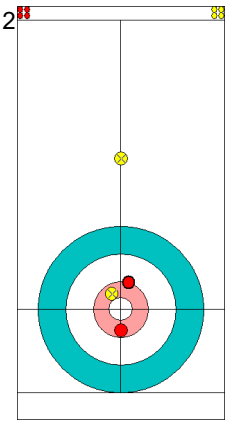

KOR: JANG H
Draw ↻ 75%

3
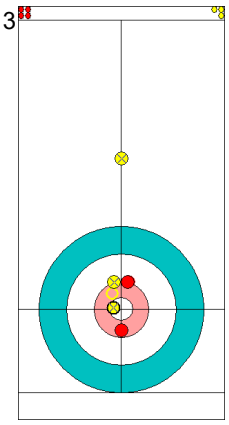

NOR: NEDREGOTTEN M
Raise ↺ 100%

4
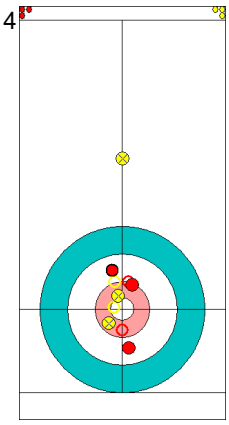

KOR: LEE K
Raise ↺ 100%

5
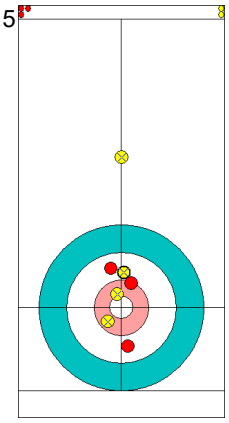

NOR: NEDREGOTTEN M
Draw ↻ 100%

6
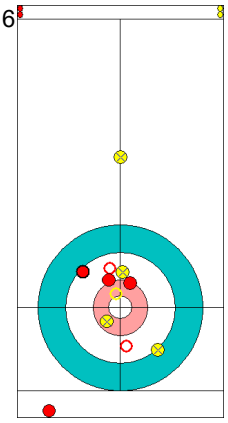

KOR: LEE K
Promotion Take-out ↺ 100%

7
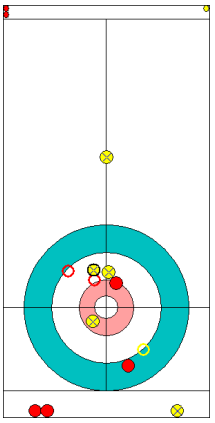

NOR: NEDREGOTTEN M
Double Take-out ↻ 100%

8
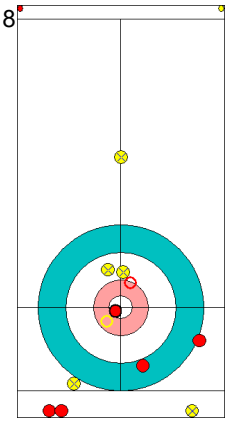

KOR: LEE K
Raise ↻ 100%
Time-out

9
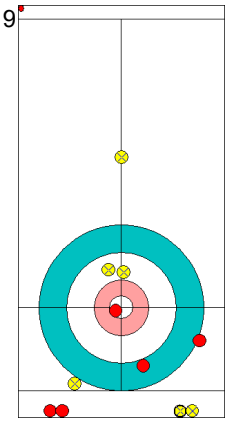

NOR: SKASLIEN K
Raise ↺ 0%

10
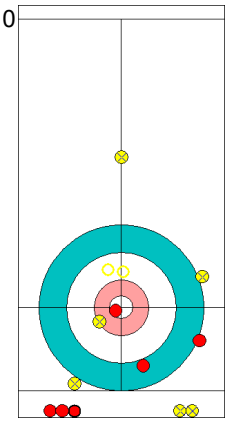

KOR: JANG H
Double Take-out ↺ 0%

	KOR	NOR
Total Score	1	5
Time left	09:22	10:47

Legend:
↻ Clockwise ↺ Counter-clockwise - Not considered

Game - Shot by Shot
경기별 숏 기록 / Déroulement de la partie

End 5 🔴 **KOR - Republic of Korea 1 + 0** (this end) **= 1** ⊗ **NOR - Norway 5 + 1** (this end) **= 6**

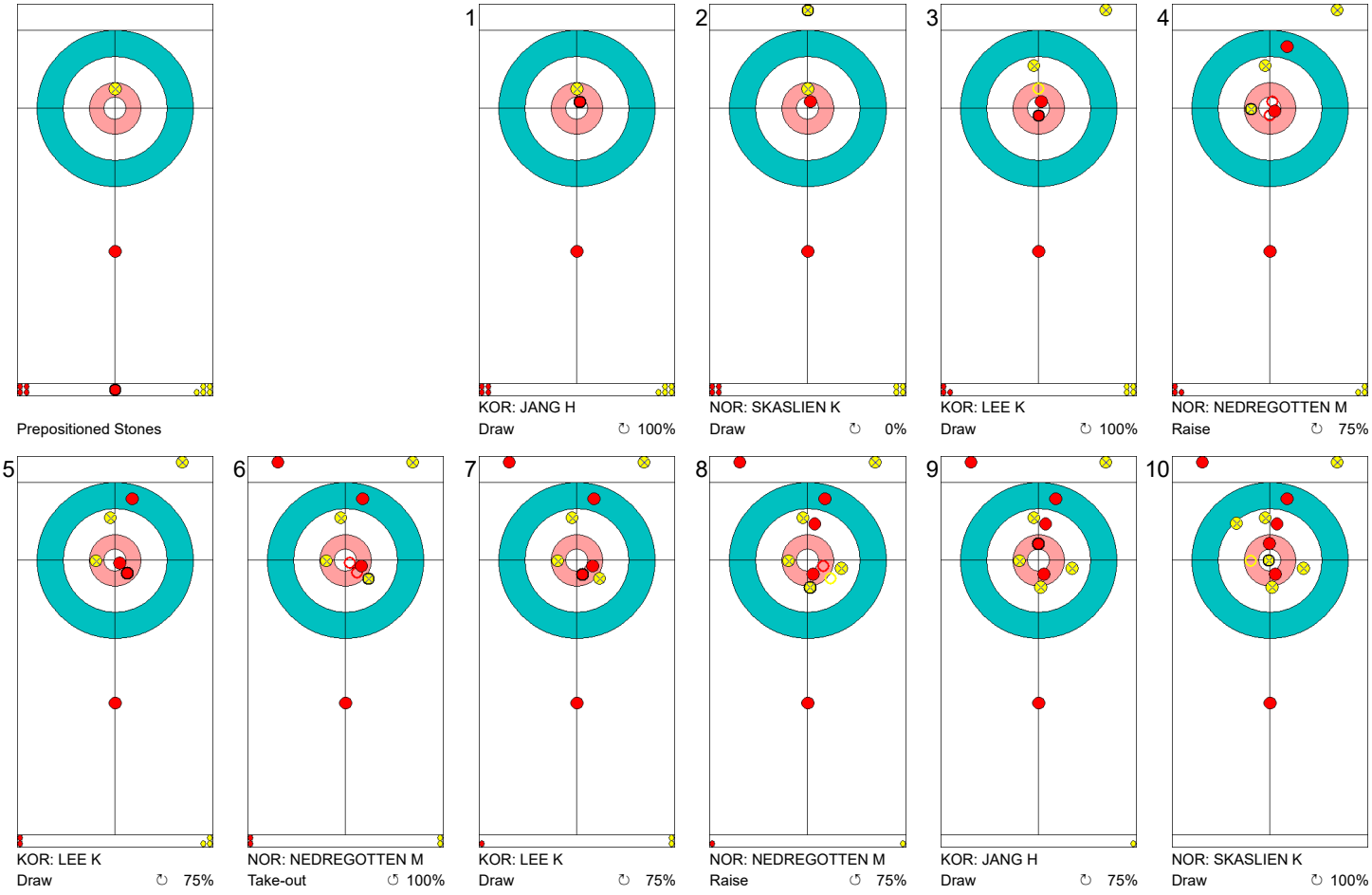

Prepositioned Stones

1 KOR: JANG H
Draw ↻ 100%

2 NOR: SKASLIEN K
Draw ↻ 0%

3 KOR: LEE K
Draw ↻ 100%

4 NOR: NEDREGOTTEN M
Raise ↻ 75%

5 KOR: LEE K
Draw ↻ 75%

6 NOR: NEDREGOTTEN M
Take-out ↺ 100%

7 KOR: LEE K
Draw ↻ 75%

8 NOR: NEDREGOTTEN M
Raise ↺ 75%

9 KOR: JANG H
Draw ↻ 75%

10 NOR: SKASLIEN K
Draw ↻ 100%

	KOR	NOR
Total Score	1	6
Time left	07:18	07:16

Legend:
↻ Clockwise ↺ Counter-clockwise - Not considered

Game - Shot by Shot
경기별 숏 기록 / Déroulement de la partie

End 6 — **KOR - Republic of Korea** 1 + 2 (this end) = 3 — **NOR - Norway** 6 + 0 (this end) = 6

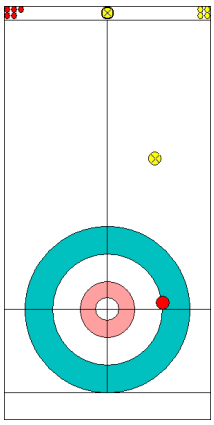
Power Play
Prepositioned Stones

1
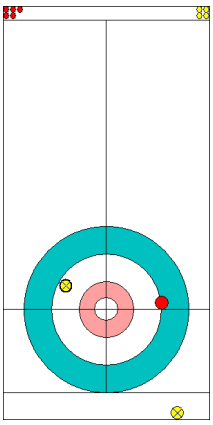
NOR: SKASLIEN K
Raise ↻ 100%

2
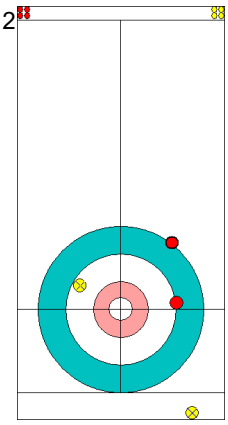
KOR: JANG H
Guard ↺ 50%

3
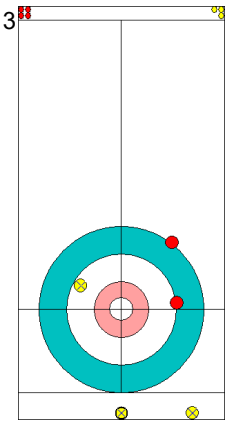
NOR: NEDREGOTTEN M
Draw ↺ 0%

4
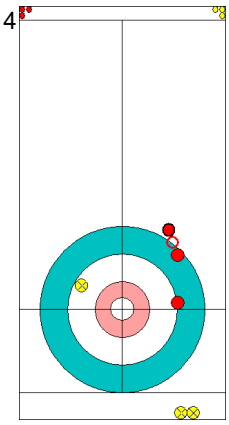
KOR: LEE K
Guard ↺ 50%

5
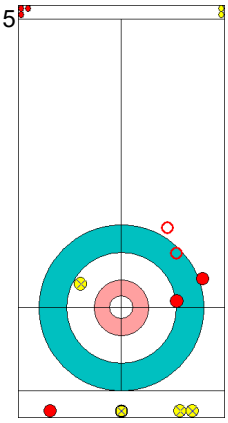
NOR: NEDREGOTTEN M
Double Take-out ↻ 50%

6
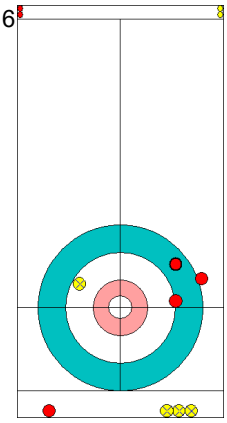
KOR: LEE K
Guard ↺ 0%

7
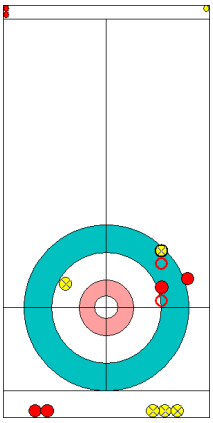
NOR: NEDREGOTTEN M
Double Take-out ↻ 50%

8
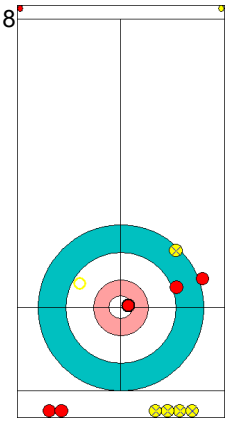
KOR: LEE K
Take-out ↺ 100%

9
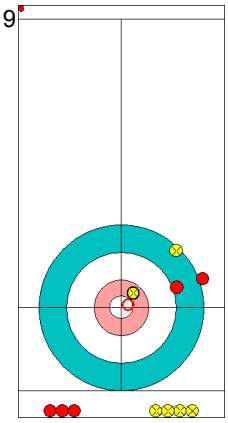
NOR: SKASLIEN K
Hit and Roll ↻ 75%

10
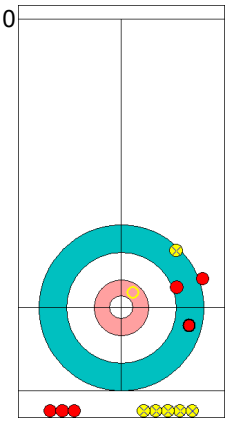
KOR: JANG H
Take-out ↻ 100%

	KOR	NOR
Total Score	3	6
Time left	05:22	04:45

Legend:
↻ Clockwise ↺ Counter-clockwise - Not considered

Game - Shot by Shot
경기별 숏 기록 / Déroulement de la partie

End 7 — **KOR - Republic of Korea 3 + 0 (this end) = 3** — **NOR - Norway 6 + 2 (this end) = 8**

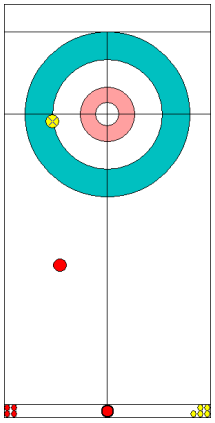

Power Play
Prepositioned Stones

1

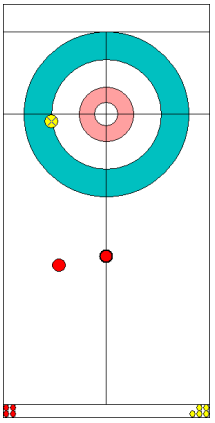

KOR: JANG H
Guard ↻ 100%

2

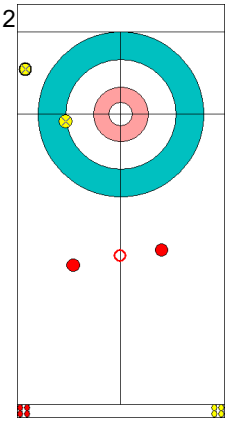

NOR: SKASLIEN K
Draw ↻ 0%

3

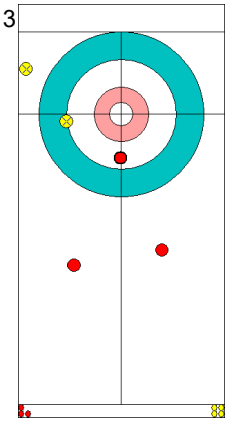

KOR: LEE K
Front ↻ 0%

4

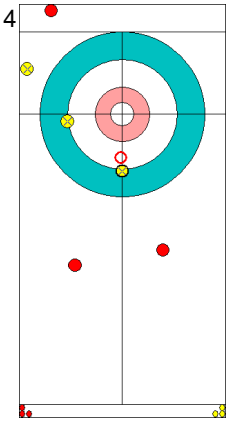

NOR: NEDREGOTTEN M
Hit and Roll ↺ 75%

5

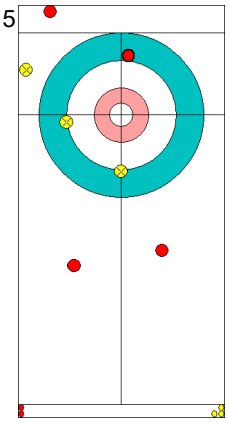

KOR: LEE K
Draw ↻ 50%

6

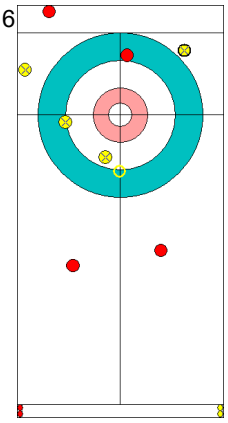

NOR: NEDREGOTTEN M
Raise ↺ 0%

7

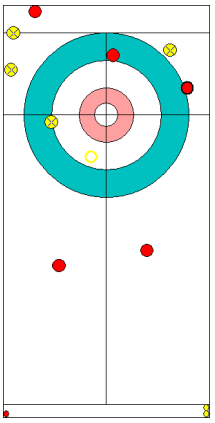

KOR: LEE K
Hit and Roll ↺ 75%

8

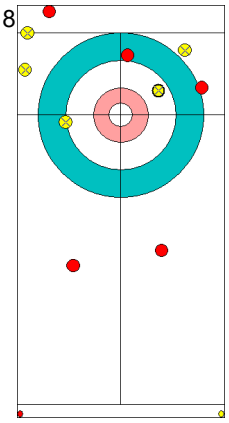

NOR: NEDREGOTTEN M
Draw ↻ 75%

9

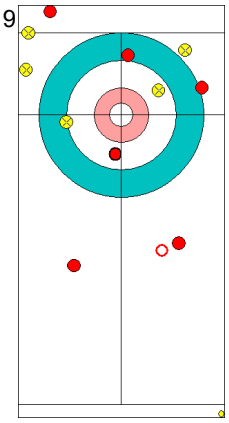

KOR: JANG H
Draw ↻ 0%

10

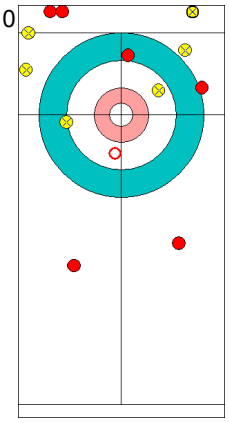

NOR: SKASLIEN K
Take-out ↺ 50%

	KOR	NOR
Total Score	3	8
Time left	02:44	02:49

Legend:
↻ Clockwise ↺ Counter-clockwise - Not considered

Game - Shot by Shot
경기별 숏 기록 / Déroulement de la partie

End 8 | **KOR - Republic of Korea** 3 + X (this end) = 3 | **NOR - Norway** 8 + X (this end) = 8

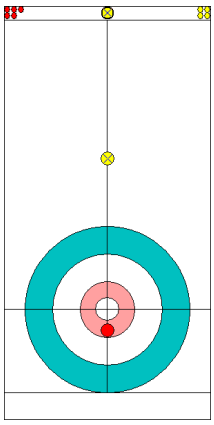

Prepositioned Stones

1

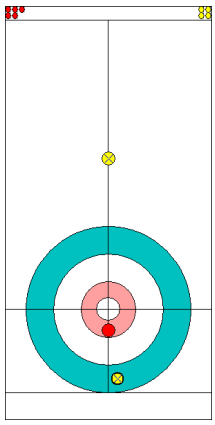

NOR: SKASLIEN K
Draw ↻ 50%

2

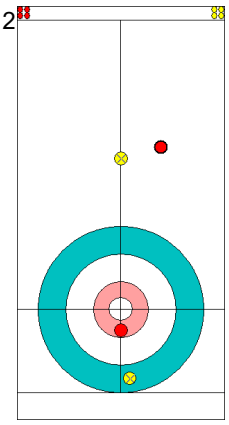

KOR: JANG H
Guard ↻ 100%

3

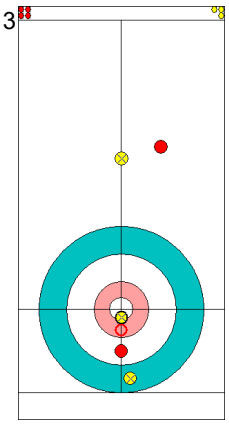

NOR: NEDREGOTTEN M
Raise ↺ 100%

4

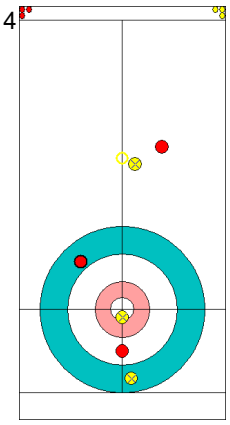

KOR: LEE K
Raise ↺ 0%

5

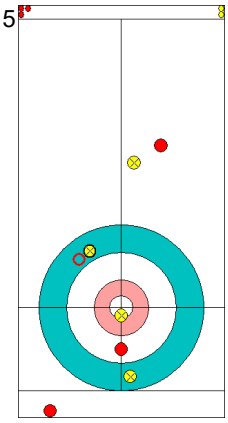

NOR: NEDREGOTTEN M
Take-out ↺ 100%

	KOR	NOR
Total Score	3	8
Time left	02:08	02:25

Legend:
↻ Clockwise
↺ Counter-clockwise
\- Not considered
X Unfinished end due to concession

Game Results
대회 경기결과 / Résultats de la partie

Sheet	Game	Team	LSFE	1	2	3	4	5	6	7	8	Extra Ends				Total
B	3	USA - United States of America	*	1	1	0	1	0	0	1	0					4
	3	SUI - Switzerland		0	0	1	0	1	1	0	6					9

USA - United States of America		Shot Success Game	Shot Success All
F	HAMILTON Becca	69%	78%
M	HAMILTON Matt	88%	83%
	Team Total	80%	81%

Last Stone Draw		Distance
↻	HAMILTON Becca	17.1cm
↺	HAMILTON Matt	23.9cm
Total		**41.0cm**

Time remaining: 0 minutes 53 seconds

Time-out: End 8 - USA stone 3

Power Play: End 6

SUI - Switzerland		Shot Success Game	Shot Success All
F	PERRET Jenny	67%	68%
M	RIOS Martin	82%	82%
	Team Total	76%	76%

Last Stone Draw		Distance
↻	PERRET Jenny	2.5cm
↺	RIOS Martin	141.7cm
Total		**144.2cm**

Time remaining: 1 minute 0 seconds

Time-out: End 5 - SUI stone 5

Power Play: End 8

Shot Success Analysis

USA - United States of America		↻		↺		Game	
F HAMILTON Becca	Draws	8	81%	7	64%	15	73%
	Take-outs	0	-	1	0%	1	0%
	Total	8	81%	8	56%	16	69%
M HAMILTON Matt	Draws	7	96%	9	89%	16	92%
	Take-outs	4	75%	4	81%	8	78%
	Total	11	89%	13	87%	24	88%
Team	Draws	15	88%	16	78%	31	83%
	Take-outs	4	75%	5	65%	9	69%
	Total	19	86%	21	75%	40	80%

SUI - Switzerland		↻		↺		Game	
F PERRET Jenny	Draws	6	54%	7	79%	13	67%
	Take-outs	2	50%	1	100%	3	67%
	Total	8	53%	8	81%	16	67%
M RIOS Martin	Draws	10	80%	9	81%	19	80%
	Take-outs	2	100%	3	83%	5	90%
	Total	12	83%	12	81%	24	82%
Team	Draws	16	70%	16	80%	32	75%
	Take-outs	4	75%	4	88%	8	81%
	Total	20	71%	20	81%	40	76%

Note:
Team members are identified as follows:
F = Female, **M** = Male

Legend:
☐ Power Play ↻ Clockwise ↺ Counter-clockwise
LSFE(*) Last Stone First End

Game - Shot by Shot
경기별 숏 기록 / Déroulement de la partie

End 1 — **USA - United States 0 + 1** (this end) **= 1** — **SUI - Switzerland 0 + 0** (this end) **= 0**

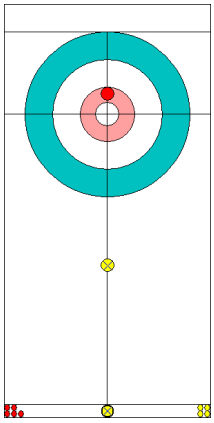

Prepositioned Stones

1
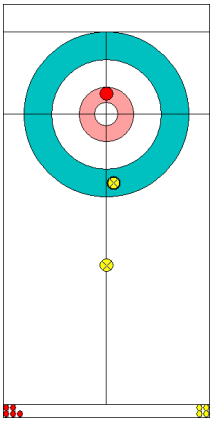

SUI: PERRET J
Draw ↻ 75%

2
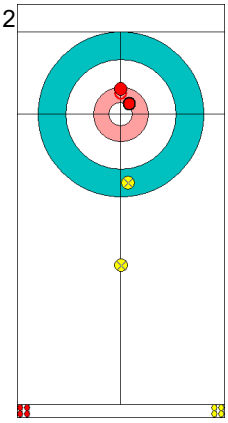

USA: HAMILTON B
Draw ↻ 100%

3
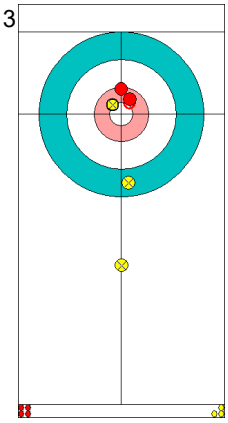

SUI: RIOS M
Draw ↻ 100%

4
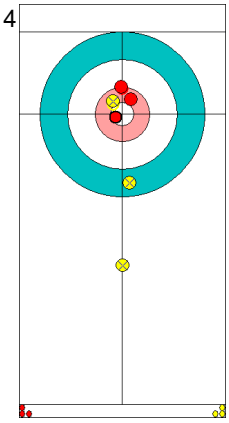

USA: HAMILTON M
Draw ↻ 100%

5
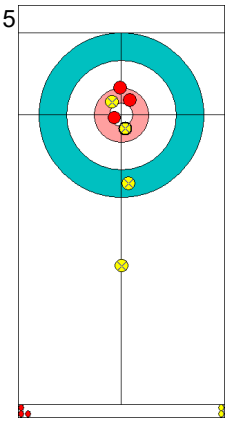

SUI: RIOS M
Draw ↻ 100%

6
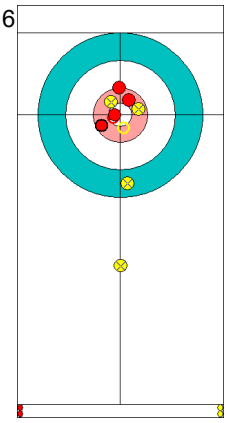

USA: HAMILTON M
Raise ↺ 75%

7
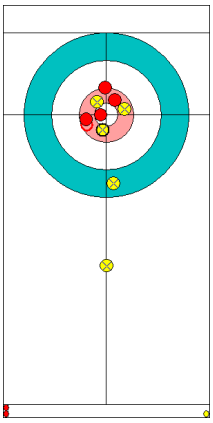

SUI: RIOS M
Draw ↻ 100%

8
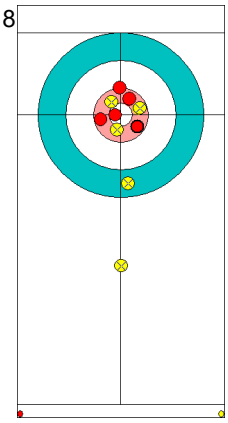

USA: HAMILTON M
Draw ↺ 75%

9
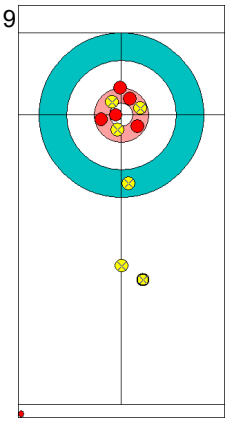

SUI: PERRET J
Guard ↻ 100%

10
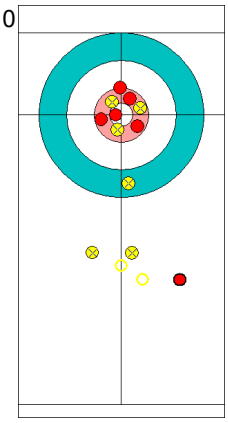

USA: HAMILTON B
Raise ↺ 0%

	USA	SUI
Total Score	1	0
Time left	19:10	20:02

Legend:
↻ Clockwise ↺ Counter-clockwise - Not considered

Game - Shot by Shot
경기별 숏 기록 / Déroulement de la partie

End 2 — **USA - United States 1 + 1** (this end) **= 2** — **SUI - Switzerland 0 + 0** (this end) **= 0**

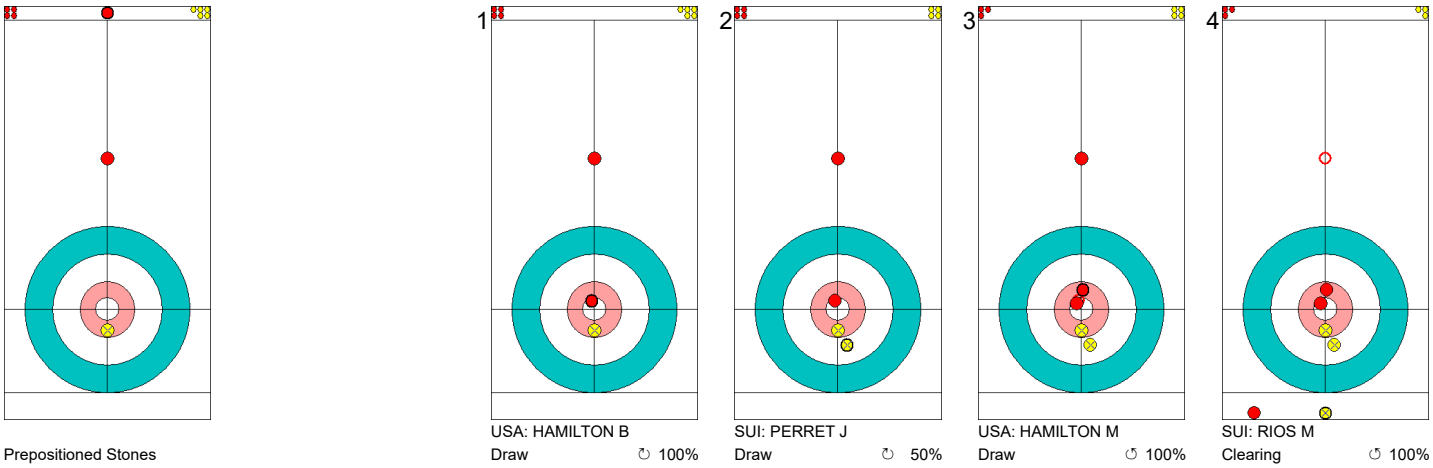

Prepositioned Stones

1 — USA: HAMILTON B — Draw ↻ 100%

2 — SUI: PERRET J — Draw ↻ 50%

3 — USA: HAMILTON M — Draw ↻ 100%

4 — SUI: RIOS M — Clearing ↻ 100%

5 — USA: HAMILTON M — Guard ↻ 100%

6 — SUI: RIOS M — Double Take-out ↺ 50%

7 — USA: HAMILTON M — Promotion Take-out ↻ 100%

8 — SUI: RIOS M — Draw ↺ 75%

9 — USA: HAMILTON B — Draw ↻ 100%

10 — SUI: PERRET J — Draw ↺ 0%

	USA	SUI
Total Score	2	0
Time left	17:45	17:23

Legend:
↻ Clockwise ↺ Counter-clockwise - Not considered

Game - Shot by Shot
경기별 숏 기록 / Déroulement de la partie

End 3 🔴 **USA - United States 2 + 0** (this end) **= 2** 🟡 **SUI - Switzerland 0 + 1** (this end) **= 1**

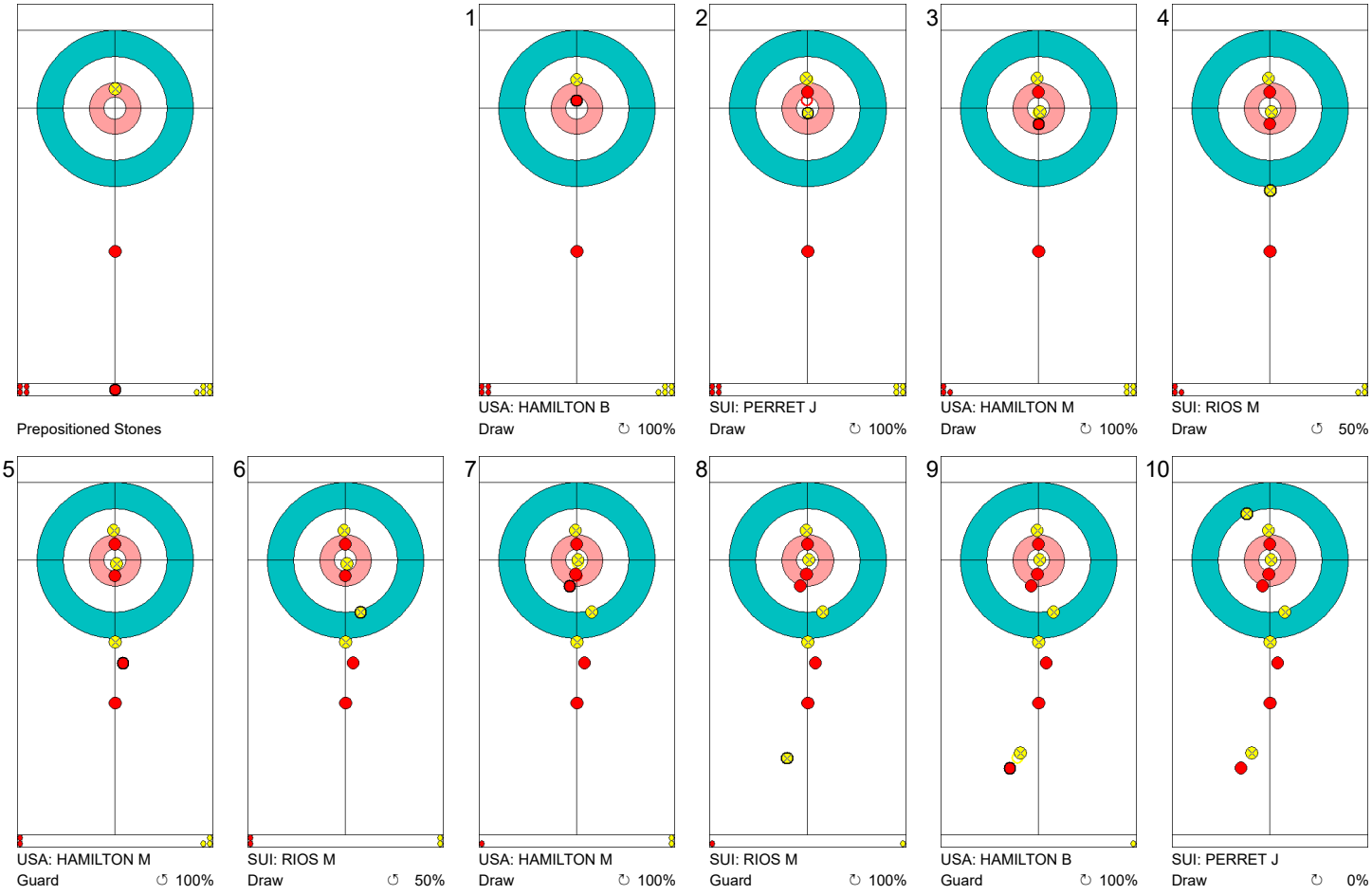

	USA	SUI
Total Score	2	1
Time left	15:32	14:43

Legend:
↻ Clockwise ↺ Counter-clockwise - Not considered

Game - Shot by Shot
경기별 숏 기록 / Déroulement de la partie

End 4 — **USA - United States 2 + 1** (this end) **= 3** — **SUI - Switzerland 1 + 0** (this end) **= 1**

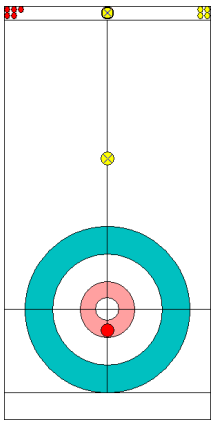

Prepositioned Stones

1

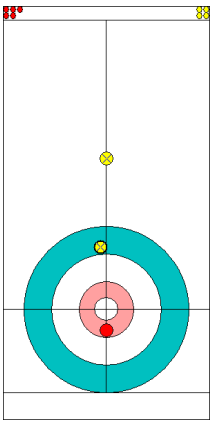

SUI: PERRET J
Draw ↺ 75%

2

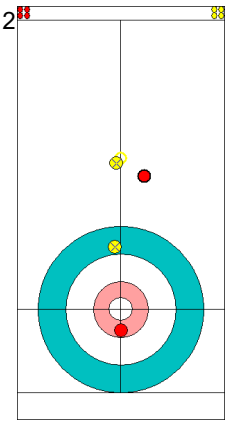

USA: HAMILTON B
Draw ↻ 0%

3

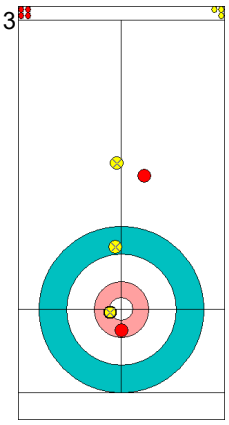

SUI: RIOS M
Draw ↺ 100%

4

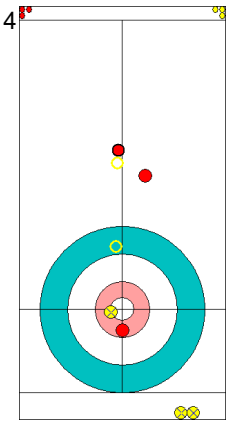

USA: HAMILTON M
Double Take-out ↻ 100%

5

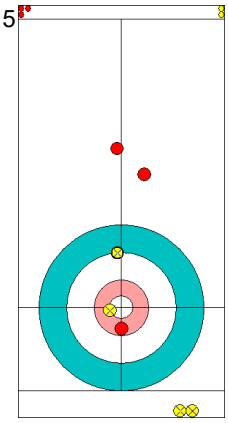

SUI: RIOS M
Draw ↺ 100%

6

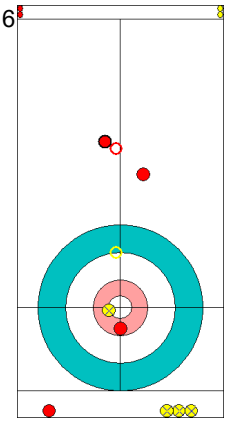

USA: HAMILTON M
Promotion Take-out ↺ 50%

7

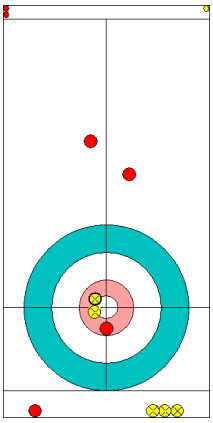

SUI: RIOS M
Draw ↺ 100%

8

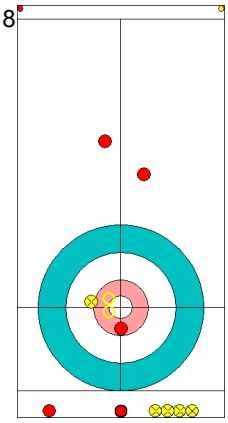

USA: HAMILTON M
Double Take-out ↻ 50%

9

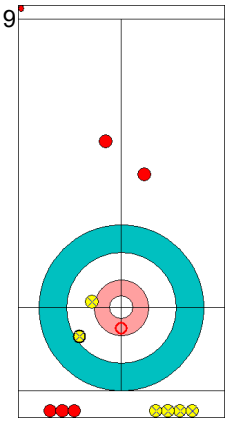

SUI: PERRET J
Take-out ↺ 100%

10

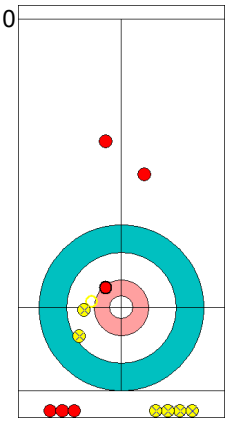

USA: HAMILTON B
Draw ↺ 100%

	USA	SUI
Total Score	3	1
Time left	13:20	11:55

Legend:
↻ Clockwise ↺ Counter-clockwise - Not considered

Game - Shot by Shot
경기별 숏 기록 / Déroulement de la partie

End 5 🔴 **USA - United States 3 + 0** (this end) **= 3** 🟡 **SUI - Switzerland 1 + 1** (this end) **= 2**

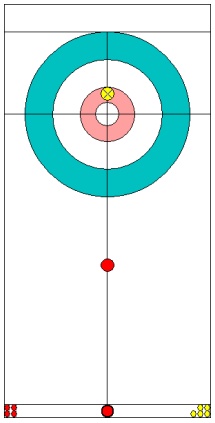

Prepositioned Stones

1
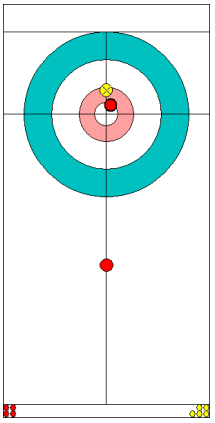

USA: HAMILTON B
Draw ↻ 100%

2
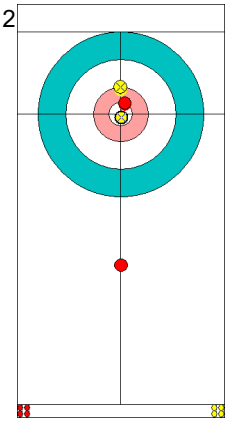

SUI: PERRET J
Draw ↺ 100%

3
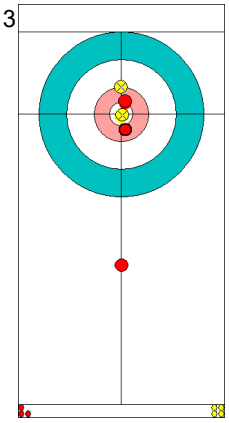

USA: HAMILTON M
Draw ↺ 100%

4
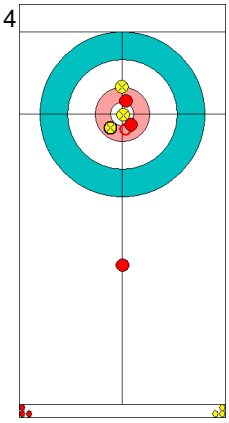

SUI: RIOS M
Draw ↻ 50%

5
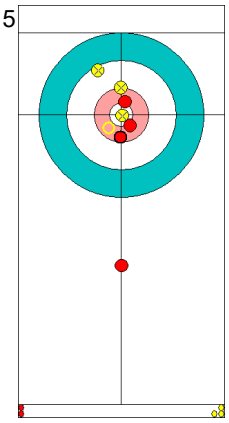

USA: HAMILTON M
Raise ↻ 100%

6
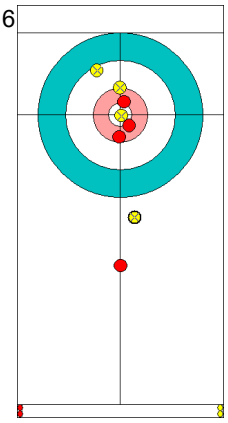

SUI: RIOS M
Guard ↺ 100%

7
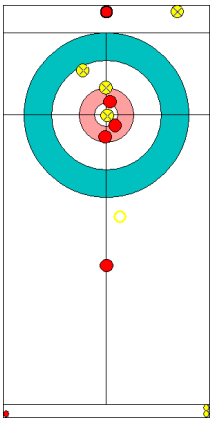

USA: HAMILTON M
Clearing ↺ 100%

8
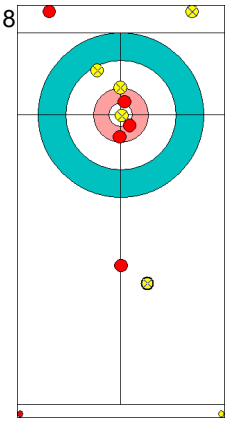

SUI: RIOS M
Guard ↺ 100%

9
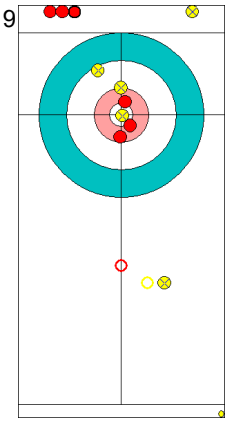

USA: HAMILTON B
Promotion Take-out ↺ 0%

10
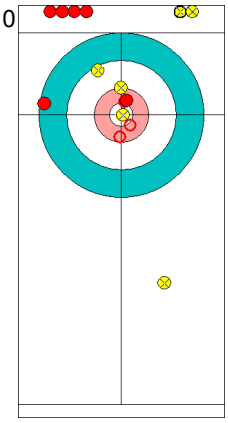

SUI: PERRET J
Double Take-out ↻ 0%
Time-out

	USA	SUI
Total Score	3	2
Time left	09:58	09:35

Legend:
↻ Clockwise ↺ Counter-clockwise - Not considered

Game - Shot by Shot
경기별 숏 기록 / Déroulement de la partie

End 6 **USA - United States 3 + 0** (this end) **= 3** **SUI - Switzerland 2 + 1** (this end) **= 3**

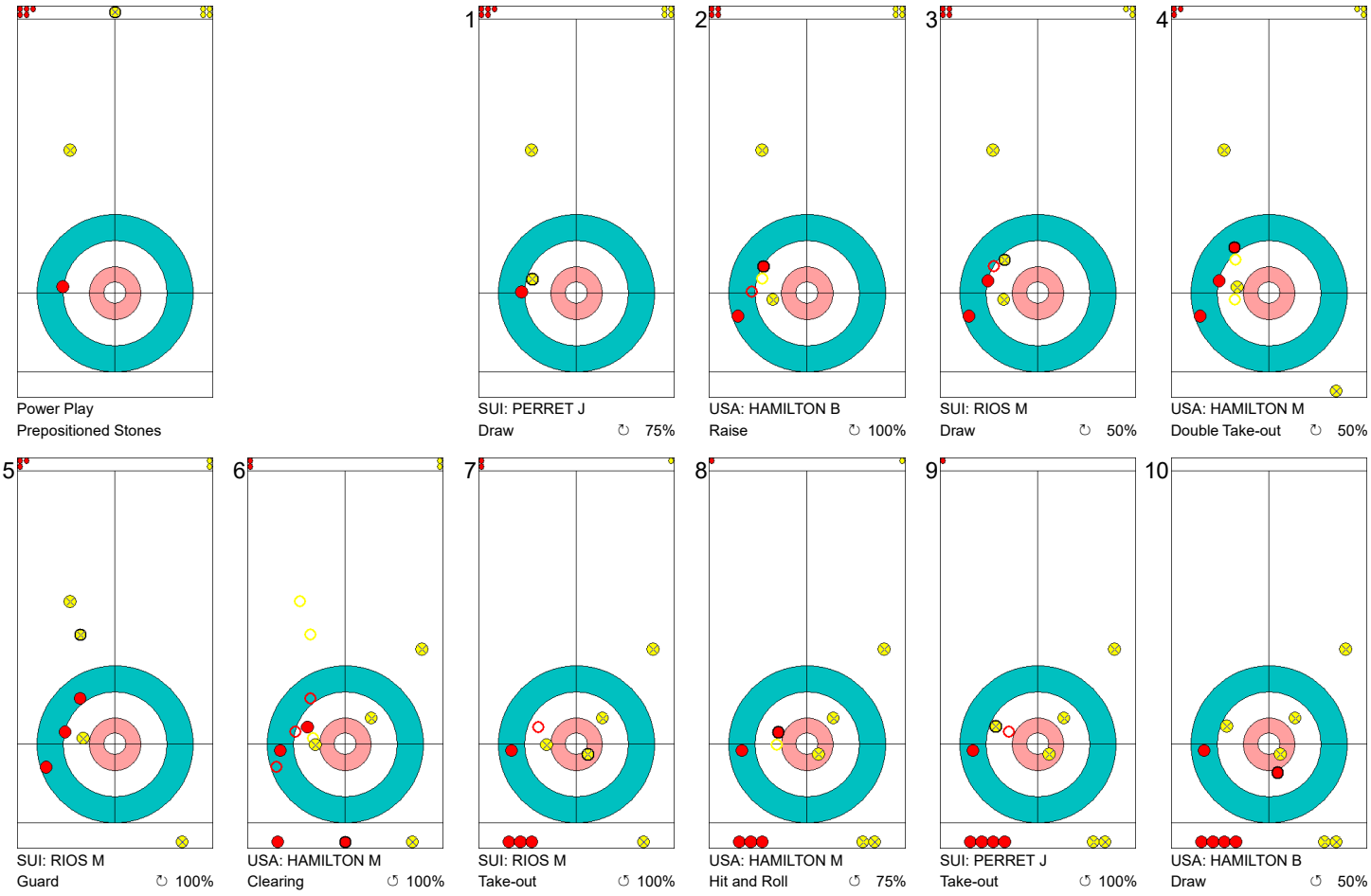

Power Play
Prepositioned Stones

1 SUI: PERRET J
Draw ↻ 75%

2 USA: HAMILTON B
Raise ↻ 100%

3 SUI: RIOS M
Draw ↻ 50%

4 USA: HAMILTON M
Double Take-out ↻ 50%

5 SUI: RIOS M
Guard ↻ 100%

6 USA: HAMILTON M
Clearing ↺ 100%

7 SUI: RIOS M
Take-out ↻ 100%

8 USA: HAMILTON M
Hit and Roll ↺ 75%

9 SUI: PERRET J
Take-out ↻ 100%

10 USA: HAMILTON B
Draw ↺ 50%

	USA	SUI
Total Score	3	3
Time left	07:11	06:26

Legend:
↻ Clockwise ↺ Counter-clockwise - Not considered

Game - Shot by Shot
경기별 숏 기록 / Déroulement de la partie

End 7 — **USA - United States 3 + 1** (this end) **= 4** — **SUI - Switzerland 3 + 0** (this end) **= 3**

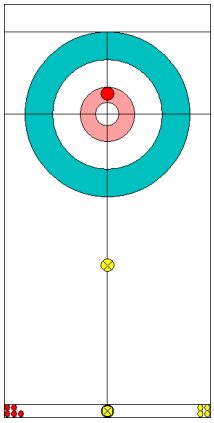

Prepositioned Stones

1

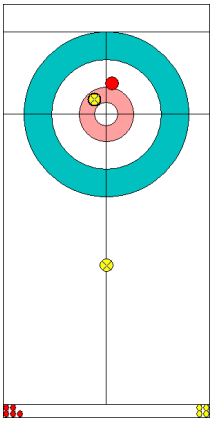

SUI: PERRET J
Draw ↻ 50%

2

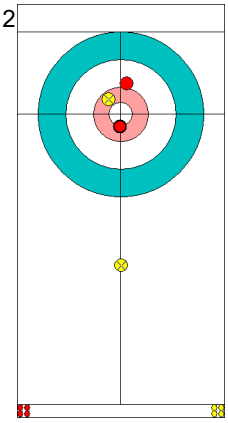

USA: HAMILTON B
Draw ↺ 100%

3

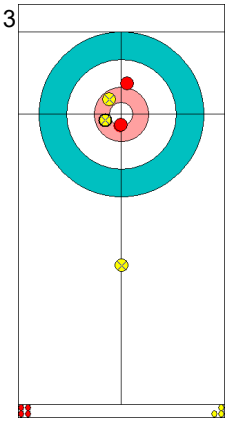

SUI: RIOS M
Draw ↻ 50%

4

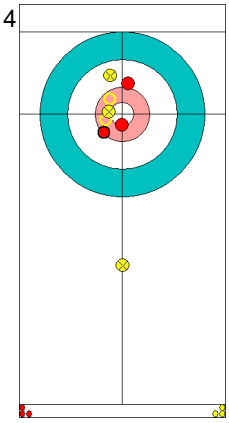

USA: HAMILTON M
Raise ↻ 100%

5

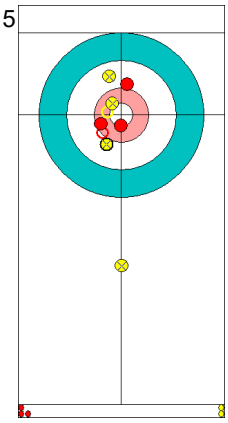

SUI: RIOS M
Raise ↻ 100%

6

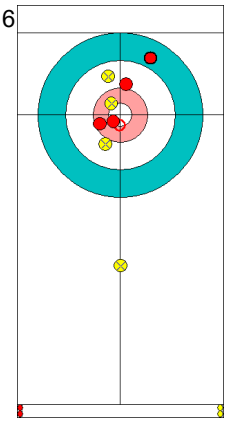

USA: HAMILTON M
Raise ↺ 100%

7

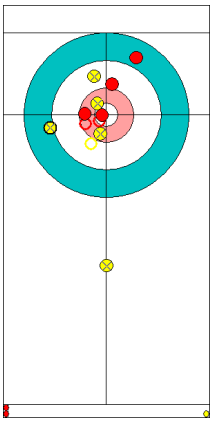

SUI: RIOS M
Raise ↻ 50%

8

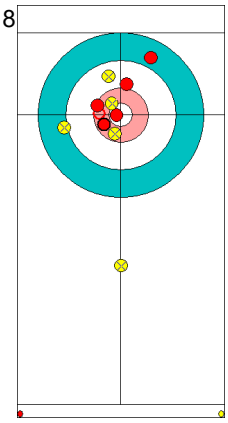

USA: HAMILTON M
Draw ↺ 100%

9

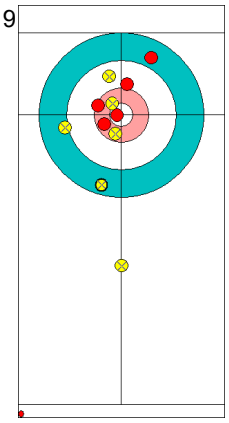

SUI: PERRET J
Draw ↻ 50%

10

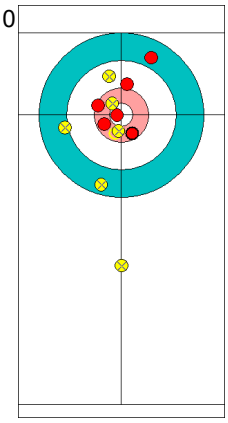

USA: HAMILTON B
Draw ↺ 0%

	USA	SUI
Total Score	4	3
Time left	03:40	03:01

Legend:
↻ Clockwise ↺ Counter-clockwise - Not considered

Game - Shot by Shot
경기별 숏 기록 / Déroulement de la partie

End 8 — **USA - United States 4 + 0** (this end) **= 4** — **SUI - Switzerland 3 + 6** (this end) **= 9**

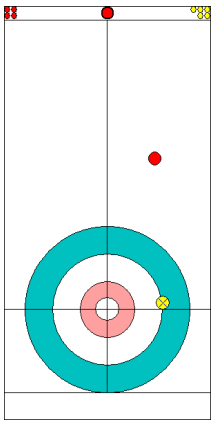
Power Play
Prepositioned Stones

1
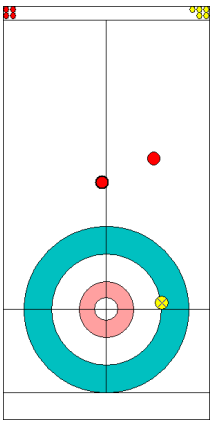
USA: HAMILTON B
Front ↺ 100%

2
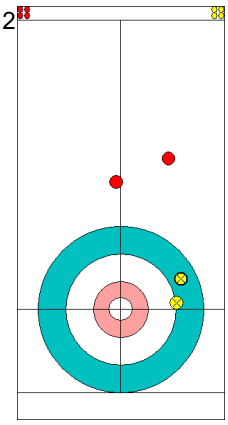
SUI: PERRET J
Draw ↺ 100%

3
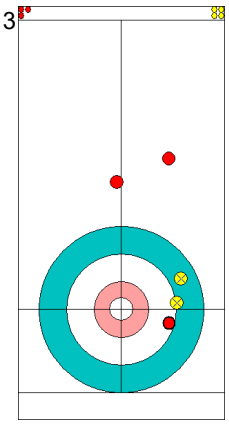
USA: HAMILTON M
Draw ↺ 50%

4
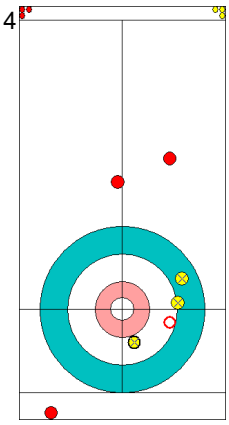
SUI: RIOS M
Raise ↺ 50%

5
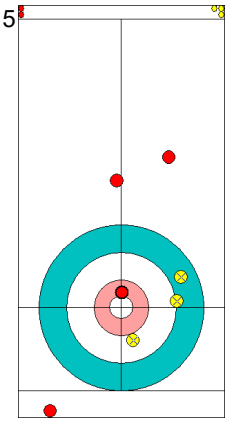
USA: HAMILTON M
Draw ↺ 100%
Time-out

6
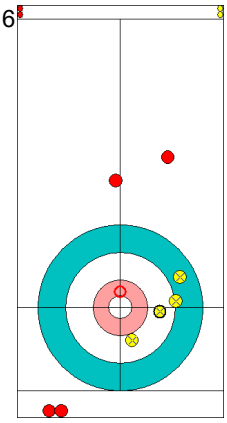
SUI: RIOS M
Take-out ↻ 100%

7
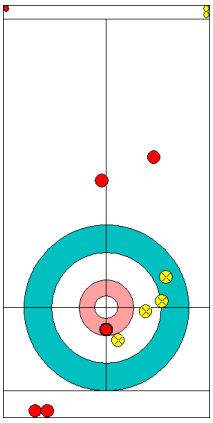
USA: HAMILTON M
Draw ↺ 75%

8
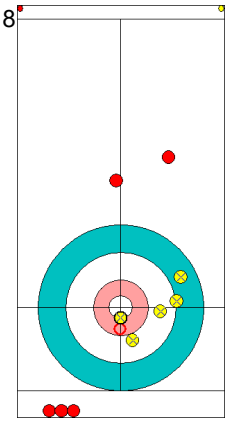
SUI: RIOS M
Take-out ↻ 100%

9
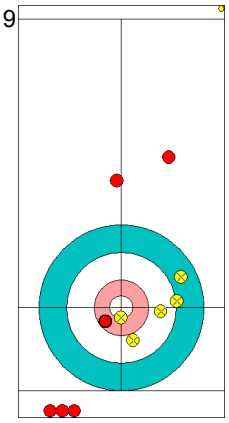
USA: HAMILTON B
Draw ↺ 50%

10
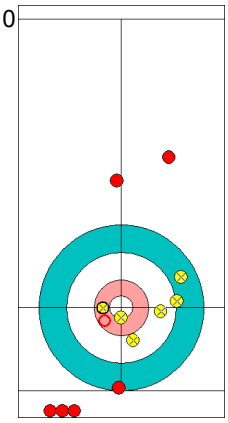
SUI: PERRET J
Raise ↺ 100%

	USA	SUI
Total Score	4	9
Time left	00:53	01:00

Legend:
↻ Clockwise ↺ Counter-clockwise - Not considered

Game Results
대회 경기결과 / Résultats de la partie

Sheet	Game	Team	LSFE	1	2	3	4	5	6	7	8	Extra Ends				Total
C	3	CHN - People's Republic of China		0	2	0	1	0	1	0	X					4
	3	CAN - Canada	*	3	0	4	0	1	0	2	X					10

CHN - People's Republic of China		Shot Success Game	Shot Success All
F	WANG Rui	59%	68%
M	BA Dexin	68%	73%
	Team Total	64%	71%

Last Stone Draw		Distance
↻	BA Dexin	31.8cm
↺	WANG Rui	59.2cm
Total		**91.0cm**

Time remaining: 6 minutes 19 seconds

CAN - Canada		Shot Success Game	Shot Success All
F	LAWES Kaitlyn	77%	73%
M	MORRIS John	73%	82%
	Team Total	74%	78%

Last Stone Draw		Distance
↻	LAWES Kaitlyn	20.2cm
↺	MORRIS John	56.8cm
Total		**77.0cm**

Time remaining: 4 minutes 59 seconds

Power Play: End 4

Shot Success Analysis

CHN - People's Republic of China		↻		↺		Game	
F WANG Rui	Draws	8	78%	2	38%	10	70%
	Take-outs	2	50%	2	13%	4	31%
	Total	10	73%	4	25%	14	59%
M BA Dexin	Draws	5	85%	11	55%	16	64%
	Take-outs	2	100%	3	67%	5	80%
	Total	7	89%	14	57%	21	68%
Team	Draws	13	81%	13	52%	26	66%
	Take-outs	4	75%	5	45%	9	58%
	Total	17	79%	18	50%	35	64%

CAN - Canada		↻		↺		Game	
F LAWES Kaitlyn	Draws	5	75%	6	83%	11	80%
	Take-outs	1	100%	2	50%	3	67%
	Total	6	79%	8	75%	14	77%
M MORRIS John	Draws	6	50%	7	79%	13	65%
	Take-outs	2	88%	6	83%	8	84%
	Total	8	59%	13	81%	21	73%
Team	Draws	11	61%	13	81%	24	72%
	Take-outs	3	92%	8	75%	11	80%
	Total	14	68%	21	79%	35	74%

Note:
Team members are identified as follows:
F = Female, **M** = Male

Legend:
☐ Power Play
LSFE(*) Last Stone First End
↻ Clockwise
X Unplayed/unfinished end due to concession
↺ Counter-clockwise

Game - Shot by Shot
경기별 숏 기록 / Déroulement de la partie

End 1 **CHN - China 0 + 0** (this end) **= 0** **CAN - Canada 0 + 3** (this end) **= 3**

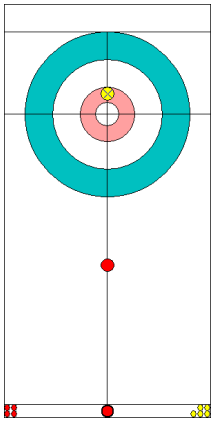

Prepositioned Stones

1
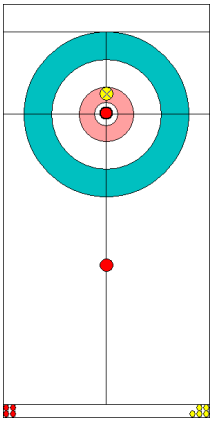

CHN: WANG R
Draw ↻ 100%

2
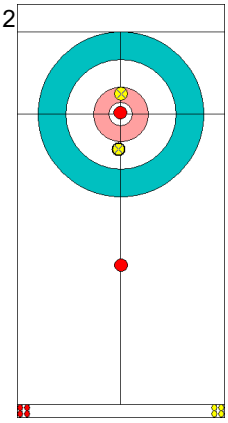

CAN: LAWES K
Draw ↻ 100%

3
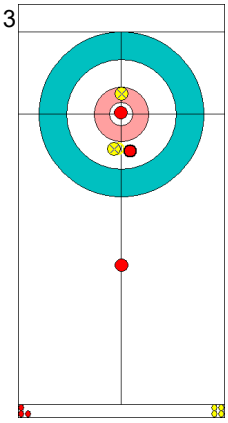

CHN: BA DX
Raise ↺ 50%

4
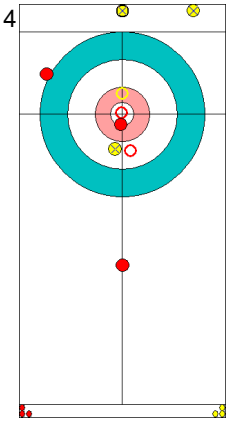

CAN: MORRIS J
Double Take-out ↺ 50%

5
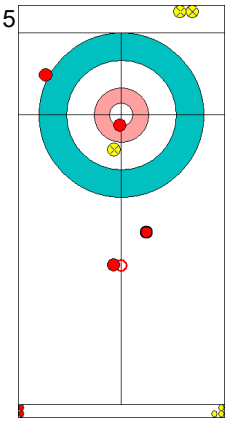

CHN: BA DX
Draw ↺ 0%

6
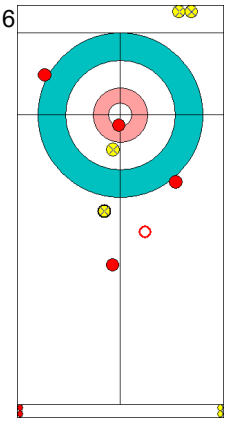

CAN: MORRIS J
Raise ↺ 0%

7
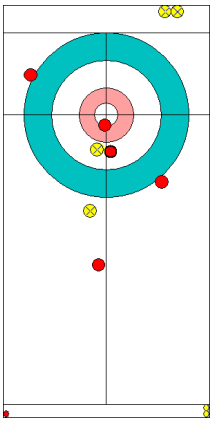

CHN: BA DX
Raise ↺ 50%

8
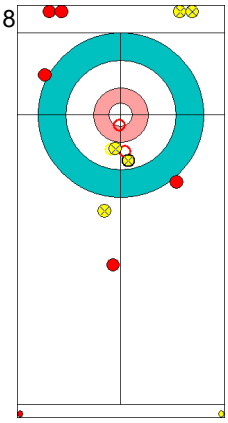

CAN: MORRIS J
Double Take-out ↻ 100%

9
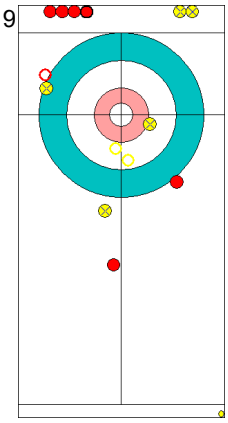

CHN: WANG R
Double Take-out ↺ 0%

10
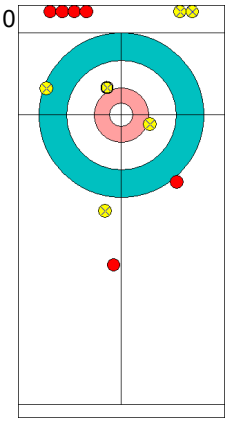

CAN: LAWES K
Draw ↻ 100%

	CHN	CAN
Total Score	0	3
Time left	20:19	19:54

Legend:
↻ Clockwise ↺ Counter-clockwise - Not considered

Game - Shot by Shot
경기별 숏 기록 / Déroulement de la partie

End 2 — **CHN - China** **0 + 2** (this end) **= 2** — **CAN - Canada** **3 + 0** (this end) **= 3**

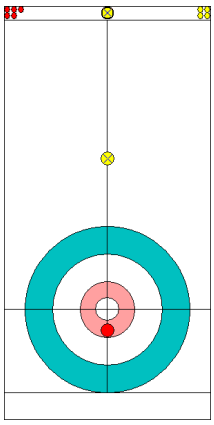

Prepositioned Stones

1
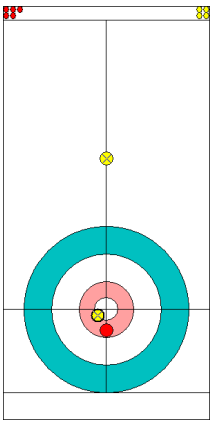

CAN: LAWES K
Draw ↻ 75%

2
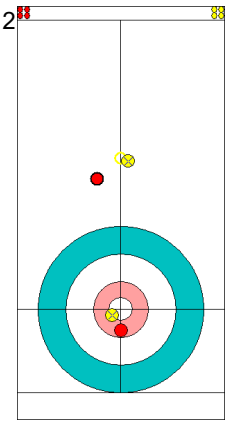

CHN: WANG R
Draw ↺ 0%

3
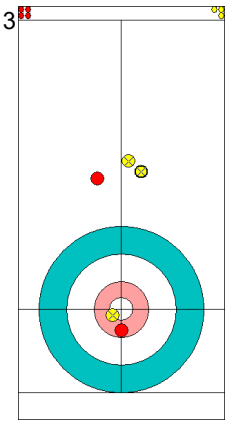

CAN: MORRIS J
Draw ↻ 0%

4
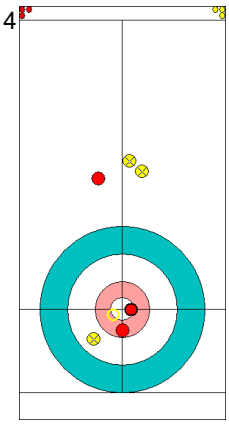

CHN: BA DX
Raise ↺ 100%

5
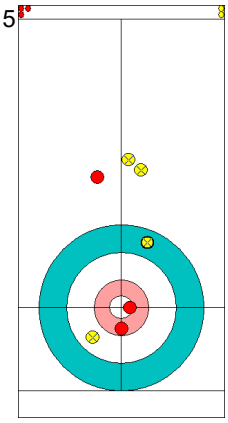

CAN: MORRIS J
Draw ↻ 50%

6
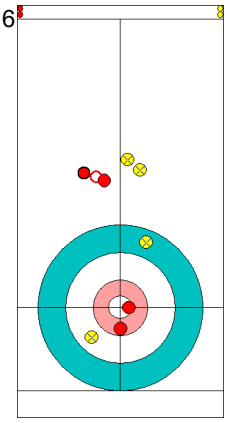

CHN: BA DX
Draw ↺ 0%

7
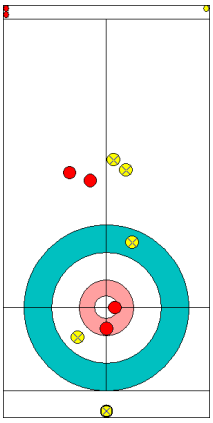

CAN: MORRIS J
Raise ↻ 0%

8
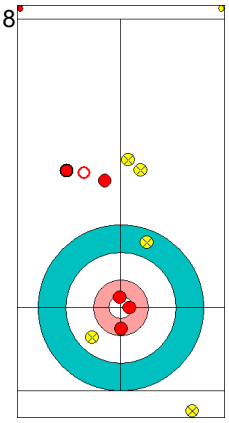

CHN: BA DX
Raise ↺ 100%

9
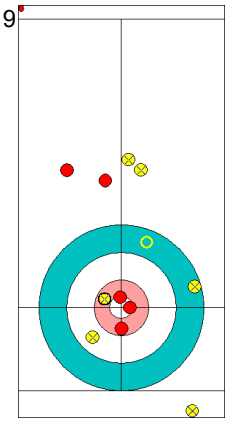

CAN: LAWES K
Raise ↻ 50%

10
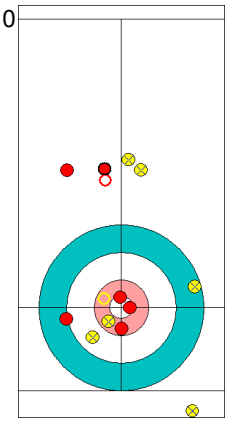

CHN: WANG R
Promotion Take-out ↻ 0%

	CHN	CAN
Total Score	2	3
Time left	17:55	17:30

Legend:
↻ Clockwise ↺ Counter-clockwise - Not considered

Game - Shot by Shot
경기별 숏 기록 / Déroulement de la partie

End 3 **CHN - China 2 + 0** (this end) **= 2** **CAN - Canada 3 + 4** (this end) **= 7**

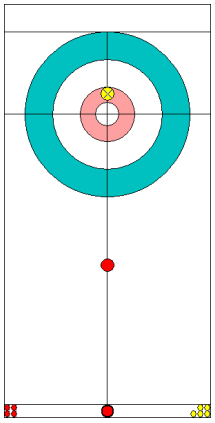

Prepositioned Stones

1
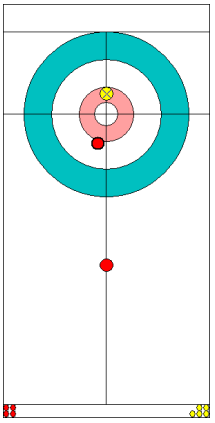

CHN: WANG R
Draw ↻ 75%

2
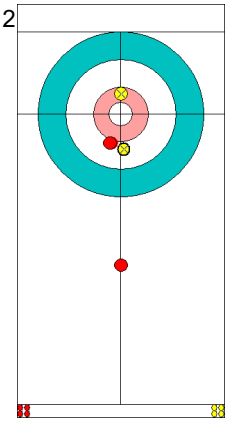

CAN: LAWES K
Raise ↺ 100%

3
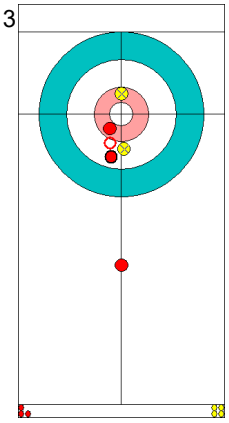

CHN: BA DX
Raise ↻ 75%

4
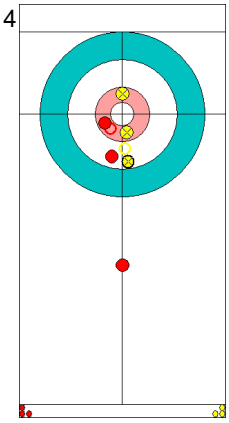

CAN: MORRIS J
Raise ↺ 75%

5
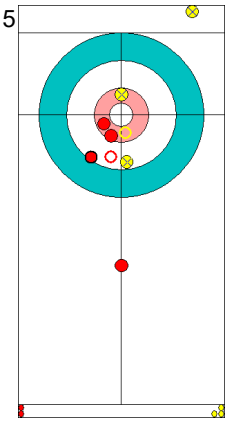

CHN: BA DX
Promotion Take-out ↻ 100%

6
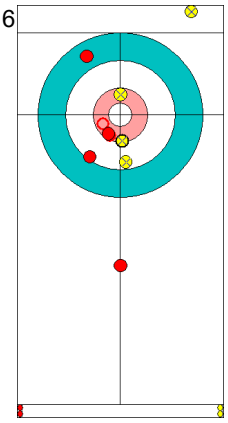

CAN: MORRIS J
Raise ↺ 100%

7
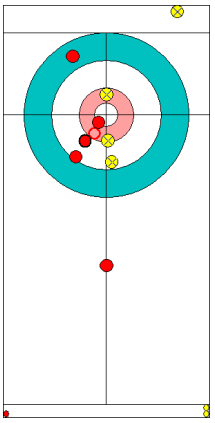

CHN: BA DX
Raise ↻ 75%

8
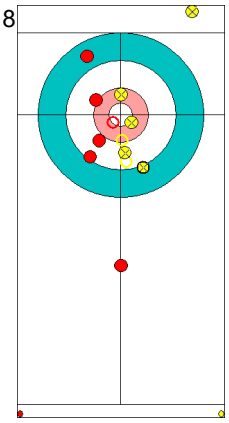

CAN: MORRIS J
Raise ↺ 100%

9
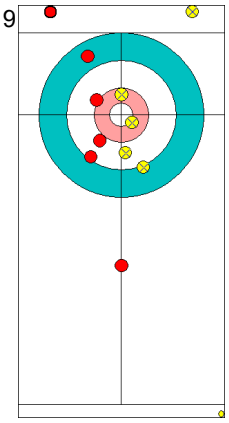

CHN: WANG R
Raise ↻ 0%

10
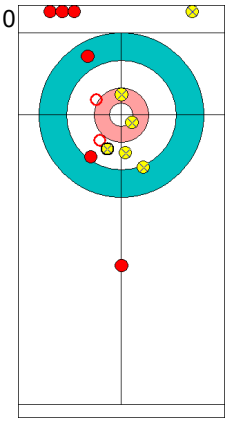

CAN: LAWES K
Double Take-out ↺ 100%

	CHN	CAN
Total Score	2	7
Time left	14:58	13:27

Legend:
↻ Clockwise ↺ Counter-clockwise - Not considered

Game - Shot by Shot
경기별 숏 기록 / Déroulement de la partie

End 4 — **CHN - China 2 + 1** (this end) **= 3** — **CAN - Canada 7 + 0** (this end) **= 7**

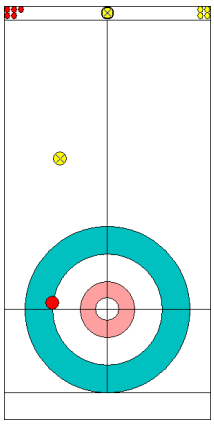
Power Play
Prepositioned Stones

1
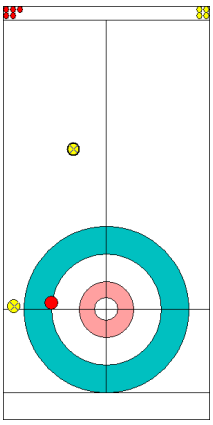
CAN: LAWES K
Draw ↻ 0%

2
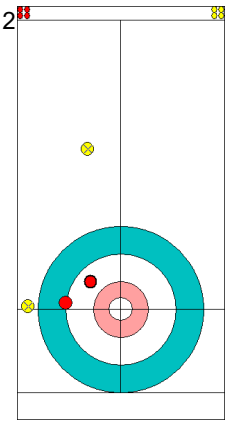
CHN: WANG R
Draw ↻ 100%

3
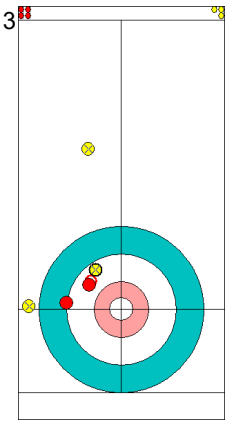
CAN: MORRIS J
Raise ↻ 75%

4
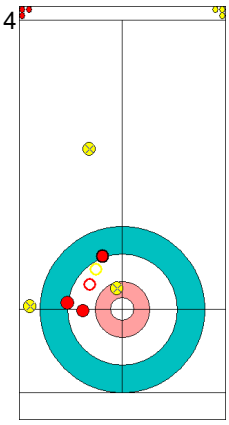
CHN: BA DX
Raise ↻ 100%

5
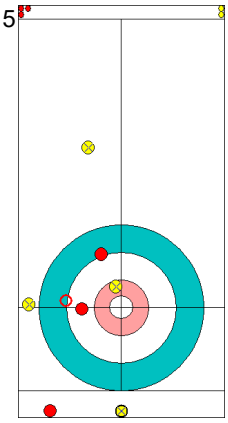
CAN: MORRIS J
Take-out ↺ 50%

6
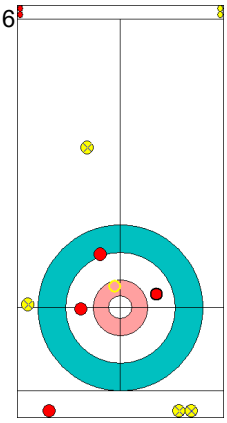
CHN: BA DX
Take-out ↻ 100%

7
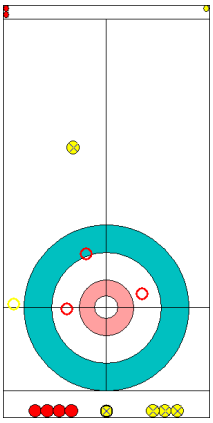
CAN: MORRIS J
Double Take-out ↻ 100%

8
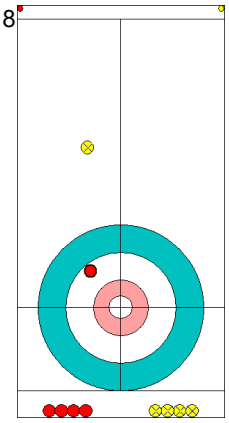
CHN: BA DX
Draw ↻ 100%

9
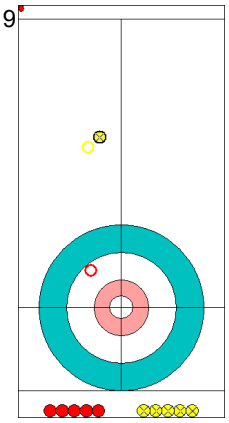
CAN: LAWES K
Promotion Take-out ↺ 100%

10
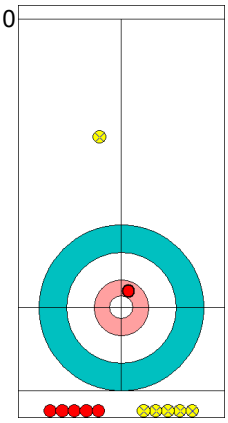
CHN: WANG R
Draw ↻ 100%

	CHN	CAN
Total Score	3	7
Time left	12:58	11:29

Legend:
↻ Clockwise ↺ Counter-clockwise - Not considered

Game - Shot by Shot
경기별 숏 기록 / Déroulement de la partie

End 5 **CHN - China 3 + 0** (this end) **= 3** **CAN - Canada 7 + 1** (this end) **= 8**

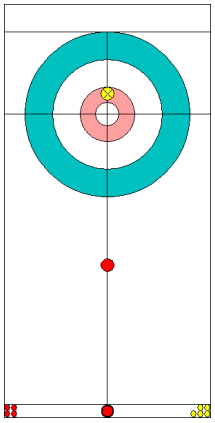

Prepositioned Stones

1
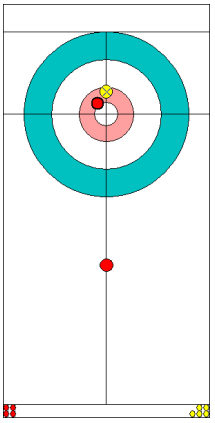

CHN: WANG R
Raise ↻ 75%

2
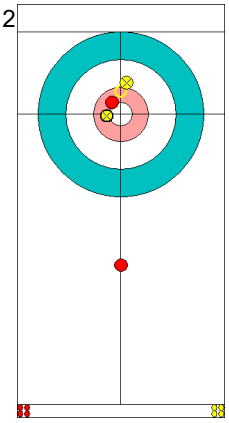

CAN: LAWES K
Raise ↻ 75%

3
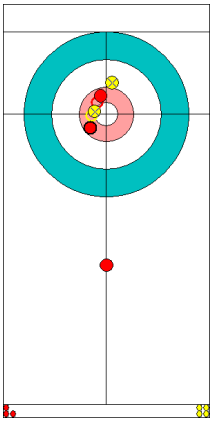

CHN: BA DX
Raise ↻ 75%

4
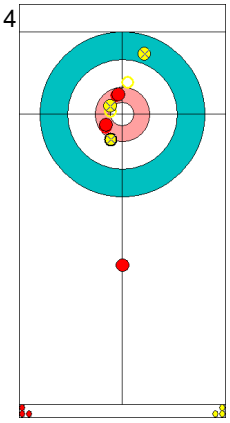

CAN: MORRIS J
Raise ↻ 75%

5
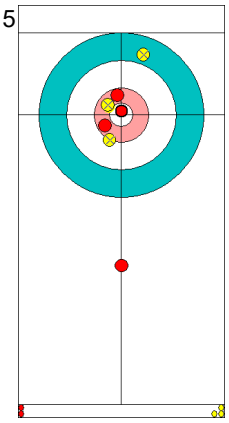

CHN: BA DX
Draw ↻ 100%

6
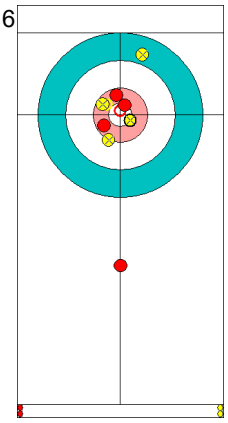

CAN: MORRIS J
Raise ↺ 75%

7
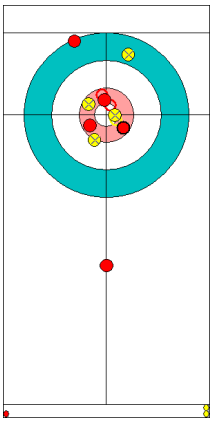

CHN: BA DX
Raise ↺ 50%

8
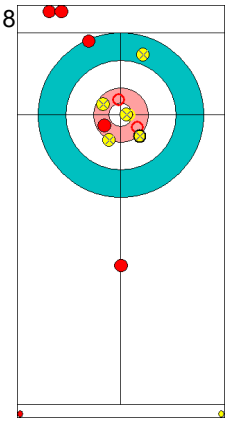

CAN: MORRIS J
Double Take-out ↺ 100%

9
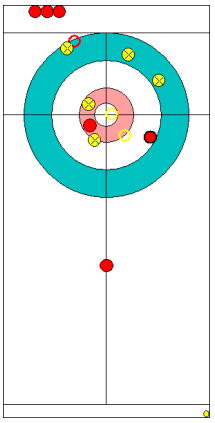

CHN: WANG R
Double Take-out ↺ 25%

10
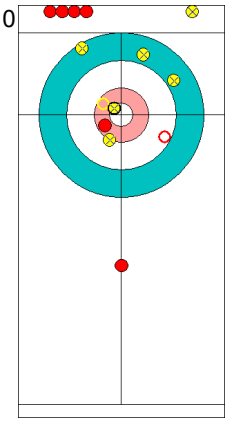

CAN: LAWES K
Double Take-out ↺ 0%

	CHN	CAN
Total Score	3	8
Time left	10:49	07:51

Legend:
↻ Clockwise ↺ Counter-clockwise - Not considered

Game - Shot by Shot
경기별 숏 기록 / Déroulement de la partie

End 6 — **CHN - China 3 + 1** (this end) **= 4** — **CAN - Canada 8 + 0** (this end) **= 8**

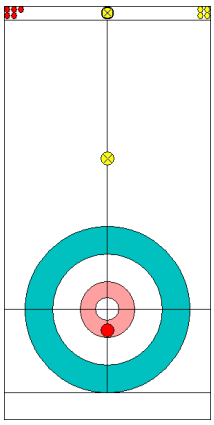

Prepositioned Stones

1
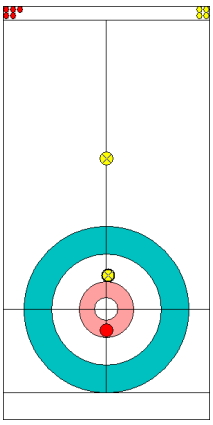

CAN: LAWES K
Draw ↻ 75%

2
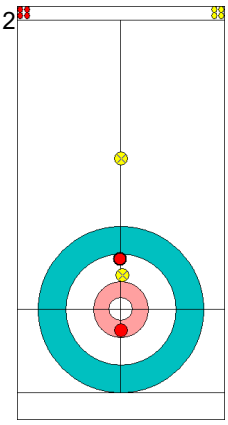

CHN: WANG R
Draw ↺ 75%

3
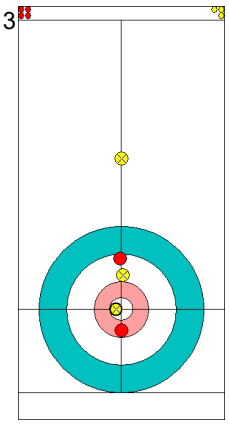

CAN: MORRIS J
Draw ↺ 100%

4
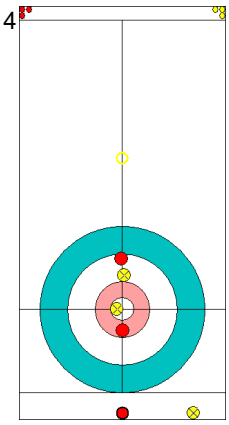

CHN: BA DX
Clearing ↺ 100%

5
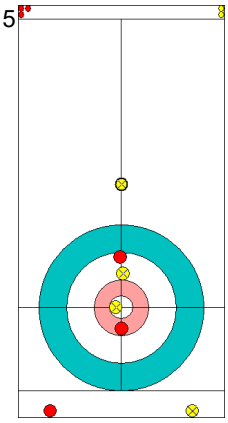

CAN: MORRIS J
Guard ↺ 100%

6
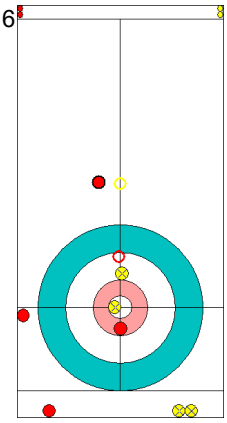

CHN: BA DX
Double Take-out ↺ 50%

7
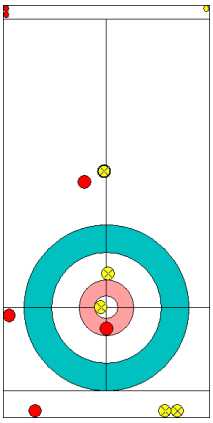

CAN: MORRIS J
Guard ↺ 100%

8
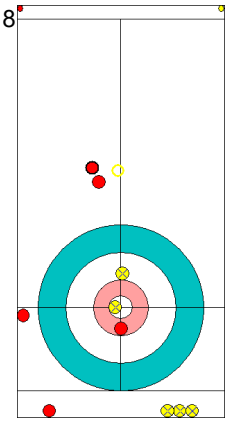

CHN: BA DX
Double Take-out ↺ 50%

9
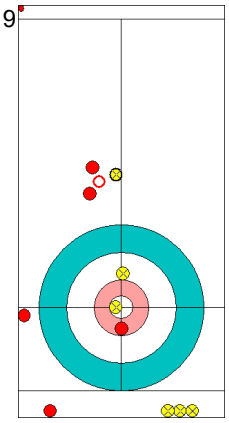

CAN: LAWES K
Guard ↺ 100%

10
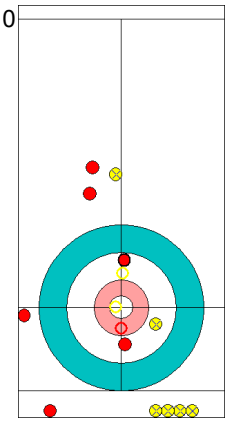

CHN: WANG R
Double Take-out ↻ 100%
Measurement

	CHN	CAN
Total Score	4	8
Time left	08:33	06:47

Legend:
↻ Clockwise ↺ Counter-clockwise - Not considered

Game - Shot by Shot
경기별 숏 기록 / Déroulement de la partie

End 7 | **CHN - China 4 + 0** (this end) **= 4** | **CAN - Canada 8 + 2** (this end) **= 10**

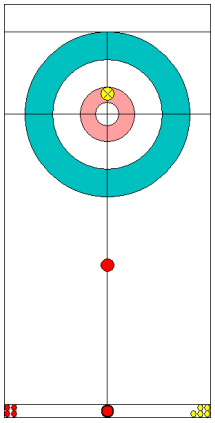

Prepositioned Stones

1
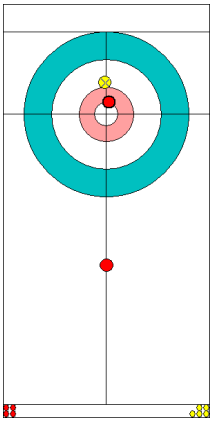

CHN: WANG R
Raise ↻ 75%

2
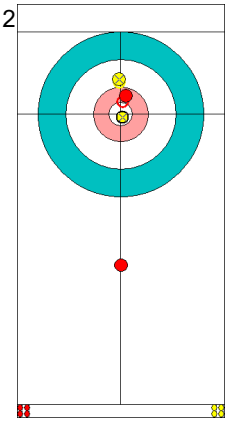

CAN: LAWES K
Raise ↺ 100%

3
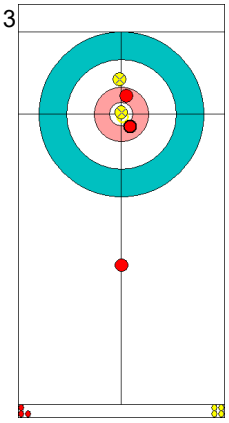

CHN: BA DX
Raise ↻ 75%

4
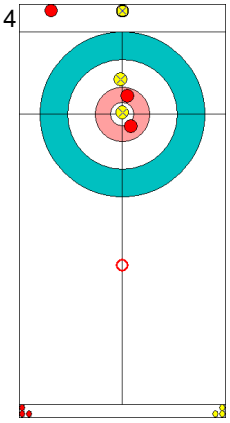

CAN: MORRIS J
Clearing ↺ 100%

5
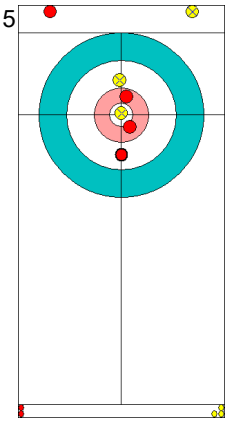

CHN: BA DX
Guard ↻ 0%

6
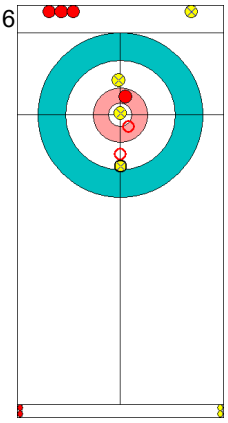

CAN: MORRIS J
Double Take-out ↺ 100%

7
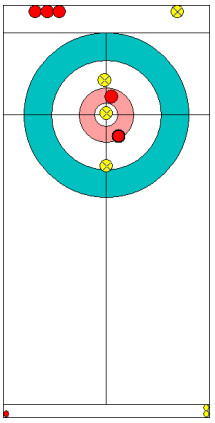

CHN: BA DX
Draw ↻ 75%

8
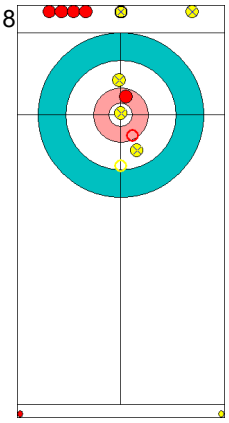

CAN: MORRIS J
Promotion Take-out ↻ 75%

9
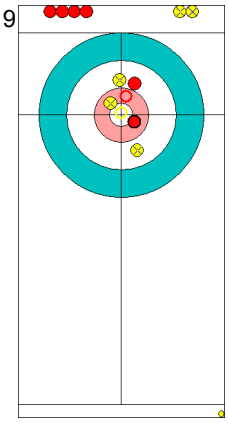

CHN: WANG R
Raise ↻ 100%

10
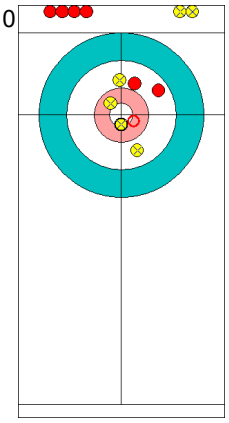

CAN: LAWES K
Raise ↻ 100%

	CHN	CAN
Total Score	4	10
Time left	06:19	04:59

Legend:
↻ Clockwise ↺ Counter-clockwise - Not considered

Game Results
대회 경기결과 / Résultats de la partie

Sheet	Game	Team	LSFE	1	2	3	4	5	6	7	8	Extra Ends				Total
D	3	OAR - Olympic Athlete from Russia		0	0	4	0	1	2	0	X					7
	3	FIN - Finland	*	2	1	0	1	0	0	1	X					5

OAR - Olympic Athlete from Russia		Shot Success Game	Shot Success All
F	BRYZGALOVA Anastasia	72%	72%
M	KRUSHELNITCKII Aleksandr	63%	59%
	Team Total	68%	67%

Last Stone Draw		Distance
↻	KRUSHELNITCKII Aleksandr	22.5cm
↺	BRYZGALOVA Anastasia	199.6cm
Total		**222.1cm**

Time remaining: 1 minute 56 seconds

Power Play: End 8

FIN - Finland		Shot Success Game	Shot Success All
F	KAUSTE Oona	67%	58%
M	RANTAMAEKI Tomi	67%	68%
	Team Total	67%	64%

Last Stone Draw		Distance
↻	KAUSTE Oona	37.0cm
↺	RANTAMAEKI Tomi	45.8cm
Total		**82.8cm**

Time remaining: 1 minute 16 seconds

Power Play: End 7

Shot Success Analysis

OAR - Olympic Athlete from Russia		↻		↺		Game	
F BRYZGALOVA Anastasia	Draws	10	88%	4	56%	14	79%
	Take-outs	3	33%	6	75%	9	61%
	Total	13	75%	10	68%	23	72%
M KRUSHELNITCKII Aleksandr	Draws	8	44%	3	50%	11	45%
	Take-outs	2	100%	3	100%	5	100%
	Total	10	55%	6	75%	16	63%
Team	Draws	18	68%	7	54%	25	64%
	Take-outs	5	60%	9	83%	14	75%
	Total	23	66%	16	70%	39	68%

FIN - Finland		↻		↺		Game	
F KAUSTE Oona	Draws	6	67%	8	63%	14	64%
	Take-outs	0	-	1	100%	1	100%
	Total	6	67%	9	67%	15	67%
M RANTAMAEKI Tomi	Draws	5	75%	12	75%	17	75%
	Take-outs	4	50%	3	42%	7	46%
	Total	9	64%	15	68%	24	67%
Team	Draws	11	70%	20	70%	31	70%
	Take-outs	4	50%	4	56%	8	53%
	Total	15	65%	24	68%	39	67%

Note:
Team members are identified as follows:
F = Female, **M** = Male

Legend:
☐ Power Play
LSFE(*) Last Stone First End
↻ Clockwise
X Unplayed/unfinished end due to concession
↺ Counter-clockwise

Game - Shot by Shot
경기별 숏 기록 / Déroulement de la partie

End 1 — **OAR - OAR 0 + 0** (this end) **= 0** — **FIN - Finland 0 + 2** (this end) **= 2**

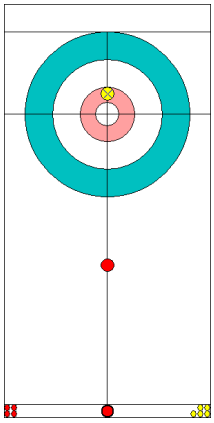

Prepositioned Stones

1

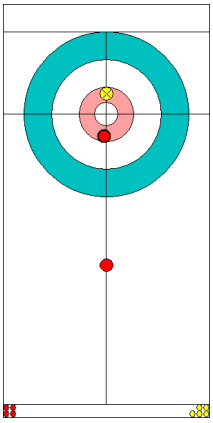

OAR: KRUSHELNITCKII A
Draw ↺ 100%

2

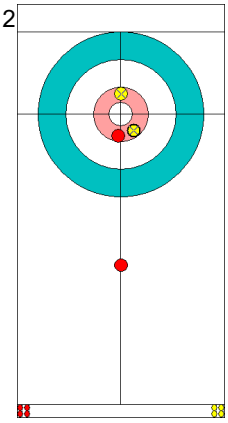

FIN: KAUSTE O
Draw ↺ 75%

3

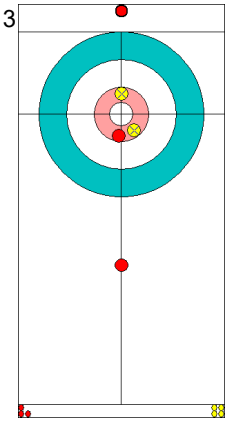

OAR: BRYZGALOVA A
Raise ↺ 0%
Hogline violation

4

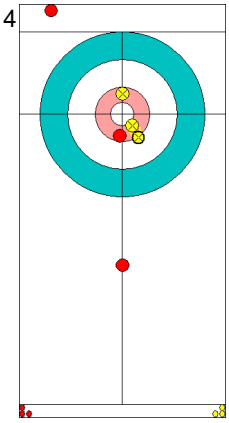

FIN: RANTAMAEKI T
Raise ↺ 75%

5

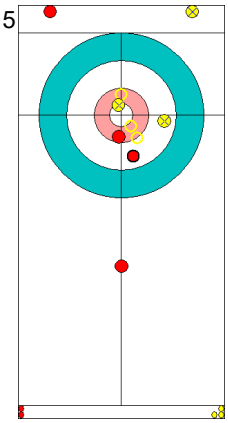

OAR: BRYZGALOVA A
Take-out ↺ 100%

6

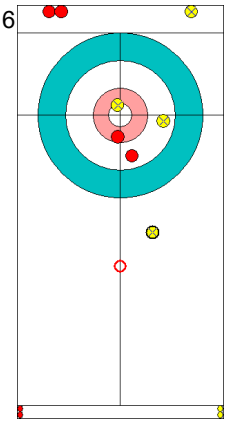

FIN: RANTAMAEKI T
Double Take-out ↺ 50%

7

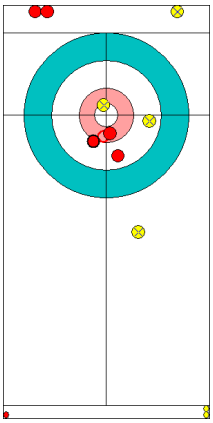

OAR: BRYZGALOVA A
Raise ↺ 75%

8

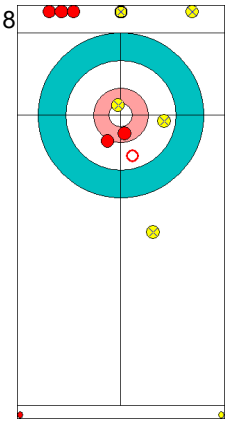

FIN: RANTAMAEKI T
Double Take-out ↺ 50%

9

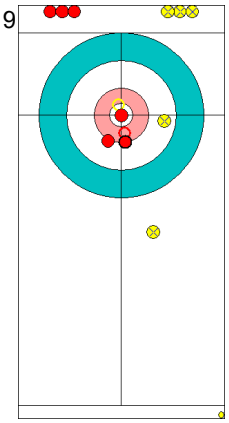

OAR: KRUSHELNITCKII A
Promotion Take-out ↺ 100%

10

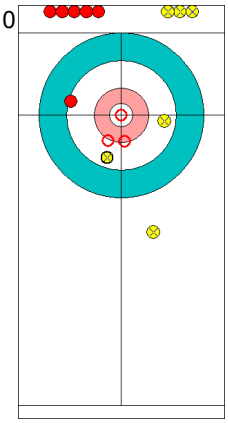

FIN: KAUSTE O
Double Take-out ↺ 100%

	OAR	FIN
Total Score	0	2
Time left	19:52	18:49

Legend:
↻ Clockwise ↺ Counter-clockwise - Not considered

Game - Shot by Shot
경기별 숏 기록 / Déroulement de la partie

End 2 — **OAR - OAR 0 + 0** (this end) **= 0** — **FIN - Finland 2 + 1** (this end) **= 3**

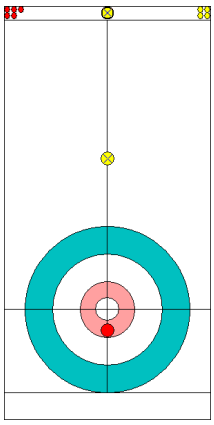

Prepositioned Stones

1
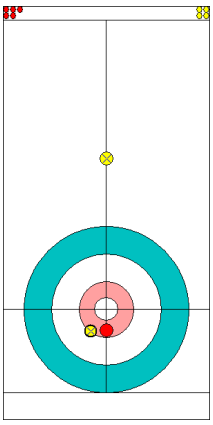

FIN: KAUSTE O
Draw ↺ 50%

2
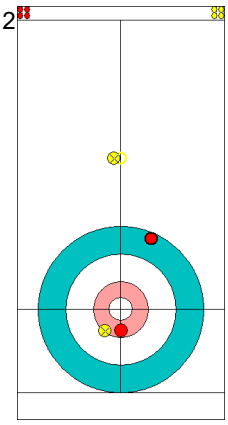

OAR: KRUSHELNITCKII A
Draw ↻ 50%

3
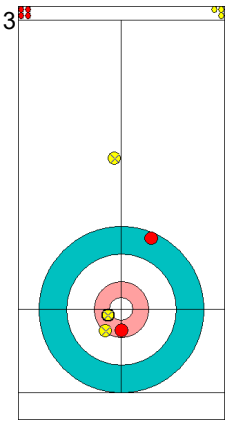

FIN: RANTAMAEKI T
Draw ↺ 100%

4
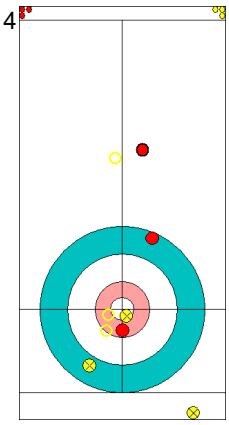

OAR: BRYZGALOVA A
Double Take-out ↺ 50%

5
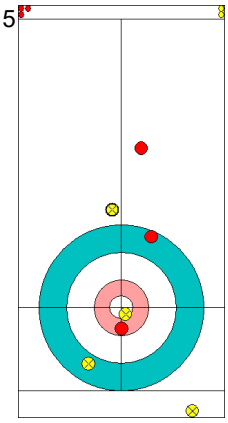

FIN: RANTAMAEKI T
Guard ↺ 100%

6
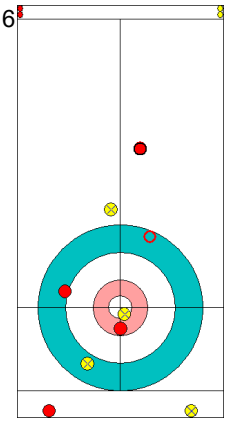

OAR: BRYZGALOVA A
Promotion Take-out ↻ 0%

7
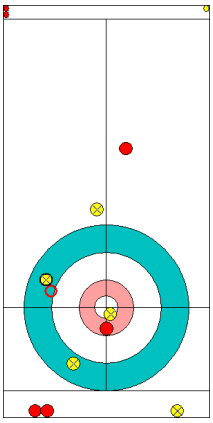

FIN: RANTAMAEKI T
Clearing ↺ 25%

8
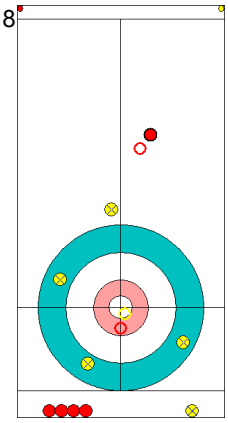

OAR: BRYZGALOVA A
Promotion Take-out ↻ 0%

9
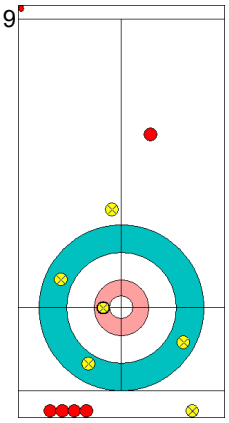

FIN: KAUSTE O
Draw ↺ 75%

10
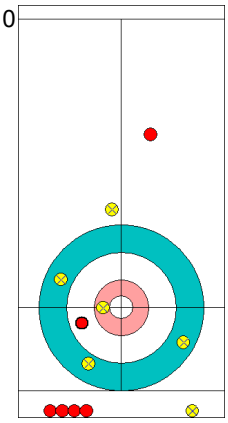

OAR: KRUSHELNITCKII A
Raise ↺ 50%

	OAR	FIN
Total Score	0	3
Time left	17:07	16:45

Legend:
↻ Clockwise ↺ Counter-clockwise - Not considered

Game - Shot by Shot
경기별 숏 기록 / Déroulement de la partie

End 3 — **OAR - OAR 0 + 4** (this end) **= 4** — **FIN - Finland 3 + 0** (this end) **= 3**

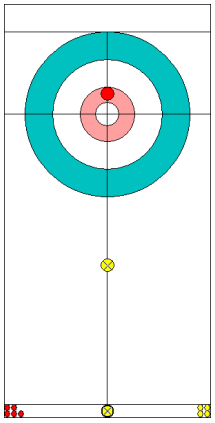

Prepositioned Stones

1

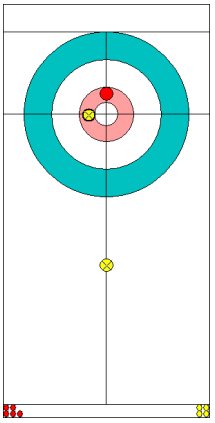

FIN: KAUSTE O
Draw ↻ 75%

2

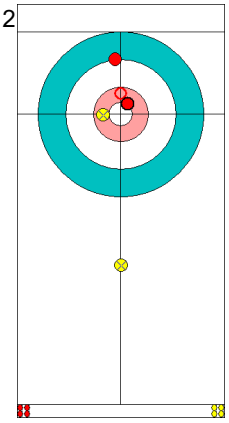

OAR: KRUSHELNITCKII A
Raise ↻ 0%

3

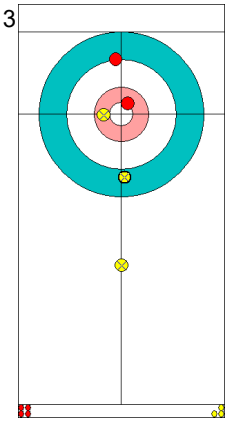

FIN: RANTAMAEKI T
Draw ↺ 50%

4

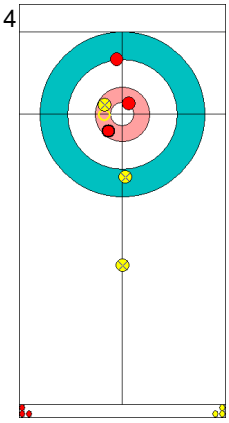

OAR: BRYZGALOVA A
Raise ↻ 100%

5

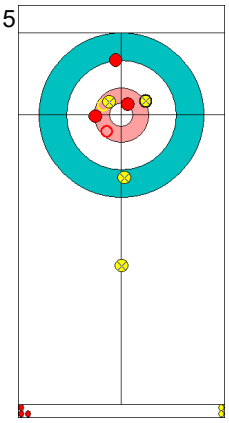

FIN: RANTAMAEKI T
Raise ↻ 50%

6

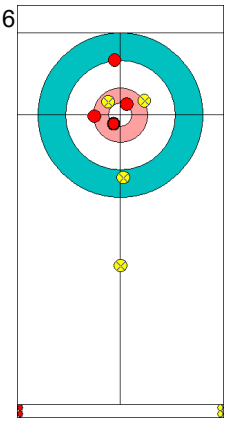

OAR: BRYZGALOVA A
Draw ↻ 100%

7

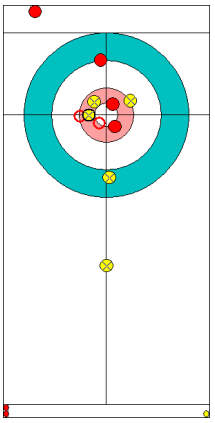

FIN: RANTAMAEKI T
Double Take-out ↻ 50%

8

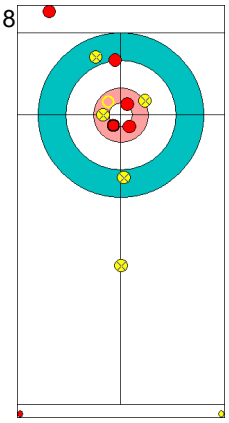

OAR: BRYZGALOVA A
Raise ↻ 100%

9

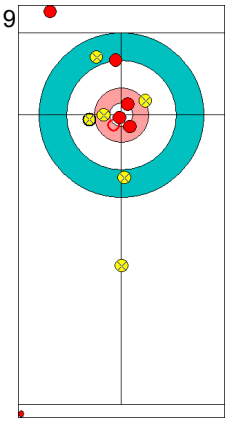

FIN: KAUSTE O
Draw ↺ 0%

10

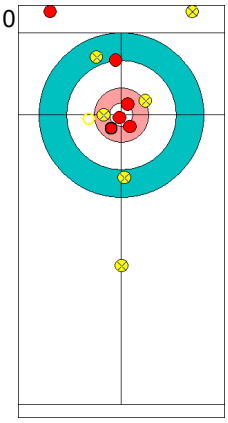

OAR: KRUSHELNITCKII A
Hit and Roll ↻ 100%

	OAR	FIN
Total Score	4	3
Time left	14:47	12:58

Legend:
↻ Clockwise ↺ Counter-clockwise - Not considered

Game - Shot by Shot
경기별 숏 기록 / Déroulement de la partie

End 4 — **OAR - OAR 4 + 0** (this end) **= 4** — **FIN - Finland 3 + 1** (this end) **= 4**

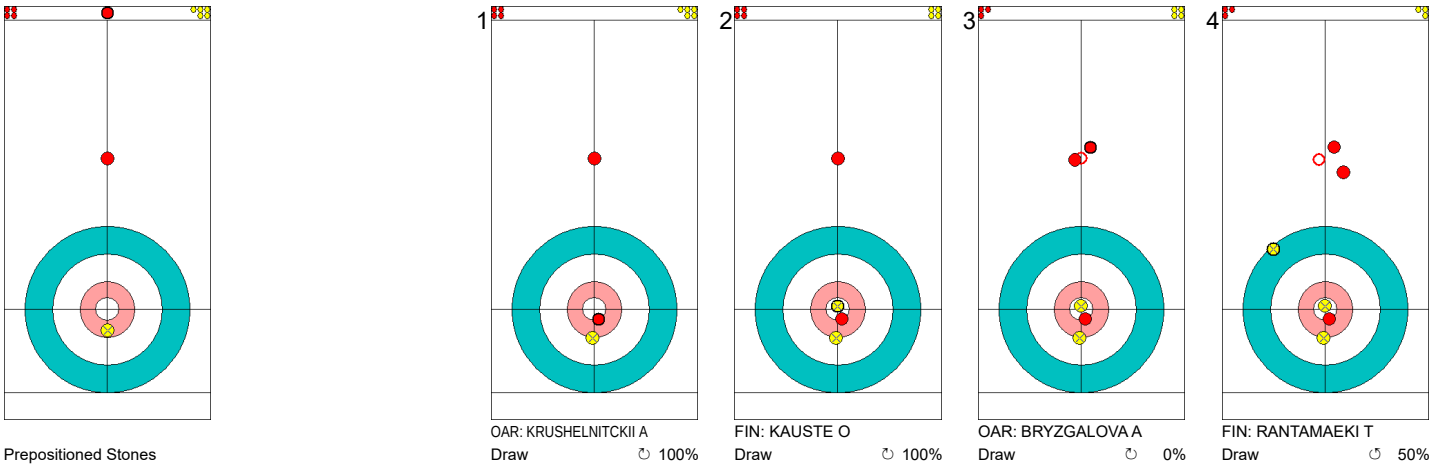

Prepositioned Stones

1 — OAR: KRUSHELNITCKII A
Draw ↻ 100%

2 — FIN: KAUSTE O
Draw ↻ 100%

3 — OAR: BRYZGALOVA A
Draw ↻ 0%

4 — FIN: RANTAMAEKI T
Draw ↺ 50%

5 — OAR: BRYZGALOVA A
Raise ↺ 50%

6 — FIN: RANTAMAEKI T
Raise ↺ 100%

7 — OAR: BRYZGALOVA A
Raise ↺ 75%

8 — FIN: RANTAMAEKI T
Hit and Roll ↻ 75%

9 — OAR: KRUSHELNITCKII A
Hit and Roll ↺ 100%

10 — FIN: KAUSTE O
Draw ↺ 100%

	OAR	FIN
Total Score	4	4
Time left	11:20	09:08

Legend:
↻ Clockwise ↺ Counter-clockwise - Not considered

Game - Shot by Shot
경기별 숏 기록 / Déroulement de la partie

End 5 — **OAR - OAR 4 + 1** (this end) **= 5** — **FIN - Finland 4 + 0** (this end) **= 4**

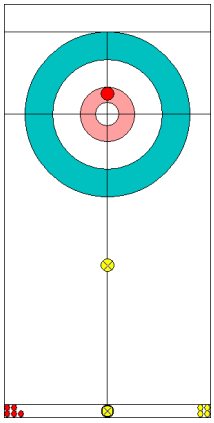

Prepositioned Stones

1

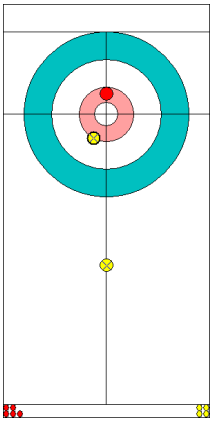

FIN: KAUSTE O
Draw ↻ 75%

2

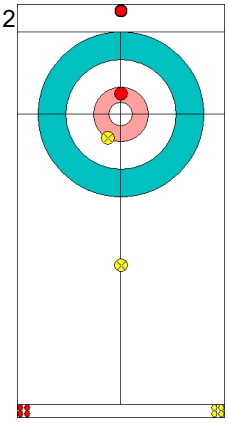

OAR: KRUSHELNITCKII A
Raise ↻ 0%
Stone removal violation

3

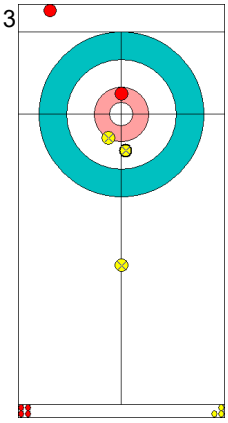

FIN: RANTAMAEKI T
Draw ↺ 100%

4

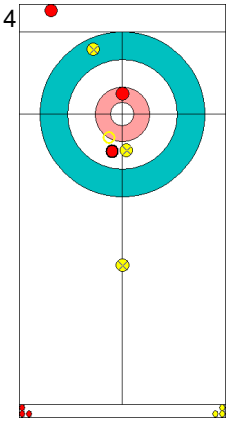

OAR: BRYZGALOVA A
Raise ↻ 100%

5

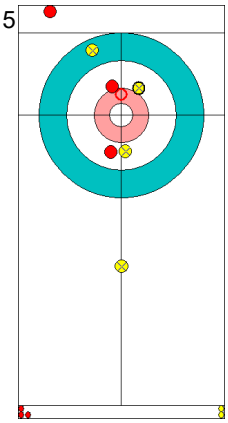

FIN: RANTAMAEKI T
Draw ↺ 75%

6

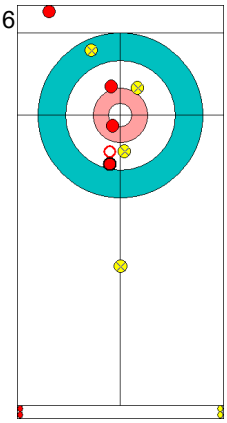

OAR: BRYZGALOVA A
Raise ↻ 100%

7

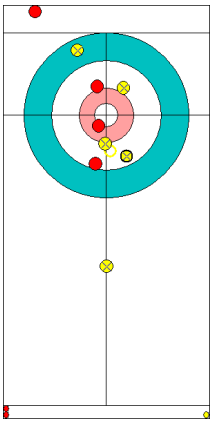

FIN: RANTAMAEKI T
Raise ↺ 50%

8

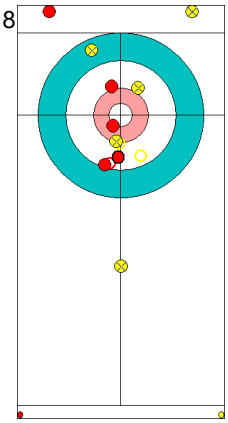

OAR: BRYZGALOVA A
Double Take-out ↺ 50%

9

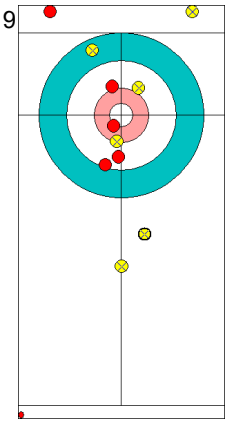

FIN: KAUSTE O
Draw ↺ 0%

10

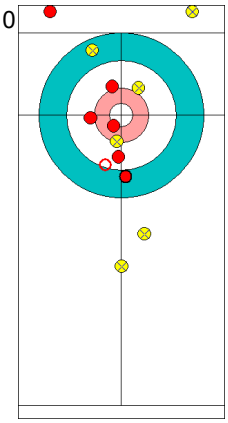

OAR: KRUSHELNITCKII A
Raise ↻ 0%

	OAR	FIN
Total Score	5	4
Time left	07:29	06:00

Legend:
↻ Clockwise ↺ Counter-clockwise - Not considered

Game - Shot by Shot
경기별 숏 기록 / Déroulement de la partie

End 6 **OAR - OAR 5 + 2** (this end) **= 7** **FIN - Finland 4 + 0** (this end) **= 4**

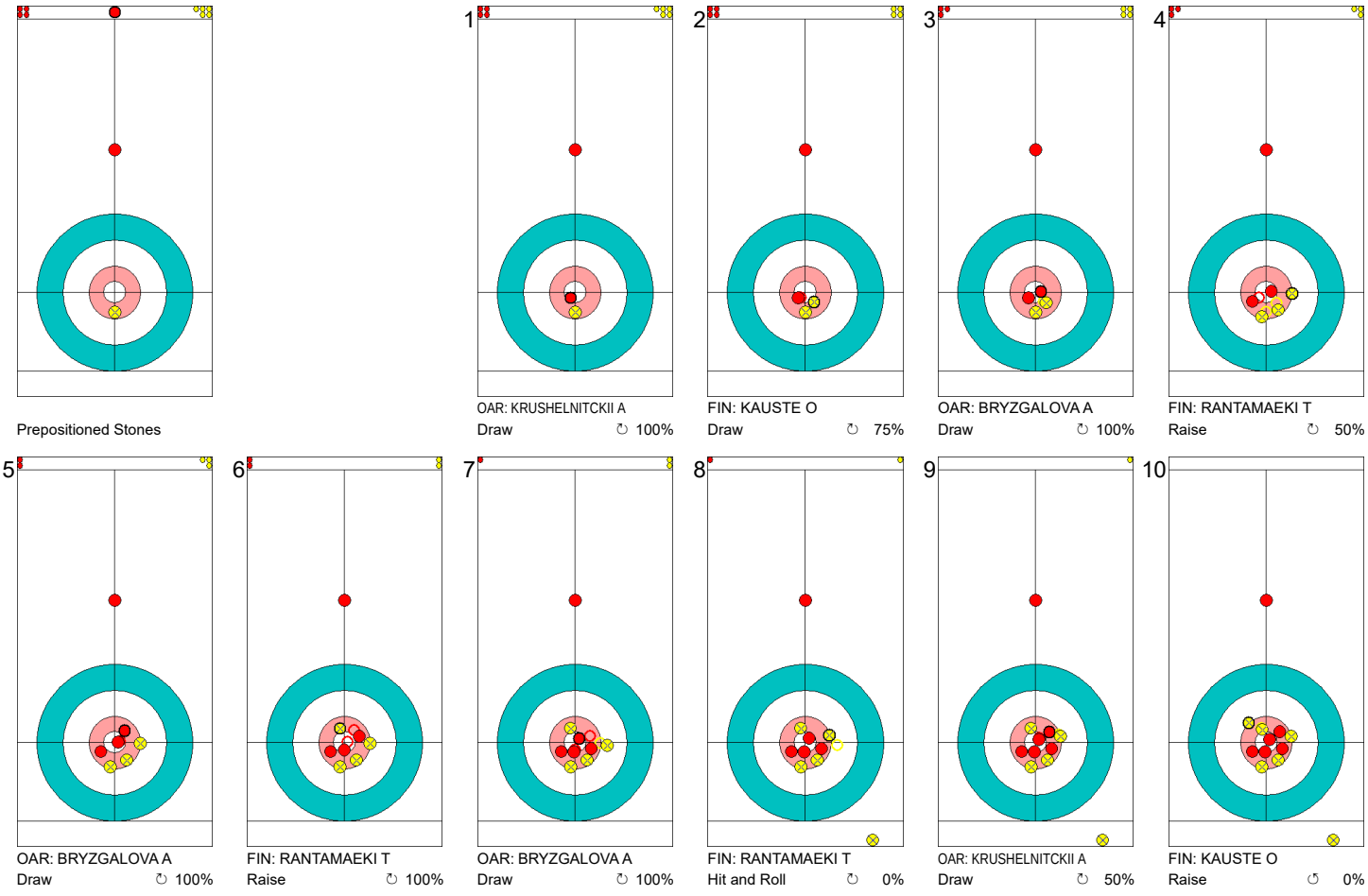

Prepositioned Stones

1 OAR: KRUSHELNITCKII A — Draw ↻ 100%

2 FIN: KAUSTE O — Draw ↻ 75%

3 OAR: BRYZGALOVA A — Draw ↻ 100%

4 FIN: RANTAMAEKI T — Raise ↻ 50%

5 OAR: BRYZGALOVA A — Draw ↻ 100%

6 FIN: RANTAMAEKI T — Raise ↻ 100%

7 OAR: BRYZGALOVA A — Draw ↻ 100%

8 FIN: RANTAMAEKI T — Hit and Roll ↻ 0%

9 OAR: KRUSHELNITCKII A — Draw ↻ 50%

10 FIN: KAUSTE O — Raise ↺ 0%

	OAR	FIN
Total Score	7	4
Time left	04:58	03:19

Legend:
↻ Clockwise ↺ Counter-clockwise - Not considered

Game - Shot by Shot
경기별 숏 기록 / Déroulement de la partie

End 7 — **OAR - OAR 7 + 0** (this end) **= 7** — **FIN - Finland 4 + 1** (this end) **= 5**

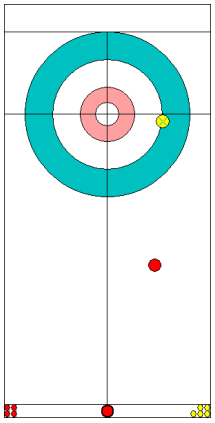
Power Play
Prepositioned Stones

1
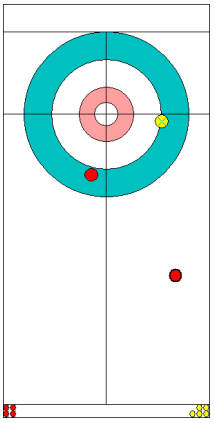
OAR: BRYZGALOVA A
Wick / Soft Peeling ↻ 100%

2
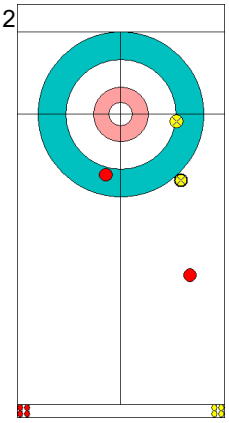
FIN: KAUSTE O
Draw ↻ 75%

3
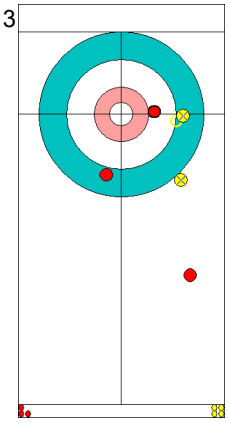
OAR: KRUSHELNITCKII A
Raise ↻ 50%

4
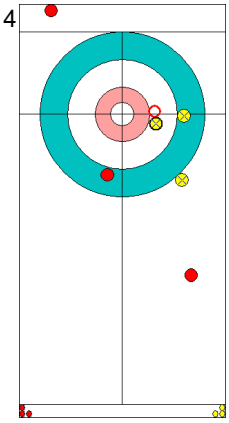
FIN: RANTAMAEKI T
Hit and Roll ↻ 75%

5
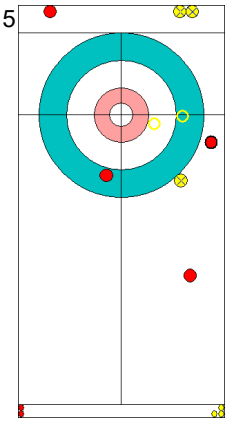
OAR: KRUSHELNITCKII A
Double Take-out ↻ 100%

6
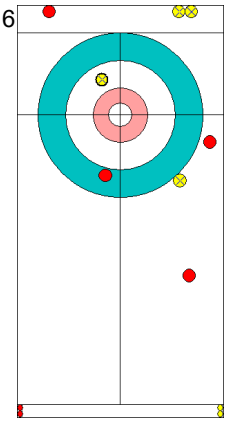
FIN: RANTAMAEKI T
Draw ↻ 100%

7
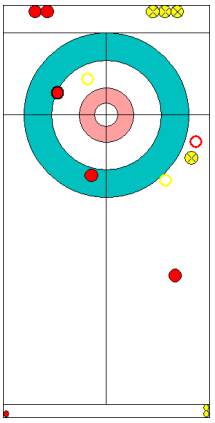
OAR: KRUSHELNITCKII A
Double Take-out ↻ 100%

8
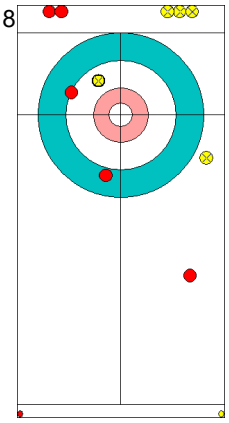
FIN: RANTAMAEKI T
Draw ↻ 75%

9
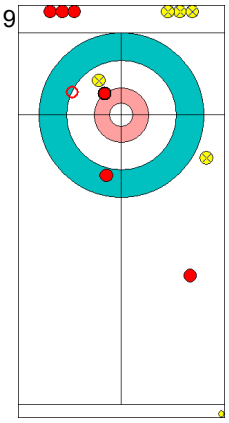
OAR: BRYZGALOVA A
Hit and Roll ↻ 100%

10
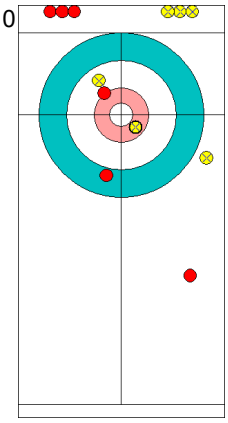
FIN: KAUSTE O
Draw ↻ 100%

	OAR	FIN
Total Score	7	5
Time left	02:57	01:54

Legend:
↻ Clockwise ↺ Counter-clockwise - Not considered

Game - Shot by Shot
경기별 숏 기록 / Déroulement de la partie

End 8 — **OAR - OAR 7 + X** (this end) **= 7** — **FIN - Finland 5 + X** (this end) **= 5**

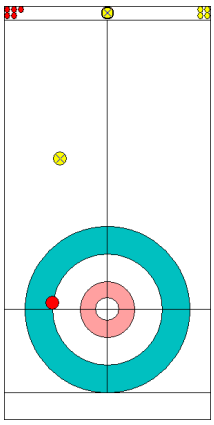

Power Play
Prepositioned Stones

1
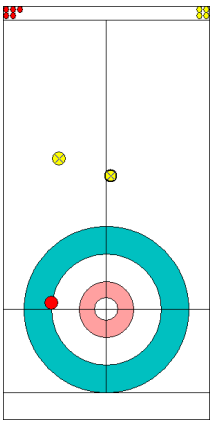

FIN: KAUSTE O
Front ↻ 100%

2
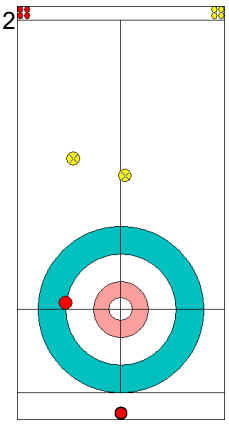

OAR: KRUSHELNITCKII A
Wick / Soft Peeling ↺ 0%

3
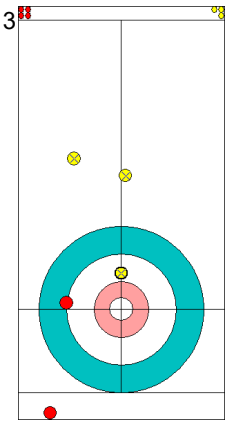

FIN: RANTAMAEKI T
Draw ↻ 100%

4
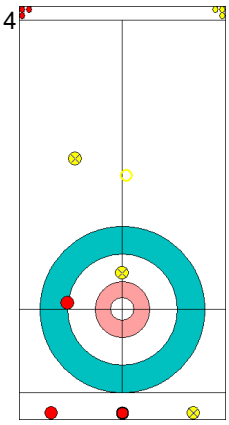

OAR: BRYZGALOVA A
Clearing ↻ 100%

5
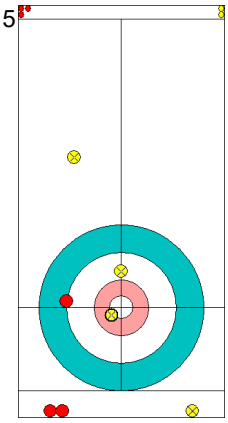

FIN: RANTAMAEKI T
Guard ↺ 0%

6
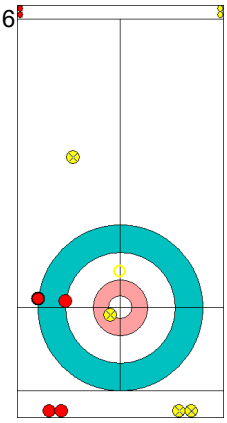

OAR: BRYZGALOVA A
Double Take-out ↺ 50%

7
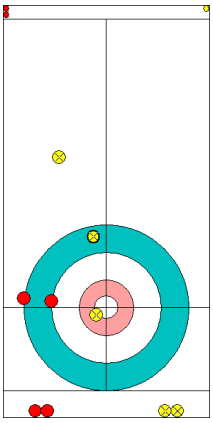

FIN: RANTAMAEKI T
Guard ↻ 100%

8
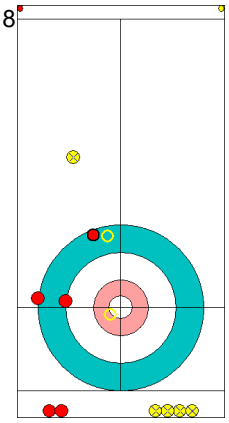

OAR: BRYZGALOVA A
Double Take-out ↻ 100%

	OAR	FIN
Total Score	7	5
Time left	01:56	01:16

Legend:
↻ Clockwise
↺ Counter-clockwise
\- Not considered
X Unfinished end due to concession

Most Important Shots
우승 결정 슛 / Tirs les plus importants

Sheet	Game	Team	LSFE	1	2	3	4	5	6	7	8	Extra Ends				Total
A	3	KOR - Republic of Korea		0	0	0	1	0	2	0	X					3
	3	NOR - Norway	*	1	3	1	0	1	0	2	X					8

Most Important Shot:

With Korean team lying two stones, the Norwegian player SKASLIEN K was forced to play a perfect Draw to the button with her last stone.

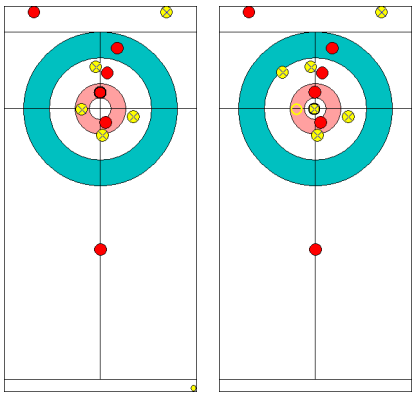

Before After

End: 5
Team: NOR - Norway
Player: SKASLIEN Kristin
Team Stone: 1 2 3 4 (5)
Task: Draw
Rotation: ↻
Shot Success: 100%

Sheet	Game	Team	LSFE	1	2	3	4	5	6	7	8	Extra Ends				Total
B	3	USA - United States of America	*	1	1	0	1	0	0	1	0					4
	3	SUI - Switzerland		0	0	1	0	1	1	0	6					9

Most Important Shot:

The US team was lying perfectly covered behind a front guard so the Swiss player RIOS M was forced to play a difficult soft Take-out. With the perfect weight and good sweeping the US stone was removed and the Swiss Team would eventually win the game.

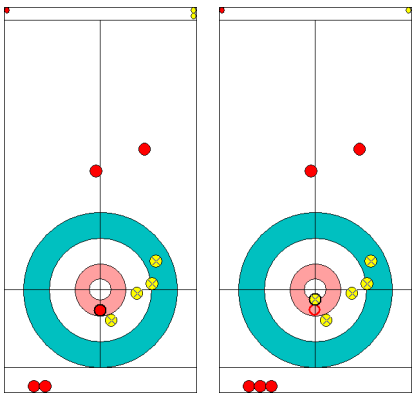

Before After

End: 8
Team: SUI - Switzerland
Player: RIOS Martin
Team Stone: 1 2 3 (4) 5
Task: Take-out
Rotation: ↻
Shot Success: 100%

Most Important Shots
우승 결정 슛 / Tirs les plus importants

Sheet	Game	Team	LSFE	1	2	3	4	5	6	7	8	Extra Ends				Total
C	3	CHN - People's Republic of China		0	2	0	1	0	1	0	X					4
	3	CAN - Canada	*	3	0	4	0	1	0	2	X					10

Most Important Shot:

The Canadian Player LAWES K played a Double Take-out just sneaking by the stone in the top twelve foot with sweeping most of the way. Team Canada took four points in the end and a commanding 7-2 lead.

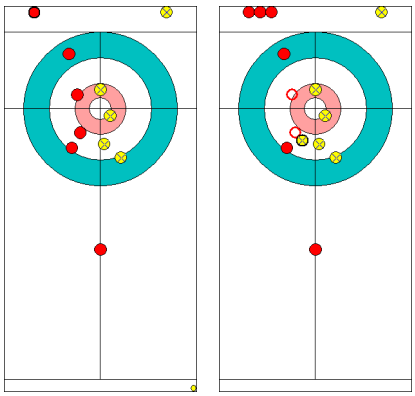

Before After

End: 3
Team: CAN - Canada
Player: LAWES Kaitlyn
Team Stone: 1 2 3 4 (5)
Task: Double Take-out
Rotation: ↻
Shot Success: 100%

Sheet	Game	Team	LSFE	1	2	3	4	5	6	7	8	Extra Ends				Total
D	3	OAR - Olympic Athlete from Russia		0	0	4	0	1	2	0	X					7
	3	FIN - Finland	*	2	1	0	1	0	0	1	X					5

Most Important Shot:

Team OAR player BRYZGALOVA A played a perfect Draw to the open spot in the four foot. This made it impossible for the Finnish team to score in this end. Team OAR stole 2 and set up the win in this game.

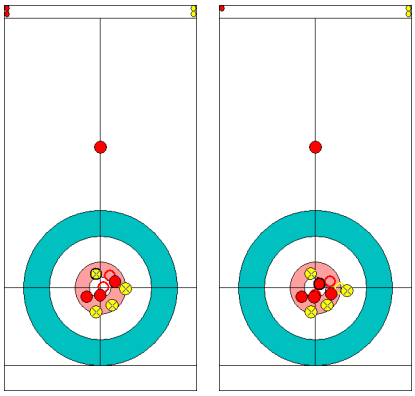

Before After

End: 6
Team: OAR - Olympic Athlete from Russia
Player: BRYZGALOVA Anastasia
Team Stone: 1 2 3 (4) 5
Task: Draw
Rotation: ↻
Shot Success: 100%

Legend:
☐ Power Play ↻ Clockwise ↺ Counter-clockwise
LSFE(*) Last Stone First End **X** Unplayed/unfinished end due to concession

Session Results and Standings
세션 경기결과 및 순위 / Résultats de la session et classement

Sheet	Game	Team	LSFE	1	2	3	4	5	6	7	8	Extra Ends				Total
A	2	FIN - Finland	*	0	0	2	0	0	2	2	0					6
	2	SUI - Switzerland		2	1	0	2	1	0	0	1					7
B	2	KOR - Republic of Korea		0	1	0	0	4	0	2	0	0				7
	2	CHN - People's Republic of China	*	2	0	3	1	0	1	0	0	1				8
C	2	OAR - Olympic Athlete from Russia		0	1	0	1	1	0	0	1					4
	2	NOR - Norway	*	0	0	1	0	0	1	1	0					3
D	2	USA - United States of America	*	1	0	1	0	0	1	1	0					4
	2	CAN - Canada		0	1	0	1	3	0	0	1					6

Current Standings

Rank	Team	Games	Wins	Losses
1	SUI - Switzerland	2	2	0
2	CAN - Canada	2	1	1
2	CHN - People's Republic of China	2	1	1
2	KOR - Republic of Korea	2	1	1
2	NOR - Norway	2	1	1
2	OAR - Olympic Athlete from Russia	2	1	1
2	USA - United States of America	2	1	1
8	FIN - Finland	2	0	2

Note:
Under WCF rules, tie-breaking rules for standings are not applied until after the last game of the round robin.

Legend:
☐ Power Play **LSFE(*)** Last Stone First End

Game Results
대회 경기결과 / Résultats de la partie

REVISED
8 FEB 23:34

Sheet	Game	Team	LSFE	1	2	3	4	5	6	7	8	Extra Ends				Total
A	2	FIN - Finland	*	0	0	2	0	0	2	2	0					6
	2	SUI - Switzerland		2	1	0	2	1	0	0	1					7

FIN - Finland		Shot Success Game	Shot Success All
F	KAUSTE Oona	52%	54%
M	RANTAMAEKI Tomi	74%	69%
	Team Total	65%	63%

Last Stone Draw		Distance
↻	RANTAMAEKI Tomi	9.3cm
↺	KAUSTE Oona	28.7cm
Total		**38.0cm**

Time remaining: 0 minutes 35 seconds

Time-out: End 8 - FIN stone 4

Power Play: End 6

SUI - Switzerland		Shot Success Game	Shot Success All
F	PERRET Jenny	60%	69%
M	RIOS Martin	78%	81%
	Team Total	71%	76%

Last Stone Draw		Distance
↻	RIOS Martin	8.1cm
↺	PERRET Jenny	43.8cm
Total		**51.9cm**

Time remaining: 4 minutes 8 seconds

Time-out: End 8 - SUI stone 4

Power Play: End 8

Shot Success Analysis

FIN - Finland		↻	↺	Game
F KAUSTE Oona	Draws	8 53%	4 38%	12 48%
	Take-outs	2 100%	2 25%	4 63%
	Total	10 63%	6 33%	16 52%
M RANTAMAEKI Tomi	Draws	5 80%	10 78%	15 78%
	Take-outs	1 100%	8 63%	9 67%
	Total	6 83%	18 71%	24 74%
Team	Draws	13 63%	14 66%	27 65%
	Take-outs	3 100%	10 55%	13 65%
	Total	16 70%	24 61%	40 65%

SUI - Switzerland		↻	↺	Game
F PERRET Jenny	Draws	5 75%	8 56%	13 63%
	Take-outs	1 75%	1 0%	2 38%
	Total	6 75%	9 50%	15 60%
M RIOS Martin	Draws	6 67%	11 86%	17 79%
	Take-outs	3 67%	4 81%	7 75%
	Total	9 67%	15 85%	24 78%
Team	Draws	11 70%	19 74%	30 73%
	Take-outs	4 69%	5 65%	9 67%
	Total	15 70%	24 72%	39 71%

Note:
Team members are identified as follows:
F = Female, **M** = Male

Legend:
☐ Power Play ↻ Clockwise ↺ Counter-clockwise
LSFE(*) Last Stone First End

Time-outs revised.

OMEGA
Atos

Game - Shot by Shot
경기별 숏 기록 / Déroulement de la partie

REVISED
8 FEB 23:37

End 1 **FIN - Finland 0 + 0** (this end) **= 0** **SUI - Switzerland 0 + 2** (this end) **= 2**

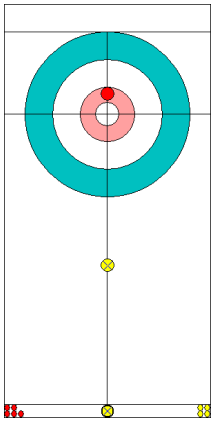

Prepositioned Stones

1
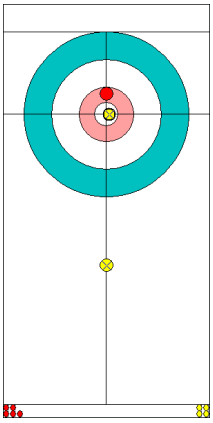

SUI: PERRET J
Draw ↻ 100%

2
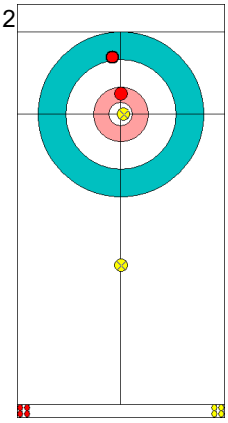

FIN: KAUSTE O
Draw ↻ 50%

3
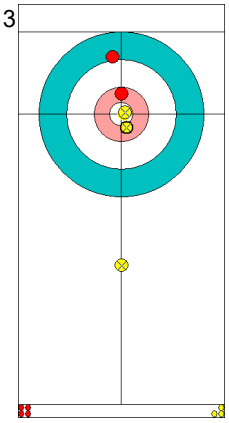

SUI: RIOS M
Draw ↻ 100%

4
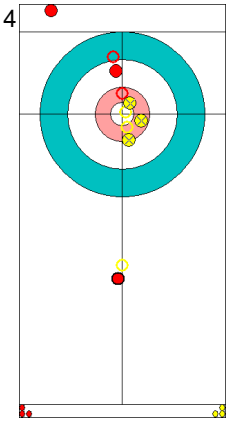

FIN: RANTAMAEKI T
Double Take-out ↻ 0%

5
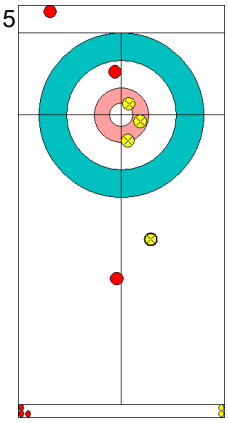

SUI: RIOS M
Guard ↻ 50%

6
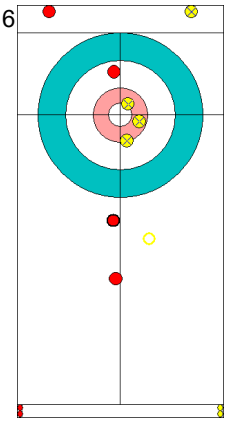

FIN: RANTAMAEKI T
Take-out ↻ 0%

7
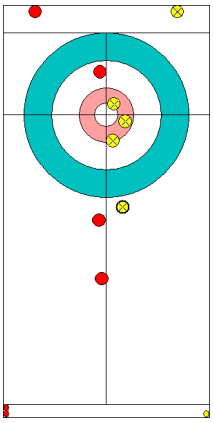

SUI: RIOS M
Guard ↻ 100%

8
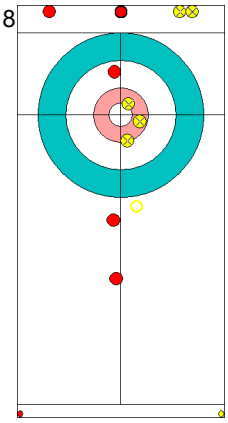

FIN: RANTAMAEKI T
Clearing ↻ 100%

9
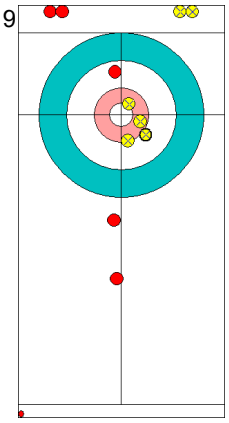

SUI: PERRET J
Guard ↻ 25%

10
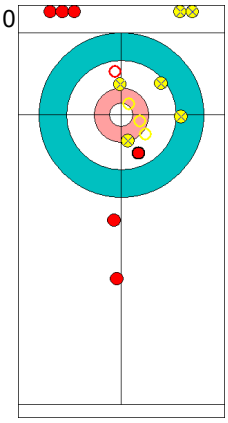

FIN: KAUSTE O
Double Take-out ↻ 50%

	FIN	SUI
Total Score	0	2
Time left	18:45	19:50

Legend:
↻ Clockwise ↺ Counter-clockwise - Not considered

Game - Shot by Shot
경기별 숏 기록 / Déroulement de la partie

REVISED
8 FEB 23:37

End 2 — **FIN - Finland 0 + 0** (this end) **= 0** — **SUI - Switzerland 2 + 1** (this end) **= 3**

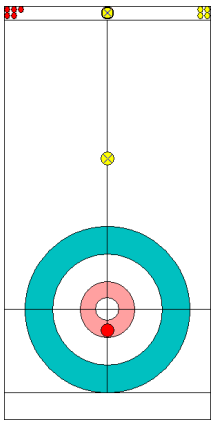

Prepositioned Stones

1
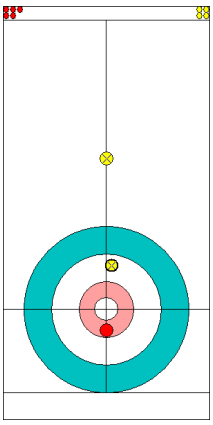

SUI: PERRET J
Draw ↺ 75%

2
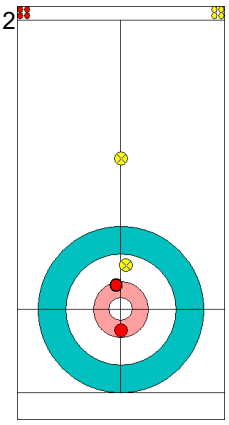

FIN: KAUSTE O
Draw ↺ 100%

3
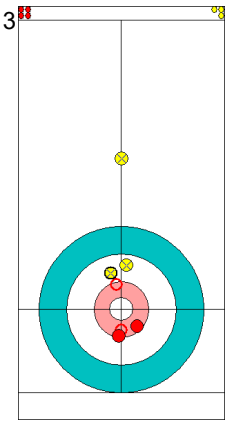

SUI: RIOS M
Raise ↺ 100%

4
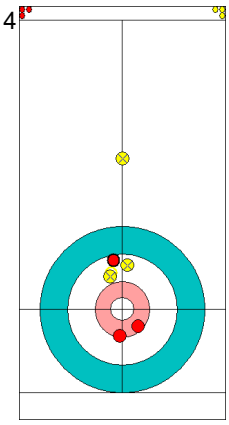

FIN: RANTAMAEKI T
Draw ↺ 100%

5
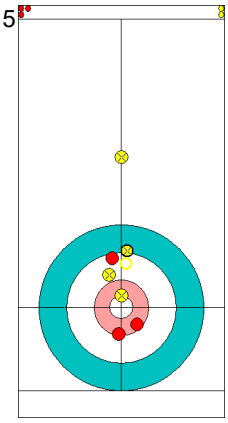

SUI: RIOS M
Raise ↻ 100%

6
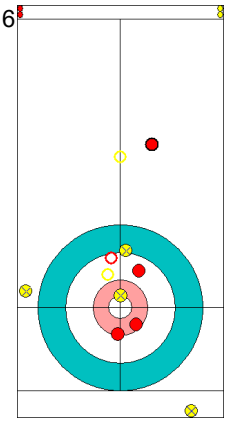

FIN: RANTAMAEKI T
Double Take-out ↺ 100%

7
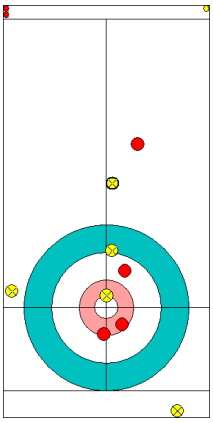

SUI: RIOS M
Guard ↺ 75%

8
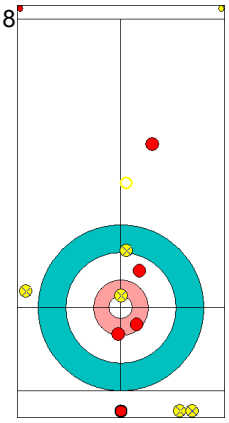

FIN: RANTAMAEKI T
Double Take-out ↺ 50%

9
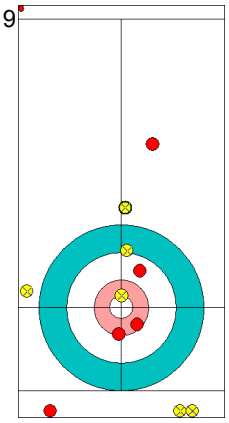

SUI: PERRET J
Guard ↺ 75%

10
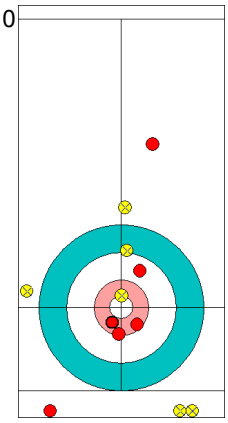

FIN: KAUSTE O
Draw ↺ 0%

	FIN	SUI
Total Score	0	3
Time left	15:21	17:53

Legend:
↻ Clockwise ↺ Counter-clockwise - Not considered

Game - Shot by Shot
경기별 숏 기록 / Déroulement de la partie

REVISED
8 FEB 23:37

End 3 **FIN - Finland 0 + 2** (this end) **= 2** **SUI - Switzerland 3 + 0** (this end) **= 3**

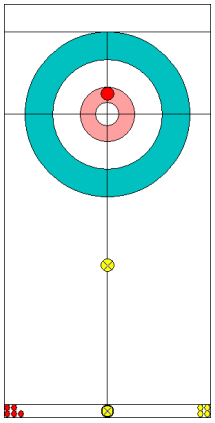

Prepositioned Stones

1
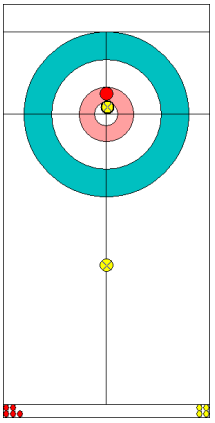

SUI: PERRET J
Draw ↻ 75%

2
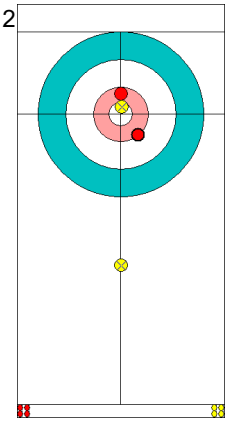

FIN: KAUSTE O
Draw ↺ 50%

3
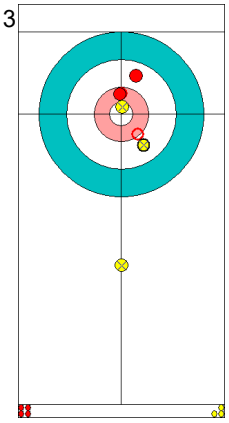

SUI: RIOS M
Raise ↺ 100%

4
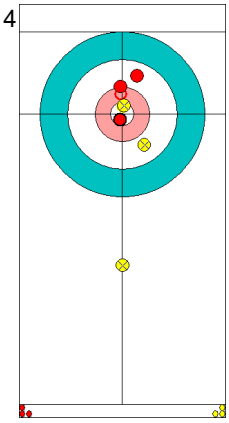

FIN: RANTAMAEKI T
Draw ↺ 100%

5
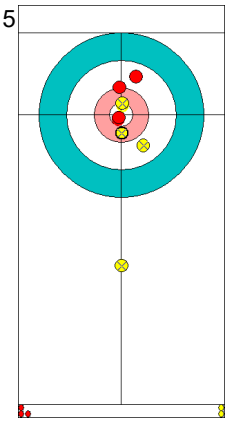

SUI: RIOS M
Draw ↺ 100%

6
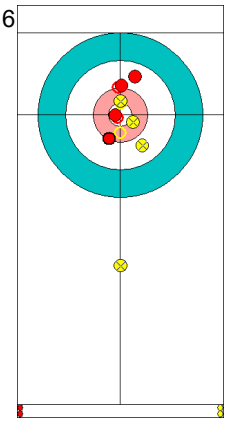

FIN: RANTAMAEKI T
Raise ↻ 100%

7
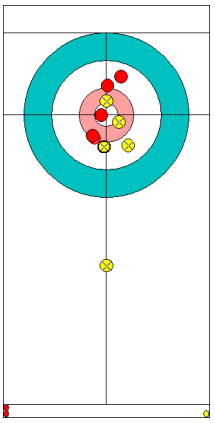

SUI: RIOS M
Draw ↺ 50%

8
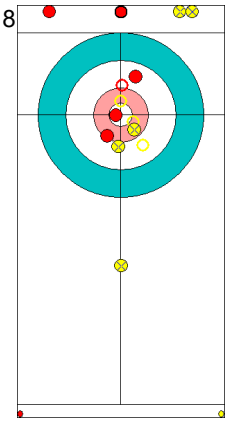

FIN: RANTAMAEKI T
Double Take-out ↺ 100%

9
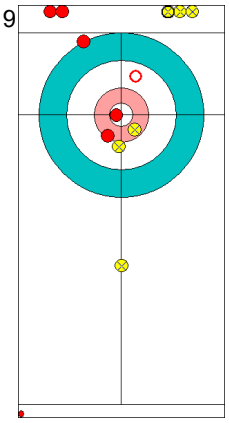

SUI: PERRET J
Promotion Take-out ↺ 0%

10
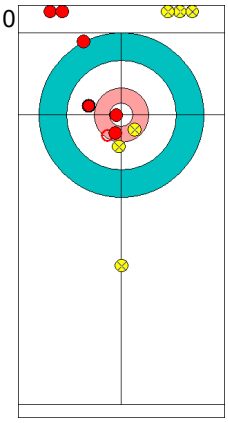

FIN: KAUSTE O
Draw ↻ 0%

	FIN	SUI
Total Score	2	3
Time left	12:01	14:49

Legend:
↻ Clockwise ↺ Counter-clockwise - Not considered

Game - Shot by Shot
경기별 숏 기록 / Déroulement de la partie

REVISED
8 FEB 23:37

End 4 — **FIN - Finland 2 + 0** (this end) **= 2** — **SUI - Switzerland 3 + 2** (this end) **= 5**

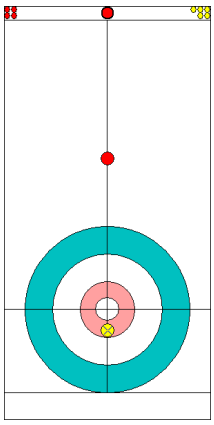

Prepositioned Stones

1
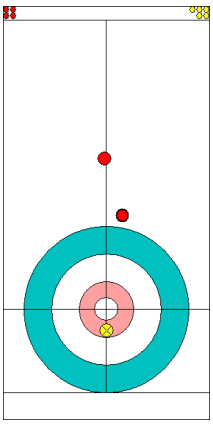

FIN: KAUSTE O
Draw ↻ 0%

2
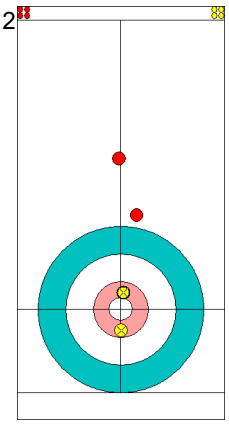

SUI: PERRET J
Draw ↺ 100%

3
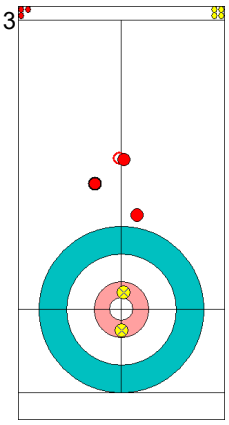

FIN: RANTAMAEKI T
Draw ↺ 0%

4
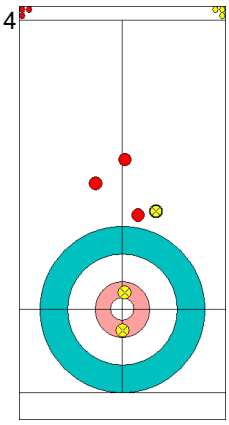

SUI: RIOS M
Draw ↻ 0%

5
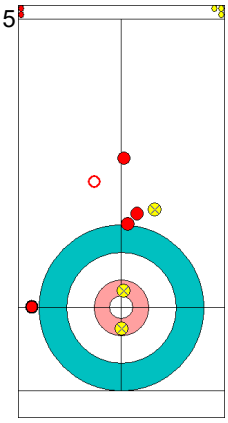

FIN: RANTAMAEKI T
Raise ↺ 50%

6
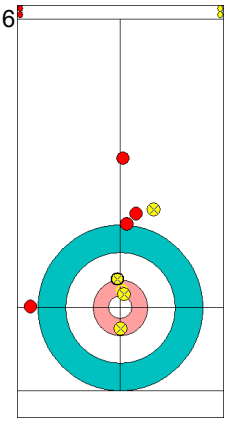

SUI: RIOS M
Draw ↺ 100%

7
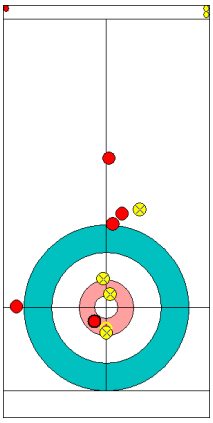

FIN: RANTAMAEKI T
Draw ↺ 75%

8
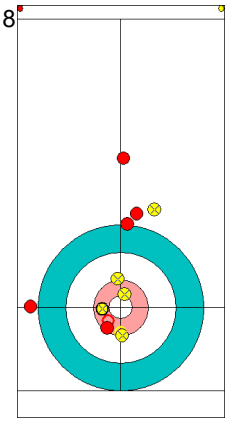

SUI: RIOS M
Raise ↺ 75%

9
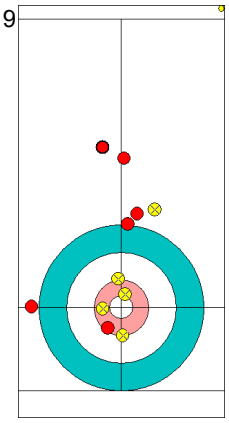

FIN: KAUSTE O
Draw ↺ 0%

10
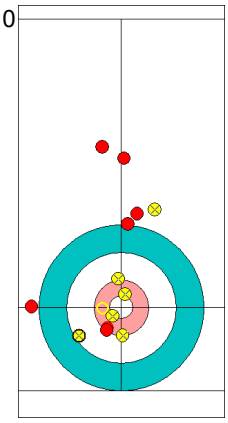

SUI: PERRET J
Raise ↻ 0%
Measurement

	FIN	SUI
Total Score	2	5
Time left	08:46	12:33

Legend:
↻ Clockwise ↺ Counter-clockwise - Not considered

Game - Shot by Shot
경기별 슛 기록 / Déroulement de la partie

REVISED
8 FEB 23:37

End 5 | **FIN - Finland 2 + 0** (this end) **= 2** | **SUI - Switzerland 5 + 1** (this end) **= 6**

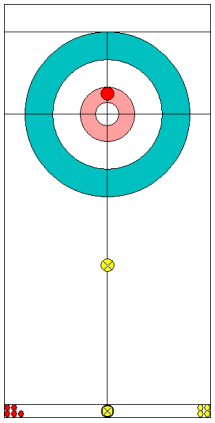

Prepositioned Stones

1
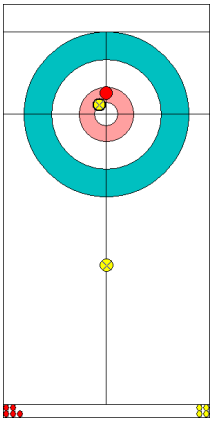

SUI: PERRET J
Draw ↻ 75%

2
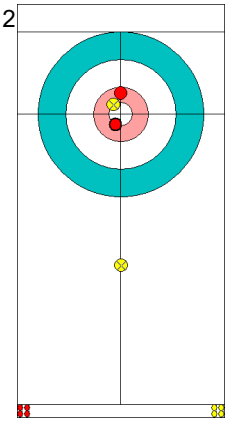

FIN: KAUSTE O
Draw ↻ 100%

3
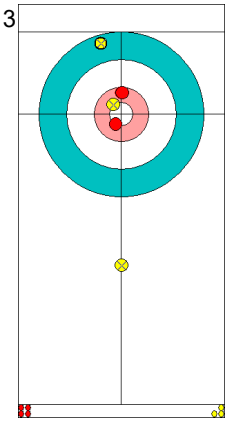

SUI: RIOS M
Raise ↻ 50%

4
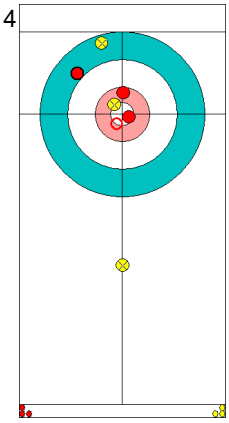

FIN: RANTAMAEKI T
Raise ↻ 100%

5
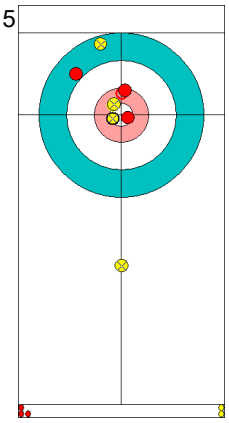

SUI: RIOS M
Draw ↻ 100%

6
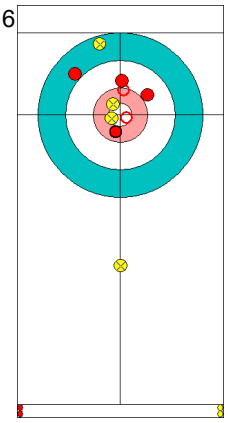

FIN: RANTAMAEKI T
Raise ↺ 0%

7
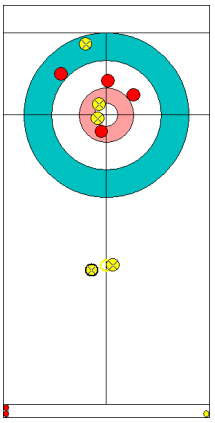

SUI: RIOS M
Guard ↻ 100%

8
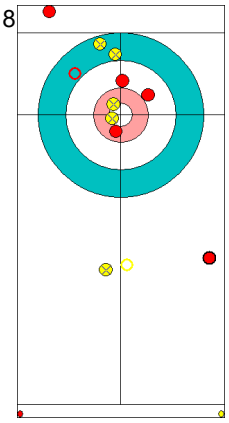

FIN: RANTAMAEKI T
Double Take-out ↺ 50%

9
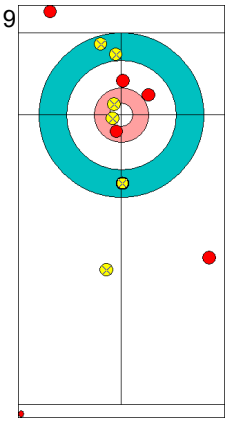

SUI: PERRET J
Guard ↺ 75%

10
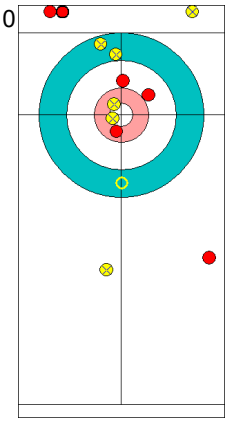

FIN: KAUSTE O
Double Take-out ↺ 0%

	FIN	SUI
Total Score	2	6
Time left	06:40	10:37

Legend:
↻ Clockwise ↺ Counter-clockwise - Not considered

Game - Shot by Shot
경기별 숏 기록 / Déroulement de la partie

REVISED
8 FEB 23:37

End 6 — **FIN - Finland 2 + 2** (this end) **= 4** — **SUI - Switzerland 6 + 0** (this end) **= 6**

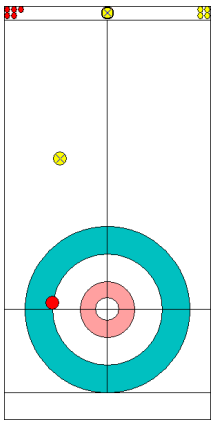
Power Play
Prepositioned Stones

1
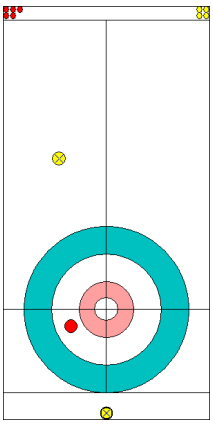
SUI: PERRET J
Raise ↺ 0%

2
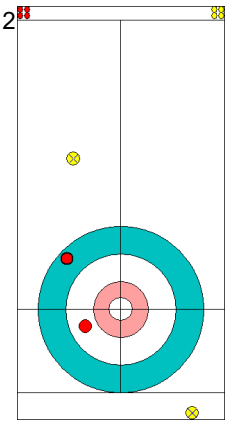
FIN: KAUSTE O
Draw ↻ 100%

3
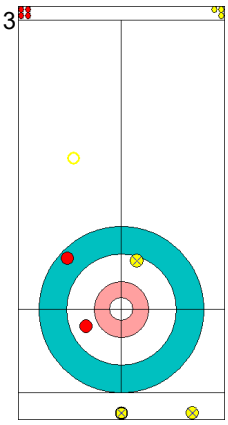
SUI: RIOS M
Raise ↺ 100%

4
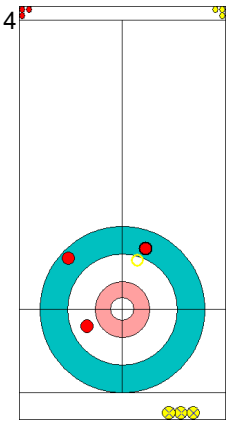
FIN: RANTAMAEKI T
Take-out ↻ 100%

5
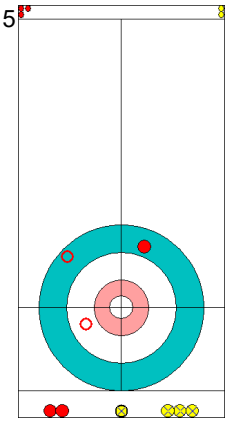
SUI: RIOS M
Double Take-out ↺ 100%

6
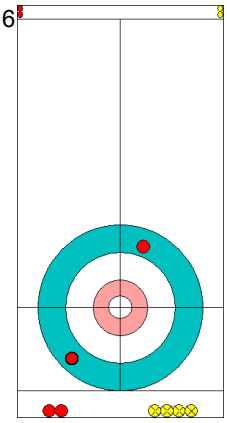
FIN: RANTAMAEKI T
Draw ↻ 100%

7
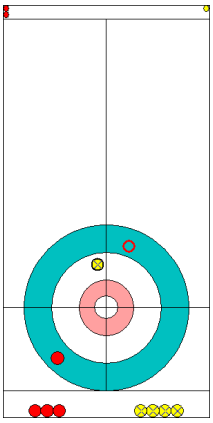
SUI: RIOS M
Take-out ↻ 100%

8
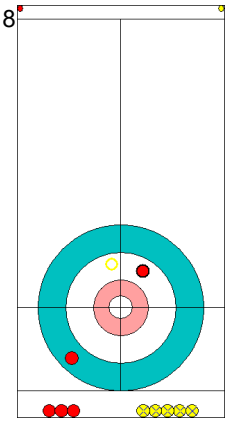
FIN: RANTAMAEKI T
Take-out ↺ 100%

9
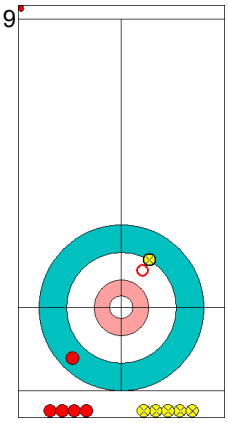
SUI: PERRET J
Hit and Roll ↺ 75%

10
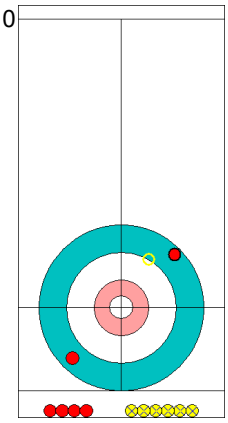
FIN: KAUSTE O
Take-out ↻ 100%

	FIN	SUI
Total Score	4	6
Time left	04:45	07:53

Legend:
↻ Clockwise ↺ Counter-clockwise - Not considered

Game - Shot by Shot
경기별 숏 기록 / Déroulement de la partie

REVISED
8 FEB 23:37

End 7 | **FIN - Finland 4 + 2** (this end) **= 6** | **SUI - Switzerland 6 + 0** (this end) **= 6**

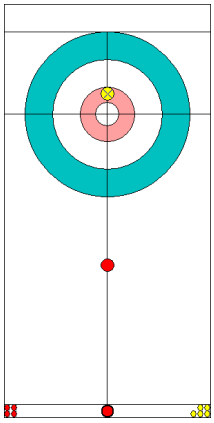

Prepositioned Stones

1
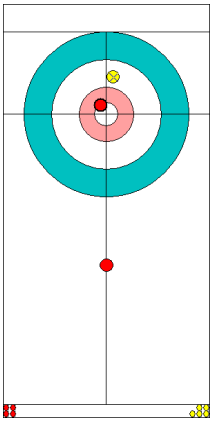

FIN: KAUSTE O
Raise ↻ 75%

2
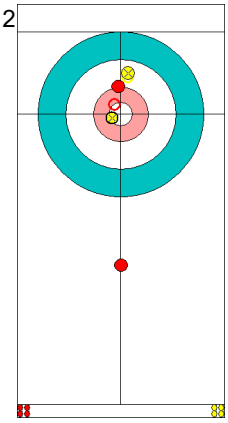

SUI: PERRET J
Raise ↻ 75%

3
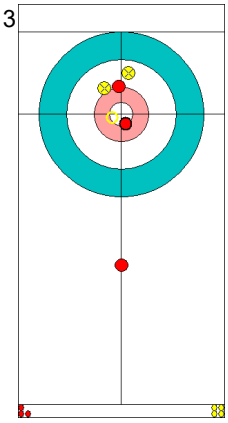

FIN: RANTAMAEKI T
Raise ↻ 100%

4
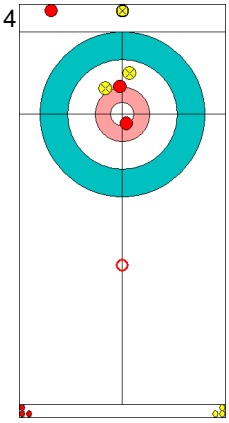

SUI: RIOS M
Clearing ↻ 100%

5
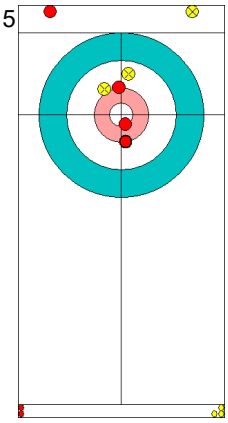

FIN: RANTAMAEKI T
Draw ↺ 50%

6
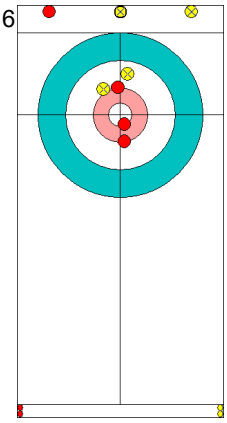

SUI: RIOS M
Double Take-out ↻ 0%
Hogline violation

7
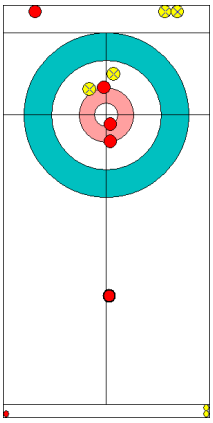

FIN: RANTAMAEKI T
Guard ↺ 100%

8
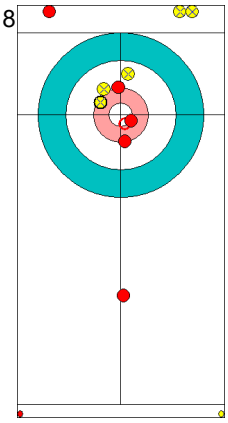

SUI: RIOS M
Draw ↻ 50%

9
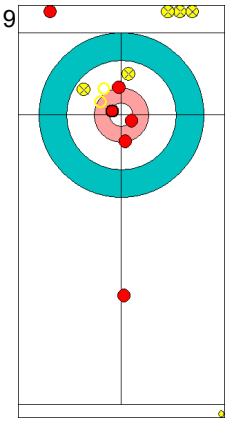

FIN: KAUSTE O
Hit and Roll ↻ 100%

10
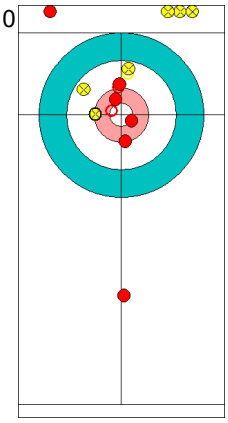

SUI: PERRET J
Draw ↻ 50%

	FIN	SUI
Total Score	6	6
Time left	02:50	05:24

Legend:
↻ Clockwise ↺ Counter-clockwise - Not considered

Game - Shot by Shot
경기별 숏 기록 / Déroulement de la partie

REVISED
8 FEB 23:37

End 8 | **FIN - Finland 6 + 0** (this end) **= 6** | **SUI - Switzerland 6 + 1** (this end) **= 7**

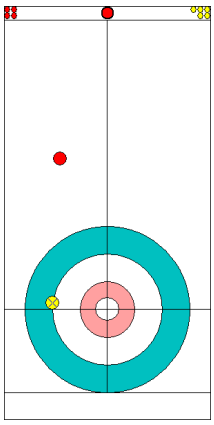

Power Play
Prepositioned Stones

1
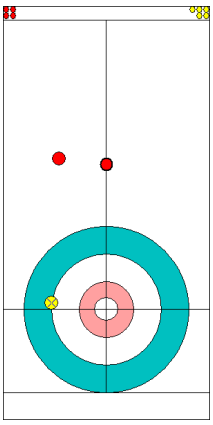

FIN: KAUSTE O
Front ↻ 100%

2
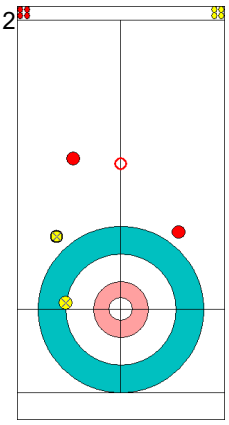

SUI: PERRET J
Wick / Soft Peeling ↺ 100%

3
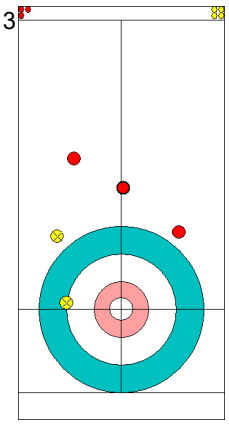

FIN: RANTAMAEKI T
Front ↺ 100%

4
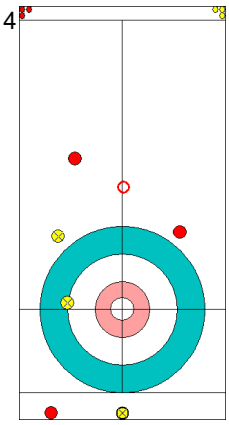

SUI: RIOS M
Clearing ↺ 100%

5
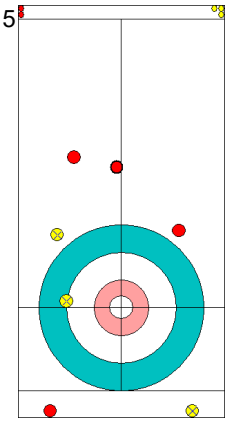

FIN: RANTAMAEKI T
Front ↺ 100%

6
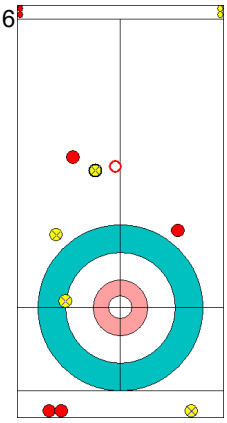

SUI: RIOS M
Clearing ↺ 25%

7
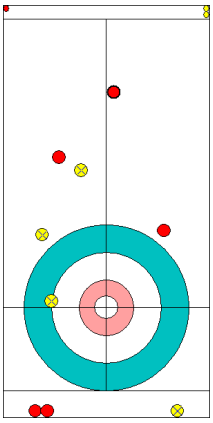

FIN: RANTAMAEKI T
Front ↺ 100%
Time-out

8
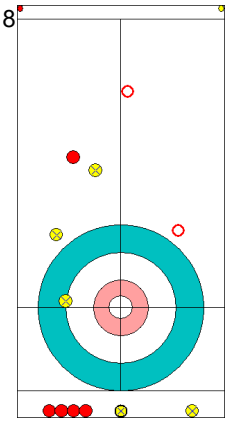

SUI: RIOS M
Clearing ↺ 100%
Time-out

9
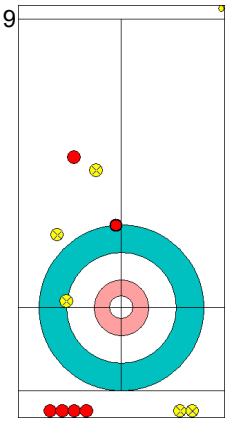

FIN: KAUSTE O
Draw ↻ 0%

	FIN	SUI
Total Score	6	7
Time left	00:35	04:08

Legend:
↻ Clockwise ↺ Counter-clockwise - Not considered

Time-outs revised.

Game Results
대회 경기결과 / Résultats de la partie

Sheet	Game	Team	LSFE	1	2	3	4	5	6	7	8	Extra Ends			Total
B	2	KOR - Republic of Korea		0	1	0	0	4	0	2	0	0			7
	2	CHN - People's Republic of China	*	2	0	3	1	0	1	0	0	1			8

KOR - Republic of Korea		Shot Success Game	Shot Success All
F	JANG Hyeji	71%	71%
M	LEE Kijeong	73%	77%
	Team Total	72%	74%

Last Stone Draw		Distance
↻	JANG Hyeji	135.2cm
↺	LEE Kijeong	21.4cm
Total		**156.6cm**

Time remaining: 0 minutes 28 seconds
Time remaining: 0 minutes 45 seconds (after extra end)

Time-out: End 4 - KOR stone 4; End 9 - KOR stone 3

Power Play: End 5

CHN - People's Republic of China		Shot Success Game	Shot Success All
F	WANG Rui	79%	71%
M	BA Dexin	69%	75%
	Team Total	73%	74%

Last Stone Draw		Distance
↻	BA Dexin	40.6cm
↺	WANG Rui	48.4cm
Total		**89.0cm**

Time remaining: 1 minute 6 seconds
Time remaining: 1 minute 7 seconds (after extra end)

Time-out: End 7 - CHN stone 4; End 9 - CHN stone 5

Power Play: End 6

Shot Success Analysis

KOR - Republic of Korea		↻		↺		Game	
F JANG Hyeji	Draws	11	70%	2	100%	13	75%
	Take-outs	6	63%	0	-	6	63%
	Total	17	68%	2	100%	19	71%
M LEE Kijeong	Draws	8	91%	8	66%	16	78%
	Take-outs	6	75%	4	50%	10	65%
	Total	14	84%	12	60%	26	73%
Team	Draws	19	79%	10	73%	29	77%
	Take-outs	12	69%	4	50%	16	64%
	Total	31	75%	14	66%	45	72%

CHN - People's Republic of China		↻		↺		Game	
F WANG Rui	Draws	9	86%	7	71%	16	80%
	Take-outs	1	50%	1	100%	2	75%
	Total	10	83%	8	75%	18	79%
M BA Dexin	Draws	14	66%	4	88%	18	71%
	Take-outs	5	70%	4	63%	9	67%
	Total	19	67%	8	75%	27	69%
Team	Draws	23	74%	11	77%	34	75%
	Take-outs	6	67%	5	70%	11	68%
	Total	29	72%	16	75%	45	73%

Note:
Team members are identified as follows:
F = Female, **M** = Male

Legend:
☐ Power Play ↻ Clockwise ↺ Counter-clockwise
LSFE(*) Last Stone First End

Game - Shot by Shot
경기별 숏 기록 / Déroulement de la partie

End 1 — **KOR - Republic of Korea** 0 + 0 (this end) = 0 — **CHN - China** 0 + 2 (this end) = 2

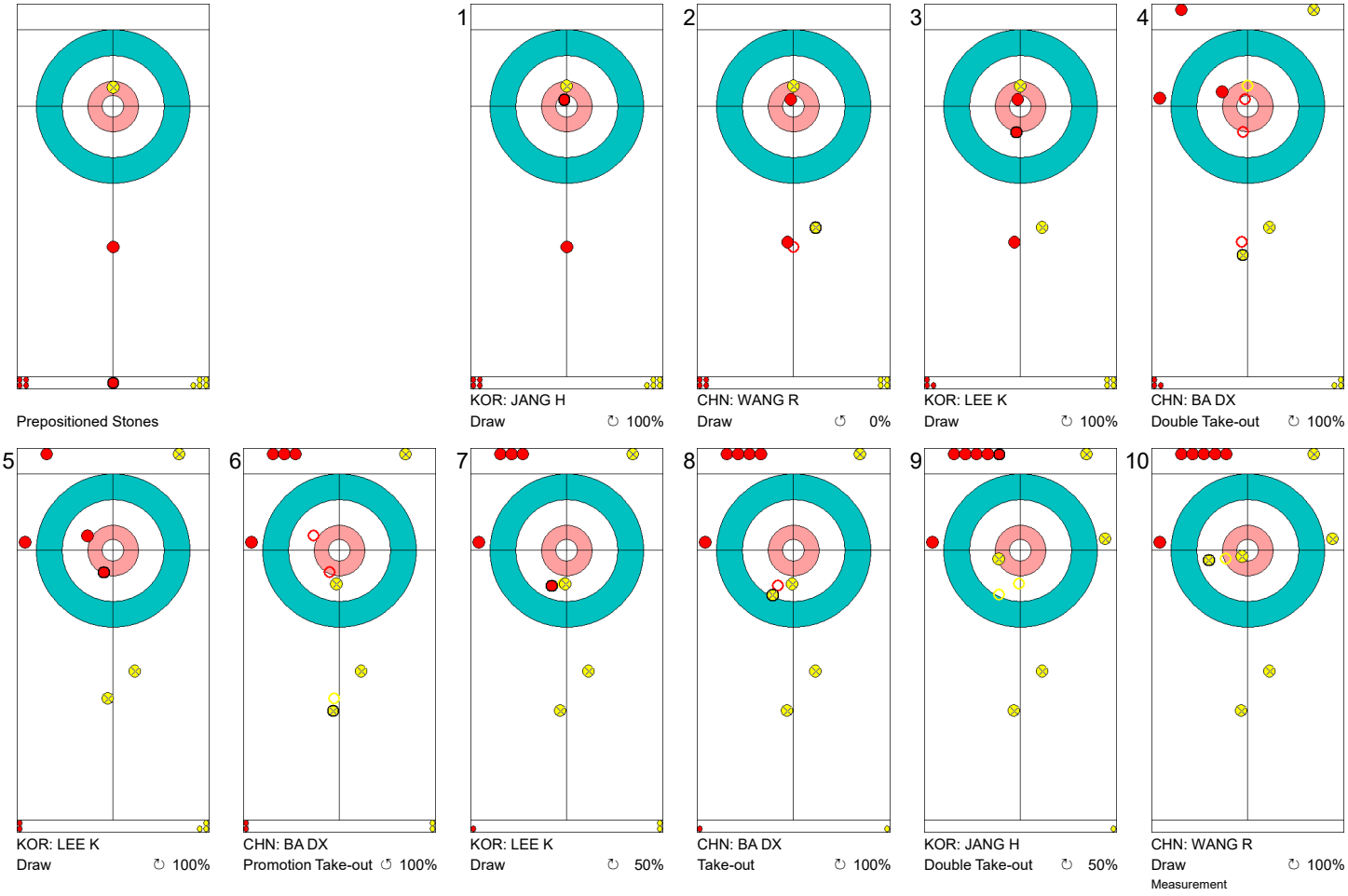

Prepositioned Stones

1 — KOR: JANG H
Draw ↻ 100%

2 — CHN: WANG R
Draw ↺ 0%

3 — KOR: LEE K
Draw ↻ 100%

4 — CHN: BA DX
Double Take-out ↻ 100%

5 — KOR: LEE K
Draw ↻ 100%

6 — CHN: BA DX
Promotion Take-out ↺ 100%

7 — KOR: LEE K
Draw ↻ 50%

8 — CHN: BA DX
Take-out ↻ 100%

9 — KOR: JANG H
Double Take-out ↻ 50%

10 — CHN: WANG R
Draw ↻ 100%
Measurement

	KOR	CHN
Total Score	0	2
Time left	20:22	20:06

Legend:
↻ Clockwise ↺ Counter-clockwise - Not considered

Game - Shot by Shot
경기별 숏 기록 / Déroulement de la partie

End 2 — **KOR - Republic of Korea** 0 + 1 (this end) = 1 — **CHN - China** 2 + 0 (this end) = 2

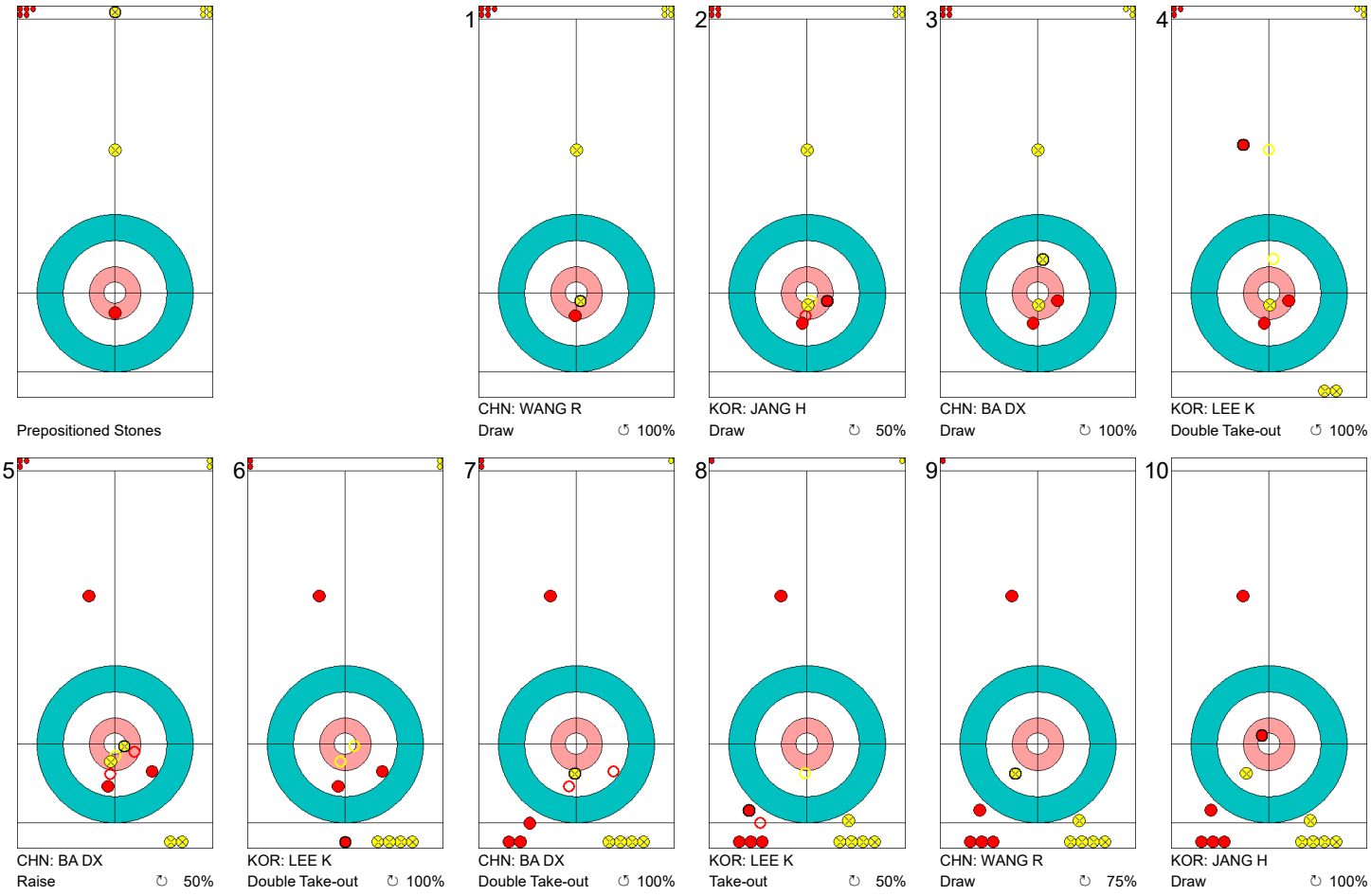

Prepositioned Stones

1 — CHN: WANG R
Draw ↻ 100%

2 — KOR: JANG H
Draw ↻ 50%

3 — CHN: BA DX
Draw ↻ 100%

4 — KOR: LEE K
Double Take-out ↻ 100%

5 — CHN: BA DX
Raise ↻ 50%

6 — KOR: LEE K
Double Take-out ↻ 100%

7 — CHN: BA DX
Double Take-out ↻ 100%

8 — KOR: LEE K
Take-out ↻ 50%

9 — CHN: WANG R
Draw ↻ 75%

10 — KOR: JANG H
Draw ↻ 100%

	KOR	CHN
Total Score	1	2
Time left	18:02	17:56

Legend:
↻ Clockwise ↺ Counter-clockwise - Not considered

Game - Shot by Shot
경기별 숏 기록 / Déroulement de la partie

End 3 | **KOR - Republic of Korea 1 + 0 (this end) = 1** | **CHN - China 2 + 3 (this end) = 5**

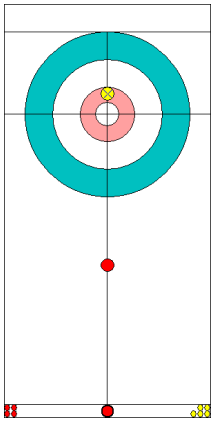

Prepositioned Stones

1
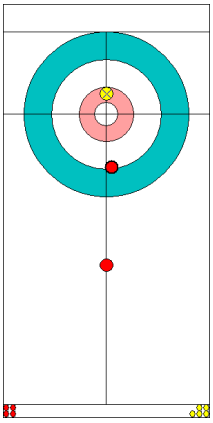

KOR: JANG H
Draw ↻ 50%

2
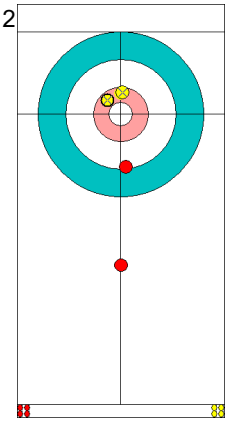

CHN: WANG R
Draw ↻ 50%

3
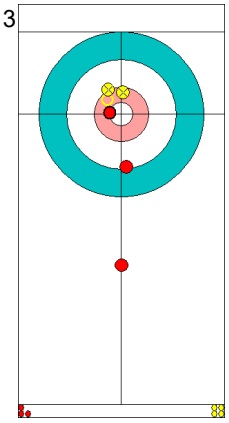

KOR: LEE K
Raise ↻ 100%

4
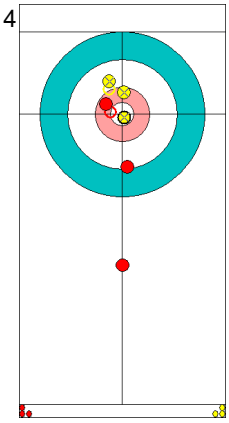

CHN: BA DX
Raise ↻ 100%

5
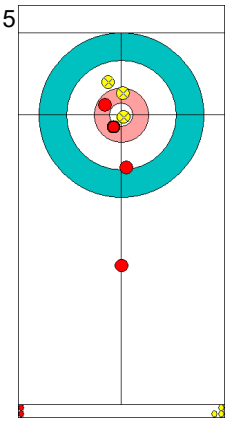

KOR: LEE K
Draw ↻ 100%

6
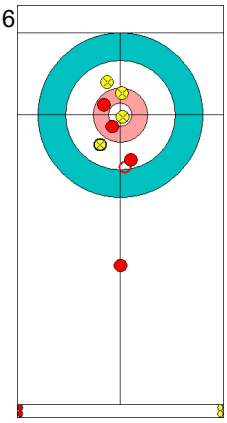

CHN: BA DX
Raise ↺ 0%

7
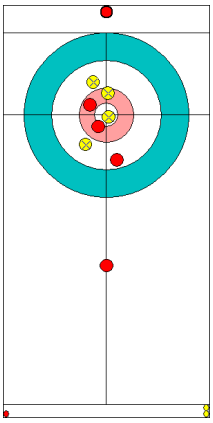

KOR: JANG H
Double Take-out ↻ 0%
Played out of proper rotation

8
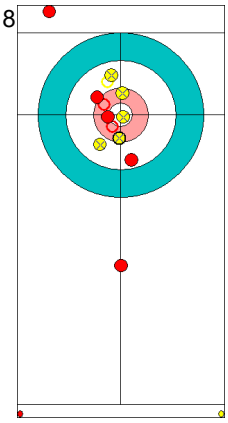

CHN: BA DX
Raise ↻ 100%

9
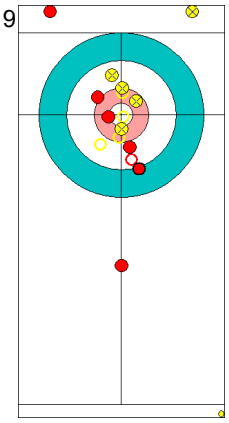

KOR: JANG H
Double Take-out ↻ 50%

10
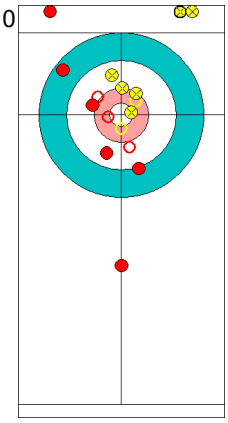

CHN: WANG R
Promotion Take-out ↺ 100%
Measurement

	KOR	CHN
Total Score	1	5
Time left	15:31	14:52

Legend:
↻ Clockwise ↺ Counter-clockwise - Not considered

Game - Shot by Shot
경기별 숏 기록 / Déroulement de la partie

End 4 — **KOR - Republic of Korea** 1 + 0 (this end) = 1 — **CHN - China** 5 + 1 (this end) = 6

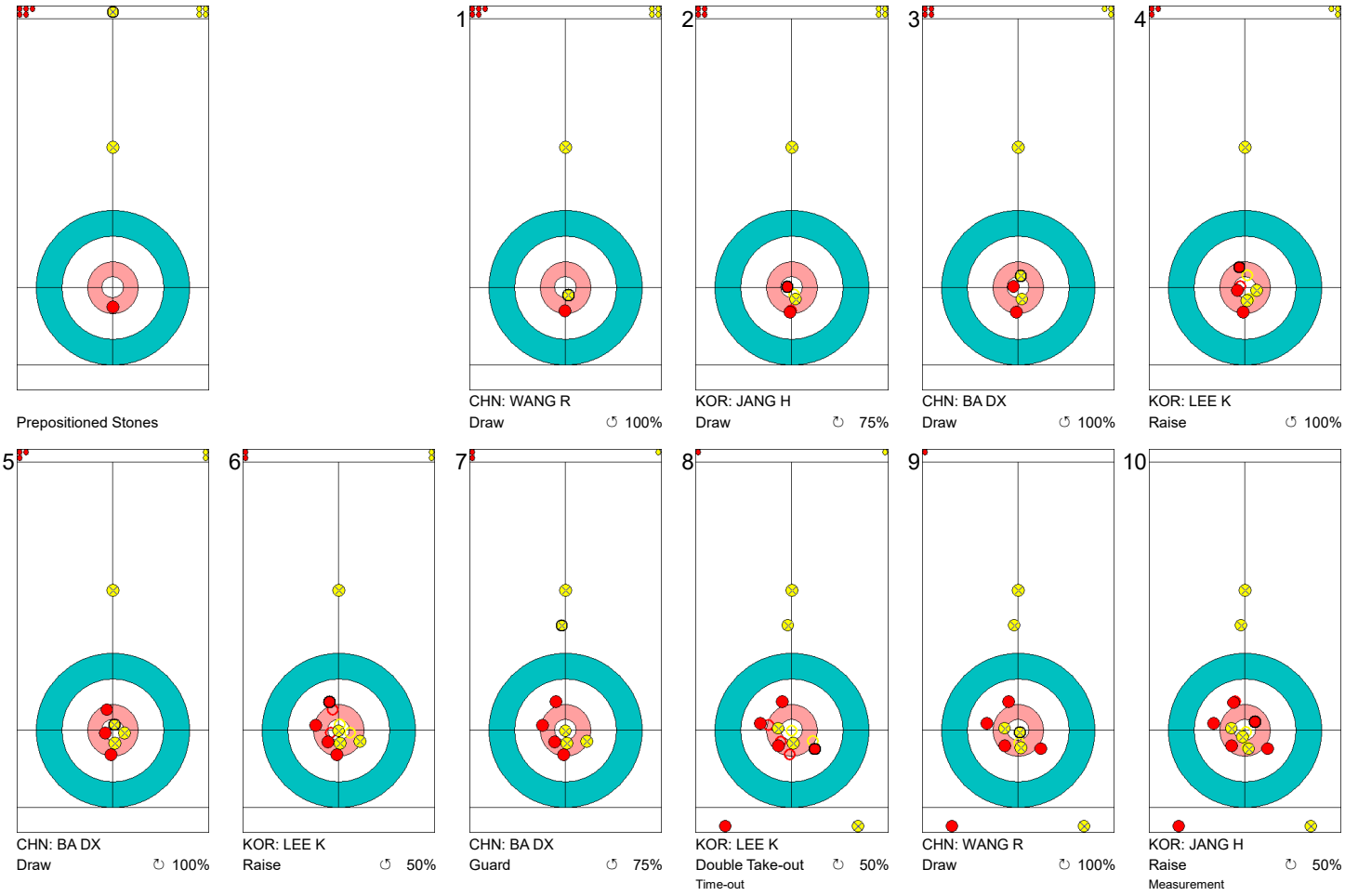

Prepositioned Stones

1 — CHN: WANG R
Draw ↻ 100%

2 — KOR: JANG H
Draw ↻ 75%

3 — CHN: BA DX
Draw ↺ 100%

4 — KOR: LEE K
Raise ↺ 100%

5 — CHN: BA DX
Draw ↻ 100%

6 — KOR: LEE K
Raise ↺ 50%

7 — CHN: BA DX
Guard ↺ 75%

8 — KOR: LEE K
Double Take-out ↻ 50%
Time-out

9 — CHN: WANG R
Draw ↺ 100%

10 — KOR: JANG H
Raise ↺ 50%
Measurement

	KOR	CHN
Total Score	1	6
Time left	12:56	11:16

Legend:
↻ Clockwise ↺ Counter-clockwise - Not considered

Game - Shot by Shot
경기별 숏 기록 / Déroulement de la partie

End 5 | **KOR - Republic of Korea** 1 + 4 (this end) = 5 | **CHN - China** 6 + 0 (this end) = 6

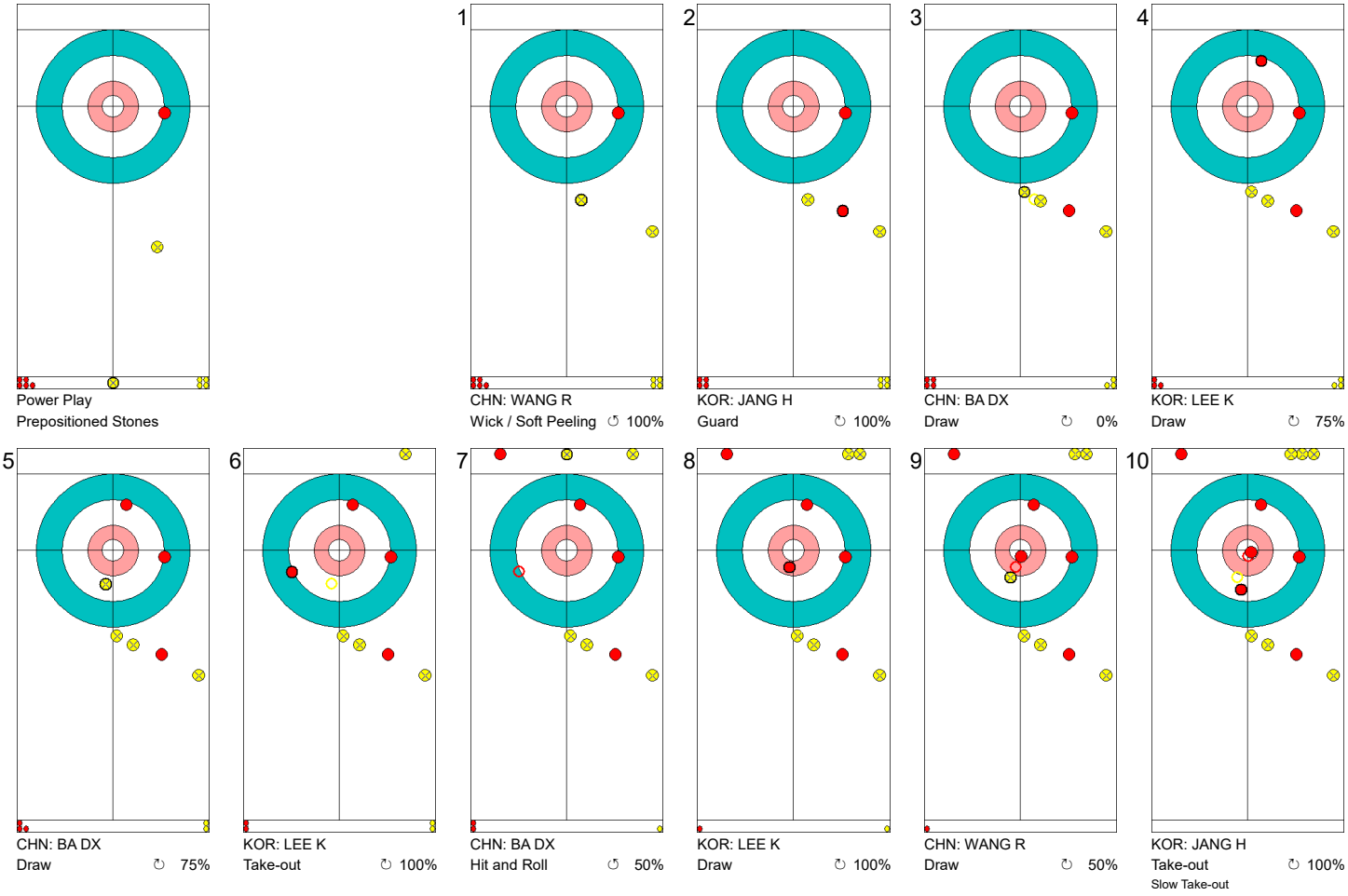

Power Play
Prepositioned Stones

1 — CHN: WANG R
Wick / Soft Peeling ↻ 100%

2 — KOR: JANG H
Guard ↻ 100%

3 — CHN: BA DX
Draw ↻ 0%

4 — KOR: LEE K
Draw ↻ 75%

5 — CHN: BA DX
Draw ↻ 75%

6 — KOR: LEE K
Take-out ↻ 100%

7 — CHN: BA DX
Hit and Roll ↺ 50%

8 — KOR: LEE K
Draw ↻ 100%

9 — CHN: WANG R
Draw ↻ 50%

10 — KOR: JANG H
Take-out ↻ 100%
Slow Take-out

	KOR	CHN
Total Score	5	6
Time left	09:15	09:08

Legend:
↻ Clockwise ↺ Counter-clockwise - Not considered

Game - Shot by Shot
경기별 숏 기록 / Déroulement de la partie

End 6 🔴 **KOR - Republic of Korea 5 + 0** (this end) **= 5** ⊗ **CHN - China 6 + 1** (this end) **= 7**

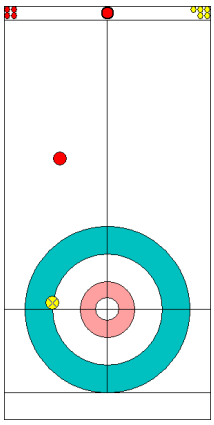
Power Play
Prepositioned Stones

1
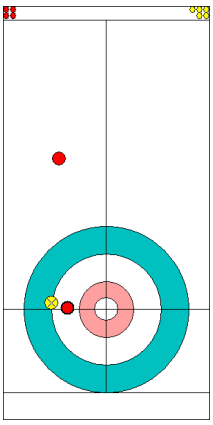
KOR: JANG H
Draw ↻ 75%

2
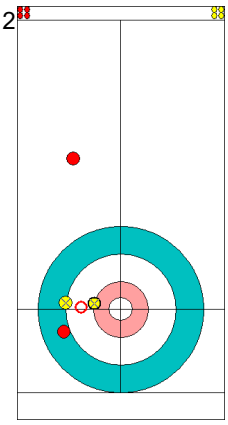
CHN: WANG R
Raise ↻ 100%

3
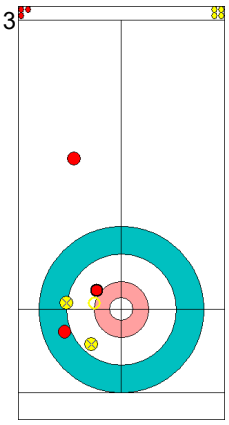
KOR: LEE K
Raise ↻ 100%

4
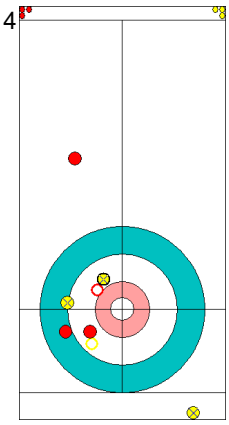
CHN: BA DX
Hit and Roll ↺ 0%

5
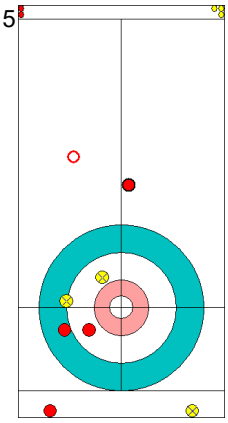
KOR: LEE K
Take-out ↺ 0%

6
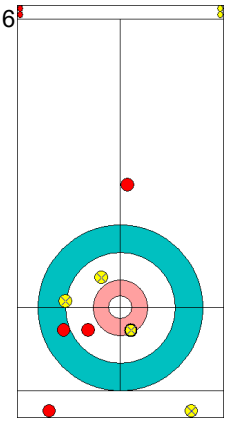
CHN: BA DX
Draw ↺ 75%

7
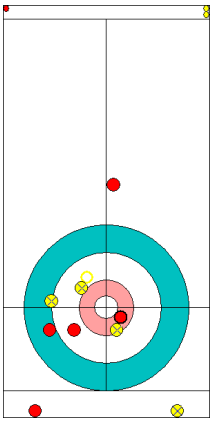
KOR: LEE K
Draw ↻ 100%

8
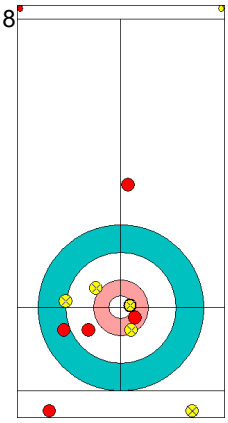
CHN: BA DX
Draw ↻ 100%

9
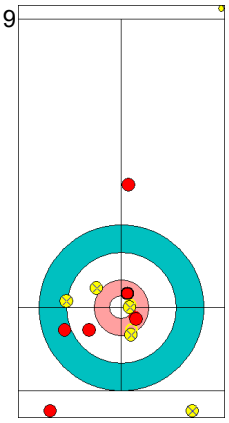
KOR: JANG H
Draw ↻ 100%

10
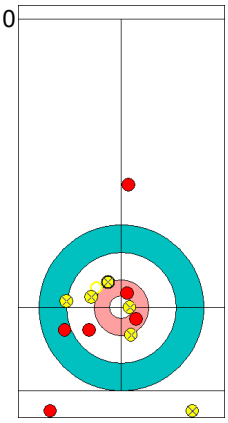
CHN: WANG R
Draw ↺ 0%

	KOR	CHN
Total Score	5	7
Time left	05:32	06:28

Legend:
↻ Clockwise ↺ Counter-clockwise - Not considered

Game - Shot by Shot
경기별 숏 기록 / Déroulement de la partie

End 7 🔴 **KOR - Republic of Korea 5 + 2** (this end) **= 7** ⊗ **CHN - China 7 + 0** (this end) **= 7**

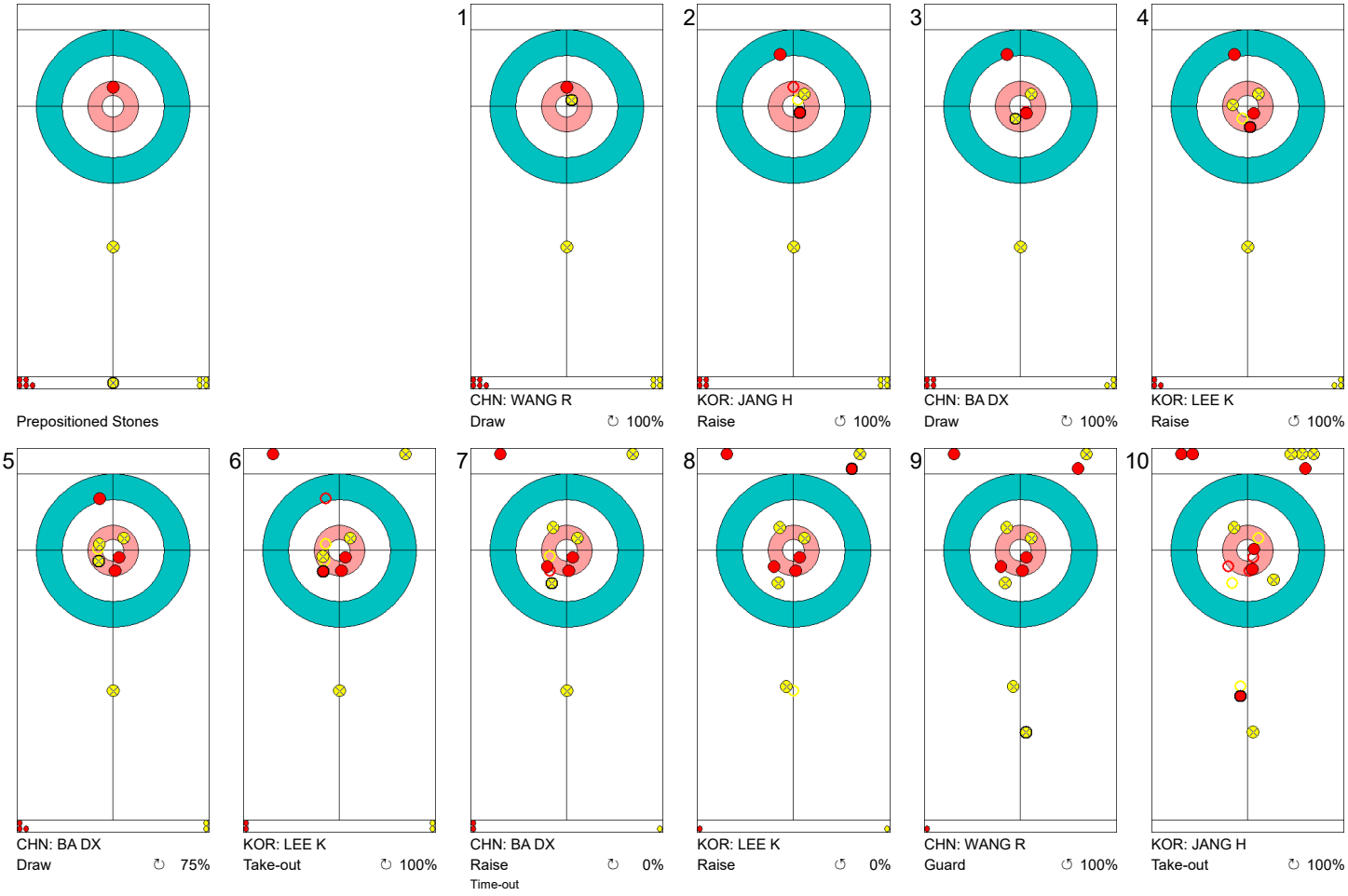

	KOR	CHN
Total Score	7	7
Time left	02:15	03:34

Legend:
↻ Clockwise ↺ Counter-clockwise - Not considered

Game - Shot by Shot
경기별 숏 기록 / Déroulement de la partie

End 8 — **KOR - Republic of Korea 7 + 0** (this end) **= 7** — **CHN - China 7 + 0** (this end) **= 7**

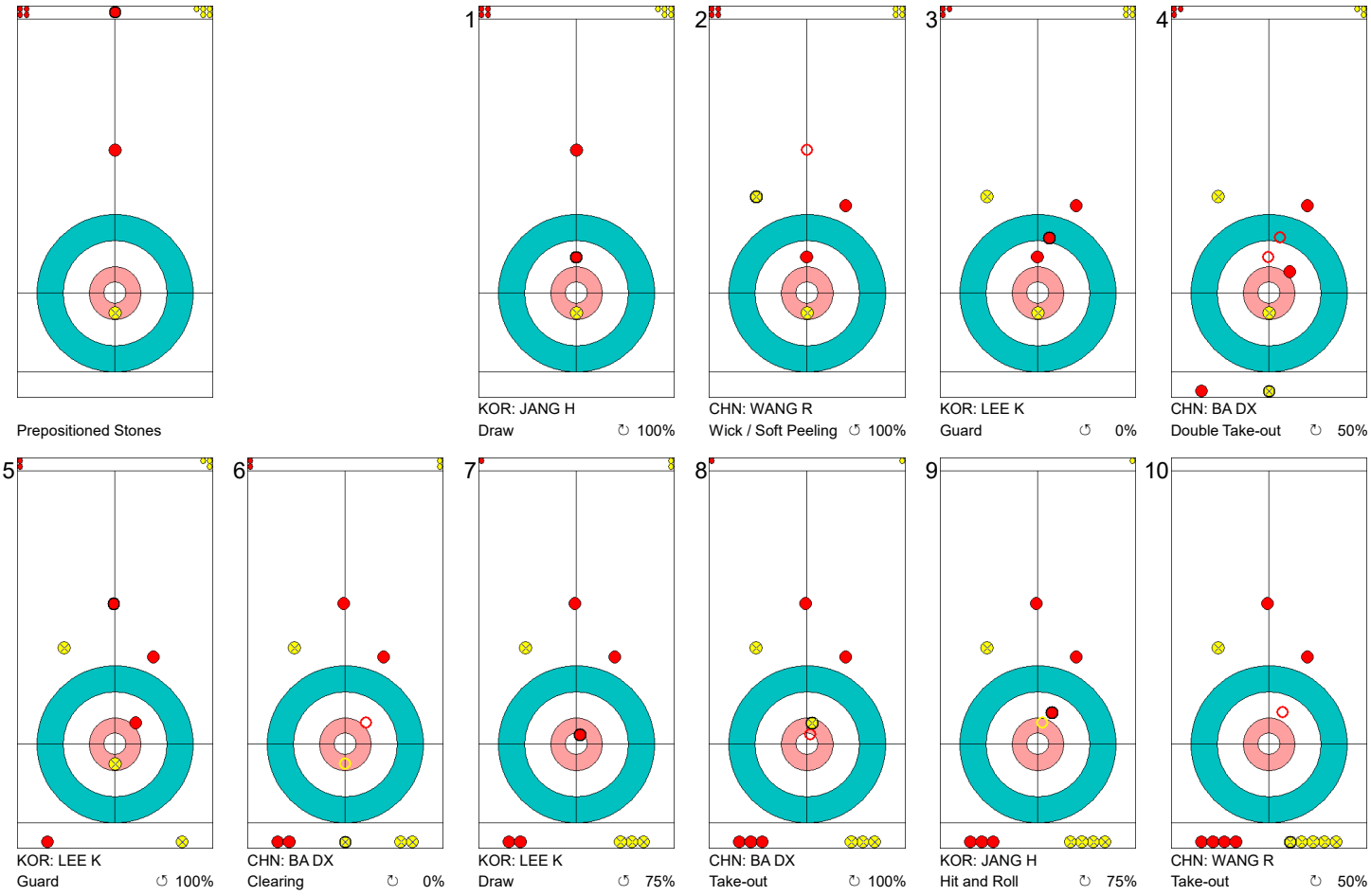

Prepositioned Stones

1 — KOR: JANG H
Draw ↻ 100%

2 — CHN: WANG R
Wick / Soft Peeling ↺ 100%

3 — KOR: LEE K
Guard ↺ 0%

4 — CHN: BA DX
Double Take-out ↻ 50%

5 — KOR: LEE K
Guard ↺ 100%

6 — CHN: BA DX
Clearing ↻ 0%

7 — KOR: LEE K
Draw ↺ 75%

8 — CHN: BA DX
Take-out ↻ 100%

9 — KOR: JANG H
Hit and Roll ↻ 75%

10 — CHN: WANG R
Take-out ↻ 50%

	KOR	CHN
Total Score	7	7
Time left	00:28	01:06

Legend:
↻ Clockwise ↺ Counter-clockwise - Not considered

Game - Shot by Shot
경기별 숏 기록 / Déroulement de la partie

End 9 | **KOR - Republic of Korea 7 + 0** (this end) **= 7** | **CHN - China 7 + 1** (this end) **= 8**

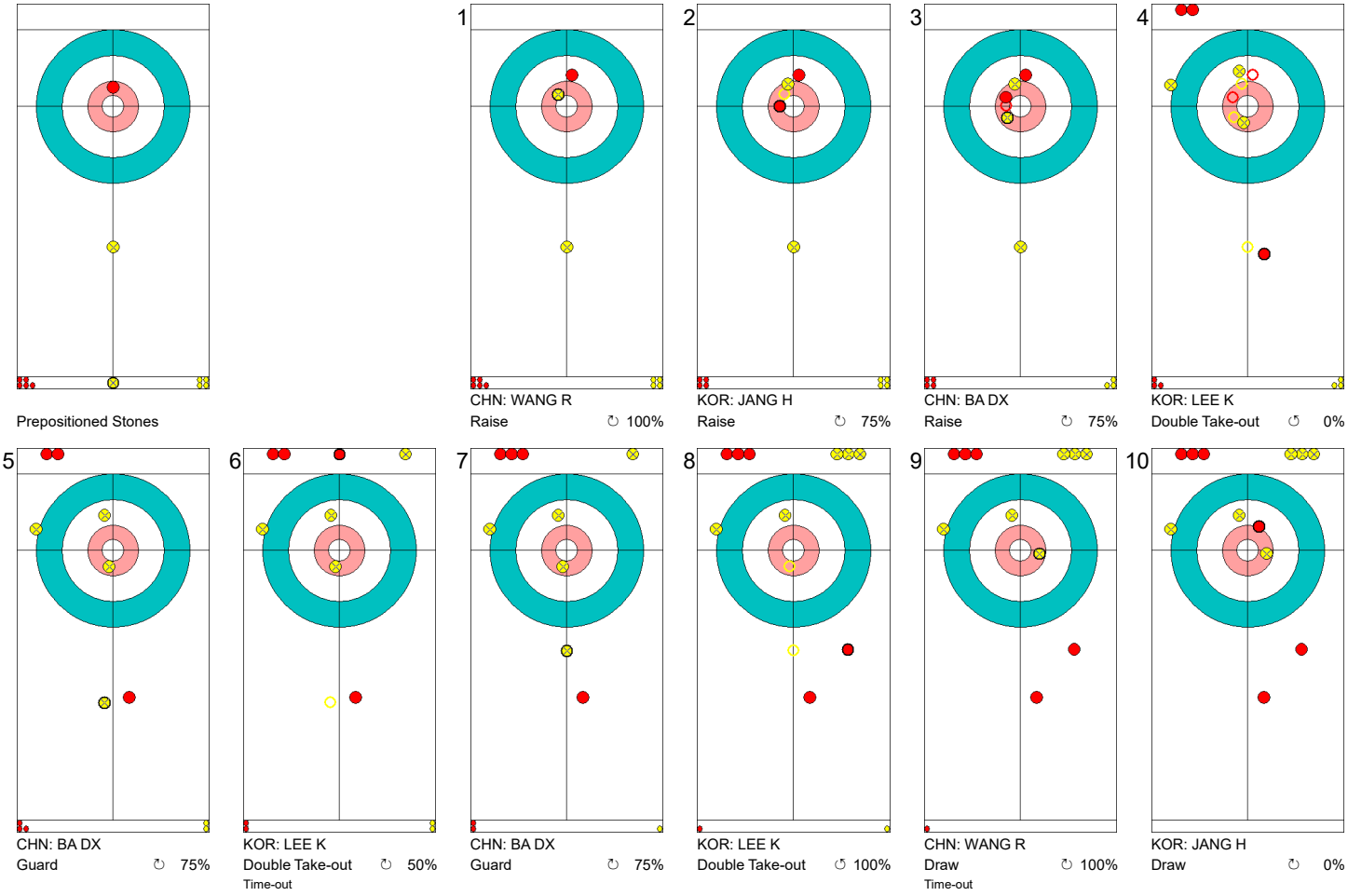

Prepositioned Stones

1 — CHN: WANG R
Raise ↻ 100%

2 — KOR: JANG H
Raise ↻ 75%

3 — CHN: BA DX
Raise ↻ 75%

4 — KOR: LEE K
Double Take-out ↺ 0%

5 — CHN: BA DX
Guard ↻ 75%

6 — KOR: LEE K
Double Take-out ↻ 50%
Time-out

7 — CHN: BA DX
Guard ↻ 75%

8 — KOR: LEE K
Double Take-out ↺ 100%

9 — CHN: WANG R
Draw ↻ 100%
Time-out

10 — KOR: JANG H
Draw ↺ 0%

	KOR	CHN
Total Score	7	8
Time left	00:45	01:07

Legend:
↻ Clockwise ↺ Counter-clockwise - Not considered

Game Results
대회 경기결과 / Résultats de la partie

REVISED
8 FEB 23:37

Sheet	Game	Team	LSFE	1	2	3	4	5	6	7	8	Extra Ends				Total
C	2	OAR - Olympic Athlete from Russia		0	1	0	1	1	0	0	1					4
	2	NOR - Norway	*	0	0	1	0	0	1	1	0					3

OAR - Olympic Athlete from Russia		Shot Success Game	Shot Success All
F	BRYZGALOVA Anastasia	80%	72%
M	KRUSHELNITCKII Aleksandr	58%	57%
	Team Total	72%	66%

Last Stone Draw		Distance
↻	BRYZGALOVA Anastasia	65.6cm
↺	KRUSHELNITCKII Aleksandr	28.4cm
Total		**94.0cm**

Time remaining: 0 minutes 27 seconds

Time-out: End 5 - OAR stone 4

Power Play: End 7

NOR - Norway		Shot Success Game	Shot Success All
F	SKASLIEN Kristin	84%	72%
M	NEDREGOTTEN Magnus	88%	83%
	Team Total	86%	79%

Last Stone Draw		Distance
↻	SKASLIEN Kristin	74.7cm
↺	NEDREGOTTEN Magnus	9.5cm
Total		**84.2cm**

Time remaining: 1 minute 10 seconds

Time-out: End 8 - NOR stone 5

Power Play: End 6

Shot Success Analysis

OAR - Olympic Athlete from Russia		↻		↺		Game	
F BRYZGALOVA Anastasia	Draws	7	89%	5	80%	12	85%
	Take-outs	11	70%	2	100%	13	75%
	Total	18	78%	7	86%	25	80%
M KRUSHELNITCKII Aleksandr	Draws	11	64%	3	58%	14	63%
	Take-outs	1	0%	0	-	1	0%
	Total	12	58%	3	58%	15	58%
Team	Draws	18	74%	8	72%	26	73%
	Take-outs	12	65%	2	100%	14	70%
	Total	30	70%	10	78%	40	72%

NOR - Norway		↻		↺		Game	
F SKASLIEN Kristin	Draws	4	94%	7	71%	11	80%
	Take-outs	1	100%	2	100%	3	100%
	Total	5	95%	9	78%	14	84%
M NEDREGOTTEN Magnus	Draws	11	91%	11	86%	22	89%
	Take-outs	1	50%	1	100%	2	75%
	Total	12	88%	12	88%	24	88%
Team	Draws	15	92%	18	81%	33	86%
	Take-outs	2	75%	3	100%	5	90%
	Total	17	90%	21	83%	38	86%

Note:
Team members are identified as follows:
F = Female, **M** = Male

Legend:
☐ Power Play ↻ Clockwise ↺ Counter-clockwise
LSFE(*) Last Stone First End

Time-outs revised.

Game - Shot by Shot
경기별 숏 기록 / Déroulement de la partie

REVISED
8 FEB 23:51

End 1 — **OAR - OAR 0 + 0** (this end) **= 0** — **NOR - Norway 0 + 0** (this end) **= 0**

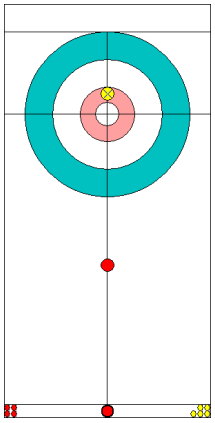
Prepositioned Stones

1
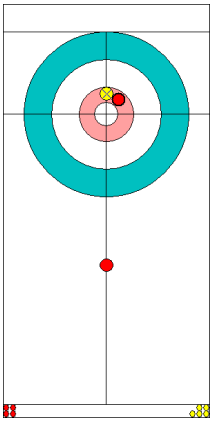
OAR: KRUSHELNITCKII A
Draw ↻ 50%

2
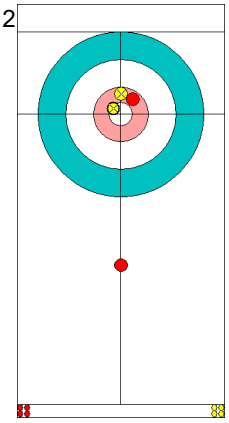
NOR: SKASLIEN K
Draw ↺ 75%

3
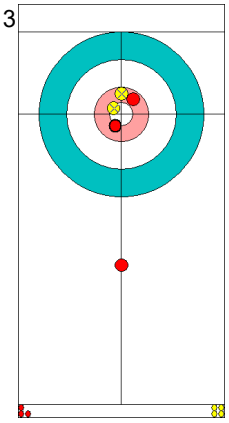
OAR: BRYZGALOVA A
Draw ↻ 100%

4
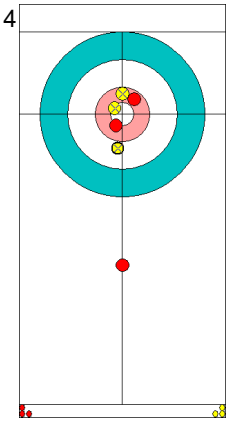
NOR: NEDREGOTTEN M
Draw ↻ 75%

5
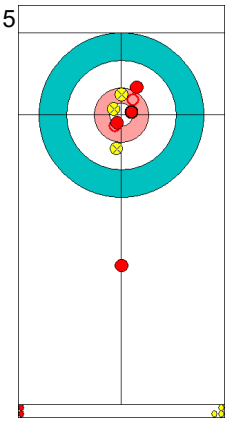
OAR: BRYZGALOVA A
Draw ↻ 100%

6
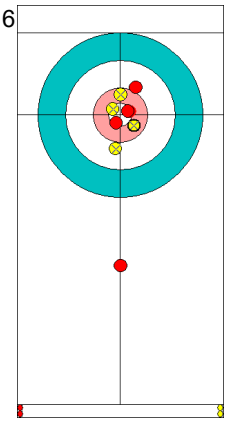
NOR: NEDREGOTTEN M
Draw ↺ 100%

7
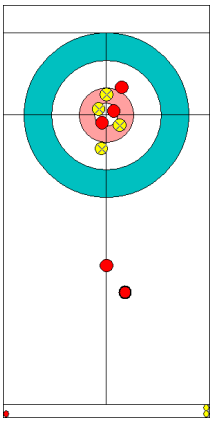
OAR: BRYZGALOVA A
Guard ↻ 100%

8
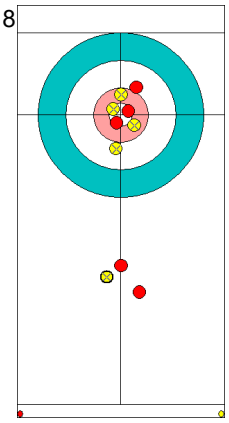
NOR: NEDREGOTTEN M
Guard ↻ 100%

9
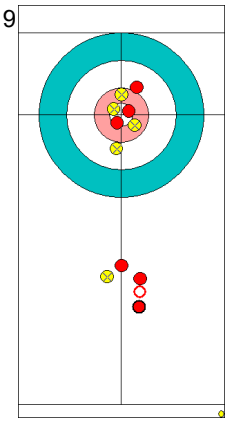
OAR: KRUSHELNITCKII A
Guard ↻ 75%

10
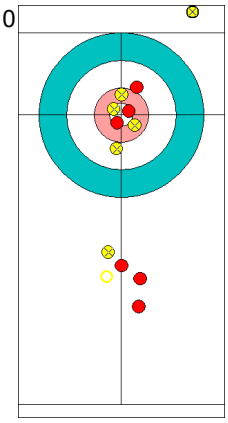
NOR: SKASLIEN K
Through ↻ -
Measurement

	OAR	NOR
Total Score	0	0
Time left	20:06	19:08

Legend:
↻ Clockwise ↺ Counter-clockwise - Not considered

REVISED
8 FEB 23:51

Game - Shot by Shot
경기별 슛 기록 / Déroulement de la partie

End 2 — **OAR - OAR 0 + 1** (this end) **= 1** — **NOR - Norway 0 + 0** (this end) **= 0**

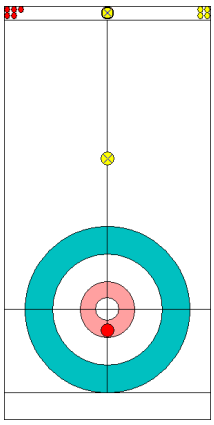

Prepositioned Stones

1
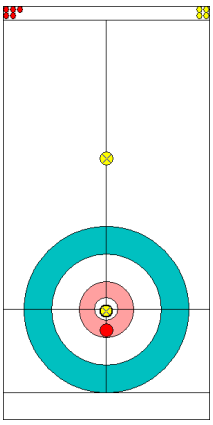

NOR: SKASLIEN K
Draw ↻ 100%

2
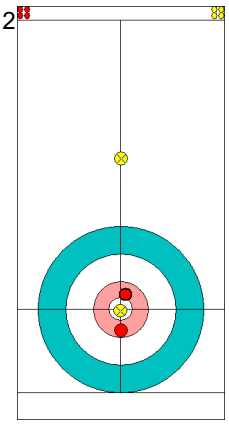

OAR: KRUSHELNITCKII A
Draw ↻ 100%

3
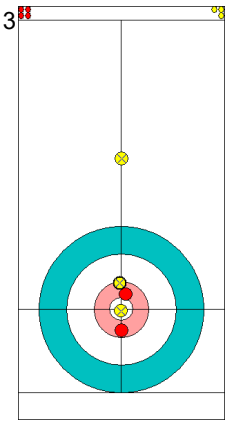

NOR: NEDREGOTTEN M
Draw ↻ 100%

4
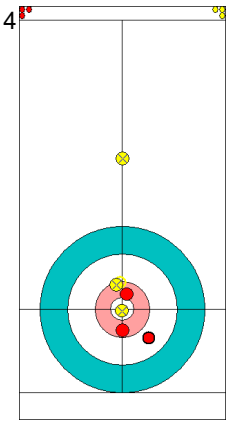

OAR: BRYZGALOVA A
Draw ↻ 50%

5
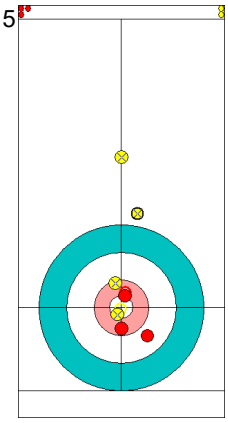

NOR: NEDREGOTTEN M
Guard ↻ 100%

6
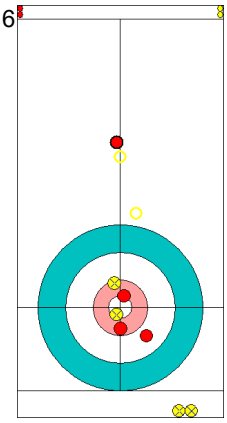

OAR: BRYZGALOVA A
Clearing ↻ 100%

7
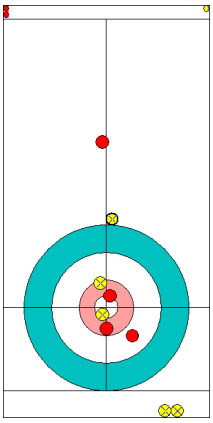

NOR: NEDREGOTTEN M
Guard ↻ 100%

8
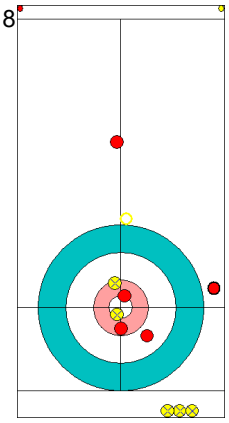

OAR: BRYZGALOVA A
Promotion Take-out ↻ 50%

9
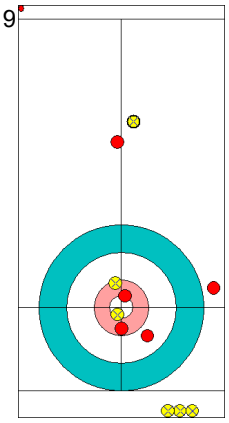

NOR: SKASLIEN K
Guard ↻ 100%

10
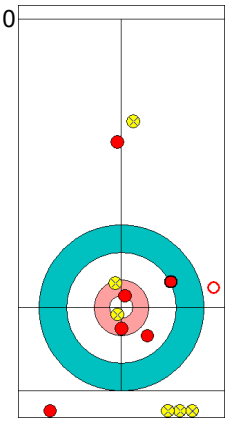

OAR: KRUSHELNITCKII A
Promotion Take-out ↻ 0%
Measurement

	OAR	NOR
Total Score	1	0
Time left	17:14	16:46

Legend:
↻ Clockwise ↺ Counter-clockwise - Not considered

Game - Shot by Shot
경기별 숏 기록 / Déroulement de la partie

REVISED
8 FEB 23:51

End 3 **OAR - OAR 1 + 0** (this end) **= 1** **NOR - Norway 0 + 1** (this end) **= 1**

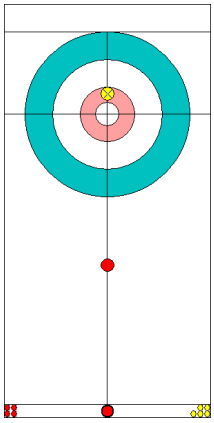

Prepositioned Stones

1
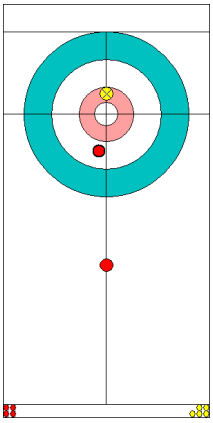

OAR: KRUSHELNITCKII A
Draw ↻ 75%

2
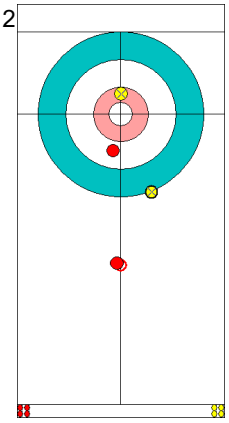

NOR: SKASLIEN K
Draw ↺ 50%

3
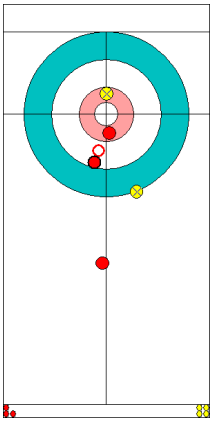

OAR: BRYZGALOVA A
Raise ↻ 100%

4
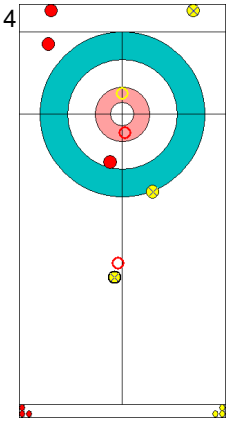

NOR: NEDREGOTTEN M
Double Take-out ↺ 100%

5
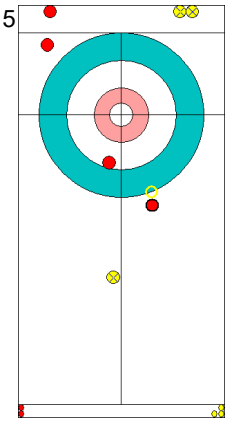

OAR: BRYZGALOVA A
Take-out ↻ 100%

6
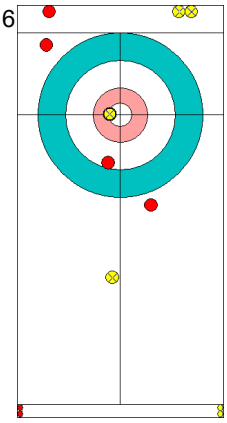

NOR: NEDREGOTTEN M
Draw ↺ 100%

7
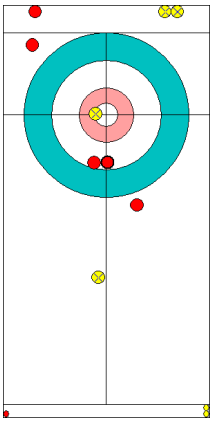

OAR: BRYZGALOVA A
Draw ↺ 50%

8
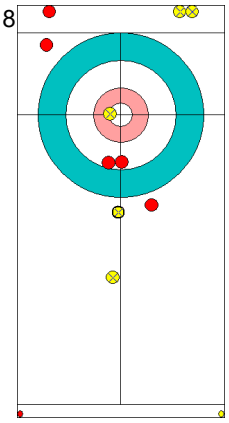

NOR: NEDREGOTTEN M
Guard ↺ 100%

9
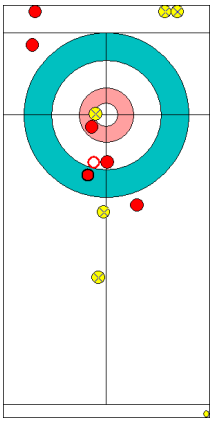

OAR: KRUSHELNITCKII A
Raise ↻ 50%

10
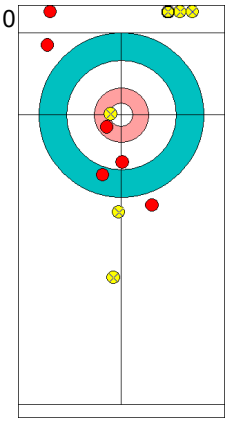

NOR: SKASLIEN K
Through ↻ -

	OAR	NOR
Total Score	1	1
Time left	15:01	13:26

Legend:
↻ Clockwise ↺ Counter-clockwise - Not considered

Game - Shot by Shot
경기별 숏 기록 / Déroulement de la partie

REVISED
8 FEB 23:51

End 4 — **OAR - OAR 1 + 1** (this end) **= 2** — **NOR - Norway 1 + 0** (this end) **= 1**

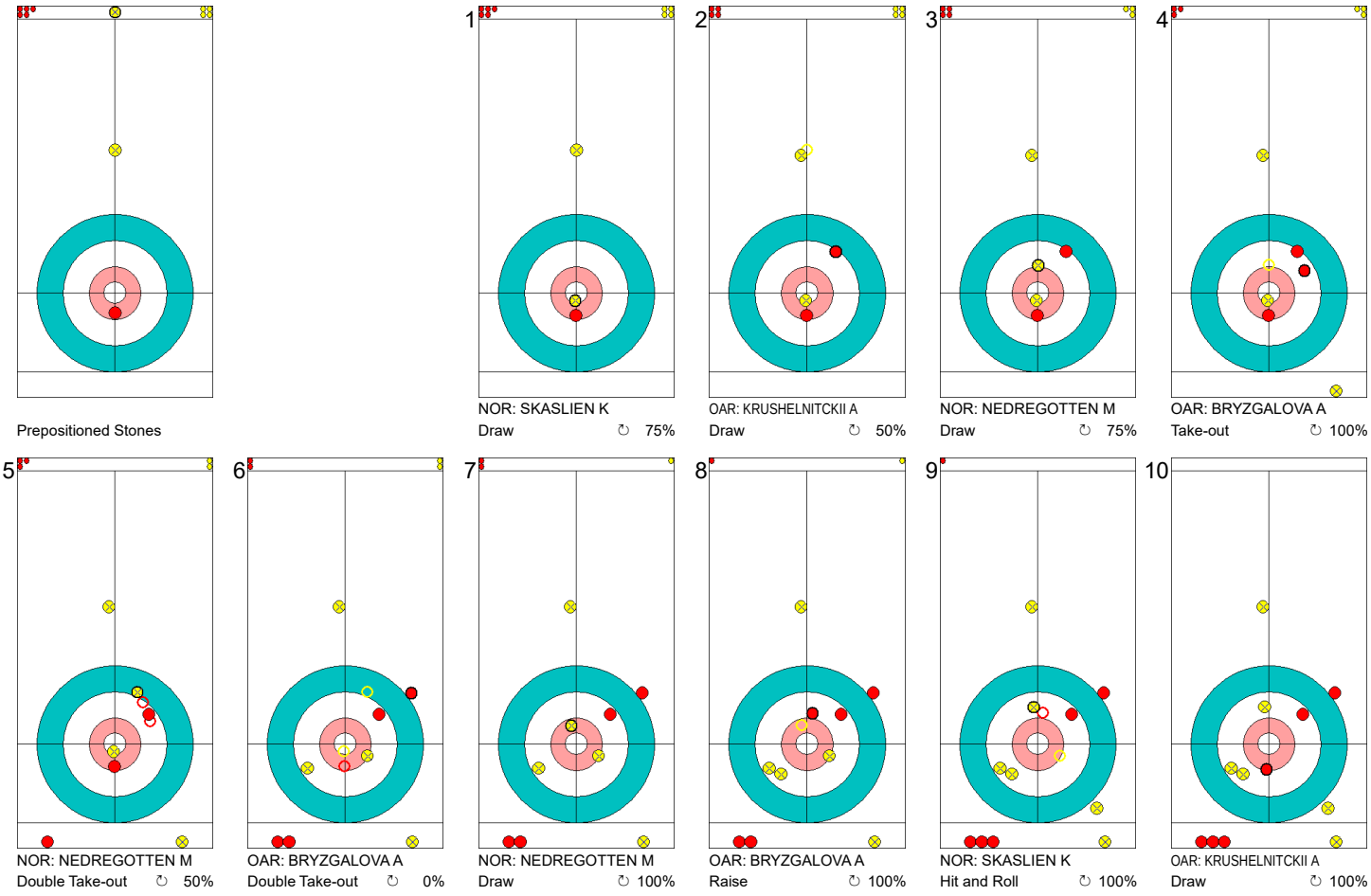

Prepositioned Stones

1 — NOR: SKASLIEN K — Draw ↻ 75%

2 — OAR: KRUSHELNITCKII A — Draw ↻ 50%

3 — NOR: NEDREGOTTEN M — Draw ↻ 75%

4 — OAR: BRYZGALOVA A — Take-out ↻ 100%

5 — NOR: NEDREGOTTEN M — Double Take-out ↻ 50%

6 — OAR: BRYZGALOVA A — Double Take-out ↻ 0%

7 — NOR: NEDREGOTTEN M — Draw ↻ 100%

8 — OAR: BRYZGALOVA A — Raise ↻ 100%

9 — NOR: SKASLIEN K — Hit and Roll ↻ 100%

10 — OAR: KRUSHELNITCKII A — Draw ↻ 100%

	OAR	NOR
Total Score	2	1
Time left	12:38	10:26

Legend:
↻ Clockwise ↺ Counter-clockwise - Not considered

REVISED
8 FEB 23:51

Game - Shot by Shot
경기별 숏 기록 / Déroulement de la partie

End 5 **OAR - OAR 2 + 1** (this end) **= 3** **NOR - Norway 1 + 0** (this end) **= 1**

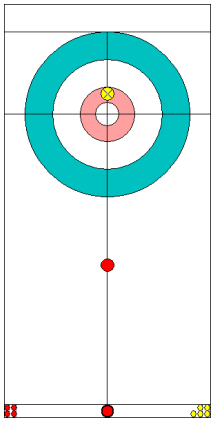

Prepositioned Stones

1
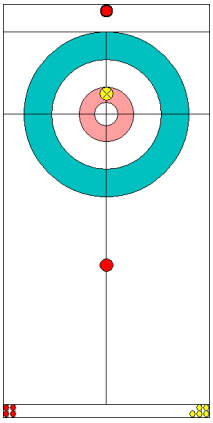

OAR: KRUSHELNITCKII A
Draw ↻ 0%

2
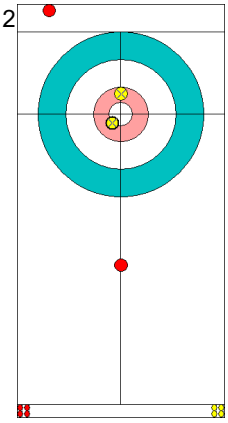

NOR: SKASLIEN K
Draw ↺ 100%

3
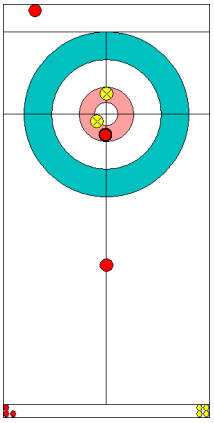

OAR: BRYZGALOVA A
Draw ↻ 100%

4
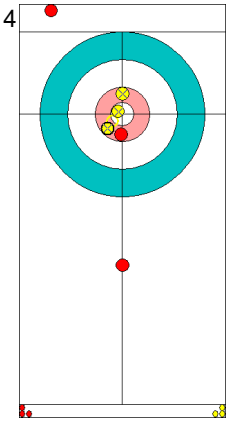

NOR: NEDREGOTTEN M
Raise ↻ 100%

5
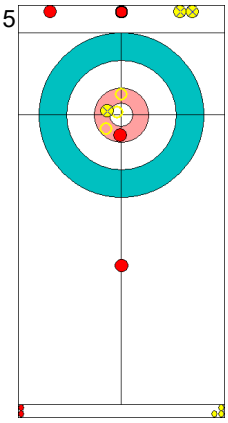

OAR: BRYZGALOVA A
Double Take-out ↻ 100%

6
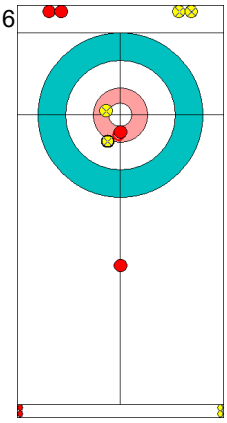

NOR: NEDREGOTTEN M
Draw ↻ 50%

7
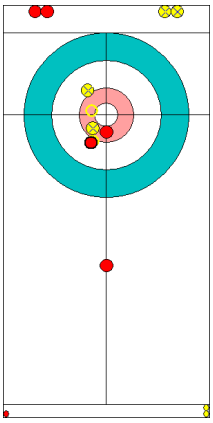

OAR: BRYZGALOVA A
Raise ↻ 75%
Time-out

8
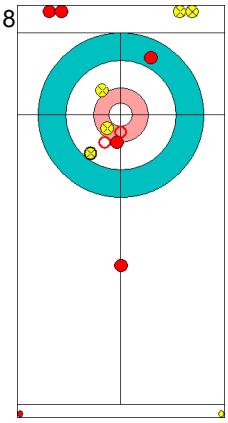

NOR: NEDREGOTTEN M
Raise ↺ 100%

9
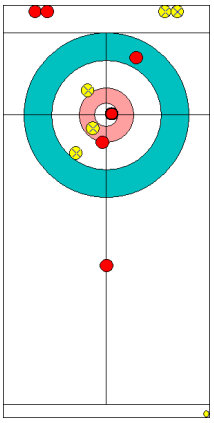

OAR: KRUSHELNITCKII A
Draw ↺ 100%

10
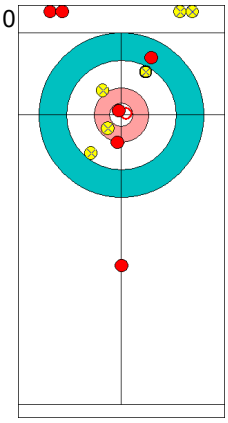

NOR: SKASLIEN K
Raise ↺ 0%

	OAR	NOR
Total Score	3	1
Time left	08:28	07:22

Legend:
↻ Clockwise ↺ Counter-clockwise - Not considered

Game - Shot by Shot
경기별 숏 기록 / Déroulement de la partie

REVISED
8 FEB 23:51

End 6 **OAR - OAR 3 + 0** (this end) **= 3** **NOR - Norway 1 + 1** (this end) **= 2**

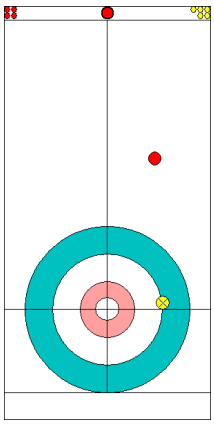
Power Play
Prepositioned Stones

1
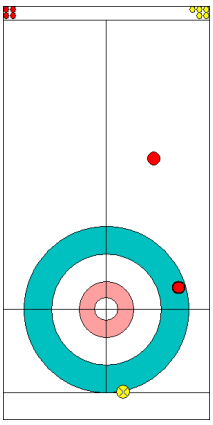
OAR: BRYZGALOVA A
Raise ↻ 100%

2
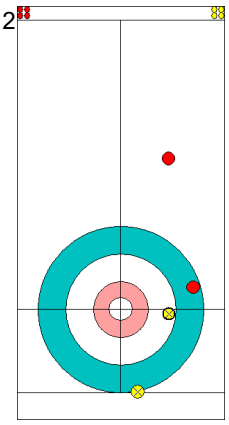
NOR: SKASLIEN K
Draw ↺ 75%

3
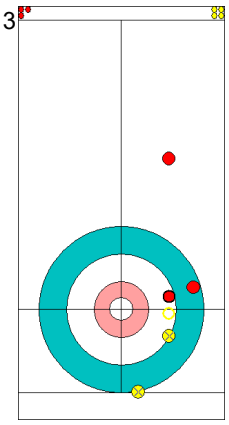
OAR: BRYZGALOVA A
Raise ↺ 100%

4
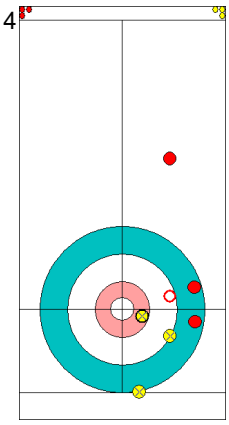
NOR: NEDREGOTTEN M
Raise ↺ 50%

5
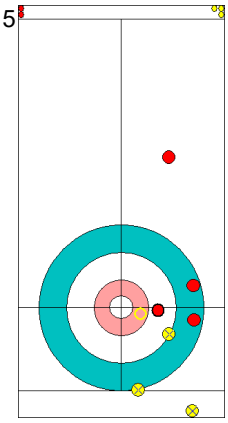
OAR: BRYZGALOVA A
Hit and Roll ↻ 75%

6
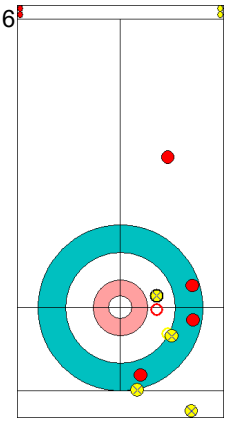
NOR: NEDREGOTTEN M
Raise ↺ 75%

7
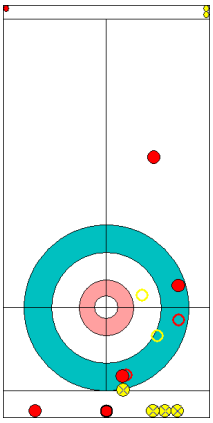
OAR: BRYZGALOVA A
Double Take-out ↺ 100%

8
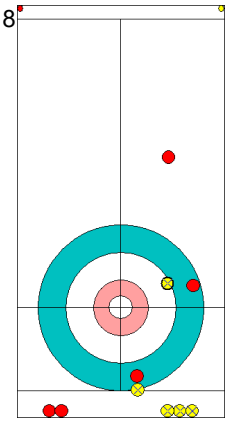
NOR: NEDREGOTTEN M
Draw ↺ 100%

9
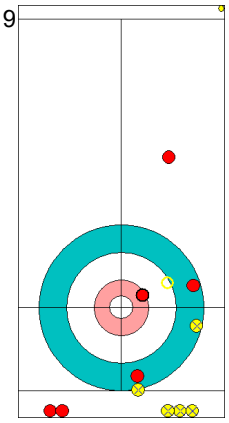
OAR: KRUSHELNITCKII A
Raise ↺ 75%

10
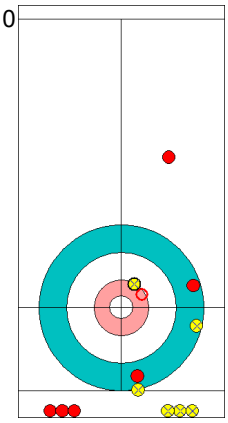
NOR: SKASLIEN K
Take-out ↺ 100%

	OAR	NOR
Total Score	3	2
Time left	06:09	04:59

Legend:
↻ Clockwise ↺ Counter-clockwise - Not considered

Game - Shot by Shot
경기별 슛 기록 / Déroulement de la partie

REVISED
8 FEB 23:51

End 7 | **OAR - OAR 3 + 0** (this end) **= 3** | **NOR - Norway 2 + 1** (this end) **= 3**

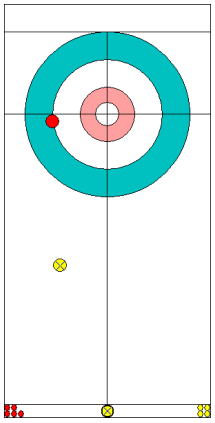
Power Play
Prepositioned Stones

1
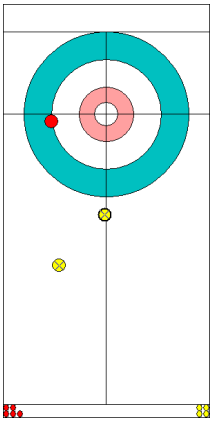
NOR: SKASLIEN K
Front ↺ 100%

2
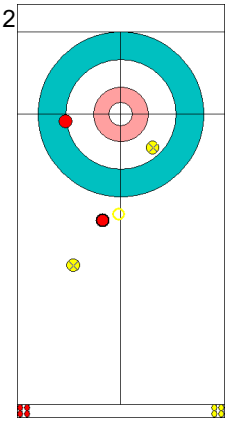
OAR: KRUSHELNITCKII A
Draw ↻ 0%

3
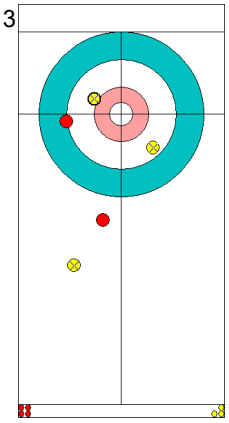
NOR: NEDREGOTTEN M
Draw ↺ 75%

4
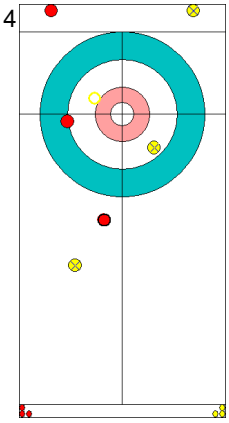
OAR: BRYZGALOVA A
Promotion Take-out ↻ 50%

5
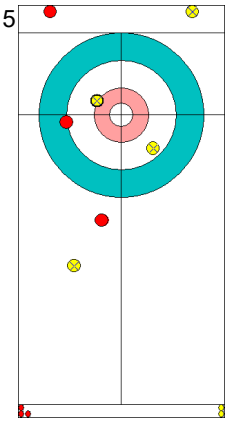
NOR: NEDREGOTTEN M
Draw ↺ 100%

6
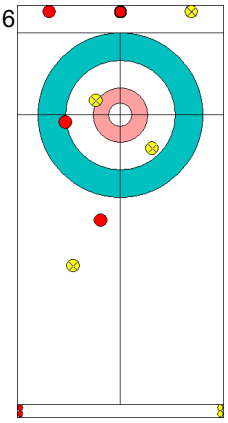
OAR: BRYZGALOVA A
Promotion Take-out ↻ 0%

7
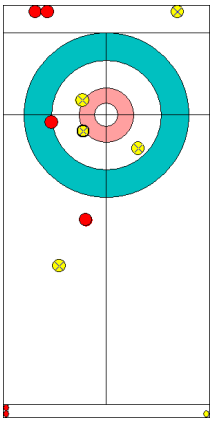
NOR: NEDREGOTTEN M
Draw ↺ 100%

8
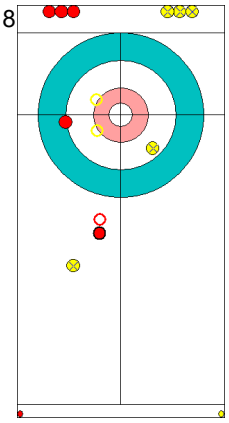
OAR: BRYZGALOVA A
Promotion Take-out ↻ 100%

9
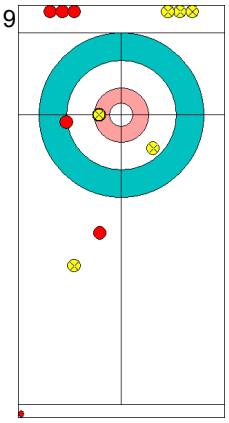
NOR: SKASLIEN K
Draw ↺ 100%

10
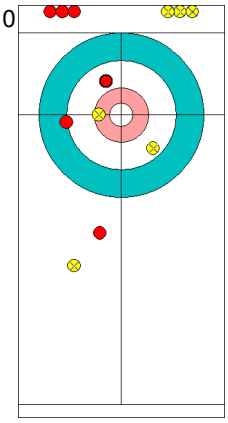
OAR: KRUSHELNITCKII A
Draw ↺ 0%

	OAR	NOR
Total Score	3	3
Time left	03:56	02:37

Legend:
↻ Clockwise ↺ Counter-clockwise - Not considered

REVISED
8 FEB 23:51

Game - Shot by Shot
경기별 슛 기록 / Déroulement de la partie

End 8 — **OAR - OAR 3 + 1** (this end) **= 4** — **NOR - Norway 3 + 0** (this end) **= 3**

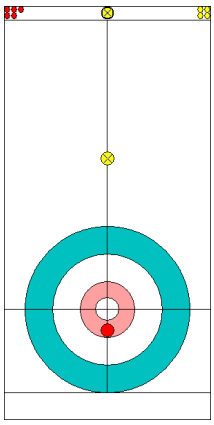

Prepositioned Stones

1
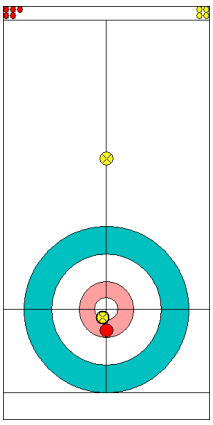

NOR: SKASLIEN K
Draw ↻ 100%

2
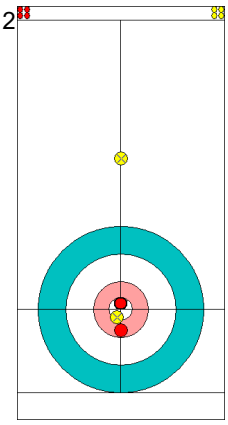

OAR: KRUSHELNITCKII A
Draw ↻ 100%

3
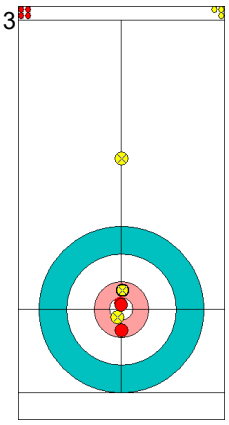

NOR: NEDREGOTTEN M
Draw ↻ 100%

4
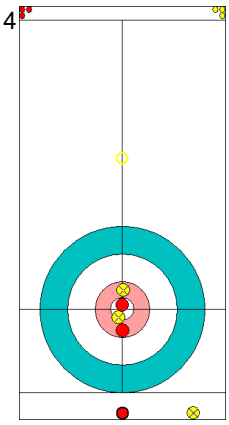

OAR: BRYZGALOVA A
Clearing ↻ 100%

5
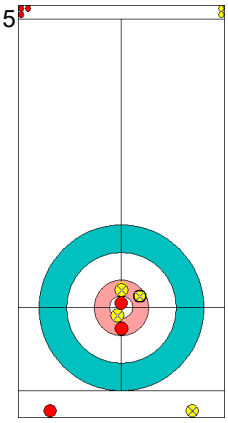

NOR: NEDREGOTTEN M
Draw ↺ 50%

6
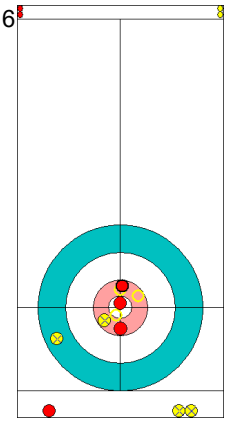

OAR: BRYZGALOVA A
Double Take-out ↻ 100%

7
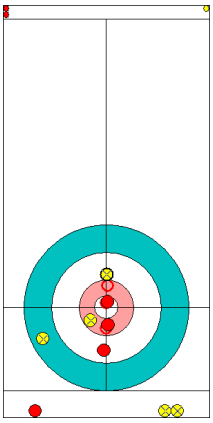

NOR: NEDREGOTTEN M
Raise ↻ 100%

8
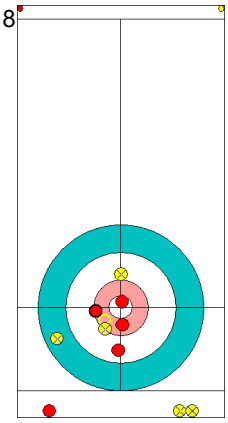

OAR: BRYZGALOVA A
Draw ↺ 50%

9
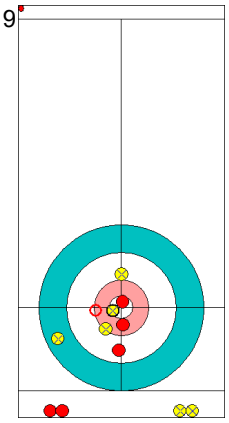

NOR: SKASLIEN K
Hit and Roll ↻ 100%
Time-out

10
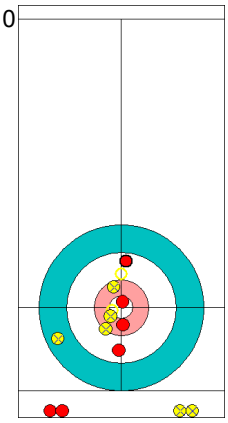

OAR: KRUSHELNITCKII A
Raise ↻ 100%

	OAR	NOR
Total Score	4	3
Time left	00:27	01:10

Legend:
↻ Clockwise ↺ Counter-clockwise - Not considered

Time-outs revised.



Gangneung Curling Centre
강릉 컬링 센터
Centre de curling de Gangneung

THU 8 FEB 2018
Start Time 20:05

Curling
컬링 / Curling
Mixed Doubles
믹스더블 / Double mixte
Round Robin Session 2 - Sheet D
예선 세션 2 - 선로 D / Round robin, session 2 - Piste D

REVISED
8 FEB 23:39



Game Results
대회 경기결과 / Résultats de la partie

Sheet	Game	Team	LSFE	1	2	3	4	5	6	7	8	Extra Ends				Total
D	2	USA - United States of America	*	1	0	1	0	0	1	1	0					4
	2	CAN - Canada		0	1	0	1	3	0	0	1					6

USA - United States of America		Shot Success Game	Shot Success All
F	HAMILTON Becca	81%	83%
M	HAMILTON Matt	80%	81%
	Team Total	81%	81%

Last Stone Draw		Distance
↻	HAMILTON Matt	17.0cm
↺	HAMILTON Becca	11.6cm
Total		**28.6cm**

Time remaining: 2 minutes 25 seconds

Time-out: End 8 - USA stone 4

Power Play: End 6

CAN - Canada		Shot Success Game	Shot Success All
F	LAWES Kaitlyn	70%	71%
M	MORRIS John	92%	86%
	Team Total	83%	80%

Last Stone Draw		Distance
↻	LAWES Kaitlyn	154.4cm
↺	MORRIS John	13.1cm
Total		**167.5cm**

Time remaining: 2 minutes 19 seconds

Time-out: End 8 - CAN stone 5

Power Play: End 8

Shot Success Analysis

USA - United States of America		↻		↺		Game	
F HAMILTON Becca	Draws	4	63%	9	97%	13	87%
	Take-outs	2	38%	1	100%	3	58%
	Total	6	54%	10	98%	16	81%
M HAMILTON Matt	Draws	9	86%	8	94%	17	90%
	Take-outs	2	50%	5	60%	7	57%
	Total	11	80%	13	81%	24	80%
Team	Draws	13	79%	17	96%	30	88%
	Take-outs	4	44%	6	67%	10	58%
	Total	17	71%	23	88%	40	81%

CAN - Canada		↻		↺		Game	
F LAWES Kaitlyn	Draws	4	88%	8	63%	12	71%
	Take-outs	0	-	4	69%	4	69%
	Total	4	88%	12	65%	16	70%
M MORRIS John	Draws	3	100%	9	89%	12	92%
	Take-outs	4	88%	8	94%	12	92%
	Total	7	93%	17	91%	24	92%
Team	Draws	7	93%	17	76%	24	81%
	Take-outs	4	88%	12	85%	16	86%
	Total	11	91%	29	80%	40	83%

Note:
Team members are identified as follows:
F = Female, **M** = Male

Legend:
☐ Power Play ↻ Clockwise ↺ Counter-clockwise
LSFE(*) Last Stone First End

Time-outs revised.

OMEGA Atos

REVISED
8 FEB 23:53

Game - Shot by Shot
경기별 숏 기록 / Déroulement de la partie

End 1 **USA - United States 0 + 1** (this end) **= 1** **CAN - Canada 0 + 0** (this end) **= 0**

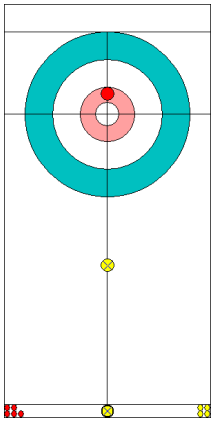

Prepositioned Stones

1
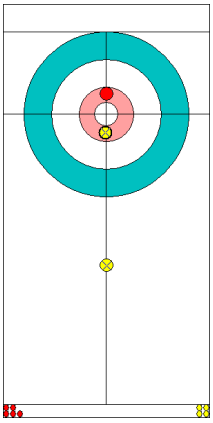

CAN: LAWES K
Draw ↻ 100%

2
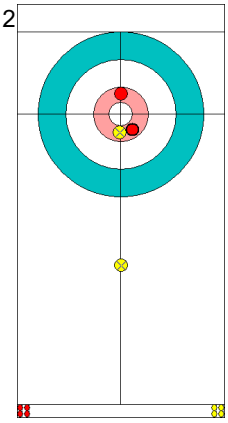

USA: HAMILTON B
Draw ↻ 75%

3
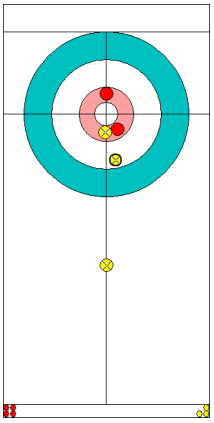

CAN: MORRIS J
Draw ↻ 50%

4
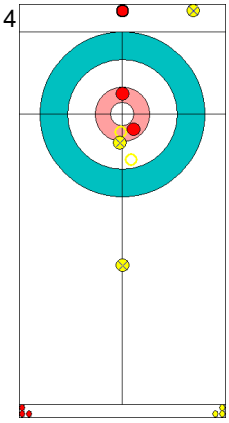

USA: HAMILTON M
Double Take-out ↻ 50%

5
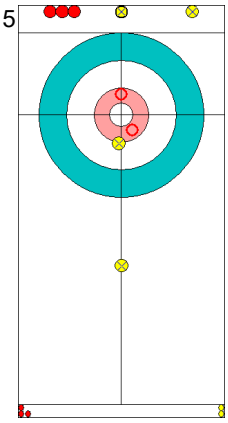

CAN: MORRIS J
Double Take-out ↻ 100%

6
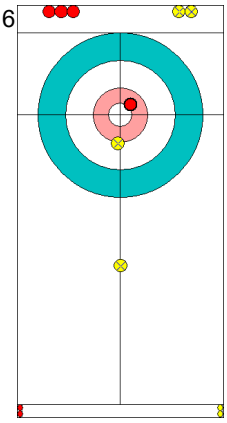

USA: HAMILTON M
Draw ↻ 75%

7
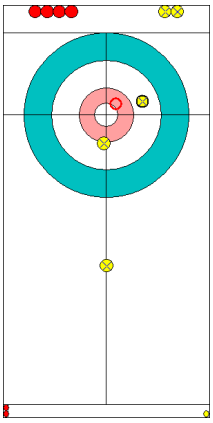

CAN: MORRIS J
Take-out ↻ 100%

8
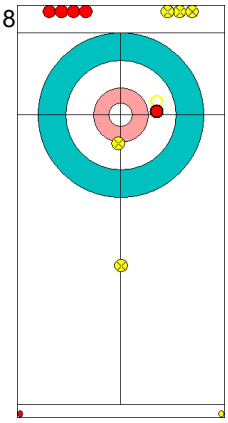

USA: HAMILTON M
Hit and Roll ↻ 50%

9
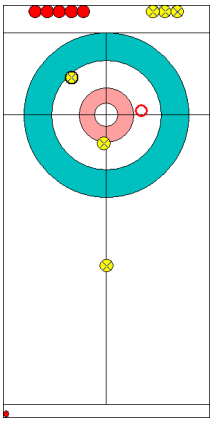

CAN: LAWES K
Hit and Roll ↻ 75%

10
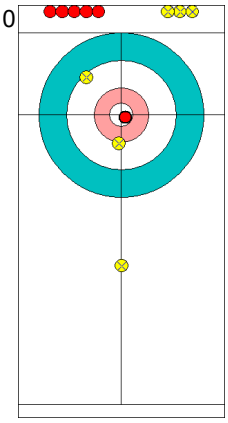

USA: HAMILTON B
Draw ↻ 100%

	USA	CAN
Total Score	1	0
Time left	19:49	20:05

Legend:
↻ Clockwise ↺ Counter-clockwise - Not considered

REVISED
8 FEB 23:53

Game - Shot by Shot
경기별 숏 기록 / Déroulement de la partie

End 2 **USA - United States 1 + 0** (this end) **= 1** **CAN - Canada 0 + 1** (this end) **= 1**

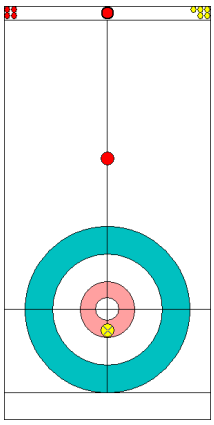

Prepositioned Stones

1
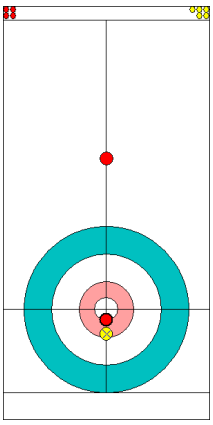

USA: HAMILTON B
Draw ↻ 100%

2
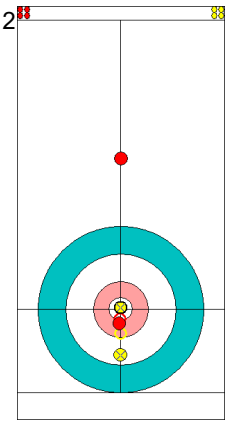

CAN: LAWES K
Draw ↻ 100%

3
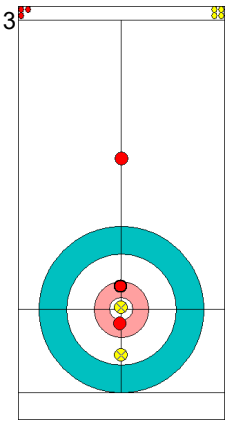

USA: HAMILTON M
Draw ↻ 100%

4
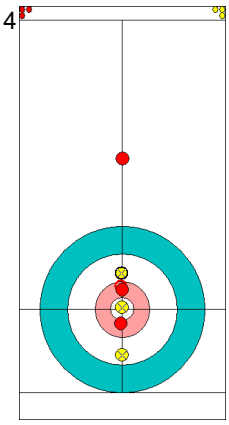

CAN: MORRIS J
Draw ↻ 100%

5
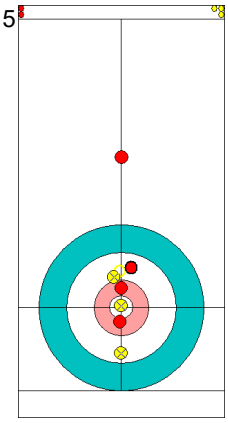

USA: HAMILTON M
Draw ↻ 75%

6
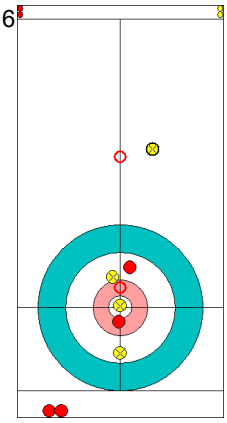

CAN: MORRIS J
Double Take-out ↻ 100%

7
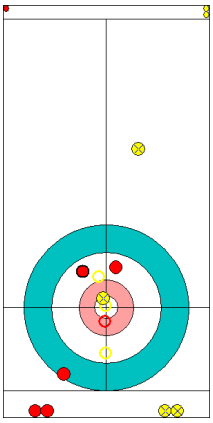

USA: HAMILTON M
Double Take-out ↻ 100%

8
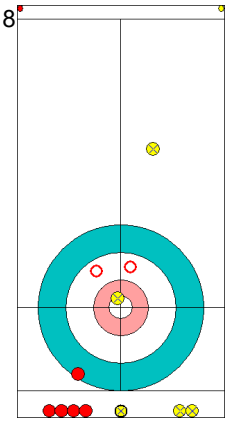

CAN: MORRIS J
Double Take-out ↺ 75%

9
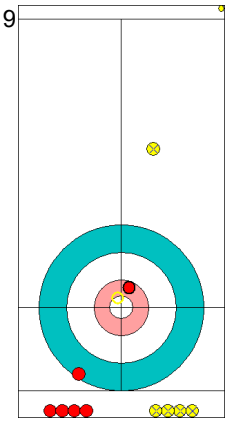

USA: HAMILTON B
Take-out ↻ 100%

10
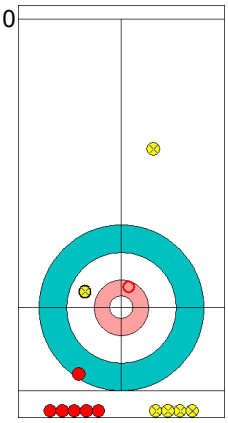

CAN: LAWES K
Take-out ↻ 100%

	USA	CAN
Total Score	1	1
Time left	17:41	17:04

Legend:
↻ Clockwise ↺ Counter-clockwise - Not considered

REVISED
8 FEB 23:53

Game - Shot by Shot
경기별 숏 기록 / Déroulement de la partie

End 3 **USA - United States 1 + 1** (this end) **= 2** **CAN - Canada 1 + 0** (this end) **= 1**

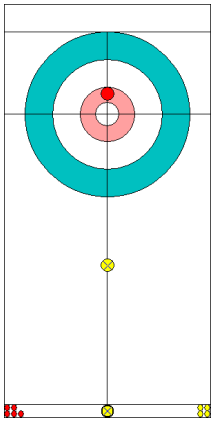
Prepositioned Stones

1
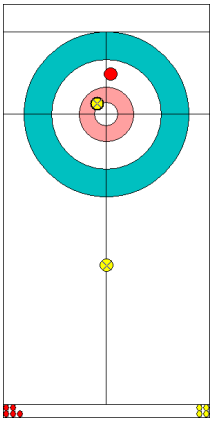
CAN: LAWES K
Draw ↻ 100%

2
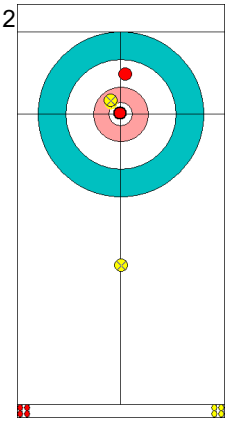
USA: HAMILTON B
Draw ↻ 100%

3
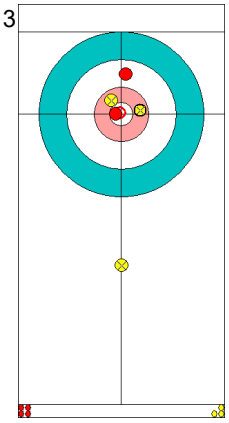
CAN: MORRIS J
Draw ↻ 75%

4
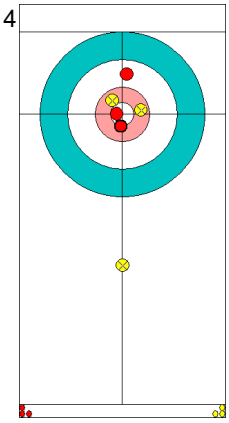
USA: HAMILTON M
Draw ↻ 100%

5
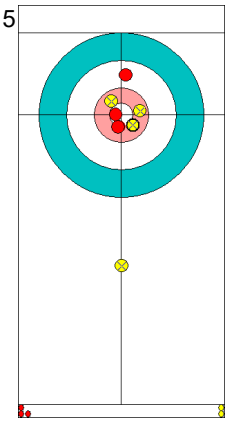
CAN: MORRIS J
Draw ↻ 100%

6
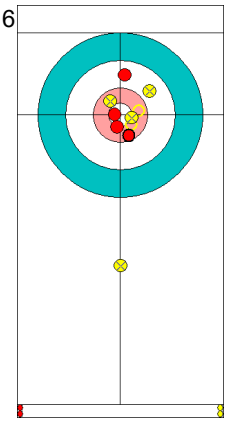
USA: HAMILTON M
Raise ↻ 100%

7
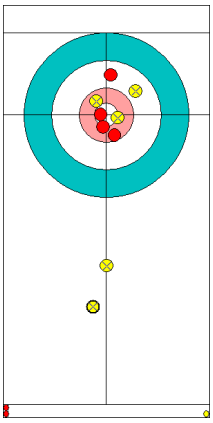
CAN: MORRIS J
Guard ↻ 100%

8
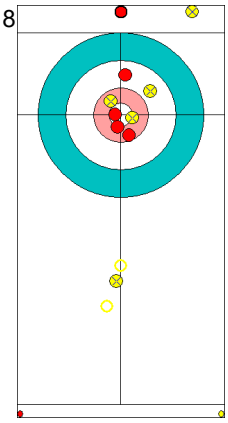
USA: HAMILTON M
Double Take-out ↻ 50%

9
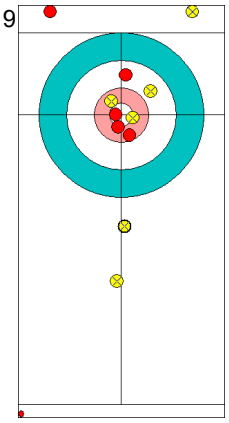
CAN: LAWES K
Guard ↻ 100%

10
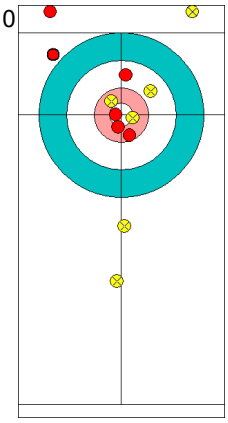
USA: HAMILTON B
Draw ↻ 0%

	USA	CAN
Total Score	2	1
Time left	15:08	14:38

Legend:
↻ Clockwise ↺ Counter-clockwise - Not considered

REVISED
8 FEB 23:53

Game - Shot by Shot
경기별 숏 기록 / Déroulement de la partie

End 4 — **USA - United States** **2 + 0** (this end) **= 2** — **CAN - Canada** **1 + 1** (this end) **= 2**

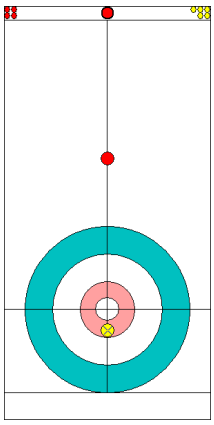

Prepositioned Stones

1
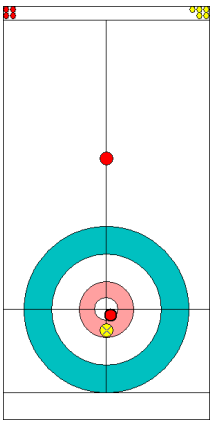

USA: HAMILTON B
Draw ↻ 100%

2
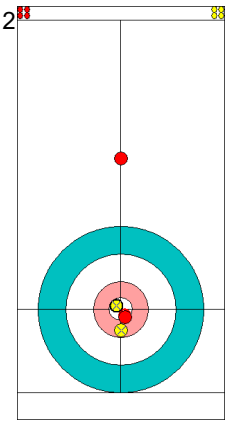

CAN: LAWES K
Draw ↻ 100%

3
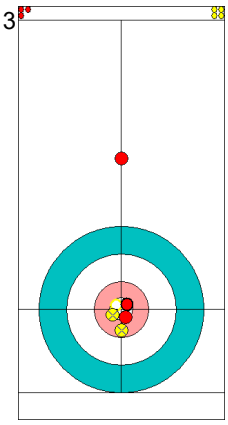

USA: HAMILTON M
Draw ↻ 100%

4
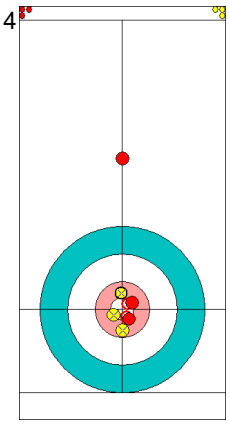

CAN: MORRIS J
Draw ↻ 100%

5
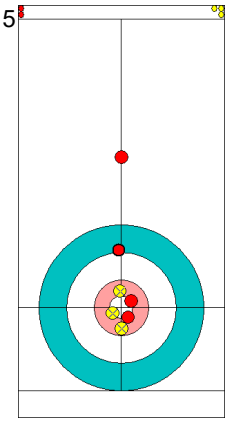

USA: HAMILTON M
Draw ↻ 50%

6
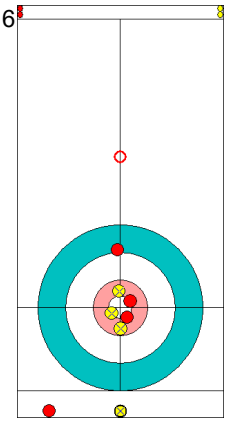

CAN: MORRIS J
Clearing ↺ 100%

7
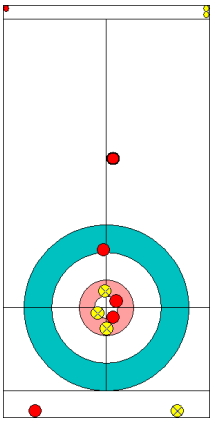

USA: HAMILTON M
Guard ↻ 100%

8
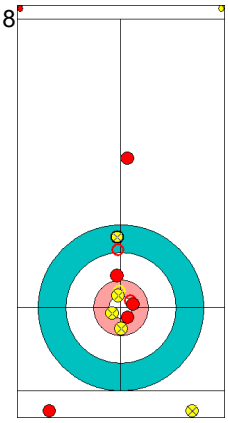

CAN: MORRIS J
Raise ↺ 75%

9
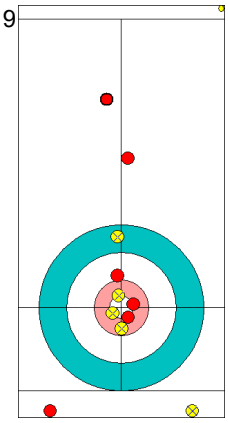

USA: HAMILTON B
Guard ↺ 100%

10
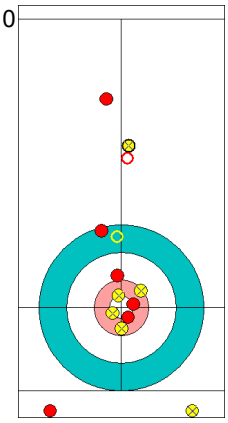

CAN: LAWES K
Raise ↺ 0%

	USA	CAN
Total Score	2	2
Time left	12:40	11:31

Legend:
↻ Clockwise ↺ Counter-clockwise - Not considered

Game - Shot by Shot
경기별 숏 기록 / Déroulement de la partie

REVISED
8 FEB 23:53

End 5 | **USA - United States** 2 + 0 (this end) = 2 | **CAN - Canada** 2 + 3 (this end) = 5

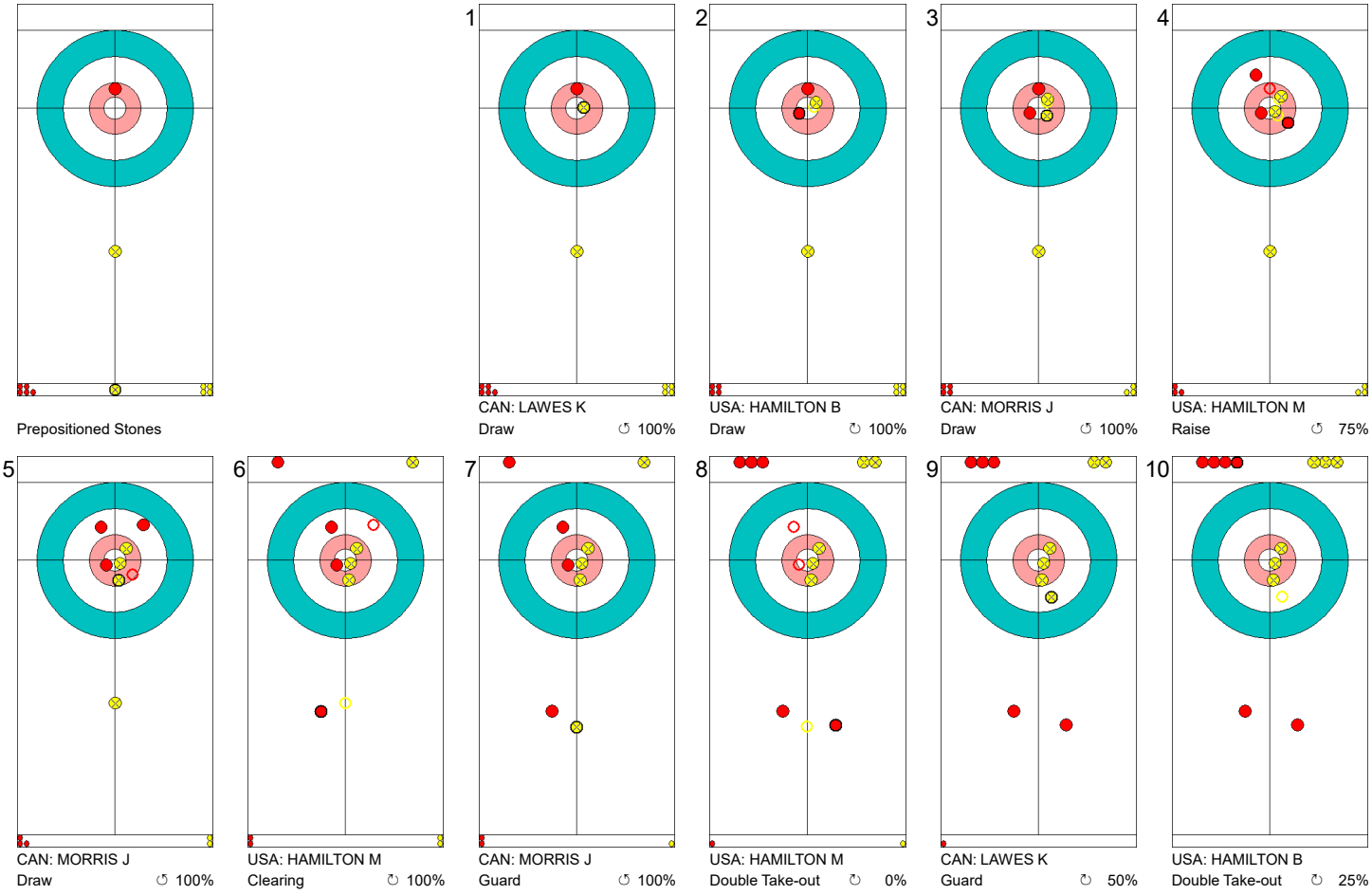

	USA	CAN
Total Score	2	5
Time left	08:35	09:22

Legend:
↻ Clockwise ↺ Counter-clockwise - Not considered

REVISED
8 FEB 23:53

Game - Shot by Shot
경기별 숏 기록 / Déroulement de la partie

End 6 **USA - United States 2 + 1** (this end) **= 3** **CAN - Canada 5 + 0** (this end) **= 5**

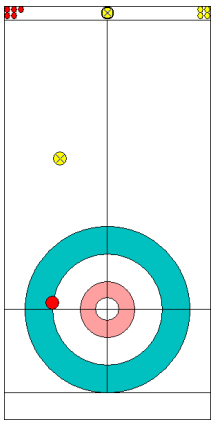
Power Play
Prepositioned Stones

1
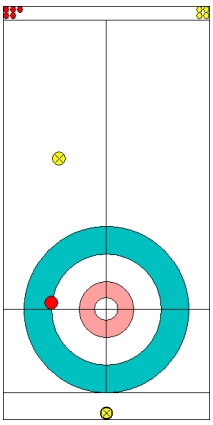
CAN: LAWES K
Raise ↺ 0%
Stone removal violation

2
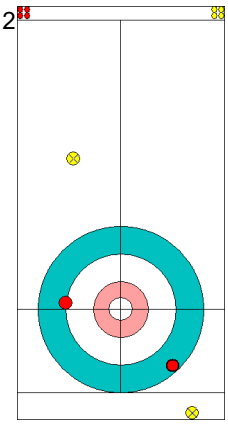
USA: HAMILTON B
Draw ↻ 75%

3
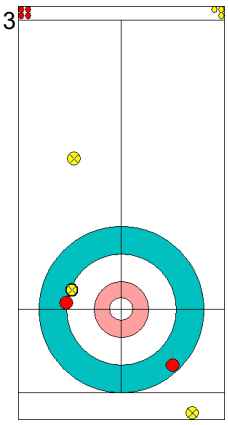
CAN: MORRIS J
Draw ↻ 100%

4
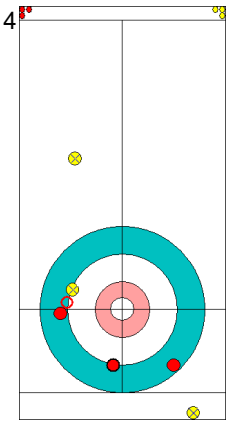
USA: HAMILTON M
Raise ↻ 50%

5
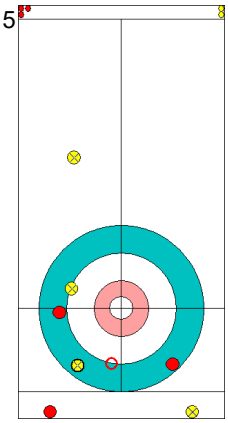
CAN: MORRIS J
Take-out ↺ 75%

6
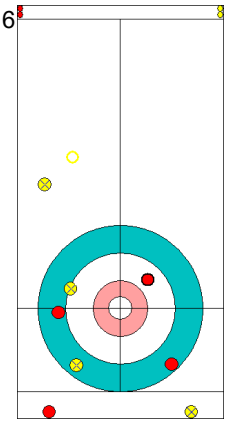
USA: HAMILTON M
Wick / Soft Peeling ↻ 100%

7
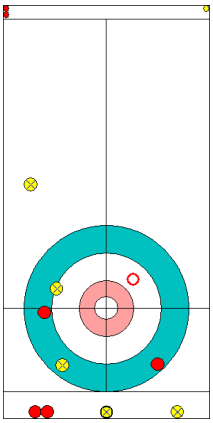
CAN: MORRIS J
Take-out ↻ 50%

8
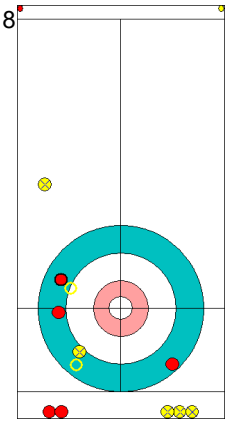
USA: HAMILTON M
Double Take-out ↺ 50%

9
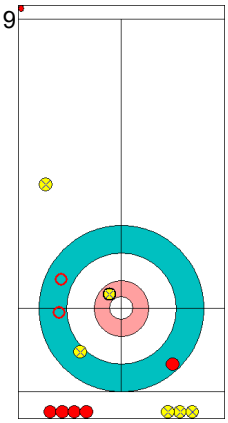
CAN: LAWES K
Double Take-out ↺ 100%

10
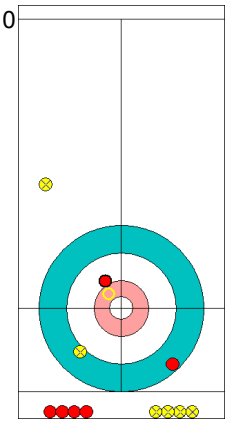
USA: HAMILTON B
Double Take-out ↻ 50%

	USA	CAN
Total Score	3	5
Time left	06:14	06:39

Legend:
↻ Clockwise ↺ Counter-clockwise - Not considered

REVISED
8 FEB 23:53

Game - Shot by Shot
경기별 숏 기록 / Déroulement de la partie

End 7 | **USA - United States** 3 + 1 (this end) = 4 | **CAN - Canada** 5 + 0 (this end) = 5

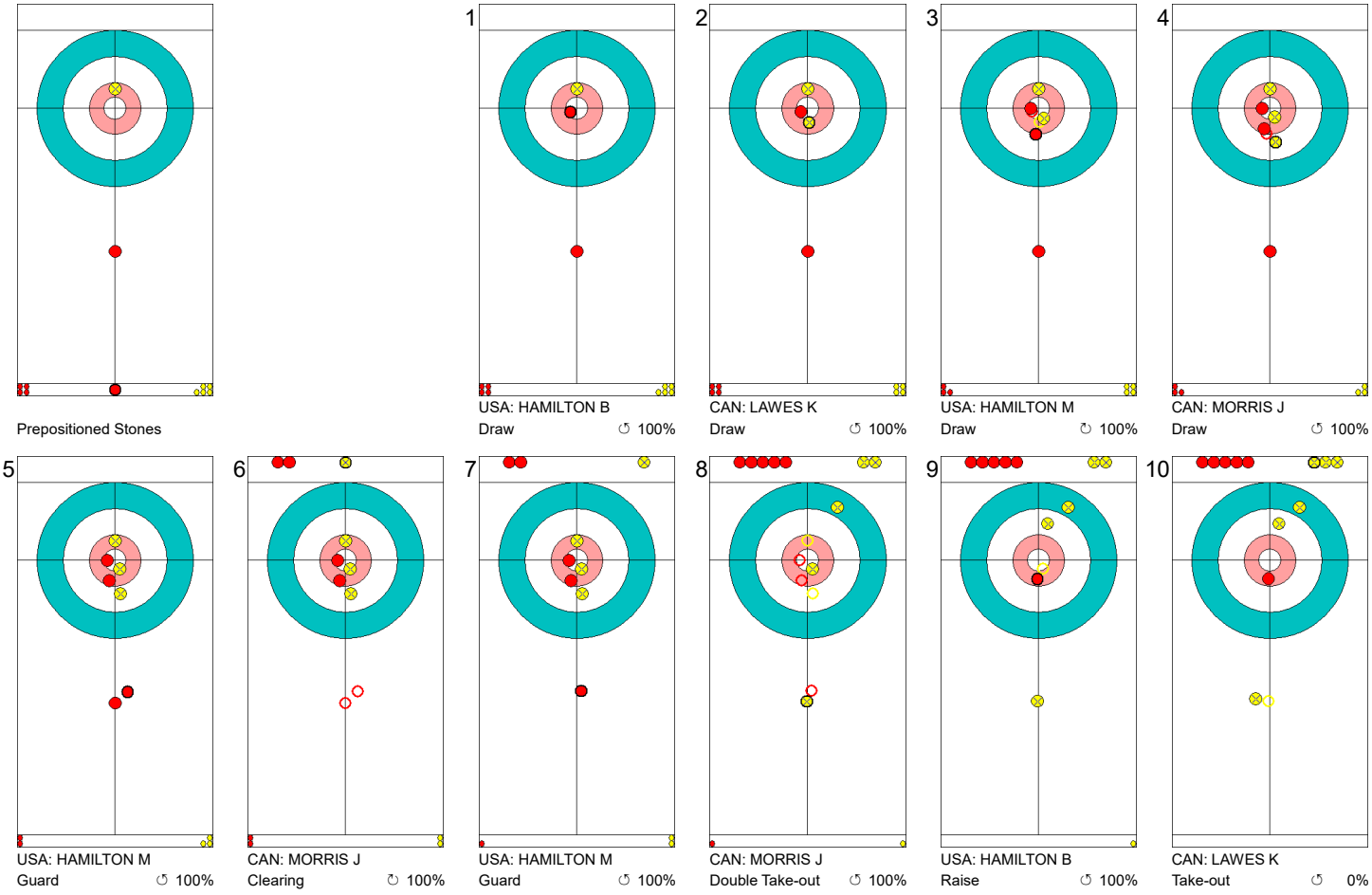

Prepositioned Stones

1 — USA: HAMILTON B — Draw ↻ 100%

2 — CAN: LAWES K — Draw ↺ 100%

3 — USA: HAMILTON M — Draw ↻ 100%

4 — CAN: MORRIS J — Draw ↺ 100%

5 — USA: HAMILTON M — Guard ↺ 100%

6 — CAN: MORRIS J — Clearing ↻ 100%

7 — USA: HAMILTON M — Guard ↺ 100%

8 — CAN: MORRIS J — Double Take-out ↺ 100%

9 — USA: HAMILTON B — Raise ↻ 100%

10 — CAN: LAWES K — Take-out ↺ 0%

	USA	CAN
Total Score	4	5
Time left	04:05	04:04

Legend:
↻ Clockwise ↺ Counter-clockwise - Not considered

Game - Shot by Shot
경기별 숏 기록 / Déroulement de la partie

REVISED
8 FEB 23:53

End 8 | **USA - United States** 4 + 0 (this end) = 4 | **CAN - Canada** 5 + 1 (this end) = 6

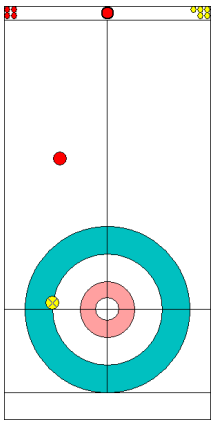

Power Play
Prepositioned Stones

1
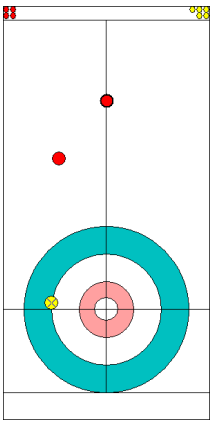

USA: HAMILTON B
Front ↻ 100%

2
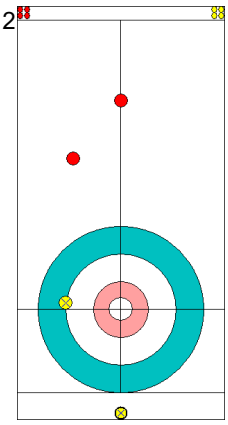

CAN: LAWES K
Wick / Soft Peeling ↺ 0%

3
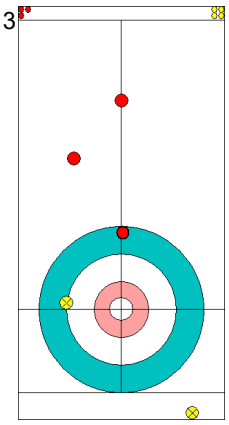

USA: HAMILTON M
Draw ↻ 100%

4
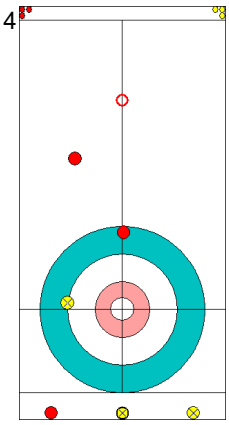

CAN: MORRIS J
Clearing ↻ 100%

5
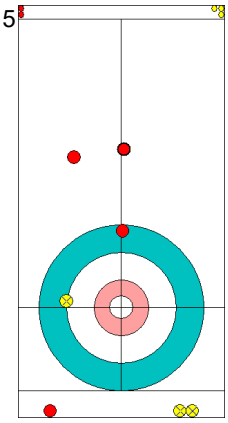

USA: HAMILTON M
Guard ↻ 100%

6
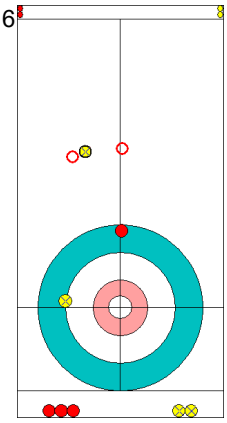

CAN: MORRIS J
Clearing ↺ 100%

7
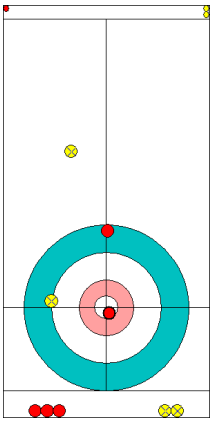

USA: HAMILTON M
Draw ↻ 100%
Time-out

8
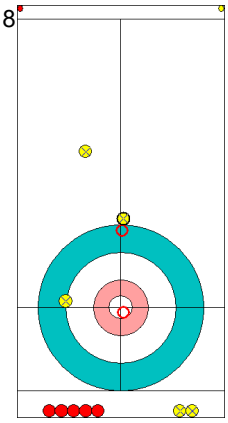

CAN: MORRIS J
Double Take-out ↺ 100%

9
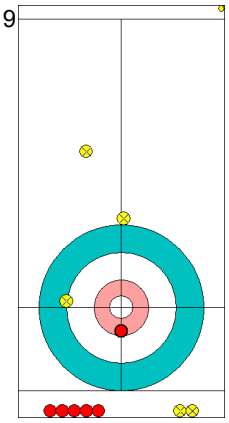

USA: HAMILTON B
Draw ↻ 75%

10
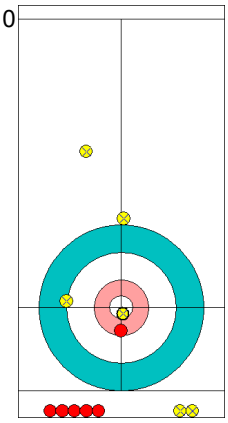

CAN: LAWES K
Draw ↻ 100%
Time-out

	USA	CAN
Total Score	4	6
Time left	02:25	02:19

Legend:
↻ Clockwise ↺ Counter-clockwise - Not considered

Time-outs revised.

Most Important Shots
우승 결정 슛 / Tirs les plus importants

Sheet	Game	Team	LSFE	1	2	3	4	5	6	7	8	Extra Ends				Total
A	2	FIN - Finland	*	0	0	2	0	0	2	2	0					6
	2	SUI - Switzerland		2	1	0	2	1	0	0	1					7

Most Important Shot:

With her last stone the Finnish Player KAUSTE O had to play a Draw around the Swiss corner guard. Her stone was too short and allowed the Swiss Team to win the game without having to play their last stone.

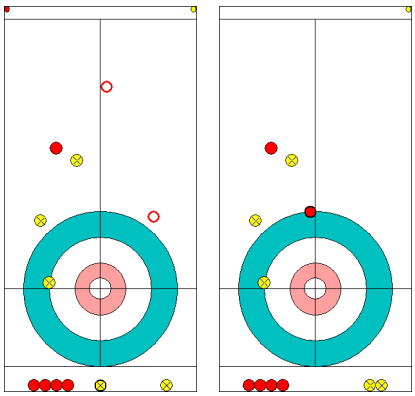

Before | After

End: 8
Team: FIN - Finland
Player: KAUSTE Oona
Team Stone: 1 2 3 4 (5)
Task: Draw
Rotation: ↻
Shot Success: 0%

Sheet	Game	Team	LSFE	1	2	3	4	5	6	7	8	Extra Ends				Total
B	2	KOR - Republic of Korea		0	1	0	0	4	0	2	0	0				7
	2	CHN - People's Republic of China	*	2	0	3	1	0	1	0	0	1				8

Most Important Shot:

The Chinese player WANG R delivered an excellent Draw to the four foot exactly behind the cover. This put pressure on the Korean team and they missed with their last stone.

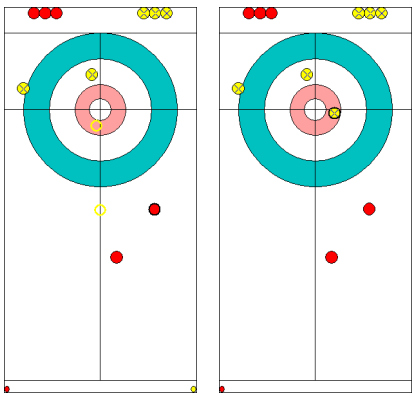

Before | After

End: 9
Team: CHN - People's Republic of China
Player: WANG Rui
Team Stone: 1 2 3 4 (5)
Task: Draw
Rotation: ↻
Shot Success: 100%

Most Important Shots
우승 결정 슛 / Tirs les plus importants

Sheet	Game	Team	LSFE	1	2	3	4	5	6	7	8	Extra Ends	Total
C	2	OAR - Olympic Athlete from Russia		0	1	0	1	1	0	0	1		4
	2	NOR - Norway	*	0	0	1	0	0	1	1	0		3

Most Important Shot:

Team OAR player KRUSHELNITCKII A played a Raise tap back just moving the Norwegian stone that was closer to the button, allowing them to take the end and the win.

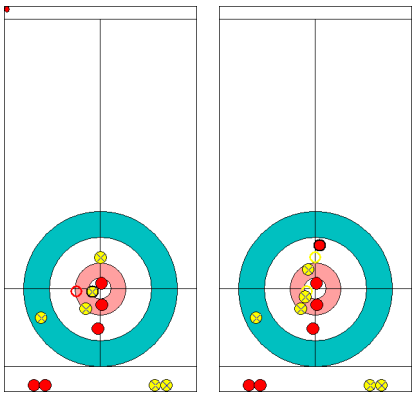

Before | After

End: 8
Team: OAR - Olympic Athlete from Russia
Player: KRUSHELNITCKII Aleksandr
Team Stone: 1 2 3 4 (5)
Task: Raise
Rotation: ↻
Shot Success: 100%

Sheet	Game	Team	LSFE	1	2	3	4	5	6	7	8	Extra Ends	Total
D	2	USA - United States of America	*	1	0	1	0	0	1	1	0		4
	2	CAN - Canada		0	1	0	1	3	0	0	1		6

Most Important Shot:

With team Canada sitting three stones, US Player HAMILTON M played a heavy weight Double Take-out which over curled, removing the guard stone and two of the US stones. This left a steal of three for Canada.

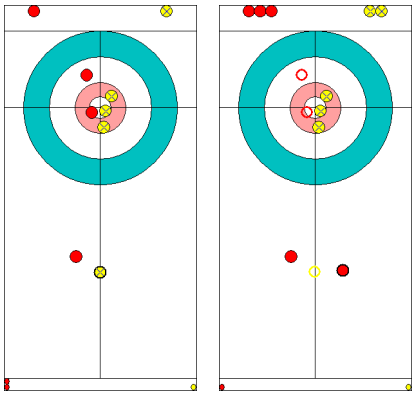

Before | After

End: 5
Team: USA - United States of America
Player: HAMILTON Matt
Team Stone: 1 2 3 (4) 5
Task: Double Take-out
Rotation: ↻
Shot Success: 0%

Legend:
☐ Power Play ↻ Clockwise ↺ Counter-clockwise
LSFE(*) Last Stone First End

Session Results and Standings
세션 경기결과 및 순위 / Résultats de la session et classement

Sheet	Game	Team	LSFE	1	2	3	4	5	6	7	8	Extra Ends				Total
A	1	USA - United States of America	*	3	0	1	1	2	0	2	X					9
	1	OAR - Olympic Athlete from Russia		0	2	0	0	0	1	0	X					3
B	1	CAN - Canada	*	1	0	3	0	2	0	0	0					6
	1	NOR - Norway		0	3	0	1	0	2	1	2					9
C	1	KOR - Republic of Korea		3	1	1	0	0	0	4	X					9
	1	FIN - Finland	*	0	0	0	1	2	1	0	X					4
D	1	CHN - People's Republic of China	*	1	0	0	2	0	1	0	1	0				5
	1	SUI - Switzerland		0	1	1	0	1	0	2	0	2				7

Current Standings

Rank	Team	Games	Wins	Losses
1	KOR - Republic of Korea	1	1	0
1	NOR - Norway	1	1	0
1	SUI - Switzerland	1	1	0
1	USA - United States of America	1	1	0
5	CAN - Canada	1	0	1
5	CHN - People's Republic of China	1	0	1
5	FIN - Finland	1	0	1
5	OAR - Olympic Athlete from Russia	1	0	1

Note:
Under WCF rules, tie-breaking rules for standings are not applied until after the last game of the round robin.

Legend:
☐ Power Play **LSFE(*)** Last Stone First End **X** Unplayed/unfinished end due to concession

Game Results
대회 경기결과 / Résultats de la partie

REVISED
9 FEB 0:15

Sheet	Game	Team	LSFE	1	2	3	4	5	6	7	8	Extra Ends				Total
A	1	USA - United States of America	*	3	0	1	1	2	0	2	X					9
	1	OAR - Olympic Athlete from Russia		0	2	0	0	0	1	0	X					3

USA - United States of America		Shot Success Game	Shot Success All
F	HAMILTON Becca	85%	85%
M	HAMILTON Matt	81%	81%
	Team Total	82%	82%

Last Stone Draw		Distance
↻	HAMILTON Becca	36.0cm
↺	HAMILTON Matt	18.5cm
Total		**54.5cm**

Time remaining: 8 minutes 58 seconds

Power Play: End 7

OAR - Olympic Athlete from Russia		Shot Success Game	Shot Success All
F	BRYZGALOVA Anastasia	61%	61%
M	KRUSHELNITCKII Aleksandr	55%	55%
	Team Total	59%	59%

Last Stone Draw		Distance
↻	KRUSHELNITCKII Aleksandr	74.8cm
↺	BRYZGALOVA Anastasia	59.1cm
Total		**133.9cm**

Time remaining: 4 minutes 58 seconds

Power Play: End 6

Shot Success Analysis

USA - United States of America		↻		↺		Game	
F HAMILTON Becca	Draws	3	67%	8	88%	11	82%
	Take-outs	2	100%	0	-	2	100%
	Total	5	80%	8	88%	13	85%
M HAMILTON Matt	Draws	4	81%	9	81%	13	81%
	Take-outs	1	50%	7	86%	8	81%
	Total	5	75%	16	83%	21	81%
Team	Draws	7	75%	17	84%	24	81%
	Take-outs	3	83%	7	86%	10	85%
	Total	10	78%	24	84%	34	82%

OAR - Olympic Athlete from Russia		↻		↺		Game	
F BRYZGALOVA Anastasia	Draws	4	56%	13	73%	17	69%
	Take-outs	2	25%	1	0%	3	17%
	Total	6	46%	14	68%	20	61%
M KRUSHELNITCKII Aleksandr	Draws	2	38%	7	57%	9	53%
	Take-outs	3	67%	2	50%	5	60%
	Total	5	55%	9	56%	14	55%
Team	Draws	6	50%	20	68%	26	63%
	Take-outs	5	50%	3	33%	8	44%
	Total	11	50%	23	63%	34	59%

Note:
Team members are identified as follows:
F = Female, **M** = Male

Legend:
☐ Power Play ↻ Clockwise ↺ Counter-clockwise
LSFE(*) Last Stone First End **X** Unplayed/unfinished end due to concession

OAR: spelling of Last Stone Draw player name revised.

Game - Shot by Shot
경기별 숏 기록 / Déroulement de la partie

REVISED
8 FEB 10:42

End 1 **USA - United States 0 + 3** (this end) **= 3** **OAR - OAR 0 + 0** (this end) **= 0**

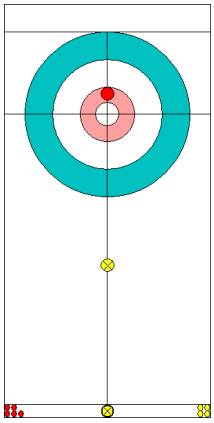

Prepositioned Stones

1
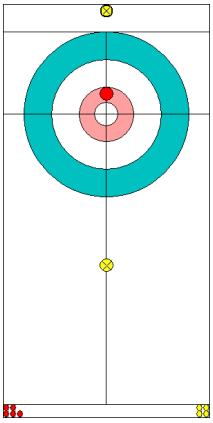

OAR: KRUSHELNITCKII A
Draw ↻ 0%

2
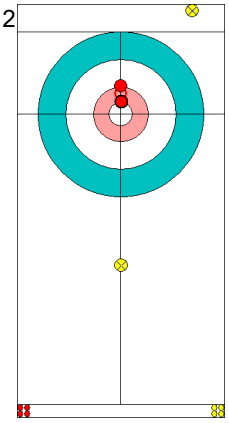

USA: HAMILTON B
Draw ↻ 100%

3
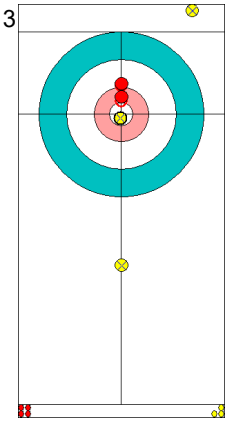

OAR: BRYZGALOVA A
Draw ↻ 100%

4
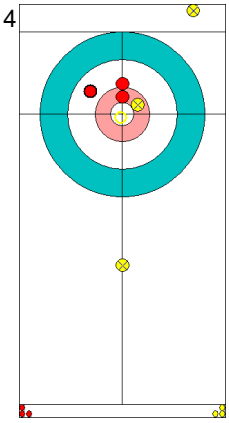

USA: HAMILTON M
Raise ↻ 75%

5
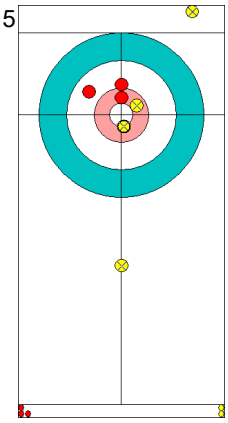

OAR: BRYZGALOVA A
Draw ↻ 100%

6
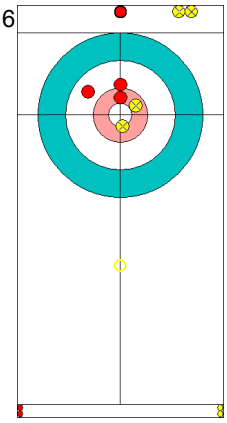

USA: HAMILTON M
Clearing ↻ 100%

7
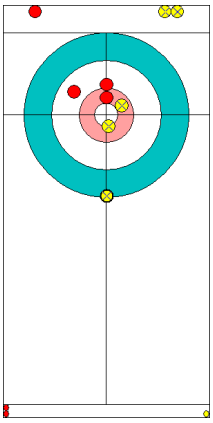

OAR: BRYZGALOVA A
Guard ↻ 100%

8
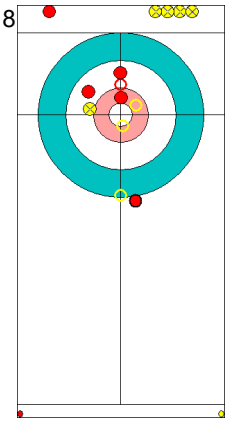

USA: HAMILTON M
Double Take-out ↻ 100%

9
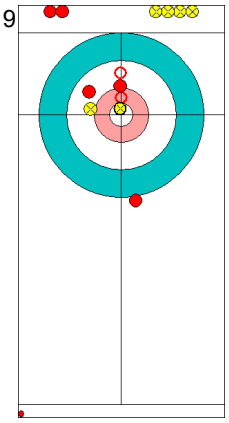

OAR: KRUSHELNITCKII A
Double Take-out ↻ 50%

10
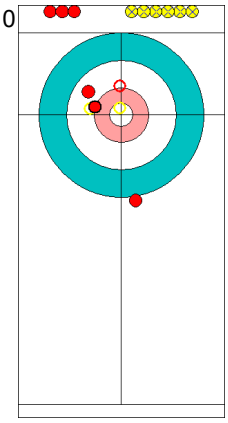

USA: HAMILTON B
Double Take-out ↻ 100%

	USA	OAR
Total Score	3	0
Time left	19:57	19:43

Legend:
↻ Clockwise ↺ Counter-clockwise - Not considered

Game - Shot by Shot
경기별 숏 기록 / Déroulement de la partie

REVISED
8 FEB 10:42

End 2 **USA - United States 3 + 0** (this end) **= 3** **OAR - OAR 0 + 2** (this end) **= 2**

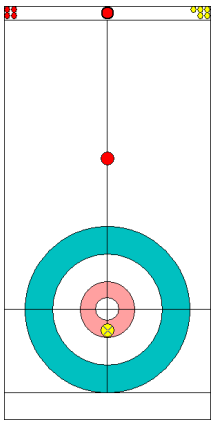

Prepositioned Stones

1
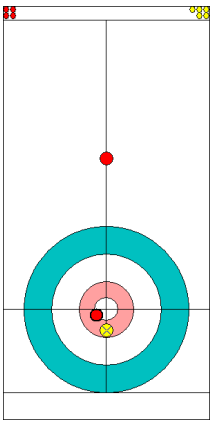

USA: HAMILTON B
Draw ↻ 75%

2
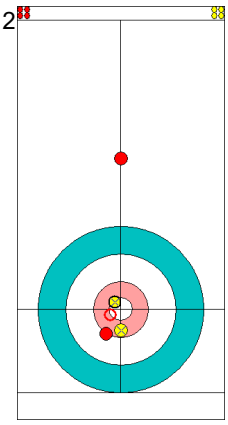

OAR: KRUSHELNITCKII A
Raise ↺ 100%

3
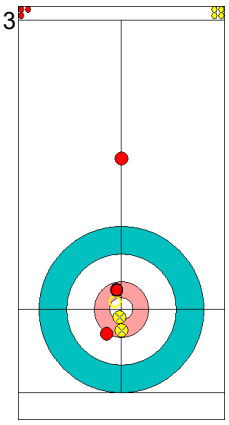

USA: HAMILTON M
Raise ↺ 100%

4
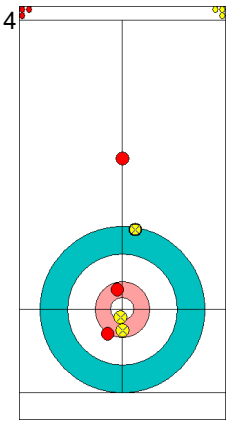

OAR: BRYZGALOVA A
Draw ↻ 50%

5
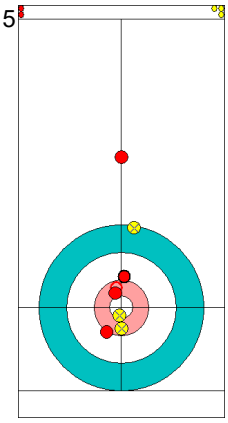

USA: HAMILTON M
Raise ↺ 75%

6
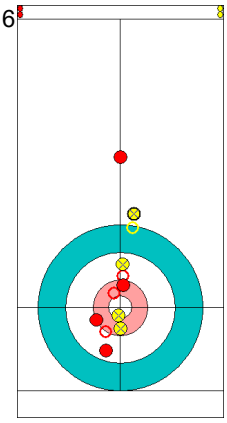

OAR: BRYZGALOVA A
Raise ↻ 75%

7
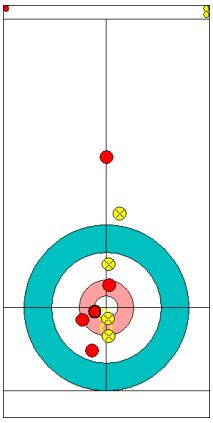

USA: HAMILTON M
Draw ↺ 75%

8
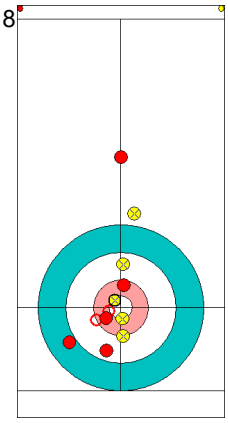

OAR: BRYZGALOVA A
Raise ↺ 100%

9
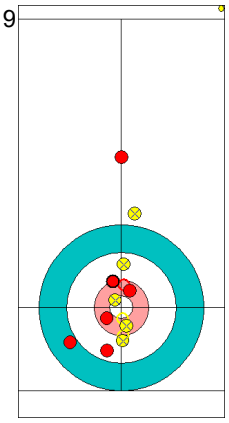

USA: HAMILTON B
Draw ↺ 50%

10
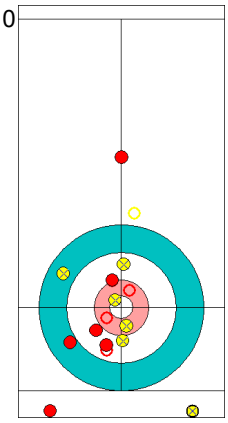

OAR: KRUSHELNITCKII A
Promotion Take-out ↻ 100%

	USA	OAR
Total Score	3	2
Time left	18:19	16:35

Legend:
↻ Clockwise ↺ Counter-clockwise - Not considered

REVISED
8 FEB 10:42

Game - Shot by Shot
경기별 숏 기록 / Déroulement de la partie

End 3 **USA - United States 3 + 1** (this end) **= 4** **OAR - OAR 2 + 0** (this end) **= 2**

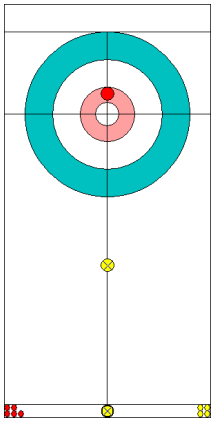

Prepositioned Stones

1
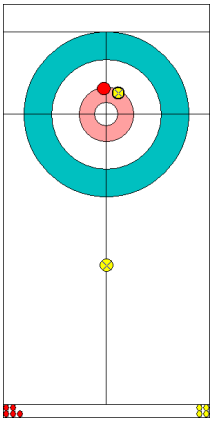

OAR: KRUSHELNITCKII A
Draw ↺ 75%

2
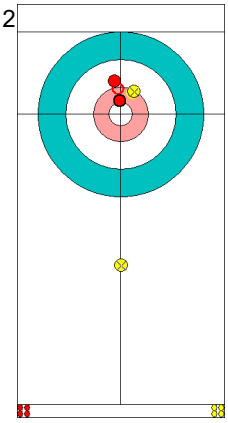

USA: HAMILTON B
Raise ↺ 75%

3
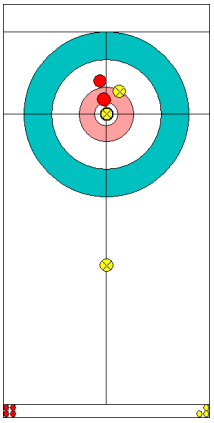

OAR: BRYZGALOVA A
Draw ↺ 100%

4
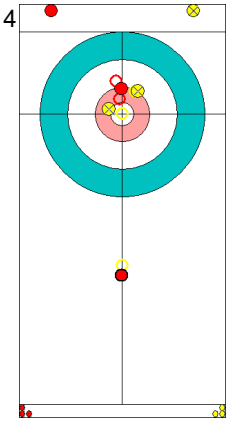

USA: HAMILTON M
Double Take-out ↺ 50%

5
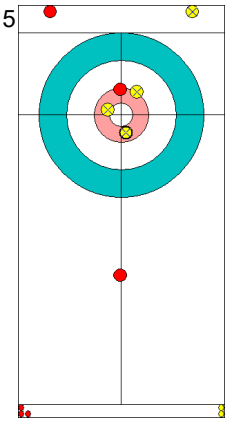

OAR: BRYZGALOVA A
Draw ↺ 100%

6
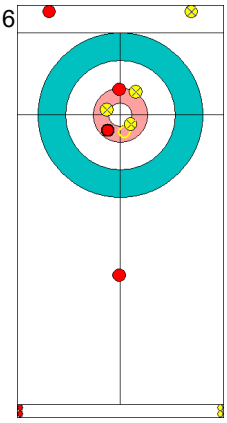

USA: HAMILTON M
Draw ↻ 50%

7
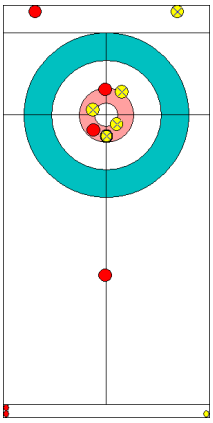

OAR: BRYZGALOVA A
Raise ↺ 50%

8
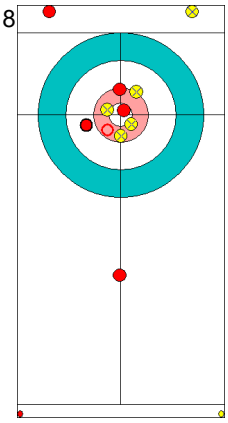

USA: HAMILTON M
Raise ↻ 100%

9
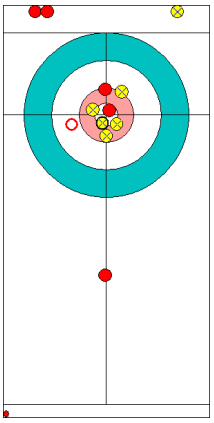

OAR: KRUSHELNITCKII A
Hit and Roll ↻ 50%

10
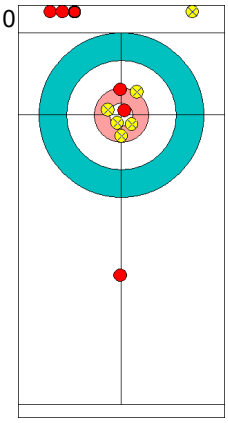

USA: HAMILTON B
Through ↺ -

	USA	OAR
Total Score	4	2
Time left	16:31	13:33

Legend:
↻ Clockwise ↺ Counter-clockwise - Not considered

REVISED
8 FEB 10:42

Game - Shot by Shot
경기별 숏 기록 / Déroulement de la partie

End 4 **USA - United States 4 + 1** (this end) **= 5** **OAR - OAR 2 + 0** (this end) **= 2**

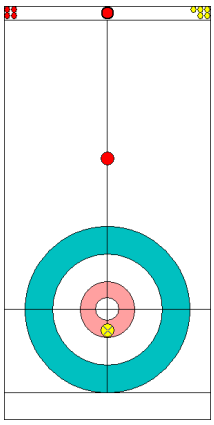

Prepositioned Stones

1
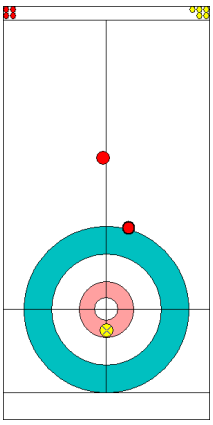

USA: HAMILTON B
Draw ↻ 50%

2
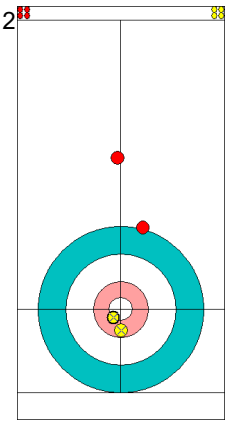

OAR: KRUSHELNITCKII A
Draw ↺ 75%

3
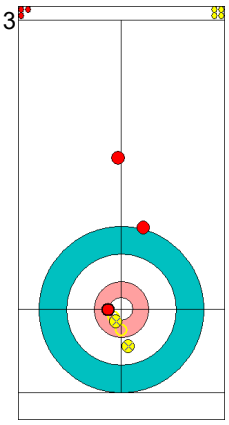

USA: HAMILTON M
Raise ↺ 50%

4
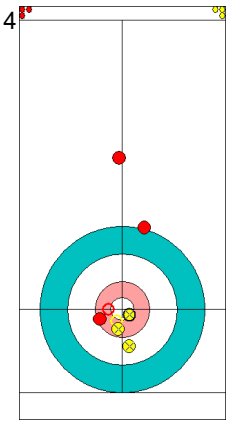

OAR: BRYZGALOVA A
Raise ↺ 100%

5
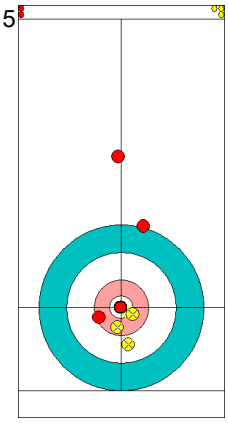

USA: HAMILTON M
Draw ↺ 100%

6
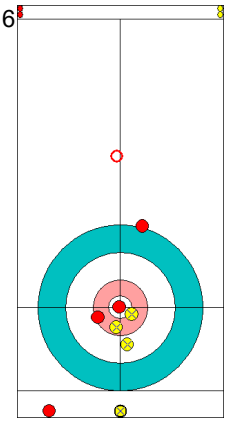

OAR: BRYZGALOVA A
Double Take-out ↻ 50%

7
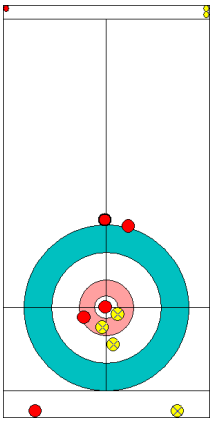

USA: HAMILTON M
Guard ↺ 100%

8
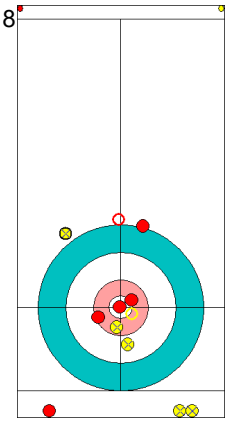

OAR: BRYZGALOVA A
Double Take-out ↻ 0%

9
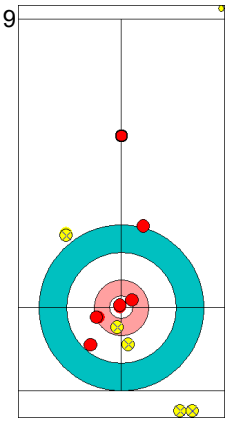

USA: HAMILTON B
Guard ↺ 100%

10
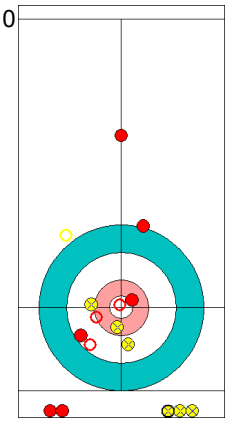

OAR: KRUSHELNITCKII A
Promotion Take-out ↺ 50%

	USA	OAR
Total Score	5	2
Time left	14:45	10:25

Legend:
↻ Clockwise ↺ Counter-clockwise - Not considered

REVISED
8 FEB 10:42

Game - Shot by Shot
경기별 숏 기록 / Déroulement de la partie

End 5 **USA - United States 5 + 2** (this end) **= 7** **OAR - OAR 2 + 0** (this end) **= 2**

1
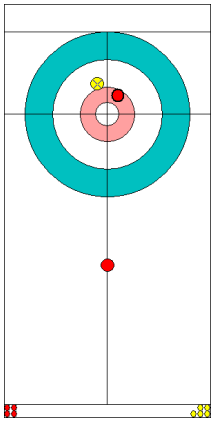
USA: HAMILTON B
Raise ↺ 75%

2
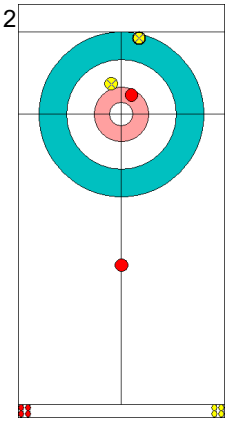
OAR: KRUSHELNITCKII A
Raise ↺ 50%

3
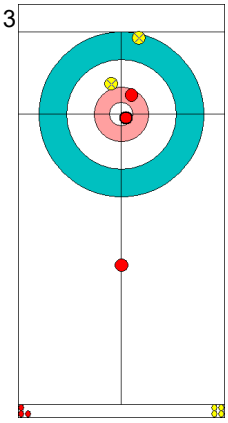
USA: HAMILTON M
Draw ↺ 75%

4
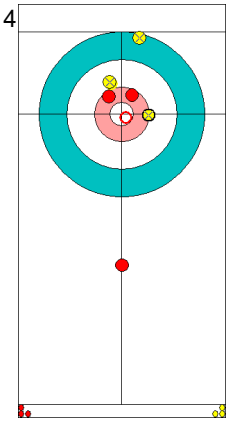
OAR: BRYZGALOVA A
Raise ↺ 50%

5
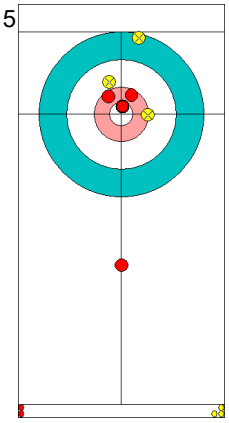
USA: HAMILTON M
Draw ↺ 75%

6
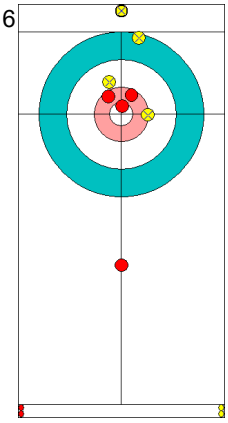
OAR: BRYZGALOVA A
Raise ↺ -
burned stone

7
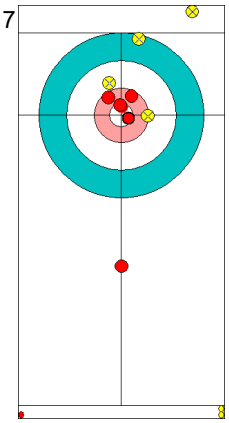
USA: HAMILTON M
Draw ↺ 75%

8
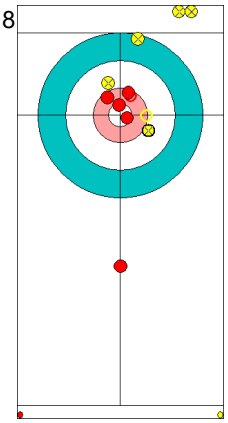
OAR: BRYZGALOVA A
Take-out ↺ 0%

9
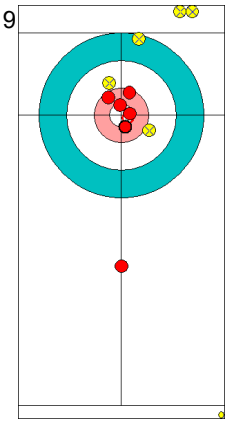
USA: HAMILTON B
Draw ↺ 100%

10
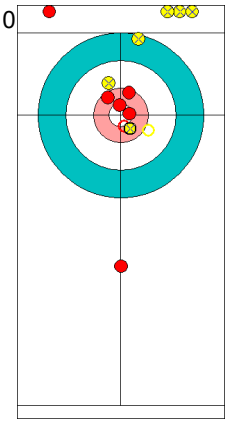
OAR: KRUSHELNITCKII A
Double Take-out ↺ 50%

	USA	OAR
Total Score	7	2
Time left	13:11	07:46

Legend:
↻ Clockwise ↺ Counter-clockwise - Not considered

REVISED
8 FEB 10:42

Game - Shot by Shot
경기별 숏 기록 / Déroulement de la partie

End 6 — **USA - United States 7 + 0** (this end) **= 7** — **OAR - OAR 2 + 1** (this end) **= 3**

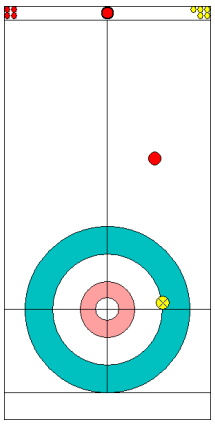
Power Play
Prepositioned Stones

1
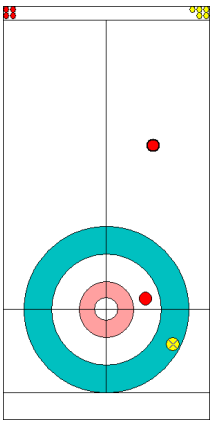
USA: HAMILTON B
Raise ↻ 75%

2
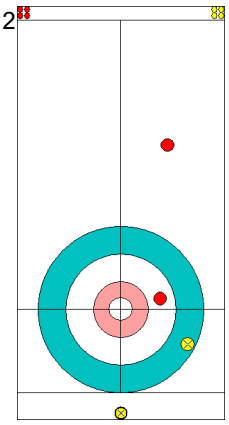
OAR: KRUSHELNITCKII A
Raise ↺ 0%

3
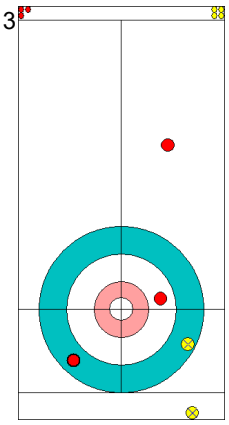
USA: HAMILTON M
Draw ↻ 100%

4
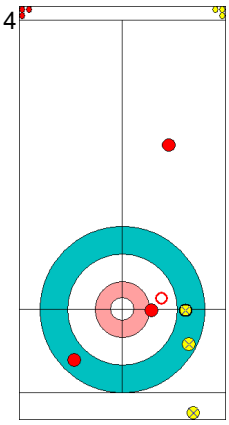
OAR: BRYZGALOVA A
Raise ↺ 50%

5
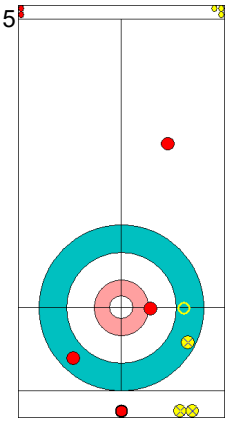
USA: HAMILTON M
Double Take-out ↻ 50%

6
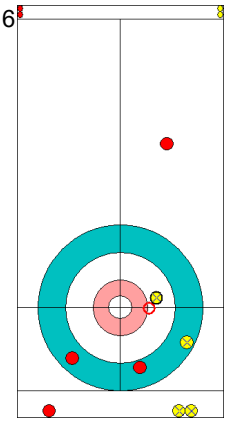
OAR: BRYZGALOVA A
Raise ↺ 50%

7
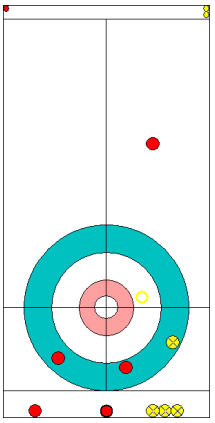
USA: HAMILTON M
Double Take-out ↻ 50%

8
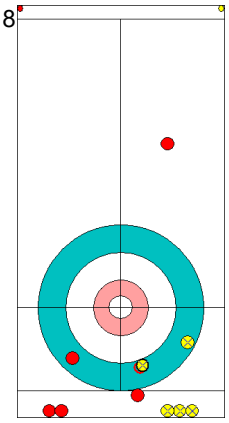
OAR: BRYZGALOVA A
Draw ↺ 50%

9
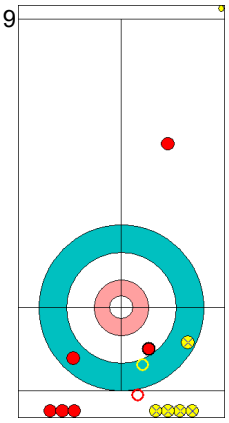
USA: HAMILTON B
Take-out ↻ 100%

10
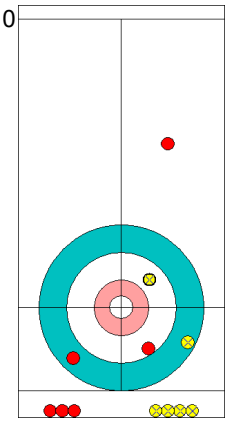
OAR: KRUSHELNITCKII A
Draw ↺ 100%

	USA	OAR
Total Score	7	3
Time left	11:06	06:01

Legend:
↻ Clockwise ↺ Counter-clockwise - Not considered

Game - Shot by Shot
경기별 숏 기록 / Déroulement de la partie

REVISED
8 FEB 10:42

End 7 **USA - United States 7 + 2** (this end) **= 9** **OAR - OAR 3 + 0** (this end) **= 3**

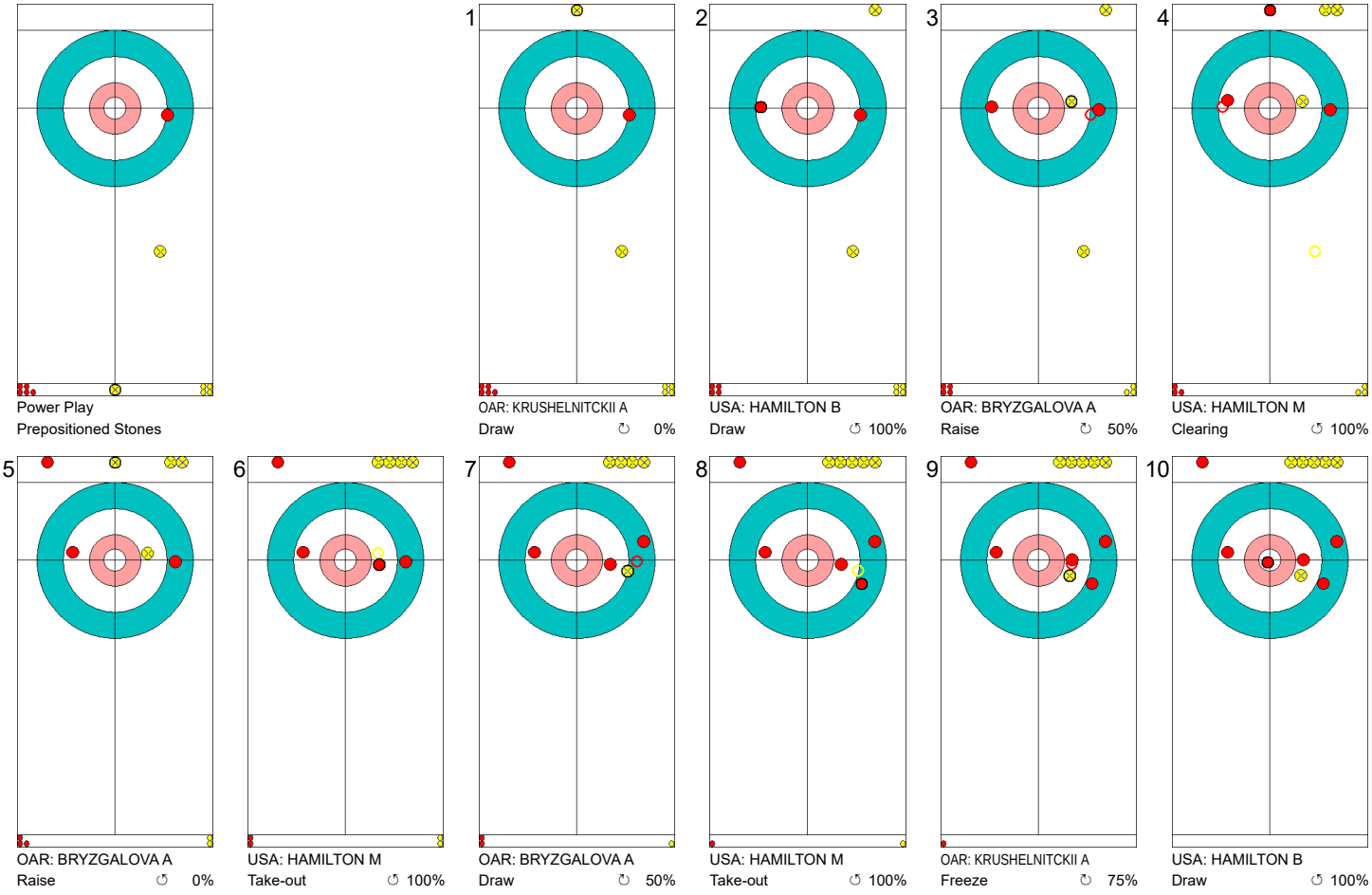

	USA	OAR
Total Score	9	3
Time left	08:58	04:58

Legend:
↻ Clockwise ↺ Counter-clockwise - Not considered

Prepositioned Stones for end 2 and 4 revised

Game Results
대회 경기결과 / Résultats de la partie

REVISED
8 FEB 23:57

Sheet	Game	Team	LSFE	1	2	3	4	5	6	7	8	Extra Ends				Total
B	1	CAN - Canada	*	1	0	3	0	2	0	0	0					6
	1	NOR - Norway		0	3	0	1	0	2	1	2					9

CAN - Canada		Shot Success Game	Shot Success All
F	LAWES Kaitlyn	72%	72%
M	MORRIS John	80%	80%
	Team Total	77%	77%

Last Stone Draw		Distance
↻	LAWES Kaitlyn	17.0cm
↺	MORRIS John	35.5cm
Total		**52.5cm**

Time remaining: 1 minute 17 seconds

Time-out: End 8 - CAN stone 4

Power Play: End 7

NOR - Norway		Shot Success Game	Shot Success All
F	SKASLIEN Kristin	61%	61%
M	NEDREGOTTEN Magnus	79%	79%
	Team Total	72%	72%

Last Stone Draw		Distance
↻	SKASLIEN Kristin	103.6cm
↺	NEDREGOTTEN Magnus	38.1cm
Total		**141.7cm**

Time remaining: 1 minute 12 seconds

Time-out: End 8 - NOR stone 5

Power Play: End 6

Shot Success Analysis

CAN - Canada		↻		↺		Game	
F LAWES Kaitlyn	Draws	6	83%	8	59%	14	70%
	Take-outs	1	75%	1	100%	2	88%
	Total	7	82%	9	64%	16	72%
M MORRIS John	Draws	7	61%	13	96%	20	84%
	Take-outs	2	75%	2	50%	4	63%
	Total	9	64%	15	90%	24	80%
Team	Draws	13	71%	21	82%	34	78%
	Take-outs	3	75%	3	67%	6	71%
	Total	16	72%	24	80%	40	77%

NOR - Norway		↻		↺		Game	
F SKASLIEN Kristin	Draws	6	46%	7	61%	13	54%
	Take-outs	2	88%	1	100%	3	92%
	Total	8	56%	8	66%	16	61%
M NEDREGOTTEN Magnus	Draws	9	72%	8	81%	17	76%
	Take-outs	3	83%	4	88%	7	86%
	Total	12	75%	12	83%	24	79%
Team	Draws	15	62%	15	72%	30	67%
	Take-outs	5	85%	5	90%	10	88%
	Total	20	68%	20	76%	40	72%

Note:
Team members are identified as follows:
F = Female, **M** = Male

Legend:
☐ Power Play ↻ Clockwise ↺ Counter-clockwise
LSFE(*) Last Stone First End

Time-outs revised.

OMEGA
Atos

REVISED
9 FEB 0:01

Game - Shot by Shot
경기별 숏 기록 / Déroulement de la partie

End 1 — **CAN - Canada 0 + 1** (this end) **= 1** — **NOR - Norway 0 + 0** (this end) **= 0**

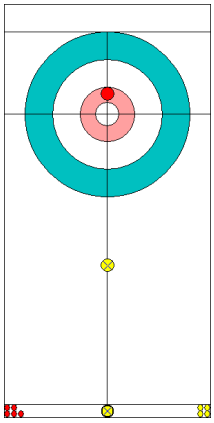

Prepositioned Stones

1
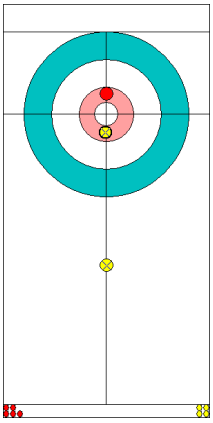

NOR: SKASLIEN K
Draw ↻ 100%

2
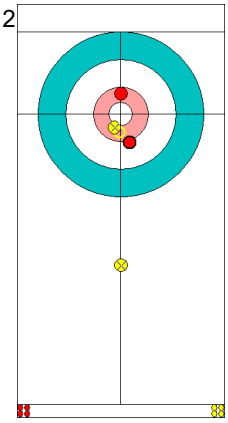

CAN: LAWES K
Draw ↺ 75%

3
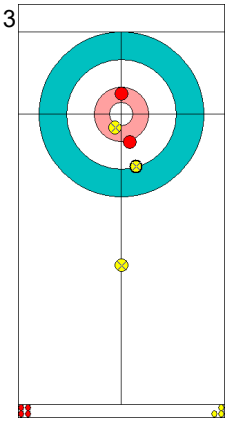

NOR: NEDREGOTTEN M
Draw ↺ 75%

4
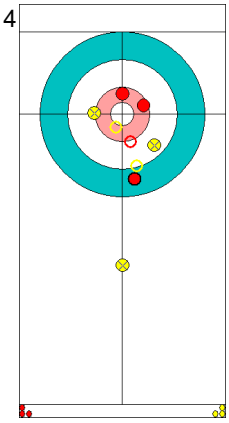

CAN: MORRIS J
Raise ↺ 100%

5
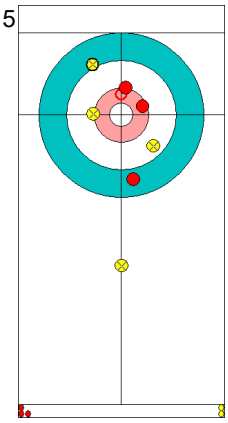

NOR: NEDREGOTTEN M
Draw ↻ 50%

6
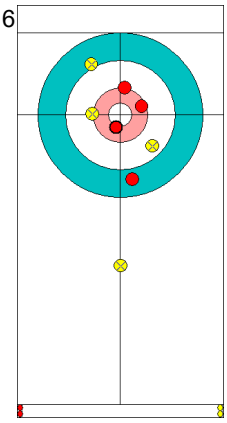

CAN: MORRIS J
Draw ↻ 75%

7
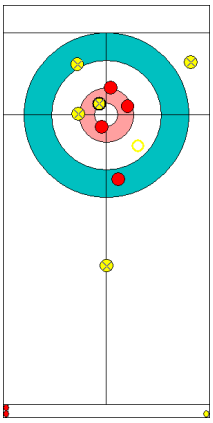

NOR: NEDREGOTTEN M
Raise ↺ 100%

8
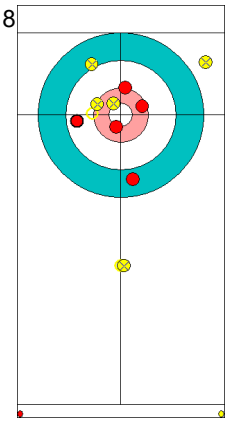

CAN: MORRIS J
Raise ↻ 0%

9
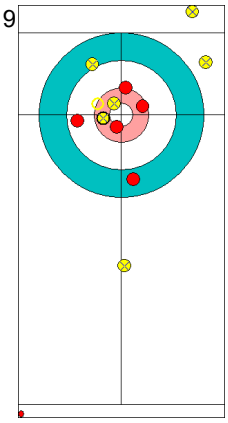

NOR: SKASLIEN K
Hit and Roll ↺ 75%

10
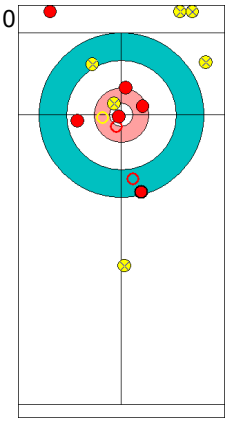

CAN: LAWES K
Promotion Take-out ↺ 100%

	CAN	NOR
Total Score	1	0
Time left	19:19	19:04

Legend:
↻ Clockwise ↺ Counter-clockwise - Not considered

REVISED
9 FEB 0:01

Game - Shot by Shot
경기별 숏 기록 / Déroulement de la partie

End 2 | **CAN - Canada 1 + 0** (this end) **= 1** | **NOR - Norway 0 + 3** (this end) **= 3**

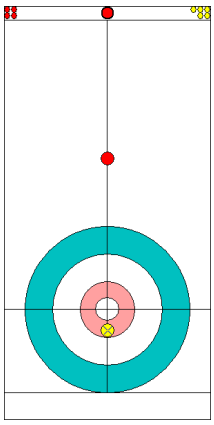

Prepositioned Stones

1
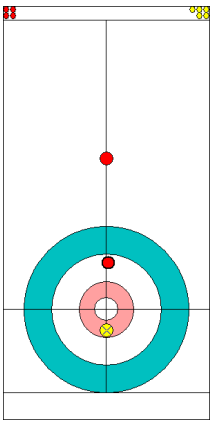

CAN: LAWES K
Draw ↻ 75%

2
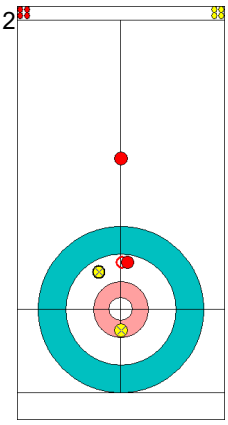

NOR: SKASLIEN K
Draw ↺ 50%

3
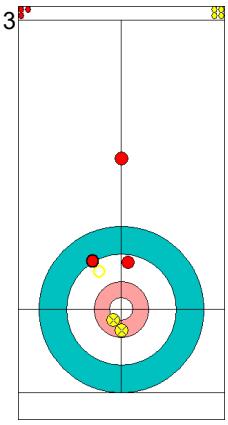

CAN: MORRIS J
Raise ↺ 75%

4
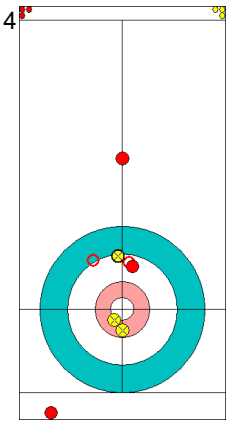

NOR: NEDREGOTTEN M
Hit and Roll ↺ 100%

5
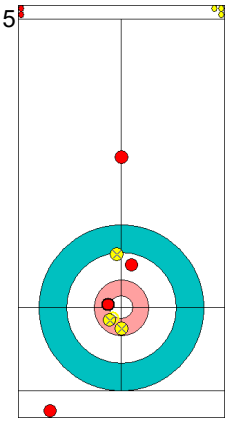

CAN: MORRIS J
Draw ↺ 100%

6
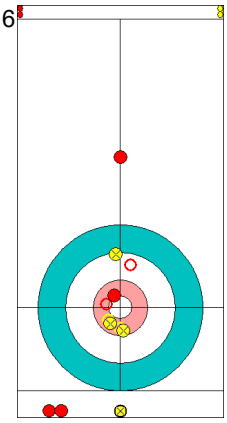

NOR: NEDREGOTTEN M
Double Take-out ↻ 50%

7
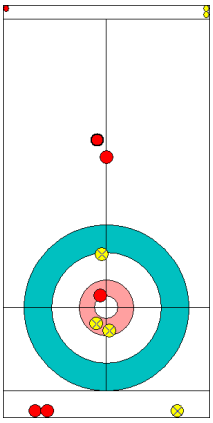

CAN: MORRIS J
Guard ↺ 100%

8
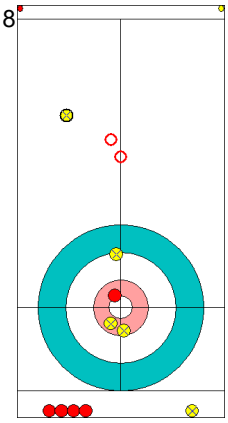

NOR: NEDREGOTTEN M
Clearing ↺ 100%

9
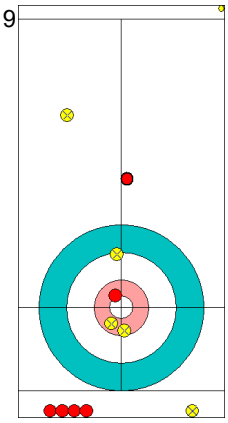

CAN: LAWES K
Guard ↺ 75%

10
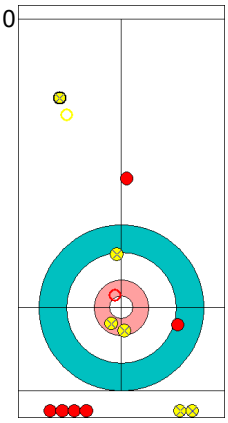

NOR: SKASLIEN K
Promotion Take-out ↺ 100%

	CAN	NOR
Total Score	1	3
Time left	17:25	16:04

Legend:
↻ Clockwise ↺ Counter-clockwise - Not considered

Game - Shot by Shot
경기별 숏 기록 / Déroulement de la partie

End 3 **CAN - Canada 1 + 3** (this end) **= 4** **NOR - Norway 3 + 0** (this end) **= 3**

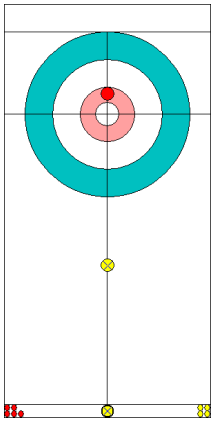

Prepositioned Stones

1
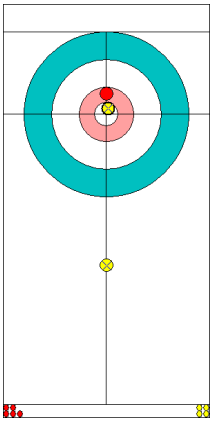

NOR: SKASLIEN K
Draw ↻ 100%

2
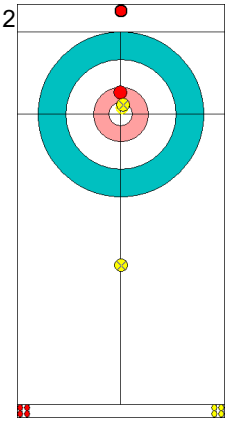

CAN: LAWES K
Draw ↺ 0%
Stone removal violation

3
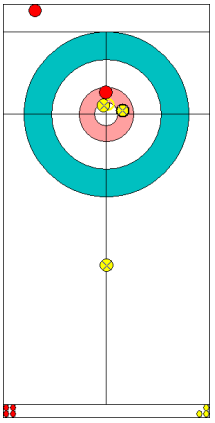

NOR: NEDREGOTTEN M
Draw ↺ 50%

4
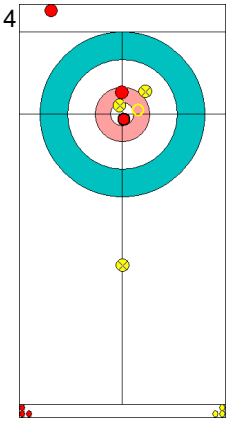

CAN: MORRIS J
Draw ↺ 100%

5
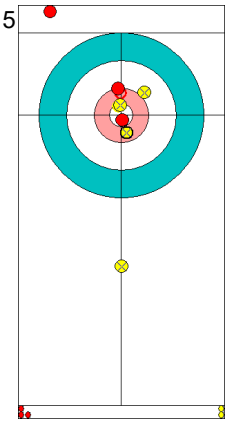

NOR: NEDREGOTTEN M
Draw ↺ 100%

6
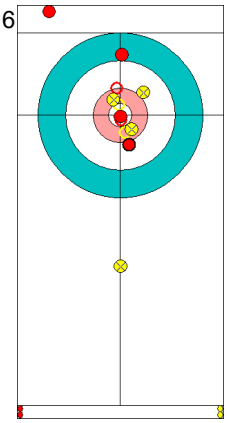

CAN: MORRIS J
Raise ↺ 100%

7
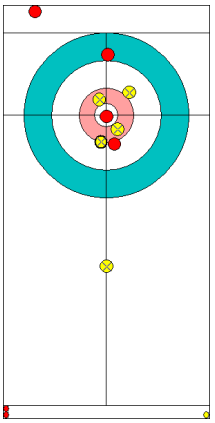

NOR: NEDREGOTTEN M
Draw ↻ 75%

8
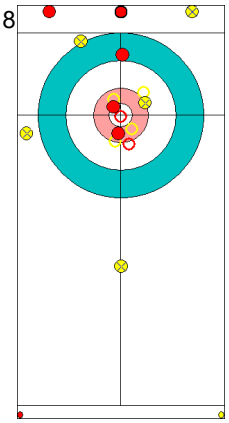

CAN: MORRIS J
Double Take-out ↺ 100%

9
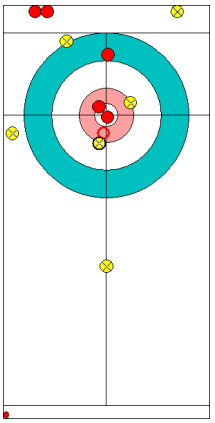

NOR: SKASLIEN K
Draw ↻ 0%

10
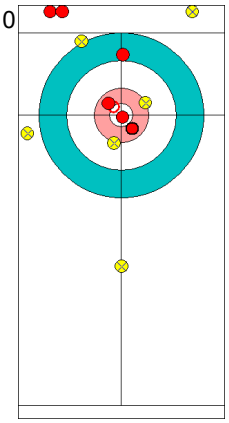

CAN: LAWES K
Draw ↺ 100%

	CAN	NOR
Total Score	4	3
Time left	14:18	13:06

Legend:
↻ Clockwise ↺ Counter-clockwise - Not considered

REVISED
9 FEB 0:01

Game - Shot by Shot
경기별 숏 기록 / Déroulement de la partie

End 4 — **CAN - Canada 4 + 0** (this end) **= 4** — **NOR - Norway 3 + 1** (this end) **= 4**

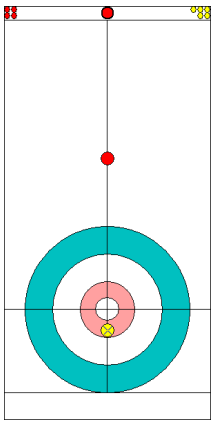

Prepositioned Stones

1
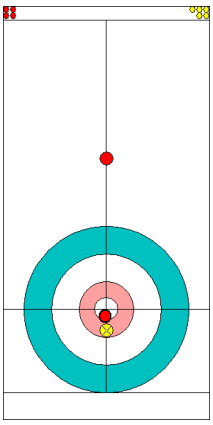

CAN: LAWES K
Draw ↻ 100%

2
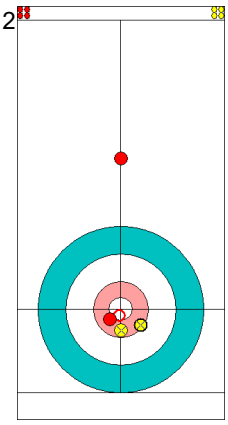

NOR: SKASLIEN K
Draw ↻ 50%

3
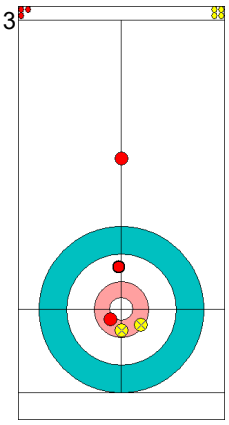

CAN: MORRIS J
Draw ↺ 100%

4
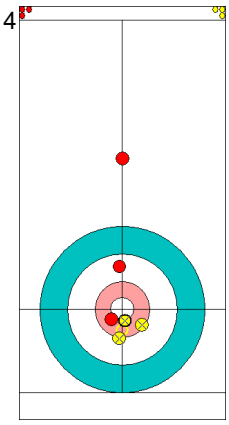

NOR: NEDREGOTTEN M
Draw ↻ 75%

5
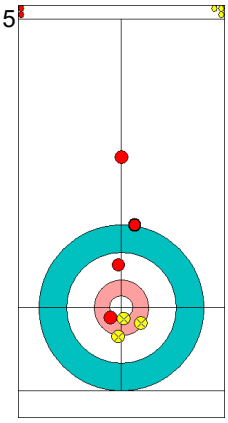

CAN: MORRIS J
Draw ↻ 50%

6
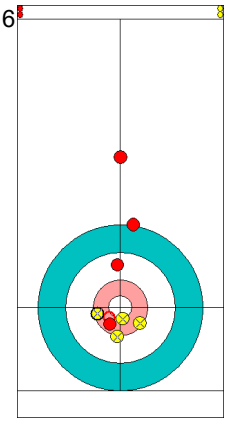

NOR: NEDREGOTTEN M
Draw ↺ 50%

7
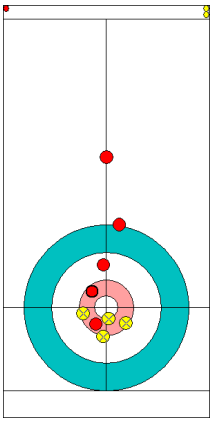

CAN: MORRIS J
Draw ↺ 75%

8
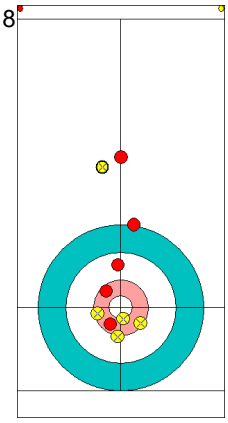

NOR: NEDREGOTTEN M
Guard ↺ 100%

9
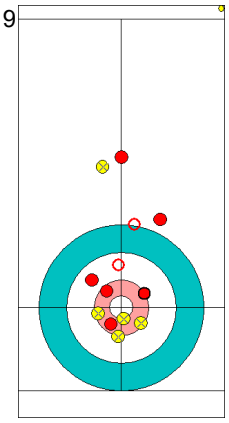

CAN: LAWES K
Raise ↺ 50%

10
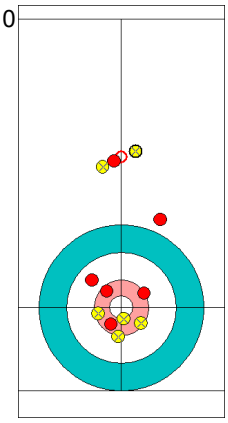

NOR: SKASLIEN K
Draw ↻ 0%

	CAN	NOR
Total Score	4	4
Time left	12:14	10:44

Legend:
↻ Clockwise ↺ Counter-clockwise - Not considered

REVISED
9 FEB 0:01

Game - Shot by Shot
경기별 숏 기록 / Déroulement de la partie

End 5 | **CAN - Canada 4 + 2** (this end) **= 6** | **NOR - Norway 4 + 0** (this end) **= 4**

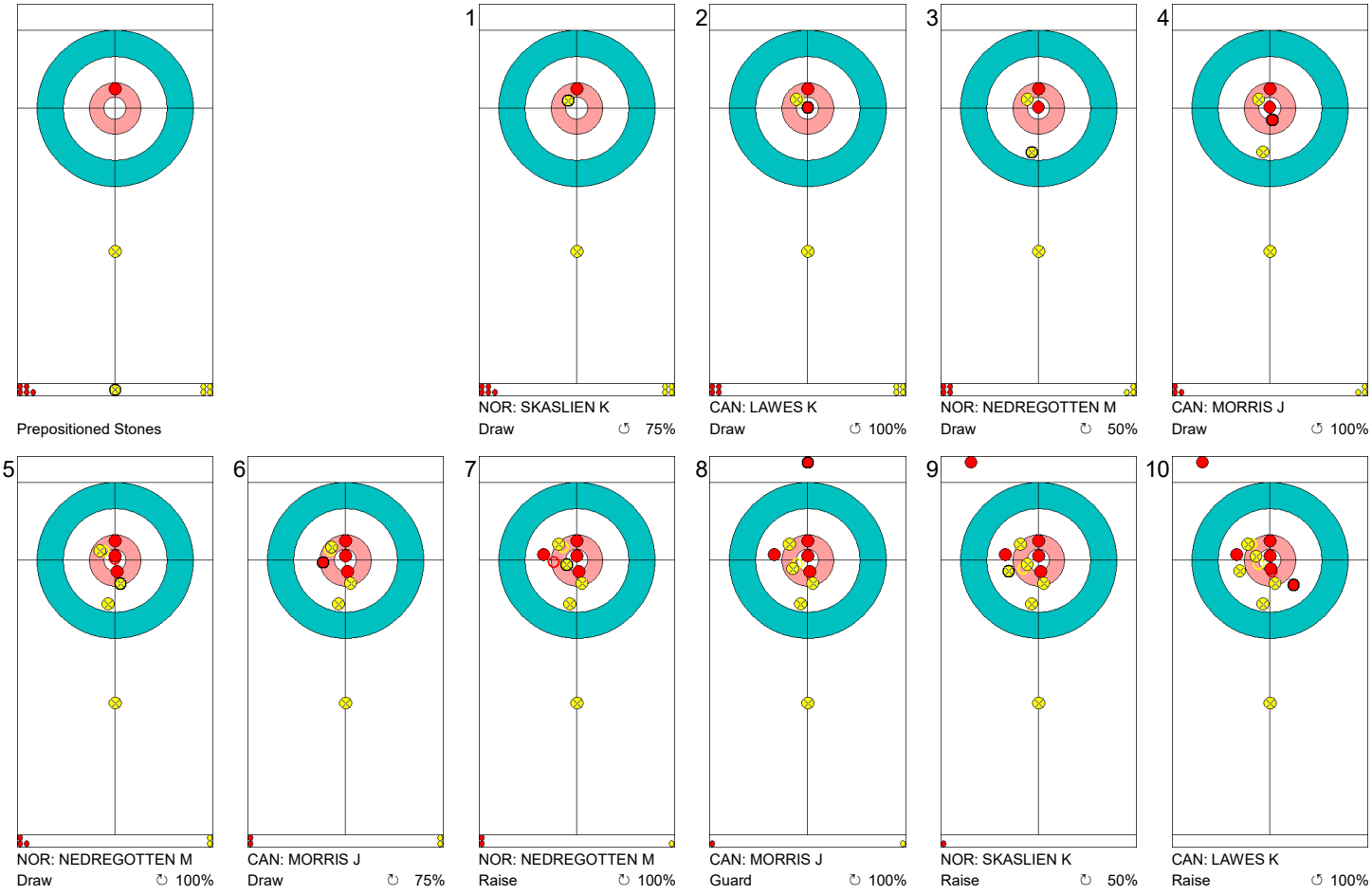

	CAN	NOR
Total Score	6	4
Time left	09:53	08:32

Legend:
↻ Clockwise ↺ Counter-clockwise - Not considered

Game - Shot by Shot
경기별 숏 기록 / Déroulement de la partie

REVISED
9 FEB 0:01

End 6 **CAN - Canada 6 + 0** (this end) **= 6** **NOR - Norway 4 + 2** (this end) **= 6**

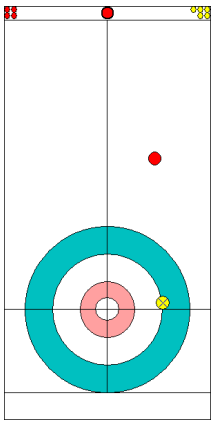

Power Play
Prepositioned Stones

1
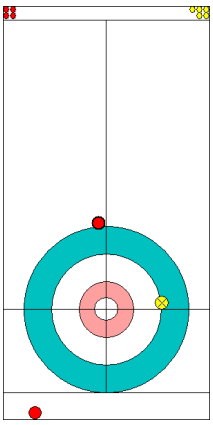

CAN: LAWES K
Raise ↻ 100%

2
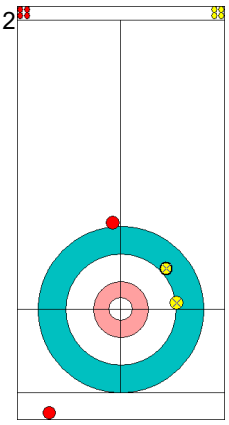

NOR: SKASLIEN K
Front ↺ 0%

3
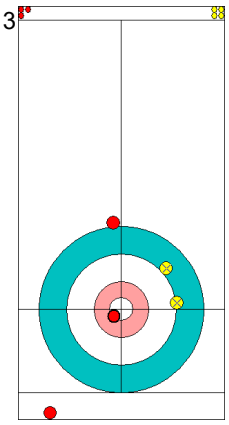

CAN: MORRIS J
Draw ↻ 100%

4
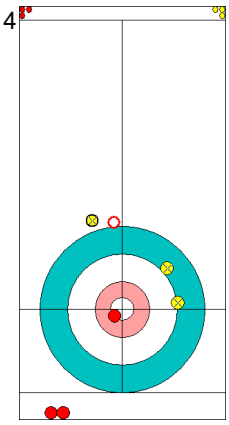

NOR: NEDREGOTTEN M
Double Take-out ↺ 50%

5
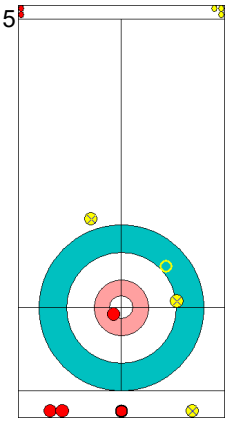

CAN: MORRIS J
Double Take-out ↻ 50%

6
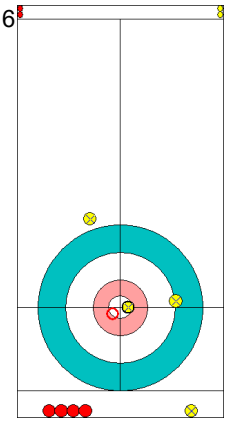

NOR: NEDREGOTTEN M
Take-out ↻ 100%

7
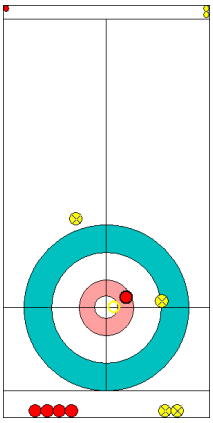

CAN: MORRIS J
Take-out ↻ 100%

8
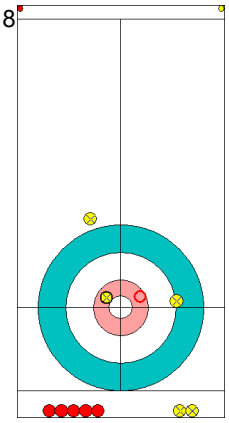

NOR: NEDREGOTTEN M
Take-out ↻ 100%

9
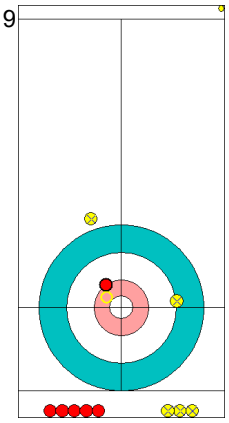

CAN: LAWES K
Hit and Roll ↻ 75%

10
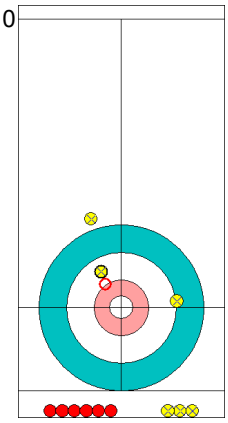

NOR: SKASLIEN K
Take-out ↻ 100%

	CAN	NOR
Total Score	6	6
Time left	07:35	06:12

Legend:
↻ Clockwise ↺ Counter-clockwise - Not considered

REVISED
9 FEB 0:01

Game - Shot by Shot
경기별 숏 기록 / Déroulement de la partie

End 7 — **CAN - Canada 6 + 0** (this end) **= 6** — **NOR - Norway 6 + 1** (this end) **= 7**

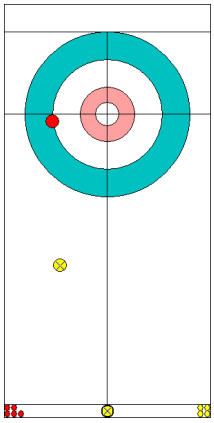
Power Play
Prepositioned Stones

1
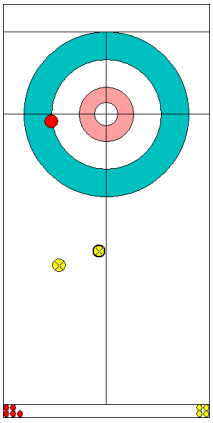
NOR: SKASLIEN K
Draw ↻ 0%

2
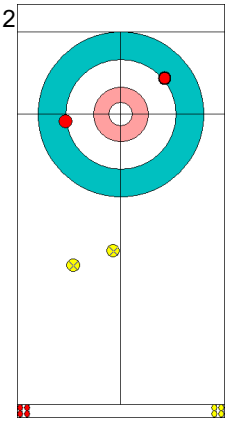
CAN: LAWES K
Draw ↻ 75%

3
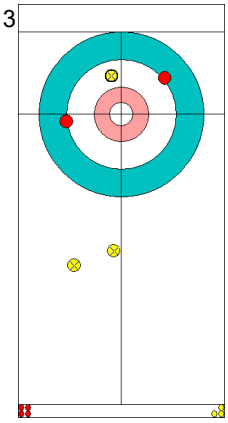
NOR: NEDREGOTTEN M
Draw ↺ 75%

4
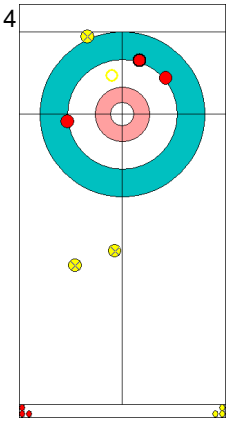
CAN: MORRIS J
Raise ↺ 100%

5
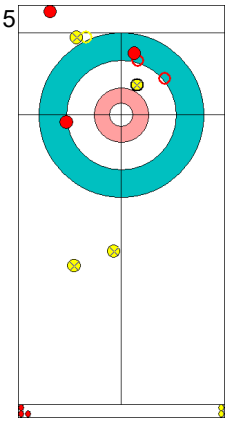
NOR: NEDREGOTTEN M
Hit and Roll ↺ 100%

6
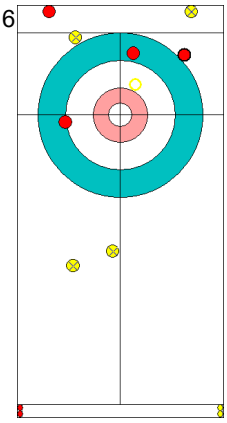
CAN: MORRIS J
Raise ↺ 100%

7
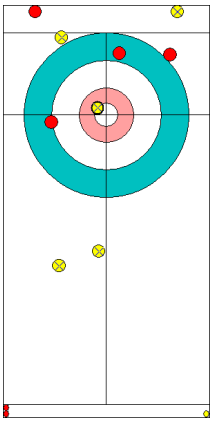
NOR: NEDREGOTTEN M
Draw ↺ 100%

8
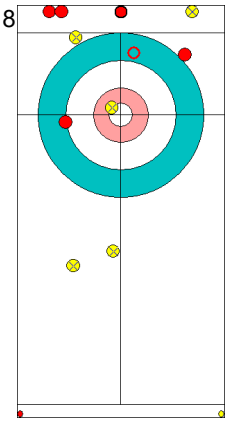
CAN: MORRIS J
Take-out ↻ 0%

9
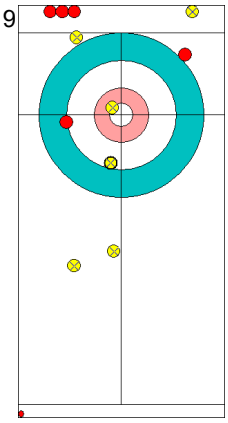
NOR: SKASLIEN K
Draw ↺ 100%

10
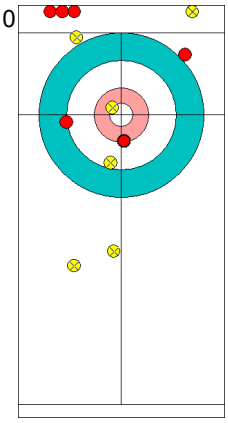
CAN: LAWES K
Draw ↺ 25%

	CAN	NOR
Total Score	6	7
Time left	04:38	03:24

Legend:
↻ Clockwise ↺ Counter-clockwise - Not considered

REVISED
9 FEB 0:01

Game - Shot by Shot
경기별 숏 기록 / Déroulement de la partie

End 8 — **CAN - Canada 6 + 0** (this end) **= 6** — **NOR - Norway 7 + 2** (this end) **= 9**

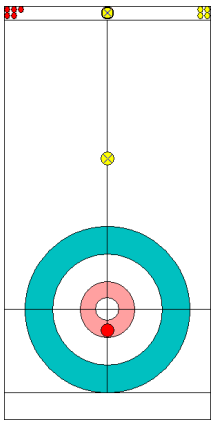

Prepositioned Stones

1
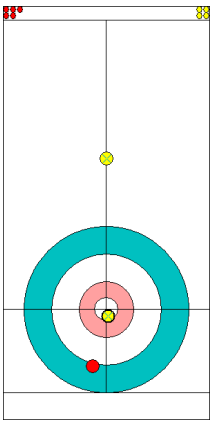

NOR: SKASLIEN K
Draw ↻ 75%

2
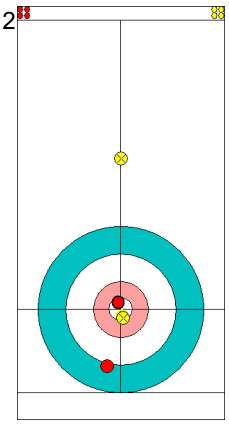

CAN: LAWES K
Draw ↻ 100%

3
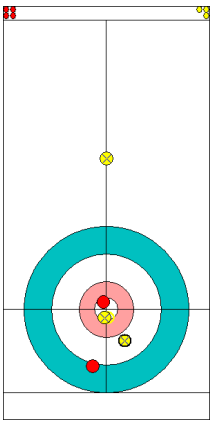

NOR: NEDREGOTTEN M
Draw ↻ 50%

4
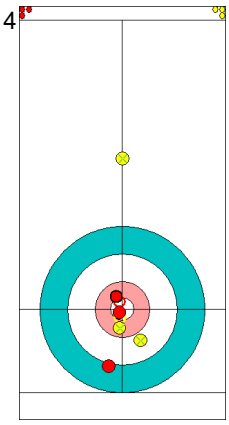

CAN: MORRIS J
Draw ↺ 100%

5
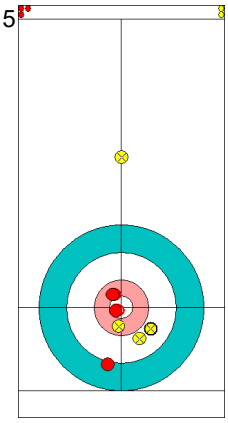

NOR: NEDREGOTTEN M
Draw ↻ 50%

6
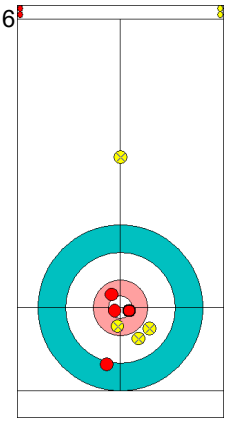

CAN: MORRIS J
Draw ↻ 75%

7
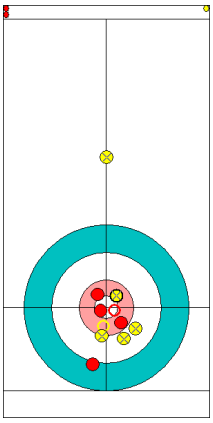

NOR: NEDREGOTTEN M
Draw ↻ 100%

8
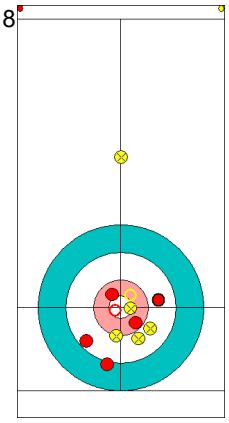

CAN: MORRIS J
Raise ↻ 50%
Time-out

9
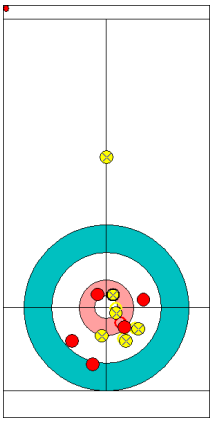

NOR: SKASLIEN K
Draw ↻ 100%
Time-out

10
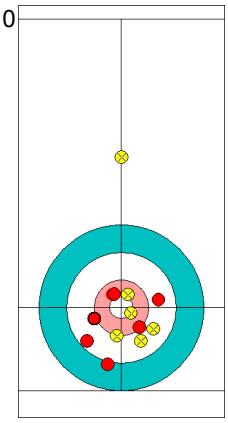

CAN: LAWES K
Raise ↺ 0%

	CAN	NOR
Total Score	6	9
Time left	01:17	01:12

Legend:
↻ Clockwise ↺ Counter-clockwise - Not considered

Time-outs revised.

Game Results
대회 경기결과 / Résultats de la partie

REVISED
8 FEB 23:59

Sheet	Game	Team	LSFE	1	2	3	4	5	6	7	8	Extra Ends				Total
C	1	KOR - Republic of Korea		3	1	1	0	0	0	4	X					9
	1	FIN - Finland	*	0	0	0	1	2	1	0	X					4

KOR - Republic of Korea		Shot Success Game	Shot Success All
F	JANG Hyeji	71%	71%
M	LEE Kijeong	81%	81%
	Team Total	77%	77%

Last Stone Draw		Distance
↻	LEE Kijeong	34.4cm
↺	JANG Hyeji	71.7cm
Total		**106.1cm**

Time remaining: 3 minutes 38 seconds

Time-out: End 7 - KOR stone 4

Power Play: End 7

FIN - Finland		Shot Success Game	Shot Success All
F	KAUSTE Oona	57%	57%
M	RANTAMAEKI Tomi	64%	64%
	Team Total	61%	61%

Last Stone Draw		Distance
↻	KAUSTE Oona	32.1cm
↺	RANTAMAEKI Tomi	21.7cm
Total		**53.8cm**

Time remaining: 2 minutes 44 seconds

Time-out: End 7 - FIN stone 5

Power Play: End 4

Shot Success Analysis

KOR - Republic of Korea		↻		↺		Game	
F JANG Hyeji	Draws	3	67%	9	83%	12	79%
	Take-outs	2	25%	0	-	2	25%
	Total	5	50%	9	83%	14	71%
M LEE Kijeong	Draws	3	83%	8	91%	11	89%
	Take-outs	6	79%	4	63%	10	73%
	Total	9	81%	12	81%	21	81%
Team	Draws	6	75%	17	87%	23	84%
	Take-outs	8	66%	4	63%	12	65%
	Total	14	70%	21	82%	35	77%

FIN - Finland		↻		↺		Game	
F KAUSTE Oona	Draws	6	67%	5	60%	11	64%
	Take-outs	1	100%	2	0%	3	33%
	Total	7	71%	7	43%	14	57%
M RANTAMAEKI Tomi	Draws	6	83%	6	83%	12	83%
	Take-outs	4	63%	5	20%	9	39%
	Total	10	75%	11	55%	21	64%
Team	Draws	12	75%	11	73%	23	74%
	Take-outs	5	70%	7	14%	12	38%
	Total	17	74%	18	50%	35	61%

Note:
Team members are identified as follows:
F = Female, **M** = Male

Legend:
☐ Power Play
LSFE(*) Last Stone First End
↻ Clockwise
↺ Counter-clockwise
X Unplayed/unfinished end due to concession

Time-outs revised.

Game - Shot by Shot
경기별 숏 기록 / Déroulement de la partie

REVISED
9 FEB 0:05

End 1 🔴 **KOR - Republic of Korea 0 + 3** (this end) **= 3** 🟡 **FIN - Finland 0 + 0** (this end) **= 0**

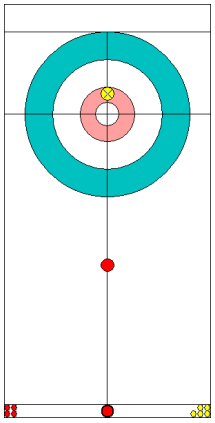

Prepositioned Stones

1
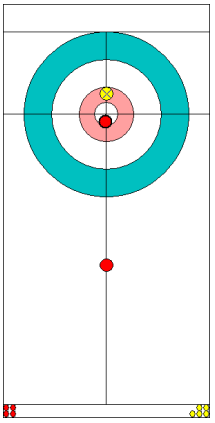

KOR: JANG H
Draw ↻ 100%

2
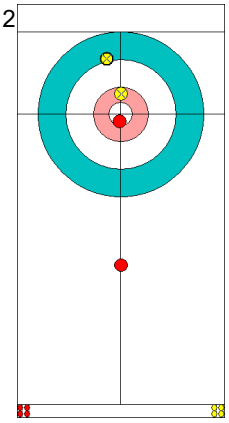

FIN: KAUSTE O
Draw ↻ 50%

3
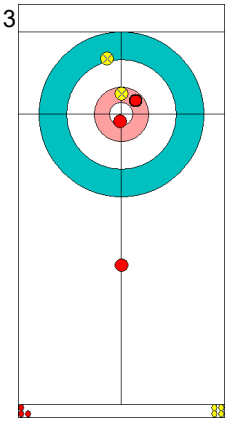

KOR: LEE K
Draw ↺ 100%

4
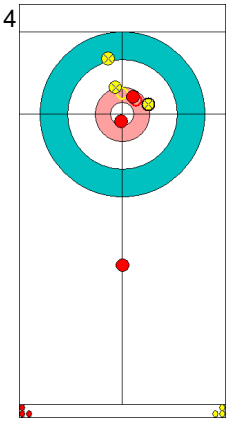

FIN: RANTAMAEKI T
Draw ↻ 50%

5
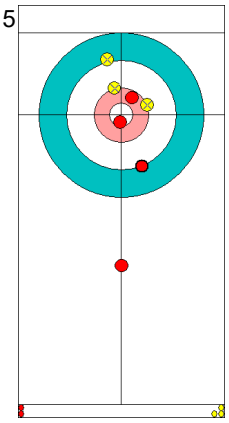

KOR: LEE K
Draw ↺ 75%

6
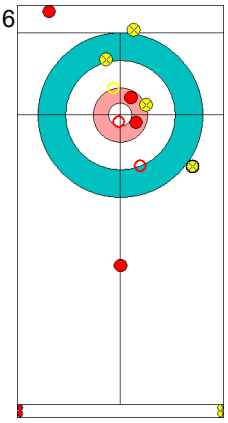

FIN: RANTAMAEKI T
Double Take-out ↺ 50%

7
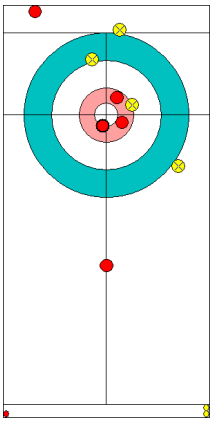

KOR: LEE K
Draw ↺ 100%

8
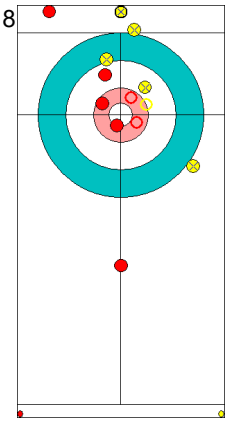

FIN: RANTAMAEKI T
Double Take-out ↺ 0%

9
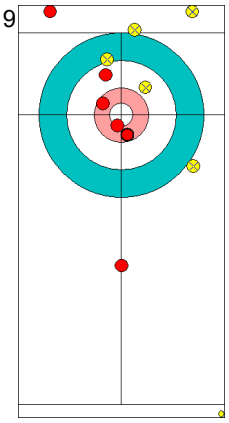

KOR: JANG H
Draw ↺ 100%

10
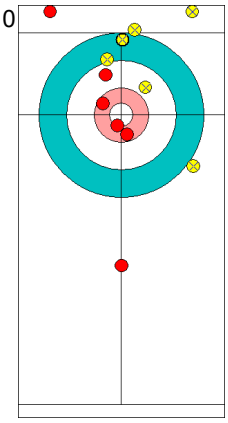

FIN: KAUSTE O
Draw ↻ 0%

	KOR	FIN
Total Score	3	0
Time left	20:07	18:05

Legend:
↻ Clockwise ↺ Counter-clockwise - Not considered

REVISED
9 FEB 0:05

Game - Shot by Shot
경기별 숏 기록 / Déroulement de la partie

End 2 — **KOR - Republic of Korea** 3 + 1 (this end) = 4 — **FIN - Finland** 0 + 0 (this end) = 0

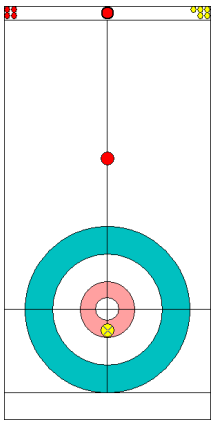

Prepositioned Stones

1
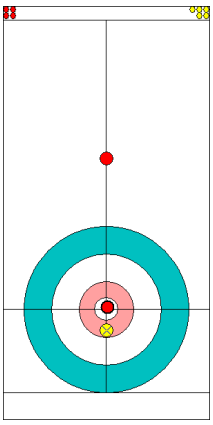

KOR: JANG H
Draw ↻ 100%

2
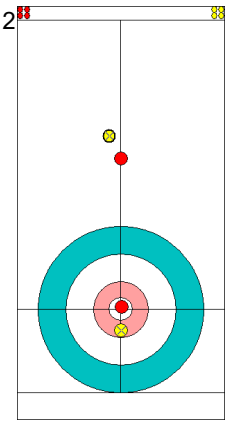

FIN: KAUSTE O
Draw ↺ 0%

3
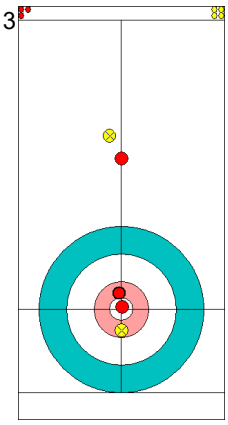

KOR: LEE K
Draw ↻ 100%

4
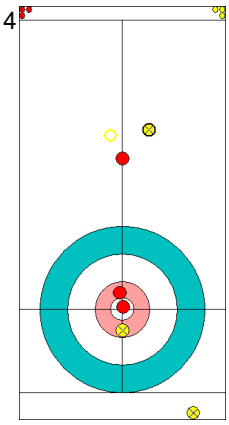

FIN: RANTAMAEKI T
Promotion Take-out ↺ 0%

5
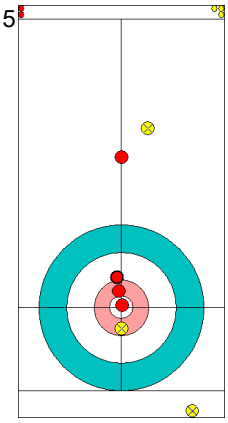

KOR: LEE K
Draw ↺ 100%

6
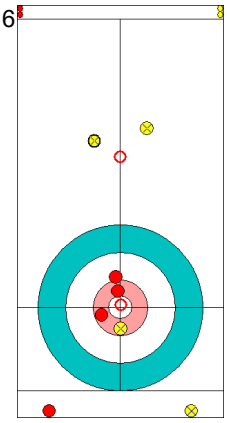

FIN: RANTAMAEKI T
Double Take-out ↺ 50%

7
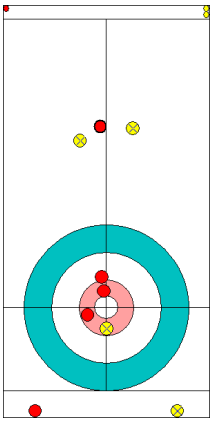

KOR: LEE K
Guard ↺ 100%

8
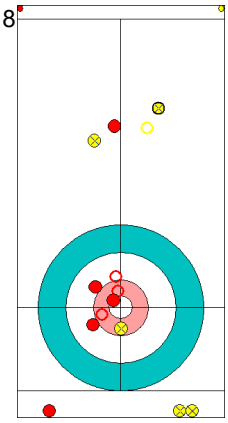

FIN: RANTAMAEKI T
Promotion Take-out ↻ 0%

9
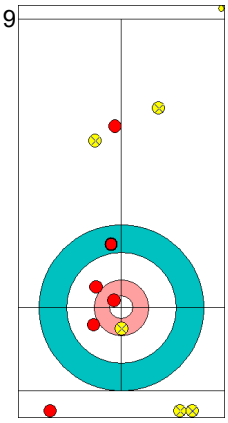

KOR: JANG H
Draw ↻ 100%

10
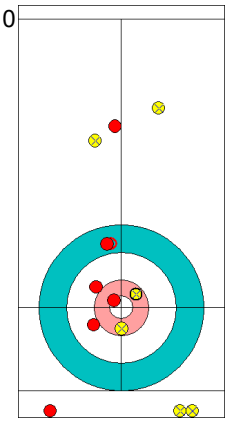

FIN: KAUSTE O
Draw ↻ 0%

	KOR	FIN
Total Score	4	0
Time left	17:52	15:32

Legend:
↻ Clockwise ↺ Counter-clockwise - Not considered

REVISED
9 FEB 0:05

Game - Shot by Shot
경기별 숏 기록 / Déroulement de la partie

End 3 — **KOR - Republic of Korea 4 + 1** (this end) **= 5** — **FIN - Finland 0 + 0** (this end) **= 0**

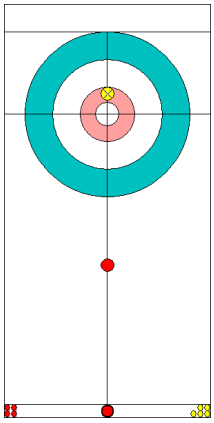
Prepositioned Stones

1
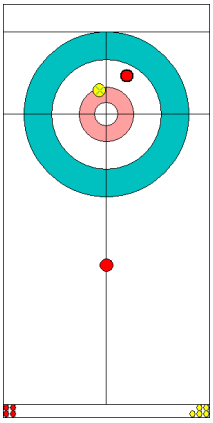
KOR: JANG H
Draw ↻ 50%

2
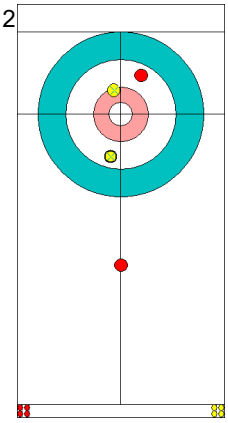
FIN: KAUSTE O
Draw ↻ 75%

3
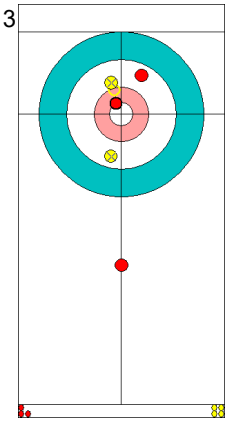
KOR: LEE K
Draw ↺ 100%

4
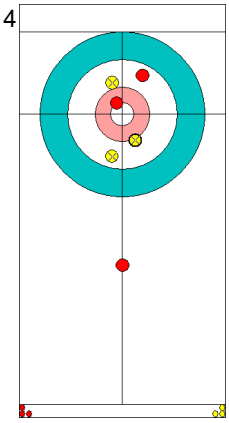
FIN: RANTAMAEKI T
Draw ↺ 75%

5
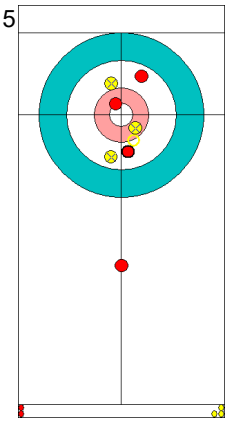
KOR: LEE K
Draw ↺ 75%

6
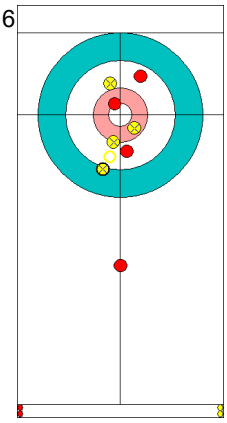
FIN: RANTAMAEKI T
Raise ↻ 75%

7
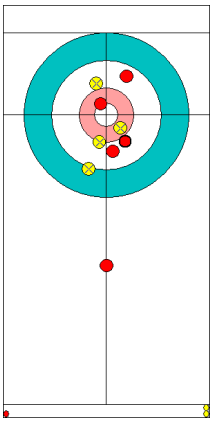
KOR: LEE K
Draw ↺ 75%

8
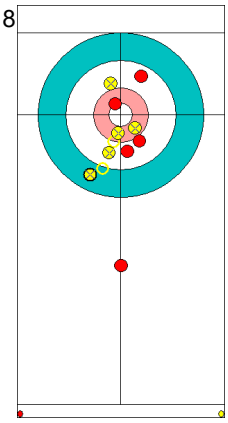
FIN: RANTAMAEKI T
Raise ↻ 75%

9
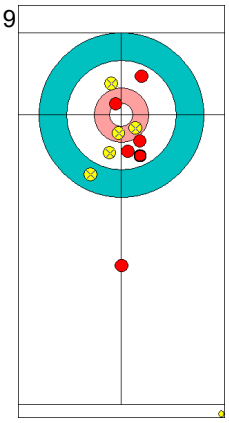
KOR: JANG H
Draw ↺ 100%

10
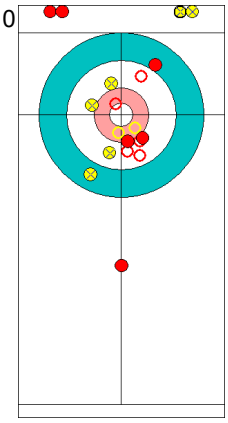
FIN: KAUSTE O
Double Take-out ↺ 0%

	KOR	FIN
Total Score	5	0
Time left	13:31	11:12

Legend:
↻ Clockwise ↺ Counter-clockwise - Not considered

Game - Shot by Shot
경기별 숏 기록 / Déroulement de la partie

REVISED
9 FEB 0:05

End 4 — **KOR - Republic of Korea 5 + 0** (this end) **= 5** — **FIN - Finland 0 + 1** (this end) **= 1**

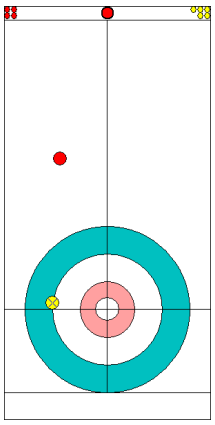

Power Play
Prepositioned Stones

1

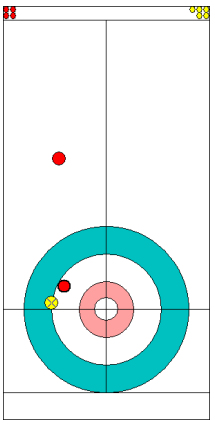

KOR: JANG H
Draw ↻ 100%

2

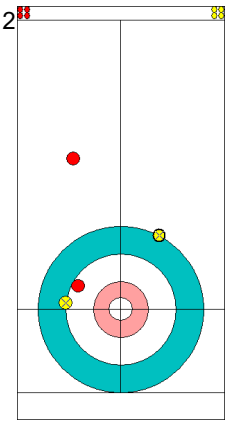

FIN: KAUSTE O
Draw ↺ 100%

3

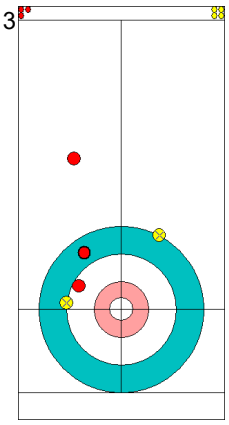

KOR: LEE K
Draw ↻ 75%

4

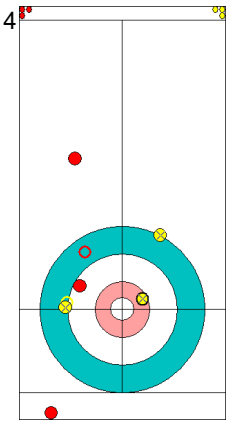

FIN: RANTAMAEKI T
Hit and Roll ↻ 75%

5

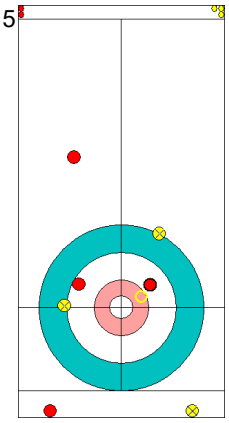

KOR: LEE K
Hit and Roll ↺ 75%

6

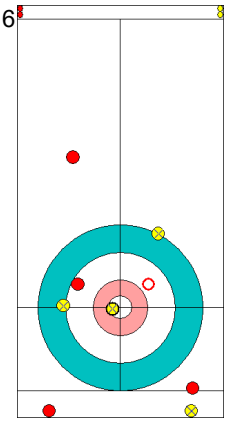

FIN: RANTAMAEKI T
Take-out ↻ 100%

7

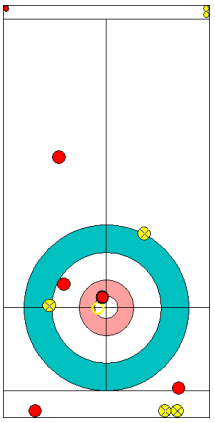

KOR: LEE K
Take-out ↻ 100%

8

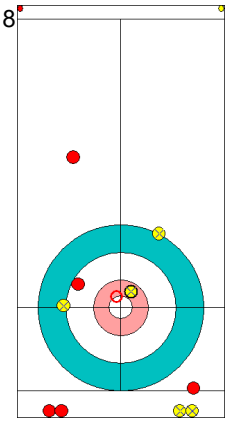

FIN: RANTAMAEKI T
Hit and Roll ↺ 75%

9

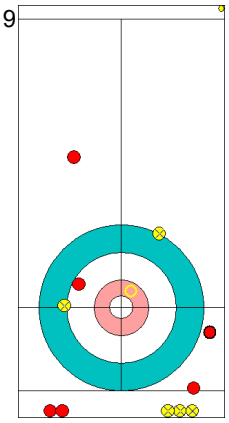

KOR: JANG H
Take-out ↻ 50%

10

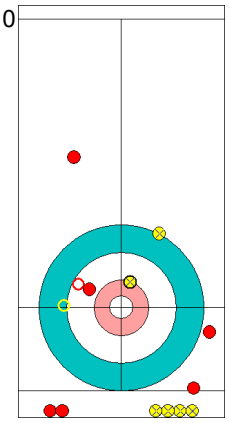

FIN: KAUSTE O
Hit and Roll ↻ 100%

	KOR	FIN
Total Score	5	1
Time left	10:51	08:33

Legend:
↻ Clockwise ↺ Counter-clockwise - Not considered

Game - Shot by Shot
경기별 숏 기록 / Déroulement de la partie

REVISED
9 FEB 0:05

End 5 | **KOR - Republic of Korea** 5 + 0 (this end) = 5 | **FIN - Finland** 1 + 2 (this end) = 3

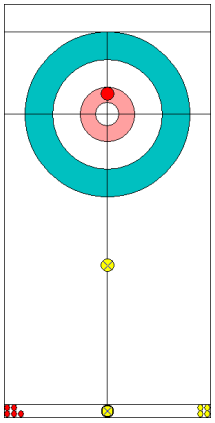

Prepositioned Stones

1
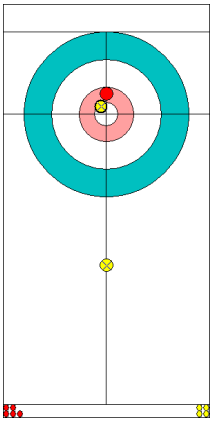

FIN: KAUSTE O
Draw ↻ 100%

2
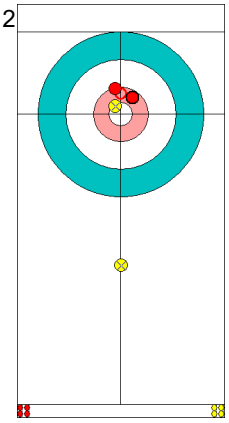

KOR: JANG H
Draw ↺ 75%

3
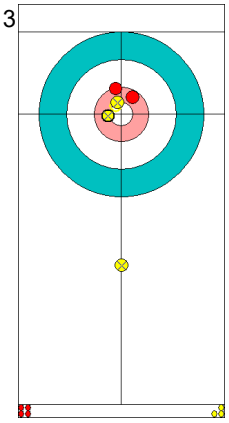

FIN: RANTAMAEKI T
Draw ↻ 75%

4
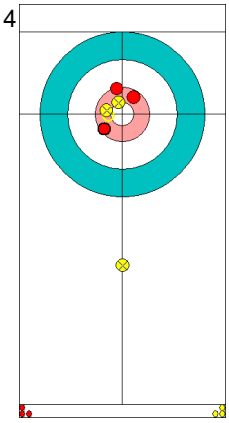

KOR: LEE K
Draw ↻ 75%

5
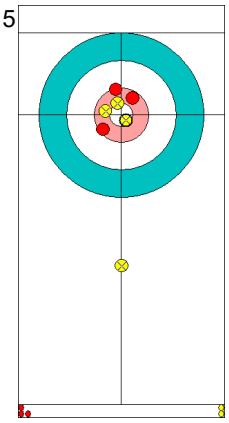

FIN: RANTAMAEKI T
Draw ↻ 100%

6
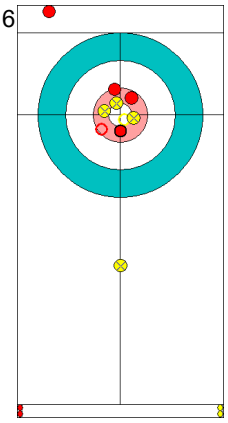

KOR: LEE K
Hit and Roll ↻ 75%

7
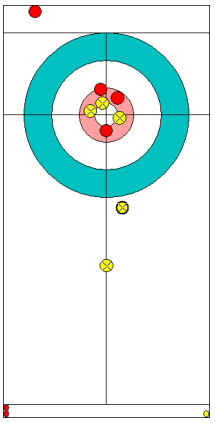

FIN: RANTAMAEKI T
Guard ↻ 100%

8
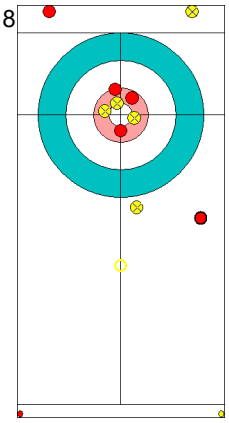

KOR: LEE K
Double Take-out ↺ 25%

9
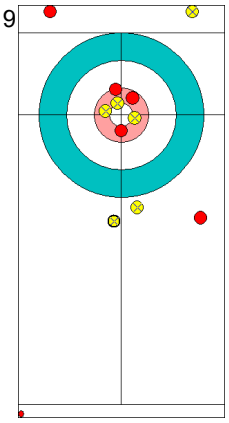

FIN: KAUSTE O
Guard ↻ 100%

10
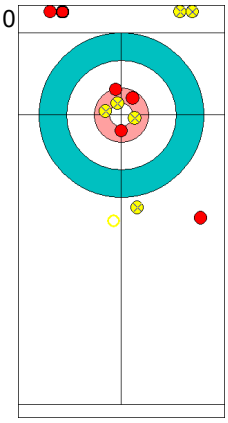

KOR: JANG H
Double Take-out ↻ 0%

	KOR	FIN
Total Score	5	3
Time left	07:20	06:37

Legend:
↻ Clockwise ↺ Counter-clockwise - Not considered

Game - Shot by Shot
경기별 숏 기록 / Déroulement de la partie

REVISED
9 FEB 0:05

End 6 | **KOR - Republic of Korea** 5 + 0 (this end) = 5 | **FIN - Finland** 3 + 1 (this end) = 4

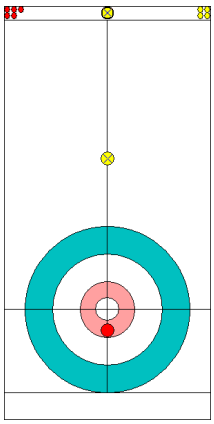

Prepositioned Stones

1
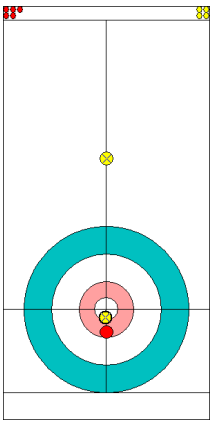

FIN: KAUSTE O
Draw ↺ 100%

2
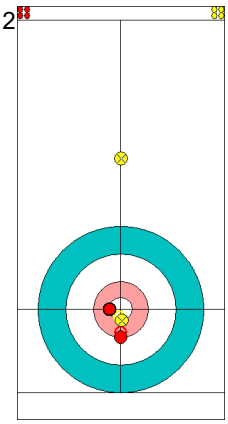

KOR: JANG H
Draw ↺ 75%

3
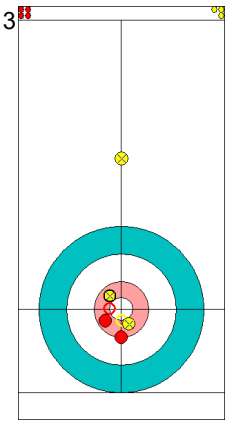

FIN: RANTAMAEKI T
Draw ↺ 100%

4
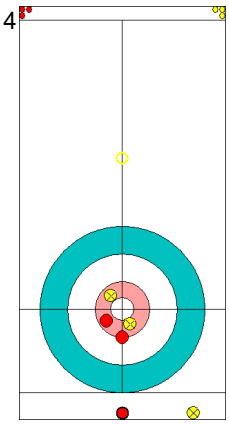

KOR: LEE K
Clearing ↺ 100%

5
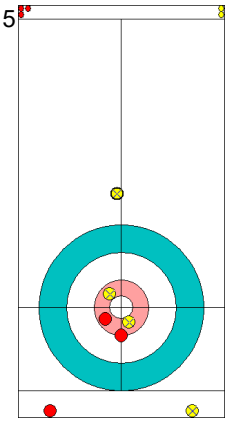

FIN: RANTAMAEKI T
Guard ↺ 100%

6
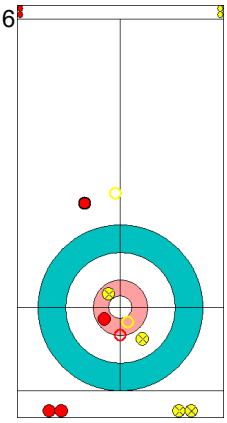

KOR: LEE K
Double Take-out ↺ 50%

7
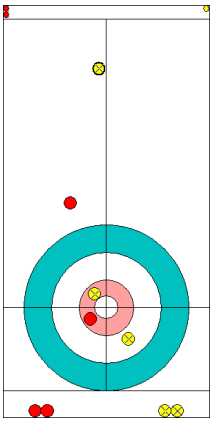

FIN: RANTAMAEKI T
Guard ↺ 75%

8
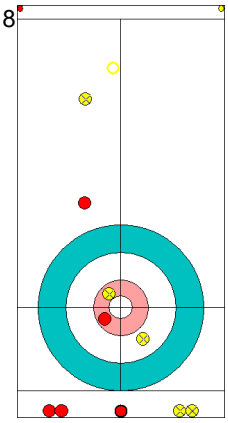

KOR: LEE K
Take-out ↻ 0%

9
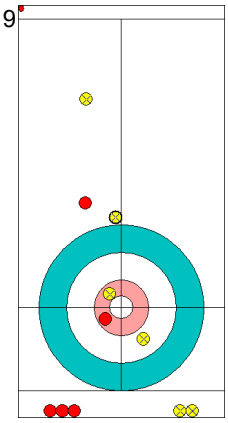

FIN: KAUSTE O
Guard ↺ 100%

10
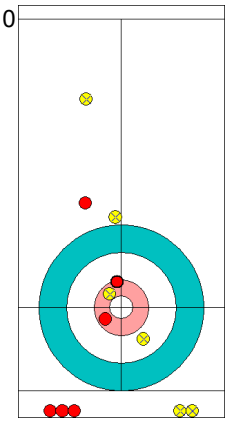

KOR: JANG H
Draw ↻ 0%

	KOR	FIN
Total Score	5	4
Time left	04:42	05:06

Legend:
↻ Clockwise ↺ Counter-clockwise - Not considered

Game - Shot by Shot
경기별 숏 기록 / Déroulement de la partie

REVISED
9 FEB 0:05

End 7 | **KOR - Republic of Korea** 5 + 4 (this end) = 9 | **FIN - Finland** 4 + 0 (this end) = 4

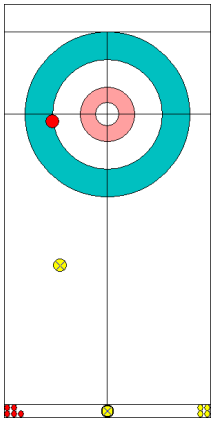

Power Play
Prepositioned Stones

1
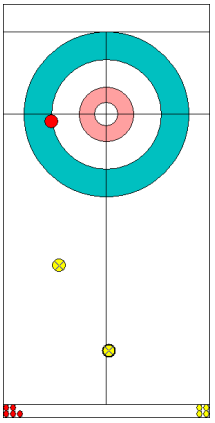

FIN: KAUSTE O
Front ↻ 75%

2
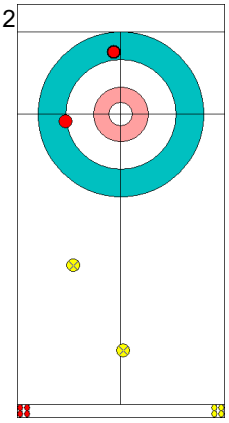

KOR: JANG H
Draw ↺ 50%

3
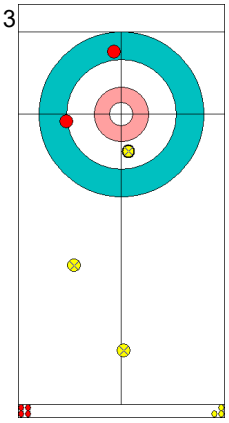

FIN: RANTAMAEKI T
Draw ↻ 100%

4
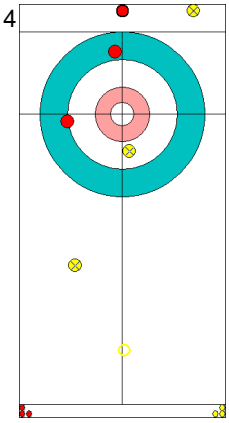

KOR: LEE K
Clearing ↻ 100%

5
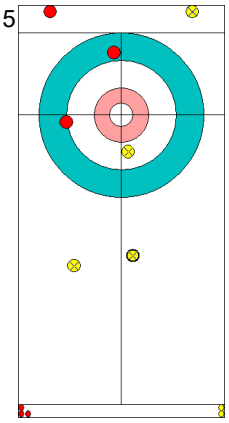

FIN: RANTAMAEKI T
Guard ↻ 75%

6
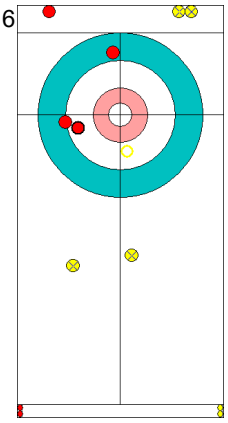

KOR: LEE K
Take-out ↻ 100%

7
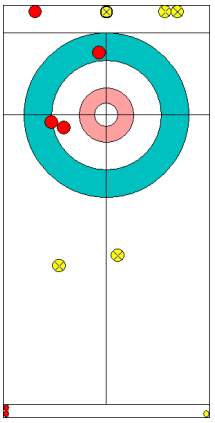

FIN: RANTAMAEKI T
Double Take-out ↺ 0%

8
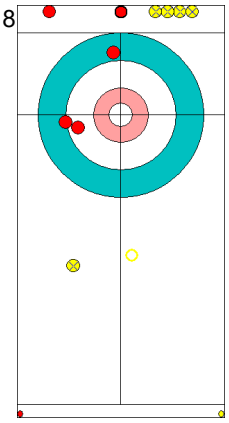

KOR: LEE K
Clearing ↻ 100%
Time-out

9
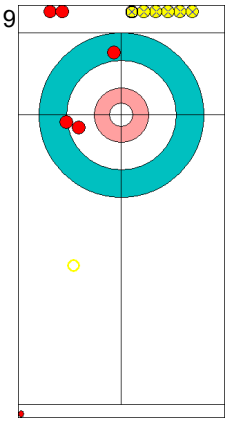

FIN: KAUSTE O
Double Take-out ↺ 0%
Time-out

10
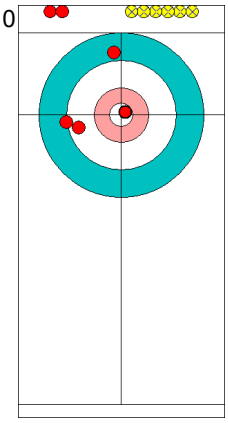

KOR: JANG H
Draw ↺ 100%

	KOR	FIN
Total Score	9	4
Time left	03:38	02:44

Legend:
↻ Clockwise ↺ Counter-clockwise - Not considered

Time-outs revised.

Game Results
대회 경기결과 / Résultats de la partie

REVISED
9 FEB 0:02

Sheet	Game	Team	LSFE	1	2	3	4	5	6	7	8	Extra Ends			Total
D	1	CHN - People's Republic of China	*	1	0	0	2	0	1	0	1	0				5
	1	SUI - Switzerland		0	1	1	0	1	0	2	0	2				7

CHN - People's Republic of China		Shot Success Game	Shot Success All
F	WANG Rui	63%	63%
M	BA Dexin	81%	81%
	Team Total	74%	74%

Last Stone Draw		Distance
↻	BA Dexin	16.0cm
↺	WANG Rui	30.9cm
Total		**46.9cm**

Time remaining: 1 minute 0 seconds
Time remaining: 0 minutes 24 seconds (after extra end)

Time-out: End 7 - CHN stone 4; End 9 - CHN stone 4

Power Play: End 6

SUI - Switzerland		Shot Success Game	Shot Success All
F	PERRET Jenny	76%	76%
M	RIOS Martin	84%	84%
	Team Total	81%	81%

Last Stone Draw		Distance
↻	PERRET Jenny	18.4cm
↺	RIOS Martin	158.2cm
Total		**176.6cm**

Time remaining: 1 minute 35 seconds
Time remaining: 0 minutes 49 seconds (after extra end)

Time-out: End 8 - SUI stone 2

Power Play: End 7

Shot Success Analysis

CHN - People's Republic of China		↻		↺		Game	
F WANG Rui	Draws	9	72%	5	65%	14	70%
	Take-outs	2	50%	2	25%	4	38%
	Total	11	68%	7	54%	18	63%
M BA Dexin	Draws	13	85%	6	67%	19	79%
	Take-outs	3	83%	5	90%	8	88%
	Total	16	84%	11	77%	27	81%
Team	Draws	22	80%	11	66%	33	75%
	Take-outs	5	70%	7	71%	12	71%
	Total	27	78%	18	68%	45	74%

SUI - Switzerland		↻		↺		Game	
F PERRET Jenny	Draws	4	63%	9	81%	13	75%
	Take-outs	0	-	5	80%	5	80%
	Total	4	63%	14	80%	18	76%
M RIOS Martin	Draws	6	71%	12	90%	18	83%
	Take-outs	3	100%	6	79%	9	86%
	Total	9	81%	18	86%	27	84%
Team	Draws	10	68%	21	86%	31	80%
	Take-outs	3	100%	11	80%	14	84%
	Total	13	75%	32	84%	45	81%

Note:
Team members are identified as follows:
F = Female, **M** = Male

Legend:
☐ Power Play ↻ Clockwise ↺ Counter-clockwise
LSFE(*) Last Stone First End

Time-outs revised.

Game - Shot by Shot
경기별 숏 기록 / Déroulement de la partie

REVISED
9 FEB 0:03

End 1 — **CHN - China 0 + 1** (this end) **= 1** — **SUI - Switzerland 0 + 0** (this end) **= 0**

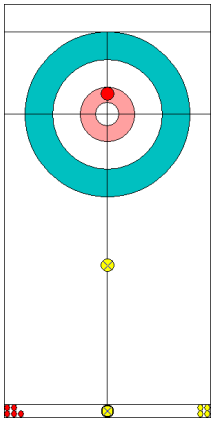

Prepositioned Stones

1
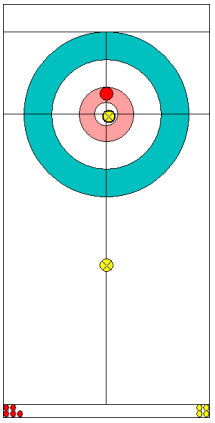

SUI: PERRET J
Draw ↻ 100%

2
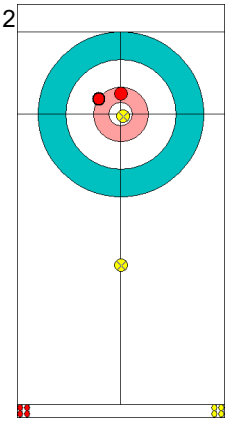

CHN: WANG R
Draw ↻ 50%

3
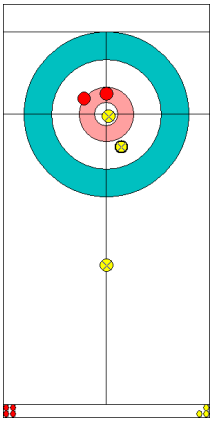

SUI: RIOS M
Draw ↺ 50%

4
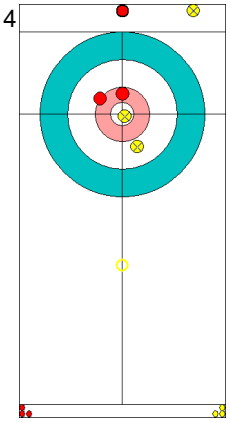

CHN: BA DX
Clearing ↺ 100%

5
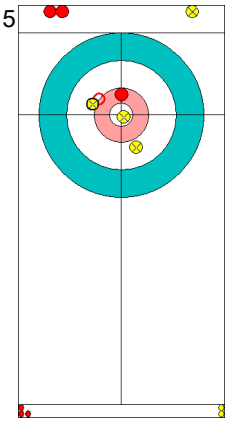

SUI: RIOS M
Take-out ↻ 100%

6
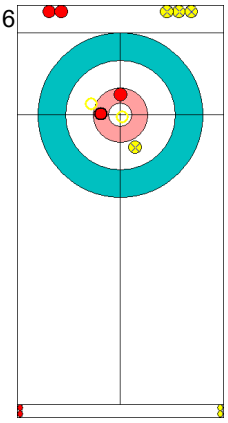

CHN: BA DX
Double Take-out ↺ 100%

7
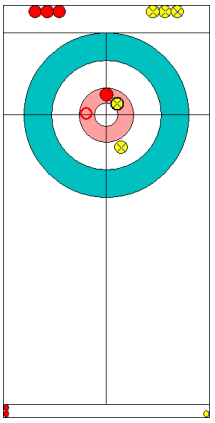

SUI: RIOS M
Hit and Roll ↻ 100%

8
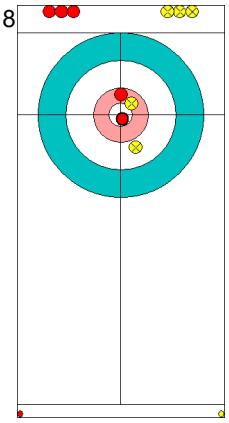

CHN: BA DX
Draw ↻ 75%

9
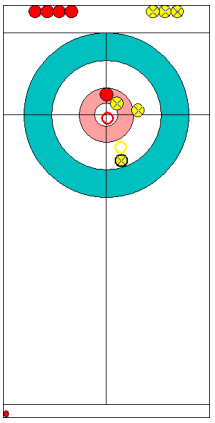

SUI: PERRET J
Promotion Take-out ↺ 75%

10
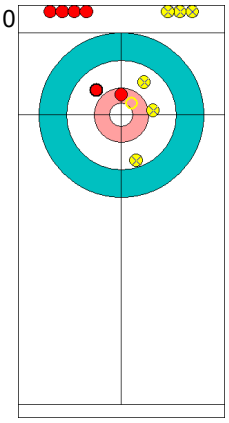

CHN: WANG R
Raise ↻ 50%

	CHN	SUI
Total Score	1	0
Time left	19:39	19:56

Legend:
↻ Clockwise ↺ Counter-clockwise - Not considered

Game - Shot by Shot
경기별 숏 기록 / Déroulement de la partie

REVISED
9 FEB 0:03

End 2 — **CHN - China 1 + 0** (this end) **= 1** — **SUI - Switzerland 0 + 1** (this end) **= 1**

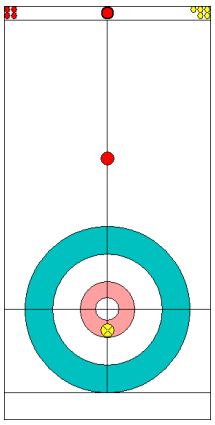

Prepositioned Stones

1
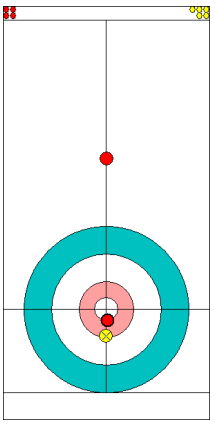

CHN: WANG R
Draw ↻ 100%

2
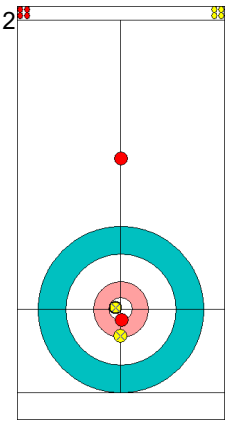

SUI: PERRET J
Draw ↺ 100%

3
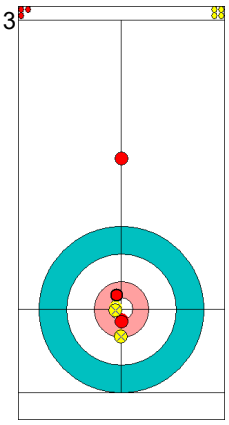

CHN: BA DX
Draw ↻ 100%

4
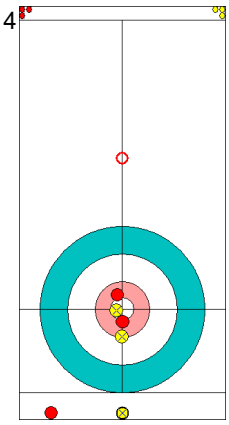

SUI: RIOS M
Clearing ↺ 100%

5
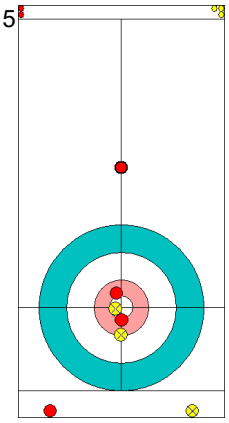

CHN: BA DX
Guard ↻ 100%

6
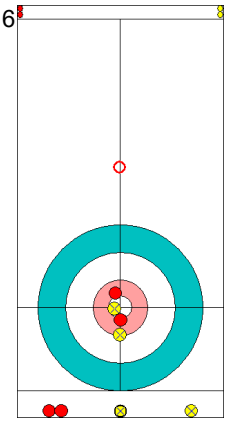

SUI: RIOS M
Clearing ↺ 100%

7
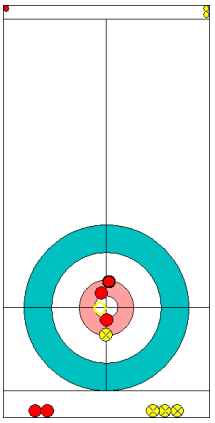

CHN: BA DX
Promotion Take-out ↻ 100%

8
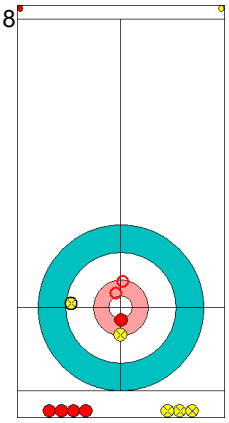

SUI: RIOS M
Double Take-out ↺ 100%

9
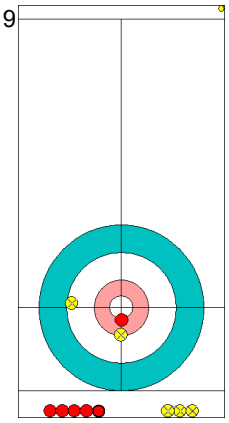

CHN: WANG R
Take-out ↺ 0%

10
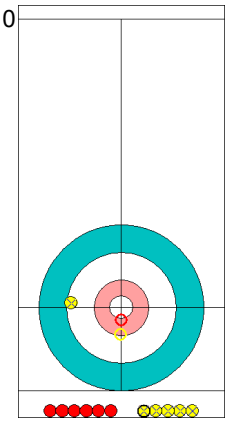

SUI: PERRET J
Take-out ↺ 50%

	CHN	SUI
Total Score	1	1
Time left	17:44	17:18

Legend:
↻ Clockwise ↺ Counter-clockwise - Not considered

REVISED
9 FEB 0:03

Game - Shot by Shot
경기별 숏 기록 / Déroulement de la partie

End 3 | **CHN - China 1 + 0** (this end) **= 1** | **SUI - Switzerland 1 + 1** (this end) **= 2**



Prepositioned Stones

1 — SUI: PERRET J — Draw ↻ 75%

2 — CHN: WANG R — Draw ↻ 100%

3 — SUI: RIOS M — Draw ↻ 100%

4 — CHN: BA DX — Clearing ↺ 100%

5 — SUI: RIOS M — Guard ↻ 100%

6 — CHN: BA DX — Clearing ↺ 100%

7 — SUI: RIOS M — Raise ↺ 100%

8 — CHN: BA DX — Double Take-out ↺ 100%

9 — SUI: PERRET J — Freeze ↺ 100%

10 — CHN: WANG R — Double Take-out ↻ 50%

	CHN	SUI
Total Score	1	2
Time left	15:32	14:42

Legend:
↻ Clockwise ↺ Counter-clockwise - Not considered

Game - Shot by Shot
경기별 숏 기록 / Déroulement de la partie

REVISED
9 FEB 0:03

End 4 — **CHN - China** 1 + 2 (this end) = 3 — **SUI - Switzerland** 2 + 0 (this end) = 2

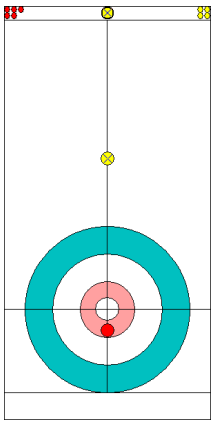

Prepositioned Stones

1
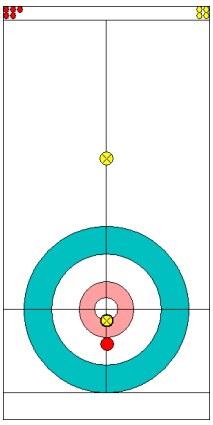

SUI: PERRET J
Raise ↻ 100%

2
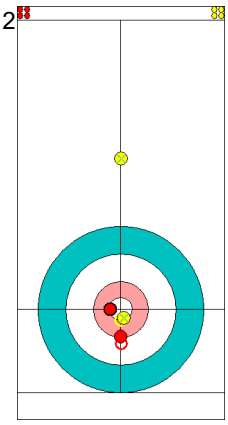

CHN: WANG R
Draw ↻ 75%

3
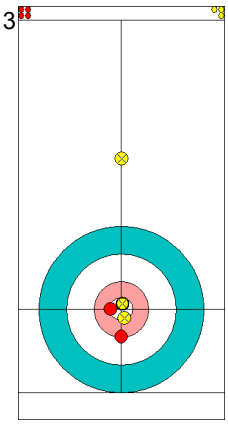

SUI: RIOS M
Draw ↺ 100%

4
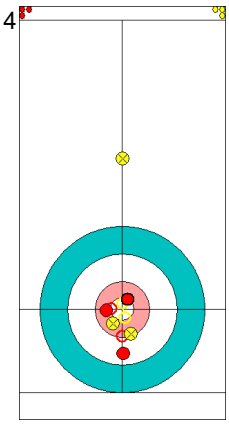

CHN: BA DX
Raise ↻ 100%

5
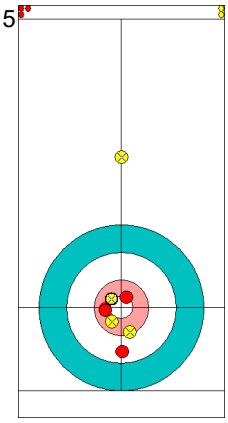

SUI: RIOS M
Draw ↺ 100%

6
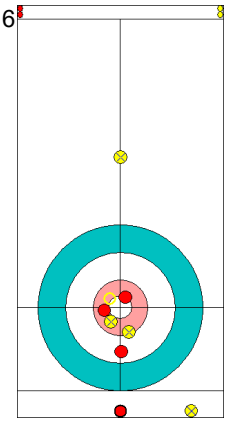

CHN: BA DX
Take-out ↺ 50%

7
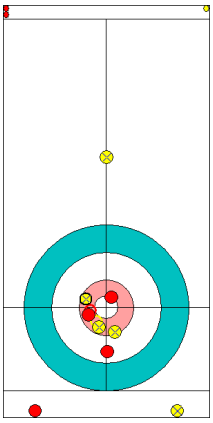

SUI: RIOS M
Raise ↺ 50%

8
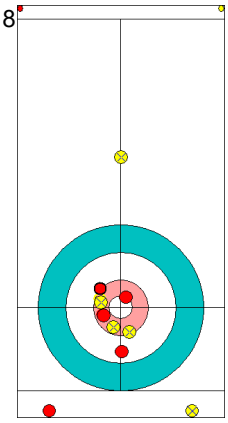

CHN: BA DX
Draw ↺ 50%

9
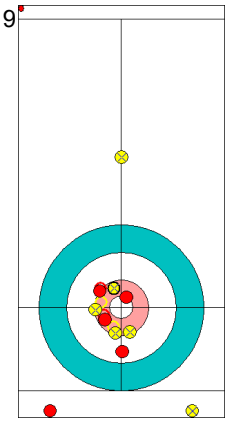

SUI: PERRET J
Draw ↺ 50%

10
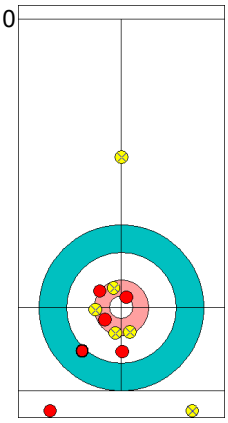

CHN: WANG R
Raise ↺ 0%

	CHN	SUI
Total Score	3	2
Time left	12:44	12:13

Legend:
↻ Clockwise ↺ Counter-clockwise - Not considered

Game - Shot by Shot
경기별 숏 기록 / Déroulement de la partie

REVISED
9 FEB 0:03

End 5 — **CHN - China 3 + 0** (this end) **= 3** — **SUI - Switzerland 2 + 1** (this end) **= 3**

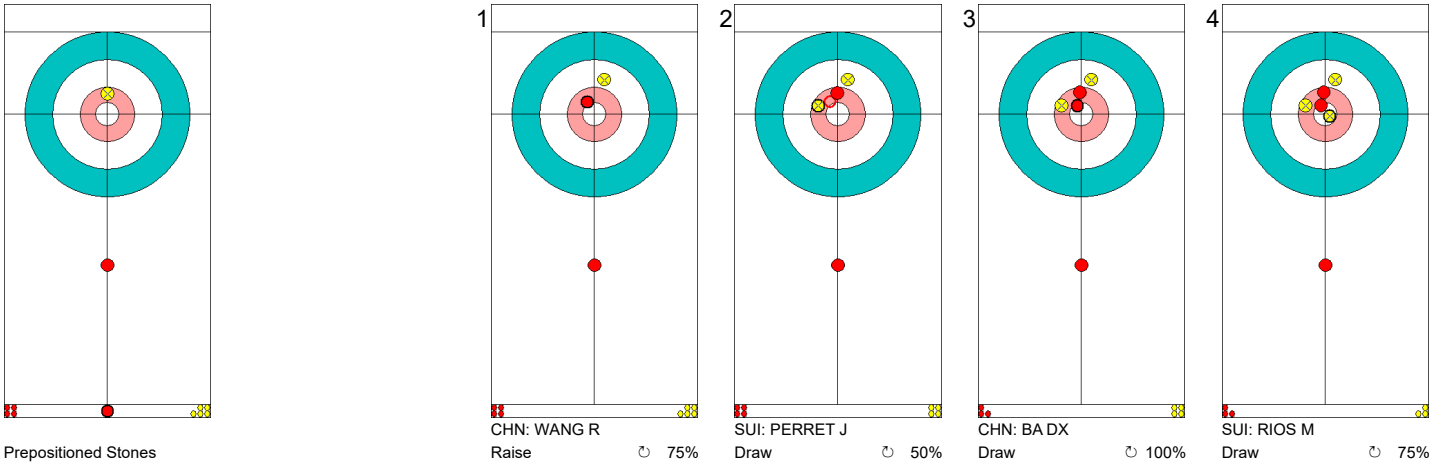

Prepositioned Stones

1 CHN: WANG R — Raise ↻ 75%

2 SUI: PERRET J — Draw ↻ 50%

3 CHN: BA DX — Draw ↻ 100%

4 SUI: RIOS M — Draw ↻ 75%

5 CHN: BA DX — Draw ↻ 100%

6 SUI: RIOS M — Draw ↺ 100%

7 CHN: BA DX — Draw ↺ 50%

8 SUI: RIOS M — Hit and Roll ↺ 75%

9 CHN: WANG R — Guard ↻ 100%

10 SUI: PERRET J — Promotion Take-out ↺ 100%

	CHN	SUI
Total Score	3	3
Time left	10:11	09:09

Legend:
↻ Clockwise ↺ Counter-clockwise - Not considered

REVISED
9 FEB 0:03

Game - Shot by Shot
경기별 숏 기록 / Déroulement de la partie

End 6 | **CHN - China** 3 + 1 (this end) = 4 | **SUI - Switzerland** 3 + 0 (this end) = 3

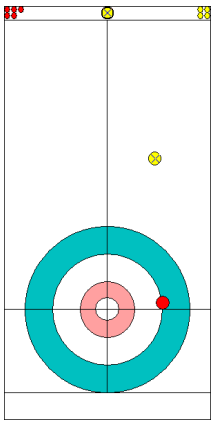
Power Play
Prepositioned Stones

1
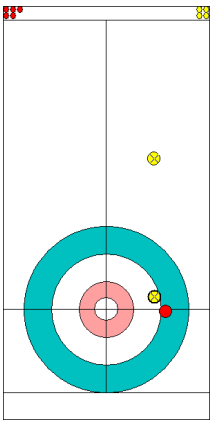
SUI: PERRET J
Draw ↻ 100%

2
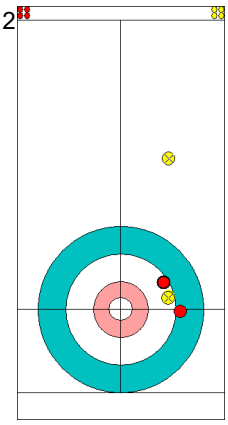
CHN: WANG R
Draw ↺ 100%

3
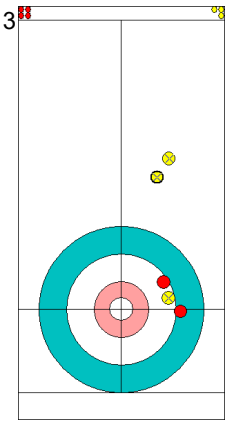
SUI: RIOS M
Guard ↺ 100%

4
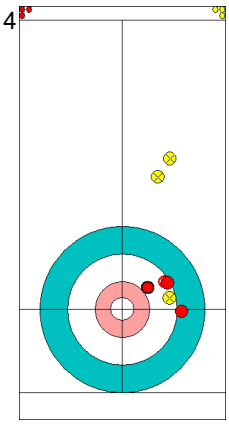
CHN: BA DX
Draw ↺ 50%

5
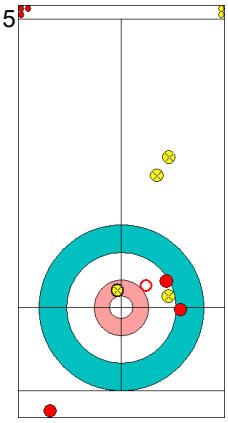
SUI: RIOS M
Take-out ↺ 100%

6
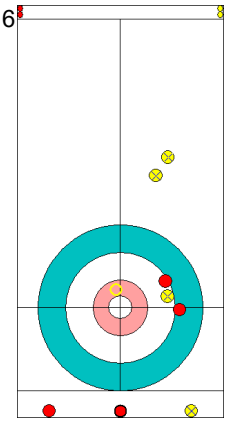
CHN: BA DX
Double Take-out ↻ 50%

7
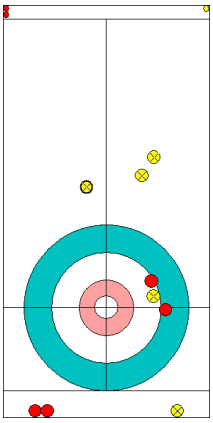
SUI: RIOS M
Draw ↻ 0%

8
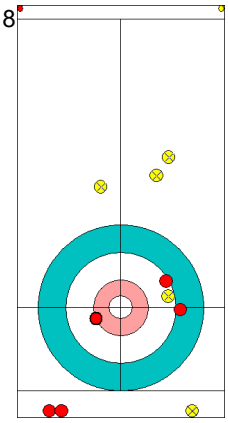
CHN: BA DX
Draw ↺ 75%

9
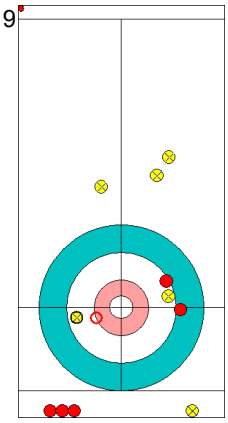
SUI: PERRET J
Take-out ↺ 75%

10
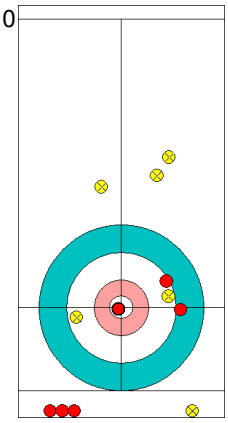
CHN: WANG R
Draw ↻ 100%

	CHN	SUI
Total Score	4	3
Time left	07:31	06:47

Legend:
↻ Clockwise ↺ Counter-clockwise - Not considered

REVISED
9 FEB 0:03

Game - Shot by Shot
경기별 숏 기록 / Déroulement de la partie

End 7 — **CHN - China 4 + 0** (this end) **= 4** — **SUI - Switzerland 3 + 2** (this end) **= 5**

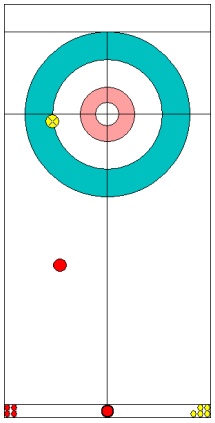
Power Play
Prepositioned Stones

1
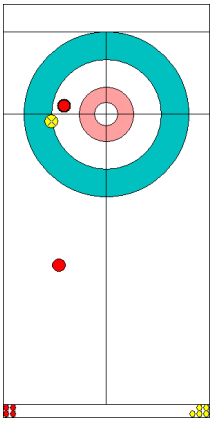
CHN: WANG R
Draw ↻ 50%

2
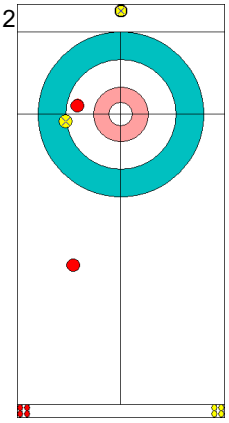
SUI: PERRET J
Draw ↺ 0%

3
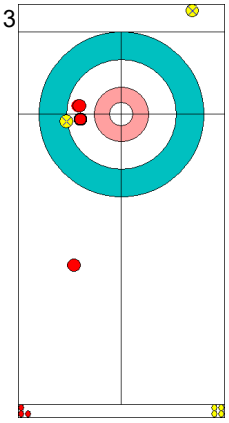
CHN: BA DX
Draw ↺ 100%

4
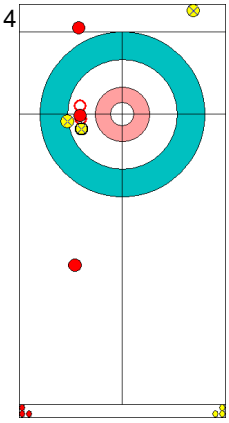
SUI: RIOS M
Raise ↺ 100%

5
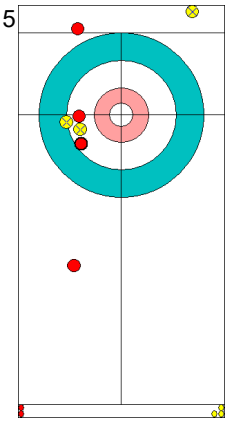
CHN: BA DX
Draw ↺ 100%

6
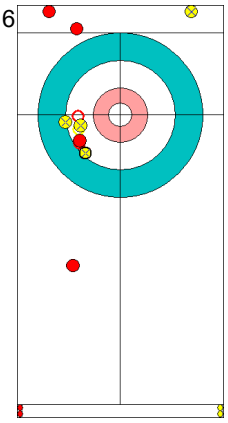
SUI: RIOS M
Raise ↺ 100%

7
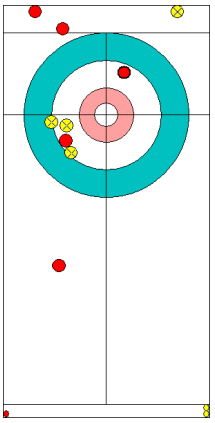
CHN: BA DX
Draw ↻ 50%
Time-out

8
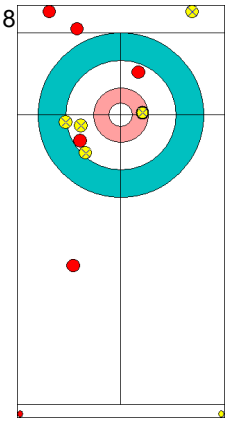
SUI: RIOS M
Draw ↻ 100%

9
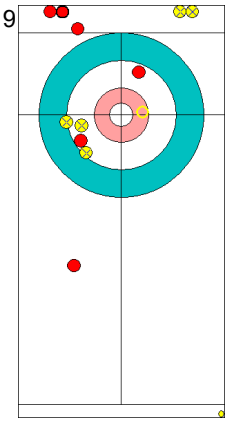
CHN: WANG R
Hit and Roll ↻ 50%

10
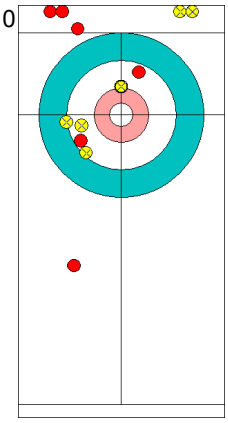
SUI: PERRET J
Draw ↺ 100%

	CHN	SUI
Total Score	4	5
Time left	04:24	04:07

Legend:
↻ Clockwise ↺ Counter-clockwise - Not considered

Game - Shot by Shot
경기별 숏 기록 / Déroulement de la partie

REVISED
9 FEB 0:03

End 8 | **CHN - China 4 + 1** (this end) **= 5** | **SUI - Switzerland 5 + 0** (this end) **= 5**

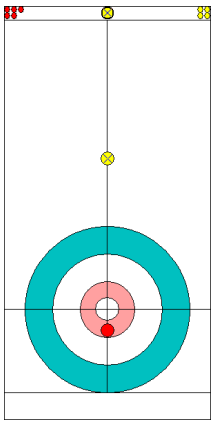

Prepositioned Stones

1
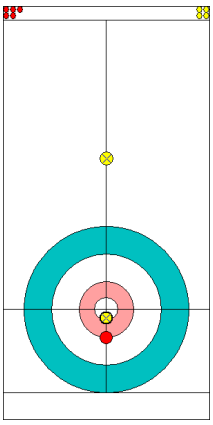

SUI: PERRET J
Draw ↻ 100%

2
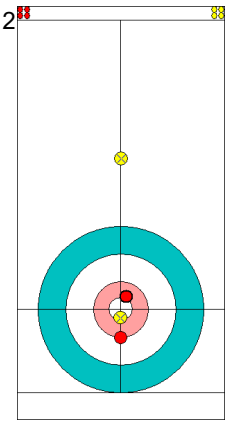

CHN: WANG R
Draw ↺ 75%

3
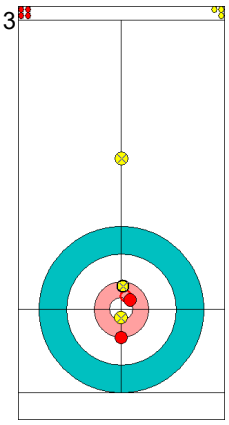

SUI: RIOS M
Draw ↺ 100%
Time-out

4
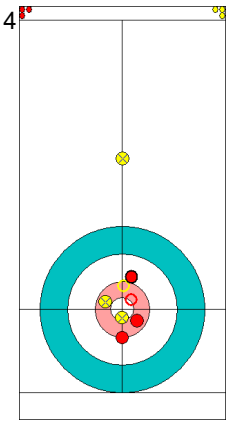

CHN: BA DX
Raise ↻ 50%

5
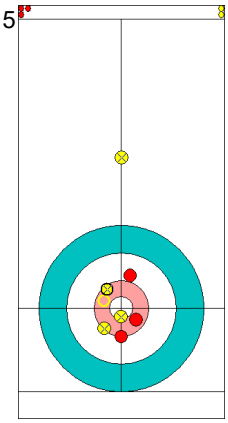

SUI: RIOS M
Draw ↺ 75%

6
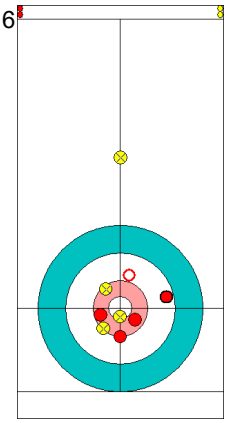

CHN: BA DX
Raise ↻ 50%

7
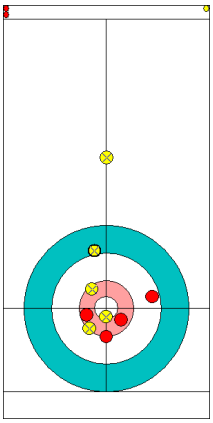

SUI: RIOS M
Draw ↻ 50%

8
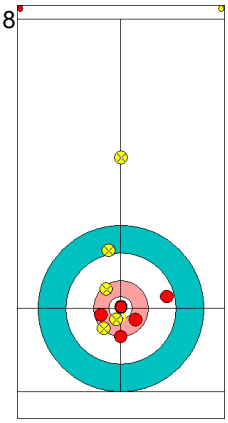

CHN: BA DX
Draw ↻ 100%

9
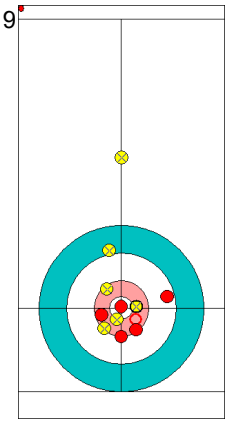

SUI: PERRET J
Draw ↺ 50%

10
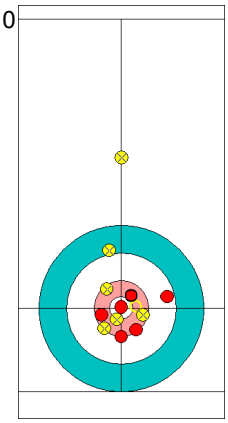

CHN: WANG R
Raise ↻ 0%

	CHN	SUI
Total Score	5	5
Time left	01:00	01:35

Legend:
↻ Clockwise ↺ Counter-clockwise - Not considered

Game - Shot by Shot
경기별 숏 기록 / Déroulement de la partie

REVISED
9 FEB 0:03

End 9 | **CHN - China 5 + 0** (this end) **= 5** | **SUI - Switzerland 5 + 2** (this end) **= 7**

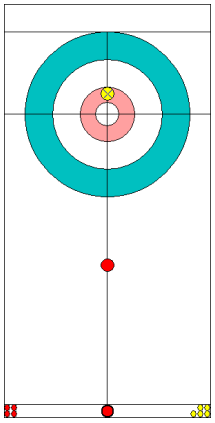

Prepositioned Stones

1
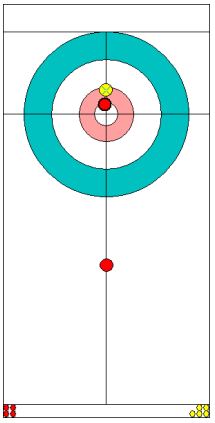

CHN: WANG R
Draw ↻ 100%

2
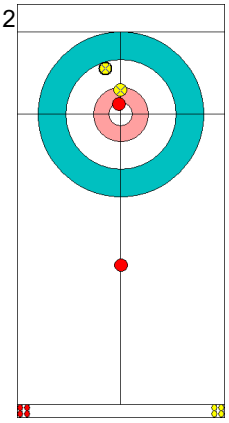

SUI: PERRET J
Draw ↻ 50%

3
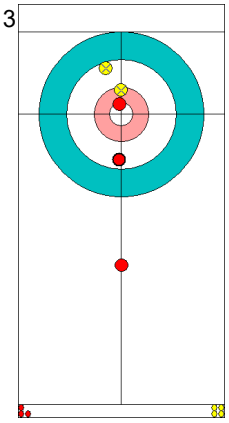

CHN: BA DX
Draw ↻ 100%

4
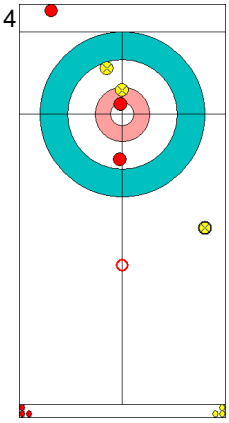

SUI: RIOS M
Double Take-out ↺ 50%

5
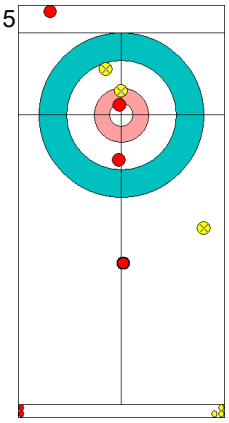

CHN: BA DX
Guard ↻ 100%

6
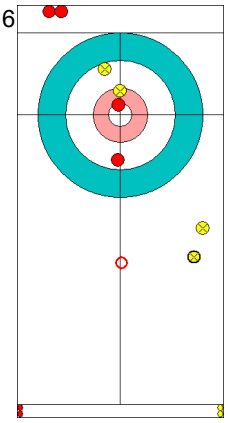

SUI: RIOS M
Double Take-out ↺ 50%

7
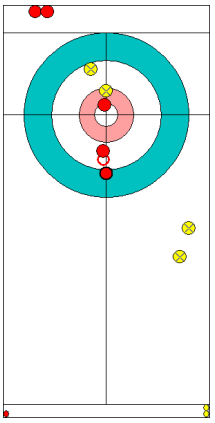

CHN: BA DX
Draw ↺ 50%
Time-out

8
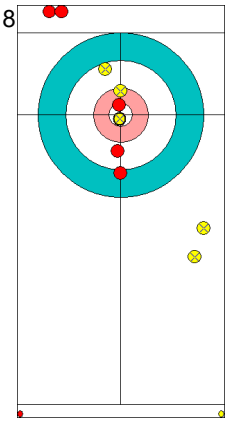

SUI: RIOS M
Draw ↻ 100%

9
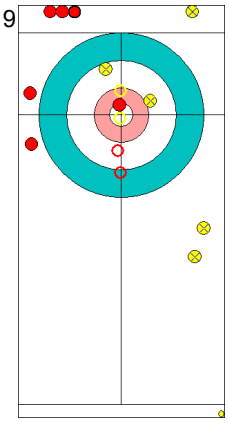

CHN: WANG R
Clearing ↺ 50%

10
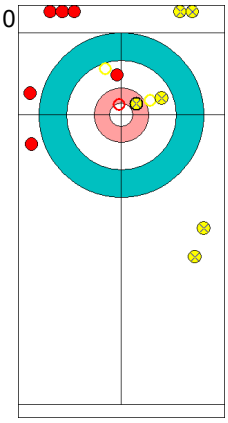

SUI: PERRET J
Take-out ↺ 100%

	CHN	SUI
Total Score	5	7
Time left	00:24	00:49

Legend:
↻ Clockwise ↺ Counter-clockwise - Not considered

Time-outs revised.

Most Important Shots
우승 결정 슛 / Tirs les plus importants

Sheet	Game	Team	LSFE	1	2	3	4	5	6	7	8	Extra Ends				Total
A	1	USA - United States of America	*	3	0	1	1	2	0	2	X					9
	1	OAR - Olympic Athlete from Russia		0	2	0	0	0	1	0	X					3

Most Important Shot:

The US player HAMILTON B played a Double Take-out and sat shot in the four foot to score 3 points.

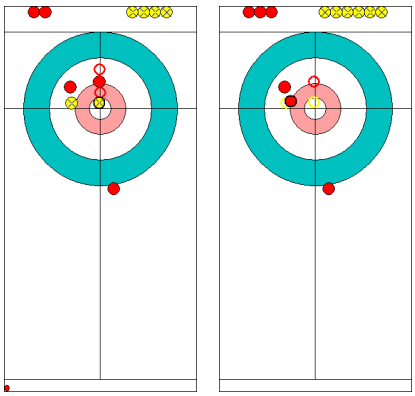

Before | After

End: 1
Team: USA - United States of America
Player: HAMILTON Becca
Team Stone: 1 2 3 4 (5)
Task: Double Take-out
Rotation: ↻
Shot Success: 100%

Sheet	Game	Team	LSFE	1	2	3	4	5	6	7	8	Extra Ends				Total
B	1	CAN - Canada	*	1	0	3	0	2	0	0	0					6
	1	NOR - Norway		0	3	0	1	0	2	1	2					9

Most Important Shot:

With the Canadian team lying 3 stones in the house, the Norwegian player NEDREGOTTEN M played a perfect Draw around a centre guard to lie shot stone. This led to the Norwegian team to a steal of one in the 7th end.

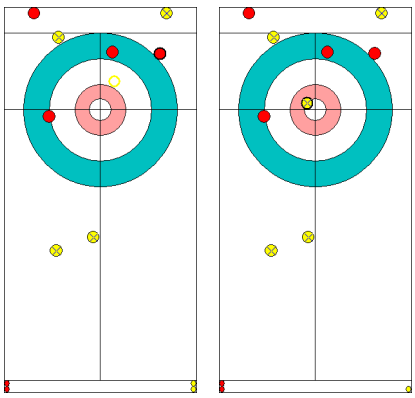

Before | After

End: 7
Team: NOR - Norway
Player: NEDREGOTTEN Magnus
Team Stone: 1 2 3 (4) 5
Task: Draw
Rotation: ↺
Shot Success: 100%

Most Important Shots
우승 결정 슛 / Tirs les plus importants

Sheet	Game	Team	LSFE	1	2	3	4	5	6	7	8	Extra Ends				Total
C	1	KOR - Republic of Korea		3	1	1	0	0	0	4	X					9
	1	FIN - Finland	*	0	0	0	1	2	1	0	X					4

Most Important Shot:

A miss of an easy Double Take-out by the Finnish player RANTAMAEKI T allowed the Korean team to score 4 and win the game.

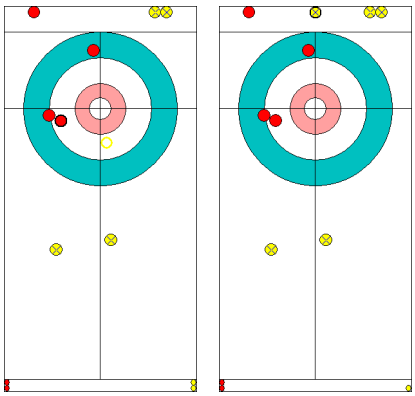

Before After

End: 7
Team: FIN - Finland
Player: RANTAMAEKI Tomi
Team Stone: 1 2 3 (4) 5
Task: Double Take-out
Rotation: ↻
Shot Success: 0%

Sheet	Game	Team	LSFE	1	2	3	4	5	6	7	8	Extra Ends				Total
D	1	CHN - People's Republic of China	*	1	0	0	2	0	1	0	1	0				5
	1	SUI - Switzerland		0	1	1	0	1	0	2	0	2				7

Most Important Shot:

The Swiss player RIOS M played a perfect Draw to the centre, almost impossible to remove by the Chinese Team. This set up the win in this game for the Swiss team.

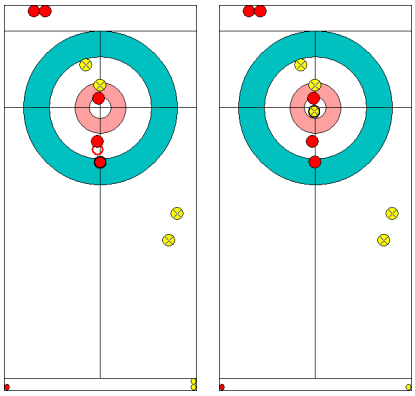

Before After

End: 9
Team: SUI - Switzerland
Player: RIOS Martin
Team Stone: 1 2 3 (4) 5
Task: Draw
Rotation: ↻
Shot Success: 100%

Legend:
☐ Power Play ↻ Clockwise ↺ Counter-clockwise
LSFE(*) Last Stone First End **X** Unplayed/unfinished end due to concession

OMEGA Atos



REVISED
10 FEB 13:45

Entry List by NOC

NOC별 엔트리 리스트 / Liste d'inscription par CNO

As of SAT 10 FEB 2018

CAN - Canada		
F	LAWES Kaitlyn	R
M	MORRIS John	R
C	WEBSTER Paul	

NOR - Norway		
F	SKASLIEN Kristin	R
M	NEDREGOTTEN Magnus	R
C	LOEVOLD Thomas	

CHN - People's Republic of China		
F	WANG Rui	R
M	BA Dexin	R
C	ZHANG Zhipeng	

OAR - Olympic Athlete from Russia		
F	BRYZGALOVA Anastasia	R
M	KRUSHELNITCKII Aleksandr	R
C	GUDIN Vasily (RUS)	

FIN - Finland		
F	KAUSTE Oona	R
M	RANTAMAEKI Tomi	R
C	GRAY Brian (GBR)	

SUI - Switzerland		
F	PERRET Jenny	R
M	RIOS Martin	R
C	SCHNEIDER Theo	

KOR - Republic of Korea		
F	JANG Hyeji	R
M	LEE Kijeong	R
C	JANG Banseok	

USA - United States of America		
F	HAMILTON Becca	R
M	HAMILTON Matt	R
C	HIGGS Jake (CAN)	

Note:
Team members are identified as follows:
F = Female, **M** = Male, **C** = Coach

Legend:
R Right-handed

KOR: Coach revised.

OMEGA Atos

Competition Officials
심판 / Officiels de compétition

As of THU 11 JAN 2018

Function	Name	Organisation
WCF President:	CAITHNESS Kate	GBR - Great Britain
Technical Delegates:	OHMAN Leif	SWE - Sweden
	WENDORF Keith	CAN - Canada
Chief Umpire:	KELLS Rae	CAN - Canada
Deputy Chief Umpire:	STANFIELD Alan	GBR - Great Britain
Game Umpires:	AUGUSTYNIAK Wojciech	POL - Poland
	BARKER Dianne	CAN - Canada
	BASTIAN Tim	GER - Germany
	CARSON Darren	NZL - New Zealand
	CZARNETZKI Susie	USA - United States of America
	KIM Kyung Seog	KOR - Republic of Korea
	MALCOLM Anne	GBR - Great Britain
	McARTON Ken	CAN - Canada
	ORLOV Aleksandr	RUS - Russian Federation
Chief Ice Technician:	WUTHRICH Hans	CAN - Canada
Deputy Chief Ice Technicians:	CALLAN Mark	GBR - Great Britain
	MONTFORD Eric	CAN - Canada
Chief Timer:	FORRESTER Harold	GBR - Great Britain
Deputy Chief Timer:	LEIBBRANDT Christian	NED - Netherlands
Chief Statistician:	CZARNETZKI Randy	USA - United States of America
Doping Control Officer:	WALKER Brian	GBR - Great Britain

Competition Schedule
경기 일정 / Horaire des compétitions

REVISED
4 FEB 18:28

As of SUN 4 FEB 2018

Date	Start Time	Session	Sheet A	Sheet B	Sheet C	Sheet D	BYE
THU 8 FEB	9:05	MD1	USA - OAR	CAN - NOR	KOR - FIN	CHN - SUI	
	20:05	MD2	FIN - SUI	KOR - CHN	OAR - NOR	USA - CAN	
FRI 9 FEB	8:35	MD3	KOR - NOR	USA - SUI	CHN - CAN	OAR - FIN	
	13:35	MD4	CAN - FIN	CHN - OAR	USA - KOR	SUI - NOR	
SAT 10 FEB	9:05	MD5	CHN - USA	NOR - FIN	CAN - SUI	KOR - OAR	
	20:05	MD6	OAR - CAN	SUI - KOR	NOR - USA	FIN - CHN	
SUN 11 FEB	9:05	MD7	NOR - CHN	FIN - USA	SUI - OAR	CAN - KOR	
	20:05	Mixed Doubles Tie-breaker Games (if required)					
MON 12 FEB	9:05	Mixed Doubles Semi-finals Session 1					
	20:05	Mixed Doubles Semi-finals Session 2					
TUE 13 FEB	9:05	Mixed Doubles Bronze Medal Game					
	20:05	Mixed Doubles Gold Medal Game					
WED 14 FEB	9:05	M1	DEN - SWE	CAN - ITA	KOR - USA	SUI - GBR	JPN, NOR
	14:05	w1	jpn - usa	oar - gbr	den - swe	sui - chn	can, kor
	20:05	M2	CAN - GBR	KOR - SWE	SUI - ITA	NOR - JPN	DEN, USA
THU 15 FEB	9:05	w2	can - kor	den - jpn	chn - oar	gbr - usa	sui, swe
	14:05	M3	USA - ITA	NOR - CAN	GBR - JPN	DEN - SUI	KOR, SWE
	20:05	w3	chn - gbr	can - swe	usa - sui	kor - jpn	den, oar
FRI 16 FEB	9:05	M4		ITA - DEN	NOR - KOR	SWE - USA	CAN, GBR, JPN, SUI
	14:05	w4	den - can	kor - sui		swe - oar	chn, gbr, jpn, usa
	20:05	M5	JPN - SUI	SWE - GBR	DEN - USA	CAN - KOR	ITA, NOR
SAT 17 FEB	9:05	w5	sui - swe	oar - usa	jpn - chn	den - gbr	can, kor
	14:05	M6	KOR - GBR	SUI - NOR	CAN - SWE	JPN - ITA	DEN, USA
	20:05	w6	oar - jpn	chn - den	kor - gbr	usa - can	sui, swe
SUN 18 FEB	9:05	M7	NOR - DEN	USA - JPN		SUI - CAN	GBR, ITA, KOR, SWE
	14:05	w7		gbr - swe	can - sui	chn - kor	den, jpn, oar, usa
	20:05	M8	SWE - JPN	DEN - KOR	ITA - GBR	USA - NOR	CAN, SUI
MON 19 FEB	9:05	w8	usa - den	jpn - can	swe - kor	oar - sui	chn, gbr
	14:05	M9	ITA - KOR	SWE - SUI	USA - CAN	GBR - DEN	JPN, NOR
	20:05	w9	gbr - sui	den - oar	chn - usa	jpn - swe	can, kor
TUE 20 FEB	9:05	M10	GBR - NOR	JPN - CAN	KOR - SUI	ITA - SWE	DEN, USA
	14:05	w10	can - chn	usa - kor	gbr - jpn		den, oar, sui, swe
	20:05	M11	SUI - USA	NOR - ITA	JPN - DEN		CAN, GBR, KOR, SWE
WED 21 FEB	9:05	w11	kor - oar	swe - chn	sui - den	can - gbr	jpn, usa
	14:05	M12	DEN - CAN	GBR - USA	SWE - NOR	KOR - JPN	ITA, SUI
	20:05	w12	swe - usa	sui - jpn	oar - can	kor - den	chn, gbr

Competition Schedule
경기 일정 / Horaire des compétitions

REVISED
4 FEB 18:28

As of SUN 4 FEB 2018

Date	Start Time	Session	Sheet A	Sheet B	Sheet C	Sheet D	BYE
THU 22 FEB	9:05	Women's / Men's Tie-breaker Games (if required)					
	20:05	Men's Semi-finals					
FRI 23 FEB	15:35	Men's Bronze Medal Game					
	20:05	Women's Semi-finals					
SAT 24 FEB	15:35	Men's Gold Medal Game					
	20:05	Women's Bronze Medal Game					
SUN 25 FEB	9:05	Women's Gold Medal Game					

Note:
Lowercase - women; UPPERCASE - MEN, MIXED DOUBLES
First named team in each game plays red-handled stones and wears dark coloured upper playing garments.

Legend:
MDn Mixed Doubles session n **Mn** Men's session n **wn** Women's session n

Semi-final sessions: names revised

Official Communication
공식 전달사항 / Communication officielle

Item: 1

Mixed Doubles Round Robin Session 5 - Last Stone Draw

Due to a technical issue, which had to be rectified prior to the delivery of the final Last Stone Draws, a delay of five minutes occurred. This delay meant that the four athletes involved were out of their normal routine and delivery timing, which led to exceptionally high Last Stone Draws results for all four athletes.

Therefore, it has been decided in the 'Spirit of Curling' that these four results will not be included in the calculation of their team's Draw Shot Challenge.

Issued by: Keith Wendorf, WCF Technical Delegate
Time: 13:30
Date: 10 FEB 2018

This decision affects:

Results	X
Schedule	
Other	



Official Communication
공식 전달사항 / Communication officielle

Item: 2

Mixed Doubles: KRUSHELNITCKII Aleksandr (OAR) has been disqualified

The Court of Arbitration for Sport decided on 22 Feb 2018 to disqualify KRUSHELNITCKII Aleksandr (OAR), member of the Mixed Doubles team Olympic Athlete from Russia. According to the WCF rules, this disqualification impacts on the results and ranking of the entire team. Results have been amended accordingly. The medallists are now: Canada (CAN), gold, Switzerland (SUI), silver, and Norway (NOR), bronze.

Further details regarding this decision can be found at: www.tas-cas.org

Issued by: Keith Wendorf, WCF Technical Delegate
Time: 17:30
Date: 22 FEB 2018

This decision affects:

Results	X
Schedule	
Other	

PyeongChang 2018™

Passion. Connected.
하나된 열정