



RESULTS BOOK



SUN 12 MAY 2019

Medallists

Medal	Country	Name
GOLD	CAN - Canada	JONES Jennifer LAWES Kaitlyn BIRCHARD Shannon OFFICER Jill THIESSEN Nolan
SILVER	SUI - Switzerland	PAETZ Alina TIRINZONI Silvana NEUENSCHWANDER Esther BARBEZAT Melanie STOCK Sebastian
BRONZE	RUS - Russia	SIDOROVA Anna FOMINA Margarita PORTUNOVA Julia GUZIEVA Julia KALALB Svetlana

Final Standings

Team	Players	Position - Function	Points	Prize Money
Gold CAN - Canada	JONES Jennifer LAWES Kaitlyn BIRCHARD Shannon OFFICER Jill - THIESSEN Nolan	4 S 3 V 2 1 A C	20	\$37,000
Silver SUI - Switzerland	PAETZ Alina TIRINZONI Silvana NEUENSCHWANDER Esther BARBEZAT Melanie - STOCK Sebastian	4 V 3 S 2 1 A C	18	\$26,000
Bronze RUS - Russia	SIDOROVA Anna FOMINA Margarita PORTUNOVA Julia GUZIEVA Julia - KALALB Svetlana	4 S 3 V 2 1 A C	12	\$12,000
4 JPN - Japan	FUJISAWA Satsuki YOSHIDA Chinami SUZUKI Yumi YOSHIDA Yurika - LIND J.D.	4 S 3 V 2 1 A C	10	\$10,000
5 CHN - China	JIANG Yilun ZHANG Lijun DONG Ziqi JIANG Xindi - McRORIE Carolyn	4 S 3 V 2 1 A C	9	\$9,000
6 USA - United States	ROTH Nina PETERSON Tabitha PETERSON Tara HAMILTON Becca - RESTALL Howard	4 S 3 V 2 1 A C	7	\$7,000
7 SWE - Sweden	HASSELBORG Anna McMANUS Sara KNOCHENHAUER Agnes MABERGS Sofia - -	4 S 3 V 2 1 A C	6	\$6,000
8 KOR - Korea	KIM Minji KIM Hyerin YANG Taei KIM Sujin - LEE Sungjun	4 S 3 V 2 1 A C	5	\$5,000

Note:

Position and function for each team member:

4 = Fourth, 3 = Third, 2 = Second, 1 = Lead, A = Alternate, S = Skip, V = Vice-Skip, C = Coach

Competition Summary

Session	Date	Time	Sheet A	Sheet B	Sheet C	Sheet D	Sheet E
Session 1	8 MAY	15:00	CAN 10 - 1 JPN	CHN 9 - 2 USA	KOR 5 - 4 SWE	RUS 4 - 6 SUI	
Session 4	9 MAY	8:30					CAN 4 - 1 CHN
Session 5	9 MAY	12:00					JPN 7 - 5 USA
Session 6	9 MAY	16:00	KOR 5 - 7 RUS				
Session 7	9 MAY	19:30	SWE 2 - 6 SUI				
Session 8	10 MAY	8:30			CHN 5 - 6 JPN	USA 7 - 8 _{so} CAN	
Session 9	10 MAY	12:00		RUS 8 - 5 SWE	SUI 8 - 4 KOR		
Session 10	10 MAY	16:00	JPN 6 - 7 _{so} CAN	USA 3 - 7 CHN			
Session 11	10 MAY	19:30		SUI 7 - 5 RUS		SWE 8 - 4 KOR	
Session 12	11 MAY	8:30					CHN 7 - 4 CAN
Session 13	11 MAY	12:00	RUS 8 - 6 KOR			SUI 5 - 7 SWE	USA 9 - 4 JPN
Session 15	11 MAY	19:30		KOR 7 - 6 _{so} SUI	CAN 5 - 6 USA	JPN 7 - 2 CHN	SWE 3 - 8 RUS
Final	12 MAY	16:00			CAN 9 - 6 SUI		

Standings after Round Robin

Group-A

Rank	Team	Games	Points
1	CAN - Canada (Jones)	6	10 Q 5p
2	JPN - Japan (Fujisawa)	6	10 1p
3	CHN - China (Jiang)	6	9
4	USA - United States (Roth)	6	7

Group-B

Rank	Team	Games	Points
1	SUI - Switzerland (Tirinzi)	6	13 Q
2	RUS - Russia (Sidorova)	6	12 BM
3	SWE - Sweden (Hasselborg)	6	6
4	KOR - Korea (Kim)	6	5

Final Standings

Rank	Team	Points
Gold	CAN - Canada (Jones)	20
Silver	SUI - Switzerland (Tirinzi)	18
Bronze	RUS - Russia (Sidorova)	12
4	JPN - Japan (Fujisawa)	10
5	CHN - China (Jiang)	9
6	USA - United States (Roth)	7
7	SWE - Sweden (Hasselborg)	6
8	KOR - Korea (Kim)	5

Legend:

BM Bronze Medal
SO Shoot-out

p Points out of direct games

Q Qualified for the final

Curling World Cup Ranking

As of SUN 12 MAY 2019

Rank	Member Association	Leg 1	Leg 2	Leg 3	Final	Total Points
1	CAN - Canada	25	12	0	20	57
2	SWE - Sweden	20	9	20	6	55
3	JPN - Japan	9	25	8	10	52
4	KOR - Korea	3	17	25	5	50
5	RUS - Russia	9	6	11	12	38
6	USA - United States	9	6	9	7	31
7	CHN - China	6	0	10	9	25
8	SCO - Scotland	6	12	4	0	22
9	SUI - Switzerland				18	18

Session Results and Standings

Sheet	Team	LSFE	1	2	3	4	5	6	7	8	Total	Points
C	CAN - Canada (Jones)		1	2	0	1	1	0	2	2	9	10
	SUI - Switzerland (Tirinzone)	*	0	0	3	0	0	3	0	0	6	5

Final Standings

Rank	Team	Points
Gold	CAN - Canada (Jones)	20
Silver	SUI - Switzerland (Tirinzone)	18
Bronze	RUS - Russia (Sidorova)	12
4	JPN - Japan (Fujisawa)	10
5	CHN - China (Jiang)	9
6	USA - United States (Roth)	7
7	SWE - Sweden (Hasselborg)	6
8	KOR - Korea (Kim)	5

Legend:
LSFE(*) Last Stone First End

Game Results

Sheet	Game	Team	LSFE	1	2	3	4	5	6	7	8	Total	Points
C	7	CAN - Canada (Jones)		1	2	0	1	1	0	2	2	9	10
	7	SUI - Switzerland (Tirinzeni)	*	0	0	3	0	0	3	0	0	6	5

CAN - Canada		Shot Success	
		Game	All
4 S	JONES Jennifer	75%	73%
3 V	LAWES Kaitlyn	86%	85%
2	BIRCHARD Shannon	77%	79%
1	OFFICER Jill	95%	83%
A	-	-	-
Team Total		83%	80%

SUI - Switzerland		Shot Success	
		Game	All
4 V	PAETZ Alina	55%	73%
3 S	TIRINZONI Silvana	72%	80%
2	NEUENSCHWANDER Esther	86%	83%
1	BARBEZAT Melanie	75%	82%
A	-	-	-
Team Total		72%	80%

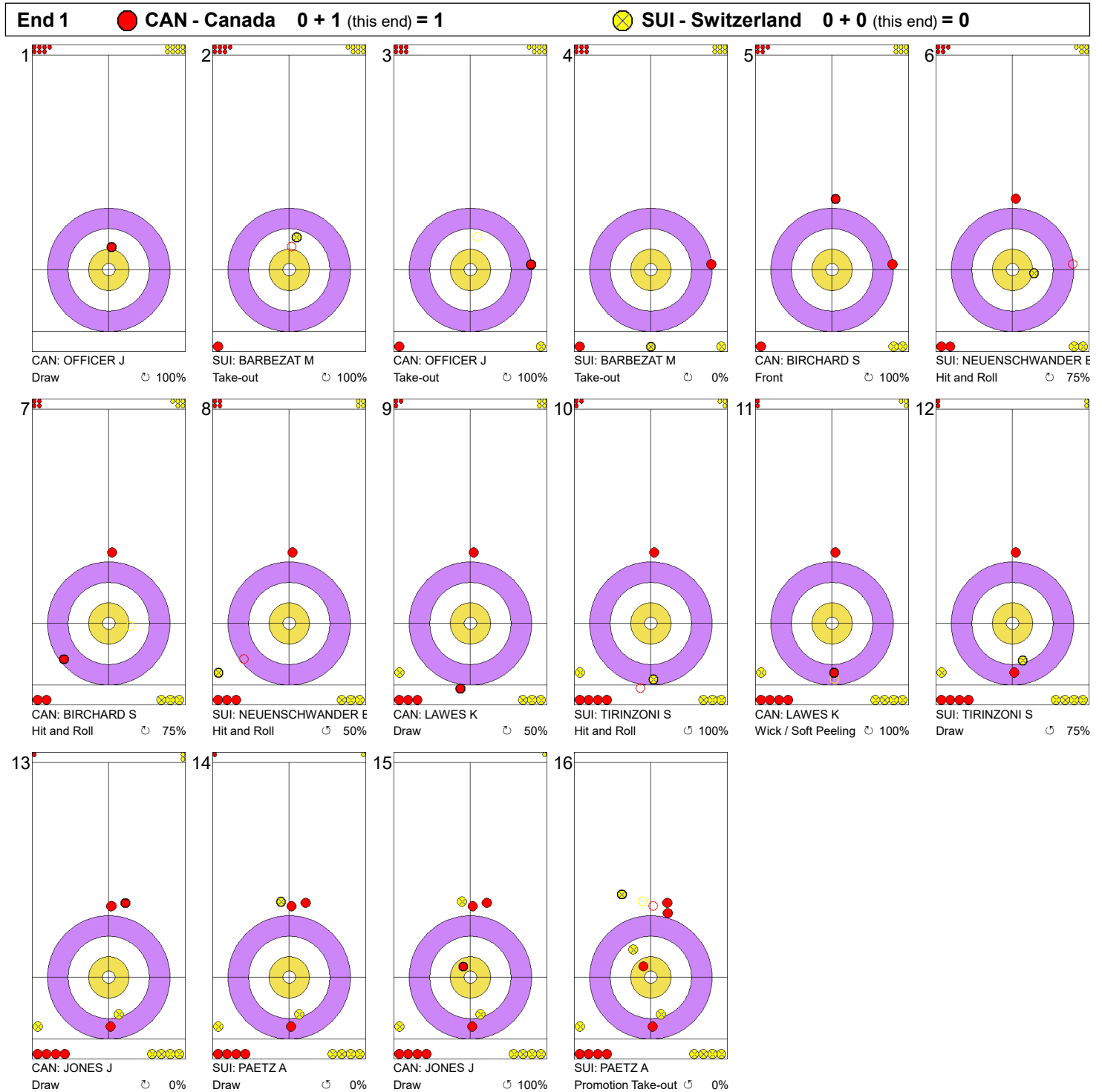
CAN - Canada		↻	↺	Game
4	JONES Jennifer	Draws 5 80%	4 69%	9 75%
		Take-outs 3 83%	4 69%	7 75%
	Total	8 81%	8 69%	16 75%
3	LAWES Kaitlyn	Draws 7 89%	2 100%	9 92%
		Take-outs 5 75%	2 88%	7 79%
	Total	12 83%	4 94%	16 86%
2	BIRCHARD Shannon	Draws 5 85%	2 100%	7 89%
		Take-outs 4 56%	5 75%	9 67%
	Total	9 72%	7 82%	16 77%
1	OFFICER Jill	Draws 11 93%	4 100%	15 95%
		Take-outs 1 100%	0 -	1 100%
	Total	12 94%	4 100%	16 95%
A	-	Draws 0 -	0 -	0 -
		Take-outs 0 -	0 -	0 -
	Total	0 -	0 -	0 -
Team		Draws 28 88%	12 90%	40 89%
		Take-outs 13 73%	11 75%	24 74%
	Total	41 84%	23 83%	64 83%



SUI - Switzerland		↻	↺	Game
4	PAETZ Alina	Draws 1 75%	4 75%	5 75%
		Take-outs 5 40%	6 50%	11 45%
	Total	6 46%	10 60%	16 55%
3	TIRINZONI Silvana	Draws 3 67%	2 88%	5 75%
		Take-outs 5 55%	6 83%	11 70%
	Total	8 59%	8 84%	16 72%
2	NEUENSCHWANDER Esther	Draws 2 88%	3 75%	5 80%
		Take-outs 4 94%	7 86%	11 89%
	Total	6 92%	10 83%	16 86%
1	BARBEZAT Melanie	Draws 9 89%	5 60%	14 79%
		Take-outs 2 50%	0 -	2 50%
	Total	11 82%	5 60%	16 75%
A	-	Draws 0 -	0 -	0 -
		Take-outs 0 -	0 -	0 -
	Total	0 -	0 -	0 -
Team		Draws 15 83%	14 71%	29 78%
		Take-outs 16 59%	19 74%	35 67%
	Total	31 71%	33 73%	64 72%

Note:
Position and function for each team member:
4 = Fourth, 3 = Third, 2 = Second, 1 = Lead, A = Alternate, S = Skip, V = Vice-Skip

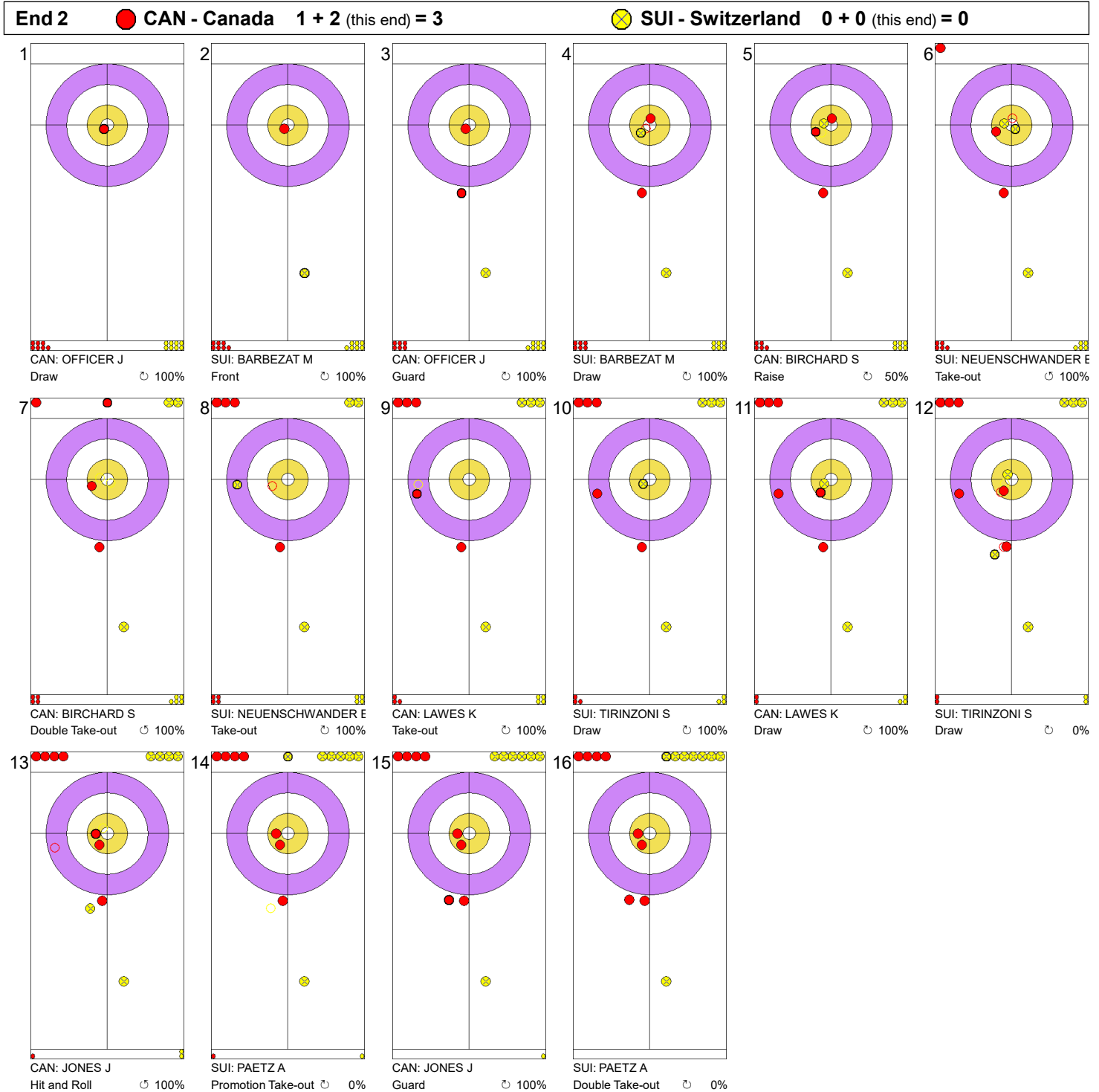
Legend:
↻ Clockwise ↺ Counter-clockwise LSFE(*) Last Stone First End



Game - Shot by Shot



Legend:
 Clockwise
  Counter-clockwise
 - Not considered

Game - Shot by Shot



Legend:
 Clockwise
  Counter-clockwise
 - Not considered

Game - Shot by Shot



Legend:



Clockwise

Counter-clockwise

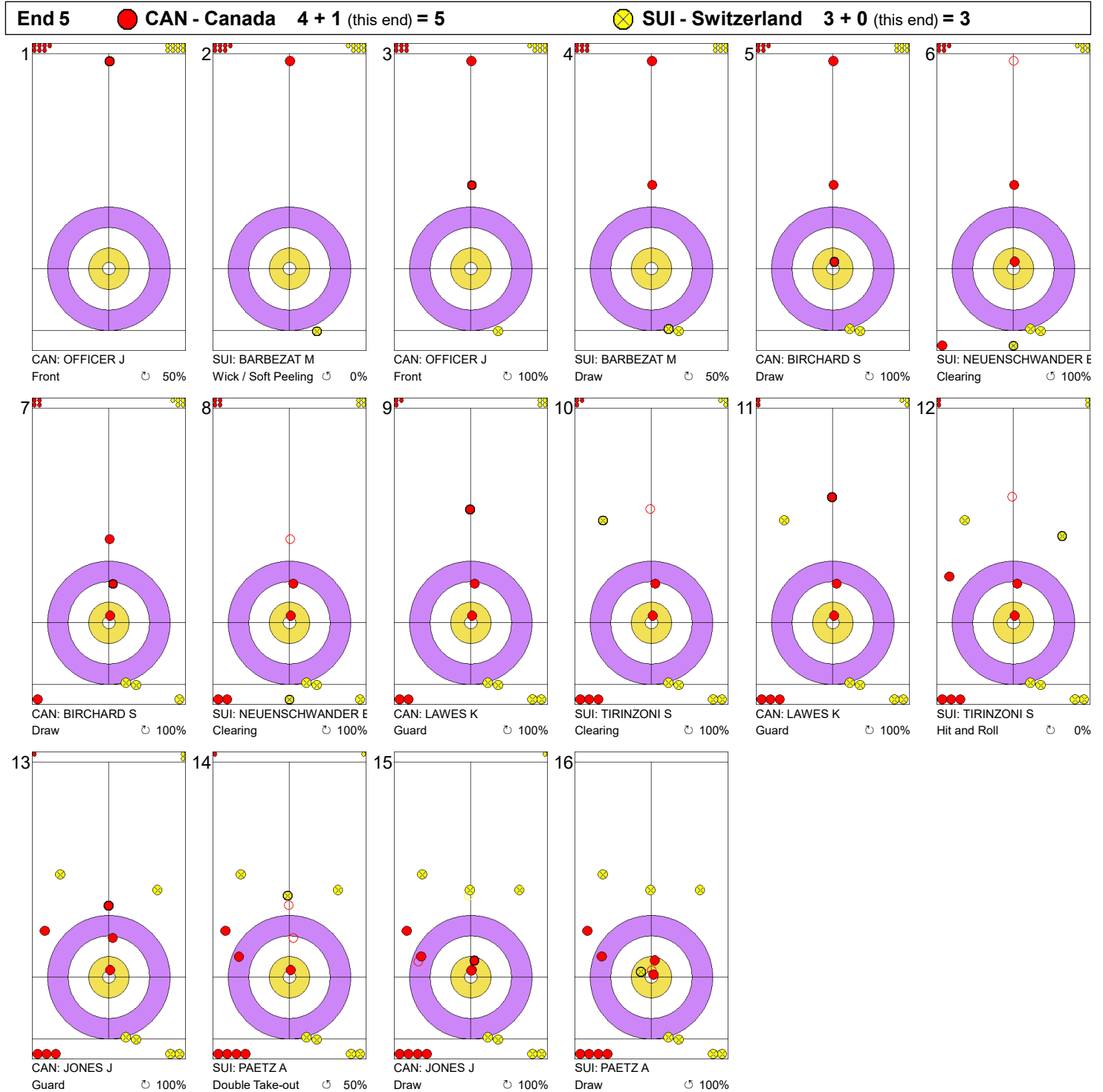
- Not considered

Game - Shot by Shot



Legend:
 Clockwise
  Counter-clockwise
 - Not considered



Game - Shot by Shot




Legend:
 ⌚ Clockwise ⌚ Counter-clockwise - Not considered



Game - Shot by Shot



Legend:
 Clockwise
  Counter-clockwise
 - Not considered

Game - Shot by Shot



Legend:
 Clockwise
  Counter-clockwise
 - Not considered

Game - Shot by Shot



Legend:
 ↻ Clockwise ↺ Counter-clockwise - Not considered



Cumulative Player Statistics by Team

CAN - Canada

JONES Jennifer		Fourth Skip		Right-handed	
Type	↺ %	↻ %	Total	%	
Draw	17 84	15 58	32	72	
Front	0 -	0 -	0	-	
Guard	6 96	3 92	9	94	
Raise	3 33	2 100	5	60	
Wick / Soft Peeling	2 100	0 -	2	100	
Freeze	0 -	4 88	4	88	
Take-out	11 77	10 80	21	79	
Hit and Roll	2 50	7 86	9	78	
Clearing	3 100	2 100	5	100	
Double Take-out	5 40	7 39	12	40	
Promotion Take-out	3 67	4 50	7	57	
Not considered	0 -	3 -	3	-	
All Draws	28 82	24 71	52	77	
All Take-outs	24 69	30 69	54	69	
Total	52 76	54 70	106	73	

OFFICER Jill		Lead		Right-handed	
Type	↺ %	↻ %	Total	%	
Draw	29 85	16 69	45	79	
Front	23 87	21 92	44	89	
Guard	3 83	2 50	5	70	
Raise	1 50	0 -	1	50	
Wick / Soft Peeling	2 88	2 0	4	44	
Freeze	0 -	0 -	0	-	
Take-out	3 100	6 100	9	100	
Hit and Roll	0 -	0 -	0	-	
Clearing	0 -	0 -	0	-	
Double Take-out	0 -	0 -	0	-	
Promotion Take-out	0 -	0 -	0	-	
Not considered	0 -	0 -	0	-	
All Draws	58 85	41 76	99	82	
All Take-outs	3 100	6 100	9	100	
Total	61 86	47 79	108	83	

LAWES Kaitlyn		Third V-Skip		Right-handed	
Type	↺ %	↻ %	Total	%	
Draw	21 88	14 93	35	90	
Front	0 -	3 92	3	92	
Guard	6 96	5 100	11	98	
Raise	0 -	0 -	0	-	
Wick / Soft Peeling	1 100	1 0	2	50	
Freeze	1 100	3 100	4	100	
Take-out	13 81	12 71	25	76	
Hit and Roll	7 82	3 92	10	85	
Clearing	3 67	6 83	9	78	
Double Take-out	4 63	2 75	6	67	
Promotion Take-out	1 100	2 100	3	100	
Not considered	0 -	0 -	0	-	
All Draws	29 91	26 91	55	91	
All Take-outs	28 78	25 79	53	78	
Total	57 84	51 85	108	85	

-		Alternate			
Type	↺ %	↻ %	Total	%	
Draw	0 -	0 -	0	-	
Front	0 -	0 -	0	-	
Guard	0 -	0 -	0	-	
Raise	0 -	0 -	0	-	
Wick / Soft Peeling	0 -	0 -	0	-	
Freeze	0 -	0 -	0	-	
Take-out	0 -	0 -	0	-	
Hit and Roll	0 -	0 -	0	-	
Clearing	0 -	0 -	0	-	
Double Take-out	0 -	0 -	0	-	
Promotion Take-out	0 -	0 -	0	-	
Not considered	0 -	0 -	0	-	
All Draws	0 -	0 -	0	-	
All Take-outs	0 -	0 -	0	-	
Total	0 -	0 -	0	-	

BIRCHARD Shannon		Second		Right-handed	
Type	↺ %	↻ %	Total	%	
Draw	11 70	15 65	26	67	
Front	3 100	6 100	9	100	
Guard	3 67	4 100	7	86	
Raise	1 50	1 75	2	63	
Wick / Soft Peeling	2 75	1 100	3	83	
Freeze	0 -	1 50	1	50	
Take-out	9 83	11 73	20	78	
Hit and Roll	5 85	3 75	8	81	
Clearing	8 94	8 94	16	94	
Double Take-out	4 63	4 100	8	81	
Promotion Take-out	2 0	6 83	8	63	
Not considered	0 -	0 -	0	-	
All Draws	20 74	28 79	48	77	
All Take-outs	28 78	32 84	60	81	
Total	48 76	60 81	108	79	

Team: CAN - Canada					
Type	↺ %	↻ %	Total	%	
Draw	78 84	60 71	138	78	
Front	26 88	30 93	56	91	
Guard	18 89	14 91	32	90	
Raise	5 40	3 92	8	59	
Wick / Soft Peeling	7 89	4 25	11	66	
Freeze	1 100	8 88	9	89	
Take-out	36 82	39 78	75	80	
Hit and Roll	14 79	13 85	27	81	
Clearing	14 89	16 91	30	90	
Double Take-out	13 54	13 63	26	59	
Promotion Take-out	6 50	12 75	18	67	
Not considered	0 -	3 -	3	-	
All Draws	135 84	119 79	254	82	
All Take-outs	83 76	93 79	176	77	
Total	218 81	212 79	430	80	

Legend:
 ↻ Clockwise ↺ Counter-clockwise



Cumulative Player Statistics by Team

SUI - Switzerland

PAETZ Alina		Fourth V-Skip		Right-handed	
Type	↻ %	↻ %	Total	%	
Draw	15 70	17 68	32	69	
Front	1 100	0 -	1	100	
Guard	0 -	2 100	2	100	
Raise	0 -	1 0	1	0	
Wick / Soft Peeling	1 100	1 100	2	100	
Freeze	0 -	0 -	0	-	
Take-out	12 71	16 83	28	78	
Hit and Roll	6 58	3 83	9	67	
Clearing	2 100	4 88	6	92	
Double Take-out	6 67	8 75	14	71	
Promotion Take-out	5 60	8 75	13	69	
Not considered	0 -	1 -	1	-	
All Draws	17 74	21 69	38	71	
All Take-outs	31 68	39 80	70	75	
Total	48 70	60 76	108	73	

BARBEZAT Melanie		Lead		Right-handed	
Type	↻ %	↻ %	Total	%	
Draw	21 77	14 59	35	70	
Front	38 93	17 87	55	91	
Guard	0 -	0 -	0	-	
Raise	1 100	0 -	1	100	
Wick / Soft Peeling	2 100	3 42	5	65	
Freeze	0 -	0 -	0	-	
Take-out	7 64	7 100	14	82	
Hit and Roll	0 -	0 -	0	-	
Clearing	0 -	0 -	0	-	
Double Take-out	0 -	0 -	0	-	
Promotion Take-out	0 -	0 -	0	-	
Not considered	0 -	0 -	0	-	
All Draws	62 88	34 71	96	82	
All Take-outs	7 64	7 100	14	82	
Total	69 86	41 76	110	82	

TIRINZONI Silvana		Third Skip		Right-handed	
Type	↻ %	↻ %	Total	%	
Draw	12 79	16 70	28	74	
Front	1 100	0 -	1	100	
Guard	4 94	6 83	10	88	
Raise	0 -	1 100	1	100	
Wick / Soft Peeling	3 83	1 50	4	75	
Freeze	0 -	1 100	1	100	
Take-out	12 85	20 89	32	88	
Hit and Roll	5 50	9 67	14	61	
Clearing	4 75	6 100	10	90	
Double Take-out	2 63	4 88	6	79	
Promotion Take-out	3 75	0 -	3	75	
Not considered	0 -	0 -	0	-	
All Draws	20 84	25 75	45	79	
All Take-outs	26 74	39 85	65	81	
Total	46 78	64 81	110	80	

-		Alternate			
Type	↻ %	↻ %	Total	%	
Draw	0 -	0 -	0	-	
Front	0 -	0 -	0	-	
Guard	0 -	0 -	0	-	
Raise	0 -	0 -	0	-	
Wick / Soft Peeling	0 -	0 -	0	-	
Freeze	0 -	0 -	0	-	
Take-out	0 -	0 -	0	-	
Hit and Roll	0 -	0 -	0	-	
Clearing	0 -	0 -	0	-	
Double Take-out	0 -	0 -	0	-	
Promotion Take-out	0 -	0 -	0	-	
Not considered	0 -	0 -	0	-	
All Draws	0 -	0 -	0	-	
All Take-outs	0 -	0 -	0	-	
Total	0 -	0 -	0	-	

NEUENSCHWANDER Esther		Second		Right-handed	
Type	↻ %	↻ %	Total	%	
Draw	20 76	15 85	35	80	
Front	0 -	2 100	2	100	
Guard	2 63	1 100	3	75	
Raise	1 25	0 -	1	25	
Wick / Soft Peeling	2 75	0 -	2	75	
Freeze	2 100	0 -	2	100	
Take-out	14 79	20 91	34	86	
Hit and Roll	5 90	4 63	9	78	
Clearing	4 75	7 100	11	91	
Double Take-out	3 67	2 75	5	70	
Promotion Take-out	3 100	3 67	6	83	
Not considered	0 -	0 -	0	-	
All Draws	27 75	18 88	45	80	
All Take-outs	29 81	36 87	65	84	
Total	56 78	54 87	110	83	

Team: SUI - Switzerland					
Type	↻ %	↻ %	Total	%	
Draw	68 76	62 71	130	73	
Front	40 93	19 88	59	92	
Guard	6 83	9 89	15	87	
Raise	2 63	2 50	4	56	
Wick / Soft Peeling	8 88	5 55	13	75	
Freeze	2 100	1 100	3	100	
Take-out	45 76	63 89	108	84	
Hit and Roll	16 66	16 69	32	67	
Clearing	10 80	17 97	27	91	
Double Take-out	11 66	14 79	25	73	
Promotion Take-out	11 75	11 73	22	74	
Not considered	0 -	1 -	1	-	
All Draws	126 83	98 75	224	79	
All Take-outs	93 73	121 85	214	80	
Total	219 79	219 80	438	80	

Legend:

↻ Clockwise ↻ Counter-clockwise

Scoring Analysis

Team	Games		LSFE	Stolen Ends	Last Stone Eff.	Force Eff.	Points Scored						Total	Plus / Minus
							0	1	2	3	4	>4		
CAN	7	For	3	12	41%	40%	3	13	13	2	0	0	45	+11
		Against	4	6			0	10	9	2	0	0	34	
RUS	6	For	3	7	52%	47%	2	8	14	0	1	0	40	+8
		Against	3	5			1	10	8	2	0	0	32	
SUI	7	For	4	8	43%	44%	3	13	6	5	1	0	44	+7
		Against	3	6			4	11	7	4	0	0	37	
CHN	6	For	3	4	50%	75%	1	10	7	1	1	0	31	+5
		Against	3	3			4	14	3	2	0	0	26	
JPN	6	For	3	3	33%	41%	2	12	5	3	0	0	31	-6
		Against	3	4			1	9	8	4	0	0	37	
SWE	6	For	3	3	25%	40%	4	13	1	3	0	1	29	-7
		Against	3	5			2	8	9	2	1	0	36	
USA	6	For	3	4	30%	41%	0	12	7	2	0	0	32	-7
		Against	3	6			1	11	9	2	1	0	39	
KOR	6	For	3	3	39%	50%	1	7	7	3	0	0	30	-11
		Against	3	9			3	15	7	1	1	1	41	
Total	25			44			16	88	60	19	3	1	282	

Note:

Stolen ends are the ends won without the last stone advantage.

Last Stone Efficiency: Scoring two or more points with last stone advantage.

Force Efficiency: Forcing the opponent team to score only one point when they have the last stone advantage.

Legend:

>4 More than four points scored

LSFE Last Stone First End

Summary of Big Ends

Points Scored	By	Against	Session	End	Game Result
5	SWE - Sweden	KOR - Korea	11	2	8 : 4
4	CHN - China	USA - United States	1	4	9 : 2
4	RUS - Russia	KOR - Korea	13	1	8 : 6
4	SUI - Switzerland	SWE - Sweden	7	7	6 : 2

Note:
Big ends are defined as ends with a score of four or more points.

Competition Matrix

Group-A

Team	CAN		CHN		JPN		USA	
CAN			4 - 1	3	10 - 1	3	8 - 7	2
			4 - 7	0	7 - 6	2	5 - 6	0
CHN	1 - 4	0			5 - 6	0	9 - 2	3
	7 - 4	3			2 - 7	0	7 - 3	3
JPN	1 - 10	0	6 - 5	3			7 - 5	3
	6 - 7	1	7 - 2	3			4 - 9	0
USA	7 - 8	1	2 - 9	0	5 - 7	0		
	6 - 5	3	3 - 7	0	9 - 4	3		

Group-B

Team	KOR		RUS		SUI		SWE	
KOR			5 - 7	0	4 - 8	0	5 - 4	3
			6 - 8	0	7 - 6	2	4 - 8	0
RUS	7 - 5	3			4 - 6	0	8 - 5	3
	8 - 6	3			5 - 7	0	8 - 3	3
SUI	8 - 4	3	6 - 4	3			6 - 2	3
	6 - 7	1	7 - 5	3			5 - 7	0
SWE	4 - 5	0	5 - 8	0	2 - 6	0		
	8 - 4	3	3 - 8	0	7 - 5	3		

Standings after Round Robin Group-A

Rank	Team	Games	Points		
1	CAN - Canada (Jones)	6	10	Q	5p
2	JPN - Japan (Fujisawa)	6	10		1p
3	CHN - China (Jiang)	6	9		
4	USA - United States (Roth)	6	7		

Standings after Round Robin Group-B

Rank	Team	Games	Points		
1	SUI - Switzerland (Tirinzoni)	6	13	Q	
2	RUS - Russia (Sidorova)	6	12	BM	
3	SWE - Sweden (Hasselborg)	6	6		
4	KOR - Korea (Kim)	6	5		

Legend:

BM Bronze Medal

p Points out of direct games

Q Qualified for the final

Shot Success Percentage by Position

Fourth	Game >	1	2	3	4	5	6	Avg.
1 JIANG Yilun	CHN	81	68	83	82	85	70	78
1 SIDOROVA Anna	RUS	55	92	88	83	73	71	78
3 PAETZ Alina	SUI	55	73	77	92	75	88	77
4 HASSELBORG Anna	SWE	78	84	60	81	93	57	76
5 JONES Jennifer	CAN	98	92	78	53	60	61	73
6 FUJISAWA Satsuki	JPN	54	83	88	58	57	75	70
7 KIM Minji	KOR	63	70	54	79	64	86	69
8 ROTH Nina	USA	55	69	58	57	79	59	63

Third	Game >	1	2	3	4	5	6	Avg.
1 McMANUS Sara	SWE	92	72	81	88	100	86	87
2 LAWES Kaitlyn	CAN	85	92	73	95	89	72	85
3 YOSHIDA Chinami	JPN	67	89	70	94	79	88	82
4 TIRINZONI Silvana	SUI	73	88	79	86	75	88	81
5 ZHANG Lijun	CHN	73	83	72	75	80	82	78
6 FOMINA Margarita	RUS	58	72	84	80	81	80	76
6 KIM Hyerin	KOR	73	72	66	86	75	84	76
8 PETERSON Tabitha	USA	54	81	84	75	96	59	75

Second	Game >	1	2	3	4	5	6	Avg.
1 DONG Ziqi	CHN	84	95	92	66	92	68	84
2 NEUENSCHWANDER Esther	SUI	86	91	61	77	98	77	82
3 KNOCHENHAUER Agnes	SWE	80	69	73	91	94	73	80
4 BIRCHARD Shannon	CAN	71	89	81	69	83	81	79
5 SUZUKI Yumi	JPN	65	94	77	72	71	86	78
6 PETERSON Tara	USA	71	80	75	64	89	80	77
7 PORTUNOVA Julia	RUS	69	77	86	78	64	80	76
8 YANG Taei	KOR	64	72	59	(1) 68	59	58	63

Lead	Game >	1	2	3	4	5	6	Avg.
1 MABERGS Sofia	SWE	84	81	97	84	97	88	88
2 YOSHIDA Yurika	JPN	69	84	85	97	98	71	85
3 BARBEZAT Melanie	SUI	80	73	82	84	91	89	83
3 HAMILTON Becca	USA	66	73	75	96	93	94	83
5 GUZIEVA Julia	RUS	78	70	88	88	83	84	82
6 JIANG Xindi	CHN	67	80	91	77	78	89	81
6 OFFICER Jill	CAN	85	91	72	100	78	61	81
8 KIM Sujin	KOR	70	83	89	(2) 61	75	86	77

Shot Success Percentage by Position

Team	Game >	1	2	3	4	5	6	Avg.
1 SWE - Sweden		84	76	78	86	96	76	83
2 SUI - Switzerland		73	81	75	85	85	85	81
3 CHN - China		76	82	84	75	84	77	80
4 CAN - Canada		85	91	76	79	78	69	79
4 JPN - Japan		64	88	80	80	76	80	79
6 RUS - Russia		65	77	87	82	75	79	78
7 USA - United States		62	76	73	73	89	73	74
8 KOR - Korea		67	74	67	73	68	79	72

Note:

"(n)" denotes a position different from original line-up position: (4) - Fourth, (3) - Third, (2) - Second, (1) - Lead

Legend:

Avg. Average

Scoring Analysis

Team	Games		LSFE	Stolen Ends	Last Stone Eff.	Force Eff.	Points Scored						Total	Plus / Minus
							0	1	2	3	4	>4		
SUI	6	For	3	8	47%	43%	3	13	6	3	1	0	38	+10
		Against	3	2			4	8	4	4	0	0	28	
CAN	6	For	3	8	40%	46%	3	10	10	2	0	0	36	+8
		Against	3	6			0	10	9	0	0	0	28	
RUS	6	For	3	7	52%	47%	2	8	14	0	1	0	40	+8
		Against	3	5			1	10	8	2	0	0	32	
CHN	6	For	3	4	50%	75%	1	10	7	1	1	0	31	+5
		Against	3	3			4	14	3	2	0	0	26	
JPN	6	For	3	3	33%	41%	2	12	5	3	0	0	31	-6
		Against	3	4			1	9	8	4	0	0	37	
SWE	6	For	3	3	25%	40%	4	13	1	3	0	1	29	-7
		Against	3	5			2	8	9	2	1	0	36	
USA	6	For	3	4	30%	41%	0	12	7	2	0	0	32	-7
		Against	3	6			1	11	9	2	1	0	39	
KOR	6	For	3	3	39%	50%	1	7	7	3	0	0	30	-11
		Against	3	9			3	15	7	1	1	1	41	
Total	24			40			16	85	57	17	3	1	267	

Note:

Stolen ends are the ends won without the last stone advantage.

Last Stone Efficiency: Scoring two or more points with last stone advantage.

Force Efficiency: Forcing the opponent team to score only one point when they have the last stone advantage.

Legend:

>4 More than four points scored

LSFE Last Stone First End

Summary of Big Ends

Points Scored	By	Against	Session	End	Game Result
5	SWE - Sweden	KOR - Korea	11	2	8 : 4
4	CHN - China	USA - United States	1	4	9 : 2
4	RUS - Russia	KOR - Korea	13	1	8 : 6
4	SUI - Switzerland	SWE - Sweden	7	7	6 : 2

Note:
Big ends are defined as ends with a score of four or more points.

Cumulative Player Statistics by Team

CAN - Canada

JONES Jennifer		Fourth Skip		Right-handed	
Type	↻ %	↻ %	Total	%	
Draw	15 88	12 56	27	74	
Front	0 -	0 -	0	-	
Guard	3 92	2 100	5	95	
Raise	3 33	2 100	5	60	
Wick / Soft Peeling	2 100	0 -	2	100	
Freeze	0 -	4 88	4	88	
Take-out	9 72	9 78	18	75	
Hit and Roll	2 50	5 85	7	75	
Clearing	3 100	2 100	5	100	
Double Take-out	4 38	6 46	10	43	
Promotion Take-out	3 67	4 50	7	57	
Not considered	0 -	3 -	3	-	
All Draws	23 83	20 71	43	77	
All Take-outs	21 67	26 69	47	68	
Total	44 75	46 70	90	73	

LAWES Kaitlyn		Third V-Skip		Right-handed	
Type	↻ %	↻ %	Total	%	
Draw	18 90	13 92	31	91	
Front	0 -	3 92	3	92	
Guard	3 92	4 100	7	96	
Raise	0 -	0 -	0	-	
Wick / Soft Peeling	0 -	1 0	1	0	
Freeze	1 100	3 100	4	100	
Take-out	10 80	12 71	22	75	
Hit and Roll	5 90	2 100	7	93	
Clearing	3 67	6 83	9	78	
Double Take-out	4 63	1 50	5	60	
Promotion Take-out	1 100	2 100	3	100	
Not considered	0 -	0 -	0	-	
All Draws	22 91	24 91	46	91	
All Take-outs	23 78	23 78	46	78	
Total	45 84	47 85	92	85	

BIRCHARD Shannon		Second		Right-handed	
Type	↻ %	↻ %	Total	%	
Draw	9 64	13 60	22	61	
Front	2 100	6 100	8	100	
Guard	2 63	4 100	6	88	
Raise	0 -	1 75	1	75	
Wick / Soft Peeling	2 75	1 100	3	83	
Freeze	0 -	1 50	1	50	
Take-out	8 81	9 78	17	79	
Hit and Roll	4 88	3 75	7	82	
Clearing	8 94	7 93	15	93	
Double Take-out	2 100	3 100	5	100	
Promotion Take-out	2 0	5 85	7	61	
Not considered	0 -	0 -	0	-	
All Draws	15 70	26 77	41	74	
All Take-outs	24 81	27 85	51	83	
Total	39 77	53 81	92	79	

OFFICER Jill		Lead		Right-handed	
Type	↻ %	↻ %	Total	%	
Draw	22 82	14 64	36	75	
Front	20 88	19 91	39	89	
Guard	2 75	2 50	4	63	
Raise	1 50	0 -	1	50	
Wick / Soft Peeling	2 88	2 0	4	44	
Freeze	0 -	0 -	0	-	
Take-out	2 100	6 100	8	100	
Hit and Roll	0 -	0 -	0	-	
Clearing	0 -	0 -	0	-	
Double Take-out	0 -	0 -	0	-	
Promotion Take-out	0 -	0 -	0	-	
Not considered	0 -	0 -	0	-	
All Draws	47 84	37 74	84	79	
All Take-outs	2 100	6 100	8	100	
Total	49 84	43 77	92	81	

-		Alternate			
Type	↻ %	↻ %	Total	%	
Draw	0 -	0 -	0	-	
Front	0 -	0 -	0	-	
Guard	0 -	0 -	0	-	
Raise	0 -	0 -	0	-	
Wick / Soft Peeling	0 -	0 -	0	-	
Freeze	0 -	0 -	0	-	
Take-out	0 -	0 -	0	-	
Hit and Roll	0 -	0 -	0	-	
Clearing	0 -	0 -	0	-	
Double Take-out	0 -	0 -	0	-	
Promotion Take-out	0 -	0 -	0	-	
Not considered	0 -	0 -	0	-	
All Draws	0 -	0 -	0	-	
All Take-outs	0 -	0 -	0	-	
Total	0 -	0 -	0	-	

Team: CAN - Canada

Type	↻ %	↻ %	Total	%
Draw	64 83	52 68	116	77
Front	22 89	28 93	50	91
Guard	10 83	12 92	22	88
Raise	4 38	3 92	7	61
Wick / Soft Peeling	6 88	4 25	10	63
Freeze	1 100	8 88	9	89
Take-out	29 79	36 79	65	79
Hit and Roll	11 82	10 85	21	83
Clearing	14 89	15 90	29	90
Double Take-out	10 60	10 63	20	61
Promotion Take-out	6 50	11 75	17	66
Not considered	0 -	3 -	3	-
All Draws	107 83	107 78	214	80
All Take-outs	70 76	82 79	152	78
Total	177 80	189 78	366	79

Legend:

↻ Clockwise ↻ Counter-clockwise

Cumulative Player Statistics by Team

CHN - China

JIANG Yilun		Fourth Skip		Right-handed	
Type	↻ %	↻ %	Total	%	
Draw	16 88	11 93	27	90	
Front	0 -	2 50	2	50	
Guard	0 -	2 88	2	88	
Raise	0 -	3 42	3	42	
Wick / Soft Peeling	1 75	2 100	3	92	
Freeze	1 100	2 100	3	100	
Take-out	9 69	15 75	24	73	
Hit and Roll	1 0	4 88	5	70	
Clearing	0 -	0 -	0	-	
Double Take-out	7 68	4 75	11	70	
Promotion Take-out	5 65	2 100	7	75	
Not considered	0 -	1 -	1	-	
All Draws	18 88	22 83	40	85	
All Take-outs	22 65	25 79	47	72	
Total	40 75	47 81	87	78	

ZHANG Lijun		Third V-Skip		Right-handed	
Type	↻ %	↻ %	Total	%	
Draw	10 75	12 75	22	75	
Front	0 -	0 -	0	-	
Guard	1 100	2 100	3	100	
Raise	0 -	0 -	0	-	
Wick / Soft Peeling	1 25	2 50	3	42	
Freeze	2 50	4 81	6	71	
Take-out	14 71	14 75	28	73	
Hit and Roll	4 88	3 83	7	86	
Clearing	9 100	3 100	12	100	
Double Take-out	0 -	0 -	0	-	
Promotion Take-out	2 100	7 61	9	69	
Not considered	0 -	0 -	0	-	
All Draws	14 70	20 76	34	74	
All Take-outs	29 84	27 75	56	80	
Total	43 80	47 76	90	78	

DONG Ziqi		Second		Right-handed	
Type	↻ %	↻ %	Total	%	
Draw	11 73	7 89	18	79	
Front	4 88	2 50	6	75	
Guard	3 75	3 92	6	83	
Raise	0 -	0 -	0	-	
Wick / Soft Peeling	1 0	3 92	4	69	
Freeze	0 -	1 0	1	0	
Take-out	12 98	7 93	19	96	
Hit and Roll	6 83	5 50	11	68	
Clearing	9 100	8 100	17	100	
Double Take-out	1 50	1 100	2	75	
Promotion Take-out	5 70	1 100	6	75	
Not considered	0 -	0 -	0	-	
All Draws	19 72	16 80	35	76	
All Take-outs	33 90	22 86	55	89	
Total	52 84	38 84	90	84	

JIANG Xindi		Lead		Right-handed	
Type	↻ %	↻ %	Total	%	
Draw	31 89	7 43	38	80	
Front	21 88	7 82	28	87	
Guard	2 88	1 0	3	58	
Raise	0 -	0 -	0	-	
Wick / Soft Peeling	8 88	2 100	10	90	
Freeze	0 -	0 -	0	-	
Take-out	3 33	6 75	9	61	
Hit and Roll	0 -	1 75	1	75	
Clearing	0 -	0 -	0	-	
Double Take-out	0 -	0 -	0	-	
Promotion Take-out	0 -	0 -	0	-	
Not considered	0 -	1 -	1	-	
All Draws	62 88	17 63	79	83	
All Take-outs	3 33	7 75	10	63	
Total	65 86	24 67	89	81	

-		Alternate			
Type	↻ %	↻ %	Total	%	
Draw	0 -	0 -	0	-	
Front	0 -	0 -	0	-	
Guard	0 -	0 -	0	-	
Raise	0 -	0 -	0	-	
Wick / Soft Peeling	0 -	0 -	0	-	
Freeze	0 -	0 -	0	-	
Take-out	0 -	0 -	0	-	
Hit and Roll	0 -	0 -	0	-	
Clearing	0 -	0 -	0	-	
Double Take-out	0 -	0 -	0	-	
Promotion Take-out	0 -	0 -	0	-	
Not considered	0 -	0 -	0	-	
All Draws	0 -	0 -	0	-	
All Take-outs	0 -	0 -	0	-	
Total	0 -	0 -	0	-	

Team: CHN - China

Type	↻ %	↻ %	Total	%	
Draw	68 84	37 77	105	81	
Front	25 88	11 70	36	83	
Guard	6 83	8 81	14	82	
Raise	0 -	3 42	3	42	
Wick / Soft Peeling	11 73	9 86	20	79	
Freeze	3 67	7 75	10	73	
Take-out	38 76	42 78	80	77	
Hit and Roll	11 77	13 71	24	74	
Clearing	18 100	11 100	29	100	
Double Take-out	8 66	5 80	13	71	
Promotion Take-out	12 73	10 73	22	73	
Not considered	0 -	2 -	2	-	
All Draws	113 83	75 76	188	80	
All Take-outs	87 80	81 79	168	80	
Total	200 82	156 78	356	80	

Legend:

↻ Clockwise

↻ Counter-clockwise

Cumulative Player Statistics by Team

JPN - Japan

FUJISAWA Satsuki		Fourth Skip		Right-handed	
Type	↻ %	↻ %	Total	%	
Draw	6 58	16 77	22	72	
Front	0 -	0 -	0	-	
Guard	3 100	2 63	5	85	
Raise	2 100	4 38	6	58	
Wick / Soft Peeling	0 -	1 100	1	100	
Freeze	0 -	3 67	3	67	
Take-out	12 75	16 84	28	80	
Hit and Roll	3 50	3 33	6	42	
Clearing	0 -	3 100	3	100	
Double Take-out	2 100	2 100	4	100	
Promotion Take-out	6 33	3 8	9	25	
Not considered	0 -	2 -	2	-	
All Draws	11 77	26 69	37	72	
All Take-outs	23 63	27 73	50	69	
Total	34 68	53 71	87	70	

YOSHIDA Yurika		Lead		Right-handed	
Type	↻ %	↻ %	Total	%	
Draw	10 85	14 80	24	82	
Front	20 89	21 92	41	90	
Guard	1 100	2 100	3	100	
Raise	0 -	0 -	0	-	
Wick / Soft Peeling	0 -	4 75	4	75	
Freeze	1 100	0 -	1	100	
Take-out	4 88	4 75	8	81	
Hit and Roll	0 -	1 100	1	100	
Clearing	1 100	4 38	5	50	
Double Take-out	0 -	0 -	0	-	
Promotion Take-out	0 -	0 -	0	-	
Not considered	0 -	1 -	1	-	
All Draws	32 88	41 87	73	87	
All Take-outs	5 90	9 61	14	71	
Total	37 89	50 82	87	85	

YOSHIDA Chinami		Third V-Skip		Right-handed	
Type	↻ %	↻ %	Total	%	
Draw	3 67	18 89	21	86	
Front	0 -	2 100	2	100	
Guard	4 94	4 94	8	94	
Raise	1 100	0 -	1	100	
Wick / Soft Peeling	2 25	1 50	3	33	
Freeze	1 100	1 100	2	100	
Take-out	11 80	12 92	23	86	
Hit and Roll	4 69	5 80	9	75	
Clearing	5 90	5 100	10	95	
Double Take-out	1 75	1 50	2	63	
Promotion Take-out	2 0	5 60	7	43	
Not considered	0 -	0 -	0	-	
All Draws	11 75	26 89	37	85	
All Take-outs	23 73	28 84	51	79	
Total	34 74	54 87	88	82	

-		Alternate			
Type	↻ %	↻ %	Total	%	
Draw	0 -	0 -	0	-	
Front	0 -	0 -	0	-	
Guard	0 -	0 -	0	-	
Raise	0 -	0 -	0	-	
Wick / Soft Peeling	0 -	0 -	0	-	
Freeze	0 -	0 -	0	-	
Take-out	0 -	0 -	0	-	
Hit and Roll	0 -	0 -	0	-	
Clearing	0 -	0 -	0	-	
Double Take-out	0 -	0 -	0	-	
Promotion Take-out	0 -	0 -	0	-	
Not considered	0 -	0 -	0	-	
All Draws	0 -	0 -	0	-	
All Take-outs	0 -	0 -	0	-	
Total	0 -	0 -	0	-	

SUZUKI Yumi		Second		Right-handed	
Type	↻ %	↻ %	Total	%	
Draw	11 80	13 54	24	66	
Front	2 100	2 100	4	100	
Guard	0 -	4 75	4	75	
Raise	0 -	0 -	0	-	
Wick / Soft Peeling	0 -	1 100	1	100	
Freeze	1 75	2 75	3	75	
Take-out	11 100	9 89	20	95	
Hit and Roll	3 67	5 80	8	75	
Clearing	13 85	4 100	17	88	
Double Take-out	1 25	1 50	2	38	
Promotion Take-out	1 0	3 33	4	25	
Not considered	0 -	1 -	1	-	
All Draws	14 82	22 66	36	72	
All Take-outs	29 84	22 80	51	82	
Total	43 83	44 73	87	78	

Team: JPN - Japan					
Type	↻ %	↻ %	Total	%	
Draw	30 76	61 76	91	76	
Front	22 90	25 93	47	91	
Guard	8 97	12 83	20	89	
Raise	3 100	4 38	7	64	
Wick / Soft Peeling	2 25	7 79	9	67	
Freeze	3 92	6 75	9	81	
Take-out	38 85	41 87	79	86	
Hit and Roll	10 63	14 71	24	68	
Clearing	19 87	16 84	35	86	
Double Take-out	4 75	4 75	8	75	
Promotion Take-out	9 22	11 39	20	31	
Not considered	0 -	4 -	4	-	
All Draws	68 83	115 79	183	81	
All Take-outs	80 75	86 77	166	76	
Total	148 79	201 78	349	79	

Legend:
 ↻ Clockwise ↻ Counter-clockwise

Cumulative Player Statistics by Team

KOR - Korea

KIM Minji		Fourth Skip		Right-handed			
Type	↻ %	↻ %	Total	%	Total	%	
Draw	9 69	9 58	18	64			
Front	0 -	0 -	0	-			
Guard	0 -	4 81	4	81			
Raise	0 -	5 65	5	65			
Wick / Soft Peeling	0 -	0 -	0	-			
Freeze	1 50	1 100	2	75			
Take-out	18 65	15 82	33	73			
Hit and Roll	3 75	9 83	12	81			
Clearing	0 -	2 75	2	75			
Double Take-out	2 50	5 60	7	57			
Promotion Take-out	5 60	4 50	9	56			
Not considered	0 -	0 -	0	-			
All Draws	10 68	19 67	29	67			
All Take-outs	28 64	35 75	63	70			
Total	38 65	54 72	92	69			

KIM Sujin		Lead		Right-handed			
Type	↻ %	↻ %	Total	%	Total	%	
Draw	29 78	13 65	42	74			
Front	18 82	10 85	28	83			
Guard	4 88	2 75	6	83			
Raise	0 -	0 -	0	-			
Wick / Soft Peeling	1 50	2 63	3	58			
Freeze	0 -	0 -	0	-			
Take-out	3 67	4 88	7	79			
Hit and Roll	1 50	2 75	3	67			
Clearing	0 -	1 100	1	100			
Double Take-out	0 -	1 100	1	100			
Promotion Take-out	0 -	0 -	0	-			
Not considered	0 -	1 -	1	-			
All Draws	52 79	27 73	79	77			
All Take-outs	4 63	8 88	12	79			
Total	56 78	35 76	91	77			

KIM Hyerin		Third V-Skip		Right-handed			
Type	↻ %	↻ %	Total	%	Total	%	
Draw	2 100	14 68	16	72			
Front	1 100	3 75	4	81			
Guard	3 100	4 100	7	100			
Raise	1 100	0 -	1	100			
Wick / Soft Peeling	0 -	0 -	0	-			
Freeze	0 -	1 75	1	75			
Take-out	13 58	19 84	32	73			
Hit and Roll	4 75	2 100	6	83			
Clearing	2 100	1 100	3	100			
Double Take-out	3 50	6 100	9	83			
Promotion Take-out	8 38	5 90	13	58			
Not considered	1 -	0 -	1	-			
All Draws	7 100	22 75	29	81			
All Take-outs	30 57	33 89	63	74			
Total	37 65	55 84	92	76			

-		Alternate					
Type	↻ %	↻ %	Total	%	Total	%	
Draw	0 -	0 -	0	-			
Front	0 -	0 -	0	-			
Guard	0 -	0 -	0	-			
Raise	0 -	0 -	0	-			
Wick / Soft Peeling	0 -	0 -	0	-			
Freeze	0 -	0 -	0	-			
Take-out	0 -	0 -	0	-			
Hit and Roll	0 -	0 -	0	-			
Clearing	0 -	0 -	0	-			
Double Take-out	0 -	0 -	0	-			
Promotion Take-out	0 -	0 -	0	-			
Not considered	0 -	0 -	0	-			
All Draws	0 -	0 -	0	-			
All Take-outs	0 -	0 -	0	-			
Total	0 -	0 -	0	-			

YANG Taei		Second		Right-handed			
Type	↻ %	↻ %	Total	%	Total	%	
Draw	9 75	7 39	16	59			
Front	6 63	6 83	12	73			
Guard	5 85	0 -	5	85			
Raise	0 -	0 -	0	-			
Wick / Soft Peeling	1 25	0 -	1	25			
Freeze	1 25	3 92	4	75			
Take-out	15 70	17 57	32	63			
Hit and Roll	2 75	1 100	3	83			
Clearing	1 50	2 75	3	67			
Double Take-out	4 75	0 -	4	75			
Promotion Take-out	6 33	6 46	12	40			
Not considered	0 -	0 -	0	-			
All Draws	22 69	16 66	38	68			
All Take-outs	28 63	26 58	54	60			
Total	50 66	42 61	92	63			

Team: KOR - Korea							
Type	↻ %	↻ %	Total	%	Total	%	
Draw	49 77	43 60	92	69			
Front	25 78	19 83	44	80			
Guard	12 90	10 88	22	89			
Raise	1 100	5 65	6	71			
Wick / Soft Peeling	2 38	2 63	4	50			
Freeze	2 38	5 90	7	75			
Take-out	49 65	55 75	104	70			
Hit and Roll	10 73	14 86	24	80			
Clearing	3 83	6 83	9	83			
Double Take-out	9 61	12 83	21	74			
Promotion Take-out	19 42	15 62	34	51			
Not considered	1 -	1 -	2	-			
All Draws	91 77	84 71	175	74			
All Take-outs	90 61	102 76	192	69			
Total	181 69	186 74	367	72			

Legend:

↻ Clockwise

↻ Counter-clockwise

Cumulative Player Statistics by Team

RUS - Russia

SIDOROVA Anna		Fourth Skip		Right-handed			
Type	↻	%	↻	%	Total	%	
Draw	12	73	17	65	29	68	
Front	0	-	0	-	0	-	
Guard	2	75	6	79	8	78	
Raise	0	-	4	25	4	25	
Wick / Soft Peeling	0	-	1	100	1	100	
Freeze	1	50	0	-	1	50	
Take-out	14	100	12	96	26	98	
Hit and Roll	1	75	3	83	4	81	
Clearing	1	100	3	100	4	100	
Double Take-out	3	100	2	50	5	80	
Promotion Take-out	2	100	4	25	6	50	
Not considered	2	-	0	-	2	-	
All Draws	15	72	28	63	43	66	
All Take-outs	21	99	24	79	45	88	
Total	36	88	52	71	88	78	

GUZIEVA Julia		Lead		Right-handed			
Type	↻	%	↻	%	Total	%	
Draw	16	83	27	69	43	74	
Front	7	86	16	94	23	91	
Guard	2	100	5	90	7	93	
Raise	0	-	1	75	1	75	
Wick / Soft Peeling	0	-	7	93	7	93	
Freeze	0	-	1	50	1	50	
Take-out	5	80	5	80	10	80	
Hit and Roll	0	-	0	-	0	-	
Clearing	0	-	0	-	0	-	
Double Take-out	0	-	0	-	0	-	
Promotion Take-out	0	-	0	-	0	-	
Not considered	0	-	2	-	2	-	
All Draws	25	85	57	81	82	82	
All Take-outs	5	80	5	80	10	80	
Total	30	84	62	81	92	82	

FOMINA Margarita		Third V-Skip		Right-handed			
Type	↻	%	↻	%	Total	%	
Draw	9	56	6	54	15	55	
Front	0	-	0	-	0	-	
Guard	2	100	6	96	8	97	
Raise	4	50	3	33	7	43	
Wick / Soft Peeling	1	50	1	50	2	50	
Freeze	1	100	1	100	2	100	
Take-out	13	85	18	79	31	81	
Hit and Roll	1	75	1	100	2	88	
Clearing	4	63	9	100	13	88	
Double Take-out	4	94	5	80	9	86	
Promotion Take-out	3	67	2	50	5	60	
Not considered	0	-	0	-	0	-	
All Draws	17	62	17	68	34	65	
All Take-outs	25	80	35	84	60	82	
Total	42	73	52	78	94	76	

-		Alternate					
Type	↻	%	↻	%	Total	%	
Draw	0	-	0	-	0	-	
Front	0	-	0	-	0	-	
Guard	0	-	0	-	0	-	
Raise	0	-	0	-	0	-	
Wick / Soft Peeling	0	-	0	-	0	-	
Freeze	0	-	0	-	0	-	
Take-out	0	-	0	-	0	-	
Hit and Roll	0	-	0	-	0	-	
Clearing	0	-	0	-	0	-	
Double Take-out	0	-	0	-	0	-	
Promotion Take-out	0	-	0	-	0	-	
Not considered	0	-	0	-	0	-	
All Draws	0	-	0	-	0	-	
All Take-outs	0	-	0	-	0	-	
Total	0	-	0	-	0	-	

PORTUNOVA Julia		Second		Right-handed			
Type	↻	%	↻	%	Total	%	
Draw	11	70	10	68	21	69	
Front	0	-	0	-	0	-	
Guard	3	92	9	86	12	88	
Raise	0	-	1	100	1	100	
Wick / Soft Peeling	1	0	0	-	1	0	
Freeze	2	100	1	0	3	67	
Take-out	10	78	10	60	20	69	
Hit and Roll	0	-	2	75	2	75	
Clearing	7	100	17	82	24	88	
Double Take-out	1	50	1	100	2	75	
Promotion Take-out	4	69	4	63	8	66	
Not considered	0	-	0	-	0	-	
All Draws	17	74	21	74	38	74	
All Take-outs	22	82	34	74	56	77	
Total	39	78	55	74	94	76	

Team: RUS - Russia							
Type	↻	%	↻	%	Total	%	
Draw	48	72	60	66	108	69	
Front	7	86	16	94	23	91	
Guard	9	92	26	88	35	89	
Raise	4	50	9	42	13	44	
Wick / Soft Peeling	2	25	9	89	11	77	
Freeze	4	88	3	50	7	71	
Take-out	42	88	45	79	87	83	
Hit and Roll	2	75	6	83	8	81	
Clearing	12	88	29	90	41	89	
Double Take-out	8	91	8	75	16	83	
Promotion Take-out	9	75	10	45	19	59	
Not considered	2	-	2	-	4	-	
All Draws	74	74	123	74	197	74	
All Take-outs	73	86	98	79	171	82	
Total	147	80	221	76	368	78	

Legend:
 ↻ Clockwise ↻ Counter-clockwise

Cumulative Player Statistics by Team
SUI - Switzerland

PAETZ Alina		Fourth V-Skip		Right-handed		
Type	↻ %	↻ %	Total	%	Total	%
Draw	14 70	13 65	27	68		
Front	1 100	0 -	1	100		
Guard	0 -	2 100	2	100		
Raise	0 -	1 0	1	0		
Wick / Soft Peeling	1 100	1 100	2	100		
Freeze	0 -	0 -	0	-		
Take-out	10 65	13 90	23	79		
Hit and Roll	6 58	3 83	9	67		
Clearing	2 100	4 88	6	92		
Double Take-out	5 80	7 79	12	79		
Promotion Take-out	3 100	6 83	9	89		
Not considered	0 -	1 -	1	-		
All Draws	16 73	17 68	33	70		
All Take-outs	26 73	33 86	59	80		
Total	42 73	50 80	92	77		

BARBEZAT Melanie		Lead		Right-handed		
Type	↻ %	↻ %	Total	%	Total	%
Draw	17 78	12 60	29	71		
Front	34 92	15 85	49	90		
Guard	0 -	0 -	0	-		
Raise	0 -	0 -	0	-		
Wick / Soft Peeling	2 100	2 63	4	81		
Freeze	0 -	0 -	0	-		
Take-out	5 70	7 100	12	88		
Hit and Roll	0 -	0 -	0	-		
Clearing	0 -	0 -	0	-		
Double Take-out	0 -	0 -	0	-		
Promotion Take-out	0 -	0 -	0	-		
Not considered	0 -	0 -	0	-		
All Draws	53 88	29 73	82	83		
All Take-outs	5 70	7 100	12	88		
Total	58 86	36 78	94	83		

TIRINZONI Silvana		Third Skip		Right-handed		
Type	↻ %	↻ %	Total	%	Total	%
Draw	9 83	14 68	23	74		
Front	1 100	0 -	1	100		
Guard	4 94	6 83	10	88		
Raise	0 -	1 100	1	100		
Wick / Soft Peeling	3 83	1 50	4	75		
Freeze	0 -	1 100	1	100		
Take-out	11 84	20 89	31	87		
Hit and Roll	4 63	6 67	10	65		
Clearing	2 75	5 100	7	93		
Double Take-out	2 63	2 75	4	69		
Promotion Take-out	2 100	0 -	2	100		
Not considered	0 -	0 -	0	-		
All Draws	17 87	23 74	40	79		
All Take-outs	21 79	33 86	54	83		
Total	38 82	56 81	94	81		

-		Alternate				
Type	↻ %	↻ %	Total	%	Total	%
Draw	0 -	0 -	0	-		
Front	0 -	0 -	0	-		
Guard	0 -	0 -	0	-		
Raise	0 -	0 -	0	-		
Wick / Soft Peeling	0 -	0 -	0	-		
Freeze	0 -	0 -	0	-		
Take-out	0 -	0 -	0	-		
Hit and Roll	0 -	0 -	0	-		
Clearing	0 -	0 -	0	-		
Double Take-out	0 -	0 -	0	-		
Promotion Take-out	0 -	0 -	0	-		
Not considered	0 -	0 -	0	-		
All Draws	0 -	0 -	0	-		
All Take-outs	0 -	0 -	0	-		
Total	0 -	0 -	0	-		

NEUENSCHWANDER Esther		Second		Right-handed		
Type	↻ %	↻ %	Total	%	Total	%
Draw	18 75	12 88	30	80		
Front	0 -	2 100	2	100		
Guard	2 63	1 100	3	75		
Raise	1 25	0 -	1	25		
Wick / Soft Peeling	2 75	0 -	2	75		
Freeze	2 100	0 -	2	100		
Take-out	13 77	18 90	31	85		
Hit and Roll	4 94	2 75	6	88		
Clearing	3 67	5 100	8	88		
Double Take-out	2 50	2 75	4	63		
Promotion Take-out	3 100	2 50	5	80		
Not considered	0 -	0 -	0	-		
All Draws	25 74	15 90	40	80		
All Take-outs	25 79	29 87	54	83		
Total	50 77	44 88	94	82		

Team: SUI - Switzerland						
Type	↻ %	↻ %	Total	%	Total	%
Draw	58 76	51 70	109	73		
Front	36 92	17 87	53	91		
Guard	6 83	9 89	15	87		
Raise	1 25	2 50	3	42		
Wick / Soft Peeling	8 88	4 69	12	81		
Freeze	2 100	1 100	3	100		
Take-out	39 75	58 91	97	85		
Hit and Roll	14 70	11 73	25	71		
Clearing	7 79	14 96	21	90		
Double Take-out	9 69	11 77	20	74		
Promotion Take-out	8 100	8 75	16	88		
Not considered	0 -	1 -	1	-		
All Draws	111 82	84 75	195	79		
All Take-outs	77 76	102 87	179	82		
Total	188 80	186 82	374	81		

Legend:

↻ Clockwise

↻ Counter-clockwise

Cumulative Player Statistics by Team

SWE - Sweden

HASSELBORG Anna		Fourth Skip		Right-handed	
Type	↻ %	↻ %	Total	%	
Draw	8 50	10 83	18	68	
Front	0 -	1 100	1	100	
Guard	3 67	5 90	8	81	
Raise	3 50	1 100	4	63	
Wick / Soft Peeling	1 100	0 -	1	100	
Freeze	1 100	2 75	3	83	
Take-out	8 72	20 95	28	88	
Hit and Roll	4 63	3 92	7	75	
Clearing	2 100	3 100	5	100	
Double Take-out	2 25	5 70	7	57	
Promotion Take-out	4 25	1 0	5	20	
Not considered	0 -	1 -	1	-	
All Draws	16 59	19 86	35	74	
All Take-outs	20 59	32 88	52	77	
Total	36 59	51 87	87	76	

MABERGS Sofia		Lead		Right-handed	
Type	↻ %	↻ %	Total	%	
Draw	14 91	13 87	27	89	
Front	24 86	20 95	44	90	
Guard	1 75	0 -	1	75	
Raise	0 -	0 -	0	-	
Wick / Soft Peeling	2 75	2 100	4	88	
Freeze	0 -	3 83	3	83	
Take-out	5 60	7 100	12	83	
Hit and Roll	0 -	0 -	0	-	
Clearing	0 -	0 -	0	-	
Double Take-out	0 -	0 -	0	-	
Promotion Take-out	0 -	0 -	0	-	
Not considered	1 -	0 -	1	-	
All Draws	41 87	38 91	79	89	
All Take-outs	5 60	7 100	12	83	
Total	46 84	45 93	91	88	

McMANUS Sara		Third V-Skip		Right-handed	
Type	↻ %	↻ %	Total	%	
Draw	6 88	19 97	25	95	
Front	0 -	1 100	1	100	
Guard	2 88	8 91	10	90	
Raise	2 75	0 -	2	75	
Wick / Soft Peeling	2 100	1 100	3	100	
Freeze	3 83	1 100	4	88	
Take-out	4 100	16 78	20	83	
Hit and Roll	3 75	3 58	6	67	
Clearing	2 50	11 93	13	87	
Double Take-out	1 50	0 -	1	50	
Promotion Take-out	0 -	6 79	6	79	
Not considered	0 -	0 -	0	-	
All Draws	15 87	30 96	45	93	
All Take-outs	10 78	36 81	46	80	
Total	25 83	66 88	91	87	

-		Alternate			
Type	↻ %	↻ %	Total	%	
Draw	0 -	0 -	0	-	
Front	0 -	0 -	0	-	
Guard	0 -	0 -	0	-	
Raise	0 -	0 -	0	-	
Wick / Soft Peeling	0 -	0 -	0	-	
Freeze	0 -	0 -	0	-	
Take-out	0 -	0 -	0	-	
Hit and Roll	0 -	0 -	0	-	
Clearing	0 -	0 -	0	-	
Double Take-out	0 -	0 -	0	-	
Promotion Take-out	0 -	0 -	0	-	
Not considered	0 -	0 -	0	-	
All Draws	0 -	0 -	0	-	
All Take-outs	0 -	0 -	0	-	
Total	0 -	0 -	0	-	

KNOCHENHAUER Agnes		Second		Right-handed	
Type	↻ %	↻ %	Total	%	
Draw	11 68	15 77	26	73	
Front	1 100	2 75	3	83	
Guard	2 88	6 88	8	88	
Raise	1 0	0 -	1	0	
Wick / Soft Peeling	2 25	0 -	2	25	
Freeze	3 83	3 100	6	92	
Take-out	15 82	11 86	26	84	
Hit and Roll	1 100	6 71	7	75	
Clearing	3 100	5 100	8	100	
Double Take-out	1 100	3 67	4	75	
Promotion Take-out	0 -	1 100	1	100	
Not considered	0 -	0 -	0	-	
All Draws	20 66	26 82	46	75	
All Take-outs	20 86	26 84	46	85	
Total	40 76	52 83	92	80	

Team: SWE - Sweden					
Type	↻ %	↻ %	Total	%	
Draw	39 76	57 87	96	82	
Front	25 87	24 94	49	90	
Guard	8 78	19 89	27	86	
Raise	6 50	1 100	7	57	
Wick / Soft Peeling	7 71	3 100	10	80	
Freeze	7 86	9 89	16	88	
Take-out	32 78	54 89	86	85	
Hit and Roll	8 72	12 73	20	73	
Clearing	7 86	19 96	26	93	
Double Take-out	4 50	8 69	12	63	
Promotion Take-out	4 25	8 72	12	56	
Not considered	1 -	1 -	2	-	
All Draws	92 78	113 89	205	84	
All Take-outs	55 72	101 85	156	81	
Total	147 76	214 88	361	83	

Legend: ↻ Clockwise	↻ Counter-clockwise
-------------------------------	---------------------

Cumulative Player Statistics by Team
USA - United States

ROTH Nina		Fourth Skip		Right-handed			
Type	↺ %	↻ %	Total	%	Total	%	
Draw	16 63	20 68	36	65			
Front	0 -	0 -	0	-			
Guard	3 100	2 75	5	90			
Raise	3 58	1 100	4	69			
Wick / Soft Peeling	4 0	0 -	4	0			
Freeze	0 -	0 -	0	-			
Take-out	11 61	11 82	22	72			
Hit and Roll	2 38	4 63	6	54			
Clearing	0 -	3 83	3	83			
Double Take-out	4 31	1 100	5	45			
Promotion Take-out	1 0	4 50	5	40			
Not considered	0 -	1 -	1	-			
All Draws	26 57	23 70	49	63			
All Take-outs	18 49	23 74	41	63			
Total	44 53	46 72	90	63			

HAMILTON Becca		Lead		Right-handed			
Type	↺ %	↻ %	Total	%	Total	%	
Draw	13 83	15 62	28	71			
Front	20 89	24 95	44	92			
Guard	1 25	1 75	2	50			
Raise	0 -	0 -	0	-			
Wick / Soft Peeling	7 79	4 63	11	73			
Freeze	0 -	0 -	0	-			
Take-out	3 100	2 100	5	100			
Hit and Roll	0 -	0 -	0	-			
Clearing	0 -	0 -	0	-			
Double Take-out	0 -	0 -	0	-			
Promotion Take-out	0 -	0 -	0	-			
Not considered	0 -	0 -	0	-			
All Draws	41 84	44 80	85	82			
All Take-outs	3 100	2 100	5	100			
Total	44 85	46 81	90	83			

PETERSON Tabitha		Third V-Skip		Right-handed			
Type	↺ %	↻ %	Total	%	Total	%	
Draw	19 71	10 63	29	68			
Front	2 100	2 100	4	100			
Guard	7 79	7 82	14	80			
Raise	0 -	0 -	0	-			
Wick / Soft Peeling	1 50	0 -	1	50			
Freeze	0 -	0 -	0	-			
Take-out	8 72	17 71	25	71			
Hit and Roll	3 83	2 88	5	85			
Clearing	2 100	3 100	5	100			
Double Take-out	1 50	2 75	3	67			
Promotion Take-out	1 0	3 100	4	75			
Not considered	0 -	0 -	0	-			
All Draws	29 74	19 74	48	74			
All Take-outs	15 72	27 79	42	76			
Total	44 73	46 77	90	75			

-		Alternate					
Type	↺ %	↻ %	Total	%	Total	%	
Draw	0 -	0 -	0	-			
Front	0 -	0 -	0	-			
Guard	0 -	0 -	0	-			
Raise	0 -	0 -	0	-			
Wick / Soft Peeling	0 -	0 -	0	-			
Freeze	0 -	0 -	0	-			
Take-out	0 -	0 -	0	-			
Hit and Roll	0 -	0 -	0	-			
Clearing	0 -	0 -	0	-			
Double Take-out	0 -	0 -	0	-			
Promotion Take-out	0 -	0 -	0	-			
Not considered	0 -	0 -	0	-			
All Draws	0 -	0 -	0	-			
All Take-outs	0 -	0 -	0	-			
Total	0 -	0 -	0	-			

PETERSON Tara		Second		Right-handed			
Type	↺ %	↻ %	Total	%	Total	%	
Draw	15 77	15 80	30	78			
Front	1 50	5 75	6	71			
Guard	6 71	6 96	12	83			
Raise	2 75	1 75	3	75			
Wick / Soft Peeling	1 25	1 100	2	63			
Freeze	3 92	1 100	4	94			
Take-out	6 71	3 100	9	81			
Hit and Roll	4 38	5 55	9	47			
Clearing	6 100	5 80	11	91			
Double Take-out	1 100	1 50	2	75			
Promotion Take-out	2 50	0 -	2	50			
Not considered	0 -	0 -	0	-			
All Draws	28 74	29 84	57	79			
All Take-outs	19 72	14 73	33	73			
Total	47 73	43 80	90	77			

Team: USA - United States							
Type	↺ %	↻ %	Total	%	Total	%	
Draw	63 73	60 68	123	71			
Front	23 88	31 92	54	90			
Guard	17 76	16 86	33	81			
Raise	5 65	2 88	7	71			
Wick / Soft Peeling	13 48	5 70	18	54			
Freeze	3 92	1 100	4	94			
Take-out	28 71	33 79	61	75			
Hit and Roll	9 53	11 64	20	59			
Clearing	8 100	11 86	19	92			
Double Take-out	6 46	4 75	10	58			
Promotion Take-out	4 25	7 71	11	55			
Not considered	0 -	1 -	1	-			
All Draws	124 74	115 78	239	76			
All Take-outs	55 66	66 77	121	72			
Total	179 71	181 77	360	74			

Legend:

↻ Clockwise

↺ Counter-clockwise

Session Results and Standings

Sheet	Round	Team	LSFE	1	2	3	4	5	6	7	8	SO	Total	Points
A	MD6	NOR - Norway (Skaslien/Nedregotten)	*	0	0	1	2	1	2	0	2		8	3
		SUI2 - Switzerland (Perret/Rios)		2	2	0	0	0	0	1	0		5	0
B	W6	KOR - Korea (Kim)	*	1	0	1	1	0	0	3	0	1	7	2
		SUI - Switzerland (Tirinzoni)		0	2	0	0	0	2	0	2	0	6	1
C	W6	CAN - Canada (Jones)	*	2	2	0	0	1	0	0	0		5	0
		USA - United States (Roth)		0	0	1	2	0	1	1	1		6	3
D	W6	JPN - Japan (Fujisawa)	*	0	2	3	0	1	0	1	X		7	3
		CHN - China (Jiang)		0	0	0	1	0	1	0	X		2	0
E	W6	SWE - Sweden (Hasselborg)	*	1	0	0	0	2	0	0	X		3	0
		RUS - Russia (Sidorova)		0	1	2	1	0	2	2	X		8	3

Women's Standings after Round Robin

Group-A					Group-B				
Rank	Team	Games	Points		Rank	Team	Games	Points	
1	CAN - Canada (Jones)	6	10	Q 5p	1	SUI - Switzerland (Tirinzoni)	6	13	Q
2	JPN - Japan (Fujisawa)	6	10	1p	2	RUS - Russia (Sidorova)	6	12	BM
3	CHN - China (Jiang)	6	9		3	SWE - Sweden (Hasselborg)	6	6	
4	USA - United States (Roth)	6	7		4	KOR - Korea (Kim)	6	5	

Men's Standings after Round Robin

Group-A					Group-B				
Rank	Team	Games	Points	TSO	Rank	Team	Games	Points	TSO
1	CHN - China (Zou)	6	12	Q 57.3	1	CAN2 - Canada (Koe)	6	12	Q 6p 57.8
2	SWE - Sweden (Edin)	6	9		2	SCO - Scotland (Paterson)	6	12	BM 0p
3	USA - United States (Shuster)	6	8		3	SUI - Switzerland (Schwaller)	6	9	
4	CAN1 - Canada (Dunstone)	6	7		4	NOR - Norway (Ulsrud)	6	3	

Mixed Doubles Standings after Round Robin

Group-A					Group-B				
Rank	Team	Games	Points		Rank	Team	Games	Points	
1	CAN1 - Canada (Walker/Muyres)	6	14	Q	1	NOR - Norway (Skaslien/Nedregotten)	6	16	Q
2	USA - United States (Anderson/Dropkin)	6	12	BM	2	CAN2 - Canada (Sahaidak/Lott)	6	11	
3	SUI1 - Switzerland (Jaeggi/Michel)	6	7		3	SUI2 - Switzerland (Perret/Rios)	6	7	
4	CHN - China (Cao/Yuan)	6	3		4	RUS - Russia (Komarova/Goriachev)	6	2	

Legend:

<input type="checkbox"/> Power Play	BM Bronze Medal	LSFE(*) Last Stone First End
MDn Mixed Doubles round n	p Points out of direct games	Q Qualified for the final
SO Shoot-out	TSO Team Shoot-out (cm)	Wn Women's round n
X Unplayed/unfinished end due to concession		

Game Results

Sheet	Game	Team	LSFE	1	2	3	4	5	6	7	8	SO	Total	Points
B	6	KOR - Korea (Kim)	*	1	0	1	1	0	0	3	0	1	7	2
	6	SUI - Switzerland (Tirinzeni)		0	2	0	0	0	2	0	2	0	6	1

KOR - Korea		Shot Success	
		Game	All
4 S	KIM Minji	86%	69%
3 V	KIM Hyerin	84%	76%
2	YANG Taei	58%	63%
1	KIM Sujin	86%	77%
A	-	-	-
Team Total		79%	72%

SUI - Switzerland		Shot Success	
		Game	All
4 V	PAETZ Alina	88%	77%
3 S	TIRINZONI Silvana	88%	81%
2	NEUENSCHWANDER Esther	77%	82%
1	BARBEZAT Melanie	89%	83%
A	-	-	-
Team Total		85%	81%

Shoot-out: 33.9cm (KIM Minji)

Shoot-out: 46.0cm (PAETZ Alina)

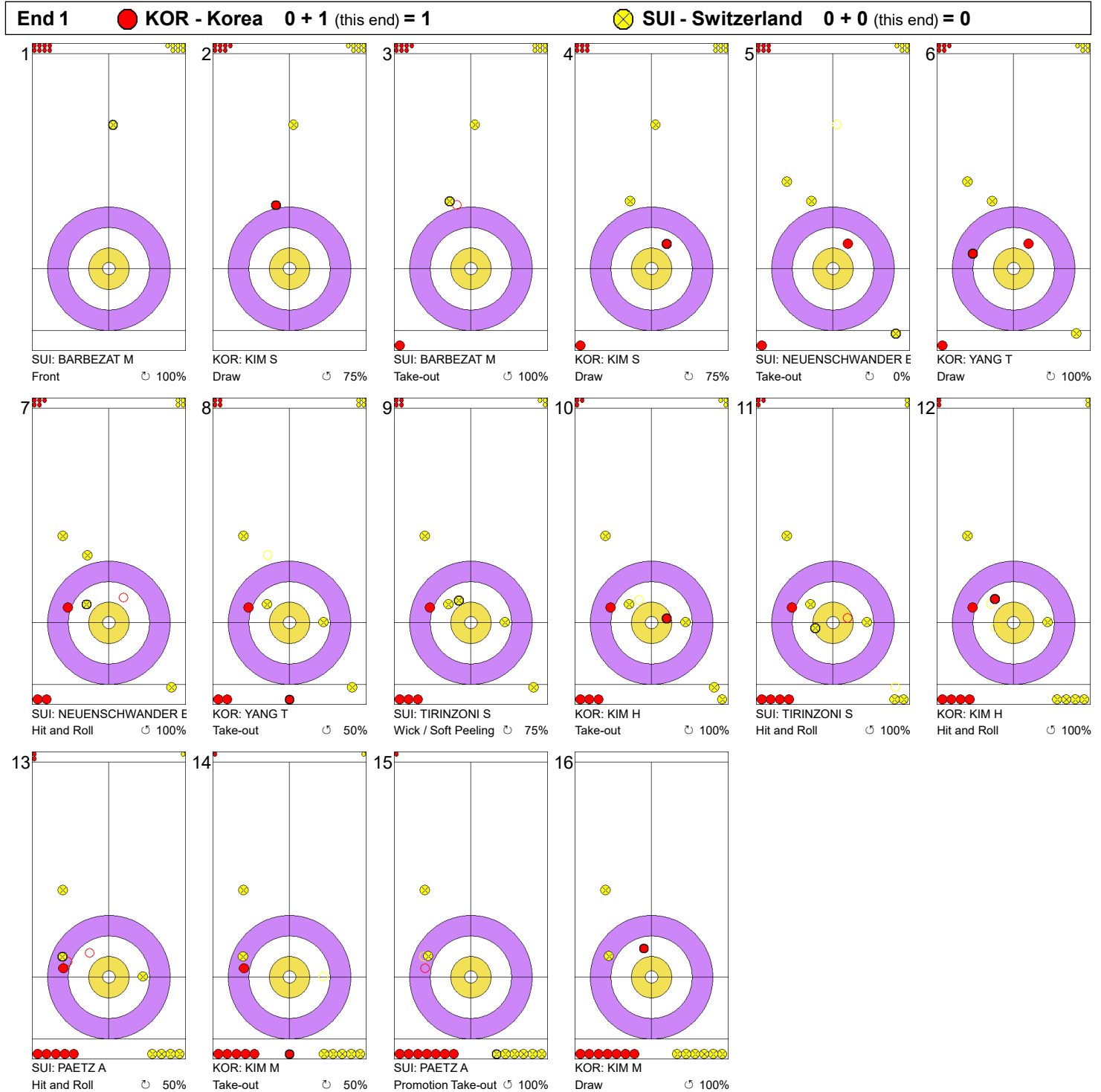
KOR - Korea		↻	↺	Game	
4	KIM Minji	Draws	1 100%	5 95%	6 96%
		Take-outs	7 79%	3 83%	10 80%
		Total	8 81%	8 91%	16 86%
3	KIM Hyerin	Draws	2 100%	2 100%	4 100%
		Take-outs	7 64%	5 100%	12 79%
		Total	9 72%	7 100%	16 84%
2	YANG Taei	Draws	7 75%	1 0%	8 66%
		Take-outs	5 50%	3 50%	8 50%
		Total	12 65%	4 38%	16 58%
1	KIM Sujin	Draws	12 92%	3 58%	15 85%
		Take-outs	0 -	1 100%	1 100%
		Total	12 92%	4 69%	16 86%
A	-	Draws	0 -	0 -	0 -
		Take-outs	0 -	0 -	0 -
		Total	0 -	0 -	0 -
Team		Draws	22 88%	11 77%	33 84%
		Take-outs	19 66%	12 83%	31 73%
		Total	41 77%	23 80%	64 79%



SUI - Switzerland		↻	↺	Game	
4	PAETZ Alina	Draws	1 100%	4 75%	5 80%
		Take-outs	2 75%	9 94%	11 91%
		Total	3 83%	13 88%	16 88%
3	TIRINZONI Silvana	Draws	7 75%	1 75%	8 75%
		Take-outs	2 100%	6 100%	8 100%
		Total	9 81%	7 96%	16 88%
2	NEUENSCHWANDER Esther	Draws	7 75%	0 -	7 75%
		Take-outs	2 0%	7 100%	9 78%
		Total	9 58%	7 100%	16 77%
1	BARBEZAT Melanie	Draws	9 86%	3 83%	12 85%
		Take-outs	1 100%	3 100%	4 100%
		Total	10 88%	6 92%	16 89%
A	-	Draws	0 -	0 -	0 -
		Take-outs	0 -	0 -	0 -
		Total	0 -	0 -	0 -
Team		Draws	24 80%	8 78%	32 80%
		Take-outs	7 64%	25 98%	32 91%
		Total	31 77%	33 93%	64 85%

Note:
Position and function for each team member:
4 = Fourth, 3 = Third, 2 = Second, 1 = Lead, A = Alternate, S = Skip, V = Vice-Skip

Legend:
↻ Clockwise ↺ Counter-clockwise LSFE(*) Last Stone First End
SO Shoot-out

Game - Shot by Shot

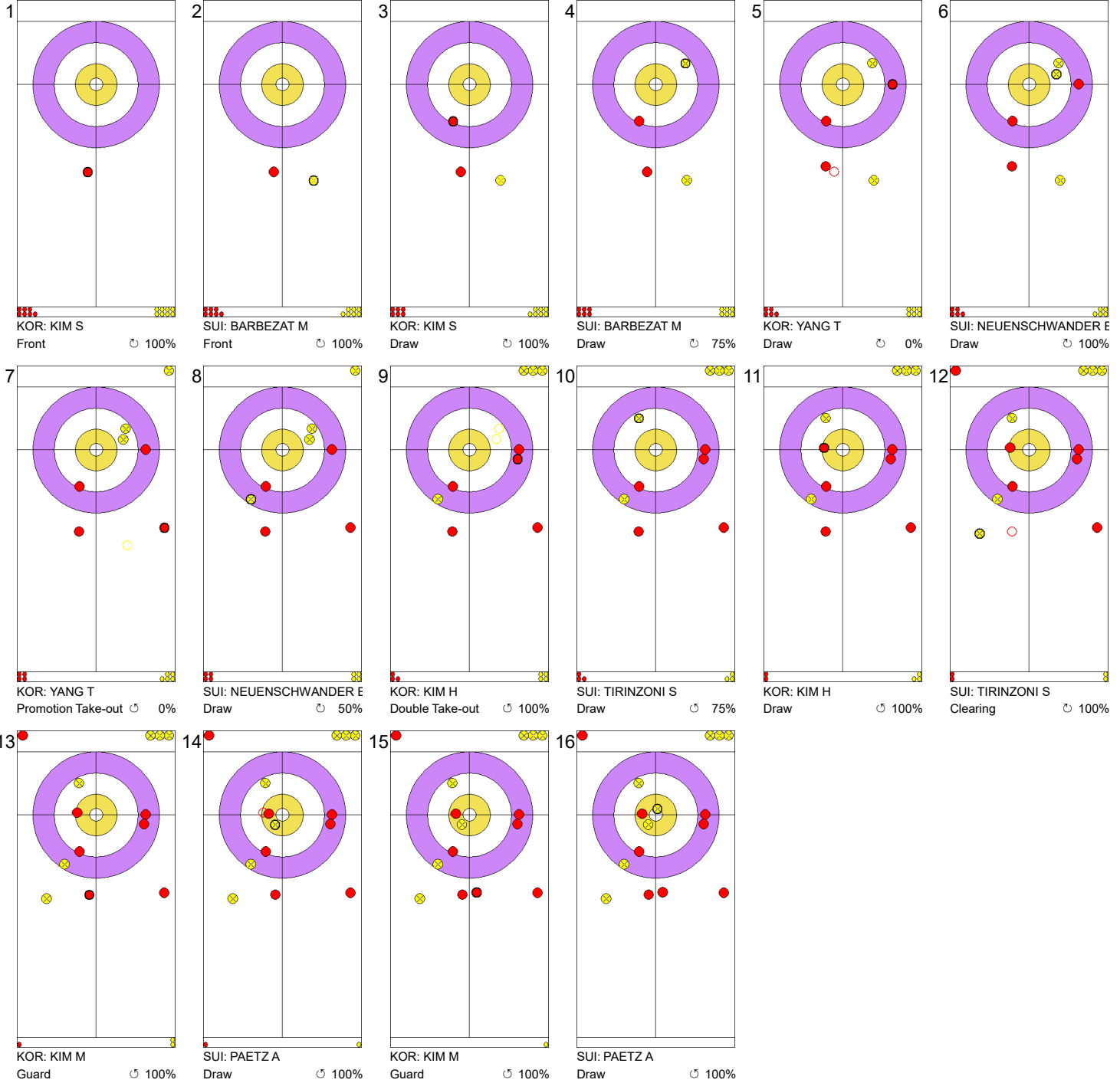


Legend:
 Clockwise
  Counter-clockwise
 - Not considered



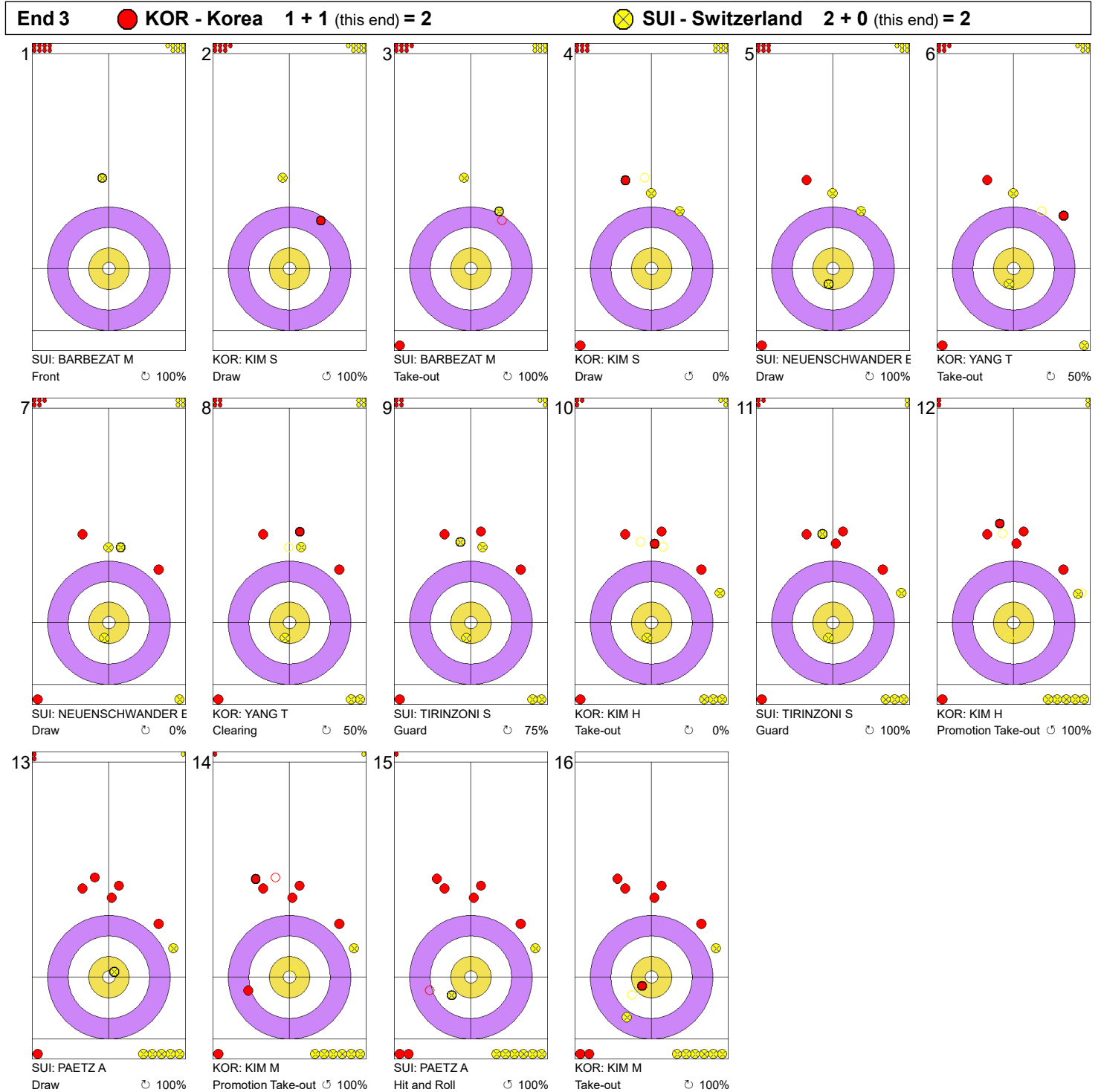
Game - Shot by Shot



End 2 ● **KOR - Korea** 1 + 0 (this end) = 1 ● **SUI - Switzerland** 0 + 2 (this end) = 2



Legend:
 ↻ Clockwise ↺ Counter-clockwise - Not considered



Game - Shot by Shot



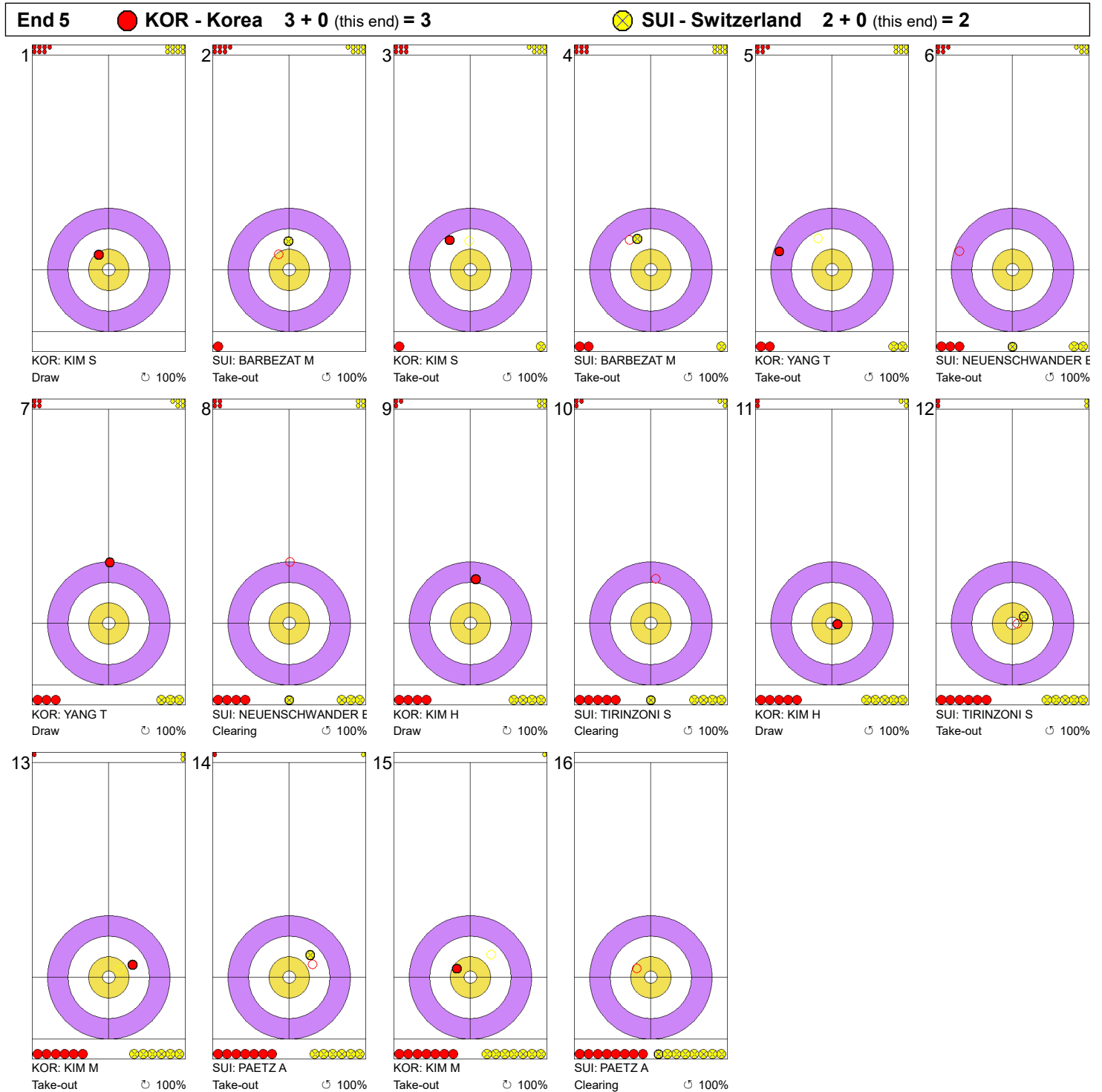
Legend:
 Clockwise
  Counter-clockwise
 - Not considered



Game - Shot by Shot



Legend:
 Clockwise
  Counter-clockwise
 - Not considered

Game - Shot by Shot




Legend:
 Clockwise
  Counter-clockwise
 - Not considered



Game - Shot by Shot



Legend:
 ⌚ Clockwise ⌚ Counter-clockwise - Not considered



Game - Shot by Shot



Legend:
 Clockwise
  Counter-clockwise
 - Not considered

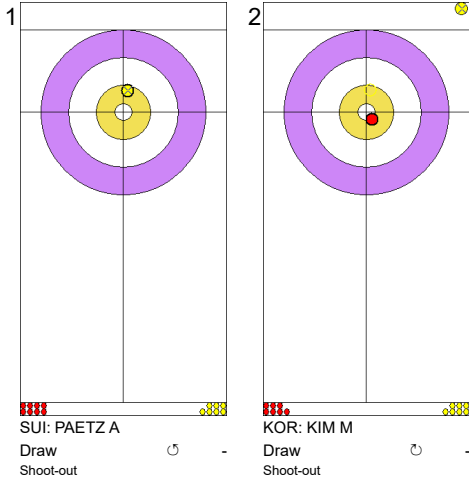
Game - Shot by Shot



Legend:
 Clockwise
  Counter-clockwise
 - Not considered

Game - Shot by Shot

End 9 ● KOR - Korea 6 + 1 (this end) = 7 ⊗ SUI - Switzerland 6 + 0 (this end) = 6



Legend:
↻ Clockwise ↺ Counter-clockwise - Not considered

Game Results

Sheet	Game	Team	LSFE	1	2	3	4	5	6	7	8	Total	Points
C	6	CAN - Canada (Jones)	*	2	2	0	0	1	0	0	0	5	0
	6	USA - United States (Roth)		0	0	1	2	0	1	1	1	6	3

CAN - Canada		Shot Success	
		Game	All
4 S	JONES Jennifer	61%	73%
3 V	LAWES Kaitlyn	72%	85%
2	BIRCHARD Shannon	81%	79%
1	OFFICER Jill	61%	81%
A	-	-	-
Team Total		69%	79%

USA - United States		Shot Success	
		Game	All
4 S	ROTH Nina	59%	63%
3 V	PETERSON Tabitha	59%	75%
2	PETERSON Tara	80%	77%
1	HAMILTON Becca	94%	83%
A	-	-	-
Team Total		73%	74%

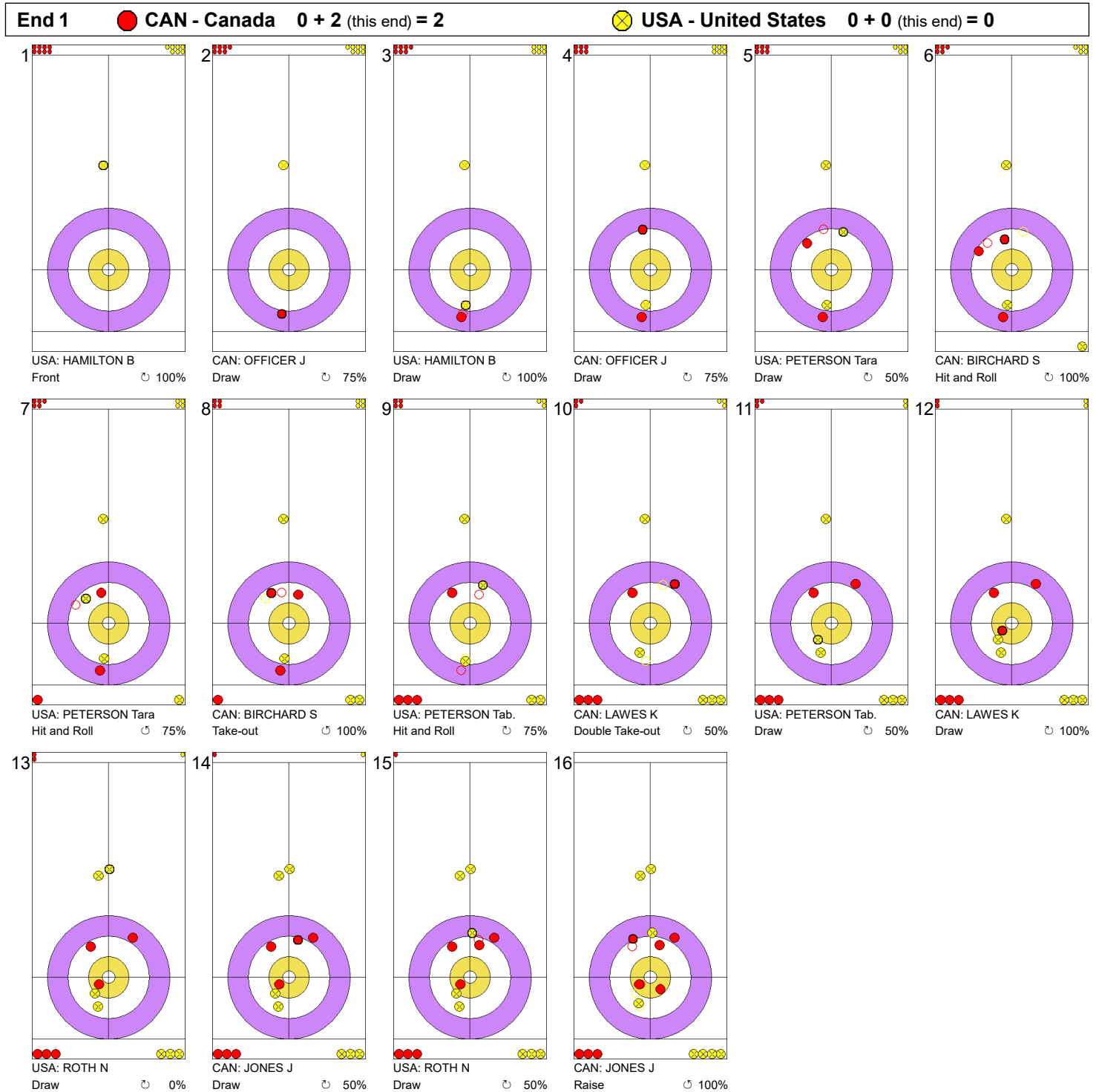
CAN - Canada		↻	↺	Game
4	JONES Jennifer	Draws 4 88%	4 75%	8 81%
		Take-outs 3 33%	5 45%	8 41%
	Total	7 64%	9 58%	16 61%
3	LAWES Kaitlyn	Draws 2 88%	2 100%	4 94%
		Take-outs 7 61%	5 70%	12 65%
	Total	9 67%	7 79%	16 72%
2	BIRCHARD Shannon	Draws 2 38%	3 92%	5 70%
		Take-outs 6 88%	5 85%	11 86%
	Total	8 75%	8 88%	16 81%
1	OFFICER Jill	Draws 7 86%	9 42%	16 61%
		Take-outs 0 -	0 -	0 -
	Total	7 86%	9 42%	16 61%
A	-	Draws 0 -	0 -	0 -
		Take-outs 0 -	0 -	0 -
	Total	0 -	0 -	0 -
Team		Draws 15 80%	18 64%	33 71%
		Take-outs 16 66%	15 67%	31 66%
	Total	31 73%	33 65%	64 69%



USA - United States		↻	↺	Game
4	ROTH Nina	Draws 5 65%	4 69%	9 67%
		Take-outs 3 50%	4 50%	7 50%
	Total	8 59%	8 59%	16 59%
3	PETERSON Tabitha	Draws 4 50%	5 50%	9 50%
		Take-outs 5 80%	2 50%	7 71%
	Total	9 67%	7 50%	16 59%
2	PETERSON Tara	Draws 4 81%	4 88%	8 84%
		Take-outs 4 69%	4 81%	8 75%
	Total	8 75%	8 84%	16 80%
1	HAMILTON Becca	Draws 8 91%	8 97%	16 94%
		Take-outs 0 -	0 -	0 -
	Total	8 91%	8 97%	16 94%
A	-	Draws 0 -	0 -	0 -
		Take-outs 0 -	0 -	0 -
	Total	0 -	0 -	0 -
Team		Draws 21 75%	21 79%	42 77%
		Take-outs 12 69%	10 63%	22 66%
	Total	33 73%	31 73%	64 73%

Note:
Position and function for each team member:
4 = Fourth, 3 = Third, 2 = Second, 1 = Lead, A = Alternate, S = Skip, V = Vice-Skip

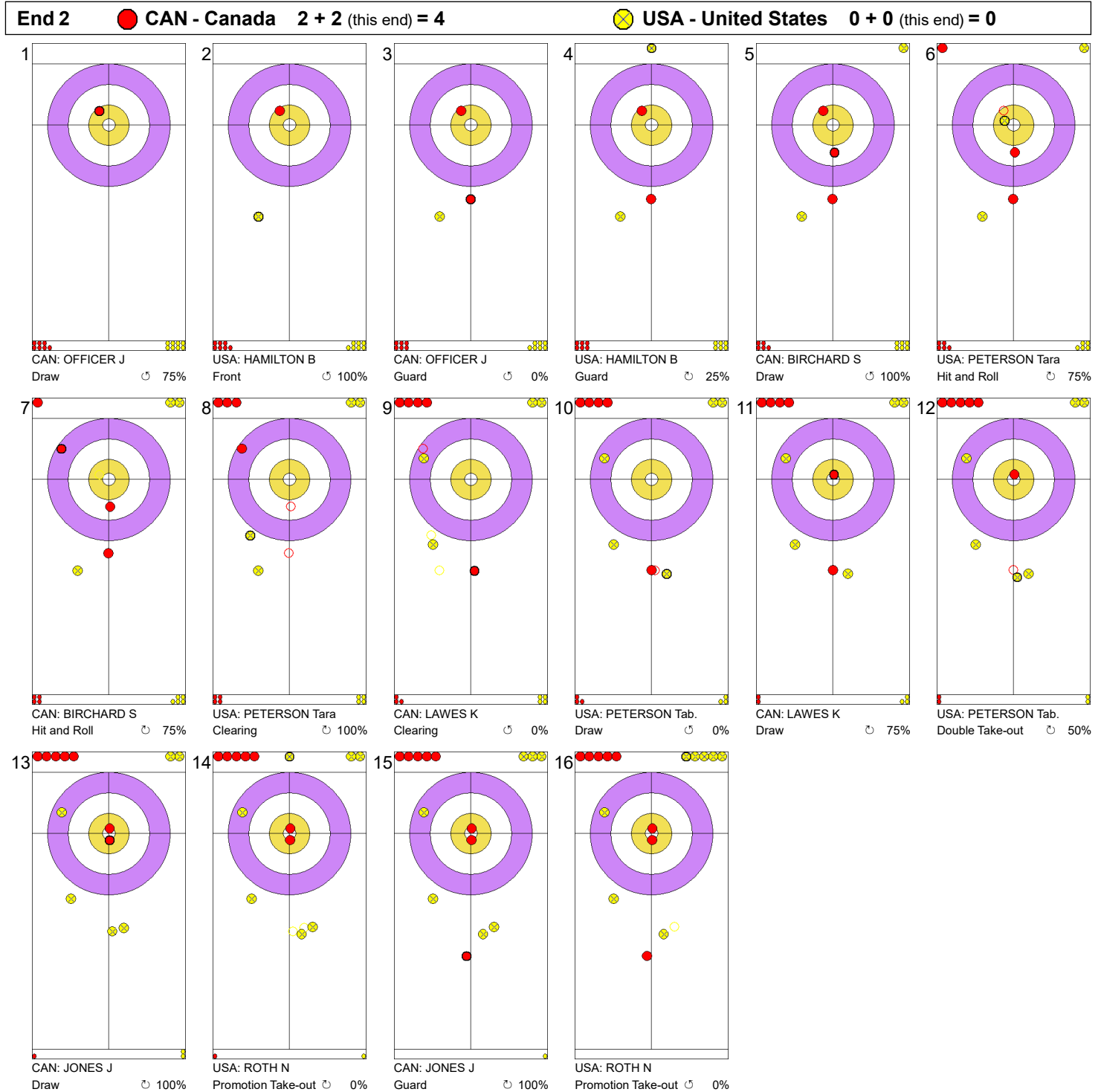
Legend:
↻ Clockwise ↺ Counter-clockwise LSFE(*) Last Stone First End



Game - Shot by Shot



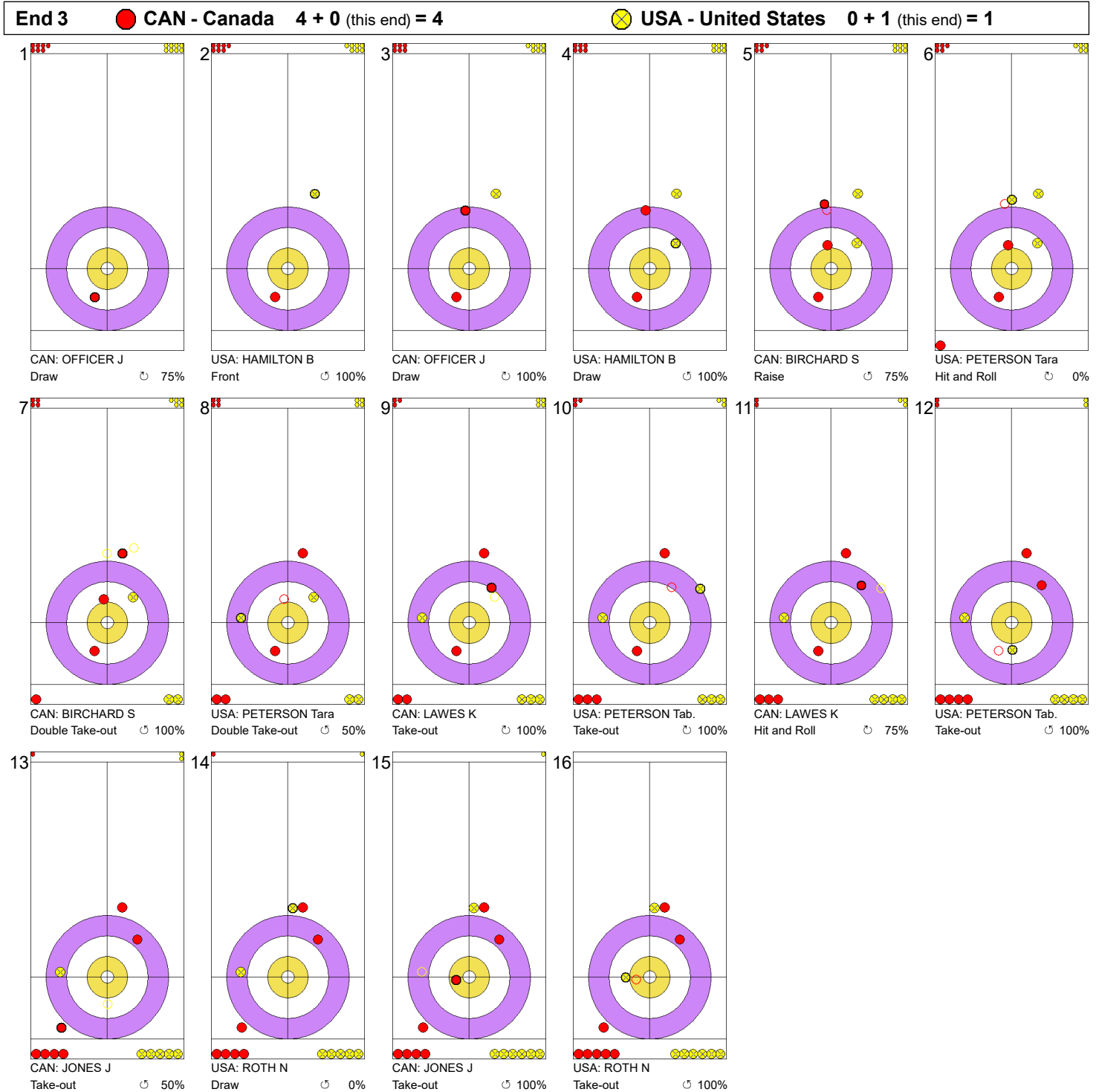
Legend:
 Clockwise
  Counter-clockwise
 - Not considered



Game - Shot by Shot



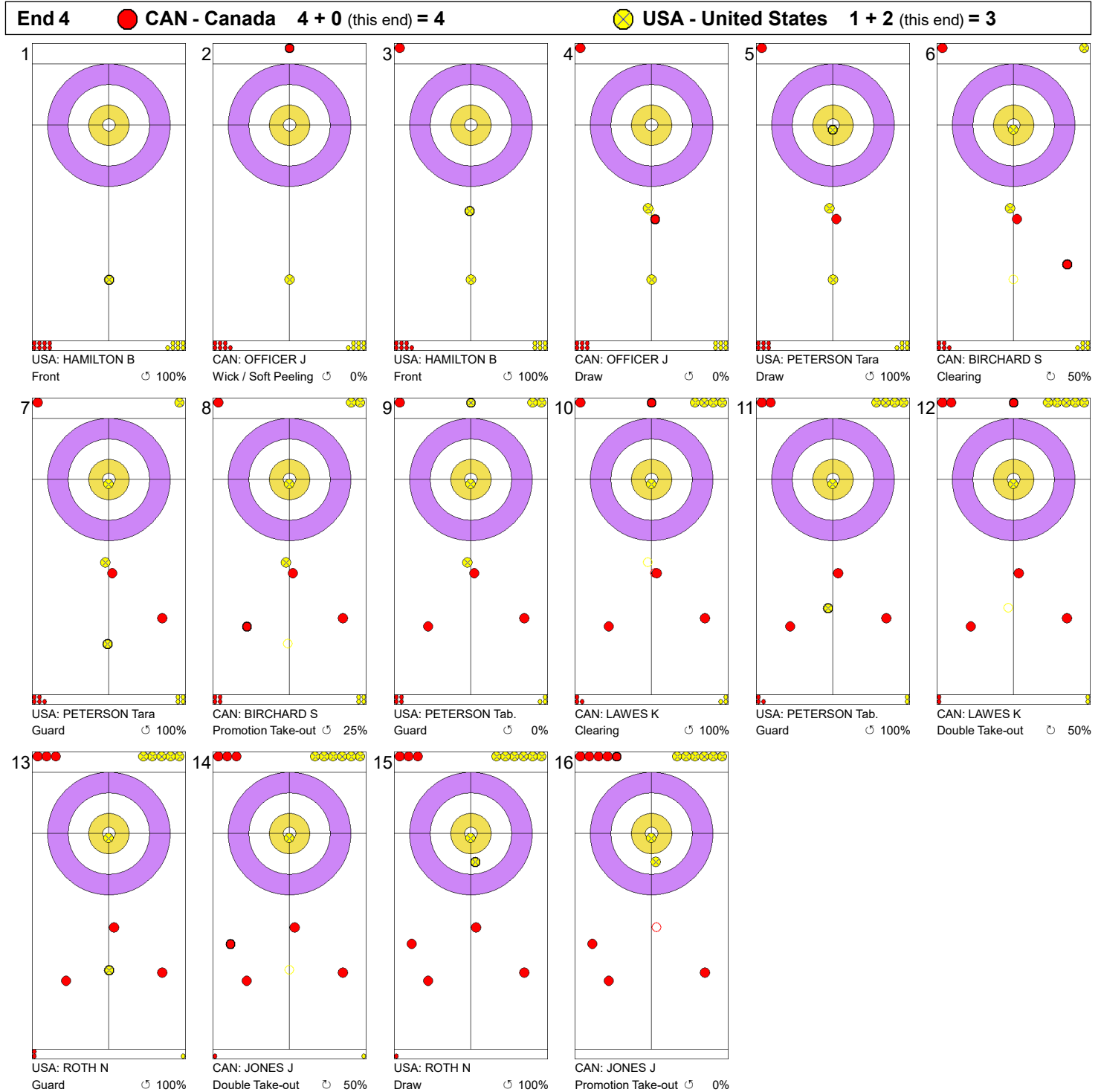
Legend:
 Clockwise
  Counter-clockwise
 - Not considered

Game - Shot by Shot



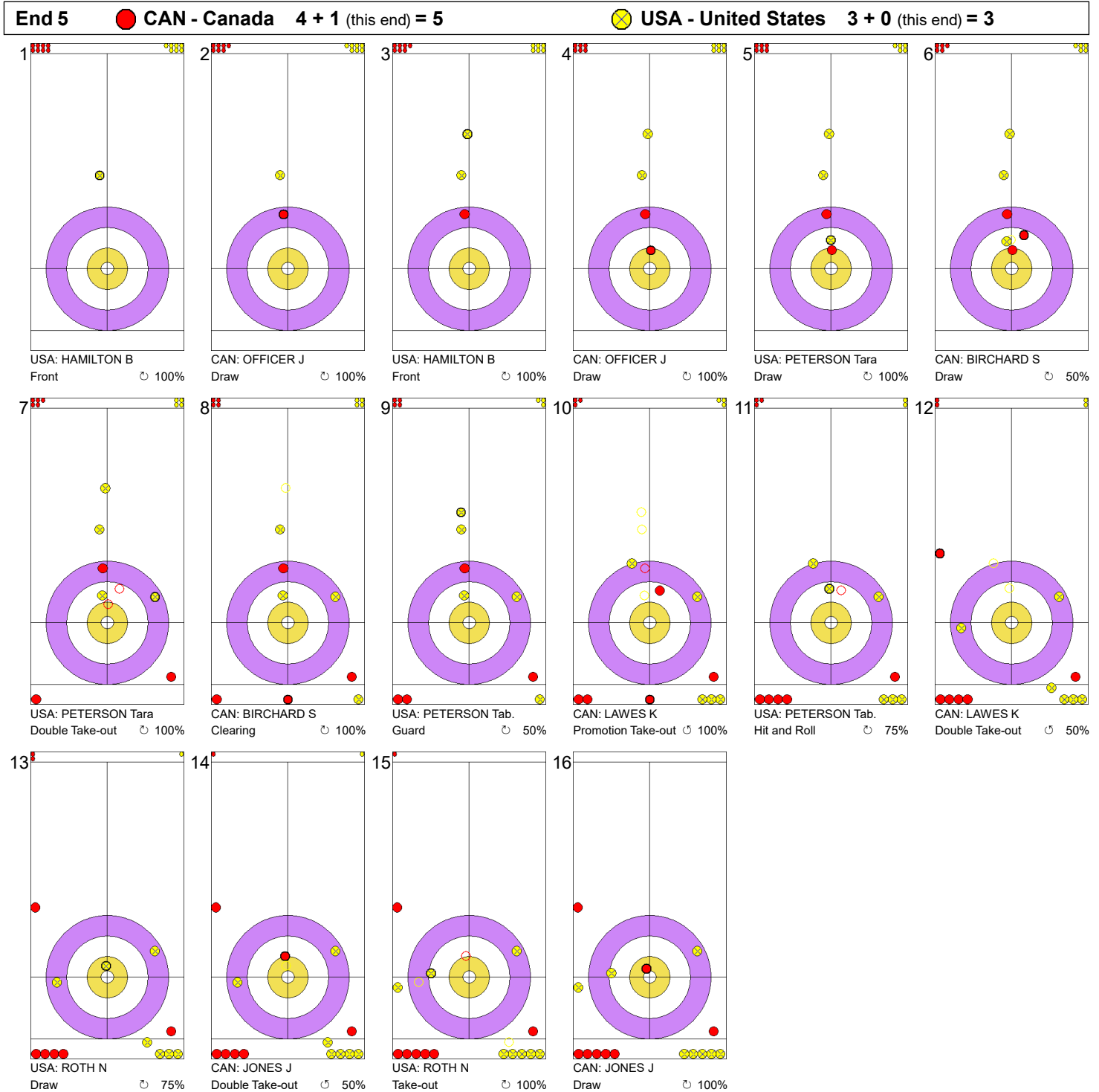
Legend:
 Clockwise
  Counter-clockwise
 - Not considered



Game - Shot by Shot



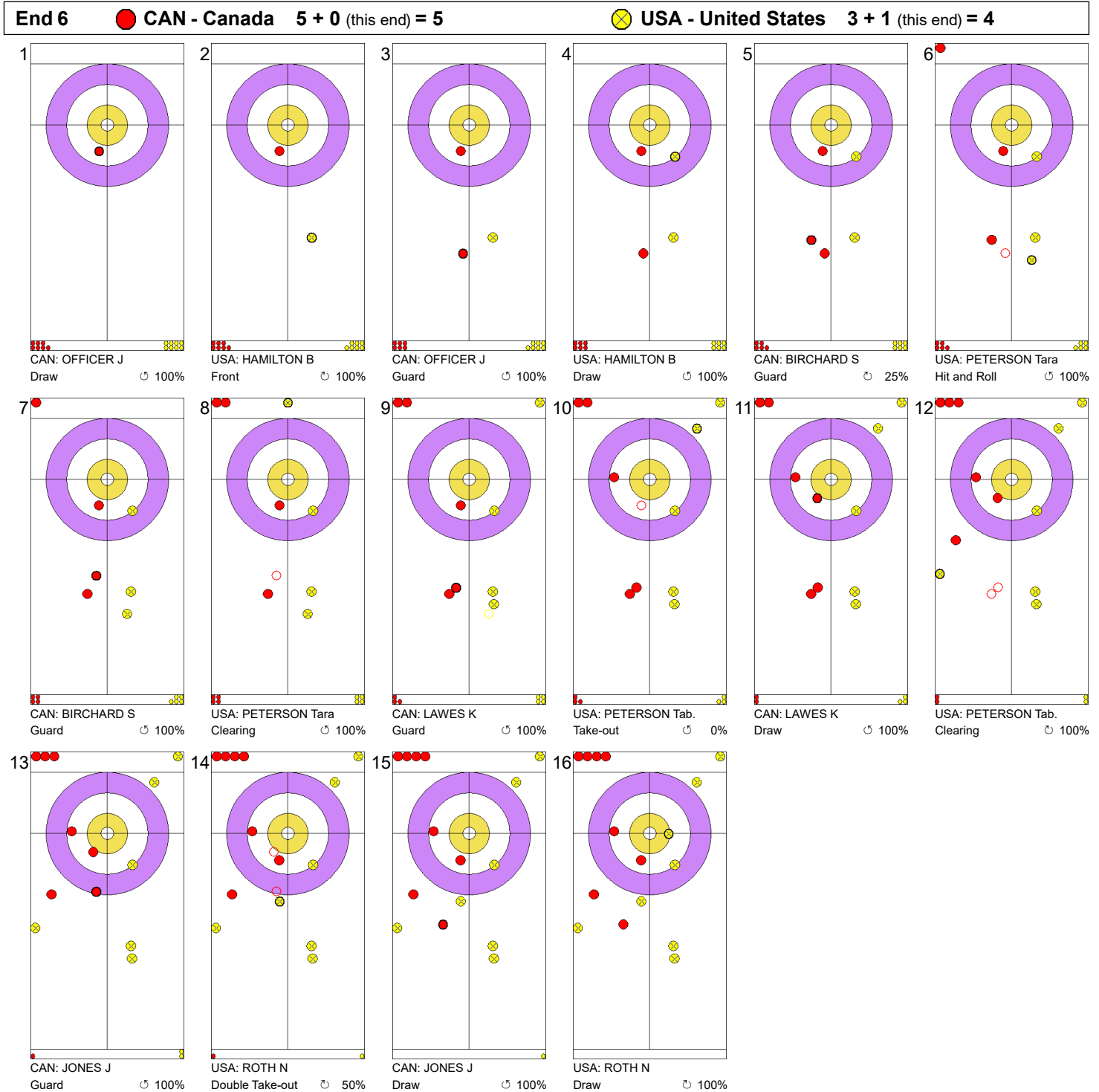
Legend:
 ↻ Clockwise ↺ Counter-clockwise - Not considered

Game - Shot by Shot



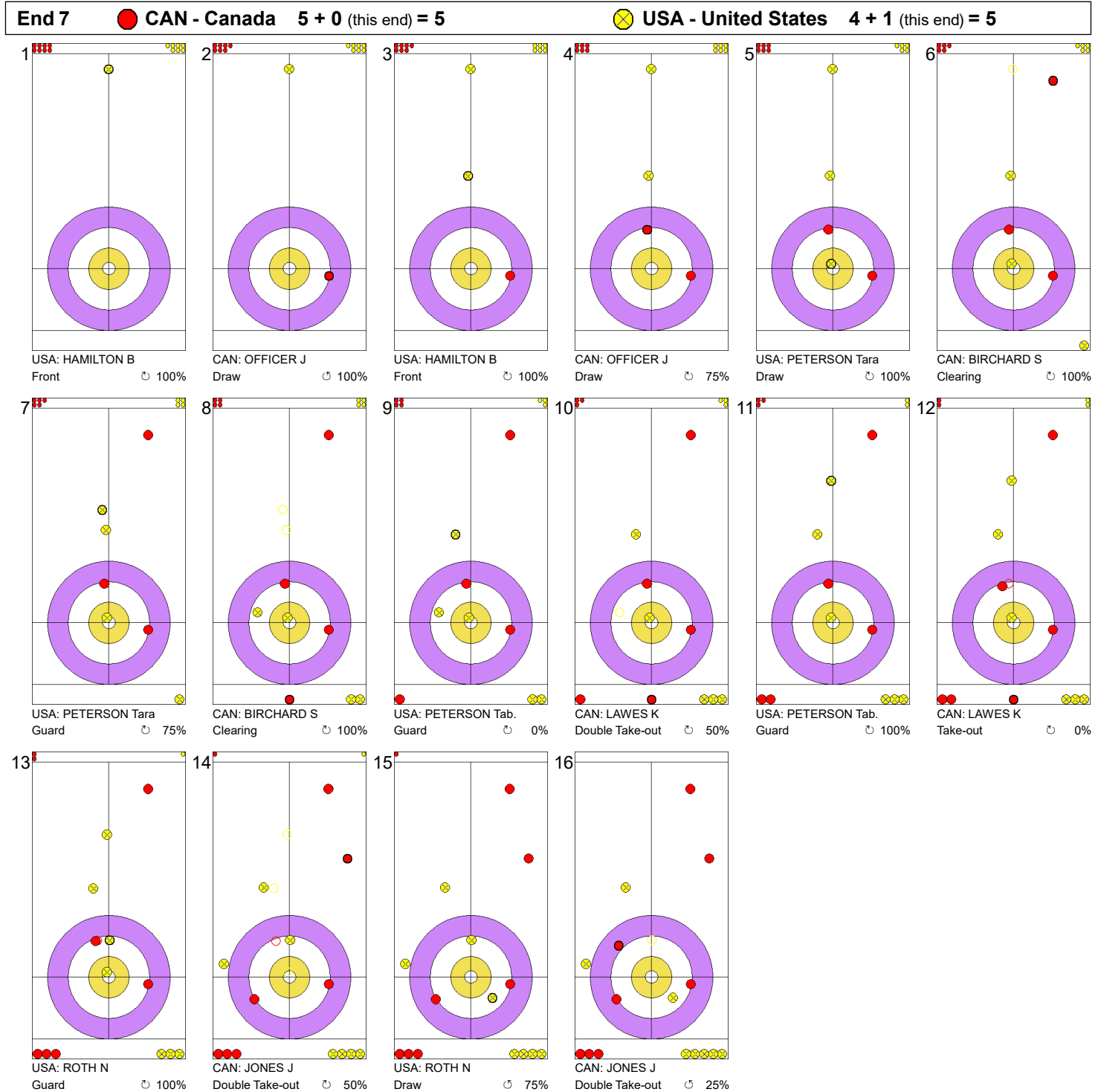
Legend:
 Clockwise
  Counter-clockwise
 - Not considered



Game - Shot by Shot



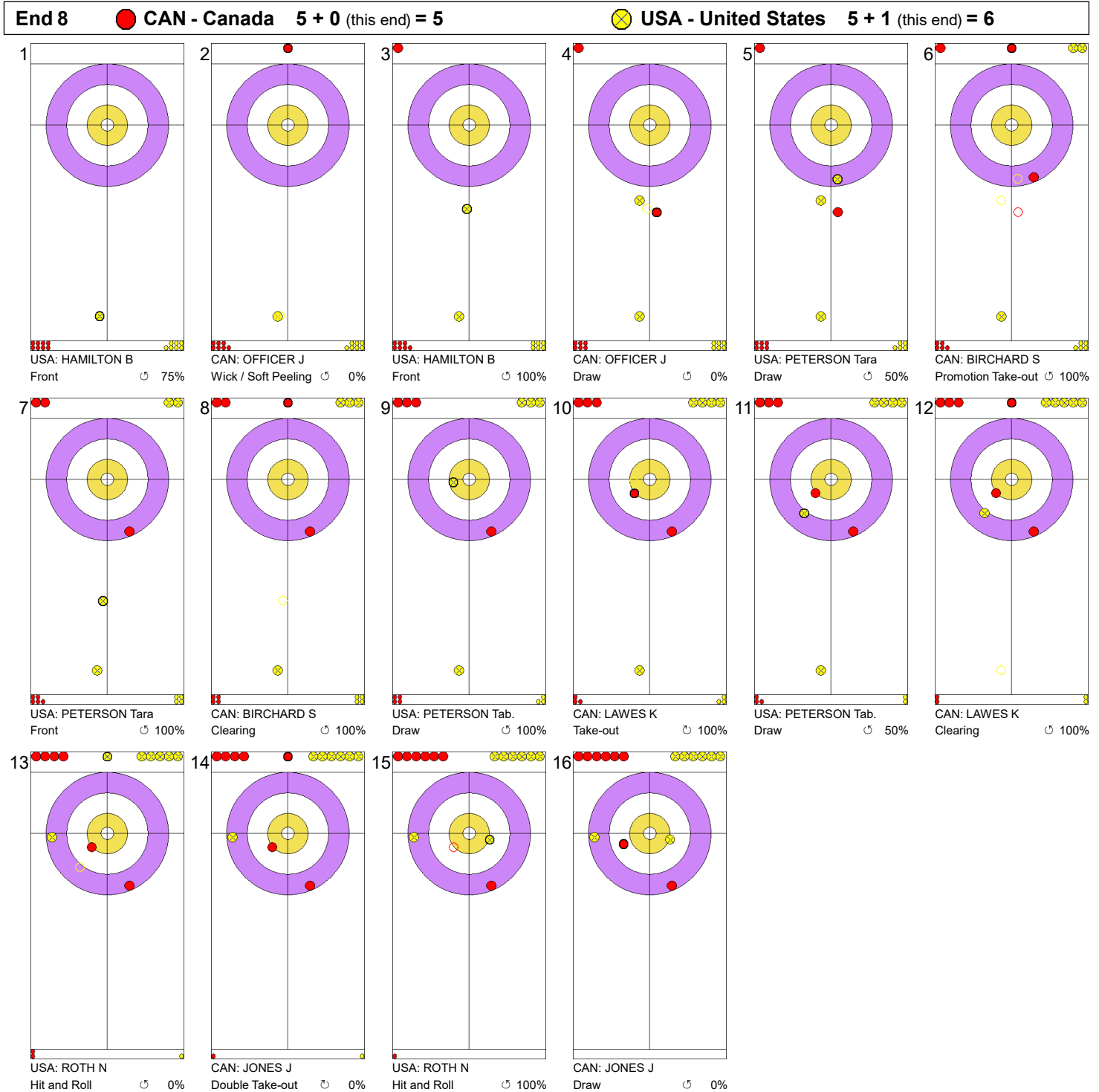
Legend:
 ⌚ Clockwise ⌚ Counter-clockwise - Not considered



Game - Shot by Shot



Legend:
 Clockwise
  Counter-clockwise
 - Not considered

Game - Shot by Shot



Legend:
 Clockwise
  Counter-clockwise
 - Not considered

Game Results

Sheet	Game	Team	LSFE	1	2	3	4	5	6	7	8	Total	Points
D	6	JPN - Japan (Fujisawa)	*	0	2	3	0	1	0	1	X	7	3
	6	CHN - China (Jiang)		0	0	0	1	0	1	0	X	2	0

JPN - Japan		Shot Success	
		Game	All
4 S	FUJISAWA Satsuki	75%	70%
3 V	YOSHIDA Chinami	88%	82%
2	SUZUKI Yumi	86%	78%
1	YOSHIDA Yurika	71%	85%
A	-	-	-
Team Total		80%	79%

CHN - China		Shot Success	
		Game	All
4 S	JIANG Yilun	70%	78%
3 V	ZHANG Lijun	82%	78%
2	DONG Ziqi	68%	84%
1	JIANG Xindi	89%	81%
A	-	-	-
Team Total		77%	80%

JPN - Japan		🕒	🕒	Game
4	FUJISAWA Satsuki	Draws	2 100%	4 75% 6 83%
		Take-outs	3 58%	4 75% 7 68%
		Total	5 75%	8 75% 13 75%
3	YOSHIDA Chinami	Draws	1 100%	2 88% 3 92%
		Take-outs	1 100%	10 85% 11 86%
		Total	2 100%	12 85% 14 88%
2	SUZUKI Yumi	Draws	1 100%	4 75% 5 80%
		Take-outs	4 88%	5 90% 9 89%
		Total	5 90%	9 83% 14 86%
1	YOSHIDA Yurika	Draws	4 88%	5 80% 9 83%
		Take-outs	0 -	5 50% 5 50%
		Total	4 88%	10 65% 14 71%
A -		Draws	0 -	0 - 0 -
		Take-outs	0 -	0 - 0 -
		Total	0 -	0 - 0 -
Team		Draws	8 94%	15 78% 23 84%
		Take-outs	8 78%	24 77% 32 77%
		Total	16 86%	39 78% 55 80%

CHN - China		🕒	🕒	Game
4	JIANG Yilun	Draws	6 75%	4 69% 10 73%
		Take-outs	0 -	4 63% 4 63%
		Total	6 75%	8 66% 14 70%
3	ZHANG Lijun	Draws	5 70%	2 100% 7 79%
		Take-outs	1 100%	6 83% 7 86%
		Total	6 75%	8 88% 14 82%
2	DONG Ziqi	Draws	4 63%	3 33% 7 50%
		Take-outs	4 88%	3 83% 7 86%
		Total	8 75%	6 58% 14 68%
1	JIANG Xindi	Draws	8 100%	4 88% 12 96%
		Take-outs	2 50%	0 - 2 50%
		Total	10 90%	4 88% 14 89%
A -		Draws	0 -	0 - 0 -
		Take-outs	0 -	0 - 0 -
		Total	0 -	0 - 0 -
Team		Draws	23 80%	13 71% 36 77%
		Take-outs	7 79%	13 77% 20 78%
		Total	30 80%	26 74% 56 77%

Note:

Position and function for each team member:

4 = Fourth, 3 = Third, 2 = Second, 1 = Lead, A = Alternate, S = Skip, V = Vice-Skip

Legend:


🕒 Clockwise



🕒 Counter-clockwise

LSFE(*) Last Stone First End

X Unplayed/unfinished end due to concession

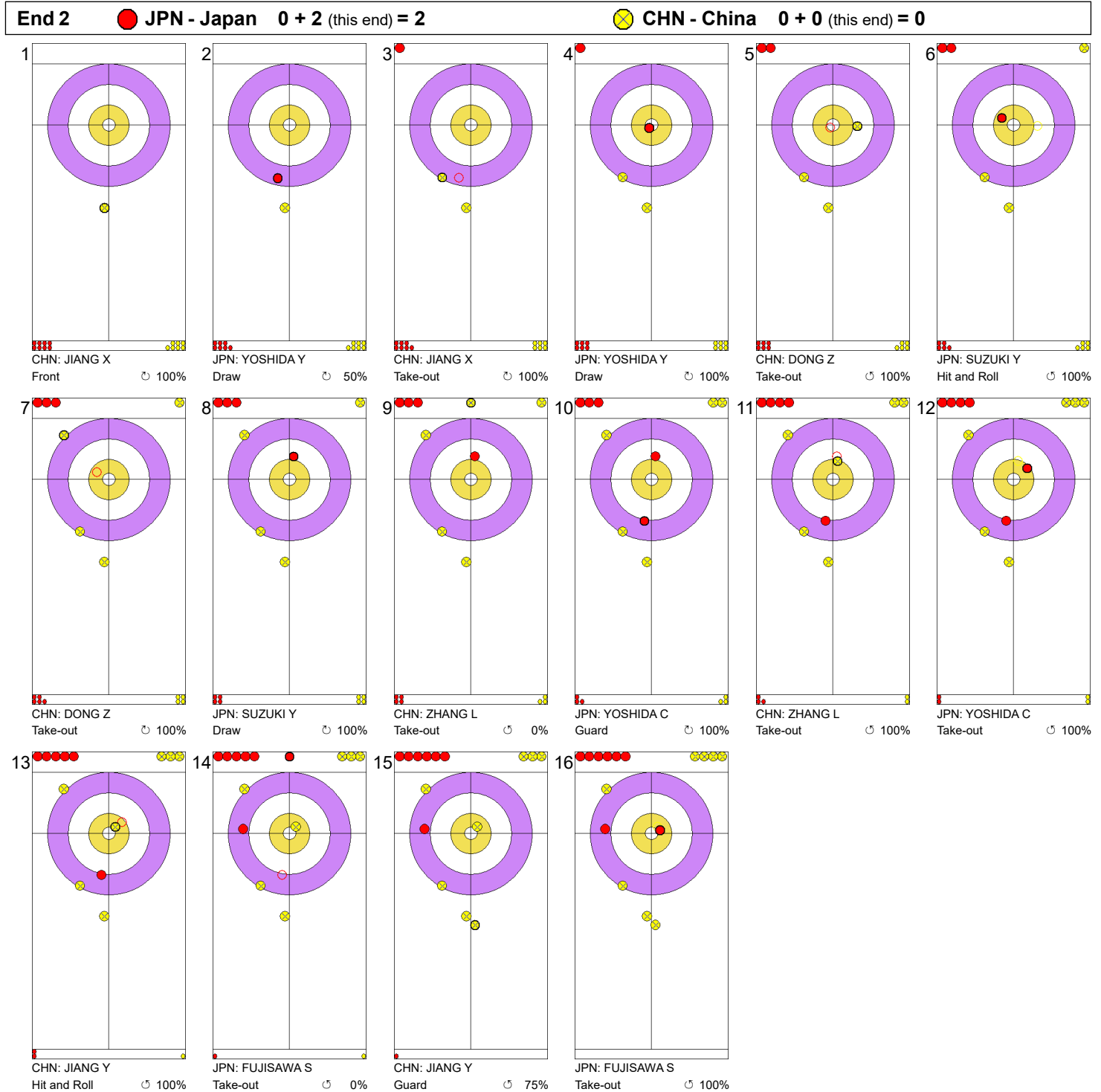
Game - Shot by Shot



Legend:
 Clockwise
  Counter-clockwise
 - Not considered

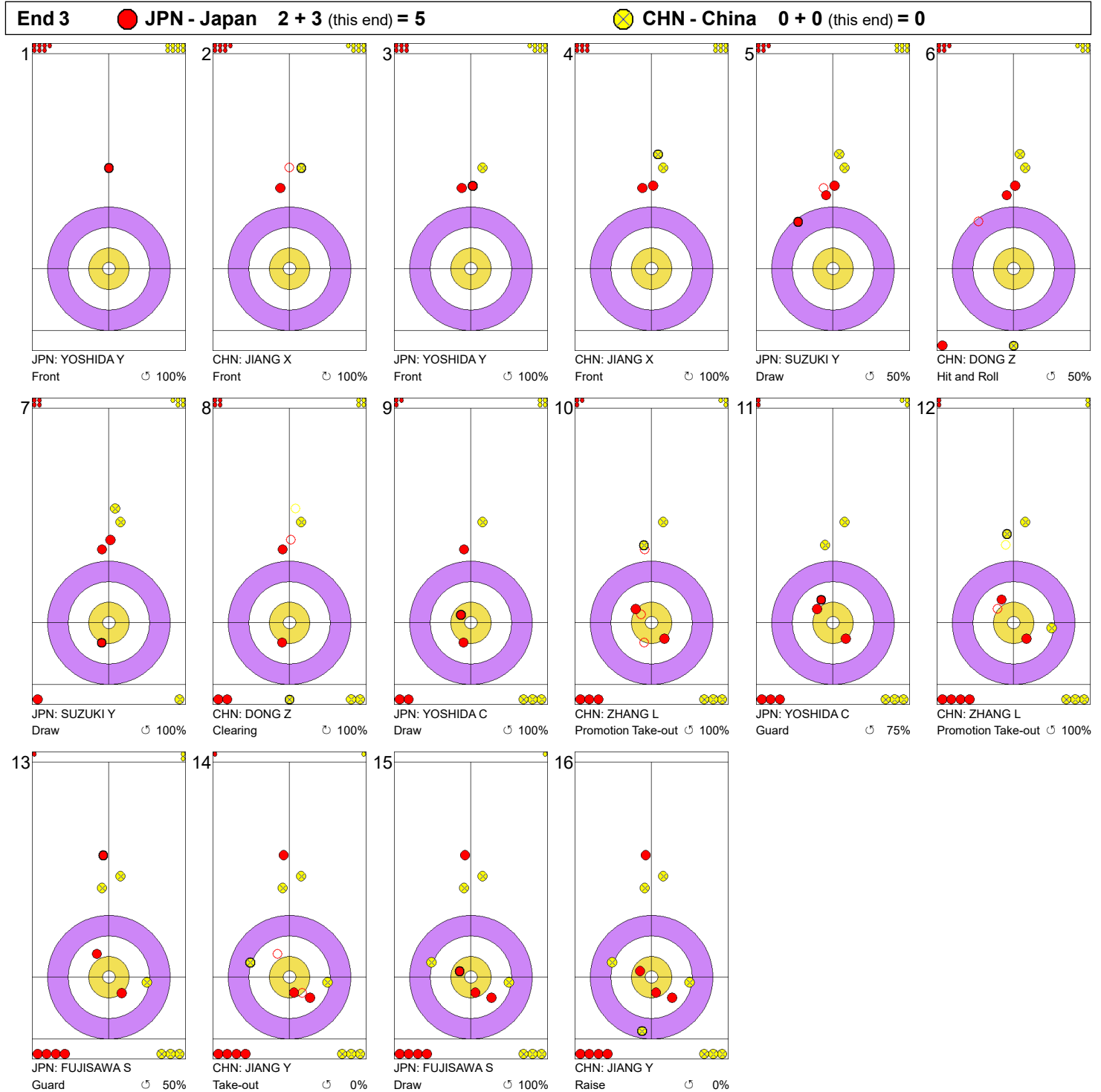


Game - Shot by Shot



Legend:
 ↻ Clockwise ↺ Counter-clockwise - Not considered

Game - Shot by Shot



Legend:
 ↻ Clockwise ↺ Counter-clockwise - Not considered

Game - Shot by Shot



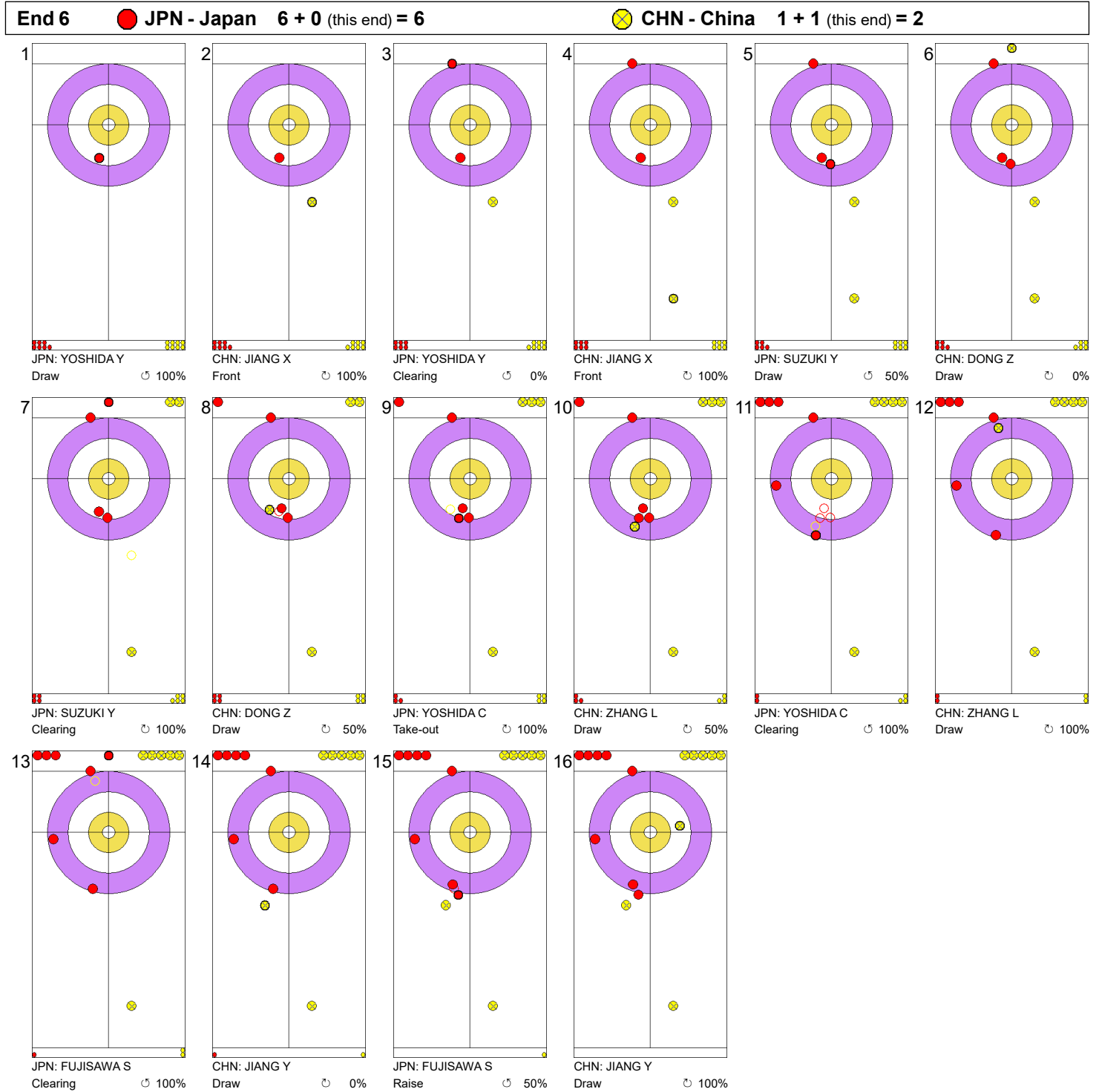
Legend:
 ↻ Clockwise ↺ Counter-clockwise - Not considered



Game - Shot by Shot



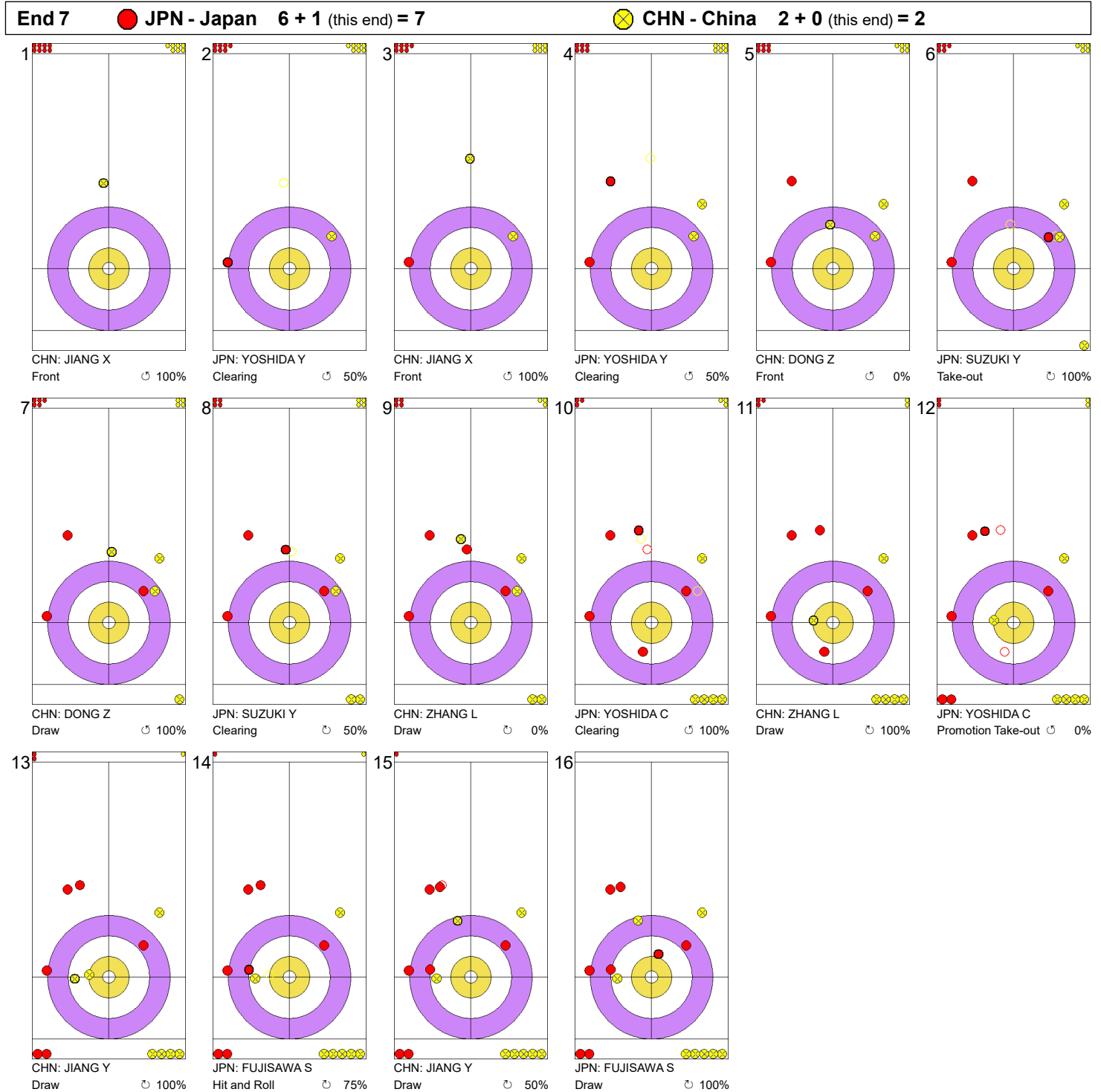
Legend:
 ↻ Clockwise ↺ Counter-clockwise - Not considered



Game - Shot by Shot



Legend:
 Clockwise
  Counter-clockwise
 - Not considered

Game - Shot by Shot



Legend:
 Clockwise
  Counter-clockwise
 - Not considered

Game Results

Sheet	Game	Team	LSFE	1	2	3	4	5	6	7	8	Total	Points
E	6	SWE - Sweden (Hasselborg)	*	1	0	0	0	2	0	0	X	3	0
	6	RUS - Russia (Sidorova)		0	1	2	1	0	2	2	X	8	3

SWE - Sweden			Shot Success	
			Game	All
4 S	HASSELBORG Anna		57%	76%
3 V	McMANUS Sara		86%	87%
2	KNOCHENHAUER Agnes		73%	80%
1	MABERGS Sofia		88%	88%
A	-		-	-
Team Total			76%	83%

RUS - Russia			Shot Success	
			Game	All
4 S	SIDOROVA Anna		71%	78%
3 V	FOMINA Margarita		80%	76%
2	PORTUNOVA Julia		80%	76%
1	GUZIEVA Julia		84%	82%
A	-		-	-
Team Total			79%	78%

SWE - Sweden		↻	↺	Game	
4	HASSELBORG Anna	Draws	7 50%	2 75%	9 56%
		Take-outs	2 63%	3 58%	5 60%
		Total	9 53%	5 65%	14 57%
3	McMANUS Sara	Draws	1 75%	5 100%	6 96%
		Take-outs	1 100%	7 75%	8 78%
		Total	2 88%	12 85%	14 86%
2	KNOCHENHAUER Agnes	Draws	2 50%	3 83%	5 70%
		Take-outs	3 83%	6 71%	9 75%
		Total	5 70%	9 75%	14 73%
1	MABERGS Sofia	Draws	3 83%	11 89%	14 88%
		Take-outs	0 -	0 -	0 -
		Total	3 83%	11 89%	14 88%
A	-	Draws	0 -	0 -	0 -
		Take-outs	0 -	0 -	0 -
		Total	0 -	0 -	0 -
Team		Draws	13 60%	21 89%	34 78%
		Take-outs	6 79%	16 70%	22 73%
		Total	19 66%	37 81%	56 76%

RUS - Russia		↻	↺	Game	
4	SIDOROVA Anna	Draws	2 38%	5 50%	7 46%
		Take-outs	7 96%	0 -	7 96%
		Total	9 83%	5 50%	14 71%
3	FOMINA Margarita	Draws	3 67%	5 75%	8 72%
		Take-outs	2 75%	4 100%	6 92%
		Total	5 70%	9 86%	14 80%
2	PORTUNOVA Julia	Draws	3 67%	6 88%	9 81%
		Take-outs	3 67%	2 100%	5 80%
		Total	6 67%	8 91%	14 80%
1	GUZIEVA Julia	Draws	0 -	12 81%	12 81%
		Take-outs	2 100%	0 -	2 100%
		Total	2 100%	12 81%	14 84%
A	-	Draws	0 -	0 -	0 -
		Take-outs	0 -	0 -	0 -
		Total	0 -	0 -	0 -
Team		Draws	8 59%	28 76%	36 72%
		Take-outs	14 88%	6 100%	20 91%
		Total	22 77%	34 80%	56 79%

Note:

Position and function for each team member:

4 = Fourth, **3** = Third, **2** = Second, **1** = Lead, **A** = Alternate, **S** = Skip, **V** = Vice-Skip

Legend:

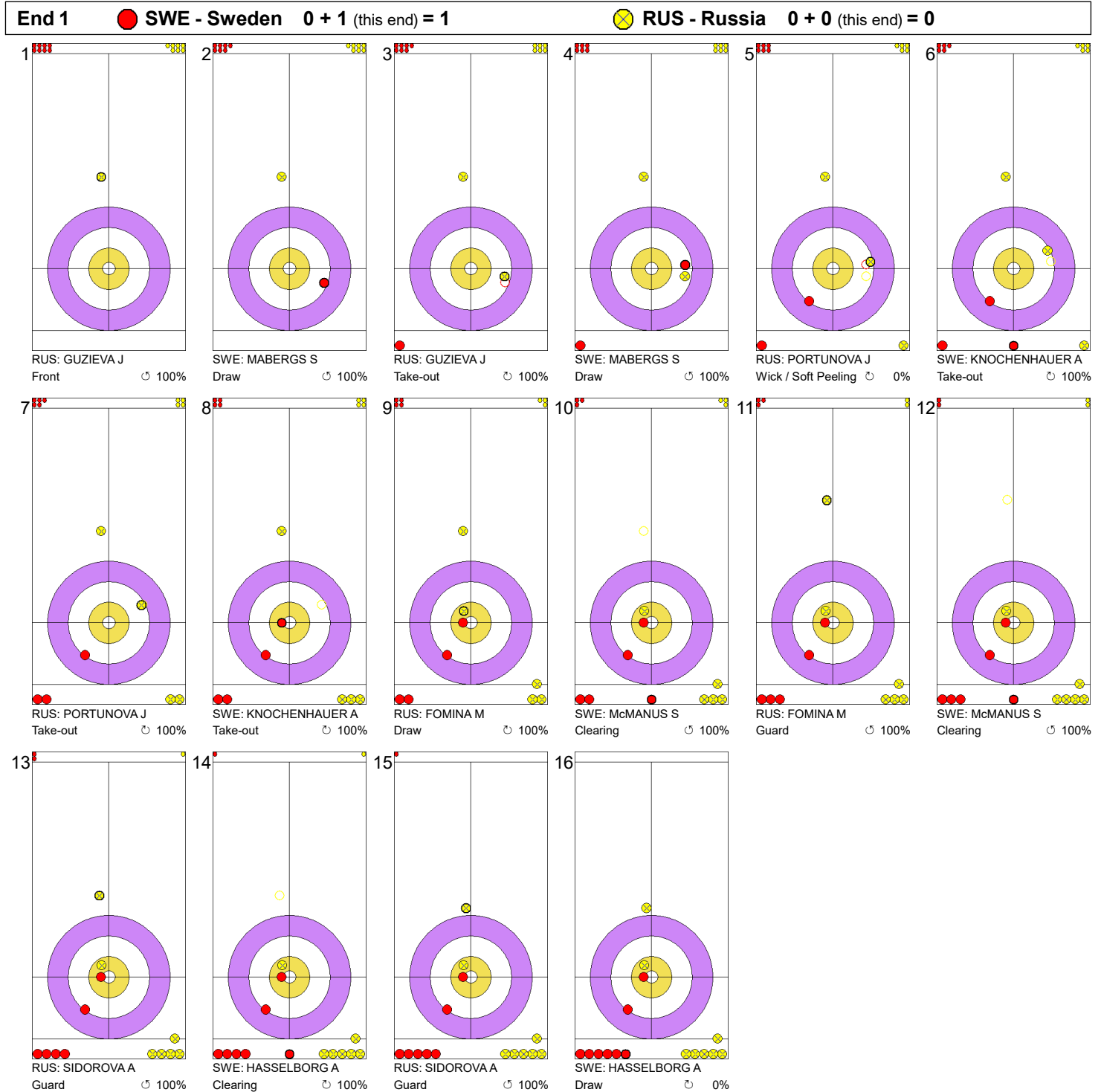
↻ Clockwise



↺ Counter-clockwise

LSFE(*) Last Stone First End

X Unplayed/unfinished end due to concession



Game - Shot by Shot



Legend:
 Clockwise
  Counter-clockwise
 - Not considered

Game - Shot by Shot



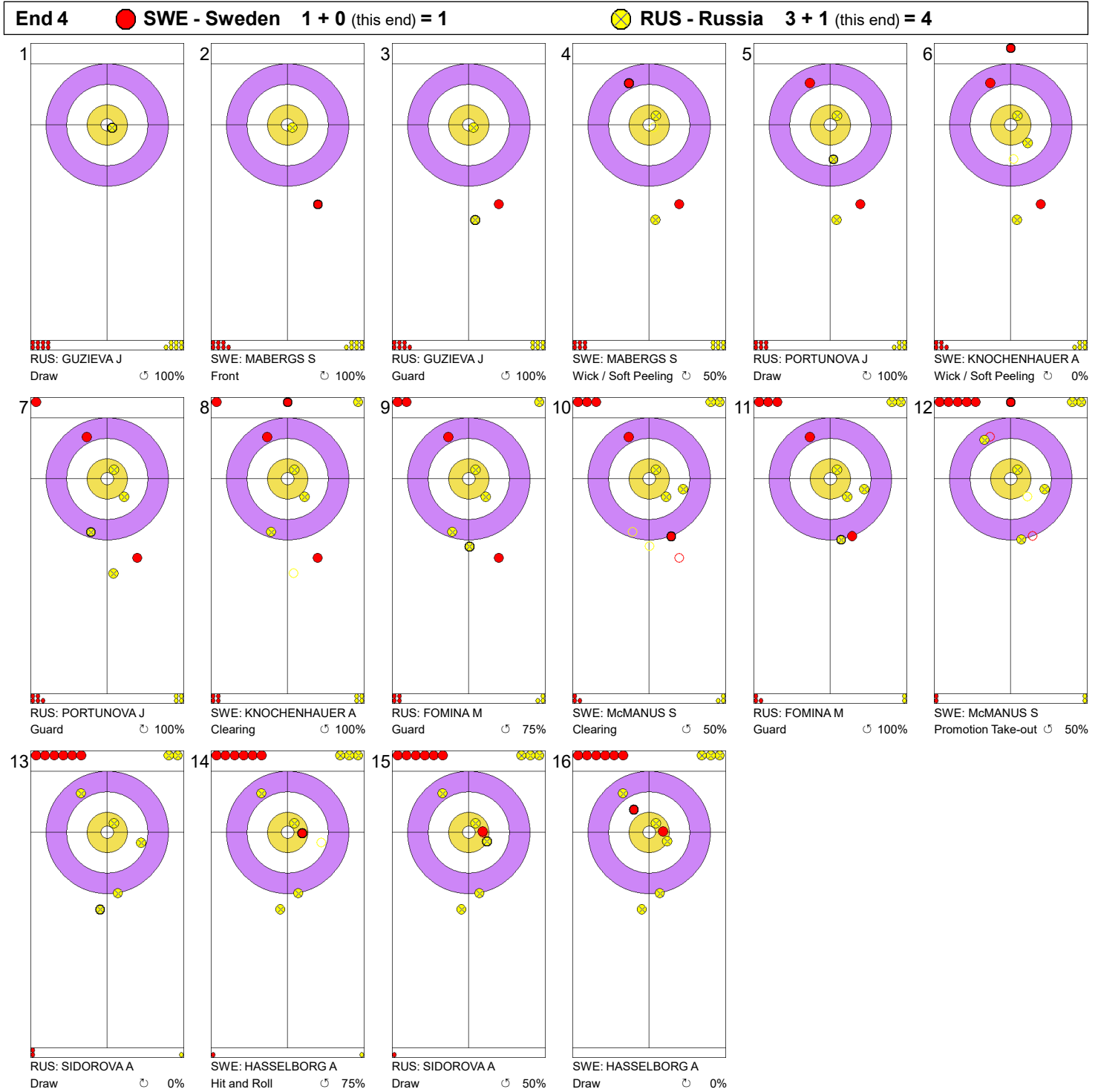
Legend:
 Clockwise
  Counter-clockwise
 - Not considered

Game - Shot by Shot



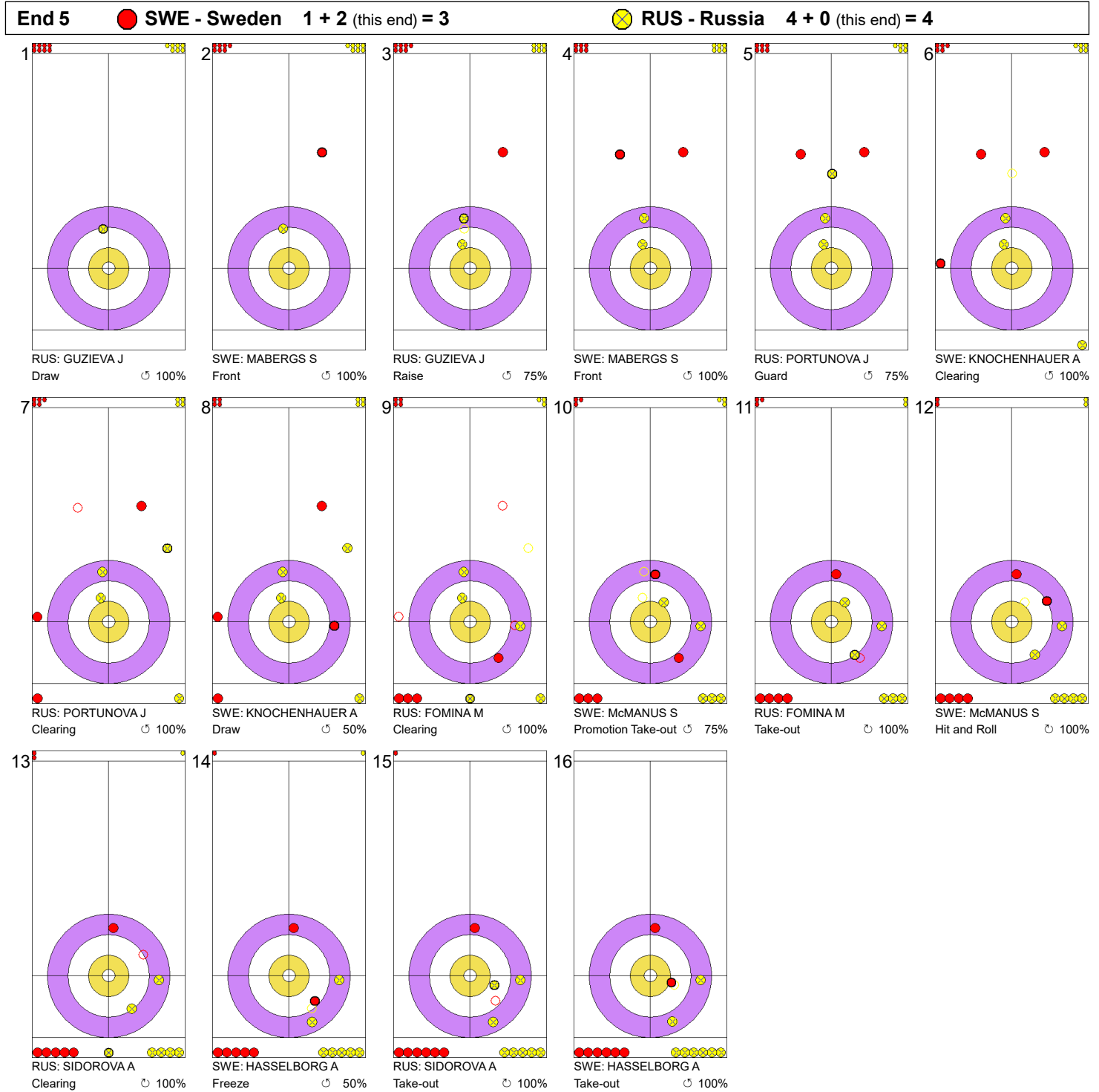
Legend:
 ⌚ Clockwise ⌚ Counter-clockwise - Not considered



Game - Shot by Shot



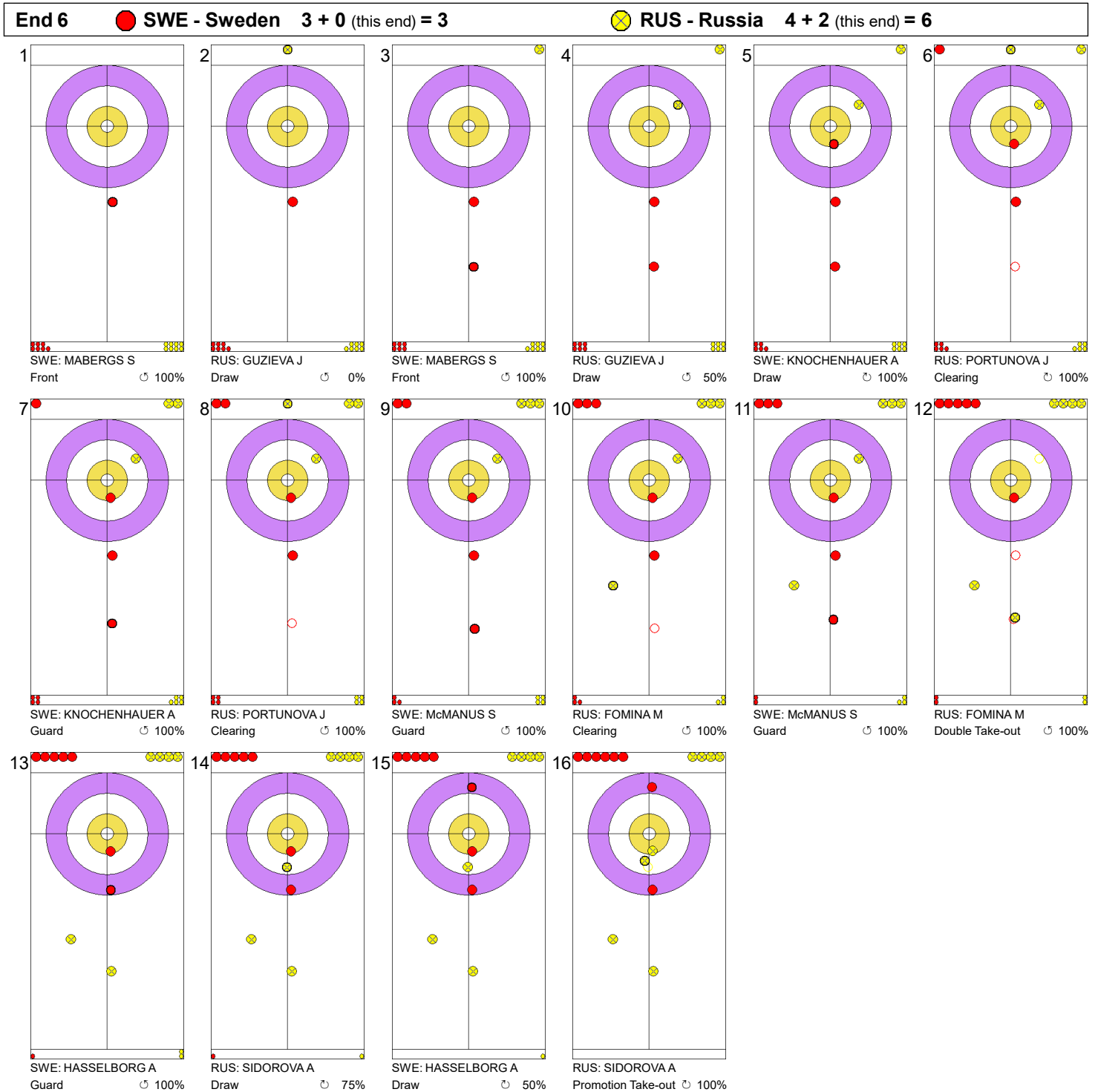
Legend:
 Clockwise
 Counter-clockwise
 - Not considered



Game - Shot by Shot



Legend:
 Clockwise
  Counter-clockwise
 - Not considered



Game - Shot by Shot



Legend:
 Clockwise
  Counter-clockwise
 - Not considered

Game - Shot by Shot



Legend:
 Clockwise
  Counter-clockwise
 - Not considered

Session Results and Standings

Sheet	Round	Team	LSFE	1	2	3	4	5	6	7	8	Total	Points
A	W5	RUS - Russia (Sidorova)	*	4	0	0	1	1	1	0	1	8	3
		KOR - Korea (Kim)		0	2	2	0	0	0	2	0	6	0
B	MD6	CAN1 - Canada (Walker/Muyres)	*	2	0	2	1	1	0	3	X	9	3
		SUI1 - Switzerland (Jaeggi/Michel)		0	2	0	0	0	2	0	X	4	0
C	MD6	CHN - China (Cao/Yuan)	*	1	0	1	0	1	1	0	1	5	0
		USA - United States (Anderson/Dropkin)		0	3	0	2	0	0	2	0	7	3
D	W5	SUI - Switzerland (Tirinzi)	*	1	0	0	3	0	0	1	0	5	0
		SWE - Sweden (Hasselborg)		0	3	0	0	0	3	0	1	7	3
E	W5	USA - United States (Roth)	*	2	0	3	0	3	0	1	X	9	3
		JPN - Japan (Fujisawa)		0	1	0	1	0	2	0	X	4	0

Women's Current Standings

Group-A				Group-B			
Rank	Team	Games	Points	Rank	Team	Games	Points
1	CAN - Canada (Jones)	5	10	1	SUI - Switzerland (Tirinzi)	5	12 Q
2	CHN - China (Jiang)	5	9	2	RUS - Russia (Sidorova)	5	9
3	JPN - Japan (Fujisawa)	5	7	3	SWE - Sweden (Hasselborg)	5	6
4	USA - United States (Roth)	5	4	4	KOR - Korea (Kim)	5	3

Men's Current Standings

Group-A				Group-B			
Rank	Team	Games	Points	Rank	Team	Games	Points
1	CHN - China (Zou)	5	9	1	SCO - Scotland (Paterson)	5	12
1	SWE - Sweden (Edin)	5	9	2	CAN2 - Canada (Koe)	5	9
3	CAN1 - Canada (Dunstone)	5	7	2	SUI - Switzerland (Schwaller)	5	9
4	USA - United States (Shuster)	5	5	4	NOR - Norway (Ulsrud)	5	0

Mixed Doubles Current Standings

Group-A					Group-B					
Rank	Team	Games	Points	TSO	Rank	Team	Games	Points		
1	CAN1 - Canada (Walker/Muyres)	6	14	Q	48.8	1	NOR - Norway (Skaslien/Nedregotten)	5	13	Q
2	USA - United States (Anderson/Dropkin)	6	12			2	CAN2 - Canada (Sahaidak/Lott)	5	8	
3	SUI1 - Switzerland (Jaeggi/Michel)	6	7			3	SUI2 - Switzerland (Perret/Rios)	5	7	
4	CHN - China (Cao/Yuan)	6	3			4	RUS - Russia (Komarova/Goriachev)	5	2	

Note:
Under WCF rules, tie-breaking rules for standings are not applied until after the last game of the round robin.

Legend:
 Power Play **LSFE(*)** Last Stone First End **MDn** Mixed Doubles round n
Q Qualified for the final **TSO** Team Shoot-out (cm) **Wn** Women's round n
X Unplayed/unfinished end due to concession

Game Results

Sheet	Game	Team	LSFE	1	2	3	4	5	6	7	8	Total	Points
A	5	RUS - Russia (Sidorova)	*	4	0	0	1	1	1	0	1	8	3
	5	KOR - Korea (Kim)		0	2	2	0	0	0	2	0	6	0

RUS - Russia		Shot Success	
		Game	All
4 S	SIDOROVA Anna	73%	79%
3 V	FOMINA Margarita	81%	75%
2	PORTUNOVA Julia	64%	75%
1	GUZIEVA Julia	83%	81%
A	-	-	-
Team Total		75%	77%

KOR - Korea		Shot Success	
		Game	All
4 S	KIM Minji	64%	66%
3 V	KIM Hyerin	75%	74%
2	YANG Taei	59%	64%
1	KIM Sujin	75%	76%
A	-	-	-
Team Total		68%	70%

RUS - Russia		♻	⌚	Game	
4	SIDOROVA Anna	Draws	1 100%	4 44%	5 55%
		Take-outs	3 100%	7 75%	10 83%
		Total	4 100%	11 64%	15 73%
3	FOMINA Margarita	Draws	1 100%	3 33%	4 50%
		Take-outs	5 80%	7 100%	12 92%
		Total	6 83%	10 80%	16 81%
2	PORTUNOVA Julia	Draws	4 75%	3 58%	7 68%
		Take-outs	2 100%	7 50%	9 61%
		Total	6 83%	10 53%	16 64%
1	GUZIEVA Julia	Draws	3 83%	12 81%	15 82%
		Take-outs	0 -	1 100%	1 100%
		Total	3 83%	13 83%	16 83%
A -		Draws	0 -	0 -	0 -
		Take-outs	0 -	0 -	0 -
		Total	0 -	0 -	0 -
Team		Draws	9 83%	22 65%	31 70%
		Take-outs	10 90%	22 76%	32 80%
		Total	19 87%	44 70%	63 75%



KOR - Korea		♻	⌚	Game	
4	KIM Minji	Draws	3 42%	5 55%	8 50%
		Take-outs	4 75%	4 81%	8 78%
		Total	7 61%	9 67%	16 64%
3	KIM Hyerin	Draws	1 100%	7 57%	8 63%
		Take-outs	4 75%	4 100%	8 88%
		Total	5 80%	11 73%	16 75%
2	YANG Taei	Draws	2 50%	5 50%	7 50%
		Take-outs	5 60%	4 75%	9 67%
		Total	7 57%	9 61%	16 59%
1	KIM Sujin	Draws	5 60%	9 83%	14 75%
		Take-outs	1 50%	1 100%	2 75%
		Total	6 58%	10 85%	16 75%
A -		Draws	0 -	0 -	0 -
		Take-outs	0 -	0 -	0 -
		Total	0 -	0 -	0 -
Team		Draws	11 57%	26 64%	37 62%
		Take-outs	14 68%	13 87%	27 77%
		Total	25 63%	39 72%	64 68%

Note:
Position and function for each team member:
4 = Fourth, 3 = Third, 2 = Second, 1 = Lead, A = Alternate, S = Skip, V = Vice-Skip

Legend:
♻ Clockwise ⌚ Counter-clockwise LSFE(*) Last Stone First End

Game - Shot by Shot



Legend:
 Clockwise
  Counter-clockwise
 - Not considered


Game - Shot by Shot





Legend:
 ↻ Clockwise ↺ Counter-clockwise - Not considered






Game - Shot by Shot



Legend:
 Clockwise
  Counter-clockwise
 - Not considered

Game - Shot by Shot



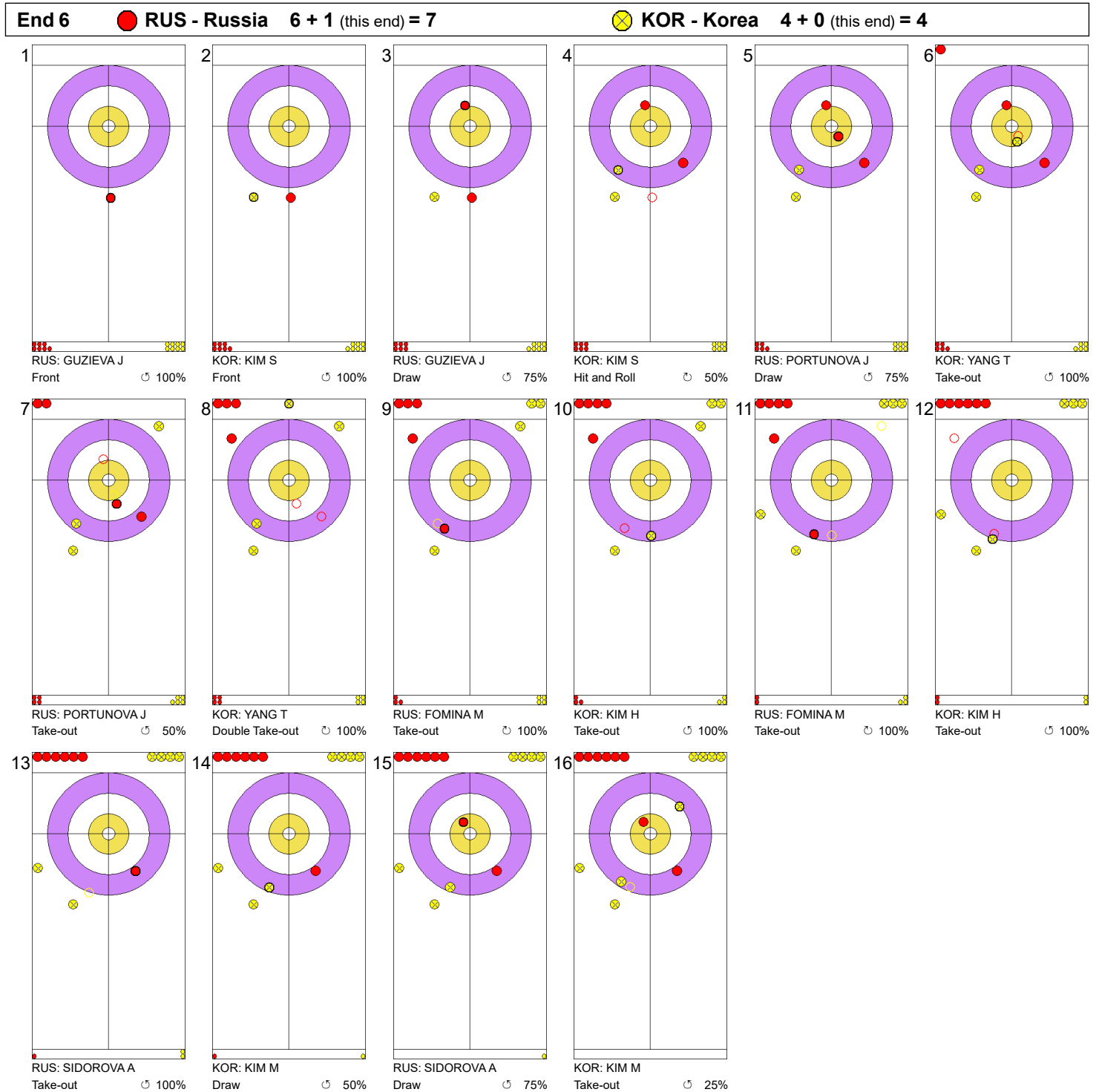
Legend:
 Clockwise
  Counter-clockwise
 - Not considered

Game - Shot by Shot



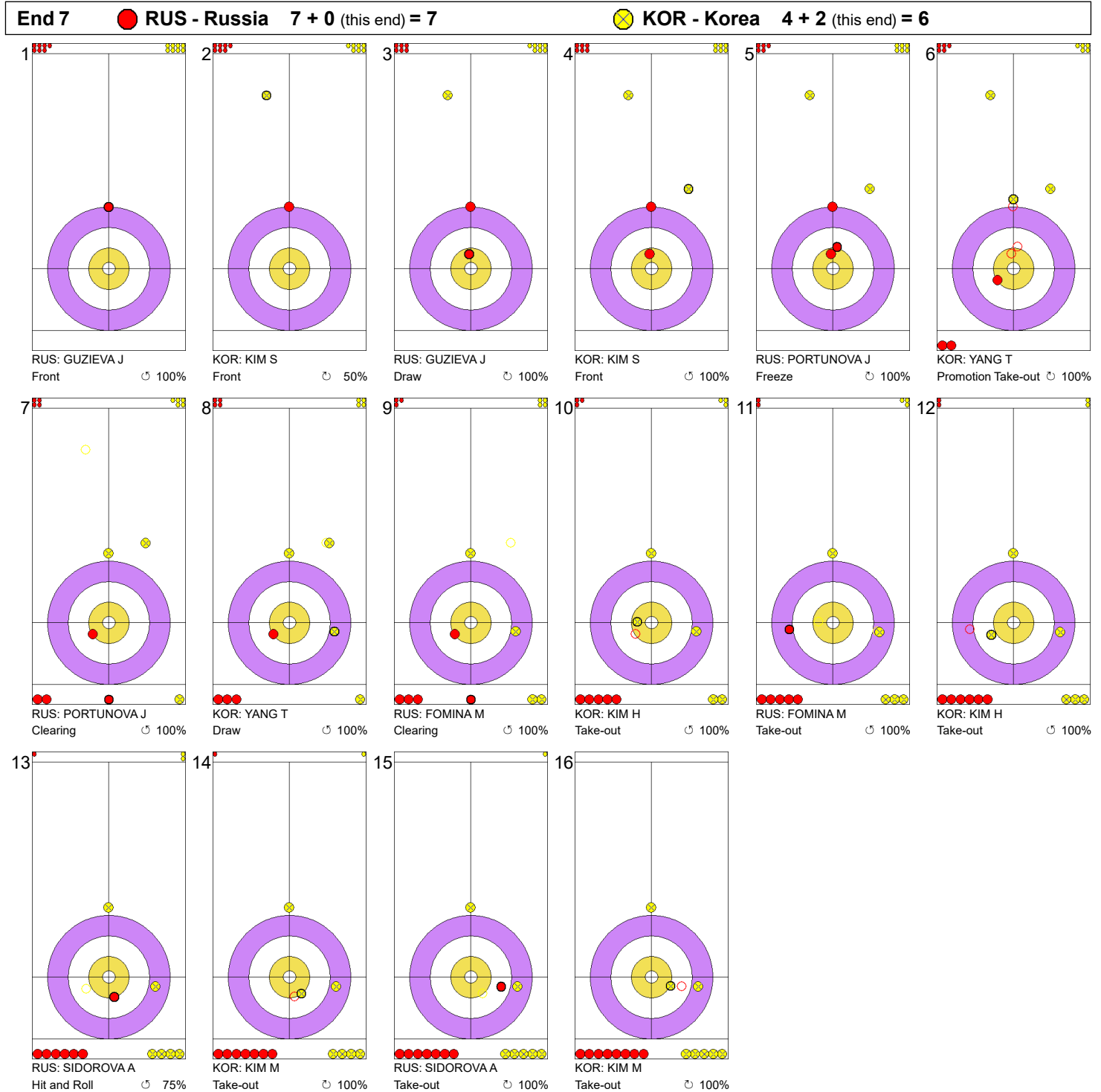
Legend:
 ↻ Clockwise ↺ Counter-clockwise - Not considered



Game - Shot by Shot



Legend:
 ↻ Clockwise ↺ Counter-clockwise - Not considered



Game - Shot by Shot



Legend:
 Clockwise
  Counter-clockwise
 - Not considered

Game - Shot by Shot



Legend:
 Clockwise
  Counter-clockwise
 - Not considered

Game Results

Sheet	Game	Team	LSFE	1	2	3	4	5	6	7	8	Total	Points
D	5	SUI - Switzerland (Tirinzoni)	*	1	0	0	3	0	0	1	0	5	0
	5	SWE - Sweden (Hasselborg)		0	3	0	0	0	3	0	1	7	3

SUI - Switzerland		Shot Success	
		Game	All
4 V	PAETZ Alina	75%	74%
3 S	TIRINZONI Silvana	75%	80%
2	NEUENSCHWANDER Esther	98%	83%
1	BARBEZAT Melanie	91%	82%
A	-	-	-
Team Total		85%	80%

SWE - Sweden		Shot Success	
		Game	All
4 S	HASSELBORG Anna	93%	79%
3 V	McMANUS Sara	100%	87%
2	KNOCHENHAUER Agnes	94%	81%
1	MABERGS Sofia	97%	89%
A	-	-	-
Team Total		96%	84%

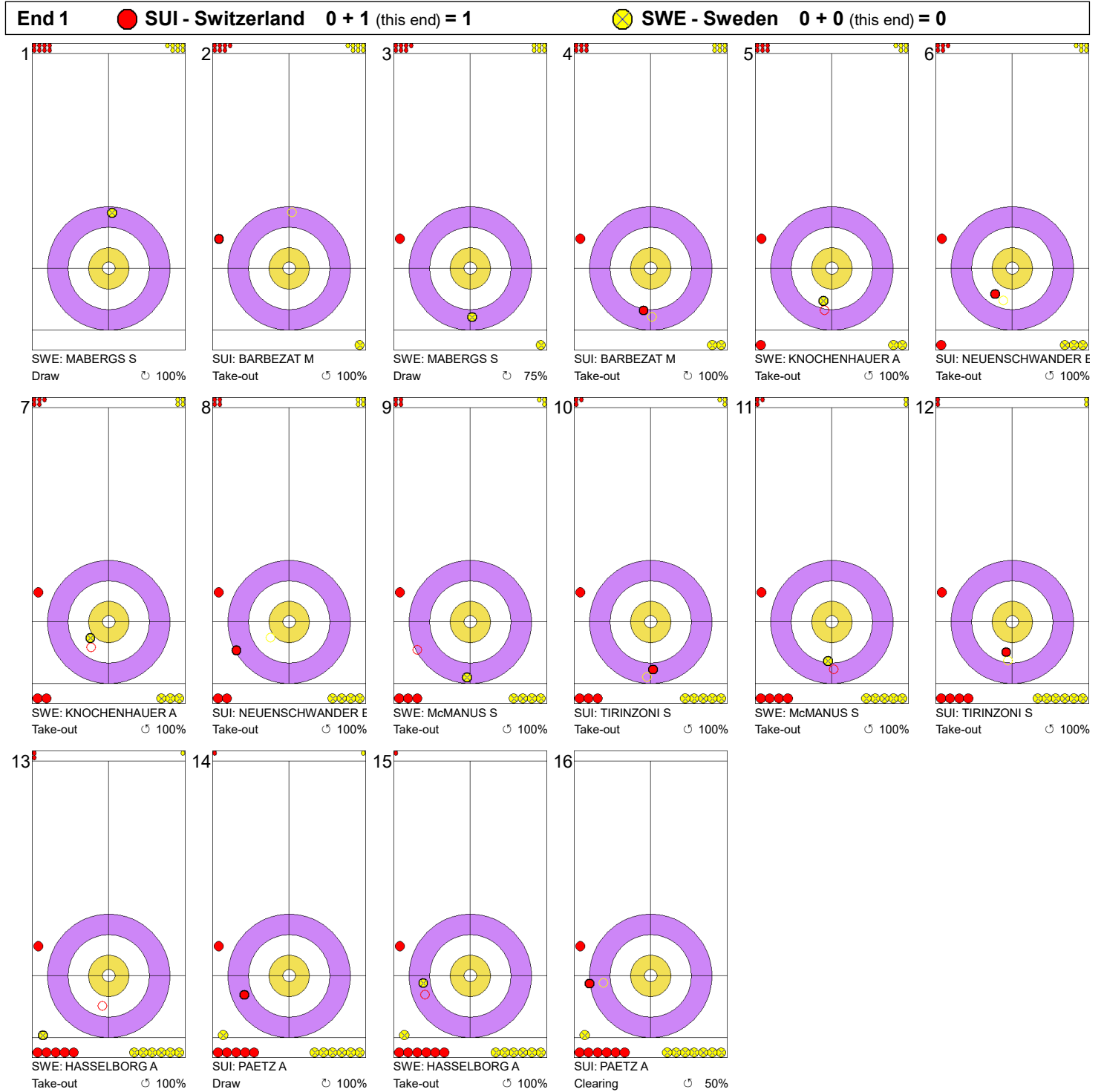
SUI - Switzerland			↻	↺	Game
4	PAETZ Alina	Draws	4 100%	3 58%	7 82%
		Take-outs	4 56%	5 80%	9 69%
		Total	8 78%	8 72%	16 75%
3	TIRINZONI Silvana	Draws	4 100%	5 70%	9 83%
		Take-outs	1 75%	6 63%	7 64%
		Total	5 95%	11 66%	16 75%
2	NEUENSCHWANDER Esther	Draws	3 92%	3 100%	6 96%
		Take-outs	7 100%	3 100%	10 100%
		Total	10 98%	6 100%	16 98%
1	BARBEZAT Melanie	Draws	9 86%	3 92%	12 88%
		Take-outs	1 100%	3 100%	4 100%
		Total	10 88%	6 96%	16 91%
A -	-	Draws	0 -	0 -	0 -
		Take-outs	0 -	0 -	0 -
		Total	0 -	0 -	0 -
Team		Draws	20 93%	14 79%	34 87%
		Take-outs	13 85%	17 81%	30 83%
		Total	33 89%	31 80%	64 85%

SWE - Sweden			↻	↺	Game
4	HASSELBORG Anna	Draws	1 100%	4 100%	5 100%
		Take-outs	1 0%	9 100%	10 90%
		Total	2 50%	13 100%	15 93%
3	McMANUS Sara	Draws	3 100%	3 100%	6 100%
		Take-outs	1 100%	9 100%	10 100%
		Total	4 100%	12 100%	16 100%
2	KNOCHENHAUER Agnes	Draws	1 100%	1 50%	2 75%
		Take-outs	7 93%	7 100%	14 96%
		Total	8 94%	8 94%	16 94%
1	MABERGS Sofia	Draws	9 94%	4 100%	13 96%
		Take-outs	0 -	2 100%	2 100%
		Total	9 94%	6 100%	15 97%
A -	-	Draws	0 -	0 -	0 -
		Take-outs	0 -	0 -	0 -
		Total	0 -	0 -	0 -
Team		Draws	14 96%	12 96%	26 96%
		Take-outs	9 83%	27 100%	36 96%
		Total	23 91%	39 99%	62 96%

Note:
Position and function for each team member:
4 = Fourth, 3 = Third, 2 = Second, 1 = Lead, A = Alternate, S = Skip, V = Vice-Skip

Legend:
↻ Clockwise ↺ Counter-clockwise LSFE(*) Last Stone First End

Game - Shot by Shot



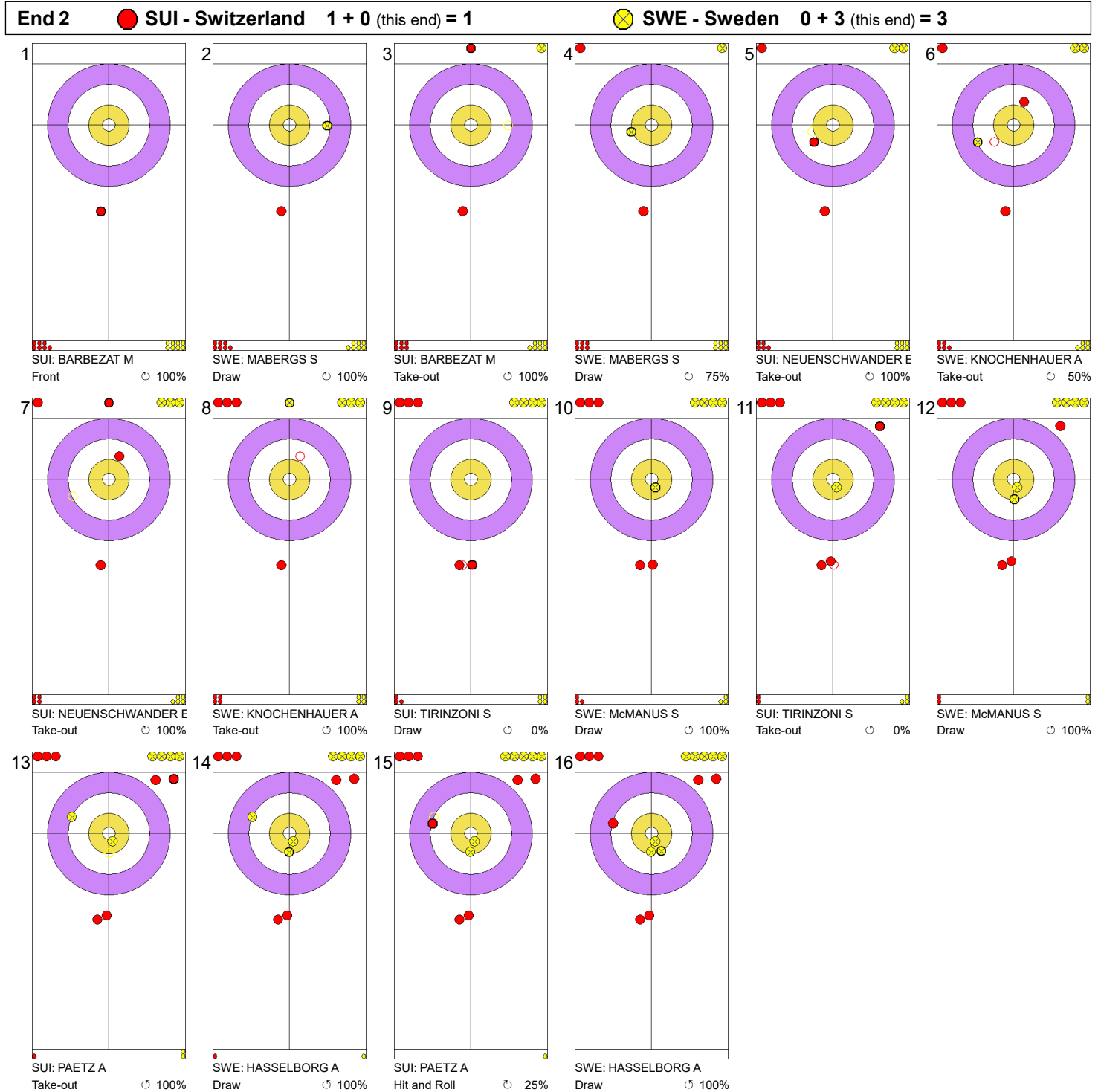
Legend:



↻ Clockwise

↺ Counter-clockwise


- Not considered



Game - Shot by Shot



Legend:
 Clockwise
  Counter-clockwise
 - Not considered



Game - Shot by Shot



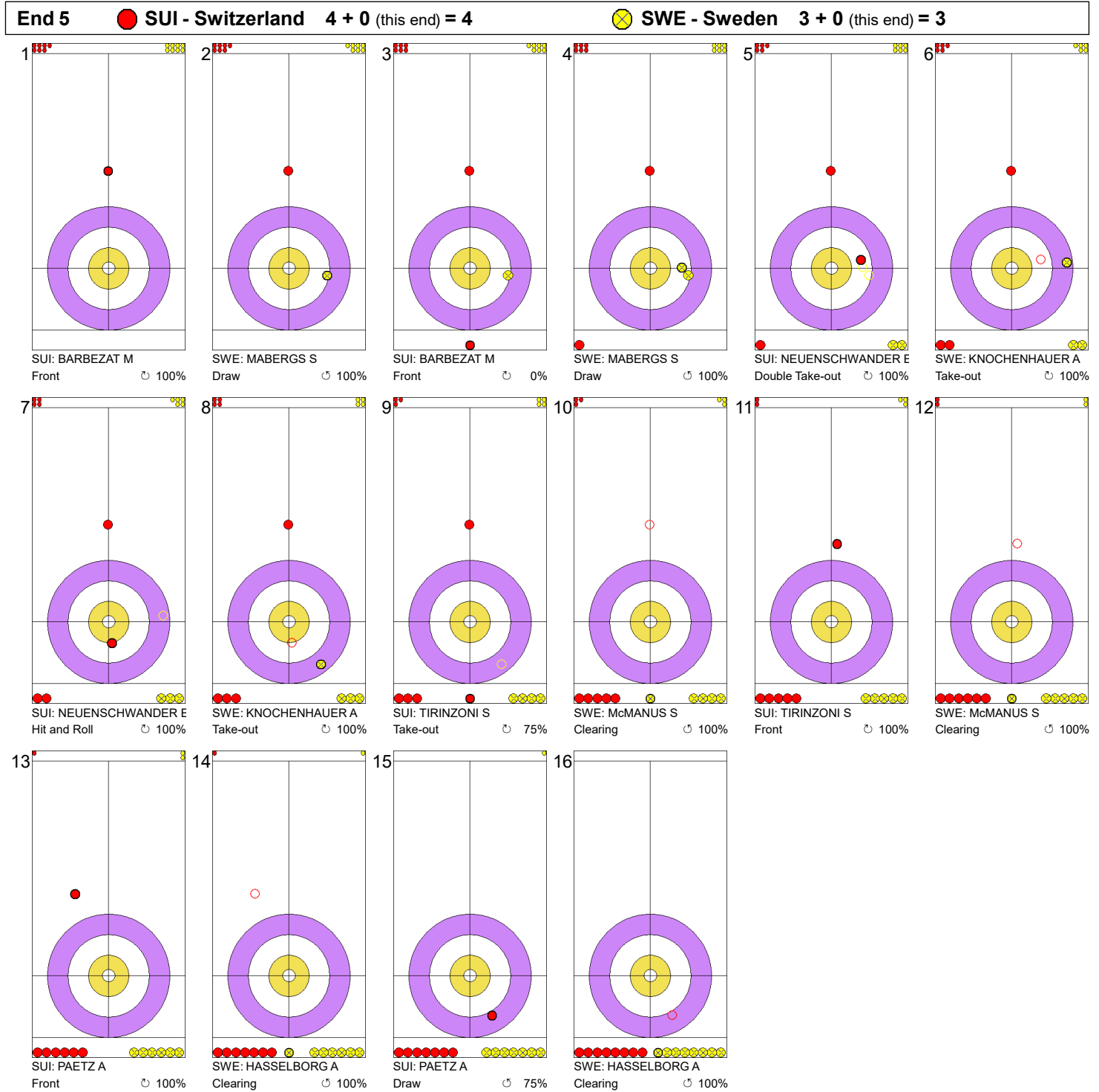
Legend:
 Clockwise
  Counter-clockwise
 - Not considered



Game - Shot by Shot



Legend:
 Clockwise
  Counter-clockwise
 - Not considered



Game - Shot by Shot



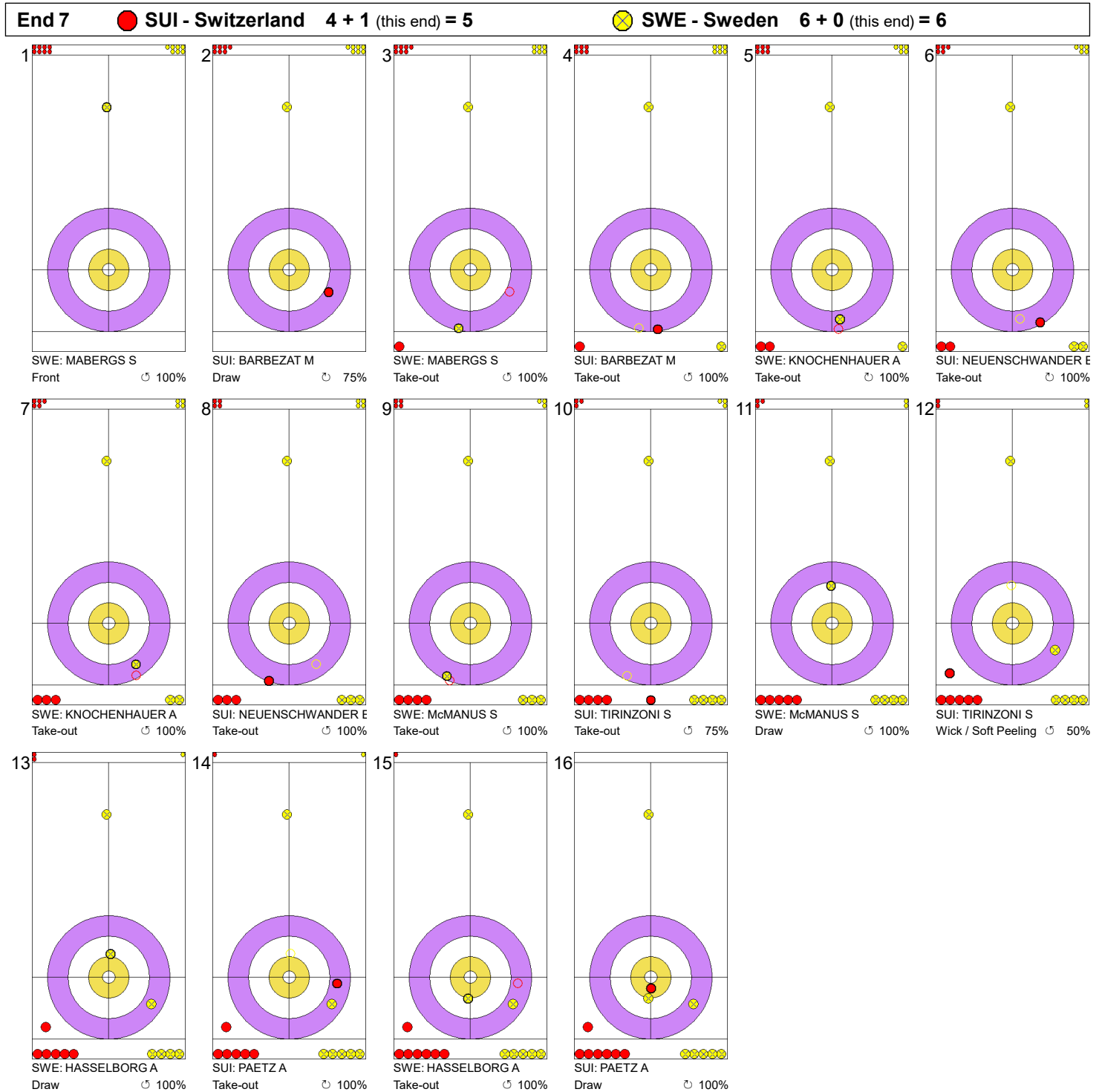
Legend:
 Clockwise
  Counter-clockwise
 - Not considered



Game - Shot by Shot



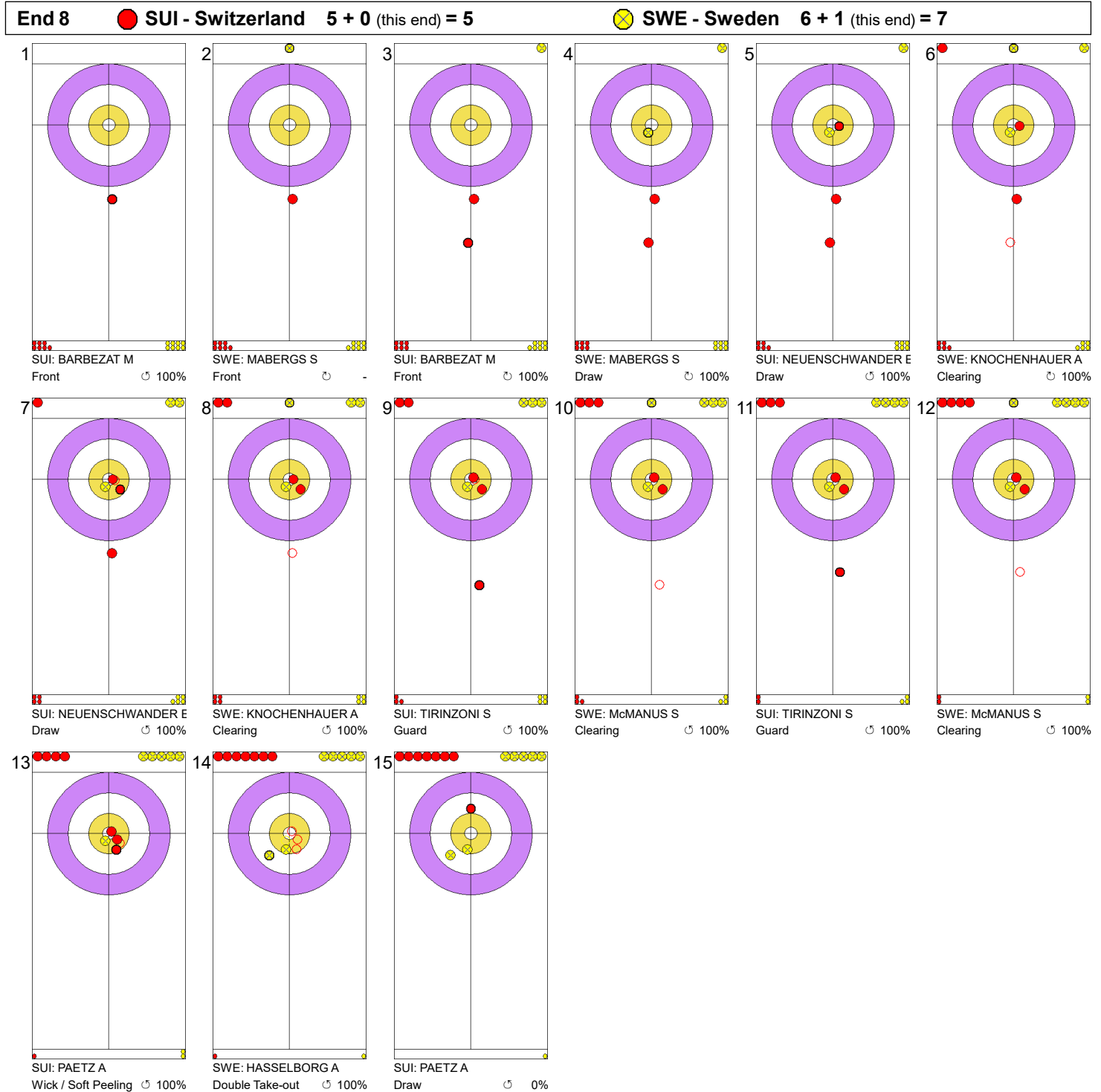
Legend:
 Clockwise
  Counter-clockwise
 - Not considered



Game - Shot by Shot



Legend:
 Clockwise
  Counter-clockwise
 - Not considered

Game - Shot by Shot



Legend:
 Clockwise
  Counter-clockwise
 - Not considered

Game Results

Sheet	Game	Team	LSFE	1	2	3	4	5	6	7	8	Total	Points
E	5	USA - United States (Roth)	*	2	0	3	0	3	0	1	X	9	3
	5	JPN - Japan (Fujisawa)		0	1	0	1	0	2	0	X	4	0

USA - United States		Shot Success	
		Game	All
4 S	ROTH Nina	79%	64%
3 V	PETERSON Tabitha	96%	78%
2	PETERSON Tara	89%	76%
1	HAMILTON Becca	93%	80%
A	-	-	-
Team Total		89%	75%

JPN - Japan		Shot Success	
		Game	All
4 S	FUJISAWA Satsuki	57%	69%
3 V	YOSHIDA Chinami	79%	80%
2	SUZUKI Yumi	71%	76%
1	YOSHIDA Yurika	98%	87%
A	-	-	-
Team Total		76%	78%


USA - United States		↻	↺	Game	
4	ROTH Nina	Draws	3 67%	5 70%	8 69%
		Take-outs	2 100%	4 88%	6 92%
		Total	5 80%	9 78%	14 79%
3	PETERSON Tabitha	Draws	1 100%	5 90%	6 92%
		Take-outs	2 100%	6 100%	8 100%
		Total	3 100%	11 95%	14 96%
2	PETERSON Tara	Draws	2 100%	8 94%	10 95%
		Take-outs	3 67%	1 100%	4 75%
		Total	5 80%	9 94%	14 89%
1	HAMILTON Becca	Draws	7 86%	6 100%	13 92%
		Take-outs	1 100%	0 -	1 100%
		Total	8 88%	6 100%	14 93%
A -	-	Draws	0 -	0 -	0 -
		Take-outs	0 -	0 -	0 -
		Total	0 -	0 -	0 -
Team		Draws	13 85%	24 90%	37 88%
		Take-outs	8 88%	11 95%	19 92%
		Total	21 86%	35 91%	56 89%



JPN - Japan		↻	↺	Game	
4	FUJISAWA Satsuki	Draws	0 -	10 55%	10 55%
		Take-outs	3 83%	1 0%	4 63%
		Total	3 83%	11 50%	14 57%
3	YOSHIDA Chinami	Draws	1 50%	8 81%	9 78%
		Take-outs	3 83%	2 75%	5 80%
		Total	4 75%	10 80%	14 79%
2	SUZUKI Yumi	Draws	3 92%	5 40%	8 59%
		Take-outs	3 75%	3 100%	6 88%
		Total	6 83%	8 63%	14 71%
1	YOSHIDA Yurika	Draws	7 96%	5 100%	12 98%
		Take-outs	1 100%	1 100%	2 100%
		Total	8 97%	6 100%	14 98%
A -	-	Draws	0 -	0 -	0 -
		Take-outs	0 -	0 -	0 -
		Total	0 -	0 -	0 -
Team		Draws	11 91%	28 68%	39 74%
		Take-outs	10 83%	7 79%	17 81%
		Total	21 87%	35 70%	56 76%

Note:
Position and function for each team member:
4 = Fourth, 3 = Third, 2 = Second, 1 = Lead, A = Alternate, S = Skip, V = Vice-Skip

Legend:
↻ Clockwise ↺ Counter-clockwise LSFE(*) Last Stone First End
X Unplayed/unfinished end due to concession

Game - Shot by Shot



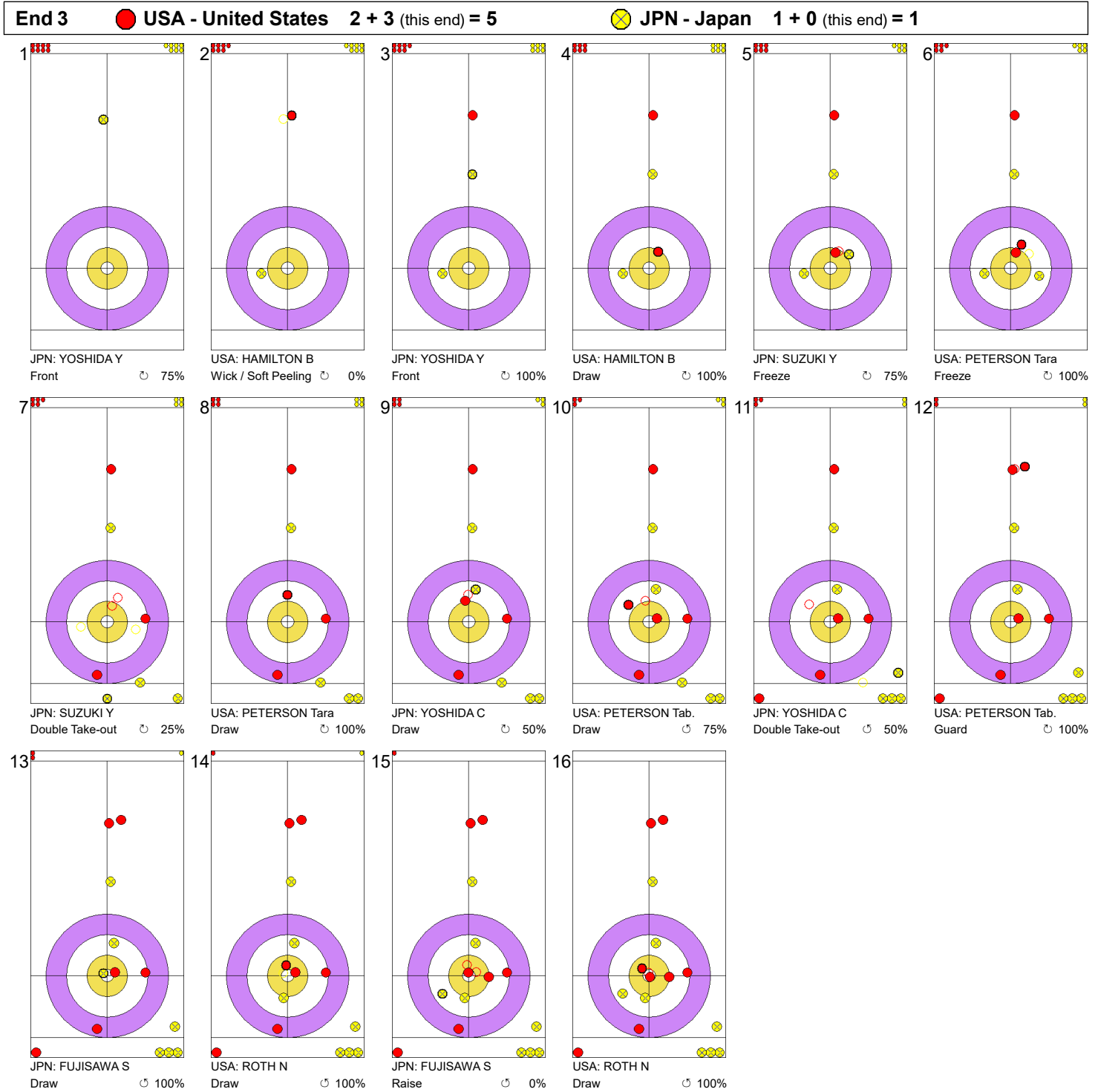
Legend:
 Clockwise
  Counter-clockwise
 - Not considered

Game - Shot by Shot



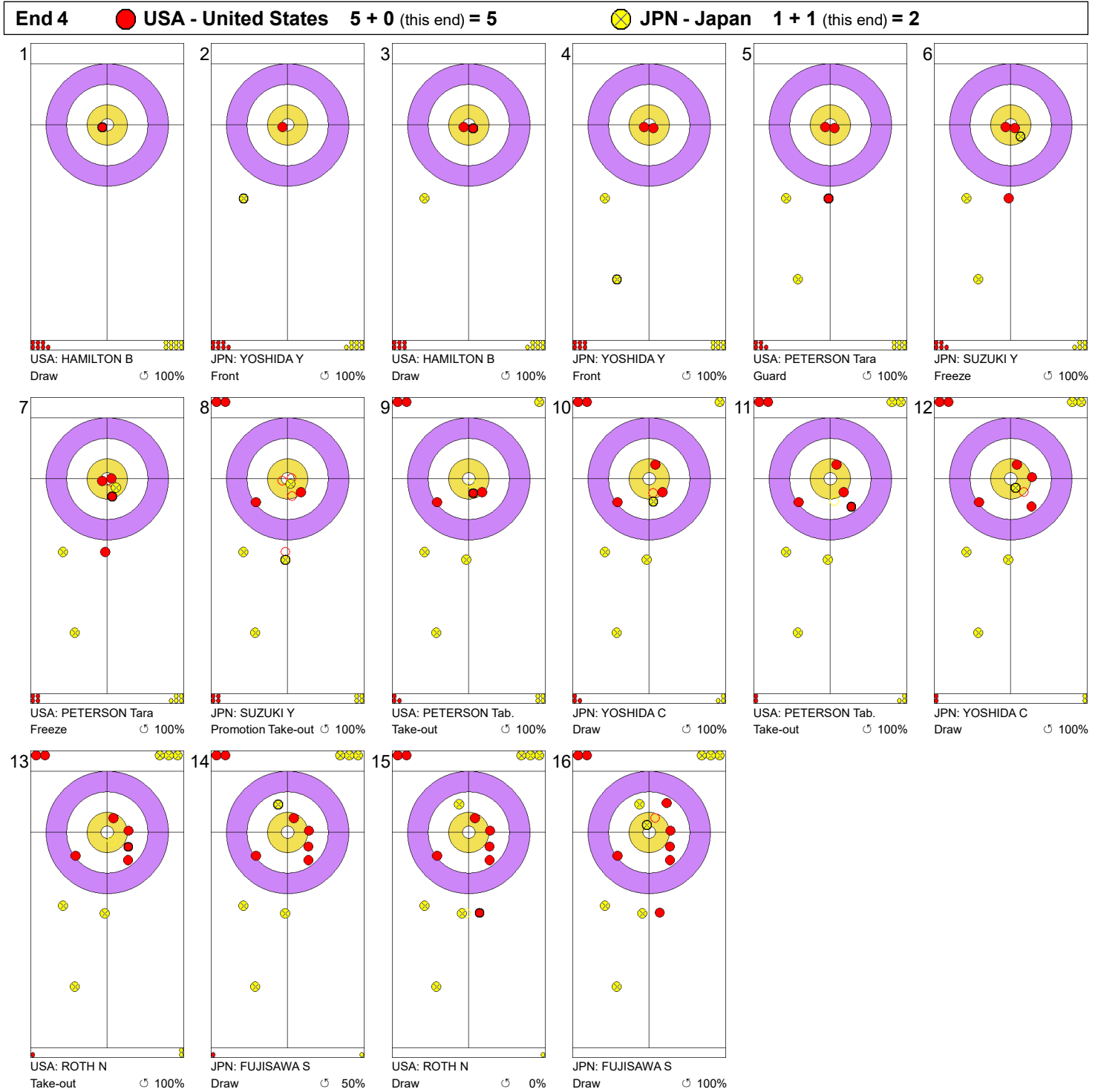
Legend:
 ⌚ Clockwise ⌚ Counter-clockwise - Not considered

Game - Shot by Shot



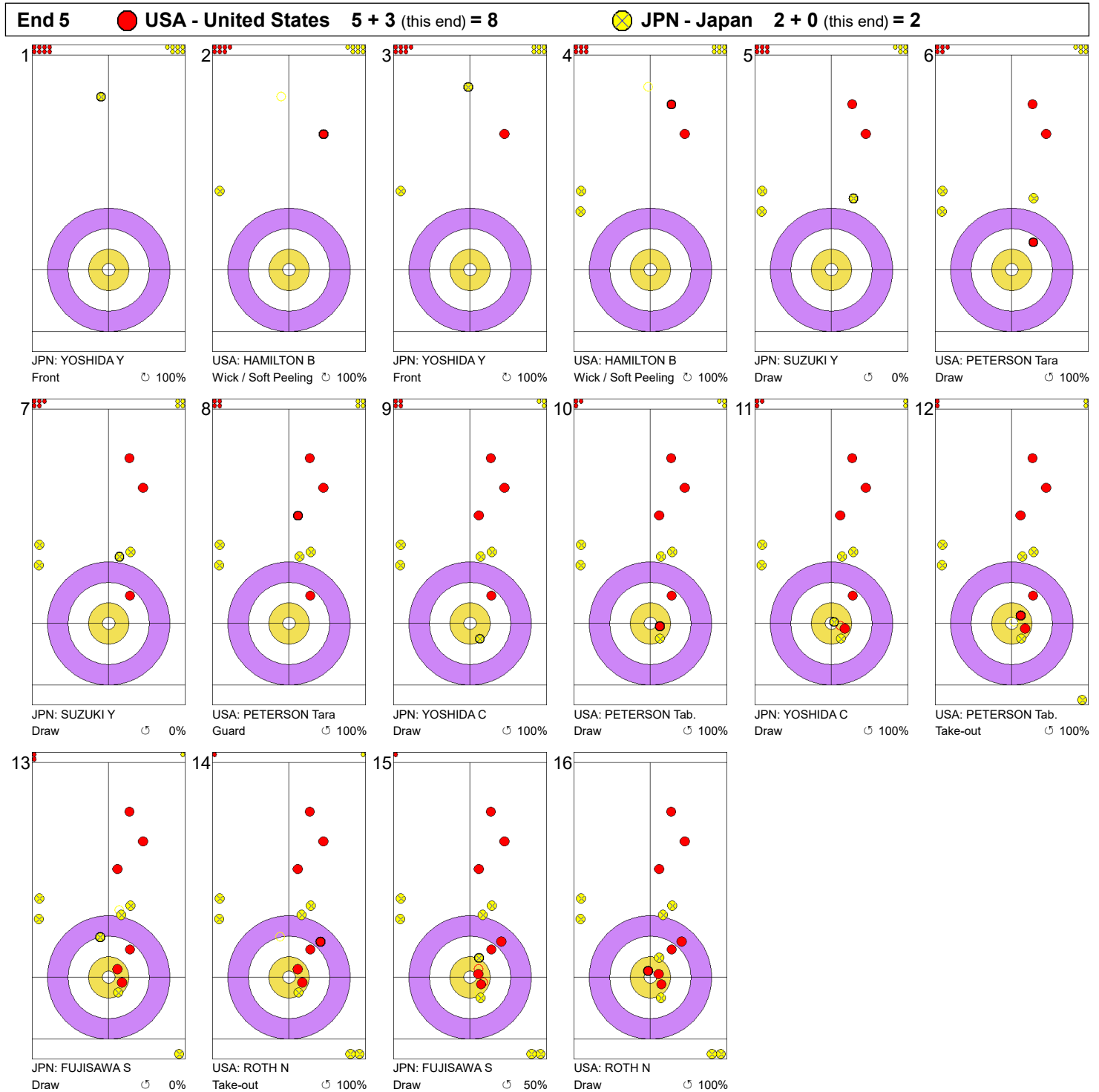
Legend:
 ↻ Clockwise ↺ Counter-clockwise - Not considered

Game - Shot by Shot



Legend:
 ↻ Clockwise ↺ Counter-clockwise - Not considered

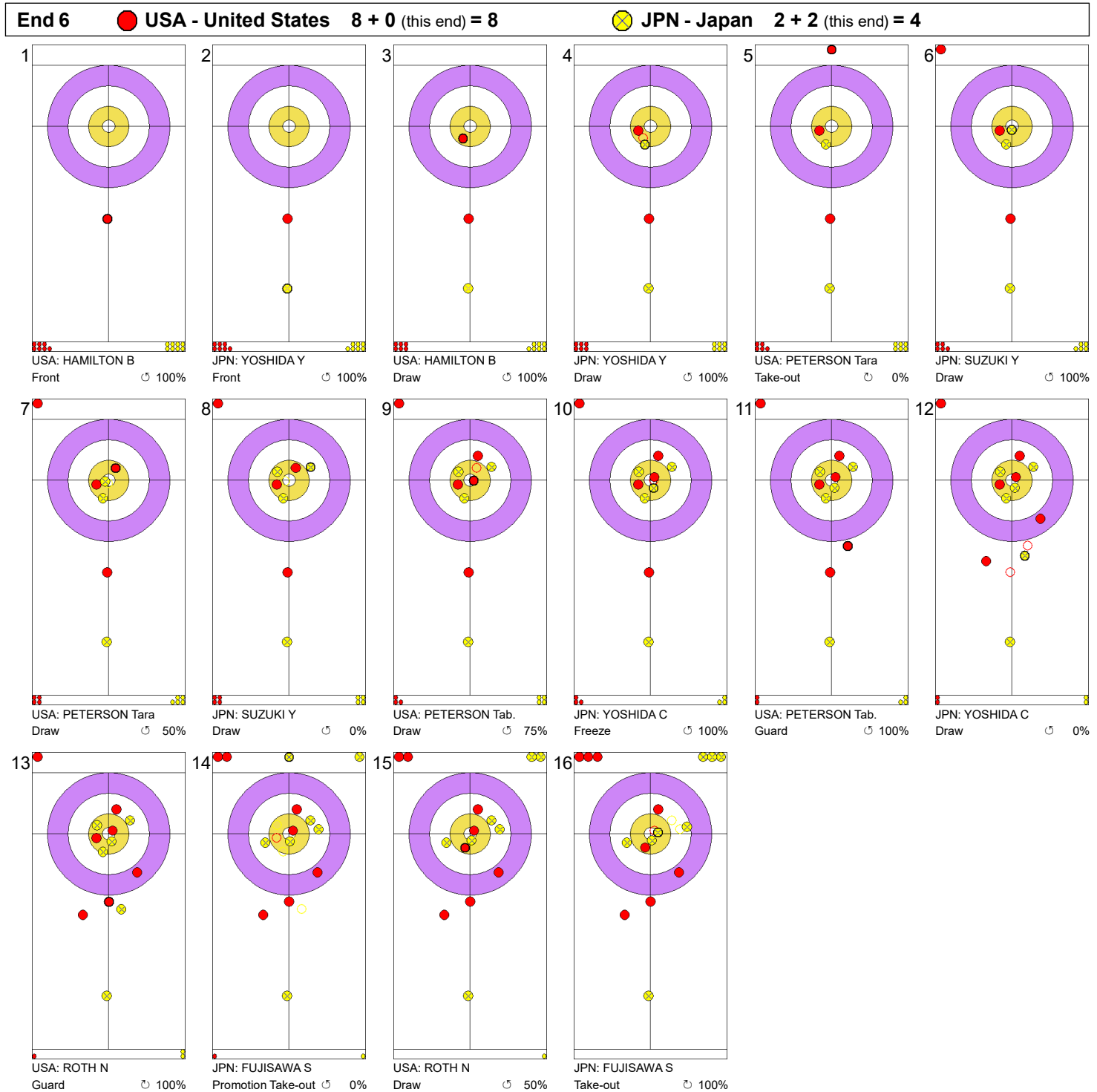
Game - Shot by Shot





Legend:
 ↻ Clockwise ↺ Counter-clockwise - Not considered






Game - Shot by Shot



Legend:
 Clockwise
  Counter-clockwise
 - Not considered

Game - Shot by Shot



Legend:
 Clockwise
  Counter-clockwise
 - Not considered

Session Results and Standings

Sheet	Round	Team	LSFE	1	2	3	4	5	6	7	8	Total	Points
A	M5	SWE - Sweden (Edin)	*	0	1	0	1	0	1	0	0	3	0
		CAN1 - Canada (Dunstone)		0	0	2	0	1	0	0	1	4	3
B	M5	CAN2 - Canada (Koe)	*	0	1	0	0	1	0	2	0	4	3
		NOR - Norway (Ulsrud)		0	0	1	0	0	1	0	1	3	0
C	M5	CHN - China (Zou)	*	1	0	0	1	0	2	1	1	6	3
		USA - United States (Shuster)		0	1	1	0	1	0	0	0	3	0
D	M5	SUI - Switzerland (Schwaller)	*	0	2	0	0	0	0	X	X	2	0
		SCO - Scotland (Paterson)		1	0	2	1	1	2	X	X	7	3
E	W5	CHN - China (Jiang)	*	2	0	2	1	0	2	0	X	7	3
		CAN - Canada (Jones)		0	1	0	0	2	0	1	X	4	0

Women's Current Standings

Group-A				Group-B			
Rank	Team	Games	Points	Rank	Team	Games	Points
1	CAN - Canada (Jones)	5	10	1	SUI - Switzerland (Tirinzoni)	4	12 Q
2	CHN - China (Jiang)	5	9	2	RUS - Russia (Sidorova)	4	6
3	JPN - Japan (Fujisawa)	4	7	3	KOR - Korea (Kim)	4	3
4	USA - United States (Roth)	4	1	3	SWE - Sweden (Hasselborg)	4	3

Men's Current Standings

Group-A				Group-B			
Rank	Team	Games	Points	Rank	Team	Games	Points
1	CHN - China (Zou)	5	9	1	SCO - Scotland (Paterson)	5	12
1	SWE - Sweden (Edin)	5	9	2	CAN2 - Canada (Koe)	5	9
3	CAN1 - Canada (Dunstone)	5	7	2	SUI - Switzerland (Schwaller)	5	9
4	USA - United States (Shuster)	5	5	4	NOR - Norway (Ulsrud)	5	0

Mixed Doubles Current Standings

Group-A				Group-B			
Rank	Team	Games	Points	Rank	Team	Games	Points
1	CAN1 - Canada (Walker/Muyres)	5	11	1	NOR - Norway (Skaslien/Nedregotten)	5	13 Q
2	USA - United States (Anderson/Dropkin)	5	9	2	CAN2 - Canada (Sahaidak/Lott)	5	8
3	SUI1 - Switzerland (Jaeggi/Michel)	5	7	3	SUI2 - Switzerland (Perret/Rios)	5	7
4	CHN - China (Cao/Yuan)	5	3	4	RUS - Russia (Komarova/Goriachev)	5	2

Note:
Under WCF rules, tie-breaking rules for standings are not applied until after the last game of the round robin.

Legend:
LSFE(*) Last Stone First End **Mn** Men's round n **Q** Qualified for the final
Wn Women's round n **X** Unplayed/unfinished end due to concession

Game Results

Sheet	Game	Team	LSFE	1	2	3	4	5	6	7	8	Total	Points
E	5	CHN - China (Jiang)	*	2	0	2	1	0	2	0	X	7	3
	5	CAN - Canada (Jones)		0	1	0	0	2	0	1	X	4	0

CHN - China		Shot Success	
		Game	All
4 S	JIANG Yilun	85%	80%
3 V	ZHANG Lijun	80%	77%
2	DONG Ziqi	92%	87%
1	JIANG Xindi	78%	79%
A	-	-	-
Team Total		84%	81%

CAN - Canada		Shot Success	
		Game	All
4 S	JONES Jennifer	60%	75%
3 V	LAWES Kaitlyn	89%	87%
2	BIRCHARD Shannon	83%	79%
1	OFFICER Jill	78%	85%
A	-	-	-
Team Total		78%	82%

CHN - China		♻	⌚	Game	
4	JIANG Yilun	Draws	1 100%	3 83%	4 88%
		Take-outs	4 88%	7 82%	11 84%
		Total	5 90%	10 83%	15 85%
3	ZHANG Lijun	Draws	1 100%	4 81%	5 85%
		Take-outs	6 79%	5 75%	11 77%
		Total	7 82%	9 78%	16 80%
2	DONG Ziqi	Draws	3 92%	2 100%	5 95%
		Take-outs	7 93%	4 88%	11 91%
		Total	10 93%	6 92%	16 92%
1	JIANG Xindi	Draws	13 85%	3 50%	16 78%
		Take-outs	0 -	0 -	0 -
		Total	13 85%	3 50%	16 78%
A -		Draws	0 -	0 -	0 -
		Take-outs	0 -	0 -	0 -
		Total	0 -	0 -	0 -
Team		Draws	18 88%	12 77%	30 83%
		Take-outs	17 87%	16 81%	33 84%
		Total	35 87%	28 79%	63 84%

CAN - Canada		♻	⌚	Game	
4	JONES Jennifer	Draws	0 -	6 75%	6 75%
		Take-outs	4 25%	5 70%	9 50%
		Total	4 25%	11 73%	15 60%
3	LAWES Kaitlyn	Draws	5 80%	6 88%	11 84%
		Take-outs	3 100%	2 100%	5 100%
		Total	8 88%	8 91%	16 89%
2	BIRCHARD Shannon	Draws	3 83%	6 75%	9 78%
		Take-outs	3 92%	4 88%	7 89%
		Total	6 88%	10 80%	16 83%
1	OFFICER Jill	Draws	6 79%	10 78%	16 78%
		Take-outs	0 -	0 -	0 -
		Total	6 79%	10 78%	16 78%
A -		Draws	0 -	0 -	0 -
		Take-outs	0 -	0 -	0 -
		Total	0 -	0 -	0 -
Team		Draws	14 80%	28 79%	42 79%
		Take-outs	10 68%	11 82%	21 75%
		Total	24 75%	39 79%	63 78%

Note:

Position and function for each team member:

4 = Fourth, 3 = Third, 2 = Second, 1 = Lead, A = Alternate, S = Skip, V = Vice-Skip

Legend:

⌚ Clockwise

⌚ Counter-clockwise

LSFE(*) Last Stone First End

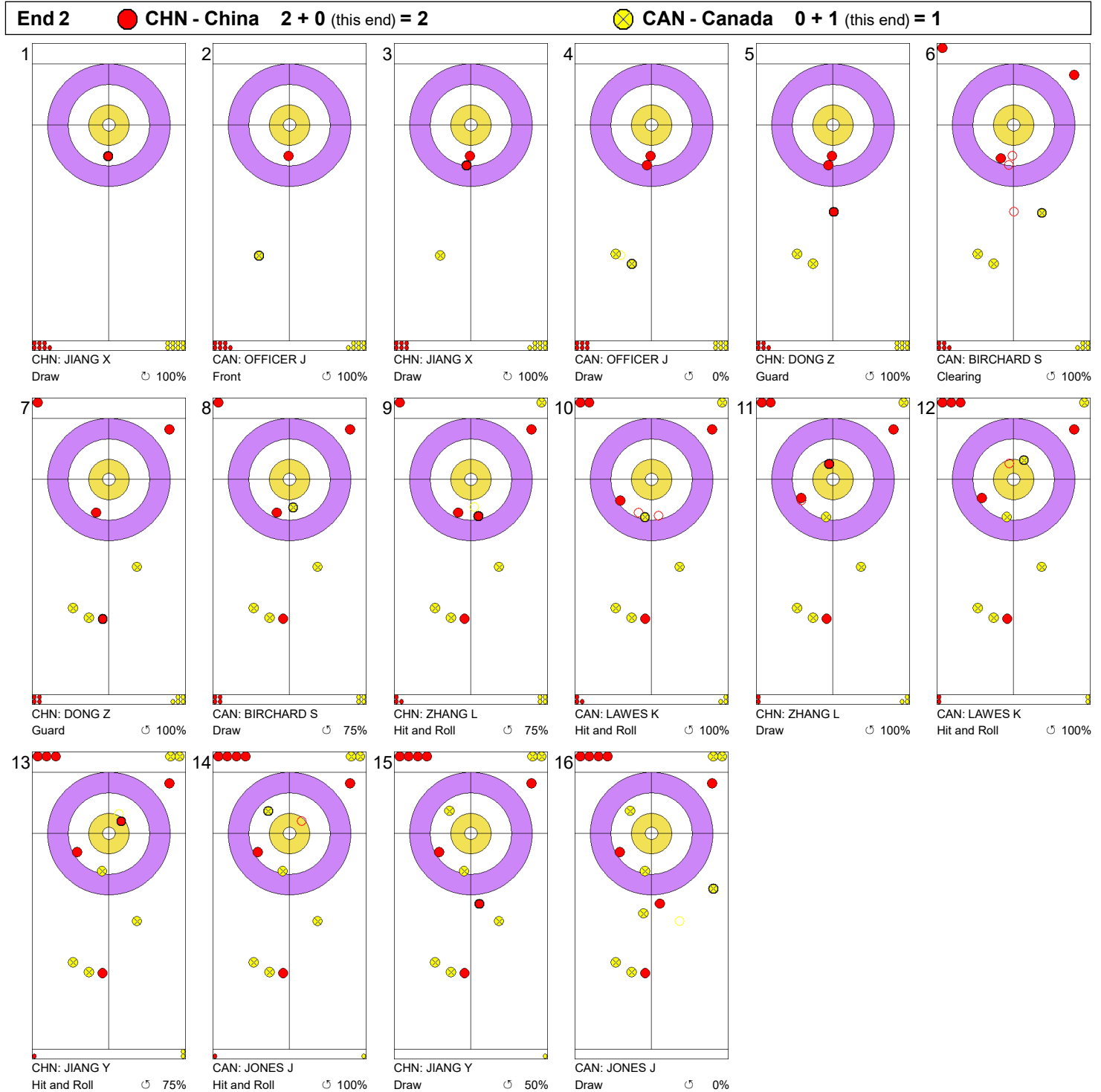
X Unplayed/unfinished end due to concession

Game - Shot by Shot




Legend:
↻ Clockwise ↺ Counter-clockwise - Not considered

Game - Shot by Shot



Legend:
 ↻ Clockwise ↺ Counter-clockwise - Not considered

Game - Shot by Shot



Legend:

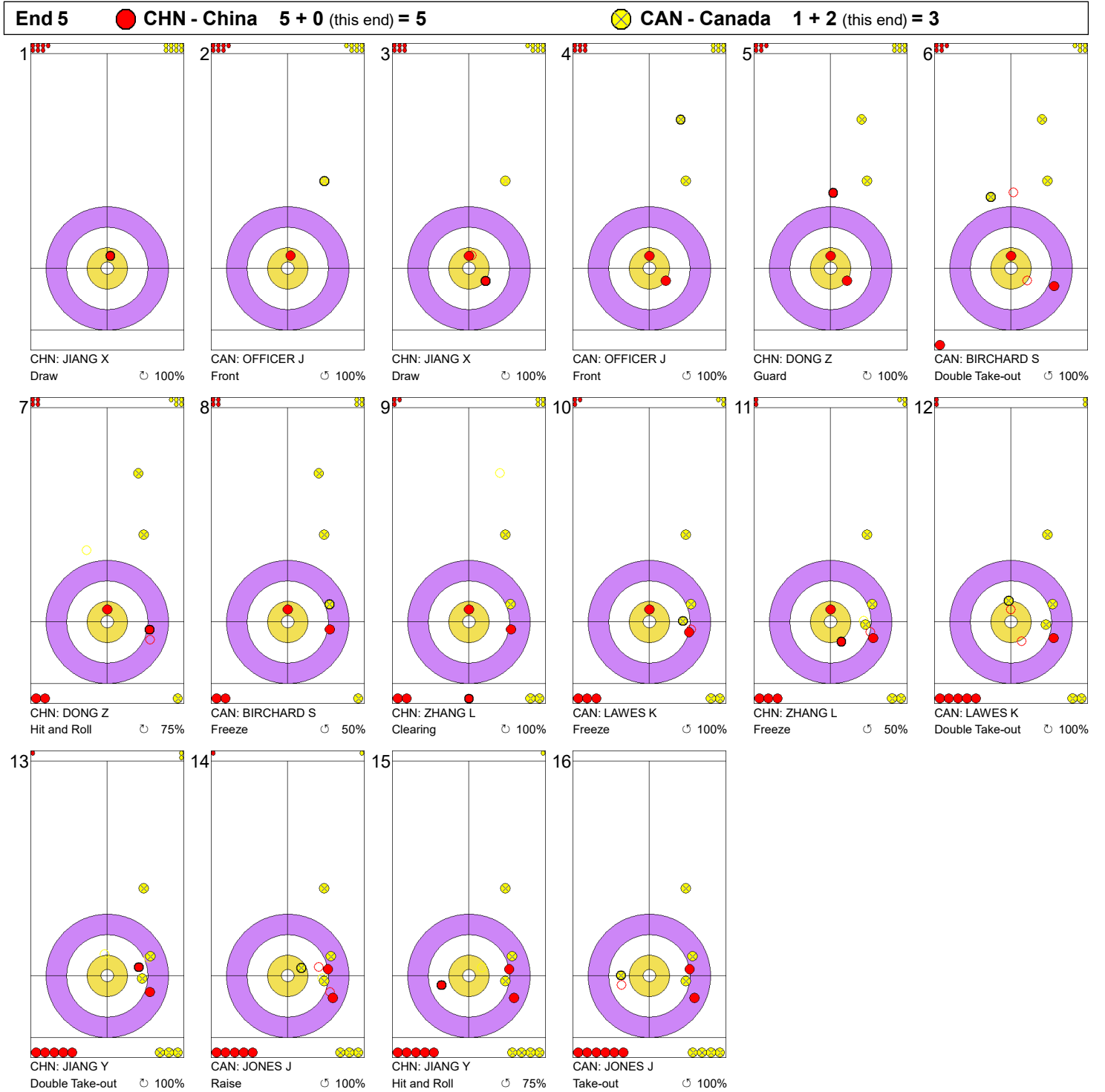
☺ Clockwise ☻ Counter-clockwise - Not considered

Game - Shot by Shot



Legend:
 ↻ Clockwise ↺ Counter-clockwise - Not considered

Game - Shot by Shot



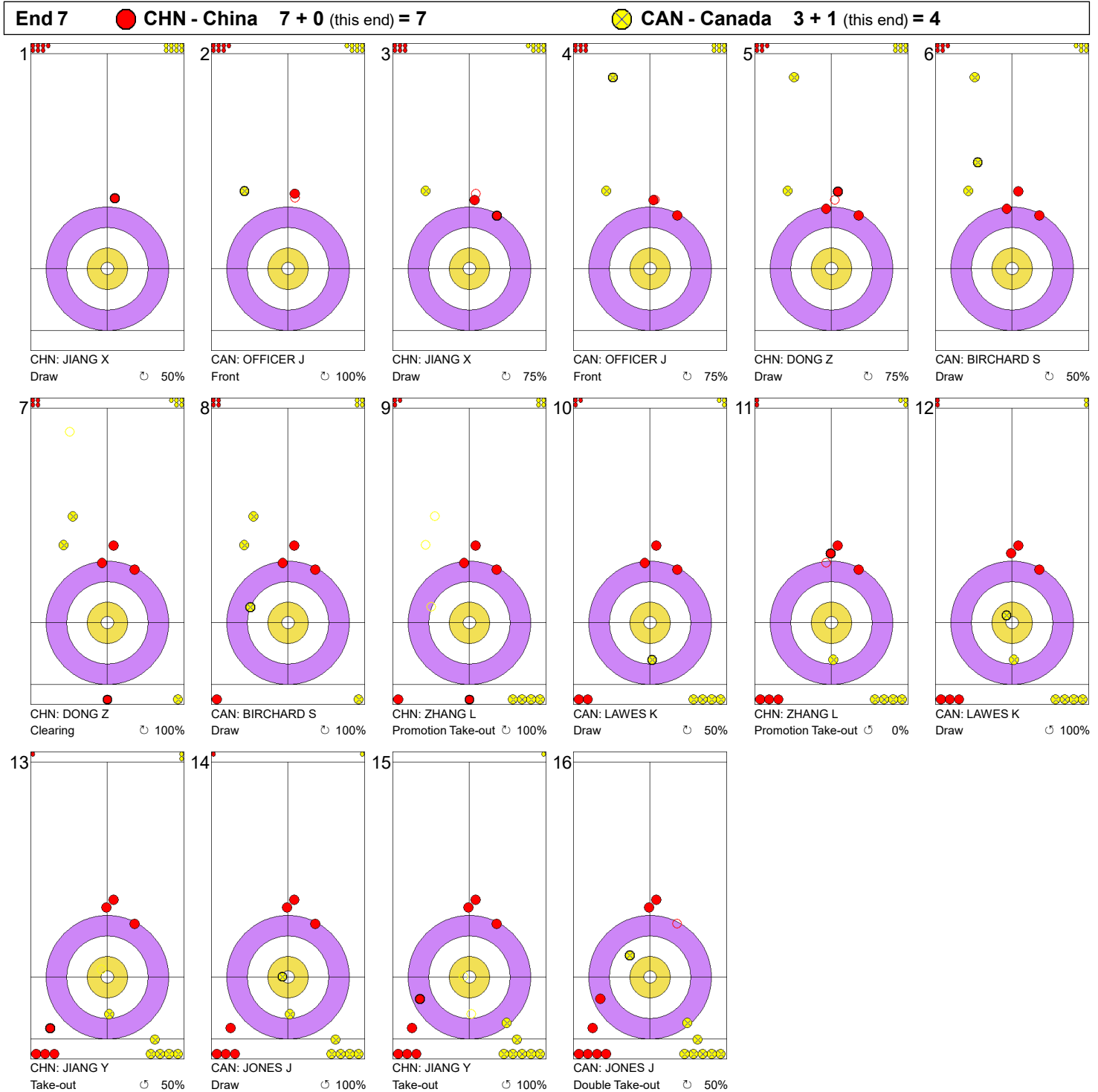
Legend:
 ↻ Clockwise ↺ Counter-clockwise - Not considered

Game - Shot by Shot



Legend:
 ↻ Clockwise ↺ Counter-clockwise - Not considered

Game - Shot by Shot



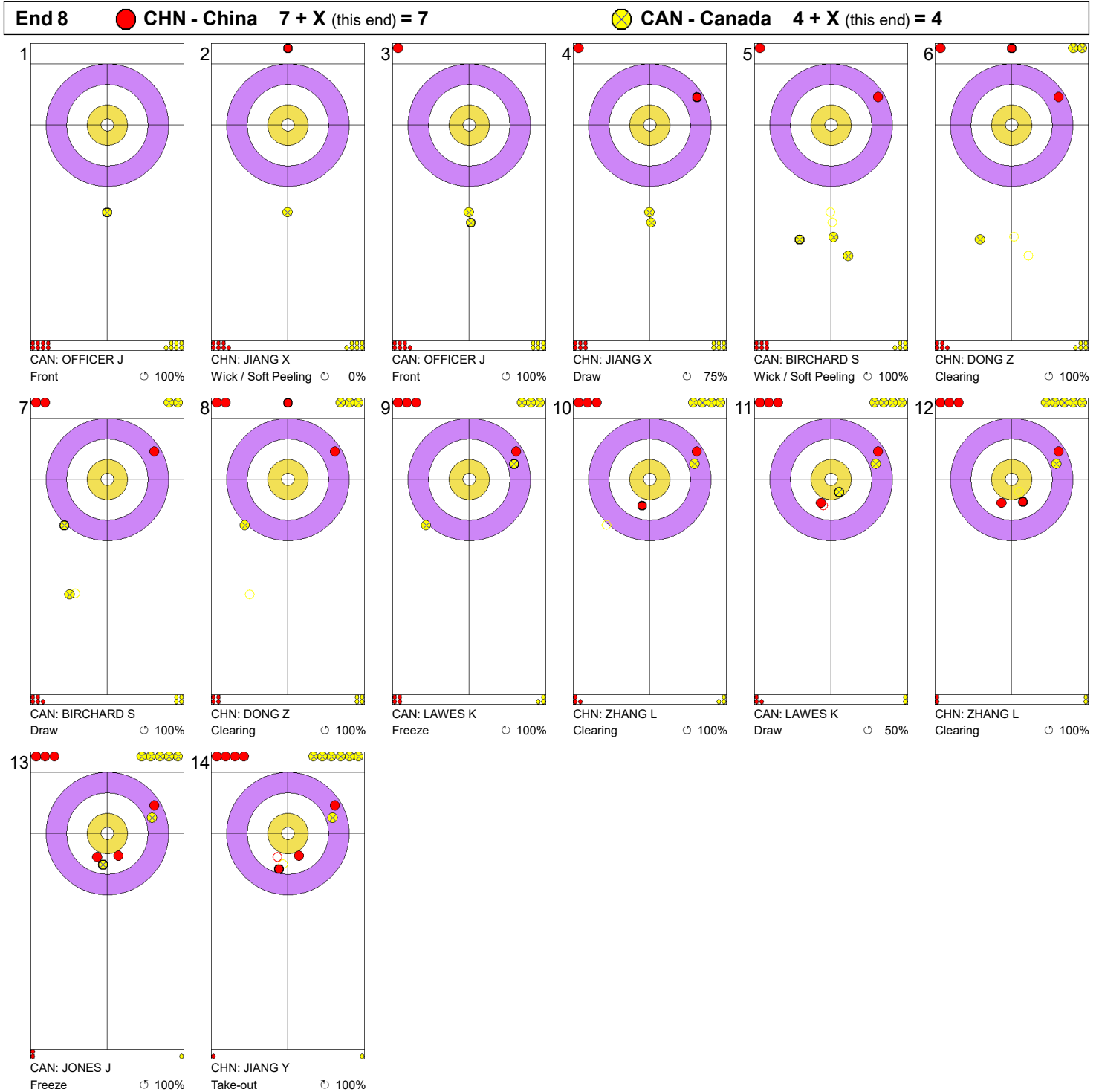
Legend:

↻ Clockwise

↺ Counter-clockwise

- Not considered

Game - Shot by Shot



Legend:

⌚ Clockwise

⌚ Counter-clockwise

- Not considered

X Unfinished end due to concession

Session Results and Standings

Sheet	Round	Team	LSFE	1	2	3	4	5	6	7	8	Total	Points
A	MD5	RUS - Russia (Komarova/Goriachev)	*	0	0	0	0	0	1	X	X	1	0
		NOR - Norway (Skaslien/Nedregotten)		1	2	1	2	1	0	X	X	7	3
B	W4	SUI - Switzerland (Tirinzi)	*	1	0	0	2	0	1	3	0	7	3
		RUS - Russia (Sidorova)		0	2	0	0	1	0	0	2	5	0
C	MD5	SUI2 - Switzerland (Perret/Rios)	*	0	0	0	0	2	0	1	X	3	0
		CAN2 - Canada (Sahaidak/Lott)		1	1	1	1	0	1	0	X	5	3
D	W4	SWE - Sweden (Hasselborg)	*	0	5	0	1	1	0	1	X	8	3
		KOR - Korea (Kim)		0	0	2	0	0	2	0	X	4	0
E	MD5	SUI1 - Switzerland (Jaeggi/Michel)	*	2	4	2	0	1	1	X	X	10	3
		CHN - China (Cao/Yuan)		0	0	0	1	0	0	X	X	1	0

Women's Current Standings

Group-A				Group-B			
Rank	Team	Games	Points	Rank	Team	Games	Points
1	CAN - Canada (Jones)	4	10	1	SUI - Switzerland (Tirinzi)	4	12 Q
2	JPN - Japan (Fujisawa)	4	7	2	RUS - Russia (Sidorova)	4	6
3	CHN - China (Jiang)	4	6	3	KOR - Korea (Kim)	4	3
4	USA - United States (Roth)	4	1	3	SWE - Sweden (Hasselborg)	4	3

Men's Current Standings

Group-A				Group-B			
Rank	Team	Games	Points	Rank	Team	Games	Points
1	SWE - Sweden (Edin)	4	9	1	SCO - Scotland (Paterson)	4	9
2	CHN - China (Zou)	4	6	1	SUI - Switzerland (Schwaller)	4	9
3	USA - United States (Shuster)	4	5	3	CAN2 - Canada (Koe)	4	6
4	CAN1 - Canada (Dunstone)	4	4	4	NOR - Norway (Ulsrud)	4	0

Mixed Doubles Current Standings

Group-A				Group-B			
Rank	Team	Games	Points	Rank	Team	Games	Points
1	CAN1 - Canada (Walker/Muyres)	5	11	1	NOR - Norway (Skaslien/Nedregotten)	5	13 Q
2	USA - United States (Anderson/Dropkin)	5	9	2	CAN2 - Canada (Sahaidak/Lott)	5	8
3	SUI1 - Switzerland (Jaeggi/Michel)	5	7	3	SUI2 - Switzerland (Perret/Rios)	5	7
4	CHN - China (Cao/Yuan)	5	3	4	RUS - Russia (Komarova/Goriachev)	5	2

Note:
Under WCF rules, tie-breaking rules for standings are not applied until after the last game of the round robin.

Legend:
 Power Play **LSFE(*)** Last Stone First End **MDn** Mixed Doubles round n
 Qualified for the final **Wn** Women's round n **X** Unplayed/unfinished end due to concession

Game Results

Sheet	Game	Team	LSFE	1	2	3	4	5	6	7	8	Total	Points
B	4	SUI - Switzerland (Tirinzoni)	*	1	0	0	2	0	1	3	0	7	3
	4	RUS - Russia (Sidorova)		0	2	0	0	1	0	0	2	5	0

SUI - Switzerland		Shot Success	
		Game	All
4	V PAETZ Alina	92%	74%
3	S TIRINZONI Silvana	86%	81%
2	NEUENSCHWANDER Esther	77%	79%
1	BARBEZAT Melanie	84%	80%
A	-	-	-
Team Total		85%	79%

RUS - Russia		Shot Success	
		Game	All
4	S SIDOROVA Anna	83%	80%
3	V FOMINA Margarita	80%	73%
2	PORTUNOVA Julia	78%	77%
1	GUZIEVA Julia	88%	81%
A	-	-	-
Team Total		82%	78%

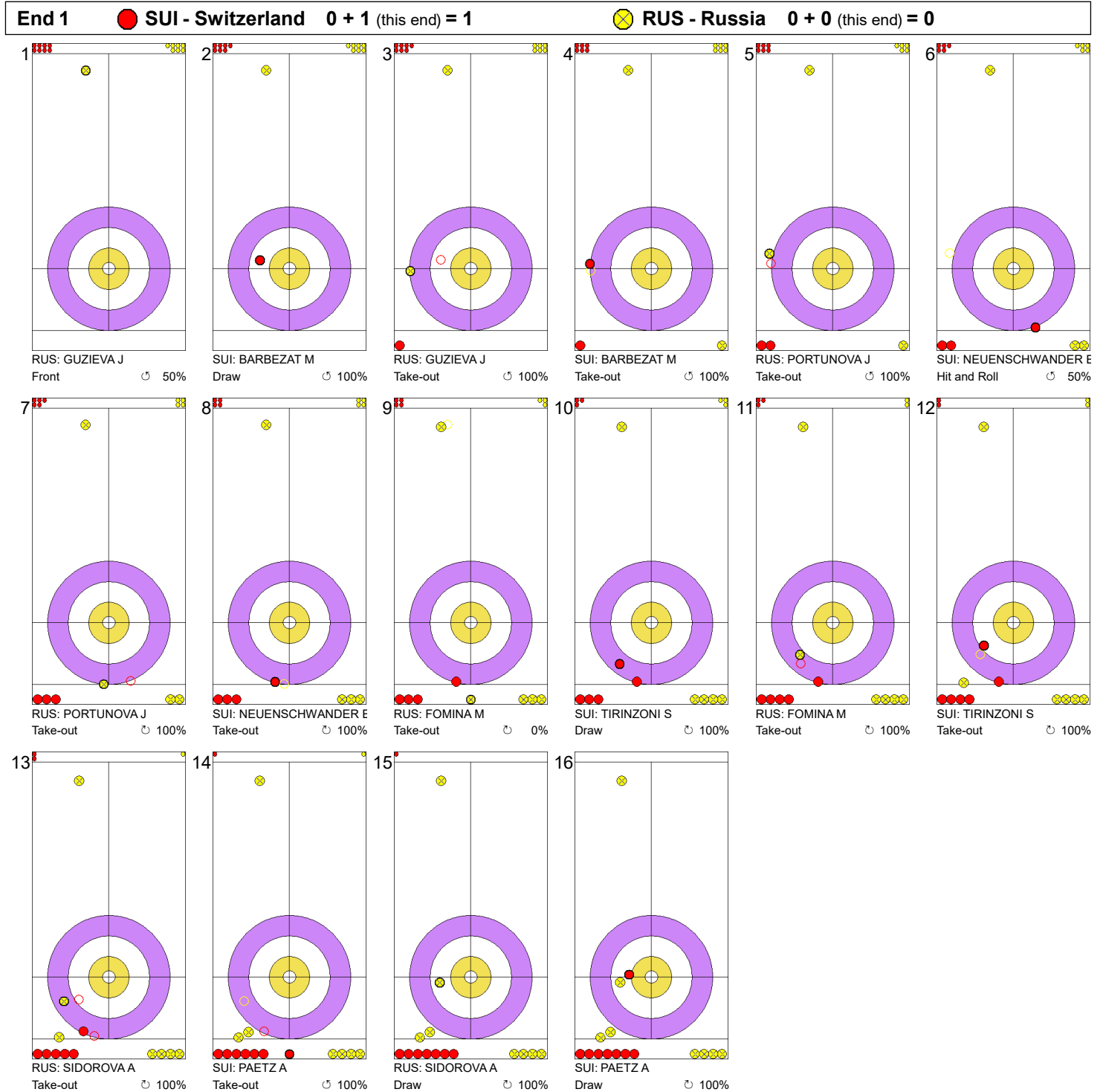
SUI - Switzerland		↻	↺	Game	
4	PAETZ Alina	Draws	3 92%	2 100%	5 95%
		Take-outs	6 92%	5 90%	11 91%
		Total	9 92%	7 93%	16 92%
3	TIRINZONI Silvana	Draws	2 88%	3 75%	5 80%
		Take-outs	3 83%	8 91%	11 89%
		Total	5 85%	11 86%	16 86%
2	NEUENSCHWANDER Esther	Draws	1 100%	7 82%	8 84%
		Take-outs	3 67%	5 70%	8 69%
		Total	4 75%	12 77%	16 77%
1	BARBEZAT Melanie	Draws	9 94%	6 67%	15 83%
		Take-outs	0 -	1 100%	1 100%
		Total	9 94%	7 71%	16 84%
A	-	Draws	0 -	0 -	0 -
		Take-outs	0 -	0 -	0 -
		Total	0 -	0 -	0 -
Team		Draws	15 93%	18 78%	33 85%
		Take-outs	12 83%	19 86%	31 85%
		Total	27 89%	37 82%	64 85%



RUS - Russia		↻	↺	Game	
4	SIDOROVA Anna	Draws	4 88%	5 80%	9 83%
		Take-outs	4 100%	2 50%	6 83%
		Total	8 94%	7 71%	15 83%
3	FOMINA Margarita	Draws	6 100%	0 -	6 100%
		Take-outs	6 63%	4 75%	10 68%
		Total	12 81%	4 75%	16 80%
2	PORTUNOVA Julia	Draws	5 70%	0 -	5 70%
		Take-outs	3 83%	8 81%	11 82%
		Total	8 75%	8 81%	16 78%
1	GUZIEVA Julia	Draws	7 86%	7 86%	14 86%
		Take-outs	0 -	2 100%	2 100%
		Total	7 86%	9 89%	16 88%
A	-	Draws	0 -	0 -	0 -
		Take-outs	0 -	0 -	0 -
		Total	0 -	0 -	0 -
Team		Draws	22 86%	12 83%	34 85%
		Take-outs	13 79%	16 78%	29 78%
		Total	35 84%	28 80%	63 82%

Note:
Position and function for each team member:
4 = Fourth, 3 = Third, 2 = Second, 1 = Lead, A = Alternate, S = Skip, V = Vice-Skip

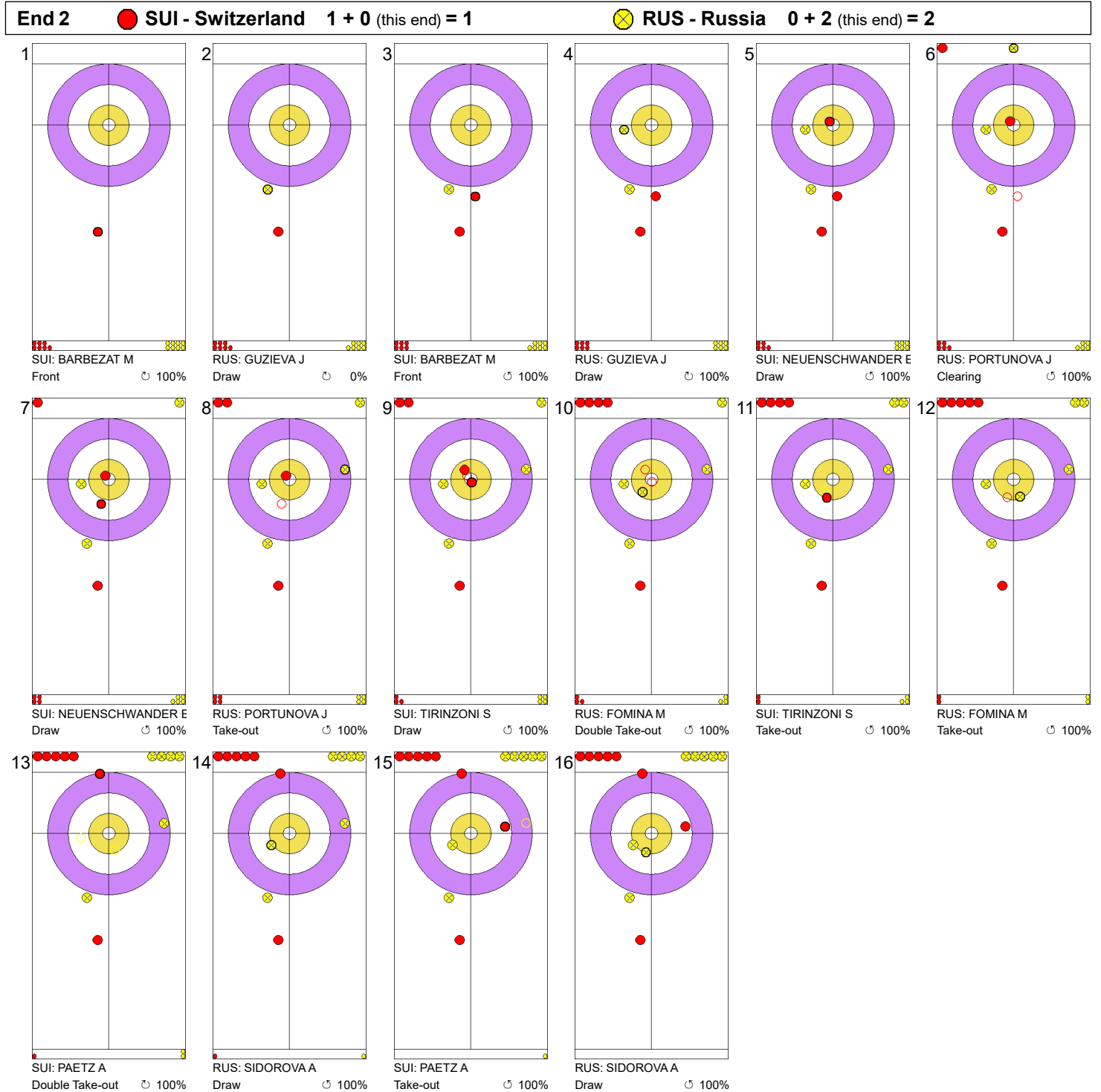
Legend:
↻ Clockwise ↺ Counter-clockwise LSFE(*) Last Stone First End



Game - Shot by Shot




Legend:
 Clockwise
  Counter-clockwise
 - Not considered

Game - Shot by Shot



Legend:
 Clockwise
  Counter-clockwise
 - Not considered

Game - Shot by Shot



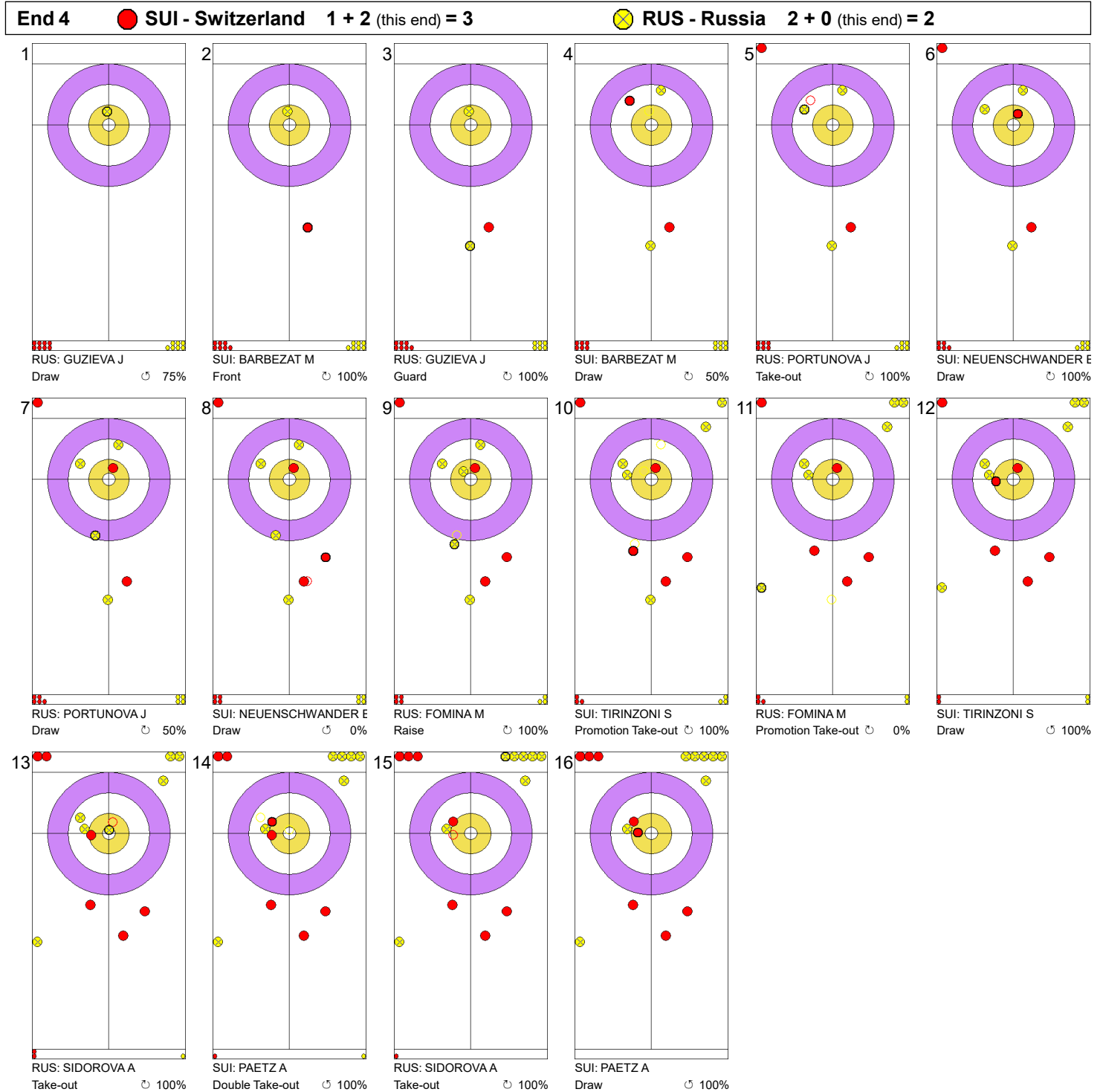
Legend:




↻ Clockwise

↺ Counter-clockwise

- Not considered



Game - Shot by Shot



Legend:
 Clockwise
 Counter-clockwise
 Not considered

Game - Shot by Shot



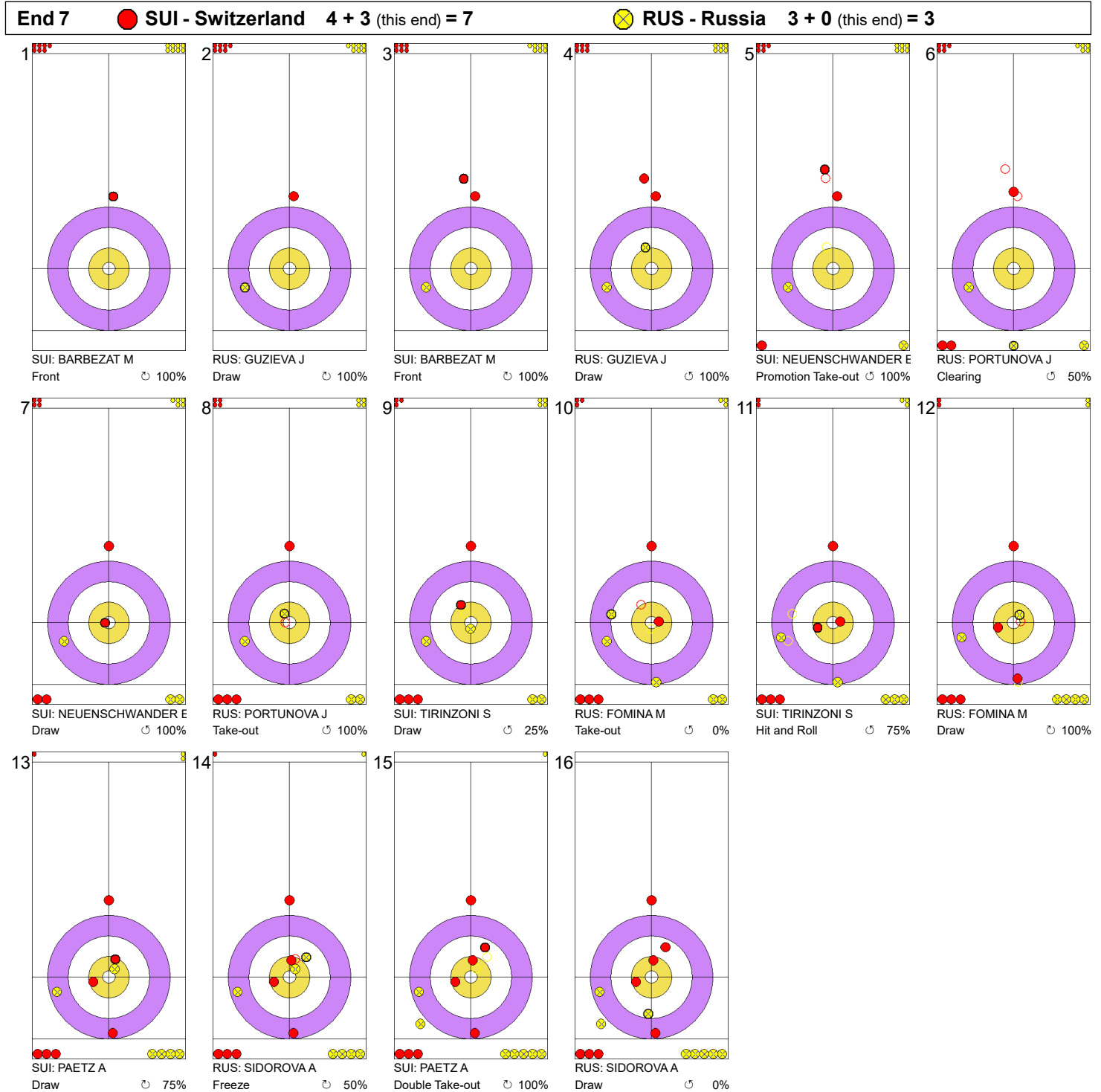
Legend:
 Clockwise
  Counter-clockwise
 - Not considered



Game - Shot by Shot



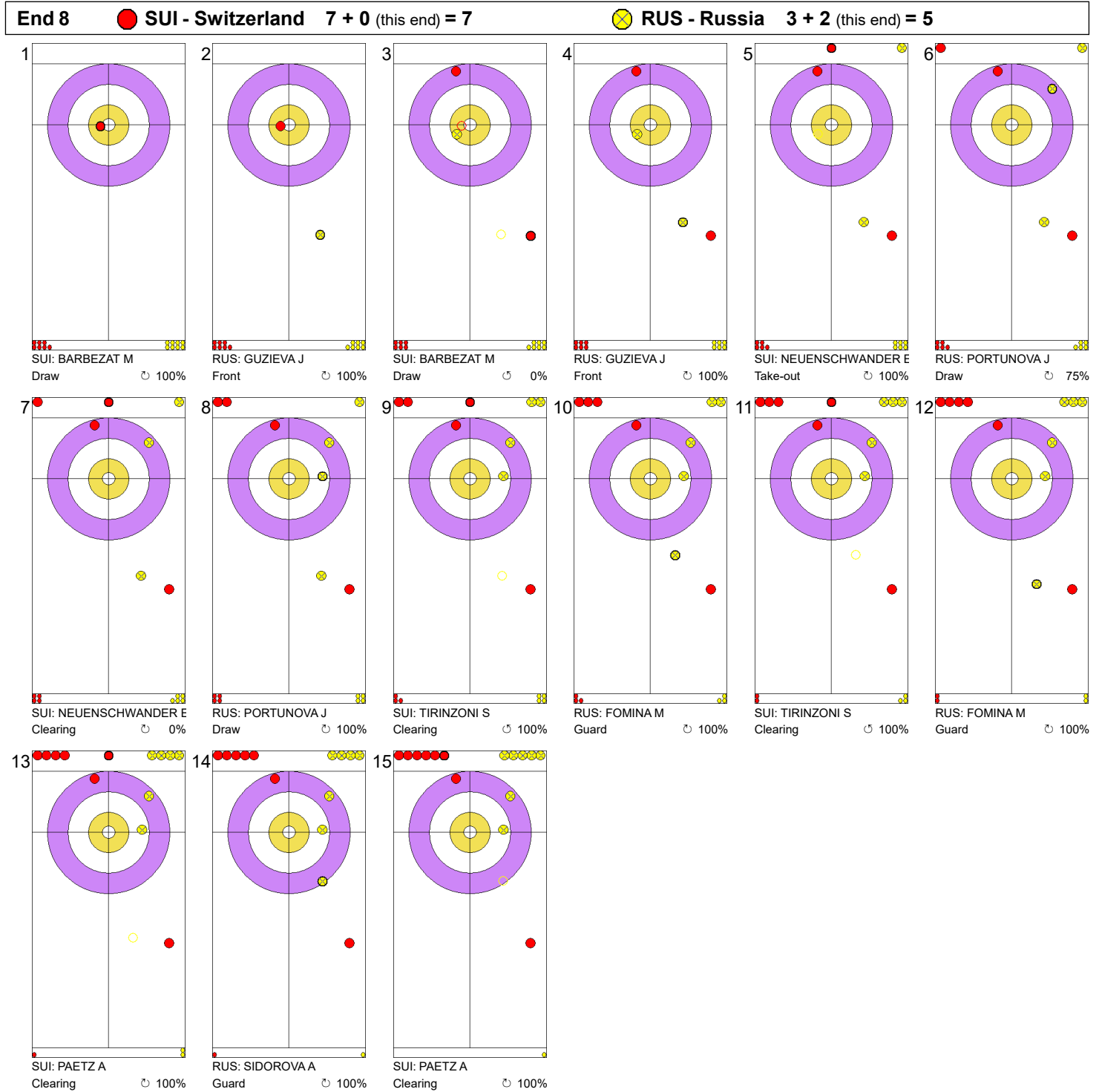
Legend:
 ↻ Clockwise ↺ Counter-clockwise - Not considered

Game - Shot by Shot



Legend:
 Clockwise
  Counter-clockwise
 - Not considered

Game - Shot by Shot



Legend:
 ⤵ Clockwise ⤴ Counter-clockwise - Not considered

Game Results

Sheet	Game	Team	LSFE	1	2	3	4	5	6	7	8	Total	Points
D	4	SWE - Sweden (Hasselborg)	*	0	5	0	1	1	0	1	X	8	3
	4	KOR - Korea (Kim)		0	0	2	0	0	2	0	X	4	0

SWE - Sweden		Shot Success	
		Game	All
4 S	HASSELBORG Anna	81%	75%
3 V	McMANUS Sara	88%	83%
2	KNOCHENHAUER Agnes	91%	78%
1	MABERGS Sofia	84%	87%
A	-	-	-
Team Total		86%	81%

KOR - Korea		Shot Success	
		Game	All
4 S	KIM Minji	79%	66%
3 V	KIM Hyerin	86%	74%
2	KIM Sujin	61%	76%
1	YANG Taei	68%	66%
A	-	-	-
Team Total		73%	71%

SWE - Sweden		↻	↺	Game	
4	HASSELBORG Anna	Draws	1 0%	3 67%	4 50%
		Take-outs	4 88%	5 100%	9 94%
		Total	5 70%	8 88%	13 81%
3	McMANUS Sara	Draws	4 94%	2 100%	6 96%
		Take-outs	2 50%	6 92%	8 81%
		Total	6 79%	8 94%	14 88%
2	KNOCHENHAUER Agnes	Draws	3 83%	4 81%	7 82%
		Take-outs	2 100%	5 100%	7 100%
		Total	5 90%	9 92%	14 91%
1	MABERGS Sofia	Draws	4 94%	8 75%	12 81%
		Take-outs	1 100%	1 100%	2 100%
		Total	5 95%	9 78%	14 84%
A	-	Draws	0 -	0 -	0 -
		Take-outs	0 -	0 -	0 -
		Total	0 -	0 -	0 -
Team		Draws	12 83%	17 78%	29 80%
		Take-outs	9 83%	17 97%	26 92%
		Total	21 83%	34 88%	55 86%

KOR - Korea		↻	↺	Game	
4	KIM Minji	Draws	0 -	3 100%	3 100%
		Take-outs	5 70%	6 75%	11 73%
		Total	5 70%	9 83%	14 79%
3	KIM Hyerin	Draws	3 100%	4 100%	7 100%
		Take-outs	2 0%	5 100%	7 71%
		Total	5 60%	9 100%	14 86%
2	KIM Sujin	Draws	2 25%	6 50%	8 44%
		Take-outs	2 50%	4 100%	6 83%
		Total	4 38%	10 70%	14 61%
1	YANG Taei	Draws	6 63%	6 79%	12 71%
		Take-outs	0 -	2 50%	2 50%
		Total	6 63%	8 72%	14 68%
A	-	Draws	0 -	0 -	0 -
		Take-outs	0 -	0 -	0 -
		Total	0 -	0 -	0 -
Team		Draws	11 66%	19 78%	30 73%
		Take-outs	9 50%	17 85%	26 73%
		Total	20 59%	36 81%	56 73%

Note:

Position and function for each team member:

4 = Fourth, 3 = Third, 2 = Second, 1 = Lead, A = Alternate, S = Skip, V = Vice-Skip

Legend:


↻ Clockwise



↺ Counter-clockwise

LSFE(*) Last Stone First End

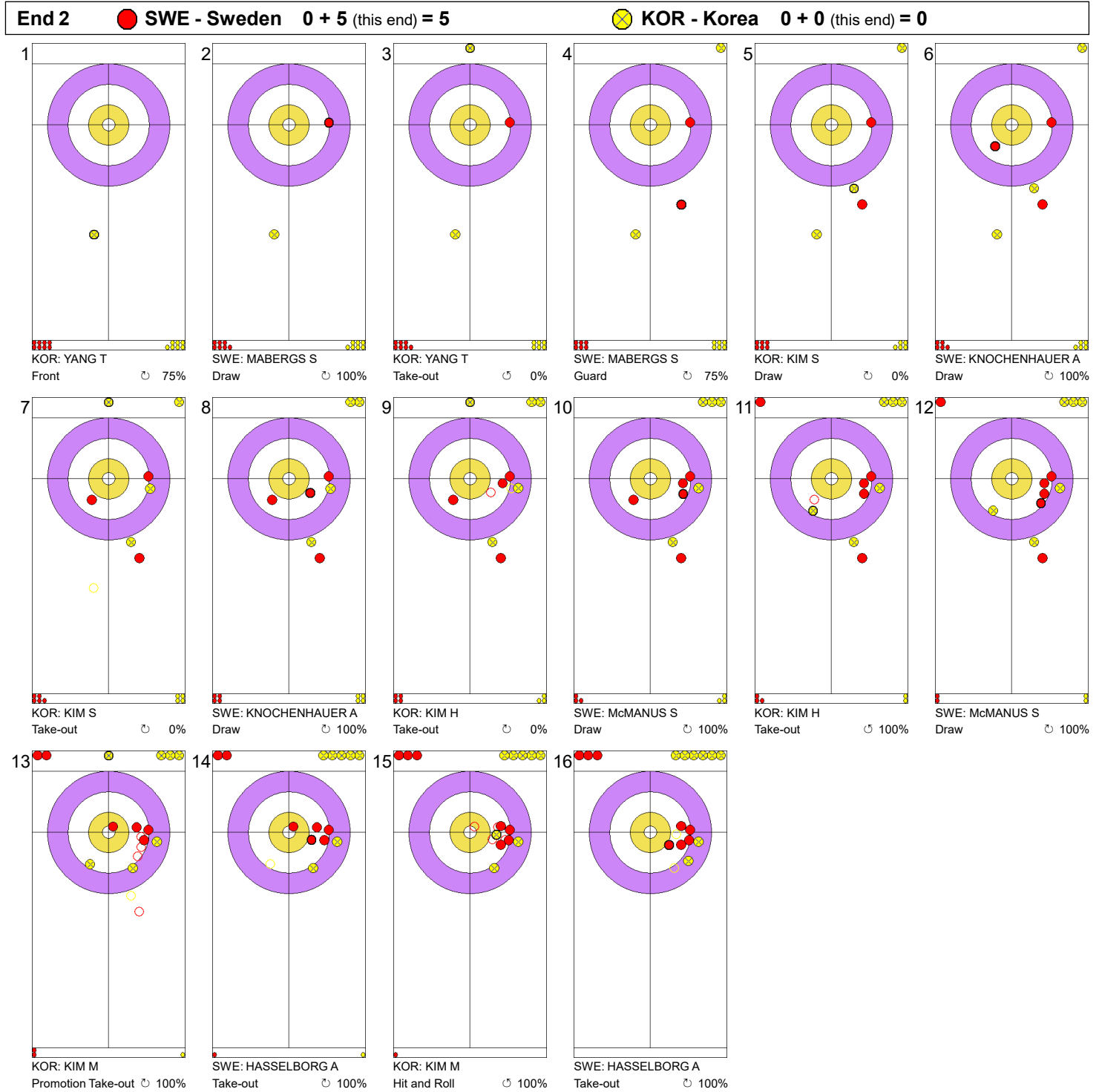
X Unplayed/unfinished end due to concession



Game - Shot by Shot



Legend:
 Clockwise
  Counter-clockwise
 - Not considered

Game - Shot by Shot



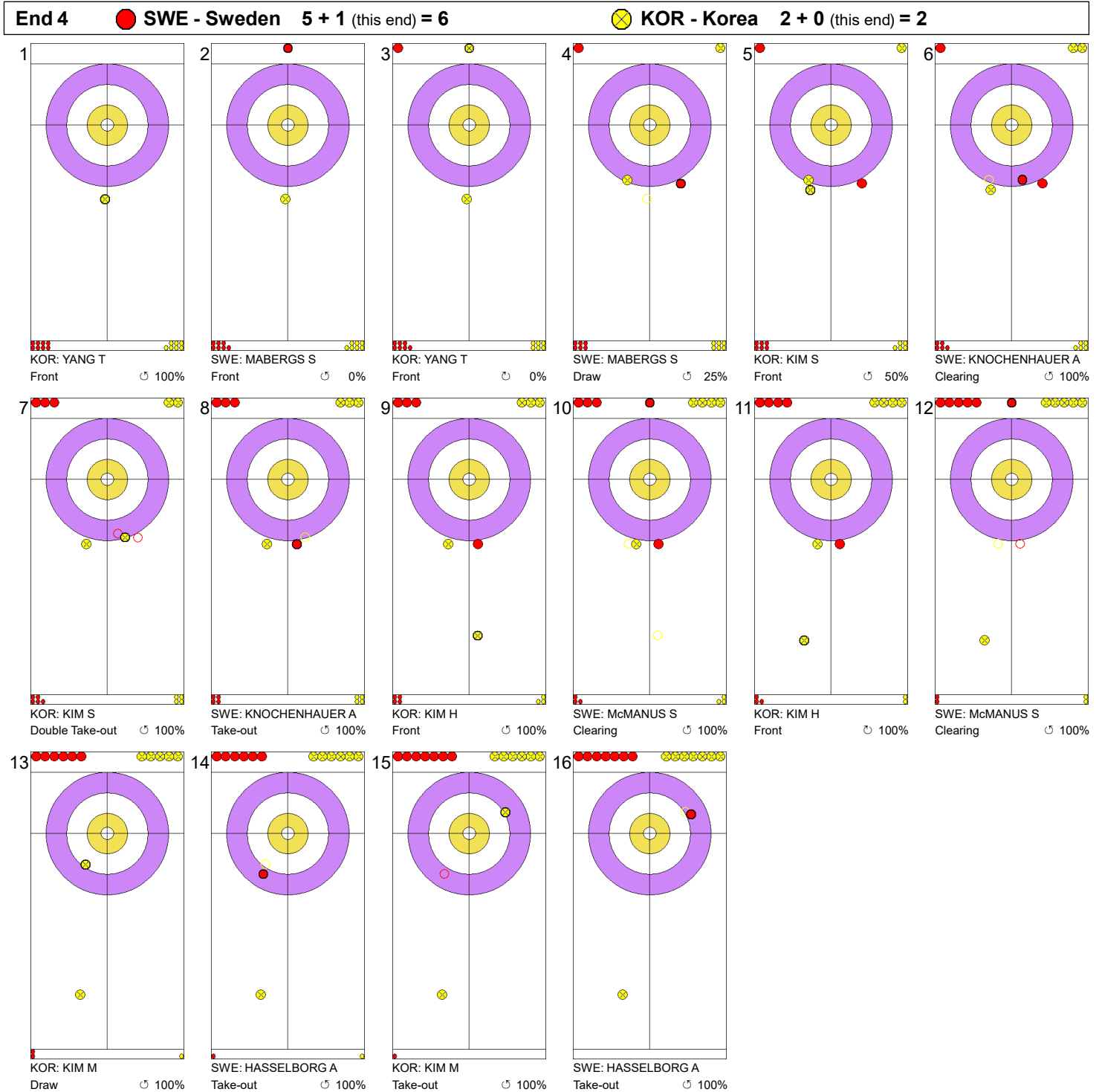
Legend:
 Clockwise
  Counter-clockwise
 - Not considered

Game - Shot by Shot



Legend:
⌚ Clockwise ⌚ Counter-clockwise - Not considered

Game - Shot by Shot



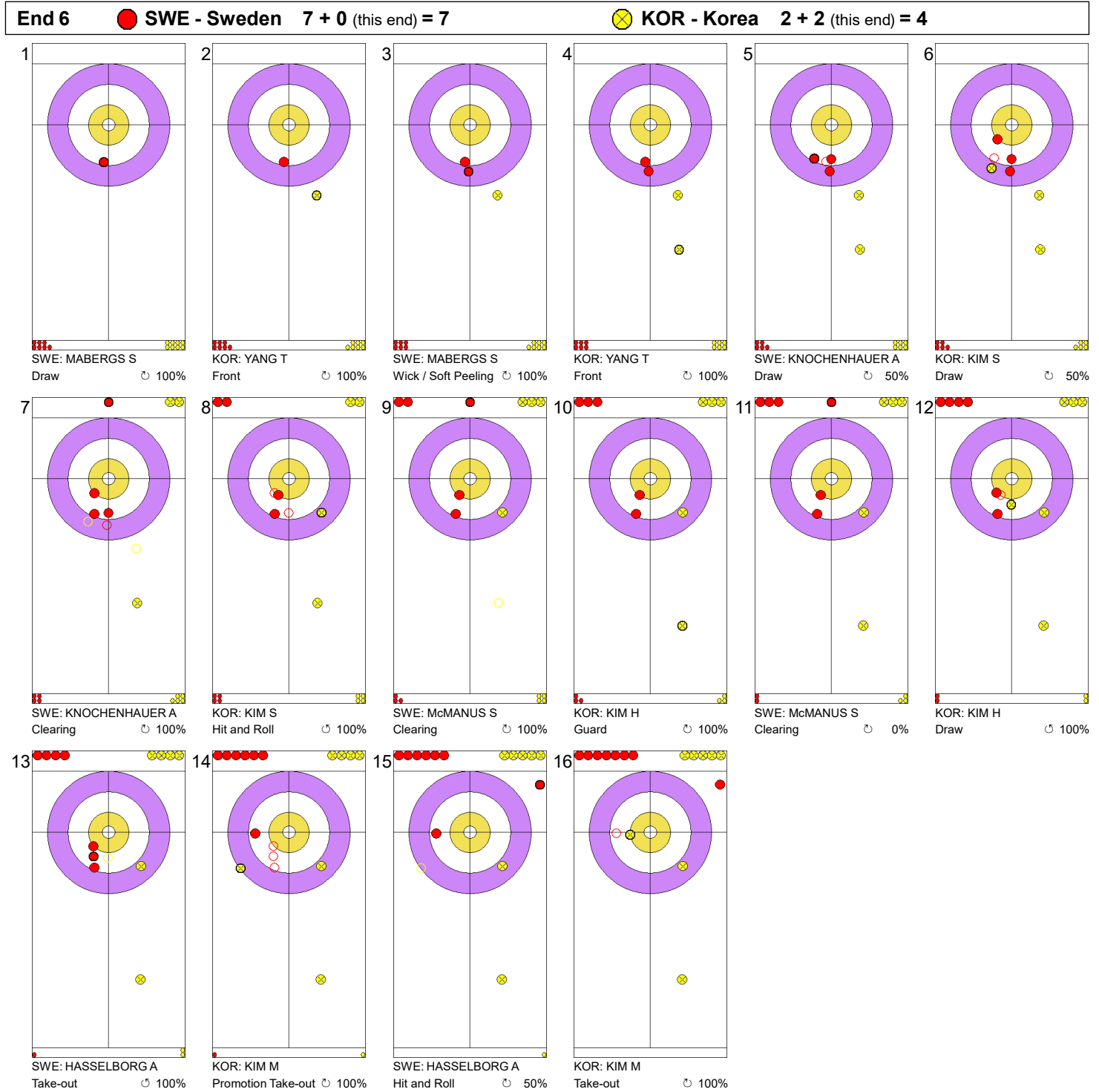
Legend:
 ↻ Clockwise ↺ Counter-clockwise - Not considered



Game - Shot by Shot



Legend:
 ↻ Clockwise ↺ Counter-clockwise - Not considered

Game - Shot by Shot



Legend:
 Clockwise
  Counter-clockwise
 - Not considered

Game - Shot by Shot



Legend:
 ⌚ Clockwise ⌚ Counter-clockwise - Not considered

Session Results and Standings

Sheet	Round	Team	LSFE	1	2	3	4	5	6	7	8	SO	Total	Points
A	W4	JPN - Japan (Fujisawa)	*	0	1	1	0	2	0	2	0	0	6	1
		CAN - Canada (Jones)		1	0	0	2	0	1	0	2	1	7	2
B	W4	USA - United States (Roth)	*	1	0	1	0	0	1	0	X		3	0
		CHN - China (Jiang)		0	1	0	2	1	0	3	X		7	3
C	M4	SCO - Scotland (Paterson)	*	0	3	0	2	0	1	0	0		6	3
		NOR - Norway (Ulsrud)		0	0	2	0	1	0	1	1		5	0
D	MD5	USA - United States (Anderson/Dropkin)	*	1	0	3	0	1	0	3	0		8	0
		CAN1 - Canada (Walker/Muyres)		0	3	0	4	0	1	0	1		9	3
E	M4	SUI - Switzerland (Schwaller)	*	4	0	2	2	1	0	X	X		9	3
		CAN2 - Canada (Koe)		0	2	0	0	0	1	X	X		3	0

Women's Current Standings

Group-A				Group-B			
Rank	Team	Games	Points	Rank	Team	Games	Points
1	CAN - Canada (Jones)	4	10	1	SUI - Switzerland (Tirinzoni)	3	9
2	JPN - Japan (Fujisawa)	4	7	2	RUS - Russia (Sidorova)	3	6
3	CHN - China (Jiang)	4	6	3	KOR - Korea (Kim)	3	3
4	USA - United States (Roth)	4	1	4	SWE - Sweden (Hasselborg)	3	0

Men's Current Standings

Group-A				Group-B			
Rank	Team	Games	Points	Rank	Team	Games	Points
1	SWE - Sweden (Edin)	4	9	1	SCO - Scotland (Paterson)	4	9
2	CHN - China (Zou)	4	6	1	SUI - Switzerland (Schwaller)	4	9
3	USA - United States (Shuster)	4	5	3	CAN2 - Canada (Koe)	4	6
4	CAN1 - Canada (Dunstone)	4	4	4	NOR - Norway (Ulsrud)	4	0

Mixed Doubles Current Standings

Group-A				Group-B			
Rank	Team	Games	Points	Rank	Team	Games	Points
1	CAN1 - Canada (Walker/Muyres)	5	11	1	NOR - Norway (Skaslien/Nedregotten)	4	10
2	USA - United States (Anderson/Dropkin)	5	9	2	SUI2 - Switzerland (Perret/Rios)	4	7
3	SUI1 - Switzerland (Jaeggi/Michel)	4	4	3	CAN2 - Canada (Sahaidak/Lott)	4	5
4	CHN - China (Cao/Yuan)	4	3	4	RUS - Russia (Komarova/Goriachev)	4	2

Note:
Under WCF rules, tie-breaking rules for standings are not applied until after the last game of the round robin.

Legend:
 Power Play **LSFE(*)** Last Stone First End **MDn** Mixed Doubles round n
Mn Men's round n **SO** Shoot-out **Wn** Women's round n
X Unplayed/unfinished end due to concession

Game Results

Sheet	Game	Team	LSFE	1	2	3	4	5	6	7	8	SO	Total	Points
A	4	JPN - Japan (Fujisawa)	*	0	1	1	0	2	0	2	0	0	6	1
	4	CAN - Canada (Jones)		1	0	0	2	0	1	0	2	1	7	2

JPN - Japan		Shot Success	
		Game	All
4 S	FUJISAWA Satsuki	58%	72%
3 V	YOSHIDA Chinami	94%	81%
2	SUZUKI Yumi	72%	78%
1	YOSHIDA Yurika	97%	85%
A	-	-	-
Team Total		80%	79%

CAN - Canada		Shot Success	
		Game	All
4 S	JONES Jennifer	53%	79%
3 V	LAWES Kaitlyn	95%	87%
2	BIRCHARD Shannon	69%	78%
1	OFFICER Jill	100%	87%
A	-	-	-
Team Total		79%	83%

Shoot-out: 29.0cm (FUJISAWA Satsuki)

Shoot-out: 27.7cm (JONES Jennifer)

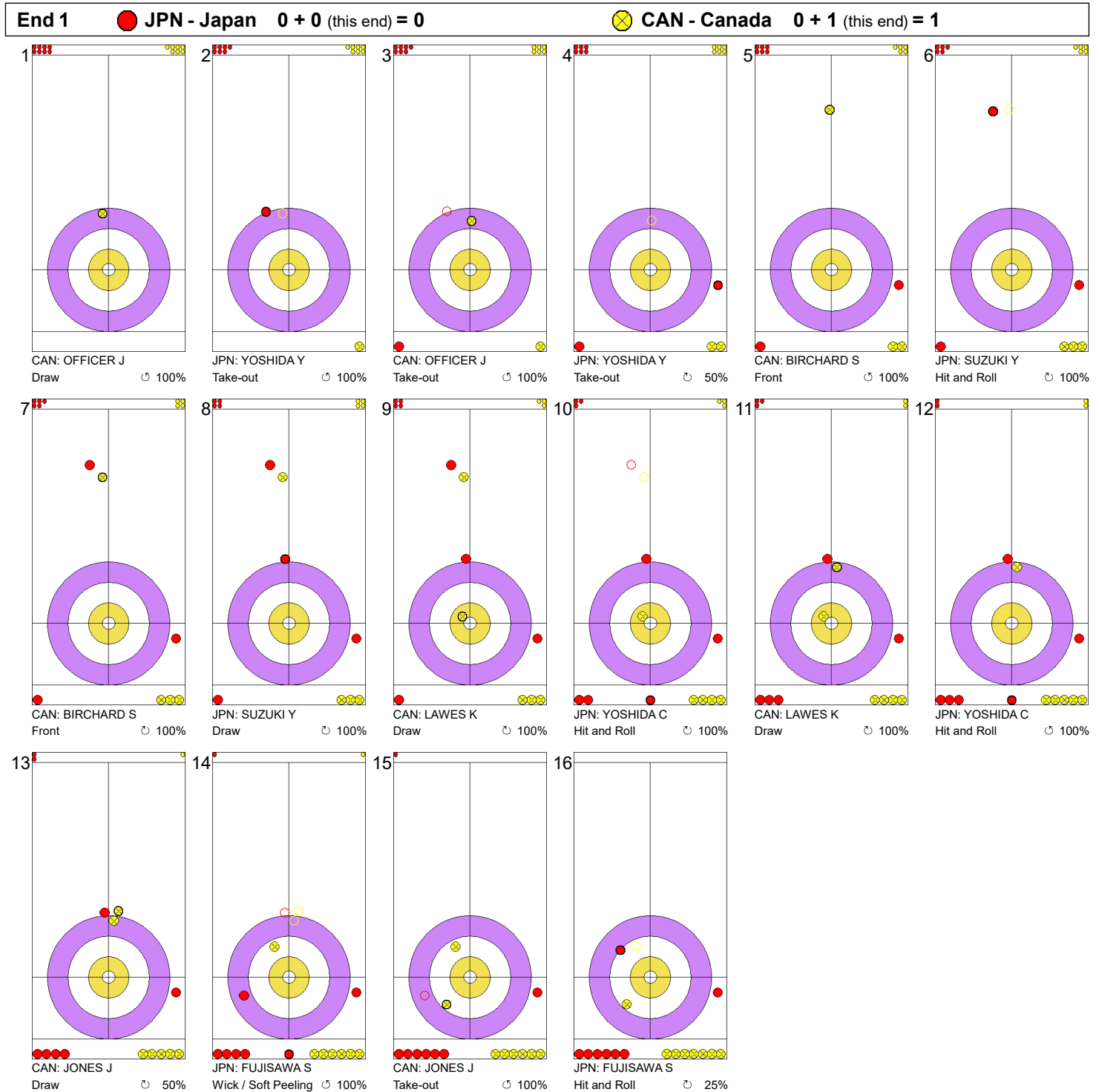
JPN - Japan		↻	↺	Game	
4	FUJISAWA Satsuki	Draws	3 50%	4 69%	7 61%
		Take-outs	1 25%	8 59%	9 56%
		Total	4 44%	12 63%	16 58%
3	YOSHIDA Chinami	Draws	2 100%	5 100%	7 100%
		Take-outs	3 67%	6 100%	9 89%
		Total	5 80%	11 100%	16 94%
2	SUZUKI Yumi	Draws	6 83%	3 67%	9 78%
		Take-outs	2 100%	5 50%	7 64%
		Total	8 88%	8 56%	16 72%
1	YOSHIDA Yurika	Draws	8 100%	4 100%	12 100%
		Take-outs	2 75%	2 100%	4 88%
		Total	10 95%	6 100%	16 97%
A -		Draws	0 -	0 -	0 -
		Take-outs	0 -	0 -	0 -
		Total	0 -	0 -	0 -
Team		Draws	19 87%	16 86%	35 86%
		Take-outs	8 72%	21 73%	29 72%
		Total	27 82%	37 78%	64 80%

CAN - Canada		↻	↺	Game	
4	JONES Jennifer	Draws	5 50%	1 0%	6 42%
		Take-outs	4 50%	6 67%	10 60%
		Total	9 50%	7 57%	16 53%
3	LAWES Kaitlyn	Draws	5 100%	6 96%	11 98%
		Take-outs	1 100%	4 88%	5 90%
		Total	6 100%	10 93%	16 95%
2	BIRCHARD Shannon	Draws	1 100%	9 78%	10 80%
		Take-outs	2 0%	4 75%	6 50%
		Total	3 33%	13 77%	16 69%
1	OFFICER Jill	Draws	8 100%	7 100%	15 100%
		Take-outs	0 -	1 100%	1 100%
		Total	8 100%	8 100%	16 100%
A -		Draws	0 -	0 -	0 -
		Take-outs	0 -	0 -	0 -
		Total	0 -	0 -	0 -
Team		Draws	19 87%	23 86%	42 86%
		Take-outs	7 43%	15 77%	22 66%
		Total	26 75%	38 82%	64 79%

Note:
Position and function for each team member:
4 = Fourth, 3 = Third, 2 = Second, 1 = Lead, A = Alternate, S = Skip, V = Vice-Skip

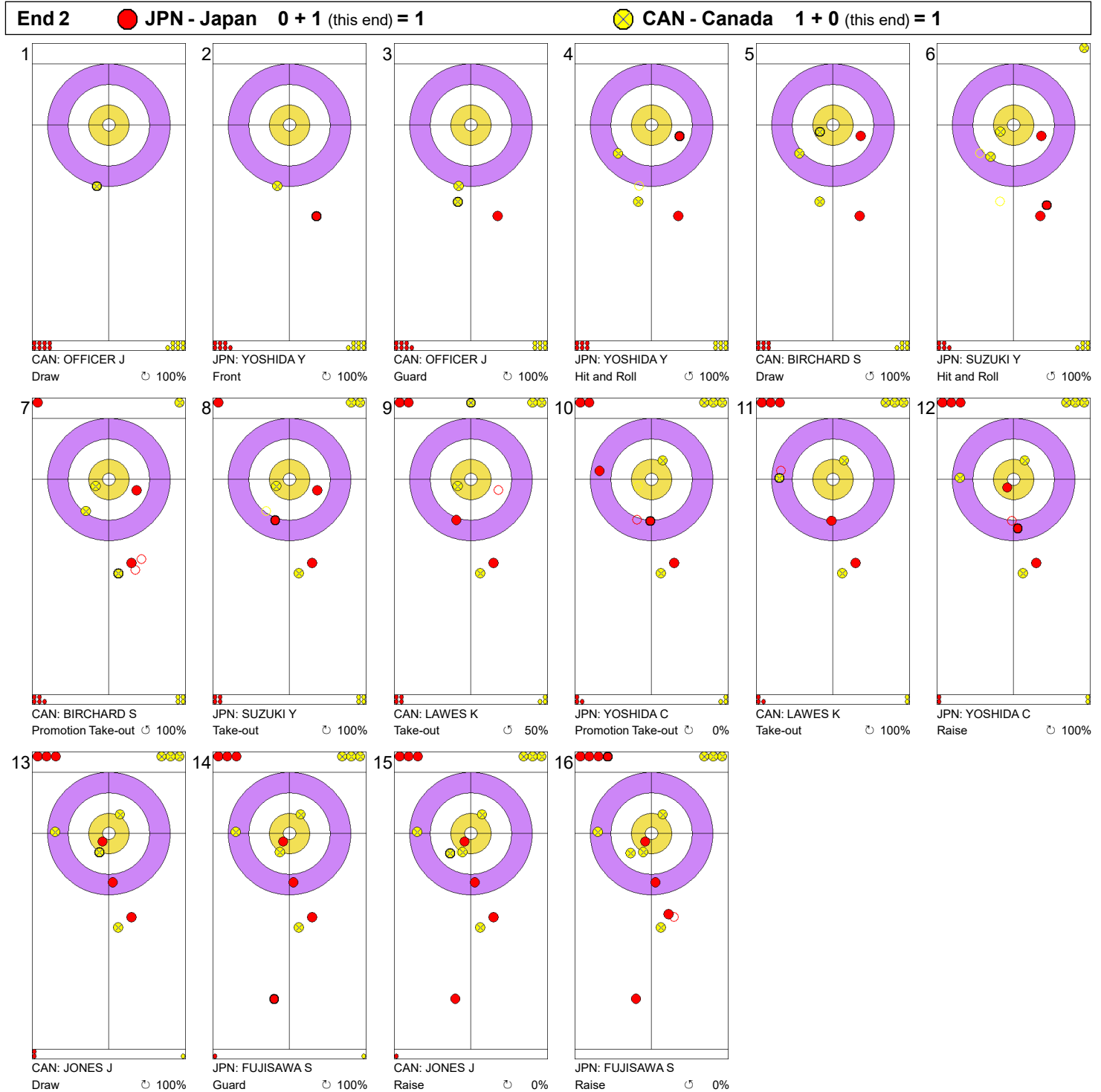
Legend:
↻ Clockwise ↺ Counter-clockwise LSFE(*) Last Stone First End
SO Shoot-out

Game - Shot by Shot



Legend:
 ↻ Clockwise ↺ Counter-clockwise - Not considered

Game - Shot by Shot



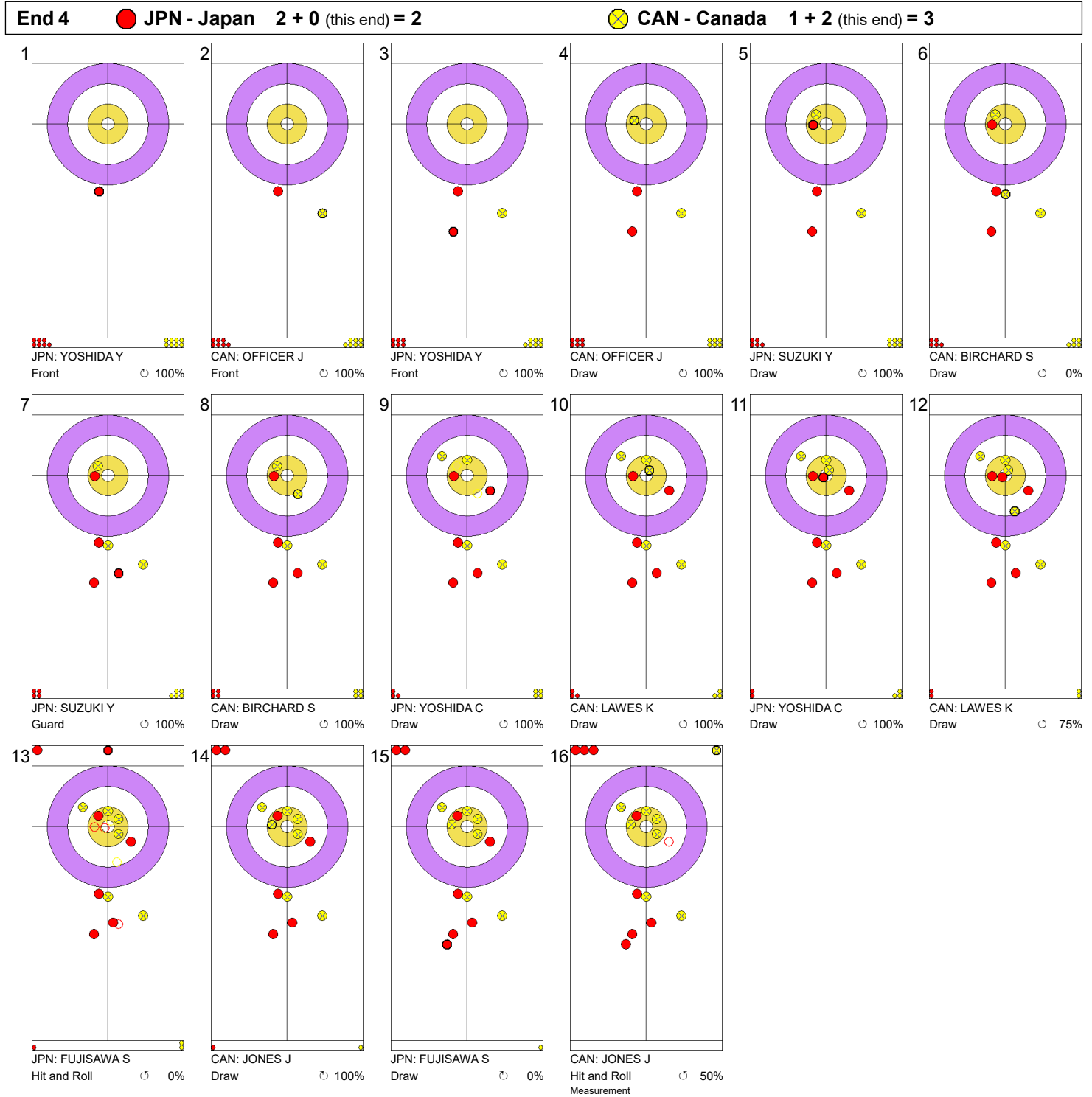
Legend:
 ↻ Clockwise ↺ Counter-clockwise - Not considered

Game - Shot by Shot



Legend:
 ↻ Clockwise ↺ Counter-clockwise - Not considered

Game - Shot by Shot



Legend:
 ↻ Clockwise ↺ Counter-clockwise - Not considered

Game - Shot by Shot



Legend:
 ↻ Clockwise ↺ Counter-clockwise - Not considered

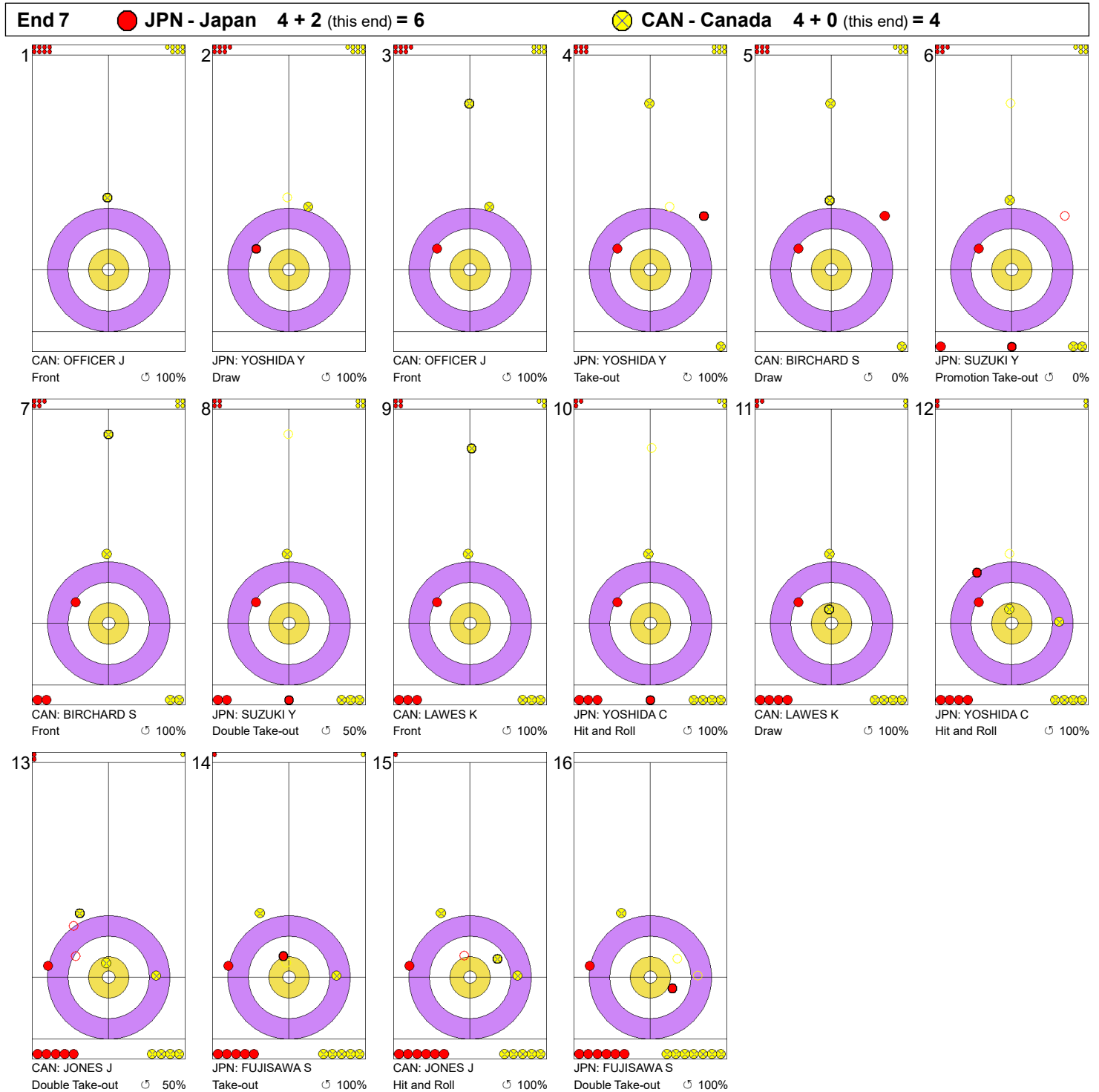
Game - Shot by Shot



Legend:
 ↻ Clockwise ↺ Counter-clockwise - Not considered

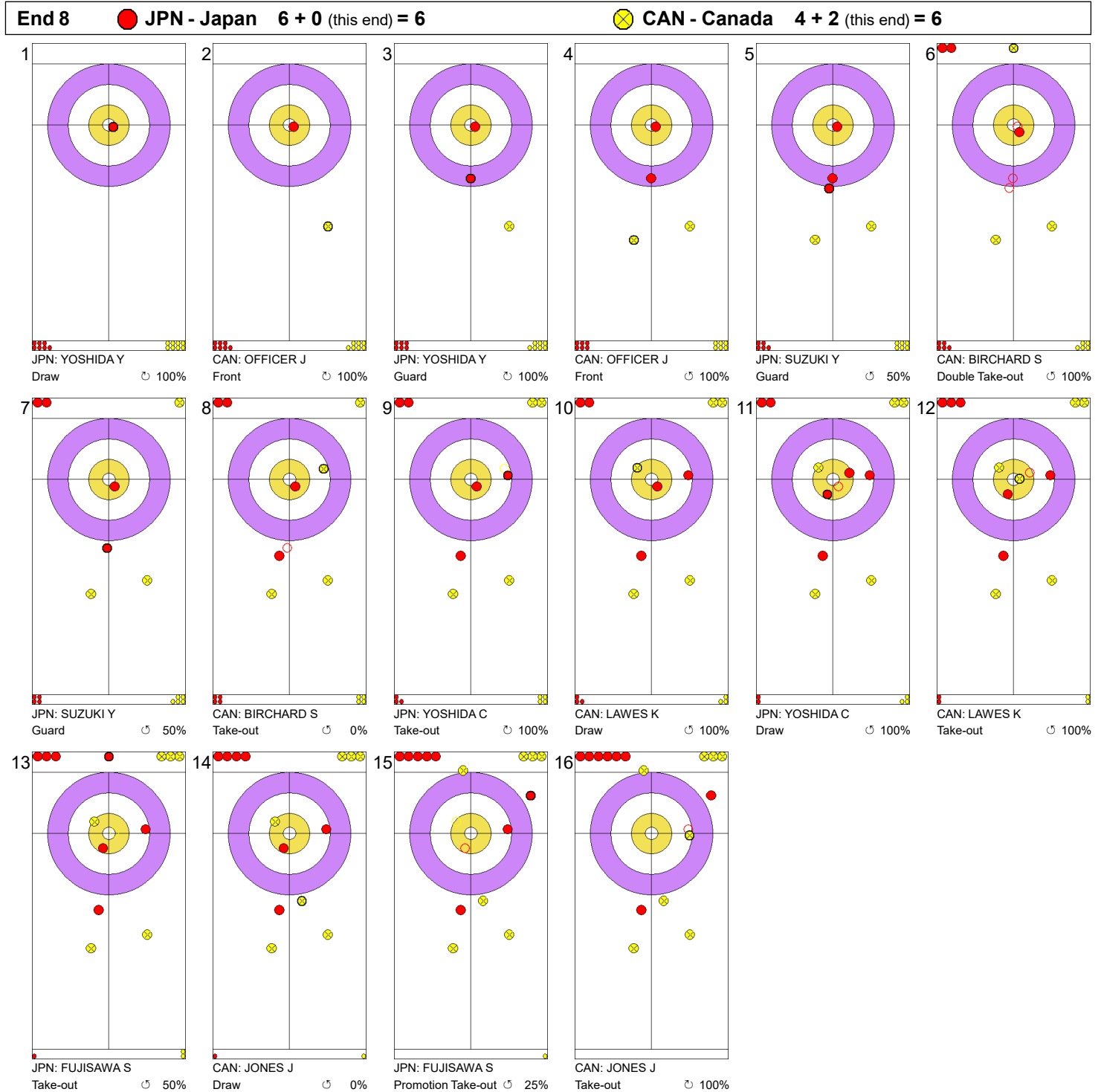




Game - Shot by Shot



Legend:
 ↻ Clockwise ↺ Counter-clockwise - Not considered

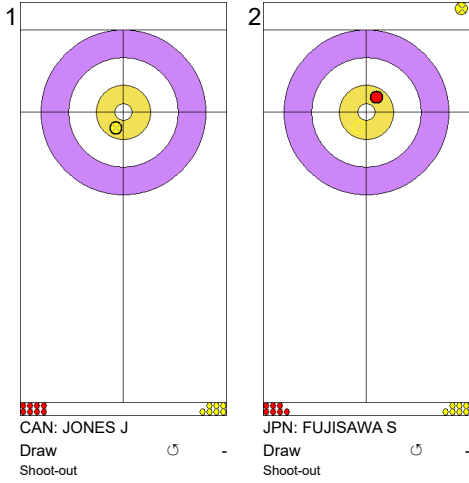
Game - Shot by Shot



Legend:
 Clockwise
  Counter-clockwise
 - Not considered

Game - Shot by Shot

End 9 ● JPN - Japan 6 + 0 (this end) = 6 ⊗ CAN - Canada 6 + 1 (this end) = 7



Legend:
↻ Clockwise ↻ Counter-clockwise - Not considered

Game Results

Sheet	Game	Team	LSFE	1	2	3	4	5	6	7	8	Total	Points
B	4	USA - United States (Roth)	*	1	0	1	0	0	1	0	X	3	0
	4	CHN - China (Jiang)		0	1	0	2	1	0	3	X	7	3

USA - United States		Shot Success	
		Game	All
4 S	ROTH Nina	57%	60%
3 V	PETERSON Tabitha	75%	74%
2	PETERSON Tara	64%	73%
1	HAMILTON Becca	96%	78%
A	-	-	-
Team Total		73%	71%

CHN - China		Shot Success	
		Game	All
4 S	JIANG Yilun	82%	78%
3 V	ZHANG Lijun	75%	76%
2	DONG Ziqi	66%	85%
1	JIANG Xindi	77%	79%
A	-	-	-
Team Total		75%	80%

USA - United States		↻	↺	Game	
4	ROTH Nina	Draws	6 33%	3 83%	9 50%
		Take-outs	1 0%	4 88%	5 70%
		Total	7 29%	7 86%	14 57%
3	PETERSON Tabitha	Draws	7 64%	3 92%	10 73%
		Take-outs	1 75%	3 83%	4 81%
		Total	8 66%	6 88%	14 75%
2	PETERSON Tara	Draws	4 50%	7 93%	11 77%
		Take-outs	1 25%	2 13%	3 17%
		Total	5 45%	9 75%	14 64%
1	HAMILTON Becca	Draws	6 96%	8 97%	14 96%
		Take-outs	0 -	0 -	0 -
		Total	6 96%	8 97%	14 96%
A	-	Draws	0 -	0 -	0 -
		Take-outs	0 -	0 -	0 -
		Total	0 -	0 -	0 -
Team		Draws	23 62%	21 93%	44 77%
		Take-outs	3 33%	9 69%	12 60%
		Total	26 59%	30 86%	56 73%

CHN - China		↻	↺	Game	
4	JIANG Yilun	Draws	6 88%	0 -	6 88%
		Take-outs	5 65%	3 100%	8 78%
		Total	11 77%	3 100%	14 82%
3	ZHANG Lijun	Draws	5 45%	1 100%	6 54%
		Take-outs	5 90%	3 92%	8 91%
		Total	10 68%	4 94%	14 75%
2	DONG Ziqi	Draws	2 38%	4 75%	6 63%
		Take-outs	6 75%	2 50%	8 69%
		Total	8 66%	6 67%	14 66%
1	JIANG Xindi	Draws	12 77%	2 75%	14 77%
		Take-outs	0 -	0 -	0 -
		Total	12 77%	2 75%	14 77%
A	-	Draws	0 -	0 -	0 -
		Take-outs	0 -	0 -	0 -
		Total	0 -	0 -	0 -
Team		Draws	25 70%	7 79%	32 72%
		Take-outs	16 77%	8 84%	24 79%
		Total	41 73%	15 82%	56 75%

Note:

Position and function for each team member:

4 = Fourth, 3 = Third, 2 = Second, 1 = Lead, A = Alternate, S = Skip, V = Vice-Skip

Legend:

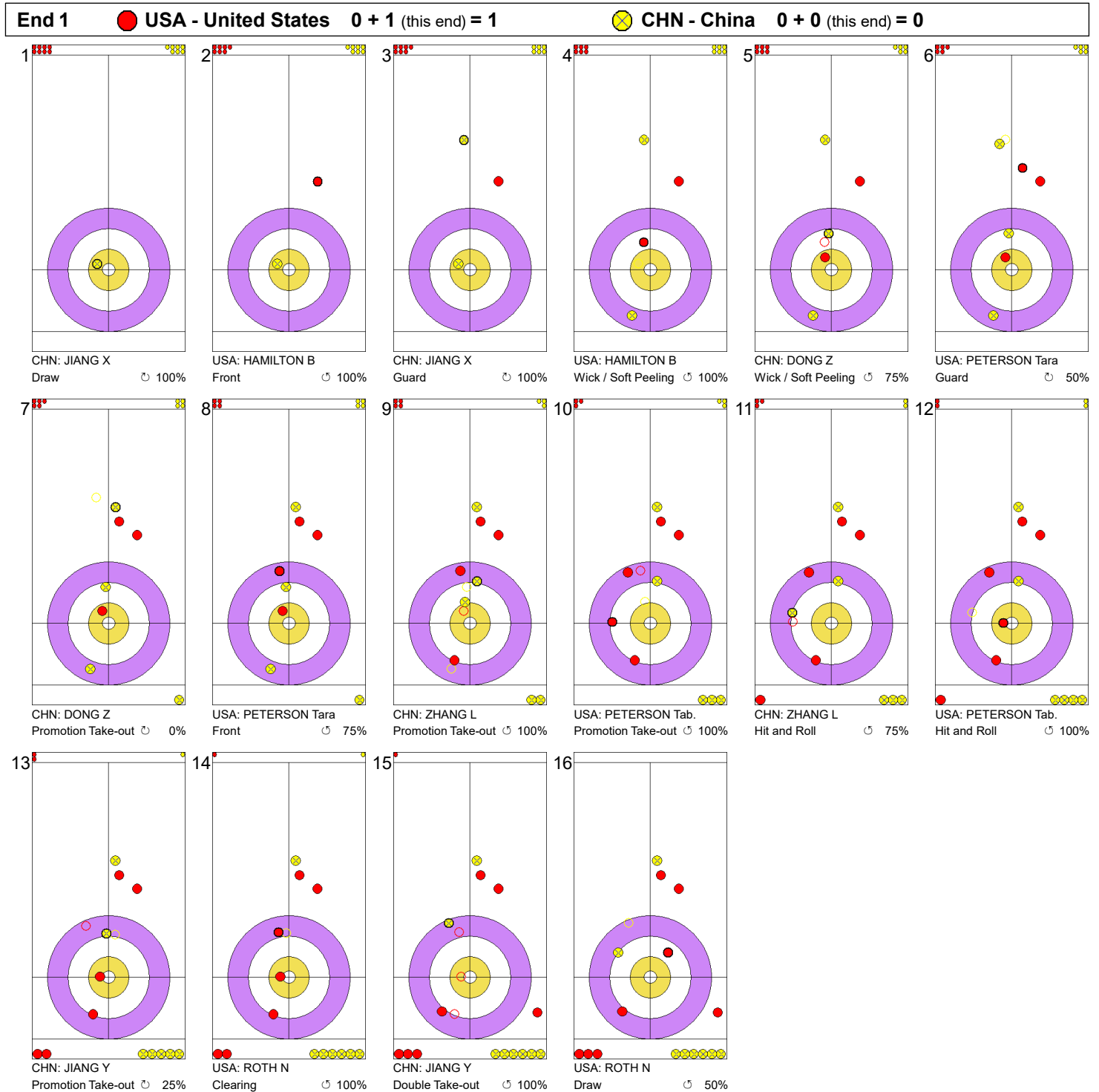
↻ Clockwise



↺ Counter-clockwise

LSFE(*) Last Stone First End

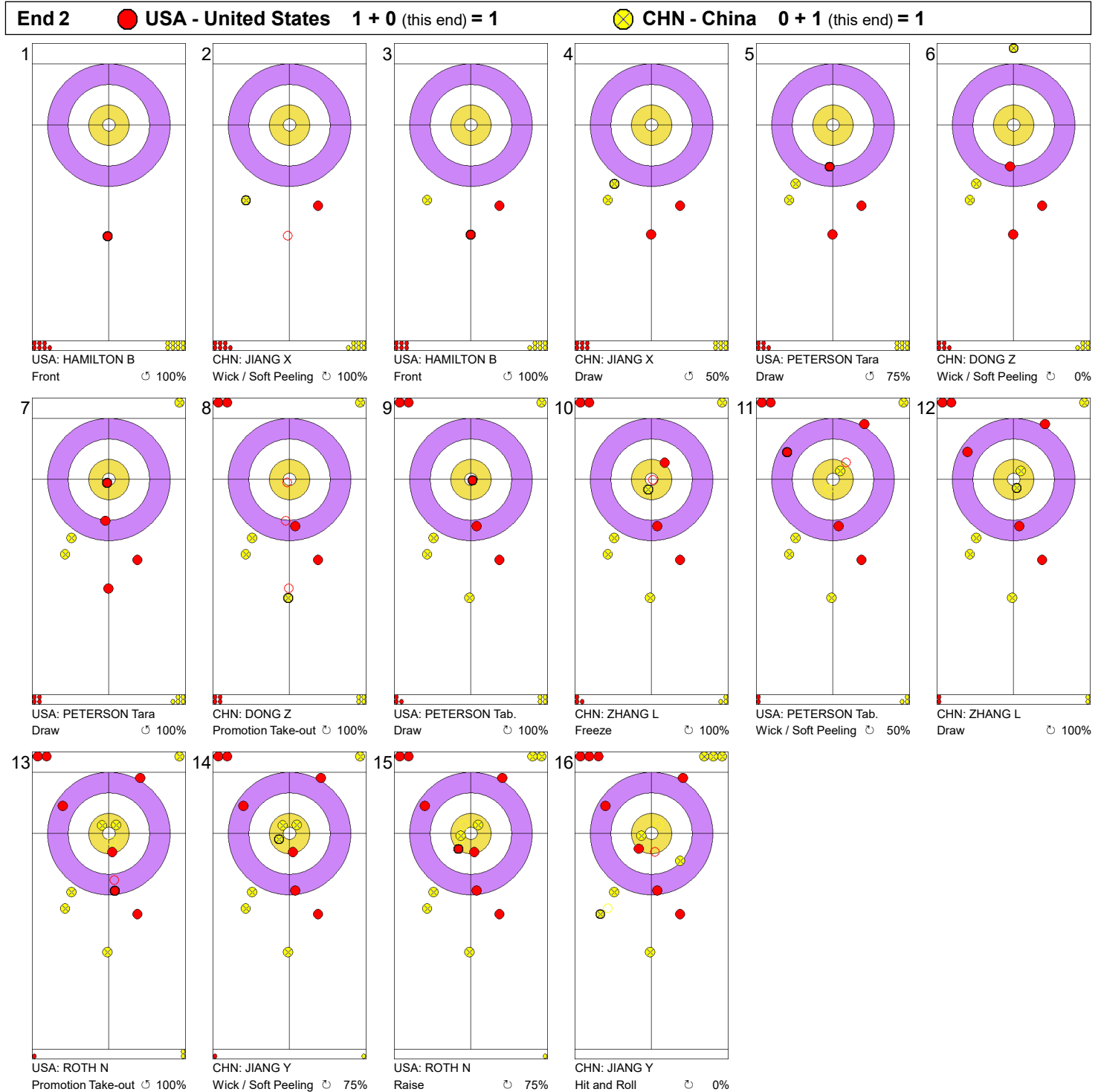
X Unplayed/unfinished end due to concession



Game - Shot by Shot



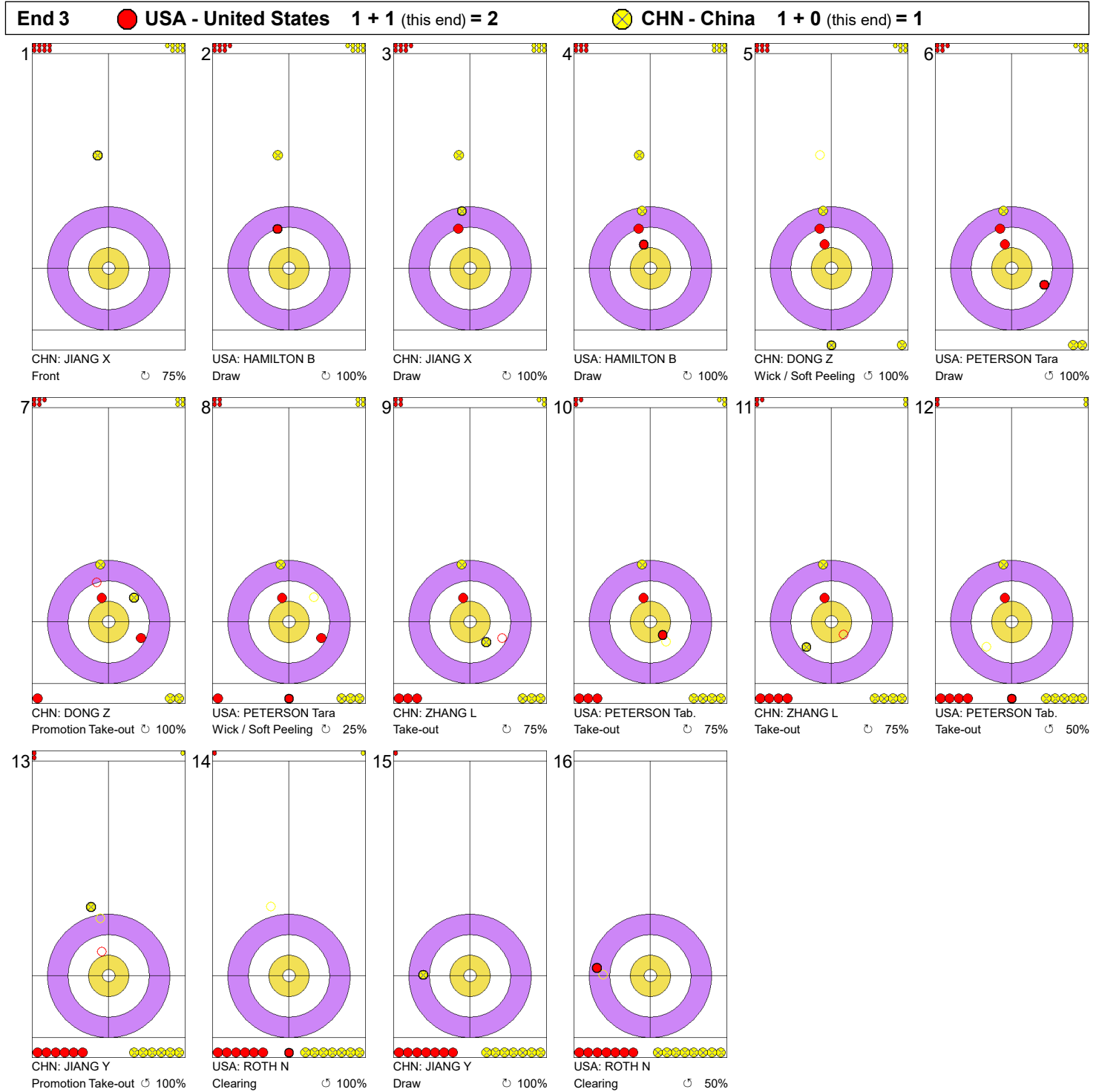
Legend:
 Clockwise
  Counter-clockwise
 - Not considered



Game - Shot by Shot



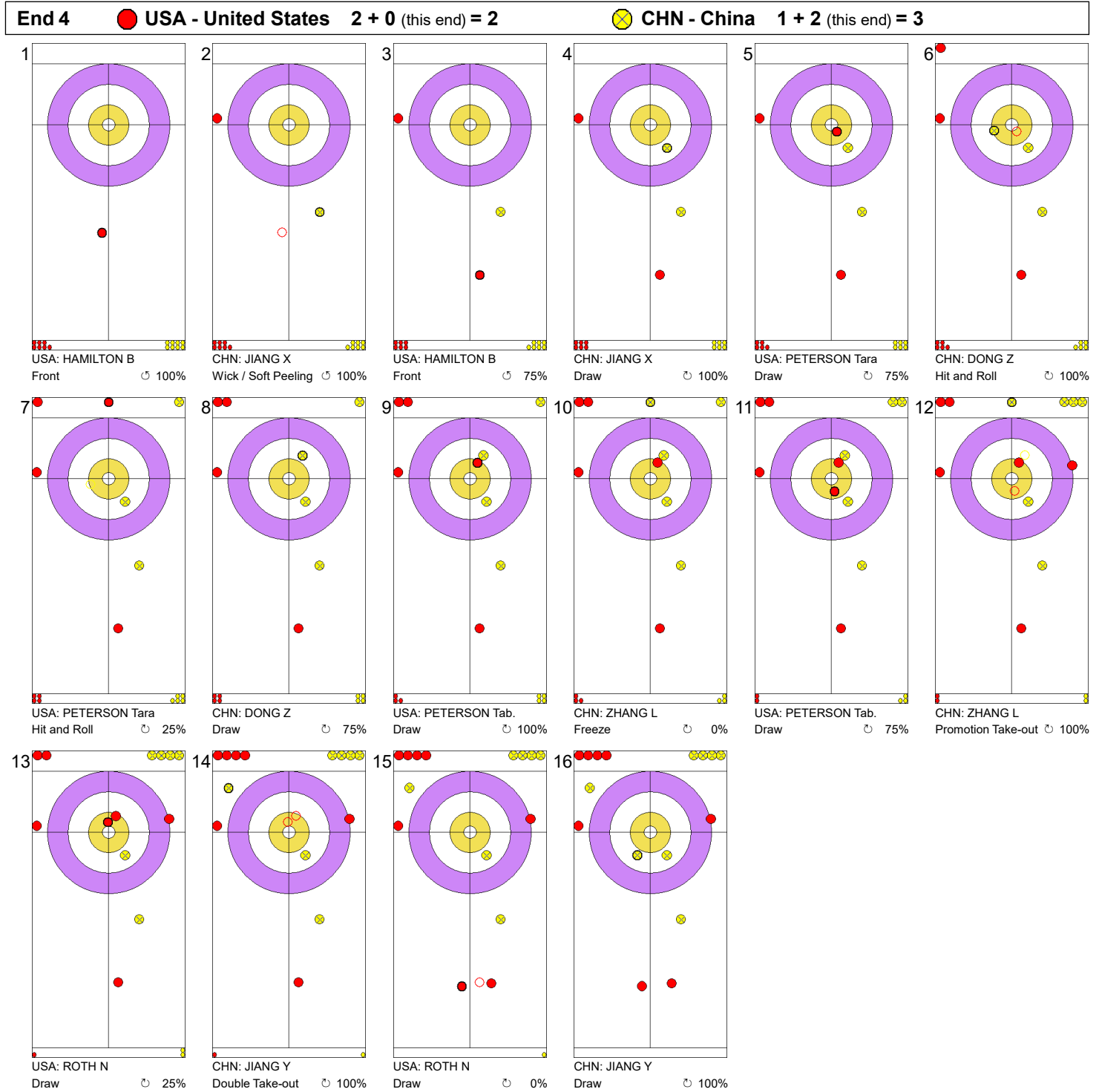
Legend:
 Clockwise
  Counter-clockwise
 - Not considered



Game - Shot by Shot



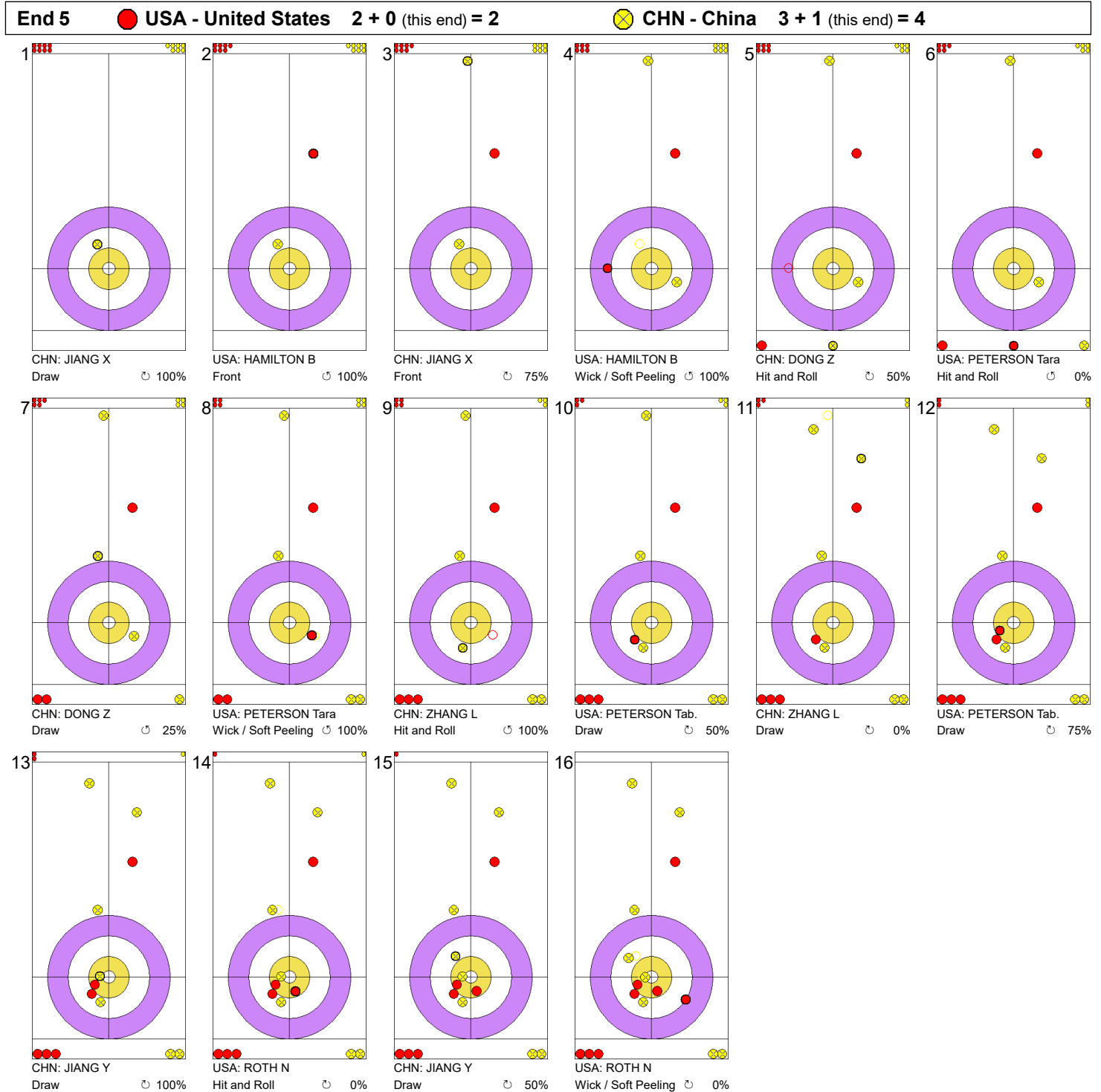
Legend:
 Clockwise
  Counter-clockwise
 - Not considered



Game - Shot by Shot



Legend:
 Clockwise
  Counter-clockwise
 - Not considered



Game - Shot by Shot



Legend:
 Clockwise
  Counter-clockwise
 - Not considered



Game - Shot by Shot



Legend:
 Clockwise
  Counter-clockwise
 - Not considered

Game - Shot by Shot



Legend:
 Clockwise
 Counter-clockwise
 - Not considered

Session Results and Standings

Sheet	Round	Team	LSFE	1	2	3	4	5	6	7	8	SO	Total	Points
A	M4	CAN1 - Canada (Dunstone)	*	0	0	3	1	0	0	1	X		5	3
		USA - United States (Shuster)		0	1	0	0	0	1	0	X		2	0
B	W3	RUS - Russia (Sidorova)	*	2	2	0	2	0	2	0	X		8	3
		SWE - Sweden (Hasselborg)		0	0	1	0	3	0	1	X		5	0
C	W3	SUI - Switzerland (Tirinzi)	*	1	0	0	2	1	3	1	X		8	3
		KOR - Korea (Kim)		0	3	1	0	0	0	0	X		4	0
D	M4	SWE - Sweden (Edin)	*	1	0	1	1	1	1	X	X		5	3
		CHN - China (Zou)		0	0	0	0	0	0	X	X		0	0
E	MD4	NOR - Norway (Skaslien/Nedregotten)	*	3	0	0	1	1	0	2	0	0	7	1
		CAN2 - Canada (Sahaidak/Lott)		0	3	1	0	0	2	0	1	1	8	2

Women's Current Standings

Group-A				Group-B			
Rank	Team	Games	Points	Rank	Team	Games	Points
1	CAN - Canada (Jones)	3	8	1	SUI - Switzerland (Tirinzi)	3	9
2	JPN - Japan (Fujisawa)	3	6	2	RUS - Russia (Sidorova)	3	6
3	CHN - China (Jiang)	3	3	3	KOR - Korea (Kim)	3	3
4	USA - United States (Roth)	3	1	4	SWE - Sweden (Hasselborg)	3	0

Men's Current Standings

Group-A				Group-B			
Rank	Team	Games	Points	Rank	Team	Games	Points
1	SWE - Sweden (Edin)	4	9	1	CAN2 - Canada (Koe)	3	6
2	CHN - China (Zou)	4	6	1	SCO - Scotland (Paterson)	3	6
3	USA - United States (Shuster)	4	5	1	SUI - Switzerland (Schwaller)	3	6
4	CAN1 - Canada (Dunstone)	4	4	4	NOR - Norway (Ulsrud)	3	0

Mixed Doubles Current Standings

Group-A				Group-B			
Rank	Team	Games	Points	Rank	Team	Games	Points
1	USA - United States (Anderson/Dropkin)	4	9	1	NOR - Norway (Skaslien/Nedregotten)	4	10
2	CAN1 - Canada (Walker/Muyres)	4	8	2	SUI2 - Switzerland (Perret/Rios)	4	7
3	SUI1 - Switzerland (Jaeggi/Michel)	4	4	3	CAN2 - Canada (Sahaidak/Lott)	4	5
4	CHN - China (Cao/Yuan)	4	3	4	RUS - Russia (Komarova/Goriachev)	4	2

Note:

Under WCF rules, tie-breaking rules for standings are not applied until after the last game of the round robin.

Legend:

Power Play **LSFE(*)** Last Stone First End **MDn** Mixed Doubles round n
Mn Men's round n **SO** Shoot-out **Wn** Women's round n
X Unplayed/unfinished end due to concession

Game Results

Sheet	Game	Team	LSFE	1	2	3	4	5	6	7	8	Total	Points
B	3	RUS - Russia (Sidorova)	*	2	2	0	2	0	2	0	X	8	3
	3	SWE - Sweden (Hasselborg)		0	0	1	0	3	0	1	X	5	0

RUS - Russia		Shot Success	
		Game	All
4 S	SIDOROVA Anna	88%	79%
3 V	FOMINA Margarita	84%	71%
2	PORTUNOVA Julia	86%	77%
1	GUZIEVA Julia	88%	79%
A	-	-	-
Team Total		87%	76%

SWE - Sweden		Shot Success	
		Game	All
4 S	HASSELBORG Anna	60%	74%
3 V	McMANUS Sara	81%	82%
2	KNOCHENHAUER Agnes	73%	74%
1	MABERGS Sofia	97%	88%
A	-	-	-
Team Total		78%	79%

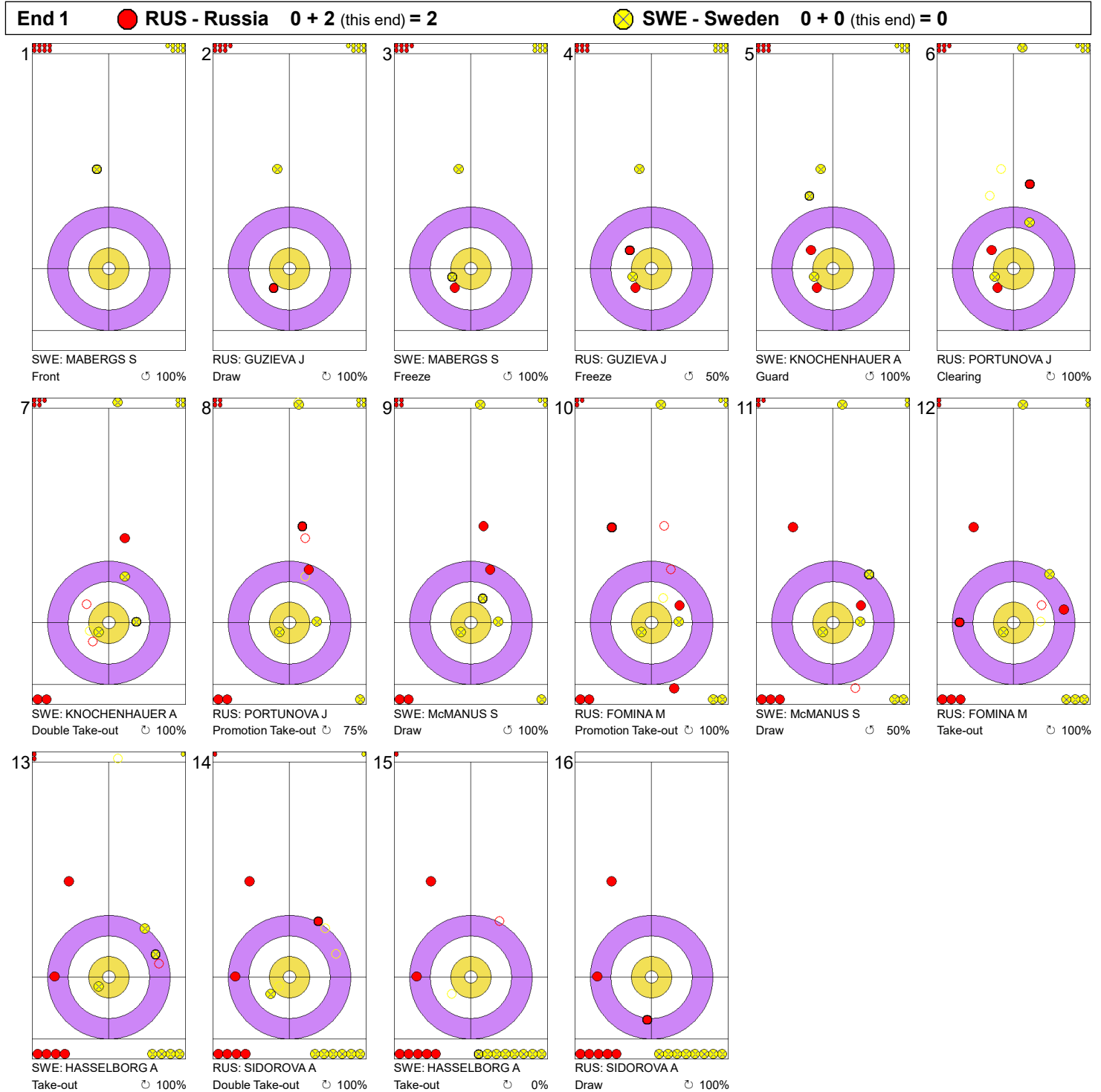
RUS - Russia		↻	↺	Game	
4	SIDOROVA Anna	Draws	3 92%	3 100%	6 96%
		Take-outs	4 100%	5 70%	9 83%
		Total	7 96%	8 81%	15 88%
3	FOMINA Margarita	Draws	1 0%	3 92%	4 69%
		Take-outs	7 96%	5 80%	12 90%
		Total	8 84%	8 84%	16 84%
2	PORTUNOVA Julia	Draws	2 88%	5 75%	7 79%
		Take-outs	4 81%	5 100%	9 92%
		Total	6 83%	10 88%	16 86%
1	GUZIEVA Julia	Draws	6 92%	9 86%	15 88%
		Take-outs	0 -	0 -	0 -
		Total	6 92%	9 86%	15 88%
A	-	Draws	0 -	0 -	0 -
		Take-outs	0 -	0 -	0 -
		Total	0 -	0 -	0 -
Team		Draws	12 83%	20 86%	32 85%
		Take-outs	15 93%	15 83%	30 88%
		Total	27 89%	35 85%	62 87%



SWE - Sweden		↻	↺	Game	
4	HASSELBORG Anna	Draws	4 63%	0 -	4 63%
		Take-outs	6 42%	5 80%	11 59%
		Total	10 50%	5 80%	15 60%
3	McMANUS Sara	Draws	5 80%	6 92%	11 86%
		Take-outs	2 75%	3 67%	5 70%
		Total	7 79%	9 83%	16 81%
2	KNOCHENHAUER Agnes	Draws	5 55%	5 90%	10 73%
		Take-outs	2 63%	4 81%	6 75%
		Total	7 57%	9 86%	16 73%
1	MABERGS Sofia	Draws	7 93%	8 100%	15 97%
		Take-outs	0 -	1 100%	1 100%
		Total	7 93%	9 100%	16 97%
A	-	Draws	0 -	0 -	0 -
		Take-outs	0 -	0 -	0 -
		Total	0 -	0 -	0 -
Team		Draws	21 75%	19 95%	40 84%
		Take-outs	10 53%	13 79%	23 67%
		Total	31 68%	32 88%	63 78%

Note:
Position and function for each team member:
4 = Fourth, 3 = Third, 2 = Second, 1 = Lead, A = Alternate, S = Skip, V = Vice-Skip

Legend:
↻ Clockwise ↺ Counter-clockwise LSFE(*) Last Stone First End
X Unplayed/unfinished end due to concession



Game - Shot by Shot



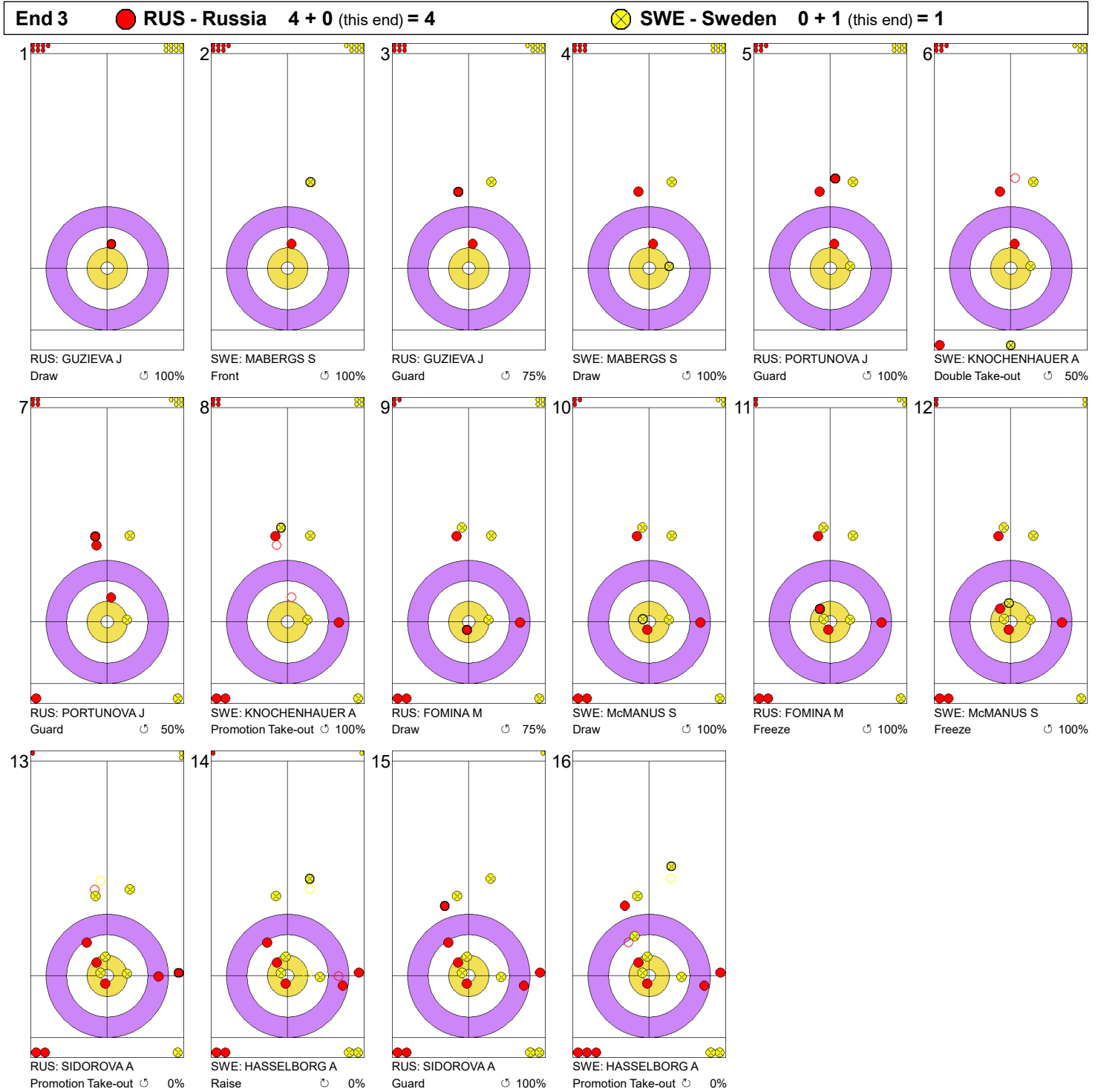
Legend:
 Clockwise  Counter-clockwise - Not considered

Game - Shot by Shot



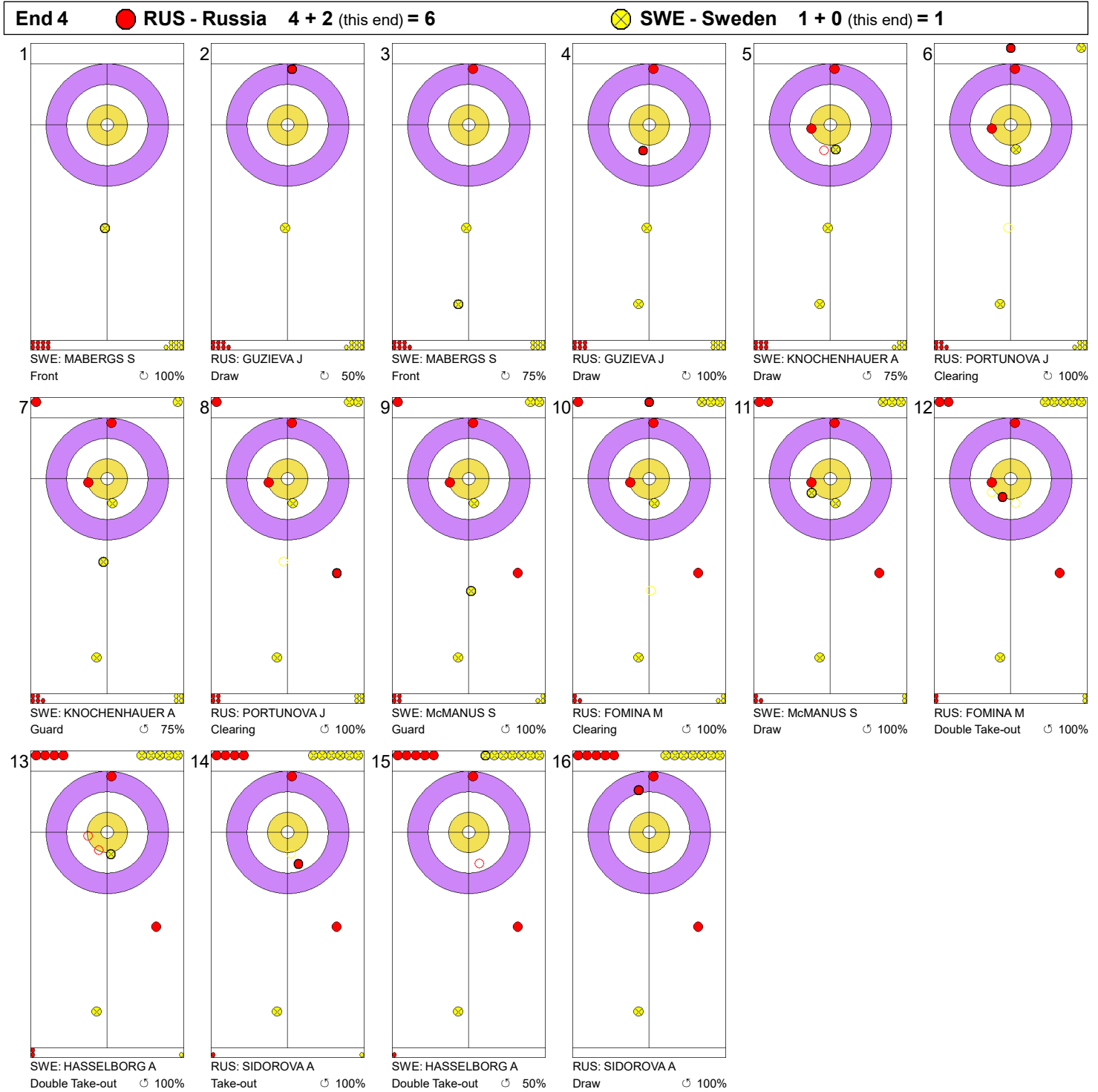
Legend:
 Clockwise
  Counter-clockwise
 - Not considered

Game - Shot by Shot



Legend:
 ↻ Clockwise ↺ Counter-clockwise - Not considered



Game - Shot by Shot



Legend:
 ↻ Clockwise ↺ Counter-clockwise - Not considered

Game - Shot by Shot



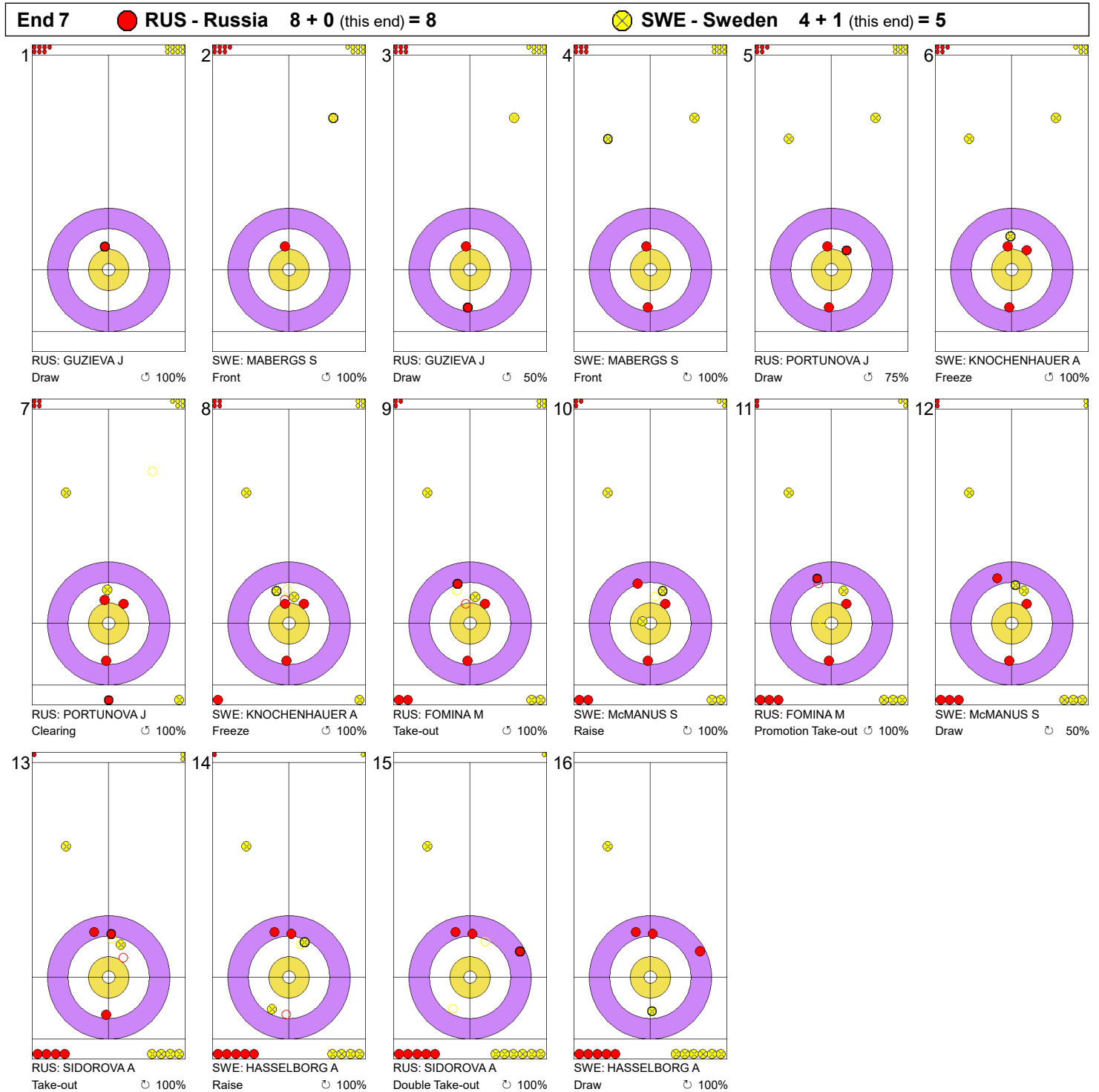
Legend:
 Clockwise
  Counter-clockwise
 - Not considered



Game - Shot by Shot



Legend:
 ↻ Clockwise ↺ Counter-clockwise - Not considered

Game - Shot by Shot



Legend:
 Clockwise
  Counter-clockwise
 - Not considered

Game - Shot by Shot



Legend:
 ⤴ Clockwise ⤵ Counter-clockwise - Not considered
 X Unfinished end due to concession

Game Results

Sheet	Game	Team	LSFE	1	2	3	4	5	6	7	8	Total	Points
C	3	SUI - Switzerland (Tirinzi)	*	1	0	0	2	1	3	1	X	8	3
	3	KOR - Korea (Kim)		0	3	1	0	0	0	0	X	4	0

SUI - Switzerland		Shot Success	
		Game	All
4 V	PAETZ Alina	77%	68%
3 S	TIRINZONI Silvana	79%	80%
2	NEUENSCHWANDER Esther	61%	80%
1	BARBEZAT Melanie	82%	78%
A	-	-	-
Team Total		75%	77%

KOR - Korea		Shot Success	
		Game	All
4 S	KIM Minji	54%	63%
3 V	KIM Hyerin	66%	71%
2	YANG Taei	59%	65%
1	KIM Sujin	89%	81%
A	-	-	-
Team Total		67%	70%


SUI - Switzerland		↻	↺	Game	
4	PAETZ Alina	Draws	3 83%	3 92%	6 88%
		Take-outs	5 50%	3 100%	8 69%
		Total	8 63%	6 96%	14 77%
3	TIRINZONI Silvana	Draws	2 100%	2 38%	4 69%
		Take-outs	4 75%	6 88%	10 83%
		Total	6 83%	8 75%	14 79%
2	NEUENSCHWANDER Esther	Draws	7 50%	0 -	7 50%
		Take-outs	4 69%	3 75%	7 71%
		Total	11 57%	3 75%	14 61%
1	BARBEZAT Melanie	Draws	6 88%	8 78%	14 82%
		Take-outs	0 -	0 -	0 -
		Total	6 88%	8 78%	14 82%
A	-	Draws	0 -	0 -	0 -
		Take-outs	0 -	0 -	0 -
		Total	0 -	0 -	0 -
Team		Draws	18 74%	13 75%	31 74%
		Take-outs	13 63%	12 88%	25 75%
		Total	31 69%	25 81%	56 75%



KOR - Korea		↻	↺	Game	
4	KIM Minji	Draws	2 25%	1 50%	3 33%
		Take-outs	5 55%	6 63%	11 59%
		Total	7 46%	7 61%	14 54%
3	KIM Hyerin	Draws	0 -	1 75%	1 75%
		Take-outs	5 60%	8 69%	13 65%
		Total	5 60%	9 69%	14 66%
2	YANG Taei	Draws	4 63%	0 -	4 63%
		Take-outs	6 79%	4 25%	10 58%
		Total	10 73%	4 25%	14 59%
1	KIM Sujin	Draws	12 88%	1 100%	13 88%
		Take-outs	1 100%	0 -	1 100%
		Total	13 88%	1 100%	14 89%
A	-	Draws	0 -	0 -	0 -
		Take-outs	0 -	0 -	0 -
		Total	0 -	0 -	0 -
Team		Draws	18 75%	3 75%	21 75%
		Take-outs	17 68%	18 57%	35 62%
		Total	35 71%	21 60%	56 67%

Note:
Position and function for each team member:
4 = Fourth, 3 = Third, 2 = Second, 1 = Lead, A = Alternate, S = Skip, V = Vice-Skip

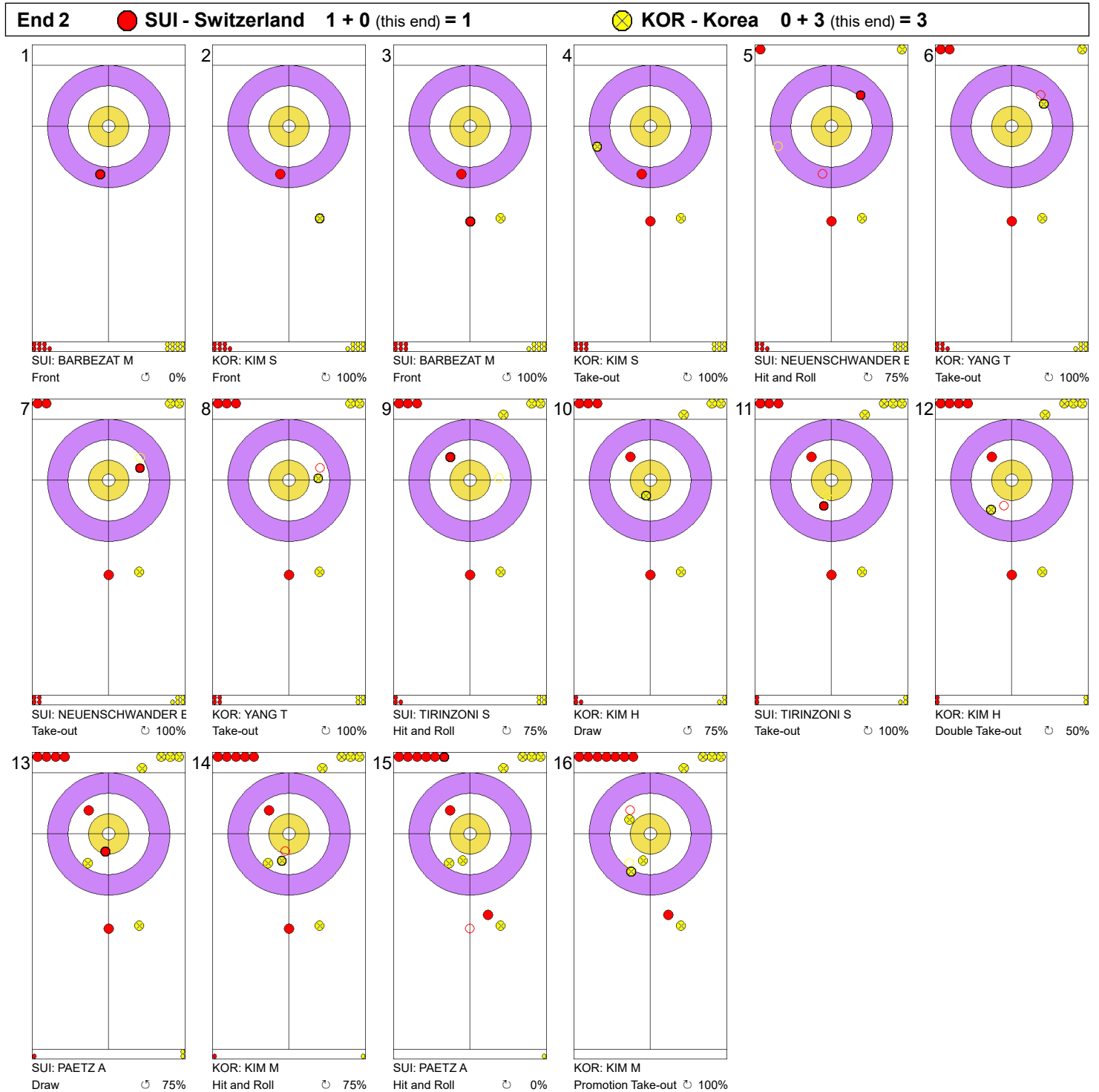
Legend:
↻ Clockwise ↺ Counter-clockwise LSFE(*) Last Stone First End
X Unplayed/unfinished end due to concession



Game - Shot by Shot



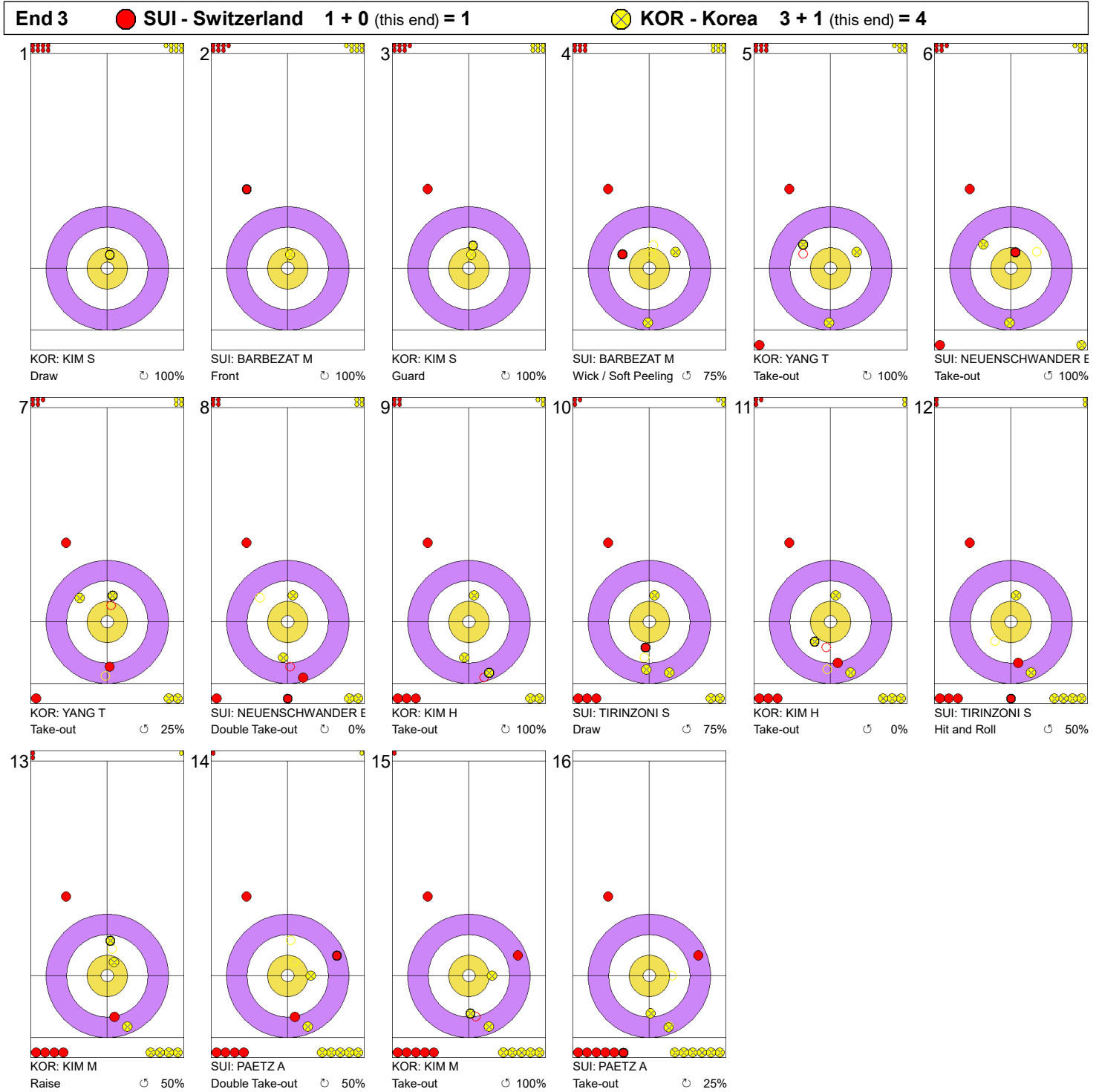
Legend:
 Clockwise
  Counter-clockwise
 - Not considered

Game - Shot by Shot



Legend:
 Clockwise
  Counter-clockwise
 - Not considered



Game - Shot by Shot



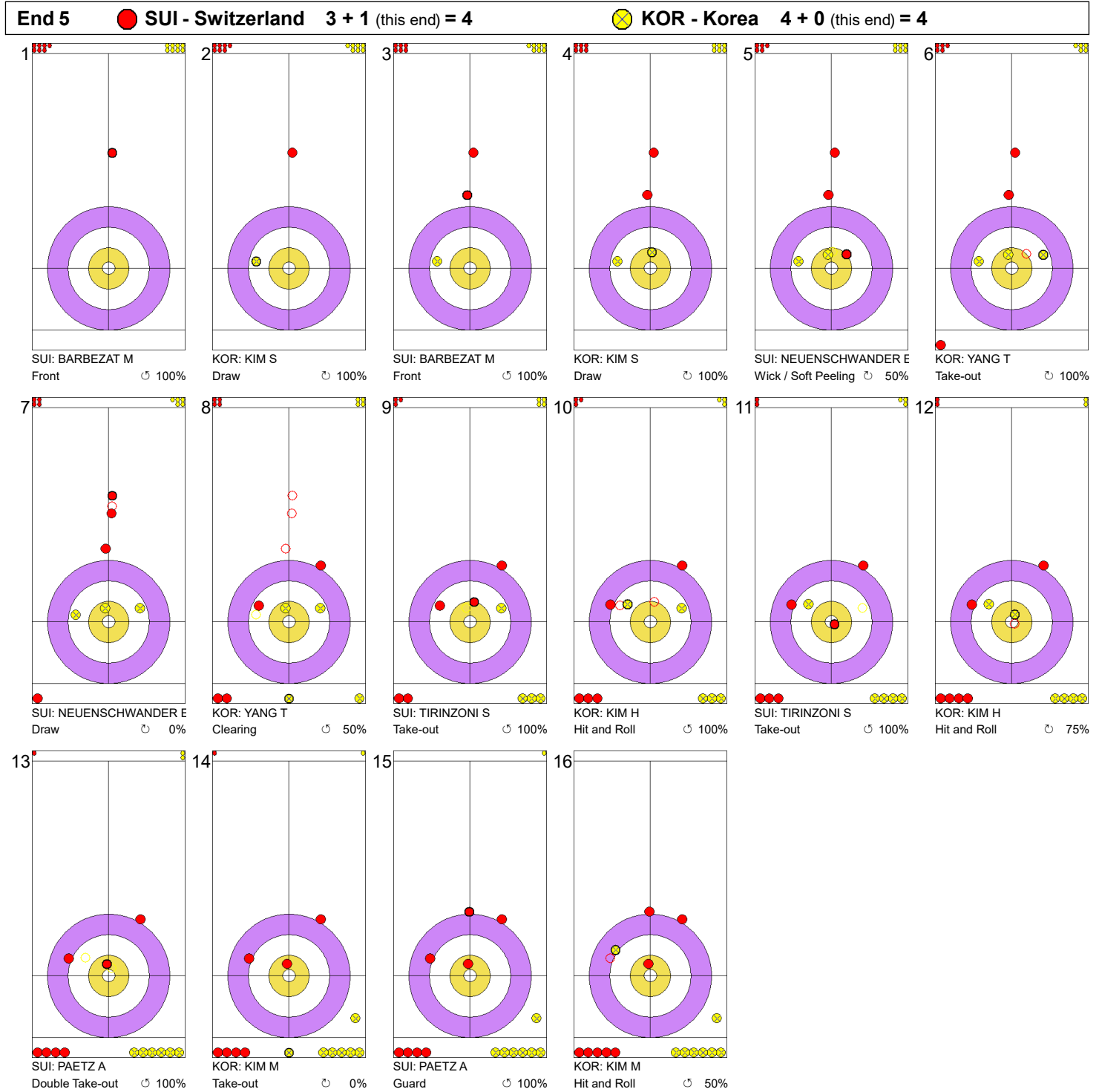
Legend:
 ⊗ Clockwise ⊕ Counter-clockwise - Not considered



Game - Shot by Shot



Legend:
 Clockwise
  Counter-clockwise
 - Not considered



Game - Shot by Shot




Legend:
 Clockwise
  Counter-clockwise
 - Not considered



Game - Shot by Shot



Legend:
 Clockwise
  Counter-clockwise
 - Not considered

Game - Shot by Shot



Legend:
 Clockwise
  Counter-clockwise
 - Not considered

Session Results and Standings

Sheet	Round	Team	LSFE	1	2	3	4	5	6	7	8	SO	Total	Points
A	MD4	CHN - China (Cao/Yuan)	*	1	1	0	0	0	0	0	X		2	0
		CAN1 - Canada (Walker/Muyres)		0	0	1	2	2	3	1	X		9	3
B	MD4	SUI1 - Switzerland (Jaeggi/Michel)	*	0	0	2	0	4	3	1	0		10	3
		USA - United States (Anderson/Dropkin)		1	1	0	3	0	0	0	3		8	0
C	W3	CHN - China (Jiang)	*	1	1	0	1	0	2	0	0		5	0
		JPN - Japan (Fujisawa)		0	0	2	0	3	0	0	1		6	3
D	W3	USA - United States (Roth)	*	2	0	0	1	2	0	0	2	0	7	1
		CAN - Canada (Jones)		0	2	1	0	0	2	2	0	1	8	2
E	MD4	RUS - Russia (Komarova/Goriachev)	*	2	0	0	2	0	2	0	2		8	0
		SUI2 - Switzerland (Perret/Rios)		0	4	1	0	2	0	2	0		9	3

Women's Current Standings

Group-A				Group-B			
Rank	Team	Games	Points	Rank	Team	Games	Points
1	CAN - Canada (Jones)	3	8	1	SUI - Switzerland (Tirinzi)	2	6
2	JPN - Japan (Fujisawa)	3	6	2	KOR - Korea (Kim)	2	3
3	CHN - China (Jiang)	3	3	2	RUS - Russia (Sidorova)	2	3
4	USA - United States (Roth)	3	1	4	SWE - Sweden (Hasselborg)	2	0

Men's Current Standings

Group-A				Group-B			
Rank	Team	Games	Points	Rank	Team	Games	Points
1	CHN - China (Zou)	3	6	1	CAN2 - Canada (Koe)	3	6
1	SWE - Sweden (Edin)	3	6	1	SCO - Scotland (Paterson)	3	6
3	USA - United States (Shuster)	3	5	1	SUI - Switzerland (Schwaller)	3	6
4	CAN1 - Canada (Dunstone)	3	1	4	NOR - Norway (Ulsrud)	3	0

Mixed Doubles Current Standings

Group-A				Group-B			
Rank	Team	Games	Points	Rank	Team	Games	Points
1	USA - United States (Anderson/Dropkin)	4	9	1	NOR - Norway (Skaslien/Nedregotten)	3	9
2	CAN1 - Canada (Walker/Muyres)	4	8	2	SUI2 - Switzerland (Perret/Rios)	4	7
3	SUI1 - Switzerland (Jaeggi/Michel)	4	4	3	CAN2 - Canada (Sahaidak/Lott)	3	3
4	CHN - China (Cao/Yuan)	4	3	4	RUS - Russia (Komarova/Goriachev)	4	2

Note:

Under WCF rules, tie-breaking rules for standings are not applied until after the last game of the round robin.

Legend:

Power Play
SO Shoot-out

LSFE(*) Last Stone First End
Wn Women's round n

MDn Mixed Doubles round n
X Unplayed/unfinished end due to concession

Game Results

Sheet	Game	Team	LSFE	1	2	3	4	5	6	7	8	Total	Points
C	3	CHN - China (Jiang)	*	1	1	0	1	0	2	0	0	5	0
	3	JPN - Japan (Fujisawa)		0	0	2	0	3	0	0	1	6	3

CHN - China		Shot Success	
		Game	All
4 S	JIANG Yilun	83%	77%
3 V	ZHANG Lijun	72%	76%
2	DONG Ziqi	92%	91%
1	JIANG Xindi	91%	80%
A	-	-	-
Team Total		84%	81%

JPN - Japan		Shot Success	
		Game	All
4 S	FUJISAWA Satsuki	88%	77%
3 V	YOSHIDA Chinami	70%	76%
2	SUZUKI Yumi	77%	80%
1	YOSHIDA Yurika	85%	80%
A	-	-	-
Team Total		80%	78%

CHN - China		♻	⌚	Game	
4	JIANG Yilun	Draws	2 100%	8 91%	10 93%
		Take-outs	5 60%	1 100%	6 67%
		Total	7 71%	9 92%	16 83%
3	ZHANG Lijun	Draws	2 100%	5 80%	7 86%
		Take-outs	6 75%	3 33%	9 61%
		Total	8 81%	8 63%	16 72%
2	DONG Ziqi	Draws	3 83%	3 100%	6 92%
		Take-outs	6 96%	4 88%	10 93%
		Total	9 92%	7 93%	16 92%
1	JIANG Xindi	Draws	11 98%	3 67%	14 91%
		Take-outs	0 -	2 88%	2 88%
		Total	11 98%	5 75%	16 91%
A -	-	Draws	0 -	0 -	0 -
		Take-outs	0 -	0 -	0 -
		Total	0 -	0 -	0 -
Team		Draws	18 96%	19 86%	37 91%
		Take-outs	17 78%	10 73%	27 76%
		Total	35 87%	29 81%	64 84%

JPN - Japan		♻	⌚	Game	
4	FUJISAWA Satsuki	Draws	1 100%	2 100%	3 100%
		Take-outs	4 63%	9 94%	13 85%
		Total	5 70%	11 95%	16 88%
3	YOSHIDA Chinami	Draws	2 63%	4 94%	6 83%
		Take-outs	5 75%	5 50%	10 63%
		Total	7 71%	9 69%	16 70%
2	SUZUKI Yumi	Draws	0 -	1 100%	1 100%
		Take-outs	7 64%	7 86%	14 75%
		Total	7 64%	8 88%	15 77%
1	YOSHIDA Yurika	Draws	5 100%	9 86%	14 91%
		Take-outs	0 -	1 0%	1 0%
		Total	5 100%	10 78%	15 85%
A -	-	Draws	0 -	0 -	0 -
		Take-outs	0 -	0 -	0 -
		Total	0 -	0 -	0 -
Team		Draws	8 91%	16 91%	24 91%
		Take-outs	16 67%	22 77%	38 73%
		Total	24 75%	38 83%	62 80%

Note:
Position and function for each team member:
4 = Fourth, 3 = Third, 2 = Second, 1 = Lead, A = Alternate, S = Skip, V = Vice-Skip

Legend:
♻ Clockwise ⌚ Counter-clockwise LSFE(*) Last Stone First End

Game - Shot by Shot



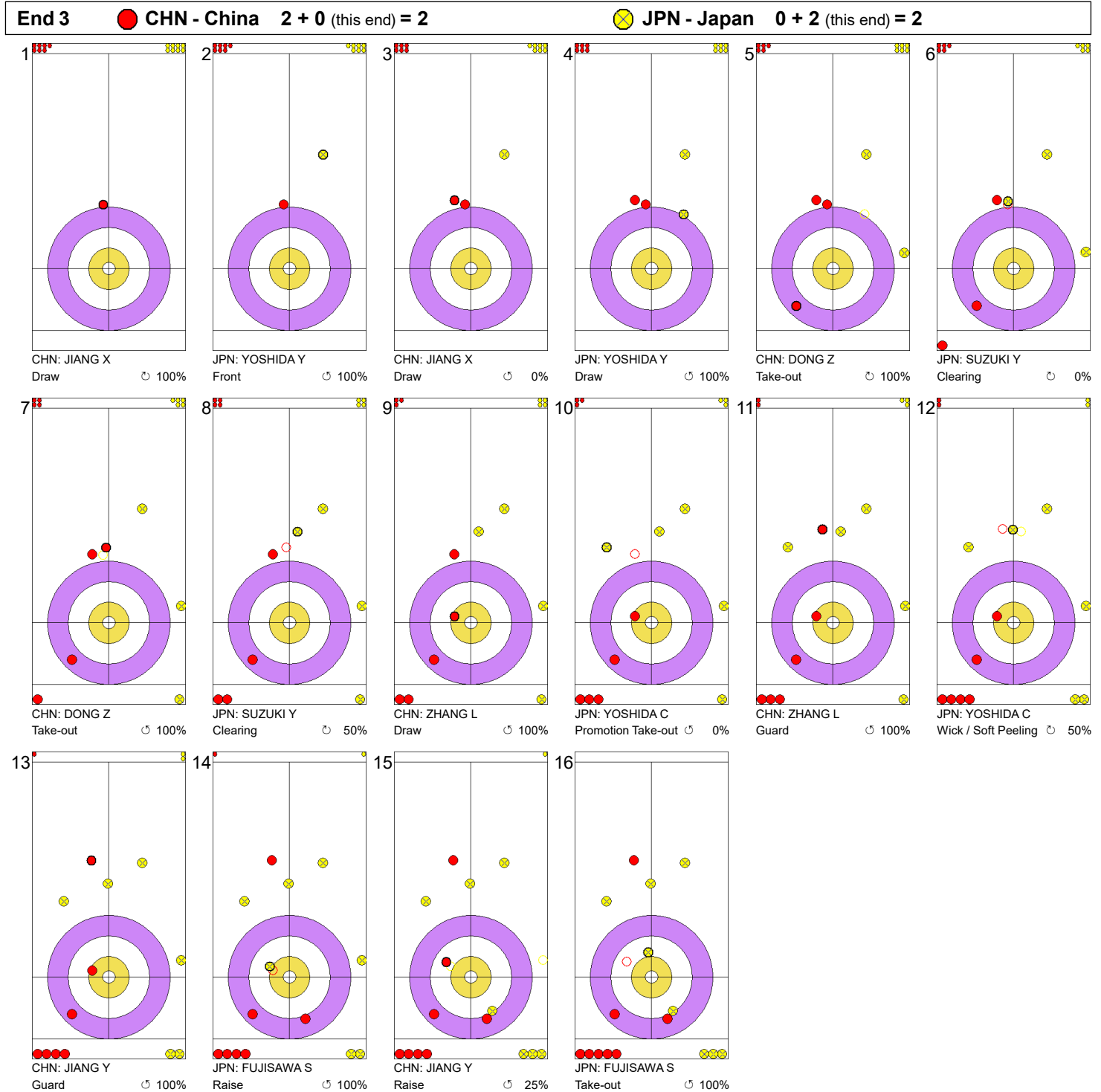
Legend:
 ⌚ Clockwise ⌚ Counter-clockwise - Not considered

Game - Shot by Shot



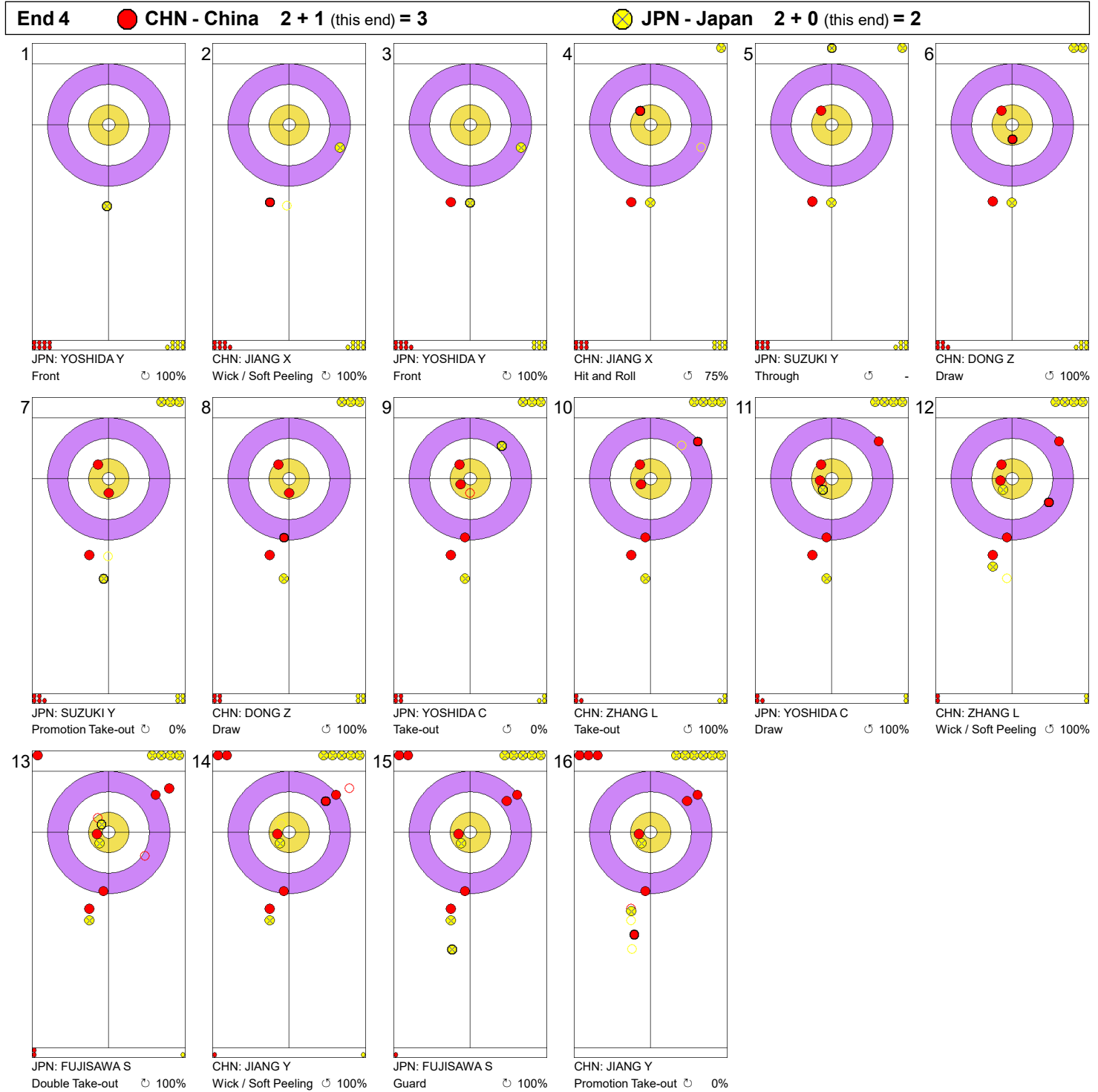
Legend:
 ⌚ Clockwise ⌚ Counter-clockwise - Not considered

Game - Shot by Shot



Legend:
 ⌚ Clockwise ⌚ Counter-clockwise - Not considered

Game - Shot by Shot



Legend:
 ⌚ Clockwise ⌚ Counter-clockwise - Not considered

Game - Shot by Shot





Legend:
 ↻ Clockwise ↺ Counter-clockwise - Not considered

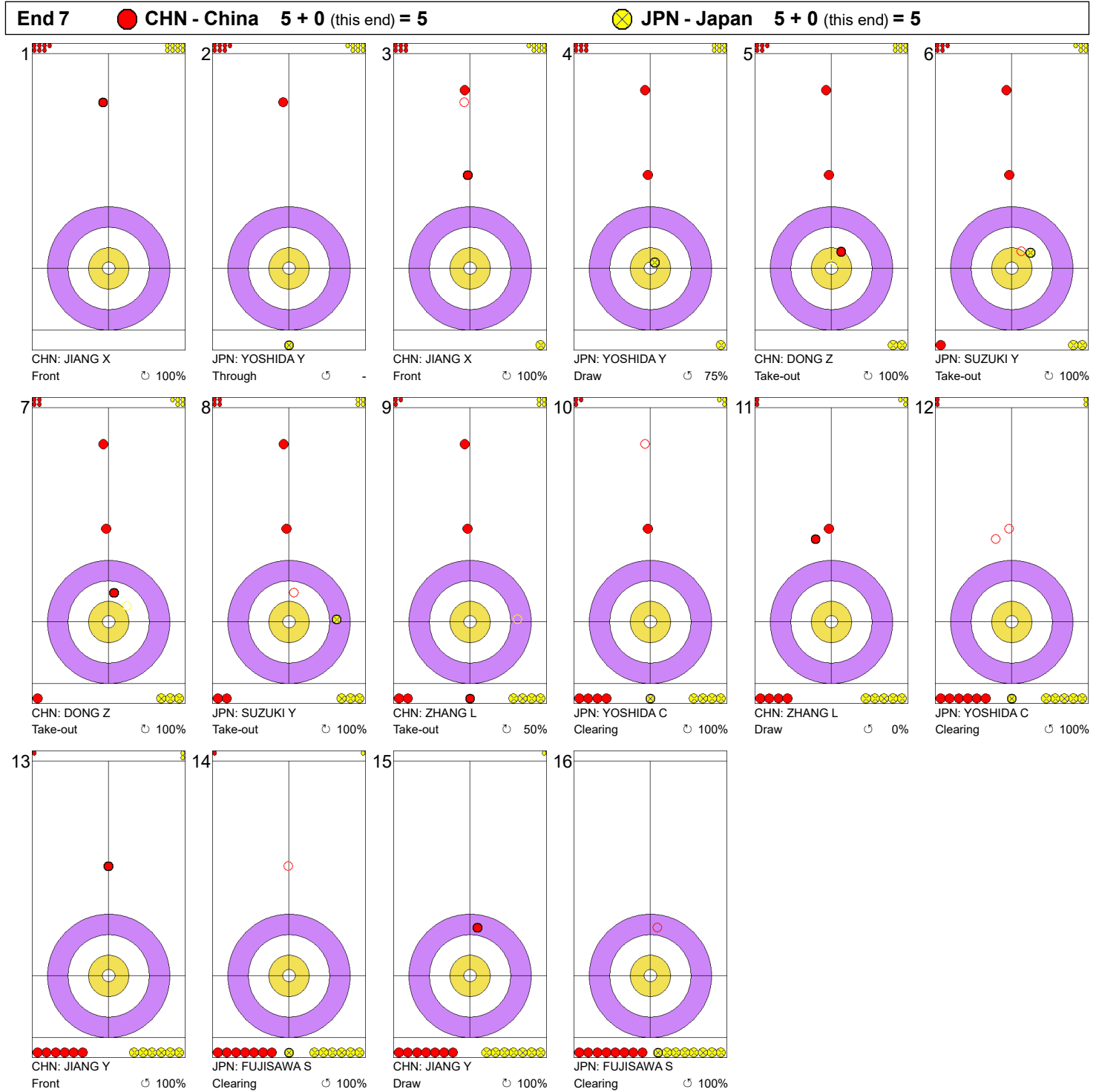




Game - Shot by Shot



Legend:
 Clockwise
  Counter-clockwise
 - Not considered

Game - Shot by Shot



Legend:
 Clockwise
  Counter-clockwise
 - Not considered

Game - Shot by Shot



Legend:
 ↻ Clockwise ↺ Counter-clockwise - Not considered

Game Results

Sheet	Game	Team	LSFE	1	2	3	4	5	6	7	8	SO	Total	Points
D	3	USA - United States (Roth)	*	2	0	0	1	2	0	0	2	0	7	1
	3	CAN - Canada (Jones)		0	2	1	0	0	2	2	0	1	8	2

USA - United States		Shot Success	
		Game	All
4 S	ROTH Nina	58%	61%
3 V	PETERSON Tabitha	84%	74%
2	PETERSON Tara	75%	76%
1	HAMILTON Becca	75%	72%
A	-	-	-
Team Total		73%	71%

CAN - Canada		Shot Success	
		Game	All
4 S	JONES Jennifer	78%	88%
3 V	LAWES Kaitlyn	73%	84%
2	BIRCHARD Shannon	81%	81%
1	OFFICER Jill	72%	82%
A	-	-	-
Team Total		76%	84%

Shoot-out: 37.1cm (ROTH Nina)

Shoot-out: 28.6cm (JONES Jennifer)

USA - United States		↻	↺	Game
4	ROTH Nina	Draws 1 100%	7 61%	8 66%
		Take-outs 5 40%	3 67%	8 50%
	Total	6 50%	10 63%	16 58%
3	PETERSON Tabitha	Draws 7 82%	1 100%	8 84%
		Take-outs 2 50%	6 96%	8 84%
	Total	9 75%	7 96%	16 84%
2	PETERSON Tara	Draws 4 75%	4 56%	8 66%
		Take-outs 5 90%	3 75%	8 84%
	Total	9 83%	7 64%	16 75%
1	HAMILTON Becca	Draws 8 72%	6 71%	14 71%
		Take-outs 0 -	2 100%	2 100%
	Total	8 72%	8 78%	16 75%
A	-	Draws 0 -	0 -	0 -
		Take-outs 0 -	0 -	0 -
	Total	0 -	0 -	0 -
Team		Draws 20 78%	18 65%	38 72%
		Take-outs 12 63%	14 86%	26 75%
	Total	32 72%	32 74%	64 73%



CAN - Canada		↻	↺	Game
4	JONES Jennifer	Draws 3 83%	5 75%	8 78%
		Take-outs 2 100%	6 71%	8 78%
	Total	5 90%	11 73%	16 78%
3	LAWES Kaitlyn	Draws 3 83%	3 67%	6 75%
		Take-outs 6 88%	4 50%	10 73%
	Total	9 86%	7 57%	16 73%
2	BIRCHARD Shannon	Draws 4 56%	2 63%	6 58%
		Take-outs 6 100%	4 88%	10 95%
	Total	10 83%	6 79%	16 81%
1	OFFICER Jill	Draws 12 69%	3 75%	15 70%
		Take-outs 0 -	1 100%	1 100%
	Total	12 69%	4 81%	16 72%
A	-	Draws 0 -	0 -	0 -
		Take-outs 0 -	0 -	0 -
	Total	0 -	0 -	0 -
Team		Draws 22 70%	13 71%	35 71%
		Take-outs 14 95%	15 72%	29 83%
	Total	36 80%	28 71%	64 76%

Note:
Position and function for each team member:
4 = Fourth, 3 = Third, 2 = Second, 1 = Lead, A = Alternate, S = Skip, V = Vice-Skip

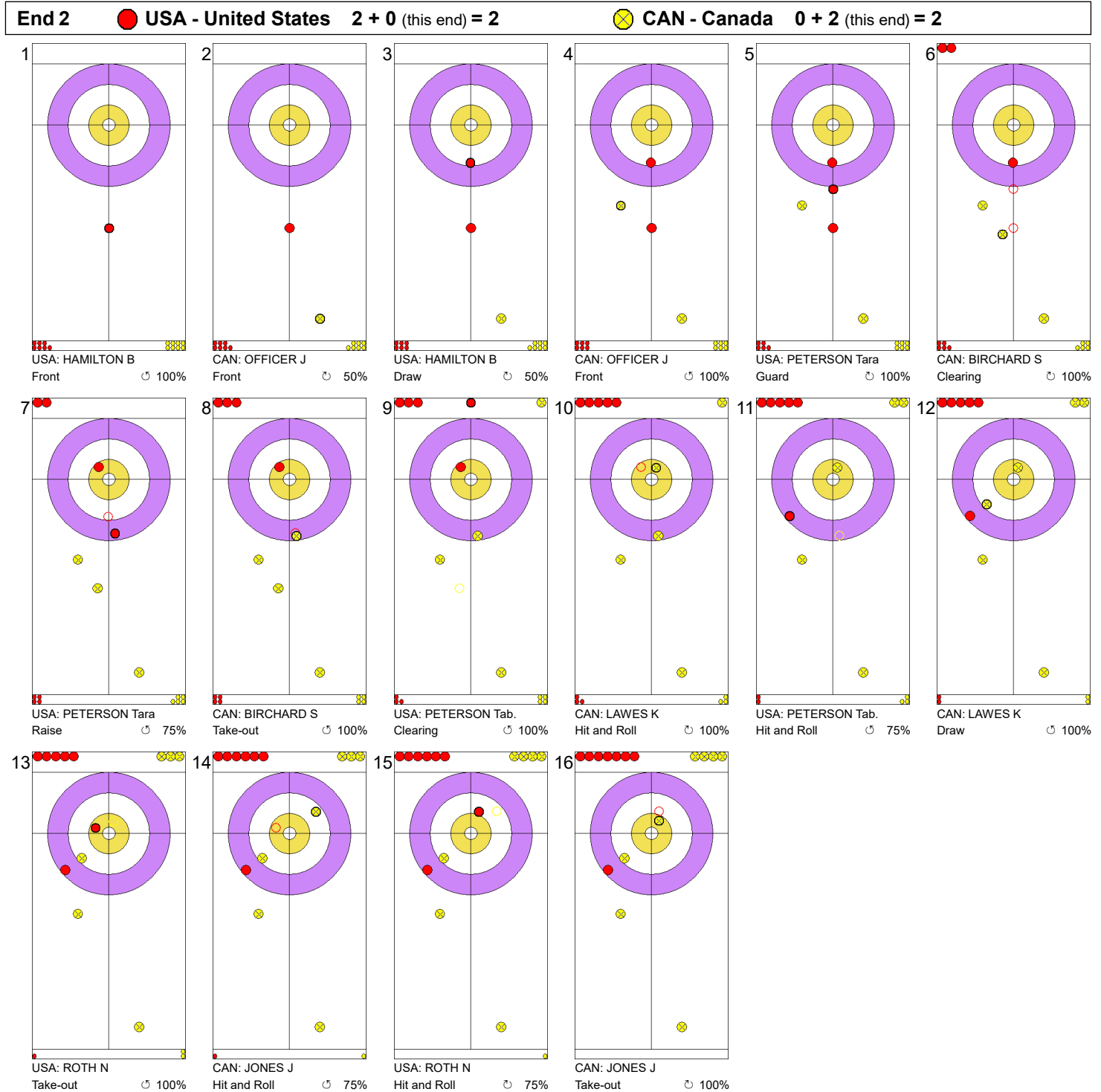
Legend:
↻ Clockwise ↺ Counter-clockwise LSFE(*) Last Stone First End
SO Shoot-out



Game - Shot by Shot



Legend:
 Clockwise
  Counter-clockwise
 - Not considered

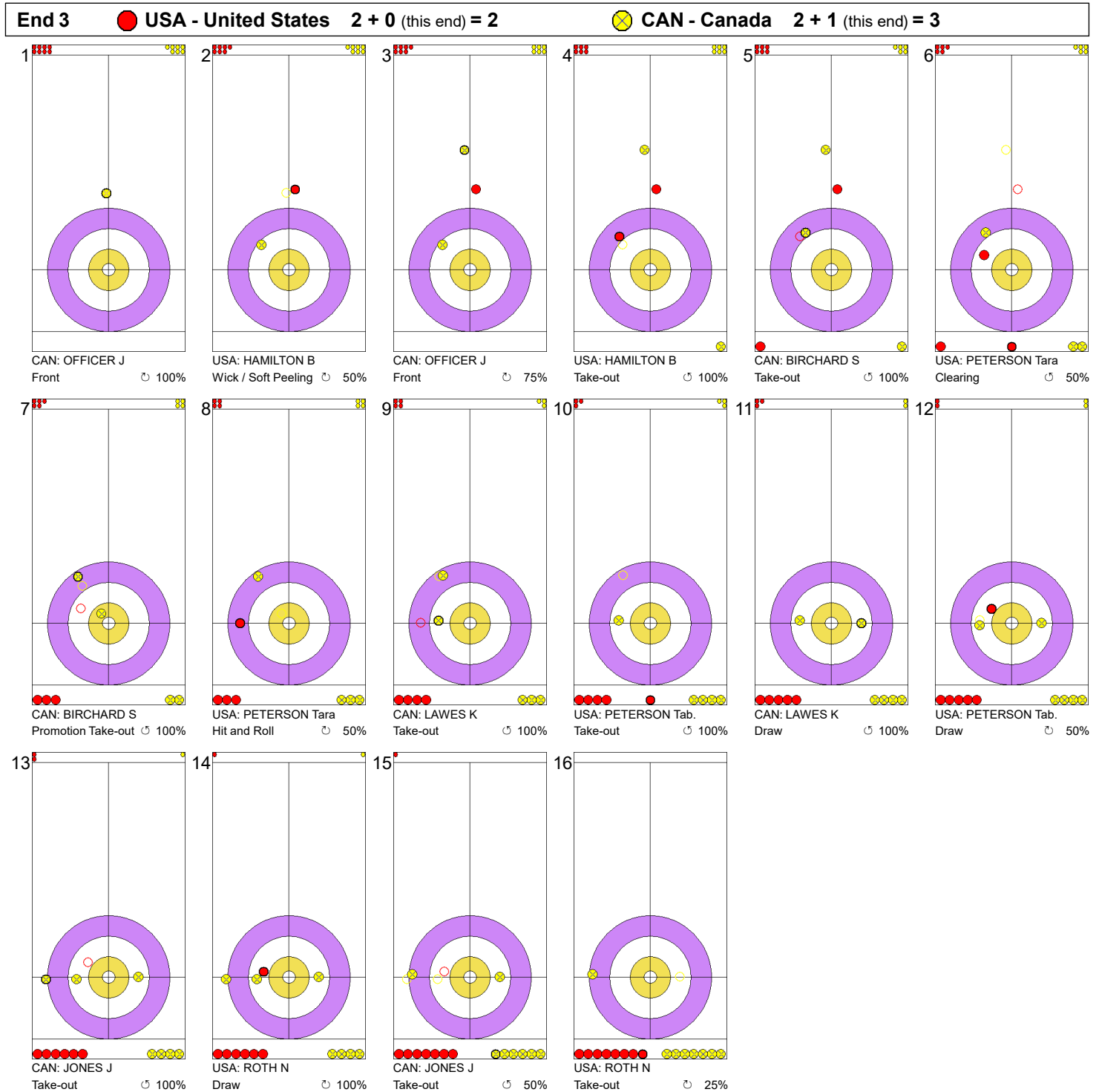
Game - Shot by Shot





Legend:
 Clockwise
  Counter-clockwise
 - Not considered





Game - Shot by Shot



Legend:
 Clockwise
  Counter-clockwise
 - Not considered

Game - Shot by Shot



Legend:
 Clockwise
  Counter-clockwise
 - Not considered

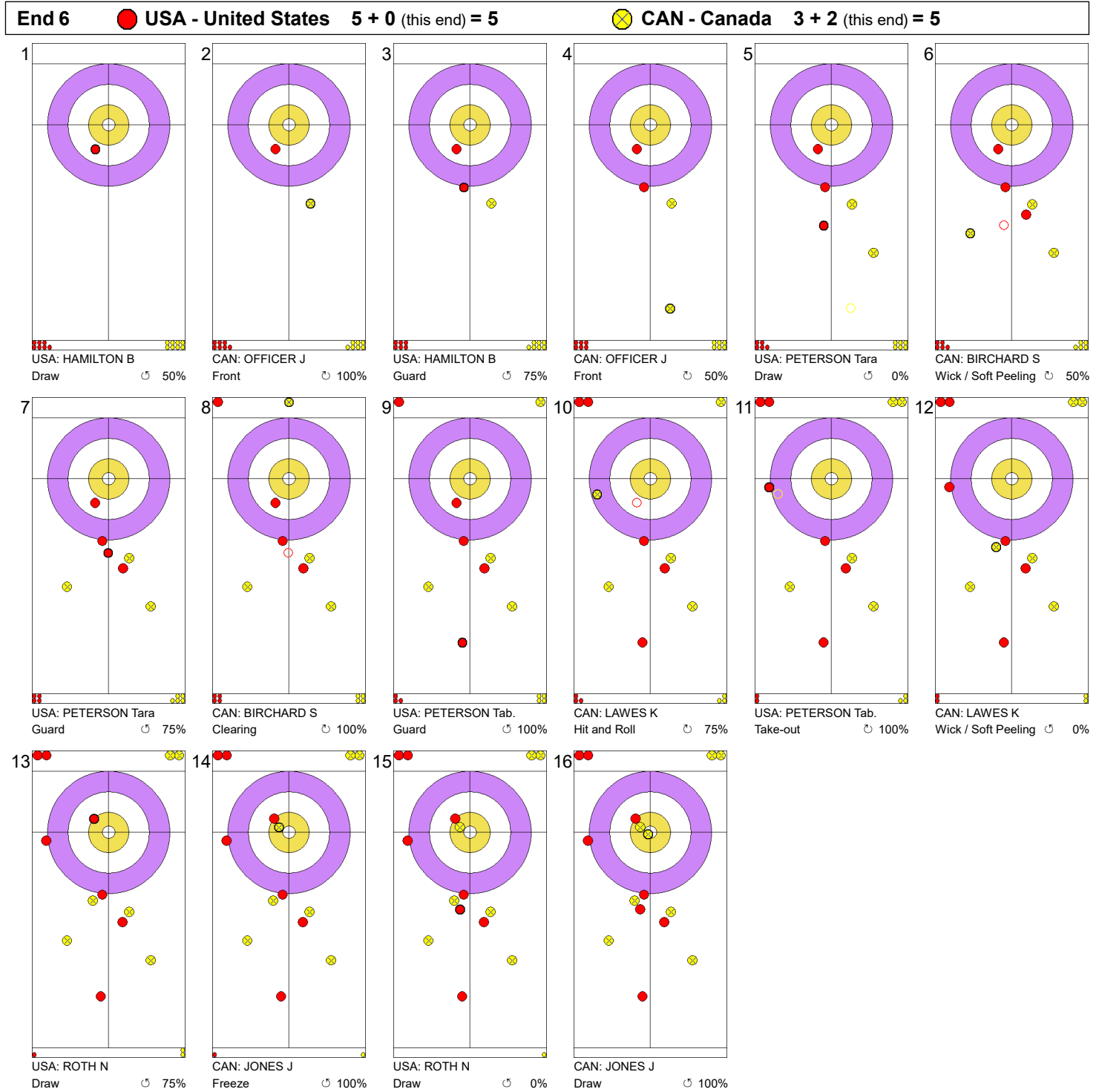
Game - Shot by Shot





Legend:
 ↻ Clockwise ↺ Counter-clockwise - Not considered

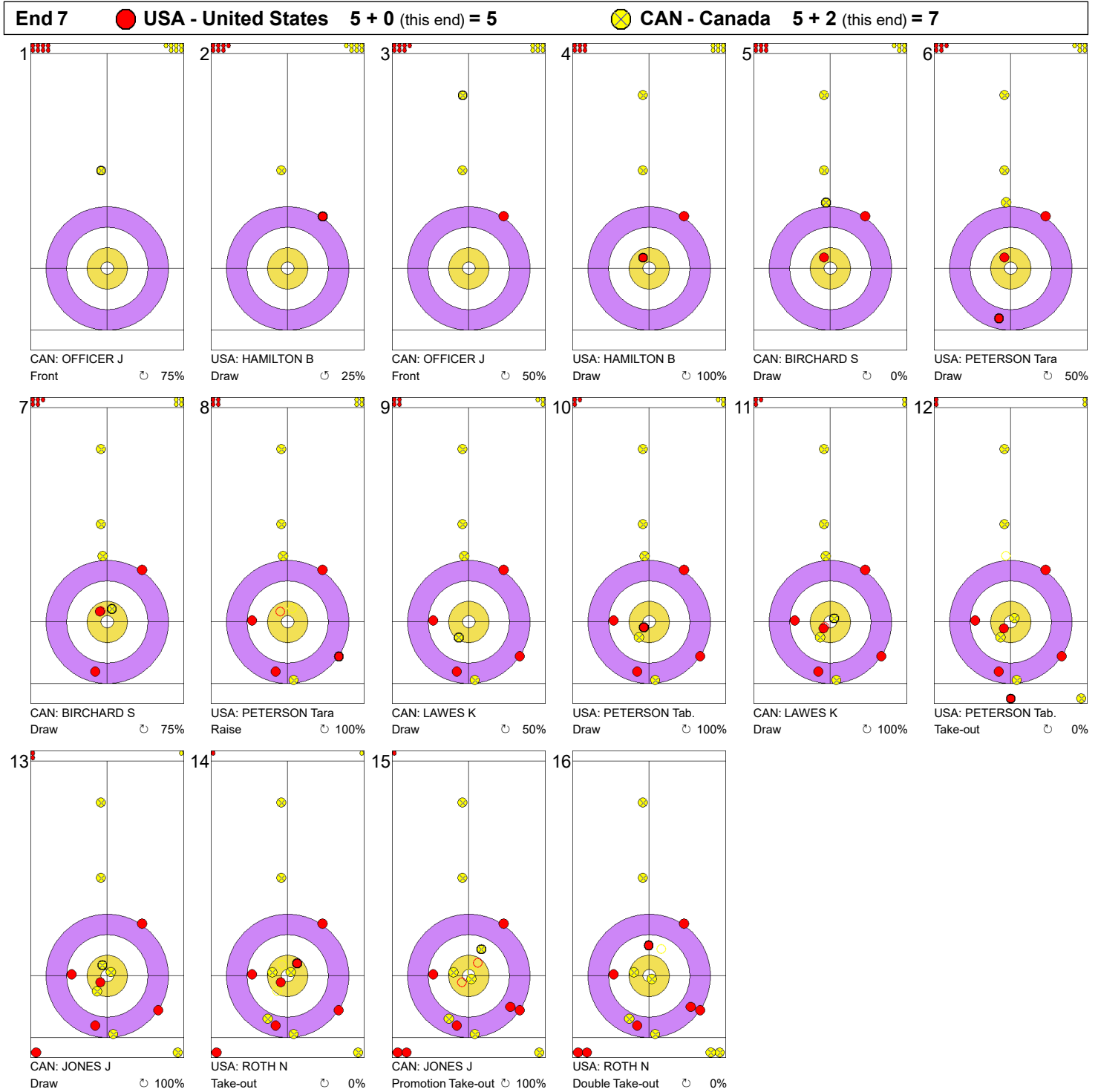




Game - Shot by Shot



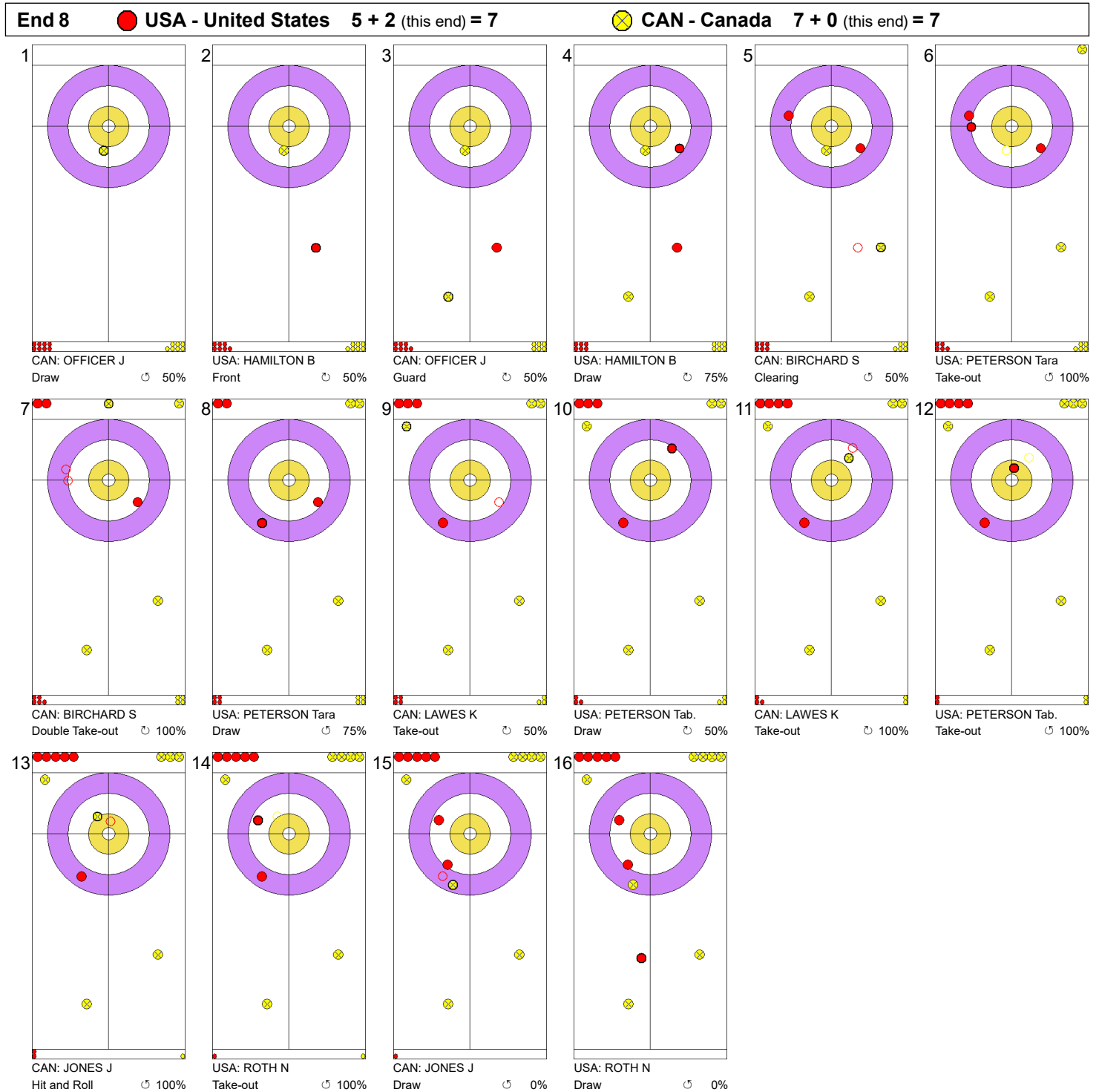
Legend:
 Clockwise
  Counter-clockwise
 - Not considered

Game - Shot by Shot



Legend:
 Clockwise
  Counter-clockwise
 - Not considered

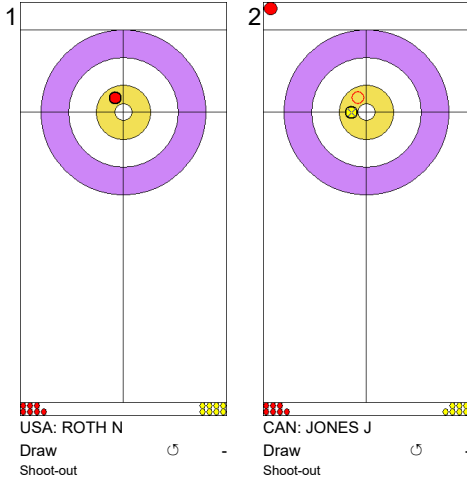
Game - Shot by Shot





Legend:
 ↻ Clockwise ↺ Counter-clockwise - Not considered

Game - Shot by Shot

End 9  USA - United States 7 + 0 (this end) = 7  CAN - Canada 7 + 1 (this end) = 8



Legend:
 Clockwise
  Counter-clockwise
 - Not considered

Session Results and Standings

Sheet	Round	Team	LSFE	1	2	3	4	5	6	7	8	Total	Points
A	W2	SWE - Sweden (Hasselborg)	*	1	0	0	0	0	1	0	X	2	0
		SUI - Switzerland (Tirinzi)		0	1	0	0	1	0	4	X	6	3
B	M3	CHN - China (Zou)	*	2	0	3	0	0	1	0	1	7	3
		CAN1 - Canada (Dunstone)		0	2	0	0	1	0	2	0	5	0
C	M3	CAN2 - Canada (Koe)	*	3	3	0	2	1	0	X	X	9	3
		SCO - Scotland (Paterson)		0	0	2	0	0	0	X	X	2	0
D	M3	SUI - Switzerland (Schwaller)	*	1	4	0	2	0	1	X	X	8	3
		NOR - Norway (Ulsrud)		0	0	1	0	1	0	X	X	2	0
E	M3	SWE - Sweden (Edin)	*	1	0	0	0	2	2	0	X	5	3
		USA - United States (Shuster)		0	0	0	1	0	0	1	X	2	0

Women's Current Standings

Group-A				Group-B			
Rank	Team	Games	Points	Rank	Team	Games	Points
1	CAN - Canada (Jones)	2	6	1	SUI - Switzerland (Tirinzi)	2	6
2	CHN - China (Jiang)	2	3	2	KOR - Korea (Kim)	2	3
2	JPN - Japan (Fujisawa)	2	3	2	RUS - Russia (Sidorova)	2	3
4	USA - United States (Roth)	2	0	4	SWE - Sweden (Hasselborg)	2	0

Men's Current Standings

Group-A				Group-B			
Rank	Team	Games	Points	Rank	Team	Games	Points
1	CHN - China (Zou)	3	6	1	CAN2 - Canada (Koe)	3	6
1	SWE - Sweden (Edin)	3	6	1	SCO - Scotland (Paterson)	3	6
3	USA - United States (Shuster)	3	5	1	SUI - Switzerland (Schwaller)	3	6
4	CAN1 - Canada (Dunstone)	3	1	4	NOR - Norway (Ulsrud)	3	0

Mixed Doubles Current Standings

Group-A				Group-B			
Rank	Team	Games	Points	Rank	Team	Games	Points
1	USA - United States (Anderson/Dropkin)	3	9	1	NOR - Norway (Skaslien/Nedregotten)	3	9
2	CAN1 - Canada (Walker/Muyres)	3	5	2	SUI2 - Switzerland (Perret/Rios)	3	4
3	CHN - China (Cao/Yuan)	3	3	3	CAN2 - Canada (Sahaidak/Lott)	3	3
4	SUI1 - Switzerland (Jaeggi/Michel)	3	1	4	RUS - Russia (Komarova/Goriachev)	3	2

Note:

Under WCF rules, tie-breaking rules for standings are not applied until after the last game of the round robin.

Legend:

LSFE(*) Last Stone First End

Mn Men's round n

Wn Women's round n

X Unplayed/unfinished end due to concession

Game Results

Sheet	Game	Team	LSFE	1	2	3	4	5	6	7	8	Total	Points
A	2	SWE - Sweden (Hasselborg)	*	1	0	0	0	0	1	0	X	2	0
	2	SUI - Switzerland (Tirinzeni)		0	1	0	0	1	0	4	X	6	3

SWE - Sweden		Shot Success	
		Game	All
4 S	HASSELBORG Anna	84%	81%
3 V	McMANUS Sara	72%	82%
2	KNOCHENHAUER Agnes	69%	74%
1	MABERGS Sofia	81%	83%
A	-	-	-
Team Total		76%	80%

SUI - Switzerland		Shot Success	
		Game	All
4 V	PAETZ Alina	73%	63%
3 S	TIRINZONI Silvana	88%	80%
2	NEUENSCHWANDER Esther	91%	88%
1	BARBEZAT Melanie	73%	77%
A	-	-	-
Team Total		81%	77%


SWE - Sweden		↻	↺	Game	
4	HASSELBORG Anna	Draws	2 75%	4 75%	6 75%
		Take-outs	4 81%	4 100%	8 91%
		Total	6 79%	8 88%	14 84%
3	McMANUS Sara	Draws	1 50%	5 85%	6 79%
		Take-outs	3 75%	6 63%	9 67%
		Total	4 69%	11 73%	15 72%
2	KNOCHENHAUER Agnes	Draws	7 57%	2 88%	9 64%
		Take-outs	5 80%	2 63%	7 75%
		Total	12 67%	4 75%	16 69%
1	MABERGS Sofia	Draws	10 90%	1 100%	11 91%
		Take-outs	4 50%	1 100%	5 60%
		Total	14 79%	2 100%	16 81%
A	-	Draws	0 -	0 -	0 -
		Take-outs	0 -	0 -	0 -
		Total	0 -	0 -	0 -
Team		Draws	20 75%	12 83%	32 78%
		Take-outs	16 72%	13 77%	29 74%
		Total	36 74%	25 80%	61 76%



SUI - Switzerland		↻	↺	Game	
4	PAETZ Alina	Draws	2 50%	1 0%	3 33%
		Take-outs	6 88%	5 80%	11 84%
		Total	8 78%	6 67%	14 73%
3	TIRINZONI Silvana	Draws	2 88%	6 96%	8 94%
		Take-outs	6 75%	2 100%	8 81%
		Total	8 78%	8 97%	16 88%
2	NEUENSCHWANDER Esther	Draws	3 100%	0 -	3 100%
		Take-outs	7 100%	6 75%	13 88%
		Total	10 100%	6 75%	16 91%
1	BARBEZAT Melanie	Draws	11 86%	4 56%	15 78%
		Take-outs	1 0%	0 -	1 0%
		Total	12 79%	4 56%	16 73%
A	-	Draws	0 -	0 -	0 -
		Take-outs	0 -	0 -	0 -
		Total	0 -	0 -	0 -
Team		Draws	18 85%	11 73%	29 80%
		Take-outs	20 84%	13 81%	33 83%
		Total	38 84%	24 77%	62 81%

Note:
Position and function for each team member:
4 = Fourth, 3 = Third, 2 = Second, 1 = Lead, A = Alternate, S = Skip, V = Vice-Skip

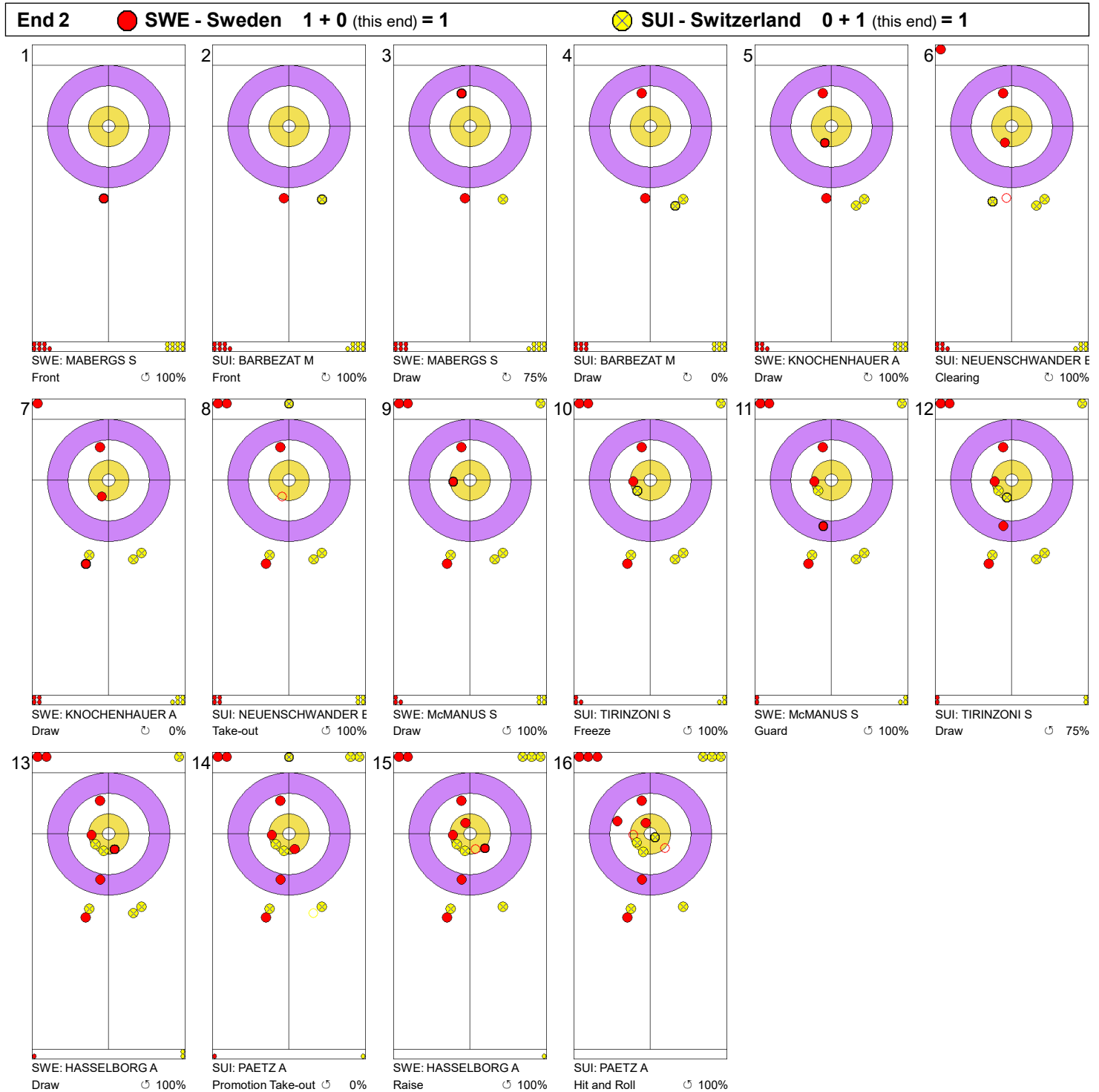
Legend:
↻ Clockwise ↺ Counter-clockwise LSFE(*) Last Stone First End
X Unplayed/unfinished end due to concession



Game - Shot by Shot



Legend:
 Clockwise
  Counter-clockwise
 - Not considered



Game - Shot by Shot



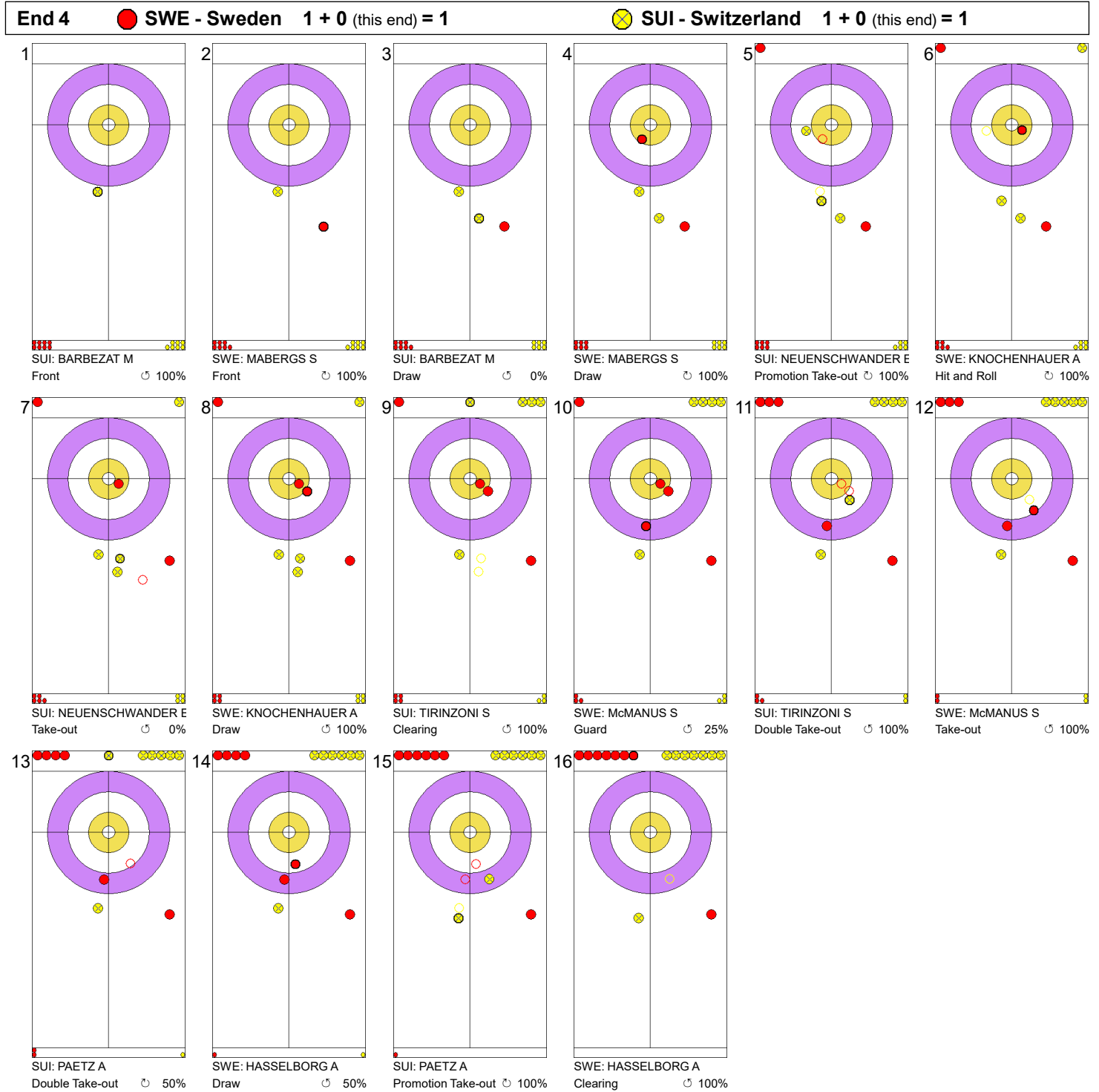
Legend:
 Clockwise
  Counter-clockwise
 - Not considered



Game - Shot by Shot



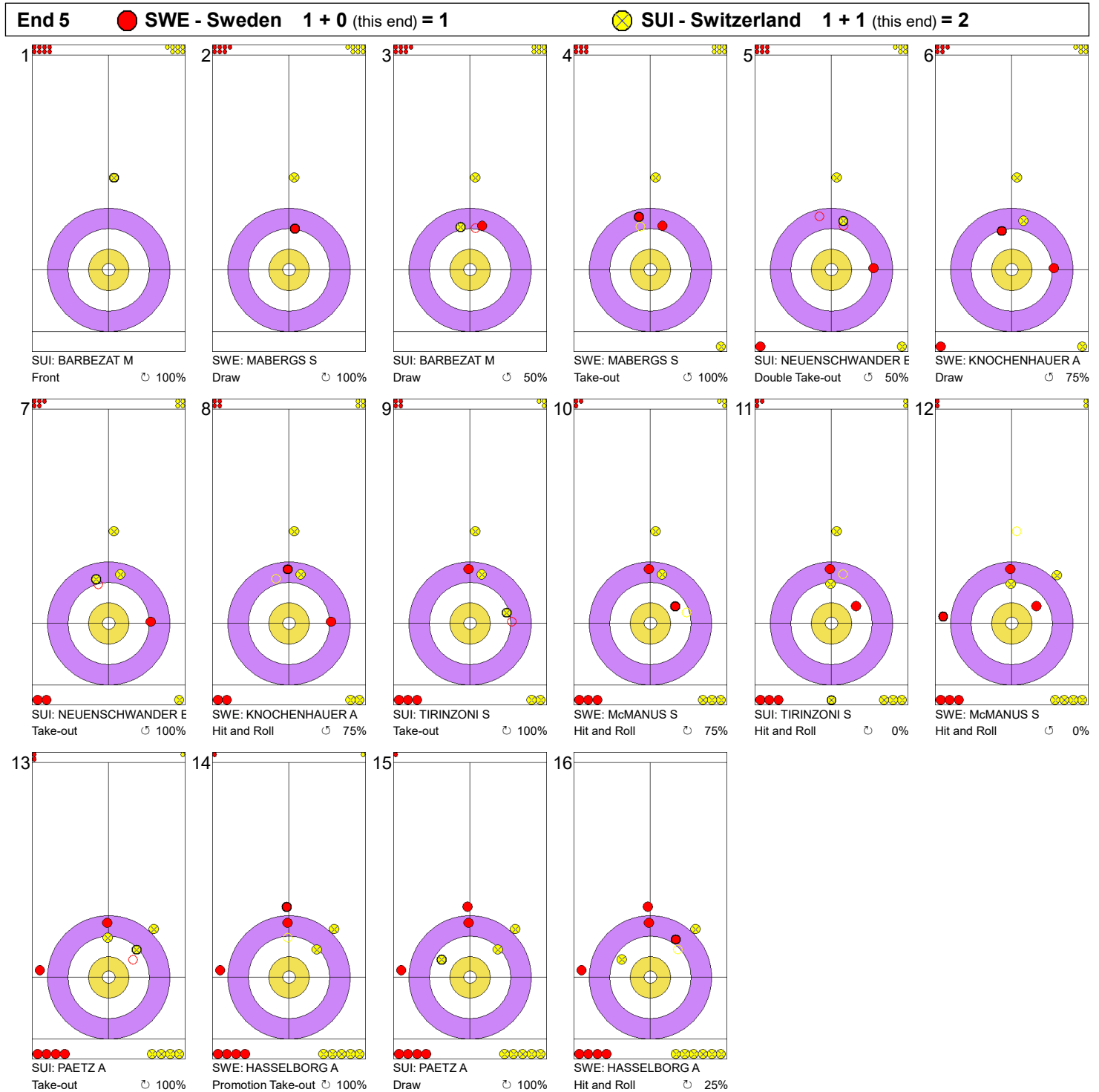
Legend:
 Clockwise
  Counter-clockwise
 - Not considered



Game - Shot by Shot



Legend:
 Clockwise
  Counter-clockwise
 - Not considered

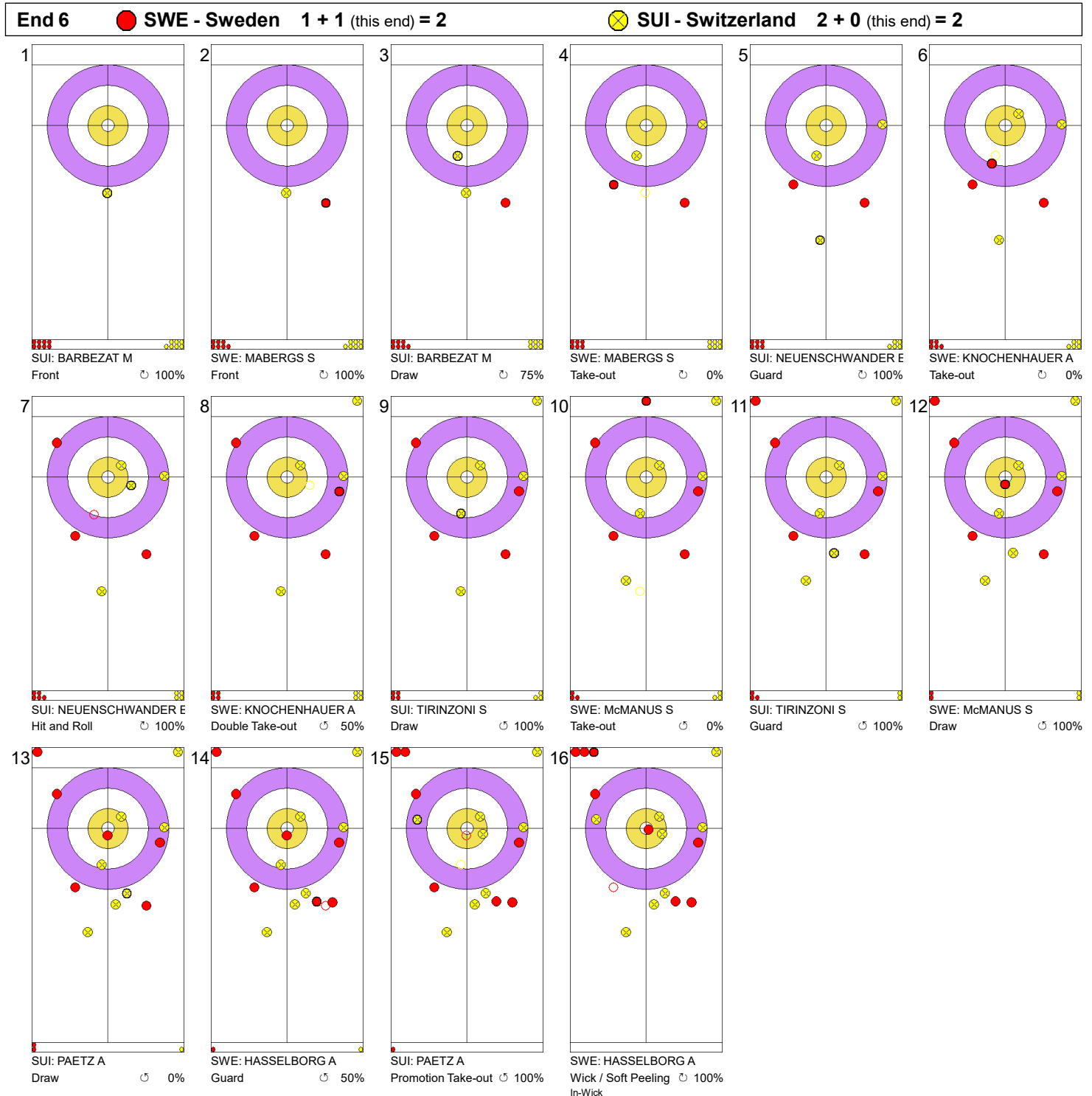
Game - Shot by Shot





Legend:
 Clockwise
  Counter-clockwise
 - Not considered



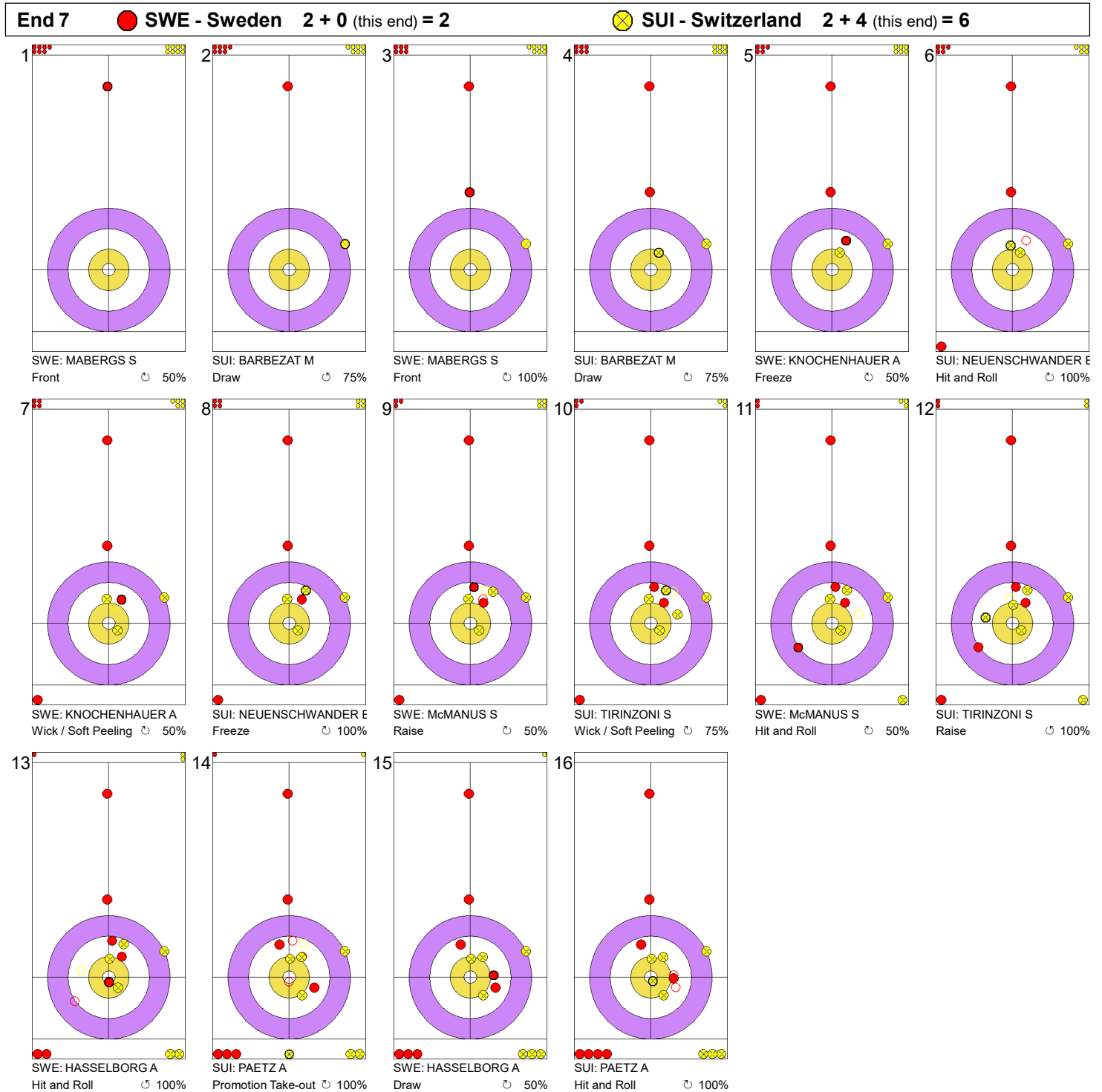
Game - Shot by Shot



Legend:
 Clockwise
  Counter-clockwise
 - Not considered



Game - Shot by Shot



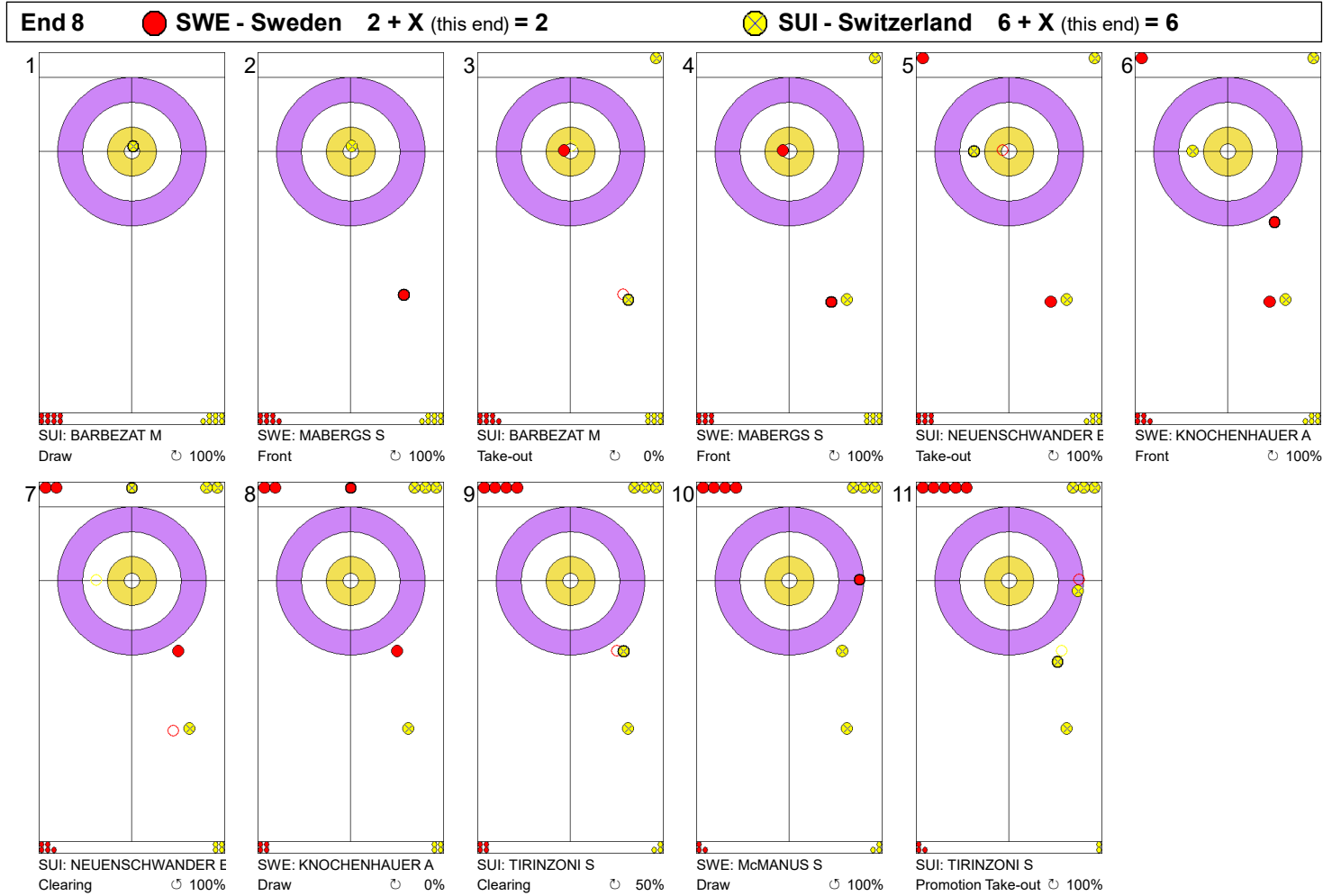
Legend:

⌚ Clockwise

⌚ Counter-clockwise

- Not considered

Game - Shot by Shot



Legend:

↻ Clockwise

↺ Counter-clockwise

- Not considered

X Unfinished end due to concession

Session Results and Standings

Sheet	Round	Team	LSFE	1	2	3	4	5	6	7	8	SO	Total	Points
A	W2	KOR - Korea (Kim)	*	2	0	0	2	0	1	0	0		5	0
		RUS - Russia (Sidorova)		0	1	2	0	2	0	0	2		7	3
B	MD3	RUS - Russia (Komarova/Goriachev)	*	1	0	1	0	3	0	0	0		5	0
		CAN2 - Canada (Sahaidak/Lott)		0	1	0	2	0	1	1	1		6	3
C	MD3	USA - United States (Anderson/Dropkin)	*	4	0	2	0	5	2	X	X		13	3
		CHN - China (Cao/Yuan)		0	1	0	3	0	0	X	X		4	0
D	MD3	SUI1 - Switzerland (Jaeggi/Michel)	*	2	0	1	0	1	0	0	1	0	5	1
		CAN1 - Canada (Walker/Muyres)		0	2	0	1	0	1	1	0	1	6	2
E	MD3	SUI2 - Switzerland (Perret/Rios)	*	1	1	0	1	0	0	0	3		6	0
		NOR - Norway (Skaslien/Nedregotten)		0	0	1	0	3	1	2	0		7	3

Women's Current Standings

Group-A				Group-B			
Rank	Team	Games	Points	Rank	Team	Games	Points
1	CAN - Canada (Jones)	2	6	1	KOR - Korea (Kim)	2	3
2	CHN - China (Jiang)	2	3	1	RUS - Russia (Sidorova)	2	3
2	JPN - Japan (Fujisawa)	2	3	3	SUI - Switzerland (Tirinzoni)	1	3
4	USA - United States (Roth)	2	0	4	SWE - Sweden (Hasselborg)	1	0

Men's Current Standings

Group-A				Group-B			
Rank	Team	Games	Points	Rank	Team	Games	Points
1	USA - United States (Shuster)	2	5	1	SCO - Scotland (Paterson)	2	6
2	CHN - China (Zou)	2	3	2	CAN2 - Canada (Koe)	2	3
2	SWE - Sweden (Edin)	2	3	2	SUI - Switzerland (Schwaller)	2	3
4	CAN1 - Canada (Dunstone)	2	1	4	NOR - Norway (Ulsrud)	2	0

Mixed Doubles Current Standings

Group-A				Group-B			
Rank	Team	Games	Points	Rank	Team	Games	Points
1	USA - United States (Anderson/Dropkin)	3	9	1	NOR - Norway (Skaslien/Nedregotten)	3	9
2	CAN1 - Canada (Walker/Muyres)	3	5	2	SUI2 - Switzerland (Perret/Rios)	3	4
3	CHN - China (Cao/Yuan)	3	3	3	CAN2 - Canada (Sahaidak/Lott)	3	3
4	SUI1 - Switzerland (Jaeggi/Michel)	3	1	4	RUS - Russia (Komarova/Goriachev)	3	2

Note:

Under WCF rules, tie-breaking rules for standings are not applied until after the last game of the round robin.

Legend:

Power Play
SO Shoot-out

LSFE(*) Last Stone First End
Wn Women's round n

MDn Mixed Doubles round n

Game Results

Sheet	Game	Team	LSFE	1	2	3	4	5	6	7	8	Total	Points
A	2	KOR - Korea (Kim)	*	2	0	0	2	0	1	0	0	5	0
	2	RUS - Russia (Sidorova)		0	1	2	0	2	0	0	2	7	3

KOR - Korea		Shot Success	
		Game	All
4 S	KIM Minji	70%	66%
3 V	KIM Hyerin	72%	73%
2	YANG Taei	72%	68%
1	KIM Sujin	83%	77%
A	-	-	-
Team Total		74%	71%

RUS - Russia		Shot Success	
		Game	All
4 S	SIDOROVA Anna	92%	74%
3 V	FOMINA Margarita	72%	65%
2	PORTUNOVA Julia	77%	73%
1	GUZIEVA Julia	70%	74%
A	-	-	-
Team Total		77%	71%

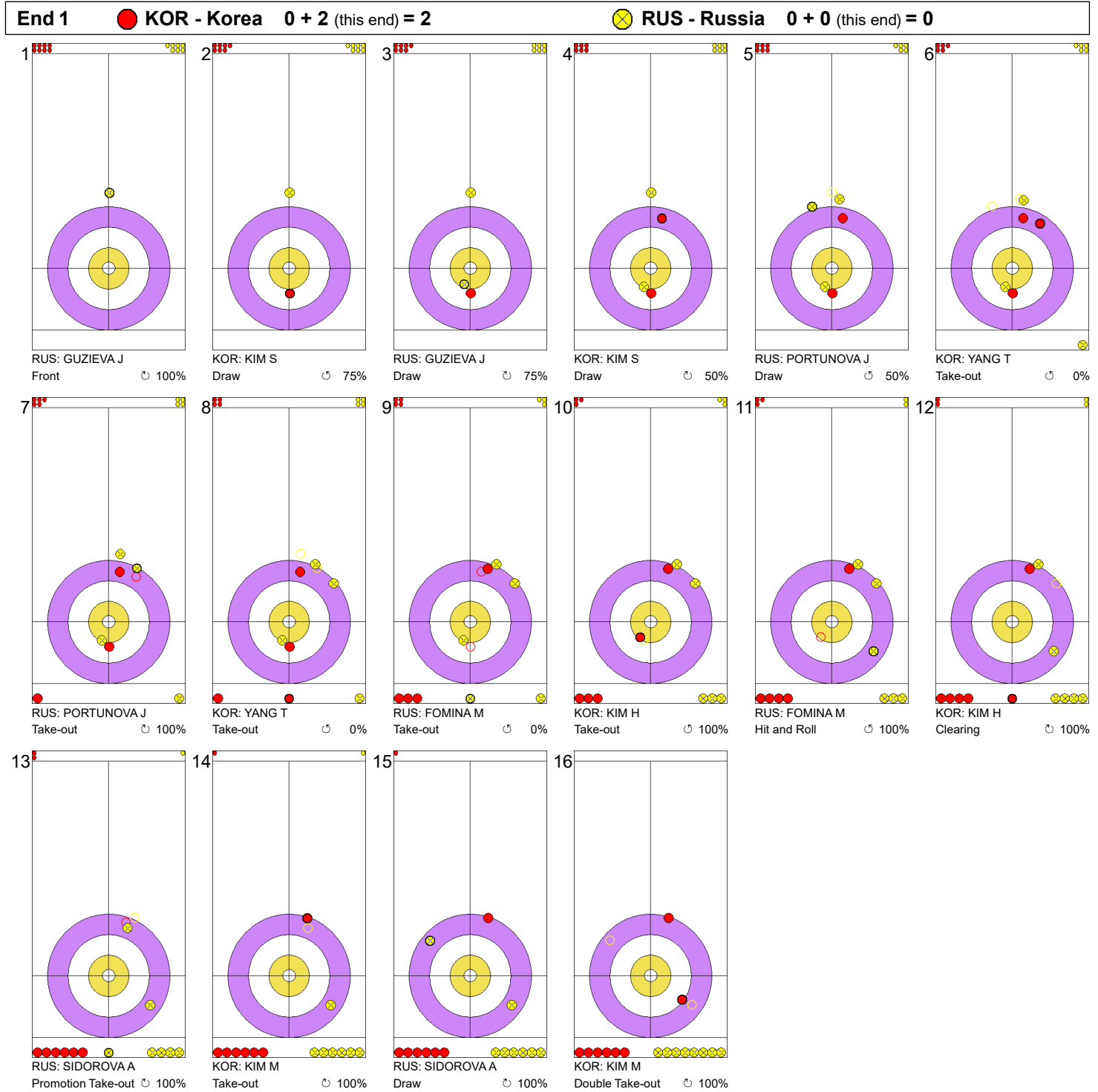
KOR - Korea		↻	↺	Game	
4	KIM Minji	Draws	2 100%	1 50%	3 83%
		Take-outs	5 45%	8 81%	13 67%
		Total	7 61%	9 78%	16 70%
3	KIM Hyerin	Draws	1 100%	6 75%	7 79%
		Take-outs	4 38%	5 90%	9 67%
		Total	5 50%	11 82%	16 72%
2	YANG Taei	Draws	3 92%	2 88%	5 90%
		Take-outs	4 50%	7 71%	11 64%
		Total	7 68%	9 75%	16 72%
1	KIM Sujin	Draws	9 83%	7 82%	16 83%
		Take-outs	0 -	0 -	0 -
		Total	9 83%	7 82%	16 83%
A	-	Draws	0 -	0 -	0 -
		Take-outs	0 -	0 -	0 -
		Total	0 -	0 -	0 -
Team		Draws	15 88%	16 78%	31 83%
		Take-outs	13 44%	20 80%	33 66%
		Total	28 68%	36 79%	64 74%



RUS - Russia		↻	↺	Game	
4	SIDOROVA Anna	Draws	2 75%	6 92%	8 88%
		Take-outs	2 100%	5 95%	7 96%
		Total	4 88%	11 93%	15 92%
3	FOMINA Margarita	Draws	1 0%	4 75%	5 60%
		Take-outs	3 100%	8 69%	11 77%
		Total	4 75%	12 71%	16 72%
2	PORTUNOVA Julia	Draws	2 88%	5 75%	7 79%
		Take-outs	4 88%	5 65%	9 75%
		Total	6 88%	10 70%	16 77%
1	GUZIEVA Julia	Draws	5 75%	7 82%	12 79%
		Take-outs	1 0%	2 50%	3 33%
		Total	6 63%	9 75%	15 70%
A	-	Draws	0 -	0 -	0 -
		Take-outs	0 -	0 -	0 -
		Total	0 -	0 -	0 -
Team		Draws	10 70%	22 82%	32 78%
		Take-outs	10 85%	20 73%	30 77%
		Total	20 78%	42 77%	62 77%

Note:
Position and function for each team member:
4 = Fourth, 3 = Third, 2 = Second, 1 = Lead, A = Alternate, S = Skip, V = Vice-Skip

Legend:
↻ Clockwise ↺ Counter-clockwise LSFE(*) Last Stone First End

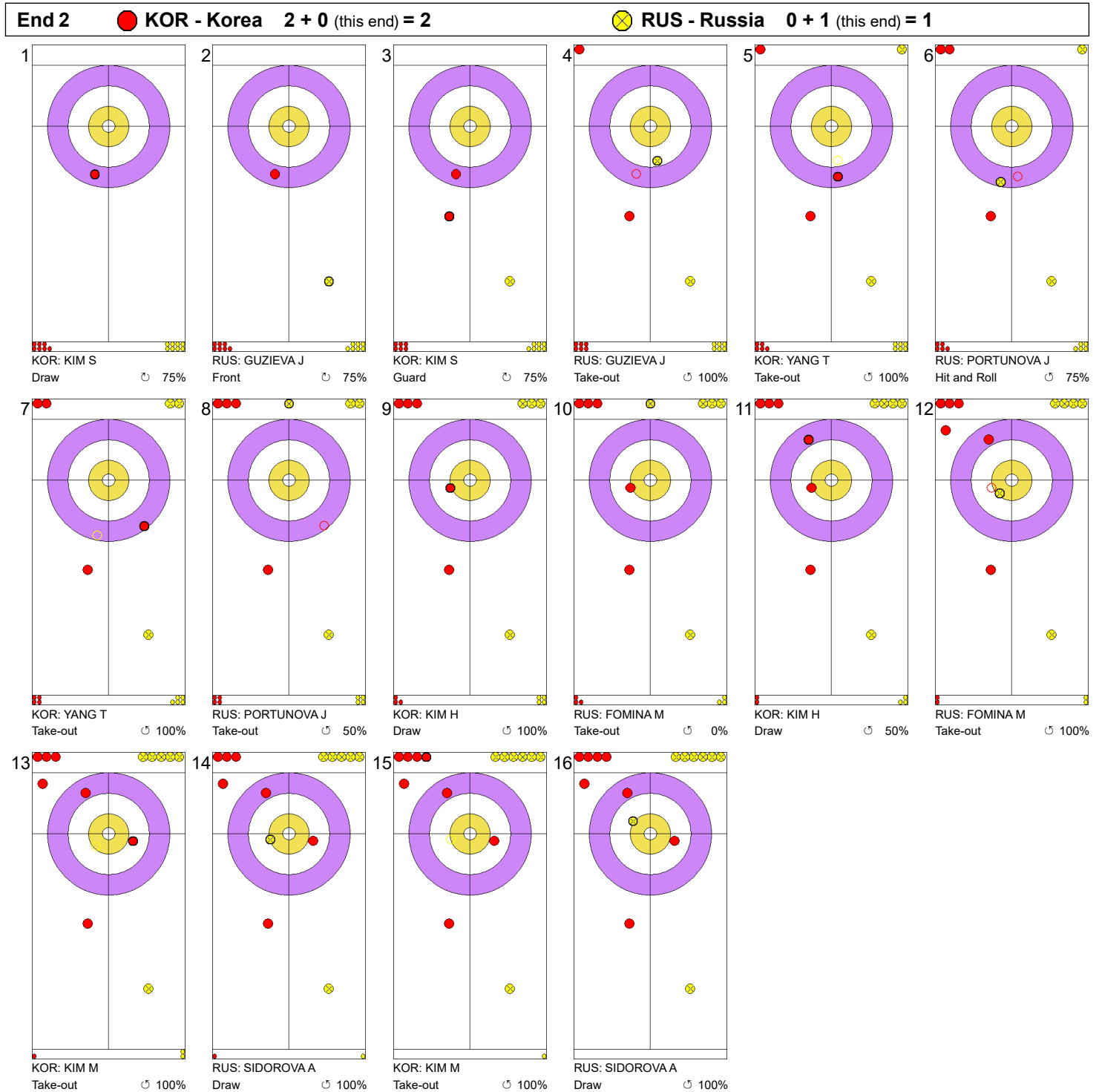
Game - Shot by Shot





Legend:
 Clockwise  Counter-clockwise - Not considered

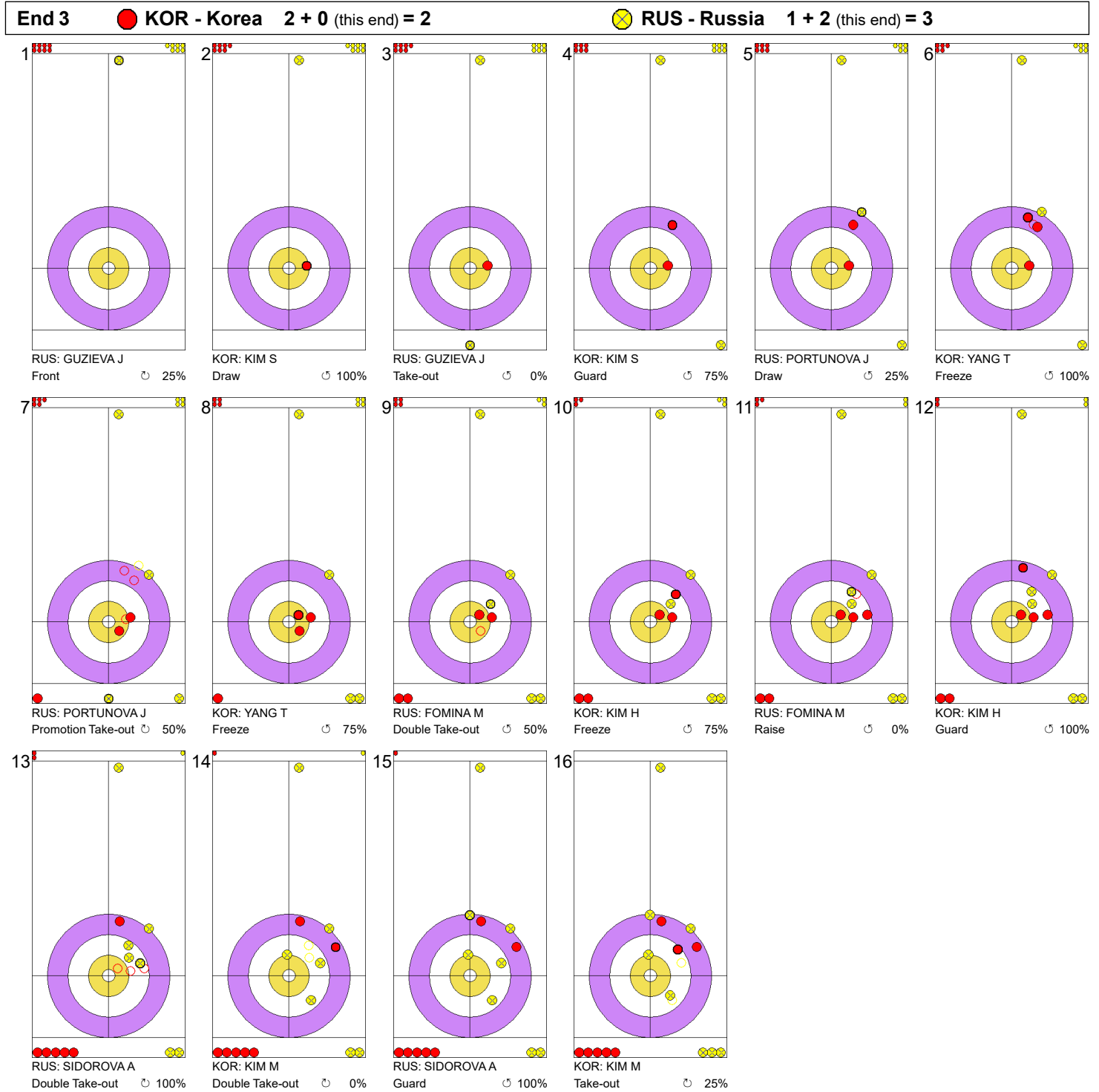


Game - Shot by Shot



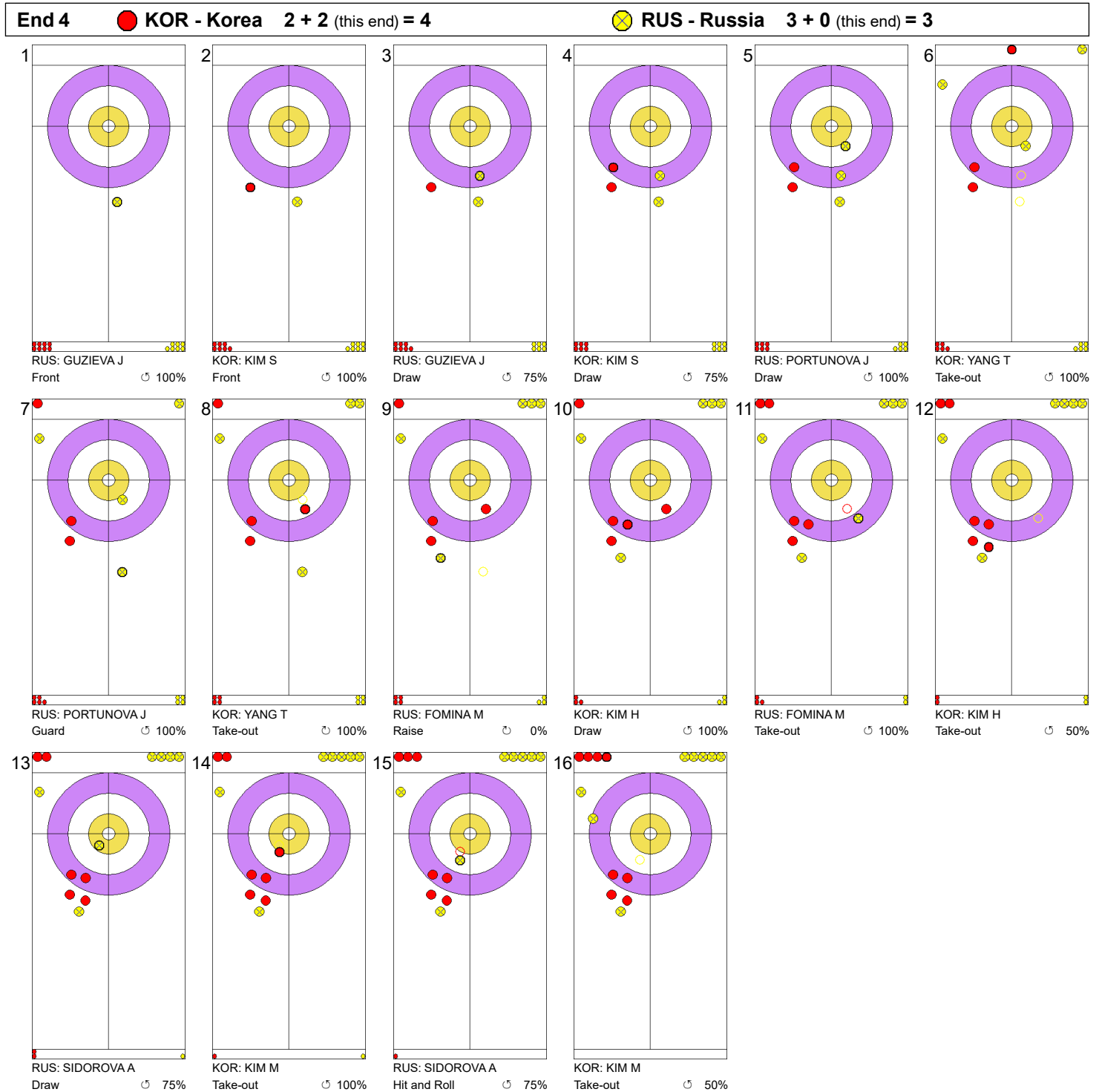
Legend:
 Clockwise
  Counter-clockwise
 - Not considered

Game - Shot by Shot



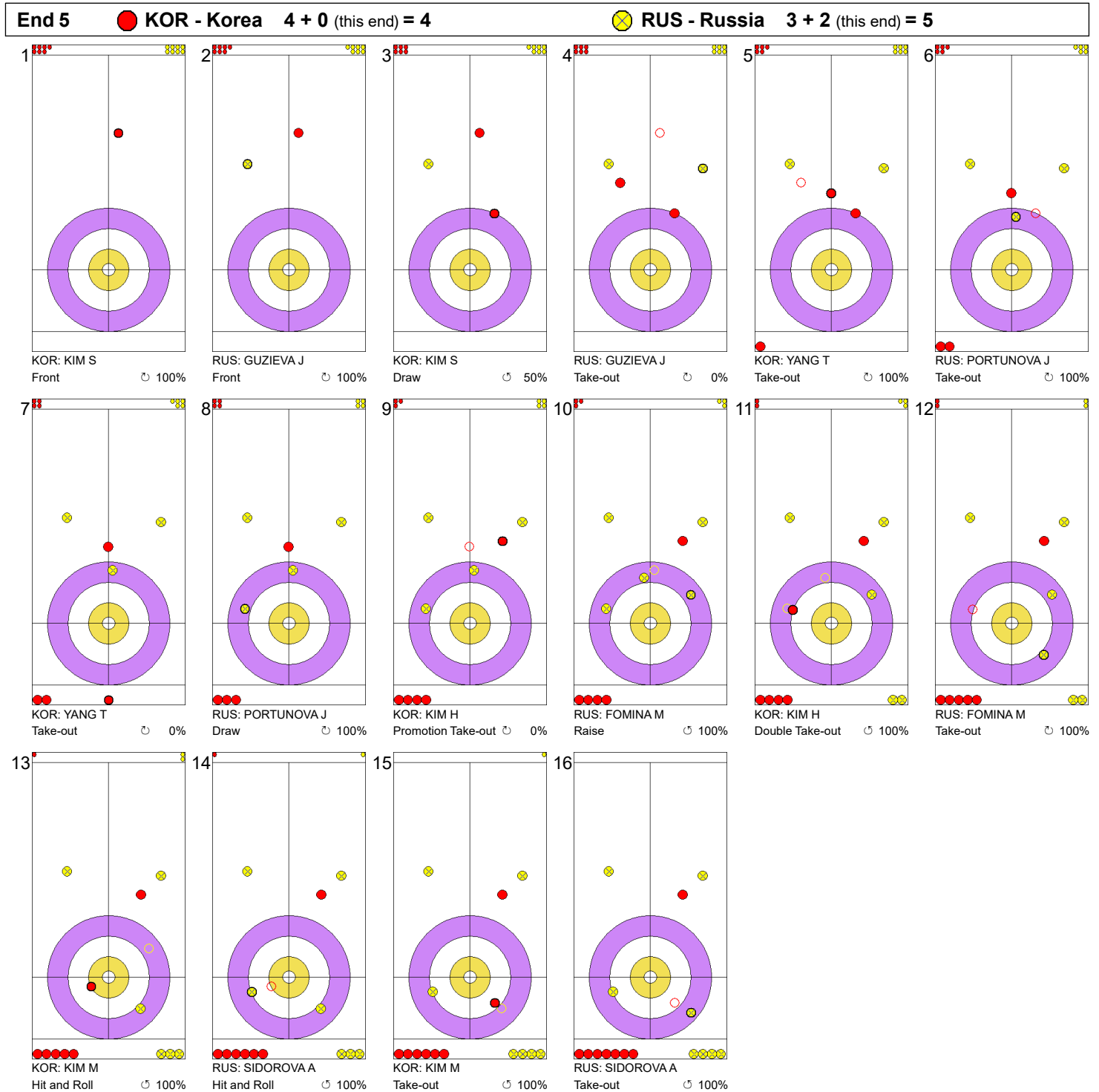
Legend:
 ⌚ Clockwise ⌚ Counter-clockwise - Not considered

Game - Shot by Shot



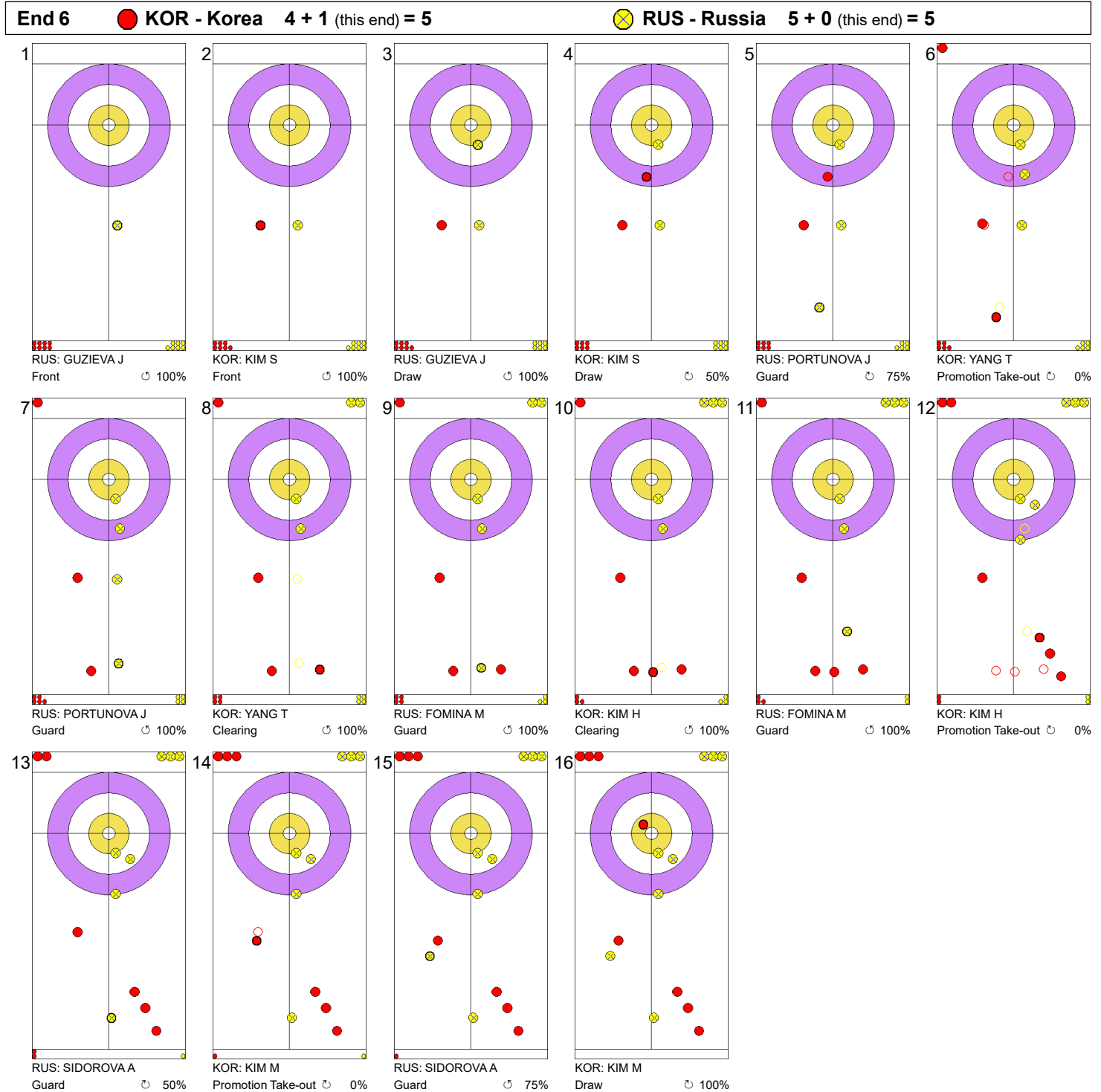
Legend:
 ↻ Clockwise ↺ Counter-clockwise - Not considered

Game - Shot by Shot



Legend:
 ⌚ Clockwise ⌚ Counter-clockwise - Not considered

Game - Shot by Shot



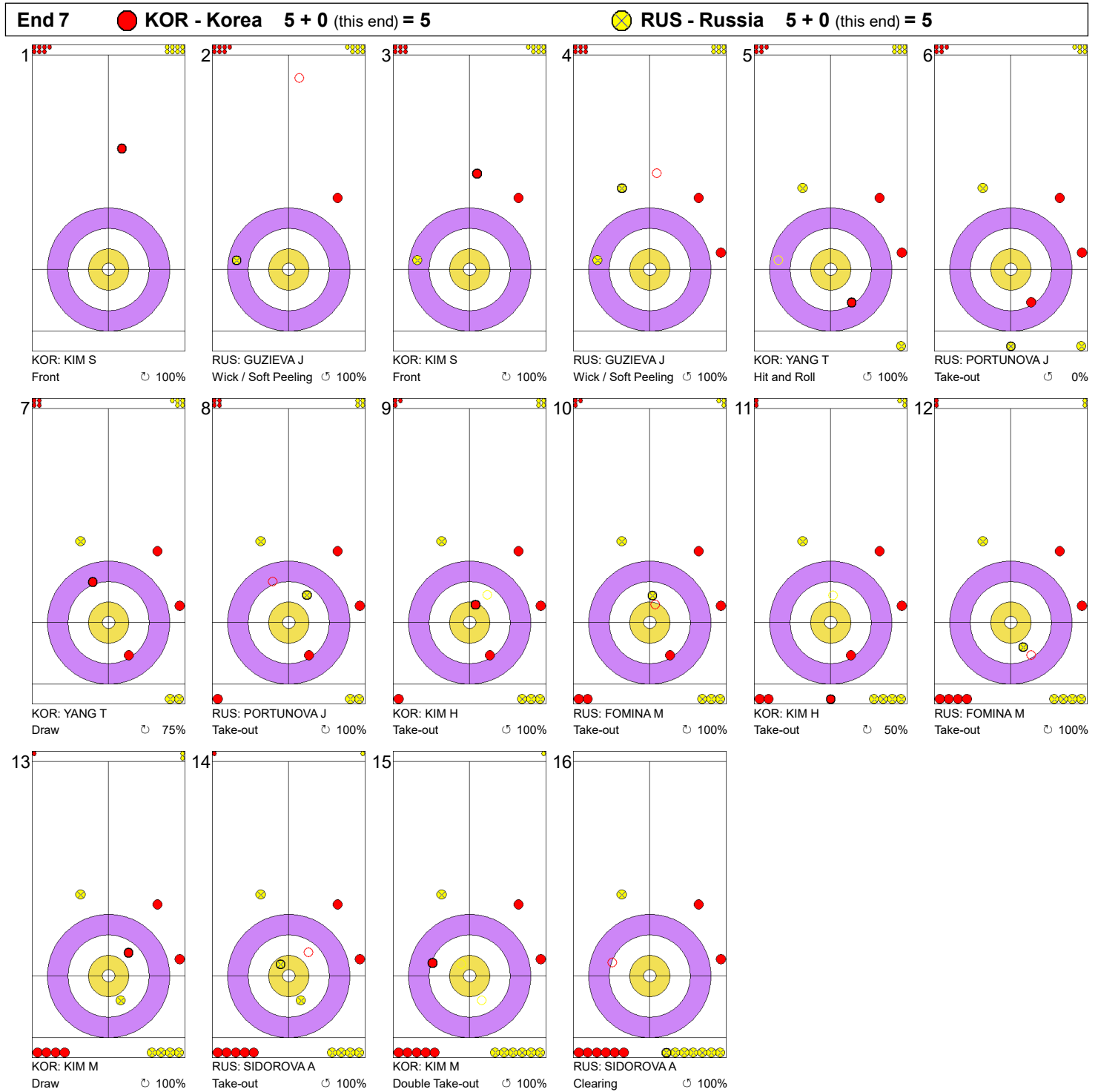
Legend:

⌚ Clockwise

⌚ Counter-clockwise

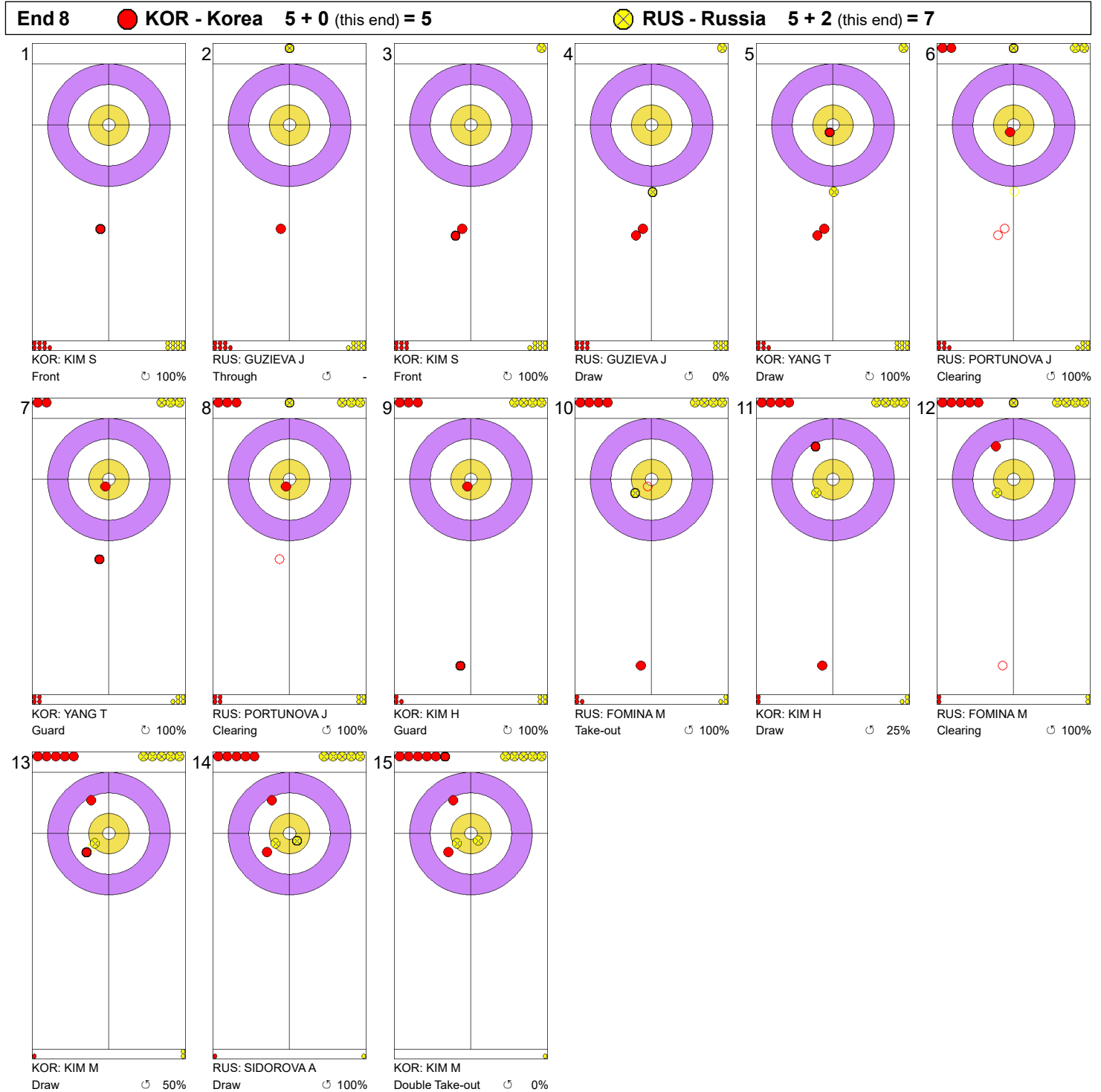
- Not considered

Game - Shot by Shot



Legend:
 ⌚ Clockwise ⌚ Counter-clockwise - Not considered

Game - Shot by Shot



Legend:

⌚ Clockwise

⌚ Counter-clockwise

- Not considered

Session Results and Standings

Sheet	Round	Team	LSFE	1	2	3	4	5	6	7	8	Total	Points
A	M2	NOR - Norway (Ulsrud)	*	1	0	0	2	0	0	1	0	4	0
		CAN2 - Canada (Koe)		0	1	1	0	0	2	0	1	5	3
B	M2	SCO - Scotland (Paterson)	*	3	1	1	0	1	0	X	X	6	3
		SUI - Switzerland (Schwaller)		0	0	0	1	0	1	X	X	2	0
C	M2	USA - United States (Shuster)	*	1	0	1	0	2	0	3	X	7	3
		CHN - China (Zou)		0	1	0	1	0	1	0	X	3	0
D	M2	CAN1 - Canada (Dunstone)	*	0	1	0	0	2	0	1	0	4	0
		SWE - Sweden (Edin)		0	0	0	2	0	1	0	2	5	3
E	W2	JPN - Japan (Fujisawa)	*	1	0	1	0	3	1	0	1	7	3
		USA - United States (Roth)		0	1	0	2	0	0	2	0	5	0

Women's Current Standings

Group-A				Group-B			
Rank	Team	Games	Points	Rank	Team	Games	Points
1	CAN - Canada (Jones)	2	6	1	KOR - Korea (Kim)	1	3
2	CHN - China (Jiang)	2	3	1	SUI - Switzerland (Tirinzoni)	1	3
2	JPN - Japan (Fujisawa)	2	3	3	RUS - Russia (Sidorova)	1	0
4	USA - United States (Roth)	2	0	3	SWE - Sweden (Hasselborg)	1	0

Men's Current Standings

Group-A				Group-B			
Rank	Team	Games	Points	Rank	Team	Games	Points
1	USA - United States (Shuster)	2	5	1	SCO - Scotland (Paterson)	2	6
2	CHN - China (Zou)	2	3	2	CAN2 - Canada (Koe)	2	3
2	SWE - Sweden (Edin)	2	3	2	SUI - Switzerland (Schwaller)	2	3
4	CAN1 - Canada (Dunstone)	2	1	4	NOR - Norway (Ulsrud)	2	0

Mixed Doubles Current Standings

Group-A				Group-B			
Rank	Team	Games	Points	Rank	Team	Games	Points
1	USA - United States (Anderson/Dropkin)	2	6	1	NOR - Norway (Skaslien/Nedregotten)	2	6
2	CAN1 - Canada (Walker/Muyres)	2	3	2	SUI2 - Switzerland (Perret/Rios)	2	4
2	CHN - China (Cao/Yuan)	2	3	3	RUS - Russia (Komarova/Goriachev)	2	2
4	SUI1 - Switzerland (Jaeggi/Michel)	2	0	4	CAN2 - Canada (Sahaidak/Lott)	2	0

Note:

Under WCF rules, tie-breaking rules for standings are not applied until after the last game of the round robin.

Legend:

LSFE(*) Last Stone First End

Mn Men's round n

Wn Women's round n

X Unplayed/unfinished end due to concession

Game Results

Sheet	Game	Team	LSFE	1	2	3	4	5	6	7	8	Total	Points
E	2	JPN - Japan (Fujisawa)	*	1	0	1	0	3	1	0	1	7	3
	2	USA - United States (Roth)		0	1	0	2	0	0	2	0	5	0

JPN - Japan		Shot Success	
		Game	All
4 S	FUJISAWA Satsuki	83%	71%
3 V	YOSHIDA Chinami	89%	79%
2	SUZUKI Yumi	94%	81%
1	YOSHIDA Yurika	84%	78%
A	-	-	-
Team Total		88%	77%

USA - United States		Shot Success	
		Game	All
4 S	ROTH Nina	69%	63%
3 V	PETERSON Tabitha	81%	68%
2	PETERSON Tara	80%	76%
1	HAMILTON Becca	73%	70%
A	-	-	-
Team Total		76%	69%

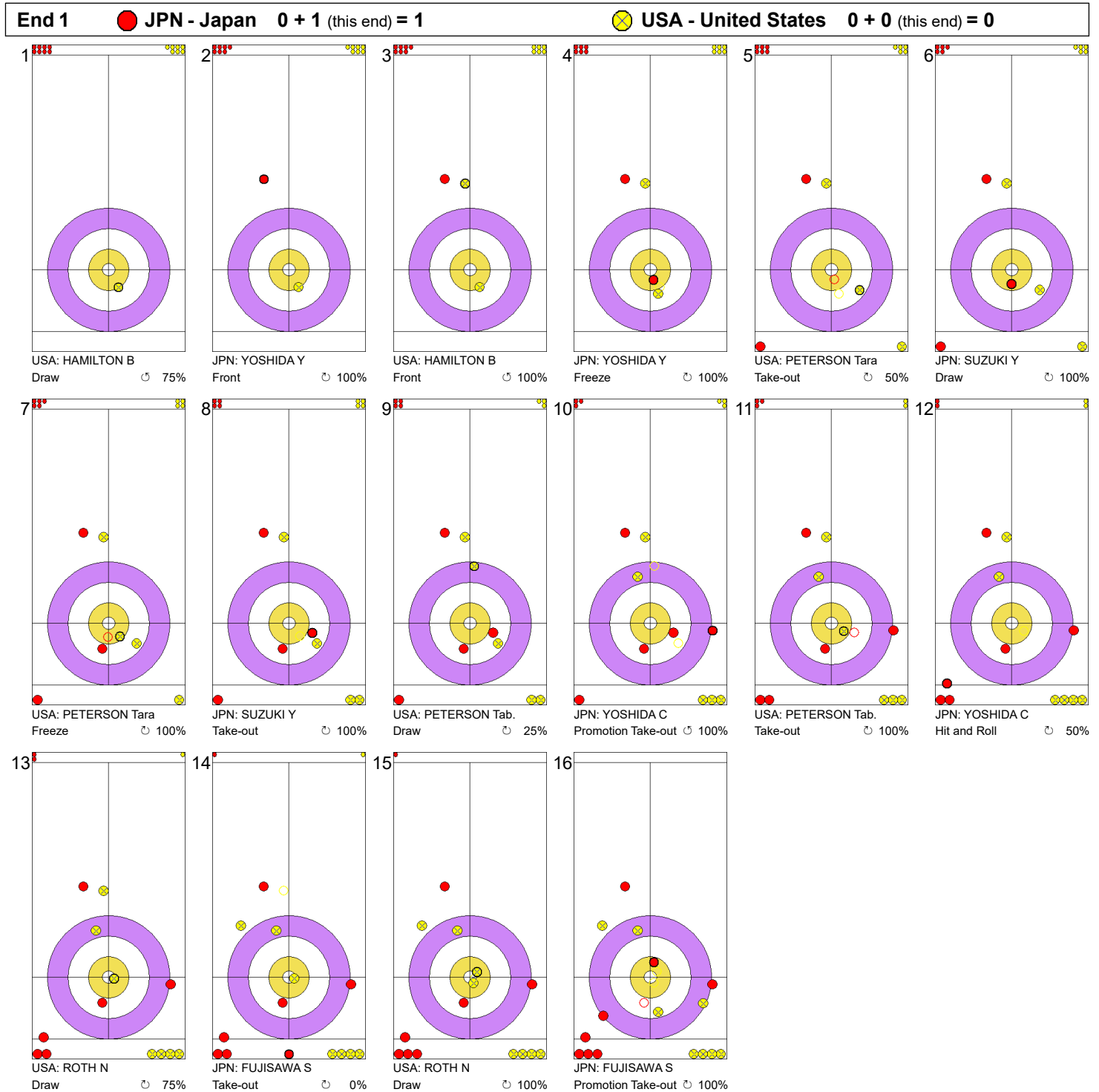
JPN - Japan		↻	↺	Game	
4	FUJISAWA Satsuki	Draws	2 100%	4 94%	6 96%
		Take-outs	6 67%	4 88%	10 75%
		Total	8 75%	8 91%	16 83%
3	YOSHIDA Chinami	Draws	3 100%	3 92%	6 96%
		Take-outs	6 75%	4 100%	10 85%
		Total	9 83%	7 96%	16 89%
2	SUZUKI Yumi	Draws	1 100%	7 86%	8 88%
		Take-outs	8 100%	0 -	8 100%
		Total	9 100%	7 86%	16 94%
1	YOSHIDA Yurika	Draws	3 67%	12 88%	15 83%
		Take-outs	1 100%	0 -	1 100%
		Total	4 75%	12 88%	16 84%
A -	-	Draws	0 -	0 -	0 -
		Take-outs	0 -	0 -	0 -
		Total	0 -	0 -	0 -
Team		Draws	9 89%	26 88%	35 89%
		Take-outs	21 83%	8 94%	29 86%
		Total	30 85%	34 90%	64 88%



USA - United States		↻	↺	Game	
4	ROTH Nina	Draws	7 93%	2 100%	9 94%
		Take-outs	4 38%	3 33%	7 36%
		Total	11 73%	5 60%	16 69%
3	PETERSON Tabitha	Draws	7 89%	2 63%	9 83%
		Take-outs	1 100%	6 75%	7 79%
		Total	8 91%	8 72%	16 81%
2	PETERSON Tara	Draws	7 86%	2 75%	9 83%
		Take-outs	5 65%	2 100%	7 75%
		Total	12 77%	4 88%	16 80%
1	HAMILTON Becca	Draws	7 86%	8 59%	15 72%
		Take-outs	1 100%	0 -	1 100%
		Total	8 88%	8 59%	16 73%
A -	-	Draws	0 -	0 -	0 -
		Take-outs	0 -	0 -	0 -
		Total	0 -	0 -	0 -
Team		Draws	28 88%	14 68%	42 82%
		Take-outs	11 61%	11 68%	22 65%
		Total	39 81%	25 68%	64 76%

Note:
Position and function for each team member:
4 = Fourth, 3 = Third, 2 = Second, 1 = Lead, A = Alternate, S = Skip, V = Vice-Skip

Legend:
↻ Clockwise ↺ Counter-clockwise LSFE(*) Last Stone First End

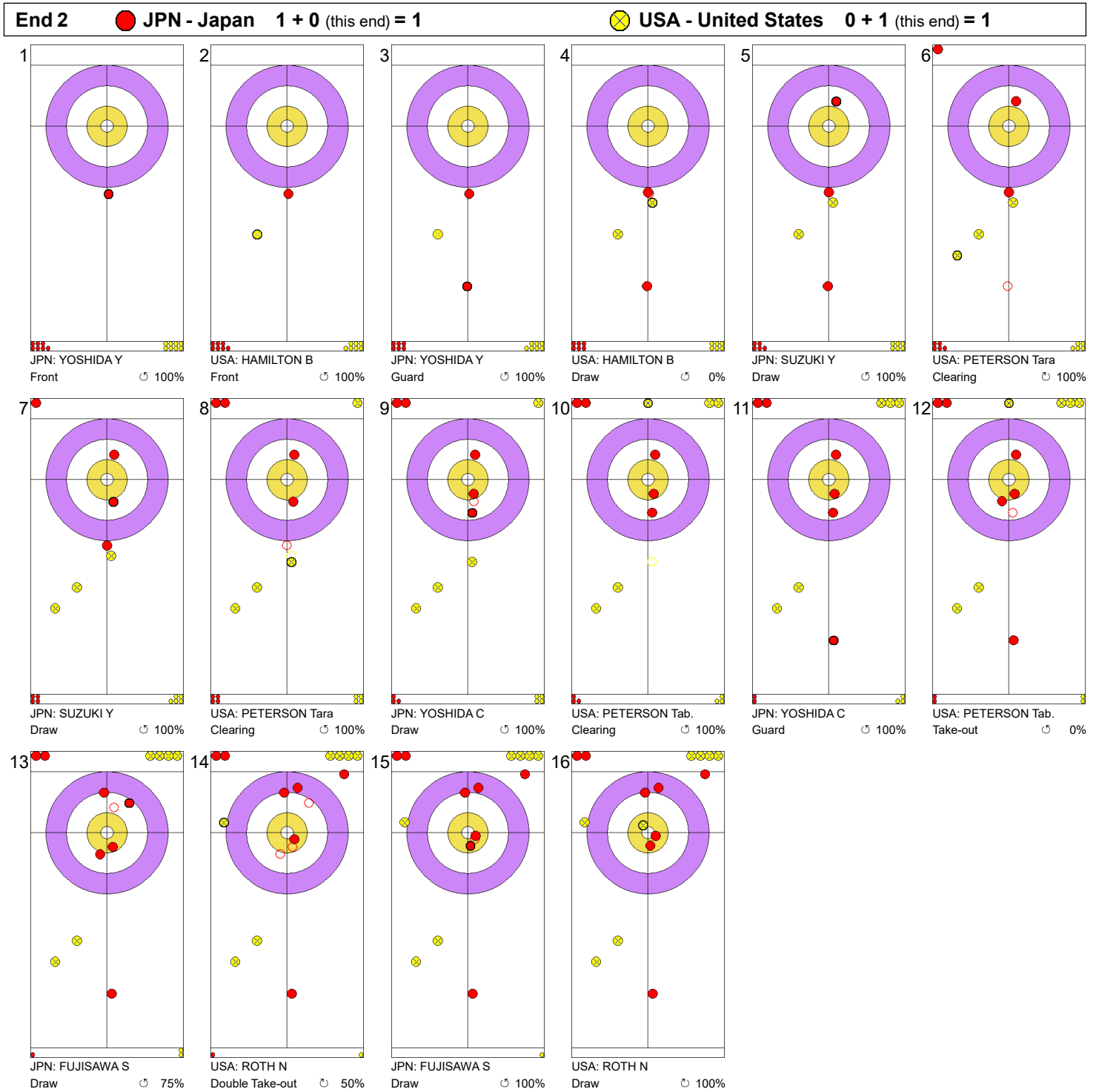
Game - Shot by Shot



Legend:
 Clockwise
  Counter-clockwise
 - Not considered

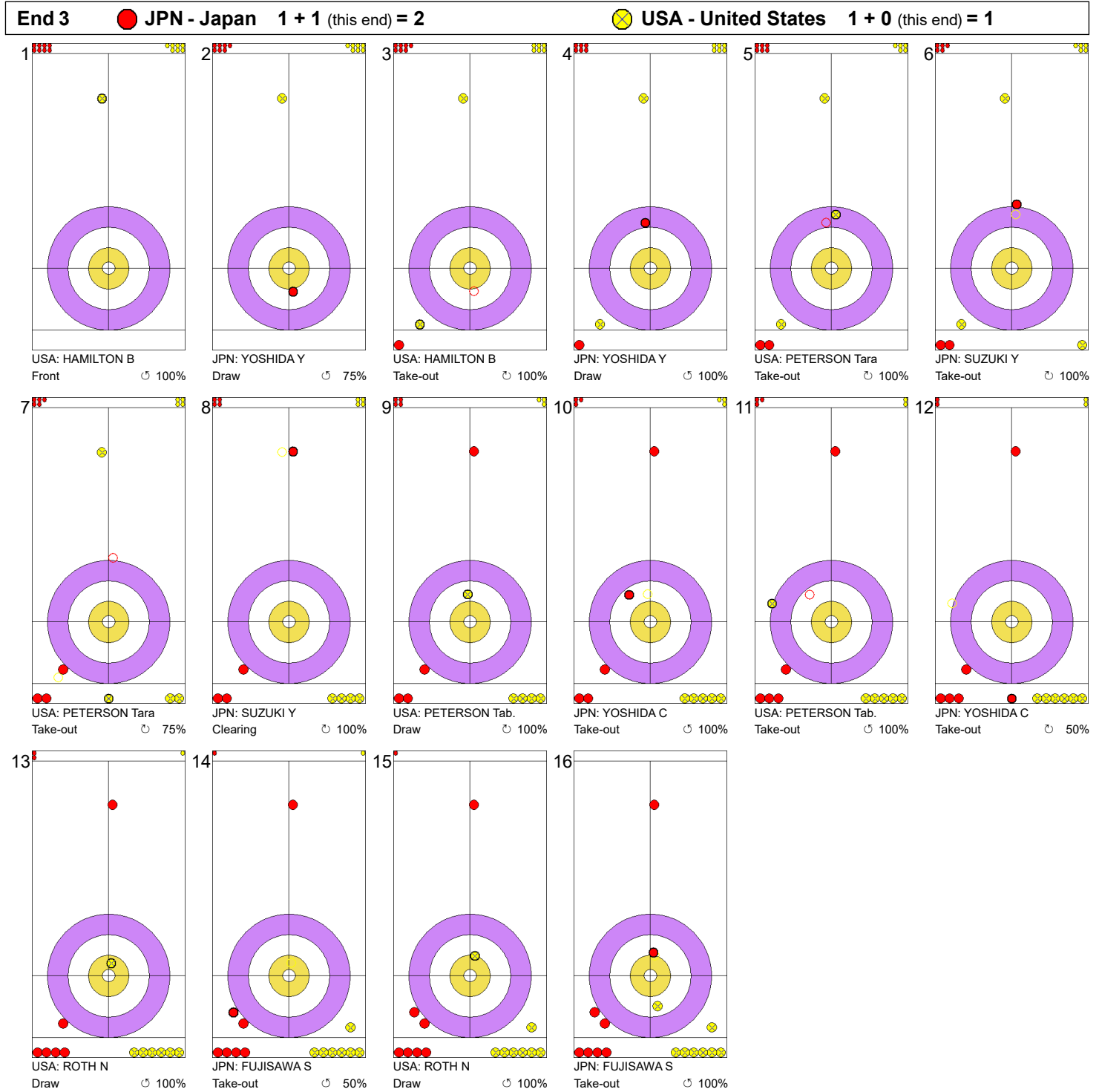


Game - Shot by Shot



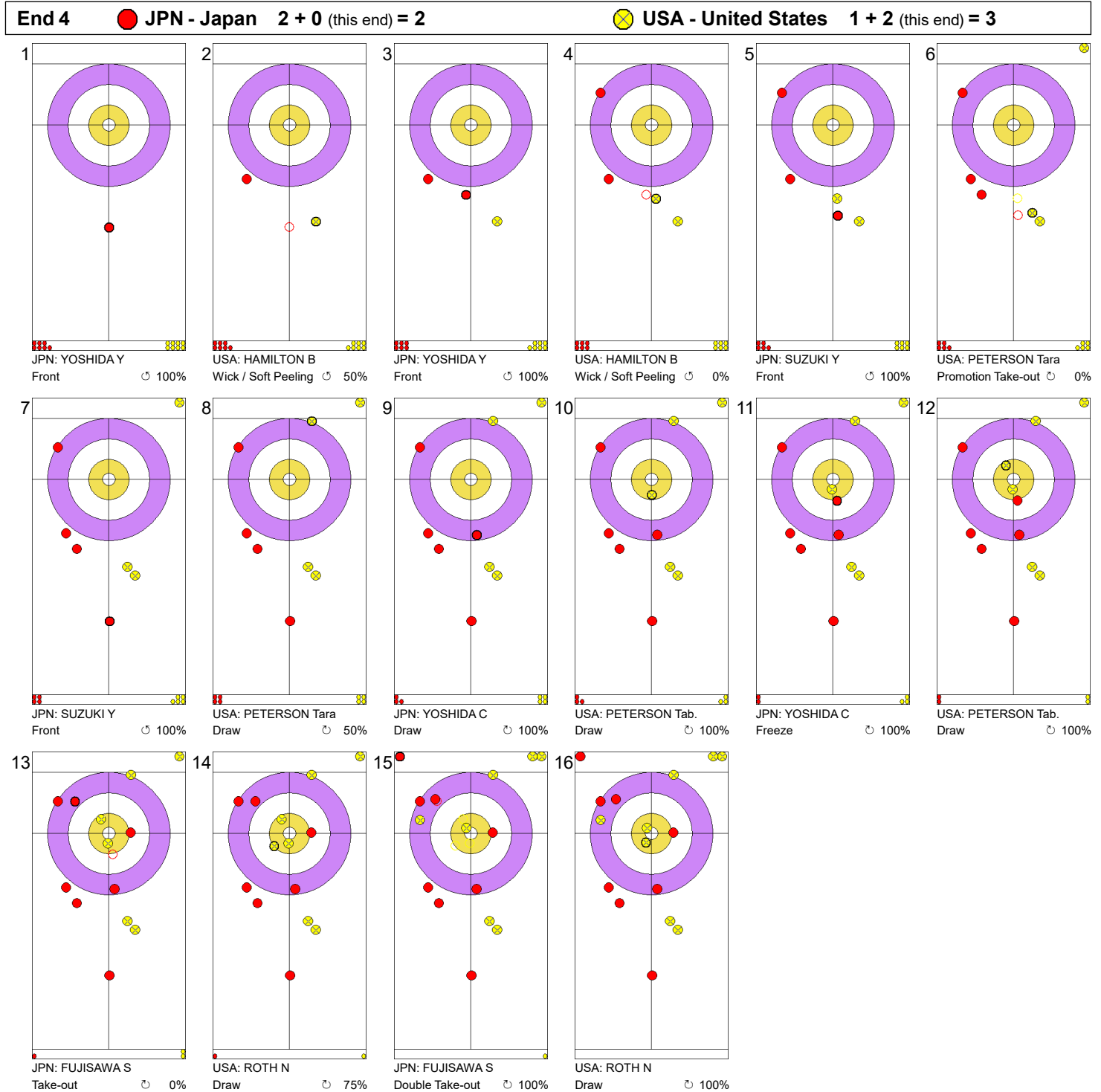
Legend:
 ↻ Clockwise ↺ Counter-clockwise - Not considered

Game - Shot by Shot



Legend:
 ⌚ Clockwise ⌚ Counter-clockwise - Not considered

Game - Shot by Shot



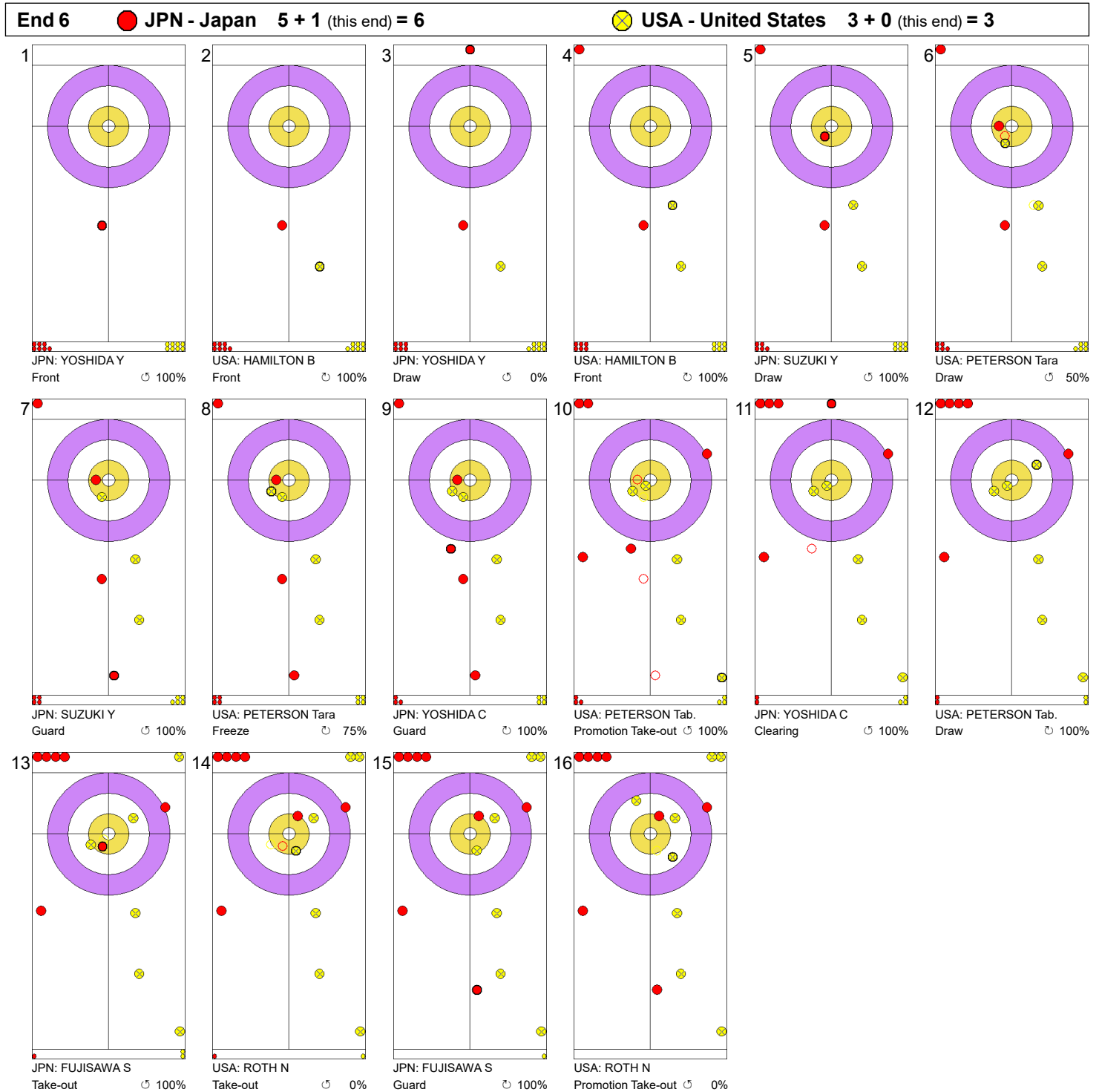
Legend:
 ↻ Clockwise ↺ Counter-clockwise - Not considered



Game - Shot by Shot



Legend:
 ↻ Clockwise ↺ Counter-clockwise - Not considered

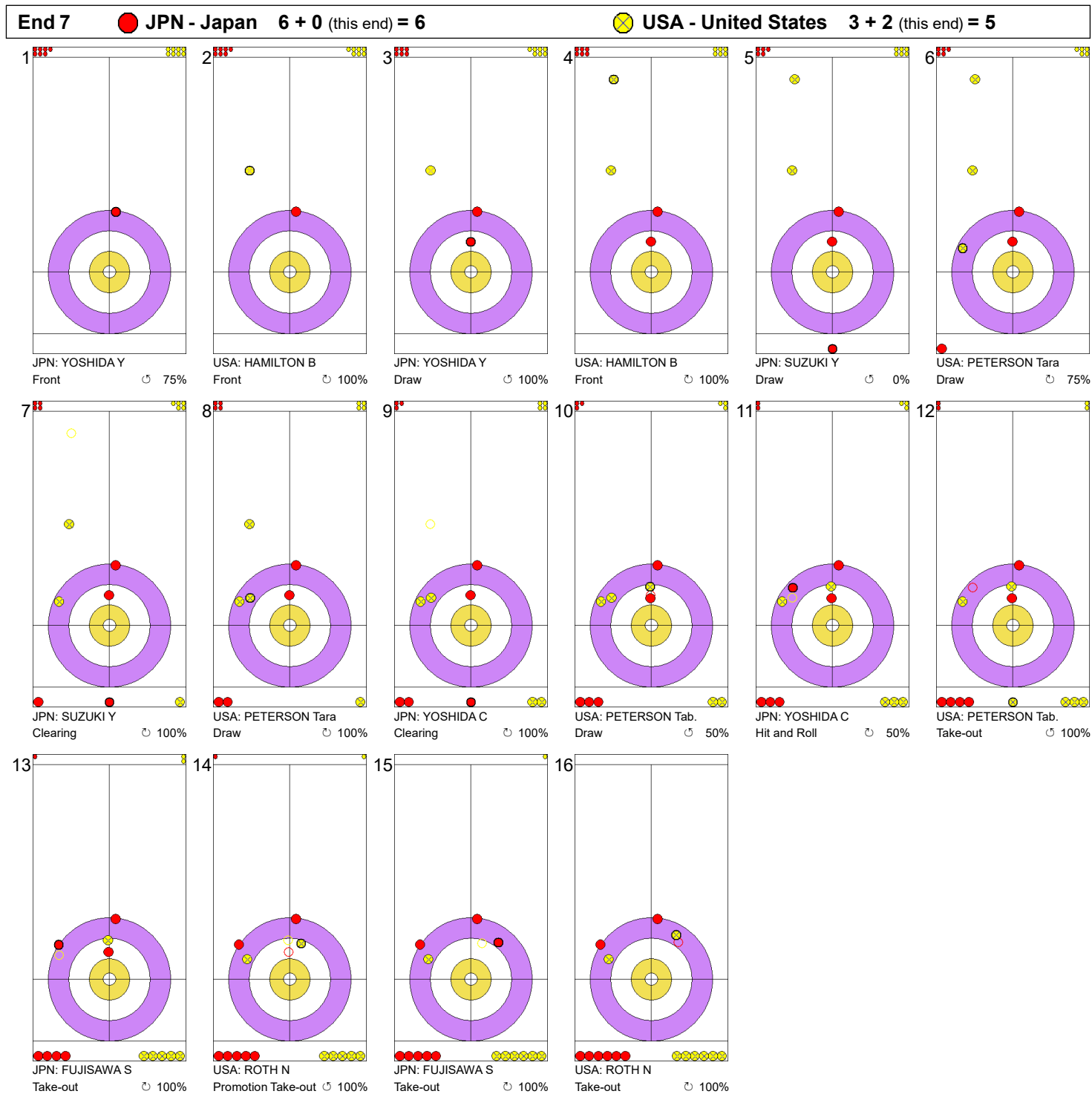
Game - Shot by Shot



Legend:
 Clockwise
  Counter-clockwise
 - Not considered



Game - Shot by Shot



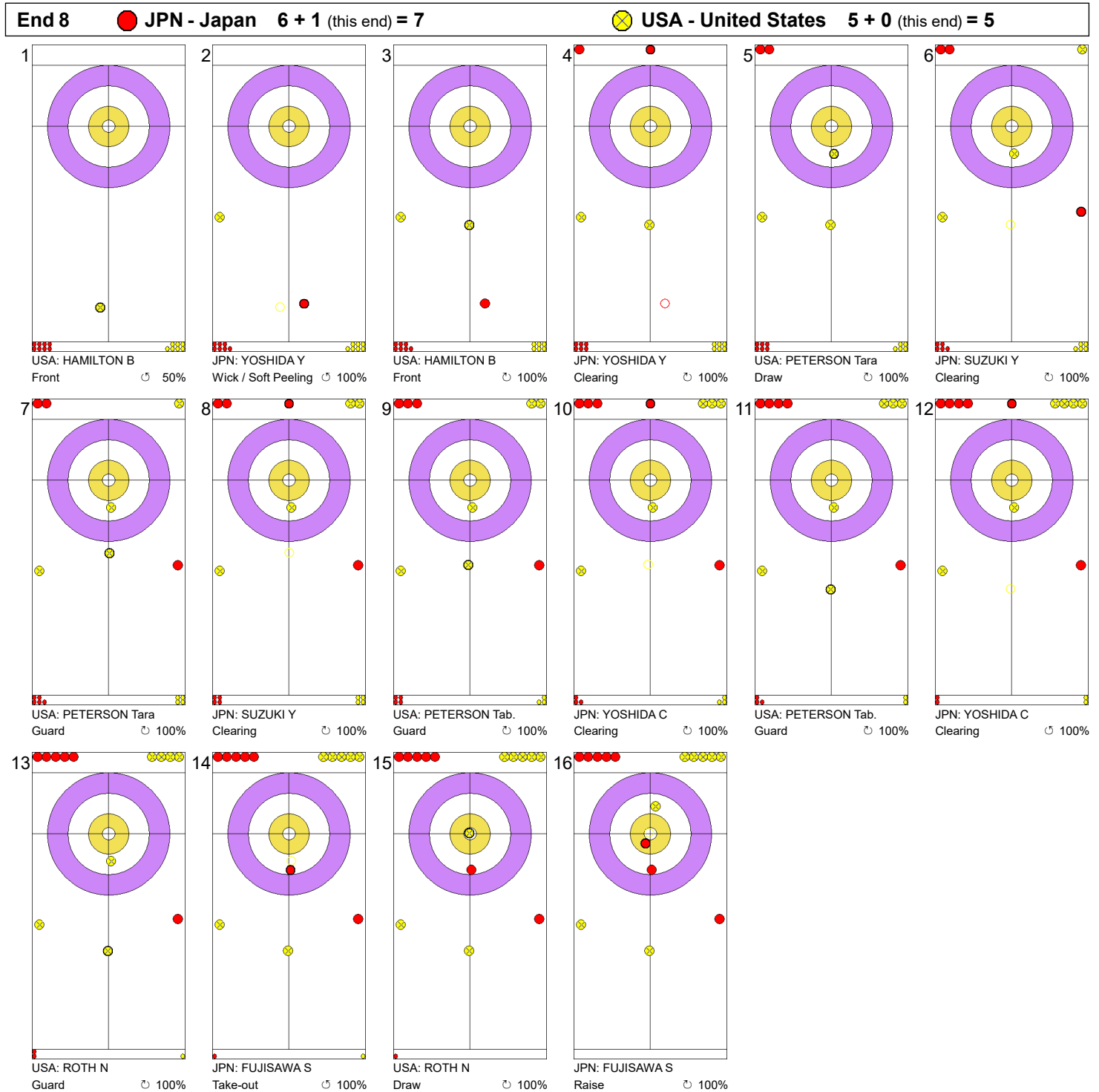
Legend:

⌚ Clockwise

⌚ Counter-clockwise

- Not considered

Game - Shot by Shot



Legend:
 ⤵ Clockwise ⤴ Counter-clockwise - Not considered

Session Results and Standings

Sheet	Round	Team	LSFE	1	2	3	4	5	6	7	8	Total	Points
A	MD2	CAN2 - Canada (Sahaidak/Lott)	*	0	1	0	0	2	1	0	X	4	0
		SUI2 - Switzerland (Perret/Rios)		1	0	4	1	0	0	4	X	10	3
B	MD2	NOR - Norway (Skaslien/Nedregotten)	*	3	3	0	2	0	2	X	X	10	3
		RUS - Russia (Komarova/Goriachev)		0	0	1	0	2	0	X	X	3	0
C	MD2	CAN1 - Canada (Walker/Muyres)	*	0	2	0	3	0	0	2	0	7	0
		USA - United States (Anderson/Dropkin)		2	0	2	0	1	2	0	1	8	3
D	MD2	CHN - China (Cao/Yuan)	*	0	0	4	0	0	3	2	0	9	3
		SUI1 - Switzerland (Jaeggi/Michel)		1	1	0	2	2	0	0	1	7	0
E	W2	CAN - Canada (Jones)	*	0	0	1	1	0	1	1	X	4	3
		CHN - China (Jiang)		0	0	0	0	1	0	0	X	1	0

Women's Current Standings

Group-A				Group-B			
Rank	Team	Games	Points	Rank	Team	Games	Points
1	CAN - Canada (Jones)	2	6	1	KOR - Korea (Kim)	1	3
2	CHN - China (Jiang)	2	3	1	SUI - Switzerland (Tirinzoni)	1	3
3	JPN - Japan (Fujisawa)	1	0	3	RUS - Russia (Sidorova)	1	0
3	USA - United States (Roth)	1	0	3	SWE - Sweden (Hasselborg)	1	0

Men's Current Standings

Group-A				Group-B			
Rank	Team	Games	Points	Rank	Team	Games	Points
1	CHN - China (Zou)	1	3	1	SCO - Scotland (Paterson)	1	3
2	USA - United States (Shuster)	1	2	1	SUI - Switzerland (Schwaller)	1	3
3	CAN1 - Canada (Dunstone)	1	1	3	CAN2 - Canada (Koe)	1	0
4	SWE - Sweden (Edin)	1	0	3	NOR - Norway (Ulsrud)	1	0

Mixed Doubles Current Standings

Group-A				Group-B			
Rank	Team	Games	Points	Rank	Team	Games	Points
1	USA - United States (Anderson/Dropkin)	2	6	1	NOR - Norway (Skaslien/Nedregotten)	2	6
2	CAN1 - Canada (Walker/Muyres)	2	3	2	SUI2 - Switzerland (Perret/Rios)	2	4
2	CHN - China (Cao/Yuan)	2	3	3	RUS - Russia (Komarova/Goriachev)	2	2
4	SUI1 - Switzerland (Jaeggi/Michel)	2	0	4	CAN2 - Canada (Sahaidak/Lott)	2	0

Note:

Under WCF rules, tie-breaking rules for standings are not applied until after the last game of the round robin.

Legend:

Power Play
 LSFE(*) Last Stone First End
 MDn Mixed Doubles round n
 Wn Women's round n
 X Unplayed/unfinished end due to concession

Game Results

Sheet	Game	Team	LSFE	1	2	3	4	5	6	7	8	Total	Points
E	2	CAN - Canada (Jones)	*	0	0	1	1	0	1	1	X	4	3
	2	CHN - China (Jiang)		0	0	0	0	1	0	0	X	1	0

CAN - Canada		Shot Success	
		Game	All
4 S	JONES Jennifer	92%	94%
3 V	LAWES Kaitlyn	92%	89%
2	BIRCHARD Shannon	89%	81%
1	OFFICER Jill	91%	88%
A	-	-	-
Team Total		91%	88%

CHN - China		Shot Success	
		Game	All
4 S	JIANG Yilun	68%	74%
3 V	ZHANG Lijun	83%	78%
2	DONG Ziqi	95%	90%
1	JIANG Xindi	80%	74%
A	-	-	-
Team Total		82%	79%

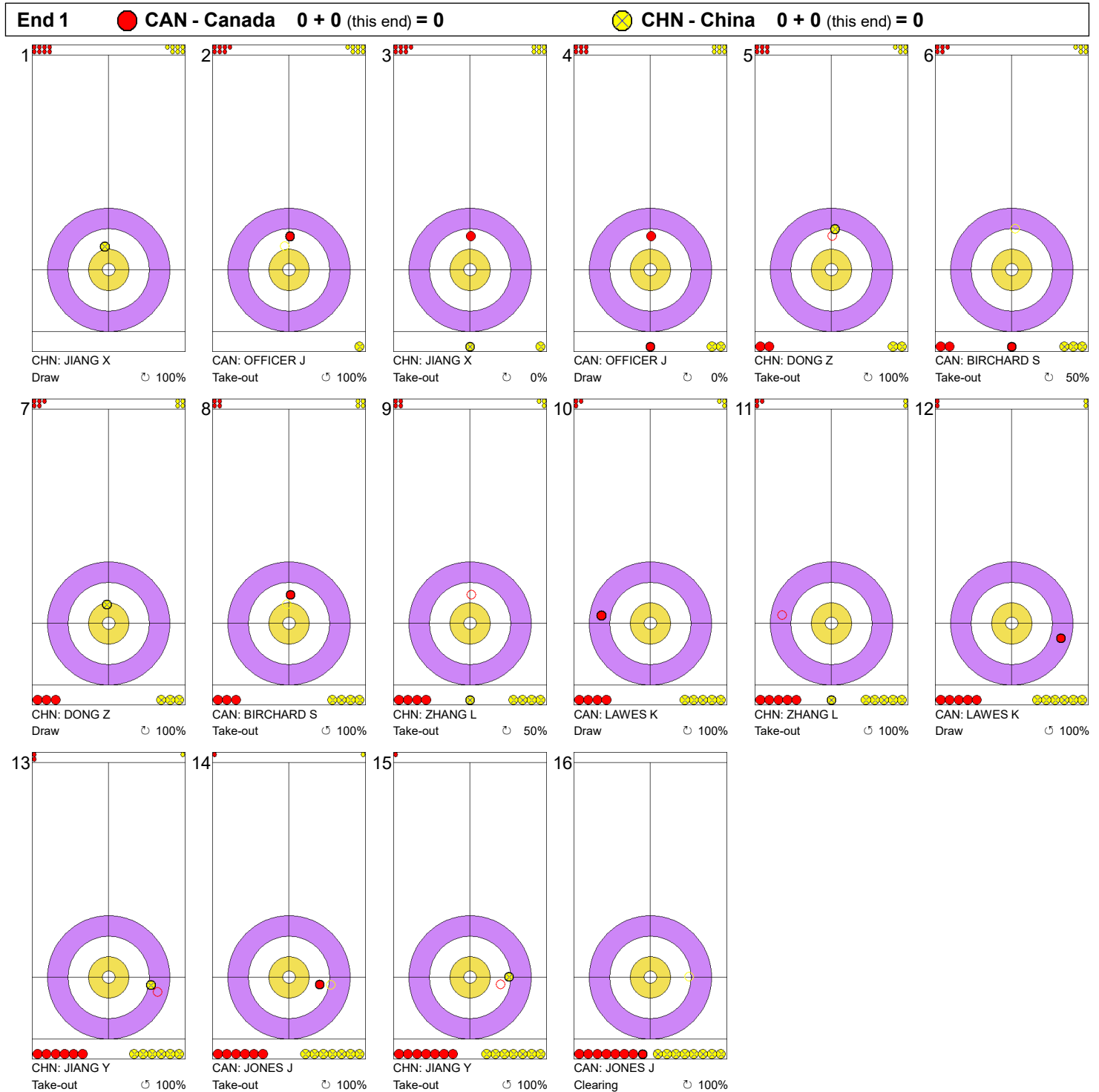
CAN - Canada		↻	↺	Game
4	JONES Jennifer	6 96%	2 50%	8 84%
	Take-outs	5 100%	2 100%	7 100%
	Total	11 98%	4 75%	15 92%
3	LAWES Kaitlyn	3 100%	6 96%	9 97%
	Take-outs	3 83%	4 88%	7 86%
	Total	6 92%	10 93%	16 92%
2	BIRCHARD Shannon	2 100%	2 100%	4 100%
	Take-outs	6 75%	6 96%	12 85%
	Total	8 81%	8 97%	16 89%
1	OFFICER Jill	8 84%	4 94%	12 88%
	Take-outs	1 100%	3 100%	4 100%
	Total	9 86%	7 96%	16 91%
A -	Draws	0 -	0 -	0 -
	Take-outs	0 -	0 -	0 -
	Total	0 -	0 -	0 -
Team	Draws	19 92%	14 89%	33 91%
	Take-outs	15 87%	15 95%	30 91%
	Total	34 90%	29 92%	63 91%



CHN - China		↻	↺	Game
4	JIANG Yilun	0 -	5 95%	5 95%
	Take-outs	6 50%	4 63%	10 55%
	Total	6 50%	9 81%	15 68%
3	ZHANG Lijun	0 -	4 63%	4 63%
	Take-outs	7 89%	5 90%	12 90%
	Total	7 89%	9 78%	16 83%
2	DONG Ziqi	4 94%	3 100%	7 96%
	Take-outs	3 100%	6 92%	9 94%
	Total	7 96%	9 94%	16 95%
1	JIANG Xindi	8 100%	4 56%	12 85%
	Take-outs	1 0%	3 83%	4 63%
	Total	9 89%	7 68%	16 80%
A -	Draws	0 -	0 -	0 -
	Take-outs	0 -	0 -	0 -
	Total	0 -	0 -	0 -
Team	Draws	12 98%	16 78%	28 87%
	Take-outs	17 72%	18 83%	35 78%
	Total	29 83%	34 81%	63 82%

Note:
Position and function for each team member:
4 = Fourth, 3 = Third, 2 = Second, 1 = Lead, A = Alternate, S = Skip, V = Vice-Skip

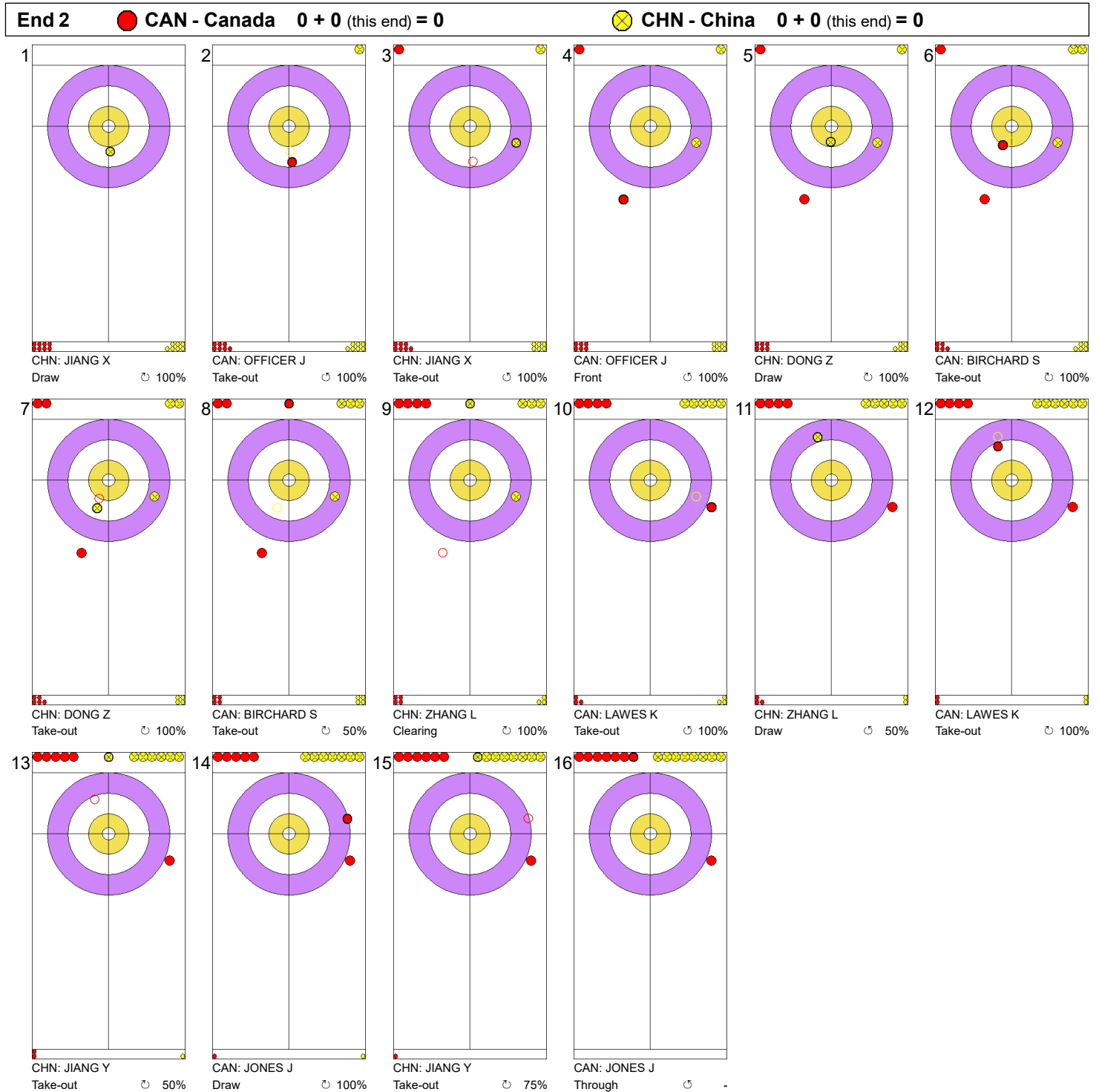
Legend:
↻ Clockwise ↺ Counter-clockwise LSFE(*) Last Stone First End
X Unplayed/unfinished end due to concession

Game - Shot by Shot



Legend:
 Clockwise
  Counter-clockwise
 - Not considered

Game - Shot by Shot





Legend:
 ↻ Clockwise ↻ Counter-clockwise - Not considered



Game - Shot by Shot



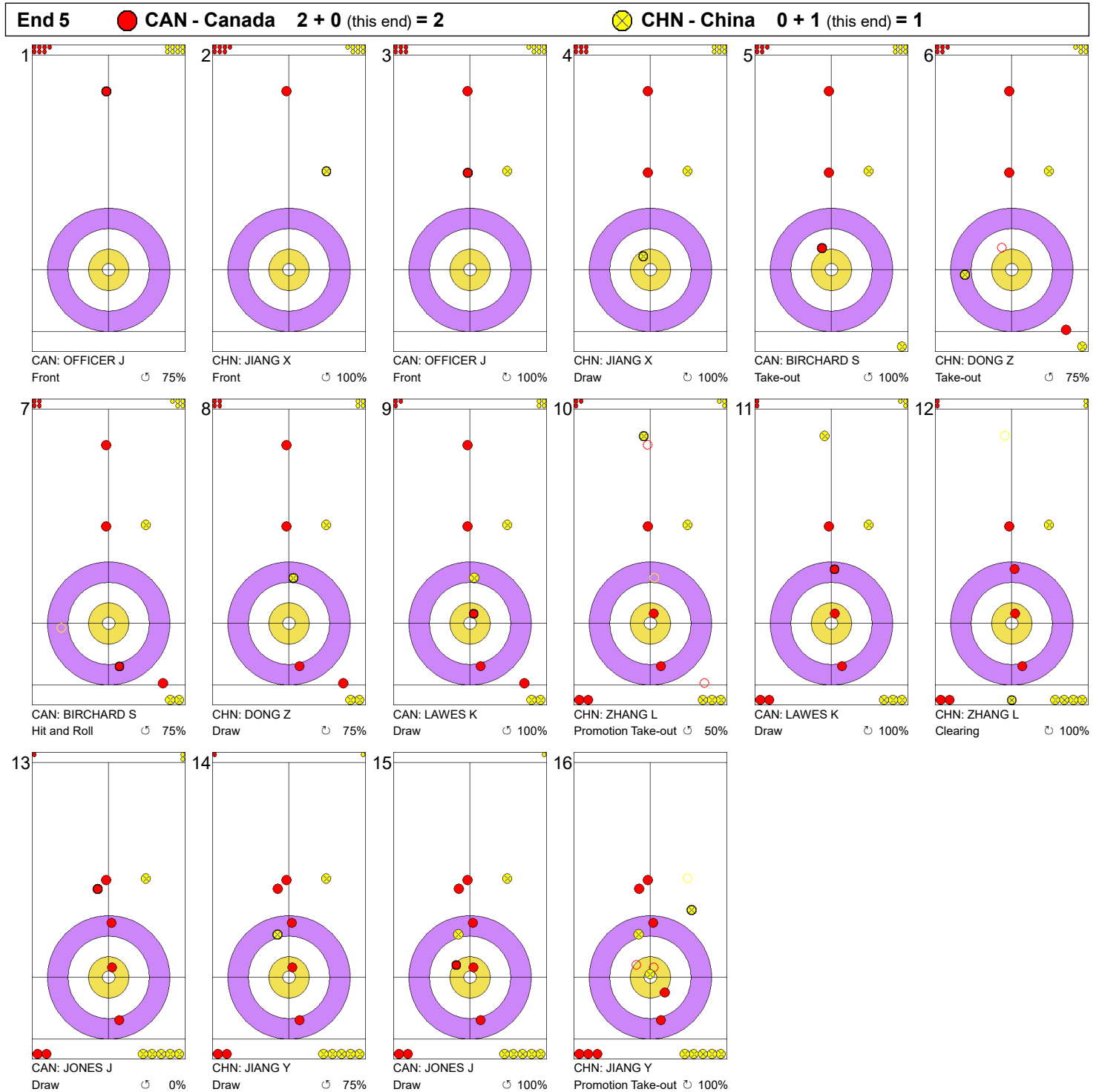
Legend:
 Clockwise
  Counter-clockwise
 - Not considered

Game - Shot by Shot



Legend:
 ↻ Clockwise ↺ Counter-clockwise - Not considered

Game - Shot by Shot



Legend:
 ⌚ Clockwise ⌚ Counter-clockwise - Not considered



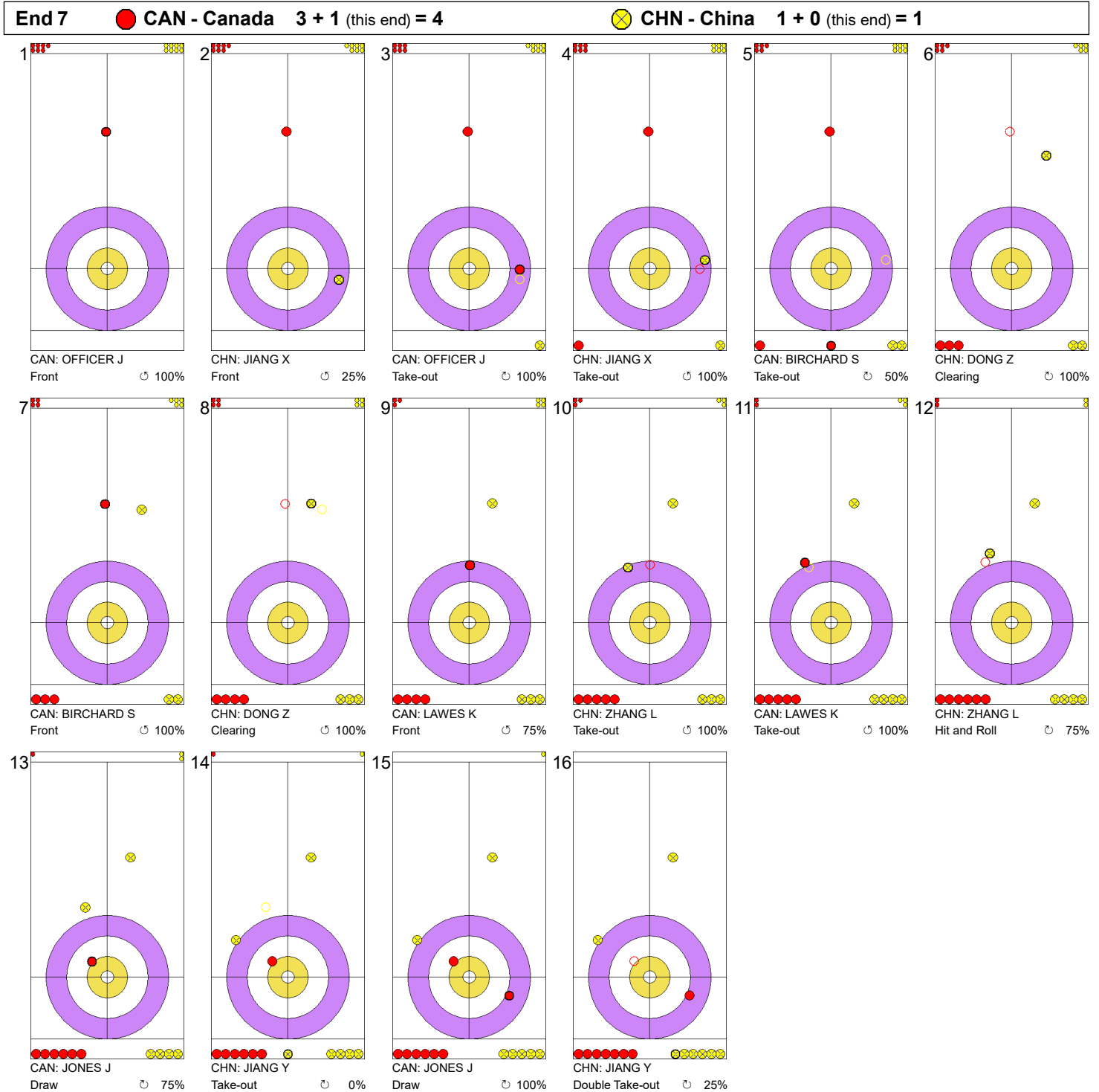
Game - Shot by Shot



Legend:
 ↻ Clockwise ↺ Counter-clockwise - Not considered

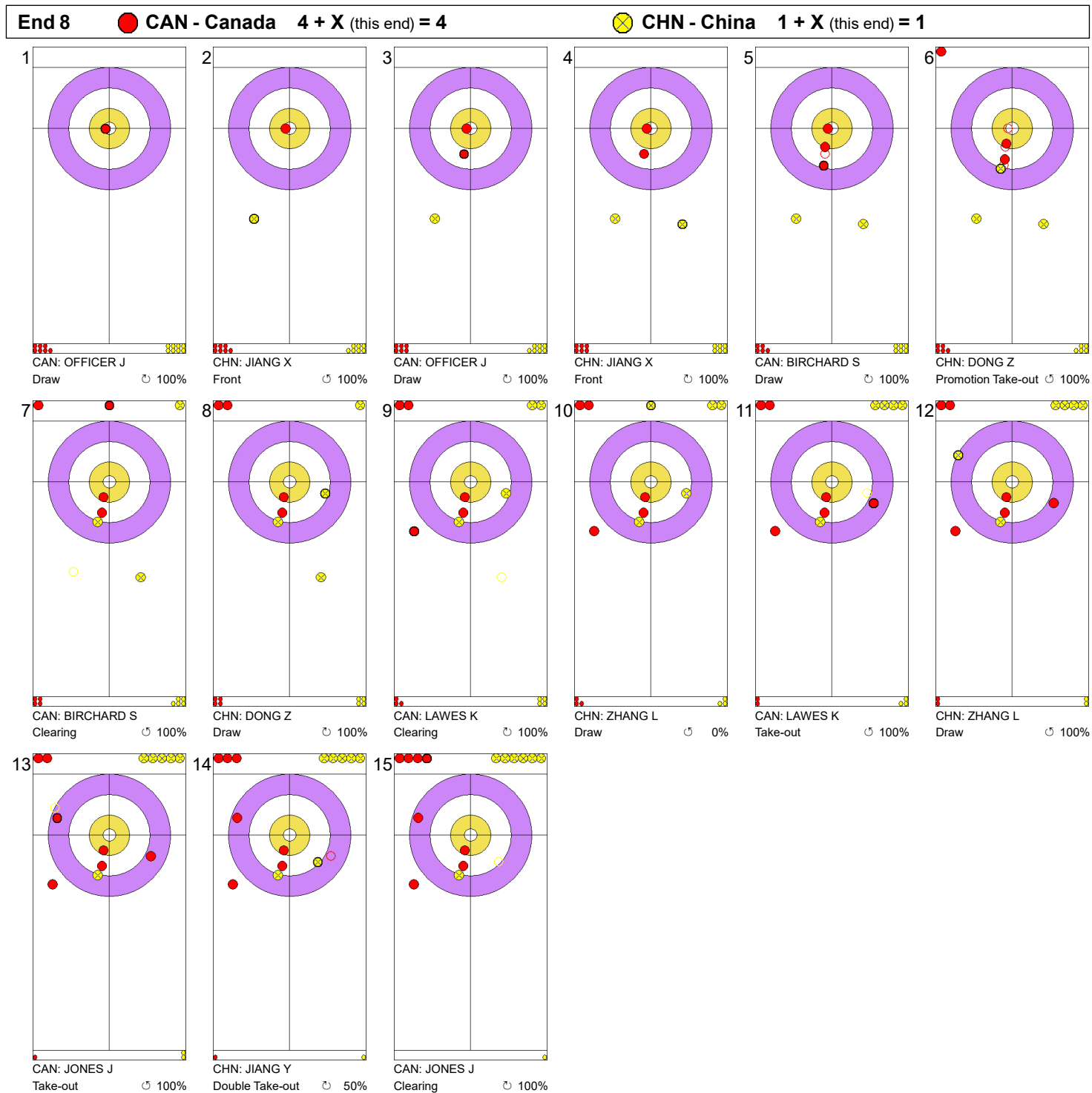


Game - Shot by Shot



Legend:
 ⌚ Clockwise ⌚ Counter-clockwise - Not considered

Game - Shot by Shot



Legend:

- ↻ Clockwise
- ↺ Counter-clockwise
- Not considered
- X Unfinished end due to concession

Session Results and Standings

Sheet	Round	Team	LSFE	1	2	3	4	5	6	7	8	Total	Points
A	W1	CAN - Canada (Jones)	*	0	3	0	3	2	2	X	X	10	3
		JPN - Japan (Fujisawa)		0	0	1	0	0	0	X	X	1	0
B	W1	CHN - China (Jiang)	*	2	0	0	4	1	0	2	X	9	3
		USA - United States (Roth)		0	1	0	0	0	1	0	X	2	0
C	W1	KOR - Korea (Kim)	*	1	0	3	0	0	0	0	1	5	3
		SWE - Sweden (Hasselborg)		0	1	0	1	0	1	1	0	4	0
D	W1	RUS - Russia (Sidorova)	*	2	0	0	2	0	0	0	0	4	0
		SUI - Switzerland (Tirinzi)		0	2	0	0	1	1	1	1	6	3

Women's Current Standings

Group-A				Group-B			
Rank	Team	Games	Points	Rank	Team	Games	Points
1	CAN - Canada (Jones)	1	3	1	KOR - Korea (Kim)	1	3
1	CHN - China (Jiang)	1	3	1	SUI - Switzerland (Tirinzi)	1	3
3	JPN - Japan (Fujisawa)	1	0	3	RUS - Russia (Sidorova)	1	0
3	USA - United States (Roth)	1	0	3	SWE - Sweden (Hasselborg)	1	0

Men's Current Standings

Group-A				Group-B			
Rank	Team	Games	Points	Rank	Team	Games	Points
	CAN1 - Canada (Dunstone)				CAN2 - Canada (Koe)		
	CHN - China (Zou)				NOR - Norway (Ulsrud)		
	SWE - Sweden (Edin)				SCO - Scotland (Paterson)		
	USA - United States (Shuster)				SUI - Switzerland (Schwaller)		

Mixed Doubles Current Standings

Group-A				Group-B			
Rank	Team	Games	Points	Rank	Team	Games	Points
	CAN1 - Canada (Walker/Muyres)				CAN2 - Canada (Sahaidak/Lott)		
	CHN - China (Cao/Yuan)				NOR - Norway (Skaslien/Nedregotten)		
	SUI1 - Switzerland (Jaeggi/Michel)				RUS - Russia (Komarova/Goriachev)		
	USA - United States (Anderson/Dropkin)				SUI2 - Switzerland (Perret/Rios)		

Note:
Under WCF rules, tie-breaking rules for standings are not applied until after the last game of the round robin.

Legend:
LSFE(*) Last Stone First End **Wn** Women's round n **X** Unplayed/unfinished end due to concession

Game Results

Sheet	Game	Team	LSFE	1	2	3	4	5	6	7	8	Total	Points
A	1	CAN - Canada (Jones)	*	0	3	0	3	2	2	X	X	10	3
	1	JPN - Japan (Fujisawa)		0	0	1	0	0	0	X	X	1	0

CAN - Canada			Shot Success	
			Game	All
4 S	JONES Jennifer		98%	98%
3 V	LAWES Kaitlyn		85%	85%
2	BIRCHARD Shannon		71%	71%
1	OFFICER Jill		85%	85%
A	-		-	-
Team Total			85%	85%

JPN - Japan			Shot Success	
			Game	All
4 S	FUJISAWA Satsuki		54%	54%
3 V	YOSHIDA Chinami		67%	67%
2	SUZUKI Yumi		65%	65%
1	YOSHIDA Yurika		69%	69%
A	-		-	-
Team Total			64%	64%


CAN - Canada			⌚	⌚	Game
4	JONES Jennifer	Draws	5 95%	2 100%	7 96%
		Take-outs	3 100%	2 100%	5 100%
		Total	8 97%	4 100%	12 98%
3	LAWES Kaitlyn	Draws	4 94%	1 100%	5 95%
		Take-outs	3 67%	4 88%	7 79%
		Total	7 82%	5 90%	12 85%
2	BIRCHARD Shannon	Draws	3 67%	4 63%	7 64%
		Take-outs	1 100%	4 75%	5 80%
		Total	4 75%	8 69%	12 71%
1	OFFICER Jill	Draws	6 92%	4 69%	10 83%
		Take-outs	1 100%	1 100%	2 100%
		Total	7 93%	5 75%	12 85%
A -		Draws	0 -	0 -	0 -
		Take-outs	0 -	0 -	0 -
		Total	0 -	0 -	0 -
Team		Draws	18 89%	11 75%	29 84%
		Take-outs	8 88%	11 86%	19 87%
		Total	26 88%	22 81%	48 85%



JPN - Japan			⌚	⌚	Game
4	FUJISAWA Satsuki	Draws	3 67%	2 50%	5 60%
		Take-outs	6 58%	1 0%	7 50%
		Total	9 61%	3 33%	12 54%
3	YOSHIDA Chinami	Draws	2 25%	4 88%	6 67%
		Take-outs	5 60%	1 100%	6 67%
		Total	7 50%	5 90%	12 67%
2	SUZUKI Yumi	Draws	3 58%	2 25%	5 45%
		Take-outs	5 80%	2 75%	7 79%
		Total	8 72%	4 50%	12 65%
1	YOSHIDA Yurika	Draws	5 60%	6 71%	11 66%
		Take-outs	1 100%	0 -	1 100%
		Total	6 67%	6 71%	12 69%
A -		Draws	0 -	0 -	0 -
		Take-outs	0 -	0 -	0 -
		Total	0 -	0 -	0 -
Team		Draws	13 56%	14 66%	27 61%
		Take-outs	17 68%	4 63%	21 67%
		Total	30 63%	18 65%	48 64%

Note:
Position and function for each team member:
4 = Fourth, 3 = Third, 2 = Second, 1 = Lead, A = Alternate, S = Skip, V = Vice-Skip

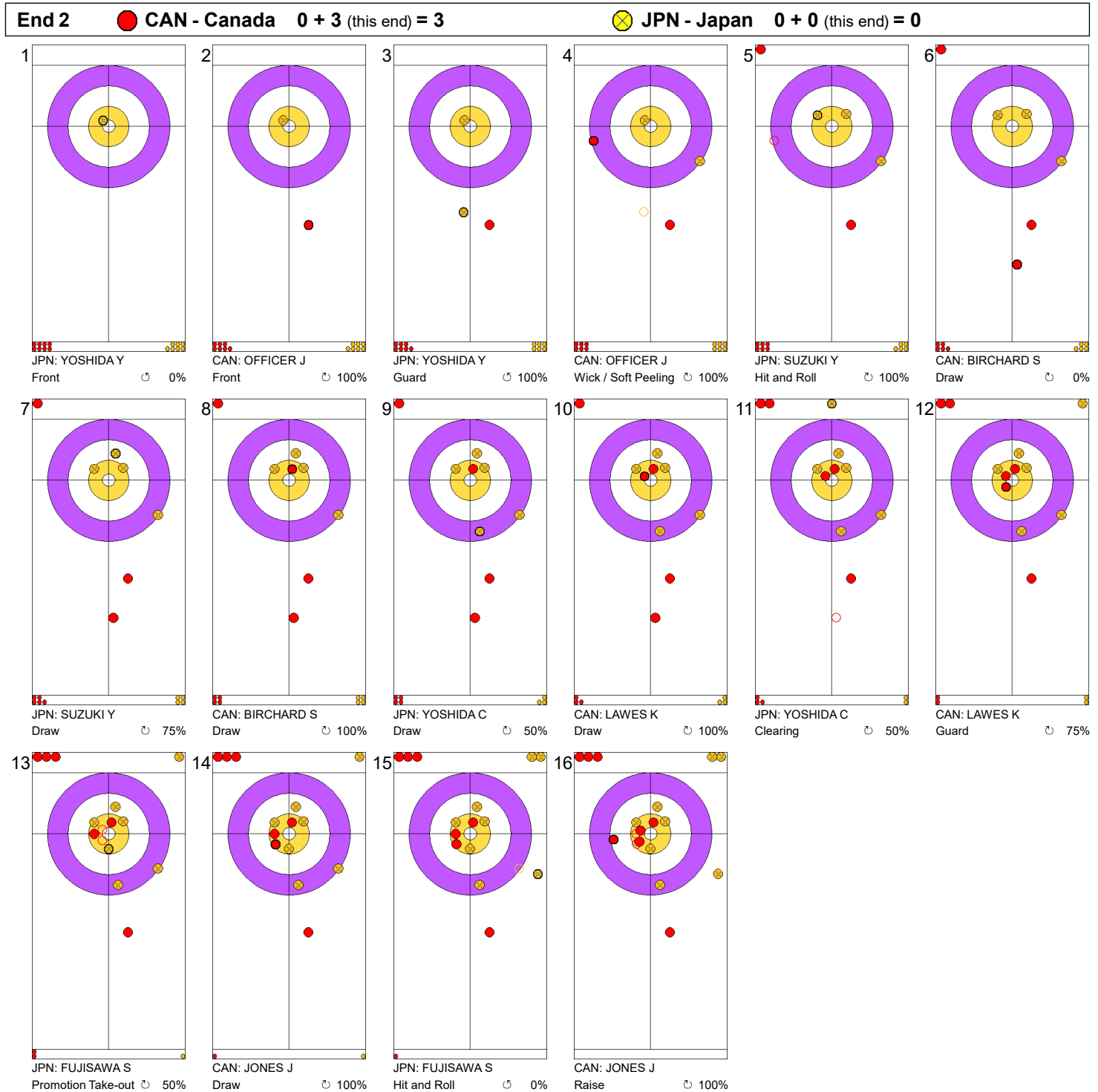
Legend:
 ⌚ Clockwise ⌚ Counter-clockwise LSFE(*) Last Stone First End
 X Unplayed/unfinished end due to concession



Game - Shot by Shot



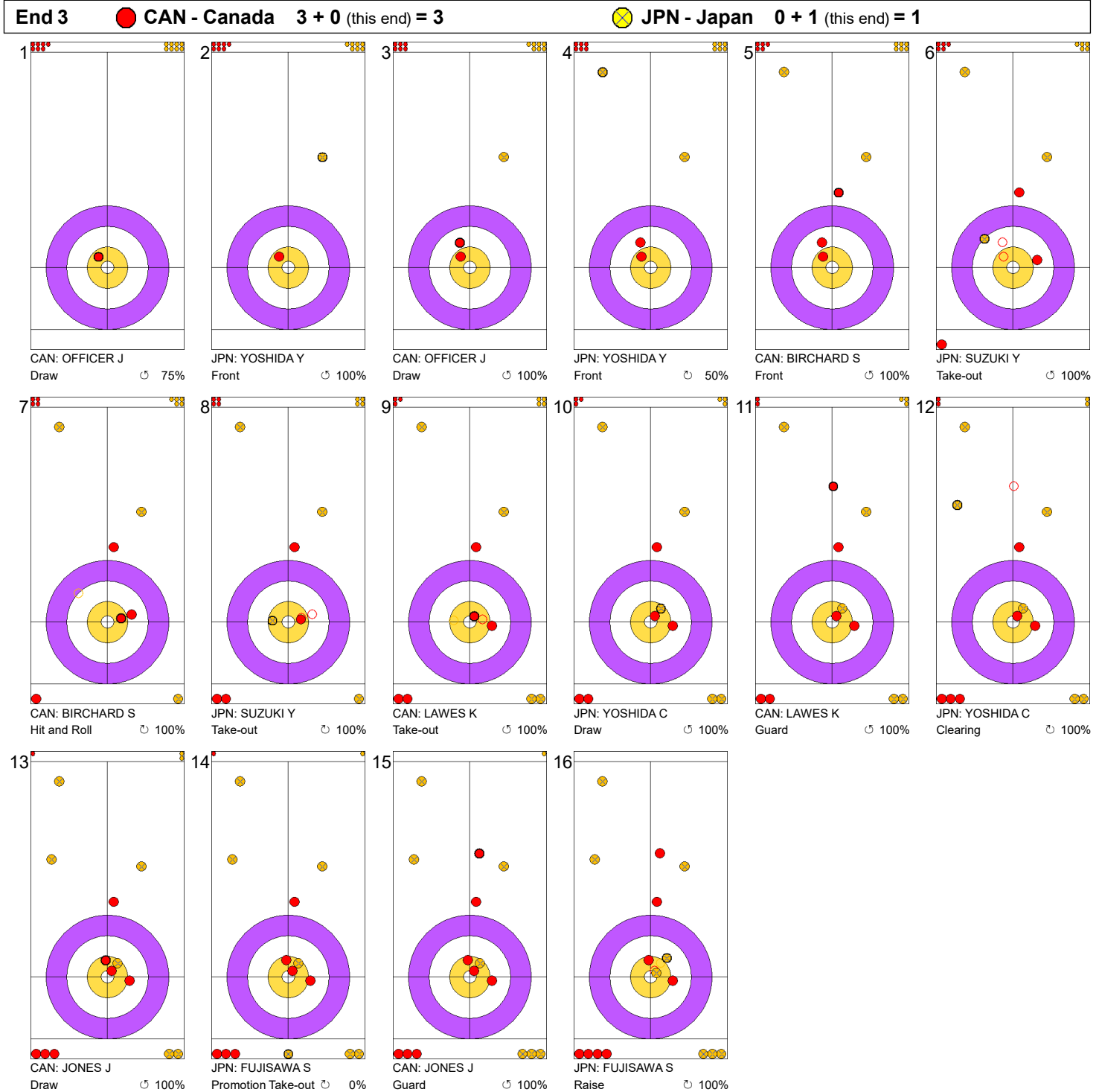
Legend:
 Clockwise
  Counter-clockwise
 - Not considered

Game - Shot by Shot



Legend:
 Clockwise
  Counter-clockwise
 - Not considered

Game - Shot by Shot



Legend:

↻ Clockwise ↺ Counter-clockwise - Not considered

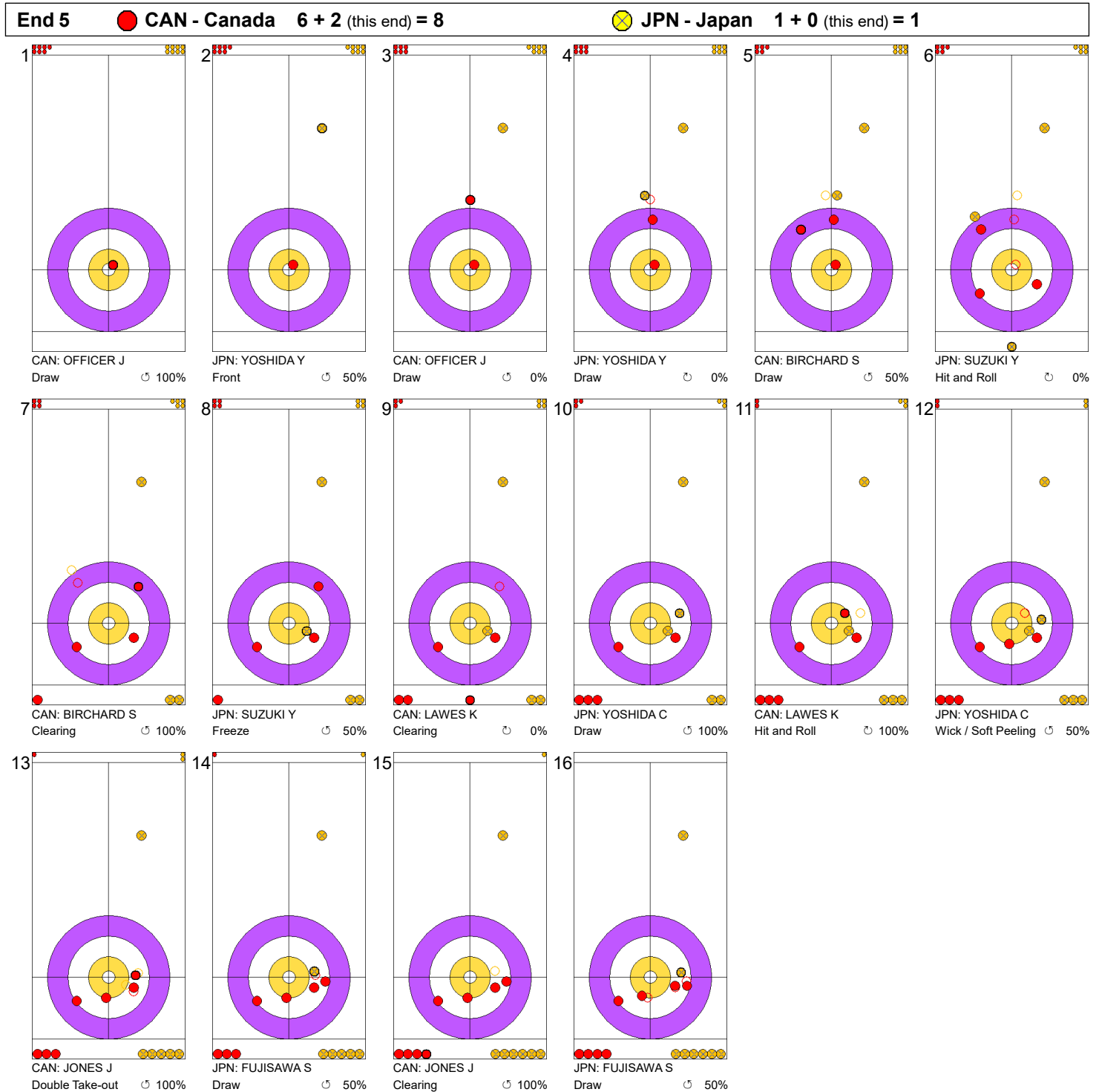
Game - Shot by Shot



Legend:
 ↻ Clockwise ↺ Counter-clockwise - Not considered



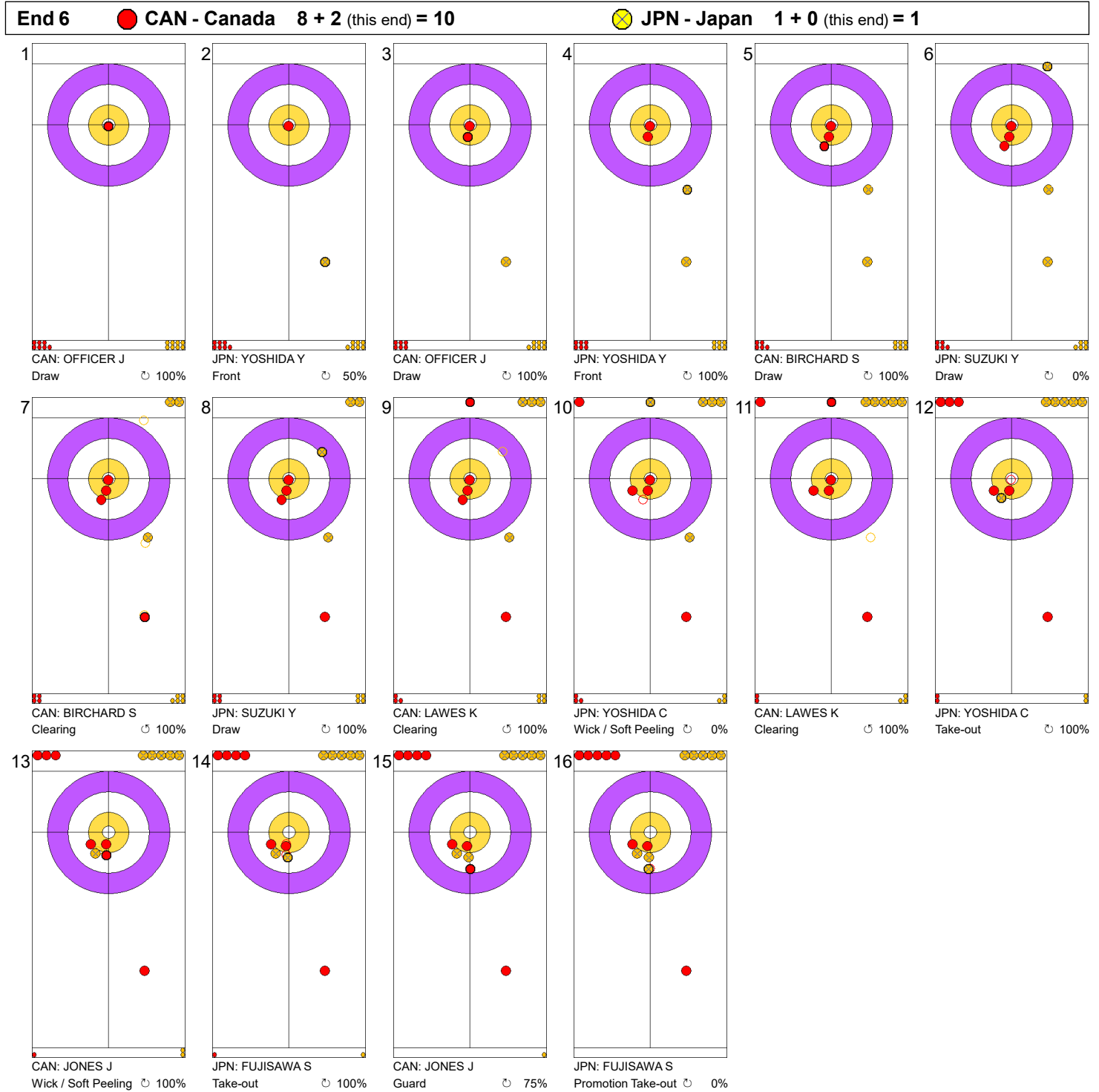
Game - Shot by Shot





Legend:
 ↻ Clockwise ↺ Counter-clockwise - Not considered



Game - Shot by Shot



Legend:
 Clockwise
  Counter-clockwise
 - Not considered

Game Results

Sheet	Game	Team	LSFE	1	2	3	4	5	6	7	8	Total	Points
B	1	CHN - China (Jiang)	*	2	0	0	4	1	0	2	X	9	3
	1	USA - United States (Roth)		0	1	0	0	0	1	0	X	2	0

CHN - China		Shot Success	
		Game	All
4 S	JIANG Yilun	81%	81%
3 V	ZHANG Lijun	73%	73%
2	DONG Ziqi	84%	84%
1	JIANG Xindi	67%	67%
A	-	-	-
Team Total		76%	76%

USA - United States		Shot Success	
		Game	All
4 S	ROTH Nina	55%	55%
3 V	PETERSON Tabitha	54%	54%
2	PETERSON Tara	71%	71%
1	HAMILTON Becca	66%	66%
A	-	-	-
Team Total		62%	62%

CHN - China		↻	↺	Game	
4	JIANG Yilun	Draws	3 100%	2 50%	5 80%
		Take-outs	2 75%	6 83%	8 81%
		Total	5 90%	8 75%	13 81%
3	ZHANG Lijun	Draws	1 100%	4 63%	5 70%
		Take-outs	4 88%	5 65%	9 75%
		Total	5 90%	9 64%	14 73%
2	DONG Ziqi	Draws	3 50%	1 75%	4 56%
		Take-outs	7 93%	3 100%	10 95%
		Total	10 80%	4 94%	14 84%
1	JIANG Xindi	Draws	10 78%	1 0%	11 70%
		Take-outs	0 -	2 50%	2 50%
		Total	10 78%	3 33%	13 67%
A -		Draws	0 -	0 -	0 -
		Take-outs	0 -	0 -	0 -
		Total	0 -	0 -	0 -
Team		Draws	17 78%	8 53%	25 70%
		Take-outs	13 88%	16 77%	29 82%
		Total	30 83%	24 69%	54 76%



USA - United States		↻	↺	Game	
4	ROTH Nina	Draws	4 0%	2 50%	6 17%
		Take-outs	3 58%	5 100%	8 84%
		Total	7 25%	7 86%	14 55%
3	PETERSON Tabitha	Draws	3 67%	3 67%	6 67%
		Take-outs	4 50%	4 38%	8 44%
		Total	7 57%	7 50%	14 54%
2	PETERSON Tara	Draws	7 64%	4 75%	11 68%
		Take-outs	1 100%	2 75%	3 83%
		Total	8 69%	6 75%	14 71%
1	HAMILTON Becca	Draws	5 70%	8 59%	13 63%
		Take-outs	1 100%	0 -	1 100%
		Total	6 75%	8 59%	14 66%
A -		Draws	0 -	0 -	0 -
		Take-outs	0 -	0 -	0 -
		Total	0 -	0 -	0 -
Team		Draws	19 53%	17 63%	36 58%
		Take-outs	9 64%	11 73%	20 69%
		Total	28 56%	28 67%	56 62%

Note:
Position and function for each team member:
4 = Fourth, 3 = Third, 2 = Second, 1 = Lead, A = Alternate, S = Skip, V = Vice-Skip

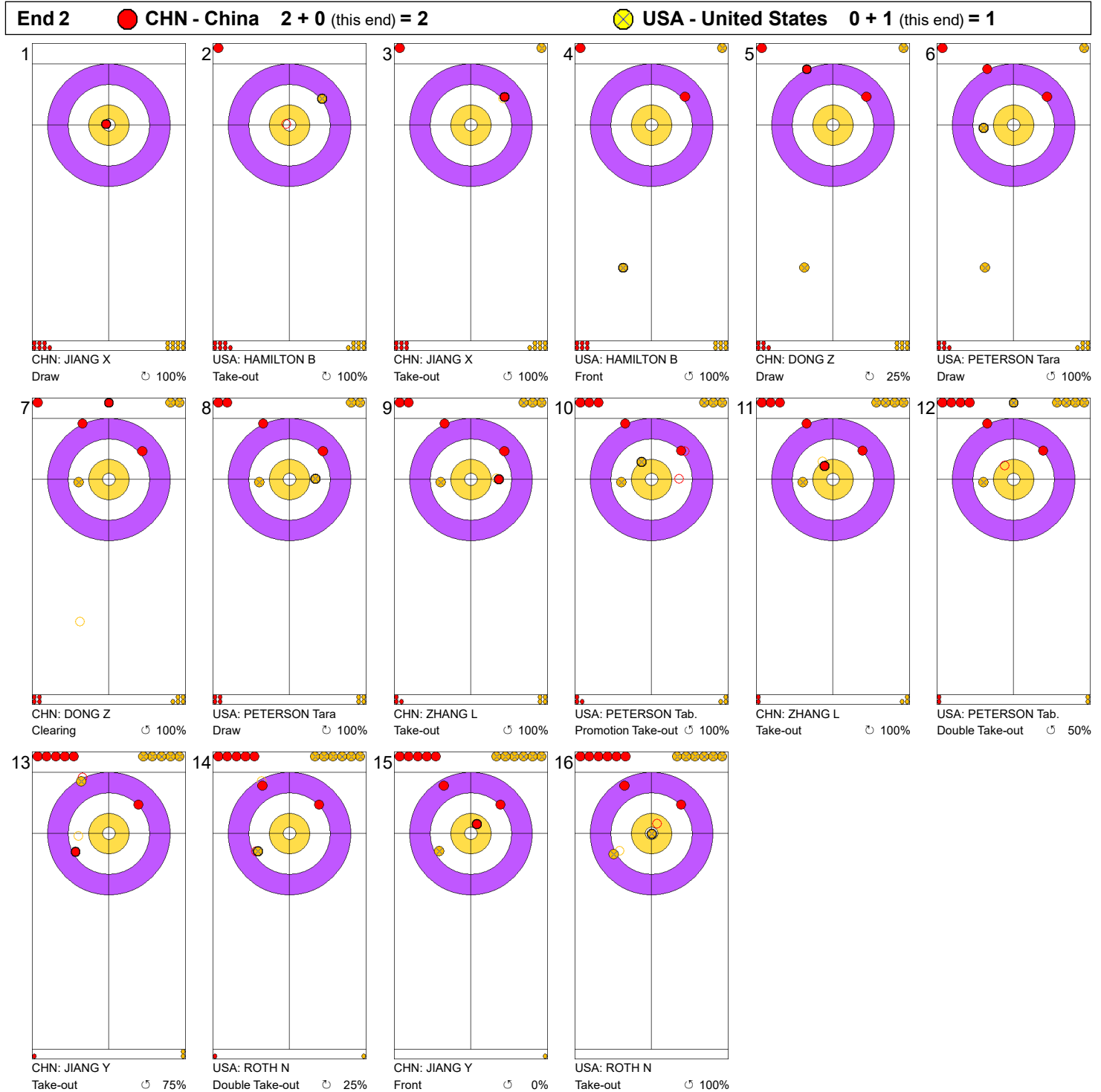
Legend:
 ↻ Clockwise ↺ Counter-clockwise LSFE(*) Last Stone First End
 X Unplayed/unfinished end due to concession

Game - Shot by Shot



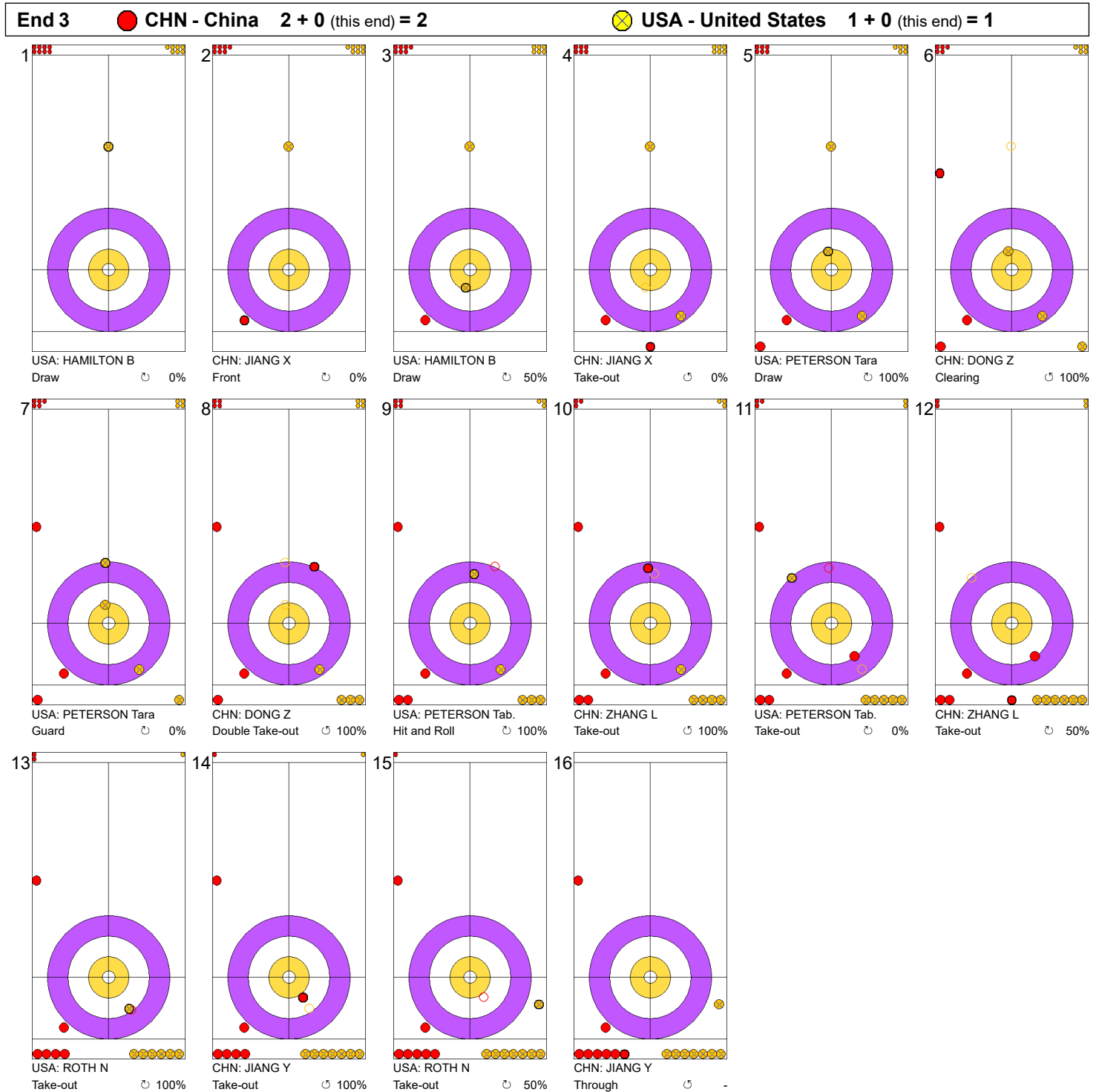
Legend:
 Clockwise
  Counter-clockwise
 - Not considered



Game - Shot by Shot



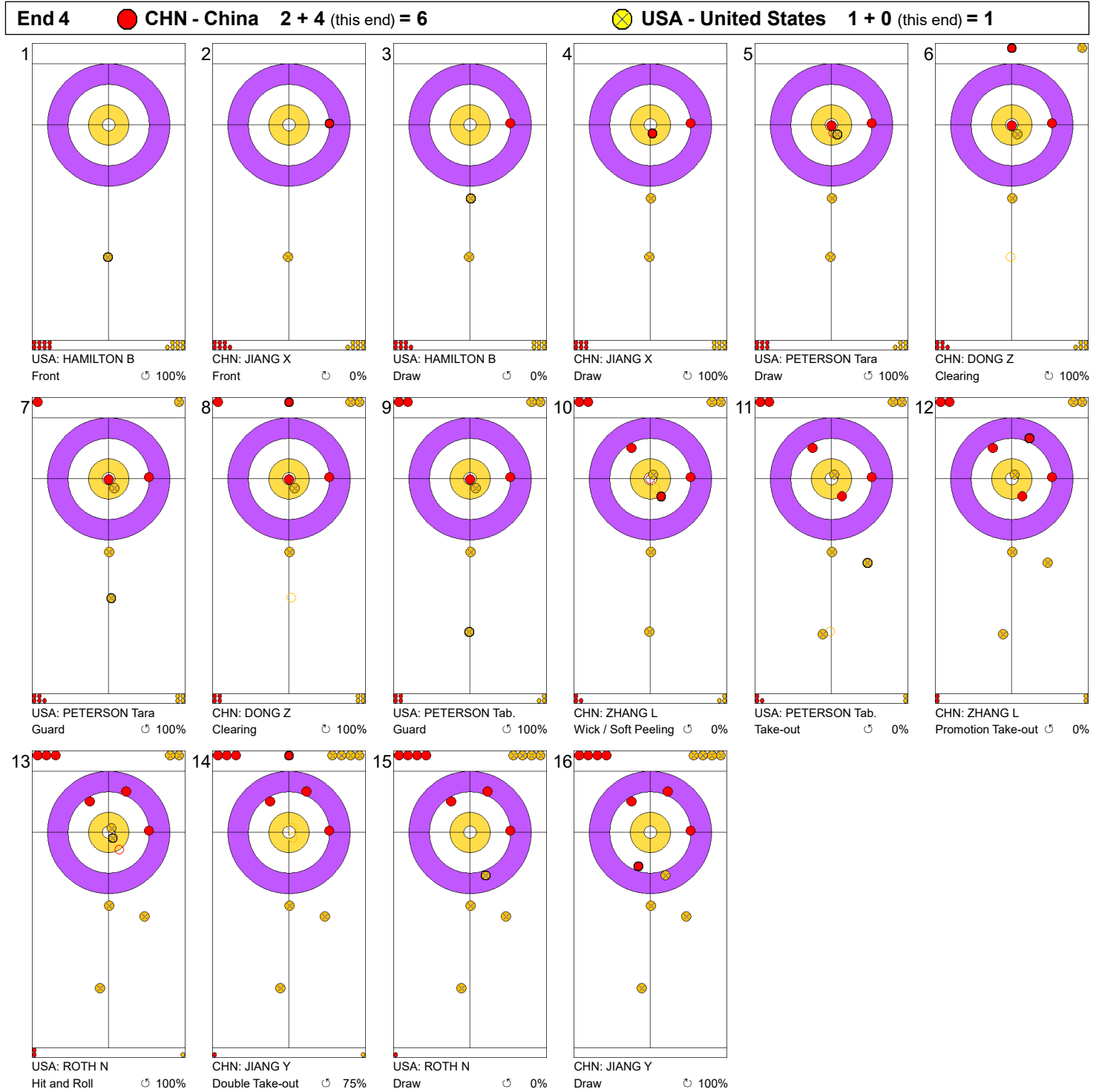
Legend:
 ↻ Clockwise ↺ Counter-clockwise - Not considered

Game - Shot by Shot



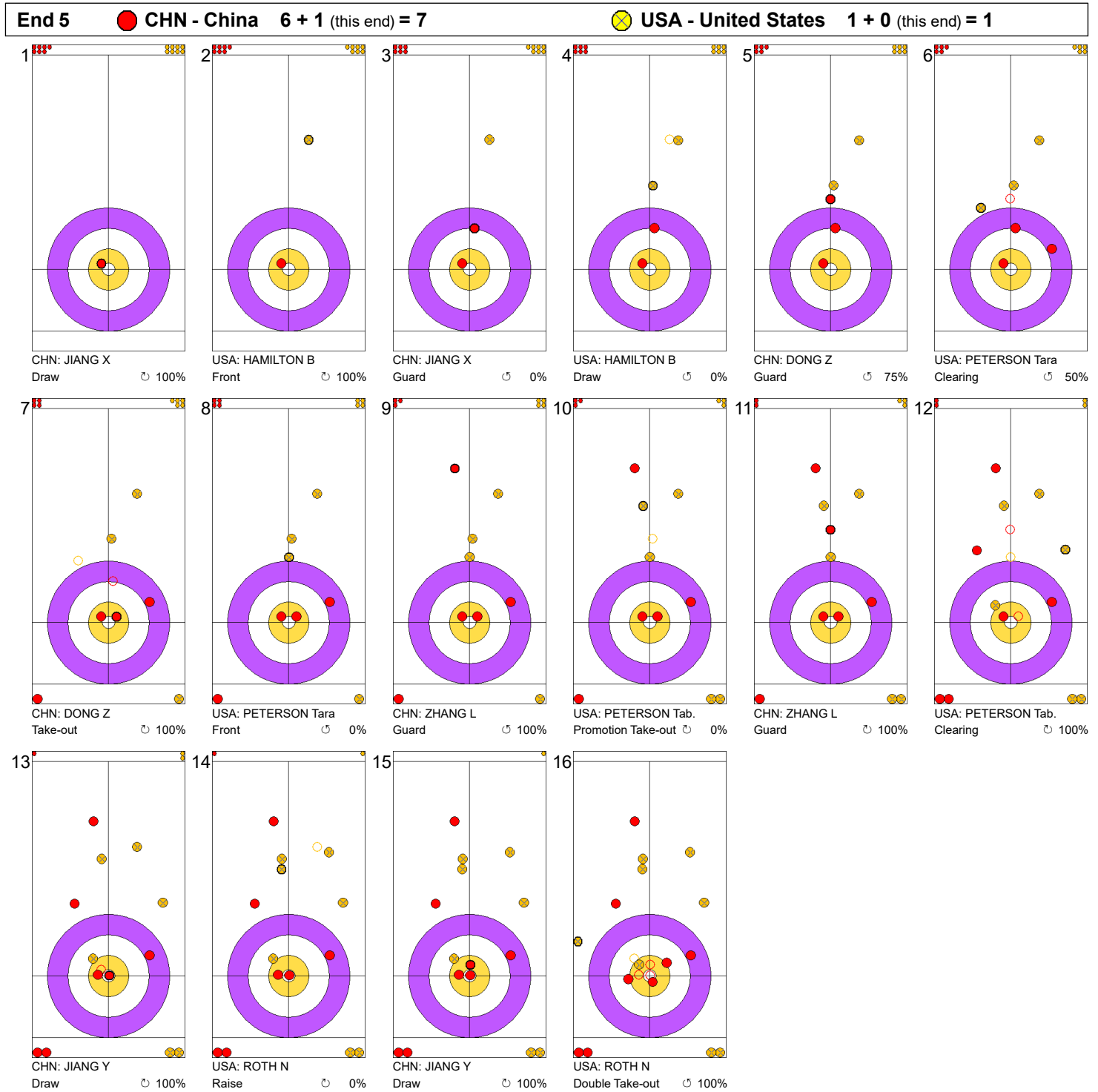
Legend:
 Clockwise
  Counter-clockwise
 - Not considered

Game - Shot by Shot



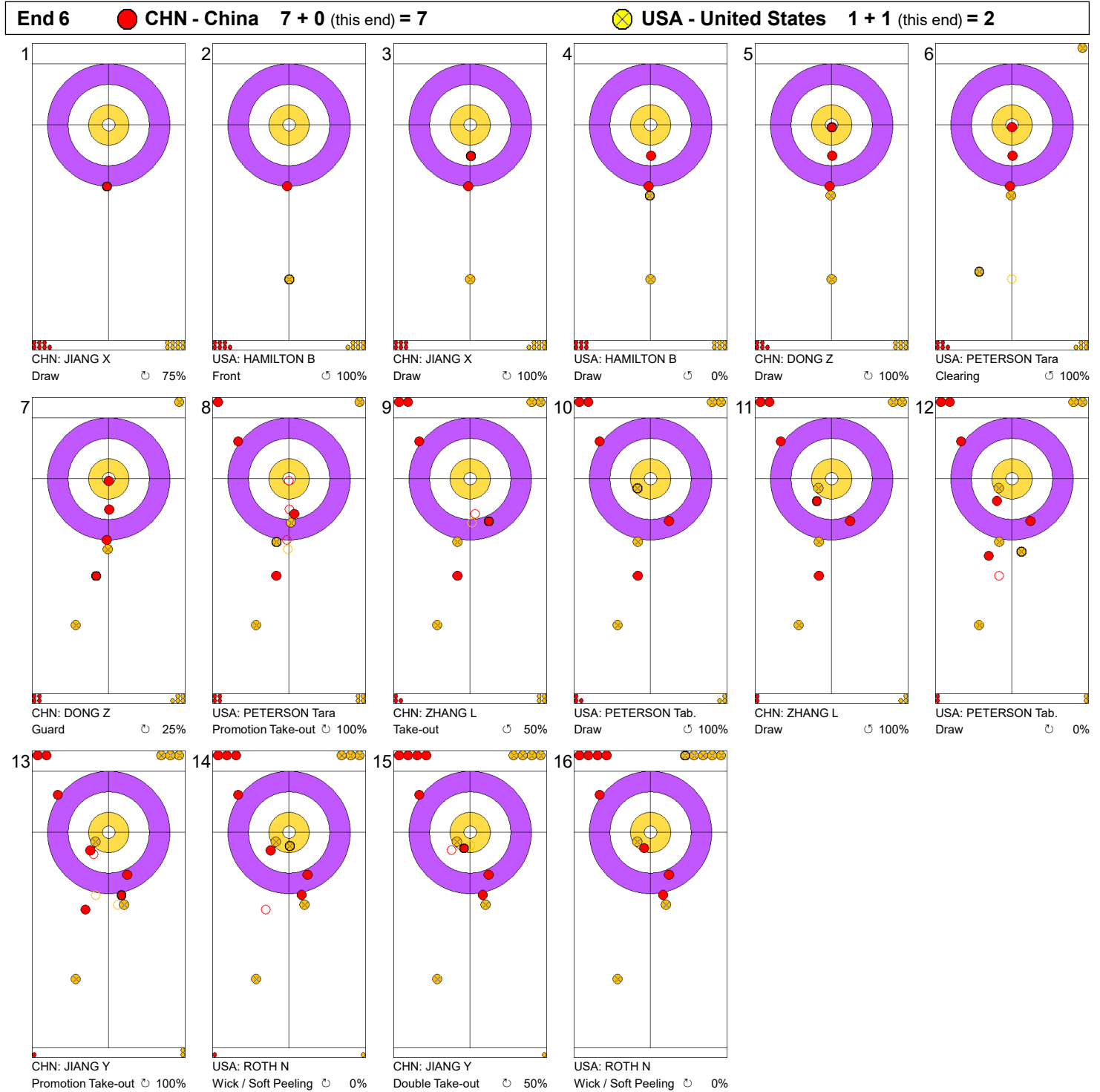
Legend:
 ↻ Clockwise ↺ Counter-clockwise - Not considered



Game - Shot by Shot



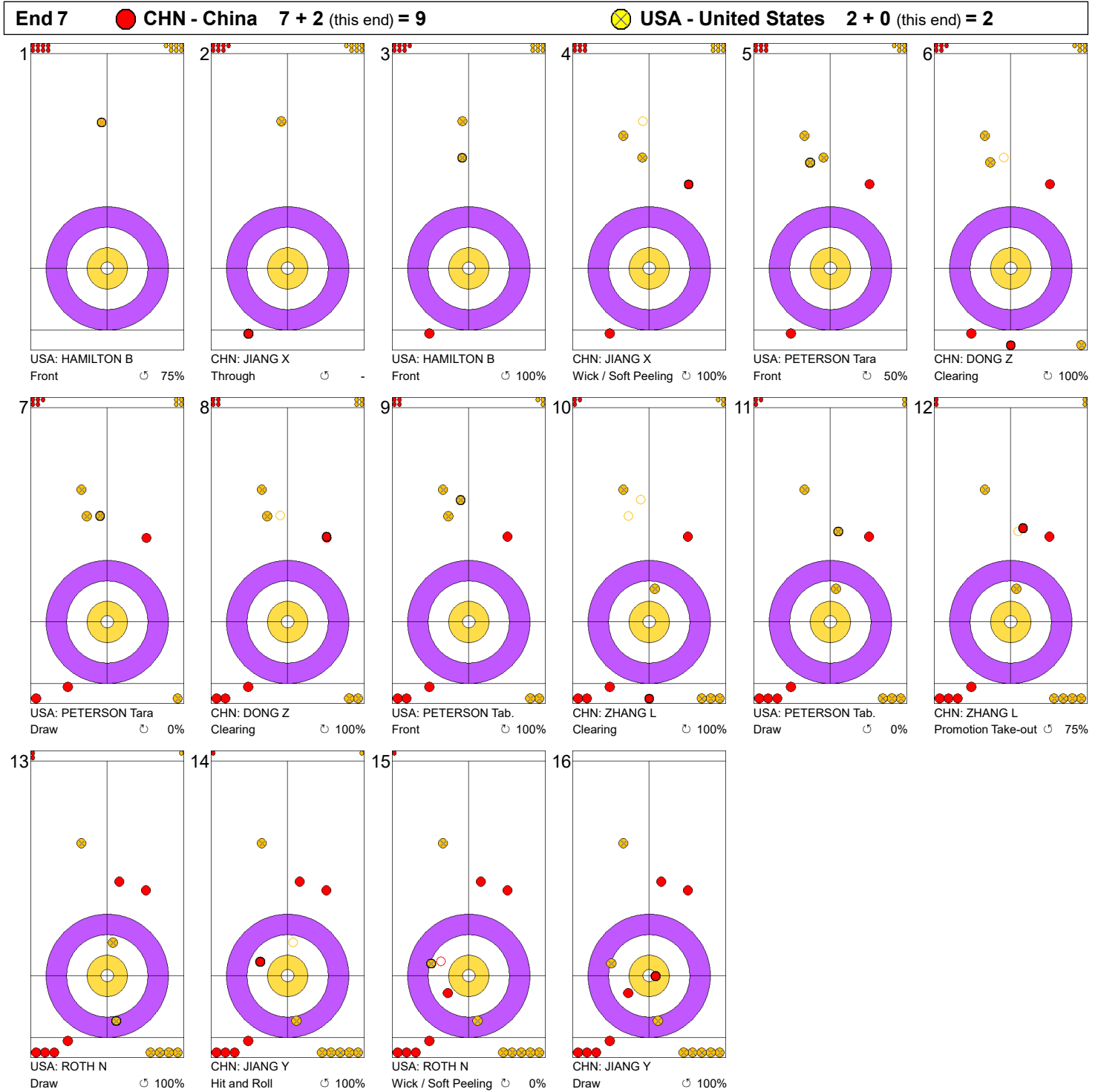
Legend:
↻ Clockwise ↺ Counter-clockwise - Not considered



Game - Shot by Shot



Legend:
 Clockwise
  Counter-clockwise
 - Not considered

Game - Shot by Shot



Legend:
 Clockwise
  Counter-clockwise
 - Not considered

Game Results

Sheet	Game	Team	LSFE	1	2	3	4	5	6	7	8	Total	Points
C	1	KOR - Korea (Kim)	*	1	0	3	0	0	0	0	1	5	3
	1	SWE - Sweden (Hasselborg)		0	1	0	1	0	1	1	0	4	0

KOR - Korea		Shot Success	
		Game	All
4 S	KIM Minji	63%	63%
3 V	KIM Hyerin	73%	73%
2	YANG Taei	64%	64%
1	KIM Sujin	70%	70%
A	-	-	-
Team Total		67%	67%

SWE - Sweden		Shot Success	
		Game	All
4 S	HASSELBORG Anna	78%	78%
3 V	McMANUS Sara	92%	92%
2	KNOCHENHAUER Agnes	80%	80%
1	MABERGS Sofia	84%	84%
A	-	-	-
Team Total		84%	84%

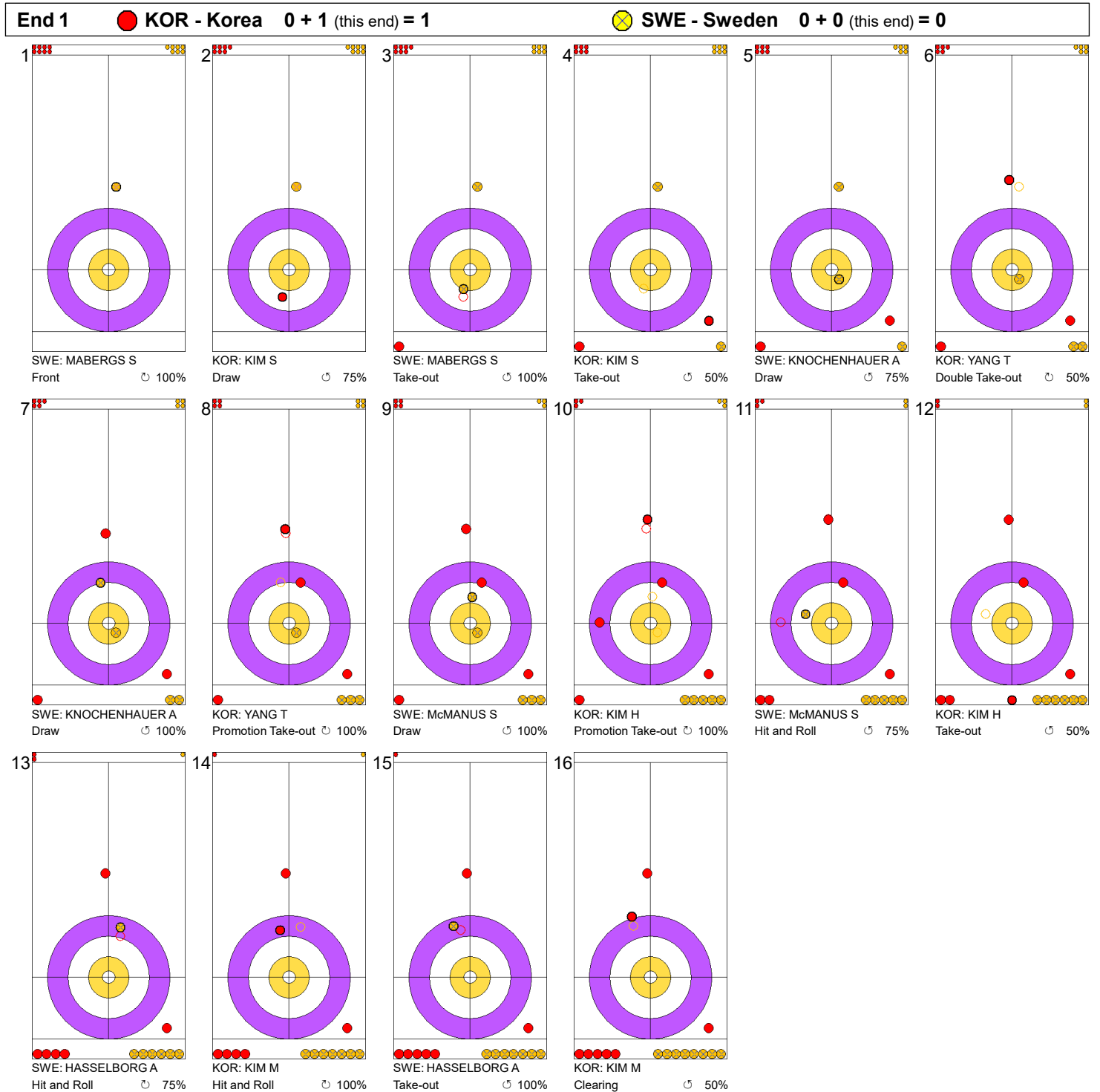
KOR - Korea		↻	↺	Game	
4	KIM Minji	Draws	2 100%	4 31%	6 54%
		Take-outs	2 50%	8 72%	10 68%
		Total	4 75%	12 58%	16 63%
3	KIM Hyerin	Draws	0 -	2 63%	2 63%
		Take-outs	8 63%	6 92%	14 75%
		Total	8 63%	8 84%	16 73%
2	YANG Taei	Draws	0 -	2 75%	2 75%
		Take-outs	8 66%	6 58%	14 63%
		Total	8 66%	8 63%	16 64%
1	KIM Sujin	Draws	12 73%	1 75%	13 73%
		Take-outs	0 -	2 50%	2 50%
		Total	12 73%	3 58%	15 70%
A	-	Draws	0 -	0 -	0 -
		Take-outs	0 -	0 -	0 -
		Total	0 -	0 -	0 -
Team		Draws	14 77%	9 53%	23 67%
		Take-outs	18 63%	22 72%	40 68%
		Total	32 69%	31 66%	63 67%

SWE - Sweden		↻	↺	Game	
4	HASSELBORG Anna	Draws	1 100%	6 96%	7 96%
		Take-outs	3 42%	6 75%	9 64%
		Total	4 56%	12 85%	16 78%
3	McMANUS Sara	Draws	1 100%	9 100%	10 100%
		Take-outs	1 100%	5 75%	6 79%
		Total	2 100%	14 91%	16 92%
2	KNOCHENHAUER Agnes	Draws	2 100%	11 80%	13 83%
		Take-outs	1 100%	2 50%	3 67%
		Total	3 100%	13 75%	16 80%
1	MABERGS Sofia	Draws	8 69%	6 100%	14 82%
		Take-outs	0 -	2 100%	2 100%
		Total	8 69%	8 100%	16 84%
A	-	Draws	0 -	0 -	0 -
		Take-outs	0 -	0 -	0 -
		Total	0 -	0 -	0 -
Team		Draws	12 79%	32 92%	44 89%
		Take-outs	5 65%	15 75%	20 73%
		Total	17 75%	47 87%	64 84%

Note:
Position and function for each team member:
4 = Fourth, 3 = Third, 2 = Second, 1 = Lead, A = Alternate, S = Skip, V = Vice-Skip

Legend:
↻ Clockwise ↺ Counter-clockwise LSFE(*) Last Stone First End

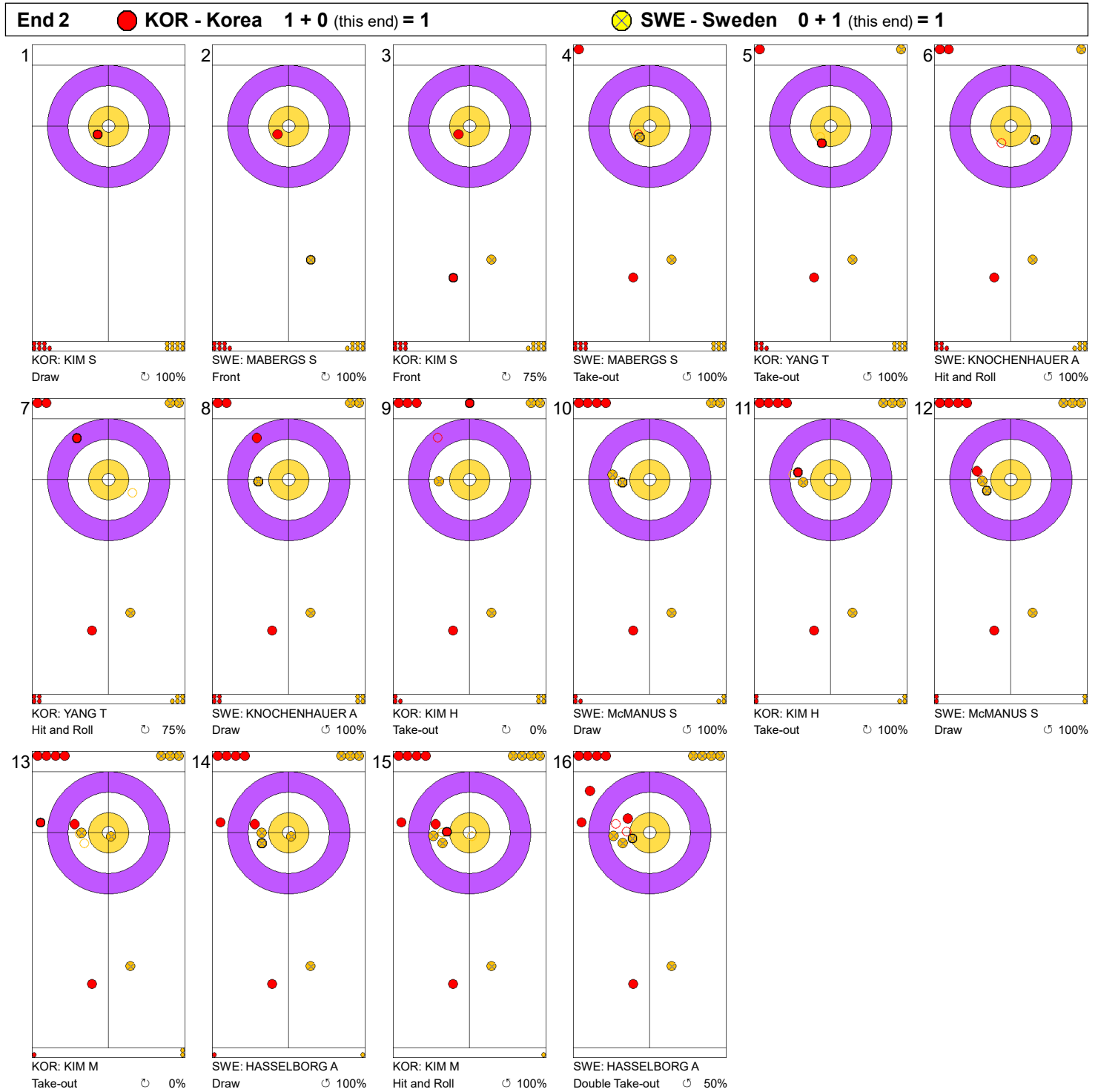
Game - Shot by Shot





Legend:
 Clockwise
 Counter-clockwise
 - Not considered

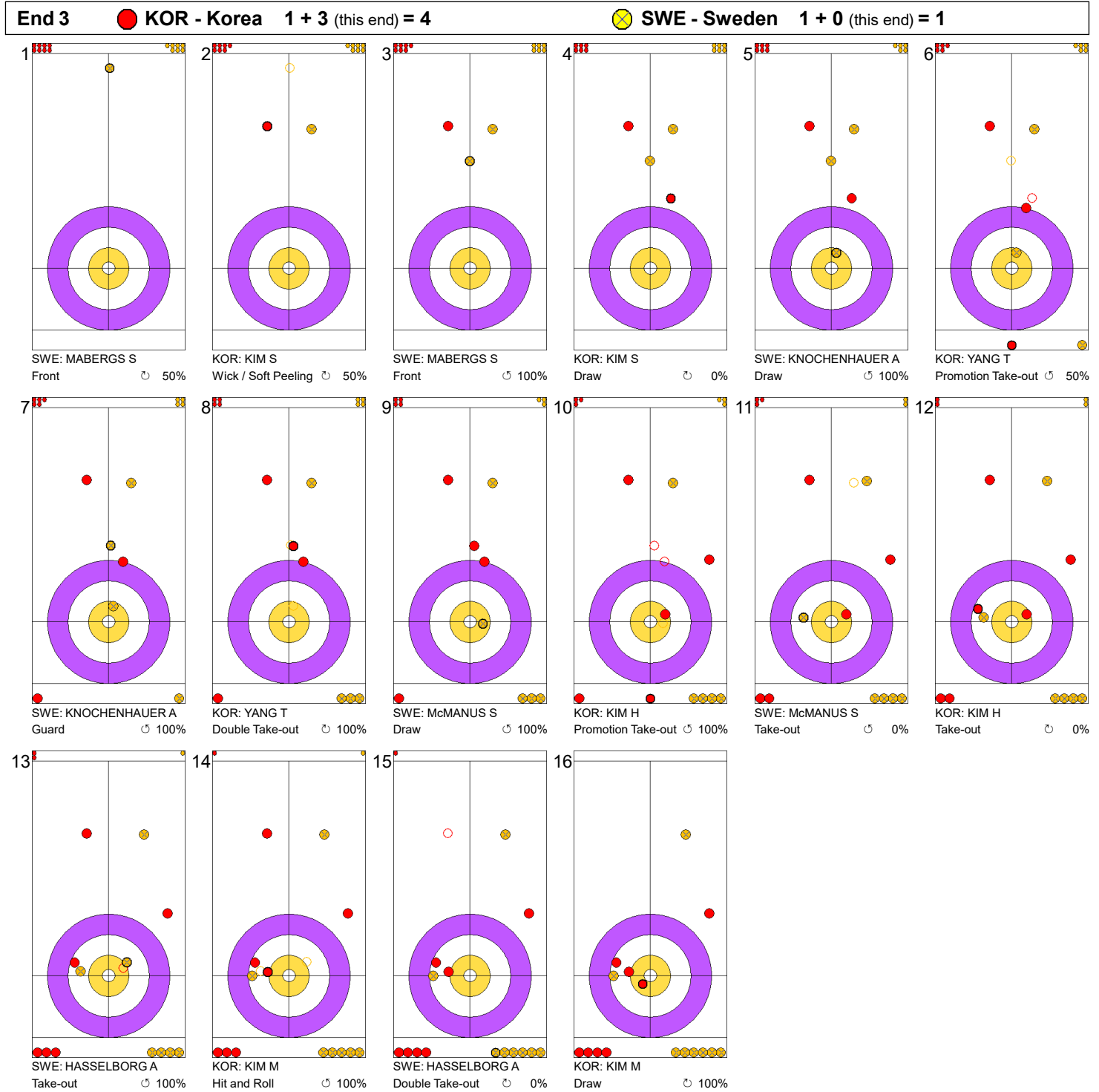




Game - Shot by Shot



Legend:
 Clockwise
  Counter-clockwise
 - Not considered



Game - Shot by Shot



Legend:
 Clockwise
  Counter-clockwise
 - Not considered

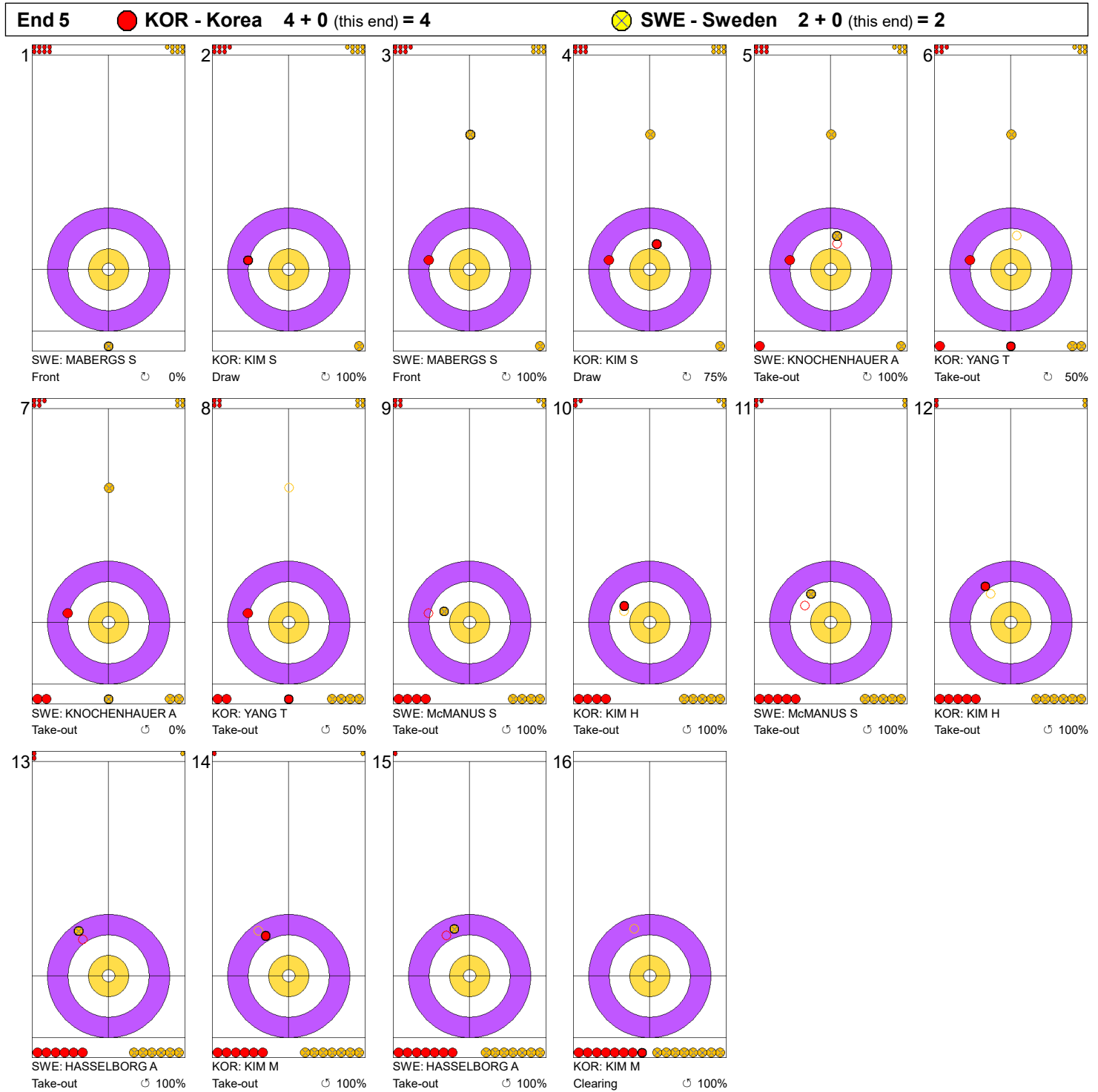
Game - Shot by Shot





Legend:
 Clockwise
  Counter-clockwise
 - Not considered

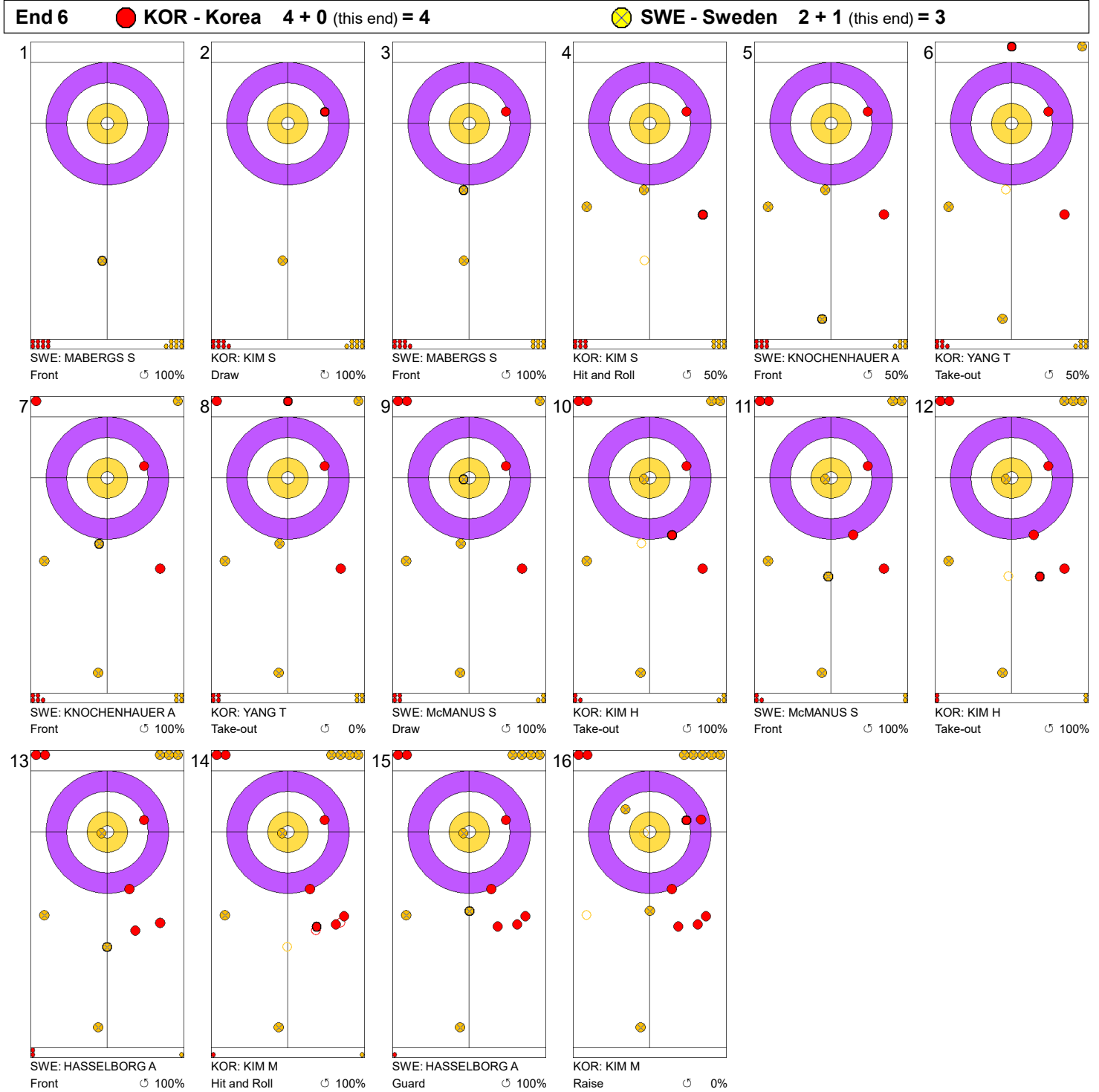




Game - Shot by Shot



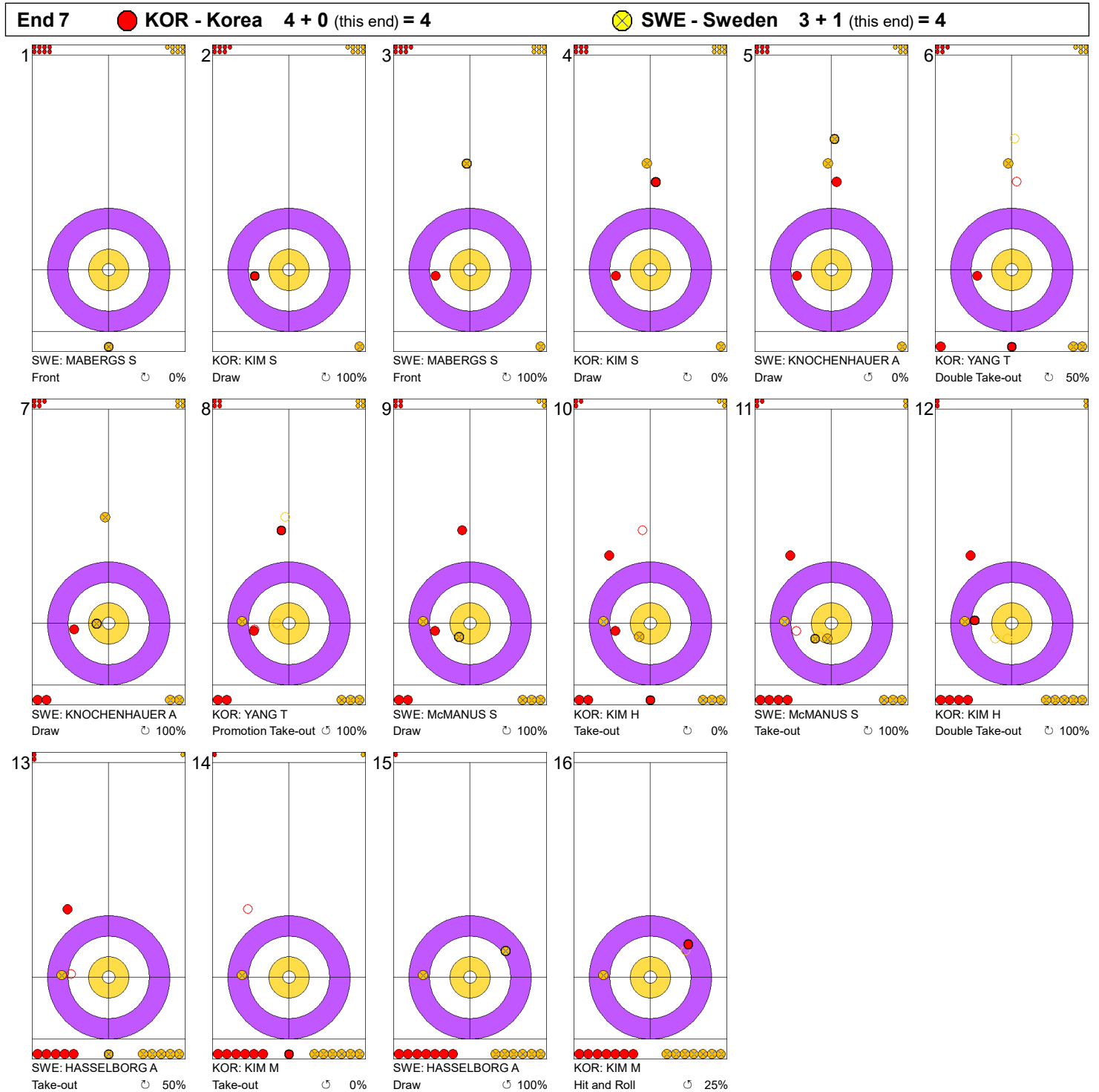
Legend:
 Clockwise
  Counter-clockwise
 - Not considered



Game - Shot by Shot



Legend:
 Clockwise  Counter-clockwise - Not considered

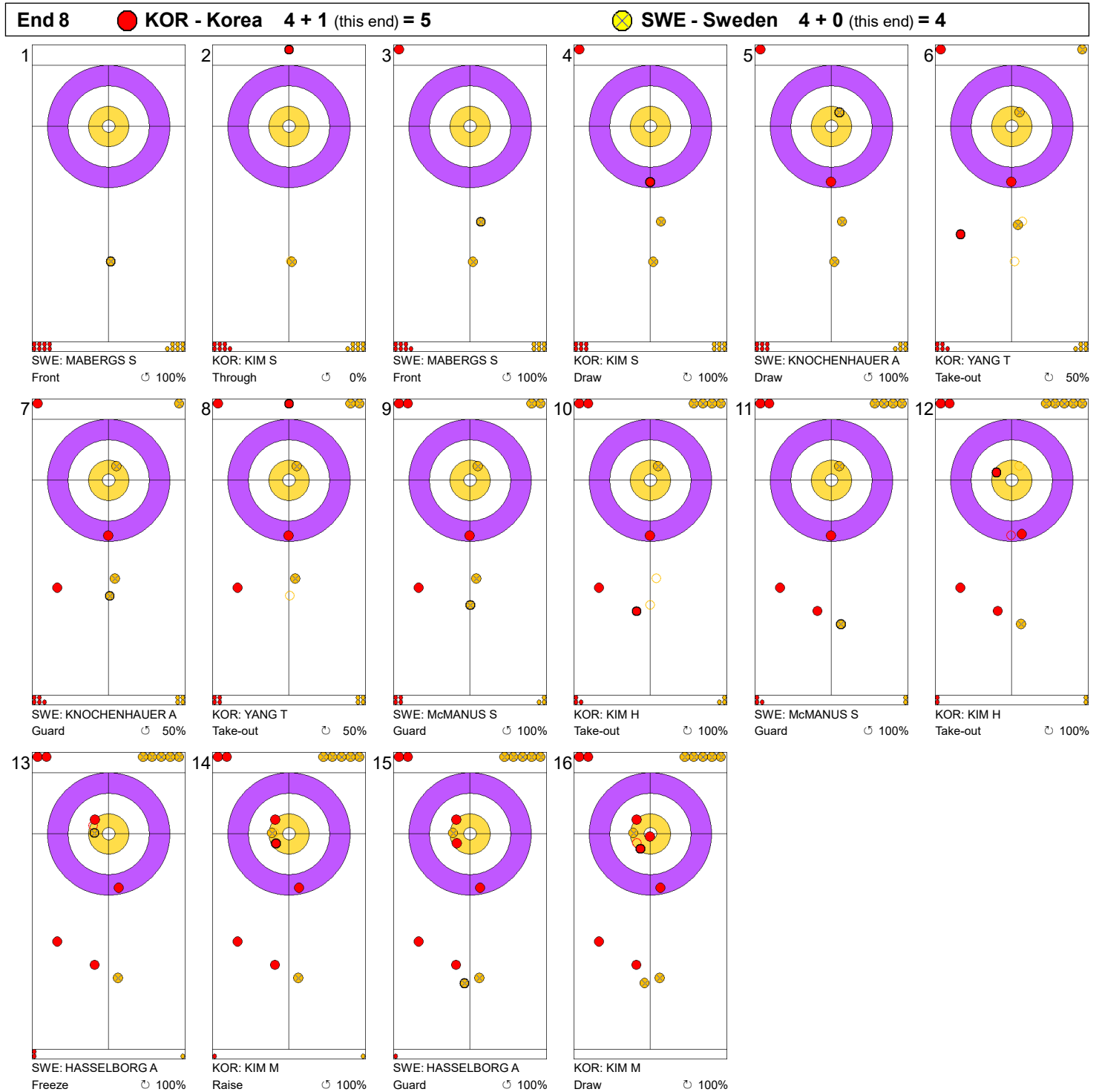
Game - Shot by Shot





Legend:
 Clockwise  Counter-clockwise - Not considered



Game - Shot by Shot



Legend:
 Clockwise
  Counter-clockwise
 - Not considered

Game Results

Sheet	Game	Team	LSFE	1	2	3	4	5	6	7	8	Total	Points
D	1	RUS - Russia (Sidorova)	*	2	0	0	2	0	0	0	0	4	0
	1	SUI - Switzerland (Tirinzi)		0	2	0	0	1	1	1	1	6	3

RUS - Russia		Shot Success	
		Game	All
4 S	SIDOROVA Anna	55%	55%
3 V	FOMINA Margarita	58%	58%
2	PORTUNOVA Julia	69%	69%
1	GUZIEVA Julia	78%	78%
A	-	-	-
Team Total		65%	65%

SUI - Switzerland		Shot Success	
		Game	All
4 V	PAETZ Alina	55%	55%
3 S	TIRINZONI Silvana	73%	73%
2	NEUENSCHWANDER Esther	86%	86%
1	BARBEZAT Melanie	80%	80%
A	-	-	-
Team Total		73%	73%


RUS - Russia		↻	↺	Game	
4	SIDOROVA Anna	Draws	3 42%	5 20%	8 28%
		Take-outs	1 100%	5 90%	6 92%
		Total	4 56%	10 55%	14 55%
3	FOMINA Margarita	Draws	5 30%	2 50%	7 36%
		Take-outs	2 50%	7 82%	9 75%
		Total	7 36%	9 75%	16 58%
2	PORTUNOVA Julia	Draws	1 50%	2 50%	3 50%
		Take-outs	6 79%	7 68%	13 73%
		Total	7 75%	9 64%	16 69%
1	GUZIEVA Julia	Draws	4 88%	10 70%	14 75%
		Take-outs	2 100%	0 -	2 100%
		Total	6 92%	10 70%	16 78%
A -		Draws	0 -	0 -	0 -
		Take-outs	0 -	0 -	0 -
		Total	0 -	0 -	0 -
Team		Draws	13 52%	19 53%	32 52%
		Take-outs	11 80%	19 79%	30 79%
		Total	24 65%	38 66%	62 65%



SUI - Switzerland		↻	↺	Game	
4	PAETZ Alina	Draws	3 17%	4 50%	7 36%
		Take-outs	3 67%	6 71%	9 69%
		Total	6 42%	10 63%	16 55%
3	TIRINZONI Silvana	Draws	0 -	6 67%	6 67%
		Take-outs	5 75%	5 80%	10 78%
		Total	5 75%	11 73%	16 73%
2	NEUENSCHWANDER Esther	Draws	4 75%	5 95%	9 86%
		Take-outs	2 50%	5 100%	7 86%
		Total	6 67%	10 98%	16 86%
1	BARBEZAT Melanie	Draws	9 86%	5 70%	14 80%
		Take-outs	2 75%	0 -	2 75%
		Total	11 84%	5 70%	16 80%
A -		Draws	0 -	0 -	0 -
		Take-outs	0 -	0 -	0 -
		Total	0 -	0 -	0 -
Team		Draws	16 70%	20 71%	36 71%
		Take-outs	12 69%	16 83%	28 77%
		Total	28 70%	36 76%	64 73%

Note:
Position and function for each team member:
4 = Fourth, 3 = Third, 2 = Second, 1 = Lead, A = Alternate, S = Skip, V = Vice-Skip

Legend:
↻ Clockwise ↺ Counter-clockwise LSFE(*) Last Stone First End

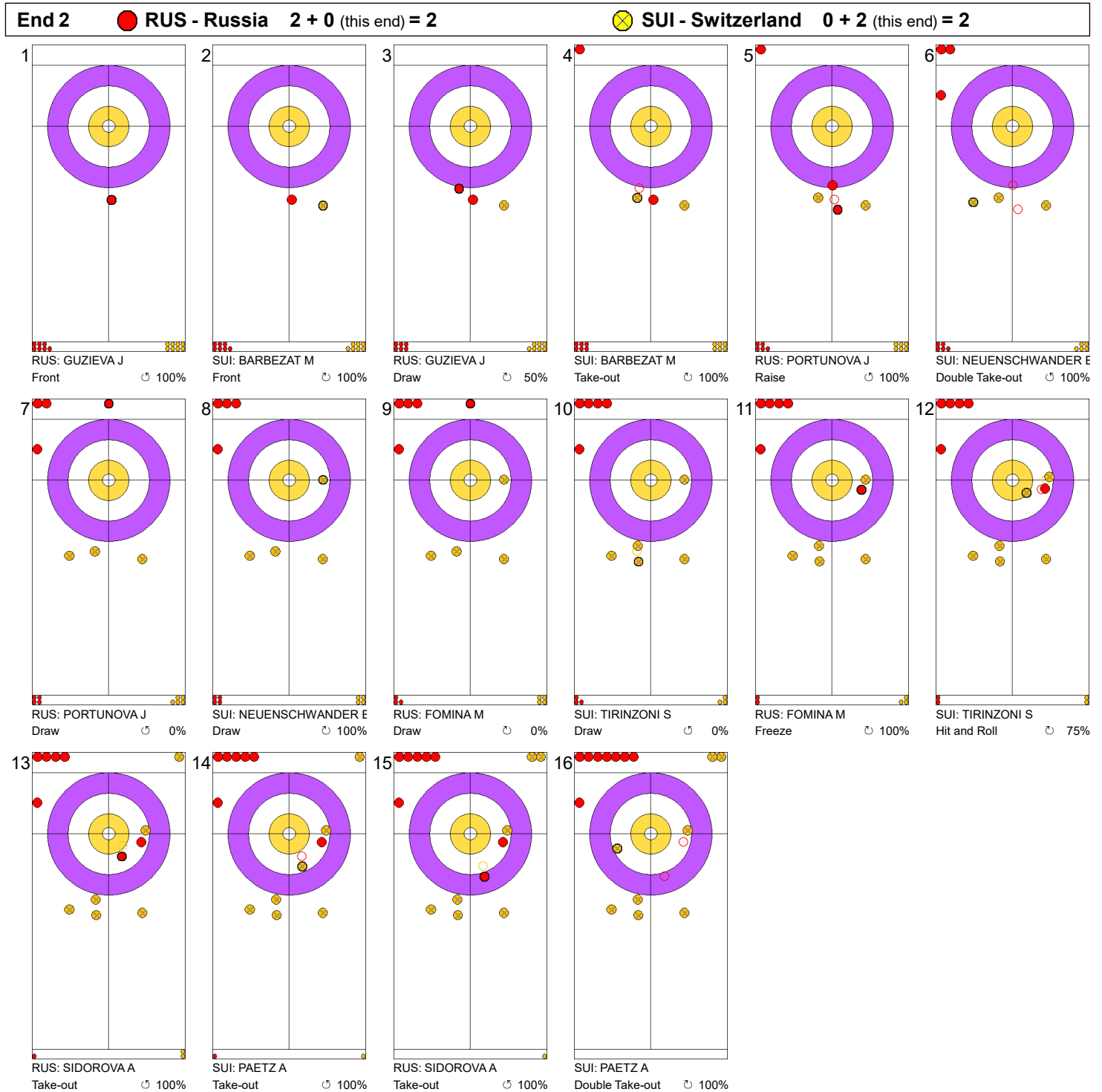
Game - Shot by Shot





Legend:
 Clockwise
  Counter-clockwise
 - Not considered




Game - Shot by Shot



Legend:
 Clockwise
  Counter-clockwise
 - Not considered



Game - Shot by Shot



Legend:
 ↻ Clockwise ↺ Counter-clockwise - Not considered


Game - Shot by Shot





Legend:
 Clockwise
  Counter-clockwise
 - Not considered





Game - Shot by Shot



Legend:
 Clockwise
  Counter-clockwise
 - Not considered

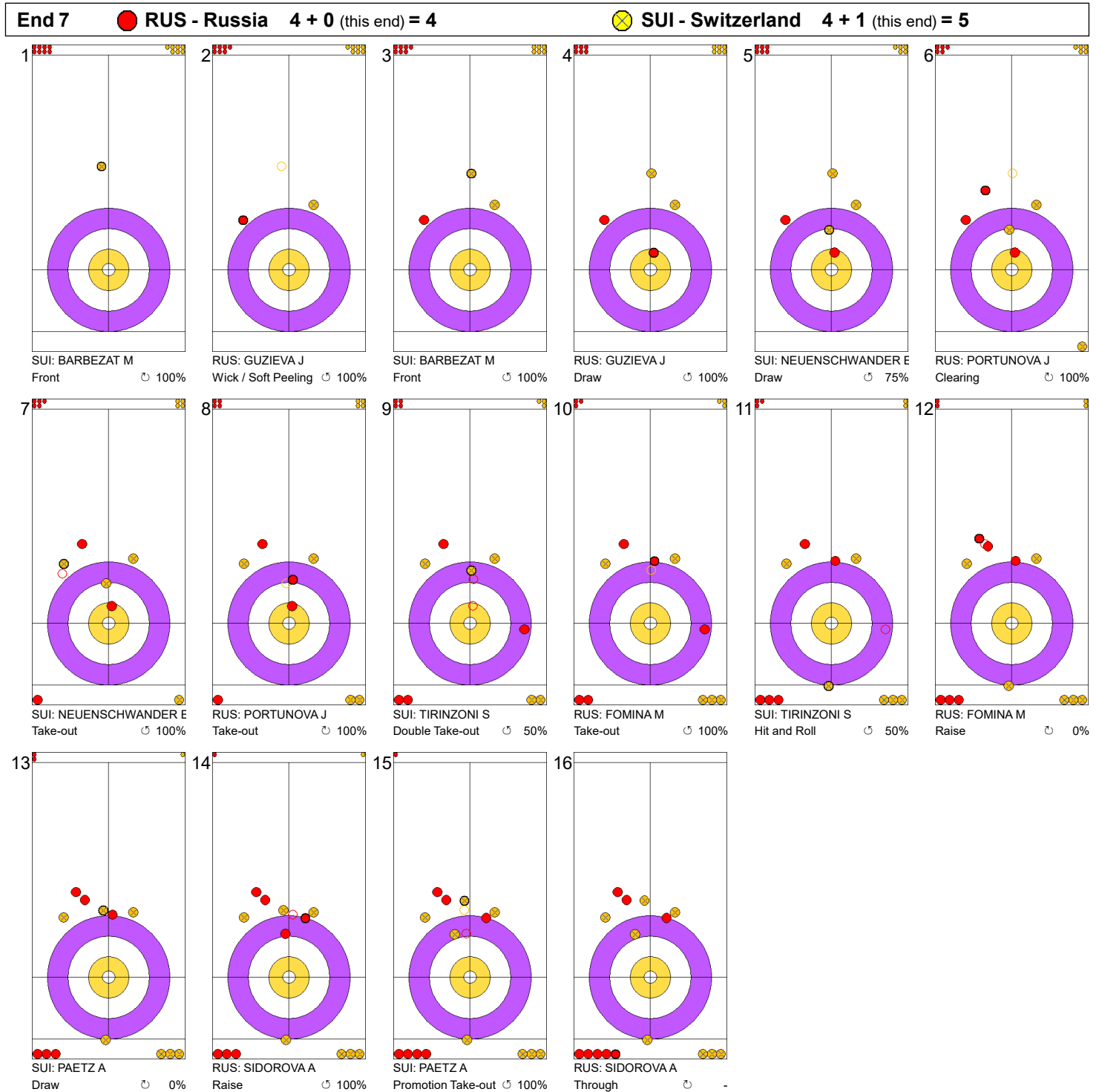
Game - Shot by Shot





Legend:
 Clockwise
  Counter-clockwise
 - Not considered



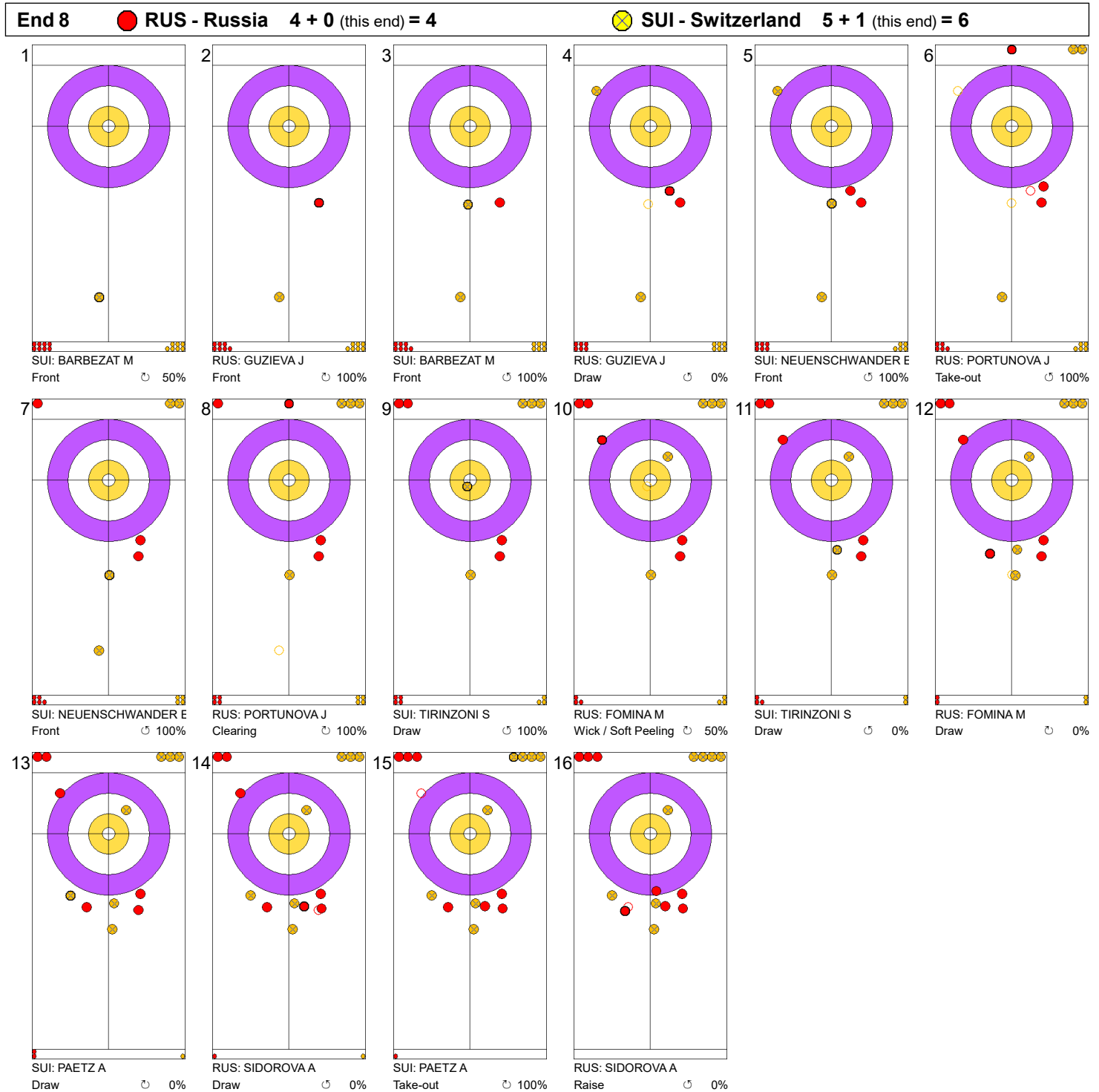
Game - Shot by Shot





Legend:
 Clockwise
  Counter-clockwise
 - Not considered



Game - Shot by Shot



Legend:
 Clockwise
  Counter-clockwise
 - Not considered

Entry List by Country

REVISED

8 MAY 14:21

As of WED 8 MAY 2019

CAN - Canada		Group-A
4 S	JONES Jennifer	R
3 V	LAWES Kaitlyn	R
2	BIRCHARD Shannon	R
1	OFFICER Jill	R
A	-	
C	THIESSEN Nolan	

RUS - Russia		Group-B
4 S	SIDOROVA Anna	R
3 V	FOMINA Margarita	R
2	PORTUNOVA Julia	R
1	GUZIEVA Julia	R
A	-	
C	KALALB Svetlana	

CHN - China		Group-A
4 S	JIANG Yilun	R
3 V	ZHANG Lijun	R
2	DONG Ziqi	R
1	JIANG Xindi	R
A	-	
C	McRORIE Carolyn (CAN)	

SUI - Switzerland		Group-B
4 V	PAETZ Alina	R
3 S	TIRINZONI Silvana	R
2	NEUENSCHWANDER Esther	R
1	BARBEZAT Melanie	R
A	-	
C	STOCK Sebastian	

JPN - Japan		Group-A
4 S	FUJISAWA Satsuki	R
3 V	YOSHIDA Chinami	R
2	SUZUKI Yumi	R
1	YOSHIDA Yurika	R
A	-	
C	LIND J.D. (CAN)	

SWE - Sweden		Group-B
4 S	HASSELBORG Anna	R
3 V	McMANUS Sara	R
2	KNOCHENHAUER Agnes	R
1	MABERGS Sofia	R
A	-	
C	-	

KOR - Korea		Group-B
4 S	KIM Minji	R
3 V	KIM Hyerin	R
2	YANG Taei	R
1	KIM Sujin	R
A	-	
C	LEE Sungjun	

USA - United States		Group-A
4 S	ROTH Nina	R
3 V	PETERSON Tabitha	R
2	PETERSON Tara	R
1	HAMILTON Becca	R
A	-	
C	RESTALL Howard	

Note:

Position and function for each team member:

4 = Fourth, 3 = Third, 2 = Second, 1 = Lead, A = Alternate, S = Skip, V = Vice-Skip, C = Coach

Legend:

R Right-handed

USA: Lead and Second have been swapped.

Extended Team List by Country

REVISED

8 MAY 14:21

As of WED 8 MAY 2019

CAN - Canada		Group-A
4 S	JONES Jennifer	R
3 V	LAWES Kaitlyn	R
2	BIRCHARD Shannon	R
1	OFFICER Jill	R
A	-	
C	THIESSEN Nolan	
O	WEBSTER Paul	
O	-	

RUS - Russia		Group-B
4 S	SIDOROVA Anna	R
3 V	FOMINA Margarita	R
2	PORTUNOVA Julia	R
1	GUZIEVA Julia	R
A	-	
C	KALALB Svetlana	
2C	DRON Petr	
O	-	

CHN - China		Group-A
4 S	JIANG Yilun	R
3 V	ZHANG Lijun	R
2	DONG Ziqi	R
1	JIANG Xindi	R
A	-	
C	McRORIE Carolyn (CAN)	
2C	HARRIS Mike (CAN)	
O	LIU Yin	

SUI - Switzerland		Group-B
4 V	PAETZ Alina	R
3 S	TIRINZONI Silvana	R
2	NEUENSCHWANDER Esther	R
1	BARBEZAT Melanie	R
A	-	
C	STOCK Sebastian	
O	-	
O	-	

JPN - Japan		Group-A
4 S	FUJISAWA Satsuki	R
3 V	YOSHIDA Chinami	R
2	SUZUKI Yumi	R
1	YOSHIDA Yurika	R
A	-	
C	LIND J.D. (CAN)	
O	OMORI Tatsuya	
O	-	

SWE - Sweden		Group-B
4 S	HASSELBORG Anna	R
3 V	McMANUS Sara	R
2	KNOCHENHAUER Agnes	R
1	MABERGS Sofia	R
A	-	
C	-	
NC	LINDHOLM Peja	
O	-	

KOR - Korea		Group-B
4 S	KIM Minji	R
3 V	KIM Hyerin	R
2	YANG Taei	R
1	KIM Sujin	R
A	-	
C	LEE Sungjun	
O	HWANG Bong Kyeong	
2C	LEE Hoseung	

USA - United States		Group-A
4 S	ROTH Nina	R
3 V	PETERSON Tabitha	R
2	PETERSON Tara	R
1	HAMILTON Becca	R
A	-	
C	RESTALL Howard	
NC	FENSON Pete	
NC	DROBNICK Phill	

Note:

Position and function for each team member:
4 = Fourth, **3** = Third, **2** = Second, **1** = Lead, **A** = Alternate, **S** = Skip, **V** = Vice-Skip
C = Coach, **NC** = National Coach, **2C** = 2nd Team Coach, **O** = Team Official

Legend:

R Right-handed

USA: Lead and Second have been swapped.

SUN 12 MAY 2019

Medallists

Medal	Country	Name
GOLD	CAN2 - Canada 2	KOE Kevin NEUFELD B.J. FLASCH Colton NEUFELD Denni WEBSTER Paul
SILVER	CHN - China	BA Dexin ZOU Qiang WANG Zhi Yu XU Jingtao ZANG Jialiang XU Xiaoming
BRONZE	SCO - Scotland	PATERSON Ross WADDELL Kyle MENZIES Duncan GOODFELLOW Michael TETLEY Ian

Final Standings

Team	Players	Position - Function	Points	Prize Money
Gold CAN2 - Canada 2	KOE Kevin NEUFELD B.J. FLASCH Colton NEUFELD Denni - WEBSTER Paul	4 S 3 V 2 1 A C	22	\$39,000
Silver CHN - China	BA Dexin ZOU Qiang WANG Zhi Yu XU Jingtao ZANG Jialiang XU Xiaoming	4 V 3 S 2 1 A C	17	\$25,000
Bronze SCO - Scotland	PATERSON Ross WADDELL Kyle MENZIES Duncan GOODFELLOW Michael - TETLEY Ian	4 S 3 V 2 1 A C	12	\$12,000
4 SWE - Sweden	EDIN Niklas ERIKSSON Oskar WRANAA Rasmus SUNDGREN Christoffer - -	4 S 3 V 2 1 A C	9	\$9,000
5 SUI - Switzerland	SCHWALLER Yannick BRUNNER Michael MEIER Romano KAEUFELER Marcel - WERTHEMANN Bernhard	4 S 3 V 2 1 A C	9	\$9,000
6 USA - United States	SHUSTER John PLYS Chris HAMILTON Matt LANDSTEINER John - DROBNICK Phill	4 S 3 V 2 1 A C	8	\$8,000
7 CAN1 - Canada 1	DUNSTONE Matt MOSKOWY Braeden SCHNEIDER Catlin KIDBY Dustin - WEBSTER Paul	4 S 3 V 2 1 A C	7	\$7,000
8 NOR - Norway	ULSRUD Thomas NERGAARD Torger SVAE Christoffer PETERSSON Haavard Vad - TRULSEN Paal	4 S 3 V 2 1 A C	3	\$3,000

Note:

Position and function for each team member:

4 = Fourth, **3** = Third, **2** = Second, **1** = Lead, **A** = Alternate, **S** = Skip, **V** = Vice-Skip, **C** = Coach

Competition Summary

Session	Date	Time	Sheet A	Sheet B	Sheet C	Sheet D	Sheet E
Session 3	8 MAY	21:00	USA 7 - 6 CAN1	CHN 7 - 6 SWE	NOR 5 - 9 SCO	CAN2 2 - 6 SUI	
Session 5	9 MAY	12:00	NOR 4 - 5 CAN2	SCO 6 - 2 SUI	USA 7 - 3 CHN	CAN1 4 - 5 SWE	
Session 7	9 MAY	19:30		CHN 7 - 5 CAN1	CAN2 9 - 2 SCO	SUI 8 - 2 NOR	SWE 5 - 2 USA
Session 9	10 MAY	12:00	CAN1 5 - 2 USA			SWE 5 - 0 CHN	
Session 10	10 MAY	16:00			SCO 6 - 5 NOR		SUI 9 - 3 CAN2
Session 12	11 MAY	8:30	SWE 3 - 4 CAN1	CAN2 4 - 3 NOR	CHN 6 - 3 USA	SUI 2 - 7 SCO	
Session 14	11 MAY	16:00		USA 6 - 4 SWE	NOR 8 - 2 SUI	SCO 6 - 7 CAN2	CAN1 3 - 4 CHN
Final	12 MAY	9:00			CHN 3 - 5 CAN2		

Standings after Round Robin

Group-A

Rank	Team	Games	Points	TSO
1	CHN - China (Zou)	6	12 Q	57.3
2	SWE - Sweden (Edin)	6	9	
3	USA - United States (Shuster)	6	8	
4	CAN1 - Canada (Dunstone)	6	7	

Group-B

Rank	Team	Games	Points	TSO
1	CAN2 - Canada (Koe)	6	12 Q 6p	57.8
2	SCO - Scotland (Paterson)	6	12 BM 0p	
3	SUI - Switzerland (Schwaller)	6	9	
4	NOR - Norway (Ulsrud)	6	3	

Final Standings

Rank	Team	Points
Gold	CAN2 - Canada (Koe)	22
Silver	CHN - China (Zou)	17
Bronze	SCO - Scotland (Paterson)	12
4	SWE - Sweden (Edin)	9
5	SUI - Switzerland (Schwaller)	9
6	USA - United States (Shuster)	8
7	CAN1 - Canada (Dunstone)	7
8	NOR - Norway (Ulsrud)	3

Legend:

BM Bronze Medal
SO Shoot-out

p Points out of direct games
TSO Team Shoot-out (cm)

Q Qualified for the final

Curling World Cup Ranking

As of SUN 12 MAY 2019

Rank	Member Association	Leg 1	Leg 2	Leg 3	Final	Total Points
1	CAN - Canada	25	3	26	29	83
2	SWE - Sweden	8	20	20	9	57
3	USA - United States	7	25	7	8	47
4	SCO - Scotland	12	9	13	12	46
5	NOR - Norway	20	9	4	3	36
6	SUI - Switzerland	9	6	11	9	35
7	CHN - China	6	9	3	17	35
8	JPN - Japan	0	6	3	0	9

SUI and CHN ranked by number of three-point wins over all legs.

Session Results and Standings

Sheet	Team	LSFE	1	2	3	4	5	6	7	8	Total	Points
C	CHN - China (Zou)	*	1	0	0	1	0	0	1	0	3	5
	CAN2 - Canada (Koe)		0	1	1	0	1	1	0	1	5	10

Final Standings

Rank	Team	Points
Gold	CAN2 - Canada (Koe)	22
Silver	CHN - China (Zou)	17
Bronze	SCO - Scotland (Paterson)	12
4	SWE - Sweden (Edin)	9
5	SUI - Switzerland (Schwaller)	9
6	USA - United States (Shuster)	8
7	CAN1 - Canada (Dunstone)	7
8	NOR - Norway (Ulsrud)	3

Legend:
LSFE(*) Last Stone First End

Game Results

Sheet	Game	Team	LSFE	1	2	3	4	5	6	7	8	Total	Points
C	7	CHN - China (Zou)	*	1	0	0	1	0	0	1	0	3	5
	7	CAN2 - Canada (Koe)		0	1	1	0	1	1	0	1	5	10

CHN - China		Shot Success	
		Game	All
4	V BA Dexin	77%	73%
3	S ZOU Qiang	89%	81%
2	WANG Zhi Yu	88%	75%
1	XU Jingtao	75%	82%
A	ZANG Jialiang	-	-
Team Total		82%	78%

CAN2 - Canada 2		Shot Success	
		Game	All
4	S KOE Kevin	81%	76%
3	V NEUFELD B.J.	75%	80%
2	FLASCH Colton	89%	79%
1	NEUFELD Denni	92%	87%
A	-	-	-
Team Total		84%	80%

CHN - China		↻	↺	Game	
4	BA Dexin	Draws	2 100%	10 75%	12 79%
		Take-outs	3 83%	1 25%	4 69%
		Total	5 90%	11 70%	16 77%
3	ZOU Qiang	Draws	5 90%	4 94%	9 92%
		Take-outs	0 -	7 86%	7 86%
		Total	5 90%	11 89%	16 89%
2	WANG Zhi Yu	Draws	1 100%	4 100%	5 100%
		Take-outs	3 67%	8 88%	11 82%
		Total	4 75%	12 92%	16 88%
1	XU Jingtao	Draws	4 56%	12 81%	16 75%
		Take-outs	0 -	0 -	0 -
		Total	4 56%	12 81%	16 75%
A	ZANG Jialiang	Draws	0 -	0 -	0 -
		Take-outs	0 -	0 -	0 -
		Total	0 -	0 -	0 -
Team		Draws	12 81%	30 83%	42 83%
		Take-outs	6 75%	16 83%	22 81%
		Total	18 79%	46 83%	64 82%

CAN2 - Canada 2		↻	↺	Game	
4	KOE Kevin	Draws	2 75%	7 86%	9 83%
		Take-outs	2 75%	5 80%	7 79%
		Total	4 75%	12 83%	16 81%
3	NEUFELD B.J.	Draws	1 50%	6 88%	7 82%
		Take-outs	3 75%	6 67%	9 69%
		Total	4 69%	12 77%	16 75%
2	FLASCH Colton	Draws	3 83%	5 100%	8 94%
		Take-outs	3 83%	5 85%	8 84%
		Total	6 83%	10 93%	16 89%
1	NEUFELD Denni	Draws	10 98%	5 80%	15 92%
		Take-outs	1 100%	0 -	1 100%
		Total	11 98%	5 80%	16 92%
A	-	Draws	0 -	0 -	0 -
		Take-outs	0 -	0 -	0 -
		Total	0 -	0 -	0 -
Team		Draws	16 89%	23 88%	39 88%
		Take-outs	9 81%	16 77%	25 78%
		Total	25 86%	39 83%	64 84%

Note:
Position and function for each team member:
4 = Fourth, 3 = Third, 2 = Second, 1 = Lead, A = Alternate, S = Skip, V = Vice-Skip

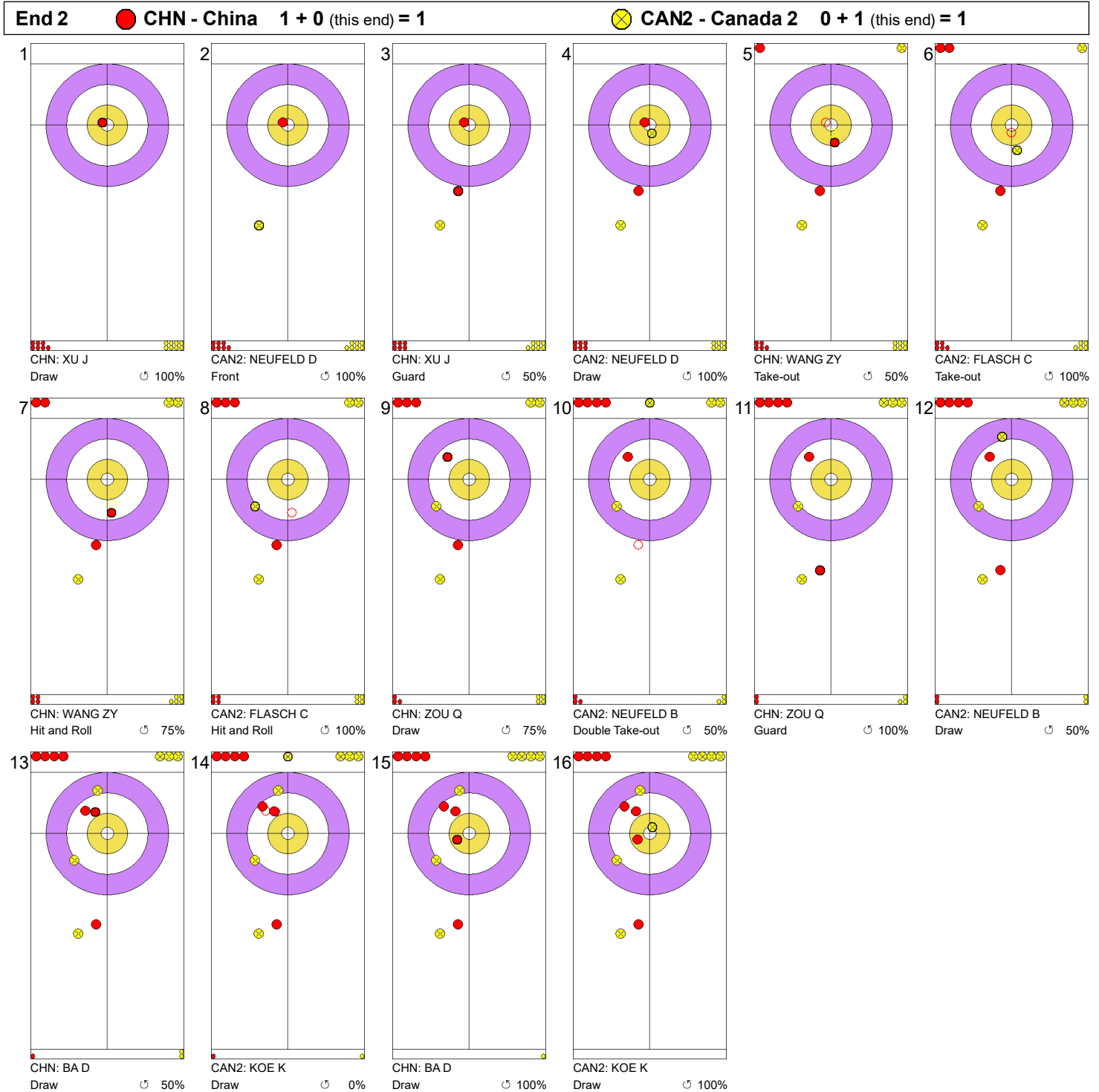
Legend:
↻ Clockwise ↺ Counter-clockwise LSFE(*) Last Stone First End

Game - Shot by Shot



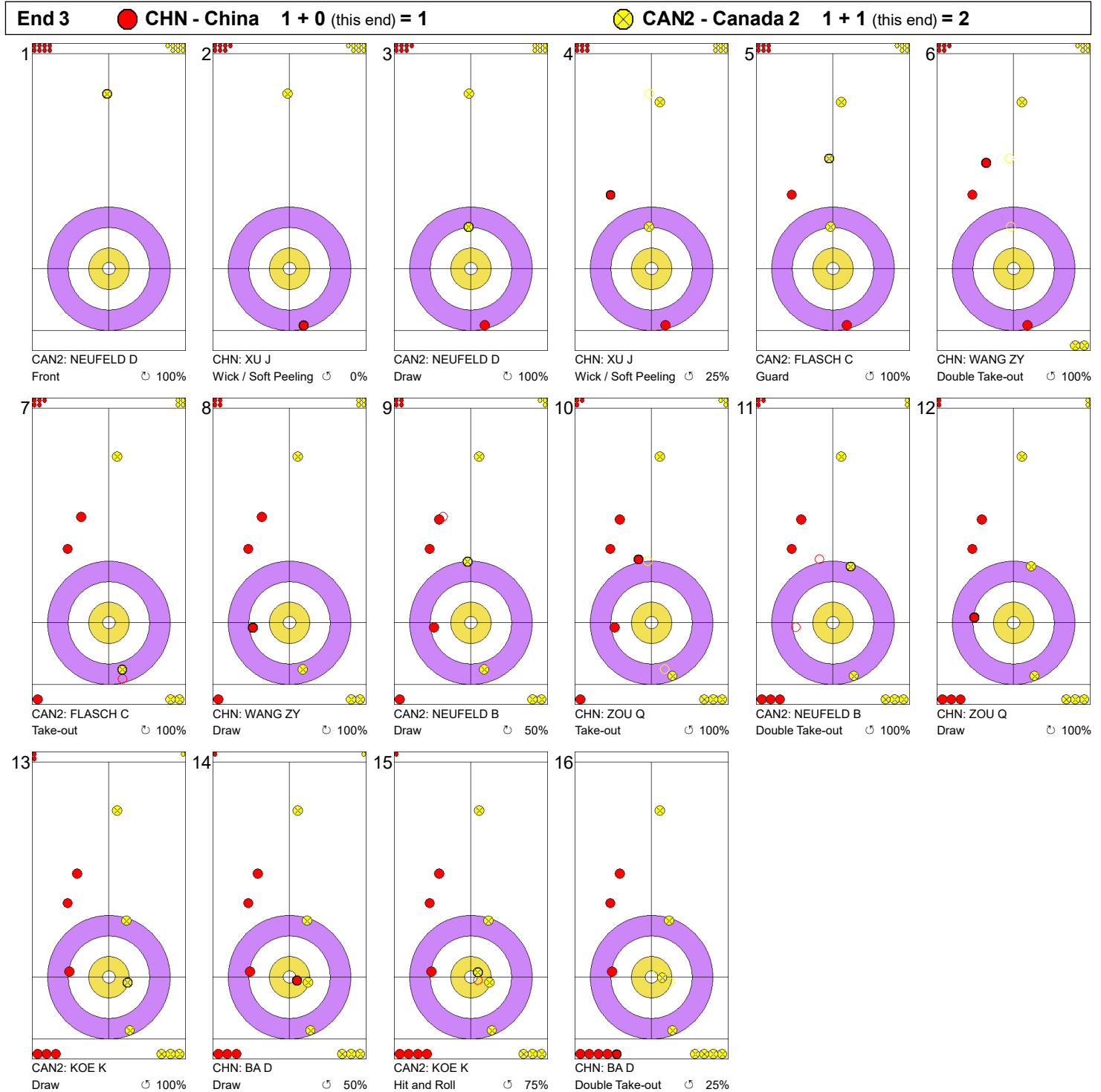
Legend:
 ⌚ Clockwise ⌚ Counter-clockwise - Not considered

Game - Shot by Shot



Legend:
 ↻ Clockwise ↺ Counter-clockwise - Not considered



Game - Shot by Shot



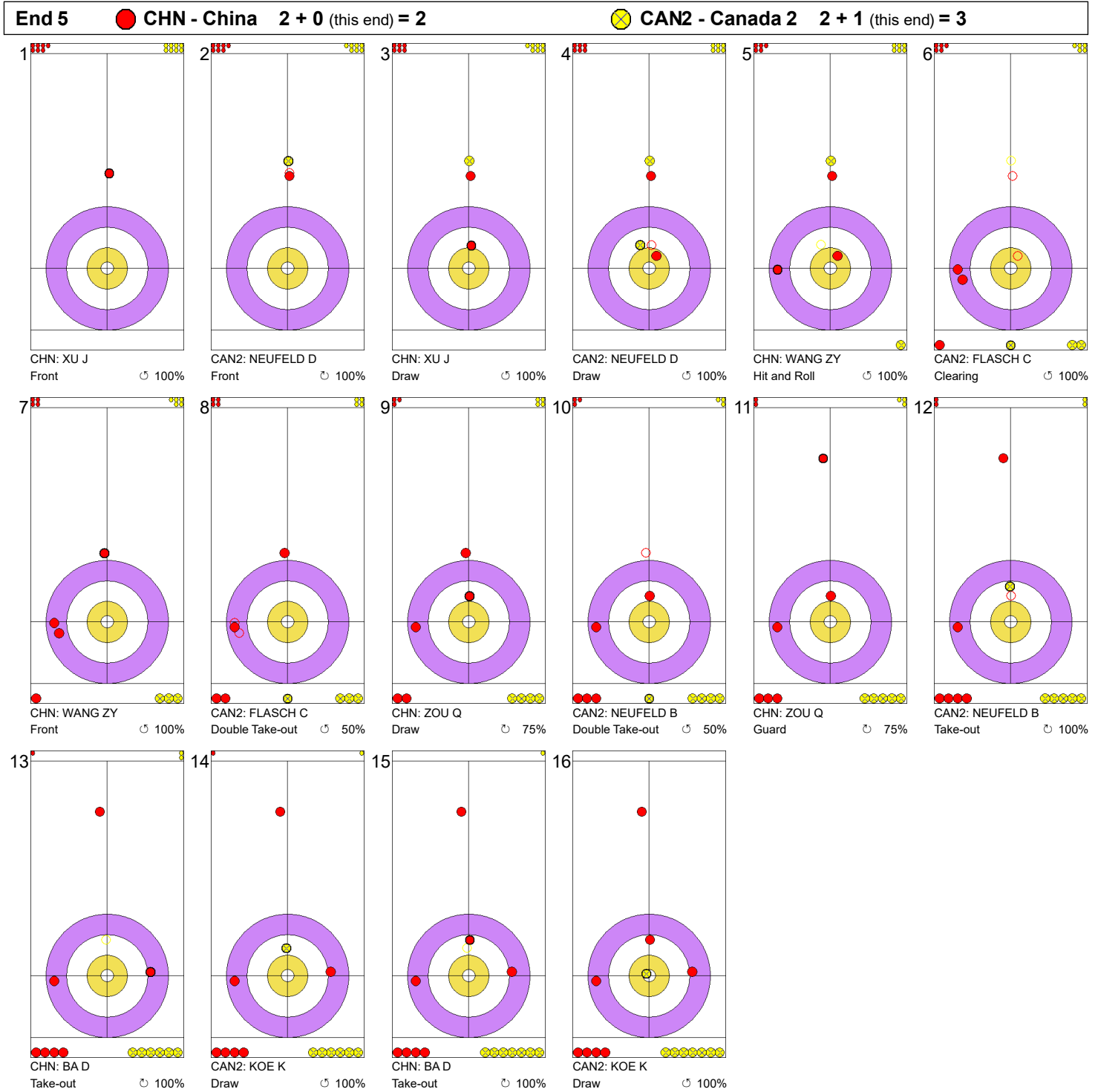
Legend:
 ⌚ Clockwise ⌚ Counter-clockwise - Not considered

Game - Shot by Shot



Legend:
 Clockwise
  Counter-clockwise
 - Not considered



Game - Shot by Shot




Legend:
 Clockwise
 Counter-clockwise
- Not considered



Game - Shot by Shot



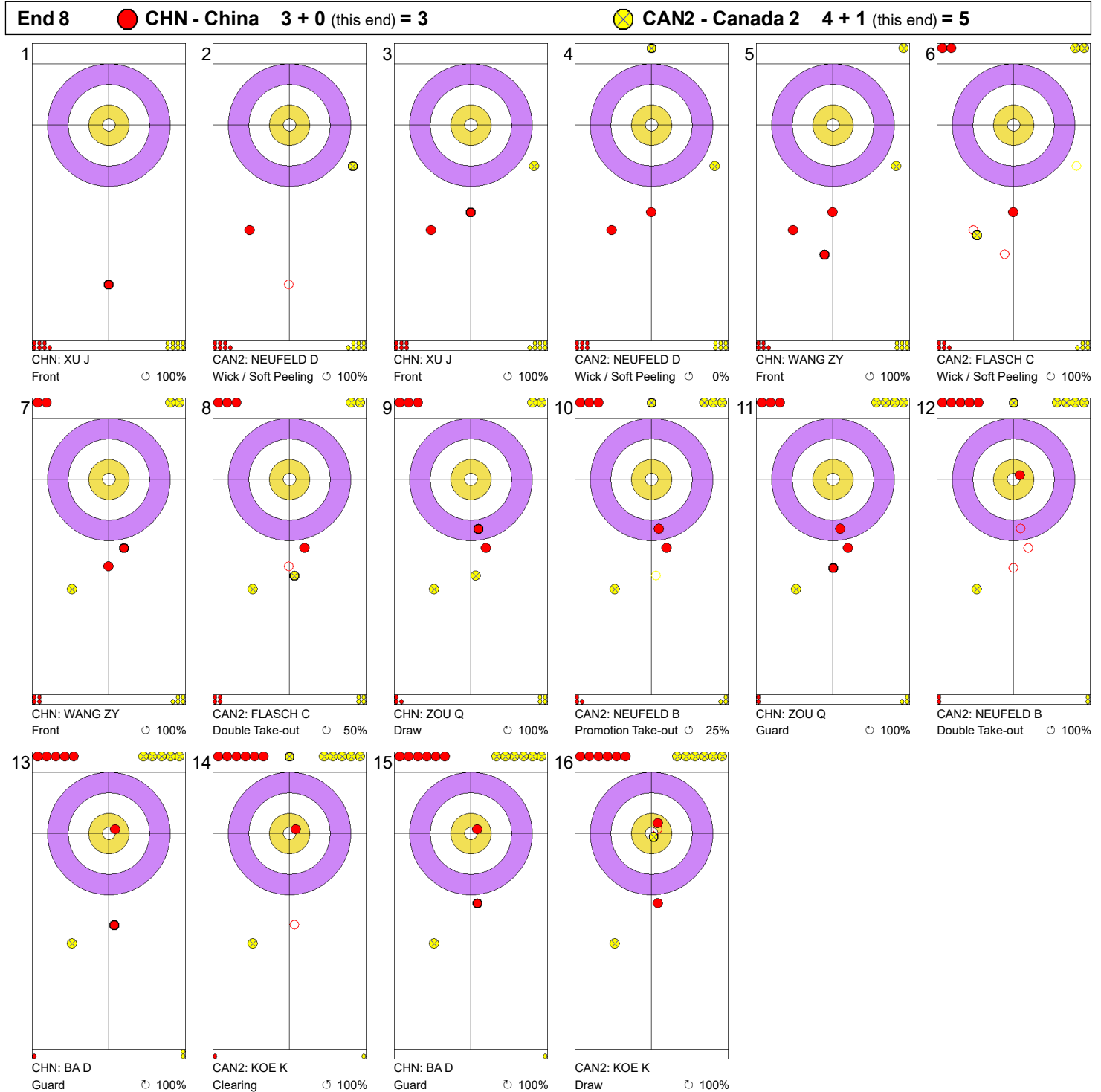
Legend:
 Clockwise
  Counter-clockwise
 - Not considered

Game - Shot by Shot



Legend:
 Clockwise
  Counter-clockwise
 - Not considered

Game - Shot by Shot



Legend:
 ⤵ Clockwise ⤴ Counter-clockwise - Not considered

Cumulative Player Statistics by Team
CAN2 - Canada 2

KOE Kevin		Fourth Skip		Right-handed			
Type	↻	%	↻	%	Total	%	
Draw	8	88	24	73	32	77	
Front	0	-	0	-	0	-	
Guard	1	100	2	88	3	92	
Raise	3	42	1	100	4	56	
Wick / Soft Peeling	2	63	2	75	4	69	
Freeze	1	100	1	100	2	100	
Take-out	10	68	12	71	22	69	
Hit and Roll	2	75	8	84	10	83	
Clearing	2	100	6	100	8	100	
Double Take-out	2	75	6	92	8	88	
Promotion Take-out	1	50	6	42	7	43	
Not considered	1	-	2	-	3	-	
All Draws	15	77	30	76	45	76	
All Take-outs	17	72	38	77	55	75	
Total	32	74	68	76	100	76	

NEUFELD Denni		Lead		Right-handed			
Type	↻	%	↻	%	Total	%	
Draw	27	92	19	78	46	86	
Front	22	90	17	94	39	92	
Guard	0	-	0	-	0	-	
Raise	0	-	0	-	0	-	
Wick / Soft Peeling	0	-	4	56	4	56	
Freeze	1	100	0	-	1	100	
Take-out	3	100	7	79	10	85	
Hit and Roll	0	-	1	75	1	75	
Clearing	0	-	1	100	1	100	
Double Take-out	0	-	0	-	0	-	
Promotion Take-out	0	-	0	-	0	-	
Not considered	0	-	2	-	2	-	
All Draws	50	91	40	83	90	87	
All Take-outs	3	100	9	81	12	85	
Total	53	92	49	82	102	87	

NEUFELD B.J.		Third V-Skip		Right-handed			
Type	↻	%	↻	%	Total	%	
Draw	6	71	17	85	23	82	
Front	1	100	0	-	1	100	
Guard	2	100	3	100	5	100	
Raise	1	0	1	50	2	25	
Wick / Soft Peeling	2	100	0	-	2	100	
Freeze	0	-	1	50	1	50	
Take-out	11	91	17	91	28	91	
Hit and Roll	2	63	9	92	11	86	
Clearing	4	44	3	100	7	68	
Double Take-out	1	100	6	67	7	71	
Promotion Take-out	5	80	10	48	15	58	
Not considered	1	-	1	-	2	-	
All Draws	12	77	22	84	34	82	
All Take-outs	23	78	45	79	68	79	
Total	35	78	67	81	102	80	

-		Alternate					
Type	↻	%	↻	%	Total	%	
Draw	0	-	0	-	0	-	
Front	0	-	0	-	0	-	
Guard	0	-	0	-	0	-	
Raise	0	-	0	-	0	-	
Wick / Soft Peeling	0	-	0	-	0	-	
Freeze	0	-	0	-	0	-	
Take-out	0	-	0	-	0	-	
Hit and Roll	0	-	0	-	0	-	
Clearing	0	-	0	-	0	-	
Double Take-out	0	-	0	-	0	-	
Promotion Take-out	0	-	0	-	0	-	
Not considered	0	-	0	-	0	-	
All Draws	0	-	0	-	0	-	
All Take-outs	0	-	0	-	0	-	
Total	0	-	0	-	0	-	

FLASCH Colton		Second		Right-handed			
Type	↻	%	↻	%	Total	%	
Draw	10	63	18	76	28	71	
Front	0	-	3	100	3	100	
Guard	3	75	6	92	9	86	
Raise	0	-	0	-	0	-	
Wick / Soft Peeling	1	100	1	0	2	50	
Freeze	1	100	2	88	3	92	
Take-out	12	85	11	68	23	77	
Hit and Roll	3	33	5	85	8	66	
Clearing	4	100	12	88	16	91	
Double Take-out	3	83	1	50	4	75	
Promotion Take-out	2	100	4	94	6	96	
Not considered	0	-	2	-	2	-	
All Draws	15	70	30	80	45	77	
All Take-outs	24	82	33	80	57	81	
Total	39	78	63	80	102	79	

Team: CAN2 - Canada 2							
Type	↻	%	↻	%	Total	%	
Draw	51	83	78	78	129	80	
Front	23	90	20	95	43	92	
Guard	6	88	11	93	17	91	
Raise	4	31	2	75	6	46	
Wick / Soft Peeling	5	85	7	54	12	67	
Freeze	3	100	4	81	7	89	
Take-out	36	83	47	79	83	81	
Hit and Roll	7	54	23	87	30	79	
Clearing	10	78	22	93	32	88	
Double Take-out	6	83	13	77	19	79	
Promotion Take-out	8	81	20	55	28	63	
Not considered	2	-	7	-	9	-	
All Draws	92	83	122	81	214	82	
All Take-outs	67	79	125	79	192	79	
Total	159	82	247	80	406	80	

Legend:
 ↻ Clockwise ↻ Counter-clockwise

Cumulative Player Statistics by Team

CHN - China

BA Dexin		Fourth V-Skip		Right-handed	
Type	↻ %	↻ %	Total	%	
Draw	12 83	27 76	39	78	
Front	0 -	0 -	0	-	
Guard	2 100	3 100	5	100	
Raise	1 50	2 100	3	83	
Wick / Soft Peeling	1 75	1 100	2	88	
Freeze	0 -	1 100	1	100	
Take-out	13 71	7 82	20	75	
Hit and Roll	5 55	5 60	10	58	
Clearing	1 50	3 100	4	88	
Double Take-out	7 57	9 56	16	56	
Promotion Take-out	3 42	3 83	6	63	
Not considered	0 -	0 -	0	-	
All Draws	16 83	34 81	50	82	
All Take-outs	29 61	27 71	56	66	
Total	45 69	61 77	106	73	

XU Jingtao		Lead		Right-handed	
Type	↻ %	↻ %	Total	%	
Draw	3 42	25 82	28	78	
Front	7 86	38 95	45	93	
Guard	1 0	5 75	6	63	
Raise	1 100	0 -	1	100	
Wick / Soft Peeling	8 72	8 66	16	69	
Freeze	0 -	1 100	1	100	
Take-out	3 83	2 100	5	90	
Hit and Roll	3 58	1 0	4	44	
Clearing	2 100	0 -	2	100	
Double Take-out	0 -	0 -	0	-	
Promotion Take-out	0 -	0 -	0	-	
Not considered	0 -	0 -	0	-	
All Draws	20 70	77 86	97	83	
All Take-outs	8 78	3 67	11	75	
Total	28 72	80 86	108	82	

ZOU Qiang		Third Skip		Right-handed	
Type	↻ %	↻ %	Total	%	
Draw	18 85	15 87	33	86	
Front	0 -	0 -	0	-	
Guard	2 88	5 80	7	82	
Raise	3 67	0 -	3	67	
Wick / Soft Peeling	1 75	0 -	1	75	
Freeze	0 -	2 100	2	100	
Take-out	12 79	17 85	29	83	
Hit and Roll	5 90	6 83	11	86	
Clearing	4 88	3 100	7	93	
Double Take-out	5 50	5 90	10	70	
Promotion Take-out	3 33	1 0	4	25	
Not considered	0 -	0 -	0	-	
All Draws	24 82	22 86	46	84	
All Take-outs	29 72	32 84	61	79	
Total	53 77	54 85	107	81	

ZANG Jialiang		Alternate		Right-handed	
Type	↻ %	↻ %	Total	%	
Draw	0 -	0 -	0	-	
Front	0 -	0 -	0	-	
Guard	0 -	0 -	0	-	
Raise	0 -	0 -	0	-	
Wick / Soft Peeling	0 -	0 -	0	-	
Freeze	0 -	0 -	0	-	
Take-out	0 -	0 -	0	-	
Hit and Roll	0 -	0 -	0	-	
Clearing	0 -	0 -	0	-	
Double Take-out	0 -	0 -	0	-	
Promotion Take-out	0 -	0 -	0	-	
Not considered	0 -	0 -	0	-	
All Draws	0 -	0 -	0	-	
All Take-outs	0 -	0 -	0	-	
Total	0 -	0 -	0	-	

WANG Zhi Yu		Second		Right-handed	
Type	↻ %	↻ %	Total	%	
Draw	8 69	14 75	22	73	
Front	0 -	4 100	4	100	
Guard	0 -	8 84	8	84	
Raise	2 75	1 75	3	75	
Wick / Soft Peeling	4 44	2 88	6	58	
Freeze	0 -	3 50	3	50	
Take-out	11 73	15 77	26	75	
Hit and Roll	2 100	7 64	9	72	
Clearing	6 71	5 90	11	80	
Double Take-out	5 70	6 83	11	77	
Promotion Take-out	3 100	2 63	5	85	
Not considered	0 -	0 -	0	-	
All Draws	14 63	32 79	46	74	
All Take-outs	27 77	35 76	62	77	
Total	41 72	67 78	108	75	

Team: CHN - China					
Type	↻ %	↻ %	Total	%	
Draw	41 78	81 80	122	79	
Front	7 86	42 95	49	94	
Guard	5 75	21 83	26	82	
Raise	7 71	3 92	10	78	
Wick / Soft Peeling	14 64	11 73	25	68	
Freeze	0 -	7 79	7	79	
Take-out	39 75	41 82	80	79	
Hit and Roll	15 73	19 66	34	69	
Clearing	13 79	11 95	24	86	
Double Take-out	17 59	20 73	37	66	
Promotion Take-out	9 58	6 63	15	60	
Not considered	0 -	0 -	0	-	
All Draws	74 75	165 84	239	81	
All Take-outs	93 71	97 77	190	74	
Total	167 73	262 81	429	78	

Legend:
 ↻ Clockwise ↻ Counter-clockwise



Scoring Analysis

Team	Games		LSFE	Stolen Ends	Last Stone Eff.	Force Eff.	Points Scored						Total	Plus / Minus
							0	1	2	3	4	>4		
SCO	6	For	3	9	53%	42%	2	9	9	3	0	0	36	+6
		Against	3	5			2	8	5	4	0	0	30	
SWE	6	For	3	8	27%	53%	2	16	6	0	0	0	28	+5
		Against	3	1			5	9	7	0	0	0	23	
CAN2	7	For	3	6	32%	59%	6	14	6	3	0	0	35	+2
		Against	4	5			1	13	8	0	1	0	33	
SUI	6	For	3	5	25%	64%	0	9	6	0	2	0	29	+1
		Against	3	8			2	12	5	2	0	0	28	
CAN1	6	For	3	2	32%	56%	7	11	5	2	0	0	27	0
		Against	3	3			3	12	6	1	0	0	27	
USA	6	For	3	4	27%	80%	3	13	5	1	0	0	26	-3
		Against	3	7			1	17	3	2	0	0	29	
CHN	7	For	4	3	26%	67%	1	15	6	1	0	0	30	-4
		Against	3	8			4	19	6	1	0	0	34	
NOR	6	For	3	4	21%	56%	1	13	4	2	0	0	27	-7
		Against	3	4			4	10	7	2	1	0	34	
Total	25			41			22	100	47	12	2	0	238	

Note:

Stolen ends are the ends won without the last stone advantage.

Last Stone Efficiency: Scoring two or more points with last stone advantage.

Force Efficiency: Forcing the opponent team to score only one point when they have the last stone advantage.

Legend:

>4 More than four points scored

LSFE Last Stone First End

Summary of Big Ends

Points Scored	By	Against	Session	End	Game Result
4	SUI - Switzerland	NOR - Norway	7	2	8 : 2
4	SUI - Switzerland	CAN2 - Canada 2	10	1	9 : 3

Note:
Big ends are defined as ends with a score of four or more points.

Competition Matrix

Group-A

Team	CAN1		CHN		SWE		USA	
CAN1			5-7 0	3-4 0	4-5 0	4-3 3	6-7 1	5-2 3
CHN	7-5 3	4-3 3			7-6 3	0-5 0	3-7 0	6-3 3
SWE	5-4 3	3-4 0	6-7 0	5-0 3			5-2 3	4-6 0
USA	7-6 2	2-5 0	7-3 3	3-6 0	2-5 0	6-4 3		

Group-B

Team	CAN2		NOR		SCO		SUI	
CAN2			5-4 3	4-3 3	9-2 3	7-6 3	2-6 0	3-9 0
NOR	4-5 0	3-4 0			5-9 0	5-6 0	2-8 0	8-2 3
SCO	2-9 0	6-7 0	9-5 3	6-5 3			6-2 3	7-2 3
SUI	6-2 3	9-3 3	8-2 3	2-8 0	2-6 0	2-7 0		

Standings after Round Robin Group-A

Rank	Team	Games	Points		TSO
1	CHN - China (Zou)	6	12	Q	57.3
2	SWE - Sweden (Edin)	6	9		
3	USA - United States (Shuster)	6	8		
4	CAN1 - Canada (Dunstone)	6	7		

Standings after Round Robin Group-B

Rank	Team	Games	Points			TSO
1	CAN2 - Canada (Koe)	6	12	Q	6p	57.8
2	SCO - Scotland (Paterson)	6	12	BM	0p	
3	SUI - Switzerland (Schwaller)	6	9			
4	NOR - Norway (Ulstrup)	6	3			

Legend:

BM Bronze Medal

p Points out of direct games

Q Qualified for the final

TSO Team Shoot-out (cm)

Shot Success Percentage by Position

Fourth	Game >	1	2	3	4	5	6	Avg.
1 DUNSTONE Matt	CAN1	80	95	77	92	86	87	86
2 EDIN Niklas	SWE	78	89	82	90	83	66	81
2 PATERSON Ross	SCO	80	94	33	91	92	86	81
4 SHUSTER John	USA	70	82	79	89	75	84	80
5 KOE Kevin	CAN2	63	80	85	71	85	69	75
5 ULSRUD Thomas	NOR	64	67	79	72	87	83	75
7 BA Dexin	CHN	80	54	78	69	72	81	73
8 SCHWALLER Yannick	SUI	75	44	73	98	54	59	68

Third	Game >	1	2	3	4	5	6	Avg.
1 WADDELL Kyle	SCO	94	94	85	92	83	91	90
2 ERIKSSON Oskar	SWE	83	97	86	81	81	72	83
3 NERGAARD Torger	NOR	78	73	81	72	91	93	81
3 NEUFELD B.J.	CAN2	81	80	85	79	89	70	81
5 MOSKOWY Braeden	CAN1	73	78	67	100	80	84	80
5 PLYS Chris	USA	83	88	77	77	73	80	80
5 ZOU Qiang	CHN	69	85	86	85	83	72	80
8 BRUNNER Michael	SUI	84	77	75	81	73	55	75

Second	Game >	1	2	3	4	5	6	Avg.
1 MENZIES Duncan	SCO	89	88	85	84	94	83	87
2 SCHNEIDER Catlin	CAN1	70	88	72	89	95	81	83
3 WRANAA Rasmus	SWE	75	89	78	80	70	94	81
4 HAMILTON Matt	USA	83	75	73	67	75	94	78
4 MEIER Romano	SUI	75	77	79	100	71	71	78
6 FLASCH Colton	CAN2	73	69	95	65	81	84	77
7 SVAE Christoffer	NOR	80	77	71	70	69	69	73
7 WANG Zhi Yu	CHN	77	77	55	79	75	80	73

Lead	Game >	1	2	3	4	5	6	Avg.
1 SUNDGREN Christoffer	SWE	100	75	87	94	94	81	88
2 KAEUFELER Marcel	SUI	80	79	85	95	98	85	87
2 PETERSSON Haavard Vad	NOR	81	77	92	89	94	93	87
4 GOODFELLOW Michael	SCO	92	73	88	88	100	75	86
4 LANDSTEINER John	USA	98	68	86	80	94	86	86
4 NEUFELD Denni	CAN2	92	77	98	81	88	84	86
7 XU Jingtao	CHN	63	83	83	88	92	94	83
8 KIDBY Dustin	CAN1	78	77	97	64	69	81	78

Shot Success Percentage by Position

Team	Game >	1	2	3	4	5	6	Avg.
1	SCO - Scotland	89	87	73	89	92	84	86
2	SWE - Sweden	84	88	83	86	82	78	83
3	CAN1 - Canada 1	75	84	78	86	82	83	82
4	USA - United States	84	78	79	78	79	86	81
5	CAN2 - Canada 2	77	76	91	74	86	77	80
6	NOR - Norway	76	73	81	76	85	84	79
7	CHN - China	72	75	75	80	80	82	77
7	SUI - Switzerland	79	69	78	93	74	68	77

Note:

"(n)" denotes a position different from original line-up position: (4) - Fourth, (3) - Third, (2) - Second, (1) - Lead

Legend:

Avg. Average

Scoring Analysis

Team	Games		LSFE	Stolen Ends	Last Stone Eff.	Force Eff.	Points Scored						Total	Plus / Minus
							0	1	2	3	4	>4		
SCO	6	For	3	9	53%	42%	2	9	9	3	0	0	36	+6
		Against	3	5			2	8	5	4	0	0	30	
SWE	6	For	3	8	27%	53%	2	16	6	0	0	0	28	+5
		Against	3	1			5	9	7	0	0	0	23	
SUI	6	For	3	5	25%	64%	0	9	6	0	2	0	29	+1
		Against	3	8			2	12	5	2	0	0	28	
CAN1	6	For	3	2	32%	56%	7	11	5	2	0	0	27	0
		Against	3	3			3	12	6	1	0	0	27	
CAN2	6	For	3	4	37%	50%	6	9	6	3	0	0	30	0
		Against	3	5			1	10	8	0	1	0	30	
CHN	6	For	3	3	32%	60%	1	12	6	1	0	0	27	-2
		Against	3	6			4	14	6	1	0	0	29	
USA	6	For	3	4	27%	80%	3	13	5	1	0	0	26	-3
		Against	3	7			1	17	3	2	0	0	29	
NOR	6	For	3	4	21%	56%	1	13	4	2	0	0	27	-7
		Against	3	4			4	10	7	2	1	0	34	
Total	24			39			22	92	47	12	2	0	230	

Note:

Stolen ends are the ends won without the last stone advantage.

Last Stone Efficiency: Scoring two or more points with last stone advantage.

Force Efficiency: Forcing the opponent team to score only one point when they have the last stone advantage.

Legend:

>4 More than four points scored

LSFE Last Stone First End

Summary of Big Ends

Points Scored	By	Against	Session	End	Game Result
4	SUI - Switzerland	NOR - Norway	7	2	8 : 2
4	SUI - Switzerland	CAN2 - Canada 2	10	1	9 : 3

Note:
Big ends are defined as ends with a score of four or more points.

Cumulative Player Statistics by Team

CAN1 - Canada 1

DUNSTONE Matt		Fourth Skip		Right-handed	
Type	↻ %	↻ %	Total	%	
Draw	10 90	8 91	18	90	
Front	0 -	0 -	0	-	
Guard	2 88	4 94	6	92	
Raise	2 75	0 -	2	75	
Wick / Soft Peeling	0 -	0 -	0	-	
Freeze	0 -	1 100	1	100	
Take-out	25 92	5 85	30	91	
Hit and Roll	2 100	7 68	9	75	
Clearing	9 100	2 100	11	100	
Double Take-out	8 69	1 100	9	72	
Promotion Take-out	6 67	2 50	8	63	
Not considered	1 -	1 -	2	-	
All Draws	14 88	13 92	27	90	
All Take-outs	50 87	17 76	67	84	
Total	64 87	30 83	94	86	

KIDBY Dustin		Lead		Right-handed	
Type	↻ %	↻ %	Total	%	
Draw	30 68	12 75	42	70	
Front	28 87	5 80	33	86	
Guard	5 95	0 -	5	95	
Raise	1 100	1 75	2	88	
Wick / Soft Peeling	0 -	3 67	3	67	
Freeze	0 -	1 100	1	100	
Take-out	3 100	5 90	8	94	
Hit and Roll	0 -	0 -	0	-	
Clearing	0 -	2 0	2	0	
Double Take-out	0 -	0 -	0	-	
Promotion Take-out	0 -	0 -	0	-	
Not considered	0 -	0 -	0	-	
All Draws	64 79	22 76	86	78	
All Take-outs	3 100	7 64	10	75	
Total	67 79	29 73	96	78	

MOSKOWY Braeden		Third V-Skip		Right-handed	
Type	↻ %	↻ %	Total	%	
Draw	13 67	2 50	15	65	
Front	1 50	0 -	1	50	
Guard	4 75	4 94	8	84	
Raise	2 100	0 -	2	100	
Wick / Soft Peeling	1 50	1 100	2	75	
Freeze	1 100	0 -	1	100	
Take-out	14 89	12 69	26	80	
Hit and Roll	5 90	2 88	7	89	
Clearing	7 100	8 94	15	97	
Double Take-out	6 75	3 100	9	83	
Promotion Take-out	5 55	5 80	10	68	
Not considered	0 -	0 -	0	-	
All Draws	22 72	7 82	29	74	
All Take-outs	37 84	30 82	67	83	
Total	59 80	37 82	96	80	

-		Alternate			
Type	↻ %	↻ %	Total	%	
Draw	0 -	0 -	0	-	
Front	0 -	0 -	0	-	
Guard	0 -	0 -	0	-	
Raise	0 -	0 -	0	-	
Wick / Soft Peeling	0 -	0 -	0	-	
Freeze	0 -	0 -	0	-	
Take-out	0 -	0 -	0	-	
Hit and Roll	0 -	0 -	0	-	
Clearing	0 -	0 -	0	-	
Double Take-out	0 -	0 -	0	-	
Promotion Take-out	0 -	0 -	0	-	
Not considered	0 -	0 -	0	-	
All Draws	0 -	0 -	0	-	
All Take-outs	0 -	0 -	0	-	
Total	0 -	0 -	0	-	

SCHNEIDER Catlin		Second		Right-handed	
Type	↻ %	↻ %	Total	%	
Draw	12 83	6 58	18	75	
Front	1 75	0 -	1	75	
Guard	7 82	4 88	11	84	
Raise	1 100	1 75	2	88	
Wick / Soft Peeling	4 69	1 50	5	65	
Freeze	0 -	0 -	0	-	
Take-out	11 100	9 89	20	95	
Hit and Roll	4 69	4 88	8	78	
Clearing	9 100	7 100	16	100	
Double Take-out	5 60	3 50	8	56	
Promotion Take-out	4 75	3 67	7	71	
Not considered	0 -	0 -	0	-	
All Draws	25 81	12 69	37	77	
All Take-outs	33 87	26 85	59	86	
Total	58 84	38 80	96	83	

Team: CAN1 - Canada 1					
Type	↻ %	↻ %	Total	%	
Draw	65 74	28 74	93	74	
Front	30 85	5 80	35	84	
Guard	18 85	12 92	30	88	
Raise	6 92	2 75	8	88	
Wick / Soft Peeling	5 65	5 70	10	68	
Freeze	1 100	2 100	3	100	
Take-out	53 93	31 81	84	89	
Hit and Roll	11 84	13 77	24	80	
Clearing	25 100	19 87	44	94	
Double Take-out	19 68	7 79	26	71	
Promotion Take-out	15 65	10 70	25	67	
Not considered	1 -	1 -	2	-	
All Draws	125 79	54 79	179	79	
All Take-outs	123 87	80 80	203	84	
Total	248 83	134 80	382	82	

Legend:
 ↻ Clockwise ↻ Counter-clockwise

Cumulative Player Statistics by Team
CAN2 - Canada 2

KOE Kevin		Fourth Skip		Right-handed			
Type	↻	%	↻	%	Total	%	
Draw	7	86	17	68	24	73	
Front	0	-	0	-	0	-	
Guard	1	100	2	88	3	92	
Raise	2	38	1	100	3	58	
Wick / Soft Peeling	2	63	2	75	4	69	
Freeze	1	100	1	100	2	100	
Take-out	9	64	12	71	21	68	
Hit and Roll	2	75	5	95	7	89	
Clearing	2	100	5	100	7	100	
Double Take-out	2	75	5	90	7	86	
Promotion Take-out	0	-	6	42	6	42	
Not considered	1	-	2	-	3	-	
All Draws	13	77	23	73	36	74	
All Take-outs	15	72	33	77	48	75	
Total	28	74	56	75	84	75	

NEUFELD Denni		Lead		Right-handed			
Type	↻	%	↻	%	Total	%	
Draw	25	91	17	75	42	85	
Front	14	86	16	94	30	90	
Guard	0	-	0	-	0	-	
Raise	0	-	0	-	0	-	
Wick / Soft Peeling	0	-	2	63	2	63	
Freeze	1	100	0	-	1	100	
Take-out	2	100	7	79	9	83	
Hit and Roll	0	-	1	75	1	75	
Clearing	0	-	1	100	1	100	
Double Take-out	0	-	0	-	0	-	
Promotion Take-out	0	-	0	-	0	-	
Not considered	0	-	2	-	2	-	
All Draws	40	89	35	83	75	86	
All Take-outs	2	100	9	81	11	84	
Total	42	90	44	82	86	86	

NEUFELD B.J.		Third V-Skip		Right-handed			
Type	↻	%	↻	%	Total	%	
Draw	5	75	12	85	17	82	
Front	1	100	0	-	1	100	
Guard	2	100	2	100	4	100	
Raise	1	0	1	50	2	25	
Wick / Soft Peeling	2	100	0	-	2	100	
Freeze	0	-	1	50	1	50	
Take-out	10	90	17	91	27	91	
Hit and Roll	2	63	8	94	10	88	
Clearing	3	50	3	100	6	75	
Double Take-out	1	100	2	50	3	67	
Promotion Take-out	4	75	9	50	13	58	
Not considered	1	-	1	-	2	-	
All Draws	11	80	16	83	27	81	
All Take-outs	20	79	39	81	59	80	
Total	31	79	55	81	86	81	

-		Alternate					
Type	↻	%	↻	%	Total	%	
Draw	0	-	0	-	0	-	
Front	0	-	0	-	0	-	
Guard	0	-	0	-	0	-	
Raise	0	-	0	-	0	-	
Wick / Soft Peeling	0	-	0	-	0	-	
Freeze	0	-	0	-	0	-	
Take-out	0	-	0	-	0	-	
Hit and Roll	0	-	0	-	0	-	
Clearing	0	-	0	-	0	-	
Double Take-out	0	-	0	-	0	-	
Promotion Take-out	0	-	0	-	0	-	
Not considered	0	-	0	-	0	-	
All Draws	0	-	0	-	0	-	
All Take-outs	0	-	0	-	0	-	
Total	0	-	0	-	0	-	

FLASCH Colton		Second		Right-handed			
Type	↻	%	↻	%	Total	%	
Draw	9	58	16	73	25	68	
Front	0	-	2	100	2	100	
Guard	2	88	4	88	6	88	
Raise	0	-	0	-	0	-	
Wick / Soft Peeling	0	-	1	0	1	0	
Freeze	1	100	2	88	3	92	
Take-out	11	84	10	65	21	75	
Hit and Roll	3	33	3	83	6	58	
Clearing	3	100	11	86	14	89	
Double Take-out	2	100	0	-	2	100	
Promotion Take-out	2	100	4	94	6	96	
Not considered	0	-	2	-	2	-	
All Draws	12	67	25	76	37	73	
All Take-outs	21	82	28	79	49	81	
Total	33	77	53	78	86	77	

Team: CAN2 - Canada 2							
Type	↻	%	↻	%	Total	%	
Draw	46	82	62	75	108	78	
Front	15	87	18	94	33	91	
Guard	5	95	8	91	13	92	
Raise	3	25	2	75	5	45	
Wick / Soft Peeling	4	81	5	55	9	67	
Freeze	3	100	4	81	7	89	
Take-out	32	81	46	78	78	79	
Hit and Roll	7	54	17	91	24	80	
Clearing	8	81	20	93	28	89	
Double Take-out	5	90	7	79	12	83	
Promotion Take-out	6	83	19	57	25	63	
Not considered	2	-	7	-	9	-	
All Draws	76	82	99	79	175	80	
All Take-outs	58	79	109	79	167	79	
Total	134	81	208	79	342	80	

Legend:
 ↻ Clockwise ↻ Counter-clockwise

Cumulative Player Statistics by Team

CHN - China

BA Dexin		Fourth V-Skip		Right-handed	
Type	↻ %	↻ %	Total	%	
Draw	12 83	18 78	30	80	
Front	0 -	0 -	0	-	
Guard	0 -	3 100	3	100	
Raise	1 50	1 100	2	75	
Wick / Soft Peeling	1 75	1 100	2	88	
Freeze	0 -	1 100	1	100	
Take-out	11 66	7 82	18	72	
Hit and Roll	5 55	5 60	10	58	
Clearing	1 50	3 100	4	88	
Double Take-out	6 58	8 59	14	59	
Promotion Take-out	3 42	3 83	6	63	
Not considered	0 -	0 -	0	-	
All Draws	14 80	24 83	38	82	
All Take-outs	26 59	26 73	52	66	
Total	40 66	50 78	90	73	

XU Jingtiao		Lead		Right-handed	
Type	↻ %	↻ %	Total	%	
Draw	3 42	22 80	25	75	
Front	6 83	32 94	38	92	
Guard	1 0	4 81	5	65	
Raise	1 100	0 -	1	100	
Wick / Soft Peeling	5 90	6 83	11	86	
Freeze	0 -	1 100	1	100	
Take-out	3 83	2 100	5	90	
Hit and Roll	3 58	1 0	4	44	
Clearing	2 100	0 -	2	100	
Double Take-out	0 -	0 -	0	-	
Promotion Take-out	0 -	0 -	0	-	
Not considered	0 -	0 -	0	-	
All Draws	16 73	65 87	81	85	
All Take-outs	8 78	3 67	11	75	
Total	24 75	68 86	92	83	

ZOU Qiang		Third Skip		Right-handed	
Type	↻ %	↻ %	Total	%	
Draw	15 83	12 85	27	84	
Front	0 -	0 -	0	-	
Guard	0 -	4 75	4	75	
Raise	3 67	0 -	3	67	
Wick / Soft Peeling	1 75	0 -	1	75	
Freeze	0 -	2 100	2	100	
Take-out	12 79	13 85	25	82	
Hit and Roll	5 90	4 88	9	89	
Clearing	4 88	3 100	7	93	
Double Take-out	5 50	4 88	9	67	
Promotion Take-out	3 33	1 0	4	25	
Not considered	0 -	0 -	0	-	
All Draws	19 80	18 85	37	82	
All Take-outs	29 72	25 84	54	78	
Total	48 76	43 84	91	80	

ZANG Jialiang		Alternate		Right-handed	
Type	↻ %	↻ %	Total	%	
Draw	0 -	0 -	0	-	
Front	0 -	0 -	0	-	
Guard	0 -	0 -	0	-	
Raise	0 -	0 -	0	-	
Wick / Soft Peeling	0 -	0 -	0	-	
Freeze	0 -	0 -	0	-	
Take-out	0 -	0 -	0	-	
Hit and Roll	0 -	0 -	0	-	
Clearing	0 -	0 -	0	-	
Double Take-out	0 -	0 -	0	-	
Promotion Take-out	0 -	0 -	0	-	
Not considered	0 -	0 -	0	-	
All Draws	0 -	0 -	0	-	
All Take-outs	0 -	0 -	0	-	
Total	0 -	0 -	0	-	

WANG Zhi Yu		Second		Right-handed	
Type	↻ %	↻ %	Total	%	
Draw	7 64	14 75	21	71	
Front	0 -	0 -	0	-	
Guard	0 -	8 84	8	84	
Raise	2 75	1 75	3	75	
Wick / Soft Peeling	4 44	2 88	6	58	
Freeze	0 -	3 50	3	50	
Take-out	11 73	13 77	24	75	
Hit and Roll	2 100	4 50	6	67	
Clearing	5 75	3 83	8	78	
Double Take-out	3 67	5 80	8	75	
Promotion Take-out	3 100	2 63	5	85	
Not considered	0 -	0 -	0	-	
All Draws	13 60	28 76	41	71	
All Take-outs	24 78	27 73	51	75	
Total	37 72	55 75	92	73	

Team: CHN - China					
Type	↻ %	↻ %	Total	%	
Draw	37 76	66 79	103	78	
Front	6 83	32 94	38	92	
Guard	1 0	19 84	20	80	
Raise	7 71	2 88	9	75	
Wick / Soft Peeling	11 70	9 86	20	78	
Freeze	0 -	7 79	7	79	
Take-out	37 74	35 82	72	78	
Hit and Roll	15 73	14 61	29	67	
Clearing	12 81	9 94	21	87	
Double Take-out	14 57	17 72	31	65	
Promotion Take-out	9 58	6 63	15	60	
Not considered	0 -	0 -	0	-	
All Draws	62 74	135 84	197	81	
All Take-outs	87 70	81 76	168	73	
Total	149 72	216 81	365	77	

Legend:
 ↻ Clockwise ↻ Counter-clockwise

Cumulative Player Statistics by Team
NOR - Norway

ULSRUD Thomas		Fourth Skip		Right-handed			
Type	↻	%	↻	%	Total	%	
Draw	13	81	12	83	25	82	
Front	1	100	0	-	1	100	
Guard	4	88	2	75	6	83	
Raise	1	75	0	-	1	75	
Wick / Soft Peeling	1	50	0	-	1	50	
Freeze	0	-	3	50	3	50	
Take-out	12	73	14	82	26	78	
Hit and Roll	2	63	3	67	5	65	
Clearing	1	100	0	-	1	100	
Double Take-out	1	0	6	75	7	64	
Promotion Take-out	5	60	6	63	11	61	
Not considered	0	-	1	-	1	-	
All Draws	20	81	17	76	37	79	
All Take-outs	21	67	29	75	50	72	
Total	41	74	46	76	87	75	

PETERSSON Haavard Vad		Lead		Right-handed			
Type	↻	%	↻	%	Total	%	
Draw	18	71	11	93	29	79	
Front	20	99	24	91	44	94	
Guard	2	63	1	50	3	58	
Raise	0	-	0	-	0	-	
Wick / Soft Peeling	2	75	0	-	2	75	
Freeze	0	-	0	-	0	-	
Take-out	5	80	1	100	6	83	
Hit and Roll	1	100	0	-	1	100	
Clearing	0	-	0	-	0	-	
Double Take-out	0	-	0	-	0	-	
Promotion Take-out	0	-	2	100	2	100	
Not considered	1	-	0	-	1	-	
All Draws	42	84	36	90	78	87	
All Take-outs	6	83	3	100	9	89	
Total	48	84	39	91	87	87	

NERGAARD Torger		Third V-Skip		Right-handed			
Type	↻	%	↻	%	Total	%	
Draw	14	75	8	81	22	77	
Front	0	-	2	50	2	50	
Guard	4	100	0	-	4	100	
Raise	1	75	0	-	1	75	
Wick / Soft Peeling	0	-	1	100	1	100	
Freeze	0	-	0	-	0	-	
Take-out	15	93	19	75	34	83	
Hit and Roll	2	50	2	50	4	50	
Clearing	1	50	2	100	3	83	
Double Take-out	1	50	4	88	5	80	
Promotion Take-out	4	100	6	79	10	88	
Not considered	1	-	1	-	2	-	
All Draws	19	80	11	77	30	79	
All Take-outs	23	87	33	77	56	81	
Total	42	84	44	77	86	81	

-		Alternate					
Type	↻	%	↻	%	Total	%	
Draw	0	-	0	-	0	-	
Front	0	-	0	-	0	-	
Guard	0	-	0	-	0	-	
Raise	0	-	0	-	0	-	
Wick / Soft Peeling	0	-	0	-	0	-	
Freeze	0	-	0	-	0	-	
Take-out	0	-	0	-	0	-	
Hit and Roll	0	-	0	-	0	-	
Clearing	0	-	0	-	0	-	
Double Take-out	0	-	0	-	0	-	
Promotion Take-out	0	-	0	-	0	-	
Not considered	0	-	0	-	0	-	
All Draws	0	-	0	-	0	-	
All Take-outs	0	-	0	-	0	-	
Total	0	-	0	-	0	-	

SVAE Christoffer		Second		Right-handed			
Type	↻	%	↻	%	Total	%	
Draw	20	54	12	81	32	64	
Front	2	100	1	50	3	83	
Guard	5	85	0	-	5	85	
Raise	2	38	1	100	3	58	
Wick / Soft Peeling	2	75	0	-	2	75	
Freeze	0	-	0	-	0	-	
Take-out	17	82	9	72	26	79	
Hit and Roll	3	50	2	100	5	70	
Clearing	3	83	4	100	7	93	
Double Take-out	1	100	2	100	3	100	
Promotion Take-out	1	0	1	0	2	0	
Not considered	0	-	0	-	0	-	
All Draws	31	62	14	80	45	68	
All Take-outs	25	76	18	81	43	78	
Total	56	68	32	80	88	73	

Team: NOR - Norway							
Type	↻	%	↻	%	Total	%	
Draw	65	68	43	85	108	75	
Front	23	99	27	86	50	92	
Guard	15	87	3	67	18	83	
Raise	4	56	1	100	5	65	
Wick / Soft Peeling	5	70	1	100	6	75	
Freeze	0	-	3	50	3	50	
Take-out	49	83	43	77	92	80	
Hit and Roll	8	59	7	71	15	65	
Clearing	5	80	6	100	11	91	
Double Take-out	3	50	12	83	15	77	
Promotion Take-out	10	70	15	70	25	70	
Not considered	2	-	2	-	4	-	
All Draws	112	77	78	84	190	80	
All Take-outs	75	77	83	78	158	78	
Total	187	77	161	81	348	79	

Legend:
 ↻ Clockwise ↻ Counter-clockwise

Cumulative Player Statistics by Team

SCO - Scotland

PATERSON Ross		Fourth Skip		Right-handed			
Type	↻	%	↻	%	Total	%	
Draw	12	73	16	88	28	81	
Front	0	-	0	-	0	-	
Guard	6	88	2	100	8	91	
Raise	4	19	0	-	4	19	
Wick / Soft Peeling	0	-	0	-	0	-	
Freeze	3	83	0	-	3	83	
Take-out	11	84	12	92	23	88	
Hit and Roll	4	75	2	75	6	75	
Clearing	1	100	2	100	3	100	
Double Take-out	1	100	1	50	2	75	
Promotion Take-out	2	100	3	67	5	80	
Not considered	0	-	2	-	2	-	
All Draws	25	69	18	89	43	77	
All Take-outs	19	86	20	85	39	85	
Total	44	76	38	87	82	81	

WADDELL Kyle		Third V-Skip		Right-handed			
Type	↻	%	↻	%	Total	%	
Draw	6	83	7	89	13	87	
Front	1	75	2	100	3	92	
Guard	7	82	3	83	10	83	
Raise	0	-	3	83	3	83	
Wick / Soft Peeling	0	-	1	100	1	100	
Freeze	1	100	0	-	1	100	
Take-out	13	87	16	95	29	91	
Hit and Roll	2	100	2	88	4	94	
Clearing	3	100	5	100	8	100	
Double Take-out	2	100	0	-	2	100	
Promotion Take-out	5	90	3	83	8	88	
Not considered	1	-	1	-	2	-	
All Draws	15	83	16	89	31	86	
All Take-outs	25	91	26	94	51	93	
Total	40	88	42	92	82	90	

MENZIES Duncan		Second		Right-handed			
Type	↻	%	↻	%	Total	%	
Draw	14	84	11	86	25	85	
Front	0	-	5	100	5	100	
Guard	7	93	2	100	9	94	
Raise	1	100	0	-	1	100	
Wick / Soft Peeling	1	50	0	-	1	50	
Freeze	1	50	3	100	4	88	
Take-out	7	86	11	84	18	85	
Hit and Roll	2	88	2	100	4	94	
Clearing	2	100	7	100	9	100	
Double Take-out	1	100	1	100	2	100	
Promotion Take-out	1	0	3	50	4	38	
Not considered	0	-	2	-	2	-	
All Draws	24	84	21	93	45	88	
All Take-outs	13	83	24	86	37	85	
Total	37	84	45	89	82	87	

GOODFELLOW Michael		Lead		Right-handed			
Type	↻	%	↻	%	Total	%	
Draw	18	78	14	89	32	83	
Front	18	96	11	91	29	94	
Guard	6	92	2	100	8	94	
Raise	0	-	0	-	0	-	
Wick / Soft Peeling	1	100	6	50	7	57	
Freeze	1	100	0	-	1	100	
Take-out	0	-	3	75	3	75	
Hit and Roll	0	-	1	75	1	75	
Clearing	0	-	1	100	1	100	
Double Take-out	0	-	0	-	0	-	
Promotion Take-out	0	-	0	-	0	-	
Not considered	0	-	2	-	2	-	
All Draws	44	88	33	83	77	86	
All Take-outs	0	-	5	80	5	80	
Total	44	88	38	83	82	86	

-		Alternate					
Type	↻	%	↻	%	Total	%	
Draw	0	-	0	-	0	-	
Front	0	-	0	-	0	-	
Guard	0	-	0	-	0	-	
Raise	0	-	0	-	0	-	
Wick / Soft Peeling	0	-	0	-	0	-	
Freeze	0	-	0	-	0	-	
Take-out	0	-	0	-	0	-	
Hit and Roll	0	-	0	-	0	-	
Clearing	0	-	0	-	0	-	
Double Take-out	0	-	0	-	0	-	
Promotion Take-out	0	-	0	-	0	-	
Not considered	0	-	0	-	0	-	
All Draws	0	-	0	-	0	-	
All Take-outs	0	-	0	-	0	-	
Total	0	-	0	-	0	-	

Team: SCO - Scotland							
Type	↻	%	↻	%	Total	%	
Draw	50	79	48	88	98	83	
Front	19	95	18	94	37	95	
Guard	26	88	9	94	35	90	
Raise	5	35	3	83	8	53	
Wick / Soft Peeling	2	75	7	57	9	61	
Freeze	6	83	3	100	9	89	
Take-out	31	85	42	90	73	88	
Hit and Roll	8	84	7	86	15	85	
Clearing	6	100	15	100	21	100	
Double Take-out	4	100	2	75	6	92	
Promotion Take-out	8	81	9	67	17	74	
Not considered	1	-	7	-	8	-	
All Draws	108	82	88	88	196	85	
All Take-outs	57	87	75	88	132	88	
Total	165	84	163	88	328	86	

Legend:

↻ Clockwise

↻ Counter-clockwise

Cumulative Player Statistics by Team
SUI - Switzerland

SCHWALLER Yannick		Fourth Skip		Right-handed	
Type	↻ %	↻ %	Total	%	
Draw	15 65	13 62	28	63	
Front	0 -	1 100	1	100	
Guard	0 -	1 100	1	100	
Raise	2 100	2 100	4	100	
Wick / Soft Peeling	0 -	1 100	1	100	
Freeze	1 100	0 -	1	100	
Take-out	8 75	6 58	14	68	
Hit and Roll	4 88	3 92	7	89	
Clearing	2 88	1 100	3	92	
Double Take-out	3 83	2 50	5	70	
Promotion Take-out	2 0	8 38	10	30	
Not considered	0 -	1 -	1	-	
All Draws	18 71	18 72	36	72	
All Take-outs	19 72	20 56	39	64	
Total	37 72	38 64	75	68	

KAEUFELER Marcel		Lead		Right-handed	
Type	↻ %	↻ %	Total	%	
Draw	26 86	5 100	31	88	
Front	24 85	6 92	30	87	
Guard	2 100	1 75	3	92	
Raise	0 -	0 -	0	-	
Wick / Soft Peeling	0 -	0 -	0	-	
Freeze	1 100	0 -	1	100	
Take-out	2 100	3 50	5	70	
Hit and Roll	4 88	0 -	4	88	
Clearing	1 100	0 -	1	100	
Double Take-out	0 -	0 -	0	-	
Promotion Take-out	0 -	0 -	0	-	
Not considered	0 -	1 -	1	-	
All Draws	53 86	12 94	65	88	
All Take-outs	7 93	3 50	10	80	
Total	60 87	15 85	75	87	

BRUNNER Michael		Third V-Skip		Right-handed	
Type	↻ %	↻ %	Total	%	
Draw	15 78	8 66	23	74	
Front	0 -	1 100	1	100	
Guard	2 75	1 100	3	83	
Raise	1 75	0 -	1	75	
Wick / Soft Peeling	3 100	2 63	5	85	
Freeze	1 50	1 100	2	75	
Take-out	11 61	10 65	21	63	
Hit and Roll	2 100	2 75	4	88	
Clearing	6 92	1 100	7	93	
Double Take-out	1 100	1 100	2	100	
Promotion Take-out	5 70	0 -	5	70	
Not considered	0 -	2 -	2	-	
All Draws	22 80	13 73	35	77	
All Take-outs	25 75	14 71	39	74	
Total	47 77	27 72	74	75	

-		Alternate			
Type	↻ %	↻ %	Total	%	
Draw	0 -	0 -	0	-	
Front	0 -	0 -	0	-	
Guard	0 -	0 -	0	-	
Raise	0 -	0 -	0	-	
Wick / Soft Peeling	0 -	0 -	0	-	
Freeze	0 -	0 -	0	-	
Take-out	0 -	0 -	0	-	
Hit and Roll	0 -	0 -	0	-	
Clearing	0 -	0 -	0	-	
Double Take-out	0 -	0 -	0	-	
Promotion Take-out	0 -	0 -	0	-	
Not considered	0 -	0 -	0	-	
All Draws	0 -	0 -	0	-	
All Take-outs	0 -	0 -	0	-	
Total	0 -	0 -	0	-	

MEIER Romano		Second		Right-handed	
Type	↻ %	↻ %	Total	%	
Draw	11 77	12 69	23	73	
Front	3 75	1 100	4	81	
Guard	3 75	1 100	4	81	
Raise	1 50	1 50	2	50	
Wick / Soft Peeling	4 75	0 -	4	75	
Freeze	1 50	0 -	1	50	
Take-out	10 65	7 100	17	79	
Hit and Roll	4 81	1 100	5	85	
Clearing	3 100	6 88	9	92	
Double Take-out	0 -	2 100	2	100	
Promotion Take-out	4 75	0 -	4	75	
Not considered	0 -	1 -	1	-	
All Draws	23 74	15 72	38	73	
All Take-outs	21 75	16 95	37	84	
Total	44 74	31 84	75	78	

Team: SUI - Switzerland					
Type	↻ %	↻ %	Total	%	
Draw	67 78	38 70	105	75	
Front	27 84	9 94	36	87	
Guard	7 82	4 94	11	86	
Raise	4 81	3 83	7	82	
Wick / Soft Peeling	7 86	3 75	10	83	
Freeze	4 75	1 100	5	80	
Take-out	31 69	26 71	57	70	
Hit and Roll	14 88	6 88	20	88	
Clearing	12 94	8 91	20	93	
Double Take-out	4 88	5 80	9	83	
Promotion Take-out	11 59	8 38	19	50	
Not considered	0 -	5 -	5	-	
All Draws	116 80	58 77	174	79	
All Take-outs	72 76	53 72	125	74	
Total	188 79	111 74	299	77	

Legend: ↻ Clockwise ↻ Counter-clockwise

Cumulative Player Statistics by Team

SWE - Sweden

EDIN Niklas		Fourth Skip		Right-handed			
Type	↻ %	↻ %	Total	%			
Draw	2 88	14 80	16	81			
Front	0 -	0 -	0	-			
Guard	3 100	4 88	7	93			
Raise	0 -	0 -	0	-			
Wick / Soft Peeling	0 -	0 -	0	-			
Freeze	1 75	0 -	1	75			
Take-out	17 87	17 82	34	85			
Hit and Roll	6 71	3 58	9	67			
Clearing	1 100	2 100	3	100			
Double Take-out	5 90	5 60	10	75			
Promotion Take-out	3 58	7 79	10	73			
Not considered	0 -	0 -	0	-			
All Draws	6 92	18 82	24	84			
All Take-outs	32 82	34 77	66	80			
Total	38 84	52 79	90	81			

SUNDGREN Christoffer		Lead		Right-handed			
Type	↻ %	↻ %	Total	%			
Draw	9 83	31 87	40	86			
Front	14 96	24 93	38	94			
Guard	1 100	3 67	4	75			
Raise	0 -	0 -	0	-			
Wick / Soft Peeling	0 -	1 100	1	100			
Freeze	0 -	0 -	0	-			
Take-out	4 75	2 100	6	83			
Hit and Roll	0 -	0 -	0	-			
Clearing	0 -	1 0	1	0			
Double Take-out	0 -	0 -	0	-			
Promotion Take-out	0 -	1 100	1	100			
Not considered	0 -	1 -	1	-			
All Draws	24 92	59 89	83	89			
All Take-outs	4 75	4 75	8	75			
Total	28 89	63 88	91	88			

ERIKSSON Oskar		Third V-Skip		Left-handed			
Type	↻ %	↻ %	Total	%			
Draw	6 100	13 77	19	84			
Front	1 100	2 100	3	100			
Guard	2 88	6 92	8	91			
Raise	0 -	0 -	0	-			
Wick / Soft Peeling	1 50	2 100	3	83			
Freeze	1 100	2 63	3	75			
Take-out	9 86	12 83	21	85			
Hit and Roll	4 69	5 85	9	78			
Clearing	2 100	2 100	4	100			
Double Take-out	6 83	1 50	7	79			
Promotion Take-out	9 64	4 100	13	75			
Not considered	0 -	0 -	0	-			
All Draws	11 93	25 83	36	86			
All Take-outs	30 78	24 86	54	81			
Total	41 82	49 85	90	83			

-		Alternate					
Type	↻ %	↻ %	Total	%			
Draw	0 -	0 -	0	-			
Front	0 -	0 -	0	-			
Guard	0 -	0 -	0	-			
Raise	0 -	0 -	0	-			
Wick / Soft Peeling	0 -	0 -	0	-			
Freeze	0 -	0 -	0	-			
Take-out	0 -	0 -	0	-			
Hit and Roll	0 -	0 -	0	-			
Clearing	0 -	0 -	0	-			
Double Take-out	0 -	0 -	0	-			
Promotion Take-out	0 -	0 -	0	-			
Not considered	0 -	0 -	0	-			
All Draws	0 -	0 -	0	-			
All Take-outs	0 -	0 -	0	-			
Total	0 -	0 -	0	-			

WRANAA Rasmus		Second		Right-handed			
Type	↻ %	↻ %	Total	%			
Draw	7 82	16 86	23	85			
Front	2 100	1 100	3	100			
Guard	4 75	6 79	10	78			
Raise	1 50	0 -	1	50			
Wick / Soft Peeling	1 50	3 83	4	75			
Freeze	0 -	3 100	3	100			
Take-out	8 94	13 81	21	86			
Hit and Roll	2 75	5 50	7	57			
Clearing	1 100	4 88	5	90			
Double Take-out	1 100	2 100	3	100			
Promotion Take-out	5 75	5 60	10	68			
Not considered	0 -	1 -	1	-			
All Draws	15 78	29 86	44	84			
All Take-outs	17 87	29 74	46	79			
Total	32 83	58 80	90	81			

Team: SWE - Sweden							
Type	↻ %	↻ %	Total	%			
Draw	24 88	74 84	98	85			
Front	17 97	27 94	44	95			
Guard	10 88	19 83	29	84			
Raise	1 50	0 -	1	50			
Wick / Soft Peeling	2 50	6 92	8	81			
Freeze	2 88	5 85	7	86			
Take-out	38 87	44 83	82	85			
Hit and Roll	12 71	13 65	25	68			
Clearing	4 100	9 83	13	88			
Double Take-out	12 88	8 69	20	80			
Promotion Take-out	17 66	17 79	34	73			
Not considered	0 -	2 -	2	-			
All Draws	56 88	131 86	187	87			
All Take-outs	83 81	91 79	174	80			
Total	139 84	222 83	361	83			

Legend:
↻ Clockwise ↻ Counter-clockwise

Cumulative Player Statistics by Team

USA - United States

SHUSTER John		Fourth Skip		Right-handed	
Type	↻ %	↻ %	Total	%	
Draw	23 80	18 85	41	82	
Front	0 -	0 -	0	-	
Guard	4 88	1 100	5	90	
Raise	2 63	0 -	2	63	
Wick / Soft Peeling	0 -	0 -	0	-	
Freeze	0 -	1 100	1	100	
Take-out	15 93	8 72	23	86	
Hit and Roll	2 25	3 92	5	65	
Clearing	5 90	0 -	5	90	
Double Take-out	3 67	3 50	6	58	
Promotion Take-out	2 13	0 -	2	13	
Not considered	0 -	1 -	1	-	
All Draws	29 80	20 86	49	83	
All Take-outs	27 79	14 71	41	76	
Total	56 79	34 80	90	80	

LANDSTEINER John		Lead		Left-handed	
Type	↻ %	↻ %	Total	%	
Draw	20 83	19 78	39	80	
Front	18 86	20 94	38	90	
Guard	2 75	2 88	4	81	
Raise	0 -	2 88	2	88	
Wick / Soft Peeling	1 100	2 100	3	100	
Freeze	0 -	0 -	0	-	
Take-out	2 100	4 75	6	83	
Hit and Roll	2 88	0 -	2	88	
Clearing	1 100	0 -	1	100	
Double Take-out	0 -	0 -	0	-	
Promotion Take-out	0 -	0 -	0	-	
Not considered	0 -	1 -	1	-	
All Draws	41 84	45 87	86	85	
All Take-outs	5 95	4 75	9	86	
Total	46 85	49 86	95	86	

PLYS Chris		Third V-Skip		Right-handed	
Type	↻ %	↻ %	Total	%	
Draw	15 88	11 66	26	79	
Front	0 -	0 -	0	-	
Guard	3 67	3 67	6	67	
Raise	2 75	1 75	3	75	
Wick / Soft Peeling	3 58	0 -	3	58	
Freeze	2 50	1 75	3	58	
Take-out	14 82	9 100	23	89	
Hit and Roll	5 90	3 58	8	78	
Clearing	1 100	1 100	2	100	
Double Take-out	3 83	3 83	6	83	
Promotion Take-out	6 79	7 75	13	77	
Not considered	0 -	1 -	1	-	
All Draws	25 78	16 67	41	74	
All Take-outs	29 84	23 85	52	84	
Total	54 81	39 78	93	80	

-		Alternate			
Type	↻ %	↻ %	Total	%	
Draw	0 -	0 -	0	-	
Front	0 -	0 -	0	-	
Guard	0 -	0 -	0	-	
Raise	0 -	0 -	0	-	
Wick / Soft Peeling	0 -	0 -	0	-	
Freeze	0 -	0 -	0	-	
Take-out	0 -	0 -	0	-	
Hit and Roll	0 -	0 -	0	-	
Clearing	0 -	0 -	0	-	
Double Take-out	0 -	0 -	0	-	
Promotion Take-out	0 -	0 -	0	-	
Not considered	0 -	0 -	0	-	
All Draws	0 -	0 -	0	-	
All Take-outs	0 -	0 -	0	-	
Total	0 -	0 -	0	-	

HAMILTON Matt		Second		Right-handed	
Type	↻ %	↻ %	Total	%	
Draw	14 73	16 75	30	74	
Front	0 -	1 100	1	100	
Guard	8 72	3 83	11	75	
Raise	0 -	3 75	3	75	
Wick / Soft Peeling	1 50	2 88	3	75	
Freeze	0 -	1 0	1	0	
Take-out	13 85	8 94	21	88	
Hit and Roll	6 79	2 100	8	84	
Clearing	5 90	5 95	10	93	
Double Take-out	2 25	0 -	2	25	
Promotion Take-out	1 0	4 75	5	60	
Not considered	0 -	0 -	0	-	
All Draws	23 72	26 75	49	73	
All Take-outs	27 77	19 91	46	83	
Total	50 75	45 82	95	78	

Team: USA - United States					
Type	↻ %	↻ %	Total	%	
Draw	72 81	64 77	136	79	
Front	18 86	21 94	39	90	
Guard	17 75	9 81	26	77	
Raise	4 69	6 79	10	75	
Wick / Soft Peeling	5 65	4 94	9	78	
Freeze	2 50	3 58	5	55	
Take-out	44 88	29 87	73	87	
Hit and Roll	15 77	8 81	23	78	
Clearing	12 92	6 96	18	93	
Double Take-out	8 63	6 67	14	64	
Promotion Take-out	9 56	11 75	20	66	
Not considered	0 -	3 -	3	-	
All Draws	118 79	107 81	225	80	
All Take-outs	88 81	60 83	148	82	
Total	206 80	167 82	373	81	

Legend: ↻ Clockwise ↻ Counter-clockwise

Session Results and Standings

Sheet	Round	Team	LSFE	1	2	3	4	5	6	7	8	Total	Points	
A	MD6	CAN2 - Canada (Sahaidak/Lott)	*	0	2	0	1	1	0	2	1		7	3
		RUS - Russia (Komarova/Goriachev)		2	0	1	0	0	3	0	0		6	0
B	M6	USA - United States (Shuster)	*	0	2	0	0	2	1	0	1		6	3
		SWE - Sweden (Edin)		1	0	1	1	0	0	1	0		4	0
C	M6	NOR - Norway (Ulsrud)	*	2	3	2	0	1	0	X	X		8	3
		SUI - Switzerland (Schwaller)		0	0	0	1	0	1	X	X		2	0
D	M6	SCO - Scotland (Paterson)	*	0	2	0	1	0	2	1	0		6	0
		CAN2 - Canada (Koe)		3	0	2	0	2	0	0	0		7	3
E	M6	CAN1 - Canada (Dunstone)	*	0	0	2	0	1	0	0	0		3	0
		CHN - China (Zou)		0	0	0	1	0	2	0	1		4	3

Women's Current Standings

Group-A				Group-B			
Rank	Team	Games	Points	Rank	Team	Games	Points
1	CAN - Canada (Jones)	5	10	1	SUI - Switzerland (Tirinzoni)	5	12 Q
2	CHN - China (Jiang)	5	9	2	RUS - Russia (Sidorova)	5	9
3	JPN - Japan (Fujisawa)	5	7	3	SWE - Sweden (Hasselborg)	5	6
4	USA - United States (Roth)	5	4	4	KOR - Korea (Kim)	5	3

Men's Standings after Round Robin

Group-A				Group-B					
Rank	Team	Games	Points	TSO	Rank	Team	Games	Points	TSO
1	CHN - China (Zou)	6	12 Q	57.3	1	CAN2 - Canada (Koe)	6	12 Q	6p 57.8
2	SWE - Sweden (Edin)	6	9		2	SCO - Scotland (Paterson)	6	12 BM	0p
3	USA - United States (Shuster)	6	8		3	SUI - Switzerland (Schwaller)	6	9	
4	CAN1 - Canada (Dunstone)	6	7		4	NOR - Norway (Ulsrud)	6	3	

Mixed Doubles Current Standings

Group-A				Group-B				
Rank	Team	Games	Points	TSO	Rank	Team	Games	Points
1	CAN1 - Canada (Walker/Muyres)	6	14 Q	48.8	1	NOR - Norway (Skaslien/Nedregotten)	5	13 Q
2	USA - United States (Anderson/Dropkin)	6	12 BM		2	CAN2 - Canada (Sahaidak/Lott)	6	11
3	SUI1 - Switzerland (Jaeggi/Michel)	6	7		3	SUI2 - Switzerland (Perret/Rios)	5	7
4	CHN - China (Cao/Yuan)	6	3		4	RUS - Russia (Komarova/Goriachev)	6	2

Legend:	<input type="checkbox"/> Power Play	BM Bronze Medal	LSFE(*) Last Stone First End
MDn Mixed Doubles round n	Mn Men's round n	TSO Team Shoot-out (cm)	p Points out of direct games
Q Qualified for the final			X Unplayed/unfinished end due to concession

Game Results

Sheet	Game	Team	LSFE	1	2	3	4	5	6	7	8	Total	Points
B	6	USA - United States (Shuster)	*	0	2	0	0	2	1	0	1	6	3
	6	SWE - Sweden (Edin)		1	0	1	1	0	0	1	0	4	0

USA - United States		Shot Success	
		Game	All
4 S	SHUSTER John	84%	80%
3 V	PLYS Chris	80%	80%
2	HAMILTON Matt	94%	78%
1	LANDSTEINER John	86%	86%
A	-	-	-
Team Total		86%	81%

SWE - Sweden		Shot Success	
		Game	All
4 S	EDIN Niklas	66%	81%
3 V	ERIKSSON Oskar	72%	83%
2	WRANAA Rasmus	94%	81%
1	SUNDGREN Christoffer	81%	88%
A	-	-	-
Team Total		78%	83%

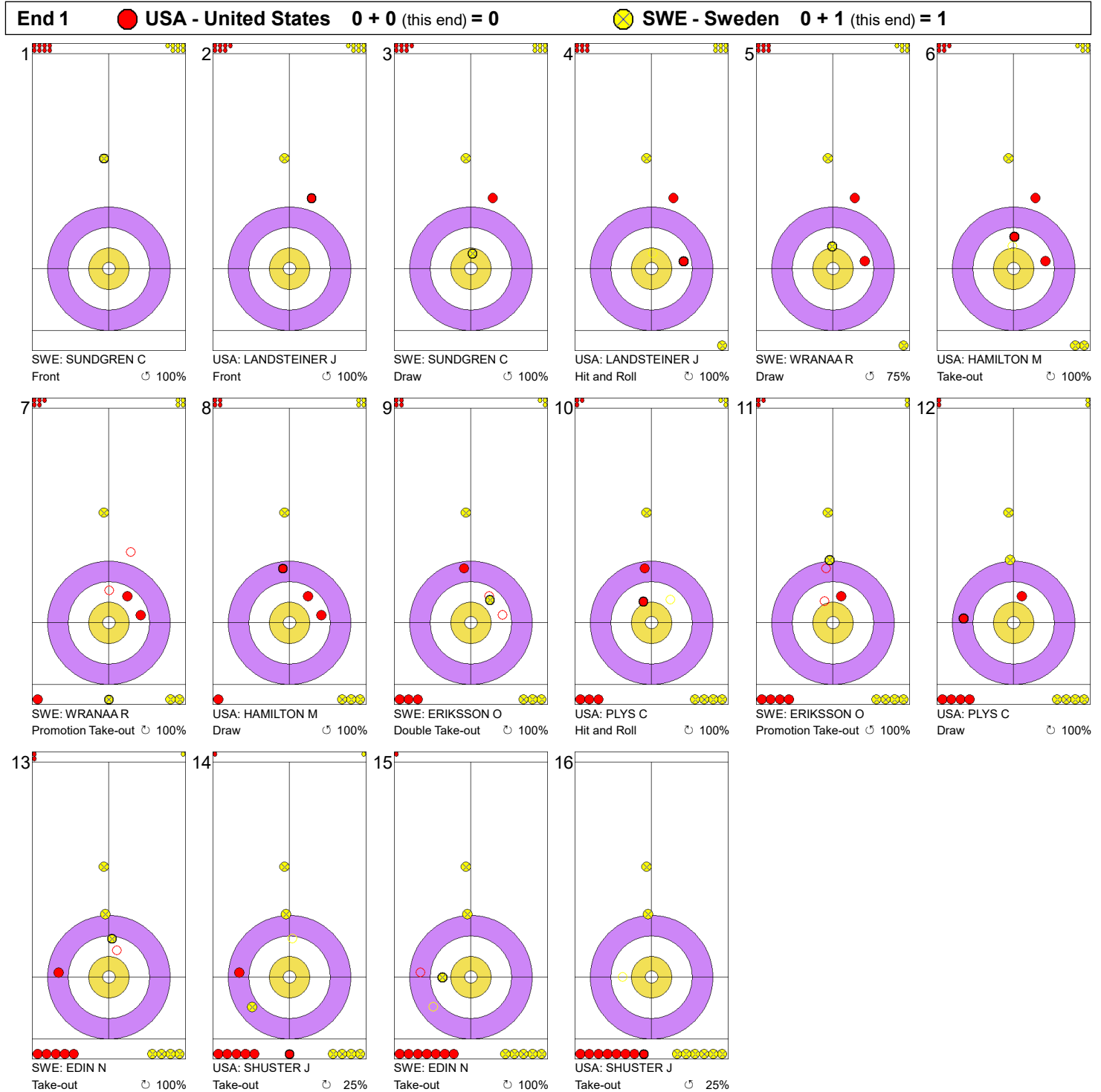
USA - United States		↻	↺	Game	
4	SHUSTER John	Draws	3 100%	5 85%	8 91%
		Take-outs	4 75%	4 81%	8 78%
		Total	7 86%	9 83%	16 84%
3	PLYS Chris	Draws	3 92%	5 75%	8 81%
		Take-outs	7 75%	1 100%	8 78%
		Total	10 80%	6 79%	16 80%
2	HAMILTON Matt	Draws	1 100%	5 95%	6 96%
		Take-outs	4 88%	6 96%	10 93%
		Total	5 90%	11 95%	16 94%
1	LANDSTEINER John	Draws	5 70%	9 94%	14 86%
		Take-outs	2 88%	0 -	2 88%
		Total	7 75%	9 94%	16 86%
A	-	Draws	0 -	0 -	0 -
		Take-outs	0 -	0 -	0 -
		Total	0 -	0 -	0 -
Team		Draws	12 85%	24 89%	36 88%
		Take-outs	17 79%	11 91%	28 84%
		Total	29 82%	35 89%	64 86%

SWE - Sweden		↻	↺	Game	
4	EDIN Niklas	Draws	0 -	3 50%	3 50%
		Take-outs	5 80%	8 63%	13 69%
		Total	5 80%	11 59%	16 66%
3	ERIKSSON Oskar	Draws	2 88%	5 60%	7 68%
		Take-outs	4 50%	5 95%	9 75%
		Total	6 63%	10 78%	16 72%
2	WRANAA Rasmus	Draws	3 92%	7 89%	10 90%
		Take-outs	2 100%	4 100%	6 100%
		Total	5 95%	11 93%	16 94%
1	SUNDGREN Christoffer	Draws	0 -	16 81%	16 81%
		Take-outs	0 -	0 -	0 -
		Total	0 -	16 81%	16 81%
A	-	Draws	0 -	0 -	0 -
		Take-outs	0 -	0 -	0 -
		Total	0 -	0 -	0 -
Team		Draws	5 90%	31 77%	36 78%
		Take-outs	11 73%	17 81%	28 78%
		Total	16 78%	48 78%	64 78%

Note:
Position and function for each team member:
4 = Fourth, 3 = Third, 2 = Second, 1 = Lead, A = Alternate, S = Skip, V = Vice-Skip

Legend:
↻ Clockwise ↺ Counter-clockwise LSFE(*) Last Stone First End

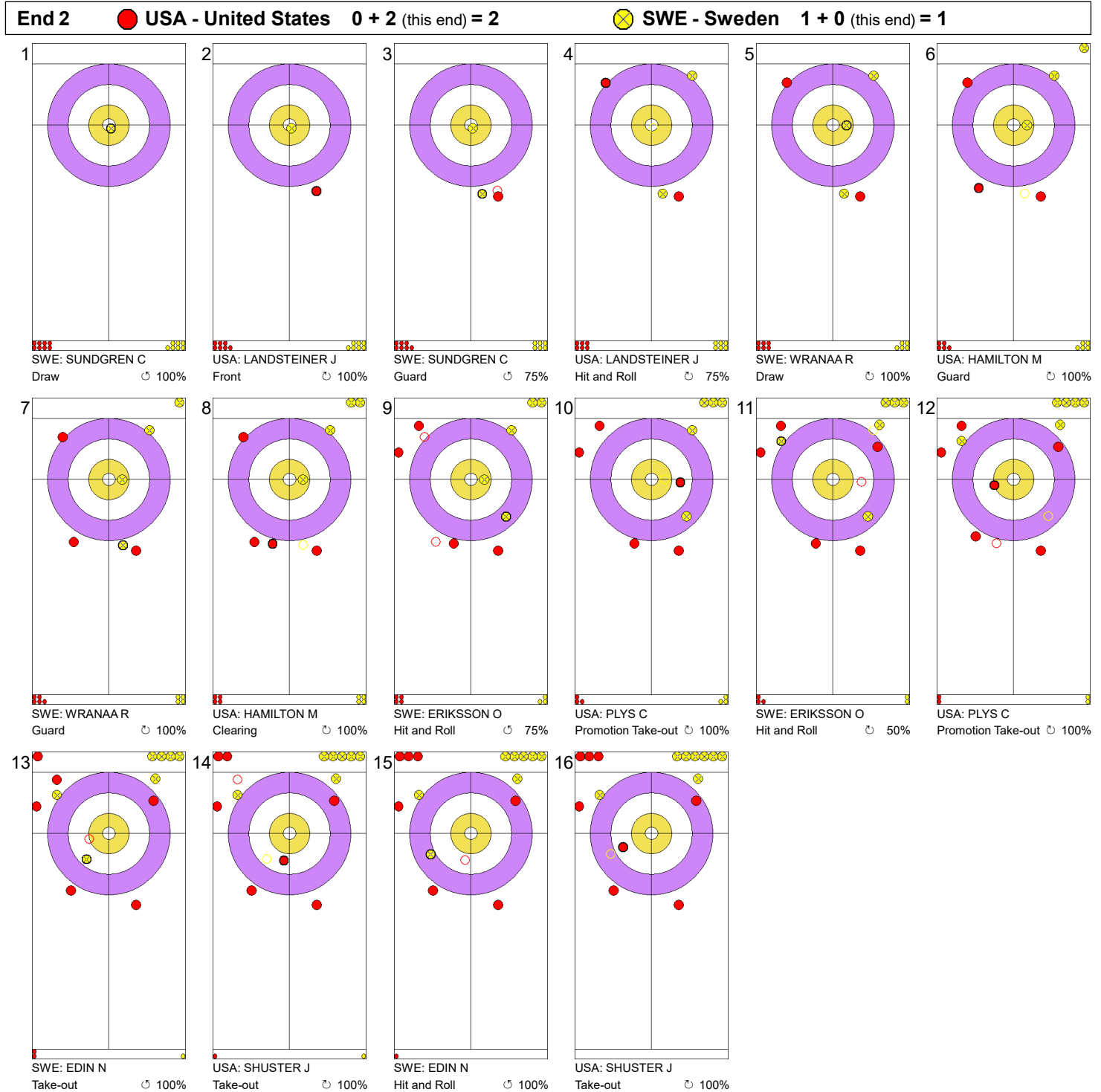
Game - Shot by Shot



Legend:
 ⌚ Clockwise ⌚ Counter-clockwise - Not considered

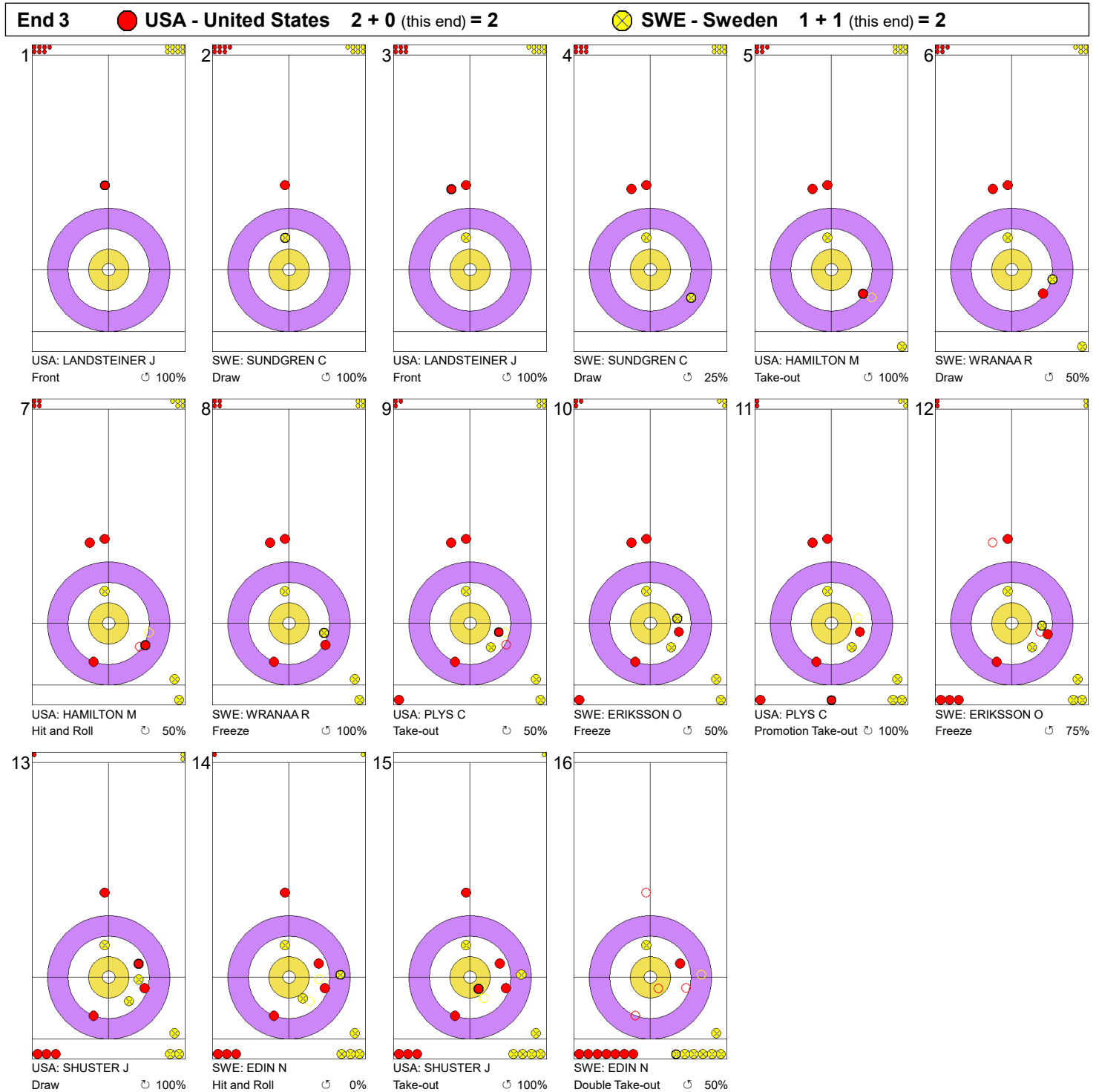


Game - Shot by Shot



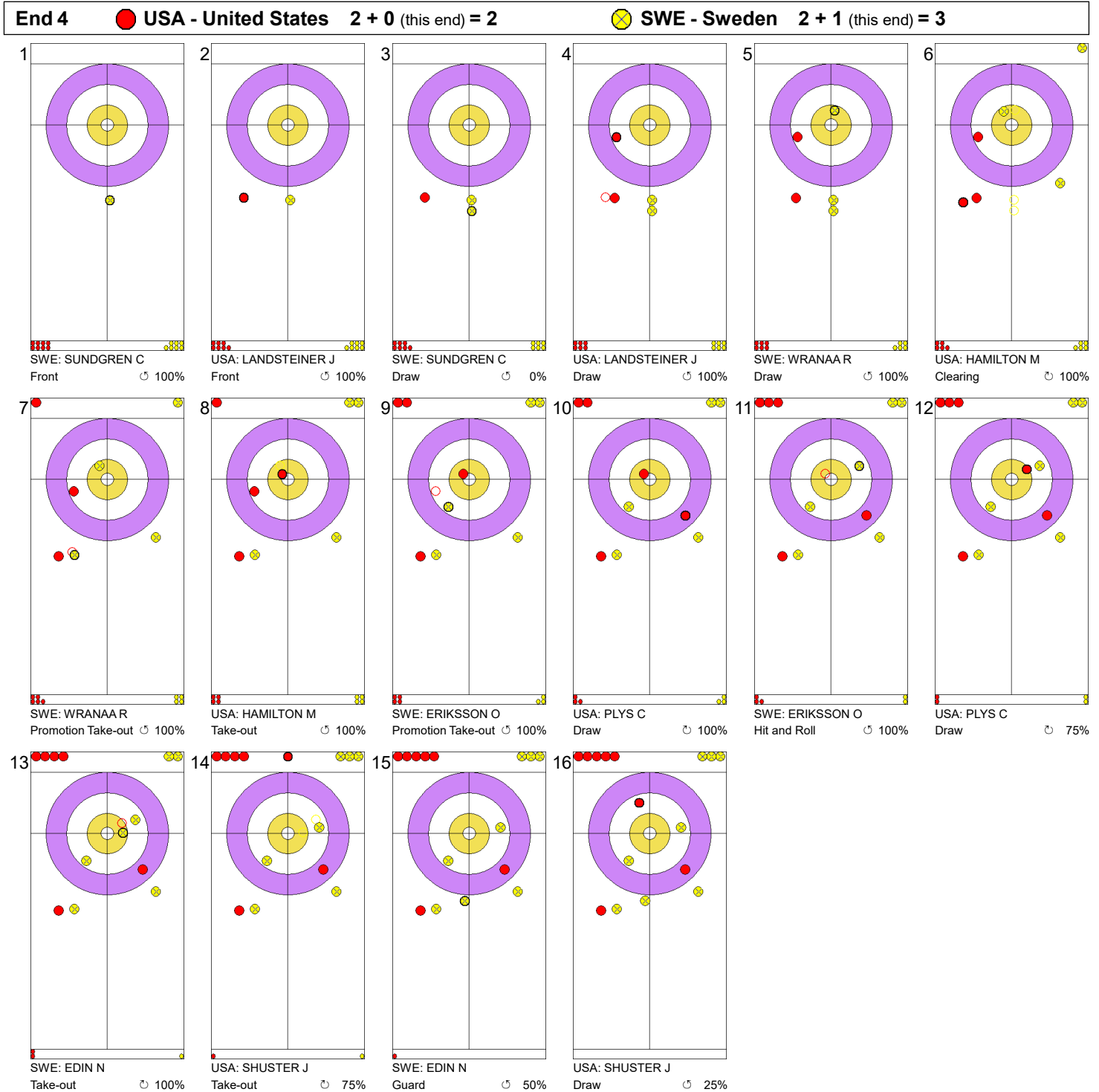
Legend:
 ↻ Clockwise ↺ Counter-clockwise - Not considered

Game - Shot by Shot



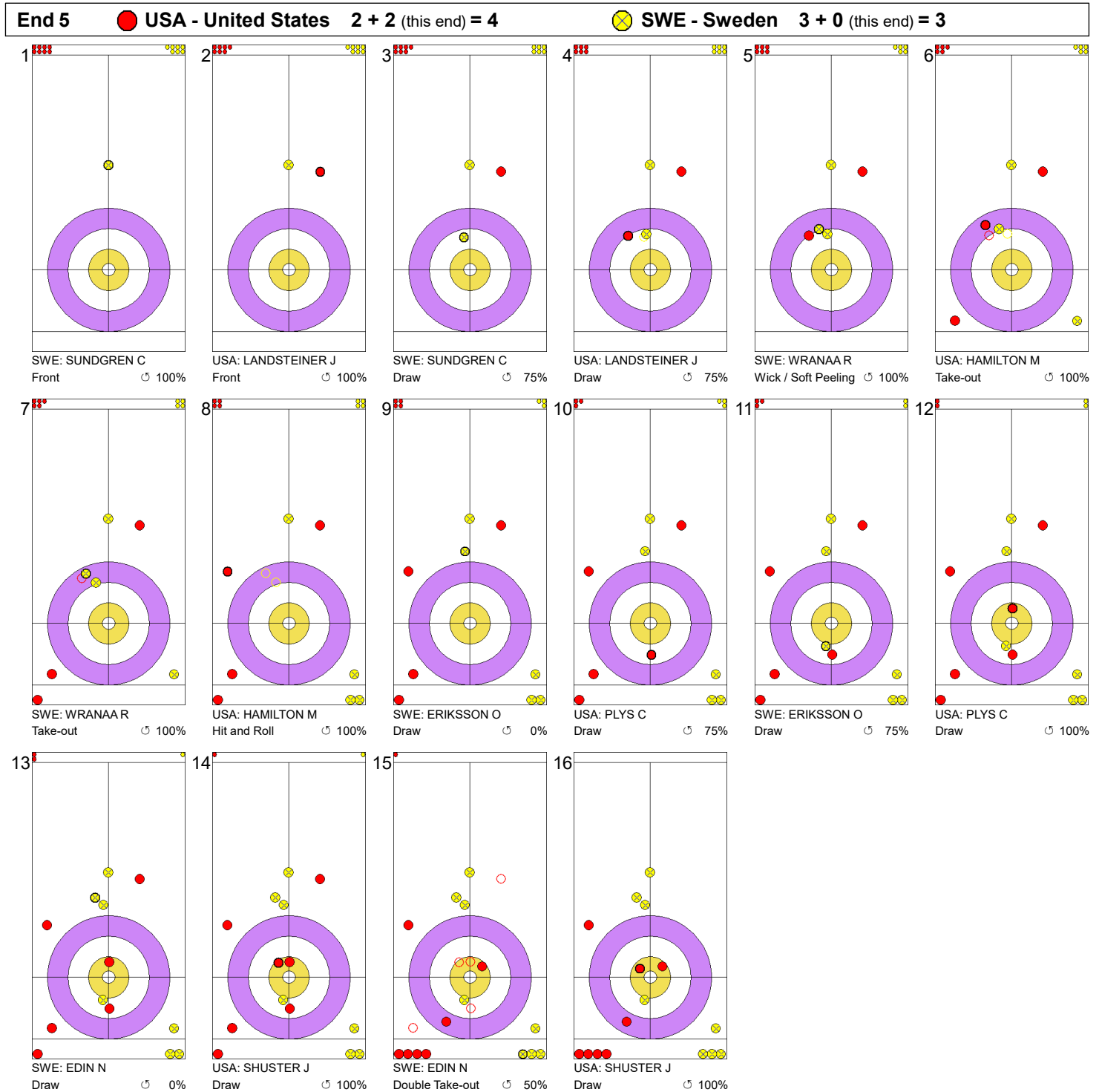
Legend:
 C Clockwise CC Counter-clockwise - Not considered



Game - Shot by Shot



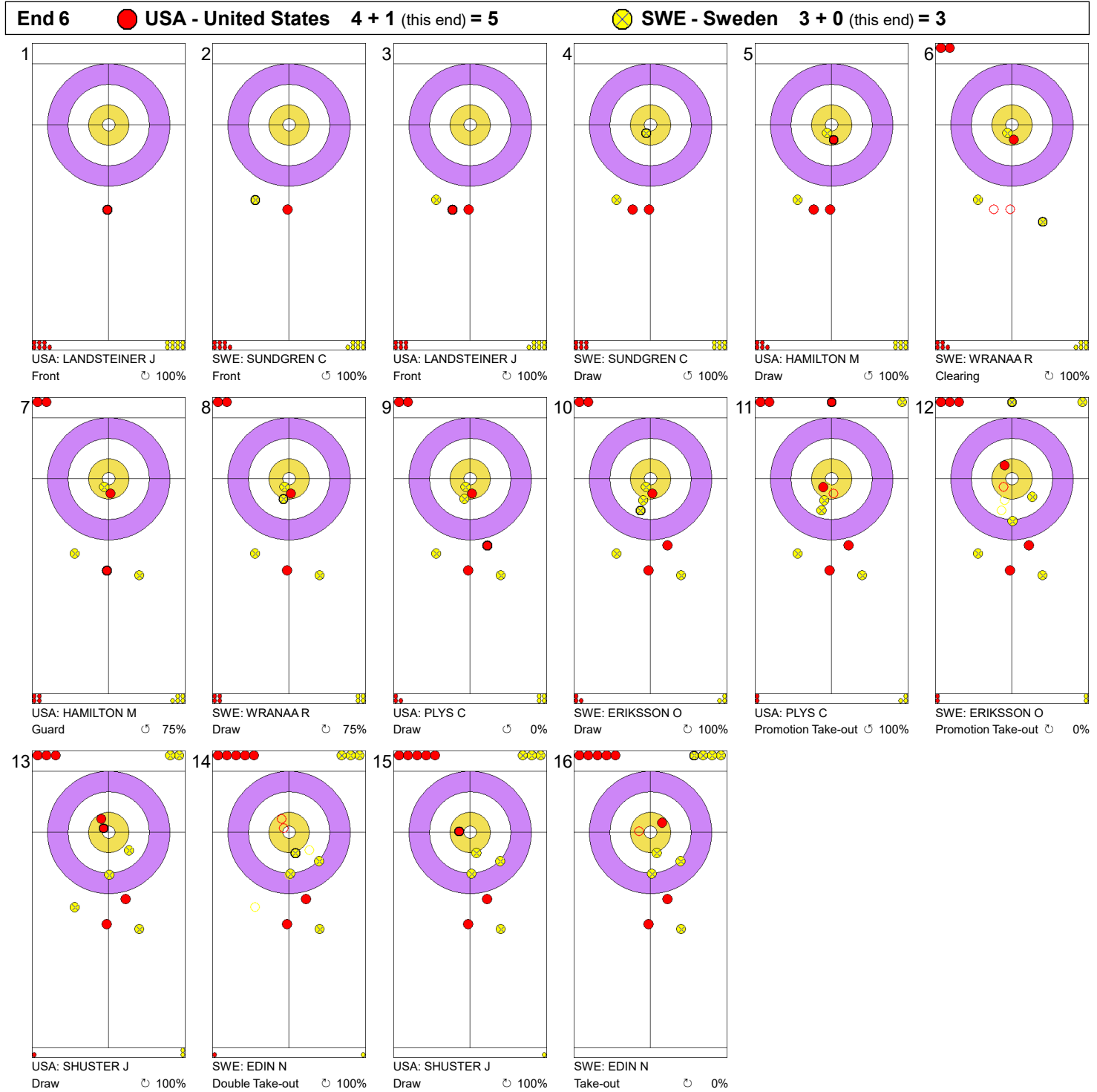
Legend:
 ↻ Clockwise ↺ Counter-clockwise - Not considered

Game - Shot by Shot



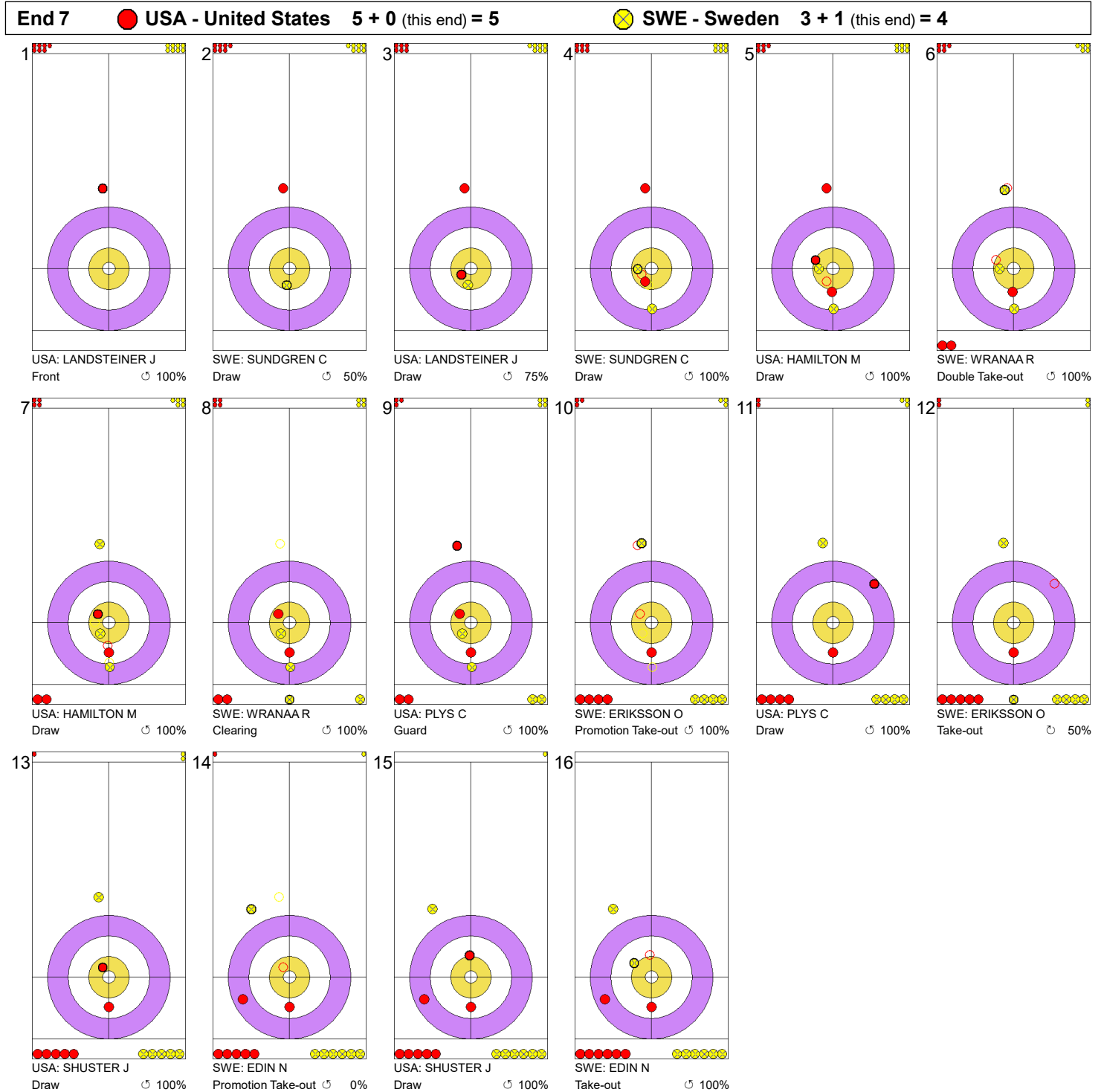
Legend:
 Clockwise
  Counter-clockwise
 - Not considered

Game - Shot by Shot



Legend:
 ↻ Clockwise ↺ Counter-clockwise - Not considered

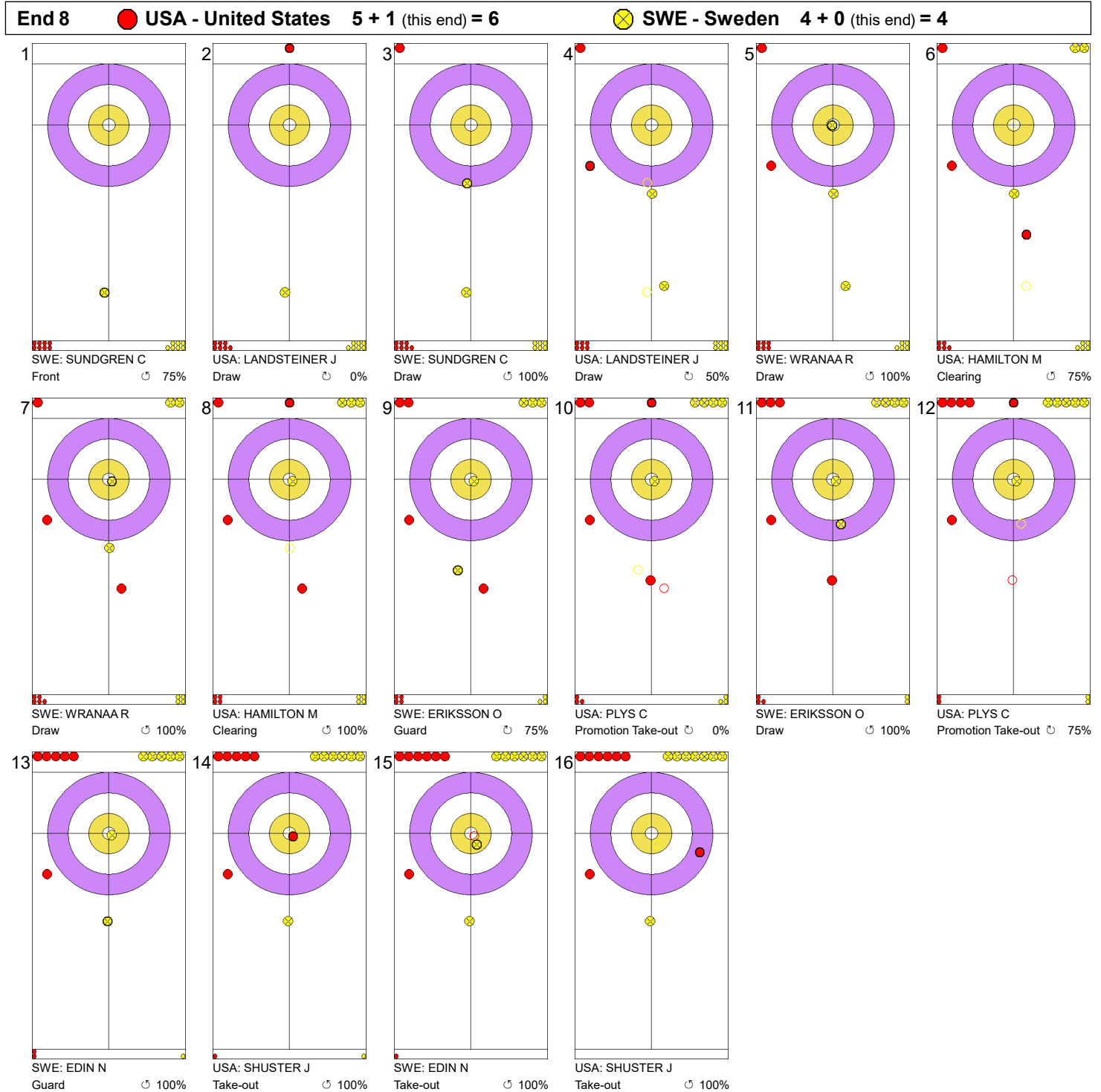
Game - Shot by Shot



Legend:
 ↻ Clockwise ↺ Counter-clockwise - Not considered



Game - Shot by Shot



Legend:
 ↻ Clockwise ↺ Counter-clockwise - Not considered

Game Results

Sheet	Game	Team	LSFE	1	2	3	4	5	6	7	8	Total	Points
C	6	NOR - Norway (Ulstrup)	*	2	3	2	0	1	0	X	X	8	3
	6	SUI - Switzerland (Schwaller)		0	0	0	1	0	1	X	X	2	0

NOR - Norway		Shot Success	
		Game	All
4 S	ULSRUD Thomas	83%	75%
3 V	NERGAARD Torger	93%	81%
2	SVAE Christoffer	69%	73%
1	PETERSSON Haavard Vad	93%	87%
A	-	-	-
Team Total		84%	79%

SUI - Switzerland		Shot Success	
		Game	All
4 S	SCHWALLER Yannick	59%	68%
3 V	BRUNNER Michael	55%	75%
2	MEIER Romano	71%	78%
1	KAEUFELER Marcel	85%	87%
A	-	-	-
Team Total		68%	77%

NOR - Norway		↻	↺	Game	
4	ULSRUD Thomas	Draws	4 81%	3 92%	7 86%
		Take-outs	3 67%	2 100%	5 80%
		Total	7 75%	5 95%	12 83%
3	NERGAARD Torger	Draws	1 75%	3 100%	4 94%
		Take-outs	3 83%	3 100%	6 92%
		Total	4 81%	6 100%	10 93%
2	SVAE Christoffer	Draws	3 50%	1 75%	4 56%
		Take-outs	6 83%	2 50%	8 75%
		Total	9 72%	3 58%	12 69%
1	PETERSSON Haavard Vad	Draws	7 89%	2 100%	9 92%
		Take-outs	2 100%	0 -	2 100%
		Total	9 92%	2 100%	11 93%
A	-	Draws	0 -	0 -	0 -
		Take-outs	0 -	0 -	0 -
		Total	0 -	0 -	0 -
Team		Draws	15 78%	9 94%	24 84%
		Take-outs	14 82%	7 86%	21 83%
		Total	29 80%	16 91%	45 84%

SUI - Switzerland		↻	↺	Game	
4	SCHWALLER Yannick	Draws	2 75%	5 55%	7 61%
		Take-outs	1 100%	3 42%	4 56%
		Total	3 83%	8 50%	11 59%
3	BRUNNER Michael	Draws	3 58%	4 69%	7 64%
		Take-outs	2 0%	1 100%	3 33%
		Total	5 35%	5 75%	10 55%
2	MEIER Romano	Draws	5 60%	3 83%	8 69%
		Take-outs	2 50%	2 100%	4 75%
		Total	7 57%	5 90%	12 71%
1	KAEUFELER Marcel	Draws	9 86%	1 100%	10 88%
		Take-outs	1 100%	1 50%	2 75%
		Total	10 88%	2 75%	12 85%
A	-	Draws	0 -	0 -	0 -
		Take-outs	0 -	0 -	0 -
		Total	0 -	0 -	0 -
Team		Draws	19 74%	13 69%	32 72%
		Take-outs	6 50%	7 68%	13 60%
		Total	25 68%	20 69%	45 68%

Note:

Position and function for each team member:

4 = Fourth, 3 = Third, 2 = Second, 1 = Lead, A = Alternate, S = Skip, V = Vice-Skip

Legend:

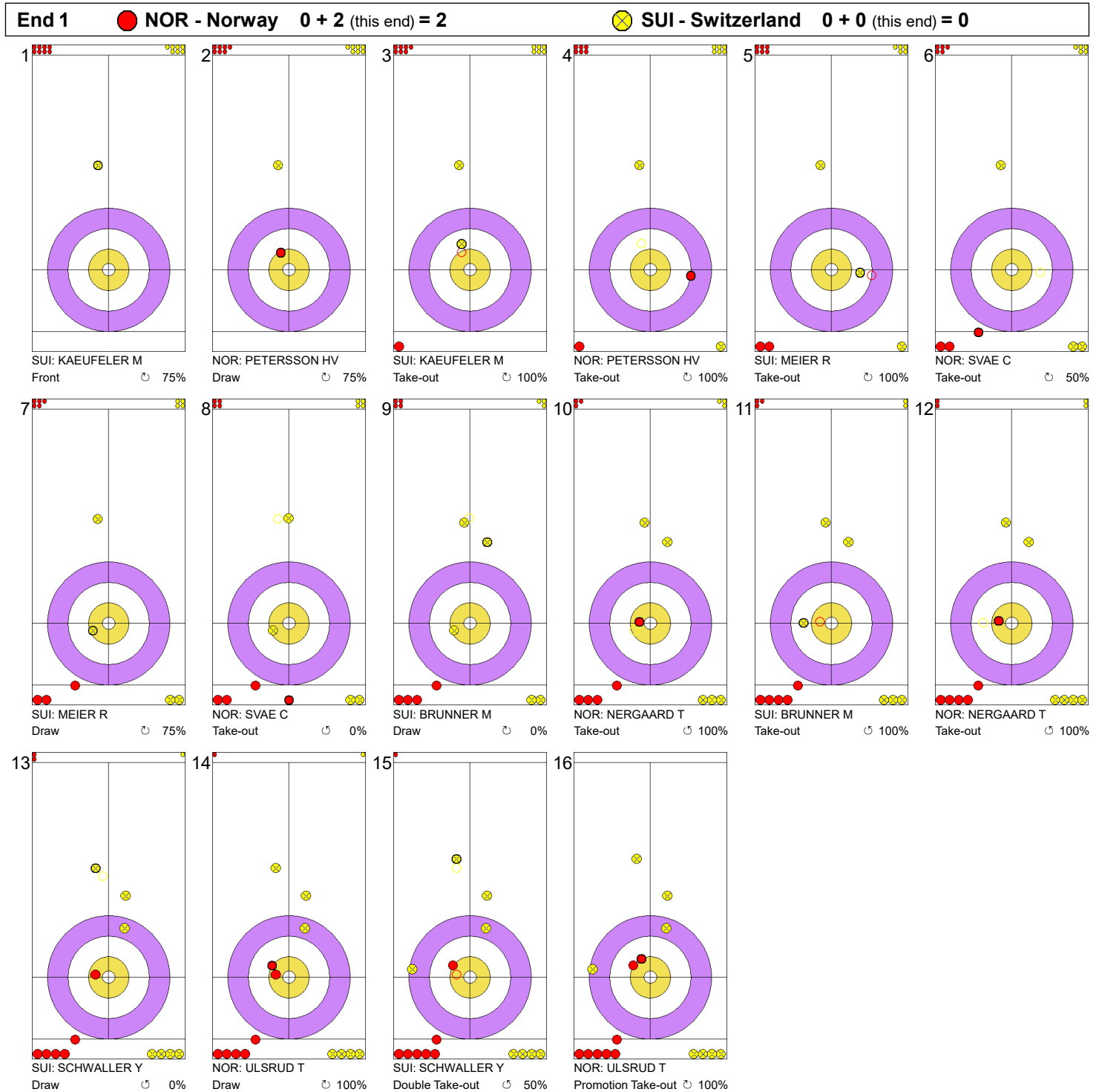
↻ Clockwise



↺ Counter-clockwise

LSFE(*) Last Stone First End

X Unplayed/unfinished end due to concession

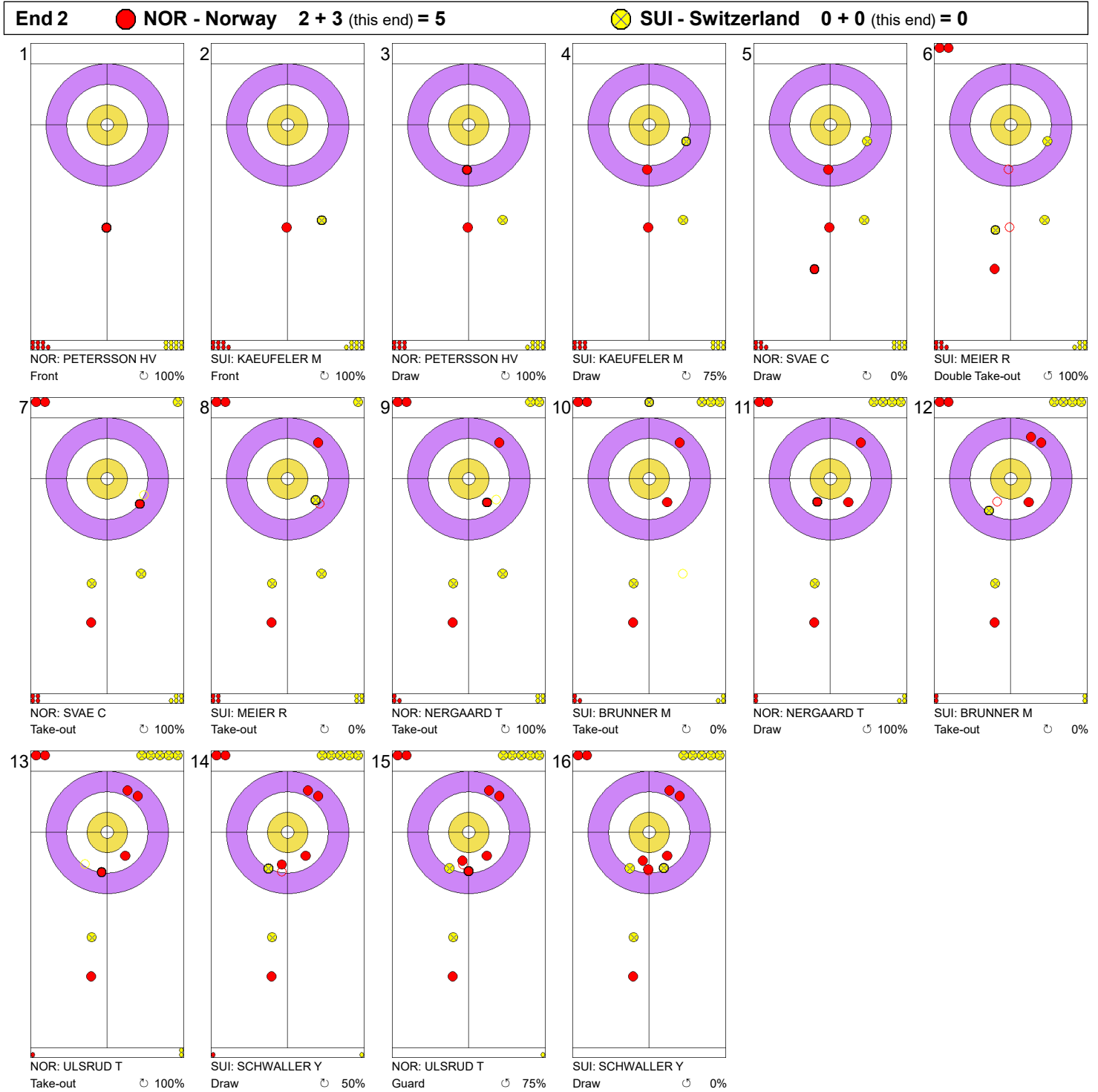
Game - Shot by Shot



Legend:
 Clockwise
  Counter-clockwise
 - Not considered



Game - Shot by Shot



Legend:
 ↻ Clockwise ↺ Counter-clockwise - Not considered

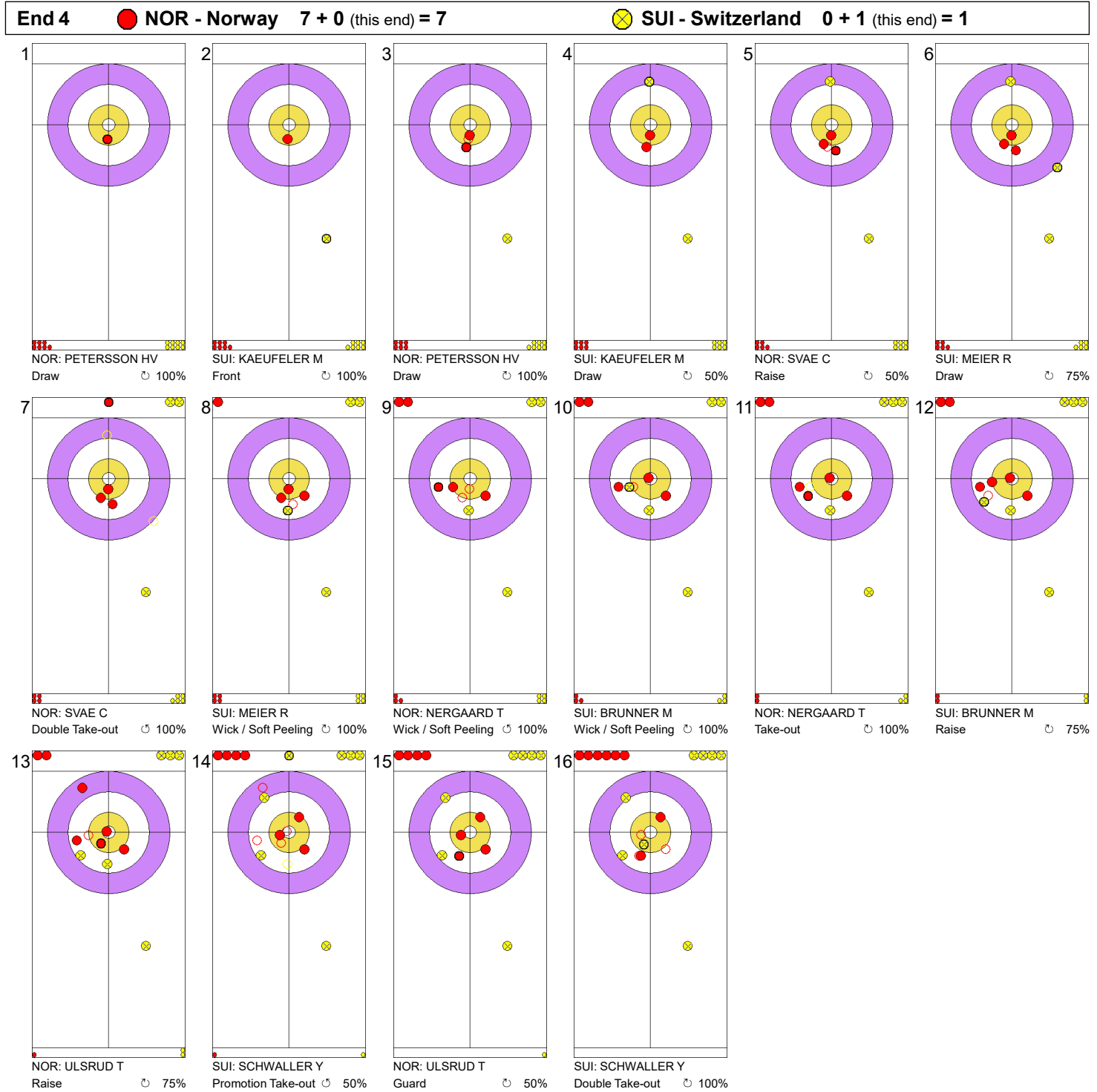
Game - Shot by Shot



Legend:
 ↻ Clockwise ↺ Counter-clockwise - Not considered



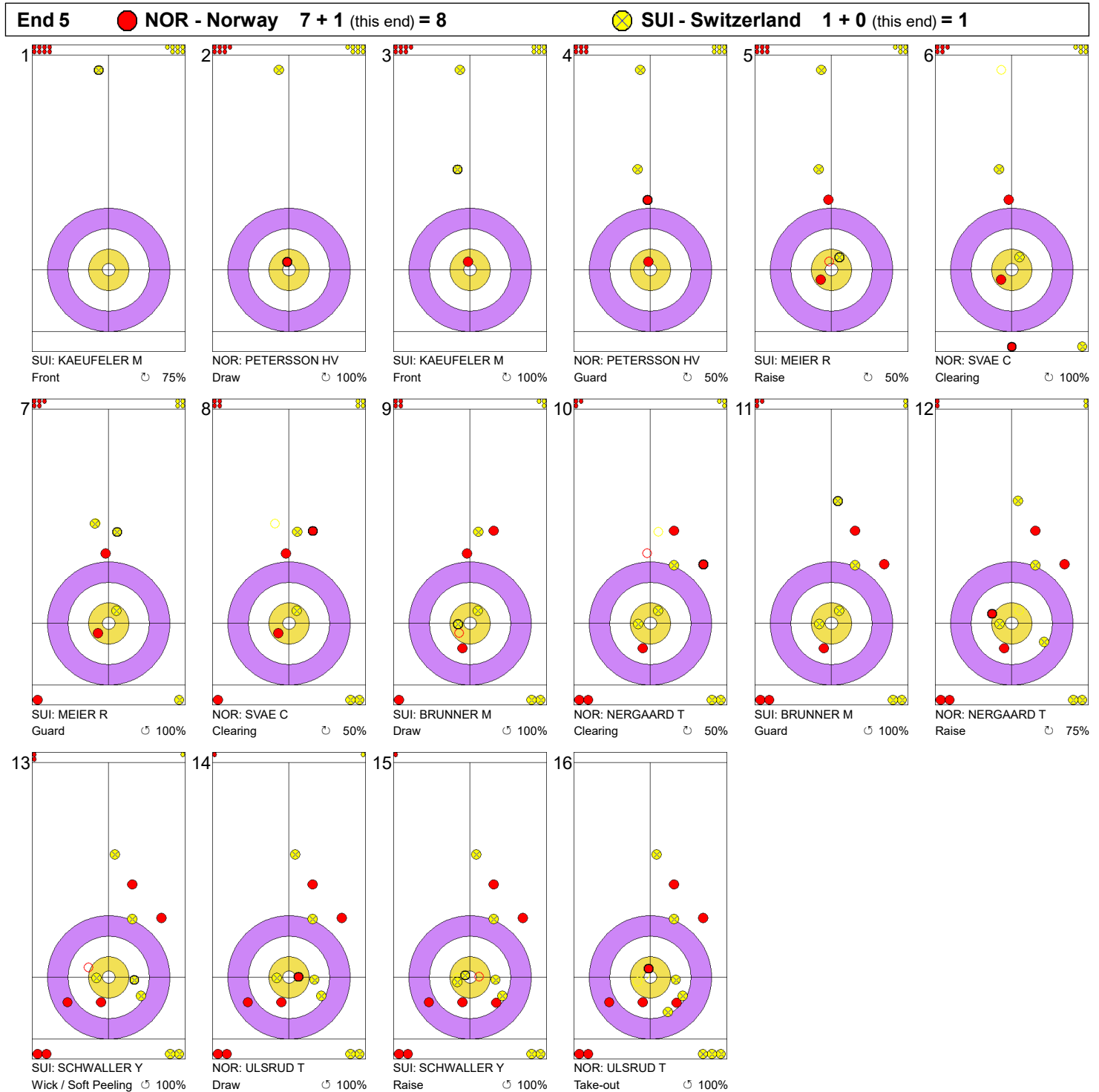
Game - Shot by Shot





Legend:
 ⤵ Clockwise ⤴ Counter-clockwise - Not considered



Game - Shot by Shot



Legend:
 Clockwise
  Counter-clockwise
 - Not considered

Game - Shot by Shot



Legend:
 ⤵ Clockwise ⤴ Counter-clockwise - Not considered

Game Results

Sheet	Game	Team	LSFE	1	2	3	4	5	6	7	8	Total	Points
D	6	SCO - Scotland (Paterson)	*	0	2	0	1	0	2	1	0	6	0
	6	CAN2 - Canada (Koe)		3	0	2	0	2	0	0	0	7	3

SCO - Scotland		Shot Success	
		Game	All
4 S	PATERSON Ross	86%	81%
3 V	WADDELL Kyle	91%	90%
2	MENZIES Duncan	83%	87%
1	GOODFELLOW Michael	75%	86%
A	-	-	-
Team Total		84%	86%

CAN2 - Canada 2		Shot Success	
		Game	All
4 S	KOE Kevin	69%	75%
3 V	NEUFELD B.J.	70%	81%
2	FLASCH Colton	84%	77%
1	NEUFELD Denni	84%	86%
A	-	-	-
Team Total		77%	80%

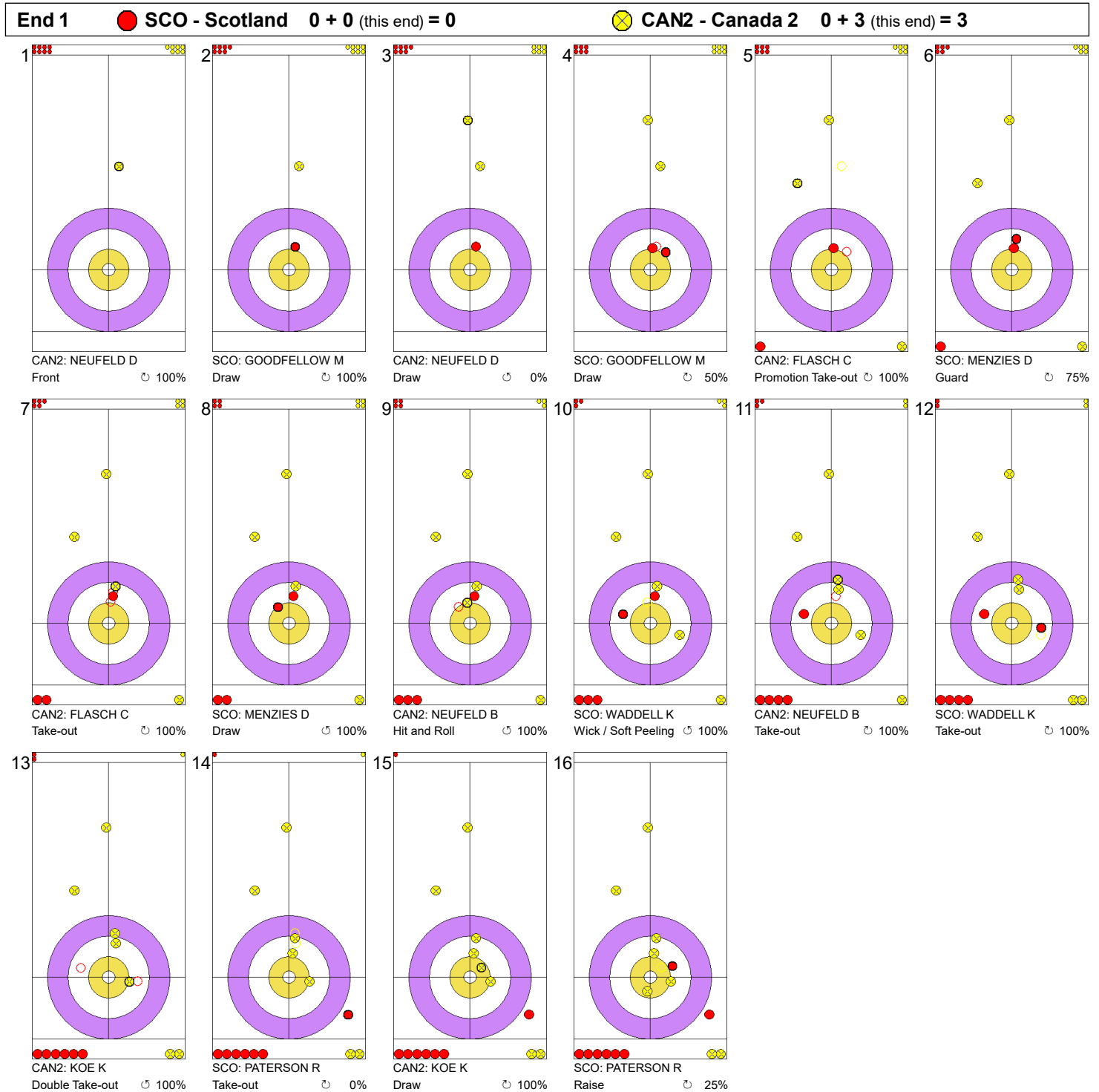
SCO - Scotland		↻	↺	Game	
4	PATERSON Ross	Draws	6 79%	5 100%	11 89%
		Take-outs	3 67%	2 100%	5 80%
		Total	9 75%	7 100%	16 86%
3	WADDELL Kyle	Draws	2 63%	6 100%	8 91%
		Take-outs	5 90%	3 92%	8 91%
		Total	7 82%	9 97%	16 91%
2	MENZIES Duncan	Draws	6 79%	6 92%	12 85%
		Take-outs	3 67%	1 100%	4 75%
		Total	9 75%	7 93%	16 83%
1	GOODFELLOW Michael	Draws	13 69%	3 100%	16 75%
		Take-outs	0 -	0 -	0 -
		Total	13 69%	3 100%	16 75%
A -	-	Draws	0 -	0 -	0 -
		Take-outs	0 -	0 -	0 -
		Total	0 -	0 -	0 -
Team		Draws	27 73%	20 98%	47 84%
		Take-outs	11 77%	6 96%	17 84%
		Total	38 74%	26 97%	64 84%

CAN2 - Canada 2		↻	↺	Game	
4	KOE Kevin	Draws	3 58%	1 100%	4 69%
		Take-outs	1 100%	11 66%	12 69%
		Total	4 69%	12 69%	16 69%
3	NEUFELD B.J.	Draws	1 100%	1 50%	2 75%
		Take-outs	6 88%	8 56%	14 70%
		Total	7 89%	9 56%	16 70%
2	FLASCH Colton	Draws	0 -	4 88%	4 88%
		Take-outs	6 83%	6 83%	12 83%
		Total	6 83%	10 85%	16 84%
1	NEUFELD Denni	Draws	10 95%	5 60%	15 83%
		Take-outs	0 -	1 100%	1 100%
		Total	10 95%	6 67%	16 84%
A -	-	Draws	0 -	0 -	0 -
		Take-outs	0 -	0 -	0 -
		Total	0 -	0 -	0 -
Team		Draws	14 88%	11 73%	25 81%
		Take-outs	13 87%	26 68%	39 74%
		Total	27 87%	37 70%	64 77%

Note:
Position and function for each team member:
4 = Fourth, 3 = Third, 2 = Second, 1 = Lead, A = Alternate, S = Skip, V = Vice-Skip

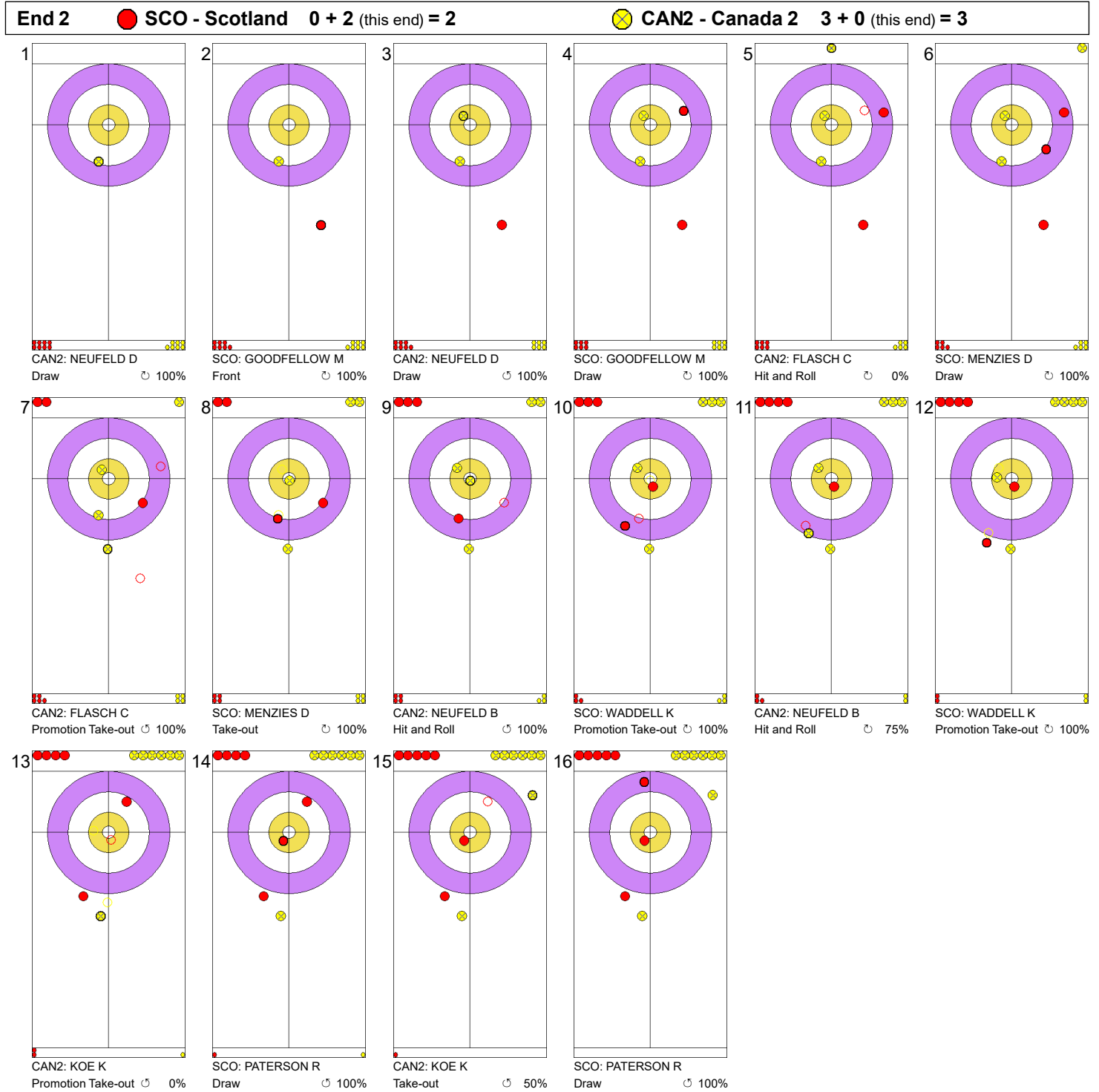
Legend:
↻ Clockwise ↺ Counter-clockwise LSFE(*) Last Stone First End



Game - Shot by Shot



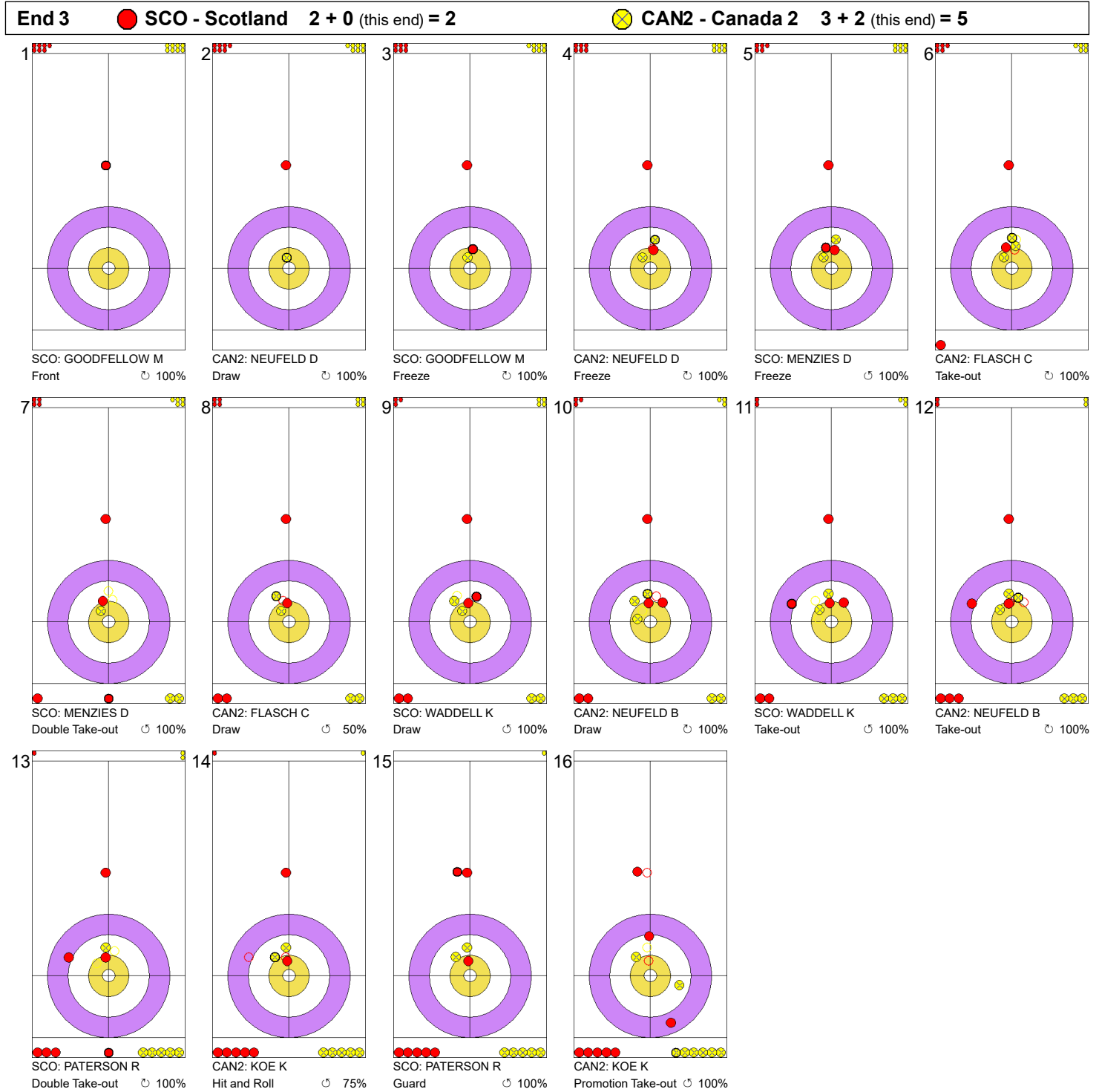
Legend:
 ⌚ Clockwise ⌚ Counter-clockwise - Not considered

Game - Shot by Shot



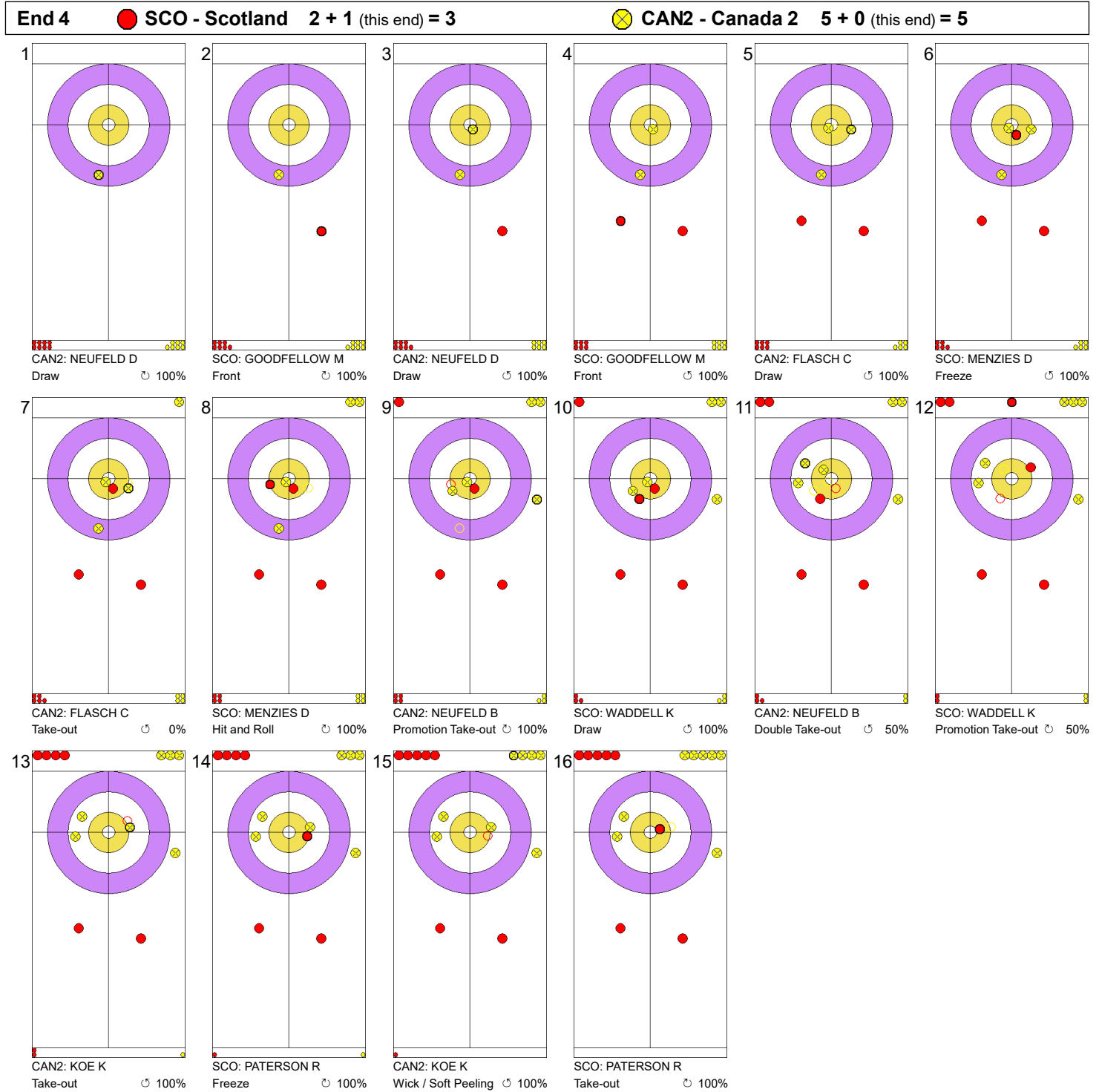
Legend:
 Clockwise
  Counter-clockwise
 - Not considered

Game - Shot by Shot



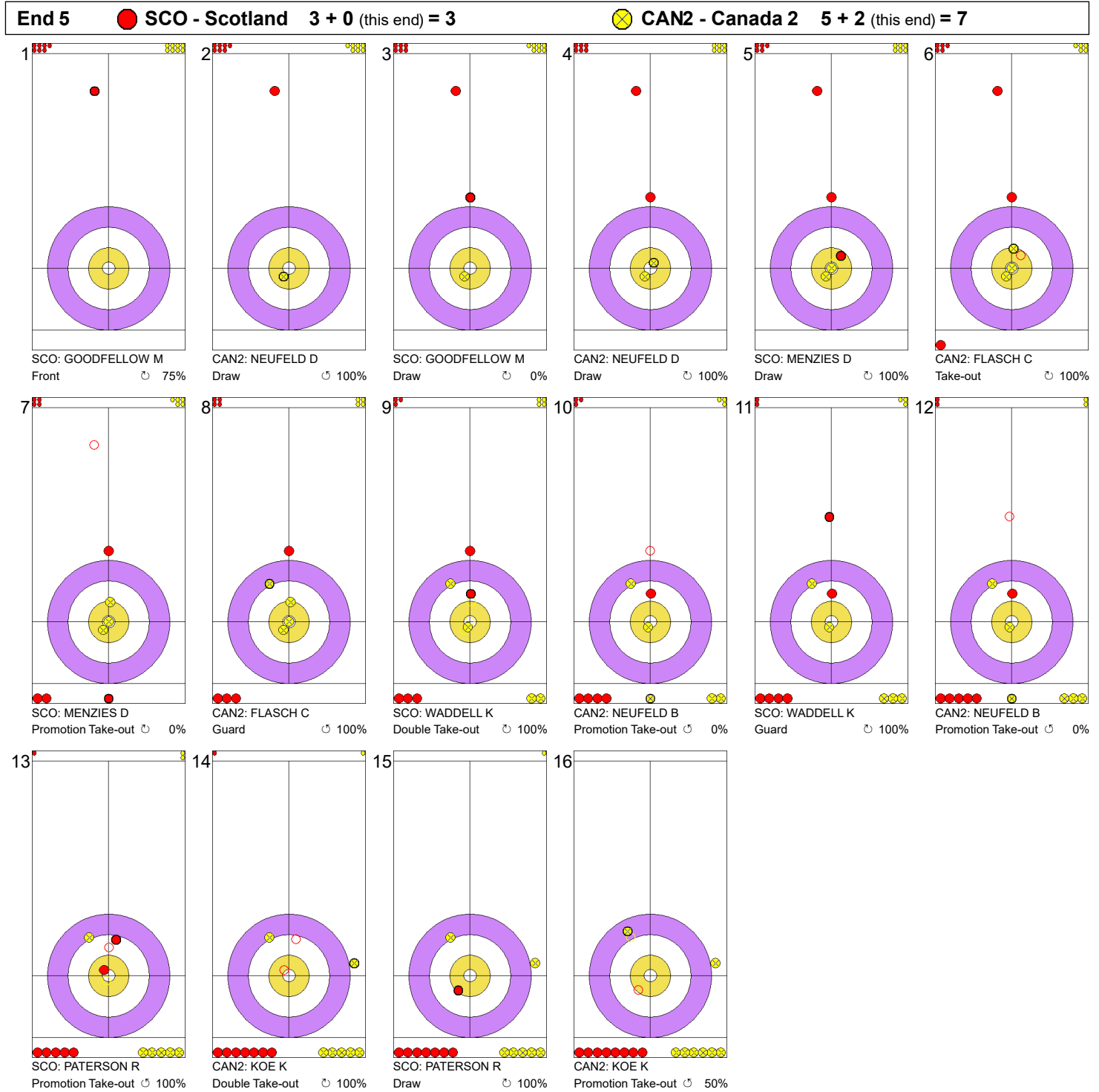
Legend:
 ⌚ Clockwise ⌚ Counter-clockwise - Not considered



Game - Shot by Shot



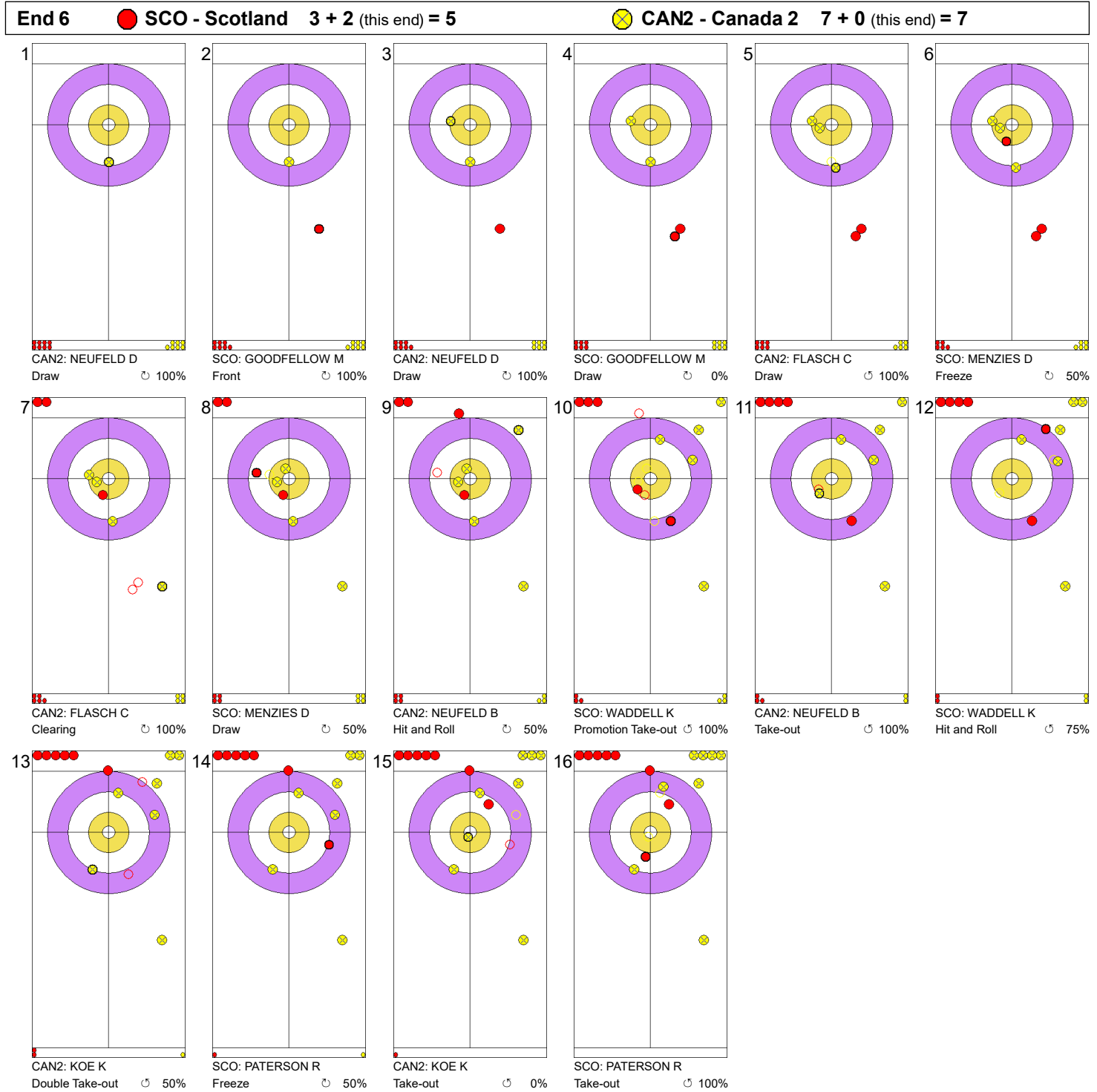
Legend:
 ↻ Clockwise ↺ Counter-clockwise - Not considered

Game - Shot by Shot



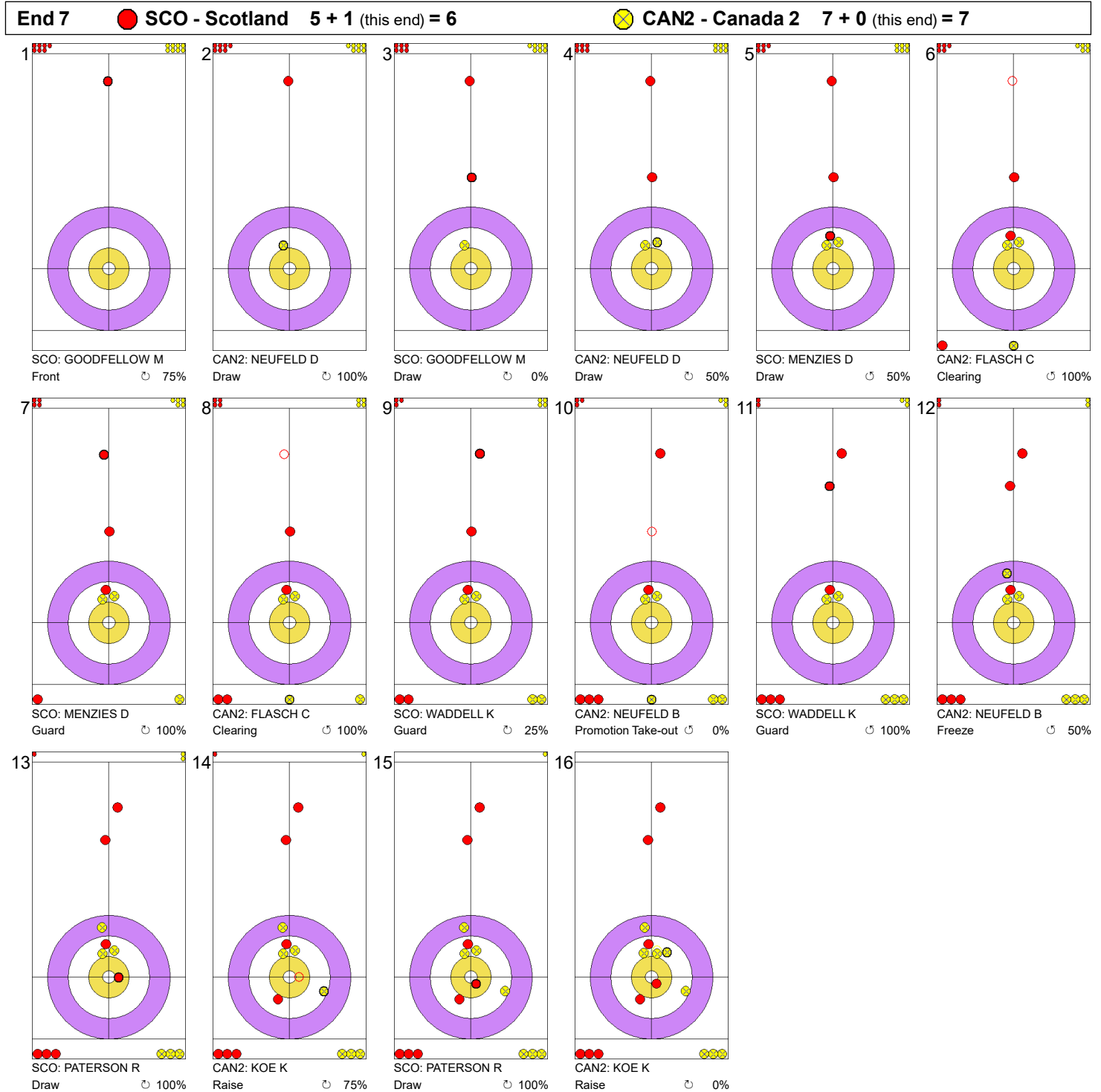
Legend:
 Clockwise
  Counter-clockwise
 - Not considered

Game - Shot by Shot



Legend:
 ↻ Clockwise ↺ Counter-clockwise - Not considered

Game - Shot by Shot





Legend:
 ↻ Clockwise ↺ Counter-clockwise - Not considered



Game - Shot by Shot



Legend:
 Clockwise
  Counter-clockwise
 - Not considered

Game Results

Sheet	Game	Team	LSFE	1	2	3	4	5	6	7	8	Total	Points
E	6	CAN1 - Canada (Dunstone)	*	0	0	2	0	1	0	0	0	3	0
	6	CHN - China (Zou)		0	0	0	1	0	2	0	1	4	3

CAN1 - Canada 1		Shot Success	
		Game	All
4 S	DUNSTONE Matt	87%	86%
3 V	MOSKOWY Braeden	84%	80%
2	SCHNEIDER Catlin	81%	83%
1	KIDBY Dustin	81%	78%
A	-	-	-
Team Total		83%	82%

CHN - China		Shot Success	
		Game	All
4 V	BA Dexin	81%	73%
3 S	ZOU Qiang	72%	80%
2	WANG Zhi Yu	80%	73%
1	XU Jingtao	94%	83%
A	ZANG Jiali	-	-
Team Total		82%	77%

CAN1 - Canada 1		↻	↺	Game	
4	DUNSTONE Matt	Draws	2 100%	4 100%	6 100%
		Take-outs	7 71%	2 100%	9 78%
		Total	9 78%	6 100%	15 87%
3	MOSKOWY Braeden	Draws	4 50%	0 -	4 50%
		Take-outs	9 94%	3 100%	12 96%
		Total	13 81%	3 100%	16 84%
2	SCHNEIDER Catlin	Draws	3 50%	1 100%	4 63%
		Take-outs	9 83%	3 100%	12 88%
		Total	12 75%	4 100%	16 81%
1	KIDBY Dustin	Draws	6 83%	7 79%	13 81%
		Take-outs	1 100%	2 75%	3 83%
		Total	7 86%	9 78%	16 81%
A	-	Draws	0 -	0 -	0 -
		Take-outs	0 -	0 -	0 -
		Total	0 -	0 -	0 -
Team		Draws	15 70%	12 88%	27 78%
		Take-outs	26 85%	10 95%	36 88%
		Total	41 79%	22 91%	63 83%


CHN - China		↻	↺	Game	
4	BA Dexin	Draws	0 -	6 100%	6 100%
		Take-outs	6 75%	4 63%	10 70%
		Total	6 75%	10 85%	16 81%
3	ZOU Qiang	Draws	2 50%	6 92%	8 81%
		Take-outs	5 50%	3 83%	8 63%
		Total	7 50%	9 89%	16 72%
2	WANG Zhi Yu	Draws	1 50%	9 86%	10 83%
		Take-outs	3 83%	3 67%	6 75%
		Total	4 75%	12 81%	16 80%
1	XU Jingtao	Draws	1 100%	13 96%	14 96%
		Take-outs	1 50%	1 100%	2 75%
		Total	2 75%	14 96%	16 94%
A	ZANG Jiali	Draws	0 -	0 -	0 -
		Take-outs	0 -	0 -	0 -
		Total	0 -	0 -	0 -
Team		Draws	4 63%	34 93%	38 90%
		Take-outs	15 67%	11 73%	26 69%
		Total	19 66%	45 88%	64 82%



Note:
Position and function for each team member:
4 = Fourth, 3 = Third, 2 = Second, 1 = Lead, A = Alternate, S = Skip, V = Vice-Skip

Legend:
↻ Clockwise ↺ Counter-clockwise LSFE(*) Last Stone First End

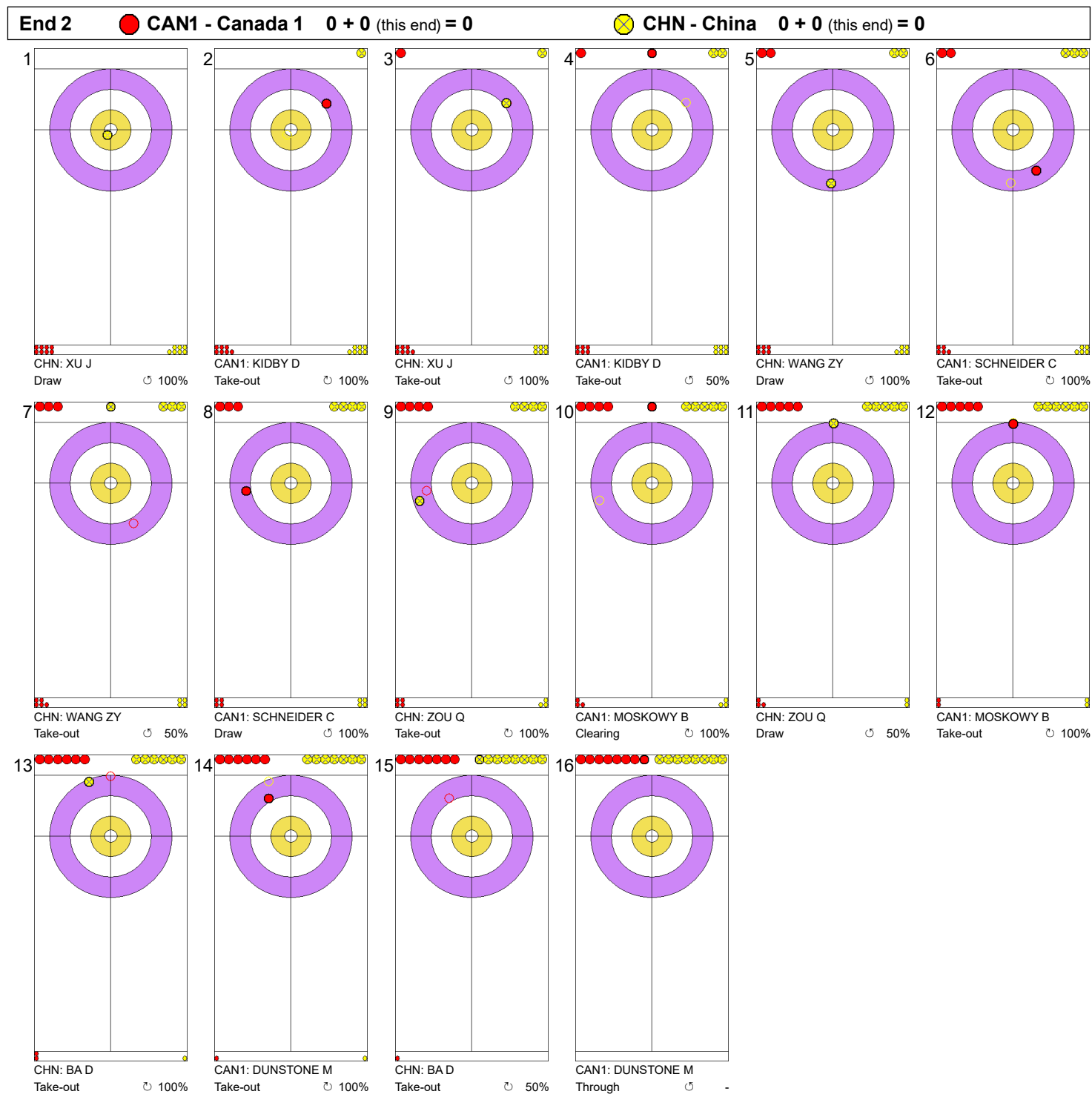


Game - Shot by Shot



Legend:
 Clockwise
  Counter-clockwise
 - Not considered

Game - Shot by Shot



Legend:

↻ Clockwise ↻ Counter-clockwise - Not considered

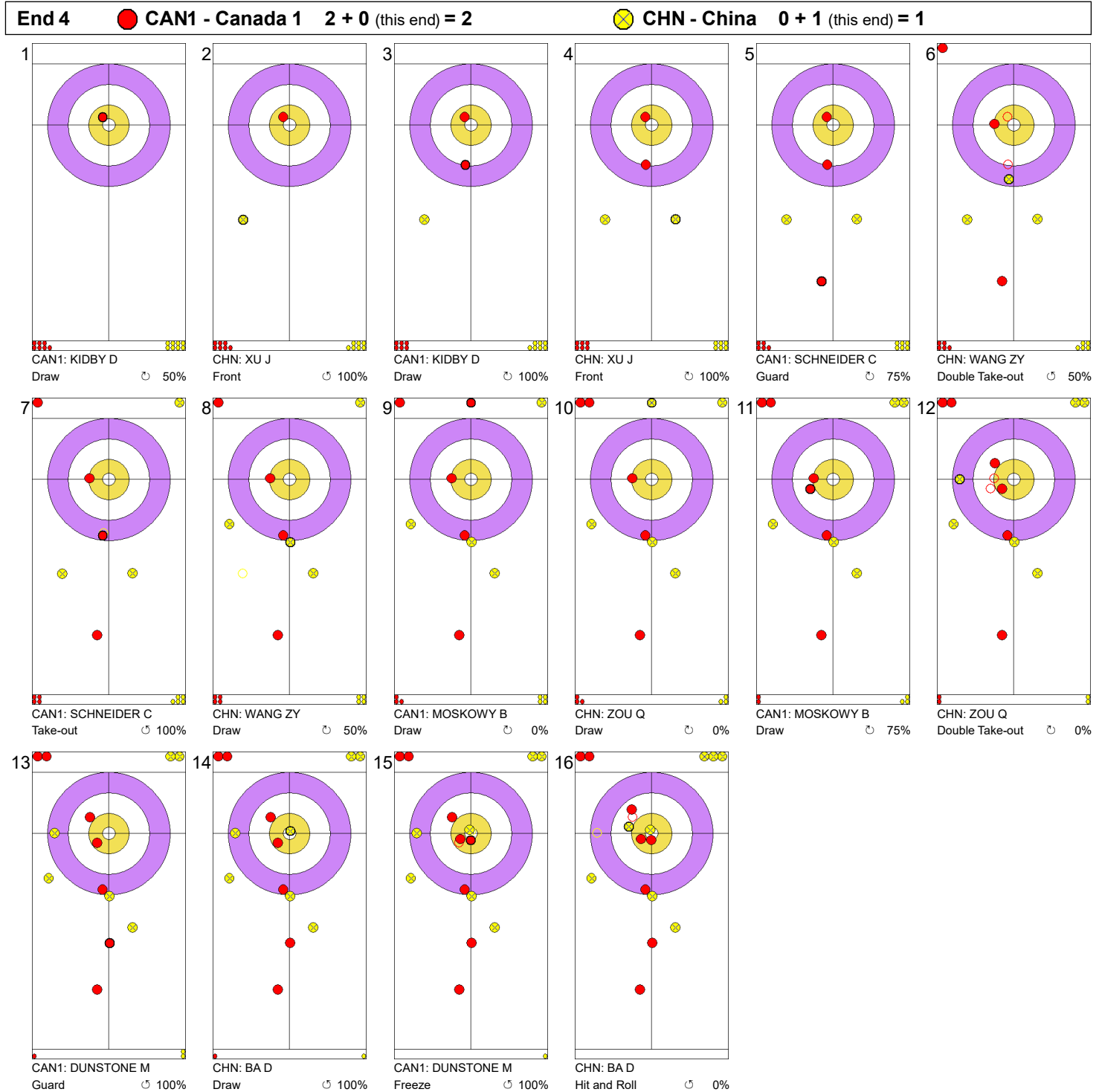
Game - Shot by Shot

End 3 ● **CAN1 - Canada 1** **0 + 2** (this end) = **2** ⊗ **CHN - China** **0 + 0** (this end) = **0**



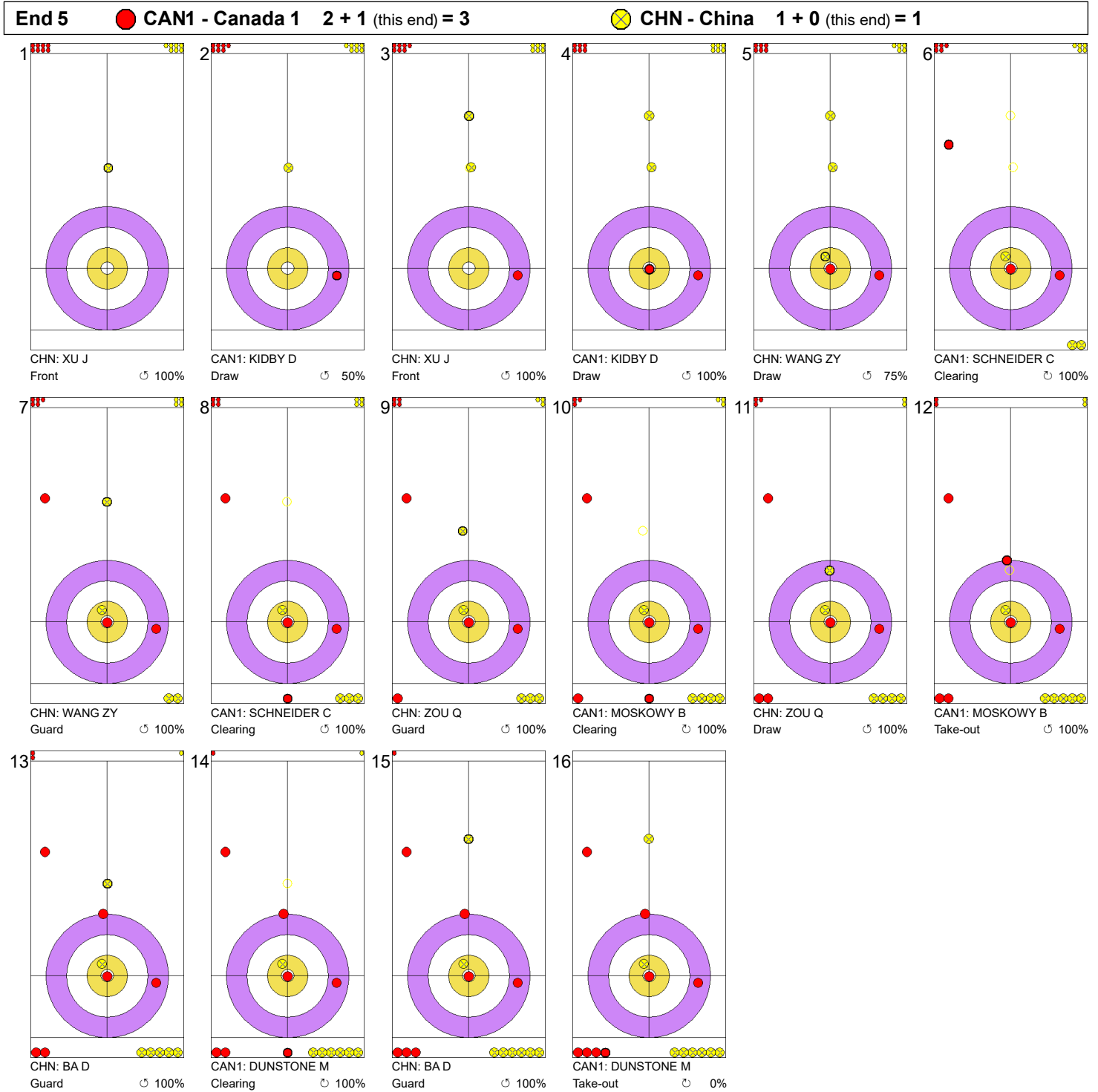
Legend:
↻ Clockwise ↻ Counter-clockwise - Not considered

Game - Shot by Shot



Legend:
 ↻ Clockwise ↺ Counter-clockwise - Not considered

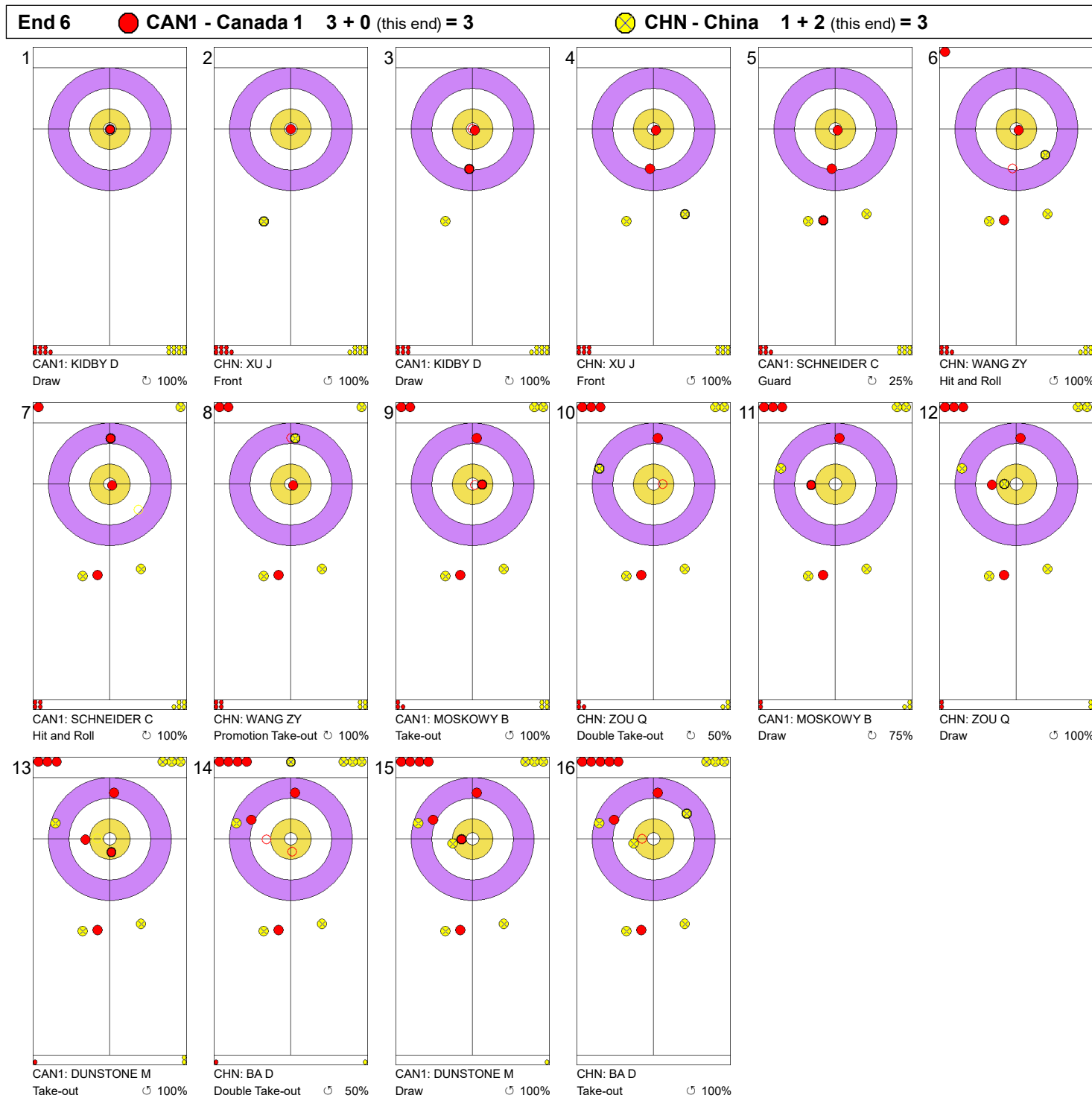
Game - Shot by Shot



Legend:
 ⌚ Clockwise ⌚ Counter-clockwise - Not considered



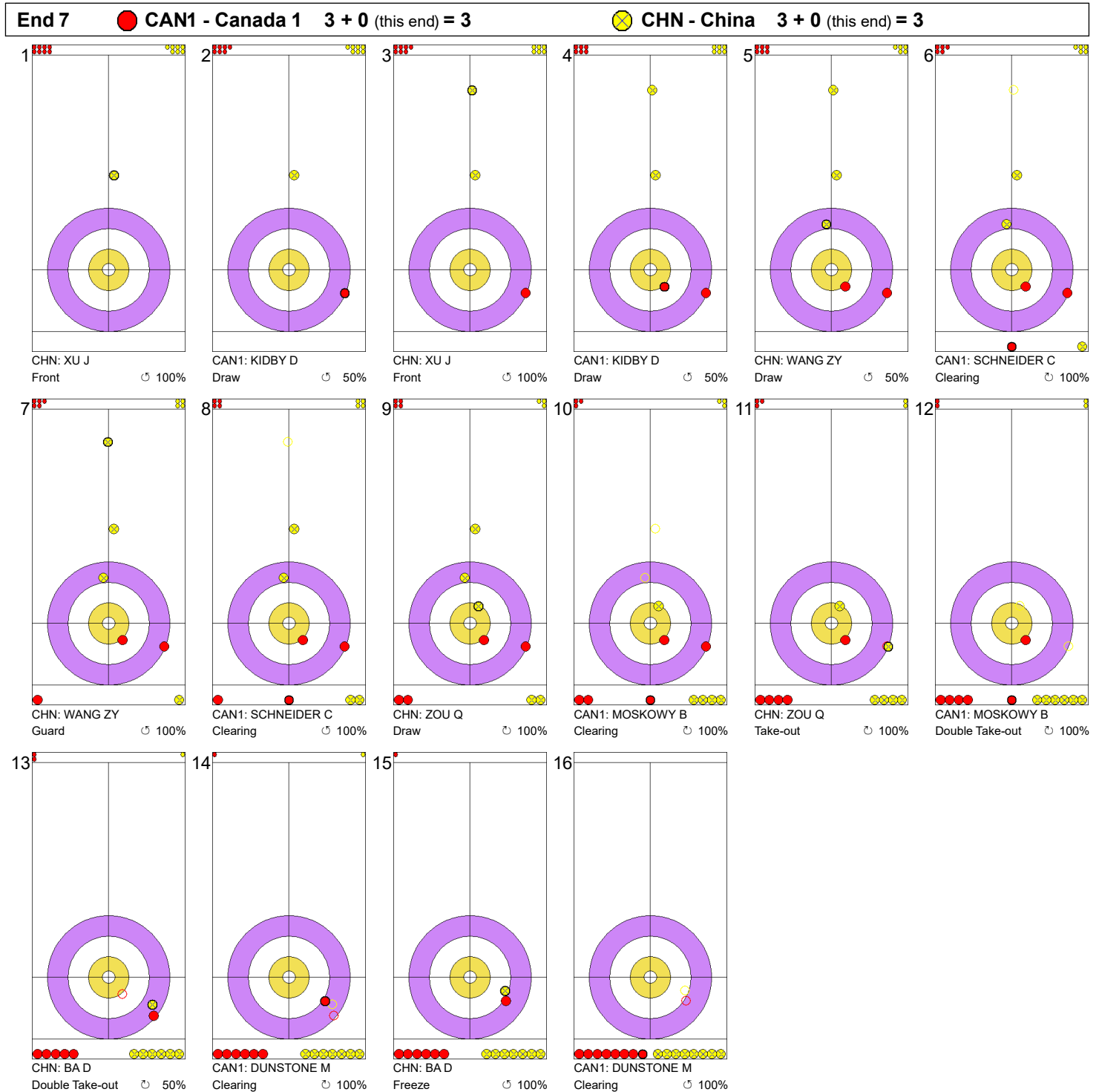
Game - Shot by Shot





Legend:

⤵ Clockwise ⤴ Counter-clockwise - Not considered

Game - Shot by Shot



Legend:
 Clockwise
  Counter-clockwise
 - Not considered

Game - Shot by Shot



Legend:
 ↻ Clockwise ↺ Counter-clockwise - Not considered

Session Results and Standings

Sheet	Round	Team	LSFE	1	2	3	4	5	6	7	8	Total	Points
A	M5	SWE - Sweden (Edin)	*	0	1	0	1	0	1	0	0	3	0
		CAN1 - Canada (Dunstone)		0	0	2	0	1	0	0	1	4	3
B	M5	CAN2 - Canada (Koe)	*	0	1	0	0	1	0	2	0	4	3
		NOR - Norway (Ulsrud)		0	0	1	0	0	1	0	1	3	0
C	M5	CHN - China (Zou)	*	1	0	0	1	0	2	1	1	6	3
		USA - United States (Shuster)		0	1	1	0	1	0	0	0	3	0
D	M5	SUI - Switzerland (Schwaller)	*	0	2	0	0	0	0	X	X	2	0
		SCO - Scotland (Paterson)		1	0	2	1	1	2	X	X	7	3
E	W5	CHN - China (Jiang)	*	2	0	2	1	0	2	0	X	7	3
		CAN - Canada (Jones)		0	1	0	0	2	0	1	X	4	0

Women's Current Standings

Group-A				Group-B			
Rank	Team	Games	Points	Rank	Team	Games	Points
1	CAN - Canada (Jones)	5	10	1	SUI - Switzerland (Tirinzoni)	4	12 Q
2	CHN - China (Jiang)	5	9	2	RUS - Russia (Sidorova)	4	6
3	JPN - Japan (Fujisawa)	4	7	3	KOR - Korea (Kim)	4	3
4	USA - United States (Roth)	4	1	3	SWE - Sweden (Hasselborg)	4	3

Men's Current Standings

Group-A				Group-B			
Rank	Team	Games	Points	Rank	Team	Games	Points
1	CHN - China (Zou)	5	9	1	SCO - Scotland (Paterson)	5	12
1	SWE - Sweden (Edin)	5	9	2	CAN2 - Canada (Koe)	5	9
3	CAN1 - Canada (Dunstone)	5	7	2	SUI - Switzerland (Schwaller)	5	9
4	USA - United States (Shuster)	5	5	4	NOR - Norway (Ulsrud)	5	0

Mixed Doubles Current Standings

Group-A				Group-B			
Rank	Team	Games	Points	Rank	Team	Games	Points
1	CAN1 - Canada (Walker/Muyres)	5	11	1	NOR - Norway (Skaslien/Nedregotten)	5	13 Q
2	USA - United States (Anderson/Dropkin)	5	9	2	CAN2 - Canada (Sahaidak/Lott)	5	8
3	SUI1 - Switzerland (Jaeggi/Michel)	5	7	3	SUI2 - Switzerland (Perret/Rios)	5	7
4	CHN - China (Cao/Yuan)	5	3	4	RUS - Russia (Komarova/Goriachev)	5	2

Note:

Under WCF rules, tie-breaking rules for standings are not applied until after the last game of the round robin.

Legend:

LSFE(*) Last Stone First End Mn Men's round n Q Qualified for the final
Wn Women's round n X Unplayed/unfinished end due to concession

Game Results

Sheet	Game	Team	LSFE	1	2	3	4	5	6	7	8	Total	Points
A	5	SWE - Sweden (Edin)	*	0	1	0	1	0	1	0	0	3	0
	5	CAN1 - Canada (Dunstone)		0	0	2	0	1	0	0	1	4	3

SWE - Sweden		Shot Success	
		Game	All
4 S	EDIN Niklas	83%	84%
3 V	ERIKSSON Oskar	81%	86%
2	WRANAA Rasmus	70%	78%
1	SUNDGREN Christoffer	94%	90%
A	-	-	-
Team Total		82%	85%

CAN1 - Canada 1		Shot Success	
		Game	All
4 S	DUNSTONE Matt	86%	86%
3 V	MOSKOWY Braeden	80%	80%
2	SCHNEIDER Catlin	95%	83%
1	KIDBY Dustin	69%	77%
A	-	-	-
Team Total		82%	81%


SWE - Sweden		↻	↺	Game	
4	EDIN Niklas	Draws	1 100%	4 75%	5 80%
		Take-outs	5 85%	6 83%	11 84%
		Total	6 88%	10 80%	16 83%
3	ERIKSSON Oskar	Draws	1 100%	4 94%	5 95%
		Take-outs	7 75%	4 75%	11 75%
		Total	8 78%	8 84%	16 81%
2	WRANAA Rasmus	Draws	4 50%	5 85%	9 69%
		Take-outs	1 100%	6 67%	7 71%
		Total	5 60%	11 75%	16 70%
1	SUNDGREN Christoffer	Draws	5 90%	8 94%	13 92%
		Take-outs	2 100%	1 100%	3 100%
		Total	7 93%	9 94%	16 94%
A -	-	Draws	0 -	0 -	0 -
		Take-outs	0 -	0 -	0 -
		Total	0 -	0 -	0 -
Team		Draws	11 77%	21 88%	32 84%
		Take-outs	15 83%	17 76%	32 80%
		Total	26 81%	38 83%	64 82%



CAN1 - Canada 1		↻	↺	Game	
4	DUNSTONE Matt	Draws	1 100%	4 88%	5 90%
		Take-outs	9 89%	2 63%	11 84%
		Total	10 90%	6 79%	16 86%
3	MOSKOWY Braeden	Draws	4 69%	2 100%	6 79%
		Take-outs	6 83%	4 75%	10 80%
		Total	10 78%	6 83%	16 80%
2	SCHNEIDER Catlin	Draws	2 100%	2 88%	4 94%
		Take-outs	5 100%	7 93%	12 96%
		Total	7 100%	9 92%	16 95%
1	KIDBY Dustin	Draws	10 70%	4 75%	14 71%
		Take-outs	1 100%	1 0%	2 50%
		Total	11 73%	5 60%	16 69%
A -	-	Draws	0 -	0 -	0 -
		Take-outs	0 -	0 -	0 -
		Total	0 -	0 -	0 -
Team		Draws	17 75%	12 85%	29 79%
		Take-outs	21 90%	14 77%	35 85%
		Total	38 84%	26 81%	64 82%

Note:
Position and function for each team member:
4 = Fourth, 3 = Third, 2 = Second, 1 = Lead, A = Alternate, S = Skip, V = Vice-Skip

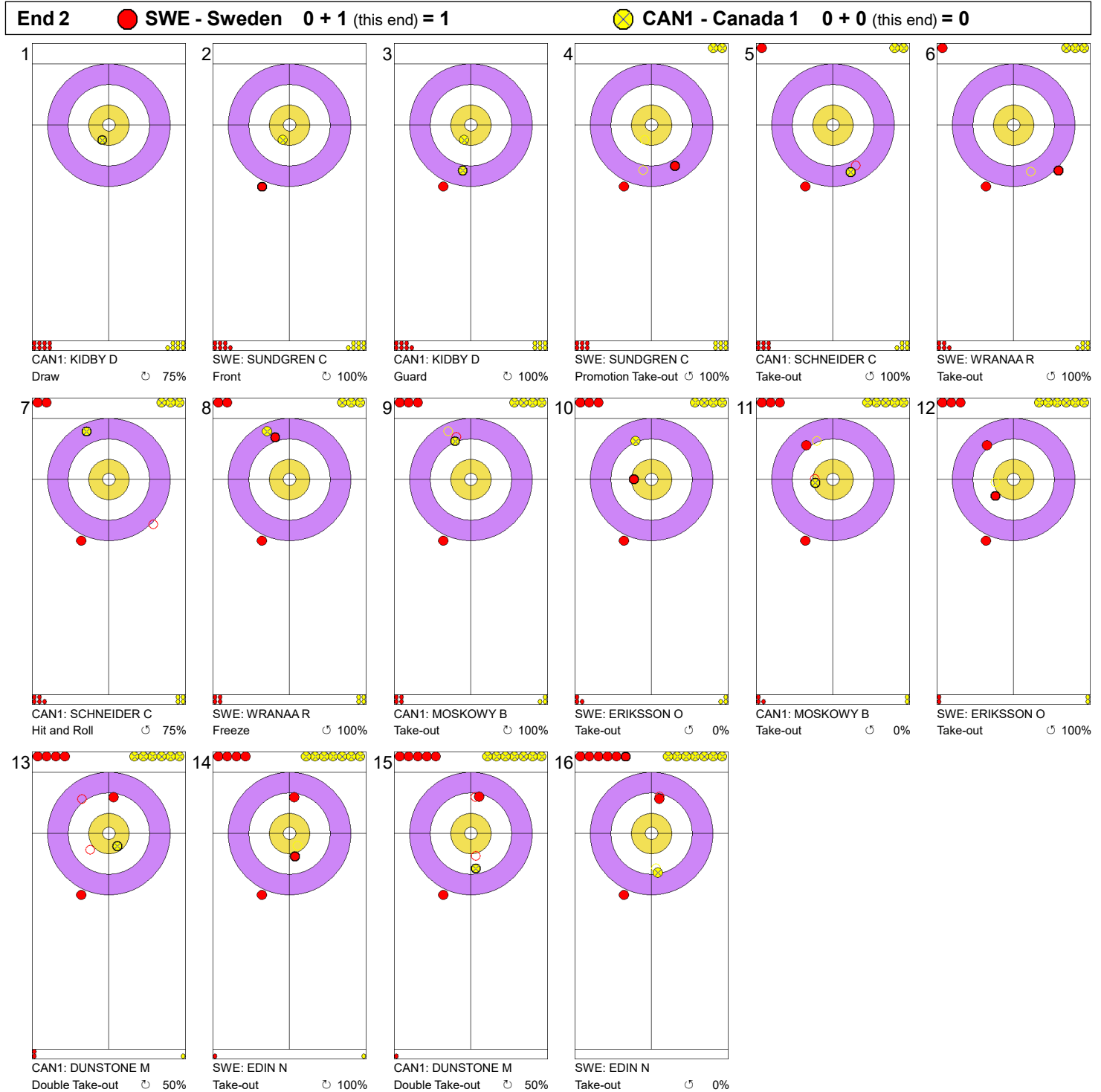
Legend:
↻ Clockwise ↺ Counter-clockwise LSFE(*) Last Stone First End



Game - Shot by Shot



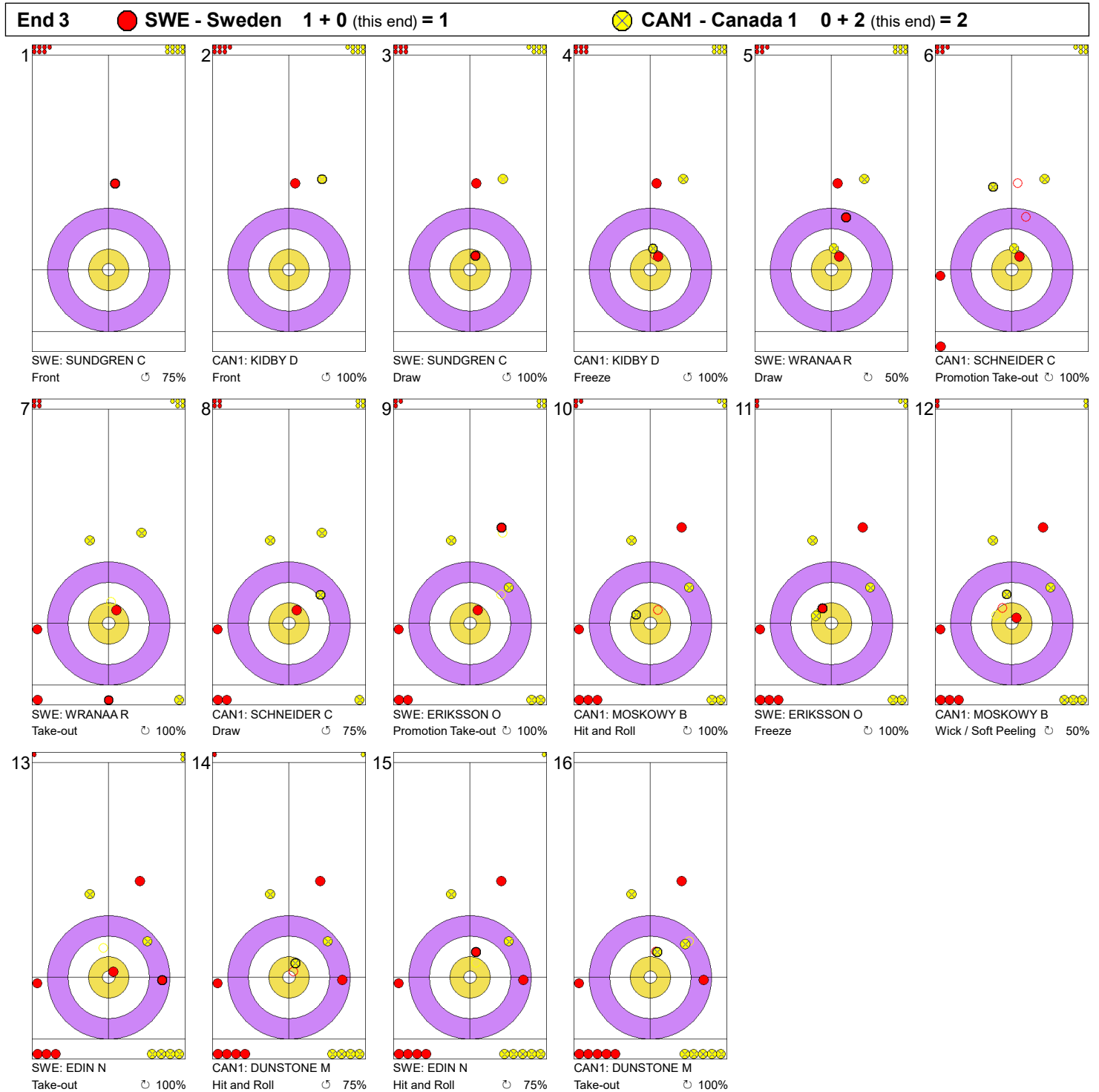
Legend:
 Clockwise
  Counter-clockwise
 - Not considered

Game - Shot by Shot



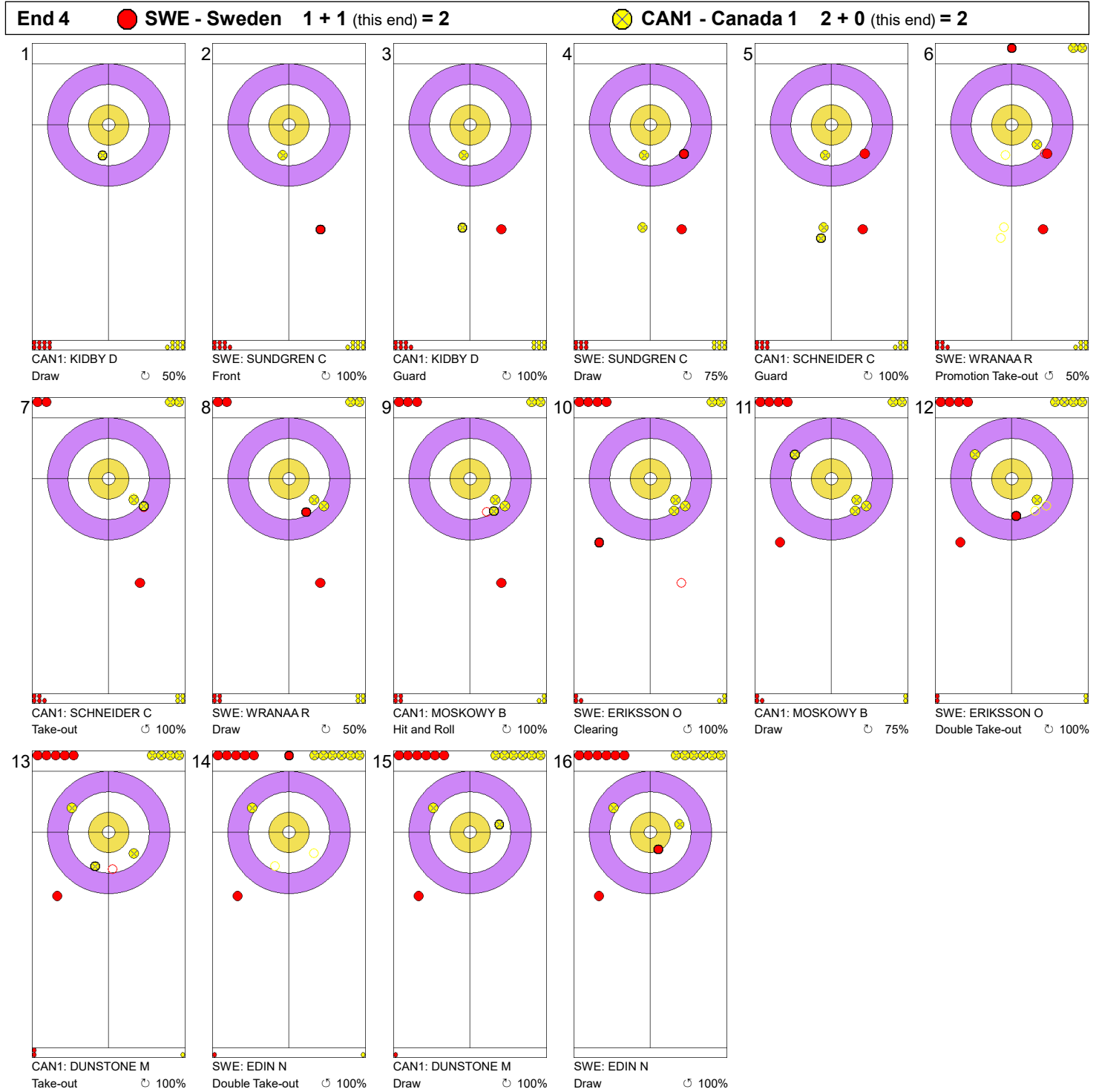
Legend:
 Clockwise
  Counter-clockwise
 - Not considered

Game - Shot by Shot



Legend:
 ↻ Clockwise ↺ Counter-clockwise - Not considered

Game - Shot by Shot



Legend:



↻ Clockwise

↺ Counter-clockwise

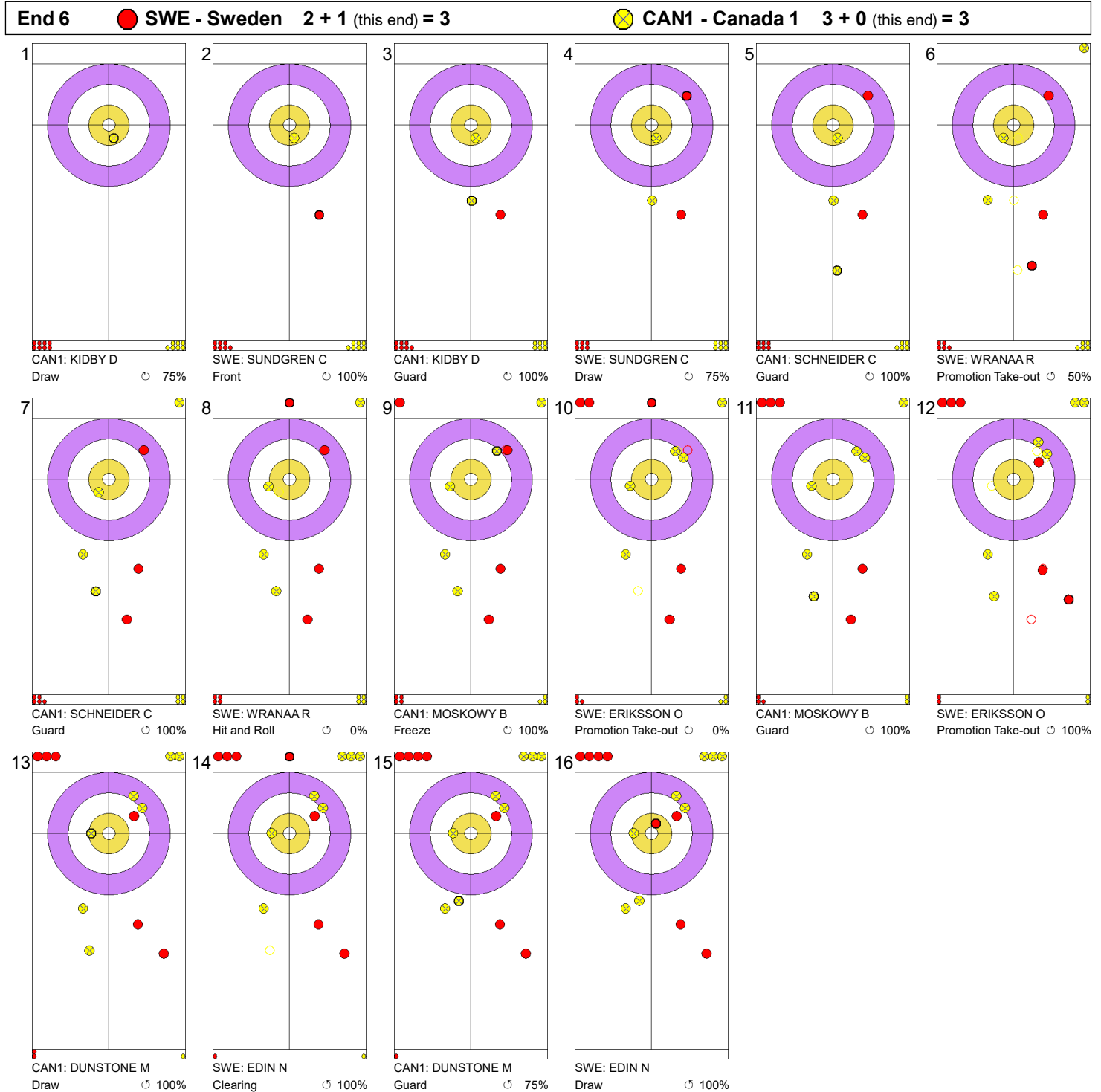
- Not considered

Game - Shot by Shot



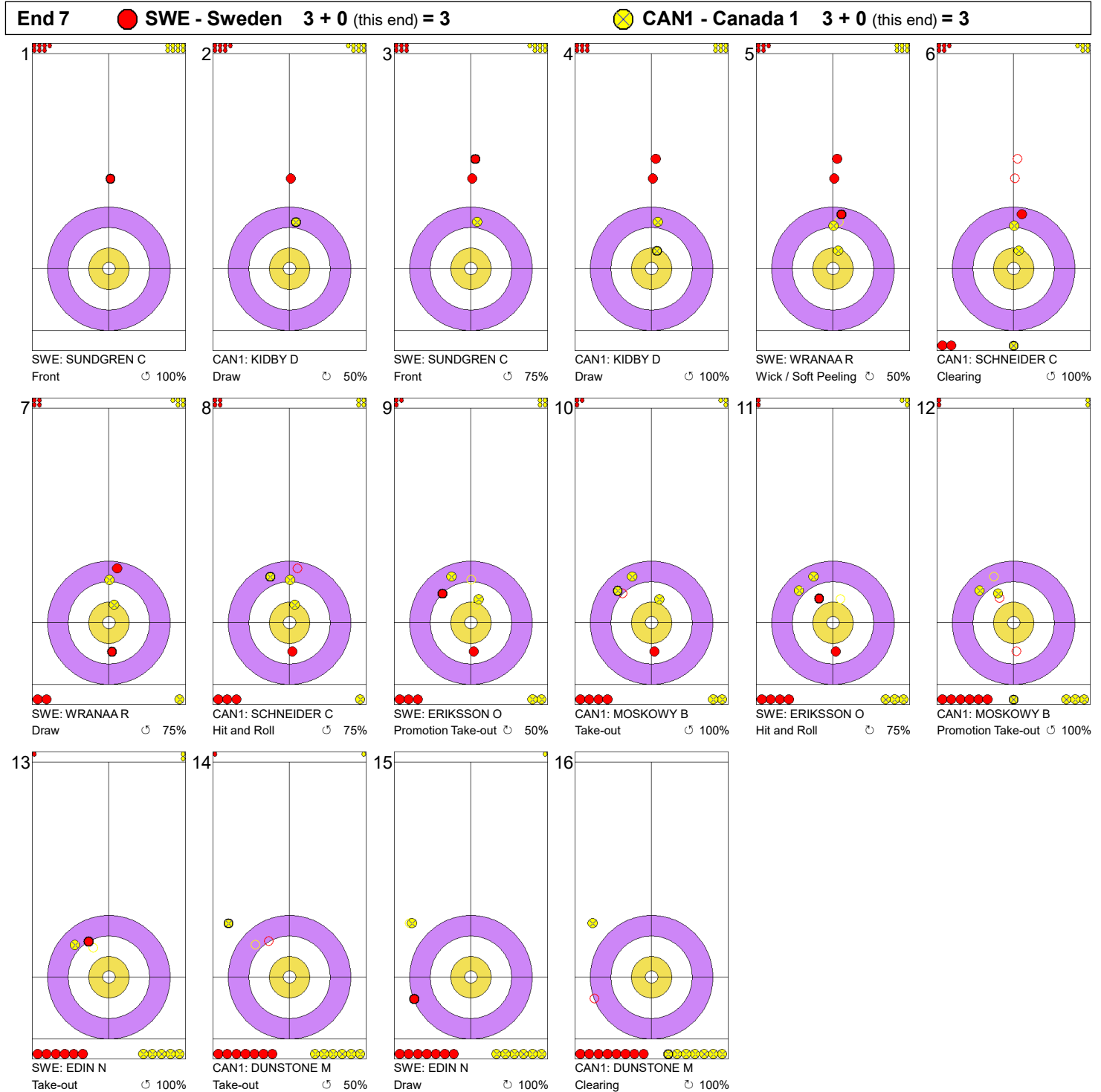
Legend:
 Clockwise
  Counter-clockwise
 - Not considered

Game - Shot by Shot



Legend:
 ↻ Clockwise ↺ Counter-clockwise - Not considered



Game - Shot by Shot



Legend:
 ↻ Clockwise ↺ Counter-clockwise - Not considered

Game - Shot by Shot



Legend:
 Clockwise
  Counter-clockwise
 - Not considered

Game Results

Sheet	Game	Team	LSFE	1	2	3	4	5	6	7	8	Total	Points
B	5	CAN2 - Canada (Koe)	*	0	1	0	0	1	0	2	0	4	3
	5	NOR - Norway (Ulstrup)		0	0	1	0	0	1	0	1	3	0

CAN2 - Canada 2		Shot Success	
		Game	All
4 S	KOE Kevin	85%	76%
3 V	NEUFELD B.J.	89%	83%
2	FLASCH Colton	81%	76%
1	NEUFELD Denni	88%	86%
A	-	-	-
Team Total		86%	80%

NOR - Norway		Shot Success	
		Game	All
4 S	ULSRUD Thomas	87%	73%
3 V	NERGAARD Torger	91%	79%
2	SVAE Christoffer	69%	73%
1	PETERSSON Haavard Vad	94%	86%
A	-	-	-
Team Total		85%	78%

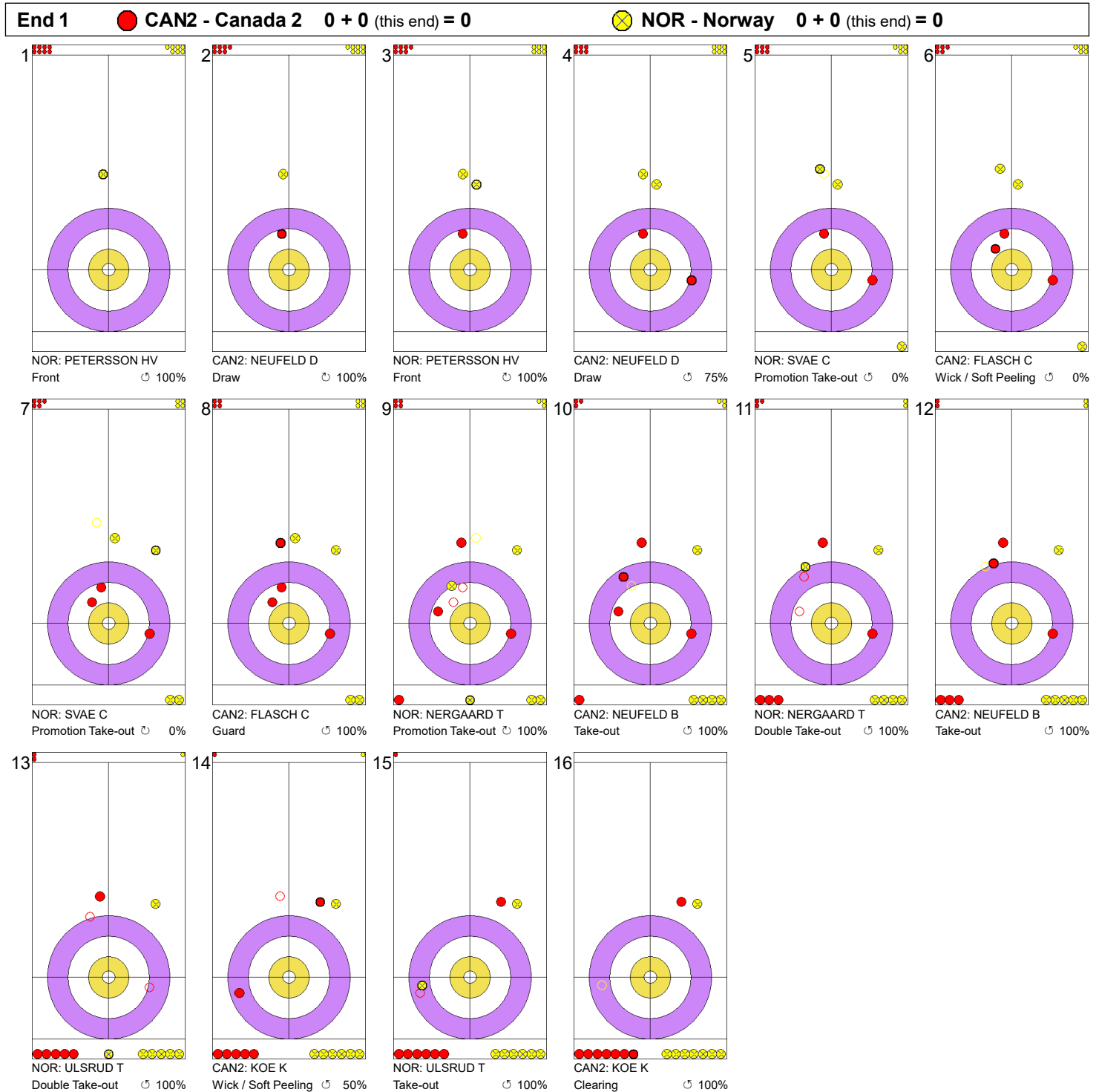
CAN2 - Canada 2		↻	↺	Game	
4	KOE Kevin	Draws	2 63%	4 88%	6 79%
		Take-outs	2 75%	7 93%	9 89%
		Total	4 69%	11 91%	15 85%
3	NEUFELD B.J.	Draws	3 67%	5 95%	8 84%
		Take-outs	2 75%	6 100%	8 94%
		Total	5 70%	11 98%	16 89%
2	FLASCH Colton	Draws	1 100%	6 67%	7 71%
		Take-outs	3 100%	6 83%	9 89%
		Total	4 100%	12 75%	16 81%
1	NEUFELD Denni	Draws	4 100%	9 86%	13 90%
		Take-outs	1 100%	2 63%	3 75%
		Total	5 100%	11 82%	16 88%
A	-	Draws	0 -	0 -	0 -
		Take-outs	0 -	0 -	0 -
		Total	0 -	0 -	0 -
Team		Draws	10 83%	24 83%	34 83%
		Take-outs	8 88%	21 89%	29 89%
		Total	18 85%	45 86%	63 86%

NOR - Norway		↻	↺	Game	
4	ULSRUD Thomas	Draws	1 100%	2 75%	3 83%
		Take-outs	5 80%	7 93%	12 88%
		Total	6 83%	9 89%	15 87%
3	NERGAARD Torger	Draws	2 75%	1 100%	3 83%
		Take-outs	8 94%	5 90%	13 92%
		Total	10 90%	6 92%	16 91%
2	SVAE Christoffer	Draws	6 63%	1 75%	7 64%
		Take-outs	4 63%	5 80%	9 72%
		Total	10 63%	6 79%	16 69%
1	PETERSSON Haavard Vad	Draws	8 91%	7 96%	15 93%
		Take-outs	0 -	1 100%	1 100%
		Total	8 91%	8 97%	16 94%
A	-	Draws	0 -	0 -	0 -
		Take-outs	0 -	0 -	0 -
		Total	0 -	0 -	0 -
Team		Draws	17 79%	11 91%	28 84%
		Take-outs	17 82%	18 89%	35 86%
		Total	34 81%	29 90%	63 85%

Note:
Position and function for each team member:
4 = Fourth, 3 = Third, 2 = Second, 1 = Lead, A = Alternate, S = Skip, V = Vice-Skip

Legend:
↻ Clockwise ↺ Counter-clockwise LSFE(*) Last Stone First End

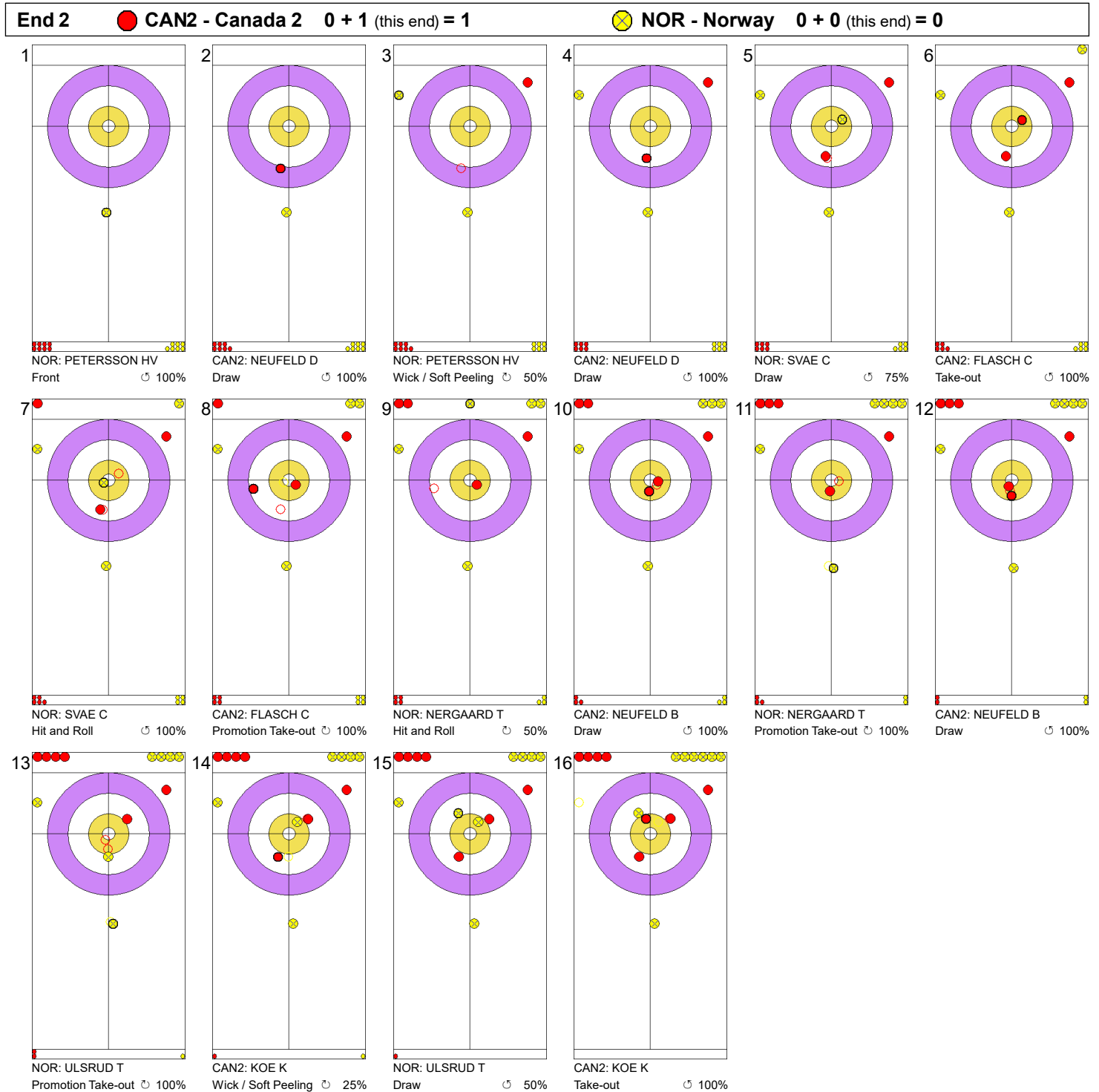
Game - Shot by Shot



Legend:
 ⤵ Clockwise ⤴ Counter-clockwise - Not considered

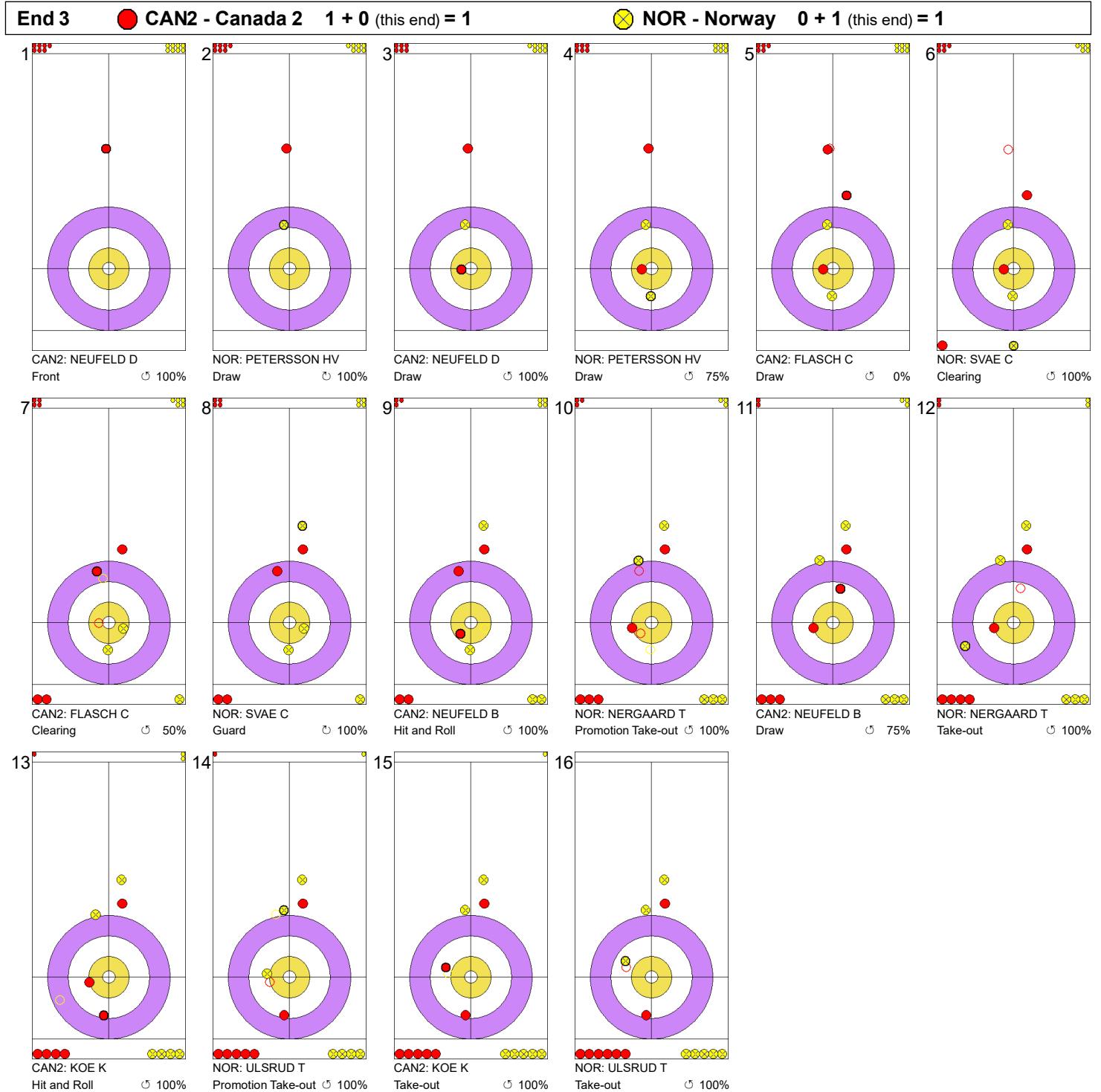


Game - Shot by Shot



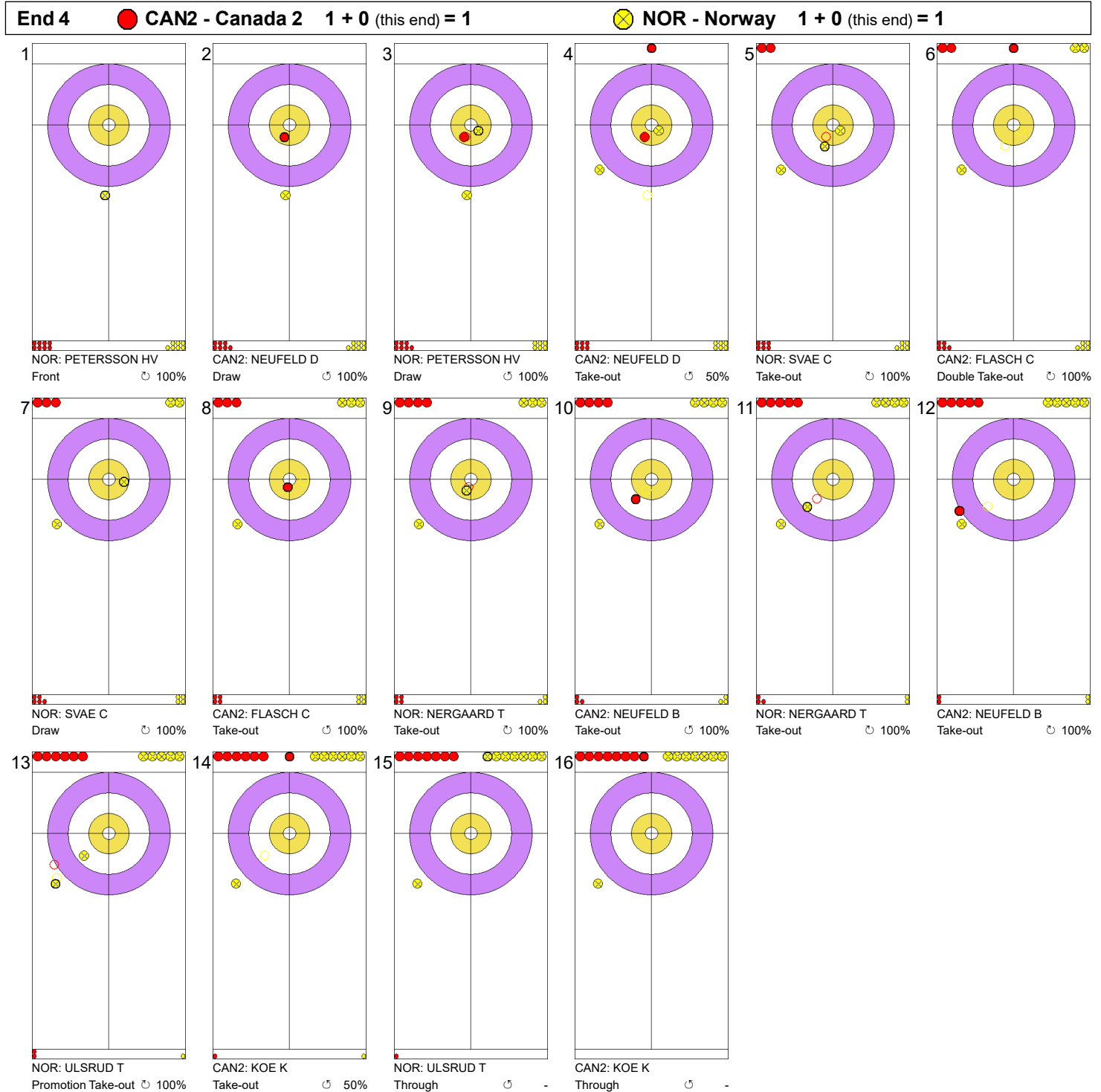
Legend:
 ↻ Clockwise ↺ Counter-clockwise - Not considered



Game - Shot by Shot



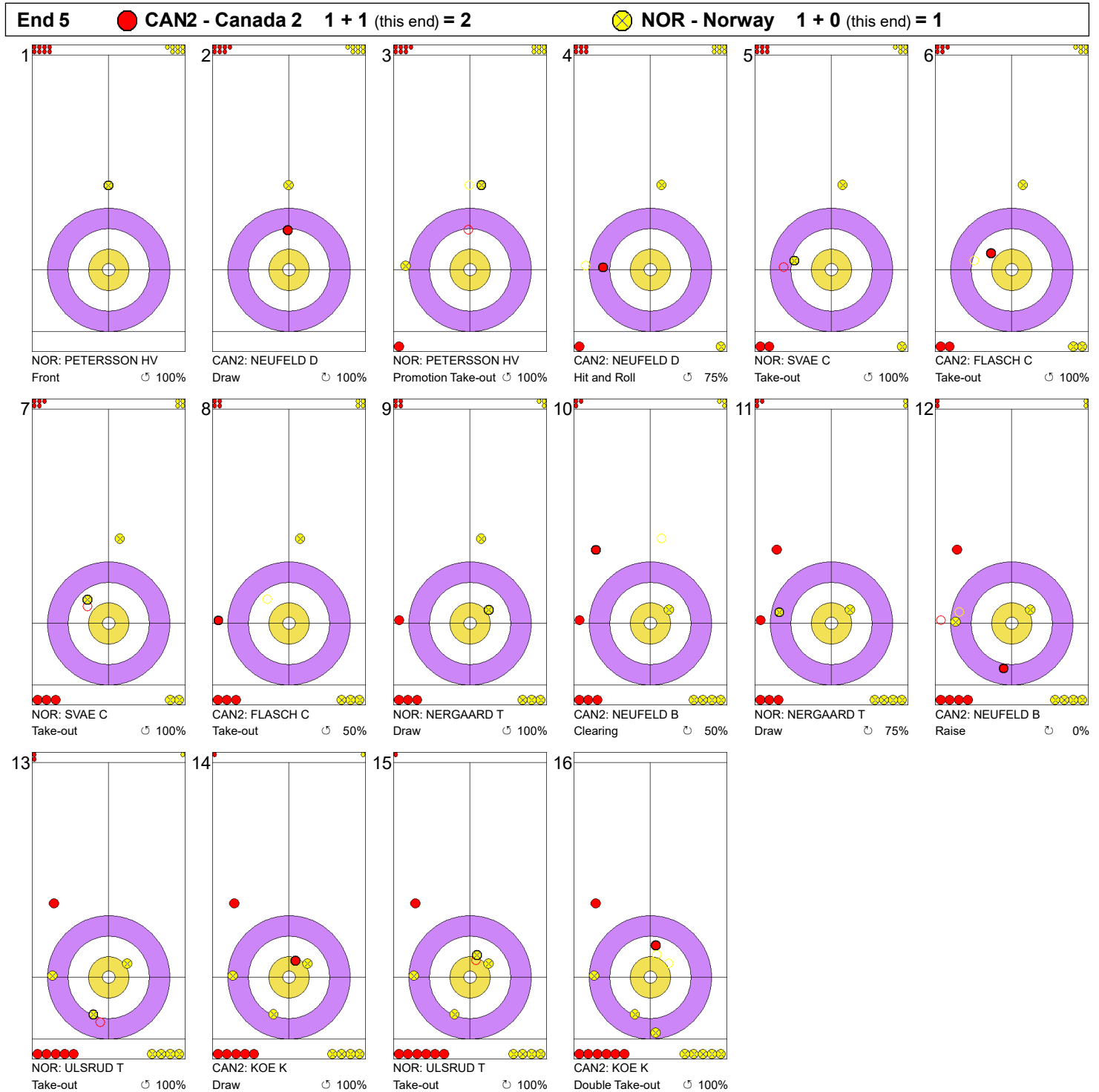
Legend:
 ↻ Clockwise ↺ Counter-clockwise - Not considered

Game - Shot by Shot



Legend:
 Clockwise
  Counter-clockwise
 - Not considered

Game - Shot by Shot



Legend:
 ⌚ Clockwise ⌚ Counter-clockwise - Not considered





Game - Shot by Shot



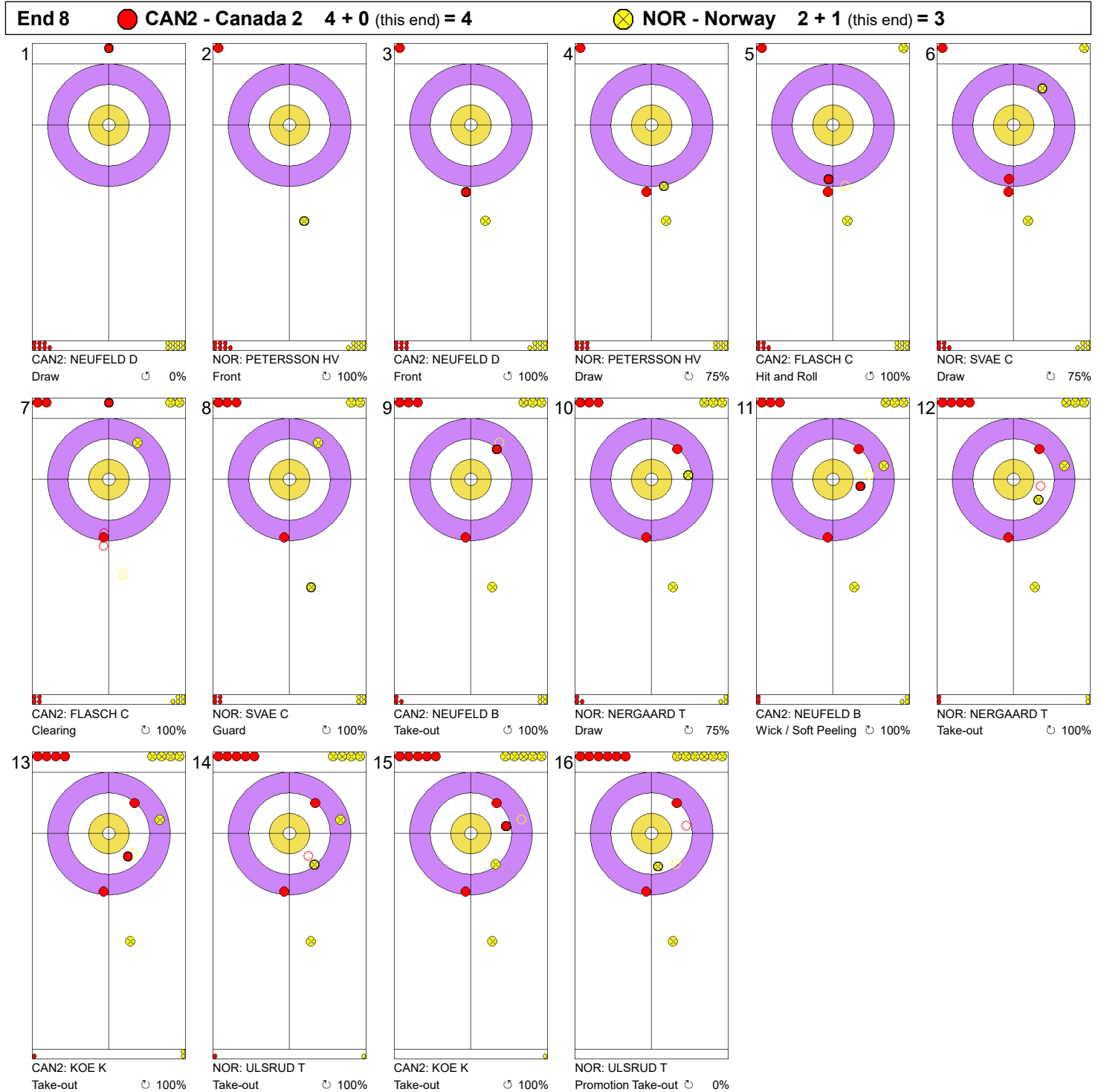
Legend:
 ↻ Clockwise ↺ Counter-clockwise - Not considered

Game - Shot by Shot



Legend:
 Clockwise
  Counter-clockwise
 - Not considered

Game - Shot by Shot



Legend:
 ↻ Clockwise ↺ Counter-clockwise - Not considered

Game Results

Sheet	Game	Team	LSFE	1	2	3	4	5	6	7	8	Total	Points
C	5	CHN - China (Zou)	*	1	0	0	1	0	2	1	1	6	3
	5	USA - United States (Shuster)		0	1	1	0	1	0	0	0	3	0

CHN - China		Shot Success	
		Game	All
4	V BA Dexin	72%	71%
3	S ZOU Qiang	83%	81%
2	WANG Zhi Yu	75%	72%
1	XU Jingtao	92%	81%
A	ZANG Jialiang	-	-
Team Total		80%	76%

USA - United States		Shot Success	
		Game	All
4	S SHUSTER John	75%	79%
3	V PLYS Chris	73%	80%
2	HAMILTON Matt	75%	75%
1	LANDSTEINER John	94%	85%
A	-	-	-
Team Total		79%	80%


CHN - China		♻	⌚	Game
4	BA Dexin	Draws	3 67%	7 82%
		Take-outs	3 50%	3 75%
		Total	6 58%	10 80%
3	ZOU Qiang	Draws	5 95%	3 75%
		Take-outs	5 85%	3 67%
		Total	10 90%	6 71%
2	WANG Zhi Yu	Draws	1 75%	3 58%
		Take-outs	7 86%	5 70%
		Total	8 84%	8 66%
1	XU Jingtao	Draws	3 100%	11 89%
		Take-outs	2 100%	0 -
		Total	5 100%	11 89%
A	ZANG Jialiang	Draws	0 -	0 -
		Take-outs	0 -	0 -
		Total	0 -	0 -
Team		Draws	12 88%	24 81%
		Take-outs	17 81%	11 70%
		Total	29 84%	35 78%

USA - United States		♻	⌚	Game
4	SHUSTER John	Draws	3 100%	4 94%
		Take-outs	5 55%	4 63%
		Total	8 72%	8 78%
3	PLYS Chris	Draws	5 90%	2 38%
		Take-outs	2 50%	6 79%
		Total	7 79%	8 69%
2	HAMILTON Matt	Draws	4 75%	3 42%
		Take-outs	6 79%	3 100%
		Total	10 78%	6 71%
1	LANDSTEINER John	Draws	6 92%	8 94%
		Take-outs	1 100%	1 100%
		Total	7 93%	9 94%
A	-	Draws	0 -	0 -
		Take-outs	0 -	0 -
		Total	0 -	0 -
Team		Draws	18 89%	17 78%
		Take-outs	14 68%	14 80%
		Total	32 80%	31 79%

Note:
Position and function for each team member:
4 = Fourth, 3 = Third, 2 = Second, 1 = Lead, A = Alternate, S = Skip, V = Vice-Skip

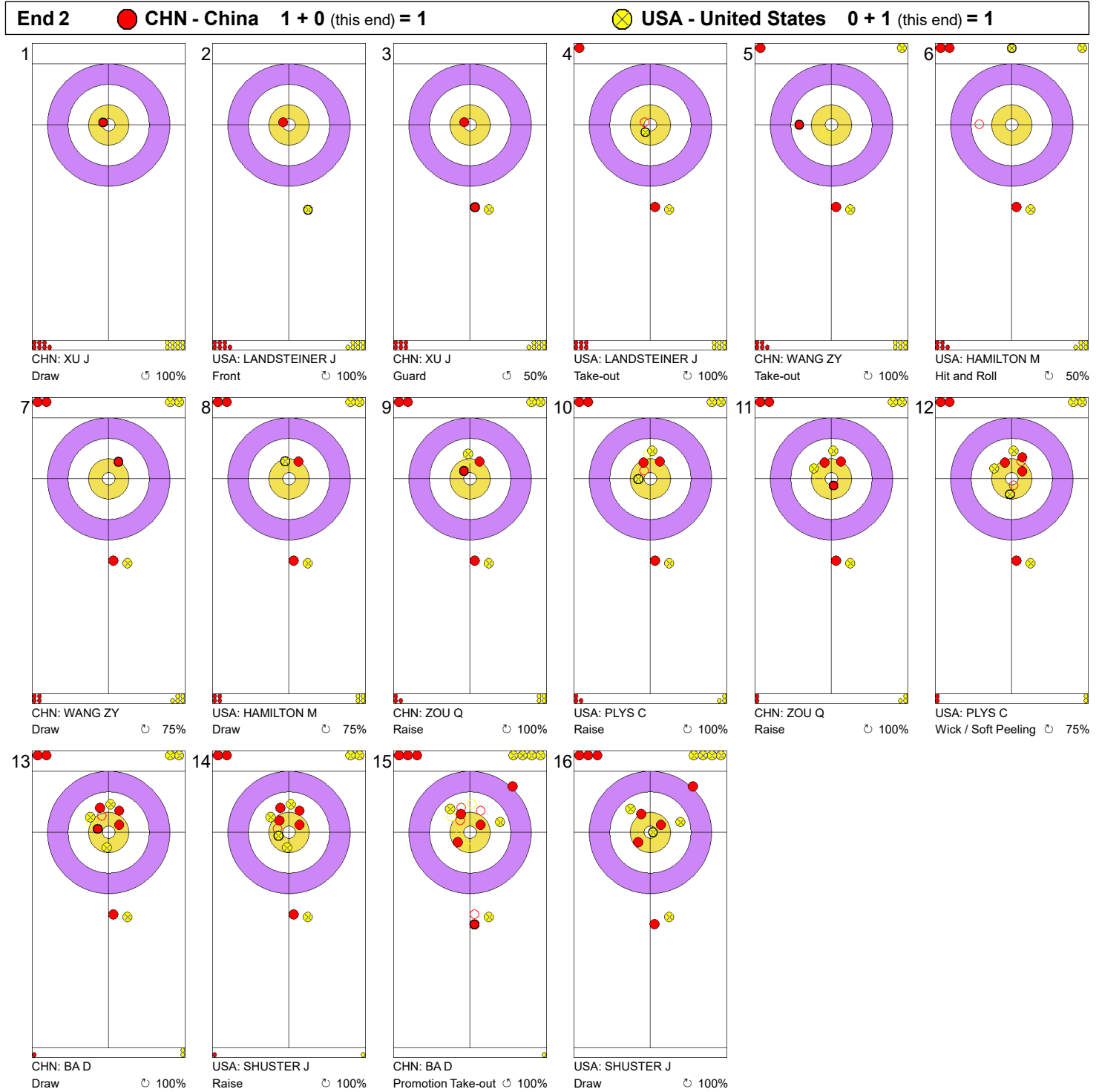
Legend:
♻ Clockwise ⌚ Counter-clockwise LSFE(*) Last Stone First End

Game - Shot by Shot



Legend:
 Clockwise Counter-clockwise - Not considered

Game - Shot by Shot



Legend:
↻ Clockwise ↺ Counter-clockwise - Not considered



Game - Shot by Shot



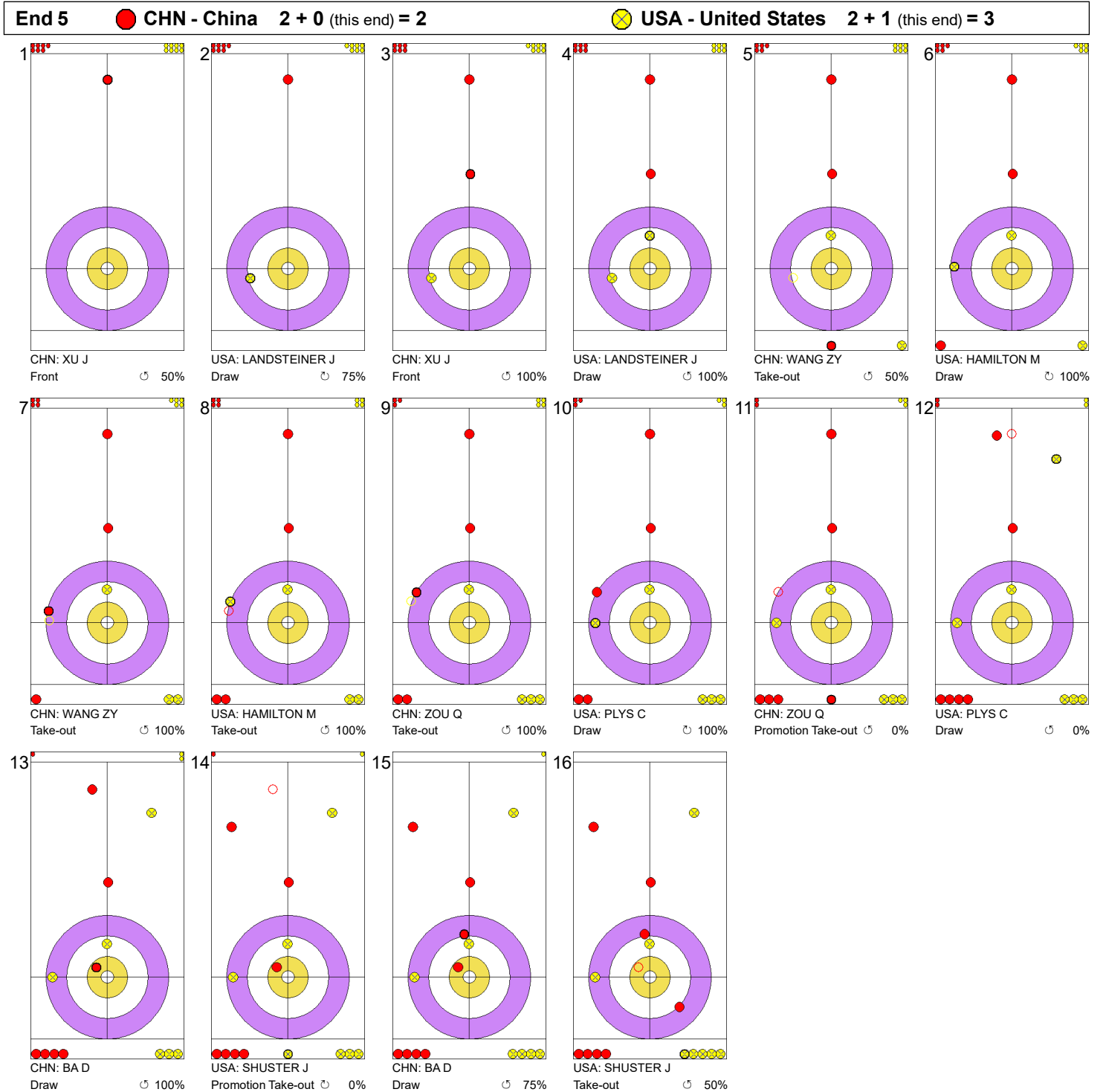
Legend:
 ⌚ Clockwise ⌚ Counter-clockwise - Not considered

Game - Shot by Shot



Legend:
 Clockwise
  Counter-clockwise
 - Not considered



Game - Shot by Shot



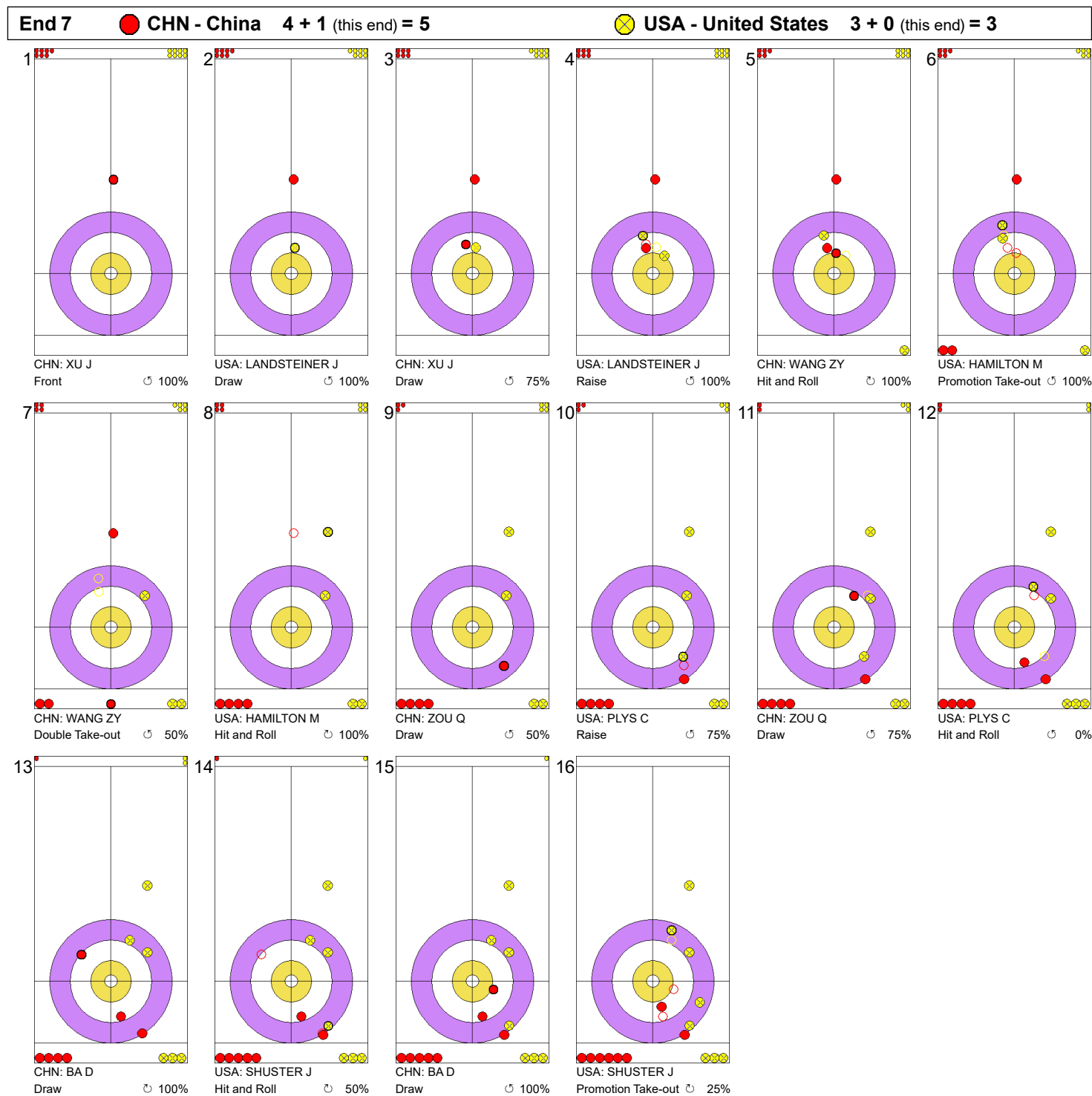
Legend:
 ⊕ Clockwise ⊗ Counter-clockwise - Not considered

Game - Shot by Shot



Legend:
 Clockwise
  Counter-clockwise
 - Not considered

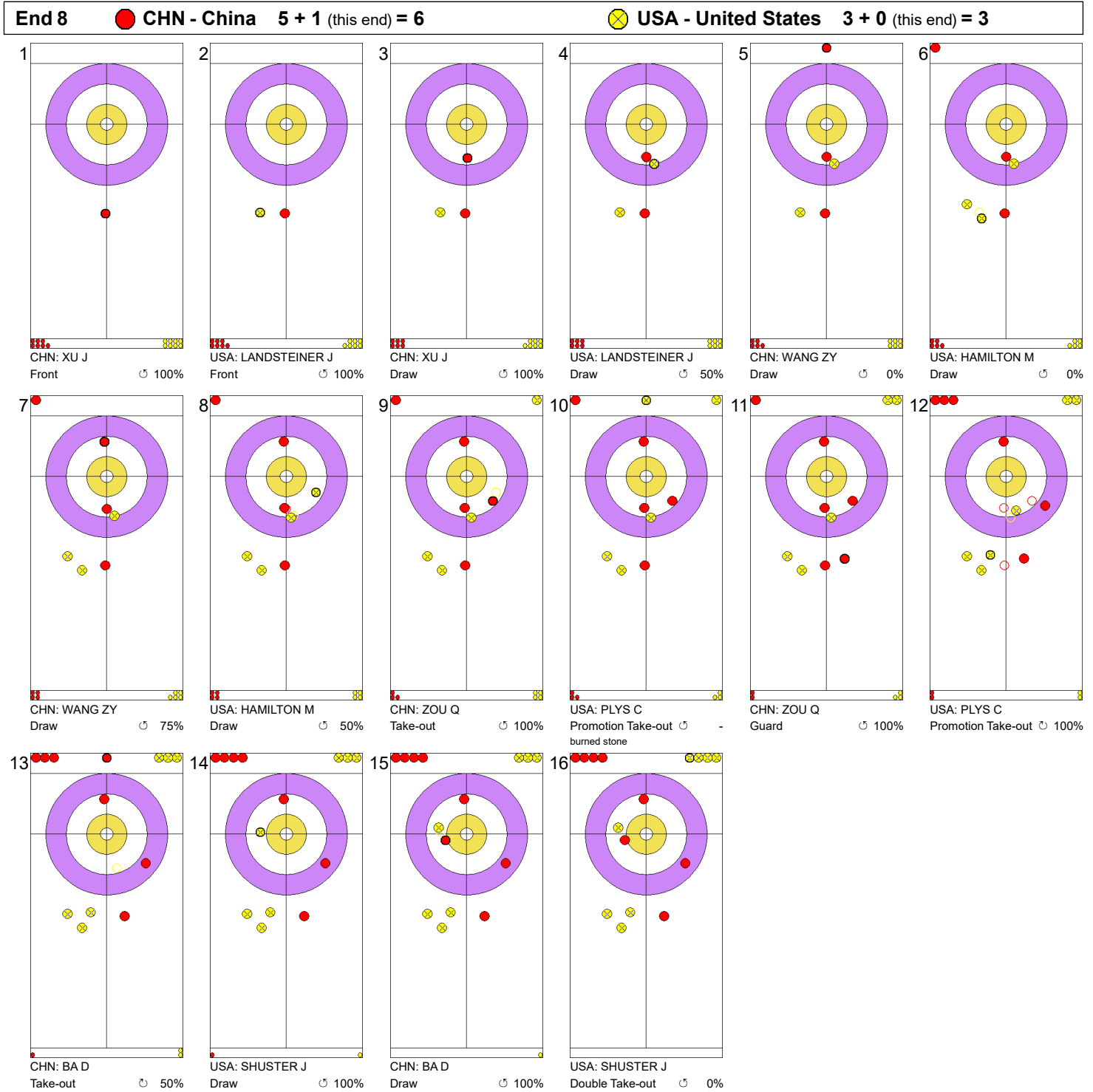
Game - Shot by Shot



Legend:

↻ Clockwise ↺ Counter-clockwise - Not considered

Game - Shot by Shot



Legend:
 ⤵ Clockwise ⤴ Counter-clockwise - Not considered



Game Results

Sheet	Game	Team	LSFE	1	2	3	4	5	6	7	8	Total	Points
D	5	SUI - Switzerland (Schwaller)	*	0	2	0	0	0	0	X	X	2	0
	5	SCO - Scotland (Paterson)		1	0	2	1	1	2	X	X	7	3

SUI - Switzerland		Shot Success	
		Game	All
4 S	SCHWALLER Yannick	54%	69%
3 V	BRUNNER Michael	73%	79%
2	MEIER Romano	71%	80%
1	KAEUFELER Marcel	98%	87%
A	-	-	-
Team Total		74%	79%

SCO - Scotland		Shot Success	
		Game	All
4 S	PATERSON Ross	92%	80%
3 V	WADDELL Kyle	83%	90%
2	MENZIES Duncan	94%	88%
1	GOODFELLOW Michael	100%	88%
A	-	-	-
Team Total		92%	87%

SUI - Switzerland		↻	↺	Game
4	SCHWALLER Yannick	Draws	6 54%	0 - 6 54%
		Take-outs	4 56%	2 50% 6 54%
		Total	10 55%	2 50% 12 54%
3	BRUNNER Michael	Draws	4 88%	2 13% 6 63%
		Take-outs	4 100%	2 50% 6 83%
		Total	8 94%	4 31% 12 73%
2	MEIER Romano	Draws	3 75%	3 42% 6 58%
		Take-outs	3 92%	3 75% 6 83%
		Total	6 83%	6 58% 12 71%
1	KAEUFELER Marcel	Draws	9 97%	3 100% 12 98%
		Take-outs	0 - 0 - 0 -	
		Total	9 97%	3 100% 12 98%
A -	-	Draws	0 - 0 - 0 -	
		Take-outs	0 - 0 - 0 -	
		Total	0 - 0 - 0 -	
Team		Draws	22 81%	8 56% 30 74%
		Take-outs	11 82%	7 61% 18 74%
		Total	33 81%	15 58% 48 74%

SCO - Scotland		↻	↺	Game
4	PATERSON Ross	Draws	5 90%	1 100% 6 92%
		Take-outs	4 100%	2 75% 6 92%
		Total	9 94%	3 83% 12 92%
3	WADDELL Kyle	Draws	3 75%	0 - 3 75%
		Take-outs	6 88%	3 83% 9 86%
		Total	9 83%	3 83% 12 83%
2	MENZIES Duncan	Draws	8 94%	0 - 8 94%
		Take-outs	3 92%	1 100% 4 94%
		Total	11 93%	1 100% 12 94%
1	GOODFELLOW Michael	Draws	8 100%	3 100% 11 100%
		Take-outs	0 - 1 100%	1 100%
		Total	8 100%	4 100% 12 100%
A -	-	Draws	0 - 0 - 0 -	
		Take-outs	0 - 0 - 0 -	
		Total	0 - 0 - 0 -	
Team		Draws	24 93%	4 100% 28 94%
		Take-outs	13 92%	7 86% 20 90%
		Total	37 93%	11 91% 48 92%

Note:
Position and function for each team member:
4 = Fourth, 3 = Third, 2 = Second, 1 = Lead, A = Alternate, S = Skip, V = Vice-Skip

Legend:
↻ Clockwise ↺ Counter-clockwise LSFE(*) Last Stone First End
X Unplayed/unfinished end due to concession



Game - Shot by Shot



Legend:
 ↻ Clockwise ↺ Counter-clockwise - Not considered



Game - Shot by Shot



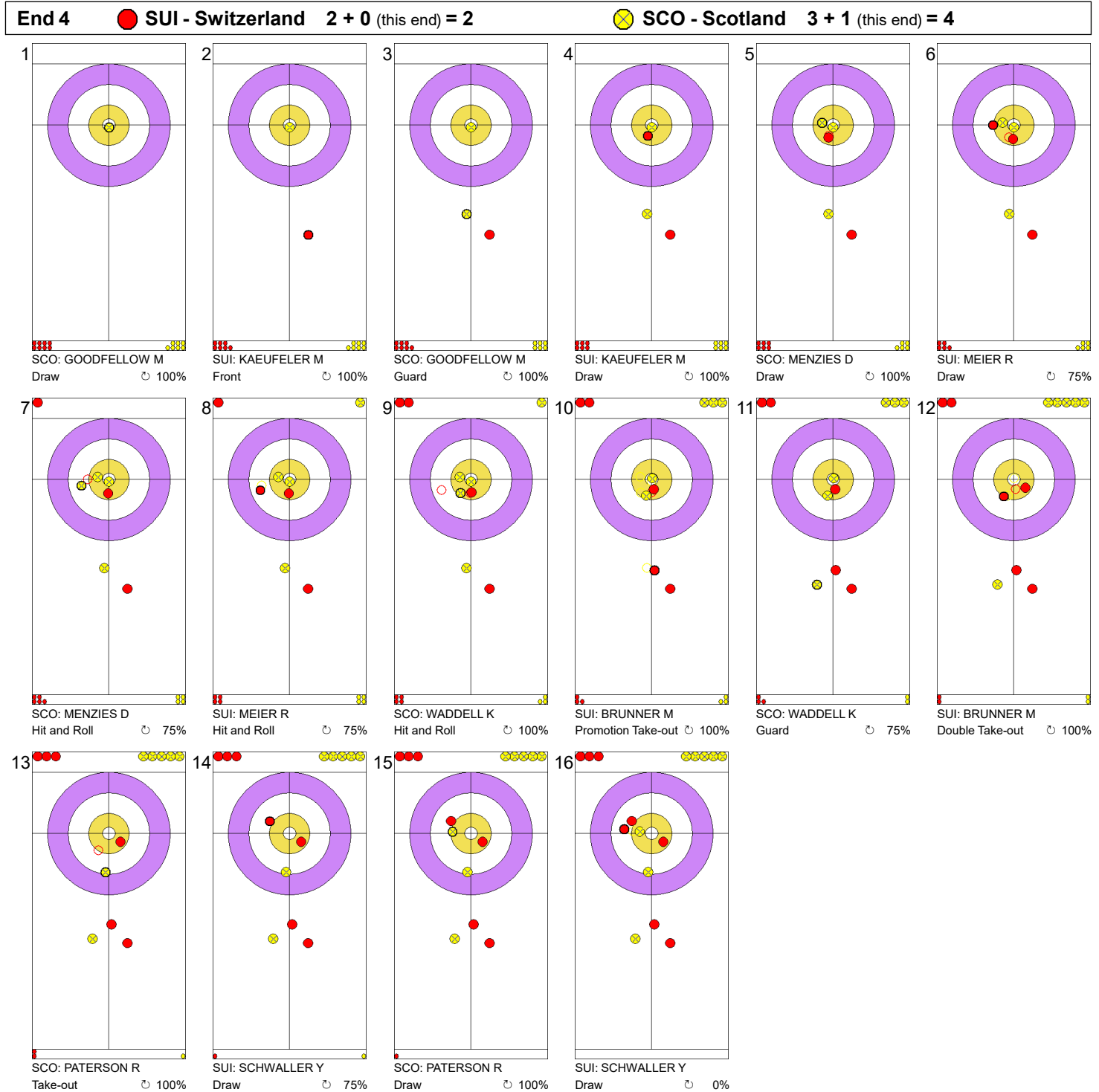
Legend:
 Clockwise
  Counter-clockwise
 - Not considered



Game - Shot by Shot



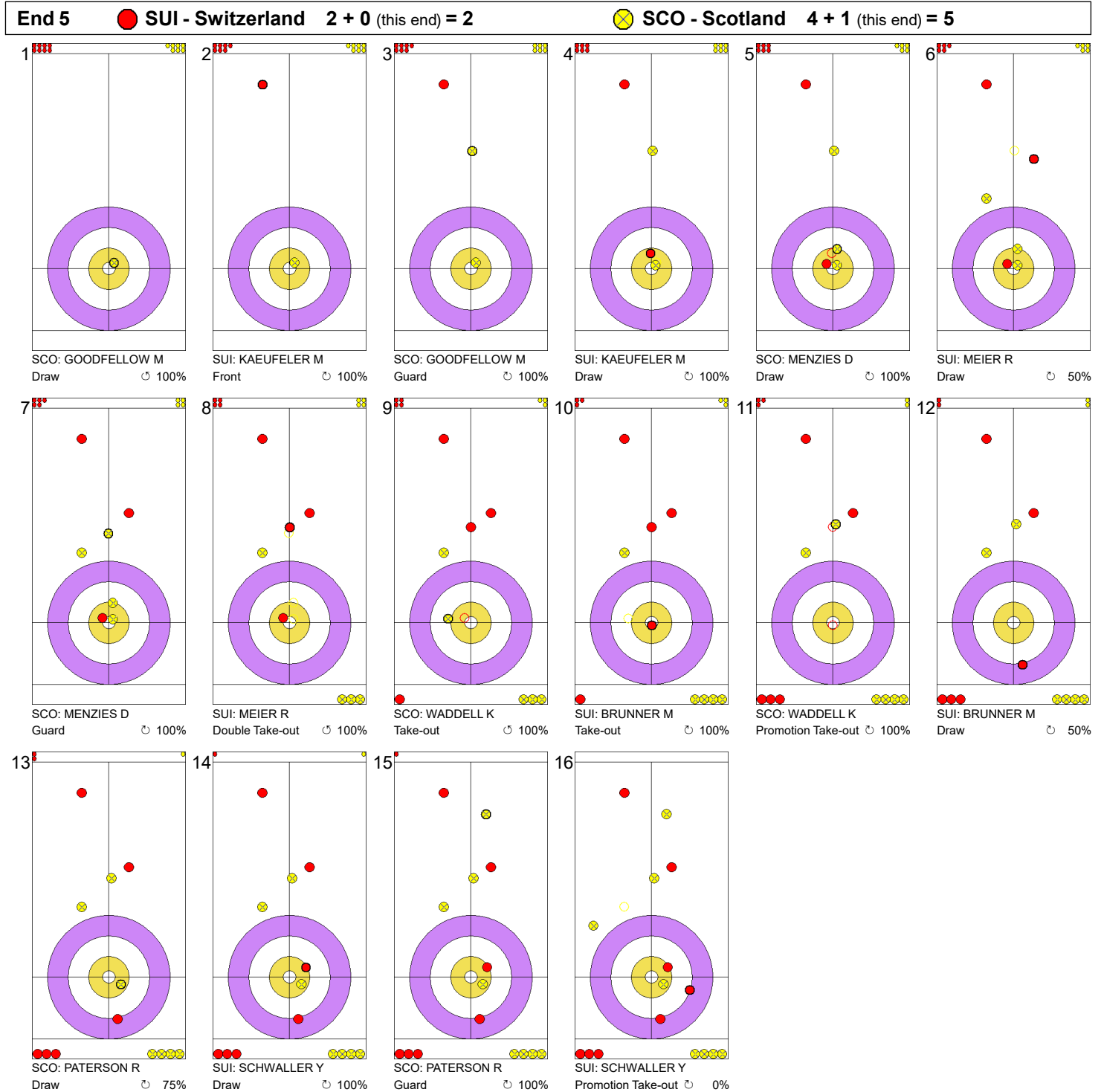
Legend:
 Clockwise
  Counter-clockwise
 - Not considered



Game - Shot by Shot



Legend:
 Clockwise
  Counter-clockwise
 - Not considered

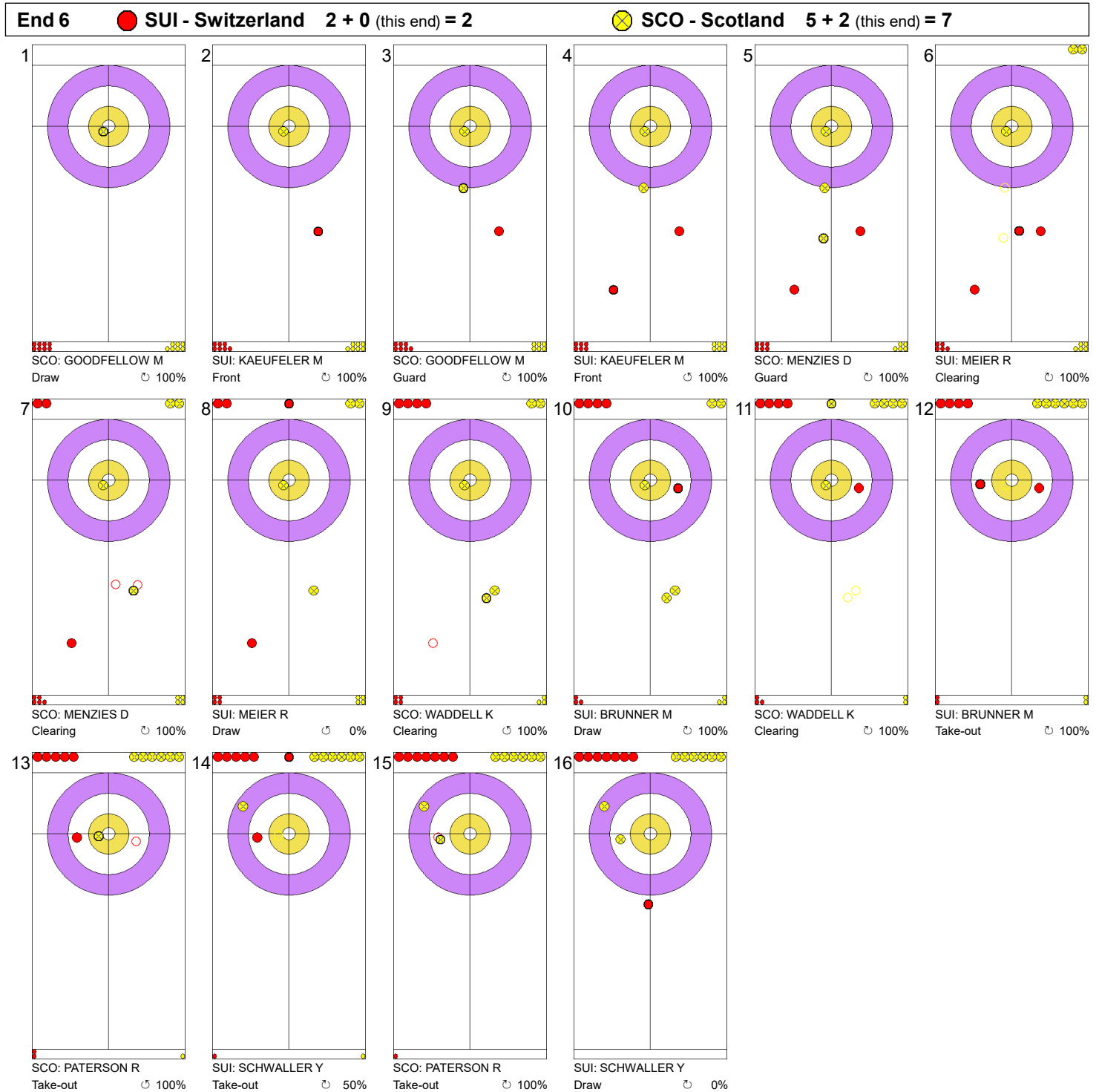
Game - Shot by Shot



Legend:
 Clockwise
  Counter-clockwise
 - Not considered



Game - Shot by Shot



Legend:
 ↻ Clockwise ↺ Counter-clockwise - Not considered

Session Results and Standings

Sheet	Round	Team	LSFE	1	2	3	4	5	6	7	8	SO	Total	Points
A	W4	JPN - Japan (Fujisawa)	*	0	1	1	0	2	0	2	0	0	6	1
		CAN - Canada (Jones)		1	0	0	2	0	1	0	2	1	7	2
B	W4	USA - United States (Roth)	*	1	0	1	0	0	1	0	X		3	0
		CHN - China (Jiang)		0	1	0	2	1	0	3	X		7	3
C	M4	SCO - Scotland (Paterson)	*	0	3	0	2	0	1	0	0		6	3
		NOR - Norway (Ulsrud)		0	0	2	0	1	0	1	1		5	0
D	MD5	USA - United States (Anderson/Dropkin)	*	1	0	3	0	1	0	3	0		8	0
		CAN1 - Canada (Walker/Muyres)		0	3	0	4	0	1	0	1		9	3
E	M4	SUI - Switzerland (Schwaller)	*	4	0	2	2	1	0	X	X		9	3
		CAN2 - Canada (Koe)		0	2	0	0	0	1	X	X		3	0

Women's Current Standings

Group-A				Group-B			
Rank	Team	Games	Points	Rank	Team	Games	Points
1	CAN - Canada (Jones)	4	10	1	SUI - Switzerland (Tirinzoni)	3	9
2	JPN - Japan (Fujisawa)	4	7	2	RUS - Russia (Sidorova)	3	6
3	CHN - China (Jiang)	4	6	3	KOR - Korea (Kim)	3	3
4	USA - United States (Roth)	4	1	4	SWE - Sweden (Hasselborg)	3	0

Men's Current Standings

Group-A				Group-B			
Rank	Team	Games	Points	Rank	Team	Games	Points
1	SWE - Sweden (Edin)	4	9	1	SCO - Scotland (Paterson)	4	9
2	CHN - China (Zou)	4	6	1	SUI - Switzerland (Schwaller)	4	9
3	USA - United States (Shuster)	4	5	3	CAN2 - Canada (Koe)	4	6
4	CAN1 - Canada (Dunstone)	4	4	4	NOR - Norway (Ulsrud)	4	0

Mixed Doubles Current Standings

Group-A				Group-B			
Rank	Team	Games	Points	Rank	Team	Games	Points
1	CAN1 - Canada (Walker/Muyres)	5	11	1	NOR - Norway (Skaslien/Nedregotten)	4	10
2	USA - United States (Anderson/Dropkin)	5	9	2	SUI2 - Switzerland (Perret/Rios)	4	7
3	SUI1 - Switzerland (Jaeggi/Michel)	4	4	3	CAN2 - Canada (Sahaidak/Lott)	4	5
4	CHN - China (Cao/Yuan)	4	3	4	RUS - Russia (Komarova/Goriachev)	4	2

Note:
Under WCF rules, tie-breaking rules for standings are not applied until after the last game of the round robin.

Legend:
 Power Play **LSFE(*)** Last Stone First End **MDn** Mixed Doubles round n
Mn Men's round n **SO** Shoot-out **Wn** Women's round n
X Unplayed/unfinished end due to concession

Game Results

Sheet	Game	Team	LSFE	1	2	3	4	5	6	7	8	Total	Points
C	4	SCO - Scotland (Paterson)	*	0	3	0	2	0	1	0	0	6	3
	4	NOR - Norway (Ulstrup)		0	0	2	0	1	0	1	1	5	0

SCO - Scotland		Shot Success	
		Game	All
4 S	PATERSON Ross	91%	77%
3 V	WADDELL Kyle	92%	92%
2	MENZIES Duncan	84%	87%
1	GOODFELLOW Michael	88%	86%
A	-	-	-
Team Total		89%	85%

NOR - Norway		Shot Success	
		Game	All
4 S	ULSRUD Thomas	72%	70%
3 V	NERGAARD Torger	72%	76%
2	SVAE Christoffer	70%	75%
1	PETERSSON Haavard Vad	89%	84%
A	-	-	-
Team Total		76%	76%

SCO - Scotland		↻	↺	Game	
4	PATERSON Ross	Draws	3 83%	2 50%	5 70%
		Take-outs	5 100%	6 100%	11 100%
		Total	8 94%	8 88%	16 91%
3	WADDELL Kyle	Draws	2 88%	2 100%	4 94%
		Take-outs	8 88%	4 100%	12 92%
		Total	10 88%	6 100%	16 92%
2	MENZIES Duncan	Draws	7 79%	0 -	7 79%
		Take-outs	2 100%	7 86%	9 89%
		Total	9 83%	7 86%	16 84%
1	GOODFELLOW Michael	Draws	12 94%	3 67%	15 88%
		Take-outs	0 -	1 75%	1 75%
		Total	12 94%	4 69%	16 88%
A -	-	Draws	0 -	0 -	0 -
		Take-outs	0 -	0 -	0 -
		Total	0 -	0 -	0 -
Team		Draws	24 88%	7 71%	31 84%
		Take-outs	15 93%	18 93%	33 93%
		Total	39 90%	25 87%	64 89%

NOR - Norway		↻	↺	Game	
4	ULSRUD Thomas	Draws	4 75%	4 75%	8 75%
		Take-outs	5 65%	3 75%	8 69%
		Total	9 69%	7 75%	16 72%
3	NERGAARD Torger	Draws	4 56%	2 38%	6 50%
		Take-outs	5 100%	5 70%	10 85%
		Total	9 81%	7 61%	16 72%
2	SVAE Christoffer	Draws	9 64%	2 75%	11 66%
		Take-outs	2 50%	3 100%	5 80%
		Total	11 61%	5 90%	16 70%
1	PETERSSON Haavard Vad	Draws	5 95%	10 85%	15 88%
		Take-outs	0 -	1 100%	1 100%
		Total	5 95%	11 86%	16 89%
A -	-	Draws	0 -	0 -	0 -
		Take-outs	0 -	0 -	0 -
		Total	0 -	0 -	0 -
Team		Draws	22 72%	18 76%	40 74%
		Take-outs	12 77%	12 81%	24 79%
		Total	34 74%	30 78%	64 76%

Note:
Position and function for each team member:
4 = Fourth, 3 = Third, 2 = Second, 1 = Lead, A = Alternate, S = Skip, V = Vice-Skip

Legend:
↻ Clockwise ↺ Counter-clockwise LSFE(*) Last Stone First End

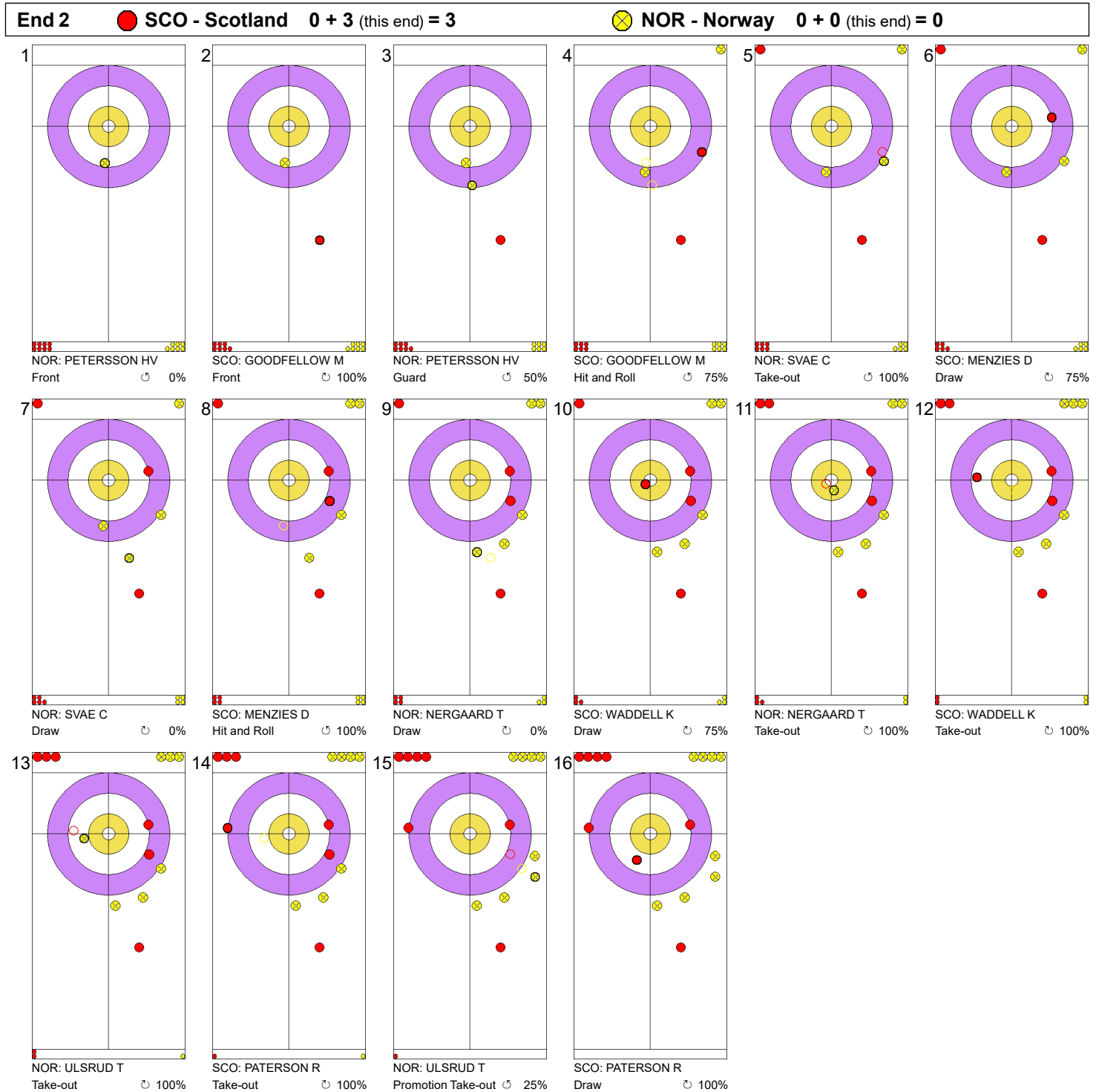
Game - Shot by Shot



Legend:
 ⌚ Clockwise ⌚ Counter-clockwise - Not considered



Game - Shot by Shot



Legend:
 ↻ Clockwise ↺ Counter-clockwise - Not considered

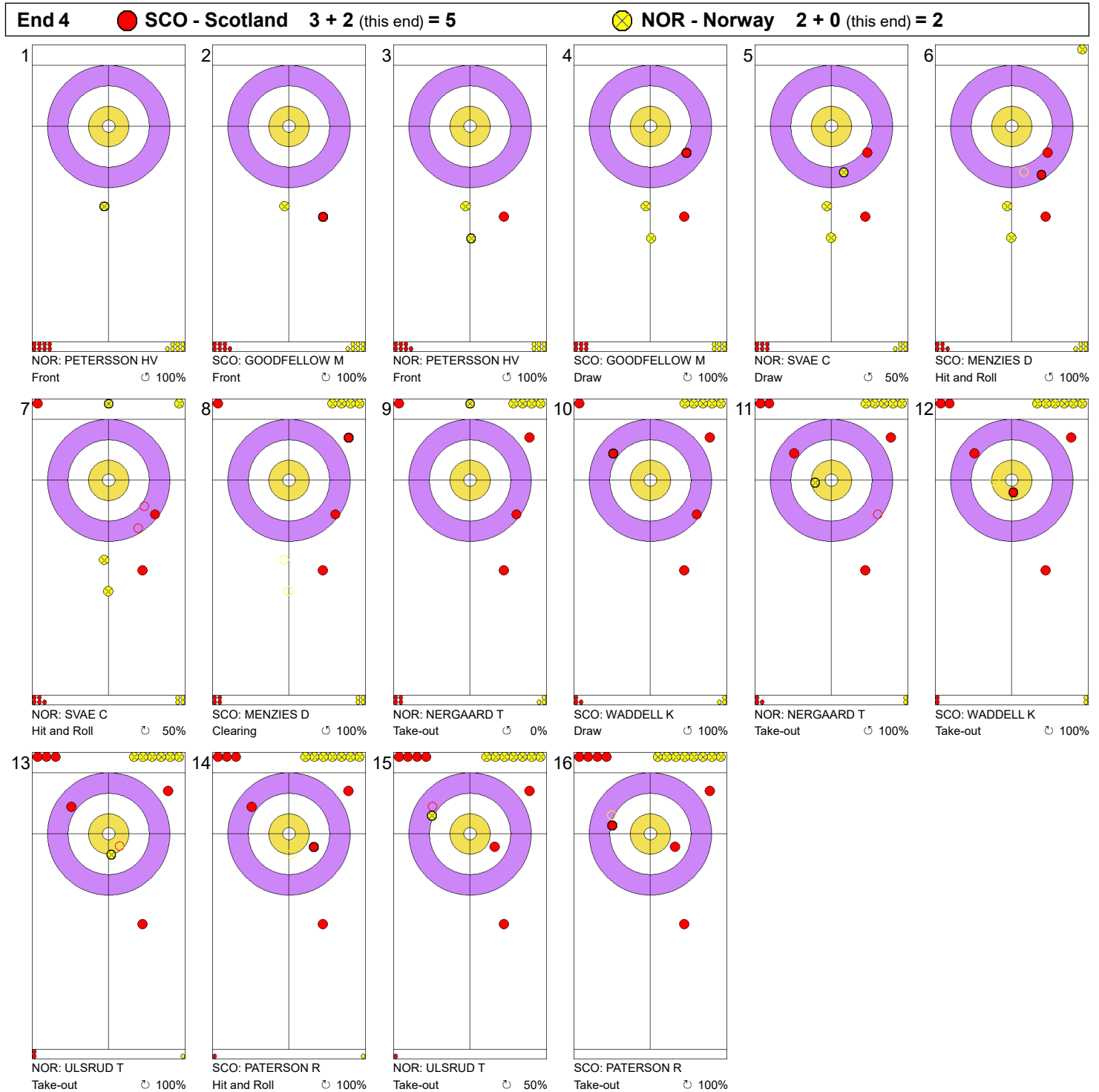
Game - Shot by Shot





Legend:
 ⊕ Clockwise ⊖ Counter-clockwise - Not considered

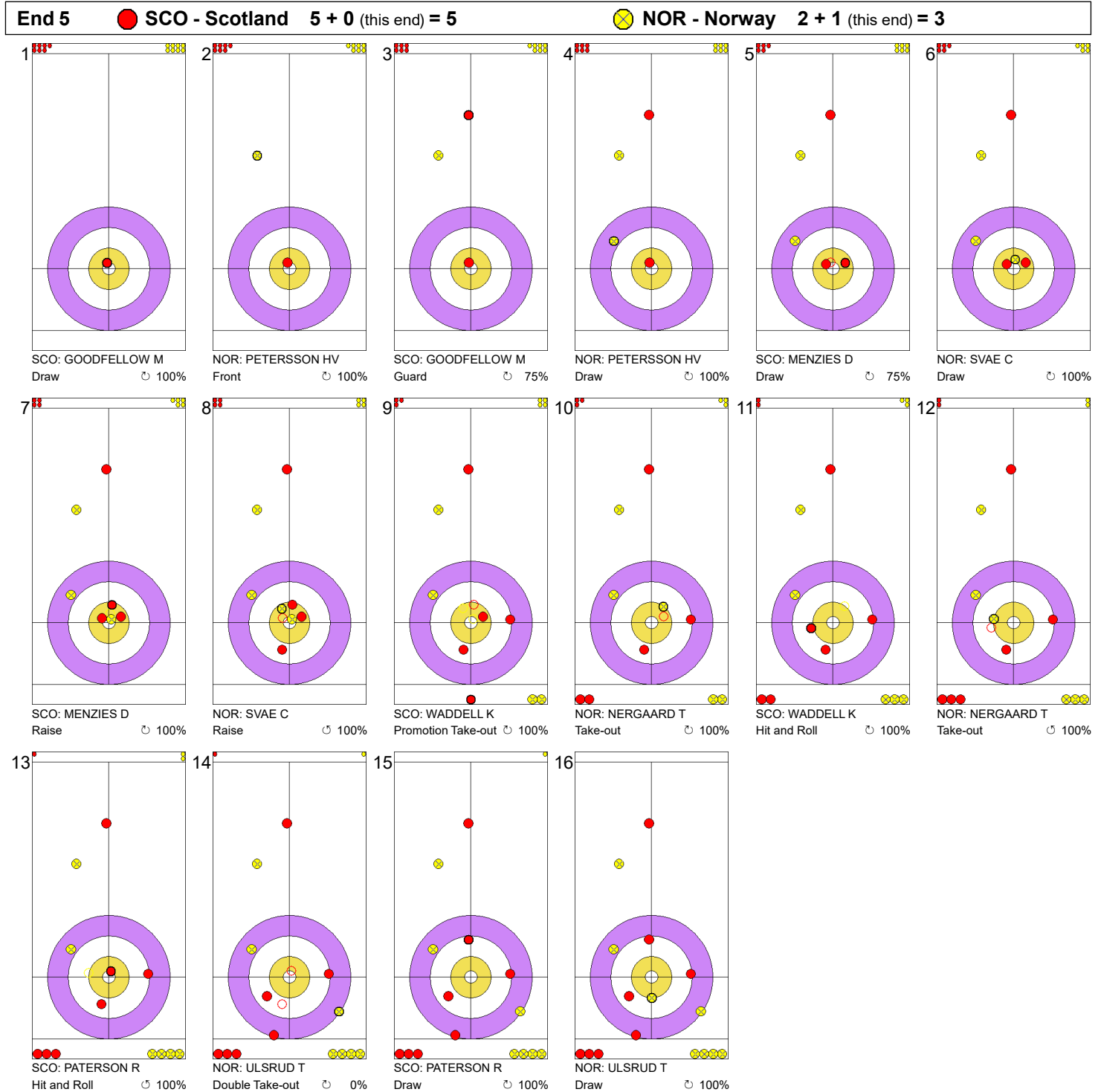


Game - Shot by Shot



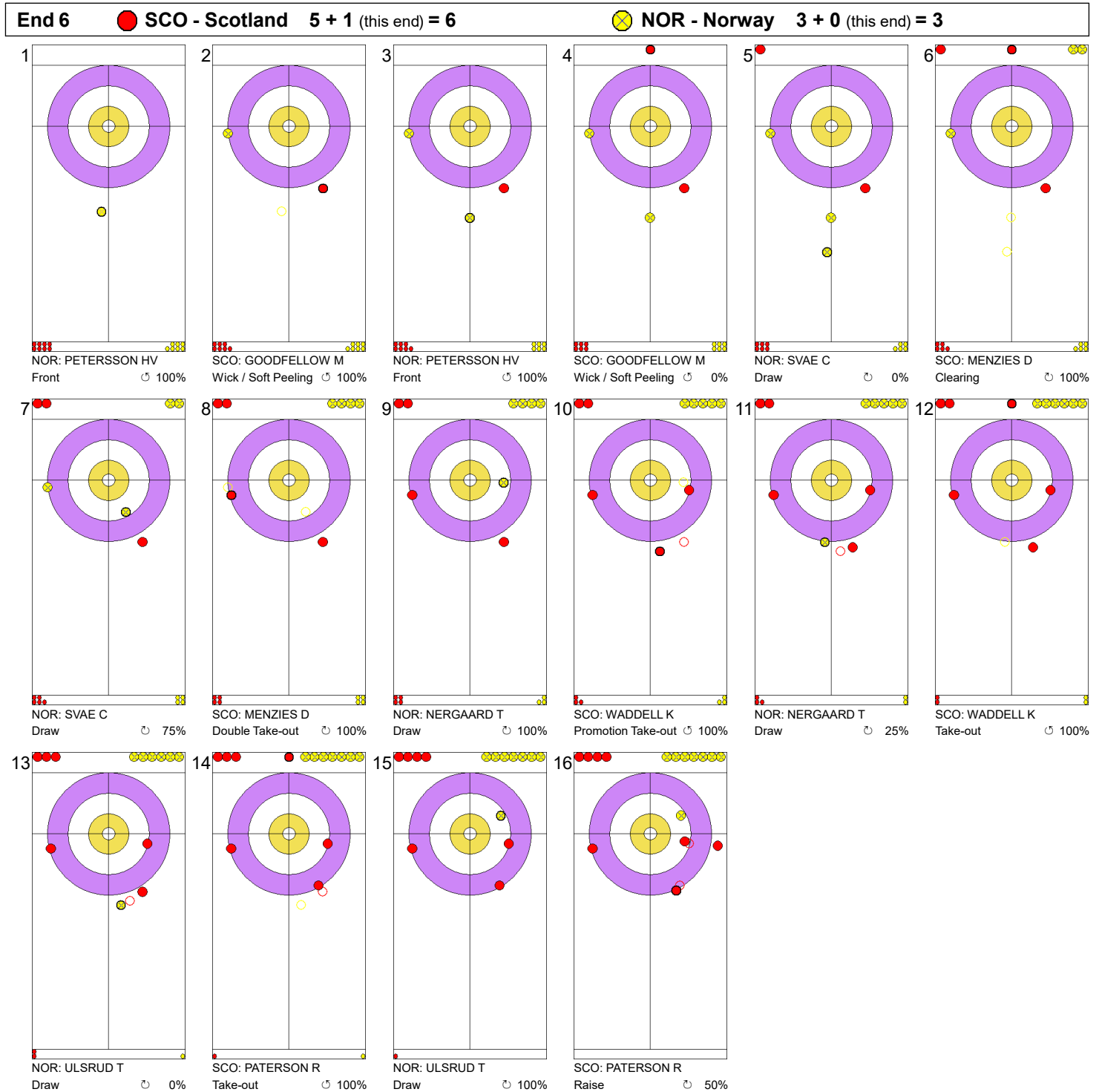
Legend:
 Clockwise
  Counter-clockwise
 - Not considered



Game - Shot by Shot



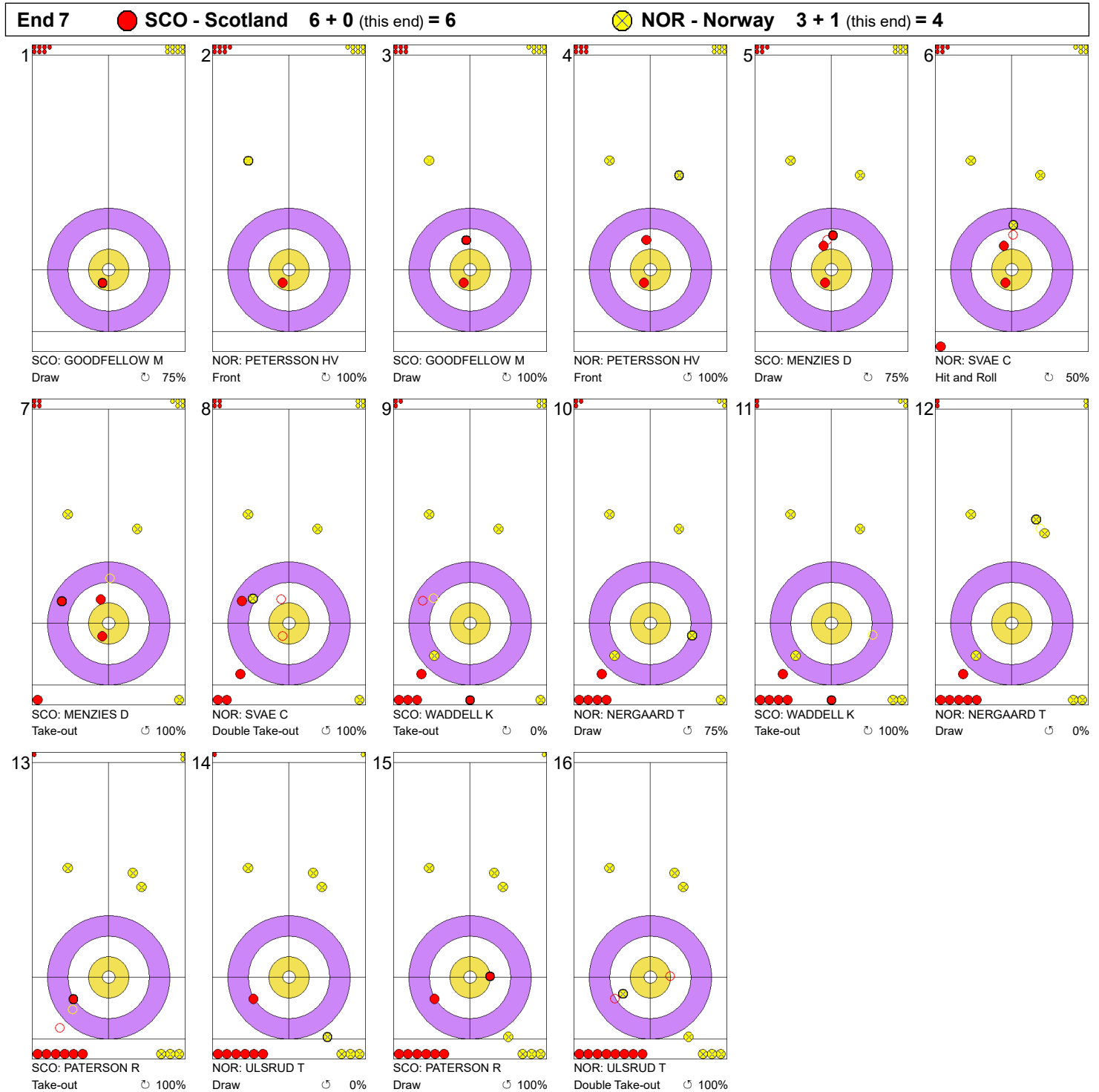
Legend:
 ↻ Clockwise ↺ Counter-clockwise - Not considered



Game - Shot by Shot



Legend:
 Clockwise
  Counter-clockwise
 - Not considered

Game - Shot by Shot



Legend:
 Clockwise
  Counter-clockwise
 - Not considered

Game - Shot by Shot



Legend:
 ⌚ Clockwise ⌚ Counter-clockwise - Not considered

Game Results

Sheet	Game	Team	LSFE	1	2	3	4	5	6	7	8	Total	Points
E	4	SUI - Switzerland (Schwaller)	*	4	0	2	2	1	0	X	X	9	3
	4	CAN2 - Canada (Koe)		0	2	0	0	0	1	X	X	3	0

SUI - Switzerland		Shot Success	
		Game	All
4 S	SCHWALLER Yannick	98%	73%
3 V	BRUNNER Michael	81%	80%
2	MEIER Romano	100%	82%
1	KAEUFELER Marcel	95%	84%
A	-	-	-
Team Total		93%	80%

CAN2 - Canada 2		Shot Success	
		Game	All
4 S	KOE Kevin	71%	74%
3 V	NEUFELD B.J.	79%	81%
2	FLASCH Colton	65%	74%
1	NEUFELD Denni	81%	86%
A	-	-	-
Team Total		74%	79%

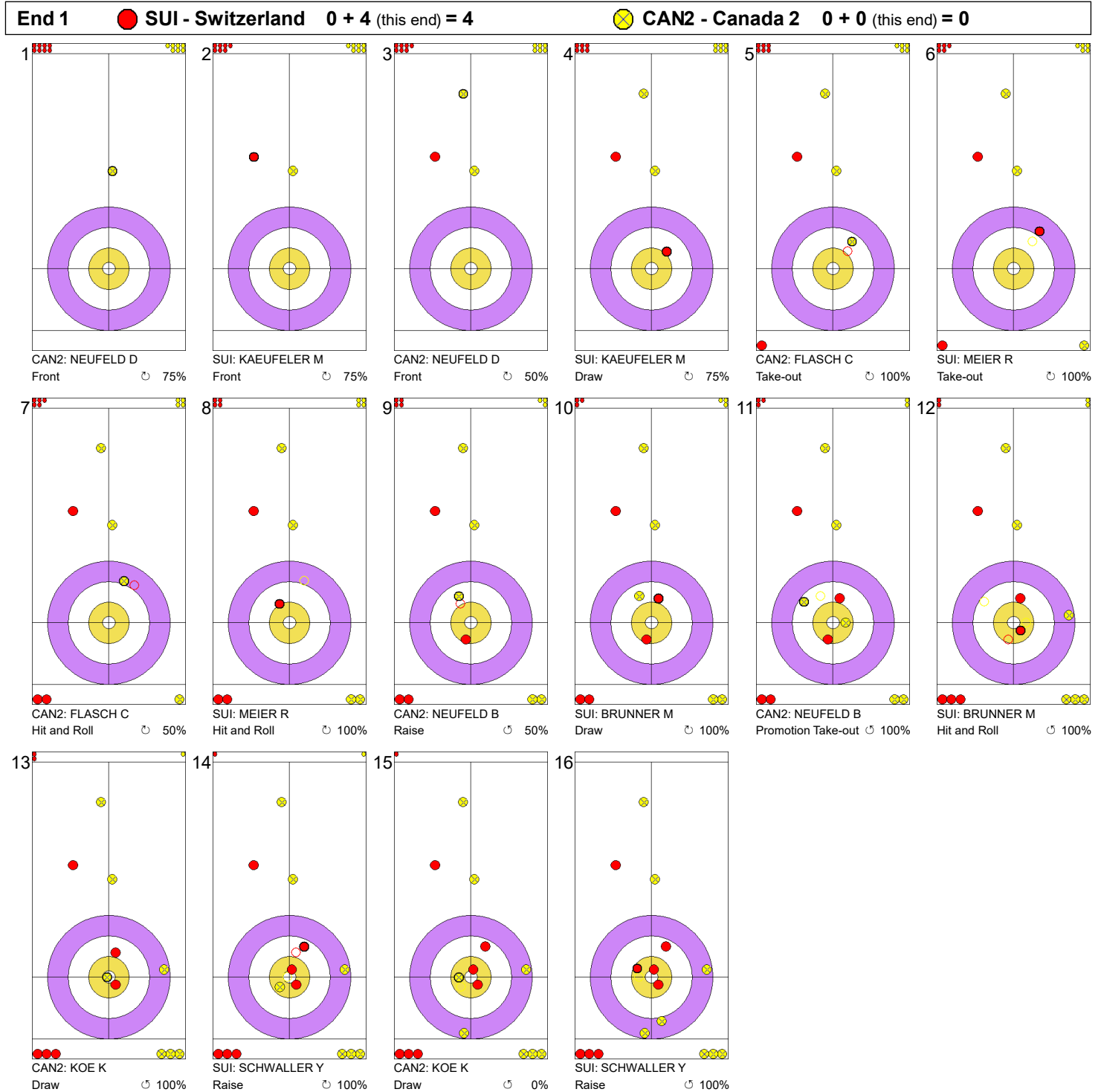
SUI - Switzerland		↻	↺	Game	
4	SCHWALLER Yannick	Draws	2 100%	2 100%	4 100%
		Take-outs	3 92%	5 100%	8 97%
		Total	5 95%	7 100%	12 98%
3	BRUNNER Michael	Draws	2 88%	1 100%	3 92%
		Take-outs	5 90%	4 63%	9 78%
		Total	7 89%	5 70%	12 81%
2	MEIER Romano	Draws	1 100%	4 100%	5 100%
		Take-outs	3 100%	3 100%	6 100%
		Total	4 100%	7 100%	11 100%
1	KAEUFELER Marcel	Draws	8 94%	2 100%	10 95%
		Take-outs	1 100%	0 -	1 100%
		Total	9 94%	2 100%	11 95%
A	-	Draws	0 -	0 -	0 -
		Take-outs	0 -	0 -	0 -
		Total	0 -	0 -	0 -
Team		Draws	13 94%	9 100%	22 97%
		Take-outs	12 94%	12 88%	24 91%
		Total	25 94%	21 93%	46 93%



CAN2 - Canada 2		↻	↺	Game	
4	KOE Kevin	Draws	1 50%	6 71%	7 68%
		Take-outs	3 58%	2 100%	5 75%
		Total	4 56%	8 78%	12 71%
3	NEUFELD B.J.	Draws	0 -	5 70%	5 70%
		Take-outs	3 75%	4 94%	7 86%
		Total	3 75%	9 81%	12 79%
2	FLASCH Colton	Draws	1 100%	8 66%	9 69%
		Take-outs	2 75%	1 0%	3 50%
		Total	3 83%	9 58%	12 65%
1	NEUFELD Denni	Draws	5 85%	7 79%	12 81%
		Take-outs	0 -	0 -	0 -
		Total	5 85%	7 79%	12 81%
A	-	Draws	0 -	0 -	0 -
		Take-outs	0 -	0 -	0 -
		Total	0 -	0 -	0 -
Team		Draws	7 82%	26 71%	33 73%
		Take-outs	8 69%	7 82%	15 75%
		Total	15 75%	33 73%	48 74%

Note:
Position and function for each team member:
4 = Fourth, 3 = Third, 2 = Second, 1 = Lead, A = Alternate, S = Skip, V = Vice-Skip

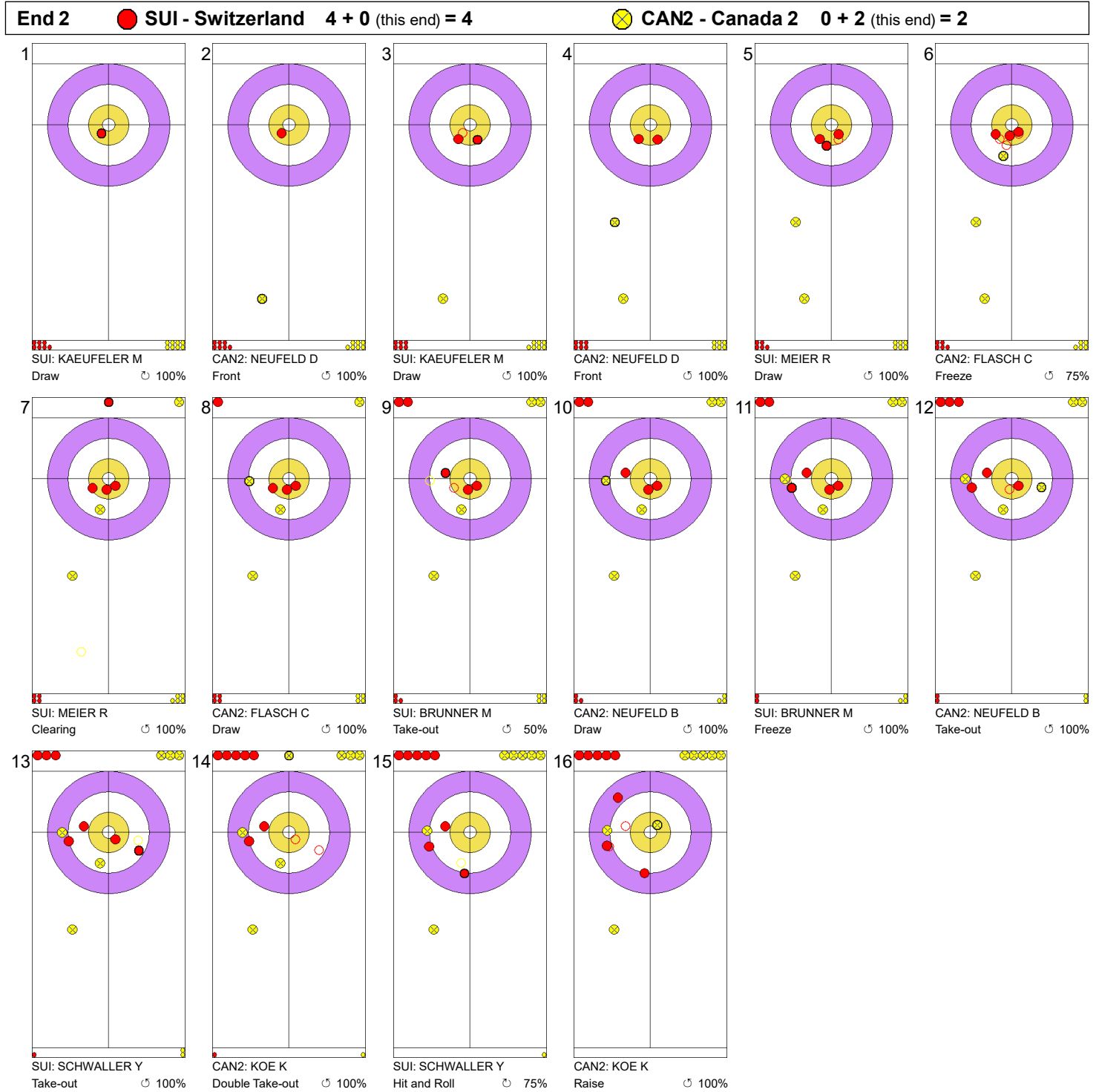
Legend:
↻ Clockwise ↺ Counter-clockwise LSFE(*) Last Stone First End
X Unplayed/unfinished end due to concession



Game - Shot by Shot



Legend:
 Clockwise
  Counter-clockwise
 - Not considered

Game - Shot by Shot



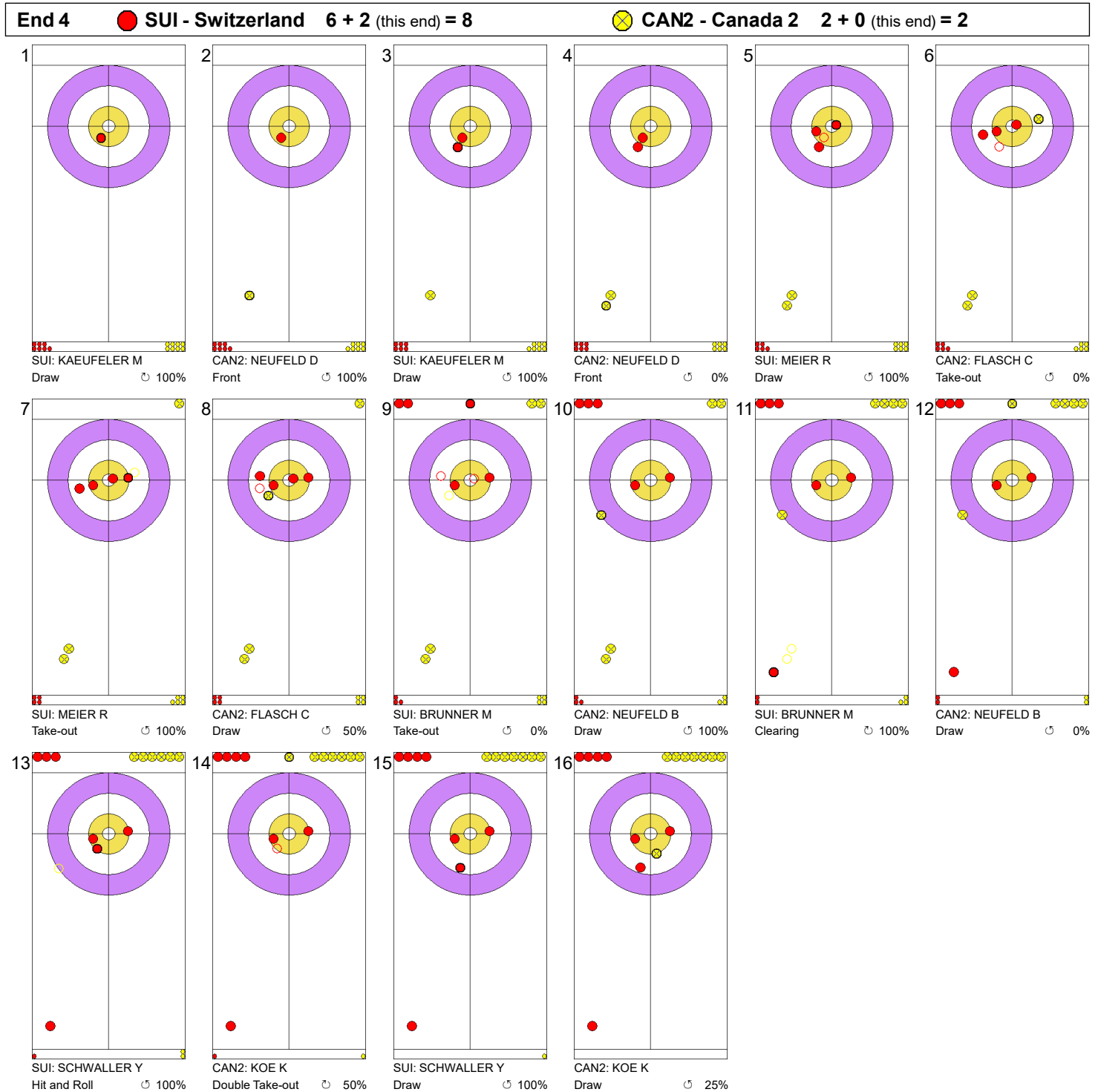
Legend:
 Clockwise
  Counter-clockwise
 - Not considered



Game - Shot by Shot




Legend:
 ⌚ Clockwise ⌚ Counter-clockwise - Not considered



Game - Shot by Shot



Legend:
 Clockwise
  Counter-clockwise
 - Not considered



Game - Shot by Shot



Legend:
 Clockwise
  Counter-clockwise
 - Not considered

Game - Shot by Shot



Legend:
 Clockwise
  Counter-clockwise
 - Not considered

Session Results and Standings

Sheet	Round	Team	LSFE	1	2	3	4	5	6	7	8	SO	Total	Points
A	M4	CAN1 - Canada (Dunstone)	*	0	0	3	1	0	0	1	X		5	3
		USA - United States (Shuster)		0	1	0	0	0	1	0	X		2	0
B	W3	RUS - Russia (Sidorova)	*	2	2	0	2	0	2	0	X		8	3
		SWE - Sweden (Hasselborg)		0	0	1	0	3	0	1	X		5	0
C	W3	SUI - Switzerland (Tirinzi)	*	1	0	0	2	1	3	1	X		8	3
		KOR - Korea (Kim)		0	3	1	0	0	0	0	X		4	0
D	M4	SWE - Sweden (Edin)	*	1	0	1	1	1	1	X	X		5	3
		CHN - China (Zou)		0	0	0	0	0	0	X	X		0	0
E	MD4	NOR - Norway (Skaslien/Nedregotten)	*	3	0	0	1	1	0	2	0	0	7	1
		CAN2 - Canada (Sahaidak/Lott)		0	3	1	0	0	2	0	1	1	8	2

Women's Current Standings

Group-A				Group-B			
Rank	Team	Games	Points	Rank	Team	Games	Points
1	CAN - Canada (Jones)	3	8	1	SUI - Switzerland (Tirinzi)	3	9
2	JPN - Japan (Fujisawa)	3	6	2	RUS - Russia (Sidorova)	3	6
3	CHN - China (Jiang)	3	3	3	KOR - Korea (Kim)	3	3
4	USA - United States (Roth)	3	1	4	SWE - Sweden (Hasselborg)	3	0

Men's Current Standings

Group-A				Group-B			
Rank	Team	Games	Points	Rank	Team	Games	Points
1	SWE - Sweden (Edin)	4	9	1	CAN2 - Canada (Koe)	3	6
2	CHN - China (Zou)	4	6	1	SCO - Scotland (Paterson)	3	6
3	USA - United States (Shuster)	4	5	1	SUI - Switzerland (Schwaller)	3	6
4	CAN1 - Canada (Dunstone)	4	4	4	NOR - Norway (Ulsrud)	3	0

Mixed Doubles Current Standings

Group-A				Group-B			
Rank	Team	Games	Points	Rank	Team	Games	Points
1	USA - United States (Anderson/Dropkin)	4	9	1	NOR - Norway (Skaslien/Nedregotten)	4	10
2	CAN1 - Canada (Walker/Muyres)	4	8	2	SUI2 - Switzerland (Perret/Rios)	4	7
3	SUI1 - Switzerland (Jaeggi/Michel)	4	4	3	CAN2 - Canada (Sahaidak/Lott)	4	5
4	CHN - China (Cao/Yuan)	4	3	4	RUS - Russia (Komarova/Goriachev)	4	2

Note:
Under WCF rules, tie-breaking rules for standings are not applied until after the last game of the round robin.

Legend:
 Power Play **LSFE(*)** Last Stone First End **MDn** Mixed Doubles round n
Mn Men's round n **SO** Shoot-out **Wn** Women's round n
X Unplayed/unfinished end due to concession

Game Results

Sheet	Game	Team	LSFE	1	2	3	4	5	6	7	8	Total	Points
A	4	CAN1 - Canada (Dunstone)	*	0	0	3	1	0	0	1	X	5	3
	4	USA - United States (Shuster)		0	1	0	0	0	1	0	X	2	0

CAN1 - Canada 1			Shot Success	
			Game	All
4 S	DUNSTONE Matt		92%	86%
3 V	MOSKOWY Braeden		100%	80%
2	SCHNEIDER Catlin		89%	80%
1	KIDBY Dustin		64%	79%
A	-		-	-
Team Total			86%	81%

USA - United States			Shot Success	
			Game	All
4 S	SHUSTER John		89%	80%
3 V	PLYS Chris		77%	81%
2	HAMILTON Matt		67%	75%
1	LANDSTEINER John		80%	83%
A	-		-	-
Team Total			78%	80%

CAN1 - Canada 1		↻	↺	Game
4 DUNSTONE Matt	Draws	3 92%	1 100%	4 94%
	Take-outs	8 100%	3 67%	11 91%
	Total	11 98%	4 75%	15 92%
3 MOSKOWY Braeden	Draws	2 100%	0 -	2 100%
	Take-outs	7 100%	7 100%	14 100%
	Total	9 100%	7 100%	16 100%
2 SCHNEIDER Catlin	Draws	4 81%	1 0%	5 65%
	Take-outs	8 100%	3 100%	11 100%
	Total	12 94%	4 75%	16 89%
1 KIDBY Dustin	Draws	11 64%	3 75%	14 66%
	Take-outs	0 -	2 50%	2 50%
	Total	11 64%	5 65%	16 64%
A -	Draws	0 -	0 -	0 -
	Take-outs	0 -	0 -	0 -
	Total	0 -	0 -	0 -
Team	Draws	20 75%	5 65%	25 73%
	Take-outs	23 100%	15 87%	38 95%
	Total	43 88%	20 81%	63 86%



USA - United States		↻	↺	Game
4 SHUSTER John	Draws	3 100%	1 50%	4 88%
	Take-outs	9 89%	1 100%	10 90%
	Total	12 92%	2 75%	14 89%
3 PLYS Chris	Draws	8 56%	1 75%	9 58%
	Take-outs	5 100%	2 100%	7 100%
	Total	13 73%	3 92%	16 77%
2 HAMILTON Matt	Draws	6 58%	6 63%	12 60%
	Take-outs	1 50%	3 100%	4 88%
	Total	7 57%	9 75%	16 67%
1 LANDSTEINER John	Draws	6 92%	8 78%	14 84%
	Take-outs	0 -	2 50%	2 50%
	Total	6 92%	10 73%	16 80%
A -	Draws	0 -	0 -	0 -
	Take-outs	0 -	0 -	0 -
	Total	0 -	0 -	0 -
Team	Draws	23 72%	16 70%	39 71%
	Take-outs	15 90%	8 88%	23 89%
	Total	38 79%	24 76%	62 78%

Note:
Position and function for each team member:
4 = Fourth, 3 = Third, 2 = Second, 1 = Lead, A = Alternate, S = Skip, V = Vice-Skip

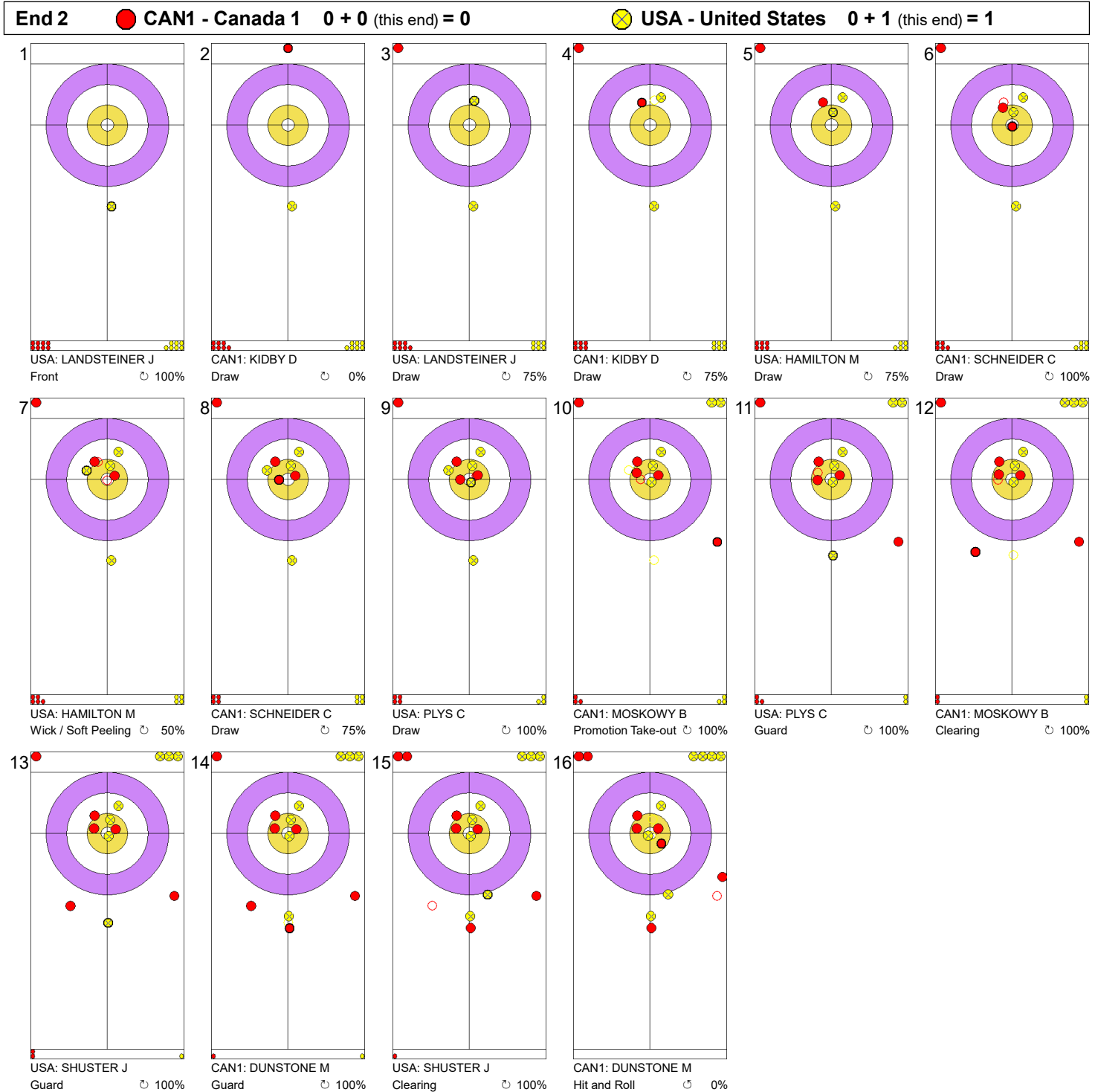
Legend:
↻ Clockwise ↺ Counter-clockwise LSFE(*) Last Stone First End
X Unplayed/unfinished end due to concession



Game - Shot by Shot



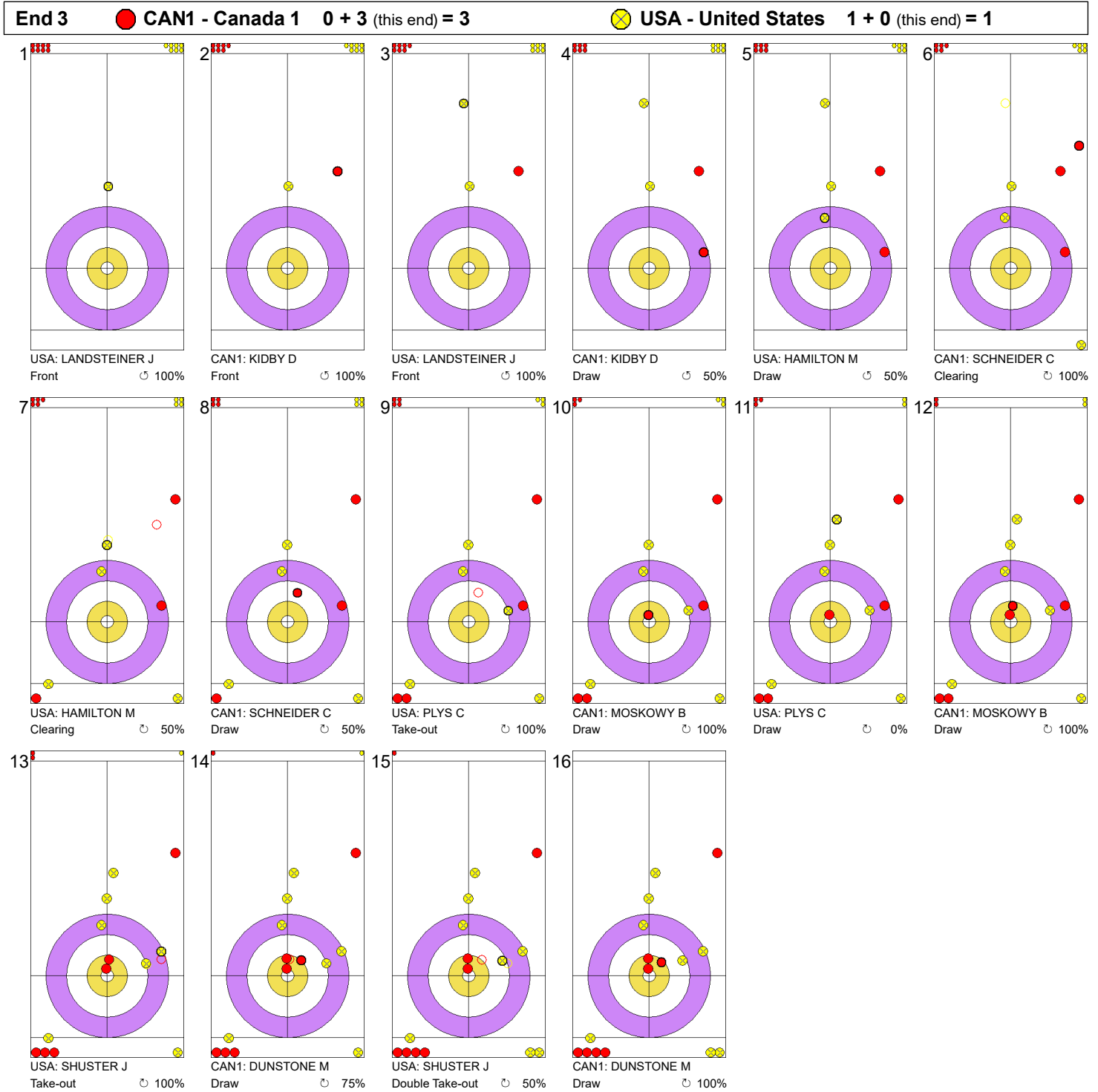
Legend:
 Clockwise
  Counter-clockwise
 - Not considered

Game - Shot by Shot



Legend:
 Clockwise
  Counter-clockwise
 - Not considered

Game - Shot by Shot



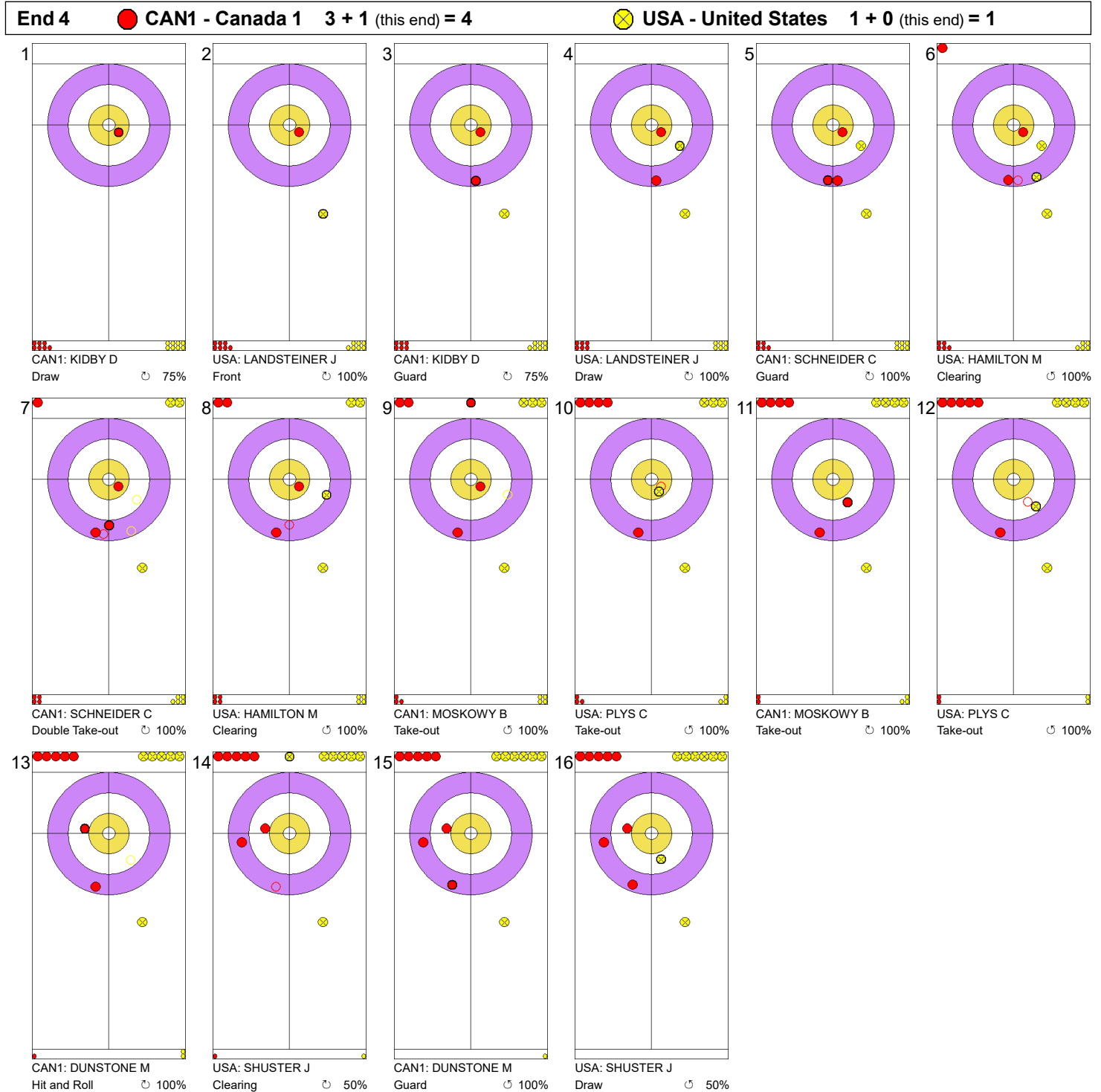
Legend:




↻ Clockwise

↺ Counter-clockwise

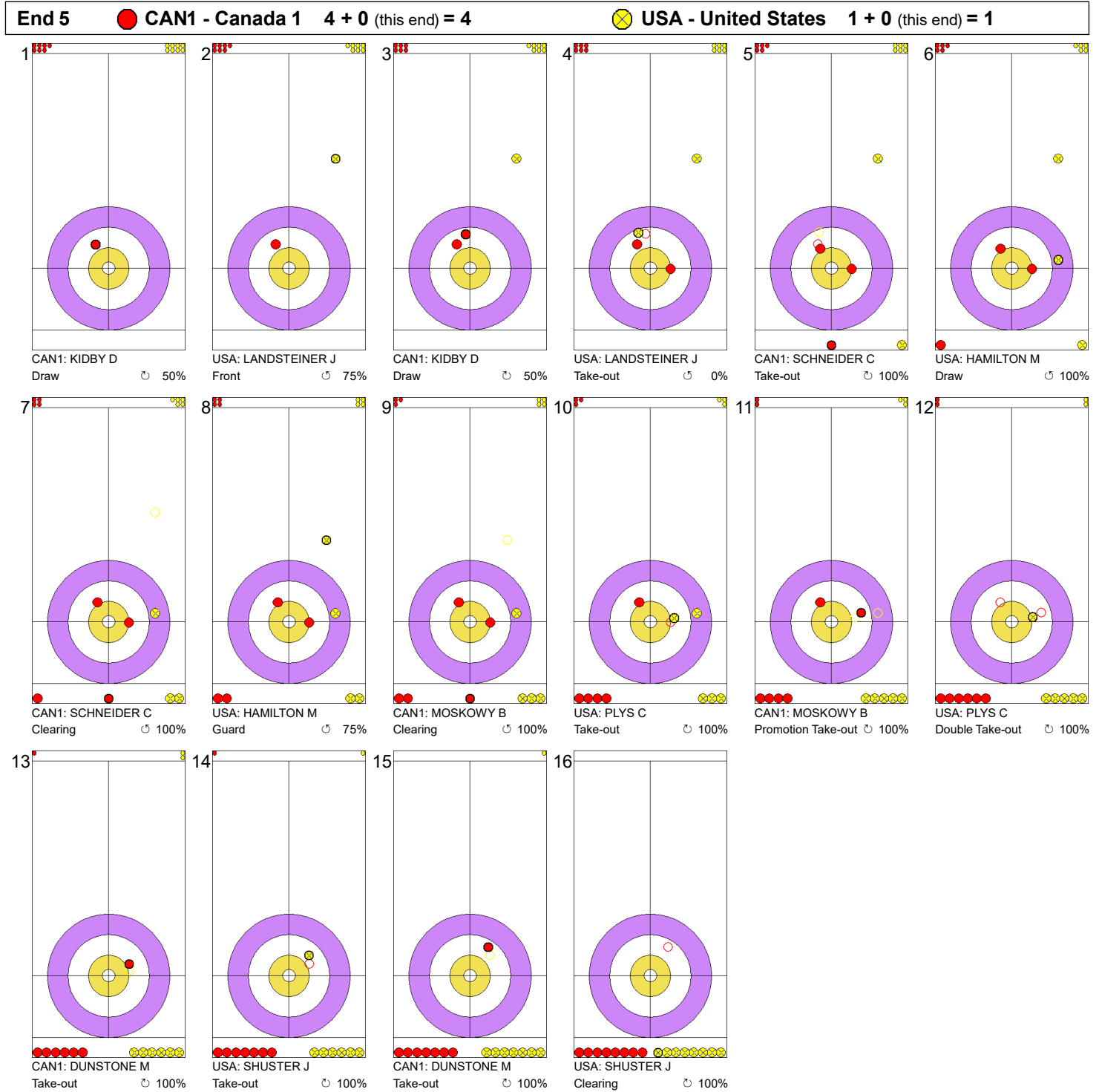
- Not considered



Game - Shot by Shot



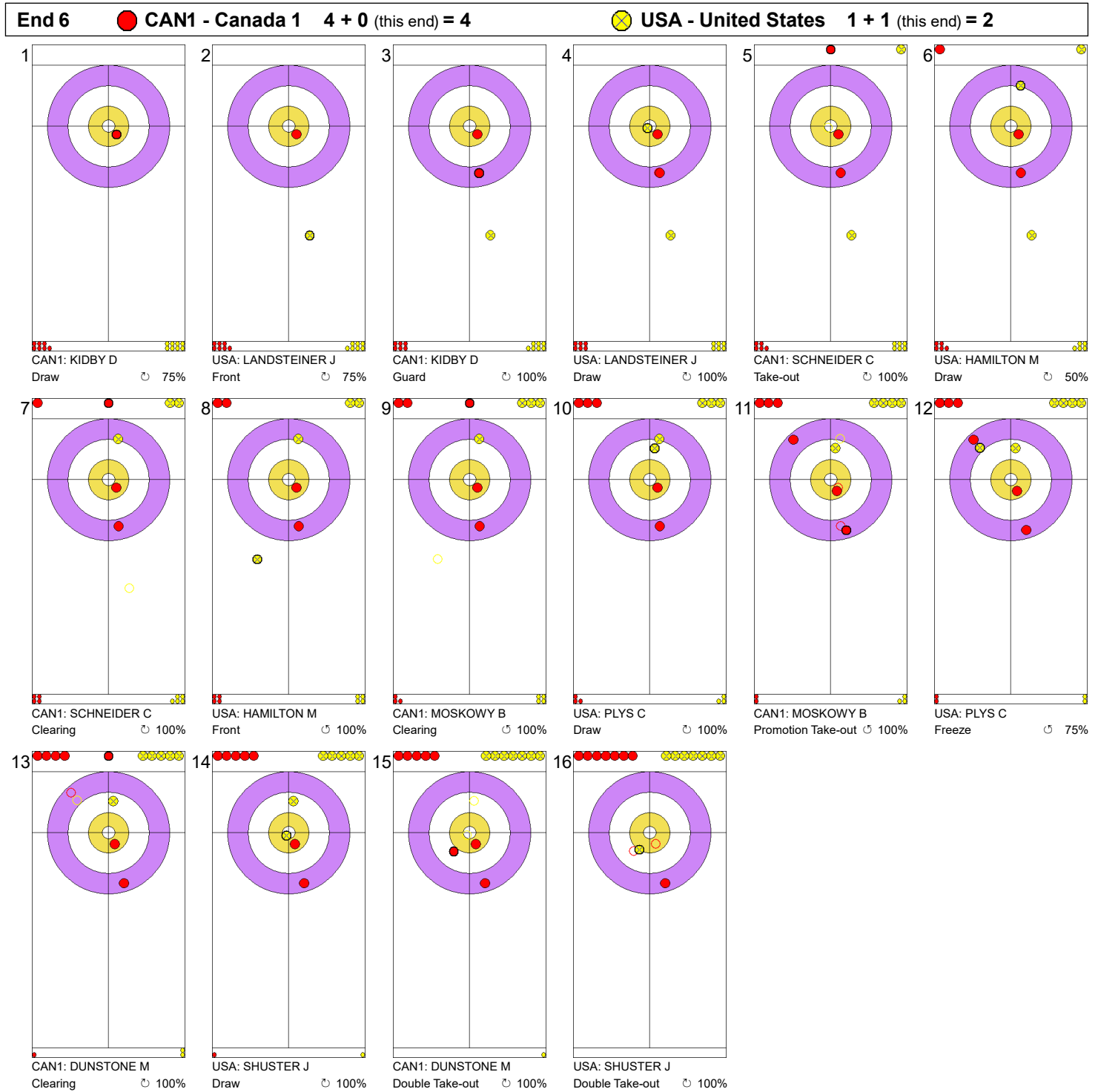
Legend:
 Clockwise
 Counter-clockwise
 Not considered

Game - Shot by Shot



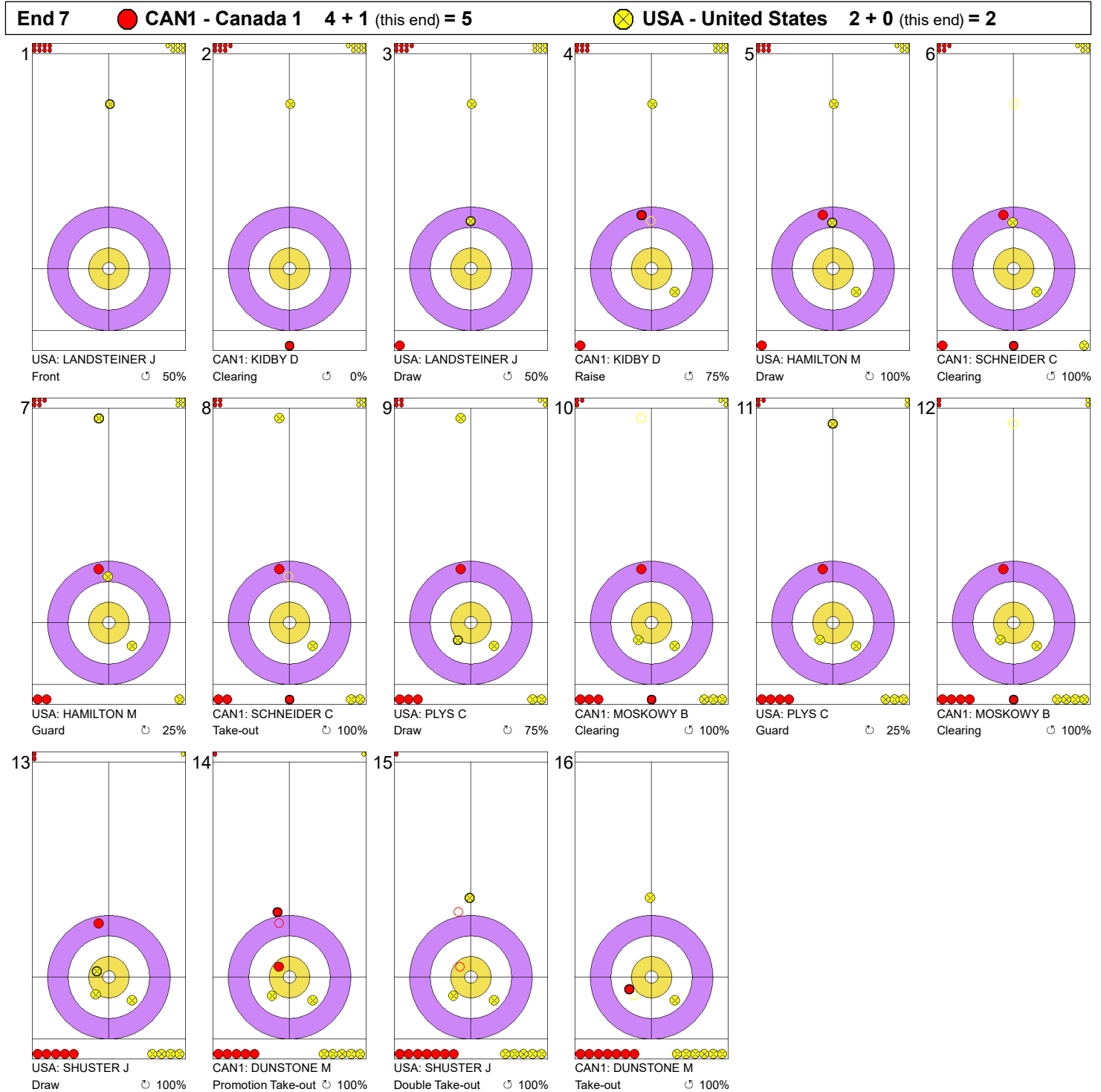
Legend:
 Clockwise
  Counter-clockwise
 - Not considered

Game - Shot by Shot



Legend:
 Clockwise
 Counter-clockwise
 Not considered

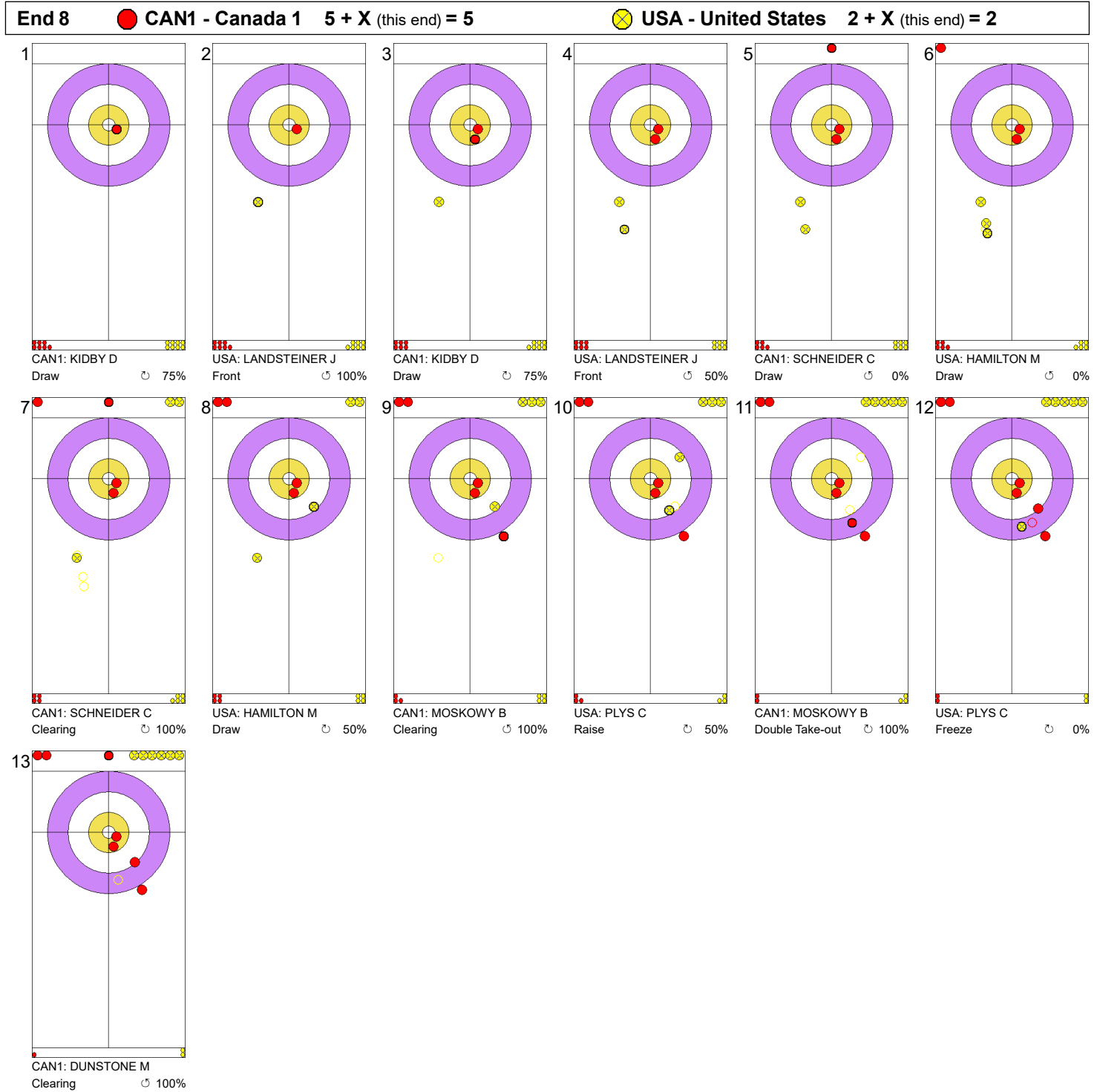
Game - Shot by Shot



Legend:
 ⌚ Clockwise ⌚ Counter-clockwise - Not considered



Game - Shot by Shot



Legend:
 ↻ Clockwise ↺ Counter-clockwise - Not considered
 X Unfinished end due to concession

Game Results

Sheet	Game	Team	LSFE	1	2	3	4	5	6	7	8	Total	Points
D	4	SWE - Sweden (Edin)	*	1	0	1	1	1	1	X	X	5	3
	4	CHN - China (Zou)		0	0	0	0	0	0	X	X	0	0

SWE - Sweden		Shot Success	
		Game	All
4 S	EDIN Niklas	90%	84%
3 V	ERIKSSON Oskar	81%	87%
2	WRANAA Rasmus	80%	81%
1	SUNDGREN Christoffer	94%	89%
A	-	-	-
Team Total		86%	85%

CHN - China		Shot Success	
		Game	All
4 V	BA Dexin	69%	71%
3 S	ZOU Qiang	85%	81%
2	WANG Zhi Yu	79%	71%
1	XU Jingtao	88%	78%
A	ZANG Jiali	-	-
Team Total		80%	75%

SWE - Sweden		↻	↺	Game
4	EDIN Niklas	Draws	0 - 6	88% 88%
		Take-outs	3 83% 3 100%	6 92%
		Total	3 83% 9 92%	12 90%
3	ERIKSSON Oskar	Draws	0 - 7	86% 86%
		Take-outs	3 75% 2 75%	5 75%
		Total	3 75% 9 83%	12 81%
2	WRANAA Rasmus	Draws	1 0% 4 100%	5 80%
		Take-outs	1 100% 5 75%	6 79%
		Total	2 50% 9 86%	11 80%
1	SUNDGREN Christoffer	Draws	1 100% 9 92%	10 93%
		Take-outs	1 100% 1 100%	2 100%
		Total	2 100% 10 93%	12 94%
A	-	Draws	0 - 0	- -
		Take-outs	0 - 0	- -
		Total	0 - 0	- -
Team		Draws	2 50% 26 90%	28 88%
		Take-outs	8 84% 11 84%	19 84%
		Total	10 78% 37 89%	47 86%



CHN - China		↻	↺	Game
4	BA Dexin	Draws	0 - 6	75% 75%
		Take-outs	1 25% 5 70%	6 63%
		Total	1 25% 11 73%	12 69%
3	ZOU Qiang	Draws	2 100% 4 94%	6 96%
		Take-outs	4 75% 2 75%	6 75%
		Total	6 83% 6 88%	12 85%
2	WANG Zhi Yu	Draws	2 50% 0 -	2 50%
		Take-outs	2 100% 8 81%	10 85%
		Total	4 75% 8 81%	12 79%
1	XU Jingtao	Draws	4 88% 7 86%	11 86%
		Take-outs	1 100% 0 -	1 100%
		Total	5 90% 7 86%	12 88%
A	ZANG Jiali	Draws	0 - 0	- -
		Take-outs	0 - 0	- -
		Total	0 - 0	- -
Team		Draws	8 81% 17 84%	25 83%
		Take-outs	8 78% 15 77%	23 77%
		Total	16 80% 32 80%	48 80%

Note:
Position and function for each team member:
4 = Fourth, 3 = Third, 2 = Second, 1 = Lead, A = Alternate, S = Skip, V = Vice-Skip

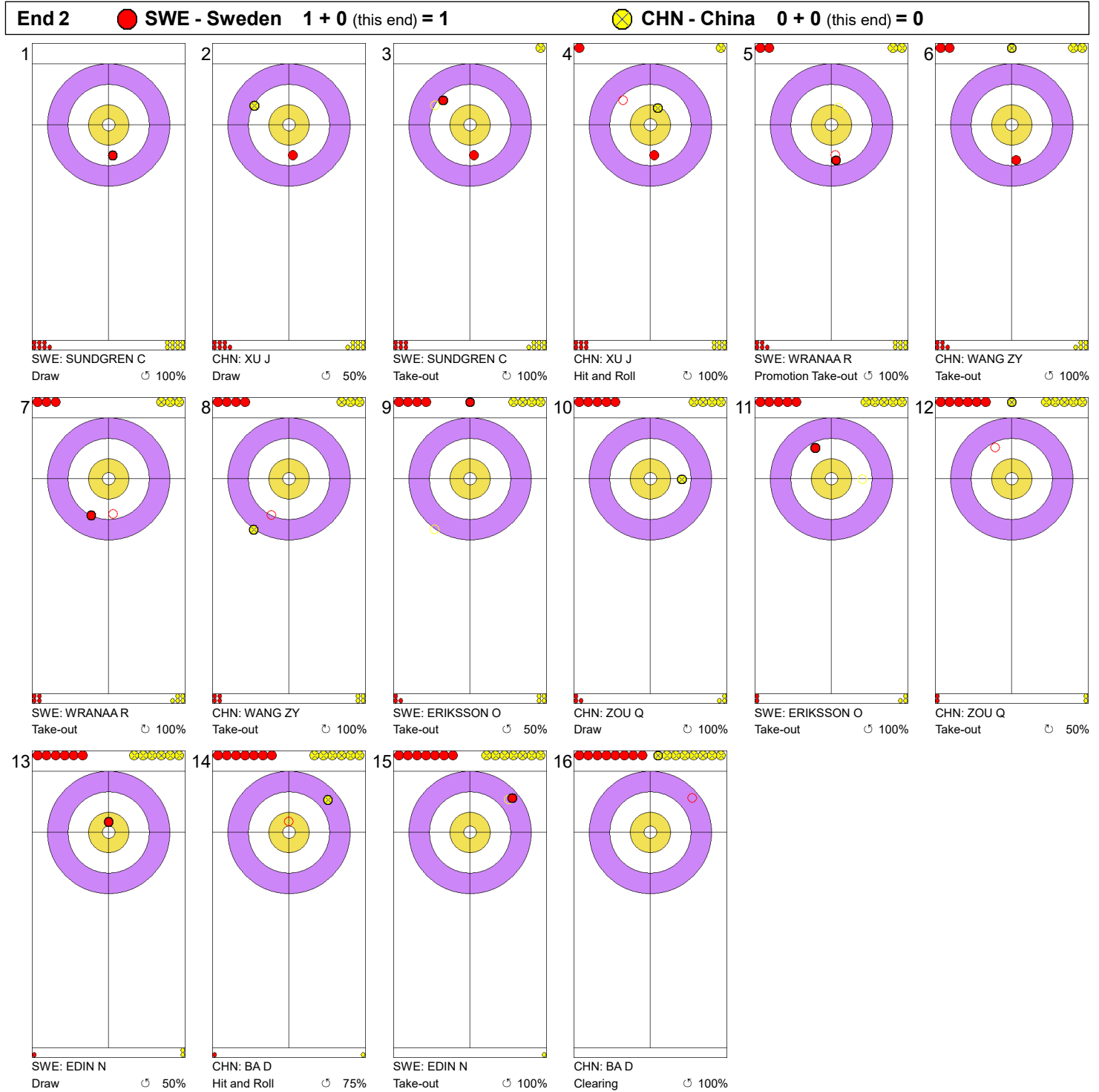
Legend:
↻ Clockwise ↺ Counter-clockwise LSFE(*) Last Stone First End
X Unplayed/unfinished end due to concession



Game - Shot by Shot



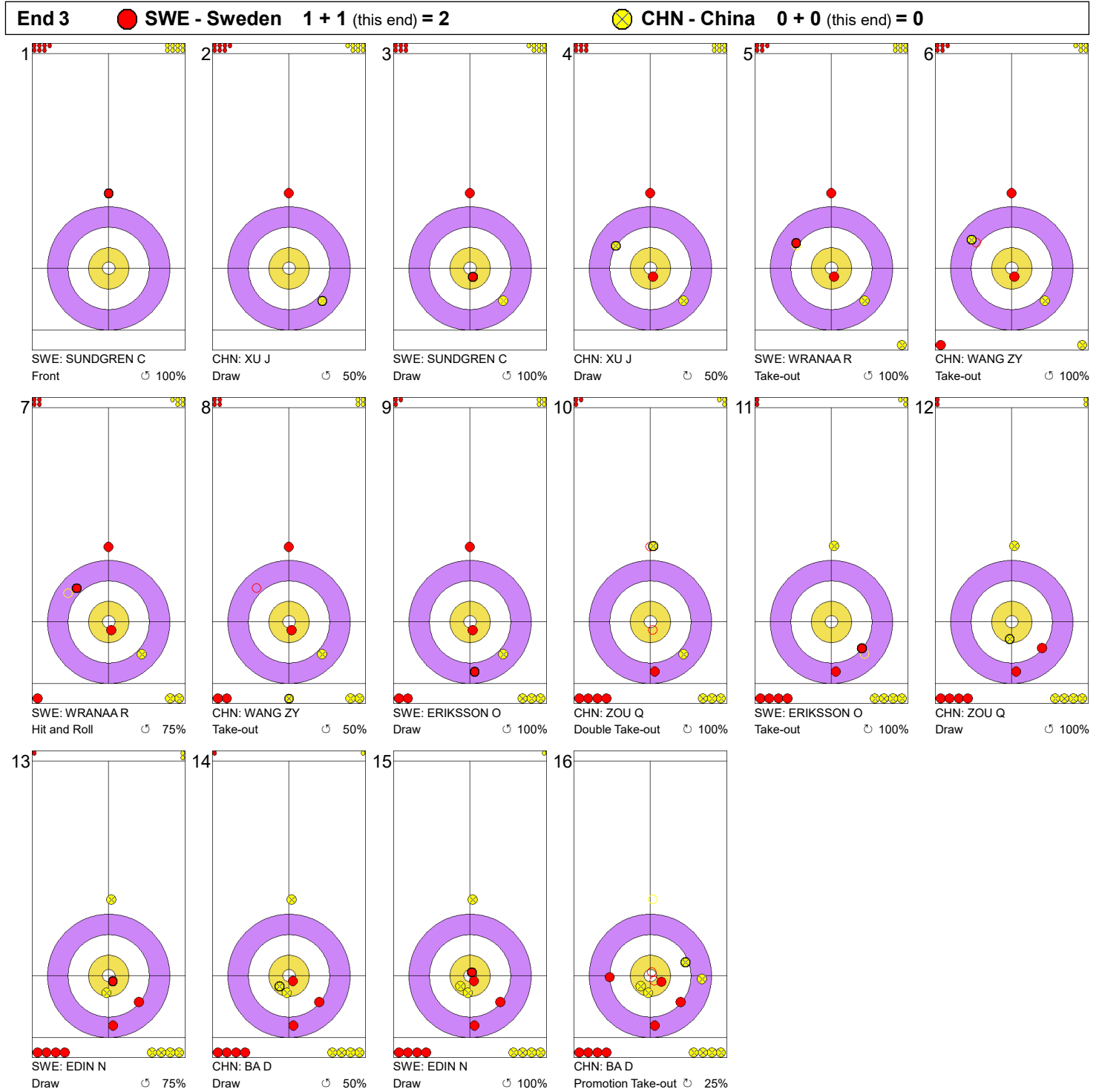
Legend:
 Clockwise
  Counter-clockwise
 - Not considered



Game - Shot by Shot



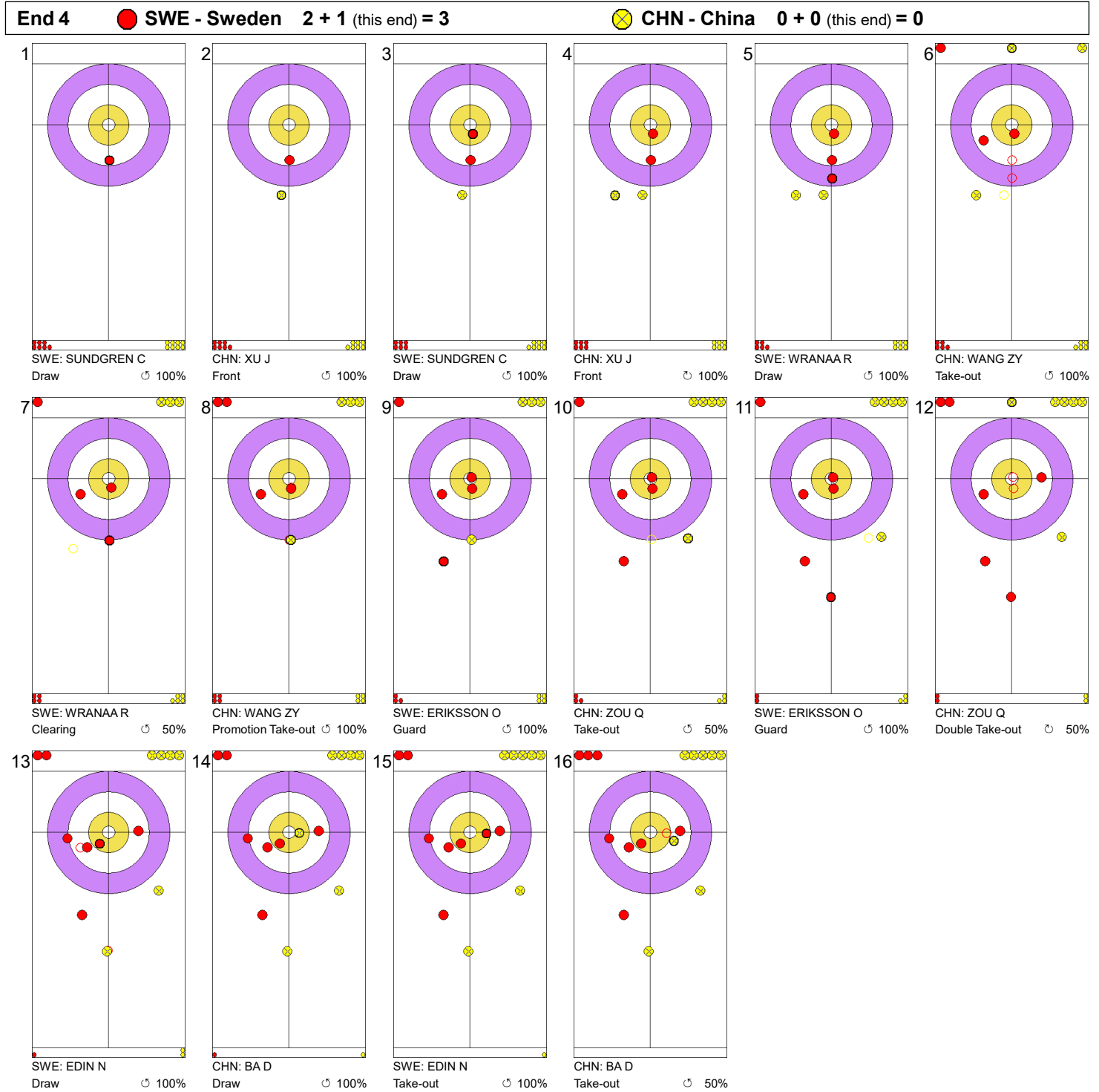
Legend:
 Clockwise
  Counter-clockwise
 - Not considered

Game - Shot by Shot



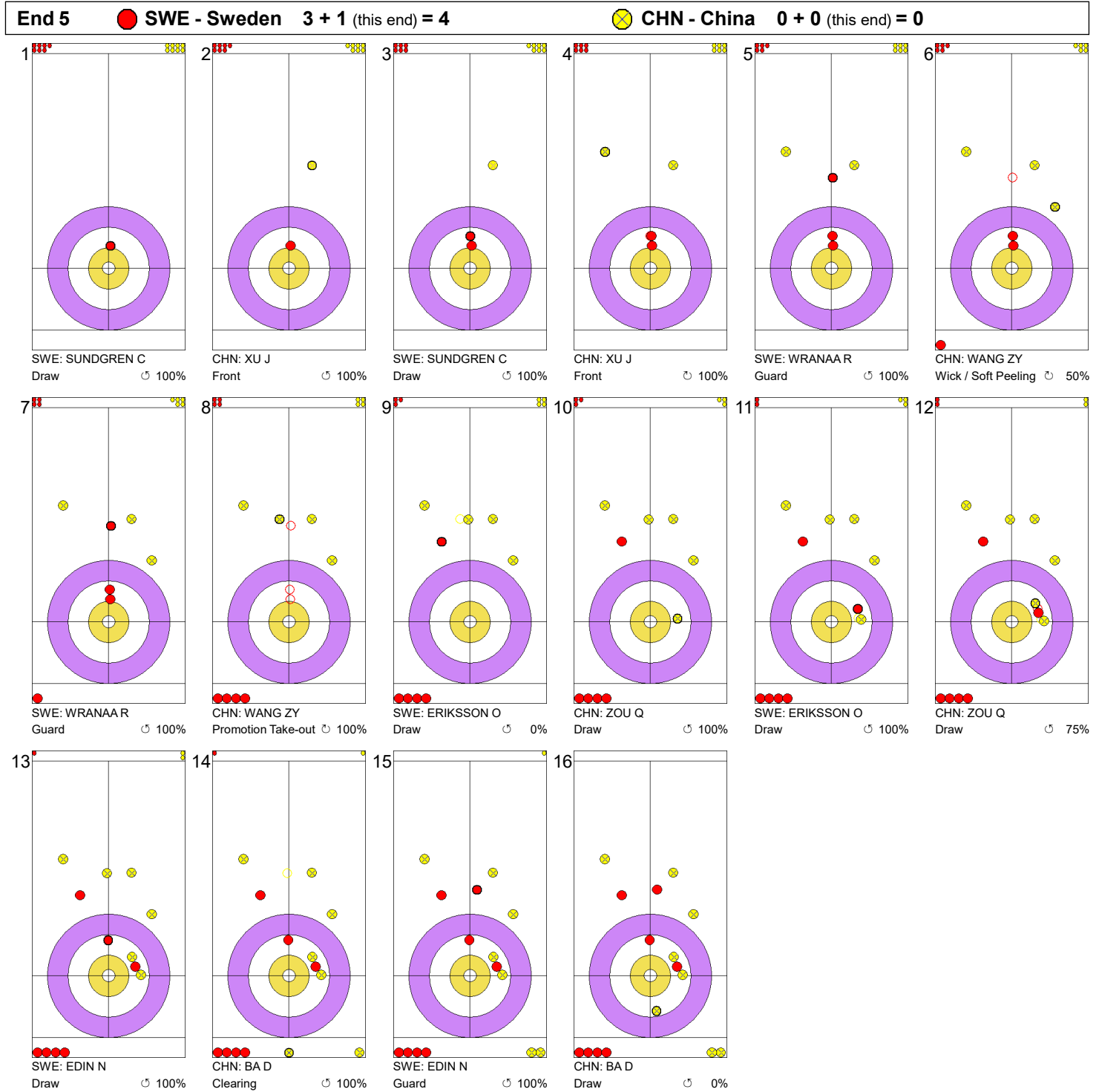
Legend:
 Clockwise
  Counter-clockwise
 - Not considered

Game - Shot by Shot



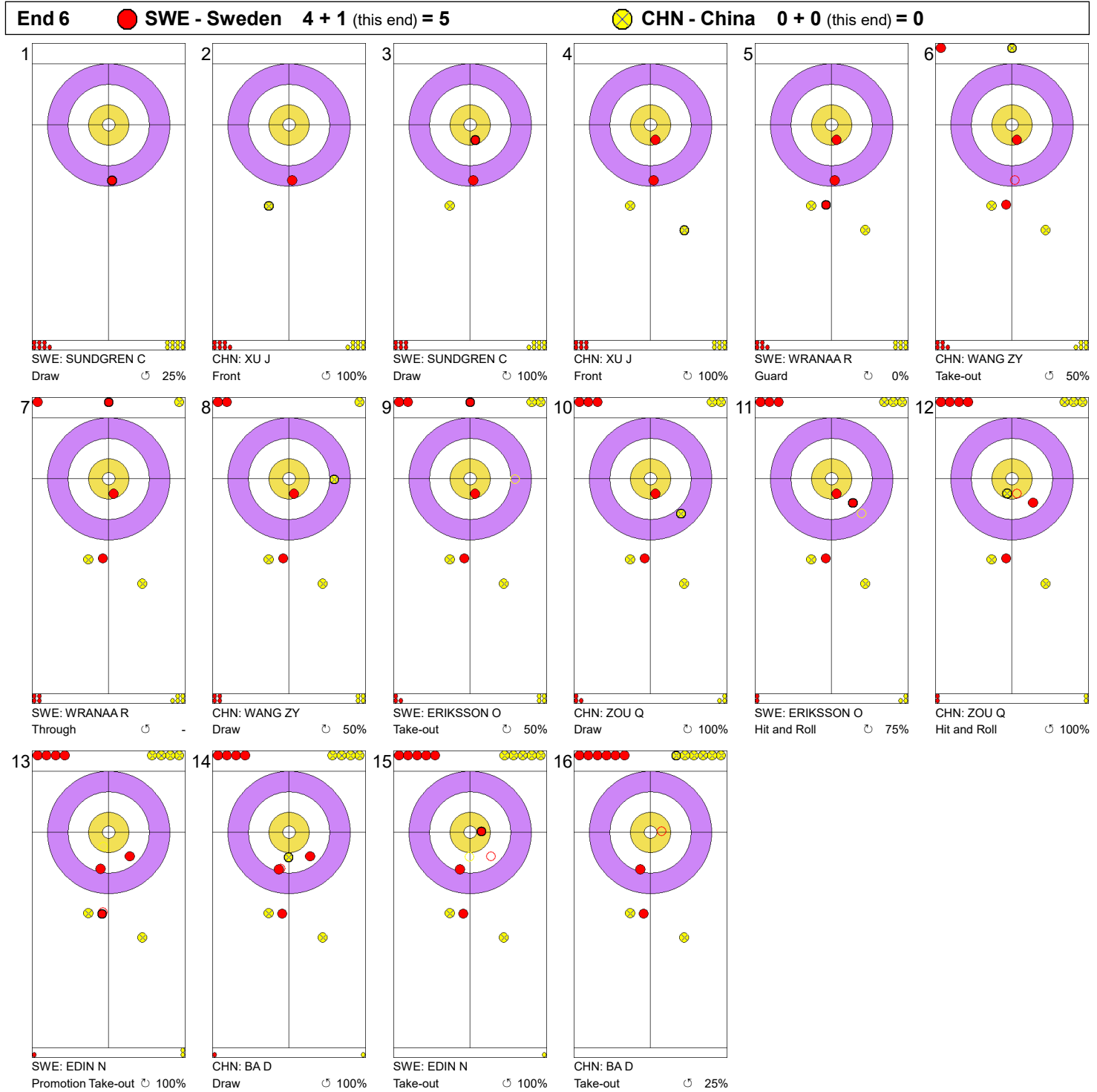
Legend:
 ↻ Clockwise ↺ Counter-clockwise - Not considered

Game - Shot by Shot



Legend:
 ↻ Clockwise ↺ Counter-clockwise - Not considered

Game - Shot by Shot



Legend:
 ⤵ Clockwise ⤴ Counter-clockwise - Not considered

Session Results and Standings

Sheet	Round	Team	LSFE	1	2	3	4	5	6	7	8	Total	Points
A	W2	SWE - Sweden (Hasselborg)	*	1	0	0	0	0	1	0	X	2	0
		SUI - Switzerland (Tirinzi)		0	1	0	0	1	0	4	X	6	3
B	M3	CHN - China (Zou)	*	2	0	3	0	0	1	0	1	7	3
		CAN1 - Canada (Dunstone)		0	2	0	0	1	0	2	0	5	0
C	M3	CAN2 - Canada (Koe)	*	3	3	0	2	1	0	X	X	9	3
		SCO - Scotland (Paterson)		0	0	2	0	0	0	X	X	2	0
D	M3	SUI - Switzerland (Schwaller)	*	1	4	0	2	0	1	X	X	8	3
		NOR - Norway (Ulsrud)		0	0	1	0	1	0	X	X	2	0
E	M3	SWE - Sweden (Edin)	*	1	0	0	0	2	2	0	X	5	3
		USA - United States (Shuster)		0	0	0	1	0	0	1	X	2	0

Women's Current Standings

Group-A				Group-B			
Rank	Team	Games	Points	Rank	Team	Games	Points
1	CAN - Canada (Jones)	2	6	1	SUI - Switzerland (Tirinzi)	2	6
2	CHN - China (Jiang)	2	3	2	KOR - Korea (Kim)	2	3
2	JPN - Japan (Fujisawa)	2	3	2	RUS - Russia (Sidorova)	2	3
4	USA - United States (Roth)	2	0	4	SWE - Sweden (Hasselborg)	2	0

Men's Current Standings

Group-A				Group-B			
Rank	Team	Games	Points	Rank	Team	Games	Points
1	CHN - China (Zou)	3	6	1	CAN2 - Canada (Koe)	3	6
1	SWE - Sweden (Edin)	3	6	1	SCO - Scotland (Paterson)	3	6
3	USA - United States (Shuster)	3	5	1	SUI - Switzerland (Schwaller)	3	6
4	CAN1 - Canada (Dunstone)	3	1	4	NOR - Norway (Ulsrud)	3	0

Mixed Doubles Current Standings

Group-A				Group-B			
Rank	Team	Games	Points	Rank	Team	Games	Points
1	USA - United States (Anderson/Dropkin)	3	9	1	NOR - Norway (Skaslien/Nedregotten)	3	9
2	CAN1 - Canada (Walker/Muyres)	3	5	2	SUI2 - Switzerland (Perret/Rios)	3	4
3	CHN - China (Cao/Yuan)	3	3	3	CAN2 - Canada (Sahaidak/Lott)	3	3
4	SUI1 - Switzerland (Jaeggi/Michel)	3	1	4	RUS - Russia (Komarova/Goriachev)	3	2

Note:

Under WCF rules, tie-breaking rules for standings are not applied until after the last game of the round robin.

Legend:

LSFE(*) Last Stone First End

Mn Men's round n

Wn Women's round n

X Unplayed/unfinished end due to concession

Game Results

Sheet	Game	Team	LSFE	1	2	3	4	5	6	7	8	Total	Points
B	3	CHN - China (Zou)	*	2	0	3	0	0	1	0	1	7	3
	3	CAN1 - Canada (Dunstone)		0	2	0	0	1	0	2	0	5	0

CHN - China		Shot Success	
		Game	All
4	V BA Dexin	78%	71%
3	S ZOU Qiang	86%	80%
2	WANG Zhi Yu	55%	69%
1	XU Jingtao	83%	76%
A	ZANG Jialiang	-	-
Team Total		75%	74%

CAN1 - Canada 1		Shot Success	
		Game	All
4	S DUNSTONE Matt	77%	84%
3	V MOSKOWY Braeden	67%	73%
2	SCHNEIDER Catlin	72%	77%
1	KIDBY Dustin	97%	84%
A	-	-	-
Team Total		78%	79%


CHN - China		↻	↺	Game	
4	BA Dexin	Draws	3 58%	2 100%	5 75%
		Take-outs	6 79%	5 80%	11 80%
		Total	9 72%	7 86%	16 78%
3	ZOU Qiang	Draws	3 67%	1 100%	4 75%
		Take-outs	5 75%	7 100%	12 90%
		Total	8 72%	8 100%	16 86%
2	WANG Zhi Yu	Draws	5 65%	2 38%	7 57%
		Take-outs	4 50%	5 55%	9 53%
		Total	9 58%	7 50%	16 55%
1	XU Jingtao	Draws	1 50%	14 84%	15 82%
		Take-outs	0 -	1 100%	1 100%
		Total	1 50%	15 85%	16 83%
A	ZANG Jialiang	Draws	0 -	0 -	0 -
		Take-outs	0 -	0 -	0 -
		Total	0 -	0 -	0 -
Team		Draws	12 63%	19 82%	31 74%
		Take-outs	15 70%	18 82%	33 77%
		Total	27 67%	37 82%	64 75%

CAN1 - Canada 1		↻	↺	Game	
4	DUNSTONE Matt	Draws	2 63%	4 88%	6 79%
		Take-outs	6 83%	4 63%	10 75%
		Total	8 78%	8 75%	16 77%
3	MOSKOWY Braeden	Draws	7 79%	2 100%	9 83%
		Take-outs	4 63%	3 25%	7 46%
		Total	11 73%	5 55%	16 67%
2	SCHNEIDER Catlin	Draws	8 81%	4 63%	12 75%
		Take-outs	3 50%	1 100%	4 63%
		Total	11 73%	5 70%	16 72%
1	KIDBY Dustin	Draws	13 96%	2 100%	15 97%
		Take-outs	1 100%	0 -	1 100%
		Total	14 96%	2 100%	16 97%
A	-	Draws	0 -	0 -	0 -
		Take-outs	0 -	0 -	0 -
		Total	0 -	0 -	0 -
Team		Draws	30 86%	12 83%	42 85%
		Take-outs	14 71%	8 53%	22 65%
		Total	44 81%	20 71%	64 78%

Note:
Position and function for each team member:
4 = Fourth, 3 = Third, 2 = Second, 1 = Lead, A = Alternate, S = Skip, V = Vice-Skip

Legend:
↻ Clockwise ↺ Counter-clockwise LSFE(*) Last Stone First End



Game - Shot by Shot



Legend:
 ⤴ Clockwise ⤵ Counter-clockwise - Not considered

Game - Shot by Shot



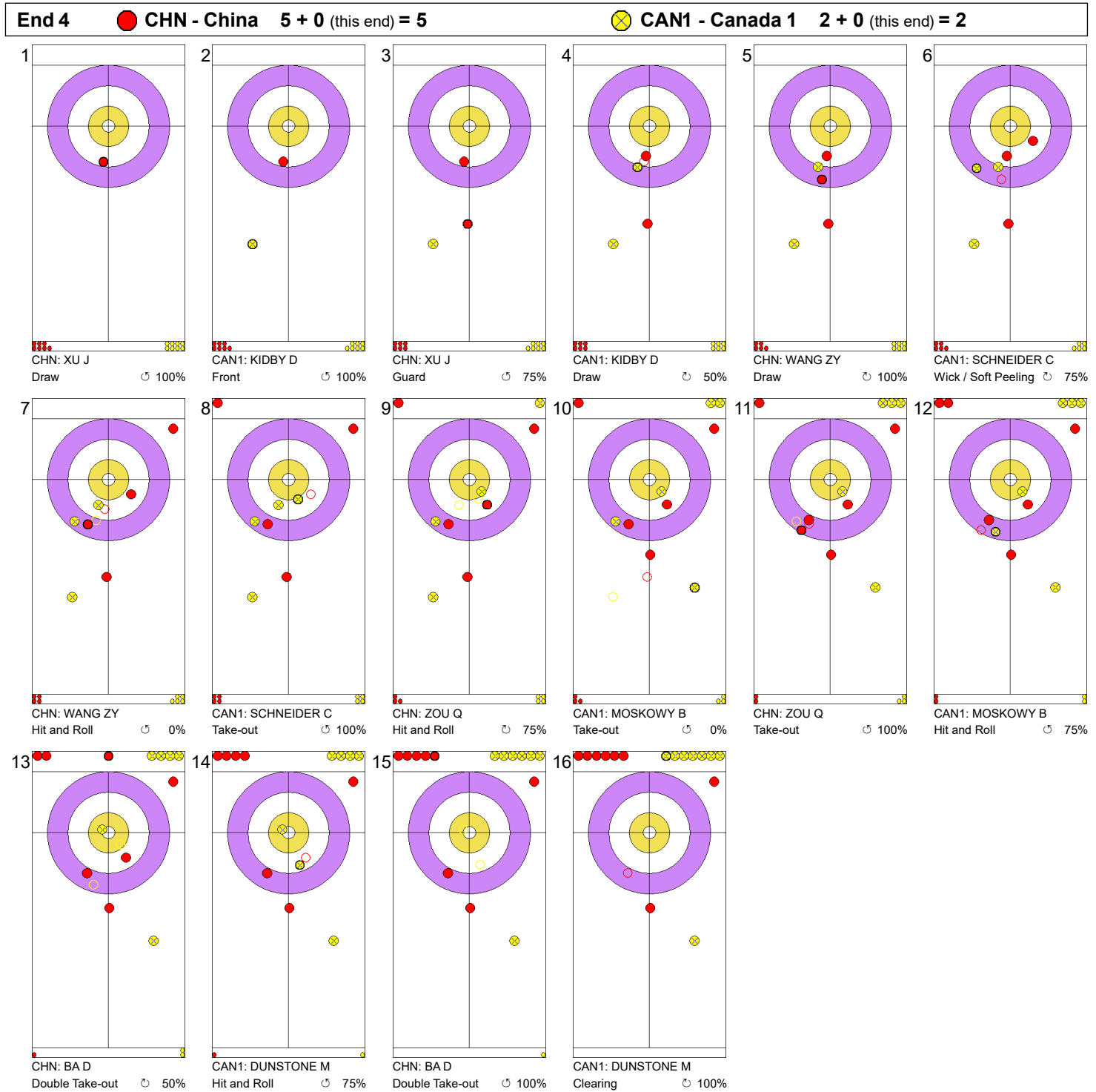
Legend:
 Clockwise
  Counter-clockwise
 - Not considered

Game - Shot by Shot



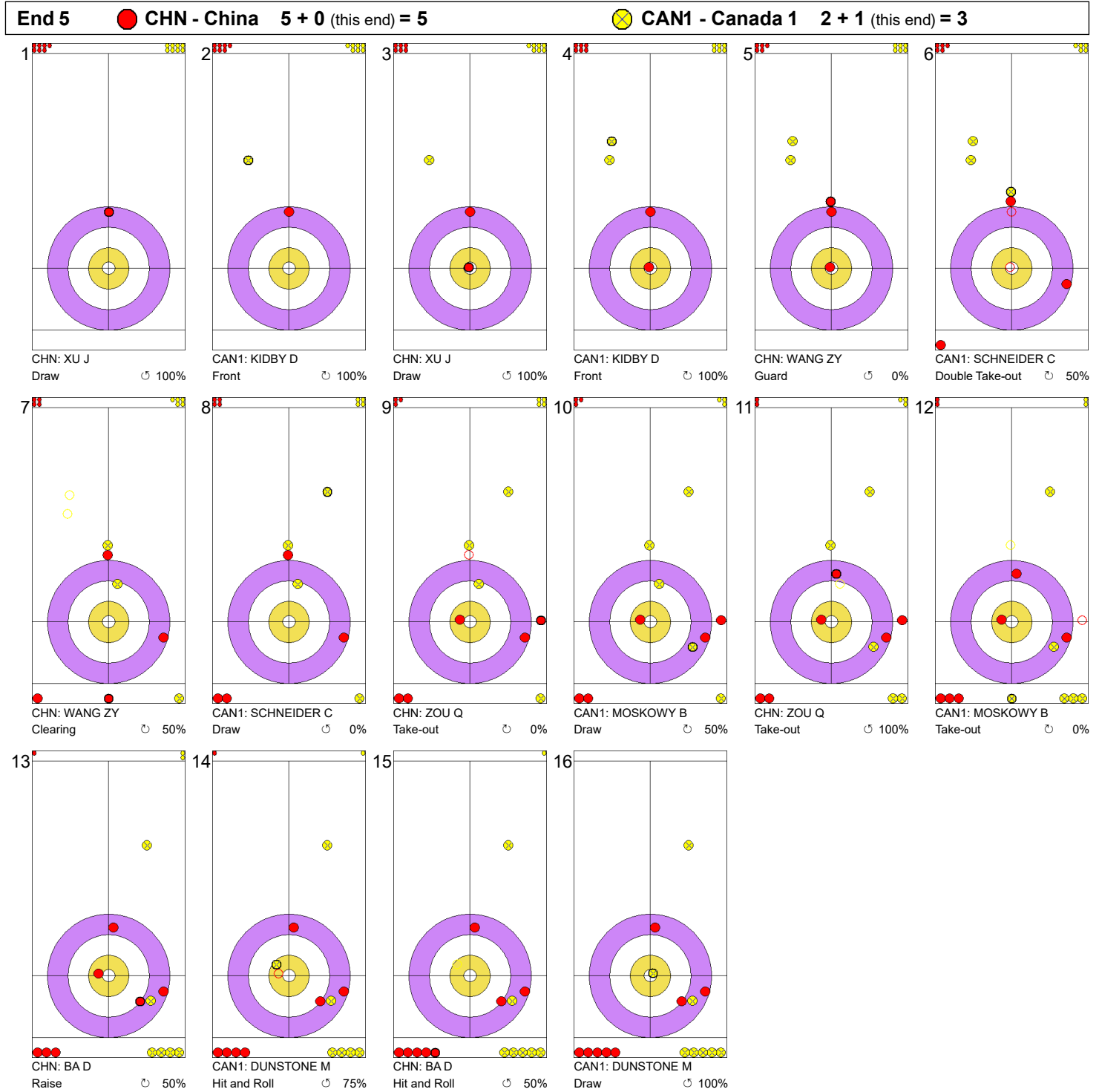
Legend:
 ⌚ Clockwise ⌚ Counter-clockwise - Not considered



Game - Shot by Shot



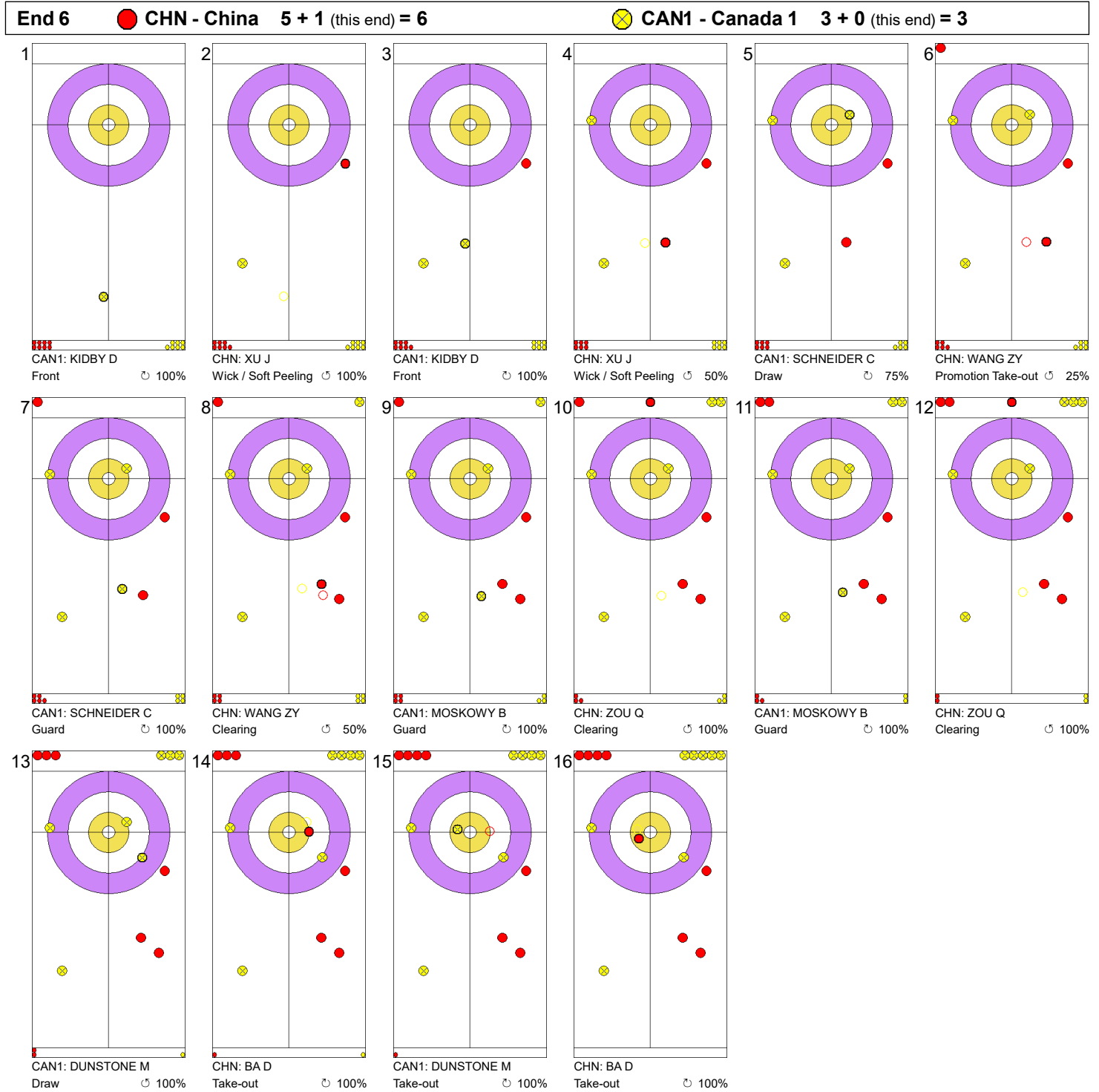
Legend:
⊕ Clockwise ⊖ Counter-clockwise - Not considered

Game - Shot by Shot



Legend:
 Clockwise
  Counter-clockwise
 - Not considered

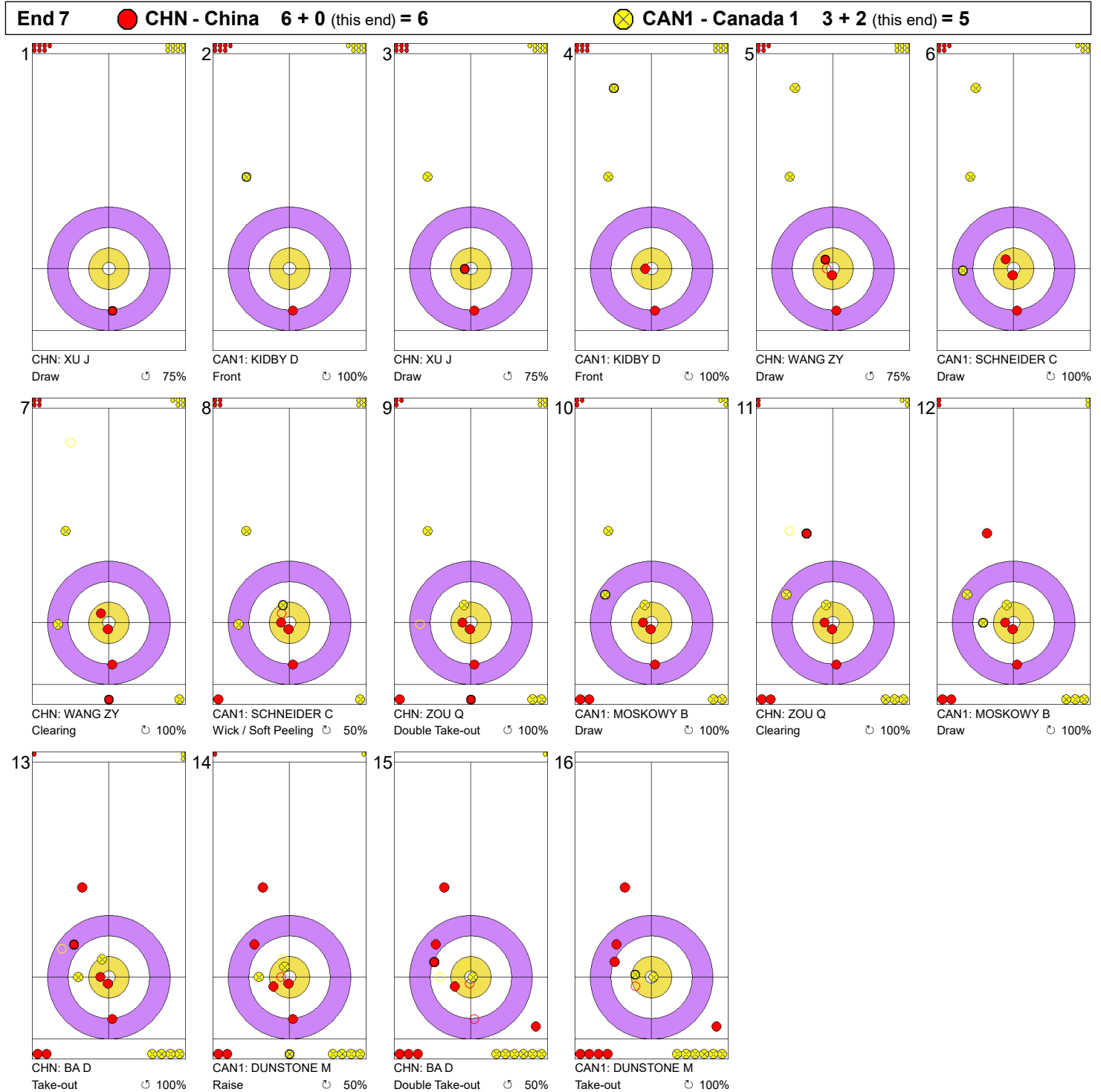
Game - Shot by Shot





Legend:
 ⌚ Clockwise ⌚ Counter-clockwise - Not considered





Game - Shot by Shot



Legend:
 Clockwise
  Counter-clockwise
 - Not considered

Game - Shot by Shot



Legend:
 Clockwise
  Counter-clockwise
 - Not considered

Game Results

Sheet	Game	Team	LSFE	1	2	3	4	5	6	7	8	Total	Points
C	3	CAN2 - Canada (Koe)	*	3	3	0	2	1	0	X	X	9	3
	3	SCO - Scotland (Paterson)		0	0	2	0	0	0	X	X	2	0

CAN2 - Canada 2		Shot Success	
		Game	All
4 S	KOE Kevin	85%	74%
3 V	NEUFELD B.J.	85%	82%
2	FLASCH Colton	95%	77%
1	NEUFELD Denni	98%	88%
A	-	-	-
Team Total		91%	80%

SCO - Scotland		Shot Success	
		Game	All
4 S	PATERSON Ross	33%	72%
3 V	WADDELL Kyle	85%	91%
2	MENZIES Duncan	85%	88%
1	GOODFELLOW Michael	88%	85%
A	-	-	-
Team Total		73%	84%

CAN2 - Canada 2		↻	↺	Game	
4	KOE Kevin	Draws	1 100%	3 100%	4 100%
		Take-outs	3 50%	3 100%	6 75%
		Total	4 63%	6 100%	10 85%
3	NEUFELD B.J.	Draws	1 100%	2 100%	3 100%
		Take-outs	1 100%	6 75%	7 79%
		Total	2 100%	8 81%	10 85%
2	FLASCH Colton	Draws	1 100%	3 100%	4 100%
		Take-outs	2 100%	4 88%	6 92%
		Total	3 100%	7 93%	10 95%
1	NEUFELD Denni	Draws	4 100%	4 94%	8 97%
		Take-outs	0 -	2 100%	2 100%
		Total	4 100%	6 96%	10 98%
A	-	Draws	0 -	0 -	0 -
		Take-outs	0 -	0 -	0 -
		Total	0 -	0 -	0 -
Team		Draws	7 100%	12 98%	19 99%
		Take-outs	6 75%	15 87%	21 83%
		Total	13 88%	27 92%	40 91%

SCO - Scotland		↻	↺	Game	
4	PATERSON Ross	Draws	4 0%	1 50%	5 10%
		Take-outs	0 -	5 55%	5 55%
		Total	4 0%	6 54%	10 33%
3	WADDELL Kyle	Draws	3 83%	3 83%	6 83%
		Take-outs	0 -	4 88%	4 88%
		Total	3 83%	7 86%	10 85%
2	MENZIES Duncan	Draws	0 -	5 100%	5 100%
		Take-outs	0 -	5 70%	5 70%
		Total	0 -	10 85%	10 85%
1	GOODFELLOW Michael	Draws	5 95%	4 75%	9 86%
		Take-outs	0 -	1 100%	1 100%
		Total	5 95%	5 80%	10 88%
A	-	Draws	0 -	0 -	0 -
		Take-outs	0 -	0 -	0 -
		Total	0 -	0 -	0 -
Team		Draws	12 60%	13 85%	25 73%
		Take-outs	0 -	15 72%	15 72%
		Total	12 60%	28 78%	40 73%

Note:

Position and function for each team member:

4 = Fourth, 3 = Third, 2 = Second, 1 = Lead, A = Alternate, S = Skip, V = Vice-Skip

Legend:

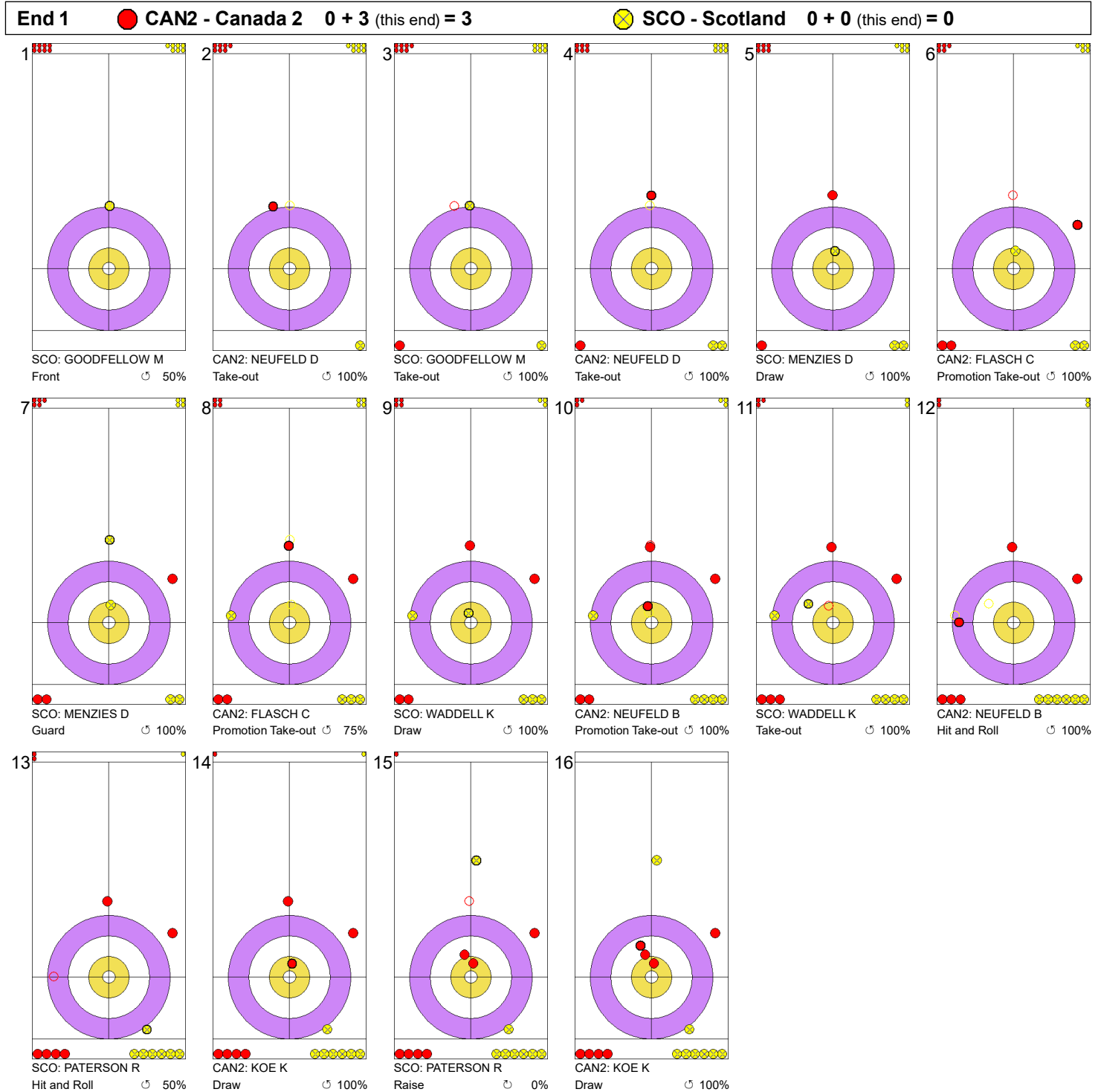
↻ Clockwise

↺ Counter-clockwise

LSFE(*) Last Stone First End

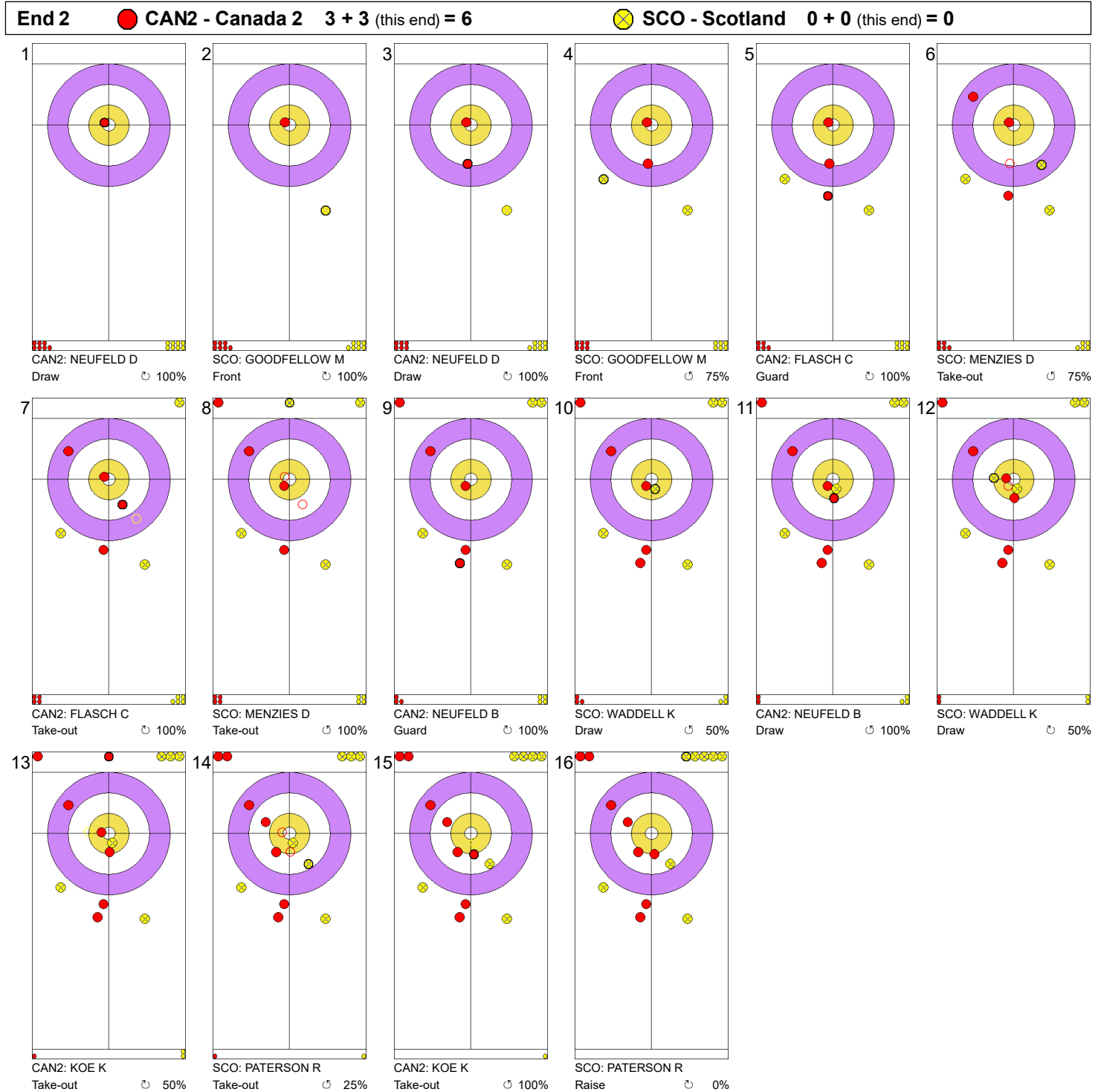
X Unplayed/unfinished end due to concession

Game - Shot by Shot



Legend:
 ⌚ Clockwise ⌚ Counter-clockwise - Not considered



Game - Shot by Shot



Legend:		
Clockwise	Counter-clockwise	- Not considered

Game - Shot by Shot



Legend:
 Clockwise
  Counter-clockwise
 - Not considered





Game - Shot by Shot



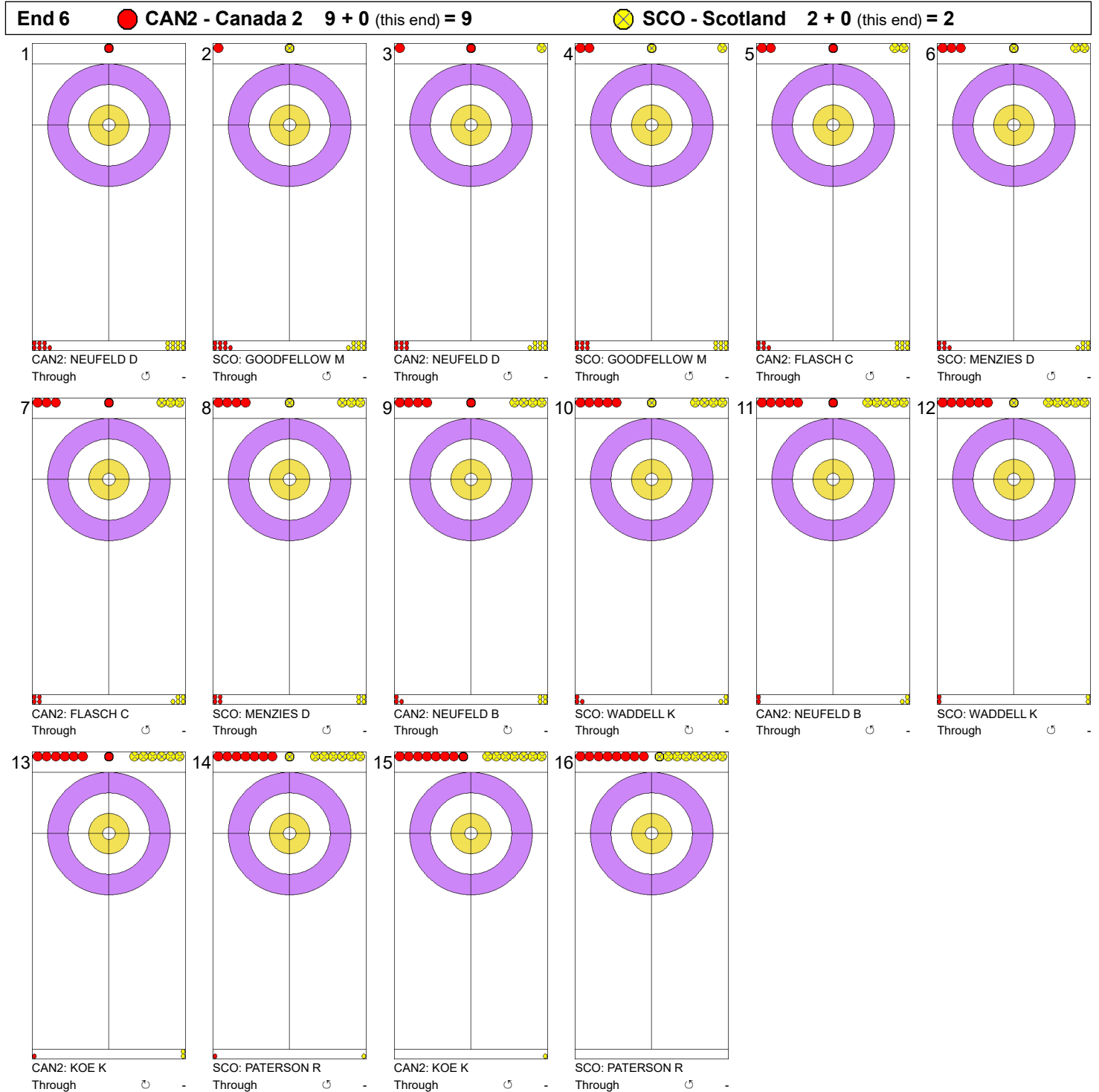
Legend:
 ↻ Clockwise ↺ Counter-clockwise - Not considered



Game - Shot by Shot



Legend:
 Clockwise
  Counter-clockwise
 - Not considered

Game - Shot by Shot



Legend:
 Clockwise
  Counter-clockwise
 - Not considered

Game Results

Sheet	Game	Team	LSFE	1	2	3	4	5	6	7	8	Total	Points
D	3	SUI - Switzerland (Schwaller)	*	1	4	0	2	0	1	X	X	8	3
	3	NOR - Norway (Ulsrud)		0	0	1	0	1	0	X	X	2	0

SUI - Switzerland		Shot Success	
		Game	All
4 S	SCHWALLER Yannick	73%	65%
3 V	BRUNNER Michael	75%	79%
2	MEIER Romano	79%	77%
1	KAEUFELER Marcel	85%	81%
A	-	-	-
Team Total		78%	76%

NOR - Norway		Shot Success	
		Game	All
4 S	ULSRUD Thomas	79%	69%
3 V	NERGAARD Torger	81%	77%
2	SVAE Christoffer	71%	76%
1	PETERSSON Haavard Vad	92%	82%
A	-	-	-
Team Total		81%	76%

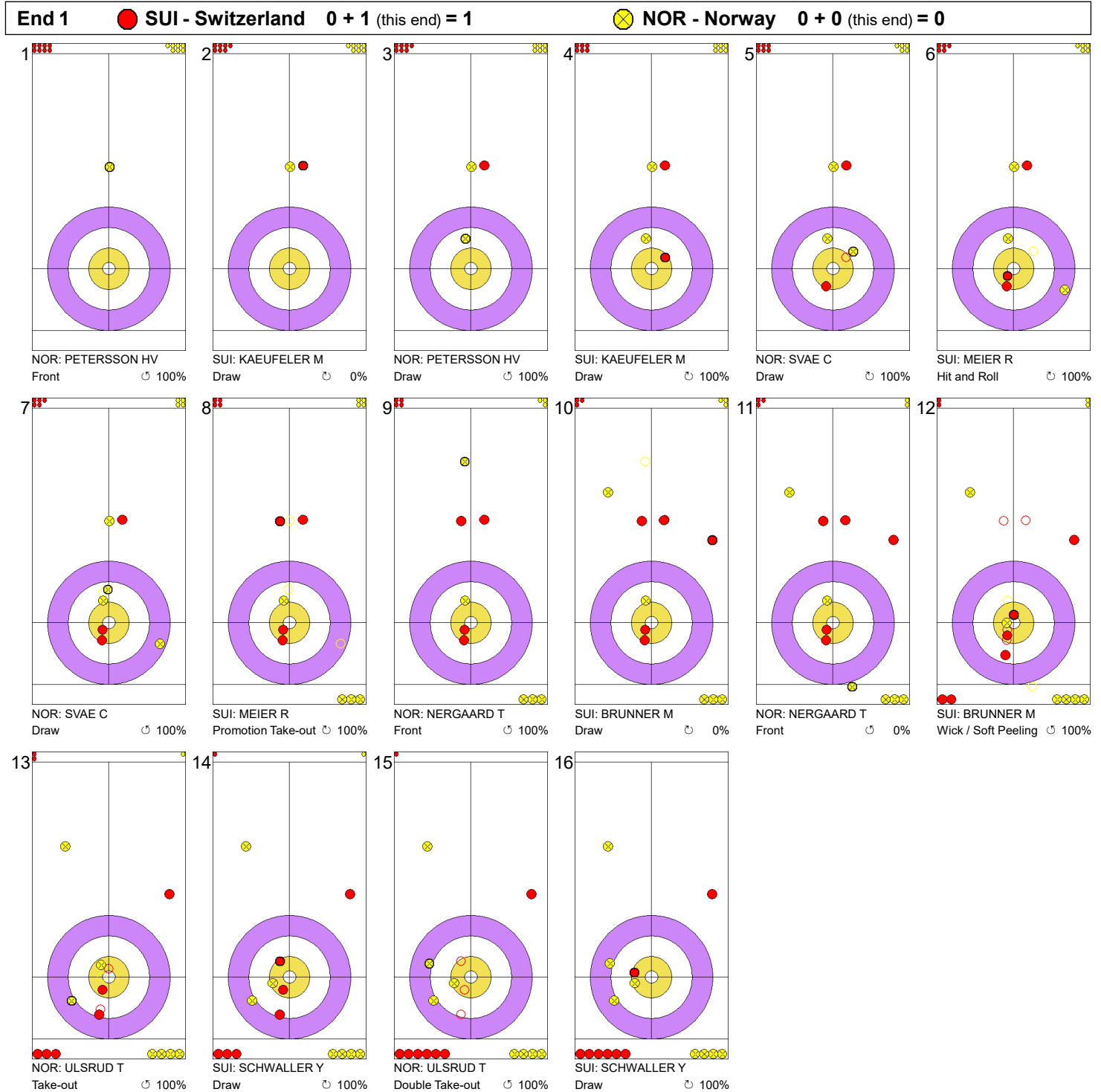
SUI - Switzerland		↻	↺	Game	
4	SCHWALLER Yannick	Draws	2 100%	3 100%	5 100%
		Take-outs	6 63%	1 0%	7 54%
		Total	8 72%	4 75%	12 73%
3	BRUNNER Michael	Draws	4 75%	1 100%	5 80%
		Take-outs	5 80%	2 50%	7 71%
		Total	9 78%	3 67%	12 75%
2	MEIER Romano	Draws	1 100%	1 100%	2 100%
		Take-outs	8 69%	2 100%	10 75%
		Total	9 72%	3 100%	12 79%
1	KAEUFELER Marcel	Draws	5 80%	2 88%	7 82%
		Take-outs	5 90%	0 -	5 90%
		Total	10 85%	2 88%	12 85%
A -	-	Draws	0 -	0 -	0 -
		Take-outs	0 -	0 -	0 -
		Total	0 -	0 -	0 -
Team		Draws	12 83%	7 96%	19 88%
		Take-outs	24 74%	5 60%	29 72%
		Total	36 77%	12 81%	48 78%



NOR - Norway		↻	↺	Game	
4	ULSRUD Thomas	Draws	4 94%	3 75%	7 86%
		Take-outs	1 50%	4 75%	5 70%
		Total	5 85%	7 75%	12 79%
3	NERGAARD Torger	Draws	7 89%	2 50%	9 81%
		Take-outs	1 100%	2 75%	3 83%
		Total	8 91%	4 63%	12 81%
2	SVAE Christoffer	Draws	6 67%	3 83%	9 72%
		Take-outs	3 67%	0 -	3 67%
		Total	9 67%	3 83%	12 71%
1	PETERSSON Haavard Vad	Draws	7 86%	4 100%	11 91%
		Take-outs	1 100%	0 -	1 100%
		Total	8 88%	4 100%	12 92%
A -	-	Draws	0 -	0 -	0 -
		Take-outs	0 -	0 -	0 -
		Total	0 -	0 -	0 -
Team		Draws	24 83%	12 81%	36 83%
		Take-outs	6 75%	6 75%	12 75%
		Total	30 82%	18 79%	48 81%

Note:
Position and function for each team member:
4 = Fourth, 3 = Third, 2 = Second, 1 = Lead, A = Alternate, S = Skip, V = Vice-Skip

Legend:
↻ Clockwise ↺ Counter-clockwise LSFE(*) Last Stone First End
X Unplayed/unfinished end due to concession

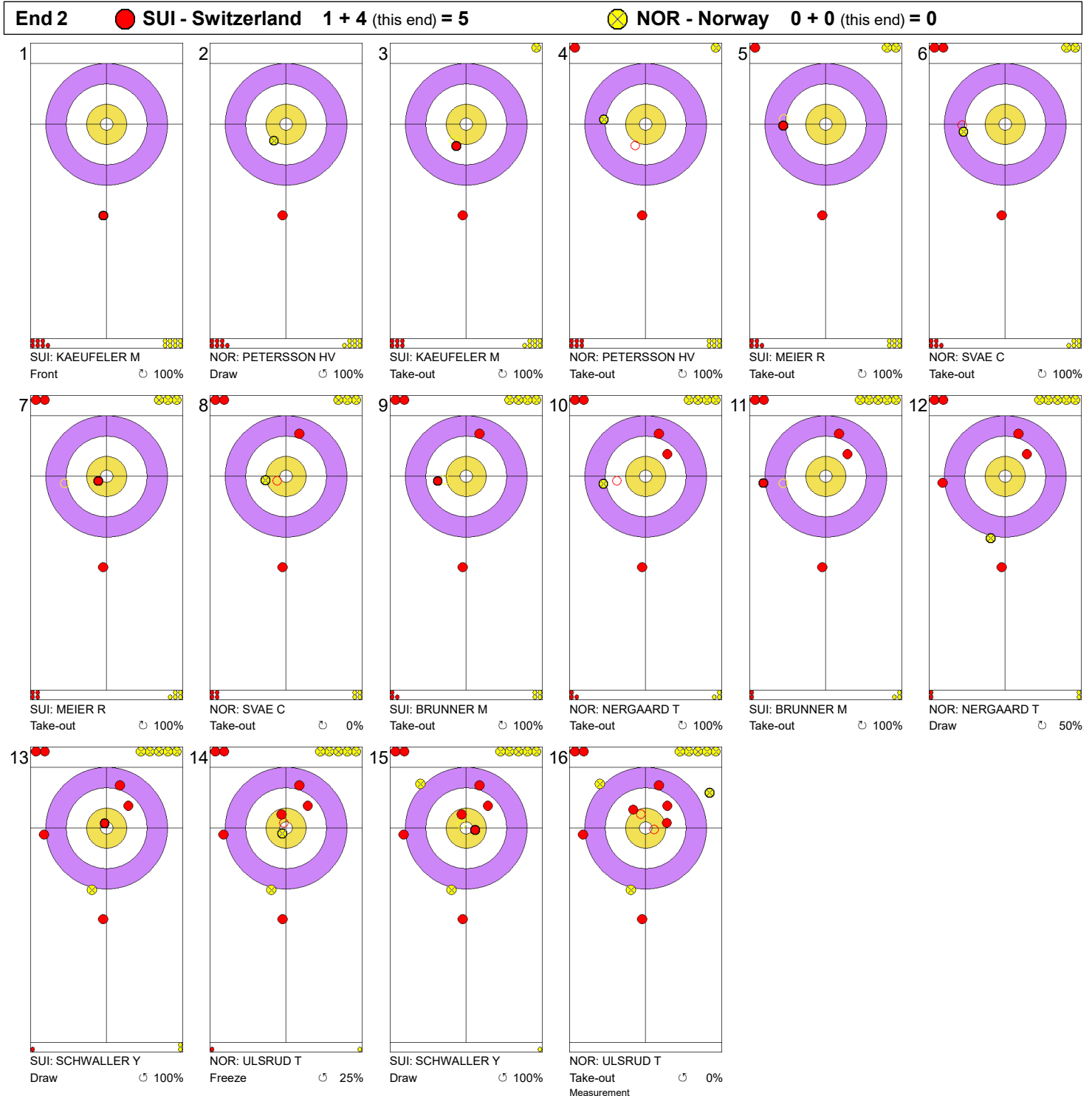
Game - Shot by Shot



Legend:
 Clockwise
  Counter-clockwise
 - Not considered

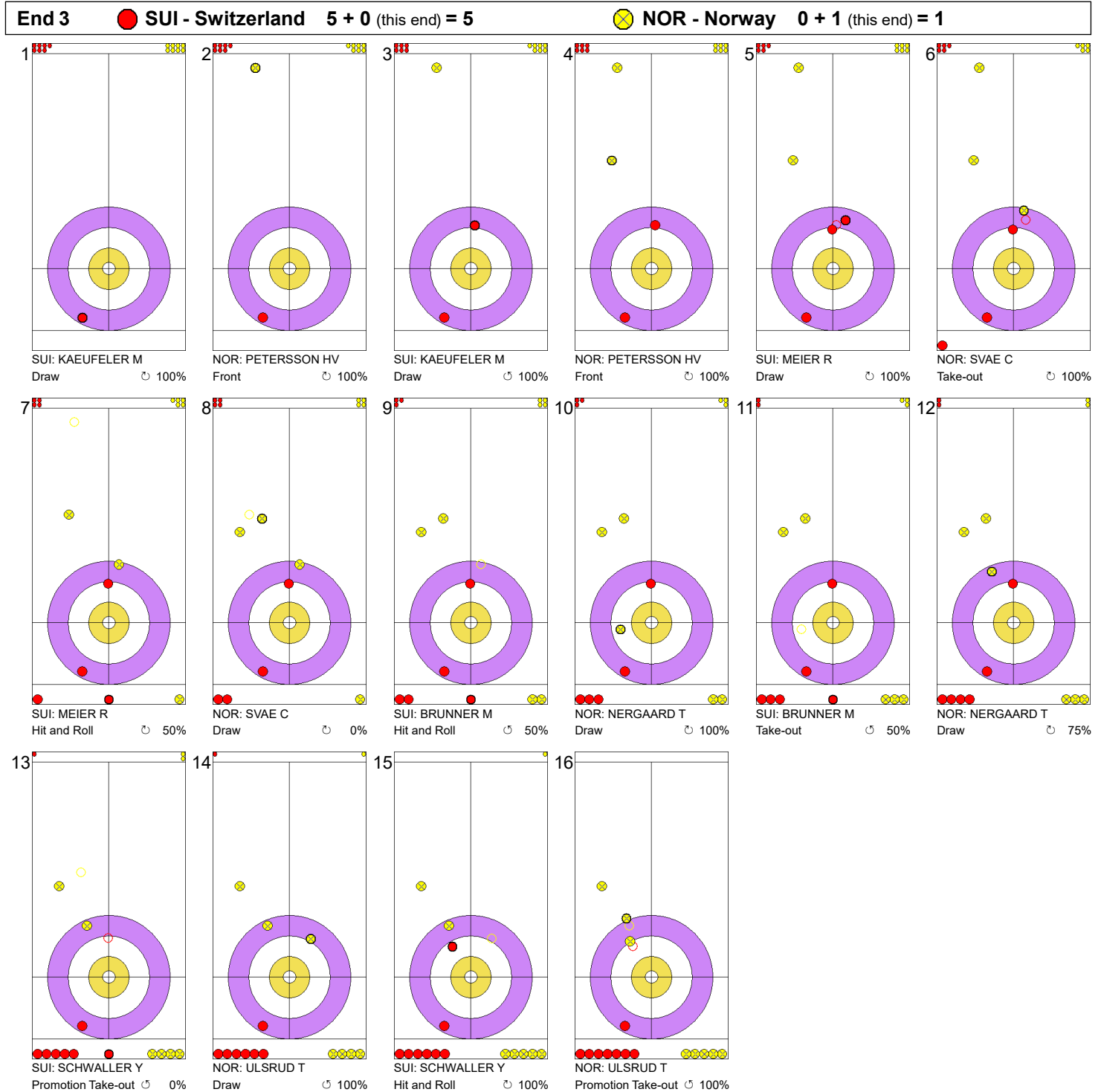




Game - Shot by Shot



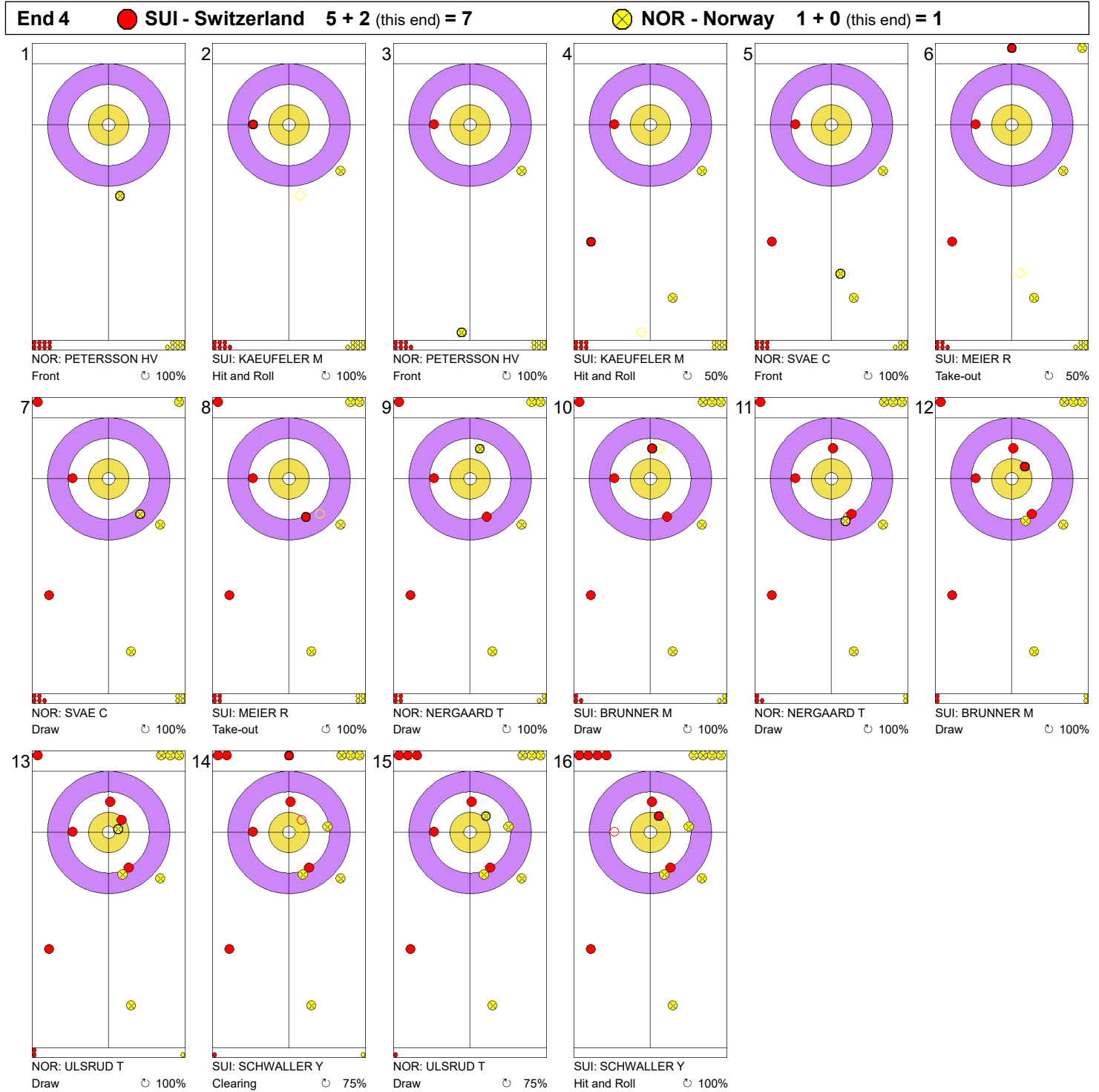
Legend:
 ↻ Clockwise ↺ Counter-clockwise - Not considered

Game - Shot by Shot



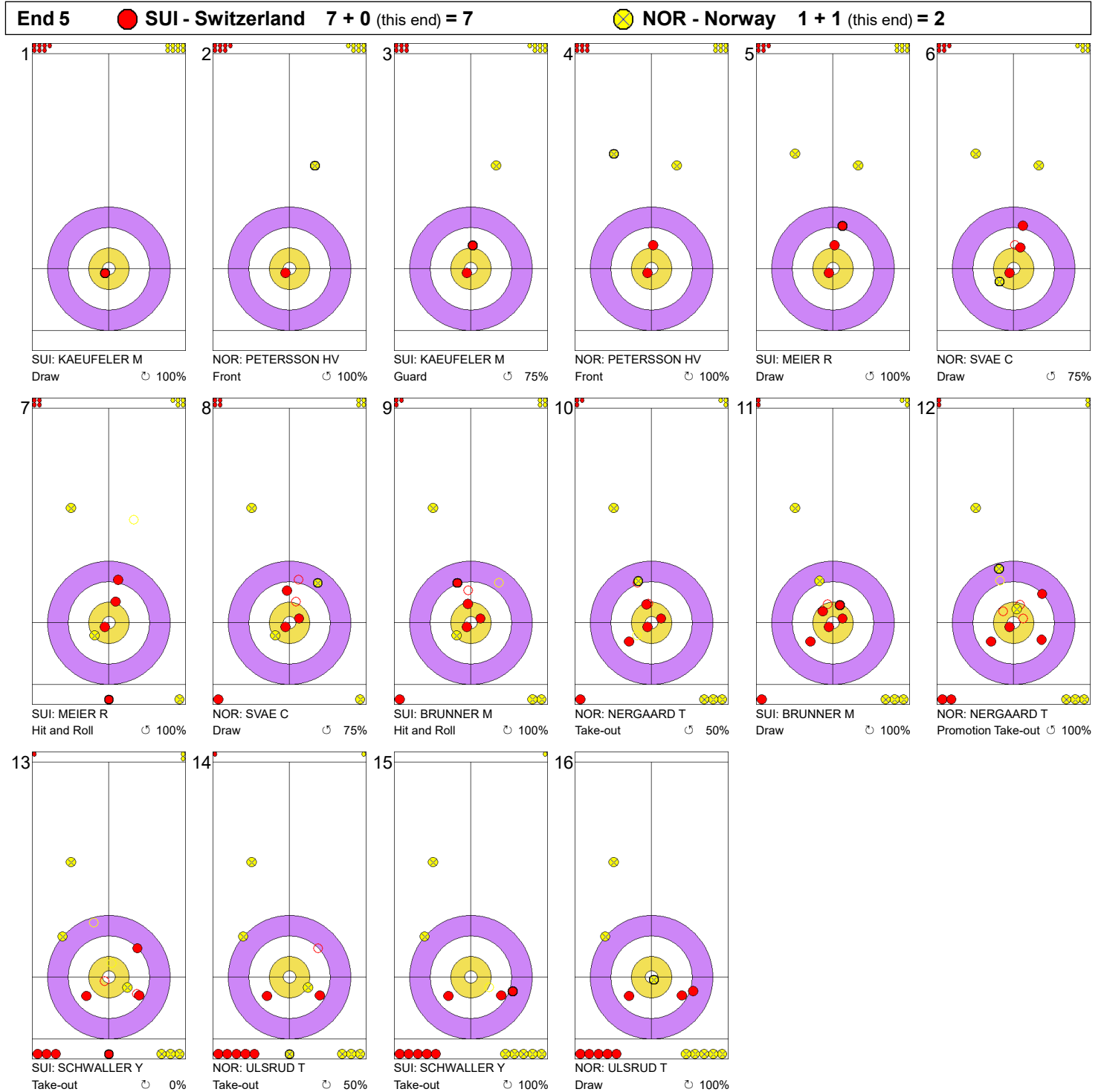
Legend:
 Clockwise
  Counter-clockwise
 - Not considered



Game - Shot by Shot



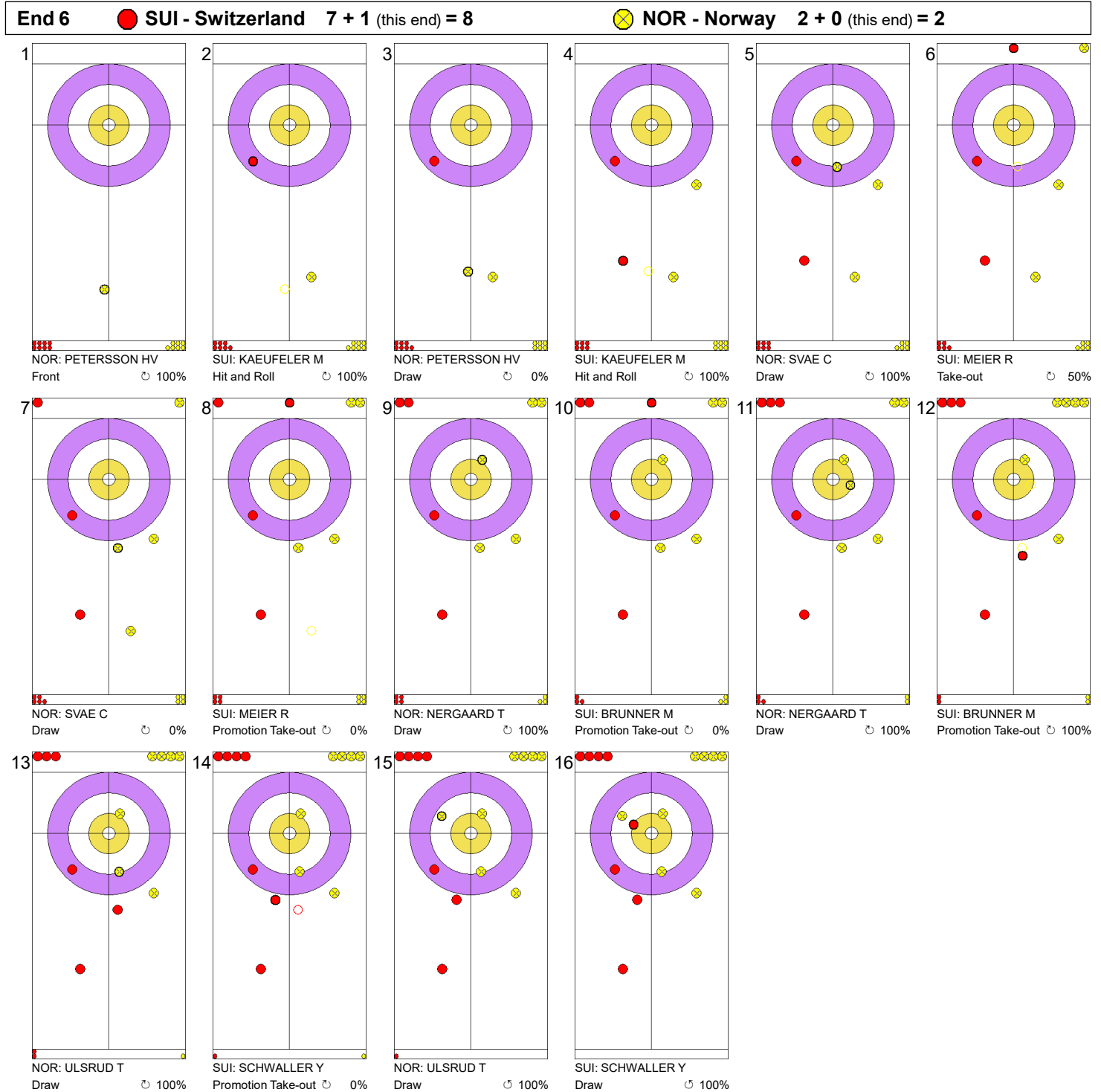
Legend:
 ↻ Clockwise ↺ Counter-clockwise - Not considered

Game - Shot by Shot



Legend:
 Clockwise
  Counter-clockwise
 - Not considered

Game - Shot by Shot



Legend:
 ↻ Clockwise ↺ Counter-clockwise - Not considered

Game Results

Sheet	Game	Team	LSFE	1	2	3	4	5	6	7	8	Total	Points
E	3	SWE - Sweden (Edin)	*	1	0	0	0	2	2	0	X	5	3
	3	USA - United States (Shuster)		0	0	0	1	0	0	1	X	2	0

SWE - Sweden		Shot Success	
		Game	All
4 S	EDIN Niklas	82%	83%
3 V	ERIKSSON Oskar	86%	89%
2	WRANAA Rasmus	78%	81%
1	SUNDGREN Christoffer	87%	87%
A	-	-	-
Team Total		83%	85%

USA - United States		Shot Success	
		Game	All
4 S	SHUSTER John	79%	77%
3 V	PLYS Chris	77%	83%
2	HAMILTON Matt	73%	77%
1	LANDSTEINER John	86%	85%
A	-	-	-
Team Total		79%	80%

SWE - Sweden		↻	↺	Game	
4	EDIN Niklas	Draws	1 100%	0 -	1 100%
		Take-outs	7 79%	6 83%	13 81%
		Total	8 81%	6 83%	14 82%
3	ERIKSSON Oskar	Draws	2 75%	1 50%	3 67%
		Take-outs	8 91%	3 92%	11 91%
		Total	10 88%	4 81%	14 86%
2	WRANAA Rasmus	Draws	2 100%	4 88%	6 92%
		Take-outs	7 75%	2 50%	9 69%
		Total	9 81%	6 75%	15 78%
1	SUNDGREN Christoffer	Draws	2 100%	12 92%	14 93%
		Take-outs	0 -	1 0%	1 0%
		Total	2 100%	13 85%	15 87%
A	-	Draws	0 -	0 -	0 -
		Take-outs	0 -	0 -	0 -
		Total	0 -	0 -	0 -
Team		Draws	7 93%	17 88%	24 90%
		Take-outs	22 82%	12 73%	34 79%
		Total	29 84%	29 82%	58 83%

USA - United States		↻	↺	Game	
4	SHUSTER John	Draws	5 65%	3 100%	8 78%
		Take-outs	4 75%	2 88%	6 79%
		Total	9 69%	5 95%	14 79%
3	PLYS Chris	Draws	4 75%	2 50%	6 67%
		Take-outs	5 75%	3 100%	8 84%
		Total	9 75%	5 80%	14 77%
2	HAMILTON Matt	Draws	2 100%	4 88%	6 92%
		Take-outs	5 60%	4 63%	9 61%
		Total	7 71%	8 75%	15 73%
1	LANDSTEINER John	Draws	7 96%	8 75%	15 85%
		Take-outs	1 100%	0 -	1 100%
		Total	8 97%	8 75%	16 86%
A	-	Draws	0 -	0 -	0 -
		Take-outs	0 -	0 -	0 -
		Total	0 -	0 -	0 -
Team		Draws	18 83%	17 79%	35 81%
		Take-outs	15 72%	9 81%	24 75%
		Total	33 78%	26 80%	59 79%

Note:

Position and function for each team member:

4 = Fourth, 3 = Third, 2 = Second, 1 = Lead, A = Alternate, S = Skip, V = Vice-Skip

Legend:

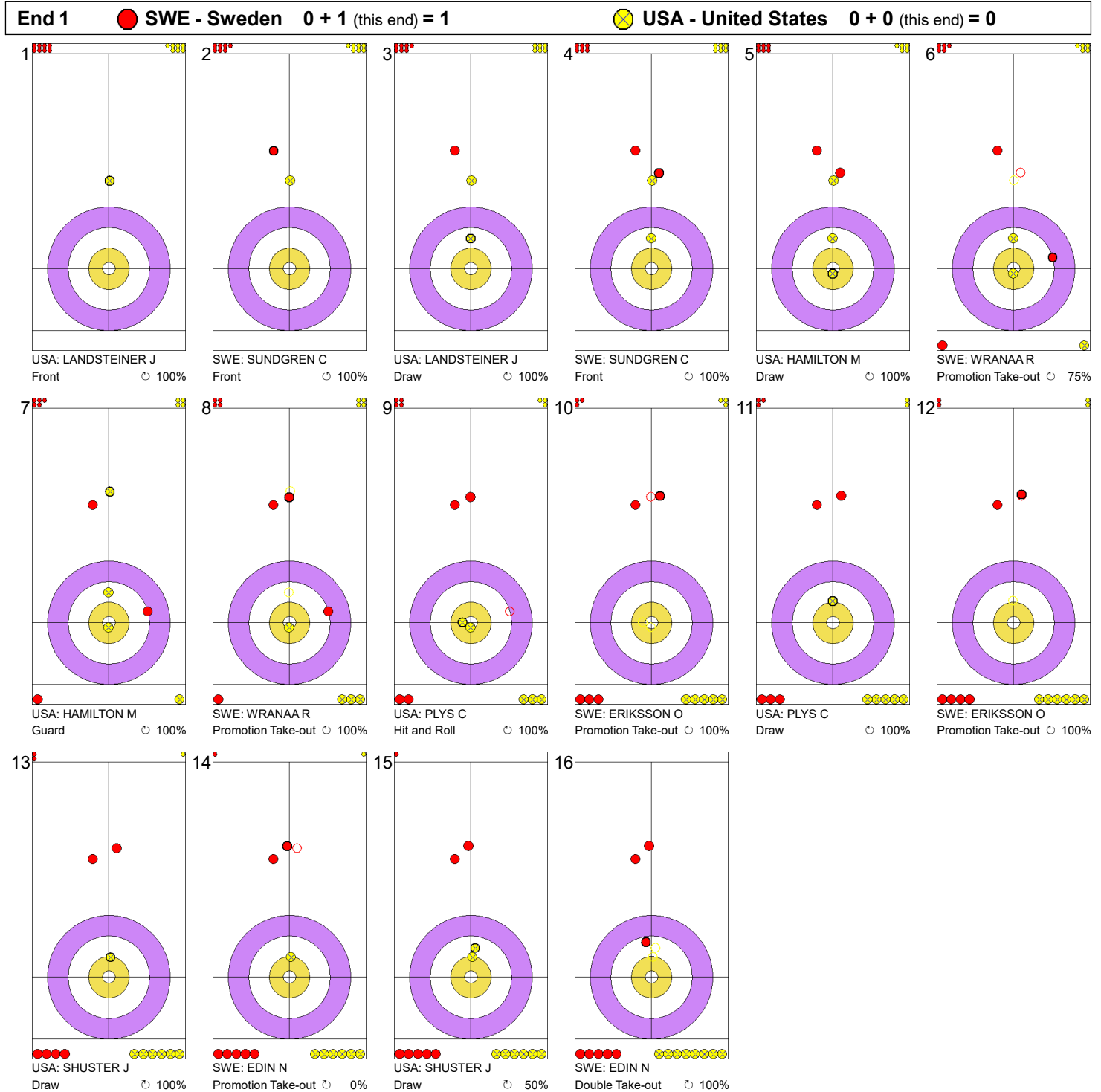
↻ Clockwise



↺ Counter-clockwise

LSFE(*) Last Stone First End

X Unplayed/unfinished end due to concession

Game - Shot by Shot



Legend:
 Clockwise
  Counter-clockwise
 - Not considered



Game - Shot by Shot



Legend:
 ⤵ Clockwise ⤴ Counter-clockwise - Not considered

Game - Shot by Shot



Legend:
 ↻ Clockwise ↺ Counter-clockwise - Not considered

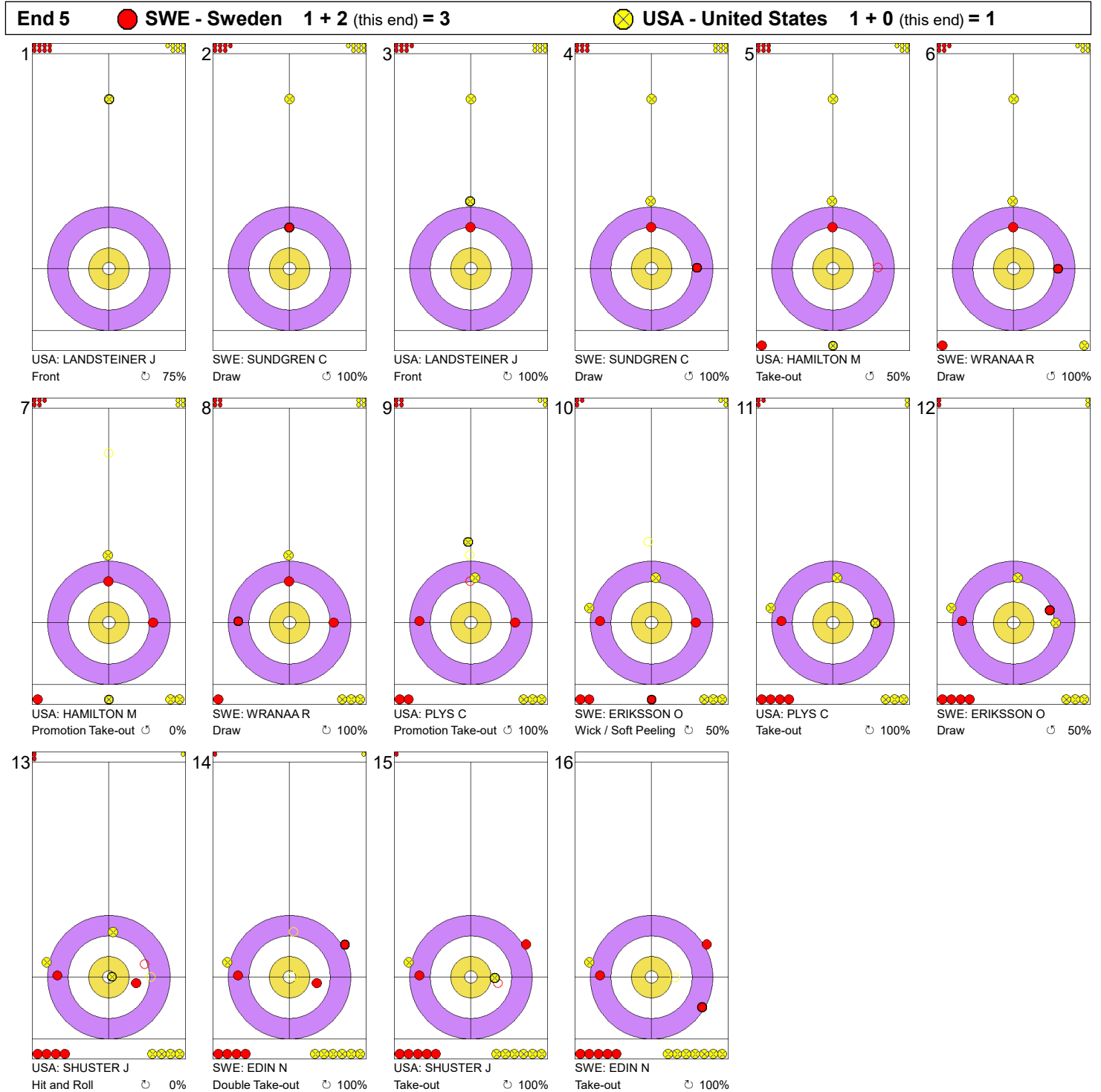
Game - Shot by Shot





Legend:
 ↻ Clockwise ↺ Counter-clockwise - Not considered

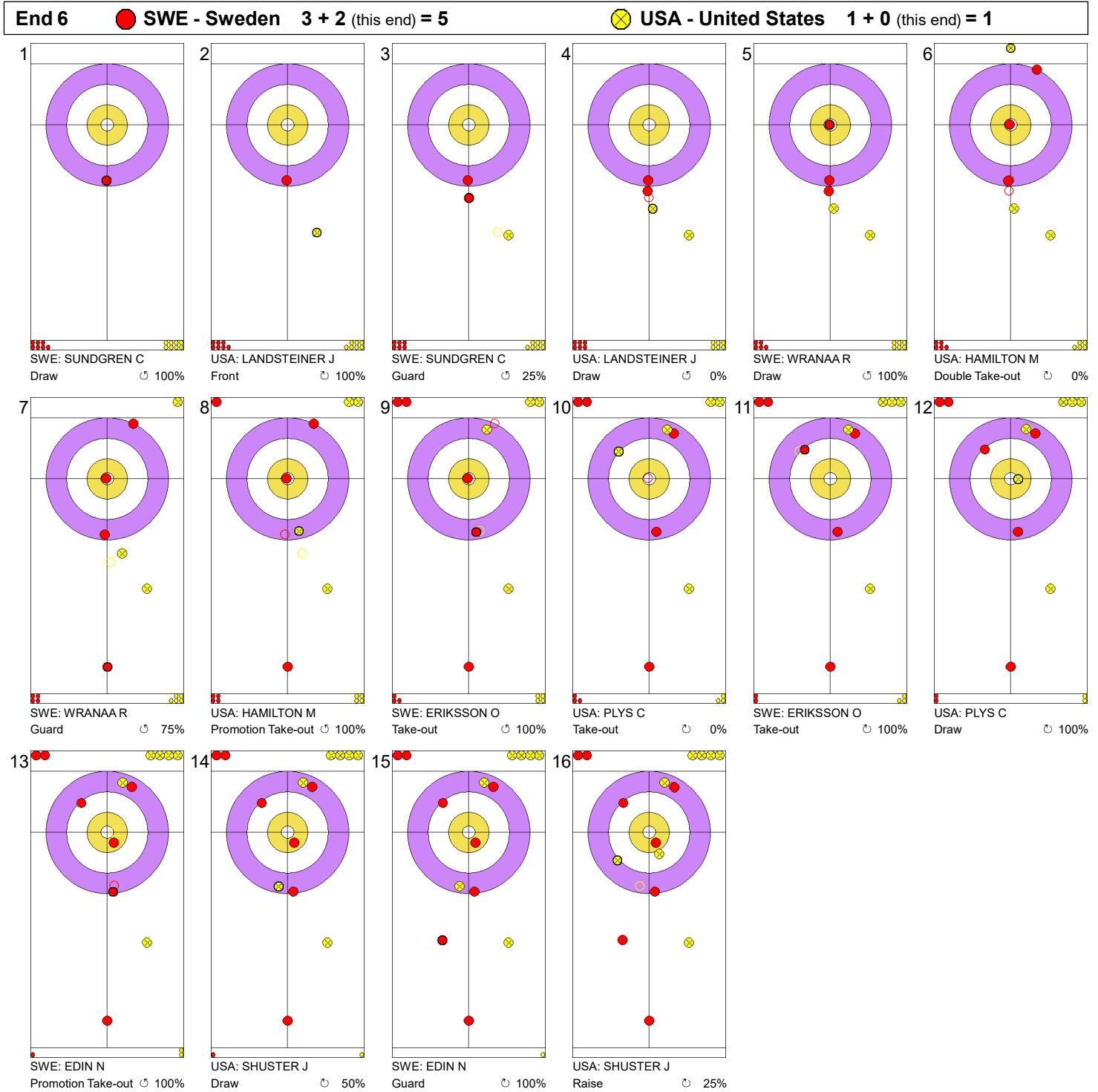




Game - Shot by Shot



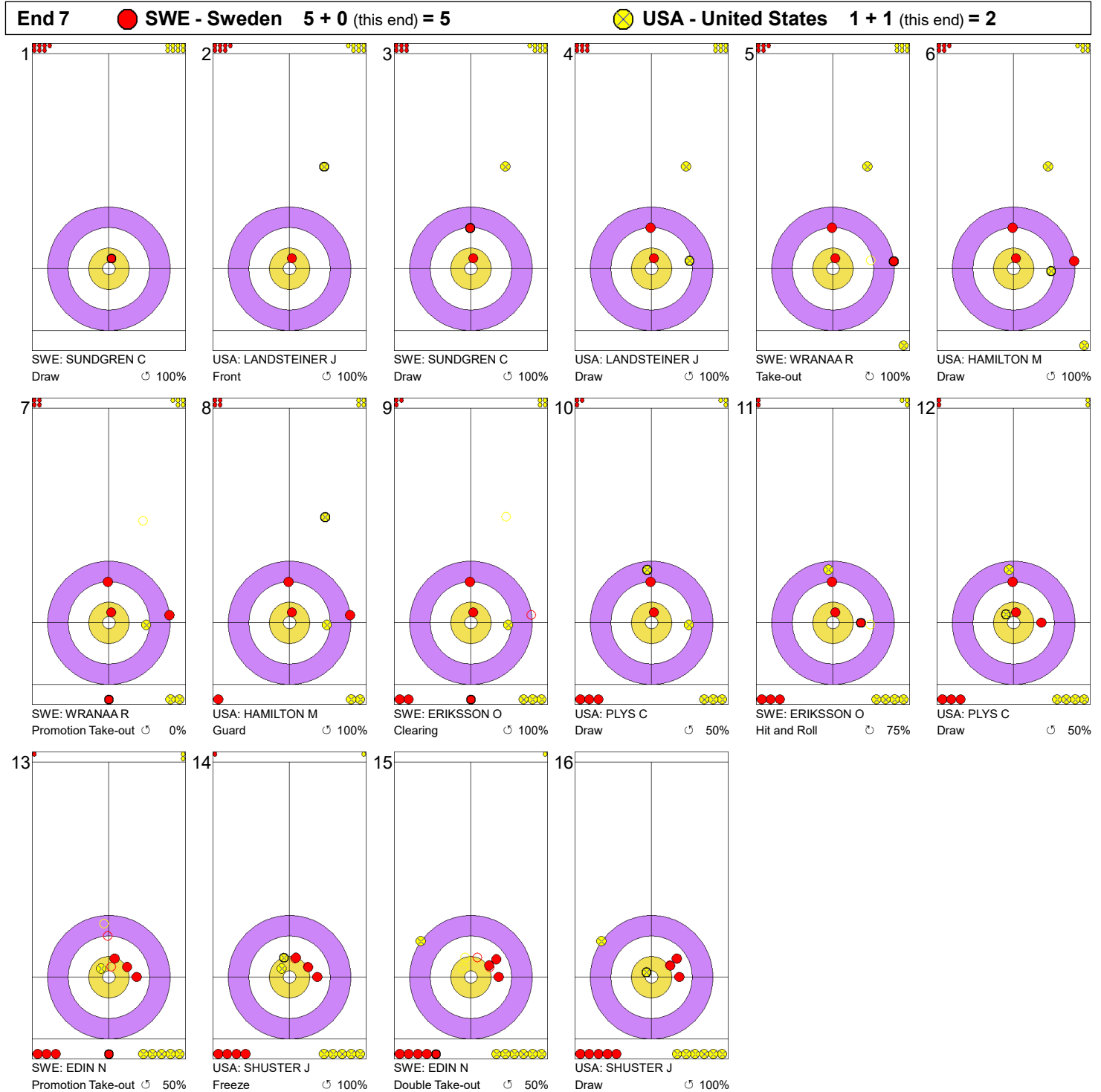
Legend:
 Clockwise
  Counter-clockwise
 - Not considered



Game - Shot by Shot



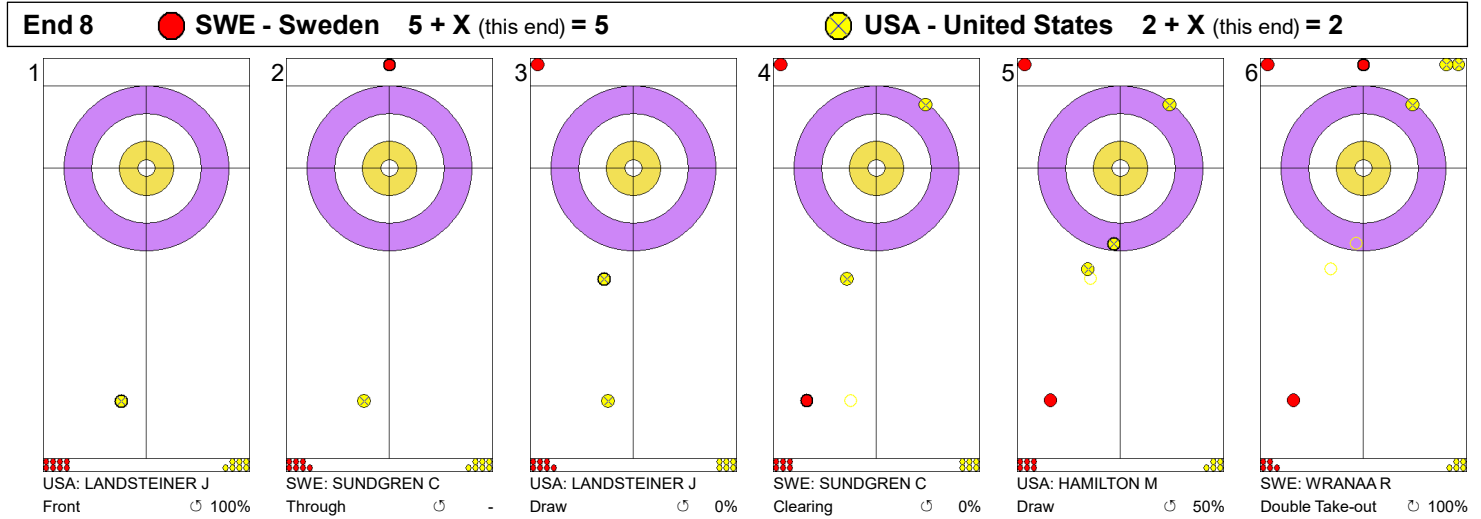
Legend:
 Clockwise
  Counter-clockwise
 - Not considered

Game - Shot by Shot



Legend:
 Clockwise
  Counter-clockwise
 - Not considered

Game - Shot by Shot



Legend:	⌚ Clockwise	⌚ Counter-clockwise	- Not considered
	X Unfinished end due to concession		

Session Results and Standings

Sheet	Round	Team	LSFE	1	2	3	4	5	6	7	8	Total	Points
A	M2	NOR - Norway (Ulsrud)	*	1	0	0	2	0	0	1	0	4	0
		CAN2 - Canada (Koe)		0	1	1	0	0	2	0	1	5	3
B	M2	SCO - Scotland (Paterson)	*	3	1	1	0	1	0	X	X	6	3
		SUI - Switzerland (Schwaller)		0	0	0	1	0	1	X	X	2	0
C	M2	USA - United States (Shuster)	*	1	0	1	0	2	0	3	X	7	3
		CHN - China (Zou)		0	1	0	1	0	1	0	X	3	0
D	M2	CAN1 - Canada (Dunstone)	*	0	1	0	0	2	0	1	0	4	0
		SWE - Sweden (Edin)		0	0	0	2	0	1	0	2	5	3
E	W2	JPN - Japan (Fujisawa)	*	1	0	1	0	3	1	0	1	7	3
		USA - United States (Roth)		0	1	0	2	0	0	2	0	5	0

Women's Current Standings

Group-A				Group-B			
Rank	Team	Games	Points	Rank	Team	Games	Points
1	CAN - Canada (Jones)	2	6	1	KOR - Korea (Kim)	1	3
2	CHN - China (Jiang)	2	3	1	SUI - Switzerland (Tirinzoni)	1	3
2	JPN - Japan (Fujisawa)	2	3	3	RUS - Russia (Sidorova)	1	0
4	USA - United States (Roth)	2	0	3	SWE - Sweden (Hasselborg)	1	0

Men's Current Standings

Group-A				Group-B			
Rank	Team	Games	Points	Rank	Team	Games	Points
1	USA - United States (Shuster)	2	5	1	SCO - Scotland (Paterson)	2	6
2	CHN - China (Zou)	2	3	2	CAN2 - Canada (Koe)	2	3
2	SWE - Sweden (Edin)	2	3	2	SUI - Switzerland (Schwaller)	2	3
4	CAN1 - Canada (Dunstone)	2	1	4	NOR - Norway (Ulsrud)	2	0

Mixed Doubles Current Standings

Group-A				Group-B			
Rank	Team	Games	Points	Rank	Team	Games	Points
1	USA - United States (Anderson/Dropkin)	2	6	1	NOR - Norway (Skaslien/Nedregotten)	2	6
2	CAN1 - Canada (Walker/Muyres)	2	3	2	SUI2 - Switzerland (Perret/Rios)	2	4
2	CHN - China (Cao/Yuan)	2	3	3	RUS - Russia (Komarova/Goriachev)	2	2
4	SUI1 - Switzerland (Jaeggi/Michel)	2	0	4	CAN2 - Canada (Sahaidak/Lott)	2	0

Note:

Under WCF rules, tie-breaking rules for standings are not applied until after the last game of the round robin.

Legend:

LSFE(*) Last Stone First End

Mn Men's round n

Wn Women's round n

X Unplayed/unfinished end due to concession

Game Results

Sheet	Game	Team	LSFE	1	2	3	4	5	6	7	8	Total	Points
A	2	NOR - Norway (Ulsrud)	*	1	0	0	2	0	0	1	0	4	0
	2	CAN2 - Canada (Koe)		0	1	1	0	0	2	0	1	5	3

NOR - Norway		Shot Success	
		Game	All
4 S	ULSRUD Thomas	67%	66%
3 V	NERGAARD Torger	73%	76%
2	SVAE Christoffer	77%	78%
1	PETERSSON Haavard Vad	77%	79%
A	-	-	-
Team Total		73%	75%

CAN2 - Canada 2		Shot Success	
		Game	All
4 S	KOE Kevin	80%	71%
3 V	NEUFELD B.J.	80%	80%
2	FLASCH Colton	69%	71%
1	NEUFELD Denni	77%	84%
A	-	-	-
Team Total		76%	77%

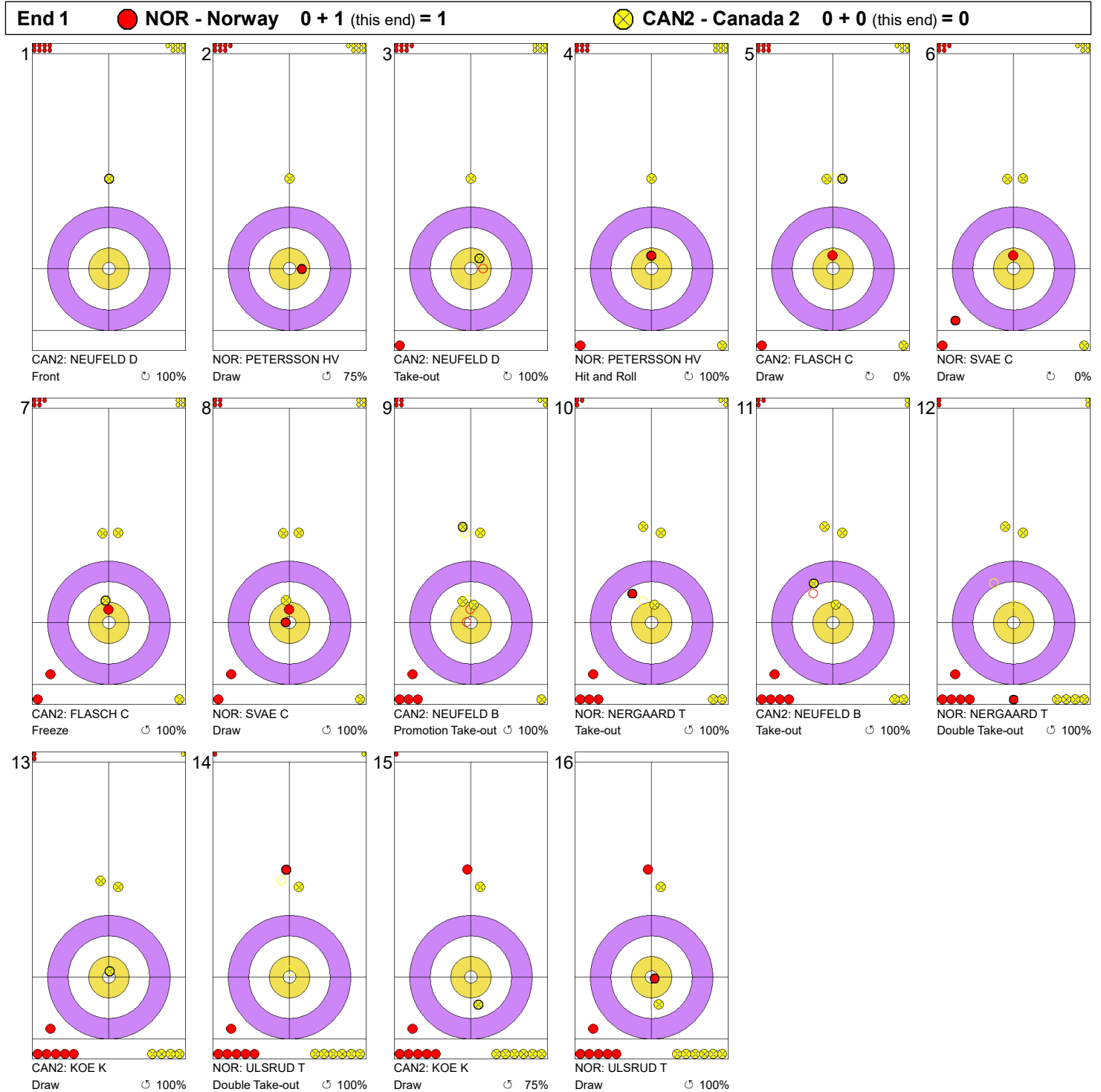
NOR - Norway			↻	↺	Game
4	ULSRUD Thomas	Draws	4 63%	3 83%	7 71%
		Take-outs	2 50%	7 68%	9 64%
		Total	6 58%	10 73%	16 67%
3	NERGAARD Torger	Draws	5 90%	0 -	5 90%
		Take-outs	3 67%	8 66%	11 66%
		Total	8 81%	8 66%	16 73%
2	SVAE Christoffer	Draws	5 60%	4 81%	9 69%
		Take-outs	3 83%	4 88%	7 86%
		Total	8 69%	8 84%	16 77%
1	PETERSSON Haavard Vad	Draws	8 75%	5 85%	13 79%
		Take-outs	2 50%	1 100%	3 67%
		Total	10 70%	6 88%	16 77%
A -	-	Draws	0 -	0 -	0 -
		Take-outs	0 -	0 -	0 -
		Total	0 -	0 -	0 -
Team		Draws	22 73%	12 83%	34 76%
		Take-outs	10 65%	20 73%	30 70%
		Total	32 70%	32 77%	64 73%

CAN2 - Canada 2			↻	↺	Game
4	KOE Kevin	Draws	4 100%	4 63%	8 81%
		Take-outs	2 100%	5 70%	7 79%
		Total	6 100%	9 67%	15 80%
3	NEUFELD B.J.	Draws	2 100%	1 75%	3 92%
		Take-outs	4 69%	9 81%	13 77%
		Total	6 79%	10 80%	16 80%
2	FLASCH Colton	Draws	5 60%	2 88%	7 68%
		Take-outs	4 88%	5 55%	9 69%
		Total	9 72%	7 64%	16 69%
1	NEUFELD Denni	Draws	10 73%	4 75%	14 73%
		Take-outs	1 100%	1 100%	2 100%
		Total	11 75%	5 80%	16 77%
A -	-	Draws	0 -	0 -	0 -
		Take-outs	0 -	0 -	0 -
		Total	0 -	0 -	0 -
Team		Draws	21 77%	11 73%	32 76%
		Take-outs	11 84%	20 73%	31 77%
		Total	32 80%	31 73%	63 76%

Note:
Position and function for each team member:
4 = Fourth, 3 = Third, 2 = Second, 1 = Lead, A = Alternate, S = Skip, V = Vice-Skip

Legend:
↻ Clockwise ↺ Counter-clockwise LSFE(*) Last Stone First End

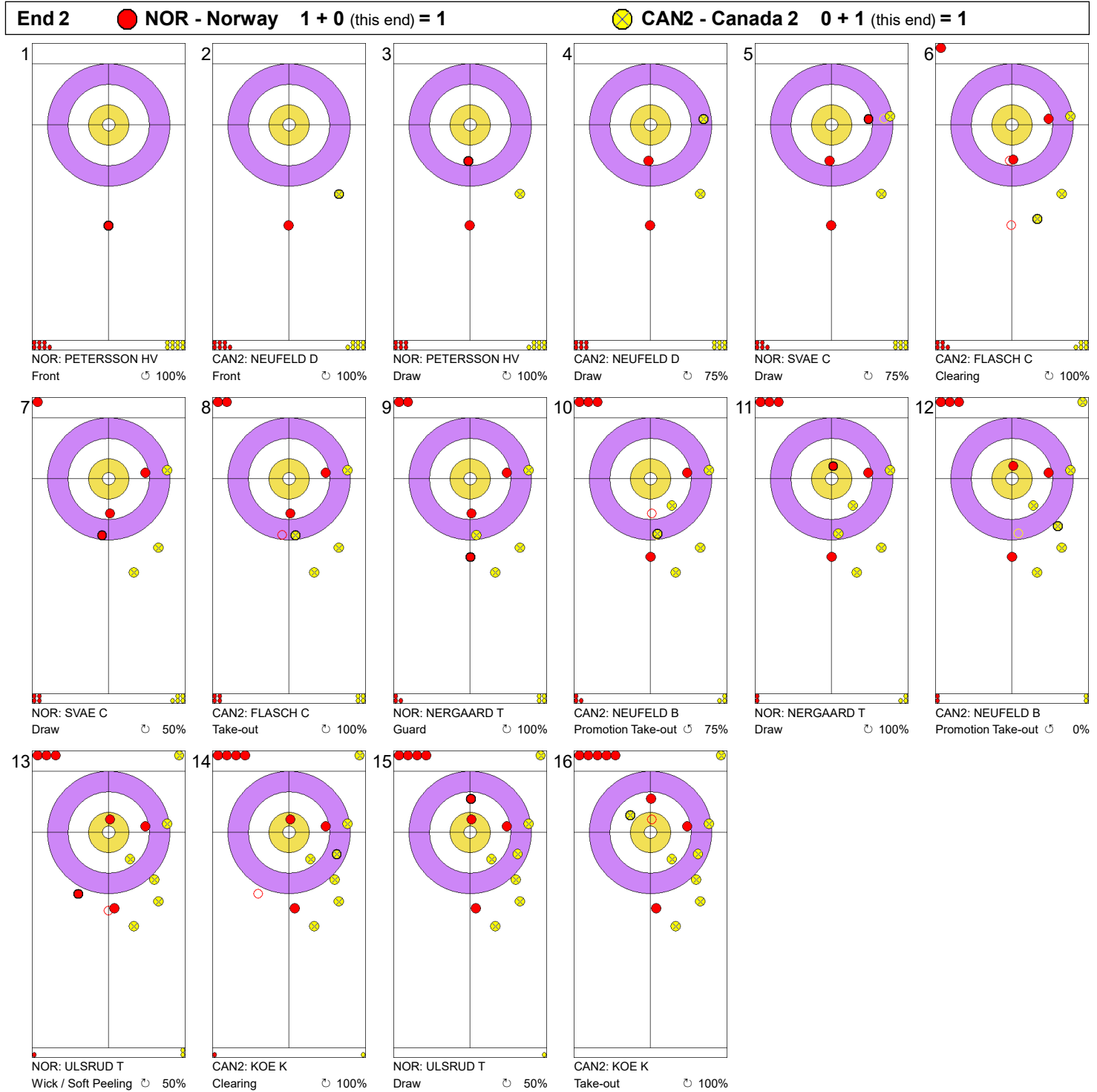
Game - Shot by Shot



Legend:
 ⌚ Clockwise ⌚ Counter-clockwise - Not considered



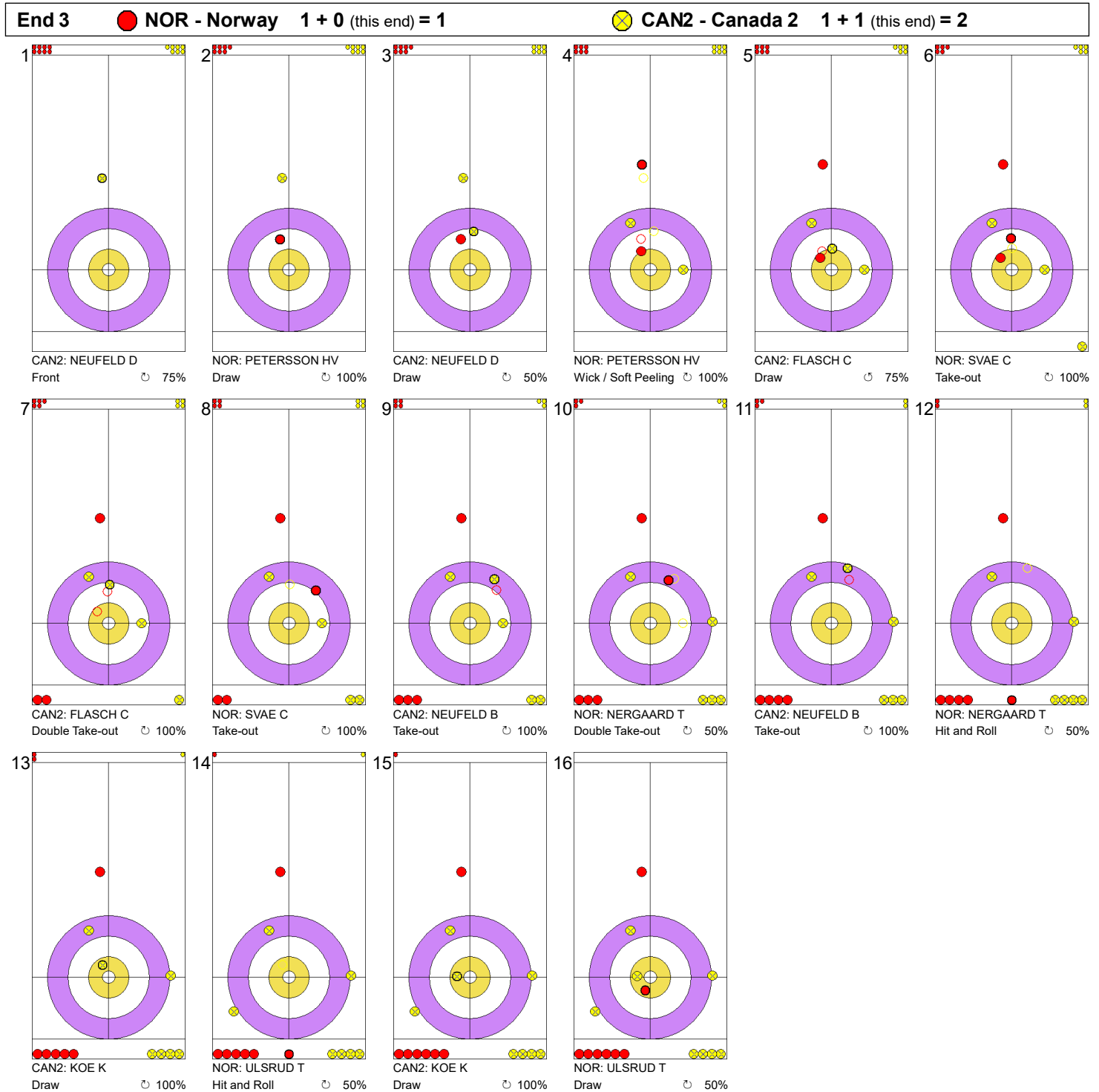
Game - Shot by Shot





Legend:
 ⌚ Clockwise ⌚ Counter-clockwise - Not considered



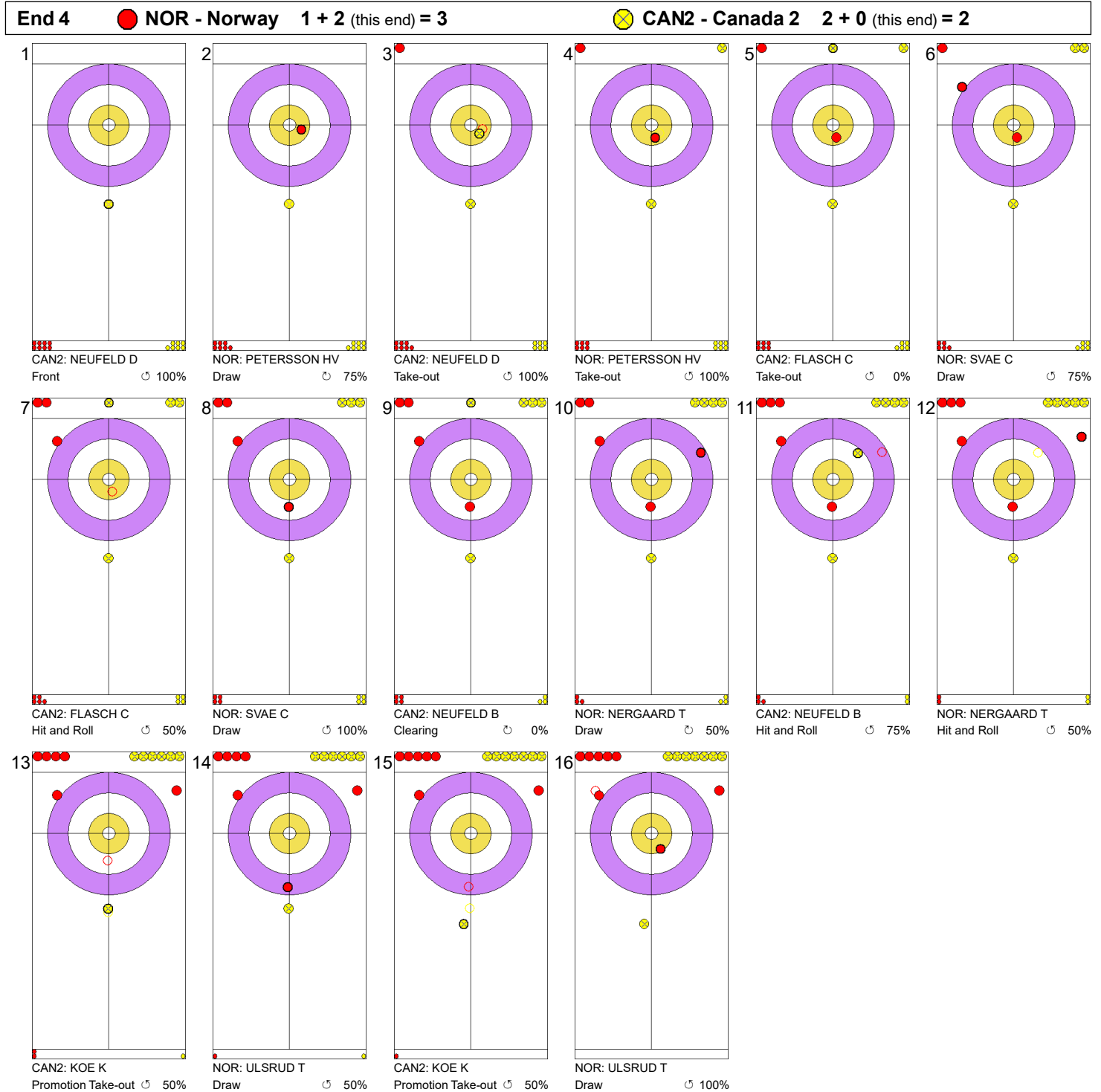
Game - Shot by Shot



Legend:
 Clockwise
  Counter-clockwise
 - Not considered



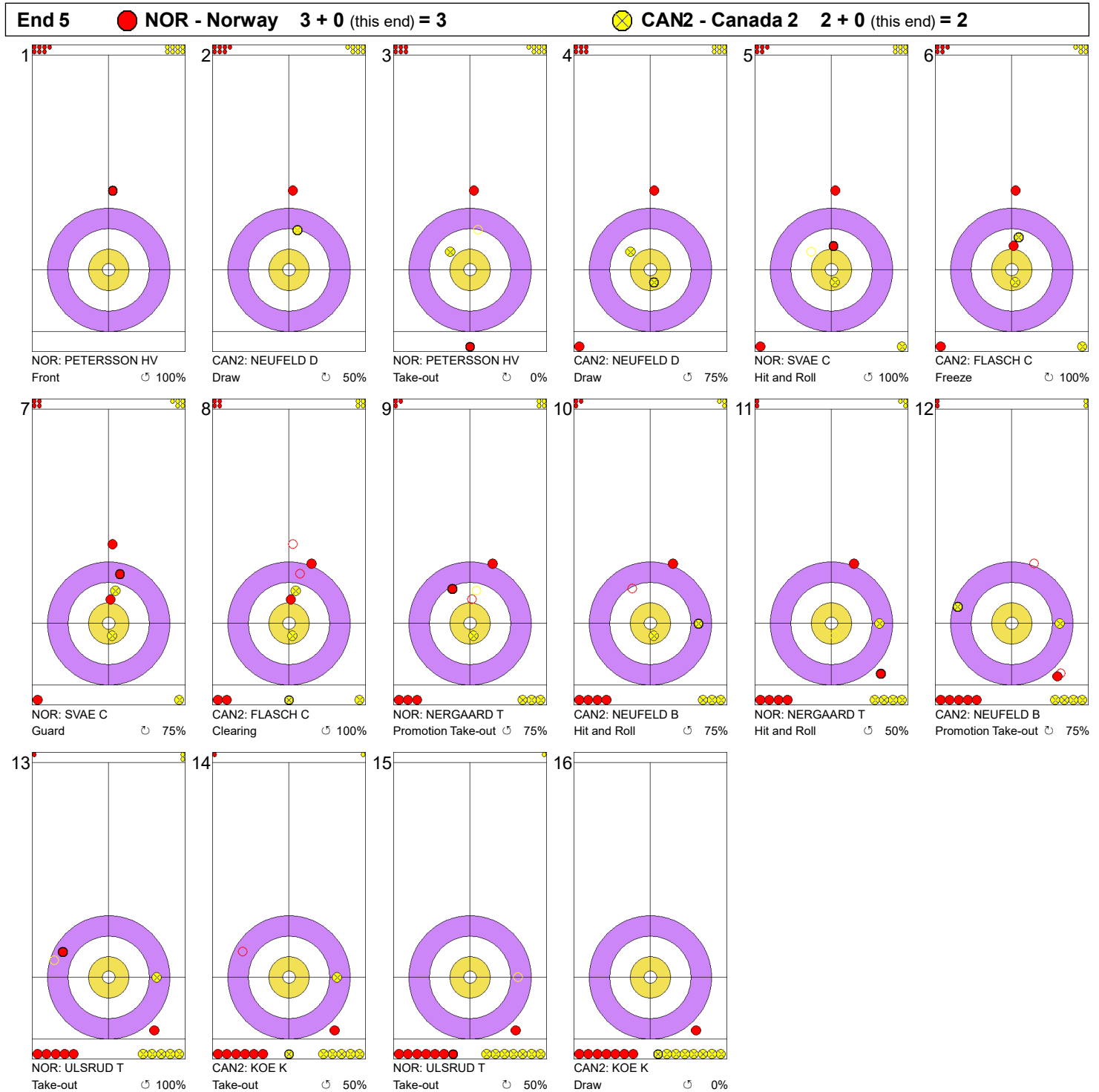
Game - Shot by Shot





Legend:
 ↻ Clockwise ↺ Counter-clockwise - Not considered

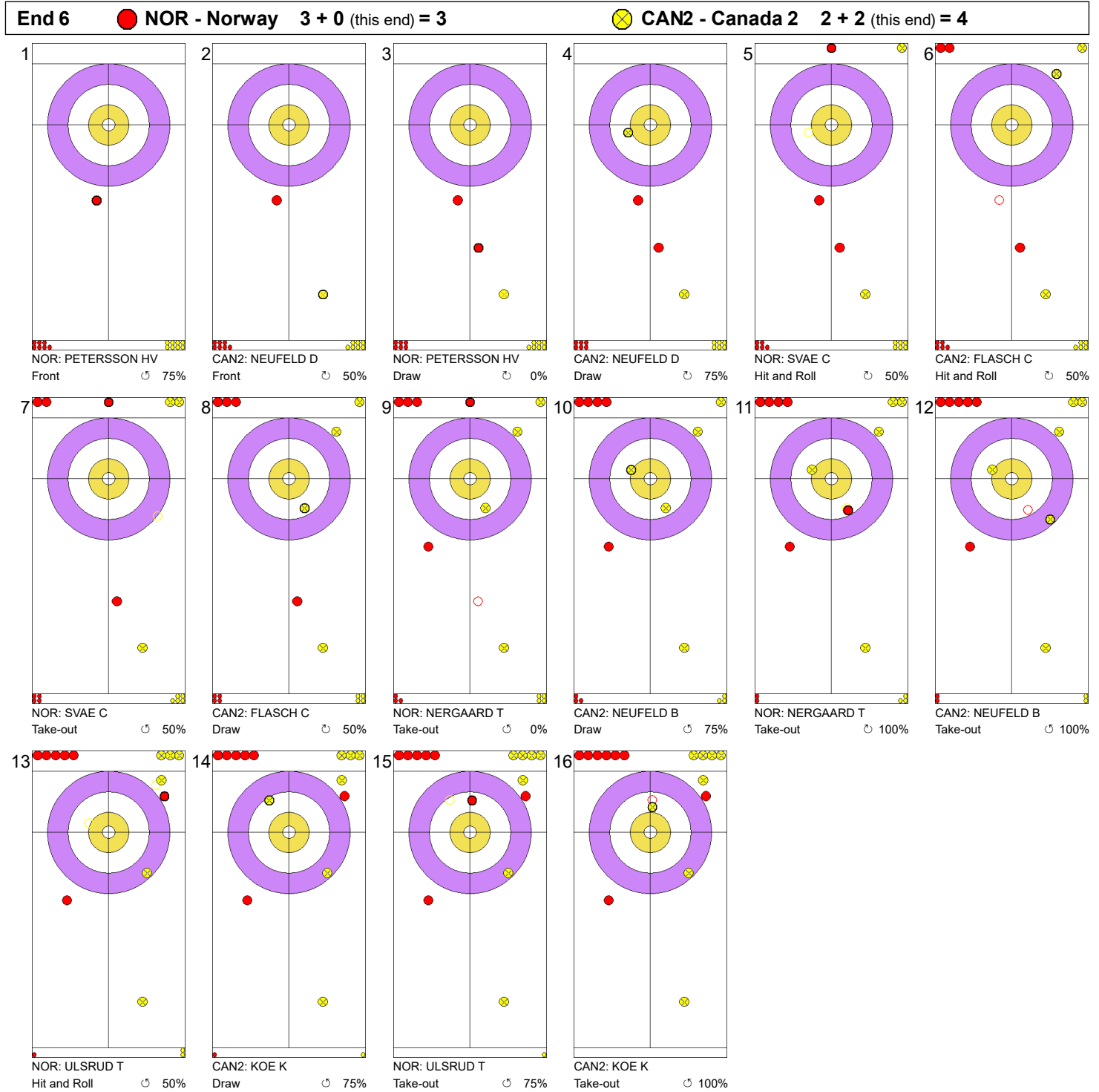


Game - Shot by Shot



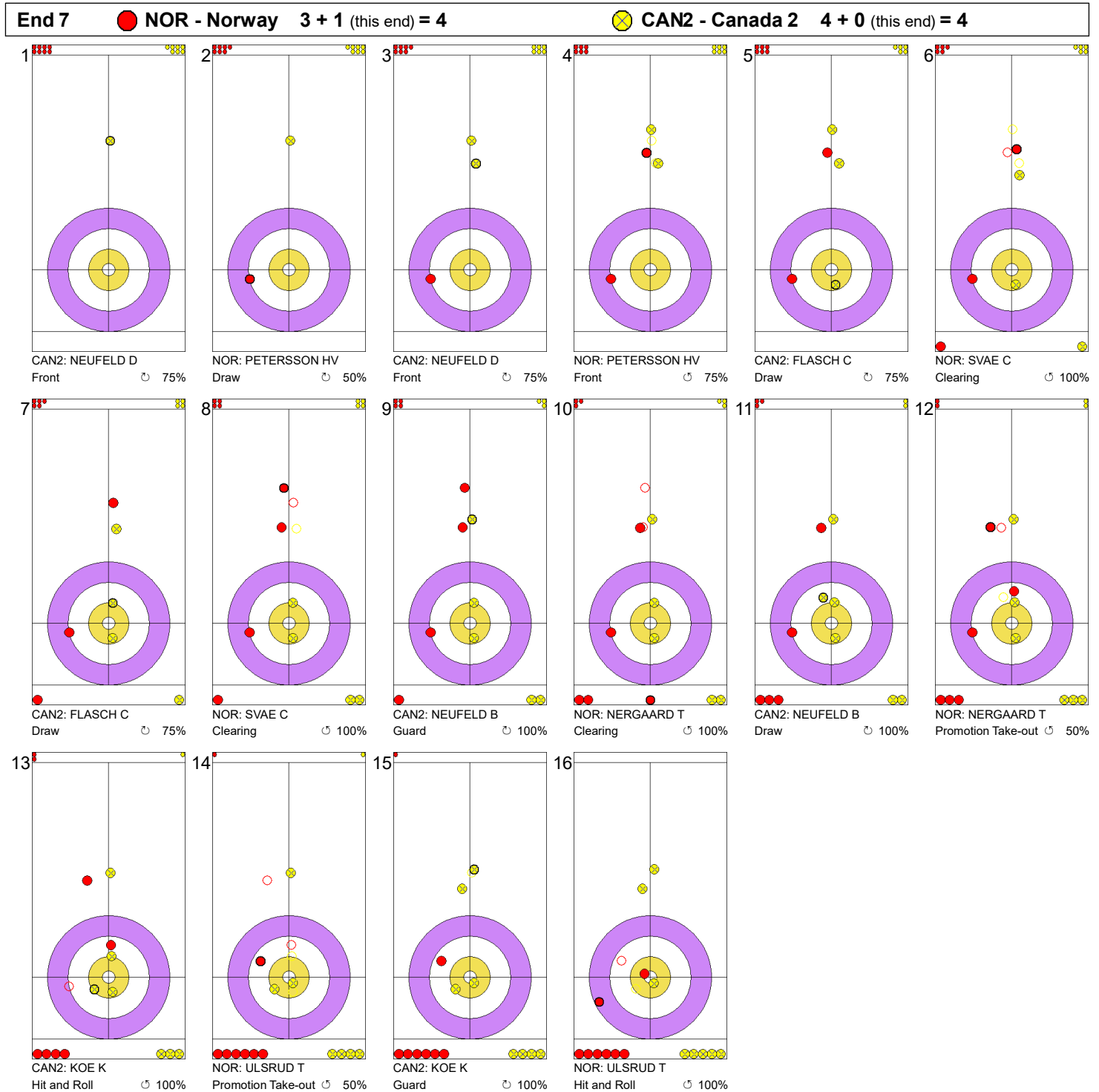
Legend:
 Clockwise
  Counter-clockwise
 - Not considered

Game - Shot by Shot



Legend:
 ↻ Clockwise ↺ Counter-clockwise - Not considered



Game - Shot by Shot



Legend:
 ↻ Clockwise ↺ Counter-clockwise - Not considered

Game - Shot by Shot



Legend:
 Clockwise
  Counter-clockwise
 - Not considered



Game Results

Sheet	Game	Team	LSFE	1	2	3	4	5	6	7	8	Total	Points
B	2	SCO - Scotland (Paterson)	*	3	1	1	0	1	0	X	X	6	3
	2	SUI - Switzerland (Schwaller)		0	0	0	1	0	1	X	X	2	0

SCO - Scotland		Shot Success	
		Game	All
4 S	PATERSON Ross	94 %	86 %
3 V	WADDELL Kyle	94 %	94 %
2	MENZIES Duncan	88 %	88 %
1	GOODFELLOW Michael	73 %	84 %
A	-	-	-
Team Total		87 %	88 %

SUI - Switzerland		Shot Success	
		Game	All
4 S	SCHWALLER Yannick	44 %	62 %
3 V	BRUNNER Michael	77 %	81 %
2	MEIER Romano	77 %	76 %
1	KAEUFELER Marcel	79 %	79 %
A	-	-	-
Team Total		69 %	75 %

SCO - Scotland		↻	↺	Game	
4	PATERSON Ross	Draws	4 94 %	4 88 %	8 91 %
		Take-outs	2 100 %	2 100 %	4 100 %
		Total	6 96 %	6 92 %	12 94 %
3	WADDELL Kyle	Draws	2 88 %	2 75 %	4 81 %
		Take-outs	4 100 %	4 100 %	8 100 %
		Total	6 96 %	6 92 %	12 94 %
2	MENZIES Duncan	Draws	0 -	3 100 %	3 100 %
		Take-outs	3 67 %	6 92 %	9 83 %
		Total	3 67 %	9 94 %	12 88 %
1	GOODFELLOW Michael	Draws	1 100 %	9 72 %	10 75 %
		Take-outs	0 -	2 63 %	2 63 %
		Total	1 100 %	11 70 %	12 73 %
A	-	Draws	0 -	0 -	0 -
		Take-outs	0 -	0 -	0 -
		Total	0 -	0 -	0 -
Team		Draws	7 93 %	18 81 %	25 84 %
		Take-outs	9 89 %	14 91 %	23 90 %
		Total	16 91 %	32 85 %	48 87 %

SUI - Switzerland		↻	↺	Game	
4	SCHWALLER Yannick	Draws	2 50 %	5 65 %	7 61 %
		Take-outs	1 50 %	4 13 %	5 20 %
		Total	3 50 %	9 42 %	12 44 %
3	BRUNNER Michael	Draws	5 80 %	4 100 %	9 89 %
		Take-outs	3 42 %	0 -	3 42 %
		Total	8 66 %	4 100 %	12 77 %
2	MEIER Romano	Draws	6 71 %	3 67 %	9 69 %
		Take-outs	1 100 %	2 100 %	3 100 %
		Total	7 75 %	5 80 %	12 77 %
1	KAEUFELER Marcel	Draws	9 78 %	3 83 %	12 79 %
		Take-outs	0 -	0 -	0 -
		Total	9 78 %	3 83 %	12 79 %
A	-	Draws	0 -	0 -	0 -
		Take-outs	0 -	0 -	0 -
		Total	0 -	0 -	0 -
Team		Draws	22 74 %	15 78 %	37 76 %
		Take-outs	5 55 %	6 42 %	11 48 %
		Total	27 70 %	21 68 %	48 69 %

Note:

Position and function for each team member:

4 = Fourth, 3 = Third, 2 = Second, 1 = Lead, A = Alternate, S = Skip, V = Vice-Skip

Legend:

↻ Clockwise



↺ Counter-clockwise

LSFE(*) Last Stone First End

X Unplayed/unfinished end due to concession

Game - Shot by Shot



Legend:
 Clockwise
  Counter-clockwise
 - Not considered

Game - Shot by Shot

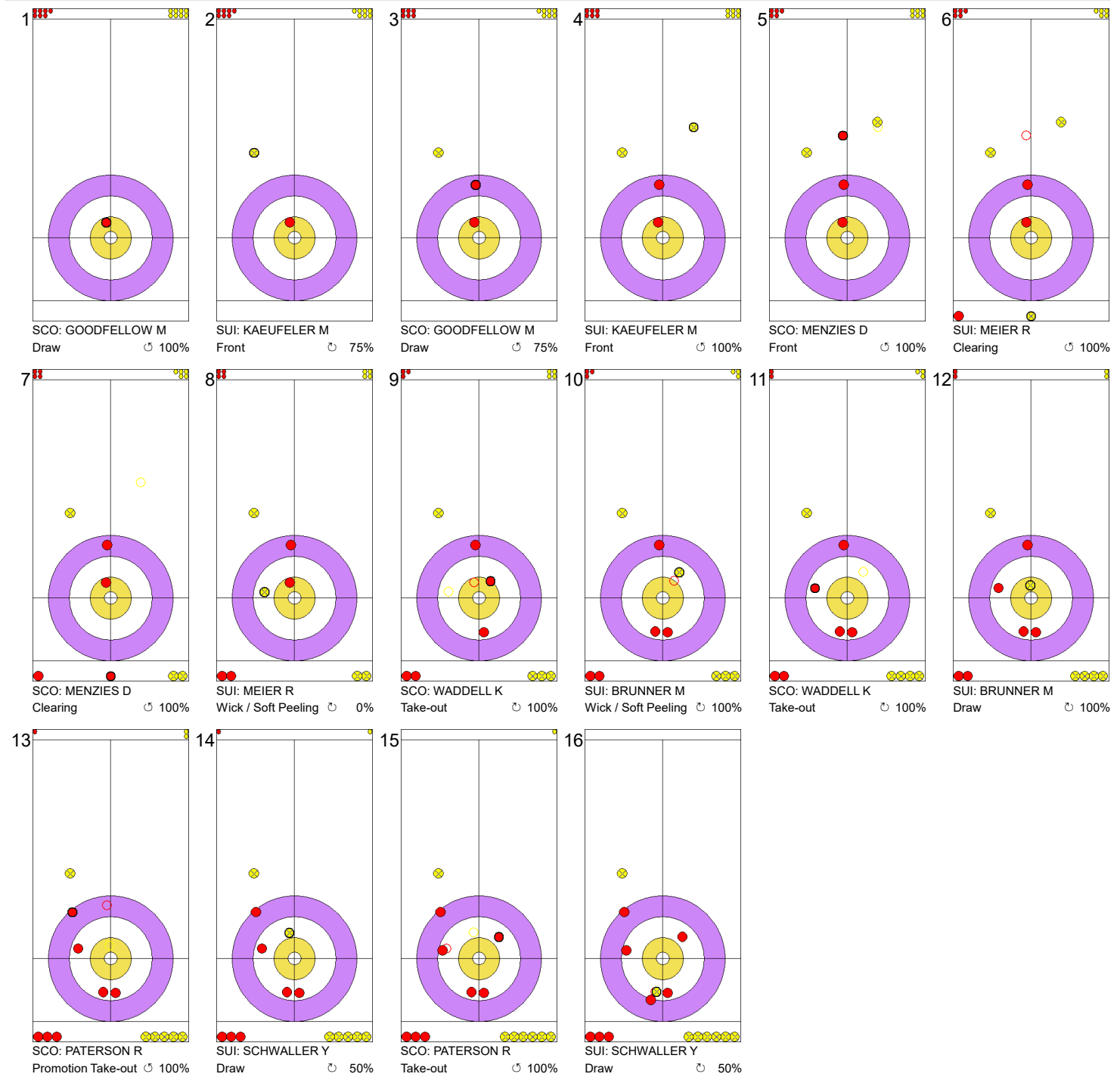


Legend:
 ↻ Clockwise ↺ Counter-clockwise - Not considered



Game - Shot by Shot

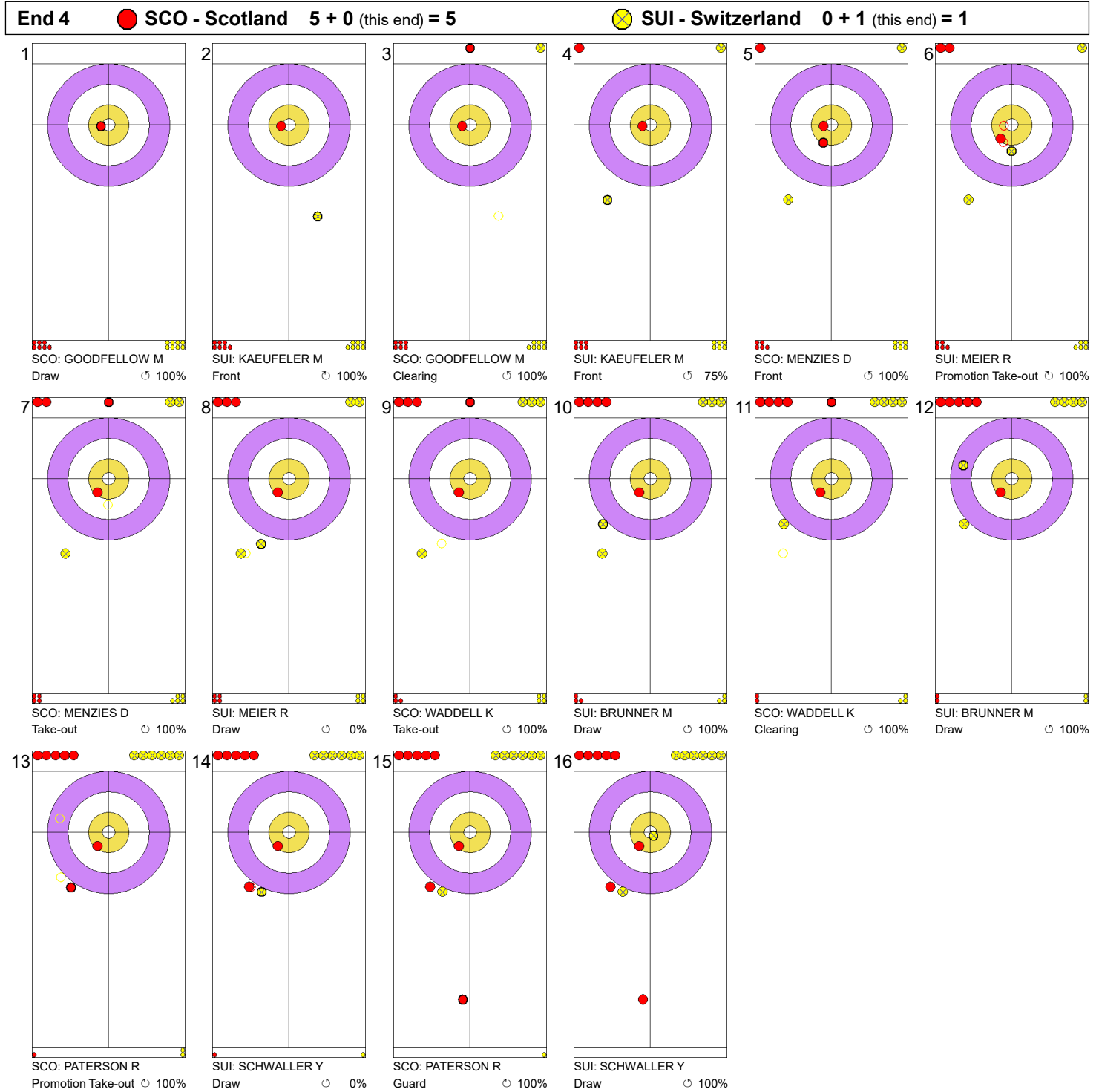
End 3 ● **SCO - Scotland 4 + 1 (this end) = 5** ⊗ **SUI - Switzerland 0 + 0 (this end) = 0**





Legend:
 ↻ Clockwise ↺ Counter-clockwise - Not considered

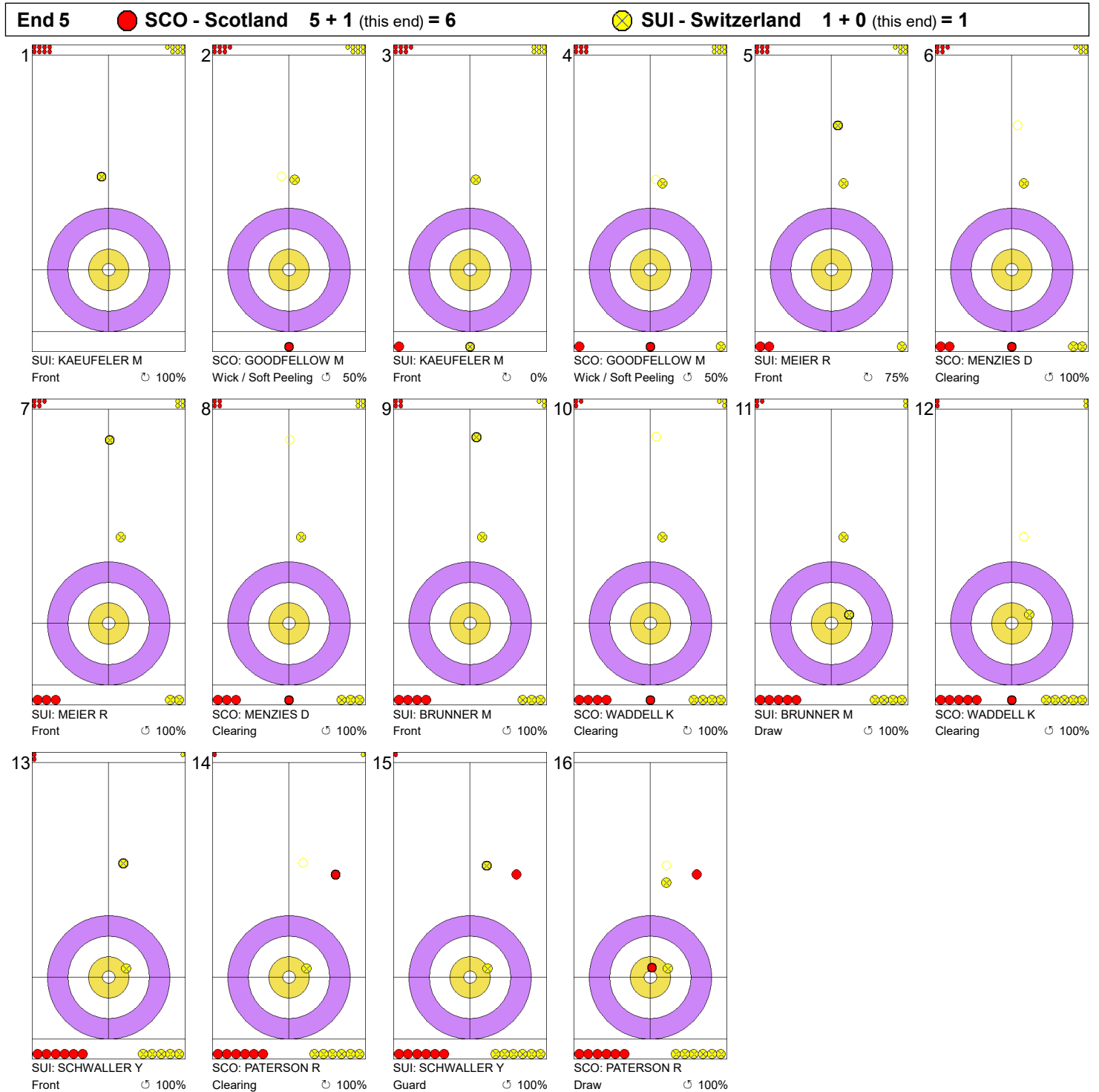




Game - Shot by Shot



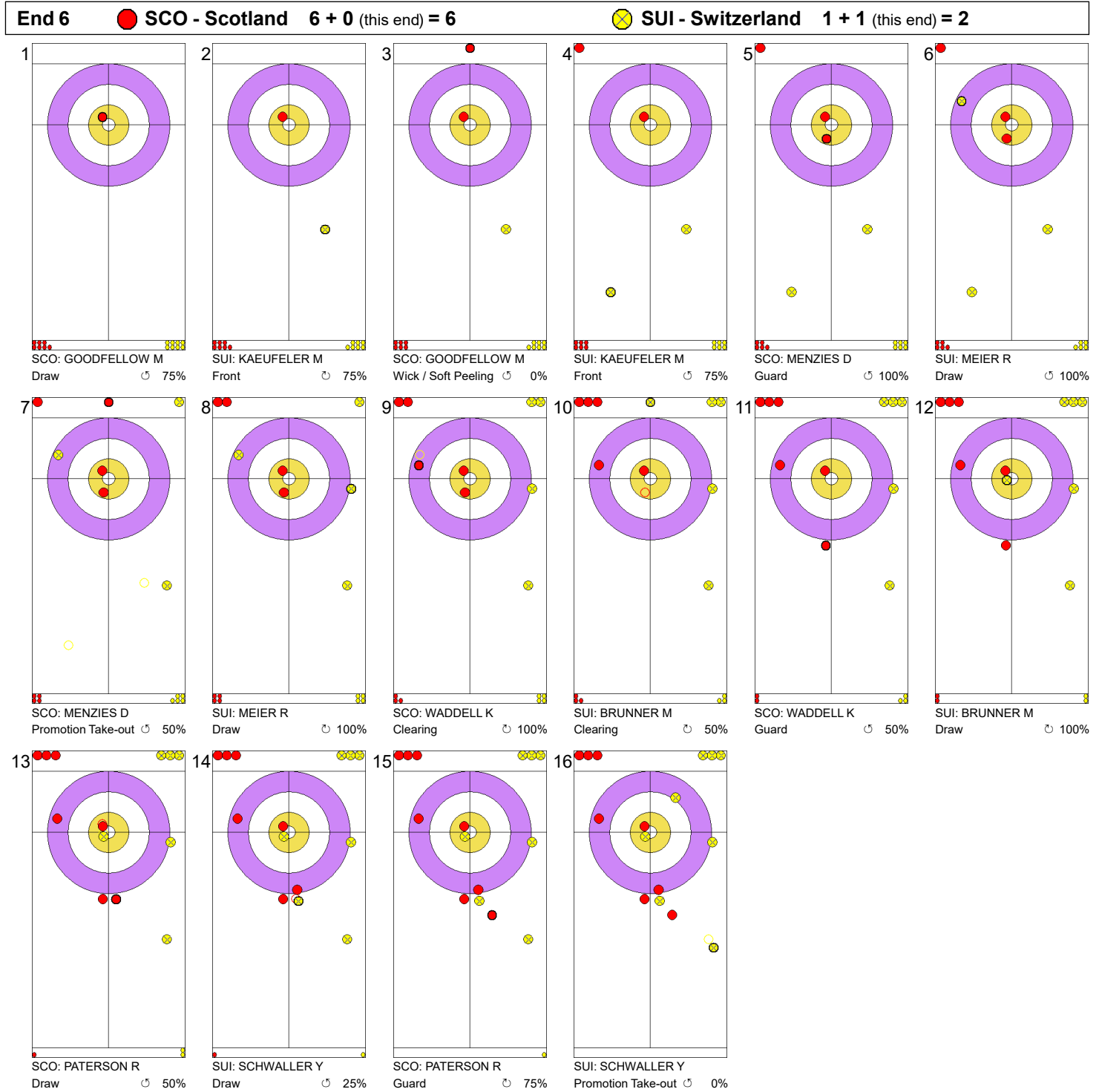
Legend:
 Clockwise
  Counter-clockwise
 - Not considered



Game - Shot by Shot



Legend:
 Clockwise
  Counter-clockwise
 - Not considered

Game - Shot by Shot



Legend:
 Clockwise
  Counter-clockwise
 - Not considered



Game Results

Sheet	Game	Team	LSFE	1	2	3	4	5	6	7	8	Total	Points
C	2	USA - United States (Shuster)	*	1	0	1	0	2	0	3	X	7	3
	2	CHN - China (Zou)		0	1	0	1	0	1	0	X	3	0

USA - United States		Shot Success	
		Game	All
4 S	SHUSTER John	82%	76%
3 V	PLYS Chris	88%	85%
2	HAMILTON Matt	75%	79%
1	LANDSTEINER John	68%	84%
A	-	-	-
Team Total		78%	81%

CHN - China		Shot Success	
		Game	All
4 V	BA Dexin	54%	68%
3 S	ZOU Qiang	85%	77%
2	WANG Zhi Yu	77%	77%
1	XU Jingtao	83%	73%
A	ZANG Jiali	-	-
Team Total		75%	73%

USA - United States		↻	↺	Game	
4	SHUSTER John	Draws	5 95%	4 69%	9 83%
		Take-outs	3 100%	2 50%	5 80%
		Total	8 97%	6 63%	14 82%
3	PLYS Chris	Draws	2 88%	2 75%	4 81%
		Take-outs	6 96%	6 83%	12 90%
		Total	8 94%	8 81%	16 88%
2	HAMILTON Matt	Draws	5 55%	4 56%	9 56%
		Take-outs	5 100%	2 100%	7 100%
		Total	10 78%	6 71%	16 75%
1	LANDSTEINER John	Draws	9 58%	6 83%	15 68%
		Take-outs	0 -	0 -	0 -
		Total	9 58%	6 83%	15 68%
A	-	Draws	0 -	0 -	0 -
		Take-outs	0 -	0 -	0 -
		Total	0 -	0 -	0 -
Team		Draws	21 69%	16 72%	37 70%
		Take-outs	14 98%	10 80%	24 91%
		Total	35 81%	26 75%	61 78%

CHN - China		↻	↺	Game	
4	BA Dexin	Draws	3 92%	1 0%	4 69%
		Take-outs	4 13%	6 71%	10 48%
		Total	7 46%	7 61%	14 54%
3	ZOU Qiang	Draws	3 100%	3 92%	6 96%
		Take-outs	4 88%	5 70%	9 78%
		Total	7 93%	8 78%	15 85%
2	WANG Zhi Yu	Draws	2 63%	8 69%	10 68%
		Take-outs	4 88%	2 100%	6 92%
		Total	6 79%	10 75%	16 77%
1	XU Jingtao	Draws	3 67%	11 93%	14 88%
		Take-outs	2 50%	0 -	2 50%
		Total	5 60%	11 93%	16 83%
A	ZANG Jiali	Draws	0 -	0 -	0 -
		Take-outs	0 -	0 -	0 -
		Total	0 -	0 -	0 -
Team		Draws	11 82%	23 80%	34 81%
		Take-outs	14 61%	13 75%	27 68%
		Total	25 70%	36 78%	61 75%

Note:

Position and function for each team member:

4 = Fourth, 3 = Third, 2 = Second, 1 = Lead, A = Alternate, S = Skip, V = Vice-Skip

Legend:

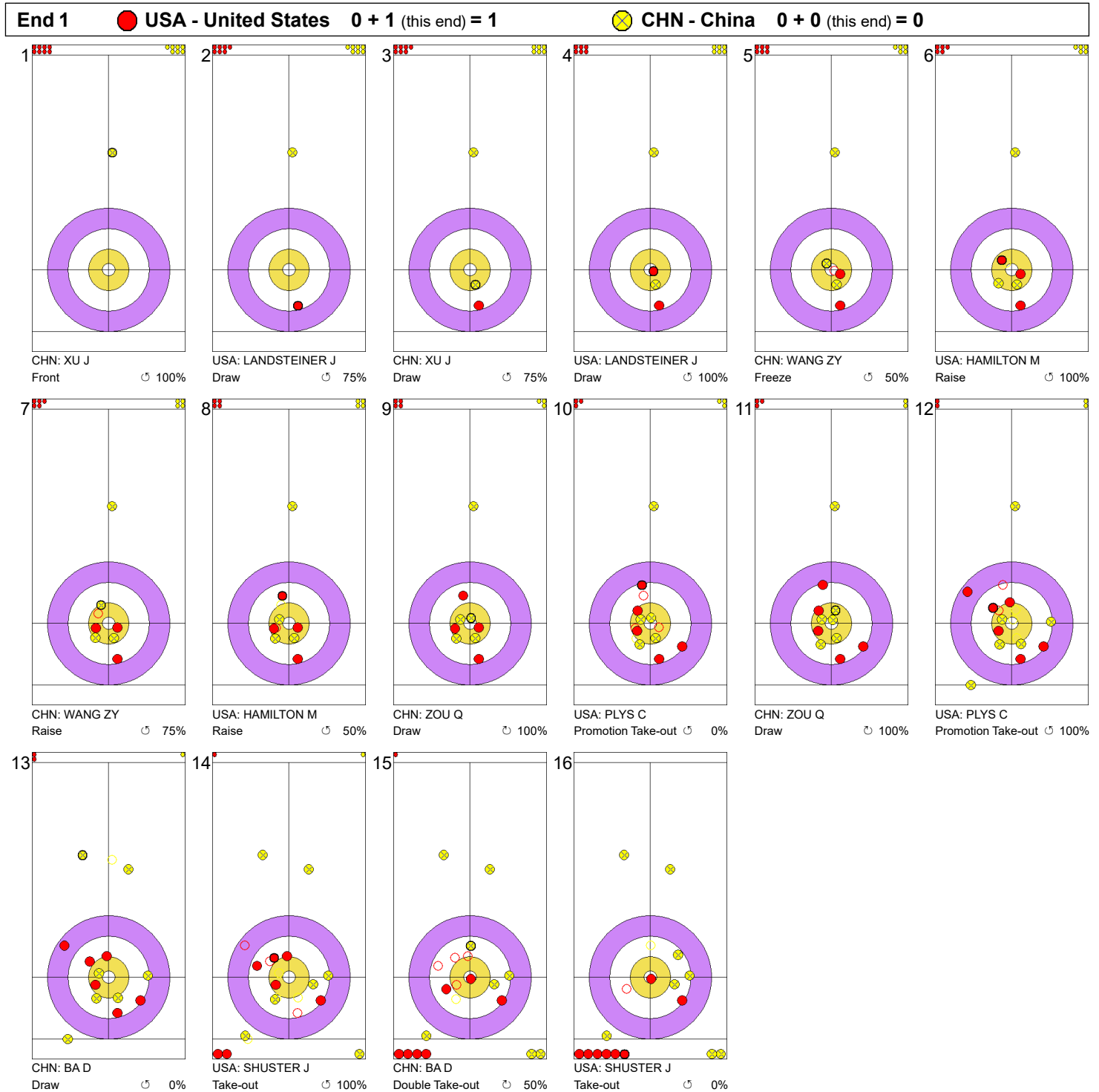
↻ Clockwise



↺ Counter-clockwise

LSFE(*) Last Stone First End

X Unplayed/unfinished end due to concession



Game - Shot by Shot



Legend:
 Clockwise
  Counter-clockwise
 - Not considered



Game - Shot by Shot



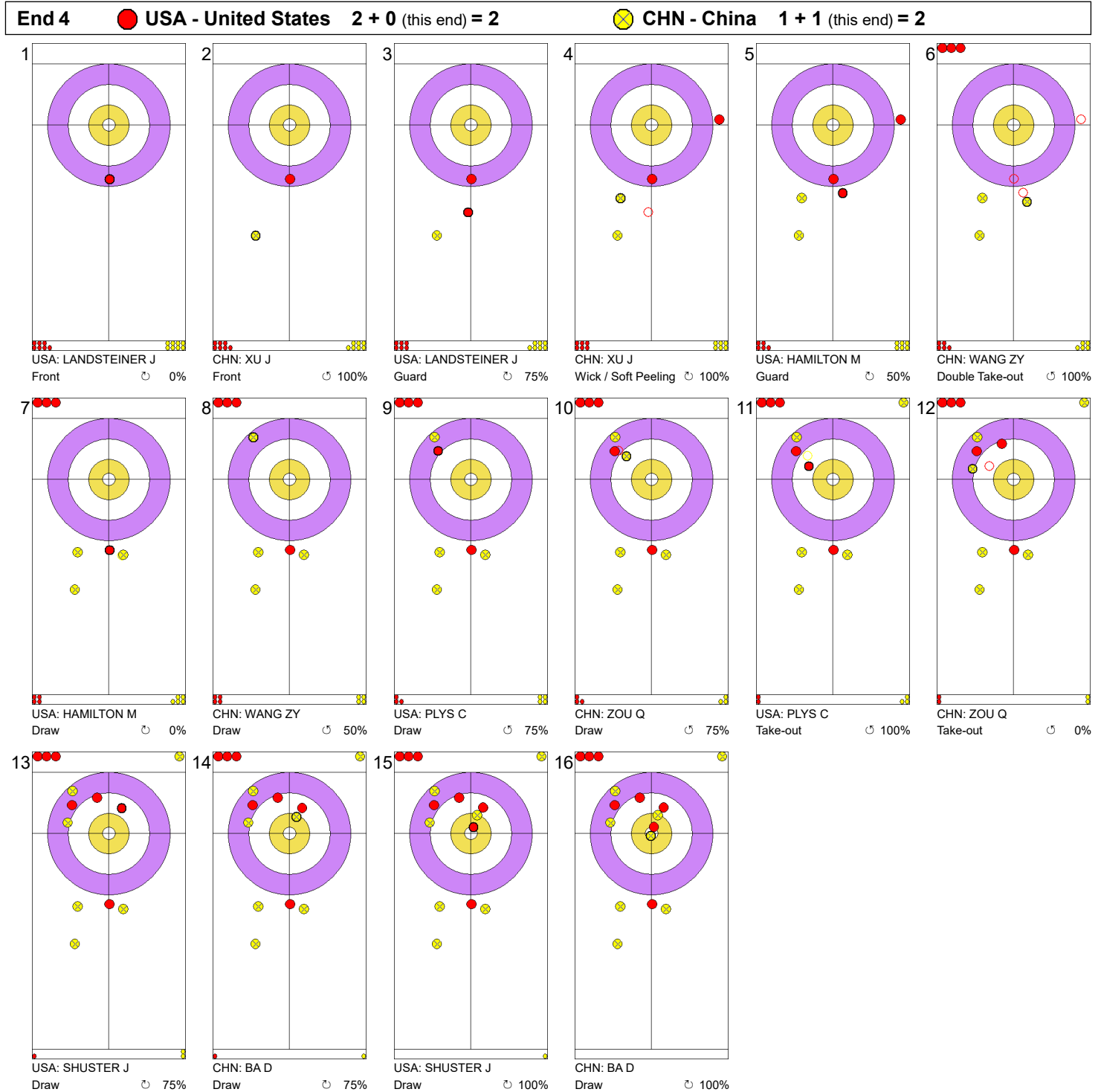
Legend:
 Clockwise
  Counter-clockwise
 - Not considered

Game - Shot by Shot



Legend:
 Clockwise
  Counter-clockwise
 - Not considered

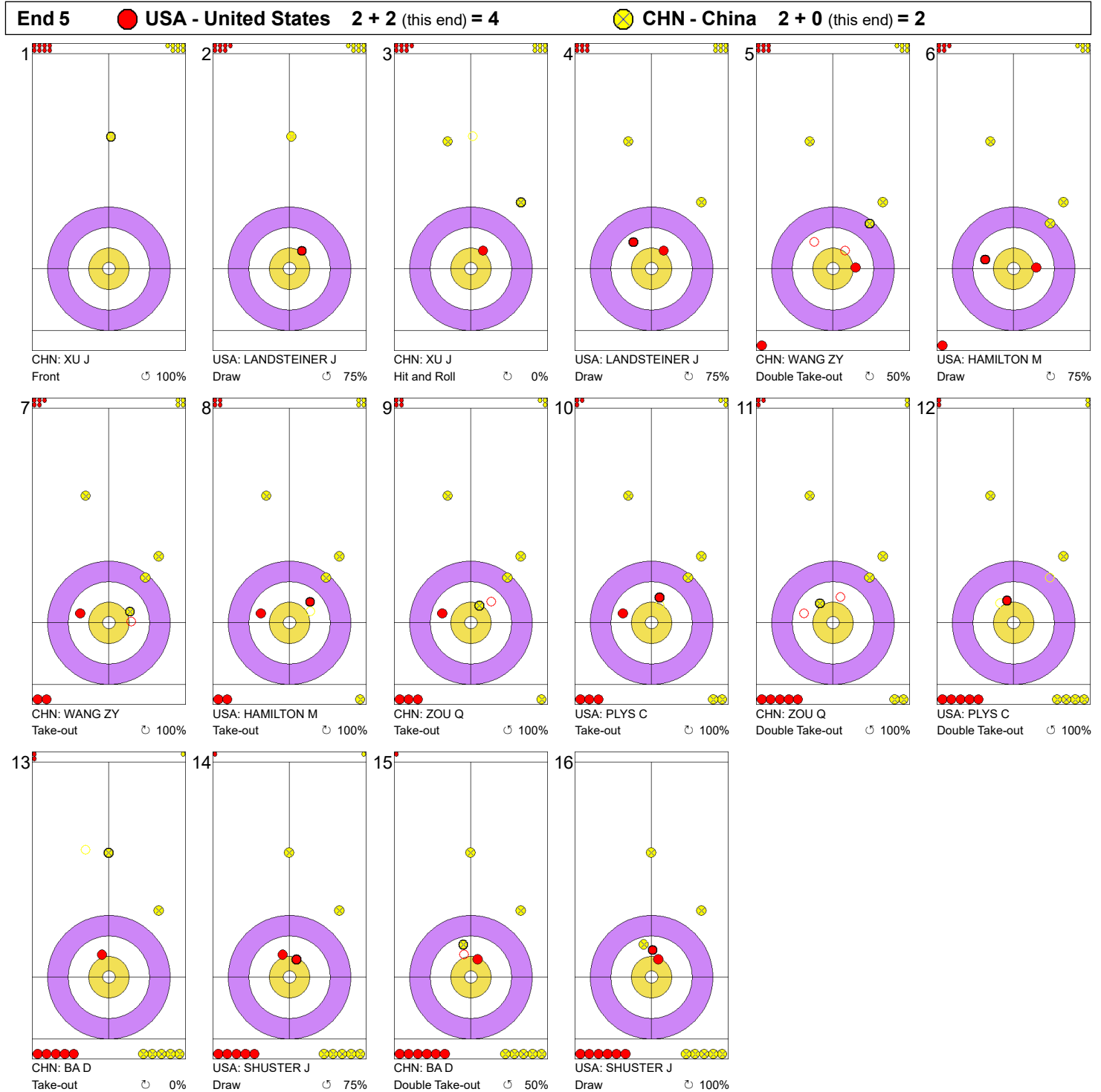
Game - Shot by Shot





Legend:
 ↻ Clockwise ↺ Counter-clockwise - Not considered



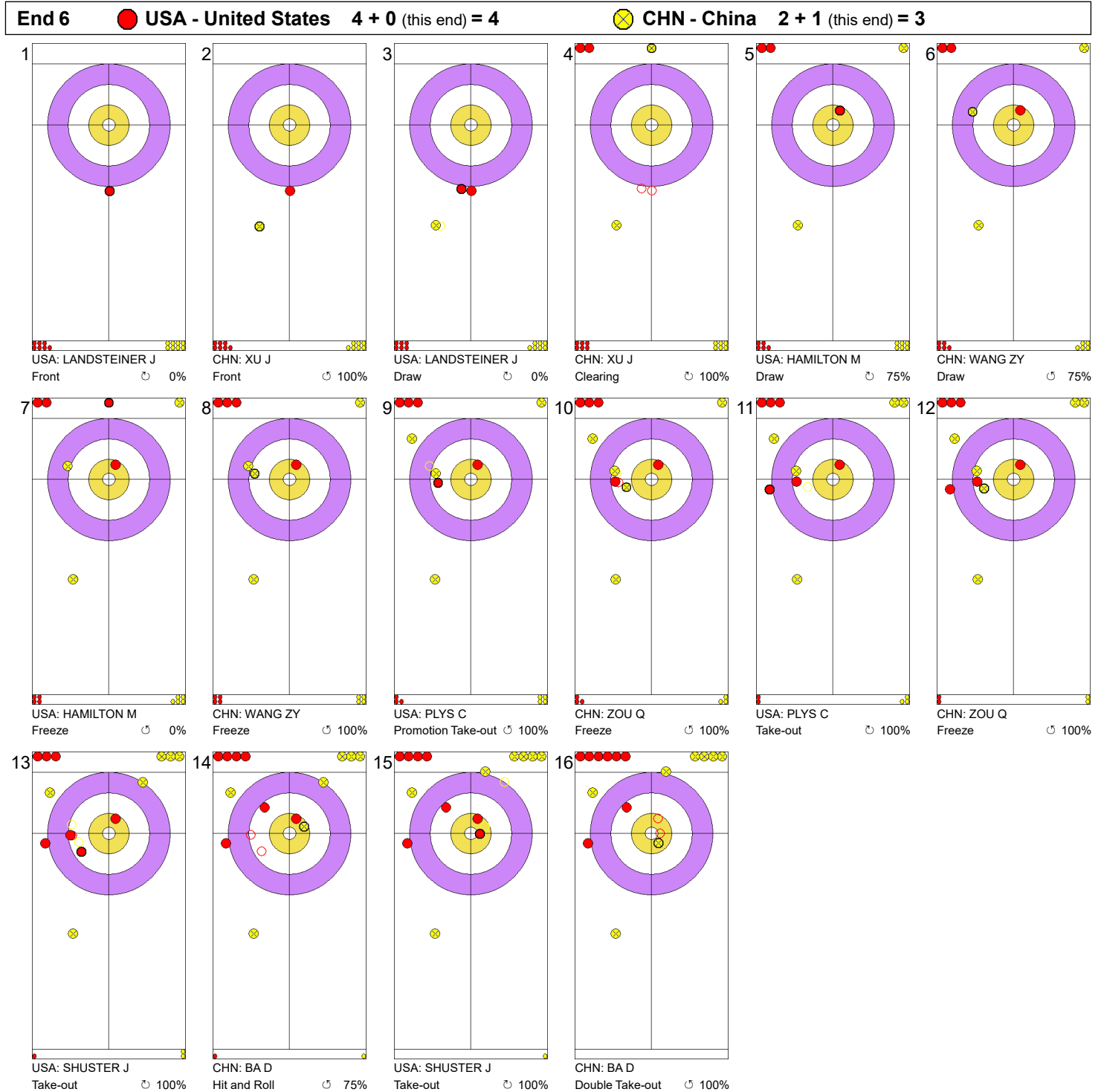
Game - Shot by Shot



Legend:
 Clockwise
  Counter-clockwise
 - Not considered

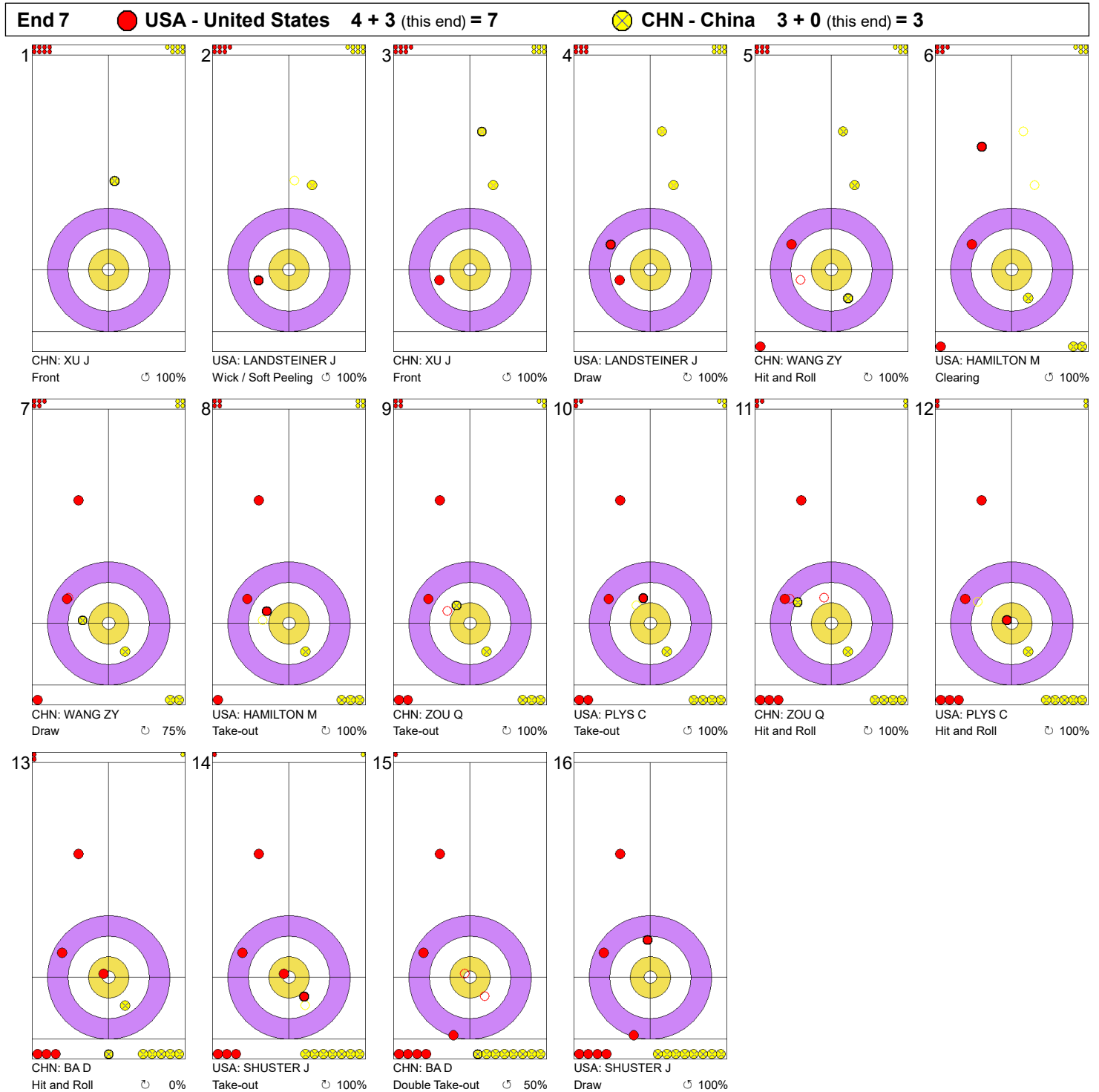




Game - Shot by Shot



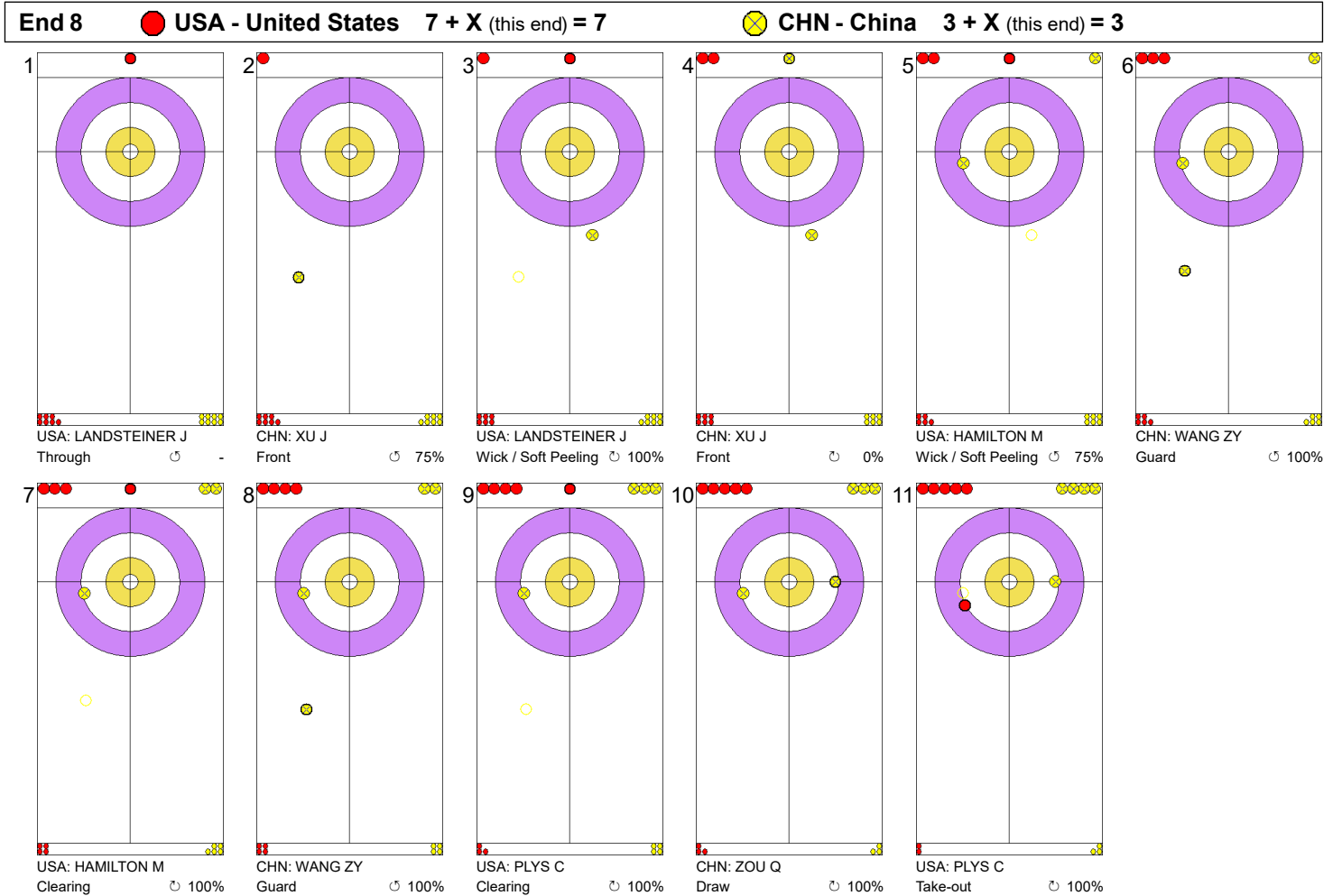
Legend:
 ↻ Clockwise ↺ Counter-clockwise - Not considered

Game - Shot by Shot



Legend:
 Clockwise
  Counter-clockwise
 - Not considered

Game - Shot by Shot



Legend:

- ⌚ Clockwise
- ⌚ Counter-clockwise
- Not considered
- X Unfinished end due to concession

Game Results

Sheet	Game	Team	LSFE	1	2	3	4	5	6	7	8	Total	Points
D	2	CAN1 - Canada (Dunstone)	*	0	1	0	0	2	0	1	0	4	0
	2	SWE - Sweden (Edin)		0	0	0	2	0	1	0	2	5	3

CAN1 - Canada 1		Shot Success	
		Game	All
4 S	DUNSTONE Matt	95%	88%
3 V	MOSKOWY Braeden	78%	76%
2	SCHNEIDER Catlin	88%	79%
1	KIDBY Dustin	77%	77%
A	-	-	-
Team Total		84%	80%

SWE - Sweden		Shot Success	
		Game	All
4 S	EDIN Niklas	89%	84%
3 V	ERIKSSON Oskar	97%	90%
2	WRANAA Rasmus	89%	82%
1	SUNDGREN Christoffer	75%	88%
A	-	-	-
Team Total		88%	86%

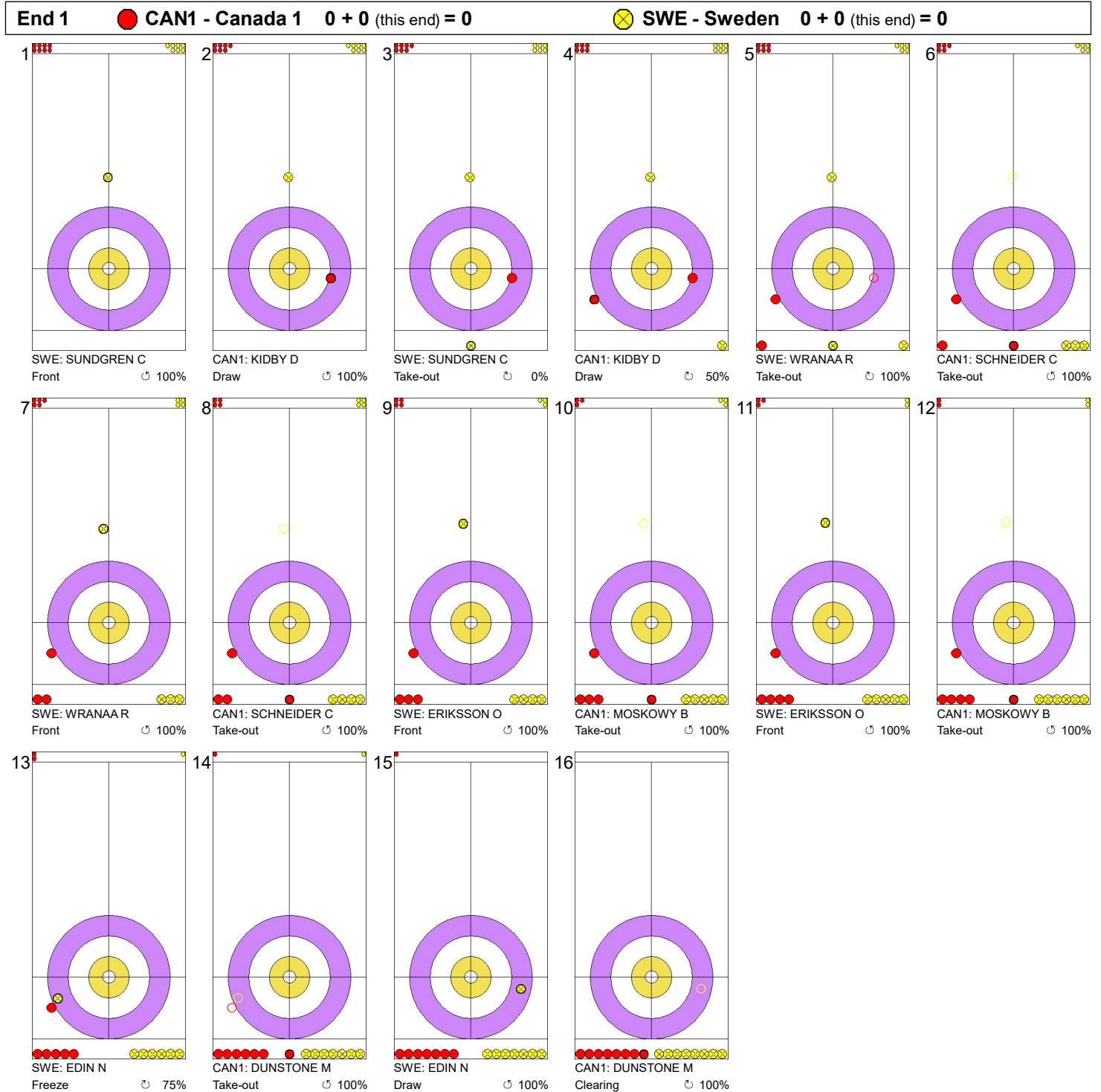
CAN1 - Canada 1		↻	↺	Game	
4	DUNSTONE Matt	Draws	2 88%	0 -	2 88%
		Take-outs	11 98%	3 92%	14 96%
		Total	13 96%	3 92%	16 95%
3	MOSKOWY Braeden	Draws	1 100%	3 58%	4 69%
		Take-outs	3 83%	9 81%	12 81%
		Total	4 88%	12 75%	16 78%
2	SCHNEIDER Catlin	Draws	1 75%	2 75%	3 75%
		Take-outs	5 95%	8 88%	13 90%
		Total	6 92%	10 85%	16 88%
1	KIDBY Dustin	Draws	10 78%	5 70%	15 75%
		Take-outs	0 -	1 100%	1 100%
		Total	10 78%	6 75%	16 77%
A	-	Draws	0 -	0 -	0 -
		Take-outs	0 -	0 -	0 -
		Total	0 -	0 -	0 -
Team		Draws	14 80%	10 68%	24 75%
		Take-outs	19 95%	21 86%	40 90%
		Total	33 89%	31 80%	64 84%

SWE - Sweden		↻	↺	Game	
4	EDIN Niklas	Draws	2 88%	3 100%	5 95%
		Take-outs	6 96%	5 75%	11 86%
		Total	8 94%	8 84%	16 89%
3	ERIKSSON Oskar	Draws	4 100%	5 100%	9 100%
		Take-outs	3 92%	4 94%	7 93%
		Total	7 96%	9 97%	16 97%
2	WRANAA Rasmus	Draws	2 100%	7 79%	9 83%
		Take-outs	3 100%	4 94%	7 96%
		Total	5 100%	11 84%	16 89%
1	SUNDGREN Christoffer	Draws	7 79%	8 81%	15 80%
		Take-outs	1 0%	0 -	1 0%
		Total	8 69%	8 81%	16 75%
A	-	Draws	0 -	0 -	0 -
		Take-outs	0 -	0 -	0 -
		Total	0 -	0 -	0 -
Team		Draws	15 88%	23 87%	38 88%
		Take-outs	13 88%	13 87%	26 88%
		Total	28 88%	36 87%	64 88%

Note:
Position and function for each team member:
4 = Fourth, 3 = Third, 2 = Second, 1 = Lead, A = Alternate, S = Skip, V = Vice-Skip

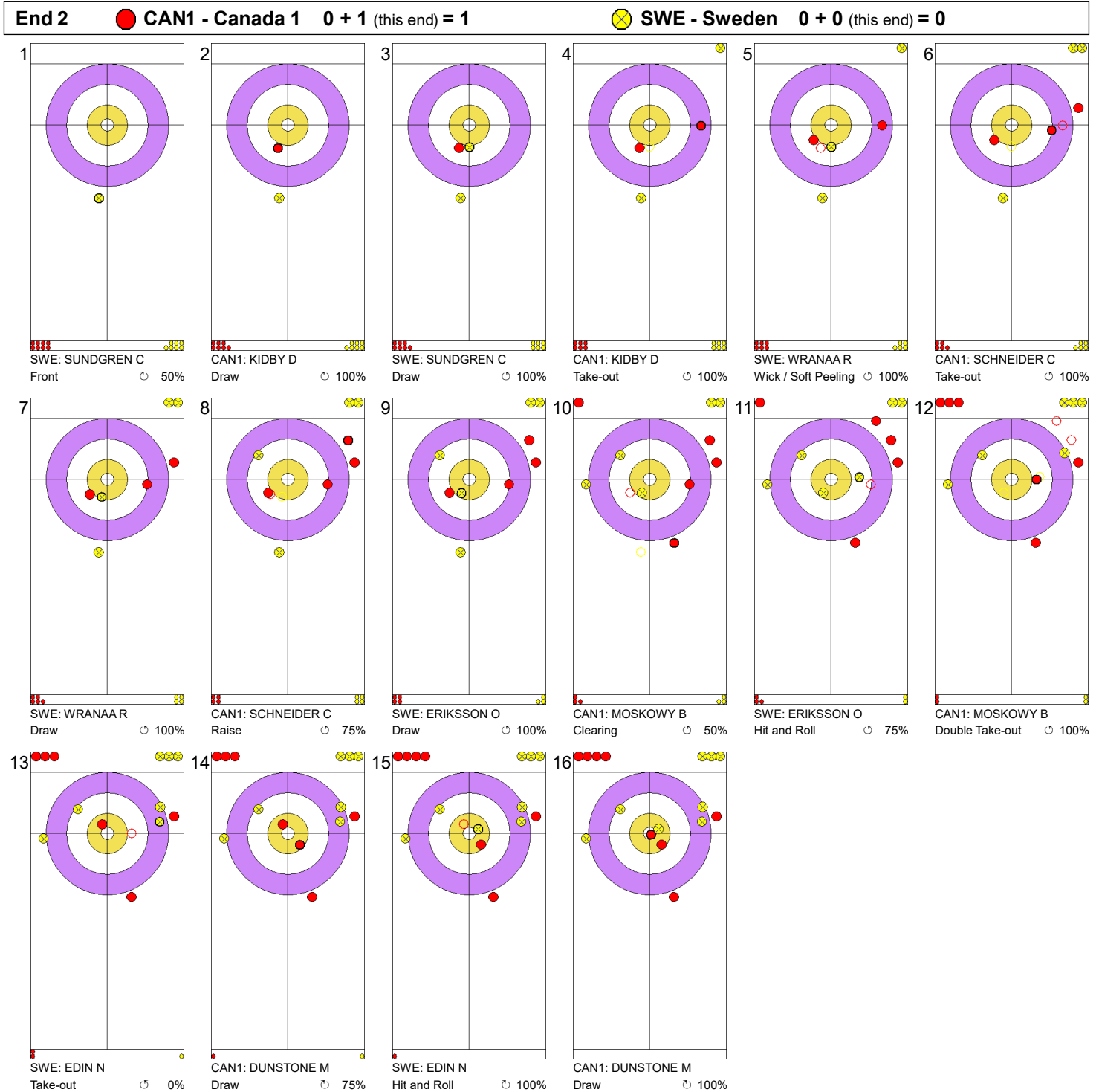
Legend:
↻ Clockwise ↺ Counter-clockwise LSFE(*) Last Stone First End



Game - Shot by Shot



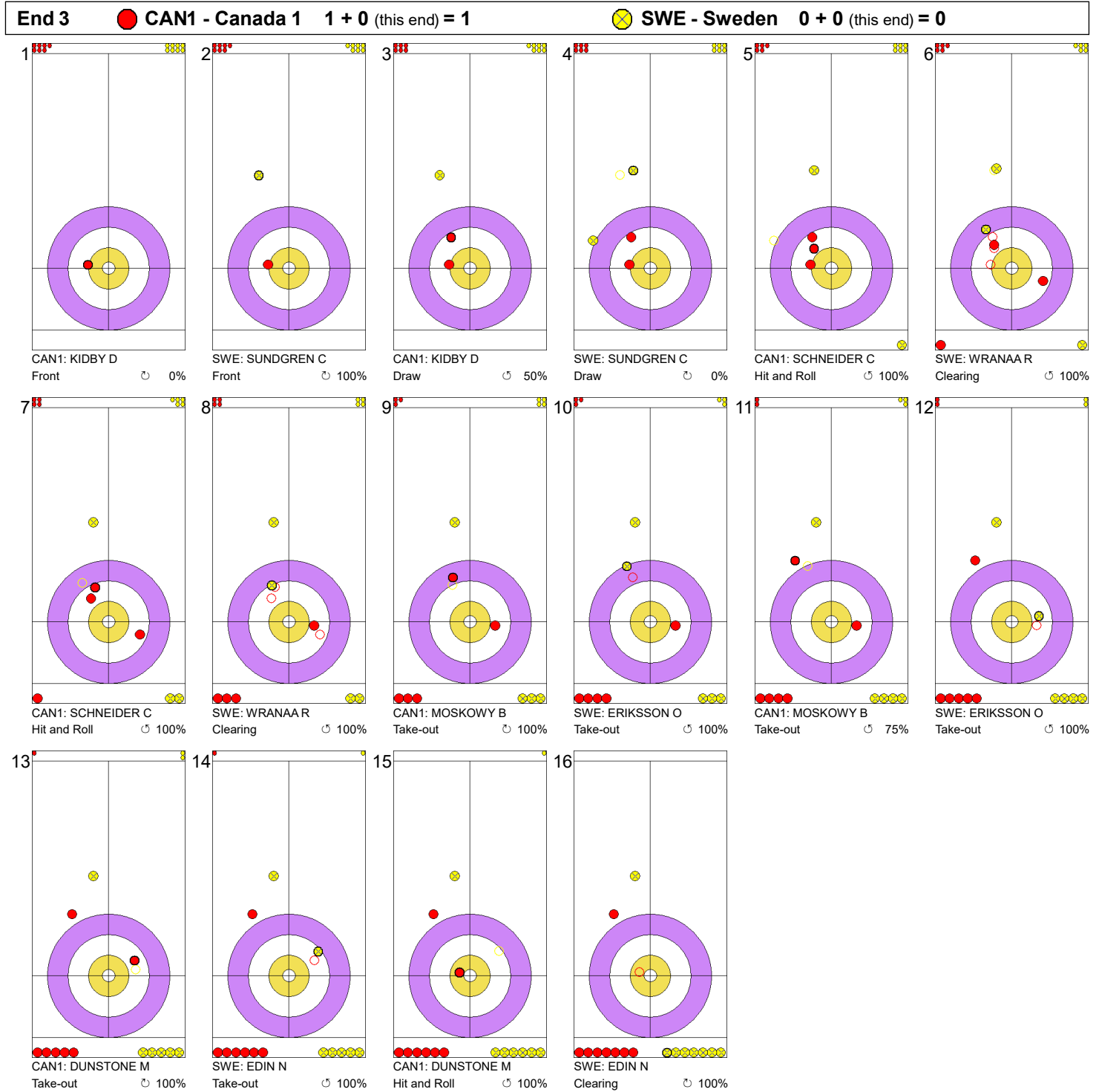
Legend:
 ↻ Clockwise ↺ Counter-clockwise - Not considered



Game - Shot by Shot



Legend:
 Clockwise
  Counter-clockwise
 - Not considered

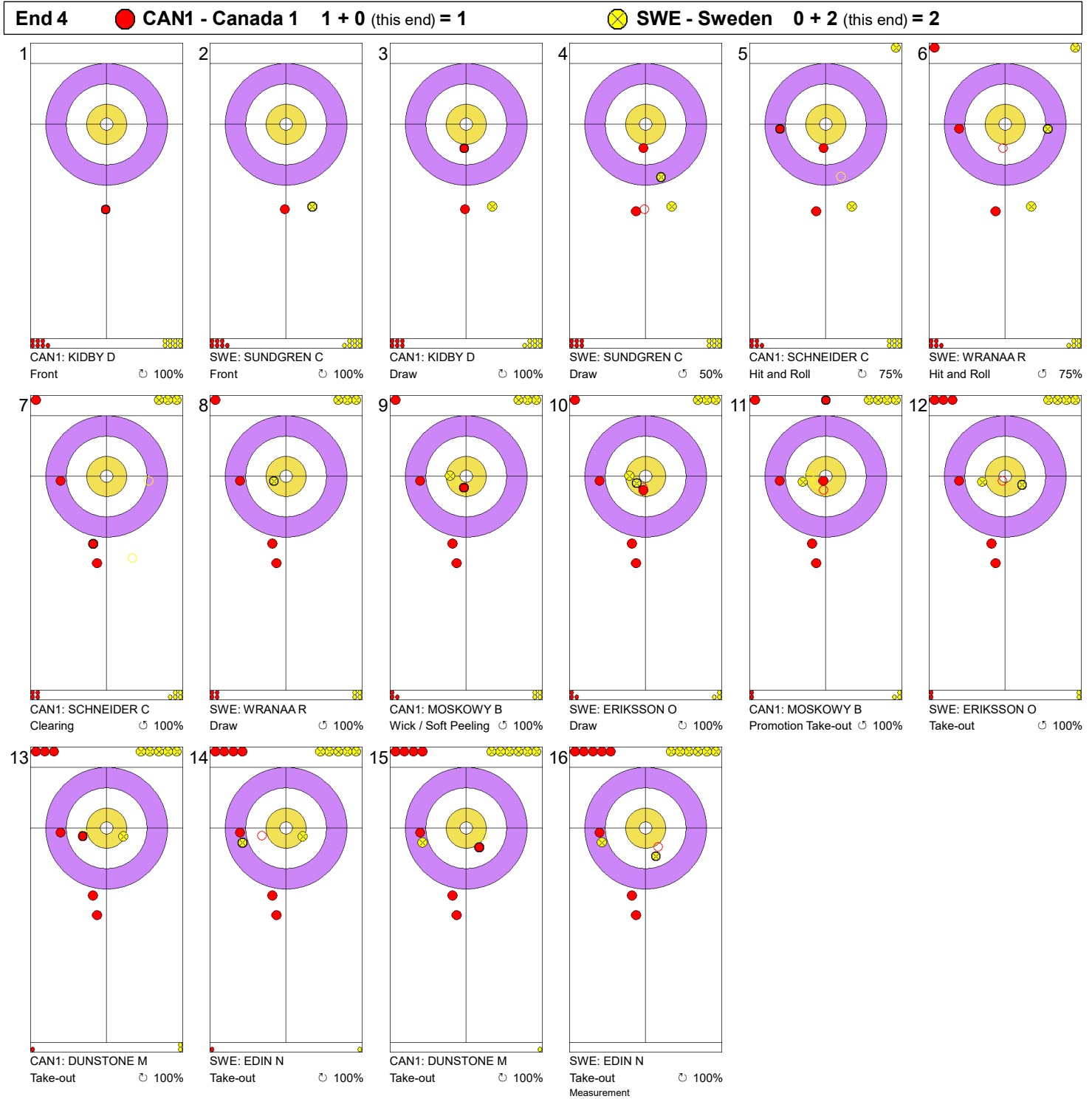
Game - Shot by Shot



Legend:
 Clockwise
  Counter-clockwise
 - Not considered





Game - Shot by Shot



Legend:
 ↻ Clockwise ↺ Counter-clockwise - Not considered

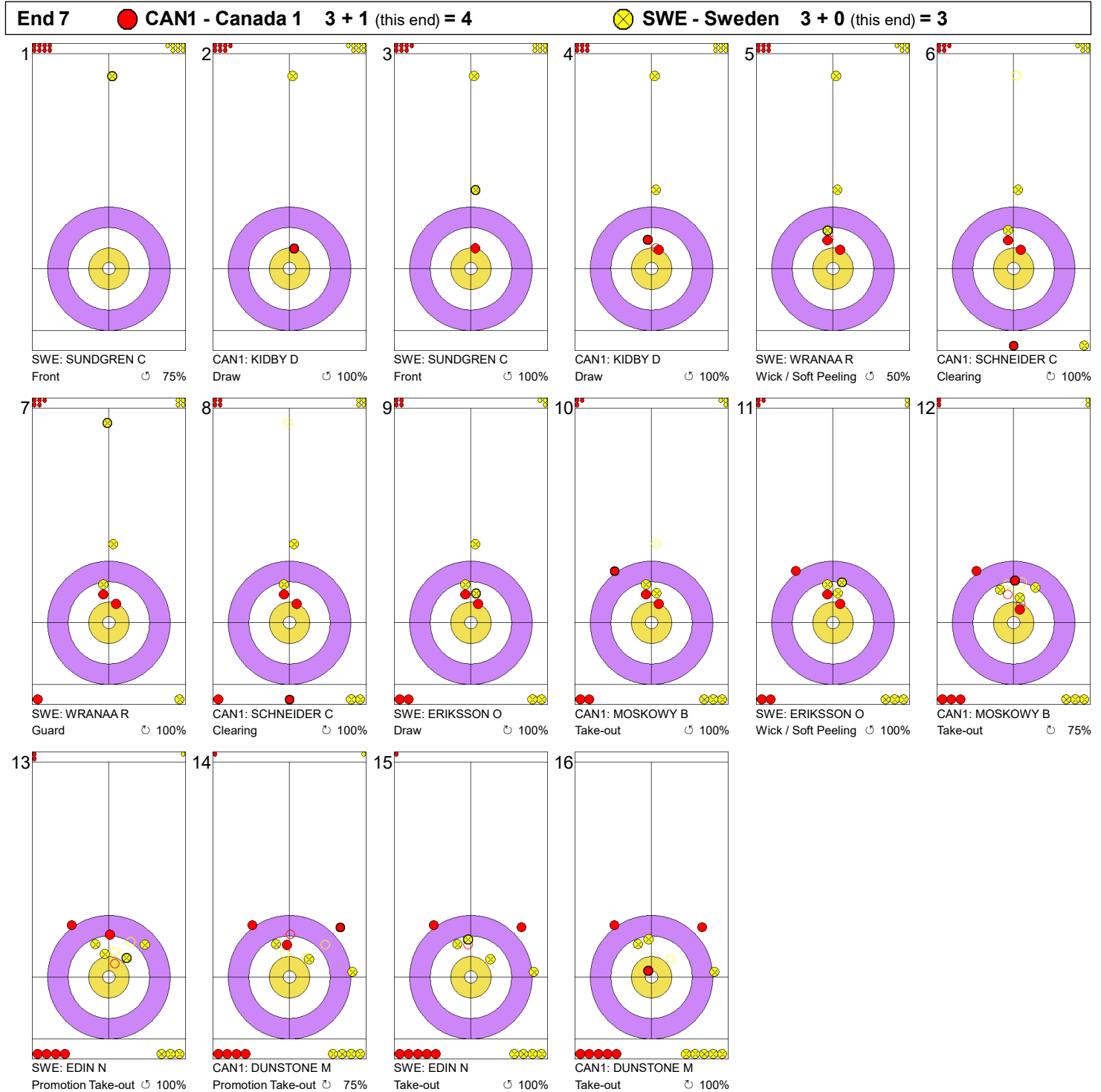
Game - Shot by Shot



Legend:
 Clockwise
  Counter-clockwise
 - Not considered

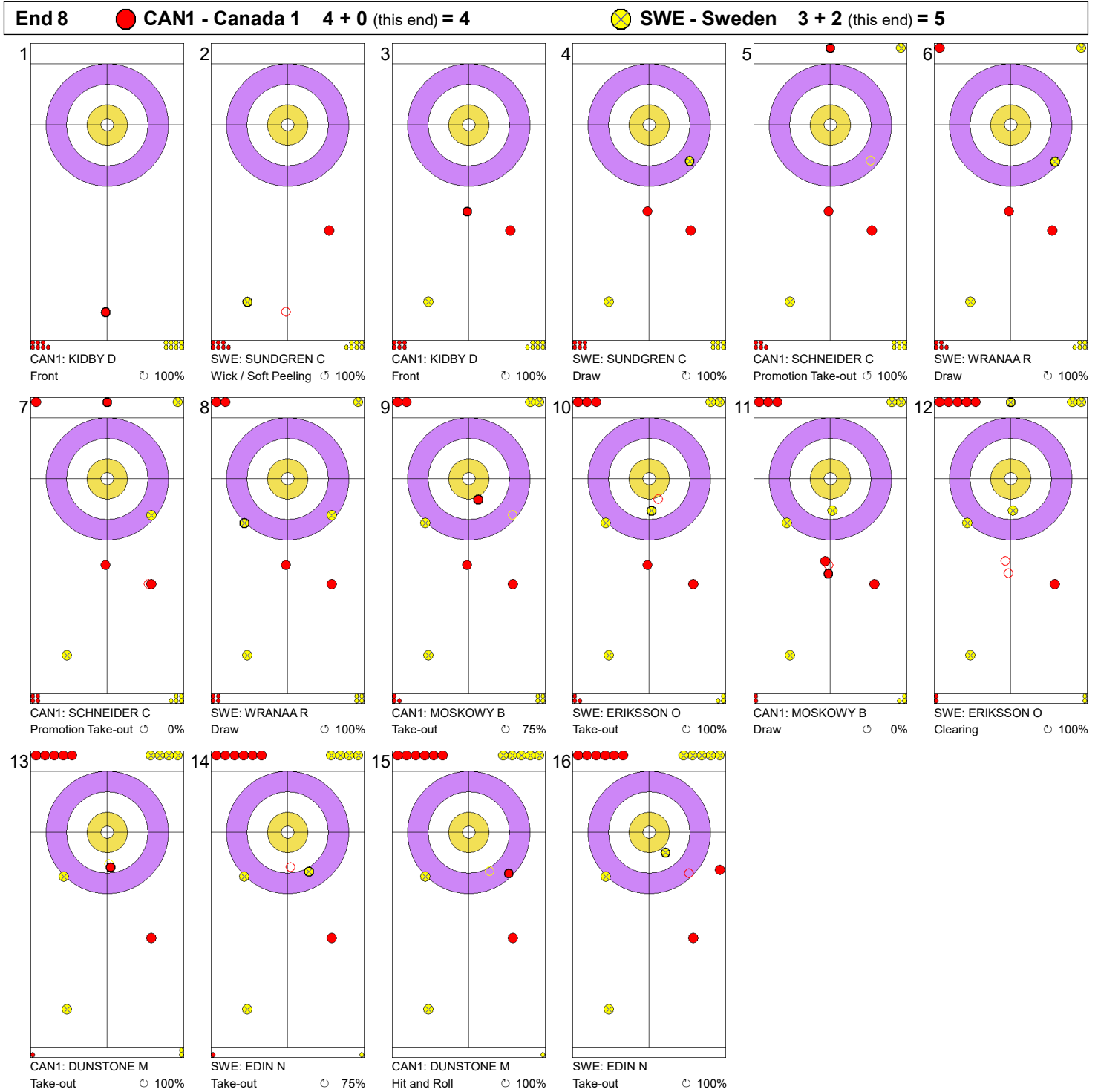


Game - Shot by Shot



Legend:
 ↻ Clockwise ↺ Counter-clockwise - Not considered

Game - Shot by Shot



Legend:
 ↻ Clockwise ↺ Counter-clockwise - Not considered

Session Results and Standings

Sheet	Round	Team	LSFE	1	2	3	4	5	6	7	8	SO	Total	Points
A	M1	USA - United States (Shuster)	*	2	0	2	1	0	0	1	0	1	7	2
		CAN1 - Canada (Dunstone)		0	1	0	0	1	3	0	1	0	6	1
B	M1	CHN - China (Zou)	*	2	0	1	0	0	2	0	2		7	3
		SWE - Sweden (Edin)		0	2	0	1	2	0	1	0		6	0
C	M1	NOR - Norway (Ulsrud)	*	1	0	0	3	1	0	0	0		5	0
		SCO - Scotland (Paterson)		0	3	2	0	0	2	0	2		9	3
D	M1	CAN2 - Canada (Koe)	*	1	0	1	0	0	0	0	0		2	0
		SUI - Switzerland (Schwaller)		0	2	0	1	0	1	0	2		6	3

Women's Current Standings

Group-A				Group-B			
Rank	Team	Games	Points	Rank	Team	Games	Points
1	CAN - Canada (Jones)	1	3	1	KOR - Korea (Kim)	1	3
1	CHN - China (Jiang)	1	3	1	SUI - Switzerland (Tirinzoni)	1	3
3	JPN - Japan (Fujisawa)	1	0	3	RUS - Russia (Sidorova)	1	0
3	USA - United States (Roth)	1	0	3	SWE - Sweden (Hasselborg)	1	0

Men's Current Standings

Group-A				Group-B			
Rank	Team	Games	Points	Rank	Team	Games	Points
1	CHN - China (Zou)	1	3	1	SCO - Scotland (Paterson)	1	3
2	USA - United States (Shuster)	1	2	1	SUI - Switzerland (Schwaller)	1	3
3	CAN1 - Canada (Dunstone)	1	1	3	CAN2 - Canada (Koe)	1	0
4	SWE - Sweden (Edin)	1	0	3	NOR - Norway (Ulsrud)	1	0

Mixed Doubles Current Standings

Group-A				Group-B			
Rank	Team	Games	Points	Rank	Team	Games	Points
1	CAN1 - Canada (Walker/Muyres)	1	3	1	NOR - Norway (Skaslien/Nedregotten)	1	3
1	USA - United States (Anderson/Dropkin)	1	3	2	RUS - Russia (Komarova/Goriachev)	1	2
3	CHN - China (Cao/Yuan)	1	0	3	SUI2 - Switzerland (Perret/Rios)	1	1
3	SUI1 - Switzerland (Jaeggi/Michel)	1	0	4	CAN2 - Canada (Sahaidak/Lott)	1	0

Note:

Under WCF rules, tie-breaking rules for standings are not applied until after the last game of the round robin.

Legend:

LSFE(*) Last Stone First End

Mn Men's round n

SO Shoot-out

Game Results

Sheet	Game	Team	LSFE	1	2	3	4	5	6	7	8	SO	Total	Points
A	1	USA - United States (Shuster)	*	2	0	2	1	0	0	1	0	1	7	2
	1	CAN1 - Canada (Dunstone)		0	1	0	0	1	3	0	1	0	6	1

USA - United States		Shot Success	
		Game	All
4 S	SHUSTER John	70%	70%
3 V	PLYS Chris	83%	83%
2	HAMILTON Matt	83%	83%
1	LANDSTEINER John	98%	98%
A	-	-	-
Team Total		84%	84%

CAN1 - Canada 1		Shot Success	
		Game	All
4 S	DUNSTONE Matt	80%	80%
3 V	MOSKOWY Braeden	73%	73%
2	SCHNEIDER Catlin	70%	70%
1	KIDBY Dustin	78%	78%
A	-	-	-
Team Total		75%	75%

Shoot-out: 10.8cm (SHUSTER John)

Shoot-out: 35.8cm (DUNSTONE Matt)


USA - United States		↻	↺	Game
4	SHUSTER John	Draws	10 63%	3 100% 13 71%
		Take-outs	2 75%	1 50% 3 67%
		Total	12 65%	4 88% 16 70%
3	PLYS Chris	Draws	3 100%	4 75% 7 86%
		Take-outs	4 88%	5 75% 9 81%
		Total	7 93%	9 75% 16 83%
2	HAMILTON Matt	Draws	5 85%	4 100% 9 92%
		Take-outs	6 67%	1 100% 7 71%
		Total	11 75%	5 100% 16 83%
1	LANDSTEINER John	Draws	8 100%	6 96% 14 98%
		Take-outs	1 100%	1 100% 2 100%
		Total	9 100%	7 96% 16 98%
A	-	Draws	0 -	0 - 0 -
		Take-outs	0 -	0 - 0 -
		Total	0 -	0 - 0 -
Team		Draws	26 83%	17 93% 43 87%
		Take-outs	13 77%	8 78% 21 77%
		Total	39 81%	25 88% 64 84%

CAN1 - Canada 1		↻	↺	Game
4	DUNSTONE Matt	Draws	4 88%	0 - 4 88%
		Take-outs	9 75%	3 83% 12 77%
		Total	13 79%	3 83% 16 80%
3	MOSKOWY Braeden	Draws	4 63%	0 - 4 63%
		Take-outs	8 72%	4 88% 12 77%
		Total	12 69%	4 88% 16 73%
2	SCHNEIDER Catlin	Draws	7 89%	2 75% 9 86%
		Take-outs	3 67%	4 38% 7 50%
		Total	10 83%	6 50% 16 70%
1	KIDBY Dustin	Draws	14 79%	1 50% 15 77%
		Take-outs	0 -	1 100% 1 100%
		Total	14 79%	2 75% 16 78%
A	-	Draws	0 -	0 - 0 -
		Take-outs	0 -	0 - 0 -
		Total	0 -	0 - 0 -
Team		Draws	29 80%	3 67% 32 79%
		Take-outs	20 73%	12 71% 32 72%
		Total	49 77%	15 70% 64 75%

Note:
Position and function for each team member:
4 = Fourth, 3 = Third, 2 = Second, 1 = Lead, A = Alternate, S = Skip, V = Vice-Skip

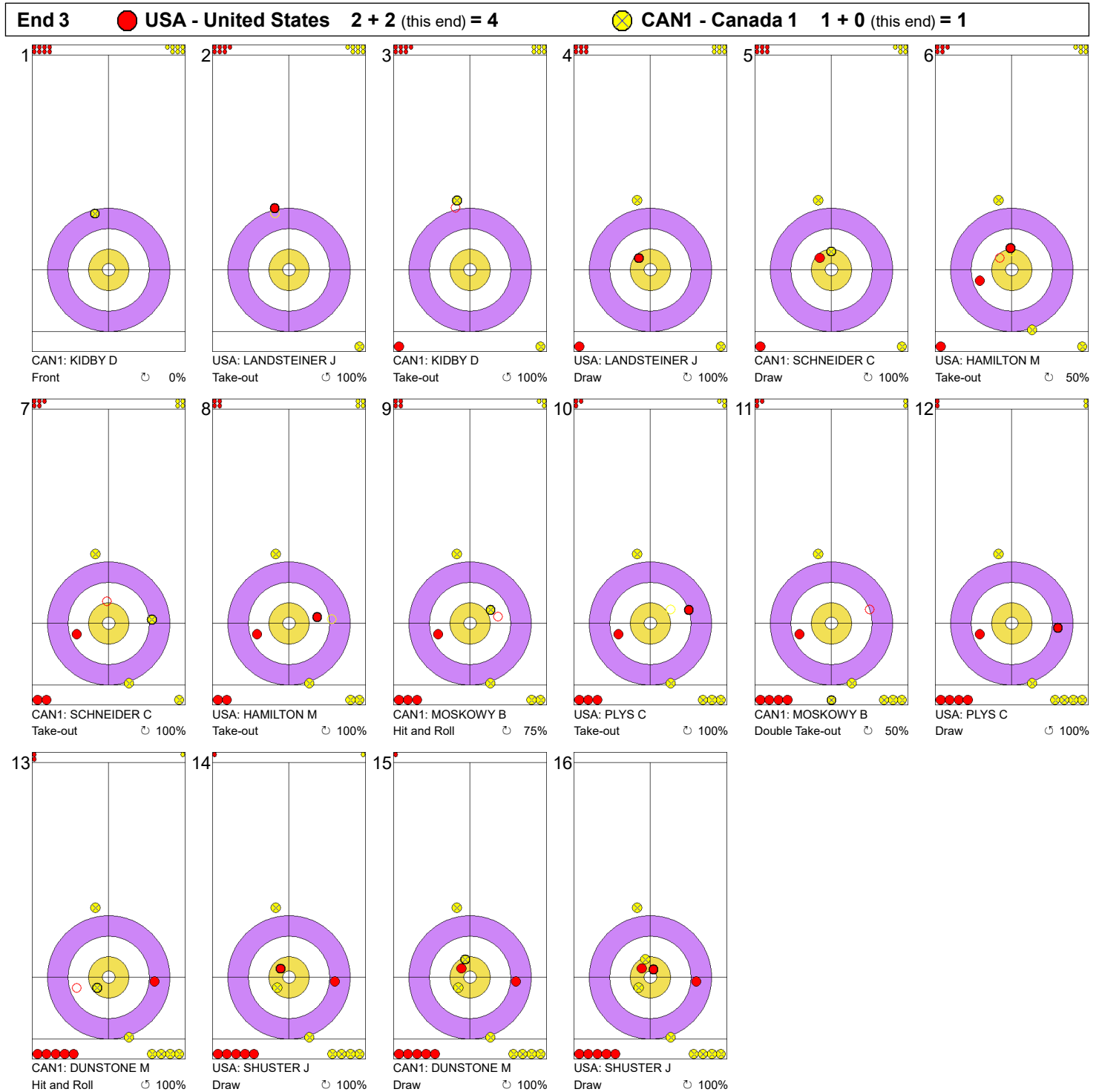
Legend:
↻ Clockwise ↺ Counter-clockwise LSFE(*) Last Stone First End
SO Shoot-out



Game - Shot by Shot



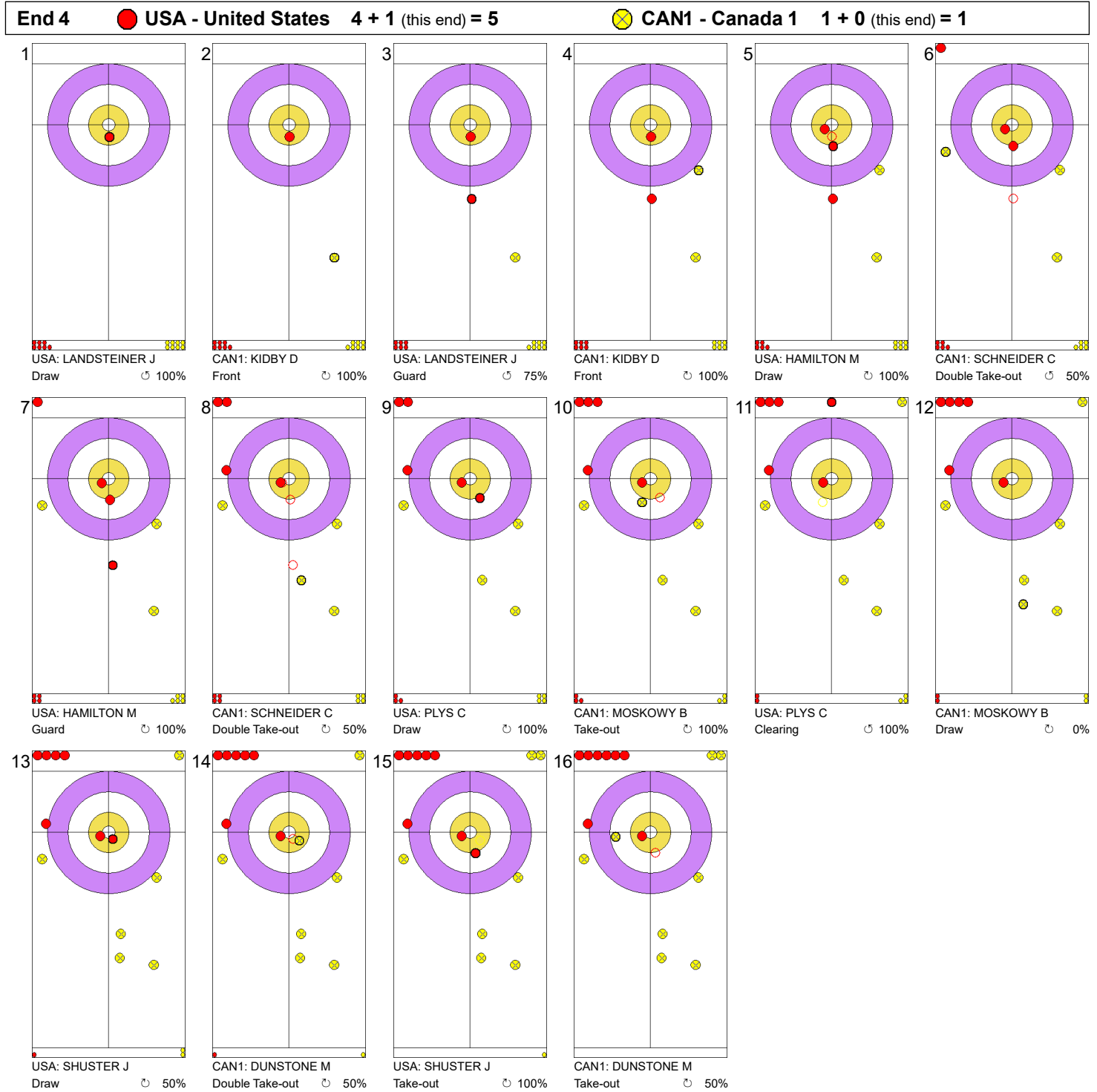
Legend:
 ↻ Clockwise ↺ Counter-clockwise - Not considered



Game - Shot by Shot



Legend:
 Clockwise
  Counter-clockwise
 - Not considered

Game - Shot by Shot





Legend:
 Clockwise
  Counter-clockwise
 - Not considered

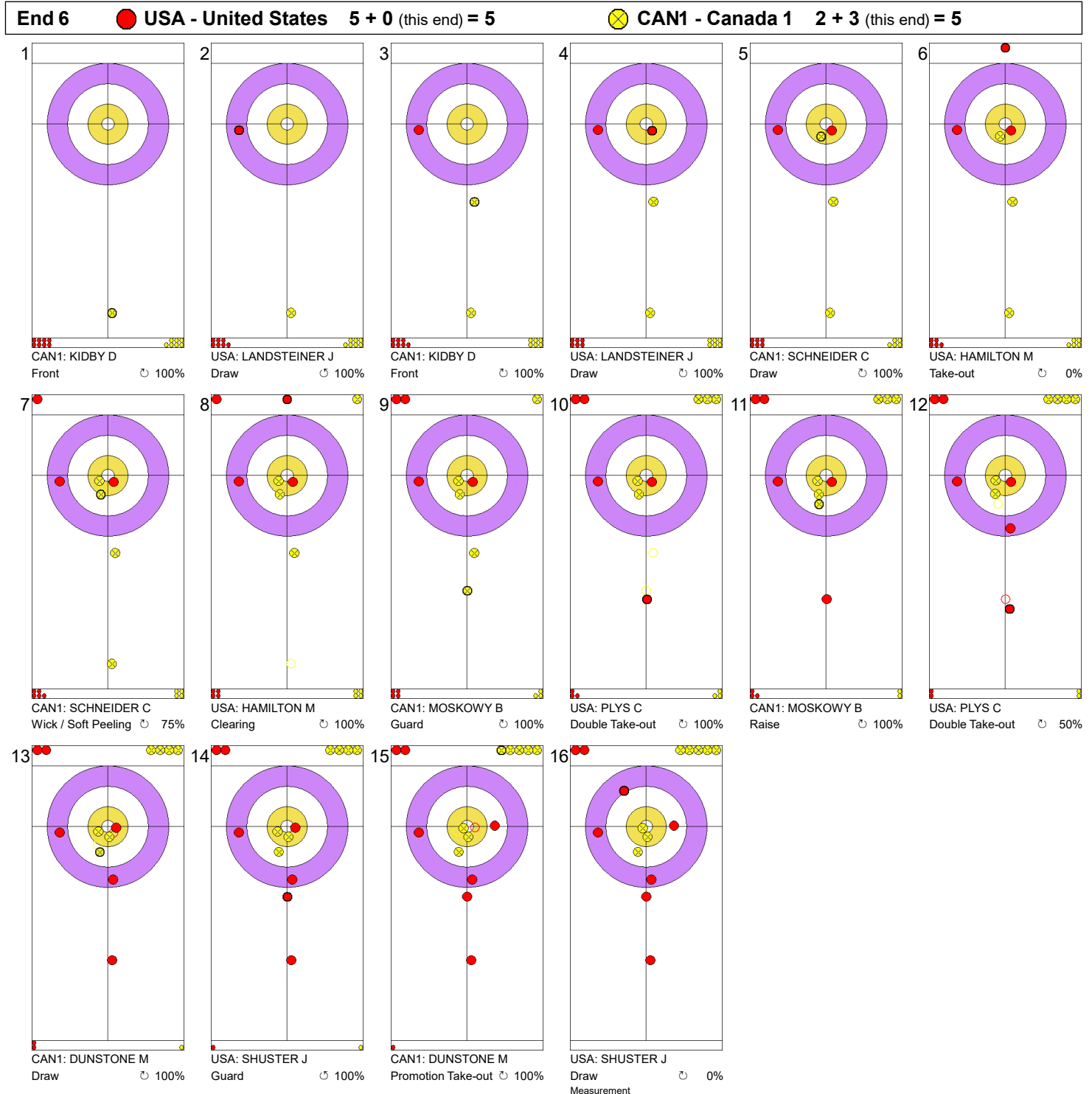




Game - Shot by Shot



Legend:
 Clockwise
  Counter-clockwise
 - Not considered


Game - Shot by Shot



Legend:
 Clockwise
  Counter-clockwise
 - Not considered

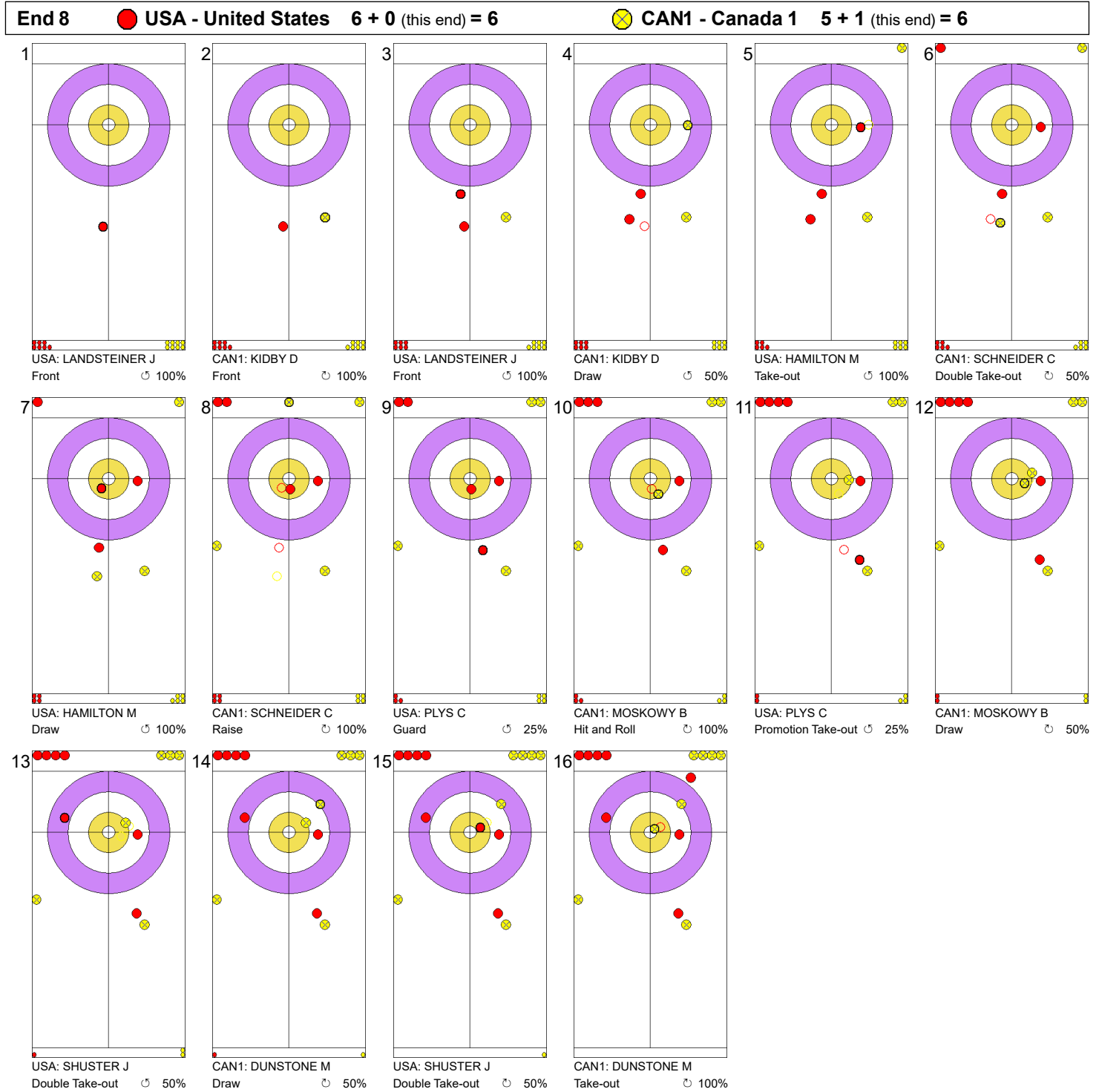




Game - Shot by Shot



Legend:
 ⌚ Clockwise ⌚ Counter-clockwise - Not considered

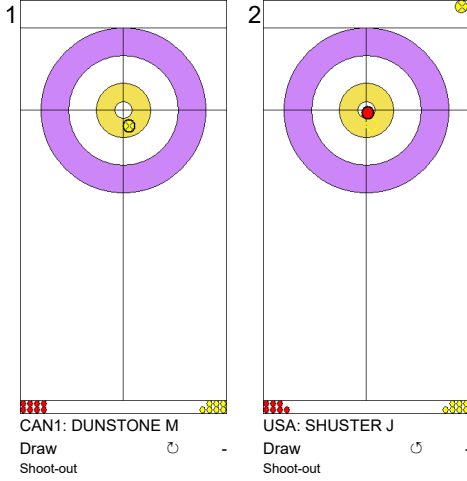
Game - Shot by Shot





Legend:
 Clockwise
  Counter-clockwise
 - Not considered

Game - Shot by Shot

End 9  USA - United States 6 + 1 (this end) = 7  CAN1 - Canada 1 6 + 0 (this end) = 6



Legend:
 Clockwise
  Counter-clockwise
 - Not considered

Game Results

Sheet	Game	Team	LSFE	1	2	3	4	5	6	7	8	Total	Points
B	1	CHN - China (Zou)	*	2	0	1	0	0	2	0	2	7	3
	1	SWE - Sweden (Edin)		0	2	0	1	2	0	1	0	6	0

CHN - China		Shot Success	
		Game	All
4 V	BA Dexin	80%	80%
3 S	ZOU Qiang	69%	69%
2	WANG Zhi Yu	77%	77%
1	XU Jingtao	63%	63%
A	ZANG Jialiang	-	-
Team Total		72%	72%

SWE - Sweden		Shot Success	
		Game	All
4 S	EDIN Niklas	78%	78%
3 V	ERIKSSON Oskar	83%	83%
2	WRANAA Rasmus	75%	75%
1	SUNDGREN Christoffer	100%	100%
A	-	-	-
Team Total		84%	84%

CHN - China		↻	↺	Game	
4	BA Dexin	Draws	5 95%	2 88%	7 93%
		Take-outs	6 63%	3 83%	9 69%
		Total	11 77%	5 85%	16 80%
3	ZOU Qiang	Draws	4 63%	1 0%	5 50%
		Take-outs	6 67%	5 90%	11 77%
		Total	10 65%	6 75%	16 69%
2	WANG Zhi Yu	Draws	2 50%	6 92%	8 81%
		Take-outs	4 69%	4 75%	8 72%
		Total	6 63%	10 85%	16 77%
1	XU Jingtao	Draws	4 44%	9 72%	13 63%
		Take-outs	2 88%	1 0%	3 58%
		Total	6 58%	10 65%	16 63%
A	ZANG Jialiang	Draws	0 -	0 -	0 -
		Take-outs	0 -	0 -	0 -
		Total	0 -	0 -	0 -
Team		Draws	15 67%	18 76%	33 72%
		Take-outs	18 68%	13 77%	31 72%
		Total	33 67%	31 77%	64 72%

SWE - Sweden		↻	↺	Game	
4	EDIN Niklas	Draws	2 88%	2 100%	4 94%
		Take-outs	6 71%	6 75%	12 73%
		Total	8 75%	8 81%	16 78%
3	ERIKSSON Oskar	Draws	2 100%	3 83%	5 90%
		Take-outs	5 75%	6 83%	11 80%
		Total	7 82%	9 83%	16 83%
2	WRANAA Rasmus	Draws	3 100%	2 75%	5 90%
		Take-outs	3 83%	8 63%	11 68%
		Total	6 92%	10 65%	16 75%
1	SUNDGREN Christoffer	Draws	9 100%	6 100%	15 100%
		Take-outs	0 -	1 100%	1 100%
		Total	9 100%	7 100%	16 100%
A	-	Draws	0 -	0 -	0 -
		Take-outs	0 -	0 -	0 -
		Total	0 -	0 -	0 -
Team		Draws	16 98%	13 92%	29 96%
		Take-outs	14 75%	21 74%	35 74%
		Total	30 88%	34 81%	64 84%

Note:
Position and function for each team member:
4 = Fourth, 3 = Third, 2 = Second, 1 = Lead, A = Alternate, S = Skip, V = Vice-Skip

Legend:
↻ Clockwise ↺ Counter-clockwise LSFE(*) Last Stone First End

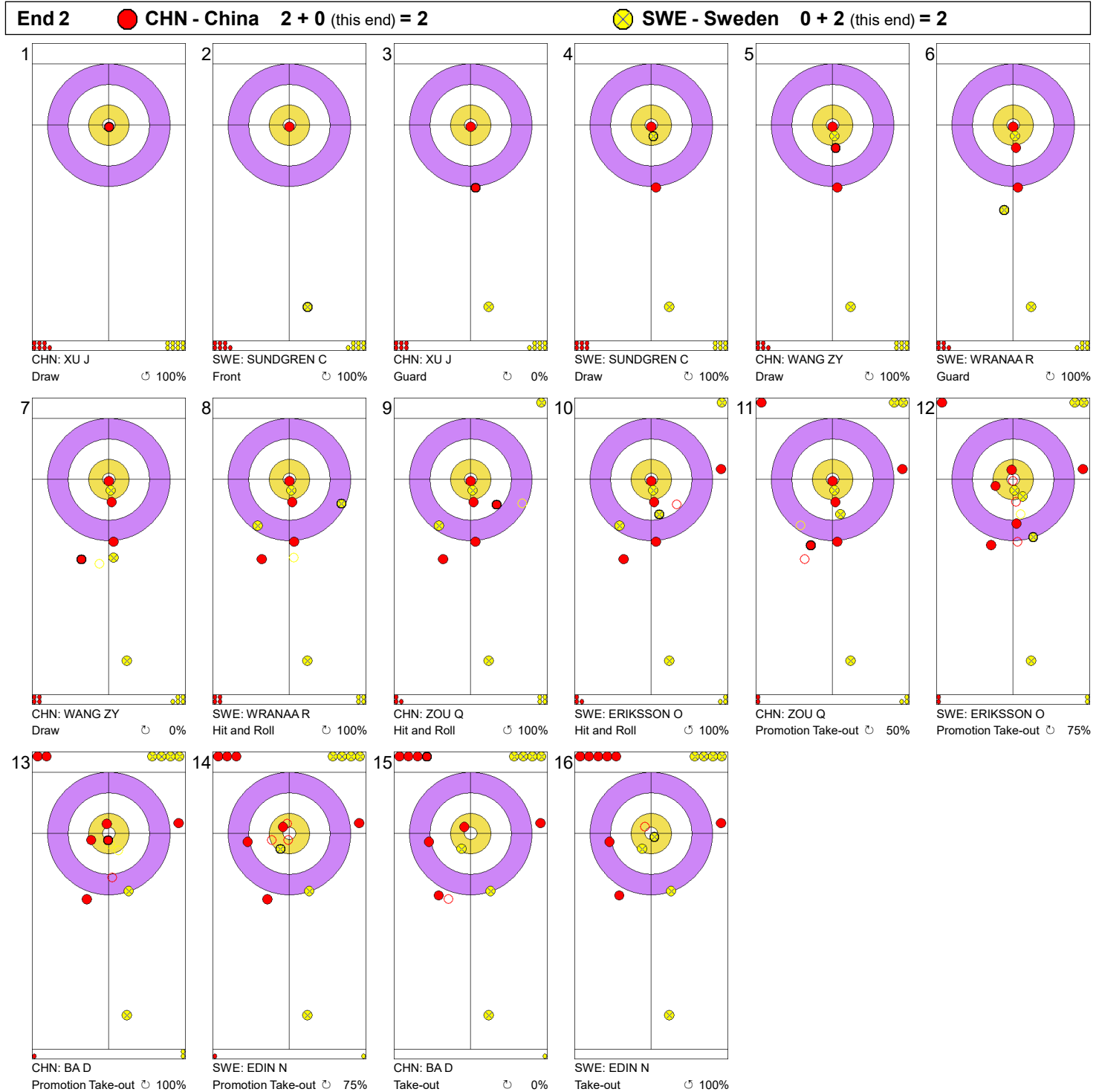
Game - Shot by Shot



Legend:
 Clockwise Counter-clockwise - Not considered

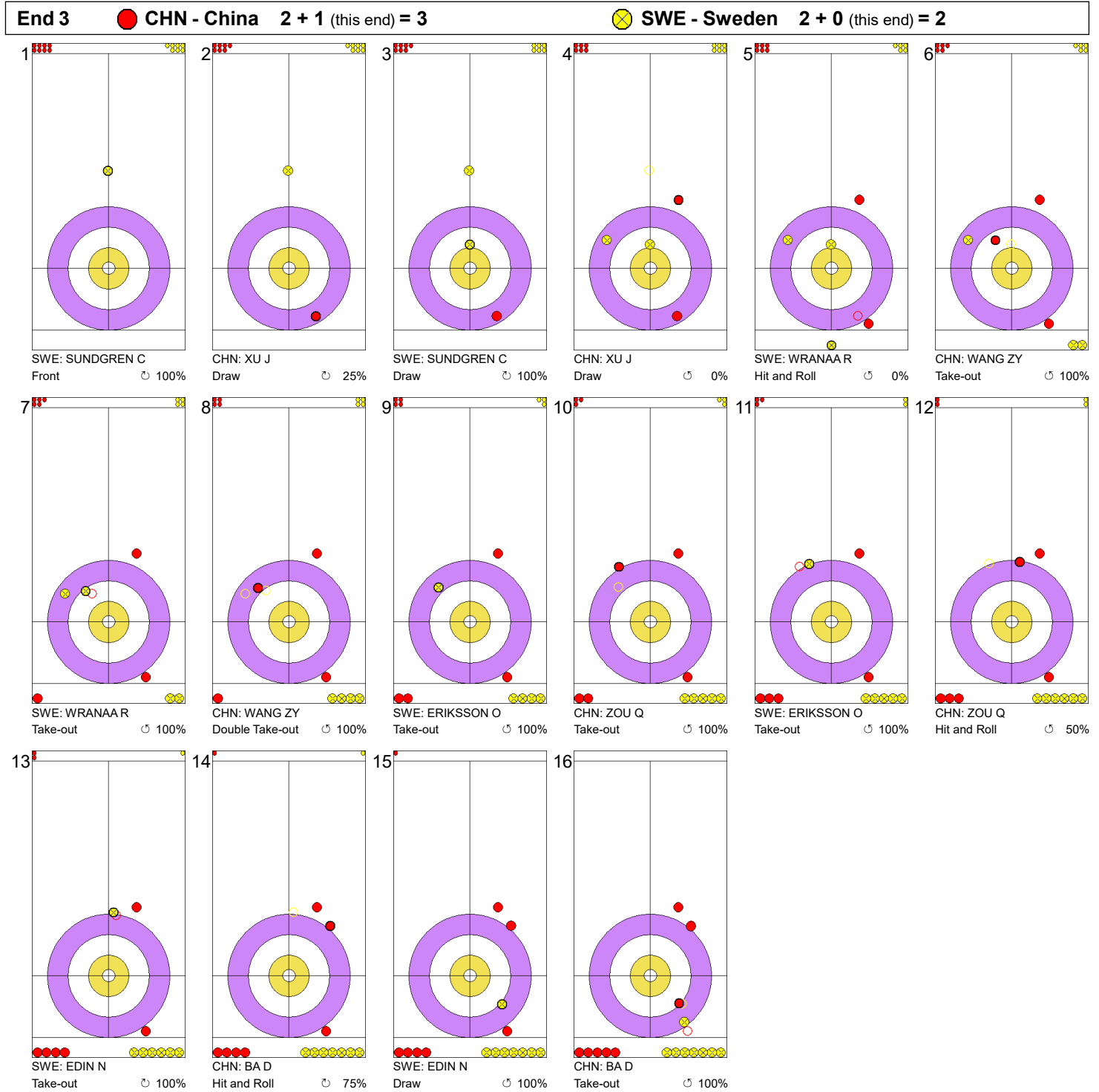


Game - Shot by Shot



Legend:
 ↻ Clockwise ↺ Counter-clockwise - Not considered

Game - Shot by Shot



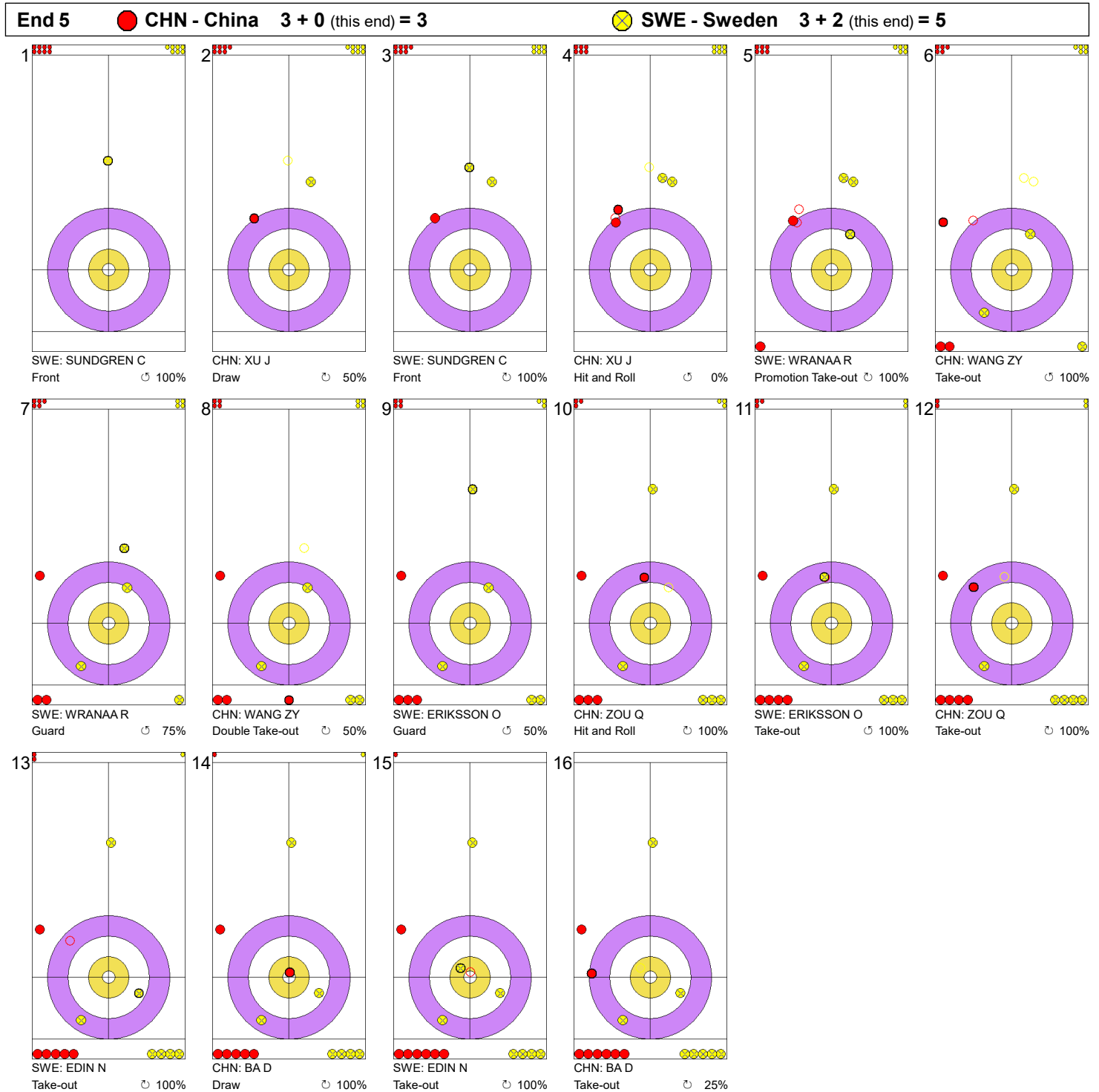
Legend:
 ⌚ Clockwise ⌚ Counter-clockwise - Not considered

Game - Shot by Shot



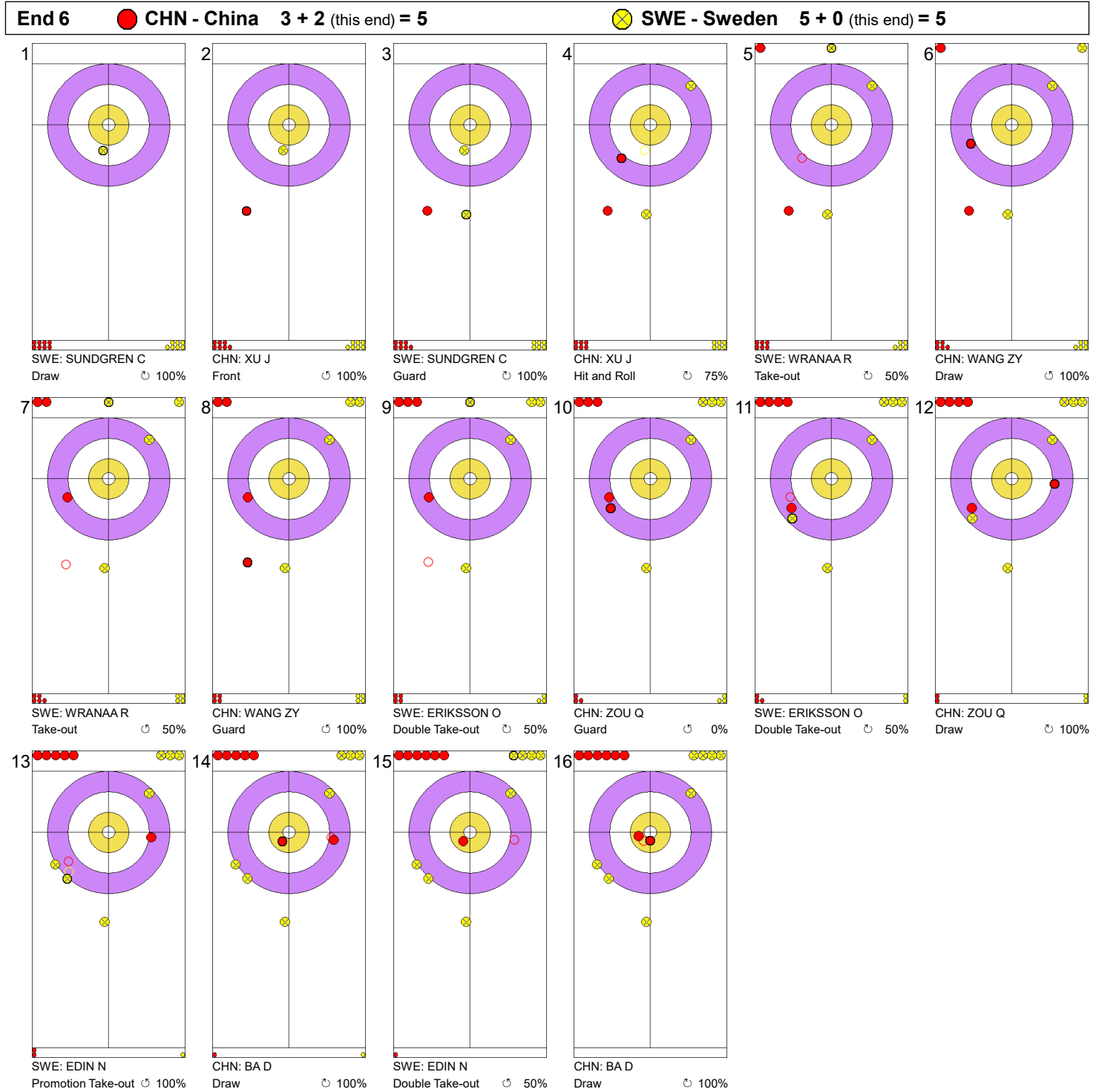
Legend:
 ↻ Clockwise ↺ Counter-clockwise - Not considered

Game - Shot by Shot



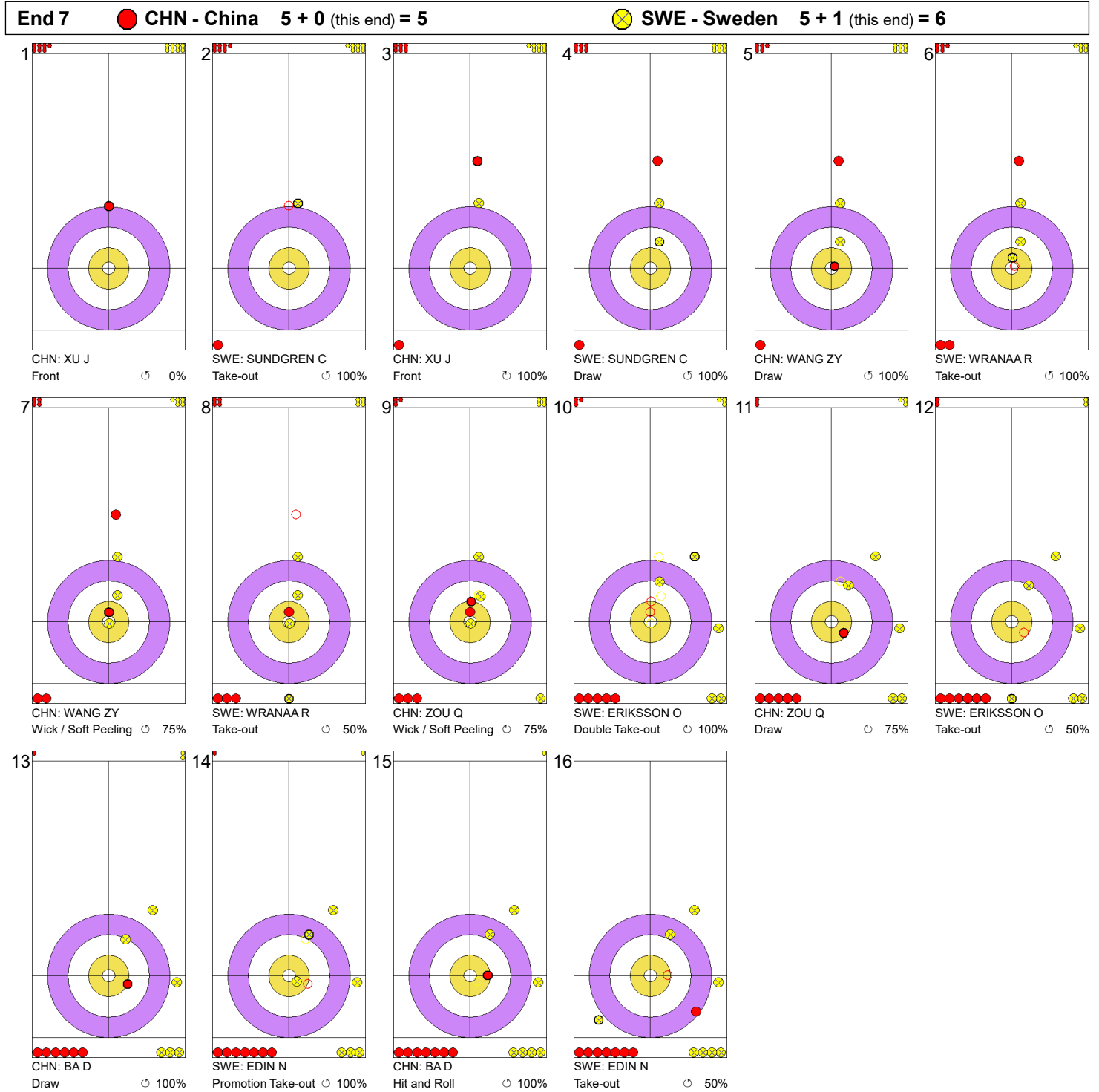
Legend:
 ↻ Clockwise ↺ Counter-clockwise - Not considered

Game - Shot by Shot



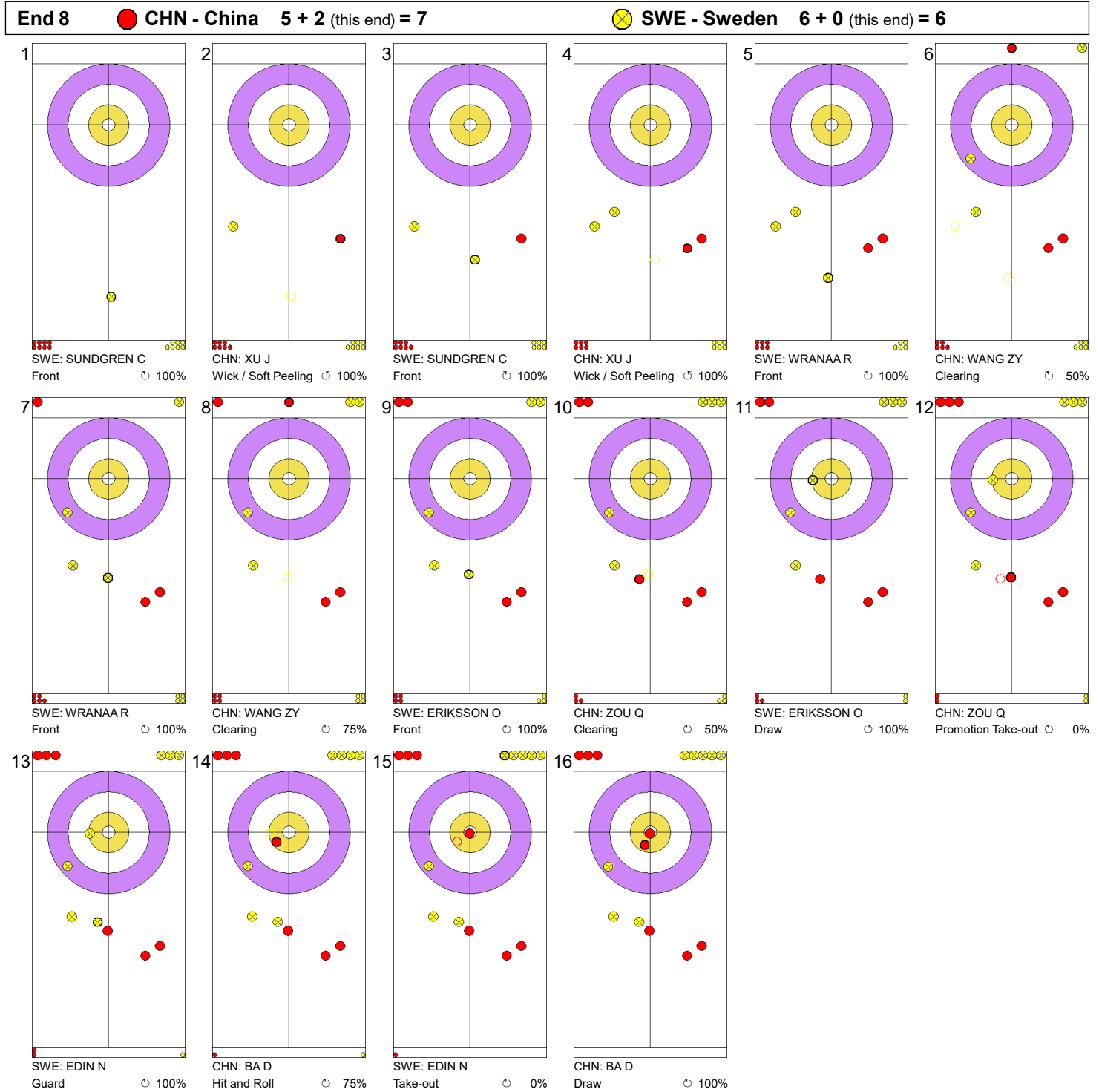
Legend:
 ↻ Clockwise ↺ Counter-clockwise - Not considered

Game - Shot by Shot



Legend:
 ↻ Clockwise ↺ Counter-clockwise - Not considered

Game - Shot by Shot



Legend:
 ↻ Clockwise ↺ Counter-clockwise - Not considered

Game Results

Sheet	Game	Team	LSFE	1	2	3	4	5	6	7	8	Total	Points
C	1	NOR - Norway (Ulsrud)	*	1	0	0	3	1	0	0	0	5	0
	1	SCO - Scotland (Paterson)		0	3	2	0	0	2	0	2	9	3

NOR - Norway		Shot Success	
		Game	All
4 S	ULSRUD Thomas	64 %	64 %
3 V	NERGAARD Torger	78 %	78 %
2	SVAE Christoffer	80 %	80 %
1	PETERSSON Haavard Vad	81 %	81 %
A	-	-	-
Team Total		76 %	76 %

SCO - Scotland		Shot Success	
		Game	All
4 S	PATERSON Ross	80 %	80 %
3 V	WADDELL Kyle	94 %	94 %
2	MENZIES Duncan	89 %	89 %
1	GOODFELLOW Michael	92 %	92 %
A	-	-	-
Team Total		89 %	89 %


NOR - Norway		↻	↺	Game	
4	ULSRUD Thomas	Draws	3 92%	2 50%	5 75%
		Take-outs	5 65%	6 54%	11 59%
		Total	8 75%	8 53%	16 64%
3	NERGAARD Torger	Draws	0 -	3 92%	3 92%
		Take-outs	3 67%	10 78%	13 75%
		Total	3 67%	13 81%	16 78%
2	SVAE Christoffer	Draws	2 63%	3 83%	5 75%
		Take-outs	7 86%	4 75%	11 82%
		Total	9 81%	7 79%	16 80%
1	PETERSSON Haavard Vad	Draws	7 71%	8 88%	15 80%
		Take-outs	1 100%	0 -	1 100%
		Total	8 75%	8 88%	16 81%
A	-	Draws	0 -	0 -	0 -
		Take-outs	0 -	0 -	0 -
		Total	0 -	0 -	0 -
Team		Draws	12 75%	16 83%	28 79%
		Take-outs	16 77%	20 70%	36 73%
		Total	28 76%	36 76%	64 76%

SCO - Scotland		↻	↺	Game	
4	PATERSON Ross	Draws	3 58%	5 100%	8 84%
		Take-outs	5 65%	3 92%	8 75%
		Total	8 63%	8 97%	16 80%
3	WADDELL Kyle	Draws	3 100%	3 75%	6 88%
		Take-outs	2 100%	8 97%	10 98%
		Total	5 100%	11 91%	16 94%
2	MENZIES Duncan	Draws	3 83%	7 86%	10 85%
		Take-outs	2 100%	4 94%	6 96%
		Total	5 90%	11 89%	16 89%
1	GOODFELLOW Michael	Draws	5 95%	11 91%	16 92%
		Take-outs	0 -	0 -	0 -
		Total	5 95%	11 91%	16 92%
A	-	Draws	0 -	0 -	0 -
		Take-outs	0 -	0 -	0 -
		Total	0 -	0 -	0 -
Team		Draws	14 86%	26 89%	40 88%
		Take-outs	9 81%	15 95%	24 90%
		Total	23 84%	41 91%	64 89%

Note:
Position and function for each team member:
4 = Fourth, 3 = Third, 2 = Second, 1 = Lead, A = Alternate, S = Skip, V = Vice-Skip

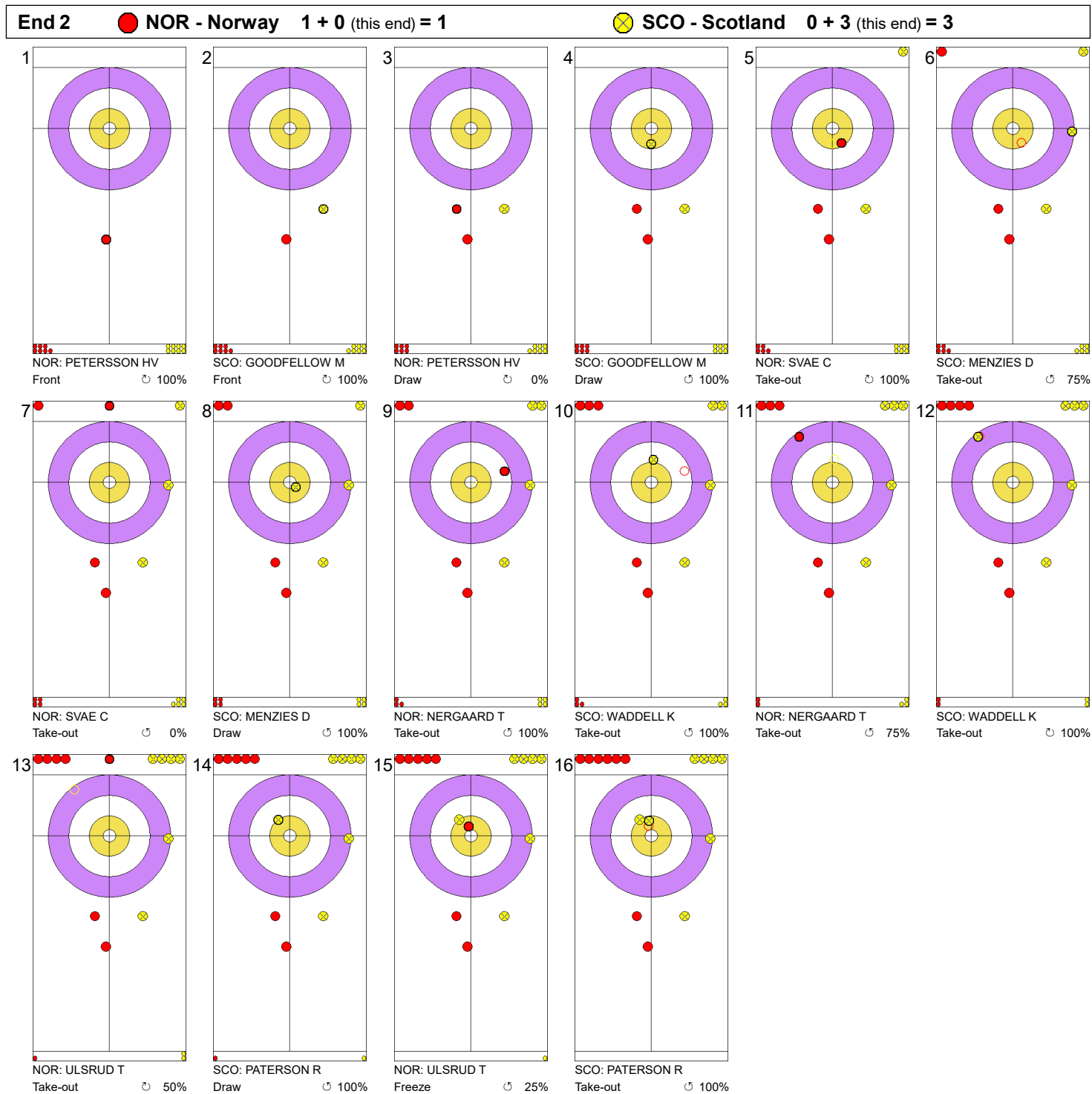
Legend:
↻ Clockwise ↺ Counter-clockwise LSFE(*) Last Stone First End

Game - Shot by Shot



Legend:
 ⌚ Clockwise ⌚ Counter-clockwise - Not considered



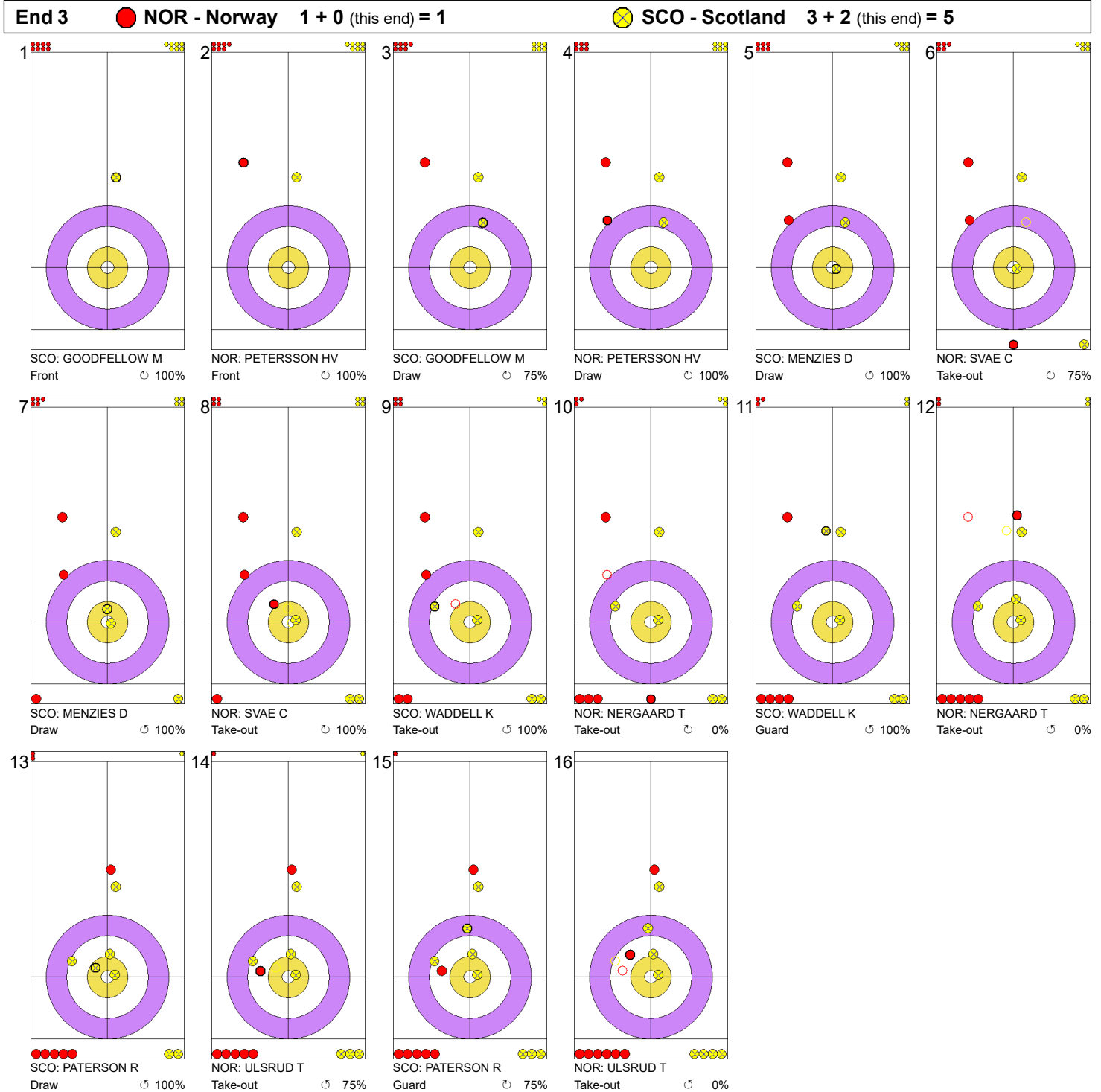
Game - Shot by Shot

Legend:



⤵ Clockwise

⤴ Counter-clockwise

- Not considered

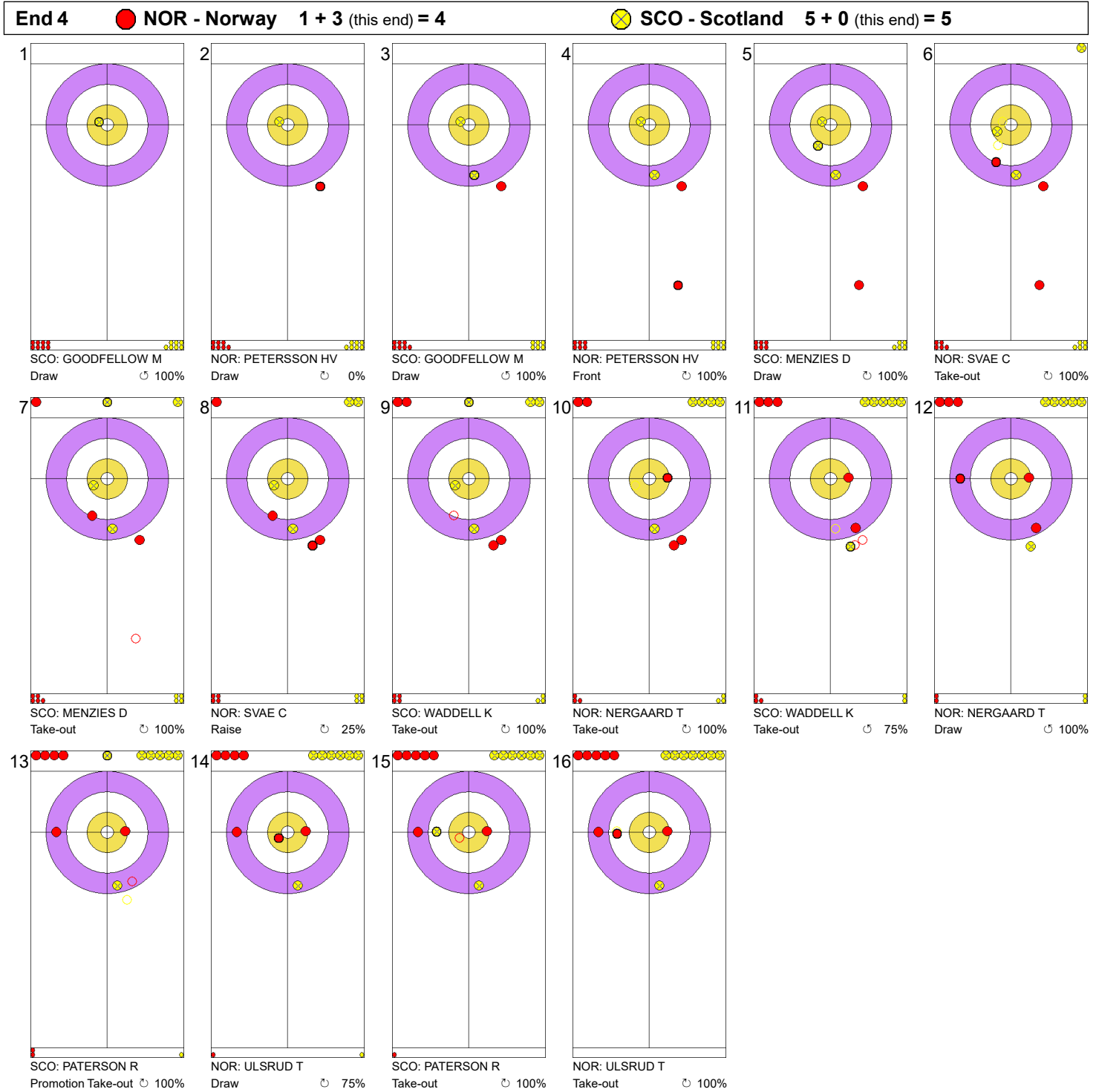
Game - Shot by Shot



Legend:
 Clockwise
  Counter-clockwise
 - Not considered

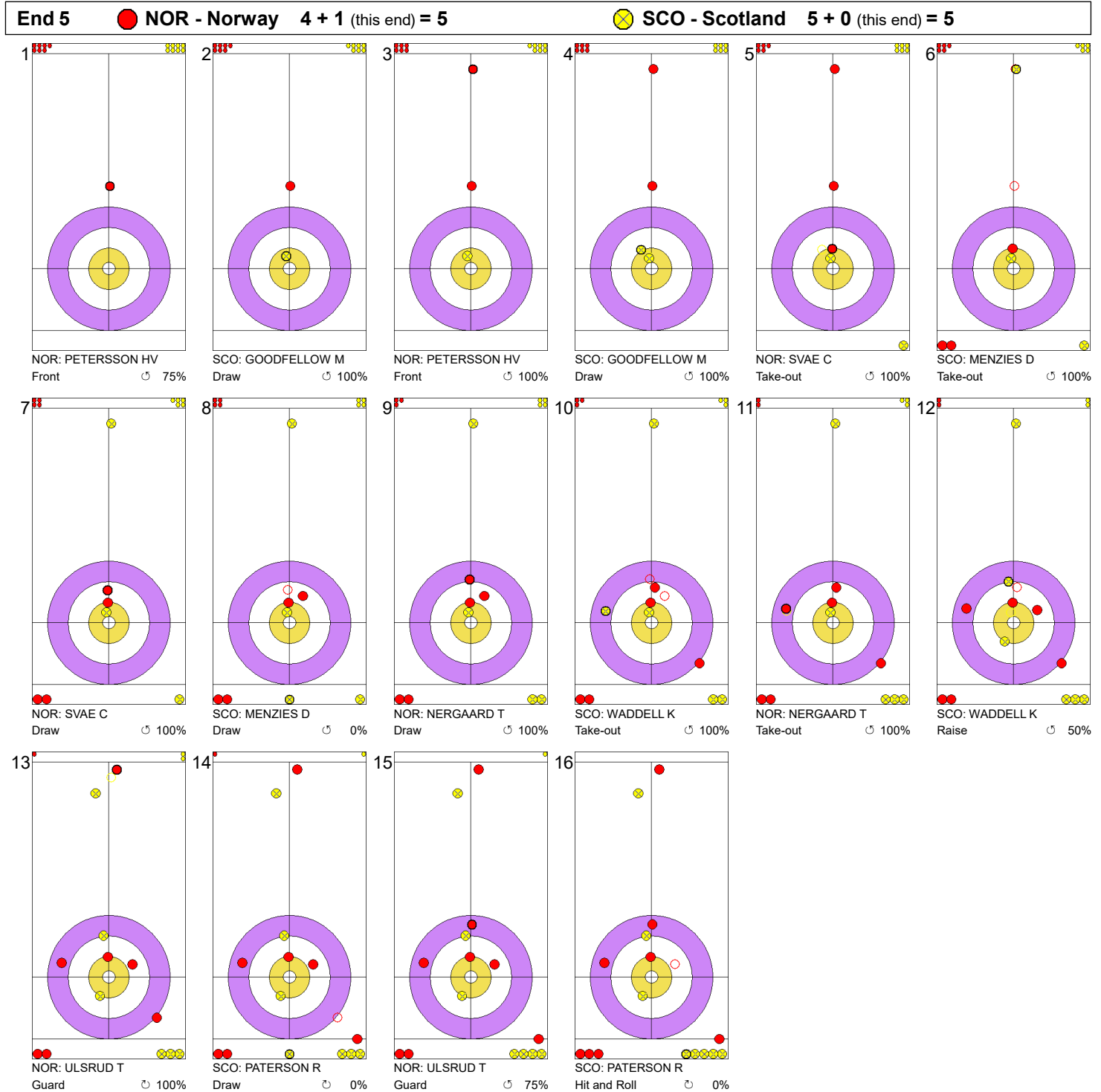




Game - Shot by Shot



Legend:
 ↻ Clockwise ↺ Counter-clockwise - Not considered

Game - Shot by Shot



Legend:
 Clockwise
  Counter-clockwise
 - Not considered

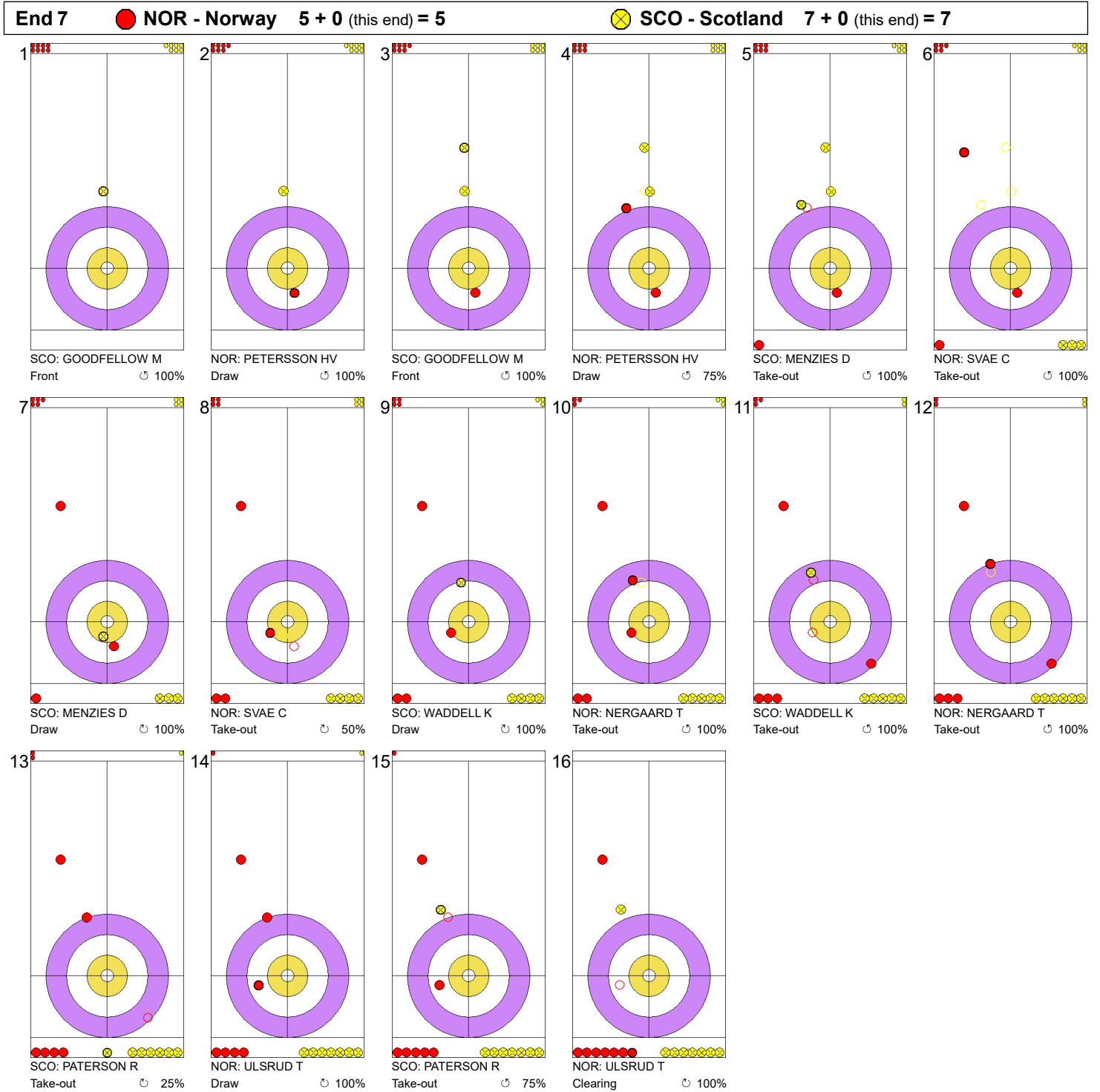
Game - Shot by Shot



Legend:
 ⤵ Clockwise ⤴ Counter-clockwise - Not considered

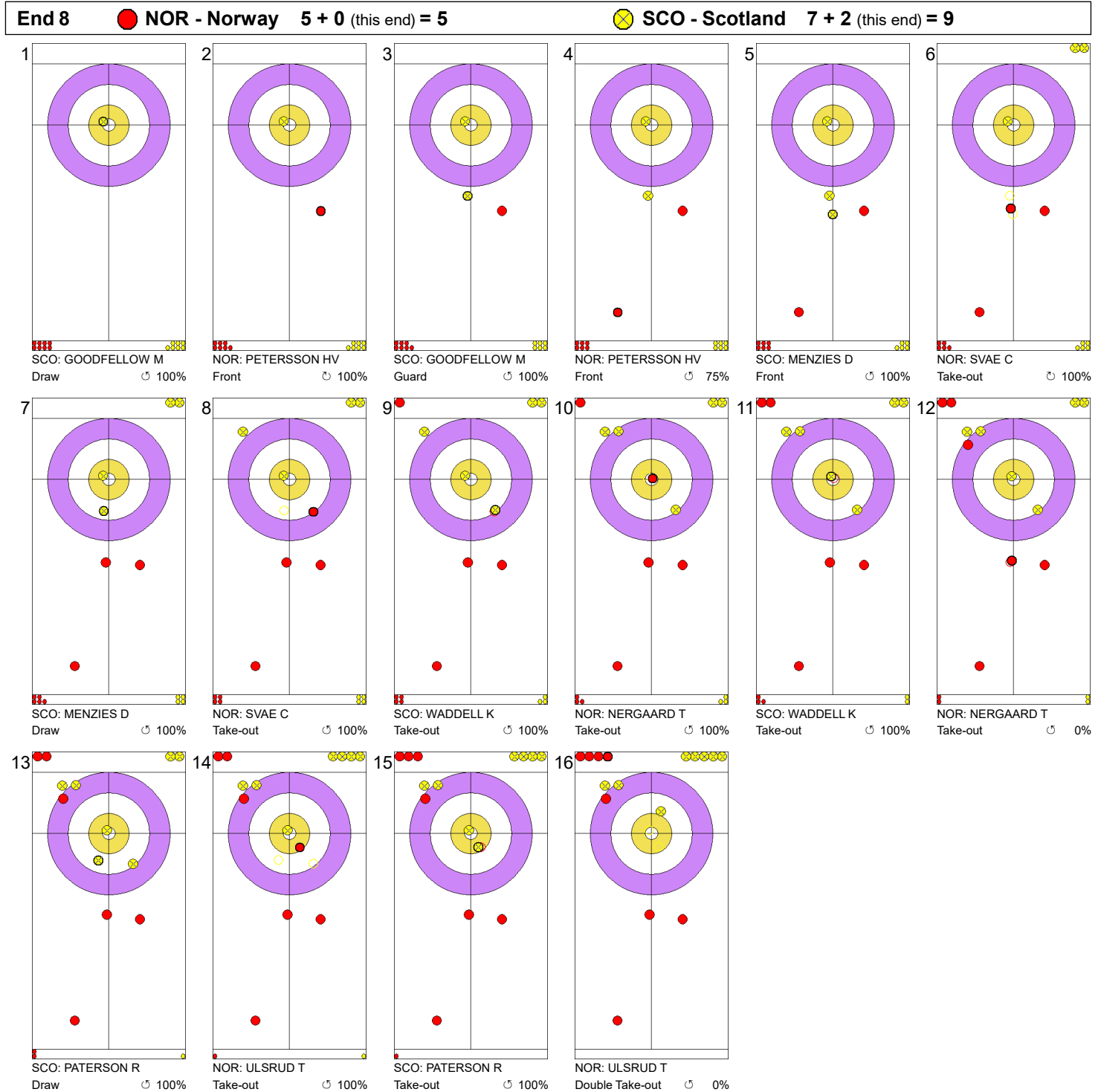


Game - Shot by Shot



Legend:
 ↻ Clockwise ↺ Counter-clockwise - Not considered

Game - Shot by Shot



Legend:
 ⤵ Clockwise ⤴ Counter-clockwise - Not considered



Game Results

Sheet	Game	Team	LSFE	1	2	3	4	5	6	7	8	Total	Points
D	1	CAN2 - Canada (Koe)	*	1	0	1	0	0	0	0	0	2	0
	1	SUI - Switzerland (Schwaller)		0	2	0	1	0	1	0	2	6	3

CAN2 - Canada 2		Shot Success	
		Game	All
4 S	KOE Kevin	63%	63%
3 V	NEUFELD B.J.	81%	81%
2	FLASCH Colton	73%	73%
1	NEUFELD Denni	92%	92%
A	-	-	-
Team Total		77%	77%

SUI - Switzerland		Shot Success	
		Game	All
4 S	SCHWALLER Yannick	75%	75%
3 V	BRUNNER Michael	84%	84%
2	MEIER Romano	75%	75%
1	KAEUFELER Marcel	80%	80%
A	-	-	-
Team Total		79%	79%

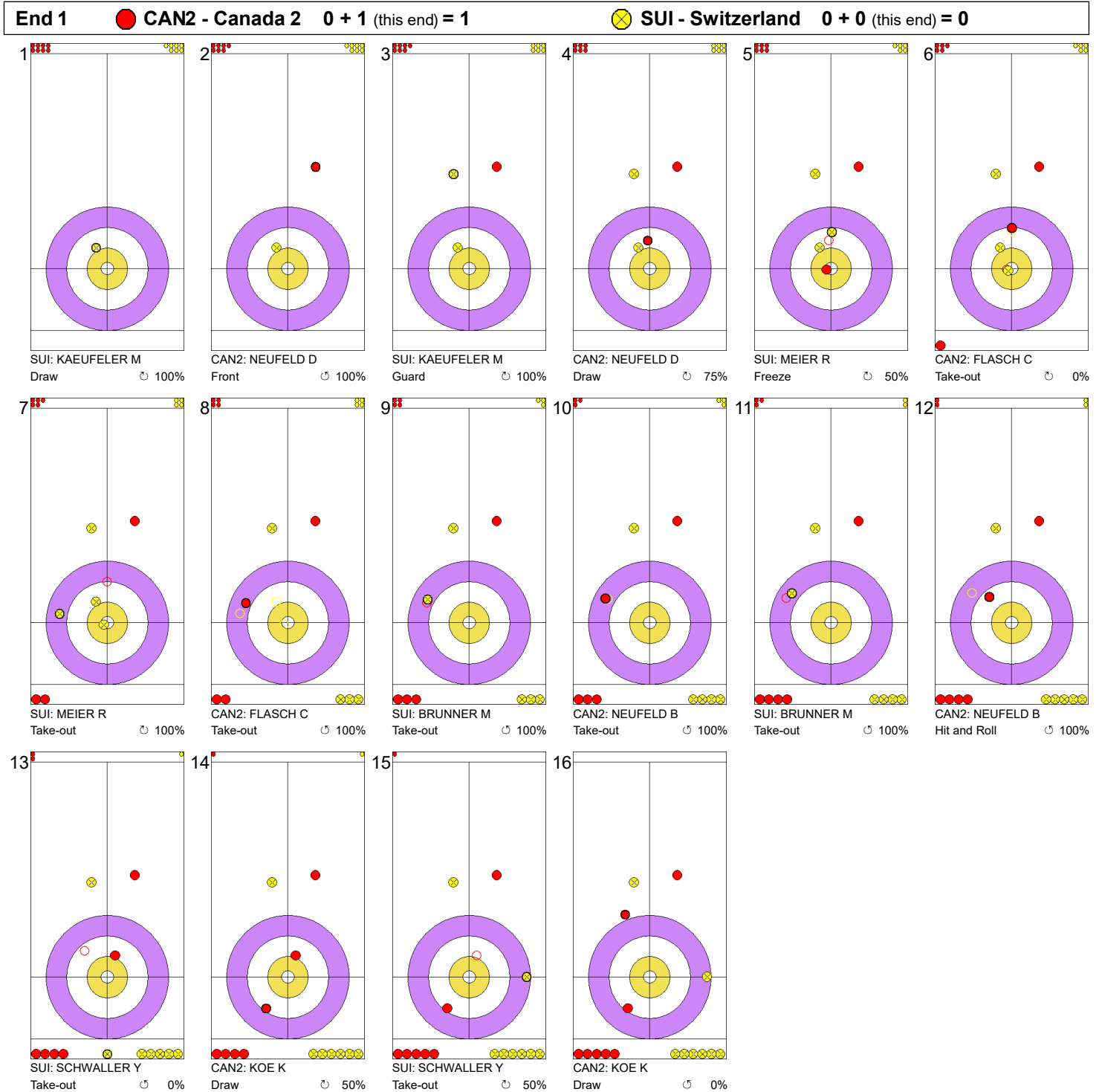
CAN2 - Canada 2		↻	↺	Game	
4	KOE Kevin	Draws	2 75%	5 50%	7 57%
		Take-outs	4 75%	5 60%	9 67%
		Total	6 75%	10 55%	16 63%
3	NEUFELD B.J.	Draws	4 69%	2 88%	6 75%
		Take-outs	4 75%	6 92%	10 85%
		Total	8 72%	8 91%	16 81%
2	FLASCH Colton	Draws	4 50%	2 75%	6 58%
		Take-outs	4 56%	6 100%	10 83%
		Total	8 53%	8 94%	16 73%
1	NEUFELD Denni	Draws	7 96%	6 100%	13 98%
		Take-outs	0 -	3 67%	3 67%
		Total	7 96%	9 89%	16 92%
A	-	Draws	0 -	0 -	0 -
		Take-outs	0 -	0 -	0 -
		Total	0 -	0 -	0 -
Team		Draws	17 76%	15 78%	32 77%
		Take-outs	12 69%	20 83%	32 77%
		Total	29 73%	35 81%	64 77%



SUI - Switzerland		↻	↺	Game	
4	SCHWALLER Yannick	Draws	4 75%	3 67%	7 71%
		Take-outs	4 88%	5 70%	9 78%
		Total	8 81%	8 69%	16 75%
3	BRUNNER Michael	Draws	4 88%	1 50%	5 80%
		Take-outs	6 83%	5 90%	11 86%
		Total	10 85%	6 83%	16 84%
2	MEIER Romano	Draws	7 79%	1 0%	8 69%
		Take-outs	4 63%	4 100%	8 81%
		Total	11 73%	5 80%	16 75%
1	KAEUFELER Marcel	Draws	13 83%	1 100%	14 84%
		Take-outs	0 -	2 50%	2 50%
		Total	13 83%	3 67%	16 80%
A	-	Draws	0 -	0 -	0 -
		Take-outs	0 -	0 -	0 -
		Total	0 -	0 -	0 -
Team		Draws	28 81%	6 58%	34 77%
		Take-outs	14 79%	16 81%	30 80%
		Total	42 80%	22 75%	64 79%

Note:
Position and function for each team member:
4 = Fourth, 3 = Third, 2 = Second, 1 = Lead, A = Alternate, S = Skip, V = Vice-Skip

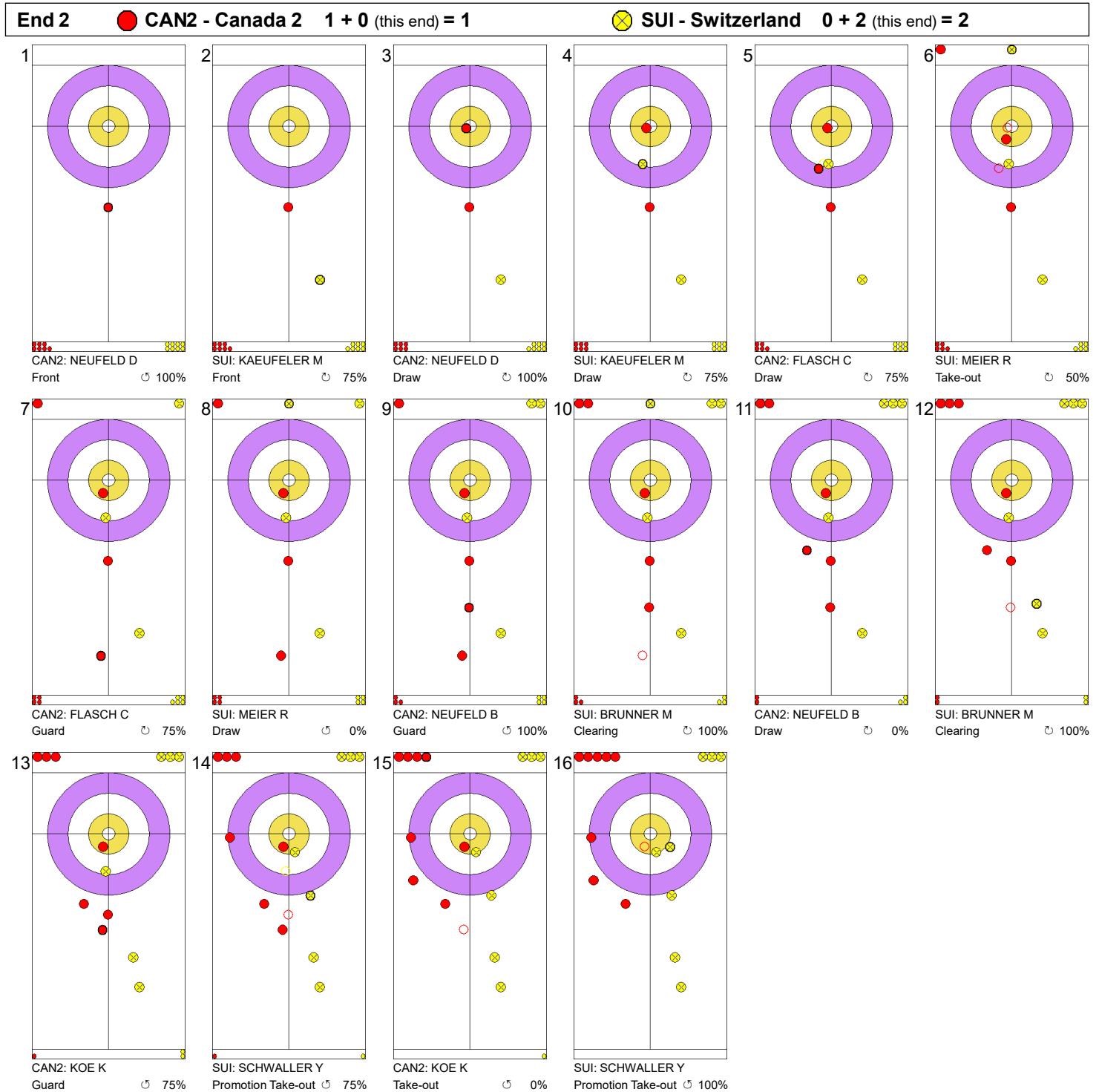
Legend:
↻ Clockwise ↺ Counter-clockwise LSFE(*) Last Stone First End



Game - Shot by Shot



Legend:
 Clockwise
  Counter-clockwise
 - Not considered

Game - Shot by Shot





Legend:
 Clockwise
  Counter-clockwise
 - Not considered





Game - Shot by Shot



Legend:
 Clockwise
  Counter-clockwise
 - Not considered

Game - Shot by Shot





Legend:
 Clockwise
  Counter-clockwise
 - Not considered

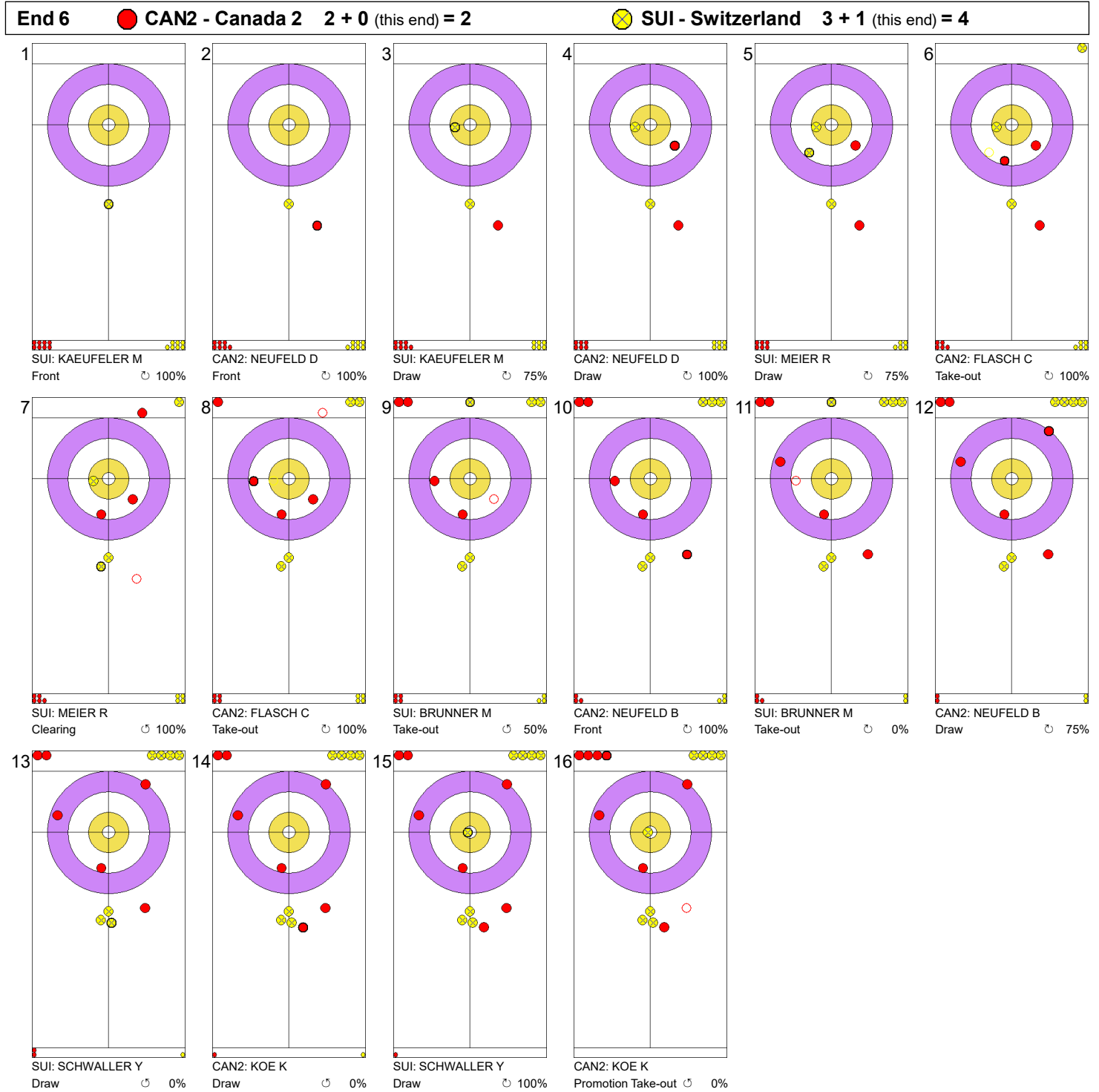


Game - Shot by Shot



Legend:
 Clockwise
  Counter-clockwise
 - Not considered

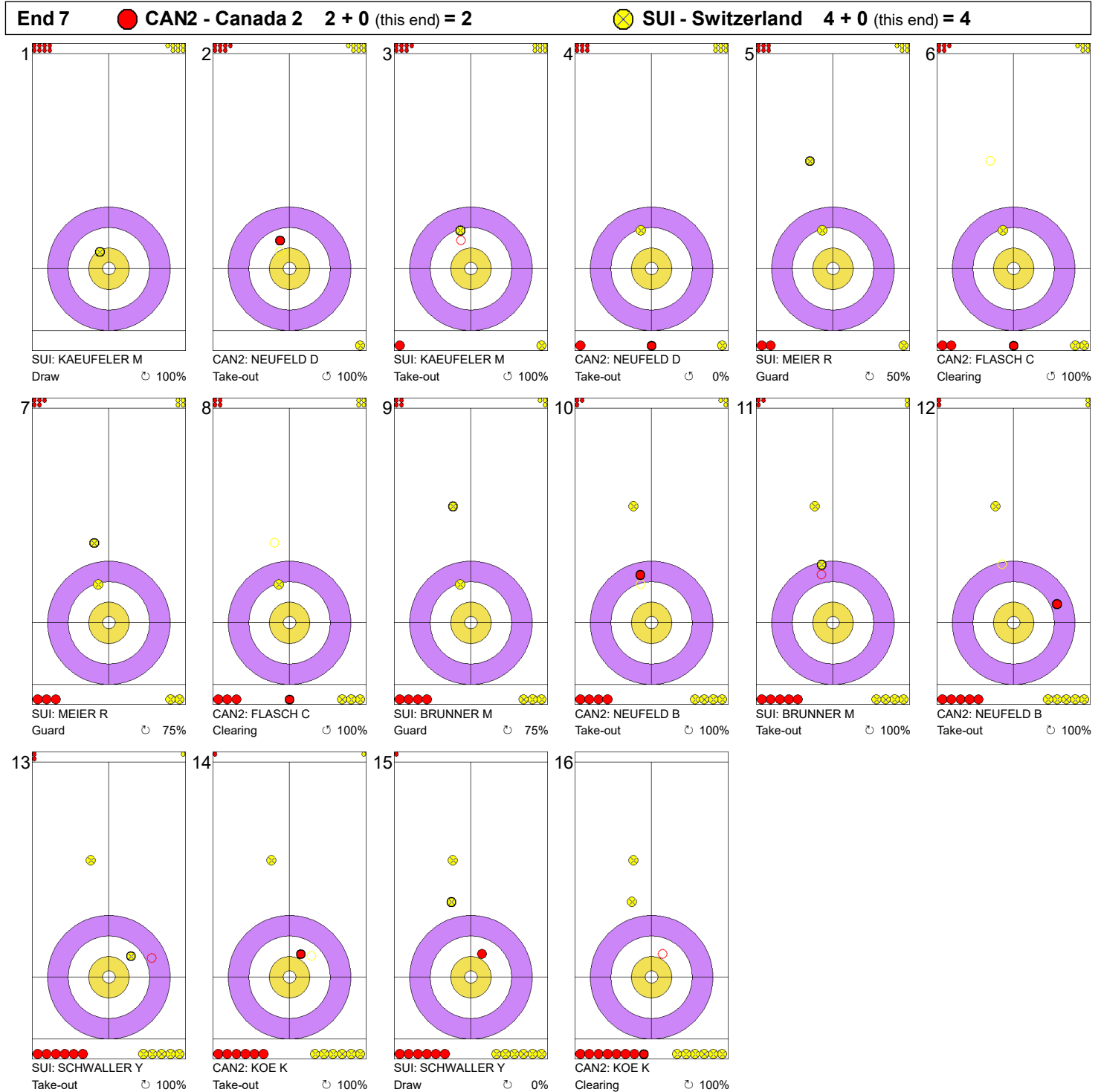
Game - Shot by Shot





Legend:
 ↻ Clockwise ↺ Counter-clockwise - Not considered





Game - Shot by Shot



Legend:
 Clockwise
  Counter-clockwise
 - Not considered

Game - Shot by Shot



Legend:
 Clockwise
  Counter-clockwise
 - Not considered



Entry List by Country
REVISED

8 MAY 20:43

As of WED 8 MAY 2019

CAN1 - Canada 1		Group-A
4 S	DUNSTONE Matt	R
3 V	MOSKOWY Braeden	R
2	SCHNEIDER Catlin	R
1	KIDBY Dustin	R
A	-	
C	WEBSTER Paul	

SCO - Scotland		Group-B
4 S	PATERSON Ross	R
3 V	WADDELL Kyle	R
2	MENZIES Duncan	R
1	GOODFELLOW Michael	R
A	-	
C	TETLEY Ian (CAN)	

CAN2 - Canada 2		Group-B
4 S	KOE Kevin	R
3 V	NEUFELD B.J.	R
2	FLASCH Colton	R
1	NEUFELD Denni	R
A	-	
C	WEBSTER Paul	

SUI - Switzerland		Group-B
4 S	SCHWALLER Yannick	R
3 V	BRUNNER Michael	R
2	MEIER Romano	R
1	KAEUFELER Marcel	R
A	-	
C	WERTHEMANN Bernhard	

CHN - China		Group-A
4 V	BA Dexin	R
3 S	ZOU Qiang	R
2	WANG Zhi Yu	R
1	XU Jingtao	R
A	ZANG Jialiang	R
C	XU Xiaoming	

SWE - Sweden		Group-A
4 S	EDIN Niklas	R
3 V	ERIKSSON Oskar	L
2	WRANAA Rasmus	R
1	SUNDBERG Christoffer	R
A	-	
C	-	

NOR - Norway		Group-B
4 S	ULSRUD Thomas	R
3 V	NERGAARD Torger	R
2	SVAE Christoffer	R
1	PETERSSON Haavard Vad	R
A	-	
C	TRULSEN Paal	

USA - United States		Group-A
4 S	SHUSTER John	R
3 V	PLYS Chris	R
2	HAMILTON Matt	R
1	LANDSTEINER John	L
A	-	
C	DROBNICK Phill	

Note:

Position and function for each team member:

4 = Fourth, 3 = Third, 2 = Second, 1 = Lead, A = Alternate, S = Skip, V = Vice-Skip, C = Coach

Legend:

L Left-handed

R Right-handed

SCO: Alternate removed

Extended Team List by Country
REVISED
8 MAY 20:44

As of WED 8 MAY 2019

CAN1 - Canada 1		Group-A
4 S	DUNSTONE Matt	R
3 V	MOSKOWY Braeden	R
2	SCHNEIDER Catlin	R
1	KIDBY Dustin	R
A	-	
C	WEBSTER Paul	
O	THIESEN Nolan	
O	-	

SCO - Scotland		Group-B
4 S	PATERSON Ross	R
3 V	WADDELL Kyle	R
2	MENZIES Duncan	R
1	GOODFELLOW Michael	R
A	-	
C	TETLEY Ian (CAN)	
O	-	
O	-	

CAN2 - Canada 2		Group-B
4 S	KOE Kevin	R
3 V	NEUFELD B.J.	R
2	FLASCH Colton	R
1	NEUFELD Denni	R
A	-	
C	WEBSTER Paul	
O	THIESEN Nolan	
O	-	

SUI - Switzerland		Group-B
4 S	SCHWALLER Yannick	R
3 V	BRUNNER Michael	R
2	MEIER Romano	R
1	KAEUFELER Marcel	R
A	-	
C	WERTHEMANN Bernhard	
NC	STOCK Sebastian	
O	-	

CHN - China		Group-A
4 V	BA Dexin	R
3 S	ZOU Qiang	R
2	WANG Zhi Yu	R
1	XU Jingtao	R
A	ZANG Jialiang	R
C	XU Xiaoming	
2C	HARRIS Mike (CAN)	
O	-	

SWE - Sweden		Group-A
4 S	EDIN Niklas	R
3 V	ERIKSSON Oskar	L
2	WRANAA Rasmus	R
1	SUNDGREN Christoffer	R
A	-	
C	-	
NC	LINDHOLM Peja	
O	-	

NOR - Norway		Group-B
4 S	ULSRUD Thomas	R
3 V	NERGAARD Torger	R
2	SVAE Christoffer	R
1	PETERSSON Haavard Vad	R
A	-	
C	TRULSEN Paal	
O	LOEVOLD Thomas	
O	-	

USA - United States		Group-A
4 S	SHUSTER John	R
3 V	PLYS Chris	R
2	HAMILTON Matt	R
1	LANDSTEINER John	L
A	-	
C	DROBNICK Phill	
NC	FENSON Pete	
O	-	

Note:

Position and function for each team member:

4 = Fourth, **3** = Third, **2** = Second, **1** = Lead, **A** = Alternate, **S** = Skip, **V** = Vice-Skip

C = Coach, **NC** = National Coach, **2C** = 2nd Team Coach, **O** = Team Official

Legend:
L Left-handed

R Right-handed

SCO: Alternate removed

SUN 12 MAY 2019

Medallists

Medal	Country	Name	Gender
GOLD	NOR - Norway	SKASLIEN Kristin	F
		NEDREGOTTEN Magnus	M
		LOEVOLD Thomas	
SILVER	CAN1 - Canada 1	WALKER Laura	F
		MUYRES Kirk	M
		WALKER Geoff	
BRONZE	USA - United States	ANDERSON Sarah	F
		DROPKIN Korey	M
		DROBNICK Phill	

Legend:

F Female

M Male

Final Standings

Team	Players	Points	Prize Money
Gold NOR - Norway	SKASLIEN Kristin F NEDREGOTTEN Magnus M LOEVOLD Thomas C	26	\$21,500
Silver CAN1 - Canada 1	WALKER Laura F MUYRES Kirk M WALKER Geoff C	19	\$13,500
Bronze USA - United States	ANDERSON Sarah F DROPKIN Korey M DROBNICK Phill C	12	\$6,000
4 CAN2 - Canada 2	SAHAIDAK Kadriana F LOTT Colton M THIESSEN Nolan C	11	\$5,500
5 SUI1 - Switzerland 1	JAEGGI Michele F MICHEL Sven M STOCK Sebastian C	7	\$3,500
5 SUI2 - Switzerland 2	PERRET Jenny F RIOS Martin M HOESLI Rolf C	7	\$3,500
7 CHN - China	CAO Chang F YUAN Mingjie M ZHANG Wei C	3	\$1,500
8 RUS - Russia	KOMAROVA Maria F GORIACHEV Daniil M GUDIN Vasily C	2	\$1,000

Note:

Team members are identified as follows:

F = Female, M = Male, C = Coach

Competition Summary

Session	Date	Time	Sheet A	Sheet B	Sheet C	Sheet D	Sheet E
Session 2	8 MAY	18:30	CAN1 7 - 3 CHN	USA 8 - 5 SUI1	CAN2 5 - 6 NOR	SUI2 7 - 8 _{so} RUS	
Session 4	9 MAY	8:30	CAN2 4 - 10 SUI2	NOR 10 - 3 RUS	CAN1 7 - 8 USA	CHN 9 - 7 SUI1	
Session 6	9 MAY	16:00		RUS 5 - 6 CAN2	USA 13 - 4 CHN	SUI1 5 - 6 _{so} CAN1	SUI2 6 - 7 NOR
Session 8	10 MAY	8:30	CHN 2 - 9 CAN1	SUI1 10 - 8 USA			RUS 8 - 9 SUI2
Session 9	10 MAY	12:00					NOR 7 - 8 _{so} CAN2
Session 10	10 MAY	16:00				USA 8 - 9 CAN1	
Session 11	10 MAY	19:30	RUS 1 - 7 NOR		SUI2 3 - 5 CAN2		SUI1 10 - 1 CHN
Session 13	11 MAY	12:00		CAN1 9 - 4 SUI1	CHN 5 - 7 USA		
Session 14	11 MAY	16:00	CAN2 7 - 6 RUS				
Session 15	11 MAY	19:30	NOR 8 - 5 SUI2				
Final	12 MAY	13:00			CAN1 3 - 8 NOR		

Standings after Round Robin

Group-A

Rank	Team	Games	Points	
1	CAN1 - Canada (Walker/Muyres)	6	14	Q
2	USA - United States (Anderson/Dropkin)	6	12	BM
3	SUI1 - Switzerland (Jaeggi/Michel)	6	7	
4	CHN - China (Cao/Yuan)	6	3	

Group-B

Rank	Team	Games	Points	
1	NOR - Norway (Skaslien/Nedregotten)	6	16	Q
2	CAN2 - Canada (Sahaidak/Lott)	6	11	
3	SUI2 - Switzerland (Perret/Rios)	6	7	
4	RUS - Russia (Komarova/Goriachev)	6	2	

Final Standings

Rank	Team	Points
Gold	NOR - Norway (Skaslien/Nedregotten)	26
Silver	CAN1 - Canada (Walker/Muyres)	19
Bronze	USA - United States (Anderson/Dropkin)	12
4	CAN2 - Canada (Sahaidak/Lott)	11
5	SUI1 - Switzerland (Jaeggi/Michel)	7
5	SUI2 - Switzerland (Perret/Rios)	7
7	CHN - China (Cao/Yuan)	3
8	RUS - Russia (Komarova/Goriachev)	2

Legend:

BM Bronze Medal

Q Qualified for the final

SO Shoot-out

Curling World Cup Ranking

As of SUN 12 MAY 2019

Rank	Member Association	Leg 1	Leg 2	Leg 3	Final	Total Points
1	CAN - Canada	25	7	23	30	85
2	NOR - Norway	9	22	17	26	74
3	SUI - Switzerland	12	22	12	14	60
4	USA - United States	23	11	11	12	57
5	RUS - Russia	7	6	10	2	25
6	SWE - Sweden	5	3	11	0	19
7	CHN - China	3	7	3	3	16
8	KOR - Korea	3	9	0	0	12

Session Results and Standings

Sheet	Team	LSFE	1	2	3	4	5	6	7	8	Total	Points
C	CAN1 - Canada (Walker/Muyres)		1	0	0	1	0	1	0	X	3	5
	NOR - Norway (Skaslien/Nedregotten)	*	0	3	1	0	2	0	2	X	8	10

Final Standings

Rank	Team	Points
Gold	NOR - Norway (Skaslien/Nedregotten)	26
Silver	CAN1 - Canada (Walker/Muyres)	19
Bronze	USA - United States (Anderson/Dropkin)	12
4	CAN2 - Canada (Sahaidak/Lott)	11
5	SUI1 - Switzerland (Jaeggi/Michel)	7
5	SUI2 - Switzerland (Perret/Rios)	7
7	CHN - China (Cao/Yuan)	3
8	RUS - Russia (Komarova/Goriachev)	2

Legend:
 Power Play **LSFE(*)** Last Stone First End **X** Unplayed/unfinished end due to concession

Game Results

Sheet	Game	Team	LSFE	1	2	3	4	5	6	7	8	Total	Points
C	7	CAN1 - Canada (Walker/Muyres)		1	0	0	1	0	1	0	X	3	5
	7	NOR - Norway (Skaslien/Nedregotten)	*	0	3	1	0	2	0	2	X	8	10

CAN1 - Canada 1		Shot Success	
		Game	All
F	WALKER Laura	54 %	70 %
M	MUYRES Kirk	75 %	81 %
Team Total		66 %	77 %

NOR - Norway		Shot Success	
		Game	All
F	SKASLIEN Kristin	86 %	76 %
M	NEDREGOTTEN Magnus	69 %	84 %
Team Total		76 %	81 %

Power Play: End 6

Power Play: End 7

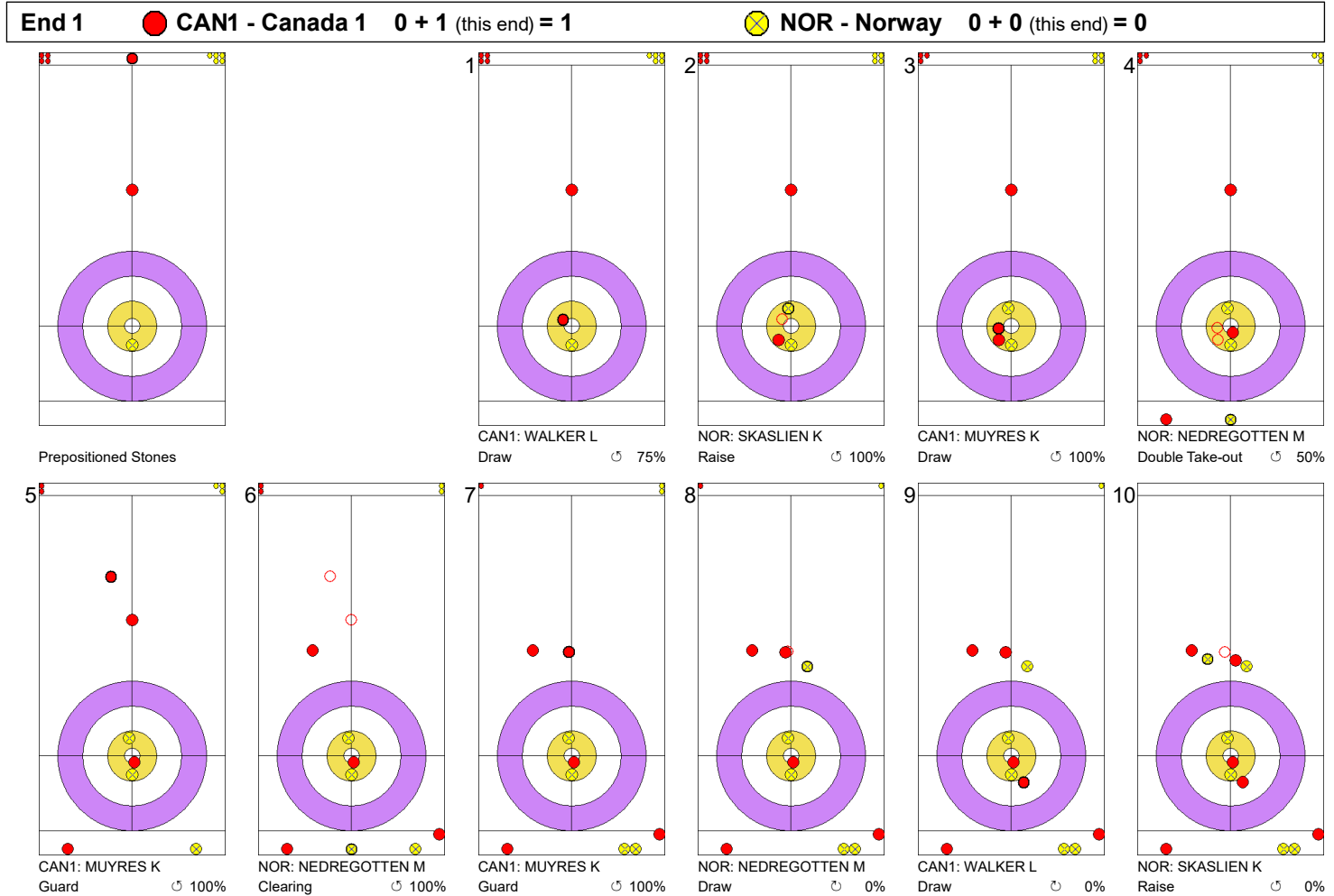
CAN1 - Canada 1		↻	↺	Game	
F	WALKER Laura	Draws	6 46%	5 65%	11 55%
		Take-outs	3 50%	0 -	3 50%
		Total	9 47%	5 65%	14 54%
M	MUYRES Kirk	Draws	9 69%	9 86%	18 78%
		Take-outs	0 -	3 58%	3 58%
		Total	9 69%	12 79%	21 75%
Team		Draws	15 60%	14 79%	29 69%
		Take-outs	3 50%	3 58%	6 54%
		Total	18 58%	17 75%	35 66%



NOR - Norway		↻	↺	Game	
F	SKASLIEN Kristin	Draws	4 75%	6 83%	10 80%
		Take-outs	1 100%	3 100%	4 100%
		Total	5 80%	9 89%	14 86%
M	NEDREGOTTEN Magnus	Draws	5 55%	6 63%	11 59%
		Take-outs	3 67%	7 86%	10 80%
		Total	8 59%	13 75%	21 69%
Team		Draws	9 64%	12 73%	21 69%
		Take-outs	4 75%	10 90%	14 86%
		Total	13 67%	22 81%	35 76%

Note:
Team members are identified as follows:
F = Female, M = Male

Legend:
 Power Play ↻ Clockwise ↺ Counter-clockwise
 LSFE(*) Last Stone First End X Unplayed/unfinished end due to concession

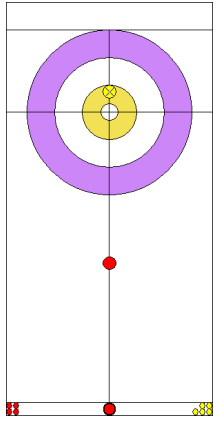
Game - Shot by Shot



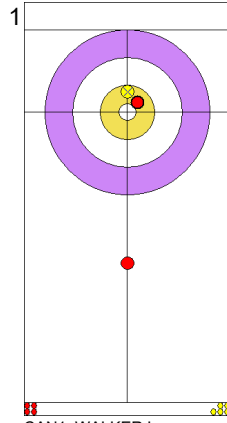
Legend:
 Clockwise
  Counter-clockwise
 - Not considered

Game - Shot by Shot

End 2 ● CAN1 - Canada 1 1 + 0 (this end) = 1 ⊗ NOR - Norway 0 + 3 (this end) = 3

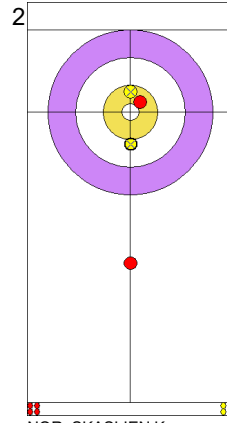


Prepositioned Stones



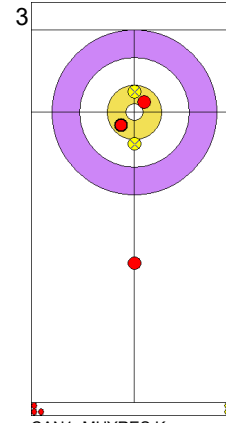
CAN1: WALKER L

Draw ⊖ 75%



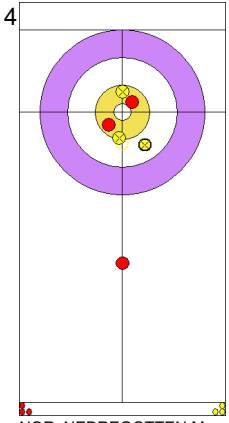
NOR: SKASLIEN K

Draw ⊖ 75%



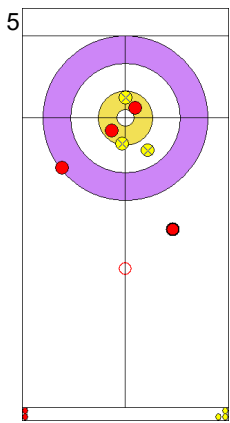
CAN1: MUYRES K

Draw ⊖ 100%



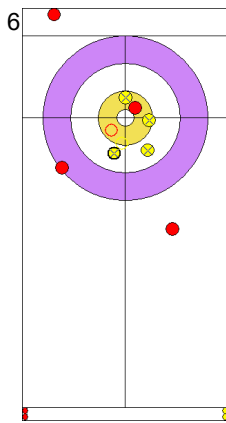
NOR: NEDREGOTTEN M

Draw ⊖ 50%



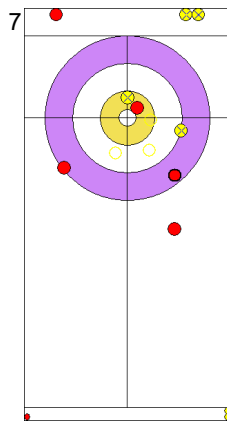
CAN1: MUYRES K

Take-out ⊖ 0%



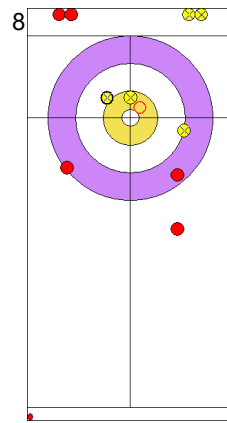
NOR: NEDREGOTTEN M

Promotion Take-out ⊖ 100%



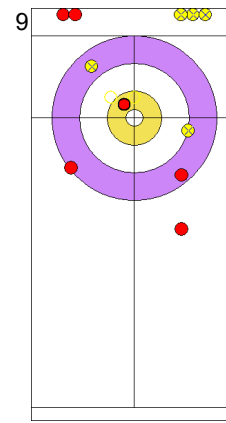
CAN1: MUYRES K

Double Take-out ⊖ 100%



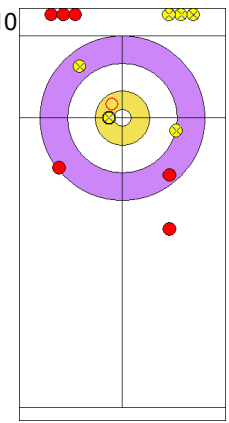
NOR: NEDREGOTTEN M

Take-out ⊖ 100%



CAN1: WALKER L

Double Take-out ⊖ 50%

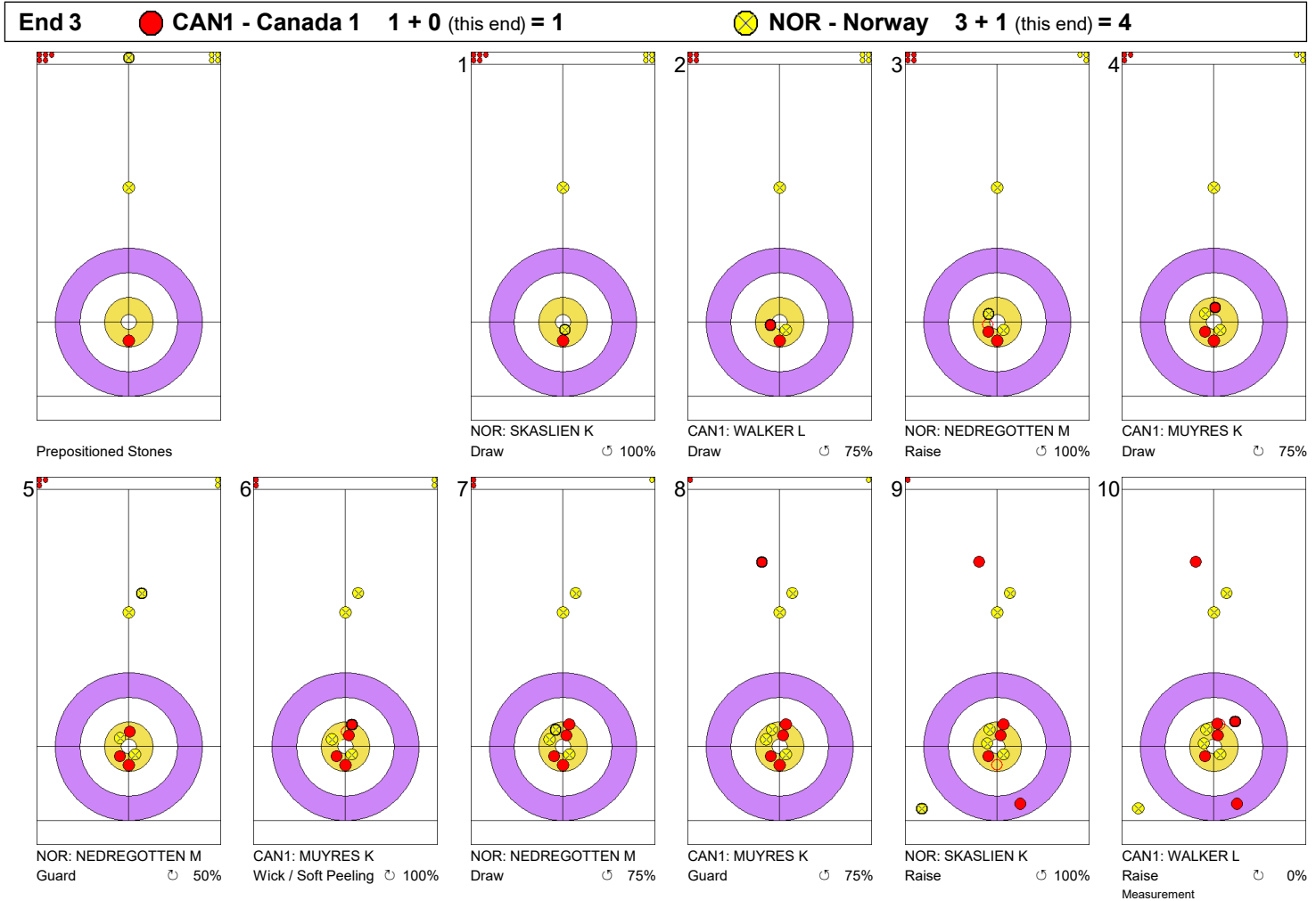


NOR: SKASLIEN K

Take-out ⊖ 100%

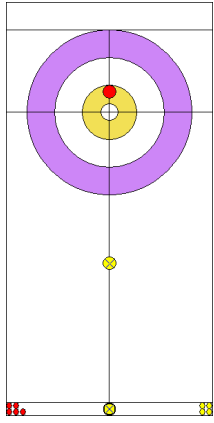
Legend:
 ⊖ Clockwise ⊕ Counter-clockwise - Not considered

Game - Shot by Shot

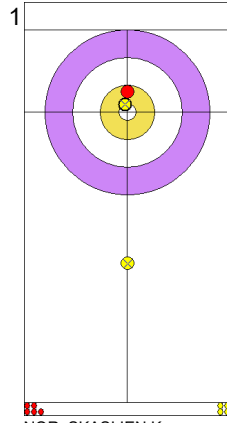


Legend:
 ⌚ Clockwise ⌚ Counter-clockwise - Not considered



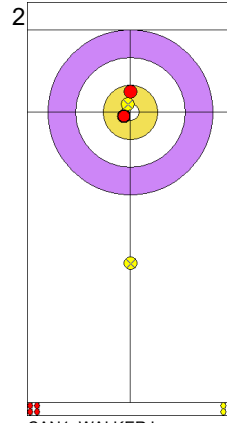
Game - Shot by Shot**End 4** ● **CAN1 - Canada 1** **1 + 1** (this end) = **2** ⊗ **NOR - Norway** **4 + 0** (this end) = **4**

Prepositioned Stones



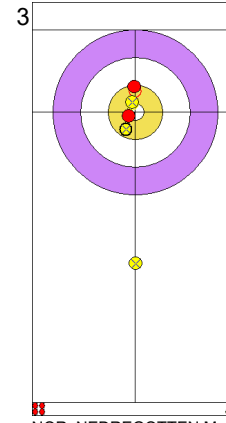
NOR: SKASLIEN K

Draw ⤿ 100%



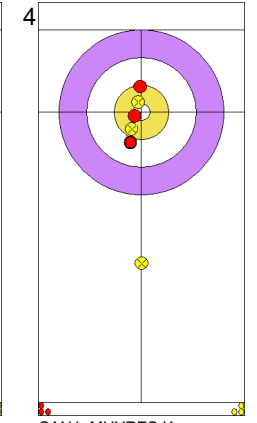
CAN1: WALKER L

Draw ⤿ 100%



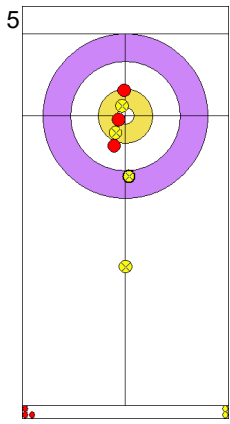
NOR: NEDREGOTTEN M

Raise ⤿ 100%



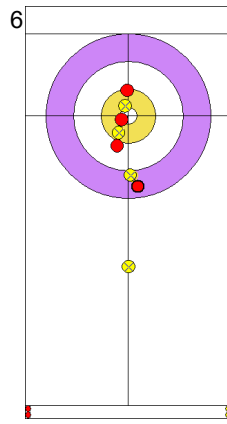
CAN1: MUYRES K

Draw ⤿ 100%



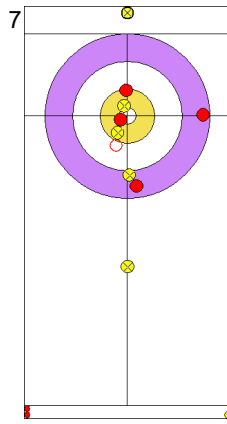
NOR: NEDREGOTTEN M

Draw ⤿ 50%



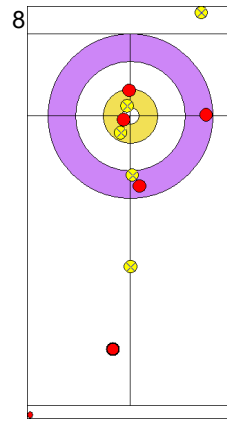
CAN1: MUYRES K

Draw ⤿ 50%



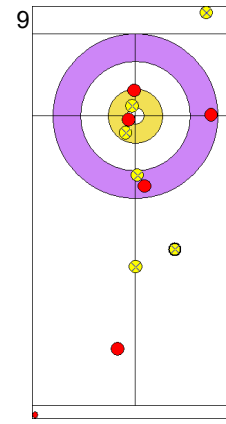
NOR: NEDREGOTTEN M

Promotion Take-out ⤿ 0%



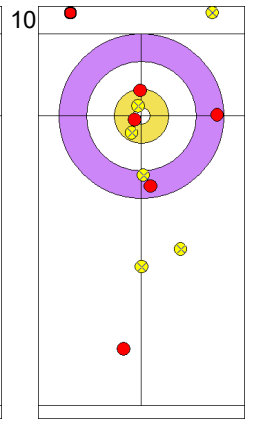
CAN1: MUYRES K

Guard ⤿ 100%



NOR: SKASLIEN K

Guard ⤿ 100%



CAN1: WALKER L

Draw ⤿ 0%

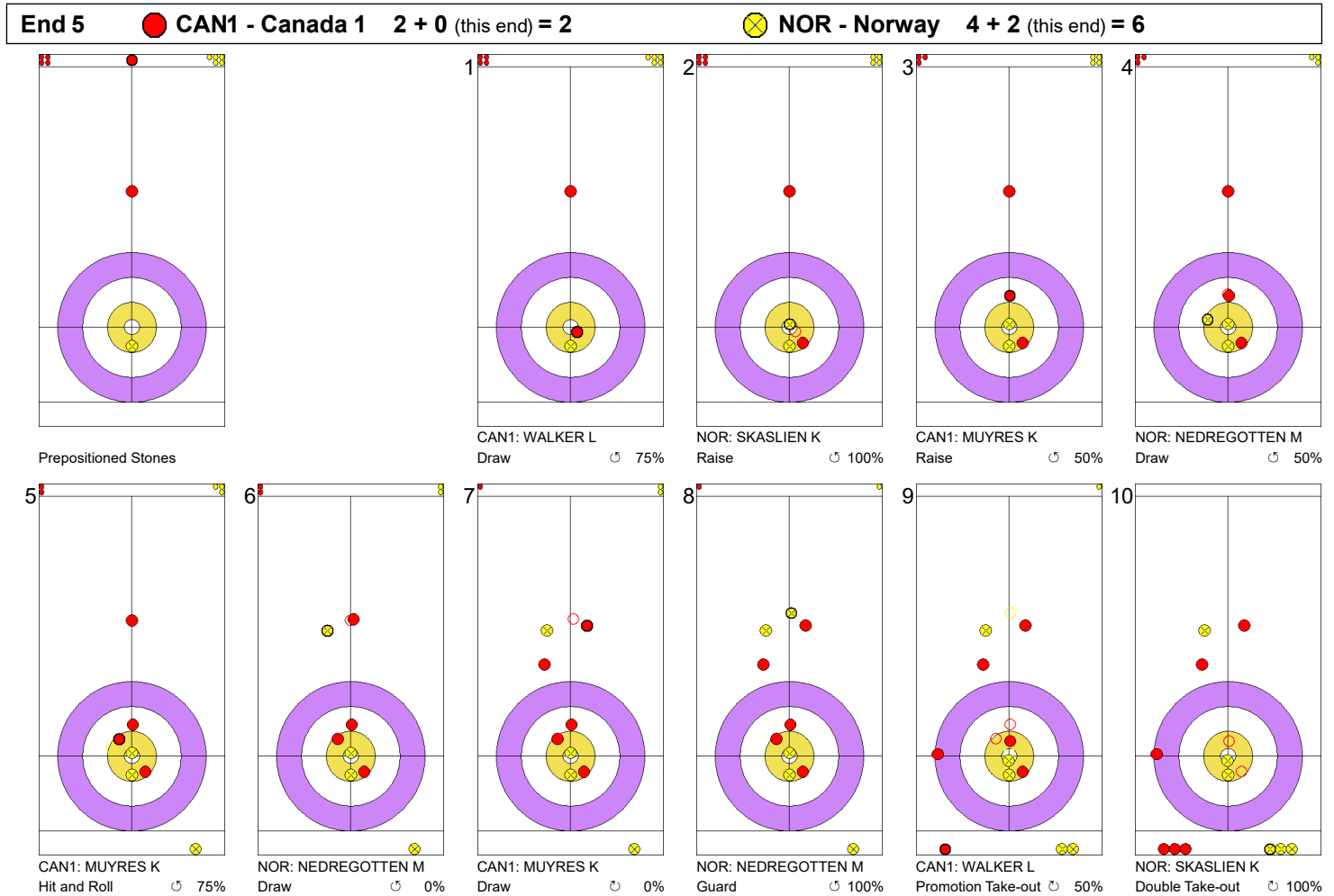
Legend:



⤿ Clockwise

⤻ Counter-clockwise

- Not considered

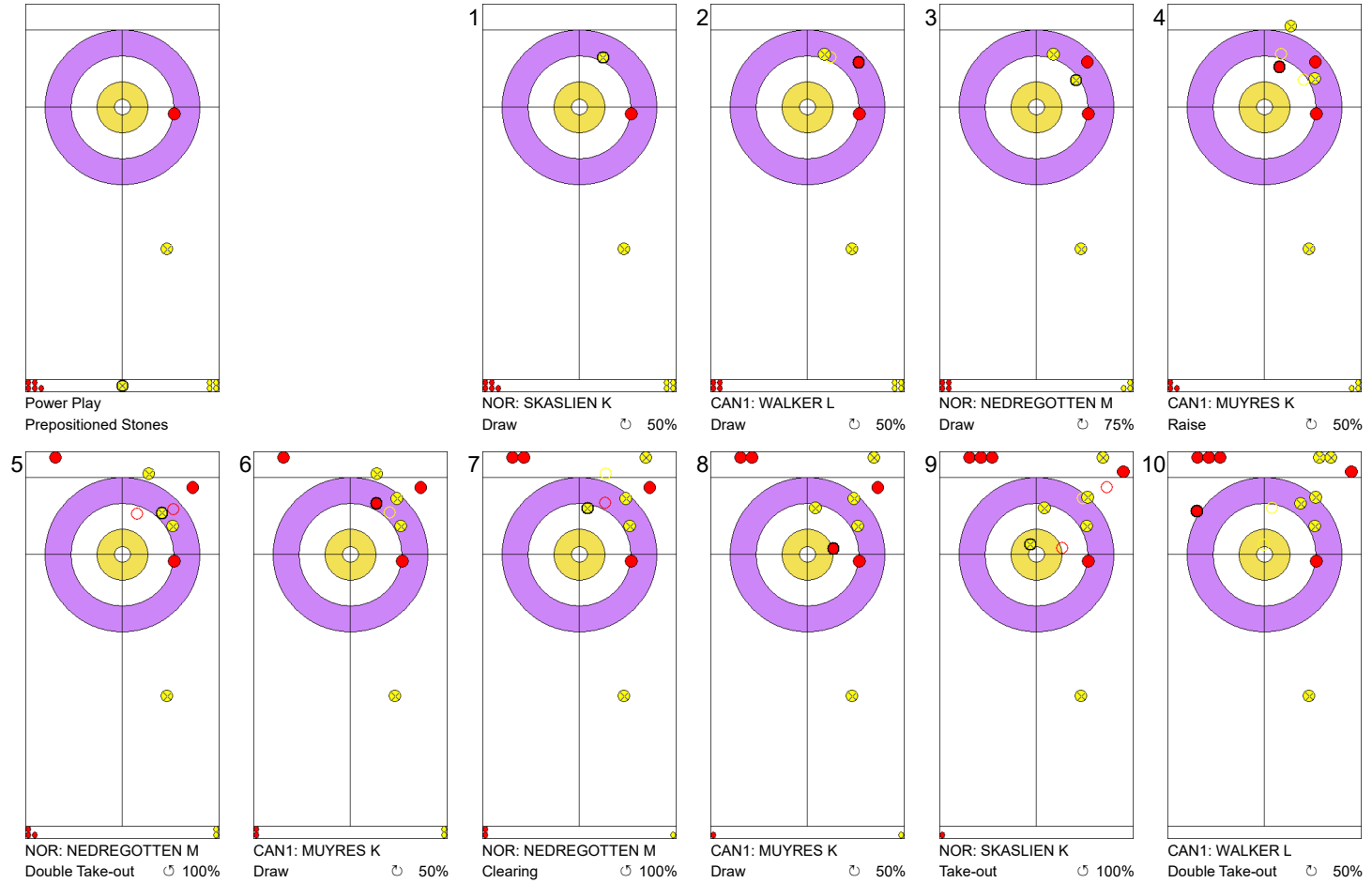
Game - Shot by Shot



Legend:
 Clockwise
  Counter-clockwise
 - Not considered

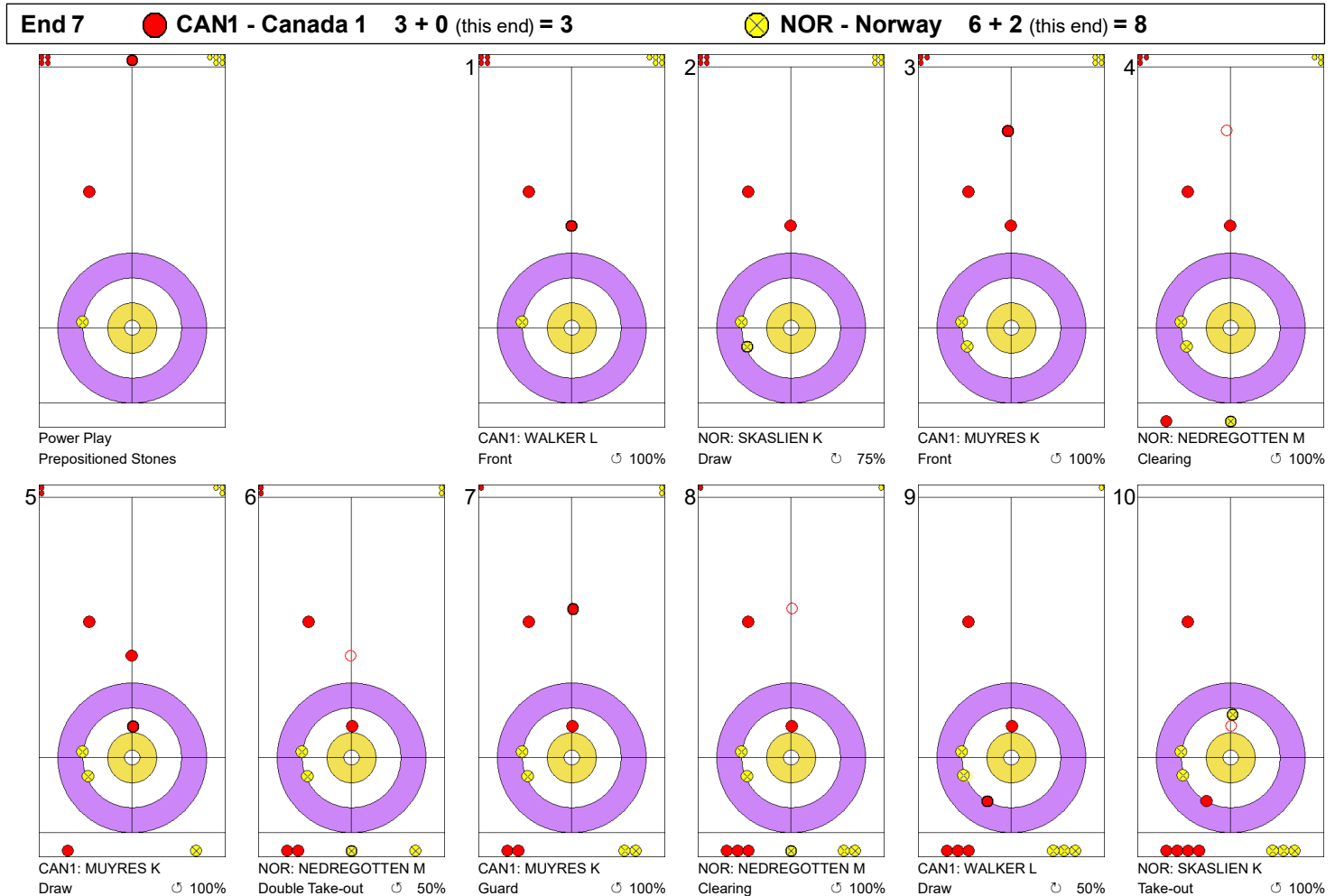
Game - Shot by Shot



End 6 ● CAN1 - Canada 1 2 + 1 (this end) = 3 ⊗ NOR - Norway 6 + 0 (this end) = 6



Legend:
↻ Clockwise ↺ Counter-clockwise - Not considered

Game - Shot by Shot



Legend:
 Clockwise
  Counter-clockwise
 - Not considered

Cumulative Player Statistics by Team

CAN1 - Canada 1

WALKER Laura		Female		Right-handed			
Type	↻	%	↻	%	Total	%	
Draw	29	74	22	80	51	76	
Front	0	-	2	100	2	100	
Guard	2	100	3	42	5	65	
Raise	7	54	5	60	12	56	
Wick / Soft Peeling	7	61	9	89	16	77	
Freeze	0	-	0	-	0	-	
Take-out	3	67	2	50	5	60	
Hit and Roll	2	50	1	100	3	67	
Clearing	0	-	1	100	1	100	
Double Take-out	4	38	2	100	6	58	
Promotion Take-out	2	38	2	25	4	31	
Not considered	0	-	0	-	0	-	
All Draws	45	70	41	77	86	74	
All Take-outs	11	48	8	69	19	57	
Total	56	66	49	76	105	70	

MUYRES Kirk		Male		Right-handed			
Type	↻	%	↻	%	Total	%	
Draw	32	84	34	86	66	85	
Front	1	75	3	100	4	94	
Guard	7	86	15	92	22	90	
Raise	1	50	2	75	3	67	
Wick / Soft Peeling	7	61	10	80	17	72	
Freeze	0	-	0	-	0	-	
Take-out	15	67	16	70	31	69	
Hit and Roll	2	75	1	75	3	75	
Clearing	2	100	2	100	4	100	
Double Take-out	2	100	3	100	5	100	
Promotion Take-out	4	56	0	-	4	56	
Not considered	1	-	0	-	1	-	
All Draws	48	80	64	87	112	84	
All Take-outs	25	71	22	77	47	74	
Total	73	77	86	84	159	81	

Team: CAN1 - Canada 1

Type	↻	%	↻	%	Total	%
Draw	61	80	56	83	117	81
Front	1	75	5	100	6	96
Guard	9	89	18	83	27	85
Raise	8	53	7	64	15	58
Wick / Soft Peeling	14	61	19	84	33	74
Freeze	0	-	0	-	0	-
Take-out	18	67	18	68	36	67
Hit and Roll	4	63	2	88	6	71
Clearing	2	100	3	100	5	100
Double Take-out	6	58	5	100	11	77
Promotion Take-out	6	50	2	25	8	44
Not considered	1	-	0	-	1	-
All Draws	93	75	105	83	198	79
All Take-outs	36	64	30	75	66	69
Total	129	72	135	81	264	77

Legend:

↻ Clockwise

↻ Counter-clockwise

Cumulative Player Statistics by Team

NOR - Norway

SKASLIEN Kristin		Female		Right-handed			
Type	↻	%	↻	%	Total	%	
Draw	33	66	34	86	67	76	
Front	0	-	1	100	1	100	
Guard	1	0	5	70	6	58	
Raise	2	50	5	80	7	71	
Wick / Soft Peeling	0	-	2	50	2	50	
Freeze	0	-	0	-	0	-	
Take-out	0	-	7	100	7	100	
Hit and Roll	1	75	2	100	3	92	
Clearing	0	-	1	100	1	100	
Double Take-out	3	67	2	63	5	65	
Promotion Take-out	0	-	0	-	0	-	
Not considered	1	-	3	-	4	-	
All Draws	36	63	47	82	83	74	
All Take-outs	4	69	12	94	16	88	
Total	40	64	59	85	99	76	

NEDREGOTTEN Magnus		Male		Right-handed			
Type	↻	%	↻	%	Total	%	
Draw	29	86	46	83	75	84	
Front	0	-	0	-	0	-	
Guard	5	90	6	88	11	89	
Raise	3	83	3	83	6	83	
Wick / Soft Peeling	2	100	1	100	3	100	
Freeze	4	94	3	92	7	93	
Take-out	7	71	14	100	21	90	
Hit and Roll	5	75	4	100	9	86	
Clearing	2	100	5	90	7	93	
Double Take-out	2	50	4	63	6	58	
Promotion Take-out	3	33	2	38	5	35	
Not considered	0	-	3	-	3	-	
All Draws	43	88	59	84	102	86	
All Take-outs	19	67	29	89	48	80	
Total	62	81	88	86	150	84	

Team: NOR - Norway

Type	↻	%	↻	%	Total	%
Draw	62	75	80	84	142	80
Front	0	-	1	100	1	100
Guard	6	75	11	80	17	78
Raise	5	70	8	81	13	77
Wick / Soft Peeling	2	100	3	67	5	80
Freeze	4	94	3	92	7	93
Take-out	7	71	21	100	28	93
Hit and Roll	6	75	6	100	12	88
Clearing	2	100	6	92	8	94
Double Take-out	5	60	6	63	11	61
Promotion Take-out	3	33	2	38	5	35
Not considered	1	-	6	-	7	-
All Draws	79	77	106	83	185	80
All Take-outs	23	67	41	90	64	82
Total	102	75	147	85	249	81

Legend:

↻ Clockwise

↻ Counter-clockwise

Scoring Analysis

Team	Games		LSFE	Stolen Ends	Last Stone Eff.	PP Eff.	Points Scored						Total	Plus / Minus
							0	1	2	3	4	>4		
NOR	7	For	4	14	50%	60%	0	13	11	6	0	0	53	+23
		Against	3	6			0	14	5	2	0	0	30	
USA	6	For	3	6	57%	60%	0	9	8	6	1	1	52	+12
		Against	3	4			0	11	3	5	2	0	40	
CAN1	7	For	3	9	50%	50%	0	13	10	4	1	0	49	+11
		Against	4	5			0	13	8	3	0	0	38	
SUI1	6	For	3	9	38%	25%	0	11	8	2	2	0	41	+1
		Against	3	7			0	11	5	5	1	0	40	
SUI2	6	For	3	8	33%	67%	0	11	7	1	3	0	40	+1
		Against	3	10			0	12	10	1	1	0	39	
CAN2	6	For	3	11	35%	50%	0	19	6	1	0	0	34	-3
		Against	3	5			0	11	3	4	2	0	37	
RUS	6	For	3	1	32%	50%	0	6	7	2	1	0	30	-16
		Against	3	13			0	14	11	2	1	0	46	
CHN	6	For	3	4	13%	33%	0	12	1	2	1	0	24	-29
		Against	3	12			0	8	13	2	2	1	53	
Total	25			62			0	94	58	24	9	1	323	

Note:

Stolen ends are the ends won without the last stone advantage.
 Last Stone Efficiency: Scoring two or more points with last stone advantage.
 Power Play Efficiency: Scoring two or more points by the team calling a Power Play.

Legend:

>4 More than four points scored LSFE Last Stone First End

Summary of Big Ends

Points Scored	By	Against	Session	End	Game Result
5	USA - United States	CHN - China	6	5	13 : 4
4	CAN1 - Canada 1	USA - United States	10	4	9 : 8
4	CHN - China	SUI1 - Switzerland 1	4	3	9 : 7
4	RUS - Russia	SUI2 - Switzerland 2	2	6	8 : 7
4	SUI1 - Switzerland 1	USA - United States	8	5	10 : 8
4	SUI1 - Switzerland 1	CHN - China	11	2	10 : 1
4	SUI2 - Switzerland 2	CAN2 - Canada 2	4	3	10 : 4
4	SUI2 - Switzerland 2	CAN2 - Canada 2	4	7	10 : 4
4	SUI2 - Switzerland 2	RUS - Russia	8	2	9 : 8
4	USA - United States	CHN - China	6	1	13 : 4

Note:
Big ends are defined as ends with a score of four or more points.

Power Play Analysis

Team	Games	Number of Power Plays	Points Scored in Power Play							Total	Average Score in Power Play
			<0	0/X	1	2	3	4	>4		
CAN1 - Canada 1	7	4	0	0	2	1	1	0	0	7	+1.8
CAN2 - Canada 2	6	5	0	0	2	2	0	0	0	6	+1.5
USA - United States	6	5	1	0	1	2	1	0	0	7	+1.4
NOR - Norway	7	5	1	0	1	3	0	0	0	6	+1.2
RUS - Russia	6	6	2	0	1	1	1	1	0	7	+1.2
SUI2 - Switzerland 2	6	6	2	0	0	3	0	1	0	7	+1.2
CHN - China	6	6	1	0	3	0	2	0	0	6	+1.0
SUI1 - Switzerland 1	6	4	1	0	2	1	0	0	0	2	+0.5
Total	25	41	8	0	12	13	5	2	0	48	+1.2

Note:
Power Play can be used once per game by each team and only when the team has the last stone advantage. Power Play cannot be used in extra ends.

Legend:
<0 Ends scored by the opponent team >4 More than four points scored X Unfinished end due to concession

Competition Matrix

Group-A

Team	CAN1		CHN		SUI1		USA	
CAN1			7-3	3	6-5	2	7-8	0
			9-2	3	9-4	3	9-8	3
CHN	3-7	0			9-7	3	4-13	0
	2-9	0			1-10	0	5-7	0
SUI1	5-6	1	7-9	0			5-8	0
	4-9	0	10-1	3			10-8	3
USA	8-7	3	13-4	3	8-5	3		
	8-9	0	7-5	3	8-10	0		

Group-B

Team	CAN2		NOR		RUS		SUI2	
CAN2			5-6	0	6-5	3	4-10	0
			8-7	2	7-6	3	5-3	3
NOR	6-5	3			10-3	3	7-6	3
	7-8	1			7-1	3	8-5	3
RUS	5-6	0	3-10	0			8-7	2
	6-7	0	1-7	0			8-9	0
SUI2	10-4	3	6-7	0	7-8	1		
	3-5	0	5-8	0	9-8	3		

Standings after Round Robin Group-A

Rank	Team	Games	Points	
1	CAN1 - Canada (Walker/Muyres)	6	14	Q
2	USA - United States (Anderson/Dropkin)	6	12	BM
3	SUI1 - Switzerland (Jaeggi/Michel)	6	7	
4	CHN - China (Cao/Yuan)	6	3	

Standings after Round Robin Group-B

Rank	Team	Games	Points	
1	NOR - Norway (Skaslien/Nedregotten)	6	16	Q
2	CAN2 - Canada (Sahaidak/Lott)	6	11	
3	SUI2 - Switzerland (Perret/Rios)	6	7	
4	RUS - Russia (Komarova/Goriachev)	6	2	

Legend: BM Bronze Medal Q Qualified for the final

Shot Success Percentage by Gender

Female	Game >	1	2	3	4	5	6	Avg.
1 SKASLIEN Kristin	NOR	85	67	66	64	94	78	75
2 ANDERSON Sarah	USA	83	62	79	70	73	80	74
3 JAEGGI Michele	SUI1	75	65	83	72	73	70	73
3 WALKER Laura	CAN1	68	58	73	73	75	93	73
5 CAO Chang	CHN	65	72	67	62	65	73	68
6 KOMAROVA Maria	RUS	65	69	57	72	48	88	67
7 PERRET Jenny	SUI2	52	73	78	66	55	63	64
7 SAHAIDAK Kadriana	CAN2	47	61	69	69	70	69	64

Male	Game >	1	2	3	4	5	6	Avg.
1 NEDREGOTTEN Magnus	NOR	93	94	91	84	69	84	86
2 MUYRES Kirk	CAN1	80	67	90	77	85	93	82
3 LOTT Colton	CAN2	80	76	82	84	80	81	81
4 DROPKIN Korey	USA	80	78	81	82	82	78	80
5 MICHEL Sven	SUI1	60	85	85	68	81	80	76
6 GORIACHEV Daniil	RUS	75	67	78	76	53	79	72
7 RIOS Martin	SUI2	59	70	71	86	68	71	71
8 YUAN Mingjie	CHN	46	86	56	58	81	76	67

Team	Game >	1	2	3	4	5	6	Avg.
1 NOR - Norway		90	83	81	76	79	82	82
2 CAN1 - Canada 1		76	63	83	76	81	93	78
2 USA - United States		81	72	80	78	79	79	78
4 SUI1 - Switzerland 1		66	78	84	69	78	76	75
5 CAN2 - Canada 2		67	70	76	78	76	76	74
6 RUS - Russia		71	68	69	74	51	83	70
7 SUI2 - Switzerland 2		56	71	74	78	63	68	68
8 CHN - China		53	81	60	60	74	75	67

Legend:
Avg. Average

Scoring Analysis

Team	Games		LSFE	Stolen Ends	Last Stone Eff.	PP Eff.	Points Scored						Total	Plus / Minus
							0	1	2	3	4	>4		
NOR	6	For	3	13	44%	50%	0	12	9	5	0	0	45	+18
		Against	3	5			0	11	5	2	0	0	27	
CAN1	6	For	3	8	57%	67%	0	10	10	4	1	0	46	+16
		Against	3	4			0	12	6	2	0	0	30	
USA	6	For	3	6	57%	60%	0	9	8	6	1	1	52	+12
		Against	3	4			0	11	3	5	2	0	40	
SUI1	6	For	3	9	38%	25%	0	11	8	2	2	0	41	+1
		Against	3	7			0	11	5	5	1	0	40	
SUI2	6	For	3	8	33%	67%	0	11	7	1	3	0	40	+1
		Against	3	10			0	12	10	1	1	0	39	
CAN2	6	For	3	11	35%	50%	0	19	6	1	0	0	34	-3
		Against	3	5			0	11	3	4	2	0	37	
RUS	6	For	3	1	32%	50%	0	6	7	2	1	0	30	-16
		Against	3	13			0	14	11	2	1	0	46	
CHN	6	For	3	4	13%	33%	0	12	1	2	1	0	24	-29
		Against	3	12			0	8	13	2	2	1	53	
Total	24			60			0	90	56	23	9	1	312	

Note:

Stolen ends are the ends won without the last stone advantage.
 Last Stone Efficiency: Scoring two or more points with last stone advantage.
 Power Play Efficiency: Scoring two or more points by the team calling a Power Play.

Legend:

>4 More than four points scored LSFE Last Stone First End

Summary of Big Ends

Points Scored	By	Against	Session	End	Game Result
5	USA - United States	CHN - China	6	5	13 : 4
4	CAN1 - Canada 1	USA - United States	10	4	9 : 8
4	CHN - China	SUI1 - Switzerland 1	4	3	9 : 7
4	RUS - Russia	SUI2 - Switzerland 2	2	6	8 : 7
4	SUI1 - Switzerland 1	USA - United States	8	5	10 : 8
4	SUI1 - Switzerland 1	CHN - China	11	2	10 : 1
4	SUI2 - Switzerland 2	CAN2 - Canada 2	4	3	10 : 4
4	SUI2 - Switzerland 2	CAN2 - Canada 2	4	7	10 : 4
4	SUI2 - Switzerland 2	RUS - Russia	8	2	9 : 8
4	USA - United States	CHN - China	6	1	13 : 4

Note:
Big ends are defined as ends with a score of four or more points.

Power Play Analysis

Team	Games	Number of Power Plays	Points Scored in Power Play							Total	Average Score in Power Play
			<0	0/X	1	2	3	4	>4		
CAN1 - Canada 1	6	3	0	0	1	1	1	0	0	6	+2.0
CAN2 - Canada 2	6	5	0	0	2	2	0	0	0	6	+1.5
USA - United States	6	5	1	0	1	2	1	0	0	7	+1.4
RUS - Russia	6	6	2	0	1	1	1	1	0	7	+1.2
SUI2 - Switzerland 2	6	6	2	0	0	3	0	1	0	7	+1.2
CHN - China	6	6	1	0	3	0	2	0	0	6	+1.0
NOR - Norway	6	4	1	0	1	2	0	0	0	4	+1.0
SUI1 - Switzerland 1	6	4	1	0	2	1	0	0	0	2	+0.5
Total	24	39	8	0	11	12	5	2	0	45	+1.2

Note:
Power Play can be used once per game by each team and only when the team has the last stone advantage. Power Play cannot be used in extra ends.

Legend:
<0 Ends scored by the opponent team >4 More than four points scored X Unfinished end due to concession

Cumulative Player Statistics by Team

CAN1 - Canada 1

WALKER Laura		Female		Right-handed			
Type	↻	%	↻	%	Total	%	
Draw	24	78	18	85	42	81	
Front	0	-	1	100	1	100	
Guard	2	100	3	42	5	65	
Raise	6	63	5	60	11	61	
Wick / Soft Peeling	7	61	9	89	16	77	
Freeze	0	-	0	-	0	-	
Take-out	3	67	2	50	5	60	
Hit and Roll	2	50	1	100	3	67	
Clearing	0	-	1	100	1	100	
Double Take-out	2	25	2	100	4	63	
Promotion Take-out	1	25	2	25	3	25	
Not considered	0	-	0	-	0	-	
All Draws	39	74	36	79	75	76	
All Take-outs	8	47	8	69	16	58	
Total	47	69	44	77	91	73	

MUYRES Kirk		Male		Right-handed			
Type	↻	%	↻	%	Total	%	
Draw	26	89	31	86	57	88	
Front	1	75	2	100	3	92	
Guard	6	83	11	91	17	88	
Raise	0	-	1	100	1	100	
Wick / Soft Peeling	6	54	10	80	16	70	
Freeze	0	-	0	-	0	-	
Take-out	15	67	15	75	30	71	
Hit and Roll	2	75	0	-	2	75	
Clearing	2	100	2	100	4	100	
Double Take-out	2	100	2	100	4	100	
Promotion Take-out	4	56	0	-	4	56	
Not considered	1	-	0	-	1	-	
All Draws	39	83	55	87	94	85	
All Take-outs	25	71	19	80	44	75	
Total	64	78	74	85	138	82	

Team: CAN1 - Canada 1

Type	↻	%	↻	%	Total	%
Draw	50	84	49	86	99	85
Front	1	75	3	100	4	94
Guard	8	88	14	80	22	83
Raise	6	63	6	67	12	65
Wick / Soft Peeling	13	58	19	84	32	73
Freeze	0	-	0	-	0	-
Take-out	18	67	17	72	35	69
Hit and Roll	4	63	1	100	5	70
Clearing	2	100	3	100	5	100
Double Take-out	4	63	4	100	8	81
Promotion Take-out	5	50	2	25	7	43
Not considered	1	-	0	-	1	-
All Draws	78	78	91	84	169	81
All Take-outs	33	65	27	77	60	70
Total	111	74	118	82	229	78

Legend:

↻ Clockwise

↻ Counter-clockwise

Cumulative Player Statistics by Team

CHN - China

Type	Female		Right-handed		Total	
	↻	%	↻	%		%
Draw	33	68	20	78	53	72
Front	0	-	0	-	0	-
Guard	3	83	2	100	5	90
Raise	6	46	2	50	8	47
Wick / Soft Peeling	3	92	3	75	6	83
Freeze	0	-	1	75	1	75
Take-out	2	100	1	0	3	67
Hit and Roll	0	-	2	75	2	75
Clearing	0	-	0	-	0	-
Double Take-out	1	0	2	0	3	0
Promotion Take-out	3	67	1	0	4	50
Not considered	0	-	1	-	1	-
All Draws	45	68	28	77	73	71
All Take-outs	6	67	6	25	12	46
Total	51	68	34	68	85	68

Type	Male		Right-handed		Total	
	↻	%	↻	%		%
Draw	31	82	18	69	49	78
Front	0	-	0	-	0	-
Guard	4	56	8	59	12	58
Raise	7	61	4	75	11	66
Wick / Soft Peeling	6	25	11	57	17	46
Freeze	2	88	0	-	2	88
Take-out	5	50	8	72	13	63
Hit and Roll	2	88	0	-	2	88
Clearing	5	100	3	100	8	100
Double Take-out	3	42	2	50	5	45
Promotion Take-out	6	58	3	17	9	44
Not considered	0	-	0	-	0	-
All Draws	50	71	41	65	91	68
All Take-outs	21	67	16	64	37	66
Total	71	69	57	64	128	67

Team: CHN - China

Type	↻	%	↻	%	Total	%
Draw	64	75	38	74	102	75
Front	0	-	0	-	0	-
Guard	7	68	10	68	17	68
Raise	13	54	6	67	19	58
Wick / Soft Peeling	9	47	14	61	23	55
Freeze	2	88	1	75	3	83
Take-out	7	64	9	64	16	64
Hit and Roll	2	88	2	75	4	81
Clearing	5	100	3	100	8	100
Double Take-out	4	31	4	25	8	28
Promotion Take-out	9	61	4	13	13	46
Not considered	0	-	1	-	1	-
All Draws	95	69	69	70	164	69
All Take-outs	27	67	22	53	49	61
Total	122	69	91	66	213	67

Legend:

↻ Clockwise

↻ Counter-clockwise

Cumulative Player Statistics by Team

RUS - Russia

KOMAROVA Maria		Female		Right-handed			
Type	↻	%	↻	%	Total	%	
Draw	15	72	33	80	48	77	
Front	1	100	2	100	3	100	
Guard	0	-	2	50	2	50	
Raise	1	100	1	0	2	50	
Wick / Soft Peeling	1	100	1	0	2	50	
Freeze	2	100	0	-	2	100	
Take-out	8	34	6	63	14	46	
Hit and Roll	1	25	2	63	3	50	
Clearing	0	-	0	-	0	-	
Double Take-out	2	50	1	100	3	67	
Promotion Take-out	4	50	5	40	9	44	
Not considered	1	-	1	-	2	-	
All Draws	20	79	39	75	59	76	
All Take-outs	15	40	14	57	29	48	
Total	35	62	53	70	88	67	

GORIACHEV Daniil		Male		Right-handed			
Type	↻	%	↻	%	Total	%	
Draw	23	70	26	70	49	70	
Front	1	100	0	-	1	100	
Guard	2	100	4	88	6	92	
Raise	1	50	3	83	4	75	
Wick / Soft Peeling	1	0	3	100	4	75	
Freeze	0	-	1	75	1	75	
Take-out	8	84	15	67	23	73	
Hit and Roll	1	100	1	100	2	100	
Clearing	10	73	4	75	14	73	
Double Take-out	7	64	4	63	11	64	
Promotion Take-out	12	63	3	100	15	70	
Not considered	0	-	1	-	1	-	
All Draws	28	70	37	76	65	73	
All Take-outs	38	71	27	72	65	72	
Total	66	70	64	74	130	72	

Team: RUS - Russia

Type	↻	%	↻	%	Total	%
Draw	38	70	59	75	97	73
Front	2	100	2	100	4	100
Guard	2	100	6	75	8	81
Raise	2	75	4	63	6	67
Wick / Soft Peeling	2	50	4	75	6	67
Freeze	2	100	1	75	3	92
Take-out	16	59	21	65	37	63
Hit and Roll	2	63	3	75	5	70
Clearing	10	73	4	75	14	73
Double Take-out	9	61	5	70	14	64
Promotion Take-out	16	59	8	63	24	60
Not considered	1	-	2	-	3	-
All Draws	48	73	76	75	124	75
All Take-outs	53	62	41	67	94	64
Total	101	68	117	72	218	70

Legend:

↻ Clockwise

↻ Counter-clockwise

Cumulative Player Statistics by Team

SUI1 - Switzerland 1

JAEGGI Michele	Female		Right-handed			
	↻	%	↻	%	Total	%
Draw	42	74	10	80	52	75
Front	2	100	0	-	2	100
Guard	2	100	2	75	4	88
Raise	3	83	2	38	5	65
Wick / Soft Peeling	0	-	2	50	2	50
Freeze	4	88	1	100	5	90
Take-out	2	63	7	68	9	67
Hit and Roll	3	100	2	25	5	70
Clearing	1	100	1	100	2	100
Double Take-out	0	-	1	50	1	50
Promotion Take-out	1	0	2	25	3	17
Not considered	0	-	0	-	0	-
All Draws	53	77	17	72	70	76
All Take-outs	7	75	13	56	20	63
Total	60	77	30	65	90	73

MICHEL Sven	Male		Right-handed			
	↻	%	↻	%	Total	%
Draw	44	80	22	76	66	79
Front	0	-	0	-	0	-
Guard	7	93	2	75	9	89
Raise	5	80	4	50	9	67
Wick / Soft Peeling	7	71	2	50	9	67
Freeze	3	67	2	100	5	80
Take-out	6	75	9	86	15	82
Hit and Roll	3	83	3	50	6	67
Clearing	0	-	1	100	1	100
Double Take-out	5	60	2	100	7	71
Promotion Take-out	4	31	2	100	6	54
Not considered	1	-	1	-	2	-
All Draws	66	80	32	73	98	78
All Take-outs	18	63	17	84	35	73
Total	84	76	49	77	133	76

Team: SUI1 - Switzerland 1

Type	↻	%	↻	%	Total	%
Draw	86	77	32	77	118	77
Front	2	100	0	-	2	100
Guard	9	94	4	75	13	88
Raise	8	81	6	46	14	66
Wick / Soft Peeling	7	71	4	50	11	64
Freeze	7	79	3	100	10	85
Take-out	8	72	16	78	24	76
Hit and Roll	6	92	5	40	11	68
Clearing	1	100	2	100	3	100
Double Take-out	5	60	3	83	8	69
Promotion Take-out	5	25	4	63	9	42
Not considered	1	-	1	-	2	-
All Draws	119	79	49	72	168	77
All Take-outs	25	66	30	72	55	69
Total	144	77	79	72	223	75

Legend:

↻ Clockwise

↻ Counter-clockwise

Cumulative Player Statistics by Team

SUI2 - Switzerland 2

PERRET Jenny	Female		Right-handed			
	↻	%	↻	%	Total	%
Draw	28	68	28	69	56	68
Front	0	-	1	0	1	0
Guard	2	50	0	-	2	50
Raise	5	80	1	0	6	67
Wick / Soft Peeling	1	100	4	100	5	100
Freeze	0	-	1	100	1	100
Take-out	2	50	5	60	7	57
Hit and Roll	2	50	1	100	3	67
Clearing	0	-	0	-	0	-
Double Take-out	2	50	4	56	6	54
Promotion Take-out	3	0	1	0	4	0
Not considered	0	-	3	-	3	-
All Draws	36	69	35	69	71	69
All Take-outs	9	33	11	57	20	46
Total	45	62	46	66	91	64

RIOS Martin	Male		Right-handed			
	↻	%	↻	%	Total	%
Draw	34	70	31	80	65	75
Front	0	-	0	-	0	-
Guard	4	81	3	92	7	86
Raise	2	38	6	71	8	63
Wick / Soft Peeling	3	67	0	-	3	67
Freeze	3	83	1	100	4	88
Take-out	9	47	12	75	21	63
Hit and Roll	2	50	5	80	7	71
Clearing	5	60	4	56	9	58
Double Take-out	2	100	6	67	8	75
Promotion Take-out	2	38	7	68	9	61
Not considered	0	-	0	-	0	-
All Draws	46	70	41	80	87	75
All Take-outs	20	55	34	71	54	65
Total	66	66	75	76	141	71

Team: SUI2 - Switzerland 2

Type	↻	%	↻	%	Total	%
Draw	62	69	59	75	121	72
Front	0	-	1	0	1	0
Guard	6	71	3	92	9	78
Raise	7	68	7	61	14	64
Wick / Soft Peeling	4	75	4	100	8	88
Freeze	3	83	2	100	5	90
Take-out	11	48	17	71	28	62
Hit and Roll	4	50	6	83	10	70
Clearing	5	60	4	56	9	58
Double Take-out	4	75	10	63	14	66
Promotion Take-out	5	15	8	59	13	42
Not considered	0	-	3	-	3	-
All Draws	82	70	76	75	158	72
All Take-outs	29	48	45	67	74	60
Total	111	64	121	72	232	68

Legend:

↻ Clockwise

↻ Counter-clockwise

Cumulative Player Statistics by Team

USA - United States

ANDERSON Sarah		Female		Right-handed			
Type	↻	%	↻	%	Total	%	
Draw	26	85	21	81	47	83	
Front	0	-	1	25	1	25	
Guard	4	50	1	50	5	50	
Raise	0	-	0	-	0	-	
Wick / Soft Peeling	5	90	4	69	9	81	
Freeze	2	50	0	-	2	50	
Take-out	5	80	4	100	9	89	
Hit and Roll	2	0	1	75	3	25	
Clearing	0	-	0	-	0	-	
Double Take-out	1	25	6	75	7	68	
Promotion Take-out	0	-	5	40	5	40	
Not considered	0	-	2	-	2	-	
All Draws	37	80	27	76	64	78	
All Take-outs	8	53	16	70	24	65	
Total	45	75	43	74	88	74	

DROPKIN Korey		Male		Right-handed			
Type	↻	%	↻	%	Total	%	
Draw	28	74	20	79	48	76	
Front	1	100	0	-	1	100	
Guard	6	100	11	93	17	96	
Raise	5	80	1	75	6	79	
Wick / Soft Peeling	6	83	8	91	14	88	
Freeze	3	83	1	100	4	88	
Take-out	11	80	13	90	24	85	
Hit and Roll	2	88	2	88	4	88	
Clearing	3	100	0	-	3	100	
Double Take-out	4	56	1	0	5	45	
Promotion Take-out	7	79	4	25	11	59	
Not considered	0	-	1	-	1	-	
All Draws	49	80	41	85	90	83	
All Take-outs	27	79	20	73	47	76	
Total	76	80	61	81	137	80	

Team: USA - United States

Type	↻	%	↻	%	Total	%
Draw	54	79	41	80	95	79
Front	1	100	1	25	2	63
Guard	10	80	12	90	22	85
Raise	5	80	1	75	6	79
Wick / Soft Peeling	11	86	12	83	23	85
Freeze	5	70	1	100	6	75
Take-out	16	80	17	93	33	86
Hit and Roll	4	44	3	83	7	61
Clearing	3	100	0	-	3	100
Double Take-out	5	50	7	64	12	58
Promotion Take-out	7	79	9	33	16	53
Not considered	0	-	3	-	3	-
All Draws	86	80	68	82	154	81
All Take-outs	35	73	36	72	71	72
Total	121	78	104	78	225	78

Legend:

↻ Clockwise

↻ Counter-clockwise

Session Results and Standings

Sheet	Round	Team	LSFE	1	2	3	4	5	6	7	8	SO	Total	Points
A	MD6	NOR - Norway (Skaslien/Nedregotten)	*	0	0	1	2	1	2	0	2		8	3
		SUI2 - Switzerland (Perret/Rios)		2	2	0	0	0	0	1	0		5	0
B	W6	KOR - Korea (Kim)	*	1	0	1	1	0	0	3	0	1	7	2
		SUI - Switzerland (Tirinzone)		0	2	0	0	0	2	0	2	0	6	1
C	W6	CAN - Canada (Jones)	*	2	2	0	0	1	0	0	0		5	0
		USA - United States (Roth)		0	0	1	2	0	1	1	1		6	3
D	W6	JPN - Japan (Fujisawa)	*	0	2	3	0	1	0	1	X		7	3
		CHN - China (Jiang)		0	0	0	1	0	1	0	X		2	0
E	W6	SWE - Sweden (Hasselborg)	*	1	0	0	0	2	0	0	X		3	0
		RUS - Russia (Sidorova)		0	1	2	1	0	2	2	X		8	3

Women's Standings after Round Robin

Group-A					Group-B				
Rank	Team	Games	Points		Rank	Team	Games	Points	
1	CAN - Canada (Jones)	6	10	Q 5p	1	SUI - Switzerland (Tirinzone)	6	13	Q
2	JPN - Japan (Fujisawa)	6	10	1p	2	RUS - Russia (Sidorova)	6	12	BM
3	CHN - China (Jiang)	6	9		3	SWE - Sweden (Hasselborg)	6	6	
4	USA - United States (Roth)	6	7		4	KOR - Korea (Kim)	6	5	

Men's Standings after Round Robin

Group-A					Group-B				
Rank	Team	Games	Points	TSO	Rank	Team	Games	Points	TSO
1	CHN - China (Zou)	6	12	Q 57.3	1	CAN2 - Canada (Koe)	6	12	Q 6p 57.8
2	SWE - Sweden (Edin)	6	9		2	SCO - Scotland (Paterson)	6	12	BM 0p
3	USA - United States (Shuster)	6	8		3	SUI - Switzerland (Schwaller)	6	9	
4	CAN1 - Canada (Dunstone)	6	7		4	NOR - Norway (Ulsrud)	6	3	

Mixed Doubles Standings after Round Robin

Group-A					Group-B				
Rank	Team	Games	Points		Rank	Team	Games	Points	
1	CAN1 - Canada (Walker/Muyres)	6	14	Q	1	NOR - Norway (Skaslien/Nedregotten)	6	16	Q
2	USA - United States (Anderson/Dropkin)	6	12	BM	2	CAN2 - Canada (Sahaidak/Lott)	6	11	
3	SUI1 - Switzerland (Jaeggi/Michel)	6	7		3	SUI2 - Switzerland (Perret/Rios)	6	7	
4	CHN - China (Cao/Yuan)	6	3		4	RUS - Russia (Komarova/Goriachev)	6	2	

Legend:

<input type="checkbox"/> Power Play	BM Bronze Medal	LSFE(*) Last Stone First End
MDn Mixed Doubles round n	p Points out of direct games	Q Qualified for the final
SO Shoot-out	TSO Team Shoot-out (cm)	Wn Women's round n
X Unplayed/unfinished end due to concession		

Game Results

Sheet	Game	Team	LSFE	1	2	3	4	5	6	7	8	Total	Points
A	6	NOR - Norway (Skaslien/Nedregotten)	*	0	0	1	2	1	2	0	2	8	3
	6	SUI2 - Switzerland (Perret/Rios)		2	2	0	0	0	0	1	0	5	0

NOR - Norway		Shot Success	
		Game	All
F	SKASLIEN Kristin	78%	75%
M	NEDREGOTTEN Magnus	84%	86%
Team Total		82%	82%

SUI2 - Switzerland 2		Shot Success	
		Game	All
F	PERRET Jenny	63%	64%
M	RIOS Martin	71%	71%
Team Total		68%	68%

Power Play: End 3

Power Play: End 6

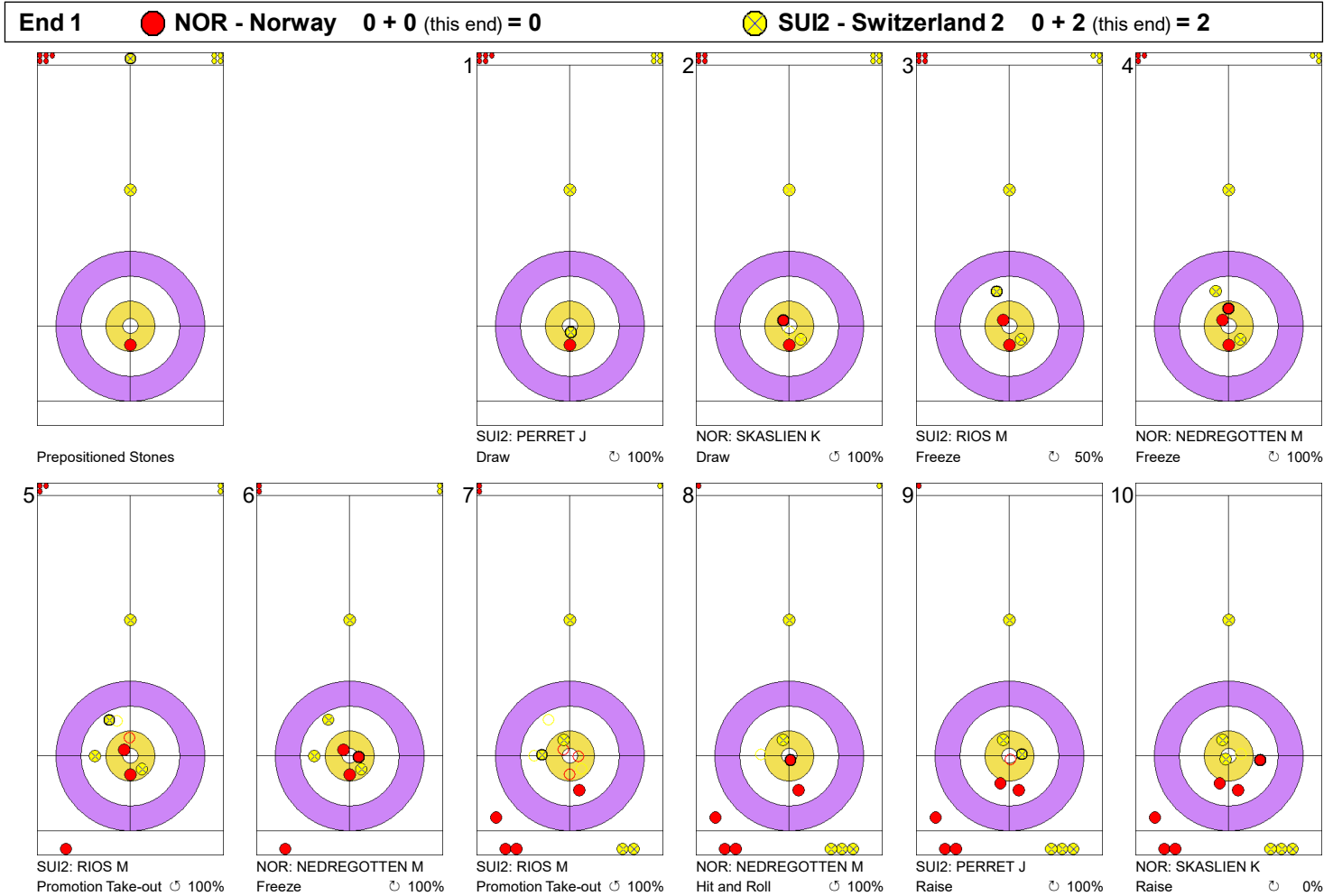
NOR - Norway		↻	↺	Game
F SKASLIEN Kristin	Draws	4 69%	8 91%	12 83%
	Take-outs	2 63%	2 63%	4 63%
	Total	6 67%	10 85%	16 78%
M NEDREGOTTEN Magnus	Draws	9 94%	5 90%	14 93%
	Take-outs	1 0%	9 81%	10 73%
	Total	10 85%	14 84%	24 84%
Team	Draws	13 87%	13 90%	26 88%
	Take-outs	3 42%	11 77%	14 70%
	Total	16 78%	24 84%	40 82%

SUI2 - Switzerland 2		↻	↺	Game
F PERRET Jenny	Draws	6 67%	5 90%	11 77%
	Take-outs	4 25%	1 50%	5 30%
	Total	10 50%	6 83%	16 63%
M RIOS Martin	Draws	6 75%	2 50%	8 69%
	Take-outs	6 63%	10 78%	16 72%
	Total	12 69%	12 73%	24 71%
Team	Draws	12 71%	7 79%	19 74%
	Take-outs	10 48%	11 75%	21 62%
	Total	22 60%	18 76%	40 68%

Note:
Team members are identified as follows:
F = Female, M = Male

Legend:
 Power Play ↻ Clockwise ↺ Counter-clockwise
LSFE(*) Last Stone First End

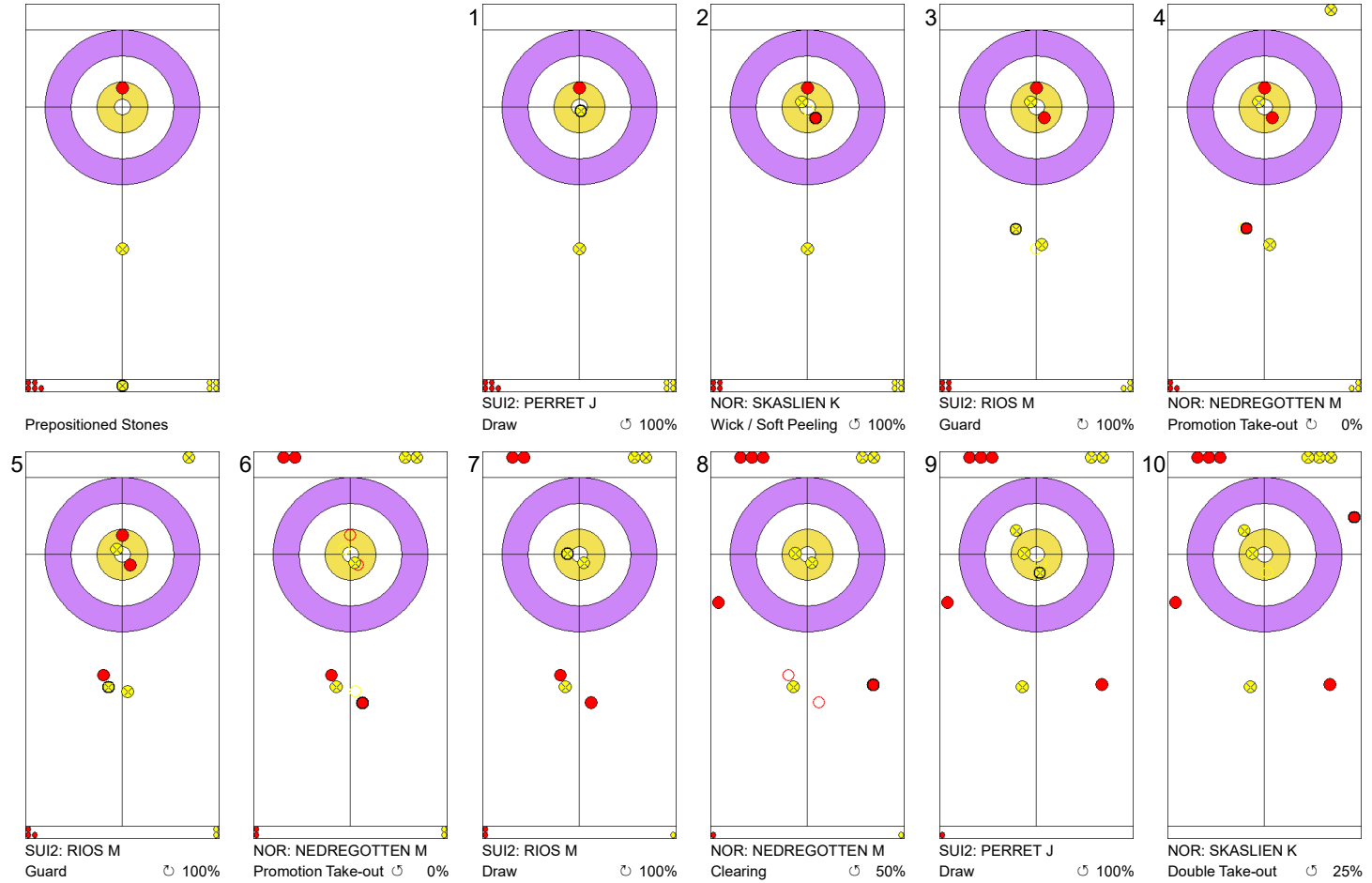
Game - Shot by Shot



Legend:		
⤵	Clockwise	
⤴	Counter-clockwise	-
		Not considered

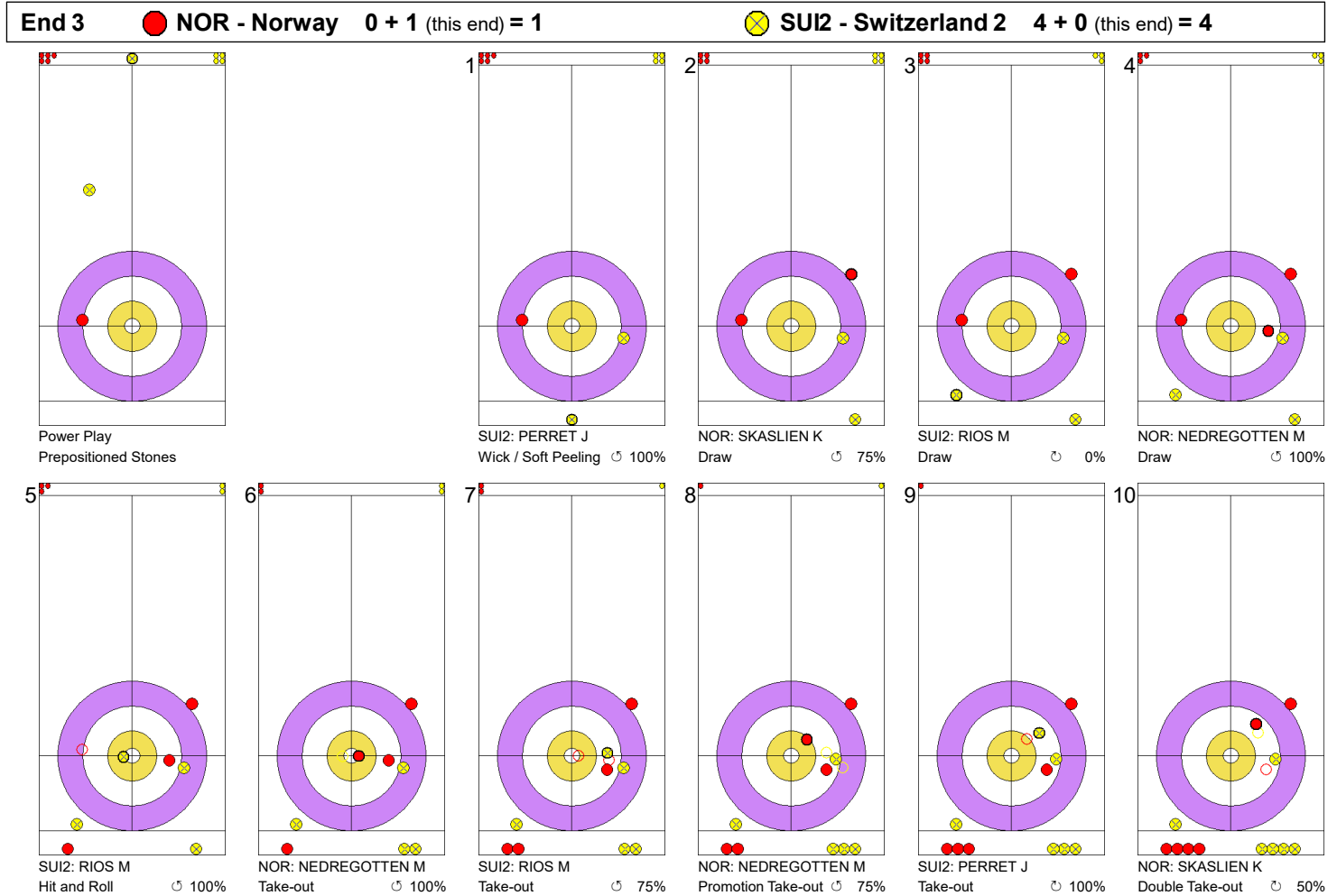
Game - Shot by Shot

End 2 ● NOR - Norway 0 + 0 (this end) = 0 ⊗ SUI2 - Switzerland 2 2 + 2 (this end) = 4



Legend:
↻ Clockwise ↺ Counter-clockwise - Not considered

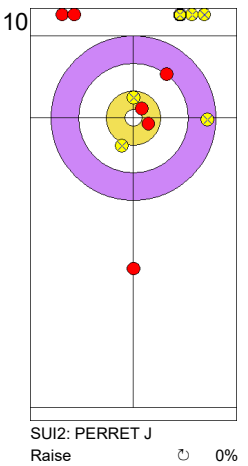
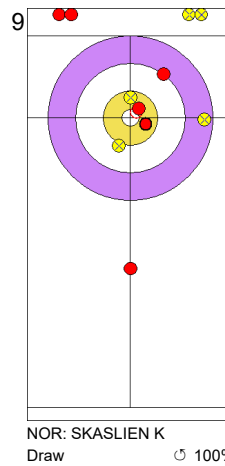
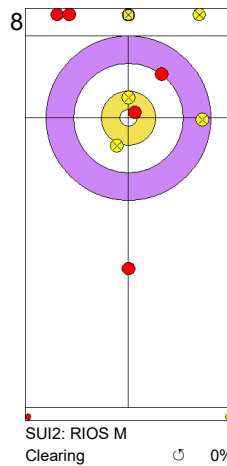
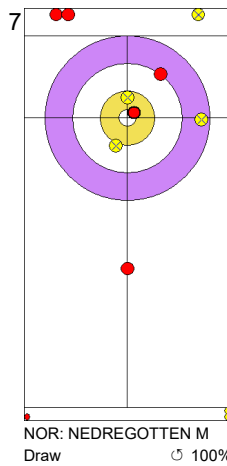
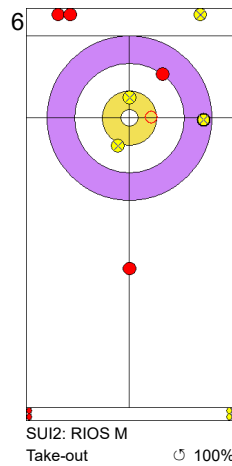
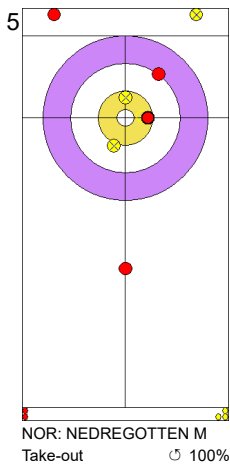
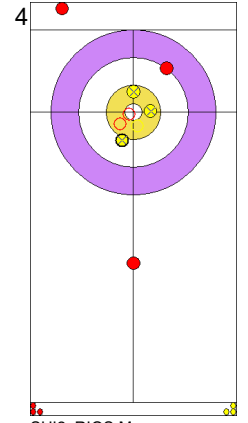
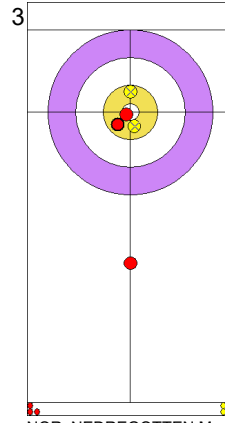
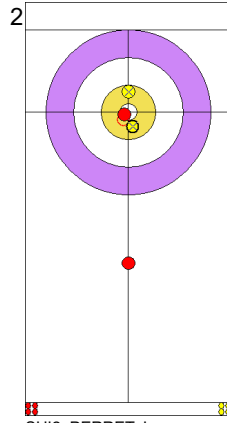
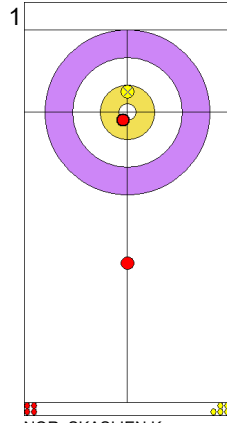
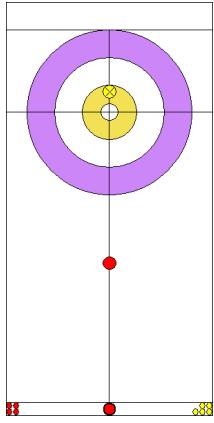
Game - Shot by Shot



Legend:
 ⌚ Clockwise ⌚ Counter-clockwise - Not considered

Game - Shot by Shot

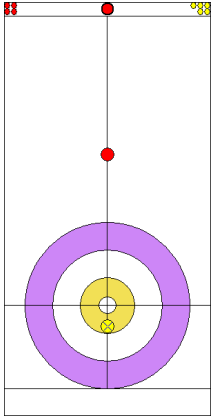
End 4 ● NOR - Norway 1 + 2 (this end) = 3 ⊗ SUI2 - Switzerland 2 4 + 0 (this end) = 4



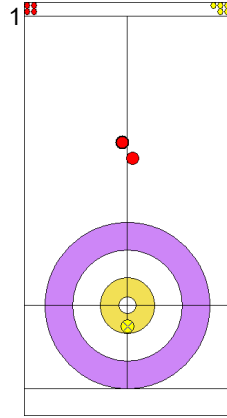
Legend:
 ⊕ Clockwise ⊖ Counter-clockwise - Not considered

Game - Shot by Shot

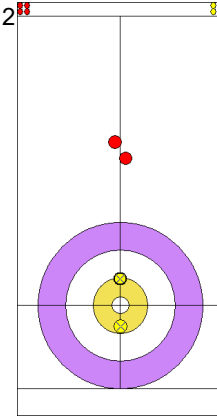
End 5 **NOR - Norway** 3 + 1 (this end) = 4 **SUI2 - Switzerland 2** 4 + 0 (this end) = 4



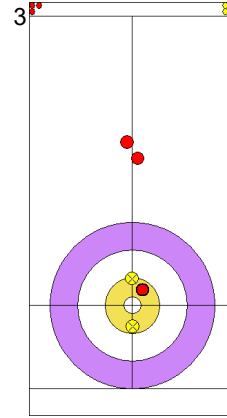
Prepositioned Stones



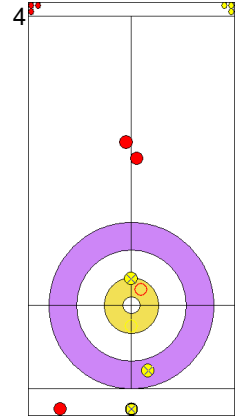
NOR: SKASLIEN K
Front ⤵ 100%



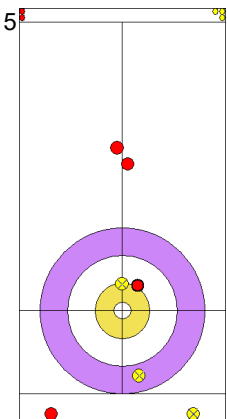
SUI2: PERRET J
Draw ⤵ 100%



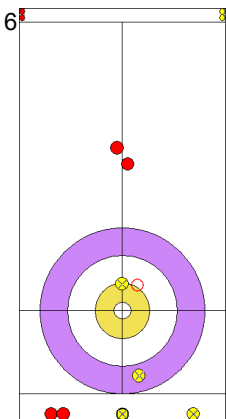
NOR: NEDREGOTTEN M
Draw ⤵ 100%



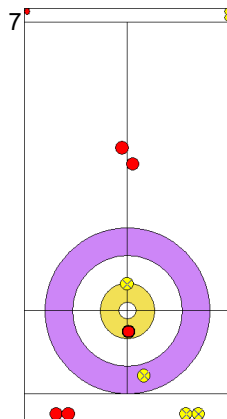
SUI2: RIOS M
Take-out ⤵ 100%



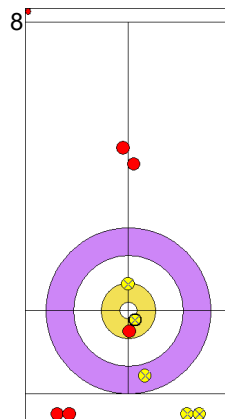
NOR: NEDREGOTTEN M
Draw ⤵ 100%



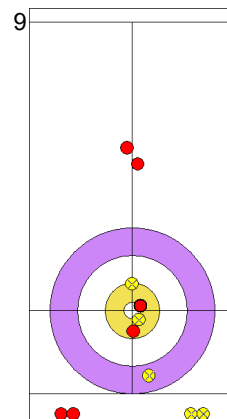
SUI2: RIOS M
Take-out ⤵ 100%



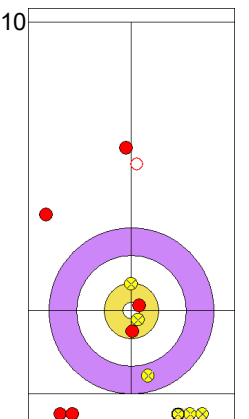
NOR: NEDREGOTTEN M
Draw ⤵ 100%





SUI2: RIOS M
Draw ⤵ 100%



NOR: SKASLIEN K
Draw ⤵ 100%

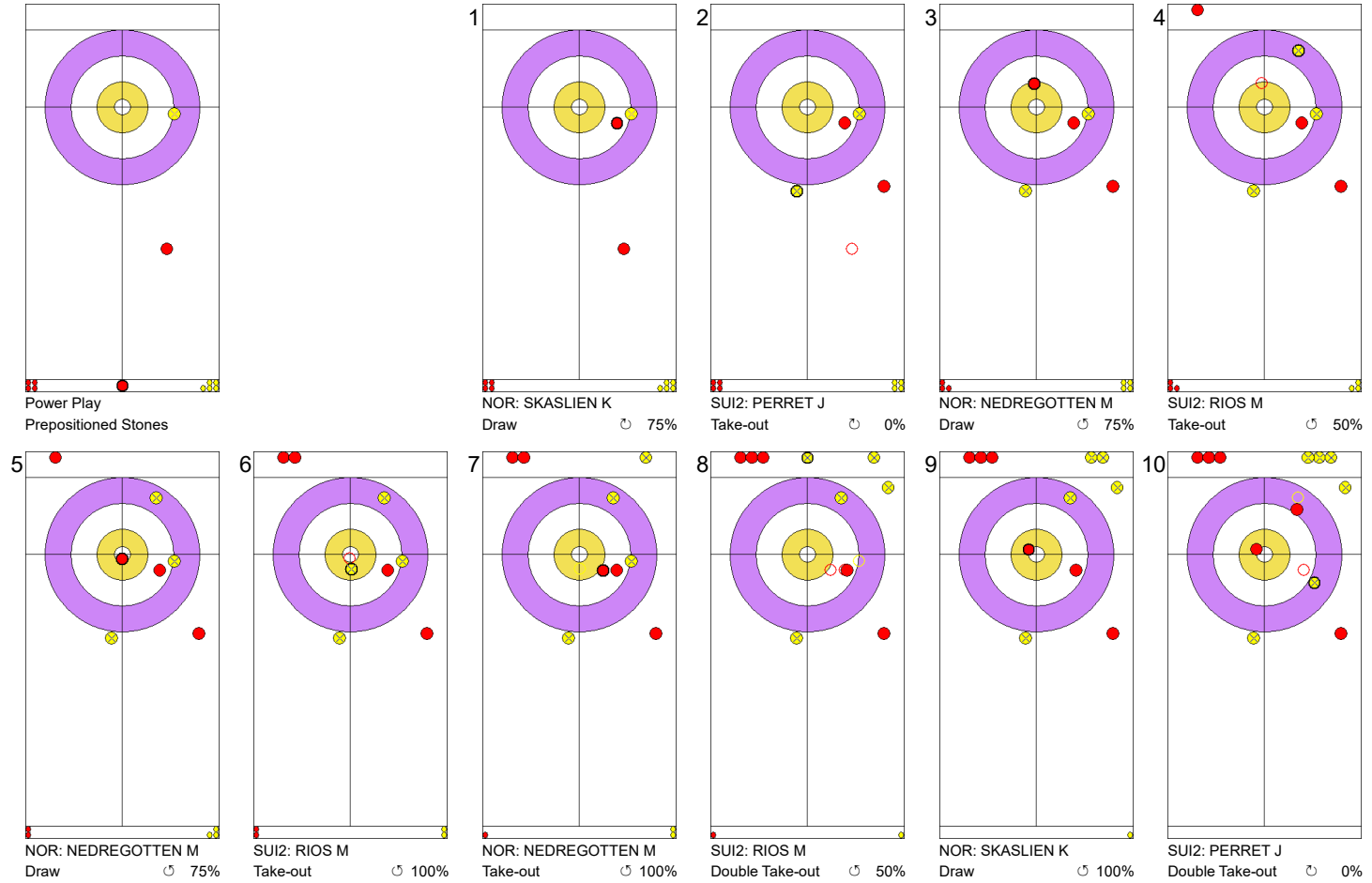




SUI2: PERRET J
Promotion Take-out ⤵ 0%

Legend:
 Clockwise
  Counter-clockwise
 - Not considered

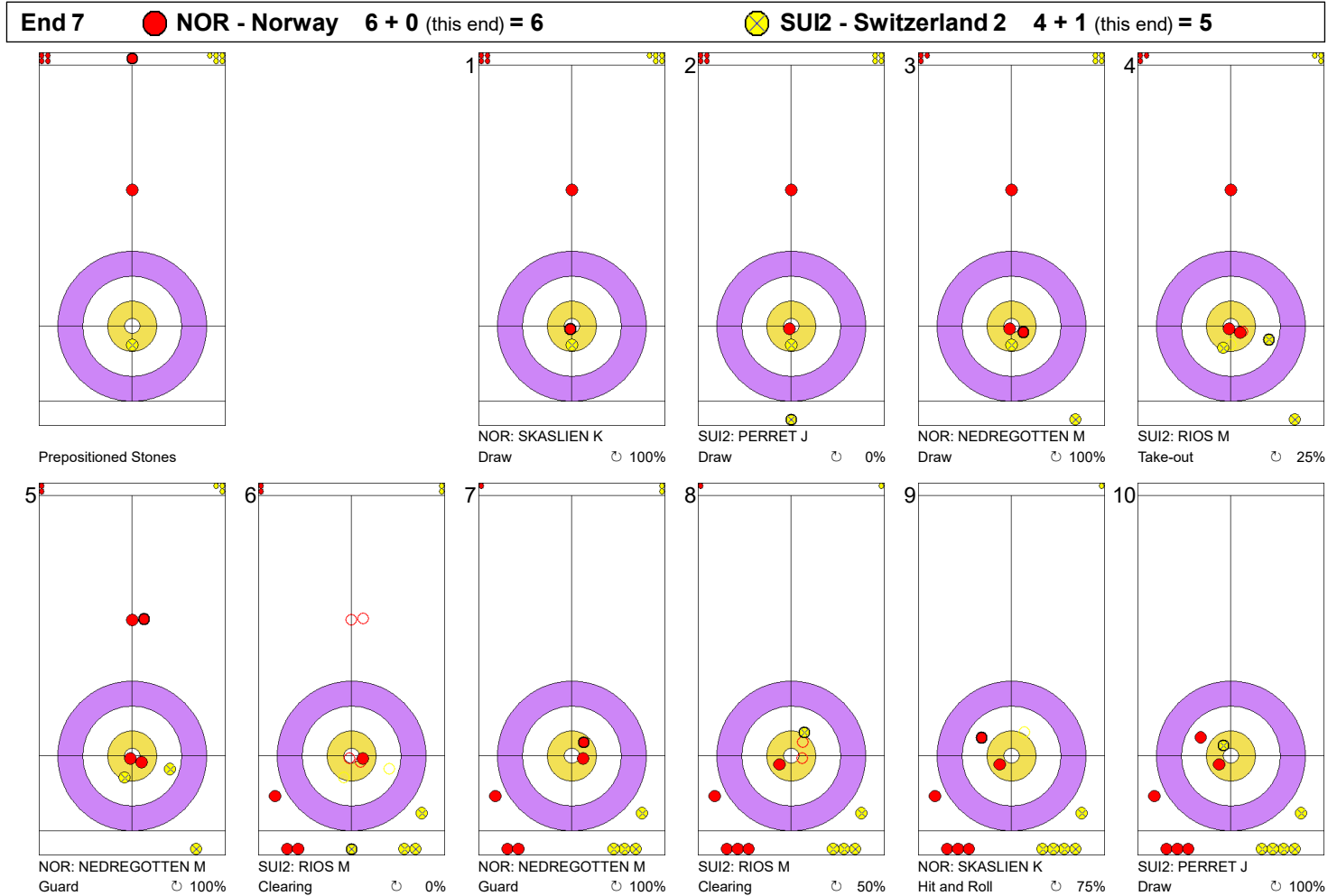
Game - Shot by Shot



End 6 **NOR - Norway** 4 + 2 (this end) = 6 **SUI2 - Switzerland 2** 4 + 0 (this end) = 4



Legend:
 Clockwise
  Counter-clockwise
 - Not considered

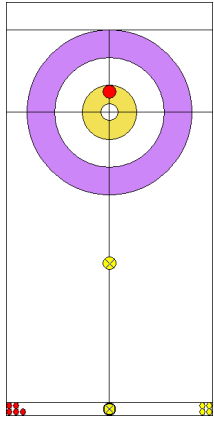
Game - Shot by Shot



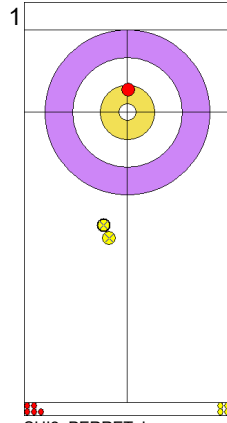
Legend:
 Clockwise
  Counter-clockwise
 - Not considered

Game - Shot by Shot

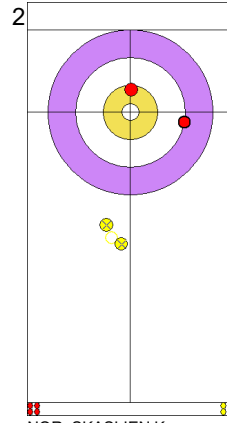
End 8 ● NOR - Norway 6 + 2 (this end) = 8 ⊗ SUI2 - Switzerland 2 5 + 0 (this end) = 5



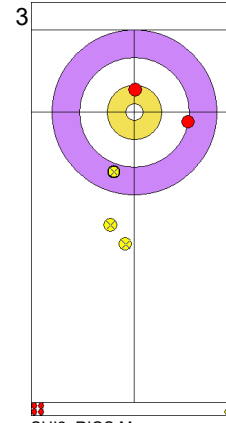
Prepositioned Stones



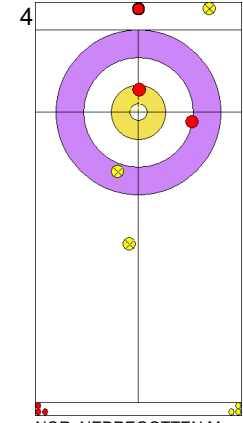
SUI2: PERRET J
Draw ⌚ 100%



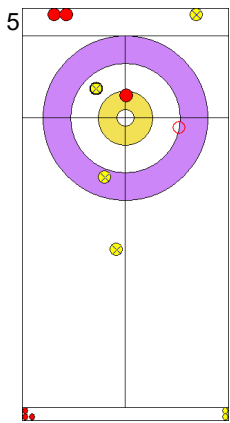
NOR: SKASLIEN K
Draw ⌚ 50%



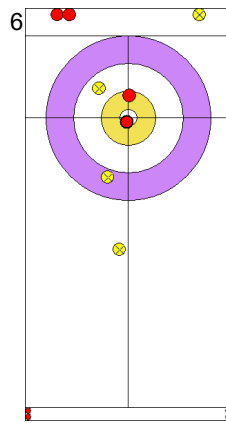
SUI2: RIOS M
Draw ⌚ 100%



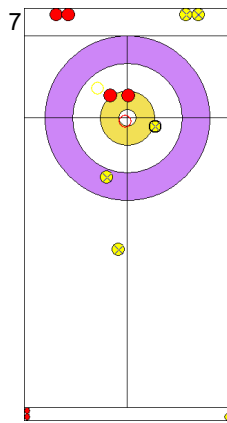
NOR: NEDREGOTTEN M
Take-out ⌚ 100%



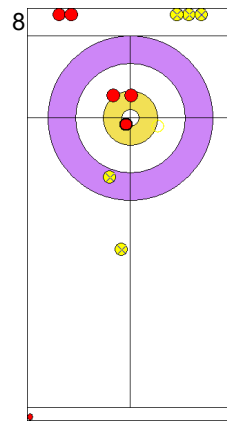
SUI2: RIOS M
Hit and Roll ⌚ 100%



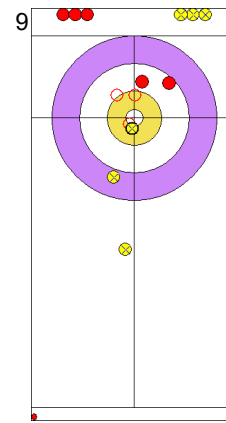
NOR: NEDREGOTTEN M
Draw ⌚ 100%



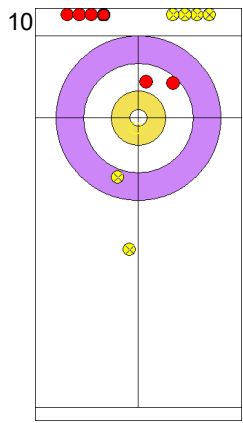
SUI2: RIOS M
Raise ⌚ 0%



NOR: NEDREGOTTEN M
Take-out ⌚ 100%



SUI2: PERRET J
Double Take-out ⌚ 50%



NOR: SKASLIEN K
Clearing ⌚ 100%

Legend:
⌚ Clockwise ⌚ Counter-clockwise - Not considered

Session Results and Standings

Sheet	Round	Team	LSFE	1	2	3	4	5	6	7	8	Total	Points	
A	MD6	CAN2 - Canada (Sahaidak/Lott)	*	0	2	0	1	1	0	2	1		7	3
		RUS - Russia (Komarova/Goriachev)		2	0	1	0	0	3	0	0		6	0
B	M6	USA - United States (Shuster)	*	0	2	0	0	2	1	0	1		6	3
		SWE - Sweden (Edin)		1	0	1	1	0	0	1	0		4	0
C	M6	NOR - Norway (Ulsrud)	*	2	3	2	0	1	0	X	X		8	3
		SUI - Switzerland (Schwaller)		0	0	0	1	0	1	X	X		2	0
D	M6	SCO - Scotland (Paterson)	*	0	2	0	1	0	2	1	0		6	0
		CAN2 - Canada (Koe)		3	0	2	0	2	0	0	0		7	3
E	M6	CAN1 - Canada (Dunstone)	*	0	0	2	0	1	0	0	0		3	0
		CHN - China (Zou)		0	0	0	1	0	2	0	1		4	3

Women's Current Standings

Group-A				Group-B			
Rank	Team	Games	Points	Rank	Team	Games	Points
1	CAN - Canada (Jones)	5	10	1	SUI - Switzerland (Tirinzoni)	5	12 Q
2	CHN - China (Jiang)	5	9	2	RUS - Russia (Sidorova)	5	9
3	JPN - Japan (Fujisawa)	5	7	3	SWE - Sweden (Hasselborg)	5	6
4	USA - United States (Roth)	5	4	4	KOR - Korea (Kim)	5	3

Men's Standings after Round Robin

Group-A				Group-B					
Rank	Team	Games	Points	TSO	Rank	Team	Games	Points	TSO
1	CHN - China (Zou)	6	12 Q	57.3	1	CAN2 - Canada (Koe)	6	12 Q	6p 57.8
2	SWE - Sweden (Edin)	6	9		2	SCO - Scotland (Paterson)	6	12 BM	0p
3	USA - United States (Shuster)	6	8		3	SUI - Switzerland (Schwaller)	6	9	
4	CAN1 - Canada (Dunstone)	6	7		4	NOR - Norway (Ulsrud)	6	3	

Mixed Doubles Current Standings

Group-A				Group-B				
Rank	Team	Games	Points	TSO	Rank	Team	Games	Points
1	CAN1 - Canada (Walker/Muyres)	6	14 Q	48.8	1	NOR - Norway (Skaslien/Nedregotten)	5	13 Q
2	USA - United States (Anderson/Dropkin)	6	12 BM		2	CAN2 - Canada (Sahaidak/Lott)	6	11
3	SUI1 - Switzerland (Jaeggi/Michel)	6	7		3	SUI2 - Switzerland (Perret/Rios)	5	7
4	CHN - China (Cao/Yuan)	6	3		4	RUS - Russia (Komarova/Goriachev)	6	2

Legend:	<input type="checkbox"/> Power Play	BM Bronze Medal	LSFE(*) Last Stone First End
MDn Mixed Doubles round n	Mn Men's round n	TSO Team Shoot-out (cm)	p Points out of direct games
Q Qualified for the final			X Unplayed/unfinished end due to concession

Game Results

Sheet	Game	Team	LSFE	1	2	3	4	5	6	7	8	Total	Points
A	6	CAN2 - Canada (Sahaidak/Lott)	*	0	2	0	1	1	0	2	1	7	3
	6	RUS - Russia (Komarova/Goriachev)		2	0	1	0	0	3	0	0	6	0

CAN2 - Canada 2		Shot Success	
		Game	All
F	SAHAIDAK Kadriana	69%	64%
M	LOTT Colton	81%	81%
Team Total		76%	74%

RUS - Russia		Shot Success	
		Game	All
F	KOMAROVA Maria	88%	67%
M	GORIACHEV Daniil	79%	72%
Team Total		83%	70%

Power Play: End 7

Power Play: End 6

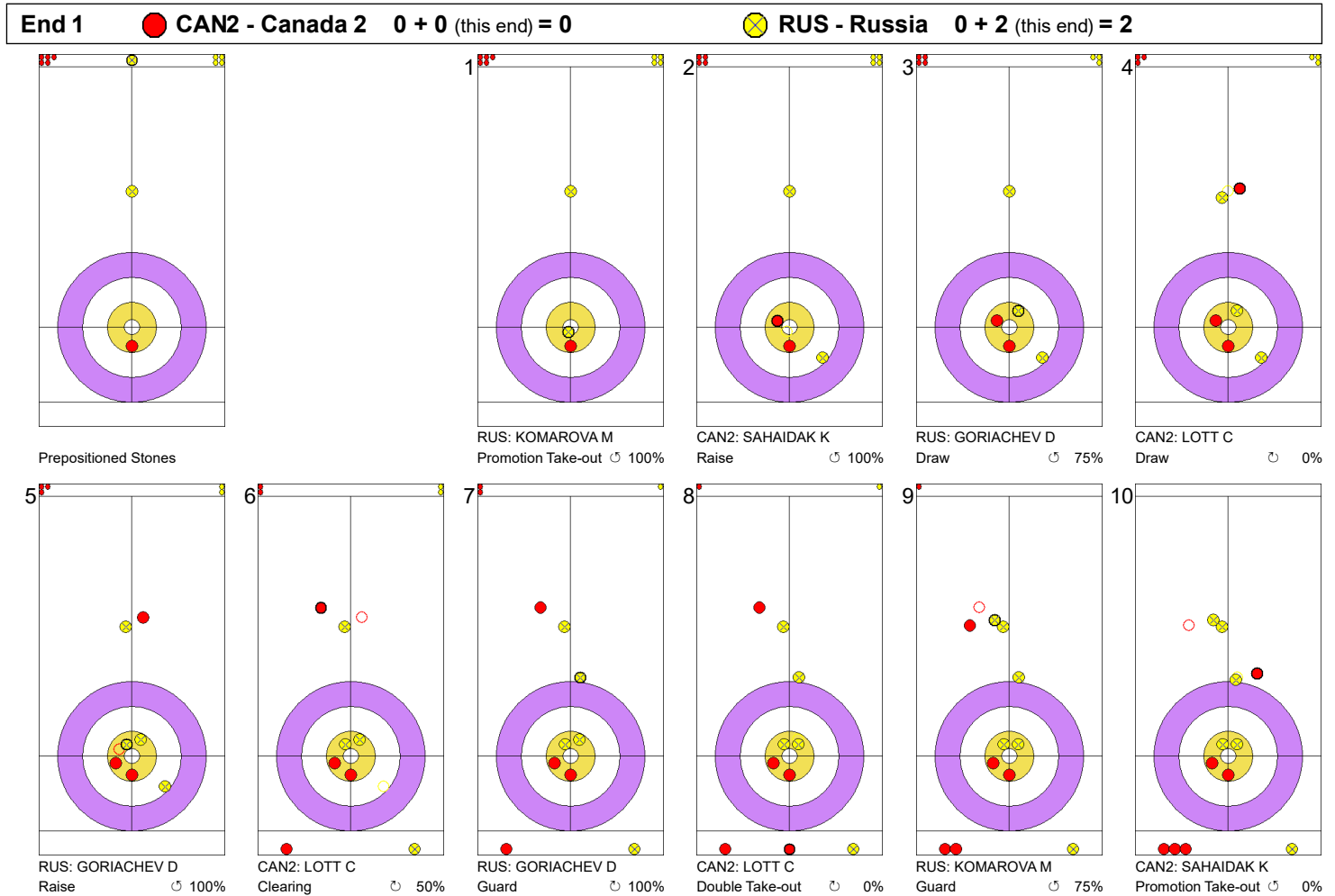
CAN2 - Canada 2		↻	↺	Game
F SAHAIDAK Kadriana	Draws	6 71%	7 82%	13 77%
	Take-outs	0 -	3 33%	3 33%
	Total	6 71%	10 68%	16 69%
M LOTT Colton	Draws	4 69%	13 94%	17 88%
	Take-outs	2 25%	5 80%	7 64%
	Total	6 54%	18 90%	24 81%
Team	Draws	10 70%	20 90%	30 83%
	Take-outs	2 25%	8 63%	10 55%
	Total	12 63%	28 82%	40 76%

RUS - Russia		↻	↺	Game
F KOMAROVA Maria	Draws	4 100%	5 90%	9 94%
	Take-outs	4 63%	3 100%	7 79%
	Total	8 81%	8 94%	16 88%
M GORIACHEV Daniil	Draws	3 100%	4 81%	7 89%
	Take-outs	8 63%	8 88%	16 75%
	Total	11 73%	12 85%	23 79%
Team	Draws	7 100%	9 86%	16 92%
	Take-outs	12 63%	11 91%	23 76%
	Total	19 76%	20 89%	39 83%

Note:
Team members are identified as follows:
F = Female, M = Male

Legend:
 Power Play ↻ Clockwise ↺ Counter-clockwise
LSFE(*) Last Stone First End

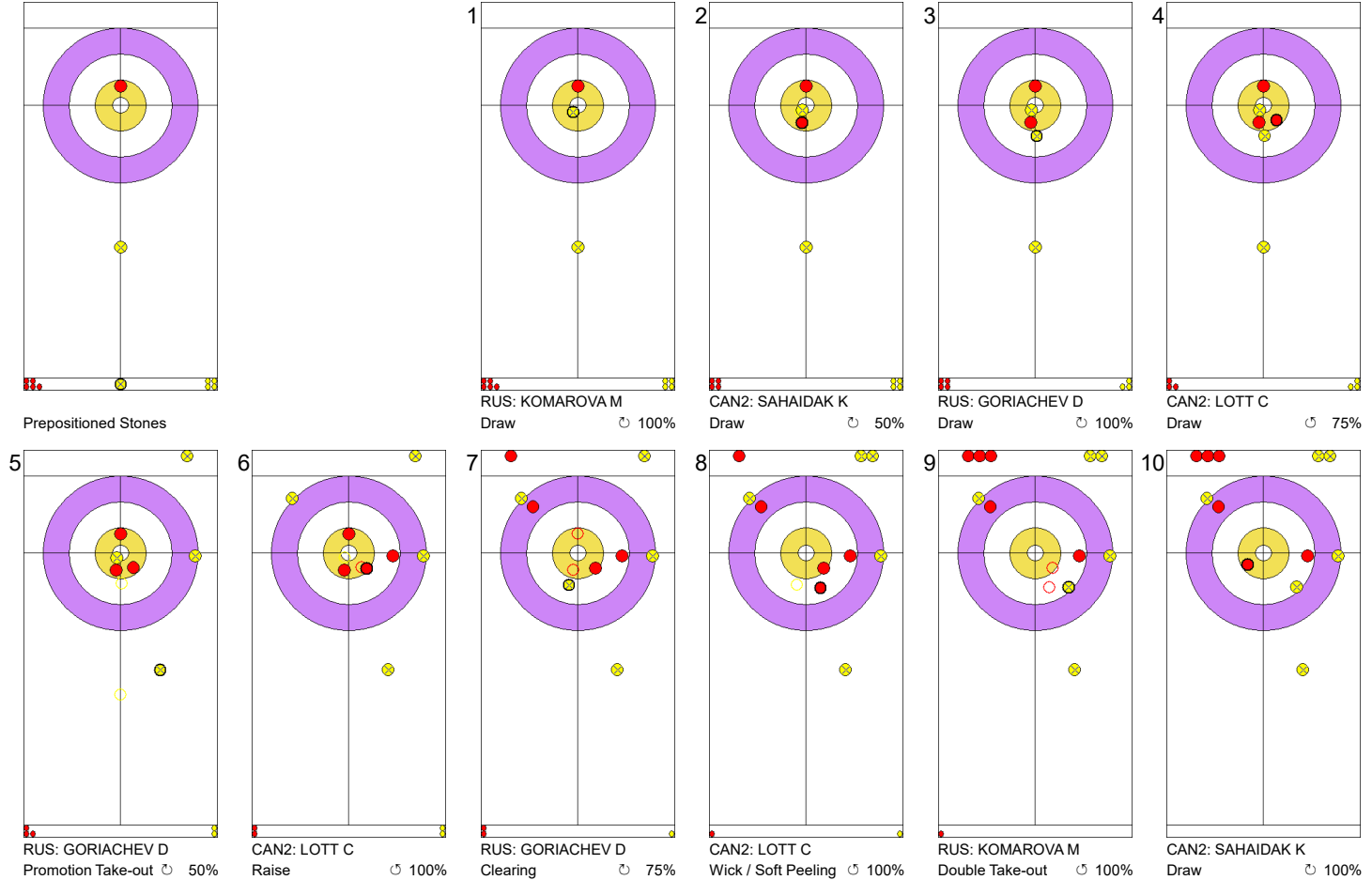
Game - Shot by Shot



Legend:
 ⤴ Clockwise ⤵ Counter-clockwise - Not considered

Game - Shot by Shot

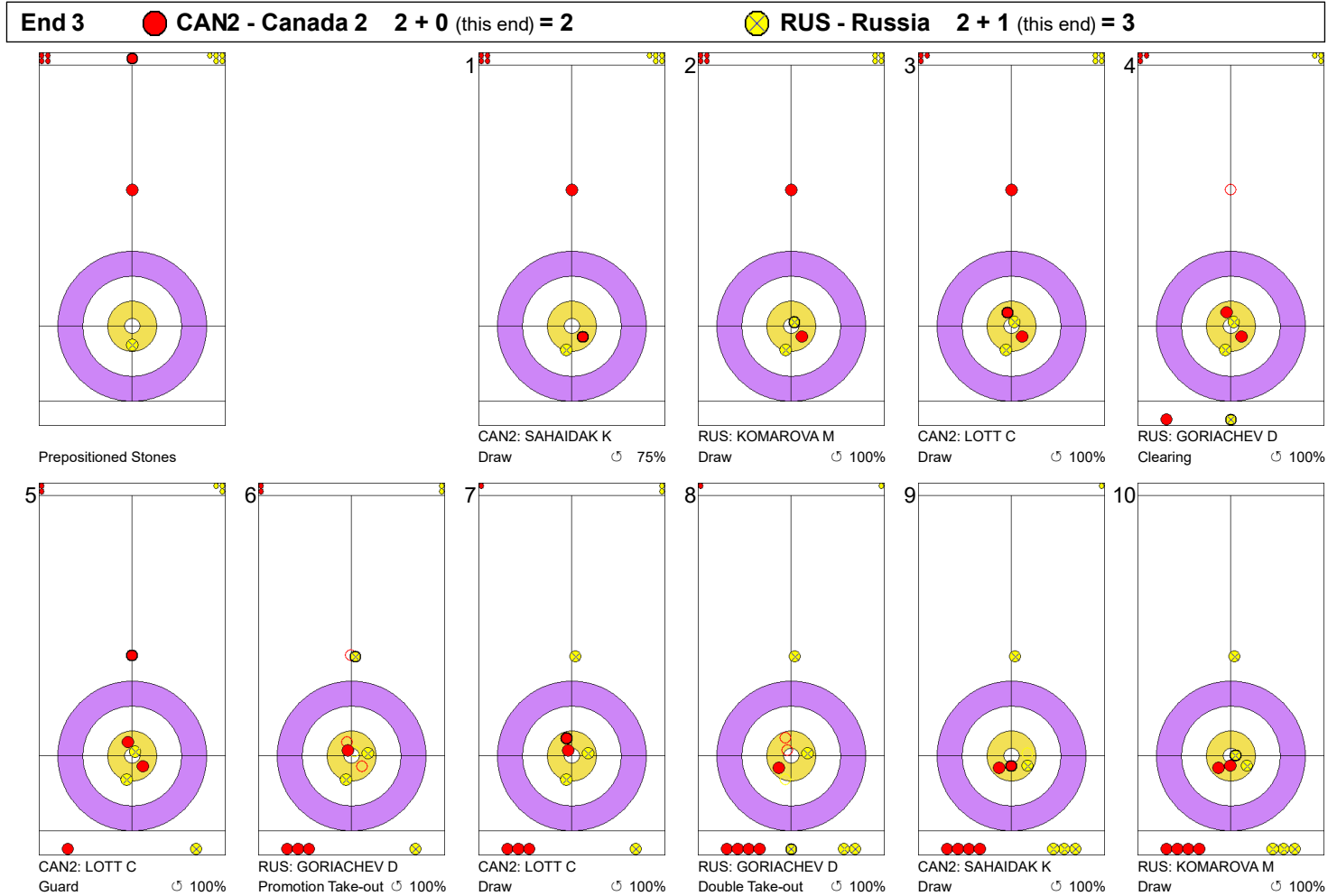
End 2 ● CAN2 - Canada 2 0 + 2 (this end) = 2 ● RUS - Russia 2 + 0 (this end) = 2





Legend:
 ◌ Clockwise ◌ Counter-clockwise - Not considered

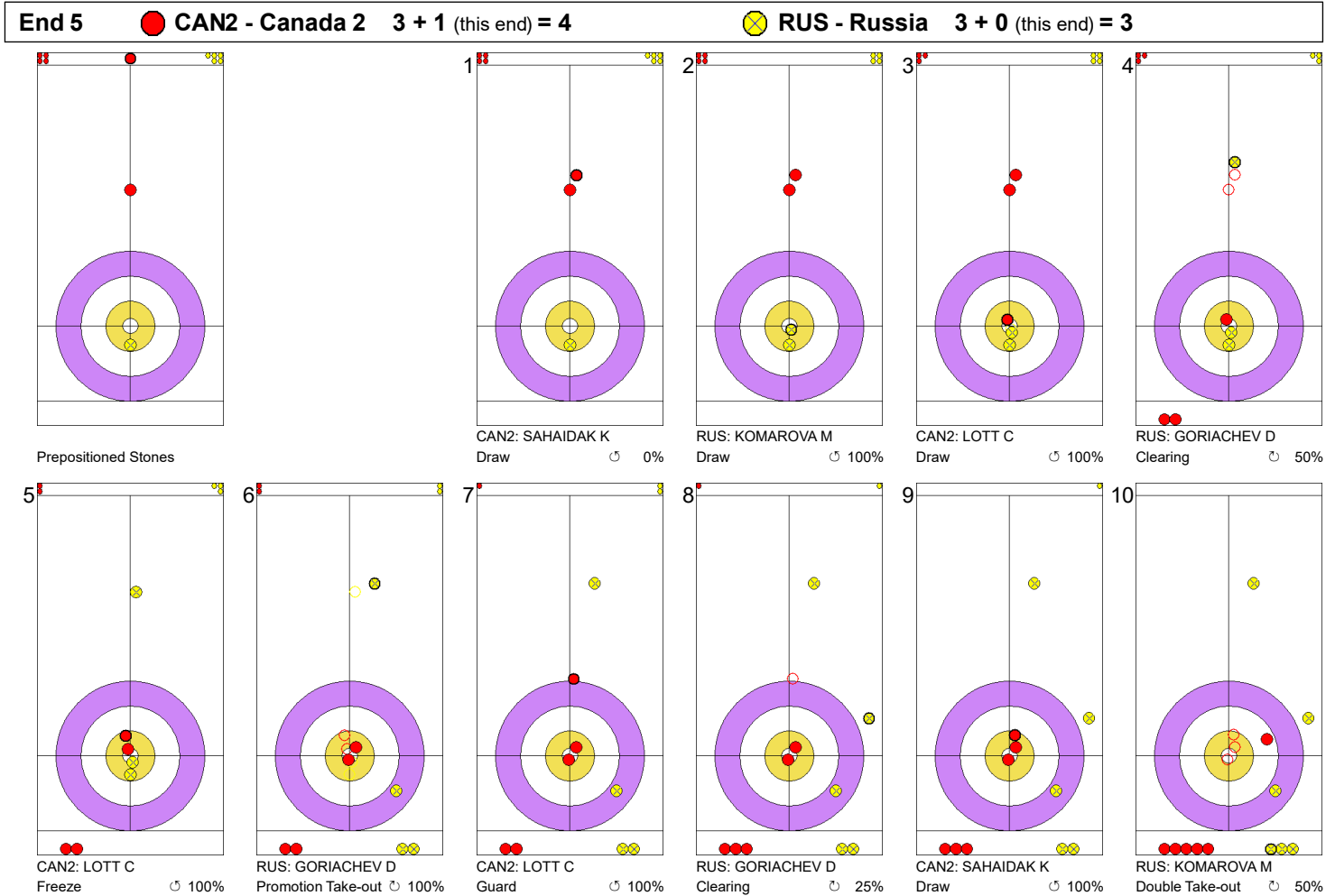


Game - Shot by Shot



Legend:
 Clockwise
  Counter-clockwise
 - Not considered

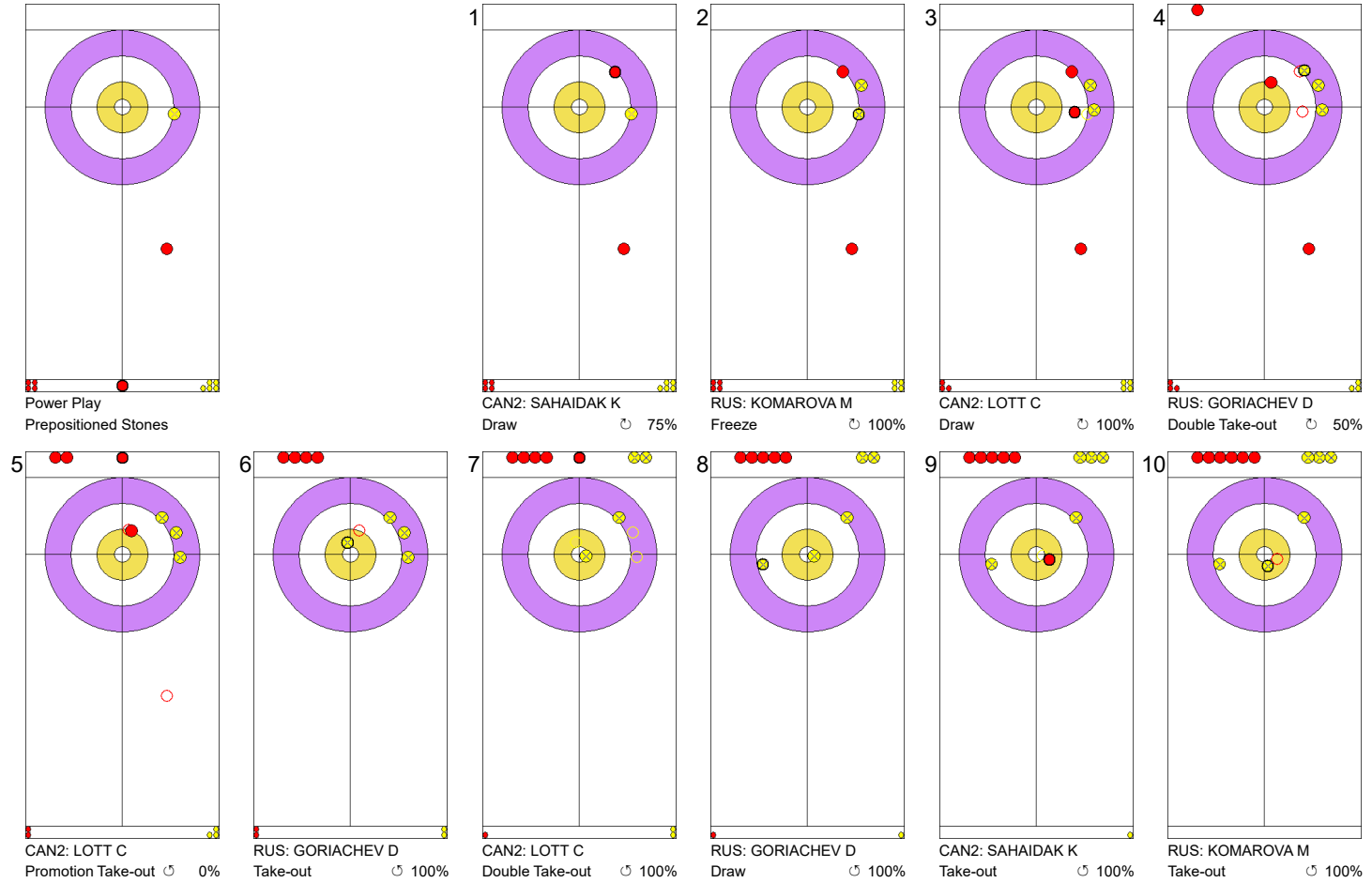
Game - Shot by Shot





Legend:
 Clockwise
 Counter-clockwise
 Not considered

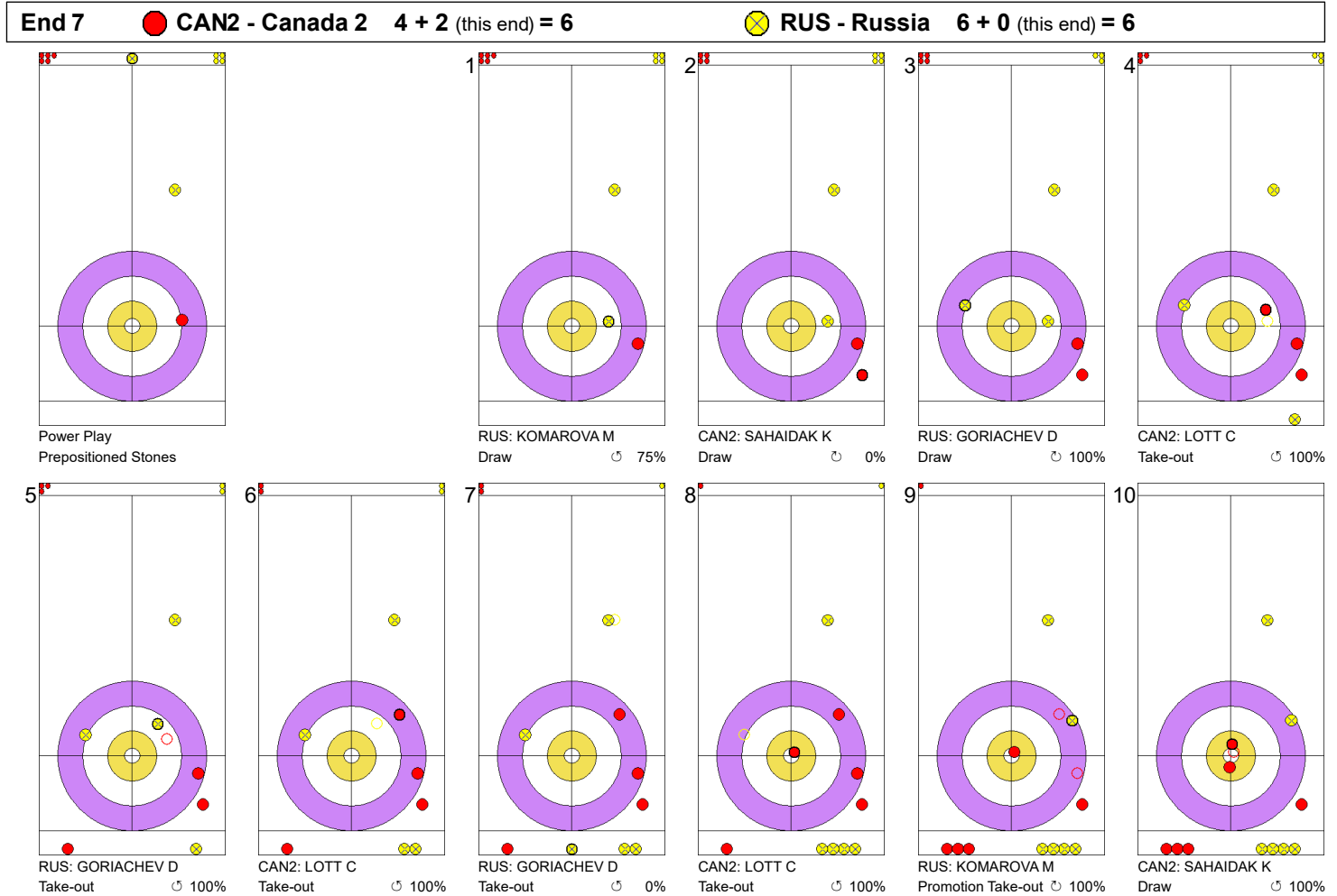
Game - Shot by Shot



End 6 **CAN2 - Canada 2 4 + 0 (this end) = 4** **RUS - Russia 3 + 3 (this end) = 6**



Legend:
 Clockwise
  Counter-clockwise
 - Not considered

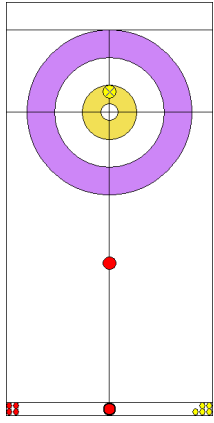
Game - Shot by Shot



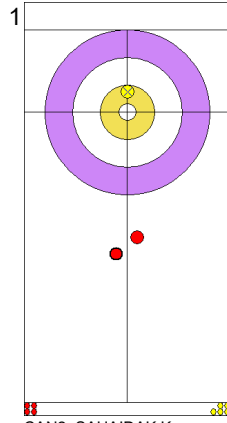
Legend:
 Clockwise
  Counter-clockwise
 - Not considered

Game - Shot by Shot

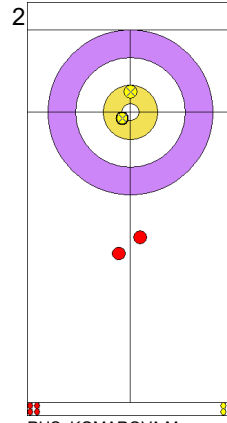
End 8 **CAN2 - Canada 2 6 + 1 (this end) = 7** **RUS - Russia 6 + 0 (this end) = 6**



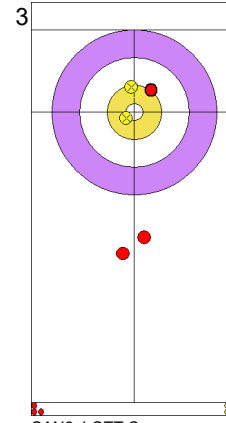
Prepositioned Stones



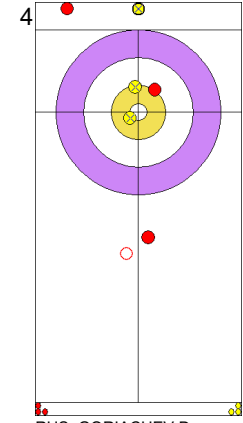
CAN2: SAHAIDAK K
Front ⌚ 100%



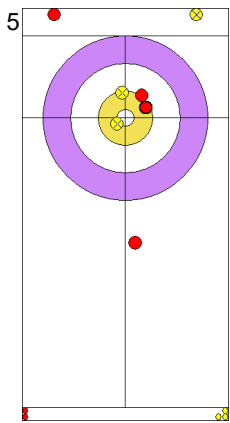
RUS: KOMAROVA M
Draw ⌚ 100%



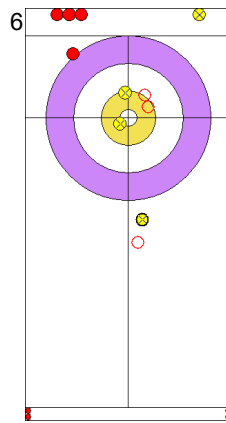
CAN2: LOTT C
Draw ⌚ 100%



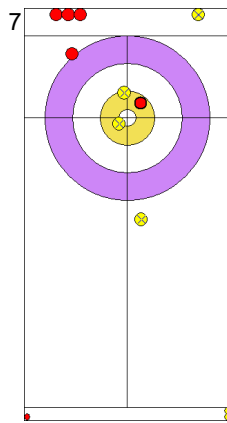
RUS: GORIACHEV D
Double Take-out ⌚ 50%



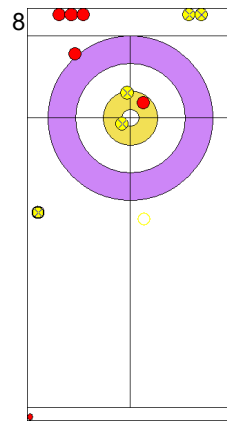
CAN2: LOTT C
Draw ⌚ 75%



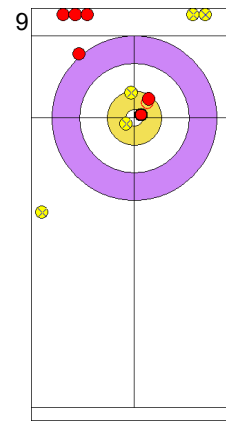
RUS: GORIACHEV D
Double Take-out ⌚ 100%



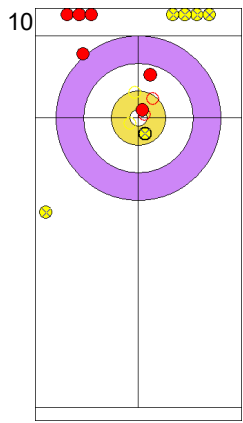
CAN2: LOTT C
Draw ⌚ 50%



RUS: GORIACHEV D
Clearing ⌚ 100%



CAN2: SAHAIDAK K
Draw ⌚ 100%



RUS: KOMAROVA M
Promotion Take-out ⌚ 0%

Legend:
 ⌚ Clockwise ⌚ Counter-clockwise - Not considered

Session Results and Standings

Sheet	Round	Team	LSFE	1	2	3	4	5	6	7	8	Total	Points
A	W5	RUS - Russia (Sidorova)	*	4	0	0	1	1	1	0	1	8	3
		KOR - Korea (Kim)		0	2	2	0	0	0	2	0	6	0
B	MD6	CAN1 - Canada (Walker/Muyres)	*	2	0	2	1	1	0	3	X	9	3
		SUI1 - Switzerland (Jaeggi/Michel)		0	2	0	0	0	2	0	X	4	0
C	MD6	CHN - China (Cao/Yuan)	*	1	0	1	0	1	1	0	1	5	0
		USA - United States (Anderson/Dropkin)		0	3	0	2	0	0	2	0	7	3
D	W5	SUI - Switzerland (Tirinzoni)	*	1	0	0	3	0	0	1	0	5	0
		SWE - Sweden (Hasselborg)		0	3	0	0	0	3	0	1	7	3
E	W5	USA - United States (Roth)	*	2	0	3	0	3	0	1	X	9	3
		JPN - Japan (Fujisawa)		0	1	0	1	0	2	0	X	4	0

Women's Current Standings

Group-A				Group-B			
Rank	Team	Games	Points	Rank	Team	Games	Points
1	CAN - Canada (Jones)	5	10	1	SUI - Switzerland (Tirinzoni)	5	12 Q
2	CHN - China (Jiang)	5	9	2	RUS - Russia (Sidorova)	5	9
3	JPN - Japan (Fujisawa)	5	7	3	SWE - Sweden (Hasselborg)	5	6
4	USA - United States (Roth)	5	4	4	KOR - Korea (Kim)	5	3

Men's Current Standings

Group-A				Group-B			
Rank	Team	Games	Points	Rank	Team	Games	Points
1	CHN - China (Zou)	5	9	1	SCO - Scotland (Paterson)	5	12
1	SWE - Sweden (Edin)	5	9	2	CAN2 - Canada (Koe)	5	9
3	CAN1 - Canada (Dunstone)	5	7	2	SUI - Switzerland (Schwaller)	5	9
4	USA - United States (Shuster)	5	5	4	NOR - Norway (Ulsrud)	5	0

Mixed Doubles Current Standings

Group-A					Group-B					
Rank	Team	Games	Points	TSO	Rank	Team	Games	Points		
1	CAN1 - Canada (Walker/Muyres)	6	14	Q	48.8	1	NOR - Norway (Skaslien/Nedregotten)	5	13	Q
2	USA - United States (Anderson/Dropkin)	6	12			2	CAN2 - Canada (Sahaidak/Lott)	5	8	
3	SUI1 - Switzerland (Jaeggi/Michel)	6	7			3	SUI2 - Switzerland (Perret/Rios)	5	7	
4	CHN - China (Cao/Yuan)	6	3			4	RUS - Russia (Komarova/Goriachev)	5	2	

Note:
Under WCF rules, tie-breaking rules for standings are not applied until after the last game of the round robin.

Legend:

<input type="checkbox"/> Power Play	LSFE(*) Last Stone First End	MDn Mixed Doubles round n
Q Qualified for the final	TSO Team Shoot-out (cm)	Wn Women's round n
X Unplayed/unfinished end due to concession		

Game Results

Sheet	Game	Team	LSFE	1	2	3	4	5	6	7	8	Total	Points
B	6	CAN1 - Canada (Walker/Muyres)	*	2	0	2	1	1	0	3	X	9	3
	6	SUI1 - Switzerland (Jaeggi/Michel)		0	2	0	0	0	2	0	X	4	0

CAN1 - Canada 1		Shot Success	
		Game	All
F	WALKER Laura	93 %	73 %
M	MUYRES Kirk	93 %	82 %
Team Total		93 %	78 %

SUI1 - Switzerland 1		Shot Success	
		Game	All
F	JAEGGI Michele	70 %	73 %
M	MICHEL Sven	80 %	76 %
Team Total		76 %	75 %

Power Play: End 7

Power Play: End 6

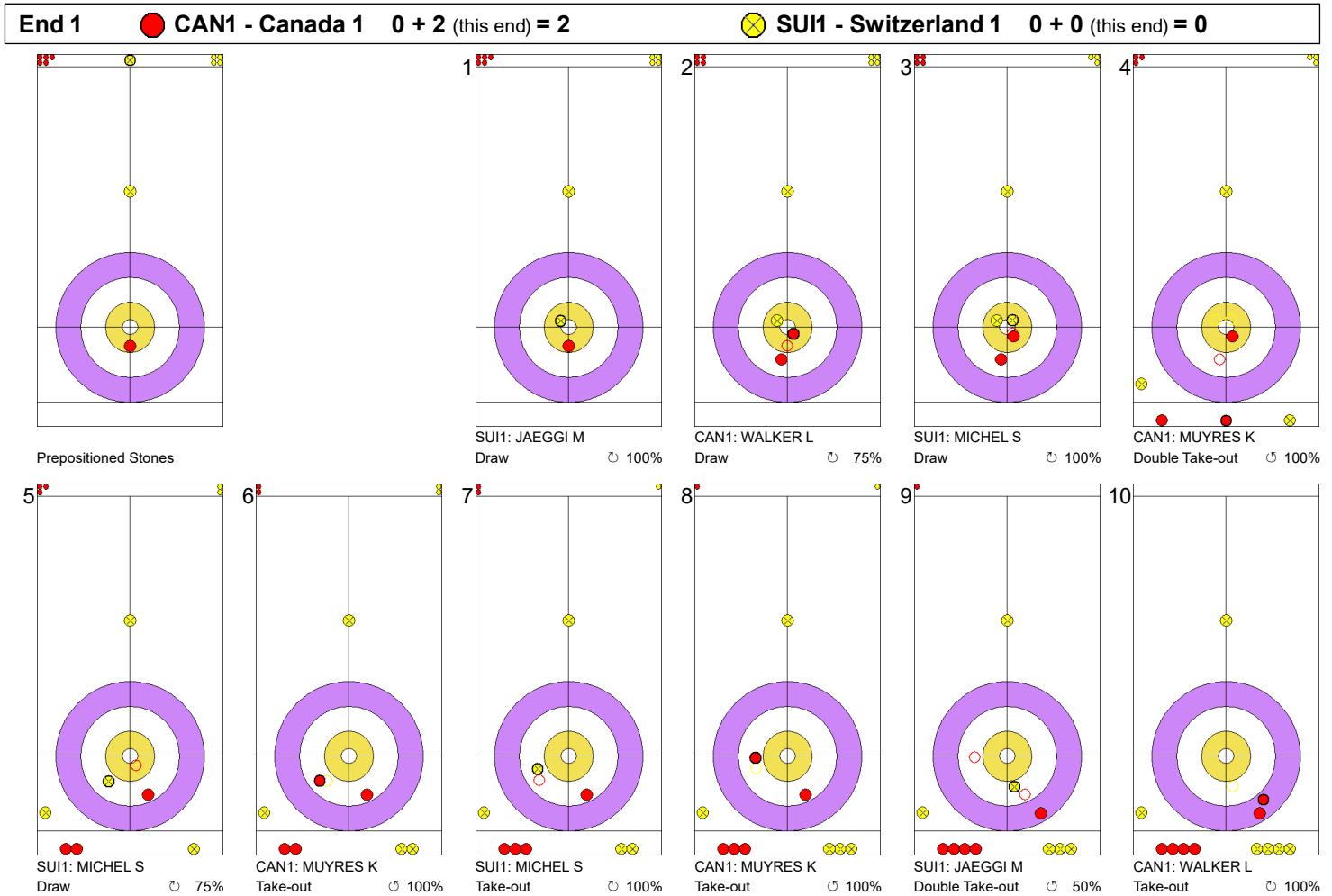
CAN1 - Canada 1		↻	↺	Game
F WALKER Laura	Draws	5 95%	6 88%	11 91%
	Take-outs	2 100%	1 100%	3 100%
	Total	7 96%	7 89%	14 93%
M MUYRES Kirk	Draws	8 88%	5 90%	13 88%
	Take-outs	3 100%	5 100%	8 100%
	Total	11 91%	10 95%	21 93%
Team	Draws	13 90%	11 89%	24 90%
	Take-outs	5 100%	6 100%	11 100%
	Total	18 93%	17 93%	35 93%

SUI1 - Switzerland 1		↻	↺	Game
F JAEGGI Michele	Draws	8 78%	4 50%	12 69%
	Take-outs	1 100%	1 50%	2 75%
	Total	9 81%	5 50%	14 70%
M MICHEL Sven	Draws	13 77%	4 69%	17 75%
	Take-outs	2 100%	2 100%	4 100%
	Total	15 80%	6 79%	21 80%
Team	Draws	21 77%	8 59%	29 72%
	Take-outs	3 100%	3 83%	6 92%
	Total	24 80%	11 66%	35 76%

Note:
Team members are identified as follows:
F = Female, M = Male

Legend:
 Power Play ↻ Clockwise ↺ Counter-clockwise
 LSFE(*) Last Stone First End X Unplayed/unfinished end due to concession

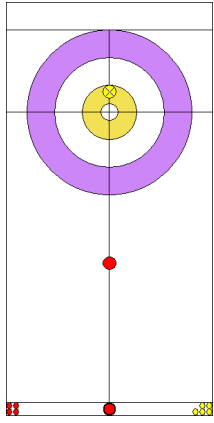
Game - Shot by Shot



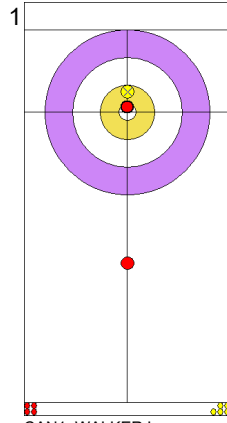
Legend:
 Clockwise Counter-clockwise - Not considered

Game - Shot by Shot

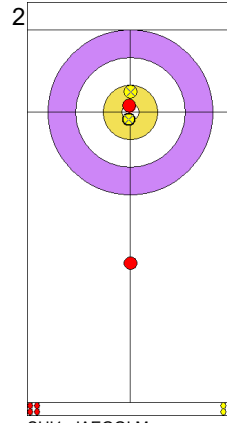
End 2 ● **CAN1 - Canada 1** **2 + 0** (this end) = **2** ⊗ **SUI1 - Switzerland 1** **0 + 2** (this end) = **2**



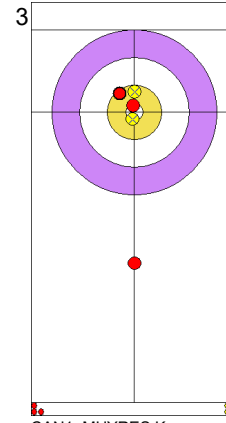
Prepositioned Stones



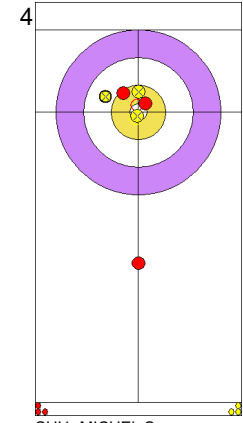
CAN1: WALKER L
Draw ⊗ 100%



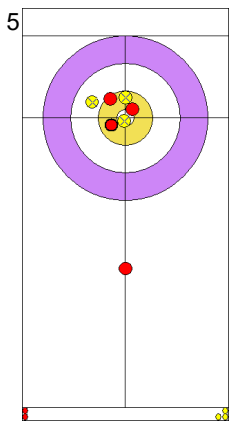
SUI1: JAEggi M
Draw ⊗ 100%



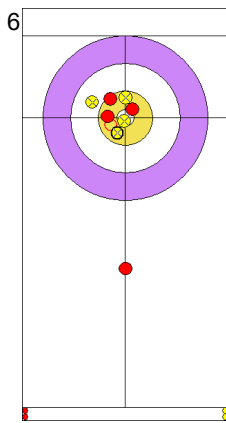
CAN1: MUYRES K
Draw ⊗ 75%



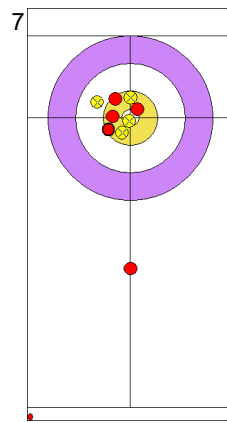
SUI1: MICHEL S
Raise ⊗ 50%



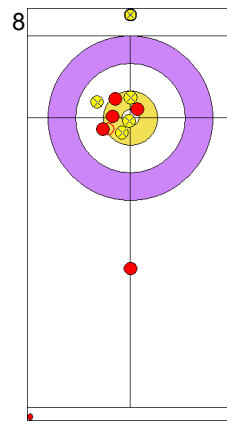
CAN1: MUYRES K
Draw ⊗ 100%



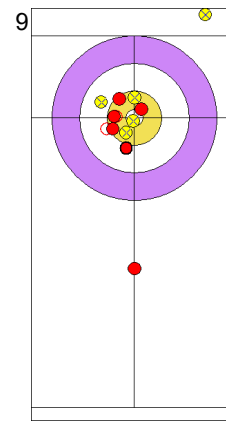
SUI1: MICHEL S
Draw ⊗ 100%



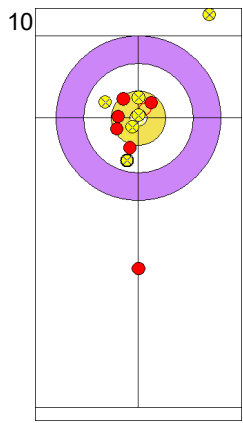
CAN1: MUYRES K
Draw ⊗ 100%



SUI1: MICHEL S
Wick / Soft Peeling ⊗ 50%



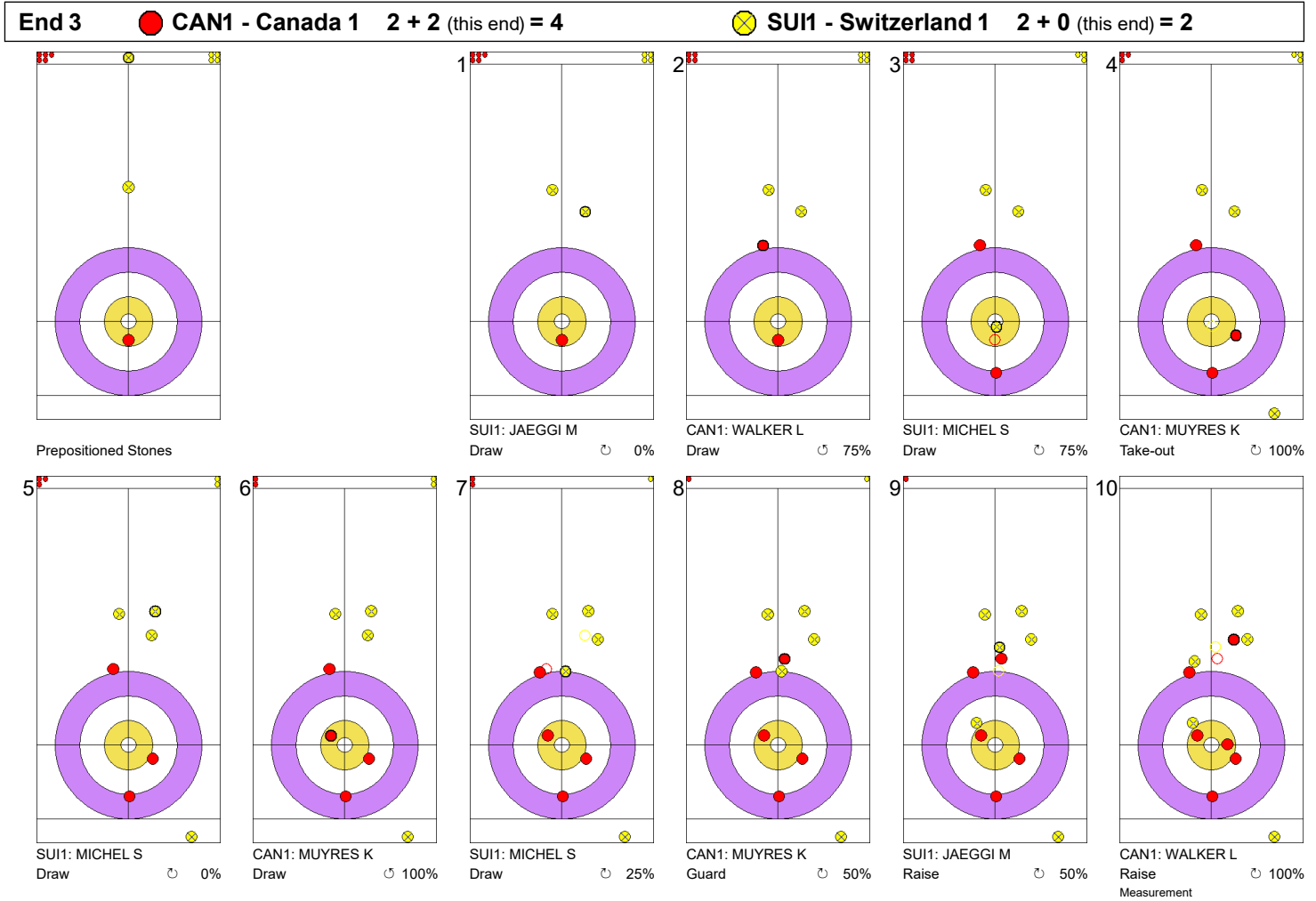
CAN1: WALKER L
Guard ⊗ 100%



SUI1: JAEggi M
Raise ⊗ 100%

Legend:
 ⊗ Clockwise ⊕ Counter-clockwise - Not considered

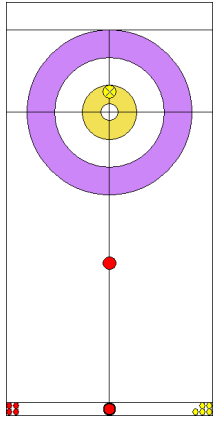
Game - Shot by Shot



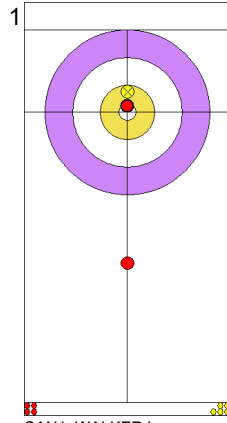
Legend:	↻ Clockwise	↺ Counter-clockwise	- Not considered
----------------	-------------	---------------------	------------------

Game - Shot by Shot

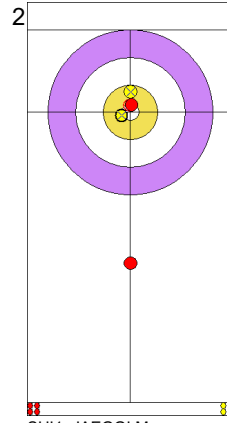
End 4 ● CAN1 - Canada 1 4 + 1 (this end) = 5 ⊗ SUI1 - Switzerland 1 2 + 0 (this end) = 2



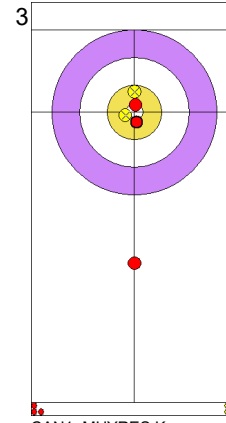
Prepositioned Stones



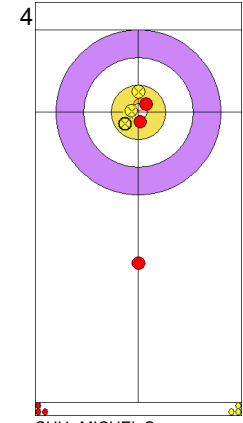
CAN1: WALKER L
Draw ⌚ 100%



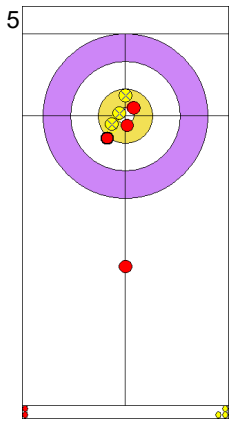
SUI1: JAEggi M
Draw ⌚ 100%



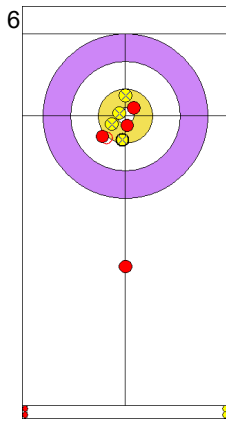
CAN1: MUYRES K
Draw ⌚ 100%



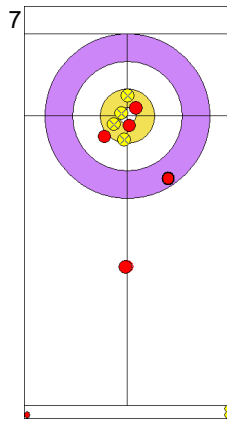
SUI1: MICHEL S
Raise ⌚ 100%



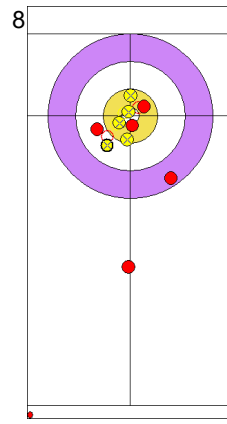
CAN1: MUYRES K
Draw ⌚ 75%



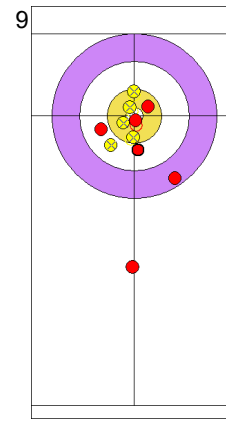
SUI1: MICHEL S
Draw ⌚ 100%



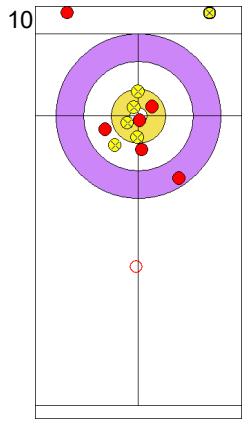
CAN1: MUYRES K
Wick / Soft Peeling ⌚ 75%



SUI1: MICHEL S
Raise ⌚ 100%



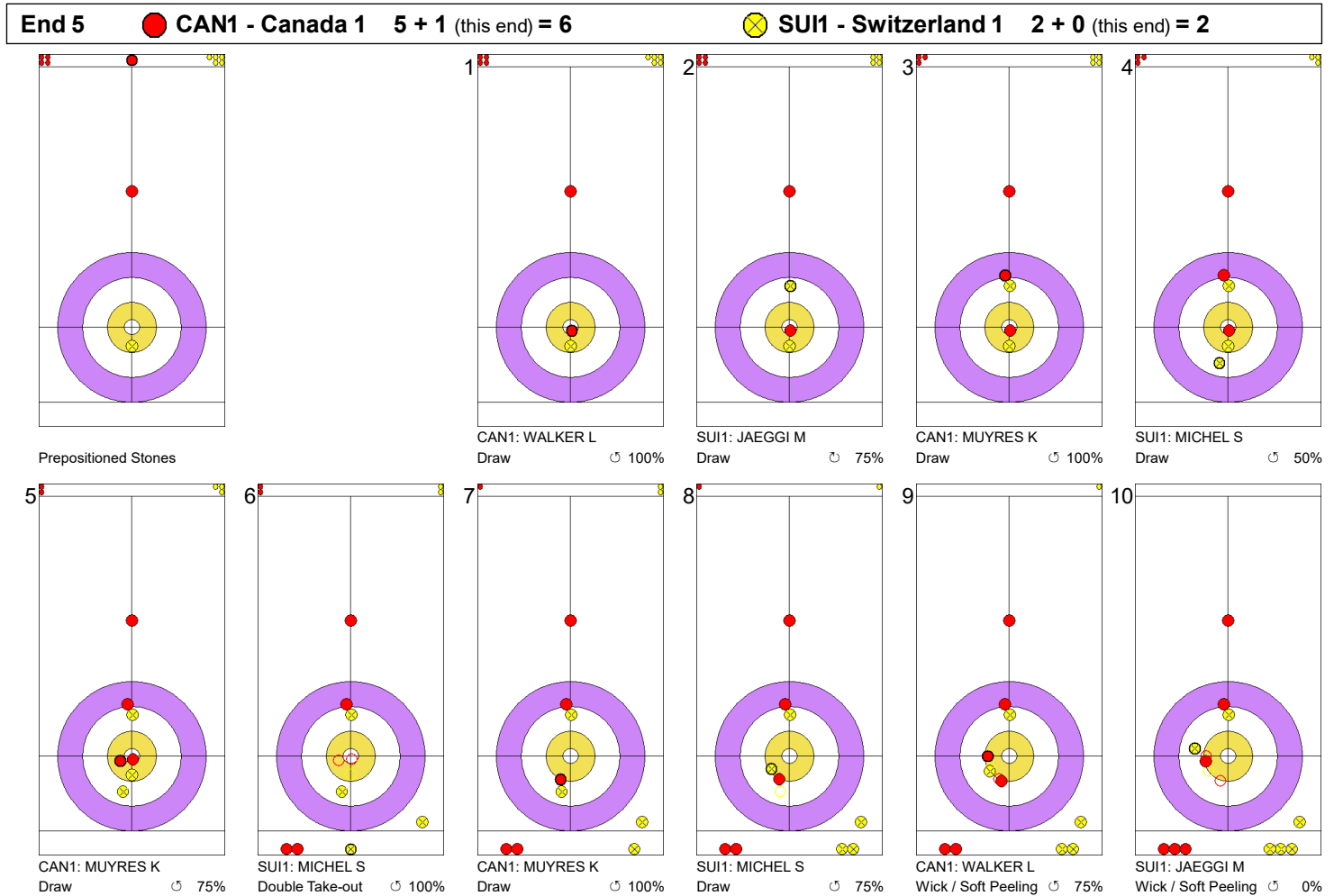
CAN1: WALKER L
Raise ⌚ 100%





SUI1: JAEggi M
Raise ⌚ 0%

Legend:
⌚ Clockwise ⌚ Counter-clockwise - Not considered

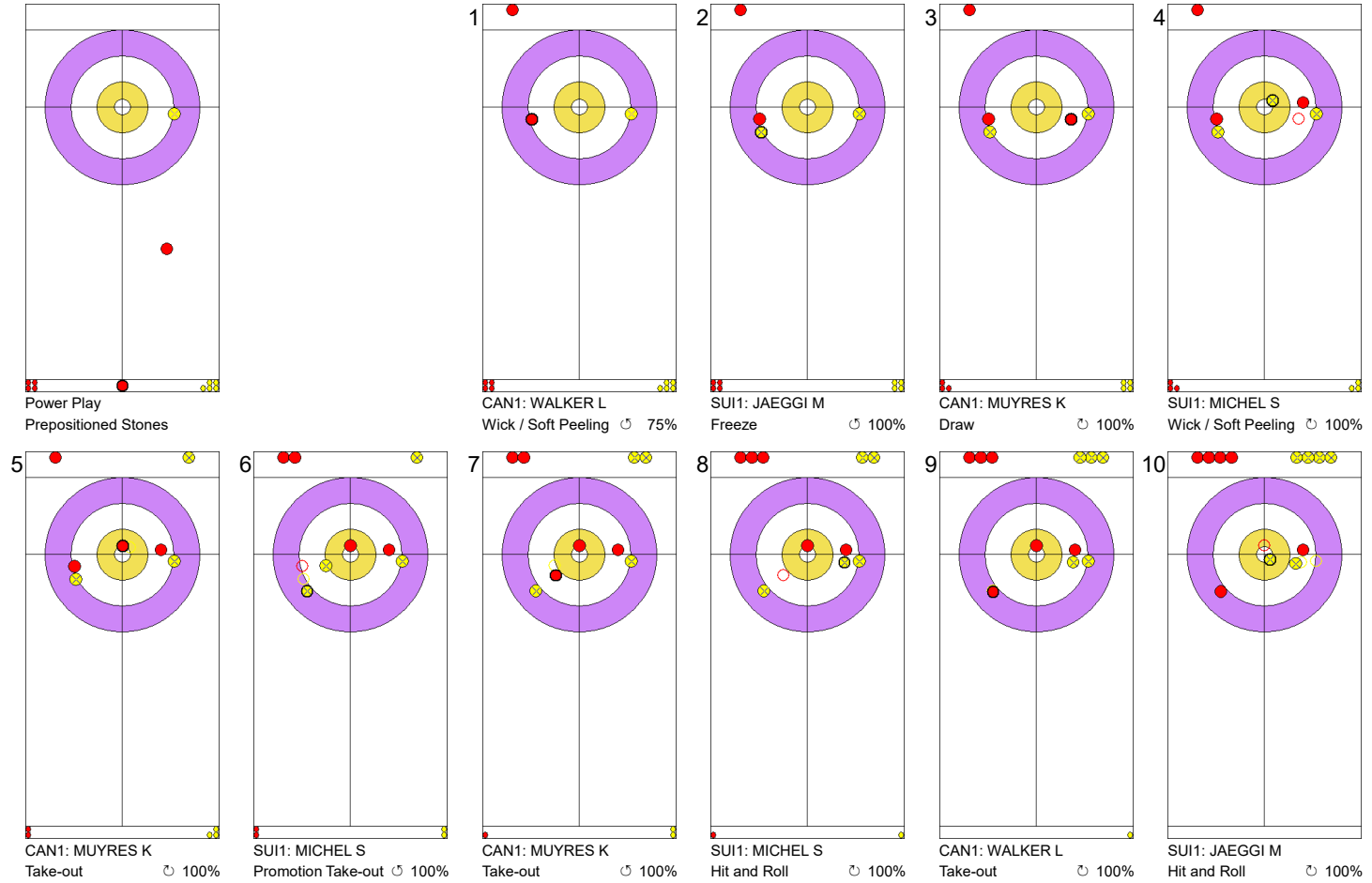
Game - Shot by Shot



Legend:
 Clockwise
  Counter-clockwise
 - Not considered

Game - Shot by Shot

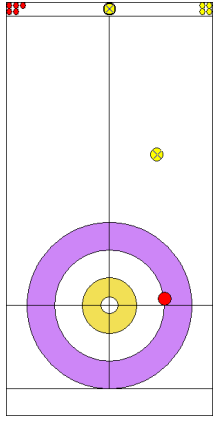
End 6 ● CAN1 - Canada 1 6 + 0 (this end) = 6 ⊗ SUI1 - Switzerland 1 2 + 2 (this end) = 4



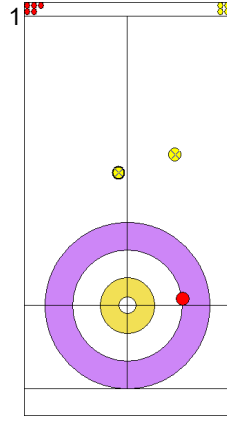
Legend:
↻ Clockwise ↺ Counter-clockwise - Not considered

Game - Shot by Shot

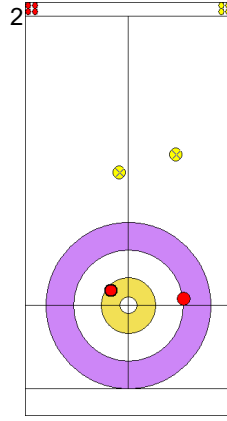
End 7 ● CAN1 - Canada 1 6 + 3 (this end) = 9 ⊗ SUI1 - Switzerland 1 4 + 0 (this end) = 4



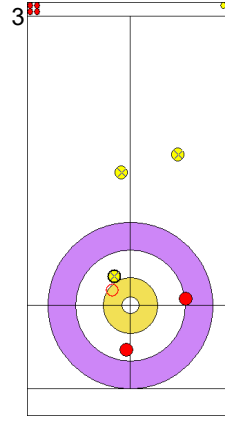
Power Play
Prepositioned Stones



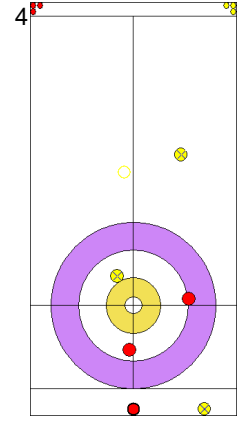
SUI1: JAEGLI M
Front ↻ 100%



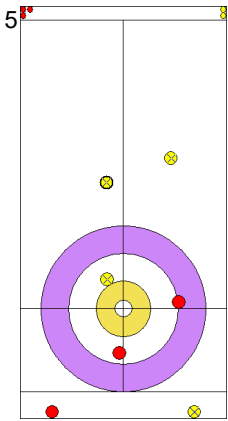
CAN1: WALKER L
Draw ↻ 100%



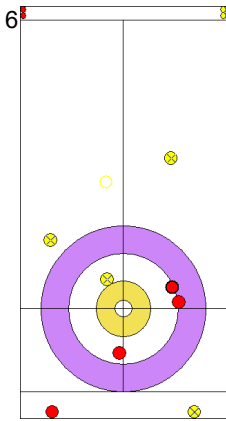
SUI1: MICHEL S
Raise ↻ 100%



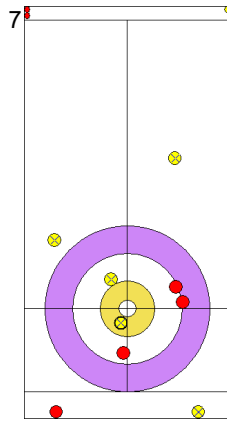
CAN1: MUYRES K
Clearing ↻ 100%



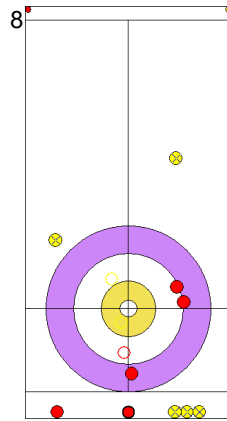
SUI1: MICHEL S
Guard ↻ 100%



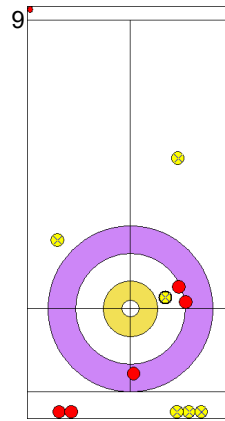
CAN1: MUYRES K
Wick / Soft Peeling ↻ 100%



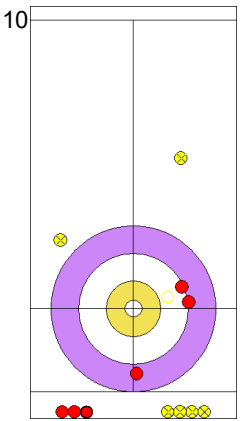
SUI1: MICHEL S
Draw ↻ 75%



CAN1: MUYRES K
Double Take-out ↻ 100%



SUI1: JAEGLI M
Draw ↻ 100%



CAN1: WALKER L
Clearing ↻ 100%

Legend:
↻ Clockwise ↺ Counter-clockwise - Not considered

Game Results

Sheet	Game	Team	LSFE	1	2	3	4	5	6	7	8	Total	Points
C	6	CHN - China (Cao/Yuan)	*	1	0	1	0	1	1	0	1	5	0
	6	USA - United States (Anderson/Dropkin)		0	3	0	2	0	0	2	0	7	3

CHN - China		Shot Success	
		Game	All
F	CAO Chang	73%	68%
M	YUAN Mingjie	76%	67%
Team Total		75%	67%

USA - United States		Shot Success	
		Game	All
F	ANDERSON Sarah	80%	74%
M	DROPKIN Korey	78%	80%
Team Total		79%	78%

Power Play: End 5

Power Play: End 7

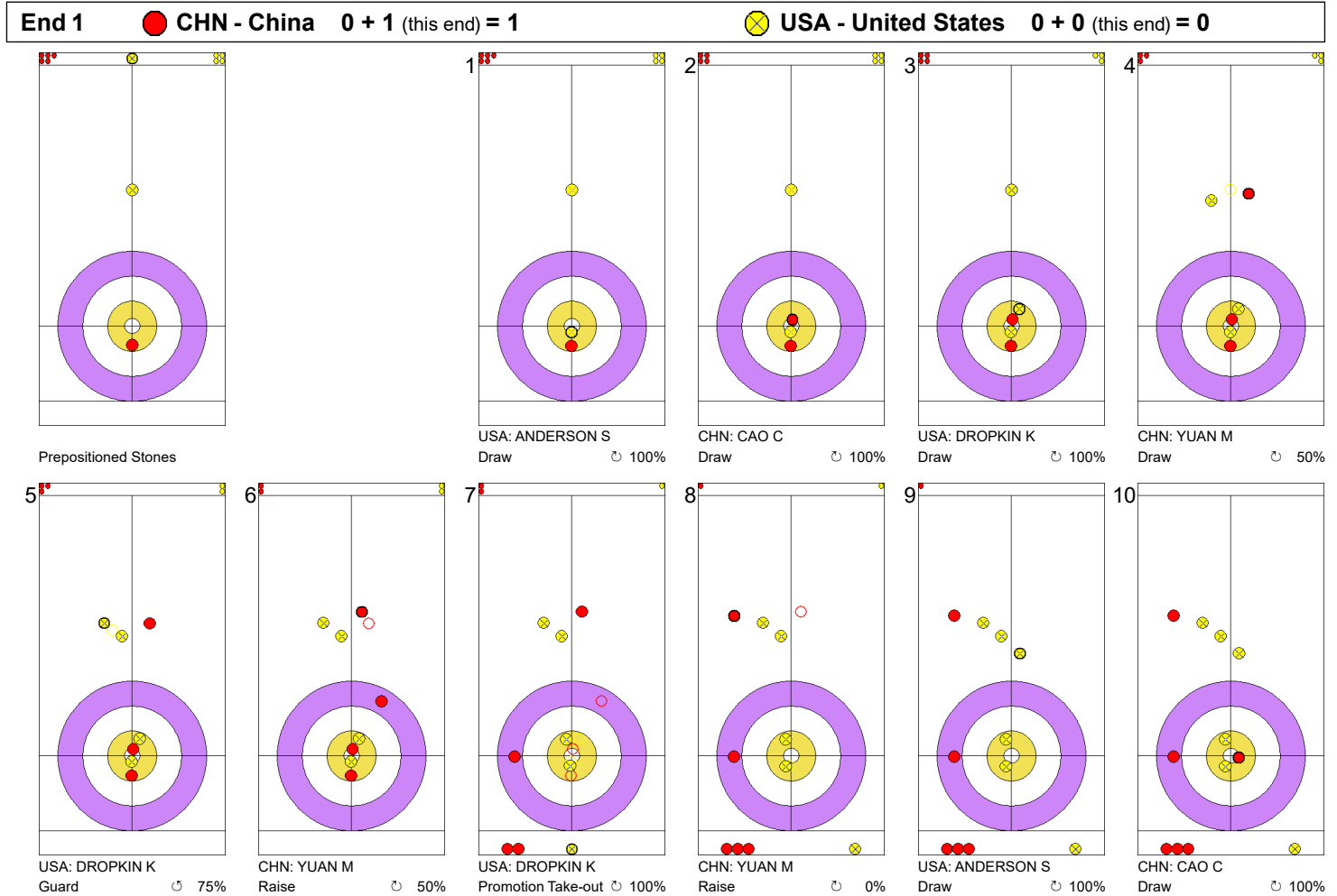
CHN - China		↻	↺	Game	
F	CAO Chang	Draws	9 72%	5 85%	14 77%
		Take-outs	1 100%	1 0%	2 50%
		Total	10 75%	6 71%	16 73%
M	YUAN Mingjie	Draws	14 68%	3 83%	17 71%
		Take-outs	4 81%	3 100%	7 89%
		Total	18 71%	6 92%	24 76%
Team		Draws	23 70%	8 84%	31 73%
		Take-outs	5 85%	4 75%	9 81%
Total		28 72%	12 81%	40 75%	

USA - United States		↻	↺	Game	
F	ANDERSON Sarah	Draws	9 81%	3 83%	12 81%
		Take-outs	2 100%	2 50%	4 75%
		Total	11 84%	5 70%	16 80%
M	DROPKIN Korey	Draws	5 90%	7 82%	12 85%
		Take-outs	8 81%	4 50%	12 71%
		Total	13 85%	11 70%	24 78%
Team		Draws	14 84%	10 83%	24 83%
		Take-outs	10 85%	6 50%	16 72%
Total		24 84%	16 70%	40 79%	

Note:
Team members are identified as follows:
F = Female, M = Male

Legend:
 Power Play ↻ Clockwise ↺ Counter-clockwise
LSFE(*) Last Stone First End

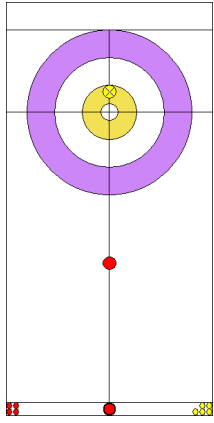
Game - Shot by Shot



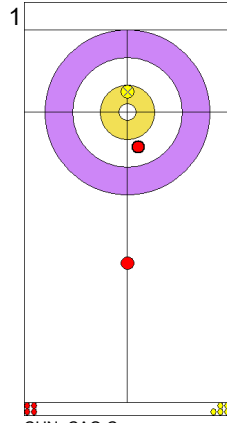
Legend:		
↻	Clockwise	↺
↻	Counter-clockwise	-
	Not considered	

Game - Shot by Shot

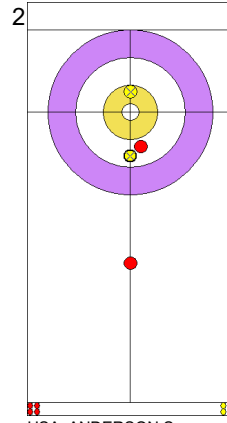
End 2 ● CHN - China 1 + 0 (this end) = 1 ⊗ USA - United States 0 + 3 (this end) = 3



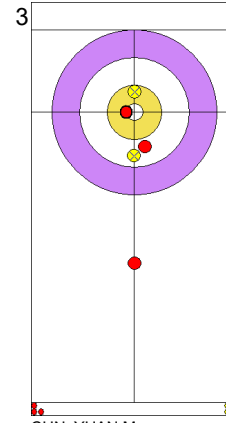
Prepositioned Stones



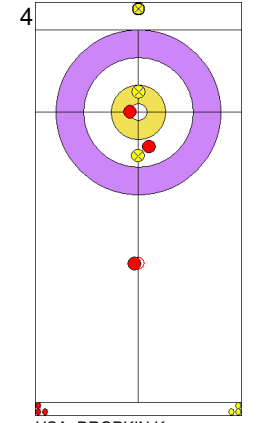
CHN: CAO C
Draw 75%



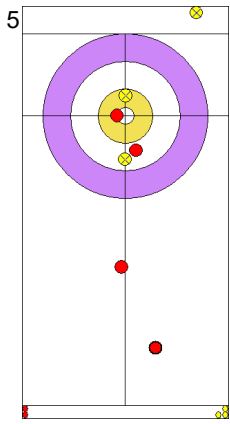
USA: ANDERSON S
Draw 75%



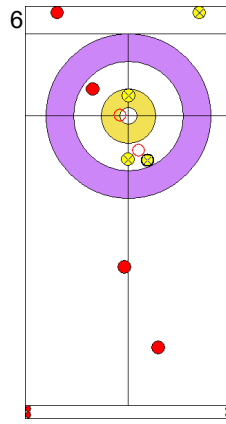
CHN: YUAN M
Draw 100%



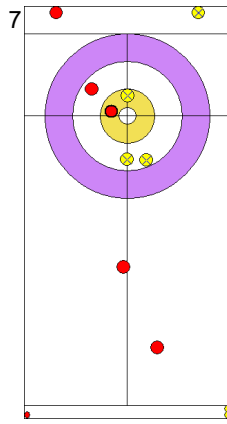
USA: DROPKIN K
Promotion Take-out 0%



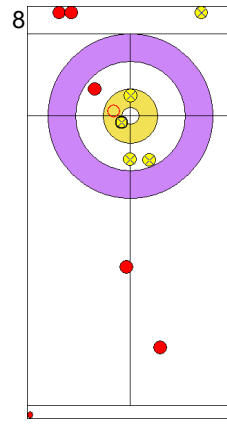
CHN: YUAN M
Guard 50%



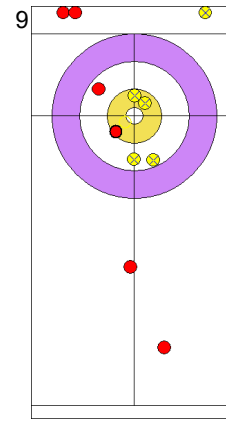
USA: DROPKIN K
Take-out 100%



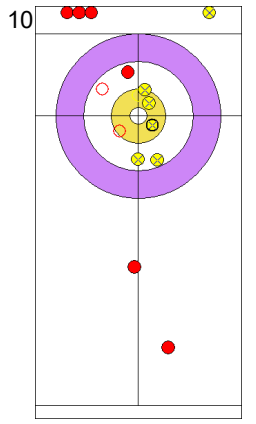
CHN: YUAN M
Draw 75%



USA: DROPKIN K
Take-out 100%



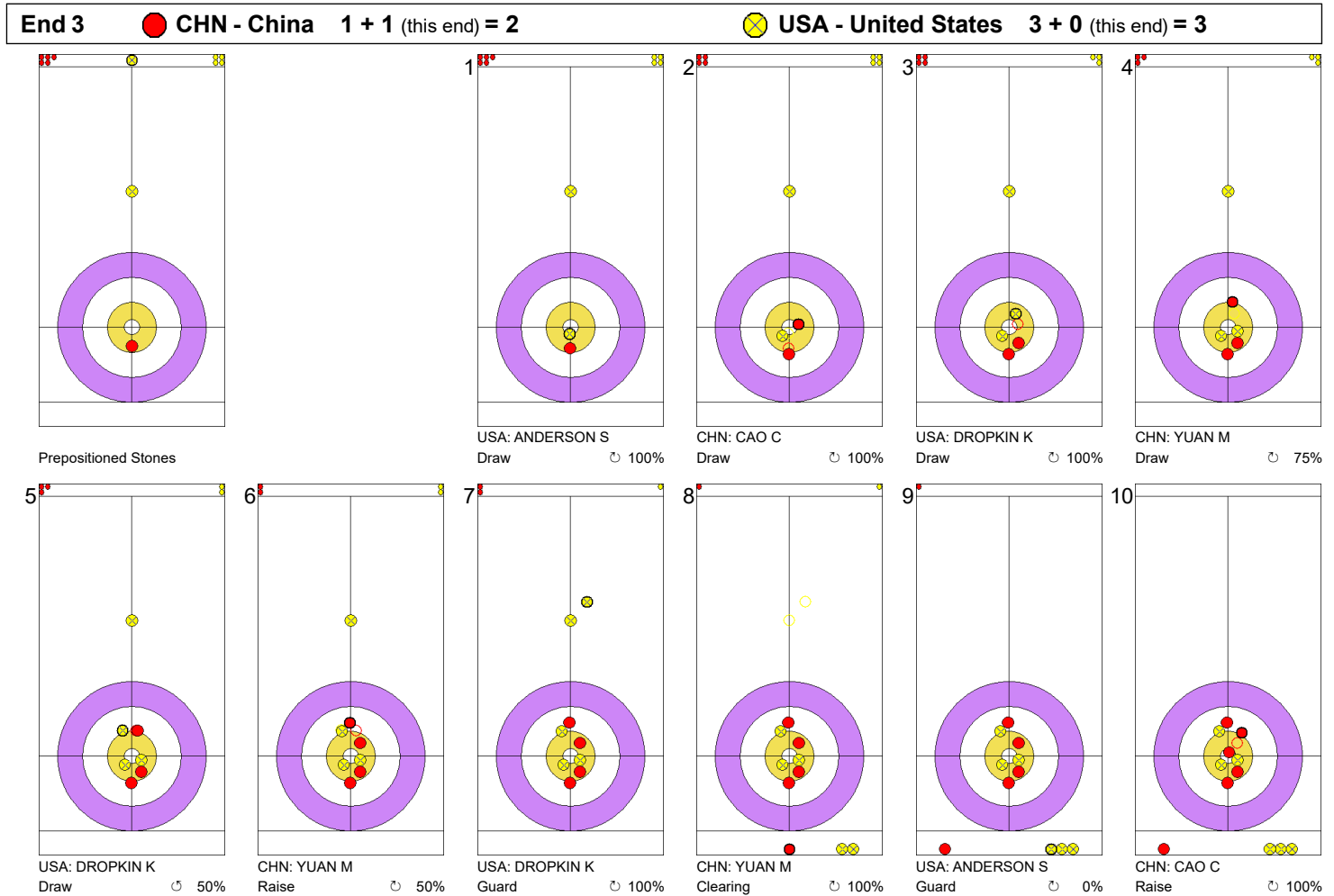
CHN: CAO C
Raise 0%



USA: ANDERSON S
Take-out 100%

Legend:
↻ Clockwise ↺ Counter-clockwise - Not considered

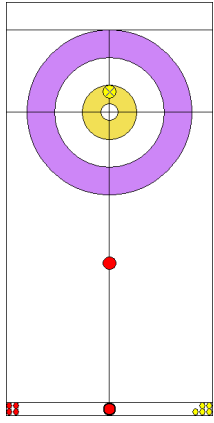
Game - Shot by Shot



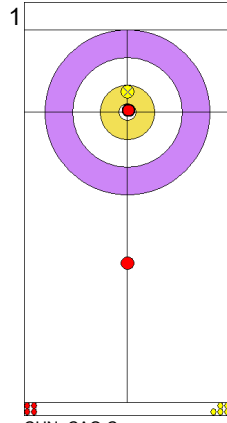
Legend:
 ⤵ Clockwise ⤴ Counter-clockwise - Not considered

Game - Shot by Shot

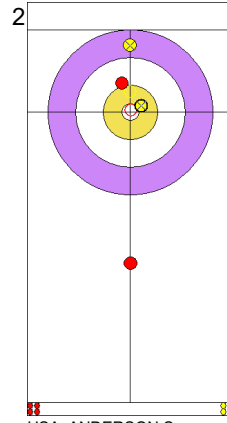
End 4 ● CHN - China 2 + 0 (this end) = 2 ⊗ USA - United States 3 + 2 (this end) = 5



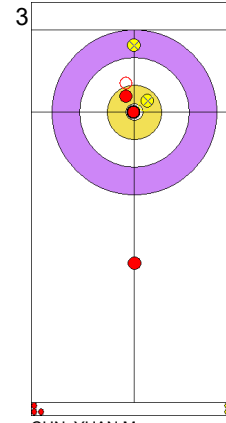
Prepositioned Stones



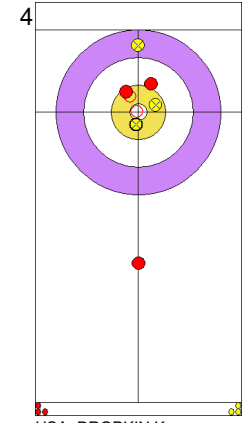
CHN: CAO C
Draw 100%



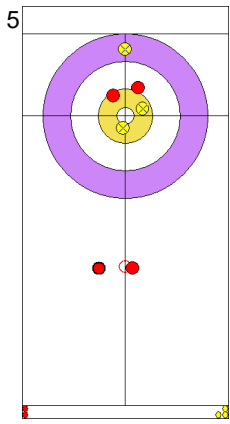
USA: ANDERSON S
Draw 100%



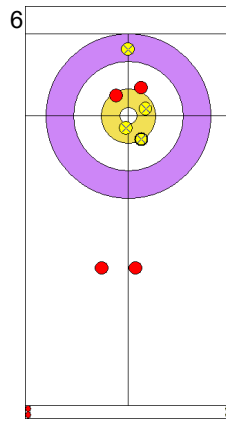
CHN: YUAN M
Draw 100%



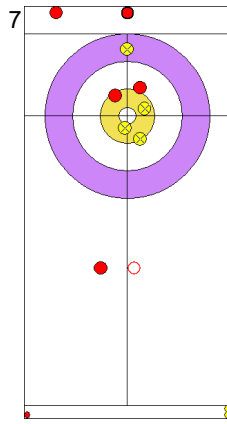
USA: DROPKIN K
Raise 100%



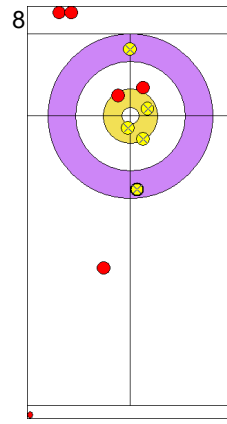
CHN: YUAN M
Guard 25%



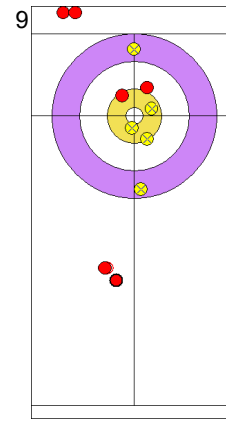
USA: DROPKIN K
Draw 100%



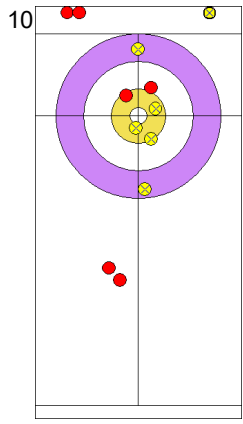
CHN: YUAN M
Clearing 100%



USA: DROPKIN K
Guard 100%



CHN: CAO C
Draw 0%

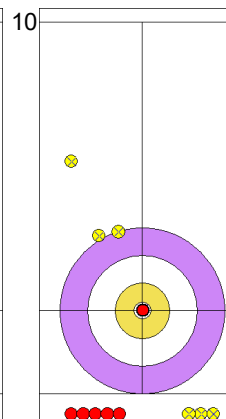
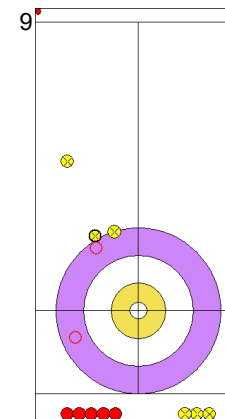
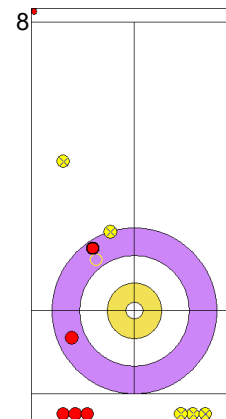
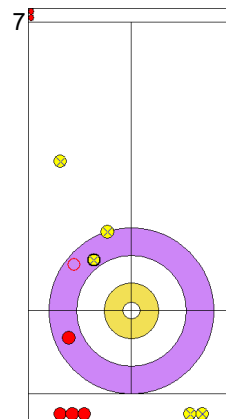
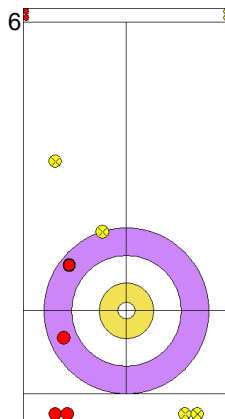
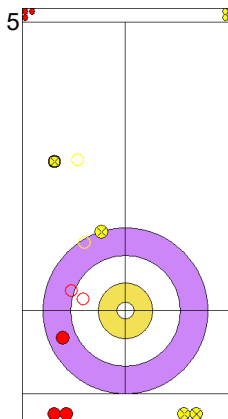
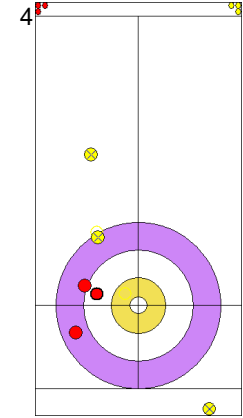
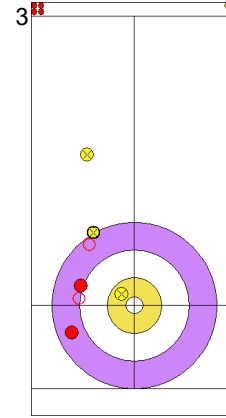
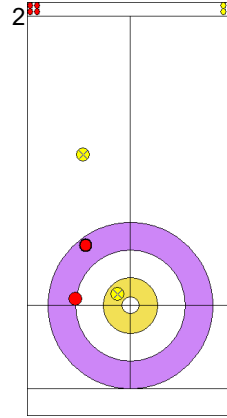
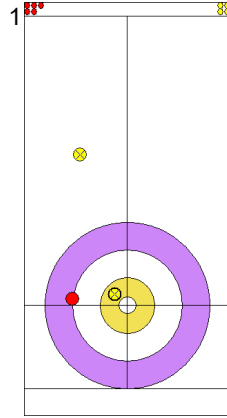
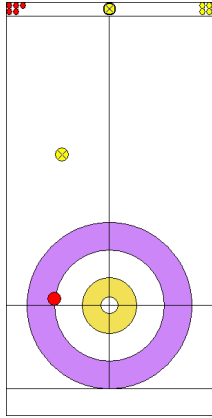


USA: ANDERSON S
Promotion Take-out 0%

Legend:
↻ Clockwise ↺ Counter-clockwise - Not considered

Game - Shot by Shot

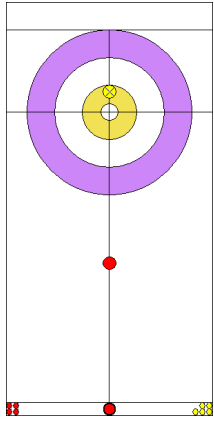
End 5 ● CHN - China 2 + 1 (this end) = 3 ● USA - United States 5 + 0 (this end) = 5



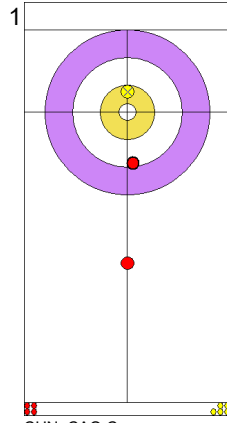
Legend:
 Clockwise
 Counter-clockwise
 - Not considered

Game - Shot by Shot

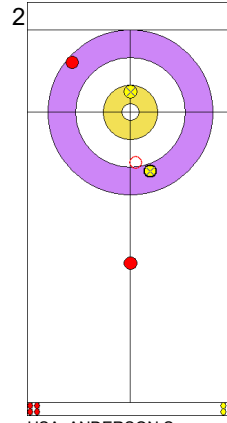
End 6 **● CHN - China 3 + 1 (this end) = 4** **⊗ USA - United States 5 + 0 (this end) = 5**



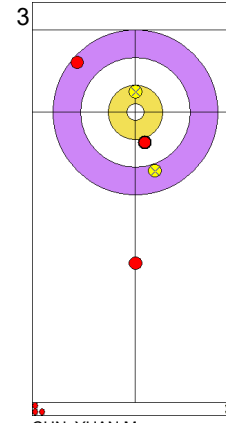
Prepositioned Stones



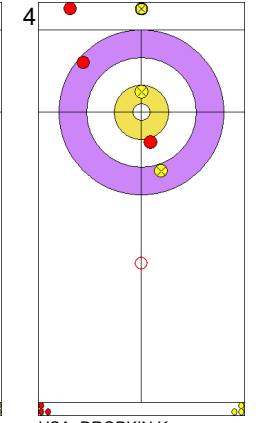
CHN: CAO C
Draw 75%



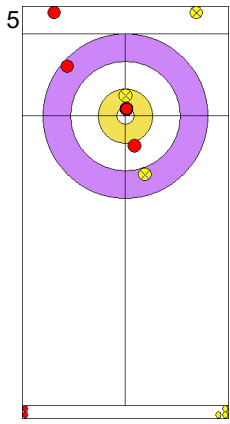
USA: ANDERSON S
Draw 50%



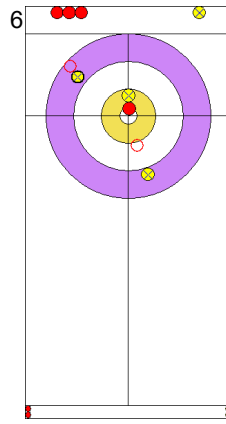
CHN: YUAN M
Draw 75%



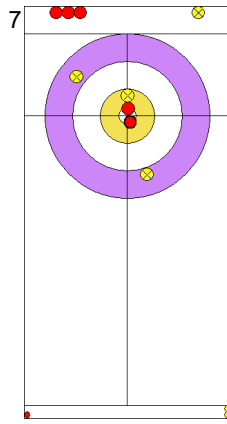
USA: DROPKIN K
Clearing 100%



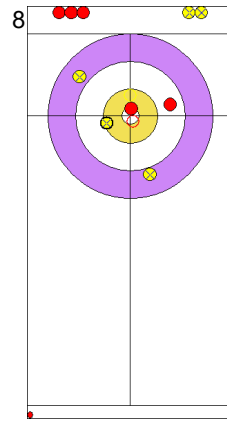
CHN: YUAN M
Draw 100%



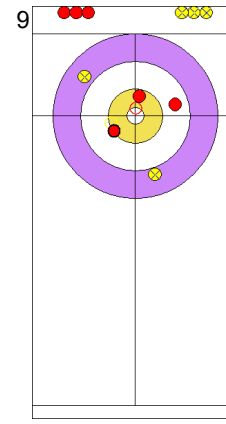
USA: DROPKIN K
Take-out 0%



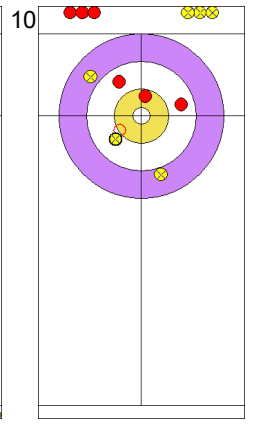
CHN: YUAN M
Draw 100%





USA: DROPKIN K
Double Take-out 75%



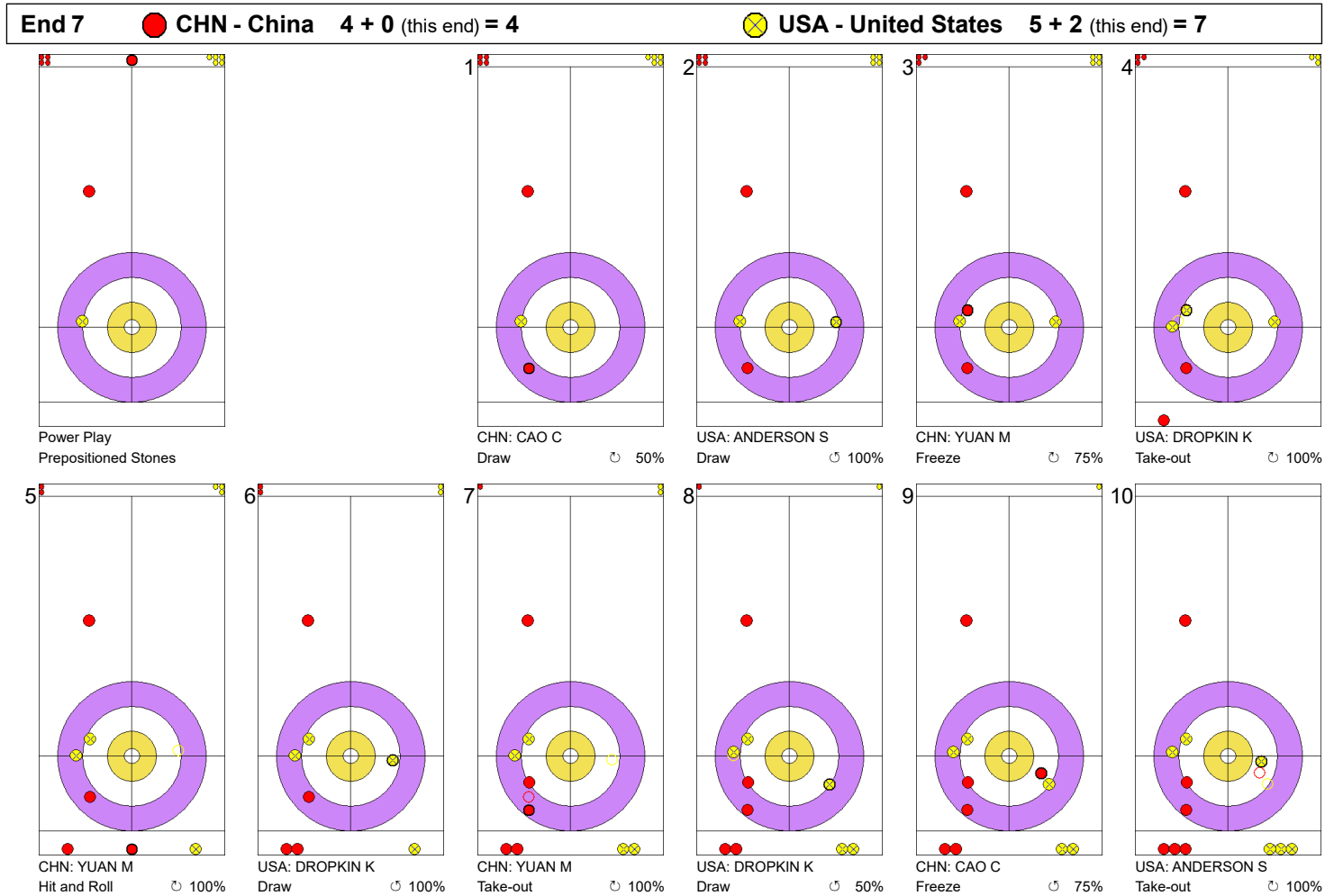
CHN: CAO C
Take-out 100%





USA: ANDERSON S
Draw 50%

Legend:
 Clockwise
  Counter-clockwise
 - Not considered

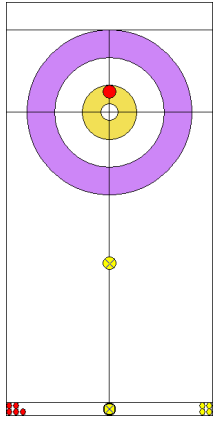
Game - Shot by Shot



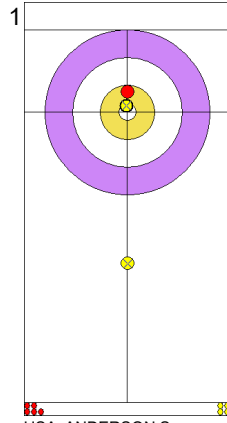
Legend:
 Clockwise
  Counter-clockwise
 - Not considered

Game - Shot by Shot

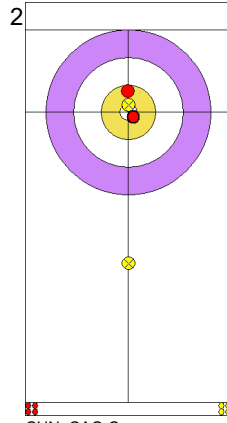
End 8 **● CHN - China 4 + 1 (this end) = 5** **⊗ USA - United States 7 + 0 (this end) = 7**



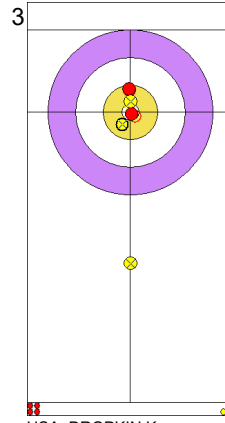
Prepositioned Stones



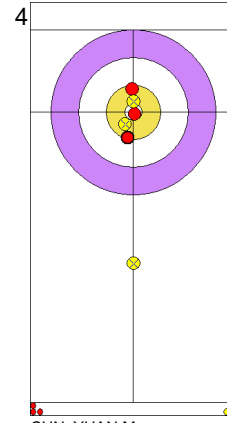
USA: ANDERSON S
Draw



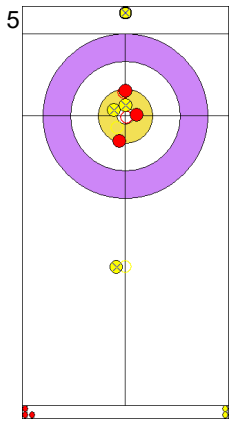
CHN: CAO C
Draw



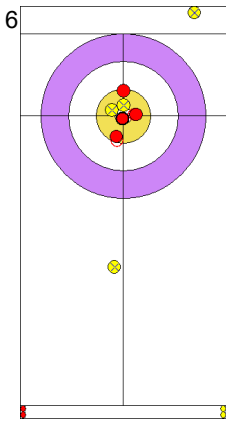
USA: DROPKIN K
Draw



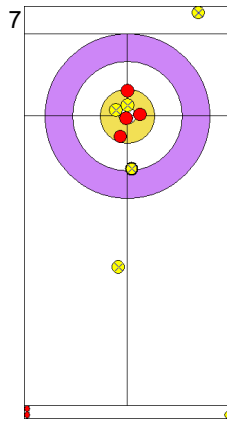
CHN: YUAN M
Raise



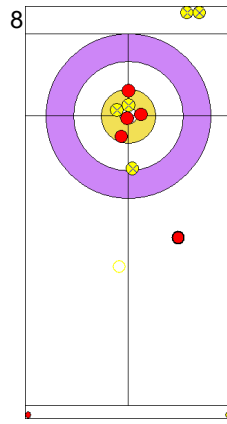
USA: DROPKIN K
Take-out



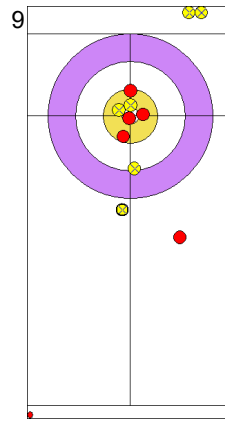
CHN: YUAN M
Draw



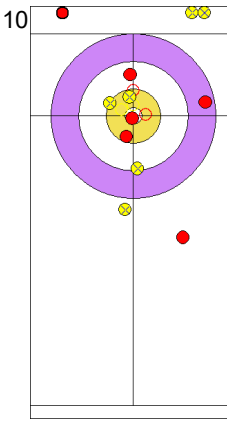
USA: DROPKIN K
Guard





CHN: YUAN M
Double Take-out



USA: ANDERSON S
Guard



CHN: CAO C
Double Take-out

Legend:
 Clockwise
  Counter-clockwise
 - Not considered

Session Results and Standings

Sheet	Round	Team	LSFE	1	2	3	4	5	6	7	8	Total	Points
A	MD5	RUS - Russia (Komarova/Goriachev)	*	0	0	0	0	0	1	X	X	1	0
		NOR - Norway (Skaslien/Nedregotten)		1	2	1	2	1	0	X	X	7	3
B	W4	SUI - Switzerland (Tirinzi)	*	1	0	0	2	0	1	3	0	7	3
		RUS - Russia (Sidorova)		0	2	0	0	1	0	0	2	5	0
C	MD5	SUI2 - Switzerland (Perret/Rios)	*	0	0	0	0	2	0	1	X	3	0
		CAN2 - Canada (Sahaidak/Lott)		1	1	1	1	0	1	0	X	5	3
D	W4	SWE - Sweden (Hasselborg)	*	0	5	0	1	1	0	1	X	8	3
		KOR - Korea (Kim)		0	0	2	0	0	2	0	X	4	0
E	MD5	SUI1 - Switzerland (Jaeggi/Michel)	*	2	4	2	0	1	1	X	X	10	3
		CHN - China (Cao/Yuan)		0	0	0	1	0	0	X	X	1	0

Women's Current Standings

Group-A				Group-B			
Rank	Team	Games	Points	Rank	Team	Games	Points
1	CAN - Canada (Jones)	4	10	1	SUI - Switzerland (Tirinzi)	4	12 Q
2	JPN - Japan (Fujisawa)	4	7	2	RUS - Russia (Sidorova)	4	6
3	CHN - China (Jiang)	4	6	3	KOR - Korea (Kim)	4	3
4	USA - United States (Roth)	4	1	3	SWE - Sweden (Hasselborg)	4	3

Men's Current Standings

Group-A				Group-B			
Rank	Team	Games	Points	Rank	Team	Games	Points
1	SWE - Sweden (Edin)	4	9	1	SCO - Scotland (Paterson)	4	9
2	CHN - China (Zou)	4	6	1	SUI - Switzerland (Schwaller)	4	9
3	USA - United States (Shuster)	4	5	3	CAN2 - Canada (Koe)	4	6
4	CAN1 - Canada (Dunstone)	4	4	4	NOR - Norway (Ulsrud)	4	0

Mixed Doubles Current Standings

Group-A				Group-B			
Rank	Team	Games	Points	Rank	Team	Games	Points
1	CAN1 - Canada (Walker/Muyres)	5	11	1	NOR - Norway (Skaslien/Nedregotten)	5	13 Q
2	USA - United States (Anderson/Dropkin)	5	9	2	CAN2 - Canada (Sahaidak/Lott)	5	8
3	SUI1 - Switzerland (Jaeggi/Michel)	5	7	3	SUI2 - Switzerland (Perret/Rios)	5	7
4	CHN - China (Cao/Yuan)	5	3	4	RUS - Russia (Komarova/Goriachev)	5	2

Note:

Under WCF rules, tie-breaking rules for standings are not applied until after the last game of the round robin.

Legend:

Power Play LSFE(*) Last Stone First End MDn Mixed Doubles round n
 Qualified for the final Wn Women's round n X Unplayed/unfinished end due to concession

Game Results

Sheet	Game	Team	LSFE	1	2	3	4	5	6	7	8	Total	Points
A	5	RUS - Russia (Komarova/Goriachev)	*	0	0	0	0	0	1	X	X	1	0
	5	NOR - Norway (Skaslien/Nedregotten)		1	2	1	2	1	0	X	X	7	3

RUS - Russia		Shot Success	
		Game	All
F	KOMAROVA Maria	48%	63%
M	GORIACHEV Daniil	53%	71%
Team Total		51%	67%

NOR - Norway		Shot Success	
		Game	All
F	SKASLIEN Kristin	94%	74%
M	NEDREGOTTEN Magnus	69%	87%
Team Total		79%	82%

Power Play: End 4

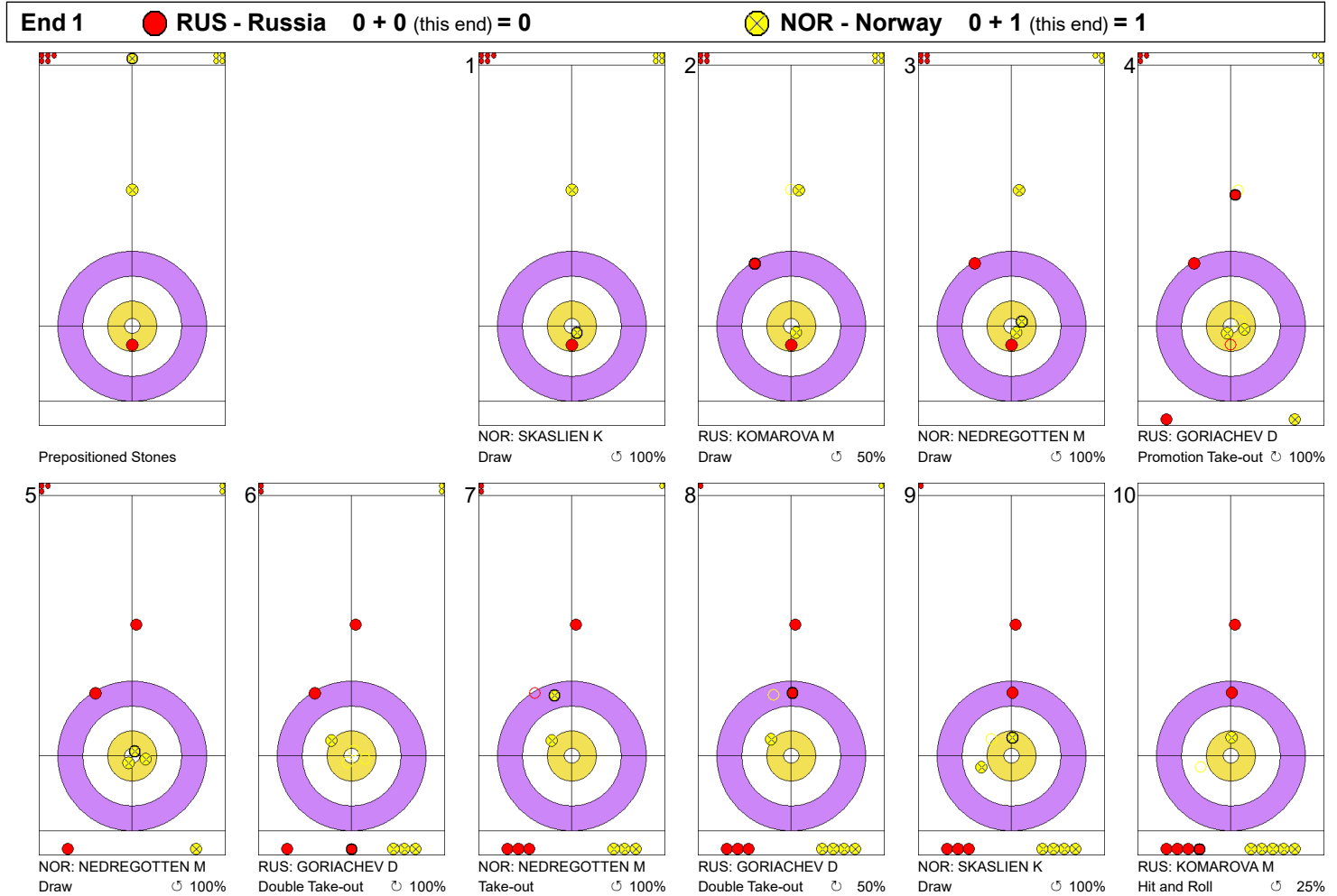
RUS - Russia		↻	↺	Game
F	KOMAROVA Maria	Draws	2 100%	5 60% 7 71%
		Take-outs	3 17%	2 13% 5 15%
		Total	5 50%	7 46% 12 48%
M	GORIACHEV Daniil	Draws	5 60%	3 50% 8 56%
		Take-outs	9 56%	1 0% 10 50%
		Total	14 57%	4 38% 18 53%
Team		Draws	7 71%	8 56% 15 63%
		Take-outs	12 46%	3 8% 15 38%
		Total	19 55%	11 43% 30 51%

NOR - Norway		↻	↺	Game
F	SKASLIEN Kristin	Draws	3 83%	9 97% 12 94%
		Take-outs	0 -	0 - 0 -
		Total	3 83%	9 97% 12 94%
M	NEDREGOTTEN Magnus	Draws	4 75%	9 78% 13 77%
		Take-outs	2 0%	3 83% 5 50%
		Total	6 50%	12 79% 18 69%
Team		Draws	7 79%	18 88% 25 85%
		Take-outs	2 0%	3 83% 5 50%
		Total	9 61%	21 87% 30 79%

Note:
Team members are identified as follows:
F = Female, M = Male

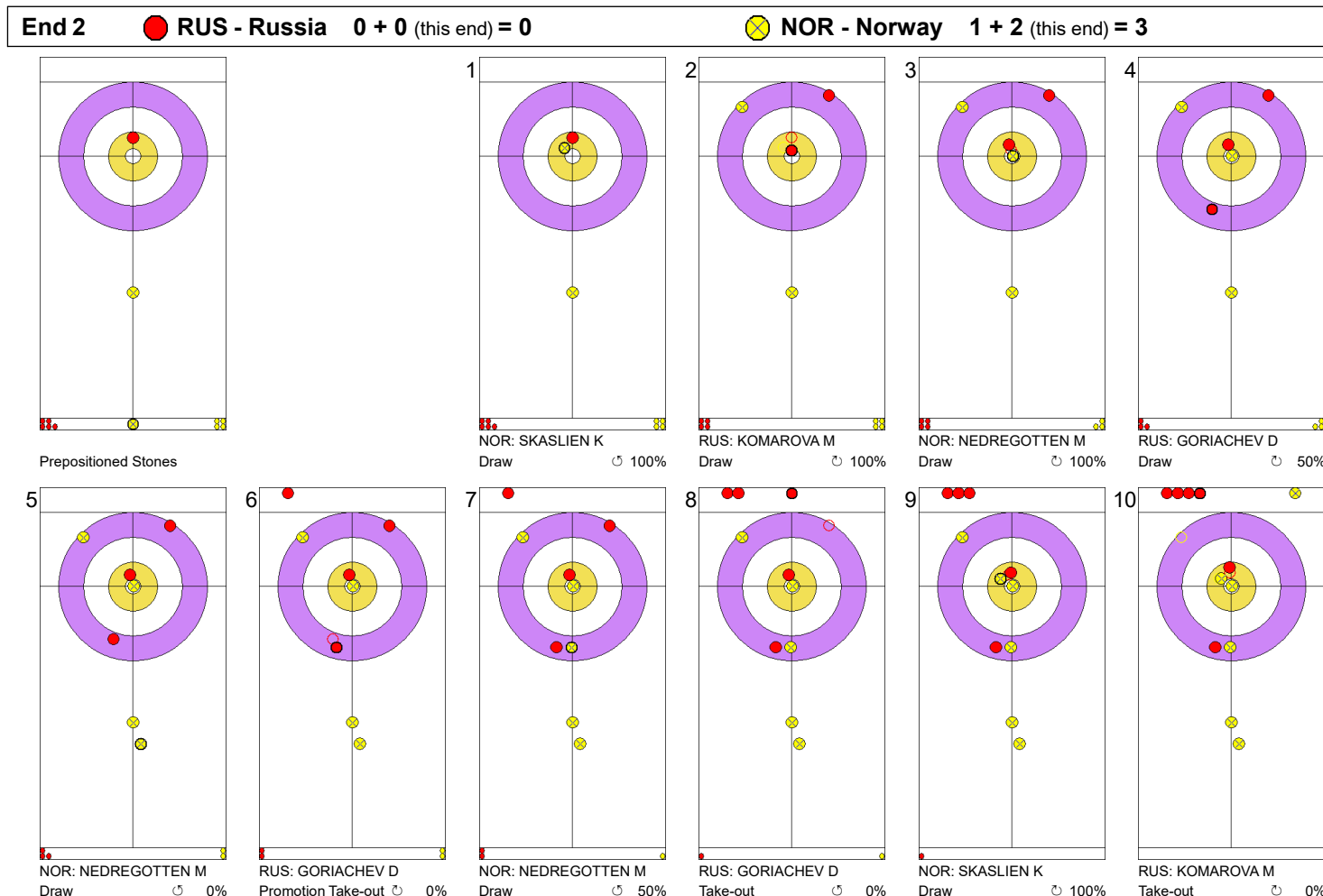
Legend:
 Power Play ↻ Clockwise ↺ Counter-clockwise
 LSFE(*) Last Stone First End X Unplayed/unfinished end due to concession

Game - Shot by Shot



Legend:
 ↻ Clockwise ↺ Counter-clockwise - Not considered

Game - Shot by Shot



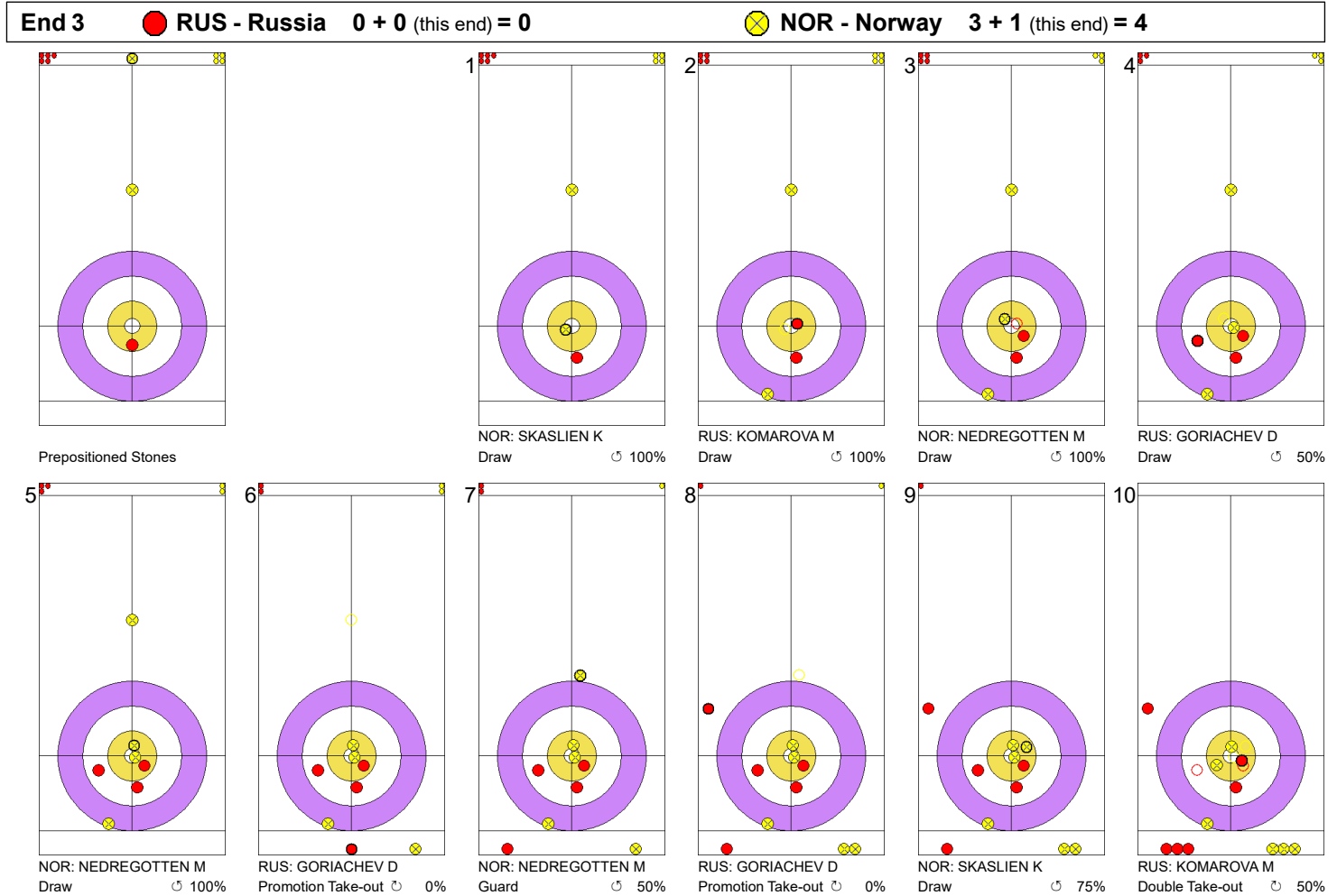
Legend:



↻ Clockwise

↻ Counter-clockwise

- Not considered

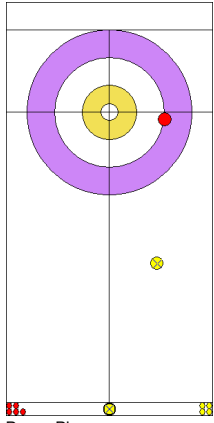
Game - Shot by Shot



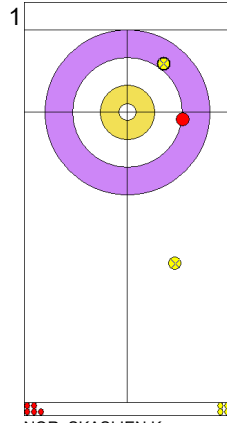
Legend:
 Clockwise
  Counter-clockwise
 - Not considered

Game - Shot by Shot

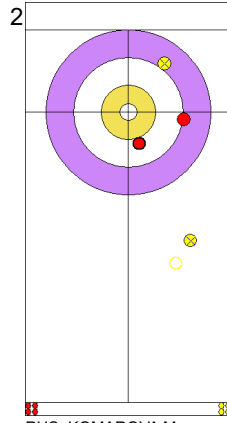
End 4 ● RUS - Russia 0 + 0 (this end) = 0 ⊗ NOR - Norway 4 + 2 (this end) = 6



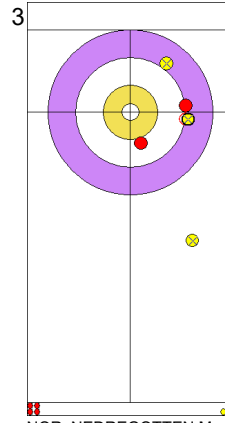
Power Play
Prepositioned Stones



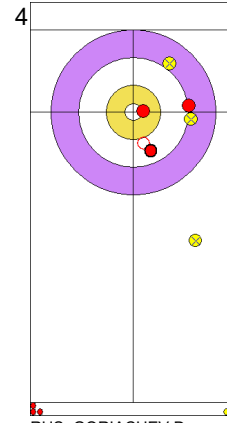
NOR: SKASLIEN K
Draw ⊕ 100%



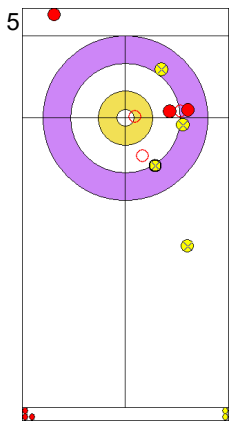
RUS: KOMAROVA M
Take-out ⊖ 0%



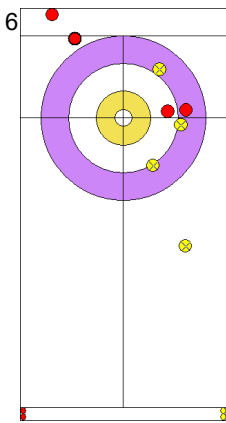
NOR: NEDREGOTTEN M
Draw ⊕ 100%



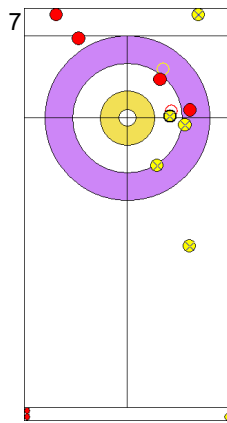
RUS: GORIACHEV D
Draw ⊖ 50%



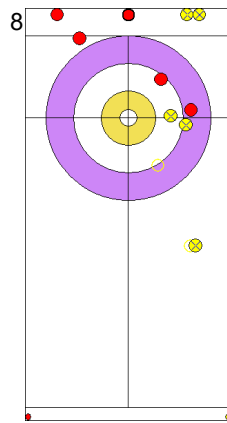
NOR: NEDREGOTTEN M
Double Take-out ⊖ 50%



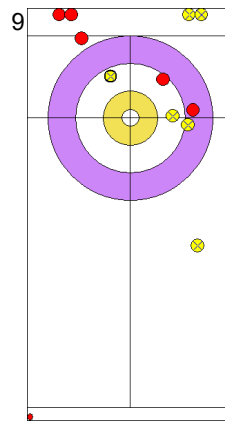
RUS: GORIACHEV D
Draw ⊖ 0%



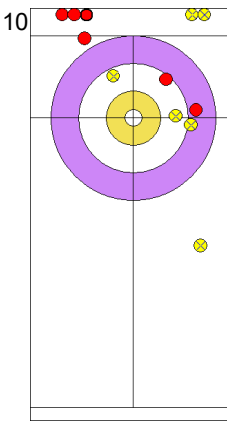
NOR: NEDREGOTTEN M
Hit and Roll ⊖ 0%



RUS: GORIACHEV D
Double Take-out ⊖ 50%



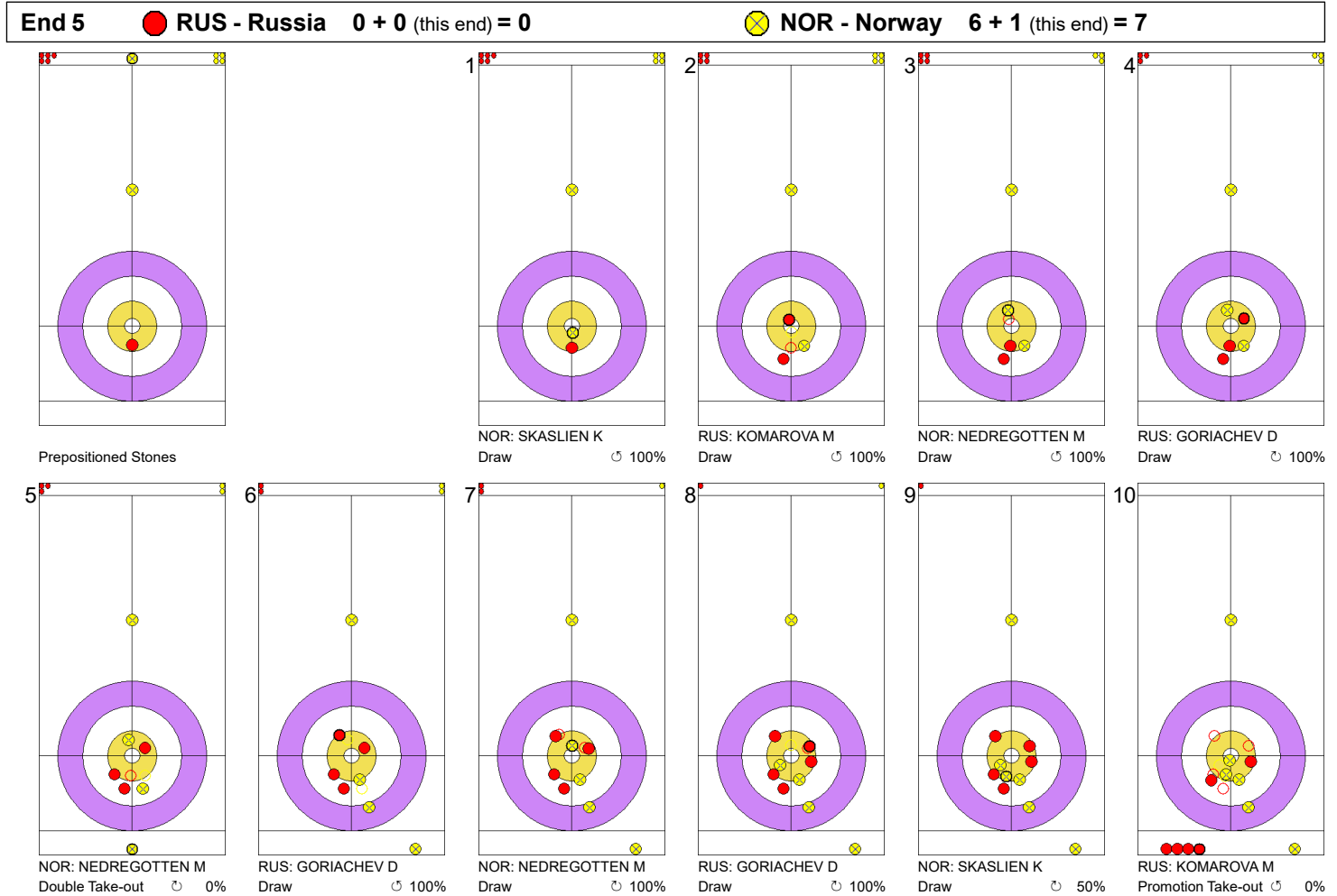
NOR: SKASLIEN K
Draw ⊕ 100%





RUS: KOMAROVA M
Draw ⊖ 0%

Legend:
 ⊕ Clockwise ⊖ Counter-clockwise - Not considered

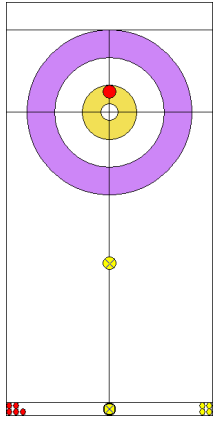
Game - Shot by Shot



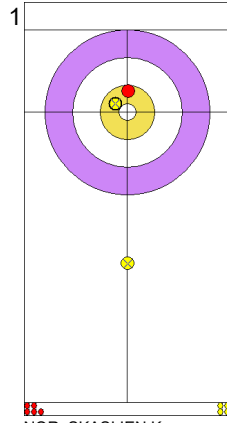
Legend:
 Clockwise
  Counter-clockwise
 - Not considered

Game - Shot by Shot

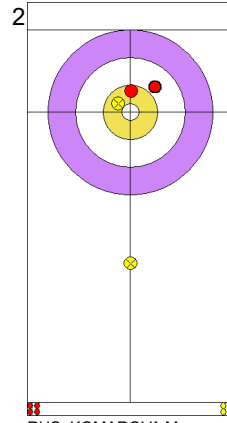
End 6 ● RUS - Russia 0 + 1 (this end) = 1 ⊗ NOR - Norway 7 + 0 (this end) = 7



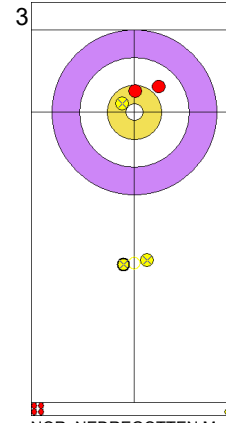
Prepositioned Stones



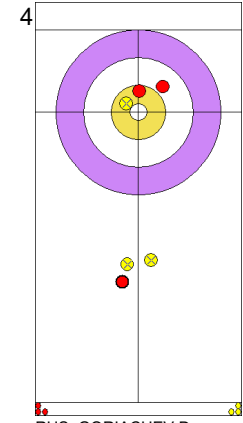
NOR: SKASLIEN K
Draw ⌚ 100%



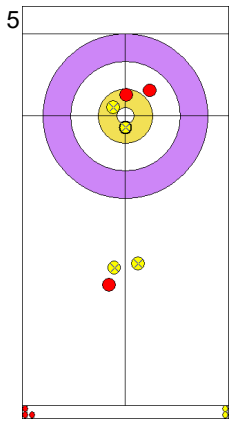
RUS: KOMAROVA M
Draw ⌚ 50%



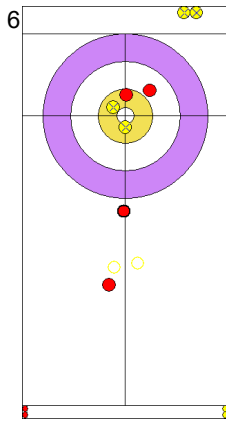
NOR: NEDREGOTTEN M
Draw ⌚ 0%



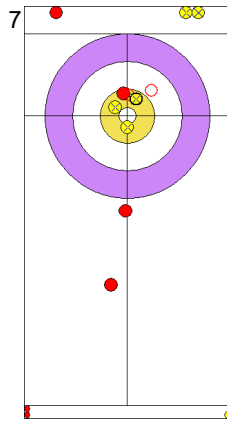
RUS: GORIACHEV D
Draw ⌚ 0%



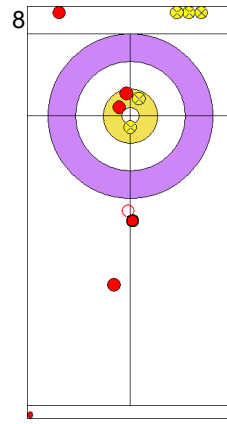
NOR: NEDREGOTTEN M
Draw ⌚ 100%



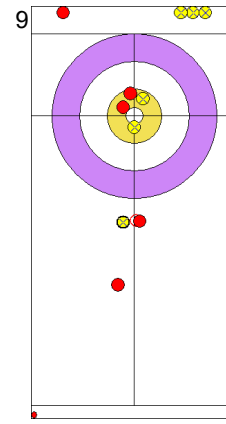
RUS: GORIACHEV D
Double Take-out ⌚ 100%



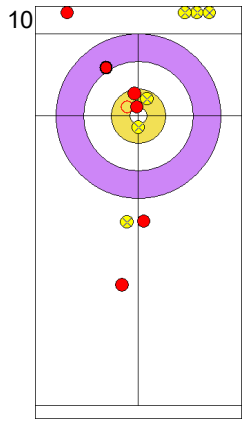
NOR: NEDREGOTTEN M
Take-out ⌚ 100%



RUS: GORIACHEV D
Promotion Take-out ⌚ 100%



NOR: SKASLIEN K
Guard ⌚ 100%



RUS: KOMAROVA M
Raise ⌚ 100%

Legend:
⌚ Clockwise ⌚ Counter-clockwise - Not considered

Game Results

Sheet	Game	Team	LSFE	1	2	3	4	5	6	7	8	Total	Points
C	5	SUI2 - Switzerland (Perret/Rios)	*	0	0	0	0	2	0	1	X	3	0
	5	CAN2 - Canada (Sahaidak/Lott)		1	1	1	1	0	1	0	X	5	3

SUI2 - Switzerland 2		Shot Success	
		Game	All
F	PERRET Jenny	55%	65%
M	RIOS Martin	68%	71%
Team Total		63%	68%

CAN2 - Canada 2		Shot Success	
		Game	All
F	SAHAIDAK Kadriana	70%	63%
M	LOTT Colton	80%	81%
Team Total		76%	74%

Power Play: End 5

Power Play: End 8

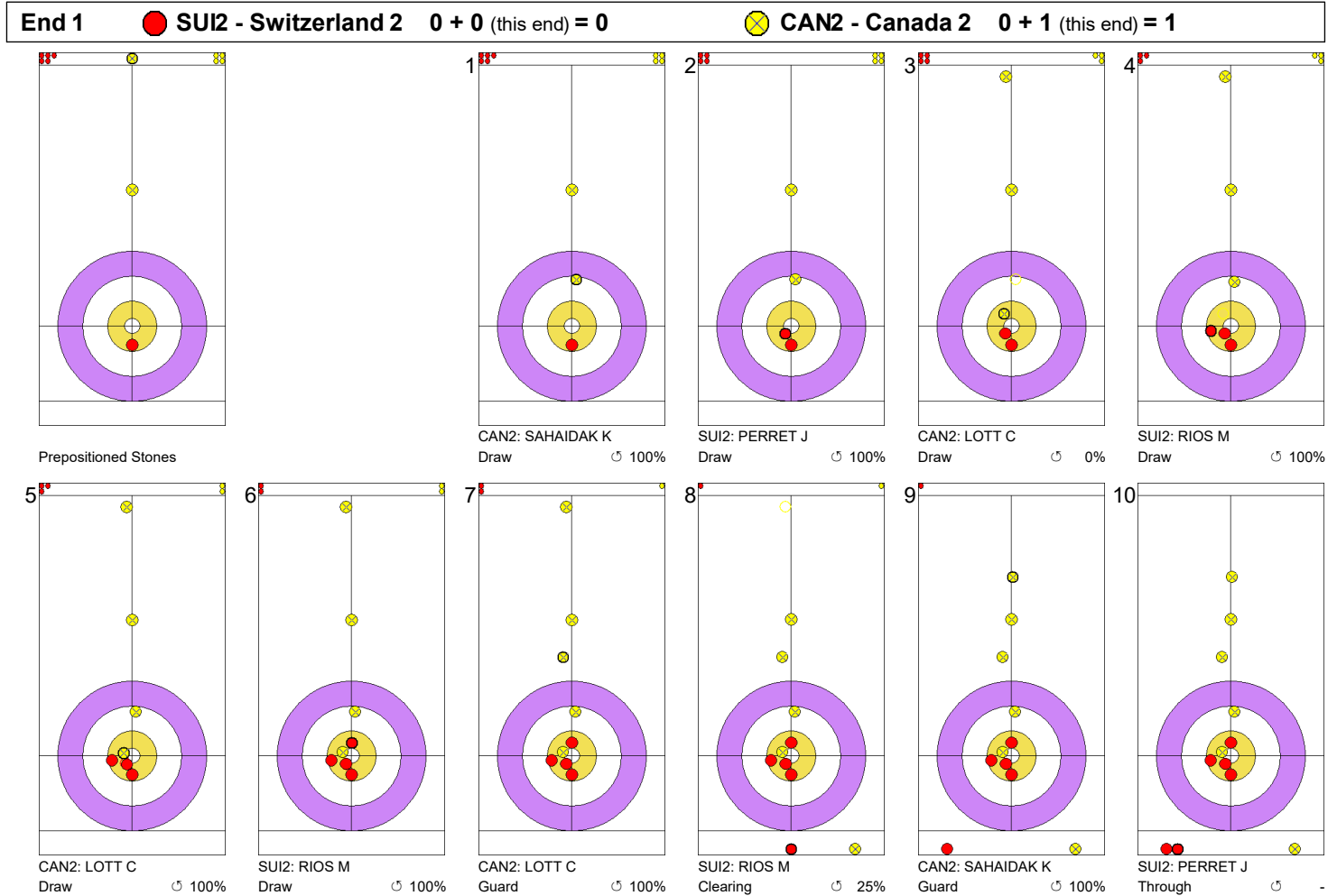
SUI2 - Switzerland 2		↻	↺	Game	
F	PERRET Jenny	Draws	4 69%	7 71%	11 70%
		Take-outs	2 0%	1 0%	3 0%
		Total	6 46%	8 63%	14 55%
M	RIOS Martin	Draws	11 64%	7 86%	18 72%
		Take-outs	2 50%	4 56%	6 54%
		Total	13 62%	11 75%	24 68%
Team		Draws	15 65%	14 79%	29 72%
		Take-outs	4 25%	5 45%	9 36%
		Total	19 57%	19 70%	38 63%



CAN2 - Canada 2		↻	↺	Game	
F	SAHAIDAK Kadriana	Draws	6 67%	6 100%	12 83%
		Take-outs	0 -	3 17%	3 17%
		Total	6 67%	9 72%	15 70%
M	LOTT Colton	Draws	6 79%	10 70%	16 73%
		Take-outs	4 88%	4 100%	8 94%
		Total	10 83%	14 79%	24 80%
Team		Draws	12 73%	16 81%	28 78%
		Take-outs	4 88%	7 64%	11 73%
		Total	16 77%	23 76%	39 76%

Note:
Team members are identified as follows:
F = Female, M = Male

Legend:
 Power Play ↻ Clockwise ↺ Counter-clockwise
 LSFE(*) Last Stone First End X Unplayed/unfinished end due to concession

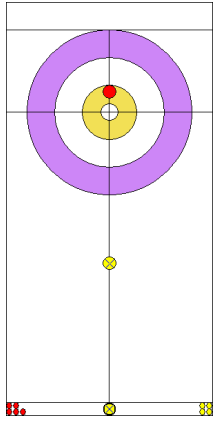
Game - Shot by Shot



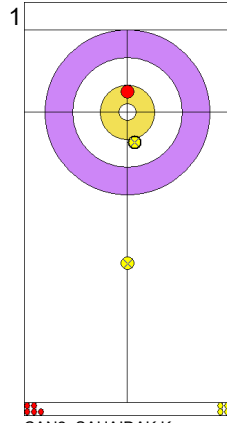
Legend:
 Clockwise
  Counter-clockwise
 - Not considered

Game - Shot by Shot

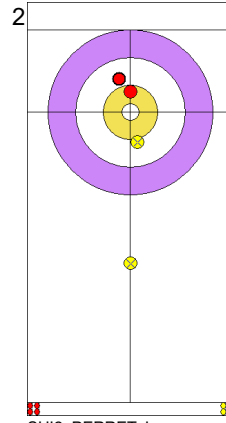
End 2 ● SUI2 - Switzerland 2 0 + 0 (this end) = 0 ● CAN2 - Canada 2 1 + 1 (this end) = 2



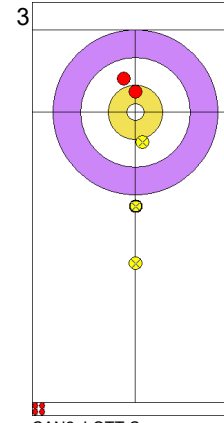
Prepositioned Stones



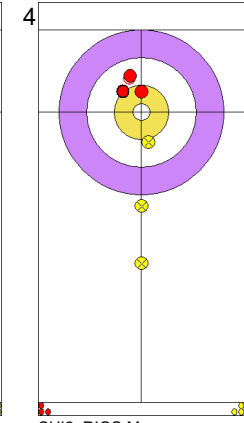
CAN2: SAHAIDAK K
Draw ⤵ 100%



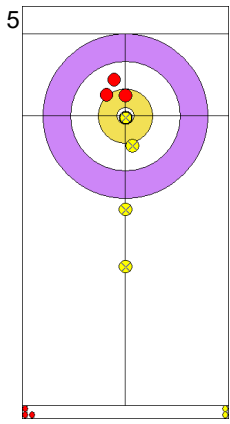
SUI2: PERRET J
Draw ⤵ 75%



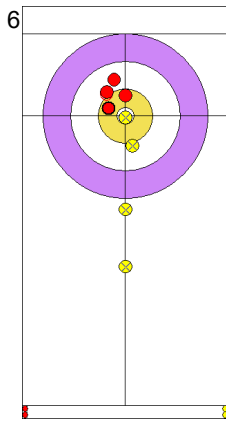
CAN2: LOTT C
Draw ⤵ 0%



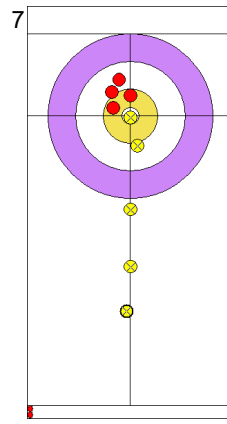
SUI2: RIOS M
Draw ⤵ 75%



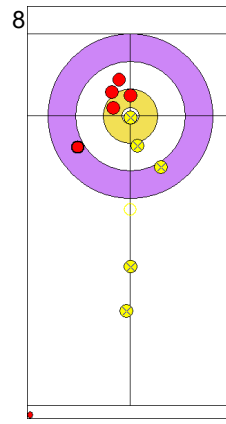
CAN2: LOTT C
Draw ⤵ 100%



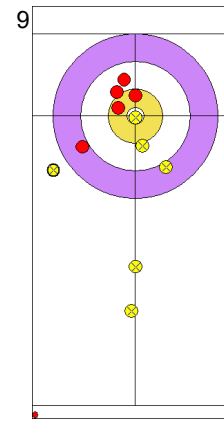
SUI2: RIOS M
Draw ⤵ 75%



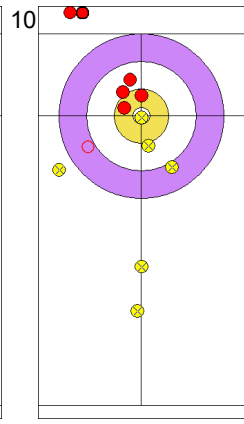
CAN2: LOTT C
Guard ⤵ 100%



SUI2: RIOS M
Wick / Soft Peeling ⤵ 0%



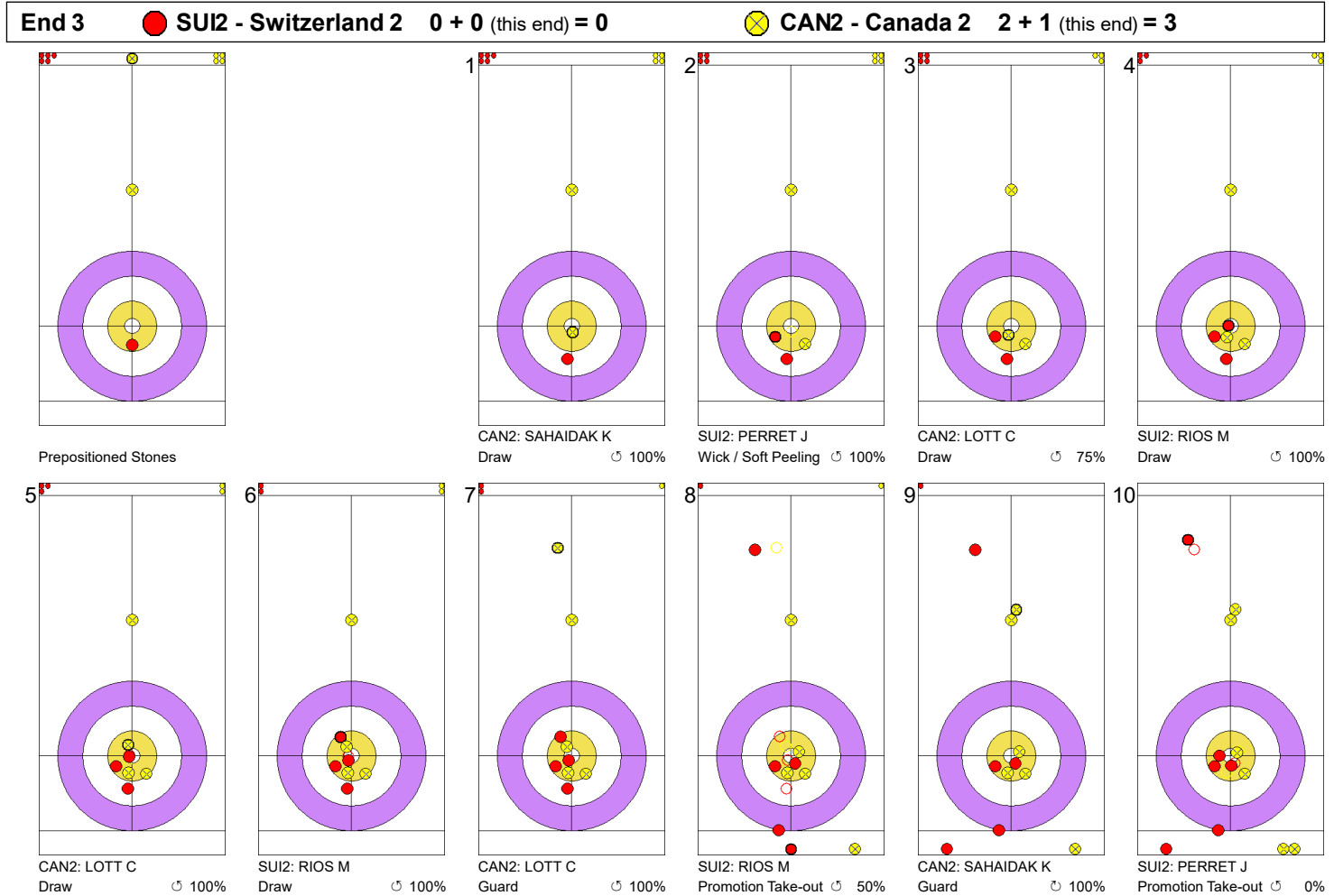
CAN2: SAHAIDAK K
Guard ⤵ 0%



SUI2: PERRET J
Hit and Roll ⤵ 0%

Legend:
 ⤵ Clockwise ⤴ Counter-clockwise - Not considered

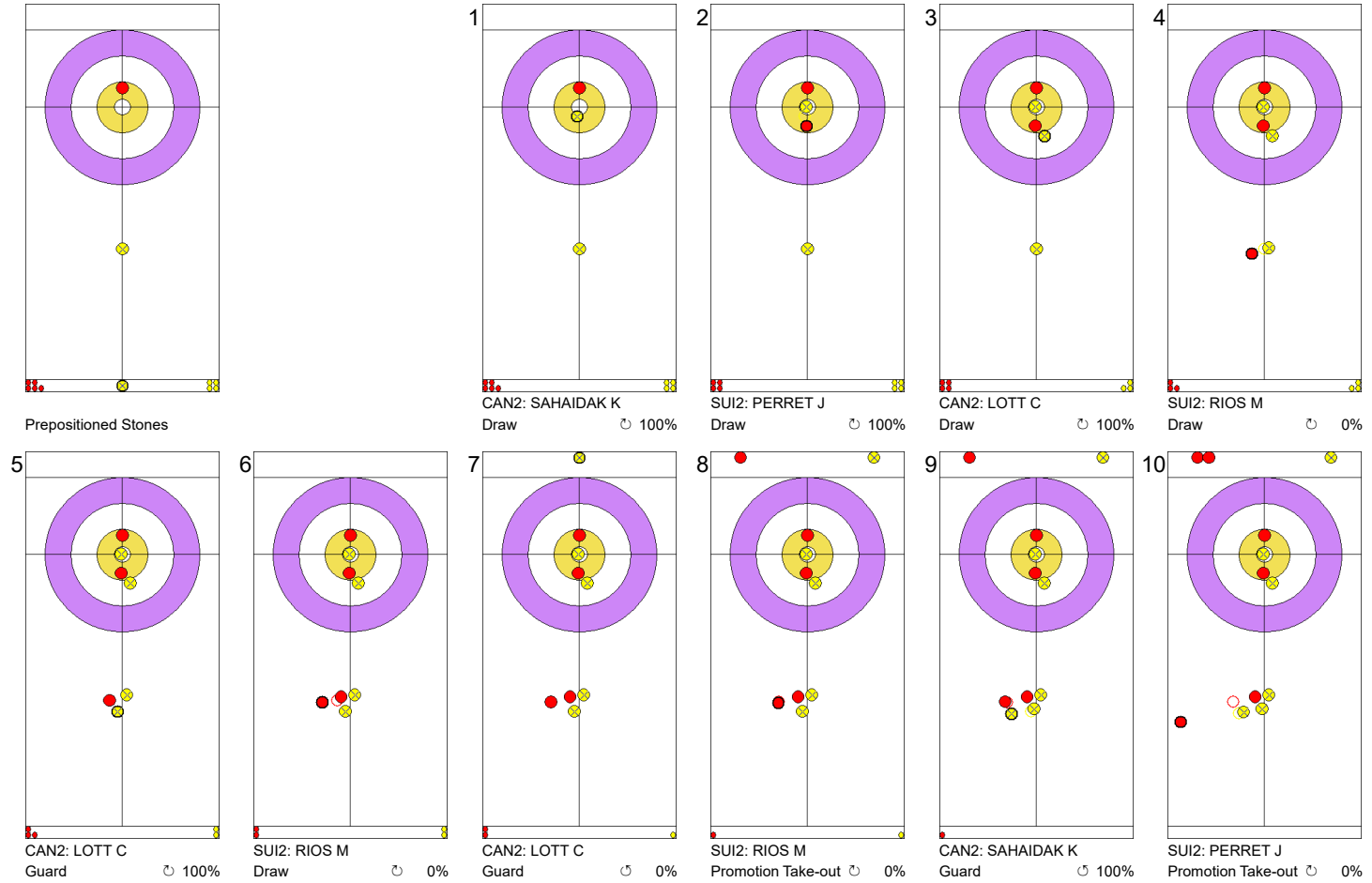
Game - Shot by Shot



Legend:
 Clockwise Counter-clockwise - Not considered

Game - Shot by Shot

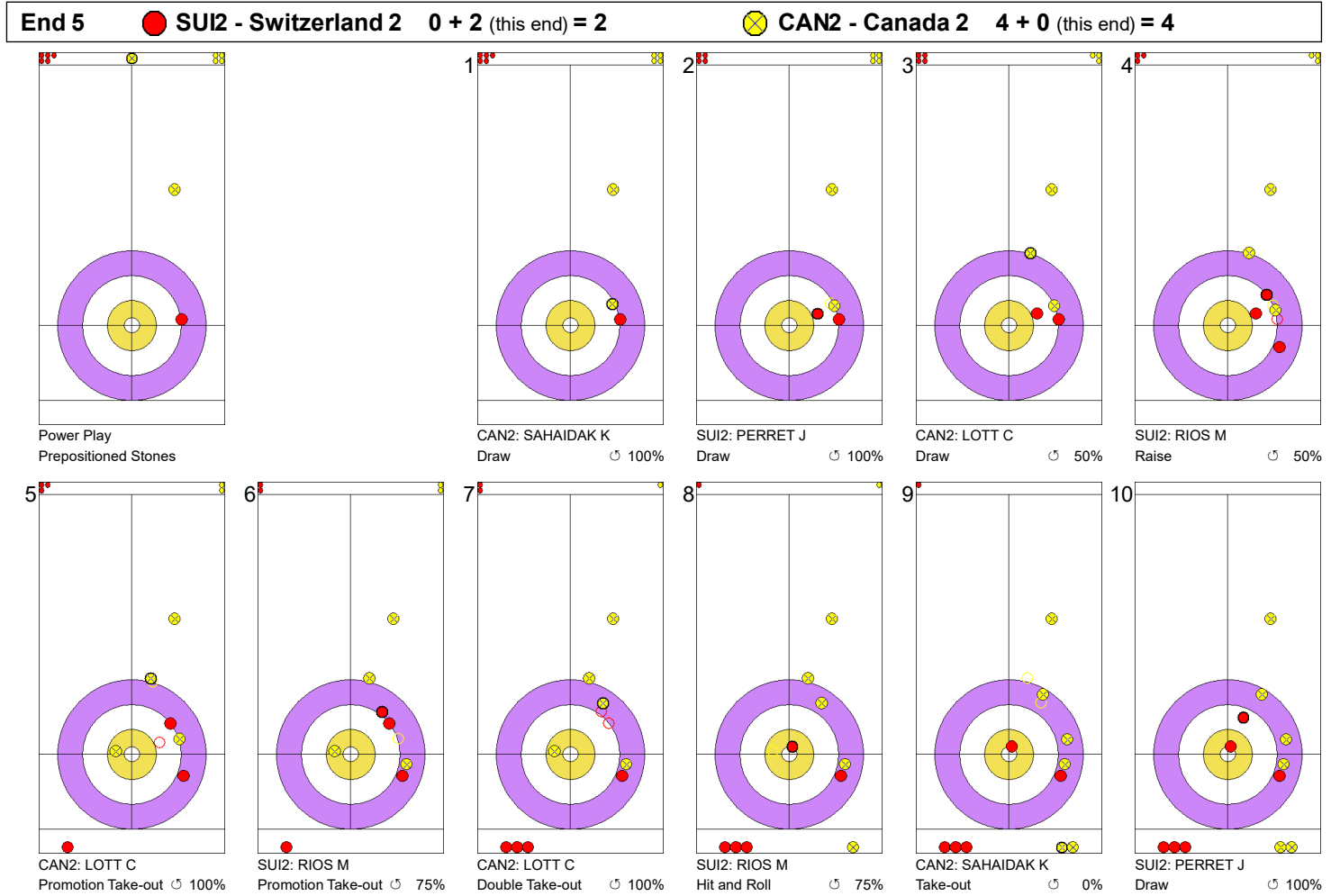
End 4 ● SUI2 - Switzerland 2 0 + 0 (this end) = 0 ⊗ CAN2 - Canada 2 3 + 1 (this end) = 4



Legend:
↻ Clockwise ↺ Counter-clockwise - Not considered

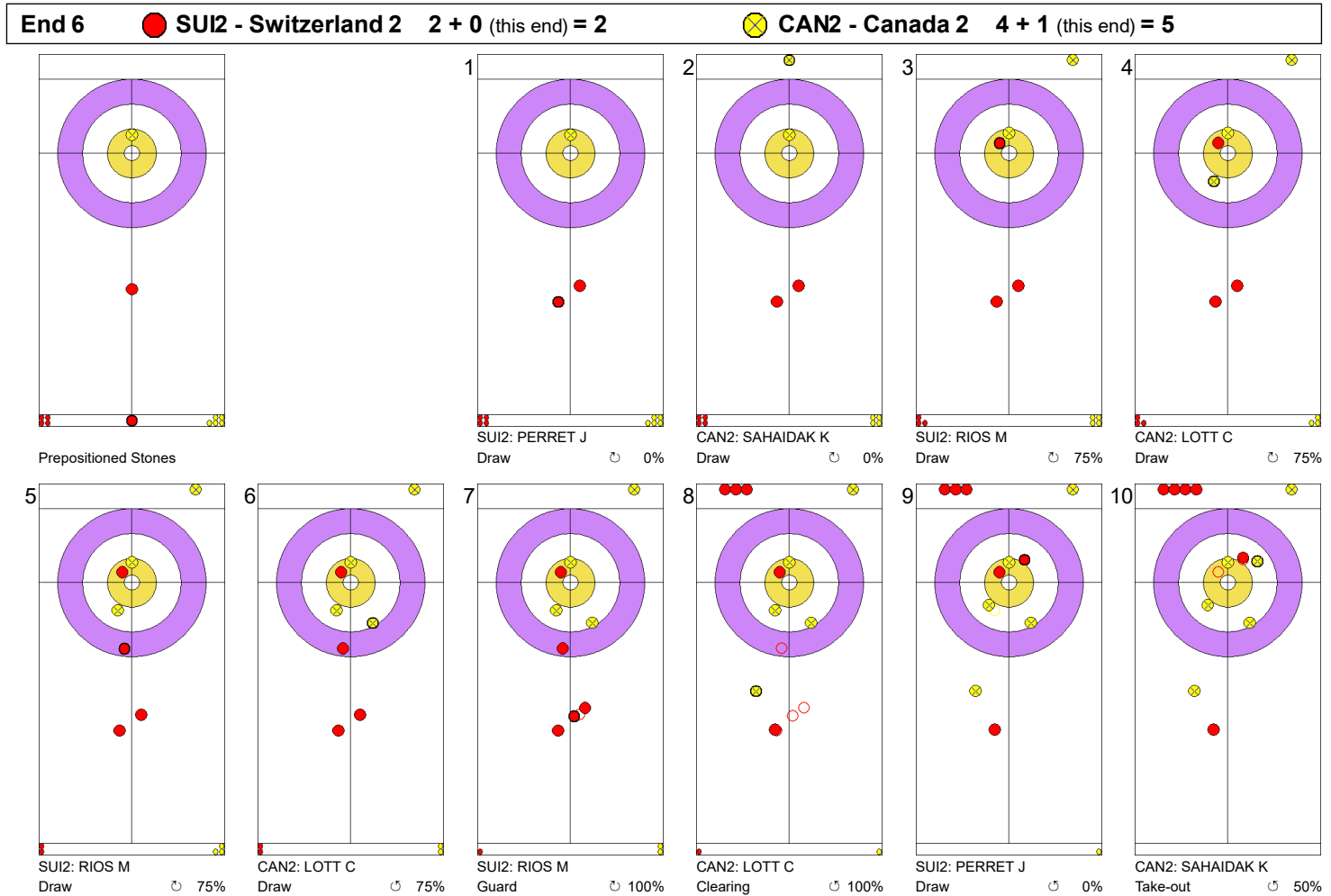




Game - Shot by Shot



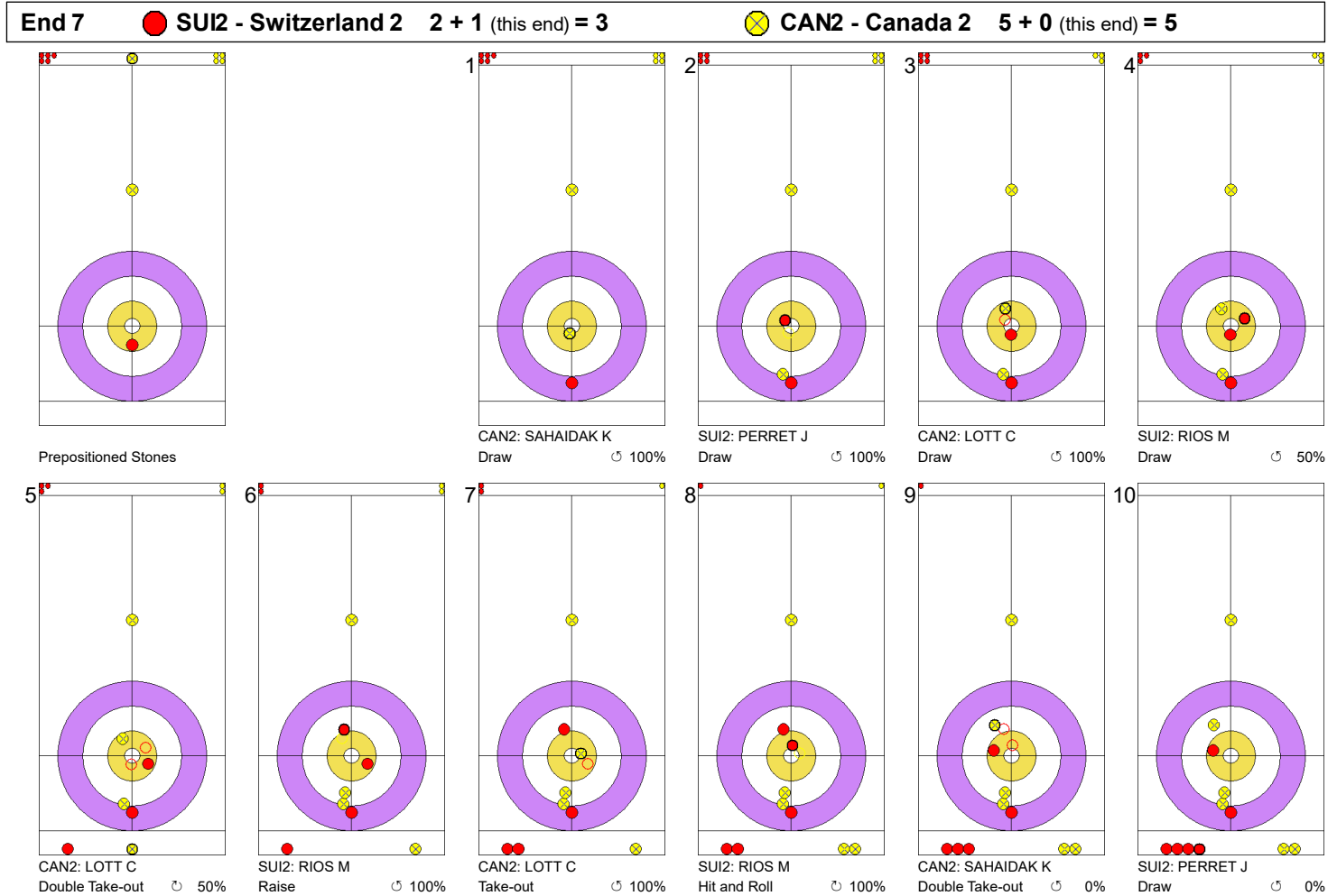
Legend:
 Clockwise Counter-clockwise - Not considered



Game - Shot by Shot



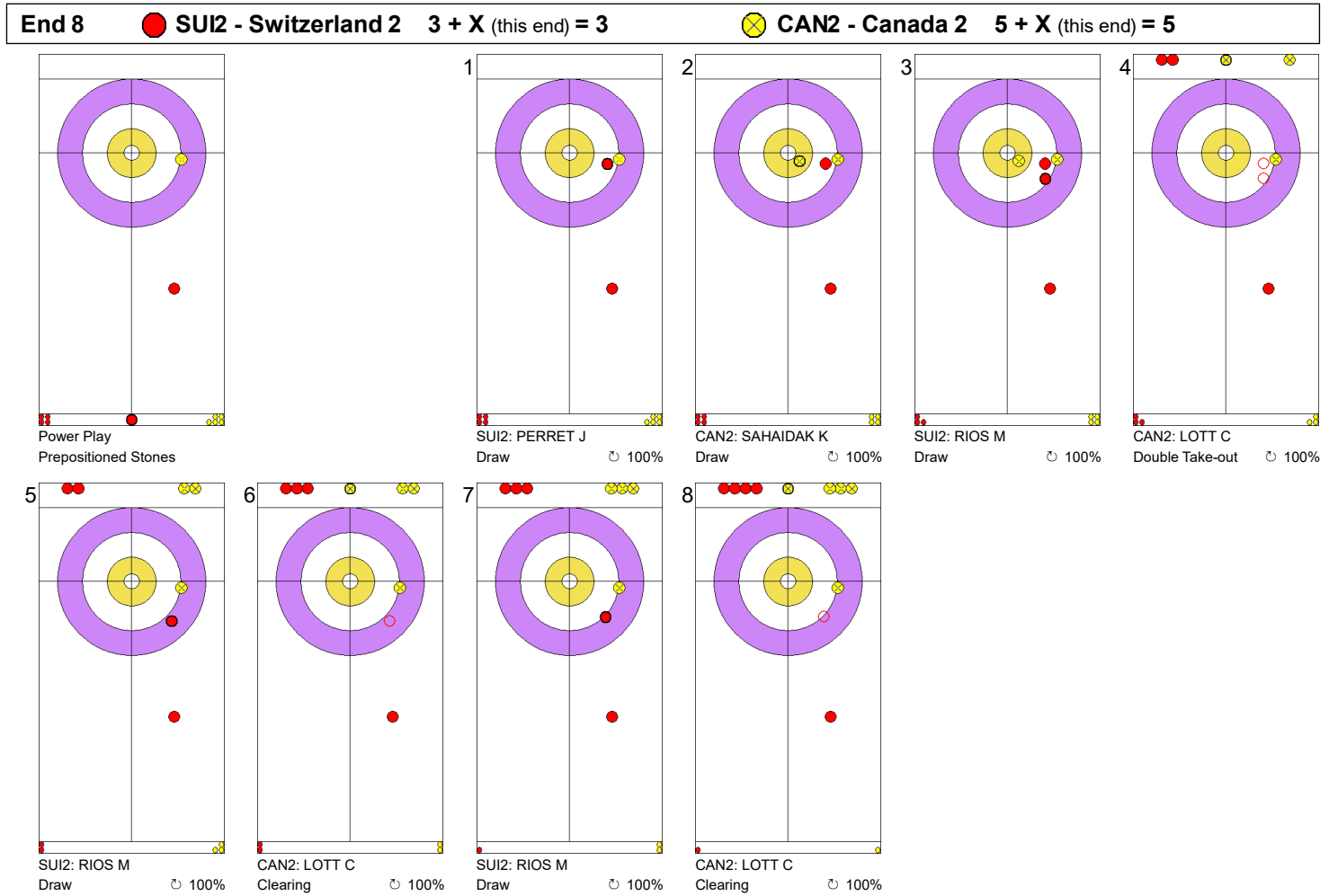
Legend:
 Clockwise
  Counter-clockwise
 - Not considered

Game - Shot by Shot



Legend:
 Clockwise
  Counter-clockwise
 - Not considered

Game - Shot by Shot



Legend:
 ↻ Clockwise ↺ Counter-clockwise - Not considered
 X Unfinished end due to concession

Game Results

Sheet	Game	Team	LSFE	1	2	3	4	5	6	7	8	Total	Points
E	5	SUI1 - Switzerland (Jaeggi/Michel)	*	2	4	2	0	1	1	X	X	10	3
	5	CHN - China (Cao/Yuan)		0	0	0	1	0	0	X	X	1	0

SUI1 - Switzerland 1		Shot Success	
		Game	All
F	JAEGGI Michele	73%	74%
M	MICHEL Sven	81%	76%
Team Total		78%	75%

CHN - China		Shot Success	
		Game	All
F	CAO Chang	65%	66%
M	YUAN Mingjie	81%	65%
Team Total		74%	66%

Power Play: End 4



SUI1 - Switzerland 1		↻	↺	Game	
F	JAEGGI Michele	Draws	8 88%	1 50%	9 83%
		Take-outs	1 100%	3 33%	4 50%
		Total	9 89%	4 38%	13 73%
M	MICHEL Sven	Draws	9 75%	3 75%	12 75%
		Take-outs	2 100%	3 92%	5 95%
		Total	11 80%	6 83%	17 81%
Team		Draws	17 81%	4 69%	21 79%
		Take-outs	3 100%	6 63%	9 75%
		Total	20 84%	10 65%	30 78%

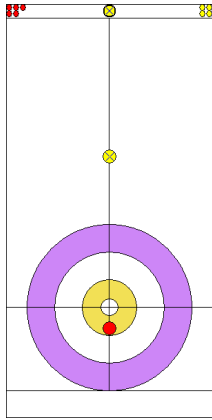
CHN - China		↻	↺	Game	
F	CAO Chang	Draws	9 61%	2 50%	11 59%
		Take-outs	2 100%	0 -	2 100%
		Total	11 68%	2 50%	13 65%
M	YUAN Mingjie	Draws	9 89%	5 70%	14 82%
		Take-outs	2 100%	1 25%	3 75%
		Total	11 91%	6 63%	17 81%
Team		Draws	18 75%	7 64%	25 72%
		Take-outs	4 100%	1 25%	5 85%
		Total	22 80%	8 59%	30 74%

Note:
Team members are identified as follows:
F = Female, M = Male

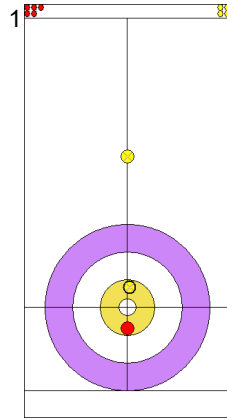
Legend:
 Power Play ↻ Clockwise ↺ Counter-clockwise
 LSFE(*) Last Stone First End X Unplayed/unfinished end due to concession

Game - Shot by Shot

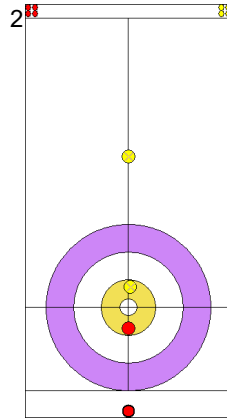
End 1  SUI1 - Switzerland 1 0 + 2 (this end) = 2  CHN - China 0 + 0 (this end) = 0



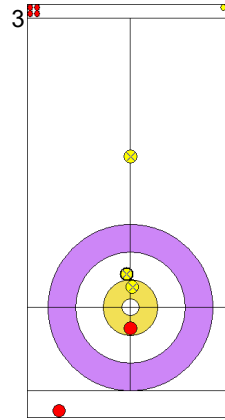
Prepositioned Stones



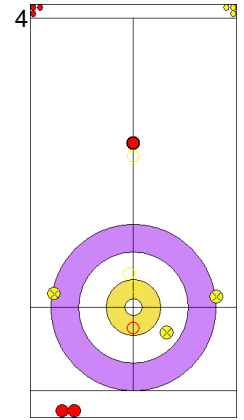
CHN: CAO C
Draw 75%



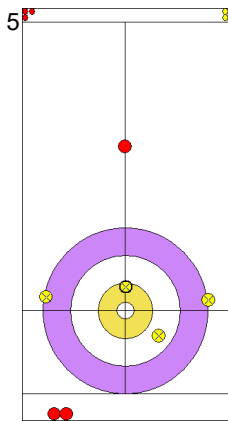
SUI1: MICHEL S
Draw 0%



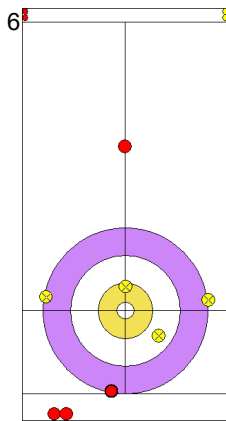
CHN: YUAN M
Draw 75%



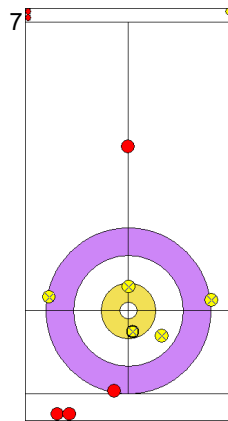
SUI1: JAEggi M
Promotion Take-out 0%



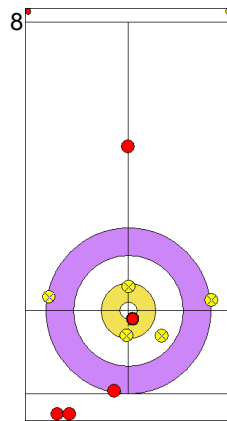
CHN: YUAN M
Draw 100%



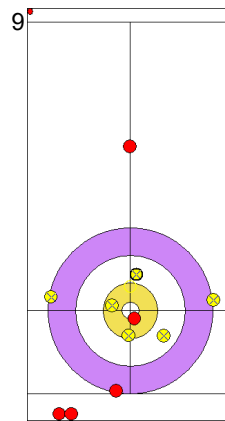
SUI1: JAEggi M
Draw 25%



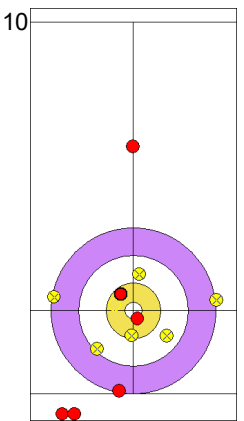
CHN: YUAN M
Draw 75%





SUI1: JAEggi M
Freeze 100%



CHN: CAO C
Raise 75%

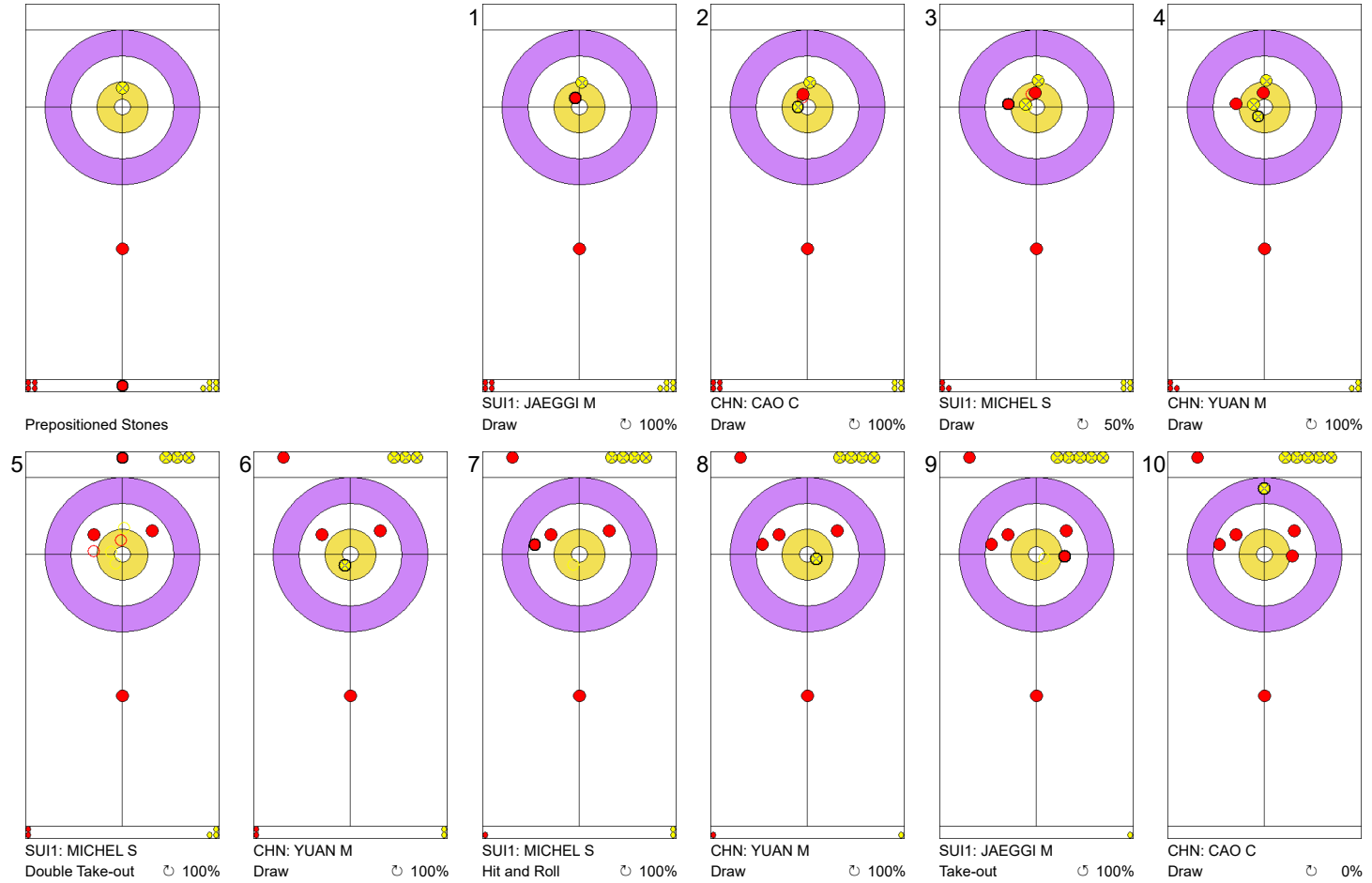


SUI1: MICHEL S
Hit and Roll 100%

Legend:
 Clockwise
  Counter-clockwise
 - Not considered

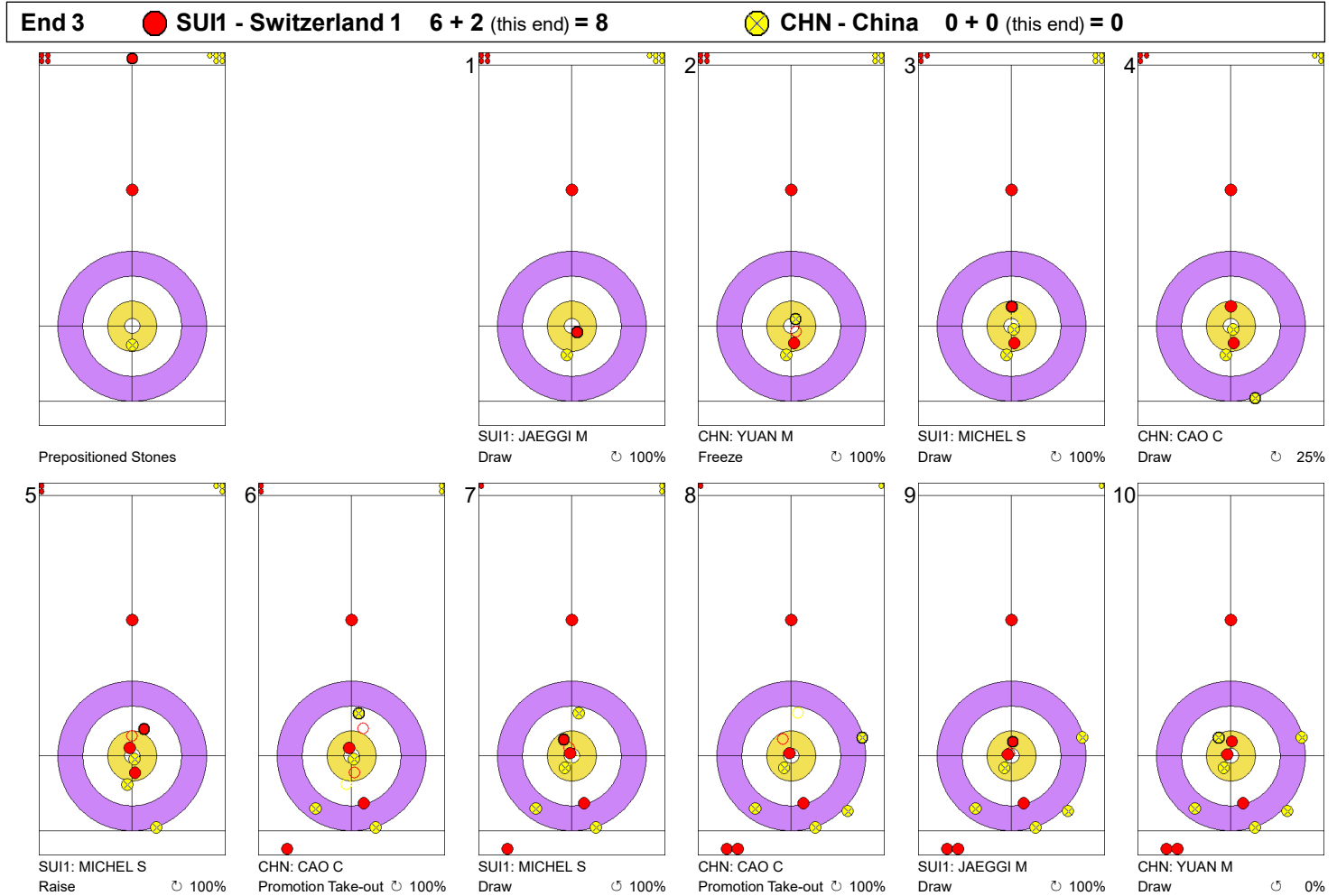
Game - Shot by Shot



End 2 ● SUI1 - Switzerland 1 2 + 4 (this end) = 6 ⊗ CHN - China 0 + 0 (this end) = 0



Legend:
⤵ Clockwise ⤴ Counter-clockwise - Not considered

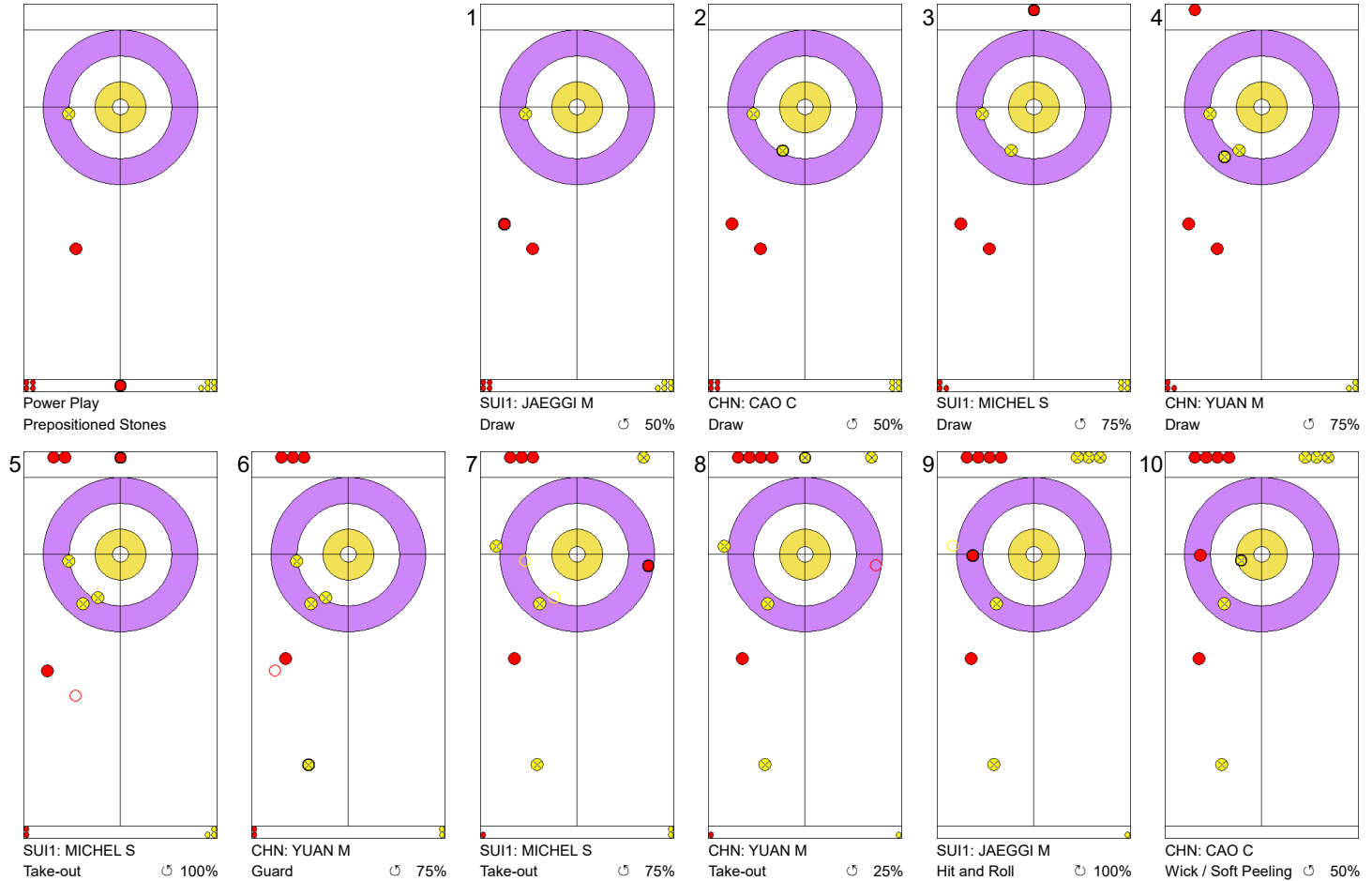
Game - Shot by Shot





Legend:
 Clockwise
  Counter-clockwise
 - Not considered

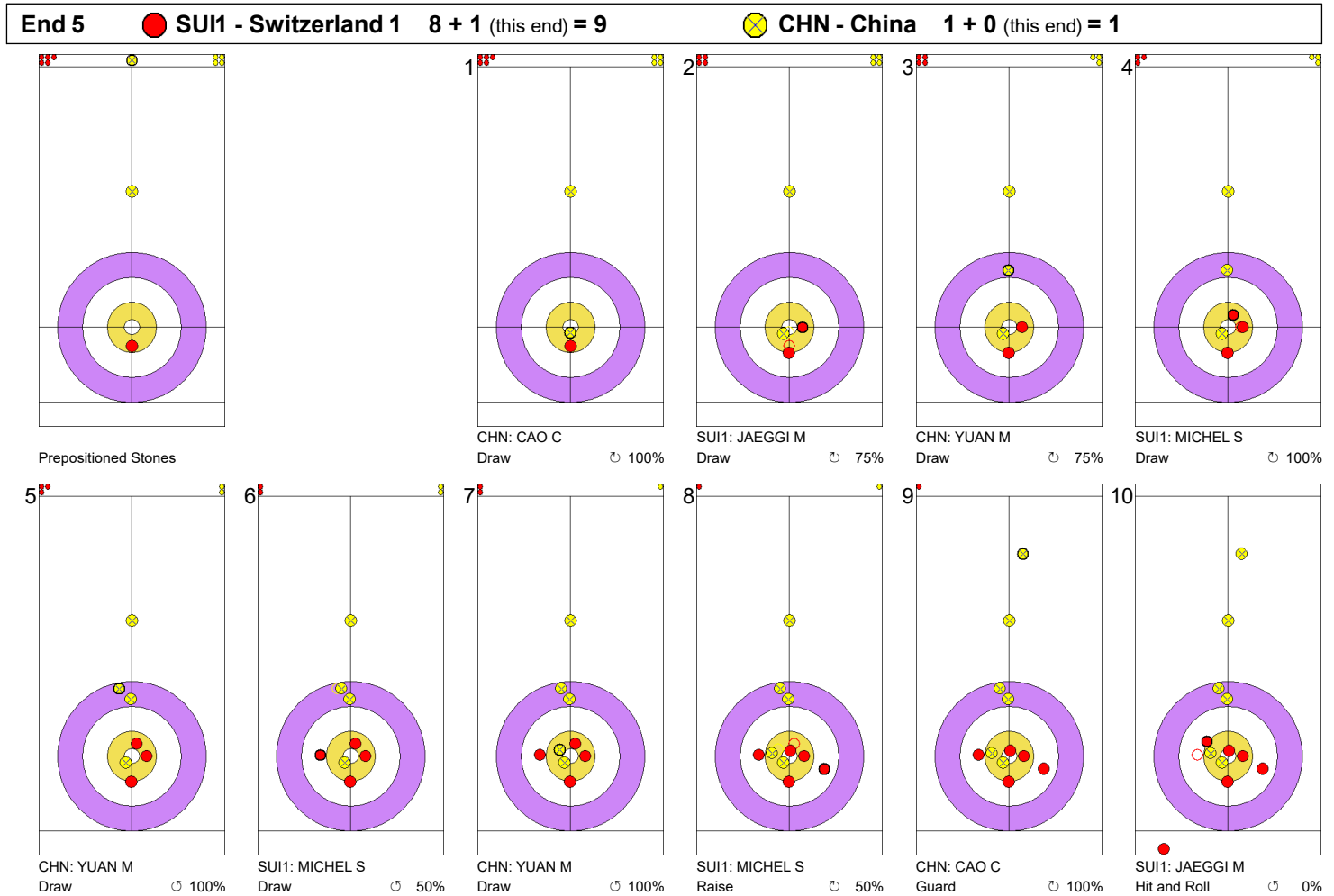
Game - Shot by Shot



End 4 **SUI1 - Switzerland 1** 8 + 0 (this end) = 8 **CHN - China** 0 + 1 (this end) = 1



Legend:
 Clockwise
  Counter-clockwise
 - Not considered

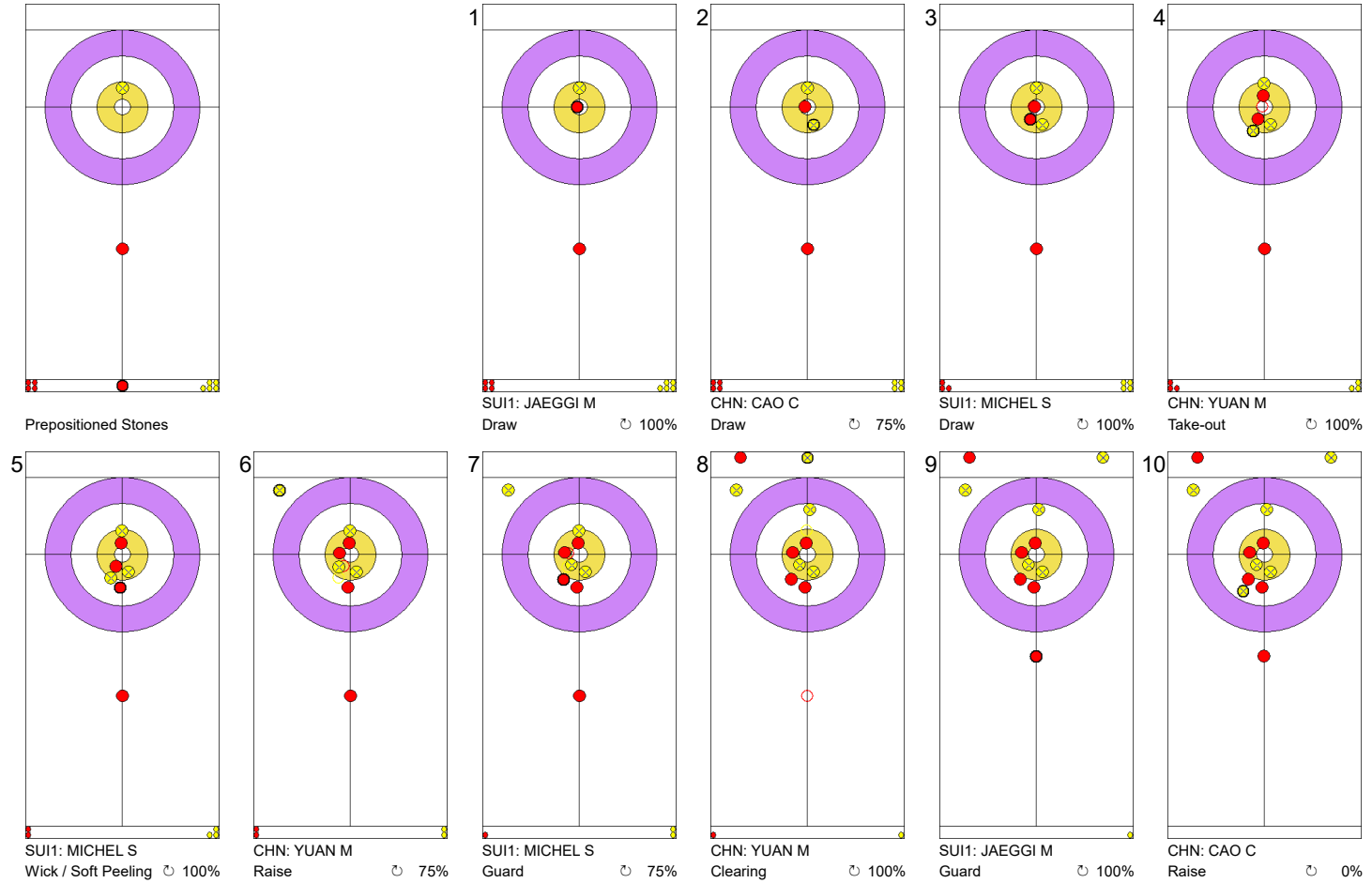
Game - Shot by Shot



Legend:
 Clockwise
  Counter-clockwise
 - Not considered

Game - Shot by Shot

End 6 ● SUI1 - Switzerland 1 9 + 1 (this end) = 10 ⊗ CHN - China 1 + 0 (this end) = 1



Legend:
↻ Clockwise ↺ Counter-clockwise - Not considered



Session Results and Standings

Sheet	Round	Team	LSFE	1	2	3	4	5	6	7	8	SO	Total	Points
A	W4	JPN - Japan (Fujisawa)	*	0	1	1	0	2	0	2	0	0	6	1
		CAN - Canada (Jones)		1	0	0	2	0	1	0	2	1	7	2
B	W4	USA - United States (Roth)	*	1	0	1	0	0	1	0	X		3	0
		CHN - China (Jiang)		0	1	0	2	1	0	3	X		7	3
C	M4	SCO - Scotland (Paterson)	*	0	3	0	2	0	1	0	0		6	3
		NOR - Norway (Ulsrud)		0	0	2	0	1	0	1	1		5	0
D	MD5	USA - United States (Anderson/Dropkin)	*	1	0	3	0	1	0	3	0		8	0
		CAN1 - Canada (Walker/Muyres)		0	3	0	4	0	1	0	1		9	3
E	M4	SUI - Switzerland (Schwaller)	*	4	0	2	2	1	0	X	X		9	3
		CAN2 - Canada (Koe)		0	2	0	0	0	1	X	X		3	0

Women's Current Standings

Group-A				Group-B			
Rank	Team	Games	Points	Rank	Team	Games	Points
1	CAN - Canada (Jones)	4	10	1	SUI - Switzerland (Tirinzoni)	3	9
2	JPN - Japan (Fujisawa)	4	7	2	RUS - Russia (Sidorova)	3	6
3	CHN - China (Jiang)	4	6	3	KOR - Korea (Kim)	3	3
4	USA - United States (Roth)	4	1	4	SWE - Sweden (Hasselborg)	3	0

Men's Current Standings

Group-A				Group-B			
Rank	Team	Games	Points	Rank	Team	Games	Points
1	SWE - Sweden (Edin)	4	9	1	SCO - Scotland (Paterson)	4	9
2	CHN - China (Zou)	4	6	1	SUI - Switzerland (Schwaller)	4	9
3	USA - United States (Shuster)	4	5	3	CAN2 - Canada (Koe)	4	6
4	CAN1 - Canada (Dunstone)	4	4	4	NOR - Norway (Ulsrud)	4	0

Mixed Doubles Current Standings

Group-A				Group-B			
Rank	Team	Games	Points	Rank	Team	Games	Points
1	CAN1 - Canada (Walker/Muyres)	5	11	1	NOR - Norway (Skaslien/Nedregotten)	4	10
2	USA - United States (Anderson/Dropkin)	5	9	2	SUI2 - Switzerland (Perret/Rios)	4	7
3	SUI1 - Switzerland (Jaeggi/Michel)	4	4	3	CAN2 - Canada (Sahaidak/Lott)	4	5
4	CHN - China (Cao/Yuan)	4	3	4	RUS - Russia (Komarova/Goriachev)	4	2

Note:
Under WCF rules, tie-breaking rules for standings are not applied until after the last game of the round robin.

Legend:
 Power Play **LSFE(*)** Last Stone First End **MDn** Mixed Doubles round n
Mn Men's round n **SO** Shoot-out **Wn** Women's round n
X Unplayed/unfinished end due to concession

Game Results

Sheet	Game	Team	LSFE	1	2	3	4	5	6	7	8	Total	Points
D	5	USA - United States (Anderson/Dropkin)	*	1	0	3	0	1	0	3	0	8	0
	5	CAN1 - Canada (Walker/Muyres)		0	3	0	4	0	1	0	1	9	3

USA - United States		Shot Success	
		Game	All
F	ANDERSON Sarah	73%	73%
M	DROPKIN Korey	82%	81%
Team Total		79%	78%

CAN1 - Canada 1		Shot Success	
		Game	All
F	WALKER Laura	75%	69%
M	MUYRES Kirk	85%	80%
Team Total		81%	76%

Power Play: End 7

Power Play: End 8

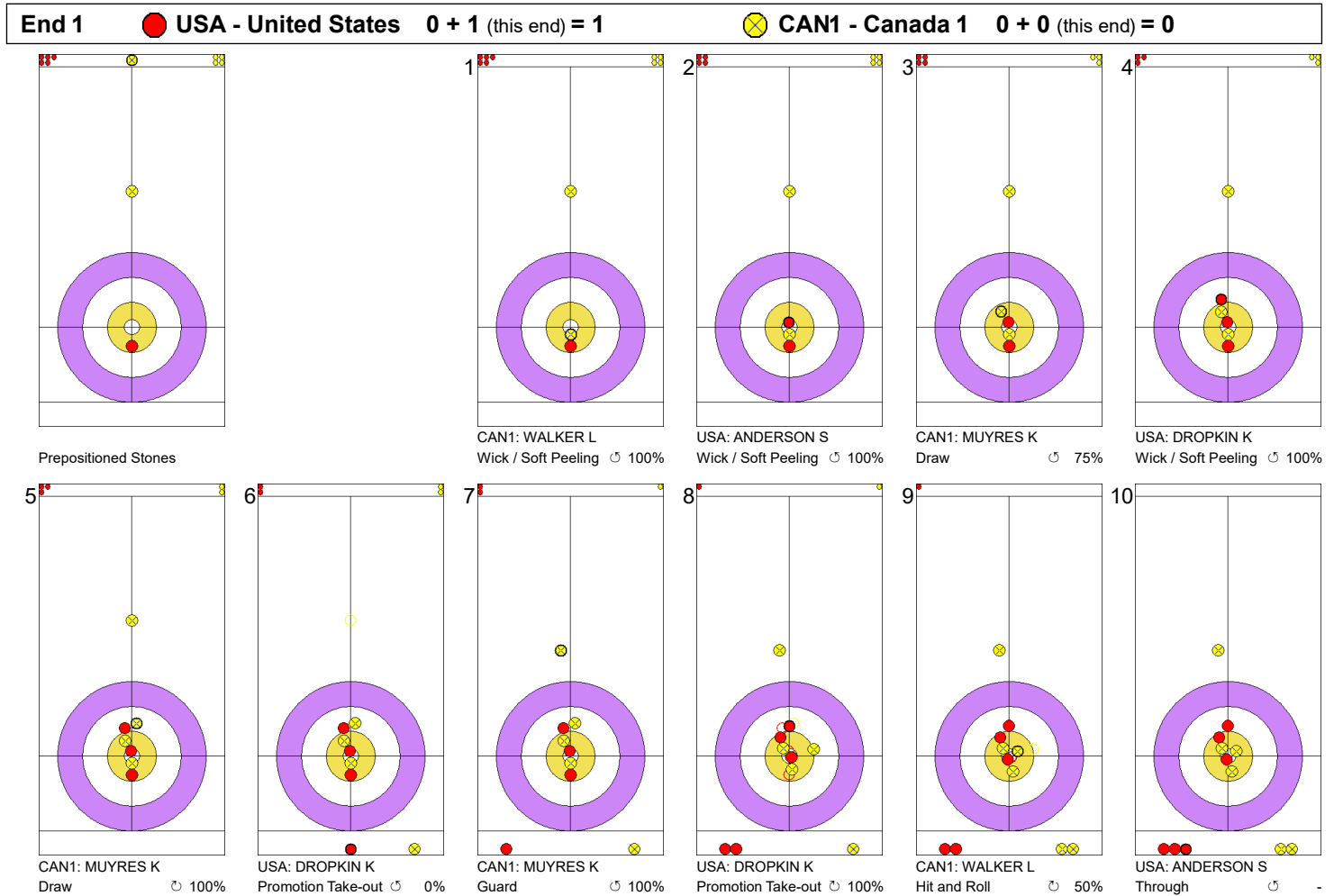
USA - United States		↻	↺	Game	
F	ANDERSON Sarah	Draws	3 100%	8 91%	11 93%
		Take-outs	1 0%	3 25%	4 19%
		Total	4 75%	11 73%	15 73%
M	DROPKIN Korey	Draws	5 75%	11 93%	16 88%
		Take-outs	4 69%	4 75%	8 72%
		Total	9 72%	15 88%	24 82%
Team		Draws	8 84%	19 92%	27 90%
		Take-outs	5 55%	7 54%	12 54%
Total		13 73%	26 82%	39 79%	

CAN1 - Canada 1		↻	↺	Game	
F	WALKER Laura	Draws	9 83%	5 70%	14 79%
		Take-outs	1 50%	1 50%	2 50%
		Total	10 80%	6 67%	16 75%
M	MUYRES Kirk	Draws	4 88%	14 89%	18 89%
		Take-outs	5 70%	1 100%	6 75%
		Total	9 78%	15 90%	24 85%
Team		Draws	13 85%	19 84%	32 84%
		Take-outs	6 67%	2 75%	8 69%
Total		19 79%	21 83%	40 81%	

Note:
Team members are identified as follows:
F = Female, M = Male

Legend:
 Power Play ↻ Clockwise ↺ Counter-clockwise
LSFE(*) Last Stone First End

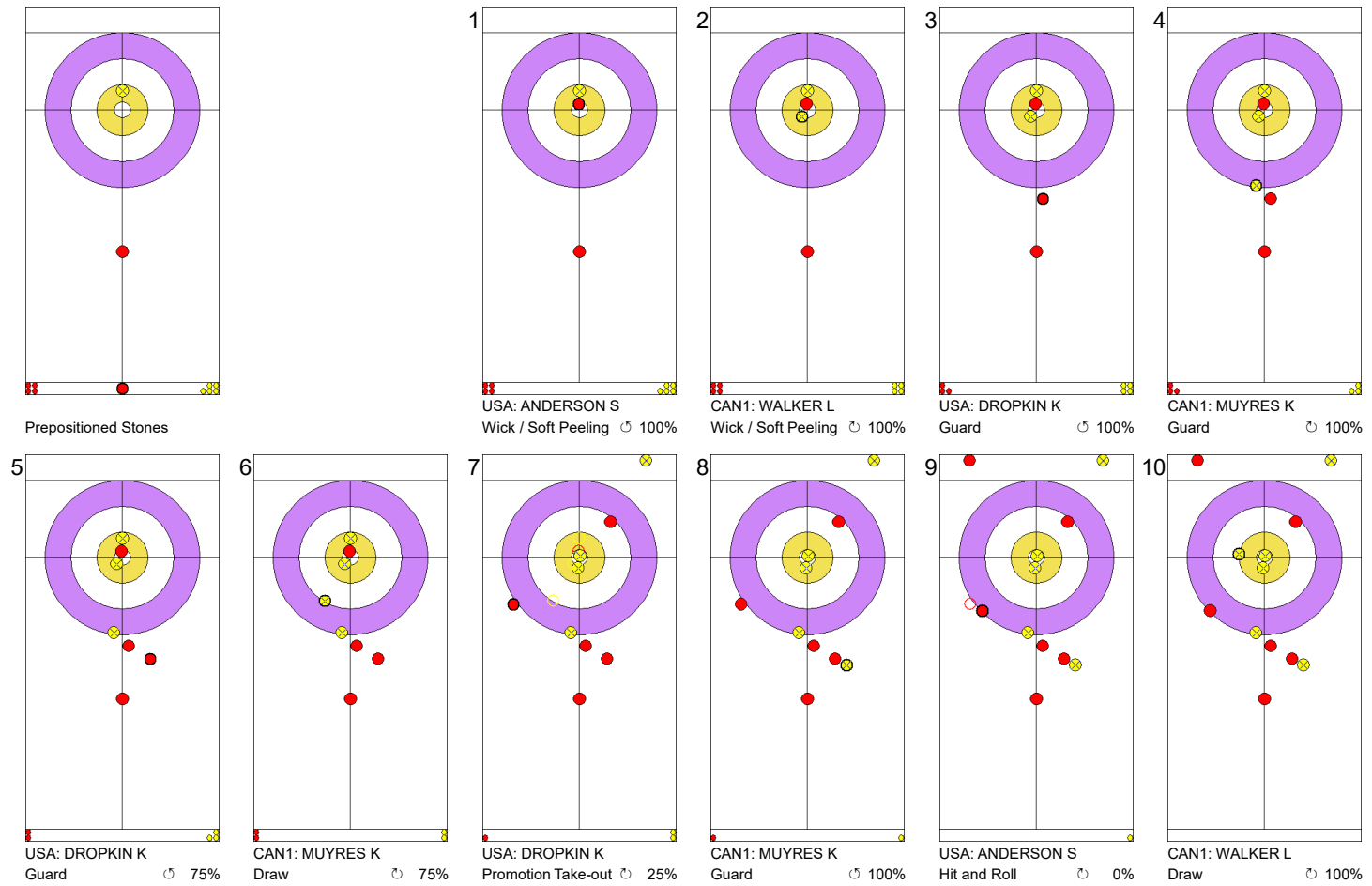
Game - Shot by Shot



Legend:
↻ Clockwise ↺ Counter-clockwise - Not considered

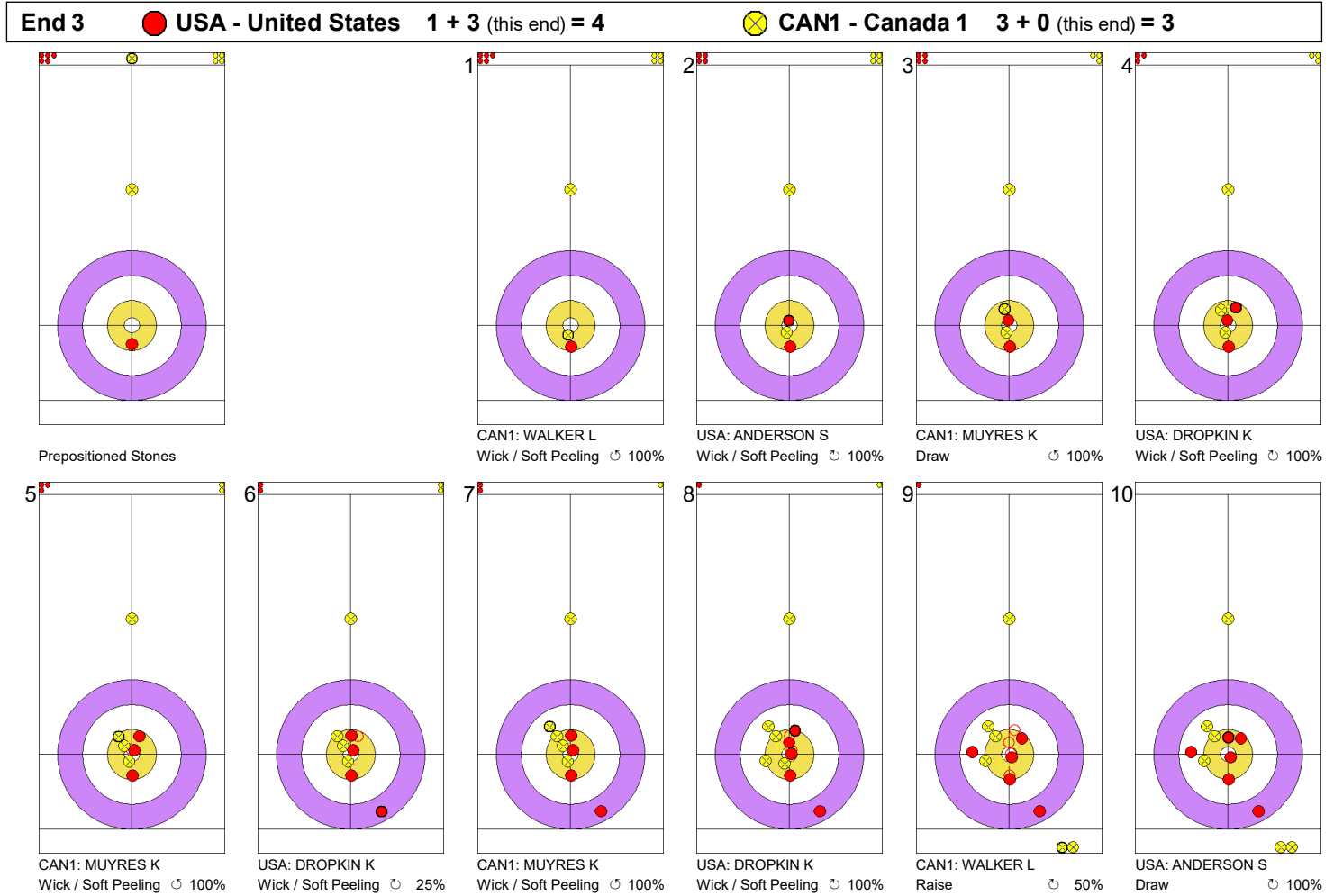
Game - Shot by Shot



End 2 ● USA - United States 1 + 0 (this end) = 1 ⊗ CAN1 - Canada 1 0 + 3 (this end) = 3



Legend:
⤵ Clockwise ⤵ Counter-clockwise - Not considered

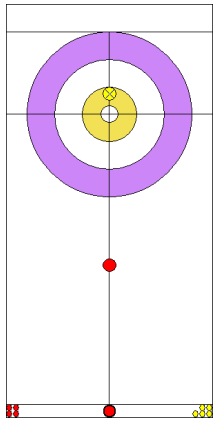
Game - Shot by Shot



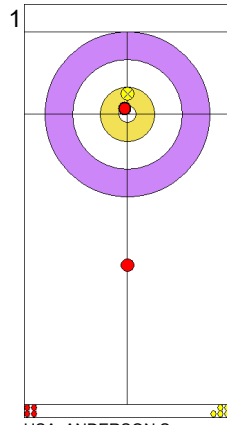
Legend:
 Clockwise
  Counter-clockwise
 - Not considered

Game - Shot by Shot

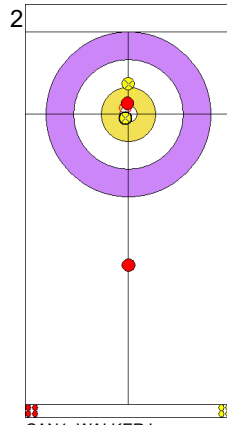
End 4 ● **USA - United States 4 + 0 (this end) = 4** ● **CAN1 - Canada 1 3 + 4 (this end) = 7**



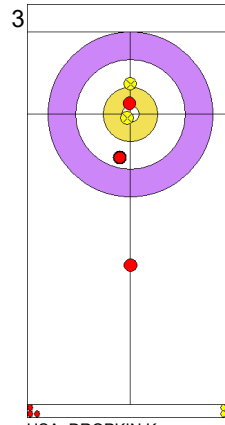
Prepositioned Stones



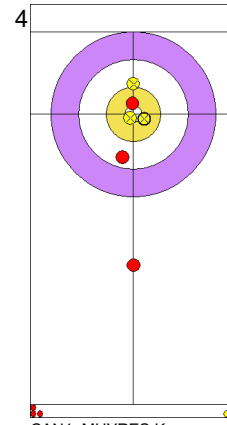
1 USA: ANDERSON S
Draw ↻ 100%



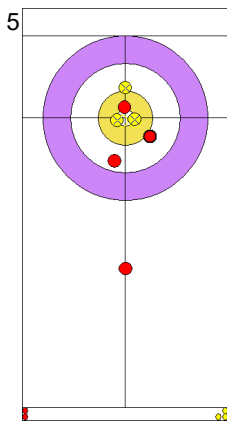
2 CAN1: WALKER L
Wick / Soft Peeling ↻ 100%



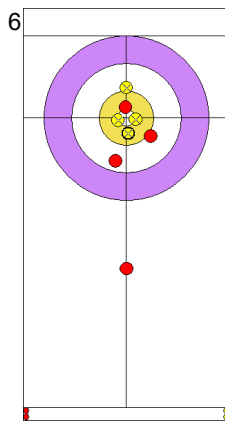
3 USA: DROPKIN K
Draw ↻ 75%



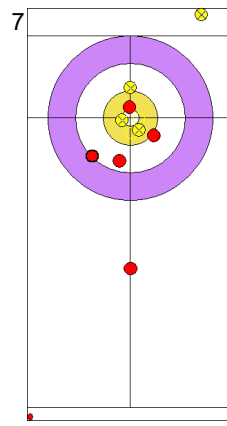
4 CAN1: MUYRES K
Draw ↻ 100%



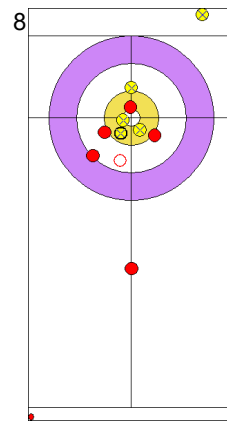
5 USA: DROPKIN K
Wick / Soft Peeling ↻ 100%



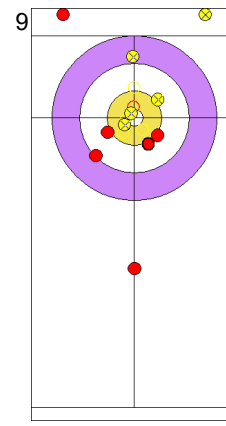
6 CAN1: MUYRES K
Draw ↻ 100%



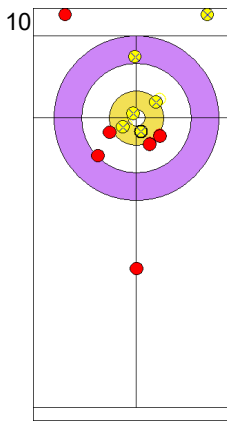
7 USA: DROPKIN K
Promotion Take-out ↻ 100%



8 CAN1: MUYRES K
Draw ↻ 100%



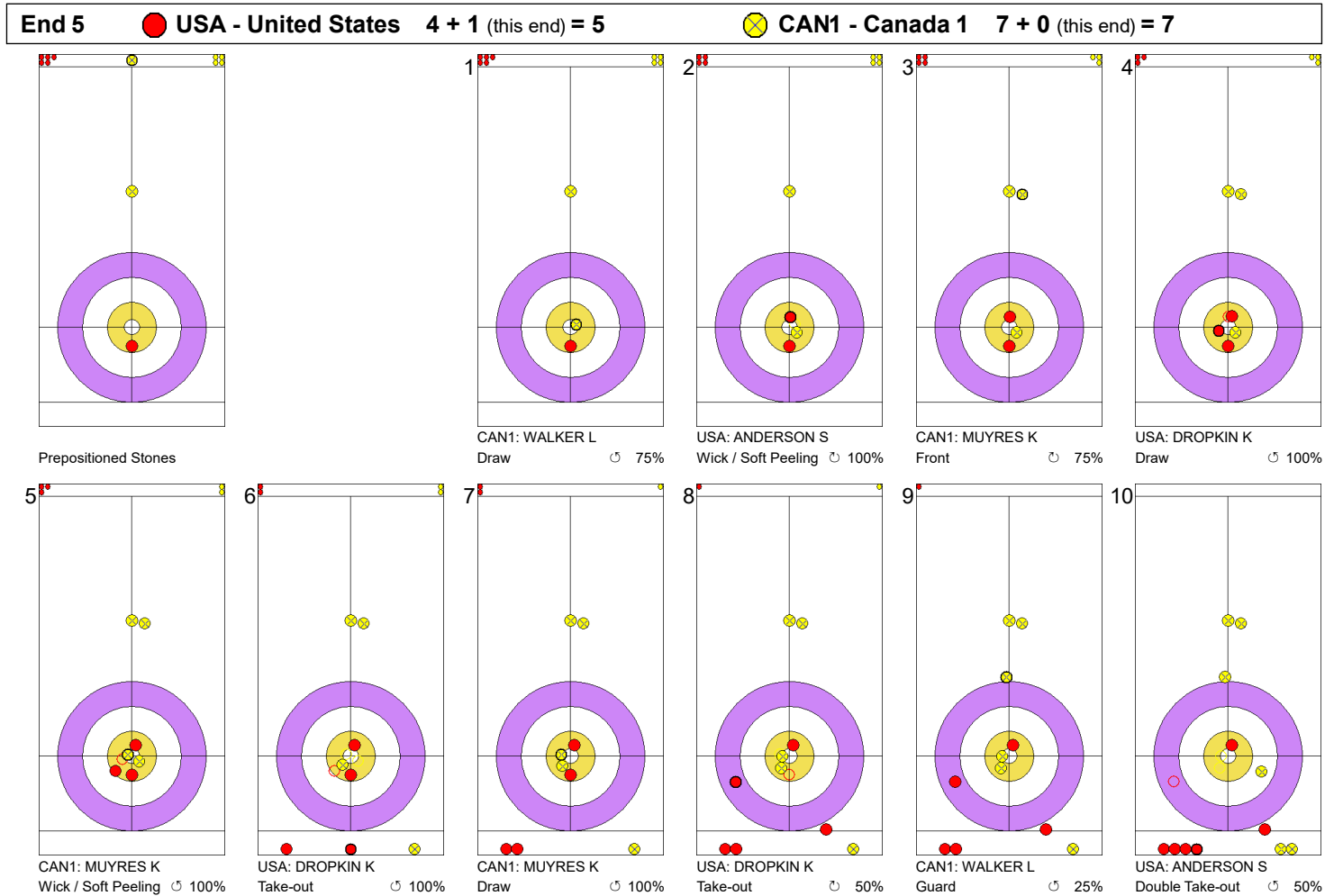
9 USA: ANDERSON S
Promotion Take-out ↻ 0%





10 CAN1: WALKER L
Draw ↻ 100%

Legend:
↻ Clockwise ↻ Counter-clockwise - Not considered

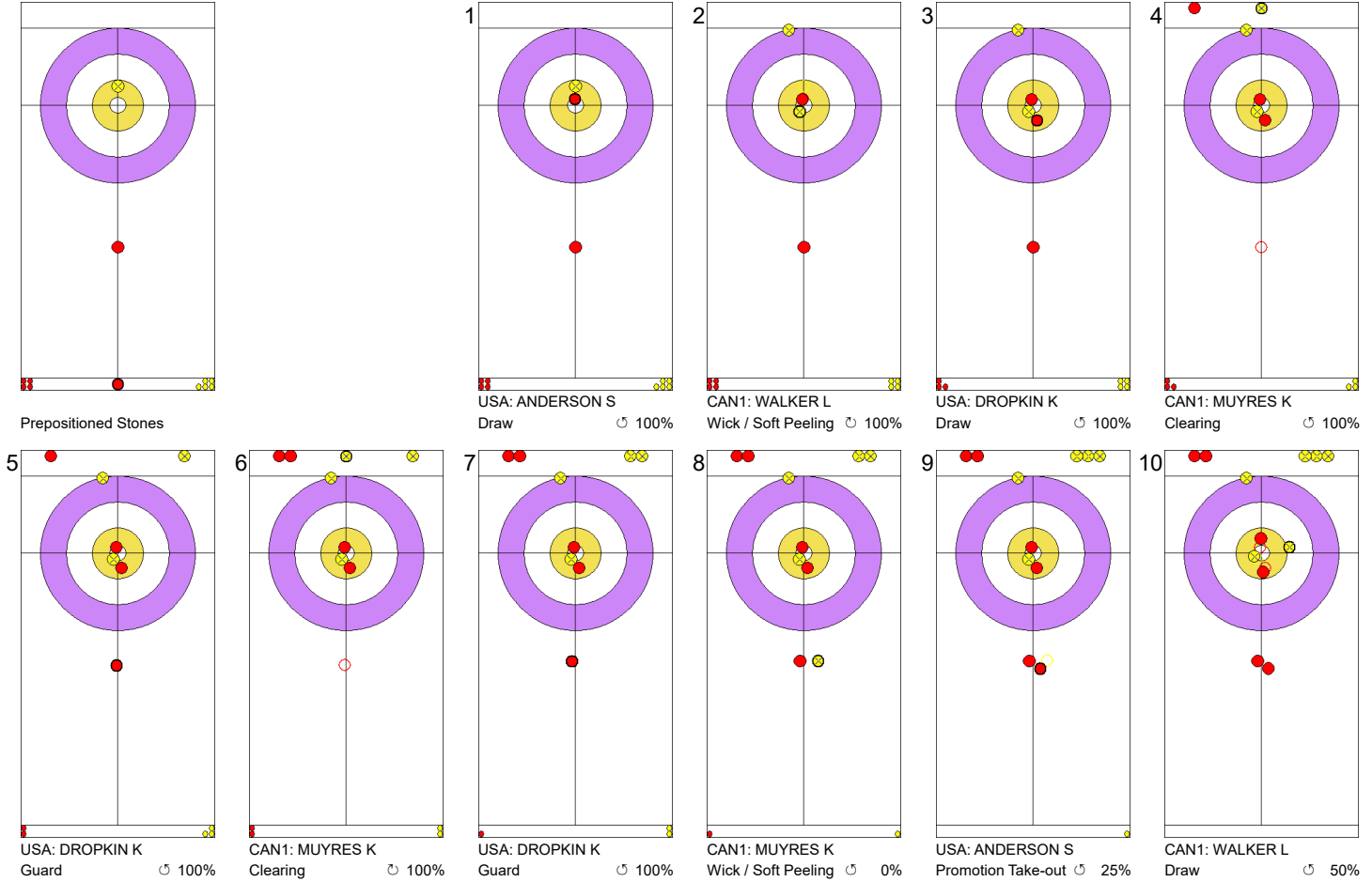
Game - Shot by Shot



Legend:
 Clockwise
  Counter-clockwise
 - Not considered

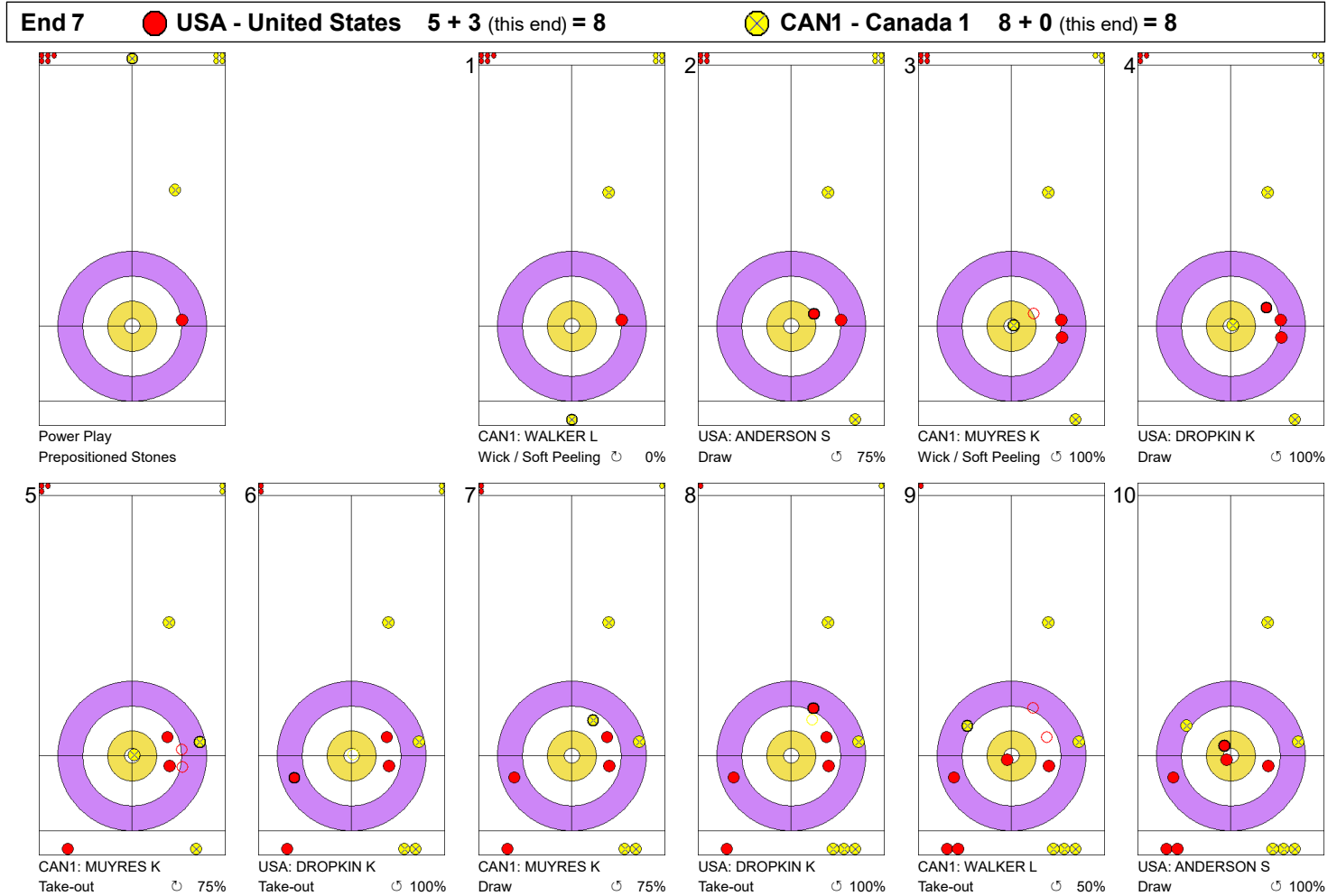
Game - Shot by Shot



End 6 ● USA - United States 5 + 0 (this end) = 5 ⊗ CAN1 - Canada 1 7 + 1 (this end) = 8



Legend:
 ↻ Clockwise ↺ Counter-clockwise - Not considered

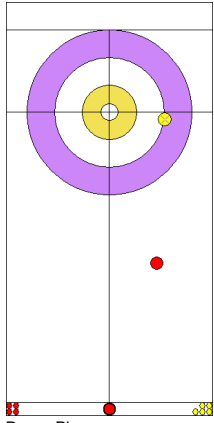
Game - Shot by Shot



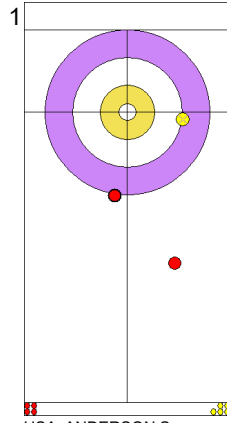
Legend:
 Clockwise
  Counter-clockwise
 - Not considered

Game - Shot by Shot

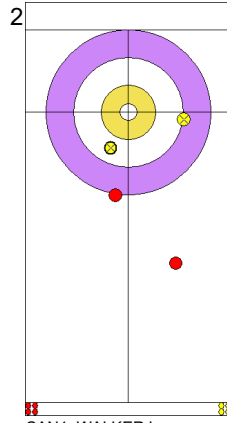
End 8 ● USA - United States 8 + 0 (this end) = 8 ⊗ CAN1 - Canada 1 8 + 1 (this end) = 9



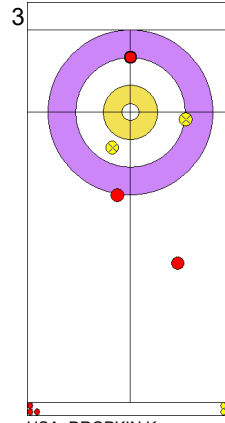
Power Play
Prepositioned Stones



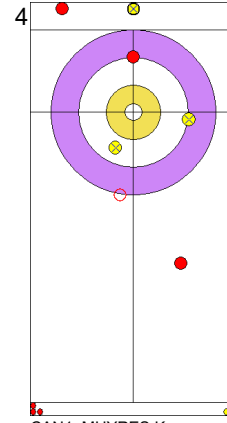
USA: ANDERSON S
Draw ⌚ 50%



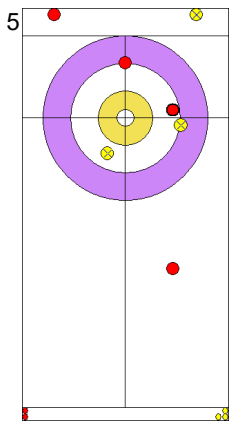
CAN1: WALKER L
Draw ⌚ 100%



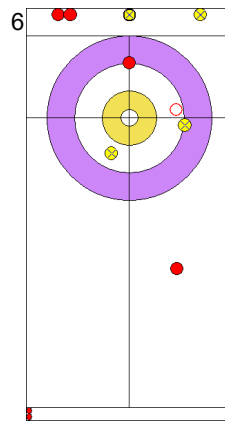
USA: DROPKIN K
Draw ⌚ 50%



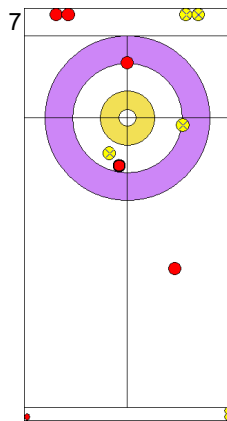
CAN1: MUYRES K
Take-out ⌚ 100%



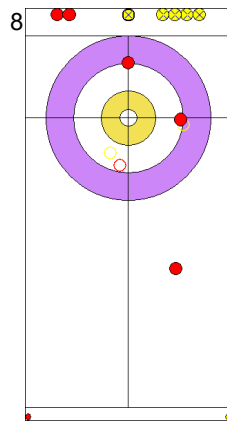
USA: DROPKIN K
Draw ⌚ 75%



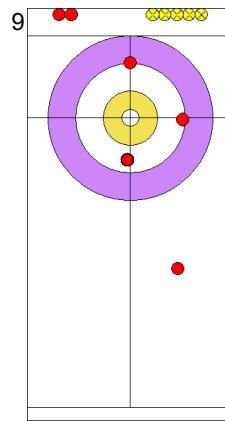
CAN1: MUYRES K
Take-out ⌚ 75%



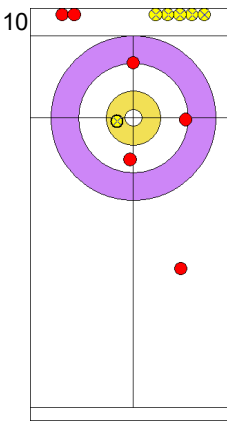
USA: DROPKIN K
Draw ⌚ 100%



CAN1: MUYRES K
Take-out ⌚ 0%



USA: ANDERSON S
Draw ⌚ 100%



CAN1: WALKER L
Draw ⌚ 100%

Legend:
⌚ Clockwise ⌚ Counter-clockwise - Not considered

Session Results and Standings

Sheet	Round	Team	LSFE	1	2	3	4	5	6	7	8	SO	Total	Points
A	M4	CAN1 - Canada (Dunstone)	*	0	0	3	1	0	0	1	X		5	3
		USA - United States (Shuster)		0	1	0	0	0	1	0	X		2	0
B	W3	RUS - Russia (Sidorova)	*	2	2	0	2	0	2	0	X		8	3
		SWE - Sweden (Hasselborg)		0	0	1	0	3	0	1	X		5	0
C	W3	SUI - Switzerland (Tirinzi)	*	1	0	0	2	1	3	1	X		8	3
		KOR - Korea (Kim)		0	3	1	0	0	0	0	X		4	0
D	M4	SWE - Sweden (Edin)	*	1	0	1	1	1	1	X	X		5	3
		CHN - China (Zou)		0	0	0	0	0	0	X	X		0	0
E	MD4	NOR - Norway (Skaslien/Nedregotten)	*	3	0	0	1	1	0	2	0	0	7	1
		CAN2 - Canada (Sahaidak/Lott)		0	3	1	0	0	2	0	1	1	8	2

Women's Current Standings

Group-A				Group-B			
Rank	Team	Games	Points	Rank	Team	Games	Points
1	CAN - Canada (Jones)	3	8	1	SUI - Switzerland (Tirinzi)	3	9
2	JPN - Japan (Fujisawa)	3	6	2	RUS - Russia (Sidorova)	3	6
3	CHN - China (Jiang)	3	3	3	KOR - Korea (Kim)	3	3
4	USA - United States (Roth)	3	1	4	SWE - Sweden (Hasselborg)	3	0

Men's Current Standings

Group-A				Group-B			
Rank	Team	Games	Points	Rank	Team	Games	Points
1	SWE - Sweden (Edin)	4	9	1	CAN2 - Canada (Koe)	3	6
2	CHN - China (Zou)	4	6	1	SCO - Scotland (Paterson)	3	6
3	USA - United States (Shuster)	4	5	1	SUI - Switzerland (Schwaller)	3	6
4	CAN1 - Canada (Dunstone)	4	4	4	NOR - Norway (Ulsrud)	3	0

Mixed Doubles Current Standings

Group-A				Group-B			
Rank	Team	Games	Points	Rank	Team	Games	Points
1	USA - United States (Anderson/Dropkin)	4	9	1	NOR - Norway (Skaslien/Nedregotten)	4	10
2	CAN1 - Canada (Walker/Muyres)	4	8	2	SUI2 - Switzerland (Perret/Rios)	4	7
3	SUI1 - Switzerland (Jaeggi/Michel)	4	4	3	CAN2 - Canada (Sahaidak/Lott)	4	5
4	CHN - China (Cao/Yuan)	4	3	4	RUS - Russia (Komarova/Goriachev)	4	2

Note:

Under WCF rules, tie-breaking rules for standings are not applied until after the last game of the round robin.

Legend:

Power Play **LSFE(*)** Last Stone First End **MDn** Mixed Doubles round n
Mn Men's round n **SO** Shoot-out **Wn** Women's round n
X Unplayed/unfinished end due to concession

Game Results

Sheet	Game	Team	LSFE	1	2	3	4	5	6	7	8	SO	Total	Points
E	4	NOR - Norway (Skaslien/Nedregotten)	*	3	0	0	1	1	0	2	0	0	7	1
	4	CAN2 - Canada (Sahaidak/Lott)		0	3	1	0	0	2	0	1	1	8	2

NOR - Norway		Shot Success	
		Game	All
F	SKASLIEN Kristin	64%	70%
M	NEDREGOTTEN Magnus	84%	90%
Team Total		76%	82%

CAN2 - Canada 2		Shot Success	
		Game	All
F	SAHAIDAK Kadriana	69%	61%
M	LOTT Colton	84%	81%
Team Total		78%	73%

Power Play: End 7

Power Play: End 8

Shoot-out: 199.6cm (SKASLIEN Kristin)

Shoot-out: 29.7cm (LOTT Colton)

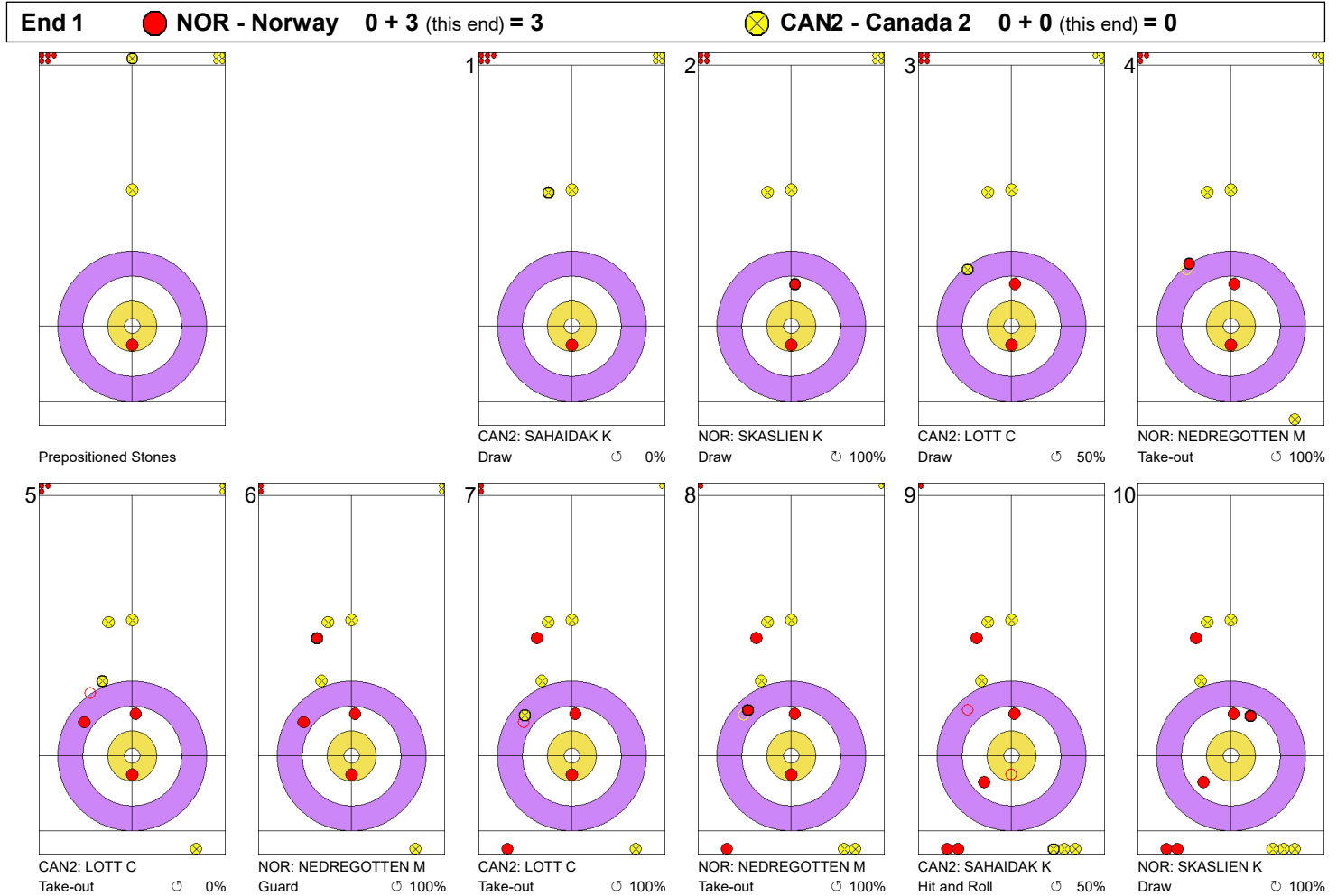
NOR - Norway		↻	↺	Game
F SKASLIEN Kristin	Draws	9 64%	5 60%	14 63%
	Take-outs	1 50%	1 100%	2 75%
	Total	10 63%	6 67%	16 64%
M NEDREGOTTEN Magnus	Draws	8 91%	6 71%	14 82%
	Take-outs	5 75%	5 100%	10 88%
	Total	13 85%	11 84%	24 84%
Team	Draws	17 76%	11 66%	28 72%
	Take-outs	6 71%	6 100%	12 85%
	Total	23 75%	17 78%	40 76%



CAN2 - Canada 2		↻	↺	Game
F SAHAIDAK Kadriana	Draws	7 93%	6 54%	13 75%
	Take-outs	0 -	3 42%	3 42%
	Total	7 93%	9 50%	16 69%
M LOTT Colton	Draws	8 97%	7 79%	15 88%
	Take-outs	4 100%	5 60%	9 78%
	Total	12 98%	12 71%	24 84%
Team	Draws	15 95%	13 67%	28 82%
	Take-outs	4 100%	8 53%	12 69%
	Total	19 96%	21 62%	40 78%

Note:
Team members are identified as follows:
F = Female, M = Male

Legend:
 Power Play ↻ Clockwise ↺ Counter-clockwise
 LSFE(*) Last Stone First End SO Shoot-out

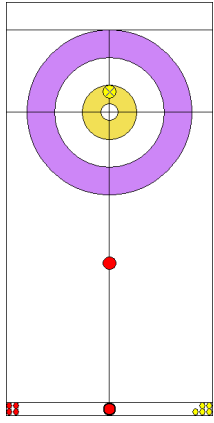
Game - Shot by Shot



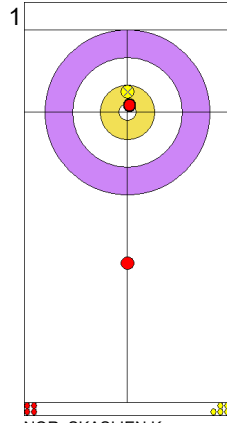
Legend:
 Clockwise
  Counter-clockwise
 - Not considered

Game - Shot by Shot

End 2 ● NOR - Norway 3 + 0 (this end) = 3 ⊗ CAN2 - Canada 2 0 + 3 (this end) = 3

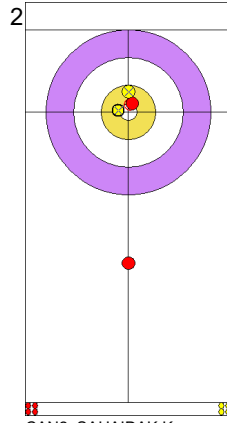


Prepositioned Stones



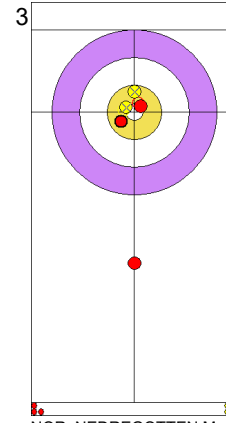
NOR: SKASLIEN K
Draw

⌚ 100%



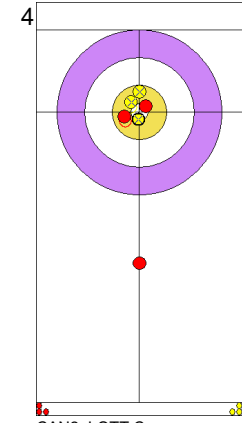
CAN2: SAHAIDAK K
Draw

⌚ 100%



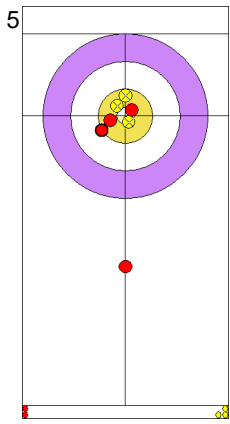
NOR: NEDREGOTTEN M
Draw

⌚ 100%



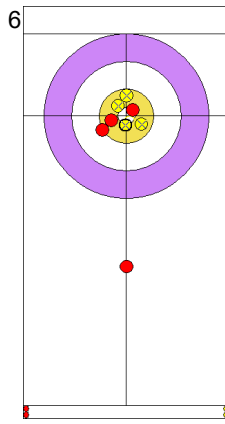
CAN2: LOTT C
Draw

⌚ 100%



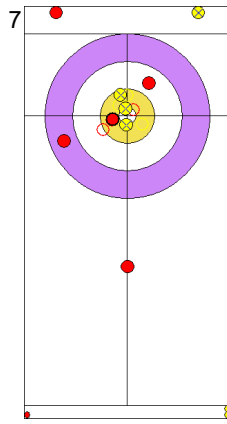
NOR: NEDREGOTTEN M
Draw

⌚ 75%



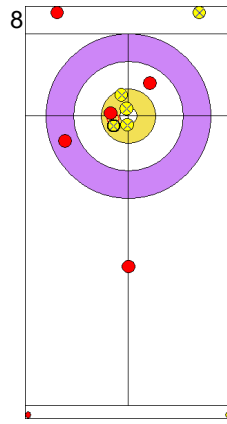
CAN2: LOTT C
Draw

⌚ 100%



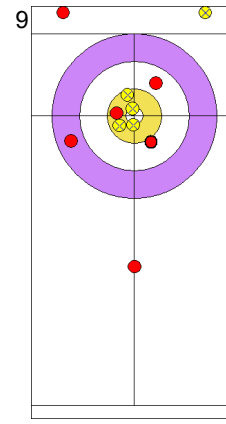
NOR: NEDREGOTTEN M
Take-out

⌚ 0%



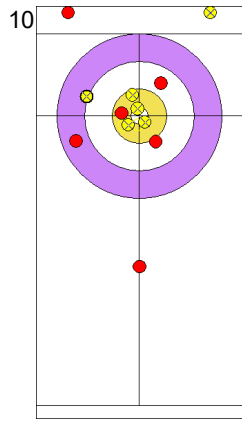
CAN2: LOTT C
Freeze

⌚ 100%



NOR: SKASLIEN K
Draw

⌚ 25%

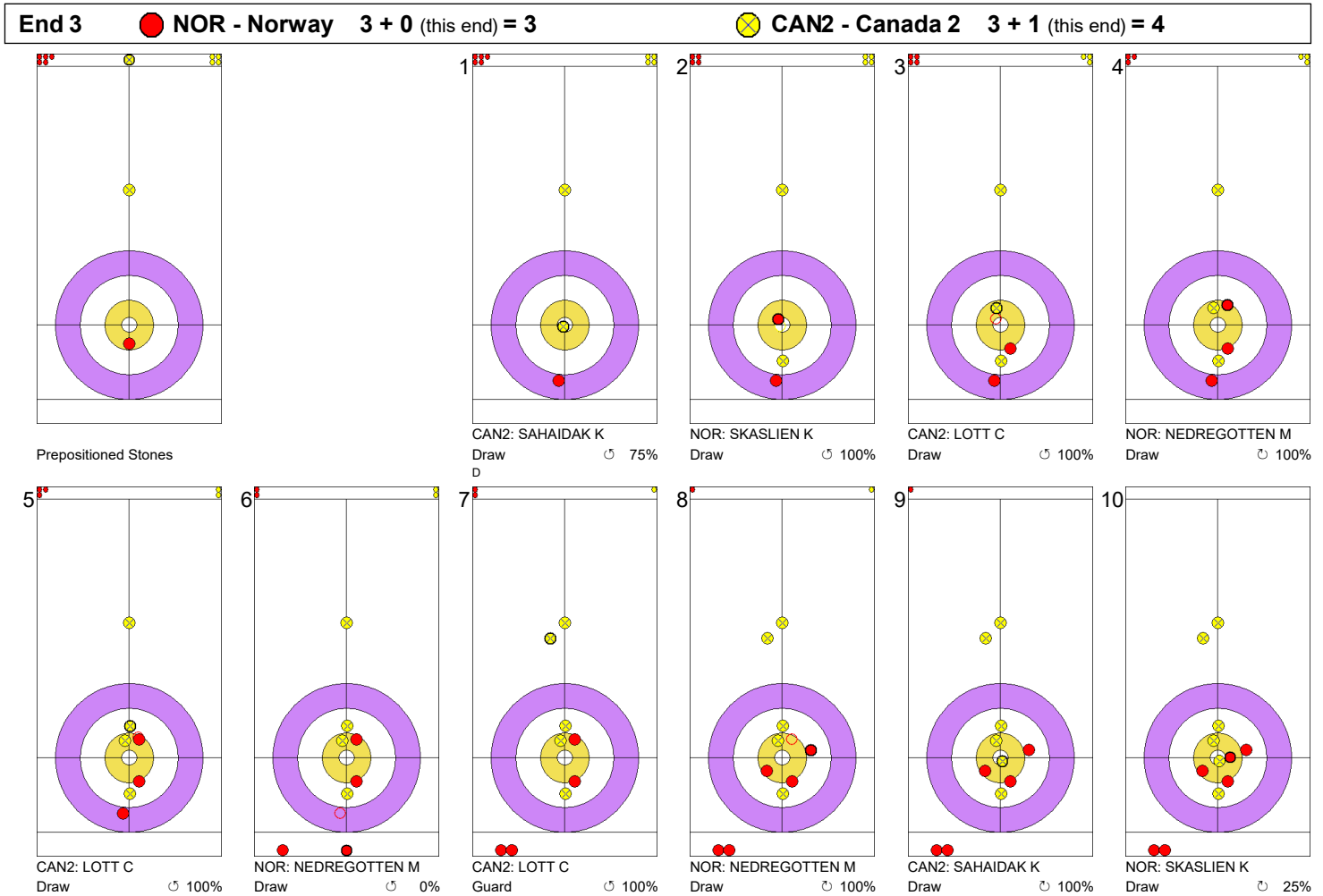


CAN2: SAHAIDAK K
Raise

⌚ 50%

Legend:
⌚ Clockwise ⌚ Counter-clockwise - Not considered

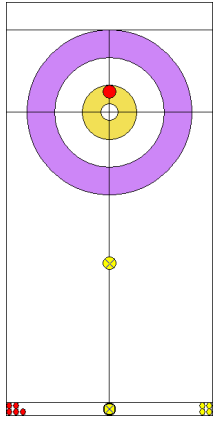
Game - Shot by Shot



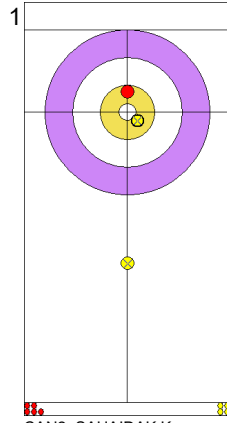
Legend:	⤵ Clockwise	⤴ Counter-clockwise	- Not considered
----------------	-------------	---------------------	------------------

Game - Shot by Shot

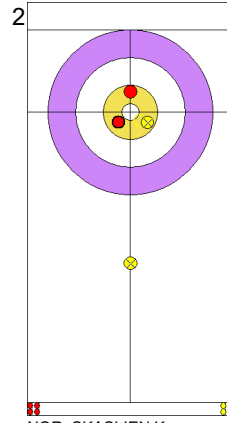
End 4 ● NOR - Norway 3 + 1 (this end) = 4 ⊗ CAN2 - Canada 2 4 + 0 (this end) = 4



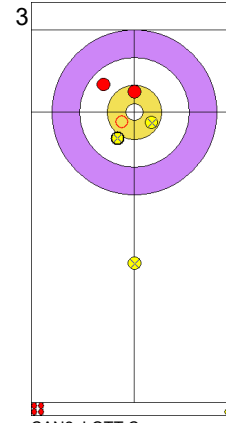
Prepositioned Stones



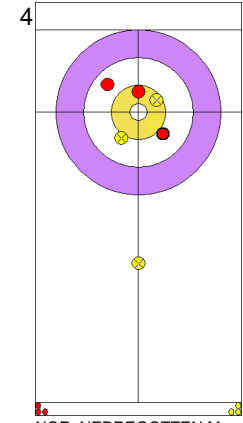
CAN2: SAHAIDAK K
Draw ⌚ 100%



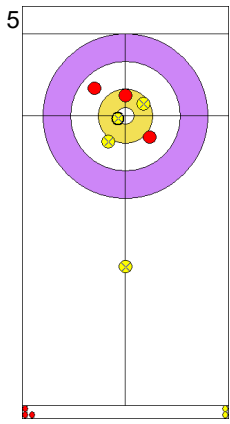
NOR: SKASLIEN K
Draw ⌚ 100%



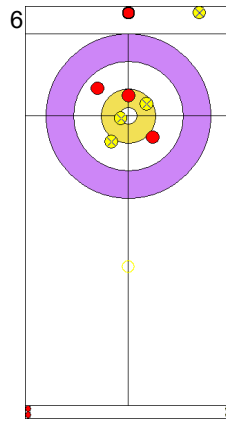
CAN2: LOTT C
Draw ⌚ 75%



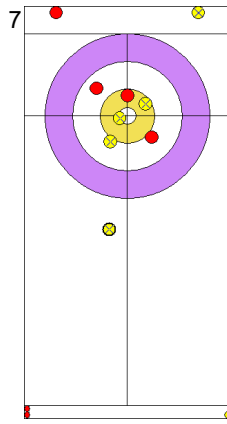
NOR: NEDREGOTTEN M
Draw ⌚ 50%



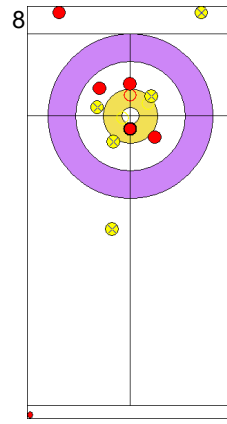
CAN2: LOTT C
Draw ⌚ 100%



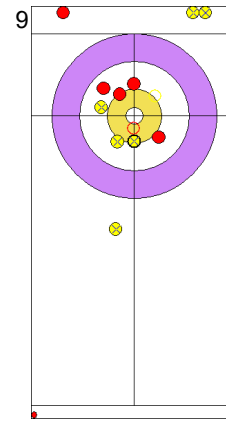
NOR: NEDREGOTTEN M
Clearing ⌚ 100%



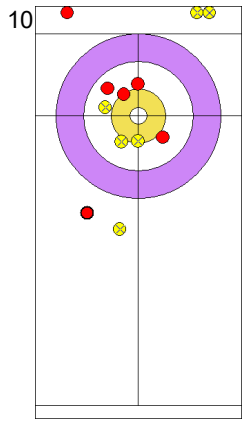
CAN2: LOTT C
Guard ⌚ 100%



NOR: NEDREGOTTEN M
Hit and Roll ⌚ 100%



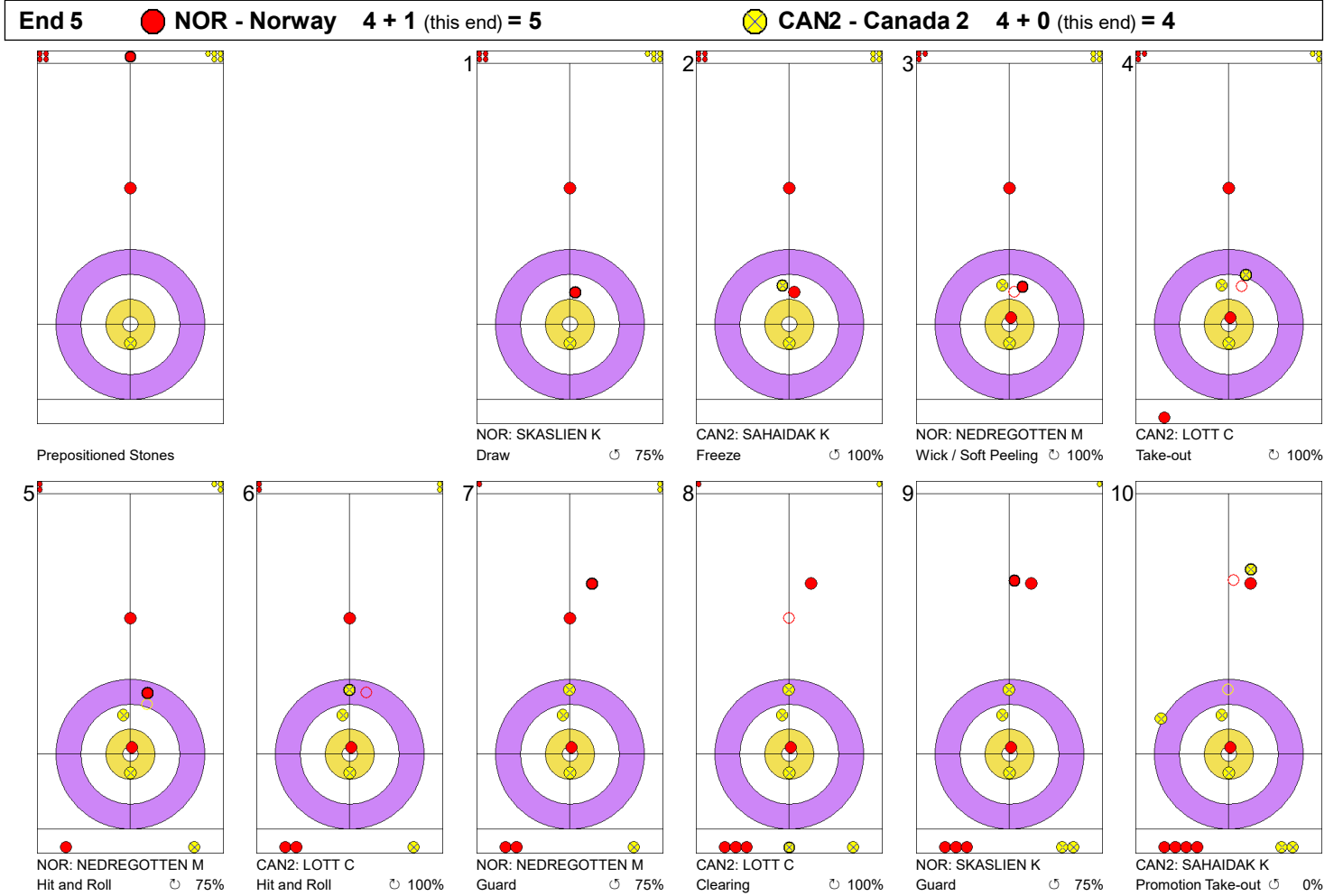
CAN2: SAHAIDAK K
Raise ⌚ 25%



NOR: SKASLIEN K
Draw ⌚ 0%

Legend:
⌚ Clockwise ⌚ Counter-clockwise - Not considered

Game - Shot by Shot

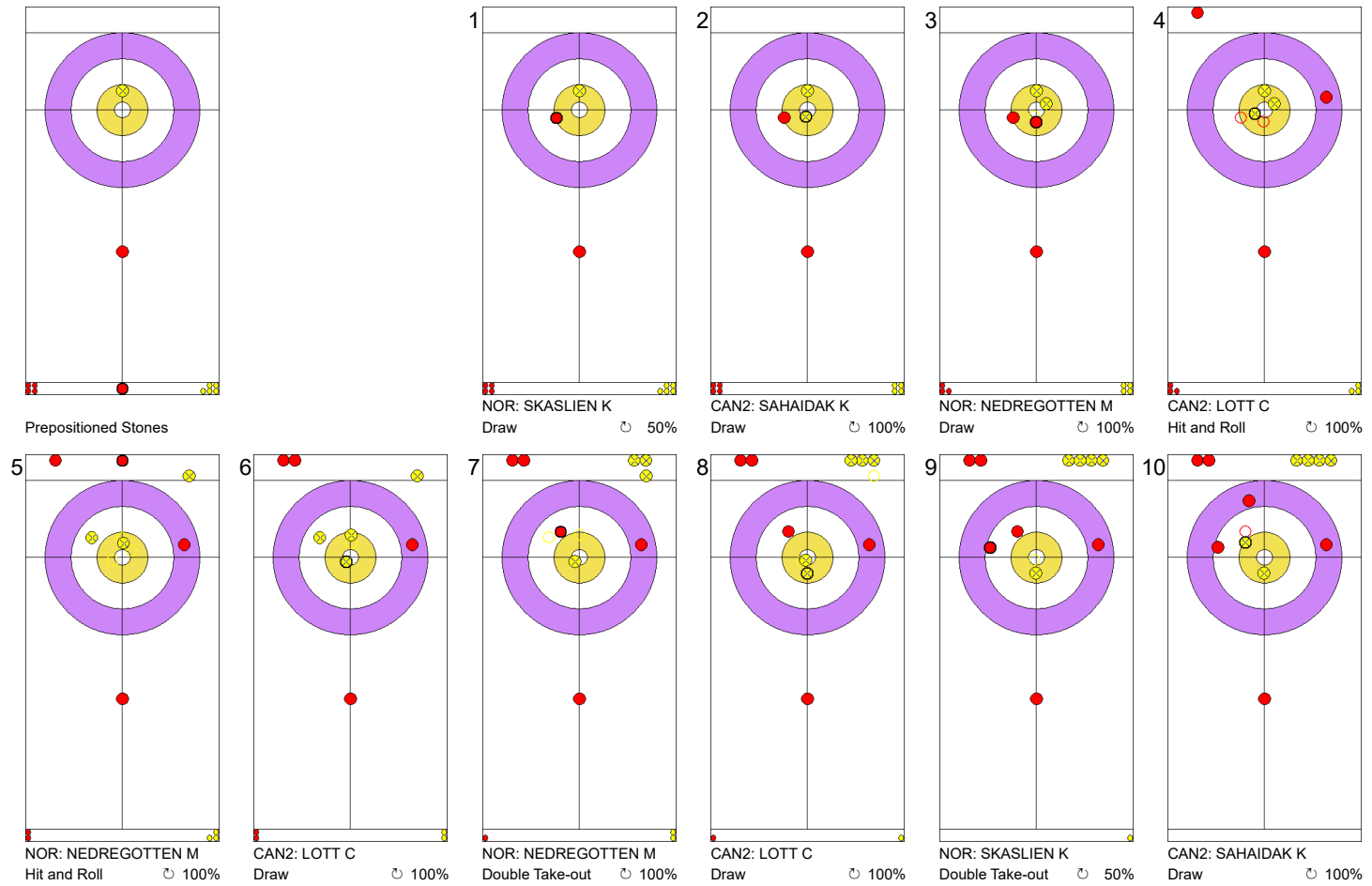


Legend:
 ↻ Clockwise ↺ Counter-clockwise - Not considered



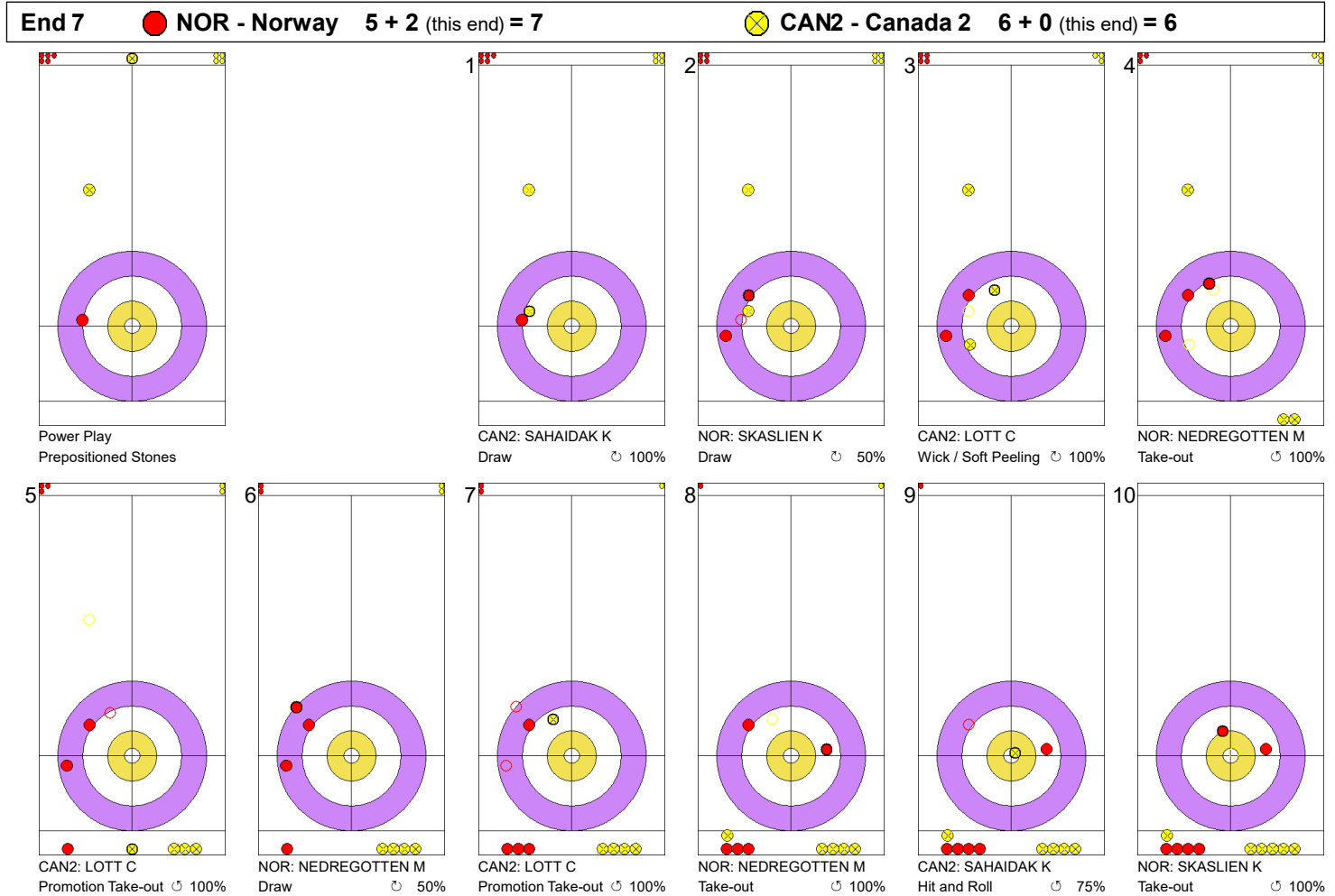
Game - Shot by Shot

End 6 ● NOR - Norway 5 + 0 (this end) = 5 ⊗ CAN2 - Canada 2 4 + 2 (this end) = 6



Legend:
↻ Clockwise ↺ Counter-clockwise - Not considered

Game - Shot by Shot

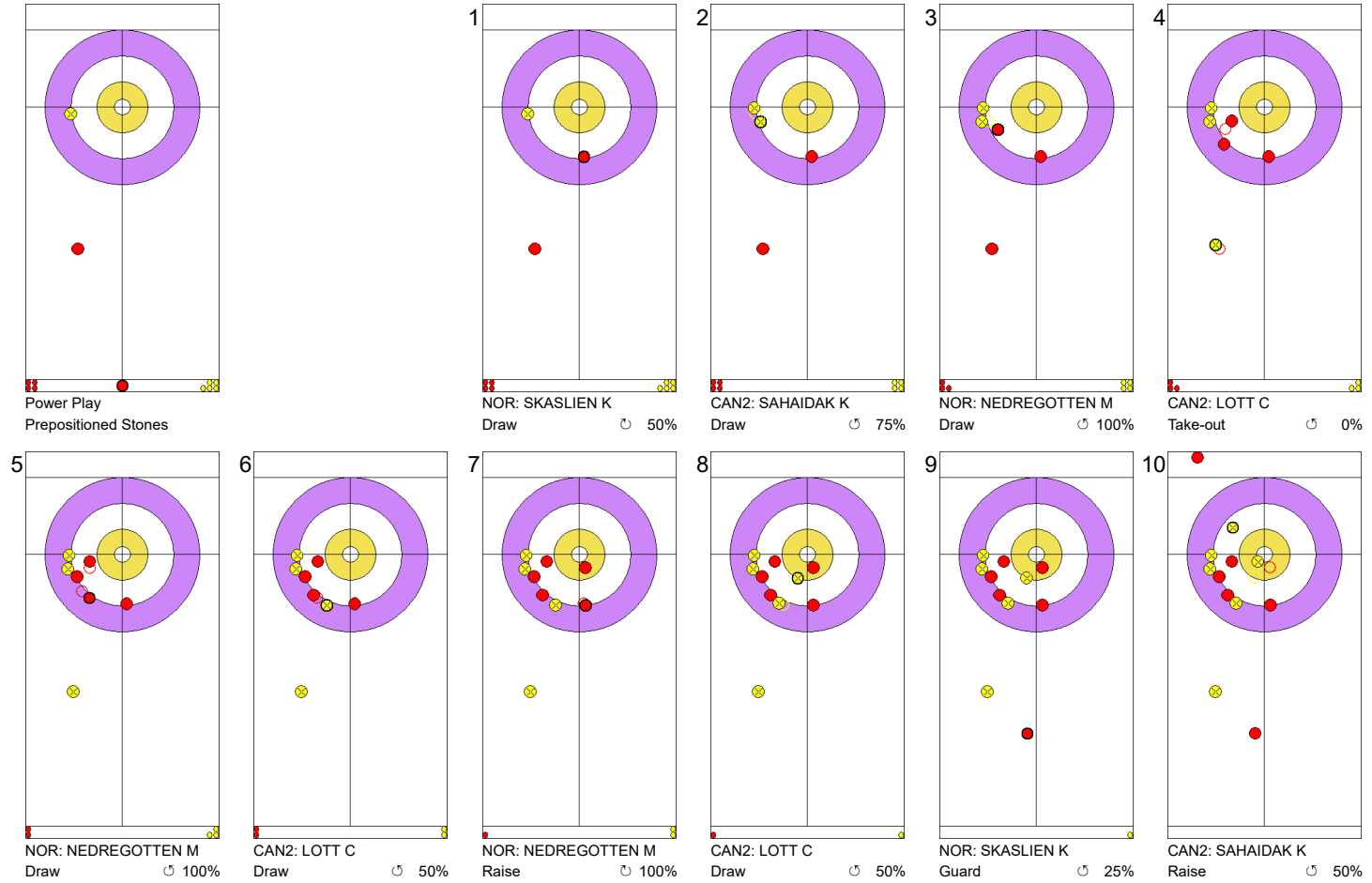


Legend:
 ⤵ Clockwise ⤴ Counter-clockwise - Not considered



Game - Shot by Shot

End 8 ● NOR - Norway 7 + 0 (this end) = 7 ⊗ CAN2 - Canada 2 6 + 1 (this end) = 7




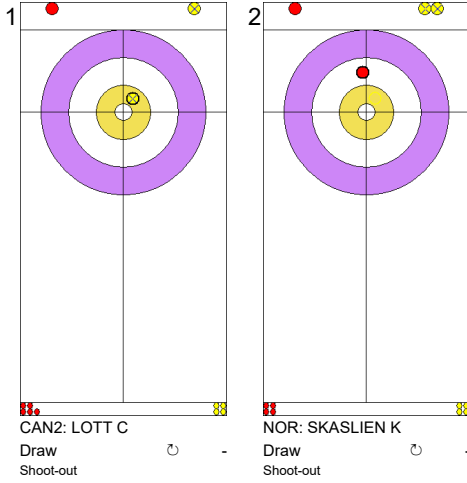
Legend:
↻ Clockwise ↺ Counter-clockwise - Not considered





Game - Shot by Shot

End 9  **NOR - Norway** **7 + 0** (this end) = **7**

 **CAN2 - Canada 2** **7 + 1** (this end) = **8**



Legend:
 Clockwise
  Counter-clockwise
 - Not considered

Session Results and Standings

Sheet	Round	Team	LSFE	1	2	3	4	5	6	7	8	SO	Total	Points
A	MD4	CHN - China (Cao/Yuan)	*	1	1	0	0	0	0	0	X		2	0
		CAN1 - Canada (Walker/Muyres)		0	0	1	2	2	3	1	X		9	3
B	MD4	SUI1 - Switzerland (Jaeggi/Michel)	*	0	0	2	0	4	3	1	0		10	3
		USA - United States (Anderson/Dropkin)		1	1	0	3	0	0	0	3		8	0
C	W3	CHN - China (Jiang)	*	1	1	0	1	0	2	0	0		5	0
		JPN - Japan (Fujisawa)		0	0	2	0	3	0	0	1		6	3
D	W3	USA - United States (Roth)	*	2	0	0	1	2	0	0	2	0	7	1
		CAN - Canada (Jones)		0	2	1	0	0	2	2	0	1	8	2
E	MD4	RUS - Russia (Komarova/Goriachev)	*	2	0	0	2	0	2	0	2		8	0
		SUI2 - Switzerland (Perret/Rios)		0	4	1	0	2	0	2	0		9	3

Women's Current Standings

Group-A				Group-B			
Rank	Team	Games	Points	Rank	Team	Games	Points
1	CAN - Canada (Jones)	3	8	1	SUI - Switzerland (Tirinzi)	2	6
2	JPN - Japan (Fujisawa)	3	6	2	KOR - Korea (Kim)	2	3
3	CHN - China (Jiang)	3	3	2	RUS - Russia (Sidorova)	2	3
4	USA - United States (Roth)	3	1	4	SWE - Sweden (Hasselborg)	2	0

Men's Current Standings

Group-A				Group-B			
Rank	Team	Games	Points	Rank	Team	Games	Points
1	CHN - China (Zou)	3	6	1	CAN2 - Canada (Koe)	3	6
1	SWE - Sweden (Edin)	3	6	1	SCO - Scotland (Paterson)	3	6
3	USA - United States (Shuster)	3	5	1	SUI - Switzerland (Schwaller)	3	6
4	CAN1 - Canada (Dunstone)	3	1	4	NOR - Norway (Ulsrud)	3	0

Mixed Doubles Current Standings

Group-A				Group-B			
Rank	Team	Games	Points	Rank	Team	Games	Points
1	USA - United States (Anderson/Dropkin)	4	9	1	NOR - Norway (Skaslien/Nedregotten)	3	9
2	CAN1 - Canada (Walker/Muyres)	4	8	2	SUI2 - Switzerland (Perret/Rios)	4	7
3	SUI1 - Switzerland (Jaeggi/Michel)	4	4	3	CAN2 - Canada (Sahaidak/Lott)	3	3
4	CHN - China (Cao/Yuan)	4	3	4	RUS - Russia (Komarova/Goriachev)	4	2

Note:

Under WCF rules, tie-breaking rules for standings are not applied until after the last game of the round robin.

Legend:

Power Play
SO Shoot-out

LSFE(*) Last Stone First End
Wn Women's round n

MDn Mixed Doubles round n
X Unplayed/unfinished end due to concession

Game Results

Sheet	Game	Team	LSFE	1	2	3	4	5	6	7	8	Total	Points
A	4	CHN - China (Cao/Yuan)	*	1	1	0	0	0	0	0	X	2	0
	4	CAN1 - Canada (Walker/Muyres)		0	0	1	2	2	3	1	X	9	3

CHN - China		Shot Success	
		Game	All
F	CAO Chang	62%	67%
M	YUAN Mingjie	58%	62%
Team Total		60%	64%

CAN1 - Canada 1		Shot Success	
		Game	All
F	WALKER Laura	73%	68%
M	MUYRES Kirk	77%	78%
Team Total		76%	74%

Power Play: End 6

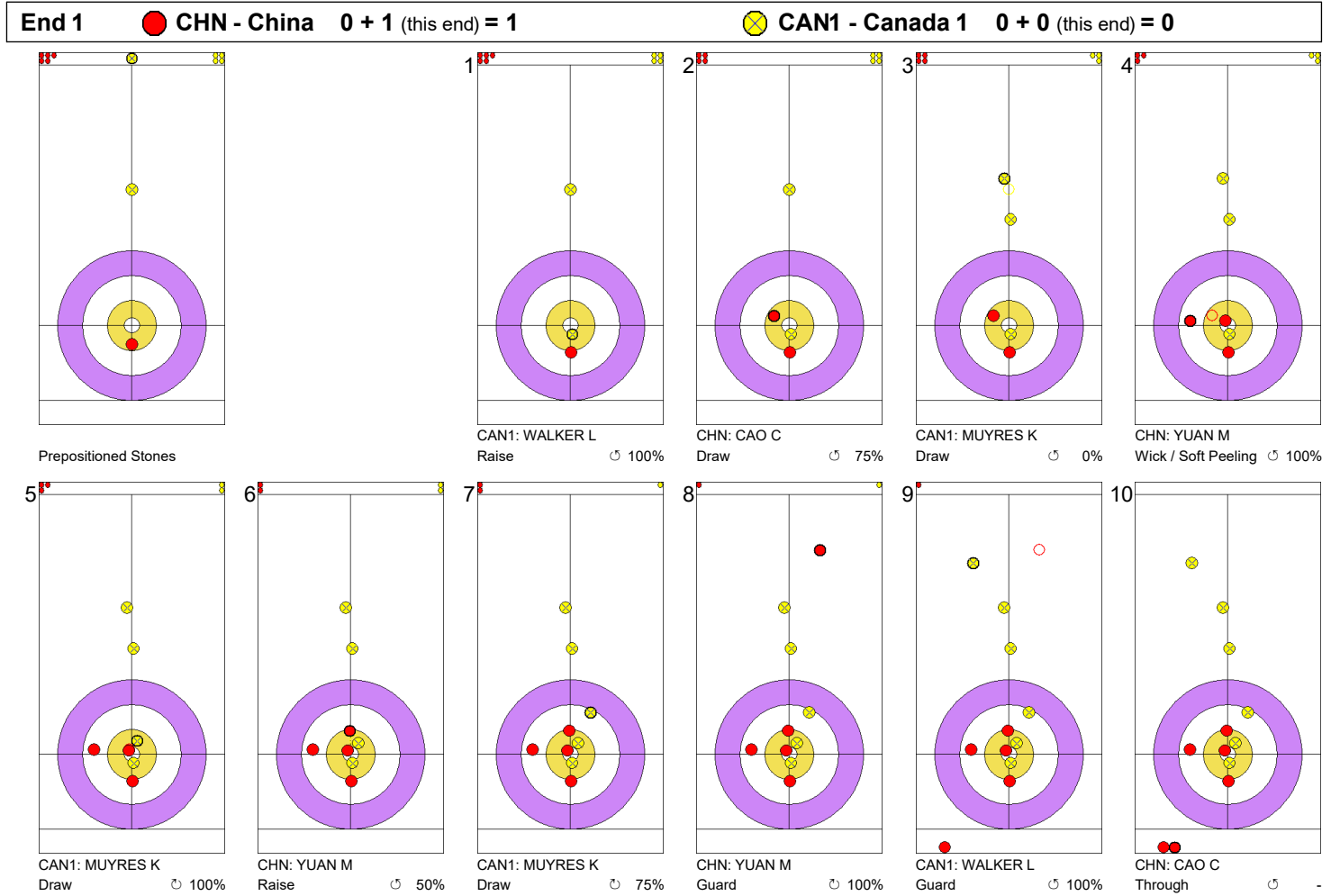
CHN - China		↻	↺	Game	
F	CAO Chang	Draws	8 63%	4 75%	12 67%
		Take-outs	0 -	1 0%	1 0%
		Total	8 63%	5 60%	13 62%
M	YUAN Mingjie	Draws	5 50%	10 63%	15 58%
		Take-outs	5 50%	1 100%	6 58%
		Total	10 50%	11 66%	21 58%
Team		Draws	13 58%	14 66%	27 62%
		Take-outs	5 50%	2 50%	7 50%
Total		18 56%	16 64%	34 60%	

CAN1 - Canada 1		↻	↺	Game	
F	WALKER Laura	Draws	5 70%	8 72%	13 71%
		Take-outs	0 -	1 100%	1 100%
		Total	5 70%	9 75%	14 73%
M	MUYRES Kirk	Draws	5 70%	10 83%	15 78%
		Take-outs	5 70%	1 100%	6 75%
		Total	10 70%	11 84%	21 77%
Team		Draws	10 70%	18 78%	28 75%
		Take-outs	5 70%	2 100%	7 79%
Total		15 70%	20 80%	35 76%	

Note:
Team members are identified as follows:
F = Female, M = Male

Legend:
 Power Play ↻ Clockwise ↺ Counter-clockwise
 LSFE(*) Last Stone First End X Unplayed/unfinished end due to concession

Game - Shot by Shot

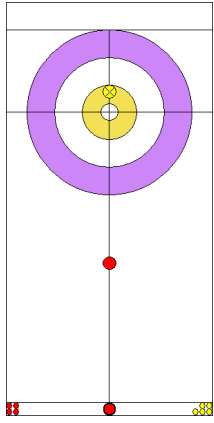


Legend:
 ↻ Clockwise ↺ Counter-clockwise - Not considered

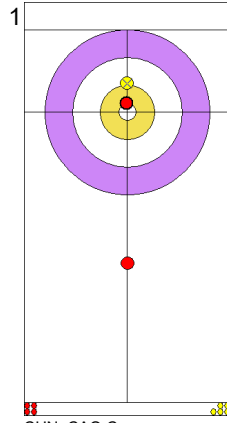


Game - Shot by Shot

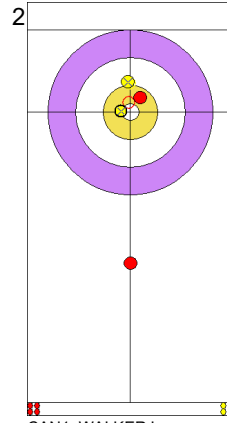
End 2 ● CHN - China 1 + 1 (this end) = 2 ● CAN1 - Canada 1 0 + 0 (this end) = 0



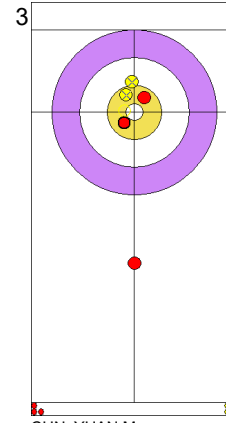
Prepositioned Stones



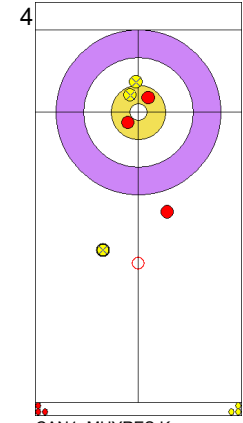
CHN: CAO C
Raise ⤴ 100%



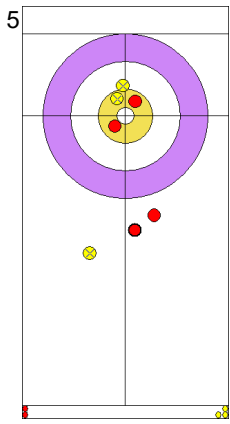
CAN1: WALKER L
Raise ⤴ 75%



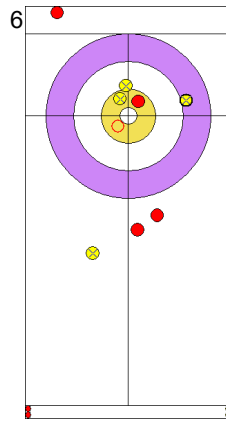
CHN: YUAN M
Raise ⤴ 75%



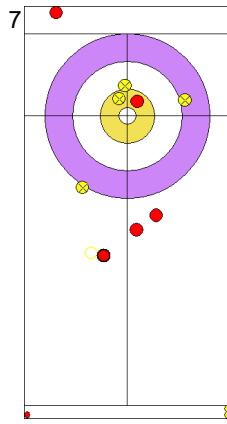
CAN1: MUYRES K
Wick / Soft Peeling ⤴ 0%



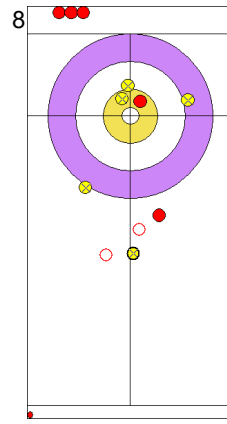
CHN: YUAN M
Guard ⤴ 25%



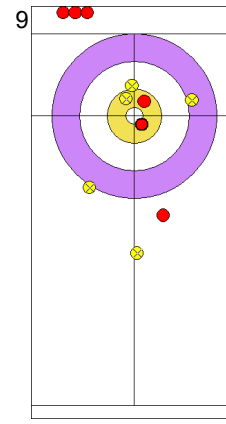
CAN1: MUYRES K
Hit and Roll ⤴ 75%



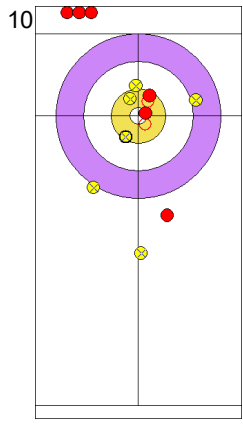
CHN: YUAN M
Draw ⤴ 0%



CAN1: MUYRES K
Take-out ⤴ 0%



CHN: CAO C
Draw ⤴ 100%

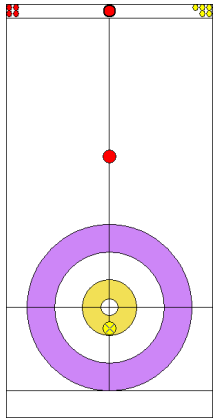


CAN1: WALKER L
Raise ⤴ 25%

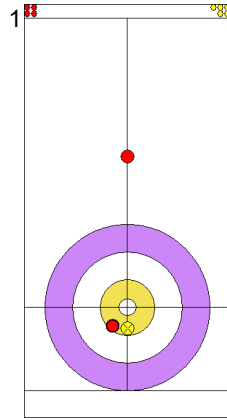
Legend:
 ⤴ Clockwise ⤵ Counter-clockwise - Not considered

Game - Shot by Shot

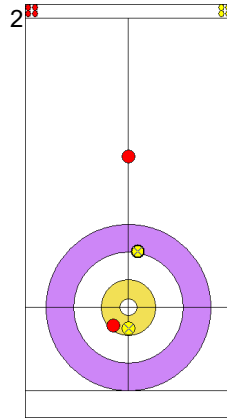
End 3 ● CHN - China 2 + 0 (this end) = 2 ⊗ CAN1 - Canada 1 0 + 1 (this end) = 1



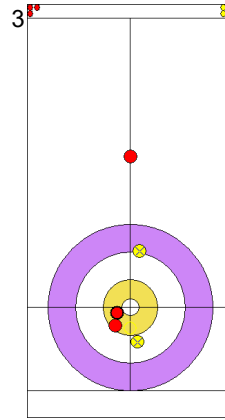
Prepositioned Stones



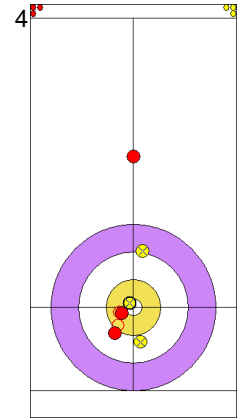
CHN: CAO C
Draw ⊕ 50%



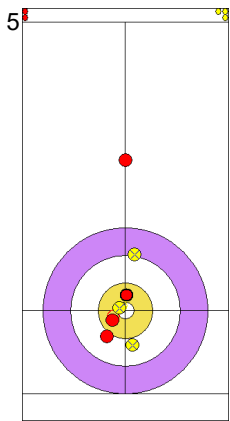
CAN1: WALKER L
Draw ⊕ 75%



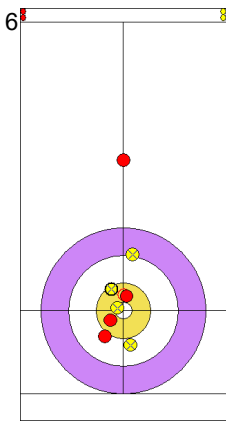
CHN: YUAN M
Raise ⊕ 100%



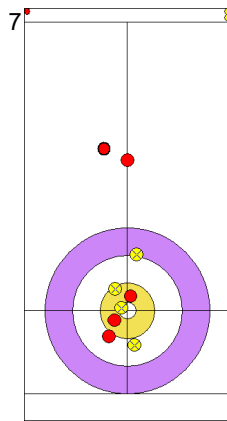
CAN1: MUYRES K
Raise ⊕ 100%



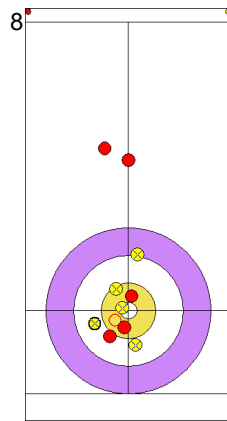
CHN: YUAN M
Wick / Soft Peeling ⊕ 50%



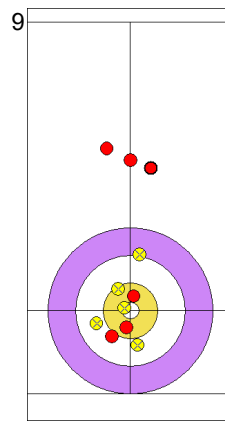
CAN1: MUYRES K
Draw ⊕ 75%



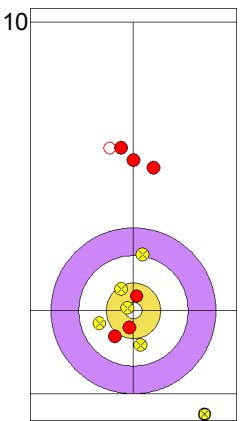
CHN: YUAN M
Guard ⊕ 100%



CAN1: MUYRES K
Wick / Soft Peeling ⊕ 50%



CHN: CAO C
Guard ⊕ 100%

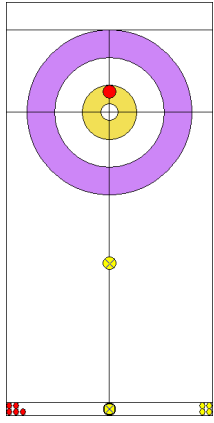


CAN1: WALKER L
Raise ⊕ 0%

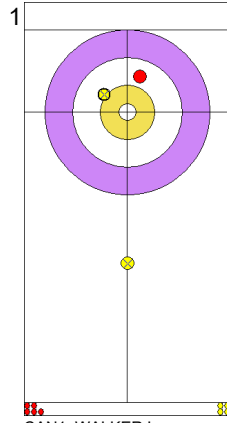
Legend:
 ⊕ Clockwise ⊖ Counter-clockwise - Not considered

Game - Shot by Shot

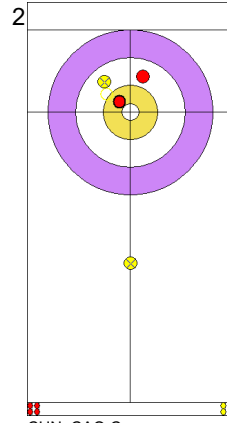
End 4 ● CHN - China 2 + 0 (this end) = 2 ● CAN1 - Canada 1 1 + 2 (this end) = 3



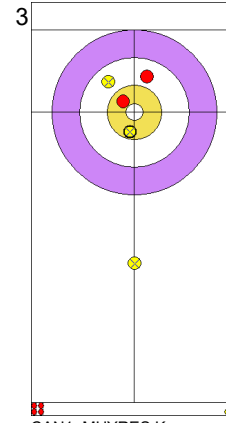
Prepositioned Stones



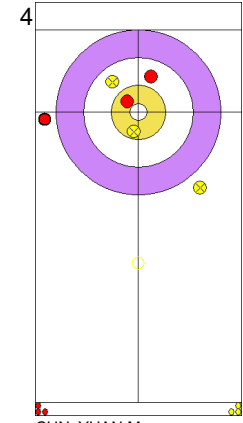
CAN1: WALKER L
Draw ⤵ 50%



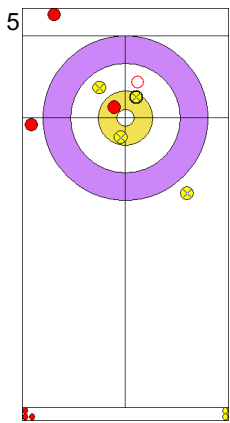
CHN: CAO C
Draw ⤵ 100%



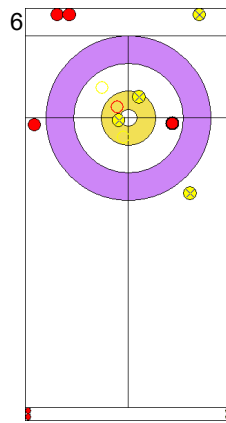
CAN1: MUYRES K
Draw ⤵ 75%



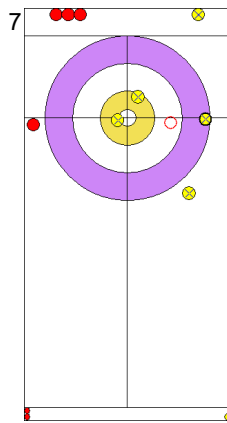
CHN: YUAN M
Wick / Soft Peeling ⤵ 50%



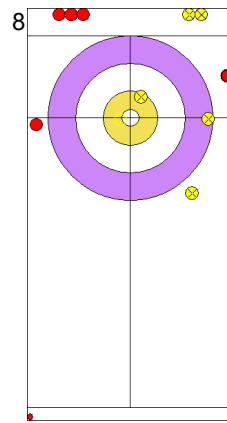
CAN1: MUYRES K
Take-out ⤵ 100%



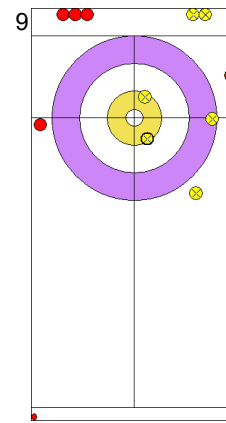
CHN: YUAN M
Double Take-out ⤵ 0%



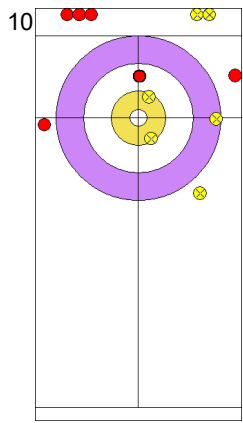
CAN1: MUYRES K
Take-out ⤵ 100%



CHN: YUAN M
Take-out ⤵ 50%



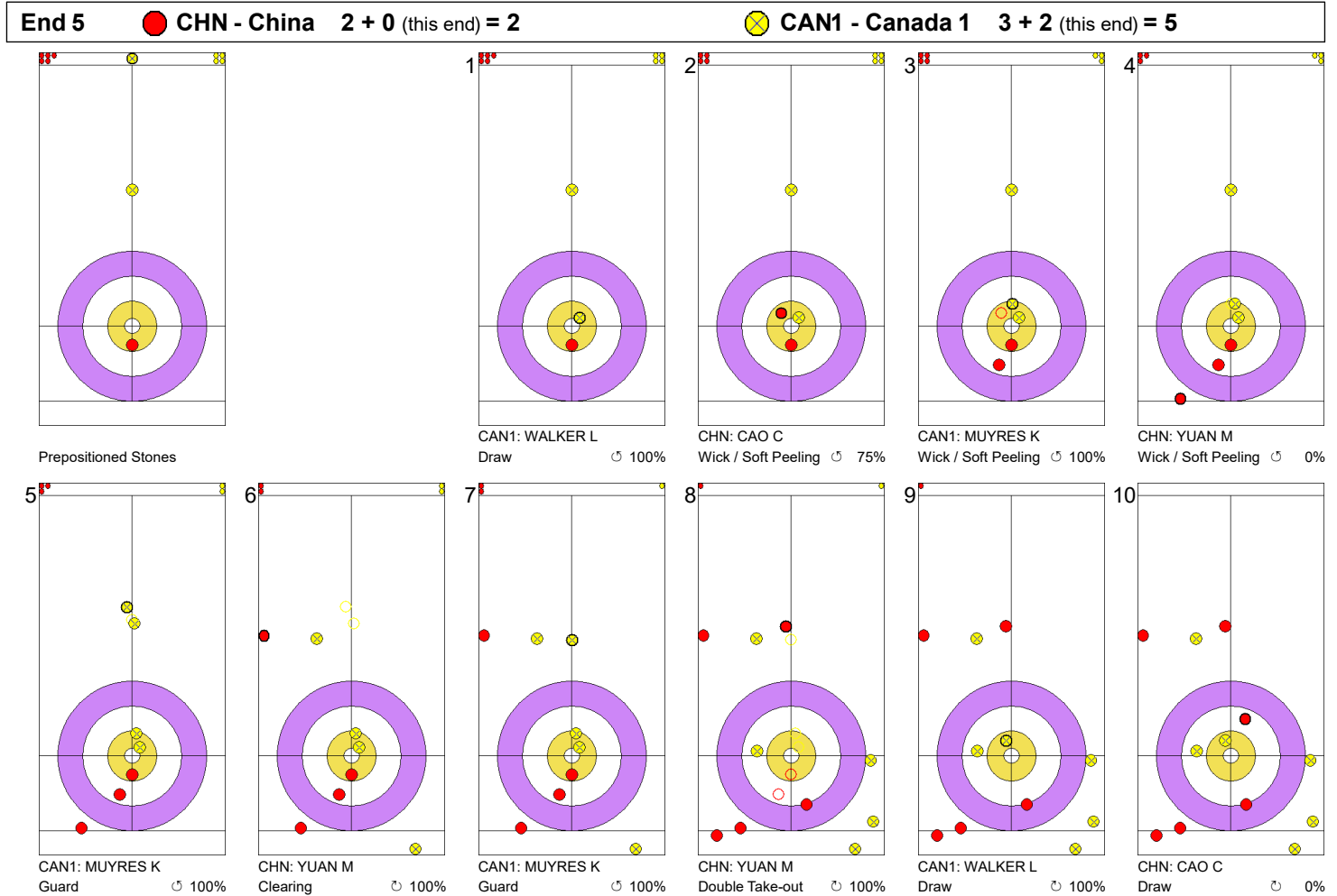
CAN1: WALKER L
Guard ⤵ 100%



CHN: CAO C
Draw ⤵ 0%

Legend:
 ⤵ Clockwise ⤴ Counter-clockwise - Not considered

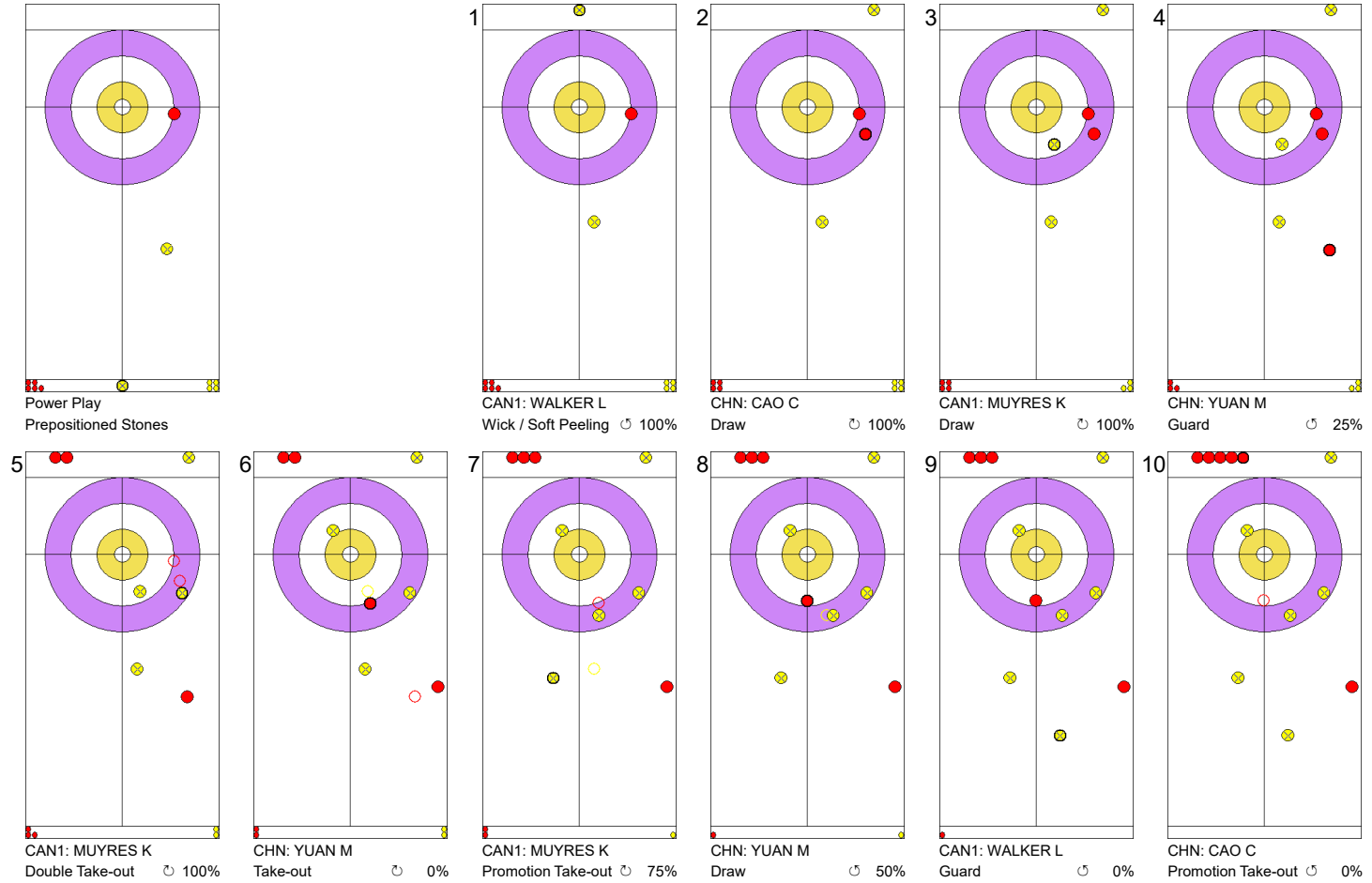
Game - Shot by Shot



Legend:
 Clockwise
 Counter-clockwise
 Not considered

Game - Shot by Shot

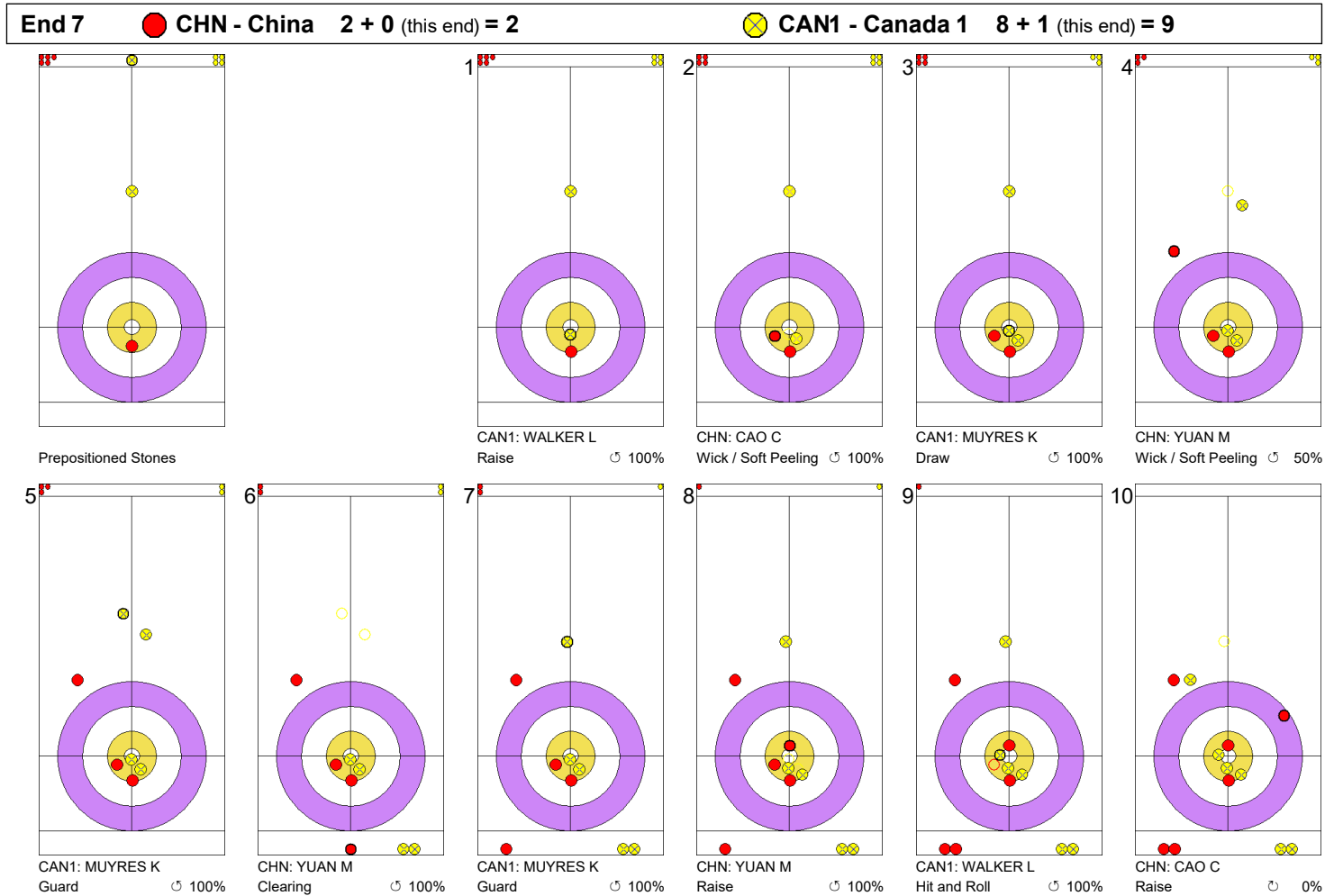
End 6 ● CHN - China 2 + 0 (this end) = 2 ⊗ CAN1 - Canada 1 5 + 3 (this end) = 8



Legend:
 ↻ Clockwise ↺ Counter-clockwise - Not considered



Game - Shot by Shot



Legend:
 ↻ Clockwise ↻ Counter-clockwise - Not considered

Game Results

Sheet	Game	Team	LSFE	1	2	3	4	5	6	7	8	Total	Points
B	4	SUI1 - Switzerland (Jaeggi/Michel)	*	0	0	2	0	4	3	1	0	10	3
	4	USA - United States (Anderson/Dropkin)		1	1	0	3	0	0	0	3	8	0

SUI1 - Switzerland 1		Shot Success	
		Game	All
F	JAEGGI Michele	72%	74%
M	MICHEL Sven	68%	75%
Team Total		69%	74%

USA - United States		Shot Success	
		Game	All
F	ANDERSON Sarah	70%	73%
M	DROPKIN Korey	82%	80%
Team Total		78%	78%

Power Play: End 7

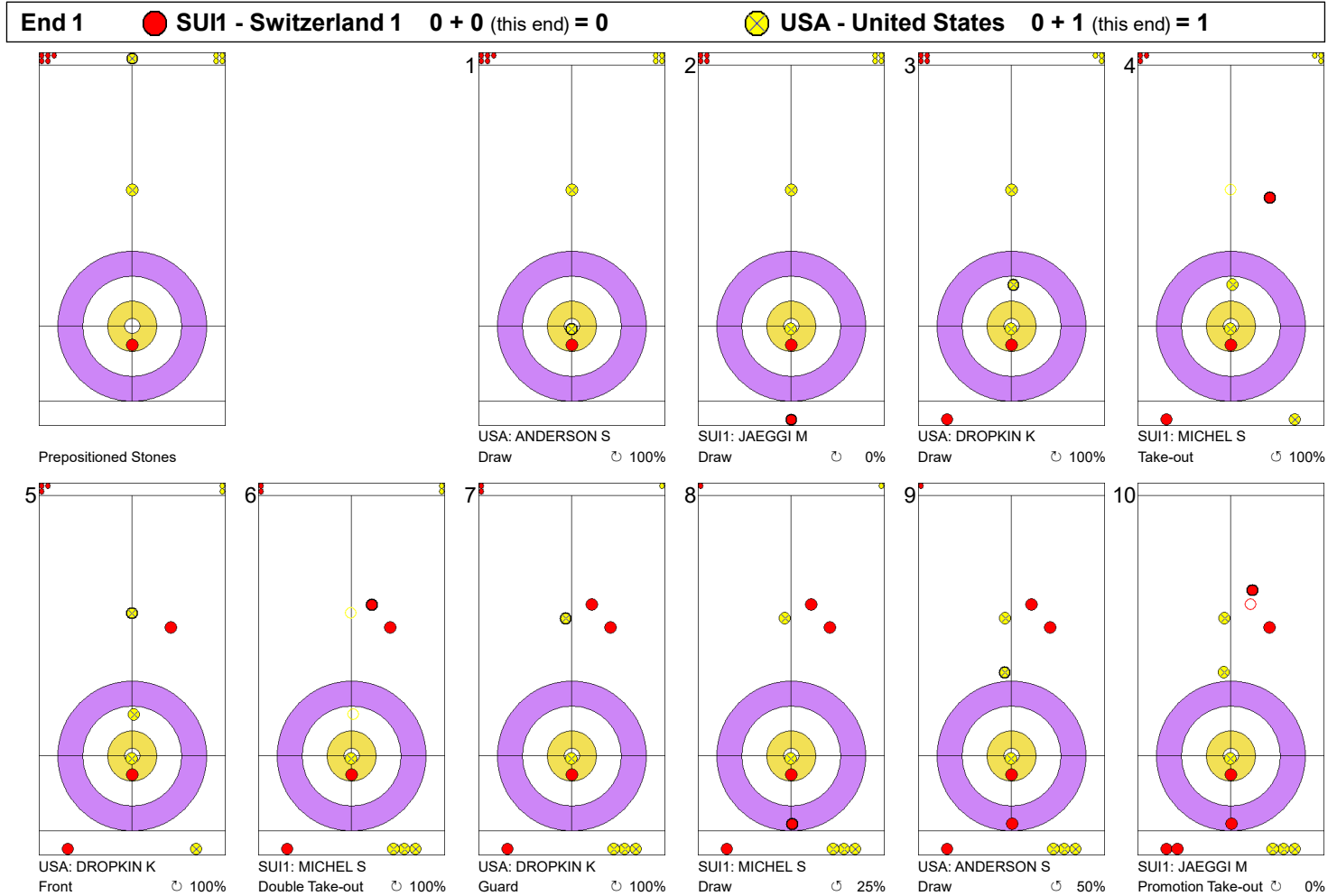
SUI1 - Switzerland 1		↻	↺	Game	
F	JAEGGI Michele	Draws	7 64%	4 94%	11 75%
		Take-outs	3 67%	2 63%	5 65%
		Total	10 65%	6 83%	16 72%
M	MICHEL Sven	Draws	8 88%	4 56%	12 77%
		Take-outs	6 50%	6 67%	12 58%
		Total	14 71%	10 63%	24 68%
Team		Draws	15 77%	8 75%	23 76%
		Take-outs	9 56%	8 66%	17 60%
Total		24 69%	16 70%	40 69%	



USA - United States		↻	↺	Game	
F	ANDERSON Sarah	Draws	7 93%	1 50%	8 88%
		Take-outs	3 8%	4 81%	7 50%
		Total	10 68%	5 75%	15 70%
M	DROPKIN Korey	Draws	14 84%	4 88%	18 85%
		Take-outs	3 83%	3 67%	6 75%
		Total	17 84%	7 79%	24 82%
Team		Draws	21 87%	5 80%	26 86%
		Take-outs	6 46%	7 75%	13 62%
Total		27 78%	12 77%	39 78%	

Note:
Team members are identified as follows:
F = Female, M = Male

Legend:
 Power Play ↻ Clockwise ↺ Counter-clockwise
 LSFE(*) Last Stone First End

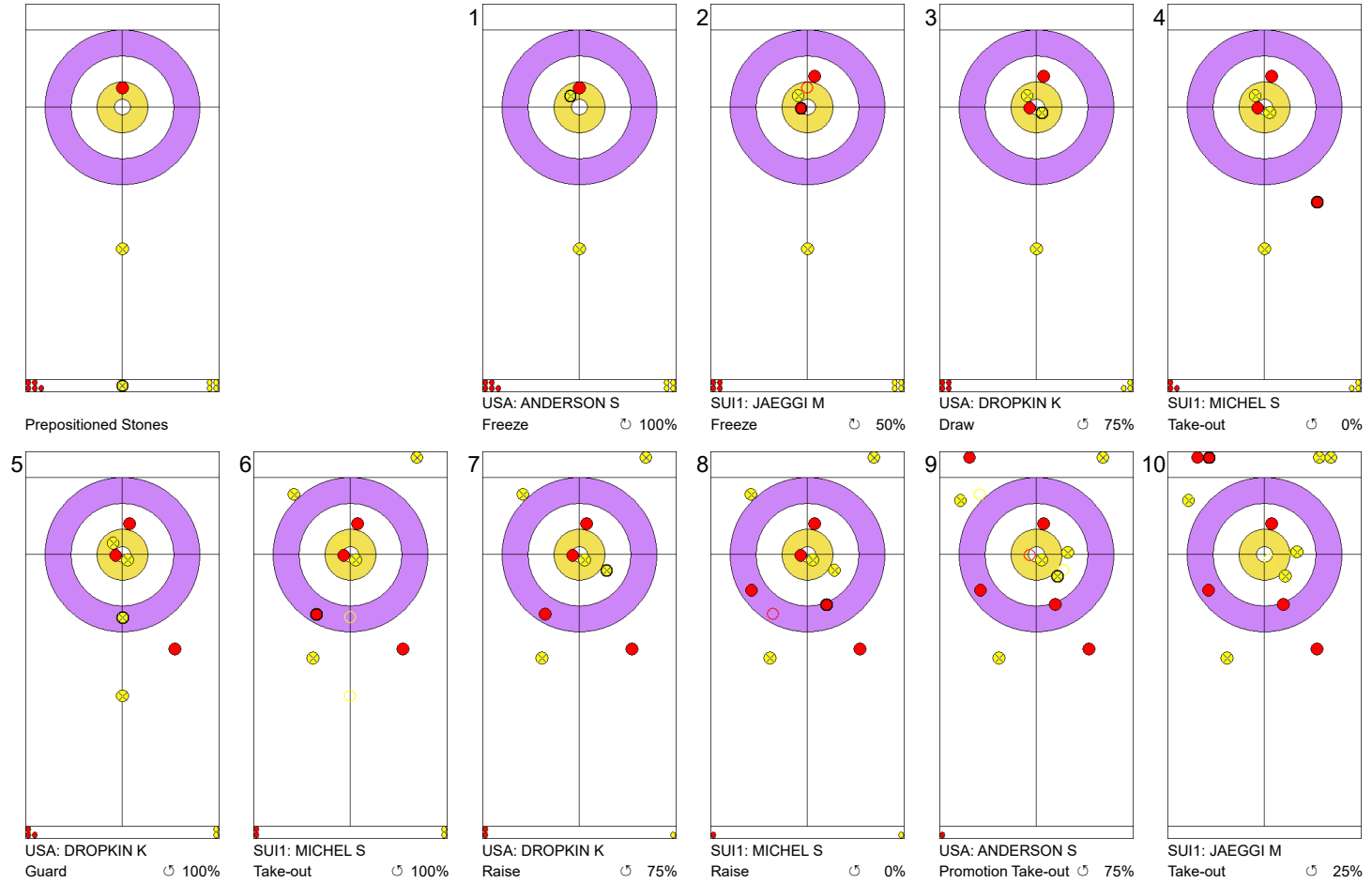
Game - Shot by Shot



Legend:
 Clockwise
  Counter-clockwise
 - Not considered

Game - Shot by Shot

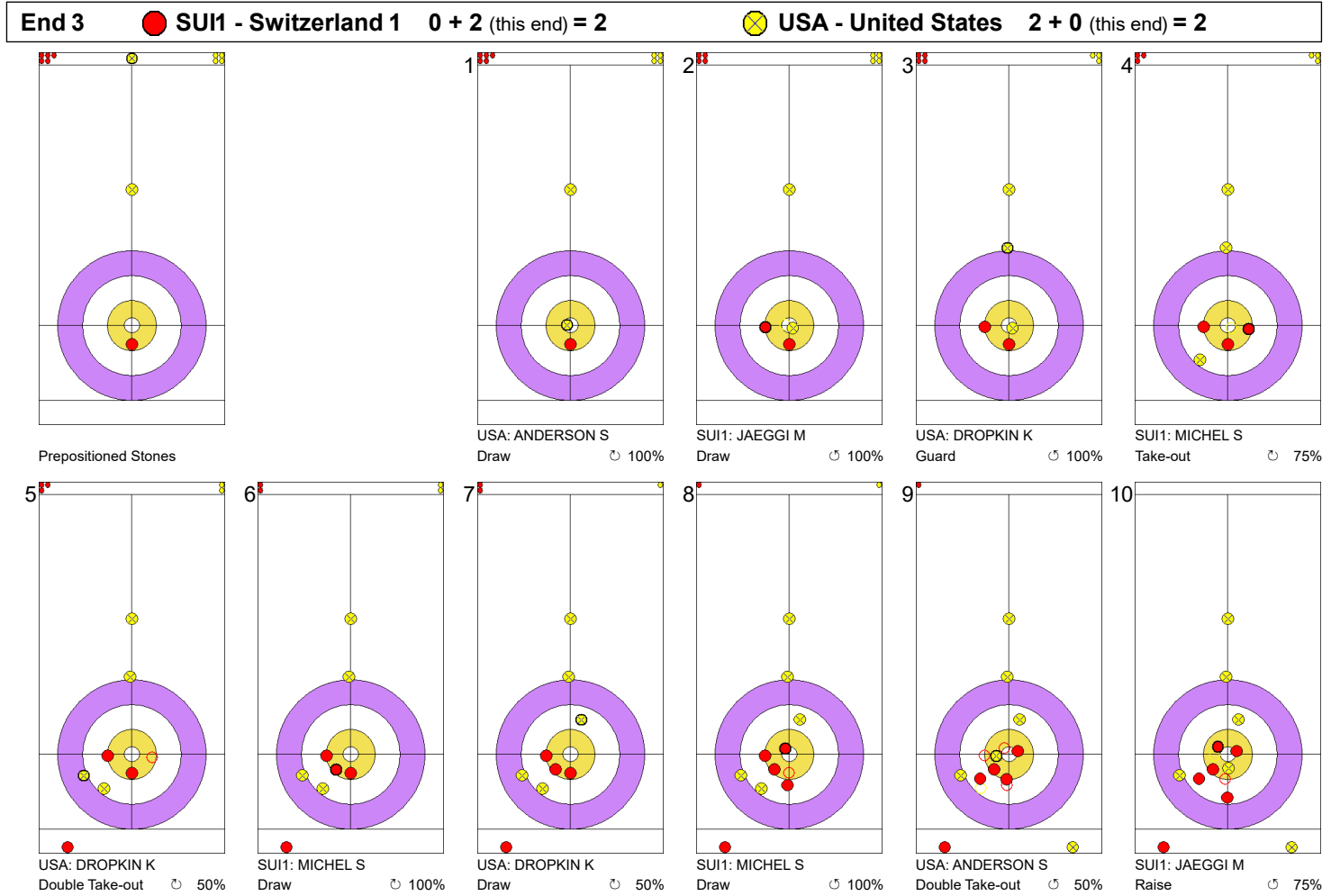
End 2 ● SUI1 - Switzerland 1 0 + 0 (this end) = 0 ⊗ USA - United States 1 + 1 (this end) = 2





Legend:
↻ Clockwise ↻ Counter-clockwise - Not considered



Game - Shot by Shot

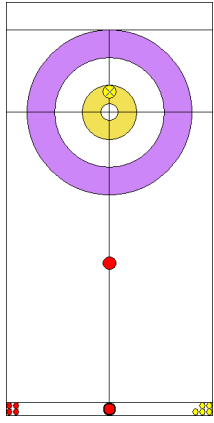


Legend:
 Clockwise
  Counter-clockwise
 - Not considered

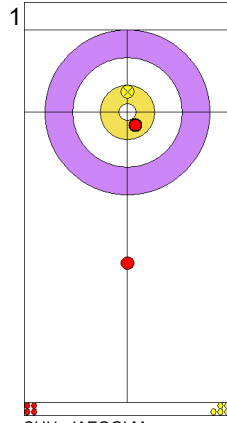


Game - Shot by Shot

End 4 ● SUI1 - Switzerland 1 2 + 0 (this end) = 2 ⊗ USA - United States 2 + 3 (this end) = 5

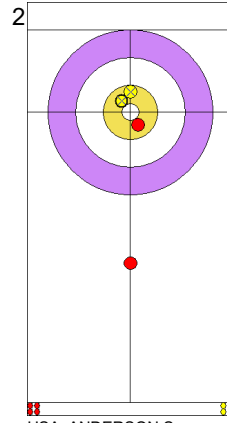


Prepositioned Stones



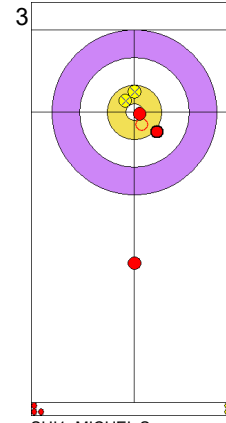
SUI1: JAEggi M

Draw ⌚ 100%



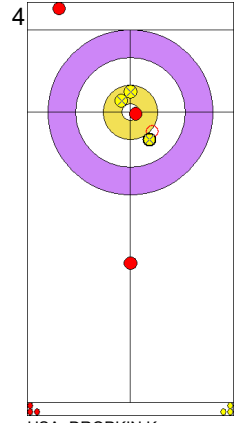
USA: ANDERSON S

Draw ⌚ 100%



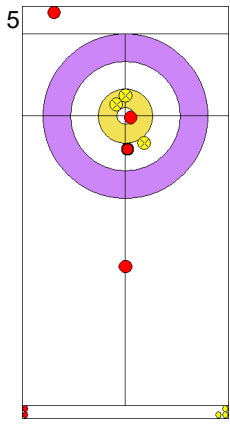
SUI1: MICHEL S

Raise ⌚ 100%



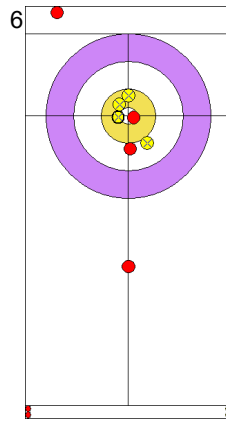
USA: DROPKIN K

Take-out ⌚ 100%



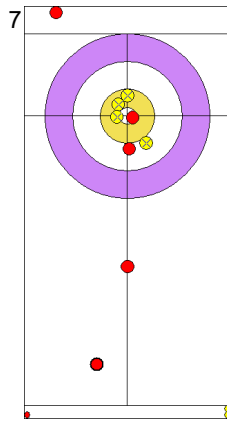
SUI1: MICHEL S

Guard ⌚ 100%



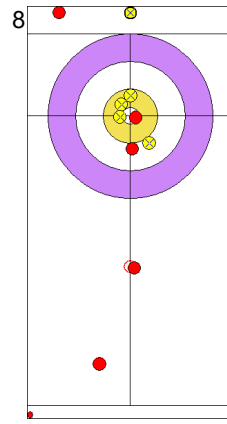
USA: DROPKIN K

Freeze ⌚ 75%



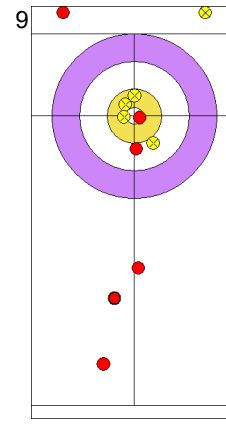
SUI1: MICHEL S

Guard ⌚ 100%



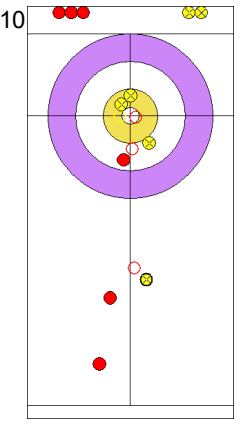
USA: DROPKIN K

Promotion Take-out ⌚ 0%



SUI1: JAEggi M

Guard ⌚ 100%

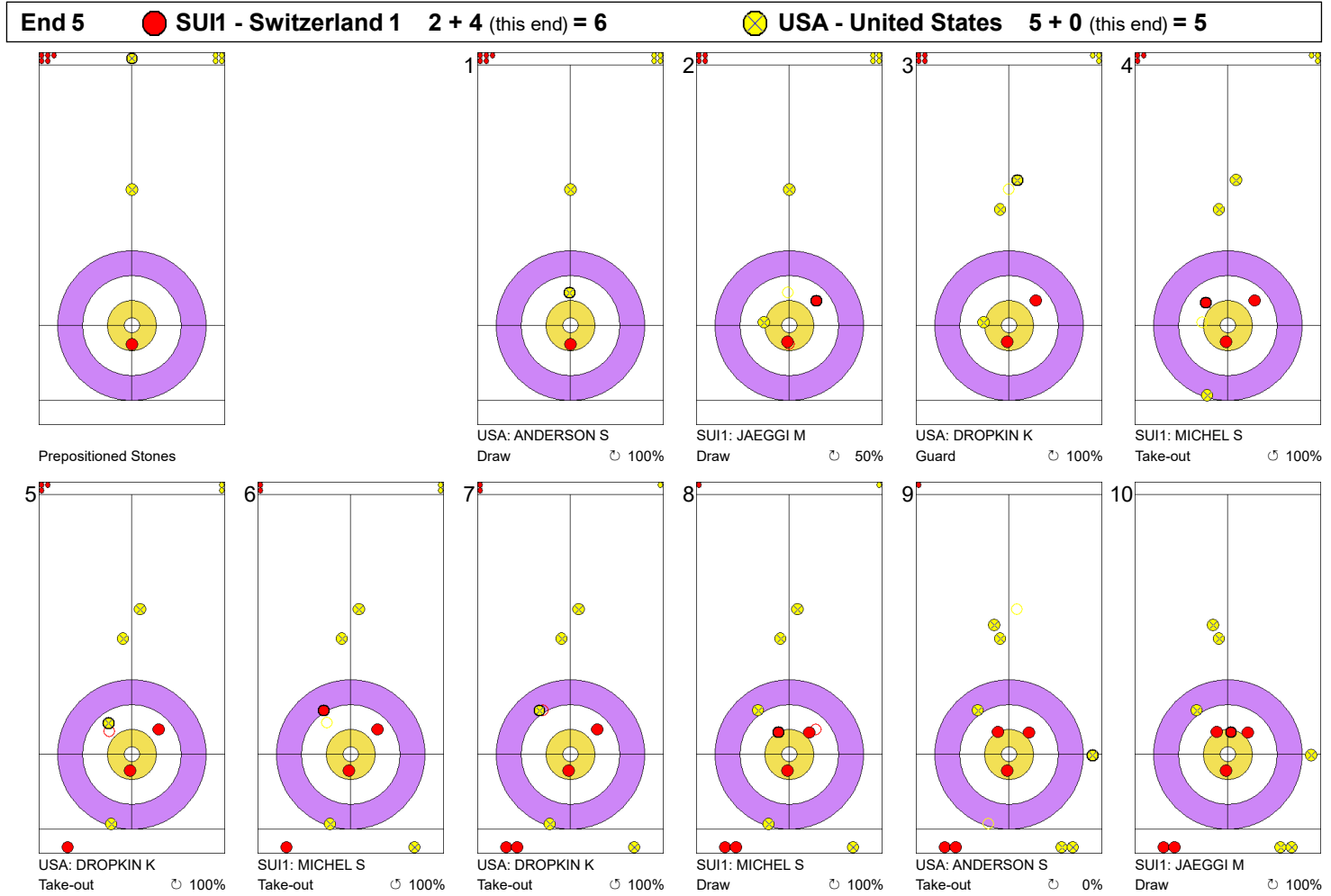




USA: ANDERSON S

Promotion Take-out ⌚ 100%

Legend:
⌚ Clockwise ⌚ Counter-clockwise - Not considered

Game - Shot by Shot

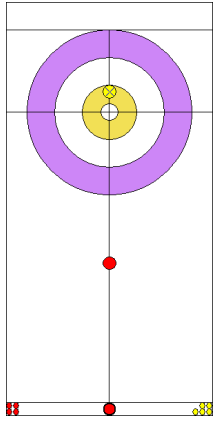


Legend:
 Clockwise
  Counter-clockwise
 - Not considered

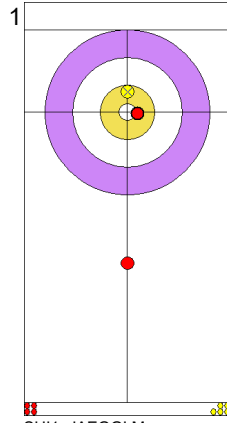


Game - Shot by Shot

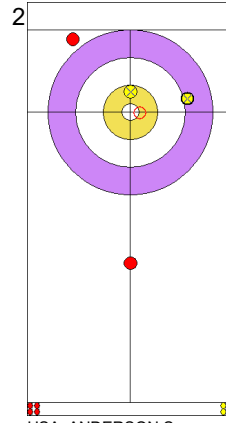
End 6 ● SUI1 - Switzerland 1 6 + 3 (this end) = 9 ⊗ USA - United States 5 + 0 (this end) = 5



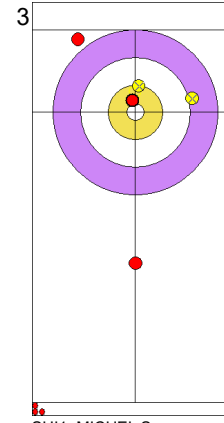
Prepositioned Stones



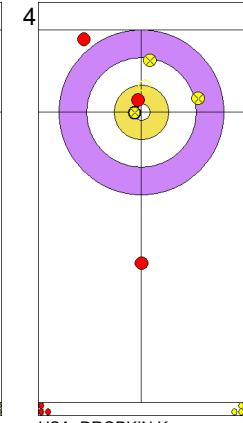
SUI1: JAEGLI M
Draw ⌚ 100%



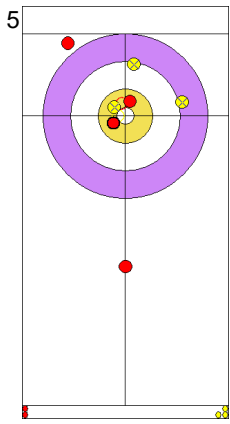
USA: ANDERSON S
Take-out ⌚ 100%



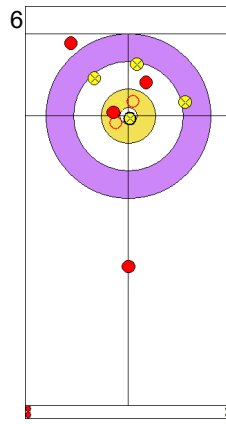
SUI1: MICHEL S
Freeze ⌚ 100%



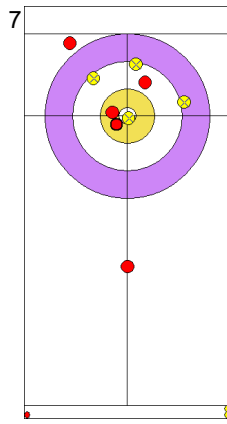
USA: DROPKIN K
Freeze ⌚ 100%



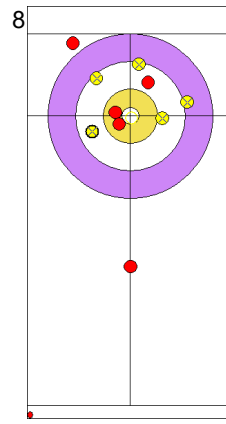
SUI1: MICHEL S
Freeze ⌚ 100%



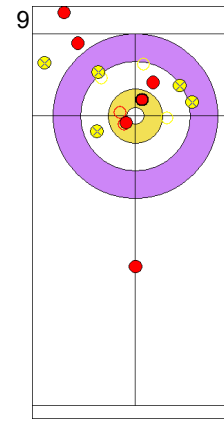
USA: DROPKIN K
Raise ⌚ 100%



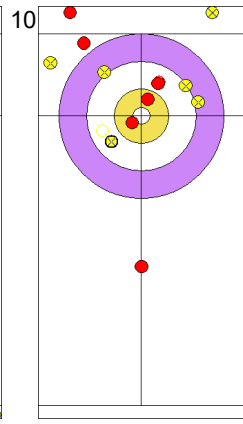
SUI1: MICHEL S
Draw ⌚ 100%



USA: DROPKIN K
Raise ⌚ 0%



SUI1: JAEGLI M
Take-out ⌚ 100%

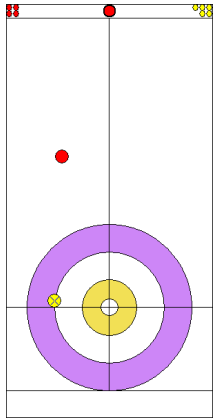


USA: ANDERSON S
Hit and Roll ⌚ 0%

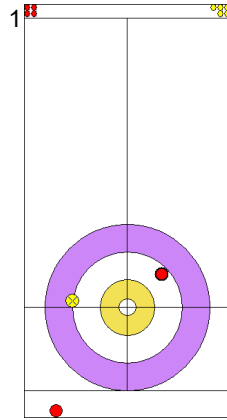
Legend:
⌚ Clockwise ⌚ Counter-clockwise - Not considered

Game - Shot by Shot

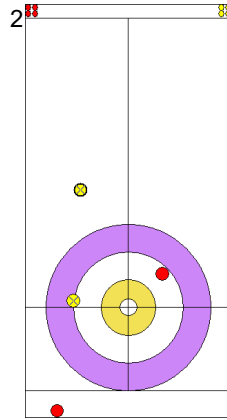
End 7 ● **SUI1 - Switzerland 1** 9 + 1 (this end) = 10 ● **USA - United States** 5 + 0 (this end) = 5



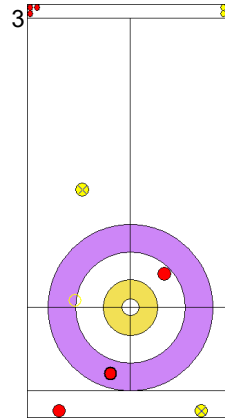
Power Play
Prepositioned Stones



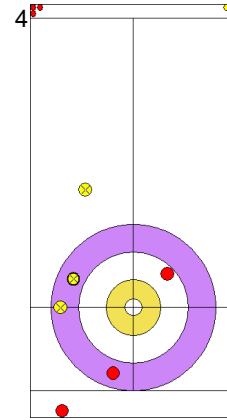
SUI1: JAEGGI M
Wick / Soft Peeling ⤵ 100%



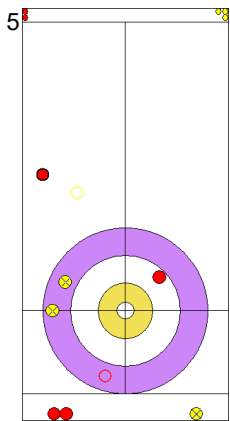
USA: ANDERSON S
Guard ⤵ 100%



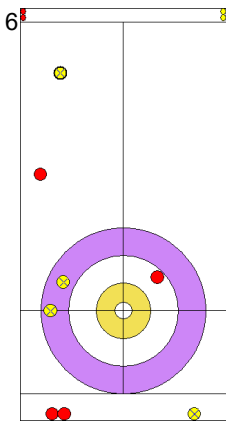
SUI1: MICHEL S
Take-out ⤵ 75%



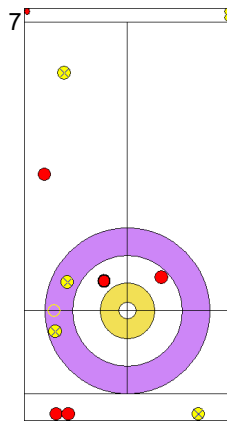
USA: DROPKIN K
Guard ⤵ 100%



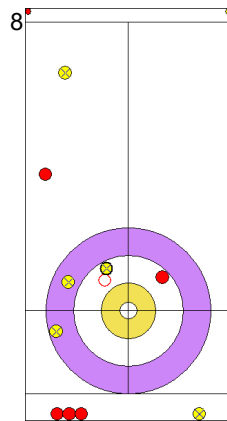
SUI1: MICHEL S
Promotion Take-out ⤵ 0%



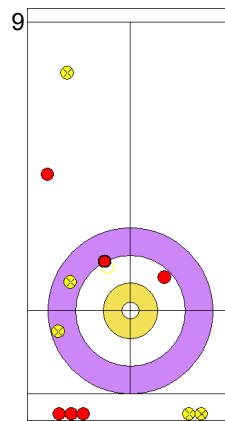
USA: DROPKIN K
Guard ⤵ 100%



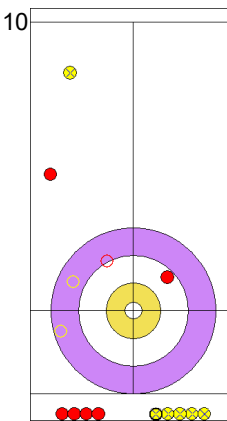
SUI1: MICHEL S
Double Take-out ⤵ 0%



USA: DROPKIN K
Take-out ⤵ 100%



SUI1: JAEGGI M
Take-out ⤵ 100%

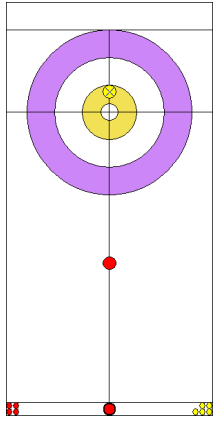


USA: ANDERSON S
Double Take-out ⤵ 25%

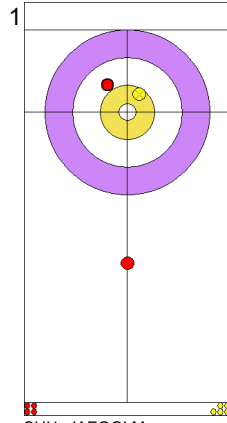
Legend:
 ⤵ Clockwise ⤴ Counter-clockwise - Not considered

Game - Shot by Shot

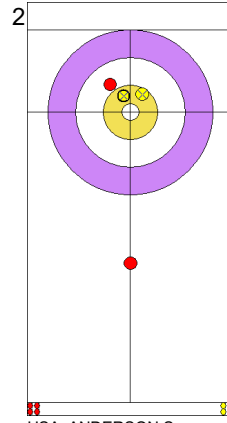
End 8 ● SUI1 - Switzerland 1 10 + 0 (this end) = 10 ⊗ USA - United States 5 + 3 (this end) = 8



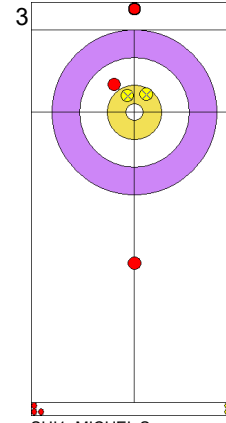
Prepositioned Stones



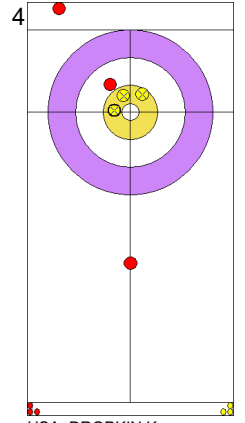
SUI1: JAEGGI M
Draw ⌚ 50%



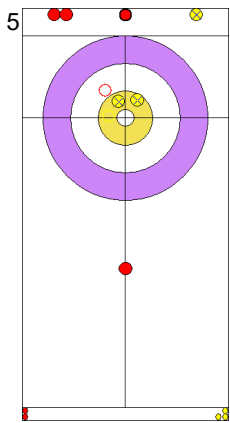
USA: ANDERSON S
Draw ⌚ 50%



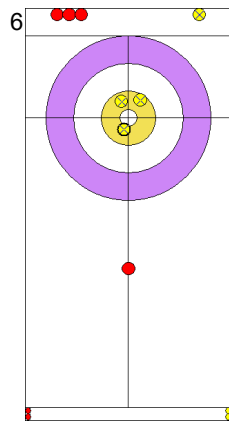
SUI1: MICHEL S
Draw ⌚ 0%



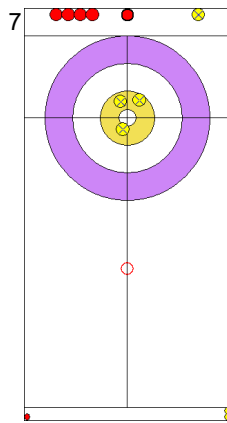
USA: DROPKIN K
Draw ⌚ 75%



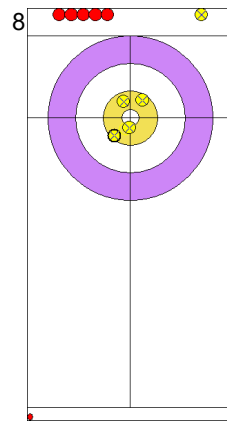
SUI1: MICHEL S
Double Take-out ⌚ 50%



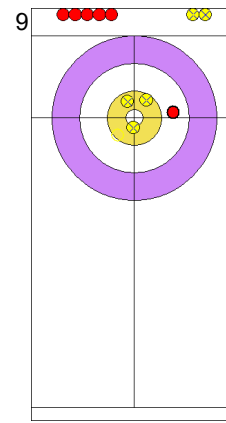
USA: DROPKIN K
Draw ⌚ 100%



SUI1: MICHEL S
Hit and Roll ⌚ 0%



USA: DROPKIN K
Draw ⌚ 75%



SUI1: JAEGGI M
Clearing ⌚ 100%

Legend:
⌚ Clockwise ⌚ Counter-clockwise - Not considered

Game Results

Sheet	Game	Team	LSFE	1	2	3	4	5	6	7	8	Total	Points
E	4	RUS - Russia (Komarova/Goriachev)	*	2	0	0	2	0	2	0	2	8	0
	4	SUI2 - Switzerland (Perret/Rios)		0	4	1	0	2	0	2	0	9	3

RUS - Russia		Shot Success	
		Game	All
F	KOMAROVA Maria	72%	65%
M	GORIACHEV Daniil	76%	74%
Team Total		74%	71%

SUI2 - Switzerland 2		Shot Success	
		Game	All
F	PERRET Jenny	66%	67%
M	RIOS Martin	86%	72%
Team Total		78%	70%

Power Play: End 6

Power Play: End 7

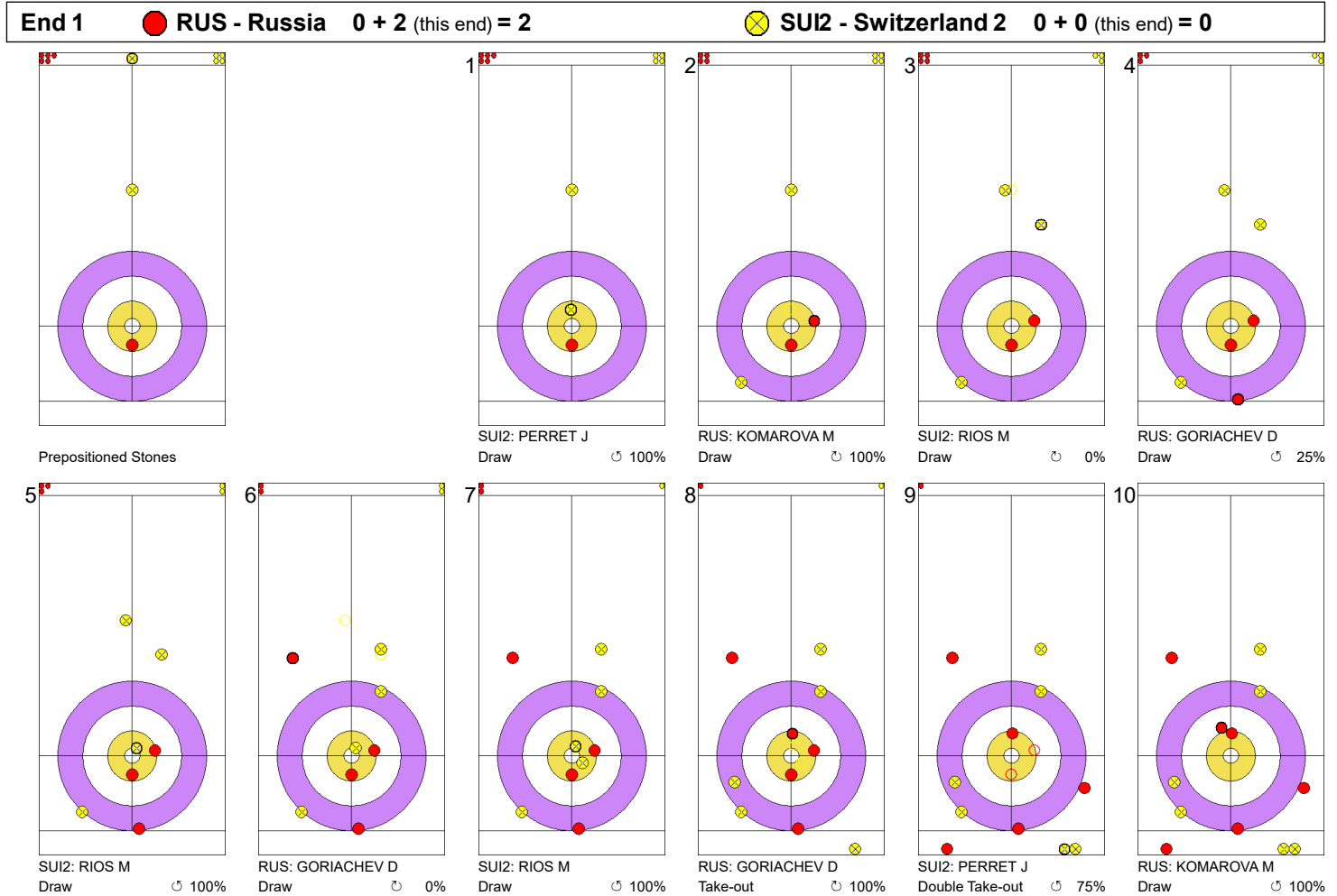
RUS - Russia		↻	↺	Game
F KOMAROVA Maria	Draws	4 75%	10 75%	14 75%
	Take-outs	0 -	2 50%	2 50%
	Total	4 75%	12 71%	16 72%
M GORIACHEV Daniil	Draws	4 56%	10 80%	14 73%
	Take-outs	5 90%	5 70%	10 80%
	Total	9 75%	15 77%	24 76%
Team	Draws	8 66%	20 78%	28 74%
	Take-outs	5 90%	7 64%	12 75%
	Total	13 75%	27 74%	40 74%



SUI2 - Switzerland 2		↻	↺	Game
F PERRET Jenny	Draws	3 33%	10 68%	13 60%
	Take-outs	1 100%	2 88%	3 92%
	Total	4 50%	12 71%	16 66%
M RIOS Martin	Draws	6 67%	13 98%	19 88%
	Take-outs	2 63%	3 92%	5 80%
	Total	8 66%	16 97%	24 86%
Team	Draws	9 56%	23 85%	32 77%
	Take-outs	3 75%	5 90%	8 84%
	Total	12 60%	28 86%	40 78%

Note:
Team members are identified as follows:
F = Female, M = Male

Legend:
 Power Play ↻ Clockwise ↺ Counter-clockwise
 LSFE(*) Last Stone First End

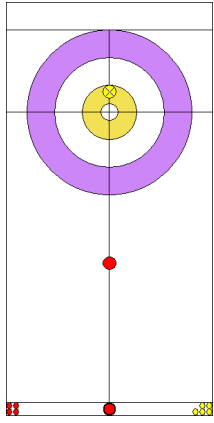
Game - Shot by Shot



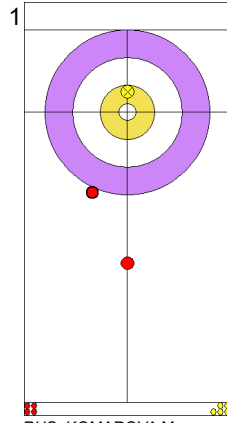
Legend:
 Clockwise
  Counter-clockwise
 - Not considered

Game - Shot by Shot

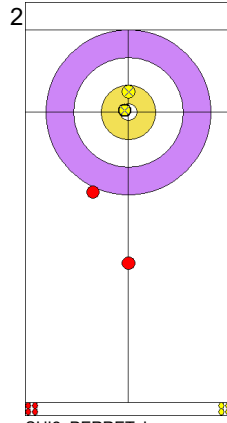
End 2 ● RUS - Russia 2 + 0 (this end) = 2 ⊗ SUI2 - Switzerland 2 0 + 4 (this end) = 4



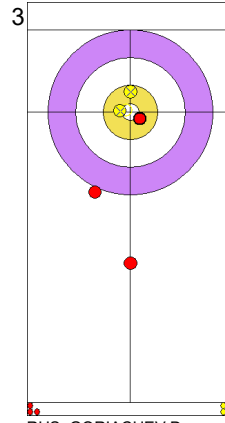
Prepositioned Stones



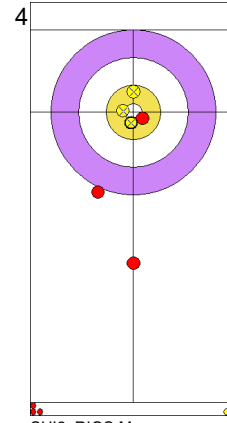
RUS: KOMAROVA M
Draw ↻ 50%



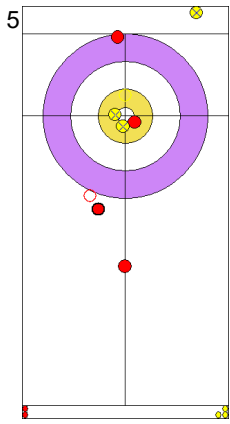
SUI2: PERRET J
Draw ↻ 100%



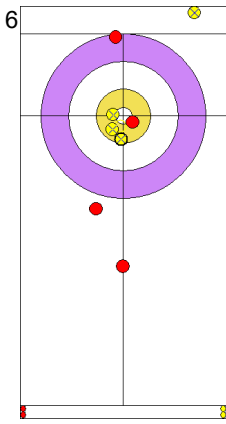
RUS: GORIACHEV D
Draw ↻ 100%



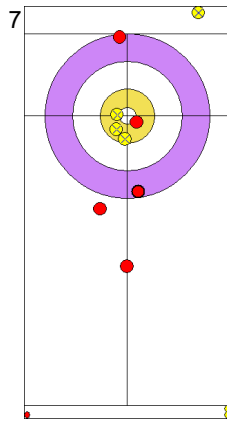
SUI2: RIOS M
Draw ↻ 100%



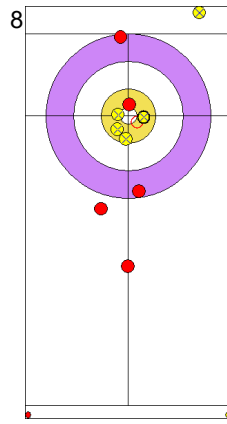
RUS: GORIACHEV D
Promotion Take-out ↻ 50%



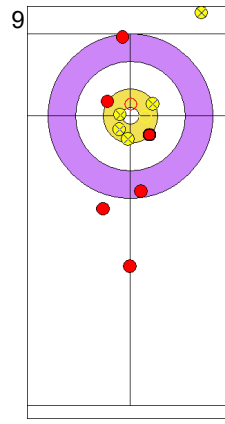
SUI2: RIOS M
Draw ↻ 100%



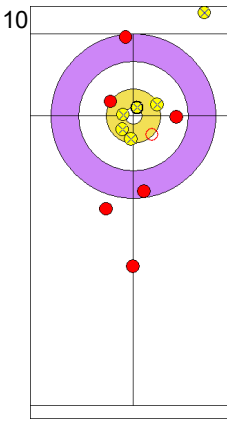
RUS: GORIACHEV D
Draw ↻ 100%



SUI2: RIOS M
Draw ↻ 75%



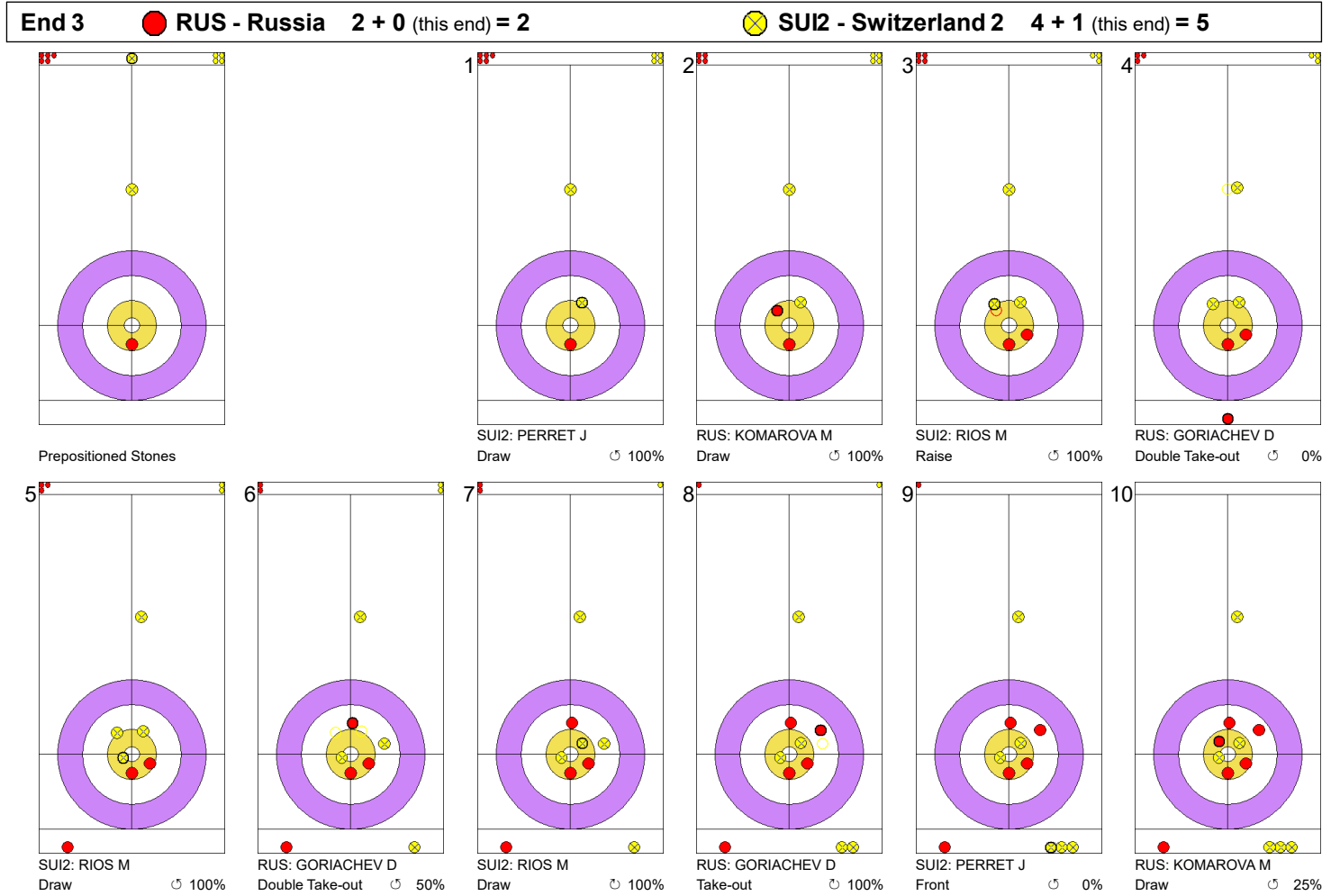
RUS: KOMAROVA M
Draw ↻ 25%





SUI2: PERRET J
Wick / Soft Peeling In-Wick ↻ 100%

Legend:
↻ Clockwise ↻ Counter-clockwise - Not considered

Game - Shot by Shot

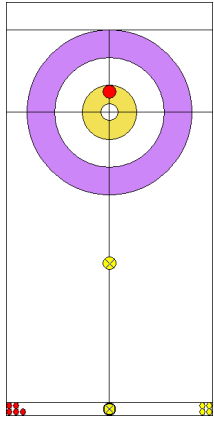


Legend:
 Clockwise
  Counter-clockwise
 - Not considered

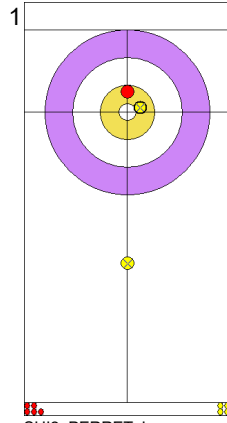


Game - Shot by Shot

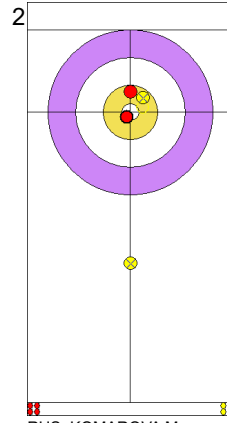
End 4 **RUS - Russia 2 + 2 (this end) = 4** **SUI2 - Switzerland 2 5 + 0 (this end) = 5**



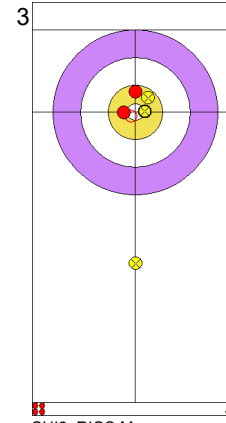
Prepositioned Stones



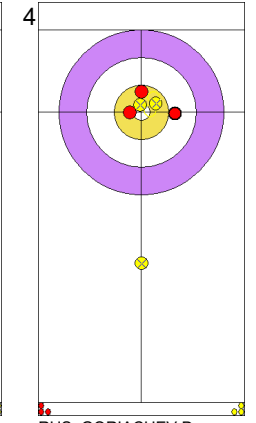
SUI2: PERRET J
Draw ⤵ 100%



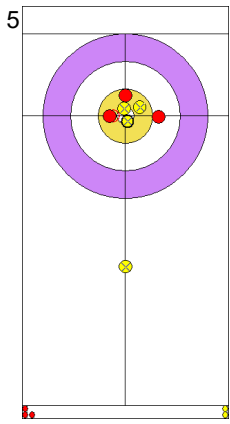
RUS: KOMAROVA M
Draw ⤵ 100%



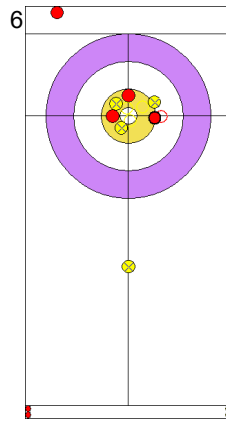
SUI2: RIOS M
Draw ⤵ 100%



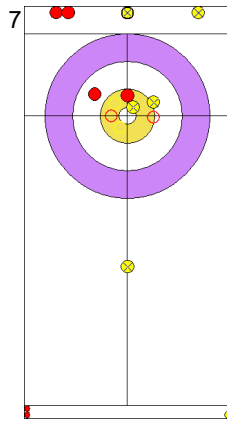
RUS: GORIACHEV D
Draw ⤵ 100%



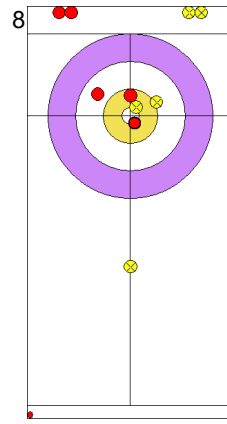
SUI2: RIOS M
Draw ⤵ 100%



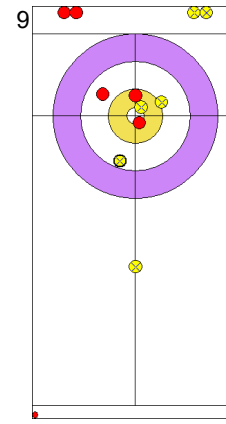
RUS: GORIACHEV D
Hit and Roll ⤵ 100%



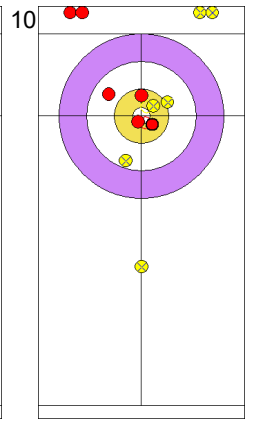
SUI2: RIOS M
Promotion Take-out ⤵ 75%





RUS: GORIACHEV D
Draw ⤵ 100%



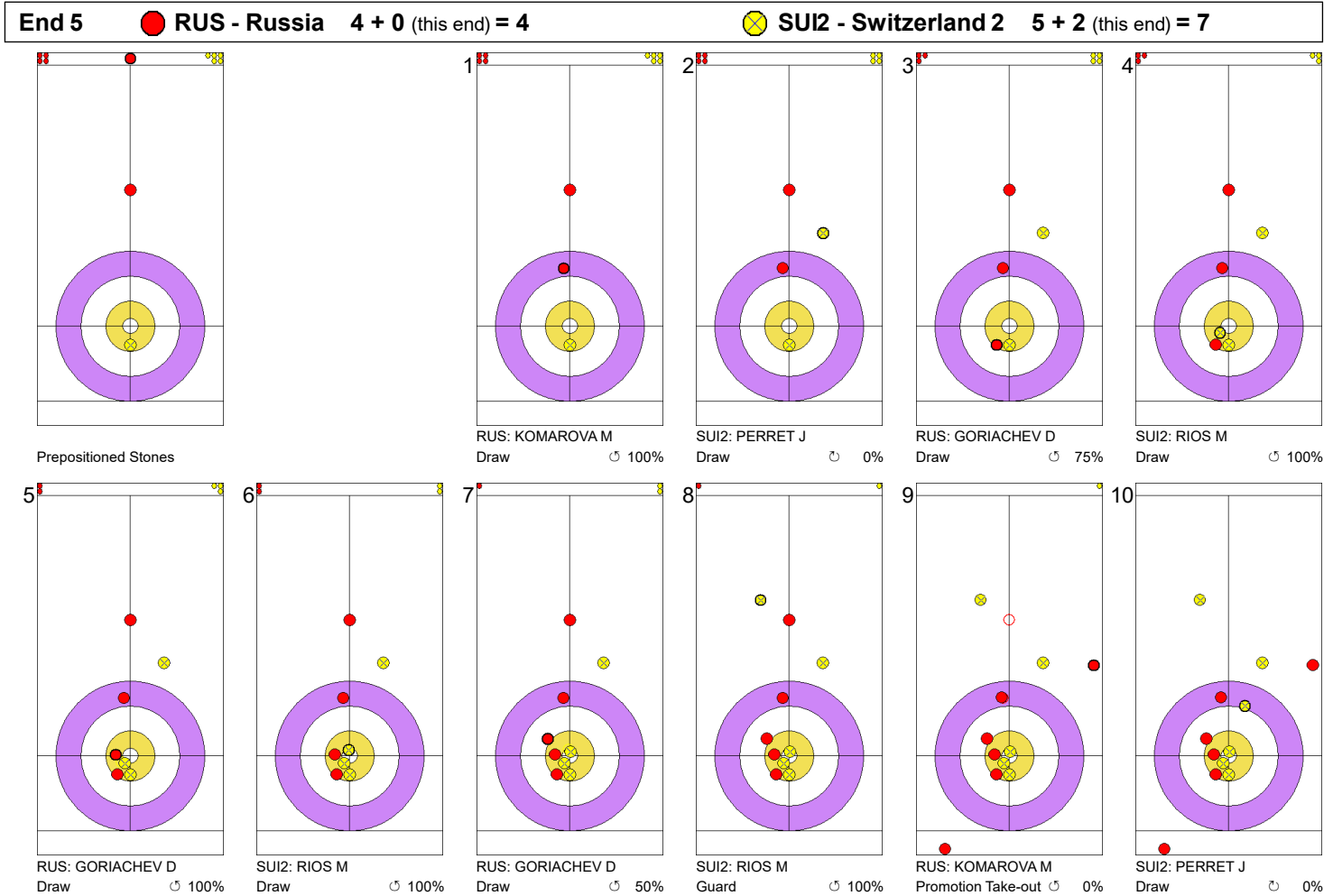
SUI2: PERRET J
Draw ⤵ 25%





RUS: KOMAROVA M
Draw ⤵ 100%

Legend:
 Clockwise
  Counter-clockwise
 - Not considered

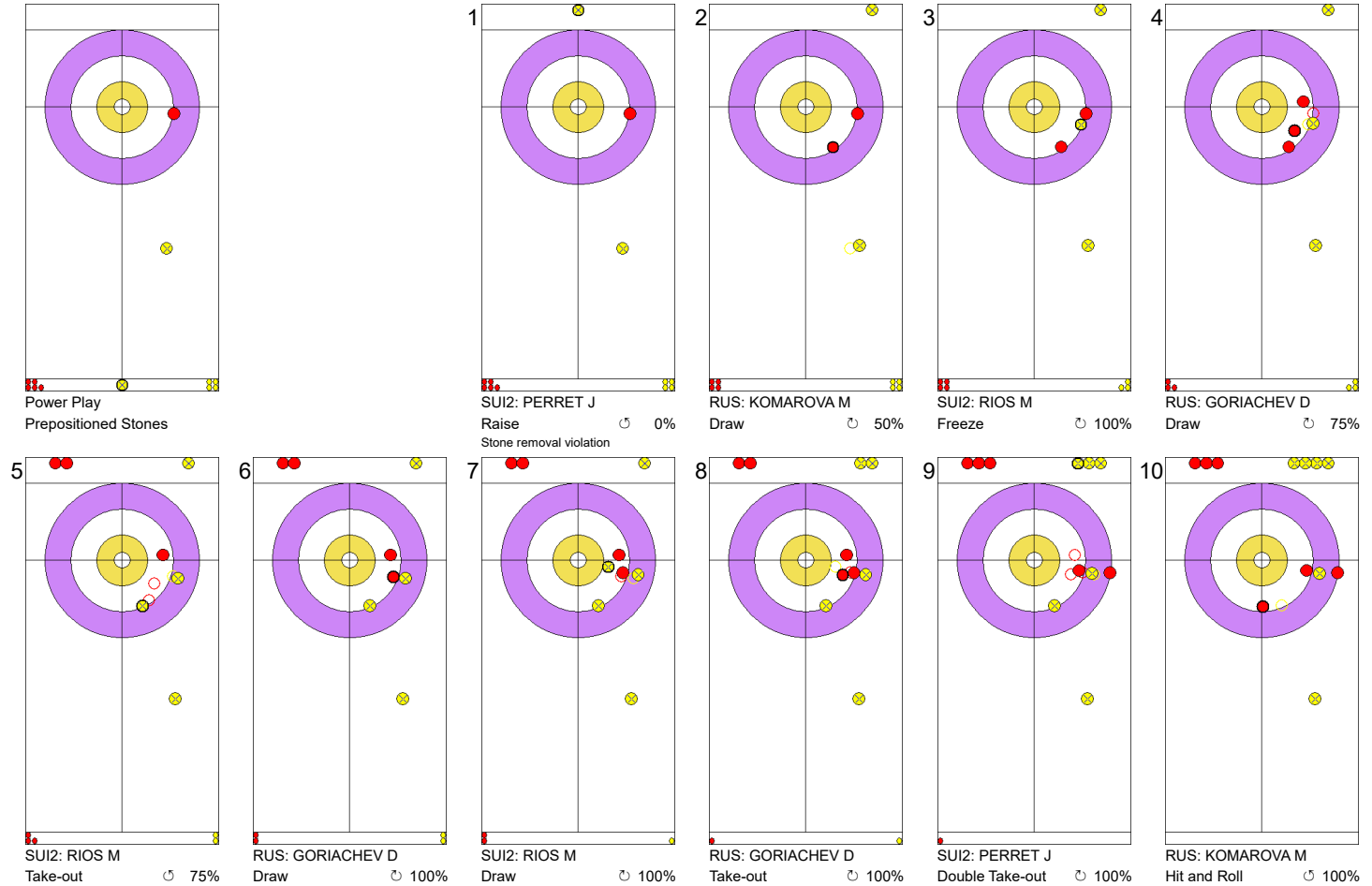
Game - Shot by Shot





Legend:
 Clockwise  Counter-clockwise - Not considered

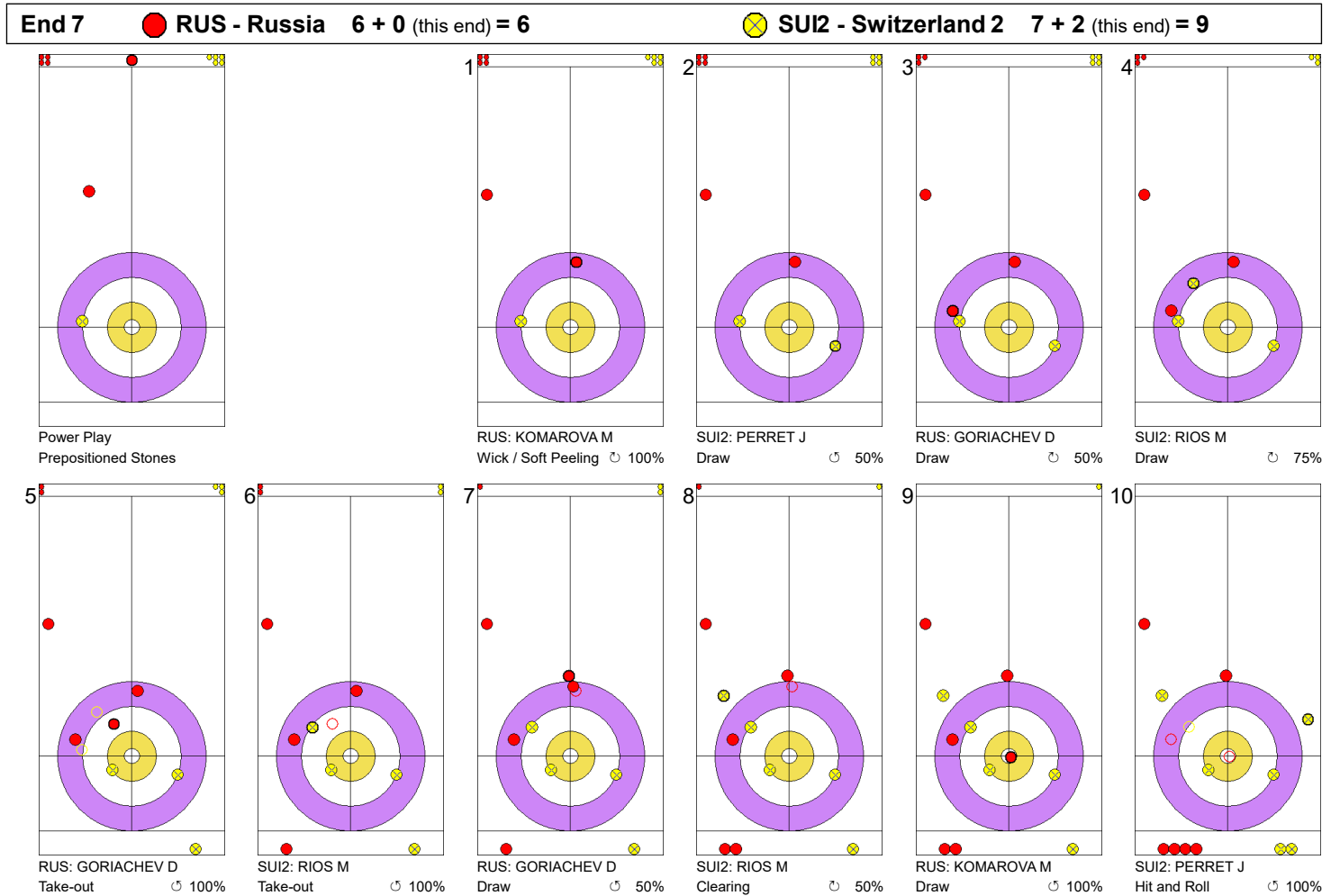
Game - Shot by Shot



End 6 **RUS - Russia 4 + 2 (this end) = 6** **SUI2 - Switzerland 2 7 + 0 (this end) = 7**



Legend:
 Clockwise
  Counter-clockwise
 - Not considered

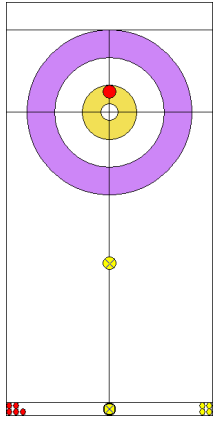
Game - Shot by Shot



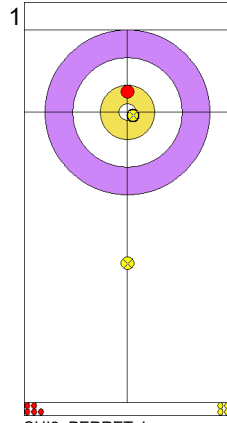
Legend:
 Clockwise
  Counter-clockwise
 - Not considered

Game - Shot by Shot

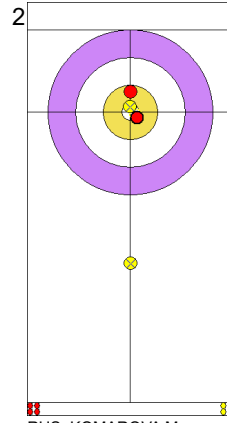
End 8 **RUS - Russia 6 + 2 (this end) = 8** **SUI2 - Switzerland 2 9 + 0 (this end) = 9**



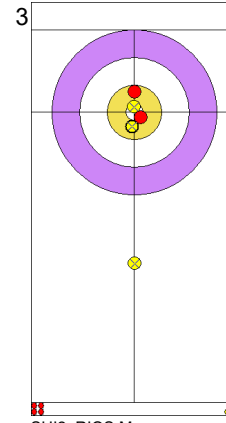
Prepositioned Stones



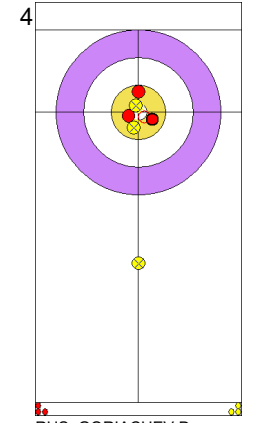
SUI2: PERRET J
Draw ⌚ 100%



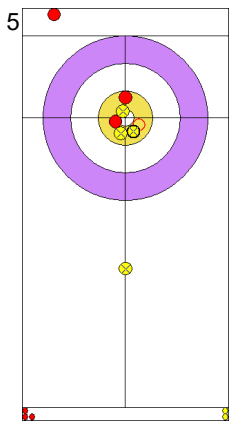
RUS: KOMAROVA M
Draw ⌚ 100%



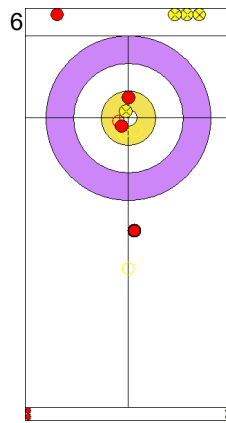
SUI2: RIOS M
Draw ⌚ 100%



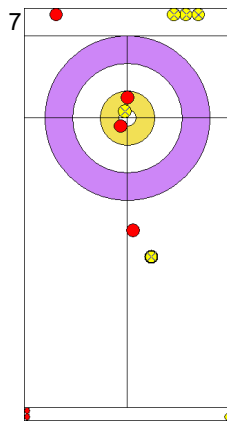
RUS: GORIACHEV D
Draw ⌚ 100%



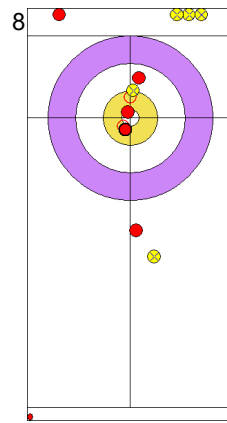
SUI2: RIOS M
Take-out ⌚ 100%



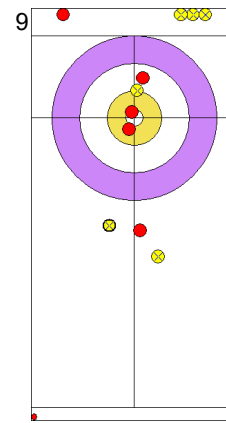
RUS: GORIACHEV D
Promotion Take-out ⌚ 100%



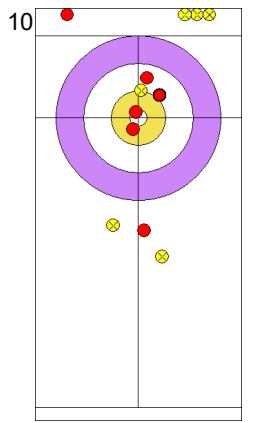
SUI2: RIOS M
Guard ⌚ 25%



RUS: GORIACHEV D
Promotion Take-out ⌚ 100%



SUI2: PERRET J
Guard ⌚ 100%



RUS: KOMAROVA M
Draw ⌚ 0%

Legend:
 ⌚ Clockwise ⌚ Counter-clockwise - Not considered

Session Results and Standings

Sheet	Round	Team	LSFE	1	2	3	4	5	6	7	8	SO	Total	Points
A	W2	KOR - Korea (Kim)	*	2	0	0	2	0	1	0	0		5	0
		RUS - Russia (Sidorova)		0	1	2	0	2	0	0	2		7	3
B	MD3	RUS - Russia (Komarova/Goriachev)	*	1	0	1	0	3	0	0	0		5	0
		CAN2 - Canada (Sahaidak/Lott)		0	1	0	2	0	1	1	1		6	3
C	MD3	USA - United States (Anderson/Dropkin)	*	4	0	2	0	5	2	X	X		13	3
		CHN - China (Cao/Yuan)		0	1	0	3	0	0	X	X		4	0
D	MD3	SUI1 - Switzerland (Jaeggi/Michel)	*	2	0	1	0	1	0	0	1	0	5	1
		CAN1 - Canada (Walker/Muyres)		0	2	0	1	0	1	1	0	1	6	2
E	MD3	SUI2 - Switzerland (Perret/Rios)	*	1	1	0	1	0	0	0	3		6	0
		NOR - Norway (Skaslien/Nedregotten)		0	0	1	0	3	1	2	0		7	3

Women's Current Standings

Group-A				Group-B			
Rank	Team	Games	Points	Rank	Team	Games	Points
1	CAN - Canada (Jones)	2	6	1	KOR - Korea (Kim)	2	3
2	CHN - China (Jiang)	2	3	1	RUS - Russia (Sidorova)	2	3
2	JPN - Japan (Fujisawa)	2	3	3	SUI - Switzerland (Tirinzoni)	1	3
4	USA - United States (Roth)	2	0	4	SWE - Sweden (Hasselborg)	1	0

Men's Current Standings

Group-A				Group-B			
Rank	Team	Games	Points	Rank	Team	Games	Points
1	USA - United States (Shuster)	2	5	1	SCO - Scotland (Paterson)	2	6
2	CHN - China (Zou)	2	3	2	CAN2 - Canada (Koe)	2	3
2	SWE - Sweden (Edin)	2	3	2	SUI - Switzerland (Schwaller)	2	3
4	CAN1 - Canada (Dunstone)	2	1	4	NOR - Norway (Ulsrud)	2	0

Mixed Doubles Current Standings

Group-A				Group-B			
Rank	Team	Games	Points	Rank	Team	Games	Points
1	USA - United States (Anderson/Dropkin)	3	9	1	NOR - Norway (Skaslien/Nedregotten)	3	9
2	CAN1 - Canada (Walker/Muyres)	3	5	2	SUI2 - Switzerland (Perret/Rios)	3	4
3	CHN - China (Cao/Yuan)	3	3	3	CAN2 - Canada (Sahaidak/Lott)	3	3
4	SUI1 - Switzerland (Jaeggi/Michel)	3	1	4	RUS - Russia (Komarova/Goriachev)	3	2

Note:

Under WCF rules, tie-breaking rules for standings are not applied until after the last game of the round robin.

Legend:

Power Play
SO Shoot-out

LSFE(*) Last Stone First End
Wn Women's round n

MDn Mixed Doubles round n

Game Results

Sheet	Game	Team	LSFE	1	2	3	4	5	6	7	8	Total	Points
B	3	RUS - Russia (Komarova/Goriachev)	*	1	0	1	0	3	0	0	0	5	0
	3	CAN2 - Canada (Sahaidak/Lott)		0	1	0	2	0	1	1	1	6	3

RUS - Russia		Shot Success	
		Game	All
F	KOMAROVA Maria	57%	63%
M	GORIACHEV Daniil	78%	74%
Team Total		69%	69%

CAN2 - Canada 2		Shot Success	
		Game	All
F	SAHAIDAK Kadriana	69%	59%
M	LOTT Colton	82%	79%
Team Total		76%	71%

Power Play: End 8

RUS - Russia				Game	
F	KOMAROVA Maria	Draws	5 50%	6 58%	11 55%
		Take-outs	3 58%	3 67%	6 63%
		Total	8 53%	9 61%	17 57%
M	GORIACHEV Daniil	Draws	4 69%	5 65%	9 67%
		Take-outs	9 83%	5 90%	14 86%
		Total	13 79%	10 78%	23 78%
Team		Draws	9 58%	11 61%	20 60%
		Take-outs	12 77%	8 81%	20 79%
		Total	21 69%	19 70%	40 69%

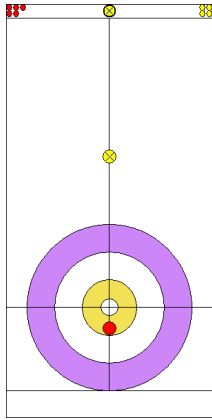
CAN2 - Canada 2				Game	
F	SAHAIDAK Kadriana	Draws	7 75%	7 68%	14 71%
		Take-outs	0 -	2 50%	2 50%
		Total	7 75%	9 64%	16 69%
M	LOTT Colton	Draws	9 58%	12 96%	21 80%
		Take-outs	2 100%	0 -	2 100%
		Total	11 66%	12 96%	23 82%
Team		Draws	16 66%	19 86%	35 76%
		Take-outs	2 100%	2 50%	4 75%
		Total	18 69%	21 82%	39 76%

Note:
Team members are identified as follows:
F = Female, M = Male

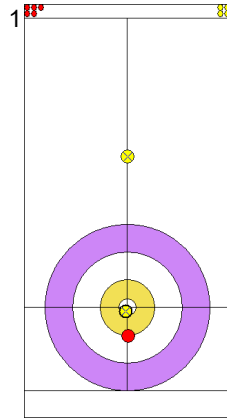
Legend:
 Power Play ⤴ Clockwise ⤵ Counter-clockwise
 LSFE(*) Last Stone First End

Game - Shot by Shot

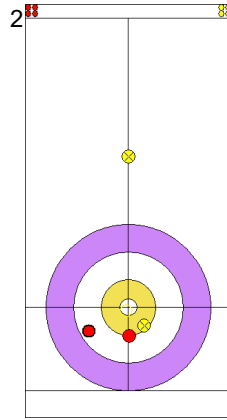
End 1 ● **RUS - Russia 0 + 1 (this end) = 1** ● **CAN2 - Canada 2 0 + 0 (this end) = 0**



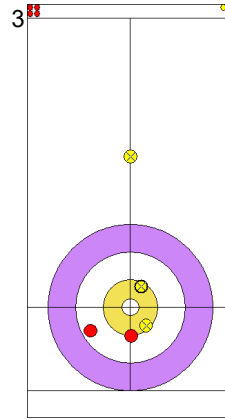
Prepositioned Stones



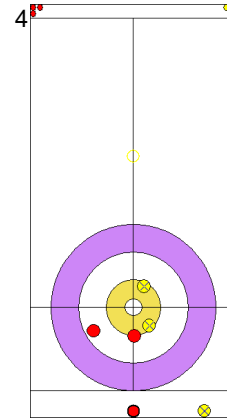
CAN2: SAHAIDAK K
Draw ↻ 100%



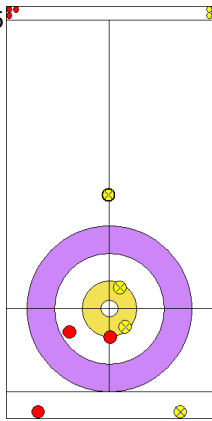
RUS: KOMAROVA M
Draw ↻ 75%



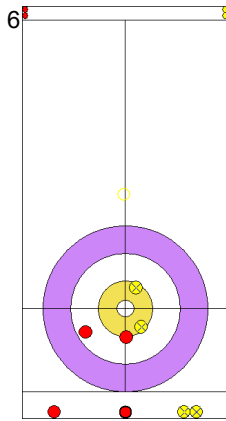
CAN2: LOTT C
Draw ↻ 100%



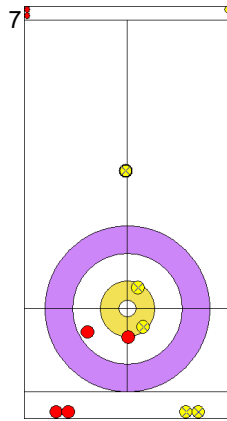
RUS: GORIACHEV D
Clearing ↻ 100%



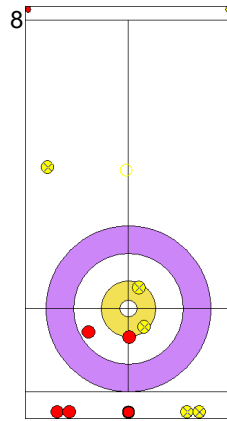
CAN2: LOTT C
Guard ↻ 100%



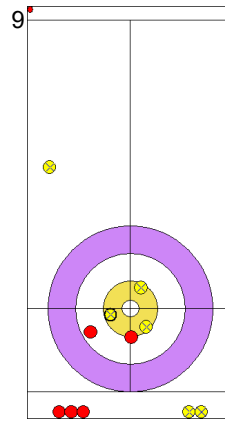
RUS: GORIACHEV D
Clearing ↻ 100%



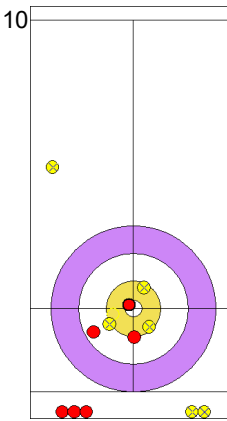
CAN2: LOTT C
Guard ↻ 100%



RUS: GORIACHEV D
Clearing ↻ 50%



CAN2: SAHAIDAK K
Draw ↻ 75%

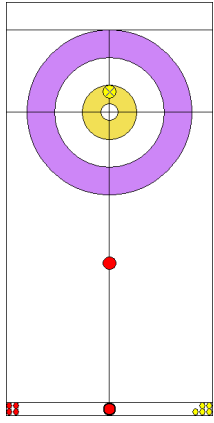


RUS: KOMAROVA M
Draw ↻ 100%

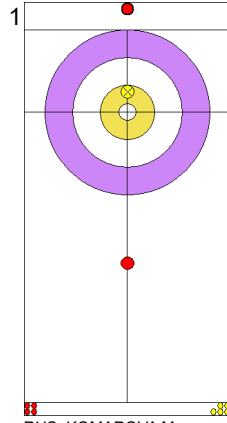
Legend:
 ↻ Clockwise ↻ Counter-clockwise - Not considered

Game - Shot by Shot

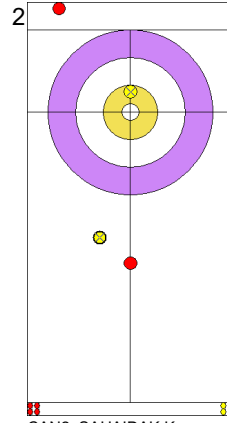
End 2 ● RUS - Russia 1 + 0 (this end) = 1 ● CAN2 - Canada 2 0 + 1 (this end) = 1



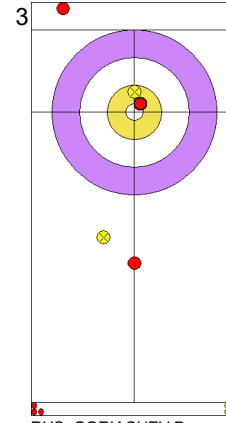
Prepositioned Stones



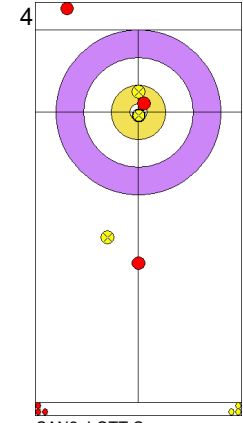
RUS: KOMAROVA M
Draw ⌚ 0%



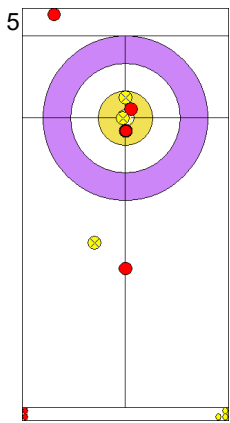
CAN2: SAHAIDAK K
Draw ⌚ 0%



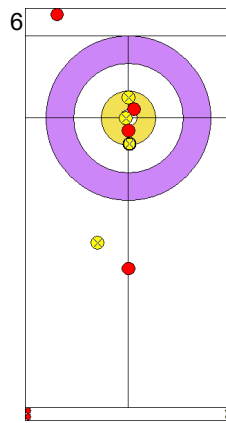
RUS: GORIACHEV D
Draw ⌚ 100%



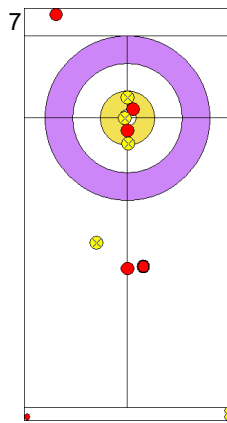
CAN2: LOTT C
Draw ⌚ 100%



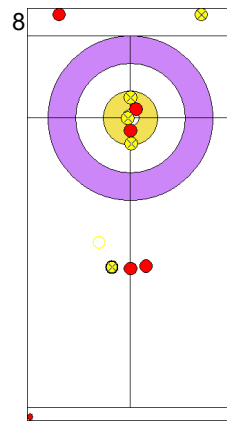
RUS: GORIACHEV D
Wick / Soft Peeling ⌚ 100%



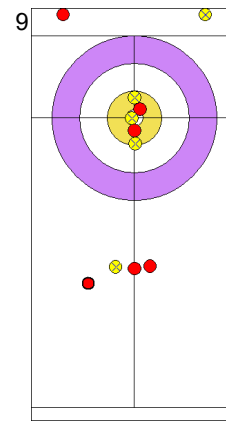
CAN2: LOTT C
Draw ⌚ 100%



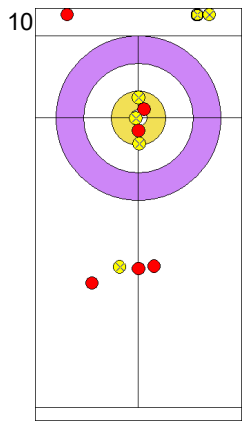
RUS: GORIACHEV D
Guard ⌚ 75%



CAN2: LOTT C
Take-out ⌚ 100%



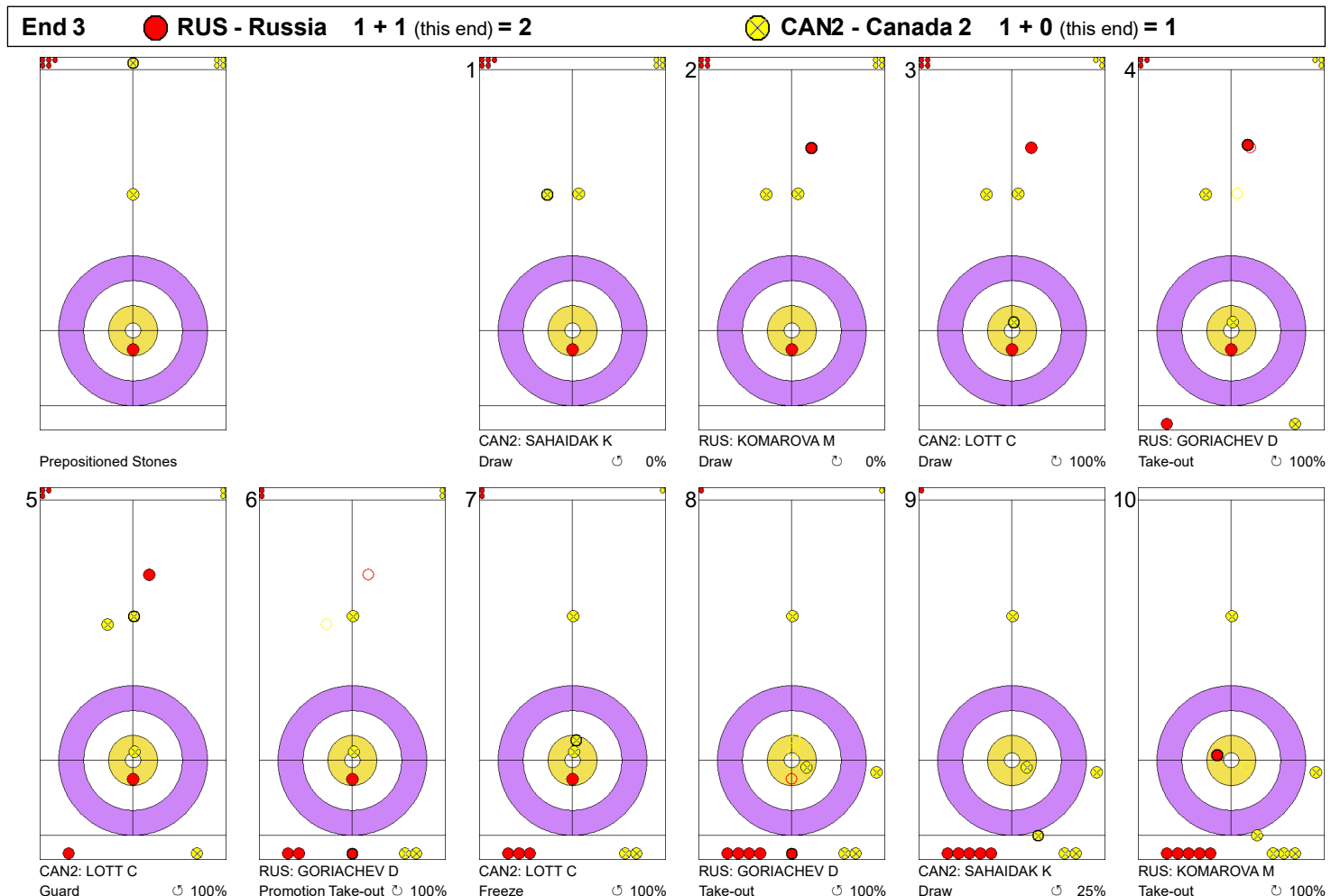
RUS: KOMAROVA M
Guard ⌚ 25%



CAN2: SAHAIDAK K
Through ⌚ -

Legend:
 ⌚ Clockwise ⌚ Counter-clockwise - Not considered

Game - Shot by Shot

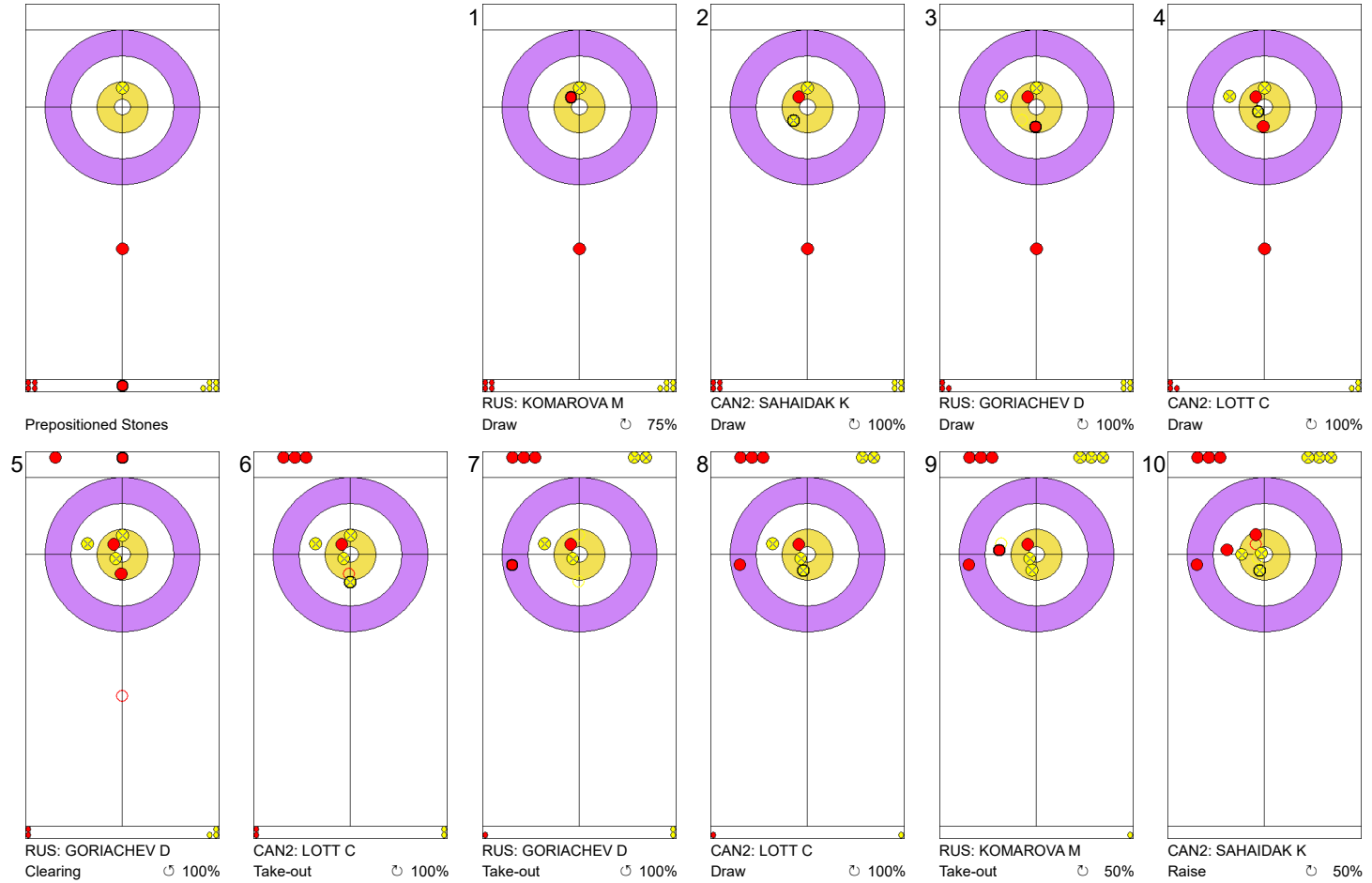




Legend:

↻ Clockwise ↺ Counter-clockwise - Not considered

Game - Shot by Shot

End 4 **RUS - Russia 2 + 0 (this end) = 2** **CAN2 - Canada 2 1 + 2 (this end) = 3**

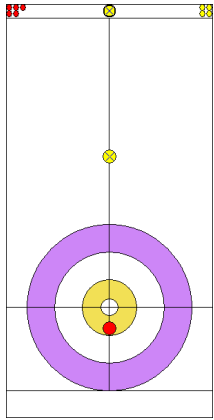


Legend:
 Clockwise
  Counter-clockwise
 - Not considered

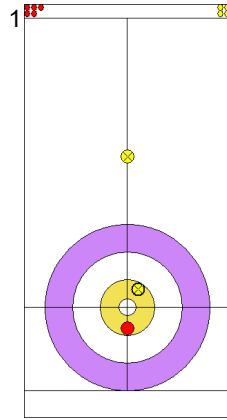


Game - Shot by Shot

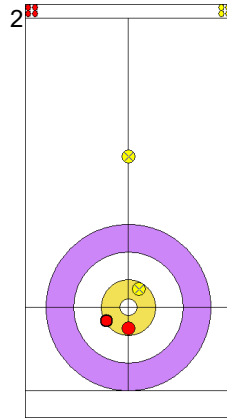
End 5 **RUS - Russia 2 + 3 (this end) = 5** **CAN2 - Canada 2 3 + 0 (this end) = 3**



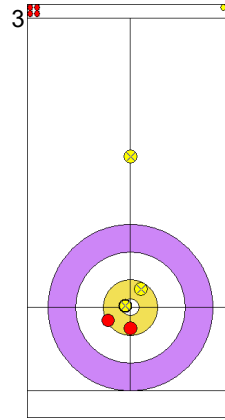
Prepositioned Stones



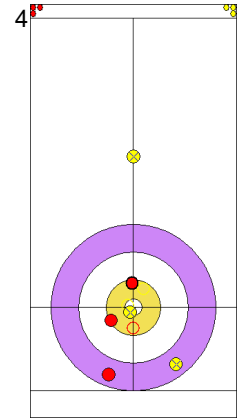
CAN2: SAHAIDAK K
Draw 75%



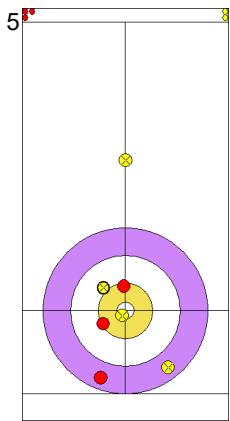
RUS: KOMAROVA M
Draw 50%



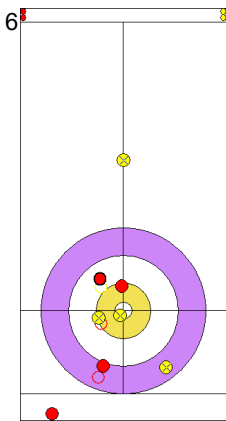
CAN2: LOTT C
Draw 100%



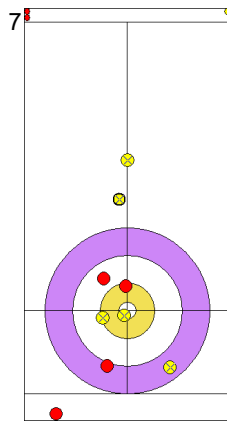
RUS: GORIACHEV D
Double Take-out 50%



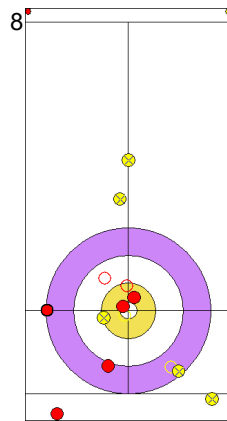
CAN2: LOTT C
Draw 50%



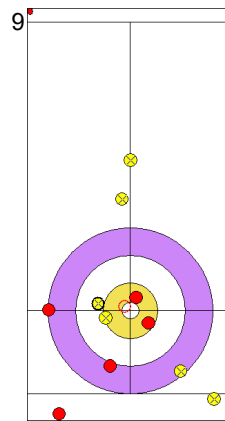
RUS: GORIACHEV D
Raise 50%



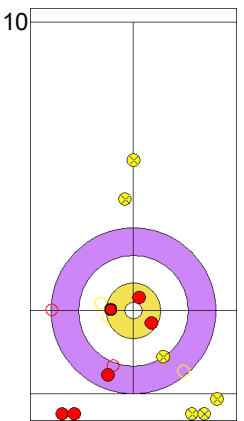
CAN2: SAHAIDAK K
Guard 75%





RUS: KOMAROVA M
Promotion Take-out 100%



CAN2: SAHAIDAK K
Draw 100%

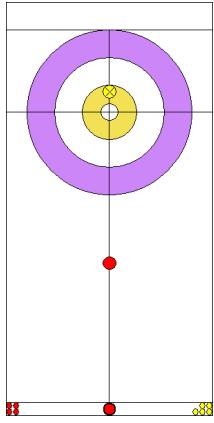


RUS: KOMAROVA M
Take-out 100%

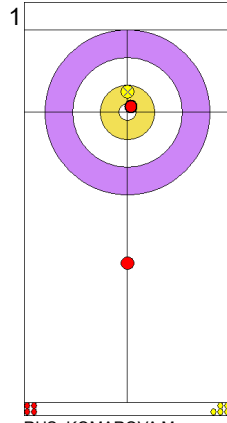
Legend:
 Clockwise
  Counter-clockwise
 - Not considered

Game - Shot by Shot

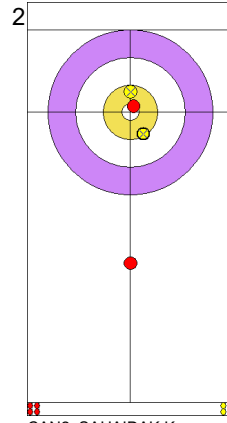
End 6 ● RUS - Russia 5 + 0 (this end) = 5 ● CAN2 - Canada 2 3 + 1 (this end) = 4



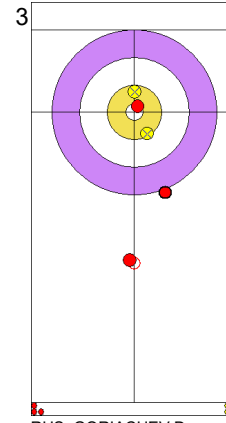
Prepositioned Stones



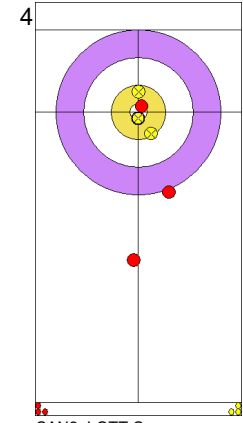
RUS: KOMAROVA M
Draw ⌚ 100%



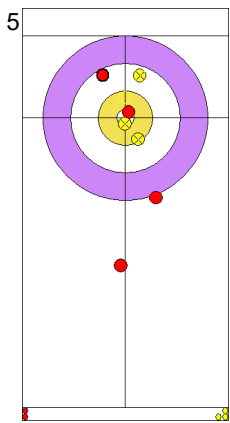
CAN2: SAHAIDAK K
Draw ⌚ 100%



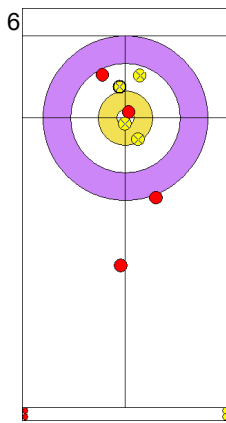
RUS: GORIACHEV D
Draw ⌚ 0%



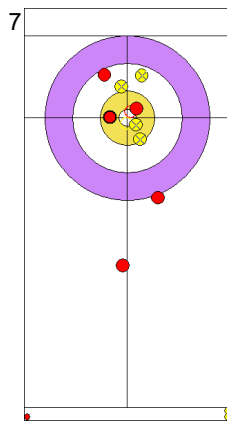
CAN2: LOTT C
Draw ⌚ 100%



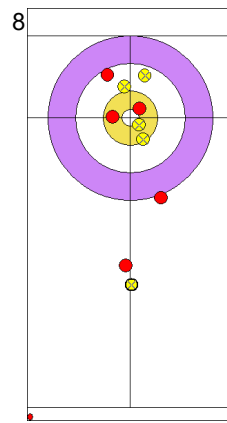
RUS: GORIACHEV D
Draw ⌚ 50%



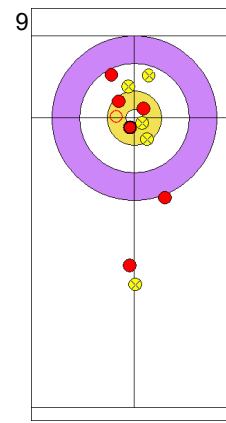
CAN2: LOTT C
Draw ⌚ 50%



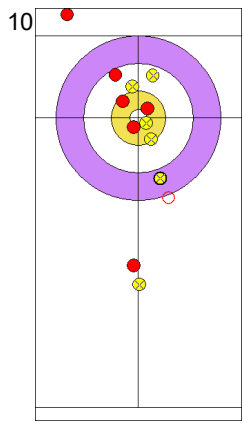
RUS: GORIACHEV D
Draw ⌚ 50%



CAN2: LOTT C
Draw ⌚ 0%



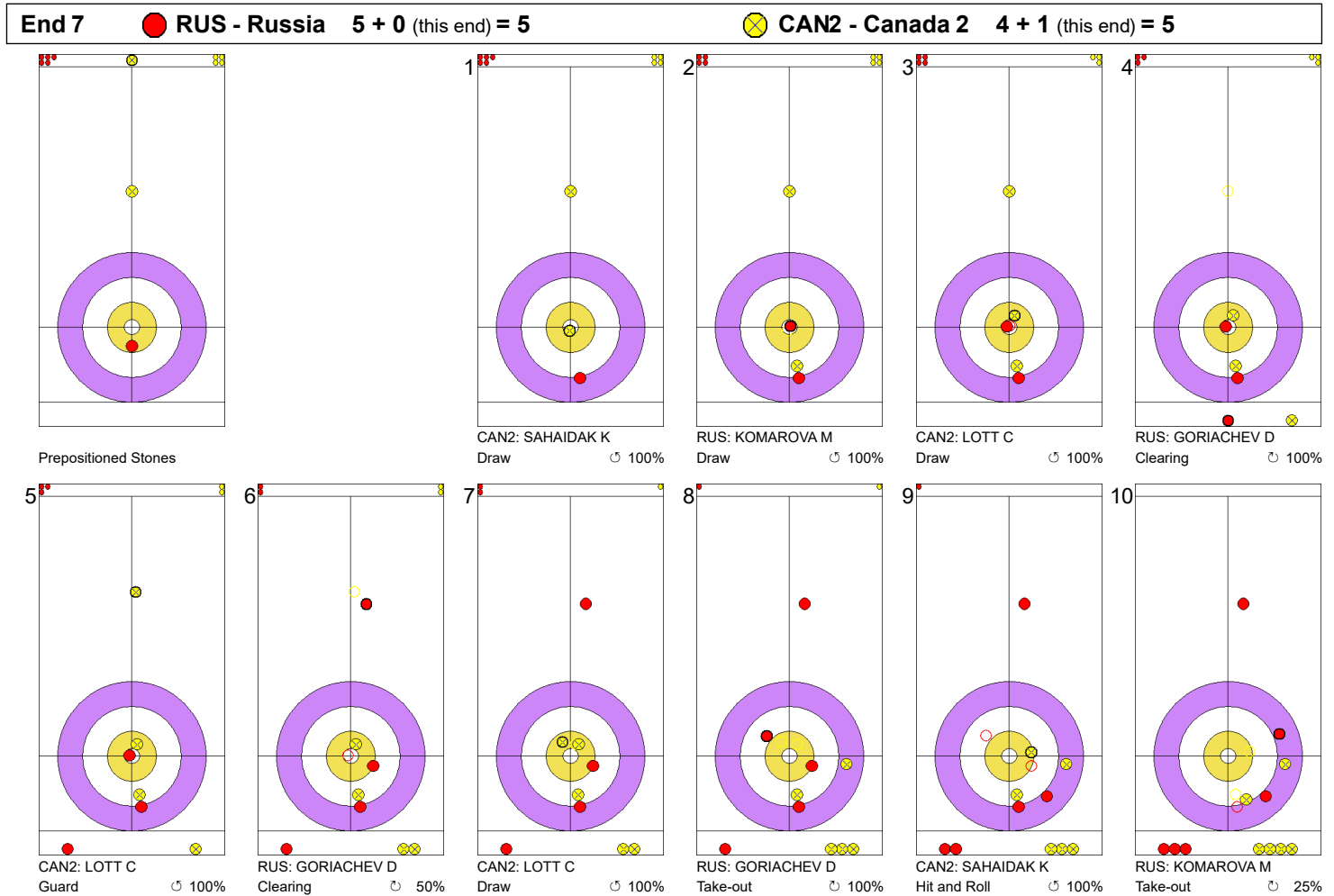
RUS: KOMAROVA M
Draw ⌚ 75%





CAN2: SAHAIDAK K
Promotion Take-out ⌚ 0%

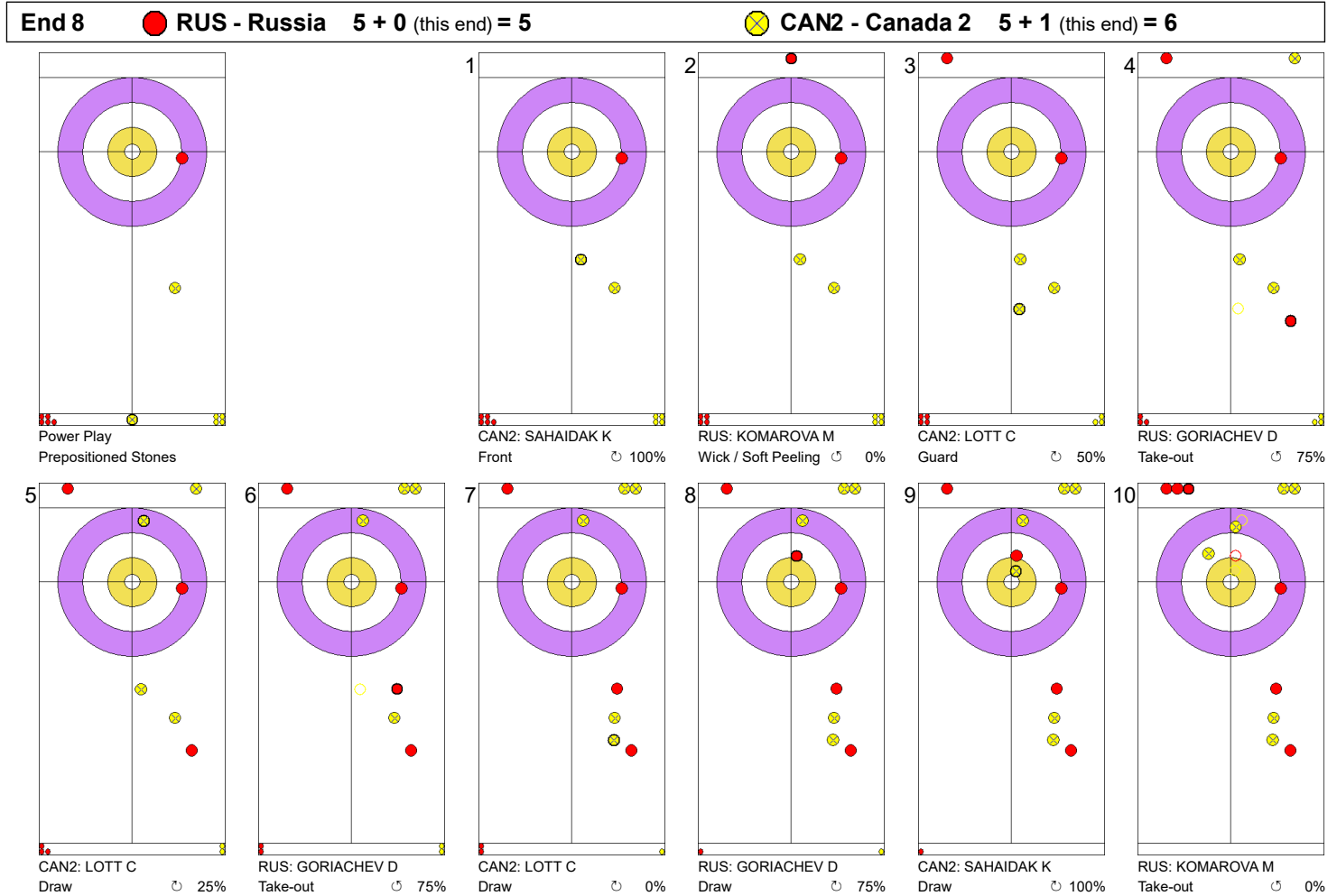
Legend:
 ⌚ Clockwise ⌚ Counter-clockwise - Not considered



Game - Shot by Shot



Legend:
 Clockwise
  Counter-clockwise
 - Not considered

Game - Shot by Shot



Legend:
 Clockwise
  Counter-clockwise
 - Not considered

Game Results

Sheet	Game	Team	LSFE	1	2	3	4	5	6	7	8	Total	Points
C	3	USA - United States (Anderson/Dropkin)	*	4	0	2	0	5	2	X	X	13	3
	3	CHN - China (Cao/Yuan)		0	1	0	3	0	0	X	X	4	0

USA - United States		Shot Success	
		Game	All
F	ANDERSON Sarah	79%	74%
M	DROPKIN Korey	81%	80%
Team Total		80%	78%

CHN - China		Shot Success	
		Game	All
F	CAO Chang	67%	68%
M	YUAN Mingjie	56%	63%
Team Total		60%	65%

Power Play: End 4

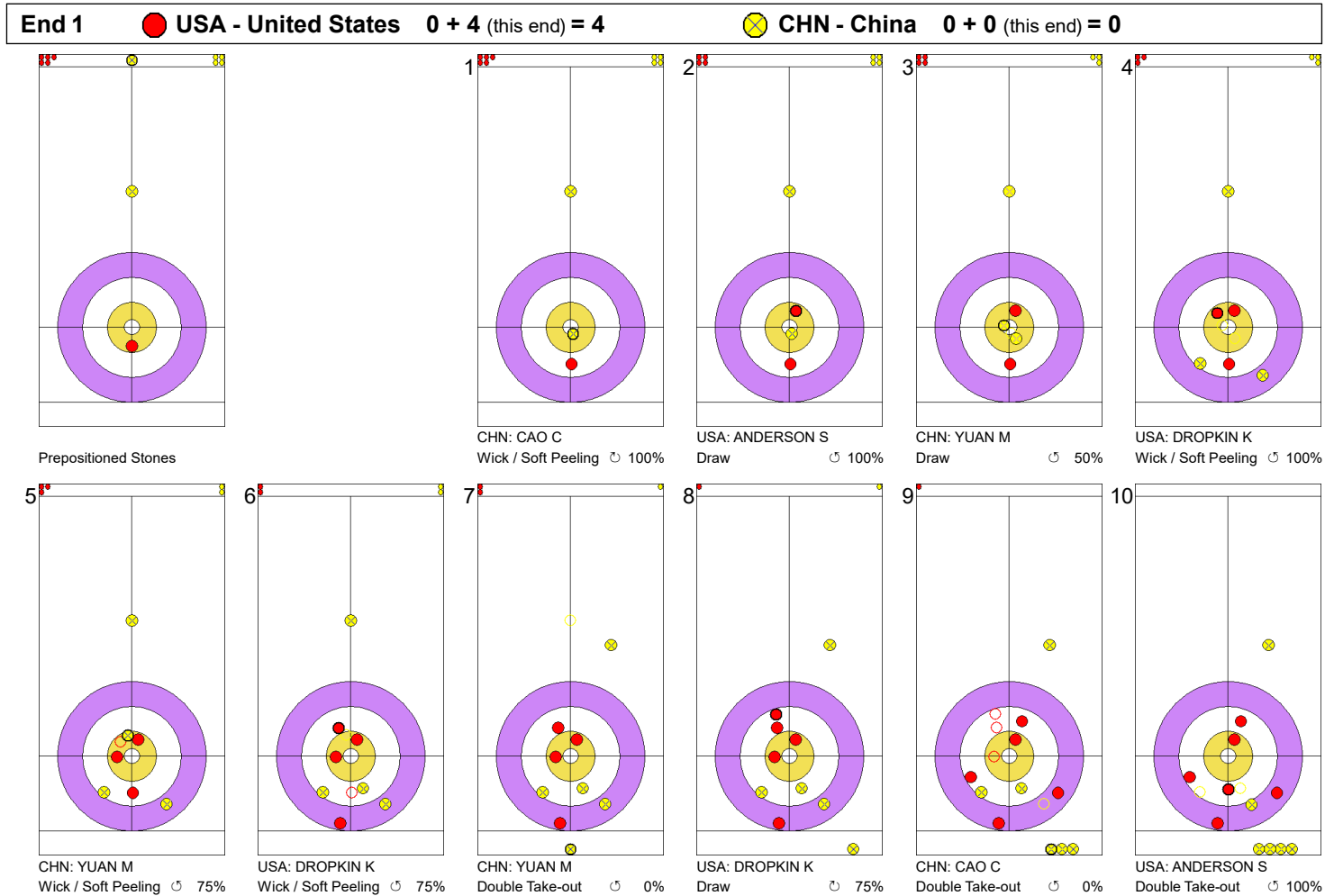
USA - United States		↻	↺	Game	
F	ANDERSON Sarah	Draws	5 70%	3 92%	8 78%
		Take-outs	1 100%	3 75%	4 81%
		Total	6 75%	6 83%	12 79%
M	DROPKIN Korey	Draws	7 89%	8 88%	15 88%
		Take-outs	1 25%	2 50%	3 42%
		Total	8 81%	10 80%	18 81%
Team		Draws	12 81%	11 89%	23 85%
		Take-outs	2 63%	5 65%	7 64%
		Total	14 79%	16 81%	30 80%



CHN - China		↻	↺	Game	
F	CAO Chang	Draws	6 83%	4 75%	10 80%
		Take-outs	1 0%	1 0%	2 0%
		Total	7 71%	5 60%	12 67%
M	YUAN Mingjie	Draws	6 63%	6 38%	12 50%
		Take-outs	3 67%	3 67%	6 67%
		Total	9 64%	9 47%	18 56%
Team		Draws	12 73%	10 53%	22 64%
		Take-outs	4 50%	4 50%	8 50%
		Total	16 67%	14 52%	30 60%

Note:
Team members are identified as follows:
F = Female, M = Male

Legend:
 Power Play ↻ Clockwise ↺ Counter-clockwise
 LSFE(*) Last Stone First End X Unplayed/unfinished end due to concession

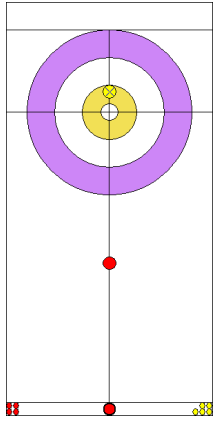
Game - Shot by Shot



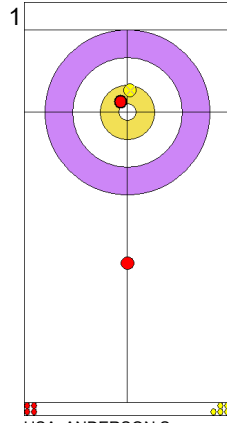
Legend:
 Clockwise
  Counter-clockwise
 - Not considered

Game - Shot by Shot

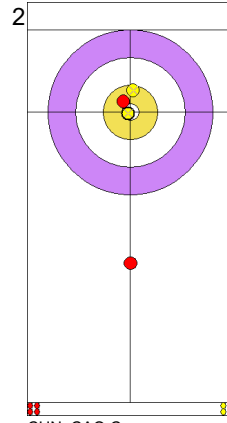
End 2 ● USA - United States 4 + 0 (this end) = 4 ⊗ CHN - China 0 + 1 (this end) = 1



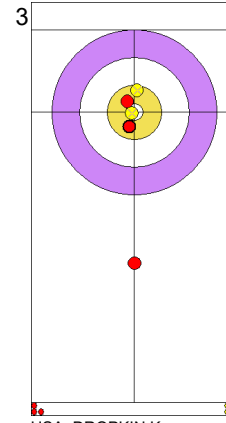
Prepositioned Stones



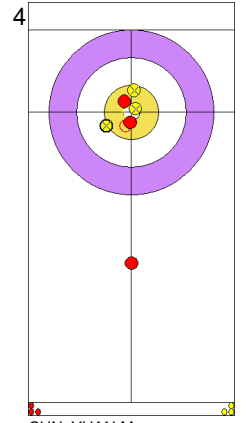
USA: ANDERSON S
Draw ⤴ 100%



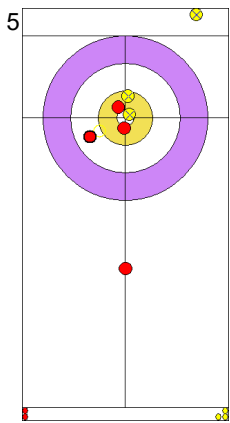
CHN: CAO C
Draw ⤴ 100%



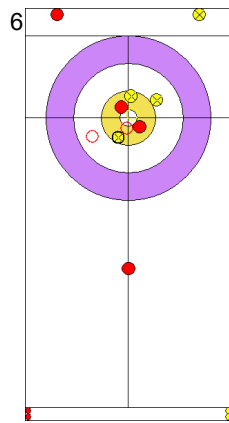
USA: DROPKIN K
Draw ⤴ 100%



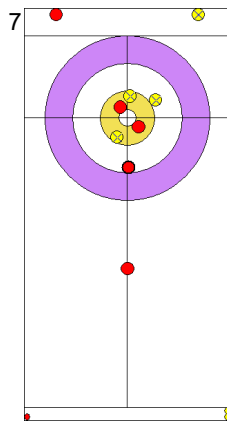
CHN: YUAN M
Wick / Soft Peeling ⤴ 50%



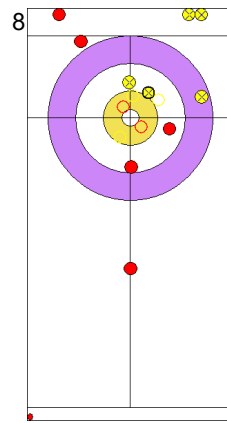
USA: DROPKIN K
Promotion Take-out ⤴ 25%



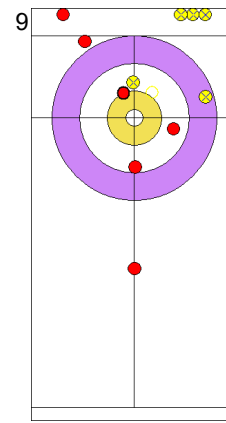
CHN: YUAN M
Hit and Roll ⤴ 75%



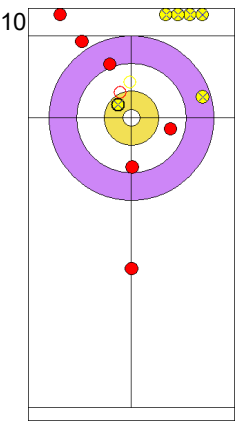
USA: DROPKIN K
Draw ⤴ 75%



CHN: YUAN M
Promotion Take-out ⤴ 50%



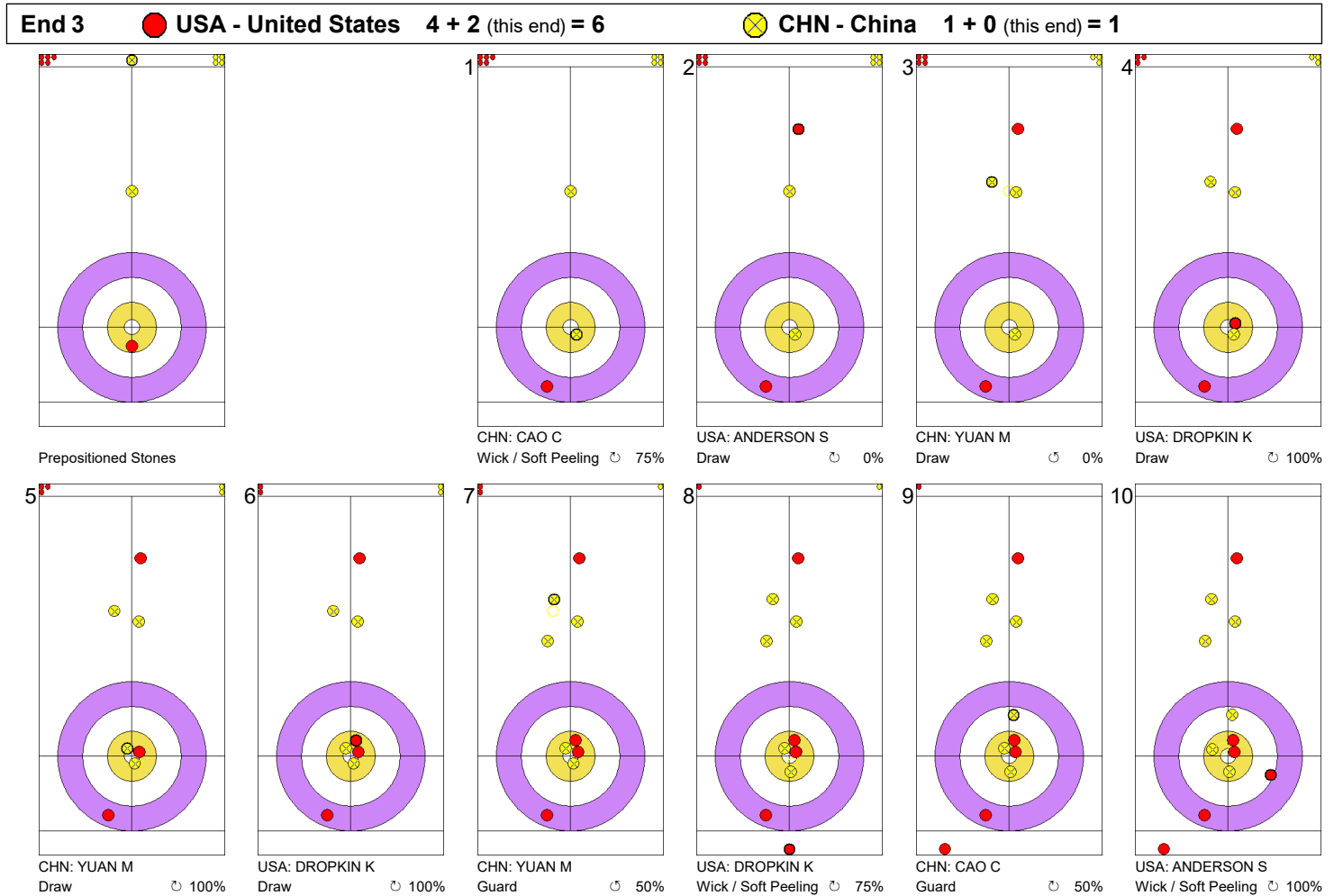
USA: ANDERSON S
Hit and Roll ⤴ 75%





CHN: CAO C
Draw ⤴ 100%

Legend:
 ⤴ Clockwise ⤵ Counter-clockwise - Not considered

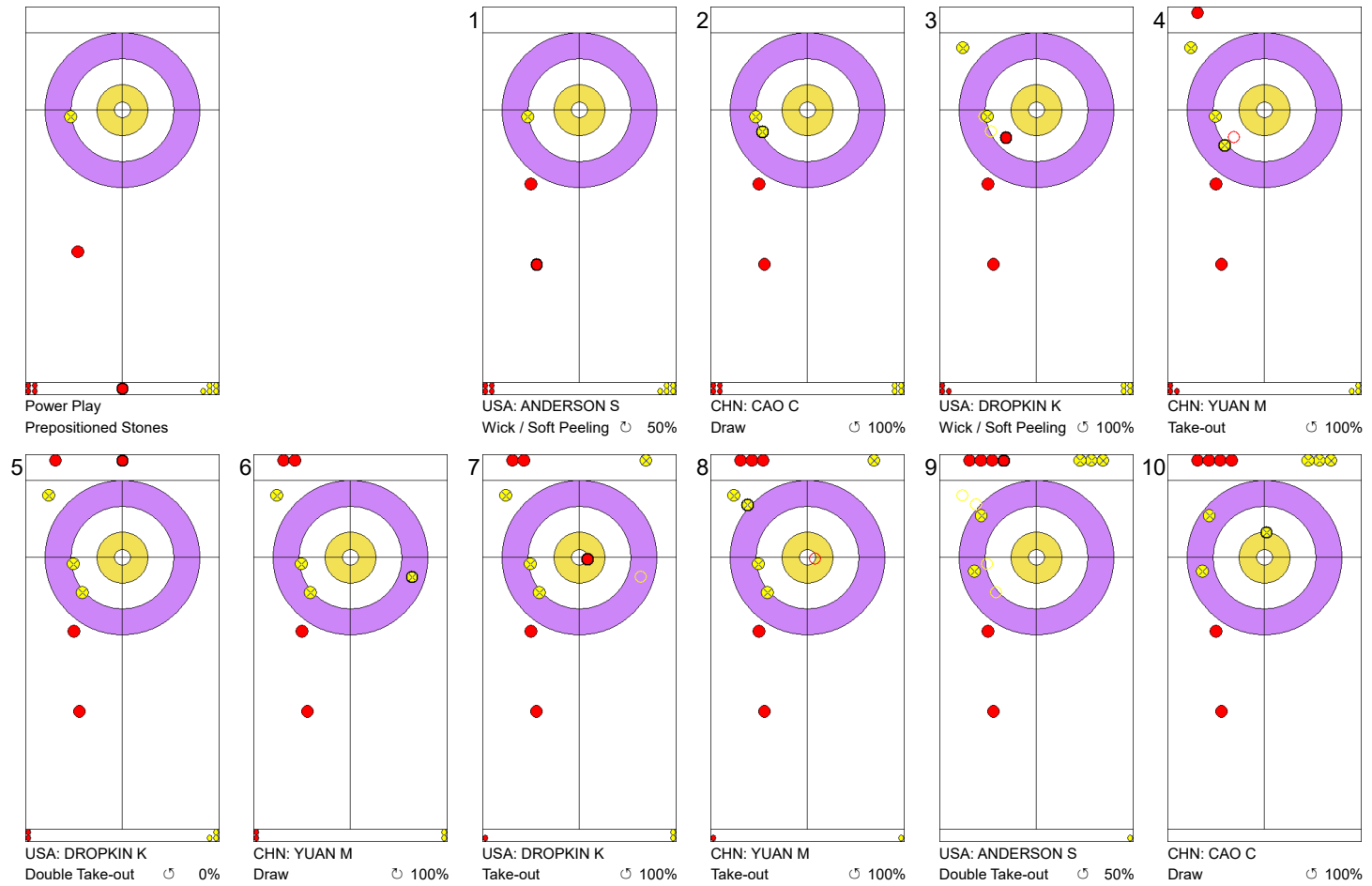
Game - Shot by Shot





Legend:
 Clockwise
  Counter-clockwise
 - Not considered

Game - Shot by Shot

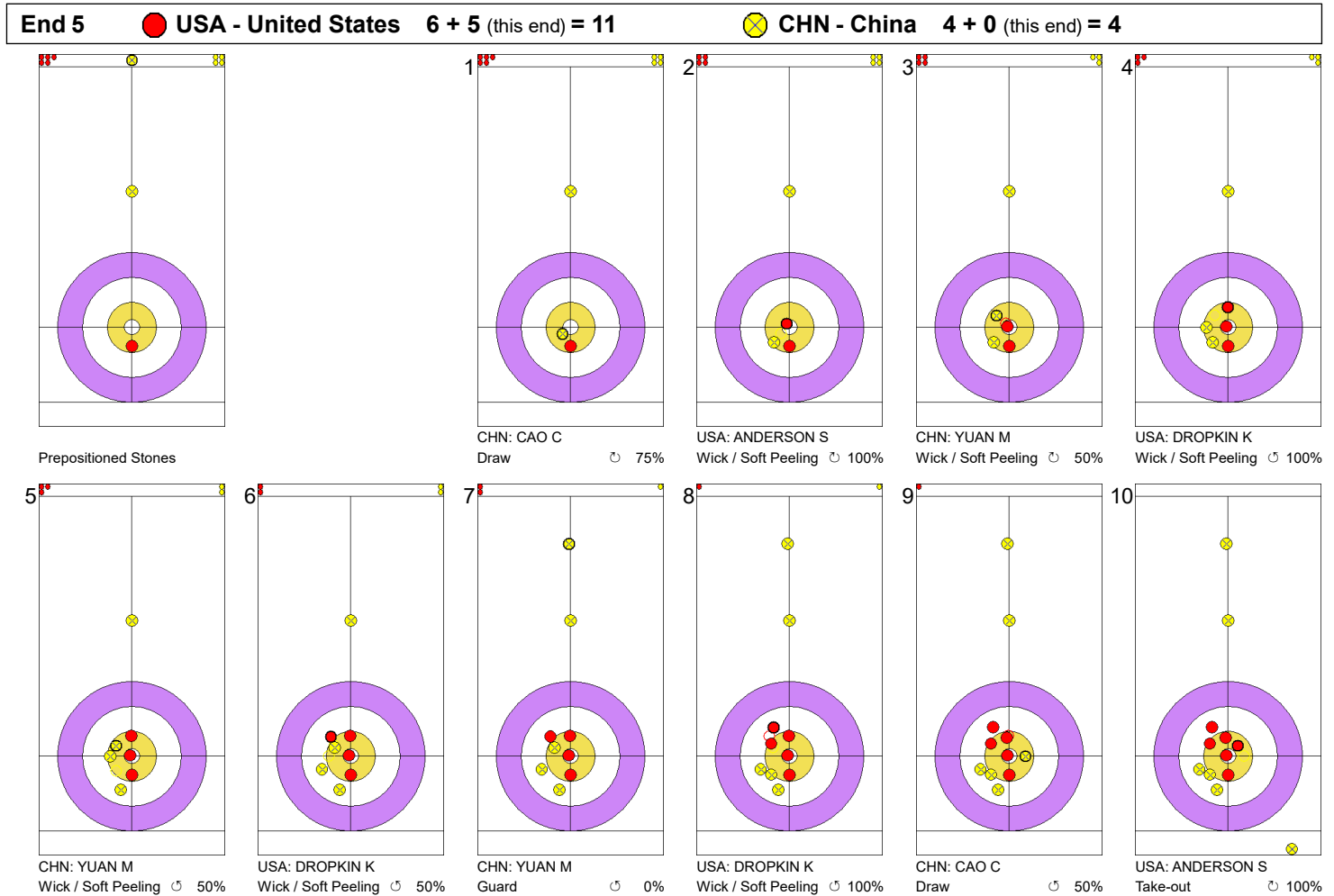
End 4 **USA - United States 6 + 0 (this end) = 6** **CHN - China 1 + 3 (this end) = 4**





Legend:
 Clockwise
  Counter-clockwise
 - Not considered



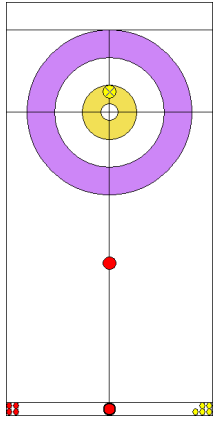
Game - Shot by Shot



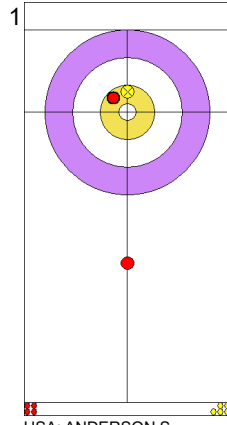
Legend:
 Clockwise
  Counter-clockwise
 - Not considered

Game - Shot by Shot

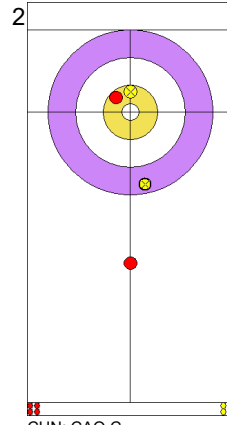
End 6 ● **USA - United States** 11 + 2 (this end) = 13 ● **CHN - China** 4 + 0 (this end) = 4



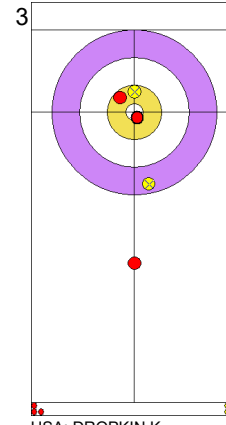
Prepositioned Stones



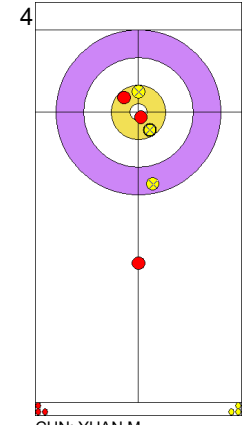
USA: ANDERSON S
Draw ⌚ 75%



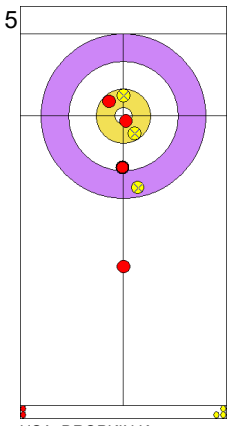
CHN: CAO C
Draw ⌚ 50%



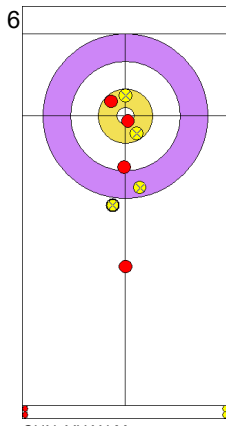
USA: DROPKIN K
Draw ⌚ 100%



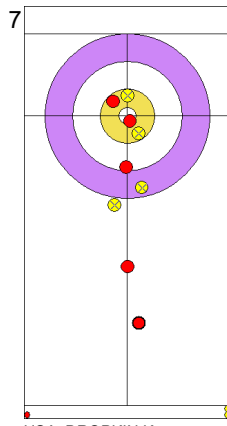
CHN: YUAN M
Draw ⌚ 75%



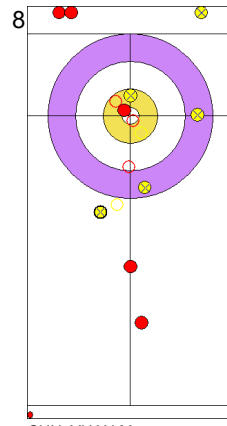
USA: DROPKIN K
Draw ⌚ 75%



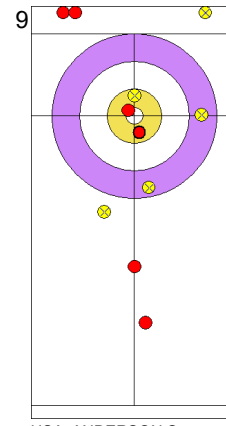
CHN: YUAN M
Draw ⌚ 0%



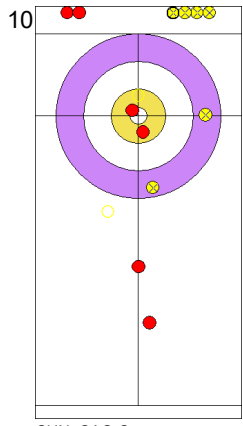
USA: DROPKIN K
Guard ⌚ 100%



CHN: YUAN M
Promotion Take-out ⌚ 75%



USA: ANDERSON S
Draw ⌚ 100%



CHN: CAO C
Double Take-out ⌚ 0%

Legend:
 ⌚ Clockwise ⌚ Counter-clockwise - Not considered

Game Results

Sheet	Game	Team	LSFE	1	2	3	4	5	6	7	8	SO	Total	Points
D	3	SUI1 - Switzerland (Jaeggi/Michel)	*	2	0	1	0	1	0	0	1	0	5	1
	3	CAN1 - Canada (Walker/Muyres)		0	2	0	1	0	1	1	0	1	6	2

SUI1 - Switzerland 1		Shot Success	
		Game	All
F	JAEGGI Michele	83%	74%
M	MICHEL Sven	85%	77%
Team Total		84%	76%

CAN1 - Canada 1		Shot Success	
		Game	All
F	WALKER Laura	73%	66%
M	MUYRES Kirk	90%	79%
Team Total		83%	74%

Power Play: End 5

Shoot-out: 171.8cm (MICHEL Sven)

Shoot-out: 5.9cm (MUYRES Kirk)

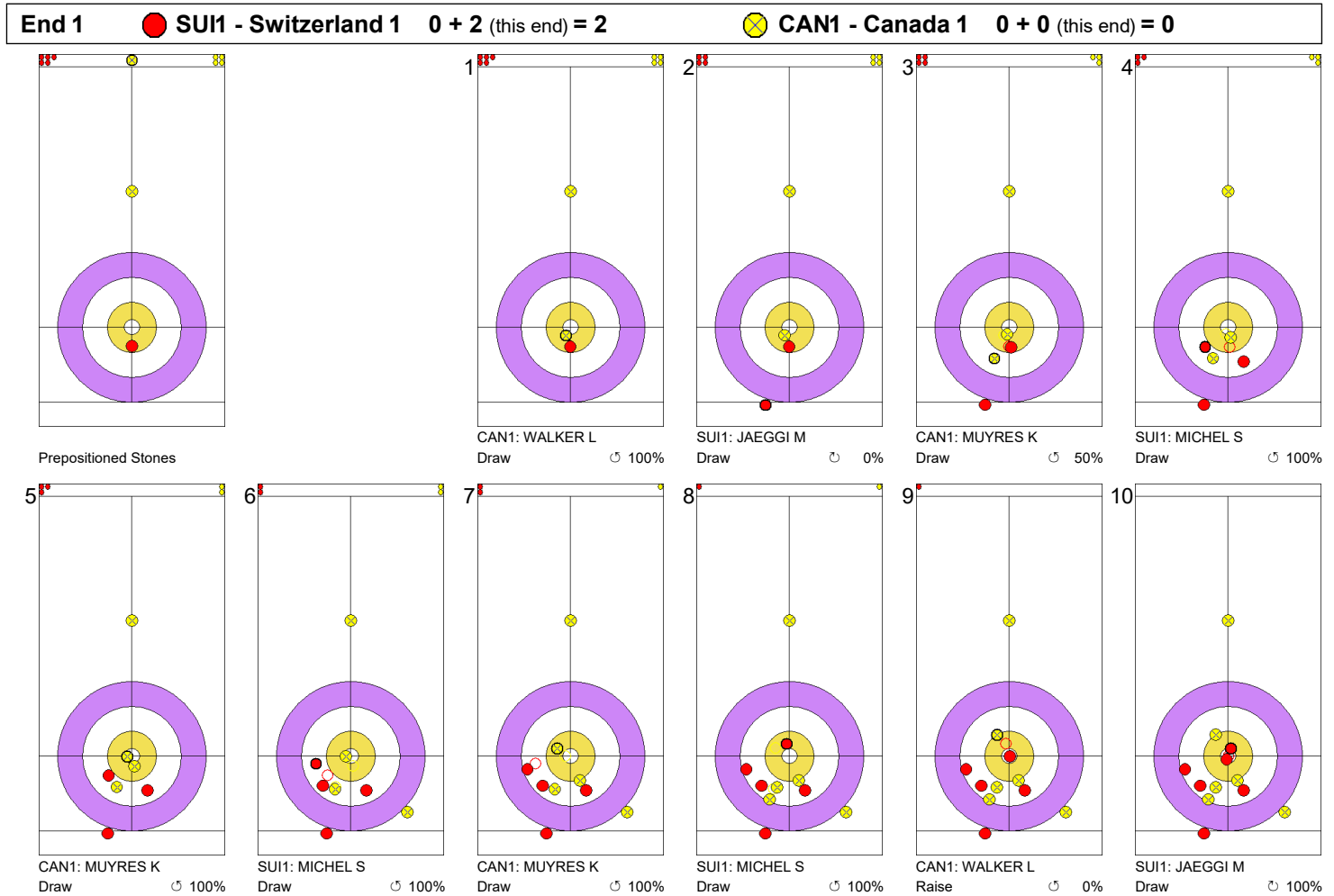
SUI1 - Switzerland 1		↻	↺	Game	
F	JAEGGI Michele	Draws	9 83%	3 100%	12 88%
		Take-outs	2 63%	2 75%	4 69%
		Total	11 80%	5 90%	16 83%
M	MICHEL Sven	Draws	13 96%	9 83%	22 91%
		Take-outs	2 25%	0 -	2 25%
		Total	15 87%	9 83%	24 85%
Team		Draws	22 91%	12 88%	34 90%
		Take-outs	4 44%	2 75%	6 54%
		Total	26 84%	14 86%	40 84%

CAN1 - Canada 1		↻	↺	Game	
F	WALKER Laura	Draws	7 82%	5 80%	12 81%
		Take-outs	2 25%	2 75%	4 50%
		Total	9 69%	7 79%	16 73%
M	MUYRES Kirk	Draws	7 100%	9 94%	16 97%
		Take-outs	3 67%	5 80%	8 75%
		Total	10 90%	14 89%	24 90%
Team		Draws	14 91%	14 89%	28 90%
		Take-outs	5 50%	7 79%	12 67%
		Total	19 80%	21 86%	40 83%

Note:
Team members are identified as follows:
F = Female, M = Male

Legend:
 Power Play ↻ Clockwise ↺ Counter-clockwise
 LSFE(*) Last Stone First End SO Shoot-out

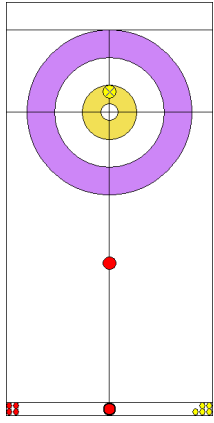
Game - Shot by Shot



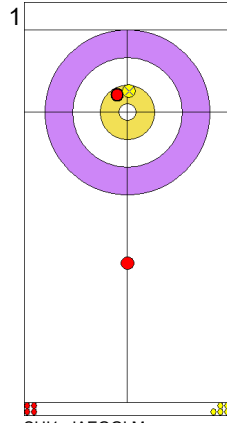
Legend:
 ⤴ Clockwise ⤵ Counter-clockwise - Not considered

Game - Shot by Shot

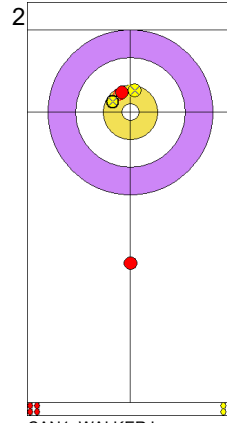
End 2 ● SUI1 - Switzerland 1 2 + 0 (this end) = 2 ⊗ CAN1 - Canada 1 0 + 2 (this end) = 2



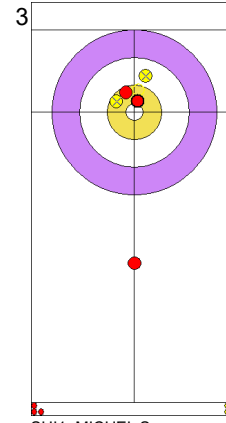
Prepositioned Stones



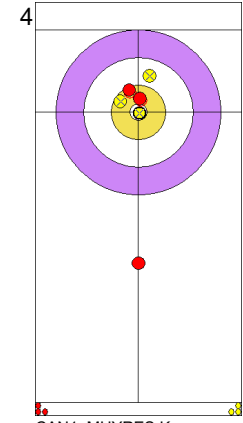
SUI1: JAEGLI M
Draw ⌚ 100%



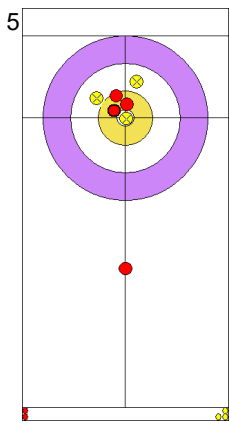
CAN1: WALKER L
Draw ⌚ 75%



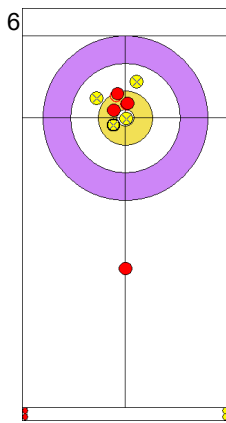
SUI1: MICHEL S
Draw ⌚ 100%



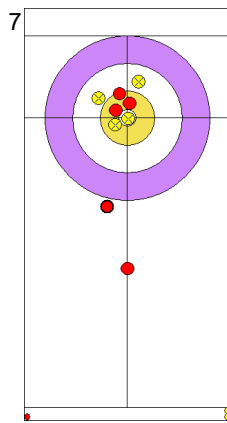
CAN1: MUYRES K
Draw ⌚ 100%



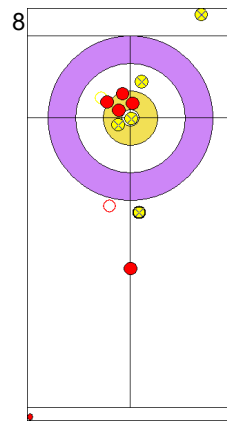
SUI1: MICHEL S
Draw ⌚ 100%



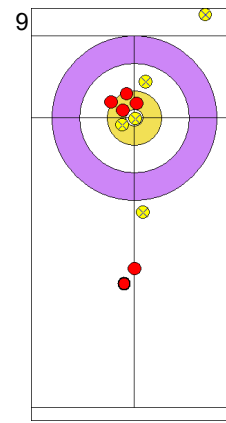
CAN1: MUYRES K
Draw ⌚ 100%



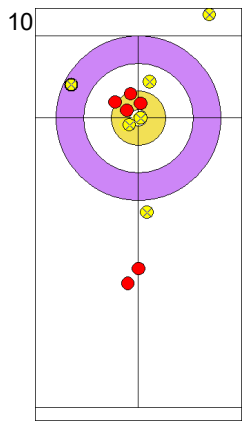
SUI1: MICHEL S
Guard ⌚ 100%



CAN1: MUYRES K
Promotion Take-out ⌚ 50%



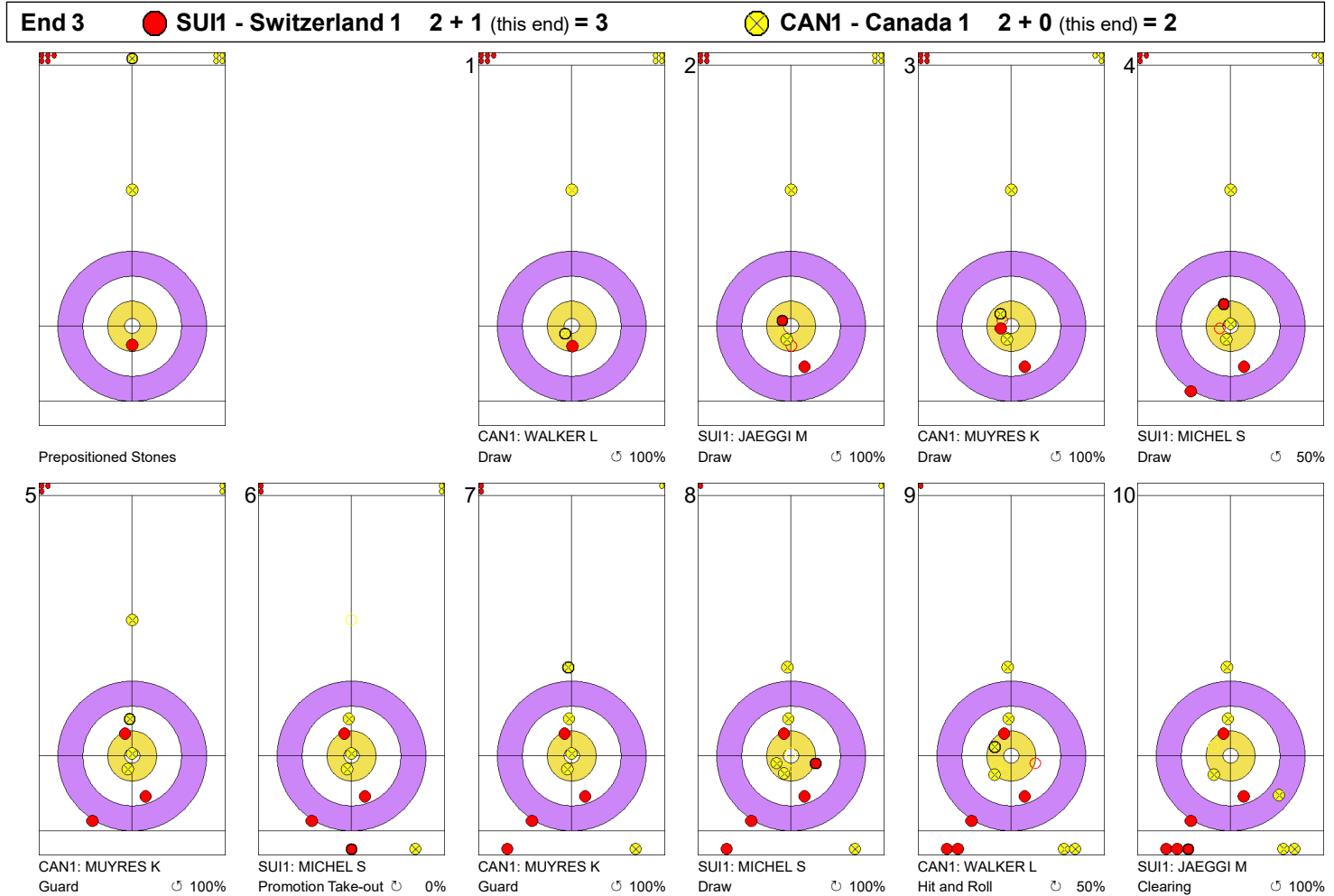
SUI1: JAEGLI M
Guard ⌚ 100%



CAN1: WALKER L
Raise ⌚ 100%

Legend:
⌚ Clockwise ⌚ Counter-clockwise - Not considered

Game - Shot by Shot

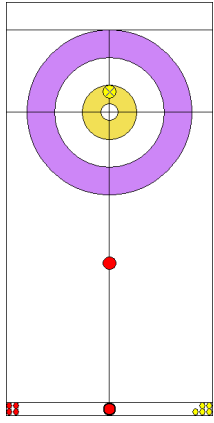


Legend:
 ↻ Clockwise ↺ Counter-clockwise - Not considered

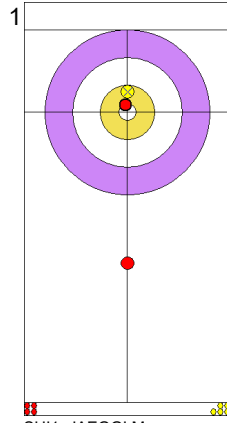


Game - Shot by Shot

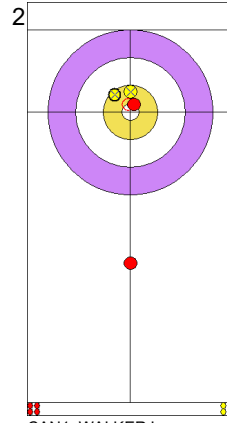
End 4 **SUI1 - Switzerland 1 3 + 0 (this end) = 3** **CAN1 - Canada 1 2 + 1 (this end) = 3**



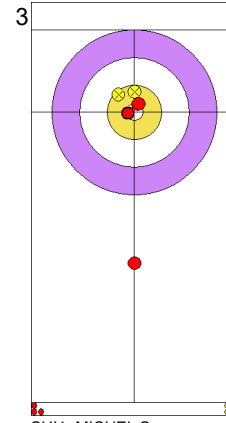
Prepositioned Stones



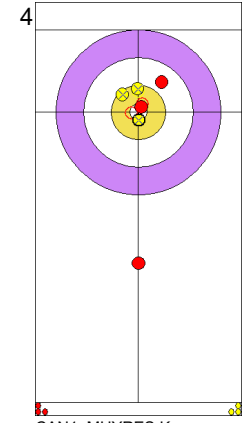
SUI1: JAEggi M
Draw 100%



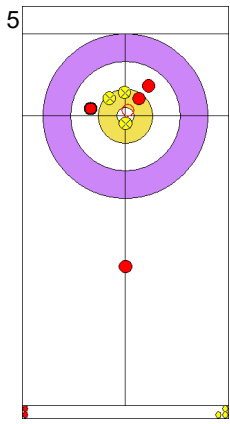
CAN1: WALKER L
Draw 50%



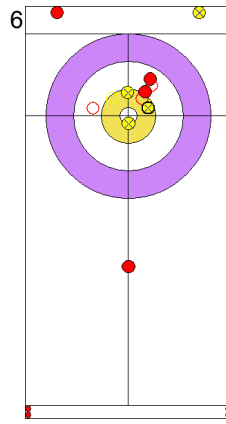
SUI1: MICHEL S
Draw 100%



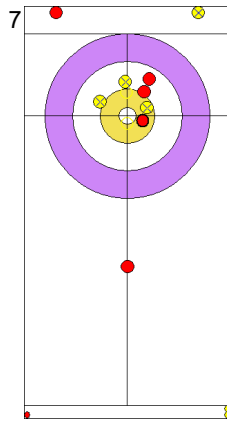
CAN1: MUYRES K
Draw 100%



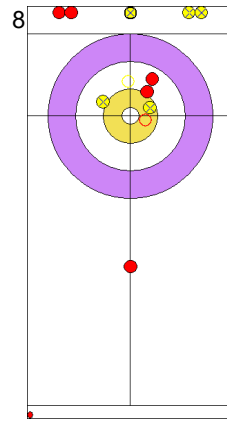
SUI1: MICHEL S
Draw 50%



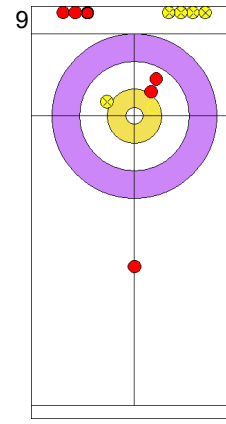
CAN1: MUYRES K
Take-out 100%



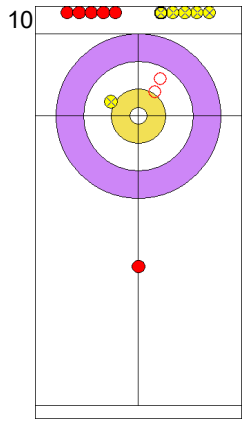
SUI1: MICHEL S
Draw 100%





CAN1: MUYRES K
Take-out 50%



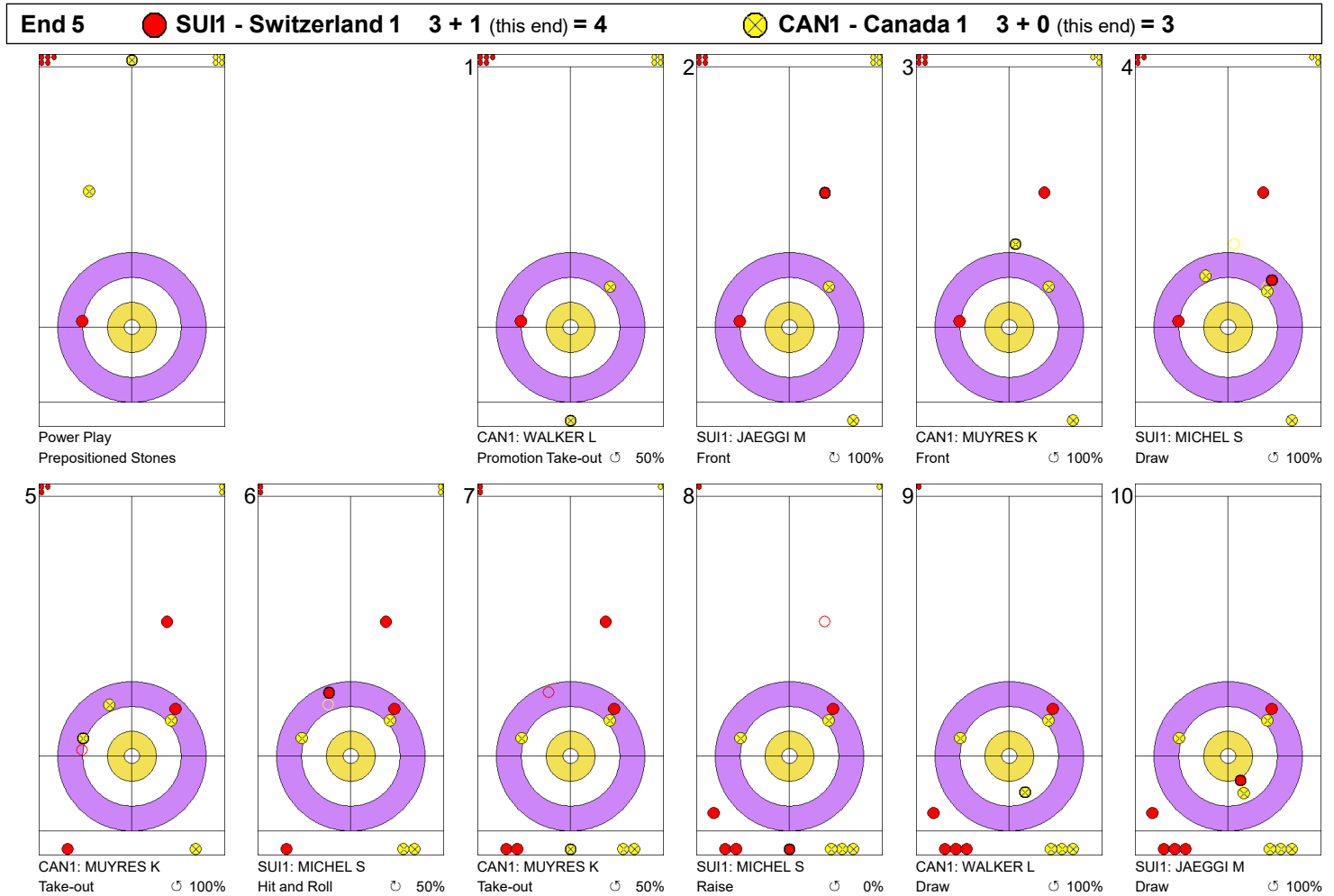
SUI1: JAEggi M
Hit and Roll 50%





CAN1: WALKER L
Double Take-out 100%

Legend:
 Clockwise
  Counter-clockwise
 - Not considered

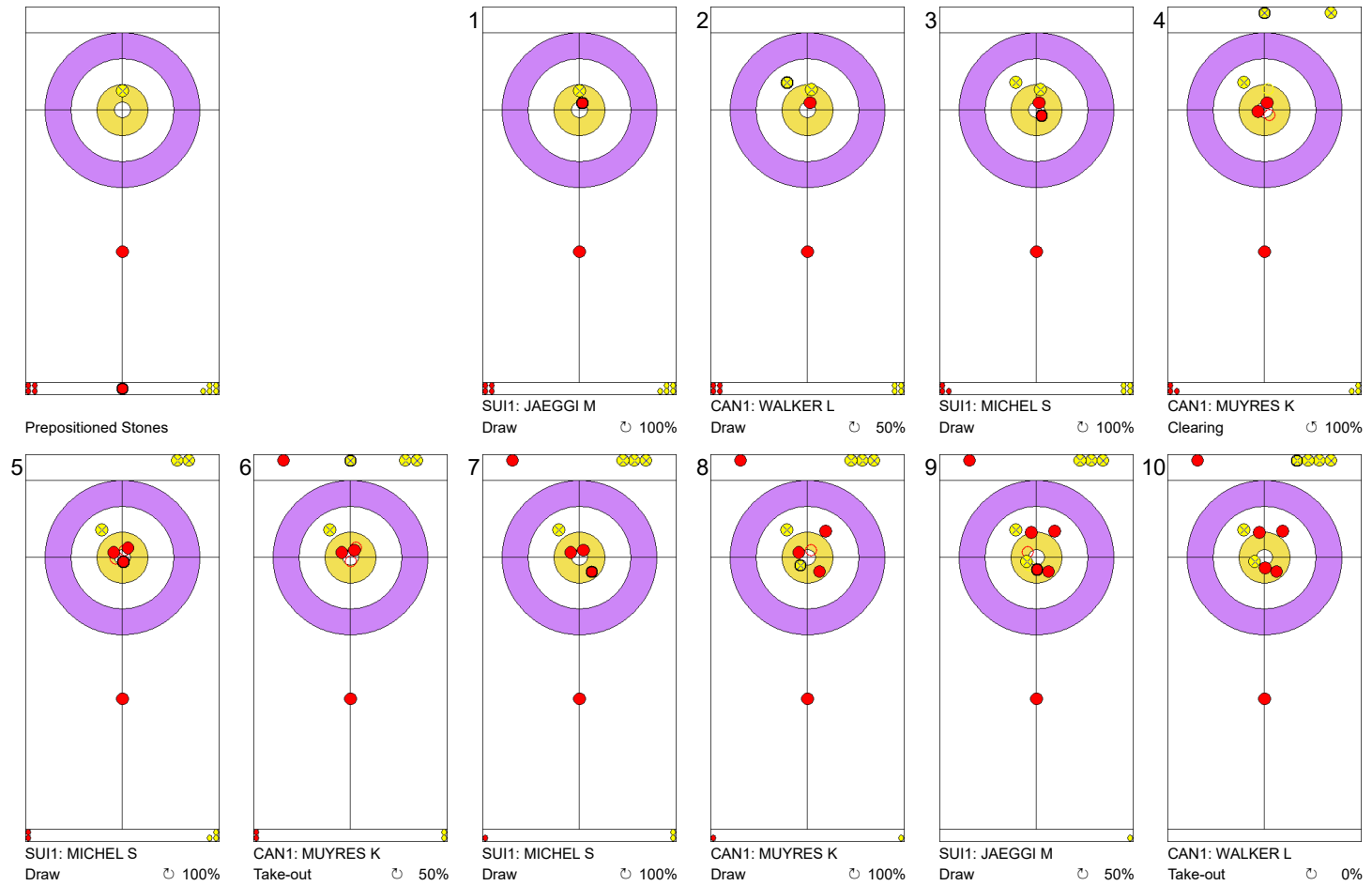
Game - Shot by Shot



Legend:
 Clockwise
  Counter-clockwise
 - Not considered

Game - Shot by Shot

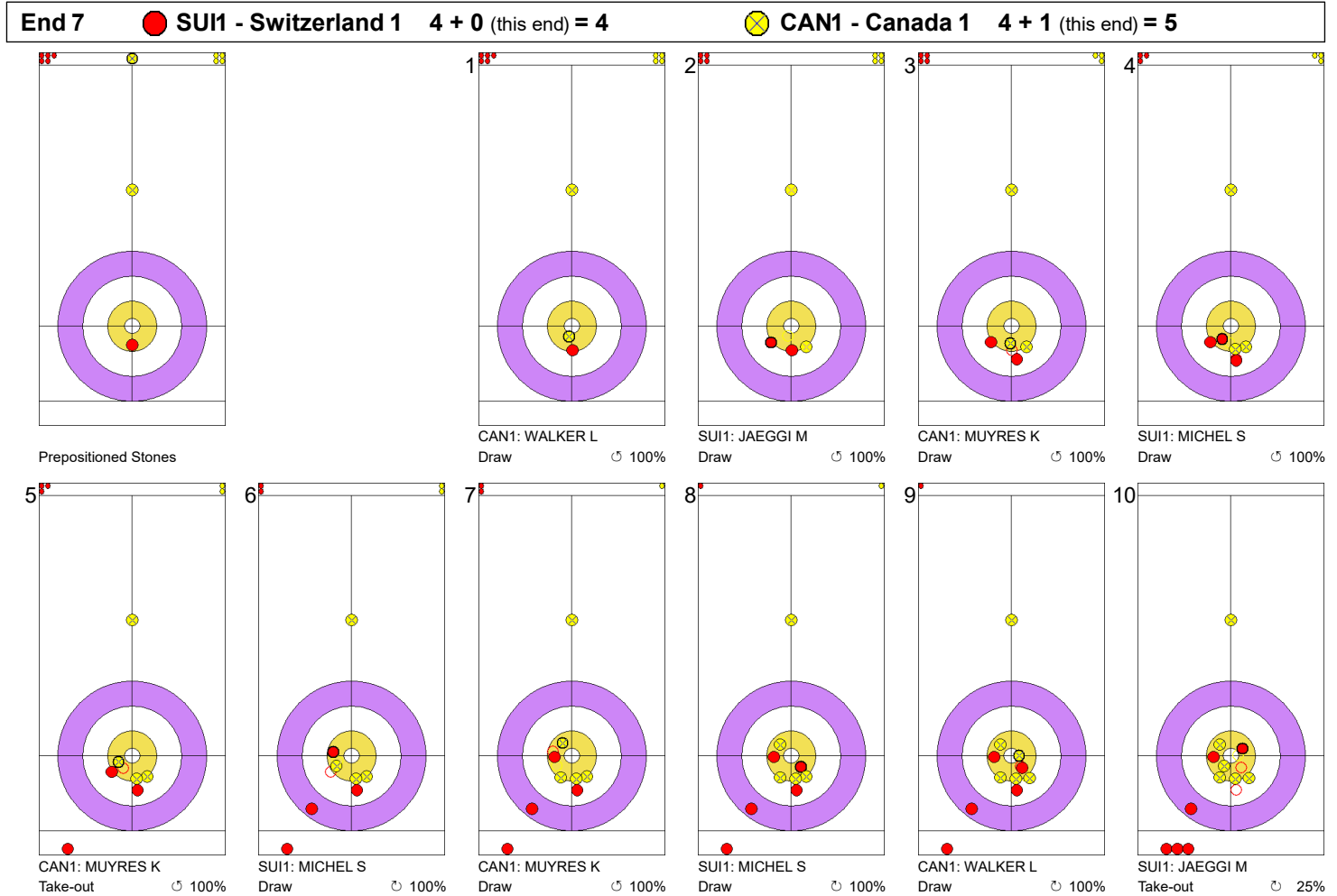
End 6 ● SUI1 - Switzerland 1 4 + 0 (this end) = 4 ⊗ CAN1 - Canada 1 3 + 1 (this end) = 4





Legend:
↻ Clockwise ↻ Counter-clockwise - Not considered

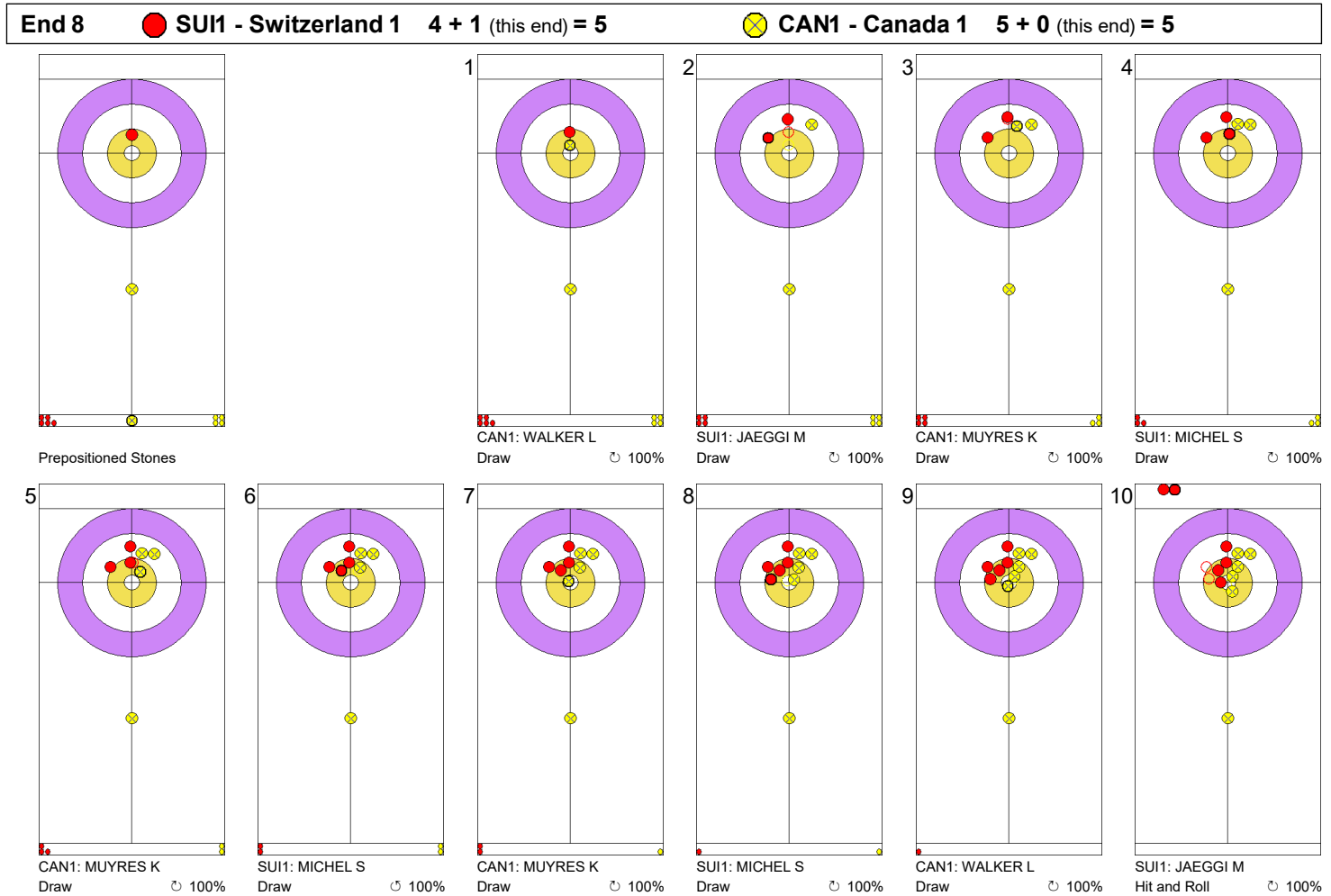




Game - Shot by Shot



Legend:
 Clockwise
  Counter-clockwise
 - Not considered

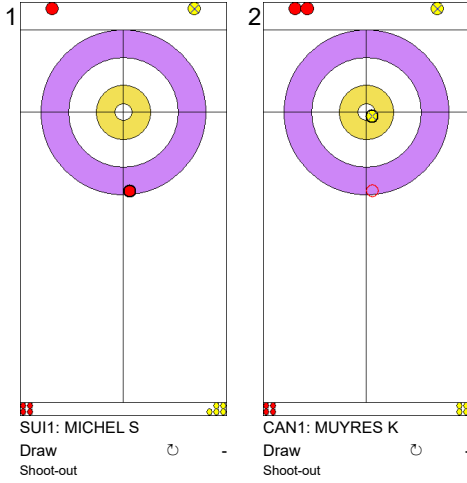
Game - Shot by Shot





Legend:
 Clockwise
  Counter-clockwise
 - Not considered

Game - Shot by Shot

End 9 ● SUI1 - Switzerland 1 5 + 0 (this end) = 5 ⊗ CAN1 - Canada 1 5 + 1 (this end) = 6



Legend:
 Clockwise
  Counter-clockwise
 - Not considered

Game Results

Sheet	Game	Team	LSFE	1	2	3	4	5	6	7	8	Total	Points
E	3	SUI2 - Switzerland (Perret/Rios)	*	1	1	0	1	0	0	0	3	6	0
	3	NOR - Norway (Skaslien/Nedregotten)		0	0	1	0	3	1	2	0	7	3

SUI2 - Switzerland 2		Shot Success	
		Game	All
F	PERRET Jenny	78%	67%
M	RIOS Martin	71%	67%
Team Total		74%	67%

NOR - Norway		Shot Success	
		Game	All
F	SKASLIEN Kristin	66%	72%
M	NEDREGOTTEN Magnus	91%	92%
Team Total		81%	84%

Power Play: End 6

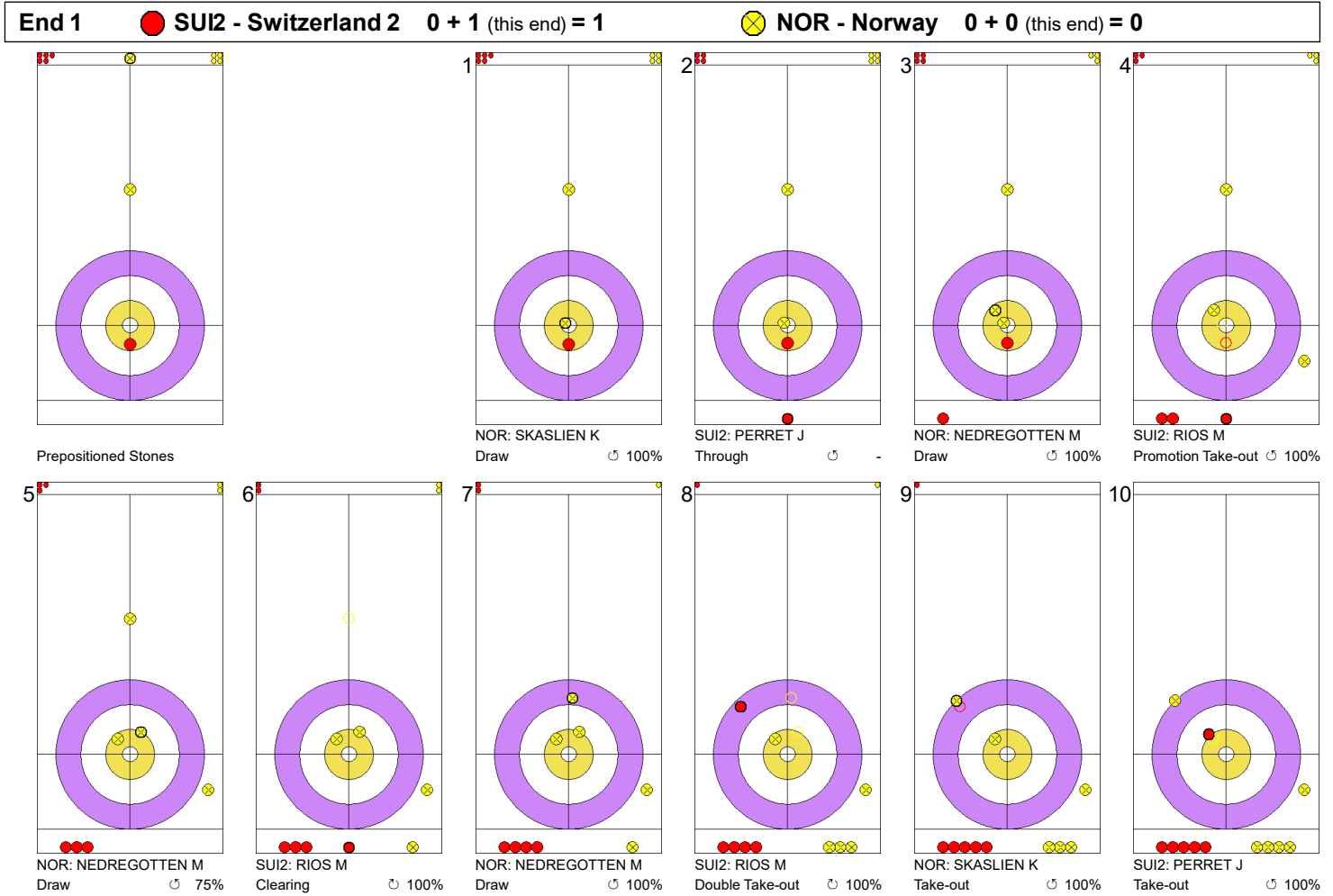
SUI2 - Switzerland 2		↻	↺	Game
F PERRET Jenny	Draws	5 100%	7 68%	12 81%
	Take-outs	0 -	3 67%	3 67%
	Total	5 100%	10 68%	15 78%
M RIOS Martin	Draws	10 80%	5 70%	15 77%
	Take-outs	4 75%	5 50%	9 61%
	Total	14 79%	10 60%	24 71%
Team	Draws	15 87%	12 69%	27 79%
	Take-outs	4 75%	8 56%	12 63%
	Total	19 84%	20 64%	39 74%

NOR - Norway		↻	↺	Game
F SKASLIEN Kristin	Draws	7 50%	6 67%	13 58%
	Take-outs	0 -	3 100%	3 100%
	Total	7 50%	9 78%	16 66%
M NEDREGOTTEN Magnus	Draws	9 94%	10 83%	19 88%
	Take-outs	4 100%	1 100%	5 100%
	Total	13 96%	11 84%	24 91%
Team	Draws	16 75%	16 77%	32 76%
	Take-outs	4 100%	4 100%	8 100%
	Total	20 80%	20 81%	40 81%

Note:
Team members are identified as follows:
F = Female, M = Male

Legend:
 Power Play ↻ Clockwise ↺ Counter-clockwise
 LSFE(*) Last Stone First End

Game - Shot by Shot

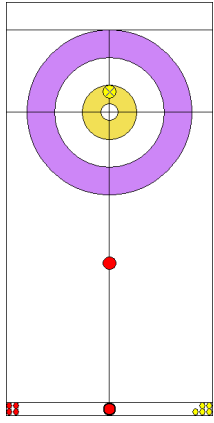


Legend:
 ↻ Clockwise ↺ Counter-clockwise - Not considered

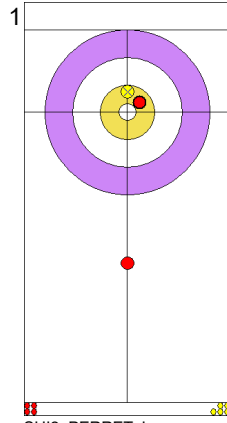


Game - Shot by Shot

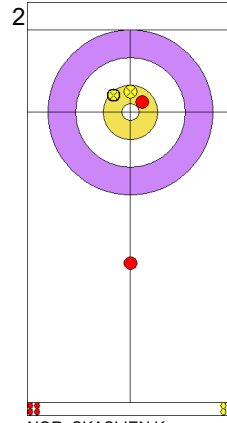
End 2 ● SUI2 - Switzerland 2 1 + 1 (this end) = 2 ⊗ NOR - Norway 0 + 0 (this end) = 0



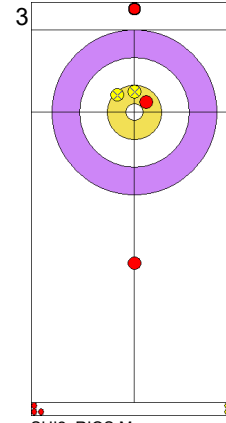
Prepositioned Stones



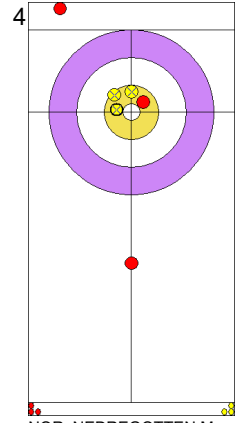
SUI2: PERRET J
Draw ⌚ 100%



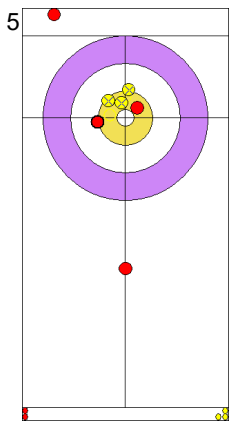
NOR: SKASLIEN K
Draw ⌚ 50%



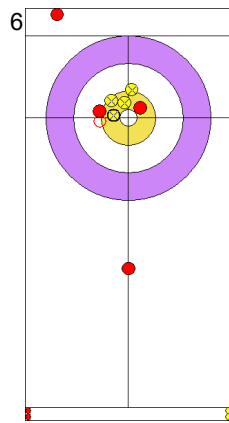
SUI2: RIOS M
Draw ⌚ 0%



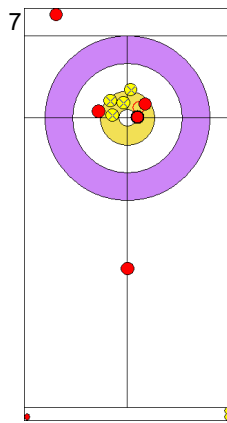
NOR: NEDREGOTTEN M
Draw ⌚ 100%



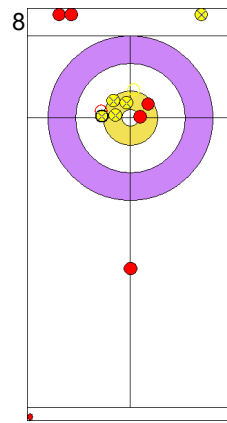
SUI2: RIOS M
Freeze ⌚ 100%



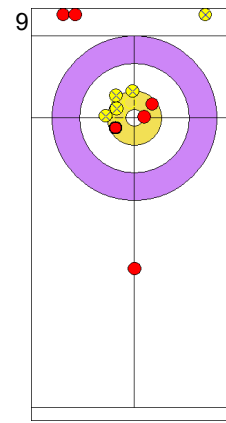
NOR: NEDREGOTTEN M
Freeze ⌚ 100%



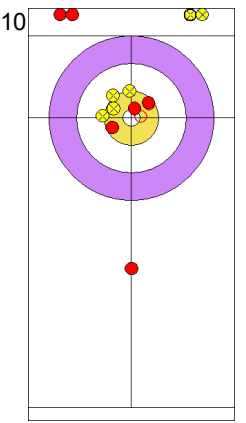
SUI2: RIOS M
Freeze ⌚ 100%



NOR: NEDREGOTTEN M
Take-out ⌚ 100%



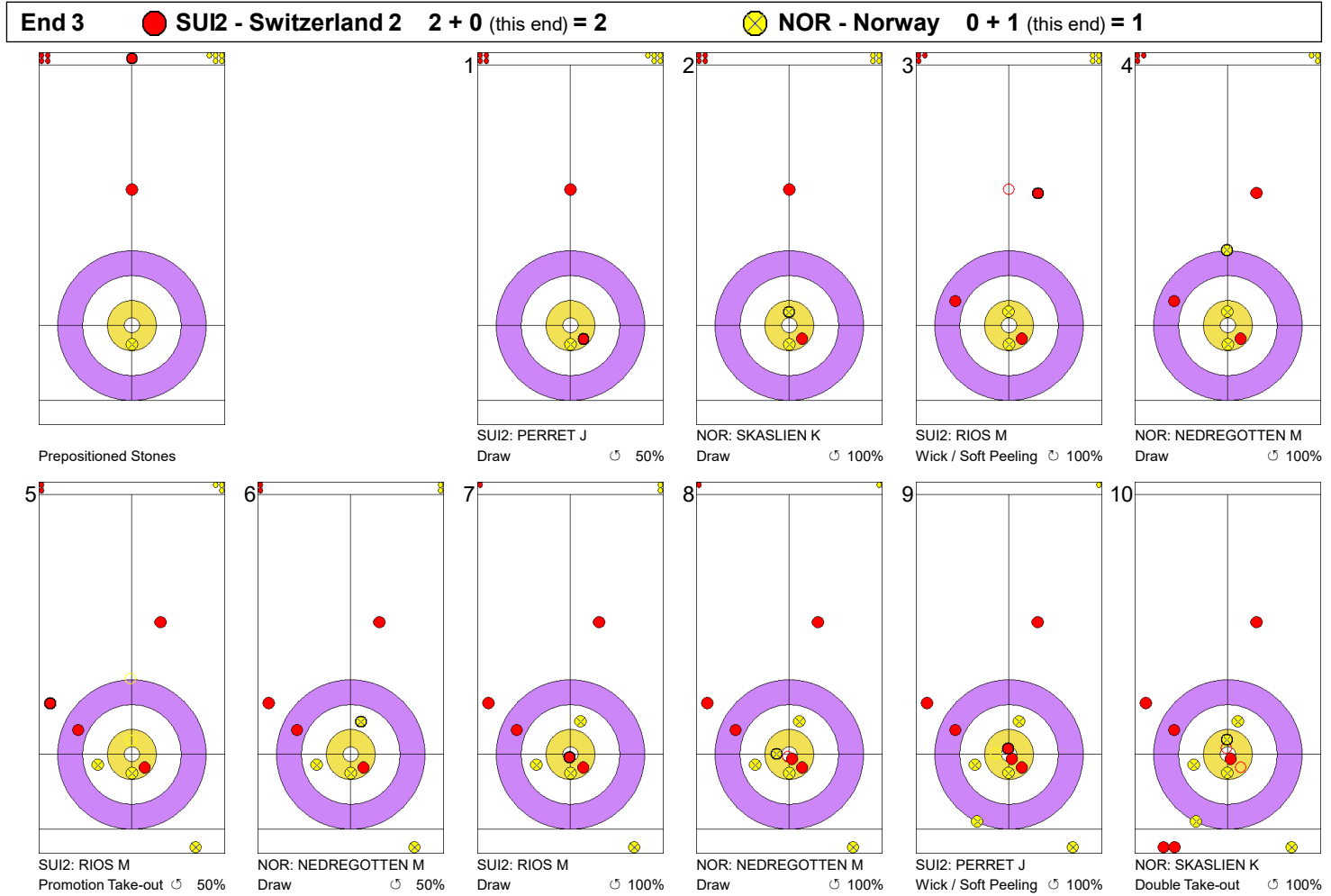
SUI2: PERRET J
Raise ⌚ 100%





NOR: SKASLIEN K
Wick / Soft Peeling ⌚ 0%

Legend:
↻ Clockwise ↺ Counter-clockwise - Not considered

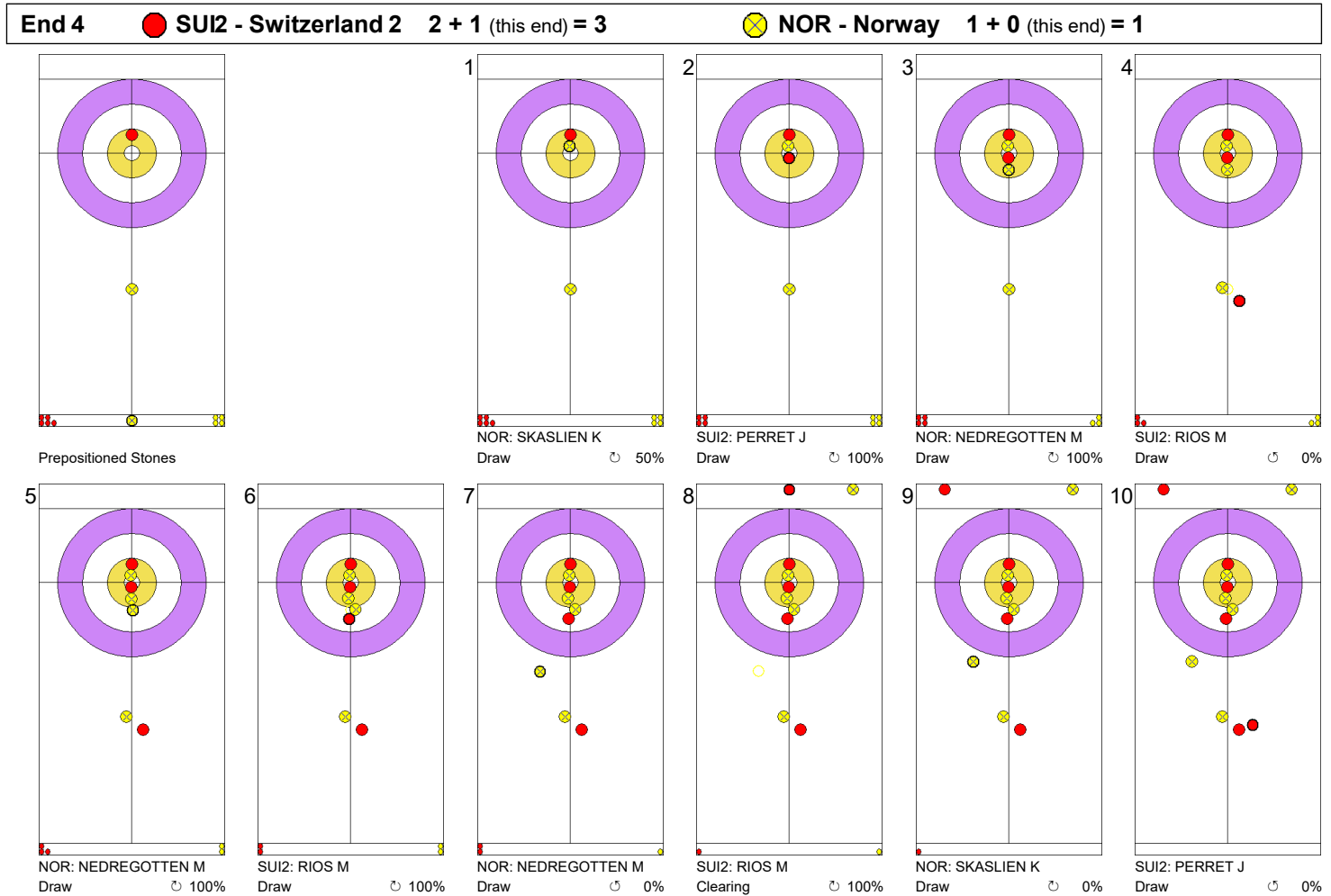
Game - Shot by Shot



Legend:
 Clockwise
  Counter-clockwise
 - Not considered

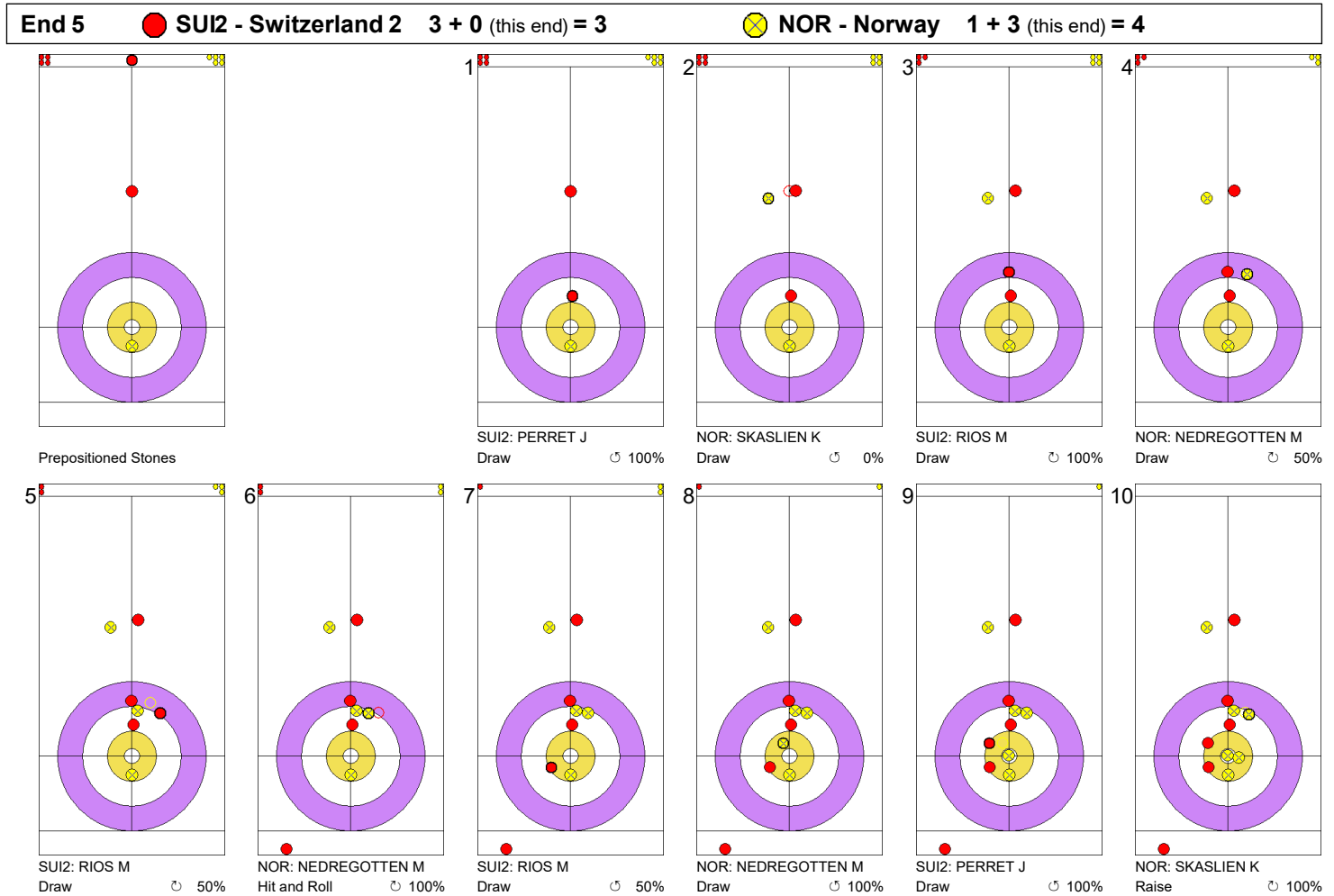




Game - Shot by Shot



Legend:
 ↻ Clockwise ↺ Counter-clockwise - Not considered

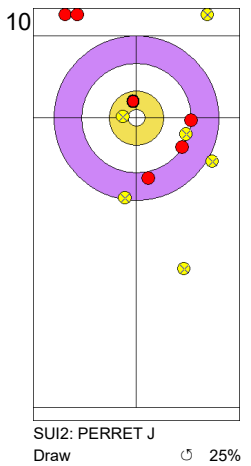
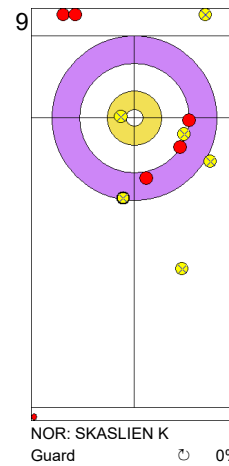
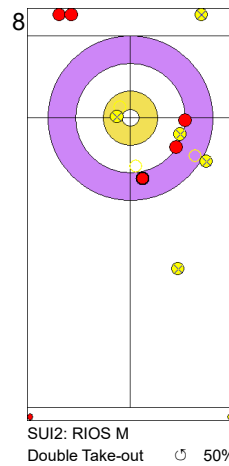
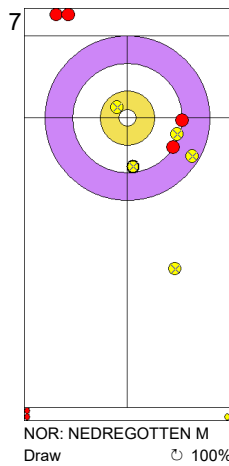
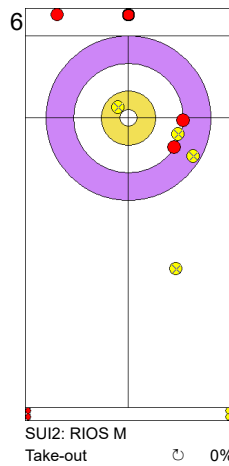
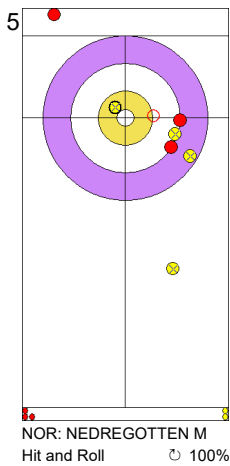
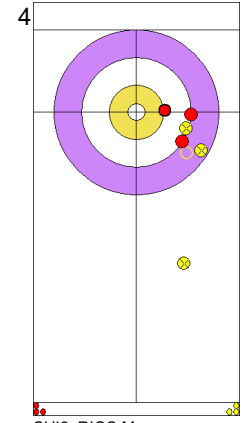
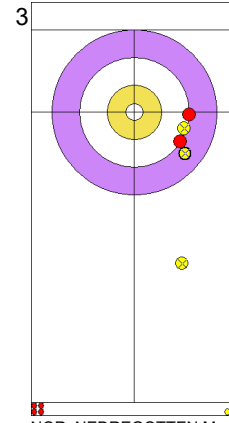
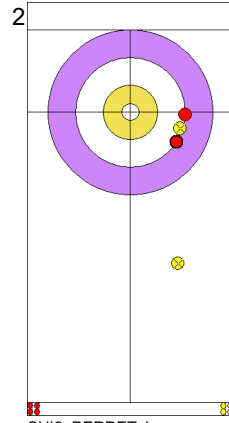
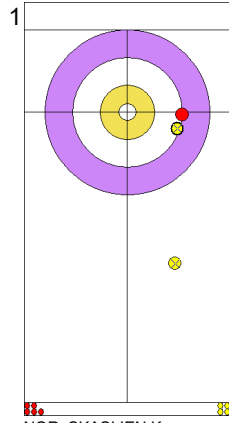
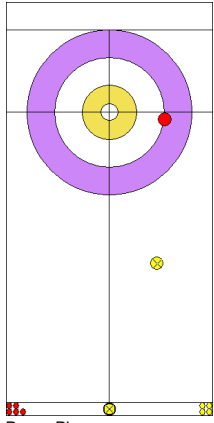
Game - Shot by Shot



Legend:
 Clockwise
  Counter-clockwise
 - Not considered

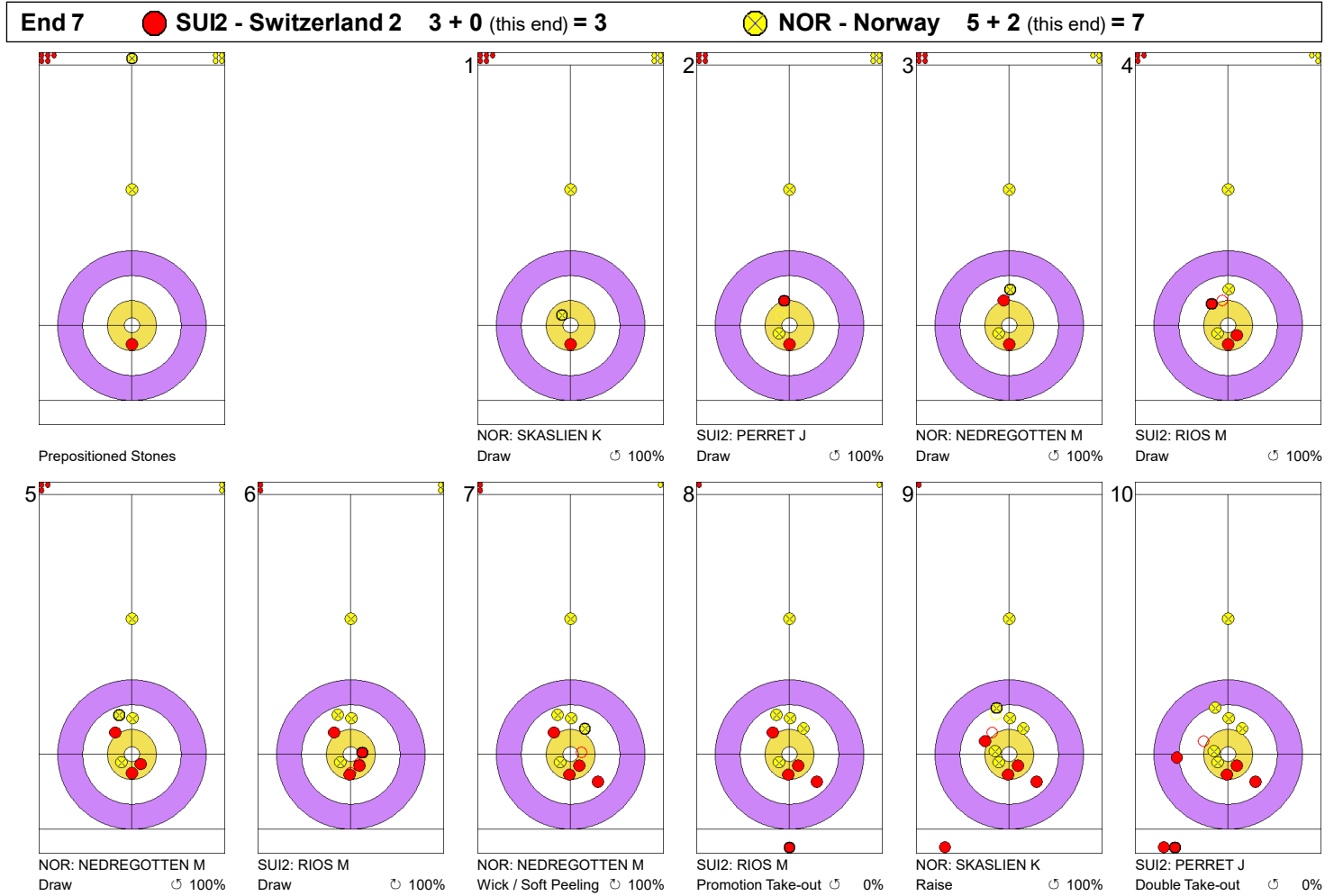
Game - Shot by Shot

End 6 ● SUI2 - Switzerland 2 3 + 0 (this end) = 3 ⊗ NOR - Norway 4 + 1 (this end) = 5



Legend:
↻ Clockwise ↺ Counter-clockwise - Not considered

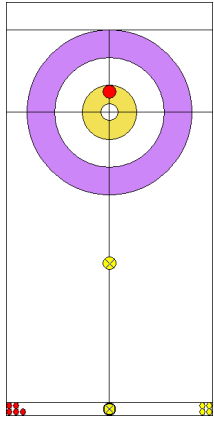
Game - Shot by Shot



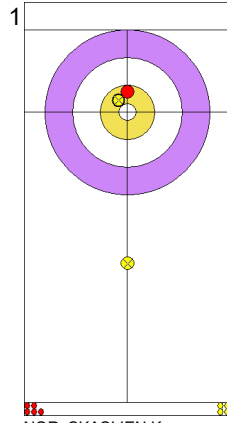
Legend:
 Clockwise
 Counter-clockwise
 Not considered

Game - Shot by Shot

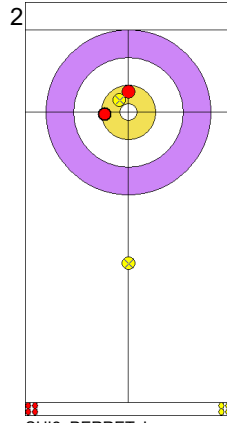
End 8 ● SUI2 - Switzerland 2 3 + 3 (this end) = 6 ⊗ NOR - Norway 7 + 0 (this end) = 7



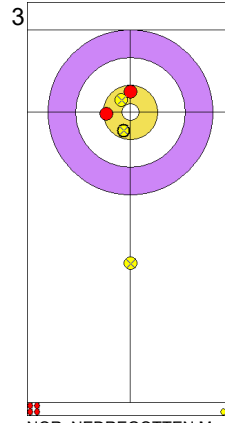
Prepositioned Stones



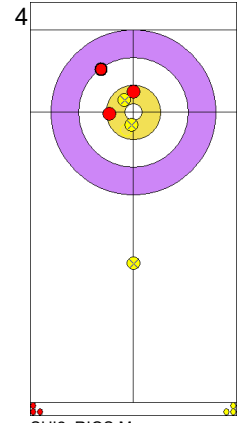
NOR: SKASLIEN K
Draw ⌚ 50%



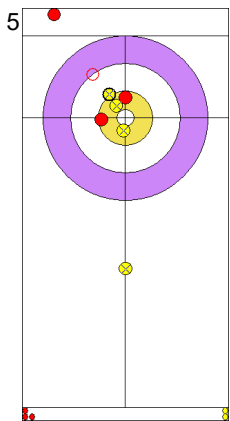
SUI2: PERRET J
Draw ⌚ 100%



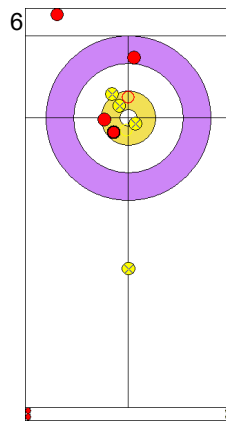
NOR: NEDREGOTTEN M
Draw ⌚ 100%



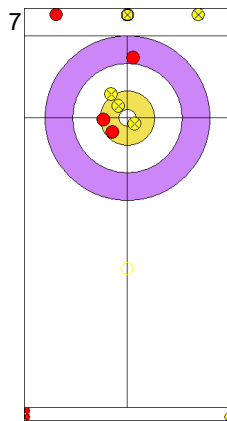
SUI2: RIOS M
Draw ⌚ 50%



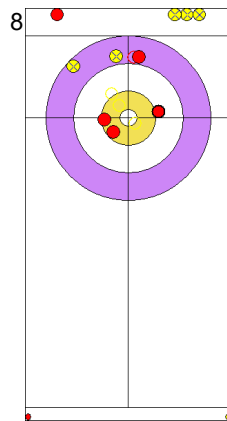
NOR: NEDREGOTTEN M
Hit and Roll ⌚ 100%



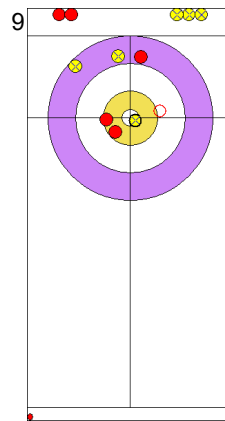
SUI2: RIOS M
Draw ⌚ 100%



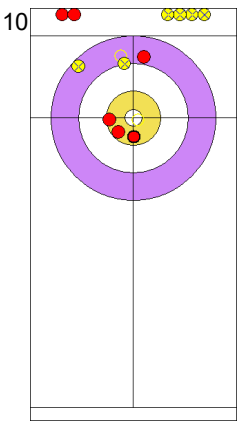
NOR: NEDREGOTTEN M
Clearing ⌚ 100%



SUI2: RIOS M
Double Take-out ⌚ 50%



NOR: SKASLIEN K
Hit and Roll ⌚ 100%



SUI2: PERRET J
Take-out ⌚ 100%

Legend:
⌚ Clockwise ⌚ Counter-clockwise - Not considered

Session Results and Standings

Sheet	Round	Team	LSFE	1	2	3	4	5	6	7	8	Total	Points
A	MD2	CAN2 - Canada (Sahaidak/Lott)	*	0	1	0	0	2	1	0	X	4	0
		SUI2 - Switzerland (Perret/Rios)		1	0	4	1	0	0	4	X	10	3
B	MD2	NOR - Norway (Skaslien/Nedregotten)	*	3	3	0	2	0	2	X	X	10	3
		RUS - Russia (Komarova/Goriachev)		0	0	1	0	2	0	X	X	3	0
C	MD2	CAN1 - Canada (Walker/Muyres)	*	0	2	0	3	0	0	2	0	7	0
		USA - United States (Anderson/Dropkin)		2	0	2	0	1	2	0	1	8	3
D	MD2	CHN - China (Cao/Yuan)	*	0	0	4	0	0	3	2	0	9	3
		SUI1 - Switzerland (Jaeggi/Michel)		1	1	0	2	2	0	0	1	7	0
E	W2	CAN - Canada (Jones)	*	0	0	1	1	0	1	1	X	4	3
		CHN - China (Jiang)		0	0	0	0	1	0	0	X	1	0

Women's Current Standings

Group-A				Group-B			
Rank	Team	Games	Points	Rank	Team	Games	Points
1	CAN - Canada (Jones)	2	6	1	KOR - Korea (Kim)	1	3
2	CHN - China (Jiang)	2	3	1	SUI - Switzerland (Tirinzoni)	1	3
3	JPN - Japan (Fujisawa)	1	0	3	RUS - Russia (Sidorova)	1	0
3	USA - United States (Roth)	1	0	3	SWE - Sweden (Hasselborg)	1	0

Men's Current Standings

Group-A				Group-B			
Rank	Team	Games	Points	Rank	Team	Games	Points
1	CHN - China (Zou)	1	3	1	SCO - Scotland (Paterson)	1	3
2	USA - United States (Shuster)	1	2	1	SUI - Switzerland (Schwaller)	1	3
3	CAN1 - Canada (Dunstone)	1	1	3	CAN2 - Canada (Koe)	1	0
4	SWE - Sweden (Edin)	1	0	3	NOR - Norway (Ulsrud)	1	0

Mixed Doubles Current Standings

Group-A				Group-B			
Rank	Team	Games	Points	Rank	Team	Games	Points
1	USA - United States (Anderson/Dropkin)	2	6	1	NOR - Norway (Skaslien/Nedregotten)	2	6
2	CAN1 - Canada (Walker/Muyres)	2	3	2	SUI2 - Switzerland (Perret/Rios)	2	4
2	CHN - China (Cao/Yuan)	2	3	3	RUS - Russia (Komarova/Goriachev)	2	2
4	SUI1 - Switzerland (Jaeggi/Michel)	2	0	4	CAN2 - Canada (Sahaidak/Lott)	2	0

Note:

Under WCF rules, tie-breaking rules for standings are not applied until after the last game of the round robin.

Legend:

Power Play LSFE(*) Last Stone First End MDn Mixed Doubles round n
 Wn Women's round n X Unplayed/unfinished end due to concession

Game Results

Sheet	Game	Team	LSFE	1	2	3	4	5	6	7	8	Total	Points
A	2	CAN2 - Canada (Sahaidak/Lott)	*	0	1	0	0	2	1	0	X	4	0
	2	SUI2 - Switzerland (Perret/Rios)		1	0	4	1	0	0	4	X	10	3

CAN2 - Canada 2		Shot Success	
		Game	All
F	SAHAIDAK Kadriana	61%	53%
M	LOTT Colton	76%	78%
Team Total		70%	68%

SUI2 - Switzerland 2		Shot Success	
		Game	All
F	PERRET Jenny	73%	62%
M	RIOS Martin	70%	64%
Team Total		71%	63%

Power Play: End 5

Power Play: End 7

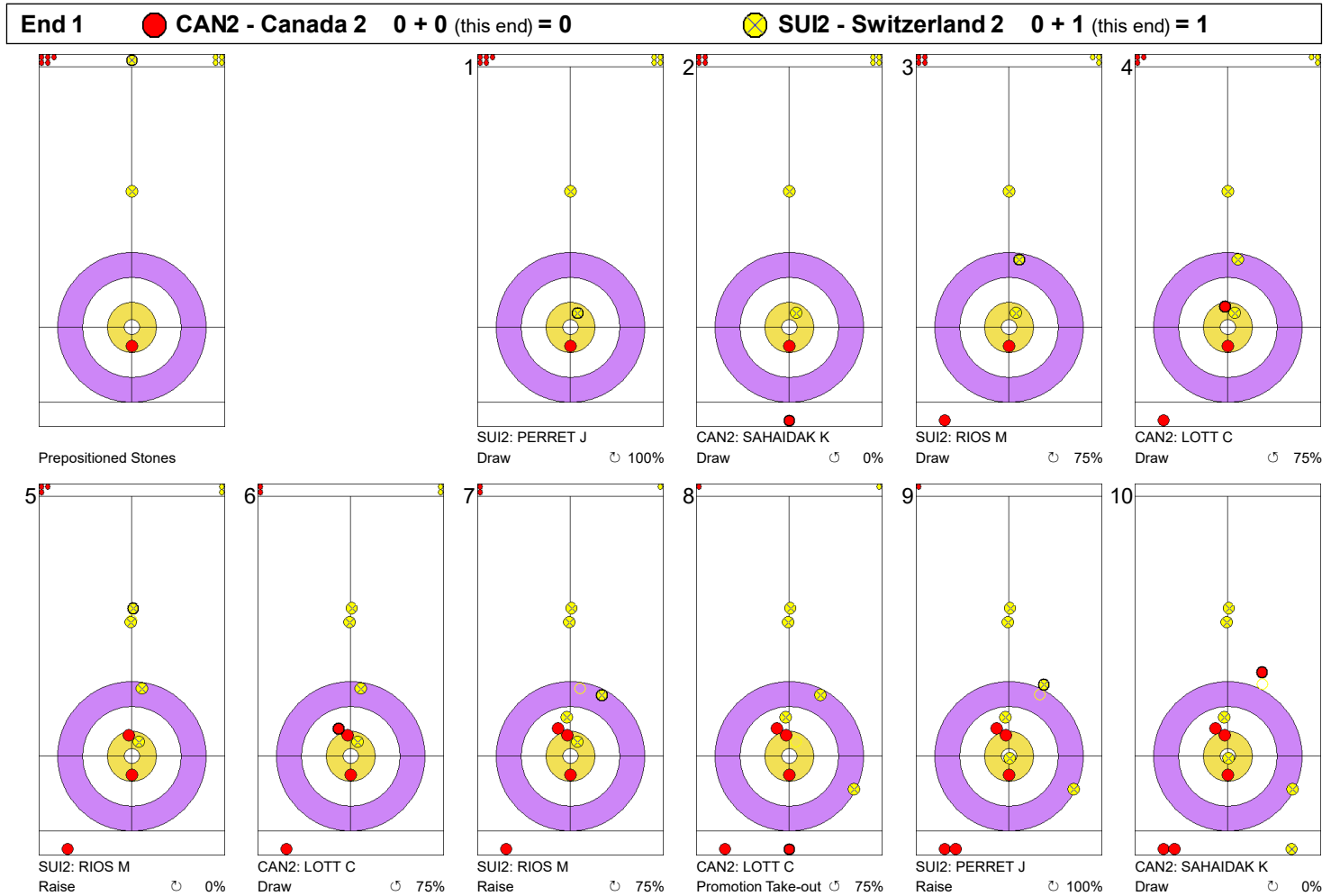
CAN2 - Canada 2		↻	↺	Game
F SAHAIDAK Kadriana	Draws	4 31%	9 81%	13 65%
	Take-outs	0 -	1 0%	1 0%
	Total	4 31%	10 73%	14 61%
M LOTT Colton	Draws	3 67%	11 75%	14 73%
	Take-outs	1 100%	6 79%	7 82%
	Total	4 75%	17 76%	21 76%
Team	Draws	7 46%	20 78%	27 69%
	Take-outs	1 100%	7 68%	8 72%
	Total	8 53%	27 75%	35 70%



SUI2 - Switzerland 2		↻	↺	Game
F PERRET Jenny	Draws	6 100%	4 69%	10 88%
	Take-outs	1 0%	3 50%	4 38%
	Total	7 86%	7 61%	14 73%
M RIOS Martin	Draws	6 71%	8 72%	14 71%
	Take-outs	1 0%	6 79%	7 68%
	Total	7 61%	14 75%	21 70%
Team	Draws	12 85%	12 71%	24 78%
	Take-outs	2 0%	9 69%	11 57%
	Total	14 73%	21 70%	35 71%

Note:
Team members are identified as follows:
F = Female, M = Male

Legend:
 Power Play ↻ Clockwise ↺ Counter-clockwise
 LSFE(*) Last Stone First End X Unplayed/unfinished end due to concession

Game - Shot by Shot

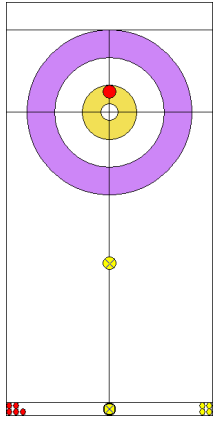


Legend:
 Clockwise
  Counter-clockwise
 - Not considered

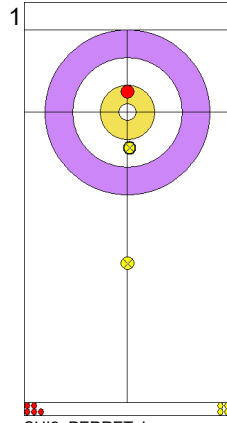


Game - Shot by Shot

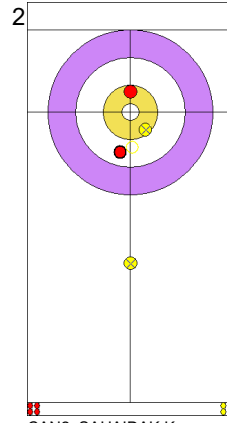
End 2 ● CAN2 - Canada 2 0 + 1 (this end) = 1 ● SUI2 - Switzerland 2 1 + 0 (this end) = 1



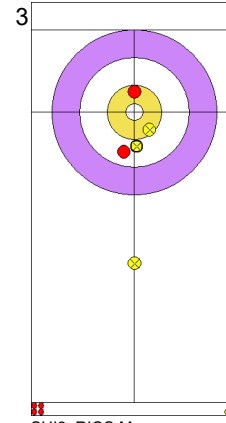
Prepositioned Stones



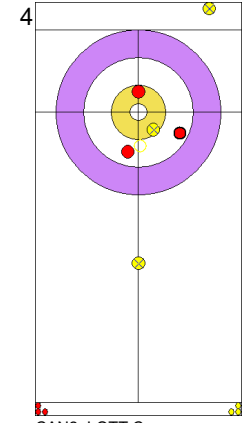
SUI2: PERRET J
Draw ⌚ 75%



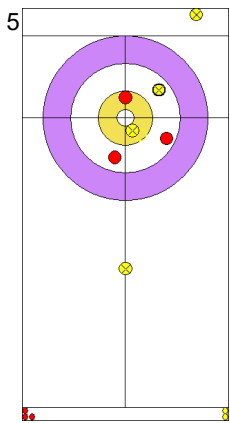
CAN2: SAHAIDAK K
Draw ⌚ 75%



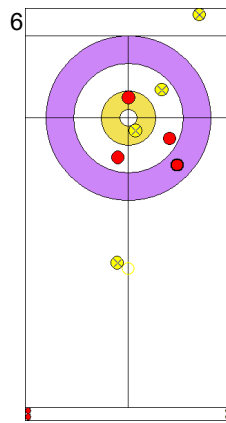
SUI2: RIOS M
Draw ⌚ 75%



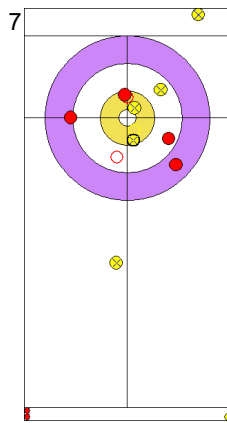
CAN2: LOTT C
Take-out ⌚ 100%



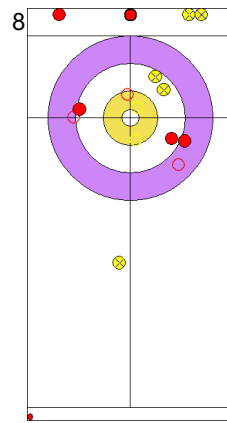
SUI2: RIOS M
Raise ⌚ 75%



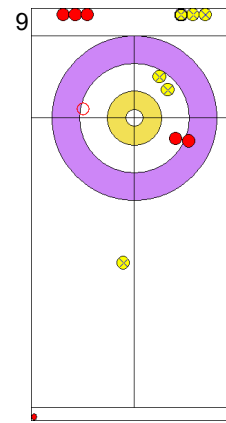
CAN2: LOTT C
Take-out ⌚ 0%



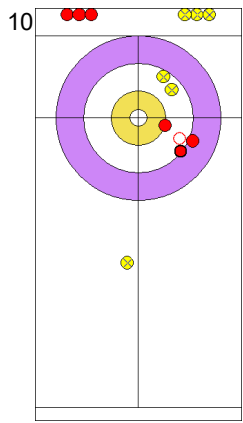
SUI2: RIOS M
Draw ⌚ 75%



CAN2: LOTT C
Take-out ⌚ 100%



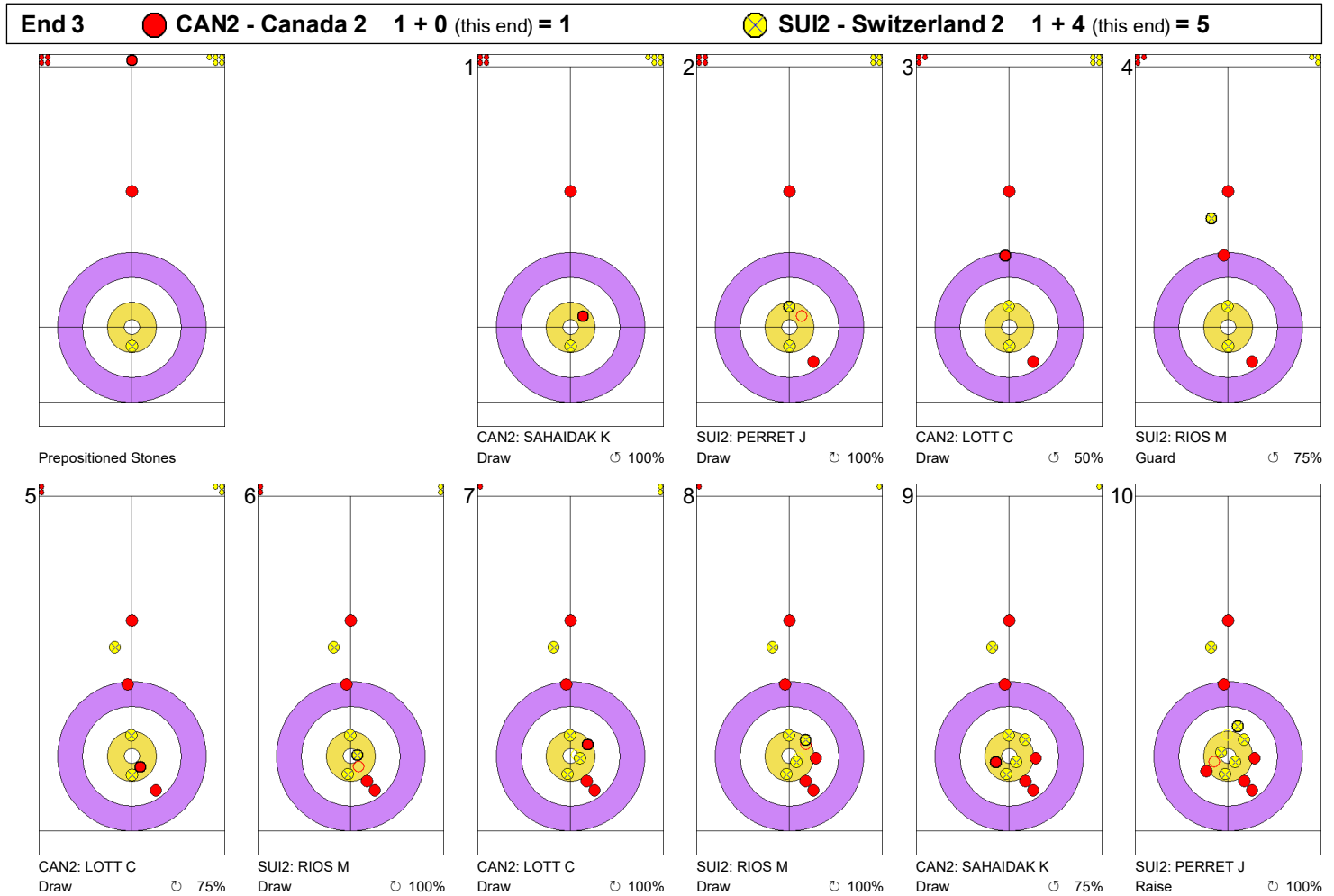
SUI2: PERRET J
Take-out ⌚ 50%



CAN2: SAHAIDAK K
Raise ⌚ 50%

Legend:
 ⌚ Clockwise ⌚ Counter-clockwise - Not considered

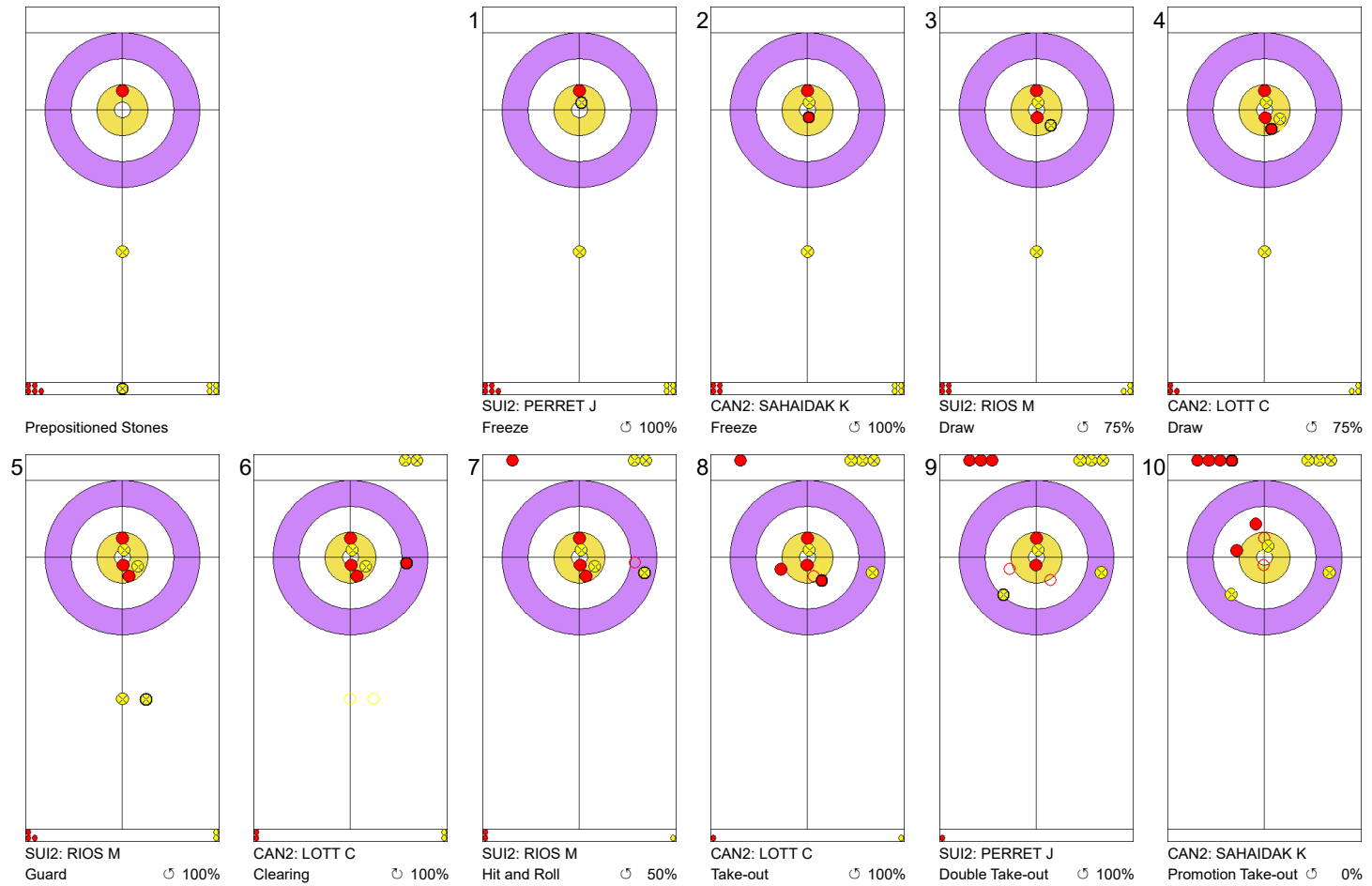
Game - Shot by Shot



Legend:
 ⤴ Clockwise ⤵ Counter-clockwise - Not considered

Game - Shot by Shot

End 4 ● CAN2 - Canada 2 1 + 0 (this end) = 1 ⊗ SUI2 - Switzerland 2 5 + 1 (this end) = 6

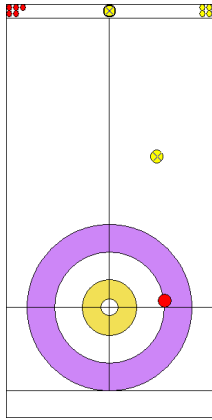


Legend:
↻ Clockwise ↺ Counter-clockwise - Not considered

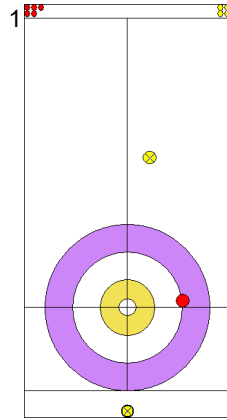


Game - Shot by Shot

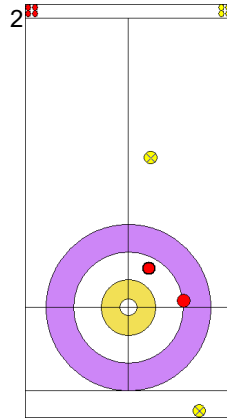
End 5 **CAN2 - Canada 2** 1 + 2 (this end) = 3 **SUI2 - Switzerland 2** 6 + 0 (this end) = 6



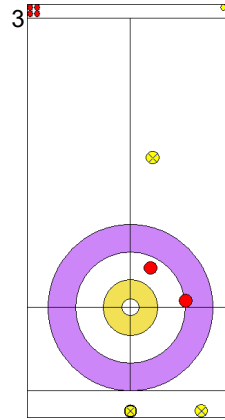
Power Play
Prepositioned Stones



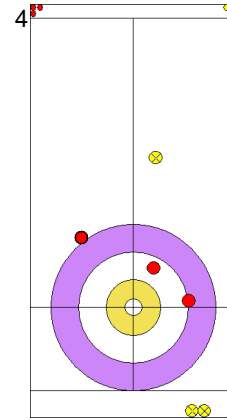
SUI2: PERRET J
Wick / Soft Peeling ⌚ 100%



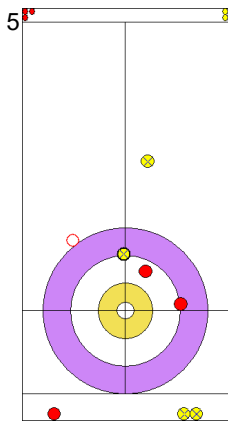
CAN2: SAHAIDAK K
Draw ⌚ 100%



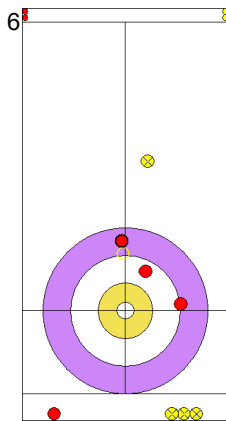
SUI2: RIOS M
Draw ⌚ 0%



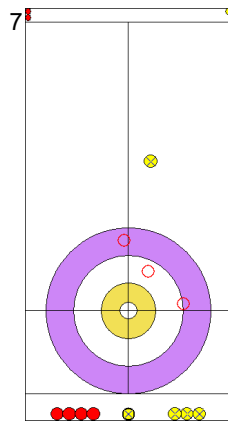
CAN2: LOTT C
Draw ⌚ 50%



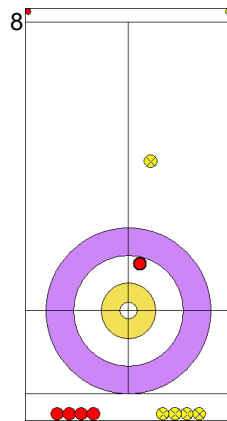
SUI2: RIOS M
Hit and Roll ⌚ 75%



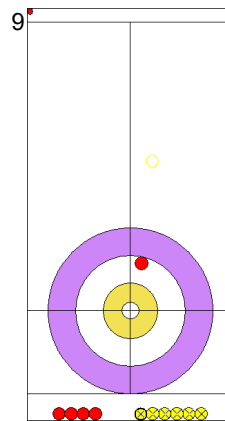
CAN2: LOTT C
Take-out ⌚ 100%



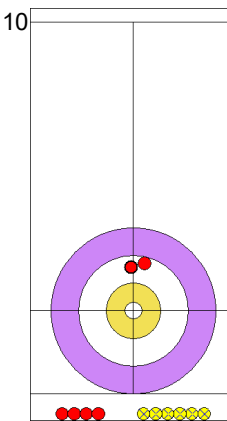
SUI2: RIOS M
Double Take-out ⌚ 100%





CAN2: LOTT C
Draw ⌚ 75%



SUI2: PERRET J
Take-out ⌚ 0%

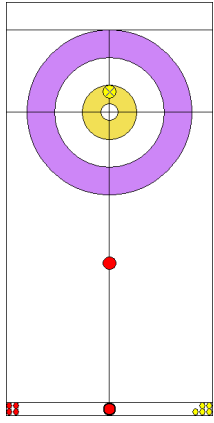


CAN2: SAHAIDAK K
Draw ⌚ 100%

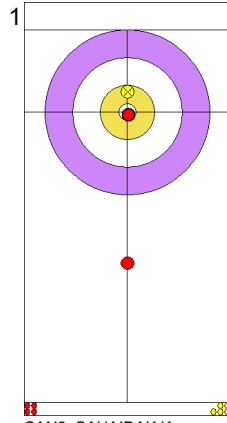
Legend:
 Clockwise
  Counter-clockwise
 - Not considered

Game - Shot by Shot

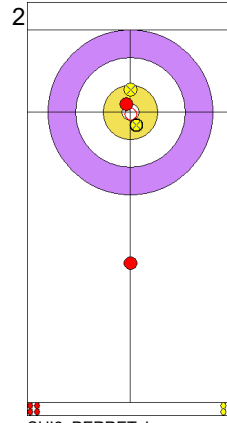
End 6 ● CAN2 - Canada 2 3 + 1 (this end) = 4 ⊗ SUI2 - Switzerland 2 6 + 0 (this end) = 6



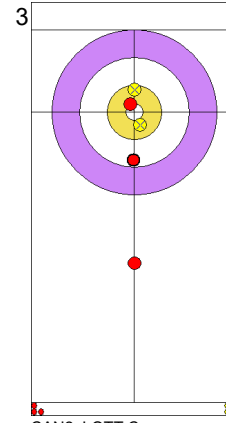
Prepositioned Stones



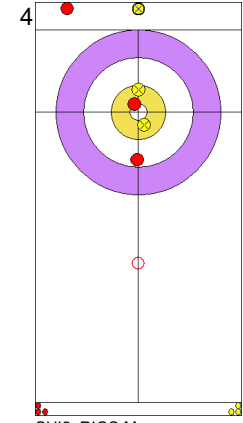
CAN2: SAHAIDAK K
Draw ⌚ 100%



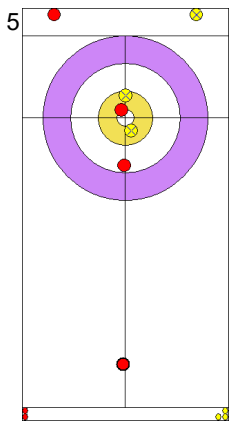
SUI2: PERRET J
Draw ⌚ 100%



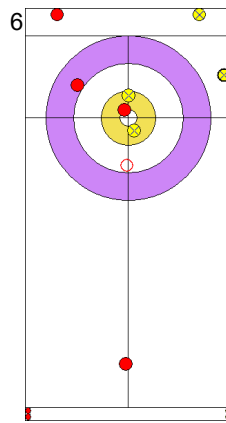
CAN2: LOTT C
Guard ⌚ 100%



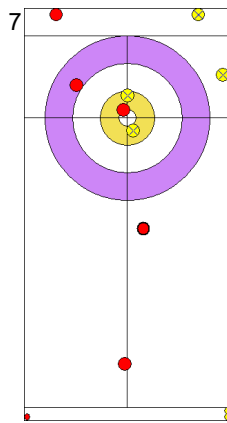
SUI2: RIOS M
Clearing ⌚ 100%



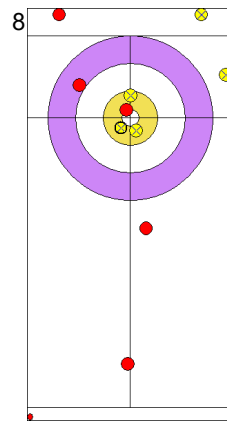
CAN2: LOTT C
Guard ⌚ 75%



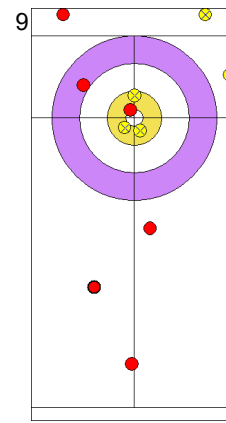
SUI2: RIOS M
Raise ⌚ 100%



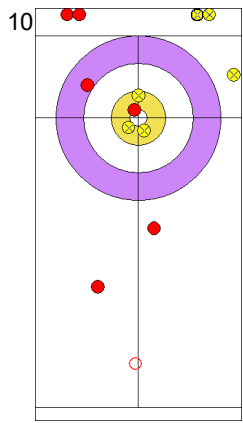
CAN2: LOTT C
Guard ⌚ 100%



SUI2: RIOS M
Draw ⌚ 75%



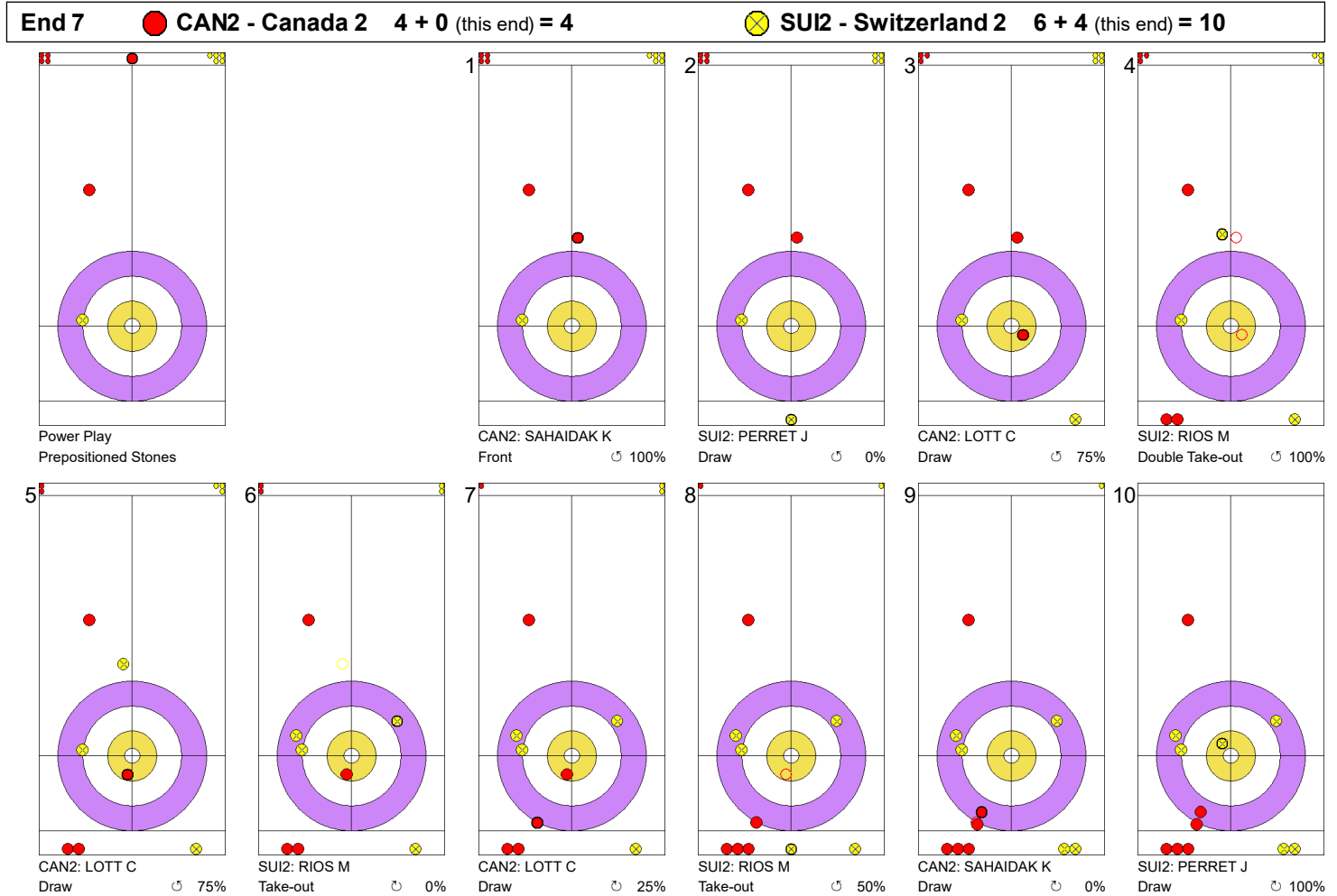
CAN2: SAHAIDAK K
Guard ⌚ 50%



SUI2: PERRET J
Promotion Take-out ⌚ 0%

Legend:
↻ Clockwise ↺ Counter-clockwise - Not considered

Game - Shot by Shot



Legend:
 ⤴ Clockwise ⤵ Counter-clockwise - Not considered

Game Results

Sheet	Game	Team	LSFE	1	2	3	4	5	6	7	8	Total	Points
B	2	NOR - Norway (Skaslien/Nedregotten)	*	3	3	0	2	0	2	X	X	10	3
	2	RUS - Russia (Komarova/Goriachev)		0	0	1	0	2	0	X	X	3	0

NOR - Norway		Shot Success	
		Game	All
F	SKASLIEN Kristin	67%	76%
M	NEDREGOTTEN Magnus	94%	94%
Team Total		83%	87%

RUS - Russia		Shot Success	
		Game	All
F	KOMAROVA Maria	69%	67%
M	GORIACHEV Daniil	67%	71%
Team Total		68%	70%

Power Play: End 6

Power Play: End 3

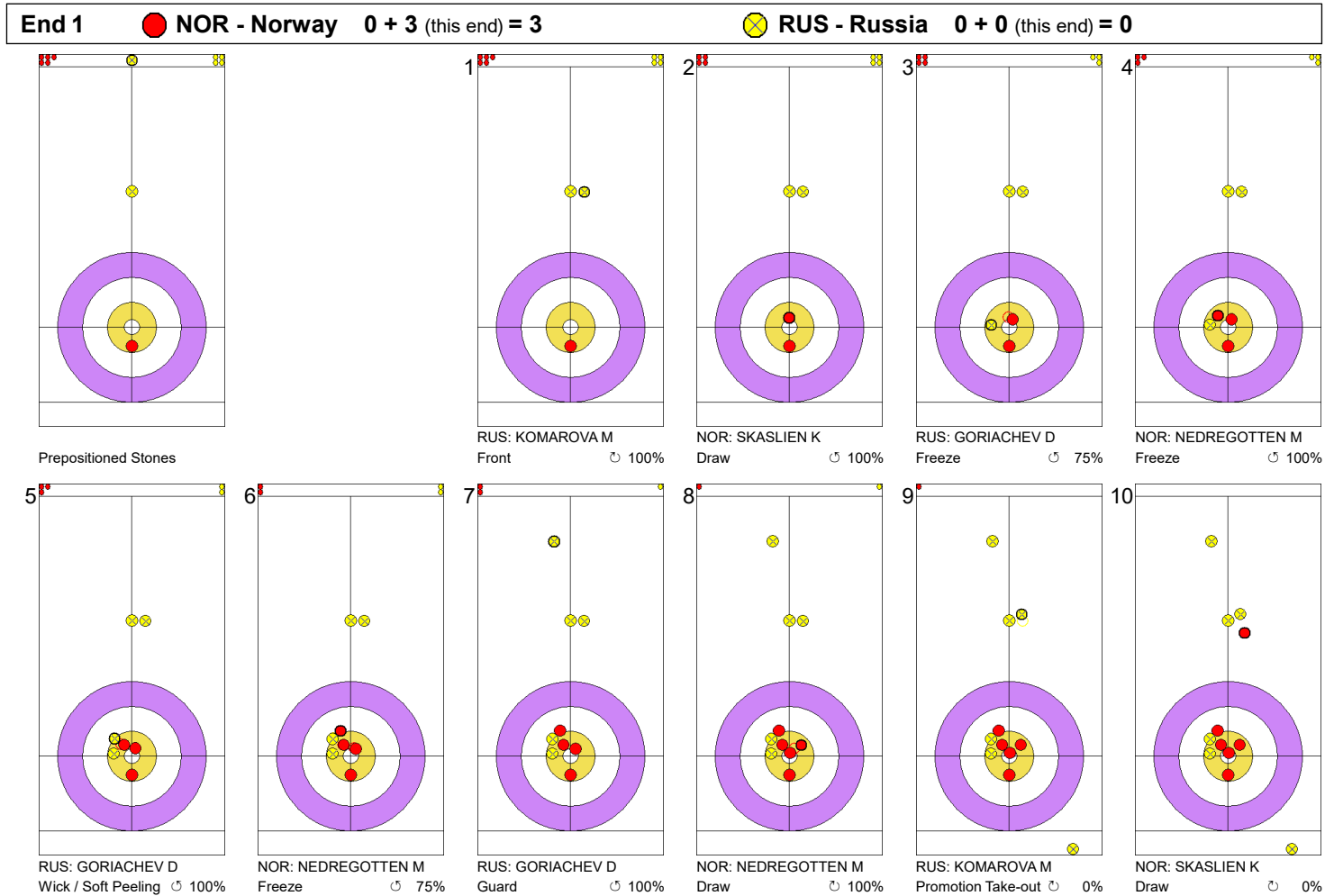
NOR - Norway		↻	↺	Game
F SKASLIEN Kristin	Draws	5 45%	5 75%	10 60%
	Take-outs	0 -	2 100%	2 100%
	Total	5 45%	7 82%	12 67%
M NEDREGOTTEN Magnus	Draws	7 96%	9 92%	16 94%
	Take-outs	0 -	2 100%	2 100%
	Total	7 96%	11 93%	18 94%
Team	Draws	12 75%	14 86%	26 81%
	Take-outs	0 -	4 100%	4 100%
	Total	12 75%	18 89%	30 83%

RUS - Russia		↻	↺	Game
F KOMAROVA Maria	Draws	2 100%	5 70%	7 79%
	Take-outs	2 50%	3 58%	5 55%
	Total	4 75%	8 66%	12 69%
M GORIACHEV Daniil	Draws	2 50%	10 83%	12 77%
	Take-outs	4 56%	2 25%	6 46%
	Total	6 54%	12 73%	18 67%
Team	Draws	4 75%	15 78%	19 78%
	Take-outs	6 54%	5 45%	11 50%
	Total	10 63%	20 70%	30 68%

Note:
Team members are identified as follows:
F = Female, M = Male

Legend:
 Power Play ↻ Clockwise ↺ Counter-clockwise
 LSFE(*) Last Stone First End X Unplayed/unfinished end due to concession

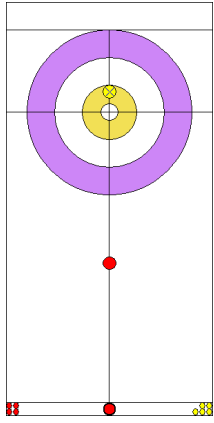
Game - Shot by Shot



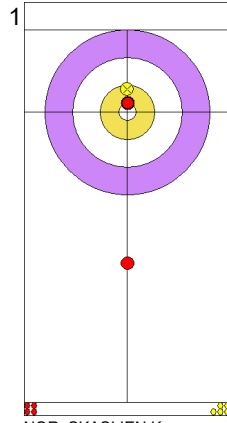
Legend:
 ⌚ Clockwise ⌚ Counter-clockwise - Not considered

Game - Shot by Shot

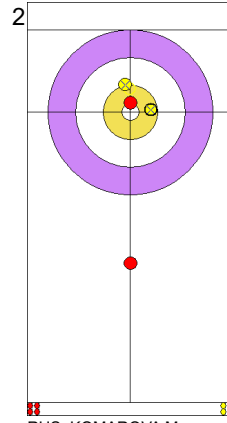
End 2 ● NOR - Norway 3 + 3 (this end) = 6 ⊗ RUS - Russia 0 + 0 (this end) = 0



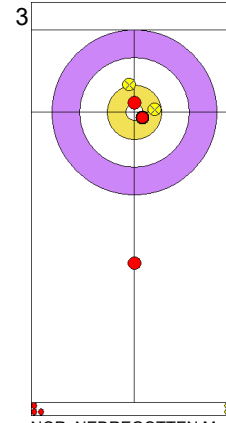
Prepositioned Stones



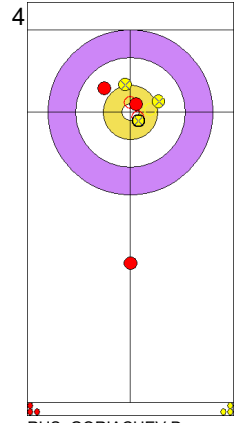
NOR: SKASLIEN K
Draw ⊙ 75%



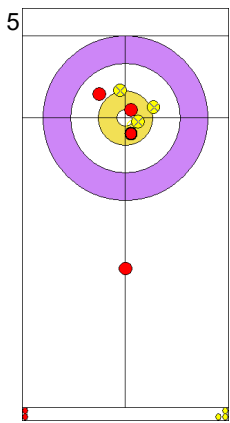
RUS: KOMAROVA M
Draw ⊙ 50%



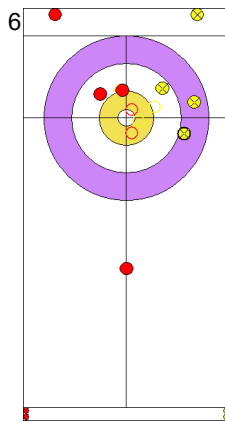
NOR: NEDREGOTTEN M
Draw ⊙ 100%



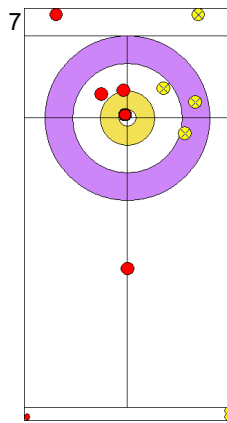
RUS: GORIACHEV D
Wick / Soft Peeling ⊙ 100%



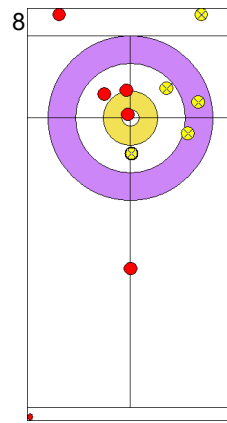
NOR: NEDREGOTTEN M
Freeze ⊙ 100%



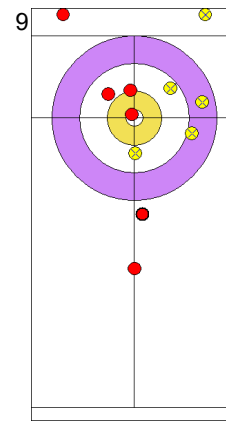
RUS: GORIACHEV D
Take-out ⊙ 50%



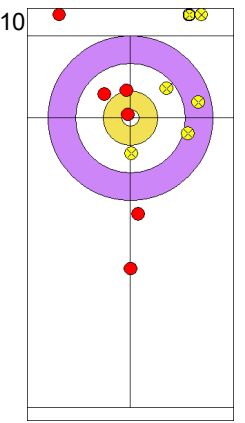
NOR: NEDREGOTTEN M
Draw ⊙ 100%



RUS: GORIACHEV D
Draw ⊙ 100%



NOR: SKASLIEN K
Guard ⊙ 50%

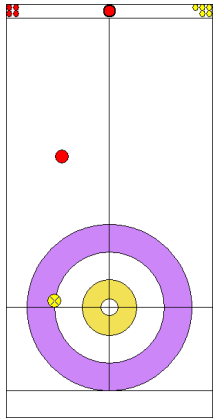


RUS: KOMAROVA M
Promotion Take-out ⊙ 0%

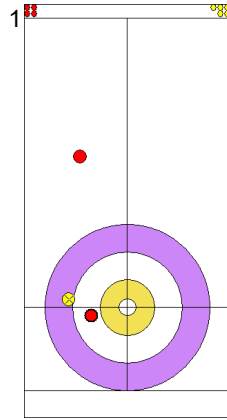
Legend:
 ⊙ Clockwise ⊖ Counter-clockwise - Not considered

Game - Shot by Shot

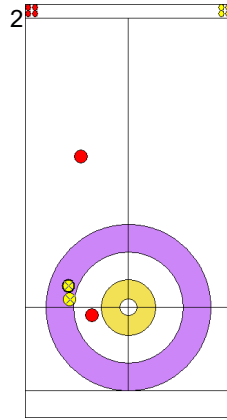
End 3 ● **NOR - Norway** **6 + 0** (this end) = **6** ● **RUS - Russia** **0 + 1** (this end) = **1**



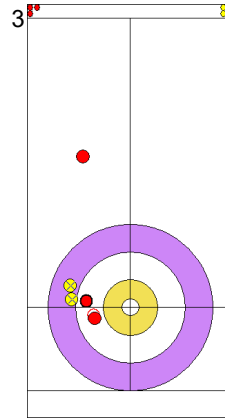
Power Play
Prepositioned Stones



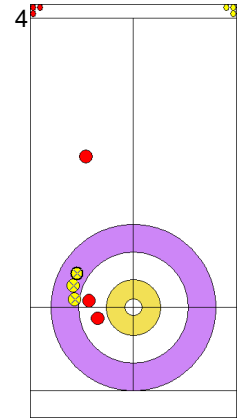
NOR: SKASLIEN K
Draw ⤵ 50%



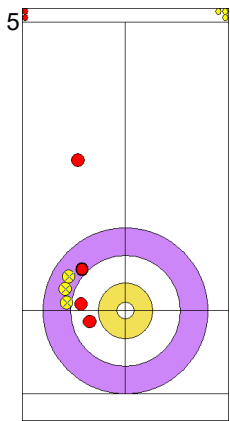
RUS: KOMAROVA M
Freeze ⤵ 100%



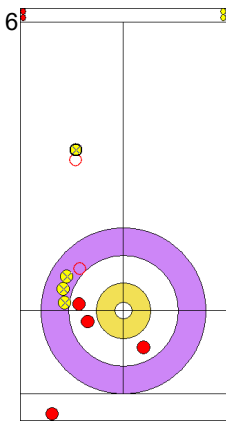
NOR: NEDREGOTTEN M
Freeze ⤵ 75%



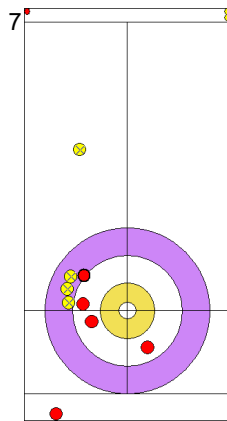
RUS: GORIACHEV D
Draw ⤵ 100%



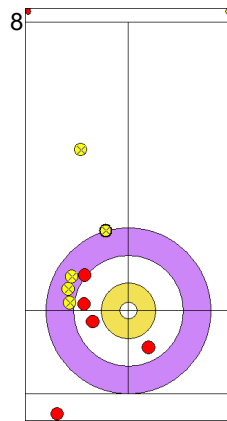
NOR: NEDREGOTTEN M
Draw ⤵ 100%



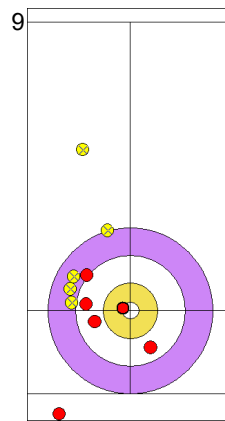
RUS: GORIACHEV D
Promotion Take-out ⤵ 75%



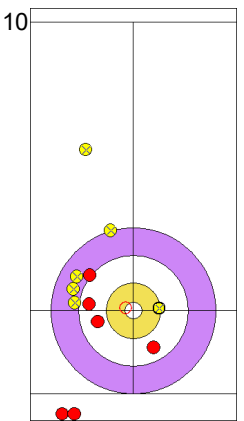
NOR: NEDREGOTTEN M
Draw ⤵ 100%



RUS: GORIACHEV D
Wick / Soft Peeling ⤵ 0%



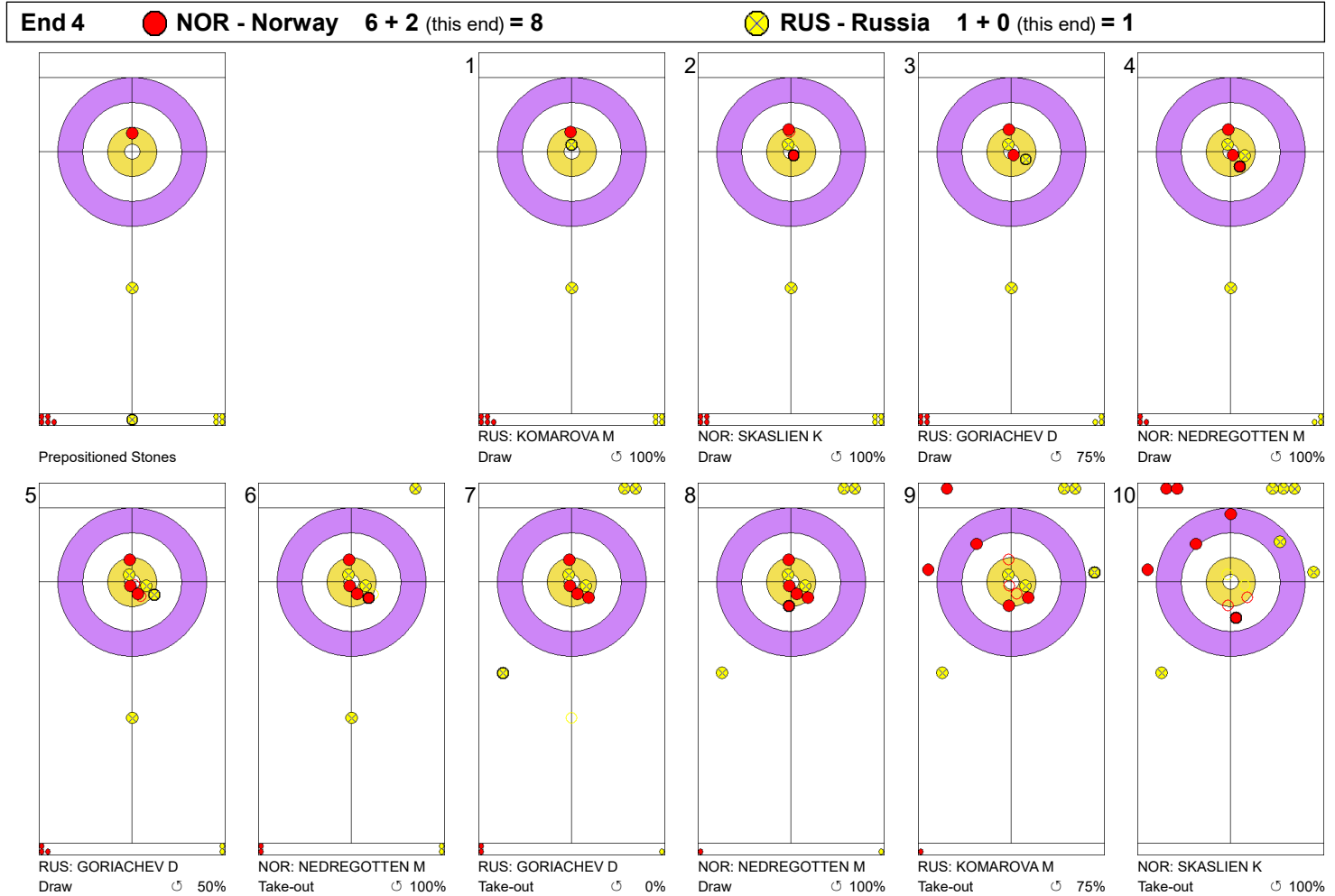
NOR: SKASLIEN K
Draw ⤵ 100%



RUS: KOMAROVA M
Take-out ⤵ 100%

Legend:
 ⤵ Clockwise ⤴ Counter-clockwise - Not considered

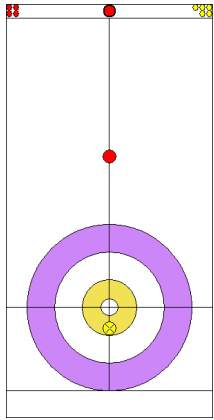
Game - Shot by Shot



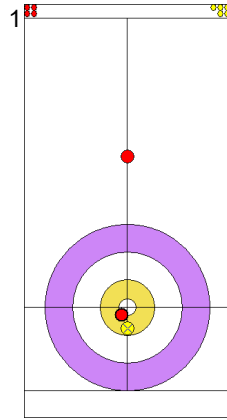
Legend:
 ↻ Clockwise ↺ Counter-clockwise - Not considered

Game - Shot by Shot

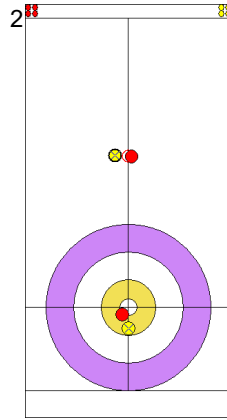
End 5 ● NOR - Norway 8 + 0 (this end) = 8 ⊗ RUS - Russia 1 + 2 (this end) = 3



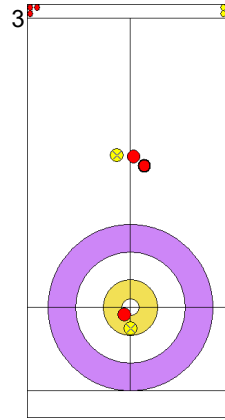
Prepositioned Stones



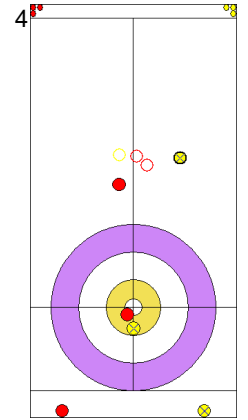
NOR: SKASLIEN K
Draw ⌚ 75%



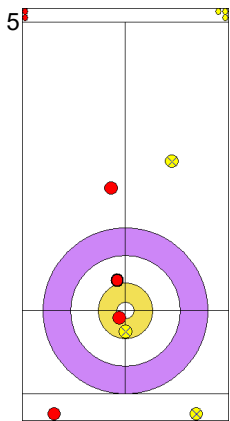
RUS: KOMAROVA M
Front ⌚ 100%



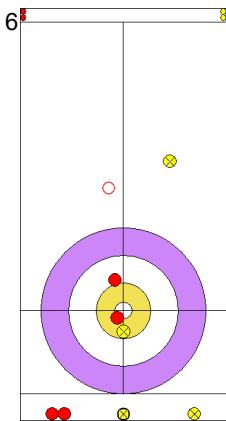
NOR: NEDREGOTTEN M
Guard ⌚ 100%



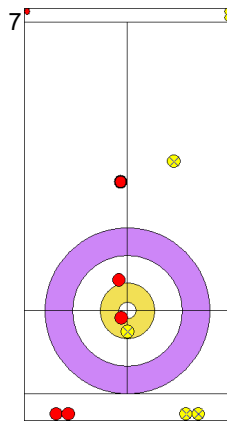
RUS: GORIACHEV D
Clearing ⌚ 75%



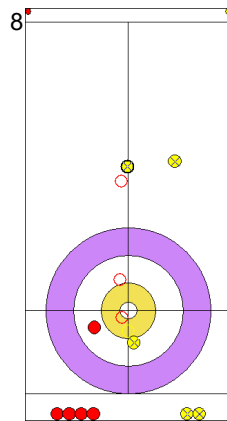
NOR: NEDREGOTTEN M
Draw ⌚ 100%



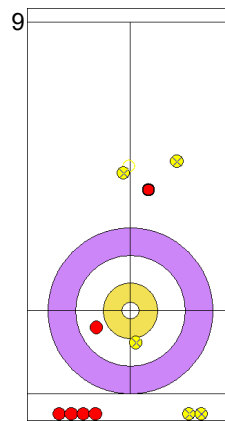
RUS: GORIACHEV D
Take-out ⌚ 0%



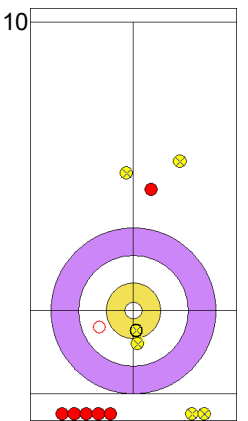
NOR: NEDREGOTTEN M
Guard ⌚ 100%



RUS: GORIACHEV D
Promotion Take-out ⌚ 75%



NOR: SKASLIEN K
Draw ⌚ 0%

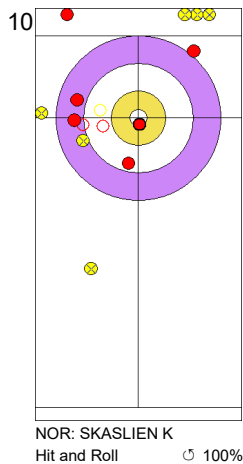
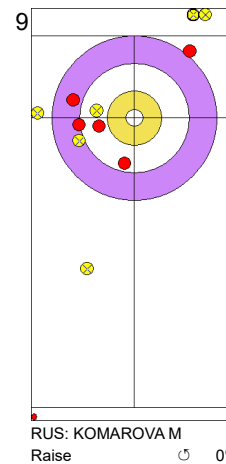
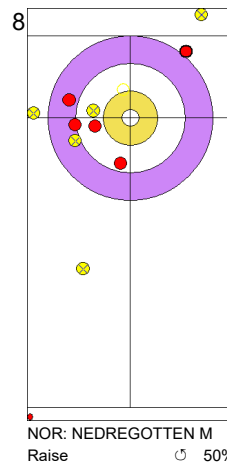
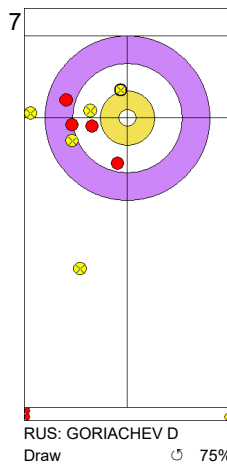
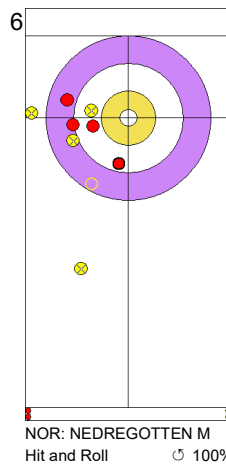
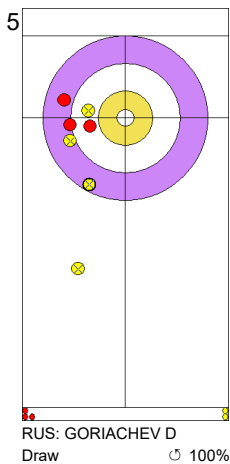
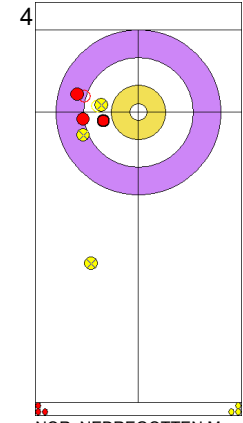
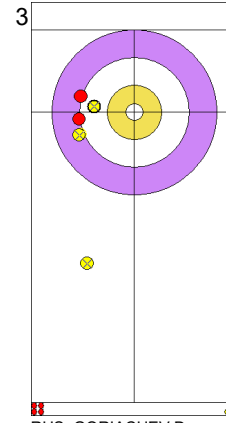
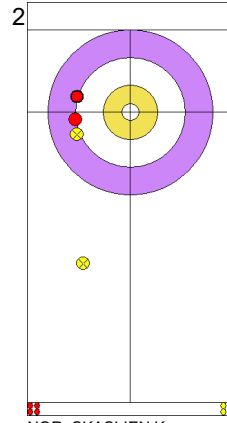
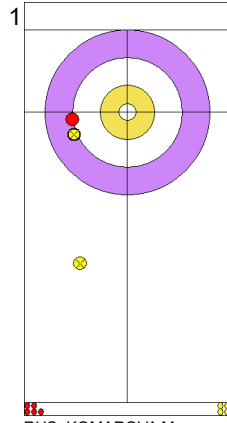
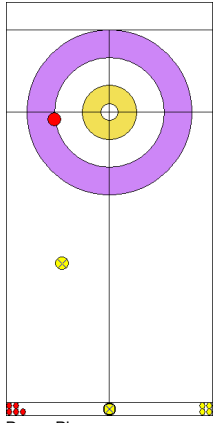


RUS: KOMAROVA M
Take-out ⌚ 100%

Legend:
⌚ Clockwise ⌚ Counter-clockwise - Not considered

Game - Shot by Shot

End 6 ● NOR - Norway 8 + 2 (this end) = 10 ⊗ RUS - Russia 3 + 0 (this end) = 3



Legend:
⌚ Clockwise ⌚ Counter-clockwise - Not considered

Game Results

Sheet	Game	Team	LSFE	1	2	3	4	5	6	7	8	Total	Points
C	2	CAN1 - Canada (Walker/Muyres)	*	0	2	0	3	0	0	2	0	7	0
	2	USA - United States (Anderson/Dropkin)		2	0	2	0	1	2	0	1	8	3

CAN1 - Canada 1		Shot Success	
		Game	All
F	WALKER Laura	58%	63%
M	MUYRES Kirk	67%	73%
Team Total		63%	69%

USA - United States		Shot Success	
		Game	All
F	ANDERSON Sarah	62%	73%
M	DROPKIN Korey	78%	79%
Team Total		72%	77%

Power Play: End 7

Power Play: End 8

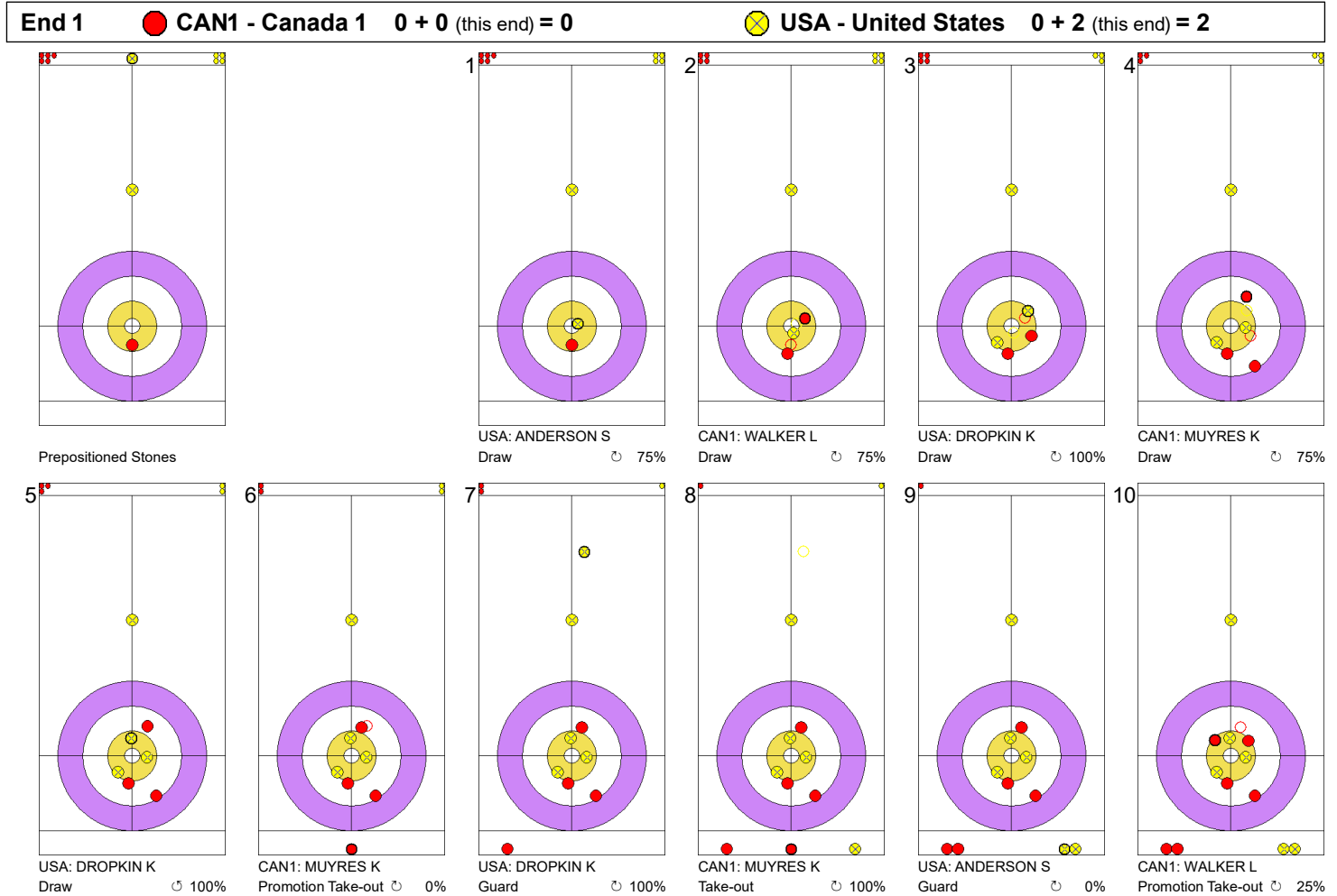
CAN1 - Canada 1		↻	↺	Game	
F	WALKER Laura	Draws	7 50%	5 80%	12 63%
		Take-outs	3 25%	1 100%	4 44%
		Total	10 43%	6 83%	16 58%
M	MUYRES Kirk	Draws	6 71%	8 75%	14 73%
		Take-outs	7 57%	3 58%	10 58%
		Total	13 63%	11 70%	24 67%
Team		Draws	13 60%	13 77%	26 68%
		Take-outs	10 48%	4 69%	14 54%
Total		23 54%	17 75%	40 63%	

USA - United States		↻	↺	Game	
F	ANDERSON Sarah	Draws	5 70%	8 47%	13 56%
		Take-outs	1 100%	1 100%	2 100%
		Total	6 75%	9 53%	15 62%
M	DROPKIN Korey	Draws	10 78%	7 68%	17 74%
		Take-outs	4 94%	2 88%	6 92%
		Total	14 82%	9 72%	23 78%
Team		Draws	15 75%	15 57%	30 66%
		Take-outs	5 95%	3 92%	8 94%
Total		20 80%	18 63%	38 72%	

Note:
Team members are identified as follows:
F = Female, M = Male

Legend:
 Power Play ↻ Clockwise ↺ Counter-clockwise
 LSFE(*) Last Stone First End

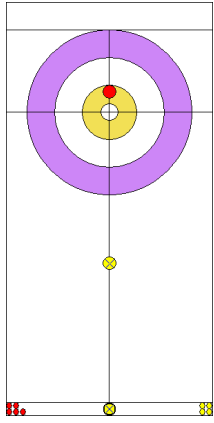
Game - Shot by Shot



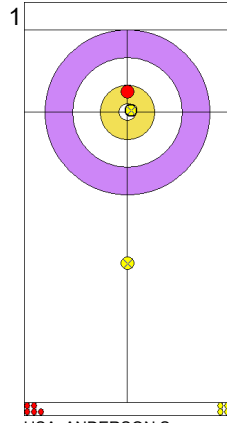
Legend:
 ⤵ Clockwise ⤶ Counter-clockwise - Not considered

Game - Shot by Shot

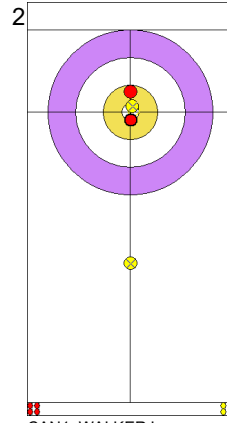
End 2 **CAN1 - Canada 1 0 + 2 (this end) = 2** **USA - United States 2 + 0 (this end) = 2**



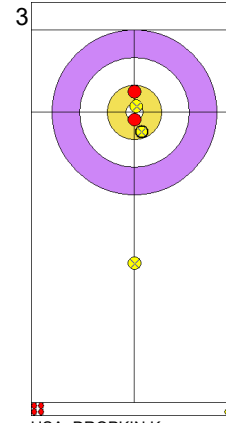
Prepositioned Stones



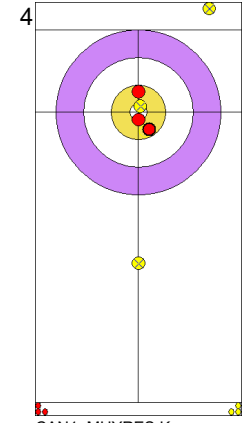
USA: ANDERSON S
Draw ⌚ 75%



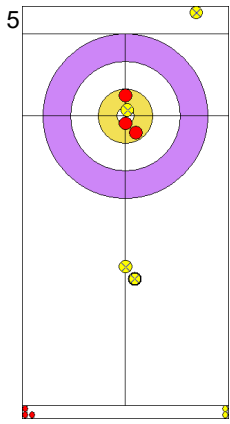
CAN1: WALKER L
Draw ⌚ 100%



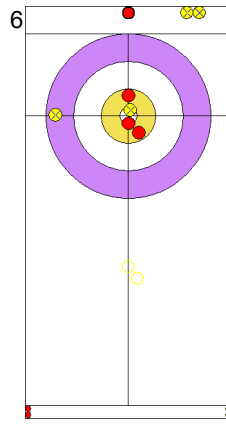
USA: DROPKIN K
Draw ⌚ 100%



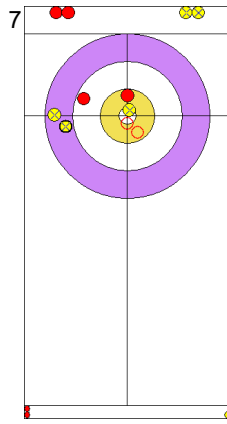
CAN1: MUYRES K
Draw ⌚ 100%



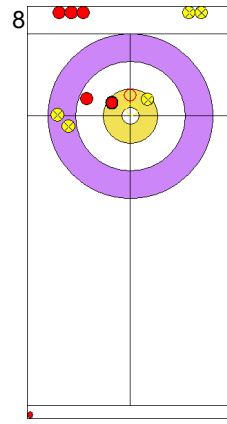
USA: DROPKIN K
Draw ⌚ 0%



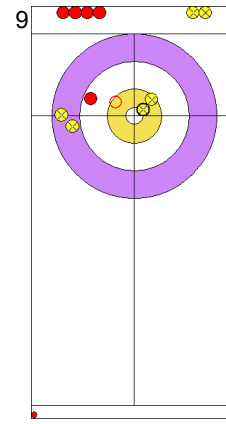
CAN1: MUYRES K
Take-out ⌚ 100%



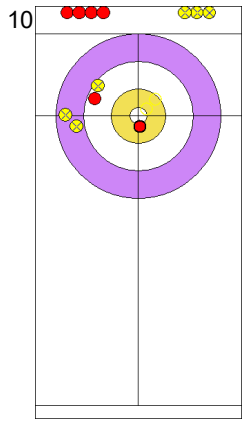
USA: DROPKIN K
Take-out ⌚ 100%





CAN1: MUYRES K
Take-out ⌚ 100%



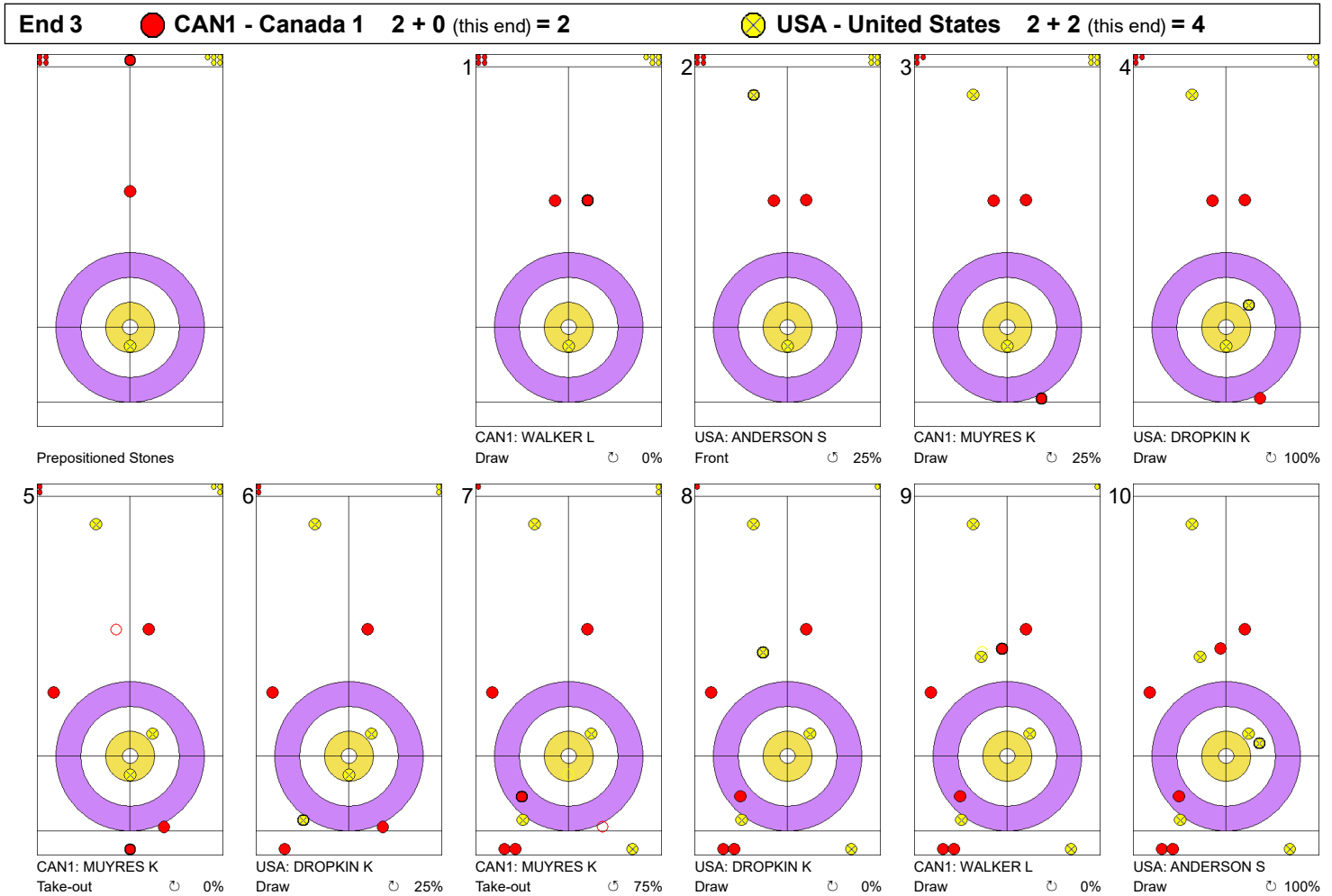
USA: ANDERSON S
Take-out ⌚ 100%



CAN1: WALKER L
Double Take-out ⌚ 100%

Legend:
 Clockwise
  Counter-clockwise
 - Not considered

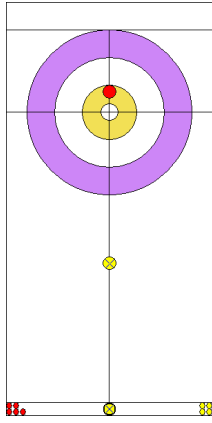
Game - Shot by Shot



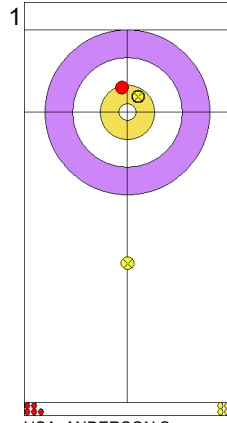
Legend:
⤵ Clockwise ⤴ Counter-clockwise - Not considered

Game - Shot by Shot

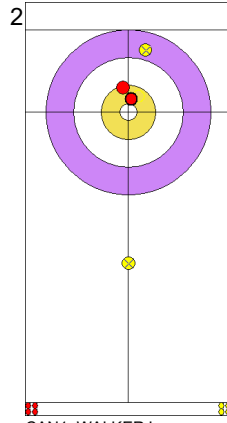
End 4 ● **CAN1 - Canada 1** 2 + 3 (this end) = 5 ⊗ **USA - United States** 4 + 0 (this end) = 4



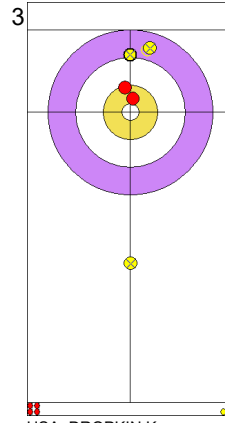
Prepositioned Stones



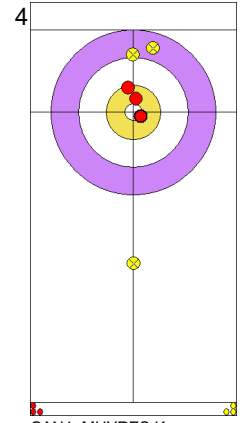
USA: ANDERSON S
Draw ⤵ 75%



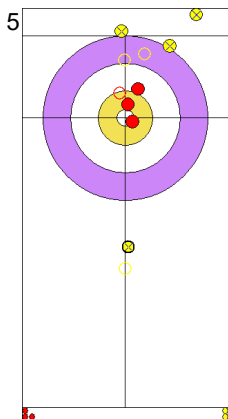
CAN1: WALKER L
Wick / Soft Peeling ⤵ 100%



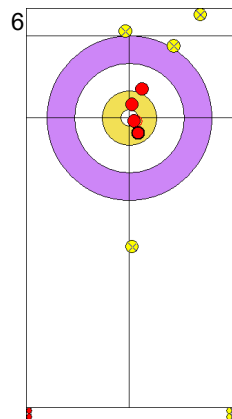
USA: DROPKIN K
Draw ⤵ 25%



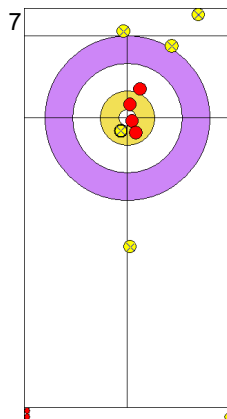
CAN1: MUYRES K
Draw ⤵ 75%



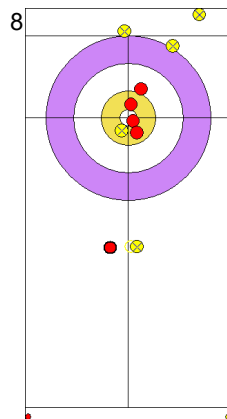
USA: DROPKIN K
Take-out ⤵ 75%



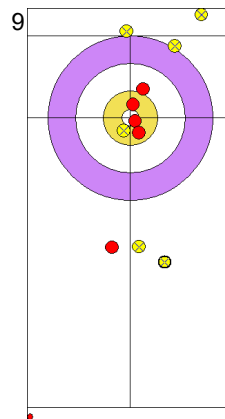
CAN1: MUYRES K
Draw ⤵ 75%



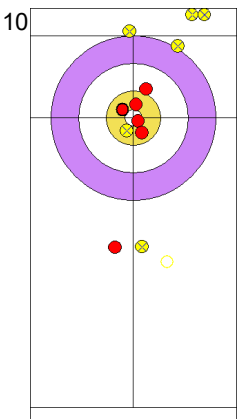
USA: DROPKIN K
Draw ⤵ 75%



CAN1: MUYRES K
Guard ⤵ 100%



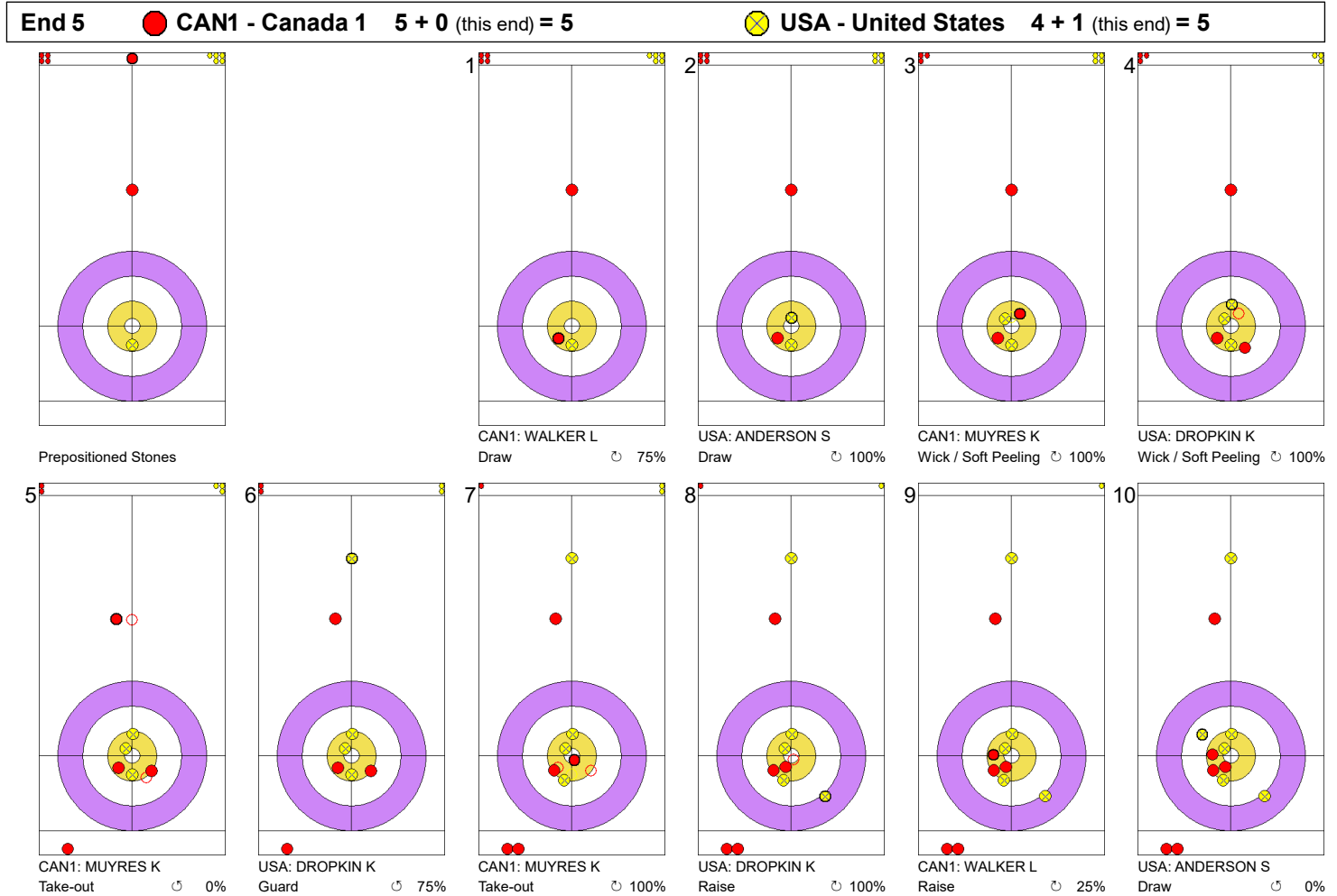
USA: ANDERSON S
Wick / Soft Peeling ⤵ 0%





CAN1: WALKER L
Draw ⤵ 100%

Legend:
 ⤵ Clockwise ⤴ Counter-clockwise - Not considered

Game - Shot by Shot

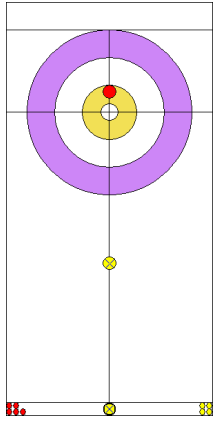


Legend:
 Clockwise
  Counter-clockwise
 - Not considered

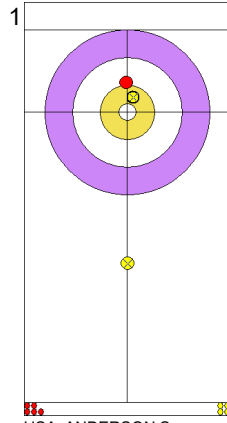


Game - Shot by Shot

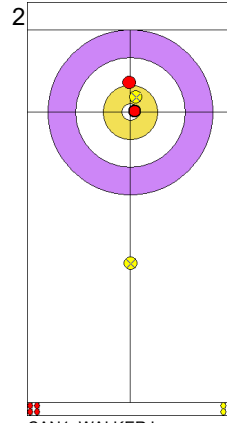
End 6 ● CAN1 - Canada 1 5 + 0 (this end) = 5 ⊗ USA - United States 5 + 2 (this end) = 7



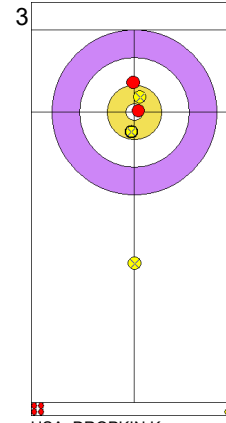
Prepositioned Stones



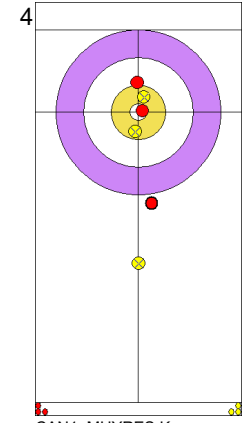
USA: ANDERSON S
Draw ⌚ 75%



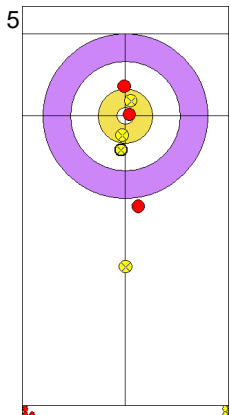
CAN1: WALKER L
Draw ⌚ 100%



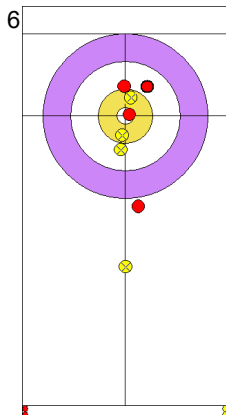
USA: DROPKIN K
Draw ⌚ 100%



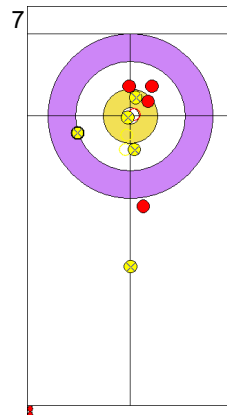
CAN1: MUYRES K
Draw ⌚ 25%



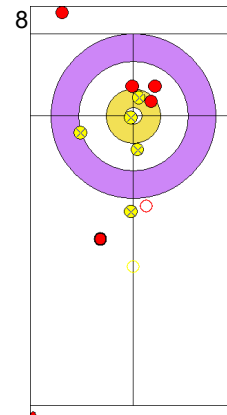
USA: DROPKIN K
Draw ⌚ 100%



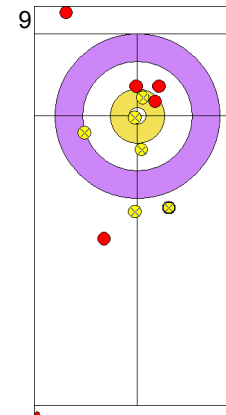
CAN1: MUYRES K
Wick / Soft Peeling ⌚ 75%



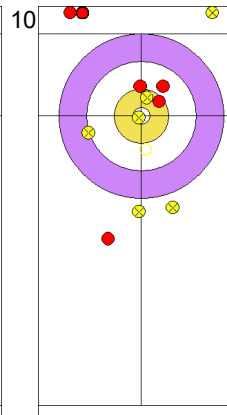
USA: DROPKIN K
Promotion Take-out ⌚ 100%



CAN1: MUYRES K
Take-out ⌚ 0%



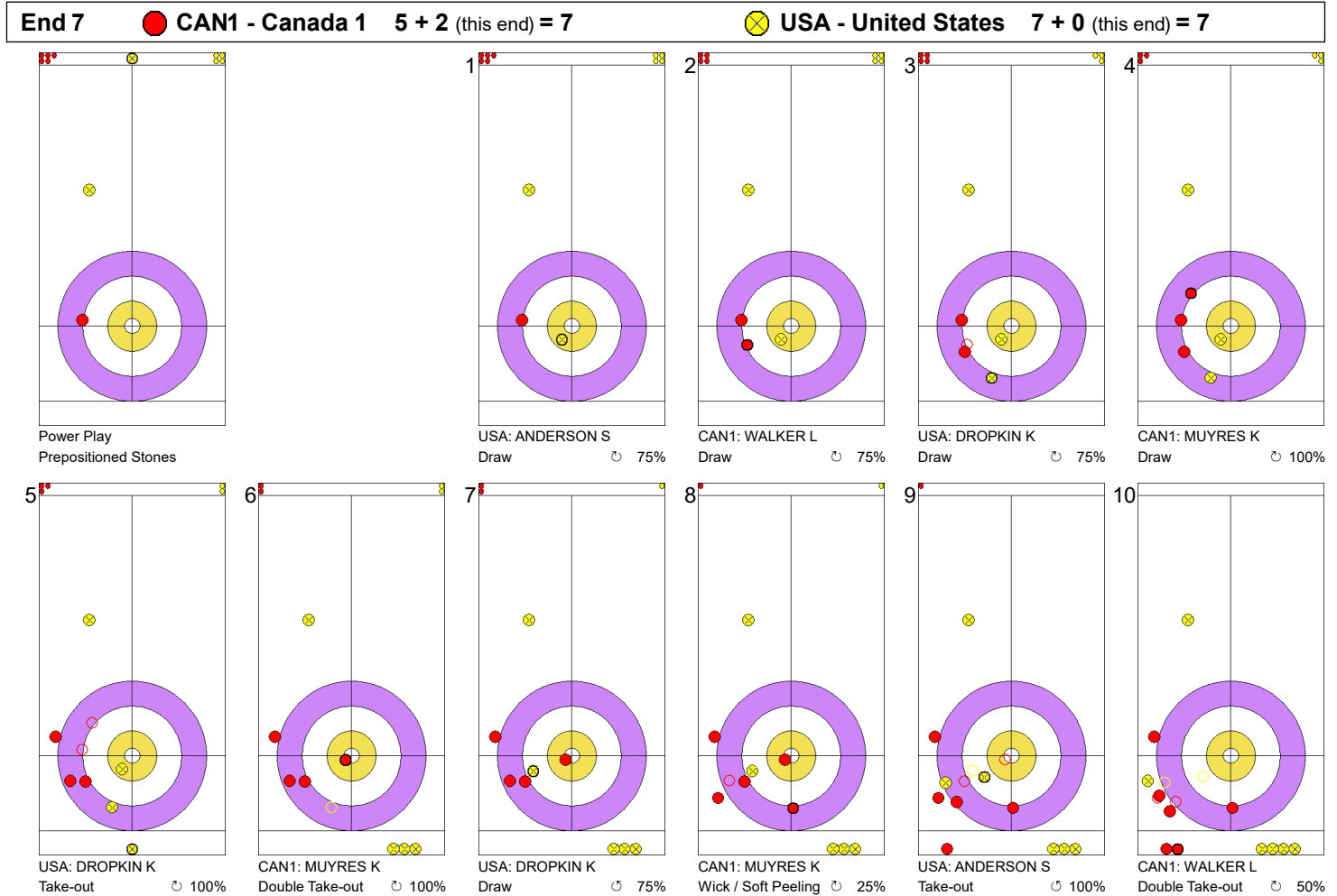
USA: ANDERSON S
Guard ⌚ 50%





CAN1: WALKER L
Double Take-out ⌚ 0%

Legend:
⌚ Clockwise ⌚ Counter-clockwise - Not considered

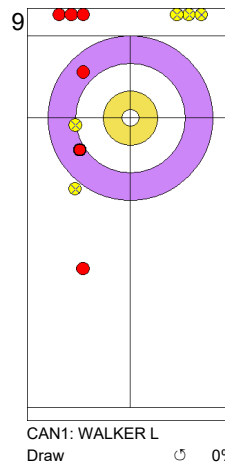
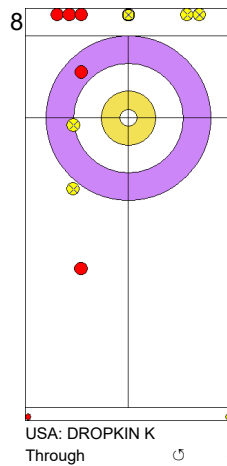
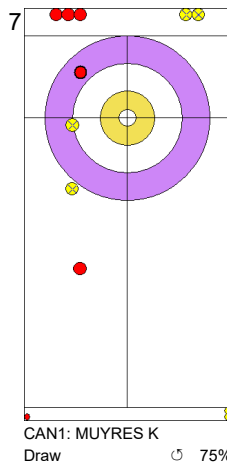
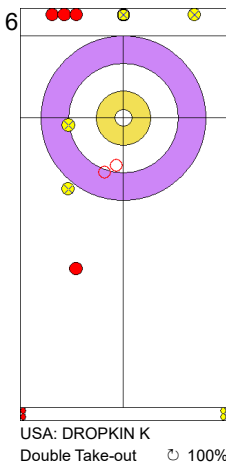
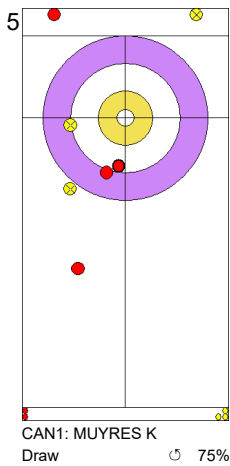
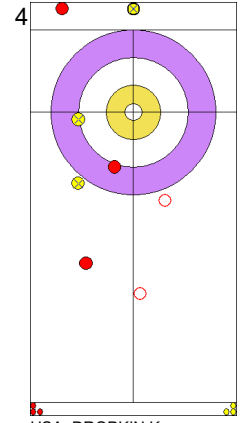
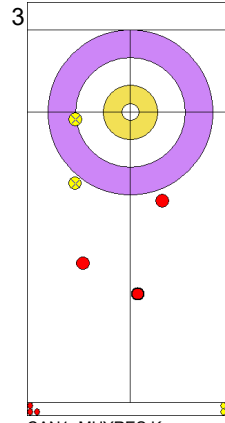
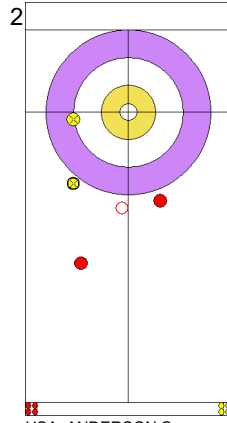
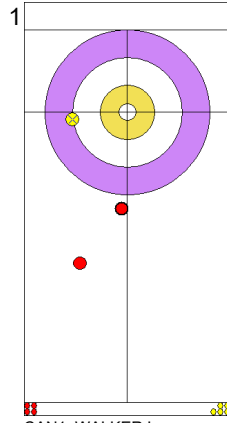
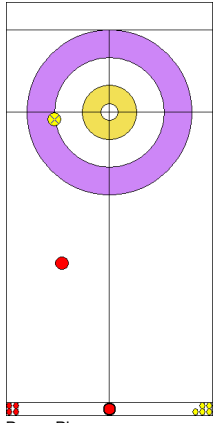
Game - Shot by Shot



Legend:
 Clockwise
  Counter-clockwise
 - Not considered

Game - Shot by Shot

End 8 ● CAN1 - Canada 1 7 + 0 (this end) = 7 ⊗ USA - United States 7 + 1 (this end) = 8



Legend:
⌚ Clockwise ⌚ Counter-clockwise - Not considered

Game Results

Sheet	Game	Team	LSFE	1	2	3	4	5	6	7	8	Total	Points
D	2	CHN - China (Cao/Yuan)	*	0	0	4	0	0	3	2	0	9	3
	2	SUI1 - Switzerland (Jaeggi/Michel)		1	1	0	2	2	0	0	1	7	0

CHN - China		Shot Success	
		Game	All
F	CAO Chang	72%	69%
M	YUAN Mingjie	86%	66%
Team Total		81%	67%

SUI1 - Switzerland 1		Shot Success	
		Game	All
F	JAEGGI Michele	65%	70%
M	MICHEL Sven	85%	73%
Team Total		78%	72%

Power Play: End 6

Power Play: End 7

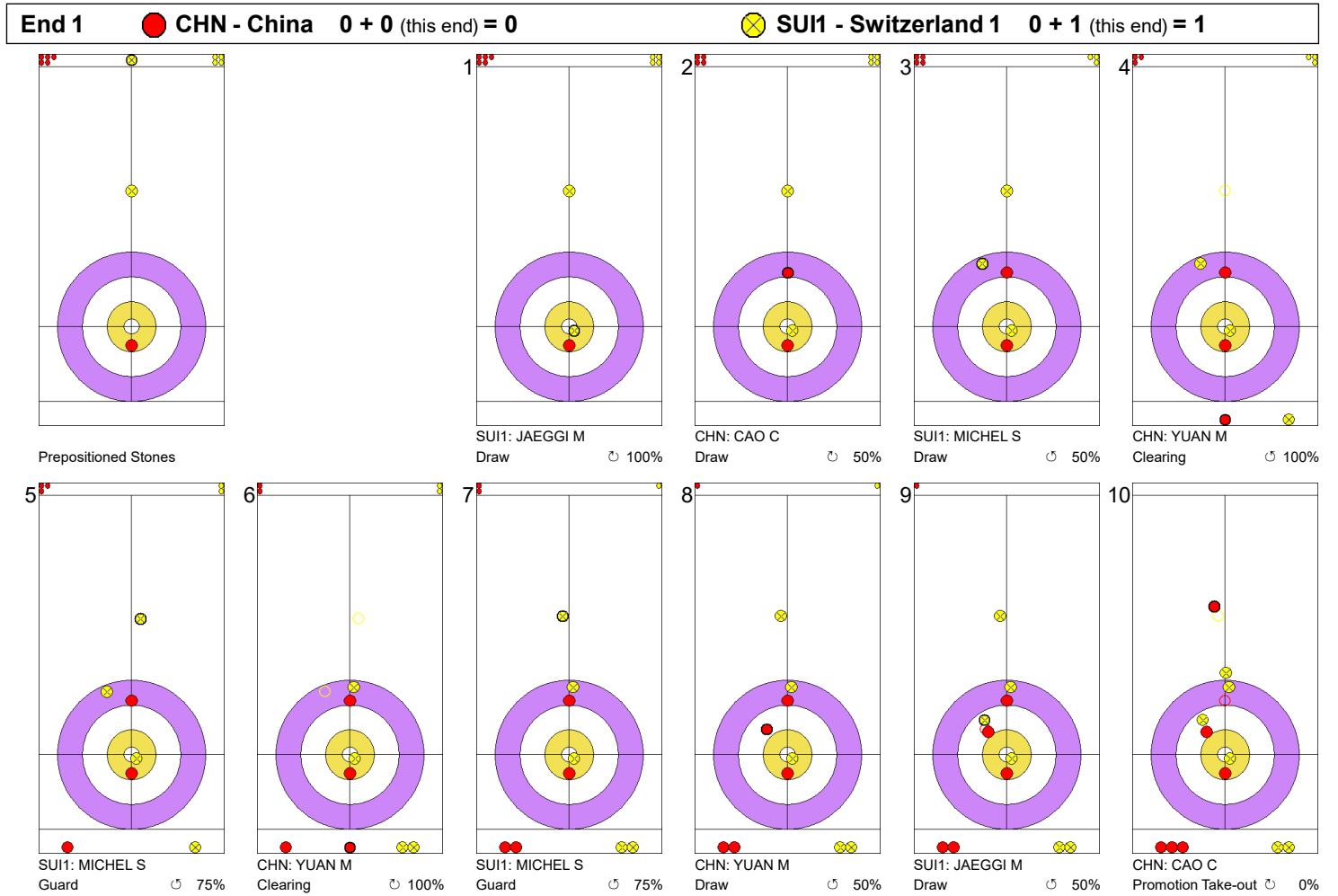
CHN - China		↻	↺	Game	
F	CAO Chang	Draws	5 90%	7 79%	12 83%
		Take-outs	2 50%	2 25%	4 38%
		Total	7 79%	9 67%	16 72%
M	YUAN Mingjie	Draws	9 97%	7 79%	16 89%
		Take-outs	4 75%	4 88%	8 81%
		Total	13 90%	11 82%	24 86%
Team		Draws	14 95%	14 79%	28 87%
		Take-outs	6 67%	6 67%	12 67%
		Total	20 86%	20 75%	40 81%

SUI1 - Switzerland 1		↻	↺	Game	
F	JAEGGI Michele	Draws	10 73%	3 50%	13 67%
		Take-outs	0 -	2 50%	2 50%
		Total	10 73%	5 50%	15 65%
M	MICHEL Sven	Draws	9 92%	7 71%	16 83%
		Take-outs	3 75%	5 100%	8 91%
		Total	12 88%	12 83%	24 85%
Team		Draws	19 82%	10 65%	29 76%
		Take-outs	3 75%	7 86%	10 83%
		Total	22 81%	17 74%	39 78%

Note:
Team members are identified as follows:
F = Female, M = Male

Legend:
 Power Play ↻ Clockwise ↺ Counter-clockwise
 LSFE(*) Last Stone First End

Game - Shot by Shot

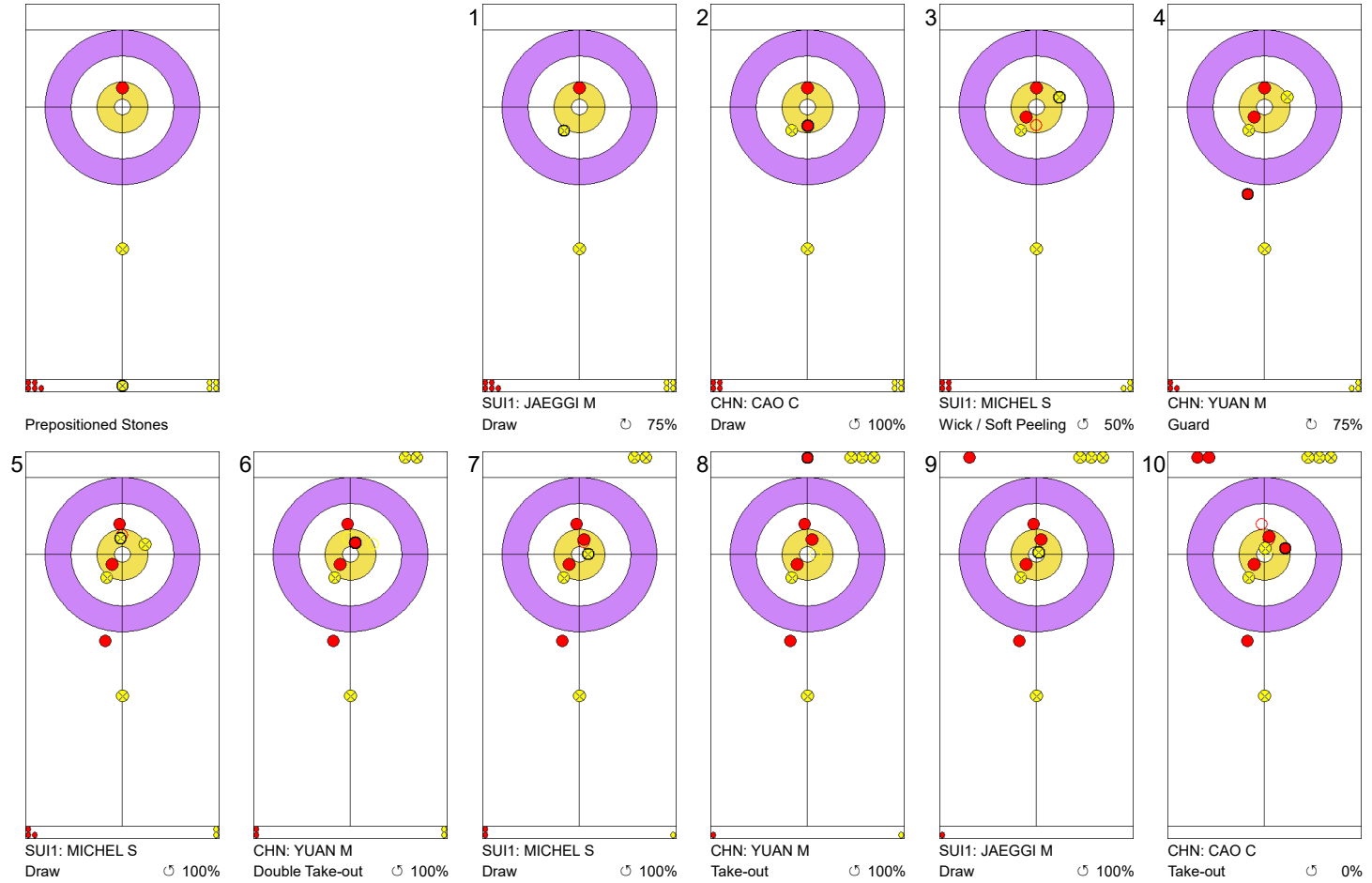




Legend:
 ⤷ Clockwise ⤶ Counter-clockwise - Not considered



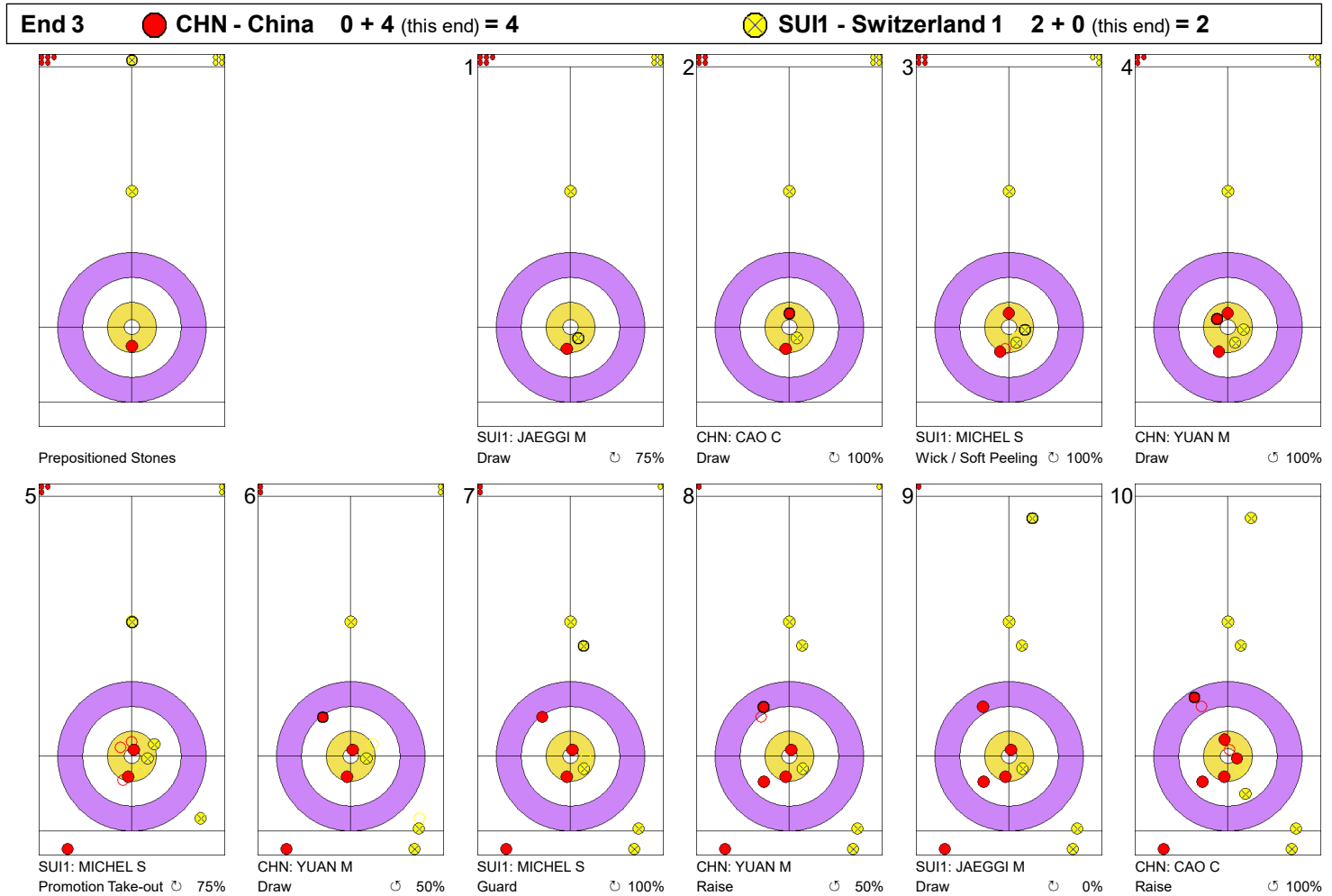
Game - Shot by Shot



End 2 ● CHN - China 0 + 0 (this end) = 0 ● SUI - Switzerland 1 1 + 1 (this end) = 2



Legend:
 Clockwise
  Counter-clockwise
 - Not considered

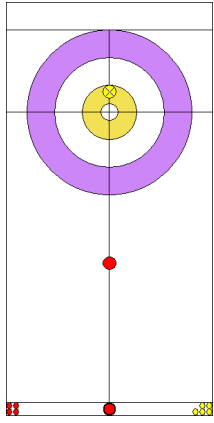
Game - Shot by Shot



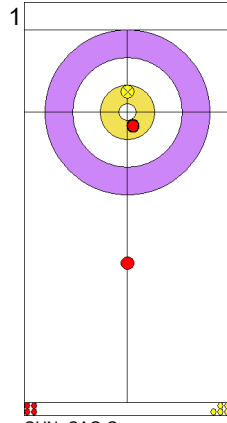
Legend:	 Clockwise	 Counter-clockwise	- Not considered
----------------	---	---	------------------

Game - Shot by Shot

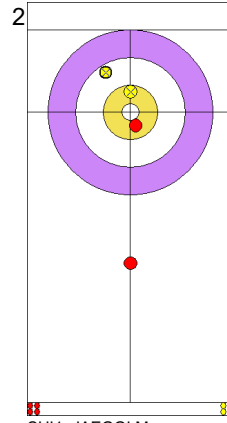
End 4 ● CHN - China 4 + 0 (this end) = 4 ⊗ SUI1 - Switzerland 1 2 + 2 (this end) = 4



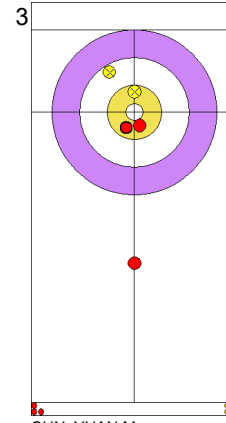
Prepositioned Stones



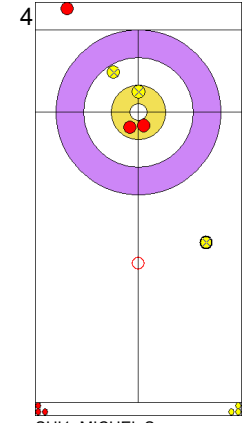
CHN: CAO C
Draw ⤵ 100%



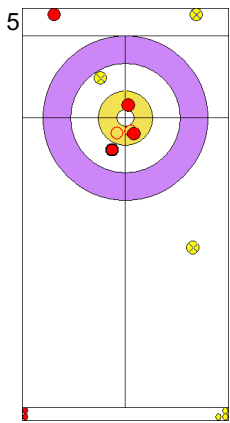
SUI1: JAEggi M
Draw ⤵ 50%



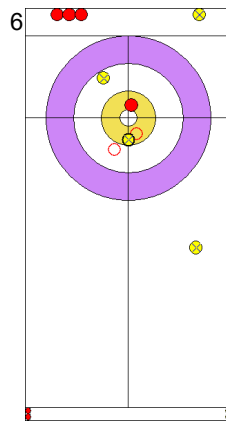
CHN: YUAN M
Draw ⤵ 100%



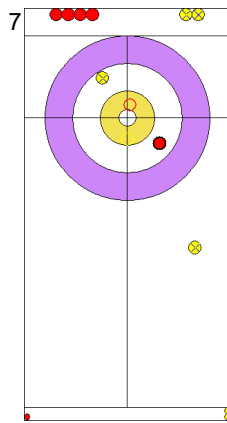
SUI1: MICHEL S
Clearing ⤵ 100%



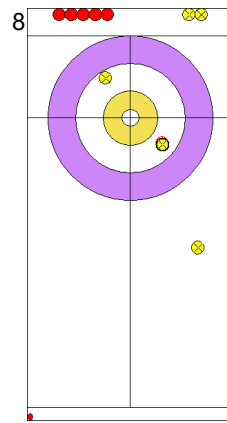
CHN: YUAN M
Promotion Take-out ⤵ 100%



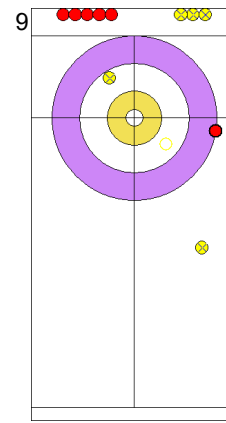
SUI1: MICHEL S
Double Take-out ⤵ 100%



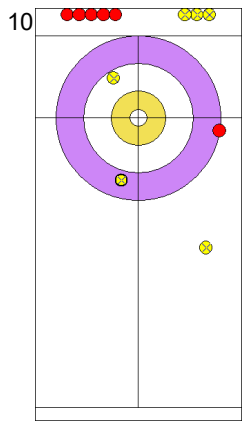
CHN: YUAN M
Take-out ⤵ 50%



SUI1: MICHEL S
Take-out ⤵ 100%



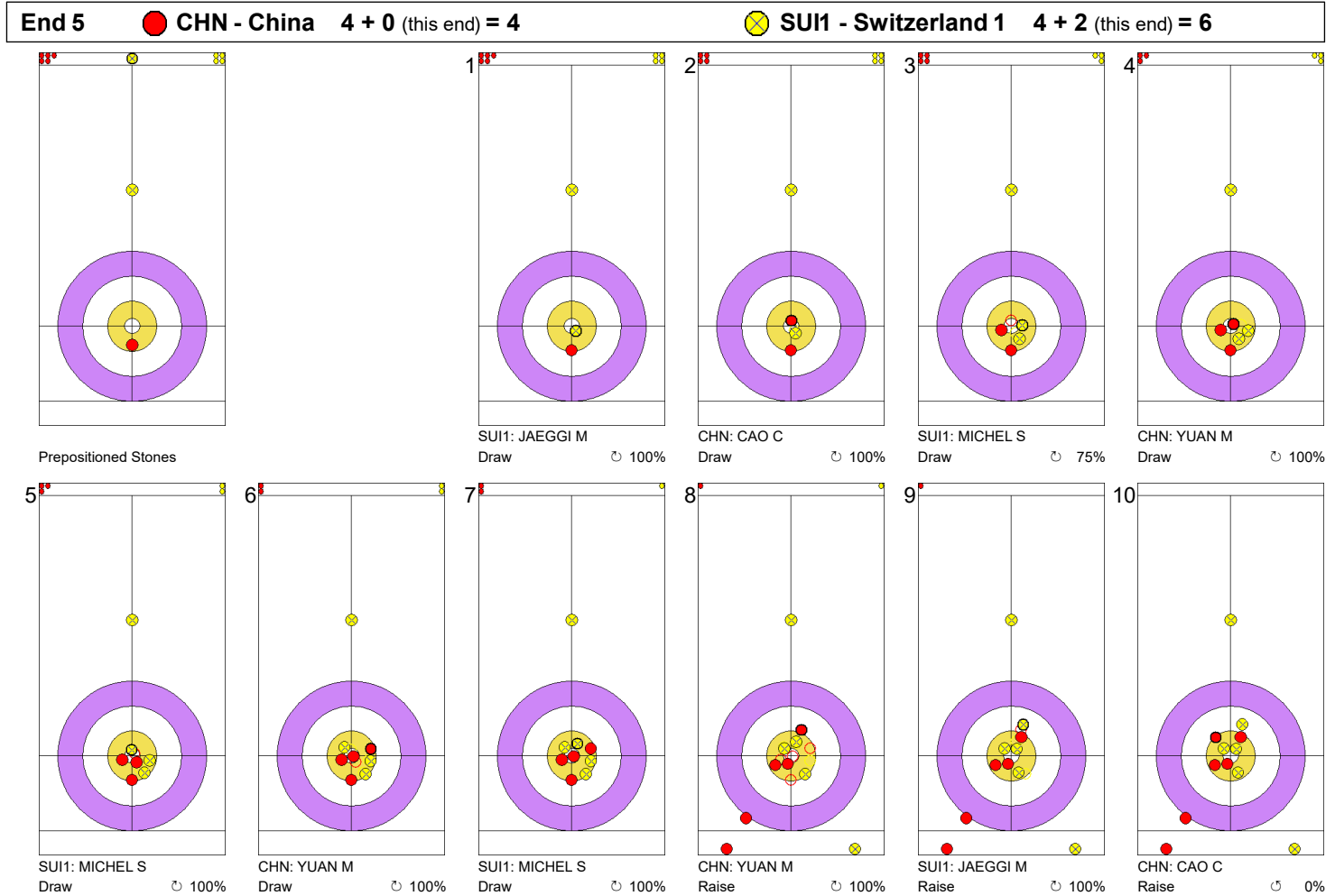
CHN: CAO C
Hit and Roll ⤵ 50%



SUI1: JAEggi M
Draw ⤵ 100%

Legend:
↻ Clockwise ↺ Counter-clockwise - Not considered

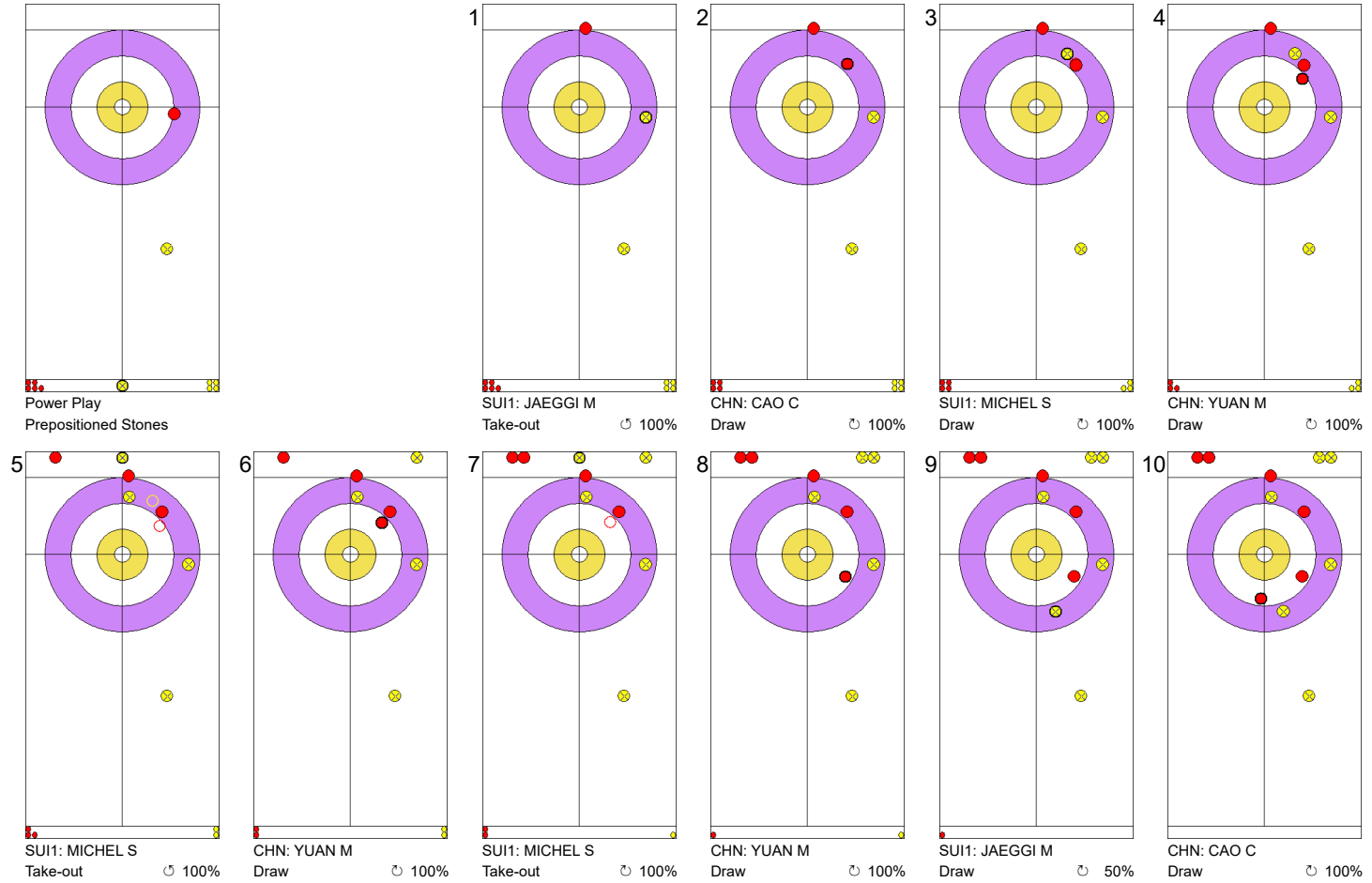
Game - Shot by Shot





Legend:
 ↻ Clockwise ↺ Counter-clockwise - Not considered

Game - Shot by Shot

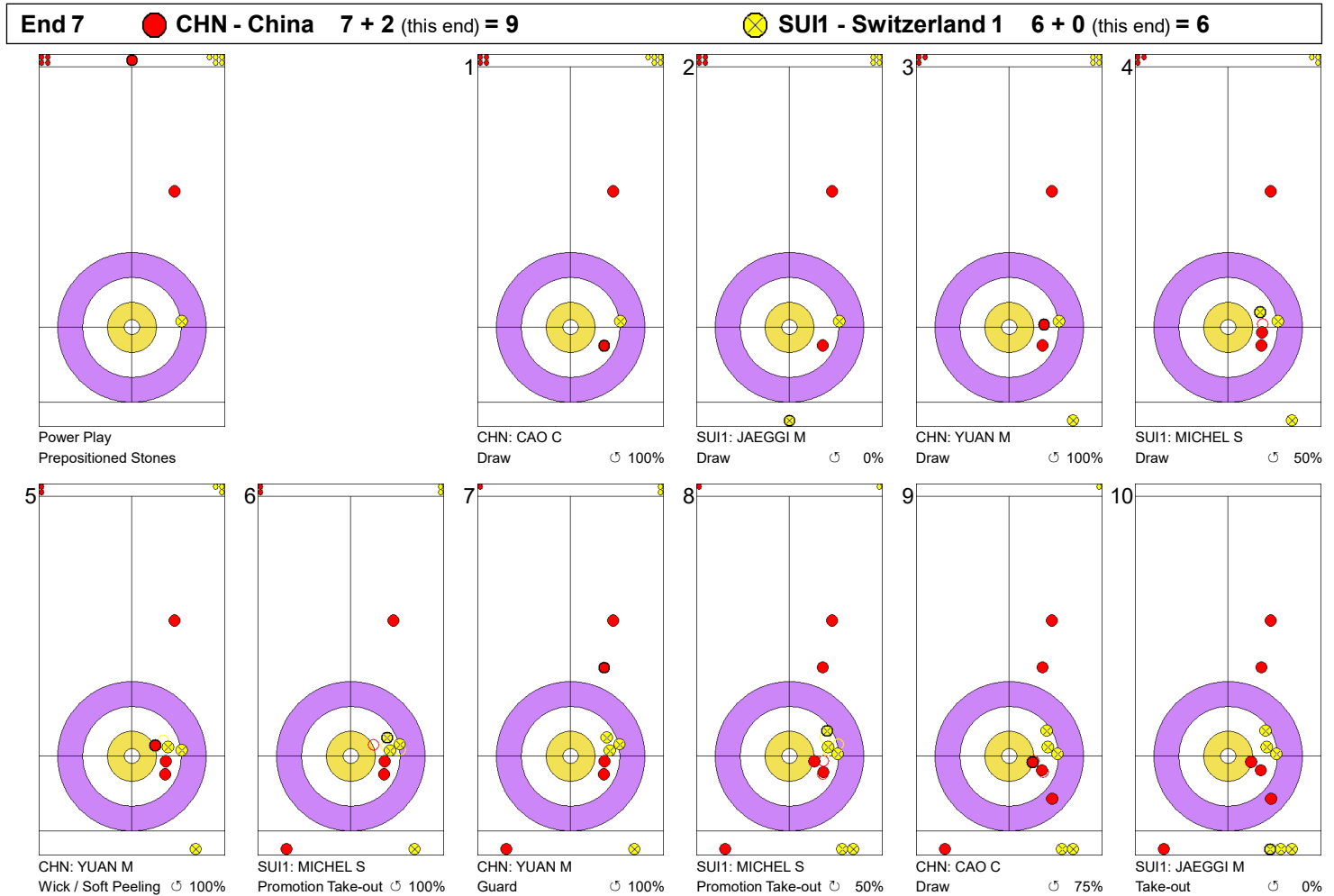
End 6 **CHN - China 4 + 3 (this end) = 7** **SUI - Switzerland 1 6 + 0 (this end) = 6**



Legend:
 Clockwise
  Counter-clockwise
 - Not considered



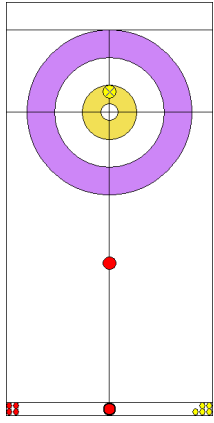
Game - Shot by Shot



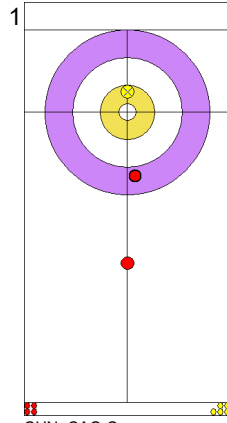
Legend:
 ↻ Clockwise ↺ Counter-clockwise - Not considered

Game - Shot by Shot

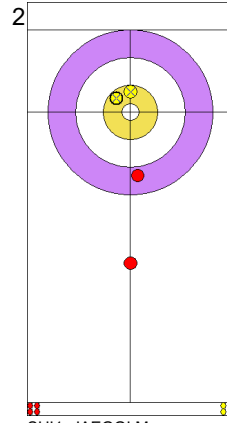
End 8 ● CHN - China 9 + 0 (this end) = 9 ⊗ SUI1 - Switzerland 1 6 + 1 (this end) = 7



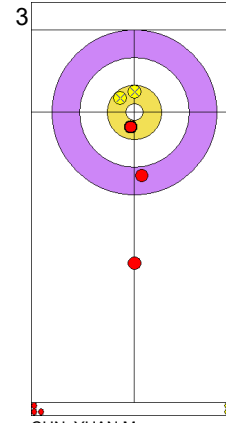
Prepositioned Stones



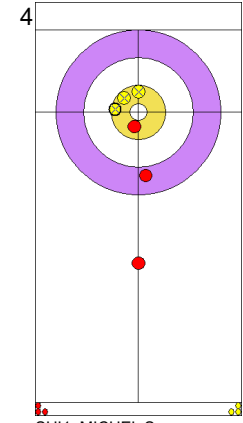
CHN: CAO C
Draw ⌚ 75%



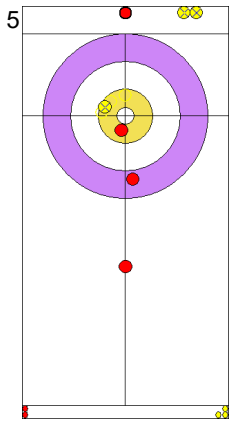
SUI1: JAEGGI M
Draw ⌚ 75%



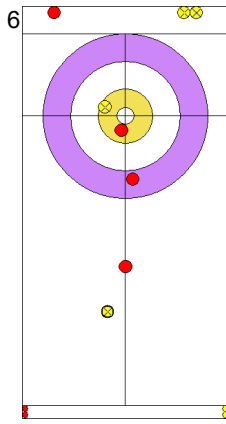
CHN: YUAN M
Draw ⌚ 100%



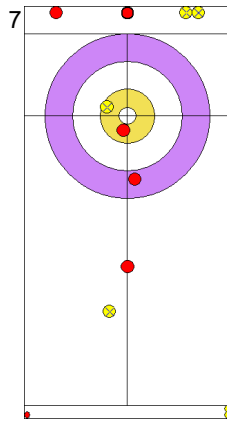
SUI1: MICHEL S
Draw ⌚ 75%



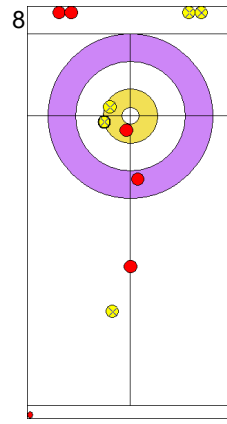
CHN: YUAN M
Promotion Take-out ⌚ 100%



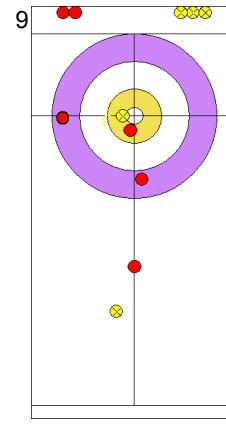
SUI1: MICHEL S
Guard ⌚ 75%



CHN: YUAN M
Take-out ⌚ 0%



SUI1: MICHEL S
Draw ⌚ 100%



CHN: CAO C
Take-out ⌚ 100%

Legend:
⌚ Clockwise ⌚ Counter-clockwise - Not considered

Session Results and Standings

Sheet	Round	Team	LSFE	1	2	3	4	5	6	7	8	SO	Total	Points
A	MD1	CAN1 - Canada (Walker/Muyres)	*	2	1	0	0	2	0	2	X		7	3
		CHN - China (Cao/Yuan)		0	0	1	1	0	1	0	X		3	0
B	MD1	USA - United States (Anderson/Dropkin)	*	3	0	1	0	1	1	0	2		8	3
		SUI1 - Switzerland (Jaeggi/Michel)		0	1	0	3	0	0	1	0		5	0
C	MD1	CAN2 - Canada (Sahaidak/Lott)	*	1	0	2	0	0	1	1	0		5	0
		NOR - Norway (Skaslien/Nedregotten)		0	1	0	3	1	0	0	1		6	3
D	MD1	SUI2 - Switzerland (Perret/Rios)	*	1	0	1	1	2	0	2	0	0	7	1
		RUS - Russia (Komarova/Goriachev)		0	1	0	0	0	4	0	2	1	8	2

Women's Current Standings

Group-A				Group-B			
Rank	Team	Games	Points	Rank	Team	Games	Points
1	CAN - Canada (Jones)	1	3	1	KOR - Korea (Kim)	1	3
1	CHN - China (Jiang)	1	3	1	SUI - Switzerland (Tirinzoni)	1	3
3	JPN - Japan (Fujisawa)	1	0	3	RUS - Russia (Sidorova)	1	0
3	USA - United States (Roth)	1	0	3	SWE - Sweden (Hasselborg)	1	0

Men's Current Standings

Group-A				Group-B			
Rank	Team	Games	Points	Rank	Team	Games	Points
	CAN1 - Canada (Dunstone)				CAN2 - Canada (Koe)		
	CHN - China (Zou)				NOR - Norway (Ulsrud)		
	SWE - Sweden (Edin)				SCO - Scotland (Paterson)		
	USA - United States (Shuster)				SUI - Switzerland (Schwaller)		

Mixed Doubles Current Standings

Group-A				Group-B			
Rank	Team	Games	Points	Rank	Team	Games	Points
1	CAN1 - Canada (Walker/Muyres)	1	3	1	NOR - Norway (Skaslien/Nedregotten)	1	3
1	USA - United States (Anderson/Dropkin)	1	3	2	RUS - Russia (Komarova/Goriachev)	1	2
3	CHN - China (Cao/Yuan)	1	0	3	SUI2 - Switzerland (Perret/Rios)	1	1
3	SUI1 - Switzerland (Jaeggi/Michel)	1	0	4	CAN2 - Canada (Sahaidak/Lott)	1	0

Note:

Under WCF rules, tie-breaking rules for standings are not applied until after the last game of the round robin.

Legend:

Power Play
SO Shoot-out

LSFE(*) Last Stone First End

X Unplayed/unfinished end due to concession

MDn Mixed Doubles round n

Game Results

Sheet	Game	Team	LSFE	1	2	3	4	5	6	7	8	Total	Points
A	1	CAN1 - Canada (Walker/Muyres)	*	2	1	0	0	2	0	2	X	7	3
	1	CHN - China (Cao/Yuan)		0	0	1	1	0	1	0	X	3	0

CAN1 - Canada 1		Shot Success	
		Game	All
F	WALKER Laura	68 %	68 %
M	MUYRES Kirk	80 %	80 %
Team Total		76 %	76 %

CHN - China		Shot Success	
		Game	All
F	CAO Chang	65 %	65 %
M	YUAN Mingjie	46 %	46 %
Team Total		53 %	53 %

Power Play: End 6

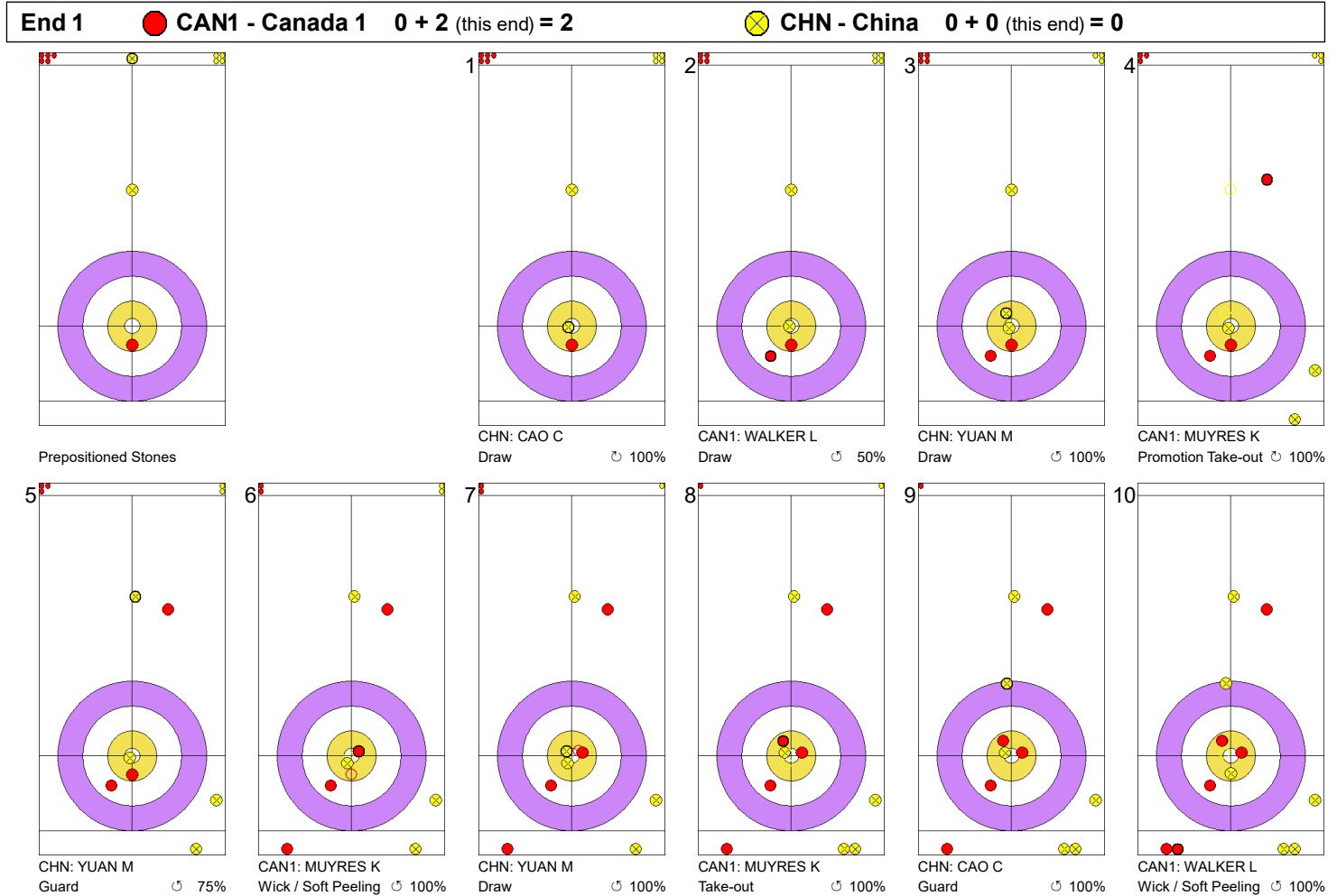
CAN1 - Canada 1		↻	↺	Game	
F	WALKER Laura	Draws	6 63%	7 86%	13 75%
		Take-outs	0 -	2 25%	2 25%
		Total	6 63%	9 72%	15 68%
M	MUYRES Kirk	Draws	9 78%	9 89%	18 83%
		Take-outs	2 88%	4 63%	6 71%
		Total	11 80%	13 81%	24 80%
Team		Draws	15 72%	16 88%	31 80%
		Take-outs	2 88%	6 50%	8 59%
		Total	17 74%	22 77%	39 76%



CHN - China		↻	↺	Game	
F	CAO Chang	Draws	8 50%	6 79%	14 63%
		Take-outs	0 -	1 100%	1 100%
		Total	8 50%	7 82%	15 65%
M	YUAN Mingjie	Draws	7 39%	10 65%	17 54%
		Take-outs	3 42%	4 13%	7 25%
		Total	10 40%	14 50%	24 46%
Team		Draws	15 45%	16 70%	31 58%
		Take-outs	3 42%	5 30%	8 34%
		Total	18 44%	21 61%	39 53%

Note:
Team members are identified as follows:
F = Female, M = Male

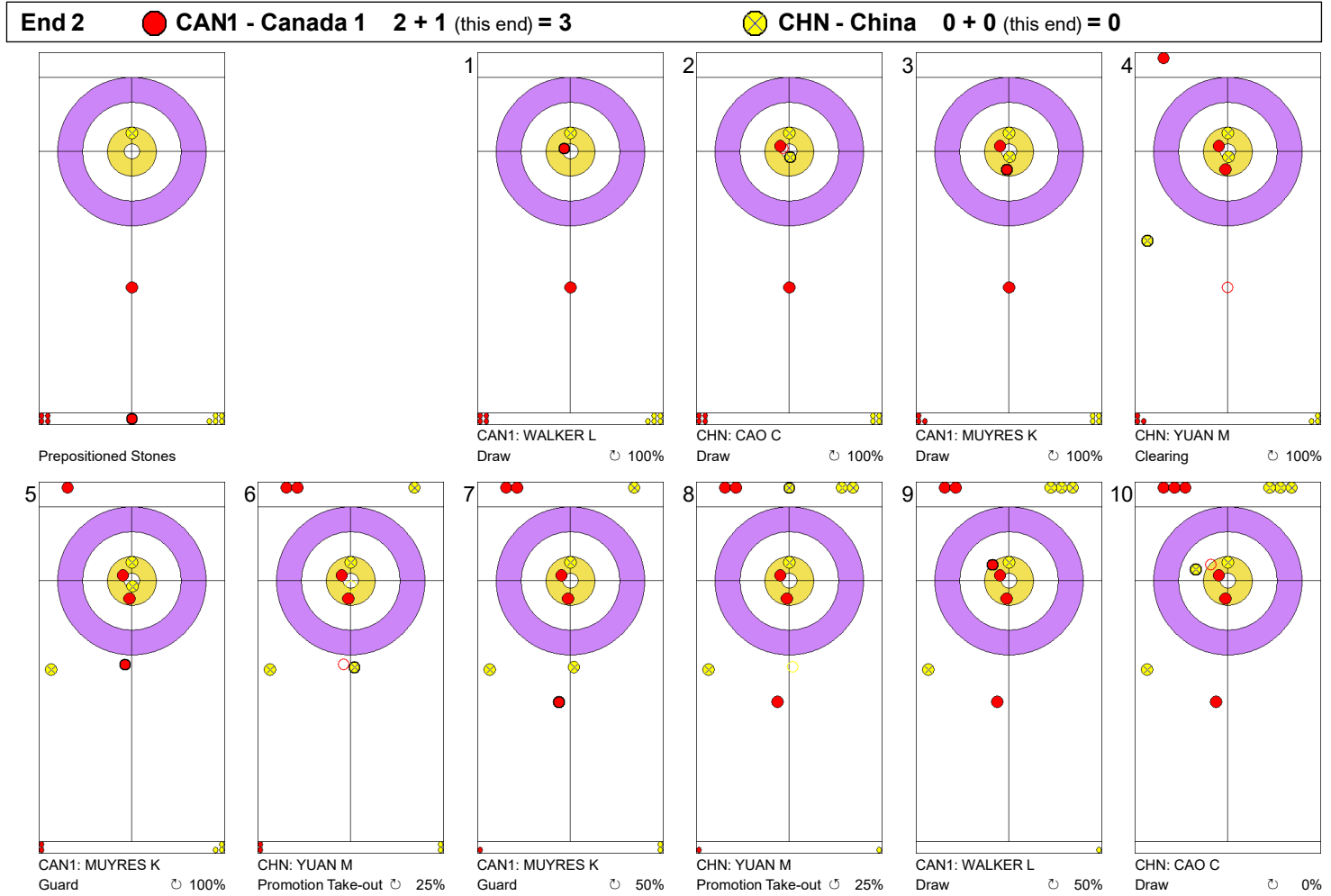
Legend:
 Power Play ↻ Clockwise ↺ Counter-clockwise
 LSFE(*) Last Stone First End X Unplayed/unfinished end due to concession

Game - Shot by Shot



Legend:
 Clockwise
  Counter-clockwise
 - Not considered

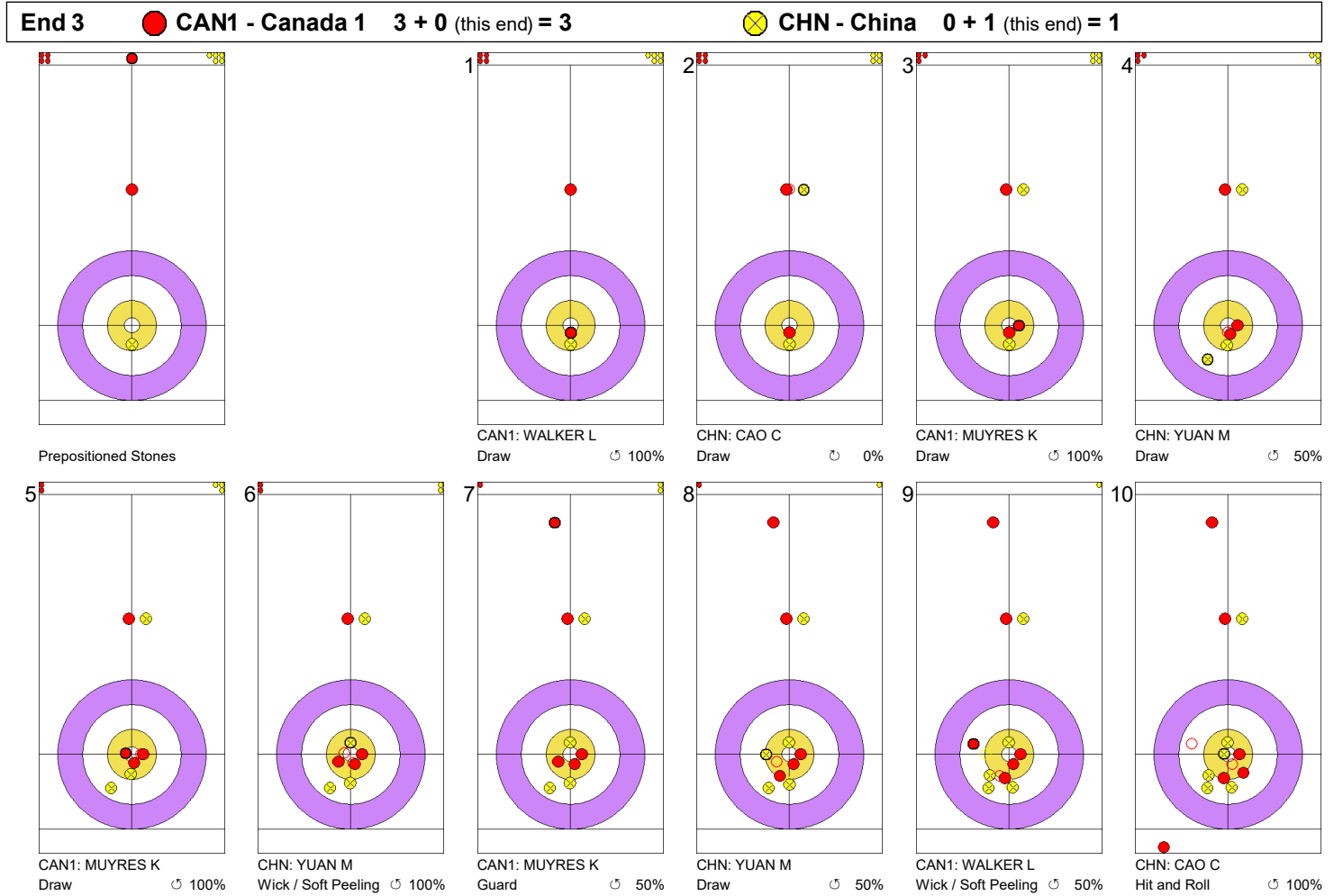
Game - Shot by Shot





Legend:
 ↻ Clockwise ↺ Counter-clockwise - Not considered

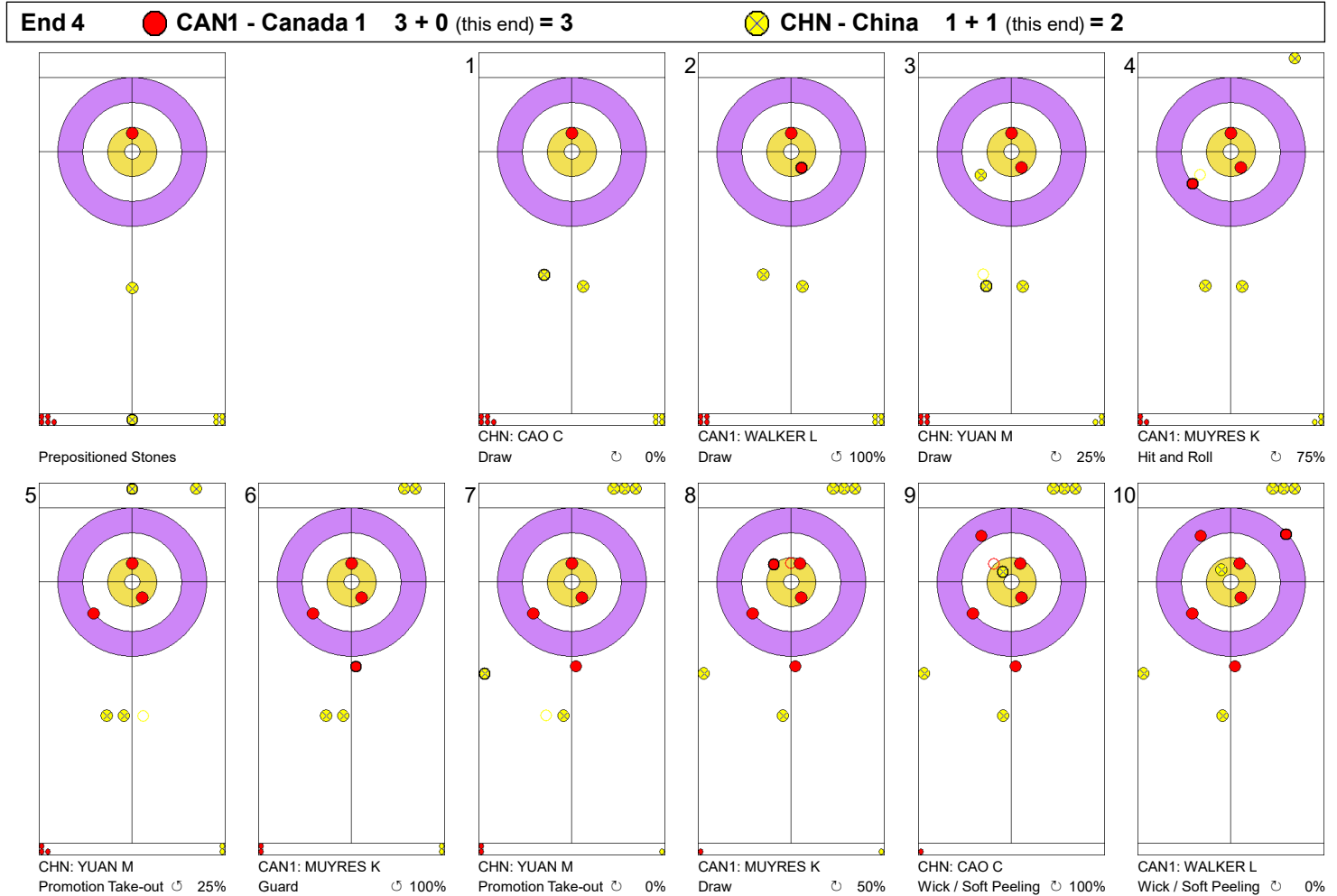


Game - Shot by Shot



Legend:
 Clockwise  Counter-clockwise - Not considered

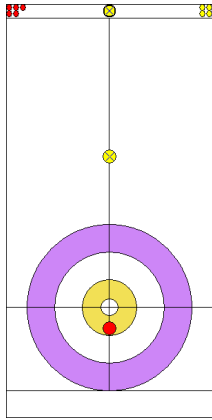
Game - Shot by Shot



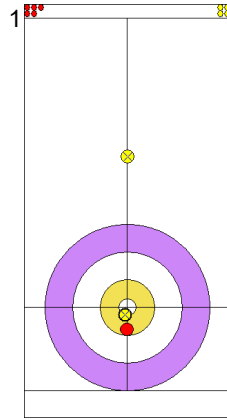
Legend:
 ↻ Clockwise ↺ Counter-clockwise - Not considered

Game - Shot by Shot

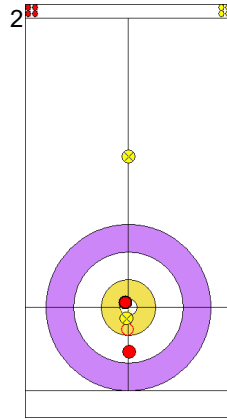
End 5 ● CAN1 - Canada 1 3 + 2 (this end) = 5 ⊗ CHN - China 2 + 0 (this end) = 2



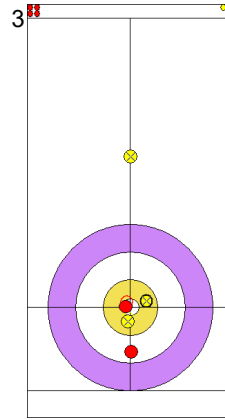
Prepositioned Stones



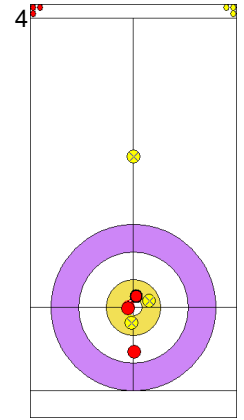
CHN: CAO C
Draw ⊗ 100%



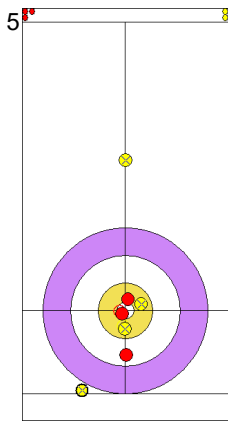
CAN1: WALKER L
Wick / Soft Peeling ⊗ 100%



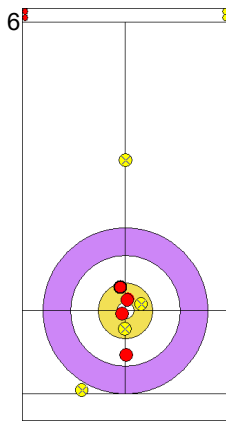
CHN: YUAN M
Wick / Soft Peeling ⊗ 50%



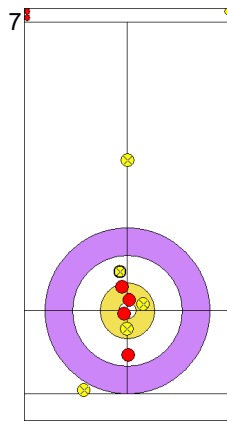
CAN1: MUYRES K
Draw ⊗ 100%



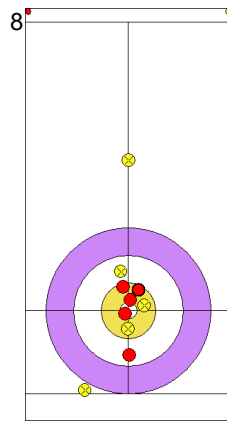
CHN: YUAN M
Wick / Soft Peeling ⊗ 25%



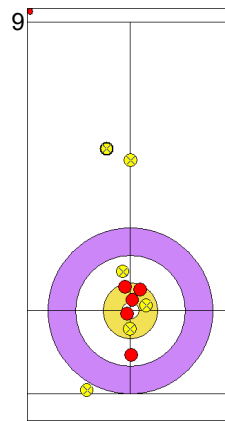
CAN1: MUYRES K
Draw ⊗ 100%



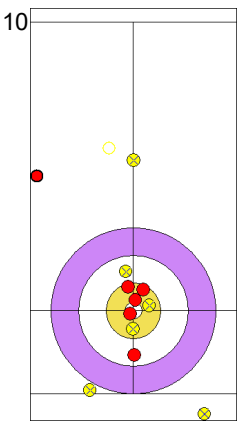
CHN: YUAN M
Draw ⊗ 75%



CAN1: MUYRES K
Draw ⊗ 100%



CHN: CAO C
Guard ⊗ 100%

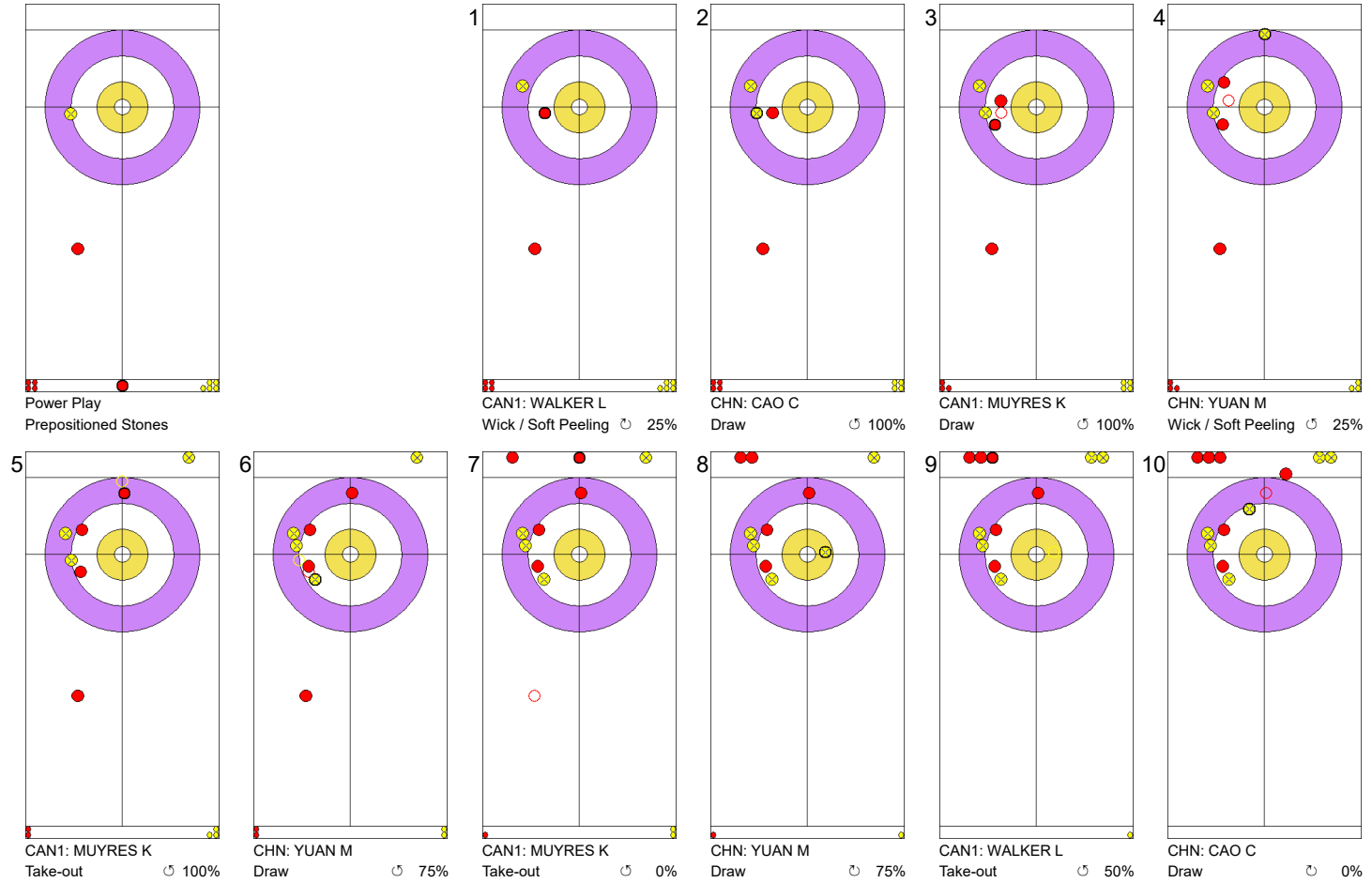


CAN1: WALKER L
Promotion Take-out ⊗ 0%

Legend:
 ⊗ Clockwise ⊕ Counter-clockwise - Not considered

Game - Shot by Shot

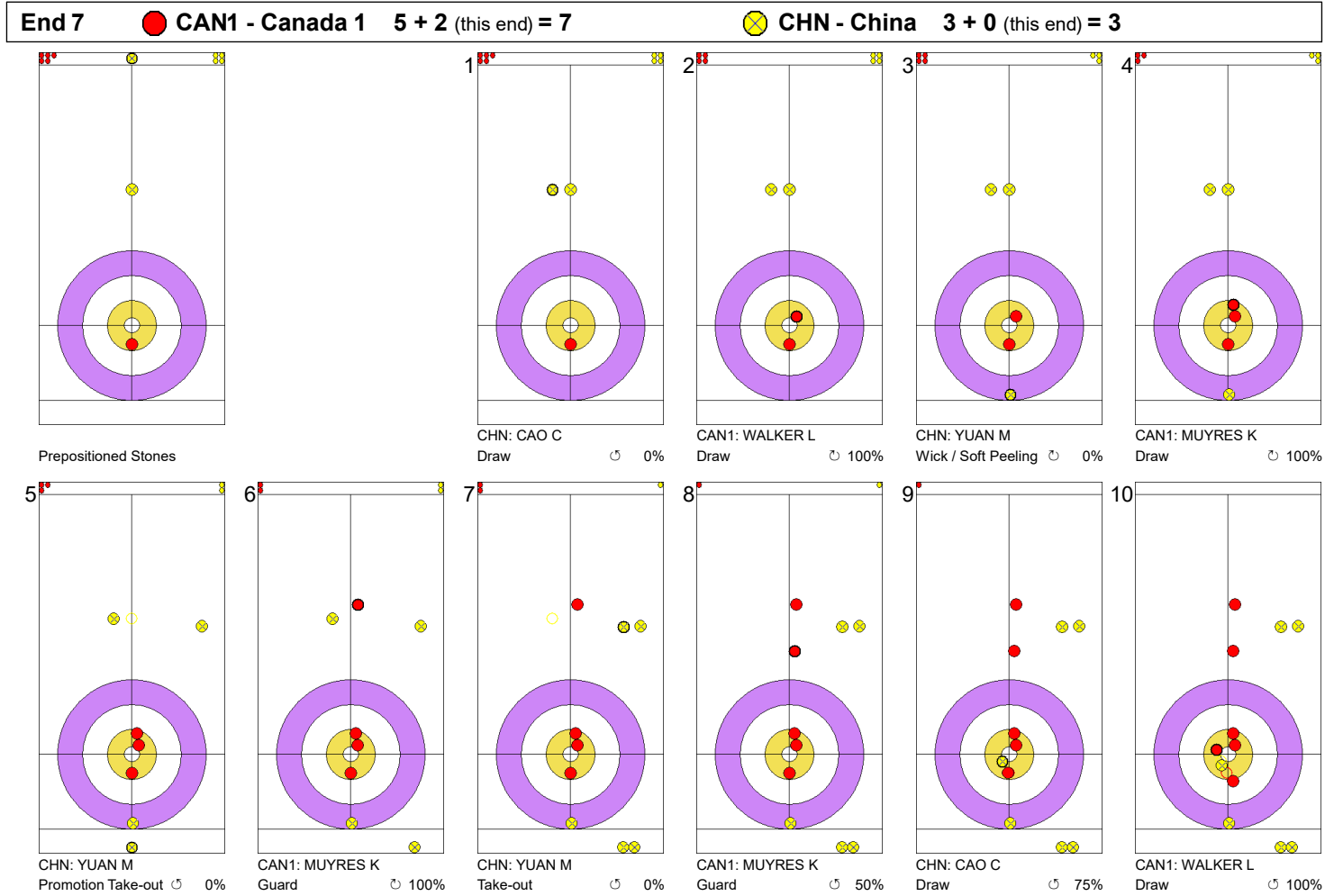
End 6 ● CAN1 - Canada 1 5 + 0 (this end) = 5 ⊗ CHN - China 2 + 1 (this end) = 3



Legend:
↻ Clockwise ↻ Counter-clockwise - Not considered



Game - Shot by Shot

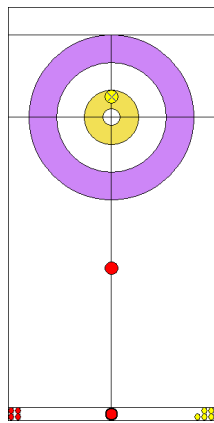


Legend:
⤴ Clockwise ⤵ Counter-clockwise - Not considered

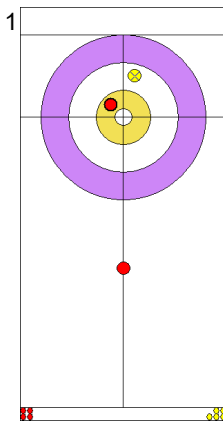


Game - Shot by Shot

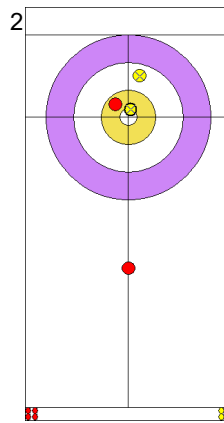
End 8 ● **CAN1 - Canada 1** **7 + X (this end) = 7** ● **CHN - China** **3 + X (this end) = 3**



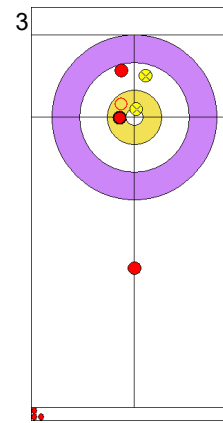
Prepositioned Stones



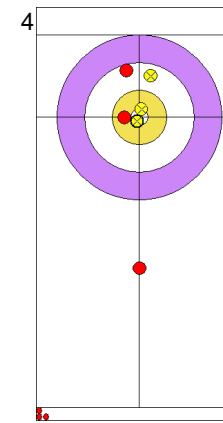
CAN1: WALKER L
Wick / Soft Peeling ⌚ 100%



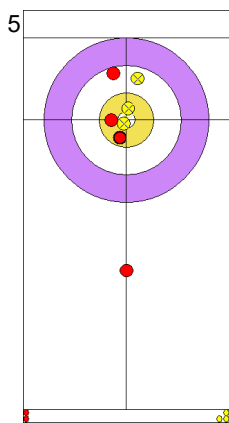
CHN: CAO C
Draw ⌚ 100%



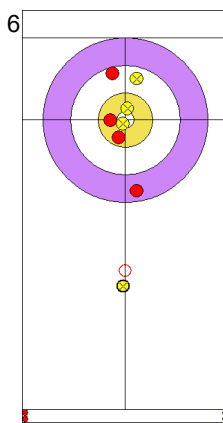
CAN1: MUYRES K
Wick / Soft Peeling ⌚ 25%



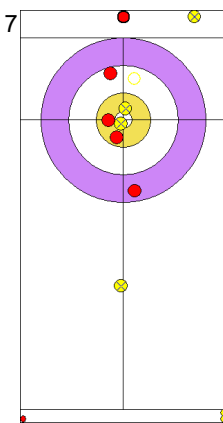
CHN: YUAN M
Draw ⌚ 100%



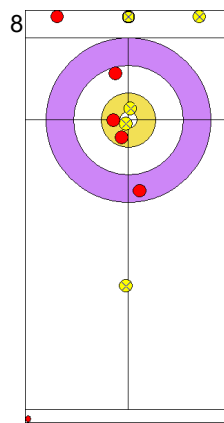
CAN1: MUYRES K
Wick / Soft Peeling ⌚ 75%



CHN: YUAN M
Wick / Soft Peeling ⌚ 0%



CAN1: MUYRES K
Take-out ⌚ 50%



CHN: YUAN M
Wick / Soft Peeling ⌚ 0%

Legend:

- ⌚ Clockwise
- ⌚ Counter-clockwise
- Not considered
- X Unfinished end due to concession

Game Results

Sheet	Game	Team	LSFE	1	2	3	4	5	6	7	8	Total	Points
B	1	USA - United States (Anderson/Dropkin)	*	3	0	1	0	1	1	0	2	8	3
	1	SUI1 - Switzerland (Jaeggi/Michel)		0	1	0	3	0	0	1	0	5	0

USA - United States		Shot Success	
		Game	All
F	ANDERSON Sarah	83%	83%
M	DROPKIN Korey	80%	80%
Team Total		81%	81%

SUI1 - Switzerland 1		Shot Success	
		Game	All
F	JAEGGI Michele	75%	75%
M	MICHEL Sven	60%	60%
Team Total		66%	66%

Power Play: End 8

Power Play: End 7

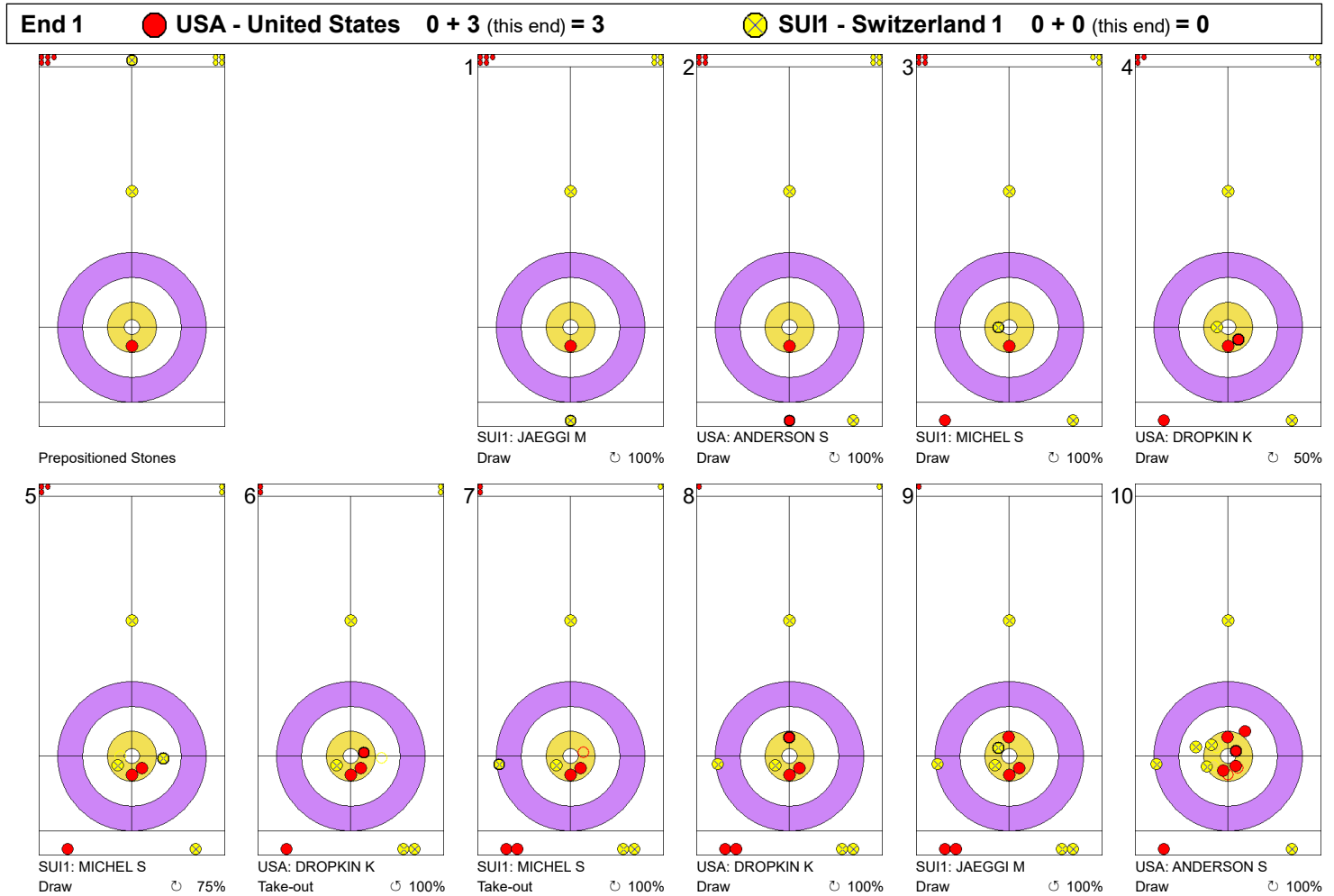
USA - United States		↻	↺	Game
F ANDERSON Sarah	Draws	8 72%	4 94%	12 79%
	Take-outs	0 -	3 100%	3 100%
	Total	8 72%	7 96%	15 83%
M DROPKIN Korey	Draws	8 66%	4 94%	12 75%
	Take-outs	7 79%	5 95%	12 85%
	Total	15 72%	9 94%	24 80%
Team	Draws	16 69%	8 94%	24 77%
	Take-outs	7 79%	8 97%	15 88%
	Total	23 72%	16 95%	39 81%

SUI1 - Switzerland 1		↻	↺	Game
F JAEGGI Michele	Draws	11 77%	2 75%	13 77%
	Take-outs	0 -	3 67%	3 67%
	Total	11 77%	5 70%	16 75%
M MICHEL Sven	Draws	14 59%	5 70%	19 62%
	Take-outs	3 50%	1 50%	4 50%
	Total	17 57%	6 67%	23 60%
Team	Draws	25 67%	7 71%	32 68%
	Take-outs	3 50%	4 63%	7 57%
	Total	28 65%	11 68%	39 66%

Note:
Team members are identified as follows:
F = Female, M = Male

Legend:
 Power Play ↻ Clockwise ↺ Counter-clockwise
 LSFE(*) Last Stone First End

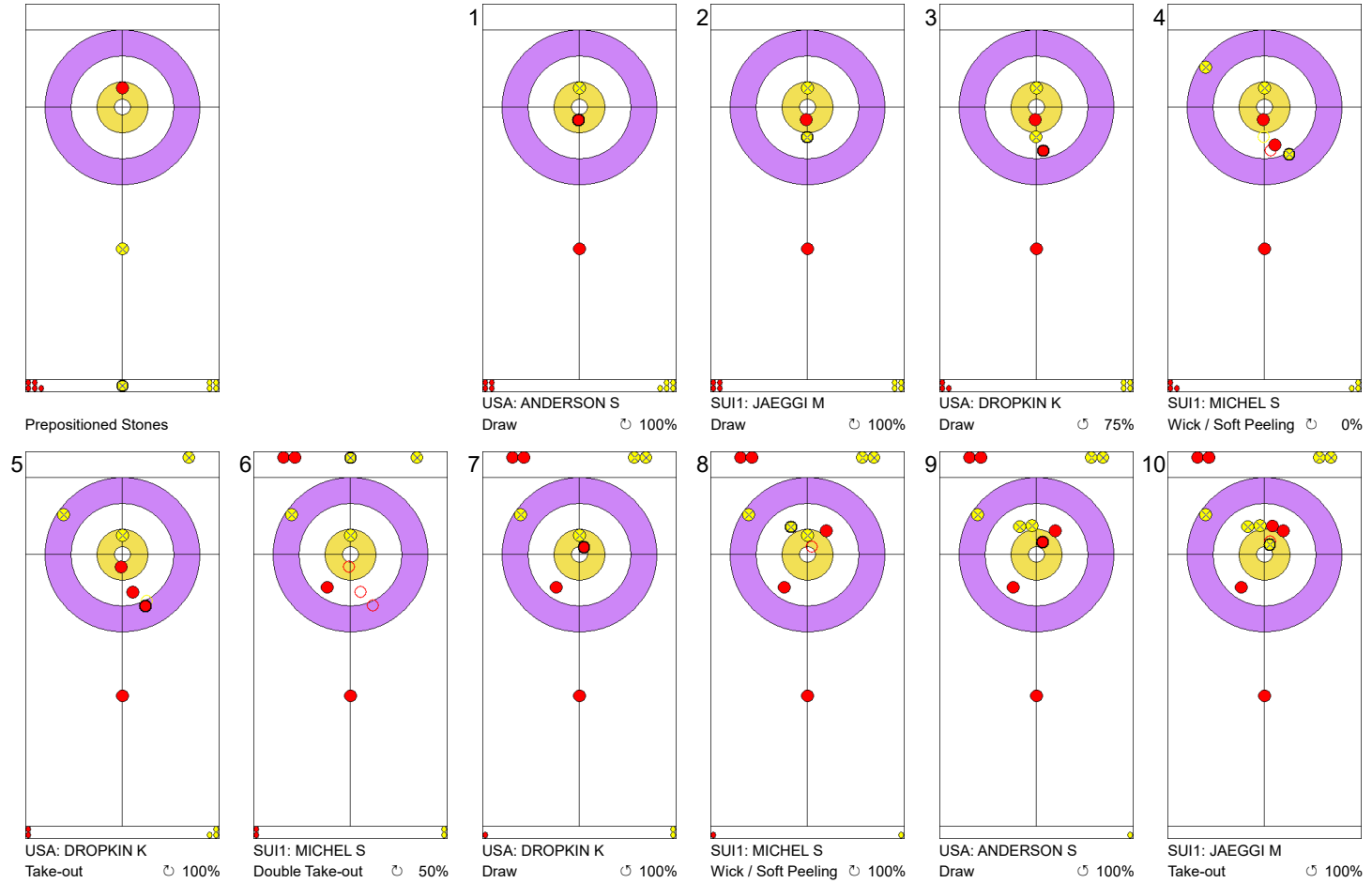
Game - Shot by Shot





Legend:
 ↻ Clockwise ↻ Counter-clockwise - Not considered

Game - Shot by Shot

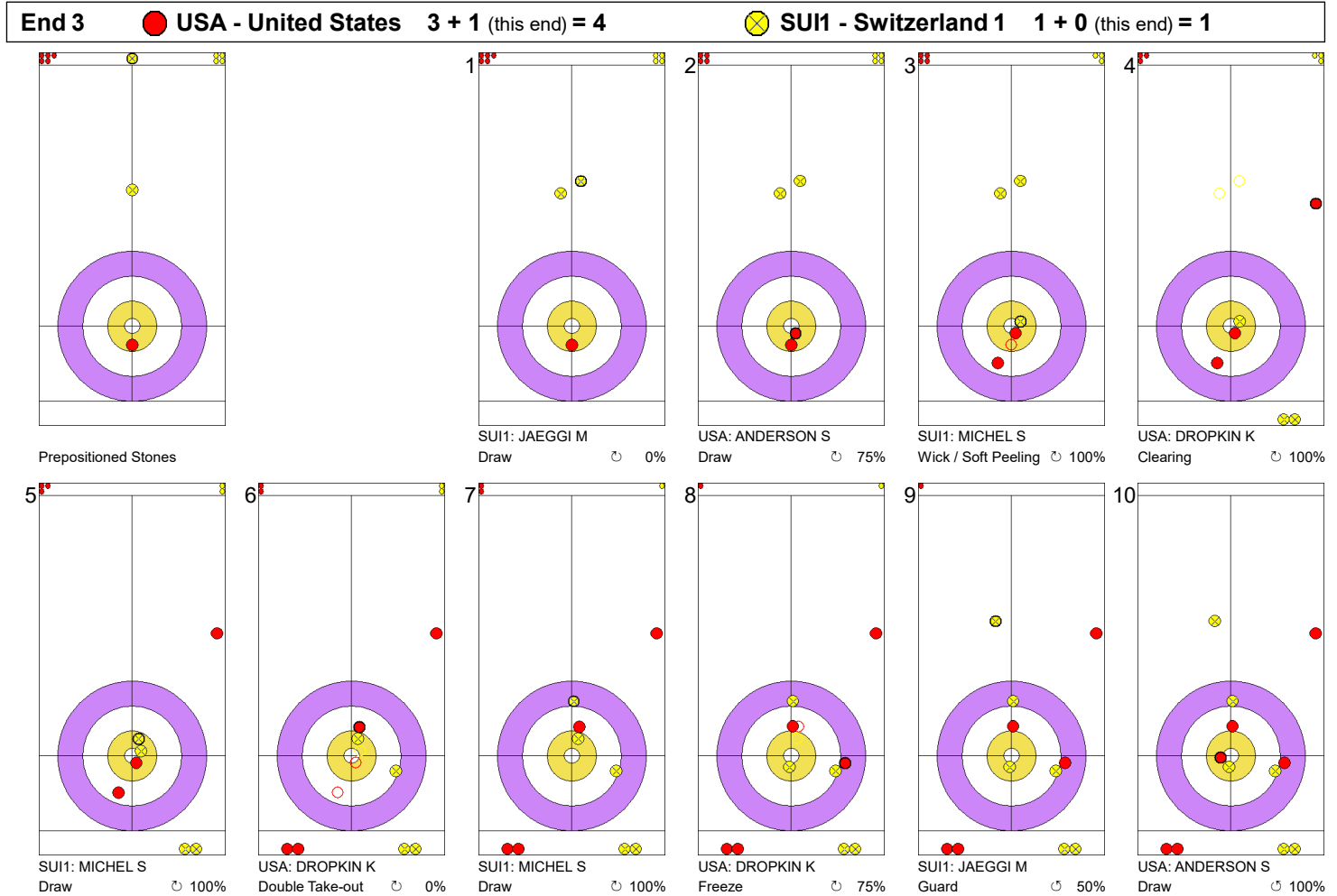
End 2 **USA - United States 3 + 0 (this end) = 3** **SUI1 - Switzerland 1 0 + 1 (this end) = 1**



Legend:
 Clockwise
  Counter-clockwise
 - Not considered



Game - Shot by Shot

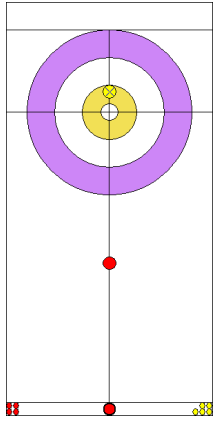


Legend:
 ↻ Clockwise ↺ Counter-clockwise - Not considered

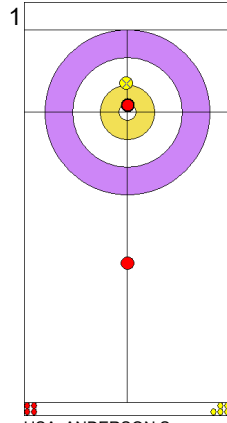


Game - Shot by Shot

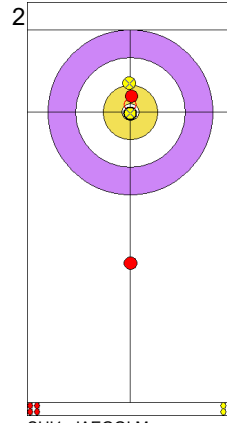
End 4 ● USA - United States 4 + 0 (this end) = 4 ⊗ SUI1 - Switzerland 1 1 + 3 (this end) = 4



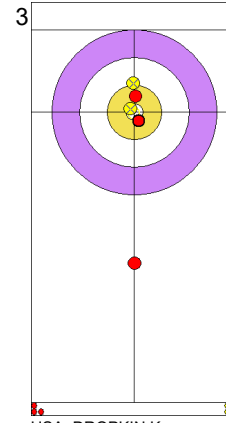
Prepositioned Stones



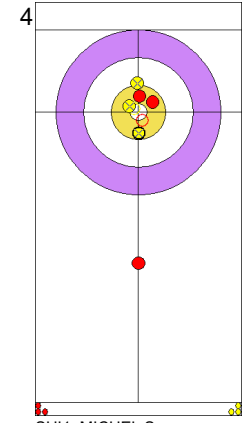
USA: ANDERSON S
Draw ↻ 100%



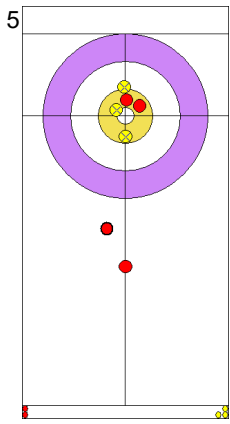
SUI1: JAEGGI M
Draw ↻ 100%



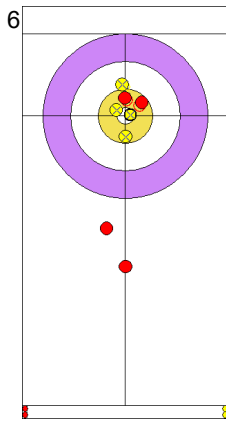
USA: DROPKIN K
Draw ↻ 100%



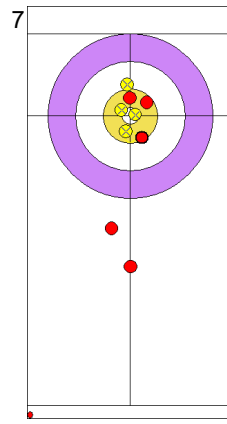
SUI1: MICHEL S
Freeze ↻ 100%



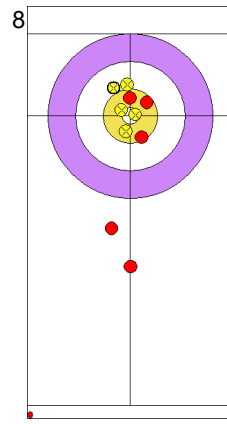
USA: DROPKIN K
Draw ↻ 0%



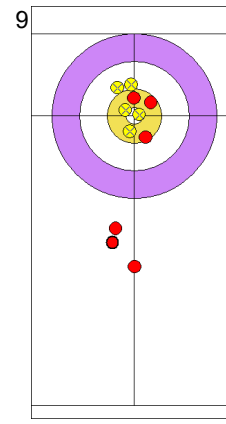
SUI1: MICHEL S
Freeze ↻ 100%



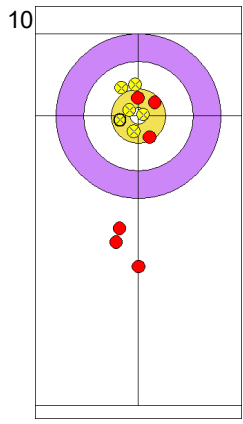
USA: DROPKIN K
Freeze ↻ 100%



SUI1: MICHEL S
Draw ↻ 50%



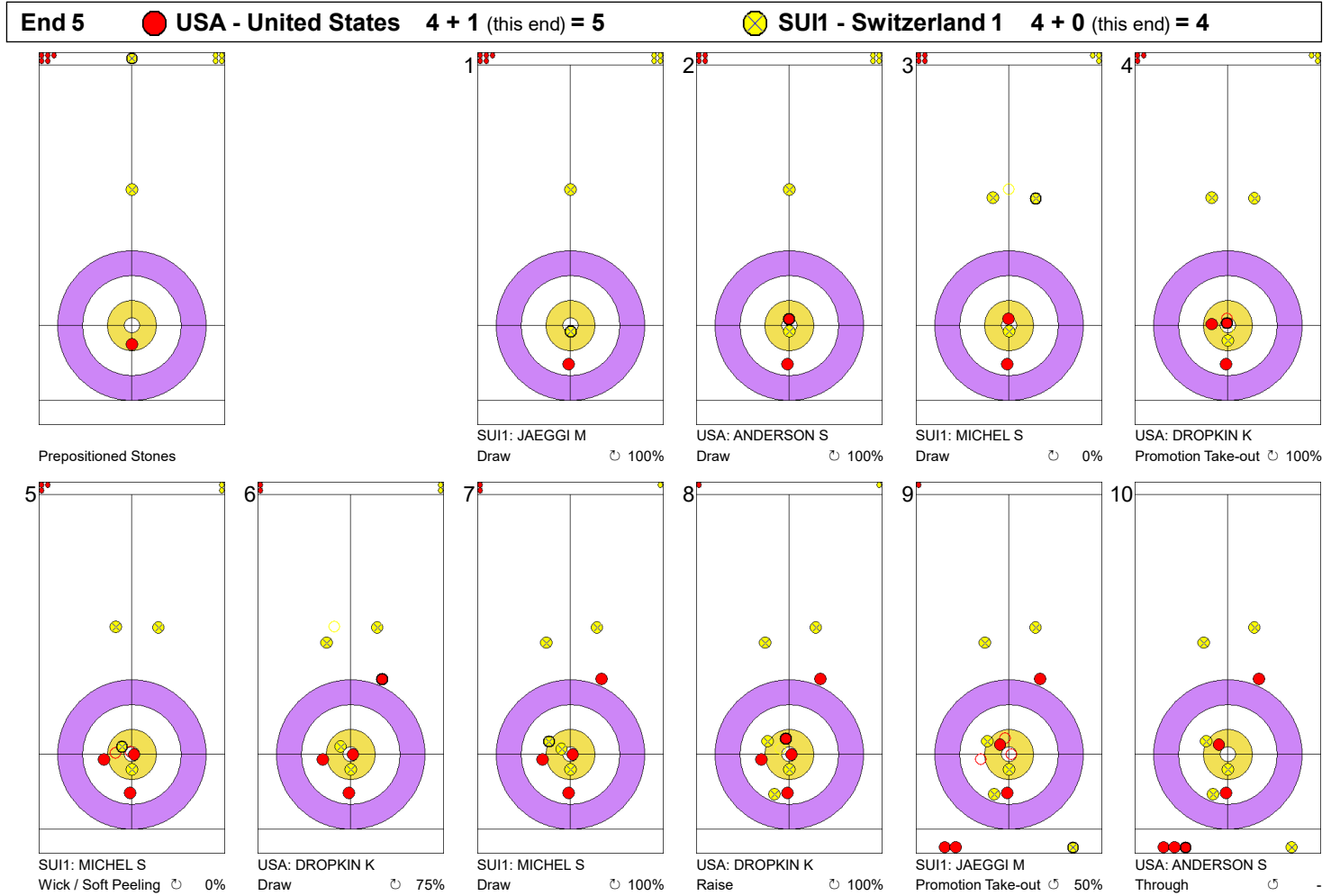
USA: ANDERSON S
Freeze ↻ 0%



SUI1: JAEGGI M
Draw ↻ 0%

Legend:
↻ Clockwise ↻ Counter-clockwise - Not considered

Game - Shot by Shot

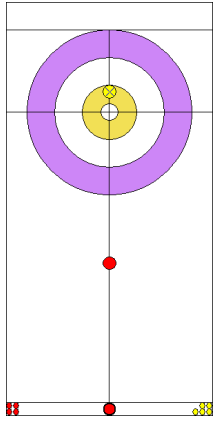


Legend:
 ↻ Clockwise ↺ Counter-clockwise - Not considered

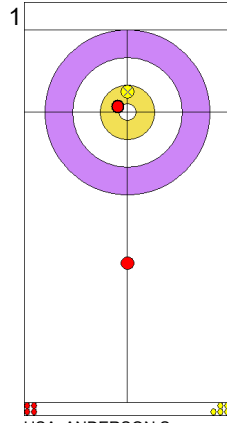


Game - Shot by Shot

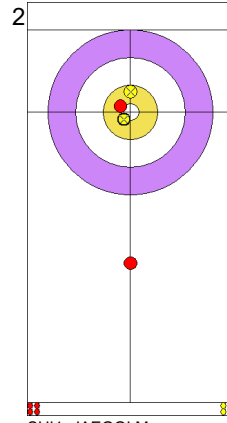
End 6 ● USA - United States 5 + 1 (this end) = 6 ⊗ SUI1 - Switzerland 1 4 + 0 (this end) = 4



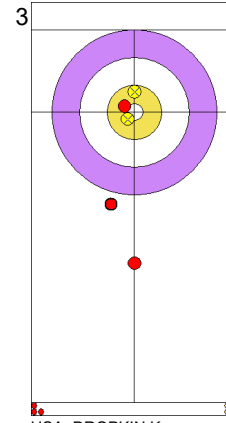
Prepositioned Stones



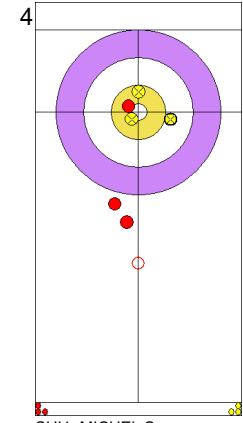
USA: ANDERSON S
Draw ⌚ 75%



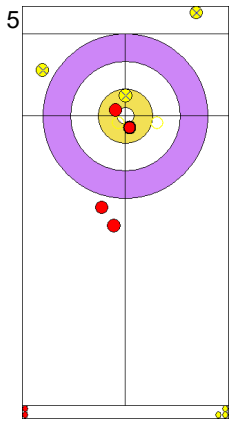
SUI1: JAEggi M
Freeze ⌚ 100%



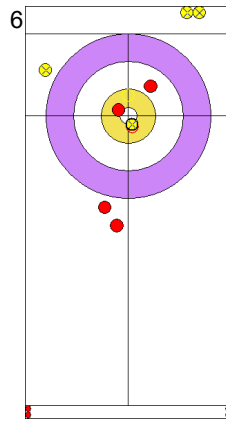
USA: DROPKIN K
Draw ⌚ 25%



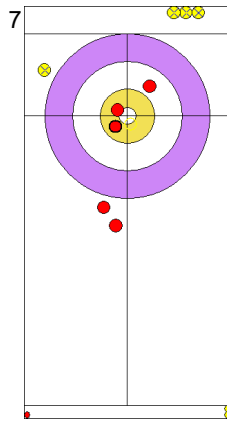
SUI1: MICHEL S
Draw ⌚ 0%



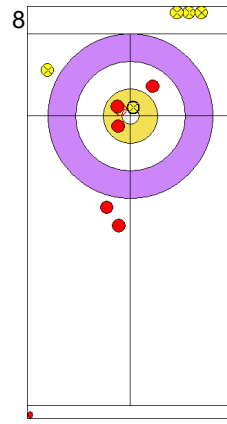
USA: DROPKIN K
Hit and Roll ⌚ 100%



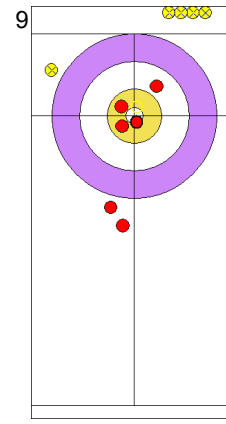
SUI1: MICHEL S
Hit and Roll ⌚ 50%



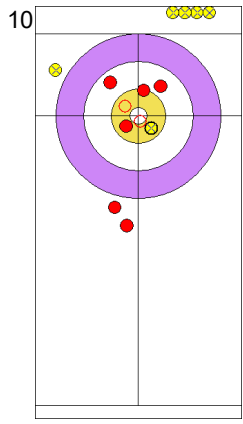
USA: DROPKIN K
Take-out ⌚ 100%



SUI1: MICHEL S
Draw ⌚ 50%



USA: ANDERSON S
Take-out ⌚ 100%

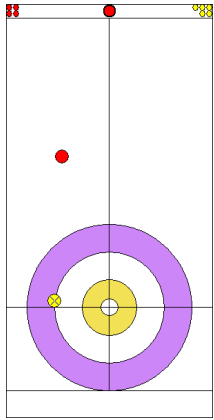


SUI1: JAEggi M
Take-out ⌚ 50%

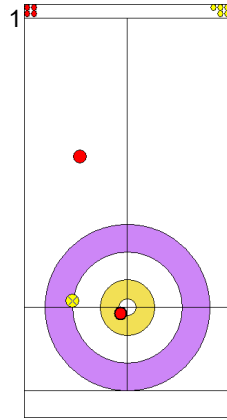
Legend:
⌚ Clockwise ⌚ Counter-clockwise - Not considered


Game - Shot by Shot

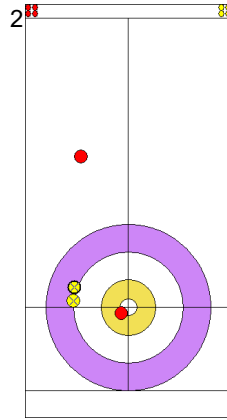
End 7 **USA - United States 6 + 0 (this end) = 6** **SUI1 - Switzerland 1 4 + 1 (this end) = 5**




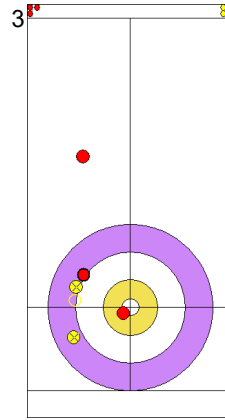
Power Play
Prepositioned Stones



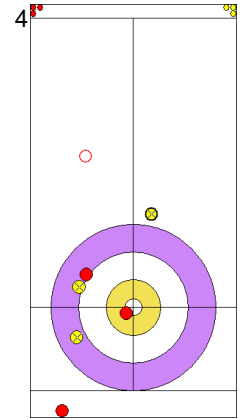
USA: ANDERSON S
Draw  100%




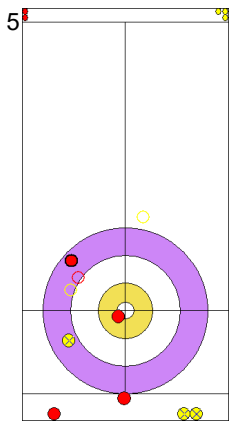
SUI1: JAEggi M
Freeze  100%




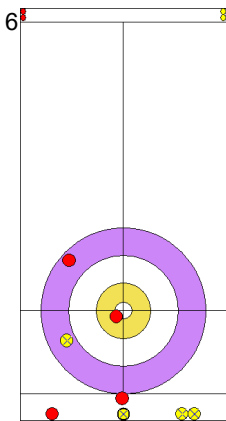
USA: DROPKIN K
Take-out  75%




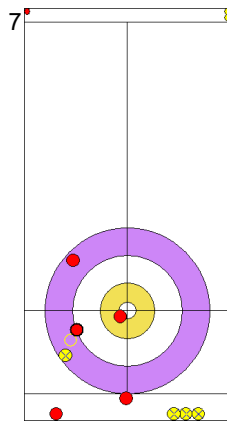
SUI1: MICHEL S
Take-out  0%




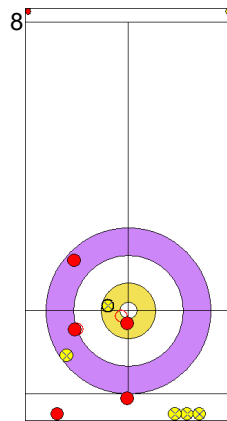
USA: DROPKIN K
Take-out  100%




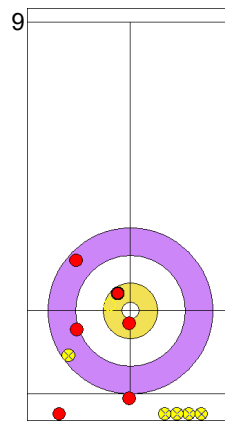
SUI1: MICHEL S
Through  -




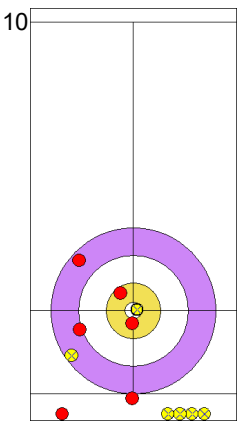
USA: DROPKIN K
Wick / Soft Peeling  100%






SUI1: MICHEL S
Freeze  0%



USA: ANDERSON S
Take-out  100%

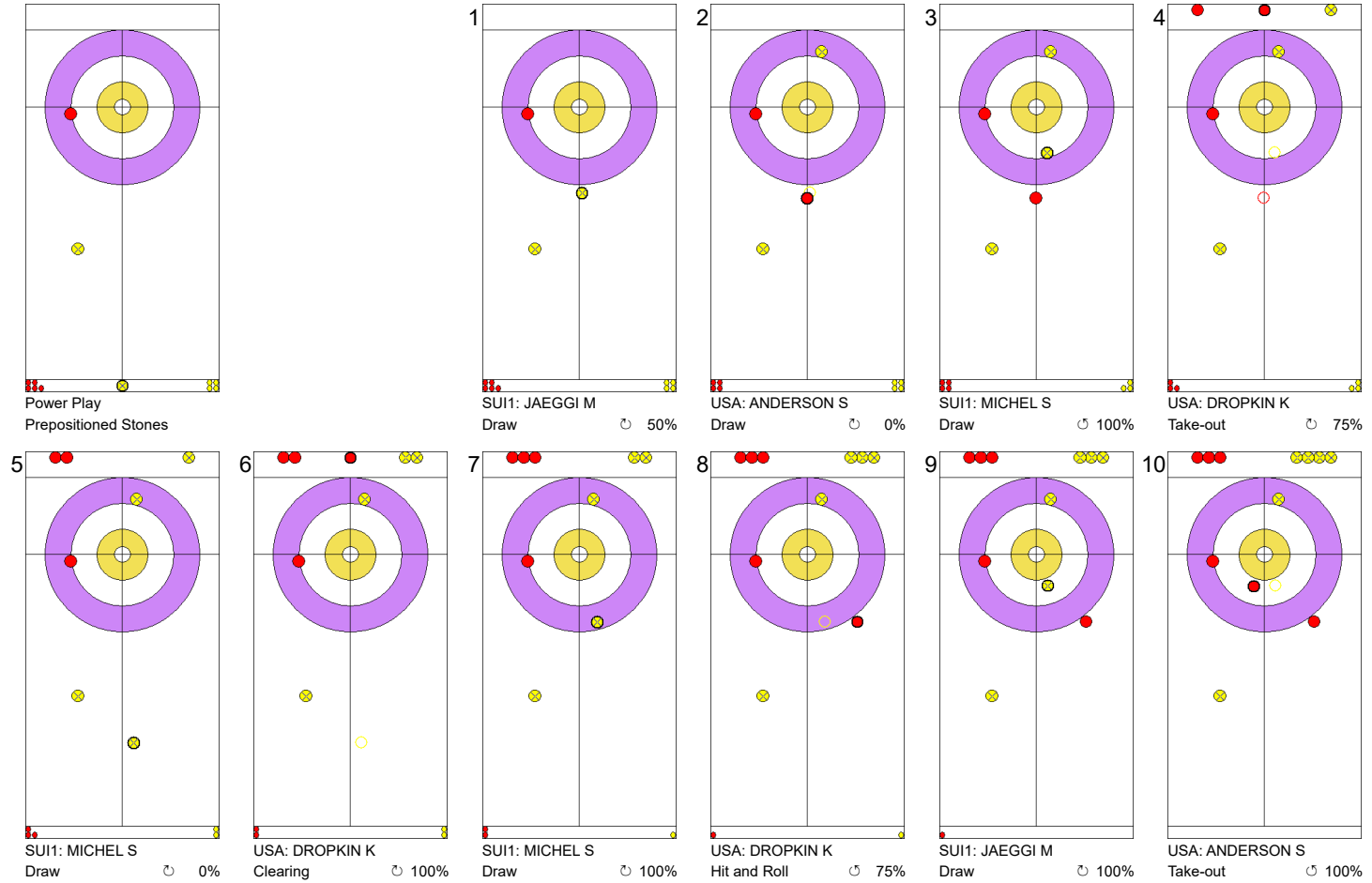


SUI1: JAEggi M
Draw  100%

Legend:
 Clockwise
  Counter-clockwise
 - Not considered

Game - Shot by Shot

End 8 ● **USA - United States 6 + 2 (this end) = 8** ● **SUI1 - Switzerland 1 5 + 0 (this end) = 5**



Legend:
 ↻ Clockwise ↻ Counter-clockwise - Not considered



Game Results

Sheet	Game	Team	LSFE	1	2	3	4	5	6	7	8	Total	Points
C	1	CAN2 - Canada (Sahaidak/Lott)	*	1	0	2	0	0	1	1	0	5	0
	1	NOR - Norway (Skaslien/Nedregotten)		0	1	0	3	1	0	0	1	6	3

CAN2 - Canada 2		Shot Success	
		Game	All
F	SAHAIDAK Kadriana	47%	47%
M	LOTT Colton	80%	80%
Team Total		67%	67%

NOR - Norway		Shot Success	
		Game	All
F	SKASLIEN Kristin	85%	85%
M	NEDREGOTTEN Magnus	93%	93%
Team Total		90%	90%

Power Play: End 6

Power Play: End 7

CAN2 - Canada 2		↻	↺	Game	
F SAHAIDAK Kadriana	Draws	6 46%	8 47%	14	46%
	Take-outs	1 0%	1 100%	2	50%
	Total	7 39%	9 53%	16	47%
M LOTT Colton	Draws	5 85%	14 75%	19	78%
	Take-outs	2 100%	3 83%	5	90%
	Total	7 89%	17 76%	24	80%
Team	Draws	11 64%	22 65%	33	64%
	Take-outs	3 67%	4 88%	7	79%
	Total	14 64%	26 68%	40	67%

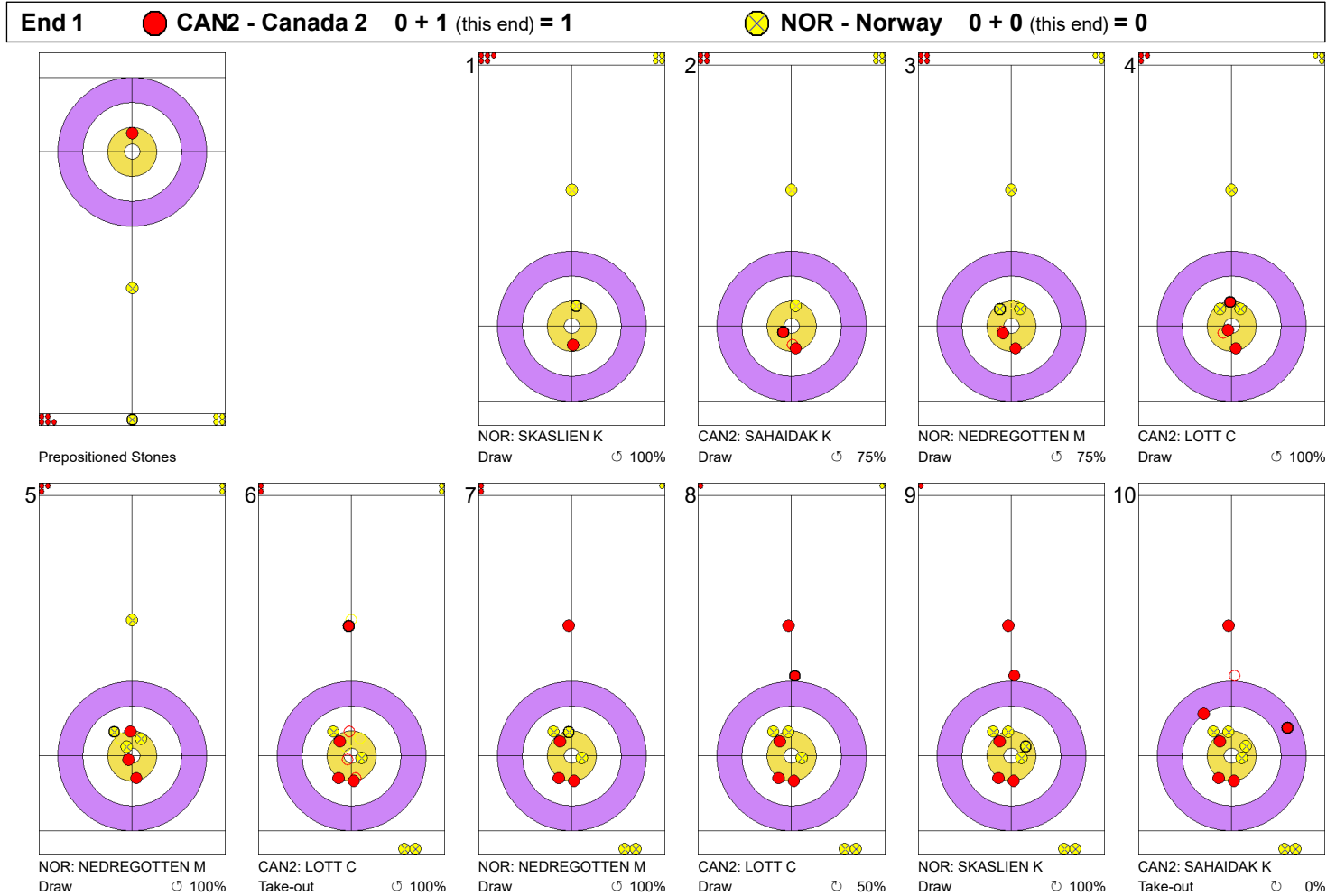
NOR - Norway		↻	↺	Game	
F SKASLIEN Kristin	Draws	4 75%	8 88%	12	83%
	Take-outs	0 -	1 100%	1	100%
	Total	4 75%	9 89%	13	85%
M NEDREGOTTEN Magnus	Draws	1 100%	14 96%	15	97%
	Take-outs	4 75%	2 100%	6	83%
	Total	5 80%	16 97%	21	93%
Team	Draws	5 80%	22 93%	27	91%
	Take-outs	4 75%	3 100%	7	86%
	Total	9 78%	25 94%	34	90%



Note:
Team members are identified as follows:
F = Female, M = Male

Legend:
 Power Play ↻ Clockwise ↺ Counter-clockwise
 LSFE(*) Last Stone First End

Stats added

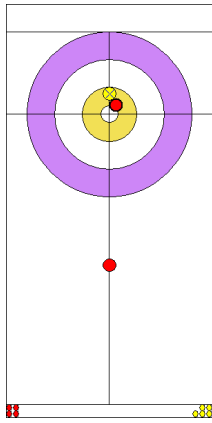
Game - Shot by Shot



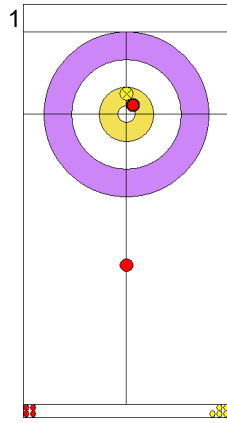
Legend:
 Clockwise  Counter-clockwise - Not considered

Game - Shot by Shot

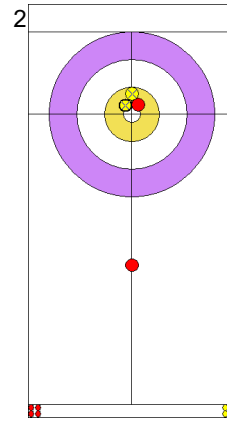
End 2 ● **CAN2 - Canada 2** 1 + 0 (this end) = 1 ⊗ **NOR - Norway** 0 + 1 (this end) = 1



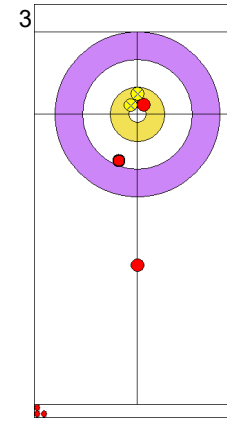
Prepositioned Stones



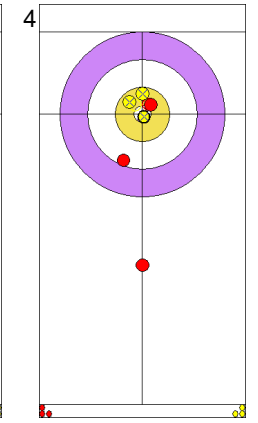
CAN2: SAHAIDAK K
Draw ↻ 75%



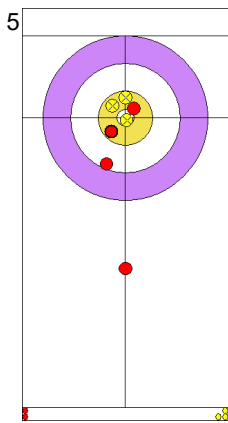
NOR: SKASLIEN K
Draw ↻ 100%



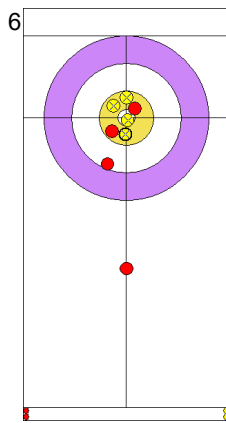
CAN2: LOTT C
Draw ↻ 75%



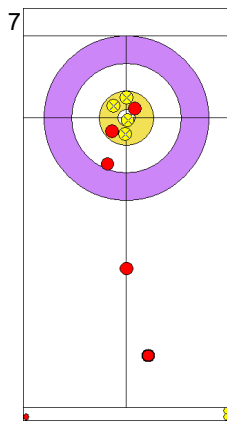
NOR: NEDREGOTTEN M
Draw ↻ 100%



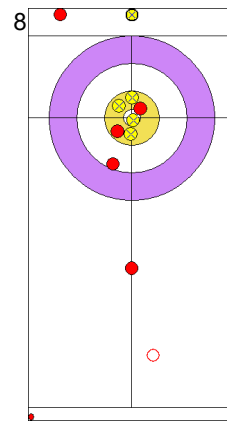
CAN2: LOTT C
Draw ↻ 100%



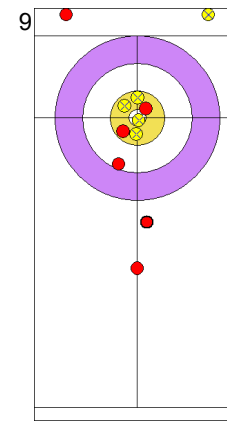
NOR: NEDREGOTTEN M
Draw ↻ 100%



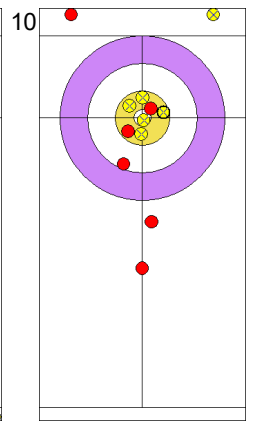
CAN2: LOTT C
Draw ↻ 0%



NOR: NEDREGOTTEN M
Take-out ↻ 100%



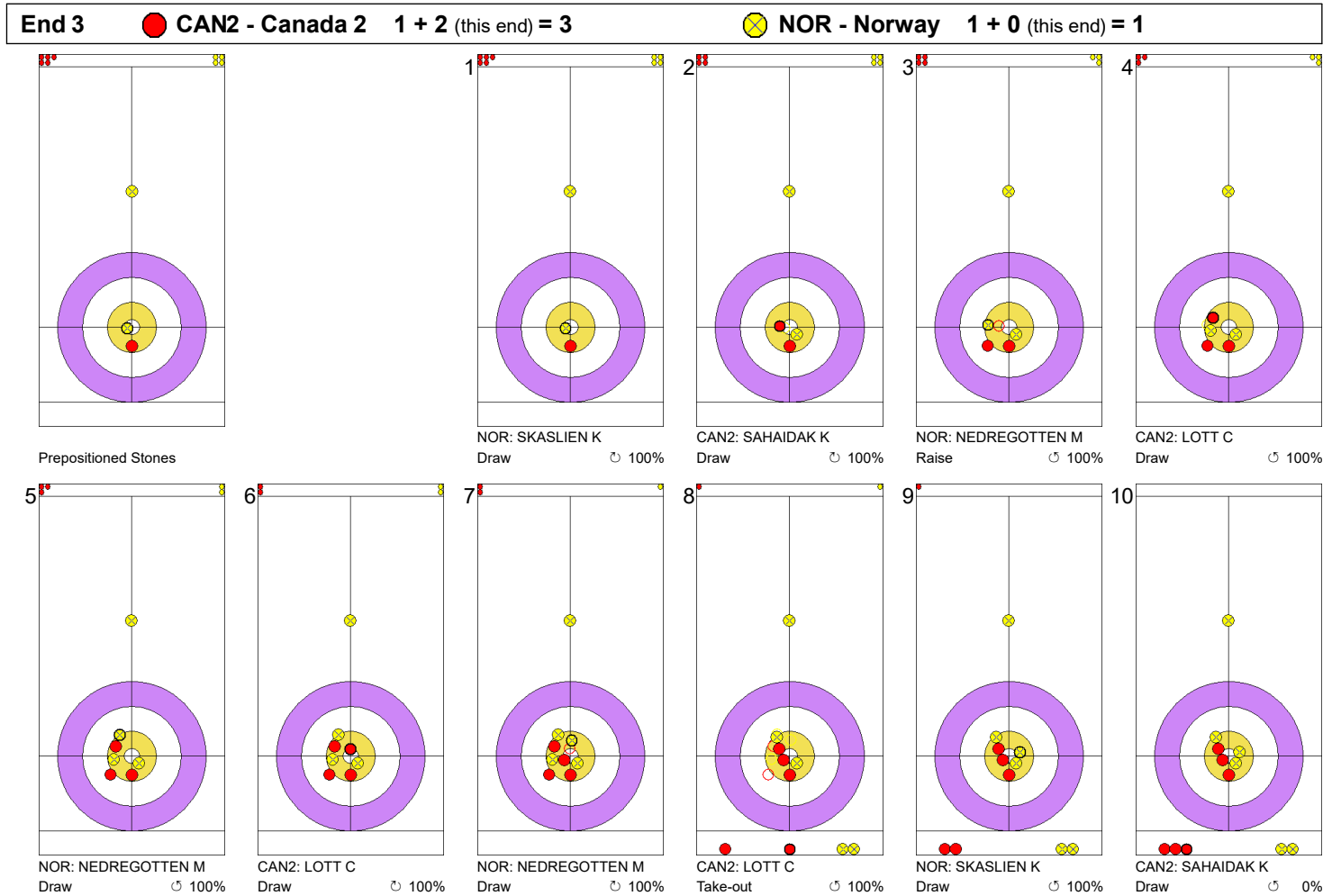
CAN2: SAHAIDAK K
Draw ↻ 0%





NOR: SKASLIEN K
Draw ↻ 75%

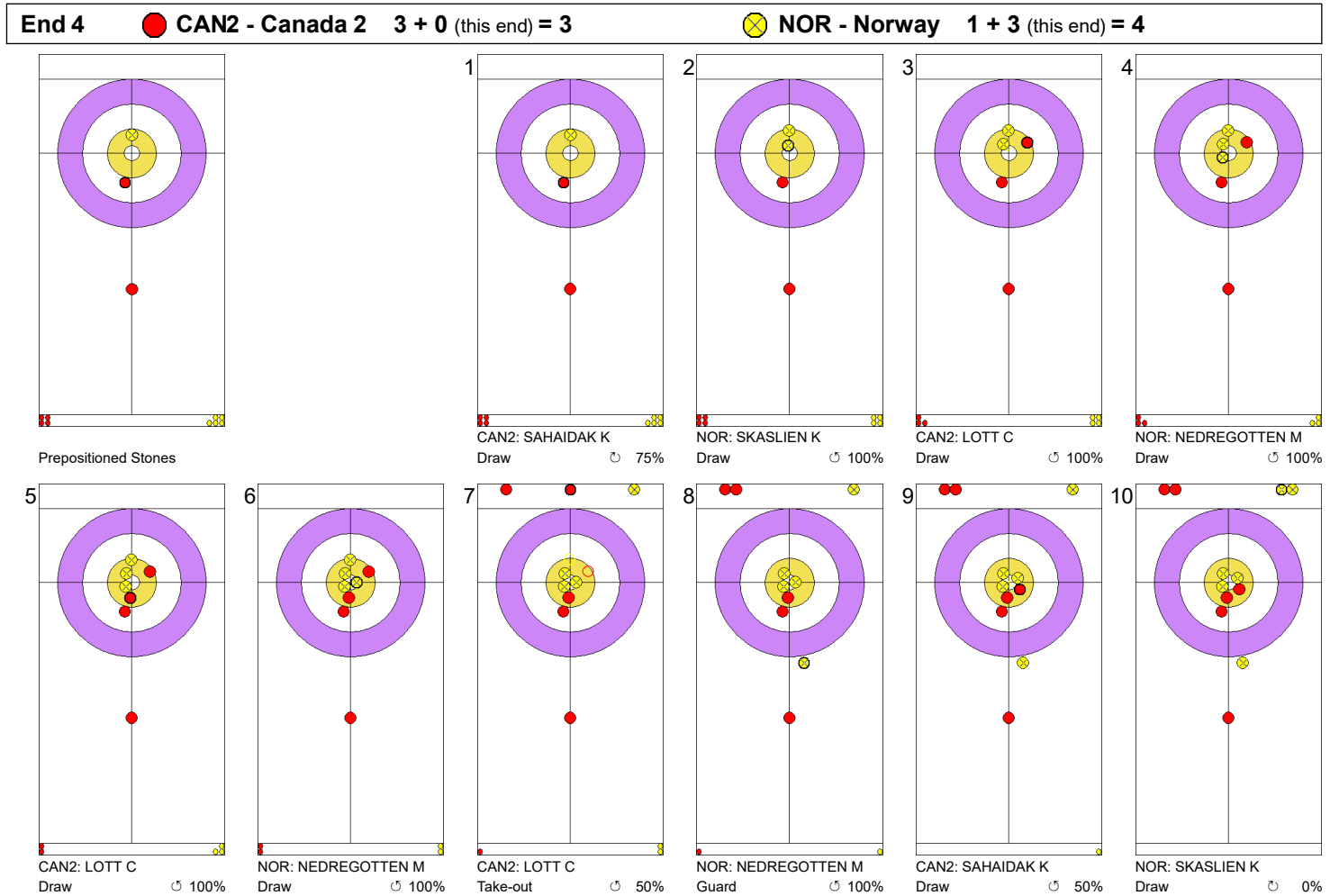
Legend:
↻ Clockwise ↺ Counter-clockwise - Not considered

Game - Shot by Shot



Legend:
 Clockwise
  Counter-clockwise
 - Not considered

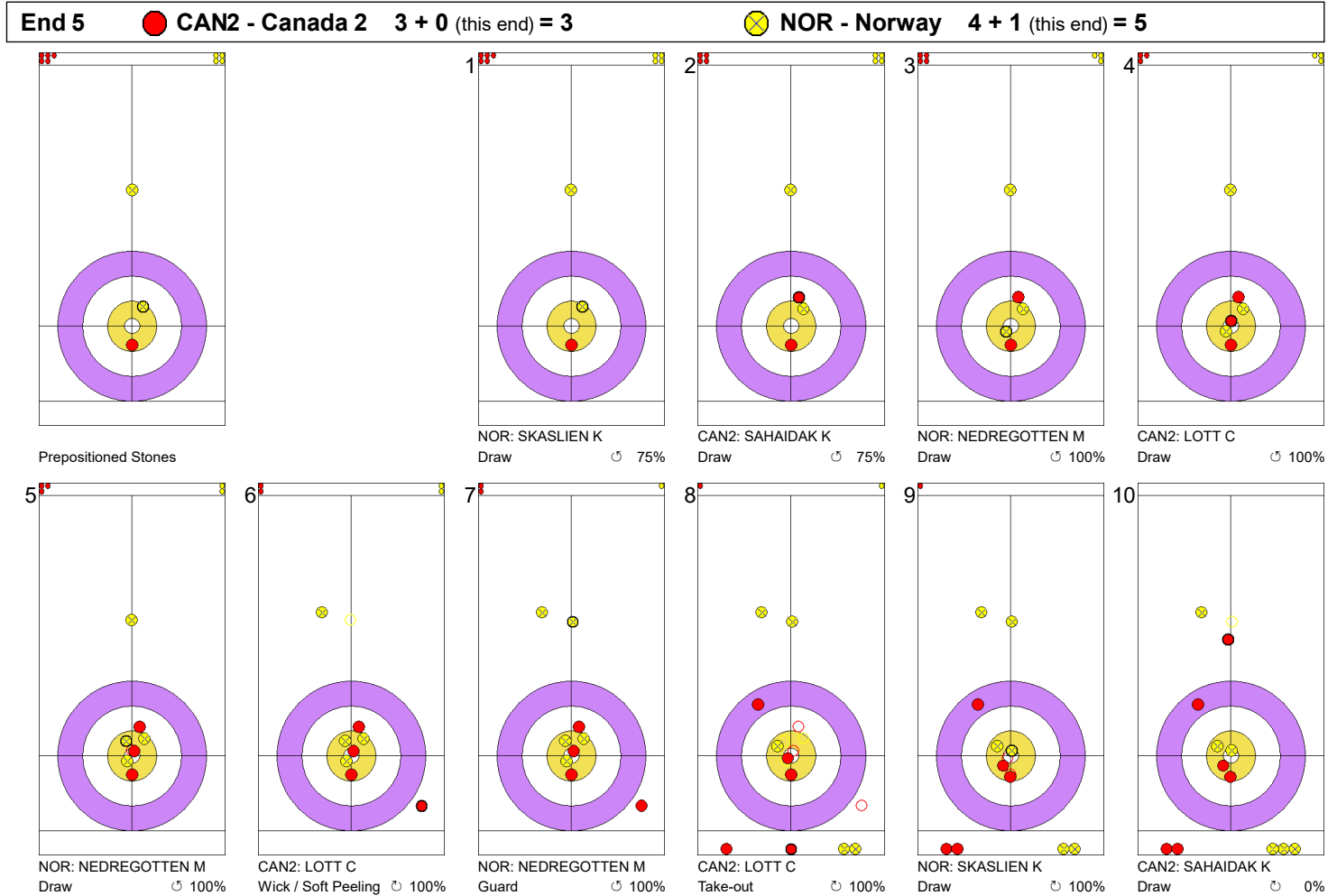
Game - Shot by Shot





Legend:
 ↻ Clockwise ↺ Counter-clockwise - Not considered



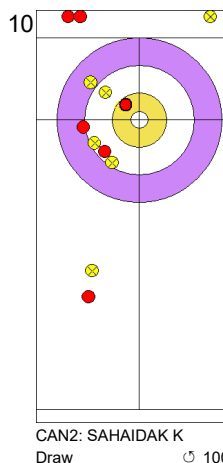
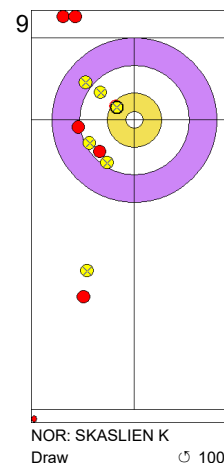
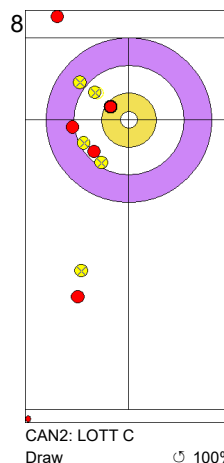
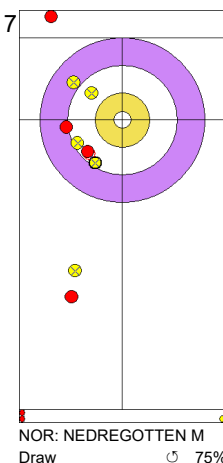
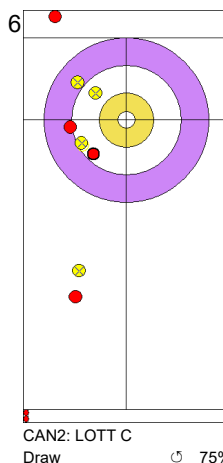
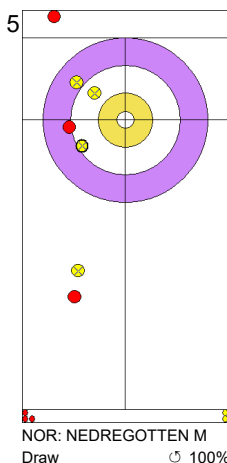
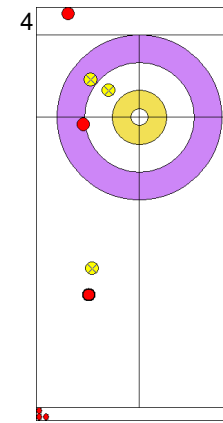
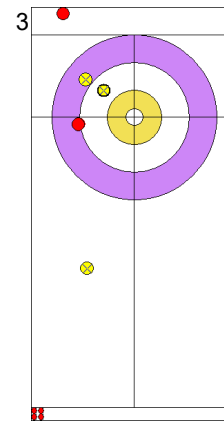
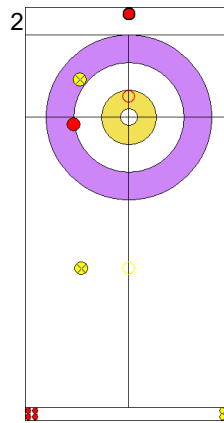
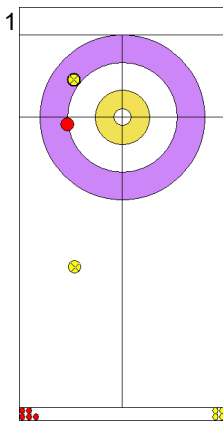
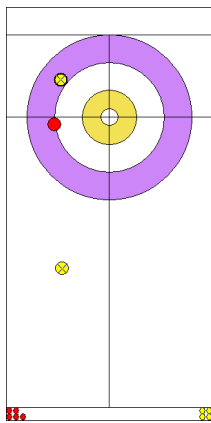
Game - Shot by Shot



Legend:
 Clockwise
  Counter-clockwise
 - Not considered

Game - Shot by Shot

End 6 CAN2 - Canada 2 3 + 1 (this end) = 4 NOR - Norway 5 + 0 (this end) = 5



Legend:
 Clockwise
 Counter-clockwise
 - Not considered



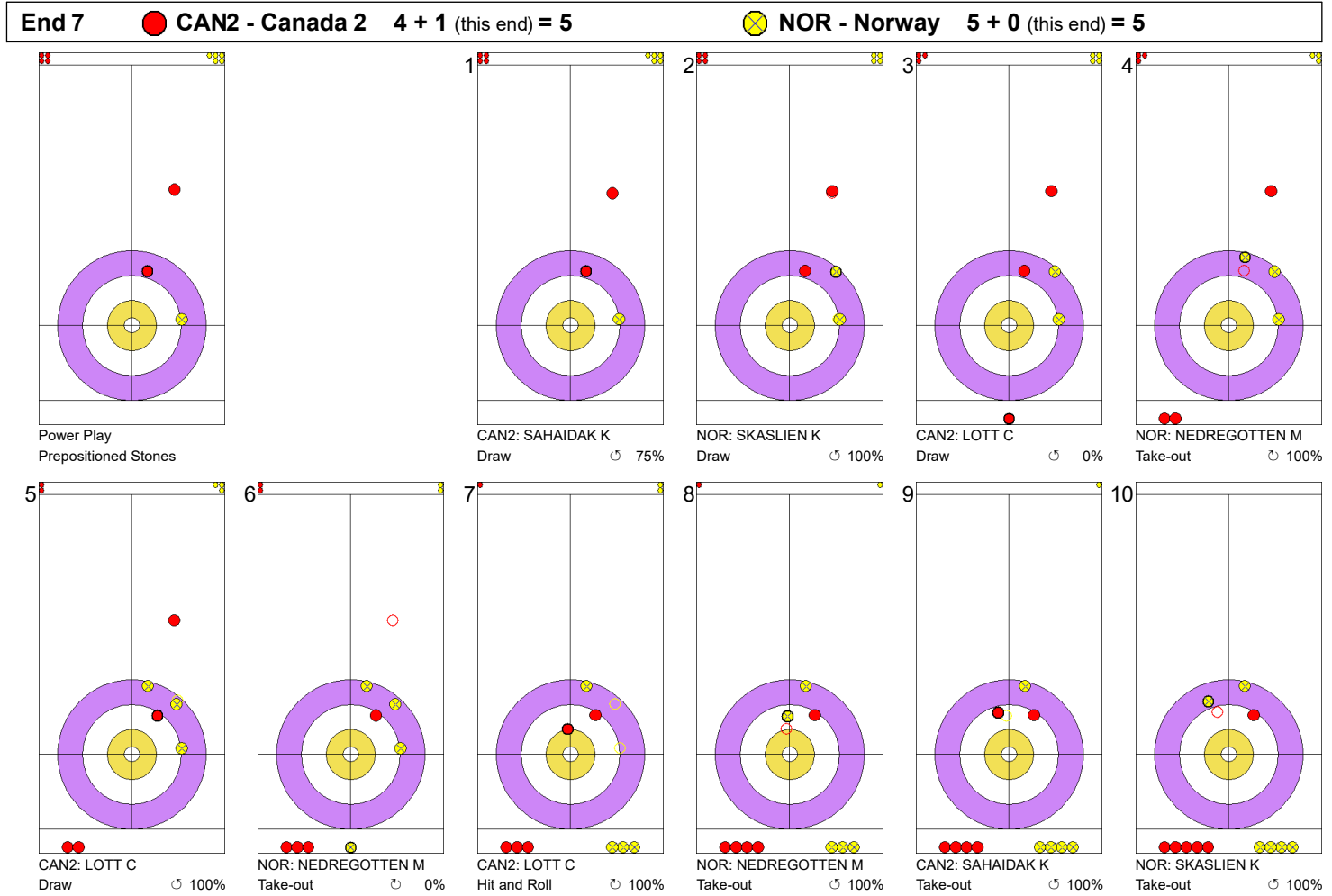
中国冰壶
CHINA WINTER SPORTS





首钢集团
SHOUGANG GROUP



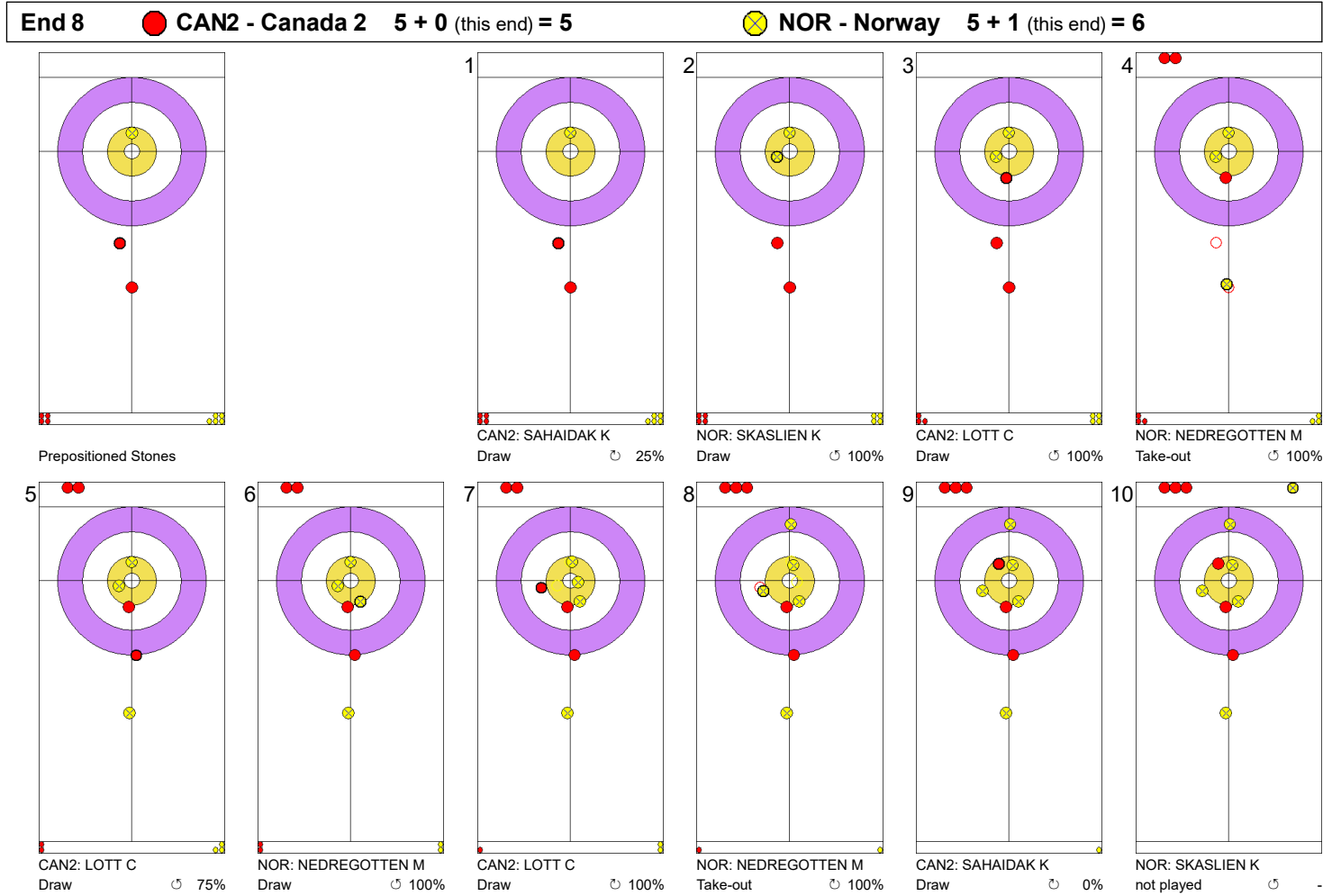
Game - Shot by Shot



Legend:
 Clockwise
  Counter-clockwise
 - Not considered



Game - Shot by Shot



Legend:
 ⌚ Clockwise ⌚ Counter-clockwise - Not considered



Game Results

Sheet	Game	Team	LSFE	1	2	3	4	5	6	7	8	SO	Total	Points
D	1	SUI2 - Switzerland (Perret/Rios)	*	1	0	1	1	2	0	2	0	0	7	1
	1	RUS - Russia (Komarova/Goriachev)		0	1	0	0	0	4	0	2	1	8	2

SUI2 - Switzerland 2		Shot Success	
		Game	All
F	PERRET Jenny	52%	52%
M	RIOS Martin	59%	59%
Team Total		56%	56%

RUS - Russia		Shot Success	
		Game	All
F	KOMAROVA Maria	65%	65%
M	GORIACHEV Daniil	75%	75%
Team Total		71%	71%

Power Play: End 7

Shoot-out: 199.6cm (RIOS Martin)

Power Play: End 6

Shoot-out: 30.6cm (KOMAROVA Maria)

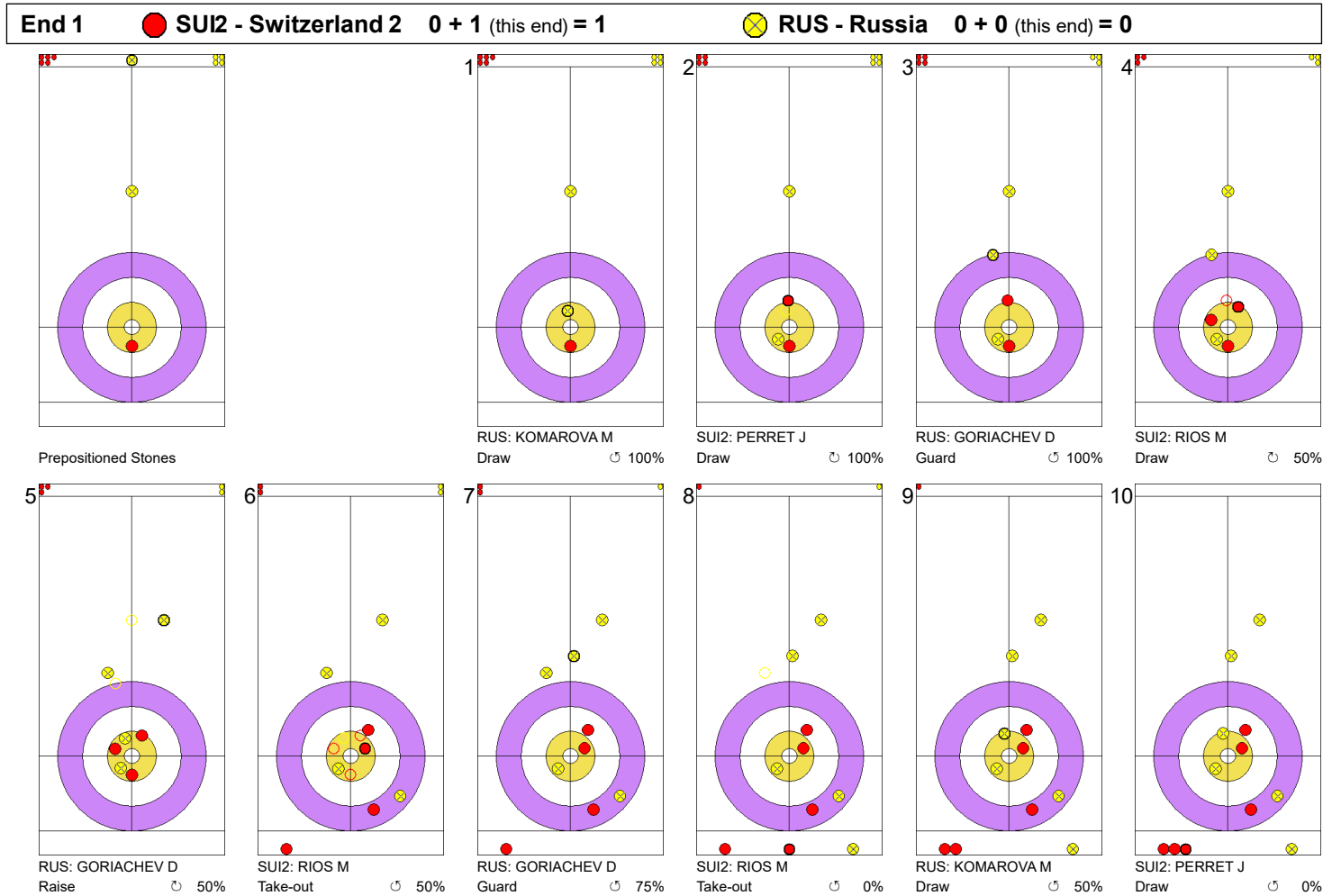
SUI2 - Switzerland 2		↻	↺	Game	
F PERRET Jenny	Draws	12 52%	2 25%	14	48%
	Take-outs	1 100%	1 50%	2	75%
	Total	13 56%	3 33%	16	52%
M RIOS Martin	Draws	7 64%	6 63%	13	63%
	Take-outs	5 40%	6 67%	11	55%
	Total	12 54%	12 65%	24	59%
Team	Draws	19 57%	8 53%	27	56%
	Take-outs	6 50%	7 64%	13	58%
	Total	25 55%	15 58%	40	56%




RUS - Russia		↻	↺	Game	
F KOMAROVA Maria	Draws	3 75%	8 91%	11	86%
	Take-outs	3 8%	1 0%	4	6%
	Total	6 42%	9 81%	15	65%
M GORIACHEV Daniil	Draws	10 75%	5 75%	15	75%
	Take-outs	3 92%	6 67%	9	75%
	Total	13 79%	11 70%	24	75%
Team	Draws	13 75%	13 85%	26	80%
	Take-outs	6 50%	7 57%	13	54%
	Total	19 67%	20 75%	39	71%

Note:
Team members are identified as follows:
F = Female, M = Male

Legend:
 Power Play ↻ Clockwise ↺ Counter-clockwise
 LSFE(*) Last Stone First End SO Shoot-out

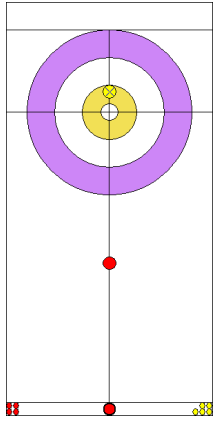
Game - Shot by Shot



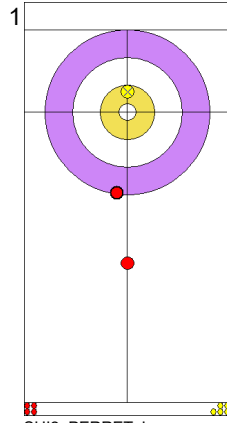
Legend:
 Clockwise
 Counter-clockwise
 Not considered

Game - Shot by Shot

End 2 ● SUI2 - Switzerland 2 1 + 0 (this end) = 1 ⊗ RUS - Russia 0 + 1 (this end) = 1

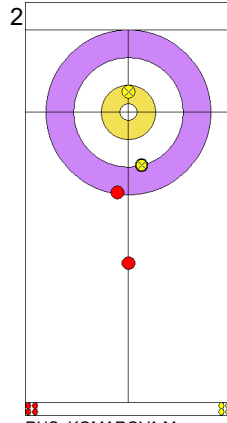


Prepositioned Stones



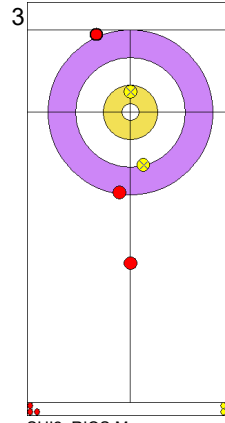
1

SUI2: PERRET J
Draw ⤵ 25%



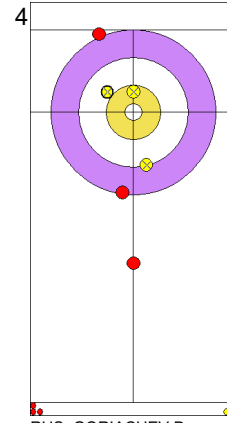
2

RUS: KOMAROVA M
Draw ⤵ 75%



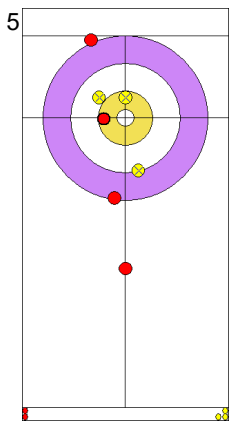
3

SUI2: RIOS M
Draw ⤵ 25%



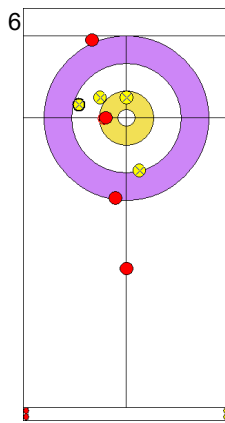
4

RUS: GORIACHEV D
Draw ⤵ 50%



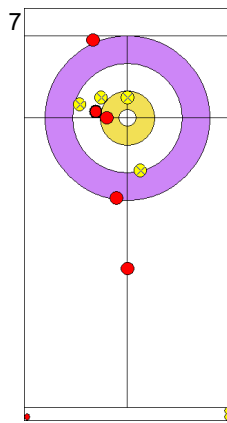
5

SUI2: RIOS M
Draw ⤵ 75%



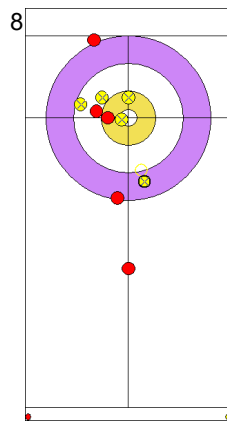
6

RUS: GORIACHEV D
Draw ⤵ 50%



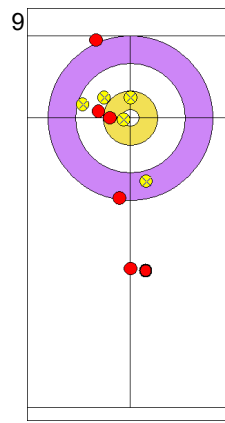
7

SUI2: RIOS M
Draw ⤵ 75%



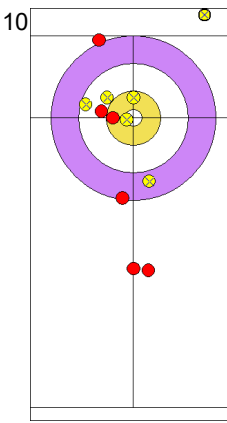
8

RUS: GORIACHEV D
Raise ⤵ 100%



9

SUI2: PERRET J
Draw ⤵ 0%

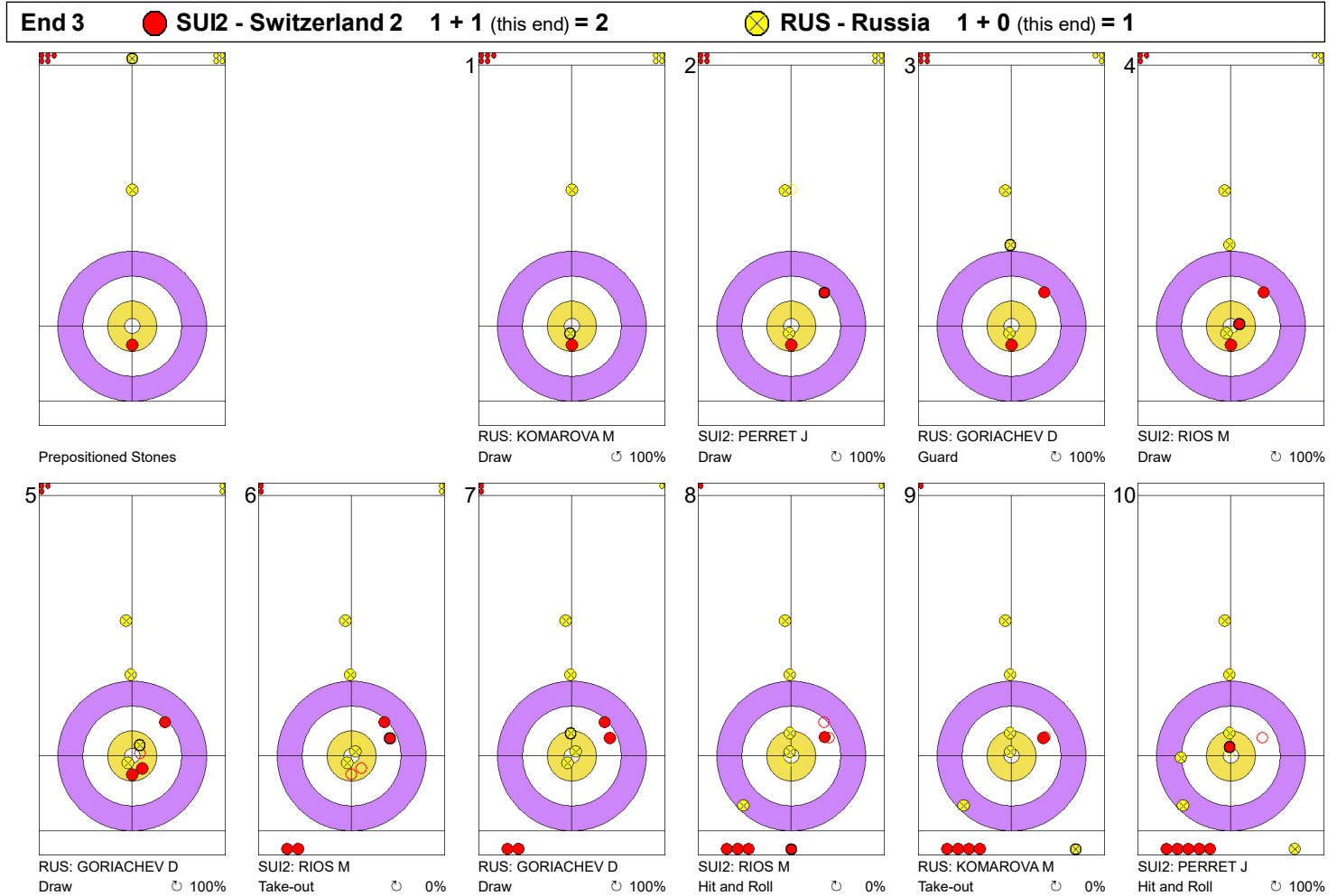




10

RUS: KOMAROVA M
Through ⤵ -

Legend:
 ⤵ Clockwise ⤴ Counter-clockwise - Not considered

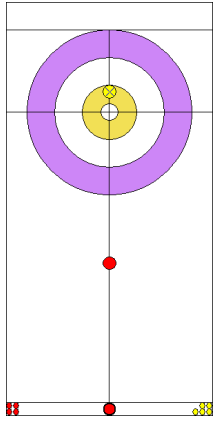
Game - Shot by Shot



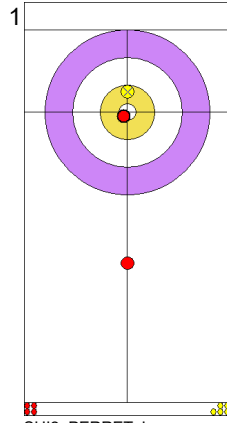
Legend:
 Clockwise
  Counter-clockwise
 - Not considered

Game - Shot by Shot

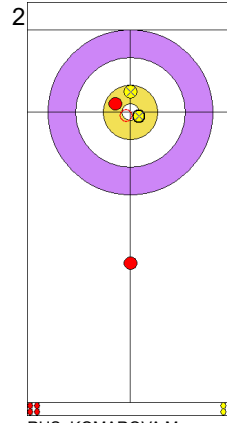
End 4 ● SUI2 - Switzerland 2 2 + 1 (this end) = 3 ⊗ RUS - Russia 1 + 0 (this end) = 1



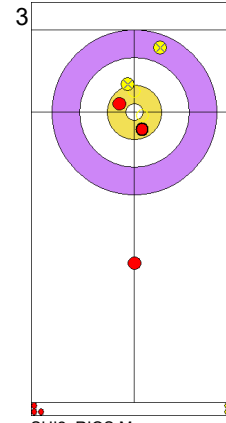
Prepositioned Stones



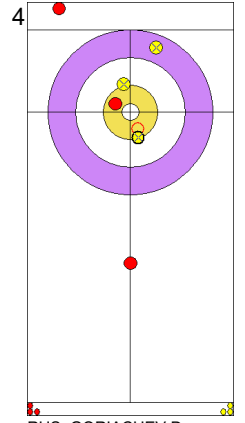
SUI2: PERRET J
Draw 100%



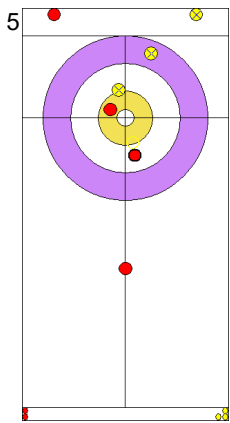
RUS: KOMAROVA M
Draw 100%



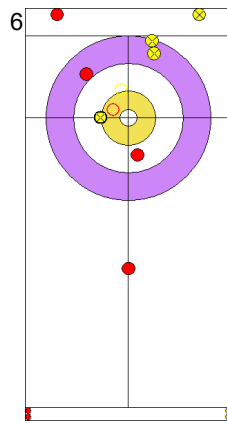
SUI2: RIOS M
Draw 100%



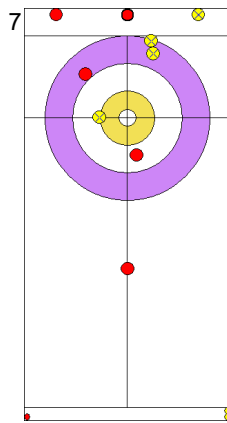
RUS: GORIACHEV D
Take-out 100%



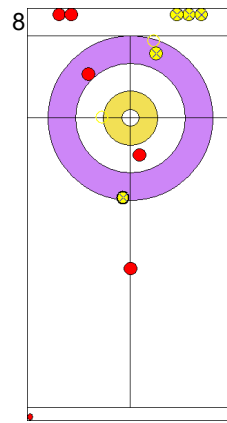
SUI2: RIOS M
Take-out 100%



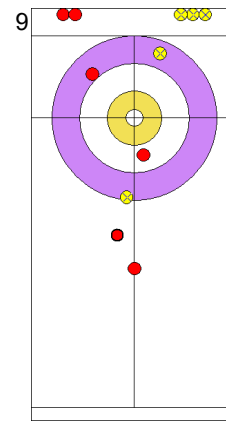
RUS: GORIACHEV D
Hit and Roll 100%



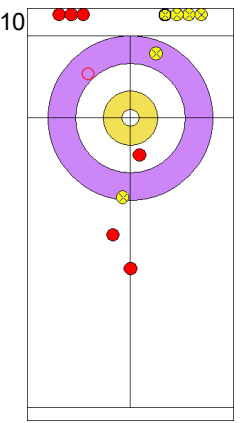
SUI2: RIOS M
Take-out 100%



RUS: GORIACHEV D
Draw 25%



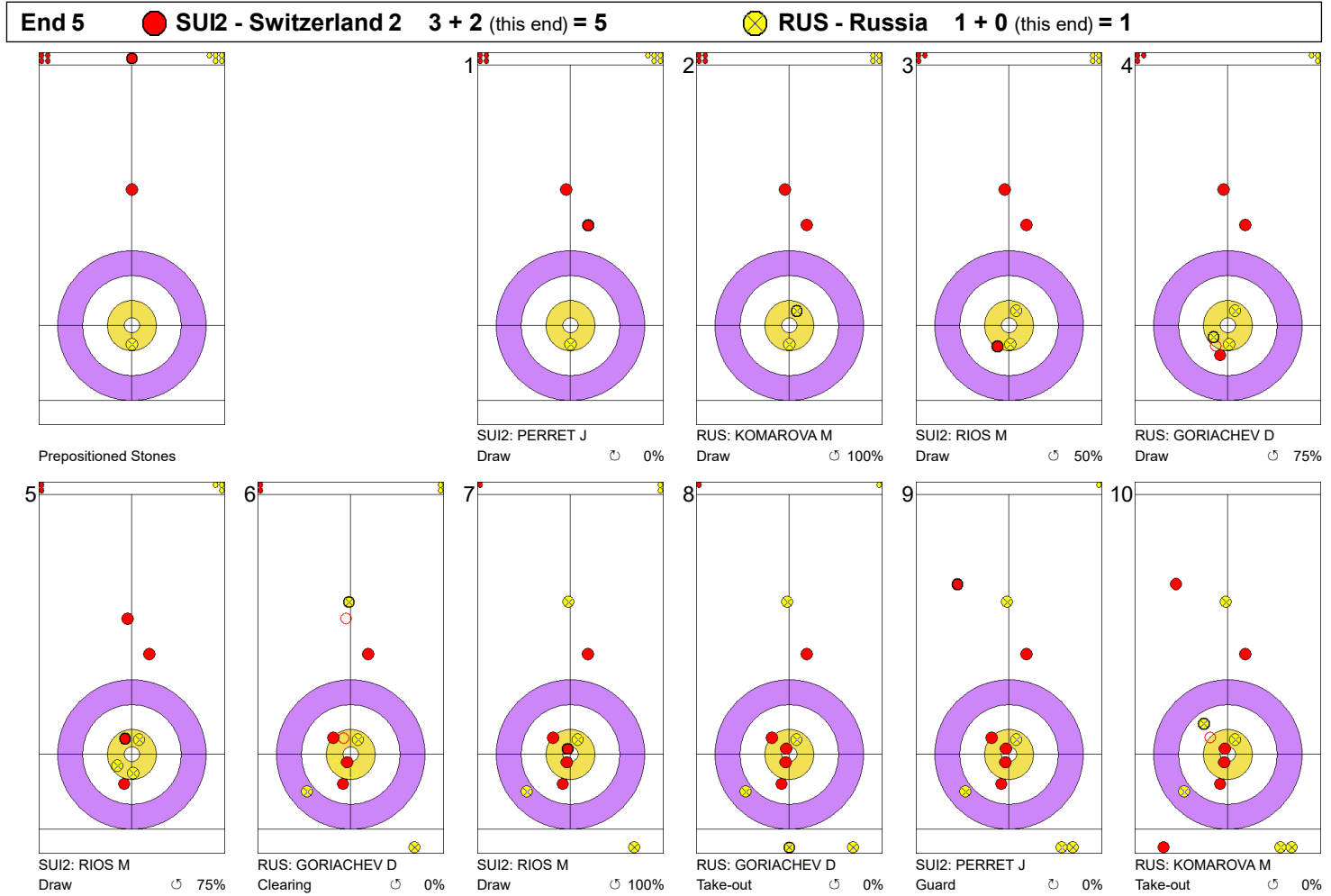
SUI2: PERRET J
Draw 0%





RUS: KOMAROVA M
Hit and Roll 25%

Legend:
↻ Clockwise ↻ Counter-clockwise - Not considered

Game - Shot by Shot

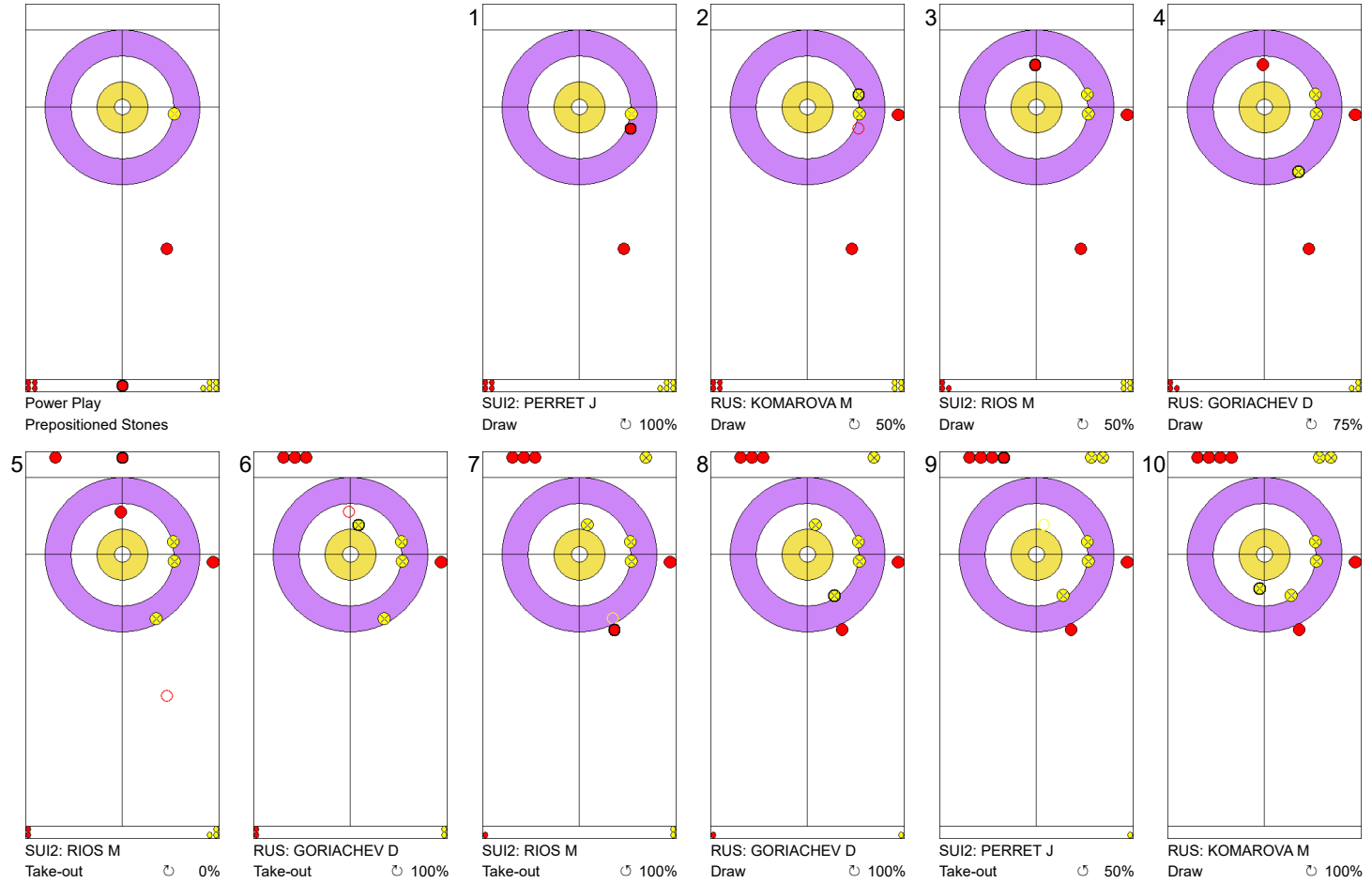




Legend:
 Clockwise
  Counter-clockwise
 - Not considered



Game - Shot by Shot

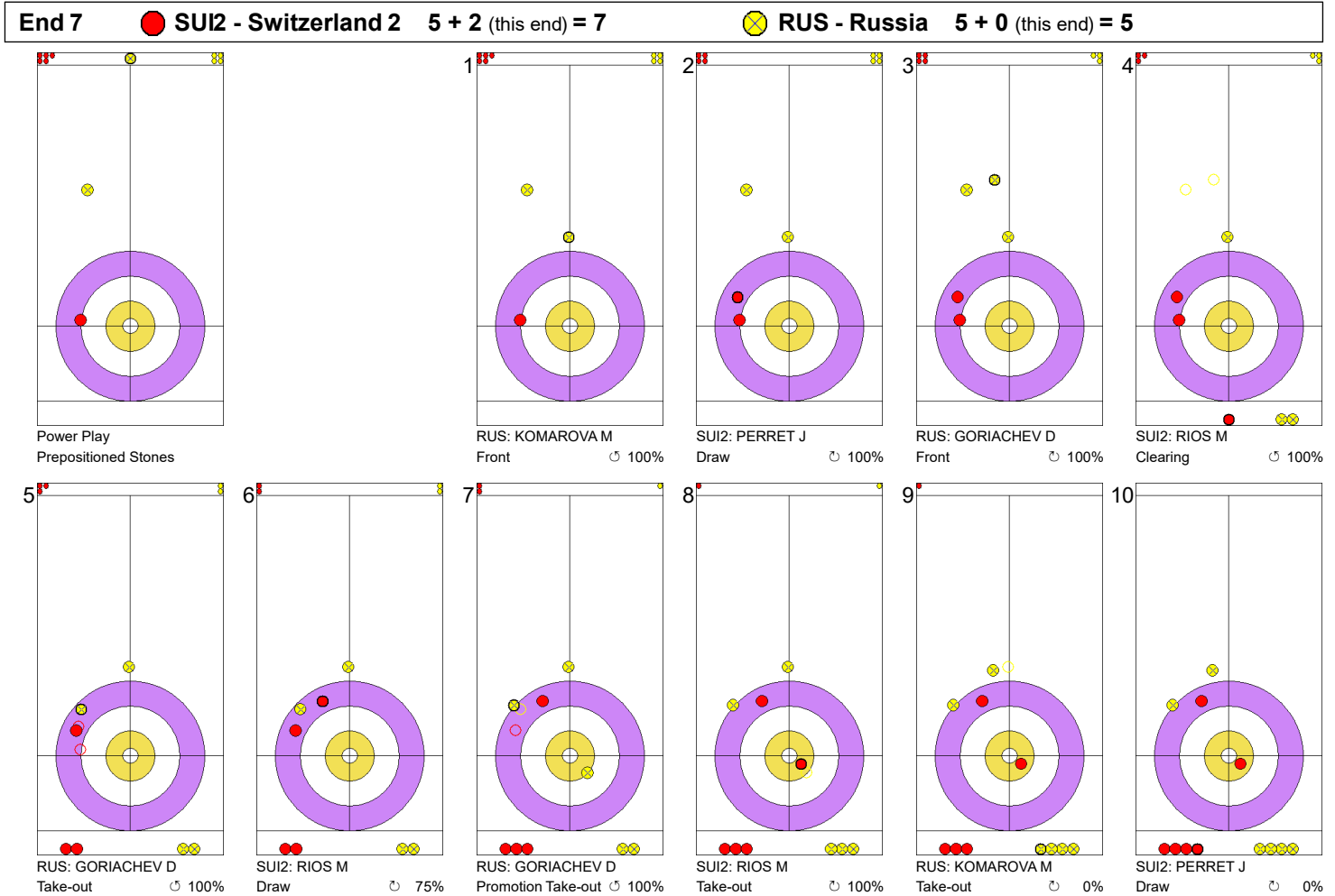
End 6 **SUI2 - Switzerland 2** 5 + 0 (this end) = 5 **RUS - Russia** 1 + 4 (this end) = 5





Legend:
 Clockwise
  Counter-clockwise
 - Not considered



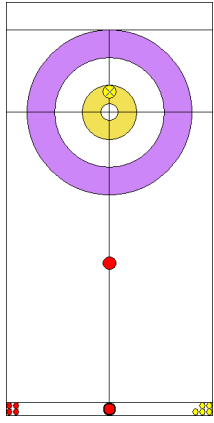
Game - Shot by Shot



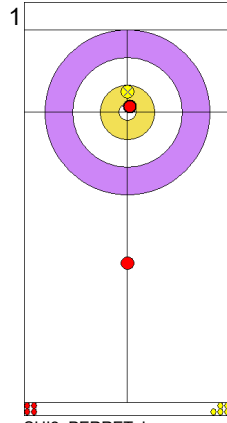
Legend:
 Clockwise
  Counter-clockwise
 - Not considered

Game - Shot by Shot

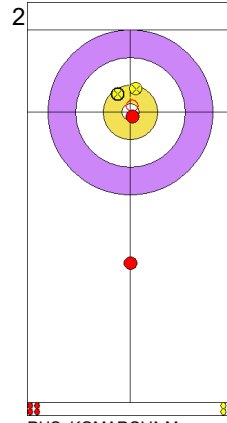
End 8 ● SUI2 - Switzerland 2 7 + 0 (this end) = 7 ⊗ RUS - Russia 5 + 2 (this end) = 7



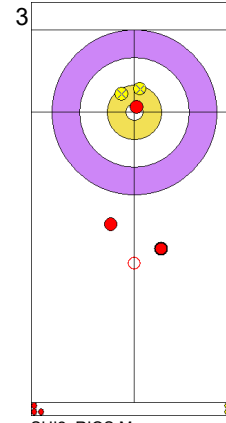
Prepositioned Stones



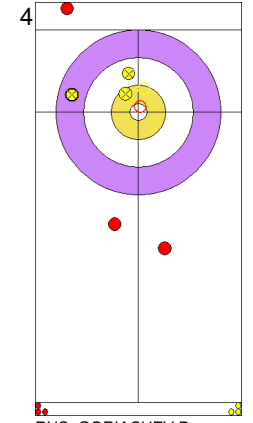
SUI2: PERRET J
Draw ⌚ 100%



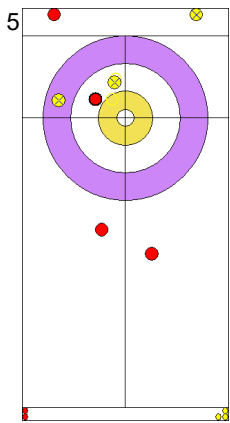
RUS: KOMAROVA M
Draw ⌚ 75%



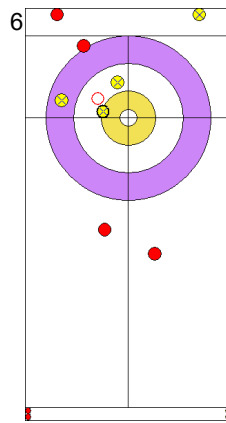
SUI2: RIOS M
Draw ⌚ 0%



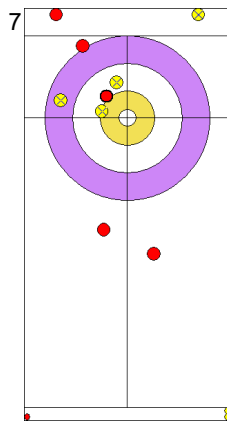
RUS: GORIACHEV D
Take-out ⌚ 100%



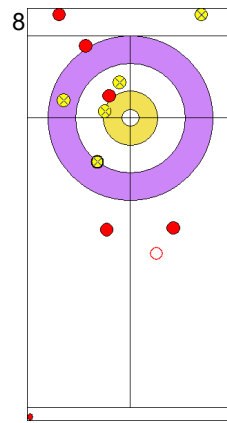
SUI2: RIOS M
Double Take-out ⌚ 50%



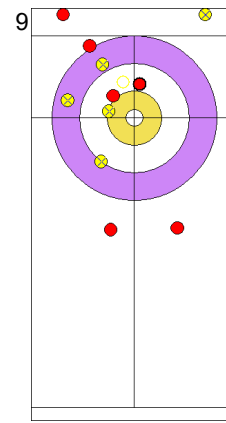
RUS: GORIACHEV D
Take-out ⌚ 75%



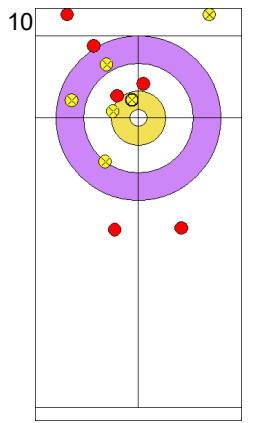
SUI2: RIOS M
Draw ⌚ 50%



RUS: GORIACHEV D
Draw ⌚ 25%



SUI2: PERRET J
Draw ⌚ 50%

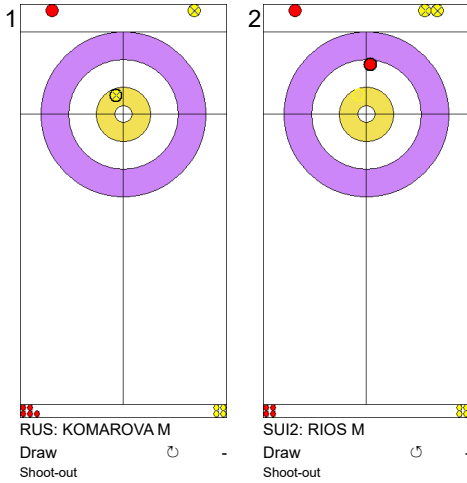


RUS: KOMAROVA M
Draw ⌚ 100%

Legend:
⌚ Clockwise ⌚ Counter-clockwise - Not considered

Game - Shot by Shot

End 9 ● **SUI2 - Switzerland 2** 7 + 0 (this end) = 7 ⊗ **RUS - Russia** 7 + 1 (this end) = 8



Legend:
 Clockwise Counter-clockwise - Not considered

Entry List by Country

As of WED 8 MAY 2019

CAN1 - Canada 1		Group-A
F	WALKER Laura	R
M	MUYRES Kirk	R
C	WALKER Geoff	

CAN2 - Canada 2		Group-B
F	SAHAIDAK Kadriana	R
M	LOTT Colton	R
C	THIESSEN Nolan	

CHN - China		Group-A
F	CAO Chang	R
M	YUAN Mingjie	R
C	ZHANG Wei	

NOR - Norway		Group-B
F	SKASLIEN Kristin	R
M	NEDREGOTTEN Magnus	R
C	LOEVOLD Thomas	

RUS - Russia		Group-B
F	KOMAROVA Maria	R
M	GORIACHEV Daniil	R
C	GUDIN Vasily	

SUI1 - Switzerland 1		Group-A
F	JAEGGI Michele	R
M	MICHEL Sven	R
C	STOCK Sebastian	

SUI2 - Switzerland 2		Group-B
F	PERRET Jenny	R
M	RIOS Martin	R
C	HOESLI Rolf	

USA - United States		Group-A
F	ANDERSON Sarah	R
M	DROPKIN Korey	R
C	DROBNICK Phill	

Note:
Team members are identified as follows:
F = Female, **M** = Male, **C** = Coach

Legend:
R Right-handed

Extended Team List by Country

As of TUE 7 MAY 2019

CAN1 - Canada 1		Group-A
F	WALKER Laura	R
M	MUYRES Kirk	R
C	WALKER Geoff	
O	THIESSEN Nolan	

CAN2 - Canada 2		Group-B
F	SAHAIDAK Kadriana	R
M	LOTT Colton	R
C	THIESSEN Nolan	
O	WEBSTER Paul	

CHN - China		Group-A
F	CAO Chang	R
M	YUAN Mingjie	R
C	ZHANG Wei	
O	ZHU Yu	

NOR - Norway		Group-B
F	SKASLIEN Kristin	R
M	NEDREGOTTEN Magnus	R
C	LOEVOLD Thomas	
NC	TRULSEN Paal	

RUS - Russia		Group-B
F	KOMAROVA Maria	R
M	GORIACHEV Daniil	R
C	GUDIN Vasily	
O	-	

SUI1 - Switzerland 1		Group-A
F	JAEGGI Michele	R
M	MICHEL Sven	R
C	STOCK Sebastian	
O	-	

SUI2 - Switzerland 2		Group-B
F	PERRET Jenny	R
M	RIOS Martin	R
C	HOESLI Rolf	
NC	STOCK Sebastian	

USA - United States		Group-A
F	ANDERSON Sarah	R
M	DROPKIN Korey	R
C	DROBNICK Phill	
O	FENSON Pete	

Note:

Team members are identified as follows:

F = Female, **M** = Male, **C** = Coach, **NC** = National Coach, **2C** = 2nd Team Coach, **O** = Team Official

Legend:
R Right-handed

Competition Officials

As of TUE 7 MAY 2019

Function	Name	Organisation
WCF President:	CAITHNESS Kate	SCO - Scotland
Curling World Cup Manager:	VAZQUEZ Jorge	MEX - Mexico
Curling World Cup Sport Manager:	KAPP Uli	GER - Germany
Chief Ice Technician:	WUTHRICH Hans	CAN - Canada
Deputy Chief Ice Technician:	CALLAN Mark	SCO - Scotland
Chief Umpire:	STANFIELD Alan	SCO - Scotland
Deputy Chief Umpire:	REIMERTZ Joaquim	SWE - Sweden
Game Umpires:	HONG Junpyo	KOR - Korea
	KIM Byung Chul	KOR - Korea
	KIM Kyung Seog	KOR - Korea
	NIU Xiaoxian	CHN - China
	WANG Jue	CHN - China
	YU Liang	CHN - China
Chief Timer:	PAUTSCH Thomas	GER - Germany
Deputy Chief Timer:	LI Lingshu	CHN - China

Competition Schedule

As of TUE 7 MAY 2019

Date	Start Time	Session	Sheet A	Sheet B	Sheet C	Sheet D	Sheet E	
WED 8 MAY	15:00	1	CAN - JPN	CHN - USA	KOR - SWE	RUS - SUI		
	18:30	2	CAN1 - CHN	USA - SUI1	CAN2 - NOR	SUI2 - RUS		
	21:00	3	USA - CAN1	CHN - SWE	NOR - SCO	CAN2 - SUI		
THU 9 MAY	8:30	4	CAN2 - SUI2	NOR - RUS	CAN1 - USA	CHN - SUI1	CAN - CHN	
	12:00	5	NOR - CAN2	SCO - SUI	USA - CHN	CAN1 - SWE	JPN - USA	
	16:00	6	KOR - RUS	RUS - CAN2	USA - CHN	SUI1 - CAN1	SUI2 - NOR	
	19:30	7	SWE - SUI	CHN - CAN1	CAN2 - SCO	SUI - NOR	SWE - USA	
FRI 10 MAY	8:30	8	CHN - CAN1	SUI1 - USA	CHN - JPN	USA - CAN	RUS - SUI2	
	12:00	9	CAN1 - USA	RUS - SWE	SUI - KOR	SWE - CHN	NOR - CAN2	
	16:00	10	JPN - CAN	USA - CHN	SCO - NOR	USA - CAN1	SUI - CAN2	
	19:30	11	RUS - NOR	SUI - RUS	SUI2 - CAN2	SWE - KOR	SUI1 - CHN	
SAT 11 MAY	8:30	12	SWE - CAN1	CAN2 - NOR	CHN - USA	SUI - SCO	CHN - CAN	
	12:00	13	RUS - KOR	CAN1 - SUI1	CHN - USA	SUI - SWE	USA - JPN	
	16:00	14	CAN2 - RUS	USA - SWE	NOR - SUI	SCO - CAN2	CAN1 - CHN	
	19:30	15	NOR - SUI2	KOR - SUI	CAN - USA	JPN - CHN	SWE - RUS	
SUN 12 MAY	9:00	Men's Final						
	13:00	Mixed Doubles Final						
	16:00	Women's Final						

Note:

 Women  Men  Mixed Doubles

First named team in each game plays red-handled stones and wears dark coloured upper playing garments.