



RESULTS BOOK



Final Standings

Team	Players	Position - Function	Points	Prize Money
Gold JPN - Japan	FUJISAWA Satsuki YOSHIDA Chinami SUZUKI Yumi YOSHIDA Yurika - LIND J.D.	4 S 3 V 2 1 A C	25	\$27,500
2 KOR - Korea	KIM Minji KIM Hyerin YANG Taei KIM Sujin - LEE Sungjun	4 S 3 V 2 1 A C	17	\$16,000
3 CAN - Canada	FLEURY Tracy NJEGOVAN Selena FYFE Liz MacCUIISH Kristin - RONNEBECK Andrea	4 S 3 V 2 1 A C	12	\$6,000
4 SCO - Scotland	MUIRHEAD Eve DODDS Jennifer CHALMERS Victoria GRAY Lauren - MURDOCH David	4 S 3 V 2 1 A C	12	\$6,000
5 SWE - Sweden	HASSELBORG Anna McMANUS Sara KNOCHENHAUER Agnes MABERGS Sofia - -	4 S 3 V 2 1 A C	9	\$4,500
6 RUS - Russia	KOVALEVA Alina ARSENKINA Galina BRYZGALOVA Anastasia KUZMINA Ekaterina - MININ Igor	4 S 3 2 V 1 A C	6	\$3,000
7 USA - United States	SINCLAIR Jamie ANDERSON Sarah ANDERSON Taylor WALKER Monica - COCHRANE Bryan	4 S 3 V 2 1 A C	6	\$3,000
8 CHN - China	YANG Ying HE Ying MENG Xu SUN Chengyu - LIU Yin	4 S 3 V 2 1 A C	0	\$0

Note:
Position and function for each team member:
4 = Fourth, 3 = Third, 2 = Second, 1 = Lead, A = Alternate, S = Skip, V = Vice-Skip, C = Coach

Competition Summary

Session	Date	Time	Sheet A	Sheet B	Sheet C	Sheet D	Sheet E
Session 1	5 DEC	15:00	CAN 7-5 RUS	KOR 5-9 USA	SWE 5-6 JPN	SCO 7-1 CHN	
Session 4	6 DEC	8:30					CAN 4-6 KOR
Session 5	6 DEC	12:00					RUS 5-7 USA
Session 6	6 DEC	16:00	SWE 2-6 SCO				
Session 7	6 DEC	19:30	JPN 10-2 CHN				
Session 8	7 DEC	8:30			KOR 6-2 RUS	USA 5-7 CAN	
Session 9	7 DEC	12:00		SCO 6-7 JPN	CHN 3-7 SWE		
Session 10	7 DEC	16:00	RUS 6-7 CAN	USA 7-8 KOR			
Session 11	7 DEC	19:30		CHN 3-10 SCO		JPN 5-4 SWE	
Session 12	8 DEC	8:30					KOR 5-3 CAN
Session 13	8 DEC	12:00	SCO 2-7 SWE			CHN 2-8 JPN	USA 4-9 RUS
Session 15	8 DEC	19:30		SWE 8-3 CHN	CAN 7-4 USA	RUS 7-4 KOR	JPN 2-5 SCO
Final	9 DEC	12:00			KOR 6-7 JPN		

Standings after Round Robin

Group-A				Group-B			
Rank	Team	Games	Points	Rank	Team	Games	Points
1	KOR - Korea (Kim)	6	12 Q 6p	1	JPN - Japan (Fujisawa)	6	15 Q
2	CAN - Canada (Fleury)	6	12 0p	2	SCO - Scotland (Muirhead)	6	12
3	RUS - Russia (Kovaleva)	6	6	3	SWE - Sweden (Hasselborg)	6	9
3	USA - United States (Sinclair)	6	6	4	CHN - China (Yang)	6	0

Final Standings

Rank	Team	Points
Gold	JPN - Japan (Fujisawa)	25
2	KOR - Korea (Kim)	17
3	CAN - Canada (Fleury)	12
4	SCO - Scotland (Muirhead)	12
5	SWE - Sweden (Hasselborg)	9
6	RUS - Russia (Kovaleva)	6
7	USA - United States (Sinclair)	6
8	CHN - China (Yang)	0

Legend:
 p Points out of direct games Q Qualified for the final

Curling World Cup Ranking

As of SUN 9 DEC 2018

Rank	Member Association	Leg 1	Leg 2	Leg 3	Final	Total Points
1	CAN - Canada	25	12			37
2	JPN - Japan	9	25			34
3	SWE - Sweden	20	9			29
4	KOR - Korea	3	17			20
5	SCO - Scotland	6	12			18
6	RUS - Russia	9	6			15
7	USA - United States	9	6			15
8	CHN - China	6	0			6

Scoring Analysis

Team	Games		LSFE	Stolen Ends	Last Stone Eff.	Force Eff.	Points Scored						Total	Plus / Minus
							0	1	2	3	4	>4		
JPN	7	For	4	8	38%	73%	2	11	8	6	0	0	45	+15
		Against	3	9			1	20	3	0	1	0	30	
SCO	6	For	3	12	24%	73%	1	16	5	2	1	0	36	+14
		Against	3	5			2	12	2	2	0	0	22	
SWE	6	For	3	13	19%	58%	2	16	4	3	0	0	33	+8
		Against	3	6			1	12	5	1	0	0	25	
CAN	6	For	3	5	48%	67%	1	9	10	2	0	0	35	+4
		Against	3	7			3	15	6	0	1	0	31	
KOR	7	For	3	8	22%	41%	4	17	3	3	2	0	40	+1
		Against	4	6			1	11	9	2	1	0	39	
RUS	6	For	3	2	43%	44%	1	11	7	1	0	1	34	-1
		Against	3	3			3	10	8	3	0	0	35	
USA	6	For	3	6	43%	47%	1	10	8	2	1	0	36	-5
		Against	3	6			0	12	7	3	0	1	41	
CHN	6	For	3	1	4%	50%	0	12	1	0	0	0	14	-36
		Against	3	13			1	10	6	8	1	0	50	
Total	25			55			12	102	46	19	4	1	273	

Note:

Stolen ends are the ends won without the last stone advantage.

Last Stone Efficiency: Scoring two or more points with last stone advantage.

Force Efficiency: Forcing the opponent team to score only one point when they have the last stone advantage.

Legend:

>4 More than four points scored

LSFE Last Stone First End

Summary of Big Ends

Points Scored	By	Against	Session	End	Game Result
6	RUS - Russia	USA - United States	13	4	9 : 4
4	KOR - Korea	CAN - Canada	4	1	6 : 4
4	KOR - Korea	JPN - Japan	F	2	6 : 7
4	SCO - Scotland	CHN - China	11	2	10 : 3
4	USA - United States	KOR - Korea	1	6	9 : 5

Note:
Big ends are defined as ends with a score of four or more points.

Legend:
F Final

Session Results and Standings

Sheet	Team	LSFE	1	2	3	4	5	6	7	8	Total	Points
C	KOR - Korea (Kim)		0	4	0	1	1	0	0	0	6	5
	JPN - Japan (Fujisawa)	*	2	0	1	0	0	1	1	2	7	10

Final Standings

Rank	Team	Points
Gold	JPN - Japan (Fujisawa)	25
2	KOR - Korea (Kim)	17
3	CAN - Canada (Fleury)	12
4	SCO - Scotland (Muirhead)	12
5	SWE - Sweden (Hasselborg)	9
6	RUS - Russia (Kovaleva)	6
7	USA - United States (Sinclair)	6
8	CHN - China (Yang)	0

Legend:
LSFE(*) Last Stone First End

Game Results

Sheet	Game	Team	LSFE	1	2	3	4	5	6	7	8	Total	Points
C	7	KOR - Korea (Kim)		0	4	0	1	1	0	0	0	6	5
	7	JPN - Japan (Fujisawa)	*	2	0	1	0	0	1	1	2	7	10

KOR - Korea		Shot Success Game
4 S	KIM Minji	69%
3 V	KIM Hyerin	80%
2	YANG Taei	91%
1	KIM Sujin	86%
A	-	-
Team Total		81%

JPN - Japan		Shot Success Game
4 S	FUJISAWA Satsuki	72%
3 V	YOSHIDA Chinami	66%
2	SUZUKI Yumi	88%
1	YOSHIDA Yurika	92%
A	-	-
Team Total		79%

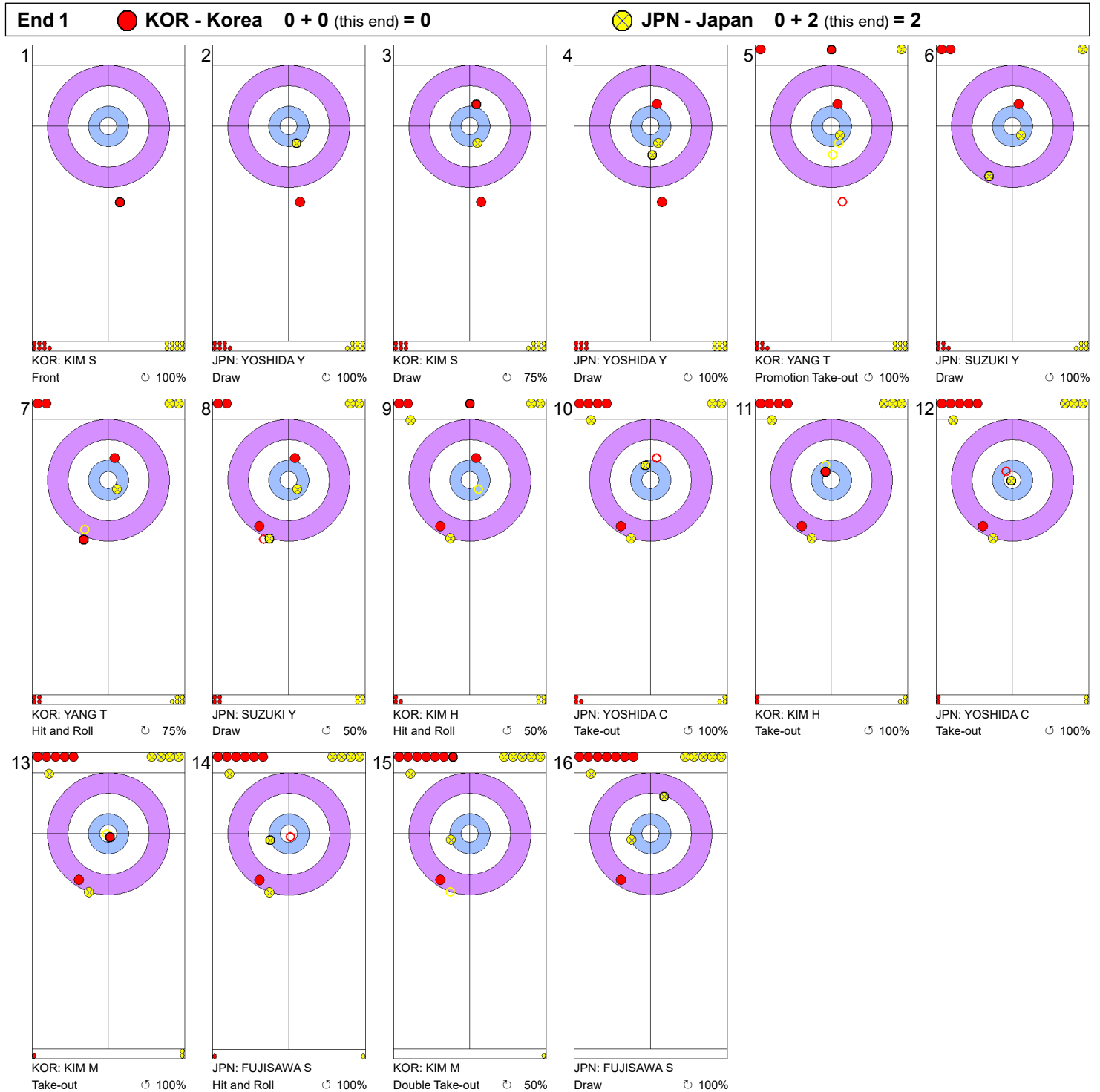
KOR - Korea		♻	⌚	Game	
4	KIM Minji	Draws	9 83%	1 50%	10 80%
		Take-outs	4 38%	2 75%	6 50%
		Total	13 69%	3 67%	16 69%
3	KIM Hyerin	Draws	3 92%	1 100%	4 94%
		Take-outs	9 78%	3 67%	12 75%
		Total	12 81%	4 75%	16 80%
2	YANG Taei	Draws	3 83%	0 -	3 83%
		Take-outs	9 97%	4 81%	13 92%
		Total	12 94%	4 81%	16 91%
1	KIM Sujin	Draws	12 88%	4 81%	16 86%
		Take-outs	0 -	0 -	0 -
		Total	12 88%	4 81%	16 86%
A	-	Draws	0 -	0 -	0 -
		Take-outs	0 -	0 -	0 -
		Total	0 -	0 -	0 -
Team		Draws	27 86%	6 79%	33 85%
		Take-outs	22 78%	9 75%	31 77%
		Total	49 83%	15 77%	64 81%

JPN - Japan		♻	⌚	Game	
4	FUJISAWA Satsuki	Draws	7 79%	4 88%	11 82%
		Take-outs	3 33%	2 75%	5 50%
		Total	10 65%	6 83%	16 72%
3	YOSHIDA Chinami	Draws	5 70%	4 81%	9 75%
		Take-outs	5 35%	2 100%	7 54%
		Total	10 53%	6 88%	16 66%
2	SUZUKI Yumi	Draws	5 95%	6 88%	11 91%
		Take-outs	2 75%	3 83%	5 80%
		Total	7 89%	9 86%	16 88%
1	YOSHIDA Yurika	Draws	6 79%	9 100%	15 92%
		Take-outs	1 100%	0 -	1 100%
		Total	7 82%	9 100%	16 92%
A	-	Draws	0 -	0 -	0 -
		Take-outs	0 -	0 -	0 -
		Total	0 -	0 -	0 -
Team		Draws	23 80%	23 91%	46 86%
		Take-outs	11 48%	7 86%	18 63%
		Total	34 70%	30 90%	64 79%

Note:
Position and function for each team member:
4 = Fourth, 3 = Third, 2 = Second, 1 = Lead, A = Alternate, S = Skip, V = Vice-Skip

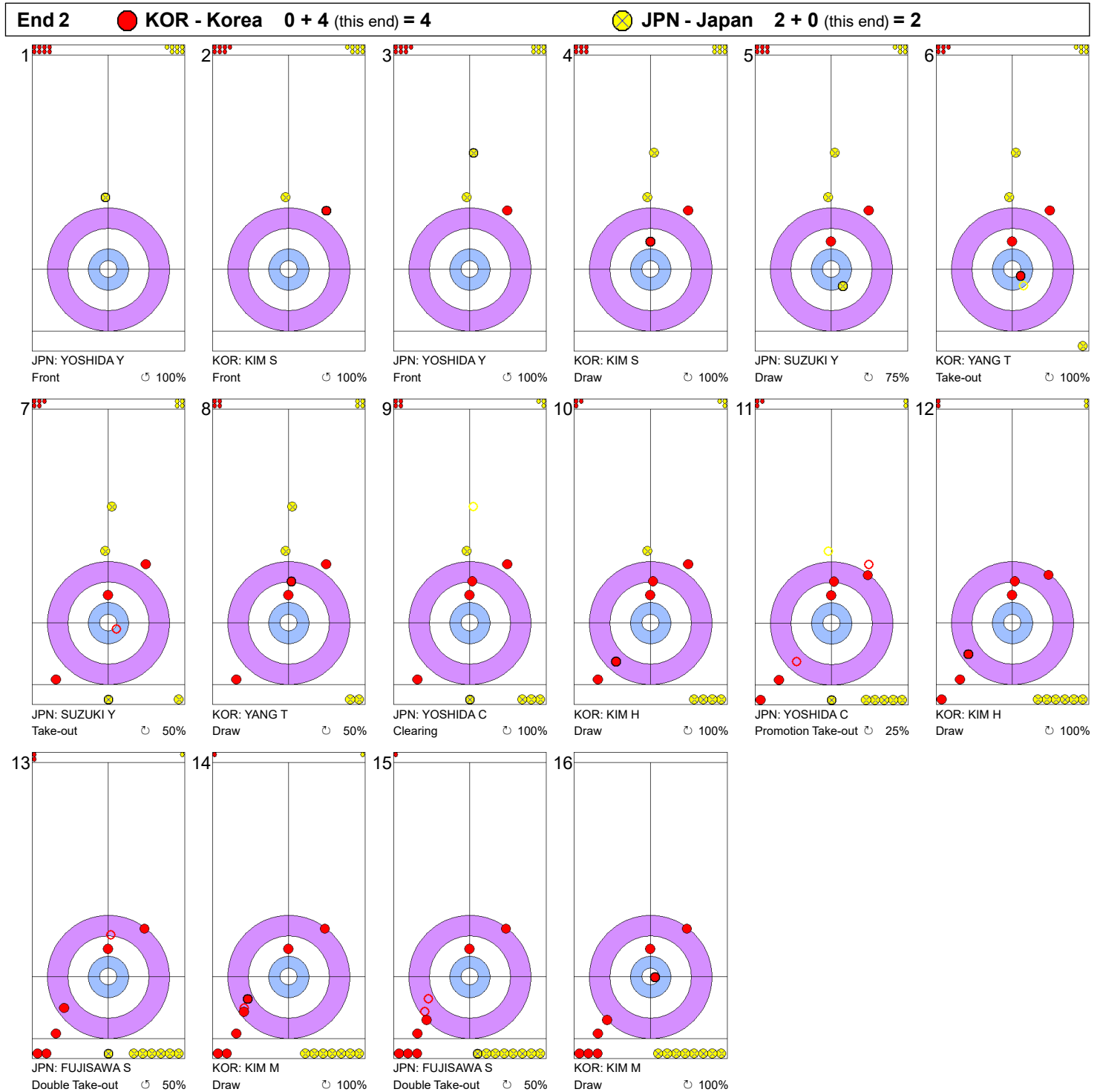
Legend:
♻ Clockwise ⌚ Counter-clockwise LSFE(*) Last Stone First End

Game - Shot by Shot



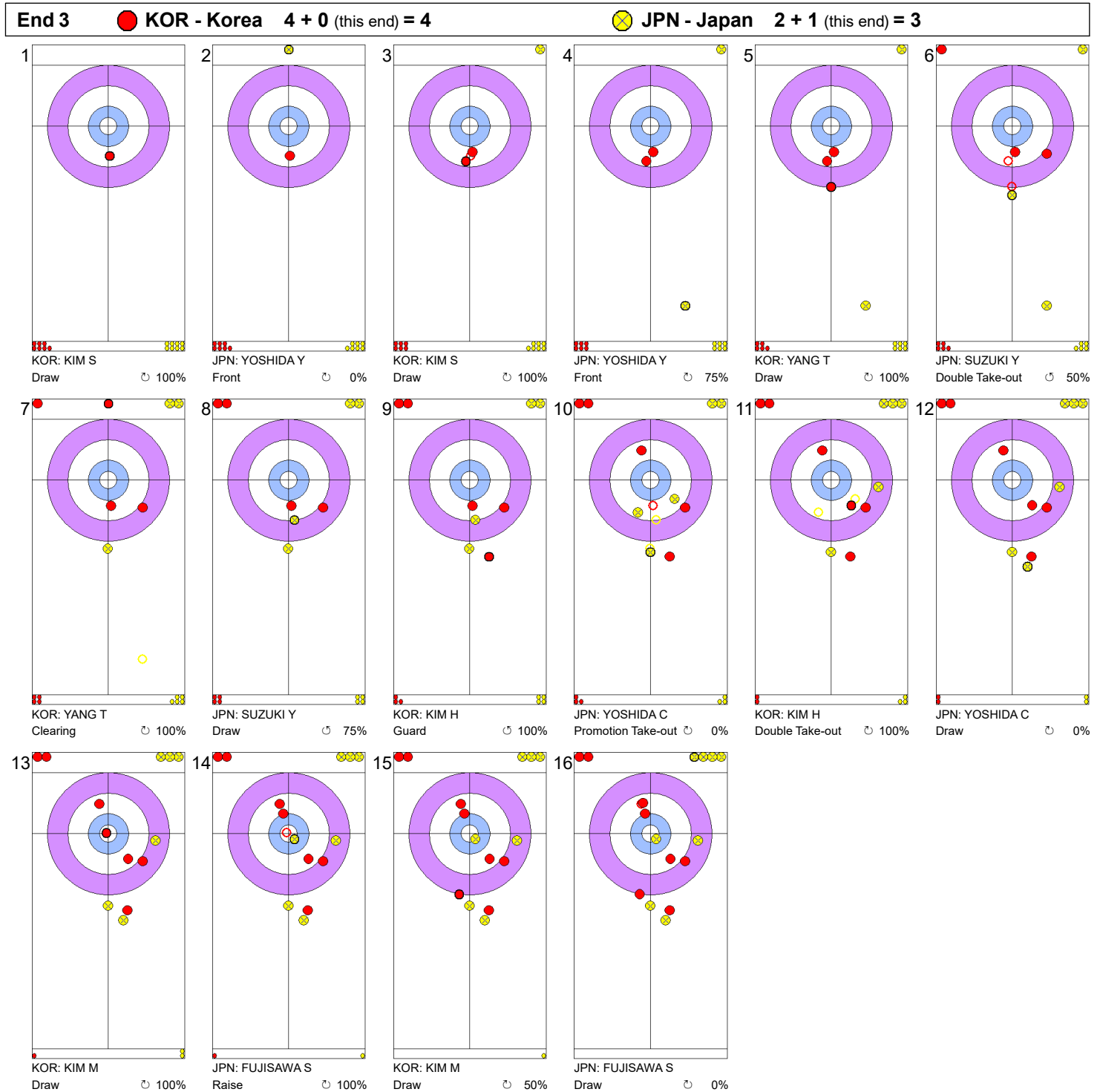
Legend:
 Clockwise
 Counter-clockwise
 - Not considered

Game - Shot by Shot



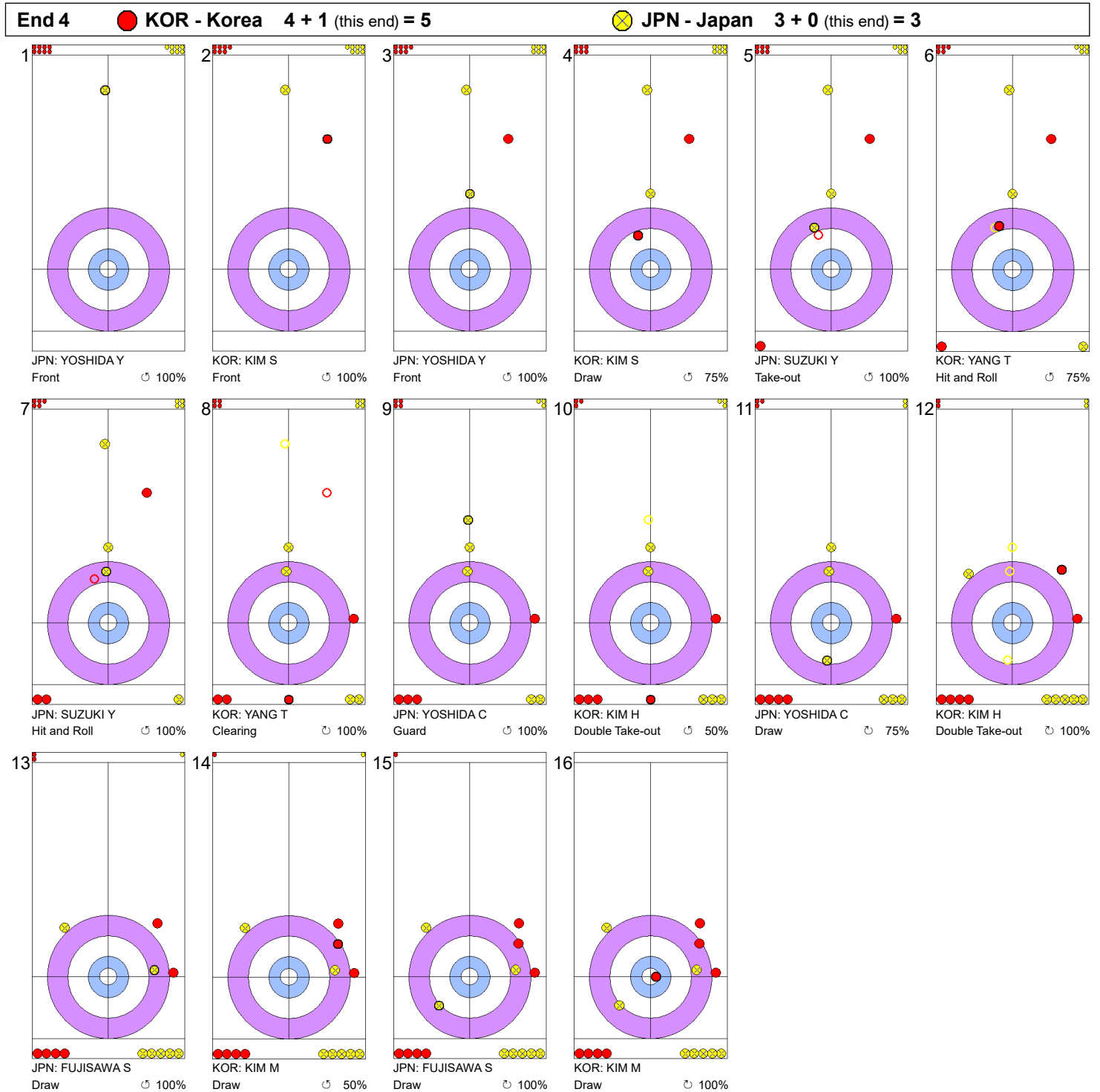
Legend:
 ⌚ Clockwise ⌚ Counter-clockwise - Not considered

Game - Shot by Shot



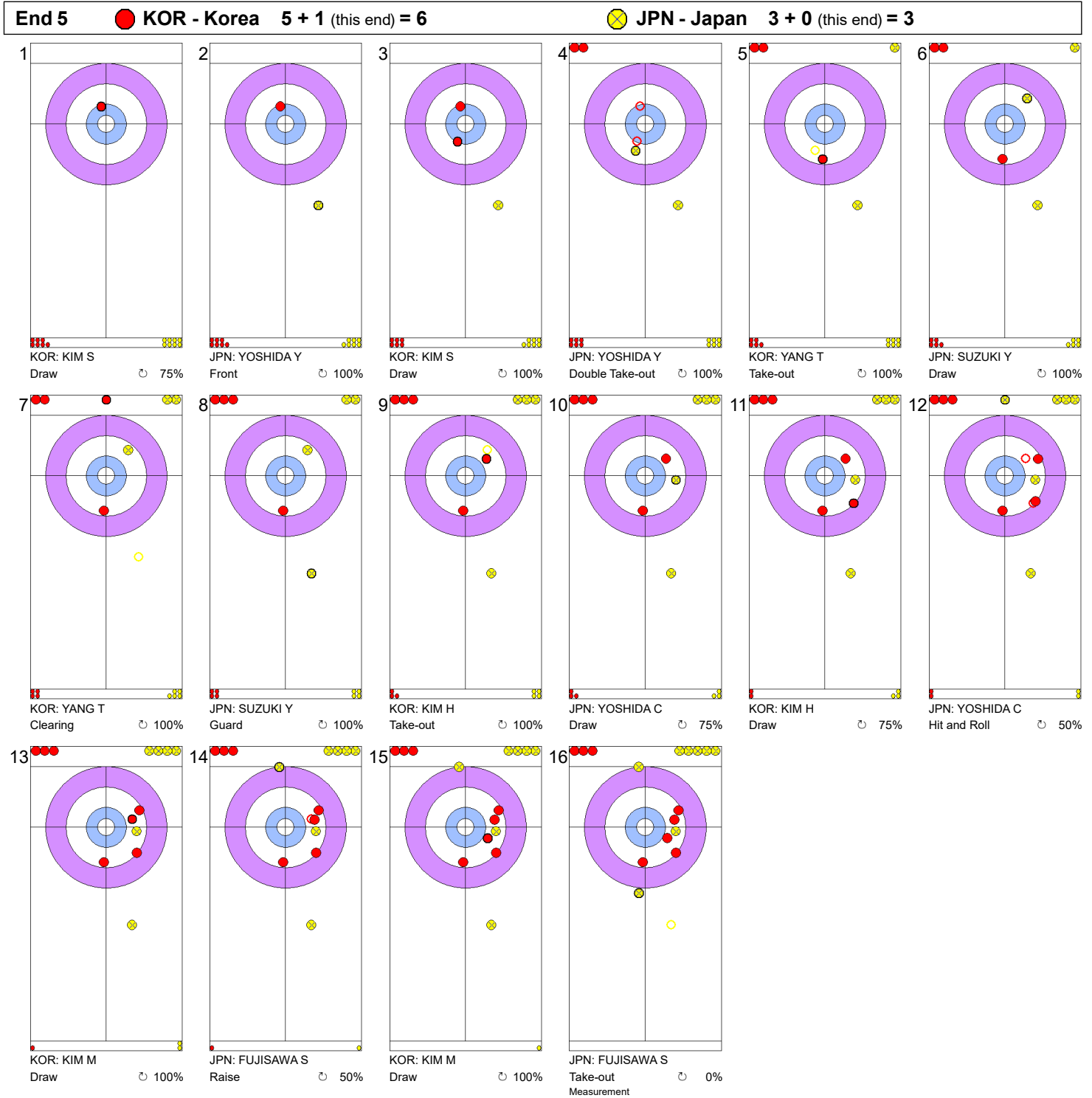
Legend:
 ↻ Clockwise ↺ Counter-clockwise - Not considered

Game - Shot by Shot



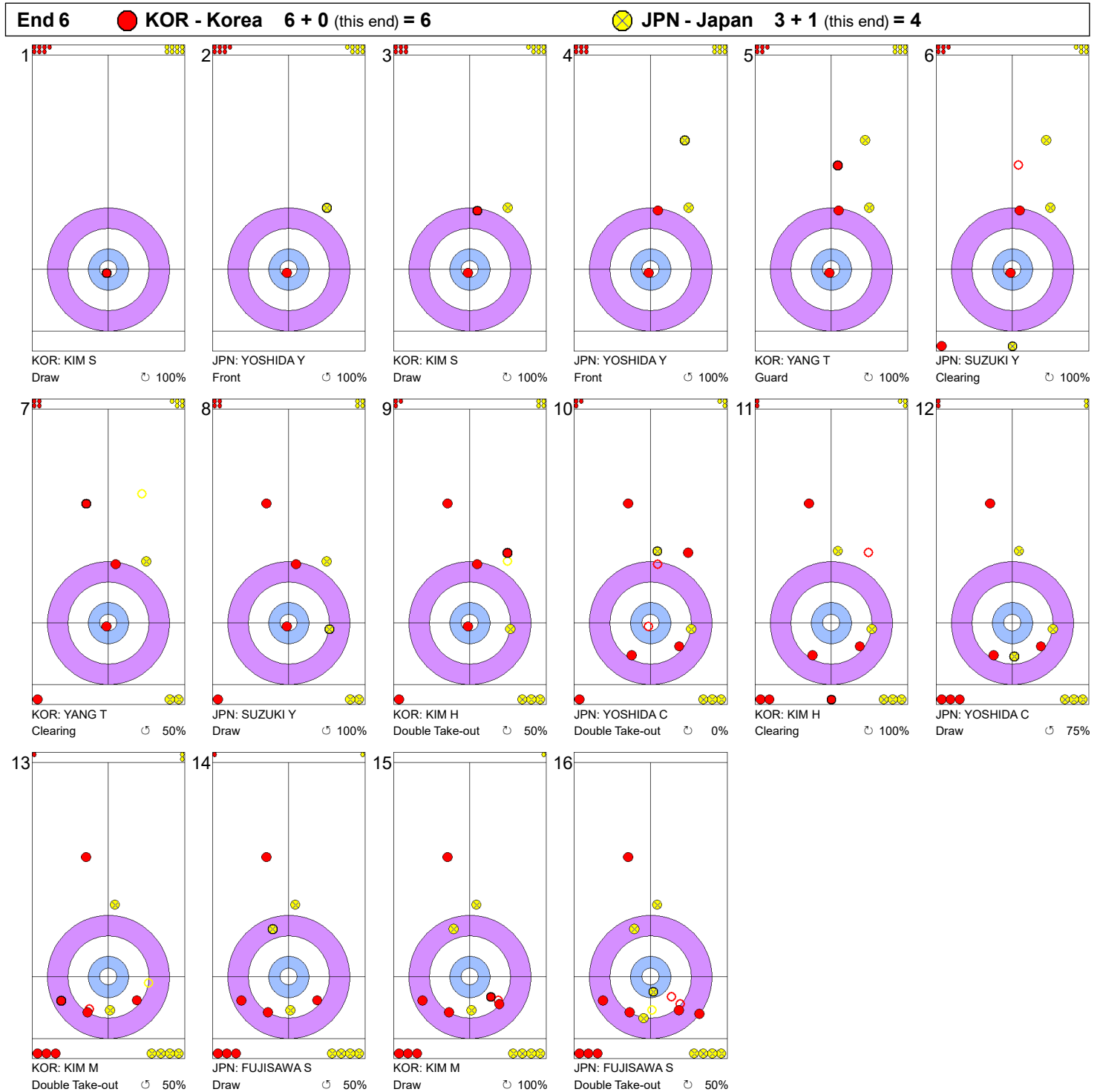
Legend:
 ↻ Clockwise ↺ Counter-clockwise - Not considered

Game - Shot by Shot



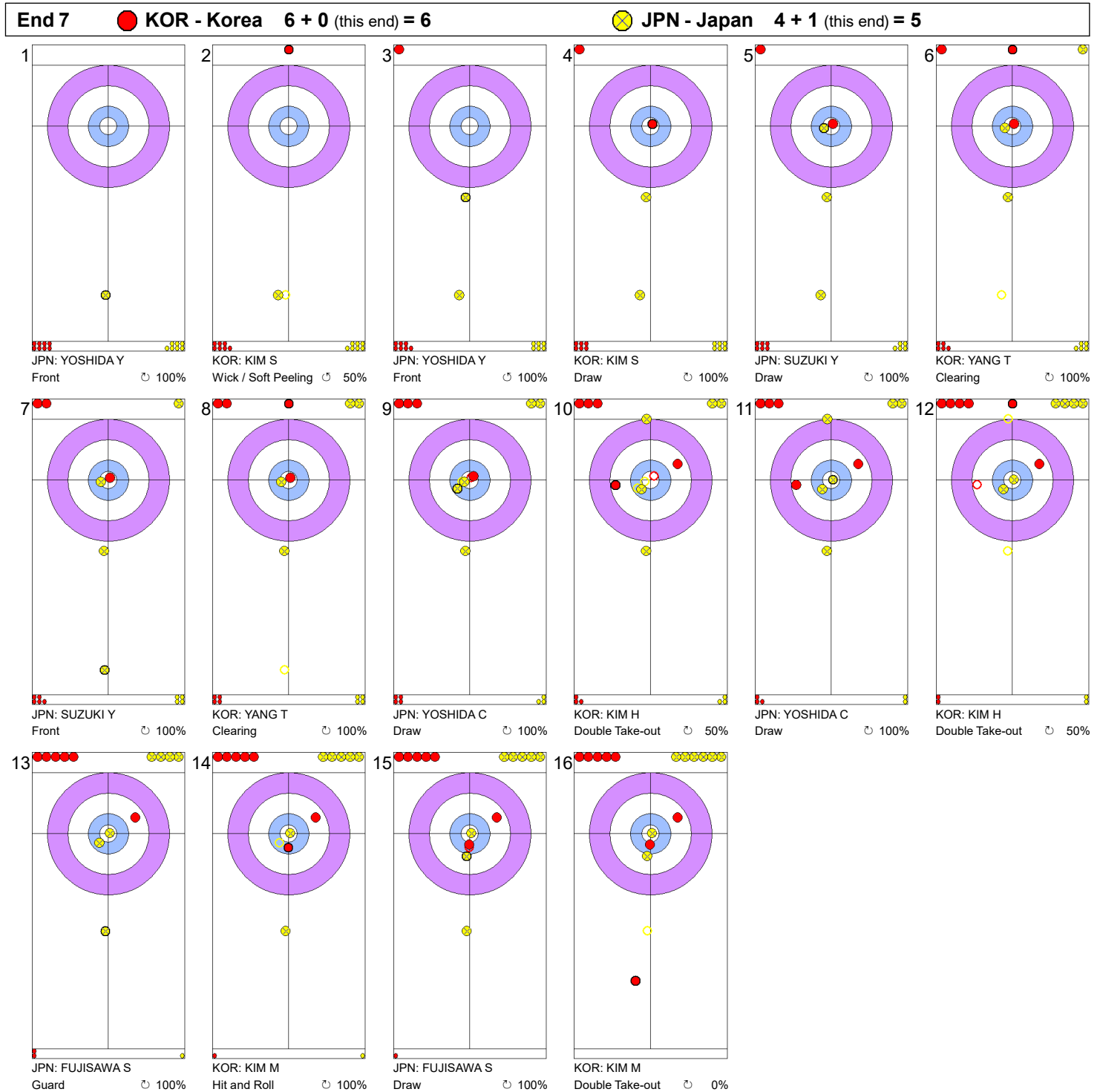
Legend:
 ↻ Clockwise ↺ Counter-clockwise - Not considered

Game - Shot by Shot



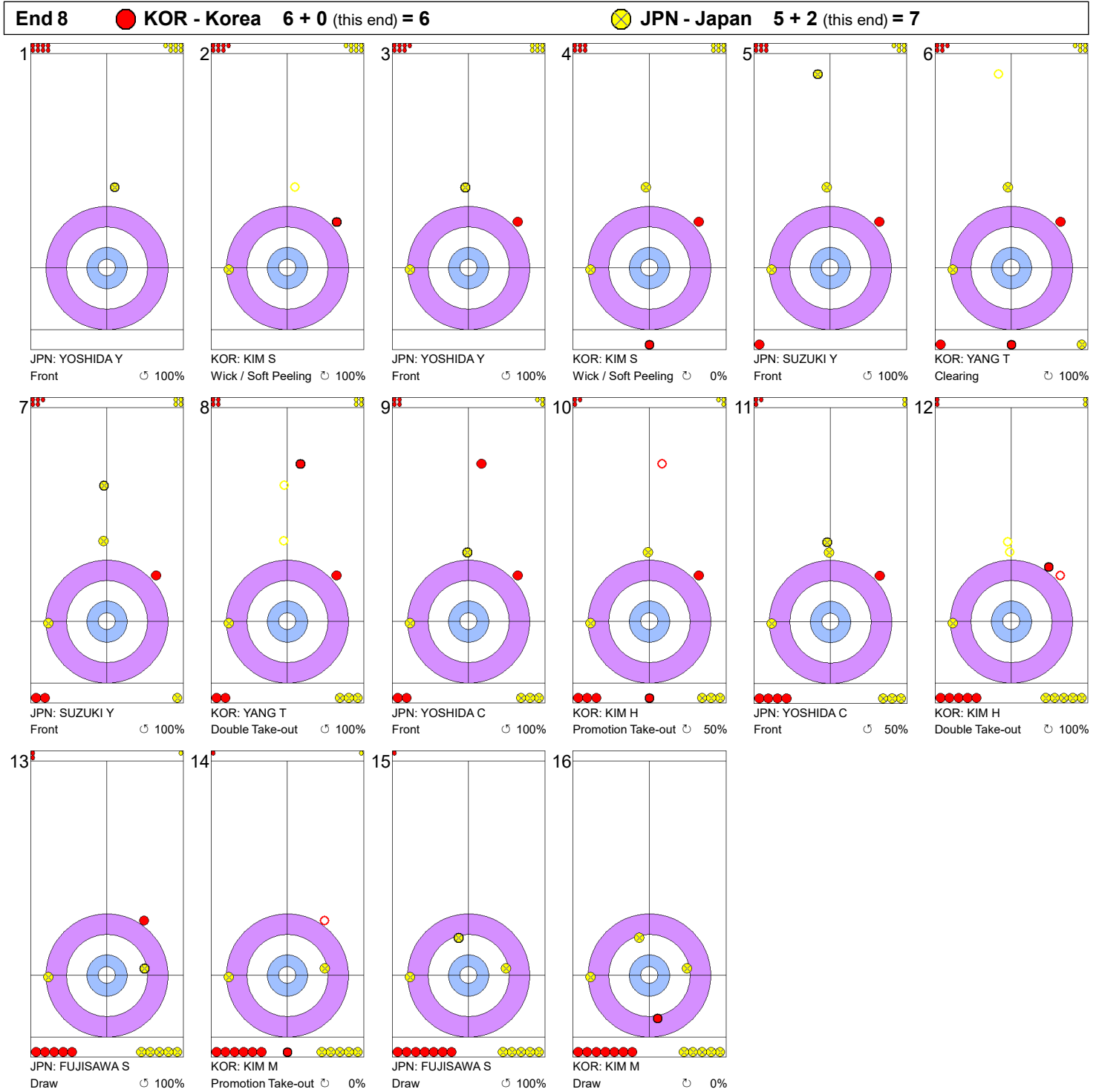
Legend:
 ↻ Clockwise ↺ Counter-clockwise - Not considered

Game - Shot by Shot



Legend:
 Clockwise
 Counter-clockwise
 - Not considered

Game - Shot by Shot



Legend:
 Clockwise
 Counter-clockwise
 - Not considered

Competition Matrix

Group-A

Team	CAN		KOR		RUS		USA	
CAN			4 - 6	0	7 - 5	3	7 - 5	3
			3 - 5	0	7 - 6	3	7 - 4	3
KOR	6 - 4	3			6 - 2	3	5 - 9	0
	5 - 3	3			4 - 7	0	8 - 7	3
RUS	5 - 7	0	2 - 6	0			5 - 7	0
	6 - 7	0	7 - 4	3			9 - 4	3
USA	5 - 7	0	9 - 5	3	7 - 5	3		
	4 - 7	0	7 - 8	0	4 - 9	0		

Group-B

Team	CHN		JPN		SCO		SWE	
CHN			2 - 10	0	1 - 7	0	3 - 7	0
			2 - 8	0	3 - 10	0	3 - 8	0
JPN	10 - 2	3			7 - 6	3	6 - 5	3
	8 - 2	3			2 - 5	0	5 - 4	3
SCO	7 - 1	3	6 - 7	0			6 - 2	3
	10 - 3	3	5 - 2	3			2 - 7	0
SWE	7 - 3	3	5 - 6	0	2 - 6	0		
	8 - 3	3	4 - 5	0	7 - 2	3		

Standings after Round Robin Group-A

Rank	Team	Games	Points		
1	KOR - Korea (Kim)	6	12	Q	6p
2	CAN - Canada (Fleury)	6	12		0p
3	RUS - Russia (Kovaleva)	6	6		
3	USA - United States (Sinclair)	6	6		

Standings after Round Robin Group-B

Rank	Team	Games	Points		
1	JPN - Japan (Fujisawa)	6	15	Q	
2	SCO - Scotland (Muirhead)	6	12		
3	SWE - Sweden (Hasselborg)	6	9		
4	CHN - China (Yang)	6	0		

Legend:
 p Points out of direct games Q Qualified for the final

Scoring Analysis

Team	Games		LSFE	Stolen Ends	Last Stone Eff.	Force Eff.	Points Scored						Total	Plus / Minus
							0	1	2	3	4	>4		
JPN	6	For	3	6	41%	77%	2	8	6	6	0	0	38	+14
		Against	3	8			1	18	3	0	0	0	24	
SCO	6	For	3	12	24%	73%	1	16	5	2	1	0	36	+14
		Against	3	5			2	12	2	2	0	0	22	
SWE	6	For	3	13	19%	58%	2	16	4	3	0	0	33	+8
		Against	3	6			1	12	5	1	0	0	25	
CAN	6	For	3	5	48%	67%	1	9	10	2	0	0	35	+4
		Against	3	7			3	15	6	0	1	0	31	
KOR	6	For	3	7	21%	36%	4	15	3	3	1	0	34	+2
		Against	3	4			1	8	7	2	1	0	32	
RUS	6	For	3	2	43%	44%	1	11	7	1	0	1	34	-1
		Against	3	3			3	10	8	3	0	0	35	
USA	6	For	3	6	43%	47%	1	10	8	2	1	0	36	-5
		Against	3	6			0	12	7	3	0	1	41	
CHN	6	For	3	1	4%	50%	0	12	1	0	0	0	14	-36
		Against	3	13			1	10	6	8	1	0	50	
Total	24			52			12	97	44	19	3	1	260	

Note:

Stolen ends are the ends won without the last stone advantage.

Last Stone Efficiency: Scoring two or more points with last stone advantage.

Force Efficiency: Forcing the opponent team to score only one point when they have the last stone advantage.

Legend:

>4 More than four points scored

LSFE Last Stone First End

Summary of Big Ends

Points Scored	By	Against	Session	End	Game Result
6	RUS - Russia	USA - United States	13	4	9 : 4
4	KOR - Korea	CAN - Canada	4	1	6 : 4
4	SCO - Scotland	CHN - China	11	2	10 : 3
4	USA - United States	KOR - Korea	1	6	9 : 5

Note:
Big ends are defined as ends with a score of four or more points.

Session Results and Standings

Sheet	Round	Team	LSFE	1	2	3	4	5	6	7	8	Total	Points
A	M6	SUI - Switzerland (Schwaller)	*	0	3	0	0	1	0	X	X	4	0
		SWE - Sweden (Edin)		2	0	1	3	0	2	X	X	8	3
B	W6	SWE - Sweden (Hasselborg)	*	1	0	3	0	1	3	0	X	8	3
		CHN - China (Yang)		0	1	0	1	0	0	1	X	3	0
C	W6	CAN - Canada (Fleury)	*	1	2	0	2	0	0	1	1	7	3
		USA - United States (Sinclair)		0	0	2	0	1	1	0	0	4	0
D	W6	RUS - Russia (Kovaleva)	*	1	0	2	0	0	3	0	1	7	3
		KOR - Korea (Kim)		0	1	0	0	2	0	1	0	4	0
E	W6	JPN - Japan (Fujisawa)	*	0	1	0	0	0	0	1	0	2	0
		SCO - Scotland (Muirhead)		0	0	1	1	1	1	0	1	5	3

Women's Standings after Round Robin

Group-A					Group-B				
Rank	Team	Games	Points		Rank	Team	Games	Points	
1	KOR - Korea (Kim)	6	12	Q 6p	1	JPN - Japan (Fujisawa)	6	15	Q
2	CAN - Canada (Fleury)	6	12	0p	2	SCO - Scotland (Muirhead)	6	12	
3	RUS - Russia (Kovaleva)	6	6		3	SWE - Sweden (Hasselborg)	6	9	
3	USA - United States (Sinclair)	6	6		4	CHN - China (Yang)	6	0	

Men's Standings after Round Robin

Group-A					Group-B				
Rank	Team	Games	Points	TSO	Rank	Team	Games	Points	TSO
1	USA - United States (Shuster)	6	15	Q 48.0	1	SWE - Sweden (Edin)	6	15	Q 24.1
2	CHN - China (Zou)	6	9		2	NOR - Norway (Ulsrud)	6	9	
2	SCO - Scotland (Mouat)	6	9		3	JPN - Japan (Matsumura)	6	6	
4	CAN - Canada (Gunnlaugson)	6	3		3	SUI - Switzerland (Schwaller)	6	6	

Mixed Doubles Standings after Round Robin

Group-A					Group-B				
Rank	Team	Games	Points		Rank	Team	Games	Points	
1	SUI - Switzerland (Perret/Rios)	6	17	Q	1	NOR - Norway (Skaslien/Nedregotten)	6	12	Q
2	KOR - Korea (Jang/Choi)	6	9		2	USA - United States (Peterson/Polo)	6	11	
3	CAN - Canada (Park/Morris)	6	7		3	CHN - China (Wang/Ba)	6	7	
4	SWE - Sweden (Wendel/Wingfors)	6	3		4	RUS - Russia (Moskaleva/Eremin)	6	6	

Legend:

LSFE(*) Last Stone First End	Mn Men's round n	p Points out of direct games
Q Qualified for the final	TSO Team Shoot-out (cm)	Wn Women's round n
X Unplayed/unfinished end due to concession		

Game Results

Sheet	Game	Team	LSFE	1	2	3	4	5	6	7	8	Total	Points
B	6	SWE - Sweden (Hasselborg)	*	1	0	3	0	1	3	0	X	8	3
	6	CHN - China (Yang)		0	1	0	1	0	0	1	X	3	0

SWE - Sweden	
4 S	HASSELBORG Anna
3 V	McMANUS Sara
2	KNOCHENHAUER Agnes
1	MABERGS Sofia
A	-

CHN - China	
4 S	YANG Ying
3	HE Ying
2	MENG Xu
1 V	SUN Chengyu
A	-

Note:
Position and function for each team member:
4 = Fourth, 3 = Third, 2 = Second, 1 = Lead, A = Alternate, S = Skip, V = Vice-Skip

Legend:
LSFE(*) Last Stone First End X Unplayed/unfinished end due to concession

Game Results

Sheet	Game	Team	LSFE	1	2	3	4	5	6	7	8	Total	Points
C	6	CAN - Canada (Fleury)	*	1	2	0	2	0	0	1	1	7	3
	6	USA - United States (Sinclair)		0	0	2	0	1	1	0	0	4	0

CAN - Canada		Shot Success Game
4 S	FLEURY Tracy	85%
3 V	NJEGOVAN Selena	72%
2	FYFE Liz	81%
1	MacCUIISH Kristin	94%
A	-	-
Team Total		83%

USA - United States		Shot Success Game
4 S	SINCLAIR Jamie	73%
3 V	ANDERSON Sarah	84%
2	ANDERSON Taylor	86%
1	WALKER Monica	89%
A	-	-
Team Total		83%

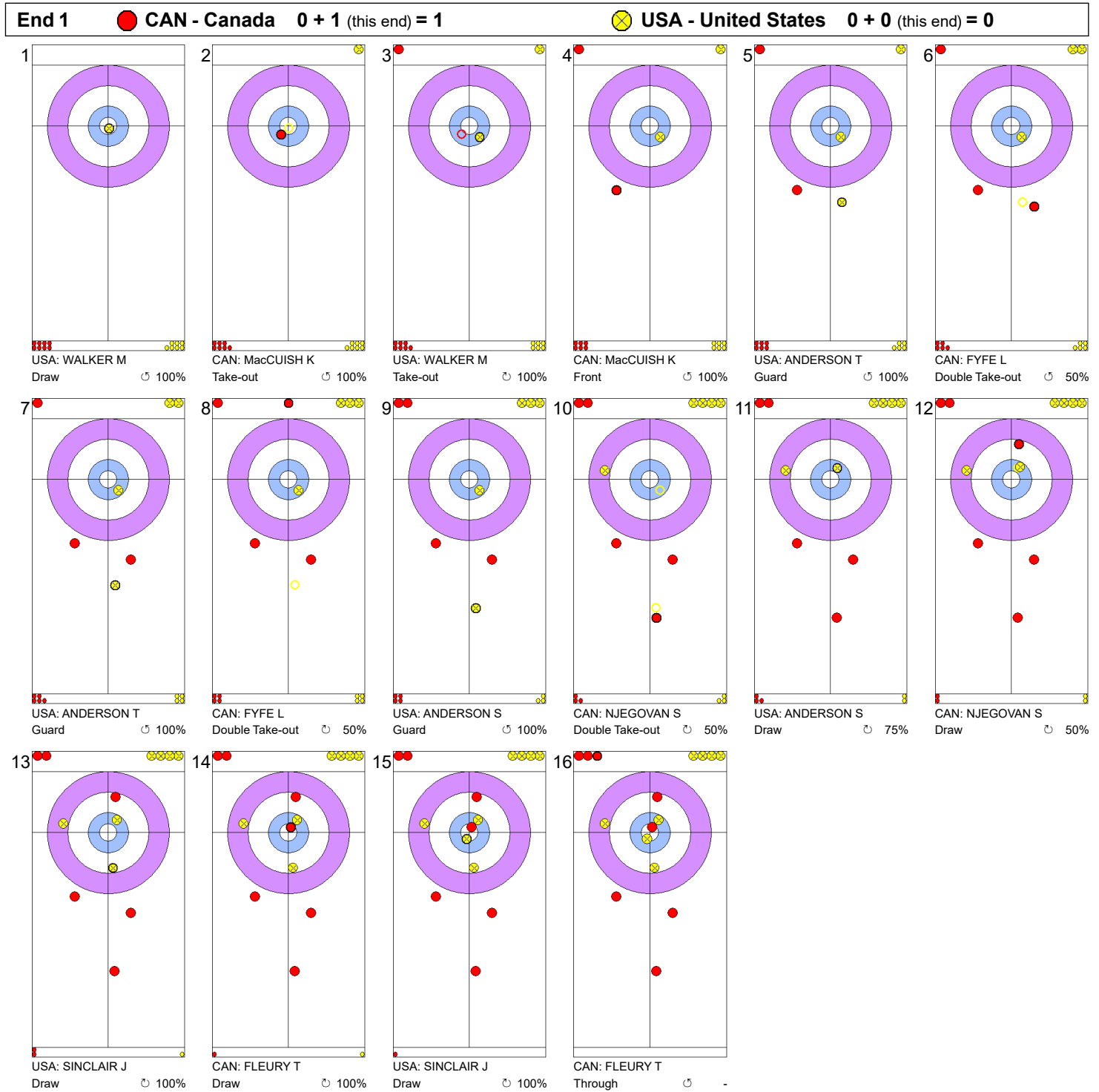
CAN - Canada		↻	↺	Game	
4	FLEURY Tracy	Draws	7 82%	4 75%	11 80%
		Take-outs	2 100%	2 100%	4 100%
		Total	9 86%	6 83%	15 85%
3	NJEGOVAN Selena	Draws	2 63%	0 -	2 63%
		Take-outs	9 78%	5 65%	14 73%
		Total	11 75%	5 65%	16 72%
2	FYFE Liz	Draws	3 83%	1 50%	4 75%
		Take-outs	10 85%	2 75%	12 83%
		Total	13 85%	3 67%	16 81%
1	MacCUIISH Kristin	Draws	8 88%	6 100%	14 93%
		Take-outs	0 -	2 100%	2 100%
		Total	8 88%	8 100%	16 94%
A	-	Draws	0 -	0 -	0 -
		Take-outs	0 -	0 -	0 -
		Total	0 -	0 -	0 -
Team		Draws	20 83%	11 86%	31 84%
		Take-outs	21 83%	11 80%	32 82%
		Total	41 83%	22 83%	63 83%

USA - United States		↻	↺	Game	
4	SINCLAIR Jamie	Draws	5 90%	5 95%	10 93%
		Take-outs	1 0%	5 50%	6 42%
		Total	6 75%	10 73%	16 73%
3	ANDERSON Sarah	Draws	5 95%	5 70%	10 83%
		Take-outs	3 83%	3 92%	6 88%
		Total	8 91%	8 78%	16 84%
2	ANDERSON Taylor	Draws	7 89%	5 90%	12 90%
		Take-outs	4 75%	0 -	4 75%
		Total	11 84%	5 90%	16 86%
1	WALKER Monica	Draws	9 89%	6 88%	15 88%
		Take-outs	1 100%	0 -	1 100%
		Total	10 90%	6 88%	16 89%
A	-	Draws	0 -	0 -	0 -
		Take-outs	0 -	0 -	0 -
		Total	0 -	0 -	0 -
Team		Draws	26 90%	21 86%	47 88%
		Take-outs	9 72%	8 66%	17 69%
		Total	35 86%	29 80%	64 83%

Note:
Position and function for each team member:
4 = Fourth, 3 = Third, 2 = Second, 1 = Lead, A = Alternate, S = Skip, V = Vice-Skip

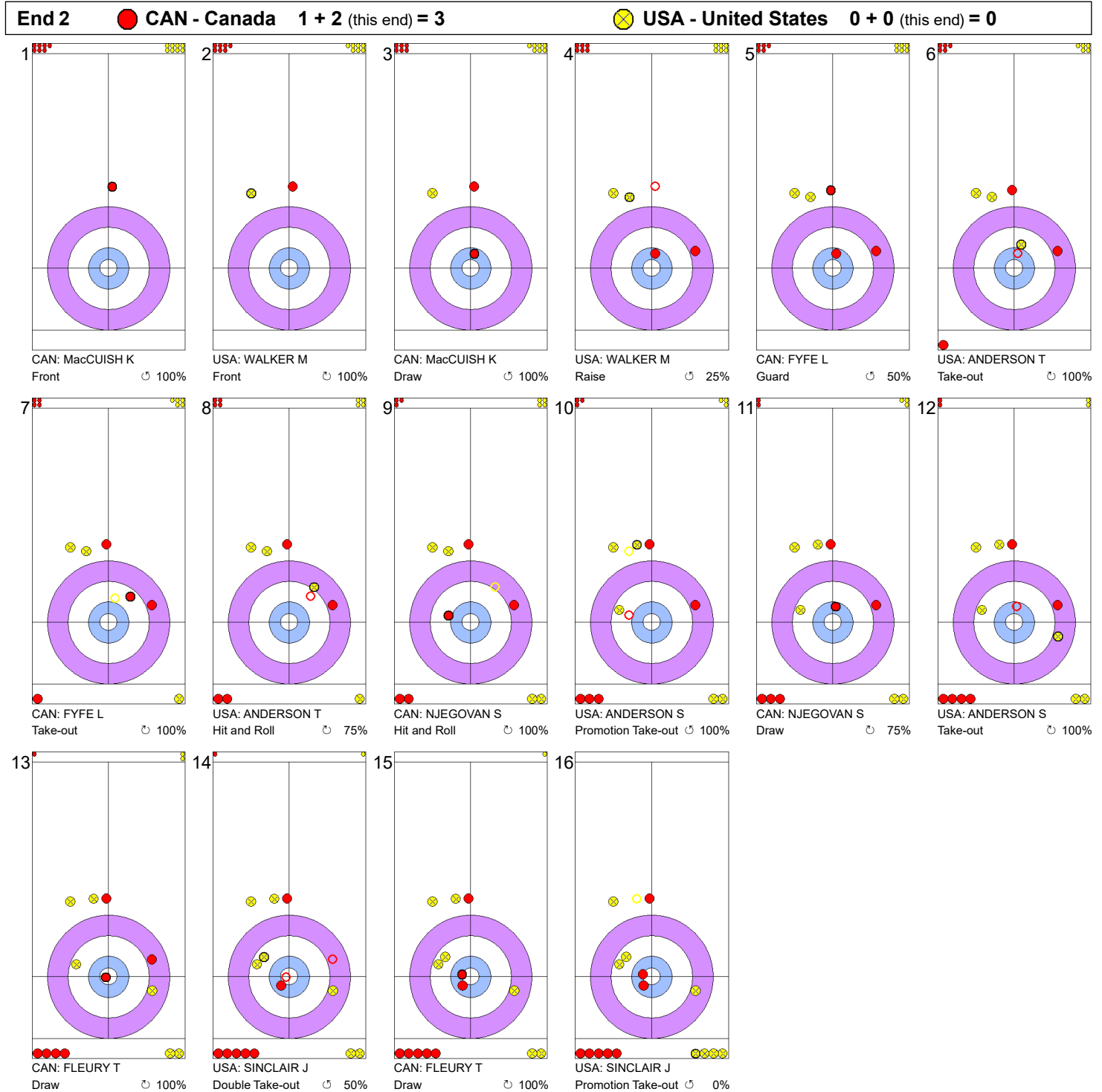
Legend:
↻ Clockwise ↺ Counter-clockwise LSFE(*) Last Stone First End

Game - Shot by Shot



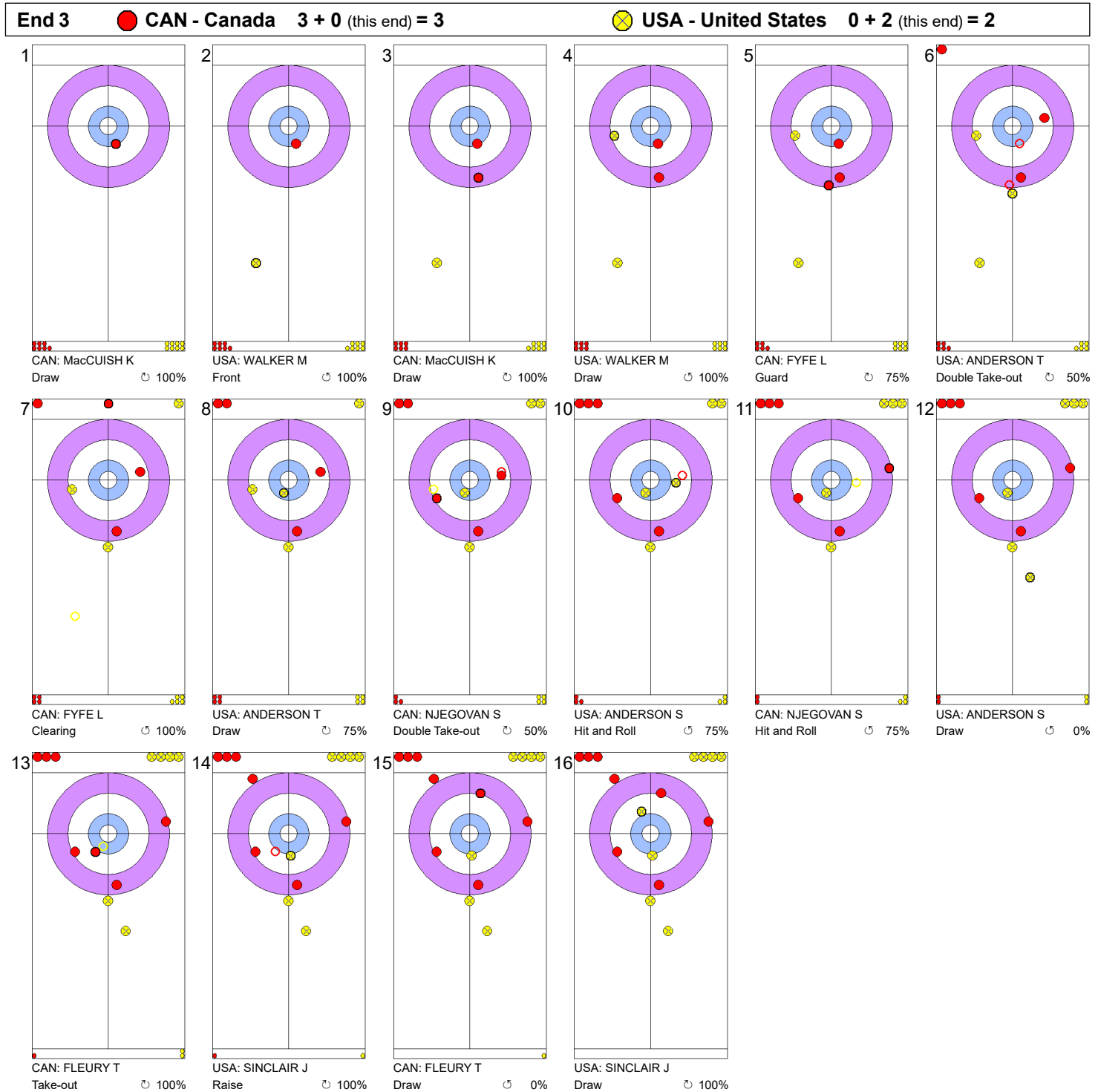
Legend:
 ↻ Clockwise ↺ Counter-clockwise - Not considered

Game - Shot by Shot



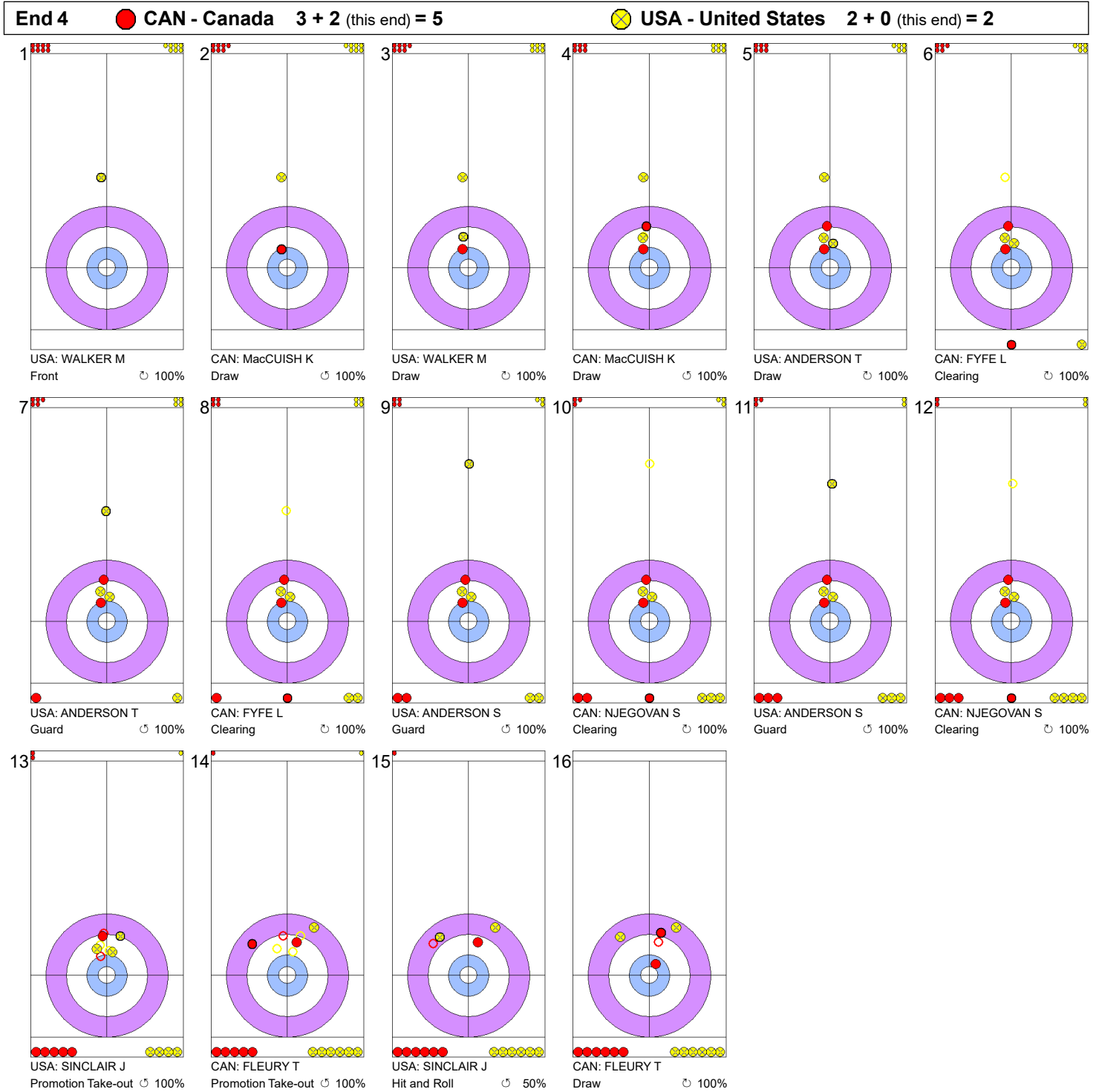
Legend:
 Clockwise Counter-clockwise - Not considered

Game - Shot by Shot



Legend:
 ⌚ Clockwise ⌚ Counter-clockwise - Not considered



Game - Shot by Shot



Legend:
 Clockwise Counter-clockwise - Not considered

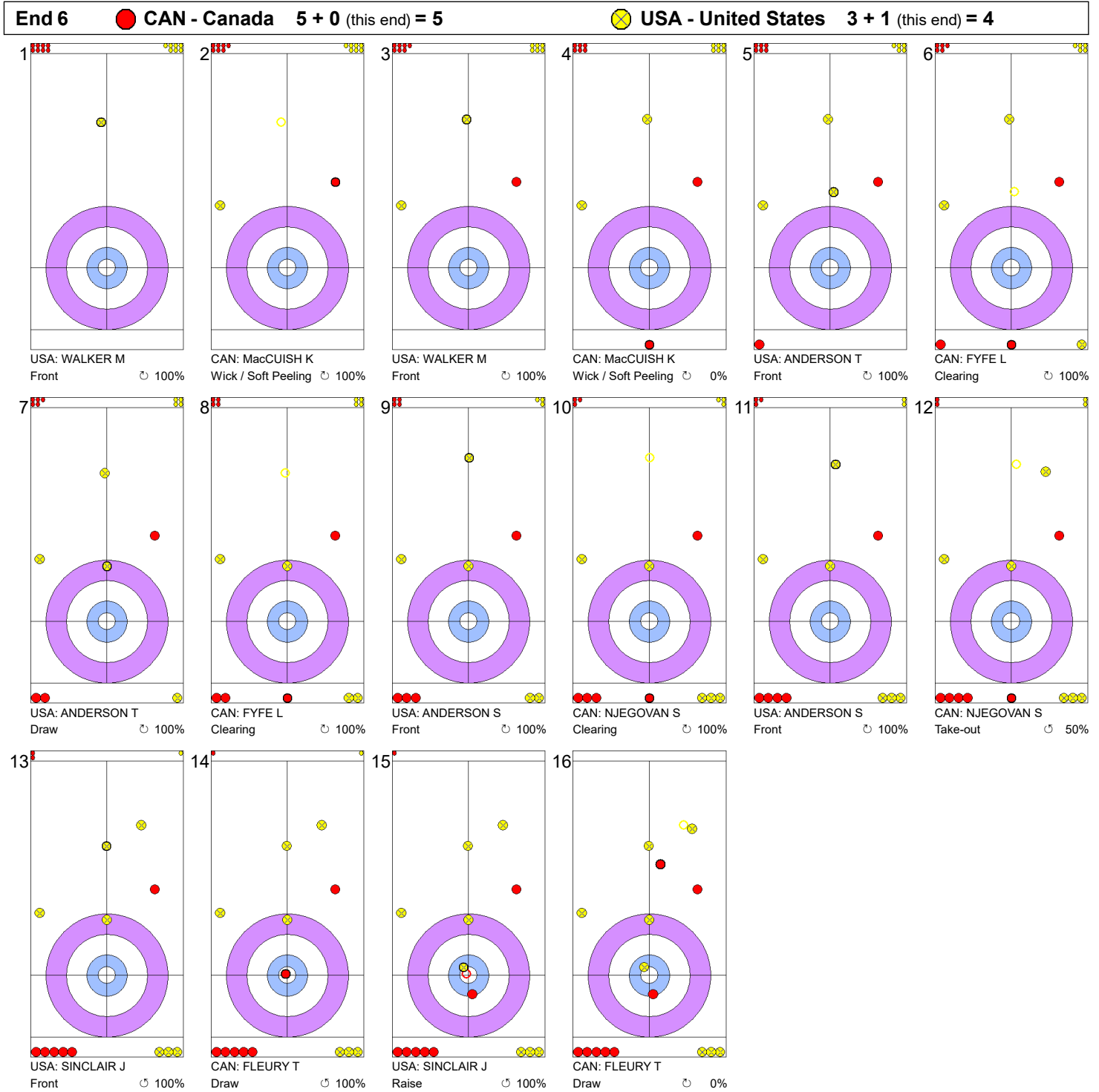
Game - Shot by Shot



Legend:
 Clockwise
  Counter-clockwise
 - Not considered

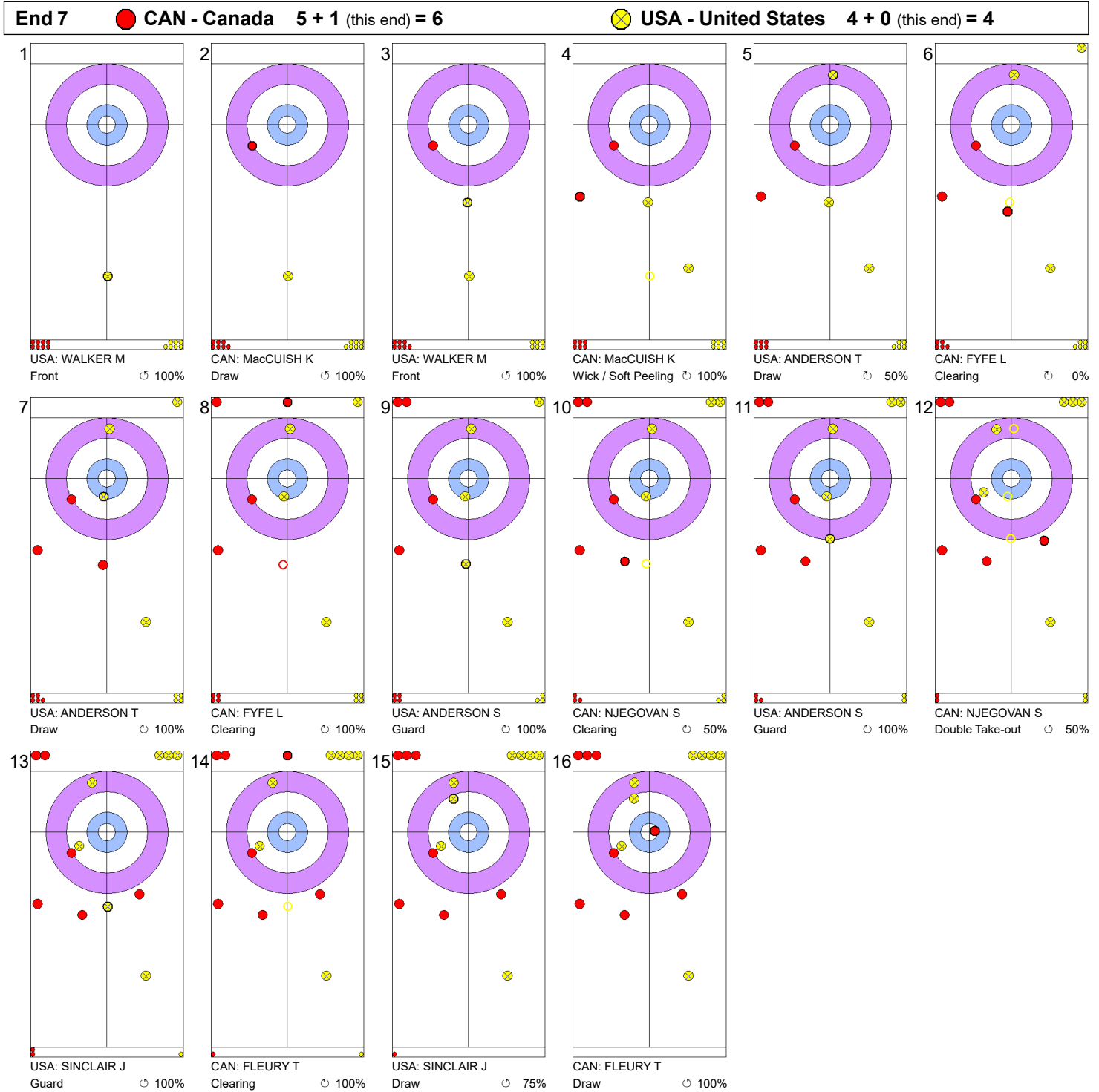




Game - Shot by Shot



Legend:
 ↻ Clockwise ↺ Counter-clockwise - Not considered



Game - Shot by Shot



Legend:
 Clockwise
  Counter-clockwise
 - Not considered

Game - Shot by Shot



Legend:
 Clockwise
  Counter-clockwise
 - Not considered

Game Results

Sheet	Game	Team	LSFE	1	2	3	4	5	6	7	8	Total	Points
D	6	RUS - Russia (Kovaleva)	*	1	0	2	0	0	3	0	1	7	3
	6	KOR - Korea (Kim)		0	1	0	0	2	0	1	0	4	0

RUS - Russia	
4 S	KOVALEVA Alina
3	ARSENKINA Galina
2 V	BRYZGALOVA Anastasia
1	KUZMINA Ekaterina
A	-

KOR - Korea	
4 S	KIM Minji
3 V	KIM Hyerin
2	YANG Taei
1	KIM Sujin
A	-

Note:
Position and function for each team member:
4 = Fourth, 3 = Third, 2 = Second, 1 = Lead, A = Alternate, S = Skip, V = Vice-Skip

Legend:
LSFE(*) Last Stone First End

Game Results

Sheet	Game	Team	LSFE	1	2	3	4	5	6	7	8	Total	Points
E	6	JPN - Japan (Fujisawa)	*	0	1	0	0	0	0	1	0	2	0
	6	SCO - Scotland (Muirhead)		0	0	1	1	1	1	0	1	5	3

JPN - Japan	
4 S	FUJISAWA Satsuki
3 V	YOSHIDA Chinami
2	SUZUKI Yumi
1	YOSHIDA Yurika
A	-

SCO - Scotland	
4 S	MUIRHEAD Eve
3	DODDS Jennifer
2 V	CHALMERS Victoria
1	GRAY Lauren
A	-

Note:
Position and function for each team member:
4 = Fourth, 3 = Third, 2 = Second, 1 = Lead, A = Alternate, S = Skip, V = Vice-Skip

Legend:
LSFE(*) Last Stone First End

Session Results and Standings

Sheet	Round	Team	LSFE	1	2	3	4	5	6	7	8	Total	Points
A	W5	SCO - Scotland (Muirhead)	*	0	0	0	1	0	0	1	X	2	0
		SWE - Sweden (Hasselborg)		1	1	1	0	1	3	0	X	7	3
B	MD6	CAN - Canada (Park/Morris)	*	4	0	0	1	0	0	3	0	8	3
		KOR - Korea (Jang/Choi)		0	1	1	0	1	2	0	1	6	0
C	MD6	SUI - Switzerland (Perret/Rios)	*	0	1	1	0	2	2	0	0	6	3
		SWE - Sweden (Wendel/Wingfors)		1	0	0	2	0	0	1	1	5	0
D	W5	CHN - China (Yang)	*	1	0	0	0	1	0	X	X	2	0
		JPN - Japan (Fujisawa)		0	3	1	3	0	1	X	X	8	3
E	W5	USA - United States (Sinclair)	*	1	0	2	0	1	0	X	X	4	0
		RUS - Russia (Kovaleva)		0	1	0	6	0	2	X	X	9	3

Women's Current Standings

Group-A				Group-B			
Rank	Team	Games	Points	Rank	Team	Games	Points
1	KOR - Korea (Kim)	5	12 Q	1	JPN - Japan (Fujisawa)	5	15 Q
2	CAN - Canada (Fleury)	5	9	2	SCO - Scotland (Muirhead)	5	9
3	USA - United States (Sinclair)	5	6	3	SWE - Sweden (Hasselborg)	5	6
4	RUS - Russia (Kovaleva)	5	3	4	CHN - China (Yang)	5	0

Men's Current Standings

Group-A				Group-B			
Rank	Team	Games	Points	Rank	Team	Games	Points
1	USA - United States (Shuster)	5	12	1	SWE - Sweden (Edin)	5	12 Q
2	CHN - China (Zou)	5	9	2	JPN - Japan (Matsumura)	5	6
3	SCO - Scotland (Mouat)	5	6	2	NOR - Norway (Ulsrud)	5	6
4	CAN - Canada (Gunnlaugson)	5	3	2	SUI - Switzerland (Schwaller)	5	6

Mixed Doubles Current Standings

Group-A				Group-B			
Rank	Team	Games	Points	Rank	Team	Games	Points
1	SUI - Switzerland (Perret/Rios)	6	17 Q	1	NOR - Norway (Skaslien/Nedregotten)	5	9
2	KOR - Korea (Jang/Choi)	6	9	2	USA - United States (Peterson/Polo)	5	8
3	CAN - Canada (Park/Morris)	6	7	3	CHN - China (Wang/Ba)	5	7
4	SWE - Sweden (Wendel/Wingfors)	6	3	4	RUS - Russia (Moskaleva/Eremin)	5	6

Note:
Under WCF rules, tie-breaking rules for standings are not applied until after the last game of the round robin.

Legend:
 Power Play **LSFE(*)** Last Stone First End **MDn** Mixed Doubles round n
Q Qualified for the final **Wn** Women's round n **X** Unplayed/unfinished end due to concession

Game Results

Sheet	Game	Team	LSFE	1	2	3	4	5	6	7	8	Total	Points
A	5	SCO - Scotland (Muirhead)	*	0	0	0	1	0	0	1	X	2	0
	5	SWE - Sweden (Hasselborg)		1	1	1	0	1	3	0	X	7	3

SCO - Scotland		Shot Success Game
4 S	MUIRHEAD Eve	54 %
3	DODDS Jennifer	59 %
2 V	CHALMERS Victoria	70 %
1	GRAY Lauren	91 %
A	-	-
Team Total		68 %

SWE - Sweden		Shot Success Game
4 S	HASSELBORG Anna	86 %
3 V	McMANUS Sara	88 %
2	KNOCHENHAUER Agnes	90 %
1	MABERGS Sofia	95 %
A	-	-
Team Total		90 %

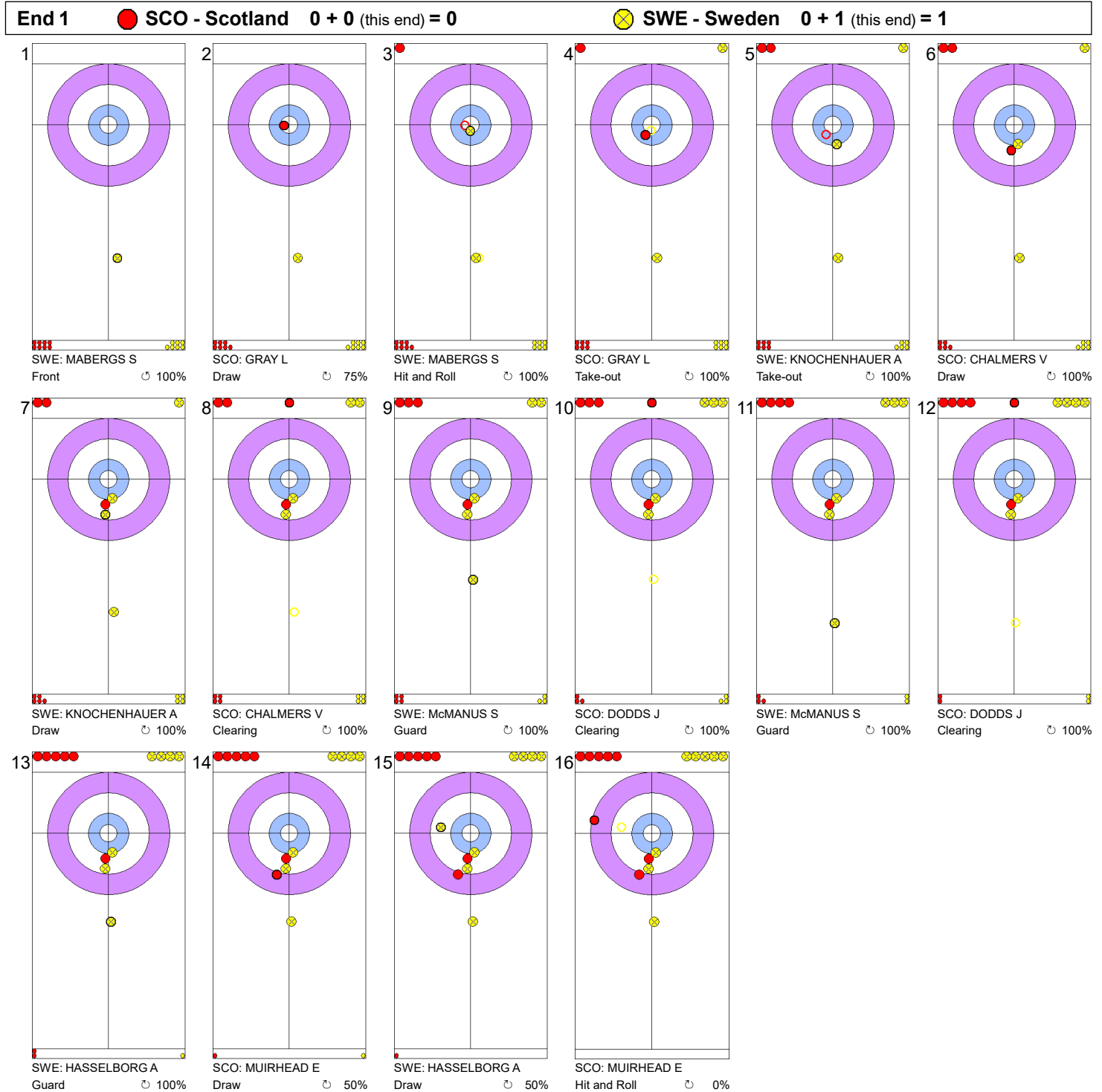
SCO - Scotland		↻	↺	Game	
4	MUIRHEAD Eve	Draws	4 63%	4 81%	8 72%
		Take-outs	4 38%	2 13%	6 29%
		Total	8 50%	6 58%	14 54%
3	DODDS Jennifer	Draws	4 63%	4 69%	8 66%
		Take-outs	4 63%	2 25%	6 50%
		Total	8 63%	6 54%	14 59%
2	CHALMERS Victoria	Draws	8 72%	0 -	8 72%
		Take-outs	1 100%	5 60%	6 67%
		Total	9 75%	5 60%	14 70%
1	GRAY Lauren	Draws	6 79%	7 100%	13 90%
		Take-outs	1 100%	0 -	1 100%
		Total	7 82%	7 100%	14 91%
A -	-	Draws	0 -	0 -	0 -
		Take-outs	0 -	0 -	0 -
		Total	0 -	0 -	0 -
Team		Draws	22 70%	15 87%	37 77%
		Take-outs	10 60%	9 42%	19 51%
		Total	32 67%	24 70%	56 68%

SWE - Sweden		↻	↺	Game	
4	HASSELBORG Anna	Draws	7 89%	4 69%	11 82%
		Take-outs	1 100%	2 100%	3 100%
		Total	8 91%	6 79%	14 86%
3	McMANUS Sara	Draws	7 86%	0 -	7 86%
		Take-outs	3 83%	4 94%	7 89%
		Total	10 85%	4 94%	14 88%
2	KNOCHENHAUER Agnes	Draws	3 92%	3 100%	6 96%
		Take-outs	6 83%	1 100%	7 86%
		Total	9 86%	4 100%	13 90%
1	MABERGS Sofia	Draws	5 95%	8 94%	13 94%
		Take-outs	1 100%	0 -	1 100%
		Total	6 96%	8 94%	14 95%
A -	-	Draws	0 -	0 -	0 -
		Take-outs	0 -	0 -	0 -
		Total	0 -	0 -	0 -
Team		Draws	22 90%	15 88%	37 89%
		Take-outs	11 86%	7 96%	18 90%
		Total	33 89%	22 91%	55 90%

Note:
Position and function for each team member:
4 = Fourth, 3 = Third, 2 = Second, 1 = Lead, A = Alternate, S = Skip, V = Vice-Skip

Legend:
↻ Clockwise ↺ Counter-clockwise LSFE(*) Last Stone First End
X Unplayed/unfinished end due to concession

Game - Shot by Shot



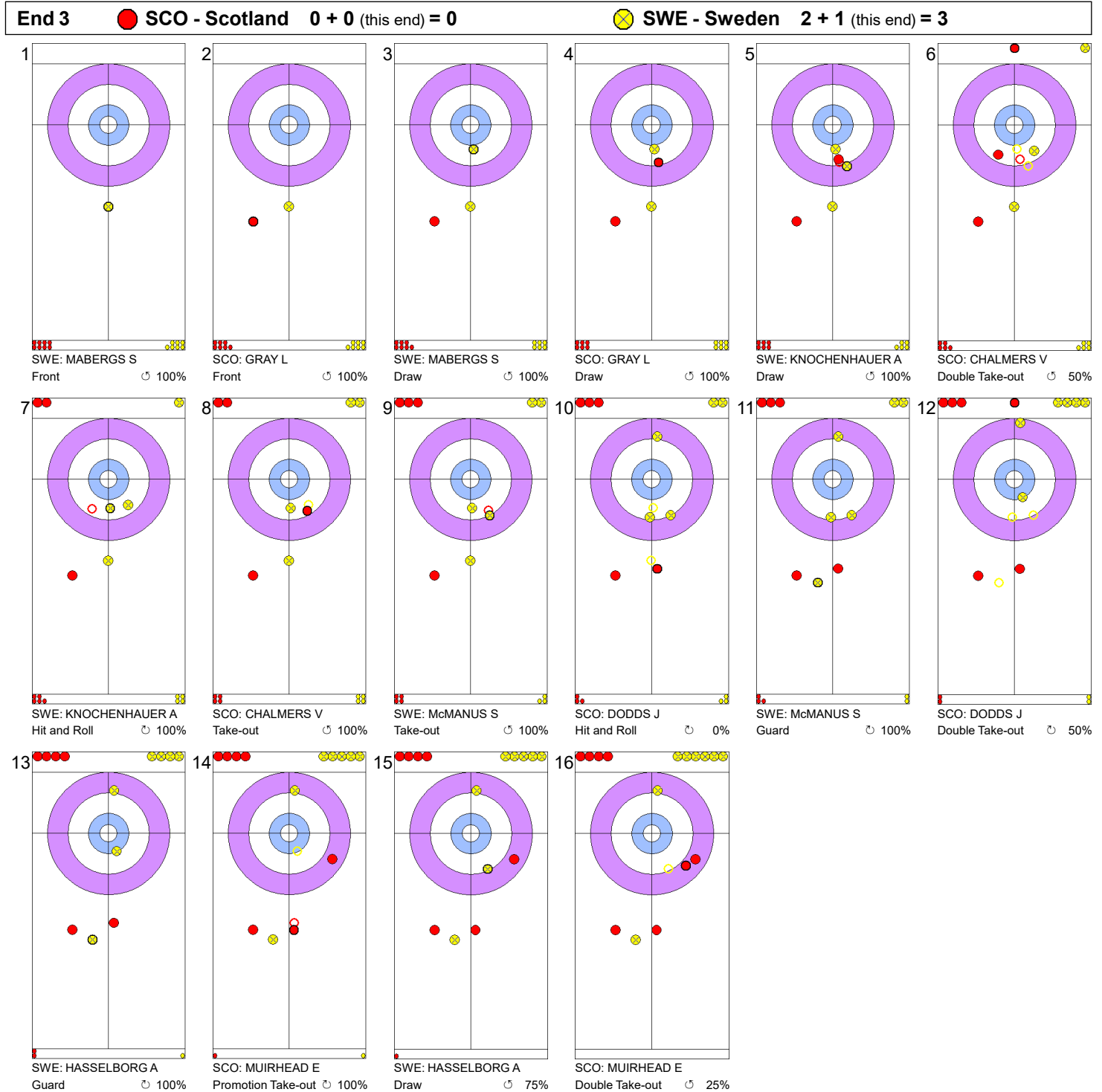
Legend:
 ↻ Clockwise ↺ Counter-clockwise - Not considered

Game - Shot by Shot



Legend:
 Clockwise Counter-clockwise - Not considered

Game - Shot by Shot



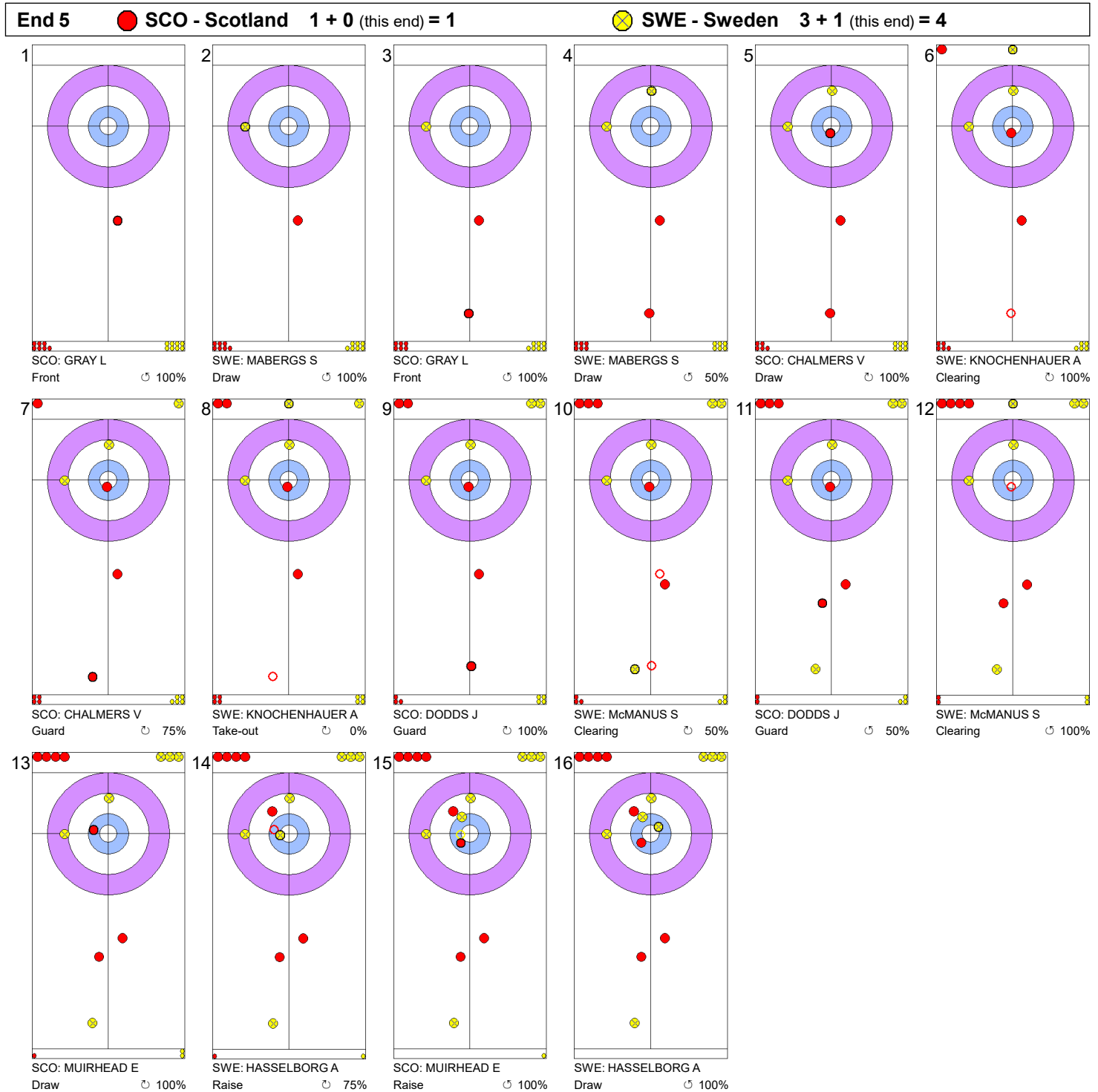
Legend:
 Clockwise
 Counter-clockwise
 - Not considered

Game - Shot by Shot



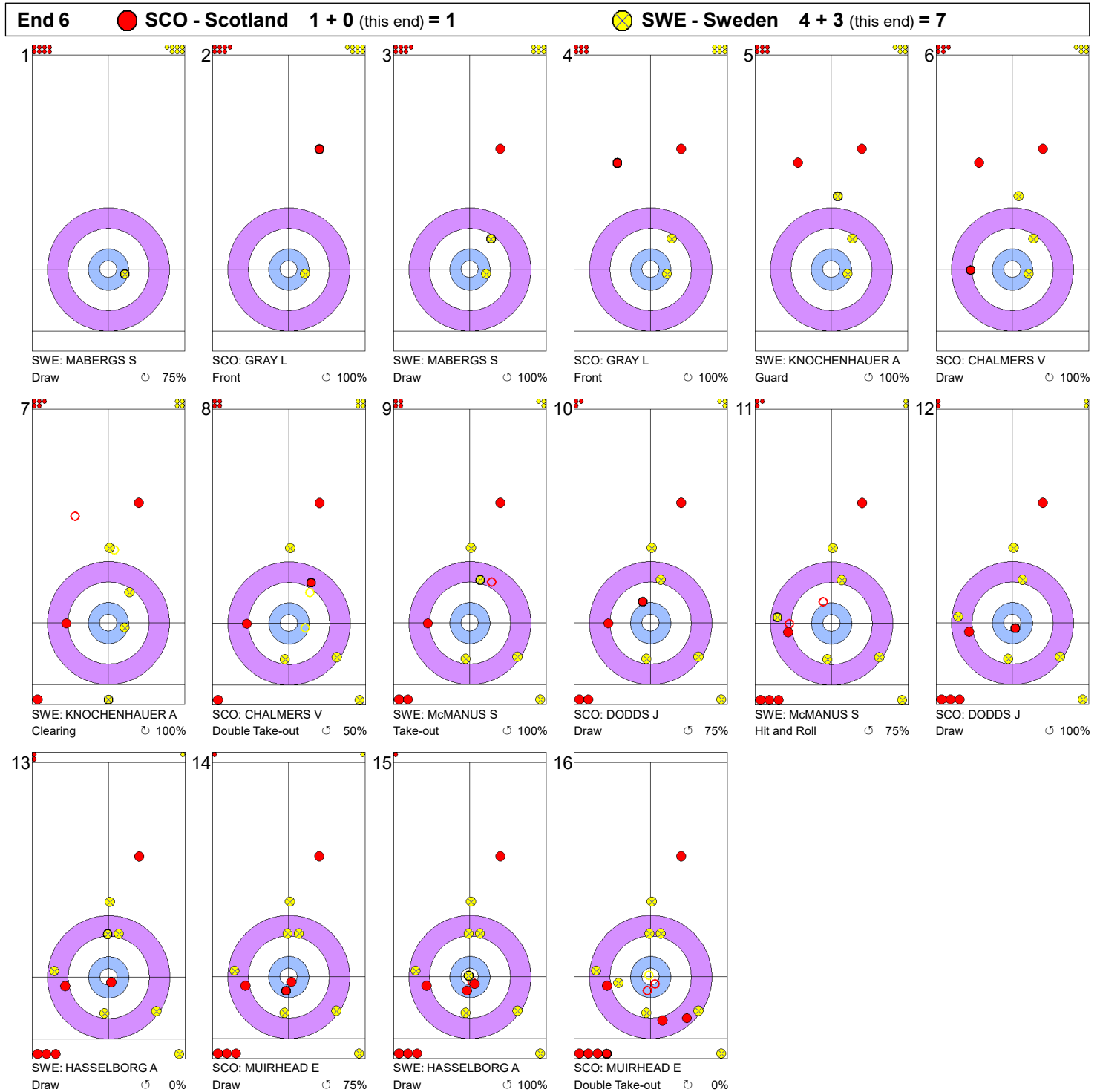
Legend:
 ⌚ Clockwise ⌚ Counter-clockwise - Not considered

Game - Shot by Shot



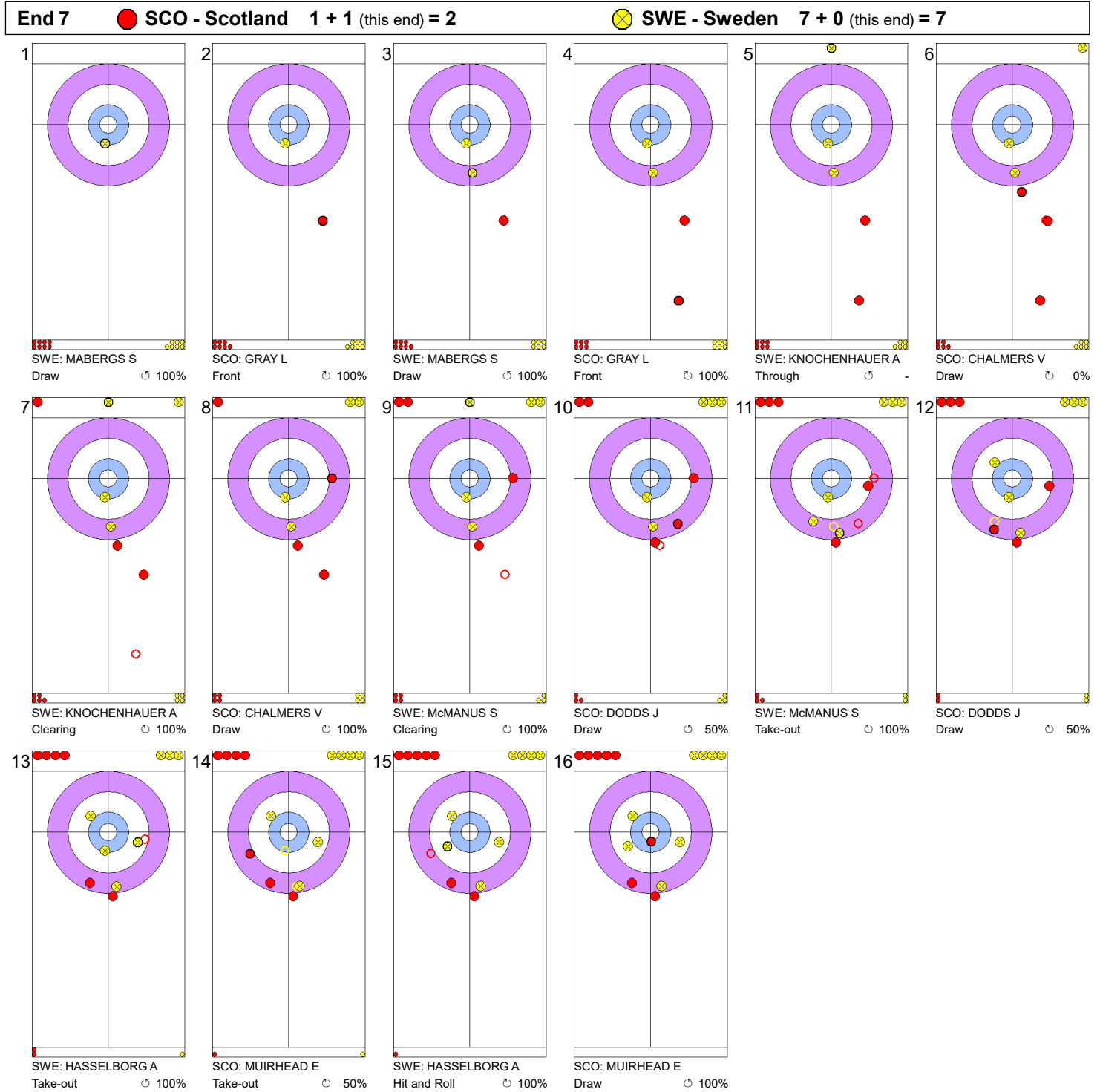
Legend:
 ↻ Clockwise ↺ Counter-clockwise - Not considered

Game - Shot by Shot



Legend:
 Clockwise Counter-clockwise - Not considered

Game - Shot by Shot



Legend:
 ↻ Clockwise ↺ Counter-clockwise - Not considered

Game Results

Sheet	Game	Team	LSFE	1	2	3	4	5	6	7	8	Total	Points
D	5	CHN - China (Yang)	*	1	0	0	0	1	0	X	X	2	0
	5	JPN - Japan (Fujisawa)		0	3	1	3	0	1	X	X	8	3

CHN - China	
4 S	YANG Ying
3	HE Ying
2	MENG Xu
1 V	SUN Chengyu
A	-

JPN - Japan	
4 S	FUJISAWA Satsuki
3 V	YOSHIDA Chinami
2	SUZUKI Yumi
1	YOSHIDA Yurika
A	-

Note:
Position and function for each team member:
4 = Fourth, 3 = Third, 2 = Second, 1 = Lead, A = Alternate, S = Skip, V = Vice-Skip

Legend:
LSFE(*) Last Stone First End X Unplayed/unfinished end due to concession

Game Results

Sheet	Game	Team	LSFE	1	2	3	4	5	6	7	8	Total	Points
E	5	USA - United States (Sinclair)	*	1	0	2	0	1	0	X	X	4	0
	5	RUS - Russia (Kovaleva)		0	1	0	6	0	2	X	X	9	3

USA - United States		Shot Success Game
4 S	SINCLAIR Jamie	75 %
3 V	ANDERSON Sarah	67 %
2	ANDERSON Taylor	83 %
1	WALKER Monica	79 %
A	-	-
Team Total		76 %

RUS - Russia		Shot Success Game
4 S	KOVALEVA Alina	83 %
3	ARSENKINA Galina	77 %
2 V	BRYZGALOVA Anastasia	79 %
1	KUZMINA Ekaterina	96 %
A	-	-
Team Total		84 %

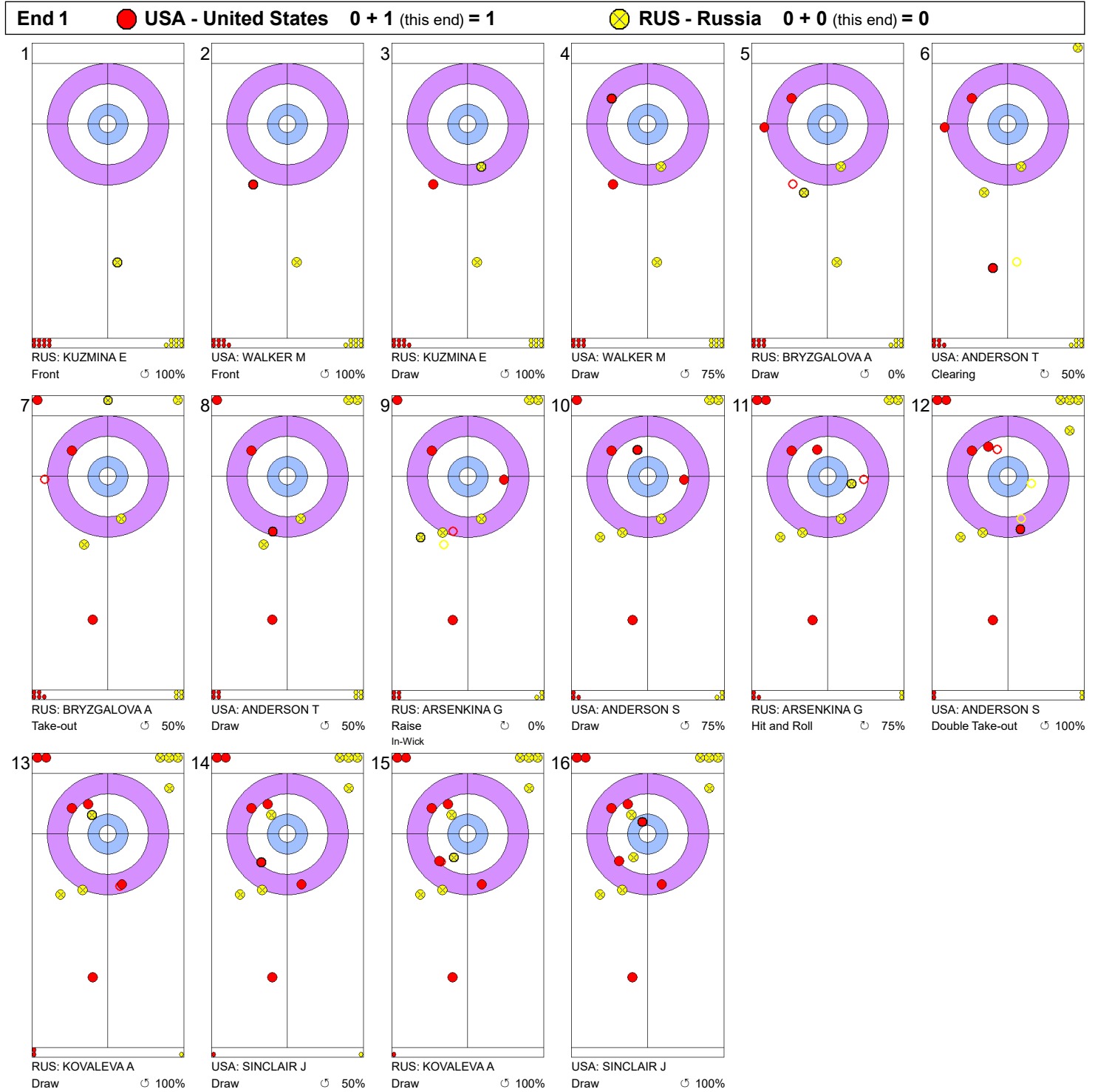
USA - United States		↻	↺	Game
4	SINCLAIR Jamie	Draws	2 63%	4 69%
		Take-outs	4 56%	4 100%
		Total	6 58%	6 92%
3	ANDERSON Sarah	Draws	4 31%	3 75%
		Take-outs	2 75%	3 100%
		Total	6 46%	6 88%
2	ANDERSON Taylor	Draws	3 83%	6 83%
		Take-outs	2 75%	1 100%
		Total	5 80%	7 86%
1	WALKER Monica	Draws	6 71%	6 88%
		Take-outs	0 -	0 -
		Total	6 71%	6 88%
A -		Draws	0 -	0 -
		Take-outs	0 -	0 -
		Total	0 -	0 -
Team		Draws	15 62%	17 82%
		Take-outs	8 66%	8 100%
		Total	23 63%	25 88%

RUS - Russia		↻	↺	Game
4	KOVALEVA Alina	Draws	1 100%	4 56%
		Take-outs	1 100%	6 96%
		Total	2 100%	10 80%
3	ARSENKINA Galina	Draws	2 50%	0 -
		Take-outs	6 92%	4 69%
		Total	8 81%	4 69%
2	BRYZGALOVA Anastasia	Draws	0 -	5 80%
		Take-outs	4 100%	3 50%
		Total	4 100%	8 69%
1	KUZMINA Ekaterina	Draws	2 100%	8 94%
		Take-outs	1 100%	1 100%
		Total	3 100%	9 94%
A -		Draws	0 -	0 -
		Take-outs	0 -	0 -
		Total	0 -	0 -
Team		Draws	5 80%	17 81%
		Take-outs	12 96%	14 79%
		Total	17 91%	31 80%

Note:
Position and function for each team member:
4 = Fourth, 3 = Third, 2 = Second, 1 = Lead, A = Alternate, S = Skip, V = Vice-Skip

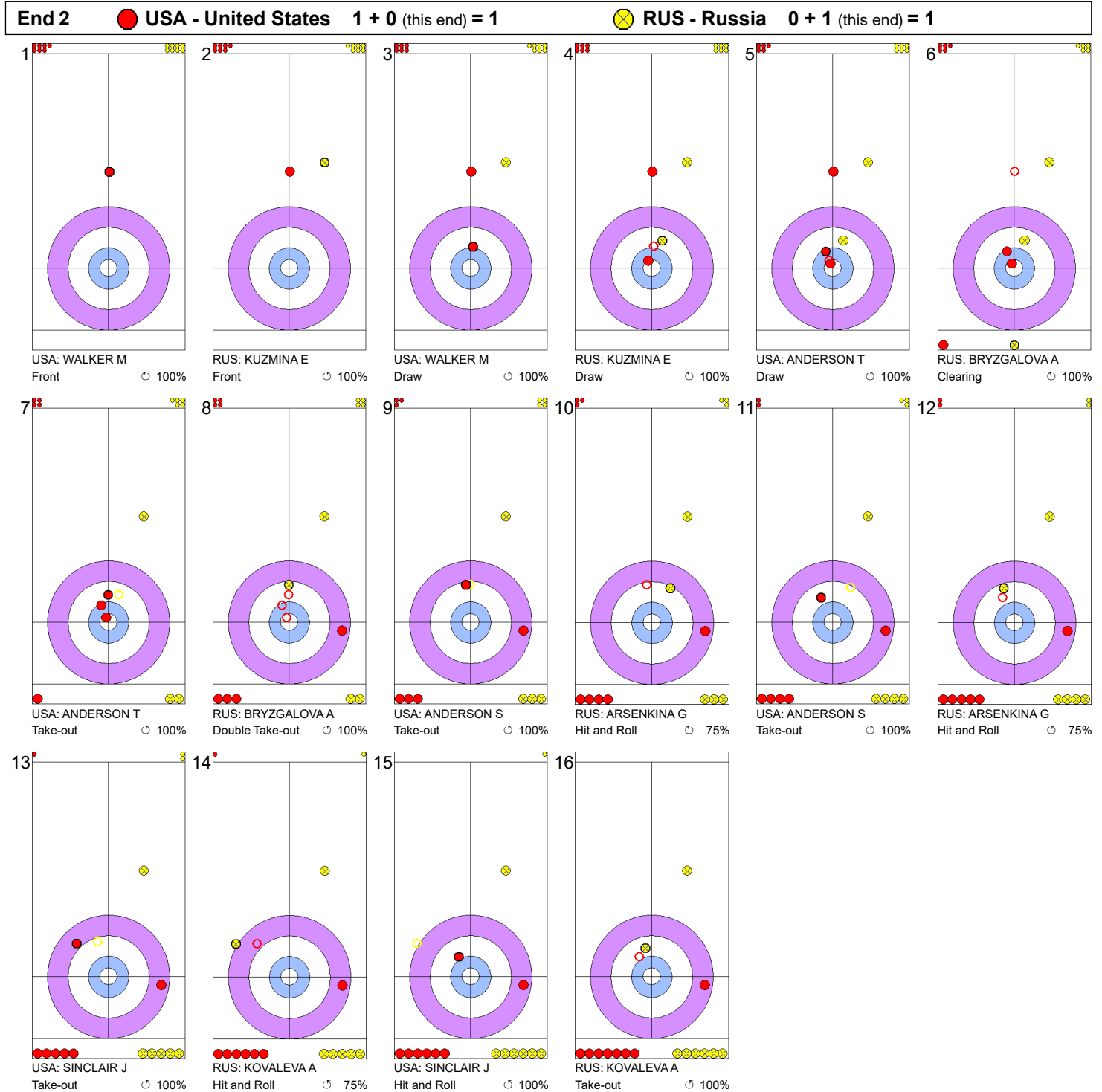
Legend:
↻ Clockwise ↺ Counter-clockwise LSFE(*) Last Stone First End
X Unplayed/unfinished end due to concession

Game - Shot by Shot



Legend:
 ↻ Clockwise ↺ Counter-clockwise - Not considered



Game - Shot by Shot



Legend:
 Clockwise
 Counter-clockwise
 - Not considered

Game - Shot by Shot



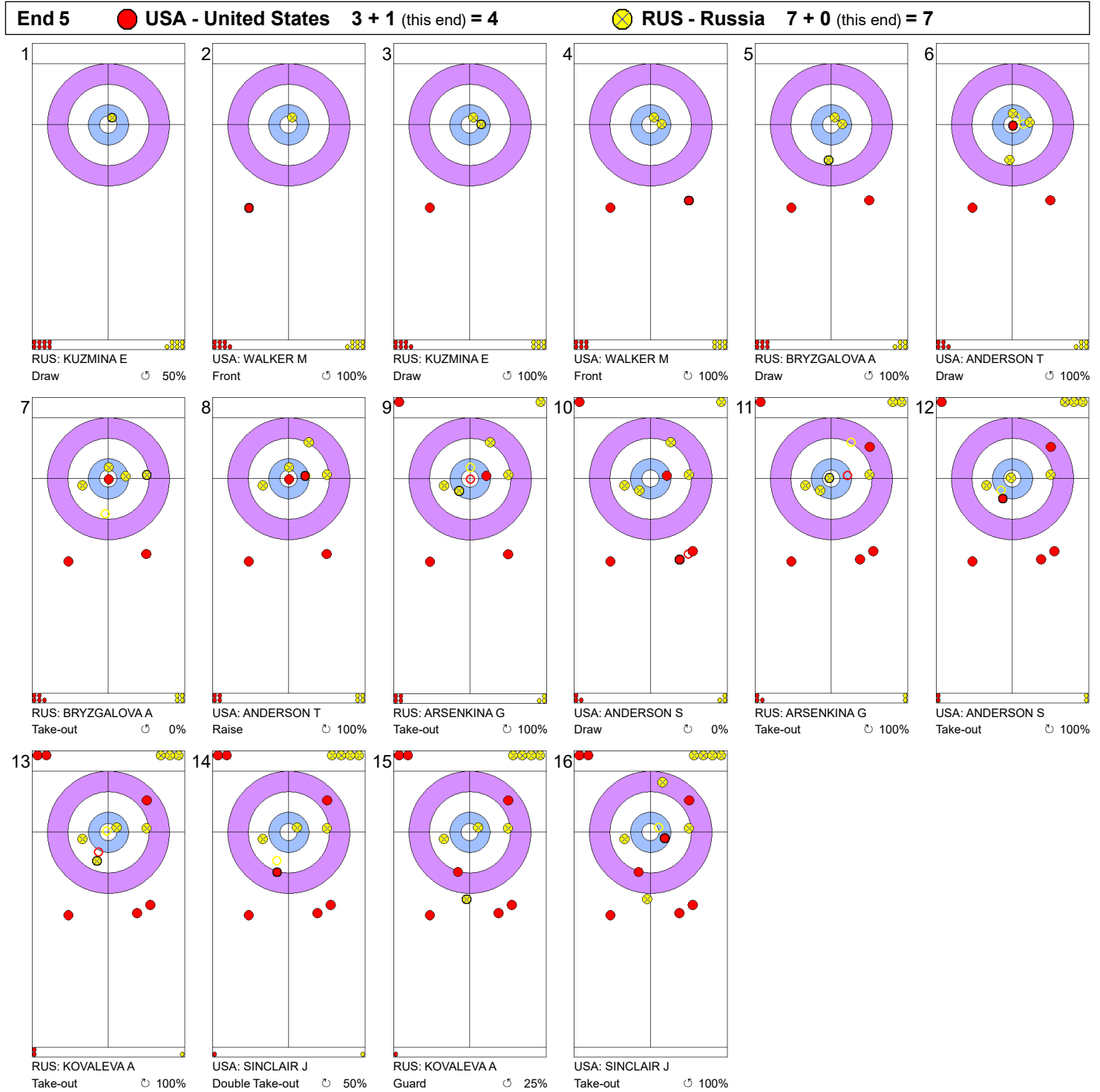
Legend:
 Clockwise
  Counter-clockwise
 - Not considered



Game - Shot by Shot



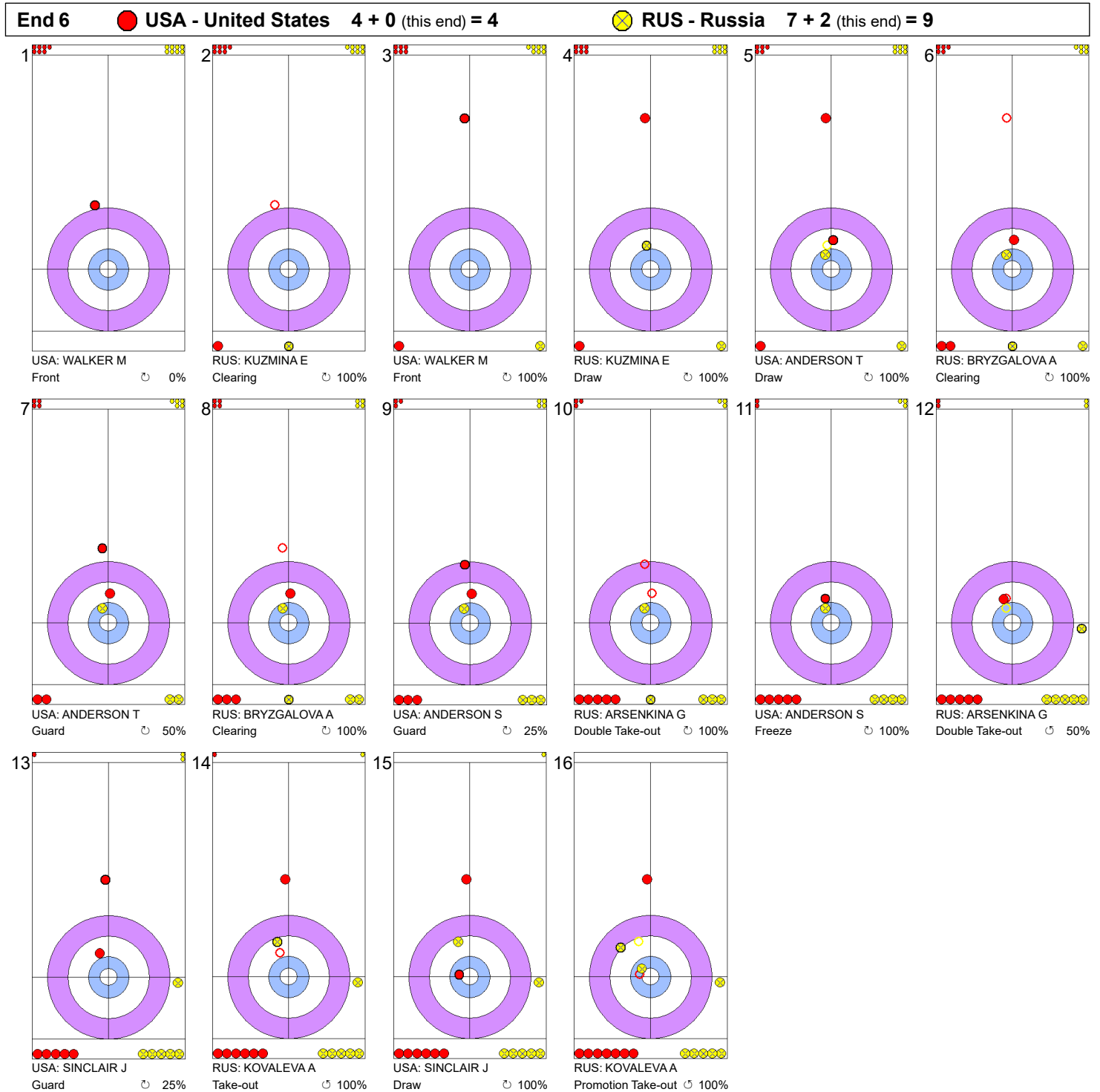
Legend:
 ↻ Clockwise ↺ Counter-clockwise - Not considered

Game - Shot by Shot



Legend:
 Clockwise
  Counter-clockwise
 - Not considered

Game - Shot by Shot



Legend:
 Clockwise Counter-clockwise - Not considered

Session Results and Standings

Sheet	Round	Team	LSFE	1	2	3	4	5	6	7	8	Total	Points	
A	M5	CHN - China (Zou)	*	2	1	0	1	3	0	3	X		10	3
		CAN - Canada (Gunnlaugson)		0	0	3	0	0	3	0	X		6	0
B	M5	SWE - Sweden (Edin)	*	1	1	0	3	0	2	X	X		7	3
		NOR - Norway (Ulsrud)		0	0	1	0	1	0	X	X		2	0
C	M5	USA - USA (Shuster)	*	1	0	1	0	0	3	1	0		6	3
		SCO - Scotland (Mouat)		0	2	0	1	1	0	0	1		5	0
D	M5	JPN - Japan (Matsumura)	*	0	1	0	3	0	2	0	X		6	3
		SUI - Switzerland (Schwaller)		0	0	1	0	2	0	1	X		4	0
E	W5	KOR - Korea (Kim)	*	0	0	2	1	0	1	0	1		5	3
		CAN - Canada (Fleury)		0	0	0	0	1	0	2	0		3	0

Women's Current Standings

Group-A				Group-B			
Rank	Team	Games	Points	Rank	Team	Games	Points
1	KOR - Korea (Kim)	5	12	1	JPN - Japan (Fujisawa)	4	12
2	CAN - Canada (Fleury)	5	9	2	SCO - Scotland (Muirhead)	4	9
3	USA - USA (Sinclair)	4	6	3	SWE - Sweden (Hasselborg)	4	3
4	RUS - Russia (Kovaleva)	4	0	4	CHN - China (Yang)	4	0

Men's Current Standings

Group-A				Group-B			
Rank	Team	Games	Points	Rank	Team	Games	Points
1	USA - USA (Shuster)	5	12	1	SWE - Sweden (Edin)	5	12 Q
2	CHN - China (Zou)	5	9	2	JPN - Japan (Matsumura)	5	6
3	SCO - Scotland (Mouat)	5	6	2	NOR - Norway (Ulsrud)	5	6
4	CAN - Canada (Gunnlaugson)	5	3	2	SUI - Switzerland (Schwaller)	5	6

Mixed Doubles Current Standings

Group-A				Group-B			
Rank	Team	Games	Points	Rank	Team	Games	Points
1	SUI - Switzerland (Perret/Rios)	5	14 Q	1	NOR - Norway (Skaslien/Nedregotten)	5	9
2	KOR - Korea (Jang/Choi)	5	9	2	USA - USA (Peterson/Polo)	5	8
3	CAN - Canada (Park/Morris)	5	4	3	CHN - China (Wang/Ba)	5	7
4	SWE - Sweden (Wendel/Wingfors)	5	3	4	RUS - Russia (Moskaleva/Eremin)	5	6

Note:
Under WCF rules, tie-breaking rules for standings are not applied until after the last game of the round robin.

Legend:
LSFE(*) Last Stone First End **Mn** Men's round n **Q** Qualified for the final
Wn Women's round n **X** Unplayed/unfinished end due to concession

Game Results

Sheet	Game	Team	LSFE	1	2	3	4	5	6	7	8	Total	Points
E	5	KOR - Korea (Kim)	*	0	0	2	1	0	1	0	1	5	3
	5	CAN - Canada (Fleury)		0	0	0	0	1	0	2	0	3	0

KOR - Korea	
4 S	KIM Minji
3 V	KIM Hyerin
2	YANG Taei
1	KIM Sujin
A	-

CAN - Canada	
4 S	FLEURY Tracy
3 V	NJEGOVAN Selena
2	FYFE Liz
1	MacCUIISH Kristin
A	-

Note:
Position and function for each team member:
4 = Fourth, 3 = Third, 2 = Second, 1 = Lead, A = Alternate, S = Skip, V = Vice-Skip

Legend:
LSFE(*) Last Stone First End

Session Results and Standings

Sheet	Round	Team	LSFE	1	2	3	4	5	6	7	8	SO	Total	Points	
A	MD5	RUS - Russia (Moskaleva/Eremin)	*	1	0	3	0	1	0	3	0			8	3
		NOR - Norway (Skaslien/Nedregotten)		0	1	0	2	0	2	0	1			6	0
B	W4	CHN - China (Yang)	*	1	0	1	0	0	1	X	X			3	0
		SCO - Scotland (Muirhead)		0	4	0	3	3	0	X	X			10	3
C	MD5	CHN - China (Wang/Ba)	*	1	0	2	0	0	2	0	2	0		7	1
		USA - USA (Peterson/Polo)		0	1	0	3	1	0	2	0	1		8	2
D	W4	JPN - Japan (Fujisawa)	*	2	0	0	0	0	2	0	1			5	3
		SWE - Sweden (Hasselborg)		0	1	0	1	1	0	1	0			4	0
E	MD5	KOR - Korea (Jang/Choi)	*	0	0	1	0	0	0	X	X			1	0
		SUI - Switzerland (Perret/Rios)		1	1	0	4	1	1	X	X			8	3

Women's Current Standings

Group-A				Group-B			
Rank	Team	Games	Points	Rank	Team	Games	Points
1	CAN - Canada (Fleury)	4	9	1	JPN - Japan (Fujisawa)	4	12
2	KOR - Korea (Kim)	4	9	2	SCO - Scotland (Muirhead)	4	9
3	USA - USA (Sinclair)	4	6	3	SWE - Sweden (Hasselborg)	4	3
4	RUS - Russia (Kovaleva)	4	0	4	CHN - China (Yang)	4	0

Men's Current Standings

Group-A				Group-B			
Rank	Team	Games	Points	Rank	Team	Games	Points
1	USA - USA (Shuster)	4	9	1	SWE - Sweden (Edin)	4	9
2	CHN - China (Zou)	4	6	2	NOR - Norway (Ulsrud)	4	6
2	SCO - Scotland (Mouat)	4	6	2	SUI - Switzerland (Schwaller)	4	6
4	CAN - Canada (Gunnlaugson)	4	3	4	JPN - Japan (Matsumura)	4	3

Mixed Doubles Current Standings

Group-A				Group-B			
Rank	Team	Games	Points	Rank	Team	Games	Points
1	SUI - Switzerland (Perret/Rios)	5	14 Q	1	NOR - Norway (Skaslien/Nedregotten)	5	9
2	KOR - Korea (Jang/Choi)	5	9	2	USA - USA (Peterson/Polo)	5	8
3	CAN - Canada (Park/Morris)	5	4	3	CHN - China (Wang/Ba)	5	7
4	SWE - Sweden (Wendel/Wingfors)	5	3	4	RUS - Russia (Moskaleva/Eremin)	5	6

Note:
Under WCF rules, tie-breaking rules for standings are not applied until after the last game of the round robin.

Legend:
 Power Play **LSFE(*)** Last Stone First End **MDn** Mixed Doubles round n
Q Qualified for the final **SO** Shoot-out **Wn** Women's round n
X Unplayed/unfinished end due to concession

Game Results

Sheet	Game	Team	LSFE	1	2	3	4	5	6	7	8	Total	Points
B	4	CHN - China (Yang)	*	1	0	1	0	0	1	X	X	3	0
	4	SCO - Scotland (Muirhead)		0	4	0	3	3	0	X	X	10	3

CHN - China	
4 S	YANG Ying
3 V	HE Ying
2	MENG Xu
1	SUN Chengyu
A	-

SCO - Scotland	
4 S	MUIRHEAD Eve
3	DODDS Jennifer
2 V	CHALMERS Victoria
1	GRAY Lauren
A	-

Note:
Position and function for each team member:
4 = Fourth, 3 = Third, 2 = Second, 1 = Lead, A = Alternate, S = Skip, V = Vice-Skip

Legend:
LSFE(*) Last Stone First End X Unplayed/unfinished end due to concession

Game Results

Sheet	Game	Team	LSFE	1	2	3	4	5	6	7	8	Total	Points
D	4	JPN - Japan (Fujisawa)	*	2	0	0	0	0	2	0	1	5	3
	4	SWE - Sweden (Hasselborg)		0	1	0	1	1	0	1	0	4	0

JPN - Japan

4 S FUJISAWA Satsuki
3 V YOSHIDA Chinami
2 SUZUKI Yumi
1 YOSHIDA Yurika
A -

SWE - Sweden

4 S HASSELBORG Anna
3 V McMANUS Sara
2 KNOCHENHAUER Agnes
1 MABERGS Sofia
A -

Note:
Position and function for each team member:
4 = Fourth, 3 = Third, 2 = Second, 1 = Lead, A = Alternate, S = Skip, V = Vice-Skip

Legend:
LSFE(*) Last Stone First End

Session Results and Standings

Sheet	Round	Team	LSFE	1	2	3	4	5	6	7	8	Total	Points
A	W4	RUS - Russia (Kovaleva)	*	1	0	2	0	2	0	1	0	6	0
		CAN - Canada (Fleury)		0	2	0	2	0	2	0	1	7	3
B	W4	USA - USA (Sinclair)	*	0	2	0	0	3	0	2	0	7	0
		KOR - Korea (Kim)		1	0	1	2	0	3	0	1	8	3
C	M4	SUI - Switzerland (Schwaller)	*	1	1	1	0	1	0	2	0	6	3
		NOR - Norway (Ulsrud)		0	0	0	2	0	2	0	1	5	0
D	MD5	SWE - Sweden (Wendel/Wingfors)	*	3	0	4	0	1	0	1	0	9	3
		CAN - Canada (Park/Morris)		0	2	0	2	0	1	0	1	6	0
E	M4	JPN - Japan (Matsumura)	*	0	0	1	0	1	0	X	X	2	0
		SWE - Sweden (Edin)		1	2	0	3	0	1	X	X	7	3

Women's Current Standings

Group-A				Group-B			
Rank	Team	Games	Points	Rank	Team	Games	Points
1	CAN - Canada (Fleury)	4	9	1	JPN - Japan (Fujisawa)	3	9
2	KOR - Korea (Kim)	4	9	2	SCO - Scotland (Muirhead)	3	6
3	USA - USA (Sinclair)	4	6	3	SWE - Sweden (Hasselborg)	3	3
4	RUS - Russia (Kovaleva)	4	0	4	CHN - China (Yang)	3	0

Men's Current Standings

Group-A				Group-B			
Rank	Team	Games	Points	Rank	Team	Games	Points
1	USA - USA (Shuster)	4	9	1	SWE - Sweden (Edin)	4	9
2	CHN - China (Zou)	4	6	2	NOR - Norway (Ulsrud)	4	6
2	SCO - Scotland (Mouat)	4	6	2	SUI - Switzerland (Schwaller)	4	6
4	CAN - Canada (Gunnlaugson)	4	3	4	JPN - Japan (Matsumura)	4	3

Mixed Doubles Current Standings

Group-A				Group-B			
Rank	Team	Games	Points	Rank	Team	Games	Points
1	SUI - Switzerland (Perret/Rios)	4	11	1	NOR - Norway (Skaslien/Nedregotten)	4	9
2	KOR - Korea (Jang/Choi)	4	9	2	CHN - China (Wang/Ba)	4	6
3	CAN - Canada (Park/Morris)	5	4	2	USA - USA (Peterson/Polo)	4	6
4	SWE - Sweden (Wendel/Wingfors)	5	3	4	RUS - Russia (Moskaleva/Eremin)	4	3

Note:
Under WCF rules, tie-breaking rules for standings are not applied until after the last game of the round robin.

Legend:
 Power Play **LSFE(*)** Last Stone First End **MDn** Mixed Doubles round n
Mn Men's round n **Wn** Women's round n **X** Unplayed/unfinished end due to concession

Game Results

Sheet	Game	Team	LSFE	1	2	3	4	5	6	7	8	Total	Points
A	4	RUS - Russia (Kovaleva)	*	1	0	2	0	2	0	1	0	6	0
	4	CAN - Canada (Fleury)		0	2	0	2	0	2	0	1	7	3

RUS - Russia	
4 S	KOVALEVA Alina
3	ARSENKINA Galina
2 V	BRYZGALOVA Anastasia
1	KUZMINA Ekaterina
A	-

CAN - Canada	
4 S	FLEURY Tracy
3 V	NJEGOVAN Selena
2	FYFE Liz
1	MacCUIISH Kristin
A	-

Note:
Position and function for each team member:
4 = Fourth, 3 = Third, 2 = Second, 1 = Lead, A = Alternate, S = Skip, V = Vice-Skip

Legend:
LSFE(*) Last Stone First End

Game Results

Sheet	Game	Team	LSFE	1	2	3	4	5	6	7	8	Total	Points
B	4	USA - USA (Sinclair)	*	0	2	0	0	3	0	2	0	7	0
	4	KOR - Korea (Kim)		1	0	1	2	0	3	0	1	8	3

USA - United States		Shot Success Game
4 S	SINCLAIR Jamie	72%
3 V	ANDERSON Sarah	58%
2	ANDERSON Taylor	59%
1	WALKER Monica	92%
A	-	-
Team Total		70%

KOR - Korea		Shot Success Game
4 S	KIM Minji	66%
3 V	KIM Hyerin	78%
2	YANG Taei	78%
1	KIM Sujin	73%
A	-	-
Team Total		74%

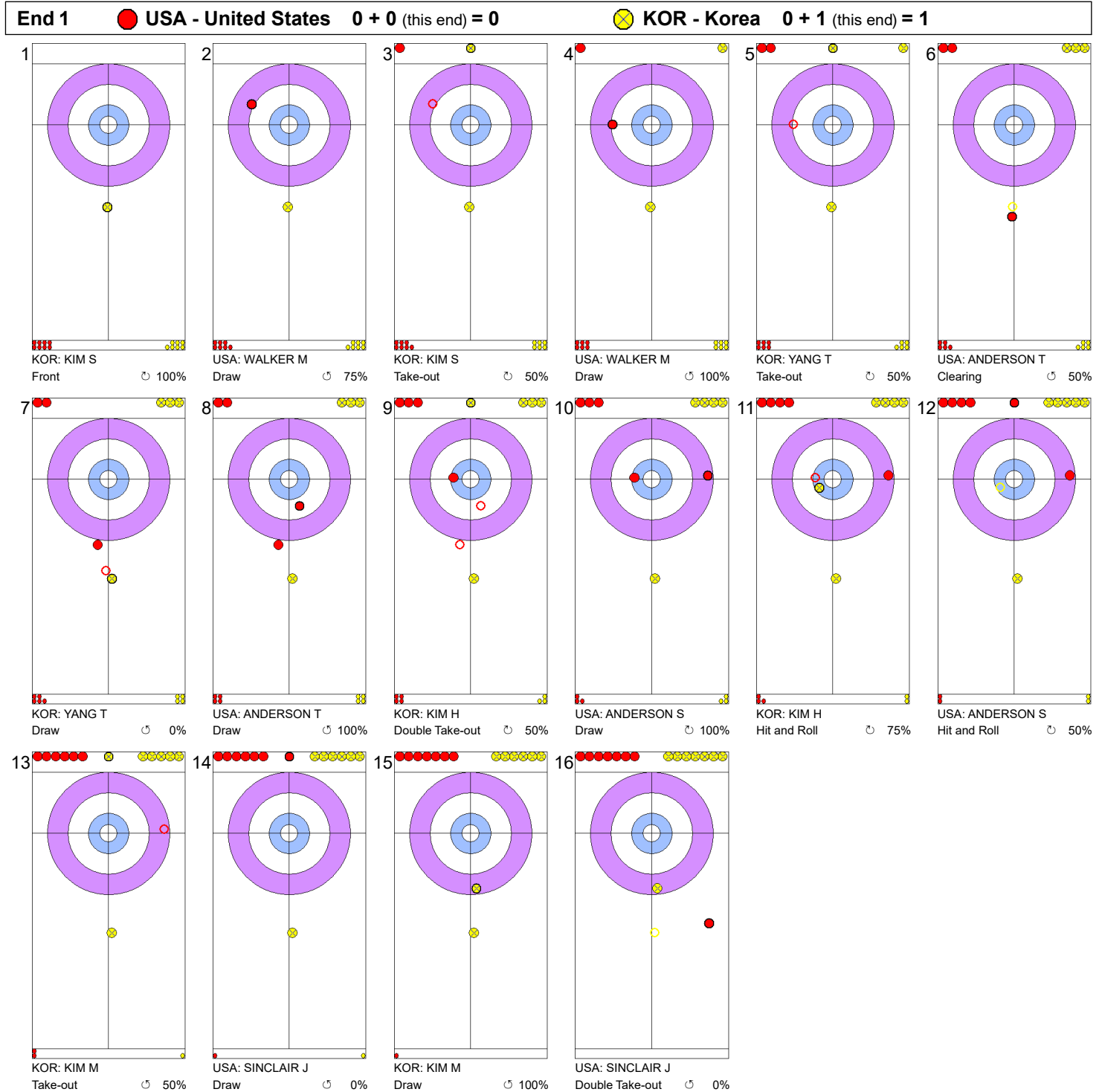
USA - United States		♻	⌚	Game	
4	SINCLAIR Jamie	Draws	4 81%	6 79%	10 80%
		Take-outs	3 58%	3 58%	6 58%
		Total	7 71%	9 72%	16 72%
3	ANDERSON Sarah	Draws	2 50%	5 85%	7 75%
		Take-outs	2 50%	7 43%	9 44%
		Total	4 50%	12 60%	16 58%
2	ANDERSON Taylor	Draws	3 58%	5 80%	8 72%
		Take-outs	5 40%	3 58%	8 47%
		Total	8 47%	8 72%	16 59%
1	WALKER Monica	Draws	6 100%	9 92%	15 95%
		Take-outs	1 50%	0 -	1 50%
		Total	7 93%	9 92%	16 92%
A	-	Draws	0 -	0 -	0 -
		Take-outs	0 -	0 -	0 -
		Total	0 -	0 -	0 -
Team		Draws	15 80%	25 85%	40 83%
		Take-outs	11 48%	13 50%	24 49%
		Total	26 66%	38 73%	64 70%



KOR - Korea		♻	⌚	Game	
4	KIM Minji	Draws	2 50%	3 67%	5 60%
		Take-outs	7 71%	4 63%	11 68%
		Total	9 67%	7 64%	16 66%
3	KIM Hyerin	Draws	5 80%	2 100%	7 86%
		Take-outs	8 75%	1 50%	9 72%
		Total	13 77%	3 83%	16 78%
2	YANG Taei	Draws	4 81%	3 67%	7 75%
		Take-outs	5 75%	4 88%	9 81%
		Total	9 78%	7 79%	16 78%
1	KIM Sujin	Draws	10 68%	4 88%	14 73%
		Take-outs	1 50%	1 100%	2 75%
		Total	11 66%	5 90%	16 73%
A	-	Draws	0 -	0 -	0 -
		Take-outs	0 -	0 -	0 -
		Total	0 -	0 -	0 -
Team		Draws	21 71%	12 79%	33 74%
		Take-outs	21 73%	10 75%	31 73%
		Total	42 72%	22 77%	64 74%

Note:
Position and function for each team member:
4 = Fourth, 3 = Third, 2 = Second, 1 = Lead, A = Alternate, S = Skip, V = Vice-Skip

Legend:
♻ Clockwise ⌚ Counter-clockwise LSFE(*) Last Stone First End

Game - Shot by Shot



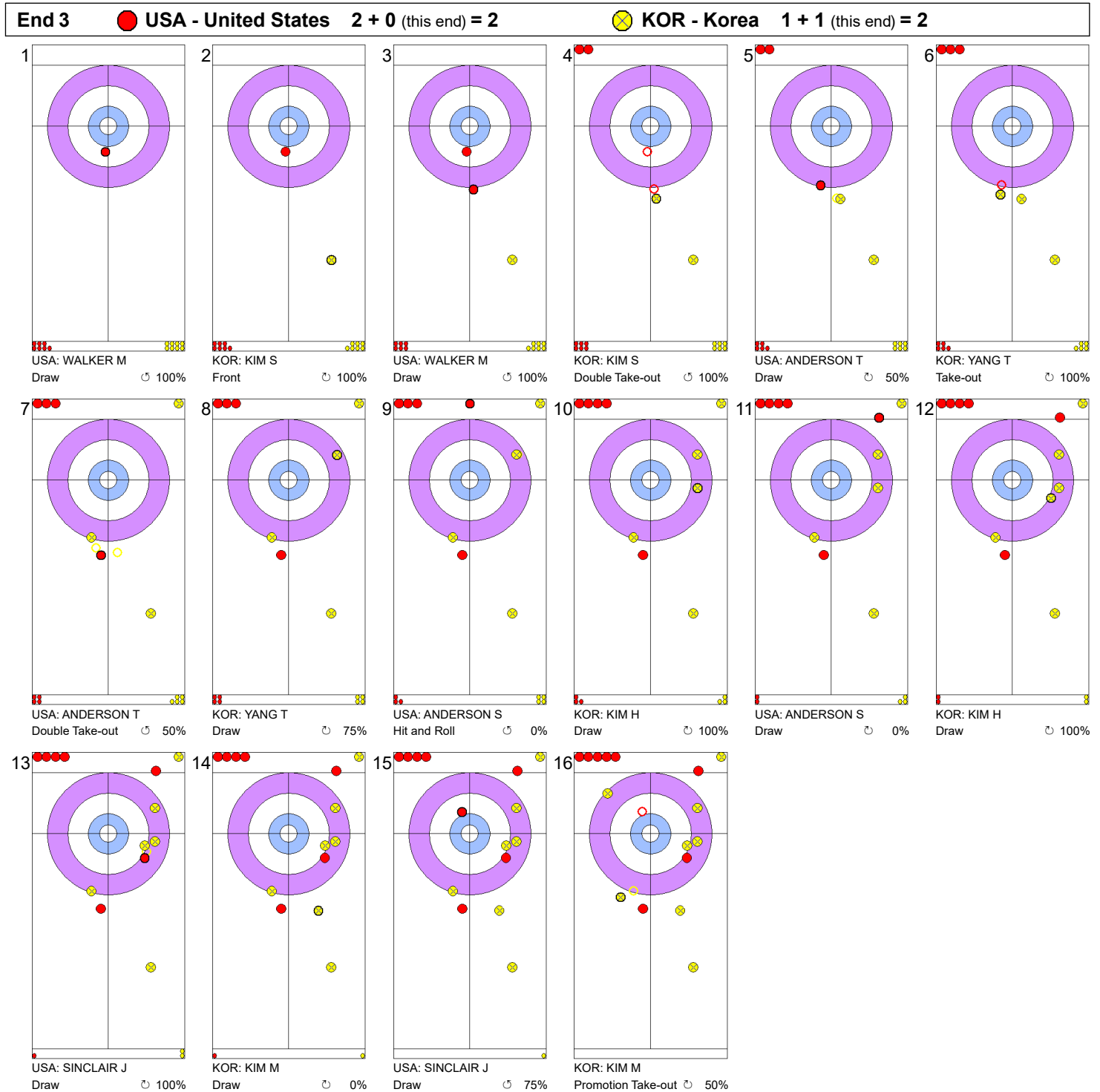
Legend:
 Clockwise
  Counter-clockwise
 - Not considered

Game - Shot by Shot



Legend:
 ↻ Clockwise ↺ Counter-clockwise - Not considered

Game - Shot by Shot



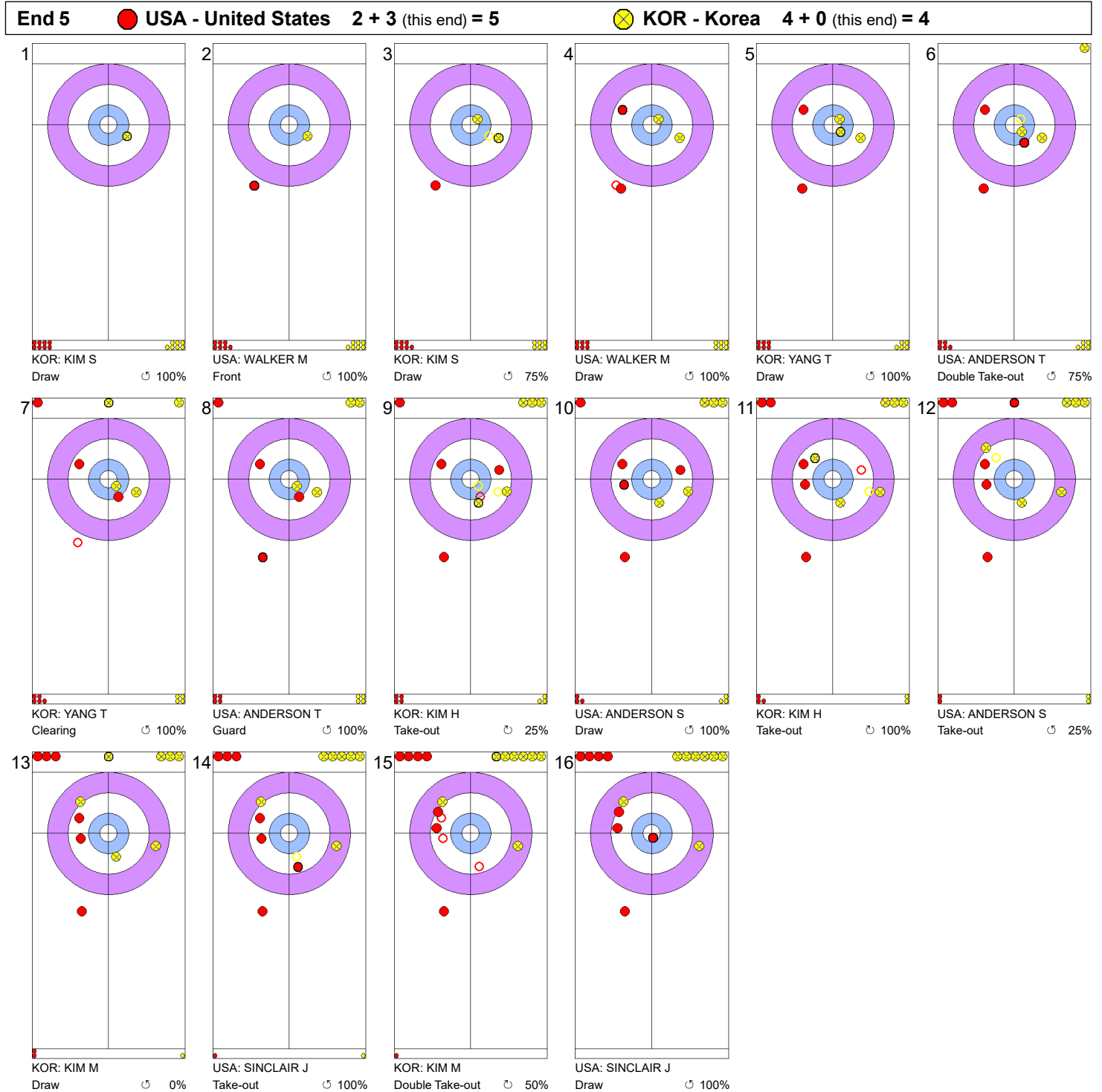
Legend:
 Clockwise
 Counter-clockwise
 - Not considered

Game - Shot by Shot




Legend:
 ⤵ Clockwise ⤴ Counter-clockwise - Not considered

Game - Shot by Shot



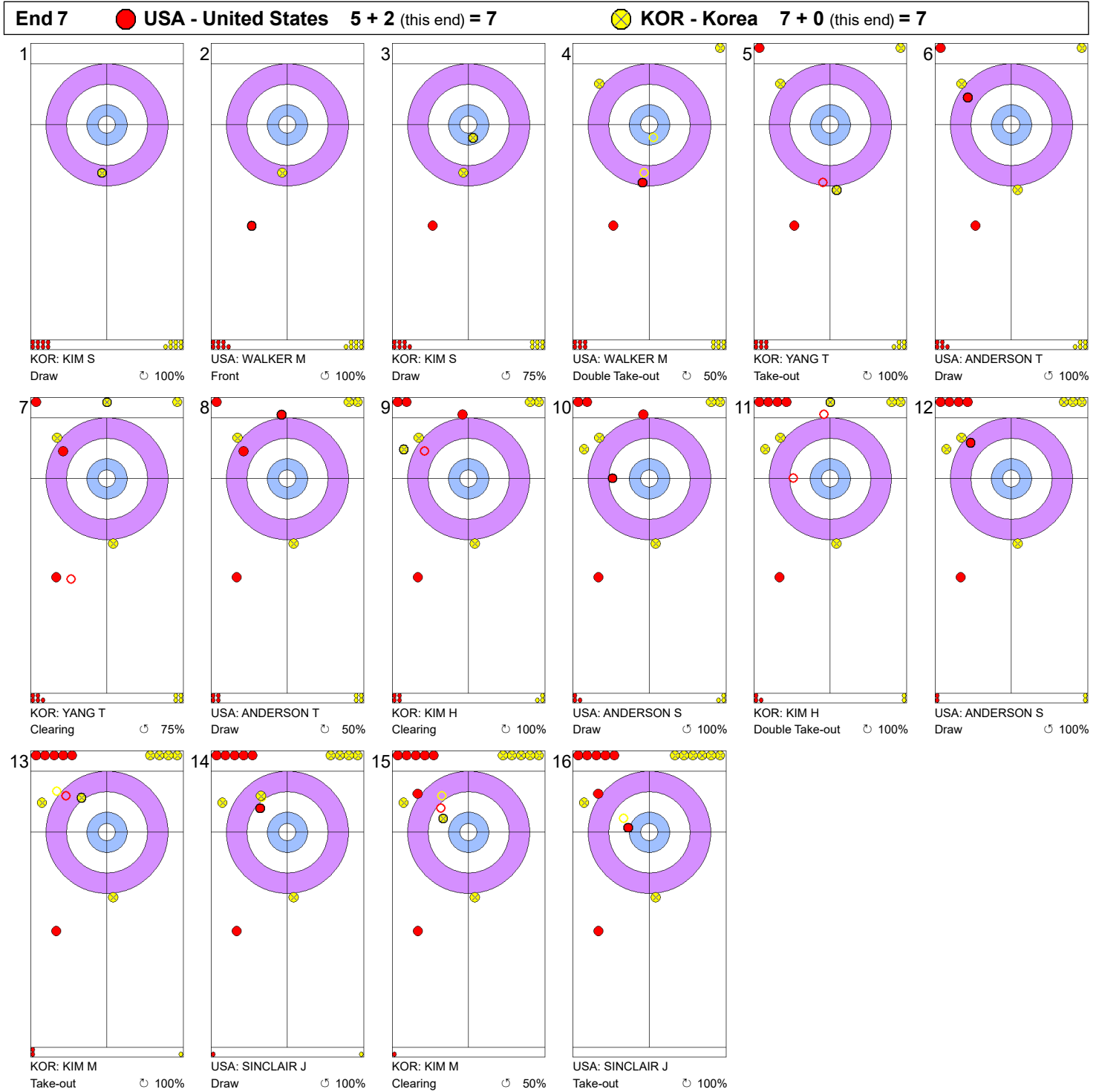
Legend:
 ↻ Clockwise ↺ Counter-clockwise - Not considered



Game - Shot by Shot



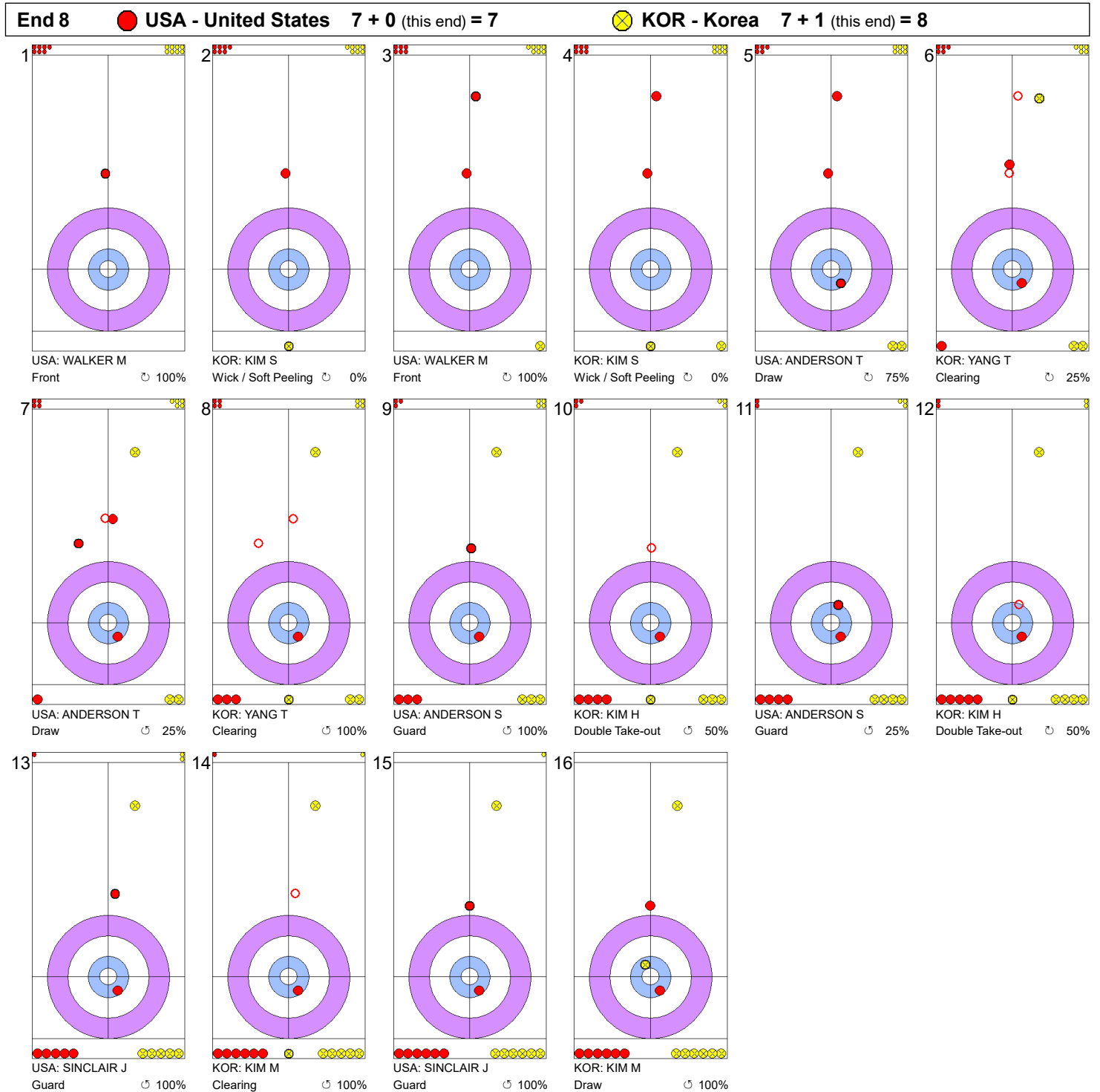
Legend:
 Clockwise Counter-clockwise - Not considered

Game - Shot by Shot



Legend:
 Clockwise
  Counter-clockwise
 - Not considered

Game - Shot by Shot



Legend:
 ⌚ Clockwise ⌚ Counter-clockwise - Not considered

Session Results and Standings

Sheet	Round	Team	LSFE	1	2	3	4	5	6	7	8	Total	Points
A	M4	CAN - Canada (Gunnlaugson)	*	2	0	2	0	1	0	0	0	5	0
		SCO - Scotland (Mouat)		0	1	0	1	0	3	1	1	7	3
B	W3	SCO - Scotland (Muirhead)	*	2	0	1	0	0	2	1	0	6	0
		JPN - Japan (Fujisawa)		0	1	0	2	1	0	0	3	7	3
C	W3	CHN - China (Yang)	*	0	0	0	0	2	1	0	X	3	0
		SWE - Sweden (Hasselborg)		1	1	2	2	0	0	1	X	7	3
D	M4	CHN - China (Zou)	*	2	1	0	1	0	1	0	0	5	0
		USA - USA (Shuster)		0	0	1	0	2	0	0	3	6	3
E	MD4	NOR - Norway (Skaslien/Nedregotten)	*	1	0	0	0	2	2	1	0	6	3
		USA - USA (Peterson/Polo)		0	1	1	1	0	0	0	1	4	0

Women's Current Standings

Group-A				Group-B			
Rank	Team	Games	Points	Rank	Team	Games	Points
1	CAN - Canada (Fleury)	3	6	1	JPN - Japan (Fujisawa)	3	9
1	KOR - Korea (Kim)	3	6	2	SCO - Scotland (Muirhead)	3	6
1	USA - USA (Sinclair)	3	6	3	SWE - Sweden (Hasselborg)	3	3
4	RUS - Russia (Kovaleva)	3	0	4	CHN - China (Yang)	3	0

Men's Current Standings

Group-A				Group-B			
Rank	Team	Games	Points	Rank	Team	Games	Points
1	USA - USA (Shuster)	4	9	1	NOR - Norway (Ulsrud)	3	6
2	CHN - China (Zou)	4	6	1	SWE - Sweden (Edin)	3	6
2	SCO - Scotland (Mouat)	4	6	3	JPN - Japan (Matsumura)	3	3
4	CAN - Canada (Gunnlaugson)	4	3	3	SUI - Switzerland (Schwaller)	3	3

Mixed Doubles Current Standings

Group-A				Group-B			
Rank	Team	Games	Points	Rank	Team	Games	Points
1	SUI - Switzerland (Perret/Rios)	4	11	1	NOR - Norway (Skaslien/Nedregotten)	4	9
2	KOR - Korea (Jang/Choi)	4	9	2	CHN - China (Wang/Ba)	4	6
3	CAN - Canada (Park/Morris)	4	4	2	USA - USA (Peterson/Polo)	4	6
4	SWE - Sweden (Wendel/Wingfors)	4	0	4	RUS - Russia (Moskaleva/Eremin)	4	3

Note:
Under WCF rules, tie-breaking rules for standings are not applied until after the last game of the round robin.

Legend:
 Power Play **LSFE(*)** Last Stone First End **MDn** Mixed Doubles round n
Mn Men's round n **Wn** Women's round n **X** Unplayed/unfinished end due to concession

Game Results

Sheet	Game	Team	LSFE	1	2	3	4	5	6	7	8	Total	Points
B	3	SCO - Scotland (Muirhead)	*	2	0	1	0	0	2	1	0	6	0
	3	JPN - Japan (Fujisawa)		0	1	0	2	1	0	0	3	7	3

SCO - Scotland	
4 S	MUIRHEAD Eve
3 V	DODDS Jennifer
2	CHALMERS Victoria
1	GRAY Lauren
A	-

JPN - Japan	
4 S	FUJISAWA Satsuki
3 V	YOSHIDA Chinami
2	SUZUKI Yumi
1	YOSHIDA Yurika
A	-

Note:
Position and function for each team member:
4 = Fourth, 3 = Third, 2 = Second, 1 = Lead, A = Alternate, S = Skip, V = Vice-Skip

Legend:
LSFE(*) Last Stone First End

Game Results

Sheet	Game	Team	LSFE	1	2	3	4	5	6	7	8	Total	Points
C	3	CHN - China (Yang)	*	0	0	0	0	2	1	0	X	3	0
	3	SWE - Sweden (Hasselborg)		1	1	2	2	0	0	1	X	7	3

CHN - China	
4 S	YANG Ying
3 V	HE Ying
2	MENG Xu
1	SUN Chengyu
A	-

SWE - Sweden	
4 S	HASSELBORG Anna
3 V	McMANUS Sara
2	KNOCHENHAUER Agnes
1	MABERGS Sofia
A	-

Note:
Position and function for each team member:
4 = Fourth, 3 = Third, 2 = Second, 1 = Lead, A = Alternate, S = Skip, V = Vice-Skip

Legend:
LSFE(*) Last Stone First End X Unplayed/unfinished end due to concession

Session Results and Standings

Sheet	Round	Team	LSFE	1	2	3	4	5	6	7	8	Total	Points	
A	MD4	SUI - Switzerland (Perret/Rios)	*	1	0	1	0	2	3	0	X		7	3
		CAN - Canada (Park/Morris)		0	1	0	1	0	0	2	X		4	0
B	MD4	KOR - Korea (Jang/Choi)	*	2	0	1	0	0	1	0	3		7	3
		SWE - Sweden (Wendel/Wingfors)		0	2	0	2	1	0	1	0		6	0
C	W3	KOR - Korea (Kim)	*	1	0	0	1	0	3	1	X		6	3
		RUS - Russia (Kovaleva)		0	1	1	0	0	0	0	X		2	0
D	W3	USA - USA (Sinclair)	*	0	1	0	1	1	2	0	0		5	0
		CAN - Canada (Fleury)		1	0	3	0	0	0	2	1		7	3
E	MD4	RUS - Russia (Moskaleva/Eremin)	*	3	0	0	1	0	0	X	X		4	0
		CHN - China (Wang/Ba)		0	4	3	0	1	3	X	X		11	3

Women's Current Standings

Group-A				Group-B			
Rank	Team	Games	Points	Rank	Team	Games	Points
1	CAN - Canada (Fleury)	3	6	1	JPN - Japan (Fujisawa)	2	6
1	KOR - Korea (Kim)	3	6	1	SCO - Scotland (Muirhead)	2	6
1	USA - USA (Sinclair)	3	6	3	CHN - China (Yang)	2	0
4	RUS - Russia (Kovaleva)	3	0	3	SWE - Sweden (Hasselborg)	2	0

Men's Current Standings

Group-A				Group-B			
Rank	Team	Games	Points	Rank	Team	Games	Points
1	CHN - China (Zou)	3	6	1	NOR - Norway (Ulsrud)	3	6
1	USA - USA (Shuster)	3	6	1	SWE - Sweden (Edin)	3	6
3	CAN - Canada (Gunnlaugson)	3	3	3	JPN - Japan (Matsumura)	3	3
3	SCO - Scotland (Mouat)	3	3	3	SUI - Switzerland (Schwaller)	3	3

Mixed Doubles Current Standings

Group-A				Group-B			
Rank	Team	Games	Points	Rank	Team	Games	Points
1	SUI - Switzerland (Perret/Rios)	4	11	1	CHN - China (Wang/Ba)	4	6
2	KOR - Korea (Jang/Choi)	4	9	2	NOR - Norway (Skaslien/Nedregotten)	3	6
3	CAN - Canada (Park/Morris)	4	4	2	USA - USA (Peterson/Polo)	3	6
4	SWE - Sweden (Wendel/Wingfors)	4	0	4	RUS - Russia (Moskaleva/Eremin)	4	3

Note:
Under WCF rules, tie-breaking rules for standings are not applied until after the last game of the round robin.

Legend:
 Power Play LSFE(*) Last Stone First End MDn Mixed Doubles round n
 Wn Women's round n X Unplayed/unfinished end due to concession

Game Results

Sheet	Game	Team	LSFE	1	2	3	4	5	6	7	8	Total	Points
C	3	KOR - Korea (Kim)	*	1	0	0	1	0	3	1	X	6	3
	3	RUS - Russia (Kovaleva)		0	1	1	0	0	0	0	X	2	0

KOR - Korea

4 S KIM Minji
3 V KIM Hyerin
2 YANG Taei
1 KIM Sujin
A -

RUS - Russia

4 S KOVALEVA Alina
3 ARSENKINA Galina
2 V BRYZGALOVA Anastasia
1 KUZMINA Ekaterina
A -

Note:
Position and function for each team member:
4 = Fourth, 3 = Third, 2 = Second, 1 = Lead, A = Alternate, S = Skip, V = Vice-Skip

Legend:
LSFE(*) Last Stone First End X Unplayed/unfinished end due to concession

Game Results

Sheet	Game	Team	LSFE	1	2	3	4	5	6	7	8	Total	Points
D	3	USA - USA (Sinclair)	*	0	1	0	1	1	2	0	0	5	0
	3	CAN - Canada (Fleury)		1	0	3	0	0	0	2	1	7	3

USA - United States		Shot Success Game
4 S	SINCLAIR Jamie	77%
3 V	ANDERSON Sarah	88%
2	ANDERSON Taylor	75%
1	WALKER Monica	81%
A	-	-
Team Total		80%

CAN - Canada		Shot Success Game
4 S	FLEURY Tracy	78%
3 V	NJEGOVAN Selena	80%
2	FYFE Liz	81%
1	MacCUIISH Kristin	89%
A	-	-
Team Total		82%

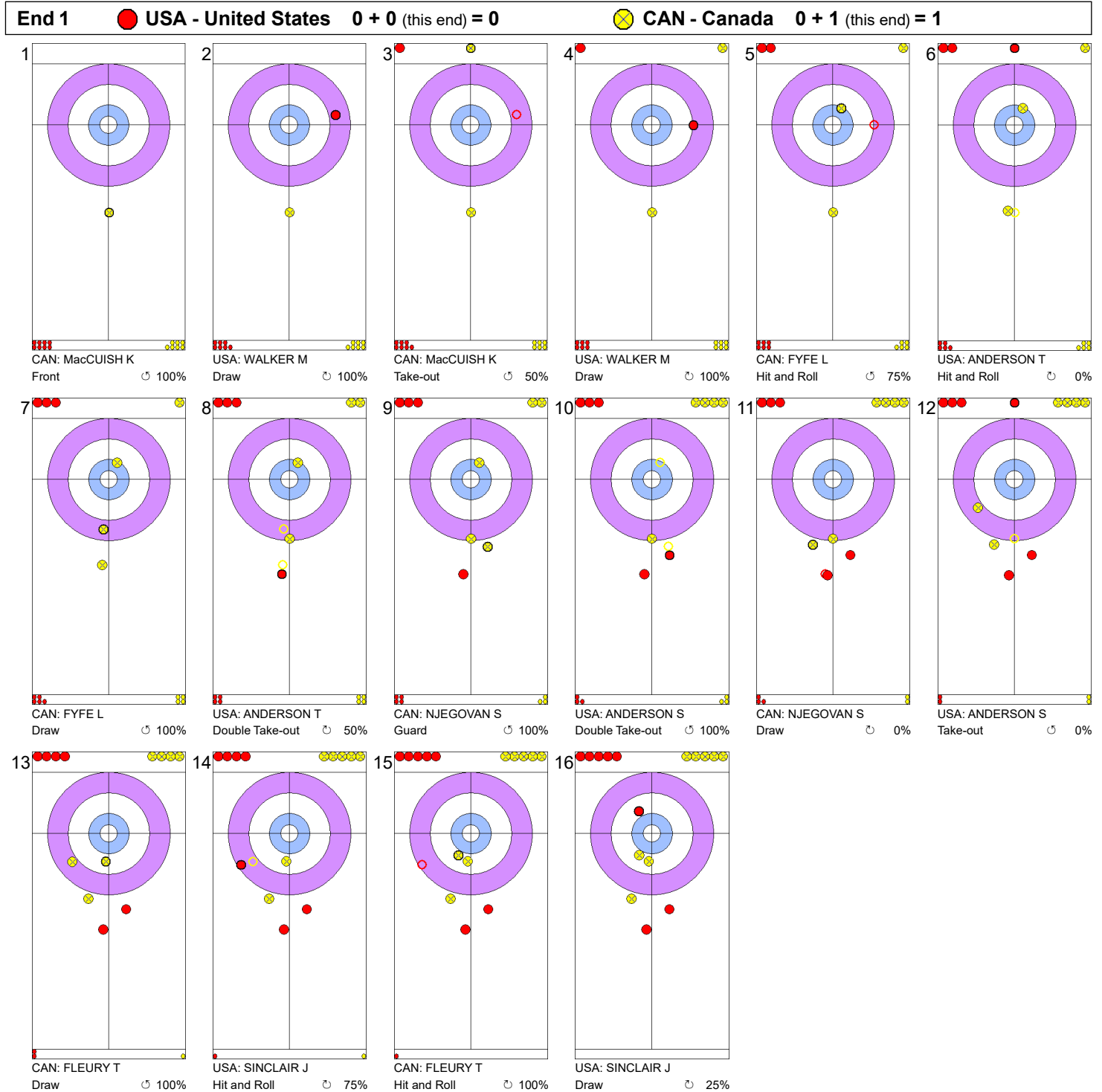
USA - United States		↻	↺	Game	
4	SINCLAIR Jamie	Draws	2 63%	8 88%	10 83%
		Take-outs	2 88%	4 56%	6 67%
		Total	4 75%	12 77%	16 77%
3	ANDERSON Sarah	Draws	4 88%	5 100%	9 94%
		Take-outs	3 100%	4 63%	7 79%
		Total	7 93%	9 83%	16 88%
2	ANDERSON Taylor	Draws	8 91%	1 100%	9 92%
		Take-outs	5 50%	2 63%	7 54%
		Total	13 75%	3 75%	16 75%
1	WALKER Monica	Draws	14 86%	2 50%	16 81%
		Take-outs	0 -	0 -	0 -
		Total	14 86%	2 50%	16 81%
A	-	Draws	0 -	0 -	0 -
		Take-outs	0 -	0 -	0 -
		Total	0 -	0 -	0 -
Team		Draws	28 86%	16 88%	44 86%
		Take-outs	10 73%	10 60%	20 66%
		Total	38 82%	26 77%	64 80%

CAN - Canada		↻	↺	Game	
4	FLEURY Tracy	Draws	0 -	5 55%	5 55%
		Take-outs	2 100%	9 86%	11 89%
		Total	2 100%	14 75%	16 78%
3	NJEGOVAN Selena	Draws	2 50%	2 100%	4 75%
		Take-outs	6 71%	6 92%	12 81%
		Total	8 66%	8 94%	16 80%
2	FYFE Liz	Draws	5 80%	3 83%	8 81%
		Take-outs	6 92%	2 50%	8 81%
		Total	11 86%	5 70%	16 81%
1	MacCUIISH Kristin	Draws	5 90%	8 100%	13 96%
		Take-outs	1 50%	2 63%	3 58%
		Total	6 83%	10 93%	16 89%
A	-	Draws	0 -	0 -	0 -
		Take-outs	0 -	0 -	0 -
		Total	0 -	0 -	0 -
Team		Draws	12 79%	18 85%	30 83%
		Take-outs	15 82%	19 82%	34 82%
		Total	27 81%	37 83%	64 82%

Note:
Position and function for each team member:
4 = Fourth, 3 = Third, 2 = Second, 1 = Lead, A = Alternate, S = Skip, V = Vice-Skip

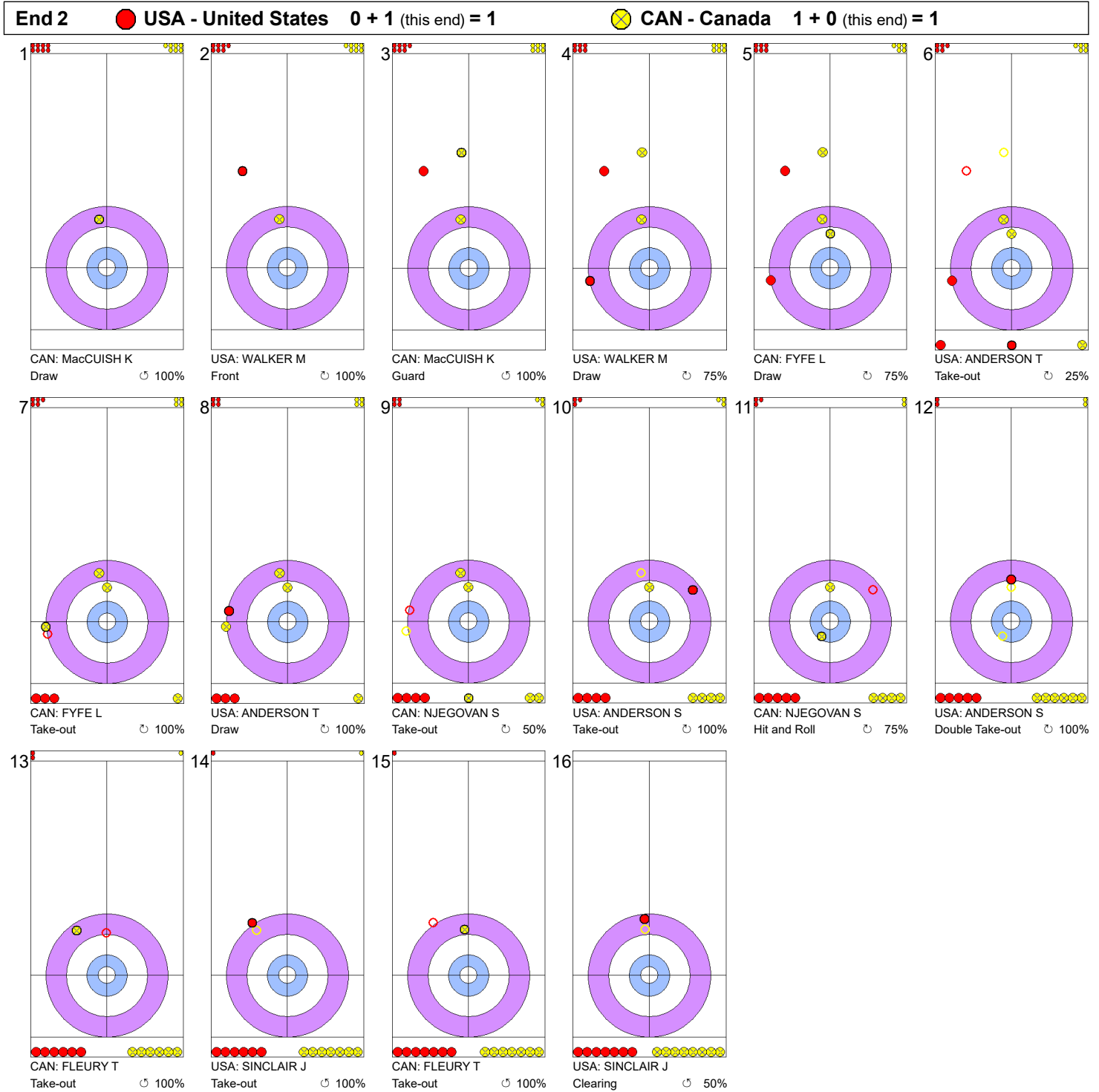
Legend:
↻ Clockwise ↺ Counter-clockwise LSFE(*) Last Stone First End

Game - Shot by Shot



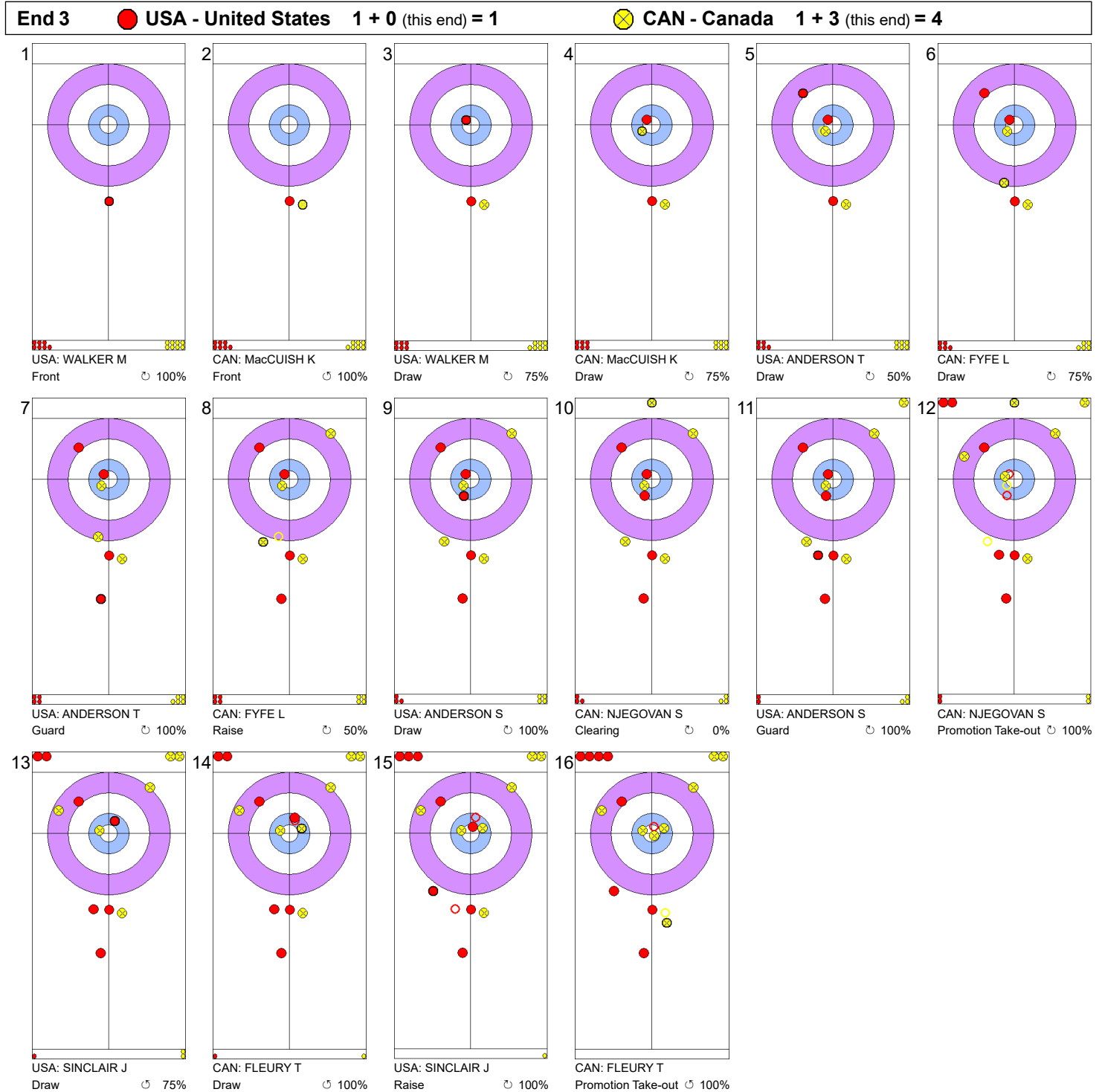
Legend:
 ↻ Clockwise ↺ Counter-clockwise - Not considered

Game - Shot by Shot



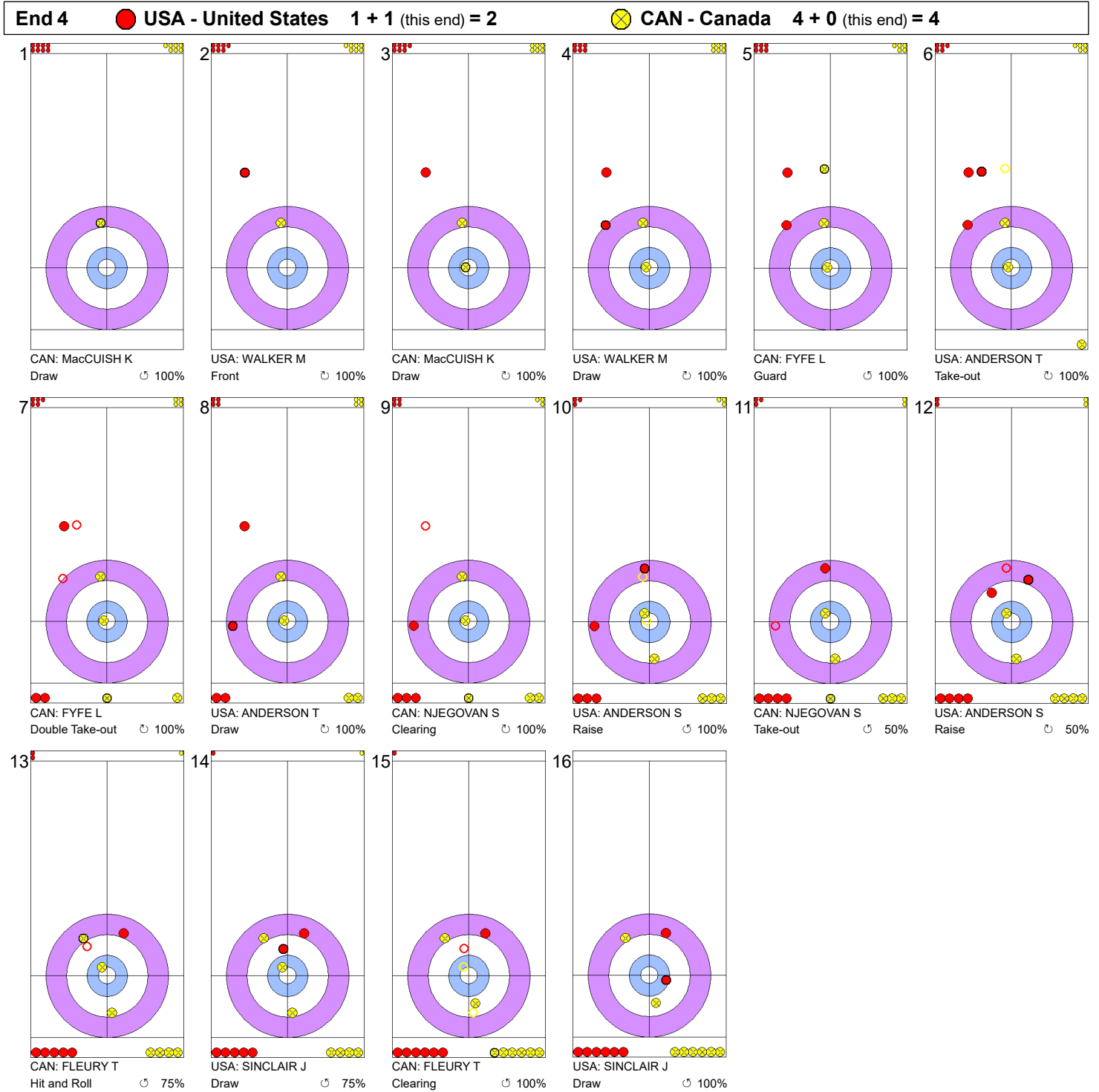
Legend:
 ↻ Clockwise ↺ Counter-clockwise - Not considered



Game - Shot by Shot



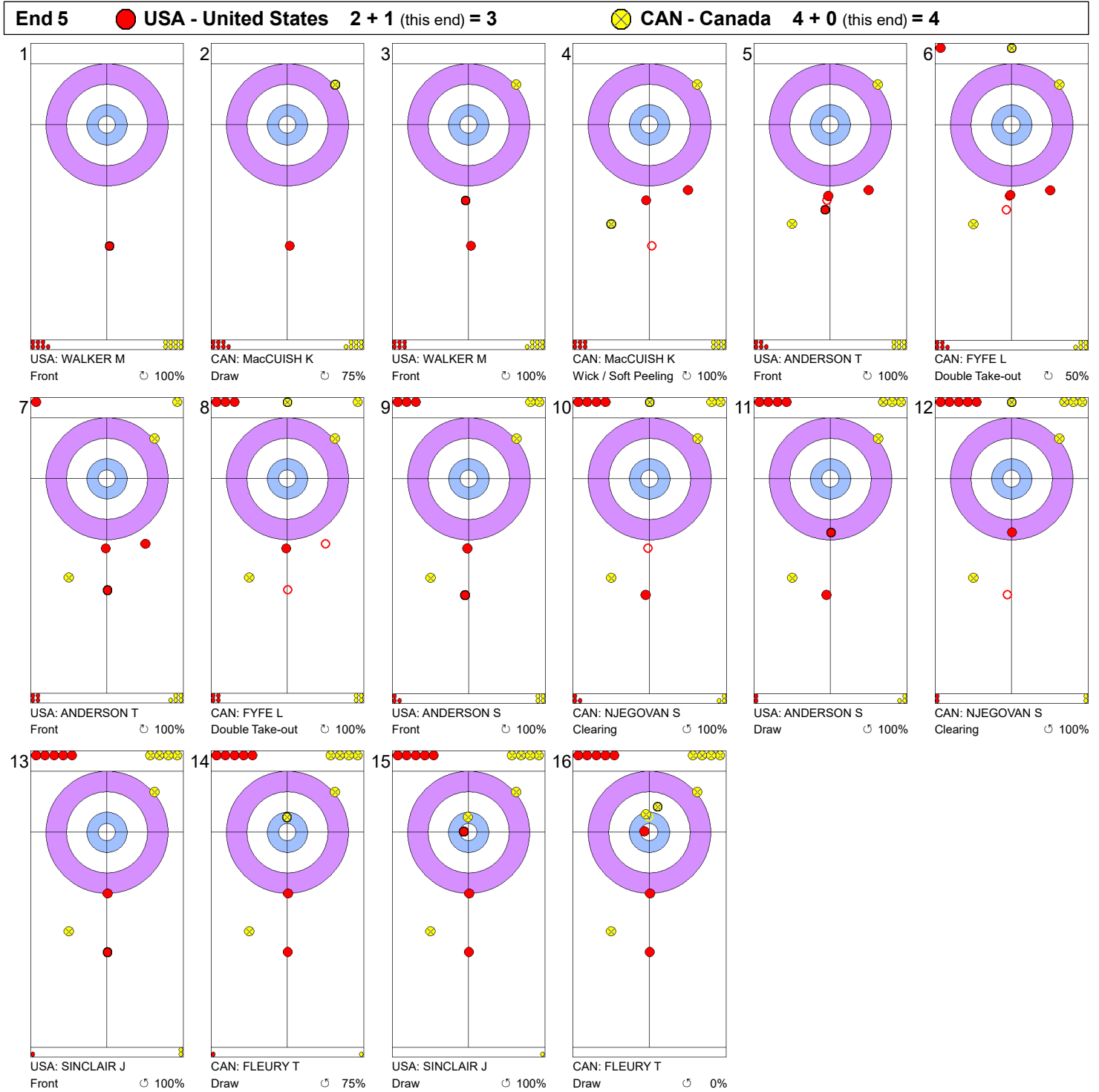
Legend:
 Clockwise Counter-clockwise - Not considered



Game - Shot by Shot



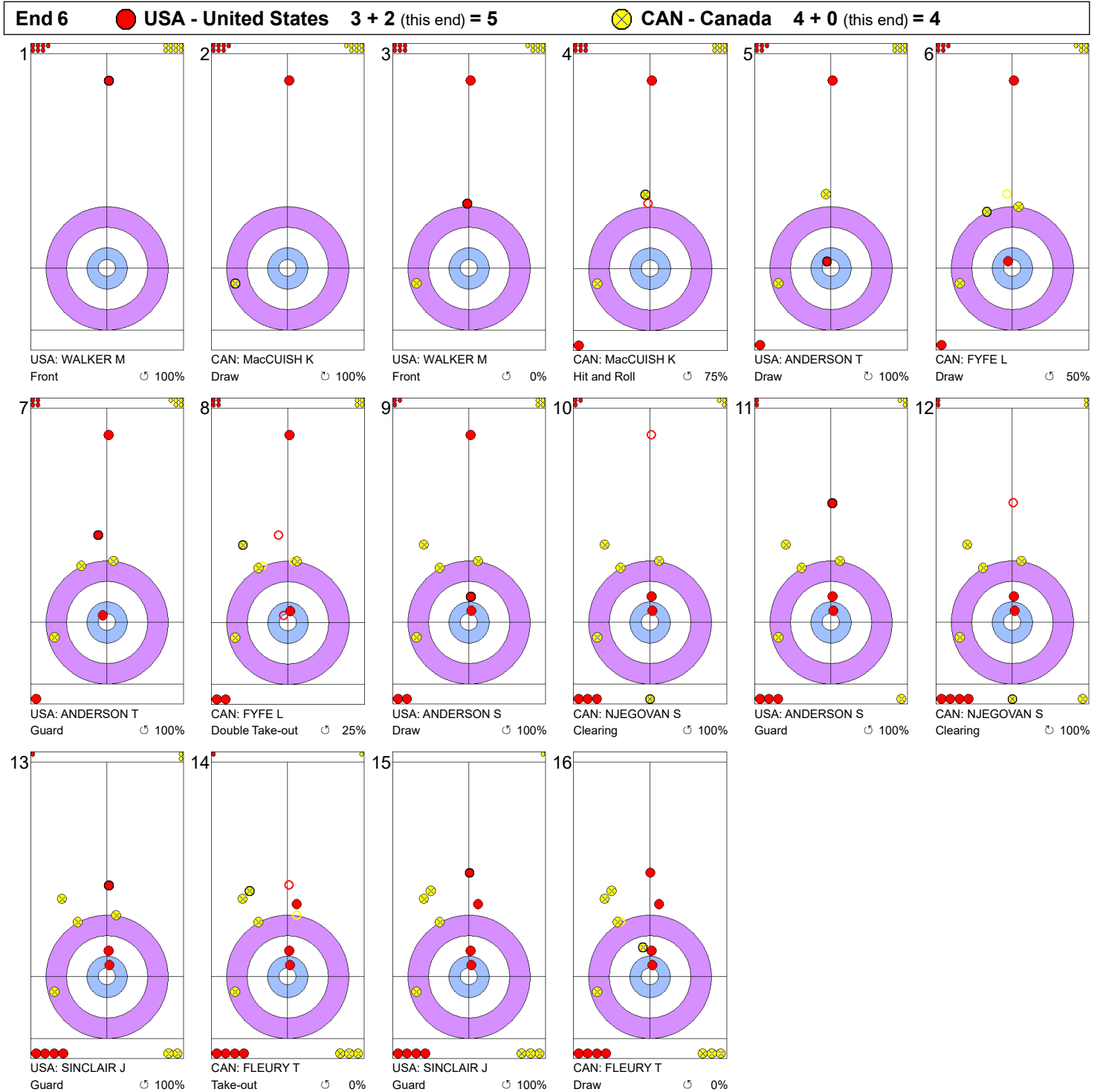
Legend:
 Clockwise
  Counter-clockwise
 - Not considered

Game - Shot by Shot



Legend:
 Clockwise
  Counter-clockwise
 - Not considered



Game - Shot by Shot




Legend:
 ⌚ Clockwise ⌚ Counter-clockwise - Not considered

Game - Shot by Shot



Legend:
 Clockwise
  Counter-clockwise
 - Not considered

Game - Shot by Shot



Legend: ⌚ Clockwise ⌚ Counter-clockwise - Not considered

Session Results and Standings

Sheet	Round	Team	LSFE	1	2	3	4	5	6	7	8	Total	Points
A	W2	JPN - Japan (Fujisawa)	*	3	2	3	0	2	0	X	X	10	3
		CHN - China (Yang)		0	0	0	1	0	1	X	X	2	0
B	M3	USA - USA (Shuster)	*	1	0	1	1	1	0	0	1	5	3
		CAN - Canada (Gunnlaugson)		0	1	0	0	0	1	1	0	3	0
C	M3	SWE - Sweden (Edin)	*	2	1	3	1	0	1	X	X	8	3
		SUI - Switzerland (Schwaller)		0	0	0	0	2	0	X	X	2	0
D	M3	JPN - Japan (Matsumura)	*	1	0	2	0	0	2	0	2	7	3
		NOR - Norway (Ulsrud)		0	2	0	1	1	0	1	0	5	0
E	M3	CHN - China (Zou)	*	0	1	1	0	1	1	0	1	5	3
		SCO - Scotland (Mouat)		0	0	0	1	0	0	2	0	3	0

Women's Current Standings

Group-A				Group-B			
Rank	Team	Games	Points	Rank	Team	Games	Points
1	USA - USA (Sinclair)	2	6	1	JPN - Japan (Fujisawa)	2	6
2	CAN - Canada (Fleury)	2	3	1	SCO - Scotland (Muirhead)	2	6
2	KOR - Korea (Kim)	2	3	3	CHN - China (Yang)	2	0
4	RUS - Russia (Kovaleva)	2	0	3	SWE - Sweden (Hasselborg)	2	0

Men's Current Standings

Group-A				Group-B			
Rank	Team	Games	Points	Rank	Team	Games	Points
1	CHN - China (Zou)	3	6	1	NOR - Norway (Ulsrud)	3	6
1	USA - USA (Shuster)	3	6	1	SWE - Sweden (Edin)	3	6
3	CAN - Canada (Gunnlaugson)	3	3	3	JPN - Japan (Matsumura)	3	3
3	SCO - Scotland (Mouat)	3	3	3	SUI - Switzerland (Schwaller)	3	3

Mixed Doubles Current Standings

Group-A				Group-B			
Rank	Team	Games	Points	Rank	Team	Games	Points
1	SUI - Switzerland (Perret/Rios)	3	8	1	NOR - Norway (Skaslien/Nedregotten)	3	6
2	KOR - Korea (Jang/Choi)	3	6	1	USA - USA (Peterson/Polo)	3	6
3	CAN - Canada (Park/Morris)	3	4	3	CHN - China (Wang/Ba)	3	3
4	SWE - Sweden (Wendel/Wingfors)	3	0	3	RUS - Russia (Moskaleva/Eremin)	3	3

Note:
Under WCF rules, tie-breaking rules for standings are not applied until after the last game of the round robin.

Legend:
LSFE(*) Last Stone First End **Mn** Men's round n **Wn** Women's round n
X Unplayed/unfinished end due to concession

Game Results

Sheet	Game	Team	LSFE	1	2	3	4	5	6	7	8	Total	Points
A	2	JPN - Japan (Fujisawa)	*	3	2	3	0	2	0	X	X	10	3
	2	CHN - China (Yang)		0	0	0	1	0	1	X	X	2	0

JPN - Japan	
4 S	FUJISAWA Satsuki
3 V	YOSHIDA Chinami
2	SUZUKI Yumi
1	YOSHIDA Yurika
A	-

CHN - China	
4 S	YANG Ying
3 V	HE Ying
2	MENG Xu
1	SUN Chengyu
A	-

Note:
Position and function for each team member:
4 = Fourth, 3 = Third, 2 = Second, 1 = Lead, A = Alternate, S = Skip, V = Vice-Skip

Legend:
LSFE(*) Last Stone First End X Unplayed/unfinished end due to concession

Session Results and Standings

Sheet	Round	Team	LSFE	1	2	3	4	5	6	7	8	Total	Points
A	W2	SWE - Sweden (Hasselborg)	*	0	2	0	0	0	0	0	X	2	0
		SCO - Scotland (Muirhead)		0	0	1	2	1	1	1	X	6	3
B	MD3	RUS - Russia (Moskaleva/Eremin)	*	1	2	0	0	0	0	0	X	3	0
		USA - USA (Peterson/Polo)		0	0	2	2	1	1	2	X	8	3
C	MD3	SWE - Sweden (Wendel/Wingfors)	*	0	0	0	3	2	0	2	0	7	0
		SUI - Switzerland (Perret/Rios)		1	1	1	0	0	2	0	4	9	3
D	MD3	KOR - Korea (Jang/Choi)	*	4	0	0	0	2	1	1	1	9	3
		CAN - Canada (Park/Morris)		0	4	2	1	0	0	0	0	7	0
E	MD3	CHN - China (Wang/Ba)	*	0	0	1	1	0	3	0	0	5	0
		NOR - Norway (Skaslien/Nedregotten)		1	2	0	0	2	0	1	1	7	3

Women's Current Standings

Group-A				Group-B			
Rank	Team	Games	Points	Rank	Team	Games	Points
1	USA - USA (Sinclair)	2	6	1	SCO - Scotland (Muirhead)	2	6
2	CAN - Canada (Fleury)	2	3	2	JPN - Japan (Fujisawa)	1	3
2	KOR - Korea (Kim)	2	3	3	CHN - China (Yang)	1	0
4	RUS - Russia (Kovaleva)	2	0	4	SWE - Sweden (Hasselborg)	2	0

Men's Current Standings

Group-A				Group-B			
Rank	Team	Games	Points	Rank	Team	Games	Points
1	CAN - Canada (Gunnlaugson)	2	3	1	NOR - Norway (Ulsrud)	2	6
1	CHN - China (Zou)	2	3	2	SUI - Switzerland (Schwaller)	2	3
1	SCO - Scotland (Mouat)	2	3	2	SWE - Sweden (Edin)	2	3
1	USA - USA (Shuster)	2	3	4	JPN - Japan (Matsumura)	2	0

Mixed Doubles Current Standings

Group-A				Group-B			
Rank	Team	Games	Points	Rank	Team	Games	Points
1	SUI - Switzerland (Perret/Rios)	3	8	1	NOR - Norway (Skaslien/Nedregotten)	3	6
2	KOR - Korea (Jang/Choi)	3	6	1	USA - USA (Peterson/Polo)	3	6
3	CAN - Canada (Park/Morris)	3	4	3	CHN - China (Wang/Ba)	3	3
4	SWE - Sweden (Wendel/Wingfors)	3	0	3	RUS - Russia (Moskaleva/Eremin)	3	3

Note:
Under WCF rules, tie-breaking rules for standings are not applied until after the last game of the round robin.

Legend:
 Power Play LSFE(*) Last Stone First End MDn Mixed Doubles round n
 Wn Women's round n X Unplayed/unfinished end due to concession

Game Results

Sheet	Game	Team	LSFE	1	2	3	4	5	6	7	8	Total	Points
A	2	SWE - Sweden (Hasselborg)	*	0	2	0	0	0	0	0	X	2	0
	2	SCO - Scotland (Muirhead)		0	0	1	2	1	1	1	X	6	3

SWE - Sweden			Shot Success
			Game
4 S	HASSELBORG Anna		65%
3 V	McMANUS Sara		78%
2	KNOCHENHAUER Agnes		77%
1	MABERGS Sofia		91%
A	-		-
Team Total			78%

SCO - Scotland			Shot Success
			Game
4 S	MUIRHEAD Eve		83%
3 V	DODDS Jennifer		81%
2	CHALMERS Victoria		83%
1	GRAY Lauren		98%
A	-		-
Team Total			87%

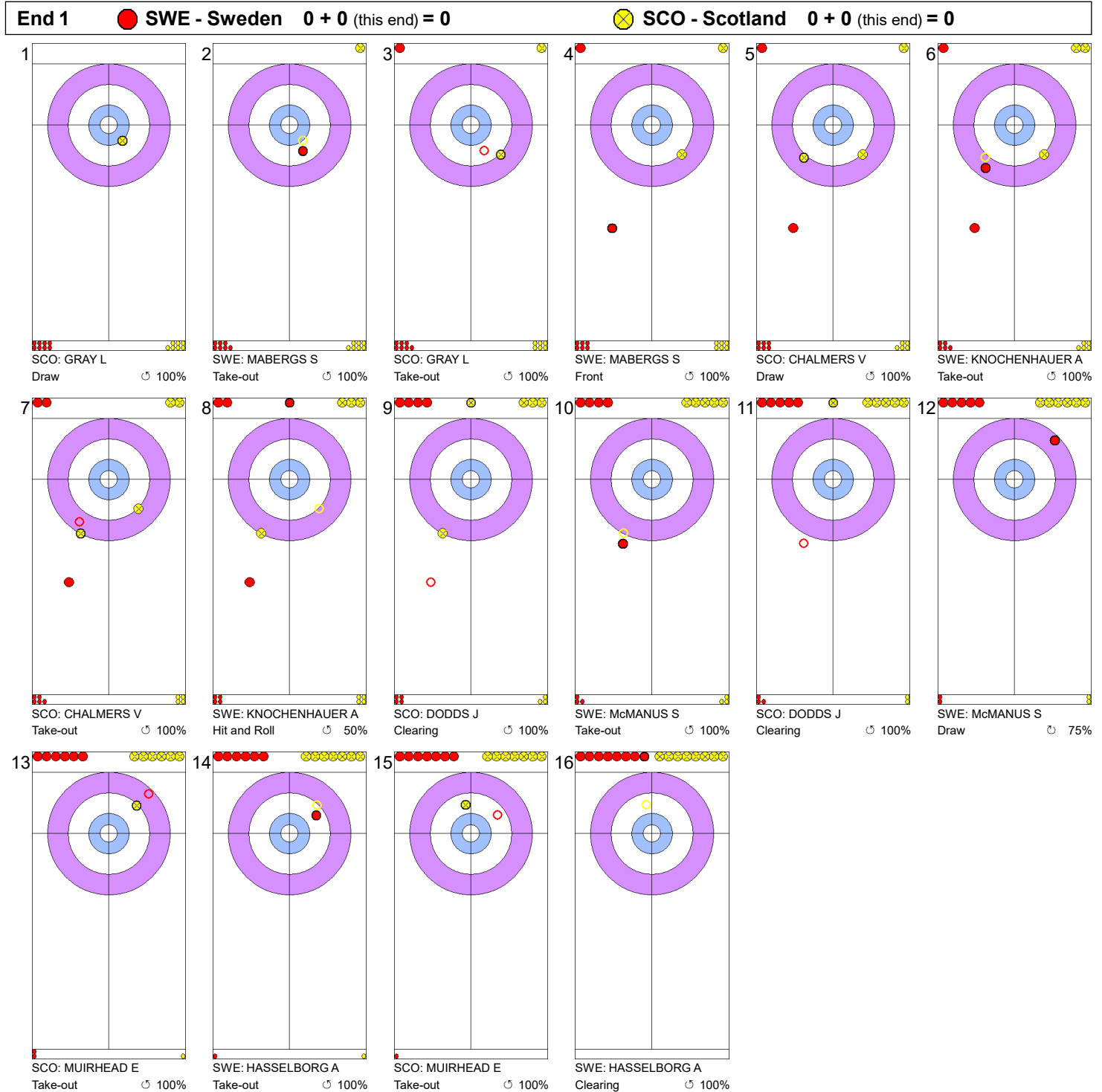
SWE - Sweden		🕒	🕑	Game	
4	HASSELBORG Anna	Draws	3 83%	1 75%	4 81%
		Take-outs	2 63%	7 57%	9 58%
		Total	5 75%	8 59%	13 65%
3	McMANUS Sara	Draws	3 83%	3 58%	6 71%
		Take-outs	5 85%	5 80%	10 83%
		Total	8 84%	8 72%	16 78%
2	KNOCHENHAUER Agnes	Draws	2 100%	3 67%	5 80%
		Take-outs	5 60%	6 88%	11 75%
		Total	7 71%	9 81%	16 77%
1	MABERGS Sofia	Draws	4 100%	9 83%	13 88%
		Take-outs	0 -	3 100%	3 100%
		Total	4 100%	12 88%	16 91%
A -		Draws	0 -	0 -	0 -
		Take-outs	0 -	0 -	0 -
		Total	0 -	0 -	0 -
Team		Draws	12 92%	16 75%	28 82%
		Take-outs	12 71%	21 77%	33 75%
		Total	24 81%	37 76%	61 78%



SCO - Scotland		🕒	🕑	Game	
4	MUIRHEAD Eve	Draws	2 100%	2 88%	4 94%
		Take-outs	4 75%	7 82%	11 80%
		Total	6 83%	9 83%	15 83%
3	DODDS Jennifer	Draws	4 63%	3 100%	7 79%
		Take-outs	5 70%	4 100%	9 83%
		Total	9 67%	7 100%	16 81%
2	CHALMERS Victoria	Draws	5 80%	7 93%	12 88%
		Take-outs	1 0%	2 100%	3 67%
		Total	6 67%	9 94%	15 83%
1	GRAY Lauren	Draws	5 100%	6 100%	11 100%
		Take-outs	2 88%	3 100%	5 95%
		Total	7 96%	9 100%	16 98%
A -		Draws	0 -	0 -	0 -
		Take-outs	0 -	0 -	0 -
		Total	0 -	0 -	0 -
Team		Draws	16 84%	18 96%	34 90%
		Take-outs	12 69%	16 92%	28 82%
		Total	28 78%	34 94%	62 87%

Note:
Position and function for each team member:
4 = Fourth, **3** = Third, **2** = Second, **1** = Lead, **A** = Alternate, **S** = Skip, **V** = Vice-Skip

Legend:
🕒 Clockwise 🕑 Counter-clockwise LSFE(*) Last Stone First End
X Unplayed/unfinished end due to concession

Game - Shot by Shot



Legend:
 Clockwise
  Counter-clockwise
 - Not considered

Game - Shot by Shot



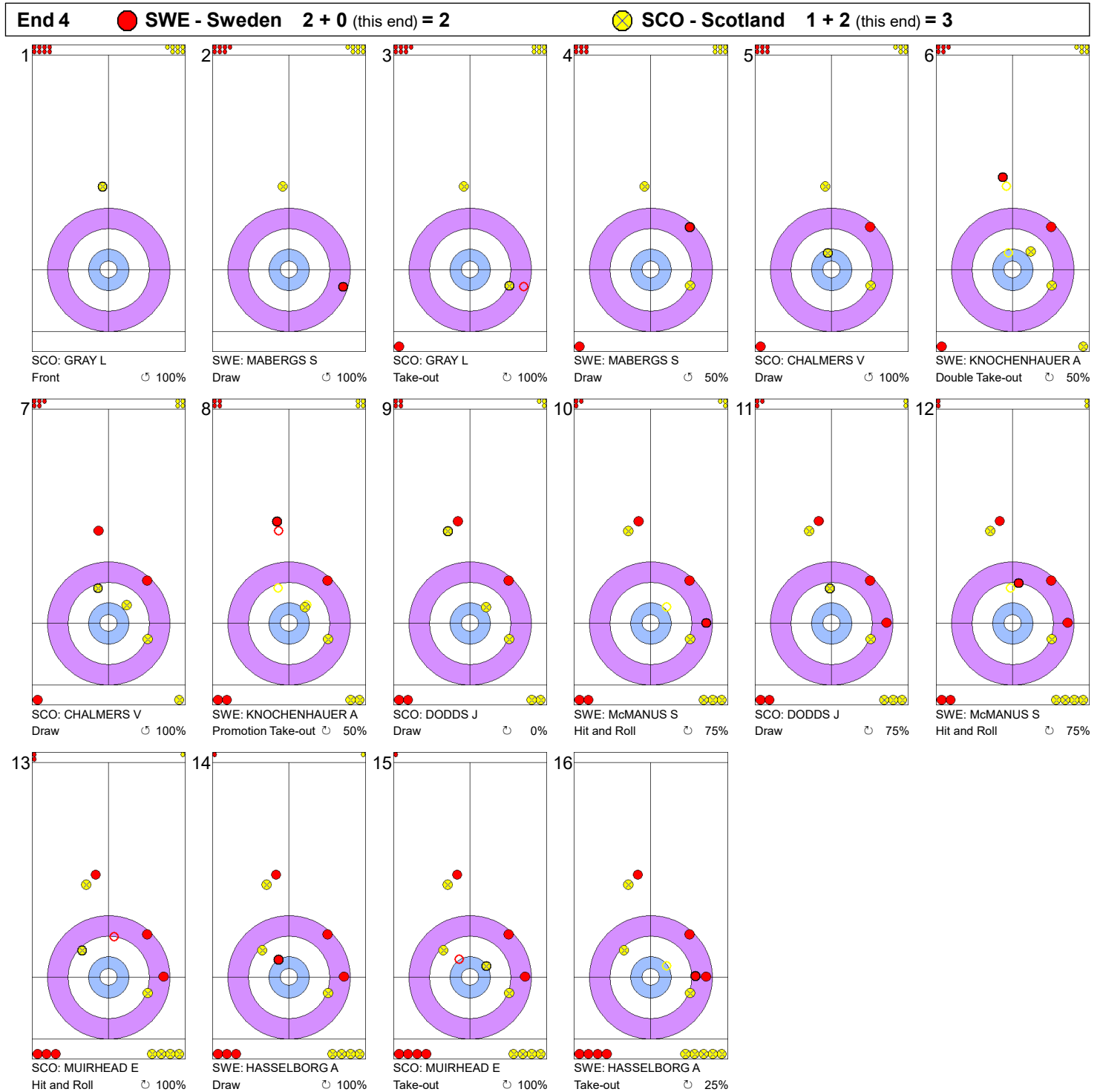
Legend:
 ↻ Clockwise ↺ Counter-clockwise - Not considered

Game - Shot by Shot



Legend:
 Clockwise Counter-clockwise - Not considered

Game - Shot by Shot



Legend:
 ↻ Clockwise ↺ Counter-clockwise - Not considered

Game - Shot by Shot



Legend:
 ↻ Clockwise ↺ Counter-clockwise - Not considered

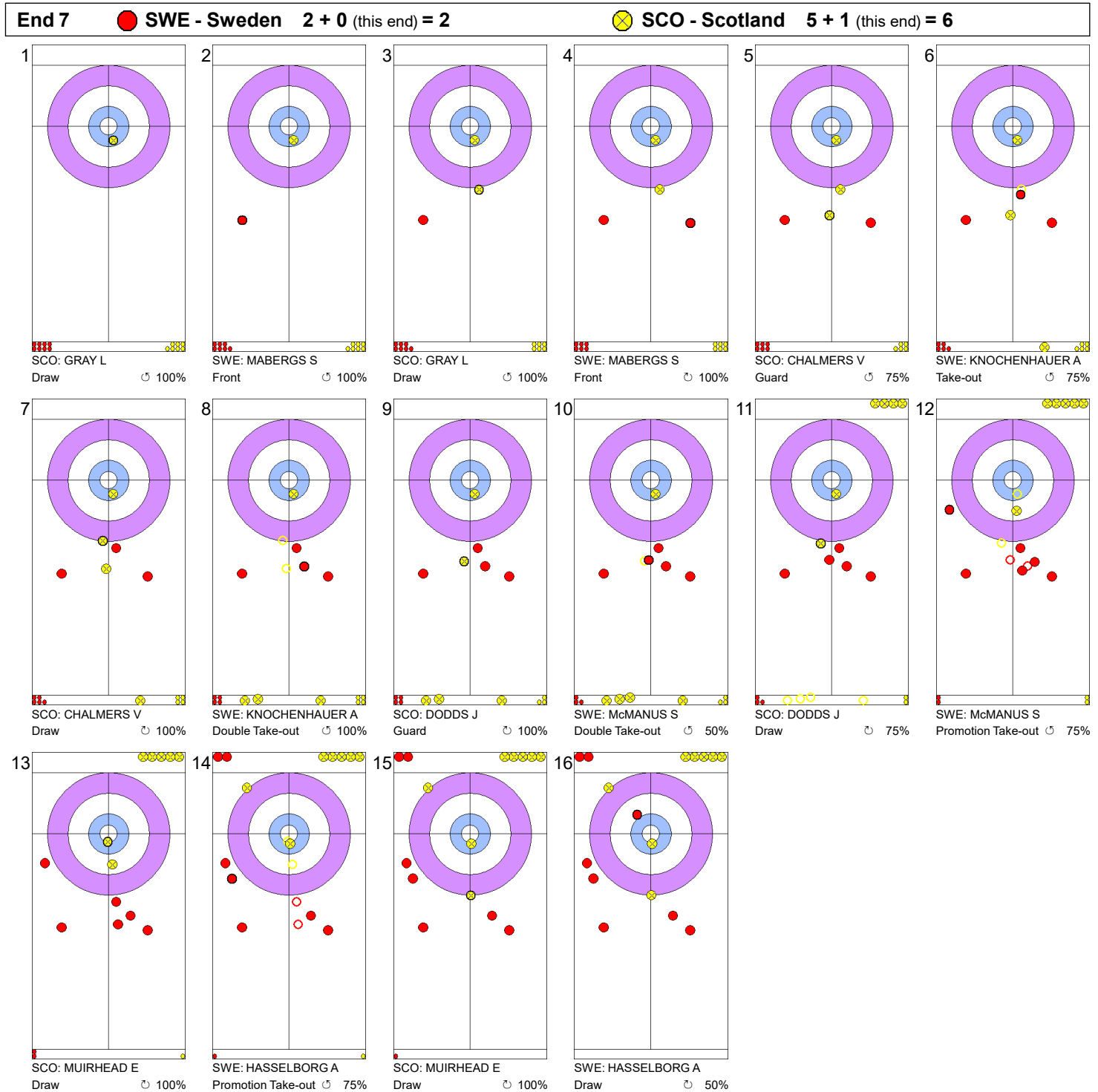


Game - Shot by Shot



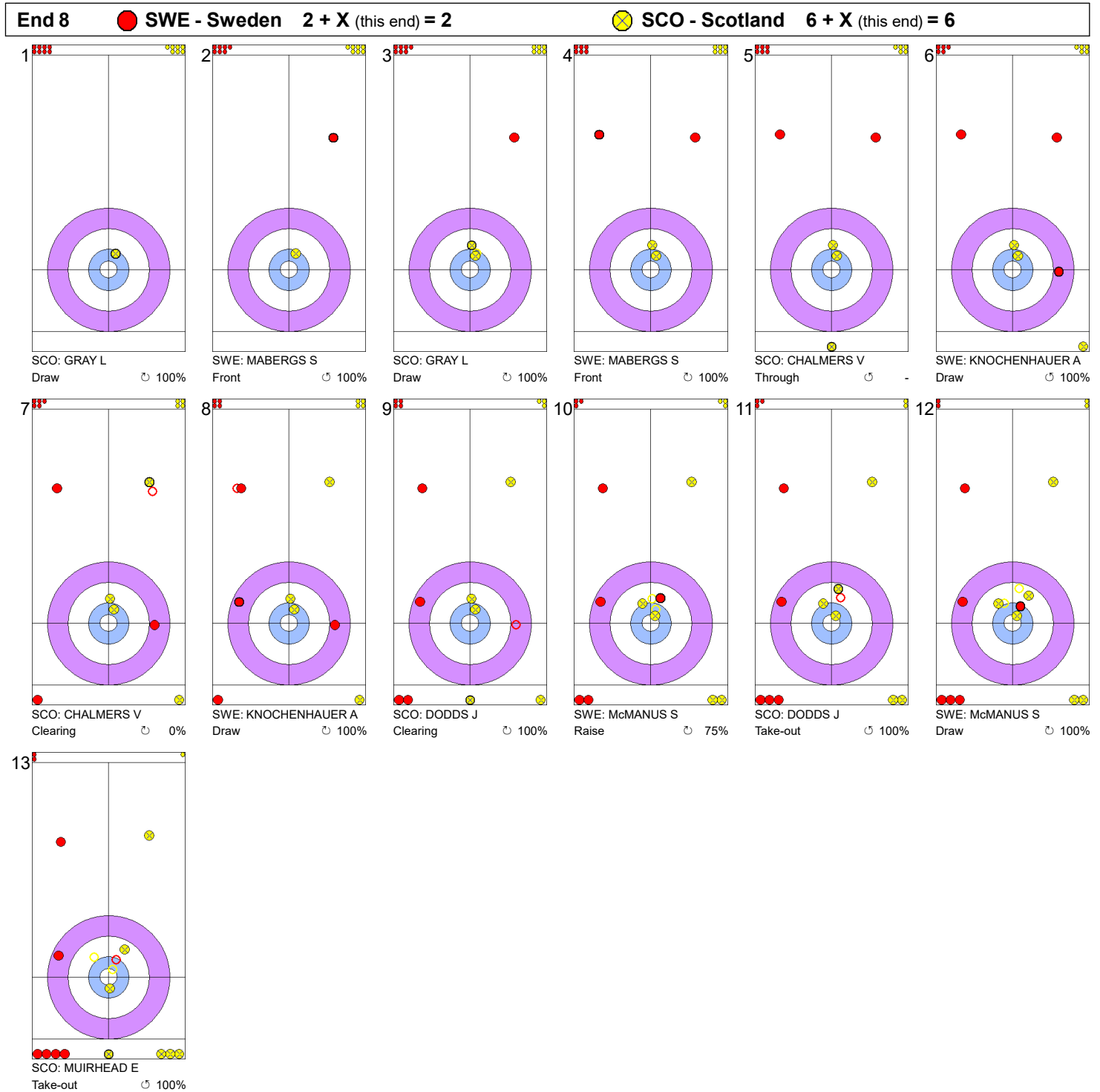
Legend:
 ↻ Clockwise ↺ Counter-clockwise - Not considered

Game - Shot by Shot



Legend:
 ↻ Clockwise ↺ Counter-clockwise - Not considered

Game - Shot by Shot



Legend:
 ↻ Clockwise ↻ Counter-clockwise - Not considered
 X Unfinished end due to concession

Session Results and Standings

Sheet	Round	Team	LSFE	1	2	3	4	5	6	7	8	Total	Points
A	M2	NOR - Norway (Ulsrud)	*	2	0	1	0	0	2	1	X	6	3
		SWE - Sweden (Edin)		0	1	0	1	1	0	0	X	3	0
B	M2	SUI - Switzerland (Schwaller)	*	2	0	3	1	0	1	3	X	10	3
		JPN - Japan (Matsumura)		0	2	0	0	2	0	0	X	4	0
C	M2	SCO - Scotland (Mouat)	*	1	0	0	0	2	0	X	X	3	0
		USA - USA (Shuster)		0	3	3	1	0	1	X	X	8	3
D	M2	CAN - Canada (Gunnlaugson)	*	2	2	0	0	0	2	0	X	6	3
		CHN - China (Zou)		0	0	1	0	1	0	1	X	3	0
E	W2	RUS - Russia (Kovaleva)	*	2	0	0	1	0	0	2	0	5	0
		USA - USA (Sinclair)		0	3	1	0	0	1	0	2	7	3

Women's Current Standings

Group-A				Group-B			
Rank	Team	Games	Points	Rank	Team	Games	Points
1	USA - USA (Sinclair)	2	6	1	JPN - Japan (Fujisawa)	1	3
2	CAN - Canada (Fleury)	2	3	1	SCO - Scotland (Muirhead)	1	3
2	KOR - Korea (Kim)	2	3	3	CHN - China (Yang)	1	0
4	RUS - Russia (Kovaleva)	2	0	3	SWE - Sweden (Hasselborg)	1	0

Men's Current Standings

Group-A				Group-B			
Rank	Team	Games	Points	Rank	Team	Games	Points
1	CAN - Canada (Gunnlaugson)	2	3	1	NOR - Norway (Ulsrud)	2	6
1	CHN - China (Zou)	2	3	2	SUI - Switzerland (Schwaller)	2	3
1	SCO - Scotland (Mouat)	2	3	2	SWE - Sweden (Edin)	2	3
1	USA - USA (Shuster)	2	3	4	JPN - Japan (Matsumura)	2	0

Mixed Doubles Current Standings

Group-A				Group-B			
Rank	Team	Games	Points	Rank	Team	Games	Points
1	SUI - Switzerland (Perret/Rios)	2	5	1	CHN - China (Wang/Ba)	2	3
2	CAN - Canada (Park/Morris)	2	4	1	NOR - Norway (Skaslien/Nedregotten)	2	3
3	KOR - Korea (Jang/Choi)	2	3	1	RUS - Russia (Moskaleva/Eremin)	2	3
4	SWE - Sweden (Wendel/Wingfors)	2	0	1	USA - USA (Peterson/Polo)	2	3

Note:
Under WCF rules, tie-breaking rules for standings are not applied until after the last game of the round robin.

Legend:
LSFE(*) Last Stone First End **Mn** Men's round n **Wn** Women's round n
X Unplayed/unfinished end due to concession

Game Results

Sheet	Game	Team	LSFE	1	2	3	4	5	6	7	8	Total	Points
E	2	RUS - Russia (Kovaleva)	*	2	0	0	1	0	0	2	0	5	0
	2	USA - USA (Sinclair)		0	3	1	0	0	1	0	2	7	3

RUS - Russia	
4 S	KOVALEVA Alina
3	ARSENKINA Galina
2 V	BRYZGALOVA Anastasia
1	KUZMINA Ekaterina
A	-

USA - United States	
4 S	SINCLAIR Jamie
3 V	ANDERSON Sarah
2	ANDERSON Taylor
1	WALKER Monica
A	-

Note:
Position and function for each team member:
4 = Fourth, 3 = Third, 2 = Second, 1 = Lead, A = Alternate, S = Skip, V = Vice-Skip

Legend:
LSFE(*) Last Stone First End

Session Results and Standings

Sheet	Round	Team	LSFE	1	2	3	4	5	6	7	8	Total	Points
A	MD2	USA - USA (Peterson/Polo)	*	0	3	0	1	0	0	1	0	5	0
		CHN - China (Wang/Ba)		1	0	1	0	1	1	0	2	6	3
B	MD2	NOR - Norway (Skaslien/Nedregotten)	*	1	2	0	0	0	3	0	3	9	3
		RUS - Russia (Moskaleva/Eremin)		0	0	1	1	1	0	3	0	6	0
C	MD2	CAN - Canada (Park/Morris)	*	0	4	1	0	1	0	3	0	9	3
		SWE - Sweden (Wendel/Wingfors)		1	0	0	2	0	2	0	1	6	0
D	MD2	SUI - Switzerland (Perret/Rios)	*	0	0	3	1	2	0	1	1	8	3
		KOR - Korea (Jang/Choi)		1	1	0	0	0	2	0	0	4	0
E	W2	CAN - Canada (Fleury)	*	0	2	0	1	0	0	1	X	4	0
		KOR - Korea (Kim)		4	0	0	0	1	1	0	X	6	3

Women's Current Standings

Group-A				Group-B			
Rank	Team	Games	Points	Rank	Team	Games	Points
1	CAN - Canada (Fleury)	2	3	1	JPN - Japan (Fujisawa)	1	3
1	KOR - Korea (Kim)	2	3	1	SCO - Scotland (Muirhead)	1	3
3	USA - USA (Sinclair)	1	3	3	CHN - China (Yang)	1	0
4	RUS - Russia (Kovaleva)	1	0	3	SWE - Sweden (Hasselborg)	1	0

Men's Current Standings

Group-A				Group-B			
Rank	Team	Games	Points	Rank	Team	Games	Points
1	CHN - China (Zou)	1	3	1	NOR - Norway (Ulsrud)	1	3
1	SCO - Scotland (Mouat)	1	3	1	SWE - Sweden (Edin)	1	3
3	CAN - Canada (Gunnlaugson)	1	0	3	JPN - Japan (Matsumura)	1	0
3	USA - USA (Shuster)	1	0	3	SUI - Switzerland (Schwaller)	1	0

Mixed Doubles Current Standings

Group-A				Group-B			
Rank	Team	Games	Points	Rank	Team	Games	Points
1	SUI - Switzerland (Perret/Rios)	2	5	1	CHN - China (Wang/Ba)	2	3
2	CAN - Canada (Park/Morris)	2	4	1	NOR - Norway (Skaslien/Nedregotten)	2	3
3	KOR - Korea (Jang/Choi)	2	3	1	RUS - Russia (Moskaleva/Eremin)	2	3
4	SWE - Sweden (Wendel/Wingfors)	2	0	1	USA - USA (Peterson/Polo)	2	3

Note:
Under WCF rules, tie-breaking rules for standings are not applied until after the last game of the round robin.

Legend:
 Power Play LSFE(*) Last Stone First End MDn Mixed Doubles round n
 Wn Women's round n X Unplayed/unfinished end due to concession

Game Results

REVISED
6 DEC 18:13

Sheet	Game	Team	LSFE	1	2	3	4	5	6	7	8	Total	Points
E	2	CAN - Canada (Fleury)	*	0	2	0	1	0	0	1	X	4	0
	2	KOR - Korea (Kim)		4	0	0	0	1	1	0	X	6	3

CAN - Canada		Shot Success Game
4 S	FLEURY Tracy	72%
3 V	NJEGOVAN Selena	61%
2	FYFE Liz	77%
1	MacCUIISH Kristin	89%
A	-	-
Team Total		75%

KOR - Korea		Shot Success Game
4 S	KIM Minji	75%
3 V	KIM Hyerin	75%
2	YANG Taei	86%
1	KIM Sujin	75%
A	-	-
Team Total		78%

CAN - Canada		↻	↺	Game	
4	FLEURY Tracy	Draws	7 64%	1 100%	8 69%
		Take-outs	5 75%	2 75%	7 75%
		Total	12 69%	3 83%	15 72%
3	NJEGOVAN Selena	Draws	7 50%	4 88%	11 64%
		Take-outs	3 42%	2 75%	5 55%
		Total	10 48%	6 83%	16 61%
2	FYFE Liz	Draws	7 68%	2 100%	9 75%
		Take-outs	3 83%	4 75%	7 79%
		Total	10 73%	6 83%	16 77%
1	MacCUIISH Kristin	Draws	11 93%	4 100%	15 95%
		Take-outs	1 0%	0 -	1 0%
		Total	12 85%	4 100%	16 89%
A -	-	Draws	0 -	0 -	0 -
		Take-outs	0 -	0 -	0 -
		Total	0 -	0 -	0 -
Team		Draws	32 72%	11 95%	43 78%
		Take-outs	12 63%	8 75%	20 68%
		Total	44 69%	19 87%	63 75%

KOR - Korea		↻	↺	Game	
4	KIM Minji	Draws	2 75%	2 50%	4 63%
		Take-outs	7 79%	4 81%	11 80%
		Total	9 78%	6 71%	15 75%
3	KIM Hyerin	Draws	0 -	4 69%	4 69%
		Take-outs	8 78%	4 75%	12 77%
		Total	8 78%	8 72%	16 75%
2	YANG Taei	Draws	4 81%	2 63%	6 75%
		Take-outs	6 96%	4 88%	10 93%
		Total	10 90%	6 79%	16 86%
1	KIM Sujin	Draws	15 73%	1 100%	16 75%
		Take-outs	0 -	0 -	0 -
		Total	15 73%	1 100%	16 75%
A -	-	Draws	0 -	0 -	0 -
		Take-outs	0 -	0 -	0 -
		Total	0 -	0 -	0 -
Team		Draws	21 75%	9 67%	30 73%
		Take-outs	21 83%	12 81%	33 83%
		Total	42 79%	21 75%	63 78%

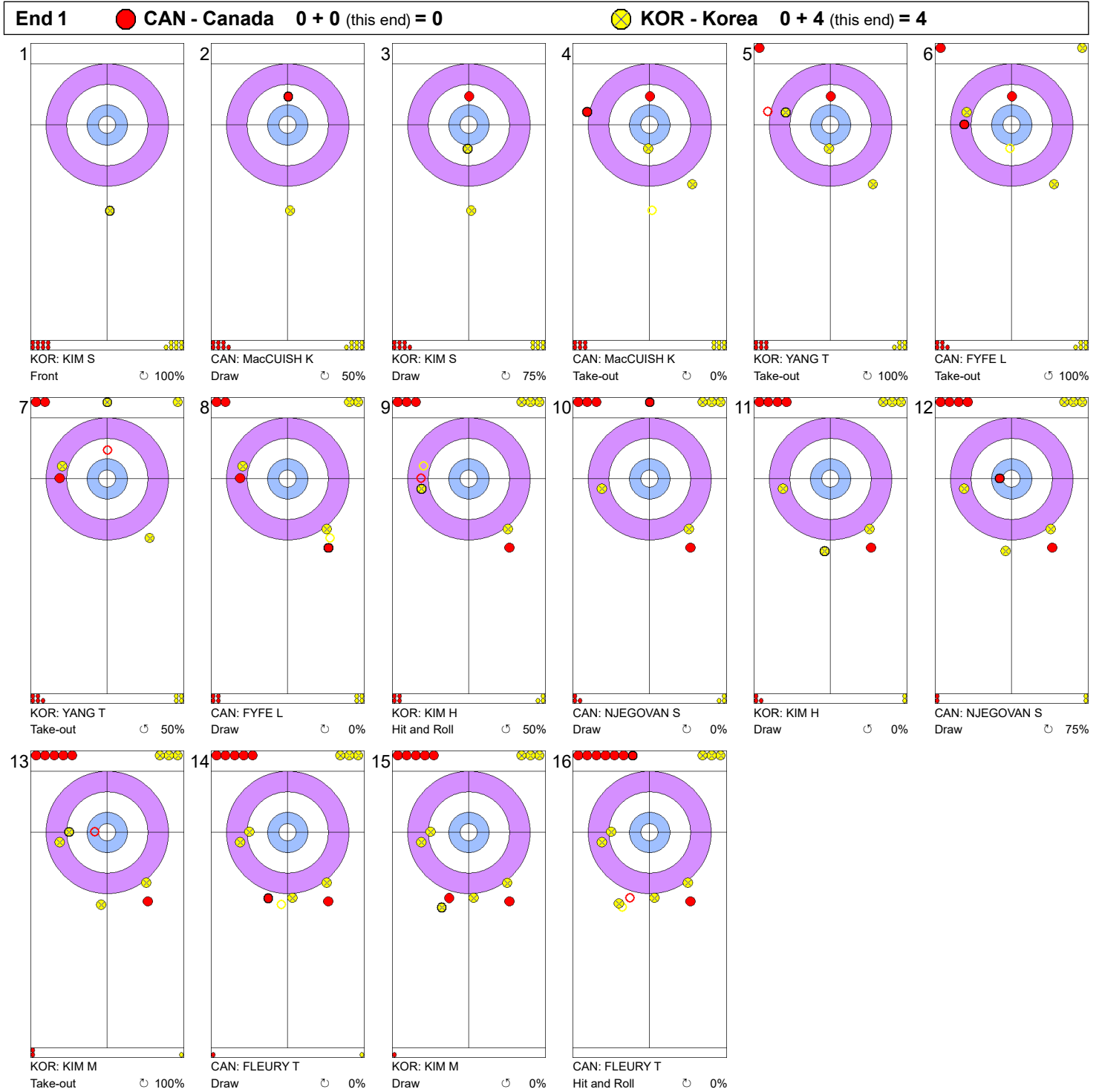
Note:
Position and function for each team member:
4 = Fourth, 3 = Third, 2 = Second, 1 = Lead, A = Alternate, S = Skip, V = Vice-Skip

Legend:
↻ Clockwise ↺ Counter-clockwise LSFE(*) Last Stone First End
X Unplayed/unfinished end due to concession

Statistics revised

Game - Shot by Shot

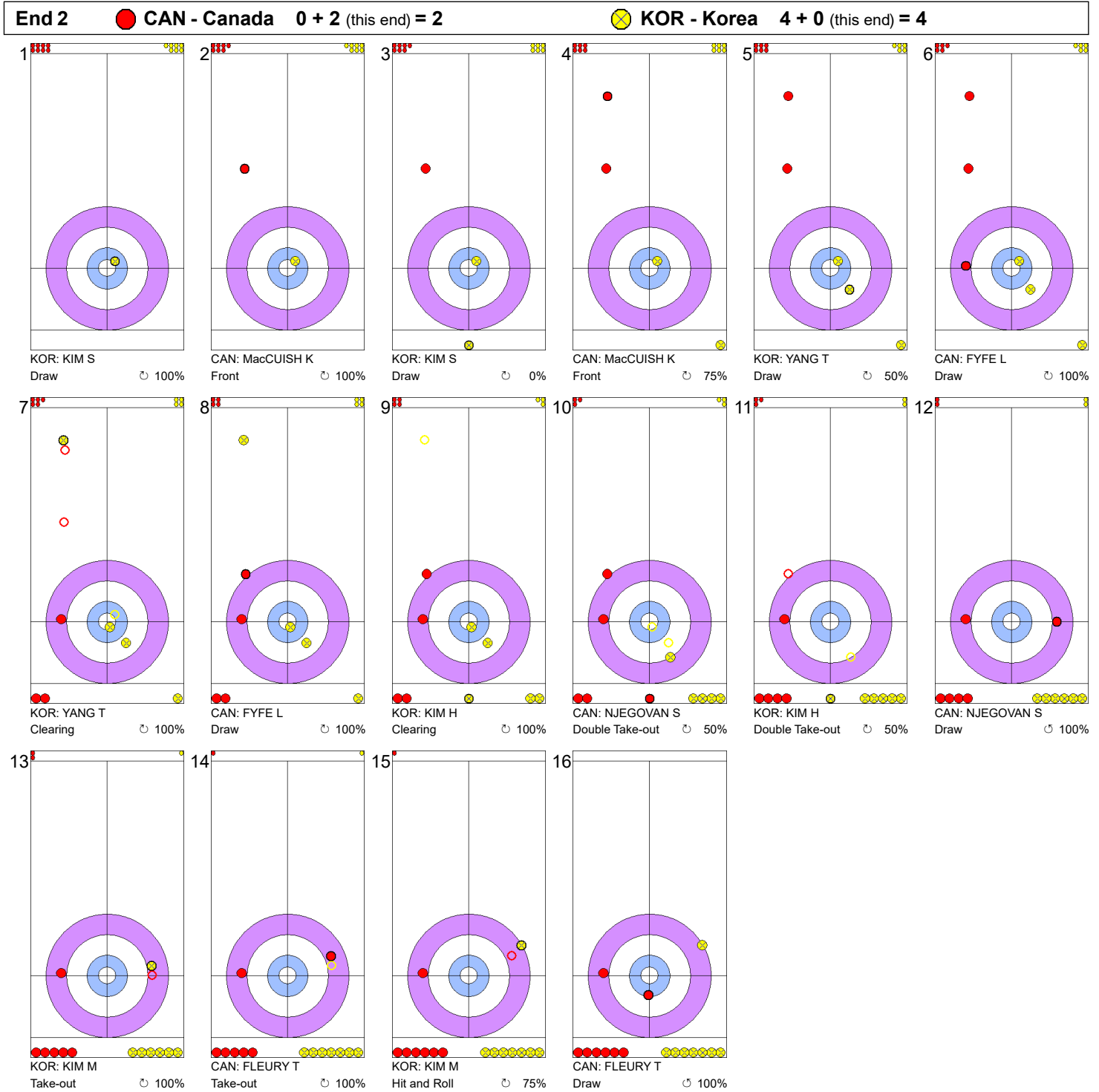
REVISED
6 DEC 18:13



Legend:
 ↻ Clockwise ↺ Counter-clockwise - Not considered

Game - Shot by Shot

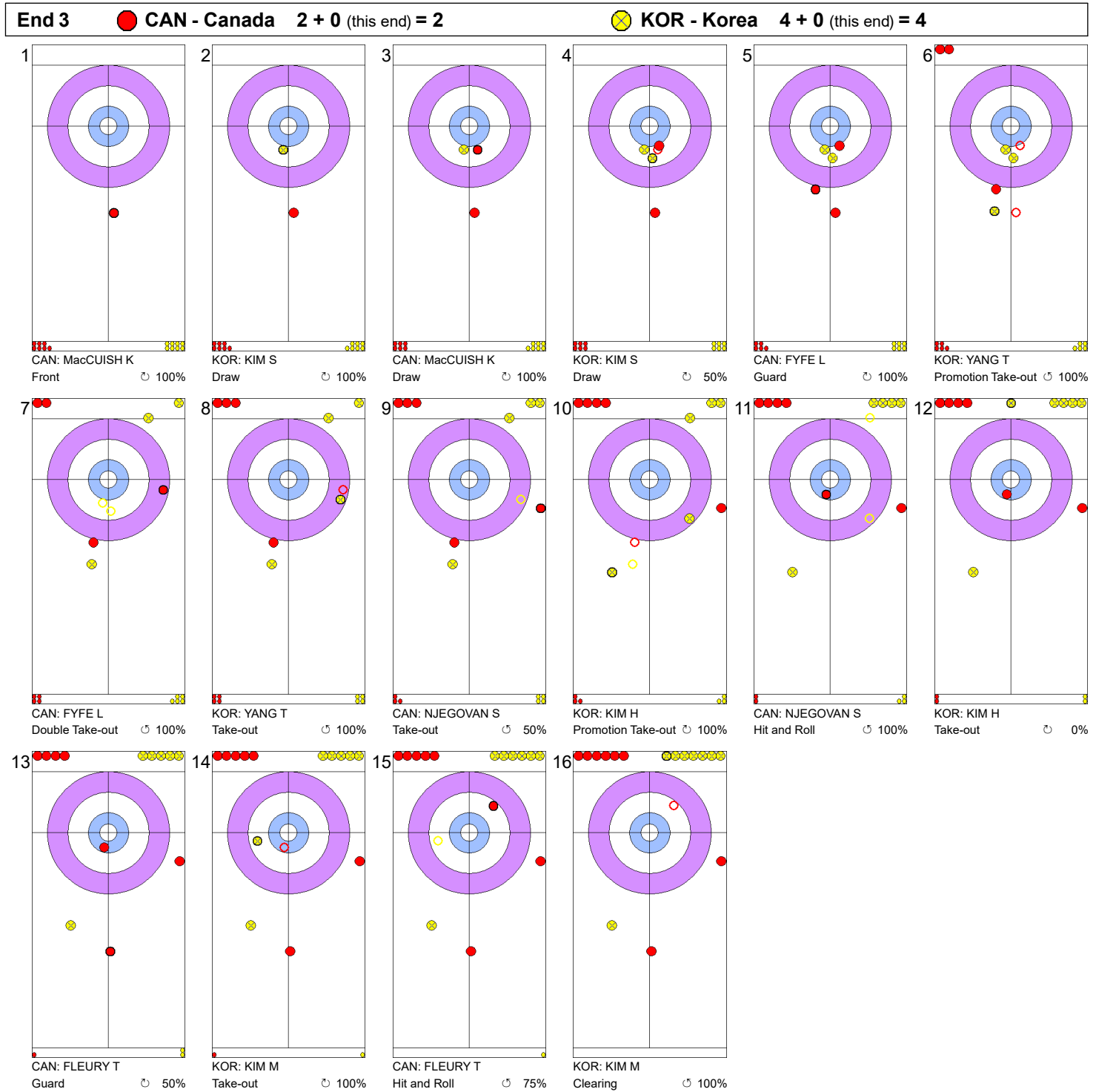
REVISED
6 DEC 18:13



Legend:
 ↻ Clockwise ↺ Counter-clockwise - Not considered

Game - Shot by Shot

REVISED
6 DEC 18:13



Legend:
 ↻ Clockwise ↺ Counter-clockwise - Not considered

Game - Shot by Shot

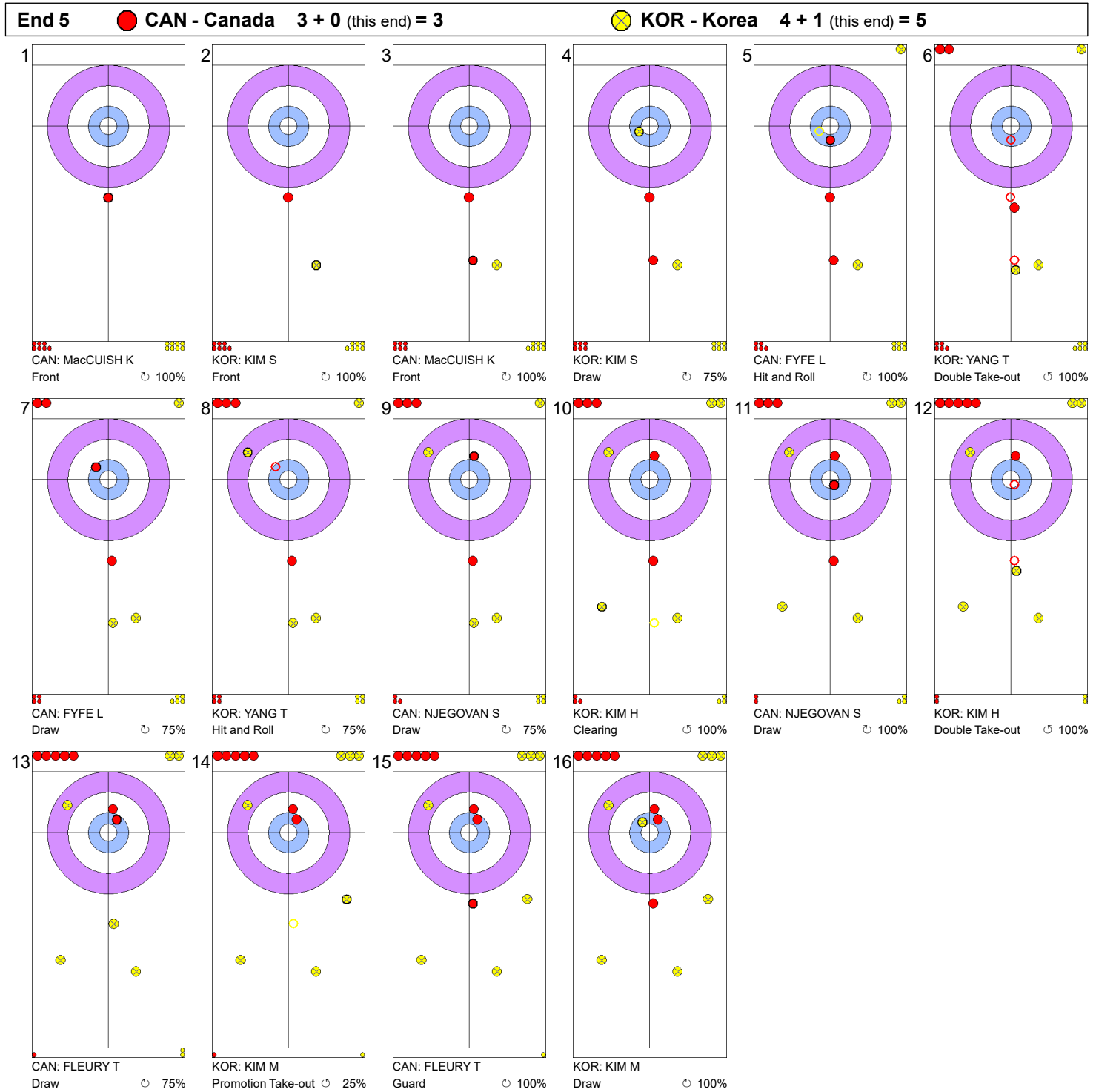
REVISED
6 DEC 18:13



Legend:
 ↻ Clockwise ↺ Counter-clockwise - Not considered

Game - Shot by Shot

REVISED
6 DEC 18:13



Legend:
 ↻ Clockwise ↺ Counter-clockwise - Not considered

Game - Shot by Shot

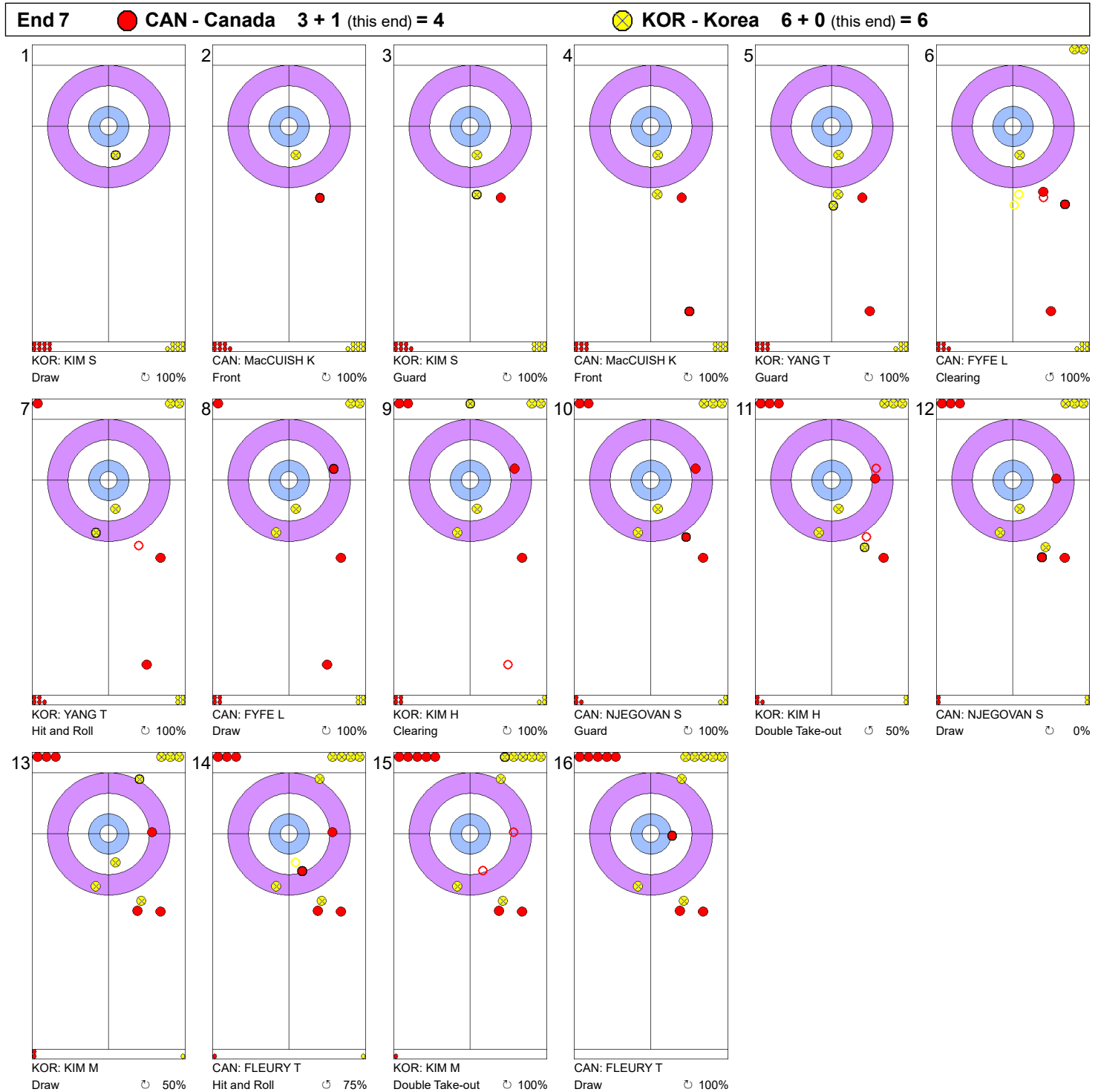
REVISED
6 DEC 18:13



Legend:
 ↻ Clockwise ↺ Counter-clockwise - Not considered

Game - Shot by Shot

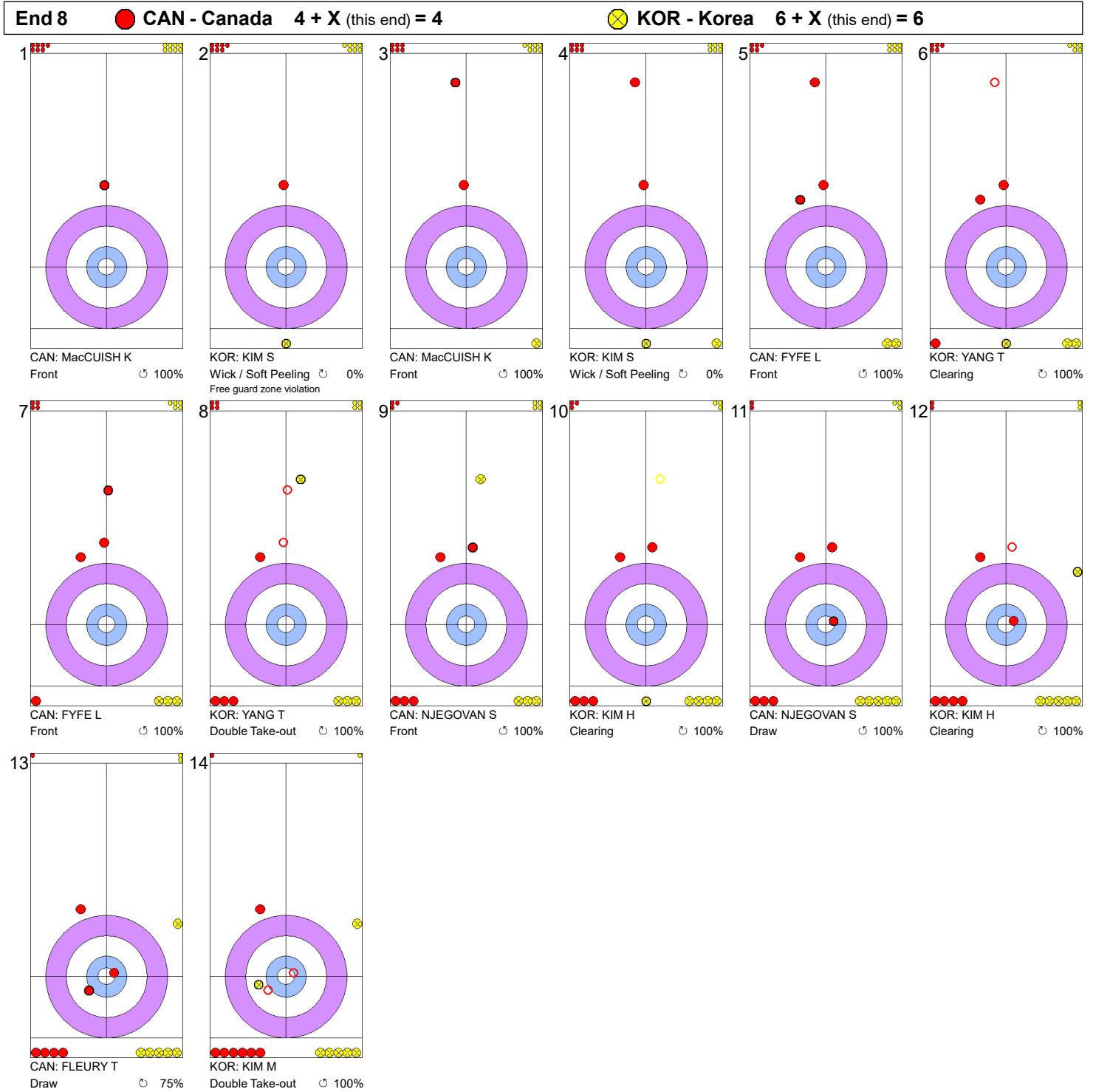
REVISED
6 DEC 18:13





Legend:
 ↻ Clockwise ↺ Counter-clockwise - Not considered

Game - Shot by Shot

REVISED
6 DEC 18:13



Legend:
 Clockwise  Counter-clockwise - Not considered
 X Unfinished end due to concession

Statistics revised

Session Results and Standings

Sheet	Round	Team	LSFE	1	2	3	4	5	6	7	8	Total	Points
A	W1	CAN - Canada (Fleury)	*	0	3	0	2	0	0	2	0	7	3
		RUS - Russia (Kovaleva)		0	0	1	0	2	1	0	1	5	0
B	W1	KOR - Korea (Kim)	*	0	0	3	0	1	0	1	X	5	0
		USA - USA (Sinclair)		2	1	0	2	0	4	0	X	9	3
C	W1	SWE - Sweden (Hasselborg)	*	0	2	0	0	1	1	1	0	5	0
		JPN - Japan (Fujisawa)		1	0	2	0	0	0	0	3	6	3
D	W1	SCO - Scotland (Muirhead)	*	0	1	2	0	1	2	1	X	7	3
		CHN - China (Yang)		0	0	0	1	0	0	0	X	1	0

Women's Current Standings

Group-A				Group-B			
Rank	Team	Games	Points	Rank	Team	Games	Points
1	CAN - Canada (Fleury)	1	3	1	JPN - Japan (Fujisawa)	1	3
1	USA - USA (Sinclair)	1	3	1	SCO - Scotland (Muirhead)	1	3
3	KOR - Korea (Kim)	1	0	3	CHN - China (Yang)	1	0
3	RUS - Russia (Kovaleva)	1	0	3	SWE - Sweden (Hasselborg)	1	0

Men's Current Standings

Group-A				Group-B			
Rank	Team	Games	Points	Rank	Team	Games	Points
	CAN - Canada (Gunnlaugson)				JPN - Japan (Matsumura)		
	CHN - China (Zou)				NOR - Norway (Ulsrud)		
	SCO - Scotland (Mouat)				SUI - Switzerland (Schwaller)		
	USA - USA (Shuster)				SWE - Sweden (Edin)		

Mixed Doubles Current Standings

Group-A				Group-B			
Rank	Team	Games	Points	Rank	Team	Games	Points
	CAN - Canada (Park/Morris)				CHN - China (Wang/Ba)		
	KOR - Korea (Jang/Choi)				NOR - Norway (Skaslien/Nedregotten)		
	SUI - Switzerland (Perret/Rios)				RUS - Russia (Moskaleva/Eremin)		
	SWE - Sweden (Wendel/Wingfors)				USA - USA (Peterson/Polo)		

Note:
Under WCF rules, tie-breaking rules for standings are not applied until after the last game of the round robin.

Legend:
LSFE(*) Last Stone First End **Wn** Women's round n **X** Unplayed/unfinished end due to concession

Game Results

Sheet	Game	Team	LSFE	1	2	3	4	5	6	7	8	Total	Points
A	1	CAN - Canada (Fleury)	*	0	3	0	2	0	0	2	0	7	3
	1	RUS - Russia (Kovaleva)		0	0	1	0	2	1	0	1	5	0

CAN - Canada		Shot Success Game
4 S	FLEURY Tracy	66%
3 V	NJEGOVAN Selena	95%
2	FYFE Liz	80%
1	MacCUIISH Kristin	80%
A	-	-
Team Total		80%

RUS - Russia		Shot Success Game
4 S	KOVALEVA Alina	65%
3	ARSENKINA Galina	58%
2 V	BRYZGALOVA Anastasia	77%
1	KUZMINA Ekaterina	72%
A	-	-
Team Total		68%

CAN - Canada		↻	↺	Game	
4	FLEURY Tracy	Draws	2 100%	3 67%	5 80%
		Take-outs	5 60%	6 58%	11 59%
		Total	7 71%	9 61%	16 66%
3	NJEGOVAN Selena	Draws	0 -	2 100%	2 100%
		Take-outs	9 92%	5 100%	14 95%
		Total	9 92%	7 100%	16 95%
2	FYFE Liz	Draws	2 50%	2 100%	4 75%
		Take-outs	3 67%	9 86%	12 81%
		Total	5 60%	11 89%	16 80%
1	MacCUIISH Kristin	Draws	10 93%	5 60%	15 82%
		Take-outs	0 -	1 50%	1 50%
		Total	10 93%	6 58%	16 80%
A -	-	Draws	0 -	0 -	0 -
		Take-outs	0 -	0 -	0 -
		Total	0 -	0 -	0 -
Team		Draws	14 88%	12 75%	26 82%
		Take-outs	17 78%	21 80%	38 79%
		Total	31 82%	33 78%	64 80%

RUS - Russia		↻	↺	Game	
4	KOVALEVA Alina	Draws	6 71%	3 50%	9 64%
		Take-outs	5 60%	1 100%	6 67%
		Total	11 66%	4 63%	15 65%
3	ARSENKINA Galina	Draws	7 50%	3 58%	10 53%
		Take-outs	1 75%	5 65%	6 67%
		Total	8 53%	8 63%	16 58%
2	BRYZGALOVA Anastasia	Draws	6 67%	5 95%	11 80%
		Take-outs	2 50%	3 83%	5 70%
		Total	8 63%	8 91%	16 77%
1	KUZMINA Ekaterina	Draws	5 80%	10 68%	15 72%
		Take-outs	1 75%	0 -	1 75%
		Total	6 79%	10 68%	16 72%
A -	-	Draws	0 -	0 -	0 -
		Take-outs	0 -	0 -	0 -
		Total	0 -	0 -	0 -
Team		Draws	24 66%	21 70%	45 68%
		Take-outs	9 61%	9 75%	18 68%
		Total	33 64%	30 72%	63 68%

Note:
Position and function for each team member:
4 = Fourth, 3 = Third, 2 = Second, 1 = Lead, A = Alternate, S = Skip, V = Vice-Skip

Legend:
↻ Clockwise ↺ Counter-clockwise LSFE(*) Last Stone First End

Game - Shot by Shot



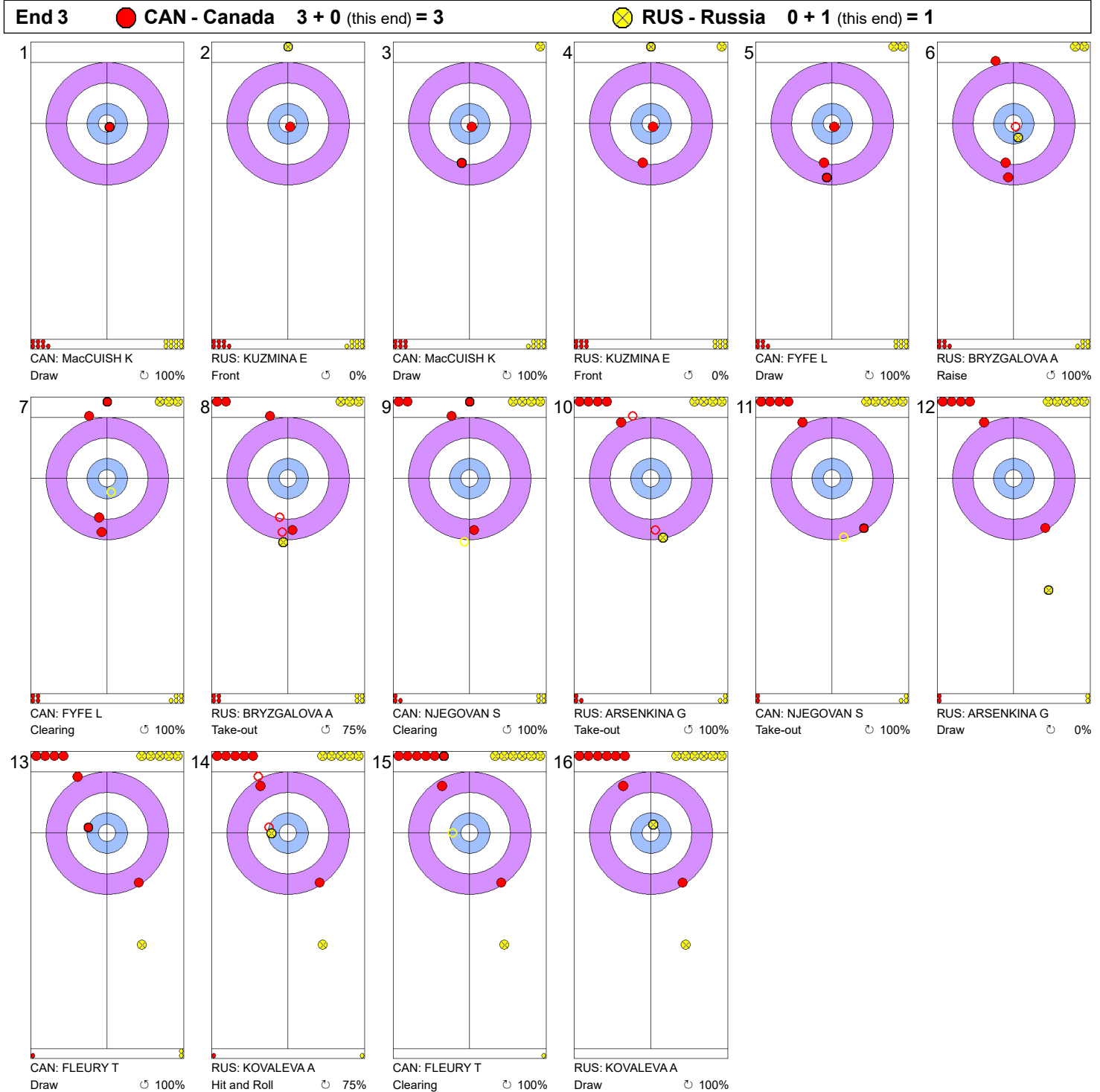
Legend:
 ⌚ Clockwise ⌚ Counter-clockwise - Not considered



Game - Shot by Shot



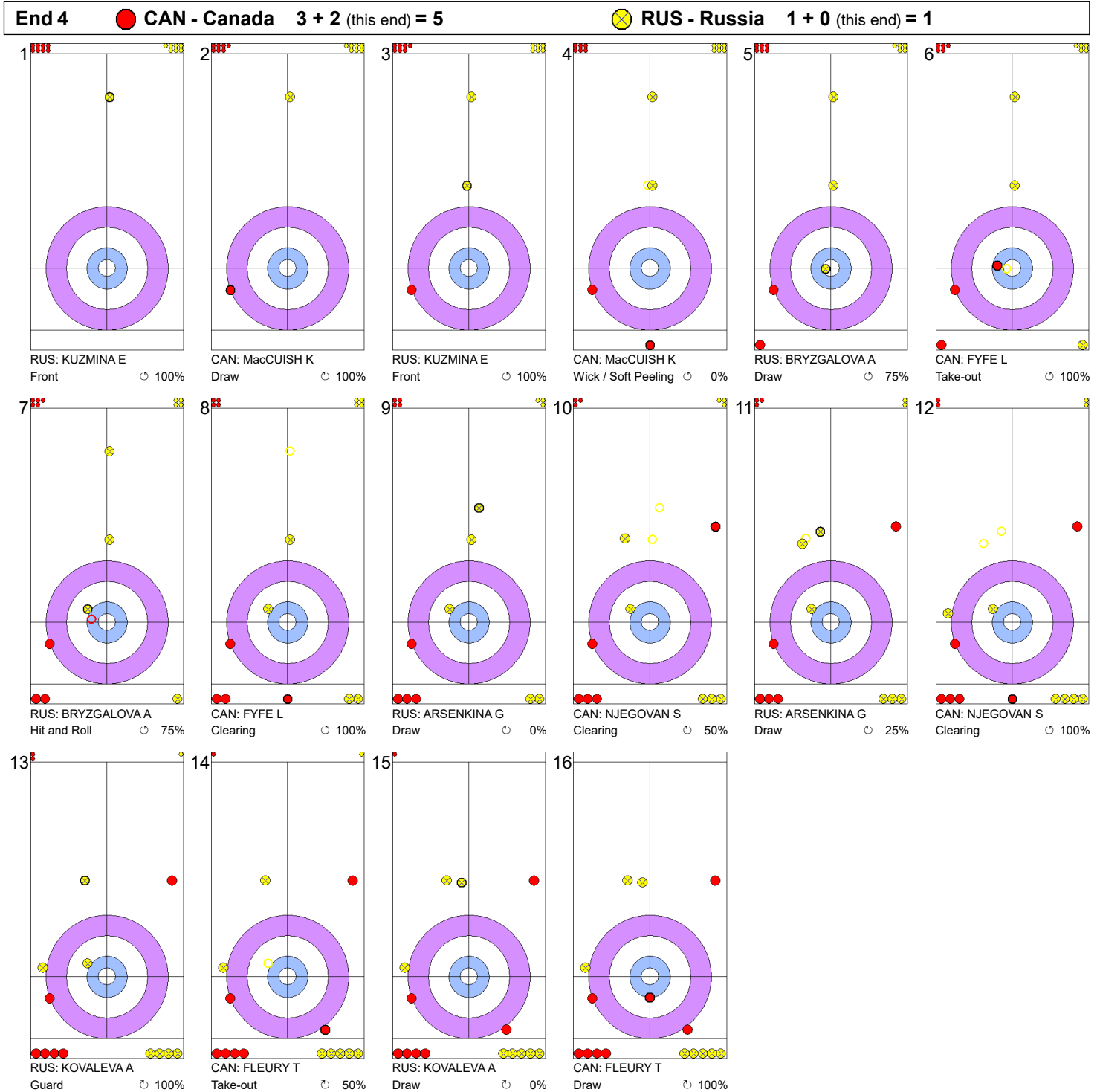
Legend:
 ⌚ Clockwise ⌚ Counter-clockwise - Not considered

Game - Shot by Shot



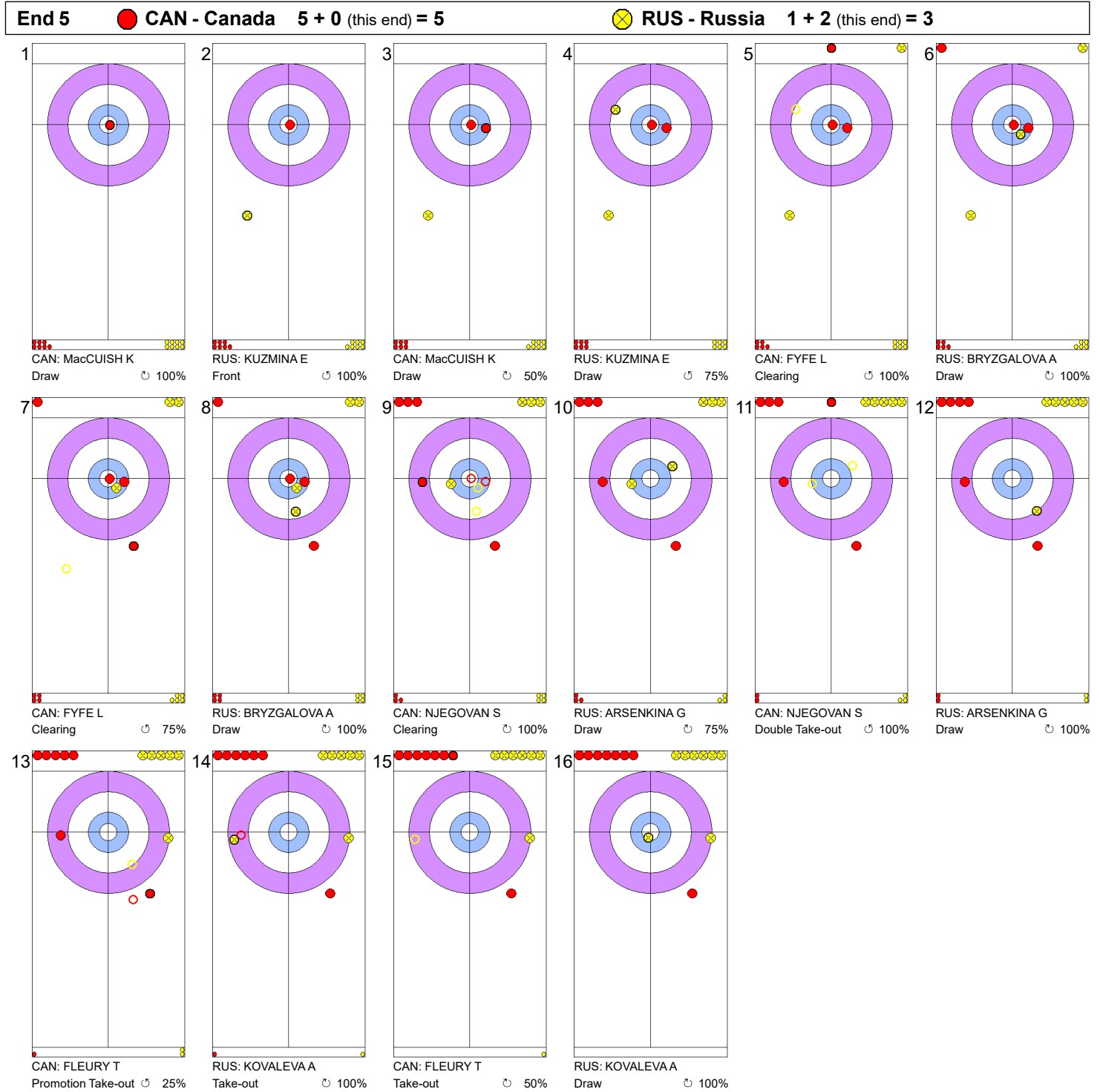
Legend:
 Clockwise
  Counter-clockwise
 - Not considered



Game - Shot by Shot



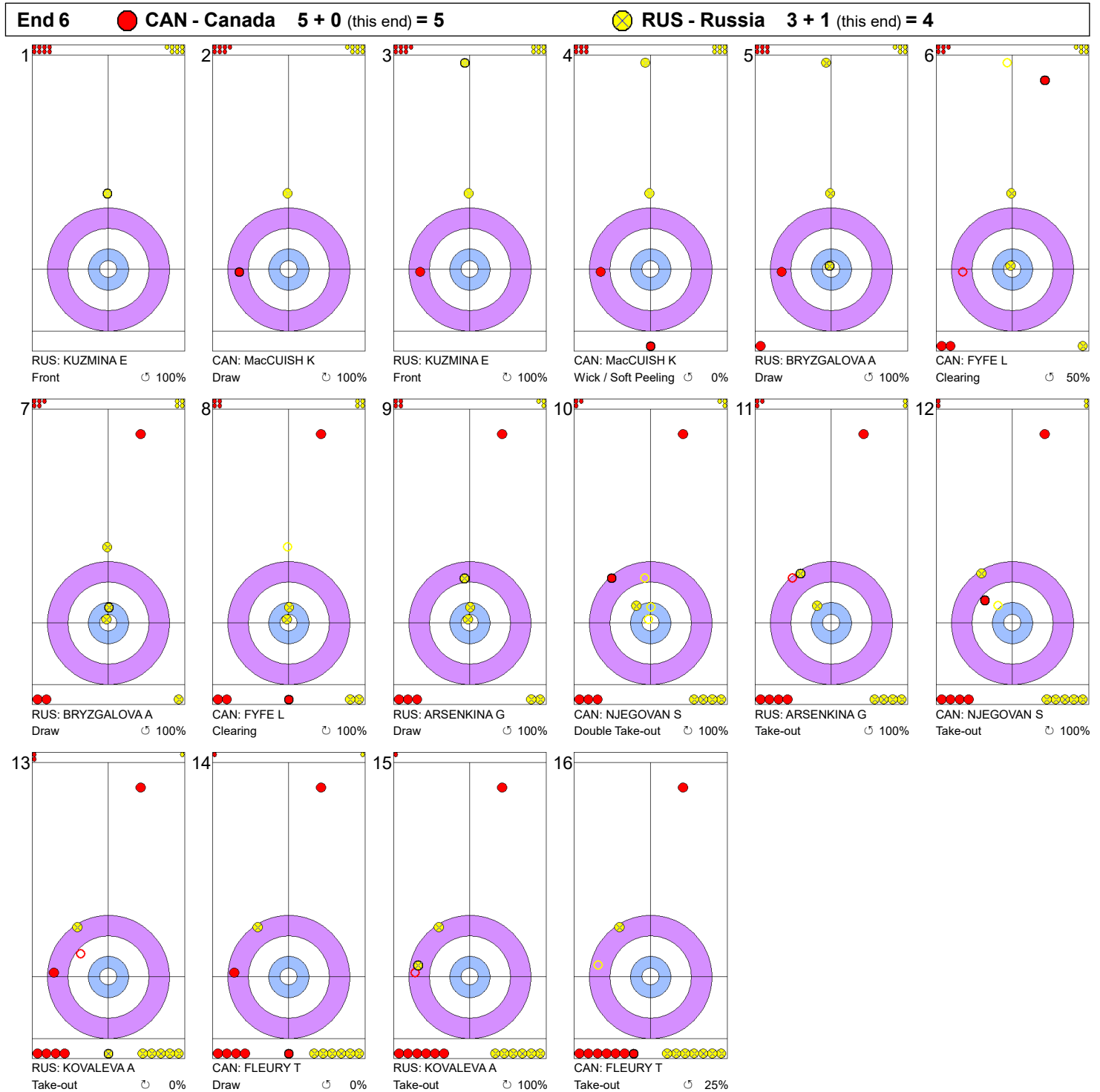
Legend:
 ↻ Clockwise ↺ Counter-clockwise - Not considered

Game - Shot by Shot



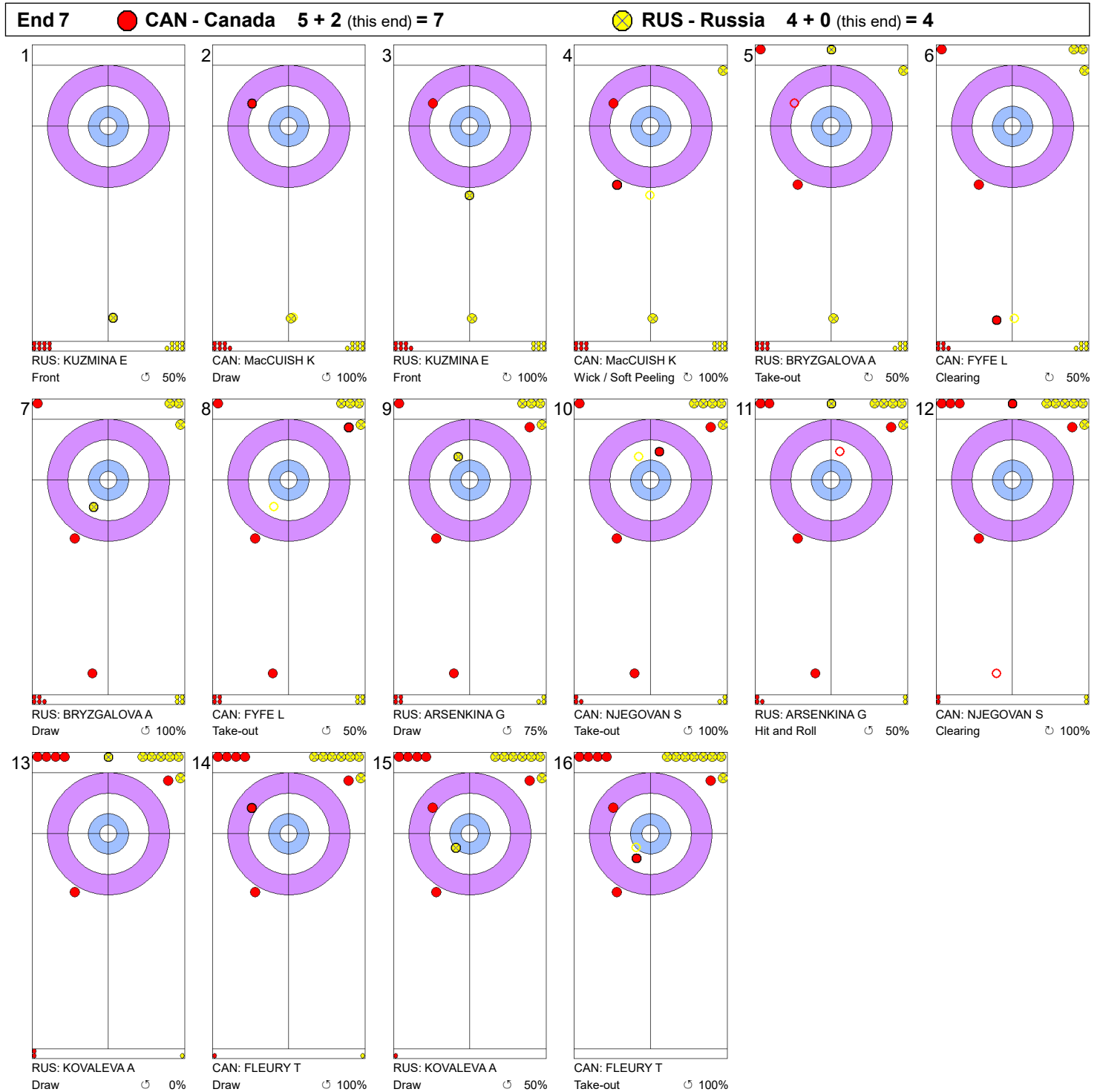
Legend:
 Clockwise
  Counter-clockwise
 - Not considered

Game - Shot by Shot



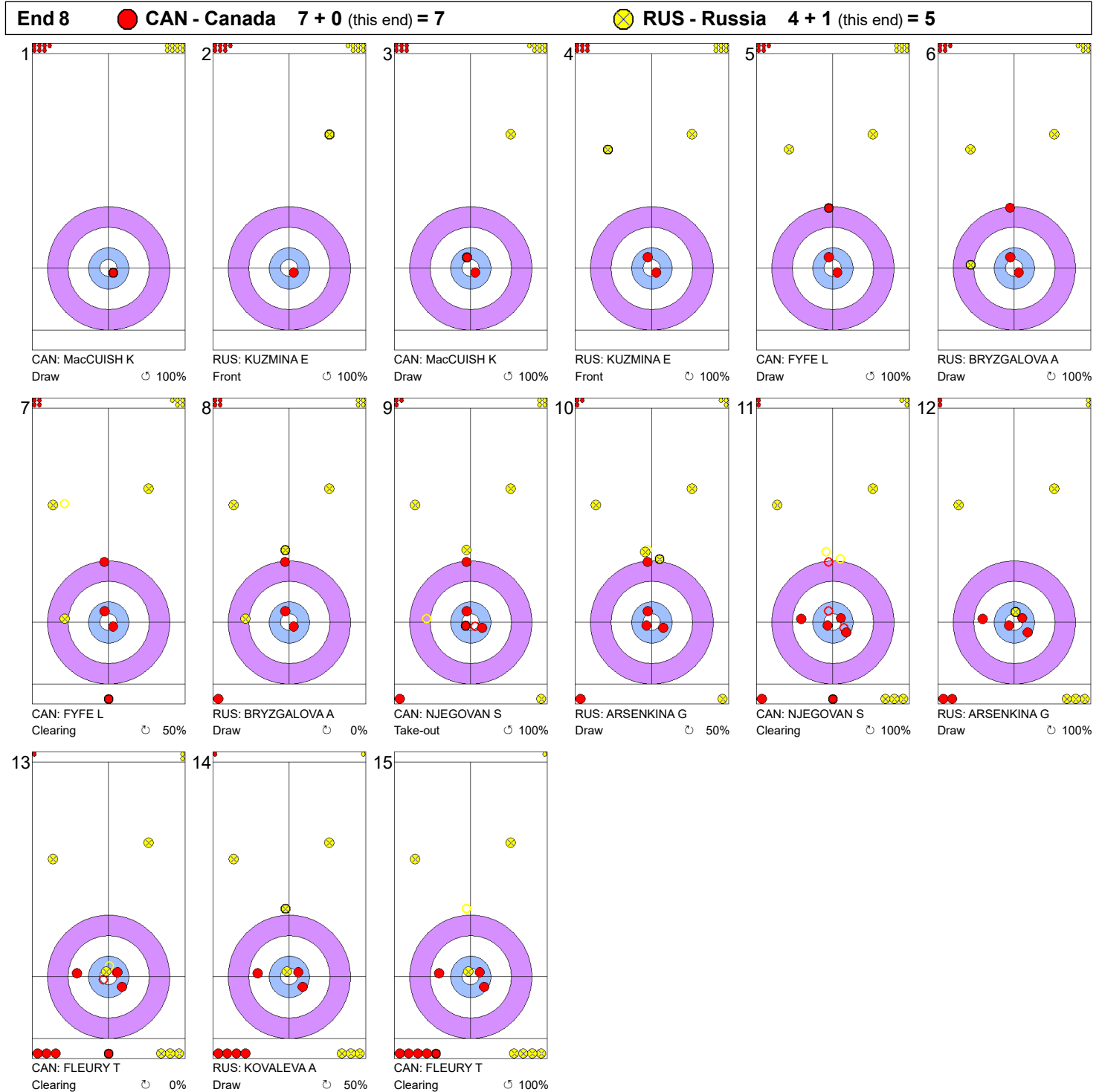
Legend:
 ↻ Clockwise ↺ Counter-clockwise - Not considered

Game - Shot by Shot



Legend:
 ↻ Clockwise ↺ Counter-clockwise - Not considered

Game - Shot by Shot



Legend:
 ↻ Clockwise ↺ Counter-clockwise - Not considered

Game Results

Sheet	Game	Team	LSFE	1	2	3	4	5	6	7	8	Total	Points
B	1	KOR - Korea (Kim)	*	0	0	3	0	1	0	1	X	5	0
	1	USA - USA (Sinclair)		2	1	0	2	0	4	0	X	9	3

KOR - Korea	
4 S	KIM Minji
3 V	KIM Hyerin
2	YANG Taei
1	KIM Sujin
A	-

USA - United States	
4 S	SINCLAIR Jamie
3 V	ANDERSON Sarah
2	ANDERSON Taylor
1	WALKER Monica
A	-

Note:
Position and function for each team member:
4 = Fourth, 3 = Third, 2 = Second, 1 = Lead, A = Alternate, S = Skip, V = Vice-Skip

Legend:
LSFE(*) Last Stone First End X Unplayed/unfinished end due to concession

Game Results

Sheet	Game	Team	LSFE	1	2	3	4	5	6	7	8	Total	Points
C	1	SWE - Sweden (Hasselborg)	*	0	2	0	0	1	1	1	0	5	0
	1	JPN - Japan (Fujisawa)		1	0	2	0	0	0	0	3	6	3

SWE - Sweden	
4 S	HASSELBORG Anna
3 V	McMANUS Sara
2	KNOCHENHAUER Agnes
1	MABERGS Sofia
A	-

JPN - Japan	
4 S	FUJISAWA Satsuki
3 V	YOSHIDA Chinami
2	SUZUKI Yumi
1	YOSHIDA Yurika
A	-

Note:
Position and function for each team member:
4 = Fourth, 3 = Third, 2 = Second, 1 = Lead, A = Alternate, S = Skip, V = Vice-Skip

Legend:
LSFE(*) Last Stone First End

Game Results

Sheet	Game	Team	LSFE	1	2	3	4	5	6	7	8	Total	Points
D	1	SCO - Scotland (Muirhead)	*	0	1	2	0	1	2	1	X	7	3
	1	CHN - China (Yang)		0	0	0	1	0	0	0	X	1	0

SCO - Scotland	
4 S	MUIRHEAD Eve
3 V	DODDS Jennifer
2	CHALMERS Victoria
1	GRAY Lauren
A	-

CHN - China	
4 S	YANG Ying
3 V	HE Ying
2	MENG Xu
1	SUN Chengyu
A	-

Note:
Position and function for each team member:
4 = Fourth, 3 = Third, 2 = Second, 1 = Lead, A = Alternate, S = Skip, V = Vice-Skip

Legend:
LSFE(*) Last Stone First End X Unplayed/unfinished end due to concession

Entry List by Country

As of TUE 4 DEC 2018

CAN - Canada		Group-A
4 S	FLEURY Tracy	R
3 V	NJEGOVAN Selena	R
2	FYFE Liz	R
1	MacCUIISH Kristin	R
A	-	
C	RONNEBECK Andrea	

RUS - Russia		Group-A
4 S	KOVALEVA Alina	R
3	ARSENKINA Galina	R
2 V	BRYZGALOVA Anastasia	R
1	KUZMINA Ekaterina	R
A	-	
C	MININ Igor	

CHN - China		Group-B
4 S	YANG Ying	R
3 V	HE Ying	R
2	MENG Xu	R
1	SUN Chengyu	R
A	-	
C	LIU Yin	

SCO - Scotland		Group-B
4 S	MUIRHEAD Eve	R
3 V	DODDS Jennifer	R
2	CHALMERS Victoria	R
1	GRAY Lauren	R
A	-	
C	MURDOCH David	

JPN - Japan		Group-B
4 S	FUJISAWA Satsuki	R
3 V	YOSHIDA Chinami	R
2	SUZUKI Yumi	R
1	YOSHIDA Yurika	R
A	-	
C	LIND J.D. (CAN)	

SWE - Sweden		Group-B
4 S	HASSELBORG Anna	R
3 V	McMANUS Sara	R
2	KNOCHENHAUER Agnes	R
1	MABERGS Sofia	R
A	-	
C	-	

KOR - Korea		Group-A
4 S	KIM Minji	R
3 V	KIM Hyerin	R
2	YANG Taei	R
1	KIM Sujin	R
A	-	
C	LEE Sungjun	

USA - United States		Group-A
4 S	SINCLAIR Jamie	R
3 V	ANDERSON Sarah	R
2	ANDERSON Taylor	R
1	WALKER Monica	R
A	-	
C	COCHRANE Bryan	

Note:
Position and function for each team member:
4 = Fourth, 3 = Third, 2 = Second, 1 = Lead, A = Alternate, S = Skip, V = Vice-Skip, C = Coach

Legend:
R Right-handed

Extended Team List by Country

As of TUE 4 DEC 2018

CAN - Canada		Group-A
4 S	FLEURY Tracy	R
3 V	NJEGO VAN Selena	R
2	FYFE Liz	R
1	MacCUI SH Kristin	R
A	-	
C	RONNEBECK Andrea	
O	THIESEN Nolan	
O	-	

RUS - Russia		Group-A
4 S	KOVALEVA Alina	R
3	ARSENKINA Galina	R
2 V	BRYZGALOVA Anastasia	R
1	KUZMINA Ekaterina	R
A	-	
C	MININ Igor	
O	-	
O	-	

CHN - China		Group-B
4 S	YANG Ying	R
3 V	HE Ying	R
2	MENG Xu	R
1	SUN Chengyu	R
A	-	
C	LIU Yin	
O	HARRIS Mike (CAN)	
O	-	

SCO - Scotland		Group-B
4 S	MUIRHEAD Eve	R
3 V	DODDS Jennifer	R
2	CHALMERS Victoria	R
1	GRAY Lauren	R
A	-	
C	MURDOCH David	
O	HANNAH Alan	
O	-	

JPN - Japan		Group-B
4 S	FUJISAWA Satsuki	R
3 V	YOSHIDA Chinami	R
2	SUZUKI Yumi	R
1	YOSHIDA Yurika	R
A	-	
C	LIND J.D. (CAN)	
O	SUZUKI Rentaro	
O	-	

SWE - Sweden		Group-B
4 S	HASSELBORG Anna	R
3 V	McMANUS Sara	R
2	KNOCHENHAUER Agnes	R
1	MABERGS Sofia	R
A	-	
C	-	
NC	LINDHOLM Peja	
O	-	

KOR - Korea		Group-A
4 S	KIM Minji	R
3 V	KIM Hyerin	R
2	YANG Taei	R
1	KIM Sujin	R
A	-	
C	LEE Sungjun	
O	HWANG Bong Kyeong	
O	-	

USA - United States		Group-A
4 S	SINCLAIR Jamie	R
3 V	ANDERSON Sarah	R
2	ANDERSON Taylor	R
1	WALKER Monica	R
A	-	
C	COCHRANE Bryan	
NC	FENSON Pete	
O	-	

Note:

Position and function for each team member:

4 = Fourth, **3** = Third, **2** = Second, **1** = Lead, **A** = Alternate, **S** = Skip, **V** = Vice-Skip
C = Coach, **NC** = National Coach, **2C** = 2nd Team Coach, **O** = Team Official

Legend:

R Right-handed

Final Standings

Team	Players	Position - Function	Points	Prize Money
Gold USA - United States	SHUSTER John PLYS Christopher HAMILTON Matt LANDSTEINER John - BARTLETT Don	4 S 3 V 2 1 A C	25	\$27,500
2 SWE - Sweden	EDIN Niklas ERIKSSON Oskar WRANAA Rasmus SUNDGREN Christoffer - -	4 S 3 V 2 1 A C	20	\$17,500
3 SCO - Scotland	MOUAT Bruce HARDIE Grant LAMMIE Bobby McMILLAN Hammy - HANNAH Alan	4 S 3 V 2 1 A C	9	\$4,500
4 NOR - Norway	ULSRUD Thomas NERGAARD Torger SVAE Christoffer PETERSSON Haavard Vad - LOEVOLD Thomas	4 S 3 V 2 1 A C	9	\$4,500
5 CHN - China	ZOU Qiang JIANG Dongxu SHAO Zhilin XU Jingtao - ZHANG Zhipeng	4 S 3 V 2 1 A C	9	\$4,500
6 SUI - Switzerland	SCHWALLER Yannick BRUNNER Michael MEIER Romano KAEUFELER Marcel - WERTHEMANN Bernhard	4 S 3 V 2 1 A C	6	\$3,000
7 JPN - Japan	MATSUMURA Yuta SHIMIZU Tetsuro TANIDA Yasumasa ABE Shinya AITA Kosuke -	4 S 3 2 1 V A C	6	\$3,000
8 CAN - Canada	GUNNLAUGSON Jason FORREST Alex NEUFELD Denni NJEGOVAN Connor - NEUFELD Chris	4 S 3 V 2 1 A C	3	\$1,500

Note:

Position and function for each team member:

4 = Fourth, 3 = Third, 2 = Second, 1 = Lead, A = Alternate, S = Skip, V = Vice-Skip, C = Coach

Competition Summary

Session	Date	Time	Sheet A	Sheet B	Sheet C	Sheet D	Sheet E
Session 3	5 DEC	21:00	SCO 8-6 CAN	USA 3-4 CHN	NOR 10-4 SUI	SWE 7-4 JPN	
Session 5	6 DEC	12:00	NOR 6-3 SWE	SUI 10-4 JPN	SCO 3-8 USA	CAN 6-3 CHN	
Session 7	6 DEC	19:30		USA 5-3 CAN	SWE 8-2 SUI	JPN 7-5 NOR	CHN 5-3 SCO
Session 9	7 DEC	12:00	CAN 5-7 SCO			CHN 5-6 USA	
Session 10	7 DEC	16:00			SUI 6-5 NOR		JPN 2-7 SWE
Session 12	8 DEC	8:30	CHN 10-6 CAN	SWE 7-2 NOR	USA 6-5 SCO	JPN 6-4 SUI	
Session 14	8 DEC	16:00	NOR 9-2 JPN	SCO 9-1 CHN			CAN 3-7 USA
Session 15	8 DEC	19:30	SUI 4-8 SWE				
Final	9 DEC	16:00			USA 3-1 SWE		

Standings after Round Robin

Group-A

Group-B

Rank	Team	Games	Points	TSO	Rank	Team	Games	Points	TSO
1	USA - United States (Shuster)	6	15 Q	48.0	1	SWE - Sweden (Edin)	6	15 Q	24.1
2	CHN - China (Zou)	6	9		2	NOR - Norway (Ulsrud)	6	9	
2	SCO - Scotland (Mouat)	6	9		3	JPN - Japan (Matsumura)	6	6	
4	CAN - Canada (Gunnlaugson)	6	3		3	SUI - Switzerland (Schwaller)	6	6	

Final Standings

Rank	Team	Points
Gold	USA - United States (Shuster)	25
2	SWE - Sweden (Edin)	20
3	SCO - Scotland (Mouat)	9
4	NOR - Norway (Ulsrud)	9
5	CHN - China (Zou)	9
6	SUI - Switzerland (Schwaller)	6
7	JPN - Japan (Matsumura)	6
8	CAN - Canada (Gunnlaugson)	3

Legend:	
Q Qualified for the final	TSO Team Shoot-out (cm)

Curling World Cup Ranking

As of SUN 9 DEC 2018

Rank	Member Association	Leg 1	Leg 2	Leg 3	Final	Total Points
1	USA - United States	7	25			32
2	NOR - Norway	20	9			29
3	SWE - Sweden	8	20			28
4	CAN - Canada	25	3			28
5	SCO - Scotland	12	9			21
6	SUI - Switzerland	9	6			15
7	CHN - China	6	9			15
8	JPN - Japan	0	6			6

Scoring Analysis

Team	Games		LSFE	Stolen Ends	Last Stone Eff.	Force Eff.	Points Scored						Total	Plus / Minus
							0	1	2	3	4	>4		
SWE	7	For	4	9	33%	64%	4	14	5	4	0	1	41	+18
		Against	3	3			0	12	4	1	0	0	23	
USA	7	For	3	10	23%	79%	1	18	2	4	1	0	38	+14
		Against	4	7			4	18	3	0	0	0	24	
NOR	6	For	3	4	48%	53%	0	8	8	3	1	0	37	+8
		Against	3	5			1	13	5	2	0	0	29	
SCO	6	For	3	7	33%	67%	0	13	6	2	1	0	35	+4
		Against	3	6			1	15	2	4	0	0	31	
CHN	6	For	3	9	17%	38%	2	18	2	2	0	0	28	-5
		Against	3	5			2	7	7	4	0	0	33	
CAN	6	For	3	4	29%	60%	1	10	5	3	0	0	29	-11
		Against	3	10			0	17	3	3	2	0	40	
SUI	6	For	3	4	37%	27%	1	10	4	4	0	0	30	-11
		Against	3	5			1	6	8	5	1	0	41	
JPN	6	For	3	1	36%	50%	1	8	7	1	0	0	25	-17
		Against	3	7			1	11	7	4	0	1	42	
Total	25			48			10	99	39	23	3	1	263	

Note:

Stolen ends are the ends won without the last stone advantage.

Last Stone Efficiency: Scoring two or more points with last stone advantage.

Force Efficiency: Forcing the opponent team to score only one point when they have the last stone advantage.

Legend:

>4 More than four points scored

LSFE Last Stone First End

Summary of Big Ends

Points Scored	By	Against	Session	End	Game Result
5	SWE - Sweden	JPN - Japan	3	4	7 : 4
4	NOR - Norway	SUI - Switzerland	3	6	10 : 4
4	SCO - Scotland	CAN - Canada	3	6	8 : 6
4	USA - United States	CAN - Canada	14	3	7 : 3

Note:
Big ends are defined as ends with a score of four or more points.

Session Results and Standings

Sheet	Team	LSFE	1	2	3	4	5	6	7	8	Total	Points
C	USA - United States (Shuster)		0	1	0	0	0	1	1	X	3	10
	SWE - Sweden (Edin)	*	0	0	0	0	1	0	0	X	1	5

Final Standings

Rank	Team	Points
Gold	USA - United States (Shuster)	25
2	SWE - Sweden (Edin)	20
3	SCO - Scotland (Mouat)	9
4	NOR - Norway (Ulsrud)	9
5	CHN - China (Zou)	9
6	SUI - Switzerland (Schwaller)	6
7	JPN - Japan (Matsumura)	6
8	CAN - Canada (Gunnlaugson)	3

Legend:
 LSFE(*) Last Stone First End X Unplayed/unfinished end due to concession

Game Results

Sheet	Game	Team	LSFE	1	2	3	4	5	6	7	8	Total	Points
C	7	USA - United States (Shuster)		0	1	0	0	0	1	1	X	3	10
	7	SWE - Sweden (Edin)	*	0	0	0	0	1	0	0	X	1	5

USA - United States		Shot Success Game
4 S	SHUSTER John	83%
3 V	PLYS Christopher	73%
2	HAMILTON Matt	80%
1	LANDSTEINER John	92%
A	-	-
Team Total		82%

SWE - Sweden		Shot Success Game
4 S	EDIN Niklas	75%
3 V	ERIKSSON Oskar	78%
2	WRANAA Rasmus	83%
1	SUNDGREN Christoffer	94%
A	-	-
Team Total		83%

USA - United States		↻	↺	Game
4	SHUSTER John	Draws	2 50%	4 81%
		Take-outs	9 89%	10 90%
		Total	11 82%	16 83%
3	PLYS Christopher	Draws	1 0%	3 100%
		Take-outs	7 71%	12 73%
		Total	8 63%	16 73%
2	HAMILTON Matt	Draws	1 100%	4 94%
		Take-outs	5 75%	11 73%
		Total	6 79%	16 80%
1	LANDSTEINER John	Draws	1 100%	15 92%
		Take-outs	0 -	0 -
		Total	1 100%	15 92%
A	-	Draws	0 -	0 -
		Take-outs	0 -	0 -
		Total	0 -	0 -
Team		Draws	5 60%	26 91%
		Take-outs	21 80%	33 78%
		Total	26 76%	64 82%

SWE - Sweden		↻	↺	Game
4	EDIN Niklas	Draws	1 100%	2 100%
		Take-outs	6 75%	10 68%
		Total	7 79%	13 75%
3	ERIKSSON Oskar	Draws	0 -	6 79%
		Take-outs	3 67%	10 78%
		Total	3 67%	16 78%
2	WRANAA Rasmus	Draws	2 75%	3 83%
		Take-outs	2 88%	11 84%
		Total	4 81%	16 83%
1	SUNDGREN Christoffer	Draws	2 100%	13 92%
		Take-outs	0 -	1 100%
		Total	2 100%	16 94%
A	-	Draws	0 -	0 -
		Take-outs	0 -	0 -
		Total	0 -	0 -
Team		Draws	5 90%	24 89%
		Take-outs	11 75%	32 77%
		Total	16 80%	61 83%

Note:
 Position and function for each team member:
4 = Fourth, **3** = Third, **2** = Second, **1** = Lead, **A** = Alternate, **S** = Skip, **V** = Vice-Skip

Legend:
 ↻ Clockwise ↺ Counter-clockwise **LSFE(*)** Last Stone First End
 X Unplayed/unfinished end due to concession

CURMTEAM4-----FNL-000101--_73 1.0

Report Created SUN 9 DEC 2018 17:57

<https://www.curlingworldcup.com/> and <http://cwc.curlit.com/>

Page 1/1









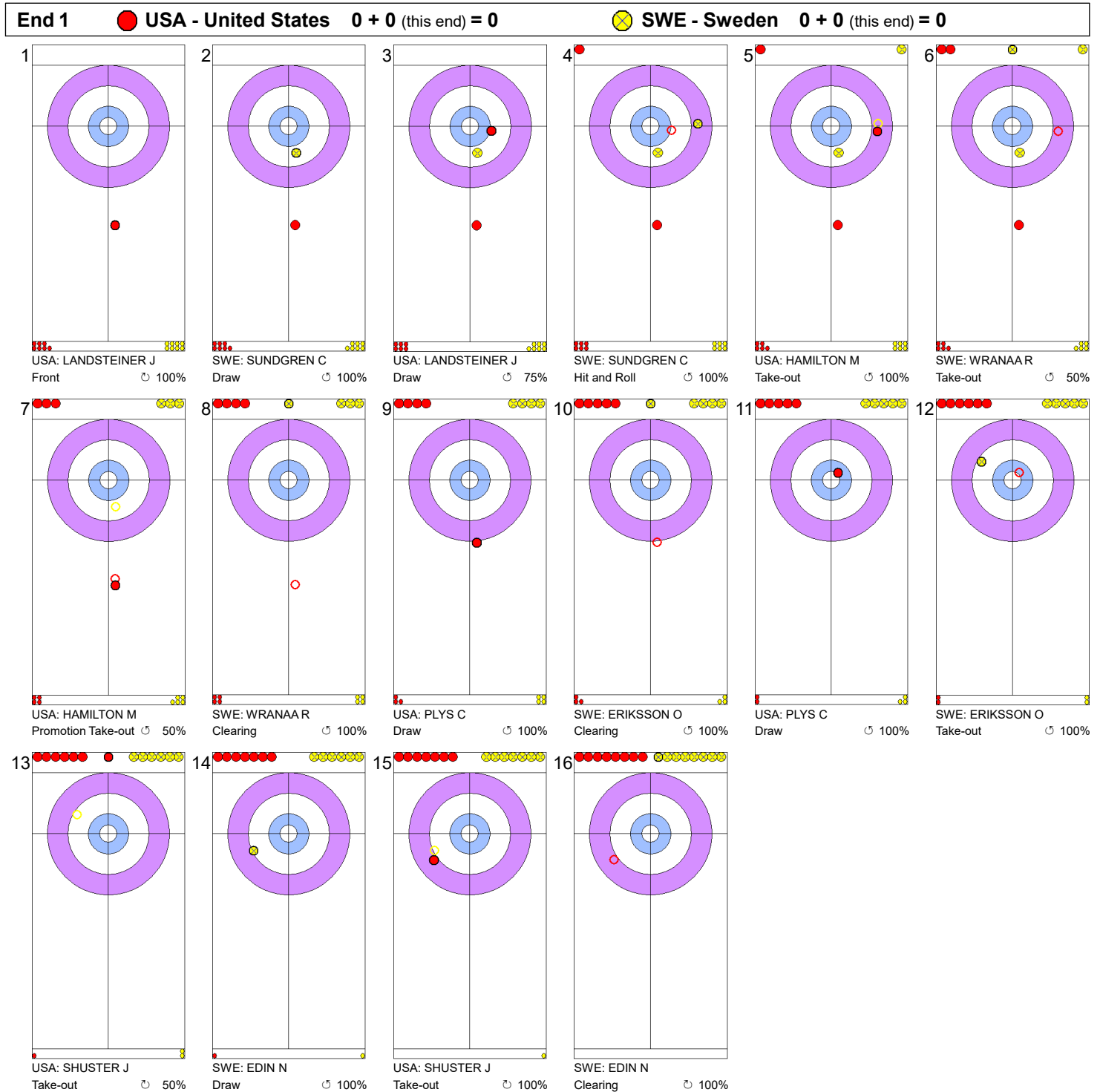








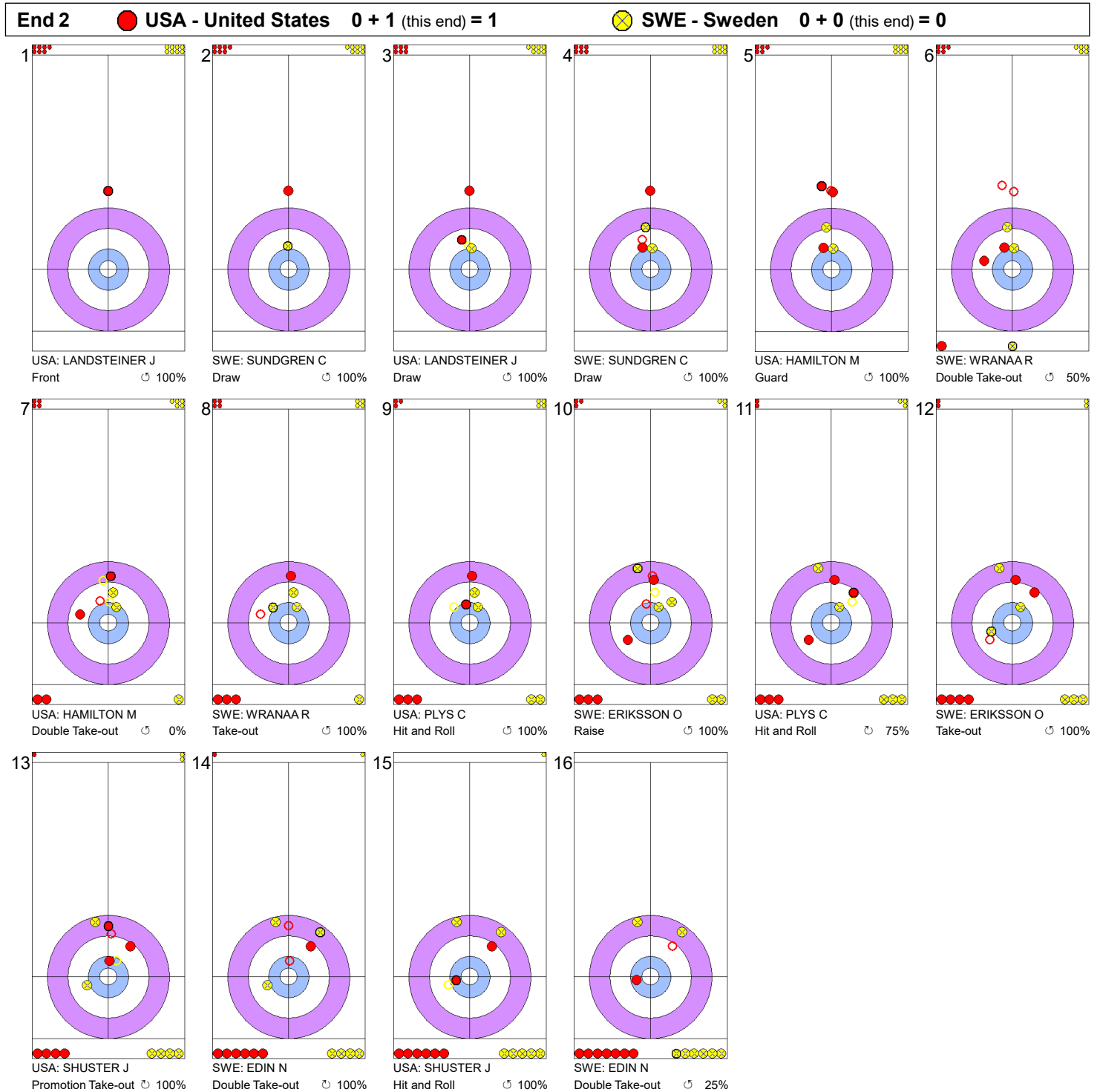


Game - Shot by Shot



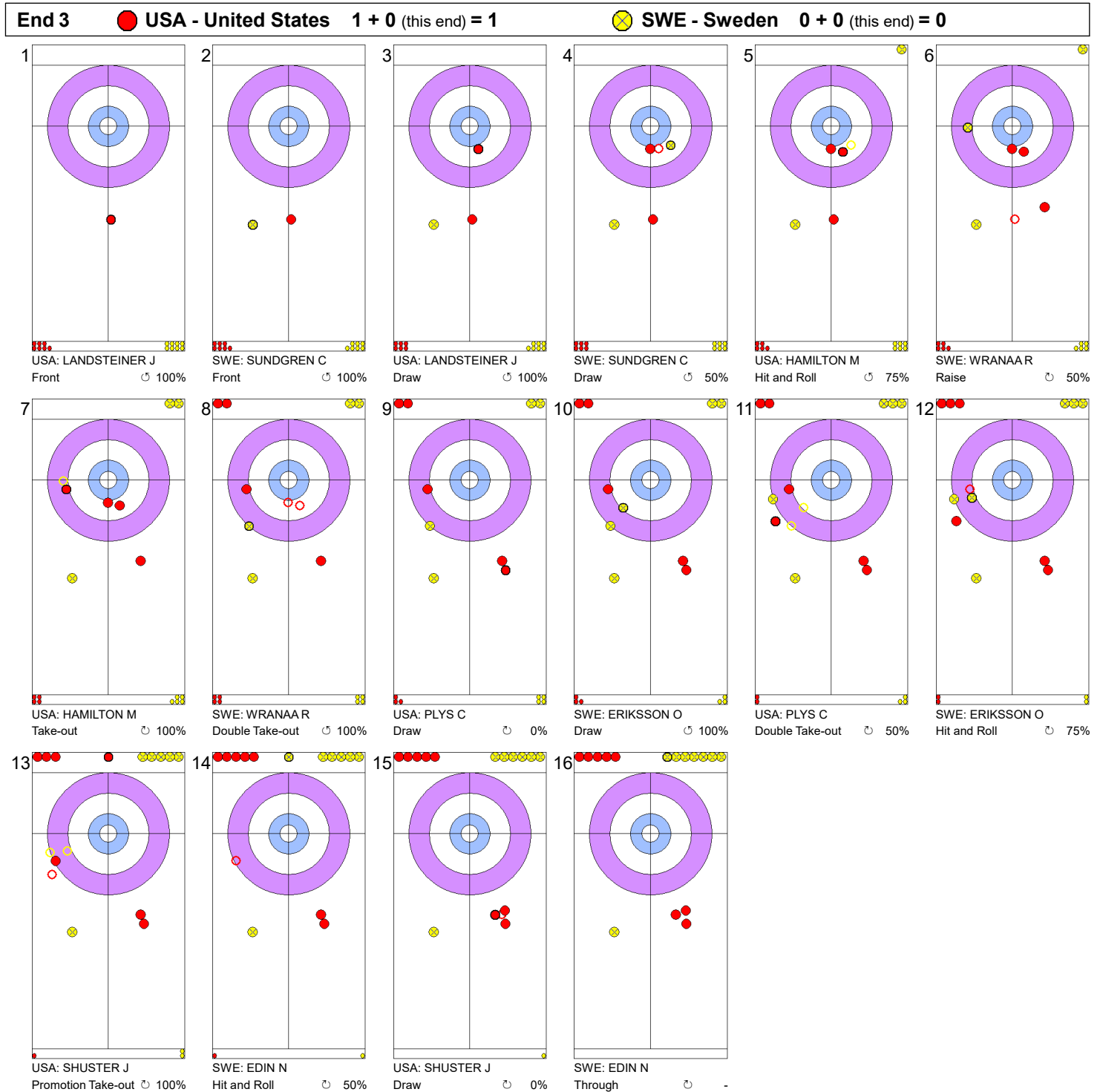
Legend:
 Clockwise
  Counter-clockwise
 - Not considered

Game - Shot by Shot



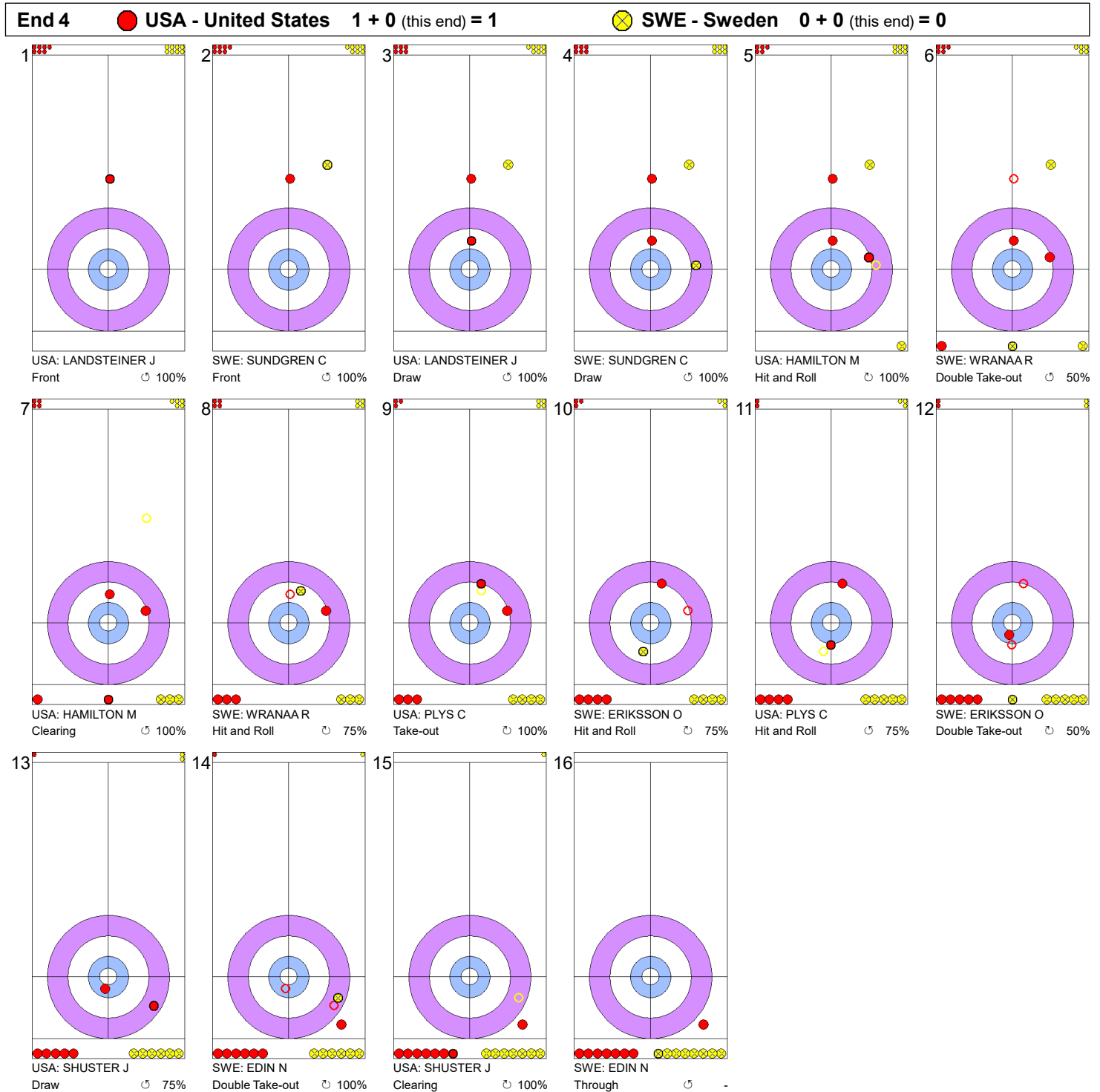
Legend:
 Clockwise Counter-clockwise - Not considered

Game - Shot by Shot



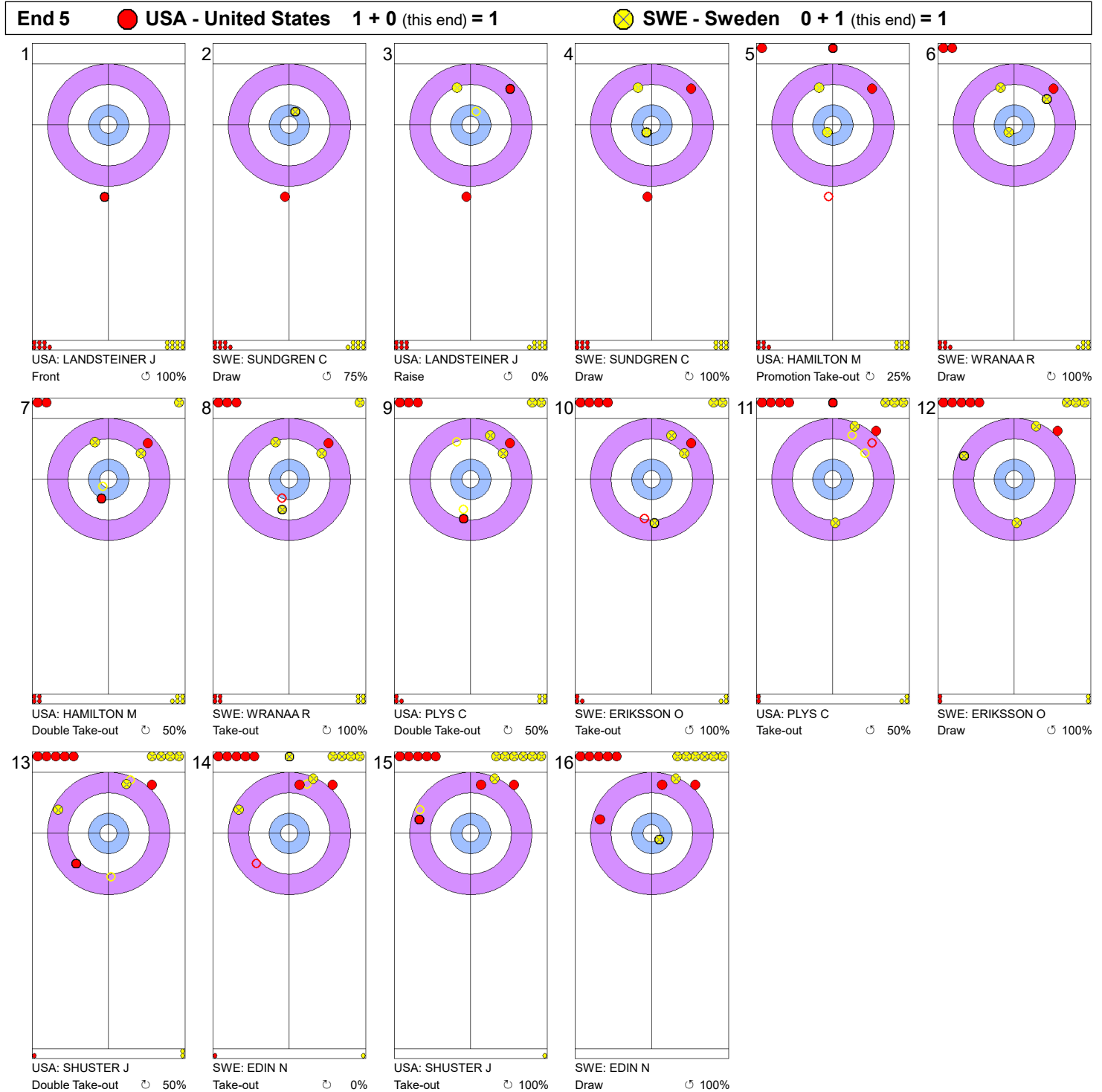
Legend:
 Clockwise Counter-clockwise - Not considered

Game - Shot by Shot



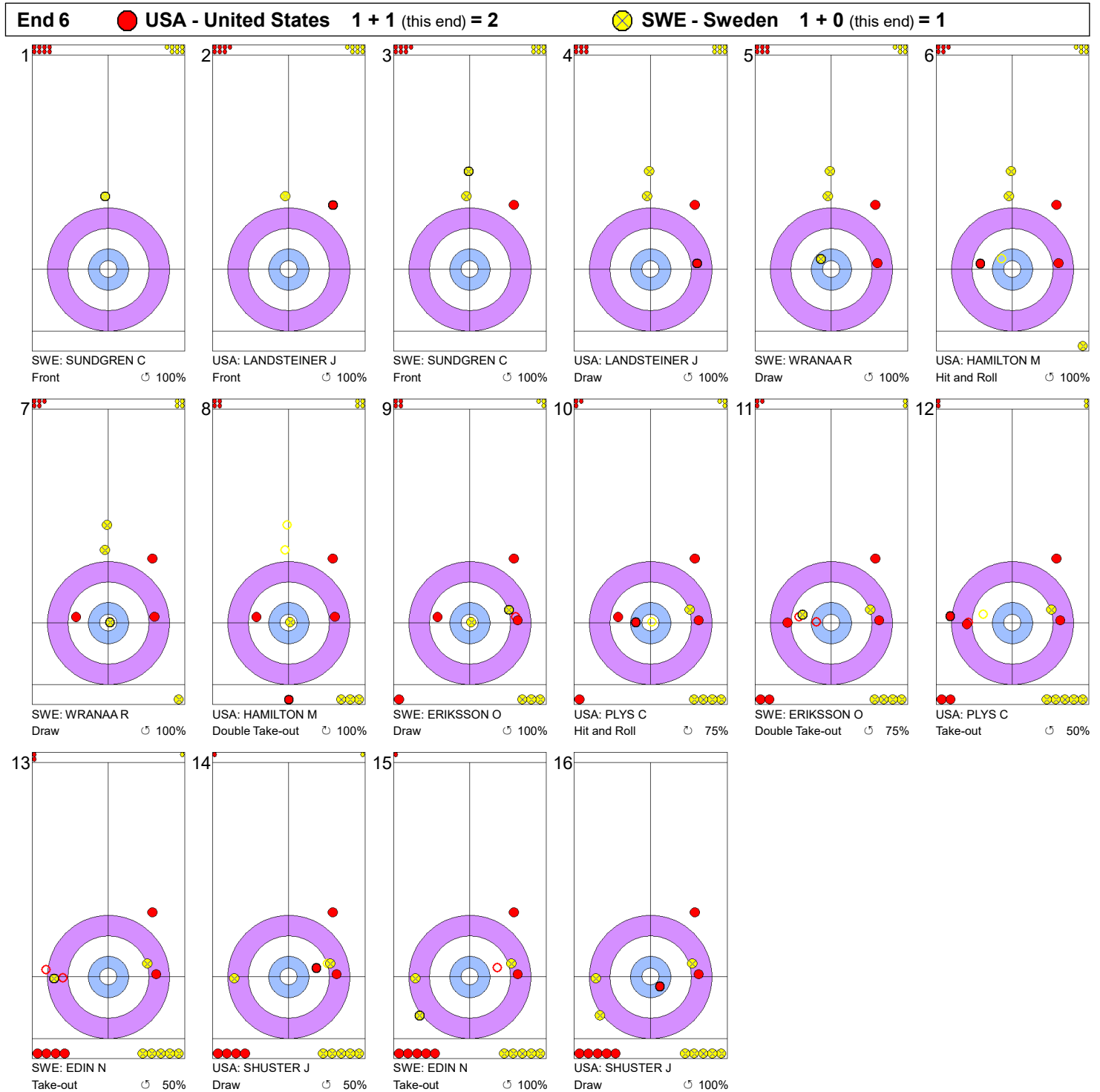
Legend:
 ↻ Clockwise ↺ Counter-clockwise - Not considered

Game - Shot by Shot



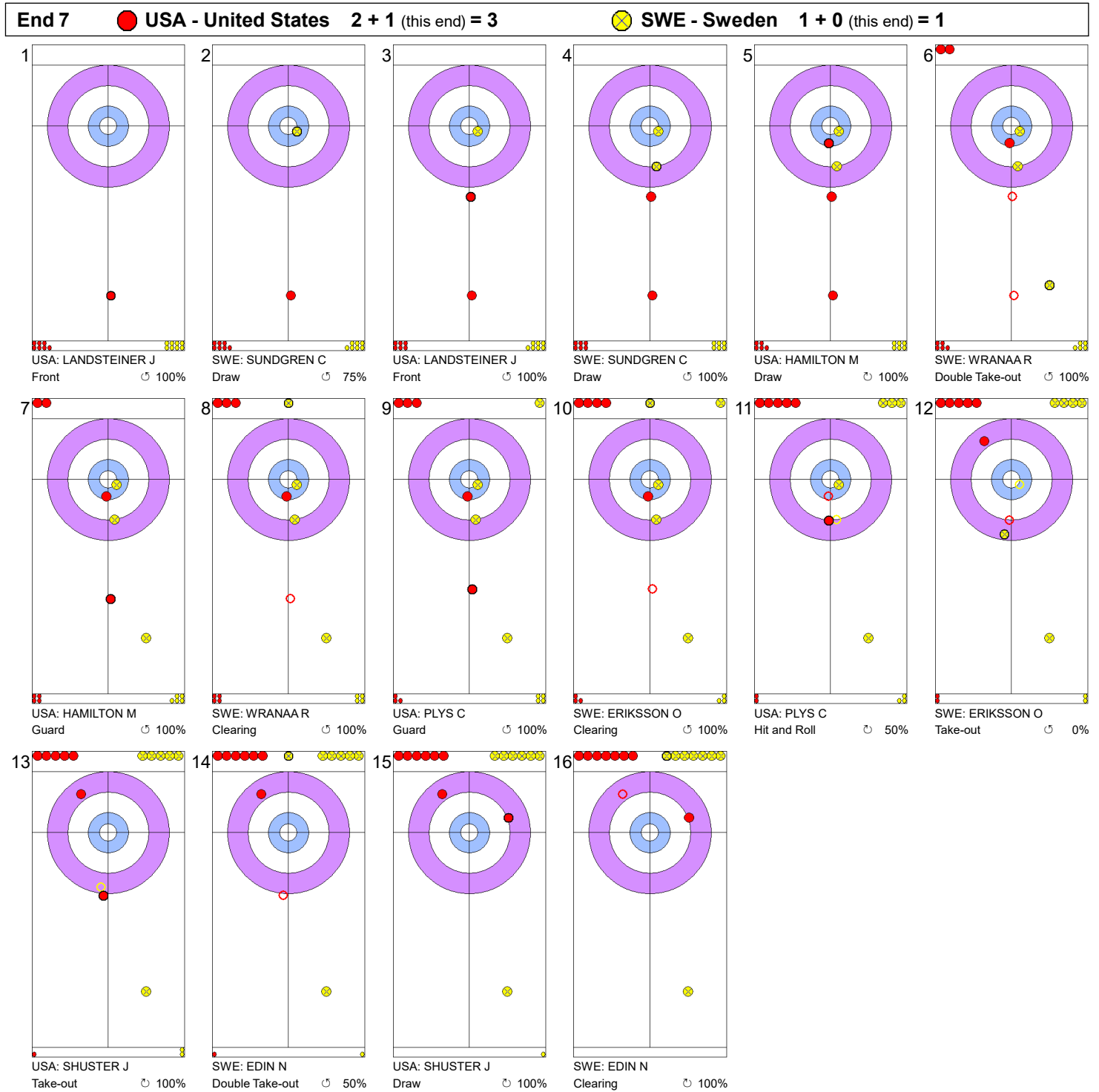
Legend:
 Clockwise
 Counter-clockwise
 - Not considered

Game - Shot by Shot



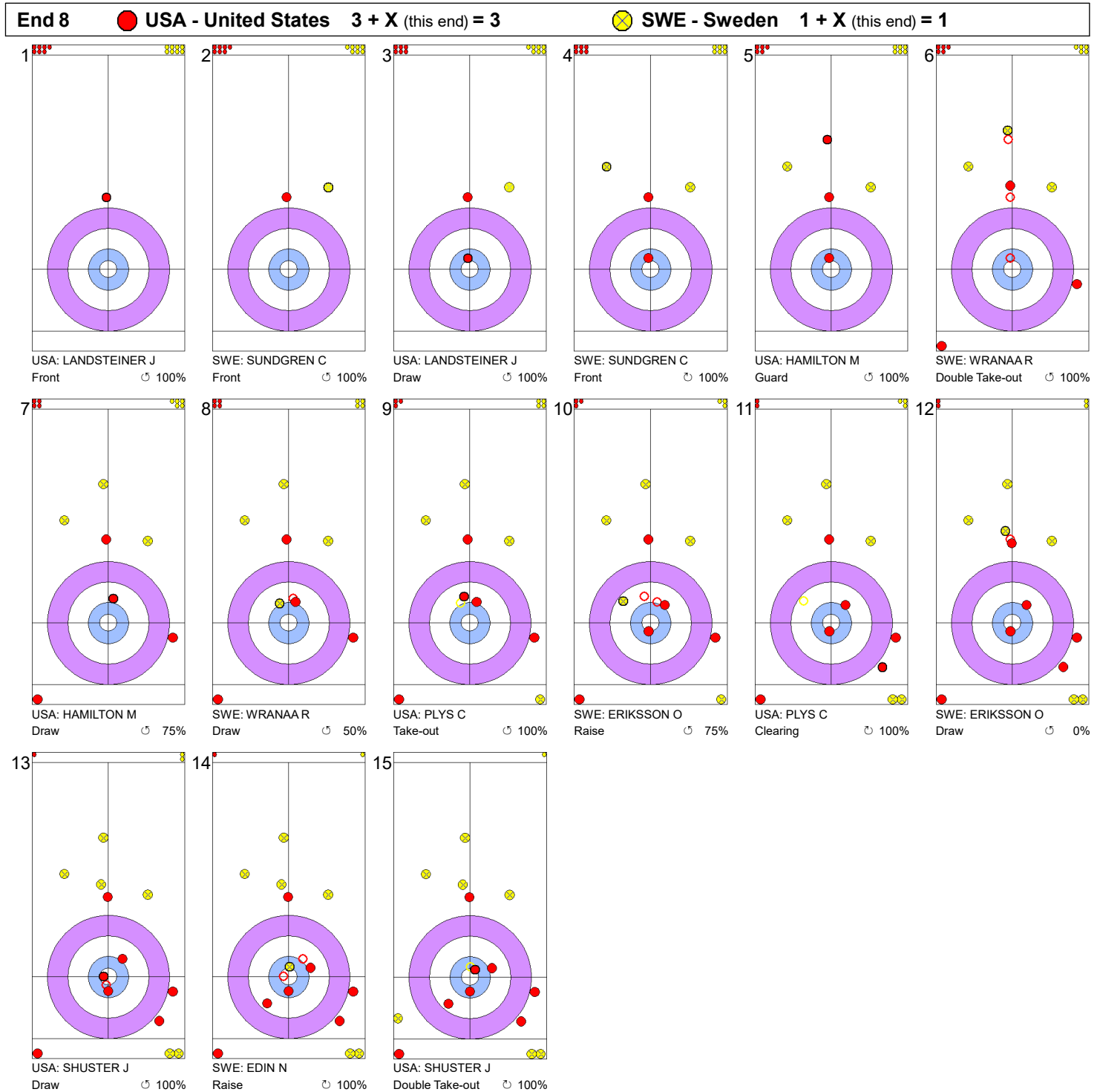
Legend:
 ↻ Clockwise ↺ Counter-clockwise - Not considered

Game - Shot by Shot



Legend:
 ↻ Clockwise ↺ Counter-clockwise - Not considered

Game - Shot by Shot



Legend:
 ↻ Clockwise ↺ Counter-clockwise - Not considered
 X Unfinished end due to concession

Competition Matrix

Group-A

Team	CAN		CHN		SCO		USA	
CAN			6-3 3	6-8 0	3-5 0	6-10 0	3-7 0	
CHN	3-6 0			5-3 3	4-3 3	10-6 3	5-6 0	
SCO	8-6 3	3-5 0			3-8 0	7-5 3	5-6 0	
USA	5-3 3	3-4 0	8-3 3			7-3 3	6-5 3	

Group-B

Team	JPN		NOR		SUI		SWE	
JPN			7-5 3	4-10 0	4-7 0	2-9 0	6-4 3	2-7 0
NOR	5-7 0			10-4 3	6-3 3	9-2 3	5-6 0	2-7 0
SUI	10-4 3	4-10 0			2-8 0	4-6 0	6-5 3	4-8 0
SWE	7-4 3	3-6 0	8-2 3			7-2 3	7-2 3	8-4 3

Standings after Round Robin Group-A

Rank	Team	Games	Points	TSO
1	USA - United States (Shuster)	6	15	Q
2	CHN - China (Zou)	6	9	
2	SCO - Scotland (Mouat)	6	9	
4	CAN - Canada (Gunnlaugson)	6	3	

Standings after Round Robin Group-B

Rank	Team	Games	Points	TSO
1	SWE - Sweden (Edin)	6	15	Q
2	NOR - Norway (Ulsrud)	6	9	
3	JPN - Japan (Matsumura)	6	6	
3	SUI - Switzerland (Schwaller)	6	6	

Legend: Q Qualified for the final TSO Team Shoot-out (cm)

Scoring Analysis

Team	Games		LSFE	Stolen Ends	Last Stone Eff.	Force Eff.	Points Scored						Total	Plus / Minus
							0	1	2	3	4	>4		
SWE	6	For	3	9	40%	62%	1	13	5	4	0	1	40	+20
		Against	3	1			0	9	4	1	0	0	20	
USA	6	For	3	8	24%	77%	1	15	2	4	1	0	35	+12
		Against	3	7			1	17	3	0	0	0	23	
NOR	6	For	3	4	48%	53%	0	8	8	3	1	0	37	+8
		Against	3	5			1	13	5	2	0	0	29	
SCO	6	For	3	7	33%	67%	0	13	6	2	1	0	35	+4
		Against	3	6			1	15	2	4	0	0	31	
CHN	6	For	3	9	17%	38%	2	18	2	2	0	0	28	-5
		Against	3	5			2	7	7	4	0	0	33	
CAN	6	For	3	4	29%	60%	1	10	5	3	0	0	29	-11
		Against	3	10			0	17	3	3	2	0	40	
SUI	6	For	3	4	37%	27%	1	10	4	4	0	0	30	-11
		Against	3	5			1	6	8	5	1	0	41	
JPN	6	For	3	1	36%	50%	1	8	7	1	0	0	25	-17
		Against	3	7			1	11	7	4	0	1	42	
Total	24			46			7	95	39	23	3	1	259	

Note:

Stolen ends are the ends won without the last stone advantage.

Last Stone Efficiency: Scoring two or more points with last stone advantage.

Force Efficiency: Forcing the opponent team to score only one point when they have the last stone advantage.

Legend:

>4 More than four points scored

LSFE Last Stone First End

Summary of Big Ends

Points Scored	By	Against	Session	End	Game Result
5	SWE - Sweden	JPN - Japan	3	4	7 : 4
4	NOR - Norway	SUI - Switzerland	3	6	10 : 4
4	SCO - Scotland	CAN - Canada	3	6	8 : 6
4	USA - United States	CAN - Canada	14	3	7 : 3

Note:
Big ends are defined as ends with a score of four or more points.

Session Results and Standings

Sheet	Round	Team	LSFE	1	2	3	4	5	6	7	8	Total	Points
A	M6	SUI - Switzerland (Schwaller)	*	0	3	0	0	1	0	X	X	4	0
		SWE - Sweden (Edin)		2	0	1	3	0	2	X	X	8	3
B	W6	SWE - Sweden (Hasselborg)	*	1	0	3	0	1	3	0	X	8	3
		CHN - China (Yang)		0	1	0	1	0	0	1	X	3	0
C	W6	CAN - Canada (Fleury)	*	1	2	0	2	0	0	1	1	7	3
		USA - United States (Sinclair)		0	0	2	0	1	1	0	0	4	0
D	W6	RUS - Russia (Kovaleva)	*	1	0	2	0	0	3	0	1	7	3
		KOR - Korea (Kim)		0	1	0	0	2	0	1	0	4	0
E	W6	JPN - Japan (Fujisawa)	*	0	1	0	0	0	0	1	0	2	0
		SCO - Scotland (Muirhead)		0	0	1	1	1	1	0	1	5	3

Women's Standings after Round Robin

Group-A				Group-B			
Rank	Team	Games	Points	Rank	Team	Games	Points
1	KOR - Korea (Kim)	6	12	1	JPN - Japan (Fujisawa)	6	15
2	CAN - Canada (Fleury)	6	12	2	SCO - Scotland (Muirhead)	6	12
3	RUS - Russia (Kovaleva)	6	6	3	SWE - Sweden (Hasselborg)	6	9
3	USA - United States (Sinclair)	6	6	4	CHN - China (Yang)	6	0

Men's Standings after Round Robin

Group-A				Group-B				
Rank	Team	Games	Points	Rank	Team	Games	Points	TSO
1	USA - United States (Shuster)	6	15	1	SWE - Sweden (Edin)	6	15	24.1
2	CHN - China (Zou)	6	9	2	NOR - Norway (Ulsrud)	6	9	
2	SCO - Scotland (Mouat)	6	9	3	JPN - Japan (Matsumura)	6	6	
4	CAN - Canada (Gunnlaugson)	6	3	3	SUI - Switzerland (Schwaller)	6	6	

Mixed Doubles Standings after Round Robin

Group-A				Group-B			
Rank	Team	Games	Points	Rank	Team	Games	Points
1	SUI - Switzerland (Perret/Rios)	6	17	1	NOR - Norway (Skaslien/Nedregotten)	6	12
2	KOR - Korea (Jang/Choi)	6	9	2	USA - United States (Peterson/Polo)	6	11
3	CAN - Canada (Park/Morris)	6	7	3	CHN - China (Wang/Ba)	6	7
4	SWE - Sweden (Wendel/Wingfors)	6	3	4	RUS - Russia (Moskaleva/Eremin)	6	6

Legend:

LSFE(*) Last Stone First End **Mn** Men's round n **p** Points out of direct games
Q Qualified for the final **TSO** Team Shoot-out (cm) **Wn** Women's round n
X Unplayed/unfinished end due to concession

Game Results

Sheet	Game	Team	LSFE	1	2	3	4	5	6	7	8	Total	Points
A	6	SUI - Switzerland (Schwaller)	*	0	3	0	0	1	0	X	X	4	0
	6	SWE - Sweden (Edin)		2	0	1	3	0	2	X	X	8	3

SUI - Switzerland	
4 S	SCHWALLER Yannick
3 V	BRUNNER Michael
2	MEIER Romano
1	KAEUFELER Marcel
A	-

SWE - Sweden	
4 S	EDIN Niklas
3 V	ERIKSSON Oskar
2	WRANAA Rasmus
1	SUNDGREN Christoffer
A	-

Note:
Position and function for each team member:
4 = Fourth, 3 = Third, 2 = Second, 1 = Lead, A = Alternate, S = Skip, V = Vice-Skip

Legend:
LSFE(*) Last Stone First End X Unplayed/unfinished end due to concession

Session Results and Standings

Sheet	Round	Team	LSFE	1	2	3	4	5	6	7	8	Total	Points
A	M6	NOR - Norway (Ulsrud)	*	2	0	0	3	2	2	X	X	9	3
		JPN - Japan (Matsumura)		0	1	1	0	0	0	X	X	2	0
B	M6	SCO - Scotland (Mouat)	*	2	2	3	1	0	1	X	X	9	3
		CHN - China (Zou)		0	0	0	0	1	0	X	X	1	0
C	MD6	USA - United States (Peterson/Polo)	*	0	0	0	2	1	2	0	3	8	3
		RUS - Russia (Moskaleva/Eremin)		3	1	1	0	0	0	1	0	6	0
D	MD6	NOR - Norway (Skaslien/Nedregotten)	*	1	1	0	1	0	2	0	1	6	3
		CHN - China (Wang/Ba)		0	0	1	0	2	0	2	0	5	0
E	M6	CAN - Canada (Gunnlaugson)	*	1	1	0	0	0	1	X	X	3	0
		USA - United States (Shuster)		0	0	4	1	2	0	X	X	7	3

Women's Current Standings

Group-A				Group-B			
Rank	Team	Games	Points	Rank	Team	Games	Points
1	KOR - Korea (Kim)	5	12 Q	1	JPN - Japan (Fujisawa)	5	15 Q
2	CAN - Canada (Fleury)	5	9	2	SCO - Scotland (Muirhead)	5	9
3	USA - United States (Sinclair)	5	6	3	SWE - Sweden (Hasselborg)	5	6
4	RUS - Russia (Kovaleva)	5	3	4	CHN - China (Yang)	5	0

Men's Current Standings

Group-A				Group-B			
Rank	Team	Games	Points	Rank	Team	Games	Points
1	USA - United States (Shuster)	6	15 Q	1	SWE - Sweden (Edin)	5	12 Q
2	CHN - China (Zou)	6	9	2	NOR - Norway (Ulsrud)	6	9
2	SCO - Scotland (Mouat)	6	9	3	JPN - Japan (Matsumura)	6	6
4	CAN - Canada (Gunnlaugson)	6	3	4	SUI - Switzerland (Schwaller)	5	6

Mixed Doubles Standings after Round Robin

Group-A				Group-B			
Rank	Team	Games	Points	Rank	Team	Games	Points
1	SUI - Switzerland (Perret/Rios)	6	17 Q	1	NOR - Norway (Skaslien/Nedregotten)	6	12 Q
2	KOR - Korea (Jang/Choi)	6	9	2	USA - United States (Peterson/Polo)	6	11
3	CAN - Canada (Park/Morris)	6	7	3	CHN - China (Wang/Ba)	6	7
4	SWE - Sweden (Wendel/Wingfors)	6	3	4	RUS - Russia (Moskaleva/Eremin)	6	6

Note:
Under WCF rules, tie-breaking rules for standings are not applied until after the last game of the round robin.

Legend:
 Power Play **LSFE(*)** Last Stone First End **MDn** Mixed Doubles round n
Mn Men's round n **Q** Qualified for the final **TSO** Team Shoot-out (cm)
X Unplayed/unfinished end due to concession

Game Results

Sheet	Game	Team	LSFE	1	2	3	4	5	6	7	8	Total	Points
A	6	NOR - Norway (Ulsrud)	*	2	0	0	3	2	2	X	X	9	3
	6	JPN - Japan (Matsumura)		0	1	1	0	0	0	X	X	2	0

NOR - Norway	
4 S	ULSRUD Thomas
3 V	NERGAARD Torger
2	SVAE Christoffer
1	PETERSSON Haavard Vad
A	-

JPN - Japan	
4 S	MATSUMURA Yuta
3	SHIMIZU Tetsuro
2	TANIDA Yasumasa
1 V	ABE Shinya
A	AITA Kosuke

Note:
Position and function for each team member:
4 = Fourth, 3 = Third, 2 = Second, 1 = Lead, A = Alternate, S = Skip, V = Vice-Skip

Legend:
LSFE(*) Last Stone First End X Unplayed/unfinished end due to concession

Game Results

Sheet	Game	Team	LSFE	1	2	3	4	5	6	7	8	Total	Points
B	6	SCO - Scotland (Mouat)	*	2	2	3	1	0	1	X	X	9	3
	6	CHN - China (Zou)		0	0	0	0	1	0	X	X	1	0

SCO - Scotland	
4 S	MOUAT Bruce
3 V	HARDIE Grant
2	LAMMIE Bobby
1	McMILLAN Hammy
A	-

CHN - China	
4 S	ZOU Qiang
3 V	JIANG Dongxu
2	SHAO Zhilin
1	XU Jingtao
A	-

Note:
Position and function for each team member:
4 = Fourth, 3 = Third, 2 = Second, 1 = Lead, A = Alternate, S = Skip, V = Vice-Skip

Legend:
LSFE(*) Last Stone First End X Unplayed/unfinished end due to concession

Game Results

Sheet	Game	Team	LSFE	1	2	3	4	5	6	7	8	Total	Points
E	6	CAN - Canada (Gunnlaugson)	*	1	1	0	0	0	1	X	X	3	0
	6	USA - United States (Shuster)		0	0	4	1	2	0	X	X	7	3

CAN - Canada		Shot Success Game
4 S	GUNNLAUGSON Jason	54 %
3 V	FORREST Alex	56 %
2	NEUFELD Denni	90 %
1	NJEGOVAN Connor	69 %
A	-	-
Team Total		67 %

USA - United States		Shot Success Game
4 S	SHUSTER John	83 %
3 V	PLYS Christopher	83 %
2	HAMILTON Matt	94 %
1	LANDSTEINER John	92 %
A	-	-
Team Total		88 %

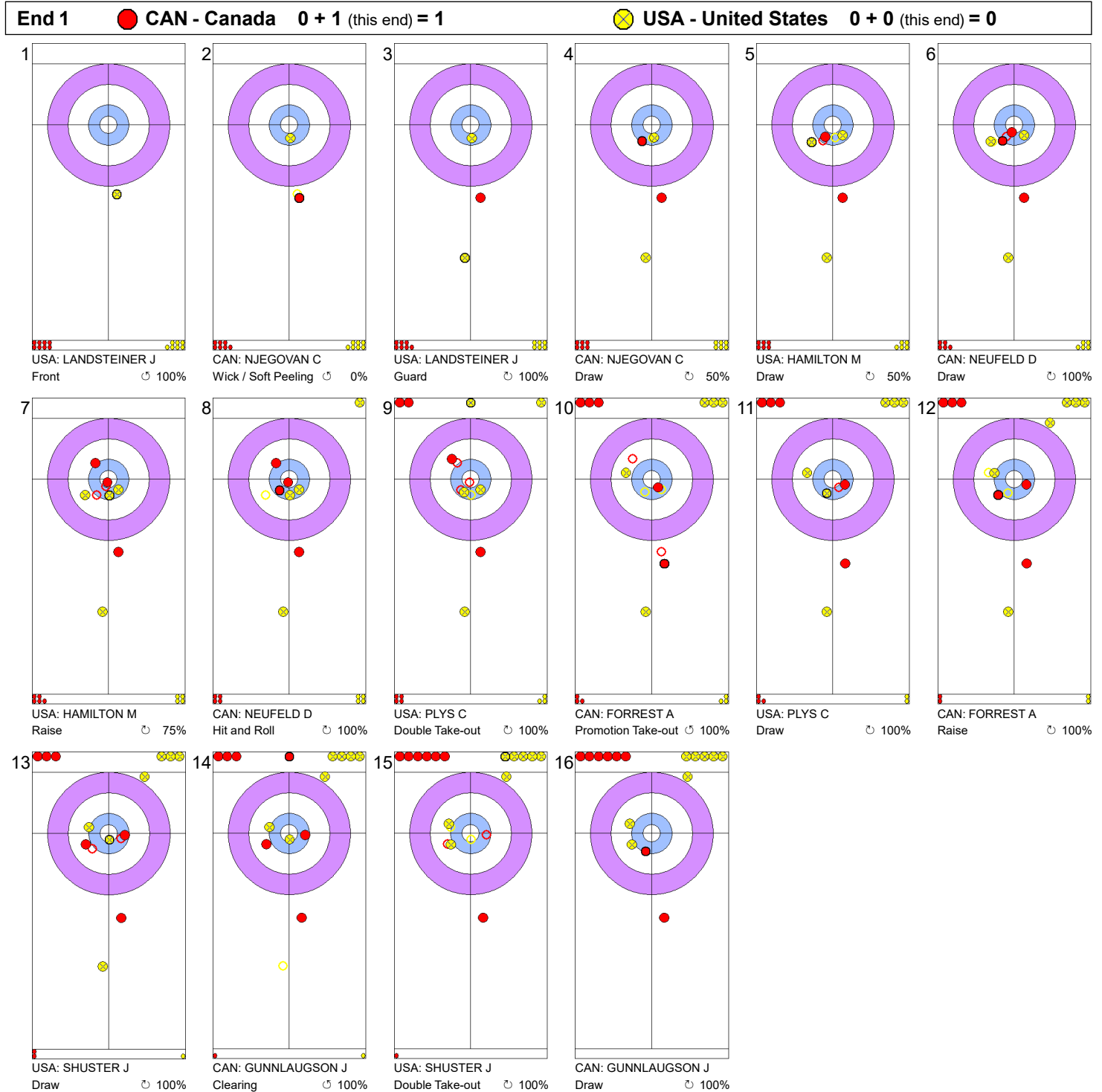
CAN - Canada		↻	↺	Game	
4	GUNNLAUGSON Jason	Draws	6 58%	3 67%	9 61%
		Take-outs	2 0%	1 100%	3 33%
		Total	8 44%	4 75%	12 54%
3	FORREST Alex	Draws	5 45%	3 50%	8 47%
		Take-outs	2 75%	2 75%	4 75%
		Total	7 54%	5 60%	12 56%
2	NEUFELD Denni	Draws	3 92%	3 100%	6 96%
		Take-outs	4 88%	2 75%	6 83%
		Total	7 89%	5 90%	12 90%
1	NJEGOVAN Connor	Draws	1 50%	11 70%	12 69%
		Take-outs	0 -	0 -	0 -
		Total	1 50%	11 70%	12 69%
A	-	Draws	0 -	0 -	0 -
		Take-outs	0 -	0 -	0 -
		Total	0 -	0 -	0 -
Team		Draws	15 60%	20 71%	35 66%
		Take-outs	8 63%	5 80%	13 69%
		Total	23 61%	25 73%	48 67%



USA - United States		↻	↺	Game	
4	SHUSTER John	Draws	1 100%	5 100%	6 100%
		Take-outs	4 75%	2 50%	6 67%
		Total	5 80%	7 86%	12 83%
3	PLYS Christopher	Draws	5 80%	0 -	5 80%
		Take-outs	5 100%	2 50%	7 86%
		Total	10 90%	2 50%	12 83%
2	HAMILTON Matt	Draws	5 85%	2 100%	7 89%
		Take-outs	1 100%	4 100%	5 100%
		Total	6 88%	6 100%	12 94%
1	LANDSTEINER John	Draws	4 81%	8 97%	12 92%
		Take-outs	0 -	0 -	0 -
		Total	4 81%	8 97%	12 92%
A	-	Draws	0 -	0 -	0 -
		Take-outs	0 -	0 -	0 -
		Total	0 -	0 -	0 -
Team		Draws	15 83%	15 98%	30 91%
		Take-outs	10 90%	8 75%	18 83%
		Total	25 86%	23 90%	48 88%

Note:
Position and function for each team member:
4 = Fourth, 3 = Third, 2 = Second, 1 = Lead, A = Alternate, S = Skip, V = Vice-Skip

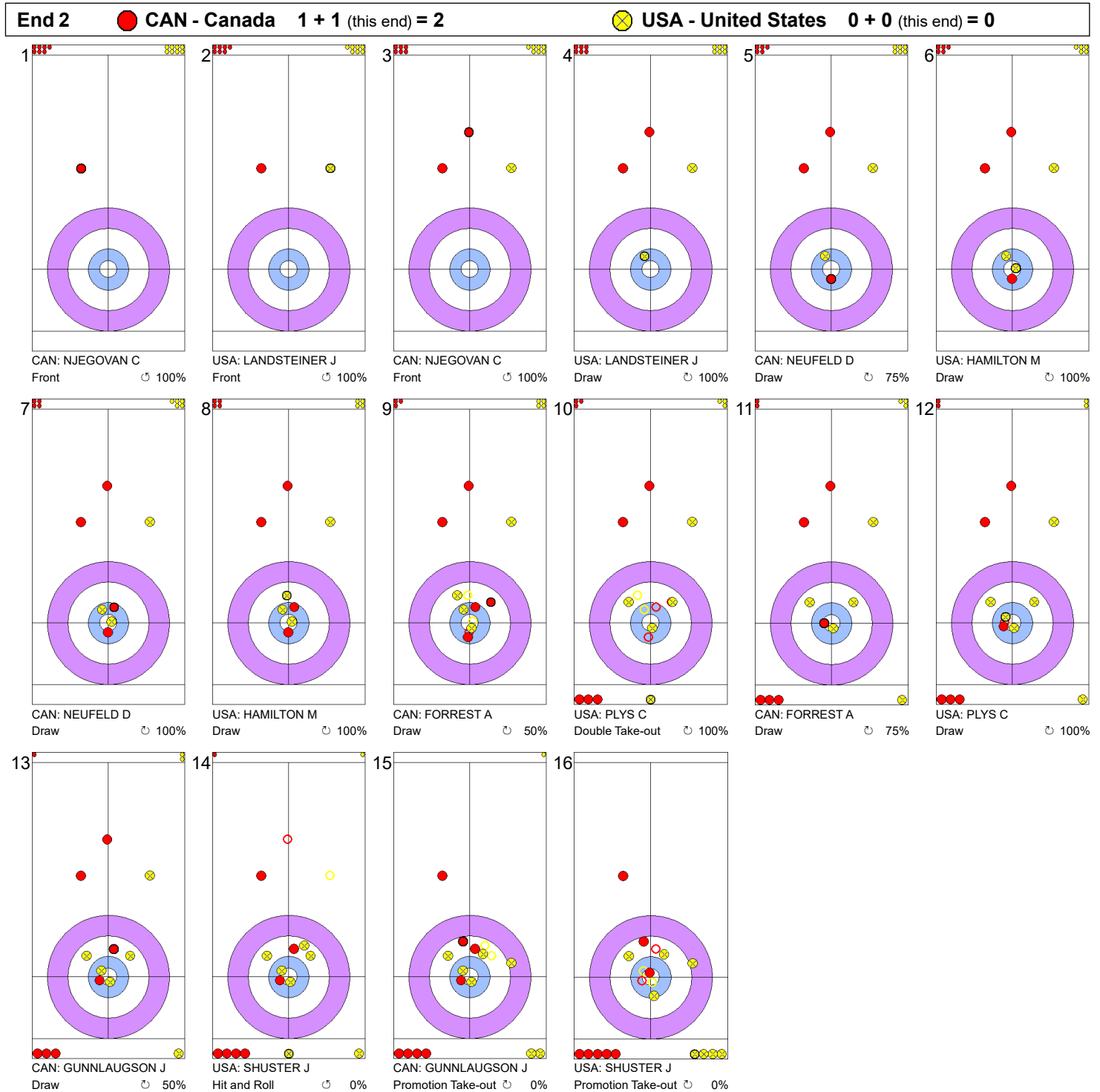
Legend:
↻ Clockwise ↺ Counter-clockwise LSFE(*) Last Stone First End
X Unplayed/unfinished end due to concession

Game - Shot by Shot



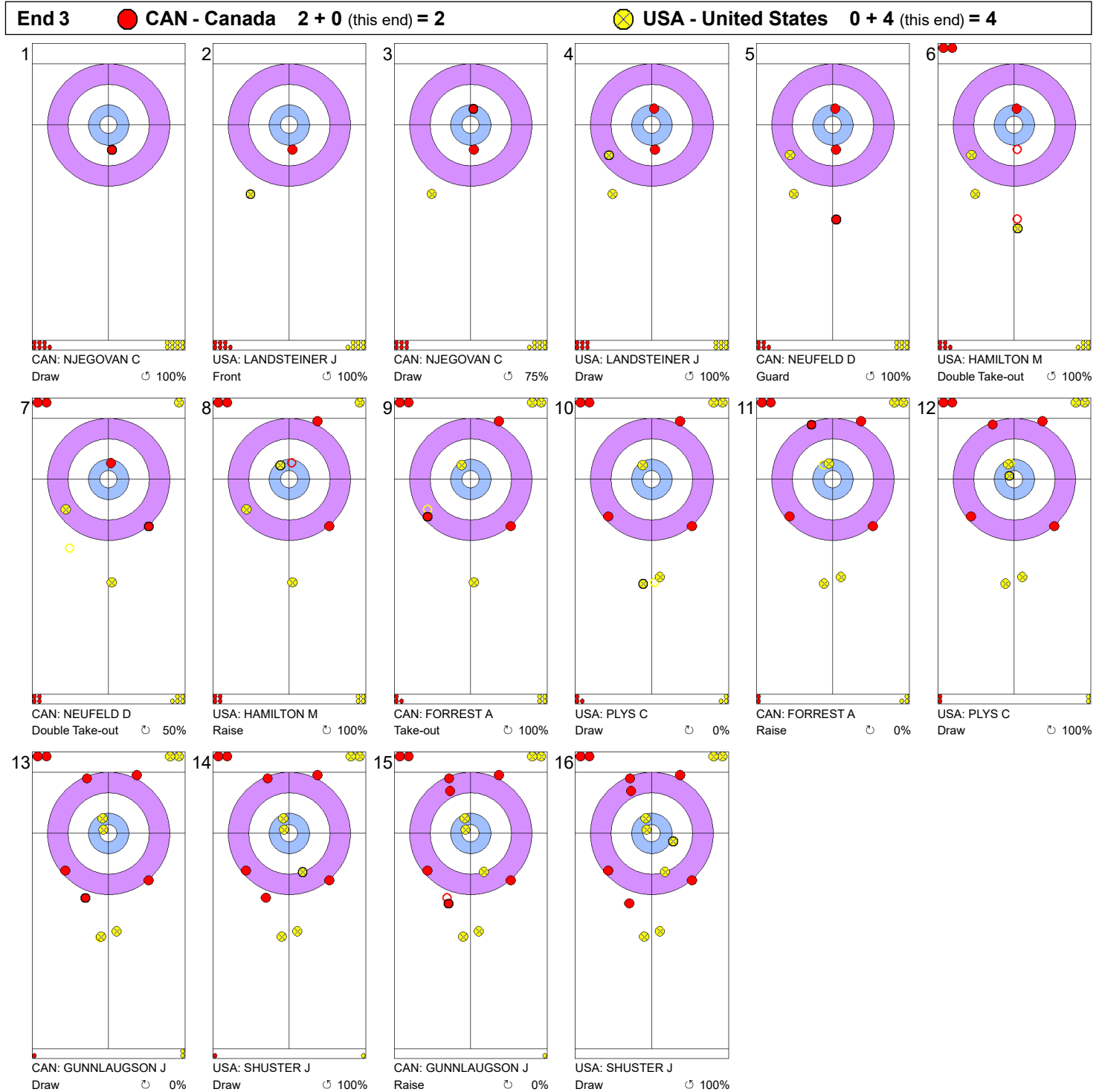
Legend:
 Clockwise
  Counter-clockwise
 - Not considered

Game - Shot by Shot




Legend:
 ⌚ Clockwise ⌚ Counter-clockwise - Not considered

Game - Shot by Shot



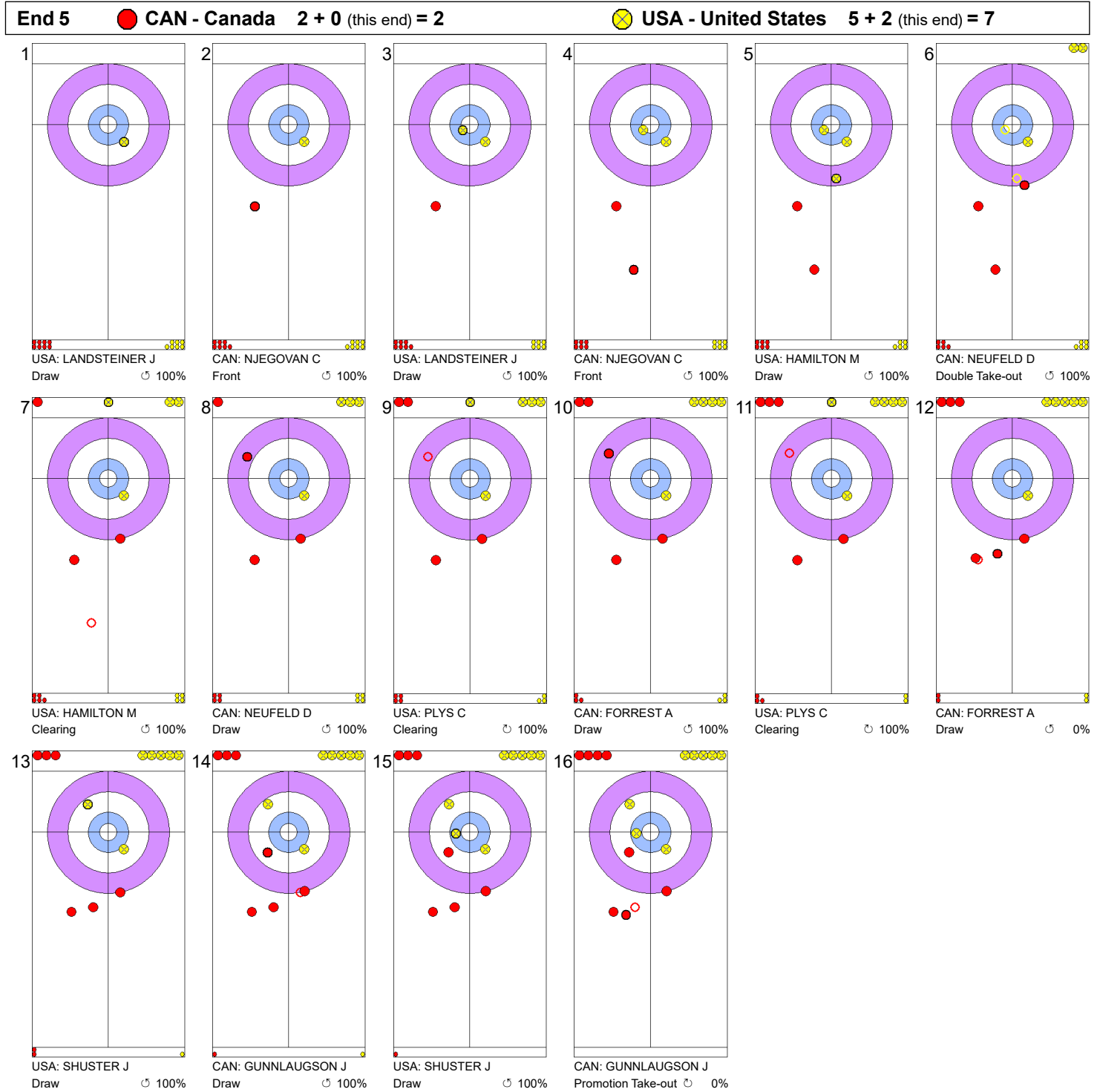
Legend:
 ↻ Clockwise ↺ Counter-clockwise - Not considered

Game - Shot by Shot




Legend:
 Clockwise
 Counter-clockwise
 - Not considered

Game - Shot by Shot



Legend:
 ↻ Clockwise ↺ Counter-clockwise - Not considered

Game - Shot by Shot



Legend:
 ⤴ Clockwise ⤵ Counter-clockwise - Not considered

Session Results and Standings

Sheet	Round	Team	LSFE	1	2	3	4	5	6	7	8	Total	Points	
A	M5	CHN - China (Zou)	*	2	1	0	1	3	0	3	X		10	3
		CAN - Canada (Gunnlaugson)		0	0	3	0	0	3	0	X		6	0
B	M5	SWE - Sweden (Edin)	*	1	1	0	3	0	2	X	X		7	3
		NOR - Norway (Ulsrud)		0	0	1	0	1	0	X	X		2	0
C	M5	USA - USA (Shuster)	*	1	0	1	0	0	3	1	0		6	3
		SCO - Scotland (Mouat)		0	2	0	1	1	0	0	1		5	0
D	M5	JPN - Japan (Matsumura)	*	0	1	0	3	0	2	0	X		6	3
		SUI - Switzerland (Schwaller)		0	0	1	0	2	0	1	X		4	0
E	W5	KOR - Korea (Kim)	*	0	0	2	1	0	1	0	1		5	3
		CAN - Canada (Fleury)		0	0	0	0	1	0	2	0		3	0

Women's Current Standings

Group-A				Group-B			
Rank	Team	Games	Points	Rank	Team	Games	Points
1	KOR - Korea (Kim)	5	12	1	JPN - Japan (Fujisawa)	4	12
2	CAN - Canada (Fleury)	5	9	2	SCO - Scotland (Muirhead)	4	9
3	USA - USA (Sinclair)	4	6	3	SWE - Sweden (Hasselborg)	4	3
4	RUS - Russia (Kovaleva)	4	0	4	CHN - China (Yang)	4	0

Men's Current Standings

Group-A				Group-B			
Rank	Team	Games	Points	Rank	Team	Games	Points
1	USA - USA (Shuster)	5	12	1	SWE - Sweden (Edin)	5	12 Q
2	CHN - China (Zou)	5	9	2	JPN - Japan (Matsumura)	5	6
3	SCO - Scotland (Mouat)	5	6	2	NOR - Norway (Ulsrud)	5	6
4	CAN - Canada (Gunnlaugson)	5	3	2	SUI - Switzerland (Schwaller)	5	6

Mixed Doubles Current Standings

Group-A				Group-B			
Rank	Team	Games	Points	Rank	Team	Games	Points
1	SUI - Switzerland (Perret/Rios)	5	14 Q	1	NOR - Norway (Skaslien/Nedregotten)	5	9
2	KOR - Korea (Jang/Choi)	5	9	2	USA - USA (Peterson/Polo)	5	8
3	CAN - Canada (Park/Morris)	5	4	3	CHN - China (Wang/Ba)	5	7
4	SWE - Sweden (Wendel/Wingfors)	5	3	4	RUS - Russia (Moskaleva/Eremin)	5	6

Note:
Under WCF rules, tie-breaking rules for standings are not applied until after the last game of the round robin.

Legend:
LSFE(*) Last Stone First End **Mn** Men's round n **Q** Qualified for the final
Wn Women's round n **X** Unplayed/unfinished end due to concession

Game Results

Sheet	Game	Team	LSFE	1	2	3	4	5	6	7	8	Total	Points
A	5	CHN - China (Zou)	*	2	1	0	1	3	0	3	X	10	3
	5	CAN - Canada (Gunnlaugson)		0	0	3	0	0	3	0	X	6	0

CHN - China		Shot Success Game
4 S	ZOU Qiang	79%
3 V	JIANG Dongxu	75%
2	SHAO Zhilin	94%
1	XU Jingtao	90%
A	-	-
Team Total		84%

CAN - Canada		Shot Success Game
4 S	GUNNLAUGSON Jason	70%
3 V	FORREST Alex	70%
2	NEUFELD Denni	92%
1	NJEGOVAN Connor	98%
A	-	-
Team Total		83%

CHN - China		🕒	🕒	Game	
4	ZOU Qiang	Draws	4 88%	2 100%	6 92%
		Take-outs	1 75%	7 68%	8 69%
		Total	5 85%	9 75%	14 79%
3	JIANG Dongxu	Draws	0 -	1 0%	1 0%
		Take-outs	8 81%	7 79%	15 80%
		Total	8 81%	8 69%	16 75%
2	SHAO Zhilin	Draws	2 100%	3 100%	5 100%
		Take-outs	5 80%	6 100%	11 91%
		Total	7 86%	9 100%	16 94%
1	XU Jingtao	Draws	5 70%	10 100%	15 90%
		Take-outs	0 -	0 -	0 -
		Total	5 70%	10 100%	15 90%
A -	-	Draws	0 -	0 -	0 -
		Take-outs	0 -	0 -	0 -
		Total	0 -	0 -	0 -
Team		Draws	11 82%	16 94%	27 89%
		Take-outs	14 80%	20 81%	34 81%
		Total	25 81%	36 87%	61 84%

CAN - Canada		🕒	🕒	Game	
4	GUNNLAUGSON Jason	Draws	2 88%	3 100%	5 95%
		Take-outs	6 67%	3 33%	9 56%
		Total	8 72%	6 67%	14 70%
3	FORREST Alex	Draws	4 63%	5 55%	9 58%
		Take-outs	4 75%	3 100%	7 86%
		Total	8 69%	8 72%	16 70%
2	NEUFELD Denni	Draws	4 100%	7 96%	11 98%
		Take-outs	1 0%	4 100%	5 80%
		Total	5 80%	11 98%	16 92%
1	NJEGOVAN Connor	Draws	4 100%	11 98%	15 98%
		Take-outs	0 -	1 100%	1 100%
		Total	4 100%	12 98%	16 98%
A -	-	Draws	0 -	0 -	0 -
		Take-outs	0 -	0 -	0 -
		Total	0 -	0 -	0 -
Team		Draws	14 88%	26 89%	40 89%
		Take-outs	11 64%	11 82%	22 73%
		Total	25 77%	37 87%	62 83%

Note:
 Position and function for each team member:
4 = Fourth, **3** = Third, **2** = Second, **1** = Lead, **A** = Alternate, **S** = Skip, **V** = Vice-Skip

Legend:
 🕒 Clockwise 🕒 Counter-clockwise **LSFE(*)** Last Stone First End
X Unplayed/unfinished end due to concession

Game - Shot by Shot



Legend:
 ↻ Clockwise ↺ Counter-clockwise - Not considered

Game - Shot by Shot



Legend:
 ↻ Clockwise ↺ Counter-clockwise - Not considered

Game - Shot by Shot



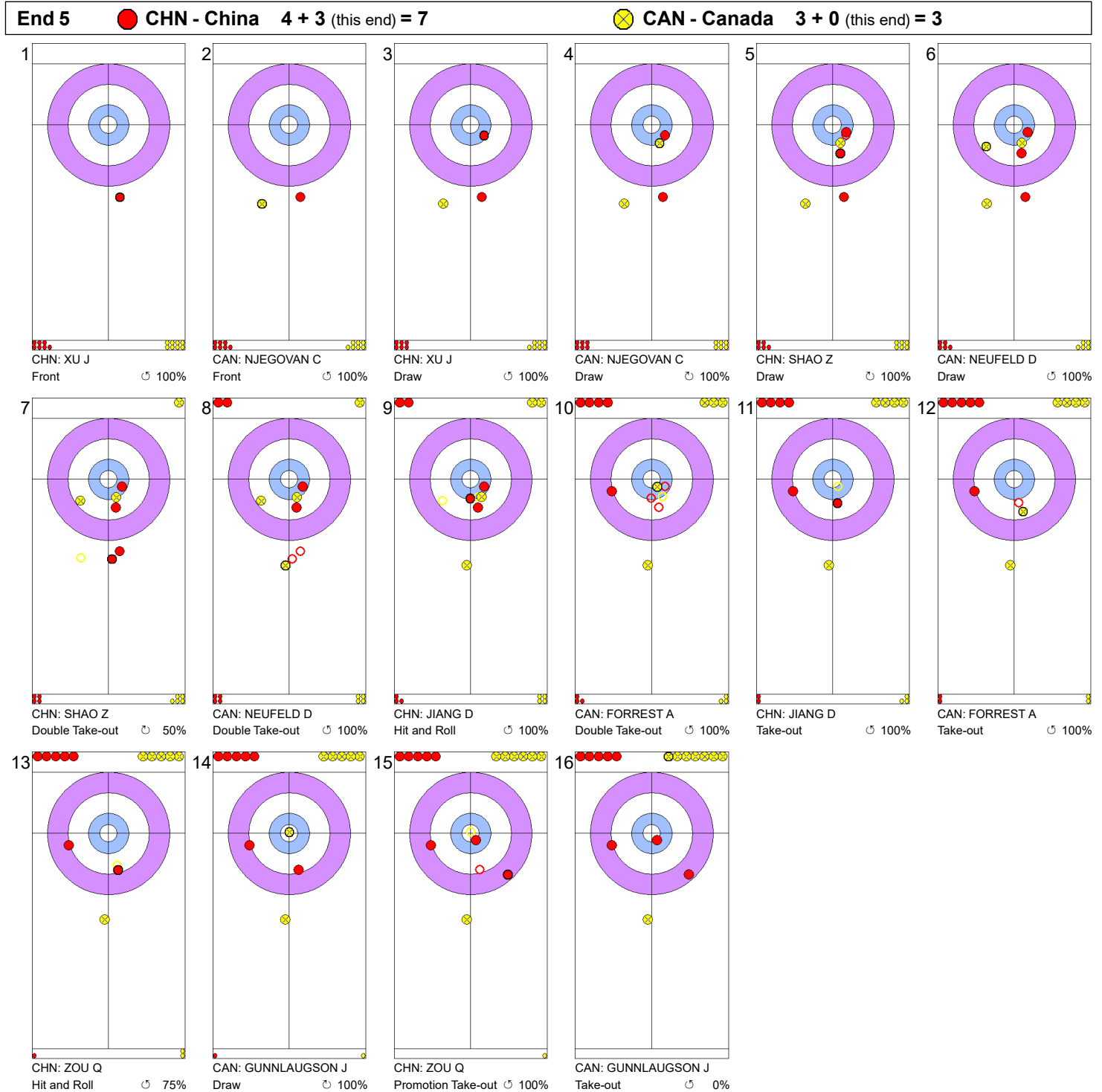
Legend:
 ↻ Clockwise ↺ Counter-clockwise - Not considered

Game - Shot by Shot



Legend:
 ↻ Clockwise ↺ Counter-clockwise - Not considered

Game - Shot by Shot



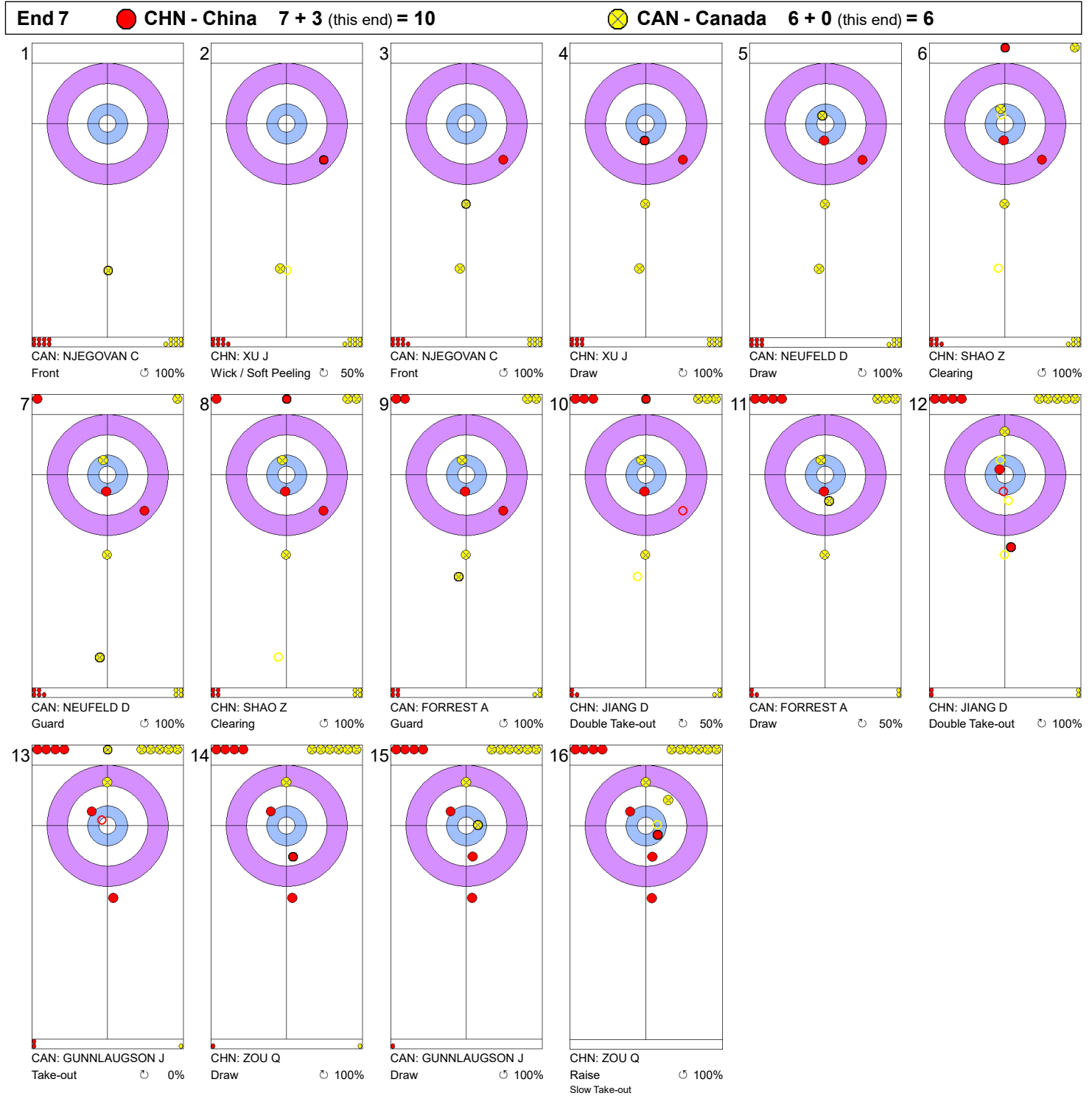
Legend:
 Clockwise Counter-clockwise - Not considered

Game - Shot by Shot



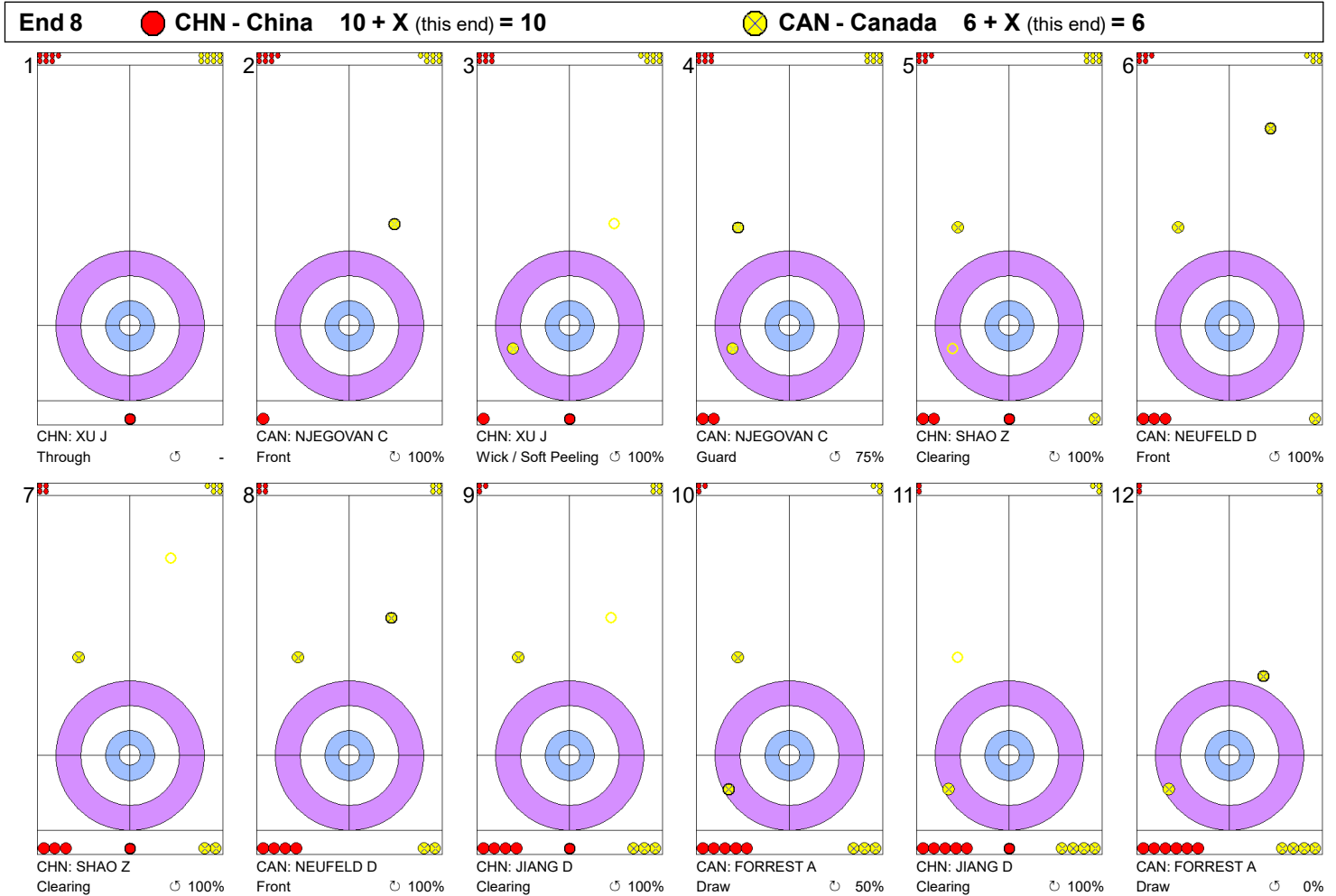
Legend:
 Clockwise Counter-clockwise - Not considered

Game - Shot by Shot



Legend:
 ↻ Clockwise ↺ Counter-clockwise - Not considered

Game - Shot by Shot



Legend:
 ↻ Clockwise ↺ Counter-clockwise - Not considered
 X Unfinished end due to concession

Game Results

Sheet	Game	Team	LSFE	1	2	3	4	5	6	7	8	Total	Points
B	5	SWE - Sweden (Edin)	*	1	1	0	3	0	2	X	X	7	3
	5	NOR - Norway (Ulsrud)		0	0	1	0	1	0	X	X	2	0

SWE - Sweden	
4 S	EDIN Niklas
3 V	ERIKSSON Oskar
2	WRANAA Rasmus
1	SUNDGREN Christoffer
A	-

NOR - Norway	
4 S	ULSRUD Thomas
3 V	NERGAARD Torger
2	SVAE Christoffer
1	PETERSSON Haavard Vad
A	-

Note:
Position and function for each team member:
4 = Fourth, 3 = Third, 2 = Second, 1 = Lead, A = Alternate, S = Skip, V = Vice-Skip

Legend:
LSFE(*) Last Stone First End X Unplayed/unfinished end due to concession

Game Results

Sheet	Game	Team	LSFE	1	2	3	4	5	6	7	8	Total	Points
C	5	USA - USA (Shuster)	*	1	0	1	0	0	3	1	0	6	3
	5	SCO - Scotland (Mouat)		0	2	0	1	1	0	0	1	5	0

USA - United States		Shot Success Game
4 S	SHUSTER John	77%
3 V	PLYS Christopher	88%
2	HAMILTON Matt	89%
1	LANDSTEINER John	92%
A	-	-
Team Total		86%

SCO - Scotland		Shot Success Game
4 S	MOUAT Bruce	78%
3 V	HARDIE Grant	66%
2	LAMMIE Bobby	73%
1	McMILLAN Hammy	86%
A	-	-
Team Total		76%

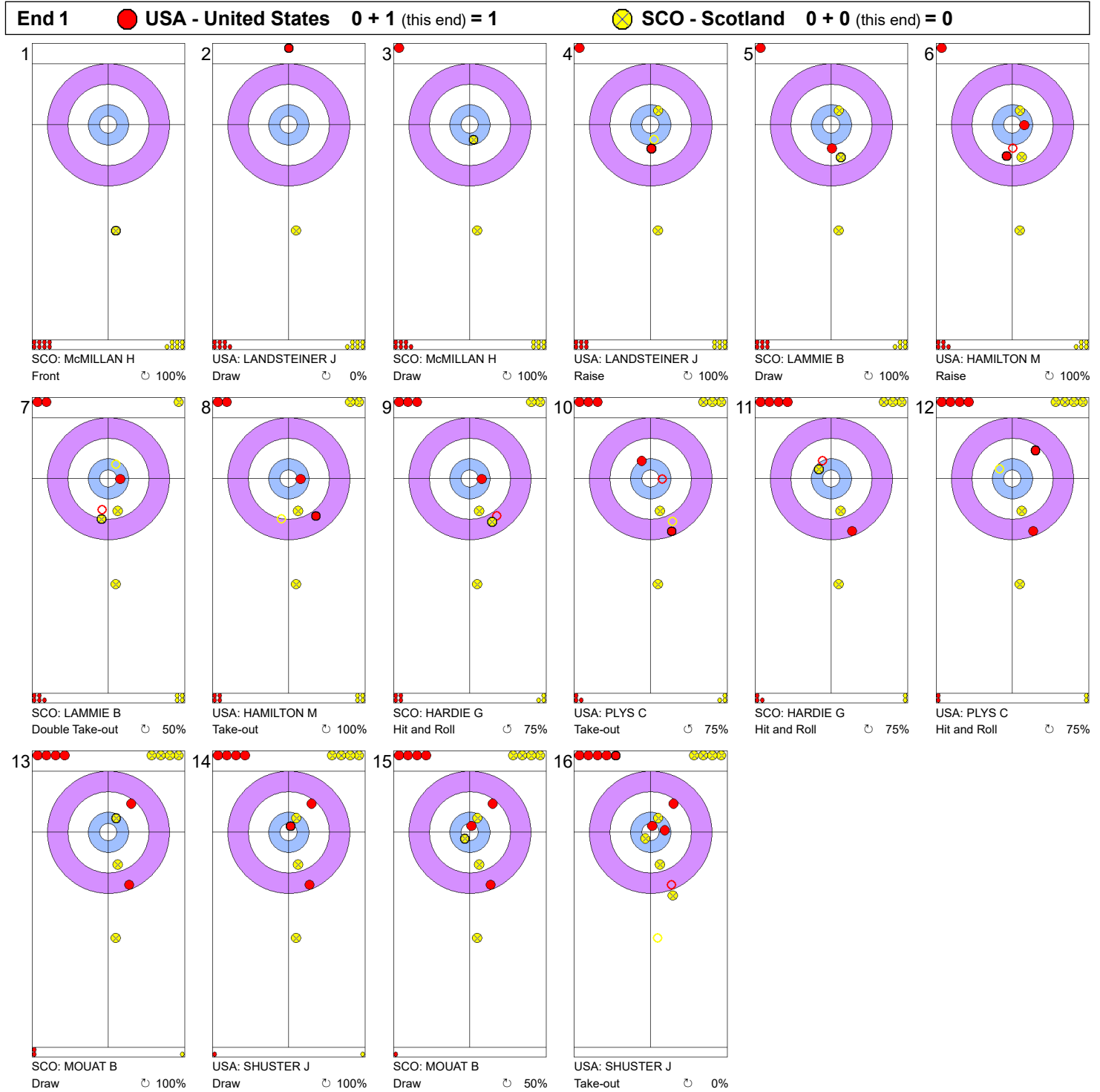
USA - United States		↻	↺	Game	
4	SHUSTER John	Draws	6 83%	3 100%	9 89%
		Take-outs	3 50%	4 69%	7 61%
		Total	9 72%	7 82%	16 77%
3	PLYS Christopher	Draws	6 100%	1 100%	7 100%
		Take-outs	7 75%	2 88%	9 78%
		Total	13 87%	3 92%	16 88%
2	HAMILTON Matt	Draws	7 100%	4 94%	11 98%
		Take-outs	3 83%	2 50%	5 70%
		Total	10 95%	6 79%	16 89%
1	LANDSTEINER John	Draws	5 75%	10 100%	15 92%
		Take-outs	0 -	1 100%	1 100%
		Total	5 75%	11 100%	16 92%
A	-	Draws	0 -	0 -	0 -
		Take-outs	0 -	0 -	0 -
		Total	0 -	0 -	0 -
Team		Draws	24 91%	18 99%	42 94%
		Take-outs	13 71%	9 72%	22 72%
		Total	37 84%	27 90%	64 86%



SCO - Scotland		↻	↺	Game	
4	MOUAT Bruce	Draws	4 88%	0 -	4 88%
		Take-outs	5 65%	6 83%	11 75%
		Total	9 75%	6 83%	15 78%
3	HARDIE Grant	Draws	3 75%	4 81%	7 79%
		Take-outs	6 63%	3 42%	9 56%
		Total	9 67%	7 64%	16 66%
2	LAMMIE Bobby	Draws	8 84%	1 50%	9 81%
		Take-outs	4 56%	3 75%	7 64%
		Total	12 75%	4 69%	16 73%
1	McMILLAN Hammy	Draws	15 85%	1 100%	16 86%
		Take-outs	0 -	0 -	0 -
		Total	15 85%	1 100%	16 86%
A	-	Draws	0 -	0 -	0 -
		Take-outs	0 -	0 -	0 -
		Total	0 -	0 -	0 -
Team		Draws	30 84%	6 79%	36 83%
		Take-outs	15 62%	12 71%	27 66%
		Total	45 77%	18 74%	63 76%

Note:
 Position and function for each team member:
 4 = Fourth, 3 = Third, 2 = Second, 1 = Lead, A = Alternate, S = Skip, V = Vice-Skip

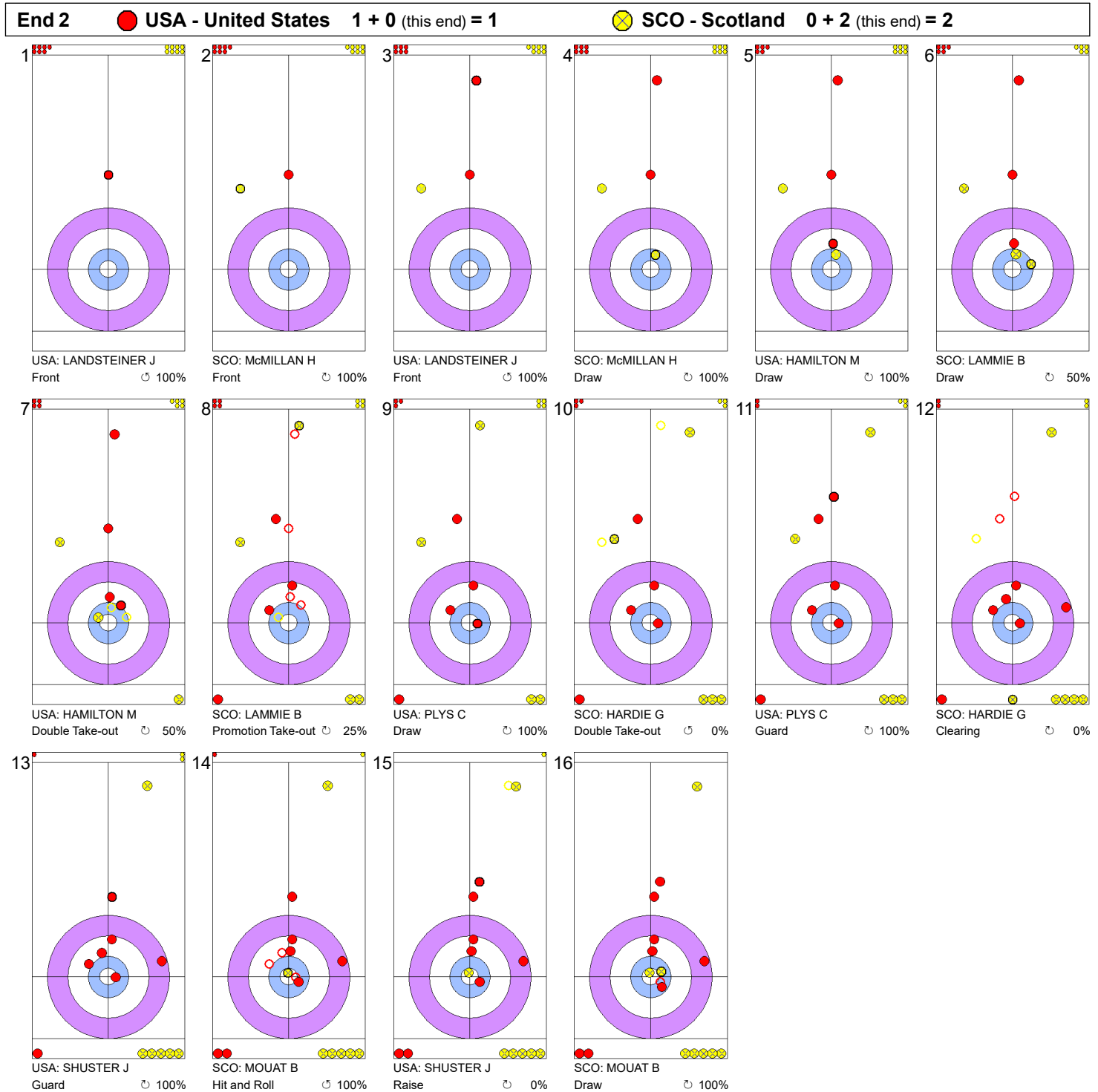
Legend:
 ↻ Clockwise ↺ Counter-clockwise LSFE(*) Last Stone First End

Game - Shot by Shot



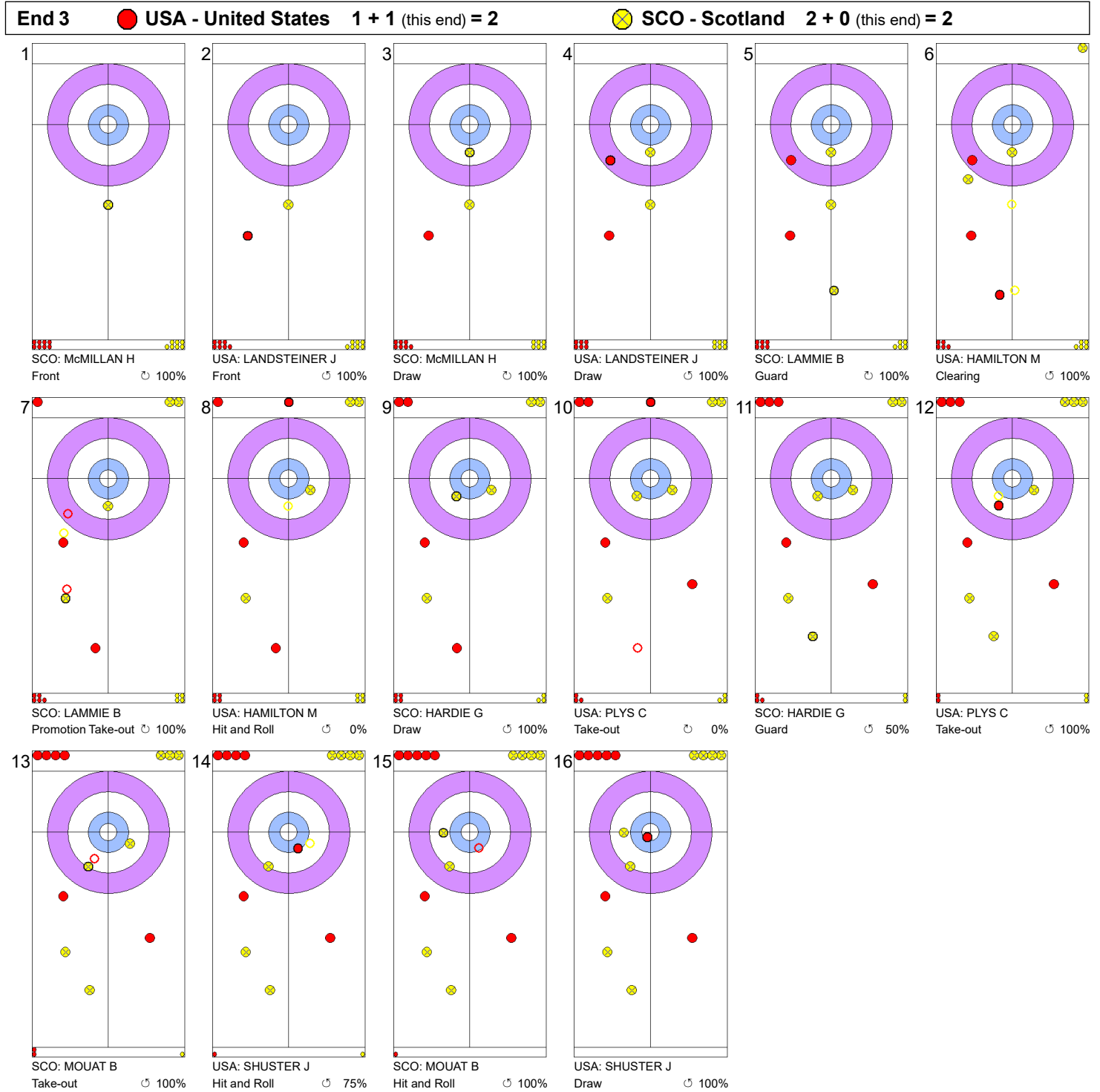
Legend:
 Clockwise
  Counter-clockwise
 - Not considered

Game - Shot by Shot



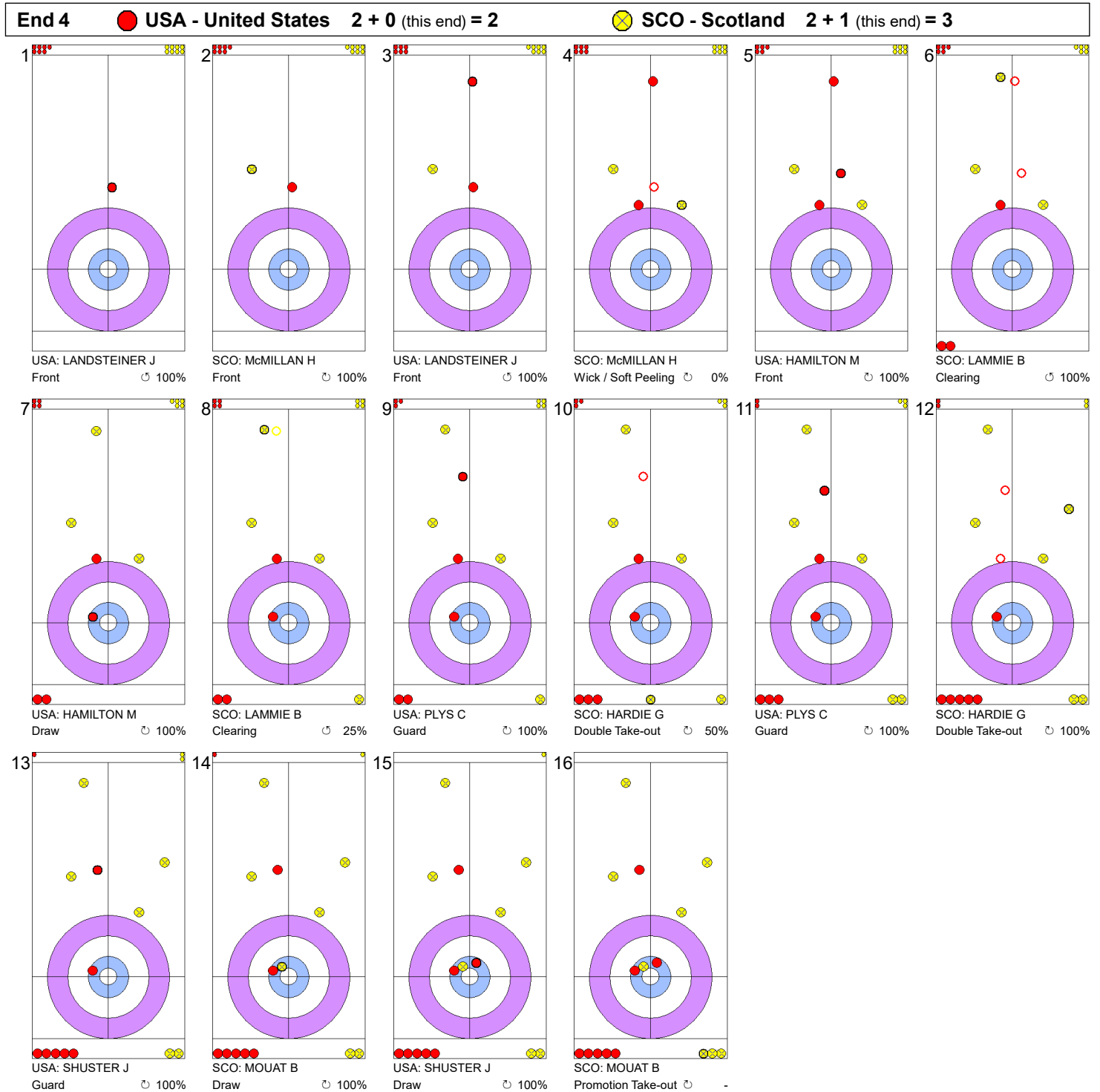
Legend:
 Clockwise Counter-clockwise - Not considered

Game - Shot by Shot



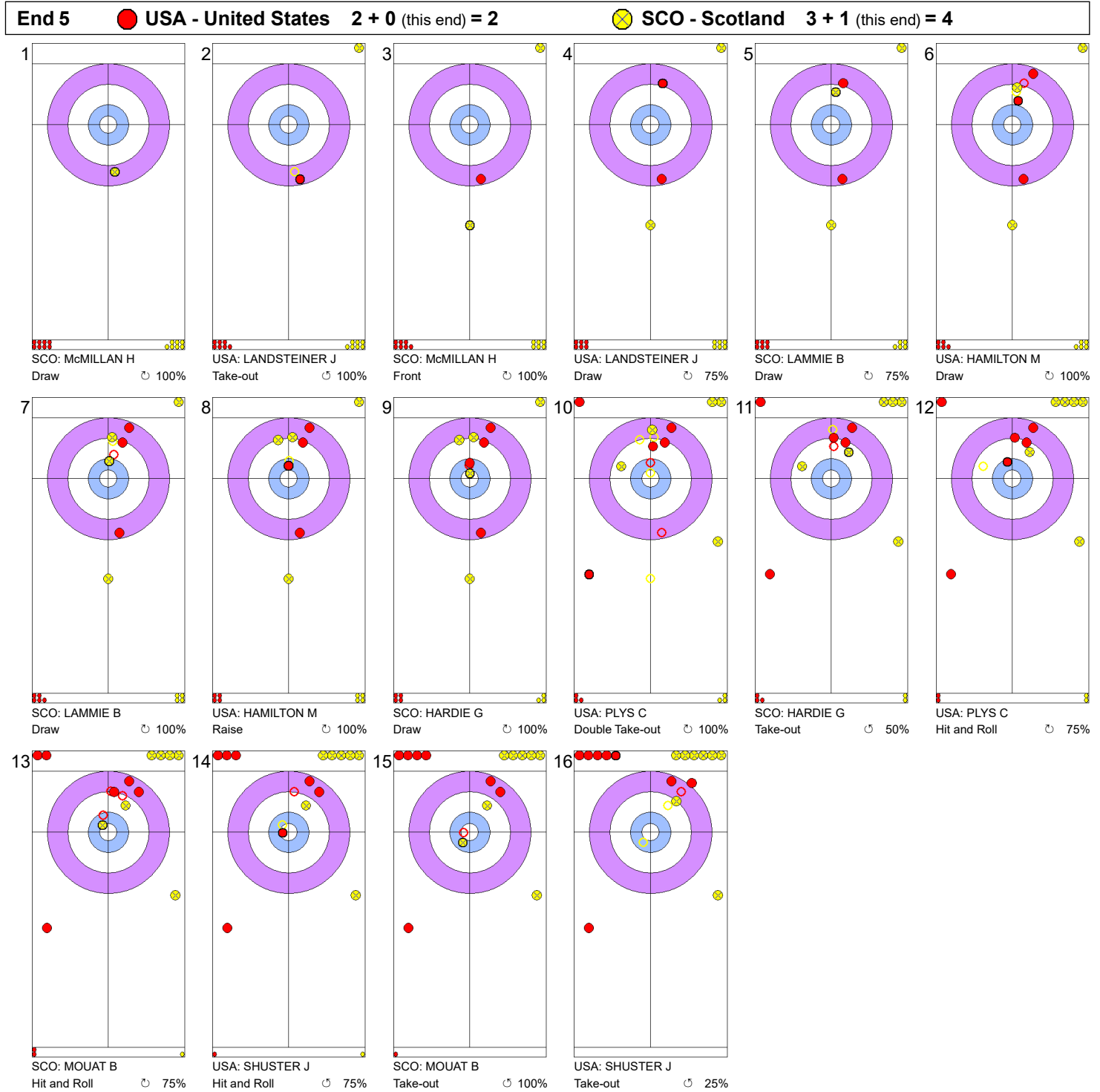
Legend:
 ↻ Clockwise ↺ Counter-clockwise - Not considered



Game - Shot by Shot



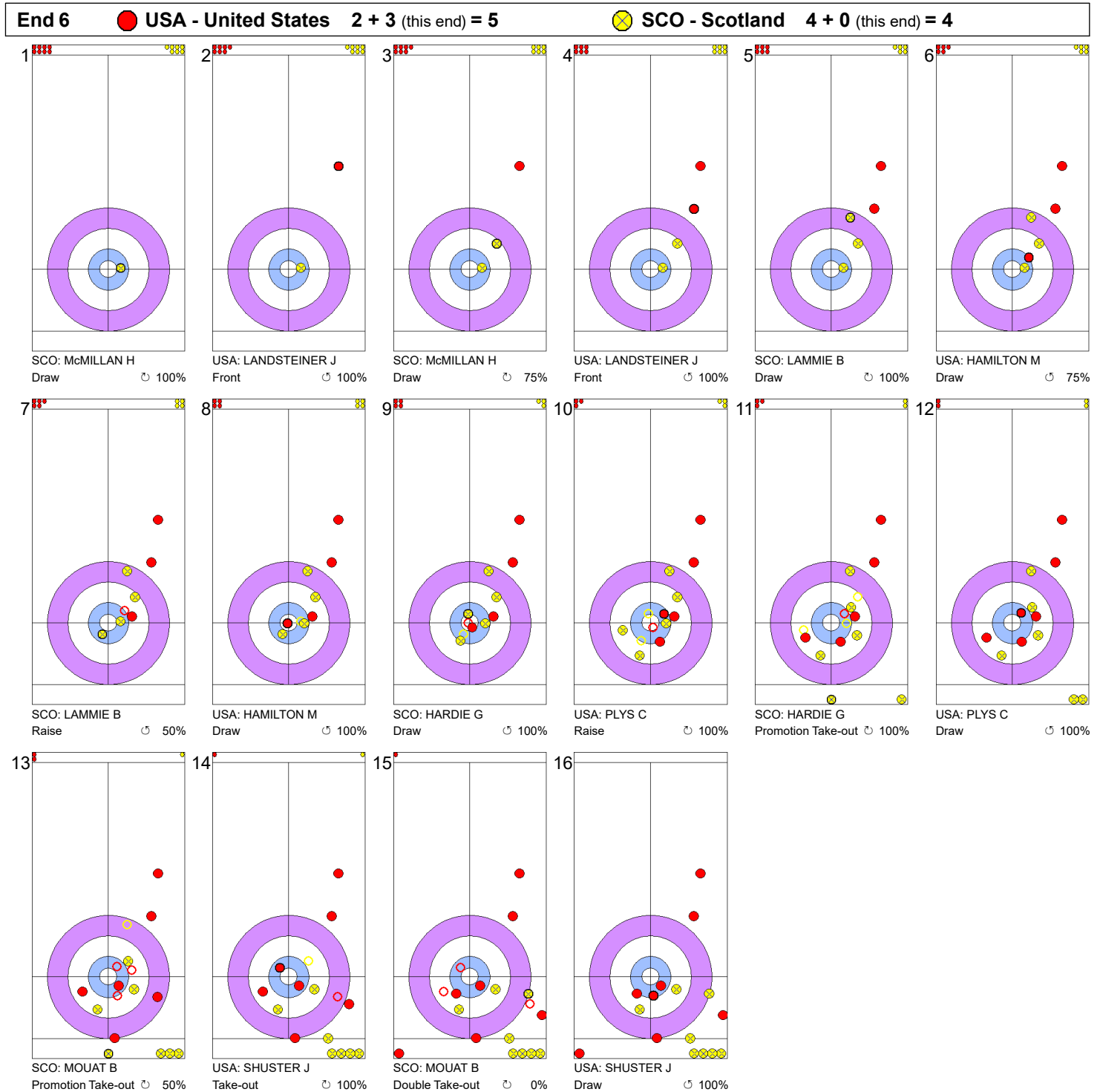
Legend:
 Clockwise
 Counter-clockwise
 - Not considered

Game - Shot by Shot



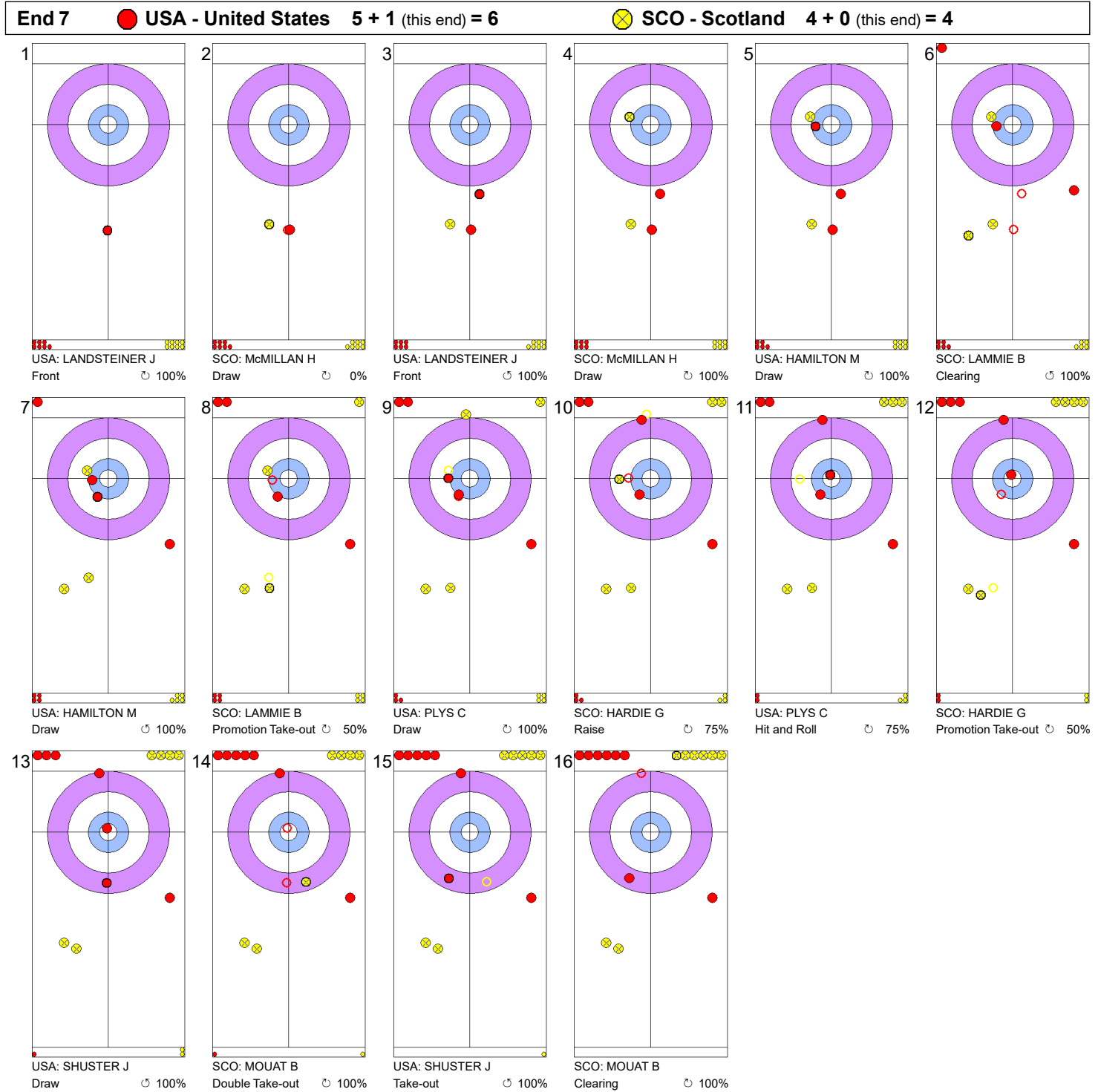
Legend:
 Clockwise
  Counter-clockwise
 - Not considered

Game - Shot by Shot



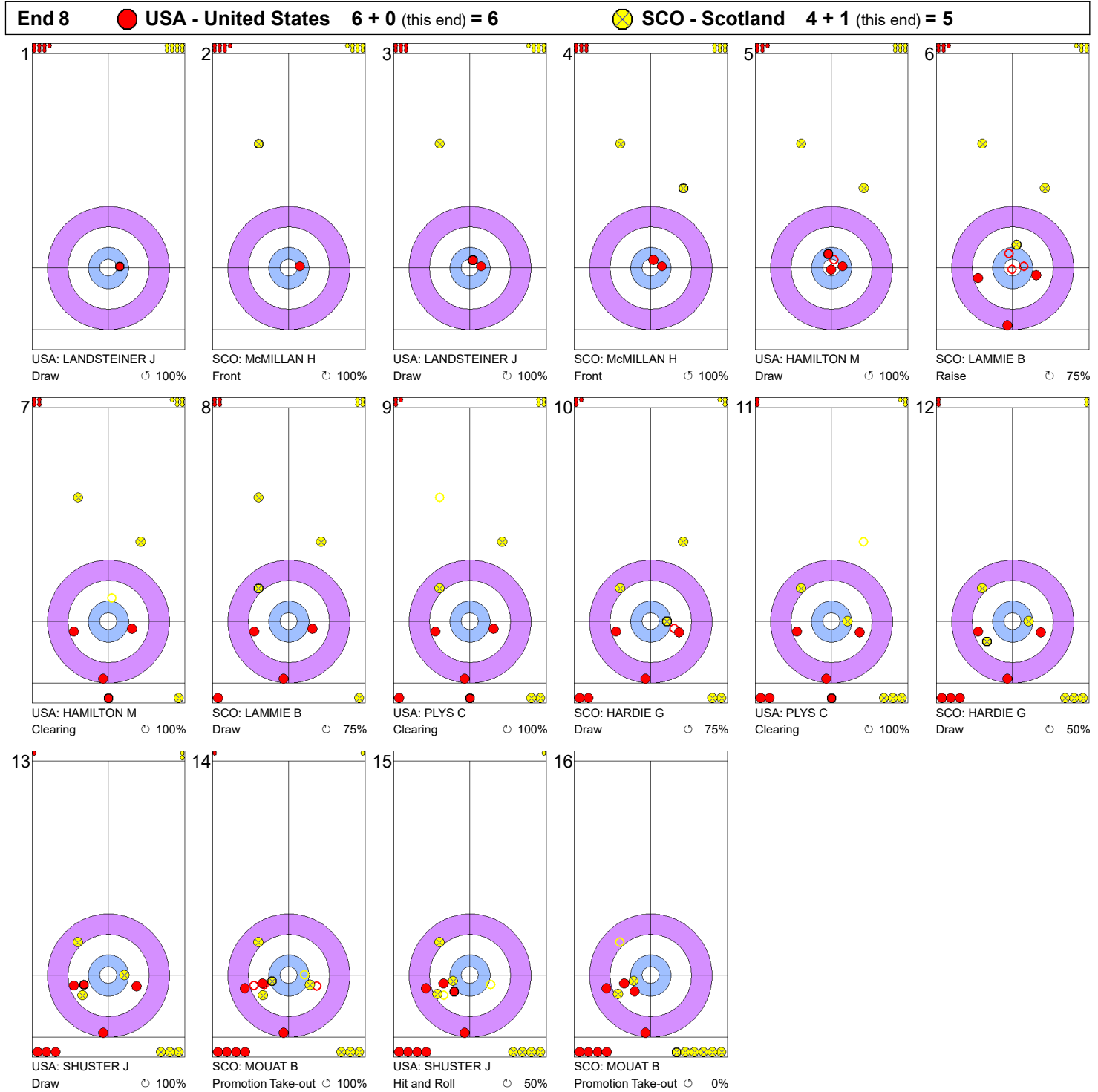
Legend:
 Clockwise Counter-clockwise - Not considered

Game - Shot by Shot



Legend:
 Clockwise Counter-clockwise - Not considered

Game - Shot by Shot



Legend:
 Clockwise Counter-clockwise - Not considered

Game Results

Sheet	Game	Team	LSFE	1	2	3	4	5	6	7	8	Total	Points
D	5	JPN - Japan (Matsumura)	*	0	1	0	3	0	2	0	X	6	3
	5	SUI - Switzerland (Schwaller)		0	0	1	0	2	0	1	X	4	0

JPN - Japan	
4 S	MATSUMURA Yuta
3	SHIMIZU Tetsuro
2	TANIDA Yasumasa
1 V	ABE Shinya
A	AITA Kosuke

SUI - Switzerland	
4 S	SCHWALLER Yannick
3 V	BRUNNER Michael
2	MEIER Romano
1	KAEUFELER Marcel
A	-

Note:
Position and function for each team member:
4 = Fourth, 3 = Third, 2 = Second, 1 = Lead, A = Alternate, S = Skip, V = Vice-Skip

Legend:
LSFE(*) Last Stone First End X Unplayed/unfinished end due to concession

Session Results and Standings

Sheet	Round	Team	LSFE	1	2	3	4	5	6	7	8	Total	Points
A	W4	RUS - Russia (Kovaleva)	*	1	0	2	0	2	0	1	0	6	0
		CAN - Canada (Fleury)		0	2	0	2	0	2	0	1	7	3
B	W4	USA - USA (Sinclair)	*	0	2	0	0	3	0	2	0	7	0
		KOR - Korea (Kim)		1	0	1	2	0	3	0	1	8	3
C	M4	SUI - Switzerland (Schwaller)	*	1	1	1	0	1	0	2	0	6	3
		NOR - Norway (Ulsrud)		0	0	0	2	0	2	0	1	5	0
D	MD5	SWE - Sweden (Wendel/Wingfors)	*	3	0	4	0	1	0	1	0	9	3
		CAN - Canada (Park/Morris)		0	2	0	2	0	1	0	1	6	0
E	M4	JPN - Japan (Matsumura)	*	0	0	1	0	1	0	X	X	2	0
		SWE - Sweden (Edin)		1	2	0	3	0	1	X	X	7	3

Women's Current Standings

Group-A				Group-B			
Rank	Team	Games	Points	Rank	Team	Games	Points
1	CAN - Canada (Fleury)	4	9	1	JPN - Japan (Fujisawa)	3	9
2	KOR - Korea (Kim)	4	9	2	SCO - Scotland (Muirhead)	3	6
3	USA - USA (Sinclair)	4	6	3	SWE - Sweden (Hasselborg)	3	3
4	RUS - Russia (Kovaleva)	4	0	4	CHN - China (Yang)	3	0

Men's Current Standings

Group-A				Group-B			
Rank	Team	Games	Points	Rank	Team	Games	Points
1	USA - USA (Shuster)	4	9	1	SWE - Sweden (Edin)	4	9
2	CHN - China (Zou)	4	6	2	NOR - Norway (Ulsrud)	4	6
2	SCO - Scotland (Mouat)	4	6	2	SUI - Switzerland (Schwaller)	4	6
4	CAN - Canada (Gunnlaugson)	4	3	4	JPN - Japan (Matsumura)	4	3

Mixed Doubles Current Standings

Group-A				Group-B			
Rank	Team	Games	Points	Rank	Team	Games	Points
1	SUI - Switzerland (Perret/Rios)	4	11	1	NOR - Norway (Skaslien/Nedregotten)	4	9
2	KOR - Korea (Jang/Choi)	4	9	2	CHN - China (Wang/Ba)	4	6
3	CAN - Canada (Park/Morris)	5	4	2	USA - USA (Peterson/Polo)	4	6
4	SWE - Sweden (Wendel/Wingfors)	5	3	4	RUS - Russia (Moskaleva/Eremin)	4	3

Note:
Under WCF rules, tie-breaking rules for standings are not applied until after the last game of the round robin.

Legend:
 Power Play **LSFE(*)** Last Stone First End **MDn** Mixed Doubles round n
Mn Men's round n **Wn** Women's round n **X** Unplayed/unfinished end due to concession

Game Results

Sheet	Game	Team	LSFE	1	2	3	4	5	6	7	8	Total	Points
C	4	SUI - Switzerland (Schwaller)	*	1	1	1	0	1	0	2	0	6	3
	4	NOR - Norway (Ulsrud)		0	0	0	2	0	2	0	1	5	0

SUI - Switzerland	
4 S	SCHWALLER Yannick
3 V	BRUNNER Michael
2	MEIER Romano
1	KAEUFELER Marcel
A	-

NOR - Norway	
4 S	ULSRUD Thomas
3 V	NERGAARD Torger
2	SVAE Christoffer
1	PETERSSON Haavard Vad
A	-

Note:
Position and function for each team member:
4 = Fourth, 3 = Third, 2 = Second, 1 = Lead, A = Alternate, S = Skip, V = Vice-Skip

Legend:
LSFE(*) Last Stone First End

Game Results

Sheet	Game	Team	LSFE	1	2	3	4	5	6	7	8	Total	Points
E	4	JPN - Japan (Matsumura)	*	0	0	1	0	1	0	X	X	2	0
	4	SWE - Sweden (Edin)		1	2	0	3	0	1	X	X	7	3

JPN - Japan

4 S MATSUMURA Yuta
3 SHIMIZU Tetsuro
2 TANIDA Yasumasa
1 V ABE Shinya
A AITA Kosuke

SWE - Sweden

4 S EDIN Niklas
3 V ERIKSSON Oskar
2 WRANAA Rasmus
1 SUNDGREN Christoffer
A -

Note:
Position and function for each team member:
4 = Fourth, 3 = Third, 2 = Second, 1 = Lead, A = Alternate, S = Skip, V = Vice-Skip

Legend:
LSFE(*) Last Stone First End X Unplayed/unfinished end due to concession

Session Results and Standings

Sheet	Round	Team	LSFE	1	2	3	4	5	6	7	8	Total	Points
A	M4	CAN - Canada (Gunnlaugson)	*	2	0	2	0	1	0	0	0	5	0
		SCO - Scotland (Mouat)		0	1	0	1	0	3	1	1	7	3
B	W3	SCO - Scotland (Muirhead)	*	2	0	1	0	0	2	1	0	6	0
		JPN - Japan (Fujisawa)		0	1	0	2	1	0	0	3	7	3
C	W3	CHN - China (Yang)	*	0	0	0	0	2	1	0	X	3	0
		SWE - Sweden (Hasselborg)		1	1	2	2	0	0	1	X	7	3
D	M4	CHN - China (Zou)	*	2	1	0	1	0	1	0	0	5	0
		USA - USA (Shuster)		0	0	1	0	2	0	0	3	6	3
E	MD4	NOR - Norway (Skaslien/Nedregotten)	*	1	0	0	0	2	2	1	0	6	3
		USA - USA (Peterson/Polo)		0	1	1	1	0	0	0	1	4	0

Women's Current Standings

Group-A				Group-B			
Rank	Team	Games	Points	Rank	Team	Games	Points
1	CAN - Canada (Fleury)	3	6	1	JPN - Japan (Fujisawa)	3	9
1	KOR - Korea (Kim)	3	6	2	SCO - Scotland (Muirhead)	3	6
1	USA - USA (Sinclair)	3	6	3	SWE - Sweden (Hasselborg)	3	3
4	RUS - Russia (Kovaleva)	3	0	4	CHN - China (Yang)	3	0

Men's Current Standings

Group-A				Group-B			
Rank	Team	Games	Points	Rank	Team	Games	Points
1	USA - USA (Shuster)	4	9	1	NOR - Norway (Ulsrud)	3	6
2	CHN - China (Zou)	4	6	1	SWE - Sweden (Edin)	3	6
2	SCO - Scotland (Mouat)	4	6	3	JPN - Japan (Matsumura)	3	3
4	CAN - Canada (Gunnlaugson)	4	3	3	SUI - Switzerland (Schwaller)	3	3

Mixed Doubles Current Standings

Group-A				Group-B			
Rank	Team	Games	Points	Rank	Team	Games	Points
1	SUI - Switzerland (Perret/Rios)	4	11	1	NOR - Norway (Skaslien/Nedregotten)	4	9
2	KOR - Korea (Jang/Choi)	4	9	2	CHN - China (Wang/Ba)	4	6
3	CAN - Canada (Park/Morris)	4	4	2	USA - USA (Peterson/Polo)	4	6
4	SWE - Sweden (Wendel/Wingfors)	4	0	4	RUS - Russia (Moskaleva/Eremin)	4	3

Note:
Under WCF rules, tie-breaking rules for standings are not applied until after the last game of the round robin.

Legend:
 Power Play **LSFE(*)** Last Stone First End **MDn** Mixed Doubles round n
Mn Men's round n **Wn** Women's round n **X** Unplayed/unfinished end due to concession

Game Results

Sheet	Game	Team	LSFE	1	2	3	4	5	6	7	8	Total	Points
A	4	CAN - Canada (Gunnlaugson)	*	2	0	2	0	1	0	0	0	5	0
	4	SCO - Scotland (Mouat)		0	1	0	1	0	3	1	1	7	3

CAN - Canada	
4 S	GUNNLAUGSON Jason
3 V	FORREST Alex
2	NEUFELD Denni
1	NJEGO VAN Connor
A	-

SCO - Scotland	
4 S	MOUAT Bruce
3 V	HARDIE Grant
2	LAMMIE Bobby
1	McMILLAN Hammy
A	-

Note:
Position and function for each team member:
4 = Fourth, 3 = Third, 2 = Second, 1 = Lead, A = Alternate, S = Skip, V = Vice-Skip

Legend:
LSFE(*) Last Stone First End

Game Results

Sheet	Game	Team	LSFE	1	2	3	4	5	6	7	8	Total	Points
D	4	CHN - China (Zou)	*	2	1	0	1	0	1	0	0	5	0
	4	USA - USA (Shuster)		0	0	1	0	2	0	0	3	6	3

CHN - China		Shot Success Game
4 S	ZOU Qiang	77%
3 V	JIANG Dongxu	59%
2	SHAO Zhilin	86%
1	XU Jingtao	88%
A	-	-
Team Total		77%

USA - United States		Shot Success Game
4 S	SHUSTER John	69%
3 V	PLYS Christopher	89%
2	HAMILTON Matt	77%
1	LANDSTEINER John	92%
A	-	-
Team Total		82%

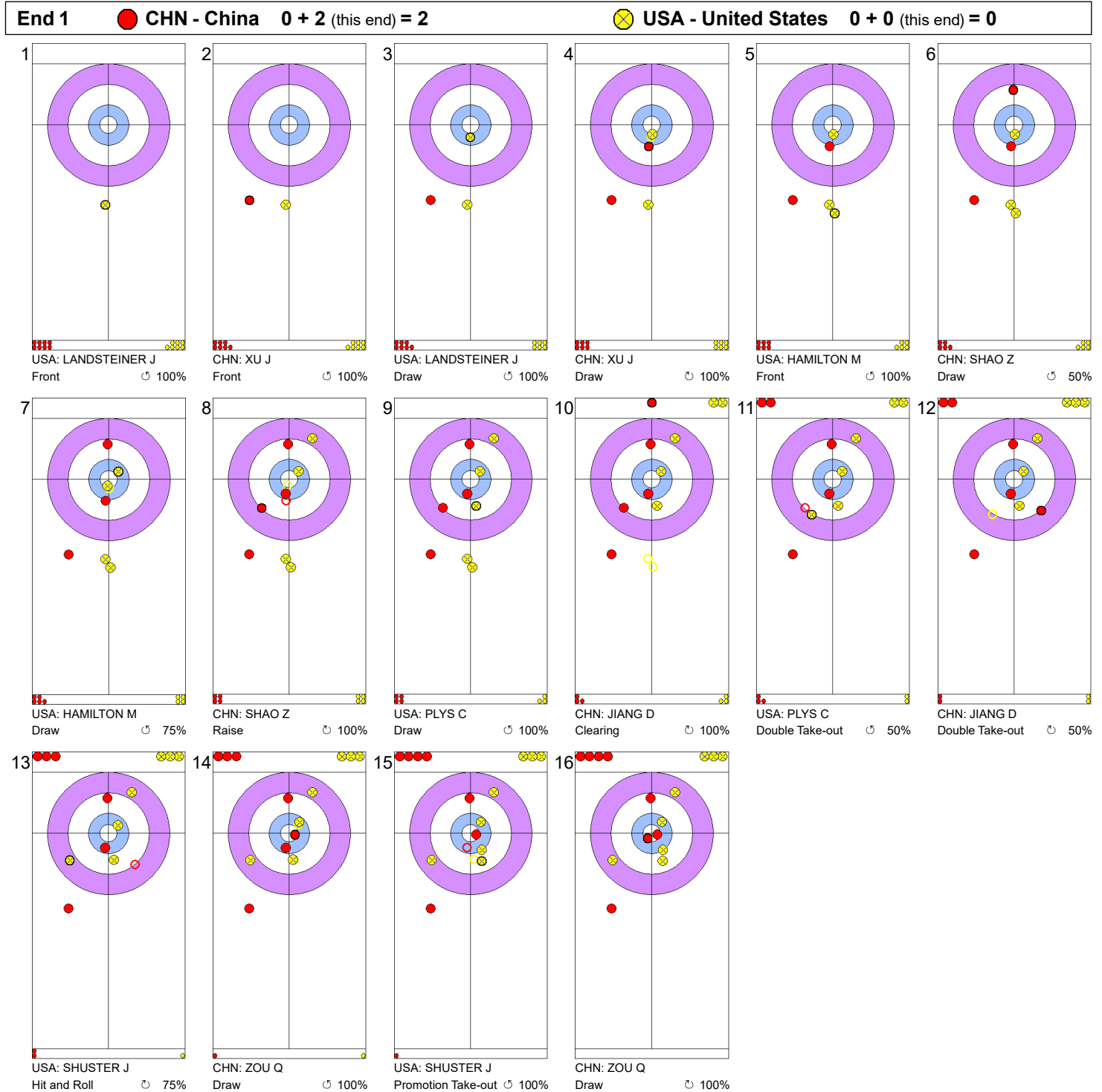
CHN - China		🕒	🕒	Game	
4	ZOU Qiang	Draws	4 88%	5 65%	9 75%
		Take-outs	5 100%	2 25%	7 79%
		Total	9 94%	7 54%	16 77%
3	JIANG Dongxu	Draws	0 -	3 50%	3 50%
		Take-outs	8 50%	5 80%	13 62%
		Total	8 50%	8 69%	16 59%
2	SHAO Zhilin	Draws	2 100%	4 44%	6 63%
		Take-outs	4 100%	6 100%	10 100%
		Total	6 100%	10 78%	16 86%
1	XU Jingtao	Draws	2 100%	14 86%	16 88%
		Take-outs	0 -	0 -	0 -
		Total	2 100%	14 86%	16 88%
A	-	Draws	0 -	0 -	0 -
		Take-outs	0 -	0 -	0 -
		Total	0 -	0 -	0 -
Team		Draws	8 94%	26 71%	34 76%
		Take-outs	17 76%	13 81%	30 78%
		Total	25 82%	39 74%	64 77%



USA - United States		🕒	🕒	Game	
4	SHUSTER John	Draws	2 38%	6 58%	8 53%
		Take-outs	4 94%	4 75%	8 84%
		Total	6 75%	10 65%	16 69%
3	PLYS Christopher	Draws	2 88%	8 100%	10 98%
		Take-outs	4 75%	2 75%	6 75%
		Total	6 79%	10 95%	16 89%
2	HAMILTON Matt	Draws	0 -	11 86%	11 86%
		Take-outs	1 50%	4 56%	5 55%
		Total	1 50%	15 78%	16 77%
1	LANDSTEINER John	Draws	4 75%	12 98%	16 92%
		Take-outs	0 -	0 -	0 -
		Total	4 75%	12 98%	16 92%
A	-	Draws	0 -	0 -	0 -
		Take-outs	0 -	0 -	0 -
		Total	0 -	0 -	0 -
Team		Draws	8 69%	37 89%	45 85%
		Take-outs	9 81%	10 68%	19 74%
		Total	17 75%	47 84%	64 82%

Note:
Position and function for each team member:
4 = Fourth, 3 = Third, 2 = Second, 1 = Lead, A = Alternate, S = Skip, V = Vice-Skip

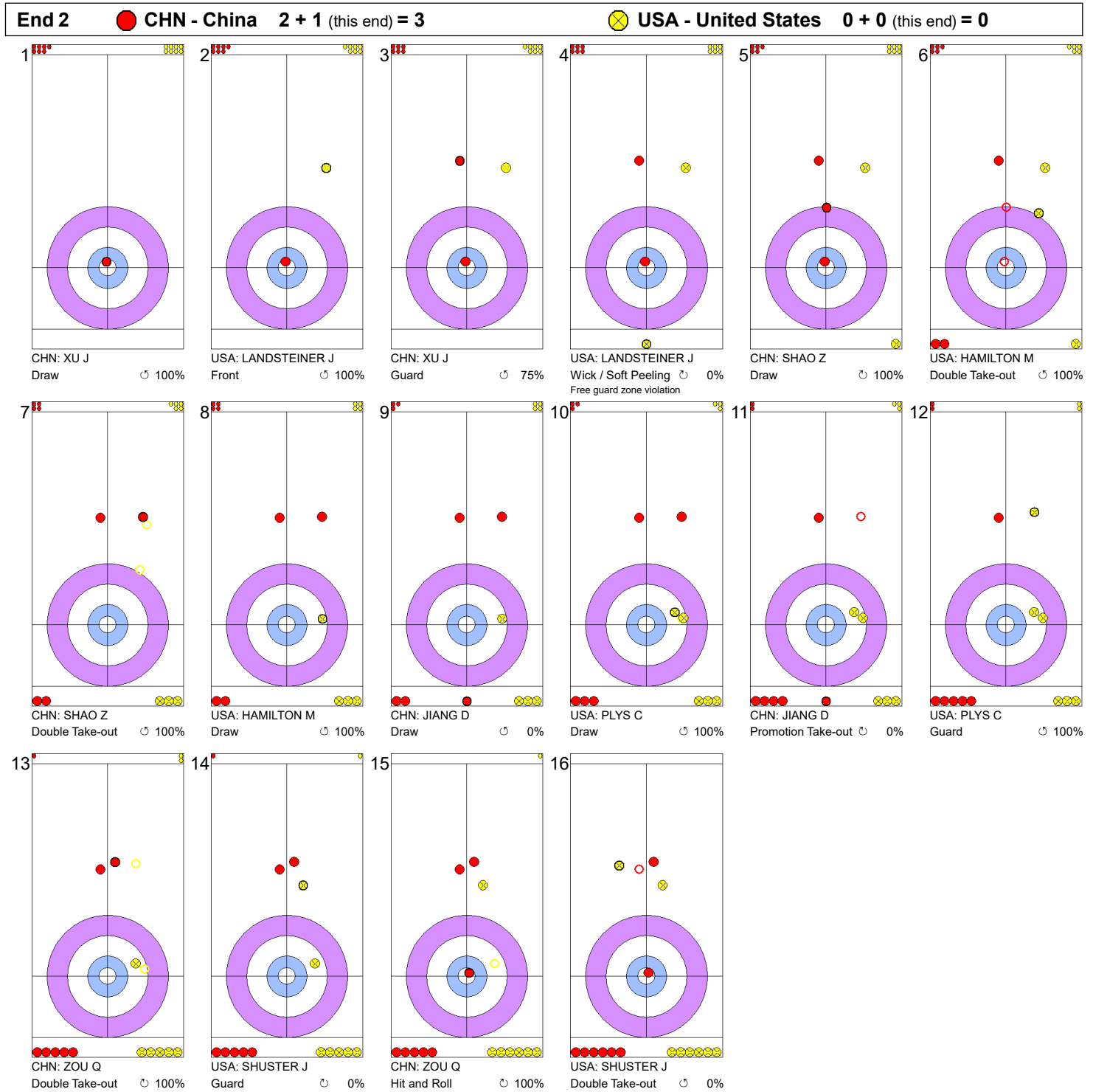
Legend:
🕒 Clockwise 🕒 Counter-clockwise LSFE(*) Last Stone First End

Game - Shot by Shot



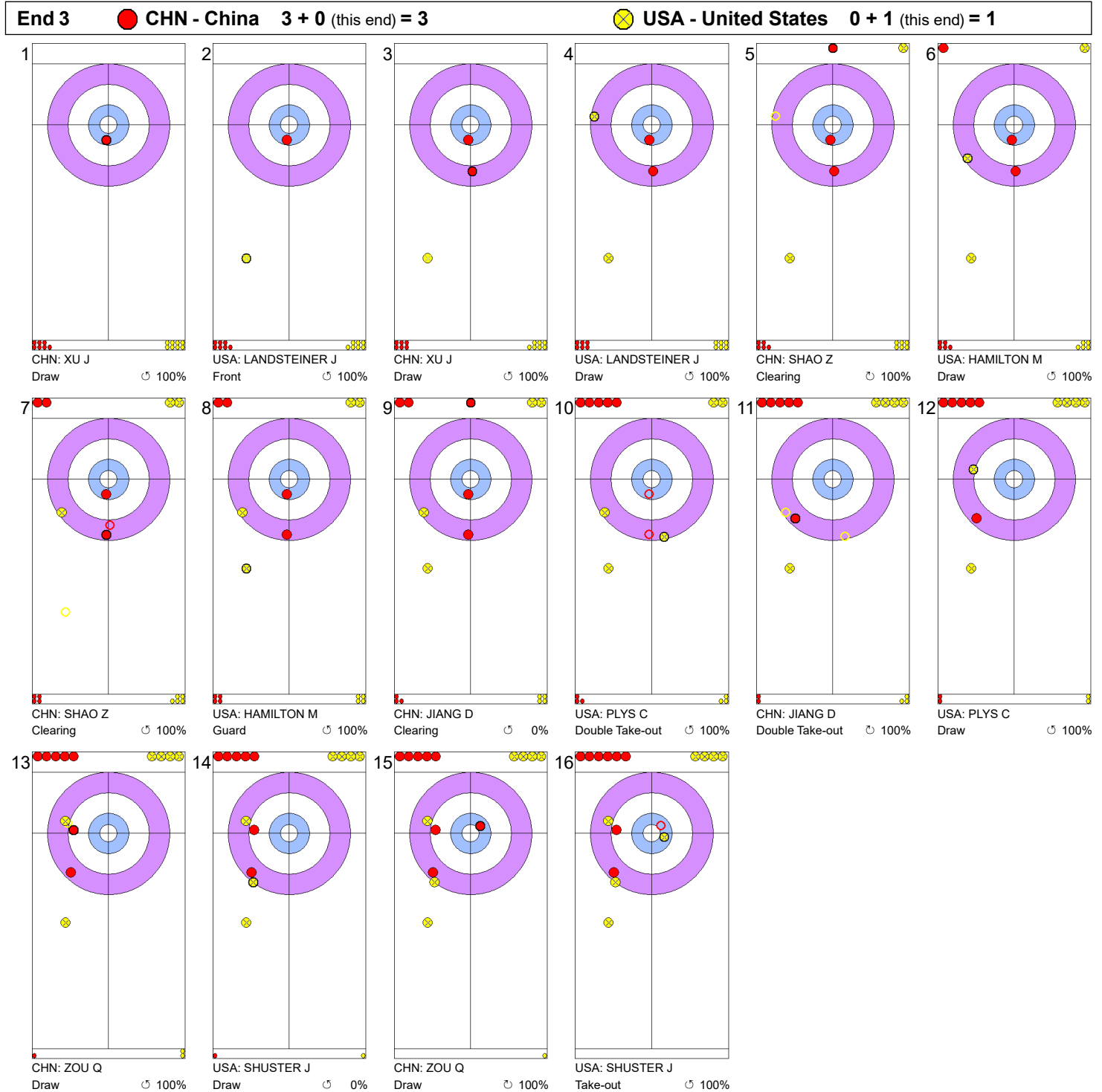
Legend:
 Clockwise
  Counter-clockwise
 - Not considered



Game - Shot by Shot



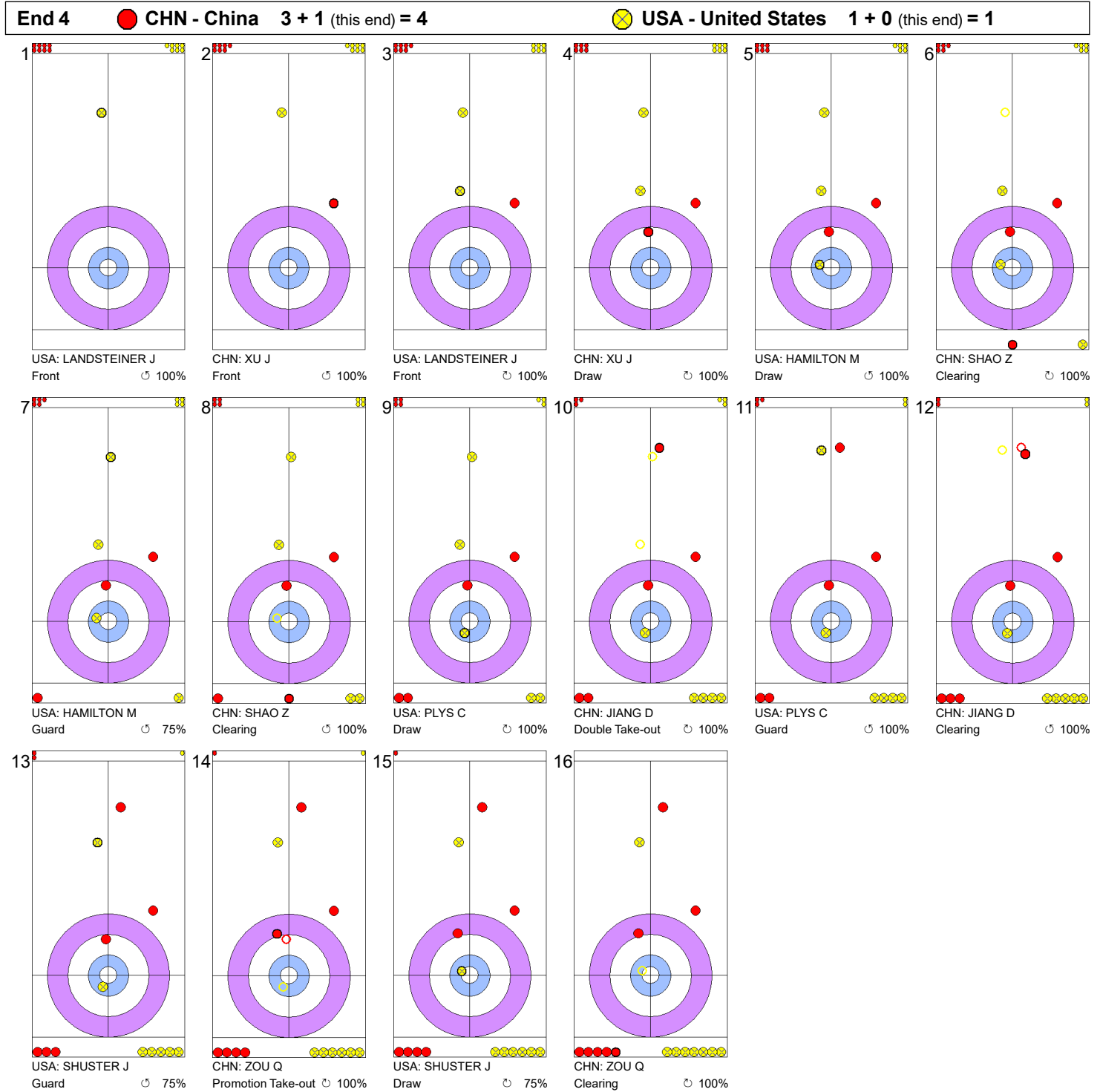
Legend:
 ↻ Clockwise ↺ Counter-clockwise - Not considered

Game - Shot by Shot



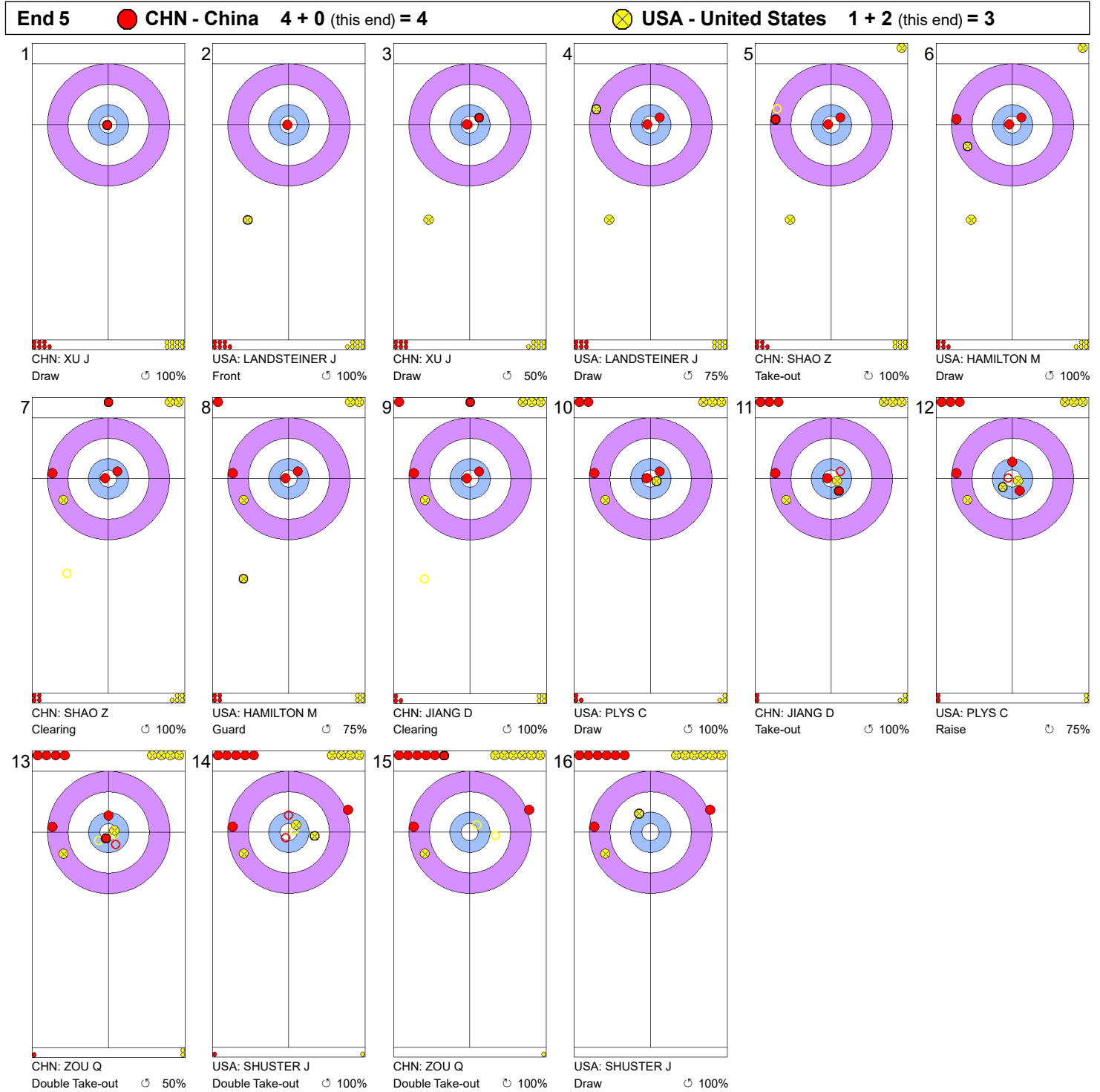
Legend:
 Clockwise
  Counter-clockwise
 - Not considered

Game - Shot by Shot



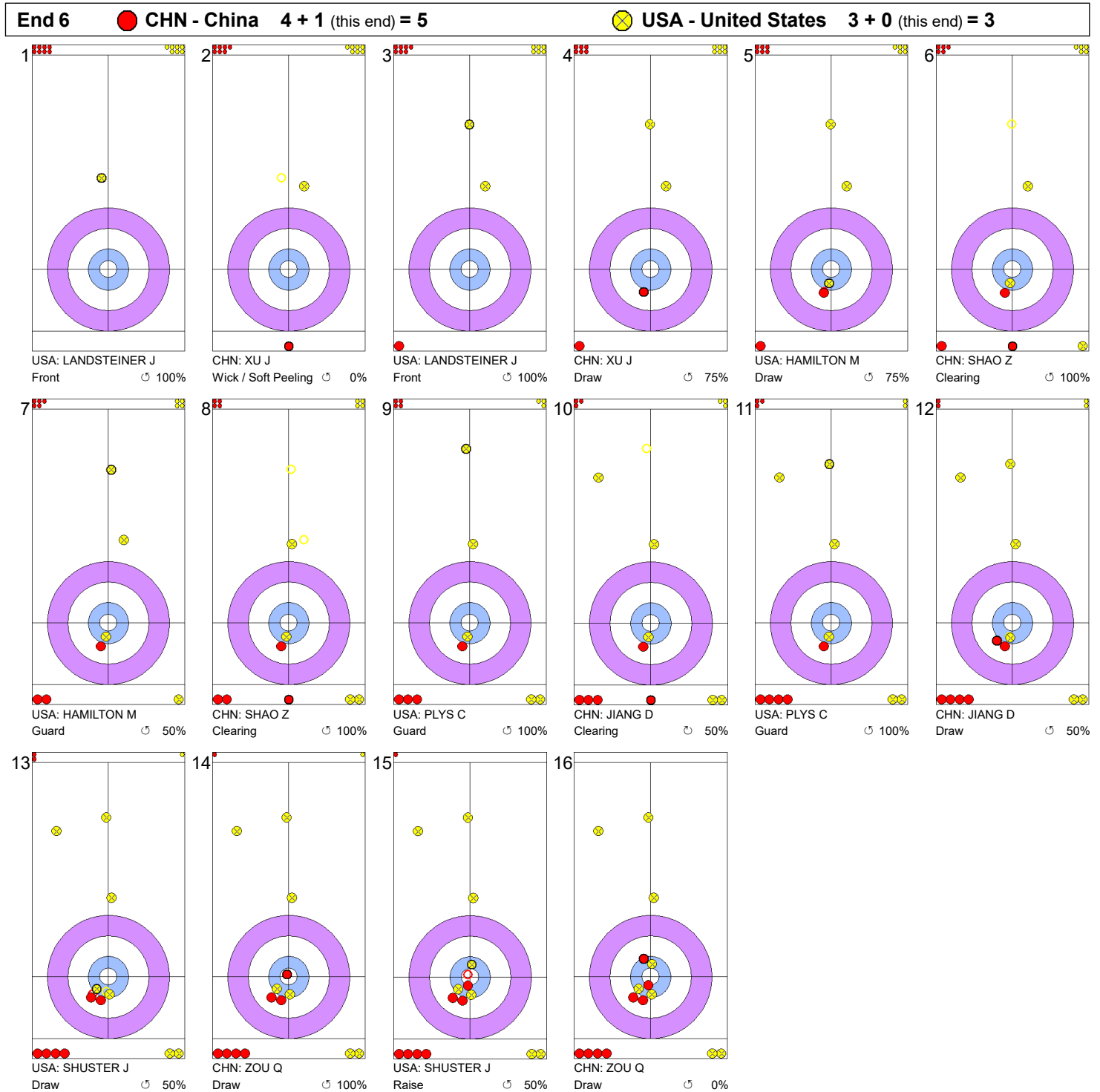
Legend:
 ↻ Clockwise ↺ Counter-clockwise - Not considered

Game - Shot by Shot



Legend:
 Clockwise
 Counter-clockwise
 - Not considered

Game - Shot by Shot



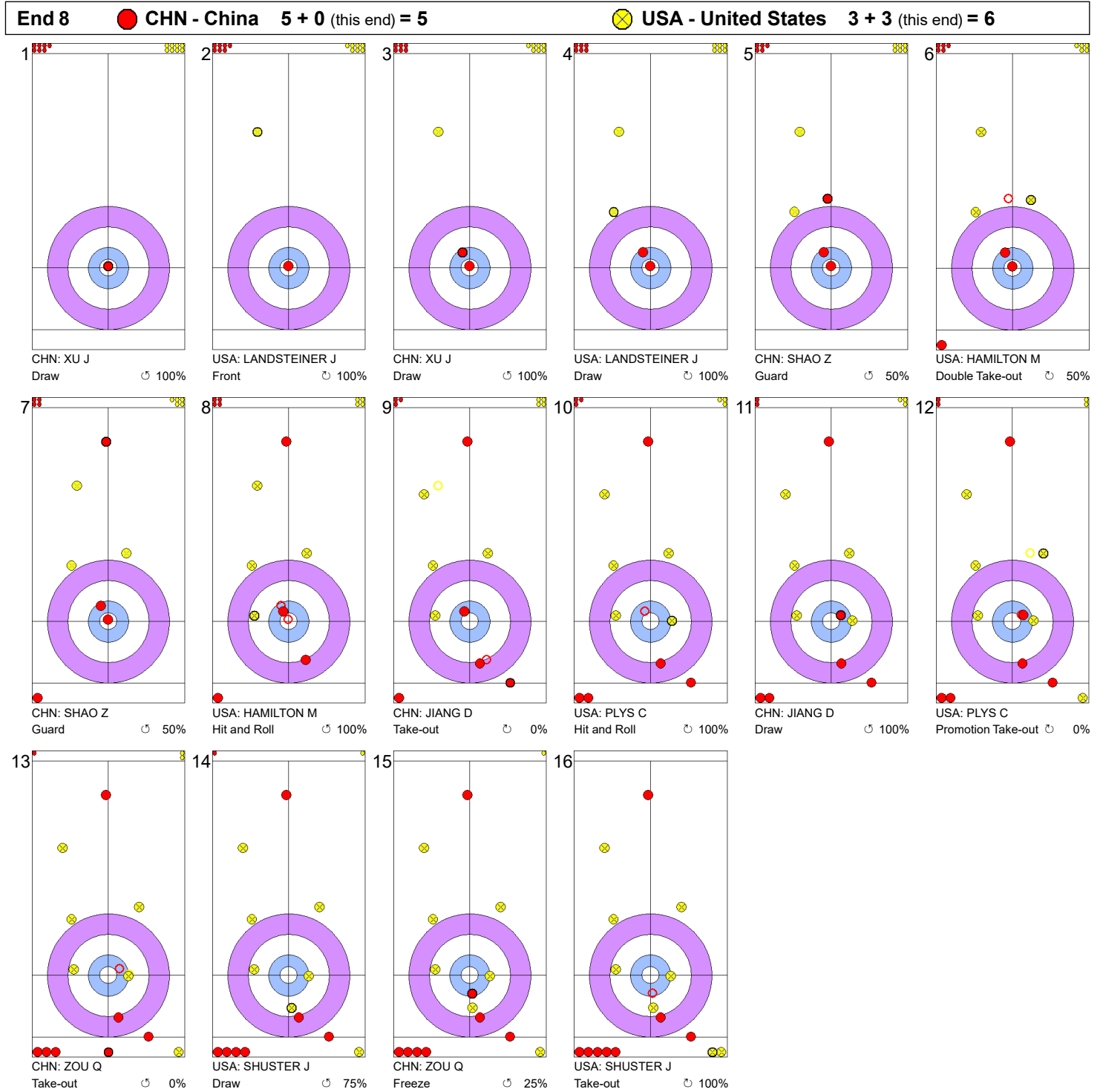
Legend:
 ↻ Clockwise ↺ Counter-clockwise - Not considered

Game - Shot by Shot



Legend:
 ↻ Clockwise ↺ Counter-clockwise - Not considered

Game - Shot by Shot



Legend:
 ⌚ Clockwise ⌚ Counter-clockwise - Not considered

Session Results and Standings

Sheet	Round	Team	LSFE	1	2	3	4	5	6	7	8	Total	Points
A	W2	JPN - Japan (Fujisawa)	*	3	2	3	0	2	0	X	X	10	3
		CHN - China (Yang)		0	0	0	1	0	1	X	X	2	0
B	M3	USA - USA (Shuster)	*	1	0	1	1	1	0	0	1	5	3
		CAN - Canada (Gunnlaugson)		0	1	0	0	0	1	1	0	3	0
C	M3	SWE - Sweden (Edin)	*	2	1	3	1	0	1	X	X	8	3
		SUI - Switzerland (Schwaller)		0	0	0	0	2	0	X	X	2	0
D	M3	JPN - Japan (Matsumura)	*	1	0	2	0	0	2	0	2	7	3
		NOR - Norway (Ulsrud)		0	2	0	1	1	0	1	0	5	0
E	M3	CHN - China (Zou)	*	0	1	1	0	1	1	0	1	5	3
		SCO - Scotland (Mouat)		0	0	0	1	0	0	2	0	3	0

Women's Current Standings

Group-A				Group-B			
Rank	Team	Games	Points	Rank	Team	Games	Points
1	USA - USA (Sinclair)	2	6	1	JPN - Japan (Fujisawa)	2	6
2	CAN - Canada (Fleury)	2	3	1	SCO - Scotland (Muirhead)	2	6
2	KOR - Korea (Kim)	2	3	3	CHN - China (Yang)	2	0
4	RUS - Russia (Kovaleva)	2	0	3	SWE - Sweden (Hasselborg)	2	0

Men's Current Standings

Group-A				Group-B			
Rank	Team	Games	Points	Rank	Team	Games	Points
1	CHN - China (Zou)	3	6	1	NOR - Norway (Ulsrud)	3	6
1	USA - USA (Shuster)	3	6	1	SWE - Sweden (Edin)	3	6
3	CAN - Canada (Gunnlaugson)	3	3	3	JPN - Japan (Matsumura)	3	3
3	SCO - Scotland (Mouat)	3	3	3	SUI - Switzerland (Schwaller)	3	3

Mixed Doubles Current Standings

Group-A				Group-B			
Rank	Team	Games	Points	Rank	Team	Games	Points
1	SUI - Switzerland (Perret/Rios)	3	8	1	NOR - Norway (Skaslien/Nedregotten)	3	6
2	KOR - Korea (Jang/Choi)	3	6	1	USA - USA (Peterson/Polo)	3	6
3	CAN - Canada (Park/Morris)	3	4	3	CHN - China (Wang/Ba)	3	3
4	SWE - Sweden (Wendel/Wingfors)	3	0	3	RUS - Russia (Moskaleva/Eremin)	3	3

Note:

Under WCF rules, tie-breaking rules for standings are not applied until after the last game of the round robin.

Legend:

LSFE(*) Last Stone First End

Mn Men's round n

Wn Women's round n

X Unplayed/unfinished end due to concession

Game Results

Sheet	Game	Team	LSFE	1	2	3	4	5	6	7	8	Total	Points
B	3	USA - USA (Shuster)	*	1	0	1	1	1	0	0	1	5	3
	3	CAN - Canada (Gunnlaugson)		0	1	0	0	0	1	1	0	3	0

USA - United States		Shot Success Game
4 S	SHUSTER John	83%
3 V	PLYS Christopher	86%
2	HAMILTON Matt	73%
1	LANDSTEINER John	81%
A	-	-
Team Total		81%

CAN - Canada		Shot Success Game
4 S	GUNNLAUGSON Jason	73%
3 V	FORREST Alex	86%
2	NEUFELD Denni	75%
1	NJEGOVAN Connor	78%
A	-	-
Team Total		78%

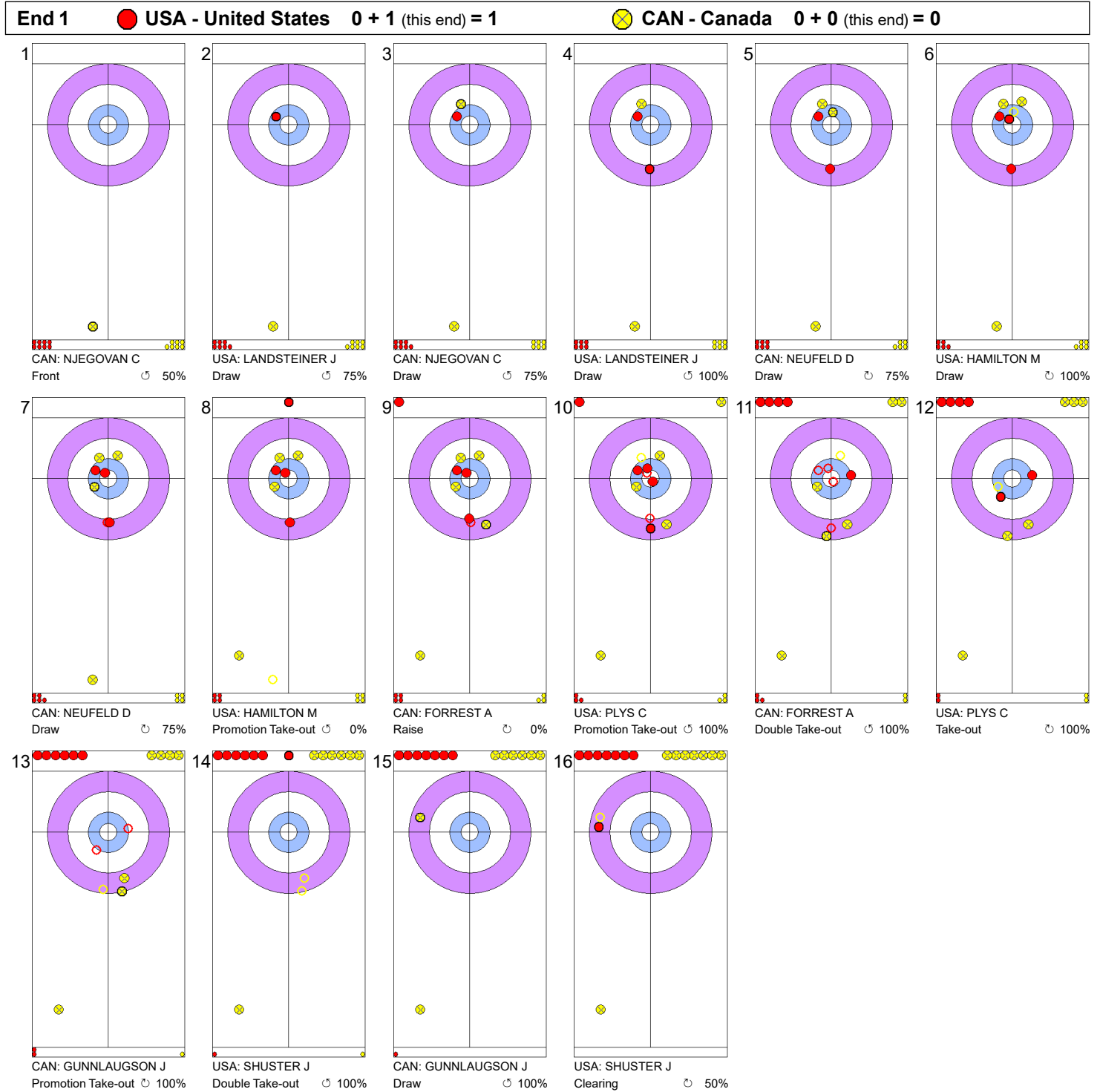
USA - United States		↻	↺	Game	
4	SHUSTER John	Draws	1 0%	3 92%	4 69%
		Take-outs	9 89%	3 83%	12 88%
		Total	10 80%	6 88%	16 83%
3	PLYS Christopher	Draws	3 67%	3 100%	6 83%
		Take-outs	4 75%	6 96%	10 88%
		Total	7 71%	9 97%	16 86%
2	HAMILTON Matt	Draws	4 94%	2 50%	6 79%
		Take-outs	3 83%	7 64%	10 70%
		Total	7 89%	9 61%	16 73%
1	LANDSTEINER John	Draws	5 65%	10 88%	15 80%
		Take-outs	0 -	1 100%	1 100%
		Total	5 65%	11 89%	16 81%
A -	-	Draws	0 -	0 -	0 -
		Take-outs	0 -	0 -	0 -
		Total	0 -	0 -	0 -
Team		Draws	13 69%	18 86%	31 79%
		Take-outs	16 84%	17 81%	33 83%
		Total	29 78%	35 84%	64 81%

CAN - Canada		↻	↺	Game	
4	GUNNLAUGSON Jason	Draws	5 60%	5 80%	10 70%
		Take-outs	3 100%	3 58%	6 79%
		Total	8 75%	8 72%	16 73%
3	FORREST Alex	Draws	5 80%	5 95%	10 88%
		Take-outs	3 100%	3 67%	6 83%
		Total	8 88%	8 84%	16 86%
2	NEUFELD Denni	Draws	7 86%	4 69%	11 80%
		Take-outs	0 -	5 65%	5 65%
		Total	7 86%	9 67%	16 75%
1	NJEGOVAN Connor	Draws	3 100%	13 73%	16 78%
		Take-outs	0 -	0 -	0 -
		Total	3 100%	13 73%	16 78%
A -	-	Draws	0 -	0 -	0 -
		Take-outs	0 -	0 -	0 -
		Total	0 -	0 -	0 -
Team		Draws	20 80%	27 78%	47 79%
		Take-outs	6 100%	11 64%	17 76%
		Total	26 85%	38 74%	64 78%

Note:
Position and function for each team member:
4 = Fourth, 3 = Third, 2 = Second, 1 = Lead, A = Alternate, S = Skip, V = Vice-Skip

Legend:
↻ Clockwise ↺ Counter-clockwise LSFE(*) Last Stone First End

Game - Shot by Shot



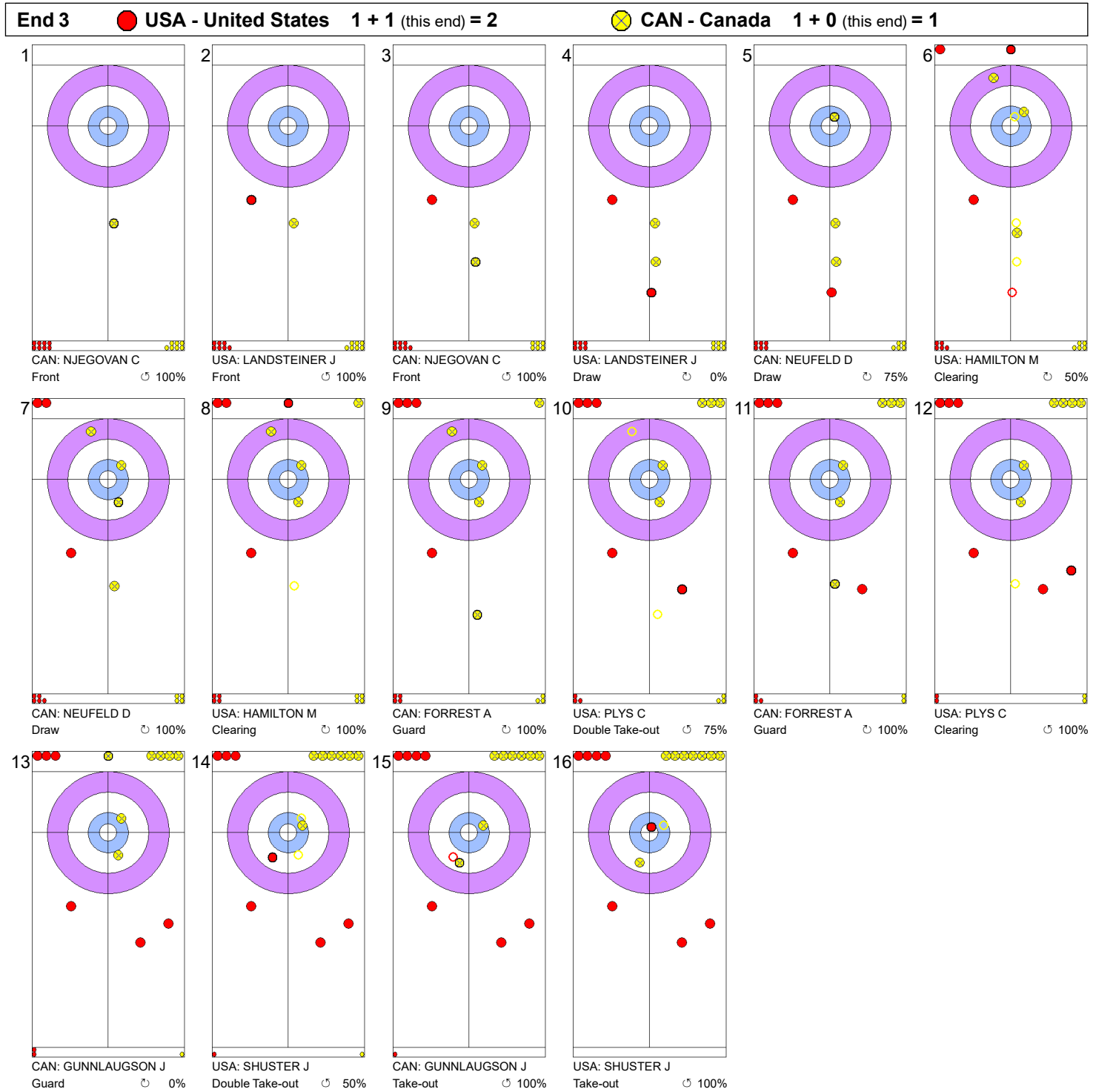
Legend:
 ↻ Clockwise ↺ Counter-clockwise - Not considered

Game - Shot by Shot



Legend:
 ⤴ Clockwise ⤵ Counter-clockwise - Not considered

Game - Shot by Shot



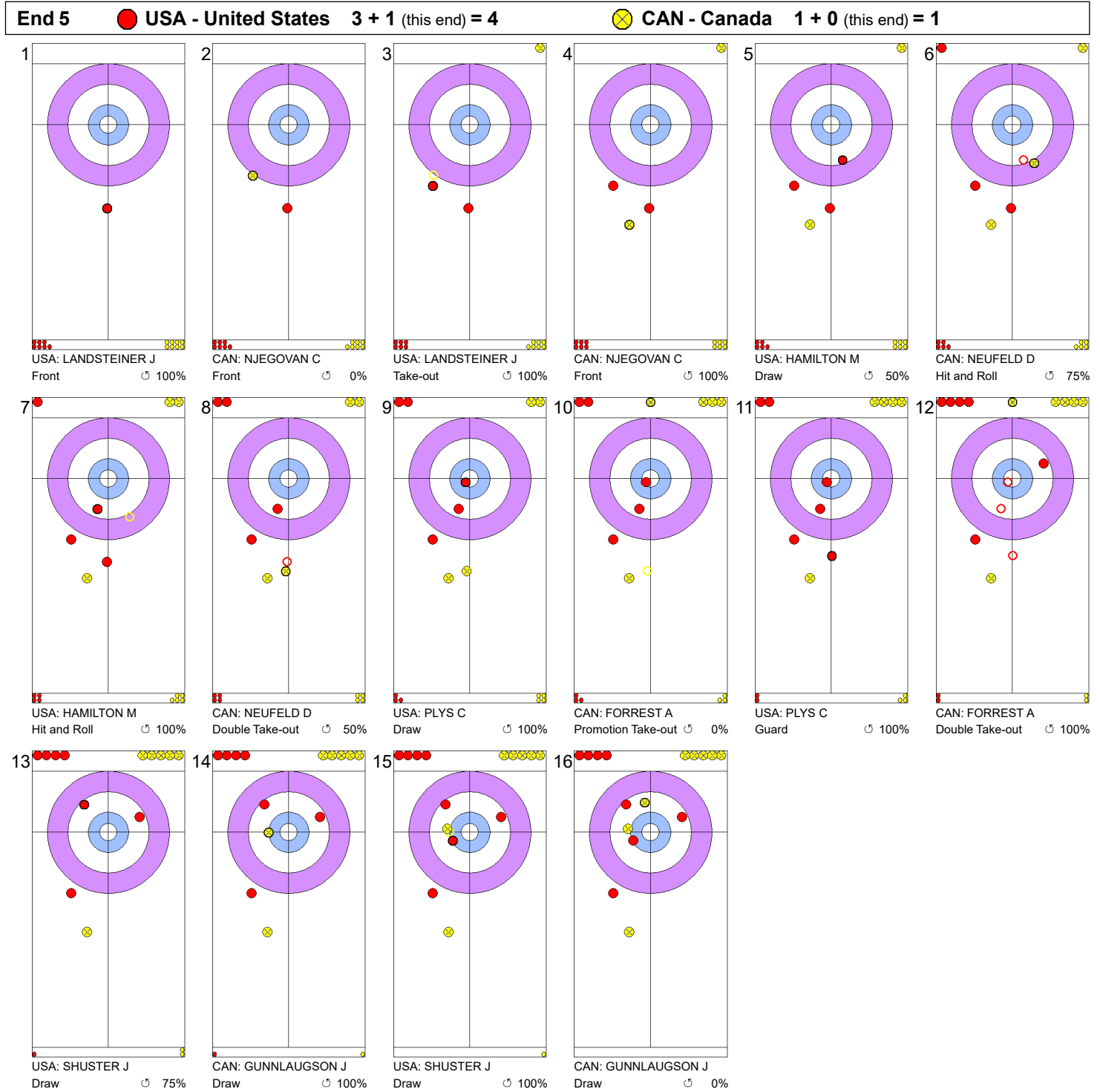
Legend:
 ⌚ Clockwise ⌚ Counter-clockwise - Not considered

Game - Shot by Shot



Legend:
 ↻ Clockwise ↺ Counter-clockwise - Not considered

Game - Shot by Shot



Legend:
 ↻ Clockwise ↺ Counter-clockwise - Not considered

Game - Shot by Shot



Legend:
 ↻ Clockwise ↺ Counter-clockwise - Not considered

Game - Shot by Shot



Legend:
 ⌚ Clockwise ⌚ Counter-clockwise - Not considered

Game - Shot by Shot



Legend:
 ↻ Clockwise ↺ Counter-clockwise - Not considered

Game Results

Sheet	Game	Team	LSFE	1	2	3	4	5	6	7	8	Total	Points
C	3	SWE - Sweden (Edin)	*	2	1	3	1	0	1	X	X	8	3
	3	SUI - Switzerland (Schwaller)		0	0	0	0	2	0	X	X	2	0

SWE - Sweden	
4 S	EDIN Niklas
3 V	ERIKSSON Oskar
2	WRANAA Rasmus
1	SUNDGREN Christoffer
A	-

SUI - Switzerland	
4 S	SCHWALLER Yannick
3 V	BRUNNER Michael
2	MEIER Romano
1	KAEUFELER Marcel
A	-

Note:
Position and function for each team member:
4 = Fourth, 3 = Third, 2 = Second, 1 = Lead, A = Alternate, S = Skip, V = Vice-Skip

Legend:
LSFE(*) Last Stone First End X Unplayed/unfinished end due to concession

Game Results

Sheet	Game	Team	LSFE	1	2	3	4	5	6	7	8	Total	Points
D	3	JPN - Japan (Matsumura)	*	1	0	2	0	0	2	0	2	7	3
	3	NOR - Norway (Ulsrud)		0	2	0	1	1	0	1	0	5	0

JPN - Japan

4 S MATSUMURA Yuta
3 SHIMIZU Tetsuro
2 TANIDA Yasumasa
1 V ABE Shinya
A AITA Kosuke

NOR - Norway

4 S ULSRUD Thomas
3 V NERGAARD Torger
2 SVAE Christoffer
1 PETERSSON Haavard Vad
A -

Note:
Position and function for each team member:
4 = Fourth, 3 = Third, 2 = Second, 1 = Lead, A = Alternate, S = Skip, V = Vice-Skip

Legend:
LSFE(*) Last Stone First End

Game Results

Sheet	Game	Team	LSFE	1	2	3	4	5	6	7	8	Total	Points
E	3	CHN - China (Zou)	*	0	1	1	0	1	1	0	1	5	3
	3	SCO - Scotland (Mouat)		0	0	0	1	0	0	2	0	3	0

CHN - China	
4 S	ZOU Qiang
3 V	JIANG Dongxu
2	SHAO Zhilin
1	XU Jingtao
A	-

SCO - Scotland	
4 S	MOUAT Bruce
3 V	HARDIE Grant
2	LAMMIE Bobby
1	McMILLAN Hammy
A	-

Note:
Position and function for each team member:
4 = Fourth, 3 = Third, 2 = Second, 1 = Lead, A = Alternate, S = Skip, V = Vice-Skip

Legend:
LSFE(*) Last Stone First End

Session Results and Standings

Sheet	Round	Team	LSFE	1	2	3	4	5	6	7	8	Total	Points
A	M2	NOR - Norway (Ulsrud)	*	2	0	1	0	0	2	1	X	6	3
		SWE - Sweden (Edin)		0	1	0	1	1	0	0	X	3	0
B	M2	SUI - Switzerland (Schwaller)	*	2	0	3	1	0	1	3	X	10	3
		JPN - Japan (Matsumura)		0	2	0	0	2	0	0	X	4	0
C	M2	SCO - Scotland (Mouat)	*	1	0	0	0	2	0	X	X	3	0
		USA - USA (Shuster)		0	3	3	1	0	1	X	X	8	3
D	M2	CAN - Canada (Gunnlaugson)	*	2	2	0	0	0	2	0	X	6	3
		CHN - China (Zou)		0	0	1	0	1	0	1	X	3	0
E	W2	RUS - Russia (Kovaleva)	*	2	0	0	1	0	0	2	0	5	0
		USA - USA (Sinclair)		0	3	1	0	0	1	0	2	7	3

Women's Current Standings

Group-A				Group-B			
Rank	Team	Games	Points	Rank	Team	Games	Points
1	USA - USA (Sinclair)	2	6	1	JPN - Japan (Fujisawa)	1	3
2	CAN - Canada (Fleury)	2	3	1	SCO - Scotland (Muirhead)	1	3
2	KOR - Korea (Kim)	2	3	3	CHN - China (Yang)	1	0
4	RUS - Russia (Kovaleva)	2	0	3	SWE - Sweden (Hasselborg)	1	0

Men's Current Standings

Group-A				Group-B			
Rank	Team	Games	Points	Rank	Team	Games	Points
1	CAN - Canada (Gunnlaugson)	2	3	1	NOR - Norway (Ulsrud)	2	6
1	CHN - China (Zou)	2	3	2	SUI - Switzerland (Schwaller)	2	3
1	SCO - Scotland (Mouat)	2	3	2	SWE - Sweden (Edin)	2	3
1	USA - USA (Shuster)	2	3	4	JPN - Japan (Matsumura)	2	0

Mixed Doubles Current Standings

Group-A				Group-B			
Rank	Team	Games	Points	Rank	Team	Games	Points
1	SUI - Switzerland (Perret/Rios)	2	5	1	CHN - China (Wang/Ba)	2	3
2	CAN - Canada (Park/Morris)	2	4	1	NOR - Norway (Skaslien/Nedregotten)	2	3
3	KOR - Korea (Jang/Choi)	2	3	1	RUS - Russia (Moskaleva/Eremin)	2	3
4	SWE - Sweden (Wendel/Wingfors)	2	0	1	USA - USA (Peterson/Polo)	2	3

Note:
Under WCF rules, tie-breaking rules for standings are not applied until after the last game of the round robin.

Legend:
LSFE(*) Last Stone First End **Mn** Men's round n **Wn** Women's round n
X Unplayed/unfinished end due to concession

Game Results

Sheet	Game	Team	LSFE	1	2	3	4	5	6	7	8	Total	Points
A	2	NOR - Norway (Ulsrud)	*	2	0	1	0	0	2	1	X	6	3
	2	SWE - Sweden (Edin)		0	1	0	1	1	0	0	X	3	0

NOR - Norway	
4 S	ULSRUD Thomas
3 V	NERGAARD Torger
2	SVAE Christoffer
1	PETERSSON Haavard Vad
A	-

SWE - Sweden	
4 S	EDIN Niklas
3 V	ERIKSSON Oskar
2	WRANAA Rasmus
1	SUNDGREN Christoffer
A	-

Note:
Position and function for each team member:
4 = Fourth, 3 = Third, 2 = Second, 1 = Lead, A = Alternate, S = Skip, V = Vice-Skip

Legend:
LSFE(*) Last Stone First End X Unplayed/unfinished end due to concession

Game Results

Sheet	Game	Team	LSFE	1	2	3	4	5	6	7	8	Total	Points
B	2	SUI - Switzerland (Schwaller)	*	2	0	3	1	0	1	3	X	10	3
	2	JPN - Japan (Matsumura)		0	2	0	0	2	0	0	X	4	0

SUI - Switzerland	
4 S	SCHWALLER Yannick
3 V	BRUNNER Michael
2	MEIER Romano
1	KAEUFELER Marcel
A	-

JPN - Japan	
4 S	MATSUMURA Yuta
3	SHIMIZU Tetsuro
2	TANIDA Yasumasa
1 V	ABE Shinya
A	AITA Kosuke

Note:
Position and function for each team member:
4 = Fourth, 3 = Third, 2 = Second, 1 = Lead, A = Alternate, S = Skip, V = Vice-Skip

Legend:
LSFE(*) Last Stone First End X Unplayed/unfinished end due to concession

Game Results

Sheet	Game	Team	LSFE	1	2	3	4	5	6	7	8	Total	Points
C	2	SCO - Scotland (Mouat)	*	1	0	0	0	2	0	X	X	3	0
	2	USA - USA (Shuster)		0	3	3	1	0	1	X	X	8	3

SCO - Scotland		Shot Success Game
4 S	MOUAT Bruce	56%
3 V	HARDIE Grant	77%
2	LAMMIE Bobby	69%
1	McMILLAN Hammy	96%
A	-	-
Team Total		74%

USA - United States		Shot Success Game
4 S	SHUSTER John	90%
3 V	PLYS Christopher	85%
2	HAMILTON Matt	96%
1	LANDSTEINER John	94%
A	-	-
Team Total		91%

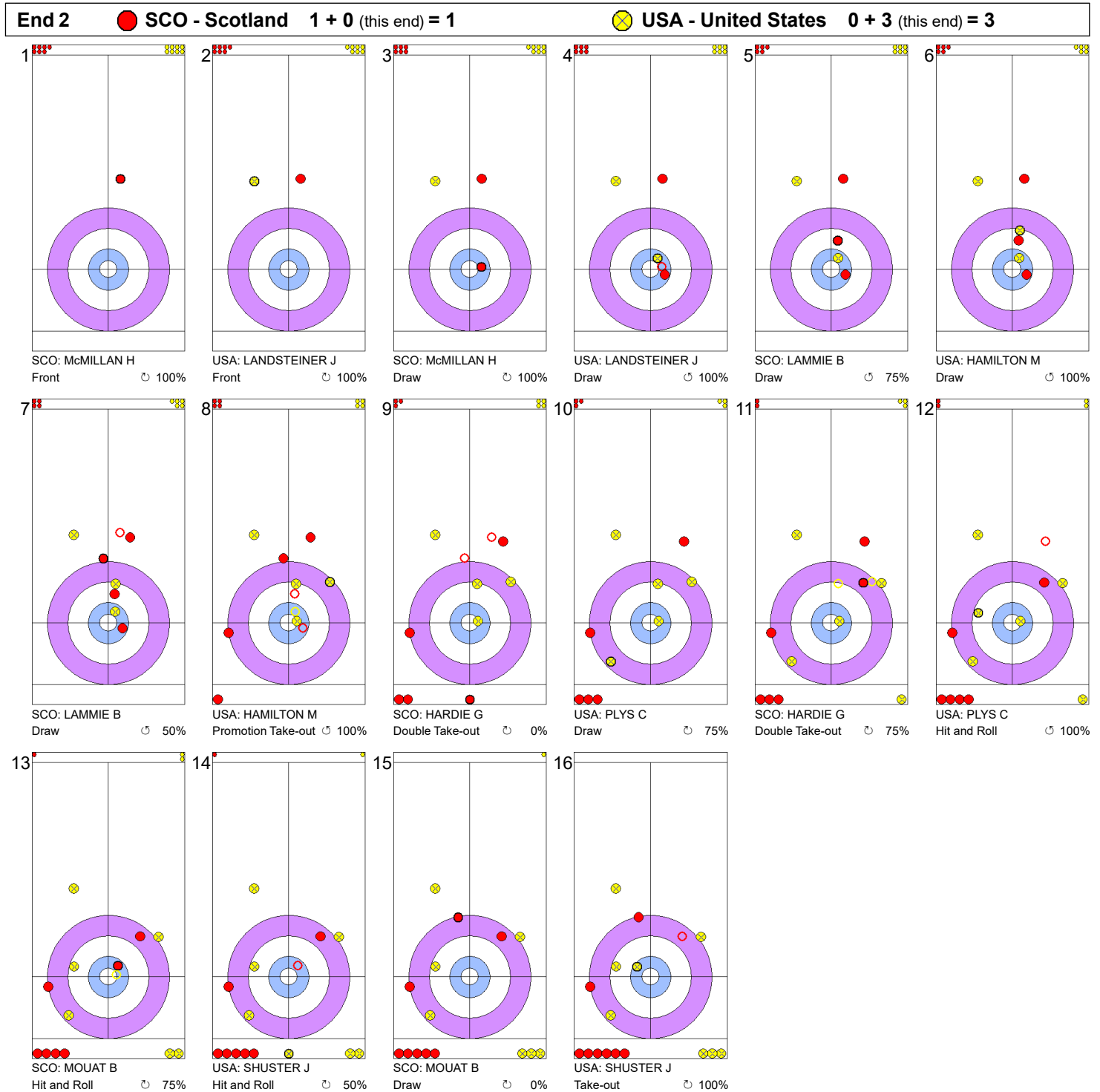
SCO - Scotland		↻	↺	Game
4 MOUAT Bruce	Draws	4 50%	1 50%	5 50%
	Take-outs	3 25%	4 88%	7 61%
	Total	7 39%	5 80%	12 56%
3 HARDIE Grant	Draws	4 100%	2 50%	6 83%
	Take-outs	2 38%	4 88%	6 71%
	Total	6 79%	6 75%	12 77%
2 LAMMIE Bobby	Draws	5 75%	4 75%	9 75%
	Take-outs	2 50%	1 50%	3 50%
	Total	7 68%	5 70%	12 69%
1 McMILLAN Hammy	Draws	12 96%	0 -	12 96%
	Take-outs	0 -	0 -	0 -
	Total	12 96%	0 -	12 96%
A -	Draws	0 -	0 -	0 -
	Take-outs	0 -	0 -	0 -
	Total	0 -	0 -	0 -
Team	Draws	25 85%	7 64%	32 80%
	Take-outs	7 36%	9 83%	16 63%
	Total	32 74%	16 75%	48 74%

USA - United States		↻	↺	Game
4 SHUSTER John	Draws	2 75%	3 100%	5 90%
	Take-outs	5 85%	2 100%	7 89%
	Total	7 82%	5 100%	12 90%
3 PLYS Christopher	Draws	4 81%	1 100%	5 85%
	Take-outs	5 100%	2 50%	7 86%
	Total	9 92%	3 67%	12 85%
2 HAMILTON Matt	Draws	3 92%	3 100%	6 96%
	Take-outs	3 100%	3 92%	6 96%
	Total	6 96%	6 96%	12 96%
1 LANDSTEINER John	Draws	7 93%	5 95%	12 94%
	Take-outs	0 -	0 -	0 -
	Total	7 93%	5 95%	12 94%
A -	Draws	0 -	0 -	0 -
	Take-outs	0 -	0 -	0 -
	Total	0 -	0 -	0 -
Team	Draws	16 88%	12 98%	28 92%
	Take-outs	13 94%	7 82%	20 90%
	Total	29 91%	19 92%	48 91%

Note:
Position and function for each team member:
4 = Fourth, 3 = Third, 2 = Second, 1 = Lead, A = Alternate, S = Skip, V = Vice-Skip

Legend:
↻ Clockwise ↺ Counter-clockwise LSFE(*) Last Stone First End
X Unplayed/unfinished end due to concession

Game - Shot by Shot



Legend:
 ⌚ Clockwise ⌚ Counter-clockwise - Not considered

Game - Shot by Shot



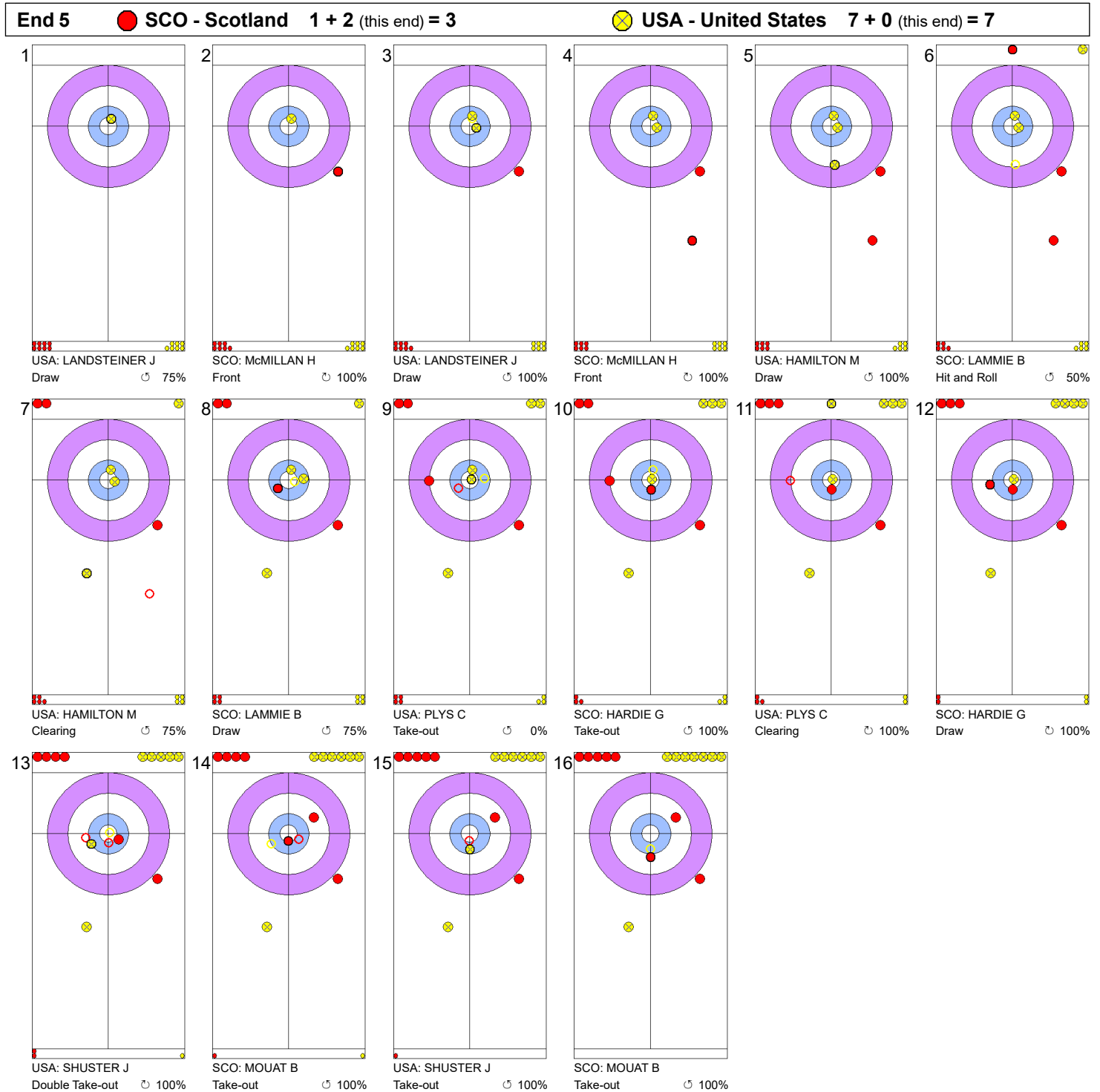
Legend:
 ↻ Clockwise ↺ Counter-clockwise - Not considered

Game - Shot by Shot



Legend:
 Clockwise Counter-clockwise - Not considered

Game - Shot by Shot



Legend:
 ↻ Clockwise ↺ Counter-clockwise - Not considered

Game - Shot by Shot



Legend:
 ↻ Clockwise ↺ Counter-clockwise - Not considered

Game Results

REVISED
6 DEC 19:23

Sheet	Game	Team	LSFE	1	2	3	4	5	6	7	8	Total	Points
D	2	CAN - Canada (Gunnlaugson)	*	2	2	0	0	0	2	0	X	6	3
	2	CHN - China (Zou)		0	0	1	0	1	0	1	X	3	0

CAN - Canada		Shot Success Game
4 S	GUNNLAUGSON Jason	86%
3 V	FORREST Alex	84%
2	NEUFELD Denni	88%
1	NJEGOVAN Connor	82%
A	-	-
Team Total		85%

CHN - China		Shot Success Game
4 S	ZOU Qiang	64%
3 V	JIANG Dongxu	71%
2	SHAO Zhilin	70%
1	XU Jingtao	89%
A	-	-
Team Total		74%

CAN - Canada		↻	↺	Game	
4	GUNNLAUGSON Jason	Draws	4 69%	4 100%	8 84%
		Take-outs	1 100%	5 85%	6 88%
		Total	5 75%	9 92%	14 86%
3	FORREST Alex	Draws	3 75%	2 100%	5 85%
		Take-outs	3 83%	6 83%	9 83%
		Total	6 79%	8 88%	14 84%
2	NEUFELD Denni	Draws	2 100%	4 63%	6 75%
		Take-outs	2 88%	6 100%	8 97%
		Total	4 94%	10 85%	14 88%
1	NJEGOVAN Connor	Draws	3 92%	10 78%	13 81%
		Take-outs	0 -	1 100%	1 100%
		Total	3 92%	11 80%	14 82%
A -		Draws	0 -	0 -	0 -
		Take-outs	0 -	0 -	0 -
		Total	0 -	0 -	0 -
Team		Draws	12 81%	20 81%	32 81%
		Take-outs	6 88%	18 90%	24 90%
		Total	18 83%	38 86%	56 85%

CHN - China		↻	↺	Game	
4	ZOU Qiang	Draws	2 75%	4 63%	6 67%
		Take-outs	6 58%	2 75%	8 63%
		Total	8 63%	6 67%	14 64%
3	JIANG Dongxu	Draws	1 100%	7 64%	8 69%
		Take-outs	2 100%	4 63%	6 75%
		Total	3 100%	11 64%	14 71%
2	SHAO Zhilin	Draws	5 85%	6 75%	11 80%
		Take-outs	1 0%	2 50%	3 33%
		Total	6 71%	8 69%	14 70%
1	XU Jingtao	Draws	4 88%	10 90%	14 89%
		Take-outs	0 -	0 -	0 -
		Total	4 88%	10 90%	14 89%
A -		Draws	0 -	0 -	0 -
		Take-outs	0 -	0 -	0 -
		Total	0 -	0 -	0 -
Team		Draws	12 85%	27 76%	39 79%
		Take-outs	9 61%	8 63%	17 62%
		Total	21 75%	35 73%	56 74%

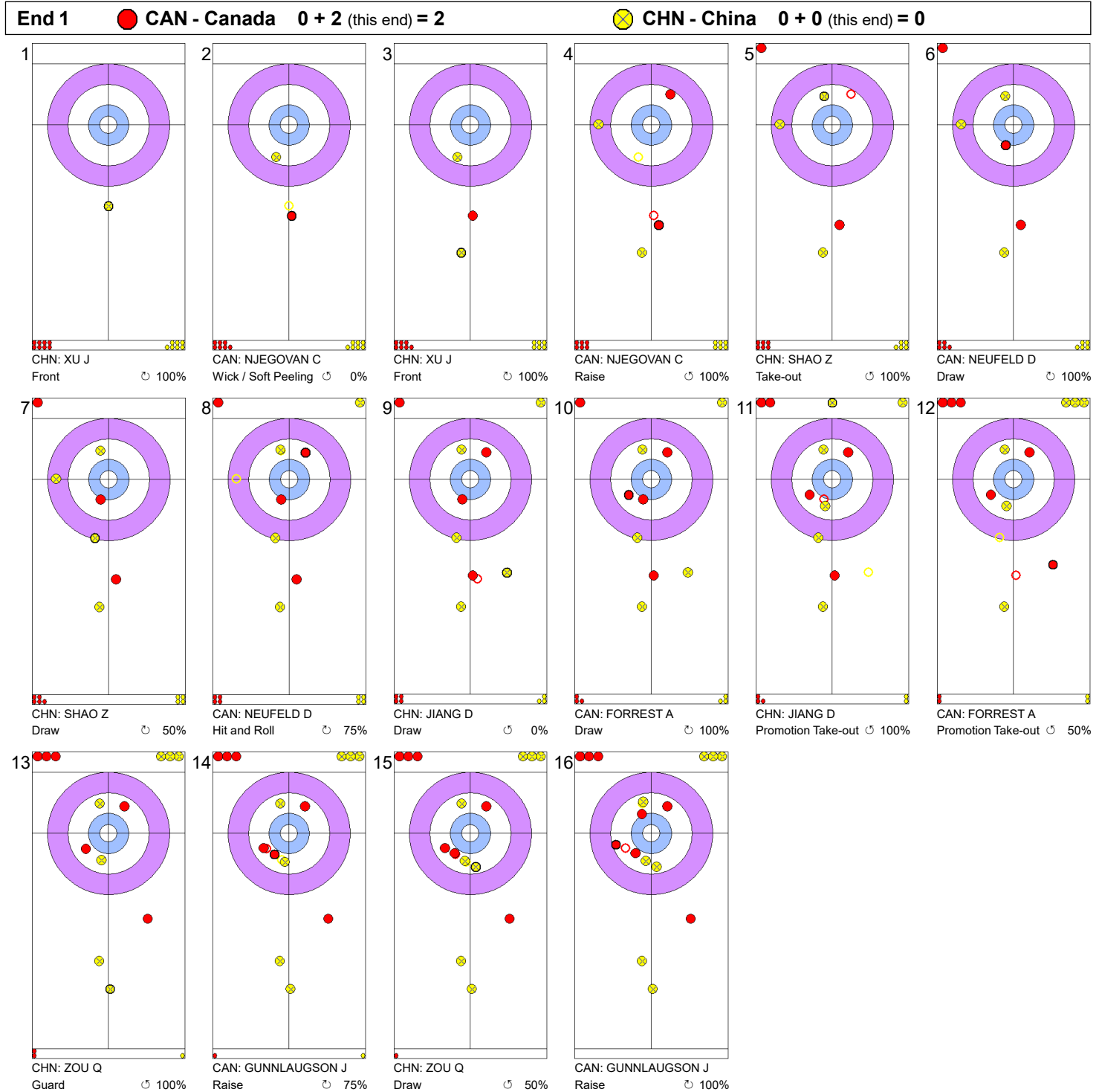
Note:
Position and function for each team member:
4 = Fourth, 3 = Third, 2 = Second, 1 = Lead, A = Alternate, S = Skip, V = Vice-Skip

Legend:
↻ Clockwise ↺ Counter-clockwise LSFE(*) Last Stone First End
X Unplayed/unfinished end due to concession

CAN: NJEGOVAN C has had the spelling of his name corrected

Game - Shot by Shot

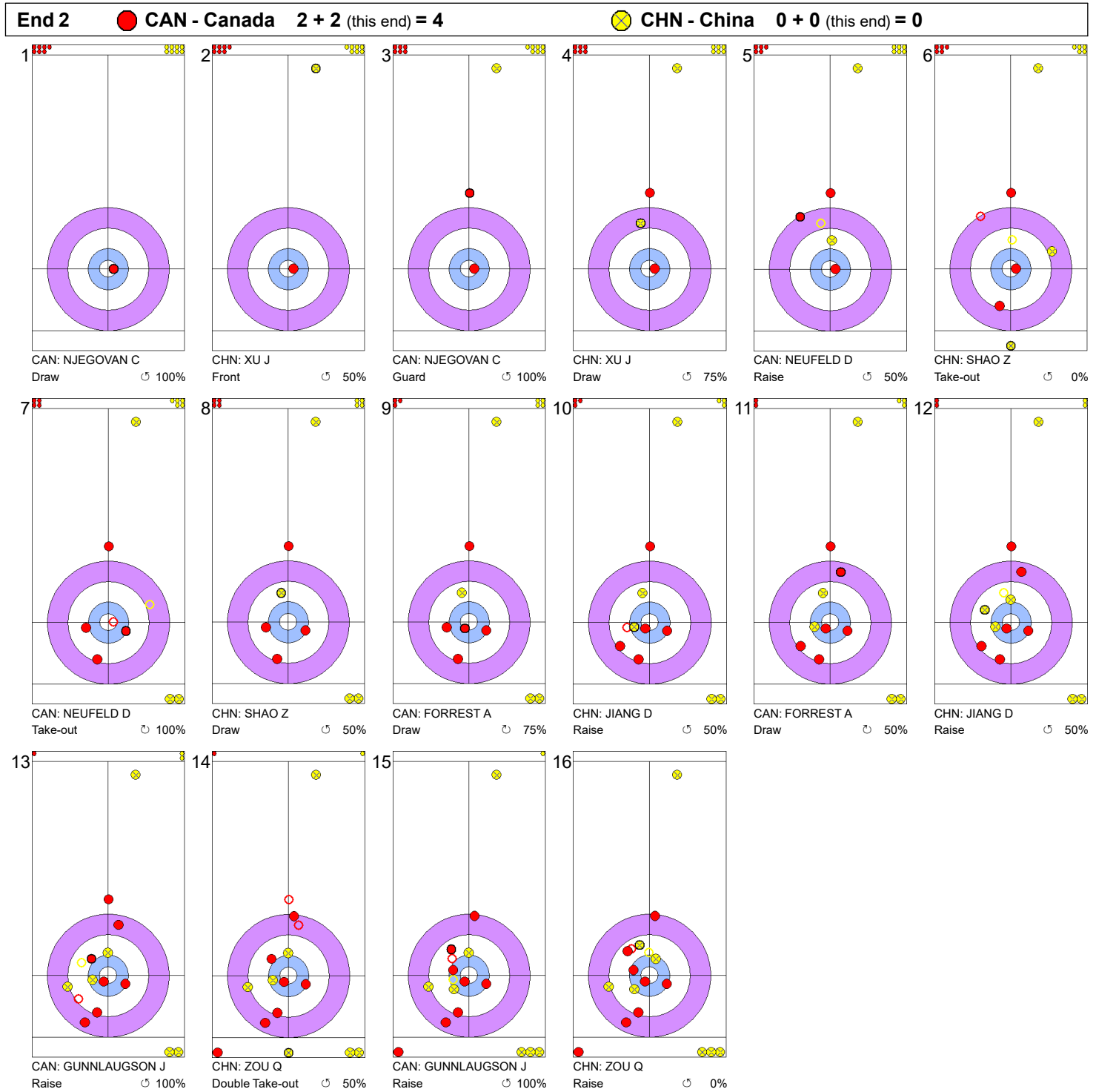
REVISED
6 DEC 19:24



Legend:
 ↻ Clockwise ↺ Counter-clockwise - Not considered

Game - Shot by Shot

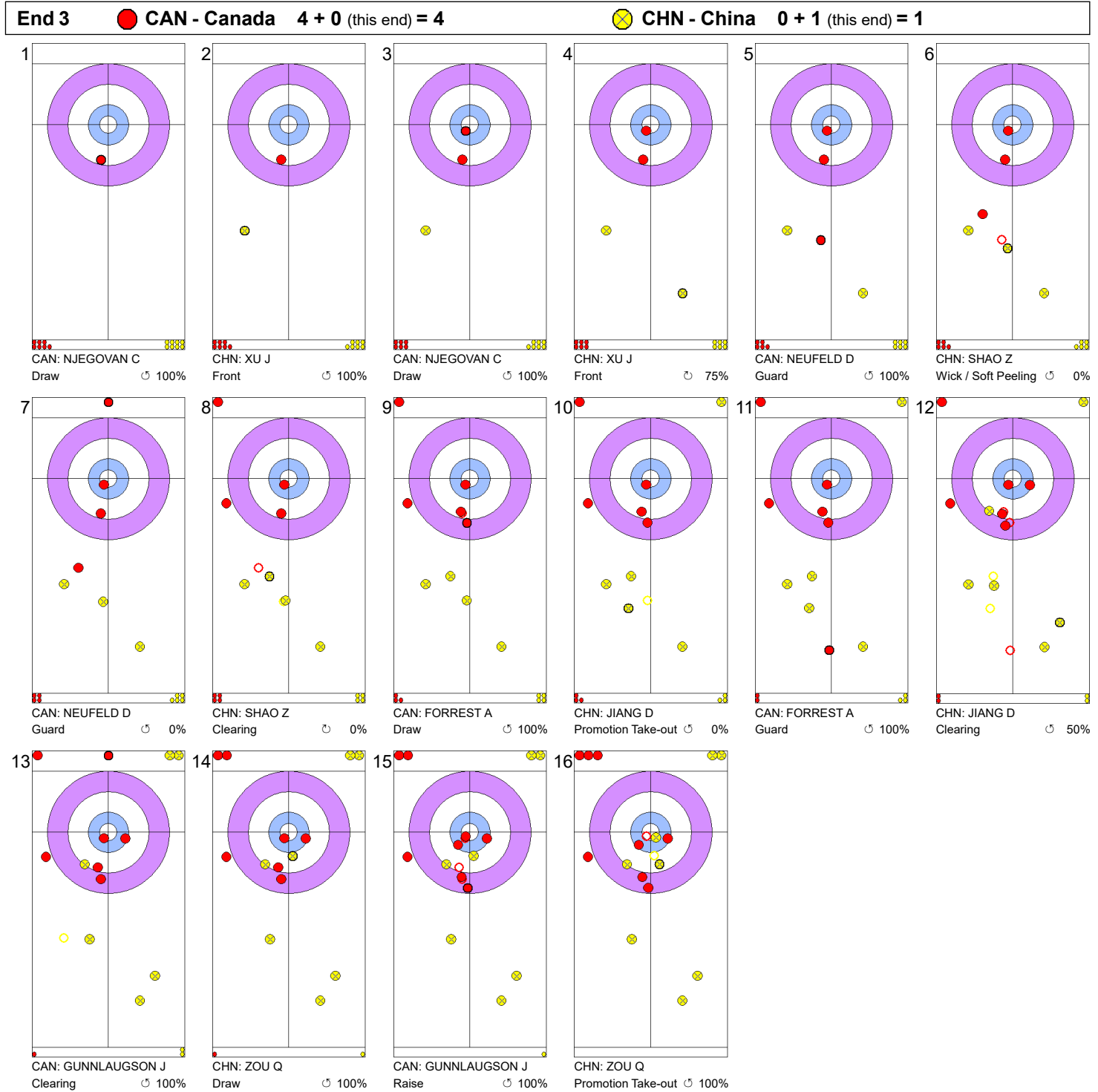
REVISED
6 DEC 19:24



Legend:
 ↻ Clockwise ↺ Counter-clockwise - Not considered

Game - Shot by Shot

REVISED
6 DEC 19:24



Legend:
 ↻ Clockwise ↺ Counter-clockwise - Not considered

Game - Shot by Shot

REVISED
6 DEC 19:24

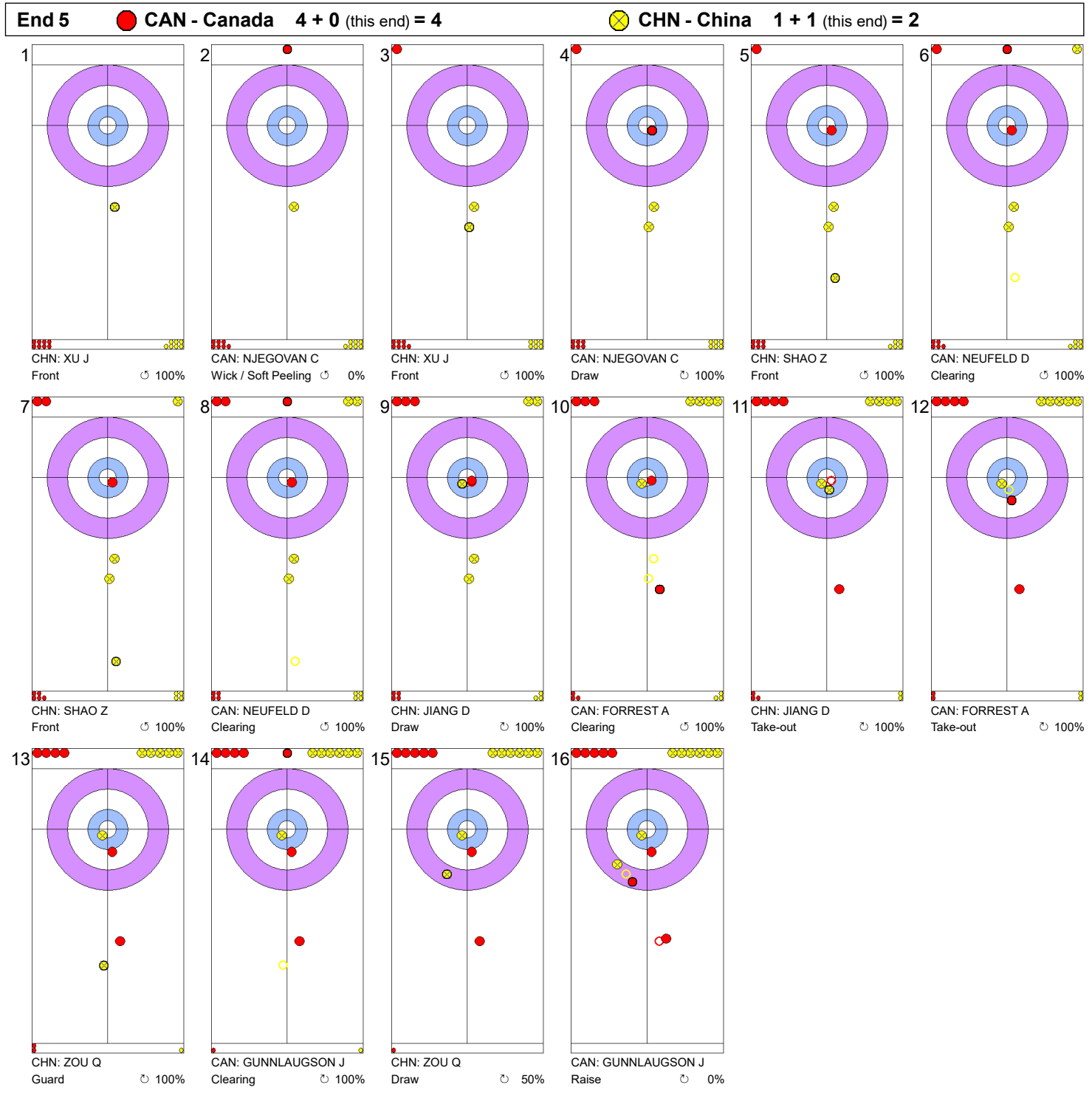


Legend:
 ↻ Clockwise ↺ Counter-clockwise - Not considered



Game - Shot by Shot

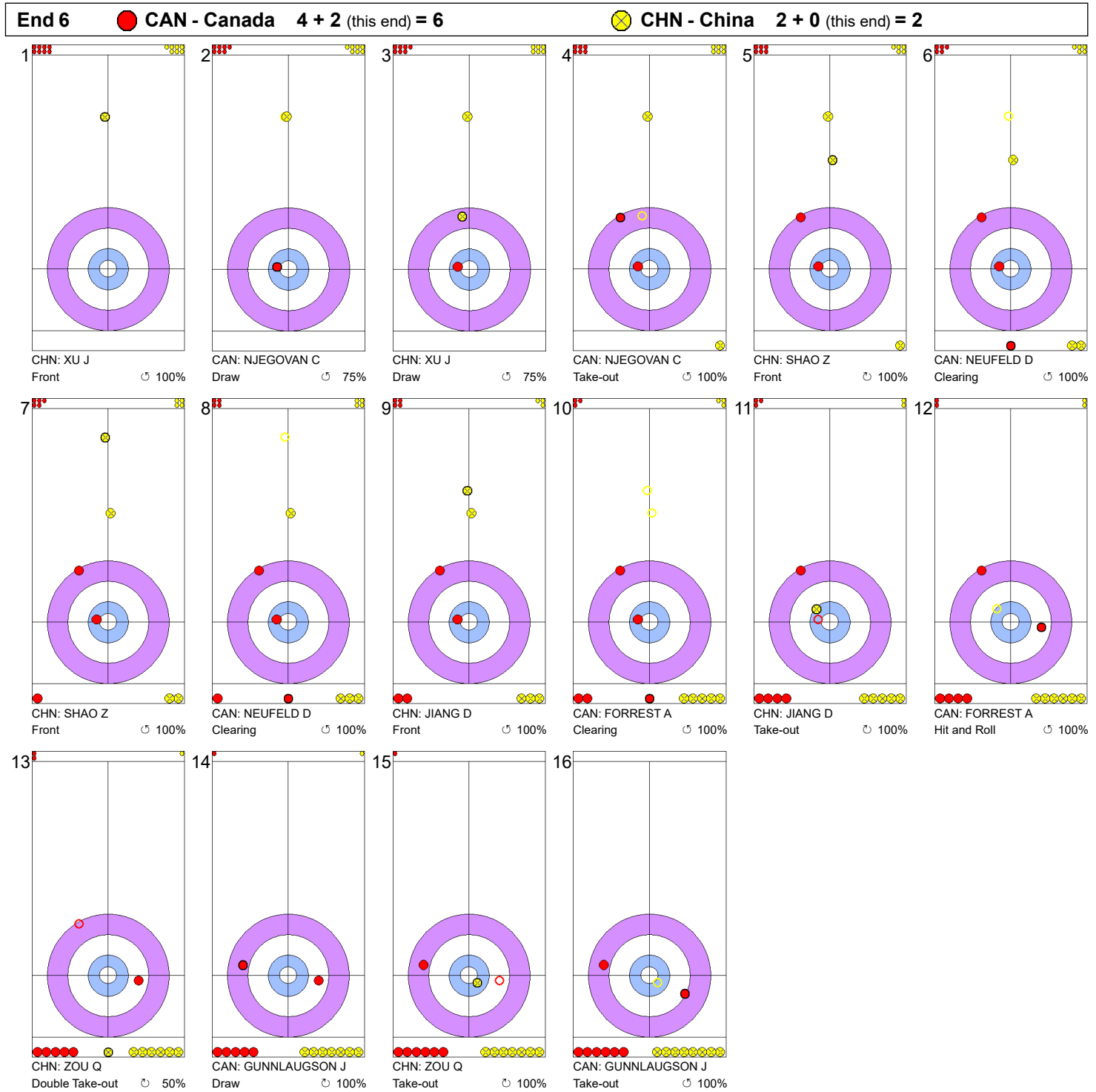
REVISED
6 DEC 19:24



Legend:
 ↻ Clockwise ↺ Counter-clockwise - Not considered

Game - Shot by Shot

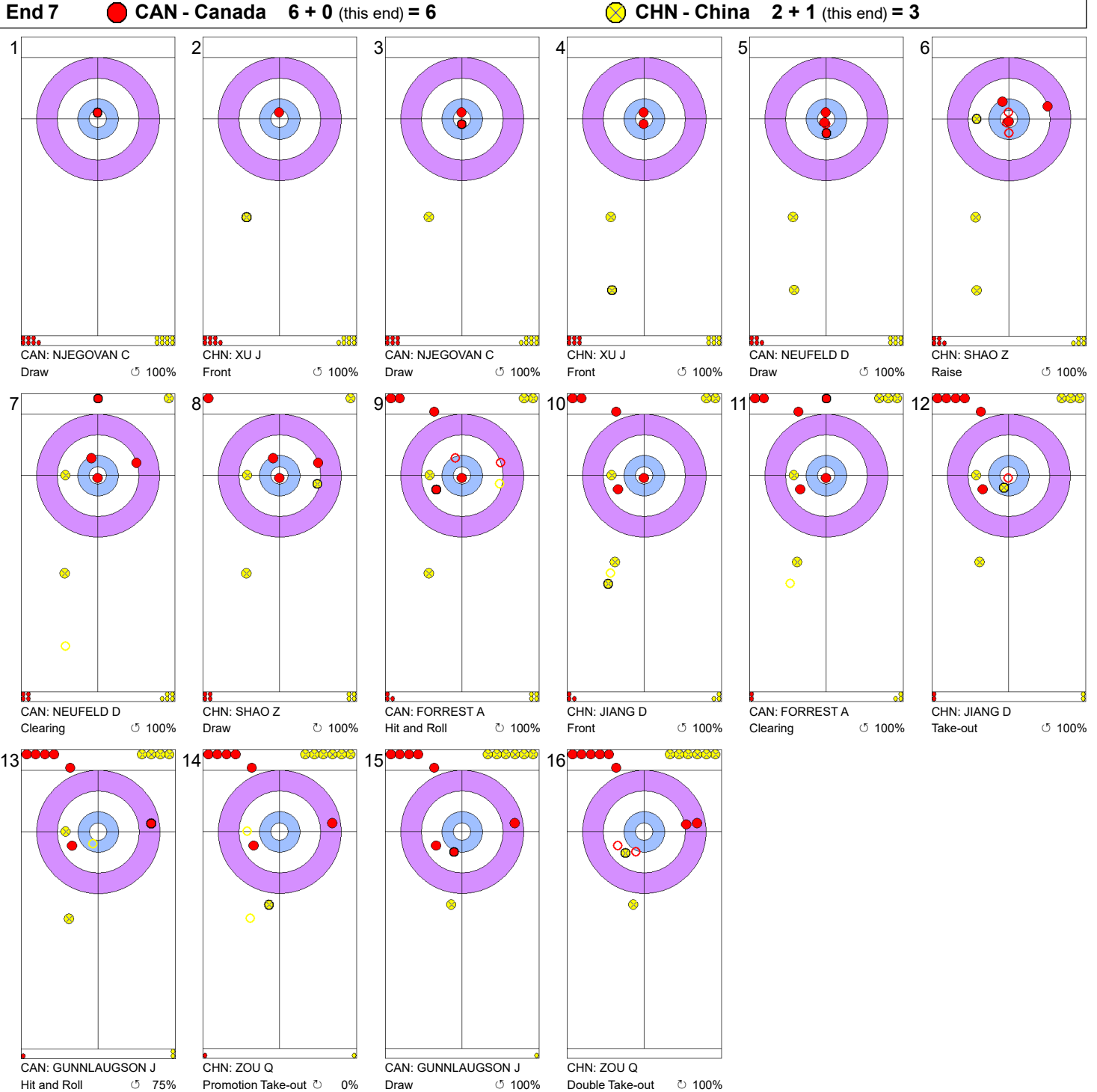
REVISED
6 DEC 19:24



Legend:
 ↻ Clockwise ↺ Counter-clockwise - Not considered

Game - Shot by Shot

REVISED
6 DEC 19:24



Legend:
 ↻ Clockwise ↺ Counter-clockwise - Not considered

CAN: NJEGOVAN C has had the spelling of his name corrected

Session Results and Standings

Sheet	Round	Team	LSFE	1	2	3	4	5	6	7	8	Total	Points
A	M1	SCO - Scotland (Mouat)	*	0	1	0	2	0	4	1	0	8	3
		CAN - Canada (Gunnlaugson)		1	0	3	0	1	0	0	1	6	0
B	M1	USA - USA (Shuster)	*	0	0	1	0	0	0	1	1	3	0
		CHN - China (Zou)		1	1	0	0	1	1	0	0	4	3
C	M1	NOR - Norway (Ulsrud)	*	3	0	0	3	0	4	X	X	10	3
		SUI - Switzerland (Schwaller)		0	0	3	0	1	0	X	X	4	0
D	M1	SWE - Sweden (Edin)	*	1	0	0	5	0	1	0	X	7	3
		JPN - Japan (Matsumura)		0	1	0	0	1	0	2	X	4	0

Women's Current Standings

Group-A				Group-B			
Rank	Team	Games	Points	Rank	Team	Games	Points
1	CAN - Canada (Fleury)	1	3	1	JPN - Japan (Fujisawa)	1	3
1	USA - USA (Sinclair)	1	3	1	SCO - Scotland (Muirhead)	1	3
3	KOR - Korea (Kim)	1	0	3	CHN - China (Yang)	1	0
3	RUS - Russia (Kovaleva)	1	0	3	SWE - Sweden (Hasselborg)	1	0

Men's Current Standings

Group-A				Group-B			
Rank	Team	Games	Points	Rank	Team	Games	Points
1	CHN - China (Zou)	1	3	1	NOR - Norway (Ulsrud)	1	3
1	SCO - Scotland (Mouat)	1	3	1	SWE - Sweden (Edin)	1	3
3	CAN - Canada (Gunnlaugson)	1	0	3	JPN - Japan (Matsumura)	1	0
3	USA - USA (Shuster)	1	0	3	SUI - Switzerland (Schwaller)	1	0

Mixed Doubles Current Standings

Group-A				Group-B			
Rank	Team	Games	Points	Rank	Team	Games	Points
1	KOR - Korea (Jang/Choi)	1	3	1	RUS - Russia (Moskaleva/Eremin)	1	3
2	SUI - Switzerland (Perret/Rios)	1	2	1	USA - USA (Peterson/Polo)	1	3
3	CAN - Canada (Park/Morris)	1	1	3	CHN - China (Wang/Ba)	1	0
4	SWE - Sweden (Wendel/Wingfors)	1	0	3	NOR - Norway (Skaslien/Nedregotten)	1	0

Note:

Under WCF rules, tie-breaking rules for standings are not applied until after the last game of the round robin.

Legend:

LSFE(*) Last Stone First End Mn Men's round n X Unplayed/unfinished end due to concession

Game Results

REVISED
6 DEC 19:22

Sheet	Game	Team	LSFE	1	2	3	4	5	6	7	8	Total	Points
A	1	SCO - Scotland (Mouat)	*	0	1	0	2	0	4	1	0	8	3
	1	CAN - Canada (Gunnlaugson)		1	0	3	0	1	0	0	1	6	0

SCO - Scotland		Shot Success Game
4 S	MOUAT Bruce	78%
3 V	HARDIE Grant	70%
2	LAMMIE Bobby	88%
1	McMILLAN Hammy	92%
A	-	-
Team Total		82%

CAN - Canada		Shot Success Game
4 S	GUNNLAUGSON Jason	66%
3 V	FORREST Alex	80%
2	NEUFELD Denni	84%
1	NJEGOVAN Connor	97%
A	-	-
Team Total		82%

SCO - Scotland		↻	↺	Game
4 MOUAT Bruce	Draws	5 55%	2 100%	7 68%
	Take-outs	6 96%	3 67%	9 86%
	Total	11 77%	5 80%	16 78%
3 HARDIE Grant	Draws	9 61%	2 88%	11 66%
	Take-outs	3 67%	2 100%	5 80%
	Total	12 63%	4 94%	16 70%
2 LAMMIE Bobby	Draws	9 89%	1 100%	10 90%
	Take-outs	6 83%	0 -	6 83%
	Total	15 87%	1 100%	16 88%
1 McMILLAN Hammy	Draws	15 92%	0 -	15 92%
	Take-outs	0 -	0 -	0 -
	Total	15 92%	0 -	15 92%
A -	Draws	0 -	0 -	0 -
	Take-outs	0 -	0 -	0 -
	Total	0 -	0 -	0 -
Team	Draws	38 79%	5 95%	43 81%
	Take-outs	15 85%	5 80%	20 84%
	Total	53 81%	10 88%	63 82%

CAN - Canada		↻	↺	Game
4 GUNNLAUGSON Jason	Draws	9 83%	2 25%	11 73%
	Take-outs	3 67%	2 25%	5 50%
	Total	12 79%	4 25%	16 66%
3 FORREST Alex	Draws	7 82%	2 38%	9 72%
	Take-outs	0 -	7 89%	7 89%
	Total	7 82%	9 78%	16 80%
2 NEUFELD Denni	Draws	6 100%	1 0%	7 86%
	Take-outs	4 81%	5 85%	9 83%
	Total	10 93%	6 71%	16 84%
1 NJEGOVAN Connor	Draws	4 88%	12 100%	16 97%
	Take-outs	0 -	0 -	0 -
	Total	4 88%	12 100%	16 97%
A -	Draws	0 -	0 -	0 -
	Take-outs	0 -	0 -	0 -
	Total	0 -	0 -	0 -
Team	Draws	26 88%	17 78%	43 84%
	Take-outs	7 75%	14 79%	21 77%
	Total	33 85%	31 78%	64 82%

Note:
Position and function for each team member:
4 = Fourth, 3 = Third, 2 = Second, 1 = Lead, A = Alternate, S = Skip, V = Vice-Skip

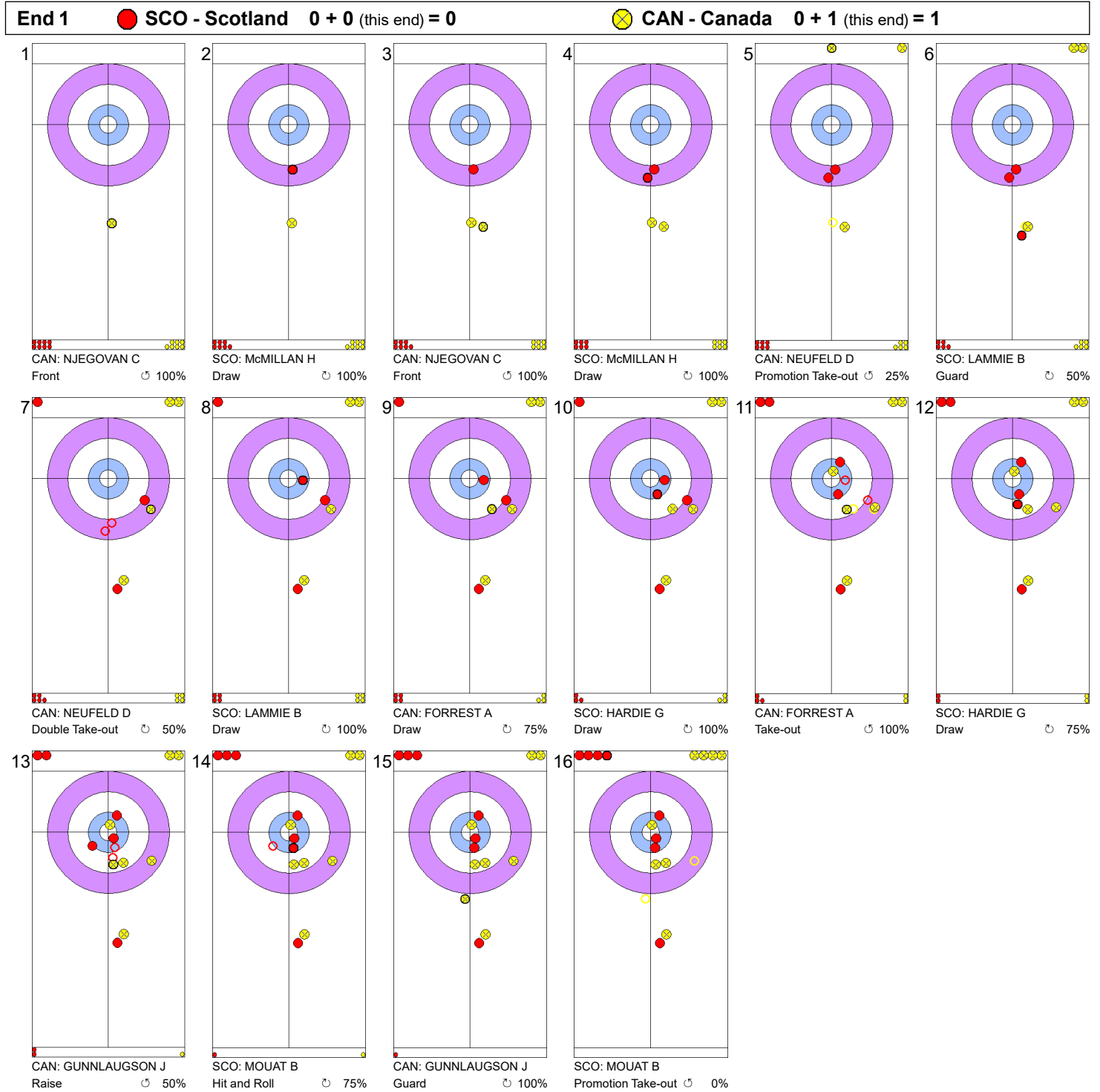
Legend:
↻ Clockwise ↺ Counter-clockwise LSFE(*) Last Stone First End

CAN: NJEGOVAN C has had the spelling of his name corrected



Game - Shot by Shot

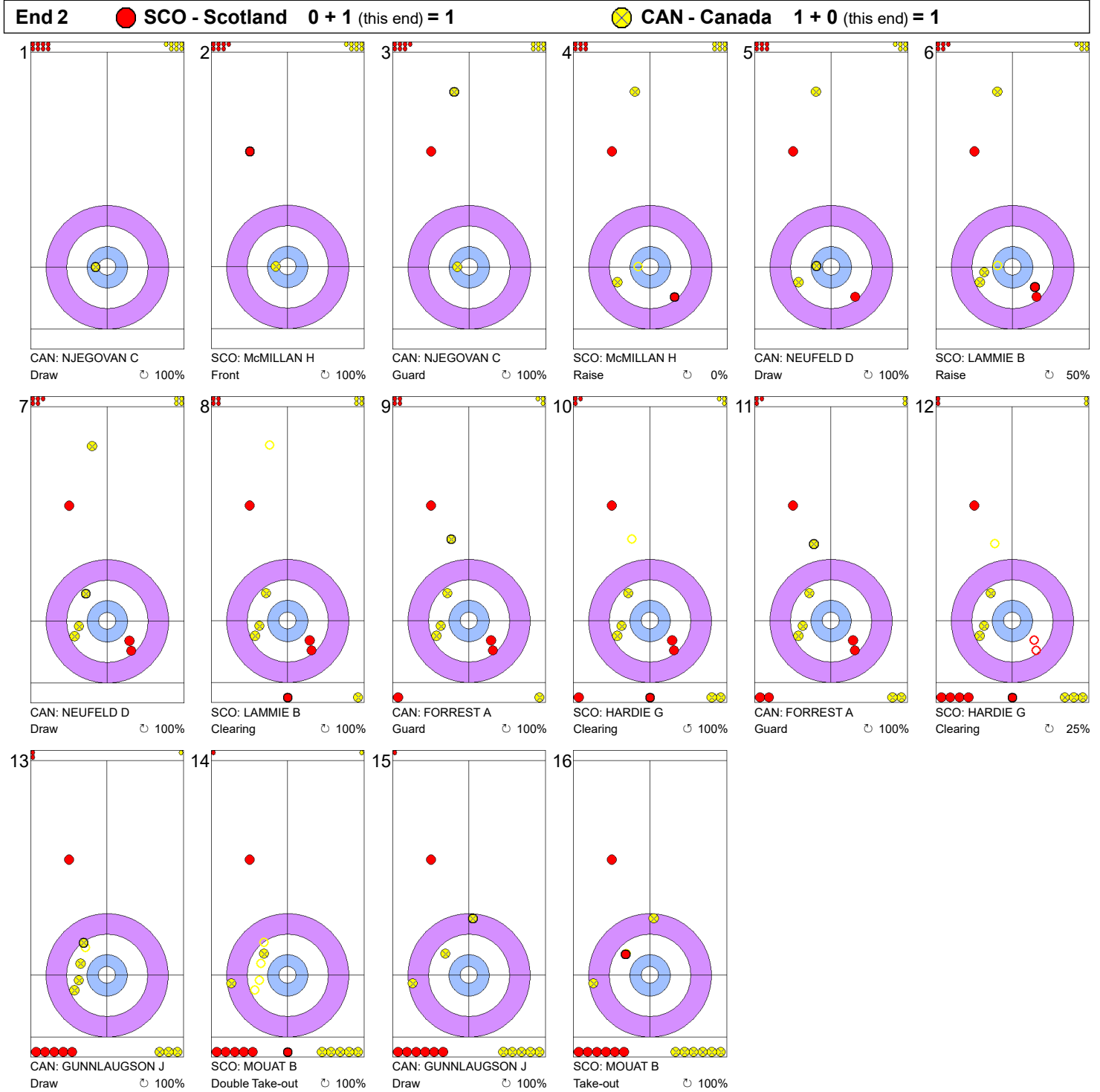
REVISED
6 DEC 19:22



Legend:
 ↻ Clockwise ↺ Counter-clockwise - Not considered

Game - Shot by Shot

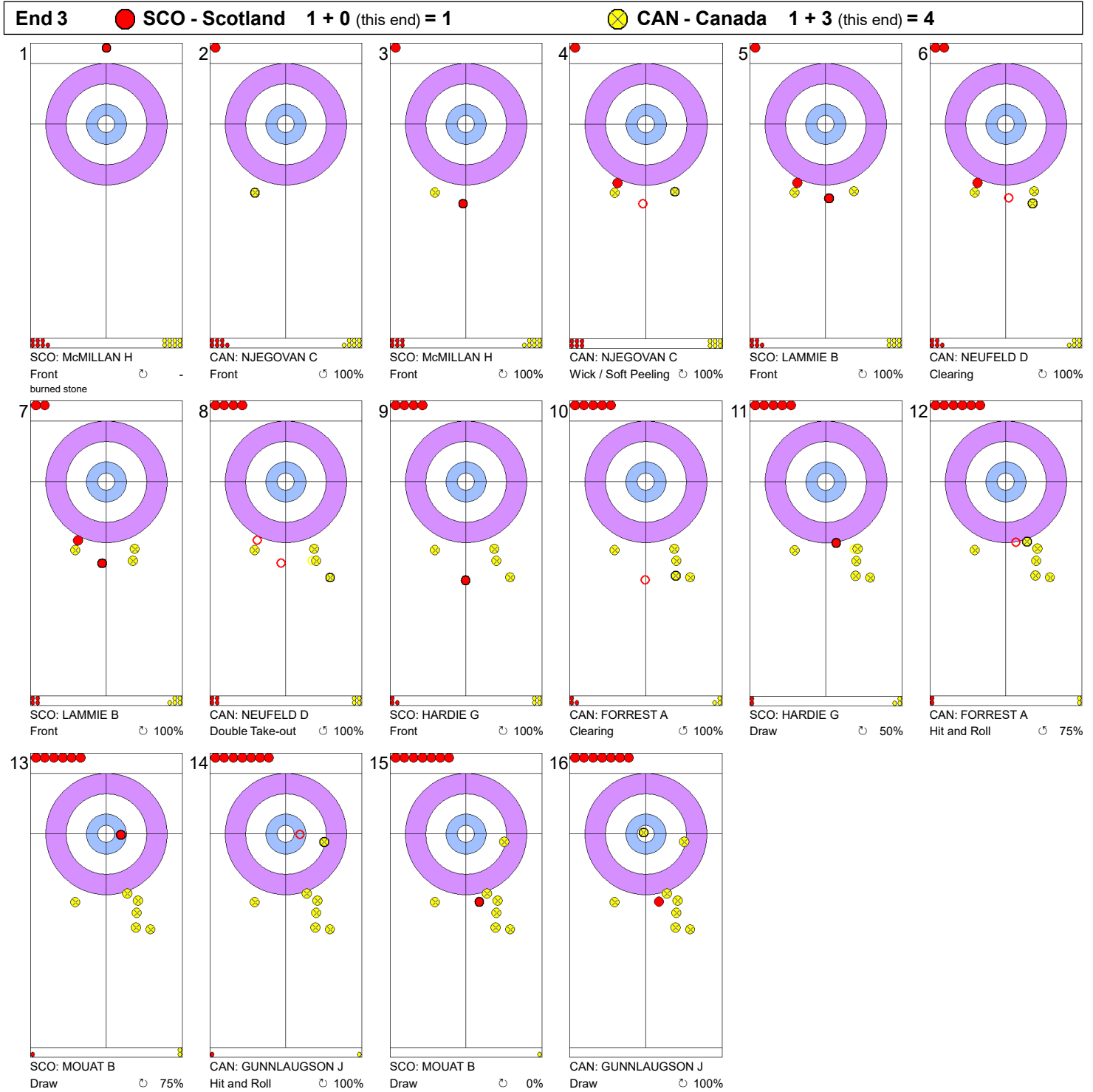
REVISED
6 DEC 19:22





Legend:
 ↻ Clockwise ↺ Counter-clockwise - Not considered

Game - Shot by Shot

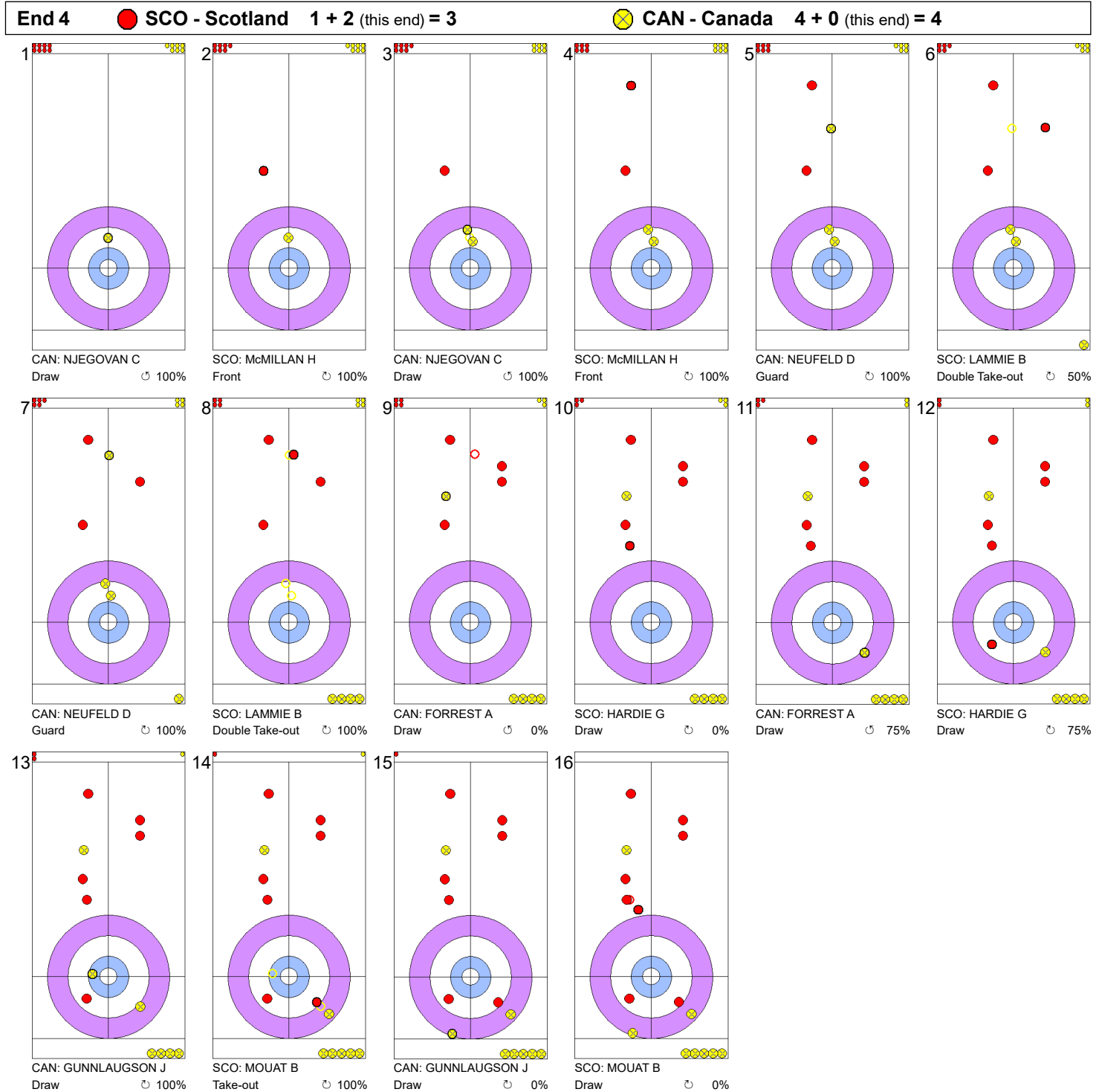
REVISED
6 DEC 19:22



Legend:
 Clockwise
  Counter-clockwise
 - Not considered

Game - Shot by Shot

REVISED
6 DEC 19:22



Legend:
 ↻ Clockwise ↺ Counter-clockwise - Not considered

Game - Shot by Shot

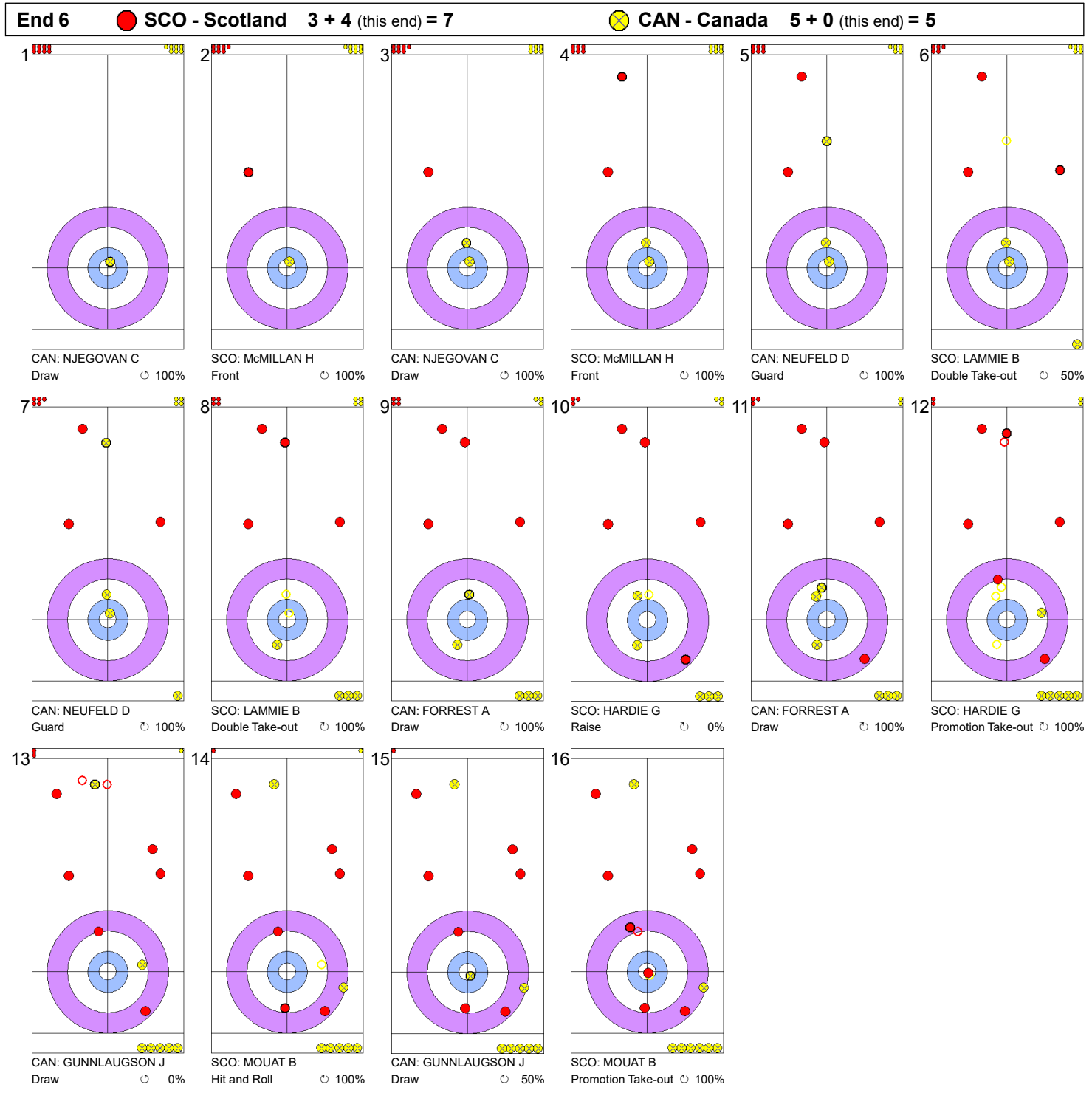
REVISED
6 DEC 19:22



Legend:
↻ Clockwise
↺ Counter-clockwise
- Not considered

Game - Shot by Shot

REVISED
6 DEC 19:22

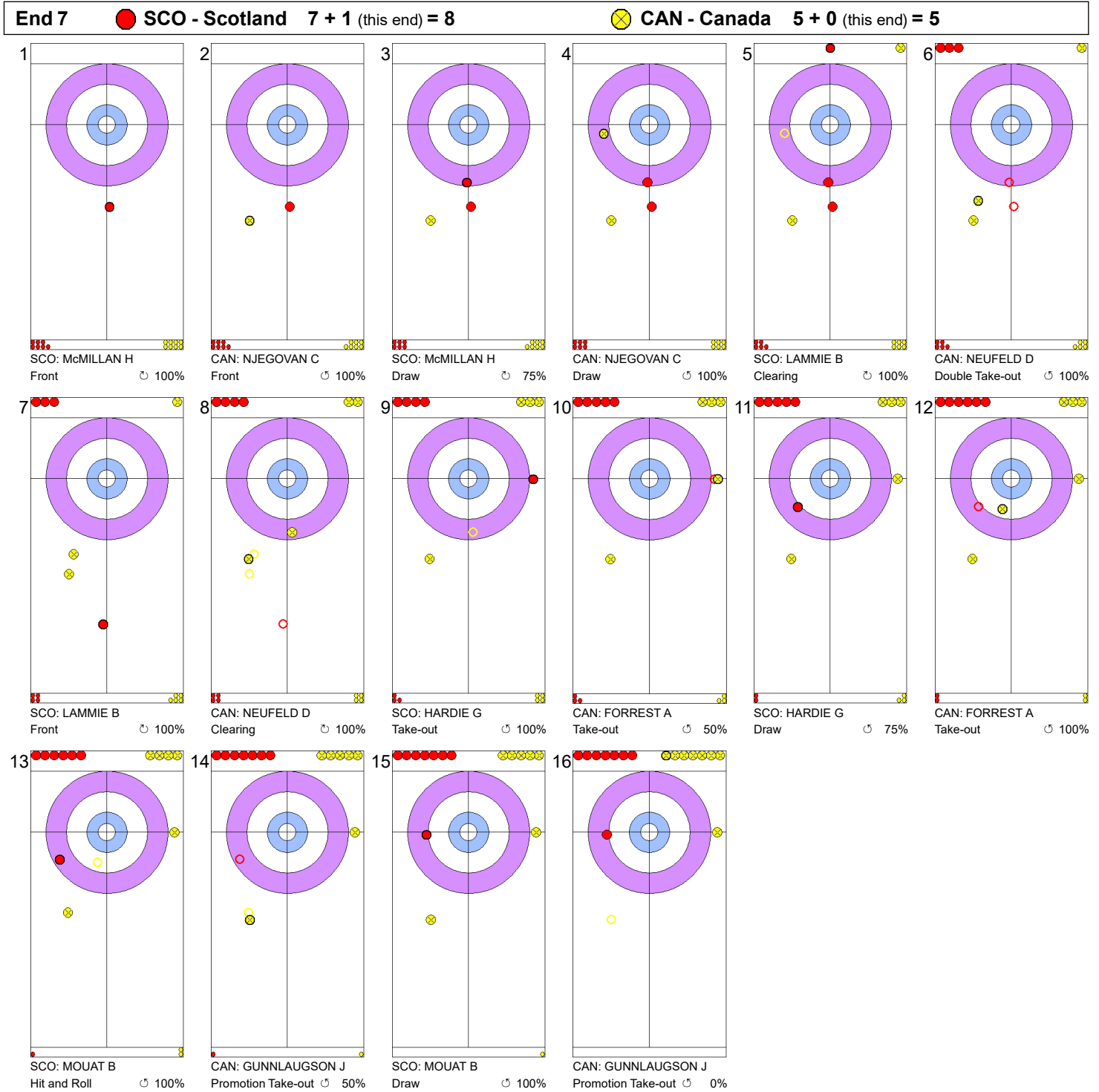


Legend:
 ↻ Clockwise ↺ Counter-clockwise - Not considered



Game - Shot by Shot

REVISED
6 DEC 19:22



Legend:
 ↻ Clockwise ↺ Counter-clockwise - Not considered

Game - Shot by Shot

REVISED
6 DEC 19:22



Legend:
 ↻ Clockwise ↺ Counter-clockwise - Not considered

CAN: NJEGOVAN C has had the spelling of his name corrected

Game Results

Sheet	Game	Team	LSFE	1	2	3	4	5	6	7	8	Total	Points
B	1	USA - USA (Shuster)	*	0	0	1	0	0	0	1	1	3	0
	1	CHN - China (Zou)		1	1	0	0	1	1	0	0	4	3

USA - United States		Shot Success Game
4 S	SHUSTER John	58%
3 V	PLYS Christopher	83%
2	HAMILTON Matt	67%
1	LANDSTEINER John	92%
A	-	-
Team Total		75%

CHN - China		Shot Success Game
4 S	ZOU Qiang	80%
3 V	JIANG Dongxu	75%
2	SHAO Zhilin	81%
1	XU Jingtao	70%
A	-	-
Team Total		77%

USA - United States		♻	⌚	Game	
4	SHUSTER John	Draws	3 83%	7 57%	10 65%
		Take-outs	2 50%	4 44%	6 46%
		Total	5 70%	11 52%	16 58%
3	PLYS Christopher	Draws	2 63%	6 83%	8 78%
		Take-outs	5 80%	3 100%	8 88%
		Total	7 75%	9 89%	16 83%
2	HAMILTON Matt	Draws	7 71%	3 50%	10 65%
		Take-outs	4 69%	2 75%	6 71%
		Total	11 70%	5 60%	16 67%
1	LANDSTEINER John	Draws	4 100%	11 98%	15 98%
		Take-outs	0 -	1 0%	1 0%
		Total	4 100%	12 90%	16 92%
A	-	Draws	0 -	0 -	0 -
		Take-outs	0 -	0 -	0 -
		Total	0 -	0 -	0 -
Team		Draws	16 80%	27 79%	43 79%
		Take-outs	11 70%	10 63%	21 67%
		Total	27 76%	37 74%	64 75%

CHN - China		♻	⌚	Game	
4	ZOU Qiang	Draws	5 80%	3 42%	8 66%
		Take-outs	1 100%	7 93%	8 94%
		Total	6 83%	10 78%	16 80%
3	JIANG Dongxu	Draws	2 75%	5 80%	7 79%
		Take-outs	5 80%	4 63%	9 72%
		Total	7 79%	9 72%	16 75%
2	SHAO Zhilin	Draws	0 -	6 75%	6 75%
		Take-outs	6 83%	4 88%	10 85%
		Total	6 83%	10 80%	16 81%
1	XU Jingtao	Draws	3 92%	13 65%	16 70%
		Take-outs	0 -	0 -	0 -
		Total	3 92%	13 65%	16 70%
A	-	Draws	0 -	0 -	0 -
		Take-outs	0 -	0 -	0 -
		Total	0 -	0 -	0 -
Team		Draws	10 83%	27 68%	37 72%
		Take-outs	12 83%	15 83%	27 83%
		Total	22 83%	42 73%	64 77%

Note:
Position and function for each team member:
4 = Fourth, 3 = Third, 2 = Second, 1 = Lead, A = Alternate, S = Skip, V = Vice-Skip

Legend:
♻ Clockwise ⌚ Counter-clockwise LSFE(*) Last Stone First End

Game - Shot by Shot



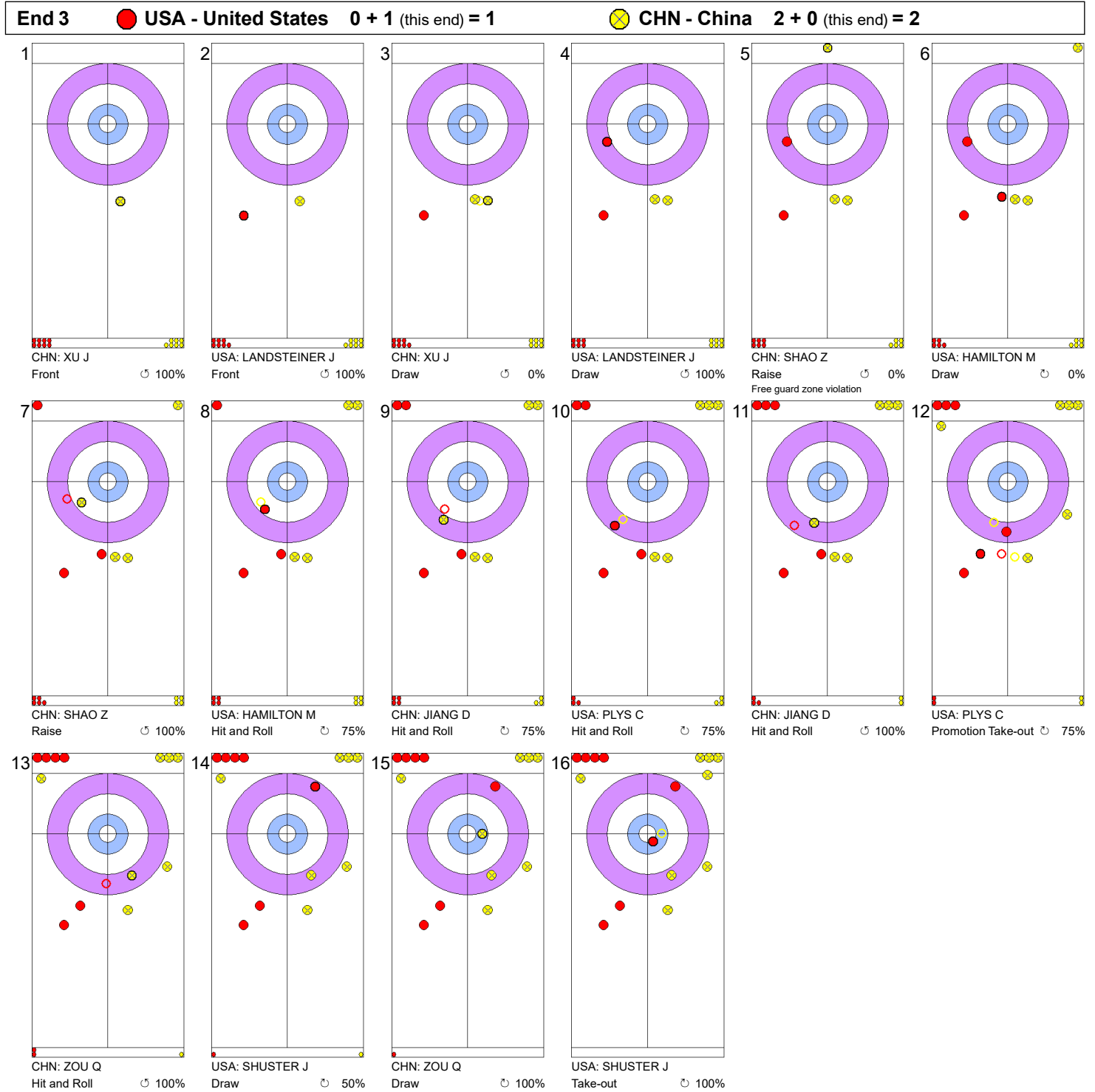
Legend:
 Clockwise
 Counter-clockwise
 - Not considered

Game - Shot by Shot



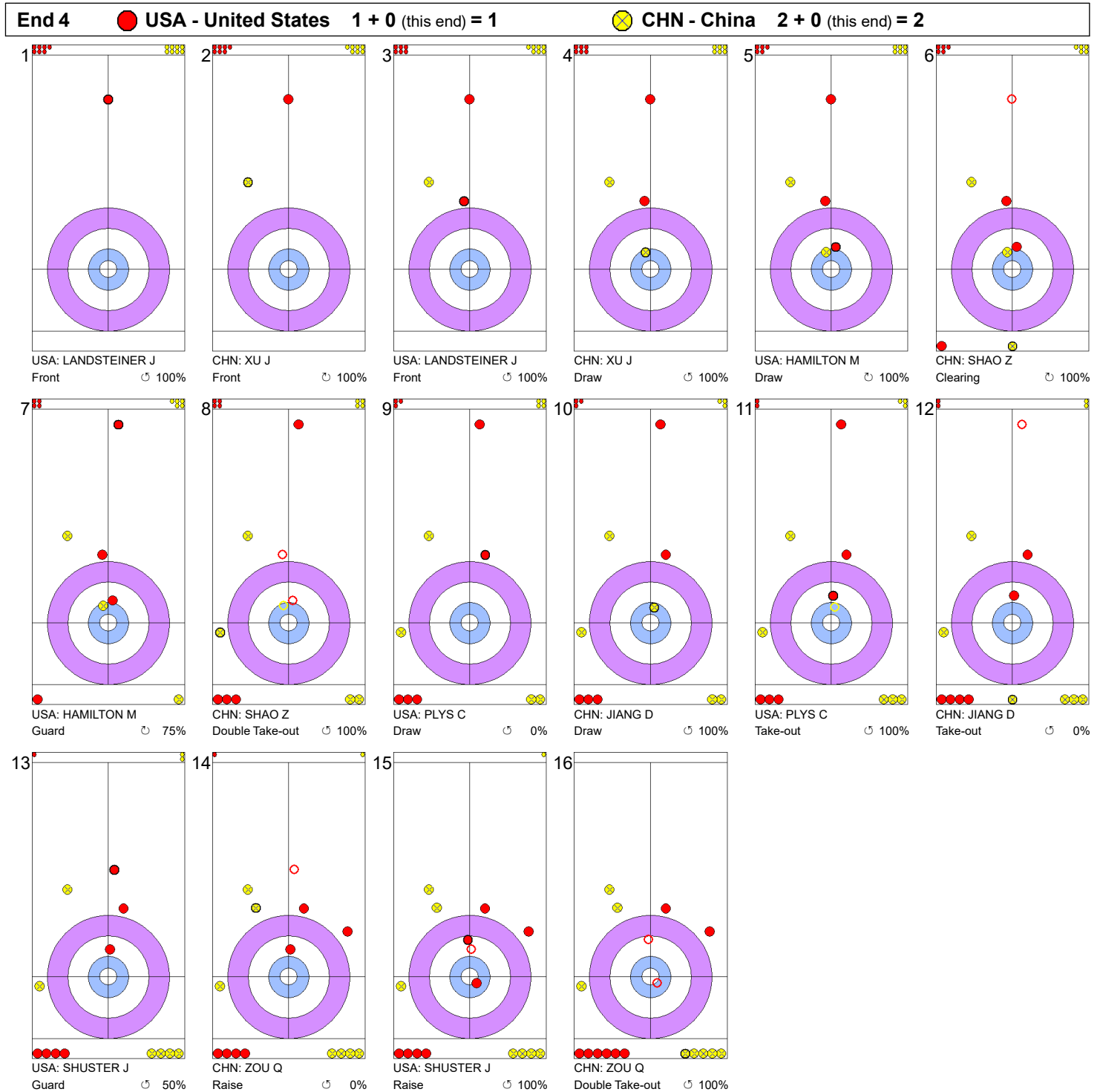
Legend:
 Clockwise Counter-clockwise - Not considered

Game - Shot by Shot



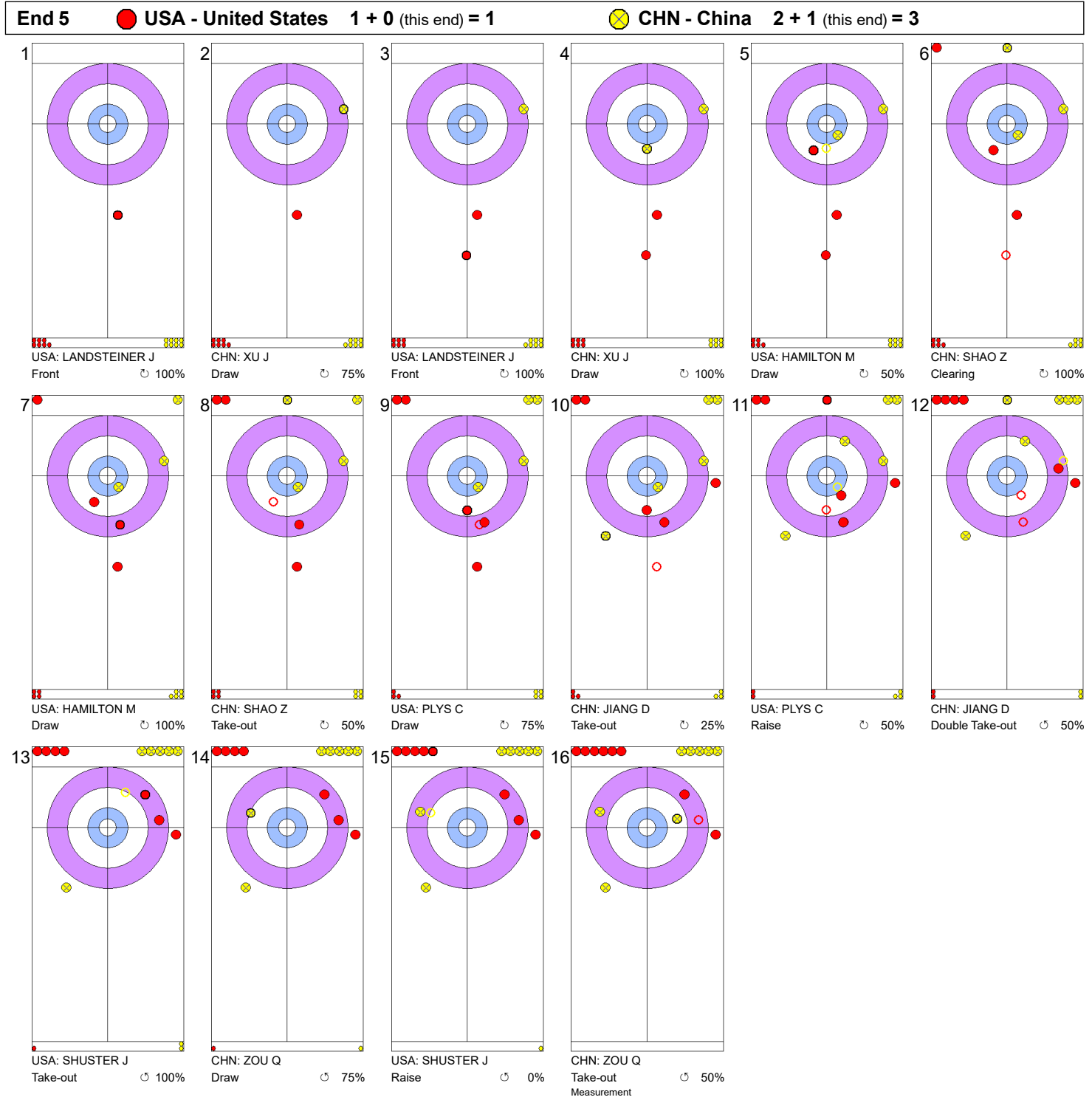
Legend:
 ↻ Clockwise ↺ Counter-clockwise - Not considered

Game - Shot by Shot



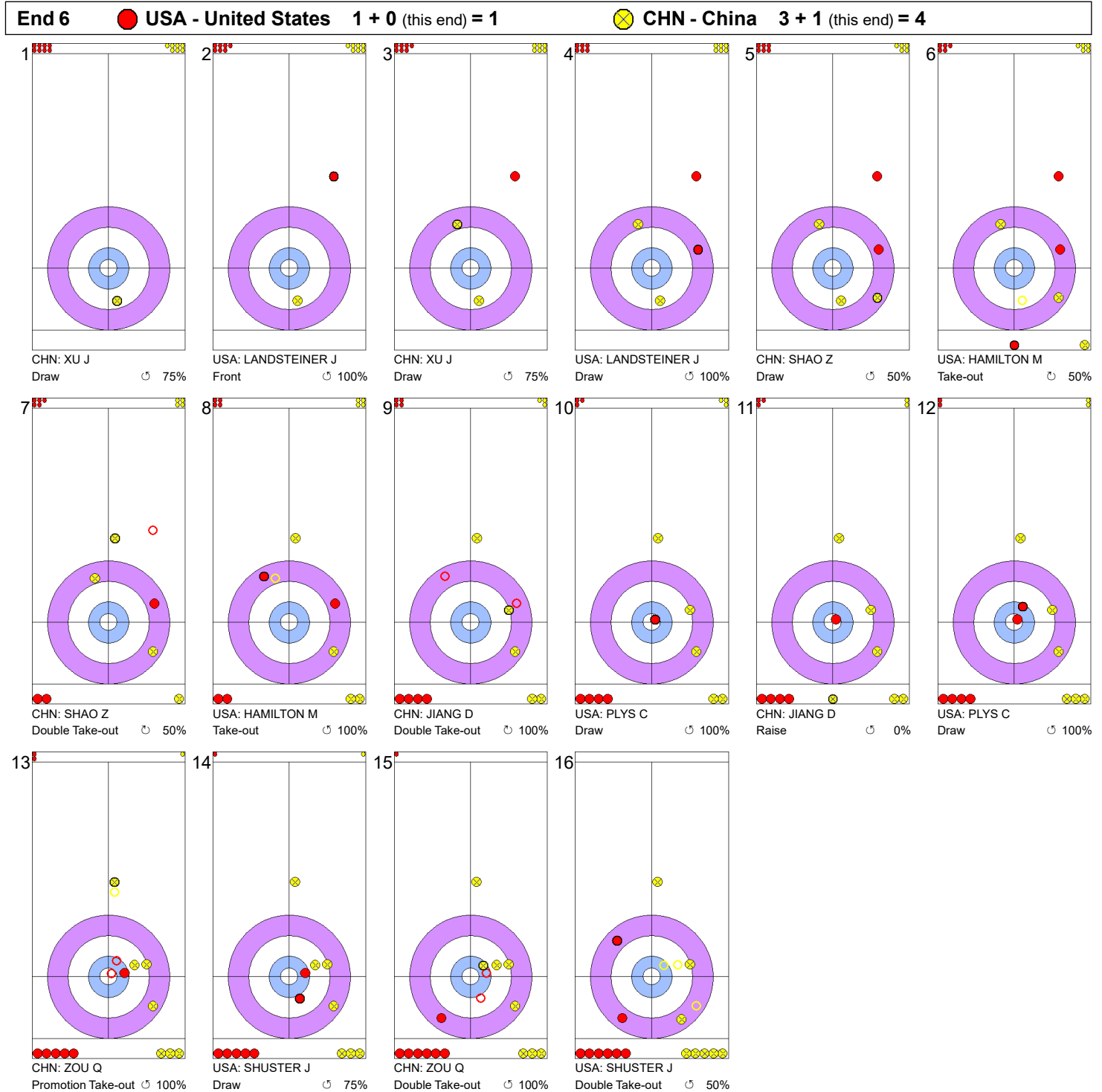
Legend:
 Clockwise
 Counter-clockwise
 - Not considered

Game - Shot by Shot



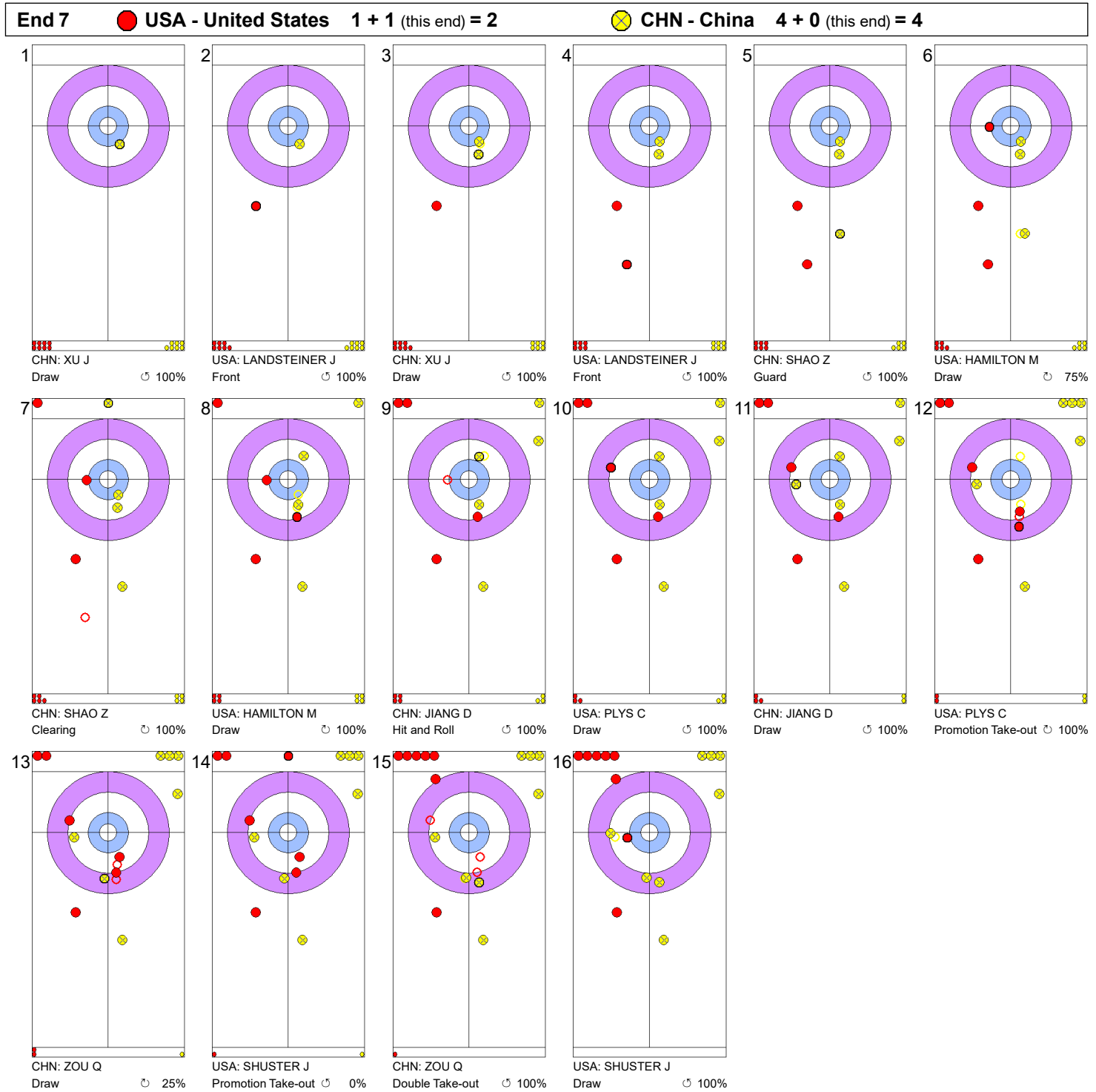
Legend:
 ↻ Clockwise ↺ Counter-clockwise - Not considered

Game - Shot by Shot



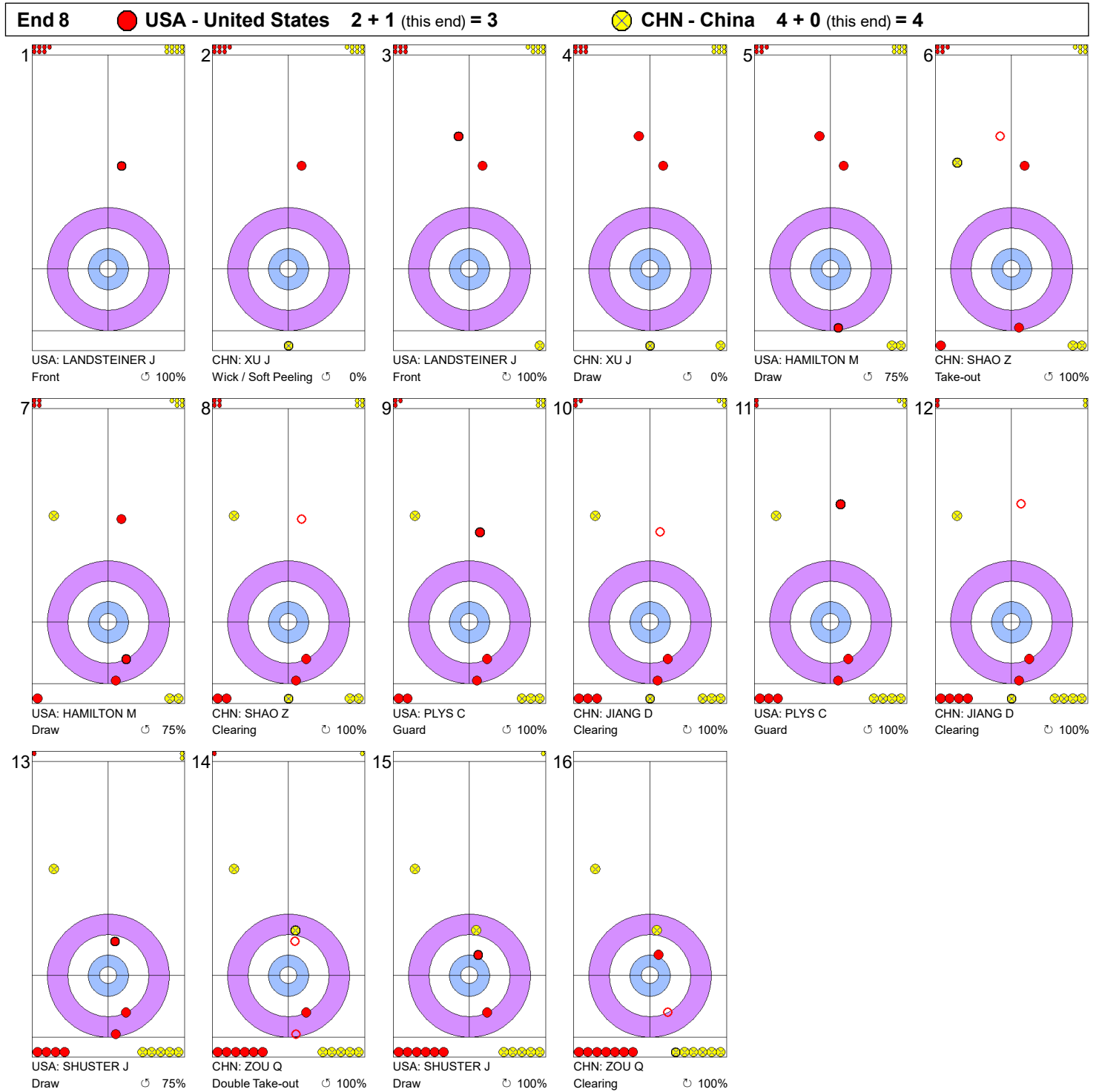
Legend:
 Clockwise
 Counter-clockwise
 - Not considered

Game - Shot by Shot



Legend:
 ↻ Clockwise ↺ Counter-clockwise - Not considered

Game - Shot by Shot



Legend:
 ↻ Clockwise ↺ Counter-clockwise - Not considered

Game Results

Sheet	Game	Team	LSFE	1	2	3	4	5	6	7	8	Total	Points
C	1	NOR - Norway (Ulsrud)	*	3	0	0	3	0	4	X	X	10	3
	1	SUI - Switzerland (Schwaller)		0	0	3	0	1	0	X	X	4	0

NOR - Norway	
4 S	ULSRUD Thomas
3 V	NERGAARD Torger
2	SVAE Christoffer
1	PETERSSON Haavard Vad
A	-

SUI - Switzerland	
4 S	SCHWALLER Yannick
3 V	BRUNNER Michael
2	MEIER Romano
1	KAEUFELER Marcel
A	-

Note:
Position and function for each team member:
4 = Fourth, 3 = Third, 2 = Second, 1 = Lead, A = Alternate, S = Skip, V = Vice-Skip

Legend:
LSFE(*) Last Stone First End X Unplayed/unfinished end due to concession

Game Results

Sheet	Game	Team	LSFE	1	2	3	4	5	6	7	8	Total	Points
D	1	SWE - Sweden (Edin)	*	1	0	0	5	0	1	0	X	7	3
	1	JPN - Japan (Matsumura)		0	1	0	0	1	0	2	X	4	0

SWE - Sweden	
4 S	EDIN Niklas
3 V	ERIKSSON Oskar
2	WRANAA Rasmus
1	SUNDGREN Christoffer
A	-

JPN - Japan	
4 S	MATSUMURA Yuta
3	SHIMIZU Tetsuro
2	TANIDA Yasumasa
1 V	ABE Shinya
A	AITA Kosuke

Note:
Position and function for each team member:
4 = Fourth, 3 = Third, 2 = Second, 1 = Lead, A = Alternate, S = Skip, V = Vice-Skip

Legend:
LSFE(*) Last Stone First End X Unplayed/unfinished end due to concession

Entry List by Country

REVISED

6 DEC 19:16

As of THU 6 DEC 2018

CAN - Canada		Group-A
4 S	GUNNLAUGSON Jason	R
3 V	FORREST Alex	L
2	NEUFELD Denni	R
1	NJEGOVAN Connor	R
A	-	
C	NEUFELD Chris	

SCO - Scotland		Group-A
4 S	MOUAT Bruce	R
3 V	HARDIE Grant	R
2	LAMMIE Bobby	R
1	McMILLAN Hammy	R
A	-	
C	HANNAH Alan	

CHN - China		Group-A
4 S	ZOU Qiang	R
3 V	JIANG Dongxu	R
2	SHAO Zhilin	R
1	XU Jingtao	R
A	-	
C	ZHANG Zhipeng	

SUI - Switzerland		Group-B
4 S	SCHWALLER Yannick	R
3 V	BRUNNER Michael	R
2	MEIER Romano	R
1	KAEUFELER Marcel	R
A	-	
C	WERTHEMANN Bernhard	

JPN - Japan		Group-B
4 S	MATSUMURA Yuta	L
3	SHIMIZU Tetsuro	R
2	TANIDA Yasumasa	R
1 V	ABE Shinya	R
A	AITA Kosuke	R
C	-	

SWE - Sweden		Group-B
4 S	EDIN Niklas	R
3 V	ERIKSSON Oskar	L
2	WRANAA Rasmus	R
1	SUNDRGREN Christoffer	R
A	-	
C	-	

NOR - Norway		Group-B
4 S	ULSRUD Thomas	R
3 V	NERGAARD Torger	R
2	SVAE Christoffer	R
1	PETERSSON Haavard Vad	R
A	-	
C	LOEVOLD Thomas	

USA - United States		Group-A
4 S	SHUSTER John	R
3 V	PLYS Christopher	R
2	HAMILTON Matt	R
1	LANDSTEINER John	L
A	-	
C	BARTLETT Don	

Note:

Position and function for each team member:

4 = Fourth, 3 = Third, 2 = Second, 1 = Lead, A = Alternate, S = Skip, V = Vice-Skip, C = Coach

Legend:

L Left-handed

R Right-handed

CAN: NJEGOVAN C has had the spelling of his name corrected

Extended Team List by Country

REVISED
6 DEC 19:14

As of THU 6 DEC 2018

CAN - Canada		Group-A
4 S	GUNNLAUGSON Jason	R
3 V	FORREST Alex	L
2	NEUFELD Denni	R
1	NJEGOVAN Connor	R
A	-	
C	NEUFELD Chris	
O	THIESEN Nolan	
O	-	

SCO - Scotland		Group-A
4 S	MOUAT Bruce	R
3 V	HARDIE Grant	R
2	LAMMIE Bobby	R
1	McMILLAN Hammy	R
A	-	
C	HANNAH Alan	
O	MURDOCH David	
O	-	

CHN - China		Group-A
4 S	ZOU Qiang	R
3 V	JIANG Dongxu	R
2	SHAO Zhilin	R
1	XU Jingtao	R
A	-	
C	ZHANG Zhipeng	
O	HARRIS Mike (CAN)	
O	-	

SUI - Switzerland		Group-B
4 S	SCHWALLER Yannick	R
3 V	BRUNNER Michael	R
2	MEIER Romano	R
1	KAEUFELER Marcel	R
A	-	
C	WERTHEMANN Bernhard	
NC	LIPS Thomas	
O	-	

JPN - Japan		Group-B
4 S	MATSUMURA Yuta	L
3	SHIMIZU Tetsuro	R
2	TANIDA Yasumasa	R
1 V	ABE Shinya	R
A	AITA Kosuke	R
C	-	
O	-	
O	-	

SWE - Sweden		Group-B
4 S	EDIN Niklas	R
3 V	ERIKSSON Oskar	L
2	WRANAA Rasmus	R
1	SUNDGREN Christoffer	R
A	-	
C	-	
NC	LINDHOLM Peja	
O	-	

NOR - Norway		Group-B
4 S	ULSRUD Thomas	R
3 V	NERGAARD Torger	R
2	SVAE Christoffer	R
1	PETERSSON Haavard Vad	R
A	-	
C	LOEVOLD Thomas	
O	-	
O	-	

USA - United States		Group-A
4 S	SHUSTER John	R
3 V	PLYS Christopher	R
2	HAMILTON Matt	R
1	LANDSTEINER John	L
A	-	
C	BARTLETT Don	
NC	DROBNICK Phill	
O	GULENCHYN Mike	

Note:
Position and function for each team member:
4 = Fourth, 3 = Third, 2 = Second, 1 = Lead, A = Alternate, S = Skip, V = Vice-Skip
C = Coach, NC = National Coach, 2C = 2nd Team Coach, O = Team Official

Legend:
L Left-handed R Right-handed

CAN: NJEGOVAN C has had the spelling of his name corrected

Final Standings

Team	Players	Points	Prize Money
Gold NOR - Norway	SKASLIEN Kristin F NEDREGOTTEN Magnus M LOEVOLD Thomas C	22	\$13,000
2 SUI - Switzerland	PERRET Jenny F RIOS Martin M STOCK Sebastian C	22	\$9,250
3 USA - United States	PETERSON Tabitha F POLO Joe M DROBNICK Phill C	11	\$2,750
4 KOR - Korea	JANG Hyeri F CHOI Chiwon M LEE Hyein C	9	\$2,250
5 CAN - Canada	PARK Kalynn F MORRIS John M - C	7	\$1,750
6 CHN - China	WANG Rui F BA Dexin M RAFAEL Daniel C	7	\$1,750
7 RUS - Russia	MOSKALEVA Anastasia F EREMIN Aleksandr M GUDIN Vasily C	6	\$1,500
8 SWE - Sweden	WENDEL Malin F WINGFORS Fabian M - C	3	\$750

Note:
Team members are identified as follows:
F = Female, M = Male, C = Coach

Competition Summary

Session	Date	Time	Sheet A	Sheet B	Sheet C	Sheet D	Sheet E
Session 2	5 DEC	18:30	CAN 5 - 6 _{SO} SUI	SWE 2 - 9 KOR	USA 9 - 6 NOR	CHN 5 - 8 RUS	
Session 4	6 DEC	8:30	USA 5 - 6 CHN	NOR 9 - 6 RUS	CAN 9 - 6 SWE	SUI 8 - 4 KOR	
Session 6	6 DEC	16:00		RUS 3 - 8 USA	SWE 7 - 9 SUI	KOR 9 - 7 CAN	CHN 5 - 7 NOR
Session 8	7 DEC	8:30	SUI 7 - 4 CAN	KOR 7 - 6 SWE			RUS 4 - 11 CHN
Session 9	7 DEC	12:00					NOR 6 - 4 USA
Session 10	7 DEC	16:00				SWE 9 - 6 CAN	
Session 11	7 DEC	19:30	RUS 8 - 6 NOR		CHN 7 - 8 _{SO} USA		KOR 1 - 8 SUI
Session 13	8 DEC	12:00		CAN 8 - 6 KOR	SUI 6 - 5 SWE		
Session 14	8 DEC	16:00			USA 8 - 6 RUS	NOR 6 - 5 CHN	
Final	9 DEC	8:30			NOR 10 - 5 SUI		

Standings after Round Robin

Group-A

Rank	Team	Games	Points
1	SUI - Switzerland (Perret/Rios)	6	17 Q
2	KOR - Korea (Jang/Choi)	6	9
3	CAN - Canada (Park/Morris)	6	7
4	SWE - Sweden (Wendel/Wingfors)	6	3

Group-B

Rank	Team	Games	Points
1	NOR - Norway (Skaslien/Nedregotten)	6	12 Q
2	USA - United States (Peterson/Polo)	6	11
3	CHN - China (Wang/Ba)	6	7
4	RUS - Russia (Moskaleva/Eremin)	6	6

Final Standings

Rank	Team	Points
Gold	NOR - Norway (Skaslien/Nedregotten)	22
2	SUI - Switzerland (Perret/Rios)	22
3	USA - United States (Peterson/Polo)	11
4	KOR - Korea (Jang/Choi)	9
5	CAN - Canada (Park/Morris)	7
6	CHN - China (Wang/Ba)	7
7	RUS - Russia (Moskaleva/Eremin)	6
8	SWE - Sweden (Wendel/Wingfors)	3

Legend:

Q Qualified for the final

SO Shoot-out

Curling World Cup Ranking

As of SUN 9 DEC 2018

Rank	Member Association	Leg 1	Leg 2	Leg 3	Final	Total Points
1	SUI - Switzerland	12	22			34
2	USA - United States	23	11			34
3	CAN - Canada	25	7			32
4	NOR - Norway	9	22			31
5	RUS - Russia	7	6			13
6	KOR - Korea	3	9			12
7	CHN - China	3	7			10
8	SWE - Sweden	5	3			8

Scoring Analysis

Team	Games		LSFE	Stolen Ends	Last Stone Eff.	PP Eff.	Points Scored						Total	Plus / Minus
							0	1	2	3	4	>4		
SUI	7	For	4	16	30%	25%	0	20	5	2	3	0	48	+12
		Against	3	9			0	11	9	1	1	0	36	
NOR	7	For	3	10	46%	83%	0	14	13	2	1	0	50	+8
		Against	4	6			0	15	4	5	1	0	42	
USA	6	For	3	10	35%	60%	0	13	8	4	0	0	41	+7
		Against	3	8			0	11	10	1	0	0	34	
CHN	6	For	3	5	42%	100%	0	10	8	3	1	0	39	+2
		Against	3	7			0	14	7	3	0	0	37	
CAN	6	For	3	4	38%	50%	0	9	6	2	3	0	39	-3
		Against	3	10			0	18	5	2	2	0	42	
KOR	6	For	3	11	22%	60%	0	14	6	2	1	0	36	-3
		Against	3	11			0	13	4	2	3	0	39	
SWE	6	For	3	6	36%	40%	0	11	7	2	1	0	35	-11
		Against	3	10			0	13	8	3	2	0	46	
RUS	6	For	3	8	27%	33%	0	12	4	5	0	0	35	-12
		Against	3	9			0	8	10	5	1	0	47	
Total	25			70			0	103	57	22	10	0	323	

Note:

Stolen ends are the ends won without the last stone advantage.
 Last Stone Efficiency: Scoring two or more points with last stone advantage.
 Power Play Efficiency: Scoring two or more points by the team calling a Power Play.

Legend:

>4 More than four points scored LSFE Last Stone First End

Summary of Big Ends

Points Scored	By	Against	Session	End	Game Result
4	CAN - Canada	SWE - Sweden	4	2	9 : 6
4	CAN - Canada	KOR - Korea	6	2	7 : 9
4	CAN - Canada	KOR - Korea	13	1	8 : 6
4	CHN - China	RUS - Russia	8	2	11 : 4
4	KOR - Korea	CAN - Canada	6	1	9 : 7
4	NOR - Norway	SUI - Switzerland	F	7	10 : 5
4	SUI - Switzerland	SWE - Sweden	6	8	9 : 7
4	SUI - Switzerland	KOR - Korea	11	4	8 : 1
4	SUI - Switzerland	NOR - Norway	F	1	5 : 10
4	SWE - Sweden	CAN - Canada	10	3	9 : 6

Note:
Big ends are defined as ends with a score of four or more points.

Legend:
F Final

Power Play Analysis

Team	Games	Number of Power Plays	Points Scored in Power Play							Total	Average Score in Power Play
			<0	0/X	1	2	3	4	>4		
NOR - Norway	7	6	0	0	1	3	1	1	0	14	+2.3
CHN - China	6	5	0	0	0	4	1	0	0	11	+2.2
KOR - Korea	6	5	1	0	1	2	1	0	0	7	+1.4
USA - United States	6	5	2	0	0	2	1	0	0	5	+1.0
SWE - Sweden	6	5	1	0	2	2	0	0	0	4	+0.8
SUI - Switzerland	7	5	1	1	2	1	0	0	0	3	+0.8
RUS - Russia	6	6	2	0	2	0	2	0	0	4	+0.7
CAN - Canada	6	6	3	0	0	1	2	0	0	3	+0.5
Total	25	43	10	1	8	15	8	1	0	51	+1.2

Note:
Power Play can be used once per game by each team and only when the team has the last stone advantage. Power Play cannot be used in extra ends.

Legend:
 <0 Ends scored by the opponent team >4 More than four points scored X Unfinished end due to concession

Session Results and Standings

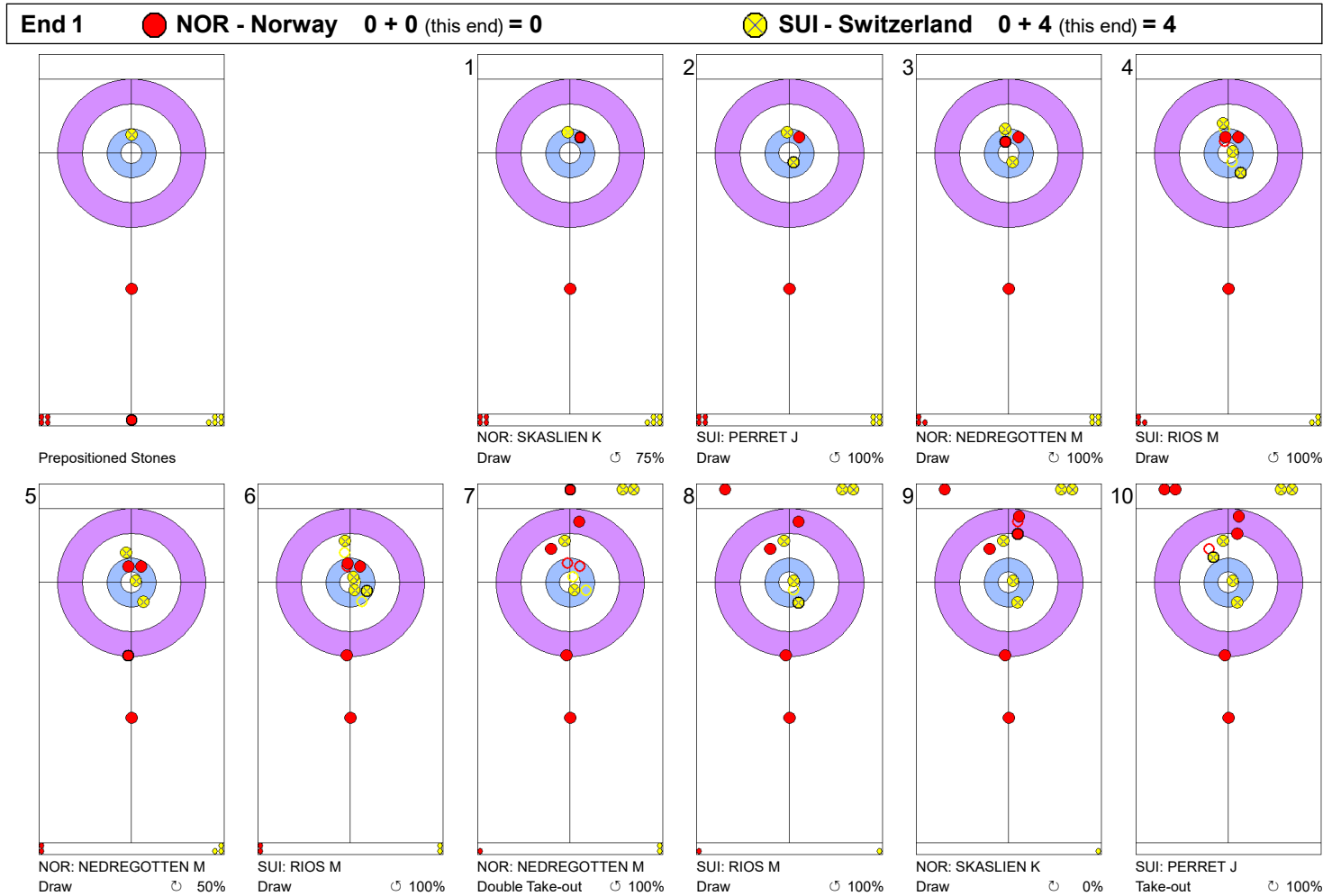
Sheet	Team	LSFE	1	2	3	4	5	6	7	8	Total	Points	
C	NOR - Norway (Skaslien/Nedregotten)		0	2	1	2	1	0	4	X		10	10
	SUI - Switzerland (Perret/Rios)	*	4	0	0	0	0	1	0	X		5	5

Final Standings

Rank	Team	Points
Gold	NOR - Norway (Skaslien/Nedregotten)	22
2	SUI - Switzerland (Perret/Rios)	22
3	USA - United States (Peterson/Polo)	11
4	KOR - Korea (Jang/Choi)	9
5	CAN - Canada (Park/Morris)	7
6	CHN - China (Wang/Ba)	7
7	RUS - Russia (Moskaleva/Eremin)	6
8	SWE - Sweden (Wendel/Wingfors)	3

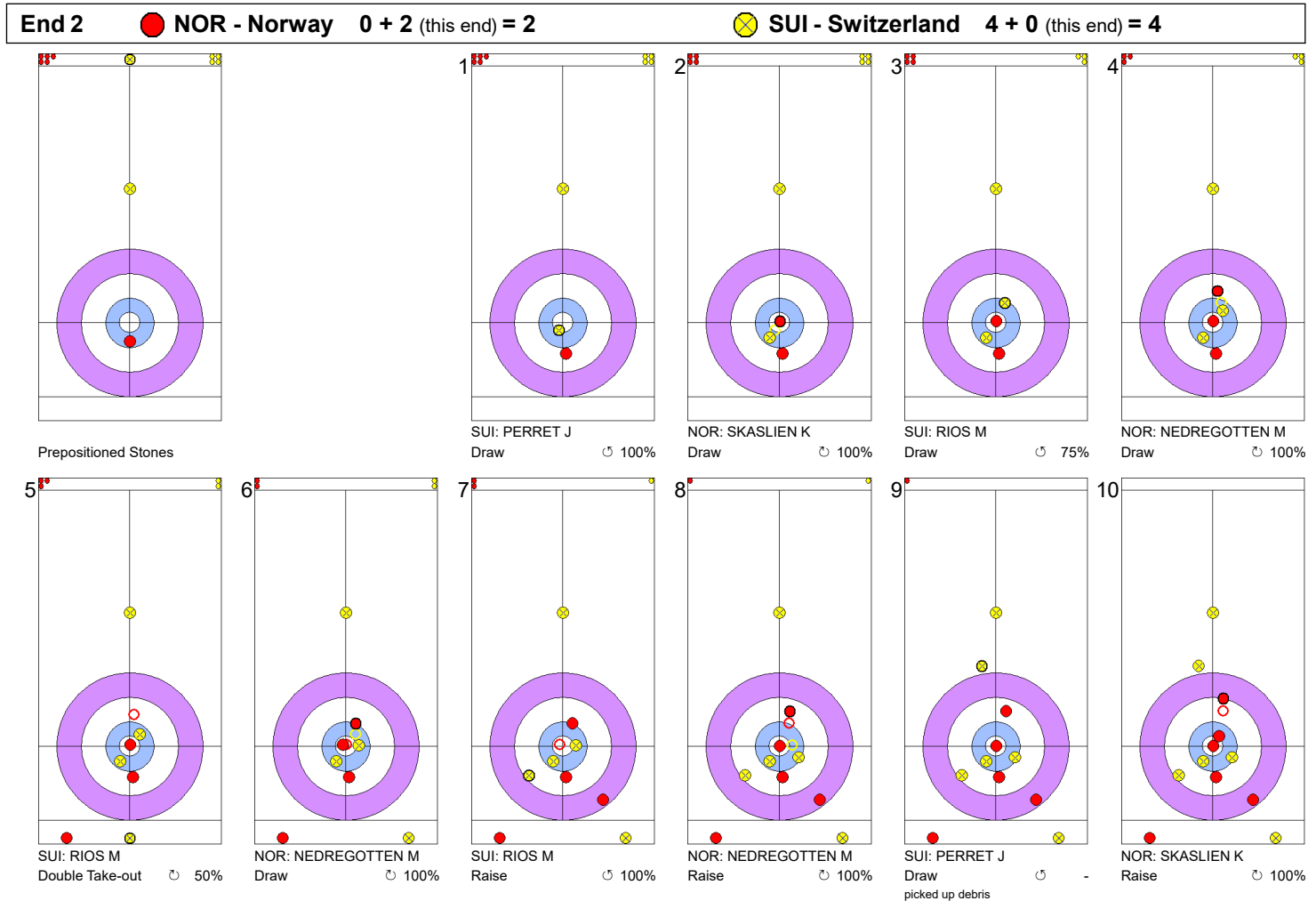
Legend: Power Play LSFE(*) Last Stone First End X Unplayed/unfinished end due to concession

Game - Shot by Shot



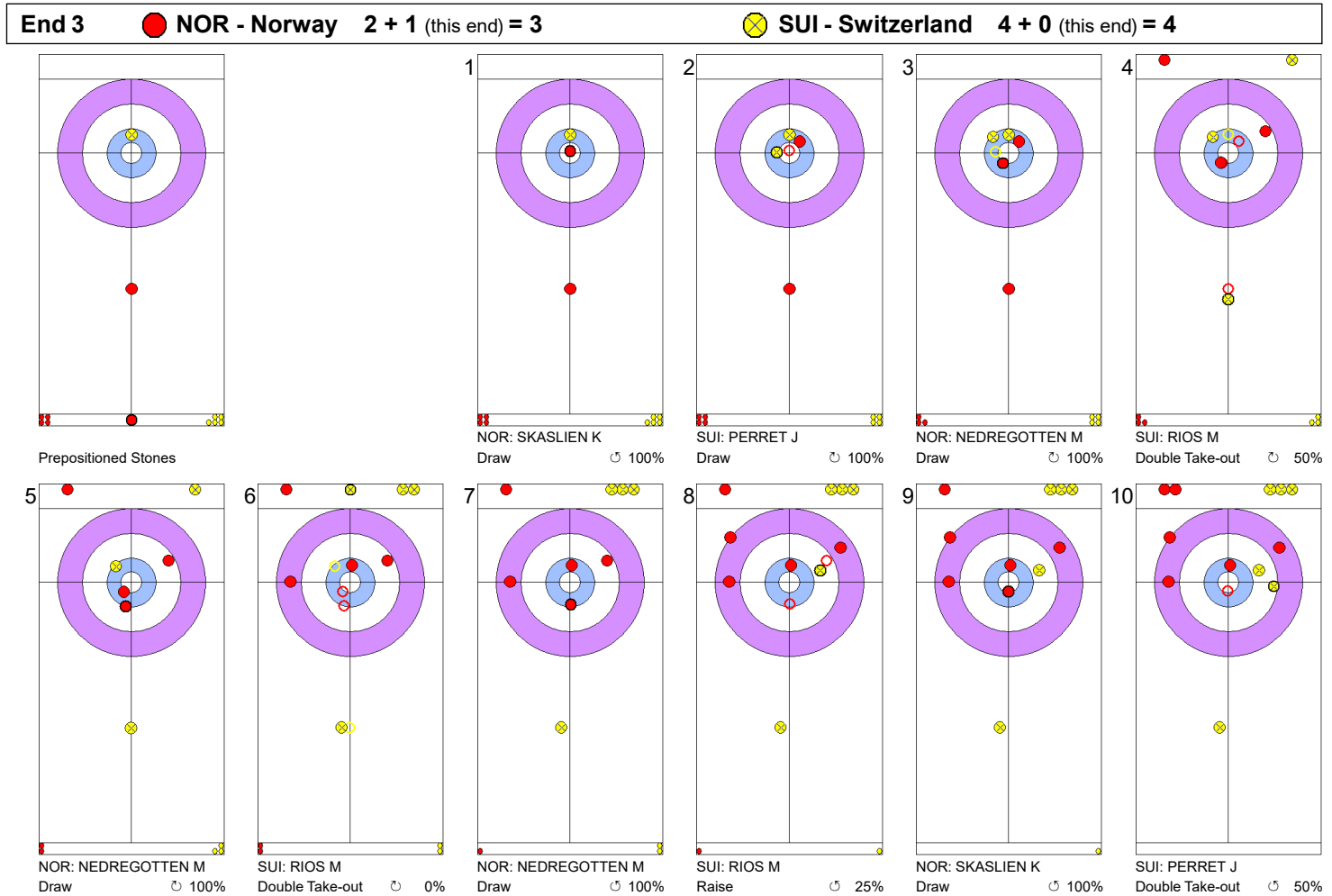
Legend:
 ⤵ Clockwise ⤴ Counter-clockwise - Not considered

Game - Shot by Shot



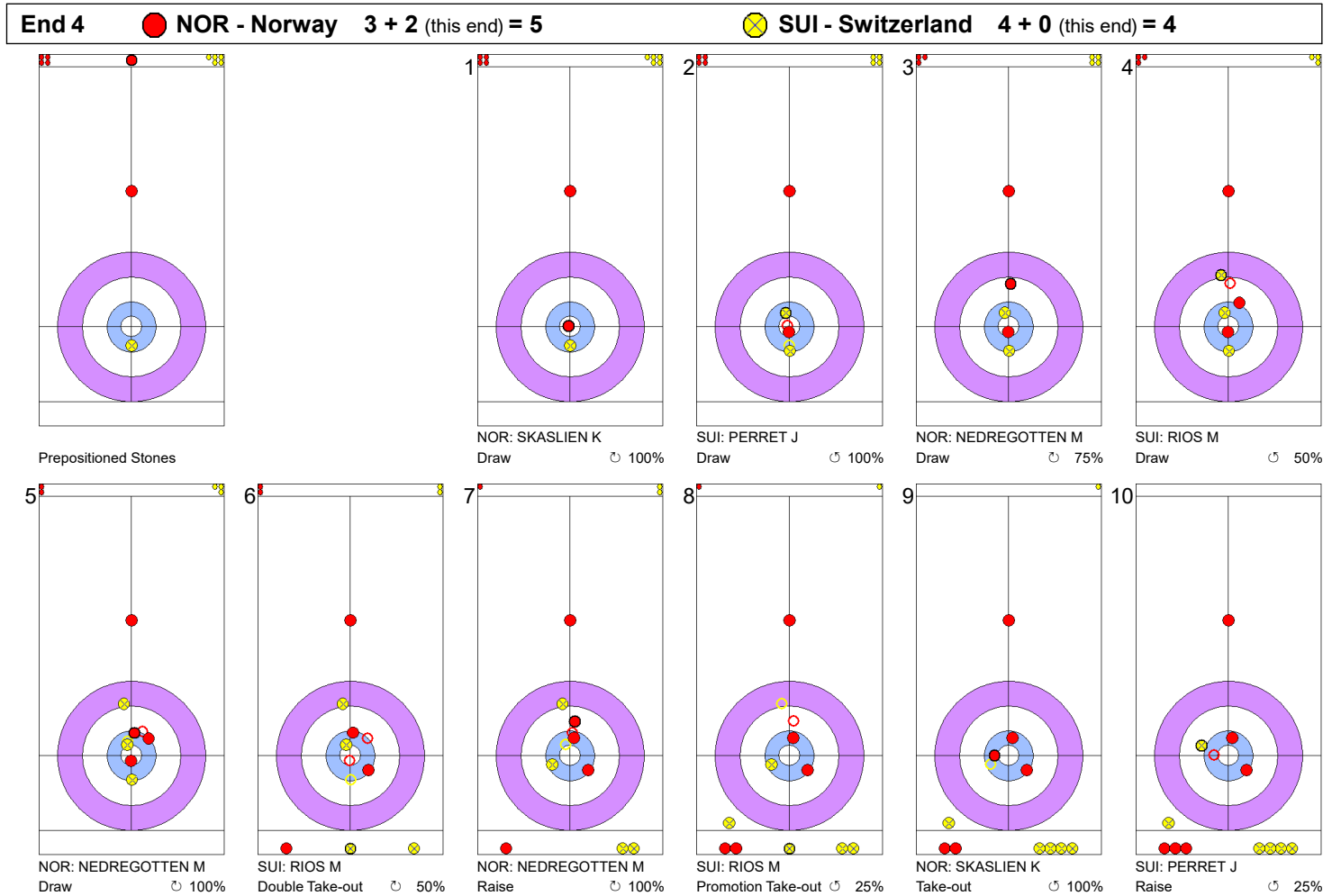
Legend:
 ⤵ Clockwise ⤴ Counter-clockwise - Not considered

Game - Shot by Shot



Legend:
 ⤵ Clockwise ⤴ Counter-clockwise - Not considered

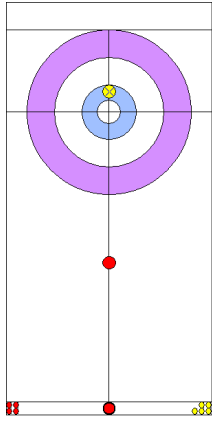
Game - Shot by Shot



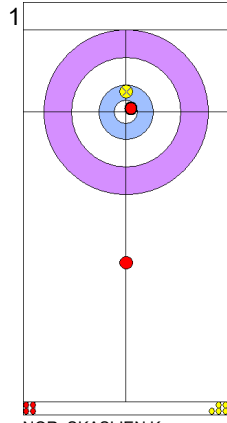
Legend:
 ↻ Clockwise ↺ Counter-clockwise - Not considered

Game - Shot by Shot

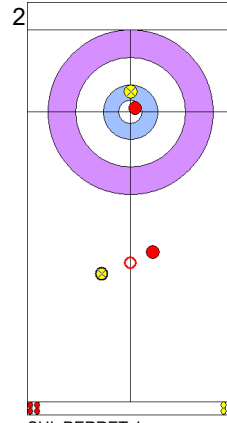
End 5 **NOR - Norway 5 + 1 (this end) = 6** **SUI - Switzerland 4 + 0 (this end) = 4**



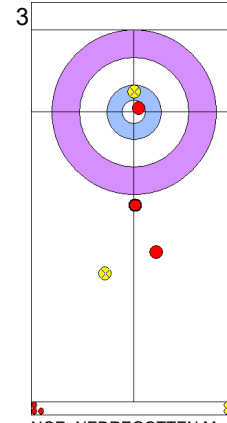
Prepositioned Stones



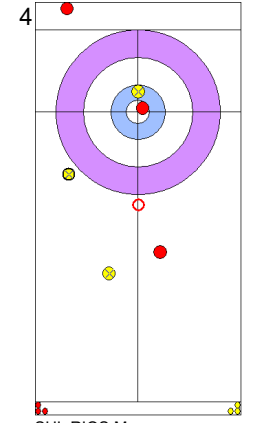
NOR: SKASLIEN K
Draw 100%



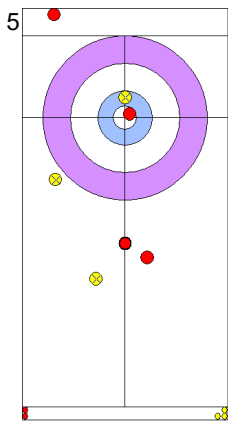
SUI: PERRET J
Draw 0%



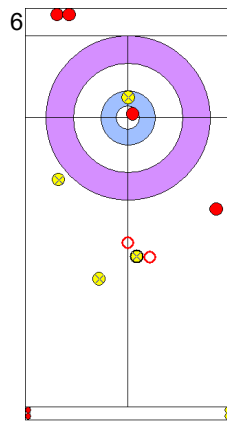
NOR: NEDREGOTTEN M
Guard 100%



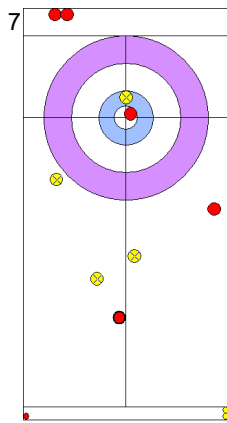
SUI: RIOS M
Double Take-out 50%



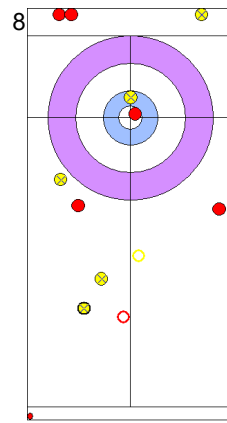
NOR: NEDREGOTTEN M
Guard 100%



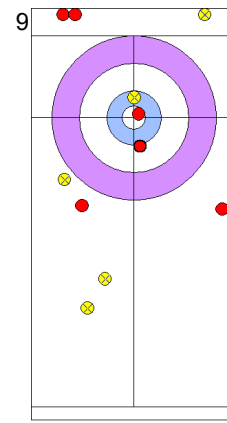
SUI: RIOS M
Double Take-out 50%



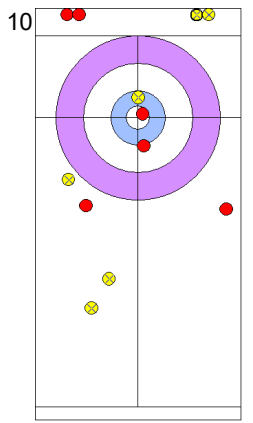
NOR: NEDREGOTTEN M
Guard 100%



SUI: RIOS M
Clearing 100%



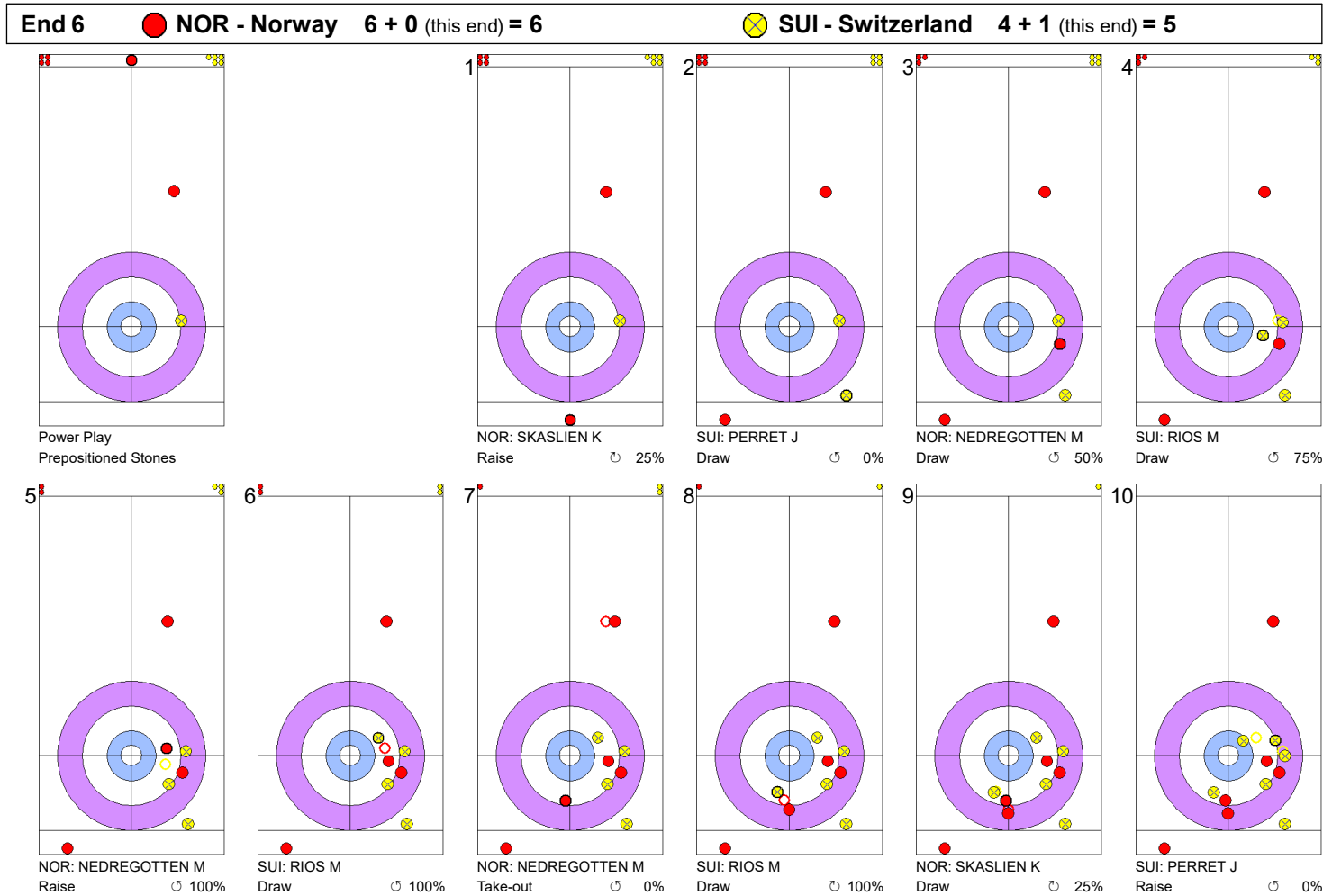
NOR: SKASLIEN K
Draw 100%



SUI: PERRET J
Through -

Legend:
 Clockwise Counter-clockwise - Not considered

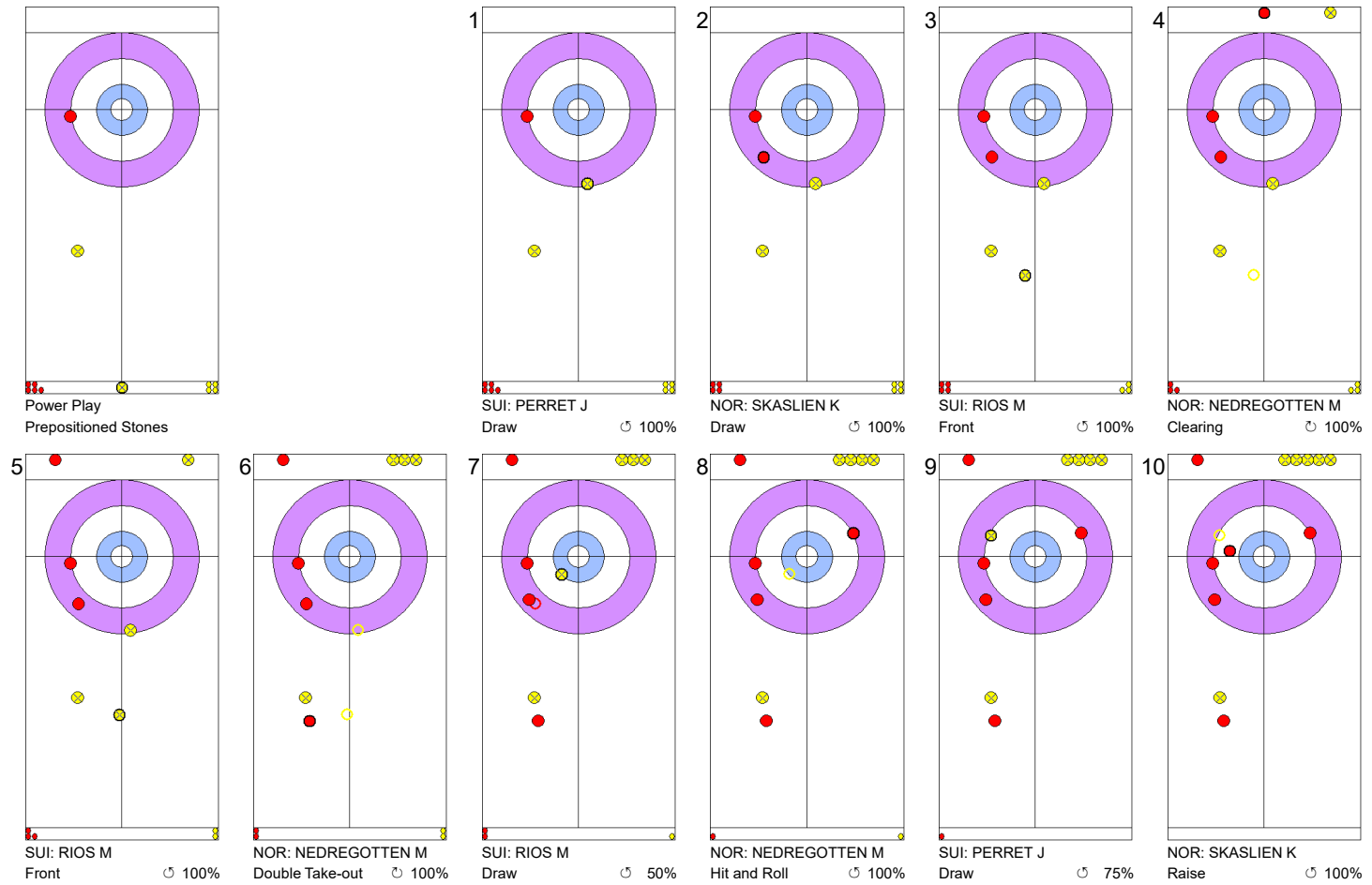
Game - Shot by Shot



Legend:
 ↻ Clockwise ↺ Counter-clockwise - Not considered

Game - Shot by Shot

End 7 **NOR - Norway 6 + 4 (this end) = 10** **SUI - Switzerland 5 + 0 (this end) = 5**



Legend:
 Clockwise Counter-clockwise - Not considered

Competition Matrix

Group-A

Team	CAN		KOR		SUI		SWE	
CAN			7-9	0	5-6	1	9-6	3
			8-6	3	4-7	0	6-9	0
KOR	9-7	3			4-8	0	9-2	3
	6-8	0			1-8	0	7-6	3
SUI	6-5	2	8-4	3			9-7	3
	7-4	3	8-1	3			6-5	3
SWE	6-9	0	2-9	0	7-9	0		
	9-6	3	6-7	0	5-6	0		

Group-B

Team	CHN		NOR		RUS		USA	
CHN			5-7	0	5-8	0	6-5	3
			5-6	0	11-4	3	7-8	1
NOR	7-5	3			9-6	3	6-9	0
	6-5	3			6-8	0	6-4	3
RUS	8-5	3	6-9	0			3-8	0
	4-11	0	8-6	3			6-8	0
USA	5-6	0	9-6	3	8-3	3		
	8-7	2	4-6	0	8-6	3		

Standings after Round Robin Group-A

Rank	Team	Games	Points	
1	SUI - Switzerland (Perret/Rios)	6	17	Q
2	KOR - Korea (Jang/Choi)	6	9	
3	CAN - Canada (Park/Morris)	6	7	
4	SWE - Sweden (Wendel/Wingfors)	6	3	

Standings after Round Robin Group-B

Rank	Team	Games	Points	
1	NOR - Norway (Skaslien/Nedregotten)	6	12	Q
2	USA - United States (Peterson/Polo)	6	11	
3	CHN - China (Wang/Ba)	6	7	
4	RUS - Russia (Moskaleva/Eremin)	6	6	

Legend:
Q Qualified for the final

Scoring Analysis

Team	Games		LSFE	Stolen Ends	Last Stone Eff.	PP Eff.	Points Scored						Total	Plus / Minus
							0	1	2	3	4	>4		
SUI	6	For	3	16	33%	33%	0	19	5	2	2	0	43	+17
		Against	3	6			0	9	7	1	0	0	26	
USA	6	For	3	10	35%	60%	0	13	8	4	0	0	41	+7
		Against	3	8			0	11	10	1	0	0	34	
NOR	6	For	3	7	42%	80%	0	12	11	2	0	0	40	+3
		Against	3	6			0	14	4	5	0	0	37	
CHN	6	For	3	5	42%	100%	0	10	8	3	1	0	39	+2
		Against	3	7			0	14	7	3	0	0	37	
CAN	6	For	3	4	38%	50%	0	9	6	2	3	0	39	-3
		Against	3	10			0	18	5	2	2	0	42	
KOR	6	For	3	11	22%	60%	0	14	6	2	1	0	36	-3
		Against	3	11			0	13	4	2	3	0	39	
SWE	6	For	3	6	36%	40%	0	11	7	2	1	0	35	-11
		Against	3	10			0	13	8	3	2	0	46	
RUS	6	For	3	8	27%	33%	0	12	4	5	0	0	35	-12
		Against	3	9			0	8	10	5	1	0	47	
Total	24			67			0	100	55	22	8	0	308	

Note:
 Stolen ends are the ends won without the last stone advantage.
 Last Stone Efficiency: Scoring two or more points with last stone advantage.
 Power Play Efficiency: Scoring two or more points by the team calling a Power Play.

Legend:
 >4 More than four points scored LSFE Last Stone First End

Summary of Big Ends

Points Scored	By	Against	Session	End	Game Result
4	CAN - Canada	SWE - Sweden	4	2	9 : 6
4	CAN - Canada	KOR - Korea	6	2	7 : 9
4	CAN - Canada	KOR - Korea	13	1	8 : 6
4	CHN - China	RUS - Russia	8	2	11 : 4
4	KOR - Korea	CAN - Canada	6	1	9 : 7
4	SUI - Switzerland	SWE - Sweden	6	8	9 : 7
4	SUI - Switzerland	KOR - Korea	11	4	8 : 1
4	SWE - Sweden	CAN - Canada	10	3	9 : 6

Note:
Big ends are defined as ends with a score of four or more points.

Power Play Analysis

Team	Games	Number of Power Plays	Points Scored in Power Play							Total	Average Score in Power Play
			<0	0/X	1	2	3	4	>4		
CHN - China	6	5	0	0	0	4	1	0	0	11	+2.2
NOR - Norway	6	5	0	0	1	3	1	0	0	10	+2.0
KOR - Korea	6	5	1	0	1	2	1	0	0	7	+1.4
USA - United States	6	5	2	0	0	2	1	0	0	5	+1.0
SWE - Sweden	6	5	1	0	2	2	0	0	0	4	+0.8
RUS - Russia	6	6	2	0	2	0	2	0	0	4	+0.7
SUI - Switzerland	6	4	1	1	1	1	0	0	0	2	+0.7
CAN - Canada	6	6	3	0	0	1	2	0	0	3	+0.5
Total	24	41	10	1	7	15	8	0	0	46	+1.1

Note:
Power Play can be used once per game by each team and only when the team has the last stone advantage. Power Play cannot be used in extra ends.

Legend:
<0 Ends scored by the opponent team >4 More than four points scored X Unfinished end due to concession

Session Results and Standings

Sheet	Round	Team	LSFE	1	2	3	4	5	6	7	8	Total	Points
A	M6	NOR - Norway (Ulsrud)	*	2	0	0	3	2	2	X	X	9	3
		JPN - Japan (Matsumura)		0	1	1	0	0	0	X	X	2	0
B	M6	SCO - Scotland (Mouat)	*	2	2	3	1	0	1	X	X	9	3
		CHN - China (Zou)		0	0	0	0	1	0	X	X	1	0
C	MD6	USA - United States (Peterson/Polo)	*	0	0	0	2	1	2	0	3	8	3
		RUS - Russia (Moskaleva/Eremin)		3	1	1	0	0	0	1	0	6	0
D	MD6	NOR - Norway (Skaslien/Nedregotten)	*	1	1	0	1	0	2	0	1	6	3
		CHN - China (Wang/Ba)		0	0	1	0	2	0	2	0	5	0
E	M6	CAN - Canada (Gunnlaugson)	*	1	1	0	0	0	1	X	X	3	0
		USA - United States (Shuster)		0	0	4	1	2	0	X	X	7	3

Women's Current Standings

Group-A				Group-B			
Rank	Team	Games	Points	Rank	Team	Games	Points
1	KOR - Korea (Kim)	5	12 Q	1	JPN - Japan (Fujisawa)	5	15 Q
2	CAN - Canada (Fleury)	5	9	2	SCO - Scotland (Muirhead)	5	9
3	USA - United States (Sinclair)	5	6	3	SWE - Sweden (Hasselborg)	5	6
4	RUS - Russia (Kovaleva)	5	3	4	CHN - China (Yang)	5	0

Men's Current Standings

Group-A				Group-B				
Rank	Team	Games	Points	TSO	Rank	Team	Games	Points
1	USA - United States (Shuster)	6	15 Q	48.0	1	SWE - Sweden (Edin)	5	12 Q
2	CHN - China (Zou)	6	9		2	NOR - Norway (Ulsrud)	6	9
2	SCO - Scotland (Mouat)	6	9		3	JPN - Japan (Matsumura)	6	6
4	CAN - Canada (Gunnlaugson)	6	3		4	SUI - Switzerland (Schwaller)	5	6

Mixed Doubles Standings after Round Robin

Group-A				Group-B			
Rank	Team	Games	Points	Rank	Team	Games	Points
1	SUI - Switzerland (Perret/Rios)	6	17 Q	1	NOR - Norway (Skaslien/Nedregotten)	6	12 Q
2	KOR - Korea (Jang/Choi)	6	9	2	USA - United States (Peterson/Polo)	6	11
3	CAN - Canada (Park/Morris)	6	7	3	CHN - China (Wang/Ba)	6	7
4	SWE - Sweden (Wendel/Wingfors)	6	3	4	RUS - Russia (Moskaleva/Eremin)	6	6

Note:
Under WCF rules, tie-breaking rules for standings are not applied until after the last game of the round robin.

Legend:
 Power Play **LSFE(*)** Last Stone First End **MDn** Mixed Doubles round n
Mn Men's round n **Q** Qualified for the final **TSO** Team Shoot-out (cm)
X Unplayed/unfinished end due to concession

Game Results

Sheet	Game	Team	LSFE	1	2	3	4	5	6	7	8	Total	Points
D	6	NOR - Norway (Skaslien/Nedregotten)	*	1	1	0	1	0	2	0	1	6	3
	6	CHN - China (Wang/Ba)		0	0	1	0	2	0	2	0	5	0

NOR - Norway	
F	SKASLIEN Kristin
M	NEDREGOTTEN Magnus

CHN - China	
F	WANG Rui
M	BA Dexin

Power Play: End 6

Power Play: End 7

Note:
Team members are identified as follows:
F = Female, M = Male

Legend:
 Power Play **LSFE(*)** Last Stone First End

Session Results and Standings

Sheet	Round	Team	LSFE	1	2	3	4	5	6	7	8	Total	Points
A	W5	SCO - Scotland (Muirhead)	*	0	0	0	1	0	0	1	X	2	0
		SWE - Sweden (Hasselborg)		1	1	1	0	1	3	0	X	7	3
B	MD6	CAN - Canada (Park/Morris)	*	4	0	0	1	0	0	3	0	8	3
		KOR - Korea (Jang/Choi)		0	1	1	0	1	2	0	1	6	0
C	MD6	SUI - Switzerland (Perret/Rios)	*	0	1	1	0	2	2	0	0	6	3
		SWE - Sweden (Wendel/Wingfors)		1	0	0	2	0	0	1	1	5	0
D	W5	CHN - China (Yang)	*	1	0	0	0	1	0	X	X	2	0
		JPN - Japan (Fujisawa)		0	3	1	3	0	1	X	X	8	3
E	W5	USA - United States (Sinclair)	*	1	0	2	0	1	0	X	X	4	0
		RUS - Russia (Kovaleva)		0	1	0	6	0	2	X	X	9	3

Women's Current Standings

Group-A				Group-B			
Rank	Team	Games	Points	Rank	Team	Games	Points
1	KOR - Korea (Kim)	5	12 Q	1	JPN - Japan (Fujisawa)	5	15 Q
2	CAN - Canada (Fleury)	5	9	2	SCO - Scotland (Muirhead)	5	9
3	USA - United States (Sinclair)	5	6	3	SWE - Sweden (Hasselborg)	5	6
4	RUS - Russia (Kovaleva)	5	3	4	CHN - China (Yang)	5	0

Men's Current Standings

Group-A				Group-B			
Rank	Team	Games	Points	Rank	Team	Games	Points
1	USA - United States (Shuster)	5	12	1	SWE - Sweden (Edin)	5	12 Q
2	CHN - China (Zou)	5	9	2	JPN - Japan (Matsumura)	5	6
3	SCO - Scotland (Mouat)	5	6	2	NOR - Norway (Ulsrud)	5	6
4	CAN - Canada (Gunnlaugson)	5	3	2	SUI - Switzerland (Schwaller)	5	6

Mixed Doubles Current Standings

Group-A				Group-B			
Rank	Team	Games	Points	Rank	Team	Games	Points
1	SUI - Switzerland (Perret/Rios)	6	17 Q	1	NOR - Norway (Skaslien/Nedregotten)	5	9
2	KOR - Korea (Jang/Choi)	6	9	2	USA - United States (Peterson/Polo)	5	8
3	CAN - Canada (Park/Morris)	6	7	3	CHN - China (Wang/Ba)	5	7
4	SWE - Sweden (Wendel/Wingfors)	6	3	4	RUS - Russia (Moskaleva/Eremin)	5	6

Note:
Under WCF rules, tie-breaking rules for standings are not applied until after the last game of the round robin.

Legend:
 Power Play **LSFE(*)** Last Stone First End **MDn** Mixed Doubles round n
Q Qualified for the final **Wn** Women's round n **X** Unplayed/unfinished end due to concession

Session Results and Standings

Sheet	Round	Team	LSFE	1	2	3	4	5	6	7	8	SO	Total	Points	
A	MD5	RUS - Russia (Moskaleva/Eremin)	*	1	0	3	0	1	0	3	0			8	3
		NOR - Norway (Skaslien/Nedregotten)		0	1	0	2	0	2	0	1				6
B	W4	CHN - China (Yang)	*	1	0	1	0	0	1	X	X			3	0
		SCO - Scotland (Muirhead)		0	4	0	3	3	0	X	X				10
C	MD5	CHN - China (Wang/Ba)	*	1	0	2	0	0	2	0	2	0		7	1
		USA - USA (Peterson/Polo)		0	1	0	3	1	0	2	0	1			8
D	W4	JPN - Japan (Fujisawa)	*	2	0	0	0	0	2	0	1			5	3
		SWE - Sweden (Hasselborg)		0	1	0	1	1	0	1	0				4
E	MD5	KOR - Korea (Jang/Choi)	*	0	0	1	0	0	0	X	X			1	0
		SUI - Switzerland (Perret/Rios)		1	1	0	4	1	1	X	X				8

Women's Current Standings

Group-A				Group-B			
Rank	Team	Games	Points	Rank	Team	Games	Points
1	CAN - Canada (Fleury)	4	9	1	JPN - Japan (Fujisawa)	4	12
2	KOR - Korea (Kim)	4	9	2	SCO - Scotland (Muirhead)	4	9
3	USA - USA (Sinclair)	4	6	3	SWE - Sweden (Hasselborg)	4	3
4	RUS - Russia (Kovaleva)	4	0	4	CHN - China (Yang)	4	0

Men's Current Standings

Group-A				Group-B			
Rank	Team	Games	Points	Rank	Team	Games	Points
1	USA - USA (Shuster)	4	9	1	SWE - Sweden (Edin)	4	9
2	CHN - China (Zou)	4	6	2	NOR - Norway (Ulsrud)	4	6
2	SCO - Scotland (Mouat)	4	6	2	SUI - Switzerland (Schwaller)	4	6
4	CAN - Canada (Gunnlaugson)	4	3	4	JPN - Japan (Matsumura)	4	3

Mixed Doubles Current Standings

Group-A				Group-B			
Rank	Team	Games	Points	Rank	Team	Games	Points
1	SUI - Switzerland (Perret/Rios)	5	14 Q	1	NOR - Norway (Skaslien/Nedregotten)	5	9
2	KOR - Korea (Jang/Choi)	5	9	2	USA - USA (Peterson/Polo)	5	8
3	CAN - Canada (Park/Morris)	5	4	3	CHN - China (Wang/Ba)	5	7
4	SWE - Sweden (Wendel/Wingfors)	5	3	4	RUS - Russia (Moskaleva/Eremin)	5	6

Note:
Under WCF rules, tie-breaking rules for standings are not applied until after the last game of the round robin.

Legend:
 Power Play **LSFE(*)** Last Stone First End **MDn** Mixed Doubles round n
Q Qualified for the final **SO** Shoot-out **Wn** Women's round n
X Unplayed/unfinished end due to concession

Game Results

Sheet	Game	Team	LSFE	1	2	3	4	5	6	7	8	Total	Points
A	5	RUS - Russia (Moskaleva/Eremin)	*	1	0	3	0	1	0	3	0	8	3
	5	NOR - Norway (Skaslien/Nedregotten)		0	1	0	2	0	2	0	1	6	0

RUS - Russia

 F MOSKALEVA Anastasia
 M EREMIN Aleksandr

NOR - Norway

 F SKASLIEN Kristin
 M NEDREGOTTEN Magnus

Power Play: End 7

Power Play: End 6

Note:
 Team members are identified as follows:
 F = Female, M = Male

Legend:
 Power Play LSFE(*) Last Stone First End

Game Results

Sheet	Game	Team	LSFE	1	2	3	4	5	6	7	8	SO	Total	Points
C	5	CHN - China (Wang/Ba)	*	1	0	2	0	0	2	0	2	0	7	1
	5	USA - USA (Peterson/Polo)		0	1	0	3	1	0	2	0	1	8	2

CHN - China		Shot Success Game
F	WANG Rui	58 %
M	BA Dexin	78 %
Team Total		70 %

USA - United States		Shot Success Game
F	PETERSON Tabitha	79 %
M	POLO Joe	72 %
Team Total		76 %

Power Play: End 6

Power Play: End 7

Shoot-out: 23.2cm (WANG Rui)

Shoot-out: 8.7cm (POLO Joe)

CHN - China		↻	↺	Game	
F	WANG Rui	Draws	8 88%	5 25%	13 63%
		Take-outs	2 25%	1 50%	3 33%
		Total	10 75%	6 29%	16 58%
M	BA Dexin	Draws	5 90%	13 75%	18 79%
		Take-outs	4 100%	2 25%	6 75%
		Total	9 94%	15 68%	24 78%
Team		Draws	13 88%	18 61%	31 73%
		Take-outs	6 75%	3 33%	9 61%
		Total	19 84%	21 57%	40 70%

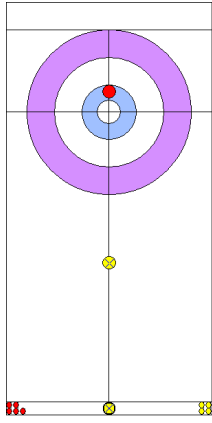
USA - United States		↻	↺	Game	
F	PETERSON Tabitha	Draws	11 73%	8 84%	19 78%
		Take-outs	3 100%	2 63%	5 85%
		Total	14 79%	10 80%	24 79%
M	POLO Joe	Draws	5 60%	9 78%	14 71%
		Take-outs	0 -	2 75%	2 75%
		Total	5 60%	11 77%	16 72%
Team		Draws	16 69%	17 81%	33 75%
		Take-outs	3 100%	4 69%	7 82%
		Total	19 74%	21 79%	40 76%

Note:
Team members are identified as follows:
F = Female, M = Male

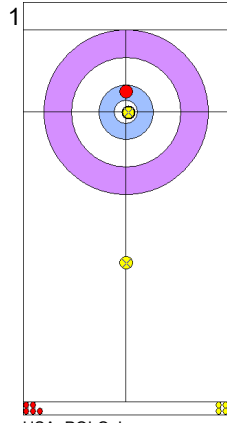
Legend:
 Power Play ↻ Clockwise ↺ Counter-clockwise
 LSFE(*) Last Stone First End SO Shoot-out

Game - Shot by Shot

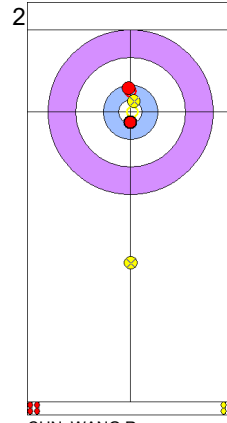
End 1 ● CHN - China 0 + 1 (this end) = 1 ⊗ USA - United States 0 + 0 (this end) = 0



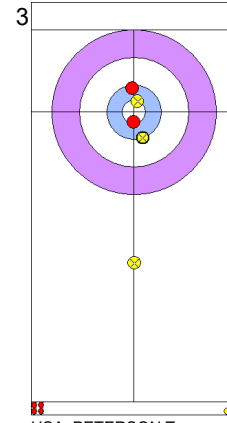
Prepositioned Stones



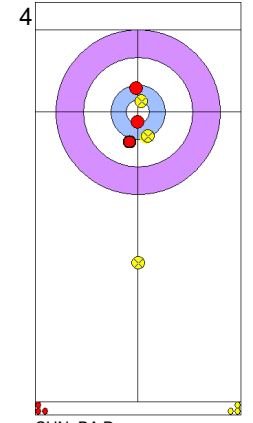
USA: POLO J
Draw ⌚ 100%



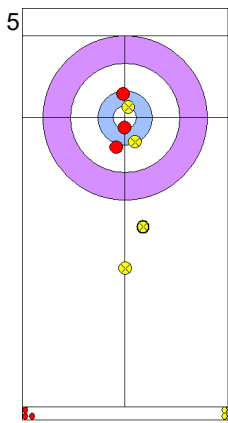
CHN: WANG R
Draw ⌚ 100%



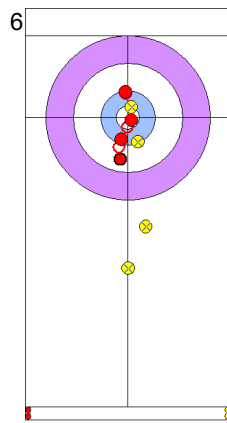
USA: PETERSON T
Draw ⌚ 100%



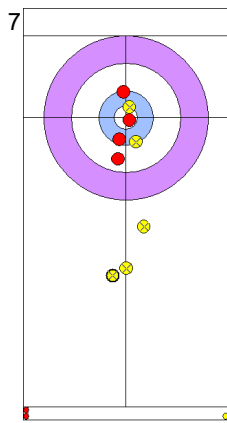
CHN: BA D
Draw ⌚ 100%



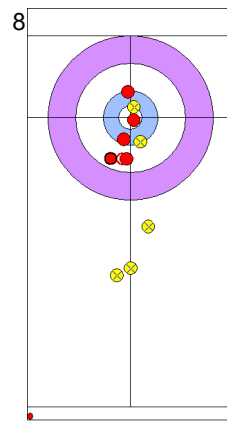
USA: PETERSON T
Guard ⌚ 100%



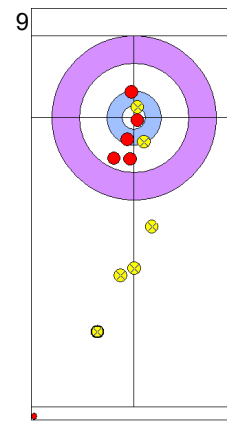
CHN: BA D
Raise ⌚ 100%



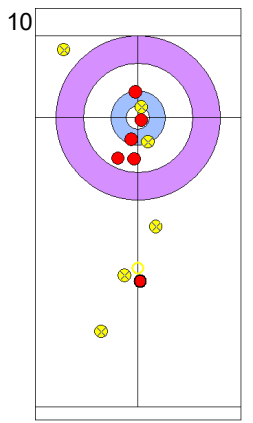
USA: PETERSON T
Guard ⌚ 100%



CHN: BA D
Draw ⌚ 50%



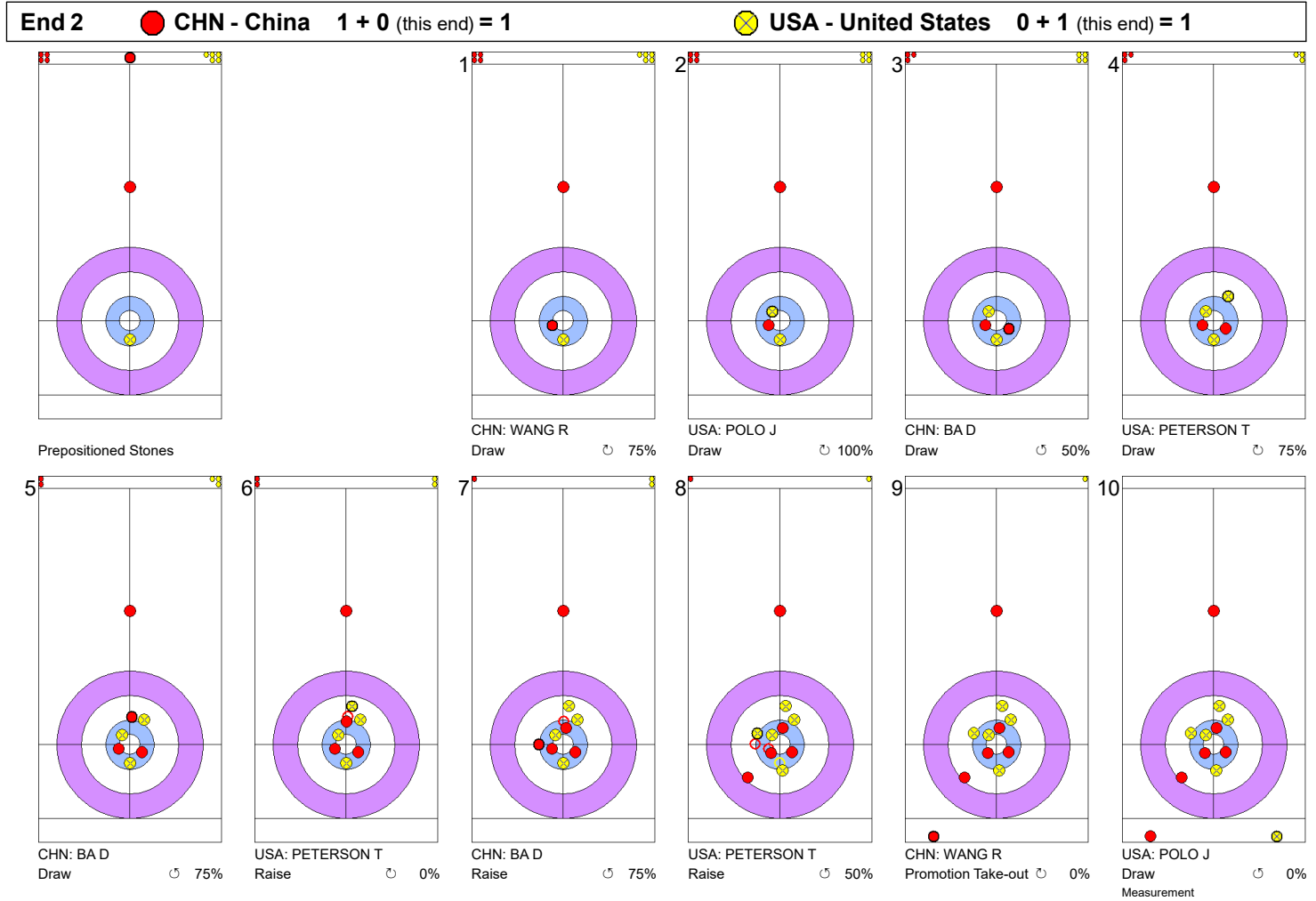
USA: POLO J
Guard ⌚ 100%



CHN: WANG R
Raise ⌚ 0%

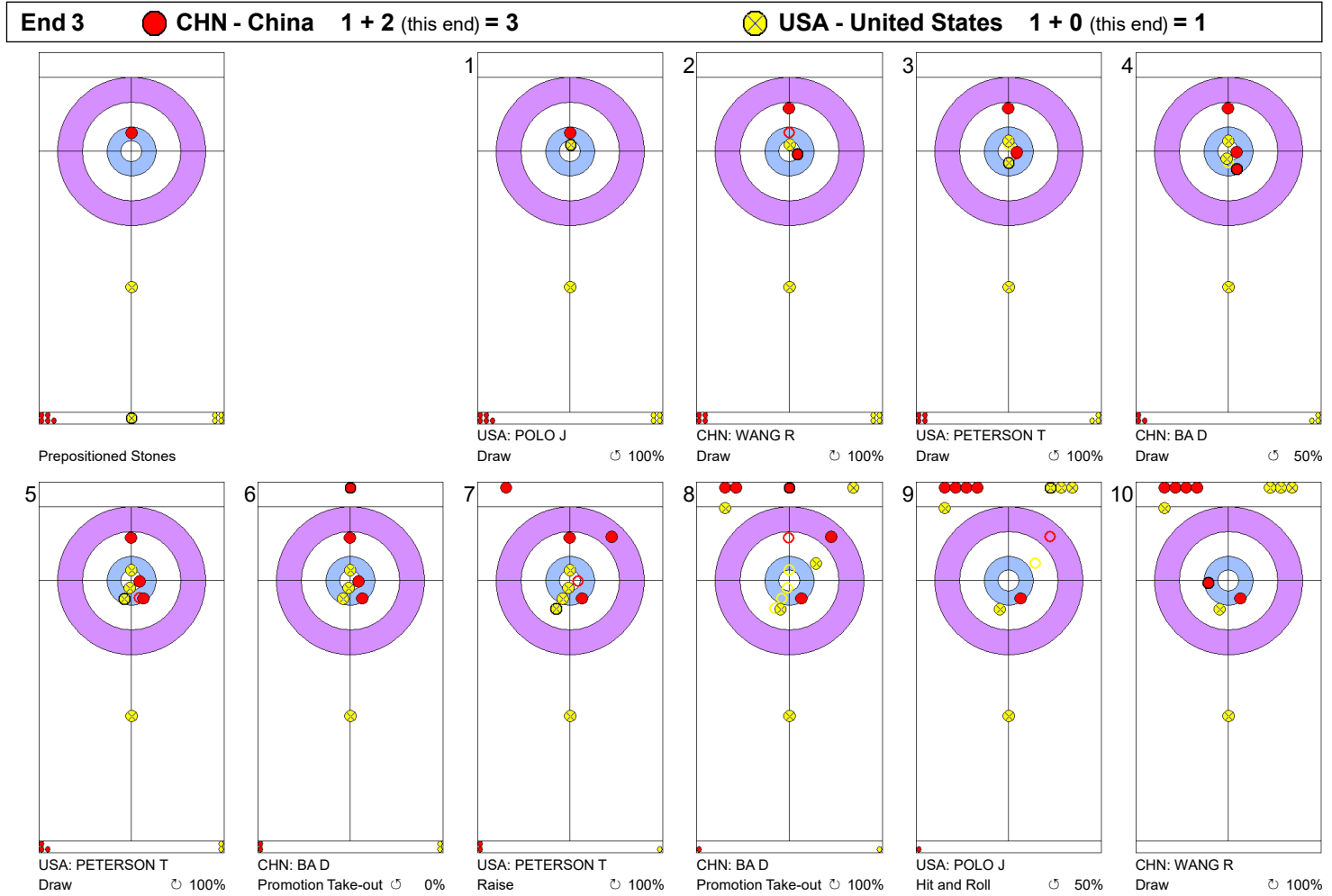
Legend:
⌚ Clockwise ⌚ Counter-clockwise - Not considered

Game - Shot by Shot



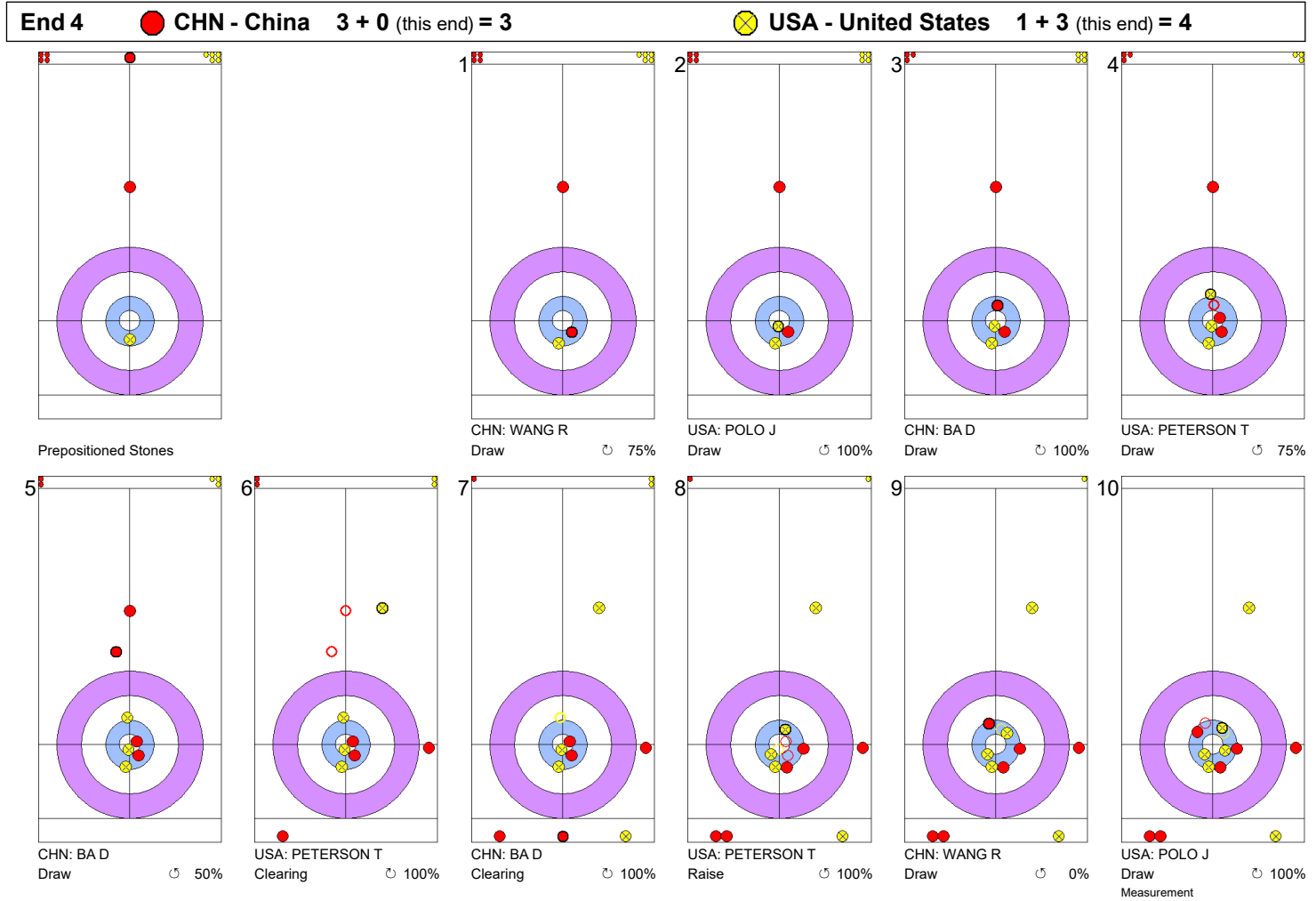
Legend:
 ↻ Clockwise ↺ Counter-clockwise - Not considered

Game - Shot by Shot



Legend:
 ↻ Clockwise ↻ Counter-clockwise - Not considered

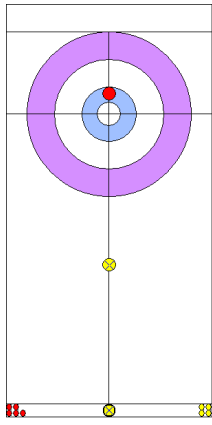
Game - Shot by Shot



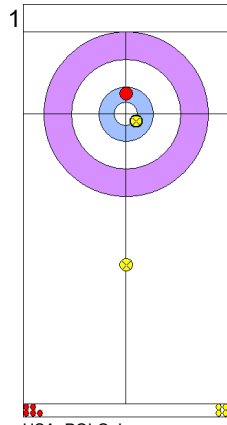
Legend:
 ⤴ Clockwise ⤵ Counter-clockwise - Not considered

Game - Shot by Shot

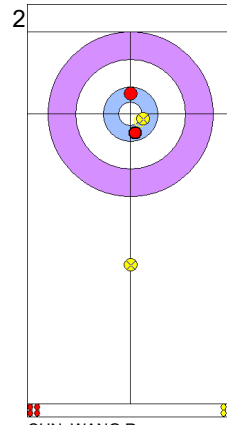
End 5 **● CHN - China 3 + 0 (this end) = 3** **⊗ USA - United States 4 + 1 (this end) = 5**



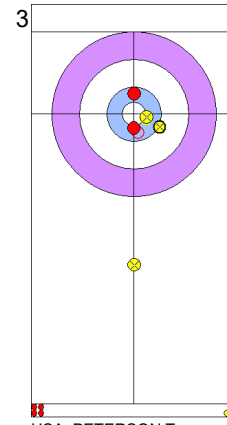
Prepositioned Stones



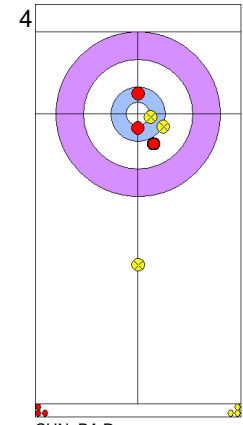
USA: POLO J
Draw 100%



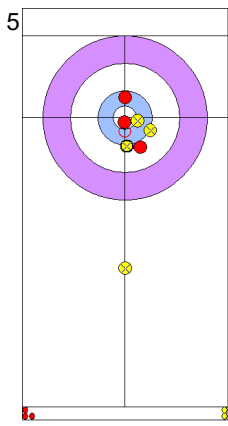
CHN: WANG R
Draw 100%



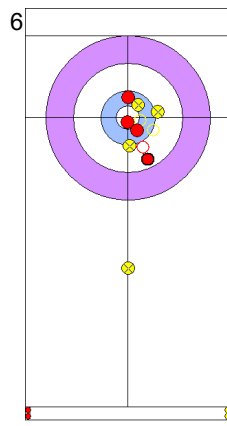
USA: PETERSON T
Draw 100%



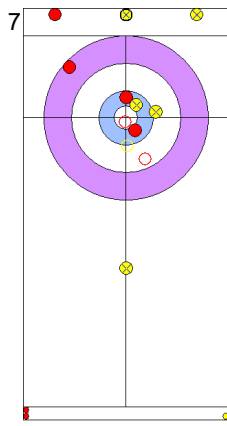
CHN: BA D
Draw 100%



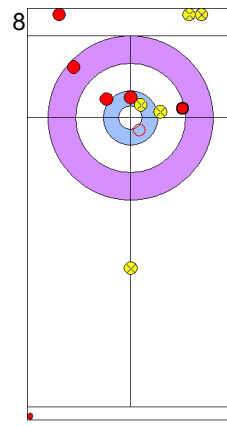
USA: PETERSON T
Draw 0%



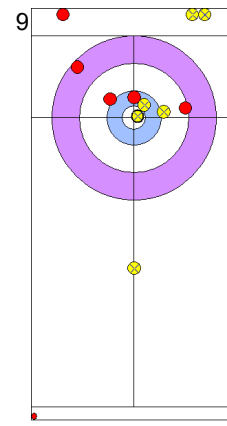
CHN: BA D
Raise 100%



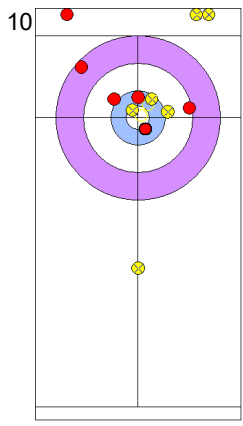
USA: PETERSON T
Double Take-out 50%





CHN: BA D
Raise 0%



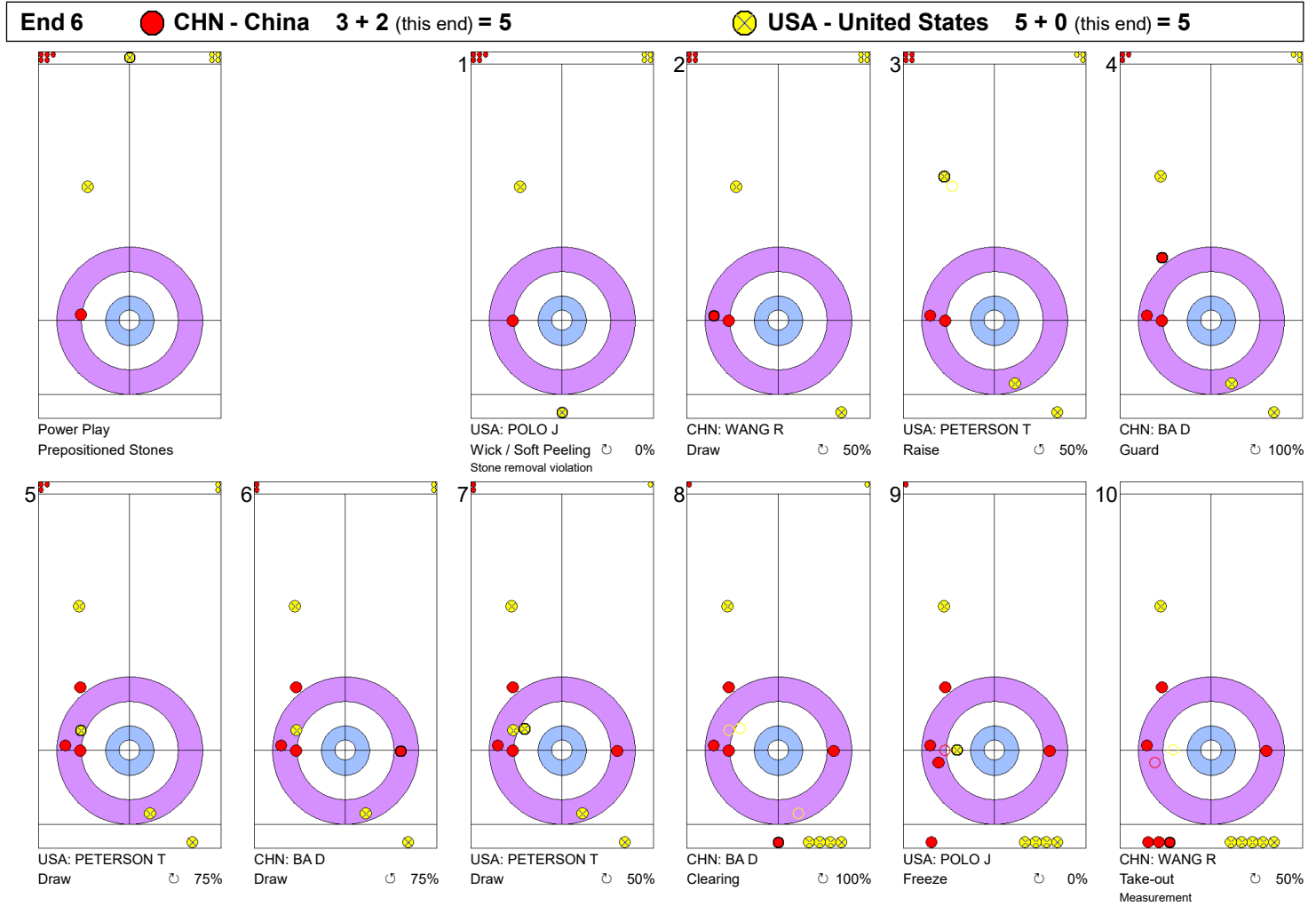
USA: POLO J
Draw 100%



CHN: WANG R
Raise 25%

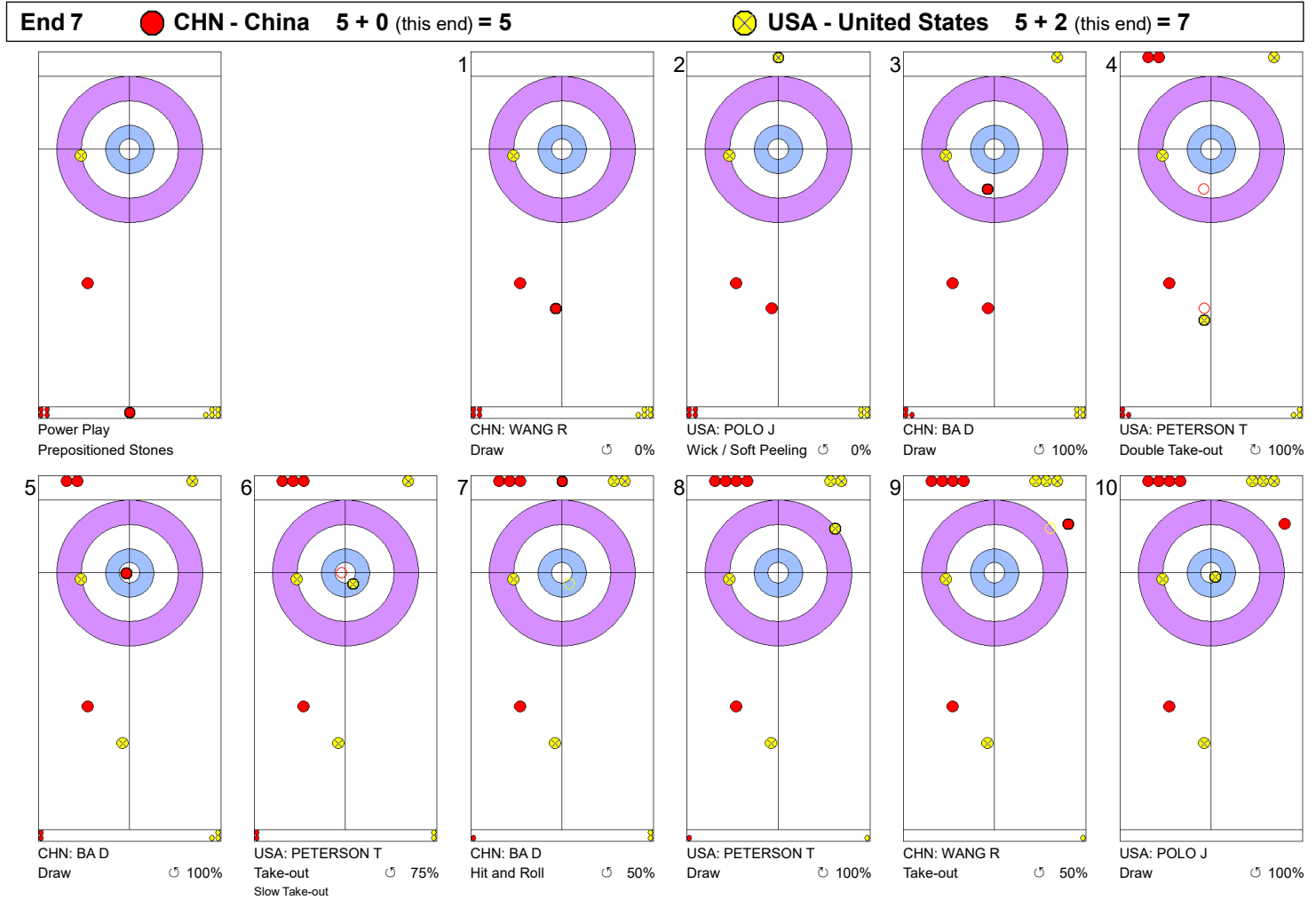
Legend:
 Clockwise
  Counter-clockwise
 - Not considered

Game - Shot by Shot



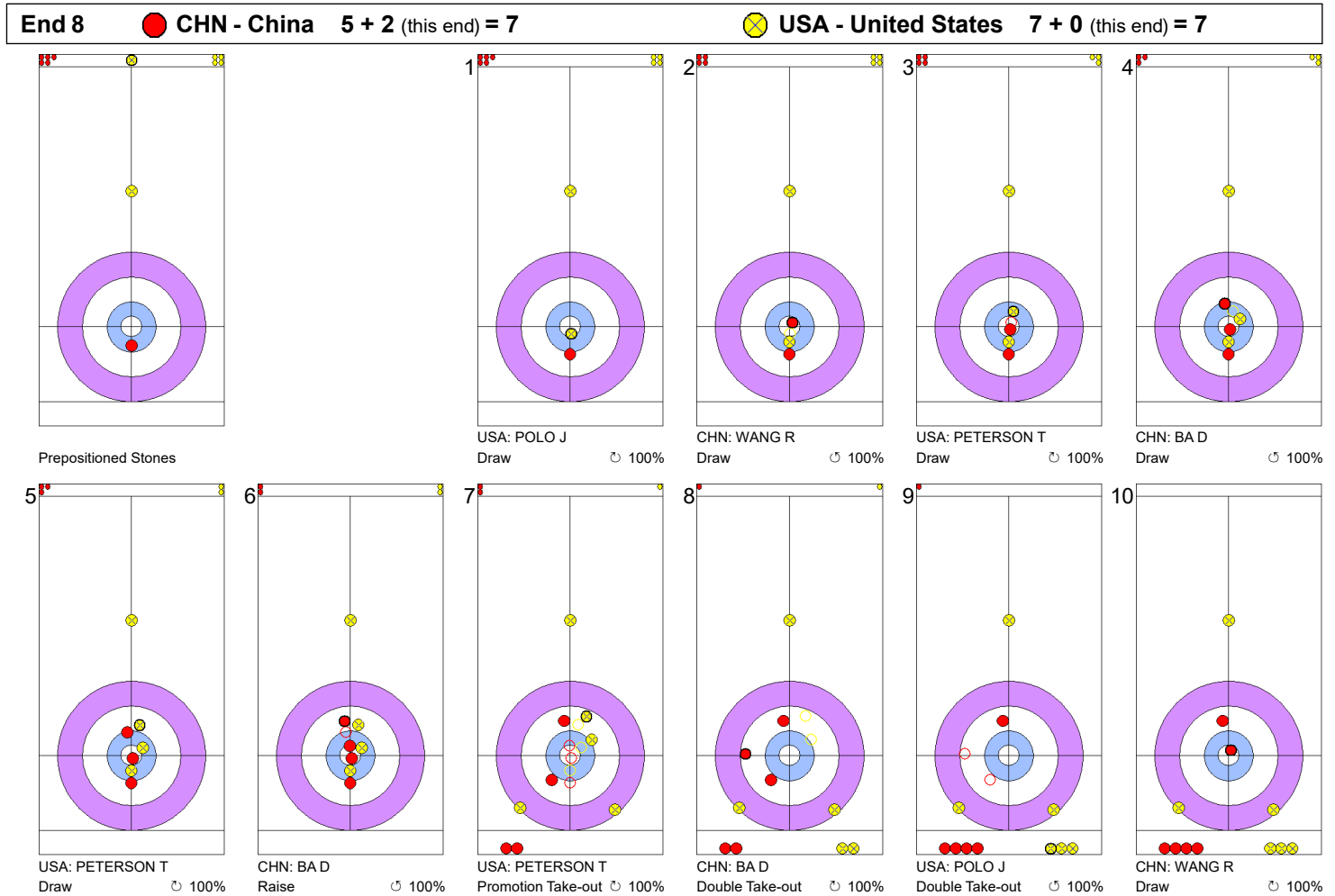
Legend:
 ↻ Clockwise ↺ Counter-clockwise - Not considered

Game - Shot by Shot



Legend:
 ↻ Clockwise ↺ Counter-clockwise - Not considered

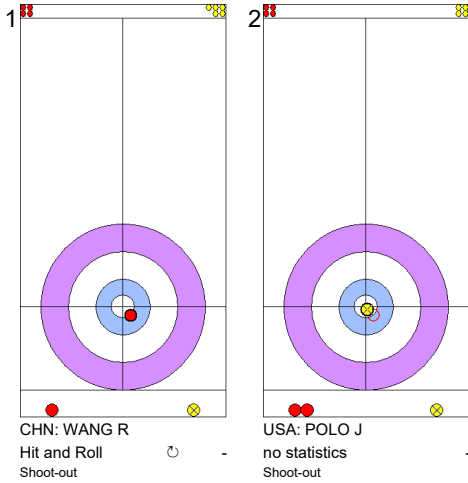
Game - Shot by Shot



Legend:
 ⤵ Clockwise ⤴ Counter-clockwise - Not considered

Game - Shot by Shot

End 9 ● CHN - China 7 + 0 (this end) = 7 ⊗ USA - United States 7 + 1 (this end) = 8



Legend:
 Clockwise Counter-clockwise - Not considered

Game Results

Sheet	Game	Team	LSFE	1	2	3	4	5	6	7	8	Total	Points
E	5	KOR - Korea (Jang/Choi)	*	0	0	1	0	0	0	X	X	1	0
	5	SUI - Switzerland (Perret/Rios)		1	1	0	4	1	1	X	X	8	3

KOR - Korea	
F	JANG Hyeri
M	CHOI Chiwon

SUI - Switzerland	
F	PERRET Jenny
M	RIOS Martin

Power Play: End 5

Note:
Team members are identified as follows:
F = Female, M = Male

Legend:
 Power Play
 LSFE(*) Last Stone First End
 X Unplayed/unfinished end due to concession

Session Results and Standings

Sheet	Round	Team	LSFE	1	2	3	4	5	6	7	8	Total	Points
A	W4	RUS - Russia (Kovaleva)	*	1	0	2	0	2	0	1	0	6	0
		CAN - Canada (Fleury)		0	2	0	2	0	2	0	1	7	3
B	W4	USA - USA (Sinclair)	*	0	2	0	0	3	0	2	0	7	0
		KOR - Korea (Kim)		1	0	1	2	0	3	0	1	8	3
C	M4	SUI - Switzerland (Schwaller)	*	1	1	1	0	1	0	2	0	6	3
		NOR - Norway (Ulsrud)		0	0	0	2	0	2	0	1	5	0
D	MD5	SWE - Sweden (Wendel/Wingfors)	*	3	0	4	0	1	0	1	0	9	3
		CAN - Canada (Park/Morris)		0	2	0	2	0	1	0	1	6	0
E	M4	JPN - Japan (Matsumura)	*	0	0	1	0	1	0	X	X	2	0
		SWE - Sweden (Edin)		1	2	0	3	0	1	X	X	7	3

Women's Current Standings

Group-A				Group-B			
Rank	Team	Games	Points	Rank	Team	Games	Points
1	CAN - Canada (Fleury)	4	9	1	JPN - Japan (Fujisawa)	3	9
2	KOR - Korea (Kim)	4	9	2	SCO - Scotland (Muirhead)	3	6
3	USA - USA (Sinclair)	4	6	3	SWE - Sweden (Hasselborg)	3	3
4	RUS - Russia (Kovaleva)	4	0	4	CHN - China (Yang)	3	0

Men's Current Standings

Group-A				Group-B			
Rank	Team	Games	Points	Rank	Team	Games	Points
1	USA - USA (Shuster)	4	9	1	SWE - Sweden (Edin)	4	9
2	CHN - China (Zou)	4	6	2	NOR - Norway (Ulsrud)	4	6
2	SCO - Scotland (Mouat)	4	6	2	SUI - Switzerland (Schwaller)	4	6
4	CAN - Canada (Gunnlaugson)	4	3	4	JPN - Japan (Matsumura)	4	3

Mixed Doubles Current Standings

Group-A				Group-B			
Rank	Team	Games	Points	Rank	Team	Games	Points
1	SUI - Switzerland (Perret/Rios)	4	11	1	NOR - Norway (Skaslien/Nedregotten)	4	9
2	KOR - Korea (Jang/Choi)	4	9	2	CHN - China (Wang/Ba)	4	6
3	CAN - Canada (Park/Morris)	5	4	2	USA - USA (Peterson/Polo)	4	6
4	SWE - Sweden (Wendel/Wingfors)	5	3	4	RUS - Russia (Moskaleva/Eremin)	4	3

Note:
Under WCF rules, tie-breaking rules for standings are not applied until after the last game of the round robin.

Legend:
 Power Play **LSFE(*)** Last Stone First End **MDn** Mixed Doubles round n
Mn Men's round n **Wn** Women's round n **X** Unplayed/unfinished end due to concession

Session Results and Standings

Sheet	Round	Team	LSFE	1	2	3	4	5	6	7	8	Total	Points
A	M4	CAN - Canada (Gunnlaugson)	*	2	0	2	0	1	0	0	0	5	0
		SCO - Scotland (Mouat)		0	1	0	1	0	3	1	1	7	3
B	W3	SCO - Scotland (Muirhead)	*	2	0	1	0	0	2	1	0	6	0
		JPN - Japan (Fujisawa)		0	1	0	2	1	0	0	3	7	3
C	W3	CHN - China (Yang)	*	0	0	0	0	2	1	0	X	3	0
		SWE - Sweden (Hasselborg)		1	1	2	2	0	0	1	X	7	3
D	M4	CHN - China (Zou)	*	2	1	0	1	0	1	0	0	5	0
		USA - USA (Shuster)		0	0	1	0	2	0	0	3	6	3
E	MD4	NOR - Norway (Skaslien/Nedregotten)	*	1	0	0	0	2	2	1	0	6	3
		USA - USA (Peterson/Polo)		0	1	1	1	0	0	0	1	4	0

Women's Current Standings

Group-A				Group-B			
Rank	Team	Games	Points	Rank	Team	Games	Points
1	CAN - Canada (Fleury)	3	6	1	JPN - Japan (Fujisawa)	3	9
1	KOR - Korea (Kim)	3	6	2	SCO - Scotland (Muirhead)	3	6
1	USA - USA (Sinclair)	3	6	3	SWE - Sweden (Hasselborg)	3	3
4	RUS - Russia (Kovaleva)	3	0	4	CHN - China (Yang)	3	0

Men's Current Standings

Group-A				Group-B			
Rank	Team	Games	Points	Rank	Team	Games	Points
1	USA - USA (Shuster)	4	9	1	NOR - Norway (Ulsrud)	3	6
2	CHN - China (Zou)	4	6	1	SWE - Sweden (Edin)	3	6
2	SCO - Scotland (Mouat)	4	6	3	JPN - Japan (Matsumura)	3	3
4	CAN - Canada (Gunnlaugson)	4	3	3	SUI - Switzerland (Schwaller)	3	3

Mixed Doubles Current Standings

Group-A				Group-B			
Rank	Team	Games	Points	Rank	Team	Games	Points
1	SUI - Switzerland (Perret/Rios)	4	11	1	NOR - Norway (Skaslien/Nedregotten)	4	9
2	KOR - Korea (Jang/Choi)	4	9	2	CHN - China (Wang/Ba)	4	6
3	CAN - Canada (Park/Morris)	4	4	2	USA - USA (Peterson/Polo)	4	6
4	SWE - Sweden (Wendel/Wingfors)	4	0	4	RUS - Russia (Moskaleva/Eremin)	4	3

Note:
Under WCF rules, tie-breaking rules for standings are not applied until after the last game of the round robin.

Legend:
 Power Play **LSFE(*)** Last Stone First End **MDn** Mixed Doubles round n
Mn Men's round n **Wn** Women's round n **X** Unplayed/unfinished end due to concession

Game Results

Sheet	Game	Team	LSFE	1	2	3	4	5	6	7	8	Total	Points
E	4	NOR - Norway (Skaslien/Nedregotten)	*	1	0	0	0	2	2	1	0	6	3
	4	USA - USA (Peterson/Polo)		0	1	1	1	0	0	0	1	4	0

NOR - Norway	
F	SKASLIEN Kristin
M	NEDREGOTTEN Magnus

USA - United States	
F	PETERSON Tabitha
M	POLO Joe

Power Play: End 7

Note:
Team members are identified as follows:
F = Female, M = Male

Legend:
 Power Play **LSFE(*)** Last Stone First End

Session Results and Standings

Sheet	Round	Team	LSFE	1	2	3	4	5	6	7	8	Total	Points	
A	MD4	SUI - Switzerland (Perret/Rios)	*	1	0	1	0	2	3	0	X		7	3
		CAN - Canada (Park/Morris)		0	1	0	1	0	0	2	X		4	0
B	MD4	KOR - Korea (Jang/Choi)	*	2	0	1	0	0	1	0	3		7	3
		SWE - Sweden (Wendel/Wingfors)		0	2	0	2	1	0	1	0		6	0
C	W3	KOR - Korea (Kim)	*	1	0	0	1	0	3	1	X		6	3
		RUS - Russia (Kovaleva)		0	1	1	0	0	0	0	X		2	0
D	W3	USA - USA (Sinclair)	*	0	1	0	1	1	2	0	0		5	0
		CAN - Canada (Fleury)		1	0	3	0	0	0	2	1		7	3
E	MD4	RUS - Russia (Moskaleva/Eremin)	*	3	0	0	1	0	0	X	X		4	0
		CHN - China (Wang/Ba)		0	4	3	0	1	3	X	X		11	3

Women's Current Standings

Group-A				Group-B			
Rank	Team	Games	Points	Rank	Team	Games	Points
1	CAN - Canada (Fleury)	3	6	1	JPN - Japan (Fujisawa)	2	6
1	KOR - Korea (Kim)	3	6	1	SCO - Scotland (Muirhead)	2	6
1	USA - USA (Sinclair)	3	6	3	CHN - China (Yang)	2	0
4	RUS - Russia (Kovaleva)	3	0	3	SWE - Sweden (Hasselborg)	2	0

Men's Current Standings

Group-A				Group-B			
Rank	Team	Games	Points	Rank	Team	Games	Points
1	CHN - China (Zou)	3	6	1	NOR - Norway (Ulsrud)	3	6
1	USA - USA (Shuster)	3	6	1	SWE - Sweden (Edin)	3	6
3	CAN - Canada (Gunnlaugson)	3	3	3	JPN - Japan (Matsumura)	3	3
3	SCO - Scotland (Mouat)	3	3	3	SUI - Switzerland (Schwaller)	3	3

Mixed Doubles Current Standings

Group-A				Group-B			
Rank	Team	Games	Points	Rank	Team	Games	Points
1	SUI - Switzerland (Perret/Rios)	4	11	1	CHN - China (Wang/Ba)	4	6
2	KOR - Korea (Jang/Choi)	4	9	2	NOR - Norway (Skaslien/Nedregotten)	3	6
3	CAN - Canada (Park/Morris)	4	4	2	USA - USA (Peterson/Polo)	3	6
4	SWE - Sweden (Wendel/Wingfors)	4	0	4	RUS - Russia (Moskaleva/Eremin)	4	3

Note:
Under WCF rules, tie-breaking rules for standings are not applied until after the last game of the round robin.

Legend:
 Power Play LSFE(*) Last Stone First End MDn Mixed Doubles round n
 Wn Women's round n X Unplayed/unfinished end due to concession

Game Results

Sheet	Game	Team	LSFE	1	2	3	4	5	6	7	8	Total	Points
A	4	SUI - Switzerland (Perret/Rios)	*	1	0	1	0	2	3	0	X	7	3
	4	CAN - Canada (Park/Morris)		0	1	0	1	0	0	2	X	4	0

SUI - Switzerland	
F	PERRET Jenny
M	RIOS Martin

CAN - Canada	
F	PARK Kalynn
M	MORRIS John

Power Play: End 8

Power Play: End 6

Note:
Team members are identified as follows:
F = Female, M = Male

Legend:
 Power Play
 LSFE(*) Last Stone First End
 X Unplayed/unfinished end due to concession

Game Results

Sheet	Game	Team	LSFE	1	2	3	4	5	6	7	8	Total	Points
B	4	KOR - Korea (Jang/Choi)	*	2	0	1	0	0	1	0	3	7	3
	4	SWE - Sweden (Wendel/Wingfors)		0	2	0	2	1	0	1	0	6	0

KOR - Korea	
F	JANG Hyeri
M	CHOI Chiwon

SWE - Sweden	
F	WENDEL Malin
M	WINGFORS Fabian

Power Play: End 8

Note:
 Team members are identified as follows:
 F = Female, M = Male

Legend:
 Power Play LSFE(*) Last Stone First End

Game Results

Sheet	Game	Team	LSFE	1	2	3	4	5	6	7	8	Total	Points
E	4	RUS - Russia (Moskaleva/Eremin)	*	3	0	0	1	0	0	X	X	4	0
	4	CHN - China (Wang/Ba)		0	4	3	0	1	3	X	X	11	3

RUS - Russia	
F	MOSKALEVA Anastasia
M	EREMIN Aleksandr

CHN - China	
F	WANG Rui
M	BA Dexin

Power Play: End 6

Note:
Team members are identified as follows:
F = Female, M = Male

Legend:
 Power Play
 LSFE(*) Last Stone First End
 X Unplayed/unfinished end due to concession

Session Results and Standings

Sheet	Round	Team	LSFE	1	2	3	4	5	6	7	8	Total	Points
A	W2	SWE - Sweden (Hasselborg)	*	0	2	0	0	0	0	0	X	2	0
		SCO - Scotland (Muirhead)		0	0	1	2	1	1	1	X	6	3
B	MD3	RUS - Russia (Moskaleva/Eremin)	*	1	2	0	0	0	0	0	X	3	0
		USA - USA (Peterson/Polo)		0	0	2	2	1	1	2	X	8	3
C	MD3	SWE - Sweden (Wendel/Wingfors)	*	0	0	0	3	2	0	2	0	7	0
		SUI - Switzerland (Perret/Rios)		1	1	1	0	0	2	0	4	9	3
D	MD3	KOR - Korea (Jang/Choi)	*	4	0	0	0	2	1	1	1	9	3
		CAN - Canada (Park/Morris)		0	4	2	1	0	0	0	0	7	0
E	MD3	CHN - China (Wang/Ba)	*	0	0	1	1	0	3	0	0	5	0
		NOR - Norway (Skaslien/Nedregotten)		1	2	0	0	2	0	1	1	7	3

Women's Current Standings

Group-A				Group-B			
Rank	Team	Games	Points	Rank	Team	Games	Points
1	USA - USA (Sinclair)	2	6	1	SCO - Scotland (Muirhead)	2	6
2	CAN - Canada (Fleury)	2	3	2	JPN - Japan (Fujisawa)	1	3
2	KOR - Korea (Kim)	2	3	3	CHN - China (Yang)	1	0
4	RUS - Russia (Kovaleva)	2	0	4	SWE - Sweden (Hasselborg)	2	0

Men's Current Standings

Group-A				Group-B			
Rank	Team	Games	Points	Rank	Team	Games	Points
1	CAN - Canada (Gunnlaugson)	2	3	1	NOR - Norway (Ulsrud)	2	6
1	CHN - China (Zou)	2	3	2	SUI - Switzerland (Schwaller)	2	3
1	SCO - Scotland (Mouat)	2	3	2	SWE - Sweden (Edin)	2	3
1	USA - USA (Shuster)	2	3	4	JPN - Japan (Matsumura)	2	0

Mixed Doubles Current Standings

Group-A				Group-B			
Rank	Team	Games	Points	Rank	Team	Games	Points
1	SUI - Switzerland (Perret/Rios)	3	8	1	NOR - Norway (Skaslien/Nedregotten)	3	6
2	KOR - Korea (Jang/Choi)	3	6	1	USA - USA (Peterson/Polo)	3	6
3	CAN - Canada (Park/Morris)	3	4	3	CHN - China (Wang/Ba)	3	3
4	SWE - Sweden (Wendel/Wingfors)	3	0	3	RUS - Russia (Moskaleva/Eremin)	3	3

Note:

Under WCF rules, tie-breaking rules for standings are not applied until after the last game of the round robin.

Legend:

Power Play LSFE(*) Last Stone First End MDn Mixed Doubles round n
Wn Women's round n **X** Unplayed/unfinished end due to concession

Game Results

Sheet	Game	Team	LSFE	1	2	3	4	5	6	7	8	Total	Points
B	3	RUS - Russia (Moskaleva/Eremin)	*	1	2	0	0	0	0	0	X	3	0
	3	USA - USA (Peterson/Polo)		0	0	2	2	1	1	2	X	8	3

RUS - Russia	
F	MOSKALEVA Anastasia
M	EREMIN Aleksandr

USA - United States	
F	PETERSON Tabitha
M	POLO Joe

Power Play: End 6

Note:
Team members are identified as follows:
F = Female, M = Male

Legend:
 Power Play
 LSFE(*) Last Stone First End
 X Unplayed/unfinished end due to concession

Game Results

Sheet	Game	Team	LSFE	1	2	3	4	5	6	7	8	Total	Points
E	3	CHN - China (Wang/Ba)	*	0	0	1	1	0	3	0	0	5	0
	3	NOR - Norway (Skaslien/Nedregotten)		1	2	0	0	2	0	1	1	7	3

CHN - China	
F	WANG Rui
M	BA Dexin

NOR - Norway	
F	SKASLIEN Kristin
M	NEDREGOTTEN Magnus

Power Play: End 6

Power Play: End 7

Note:
Team members are identified as follows:
F = Female, M = Male

Legend:
 Power Play
 LSFE(*) Last Stone First End

Session Results and Standings

Sheet	Round	Team	LSFE	1	2	3	4	5	6	7	8	Total	Points
A	MD2	USA - USA (Peterson/Polo)	*	0	3	0	1	0	0	1	0	5	0
		CHN - China (Wang/Ba)		1	0	1	0	1	1	0	2	6	3
B	MD2	NOR - Norway (Skaslien/Nedregotten)	*	1	2	0	0	0	3	0	3	9	3
		RUS - Russia (Moskaleva/Eremin)		0	0	1	1	1	0	3	0	6	0
C	MD2	CAN - Canada (Park/Morris)	*	0	4	1	0	1	0	3	0	9	3
		SWE - Sweden (Wendel/Wingfors)		1	0	0	2	0	2	0	1	6	0
D	MD2	SUI - Switzerland (Perret/Rios)	*	0	0	3	1	2	0	1	1	8	3
		KOR - Korea (Jang/Choi)		1	1	0	0	0	2	0	0	4	0
E	W2	CAN - Canada (Fleury)	*	0	2	0	1	0	0	1	X	4	0
		KOR - Korea (Kim)		4	0	0	0	1	1	0	X	6	3

Women's Current Standings

Group-A				Group-B			
Rank	Team	Games	Points	Rank	Team	Games	Points
1	CAN - Canada (Fleury)	2	3	1	JPN - Japan (Fujisawa)	1	3
1	KOR - Korea (Kim)	2	3	1	SCO - Scotland (Muirhead)	1	3
3	USA - USA (Sinclair)	1	3	3	CHN - China (Yang)	1	0
4	RUS - Russia (Kovaleva)	1	0	3	SWE - Sweden (Hasselborg)	1	0

Men's Current Standings

Group-A				Group-B			
Rank	Team	Games	Points	Rank	Team	Games	Points
1	CHN - China (Zou)	1	3	1	NOR - Norway (Ulsrud)	1	3
1	SCO - Scotland (Mouat)	1	3	1	SWE - Sweden (Edin)	1	3
3	CAN - Canada (Gunnlaugson)	1	0	3	JPN - Japan (Matsumura)	1	0
3	USA - USA (Shuster)	1	0	3	SUI - Switzerland (Schwaller)	1	0

Mixed Doubles Current Standings

Group-A				Group-B			
Rank	Team	Games	Points	Rank	Team	Games	Points
1	SUI - Switzerland (Perret/Rios)	2	5	1	CHN - China (Wang/Ba)	2	3
2	CAN - Canada (Park/Morris)	2	4	1	NOR - Norway (Skaslien/Nedregotten)	2	3
3	KOR - Korea (Jang/Choi)	2	3	1	RUS - Russia (Moskaleva/Eremin)	2	3
4	SWE - Sweden (Wendel/Wingfors)	2	0	1	USA - USA (Peterson/Polo)	2	3

Note:
Under WCF rules, tie-breaking rules for standings are not applied until after the last game of the round robin.

Legend:
 Power Play LSFE(*) Last Stone First End MDn Mixed Doubles round n
 Wn Women's round n X Unplayed/unfinished end due to concession

Game Results

Sheet	Game	Team	LSFE	1	2	3	4	5	6	7	8	Total	Points
A	2	USA - USA (Peterson/Polo)	*	0	3	0	1	0	0	1	0	5	0
	2	CHN - China (Wang/Ba)		1	0	1	0	1	1	0	2	6	3

USA - United States		Shot Success Game
F	PETERSON Tabitha	68%
M	POLO Joe	69%
Team Total		68%

CHN - China		Shot Success Game
F	WANG Rui	80%
M	BA Dexin	69%
Team Total		73%

Power Play: End 6

Power Play: End 8

USA - United States		↻	↺	Game
F PETERSON Tabitha	Draws	6 58%	16 72%	22 68%
	Take-outs	1 75%	1 50%	2 63%
	Total	7 61%	17 71%	24 68%
M POLO Joe	Draws	8 69%	6 83%	14 75%
	Take-outs	0 -	2 25%	2 25%
	Total	8 69%	8 69%	16 69%
Team	Draws	14 64%	22 75%	36 71%
	Take-outs	1 75%	3 33%	4 44%
	Total	15 65%	25 70%	40 68%

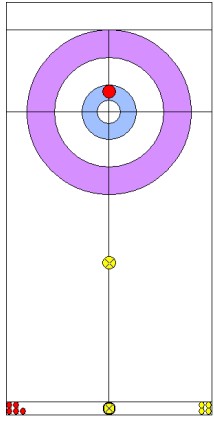
CHN - China		↻	↺	Game
F WANG Rui	Draws	6 100%	7 68%	13 83%
	Take-outs	0 -	3 67%	3 67%
	Total	6 100%	10 68%	16 80%
M BA Dexin	Draws	8 69%	7 75%	15 72%
	Take-outs	5 100%	4 19%	9 64%
	Total	13 81%	11 55%	24 69%
Team	Draws	14 82%	14 71%	28 77%
	Take-outs	5 100%	7 39%	12 65%
	Total	19 87%	21 61%	40 73%

Note:
Team members are identified as follows:
F = Female, M = Male

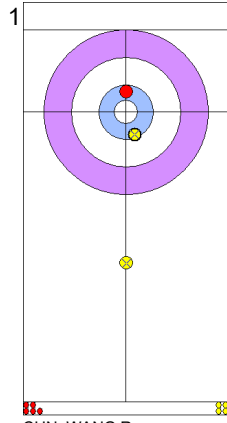
Legend:
 Power Play ↻ Clockwise ↺ Counter-clockwise
 LSFE(*) Last Stone First End

Game - Shot by Shot

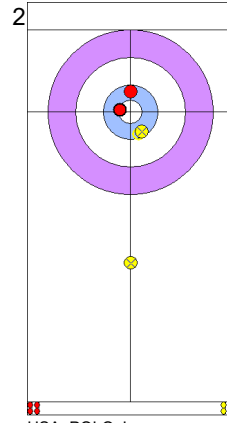
End 1 ● USA - United States 0 + 0 (this end) = 0 ⊗ CHN - China 0 + 1 (this end) = 1



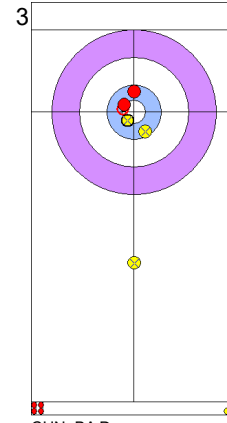
Prepositioned Stones



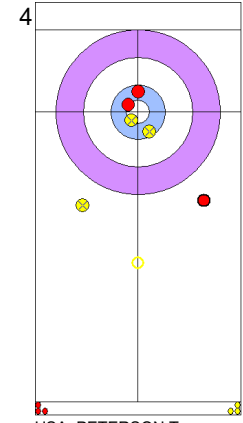
CHN: WANG R
Draw 100%



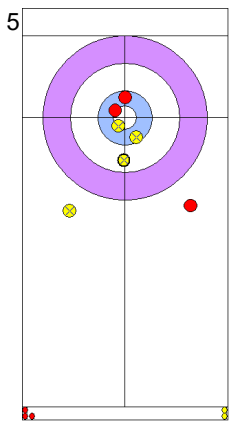
USA: POLO J
Draw 100%



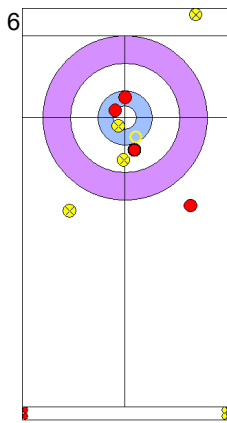
CHN: BA D
Draw 100%



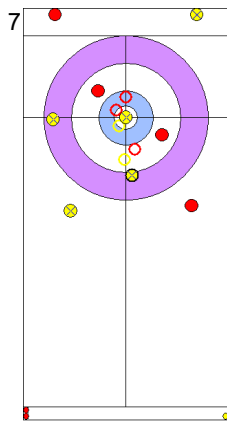
USA: PETERSON T
Raise 25%



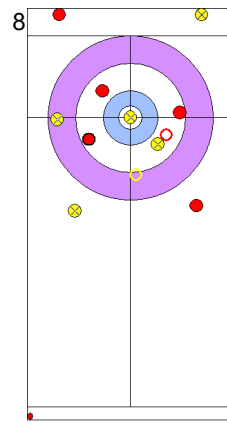
CHN: BA D
Draw 100%



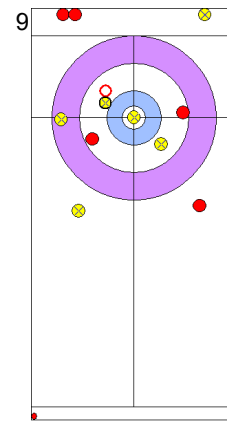
USA: PETERSON T
Raise 50%



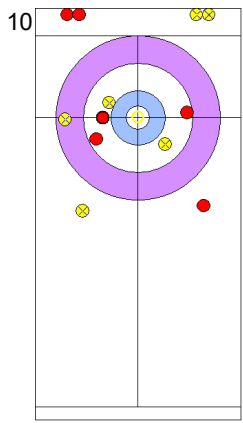
CHN: BA D
Promotion Take-out 100%



USA: PETERSON T
Raise 0%



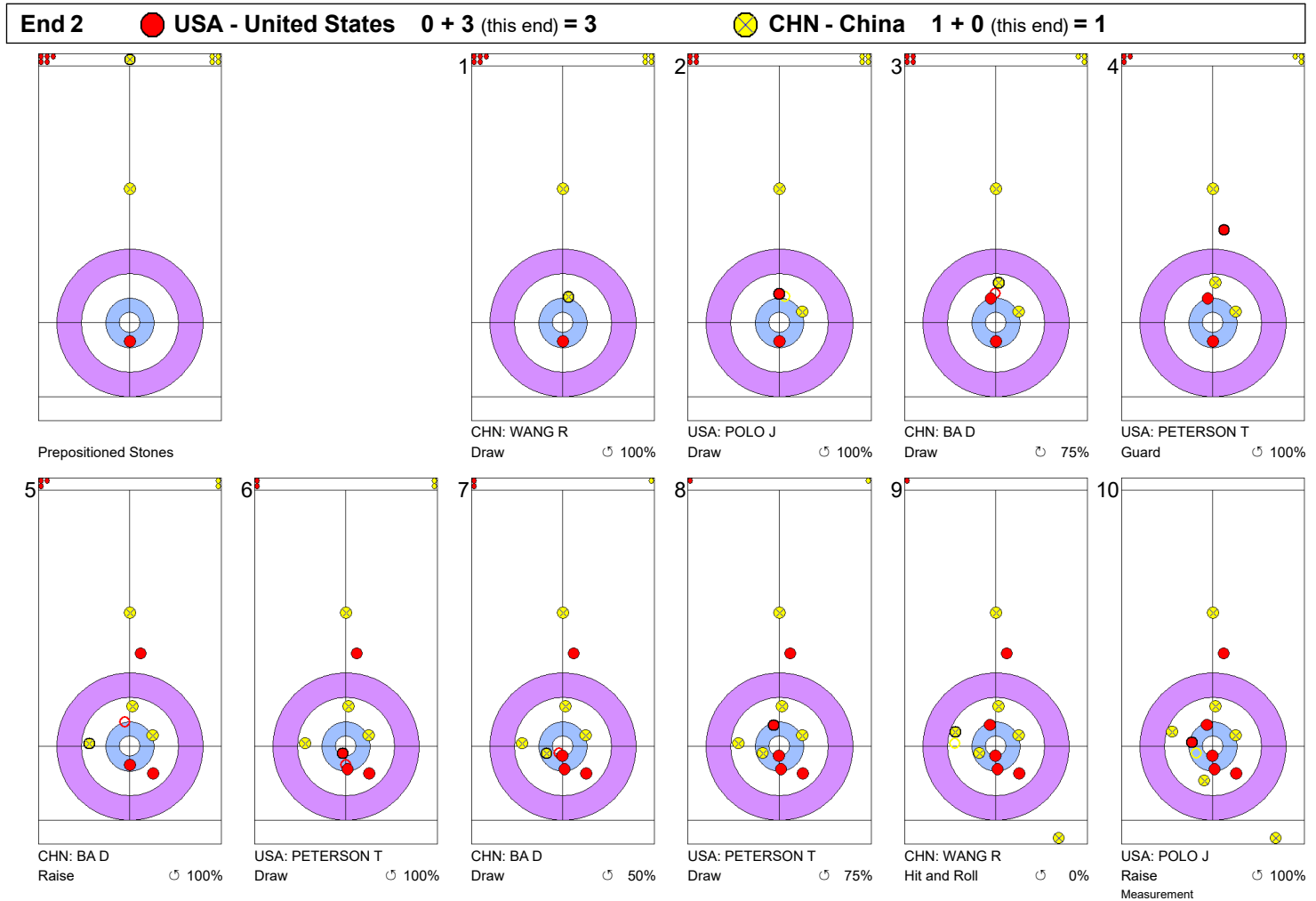
CHN: WANG R
Take-out 100%



USA: POLO J
Take-out 50%

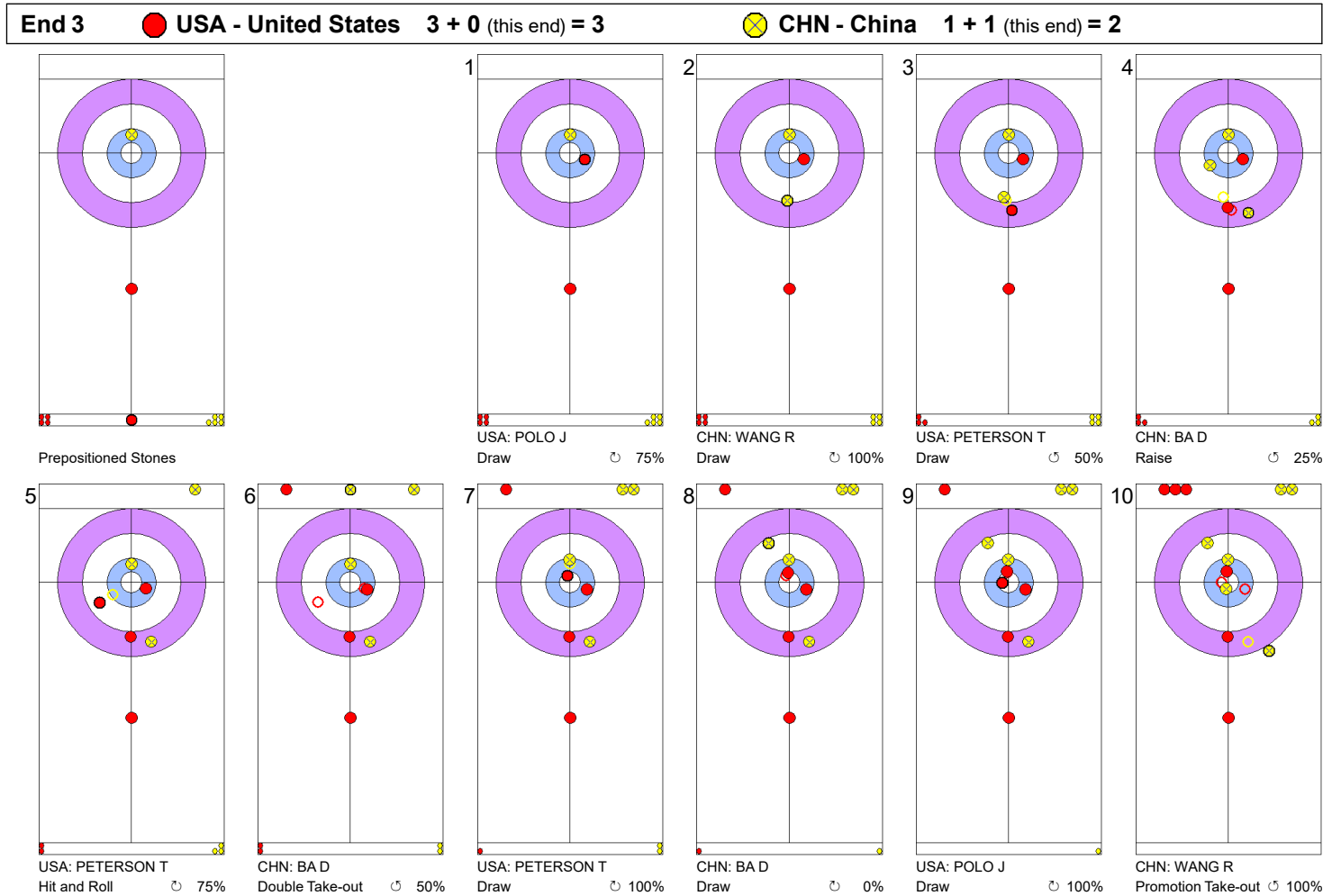
Legend:
↻ Clockwise ↺ Counter-clockwise - Not considered

Game - Shot by Shot



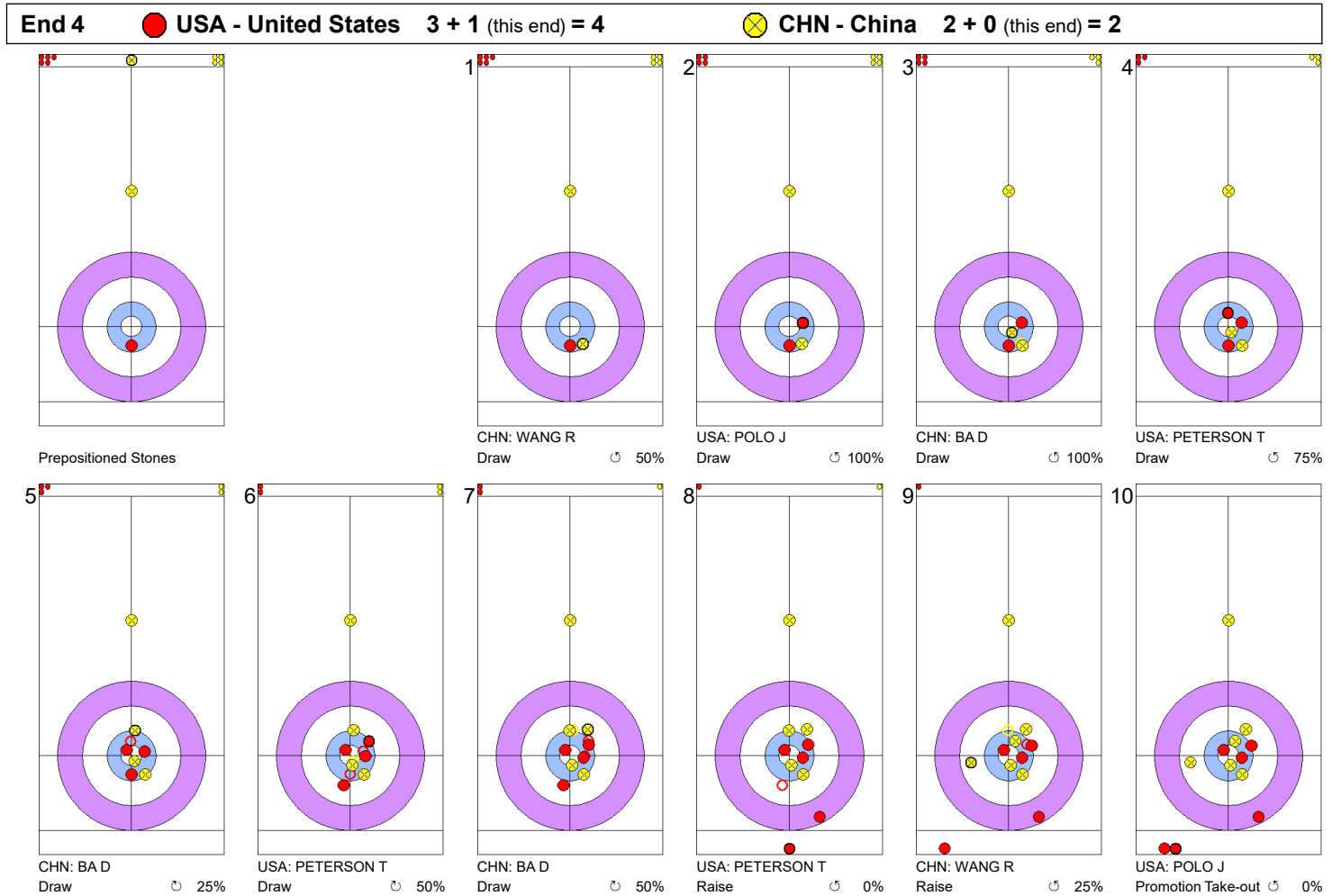
Legend:
 ⤵ Clockwise ⤴ Counter-clockwise - Not considered

Game - Shot by Shot



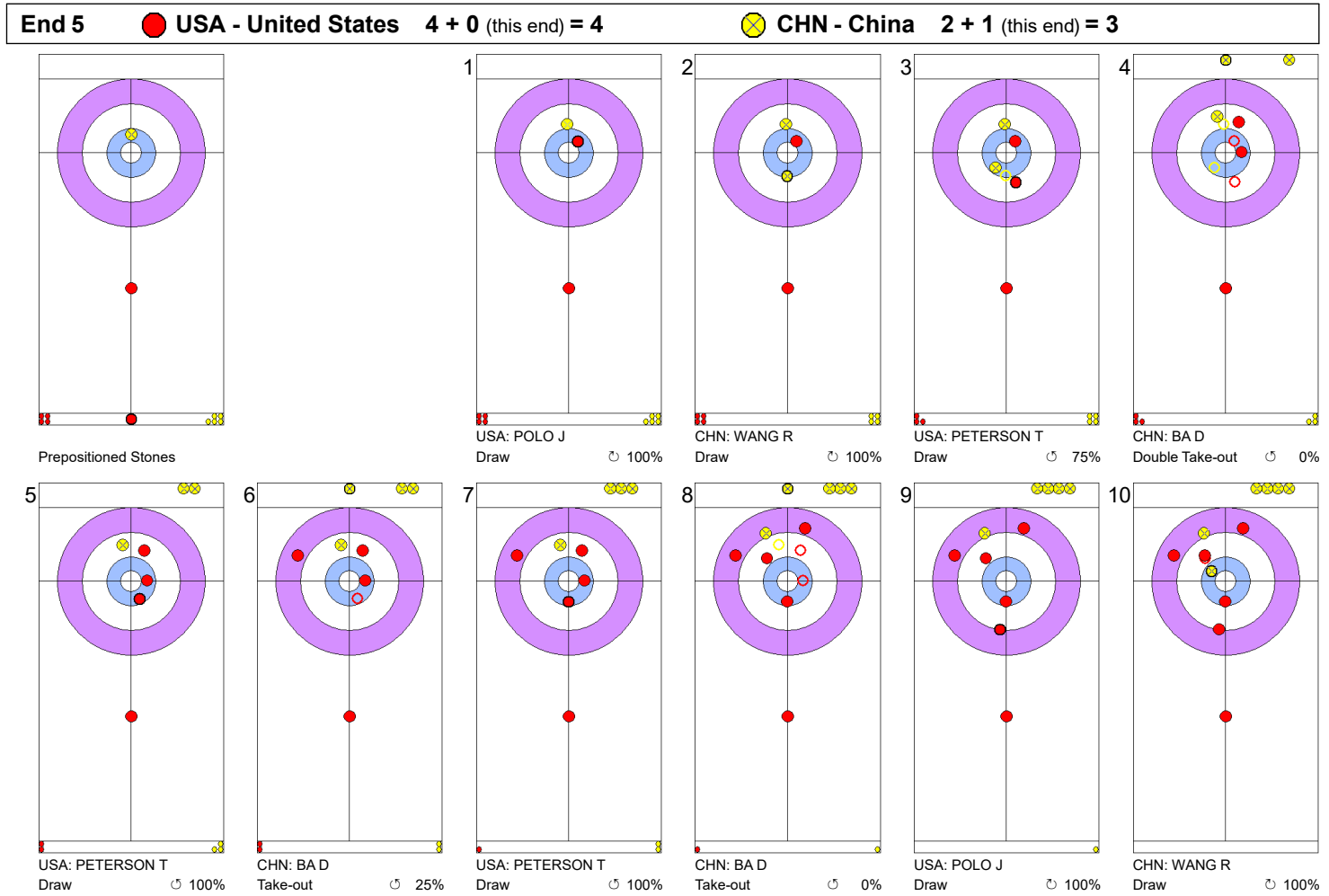
Legend:
 ↻ Clockwise ↺ Counter-clockwise - Not considered

Game - Shot by Shot



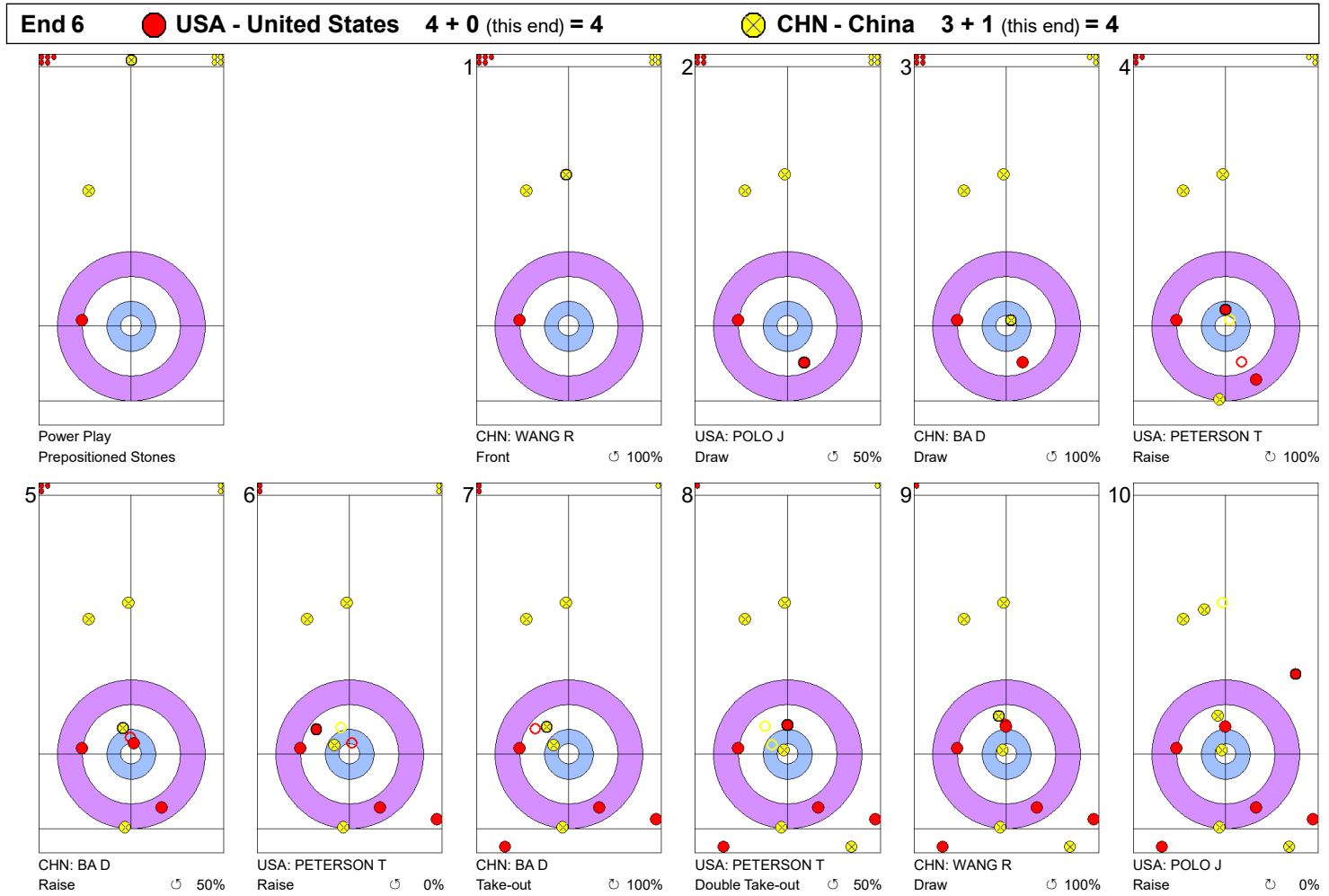
Legend:
 ↻ Clockwise ↻ Counter-clockwise - Not considered

Game - Shot by Shot



Legend:
 ↻ Clockwise ↺ Counter-clockwise - Not considered

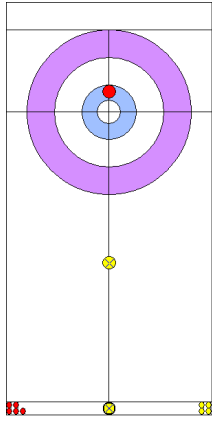
Game - Shot by Shot



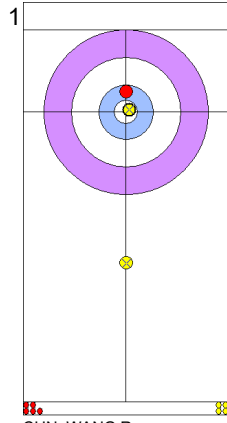
Legend:
 Clockwise Counter-clockwise - Not considered

Game - Shot by Shot

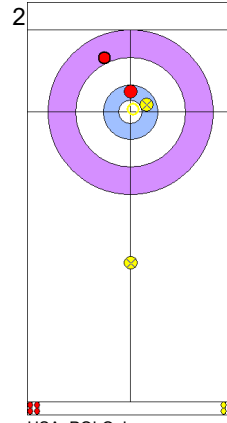
End 7 ● USA - United States 4 + 1 (this end) = 5 ⊗ CHN - China 4 + 0 (this end) = 4



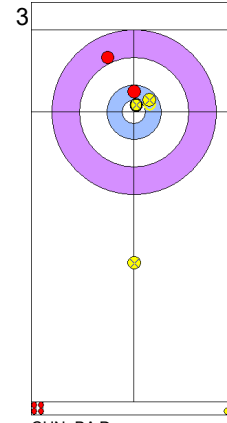
Prepositioned Stones



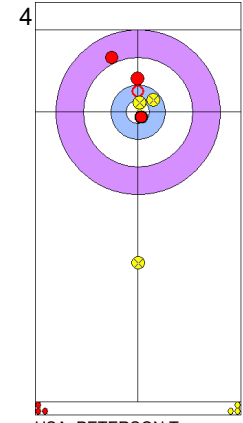
CHN: WANG R
Draw 100%



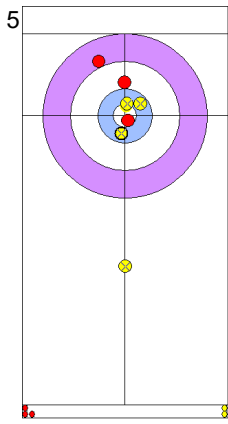
USA: POLO J
Draw 75%



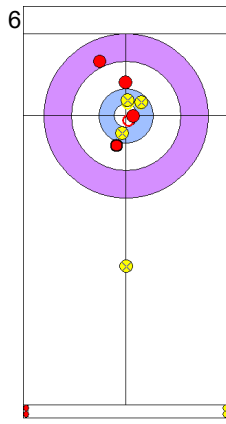
CHN: BA D
Draw 100%



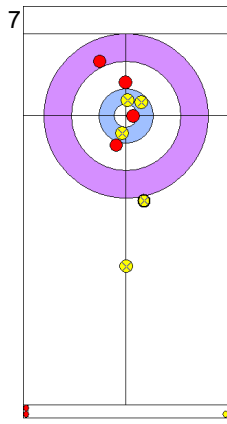
USA: PETERSON T
Draw 100%



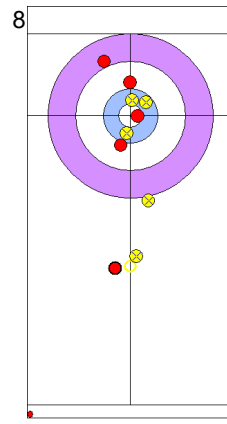
CHN: BA D
Draw 100%



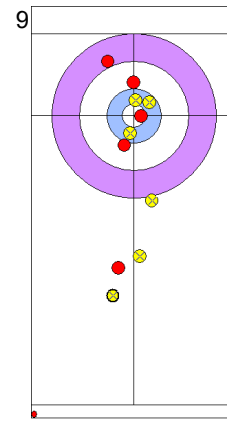
USA: PETERSON T
Draw 100%



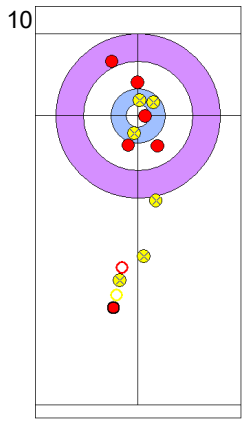
CHN: BA D
Guard 100%



USA: PETERSON T
Draw 0%



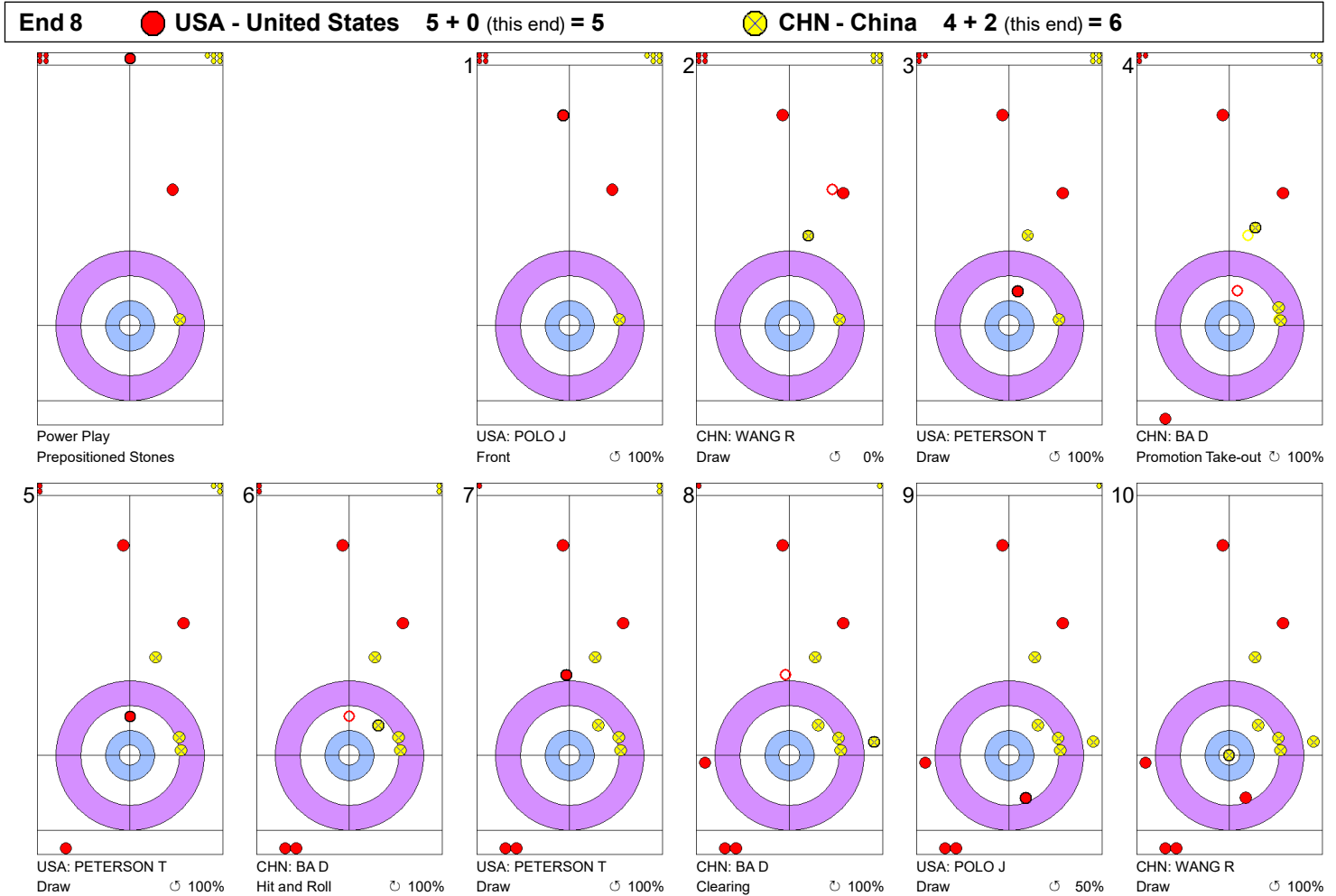
CHN: WANG R
Guard 100%



USA: POLO J
Raise 0%

Legend:
↻ Clockwise ↺ Counter-clockwise - Not considered

Game - Shot by Shot



Legend:
 ⌚ Clockwise ⌚ Counter-clockwise - Not considered

Game Results

Sheet	Game	Team	LSFE	1	2	3	4	5	6	7	8	Total	Points
C	2	CAN - Canada (Park/Morris)	*	0	4	1	0	1	0	3	0	9	3
	2	SWE - Sweden (Wendel/Wingfors)		1	0	0	2	0	2	0	1	6	0

CAN - Canada	
F	PARK Kalynn
M	MORRIS John

SWE - Sweden	
F	WENDEL Malin
M	WINGFORS Fabian

Power Play: End 7

Power Play: End 4

End 5: Run out of time

Note:
Team members are identified as follows:
F = Female, M = Male

Legend:
 Power Play LSFE(*) Last Stone First End

Game Results

Sheet	Game	Team	LSFE	1	2	3	4	5	6	7	8	Total	Points
D	2	SUI - Switzerland (Perret/Rios)	*	0	0	3	1	2	0	1	1	8	3
	2	KOR - Korea (Jang/Choi)		1	1	0	0	0	2	0	0	4	0

SUI - Switzerland	
F	PERRET Jenny
M	RIOS Martin

KOR - Korea	
F	JANG Hyeri
M	CHOI Chiwon

Power Play: End 6

Note:
Team members are identified as follows:
F = Female, M = Male

Legend:
 Power Play
 LSFE(*) Last Stone First End

Session Results and Standings

Sheet	Round	Team	LSFE	1	2	3	4	5	6	7	8	SO	Total	Points
A	MD1	CAN - Canada (Park/Morris)	*	0	0	2	1	0	2	0	0	0	5	1
		SUI - Switzerland (Perret/Rios)		1	1	0	0	1	0	1	1	1	6	2
B	MD1	SWE - Sweden (Wendel/Wingfors)	*	1	1	0	0	0	0	0	X		2	0
		KOR - Korea (Jang/Choi)		0	0	1	2	3	2	1	X		9	3
C	MD1	USA - USA (Peterson/Polo)	*	1	0	1	2	0	3	0	2		9	3
		NOR - Norway (Skaslien/Nedregotten)		0	2	0	0	2	0	2	0		6	0
D	MD1	CHN - China (Wang/Ba)	*	1	0	0	2	0	2	0	0		5	0
		RUS - Russia (Moskaleva/Eremin)		0	2	2	0	2	0	1	1		8	3

Women's Current Standings

Group-A				Group-B			
Rank	Team	Games	Points	Rank	Team	Games	Points
1	CAN - Canada (Fleury)	1	3	1	JPN - Japan (Fujisawa)	1	3
1	USA - USA (Sinclair)	1	3	1	SCO - Scotland (Muirhead)	1	3
3	KOR - Korea (Kim)	1	0	3	CHN - China (Yang)	1	0
3	RUS - Russia (Kovaleva)	1	0	3	SWE - Sweden (Hasselborg)	1	0

Men's Current Standings

Group-A				Group-B			
Rank	Team	Games	Points	Rank	Team	Games	Points
	CAN - Canada (Gunnlaugson)				JPN - Japan (Matsumura)		
	CHN - China (Zou)				NOR - Norway (Ulsrud)		
	SCO - Scotland (Mouat)				SUI - Switzerland (Schwaller)		
	USA - USA (Shuster)				SWE - Sweden (Edin)		

Mixed Doubles Current Standings

Group-A				Group-B			
Rank	Team	Games	Points	Rank	Team	Games	Points
1	KOR - Korea (Jang/Choi)	1	3	1	RUS - Russia (Moskaleva/Eremin)	1	3
2	SUI - Switzerland (Perret/Rios)	1	2	1	USA - USA (Peterson/Polo)	1	3
3	CAN - Canada (Park/Morris)	1	1	3	CHN - China (Wang/Ba)	1	0
4	SWE - Sweden (Wendel/Wingfors)	1	0	3	NOR - Norway (Skaslien/Nedregotten)	1	0

Note:

Under WCF rules, tie-breaking rules for standings are not applied until after the last game of the round robin.

Legend:

Power Play
SO Shoot-out

LSFE(*) Last Stone First End

X Unplayed/unfinished end due to concession

MDn Mixed Doubles round n

Game Results

Sheet	Game	Team	LSFE	1	2	3	4	5	6	7	8	SO	Total	Points
A	1	CAN - Canada (Park/Morris)	*	0	0	2	1	0	2	0	0	0	5	1
	1	SUI - Switzerland (Perret/Rios)		1	1	0	0	1	0	1	1	1	6	2

CAN - Canada	
F	PARK Kalynn
M	MORRIS John

SUI - Switzerland	
F	PERRET Jenny
M	RIOS Martin

Power Play: End 8

Shoot-out: 18.5cm (MORRIS J)

Power Play: End 7

Shoot-out: 8.7cm (RIOS M)

Note:
Team members are identified as follows:
F = Female, M = Male

Legend:
 Power Play
 LSFE(*) Last Stone First End
 SO Shoot-out

Game Results

Sheet	Game	Team	LSFE	1	2	3	4	5	6	7	8	Total	Points
B	1	SWE - Sweden (Wendel/Wingfors)	*	1	1	0	0	0	0	0	X	2	0
	1	KOR - Korea (Jang/Choi)		0	0	1	2	3	2	1	X	9	3

SWE - Sweden	
F	WENDEL Malin
M	WINGFORS Fabian

KOR - Korea	
F	JANG Hyeri
M	CHOI Chiwon

Power Play: End 6

End 4: Run out of time

Note:
Team members are identified as follows:
F = Female, M = Male

Legend:
 Power Play
 LSFE(*) Last Stone First End
 X Unplayed/unfinished end due to concession

Game Results

Sheet	Game	Team	LSFE	1	2	3	4	5	6	7	8	Total	Points
C	1	USA - USA (Peterson/Polo)	*	1	0	1	2	0	3	0	2	9	3
	1	NOR - Norway (Skaslien/Nedregotten)		0	2	0	0	2	0	2	0	6	0

USA - United States		Shot Success Game
F	PETERSON Tabitha	80%
M	POLO Joe	72%
Team Total		77%

NOR - Norway		Shot Success Game
F	SKASLIEN Kristin	64%
M	NEDREGOTTEN Magnus	65%
Team Total		64%

Power Play: End 6

Power Play: End 7

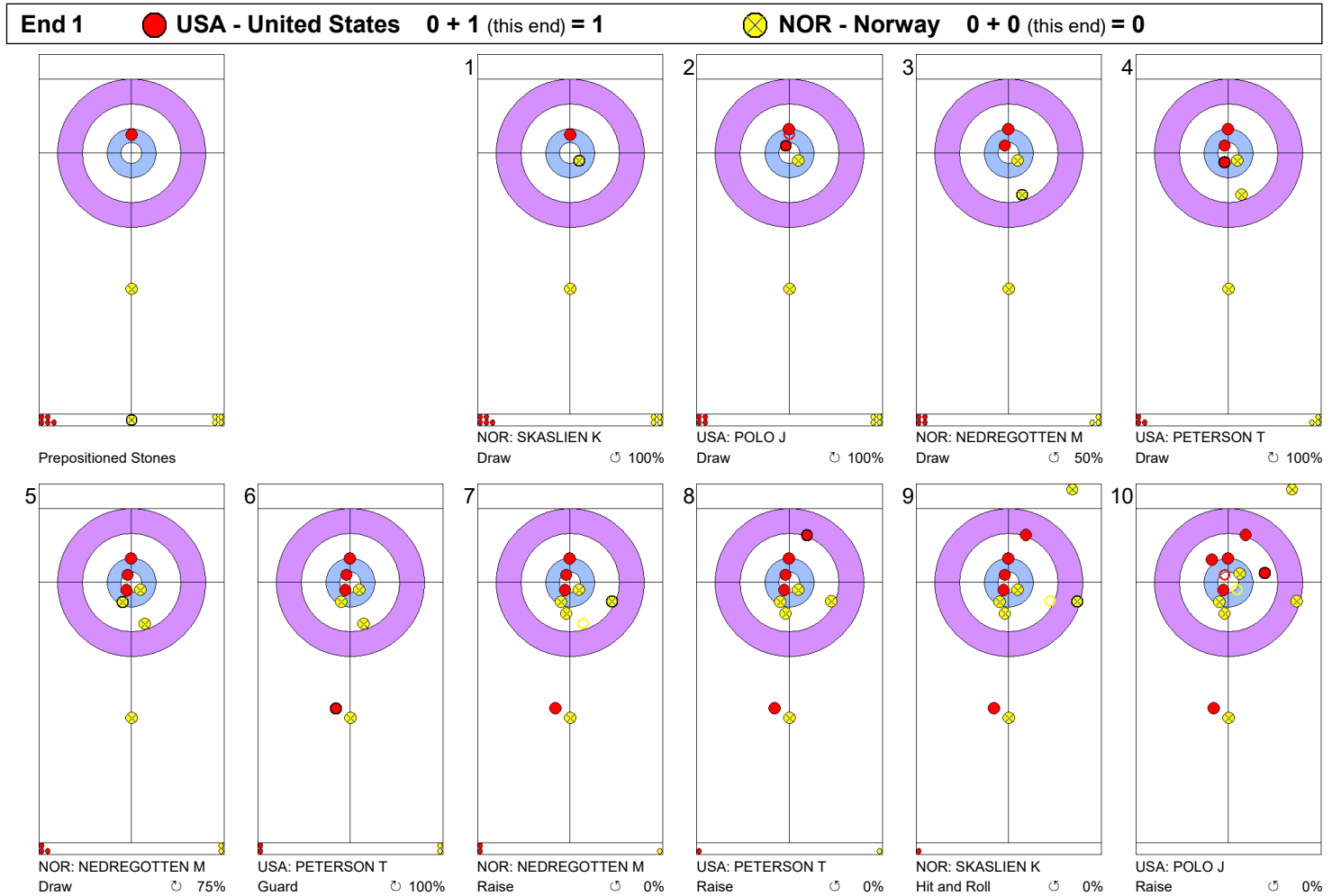
USA - United States		↻	↺	Game
F PETERSON Tabitha	Draws	11 73%	6 79%	17 75%
	Take-outs	4 88%	3 100%	7 93%
	Total	15 77%	9 86%	24 80%
M POLO Joe	Draws	3 100%	8 78%	11 84%
	Take-outs	1 100%	3 17%	4 38%
	Total	4 100%	11 61%	15 72%
Team	Draws	14 79%	14 79%	28 79%
	Take-outs	5 90%	6 58%	11 73%
	Total	19 82%	20 73%	39 77%

NOR - Norway		↻	↺	Game
F SKASLIEN Kristin	Draws	4 100%	9 56%	13 69%
	Take-outs	0 -	3 42%	3 42%
	Total	4 100%	12 52%	16 64%
M NEDREGOTTEN Magnus	Draws	9 67%	9 69%	18 68%
	Take-outs	2 50%	4 56%	6 54%
	Total	11 64%	13 65%	24 65%
Team	Draws	13 77%	18 63%	31 69%
	Take-outs	2 50%	7 50%	9 50%
	Total	15 73%	25 59%	40 64%

Note:
Team members are identified as follows:
F = Female, M = Male

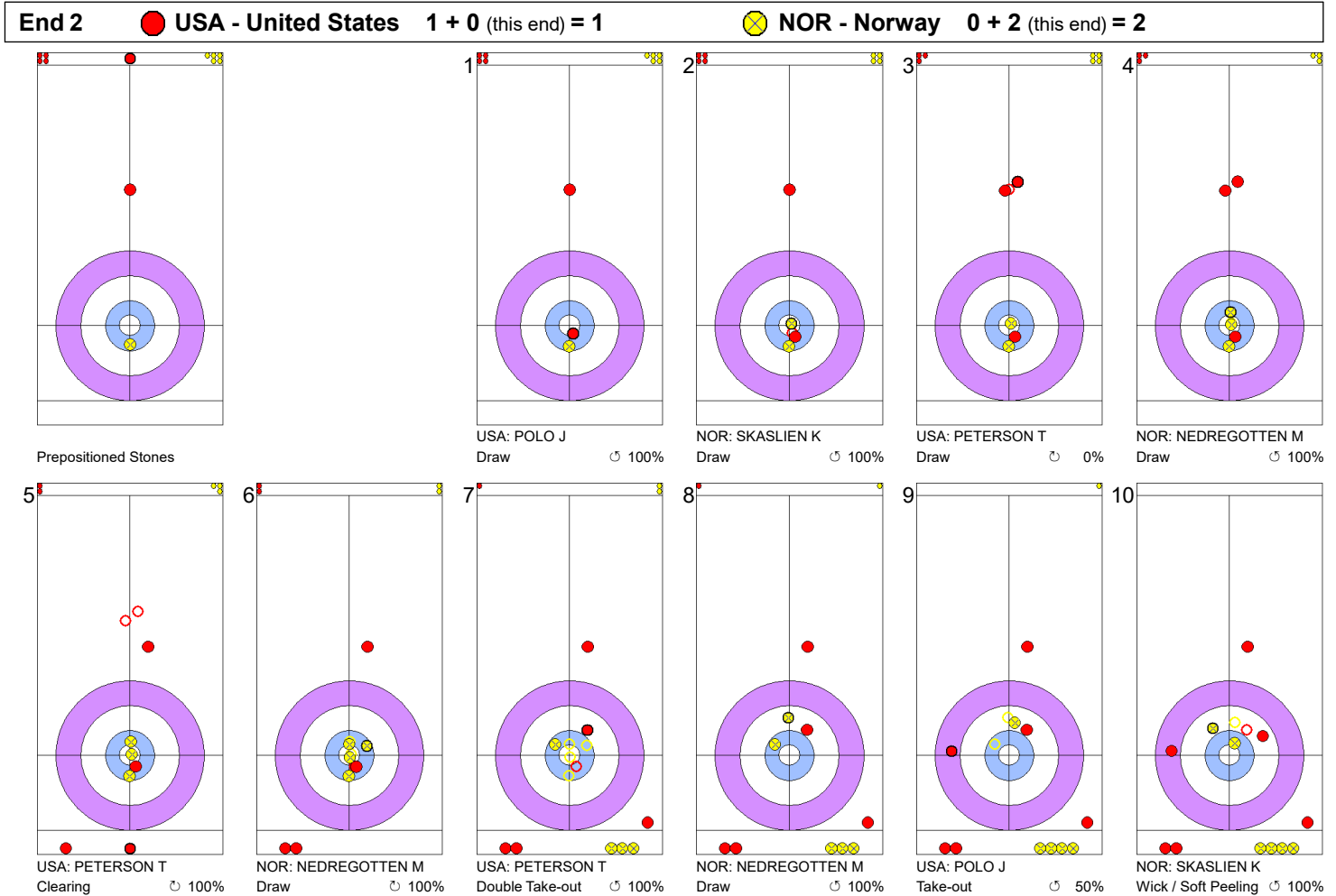
Legend:
 Power Play ↻ Clockwise ↺ Counter-clockwise
 LSFE(*) Last Stone First End

Game - Shot by Shot



Legend:
 ↻ Clockwise ↺ Counter-clockwise - Not considered

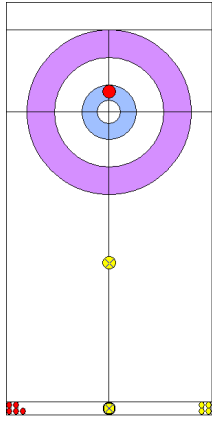
Game - Shot by Shot



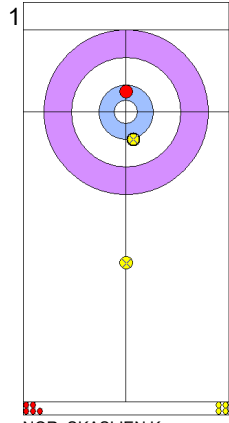
Legend:
 ⤵ Clockwise ⤴ Counter-clockwise - Not considered

Game - Shot by Shot

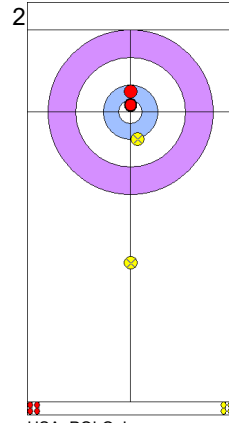
End 3 **USA - United States 1 + 1 (this end) = 2** **NOR - Norway 2 + 0 (this end) = 2**



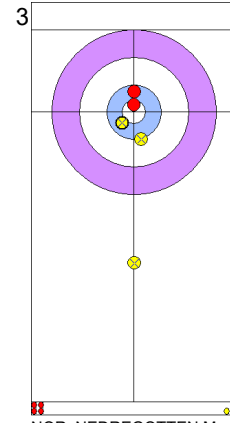
Prepositioned Stones



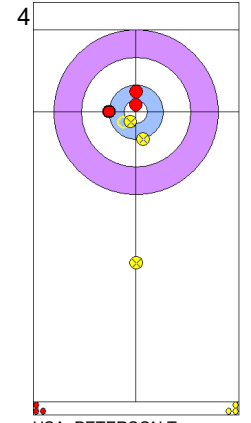
NOR: SKASLIEN K
Draw ⤴ 100%



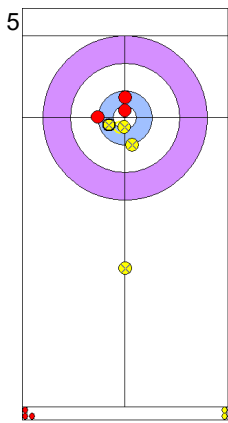
USA: POLO J
Draw ⤴ 100%



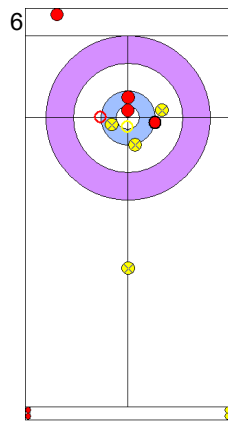
NOR: NEDREGOTTEN M
Draw ⤴ 75%



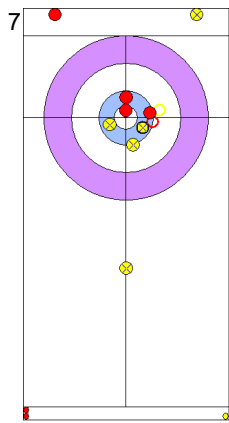
USA: PETERSON T
Draw ⤴ 50%



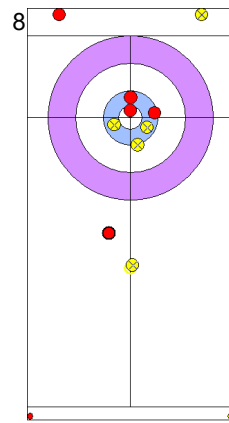
NOR: NEDREGOTTEN M
Draw ⤴ 100%



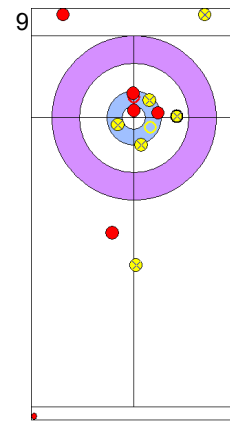
USA: PETERSON T
Promotion Take-out ⤴ 50%



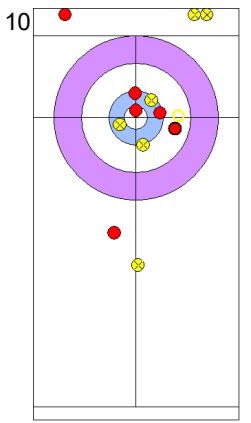
NOR: NEDREGOTTEN M
Hit and Roll ⤴ 100%



USA: PETERSON T
Guard ⤴ 100%



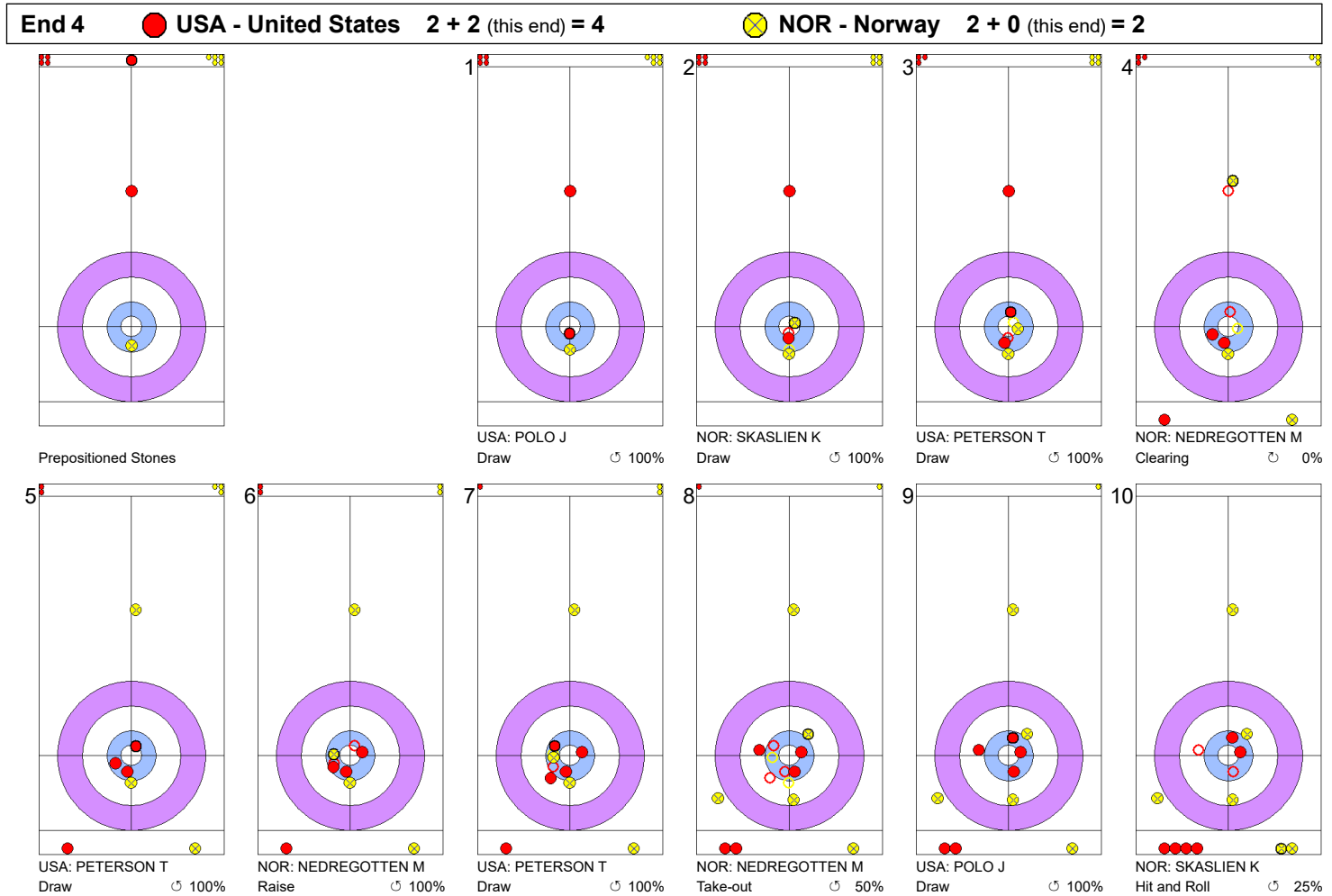
NOR: SKASLIEN K
Raise ⤴ 0%



USA: POLO J
Hit and Roll ⤴ 0%

Legend:
 ⤴ Clockwise ⤵ Counter-clockwise - Not considered

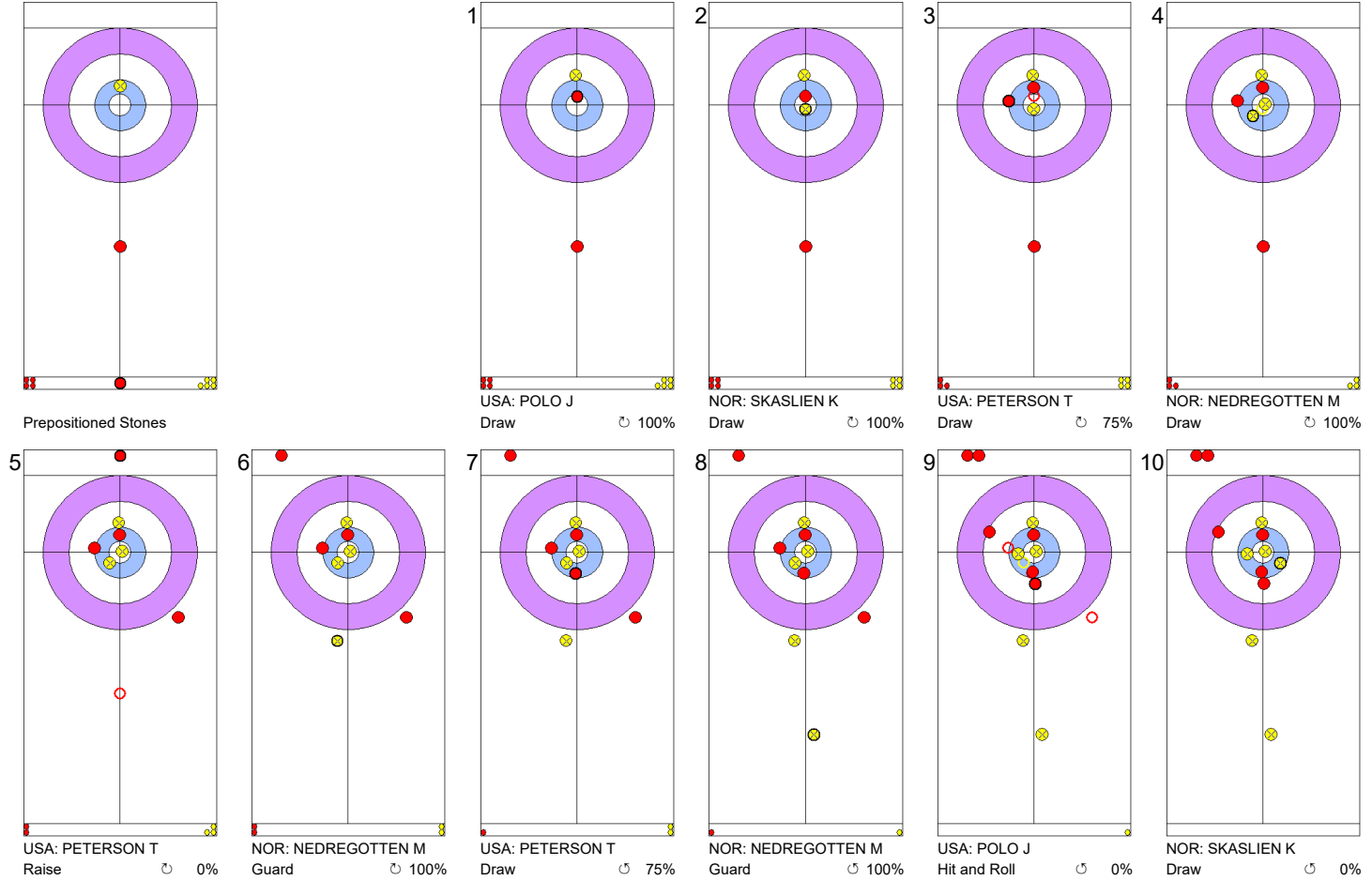
Game - Shot by Shot



Legend:
 Clockwise Counter-clockwise - Not considered

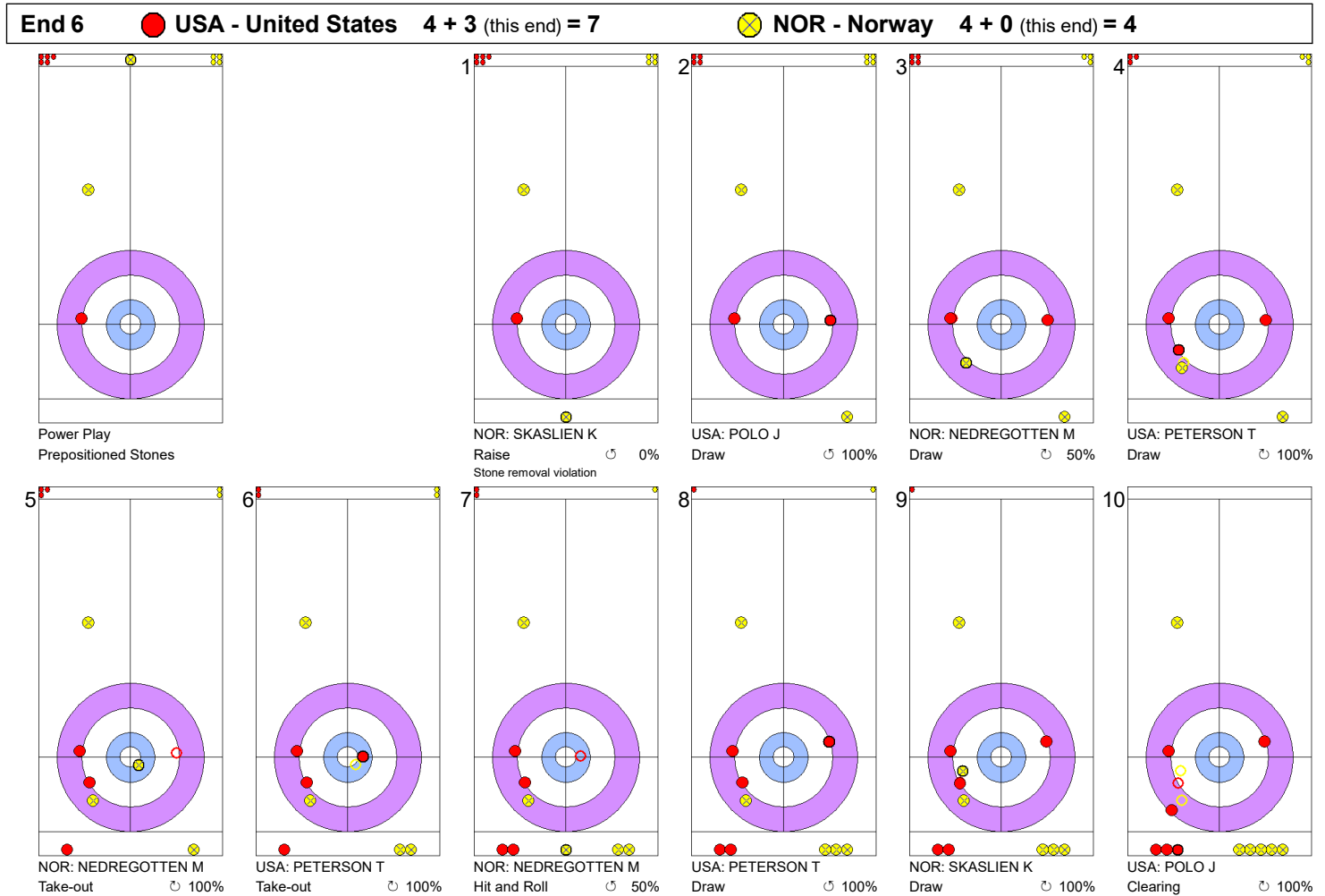
Game - Shot by Shot

End 5 ● USA - United States 4 + 0 (this end) = 4 ⊗ NOR - Norway 2 + 2 (this end) = 4





Legend:
↻ Clockwise ↺ Counter-clockwise - Not considered

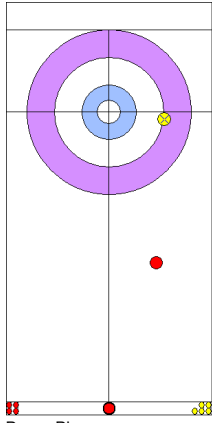
Game - Shot by Shot



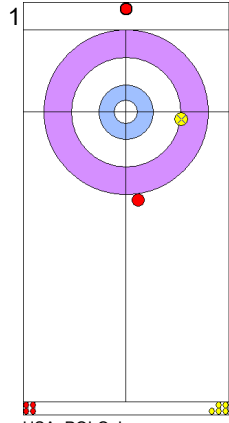
Legend:
 Clockwise Counter-clockwise - Not considered


Game - Shot by Shot

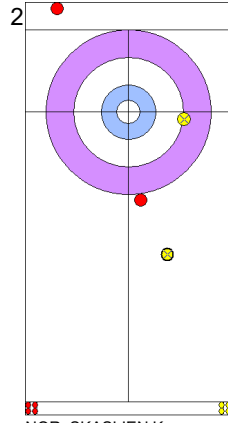
End 7  USA - United States 7 + 0 (this end) = 7  NOR - Norway 4 + 2 (this end) = 6




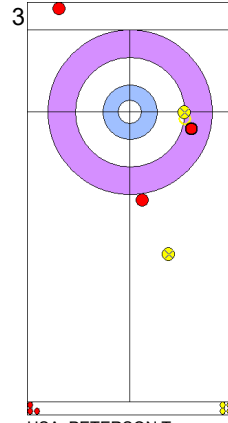
Power Play
Prepositioned Stones



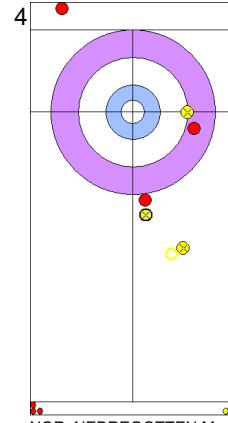
USA: POLO J
Raise  100%




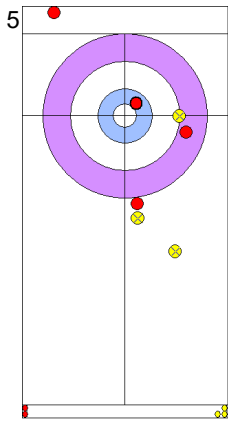
NOR: SKASLIEN K
Guard  100%



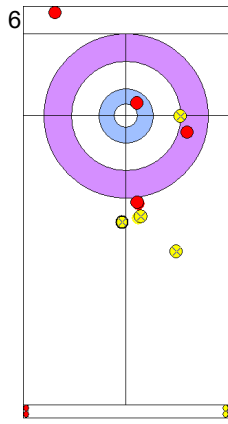
USA: PETERSON T
Draw  100%



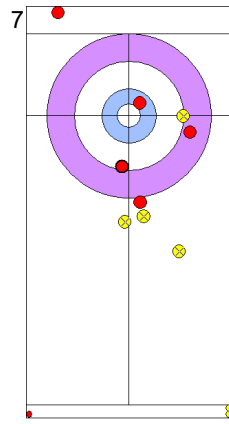
NOR: NEDREGOTTEN M
Draw  0%



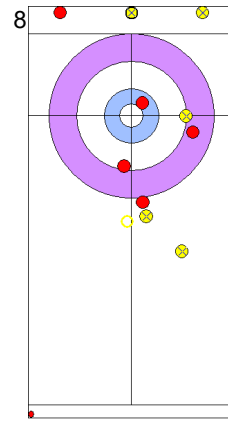
USA: PETERSON T
Draw  75%



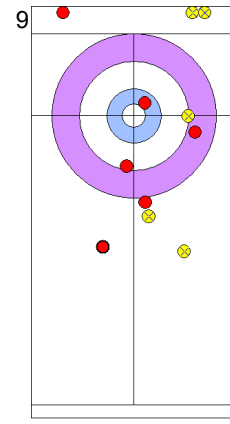
NOR: NEDREGOTTEN M
Draw  0%




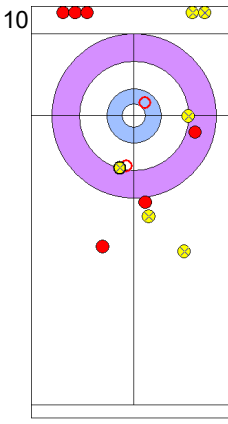
USA: PETERSON T
Draw  100%






NOR: NEDREGOTTEN M
Promotion Take-out  25%



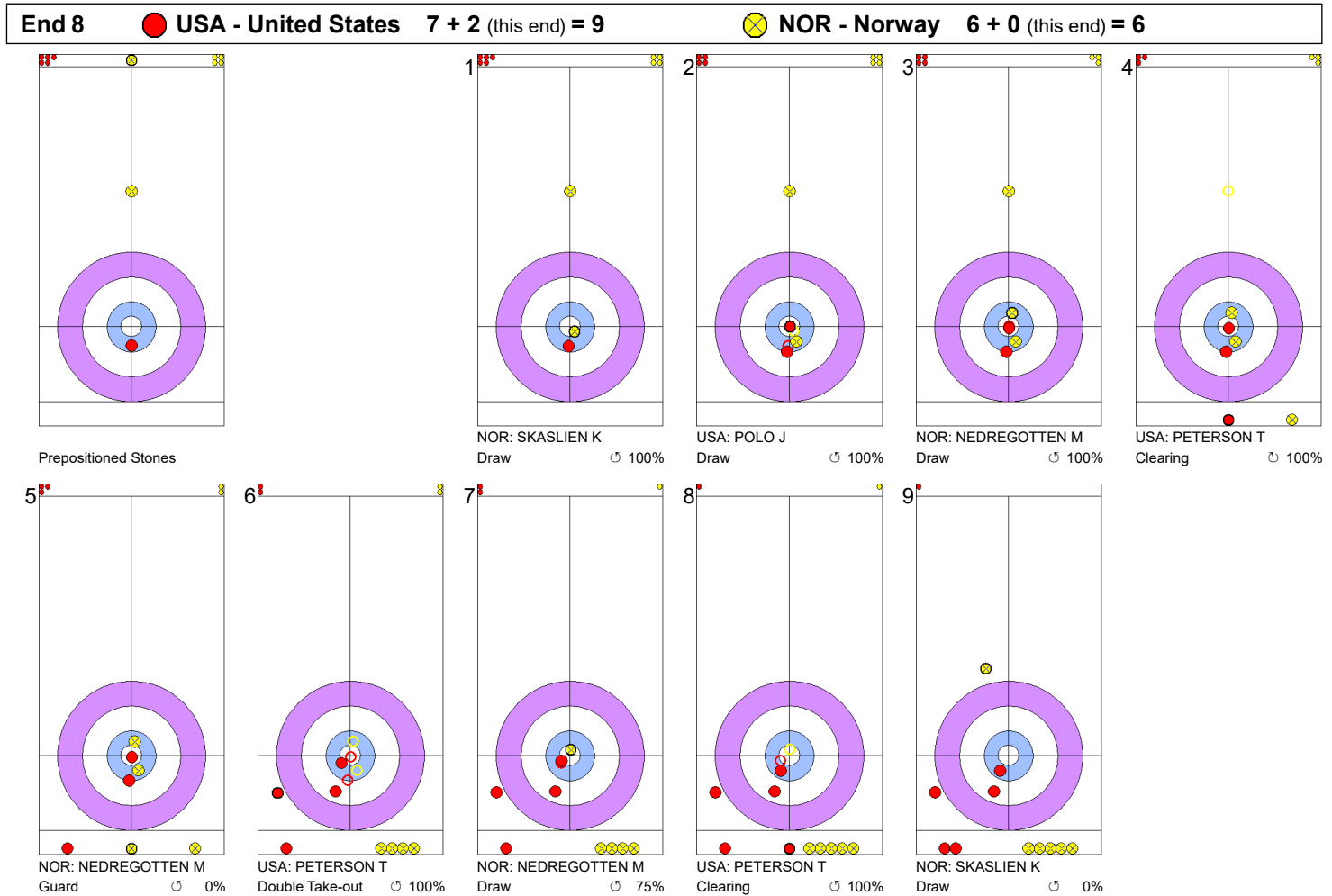
USA: POLO J
Guard  25%



NOR: SKASLIEN K
Double Take-out  100%

Legend:
 Clockwise
  Counter-clockwise
 - Not considered

Game - Shot by Shot



Legend:
 ⌚ Clockwise ⌚ Counter-clockwise - Not considered

Game Results

Sheet	Game	Team	LSFE	1	2	3	4	5	6	7	8	Total	Points
D	1	CHN - China (Wang/Ba)	*	1	0	0	2	0	2	0	0	5	0
	1	RUS - Russia (Moskaleva/Eremin)		0	2	2	0	2	0	1	1	8	3

CHN - China	
F	WANG Rui
M	BA Dexin

RUS - Russia	
F	MOSKALEVA Anastasia
M	EREMIN Aleksandr

Power Play: End 4

Power Play: End 7

Note:
Team members are identified as follows:
F = Female, M = Male

Legend:
 Power Play **LSFE(*)** Last Stone First End

Entry List by Country

As of TUE 4 DEC 2018

CAN - Canada		Group-A
F	PARK Kalynn	R
M	MORRIS John	R
C	-	

CHN - China		Group-B
F	WANG Rui	R
M	BA Dexin	R
C	RAFAEL Daniel (CAN)	

KOR - Korea		Group-A
F	JANG Hyeri	R
M	CHOI Chiwon	R
C	LEE Hyein	

NOR - Norway		Group-B
F	SKASLIEN Kristin	R
M	NEDREGOTTEN Magnus	R
C	LOEVOLD Thomas	

RUS - Russia		Group-B
F	MOSKALEVA Anastasia	R
M	EREMIN Aleksandr	R
C	GUDIN Vasily	

SUI - Switzerland		Group-A
F	PERRET Jenny	R
M	RIOS Martin	R
C	STOCK Sebastian (GER)	

SWE - Sweden		Group-A
F	WENDEL Malin	R
M	WINGFORS Fabian	R
C	-	

USA - United States		Group-B
F	PETERSON Tabitha	R
M	POLO Joe	R
C	DROBNICK Phill	

Note:
Team members are identified as follows:
F = Female, **M** = Male, **C** = Coach

Legend:
R Right-handed

Extended Team List by Country

As of TUE 4 DEC 2018

CAN - Canada		Group-A
F	PARK Kalynn	R
M	MORRIS John	R
C	-	
O	THIESSEN Nolan	

CHN - China		Group-B
F	WANG Rui	R
M	BA Dexin	R
C	RAFAEL Daniel (CAN)	
O	HARRIS Mike (CAN)	

KOR - Korea		Group-A
F	JANG Hyeri	R
M	CHOI Chiwon	R
C	LEE Hyein	
O	PARK Kwonil	

NOR - Norway		Group-B
F	SKASLIEN Kristin	R
M	NEDREGOTTEN Magnus	R
C	LOEVOLD Thomas	
O	-	

RUS - Russia		Group-B
F	MOSKALEVA Anastasia	R
M	EREMIN Aleksandr	R
C	GUDIN Vasily	
O	-	

SUI - Switzerland		Group-A
F	PERRET Jenny	R
M	RIOS Martin	R
C	STOCK Sebastian (GER)	
O	LIPS Thomas	

SWE - Sweden		Group-A
F	WENDEL Malin	R
M	WINGFORS Fabian	R
C	-	
NC	LINDHOLM Peja	

USA - United States		Group-B
F	PETERSON Tabitha	R
M	POLO Joe	R
C	DROBNICK Phill	
NC	BROWN Derek (SCO)	

Note:
Team members are identified as follows:
F = Female, M = Male, C = Coach, NC = National Coach, 2C = 2nd Team Coach, O = Team Official

Legend:
R Right-handed

Competition Officials

As of FRI 7 DEC 2018

Function	Name	Organisation
WCF President:	CAITHNESS Kate	SCO - Scotland
Curling World Cup Manager:	VAZQUEZ Jorge	MEX - Mexico
Curling World Cup Sport Manager:	KAPP Uli	GER - Germany
Chief Ice Technician:	STAVETEIG Dave	USA - United States
Deputy Chief Ice Technician:	OLESEN Shawn	USA - United States
Chief Umpire:	LA ROY Brad	CAN - Canada
Deputy Chief Umpire:	CZARNETZKI Susie	USA - United States
Game Umpires:	CALDWELL Patti	CAN - Canada
	CZARNETZKI Randy	USA - United States
	ROBERTS Joe	USA - United States
	SHANDOR MaryPat	USA - United States
	TONIS Angela	CAN - Canada
Chief Timer:	BEEBE Paul	USA - United States
Deputy Chief Timer:	MOUNTFORD Lori	USA - United States

Competition Schedule

As of TUE 4 DEC 2018

Date	Start Time	Session	Sheet A	Sheet B	Sheet C	Sheet D	Sheet E	
WED 5 DEC	15:00	1	CAN - RUS	KOR - USA	SWE - JPN	SCO - CHN		
	18:30	2	CAN - SUI	SWE - KOR	USA - NOR	CHN - RUS		
	21:00	3	SCO - CAN	USA - CHN	NOR - SUI	SWE - JPN		
THU 6 DEC	8:30	4	USA - CHN	NOR - RUS	CAN - SWE	SUI - KOR	CAN - KOR	
	12:00	5	NOR - SWE	SUI - JPN	SCO - USA	CAN - CHN	RUS - USA	
	16:00	6	SWE - SCO	RUS - USA	SWE - SUI	KOR - CAN	CHN - NOR	
	19:30	7	JPN - CHN	USA - CAN	SWE - SUI	JPN - NOR	CHN - SCO	
FRI 7 DEC	8:30	8	SUI - CAN	KOR - SWE	KOR - RUS	USA - CAN	RUS - CHN	
	12:00	9	CAN - SCO	SCO - JPN	CHN - SWE	CHN - USA	NOR - USA	
	16:00	10	RUS - CAN	USA - KOR	SUI - NOR	SWE - CAN	JPN - SWE	
	19:30	11	RUS - NOR	CHN - SCO	CHN - USA	JPN - SWE	KOR - SUI	
SAT 8 DEC	8:30	12	CHN - CAN	SWE - NOR	USA - SCO	JPN - SUI	KOR - CAN	
	12:00	13	SCO - SWE	CAN - KOR	SUI - SWE	CHN - JPN	USA - RUS	
	16:00	14	NOR - JPN	SCO - CHN	USA - RUS	NOR - CHN	CAN - USA	
	19:30	15	SUI - SWE	SWE - CHN	CAN - USA	RUS - KOR	JPN - SCO	
SUN 9 DEC	8:30	Mixed Doubles Final						
	12:00	Women's Final						
	16:00	Men's Final						

Note:

 Women  Men  Mixed Doubles

First named team in each game plays red-handled stones and wears dark coloured upper playing garments.