



**Olympic Qualification Event 2017  
Pilsen, Czech Republic**

**5 – 10 December 2017**

# **RESULTS BOOK**

## **Men**

**Czech Republic**  
Land of Stories

**捷克共和国**  
满是故事

**Deloitte.**

**T. ICZ**

**CURLIT**  
Curling Information Technology Ltd.

## Final Standings

Rank	Team	Players	Position - Function
1	ITA - Italy	MOSANER Amos	4 V
		RETORNAZ Joel	3 S
		GONIN Simone	2
		FERRAZZA Daniele	1
		PILZER Andrea	A
2	DEN - Denmark	STJERNE Rasmus	4 S
		FREDERIKSEN Johnny	3 V
		POULSEN Mikkel	2
		DUPONT Oliver	1
		BERG THOMSEN Morten	A
3	CZE - Czech Republic	SNITIL Jiri	4 S
		KLIMA Lukas	3 V
		SNITIL Martin	2
		KITZBERGER Jindrich	1
		MOKRIS Samuel	A
4	RUS - Russia	TIMOFEEV Alexey	4 S
		GLUKHOV Sergey	3 V
		RAZHABOV Artur	2
		KLIMOV Evgeny	1
		SHMAKOV Artem	A
5	CHN - China	LIU Rui	4 S
		XU Xiaoming	3 V
		JIANG Dongxu	2
		ZANG Jialiang	1
		MA Yanlong	A
6	FIN - Finland	KAUSTE Aku	4 S
		HAKUNTI Kasper	3 V
		JAAMIES Pauli	2
		PITKO Janne	1
		KIISKINEN Kalle	A
7	GER - Germany	BAUMANN Alexander	4 S
		WALTER Manuel	3
		HERBERG Daniel	2 V
		SHERRARD Ryan	1
		SCHWEIZER Sebastian	A
8	NED - Netherlands	VAN DORP Jaap	4 S
		GOESGENS Wouter	3 V
		HOEKMAN Laurens	2
		GLASBERGEN Carlo	1
		MAGAN Alexander	A

**Note:**

Position and function for each team member:

**4** = Fourth, **3** = Third, **2** = Second, **1** = Lead, **A** = Alternate, **S** = Skip, **V** = Vice-Skip

**ITA and DEN qualified for Olympic Winter Games PyeongChang 2018**



**After Play-off Game 2 (Loser 1v2 v 3)**

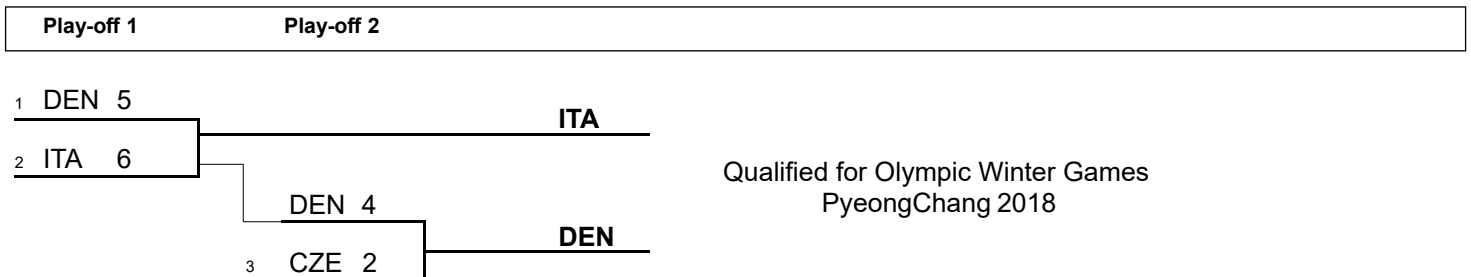
**Competition Summary**

Session	Date	Time	Sheet A	Sheet B	Sheet C	Sheet D
Session 1	TUE 5 DEC	20:00	DEN 3-6 RUS	CZE 5-3 FIN	GER 4-7 CHN	NED 6-7 ITA
Session 2	WED 6 DEC	12:00	ITA 5-10 CHN	NED 3-4 GER	DEN 10-4 CZE	RUS 6-9 FIN
Session 3	WED 6 DEC	20:00	NED 8-4 FIN	DEN 5-3 CHN	RUS 5-6 ITA	GER 8-4 CZE
Session 4	THU 7 DEC	14:00	RUS 5-7 CZE	CHN 7-5 NED	ITA 6-4 GER	FIN 9-10 DEN
Session 5	FRI 8 DEC	9:00	GER 1-6 DEN	FIN 7-3 ITA	NED 6-9 RUS	CZE 10-7 CHN
Session 6	FRI 8 DEC	19:00	CZE 6-10 ITA	GER 5-6 RUS	CHN 10-6 FIN	DEN 7-3 NED
Session 7	SAT 9 DEC	13:30	FIN 8-4 GER	ITA 3-8 DEN	CZE 8-4 NED	CHN 5-8 RUS
Play-off 1	SUN 10 DEC	8:00		DEN 5-6 ITA		
Play-off 2	SUN 10 DEC	16:00		CZE 2-4 DEN		

**Current Standings**

Rank	Team	Games	Wins	Losses	
1	DEN - Denmark	7	6	1	Q
2	ITA - Italy	7	4	3	Q w2,1
3	CZE - Czech Republic	7	4	3	Q w2,0
4	RUS - Russia	7	4	3	w1,1
5	CHN - China	7	4	3	w1,0
6	FIN - Finland	7	3	4	
7	GER - Germany	7	2	5	
8	NED - Netherlands	7	1	6	

**Play-offs Bracket**



**Legend:**  
**Q** Qualified for the play-offs      **wn** Number of wins (n) against tied teams





**OQE2017**  
Pilsen, Czech Republic

SUN 10 DEC 2017  
Start Time 16:00

**Olympic Qualification Event 2017**  
Winter Arena Košutka  
**Men**


**Play-off Game 2 (Loser 1v2 v 3)**



### Session Results and Standings

Sheet	Game	Team	LSFE	1	2	3	4	5	6	7	8	9	10	Extra Ends	Total
B	8	CZE - Czech Republic		0	0	0	1	0	0	0	1	0	0		2
	9	DEN - Denmark	*	0	0	1	0	2	0	0	0	0	1		4

### Play-offs Bracket



**Legend:**  
LSFE(\*) Last Stone First End



**Game Results**

Sheet	Game	Team	LSFE	1	2	3	4	5	6	7	8	9	10	Extra Ends	Total
B	8	CZE - Czech Republic		0	0	0	1	0	0	0	1	0	0		2
	9	DEN - Denmark	*	0	0	1	0	2	0	0	0	0	1		4

CZE - Czech Republic		Shot Success	Game	All
4 S	SNITIL Jiri	83%	76%	
3 V	KLIMA Lukas	86%	78%	
2	SNITIL Martin	84%	80%	
1	KITZBERGER Jindrich	93%	85%	
A	MOKRIS Samuel	-	-	
Team Total		86%	80%	

DEN - Denmark		Shot Success	Game	All
4 S	STJERNE Rasmus	88%	81%	
3 V	FREDERIKSEN Johnny	85%	81%	
2	POULSEN Mikkel	91%	84%	
1	DUPONT Oliver	79%	87%	
A	BERG THOMSEN Morten	-	-	
Team Total		86%	83%	

Time remaining: 1 minute 22 seconds

Time-out: End 10 - CZE stone 6

Time remaining: 7 minutes 46 seconds

Time-out: End 9 - DEN stone 6

**Shot Success Analysis**

CZE - Czech Republic		↻	↺	Game	
4	SNITIL Jiri	Draws	1 0%	4 100%	5 80%
		Take-outs	5 90%	10 80%	15 83%
		Total	6 75%	14 86%	20 83%
3	KLIMA Lukas	Draws	1 100%	6 79%	7 82%
		Take-outs	5 80%	8 94%	13 88%
		Total	6 83%	14 88%	20 86%
2	SNITIL Martin	Draws	4 75%	7 96%	11 89%
		Take-outs	6 92%	3 50%	9 78%
		Total	10 85%	10 83%	20 84%
1	KITZBERGER Jindrich	Draws	3 100%	12 94%	15 95%
		Take-outs	3 100%	2 63%	5 85%
		Total	6 100%	14 89%	20 93%
A	MOKRIS Samuel	Draws	0 -	0 -	0 -
		Take-outs	0 -	0 -	0 -
		Total	0 -	0 -	0 -
Team		Draws	9 78%	29 92%	38 89%
		Take-outs	19 89%	23 79%	42 84%
		Total	28 86%	52 87%	80 86%

DEN - Denmark		↻	↺	Game	
4	STJERNE Rasmus	Draws	2 75%	4 81%	6 79%
		Take-outs	6 88%	8 94%	14 91%
		Total	8 84%	12 90%	20 88%
3	FREDERIKSEN Johnny	Draws	3 67%	3 83%	6 75%
		Take-outs	8 84%	6 96%	14 89%
		Total	11 80%	9 92%	20 85%
2	POULSEN Mikkel	Draws	3 67%	2 63%	5 65%
		Take-outs	8 100%	7 100%	15 100%
		Total	11 91%	9 92%	20 91%
1	DUPONT Oliver	Draws	7 89%	7 79%	14 84%
		Take-outs	3 67%	3 67%	6 67%
		Total	10 83%	10 75%	20 79%
A	BERG THOMSEN Morten	Draws	0 -	0 -	0 -
		Take-outs	0 -	0 -	0 -
		Total	0 -	0 -	0 -
Team		Draws	15 78%	16 78%	31 78%
		Take-outs	25 88%	24 93%	49 90%
		Total	40 84%	40 87%	80 86%

**Note:**  
Position and function for each team member:  
4 = Fourth, 3 = Third, 2 = Second, 1 = Lead, A = Alternate, S = Skip, V = Vice-Skip

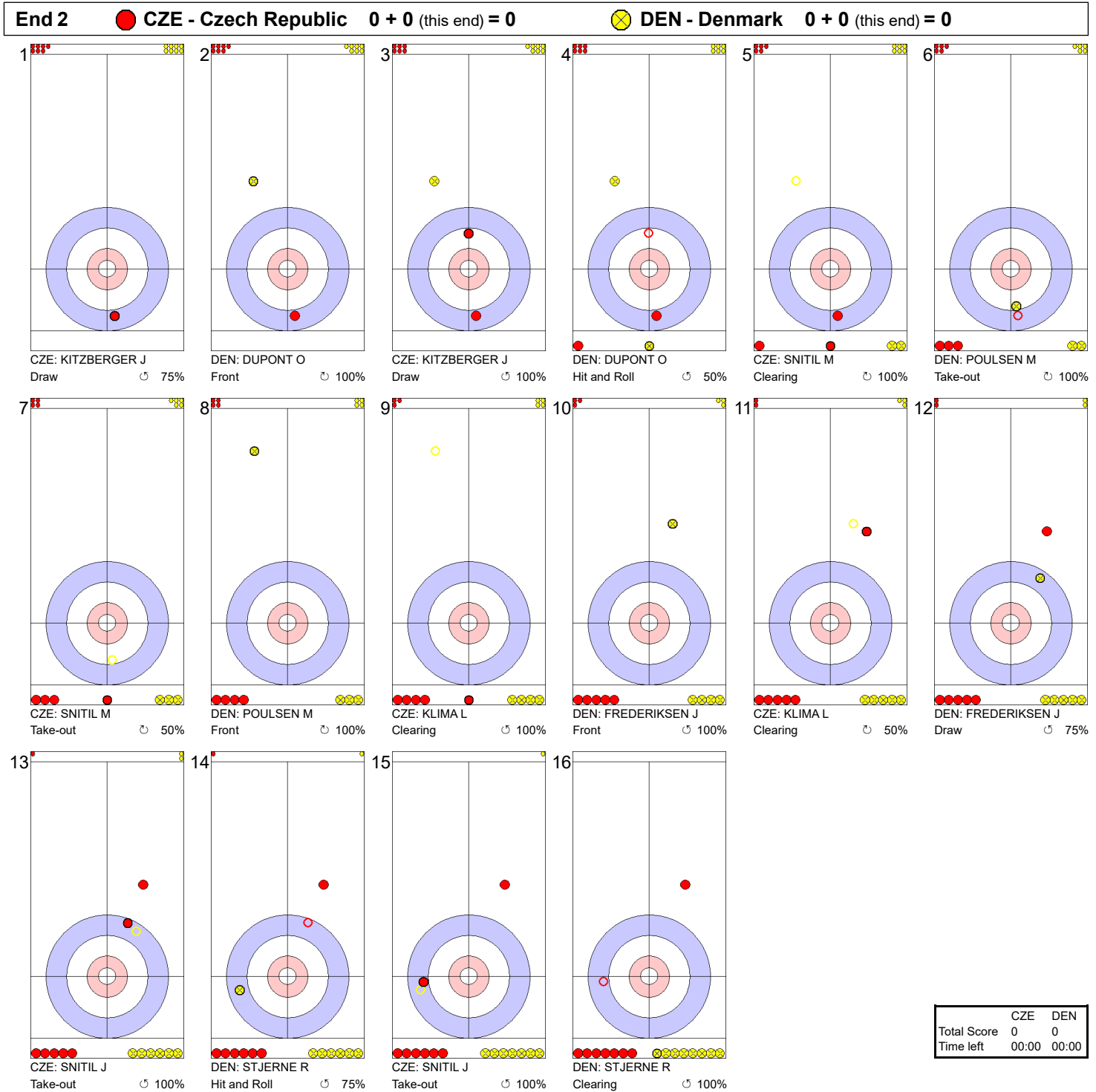
**Legend:**  
↻ Clockwise      ↺ Counter-clockwise      LSFE(\*) Last Stone First End

**Game - Shot by Shot**



**Legend:**  
 ↻ Clockwise      ↺ Counter-clockwise      - Not considered

**Game - Shot by Shot**



**Legend:**

↻ Clockwise      ↺ Counter-clockwise      - Not considered

**Game - Shot by Shot**



**Legend:**  
 ↻ Clockwise      ↺ Counter-clockwise      - Not considered

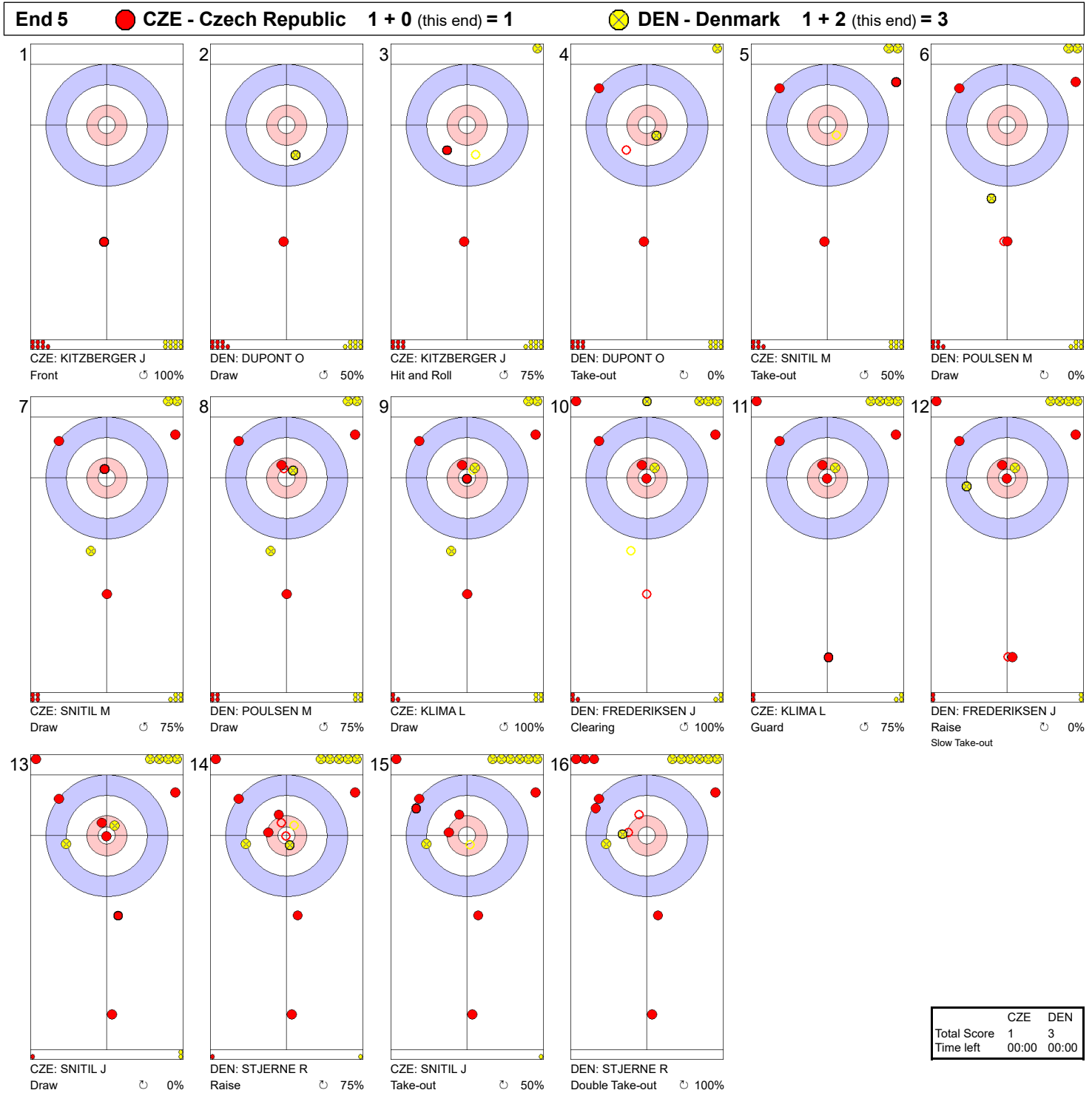


**Game - Shot by Shot**



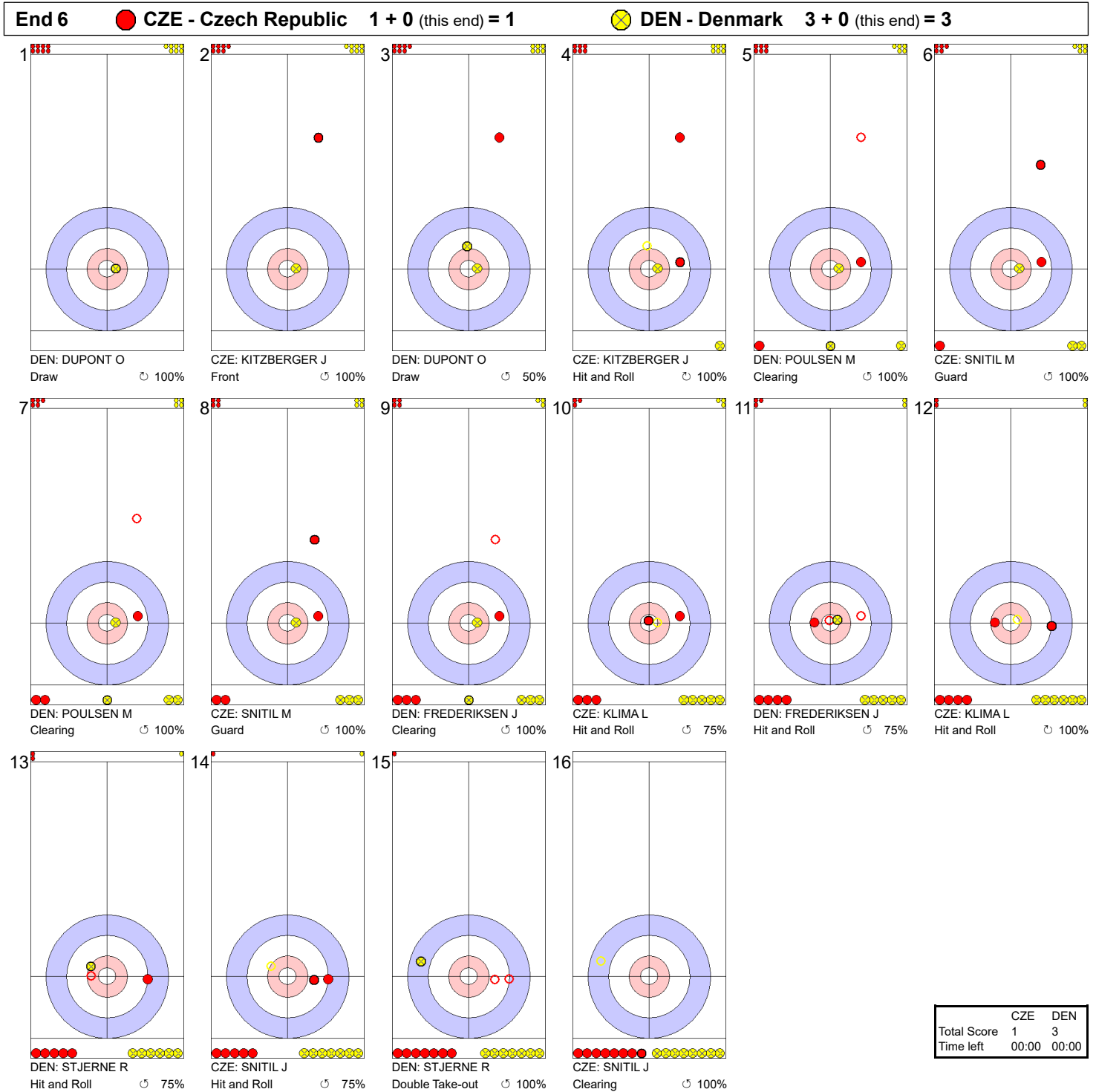
**Legend:**  
 ↻ Clockwise      ↺ Counter-clockwise      - Not considered

**Game - Shot by Shot**



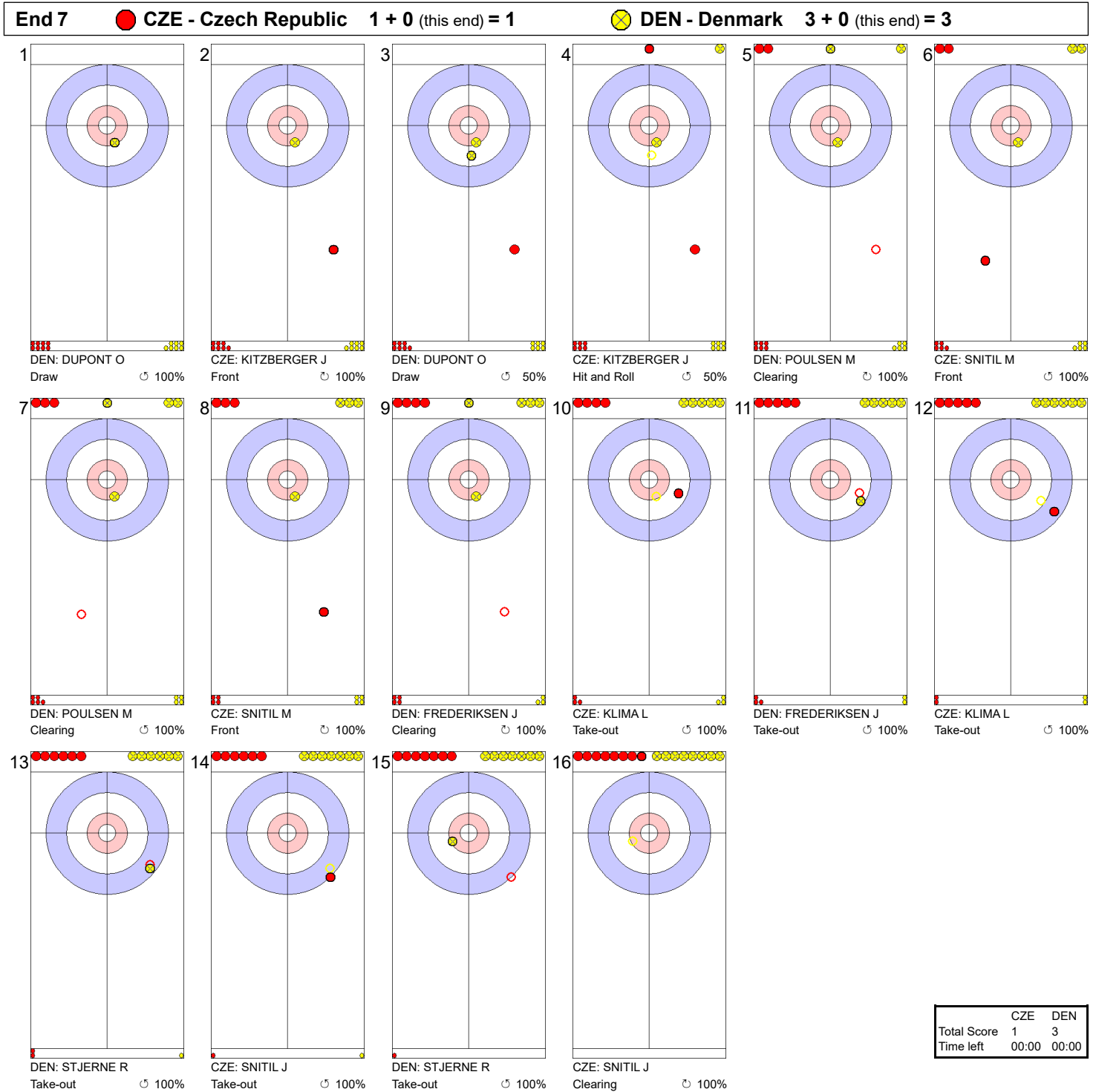
**Legend:**  
 ↻ Clockwise      ↺ Counter-clockwise      - Not considered

**Game - Shot by Shot**



**Legend:**  
 ↻ Clockwise      ↺ Counter-clockwise      - Not considered

**Game - Shot by Shot**



**Legend:**  
 ↻ Clockwise      ↺ Counter-clockwise      - Not considered



**OQE2017**  
Pilsen, Czech Republic

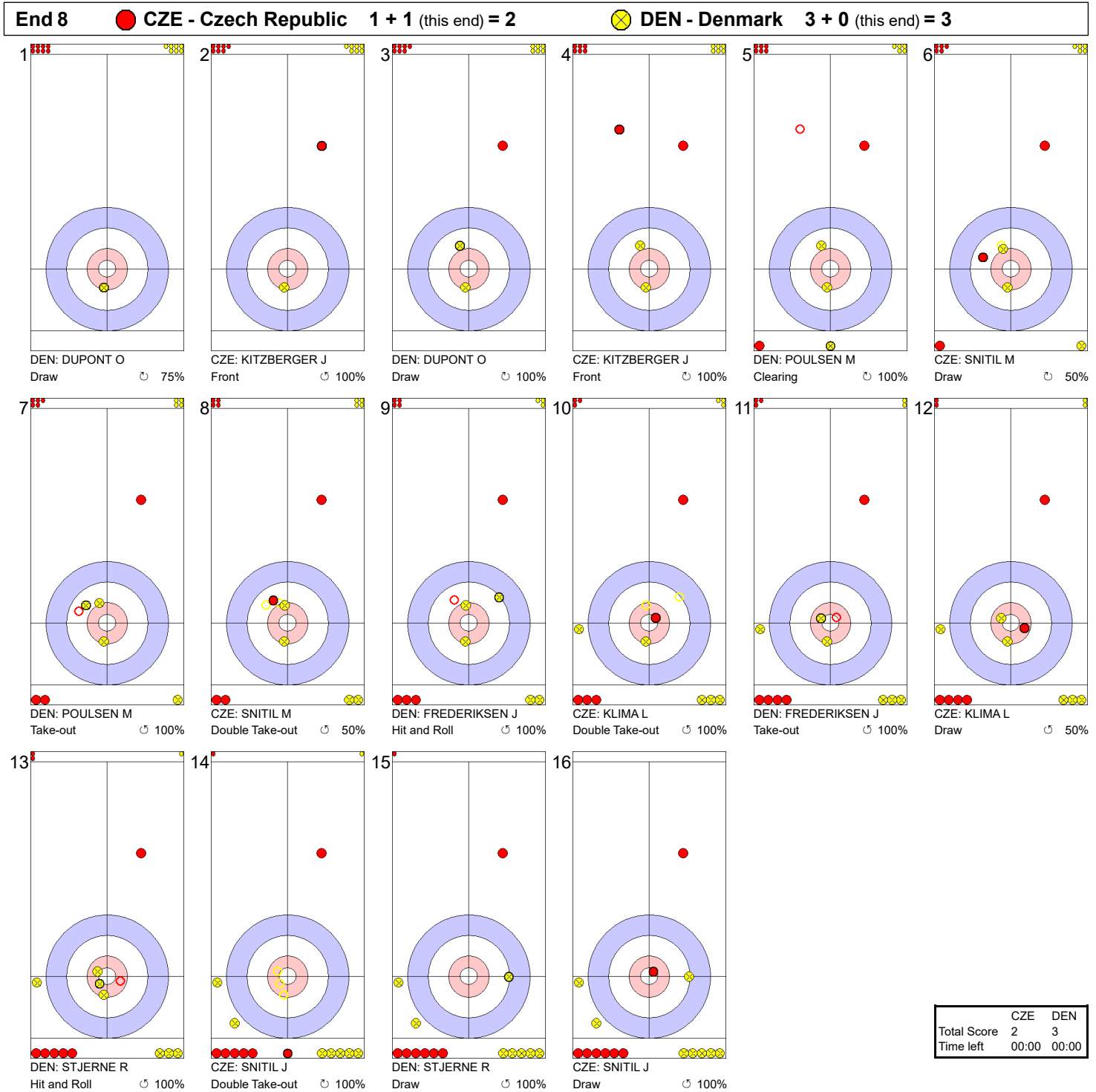
SUN 10 DEC 2017  
Start Time 16:00

**Olympic Qualification Event 2017**  
Winter Arena Košutka  
**Men**



**Play-off Game 2 (Loser 1v2 v 3)**

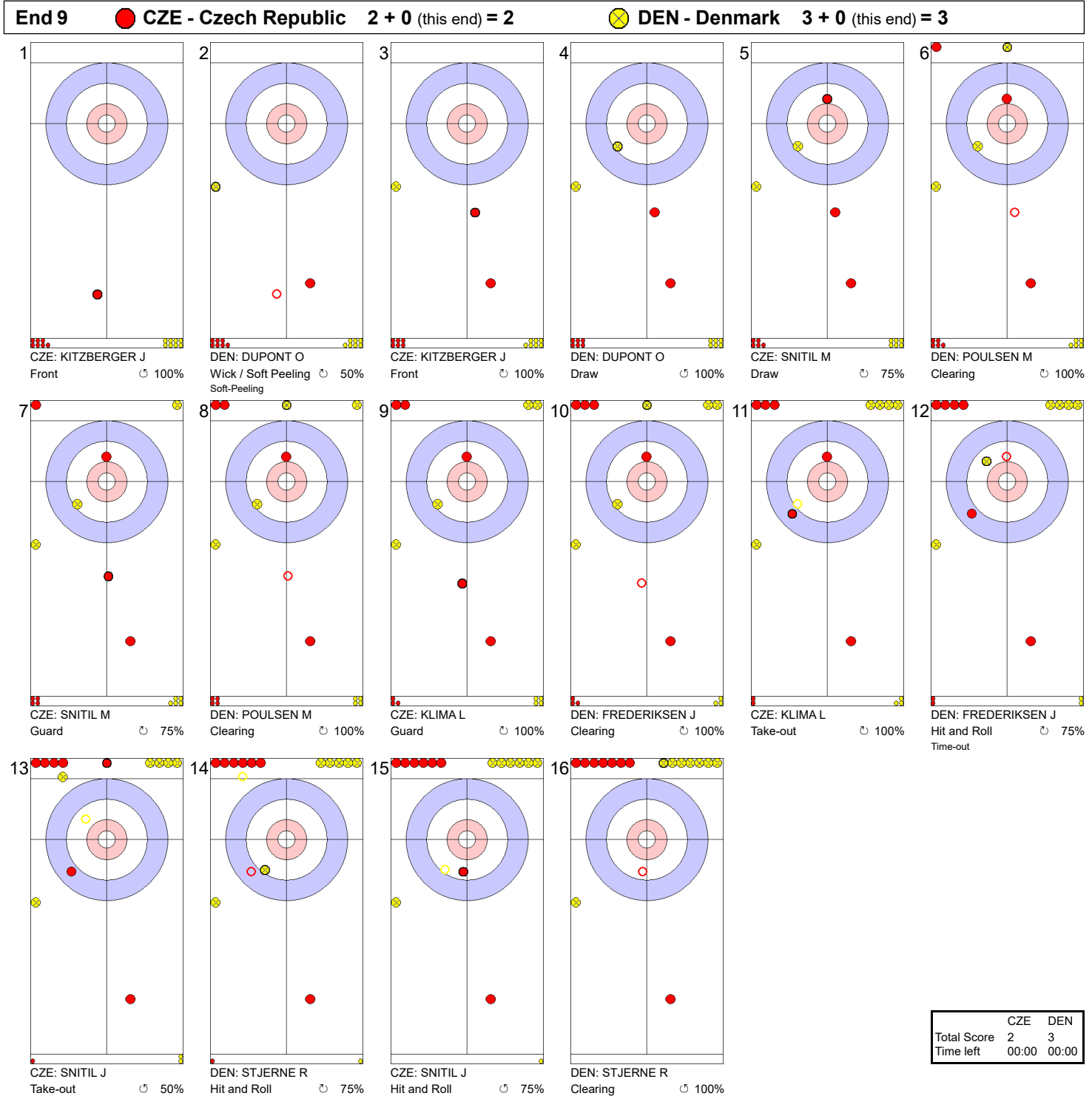
**Game - Shot by Shot**



**Legend:**  
 ↻ Clockwise      ↺ Counter-clockwise      - Not considered

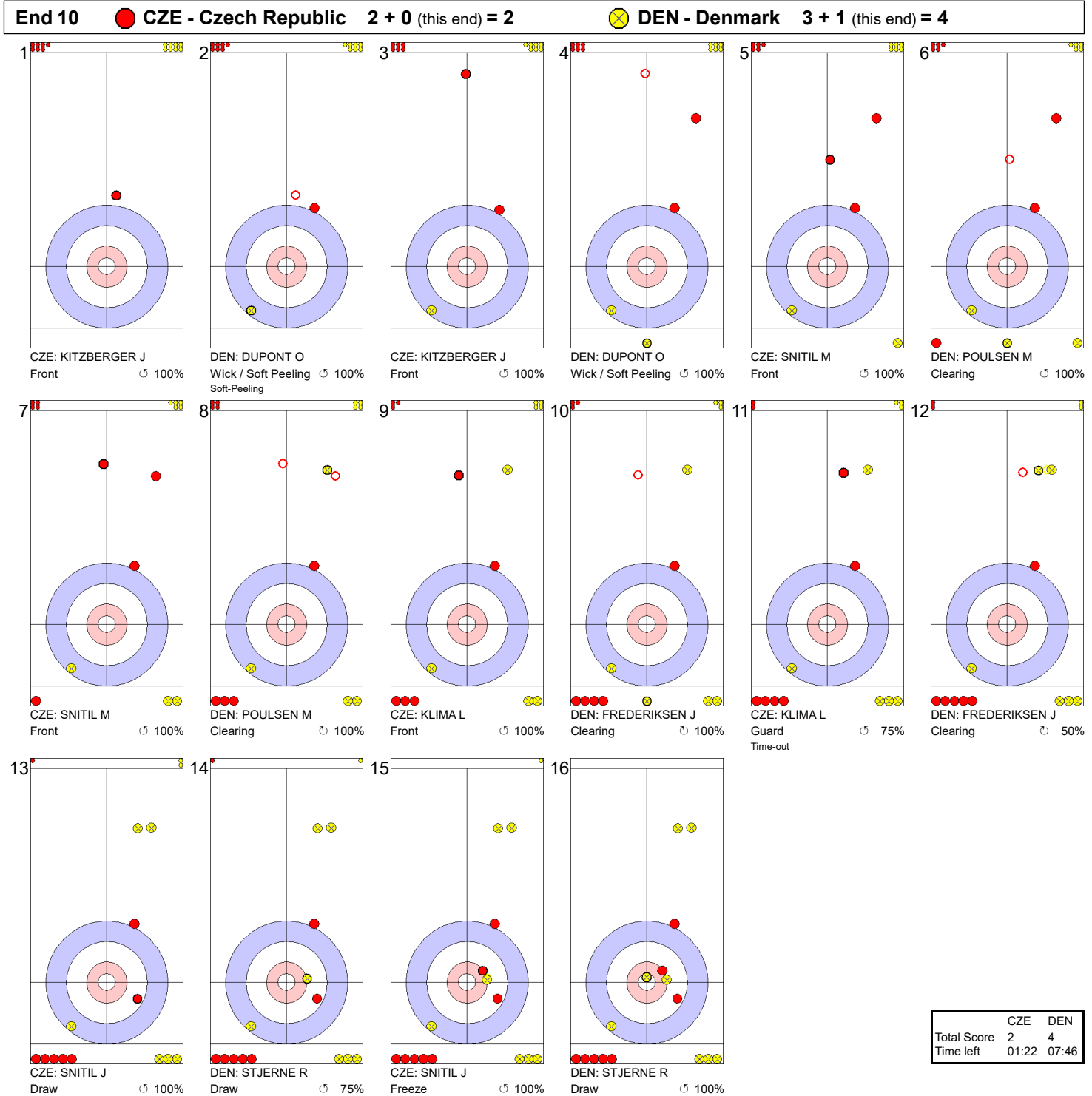


**Game - Shot by Shot**



**Legend:**  
 ↻ Clockwise      ↺ Counter-clockwise      - Not considered

**Game - Shot by Shot**



**Legend:**  
 ↻ Clockwise      ↺ Counter-clockwise      - Not considered



CZE - after Play-off Game 2 (Loser 1v2 v 3)

Cumulative Player Statistics by Team

CZE - Czech Republic

SNITIL Jiri	Fourth Skip				Right-handed	
Type	↻	%	↻	%	Total	%
Draw	28	70	17	68	45	69
Front	0	-	0	-	0	-
Guard	2	63	6	100	8	91
Raise	1	100	2	88	3	92
Wick / Soft Peeling	0	-	0	-	0	-
Freeze	0	-	2	100	2	100
Take-out	19	71	32	88	51	81
Hit and Roll	5	80	7	75	12	77
Clearing	4	75	5	90	9	83
Double Take-out	11	66	5	50	16	61
Promotion Take-out	1	50	2	50	3	50
Not considered	0	-	0	-	0	-
All Draws	31	70	27	79	58	74
All Take-outs	40	71	51	81	91	76
Total	71	70	78	80	149	76

KITZBERGER Jindrich	Lead				Right-handed	
Type	↻	%	↻	%	Total	%
Draw	28	79	38	91	66	86
Front	19	95	26	92	45	93
Guard	4	69	6	92	10	83
Raise	0	-	2	88	2	88
Wick / Soft Peeling	2	50	6	17	8	25
Freeze	0	-	0	-	0	-
Take-out	8	94	4	88	12	92
Hit and Roll	2	88	3	58	5	70
Clearing	0	-	0	-	0	-
Double Take-out	0	-	0	-	0	-
Promotion Take-out	1	75	0	-	1	75
Not considered	0	-	1	-	1	-
All Draws	53	83	78	86	131	85
All Take-outs	11	91	7	75	18	85
Total	64	84	85	85	149	85

KLIMA Lukas	Third V-Skip				Right-handed	
Type	↻	%	↻	%	Total	%
Draw	15	77	22	83	37	80
Front	0	-	3	83	3	83
Guard	2	75	5	80	7	79
Raise	0	-	3	50	3	50
Wick / Soft Peeling	0	-	0	-	0	-
Freeze	0	-	1	100	1	100
Take-out	18	88	11	77	29	84
Hit and Roll	9	83	11	68	20	75
Clearing	9	89	14	84	23	86
Double Take-out	11	61	11	68	22	65
Promotion Take-out	3	67	2	100	5	80
Not considered	0	-	0	-	0	-
All Draws	17	76	34	80	51	79
All Take-outs	50	80	49	76	99	78
Total	67	79	83	78	150	78

MOKRIS Samuel	Alternate				Right-handed	
Type	↻	%	↻	%	Total	%
Draw	0	-	0	-	0	-
Front	0	-	0	-	0	-
Guard	0	-	0	-	0	-
Raise	0	-	0	-	0	-
Wick / Soft Peeling	0	-	0	-	0	-
Freeze	0	-	0	-	0	-
Take-out	0	-	0	-	0	-
Hit and Roll	0	-	0	-	0	-
Clearing	0	-	0	-	0	-
Double Take-out	0	-	0	-	0	-
Promotion Take-out	0	-	0	-	0	-
Not considered	0	-	0	-	0	-
All Draws	0	-	0	-	0	-
All Take-outs	0	-	0	-	0	-
Total	0	-	0	-	0	-

SNITIL Martin	Second				Right-handed	
Type	↻	%	↻	%	Total	%
Draw	13	77	10	65	23	72
Front	3	100	4	100	7	100
Guard	3	92	4	100	7	96
Raise	2	50	3	67	5	60
Wick / Soft Peeling	0	-	0	-	0	-
Freeze	0	-	1	100	1	100
Take-out	13	85	11	82	24	83
Hit and Roll	9	78	6	83	15	80
Clearing	17	91	24	90	41	90
Double Take-out	8	63	10	70	18	67
Promotion Take-out	5	75	4	25	9	53
Not considered	0	-	0	-	0	-
All Draws	21	80	22	80	43	80
All Take-outs	52	81	55	79	107	80
Total	73	81	77	79	150	80

Team: CZE - Czech Republic						
Type	↻	%	↻	%	Total	%
Draw	84	75	87	81	171	78
Front	22	95	33	92	55	94
Guard	11	75	21	93	32	87
Raise	3	67	10	70	13	69
Wick / Soft Peeling	2	50	6	17	8	25
Freeze	0	-	4	100	4	100
Take-out	58	82	58	84	116	83
Hit and Roll	25	81	27	72	52	76
Clearing	30	88	43	88	73	88
Double Take-out	30	63	26	65	56	64
Promotion Take-out	10	70	8	50	18	61
Not considered	0	-	1	-	1	-
All Draws	122	78	161	82	283	81
All Take-outs	153	79	162	79	315	79
Total	275	79	323	80	598	80

Legend: ↻ Clockwise      ↻ Counter-clockwise





### Cumulative Player Statistics by Team

#### DEN - Denmark

STJERNE Rasmus		Fourth Skip		Right-handed	
Type	↻ %	↻ %	Total	%	
Draw	21 79	26 79	47	79	
Front	0 -	0 -	0	-	
Guard	1 100	3 83	4	88	
Raise	5 75	7 71	12	73	
Wick / Soft Peeling	0 -	0 -	0	-	
Freeze	0 -	0 -	0	-	
Take-out	20 81	21 93	41	87	
Hit and Roll	10 80	11 70	21	75	
Clearing	10 95	10 90	20	93	
Double Take-out	6 58	9 83	15	73	
Promotion Take-out	1 100	3 50	4	63	
Not considered	1 -	1 -	2	-	
All Draws	27 79	36 78	63	78	
All Take-outs	47 81	54 84	101	83	
Total	74 80	90 81	164	81	

DUPONT Oliver		Lead		Right-handed	
Type	↻ %	↻ %	Total	%	
Draw	45 91	50 85	95	88	
Front	15 87	10 98	25	91	
Guard	8 88	5 50	13	73	
Raise	1 100	2 100	3	100	
Wick / Soft Peeling	1 50	3 100	4	88	
Freeze	0 -	0 -	0	-	
Take-out	8 78	11 86	19	83	
Hit and Roll	2 75	3 67	5	70	
Clearing	0 -	0 -	0	-	
Double Take-out	0 -	3 100	3	100	
Promotion Take-out	0 -	0 -	0	-	
Not considered	0 -	1 -	1	-	
All Draws	70 89	70 85	140	87	
All Take-outs	10 78	17 85	27	82	
Total	80 88	87 85	167	87	

FREDERIKSEN Johnny		Third V-Skip		Right-handed	
Type	↻ %	↻ %	Total	%	
Draw	13 75	20 88	33	83	
Front	1 100	1 100	2	100	
Guard	1 100	2 50	3	67	
Raise	2 25	4 94	6	71	
Wick / Soft Peeling	0 -	0 -	0	-	
Freeze	0 -	1 100	1	100	
Take-out	19 72	24 84	43	79	
Hit and Roll	12 71	19 80	31	77	
Clearing	22 84	9 100	31	89	
Double Take-out	5 80	6 71	11	75	
Promotion Take-out	3 83	4 75	7	79	
Not considered	0 -	0 -	0	-	
All Draws	17 72	28 87	45	81	
All Take-outs	61 77	62 83	123	80	
Total	78 76	90 84	168	81	

BERG THOMSEN Morten		Alternate		Right-handed	
Type	↻ %	↻ %	Total	%	
Draw	0 -	0 -	0	-	
Front	0 -	0 -	0	-	
Guard	0 -	0 -	0	-	
Raise	0 -	0 -	0	-	
Wick / Soft Peeling	0 -	0 -	0	-	
Freeze	0 -	0 -	0	-	
Take-out	0 -	0 -	0	-	
Hit and Roll	0 -	0 -	0	-	
Clearing	0 -	0 -	0	-	
Double Take-out	0 -	0 -	0	-	
Promotion Take-out	0 -	0 -	0	-	
Not considered	0 -	0 -	0	-	
All Draws	0 -	0 -	0	-	
All Take-outs	0 -	0 -	0	-	
Total	0 -	0 -	0	-	

POULSEN Mikkel		Second		Right-handed	
Type	↻ %	↻ %	Total	%	
Draw	16 70	16 67	32	69	
Front	4 100	3 100	7	100	
Guard	3 92	3 100	6	96	
Raise	0 -	2 50	2	50	
Wick / Soft Peeling	0 -	0 -	0	-	
Freeze	0 -	0 -	0	-	
Take-out	17 88	18 92	35	90	
Hit and Roll	10 85	14 82	24	83	
Clearing	28 96	17 87	45	92	
Double Take-out	4 63	5 70	9	67	
Promotion Take-out	7 71	1 75	8	72	
Not considered	0 -	0 -	0	-	
All Draws	23 78	24 74	47	76	
All Take-outs	66 88	55 85	121	87	
Total	89 85	79 82	168	84	

Team: DEN - Denmark					
Type	↻ %	↻ %	Total	%	
Draw	95 83	112 81	207	82	
Front	20 90	14 98	34	93	
Guard	13 90	13 69	26	80	
Raise	8 66	15 78	23	74	
Wick / Soft Peeling	1 50	3 100	4	88	
Freeze	0 -	1 100	1	100	
Take-out	64 80	74 89	138	85	
Hit and Roll	34 78	47 78	81	78	
Clearing	60 91	36 91	96	91	
Double Take-out	15 67	23 79	38	74	
Promotion Take-out	11 77	8 66	19	72	
Not considered	1 -	2 -	3	-	
All Draws	137 83	158 82	295	83	
All Take-outs	184 82	188 84	372	83	
Total	321 83	346 83	667	83	

Legend: ↻ Clockwise      ↻ Counter-clockwise



**After Play-off Game 2 (Loser 1v2 v 3)**

**Scoring Analysis**

Team	Games		LSFE	Stolen Ends	Last Stone Eff.	Force Eff.	Points Scored						Total	Plus / Minus
							0	1	2	3	4	>4		
DEN	9	For	8	9	40%	56%	12	25	8	3	2	0	58	+21
		Against	1	1			8	14	7	3	0	0	37	
CHN	7	For	2	8	32%	59%	4	14	10	5	0	0	49	+6
		Against	5	7			2	19	7	2	1	0	43	
RUS	7	For	4	9	28%	42%	4	20	5	5	0	0	45	+4
		Against	3	4			7	12	10	3	0	0	41	
FIN	7	For	4	9	38%	57%	4	17	10	3	0	0	46	0
		Against	3	10			1	18	11	2	0	0	46	
CZE	8	For	5	3	41%	54%	4	12	12	2	1	0	46	-5
		Against	3	10			9	21	10	2	1	0	51	
ITA	8	For	4	5	36%	52%	10	15	11	3	0	0	46	-5
		Against	4	9			5	20	6	5	1	0	51	
GER	7	For	0	6	23%	77%	4	13	7	1	0	0	30	-10
		Against	7	11			11	20	7	2	0	0	40	
NED	7	For	3	10	19%	50%	5	24	4	1	0	0	35	-11
		Against	4	7			4	16	9	4	0	0	46	
<b>Total</b>	<b>30</b>			<b>59</b>			<b>47</b>	<b>140</b>	<b>67</b>	<b>23</b>	<b>3</b>	<b>0</b>	<b>355</b>	

**Note:**  
 Stolen ends are the ends won without the last stone advantage.  
 Last Stone Efficiency: Scoring two or more points with last stone advantage.  
 Force Efficiency: Forcing the opponent team to score only one point when they have the last stone advantage.

**Legend:**  
 >4 More than four points scored      Eff. Efficiency      LSFE Last Stone First End



**OQE2017**  
Pilsen, Czech Republic

**Olympic Qualification Event 2017**  
Winter Arena Košutka  
**Men**



After Play-off Game 2 (Loser 1v2 v 3)

## Summary of Big Ends

Points Scored	By	Against	Session	End	Game Result
4	CZE - Czech Republic	CHN - China	5	2	10 : 7
4	DEN - Denmark	CZE - Czech Republic	2	6	10 : 4
4	DEN - Denmark	ITA - Italy	7	8	8 : 3

**Note:**  
Big ends are defined as ends with a score of four or more points.



**OQE2017**  
Pilsen, Czech Republic

**Olympic Qualification Event 2017**  
Winter Arena Košutka  
**Men**



After Play-off Game 2 (Loser 1v2 v 3)

### Time-out Statistics

Team	Games	Number of Time-outs	Average Shot Success on Next Stone
RUS - Russia	7	4	100%
ITA - Italy	8	3	91%
CZE - Czech Republic	8	2	87%
NED - Netherlands	7	2	87%
FIN - Finland	7	6	79%
CHN - China	7	3	75%
DEN - Denmark	9	7	60%
GER - Germany	7	1	50%
Total	30	28	78%



**OQE2017**  
Pilsen, Czech Republic

SUN 10 DEC 2017  
Start Time 8:00

**Olympic Qualification Event 2017**  
Winter Arena Košutka  
**Men**

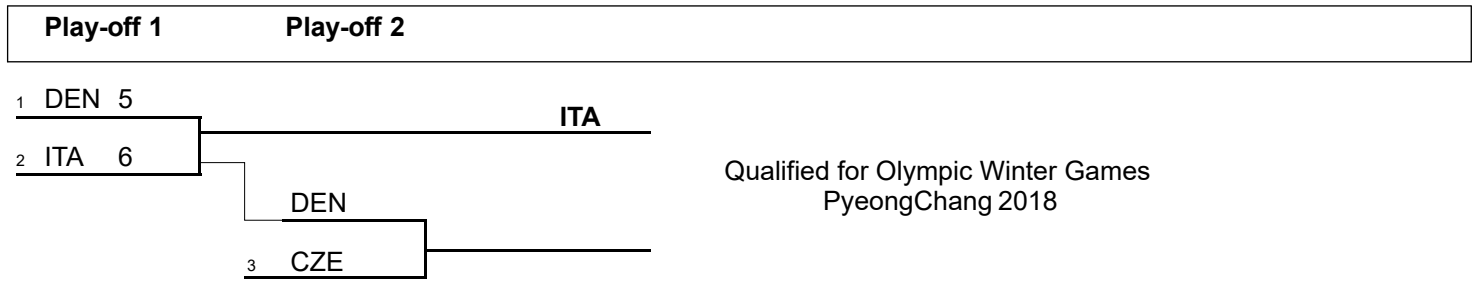
**Play-off Game 1 (1 v 2)**



### Session Results and Standings

Sheet	Game	Team	LSFE	1	2	3	4	5	6	7	8	9	10	Extra Ends	Total
B	8	DEN - Denmark	*	1	0	2	0	0	0	1	0	0	1	0	5
	8	ITA - Italy		0	1	0	2	0	0	0	0	2	0	1	6

### Play-offs Bracket



**Legend:**  
LSFE(\*) Last Stone First End



**Game Results**

Sheet	Game	Team	LSFE	1	2	3	4	5	6	7	8	9	10	Extra Ends	Total
B	8	DEN - Denmark	*	1	0	2	0	0	0	1	0	0	1	0	5
	8	ITA - Italy		0	1	0	2	0	0	0	0	2	0	1	6

DEN - Denmark		Shot Success	Game	All
4 S	STJERNE Rasmus	77%	80%	
3 V	FREDERIKSEN Johnny	84%	80%	
2	POULSEN Mikkel	86%	83%	
1	DUPONT Oliver	81%	88%	
A	BERG THOMSEN Morten	-	-	
Team Total		82%	83%	

ITA - Italy		Shot Success	Game	All
4 V	MOSANER Amos	72%	76%	
3 S	RETORNAZ Joel	84%	77%	
2	GONIN Simone	83%	77%	
1	FERRAZZA Daniele	73%	82%	
A	PILZER Andrea	-	-	
Team Total		78%	78%	

Time remaining: 2 minutes 5 seconds  
1 minute 4 seconds (after extra end)

Time remaining: 1 minute 9 seconds  
1 minute 57 seconds (after extra end)

Time-out: End 7 - DEN stone 6

Time-out: End 10 - ITA stone 6

**Shot Success Analysis**

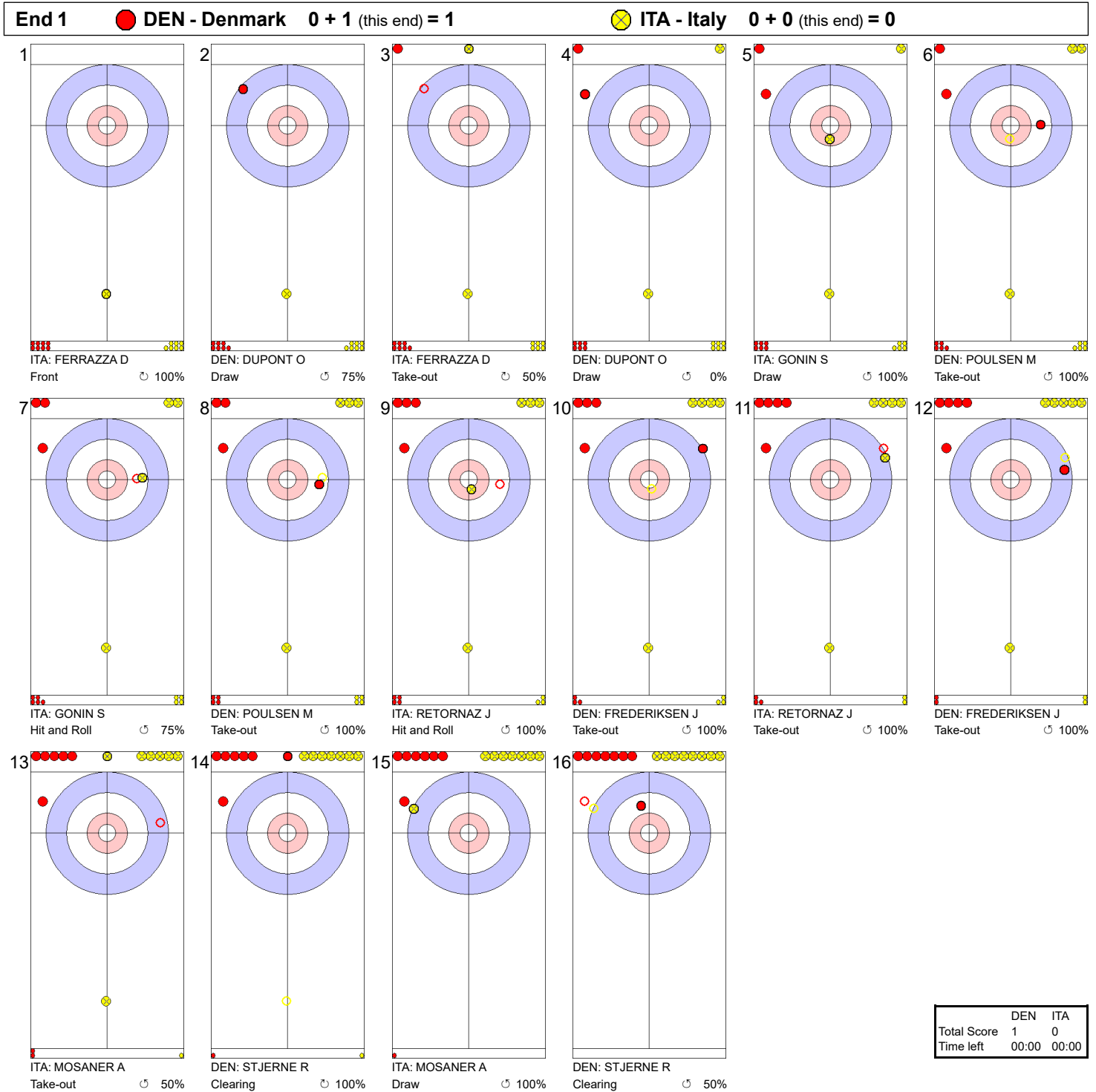
DEN - Denmark		↻	↺	Game
4 STJERNE Rasmus	Draws	3 58%	6 88%	9 78%
	Take-outs	9 75%	3 83%	12 77%
	Total	12 71%	9 86%	21 77%
3 FREDERIKSEN Johnny	Draws	3 75%	3 100%	6 88%
	Take-outs	5 75%	11 86%	16 83%
	Total	8 75%	14 89%	22 84%
2 POULSEN Mikkel	Draws	1 100%	7 86%	8 88%
	Take-outs	8 84%	6 88%	14 86%
	Total	9 86%	13 87%	22 86%
1 DUPONT Oliver	Draws	11 84%	8 75%	19 80%
	Take-outs	0 -	3 83%	3 83%
	Total	11 84%	11 77%	22 81%
A BERG THOMSEN Morten	Draws	0 -	0 -	0 -
	Take-outs	0 -	0 -	0 -
	Total	0 -	0 -	0 -
Team	Draws	18 79%	24 84%	42 82%
	Take-outs	22 78%	23 86%	45 82%
	Total	40 79%	47 85%	87 82%

ITA - Italy		↻	↺	Game
4 MOSANER Amos	Draws	2 0%	5 90%	7 64%
	Take-outs	6 79%	9 72%	15 75%
	Total	8 59%	14 79%	22 72%
3 RETORNAZ Joel	Draws	4 88%	5 85%	9 86%
	Take-outs	4 94%	9 78%	13 83%
	Total	8 91%	14 80%	22 84%
2 GONIN Simone	Draws	4 75%	6 88%	10 83%
	Take-outs	6 100%	6 67%	12 83%
	Total	10 90%	12 77%	22 83%
1 FERRAZZA Daniele	Draws	8 84%	11 68%	19 75%
	Take-outs	2 63%	1 50%	3 58%
	Total	10 80%	12 67%	22 73%
A PILZER Andrea	Draws	0 -	0 -	0 -
	Take-outs	0 -	0 -	0 -
	Total	0 -	0 -	0 -
Team	Draws	18 74%	27 80%	45 77%
	Take-outs	18 88%	25 72%	43 78%
	Total	36 81%	52 76%	88 78%

**Note:**  
Position and function for each team member:  
4 = Fourth, 3 = Third, 2 = Second, 1 = Lead, A = Alternate, S = Skip, V = Vice-Skip

**Legend:**  
↻ Clockwise      ↺ Counter-clockwise      LSFE(\*) Last Stone First End

**Game - Shot by Shot**



**Legend:**  
 ↻ Clockwise      ↺ Counter-clockwise      - Not considered

**Game - Shot by Shot**



**Legend:**  
 ↻ Clockwise      ↺ Counter-clockwise      - Not considered



**Game - Shot by Shot**



**Legend:**  
 ↻ Clockwise      ↺ Counter-clockwise      - Not considered

**Game - Shot by Shot**



**Legend:**  
 ↻ Clockwise      ↺ Counter-clockwise      - Not considered



OQE2017  
Pilsen, Czech Republic

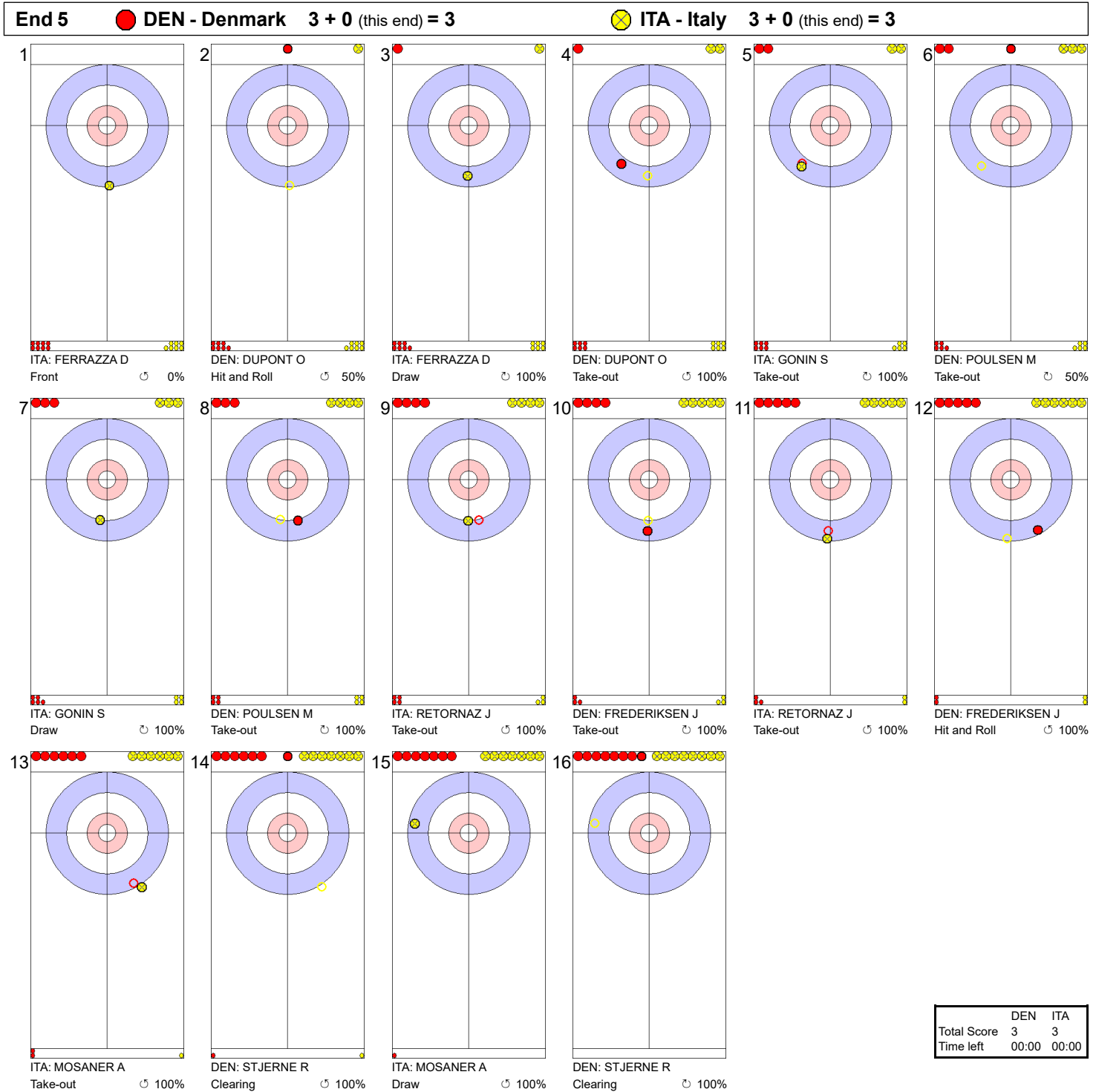
SUN 10 DEC 2017  
Start Time 8:00

Olympic Qualification Event 2017  
Winter Arena Košutka  
Men

Play-off Game 1 (1 v 2)



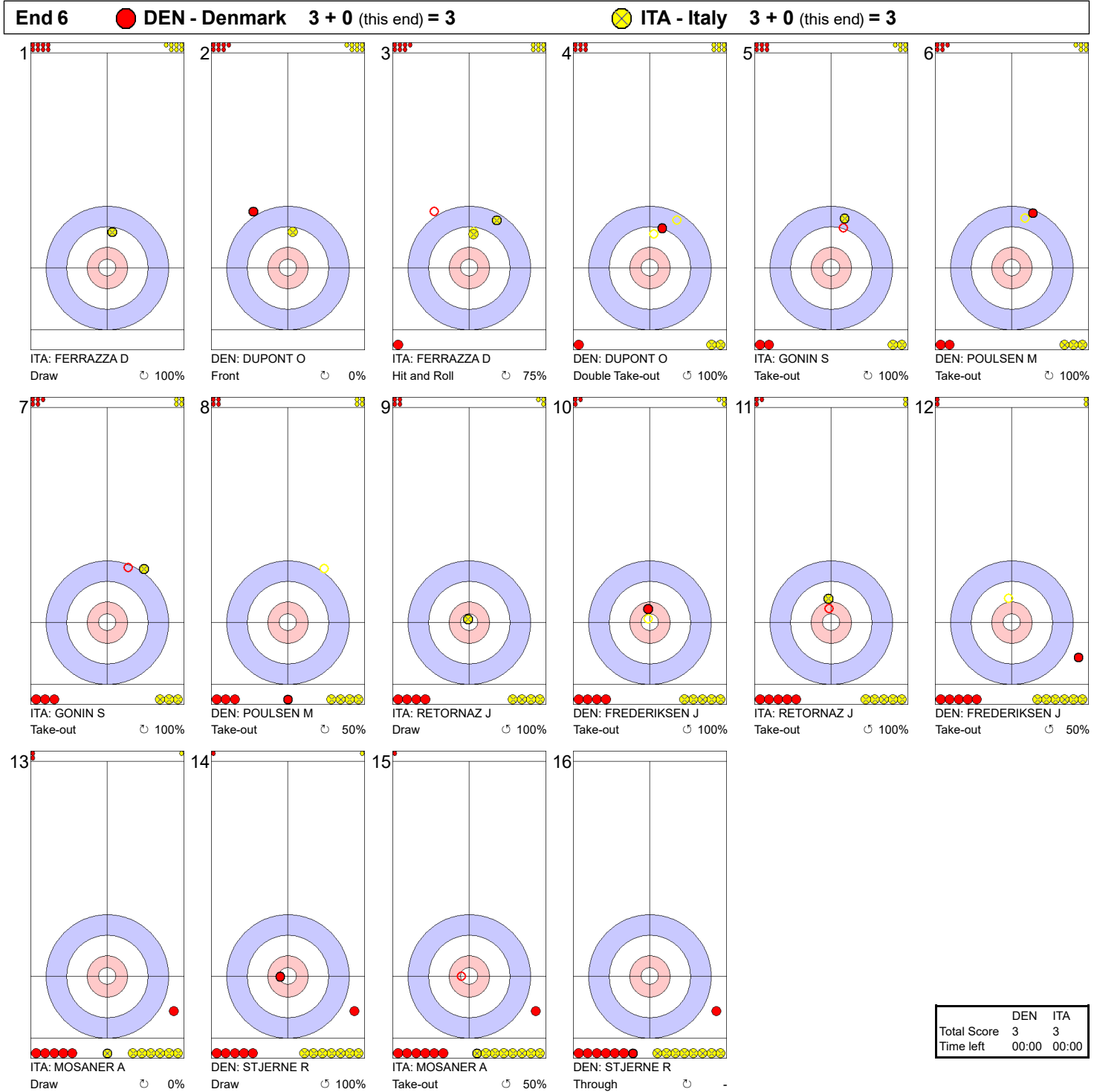
### Game - Shot by Shot



**Legend:**

↻ Clockwise      ↺ Counter-clockwise      - Not considered

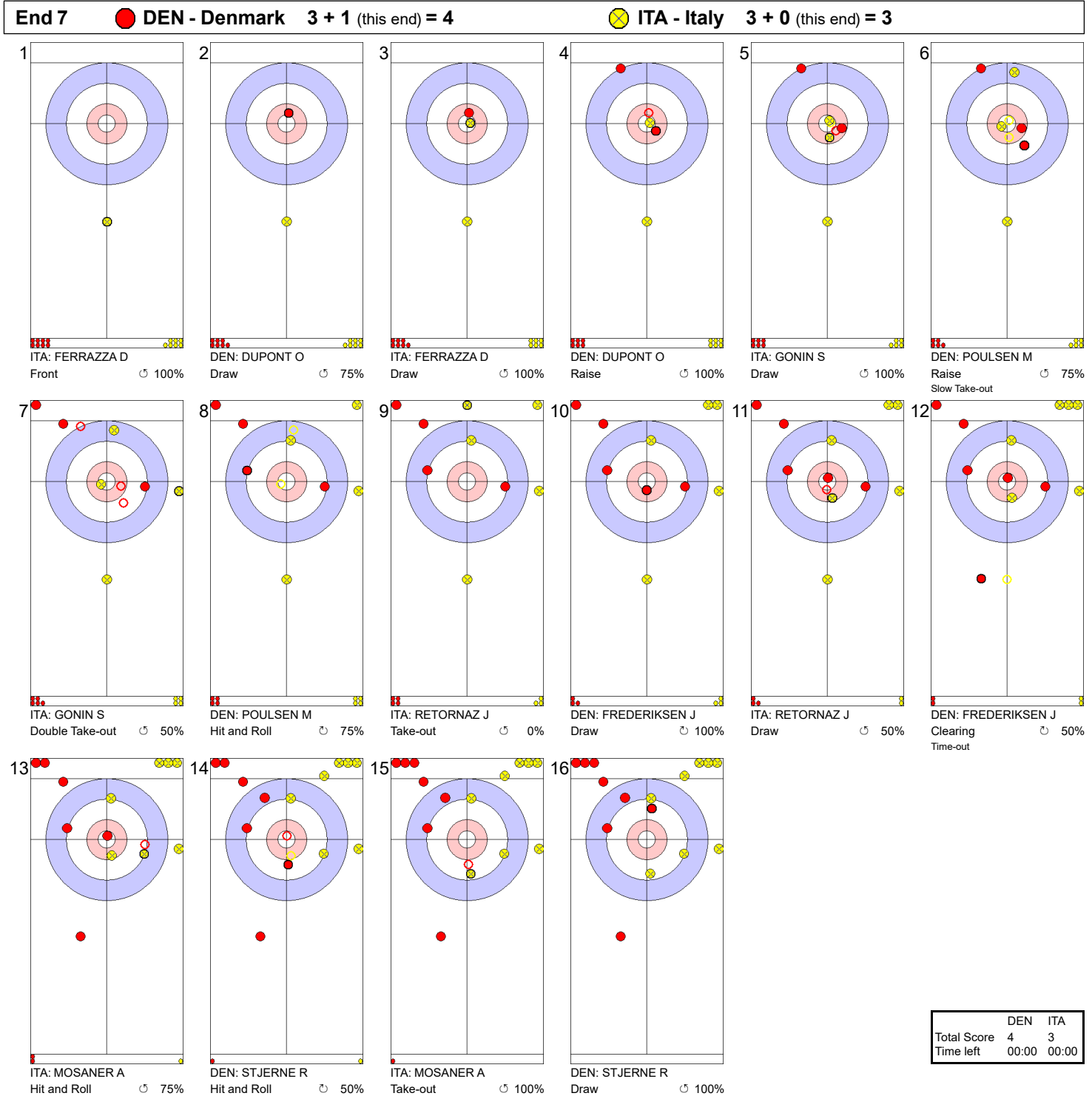
Game - Shot by Shot



	DEN	ITA
Total Score	3	3
Time left	00:00	00:00

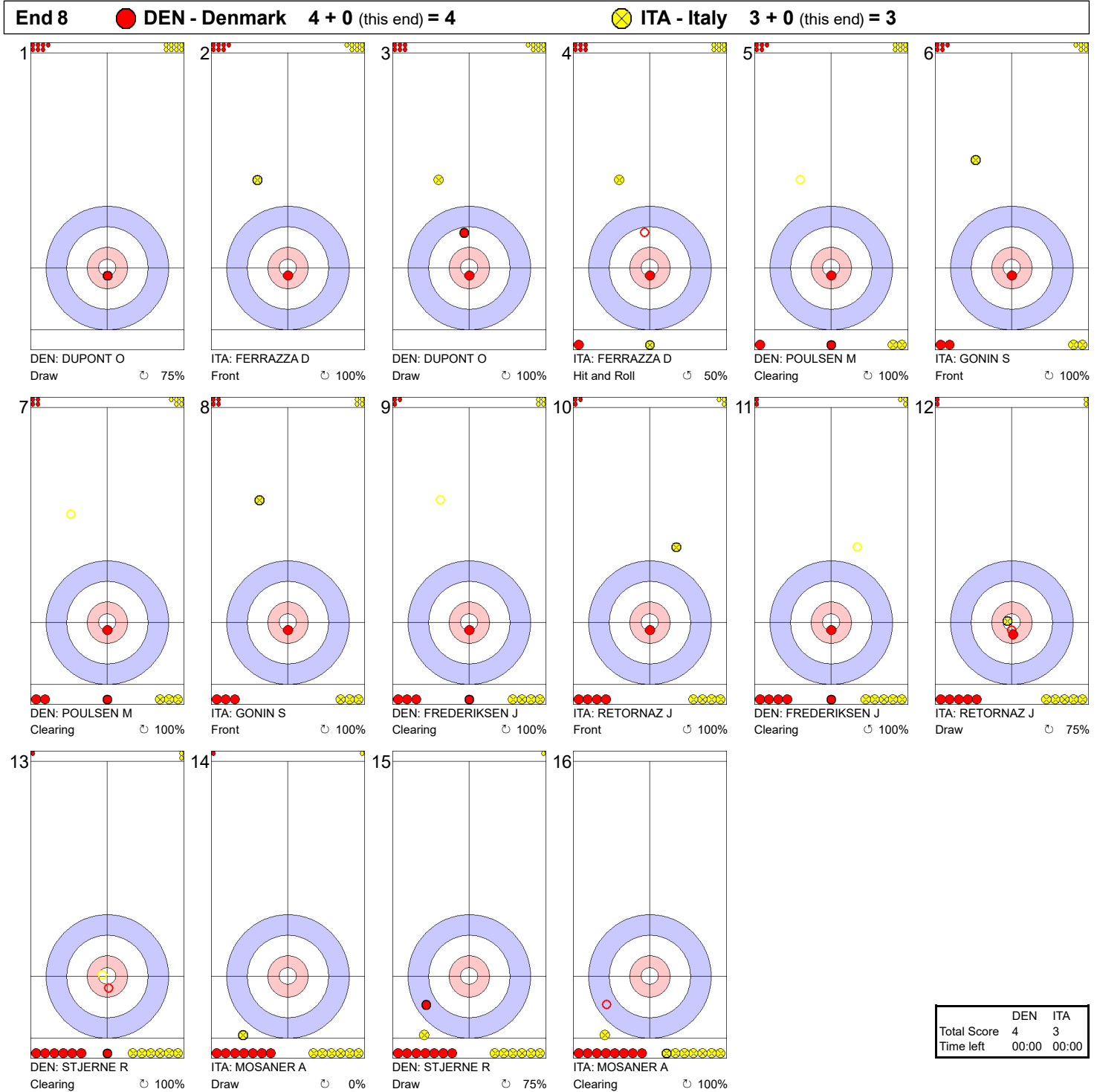
**Legend:**  
 Clockwise      Counter-clockwise      - Not considered

**Game - Shot by Shot**



**Legend:**  
 ↻ Clockwise      ↺ Counter-clockwise      - Not considered

### Game - Shot by Shot



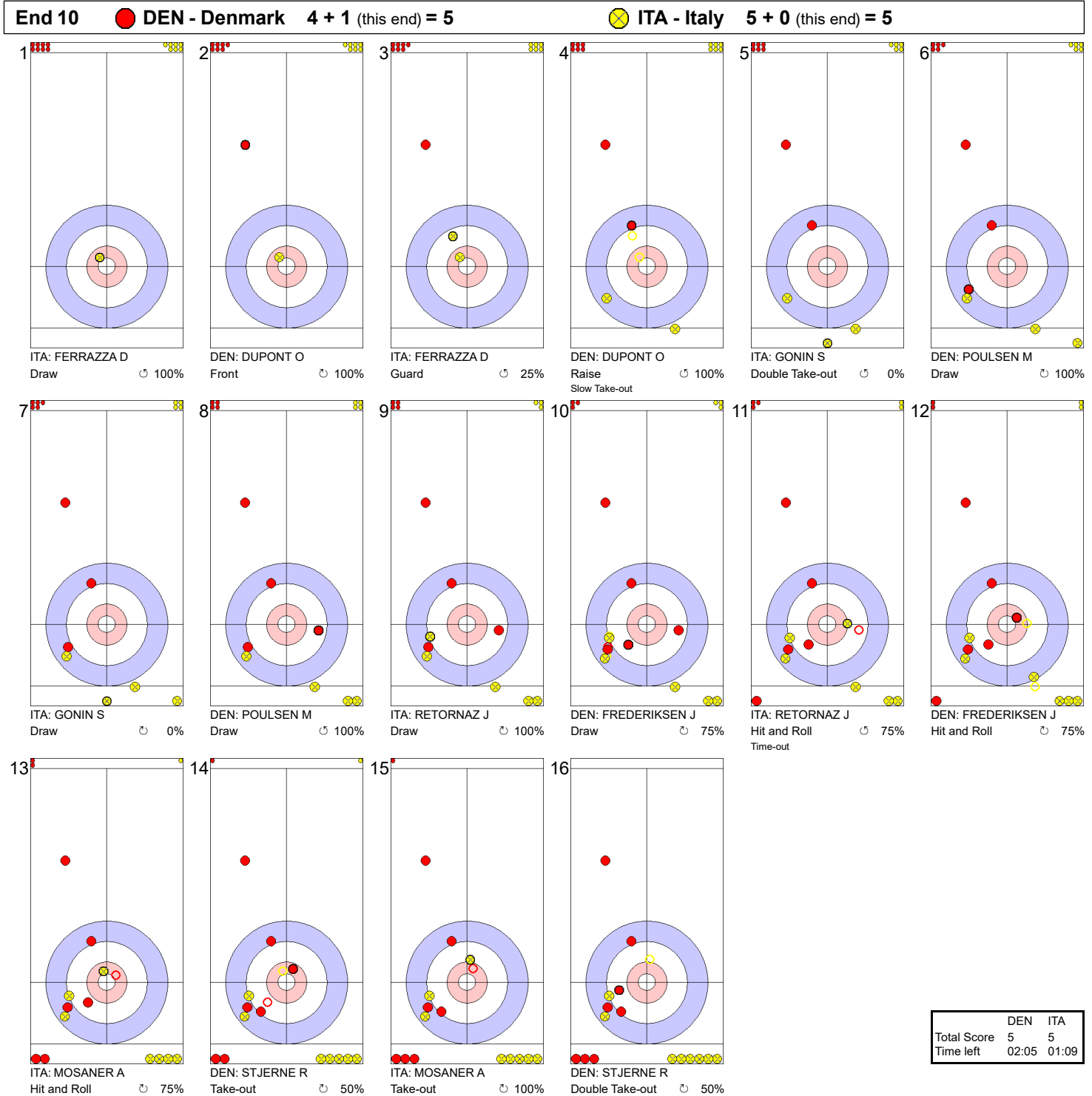
**Legend:**  
 ↻ Clockwise      ↺ Counter-clockwise      - Not considered

**Game - Shot by Shot**



**Legend:**  
 ↻ Clockwise      ↺ Counter-clockwise      - Not considered

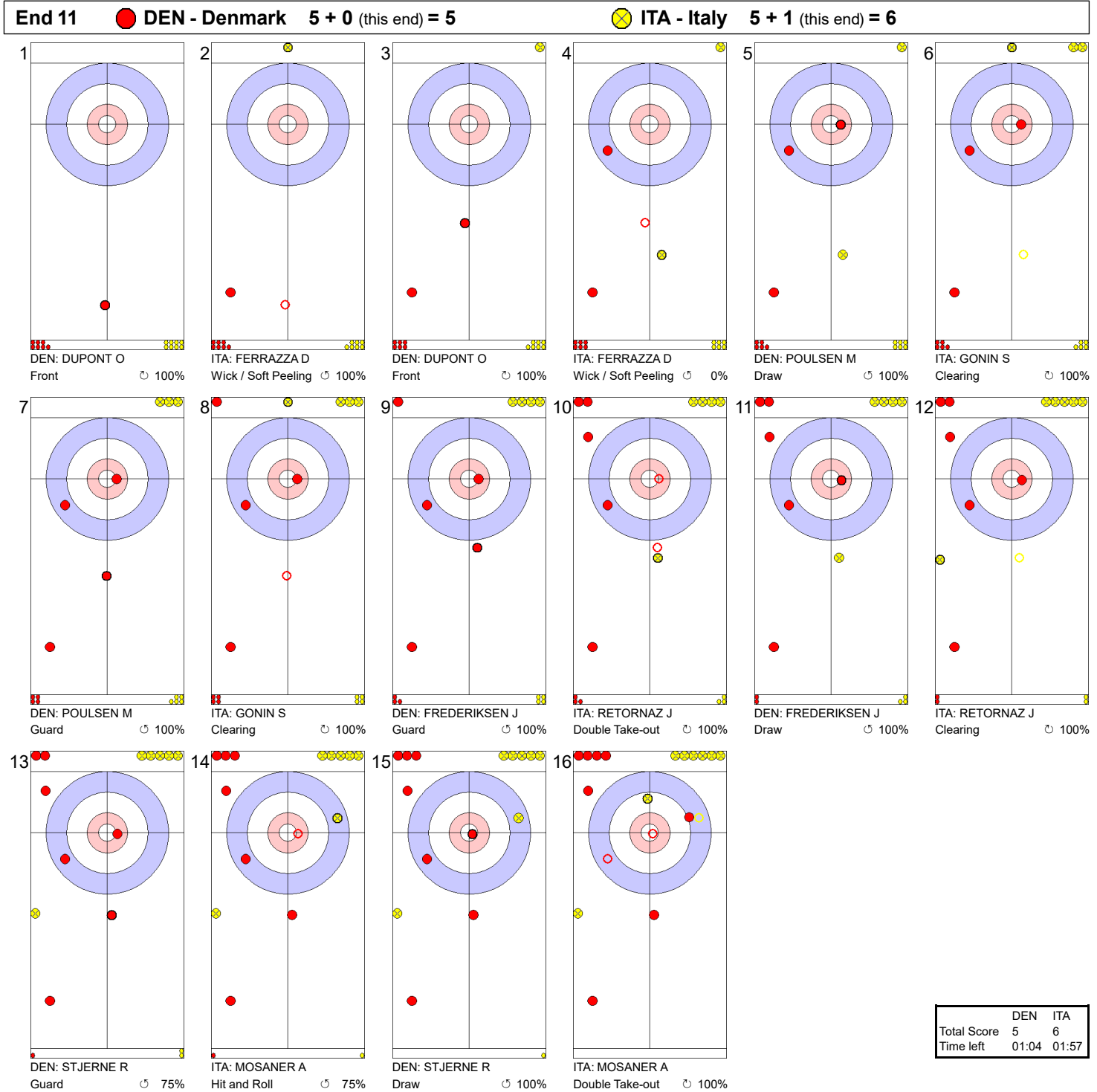
**Game - Shot by Shot**



**Legend:**  
 Clockwise      Counter-clockwise      - Not considered



**Game - Shot by Shot**



**Legend:**  
 ↻ Clockwise      ↺ Counter-clockwise      - Not considered

**Cumulative Player Statistics by Team**

**ITA - Italy**

MOSANER Amos		Fourth V-Skip		Right-handed	
Type	↻ %	↻ %	Total	%	
Draw	18 79	34 69	52	73	
Front	0 -	0 -	0	-	
Guard	1 100	4 88	5	90	
Raise	1 50	1 100	2	75	
Wick / Soft Peeling	0 -	0 -	0	-	
Freeze	0 -	0 -	0	-	
Take-out	17 87	23 75	40	80	
Hit and Roll	5 90	8 56	13	69	
Clearing	6 92	6 96	12	94	
Double Take-out	6 88	10 68	16	75	
Promotion Take-out	7 61	4 63	11	61	
Not considered	0 -	1 -	1	-	
All Draws	20 79	39 72	59	74	
All Take-outs	41 84	51 72	92	77	
Total	61 82	90 72	151	76	

FERRAZZA Daniele		Lead		Right-handed	
Type	↻ %	↻ %	Total	%	
Draw	26 79	28 80	54	80	
Front	27 89	29 89	56	89	
Guard	1 0	9 86	10	78	
Raise	3 67	2 88	5	75	
Wick / Soft Peeling	0 -	2 50	2	50	
Freeze	0 -	0 -	0	-	
Take-out	7 79	10 85	17	82	
Hit and Roll	7 68	2 63	9	67	
Clearing	0 -	0 -	0	-	
Double Take-out	1 100	0 -	1	100	
Promotion Take-out	0 -	0 -	0	-	
Not considered	0 -	0 -	0	-	
All Draws	57 82	70 84	127	83	
All Take-outs	15 75	12 81	27	78	
Total	72 80	82 84	154	82	

RETORNAZ Joel		Third Skip		Right-handed	
Type	↻ %	↻ %	Total	%	
Draw	23 78	25 73	48	76	
Front	5 85	1 100	6	88	
Guard	6 100	7 82	13	90	
Raise	1 100	2 100	3	100	
Wick / Soft Peeling	0 -	0 -	0	-	
Freeze	0 -	0 -	0	-	
Take-out	14 75	15 88	29	82	
Hit and Roll	6 58	15 88	21	80	
Clearing	4 100	3 92	7	96	
Double Take-out	6 75	12 46	18	56	
Promotion Take-out	4 25	5 70	9	50	
Not considered	0 -	0 -	0	-	
All Draws	35 84	35 77	70	80	
All Take-outs	34 69	50 77	84	74	
Total	69 76	85 77	154	77	

PILZER Andrea		Alternate		Right-handed	
Type	↻ %	↻ %	Total	%	
Draw	0 -	0 -	0	-	
Front	0 -	0 -	0	-	
Guard	0 -	0 -	0	-	
Raise	0 -	0 -	0	-	
Wick / Soft Peeling	0 -	0 -	0	-	
Freeze	0 -	0 -	0	-	
Take-out	0 -	0 -	0	-	
Hit and Roll	0 -	0 -	0	-	
Clearing	0 -	0 -	0	-	
Double Take-out	0 -	0 -	0	-	
Promotion Take-out	0 -	0 -	0	-	
Not considered	0 -	0 -	0	-	
All Draws	0 -	0 -	0	-	
All Take-outs	0 -	0 -	0	-	
Total	0 -	0 -	0	-	

GONIN Simone		Second		Right-handed	
Type	↻ %	↻ %	Total	%	
Draw	11 61	36 69	47	67	
Front	6 88	1 100	7	89	
Guard	7 82	9 92	16	88	
Raise	5 95	2 63	7	86	
Wick / Soft Peeling	0 -	0 -	0	-	
Freeze	0 -	0 -	0	-	
Take-out	10 88	11 80	21	83	
Hit and Roll	10 78	18 69	28	72	
Clearing	5 100	10 88	15	92	
Double Take-out	1 100	6 67	7	71	
Promotion Take-out	2 88	4 75	6	79	
Not considered	0 -	0 -	0	-	
All Draws	29 78	48 73	77	75	
All Take-outs	28 87	49 76	77	80	
Total	57 82	97 74	154	77	

Team: ITA - Italy					
Type	↻ %	↻ %	Total	%	
Draw	78 76	123 72	201	74	
Front	38 88	31 90	69	89	
Guard	15 85	29 87	44	86	
Raise	10 83	7 86	17	84	
Wick / Soft Peeling	0 -	2 50	2	50	
Freeze	0 -	0 -	0	-	
Take-out	48 82	59 81	107	82	
Hit and Roll	28 73	43 73	71	73	
Clearing	15 97	19 91	34	93	
Double Take-out	14 84	28 58	42	67	
Promotion Take-out	13 54	13 69	26	62	
Not considered	0 -	1 -	1	-	
All Draws	141 81	192 78	333	79	
All Take-outs	118 79	162 75	280	77	
Total	259 80	354 76	613	78	

**Legend:**  
↻ Clockwise      ↻ Counter-clockwise

### Cumulative Player Statistics by Team

#### DEN - Denmark

STJERNE Rasmus		Fourth Skip		Right-handed	
Type	↻ %	↺ %	Total	%	
Draw	20 79	22 78	42	79	
Front	0 -	0 -	0	-	
Guard	1 100	3 83	4	88	
Raise	4 75	7 71	11	73	
Wick / Soft Peeling	0 -	0 -	0	-	
Freeze	0 -	0 -	0	-	
Take-out	18 79	19 92	37	86	
Hit and Roll	9 81	8 66	17	74	
Clearing	8 100	8 88	16	94	
Double Take-out	5 50	8 81	13	69	
Promotion Take-out	1 100	3 50	4	63	
Not considered	1 -	1 -	2	-	
All Draws	25 79	32 77	57	78	
All Take-outs	41 80	46 82	87	81	
Total	66 80	78 80	144	80	

FREDERIKSEN Johnny		Third V-Skip		Right-handed	
Type	↻ %	↺ %	Total	%	
Draw	12 73	18 89	30	83	
Front	0 -	0 -	0	-	
Guard	1 100	2 50	3	67	
Raise	1 50	4 94	5	85	
Wick / Soft Peeling	0 -	0 -	0	-	
Freeze	0 -	1 100	1	100	
Take-out	18 71	22 83	40	78	
Hit and Roll	9 69	17 79	26	76	
Clearing	18 83	7 100	25	88	
Double Take-out	5 80	6 71	11	75	
Promotion Take-out	3 83	4 75	7	79	
Not considered	0 -	0 -	0	-	
All Draws	14 73	25 87	39	82	
All Take-outs	53 76	56 82	109	79	
Total	67 76	81 84	148	80	

POULSEN Mikkel		Second		Right-handed	
Type	↻ %	↺ %	Total	%	
Draw	15 75	14 68	29	72	
Front	2 100	3 100	5	100	
Guard	3 92	3 100	6	96	
Raise	0 -	2 50	2	50	
Wick / Soft Peeling	0 -	0 -	0	-	
Freeze	0 -	0 -	0	-	
Take-out	14 86	15 90	29	88	
Hit and Roll	10 85	14 82	24	83	
Clearing	23 95	13 83	36	90	
Double Take-out	4 63	5 70	9	67	
Promotion Take-out	7 71	1 75	8	72	
Not considered	0 -	0 -	0	-	
All Draws	20 80	22 75	42	77	
All Take-outs	58 86	48 83	106	85	
Total	78 84	70 81	148	83	

DUPONT Oliver		Lead		Right-handed	
Type	↻ %	↺ %	Total	%	
Draw	41 91	45 87	86	89	
Front	14 86	10 98	24	91	
Guard	7 86	5 50	12	71	
Raise	1 100	2 100	3	100	
Wick / Soft Peeling	0 -	1 100	1	100	
Freeze	0 -	0 -	0	-	
Take-out	5 85	9 89	14	88	
Hit and Roll	2 75	2 75	4	75	
Clearing	0 -	0 -	0	-	
Double Take-out	0 -	3 100	3	100	
Promotion Take-out	0 -	0 -	0	-	
Not considered	0 -	1 -	1	-	
All Draws	63 89	63 86	126	88	
All Take-outs	7 82	14 89	21	87	
Total	70 89	77 87	147	88	

BERG THOMSEN Morten		Alternate		Right-handed	
Type	↻ %	↺ %	Total	%	
Draw	0 -	0 -	0	-	
Front	0 -	0 -	0	-	
Guard	0 -	0 -	0	-	
Raise	0 -	0 -	0	-	
Wick / Soft Peeling	0 -	0 -	0	-	
Freeze	0 -	0 -	0	-	
Take-out	0 -	0 -	0	-	
Hit and Roll	0 -	0 -	0	-	
Clearing	0 -	0 -	0	-	
Double Take-out	0 -	0 -	0	-	
Promotion Take-out	0 -	0 -	0	-	
Not considered	0 -	0 -	0	-	
All Draws	0 -	0 -	0	-	
All Take-outs	0 -	0 -	0	-	
Total	0 -	0 -	0	-	

Team: DEN - Denmark					
Type	↻ %	↺ %	Total	%	
Draw	88 83	99 83	187	83	
Front	16 88	13 98	29	92	
Guard	12 90	13 69	25	79	
Raise	6 75	15 78	21	77	
Wick / Soft Peeling	0 -	1 100	1	100	
Freeze	0 -	1 100	1	100	
Take-out	55 79	65 88	120	84	
Hit and Roll	30 78	41 77	71	78	
Clearing	49 91	28 88	77	90	
Double Take-out	14 64	22 78	36	73	
Promotion Take-out	11 77	8 66	19	72	
Not considered	1 -	2 -	3	-	
All Draws	122 84	142 83	264	83	
All Take-outs	159 81	164 83	323	82	
Total	281 82	306 83	587	83	

Legend: ↻ Clockwise      ↺ Counter-clockwise

### Competition Matrix

Team	CHN	CZE	DEN	FIN	GER	ITA	NED	RUS
CHN		7 - 10	3 - 5	10 - 6	7 - 4	10 - 5	7 - 5	5 - 8
CZE	10 - 7		4 - 10	5 - 3	4 - 8	6 - 10	8 - 4	7 - 5
DEN	5 - 3	10 - 4		10 - 9	6 - 1	8 - 3	7 - 3	3 - 6
FIN	6 - 10	3 - 5	9 - 10		8 - 4	7 - 3	4 - 8	9 - 6
GER	4 - 7	8 - 4	1 - 6	4 - 8		4 - 6	4 - 3	5 - 6
ITA	5 - 10	10 - 6	3 - 8	3 - 7	6 - 4		7 - 6	6 - 5
NED	5 - 7	4 - 8	3 - 7	8 - 4	3 - 4	6 - 7		6 - 9
RUS	8 - 5	5 - 7	6 - 3	6 - 9	6 - 5	5 - 6	9 - 6	

### Standings after Round Robin

Rank	Team	Games	Wins	Losses	
1	DEN - Denmark	7	6	1	Q
2	ITA - Italy	7	4	3	Q w2,1
3	CZE - Czech Republic	7	4	3	Q w2,0
4	RUS - Russia	7	4	3	w1,1
5	CHN - China	7	4	3	w1,0
6	FIN - Finland	7	3	4	
7	GER - Germany	7	2	5	
8	NED - Netherlands	7	1	6	

**Legend:**

**Q** Qualified for the play-offs      **wn** Number of wins (n) against tied teams



### Draw Shot Challenge

Rank	Team	Stone Rotation	Last Stone Draw in each Round Robin Game							DSC
			1	2	3	4	5	6	7	
1	DEN - Denmark	⌚	16.5	17.3	32.1	16.0	18.3	26.7	17.2	<b>21.68cm</b>
		⌚	<del>64.8</del>	34.0	41.1	12.4	17.1	<del>48.2</del>	11.4	
2	FIN - Finland	⌚	32.5	<del>199.6</del>	15.4	27.5	<del>160.1</del>	18.6	31.0	<b>26.10cm</b>
		⌚	12.3	8.2	30.6	9.4	24.4	70.6	32.7	
3	CZE - Czech Republic	⌚	55.5	10.3	23.1	44.0	42.5	<del>69.1</del>	51.5	<b>36.08cm</b>
		⌚	1.8	<del>199.6</del>	40.7	45.5	22.6	64.2	31.2	
4	ITA - Italy	⌚	48.4	13.5	21.9	26.1	31.1	36.9	60.2	<b>39.90cm</b>
		⌚	57.1	57.5	<del>163.1</del>	20.2	50.7	<del>199.6</del>	55.2	
5	RUS - Russia	⌚	26.0	22.3	98.1	2.7	81.2	9.4	28.5	<b>44.58cm</b>
		⌚	<del>107.6</del>	49.6	12.1	93.4	68.9	42.7	<del>119.8</del>	
6	NED - Netherlands	⌚	80.3	26.6	<del>199.6</del>	34.7	9.2	<del>194.1</del>	43.4	<b>55.00cm</b>
		⌚	70.4	63.2	18.8	21.3	56.3	176.1	59.7	
7	GER - Germany	⌚	63.9	<del>152.7</del>	24.6	40.6	114.0	30.4	94.5	<b>55.55cm</b>
		⌚	73.5	<del>135.7</del>	46.6	8.3	37.6	93.4	39.2	
8	CHN - China	⌚	20.9	143.8	12.1	70.4	52.1	130.9	<del>192.3</del>	<b>62.72cm</b>
		⌚	49.6	10.0	56.5	82.9	110.4	<del>179.0</del>	13.0	

**Note:**

The Draw Shot Challenge (DSC) is the average distance of all the individual Last Stone Draws (LSD), which were delivered by a team during the round robin. The two least favourable results will be eliminated before calculating the average distance. The team with the lesser DSC receives the higher ranking. If the DSCs are equal then the team with the best non-equal counting LSD receives the higher ranking. In the case where all counting LSDs are equal, the team ranked higher in the WCF World Rankings is ranked higher.

**Legend:**

⌚ Clockwise

⌚ Counter-clockwise

**DSC** Draw Shot Challenge



### Shot Success Percentage by Position

Fourth	Game >	1	2	3	4	5	6	7	Avg.
1 TIMOFEEV Alexey	RUS	85	75	81	76	88	81	83	81
2 STJERNE Rasmus	DEN	74	88	88	68	86	82	80	80
3 MOSANER Amos	ITA	68	75	86	84	65	79	77	77
4 KAUSTE Aku	FIN	69	88	60	70	83	76	72	74
4 LIU Rui	CHN	86	86	53	69	71	80	74	74
4 SNITIL Jiri	CZE	81	70	67	66	84	67	85	74
7 BAUMANN Alexander	GER	75	80	85	76	66	73	53	73
7 VAN DORP Jaap	NED	61	78	94	65	70	78	65	73

Third	Game >	1	2	3	4	5	6	7	Avg.
1 GLUKHOV Sergey	RUS	78	80	91	75		89	83	83
1 XU Xiaoming	CHN	85	89	90	71	79	78	85	83
3 FREDERIKSEN Johnny	DEN	66	86	74	85	83	79	86	79
3 GOESGENS Wouter	NED	80	74	81	66	89	85	82	79
5 KLIMA Lukas	CZE	79	75	83	75	81	81	65	77
6 HAKUNTI Kasper	FIN	71	81	64	70	81	76	78	75
6 RETORNAZ Joel	ITA	78	64	56	91	85	76	73	75
8 WALTER Manuel	GER	70	84	81	89	73	54	58	73

Second	Game >	1	2	3	4	5	6	7	Avg.
1 HERBERG Daniel	GER	76	84	82	92	89	83	71	82
1 POULSEN Mikkel	DEN	83	89	71	75	91	78	92	82
1 RAZHABOV Artur	RUS	84	80	80	91	80	86	70	82
4 HOEKMAN Laurens	NED	90	74	85	78	81	85	72	81
4 JIANG Dongxu	CHN	82	86	81	83	84	85	71	81
6 JAAMIES Pauli	FIN	95	86	71	81	79	81	65	80
7 SNITIL Martin	CZE	71	69	79	84	86	79	86	79
8 GONIN Simone	ITA	73	84	80	86	61	68	83	76

Lead	Game >	1	2	3	4	5	6	7	Avg.
1 DUPONT Oliver	DEN	90	81	88	95	83	90	94	89
1 ZANG Jialiang	CHN	89	92	88	86	99	90	78	89
3 FERRAZZA Daniele	ITA	80	83	83	90	93	74	81	84
3 SHERRARD Ryan	GER		81		91			81	84
5 KITZBERGER Jindrich	CZE	84	86	83	84	74	89	85	83
5 KLIMOV Evgeny	RUS	89	78	84	89	83	83	76	83
7 PITKO Janne	FIN	88	83	81	87	79	81	78	82
8 GLASBERGEN Carlo	NED	71	79	78	78	91	81	93	81

Alternate	Game >	1	2	3	4	5	6	7	Avg.
1 MA Yanlong	CHN						(2)100		100
2 SCHWEIZER Sebastian	GER	(1) 83		(1) 79		(1) 89	(1) 85		84
3 SHMAKOV Artem	RUS					(3) 78			78



### Shot Success Percentage by Position

Team	Game >	1	2	3	4	5	6	7	Avg.
1 DEN - Denmark		78	86	80	81	86	82	88	83
2 CHN - China		86	88	78	77	83	86	77	82
2 RUS - Russia		84	78	84	83	82	85	78	82
4 CZE - Czech Republic		79	75	78	77	81	79	80	79
5 FIN - Finland		81	85	69	77	81	79	73	78
5 GER - Germany		76	82	82	87	79	73	66	78
5 ITA - Italy		75	77	76	88	76	74	79	78
5 NED - Netherlands		76	76	84	72	83	82	78	78

**Note:**

"(n)" denotes a position different from original line-up position: (4) - Fourth, (3) - Third, (2) - Second, (1) - Lead

**Legend:**

Avg. Average

### Scoring Analysis

Team	Games		LSFE	Stolen Ends	Last Stone Eff.	Force Eff.	Points Scored						Total	Plus / Minus
							0	1	2	3	4	>4		
DEN	7	For	6	9	43%	52%	7	20	6	3	2	0	49	+20
		Against	1	1			5	10	5	3	0	0	29	
CHN	7	For	2	8	32%	59%	4	14	10	5	0	0	49	+6
		Against	5	7			2	19	7	2	1	0	43	
RUS	7	For	4	9	28%	42%	4	20	5	5	0	0	45	+4
		Against	3	4			7	12	10	3	0	0	41	
FIN	7	For	4	9	38%	57%	4	17	10	3	0	0	46	0
		Against	3	10			1	18	11	2	0	0	46	
CZE	7	For	5	3	43%	52%	2	10	12	2	1	0	44	-3
		Against	2	10			6	19	9	2	1	0	47	
ITA	7	For	4	5	34%	47%	9	13	9	3	0	0	40	-6
		Against	3	9			3	17	5	5	1	0	46	
GER	7	For	0	6	23%	77%	4	13	7	1	0	0	30	-10
		Against	7	11			11	20	7	2	0	0	40	
NED	7	For	3	10	19%	50%	5	24	4	1	0	0	35	-11
		Against	4	7			4	16	9	4	0	0	46	
Total	28			59			39	131	63	23	3	0	338	

**Note:**

Stolen ends are the ends won without the last stone advantage.  
Last Stone Efficiency: Scoring two or more points with last stone advantage.  
Force Efficiency: Forcing the opponent team to score only one point when they have the last stone advantage.

**Legend:**

>4 More than four points scored      Eff. Efficiency      LSFE Last Stone First End





### Summary of Big Ends

Points Scored	By	Against	Session	End	Game Result
4	CZE - Czech Republic	CHN - China	5	2	10 : 7
4	DEN - Denmark	CZE - Czech Republic	2	6	10 : 4
4	DEN - Denmark	ITA - Italy	7	8	8 : 3

**Note:**  
Big ends are defined as ends with a score of four or more points.



**OQE2017**  
Pilsen, Czech Republic

**Olympic Qualification Event 2017**  
Winter Arena Košutka  
**Men**

**After Round Robin**



### Time-out Statistics

Team	Games	Number of Time-outs	Average Shot Success on Next Stone
CZE - Czech Republic	7	1	100%
ITA - Italy	7	2	100%
RUS - Russia	7	4	100%
NED - Netherlands	7	2	87%
FIN - Finland	7	6	79%
CHN - China	7	3	75%
DEN - Denmark	7	5	60%
GER - Germany	7	1	50%
Total	28	24	80%



### Cumulative Player Statistics by Team

#### CHN - China

LIU Rui	Fourth Skip				Right-handed	
	Type	↻	%	↺	%	Total
Draw	15	68	22	76	37	73
Front	0	-	0	-	0	-
Guard	2	100	8	88	10	90
Raise	0	-	5	75	5	75
Wick / Soft Peeling	0	-	0	-	0	-
Freeze	2	50	3	33	5	40
Take-out	18	82	21	58	39	69
Hit and Roll	3	67	13	81	16	78
Clearing	4	88	1	100	5	90
Double Take-out	8	75	2	100	10	80
Promotion Take-out	1	100	2	50	3	67
Not considered	0	-	1	-	1	-
All Draws	19	70	38	75	57	73
All Take-outs	34	80	39	69	73	74
Total	53	76	77	72	130	74

XU Xiaoming	Third V-Skip				Right-handed	
	Type	↻	%	↺	%	Total
Draw	17	87	20	73	37	79
Front	0	-	0	-	0	-
Guard	5	100	8	88	13	92
Raise	4	81	3	83	7	82
Wick / Soft Peeling	0	-	0	-	0	-
Freeze	0	-	0	-	0	-
Take-out	10	95	9	83	19	89
Hit and Roll	12	92	8	59	20	79
Clearing	13	100	6	75	19	92
Double Take-out	5	50	1	100	6	58
Promotion Take-out	3	67	2	63	5	65
Not considered	0	-	0	-	0	-
All Draws	26	88	31	77	57	82
All Take-outs	43	88	26	73	69	83
Total	69	88	57	75	126	83

JIANG Dongxu	Second				Right-handed	
	Type	↻	%	↺	%	Total
Draw	14	64	18	79	32	73
Front	3	100	6	83	9	89
Guard	9	89	10	90	19	89
Raise	0	-	1	75	1	75
Wick / Soft Peeling	0	-	0	-	0	-
Freeze	0	-	0	-	0	-
Take-out	11	82	14	71	25	76
Hit and Roll	6	54	7	89	13	73
Clearing	14	96	15	87	29	91
Double Take-out	2	75	1	100	3	83
Promotion Take-out	2	75	2	100	4	88
Not considered	1	-	0	-	1	-
All Draws	26	77	35	83	61	80
All Take-outs	35	82	39	83	74	82
Total	61	80	74	83	135	81

ZANG Jiali	Lead				Right-handed	
	Type	↻	%	↺	%	Total
Draw	31	87	41	90	72	89
Front	12	92	18	94	30	93
Guard	2	100	12	92	14	93
Raise	0	-	1	100	1	100
Wick / Soft Peeling	0	-	2	88	2	88
Freeze	0	-	0	-	0	-
Take-out	6	75	5	90	11	82
Hit and Roll	3	50	1	100	4	63
Clearing	0	-	0	-	0	-
Double Take-out	0	-	1	50	1	50
Promotion Take-out	0	-	0	-	0	-
Not considered	0	-	1	-	1	-
All Draws	45	89	74	92	119	91
All Take-outs	9	67	7	86	16	75
Total	54	85	81	91	135	89

MA Yanlong	Alternate				Right-handed	
	Type	↻	%	↺	%	Total
Draw	1	100	0	-	1	100
Front	0	-	0	-	0	-
Guard	0	-	0	-	0	-
Raise	0	-	0	-	0	-
Wick / Soft Peeling	0	-	0	-	0	-
Freeze	0	-	0	-	0	-
Take-out	0	-	2	100	2	100
Hit and Roll	1	100	0	-	1	100
Clearing	3	100	3	100	6	100
Double Take-out	0	-	0	-	0	-
Promotion Take-out	0	-	0	-	0	-
Not considered	0	-	0	-	0	-
All Draws	1	100	0	-	1	100
All Take-outs	4	100	5	100	9	100
Total	5	100	5	100	10	100

Team: CHN - China						
	Type	↻	%	↺	%	Total
Draw	78	79	101	82	179	81
Front	15	93	24	92	39	92
Guard	18	94	38	89	56	91
Raise	4	81	10	80	14	80
Wick / Soft Peeling	0	-	2	88	2	88
Freeze	2	50	3	33	5	40
Take-out	45	84	51	71	96	77
Hit and Roll	25	75	29	78	54	76
Clearing	34	97	25	86	59	92
Double Take-out	15	67	5	90	20	73
Promotion Take-out	6	75	6	71	12	73
Not considered	1	-	2	-	3	-
All Draws	117	83	178	84	295	84
All Take-outs	125	83	116	77	241	80
Total	242	83	294	81	536	82

**Legend:**

↻ Clockwise

↺ Counter-clockwise



**Cumulative Player Statistics by Team**

**DEN - Denmark**

STJERNE Rasmus		Fourth Skip		Right-handed	
Type	↻ %	↻ %	Total	%	
Draw	17	82	18	76	35 79
Front	0	-	0	-	0 -
Guard	1	100	2	88	3 92
Raise	4	75	6	67	10 70
Wick / Soft Peeling	0	-	0	-	0 -
Freeze	0	-	0	-	0 -
Take-out	16	81	18	92	34 87
Hit and Roll	6	88	8	66	14 75
Clearing	5	100	6	92	11 95
Double Take-out	4	50	8	81	12 71
Promotion Take-out	1	100	3	50	4 63
Not considered	0	-	1	-	1 -
All Draws	22	82	26	75	48 78
All Take-outs	32	82	43	82	75 82
Total	54	82	69	79	123 80

FREDERIKSEN Johnny		Third V-Skip		Right-handed	
Type	↻ %	↻ %	Total	%	
Draw	9	72	17	88	26 83
Front	0	-	0	-	0 -
Guard	1	100	1	0	2 50
Raise	1	50	3	92	4 81
Wick / Soft Peeling	0	-	0	-	0 -
Freeze	0	-	1	100	1 100
Take-out	17	69	16	80	33 74
Hit and Roll	7	71	14	79	21 76
Clearing	16	84	6	100	22 89
Double Take-out	5	80	5	75	10 78
Promotion Take-out	3	83	4	75	7 79
Not considered	0	-	0	-	0 -
All Draws	11	73	22	85	33 81
All Take-outs	48	77	45	81	93 79
Total	59	76	67	82	126 79

POULSEN Mikkel		Second		Right-handed	
Type	↻ %	↻ %	Total	%	
Draw	14	73	10	63	24 69
Front	2	100	3	100	5 100
Guard	3	92	1	100	4 94
Raise	0	-	1	25	1 25
Wick / Soft Peeling	0	-	0	-	0 -
Freeze	0	-	0	-	0 -
Take-out	10	90	13	88	23 89
Hit and Roll	8	84	12	81	20 83
Clearing	21	94	13	83	34 90
Double Take-out	4	63	3	67	7 64
Promotion Take-out	7	71	1	75	8 72
Not considered	0	-	0	-	0 -
All Draws	19	79	15	70	34 75
All Take-outs	50	86	42	83	92 85
Total	69	84	57	79	126 82

DUPONT Oliver		Lead		Right-handed	
Type	↻ %	↻ %	Total	%	
Draw	36	91	40	90	76 90
Front	9	89	9	97	18 93
Guard	6	88	5	50	11 70
Raise	1	100	0	-	1 100
Wick / Soft Peeling	0	-	1	100	1 100
Freeze	0	-	0	-	0 -
Take-out	5	85	8	88	13 87
Hit and Roll	2	75	1	100	3 83
Clearing	0	-	0	-	0 -
Double Take-out	0	-	2	100	2 100
Promotion Take-out	0	-	0	-	0 -
Not considered	0	-	1	-	1 -
All Draws	52	90	55	88	107 89
All Take-outs	7	82	11	91	18 88
Total	59	89	66	88	125 89

BERG THOMSEN Morten		Alternate		Right-handed	
Type	↻ %	↻ %	Total	%	
Draw	0	-	0	-	0 -
Front	0	-	0	-	0 -
Guard	0	-	0	-	0 -
Raise	0	-	0	-	0 -
Wick / Soft Peeling	0	-	0	-	0 -
Freeze	0	-	0	-	0 -
Take-out	0	-	0	-	0 -
Hit and Roll	0	-	0	-	0 -
Clearing	0	-	0	-	0 -
Double Take-out	0	-	0	-	0 -
Promotion Take-out	0	-	0	-	0 -
Not considered	0	-	0	-	0 -
All Draws	0	-	0	-	0 -
All Take-outs	0	-	0	-	0 -
Total	0	-	0	-	0 -

Team: DEN - Denmark					
Type	↻ %	↻ %	Total	%	
Draw	76	84	85	84	161 84
Front	11	91	12	98	23 95
Guard	11	91	9	58	20 76
Raise	6	75	10	70	16 72
Wick / Soft Peeling	0	-	1	100	1 100
Freeze	0	-	1	100	1 100
Take-out	48	79	55	87	103 83
Hit and Roll	23	80	35	77	58 78
Clearing	42	91	25	89	67 90
Double Take-out	13	65	18	79	31 73
Promotion Take-out	11	77	8	66	19 72
Not considered	0	-	2	-	2 -
All Draws	104	85	118	82	222 83
All Take-outs	137	82	141	83	278 82
Total	241	83	259	82	500 83

**Legend:**  
↻ Clockwise      ↻ Counter-clockwise

### Cumulative Player Statistics by Team

#### FIN - Finland

KAUSTE Aku		Fourth Skip		Right-handed		
Type	↻	%	↻	%	Total	%
Draw	24	69	21	82	45	75
Front	0	-	0	-	0	-
Guard	5	100	6	79	11	89
Raise	4	38	1	100	5	50
Wick / Soft Peeling	0	-	1	50	1	50
Freeze	0	-	0	-	0	-
Take-out	13	77	21	75	34	76
Hit and Roll	3	100	2	88	5	95
Clearing	3	100	2	75	5	90
Double Take-out	6	67	9	58	15	62
Promotion Take-out	3	33	9	78	12	67
Not considered	0	-	2	-	2	-
All Draws	33	70	29	81	62	75
All Take-outs	28	75	43	73	71	74
Total	61	72	72	76	133	74

HAKUNTI Kasper		Third V-Skip		Right-handed		
Type	↻	%	↻	%	Total	%
Draw	11	66	15	97	26	84
Front	1	100	2	100	3	100
Guard	6	79	4	75	10	78
Raise	2	88	1	50	3	75
Wick / Soft Peeling	0	-	0	-	0	-
Freeze	1	100	3	67	4	75
Take-out	16	88	27	73	43	78
Hit and Roll	8	78	7	68	15	73
Clearing	4	81	6	71	10	75
Double Take-out	2	50	12	54	14	54
Promotion Take-out	3	50	5	50	8	50
Not considered	0	-	0	-	0	-
All Draws	21	75	25	88	46	82
All Take-outs	33	79	57	66	90	71
Total	54	77	82	73	136	75

JAAMIES Pauli		Second		Right-handed		
Type	↻	%	↻	%	Total	%
Draw	20	81	14	82	34	82
Front	8	100	1	100	9	100
Guard	3	83	10	68	13	71
Raise	5	95	3	100	8	97
Wick / Soft Peeling	0	-	0	-	0	-
Freeze	0	-	0	-	0	-
Take-out	5	90	17	69	22	74
Hit and Roll	5	85	6	50	11	66
Clearing	10	93	16	84	26	88
Double Take-out	3	83	6	92	9	89
Promotion Take-out	2	50	2	0	4	25
Not considered	0	-	0	-	0	-
All Draws	36	88	28	79	64	84
All Take-outs	25	86	47	72	72	77
Total	61	87	75	75	136	80

PITKO Janne		Lead		Right-handed		
Type	↻	%	↻	%	Total	%
Draw	12	65	44	82	56	78
Front	15	90	43	86	58	87
Guard	1	100	7	75	8	78
Raise	0	-	1	50	1	50
Wick / Soft Peeling	0	-	0	-	0	-
Freeze	0	-	1	100	1	100
Take-out	2	75	3	100	5	90
Hit and Roll	1	100	0	-	1	100
Clearing	0	-	0	-	0	-
Double Take-out	0	-	1	50	1	50
Promotion Take-out	0	-	0	-	0	-
Not considered	0	-	5	-	5	-
All Draws	28	79	96	83	124	82
All Take-outs	3	83	4	88	7	86
Total	31	80	100	83	131	82

KIISKINEN Kalle		Alternate		Right-handed		
Type	↻	%	↻	%	Total	%
Draw	0	-	0	-	0	-
Front	0	-	0	-	0	-
Guard	0	-	0	-	0	-
Raise	0	-	0	-	0	-
Wick / Soft Peeling	0	-	0	-	0	-
Freeze	0	-	0	-	0	-
Take-out	0	-	0	-	0	-
Hit and Roll	0	-	0	-	0	-
Clearing	0	-	0	-	0	-
Double Take-out	0	-	0	-	0	-
Promotion Take-out	0	-	0	-	0	-
Not considered	0	-	0	-	0	-
All Draws	0	-	0	-	0	-
All Take-outs	0	-	0	-	0	-
Total	0	-	0	-	0	-

Team: FIN - Finland						
Type	↻	%	↻	%	Total	%
Draw	67	71	94	84	161	79
Front	24	94	46	87	70	89
Guard	15	88	27	73	42	79
Raise	11	73	6	83	17	76
Wick / Soft Peeling	0	-	1	50	1	50
Freeze	1	100	4	75	5	80
Take-out	36	83	68	74	104	77
Hit and Roll	17	85	15	63	32	75
Clearing	17	91	24	80	41	85
Double Take-out	11	68	28	63	39	65
Promotion Take-out	8	44	16	59	24	54
Not considered	0	-	7	-	7	-
All Draws	118	78	178	83	296	81
All Take-outs	89	80	151	70	240	74
Total	207	79	329	77	536	78

Legend: ↻ Clockwise      ↻ Counter-clockwise



### Cumulative Player Statistics by Team

#### GER - Germany

BAUMANN Alexander		Fourth Skip		Right-handed	
Type	↻ %	↻ %	Total		%
Draw	16 67	17 49	33	58	
Front	0 -	2 100	2	100	
Guard	3 100	0 -	3	100	
Raise	1 100	0 -	1	100	
Wick / Soft Peeling	0 -	0 -	0	-	
Freeze	1 0	0 -	1	0	
Take-out	18 74	25 92	43	84	
Hit and Roll	9 78	9 69	18	74	
Clearing	4 100	4 100	8	100	
Double Take-out	3 58	11 59	14	59	
Promotion Take-out	2 50	6 58	8	56	
Not considered	0 -	2 -	2	-	
All Draws	21 70	19 54	40	63	
All Take-outs	36 75	55 79	91	77	
Total	57 73	74 72	131	73	

SHERRARD Ryan		Lead		Right-handed	
Type	↻ %	↻ %	Total		%
Draw	6 92	23 91	29	91	
Front	6 83	8 78	14	80	
Guard	0 -	5 55	5	55	
Raise	0 -	1 75	1	75	
Wick / Soft Peeling	1 100	3 67	4	75	
Freeze	0 -	0 -	0	-	
Take-out	0 -	4 100	4	100	
Hit and Roll	0 -	1 75	1	75	
Clearing	0 -	0 -	0	-	
Double Take-out	0 -	0 -	0	-	
Promotion Take-out	0 -	0 -	0	-	
Not considered	0 -	2 -	2	-	
All Draws	13 88	40 82	53	83	
All Take-outs	0 -	5 95	5	95	
Total	13 88	45 83	58	84	

WALTER Manuel		Third		Right-handed	
Type	↻ %	↻ %	Total		%
Draw	10 63	24 63	34	63	
Front	1 100	1 100	2	100	
Guard	4 81	10 78	14	79	
Raise	2 63	3 67	5	65	
Wick / Soft Peeling	0 -	0 -	0	-	
Freeze	1 0	0 -	1	0	
Take-out	14 80	16 69	30	74	
Hit and Roll	9 67	9 67	18	67	
Clearing	9 100	14 89	23	93	
Double Take-out	5 60	2 75	7	64	
Promotion Take-out	0 -	0 -	0	-	
Not considered	0 -	0 -	0	-	
All Draws	18 65	38 68	56	67	
All Take-outs	37 79	41 76	78	77	
Total	55 75	79 72	134	73	

SCHWEIZER Sebastian		Alternate		Right-handed	
Type	↻ %	↻ %	Total		%
Draw	6 79	19 80	25	80	
Front	9 97	28 83	37	86	
Guard	0 -	1 100	1	100	
Raise	0 -	1 100	1	100	
Wick / Soft Peeling	0 -	0 -	0	-	
Freeze	0 -	0 -	0	-	
Take-out	3 83	5 80	8	81	
Hit and Roll	0 -	1 100	1	100	
Clearing	0 -	0 -	0	-	
Double Take-out	0 -	1 50	1	50	
Promotion Take-out	0 -	0 -	0	-	
Not considered	0 -	0 -	0	-	
All Draws	15 90	49 83	64	84	
All Take-outs	3 83	7 79	10	80	
Total	18 89	56 82	74	84	

HERBERG Daniel		Second V-Skip		Right-handed	
Type	↻ %	↻ %	Total		%
Draw	6 92	22 74	28	78	
Front	4 75	7 100	11	91	
Guard	5 95	8 97	13	96	
Raise	1 0	0 -	1	0	
Wick / Soft Peeling	0 -	0 -	0	-	
Freeze	0 -	0 -	0	-	
Take-out	5 70	16 94	21	88	
Hit and Roll	8 81	6 83	14	82	
Clearing	14 86	18 88	32	87	
Double Take-out	4 63	7 50	11	55	
Promotion Take-out	0 -	3 83	3	83	
Not considered	0 -	0 -	0	-	
All Draws	16 83	37 84	53	83	
All Take-outs	31 79	50 84	81	82	
Total	47 80	87 84	134	82	

Team: GER - Germany					
Type	↻ %	↻ %	Total		%
Draw	44 74	105 72	149	73	
Front	20 89	46 86	66	87	
Guard	12 92	24 80	36	84	
Raise	4 56	5 75	9	67	
Wick / Soft Peeling	1 100	3 67	4	75	
Freeze	2 0	0 -	2	0	
Take-out	40 76	66 86	106	83	
Hit and Roll	26 75	26 73	52	74	
Clearing	27 93	36 90	63	91	
Double Take-out	12 60	21 57	33	58	
Promotion Take-out	2 50	9 67	11	64	
Not considered	0 -	4 -	4	-	
All Draws	83 78	183 77	266	77	
All Take-outs	107 78	158 80	265	79	
Total	190 78	341 78	531	78	

**Legend:**  
↻ Clockwise      ↺ Counter-clockwise

**Cumulative Player Statistics by Team**

**ITA - Italy**

MOSANER Amos		Fourth V-Skip		Right-handed	
Type	↻ %	↻ %	Total	%	
Draw	16 89	29 66	45	74	
Front	0 -	0 -	0	-	
Guard	1 100	4 88	5	90	
Raise	1 50	1 100	2	75	
Wick / Soft Peeling	0 -	0 -	0	-	
Freeze	0 -	0 -	0	-	
Take-out	14 91	18 74	32	81	
Hit and Roll	4 94	6 50	10	68	
Clearing	5 90	6 96	11	93	
Double Take-out	5 85	8 72	13	77	
Promotion Take-out	7 61	4 63	11	61	
Not considered	0 -	1 -	1	-	
All Draws	18 88	34 69	52	75	
All Take-outs	35 84	42 72	77	78	
Total	53 85	76 71	129	77	

FERRAZZA Daniele		Lead		Right-handed	
Type	↻ %	↻ %	Total	%	
Draw	23 77	23 79	46	78	
Front	22 91	27 92	49	91	
Guard	1 0	8 94	9	83	
Raise	3 67	1 75	4	69	
Wick / Soft Peeling	0 -	0 -	0	-	
Freeze	0 -	0 -	0	-	
Take-out	6 83	10 85	16	84	
Hit and Roll	6 67	1 75	7	68	
Clearing	0 -	0 -	0	-	
Double Take-out	1 100	0 -	1	100	
Promotion Take-out	0 -	0 -	0	-	
Not considered	0 -	0 -	0	-	
All Draws	49 81	59 87	108	84	
All Take-outs	13 77	11 84	24	80	
Total	62 80	70 86	132	84	

RETORNAZ Joel		Third Skip		Right-handed	
Type	↻ %	↻ %	Total	%	
Draw	19 76	22 73	41	74	
Front	5 85	0 -	5	85	
Guard	6 100	7 82	13	90	
Raise	1 100	1 100	2	100	
Wick / Soft Peeling	0 -	0 -	0	-	
Freeze	0 -	0 -	0	-	
Take-out	13 73	10 93	23	82	
Hit and Roll	5 55	12 90	17	79	
Clearing	3 100	3 92	6	96	
Double Take-out	5 70	11 45	16	53	
Promotion Take-out	4 25	5 70	9	50	
Not considered	0 -	0 -	0	-	
All Draws	31 83	30 76	61	80	
All Take-outs	30 66	41 76	71	72	
Total	61 75	71 76	132	75	

PILZER Andrea		Alternate		Right-handed	
Type	↻ %	↻ %	Total	%	
Draw	0 -	0 -	0	-	
Front	0 -	0 -	0	-	
Guard	0 -	0 -	0	-	
Raise	0 -	0 -	0	-	
Wick / Soft Peeling	0 -	0 -	0	-	
Freeze	0 -	0 -	0	-	
Take-out	0 -	0 -	0	-	
Hit and Roll	0 -	0 -	0	-	
Clearing	0 -	0 -	0	-	
Double Take-out	0 -	0 -	0	-	
Promotion Take-out	0 -	0 -	0	-	
Not considered	0 -	0 -	0	-	
All Draws	0 -	0 -	0	-	
All Take-outs	0 -	0 -	0	-	
Total	0 -	0 -	0	-	

GONIN Simone		Second		Right-handed	
Type	↻ %	↻ %	Total	%	
Draw	9 64	30 65	39	65	
Front	4 81	1 100	5	85	
Guard	7 82	9 92	16	88	
Raise	5 95	2 63	7	86	
Wick / Soft Peeling	0 -	0 -	0	-	
Freeze	0 -	0 -	0	-	
Take-out	7 82	11 80	18	81	
Hit and Roll	10 78	15 67	25	71	
Clearing	2 100	10 88	12	90	
Double Take-out	1 100	3 83	4	88	
Promotion Take-out	2 88	4 75	6	79	
Not considered	0 -	0 -	0	-	
All Draws	25 78	42 71	67	74	
All Take-outs	22 83	43 77	65	79	
Total	47 80	85 74	132	76	

Team: ITA - Italy					
Type	↻ %	↻ %	Total	%	
Draw	67 78	104 70	171	73	
Front	31 89	28 92	59	90	
Guard	15 85	28 89	43	88	
Raise	10 83	5 80	15	82	
Wick / Soft Peeling	0 -	0 -	0	-	
Freeze	0 -	0 -	0	-	
Take-out	40 83	49 81	89	82	
Hit and Roll	25 73	34 72	59	72	
Clearing	10 95	19 91	29	92	
Double Take-out	12 81	22 60	34	68	
Promotion Take-out	13 54	13 69	26	62	
Not considered	0 -	1 -	1	-	
All Draws	123 82	165 77	288	79	
All Take-outs	100 78	137 76	237	76	
Total	223 80	302 77	525	78	

**Legend:**  
↻ Clockwise      ↻ Counter-clockwise









### Session Results and Standings

Sheet	Game	Team	LSFE	1	2	3	4	5	6	7	8	9	10	Extra Ends	Total
A	7	FIN - Finland	*	2	0	1	1	0	0	1	2	1	X		8
	7	GER - Germany		0	1	0	0	1	2	0	0	0	X		4
B	7	ITA - Italy		0	0	0	1	0	0	2	0	X	X		3
	7	DEN - Denmark	*	0	0	3	0	1	0	0	4	X	X		8
C	7	CZE - Czech Republic	*	2	0	0	0	2	0	3	0	1	X		8
	7	NED - Netherlands		0	1	0	1	0	1	0	1	0	X		4
D	7	CHN - China		0	1	1	0	1	0	0	2	0	X		5
	7	RUS - Russia	*	1	0	0	1	0	1	2	0	3	X		8

### Standings after Round Robin

Rank	Team	Games	Wins	Losses	
1	DEN - Denmark	7	6	1	Q
2	ITA - Italy	7	4	3	Q w2,1
3	CZE - Czech Republic	7	4	3	Q w2,0
4	RUS - Russia	7	4	3	w1,1
5	CHN - China	7	4	3	w1,0
6	FIN - Finland	7	3	4	
7	GER - Germany	7	2	5	
8	NED - Netherlands	7	1	6	

**Legend:**  
**LSFE(\*)** Last Stone First End      **Q** Qualified for the play-offs      **wn** Number of wins (n) against tied teams  
**X** Unplayed/unfinished end due to concession



**OQE2017**  
Pilsen, Czech Republic

SAT 9 DEC 2017  
Start Time 13:30

**Olympic Qualification Event 2017**  
Winter Arena Košutka  
**Men**



**Round Robin Session 7 - Sheet A**

**Game Results**

Sheet	Game	Team	LSFE	1	2	3	4	5	6	7	8	9	10	Extra Ends	Total
A	7	FIN - Finland	*	2	0	1	1	0	0	1	2	1	X		8
	7	GER - Germany		0	1	0	0	1	2	0	0	0	X		4

FIN - Finland		Shot Success	Game	All
4 S	KAUSTE Aku	72%	74%	
3 V	HAKUNTI Kasper	78%	75%	
2	JAAMIES Pauli	65%	80%	
1	PITKO Janne	78%	82%	
A	KIISKINEN Kalle	-	-	
Team Total		73%	78%	

GER - Germany		Shot Success	Game	All
4 S	BAUMANN Alexander	53%	73%	
3	WALTER Manuel	58%	73%	
2 V	HERBERG Daniel	71%	82%	
1	SHERRARD Ryan	81%	84%	
A	SCHWEIZER Sebastian	-	84%	
Team Total		66%	78%	

Last Stone Draw		Distance
⌚	JAAMIES Pauli	31.0cm
⌚	PITKO Janne	32.7cm
<b>Total</b>		<b>63.7cm</b>

Last Stone Draw		Distance
⌚	HERBERG Daniel	94.5cm
⌚	WALTER Manuel	39.2cm
<b>Total</b>		<b>133.7cm</b>

Time remaining: 5 minutes 38 seconds

Time remaining: 9 minutes 38 seconds

**Shot Success Analysis**

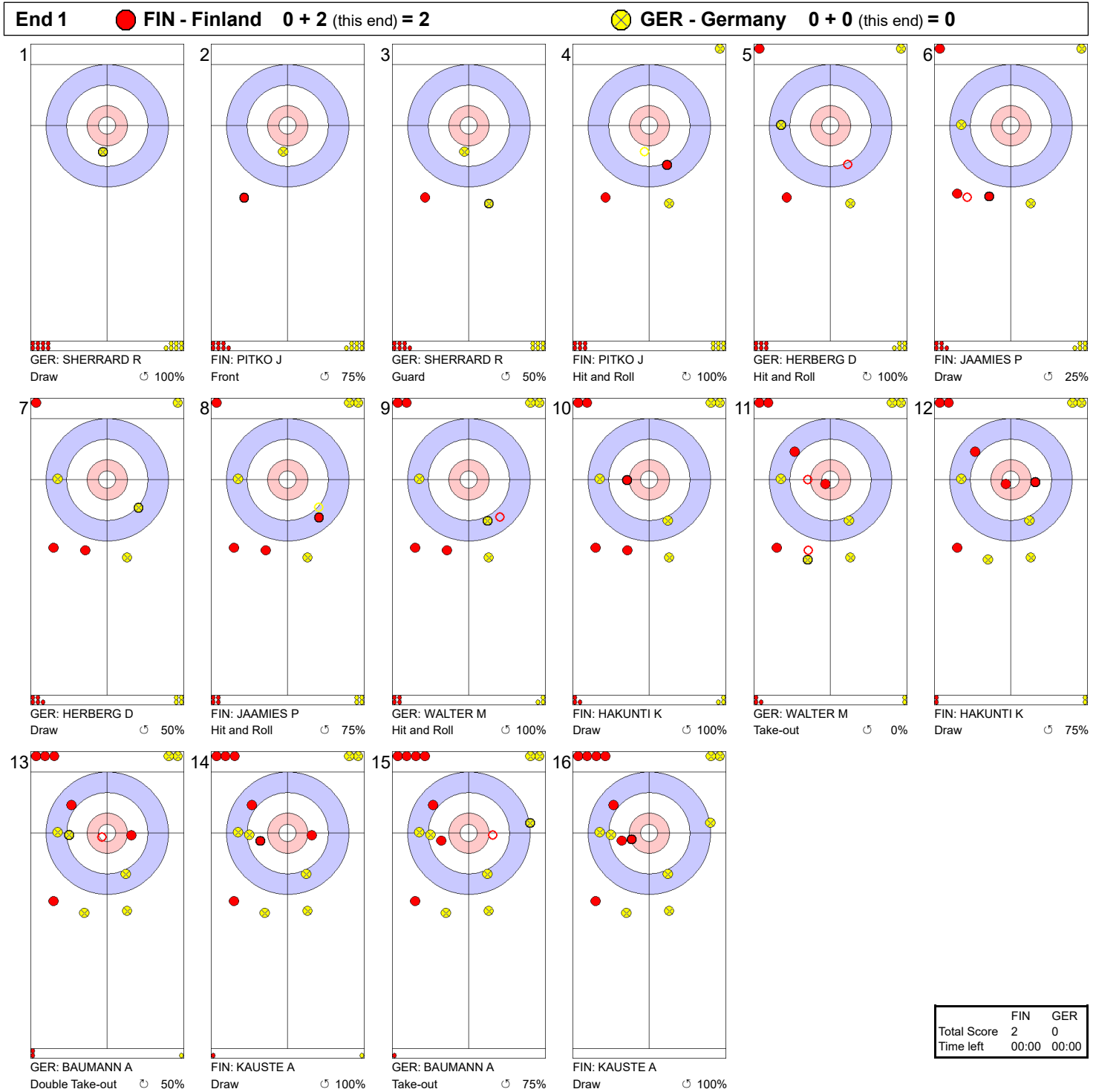
FIN - Finland		⌚	⌚	Game
4	KAUSTE Aku	Draws	6 75%	4 81% 10 78%
		Take-outs	5 70%	3 58% 8 66%
		Total	11 73%	7 71% 18 72%
3	HAKUNTI Kasper	Draws	1 0%	3 92% 4 69%
		Take-outs	6 83%	8 78% 14 80%
		Total	7 71%	11 82% 18 78%
2	JAAMIES Pauli	Draws	0 -	3 67% 3 67%
		Take-outs	5 90%	10 53% 15 65%
		Total	5 90%	13 56% 18 65%
1	PITKO Janne	Draws	6 63%	10 83% 16 75%
		Take-outs	2 100%	0 - 2 100%
		Total	8 72%	10 83% 18 78%
A	KIISKINEN Kalle	Draws	0 -	0 - 0 -
		Take-outs	0 -	0 - 0 -
		Total	0 -	0 - 0 -
Team		Draws	13 63%	20 81% 33 74%
		Take-outs	18 83%	21 63% 39 72%
		Total	31 75%	41 72% 72 73%

GER - Germany		⌚	⌚	Game
4	BAUMANN Alexander	Draws	5 55%	2 50% 7 54%
		Take-outs	6 50%	5 55% 11 52%
		Total	11 52%	7 54% 18 53%
3	WALTER Manuel	Draws	3 25%	4 81% 7 57%
		Take-outs	5 65%	6 54% 11 59%
		Total	8 50%	10 65% 18 58%
2	HERBERG Daniel	Draws	7 82%	4 75% 11 80%
		Take-outs	2 50%	5 60% 7 57%
		Total	9 75%	9 67% 18 71%
1	SHERRARD Ryan	Draws	7 86%	10 75% 17 79%
		Take-outs	0 -	1 100% 1 100%
		Total	7 86%	11 77% 18 81%
A	SCHWEIZER Sebastian	Draws	0 -	0 - 0 -
		Take-outs	0 -	0 - 0 -
		Total	0 -	0 - 0 -
Team		Draws	22 69%	20 74% 42 71%
		Take-outs	13 56%	17 59% 30 58%
		Total	35 64%	37 67% 72 66%

**Note:**  
Position and function for each team member:  
4 = Fourth, 3 = Third, 2 = Second, 1 = Lead, A = Alternate, S = Skip, V = Vice-Skip

**Legend:**  
⌚ Clockwise      ⌚ Counter-clockwise      LSFE(\*) Last Stone First End  
X Unplayed/unfinished end due to concession

**Game - Shot by Shot**



**Legend:**  
 ↻ Clockwise      ↺ Counter-clockwise      - Not considered

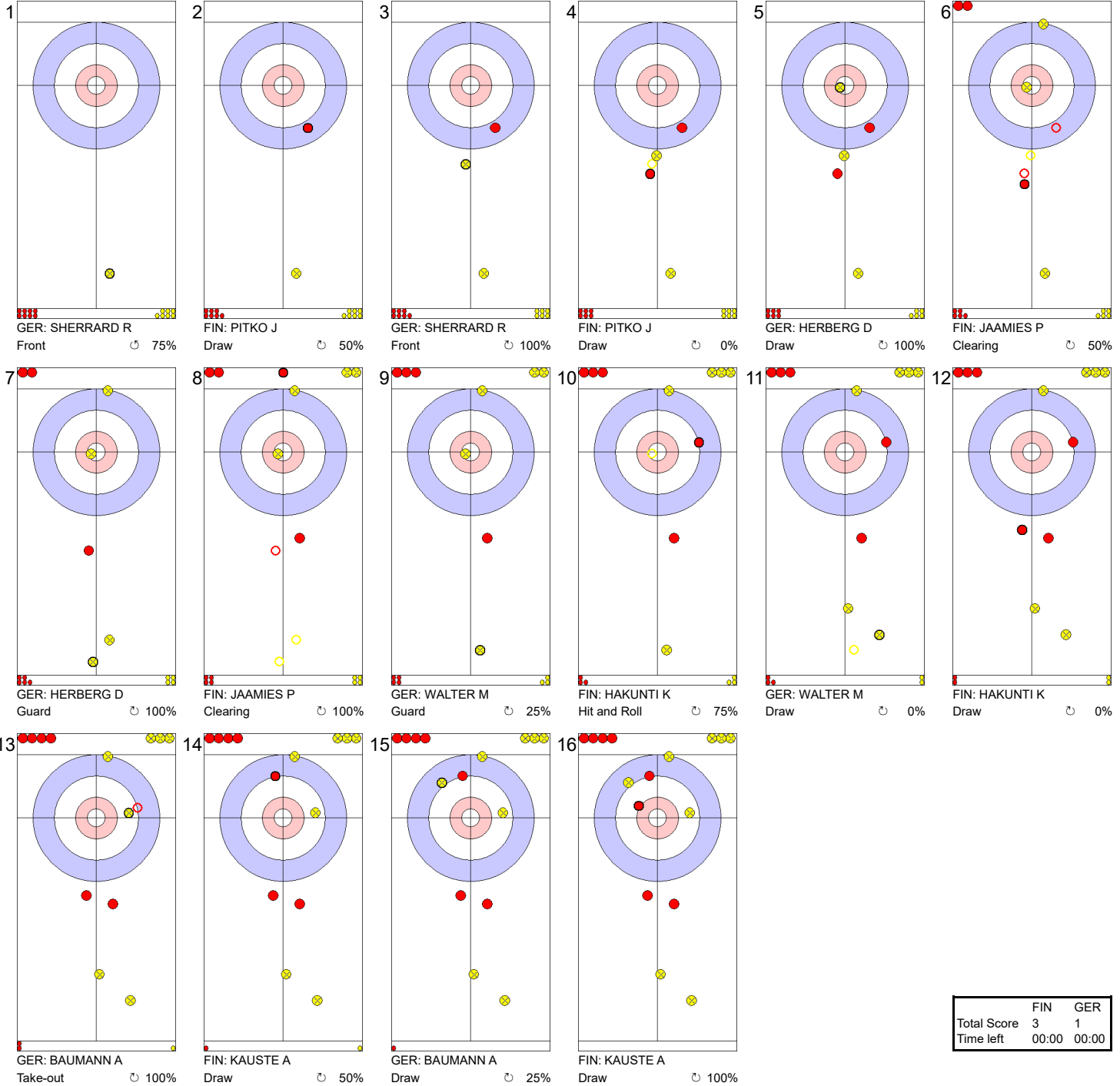
**Game - Shot by Shot**



**Legend:**  
 ↻ Clockwise      ↺ Counter-clockwise      - Not considered

**Game - Shot by Shot**

**End 3** ● **FIN - Finland 2 + 1 (this end) = 3** ● **GER - Germany 1 + 0 (this end) = 1**



	FIN	GER
Total Score	3	1
Time left	00:00	00:00

**Legend:**  
 ↻ Clockwise      ↺ Counter-clockwise      - Not considered

**Game - Shot by Shot**



**Legend:**  
 ↻ Clockwise      ↺ Counter-clockwise      - Not considered

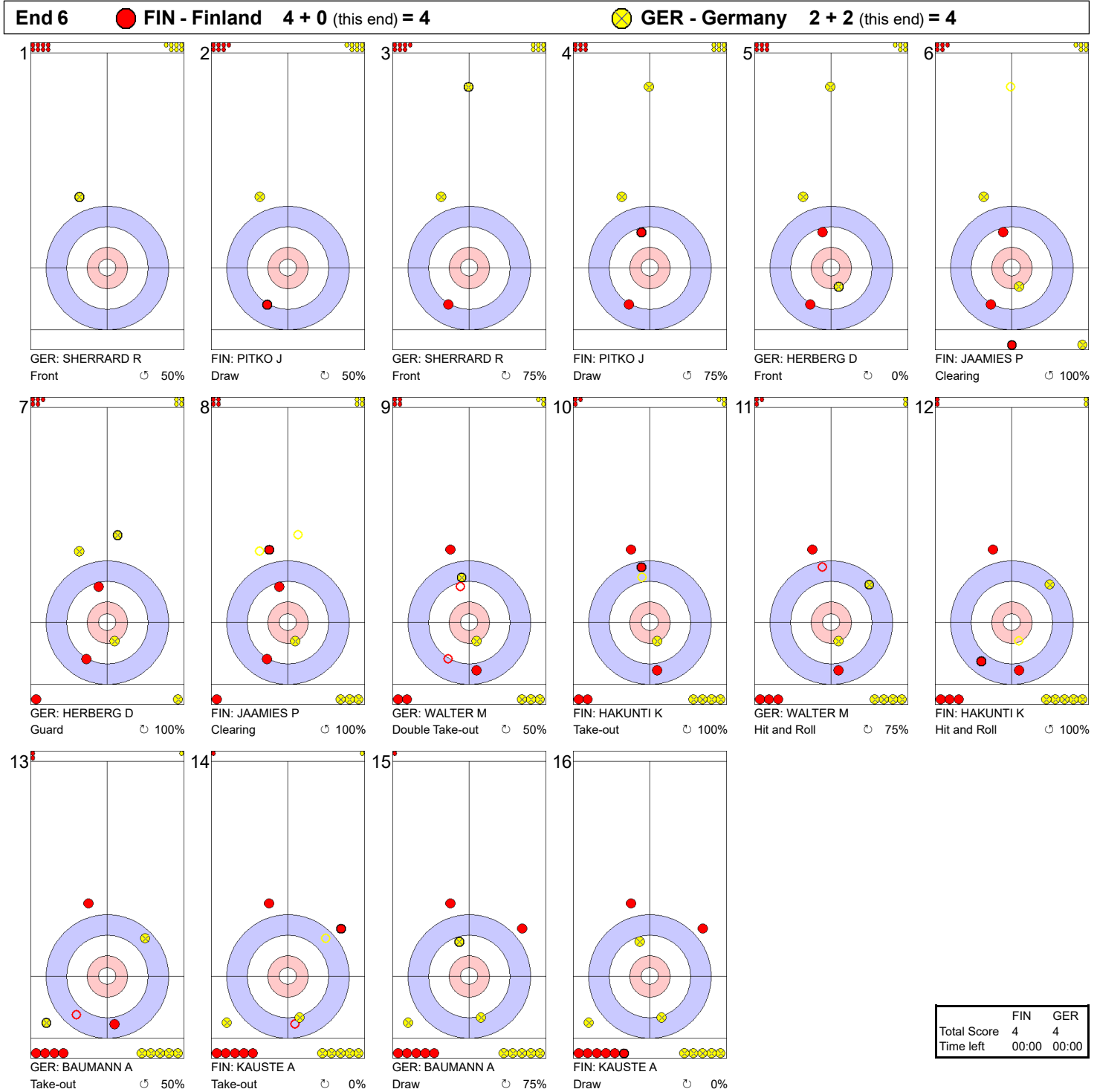


**Game - Shot by Shot**



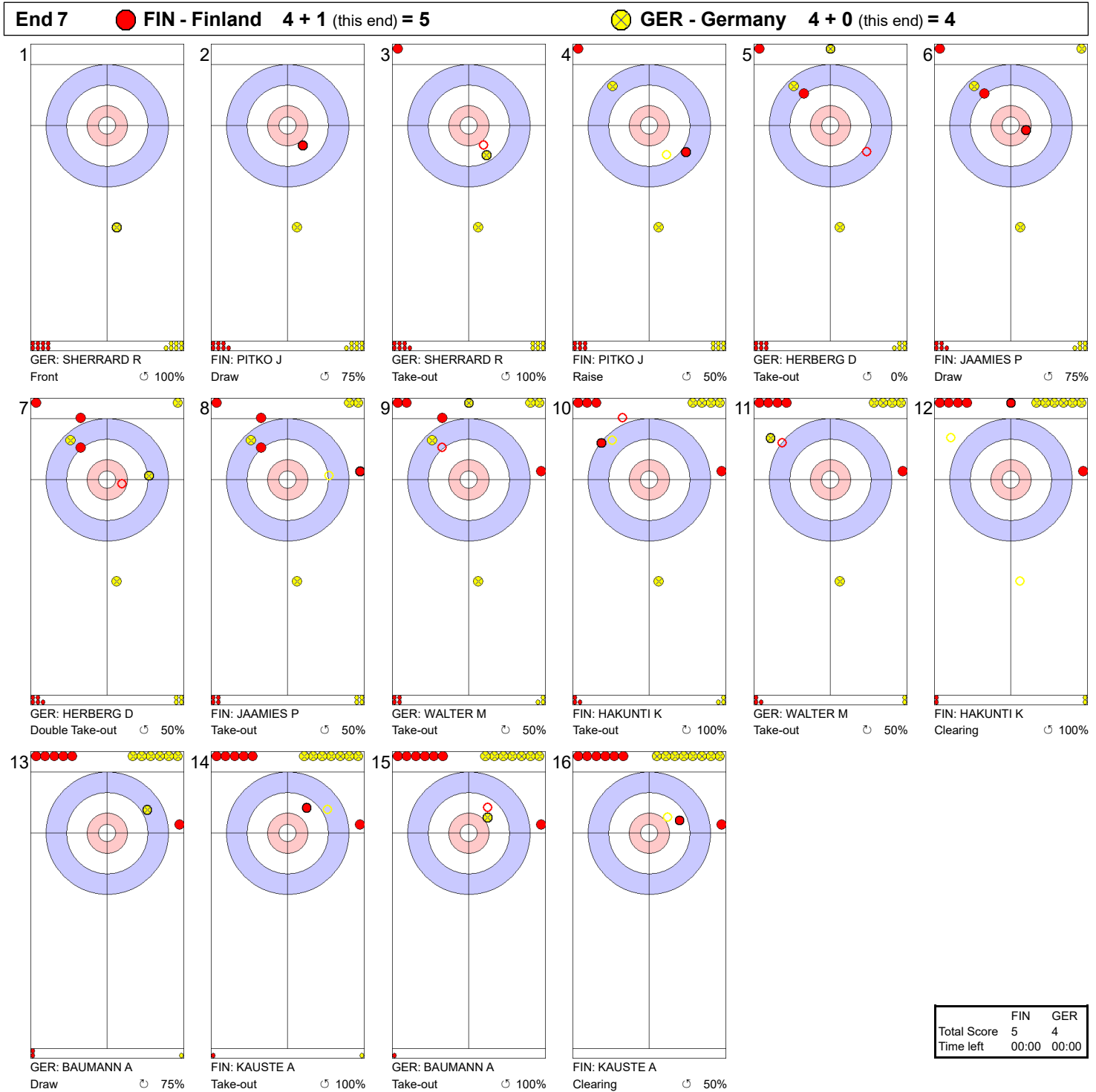
**Legend:**  
 ↻ Clockwise      ↺ Counter-clockwise      - Not considered

**Game - Shot by Shot**



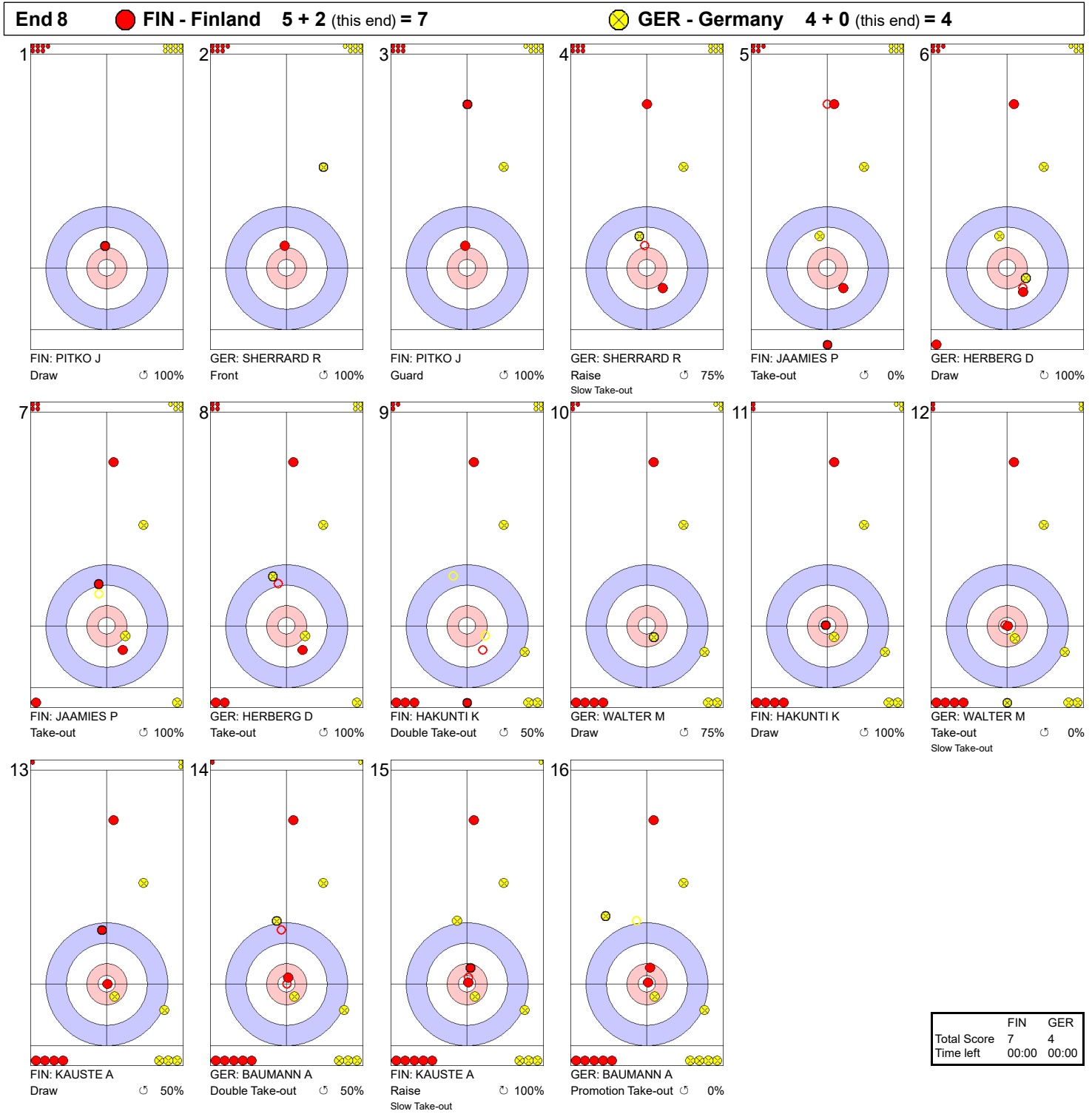
**Legend:**  
 ↻ Clockwise      ↺ Counter-clockwise      - Not considered

**Game - Shot by Shot**



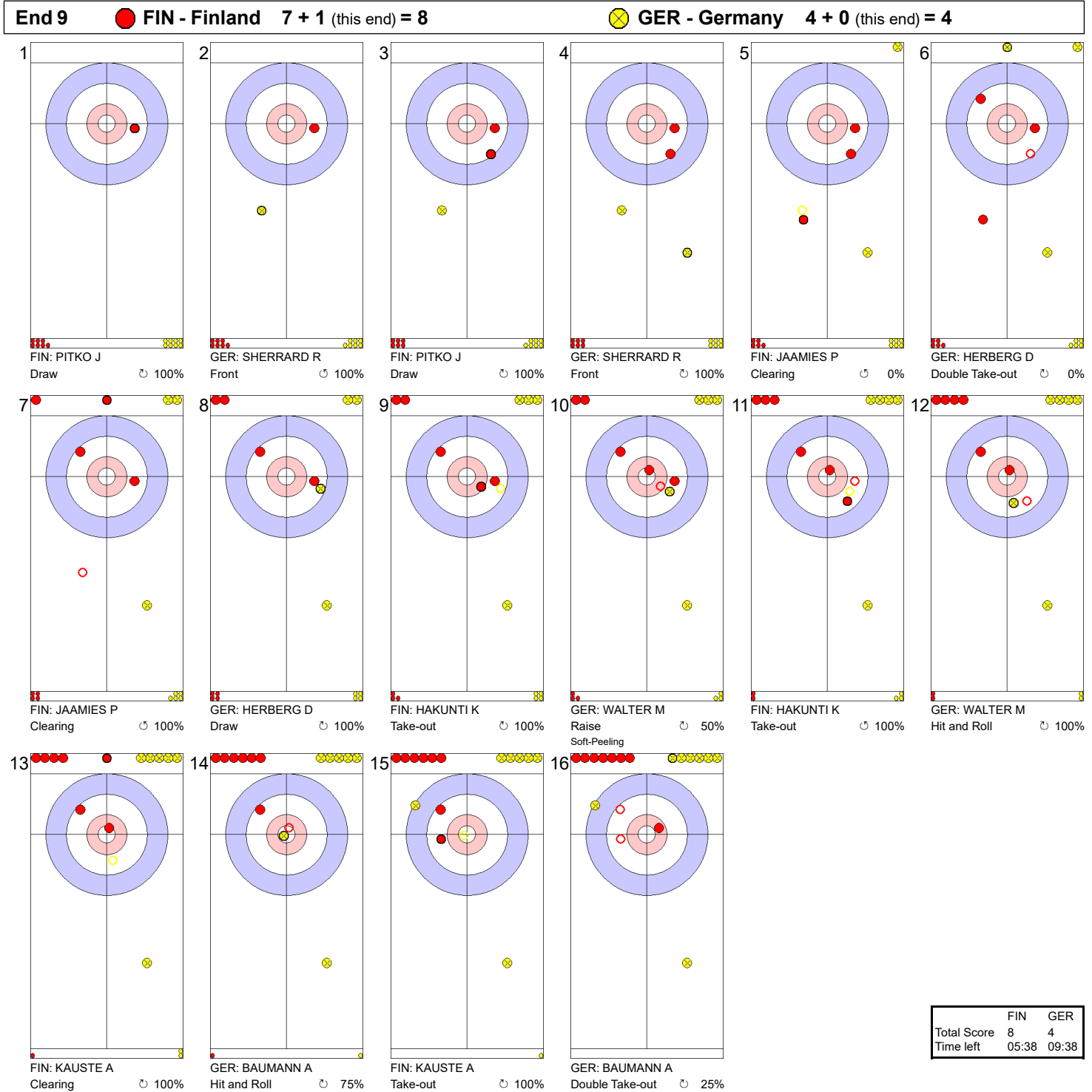
**Legend:**  
 ↻ Clockwise      ↺ Counter-clockwise      - Not considered

**Game - Shot by Shot**



**Legend:**  
 ↻ Clockwise      ↺ Counter-clockwise      - Not considered

**Game - Shot by Shot**



**Legend:**  
 ↻ Clockwise      ↺ Counter-clockwise      - Not considered

**Game Results**

Sheet	Game	Team	LSFE	1	2	3	4	5	6	7	8	9	10	Extra Ends	Total
B	7	ITA - Italy		0	0	0	1	0	0	2	0	X	X		3
	7	DEN - Denmark	*	0	0	3	0	1	0	0	4	X	X		8

ITA - Italy		Shot Success	Game	All
4 V	MOSANER Amos	77%	77%	
3 S	RETORNAZ Joel	73%	75%	
2	GONIN Simone	83%	76%	
1	FERRAZZA Daniele	81%	84%	
A	PILZER Andrea	-	-	
Team Total		79%	78%	

DEN - Denmark		Shot Success	Game	All
4 S	STJERNE Rasmus	80%	80%	
3 V	FREDERIKSEN Johnny	86%	79%	
2	POULSEN Mikkel	92%	82%	
1	DUPONT Oliver	94%	89%	
A	BERG THOMSEN Morten	-	-	
Team Total		88%	83%	

**Last Stone Draw** Distance

⌚	RETORNAZ Joel	60.2cm
⌚	MOSANER Amos	55.2cm
<b>Total</b>		<b>115.4cm</b>

**Last Stone Draw** Distance

⌚	POULSEN Mikkel	17.2cm
⌚	STJERNE Rasmus	11.4cm
<b>Total</b>		<b>28.6cm</b>

Time remaining: 9 minutes 57 seconds

Time remaining: 12 minutes 0 seconds

Time-out: End 8 - DEN stone 7

**Shot Success Analysis**

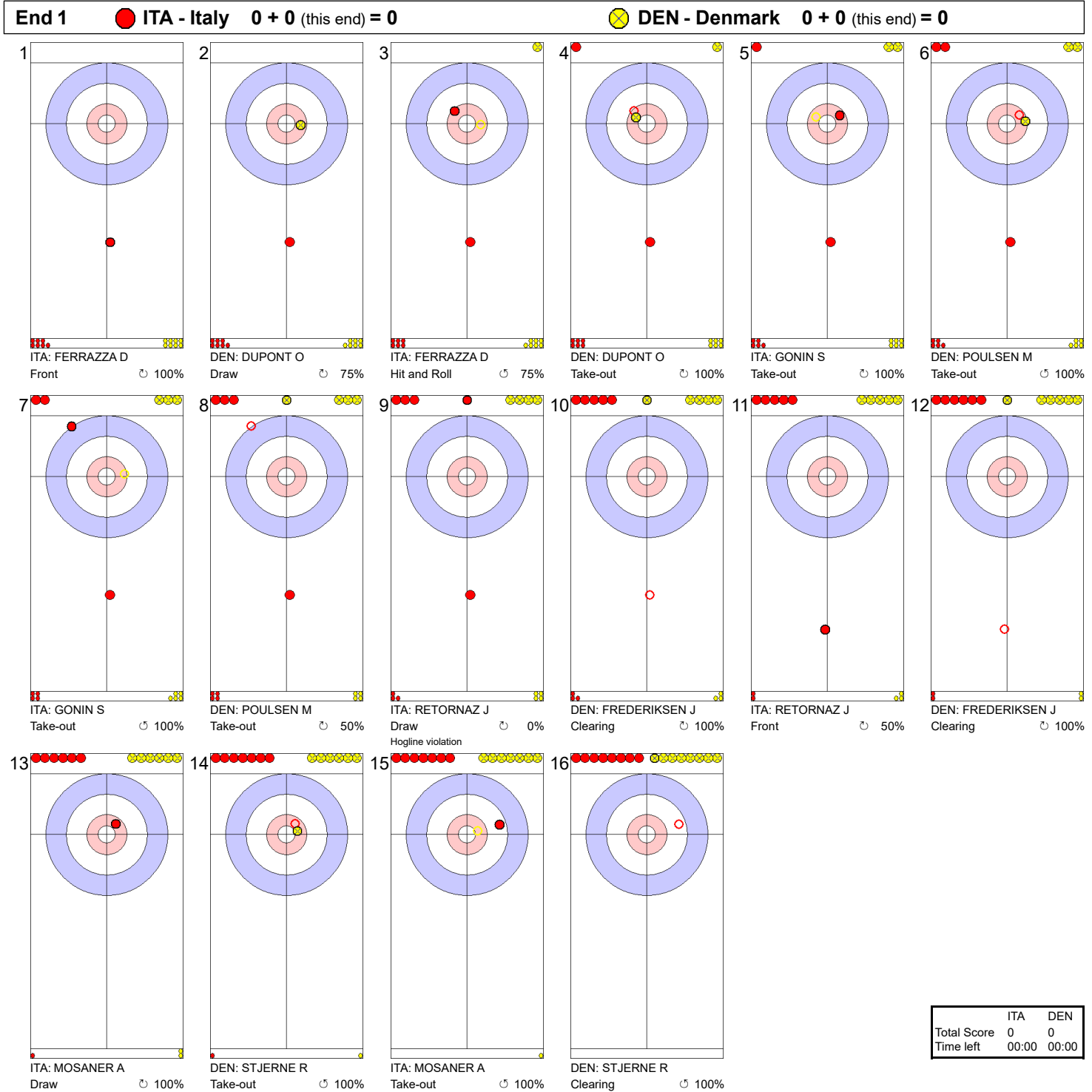
ITA - Italy		⌚	⌚	Game	
4	MOSANER Amos	Draws	4 100%	7 50%	11 68%
		Take-outs	1 100%	4 94%	5 95%
		Total	5 100%	11 66%	16 77%
3	RETORNAZ Joel	Draws	6 54%	3 83%	9 64%
		Take-outs	3 75%	4 94%	7 86%
		Total	9 61%	7 89%	16 73%
2	GONIN Simone	Draws	6 83%	5 65%	11 75%
		Take-outs	1 100%	4 100%	5 100%
		Total	7 86%	9 81%	16 83%
1	FERRAZZA Daniele	Draws	12 83%	2 88%	14 84%
		Take-outs	0 -	2 63%	2 63%
		Total	12 83%	4 75%	16 81%
A	PILZER Andrea	Draws	0 -	0 -	0 -
		Take-outs	0 -	0 -	0 -
		Total	0 -	0 -	0 -
Team		Draws	28 79%	17 65%	45 74%
		Take-outs	5 85%	14 91%	19 89%
		Total	33 80%	31 77%	64 79%

DEN - Denmark		⌚	⌚	Game	
4	STJERNE Rasmus	Draws	1 50%	5 80%	6 75%
		Take-outs	4 56%	6 100%	10 83%
		Total	5 55%	11 91%	16 80%
3	FREDERIKSEN Johnny	Draws	0 -	3 58%	3 58%
		Take-outs	9 89%	4 100%	13 92%
		Total	9 89%	7 82%	16 86%
2	POULSEN Mikkel	Draws	2 88%	0 -	2 88%
		Take-outs	9 92%	5 95%	14 93%
		Total	11 91%	5 95%	16 92%
1	DUPONT Oliver	Draws	10 93%	4 94%	14 93%
		Take-outs	2 100%	0 -	2 100%
		Total	12 94%	4 94%	16 94%
A	BERG THOMSEN Morten	Draws	0 -	0 -	0 -
		Take-outs	0 -	0 -	0 -
		Total	0 -	0 -	0 -
Team		Draws	13 88%	12 79%	25 84%
		Take-outs	24 85%	15 98%	39 90%
		Total	37 86%	27 90%	64 88%

**Note:**  
Position and function for each team member:  
4 = Fourth, 3 = Third, 2 = Second, 1 = Lead, A = Alternate, S = Skip, V = Vice-Skip

**Legend:**  
⌚ Clockwise      ⌚ Counter-clockwise      LSFE(\*) Last Stone First End  
X Unplayed/unfinished end due to concession

**Game - Shot by Shot**



**Legend:**  
 ↻ Clockwise      ↺ Counter-clockwise      - Not considered

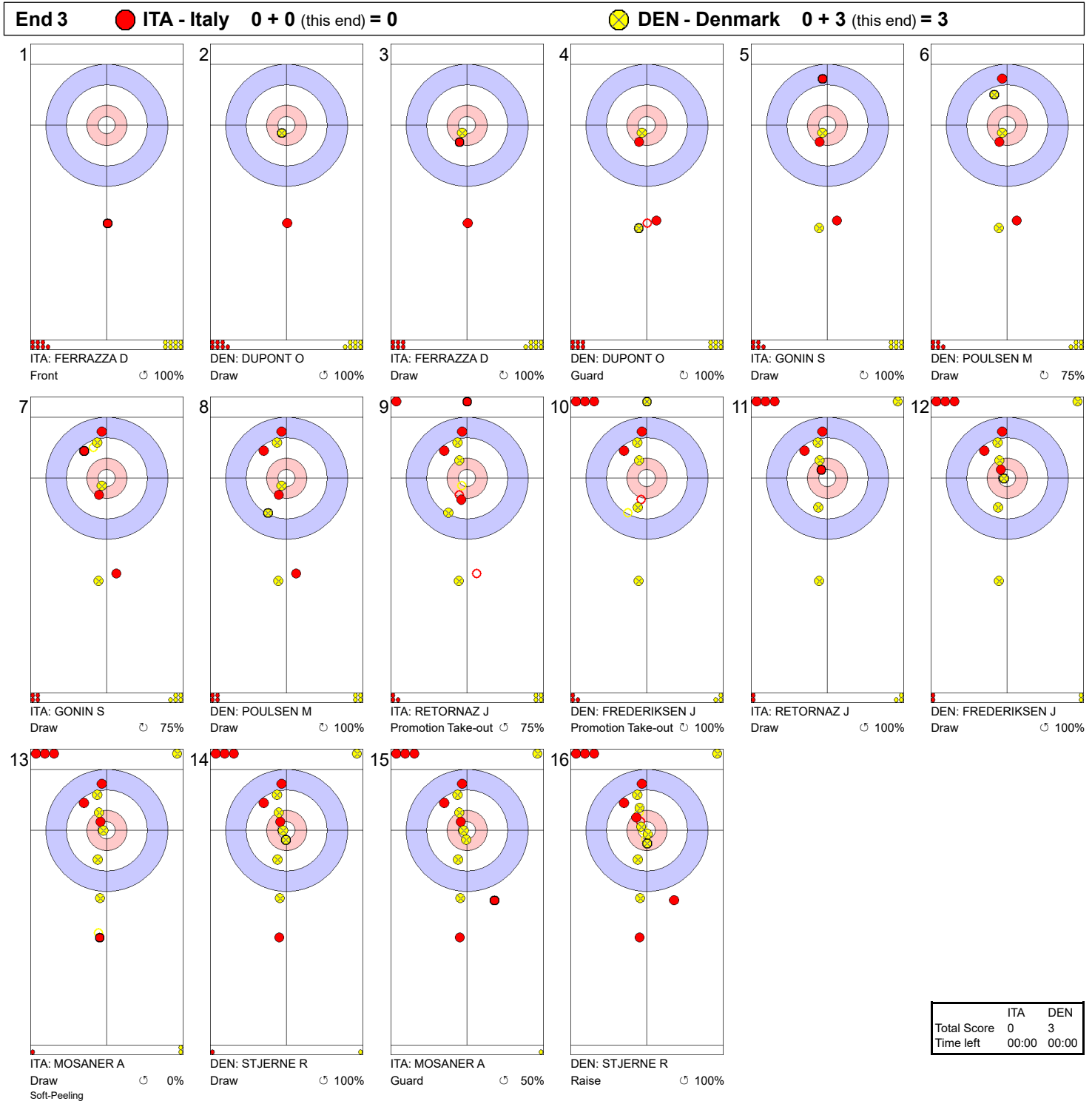
**Game - Shot by Shot**



**Legend:**  
 ↻ Clockwise      ↺ Counter-clockwise      - Not considered



**Game - Shot by Shot**



**Legend:**  
 ↻ Clockwise      ↺ Counter-clockwise      - Not considered

**Game - Shot by Shot**



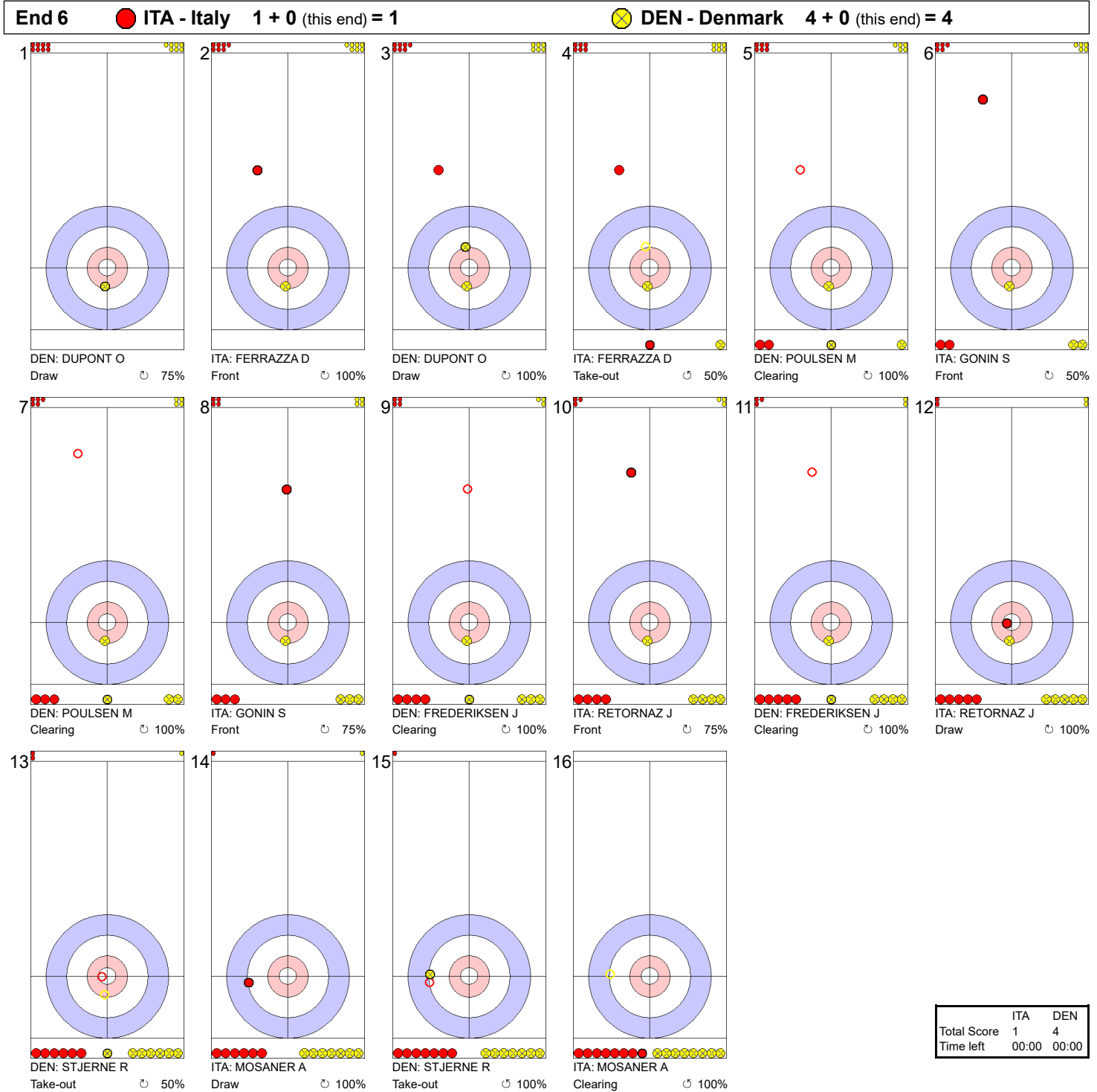
**Legend:**  
 ↻ Clockwise      ↺ Counter-clockwise      - Not considered

**Game - Shot by Shot**



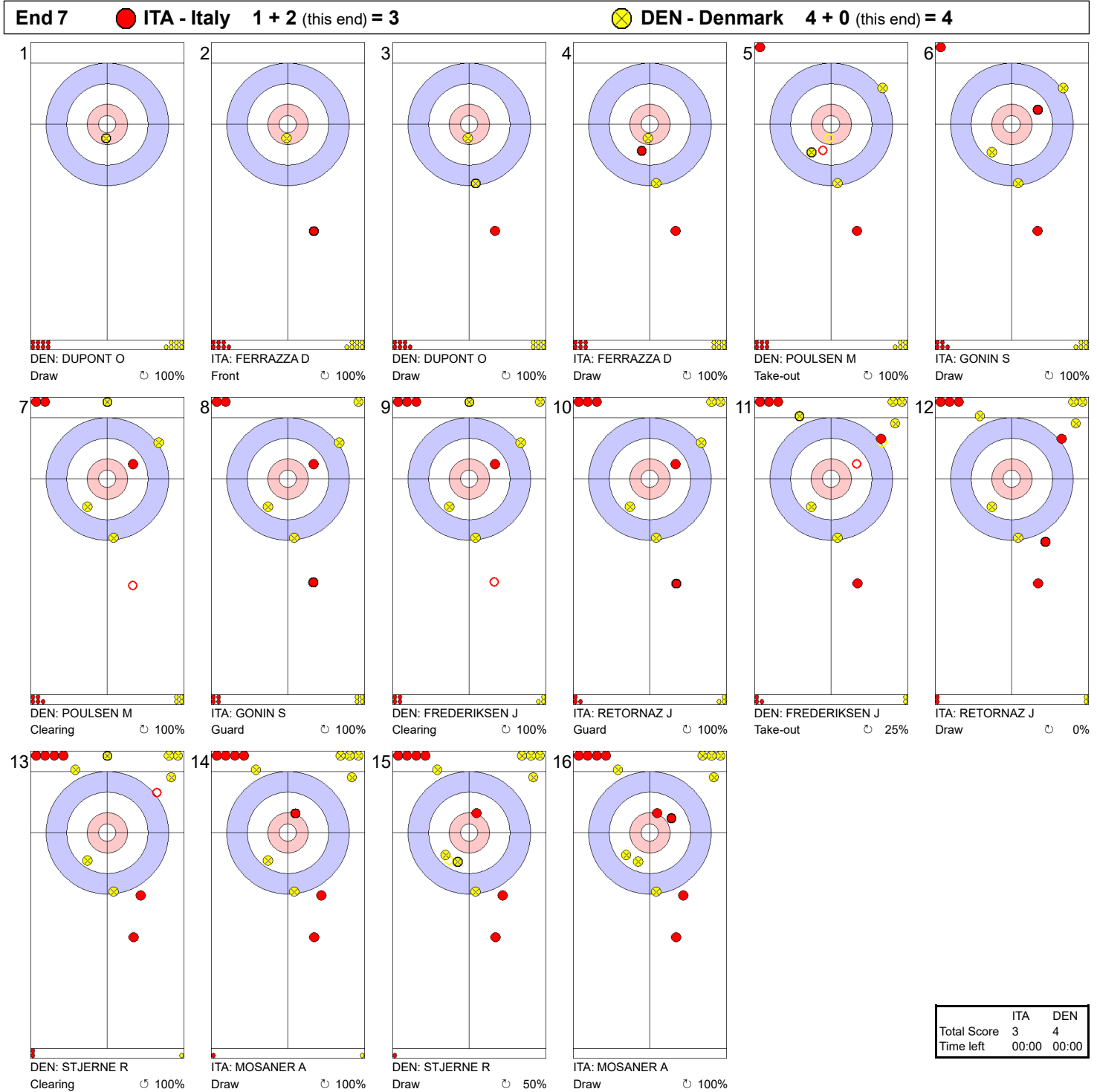
**Legend:**  
 ↻ Clockwise      ↺ Counter-clockwise      - Not considered

**Game - Shot by Shot**



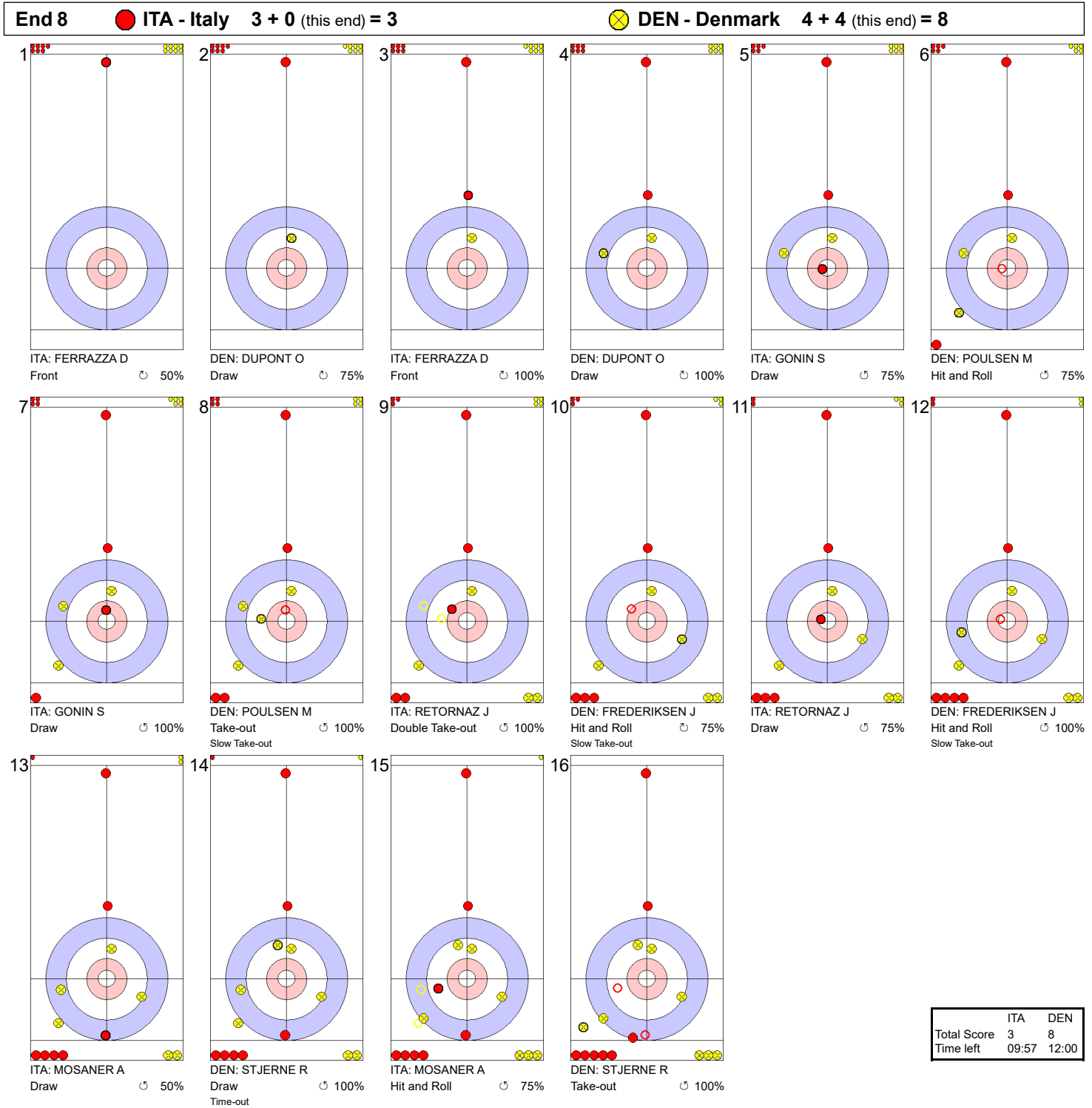
**Legend:**  
 ↻ Clockwise      ↺ Counter-clockwise      - Not considered

**Game - Shot by Shot**



**Legend:**  
 ↻ Clockwise      ↺ Counter-clockwise      - Not considered

**Game - Shot by Shot**



**Legend:**  
 ↻ Clockwise   ↺ Counter-clockwise   - Not considered

**Game Results**

Sheet	Game	Team	LSFE	1	2	3	4	5	6	7	8	9	10	Extra Ends	Total
C	7	CZE - Czech Republic	*	2	0	0	0	2	0	3	0	1	X		8
	7	NED - Netherlands		0	1	0	1	0	1	0	1	0	X		4

CZE - Czech Republic		Shot Success	Game	All
4 S	SNITIL Jiri	85%	74%	
3 V	KLIMA Lukas	65%	77%	
2	SNITIL Martin	86%	79%	
1	KITZBERGER Jindrich	85%	83%	
A	MOKRIS Samuel	-	-	
Team Total		80%	79%	

NED - Netherlands		Shot Success	Game	All
4 S	VAN DORP Jaap	65%	73%	
3 V	GOESGENS Wouter	82%	79%	
2	HOEKMAN Laurens	72%	81%	
1	GLASBERGEN Carlo	93%	81%	
A	MAGAN Alexander	-	-	
Team Total		78%	78%	

**Last Stone Draw** Distance

⌚	SNITIL Jiri	51.5cm
⌚	KITZBERGER Jindrich	31.2cm
<b>Total</b>		<b>82.7cm</b>

**Last Stone Draw** Distance

⌚	GOESGENS Wouter	43.4cm
⌚	HOEKMAN Laurens	59.7cm
<b>Total</b>		<b>103.1cm</b>

Time remaining: 2 minutes 54 seconds

Time remaining: 7 minutes 52 seconds

**Shot Success Analysis**

CZE - Czech Republic		⌚	⌚	Game	
4	SNITIL Jiri	Draws	3 67%	5 75%	8 72%
		Take-outs	3 100%	7 93%	10 95%
		Total	6 83%	12 85%	18 85%
3	KLIMA Lukas	Draws	2 88%	6 67%	8 72%
		Take-outs	4 75%	6 50%	10 60%
		Total	6 79%	12 58%	18 65%
2	SNITIL Martin	Draws	0 -	2 75%	2 75%
		Take-outs	7 86%	9 89%	16 88%
		Total	7 86%	11 86%	18 86%
1	KITZBERGER Jindrich	Draws	7 96%	10 75%	17 84%
		Take-outs	0 -	1 100%	1 100%
		Total	7 96%	11 77%	18 85%
A	MOKRIS Samuel	Draws	0 -	0 -	0 -
		Take-outs	0 -	0 -	0 -
		Total	0 -	0 -	0 -
Team		Draws	12 88%	23 73%	35 78%
		Take-outs	14 86%	23 80%	37 82%
		Total	26 87%	46 77%	72 80%

NED - Netherlands		⌚	⌚	Game	
4	VAN DORP Jaap	Draws	5 70%	4 75%	9 72%
		Take-outs	3 33%	6 71%	9 58%
		Total	8 56%	10 73%	18 65%
3	GOESGENS Wouter	Draws	4 81%	6 92%	10 88%
		Take-outs	5 70%	3 83%	8 75%
		Total	9 75%	9 89%	18 82%
2	HOEKMAN Laurens	Draws	5 65%	4 100%	9 81%
		Take-outs	6 54%	3 83%	9 64%
		Total	11 59%	7 93%	18 72%
1	GLASBERGEN Carlo	Draws	9 97%	7 96%	16 97%
		Take-outs	0 -	2 63%	2 63%
		Total	9 97%	9 89%	18 93%
A	MAGAN Alexander	Draws	0 -	0 -	0 -
		Take-outs	0 -	0 -	0 -
		Total	0 -	0 -	0 -
Team		Draws	23 82%	21 92%	44 86%
		Take-outs	14 55%	14 75%	28 65%
		Total	37 72%	35 85%	72 78%

**Note:**  
Position and function for each team member:  
4 = Fourth, 3 = Third, 2 = Second, 1 = Lead, A = Alternate, S = Skip, V = Vice-Skip

**Legend:**  
⌚ Clockwise      ⌚ Counter-clockwise      LSFE(\*) Last Stone First End  
X Unplayed/unfinished end due to concession

**Game - Shot by Shot**



**Legend:**  
 ↻ Clockwise      ↺ Counter-clockwise      - Not considered



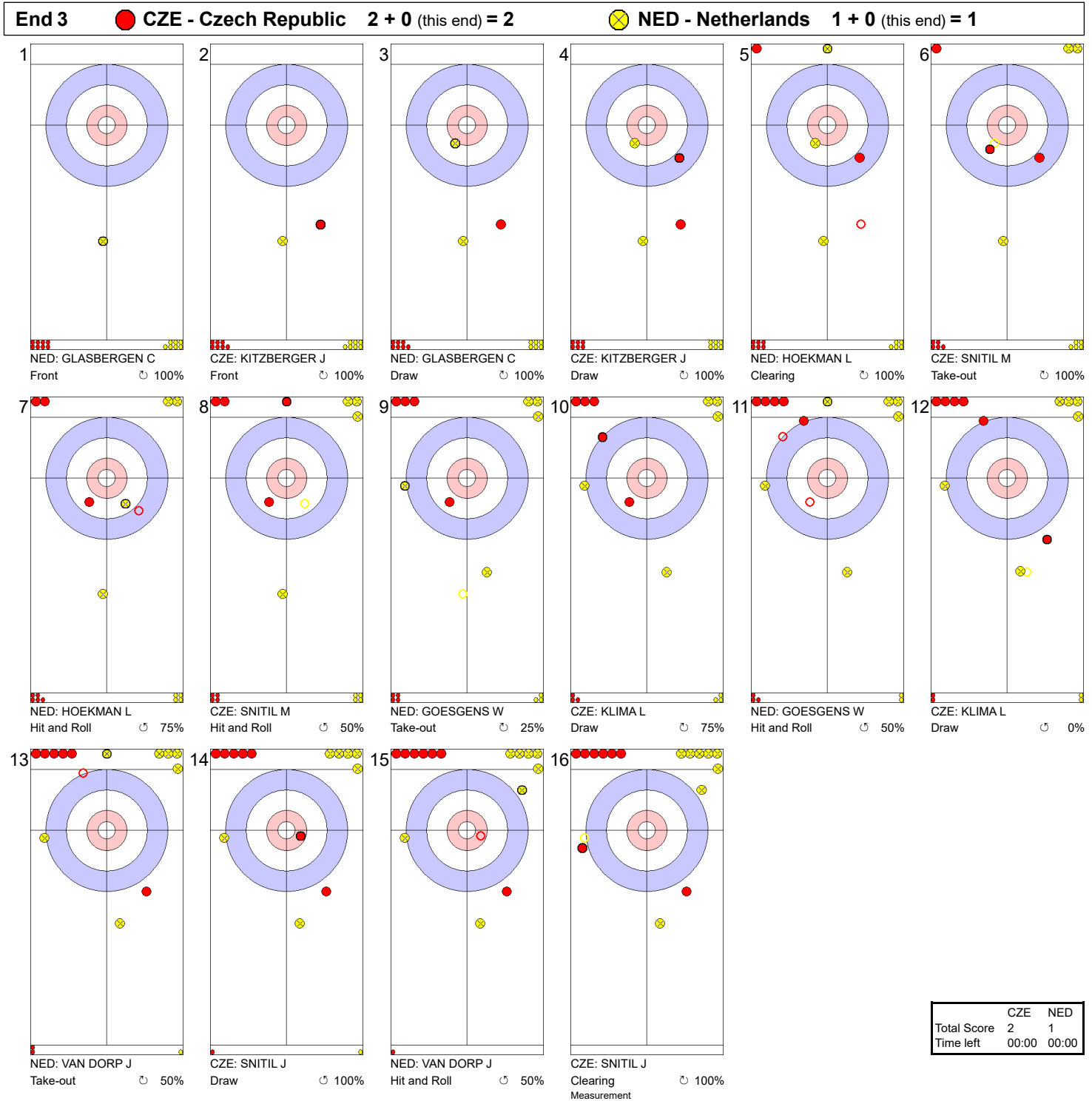
**Game - Shot by Shot**

End 2		● CZE - Czech Republic 2 + 0 (this end) = 2		● NED - Netherlands 0 + 1 (this end) = 1	
1		2		3	
CZE: KITZBERGER J Front ⤴ 100%		NED: GLASBERGEN C Draw ⤴ 100%		CZE: KITZBERGER J Draw ⤴ 50%	
4		5		6	
NED: GLASBERGEN C Take-out ⤴ 50%		CZE: SNITIL M Hit and Roll ⤴ 100%		NED: HOEKMAN L Hit and Roll ⤴ 75%	
7		8		9	
CZE: SNITIL M Hit and Roll ⤴ 100%		NED: HOEKMAN L Take-out ⤴ 0%		CZE: KLIMA L Draw ⤴ 100%	
10		11		12	
NED: GOESGENS W Hit and Roll ⤴ 75%		CZE: KLIMA L Take-out ⤴ 50%		NED: GOESGENS W Take-out ⤴ 100%	
13		14		15	
CZE: SNITIL J Take-out ⤴ 100%		NED: VAN DORP J Hit and Roll ⤴ 75%		CZE: SNITIL J Take-out ⤴ 100%	
16					
NED: VAN DORP J Draw ⤴ 100%					

	CZE	NED
Total Score	2	1
Time left	00:00	00:00

**Legend:**  
 Clockwise     
 Counter-clockwise     
- Not considered

**Game - Shot by Shot**



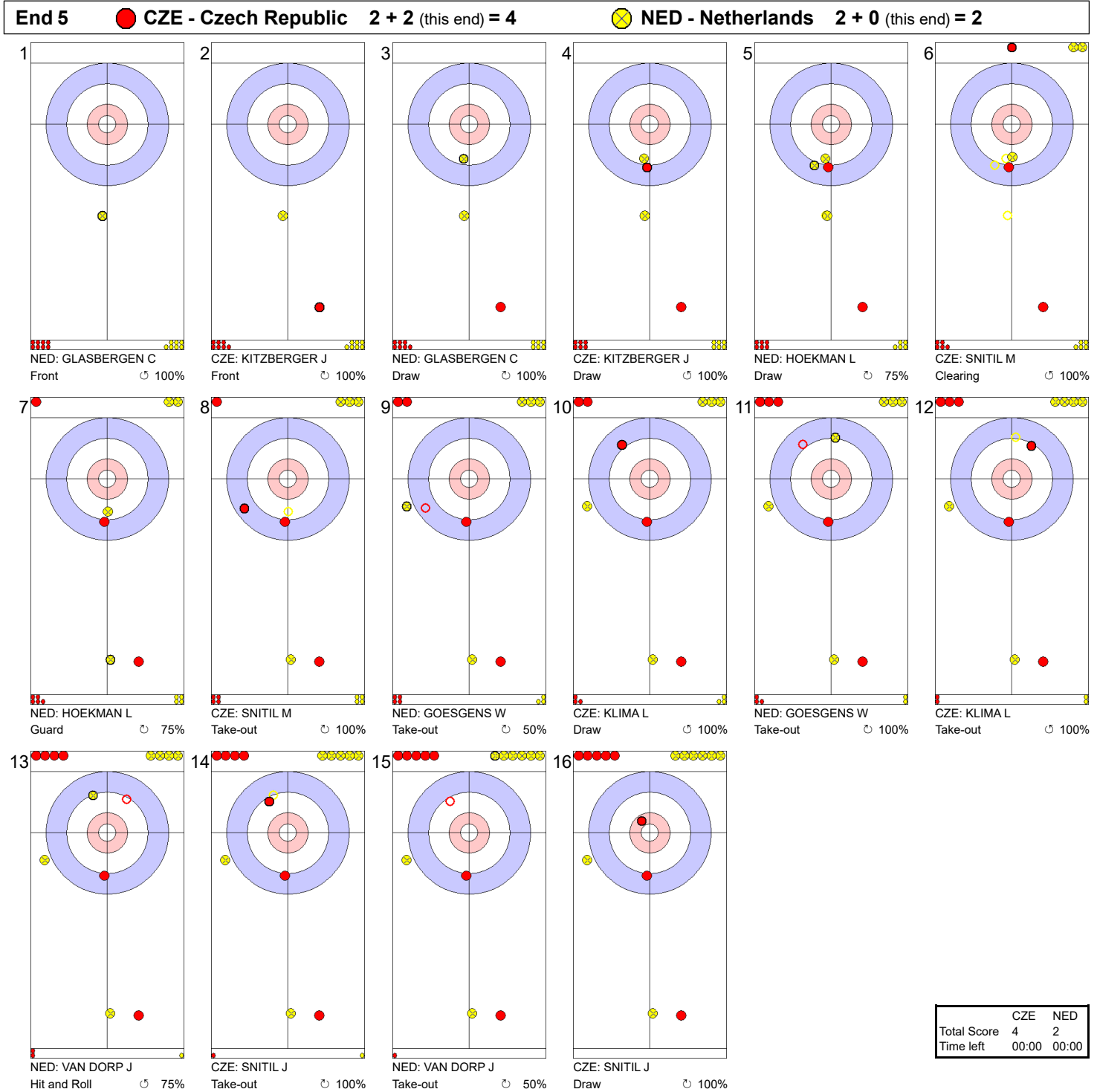
**Legend:**  
 ↻ Clockwise      ↺ Counter-clockwise      - Not considered

**Game - Shot by Shot**



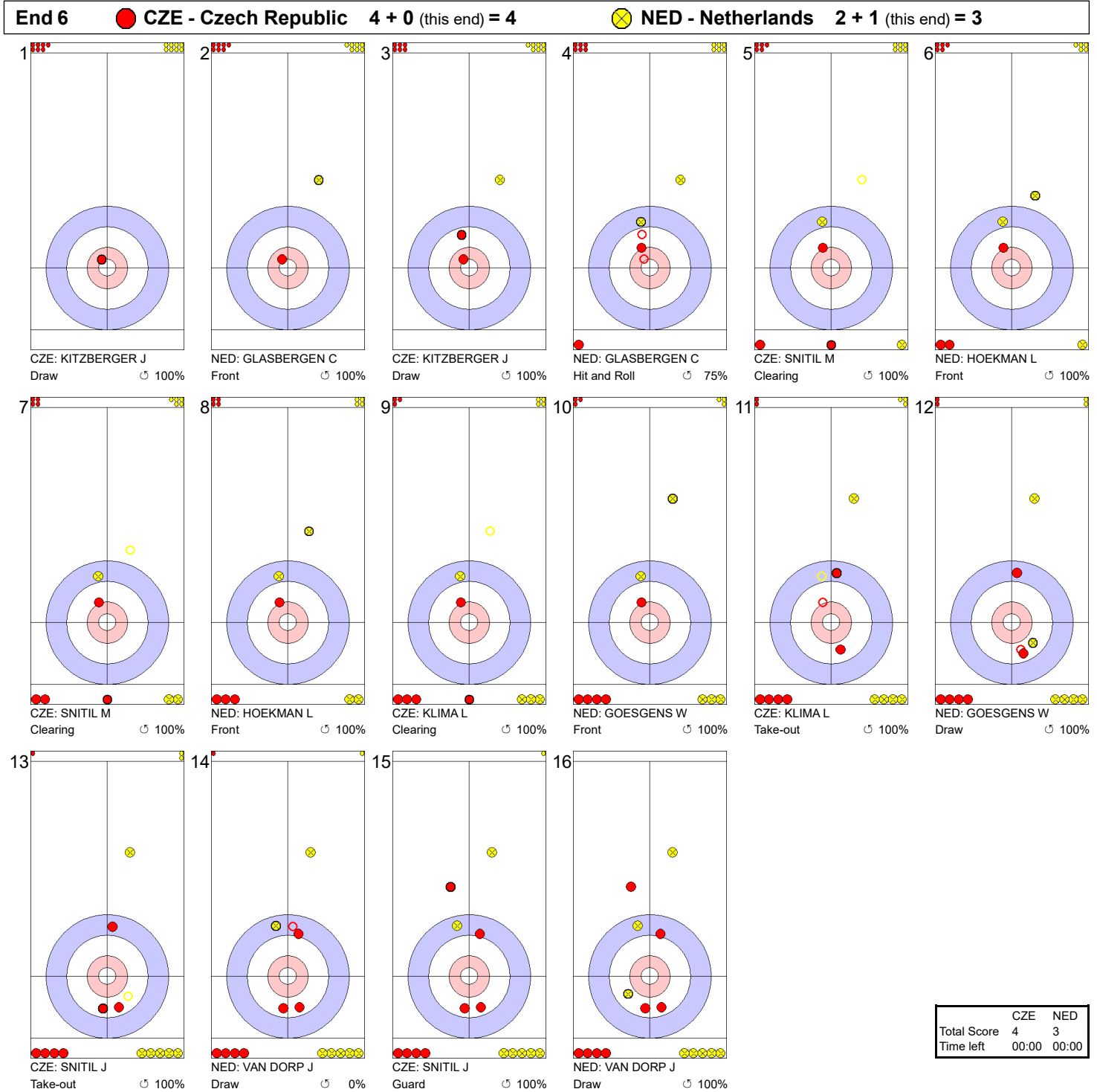
**Legend:**  
 ↻ Clockwise      ↺ Counter-clockwise      - Not considered

**Game - Shot by Shot**



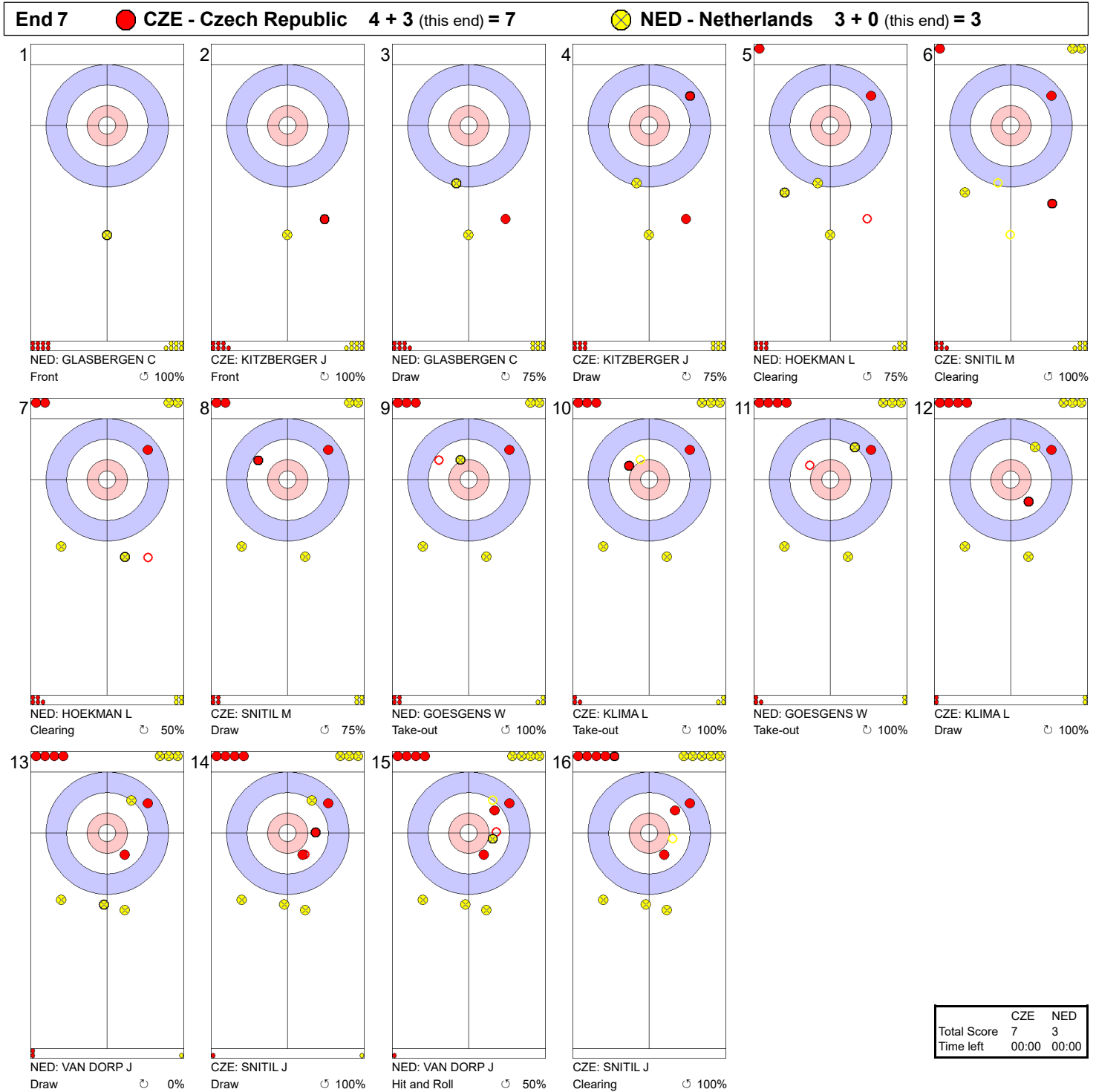
**Legend:**  
 ↻ Clockwise      ↺ Counter-clockwise      - Not considered

**Game - Shot by Shot**



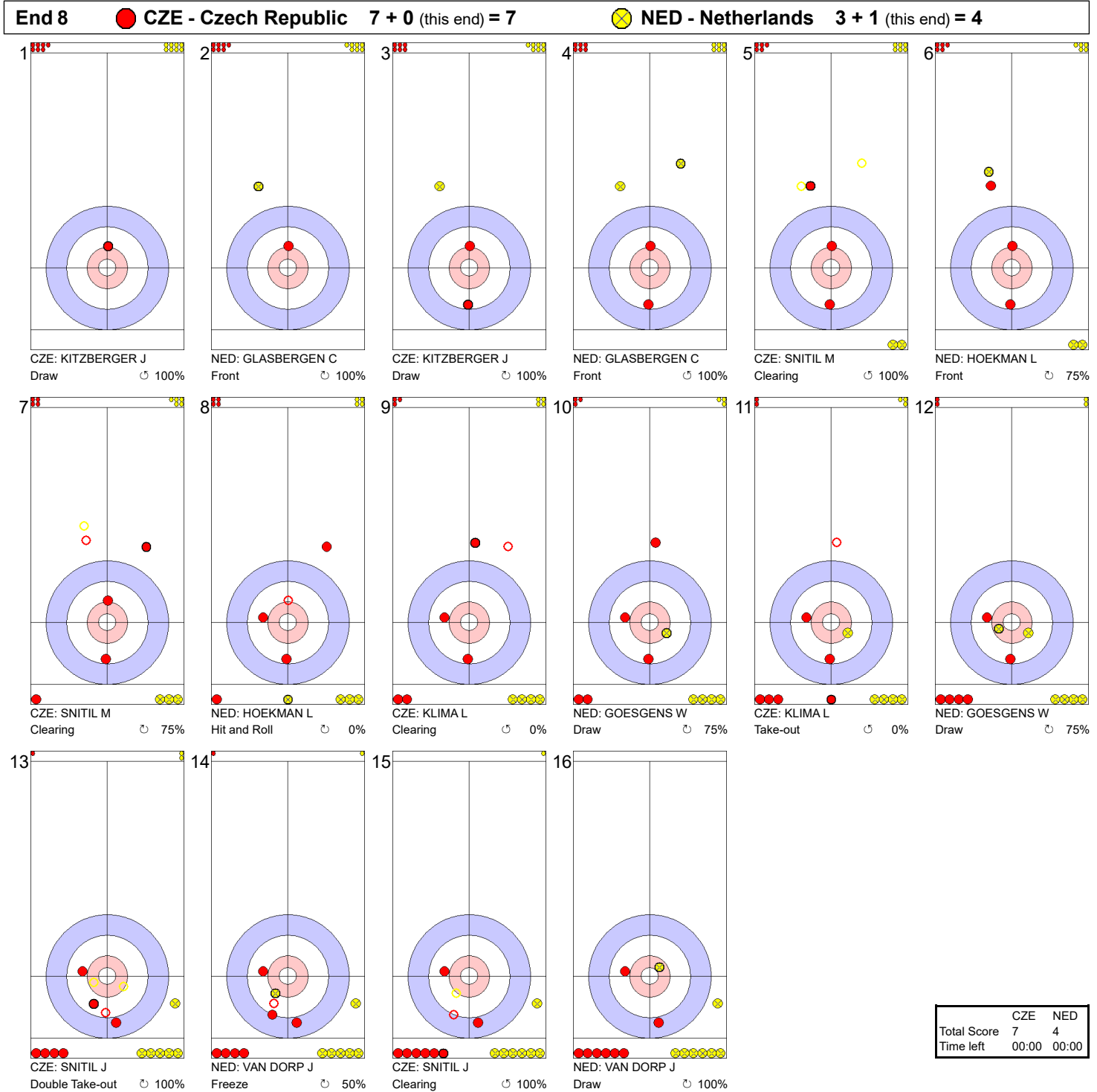
**Legend:**  
 ↻ Clockwise      ↺ Counter-clockwise      - Not considered

**Game - Shot by Shot**



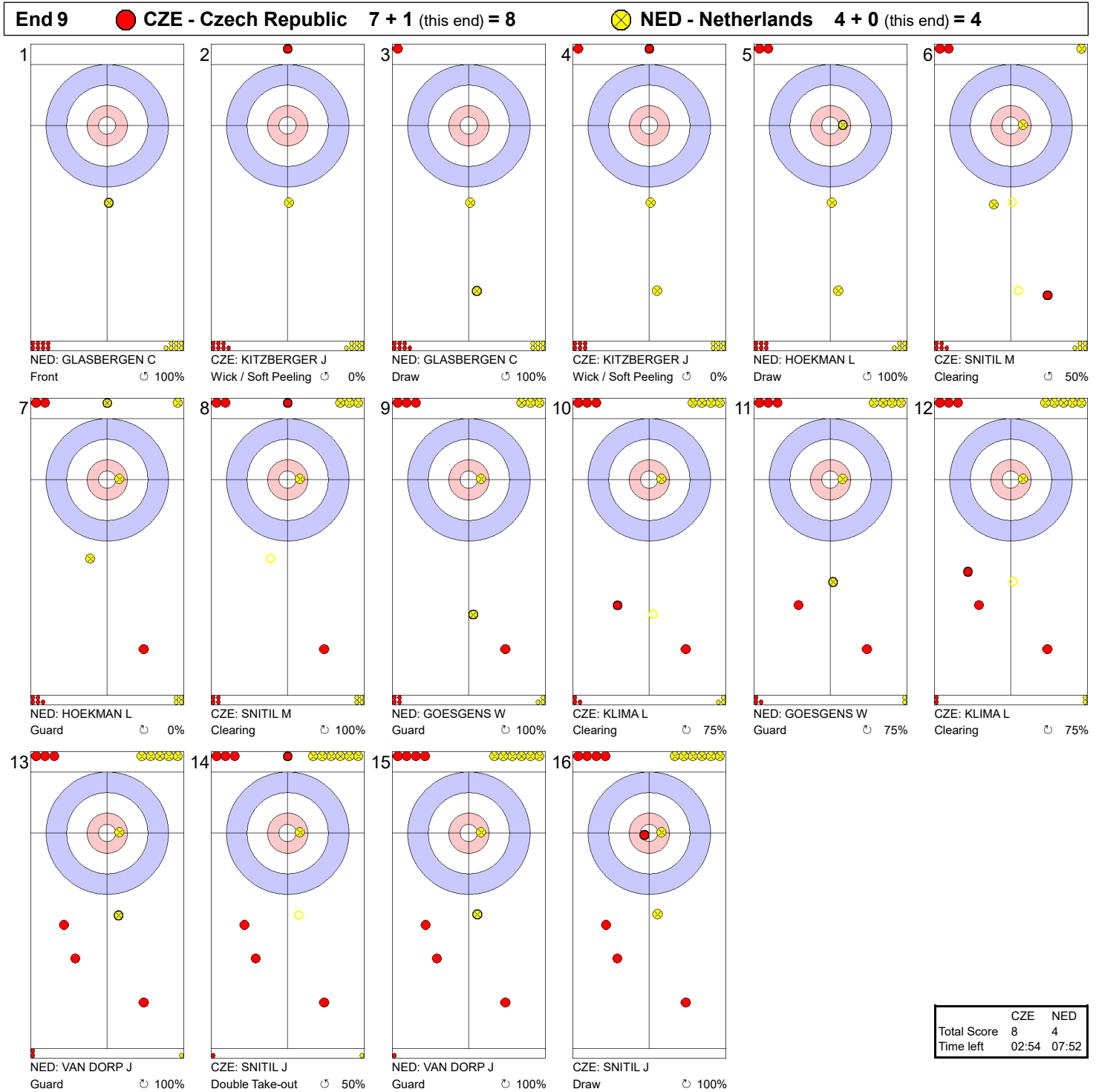
**Legend:**  
 ↻ Clockwise      ↺ Counter-clockwise      - Not considered

**Game - Shot by Shot**



**Legend:**  
 ↻ Clockwise      ↺ Counter-clockwise      - Not considered

**Game - Shot by Shot**



**Legend:**  
 ↻ Clockwise      ↺ Counter-clockwise      - Not considered



**Game Results**

Sheet	Game	Team	LSFE	1	2	3	4	5	6	7	8	9	10	Extra Ends	Total
<b>D</b>	7	CHN - China		0	1	1	0	1	0	0	2	0	X		5
	7	RUS - Russia	*	1	0	0	1	0	1	2	0	3	X		8

CHN - China		Shot Success	Game	All
4 S	LIU Rui	74%	74%	
3 V	XU Xiaoming	85%	83%	
2	JIANG Dongxu	71%	81%	
1	ZANG Jialiang	78%	89%	
A	MA Yanlong	-	100%	
Team Total		77%	82%	

RUS - Russia		Shot Success	Game	All
4 S	TIMOFEEV Alexey	83%	81%	
3 V	GLUKHOV Sergey	83%	83%	
2	RAZHABOV Artur	70%	82%	
1	KLIMOV Evgeny	76%	83%	
A	SHMAKOV Artem	-	78%	
Team Total		78%	82%	

Last Stone Draw		Distance
⌚	JIANG Dongxu	192.3cm
⌚	ZANG Jialiang	13.0cm
<b>Total</b>	<b>205.3cm</b>	

Last Stone Draw		Distance
⌚	TIMOFEEV Alexey	28.5cm
⌚	RAZHABOV Artur	119.8cm
<b>Total</b>	<b>148.3cm</b>	

Time remaining: 4 minutes 48 seconds

Time remaining: 6 minutes 52 seconds

Time-out: End 9 - RUS stone 5

**Shot Success Analysis**

CHN - China		⌚	⌚	Game
4 LIU Rui	Draws	6 79%	7 71%	13 75%
	Take-outs	3 67%	2 75%	5 70%
	Total	9 75%	9 72%	18 74%
3 XU Xiaoming	Draws	8 84%	5 80%	13 83%
	Take-outs	3 75%	4 100%	7 89%
	Total	11 82%	9 89%	20 85%
2 JIANG Dongxu	Draws	7 50%	6 79%	13 63%
	Take-outs	2 100%	5 80%	7 86%
	Total	9 61%	11 80%	20 71%
1 ZANG Jialiang	Draws	13 79%	6 75%	19 78%
	Take-outs	1 75%	0 -	1 75%
	Total	14 79%	6 75%	20 78%
A MA Yanlong	Draws	0 -	0 -	0 -
	Take-outs	0 -	0 -	0 -
	Total	0 -	0 -	0 -
Team	Draws	34 74%	24 76%	58 75%
	Take-outs	9 78%	11 86%	20 83%
	Total	43 75%	35 79%	78 77%

RUS - Russia		⌚	⌚	Game
4 TIMOFEEV Alexey	Draws	5 85%	2 50%	7 75%
	Take-outs	10 85%	2 100%	12 88%
	Total	15 85%	4 75%	19 83%
3 GLUKHOV Sergey	Draws	6 88%	3 83%	9 86%
	Take-outs	6 79%	5 80%	11 80%
	Total	12 83%	8 81%	20 83%
2 RAZHABOV Artur	Draws	7 36%	2 75%	9 44%
	Take-outs	7 93%	4 88%	11 91%
	Total	14 64%	6 83%	20 70%
1 KLIMOV Evgeny	Draws	13 77%	3 83%	16 78%
	Take-outs	1 0%	2 100%	3 67%
	Total	14 71%	5 90%	19 76%
A SHMAKOV Artem	Draws	0 -	0 -	0 -
	Take-outs	0 -	0 -	0 -
	Total	0 -	0 -	0 -
Team	Draws	31 71%	10 75%	41 72%
	Take-outs	24 82%	13 88%	37 84%
	Total	55 76%	23 83%	78 78%

**Note:**

Position and function for each team member:

4 = Fourth, 3 = Third, 2 = Second, 1 = Lead, A = Alternate, S = Skip, V = Vice-Skip

**Legend:**

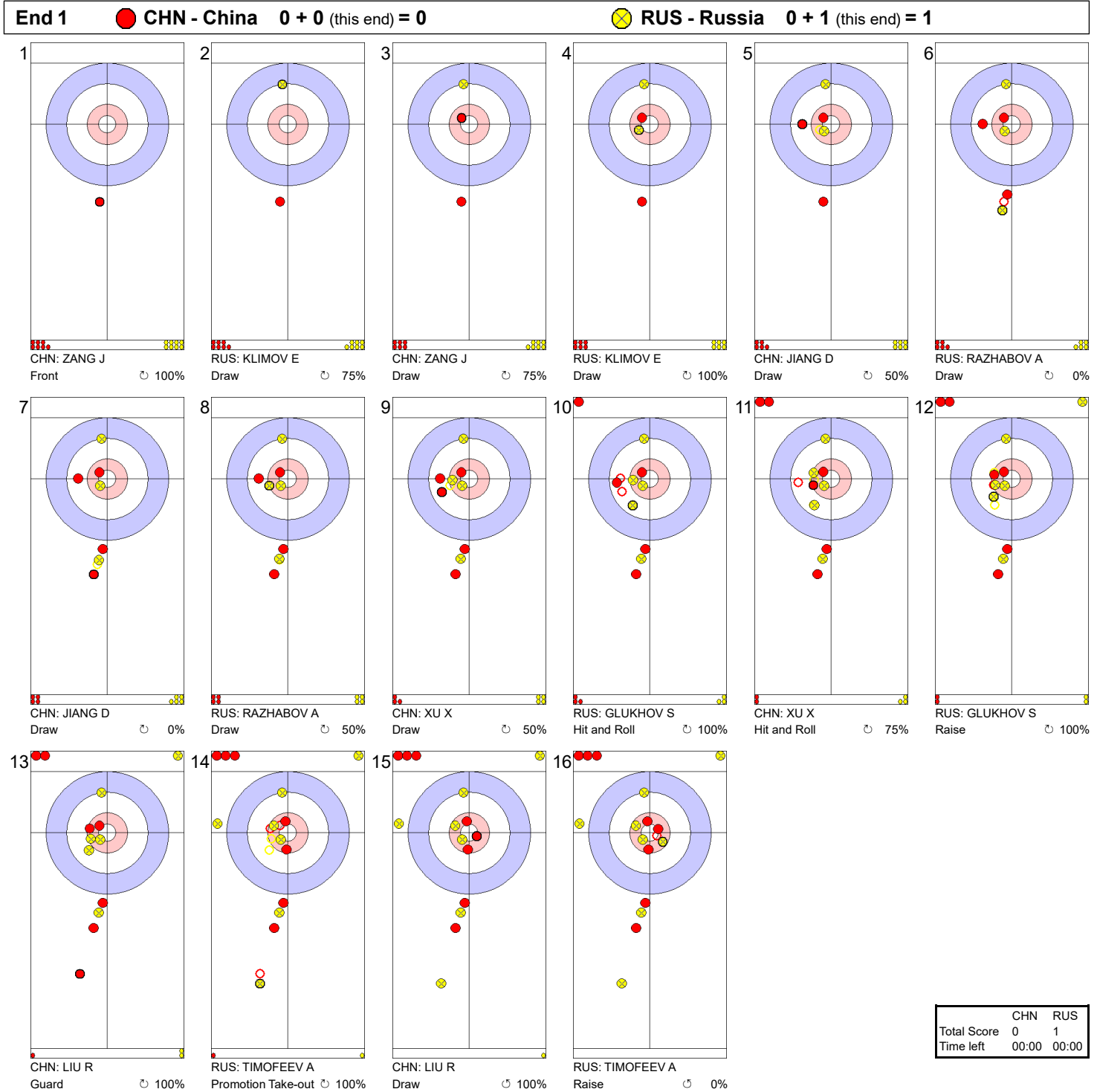
⌚ Clockwise

⌚ Counter-clockwise

LSFE(\*) Last Stone First End

X Unplayed/unfinished end due to concession

**Game - Shot by Shot**



**Legend:**  
 ↻ Clockwise      ↺ Counter-clockwise      - Not considered

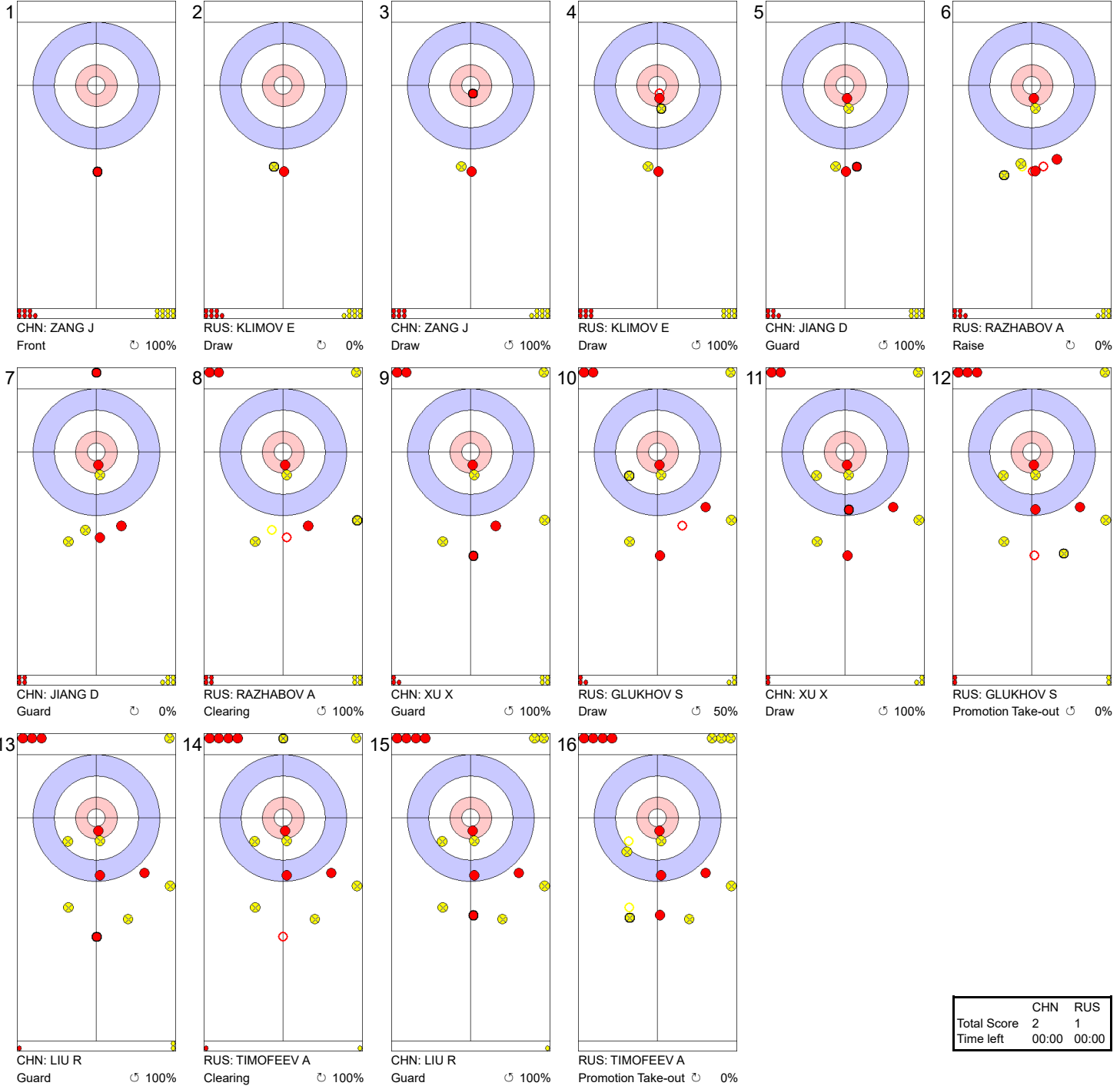
**Game - Shot by Shot**



**Legend:**  
 ↻ Clockwise      ↺ Counter-clockwise      - Not considered

**Game - Shot by Shot**

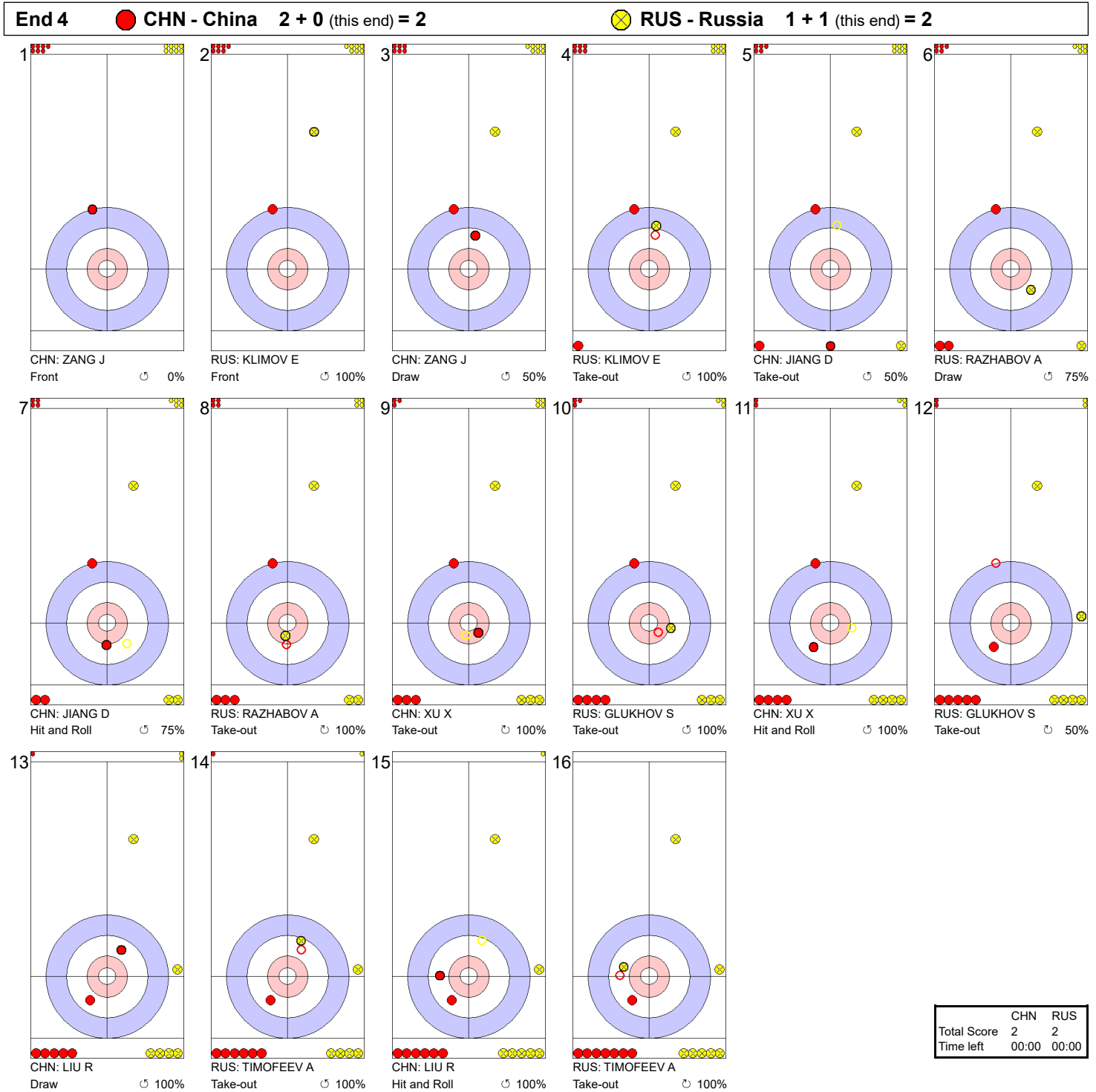
**End 3** ● **CHN - China 1 + 1 (this end) = 2** ● **RUS - Russia 1 + 0 (this end) = 1**



	CHN	RUS
Total Score	2	1
Time left	00:00	00:00

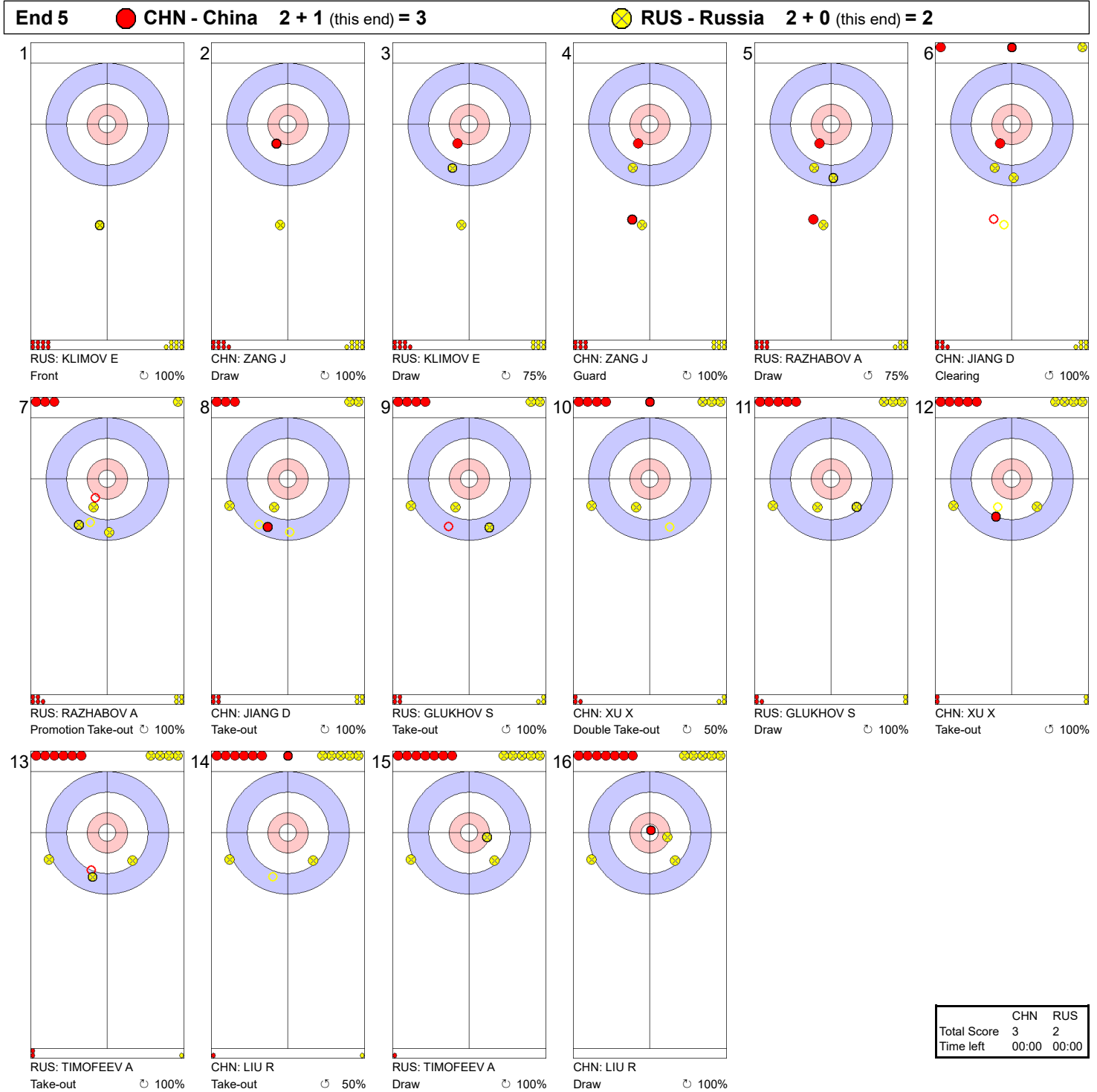
**Legend:**  
 ↻ Clockwise      ↺ Counter-clockwise      - Not considered

**Game - Shot by Shot**



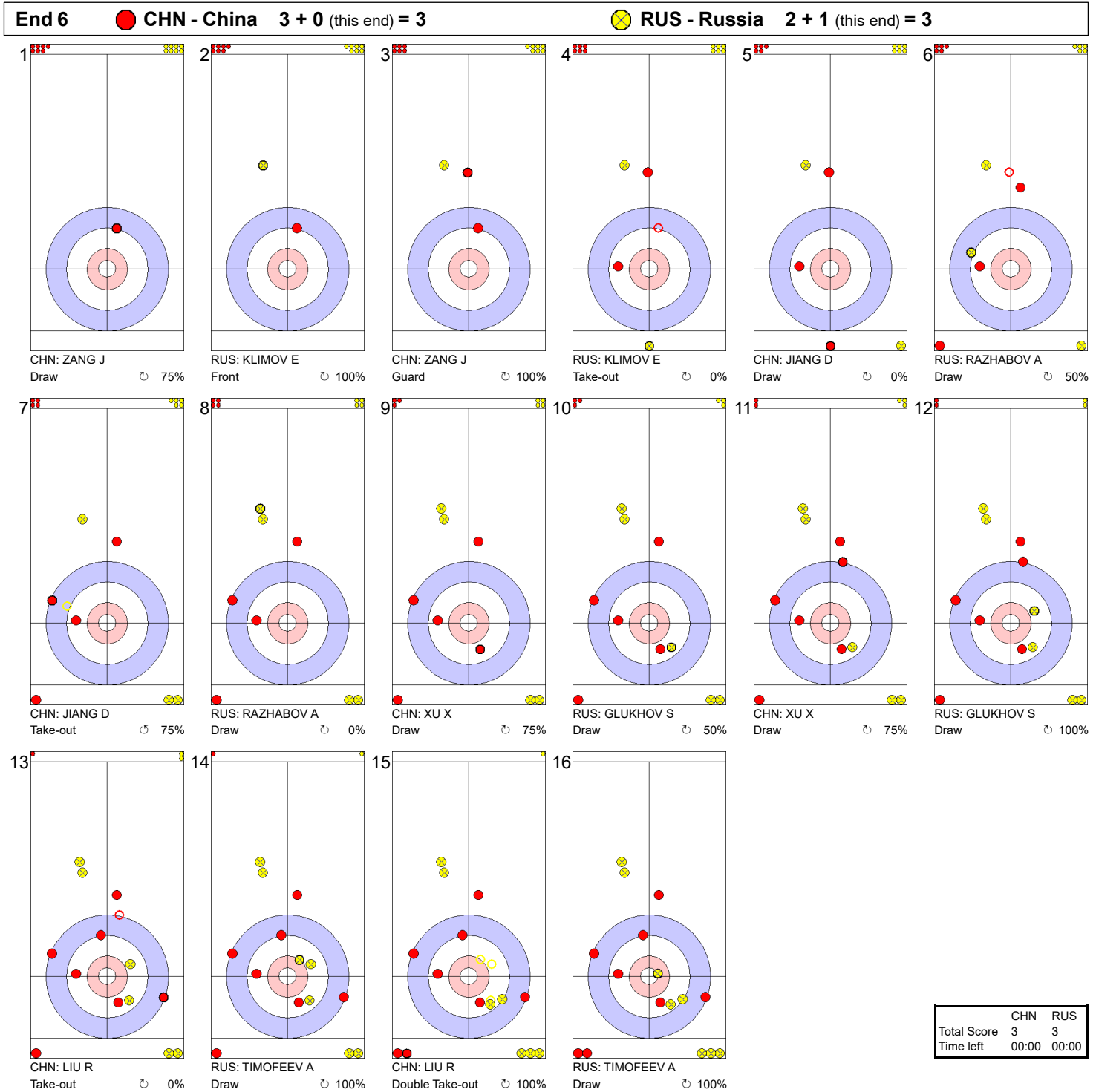
**Legend:**  
 ↻ Clockwise      ↺ Counter-clockwise      - Not considered

**Game - Shot by Shot**



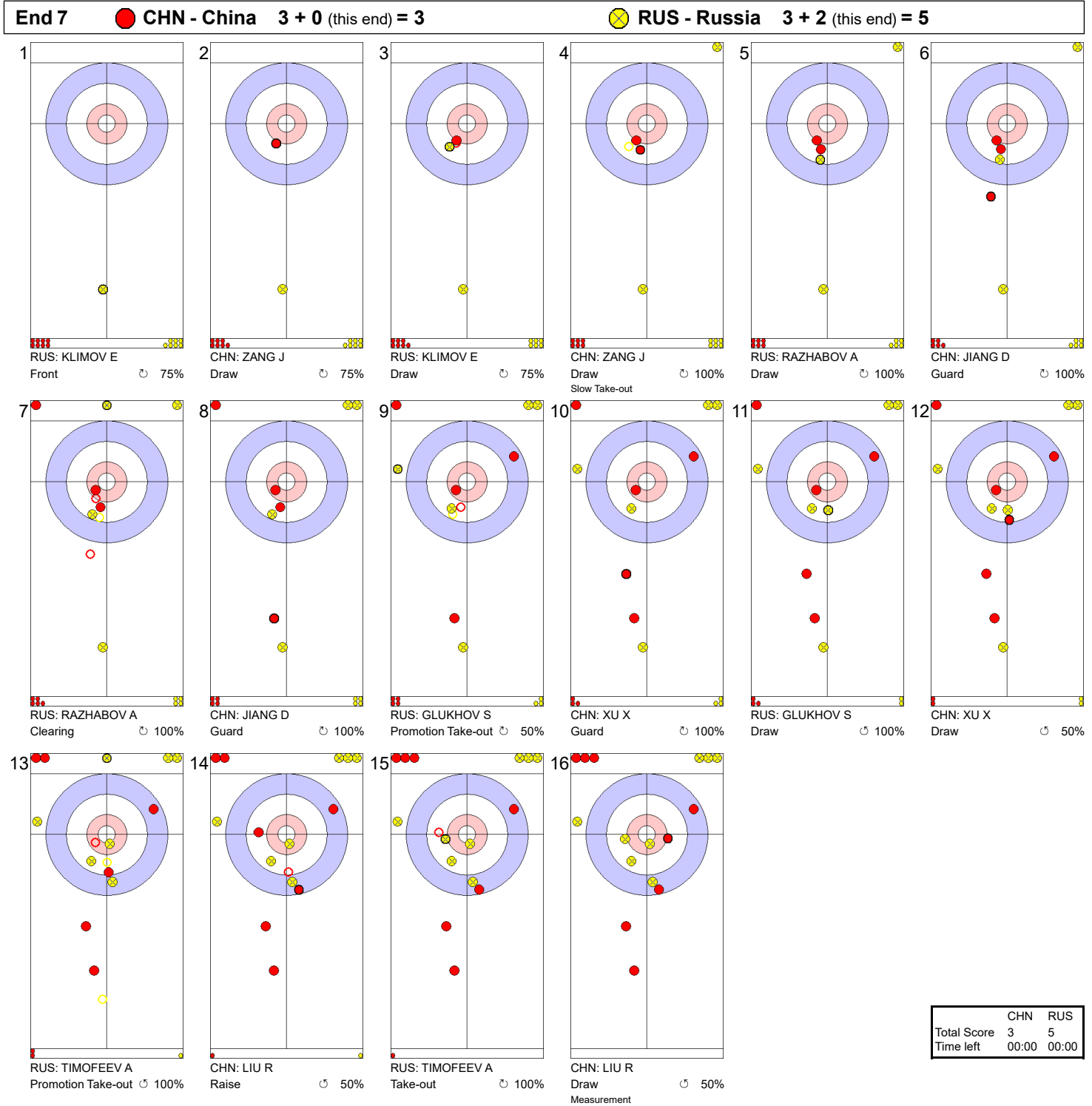
**Legend:**  
 ↻ Clockwise      ↺ Counter-clockwise      - Not considered

**Game - Shot by Shot**



**Legend:**  
 ↻ Clockwise      ↺ Counter-clockwise      - Not considered

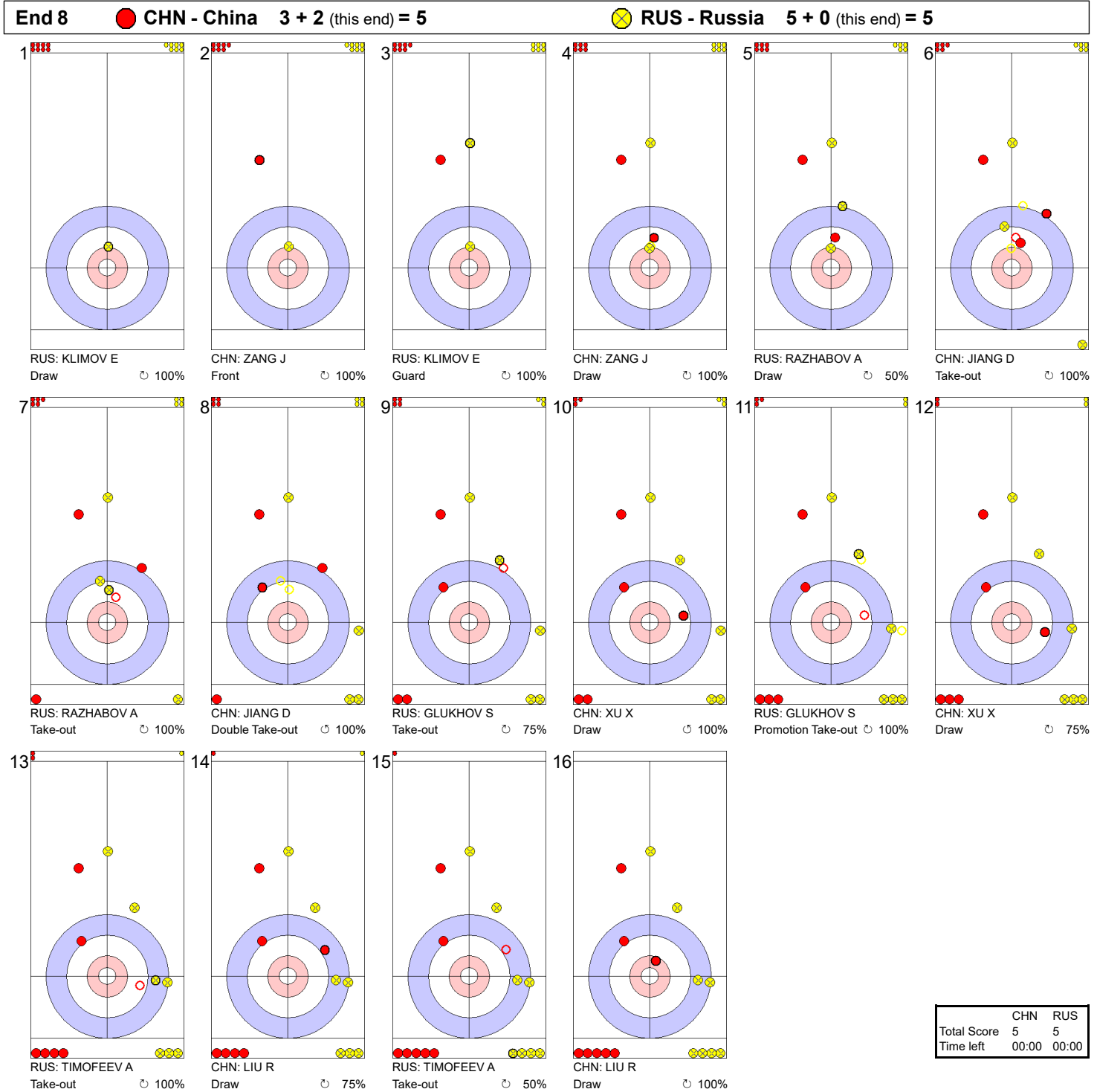
**Game - Shot by Shot**



**Legend:**  
 ↻ Clockwise      ↺ Counter-clockwise      - Not considered

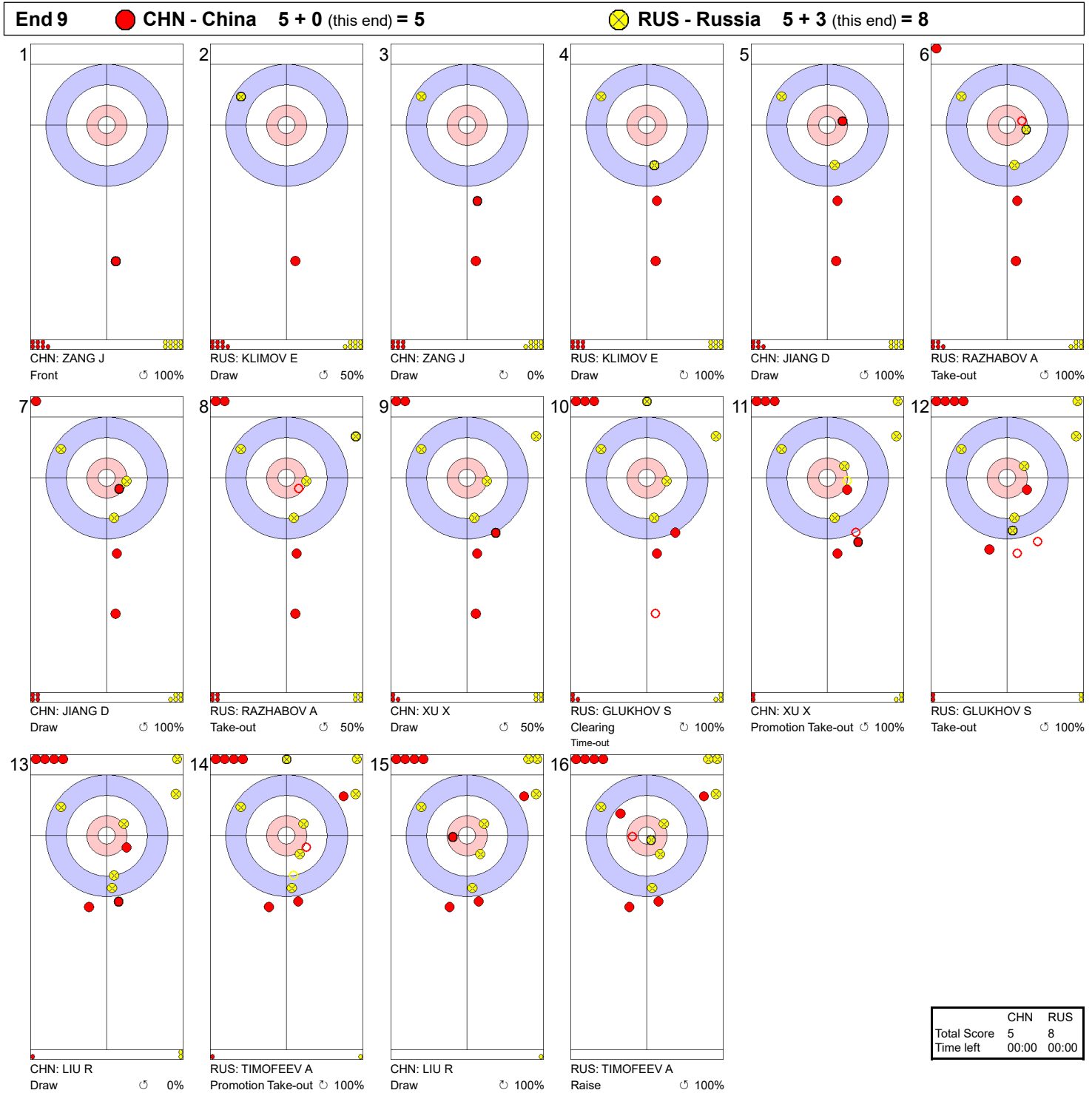


**Game - Shot by Shot**



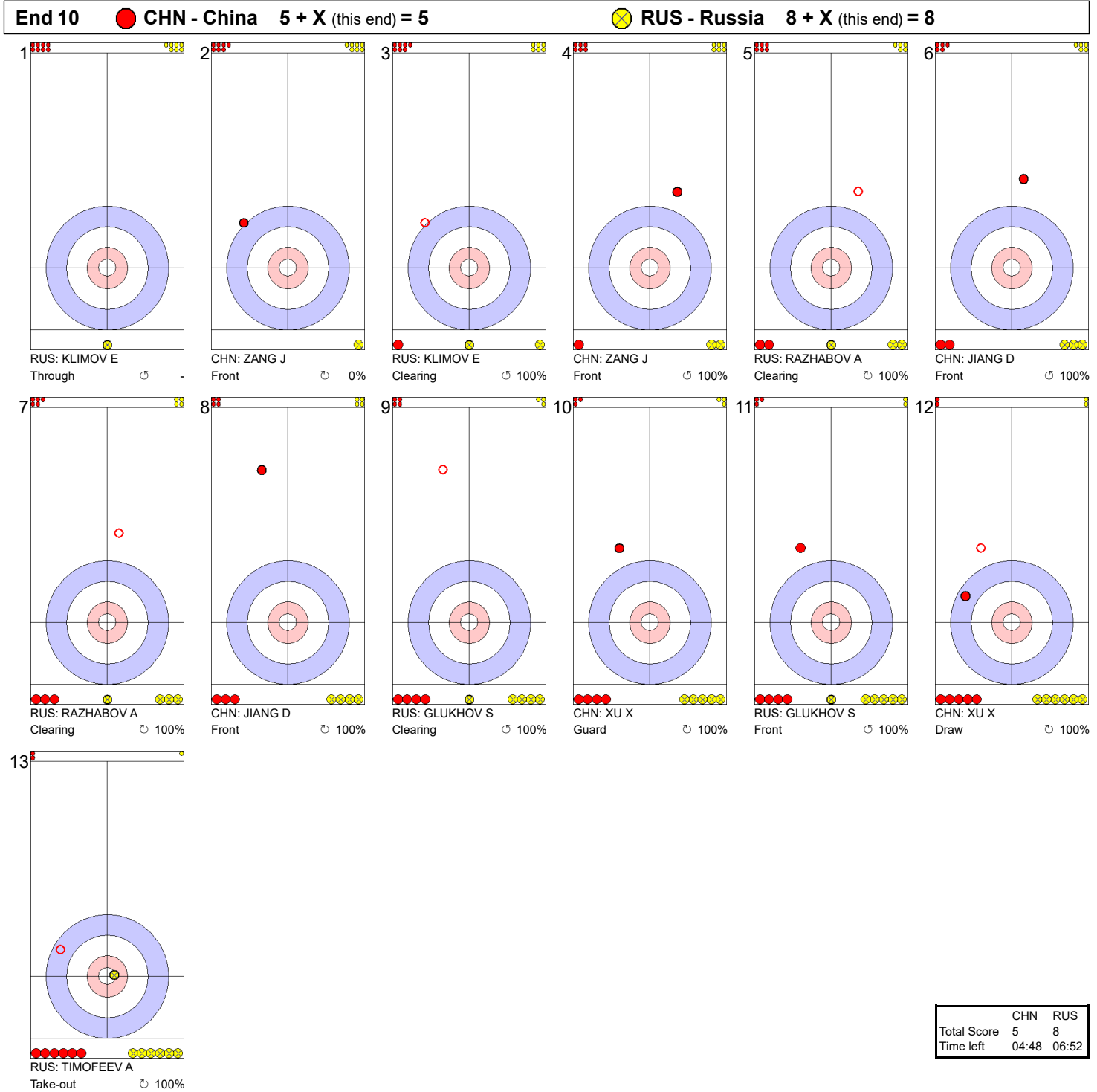
**Legend:**  
 ↻ Clockwise      ↺ Counter-clockwise      - Not considered

**Game - Shot by Shot**



**Legend:**  
 ↻ Clockwise      ↺ Counter-clockwise      - Not considered

**Game - Shot by Shot**



	CHN	RUS
Total Score	5	8
Time left	04:48	06:52

**Legend:**  
 ↻ Clockwise      ↺ Counter-clockwise      - Not considered  
 X Unfinished end due to concession



### Session Results and Standings

Sheet	Game	Team	LSFE	1	2	3	4	5	6	7	8	9	10	Extra Ends	Total
A	6	CZE - Czech Republic	*	0	2	0	2	0	0	2	0	0	X		6
	6	ITA - Italy		1	0	3	0	0	1	0	3	2	X		10
B	6	GER - Germany		0	0	2	0	1	0	0	0	2	X		5
	6	RUS - Russia	*	0	2	0	0	0	1	0	3	0	X		6
C	6	CHN - China		0	2	2	0	1	2	0	0	1	2		10
	6	FIN - Finland	*	2	0	0	1	0	0	2	1	0	0		6
D	6	DEN - Denmark	*	2	0	2	0	0	1	0	1	1	X		7
	6	NED - Netherlands		0	2	0	0	1	0	0	0	0	X		3

### Current Standings

Rank	Team	Games	Wins	Losses	
1	DEN - Denmark	6	5	1	Q
2	CHN - China	6	4	2	
2	ITA - Italy	6	4	2	
4	CZE - Czech Republic	6	3	3	
4	RUS - Russia	6	3	3	
6	FIN - Finland	6	2	4	
6	GER - Germany	6	2	4	
8	NED - Netherlands	6	1	5	

**Note:**  
Under WCF rules, tie-breaking rules for standings are not applied until after the last game of the round robin.

**Legend:**  
**LSFE(\*)** Last Stone First End      **Q** Qualified for the play-offs      **X** Unplayed/unfinished end due to concession



### Game Results

Sheet	Game	Team	LSFE	1	2	3	4	5	6	7	8	9	10	Extra Ends	Total
A	6	CZE - Czech Republic	*	0	2	0	2	0	0	2	0	0	X		6
	6	ITA - Italy		1	0	3	0	0	1	0	3	2	X		10

CZE - Czech Republic		Shot Success	Game	All
4 S	SNITIL Jiri	67%		73%
3 V	KLIMA Lukas	81%		79%
2	SNITIL Martin	79%		78%
1	KITZBERGER Jindrich	89%		83%
A	MOKRIS Samuel	-		-
Team Total		79%		78%

ITA - Italy		Shot Success	Game	All
4 V	MOSANER Amos	79%		77%
3 S	RETORNAZ Joel	76%		76%
2	GONIN Simone	68%		75%
1	FERRAZZA Daniele	74%		84%
A	PILZER Andrea	-		-
Team Total		74%		78%

Last Stone Draw		Distance
↻	SNITIL Martin	69.1cm
↻	KLIMA Lukas	64.2cm
<b>Total</b>		<b>133.3cm</b>

Last Stone Draw		Distance
↻	GONIN Simone	36.9cm
↻	FERRAZZA Daniele	199.6cm
<b>Total</b>		<b>236.5cm</b>

Time remaining: 2 minutes 23 seconds

Time remaining: 8 minutes 38 seconds

### Shot Success Analysis

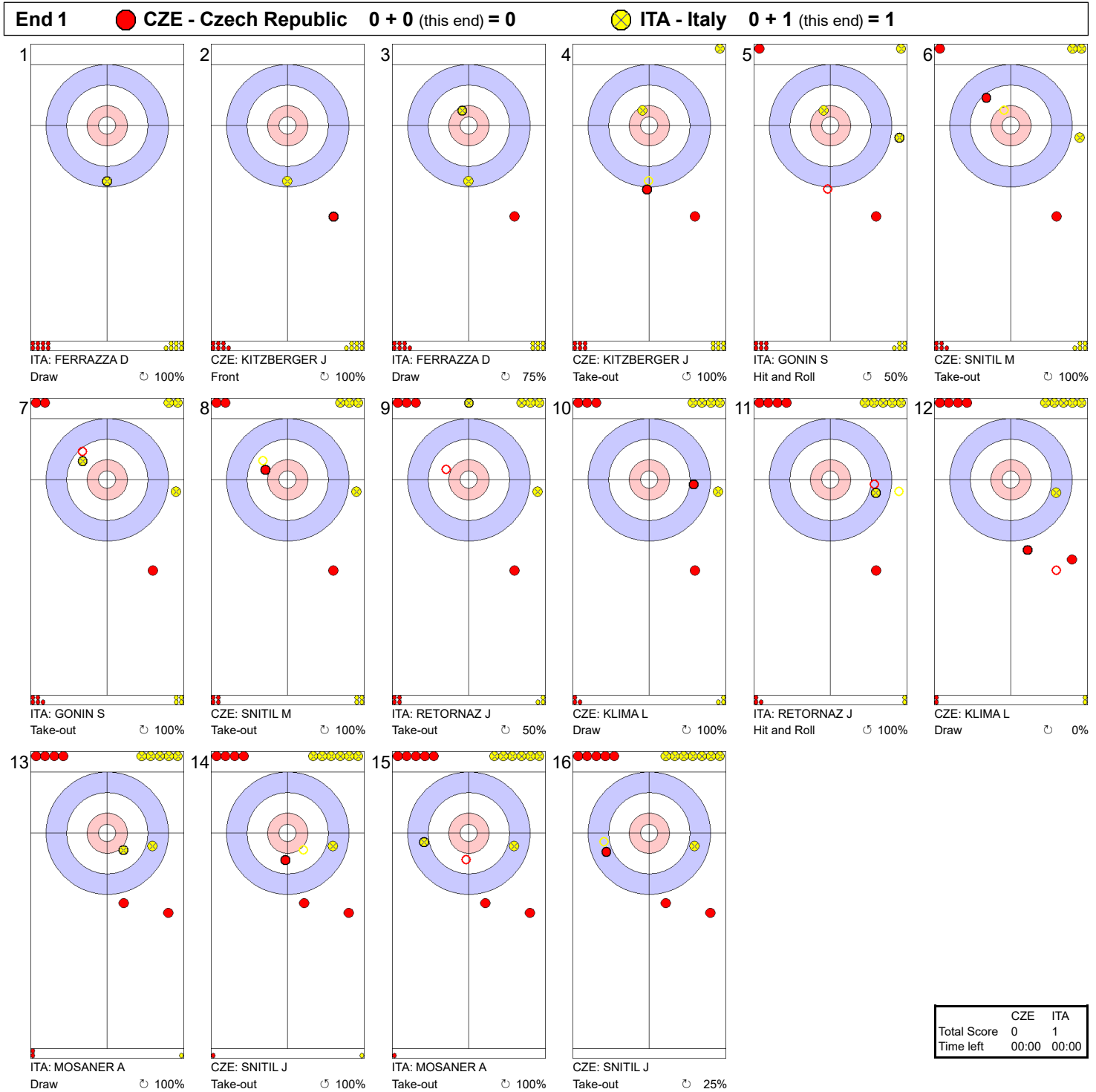
CZE - Czech Republic		↻	↻	Game	
4	SNITIL Jiri	Draws	6 75%	3 58%	9 69%
		Take-outs	5 45%	4 88%	9 64%
		Total	11 61%	7 75%	18 67%
3	KLIMA Lukas	Draws	4 69%	7 79%	11 75%
		Take-outs	6 88%	1 100%	7 89%
		Total	10 80%	8 81%	18 81%
2	SNITIL Martin	Draws	4 75%	7 82%	11 80%
		Take-outs	6 83%	1 50%	7 79%
		Total	10 80%	8 78%	18 79%
1	KITZBERGER Jindrich	Draws	6 92%	9 89%	15 90%
		Take-outs	2 75%	1 100%	3 83%
		Total	8 88%	10 90%	18 89%
A	MOKRIS Samuel	Draws	0 -	0 -	0 -
		Take-outs	0 -	0 -	0 -
		Total	0 -	0 -	0 -
Team		Draws	20 79%	26 81%	46 80%
		Take-outs	19 74%	7 86%	26 77%
		Total	39 76%	33 82%	72 79%

ITA - Italy		↻	↻	Game	
4	MOSANER Amos	Draws	3 92%	2 75%	5 85%
		Take-outs	7 93%	6 58%	13 77%
		Total	10 93%	8 63%	18 79%
3	RETORNAZ Joel	Draws	3 83%	1 0%	4 63%
		Take-outs	11 77%	3 92%	14 80%
		Total	14 79%	4 69%	18 76%
2	GONIN Simone	Draws	1 100%	2 38%	3 58%
		Take-outs	9 75%	6 63%	15 70%
		Total	10 78%	8 56%	18 68%
1	FERRAZZA Daniele	Draws	7 57%	9 83%	16 72%
		Take-outs	2 88%	0 -	2 88%
		Total	9 64%	9 83%	18 74%
A	PILZER Andrea	Draws	0 -	0 -	0 -
		Take-outs	0 -	0 -	0 -
		Total	0 -	0 -	0 -
Team		Draws	14 73%	14 70%	28 71%
		Take-outs	29 81%	15 67%	44 76%
		Total	43 78%	29 68%	72 74%

**Note:**  
Position and function for each team member:  
4 = Fourth, 3 = Third, 2 = Second, 1 = Lead, A = Alternate, S = Skip, V = Vice-Skip

**Legend:**  
↻ Clockwise      ↻ Counter-clockwise      LSFE(\*) Last Stone First End  
X Unplayed/unfinished end due to concession

**Game - Shot by Shot**



**Legend:**  
 ↻ Clockwise      ↺ Counter-clockwise      - Not considered

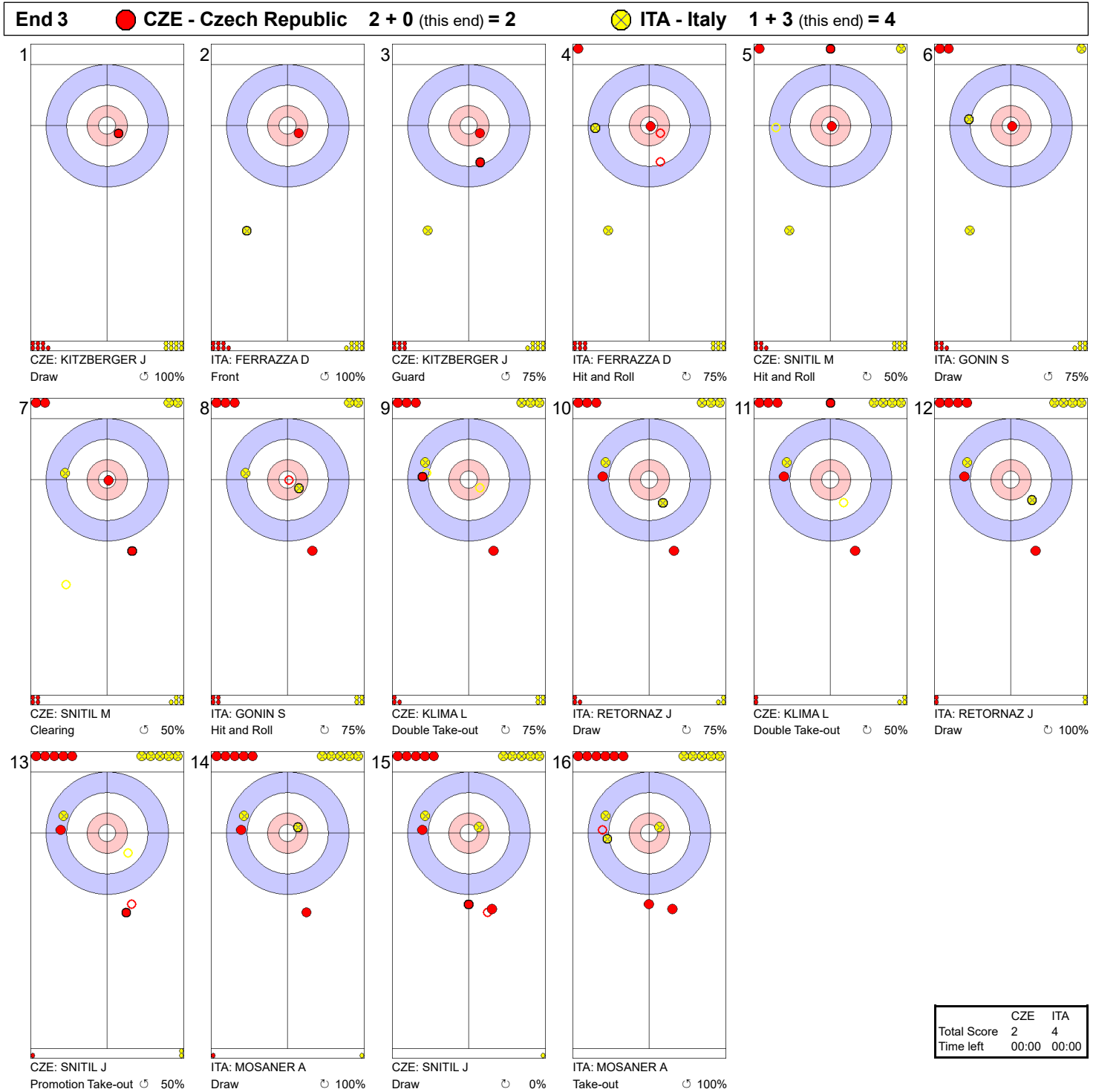
**Game - Shot by Shot**



	CZE	ITA
Total Score	2	1
Time left	00:00	00:00

**Legend:**  
 ⌚ Clockwise      ⌚ Counter-clockwise      - Not considered

**Game - Shot by Shot**

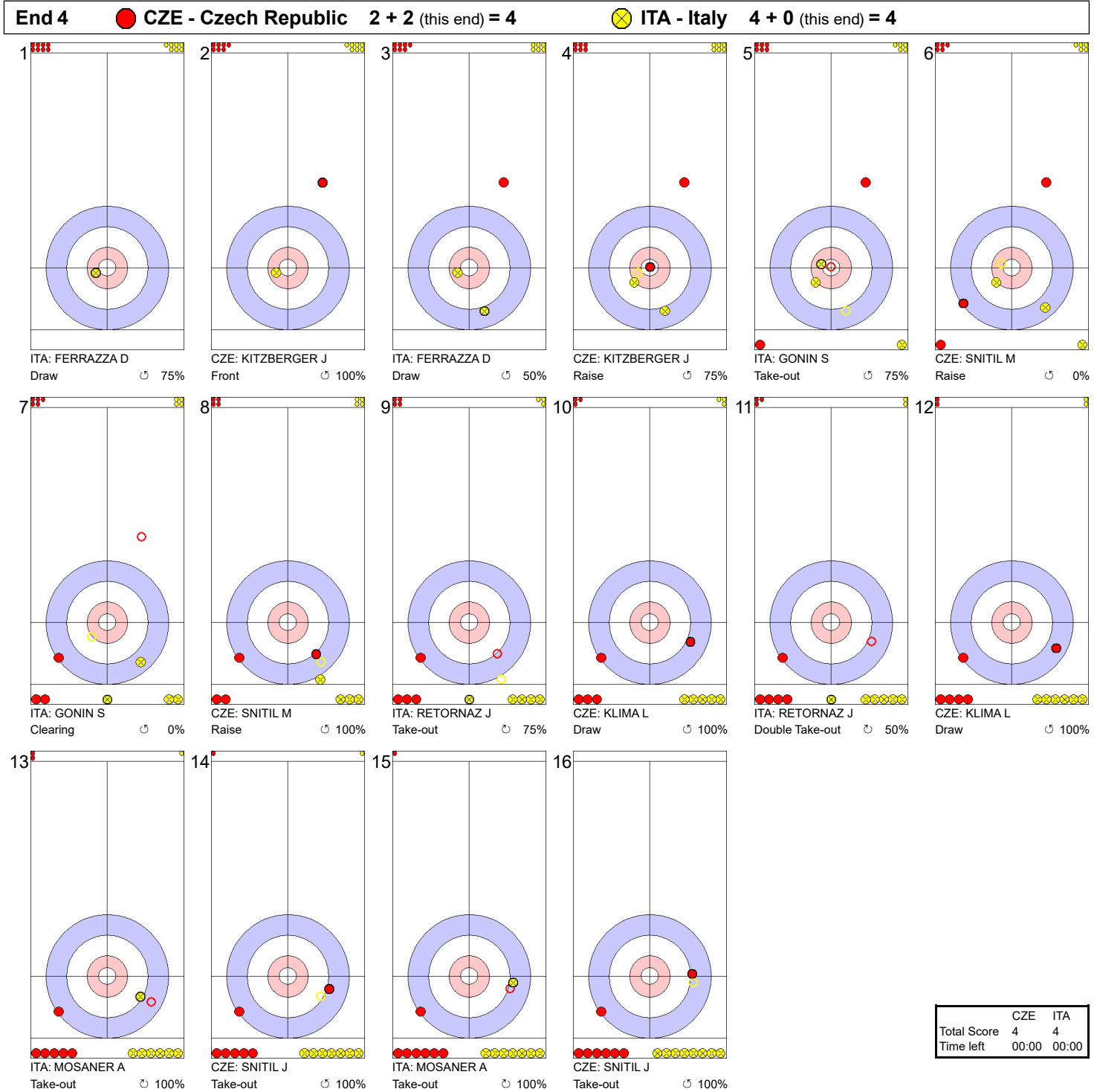


	CZE	ITA
Total Score	2	4
Time left	00:00	00:00

**Legend:**  
 ↻ Clockwise      ↺ Counter-clockwise      - Not considered



**Game - Shot by Shot**



**Legend:**  
 ↻ Clockwise      ↺ Counter-clockwise      - Not considered

**Game - Shot by Shot**

End 5			● CZE - Czech Republic 4 + 0 (this end) = 4			● ITA - Italy 4 + 0 (this end) = 4											
1		CZE: KITZBERGER J Draw 100%	2		ITA: FERRAZZA D Take-out 100%	3		CZE: KITZBERGER J Take-out 50%	4		ITA: FERRAZZA D Draw 100%	5		CZE: SNITIL M Take-out 100%	6		ITA: GONIN S Take-out 50%
7		CZE: SNITIL M Draw 100%	8		ITA: GONIN S Hit and Roll 50%	9		CZE: KLIMA L Draw 75%	10		ITA: RETORNAZ J Take-out 100%	11		CZE: KLIMA L Take-out 100%	12		ITA: RETORNAZ J Take-out 100%
13		CZE: SNITIL J Take-out 100%	14		ITA: MOSANER A Take-out 50%	15		CZE: SNITIL J Draw 100%	16		ITA: MOSANER A Clearing 100%						

	CZE	ITA
Total Score	4	4
Time left	00:00	00:00

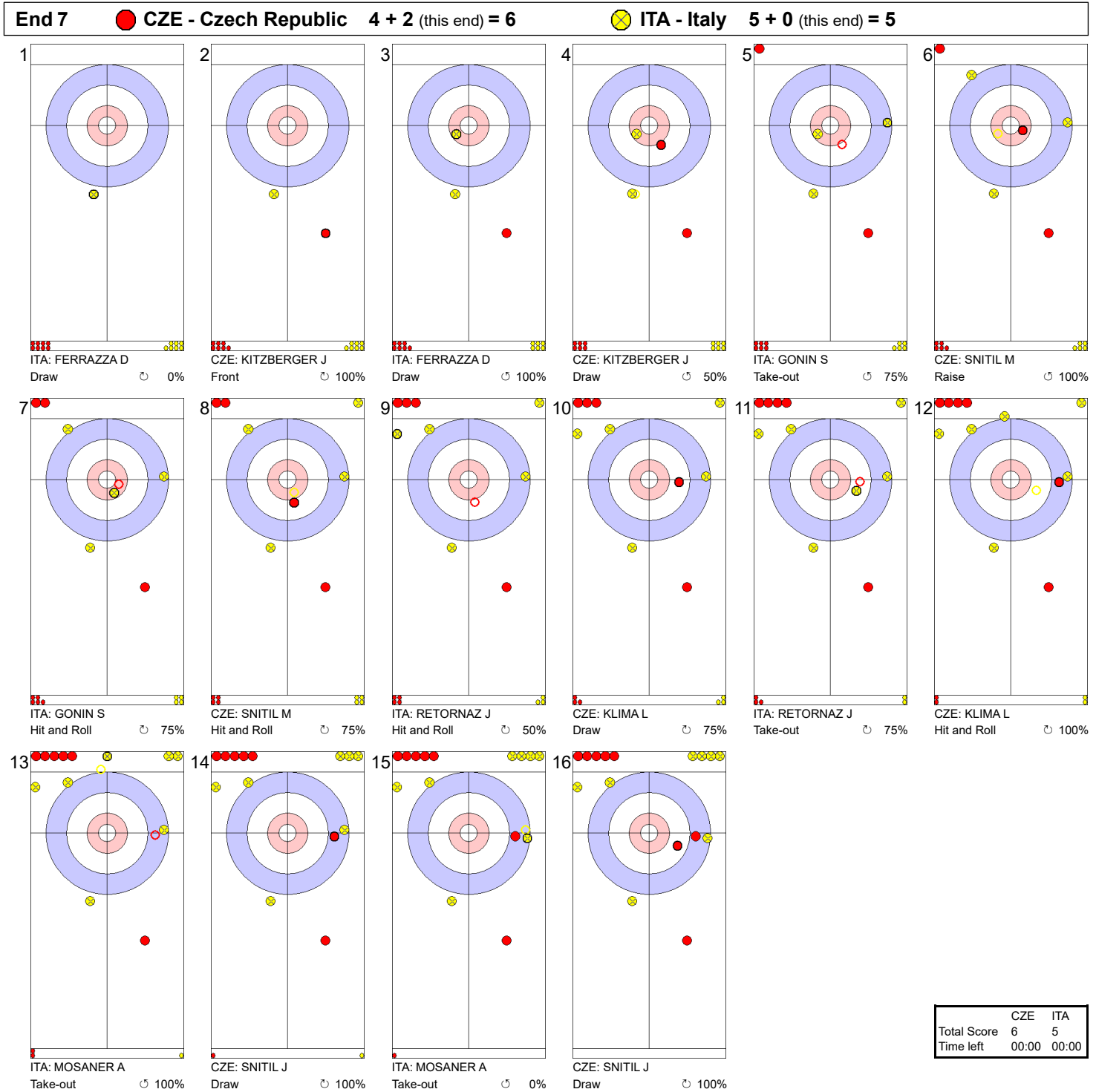
**Legend:**  
 Clockwise     
 Counter-clockwise     
 - Not considered

**Game - Shot by Shot**



**Legend:**  
 ↻ Clockwise      ↺ Counter-clockwise      - Not considered

**Game - Shot by Shot**



**Legend:**  
 ↻ Clockwise      ↺ Counter-clockwise      - Not considered

**Game - Shot by Shot**



	CZE	ITA
Total Score	6	8
Time left	00:00	00:00

**Legend:**  
 Clockwise     
 Counter-clockwise     
 - Not considered

**Game - Shot by Shot**



**Legend:**  
 ↻ Clockwise      ↺ Counter-clockwise      - Not considered

### Game Results

Sheet	Game	Team	LSFE	1	2	3	4	5	6	7	8	9	10	Extra Ends	Total
B	6	GER - Germany		0	0	2	0	1	0	0	0	2	X		5
	6	RUS - Russia	*	0	2	0	0	0	1	0	3	0	X		6

GER - Germany		Shot Success	Game	All
4 S	BAUMANN Alexander	73%	76%	
3	WALTER Manuel	54%	75%	
2 V	HERBERG Daniel	83%	84%	
1	SCHWEIZER Sebastian	85%	84%	
A	SHERRARD Ryan	-	86%	
Team Total		73%	80%	

RUS - Russia		Shot Success	Game	All
4 S	TIMOFEEV Alexey	81%	81%	
3 V	GLUKHOV Sergey	89%	83%	
2	RAZHABOV Artur	86%	84%	
1	KLIMOV Evgeny	83%	84%	
A	SHMAKOV Artem	-	78%	
Team Total		85%	83%	

Last Stone Draw		Distance
↻	BAUMANN Alexander	30.4cm
↺	SCHWEIZER Sebastian	93.4cm
<b>Total</b>		<b>123.8cm</b>

Last Stone Draw		Distance
↻	GLUKHOV Sergey	9.4cm
↺	RAZHABOV Artur	42.7cm
<b>Total</b>		<b>52.1cm</b>

Time remaining: 1 minute 17 seconds

Time remaining: 2 minutes 51 seconds

### Shot Success Analysis

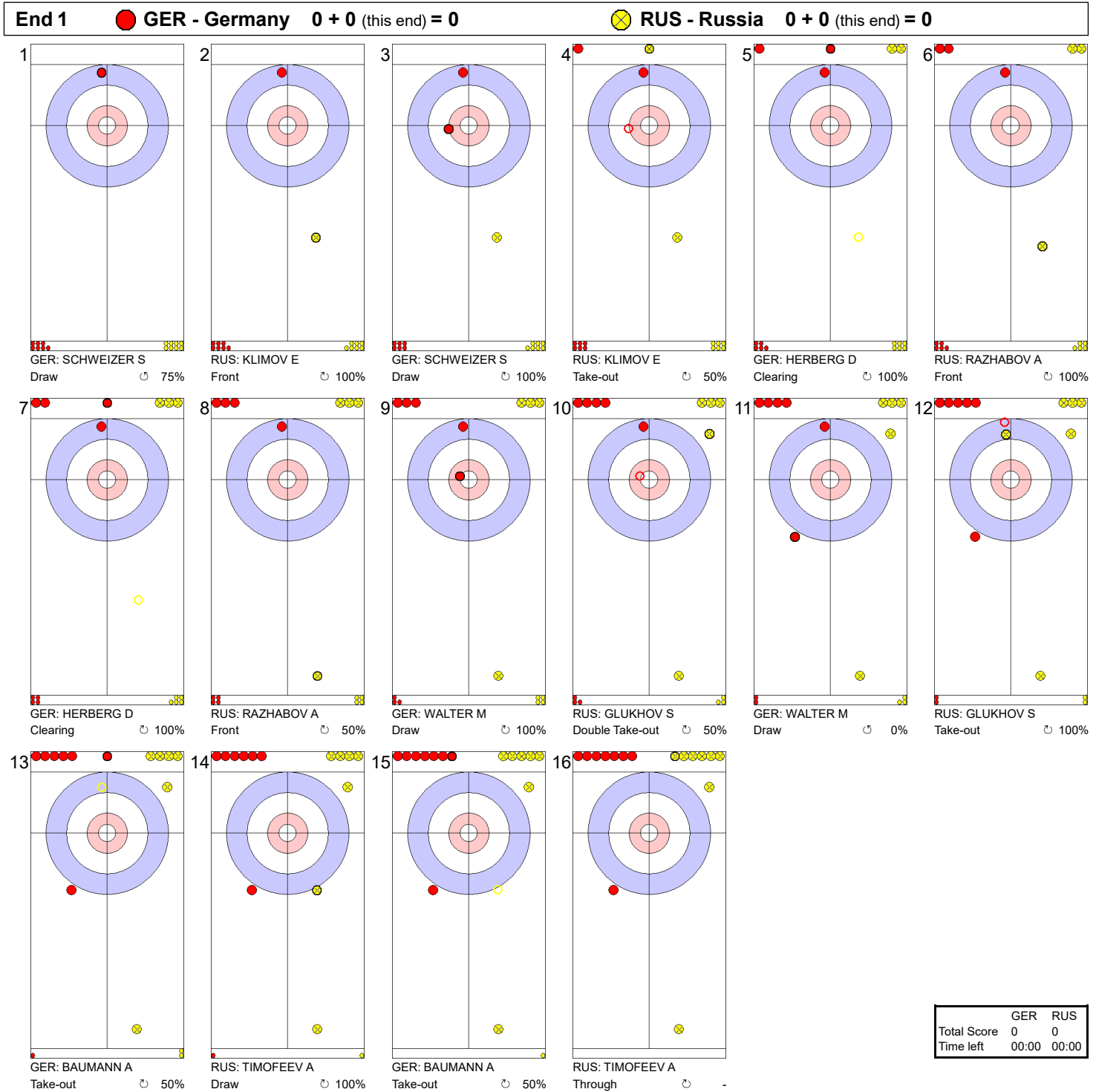
GER - Germany		↻	↺	Game	
4	BAUMANN Alexander	Draws	3 67%	3 33%	6 50%
		Take-outs	6 71%	8 91%	14 82%
		Total	9 69%	11 75%	20 73%
3	WALTER Manuel	Draws	5 50%	5 40%	10 45%
		Take-outs	5 80%	5 45%	10 63%
		Total	10 65%	10 43%	20 54%
2	HERBERG Daniel	Draws	1 0%	8 100%	9 89%
		Take-outs	7 82%	4 69%	11 77%
		Total	8 72%	12 90%	20 83%
1	SCHWEIZER Sebastian	Draws	3 92%	12 85%	15 87%
		Take-outs	2 100%	3 67%	5 80%
		Total	5 95%	15 82%	20 85%
A	SHERRARD Ryan	Draws	0 -	0 -	0 -
		Take-outs	0 -	0 -	0 -
		Total	0 -	0 -	0 -
Team		Draws	12 60%	28 76%	40 71%
		Take-outs	20 80%	20 71%	40 76%
		Total	32 73%	48 74%	80 73%

RUS - Russia		↻	↺	Game	
4	TIMOFEEV Alexey	Draws	5 80%	5 80%	10 80%
		Take-outs	4 69%	3 100%	7 82%
		Total	9 75%	8 88%	17 81%
3	GLUKHOV Sergey	Draws	1 100%	6 88%	7 89%
		Take-outs	9 86%	4 94%	13 88%
		Total	10 88%	10 90%	20 89%
2	RAZHABOV Artur	Draws	4 63%	5 90%	9 78%
		Take-outs	4 81%	7 100%	11 93%
		Total	8 72%	12 96%	20 86%
1	KLIMOV Evgeny	Draws	11 82%	5 85%	16 83%
		Take-outs	3 83%	0 -	3 83%
		Total	14 82%	5 85%	19 83%
A	SHMAKOV Artem	Draws	0 -	0 -	0 -
		Take-outs	0 -	0 -	0 -
		Total	0 -	0 -	0 -
Team		Draws	21 79%	21 86%	42 82%
		Take-outs	20 81%	14 98%	34 88%
		Total	41 80%	35 91%	76 85%

**Note:**  
Position and function for each team member:  
4 = Fourth, 3 = Third, 2 = Second, 1 = Lead, A = Alternate, S = Skip, V = Vice-Skip

**Legend:**  
↻ Clockwise      ↺ Counter-clockwise      LSFE(\*) Last Stone First End

**Game - Shot by Shot**



**Legend:**  
 ↻ Clockwise      ↺ Counter-clockwise      - Not considered



**Game - Shot by Shot**



**Legend:**  
 ↻ Clockwise      ↺ Counter-clockwise      - Not considered

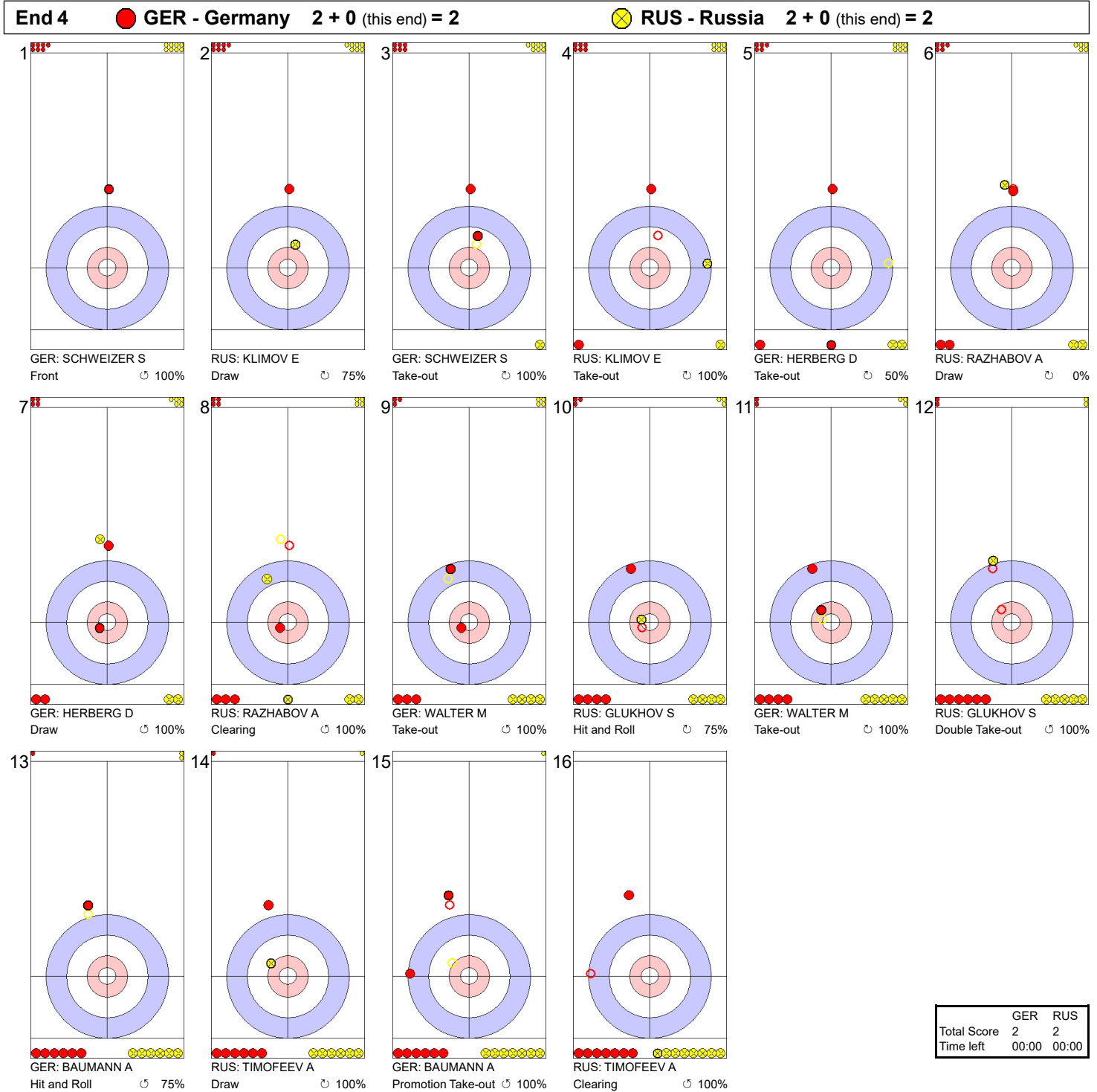
**Game - Shot by Shot**



**Legend:**  
 ↻ Clockwise      ↺ Counter-clockwise      - Not considered

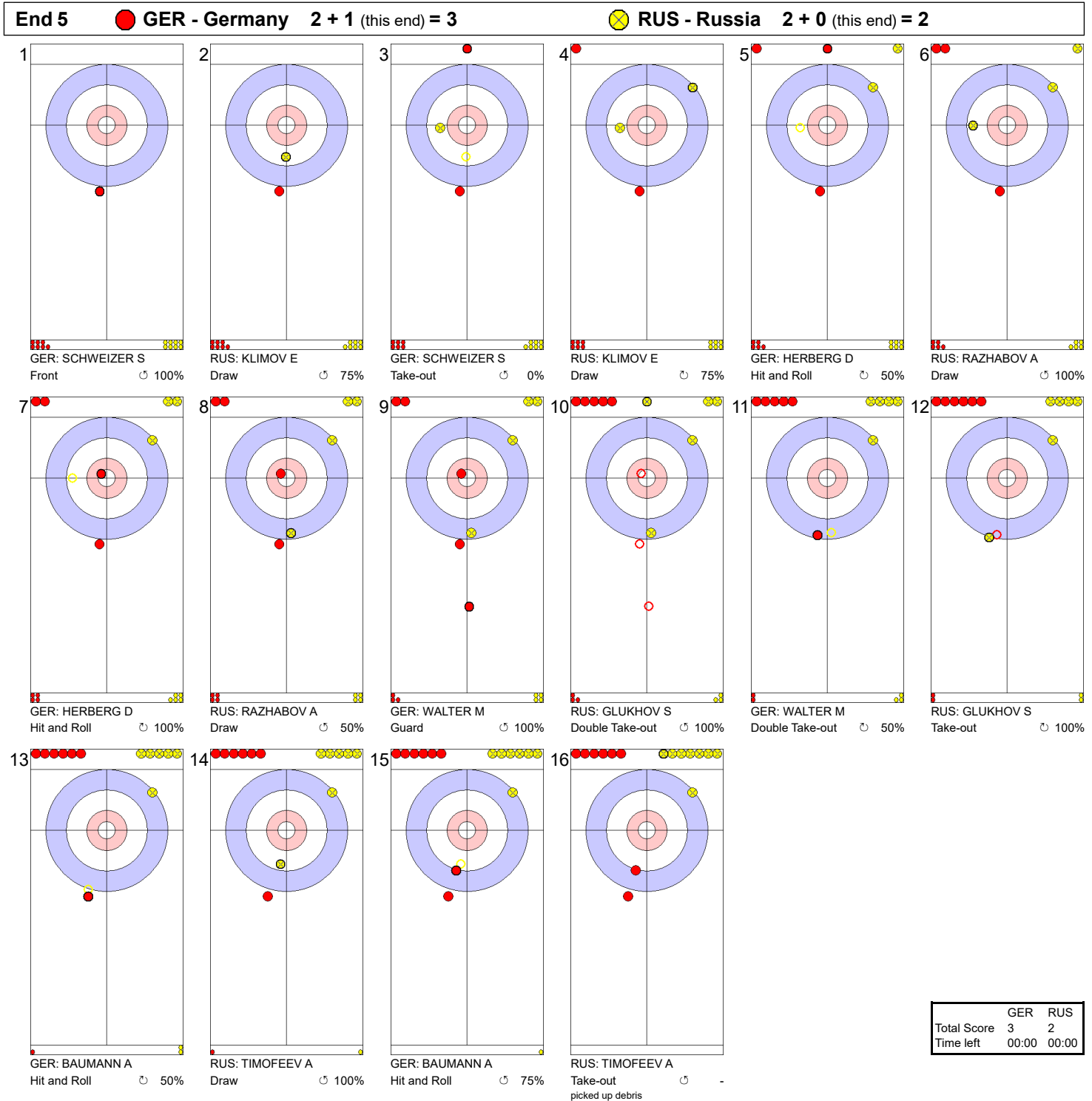


Game - Shot by Shot



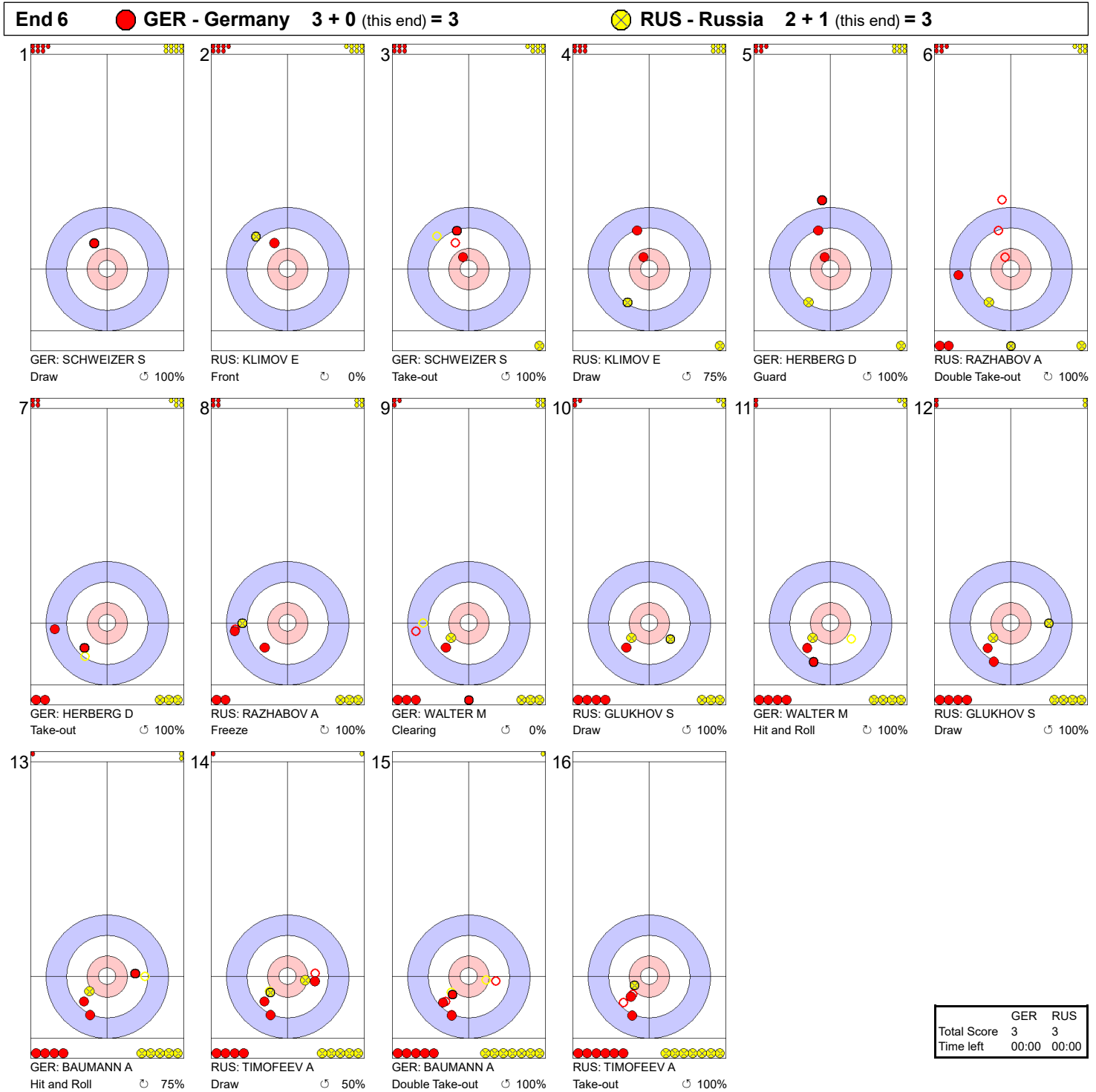
**Legend:**  
 ↻ Clockwise      ↺ Counter-clockwise      - Not considered

**Game - Shot by Shot**



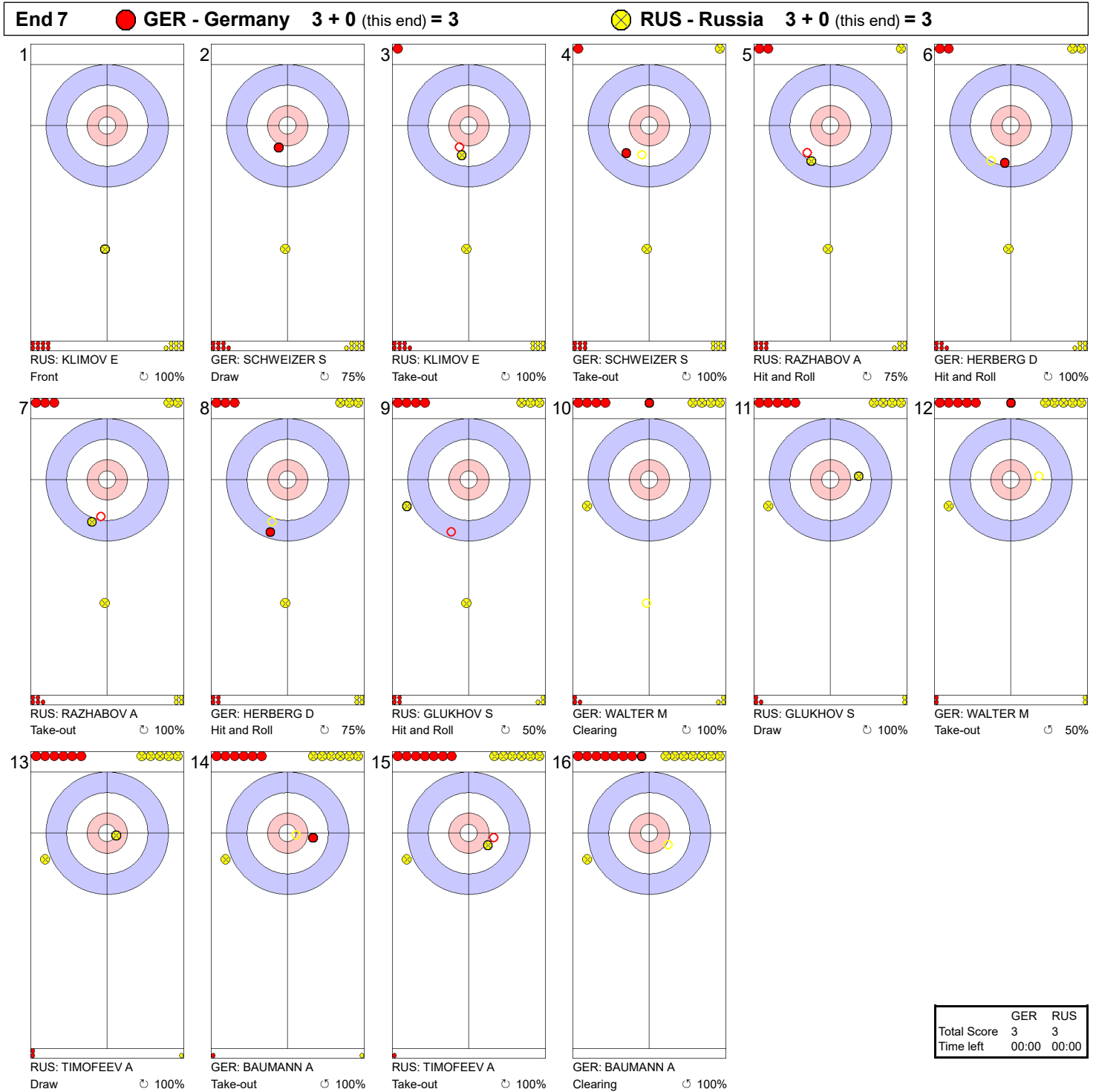
**Legend:**  
 ↻ Clockwise      ↺ Counter-clockwise      - Not considered

**Game - Shot by Shot**



**Legend:**  
 ↻ Clockwise      ↺ Counter-clockwise      - Not considered

**Game - Shot by Shot**



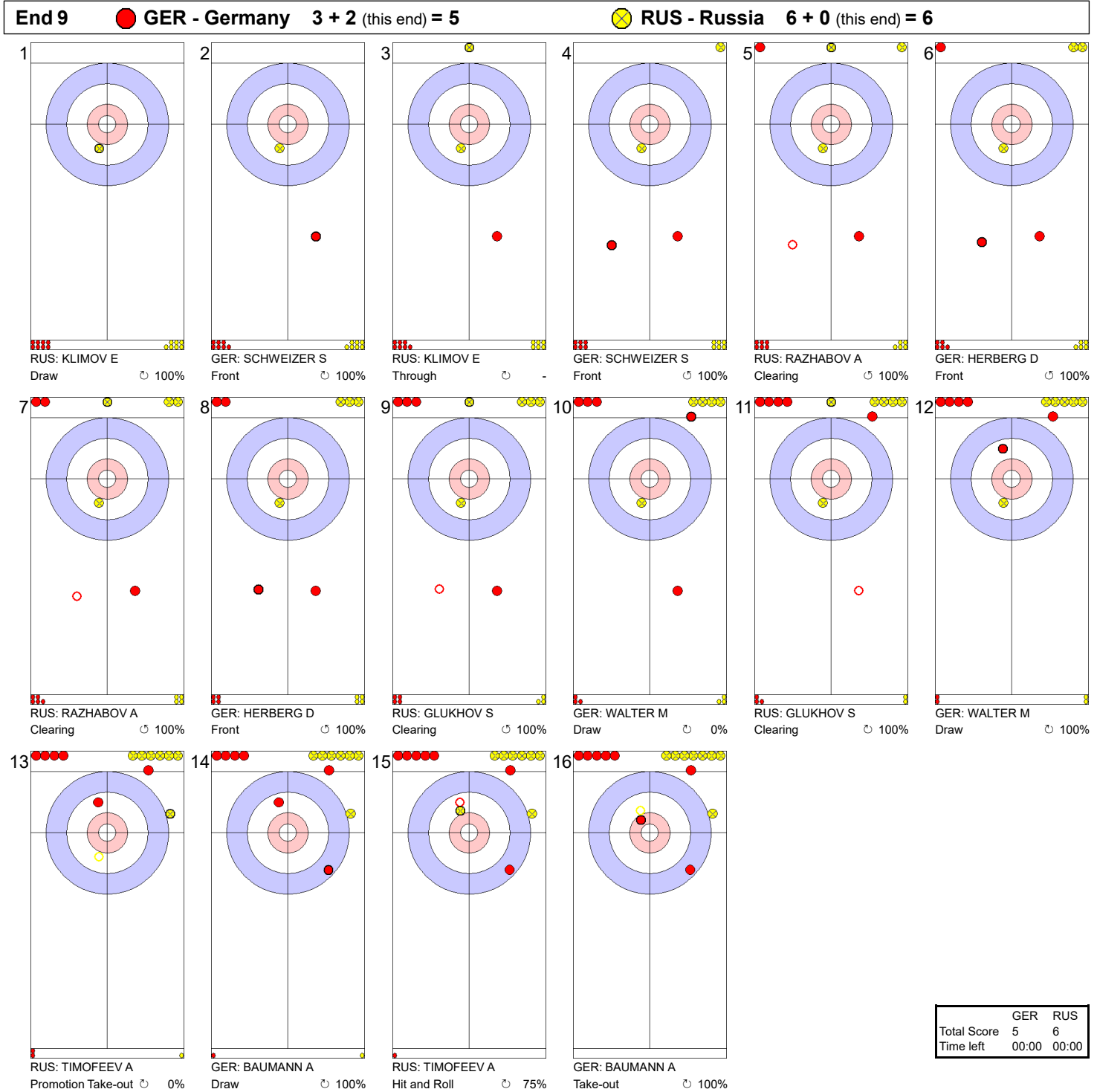
**Legend:**  
 ↻ Clockwise      ↺ Counter-clockwise      - Not considered

**Game - Shot by Shot**



**Legend:**  
 ↻ Clockwise      ↺ Counter-clockwise      - Not considered

**Game - Shot by Shot**



**Legend:**  
 ↻ Clockwise      ↺ Counter-clockwise      - Not considered



**Game - Shot by Shot**



**Legend:**  
 ↻ Clockwise      ↺ Counter-clockwise      - Not considered  
 X Unfinished end due to concession



### Game Results

Sheet	Game	Team	LSFE	1	2	3	4	5	6	7	8	9	10	Extra Ends	Total
C	6	CHN - China		0	2	2	0	1	2	0	0	1	2		10
	6	FIN - Finland	*	2	0	0	1	0	0	2	1	0	0		6

CHN - China		Shot Success	Game	All
4 S	LIU Rui	80%	74%	
3 V	XU Xiaoming	78%	82%	
2	JIANG Dongxu	85%	83%	
1	ZANG Jialiang	90%	91%	
A	MA Yanlong	100%	100%	
Team Total		86%	83%	

FIN - Finland		Shot Success	Game	All
4 S	KAUSTE Aku	76%	75%	
3 V	HAKUNTI Kasper	76%	74%	
2	JAAMIES Pauli	81%	82%	
1	PITKO Janne	81%	83%	
A	KIISKINEN Kalle	-	-	
Team Total		79%	79%	

Last Stone Draw		Distance
⌚	ZANG Jialiang	130.9cm
⌚	JIANG Dongxu	179.0cm
<b>Total</b>		<b>309.9cm</b>

Last Stone Draw		Distance
⌚	PITKO Janne	18.6cm
⌚	KAUSTE Aku	70.6cm
<b>Total</b>		<b>89.2cm</b>

Time remaining: 0 minutes 57 seconds

Time remaining: 0 minutes 22 seconds

Time-out: End 10 - CHN stone 8

Time-out: End 7 - FIN stone 7

MA Y replaced XU X at the beginning of end 6  
Revised line-up: (4 S) LIU R, (3) JIANG D, (2 V) MA Y, (1) ZANG J

### Shot Success Analysis

CHN - China		⌚	⌚	Game	
4	LIU Rui	Draws	2 88%	9 78%	11 80%
		Take-outs	2 88%	7 79%	9 81%
		Total	4 88%	16 78%	20 80%
3	XU Xiaoming	Draws	2 100%	5 75%	7 82%
		Take-outs	2 50%	1 100%	3 67%
		Total	4 75%	6 79%	10 78%
2	JIANG Dongxu	Draws	1 100%	10 85%	11 86%
		Take-outs	2 100%	7 79%	9 83%
		Total	3 100%	17 82%	20 85%
1	ZANG Jialiang	Draws	1 75%	16 95%	17 94%
		Take-outs	1 50%	2 75%	3 67%
		Total	2 63%	18 93%	20 90%
A	MA Yanlong	Draws	1 100%	0 -	1 100%
		Take-outs	4 100%	5 100%	9 100%
		Total	5 100%	5 100%	10 100%
Team		Draws	7 93%	40 86%	47 87%
		Take-outs	11 84%	22 84%	33 84%
		Total	18 88%	62 85%	80 86%

FIN - Finland		⌚	⌚	Game	
4	KAUSTE Aku	Draws	3 17%	6 88%	9 64%
		Take-outs	5 100%	6 75%	11 86%
		Total	8 69%	12 81%	20 76%
3	HAKUNTI Kasper	Draws	6 79%	2 88%	8 81%
		Take-outs	3 83%	9 69%	12 73%
		Total	9 81%	11 73%	20 76%
2	JAAMIES Pauli	Draws	7 79%	2 63%	9 75%
		Take-outs	1 0%	10 95%	11 86%
		Total	8 69%	12 90%	20 81%
1	PITKO Janne	Draws	6 83%	14 80%	20 81%
		Take-outs	0 -	0 -	0 -
		Total	6 83%	14 80%	20 81%
A	KIISKINEN Kalle	Draws	0 -	0 -	0 -
		Take-outs	0 -	0 -	0 -
		Total	0 -	0 -	0 -
Team		Draws	22 72%	24 81%	46 77%
		Take-outs	9 83%	25 81%	34 82%
		Total	31 75%	49 81%	80 79%

**Note:**  
Position and function for each team member:  
4 = Fourth, 3 = Third, 2 = Second, 1 = Lead, A = Alternate, S = Skip, V = Vice-Skip

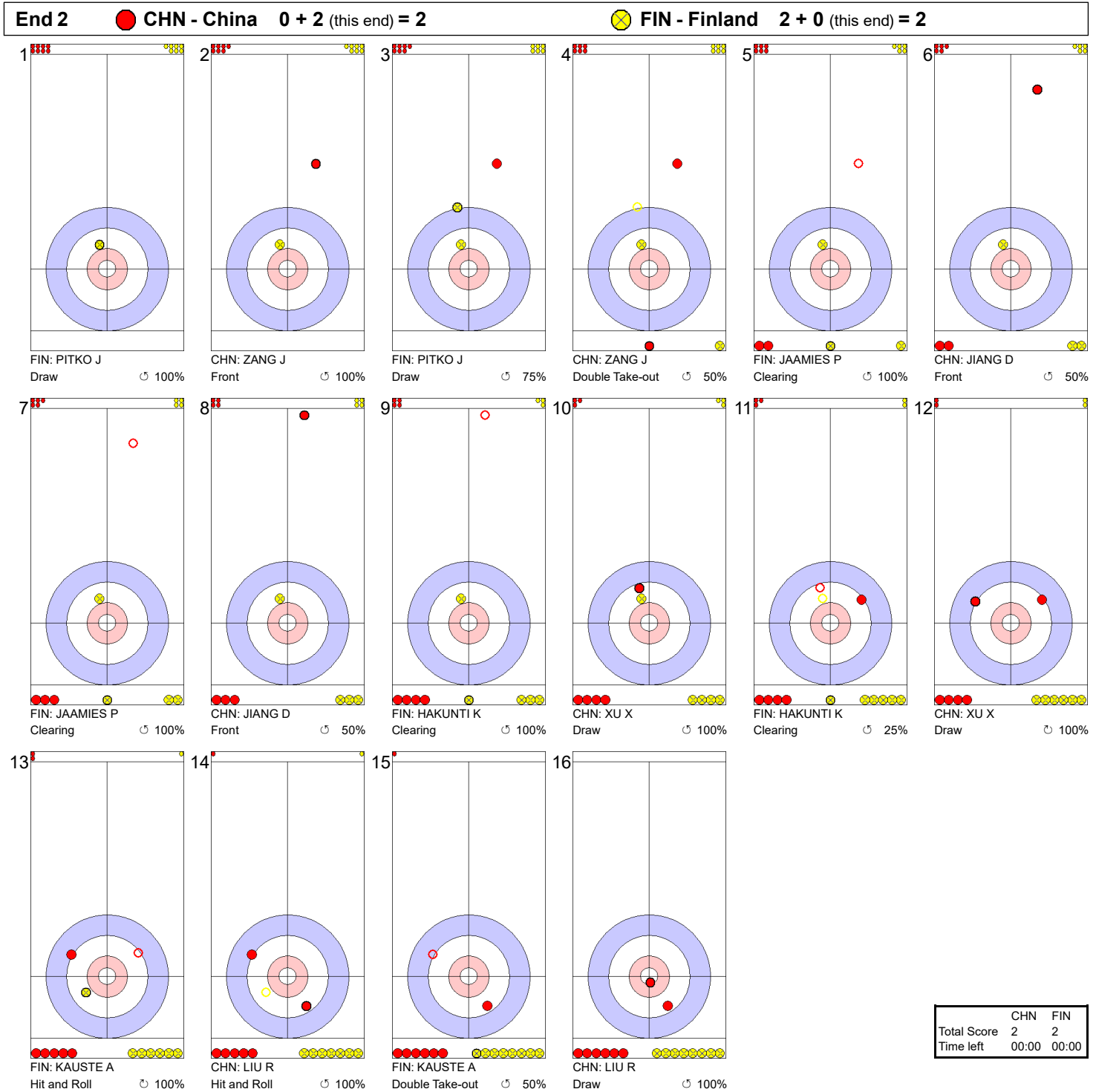
**Legend:**  
⌚ Clockwise      ⌚ Counter-clockwise      LSFE(\*) Last Stone First End

**Game - Shot by Shot**



**Legend:**  
 ↻ Clockwise      ↺ Counter-clockwise      - Not considered

**Game - Shot by Shot**



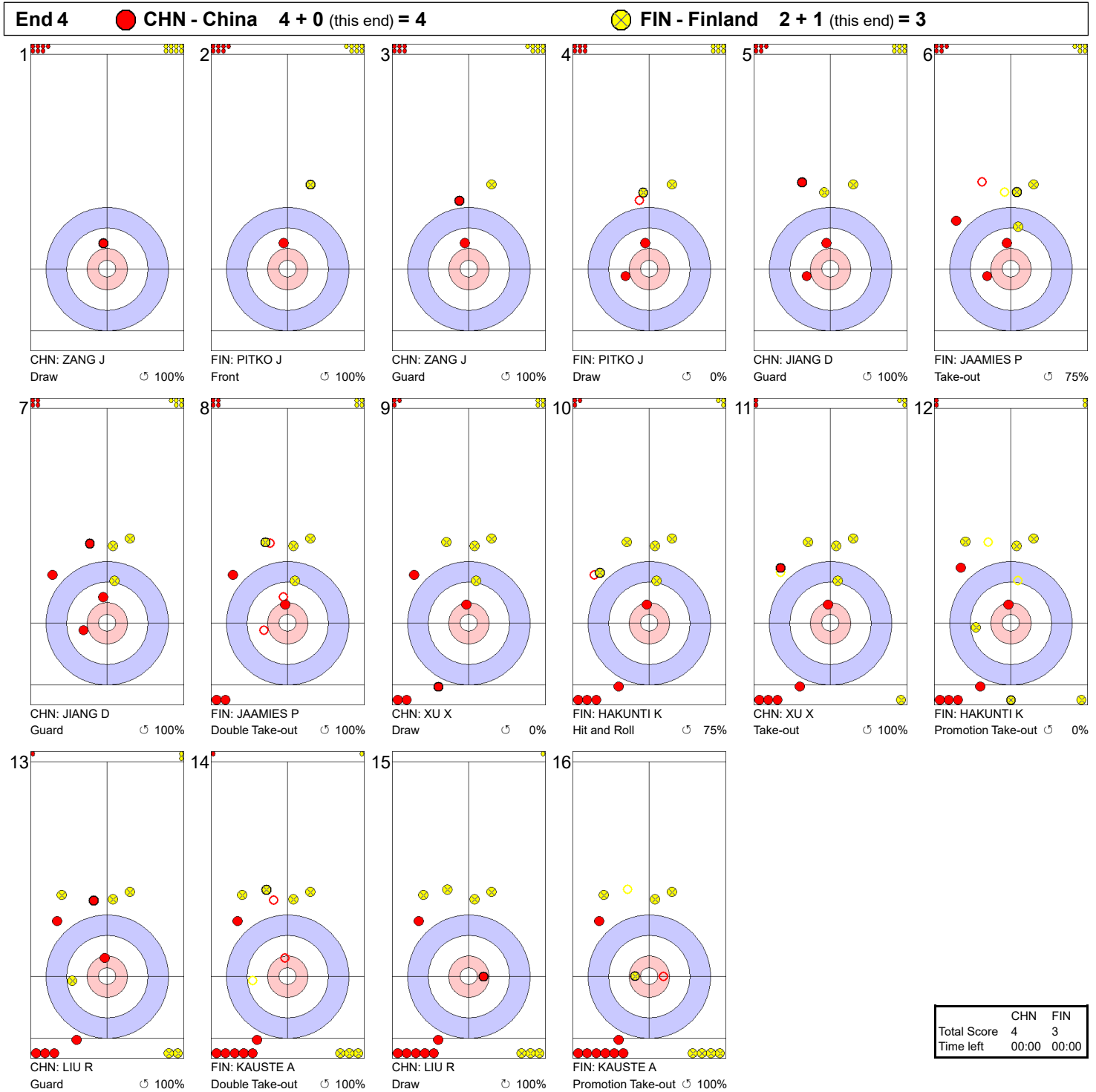
**Legend:**  
 ⌚ Clockwise      ⌚ Counter-clockwise      - Not considered

**Game - Shot by Shot**



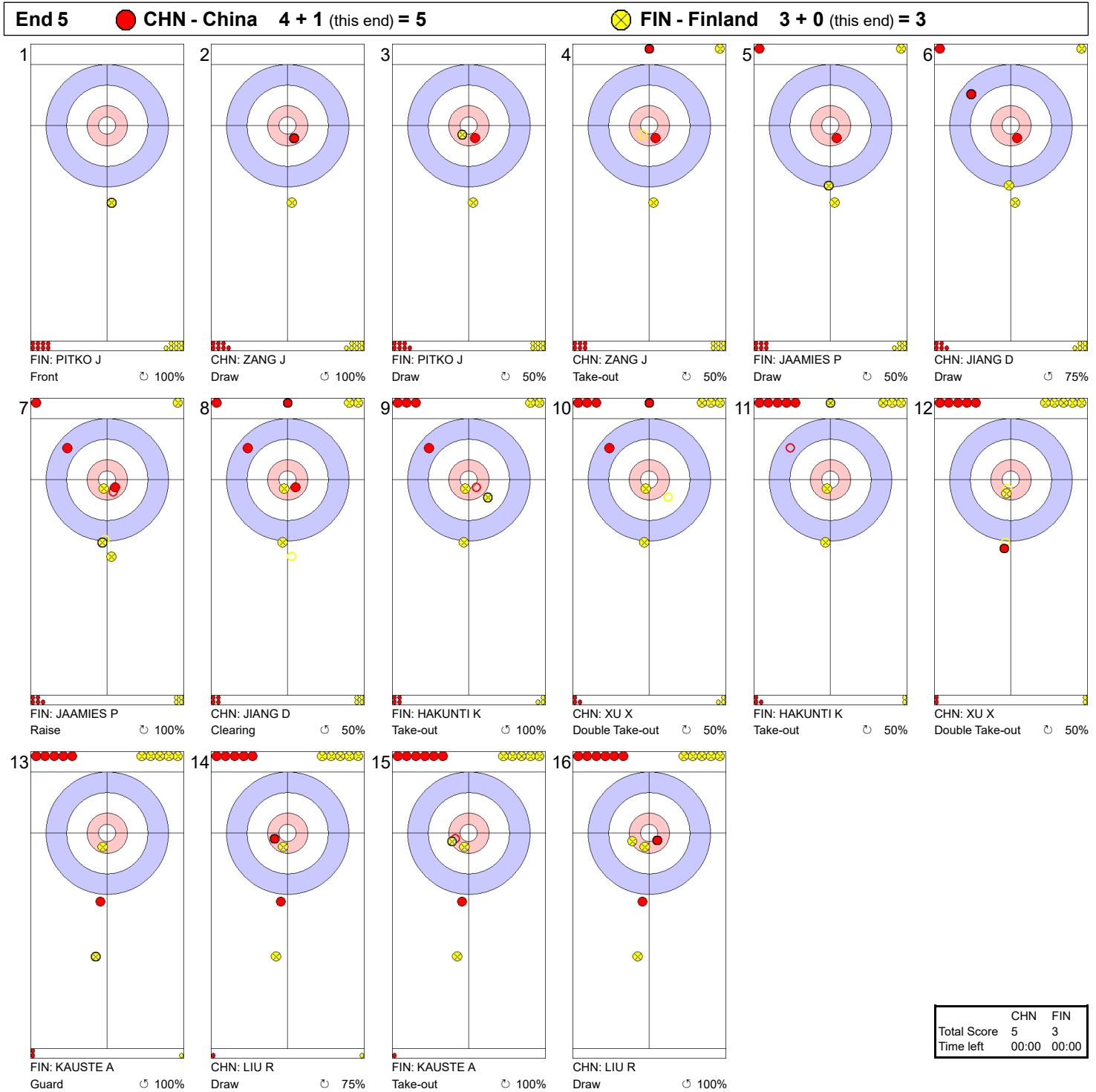
**Legend:**  
 ↻ Clockwise      ↺ Counter-clockwise      - Not considered

**Game - Shot by Shot**



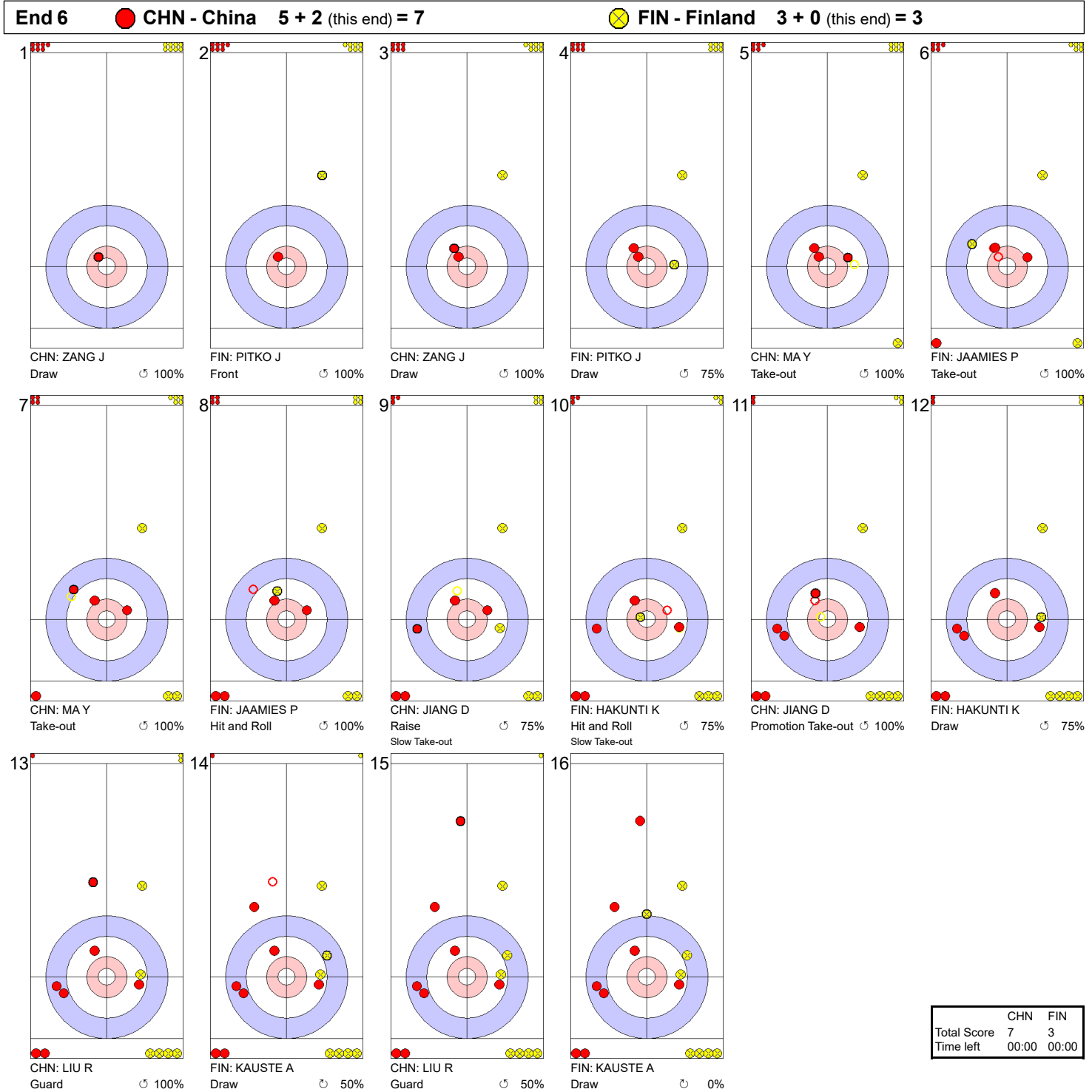
**Legend:**  
 ↻ Clockwise      ↺ Counter-clockwise      - Not considered

**Game - Shot by Shot**



**Legend:**  
 ↻ Clockwise      ↺ Counter-clockwise      - Not considered

**Game - Shot by Shot**

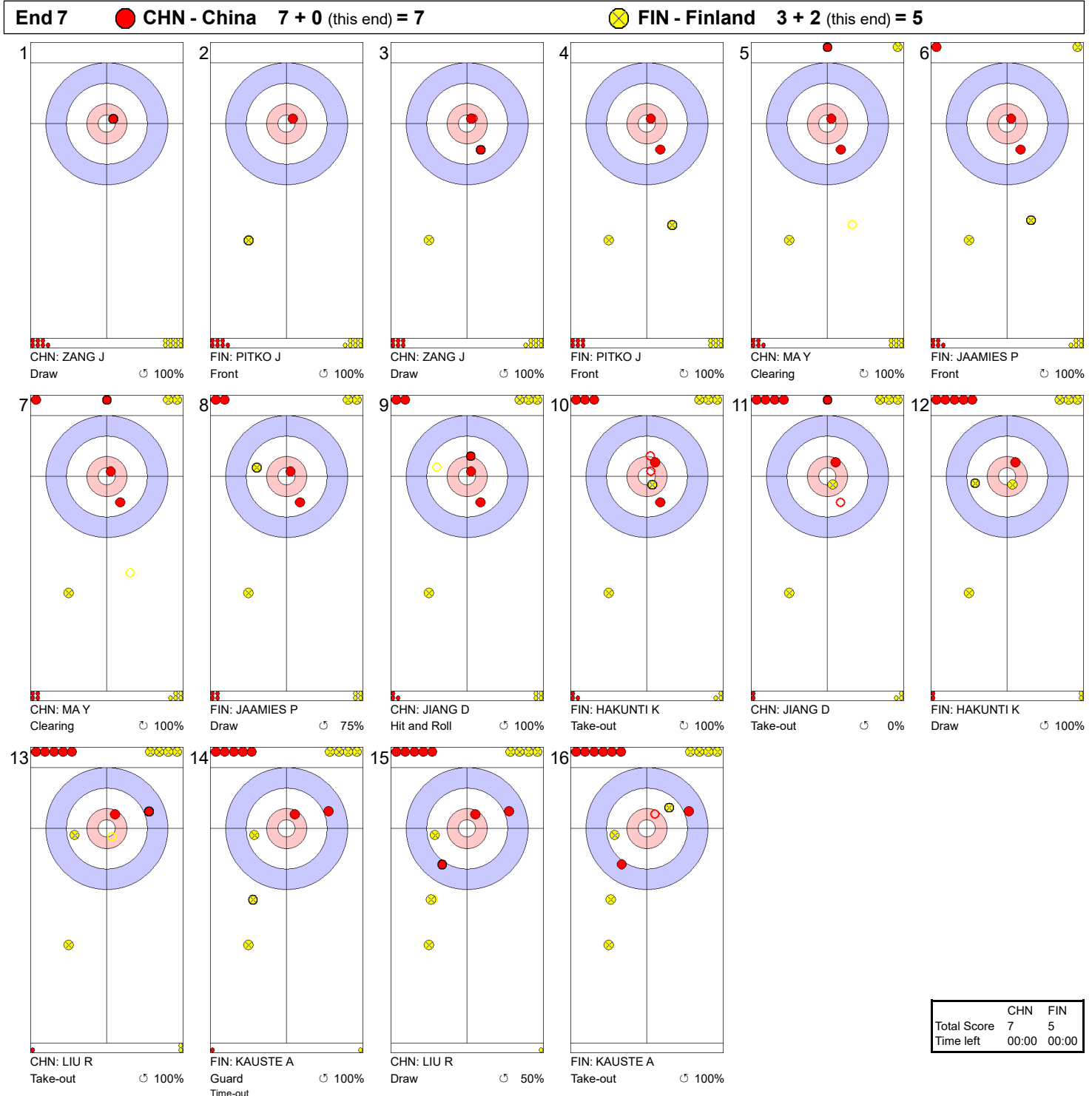


	CHN	FIN
Total Score	7	3
Time left	00:00	00:00

**Legend:**  
 ↻ Clockwise    ↻ Counter-clockwise                          - Not considered

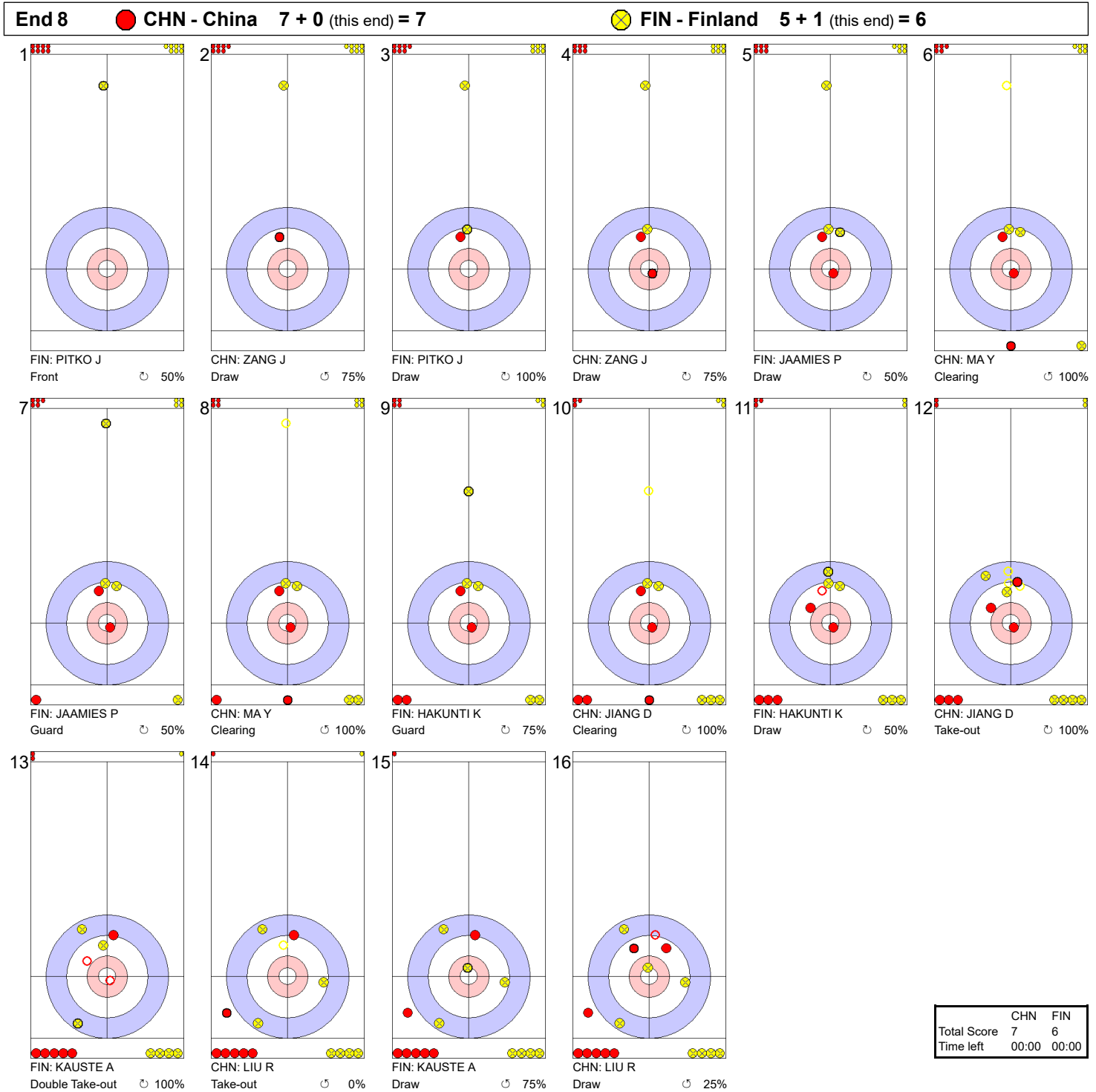


**Game - Shot by Shot**



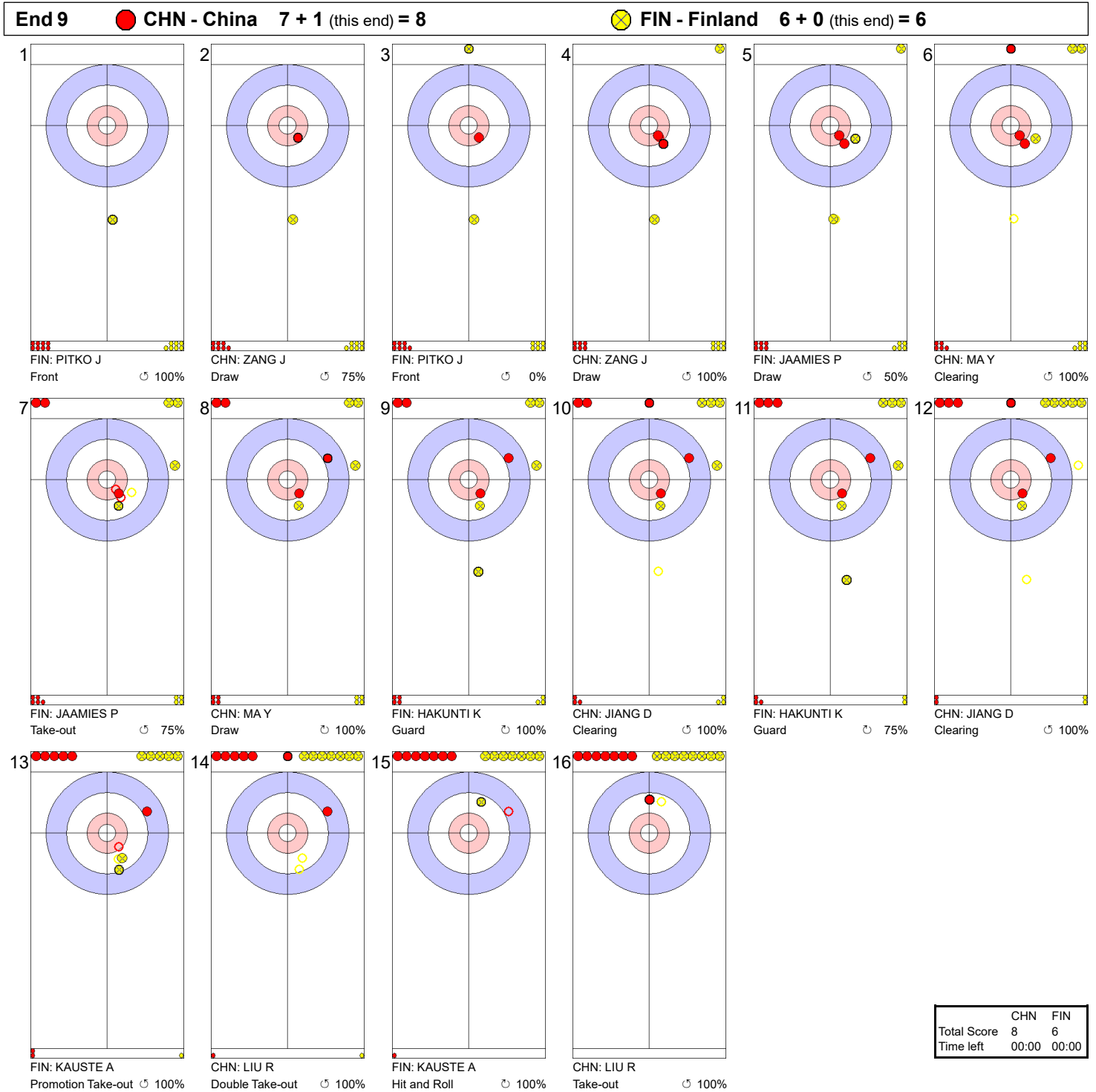
**Legend:**  
 ↻ Clockwise      ↺ Counter-clockwise      - Not considered

**Game - Shot by Shot**



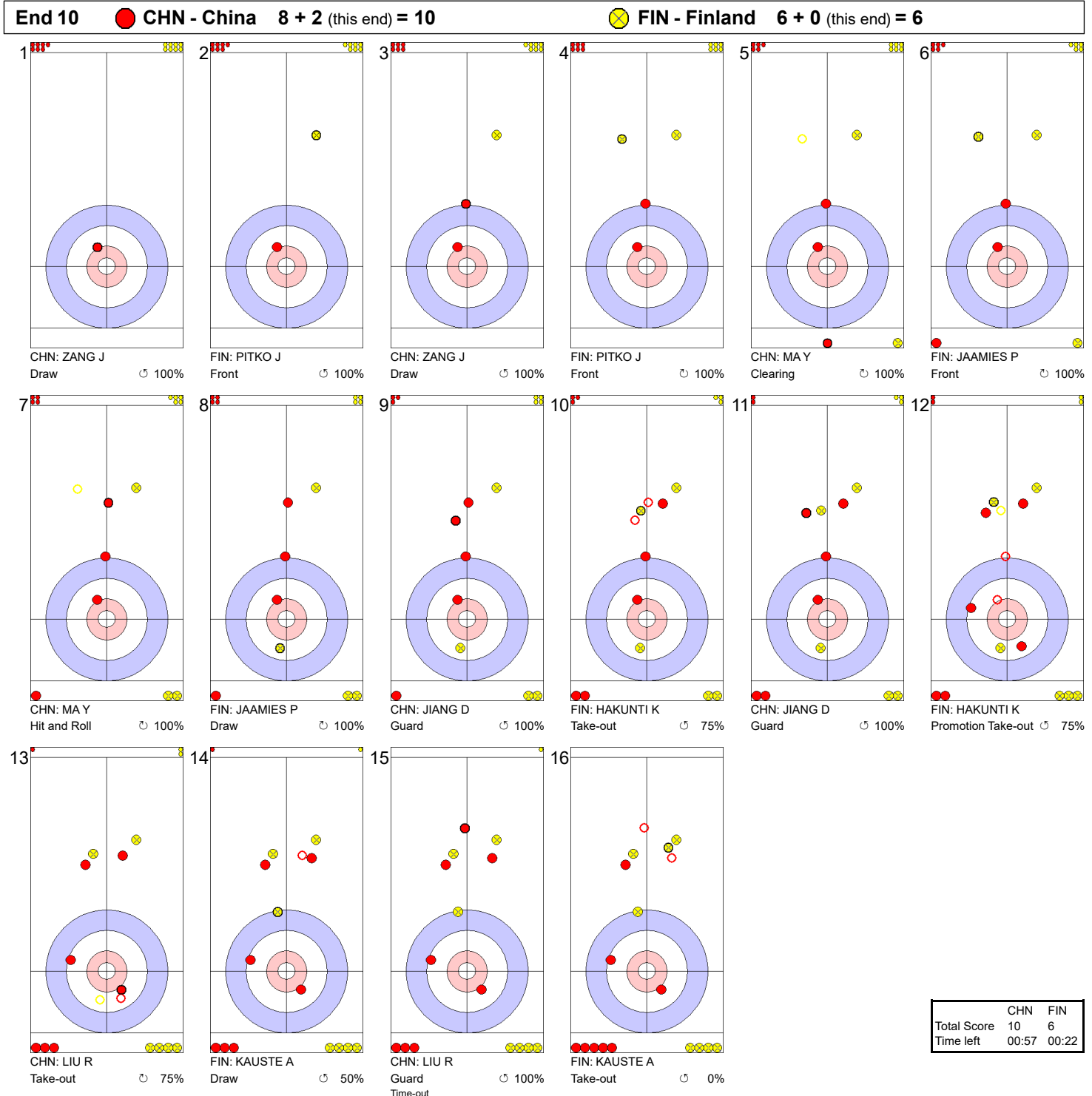
**Legend:**  
 ↻ Clockwise      ↺ Counter-clockwise      - Not considered

**Game - Shot by Shot**



**Legend:**  
 ↻ Clockwise      ↺ Counter-clockwise      - Not considered

**Game - Shot by Shot**



**Legend:**  
 Clockwise      Counter-clockwise      - Not considered



**OQE2017**  
Pilsen, Czech Republic

FRI 8 DEC 2017  
Start Time 19:00

**Olympic Qualification Event 2017**  
Winter Arena Košutka  
**Men**

**Round Robin Session 6 - Sheet D**



### Game Results

Sheet	Game	Team	LSFE	1	2	3	4	5	6	7	8	9	10	Extra Ends	Total
D	6	DEN - Denmark	*	2	0	2	0	0	1	0	1	1	X		7
	6	NED - Netherlands		0	2	0	0	1	0	0	0	0	X		3

DEN - Denmark		Shot Success	Game	All
4 S	STJERNE Rasmus	82%		81%
3 V	FREDERIKSEN Johnny	79%		78%
2	POULSEN Mikkel	78%		80%
1	DUPONT Oliver	90%		88%
A	BERG THOMSEN Morten	-		-
Team Total		82%		82%

NED - Netherlands		Shot Success	Game	All
4 S	VAN DORP Jaap	78%		74%
3 V	GOESGENS Wouter	85%		79%
2	HOEKMAN Laurens	85%		82%
1	GLASBERGEN Carlo	81%		80%
A	MAGAN Alexander	-		-
Team Total		82%		79%

Last Stone Draw		Distance
⌚	FREDERIKSEN Johnny	26.7cm
⌚	STJERNE Rasmus	48.2cm
<b>Total</b>		<b>74.9cm</b>

Last Stone Draw		Distance
⌚	GOESGENS Wouter	194.1cm
⌚	HOEKMAN Laurens	176.1cm
<b>Total</b>		<b>370.2cm</b>

Time remaining: 8 minutes 52 seconds  
Time-out: End 8 - DEN stone 7

Time remaining: 4 minutes 30 seconds

### Shot Success Analysis

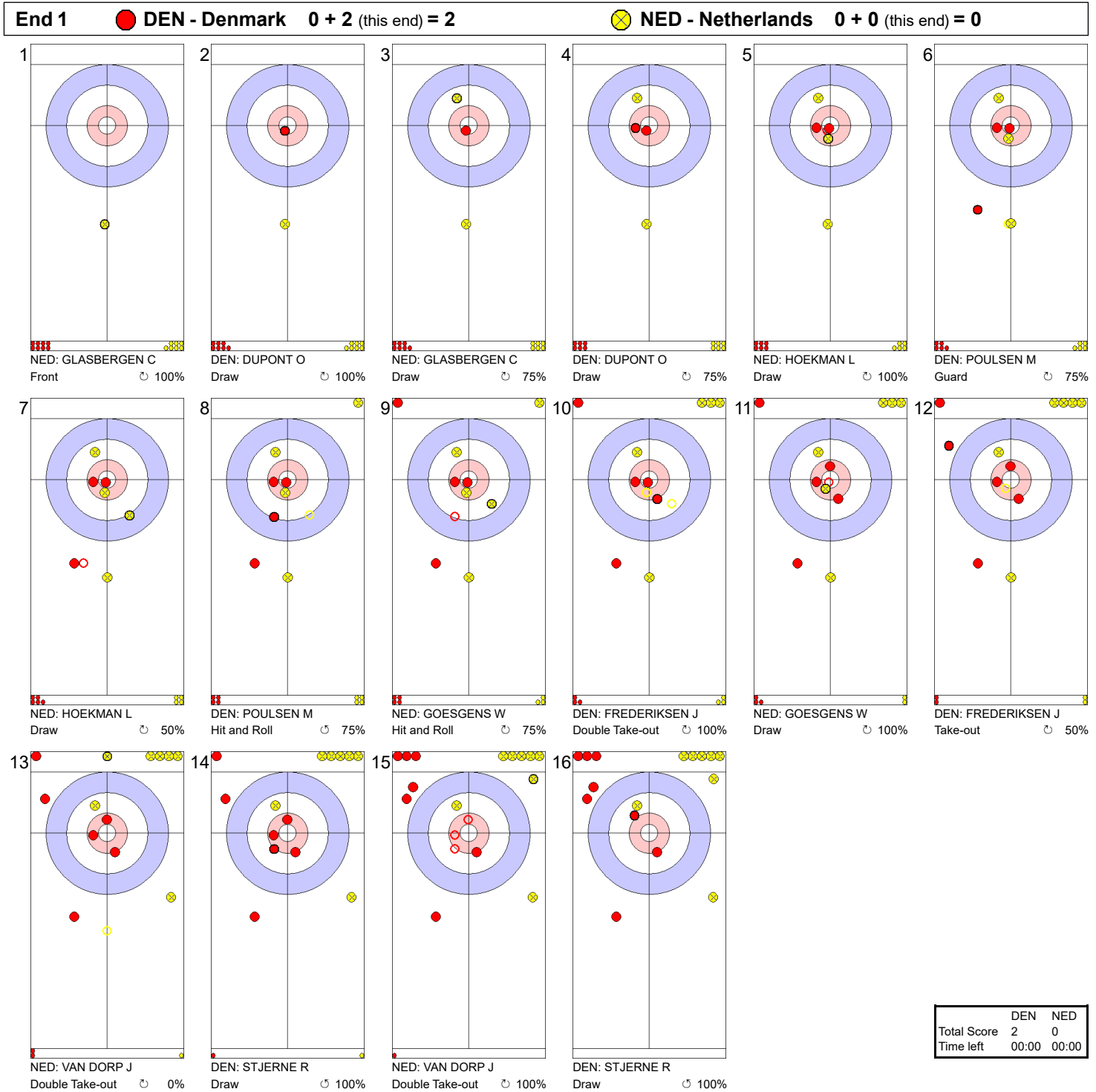
DEN - Denmark		⌚	⌚	Game
4	STJERNE Rasmus	Draws	5 85%	2 100% 7 89%
		Take-outs	8 94%	3 33% 11 77%
		Total	13 90%	5 60% 18 82%
3	FREDERIKSEN Johnny	Draws	1 50%	1 100% 2 75%
		Take-outs	13 83%	3 67% 16 80%
		Total	14 80%	4 75% 18 79%
2	POULSEN Mikkel	Draws	3 92%	3 33% 6 63%
		Take-outs	7 89%	5 80% 12 85%
		Total	10 90%	8 63% 18 78%
1	DUPONT Oliver	Draws	13 92%	2 75% 15 90%
		Take-outs	1 75%	2 100% 3 92%
		Total	14 91%	4 88% 18 90%
A	BERG THOMSEN Morten	Draws	0 -	0 - 0 -
		Take-outs	0 -	0 - 0 -
		Total	0 -	0 - 0 -
Team		Draws	22 89%	8 69% 30 83%
		Take-outs	29 87%	13 69% 42 82%
		Total	51 88%	21 69% 72 82%

NED - Netherlands		⌚	⌚	Game
4	VAN DORP Jaap	Draws	3 75%	5 90% 8 84%
		Take-outs	9 81%	1 0% 10 73%
		Total	12 79%	6 75% 18 78%
3	GOESGENS Wouter	Draws	9 97%	3 58% 12 88%
		Take-outs	3 75%	3 83% 6 79%
		Total	12 92%	6 71% 18 85%
2	HOEKMAN Laurens	Draws	8 91%	2 75% 10 88%
		Take-outs	4 75%	4 88% 8 81%
		Total	12 85%	6 83% 18 85%
1	GLASBERGEN Carlo	Draws	12 75%	3 83% 15 77%
		Take-outs	1 100%	2 100% 3 100%
		Total	13 77%	5 90% 18 81%
A	MAGAN Alexander	Draws	0 -	0 - 0 -
		Take-outs	0 -	0 - 0 -
		Total	0 -	0 - 0 -
Team		Draws	32 85%	13 79% 45 83%
		Take-outs	17 79%	10 80% 27 80%
		Total	49 83%	23 79% 72 82%

**Note:**  
Position and function for each team member:  
4 = Fourth, 3 = Third, 2 = Second, 1 = Lead, A = Alternate, S = Skip, V = Vice-Skip

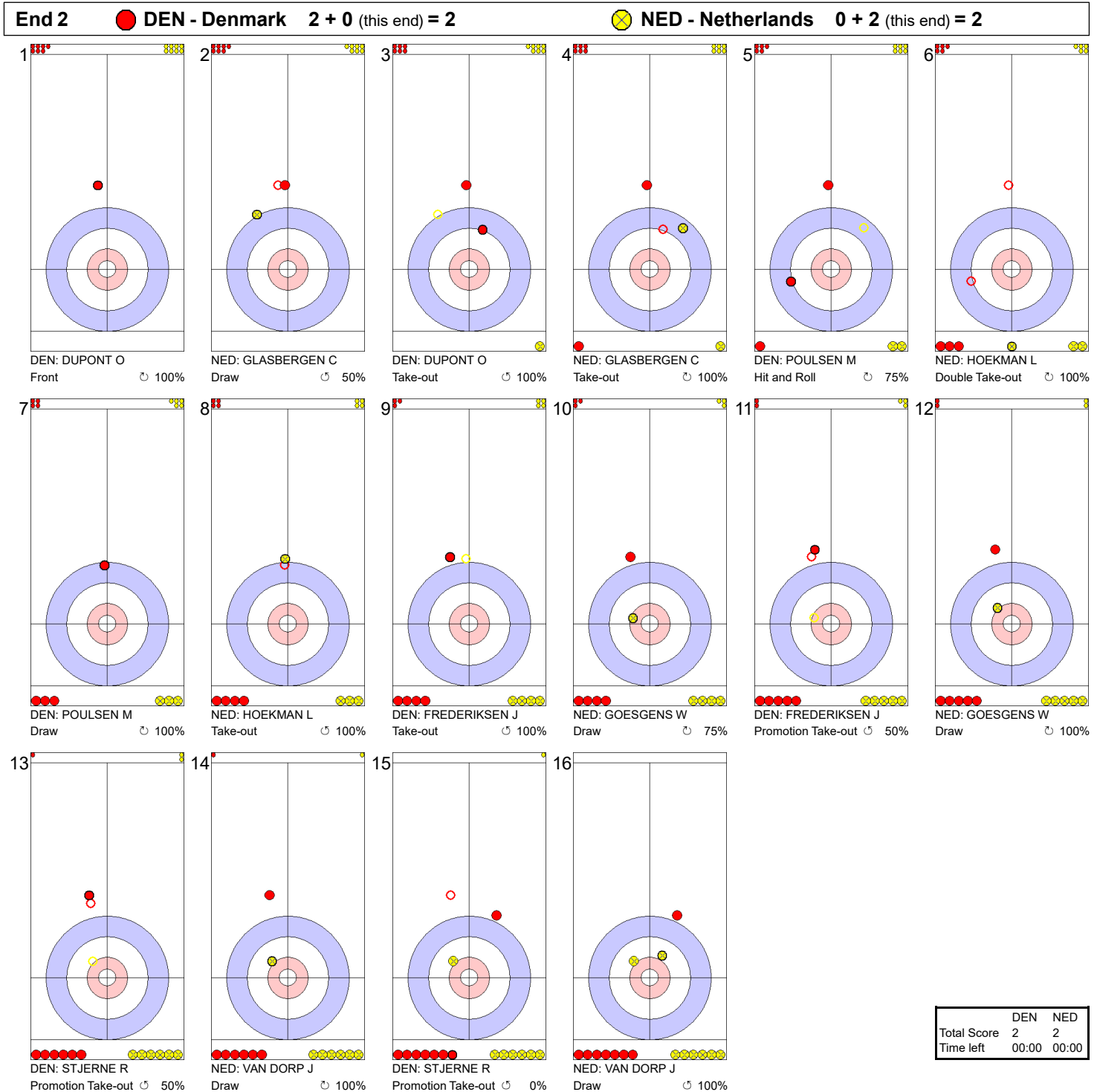
**Legend:**  
⌚ Clockwise      ⌚ Counter-clockwise      LSFE(\*) Last Stone First End  
X Unplayed/unfinished end due to concession

**Game - Shot by Shot**



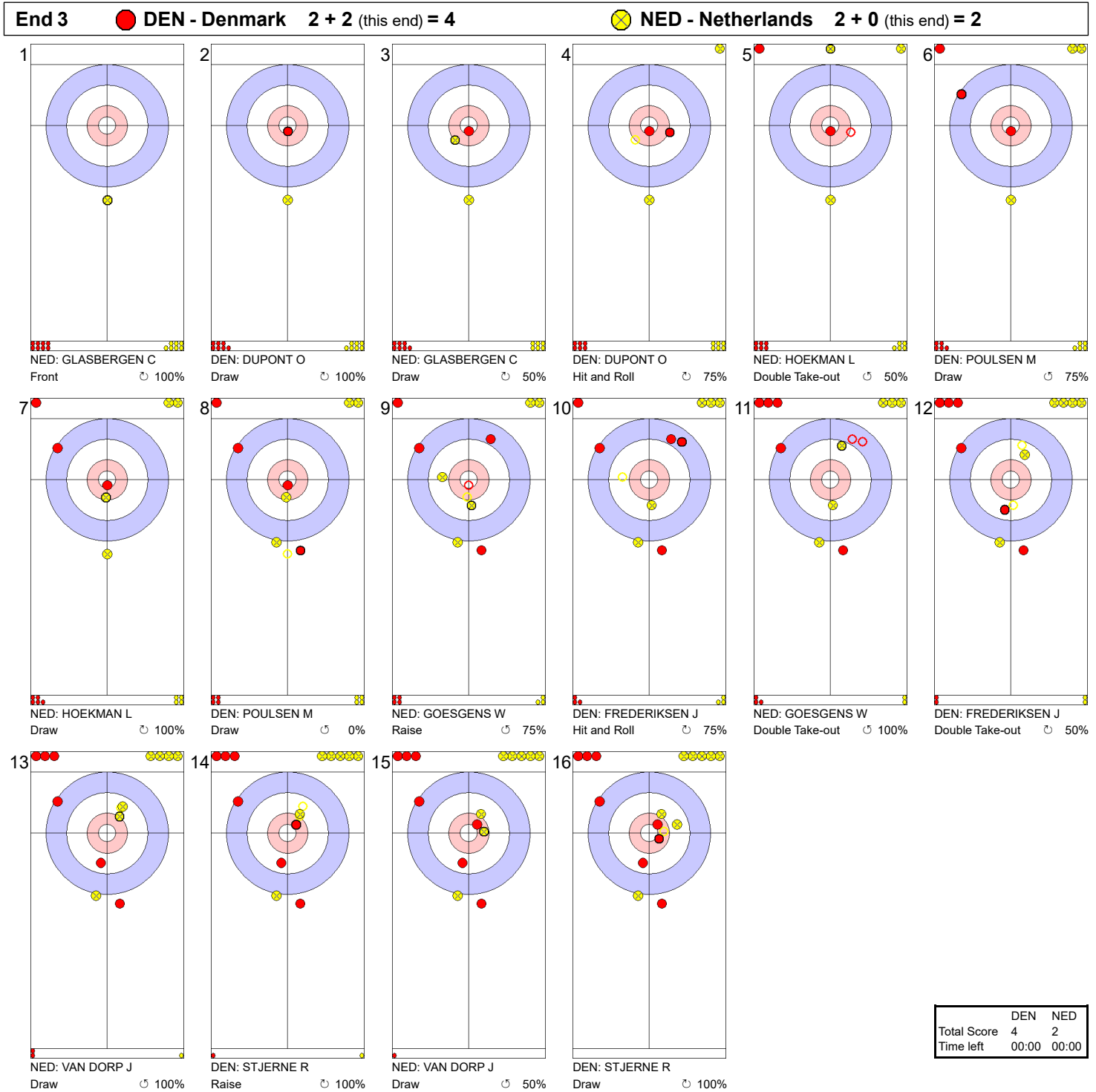
**Legend:**  
 ↻ Clockwise      ↺ Counter-clockwise      - Not considered

**Game - Shot by Shot**



**Legend:**  
 ↻ Clockwise      ↺ Counter-clockwise      - Not considered

**Game - Shot by Shot**



**Legend:**  
 ↻ Clockwise      ↺ Counter-clockwise      - Not considered

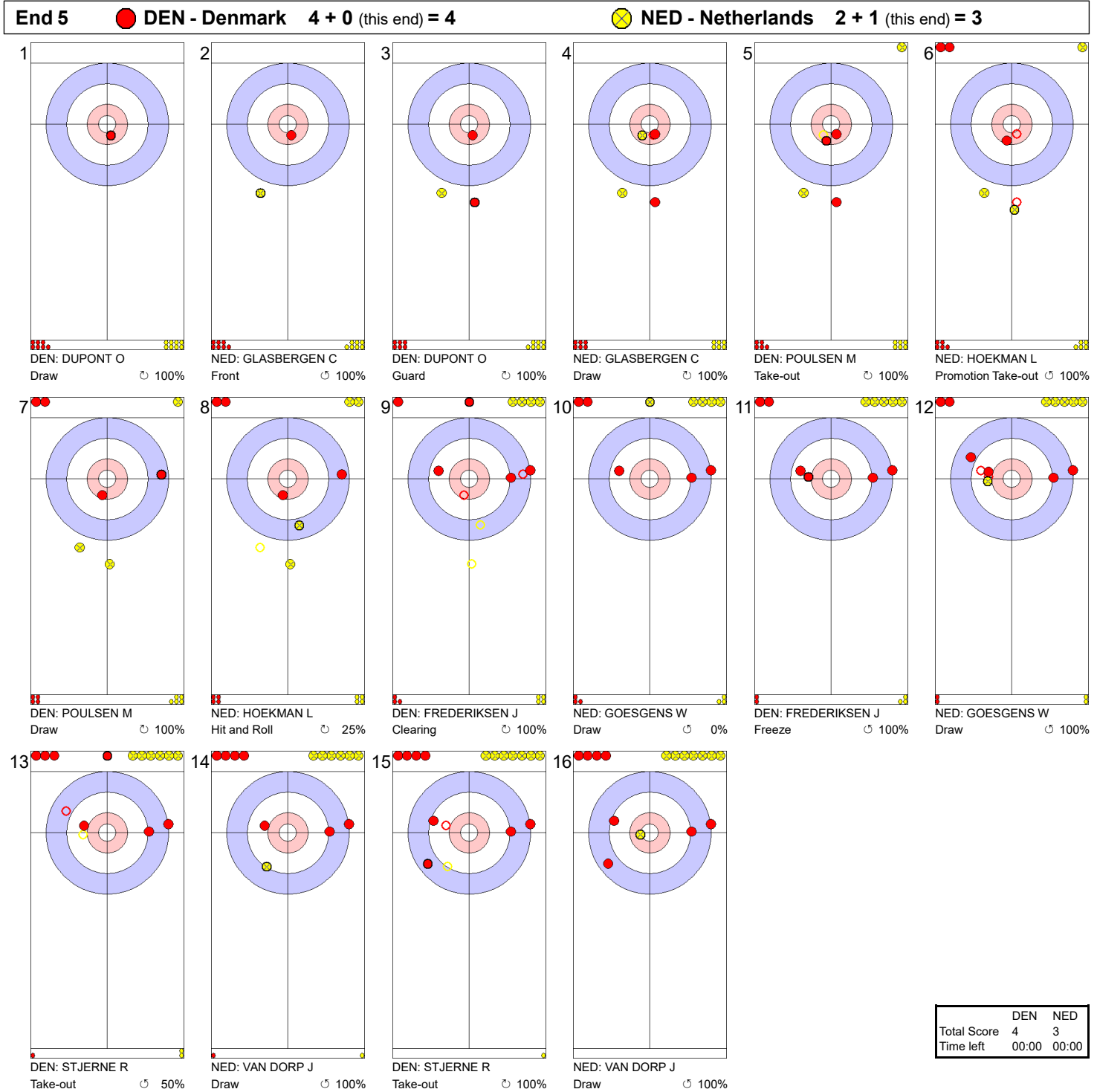


**Game - Shot by Shot**



**Legend:**  
 ↻ Clockwise      ↺ Counter-clockwise      - Not considered

**Game - Shot by Shot**



**Legend:**  
 ↻ Clockwise      ↺ Counter-clockwise      - Not considered



**OQE2017**  
Pilsen, Czech Republic

FRI 8 DEC 2017  
Start Time 19:00

**Olympic Qualification Event 2017**  
Winter Arena Košutka  
**Men**

**Round Robin Session 6 - Sheet D**



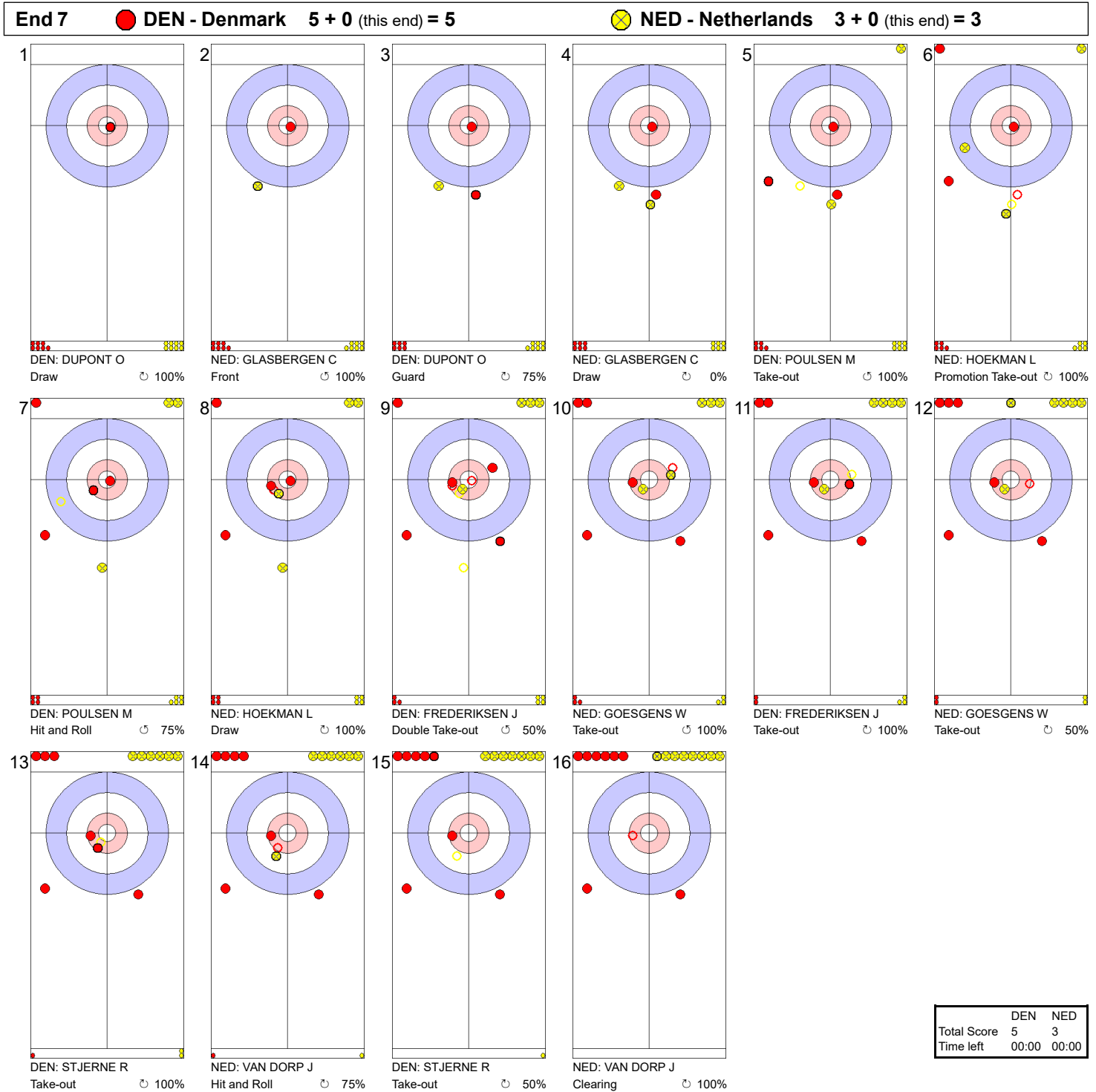
**Game - Shot by Shot**



**Legend:**  
 ↻ Clockwise      ↺ Counter-clockwise      - Not considered

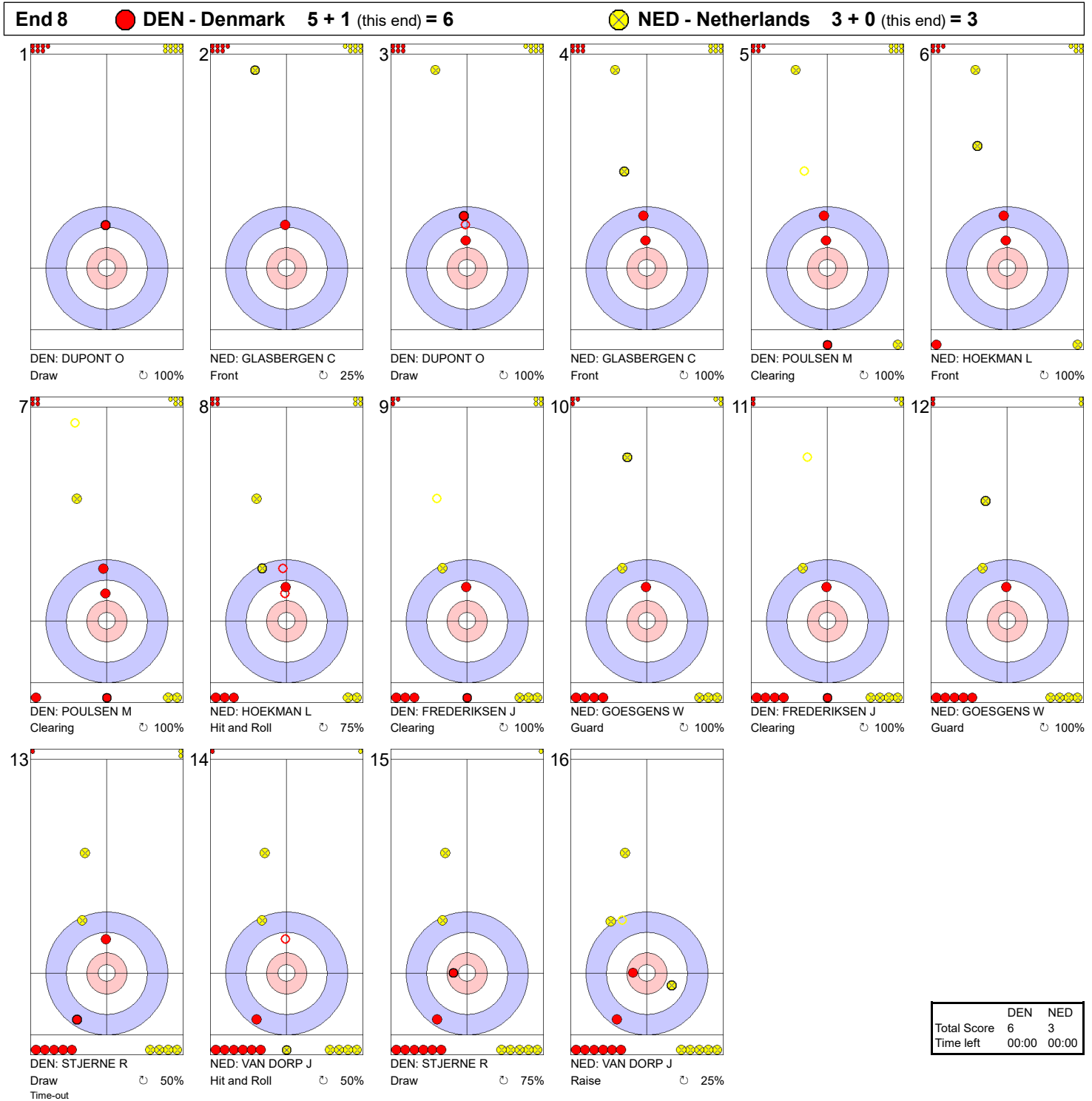


**Game - Shot by Shot**



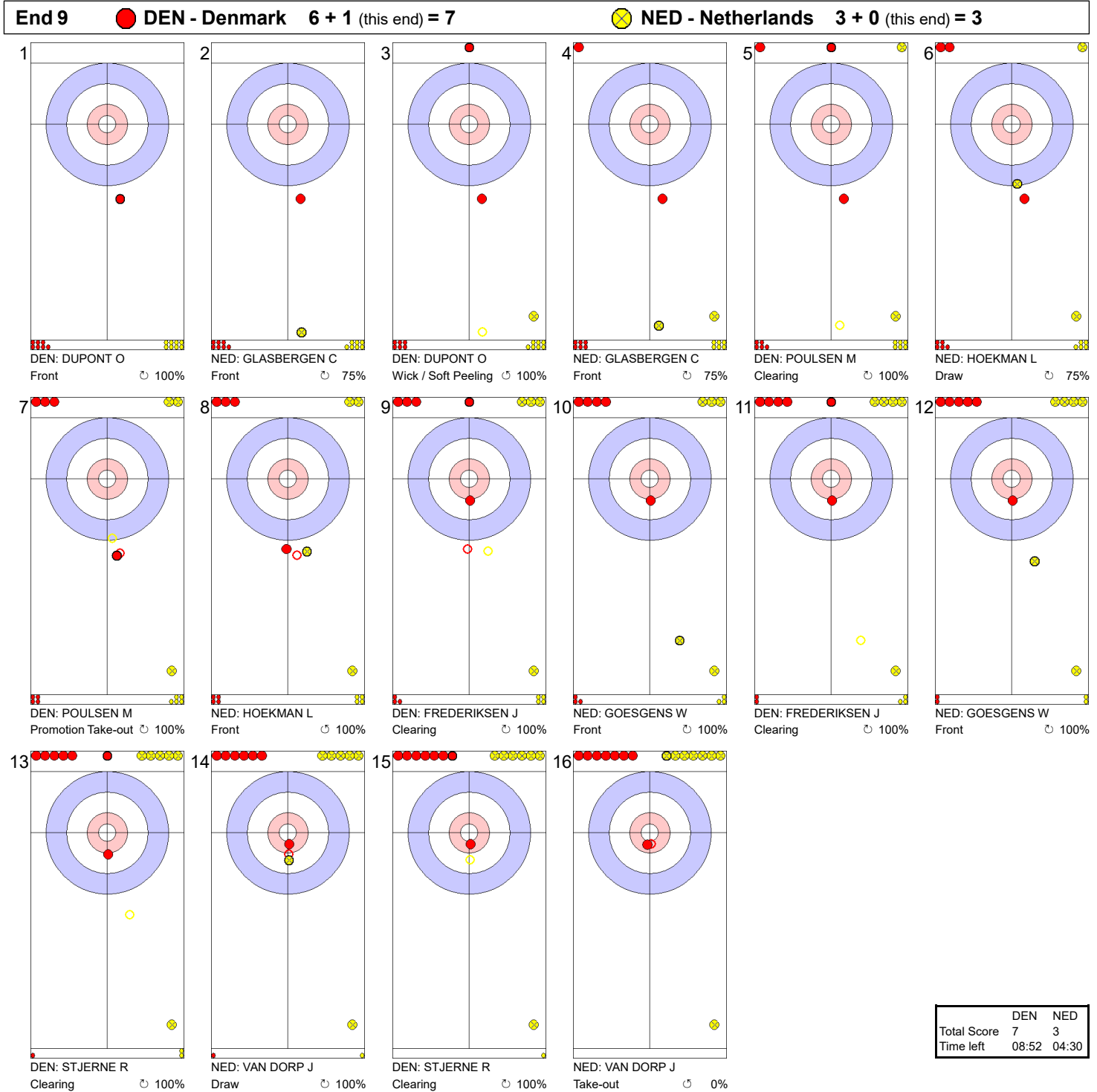
**Legend:**  
 ↻ Clockwise      ↺ Counter-clockwise      - Not considered

**Game - Shot by Shot**



**Legend:**  
 ⤵ Clockwise      ⤴ Counter-clockwise      - Not considered

**Game - Shot by Shot**



**Legend:**  
 ↻ Clockwise      ↺ Counter-clockwise      - Not considered



### Session Results and Standings

Sheet	Game	Team	LSFE	1	2	3	4	5	6	7	8	9	10	Extra Ends	Total
A	5	GER - Germany		0	0	0	0	0	0	1	0	X	X		1
	5	DEN - Denmark	*	0	0	1	1	1	2	0	1	X	X		6
B	5	FIN - Finland		1	0	0	2	1	0	1	1	1	X		7
	5	ITA - Italy	*	0	1	1	0	0	1	0	0	0	X		3
C	5	NED - Netherlands	*	1	0	0	3	0	1	0	1	0	0		6
	5	RUS - Russia		0	1	3	0	0	0	1	0	3	1		9
D	5	CZE - Czech Republic	*	0	4	0	2	0	1	0	3	0	X		10
	5	CHN - China		1	0	1	0	2	0	2	0	1	X		7

### Current Standings

Rank	Team	Games	Wins	Losses
1	DEN - Denmark	5	4	1
2	CHN - China	5	3	2
2	CZE - Czech Republic	5	3	2
2	ITA - Italy	5	3	2
5	FIN - Finland	5	2	3
5	GER - Germany	5	2	3
5	RUS - Russia	5	2	3
8	NED - Netherlands	5	1	4

**Note:**  
Under WCF rules, tie-breaking rules for standings are not applied until after the last game of the round robin.

**Legend:**  
LSFE(\*) Last Stone First End                      X    Unplayed/unfinished end due to concession

**Game Results**

Sheet	Game	Team	LSFE	1	2	3	4	5	6	7	8	9	10	Extra Ends	Total
A	5	GER - Germany		0	0	0	0	0	0	1	0	X	X		1
	5	DEN - Denmark	*	0	0	1	1	1	2	0	1	X	X		6

GER - Germany		Shot Success	Game	All
4 S	BAUMANN Alexander	66%	77%	
3	WALTER Manuel	73%	80%	
2 V	HERBERG Daniel	89%	85%	
1	SCHWEIZER Sebastian	89%	83%	
A	SHERRARD Ryan	-	86%	
Team Total		79%	81%	

DEN - Denmark		Shot Success	Game	All
4 S	STJERNE Rasmus	86%	80%	
3 V	FREDERIKSEN Johnny	83%	78%	
2	POULSEN Mikkel	91%	81%	
1	DUPONT Oliver	83%	88%	
A	BERG THOMSEN Morten	-	-	
Team Total		86%	82%	

**Last Stone Draw** Distance

⌚	WALTER Manuel	114.0cm
⌚	HERBERG Daniel	37.6cm
<b>Total</b>		<b>151.6cm</b>

**Last Stone Draw** Distance

⌚	DUPONT Oliver	18.3cm
⌚	STJERNE Rasmus	17.1cm
<b>Total</b>		<b>35.4cm</b>

Time remaining: 11 minutes 39 seconds

Time remaining: 10 minutes 18 seconds

Time-out: End 8 - DEN stone 6

**Shot Success Analysis**

GER - Germany		⌚	⌚	Game
4	BAUMANN Alexander	Draws 5 70%	4 50%	9 61%
		Take-outs 1 50%	6 75%	7 71%
		Total 6 67%	10 65%	16 66%
3	WALTER Manuel	Draws 2 75%	11 70%	13 71%
		Take-outs 2 75%	1 100%	3 83%
		Total 4 75%	12 73%	16 73%
2	HERBERG Daniel	Draws 3 100%	7 86%	10 90%
		Take-outs 0 -	6 88%	6 88%
		Total 3 100%	13 87%	16 89%
1	SCHWEIZER Sebastian	Draws 3 100%	11 84%	14 88%
		Take-outs 0 -	2 100%	2 100%
		Total 3 100%	13 87%	16 89%
A	SHERRARD Ryan	Draws 0 -	0 -	0 -
		Take-outs 0 -	0 -	0 -
		Total 0 -	0 -	0 -
Team		Draws 13 85%	33 76%	46 78%
		Take-outs 3 67%	15 85%	18 82%
		Total 16 81%	48 79%	64 79%

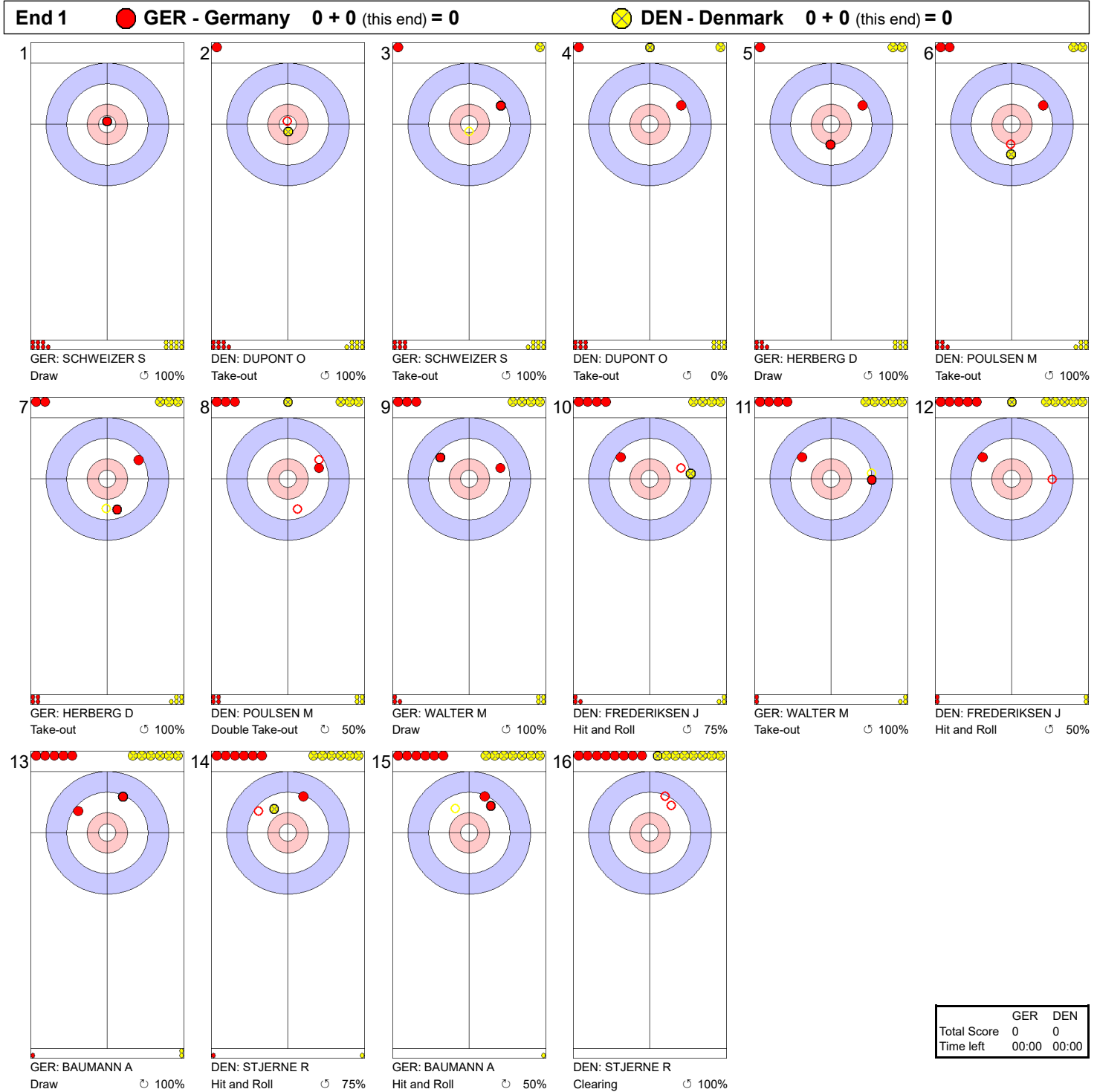
DEN - Denmark		⌚	⌚	Game
4	STJERNE Rasmus	Draws 3 83%	2 100%	5 90%
		Take-outs 3 83%	8 84%	11 84%
		Total 6 83%	10 88%	16 86%
3	FREDERIKSEN Johnny	Draws 2 100%	2 88%	4 94%
		Take-outs 3 67%	9 83%	12 79%
		Total 5 80%	11 84%	16 83%
2	POULSEN Mikkel	Draws 1 100%	3 83%	4 88%
		Take-outs 6 92%	6 92%	12 92%
		Total 7 93%	9 89%	16 91%
1	DUPONT Oliver	Draws 7 79%	5 95%	12 85%
		Take-outs 0 -	4 75%	4 75%
		Total 7 79%	9 86%	16 83%
A	BERG THOMSEN Morten	Draws 0 -	0 -	0 -
		Take-outs 0 -	0 -	0 -
		Total 0 -	0 -	0 -
Team		Draws 13 85%	12 92%	25 88%
		Take-outs 12 83%	27 84%	39 84%
		Total 25 84%	39 87%	64 86%

**Note:**  
Position and function for each team member:  
4 = Fourth, 3 = Third, 2 = Second, 1 = Lead, A = Alternate, S = Skip, V = Vice-Skip

**Legend:**  
⌚ Clockwise      ⌚ Counter-clockwise      LSFE(\*) Last Stone First End  
X Unplayed/unfinished end due to concession



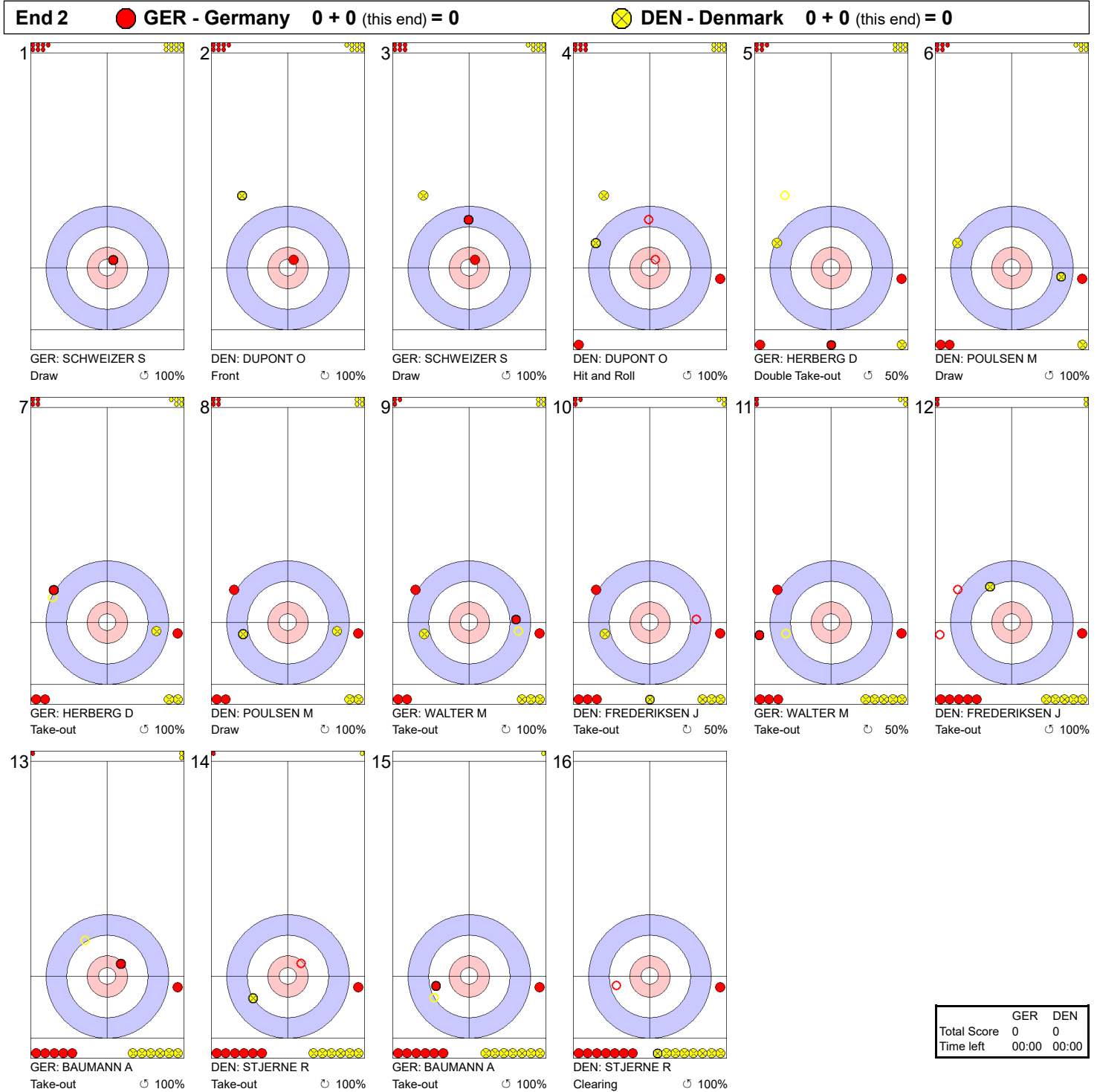
**Game - Shot by Shot**



**Legend:**  
 ↻ Clockwise      ↺ Counter-clockwise      - Not considered



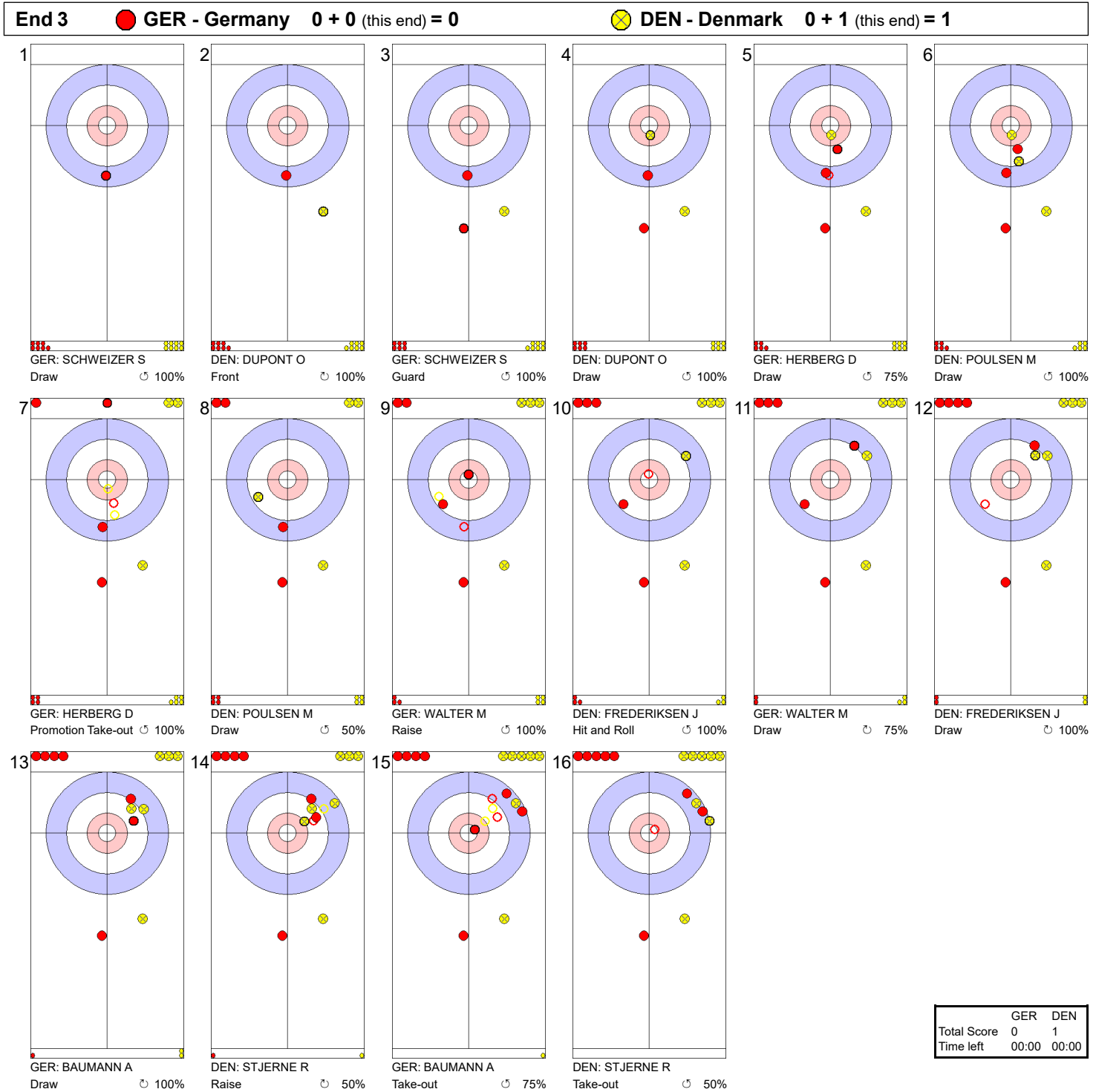
Game - Shot by Shot



**Legend:**  
 ↻ Clockwise      ↺ Counter-clockwise      - Not considered



**Game - Shot by Shot**



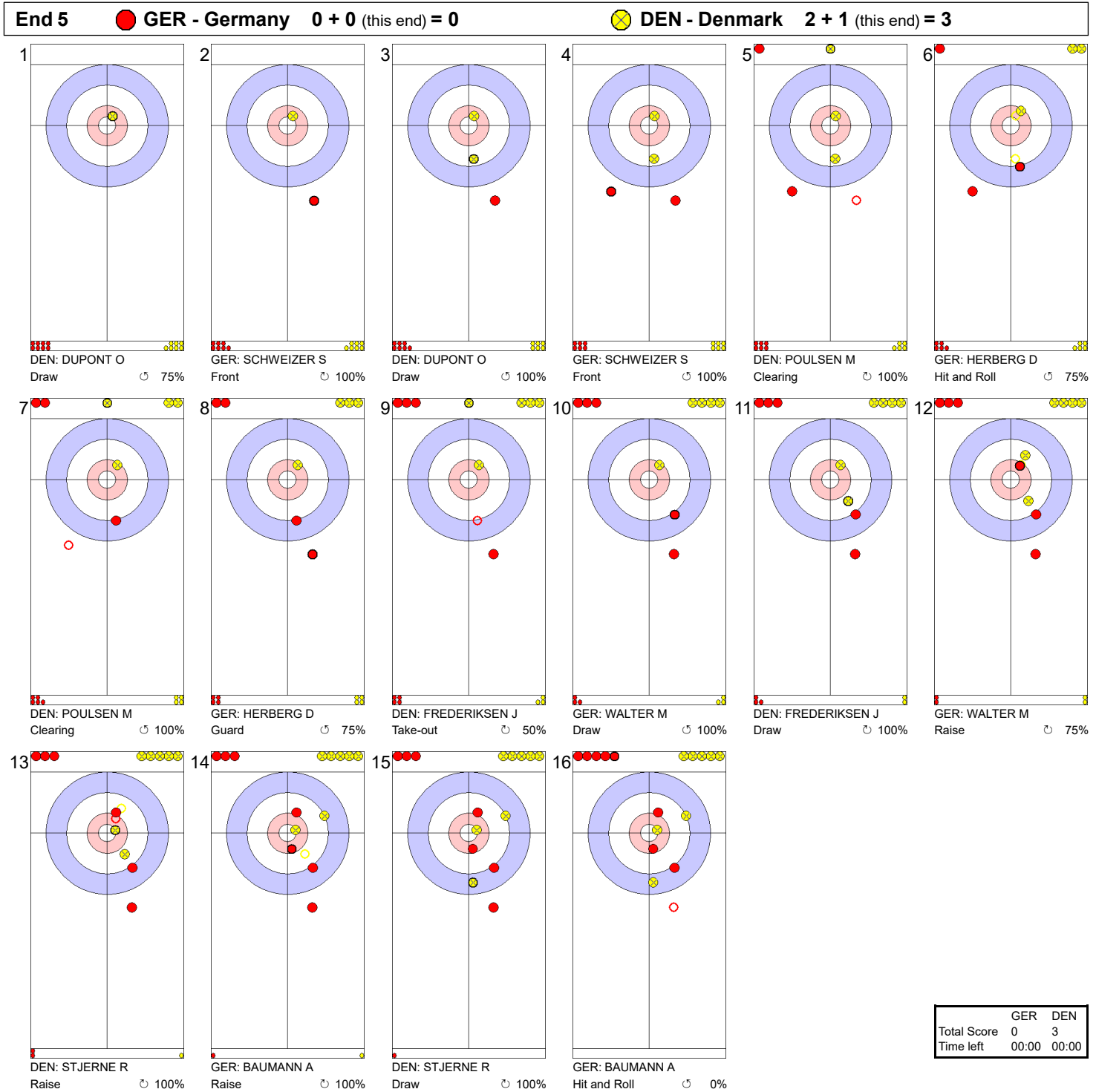
**Legend:**  
 ↻ Clockwise      ↺ Counter-clockwise      - Not considered

**Game - Shot by Shot**



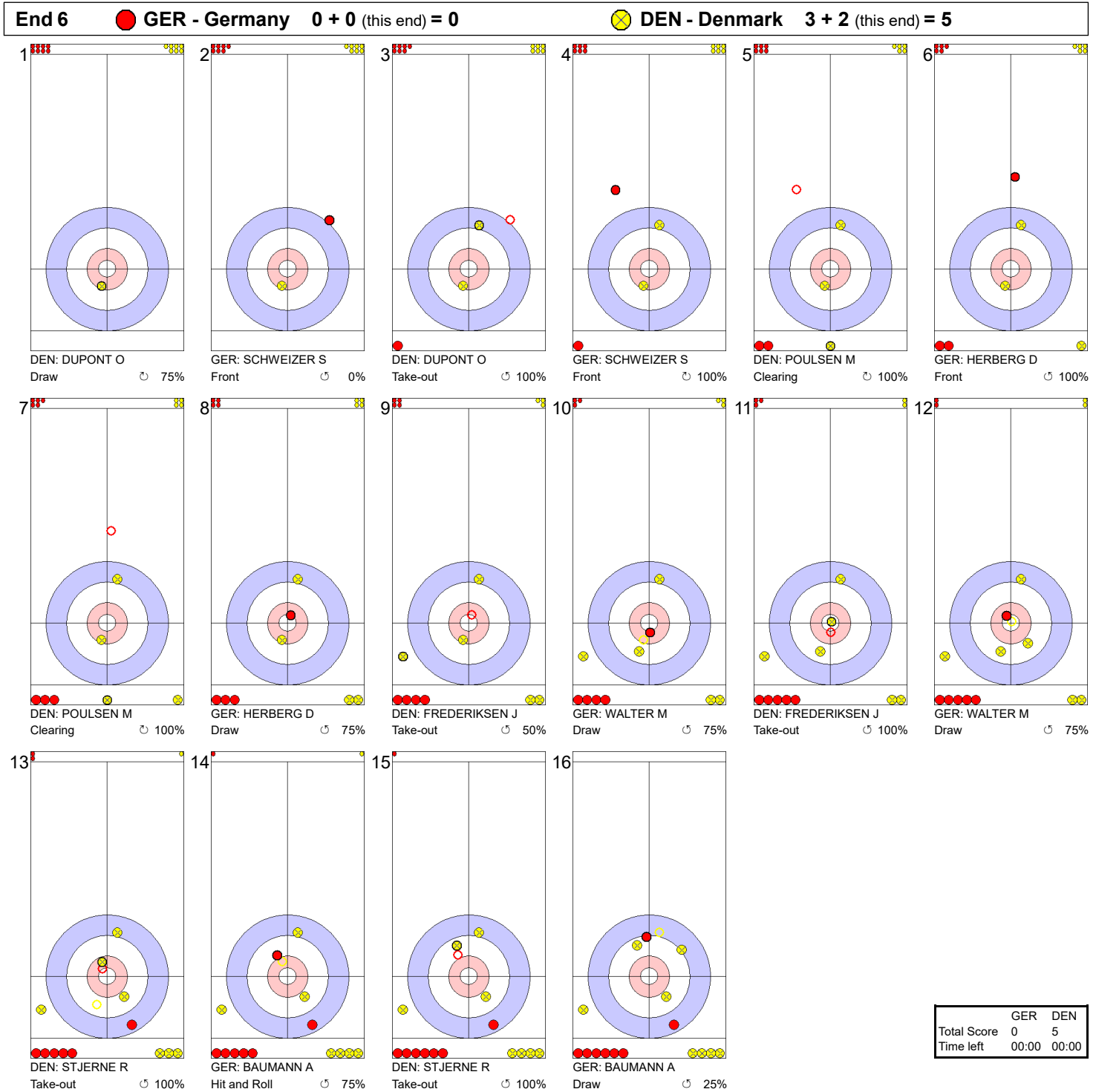
**Legend:**  
 ↻ Clockwise      ↺ Counter-clockwise      - Not considered

**Game - Shot by Shot**



**Legend:**  
 ↻ Clockwise      ↺ Counter-clockwise      - Not considered

**Game - Shot by Shot**



**Legend:**  
 ⌚ Clockwise      ⌚ Counter-clockwise      - Not considered

**Game - Shot by Shot**



**Legend:**  
 ↻ Clockwise      ↺ Counter-clockwise      - Not considered

**Game - Shot by Shot**



**Legend:**  
 ↻ Clockwise   ↺ Counter-clockwise   - Not considered



**Game Results**

Sheet	Game	Team	LSFE	1	2	3	4	5	6	7	8	9	10	Extra Ends	Total
B	5	FIN - Finland		1	0	0	2	1	0	1	1	1	X		7
	5	ITA - Italy	*	0	1	1	0	0	1	0	0	0	X		3

FIN - Finland		Shot Success	Game	All
4 S	KAUSTE Aku	83%		74%
3 V	HAKUNTI Kasper	81%		74%
2	JAAMIES Pauli	79%		83%
1	PITKO Janne	79%		84%
A	KIISKINEN Kalle	-		-
Team Total		81%		79%

ITA - Italy		Shot Success	Game	All
4 V	MOSANER Amos	65%		76%
3 S	RETORNAZ Joel	85%		76%
2	GONIN Simone	61%		77%
1	FERRAZZA Daniele	93%		86%
A	PILZER Andrea	-		-
Team Total		76%		79%

**Last Stone Draw** Distance

⌚	JAAMIES Pauli	160.1cm
⌚	KAUSTE Aku	24.4cm
<b>Total</b>		<b>184.5cm</b>

**Last Stone Draw** Distance

⌚	RETORNAZ Joel	31.1cm
⌚	MOSANER Amos	50.7cm
<b>Total</b>		<b>81.8cm</b>

Time remaining: 2 minutes 59 seconds

Time remaining: 2 minutes 34 seconds

Time-out: End 10 - FIN stone 6

**Shot Success Analysis**

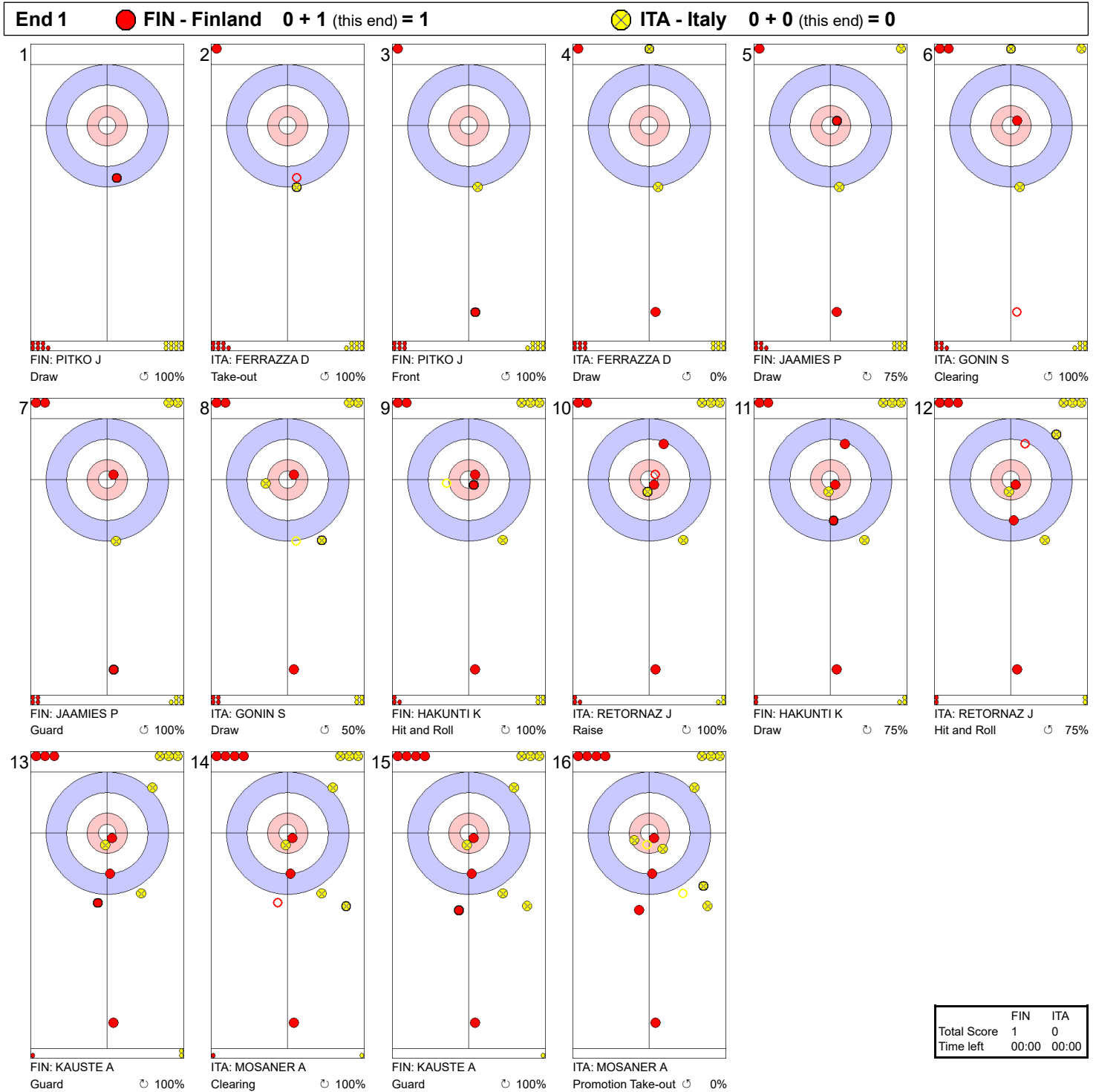
FIN - Finland		⌚	⌚	Game
4	KAUSTE Aku	Draws	3 100%	7 79%
	Take-outs	3 83%	6 79%	9 81%
	Total	6 92%	13 79%	19 83%
3	HAKUNTI Kasper	Draws	4 75%	0 -
	Take-outs	7 96%	9 72%	16 83%
	Total	11 89%	9 72%	20 81%
2	JAAMIES Pauli	Draws	5 90%	2 100%
	Take-outs	6 92%	7 54%	13 71%
	Total	11 91%	9 64%	20 79%
1	PITKO Janne	Draws	0 -	18 79%
	Take-outs	0 -	0 -	0 -
	Total	0 -	18 79%	18 79%
A	KIISKINEN Kalle	Draws	0 -	0 -
	Take-outs	0 -	0 -	0 -
	Total	0 -	0 -	0 -
Team	Draws	12 88%	27 81%	39 83%
	Take-outs	16 92%	22 68%	38 78%
	Total	28 90%	49 75%	77 81%

ITA - Italy		⌚	⌚	Game
4	MOSANER Amos	Draws	1 50%	7 68%
	Take-outs	1 100%	9 61%	10 65%
	Total	2 75%	16 64%	18 65%
3	RETORNAZ Joel	Draws	9 89%	7 86%
	Take-outs	2 75%	2 75%	4 75%
	Total	11 86%	9 83%	20 85%
2	GONIN Simone	Draws	3 67%	9 53%
	Take-outs	0 -	8 69%	8 69%
	Total	3 67%	17 60%	20 61%
1	FERRAZZA Daniele	Draws	5 95%	11 89%
	Take-outs	1 100%	3 100%	4 100%
	Total	6 96%	14 91%	20 93%
A	PILZER Andrea	Draws	0 -	0 -
	Take-outs	0 -	0 -	0 -
	Total	0 -	0 -	0 -
Team	Draws	18 85%	34 74%	52 78%
	Take-outs	4 88%	22 70%	26 73%
	Total	22 85%	56 73%	78 76%

**Note:**  
Position and function for each team member:  
4 = Fourth, 3 = Third, 2 = Second, 1 = Lead, A = Alternate, S = Skip, V = Vice-Skip

**Legend:**  
⌚ Clockwise      ⌚ Counter-clockwise      LSFE(\*) Last Stone First End

**Game - Shot by Shot**



**Legend:**  
 ↻ Clockwise      ↺ Counter-clockwise      - Not considered

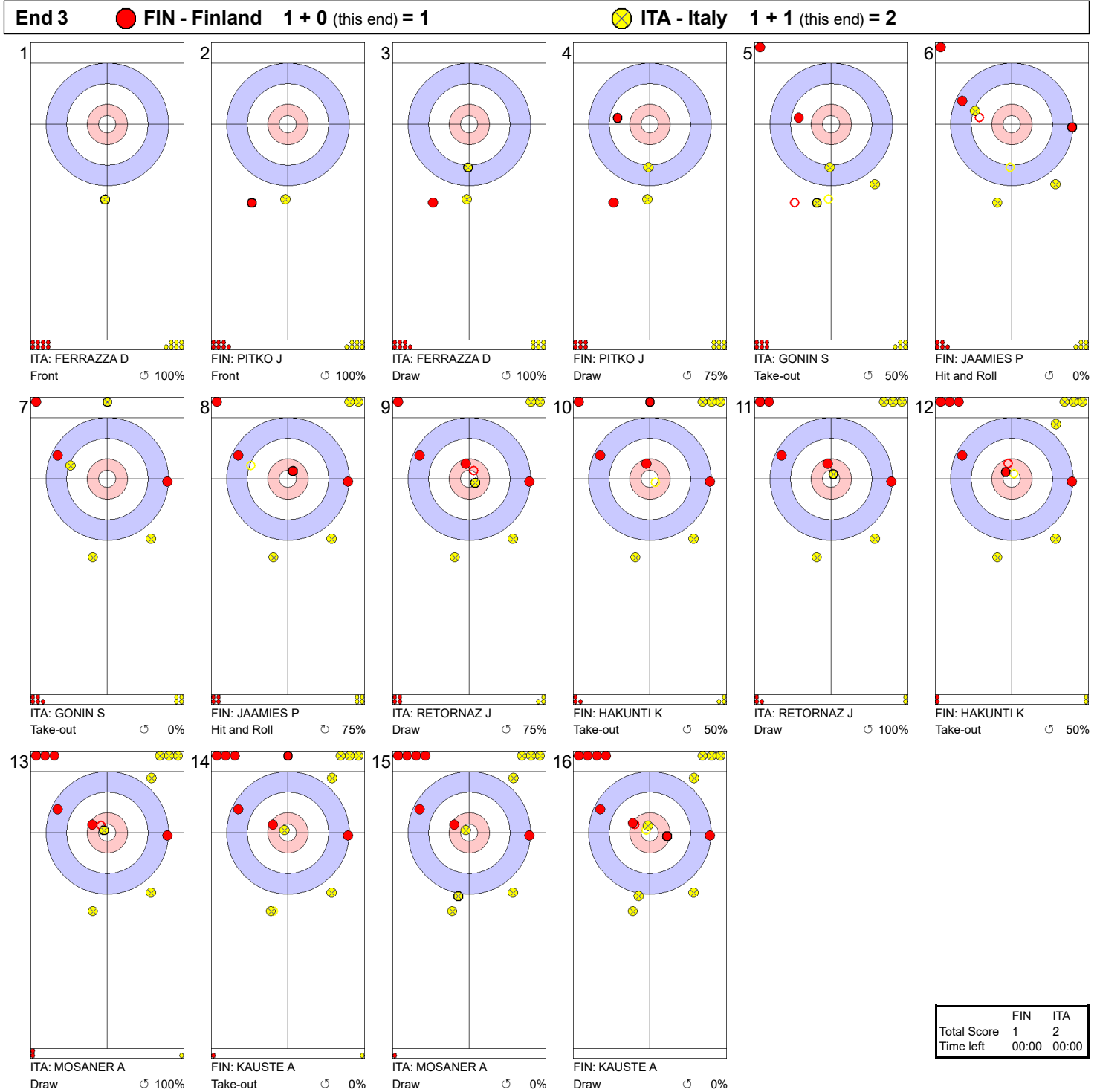
**Game - Shot by Shot**



	FIN	ITA
Total Score	1	1
Time left	00:00	00:00

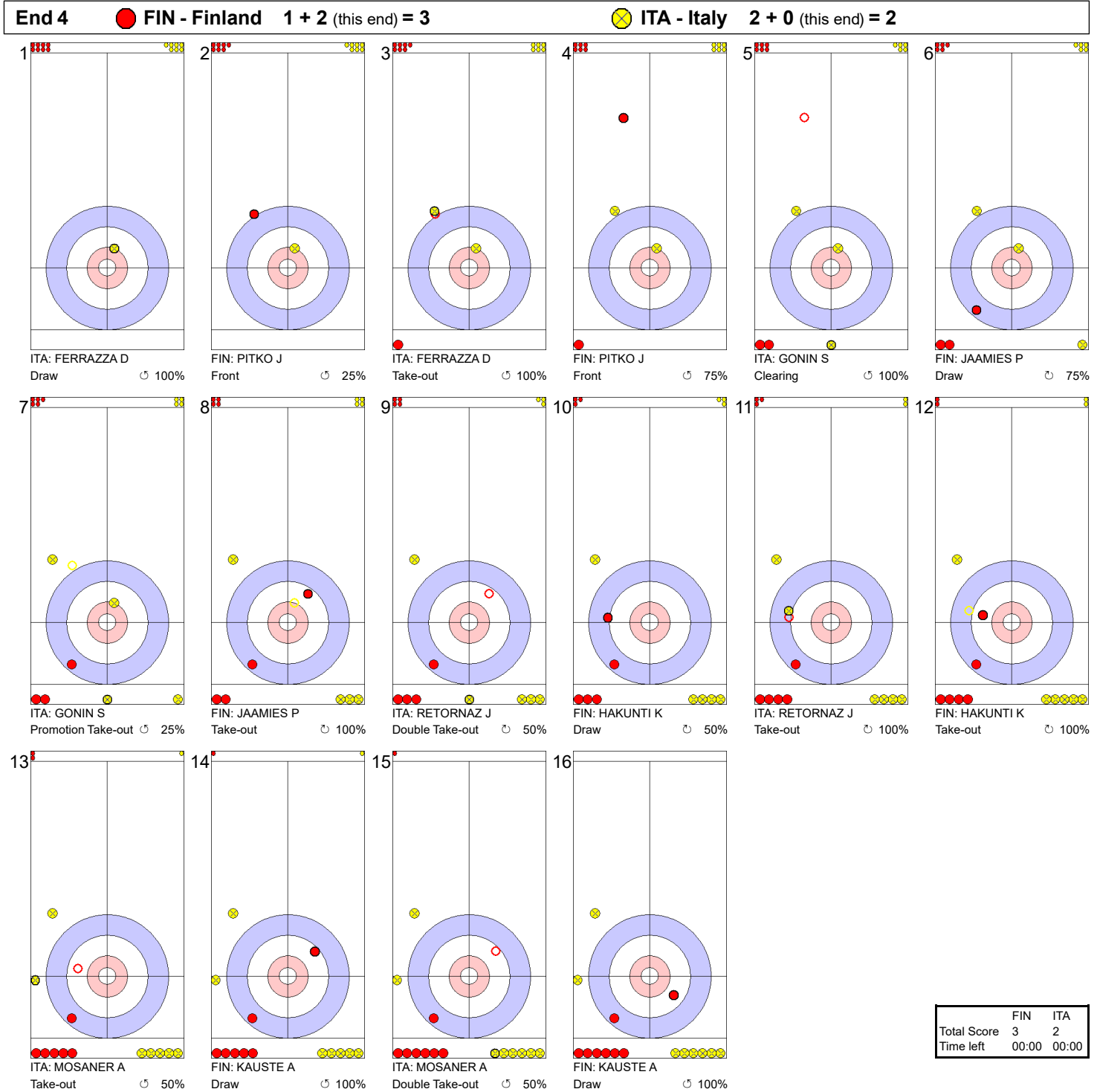
**Legend:**  
 ⌚ Clockwise      ⌚ Counter-clockwise      - Not considered

**Game - Shot by Shot**



**Legend:**  
 ↻ Clockwise      ↺ Counter-clockwise      - Not considered

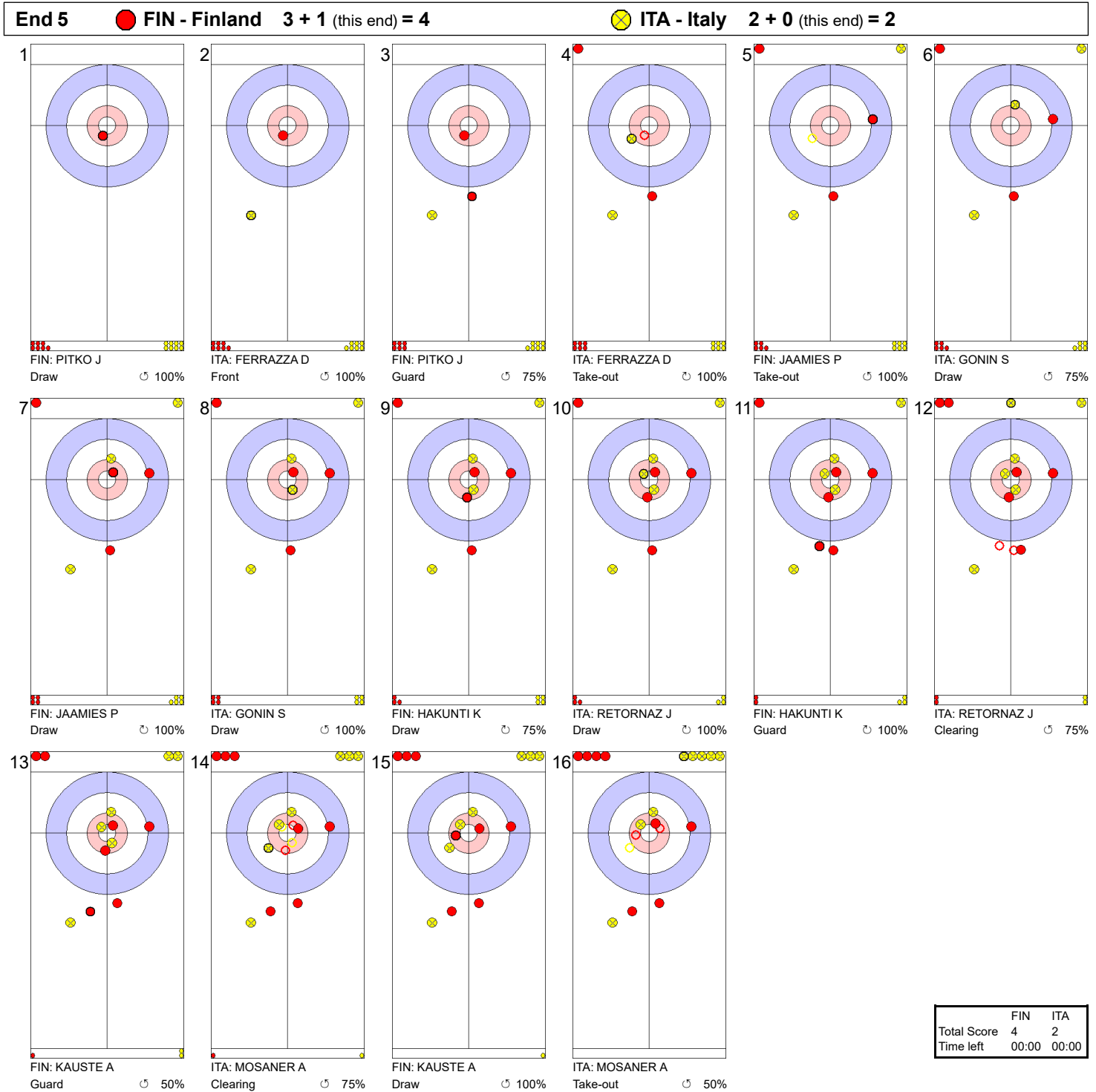
**Game - Shot by Shot**



	FIN	ITA
Total Score	3	2
Time left	00:00	00:00

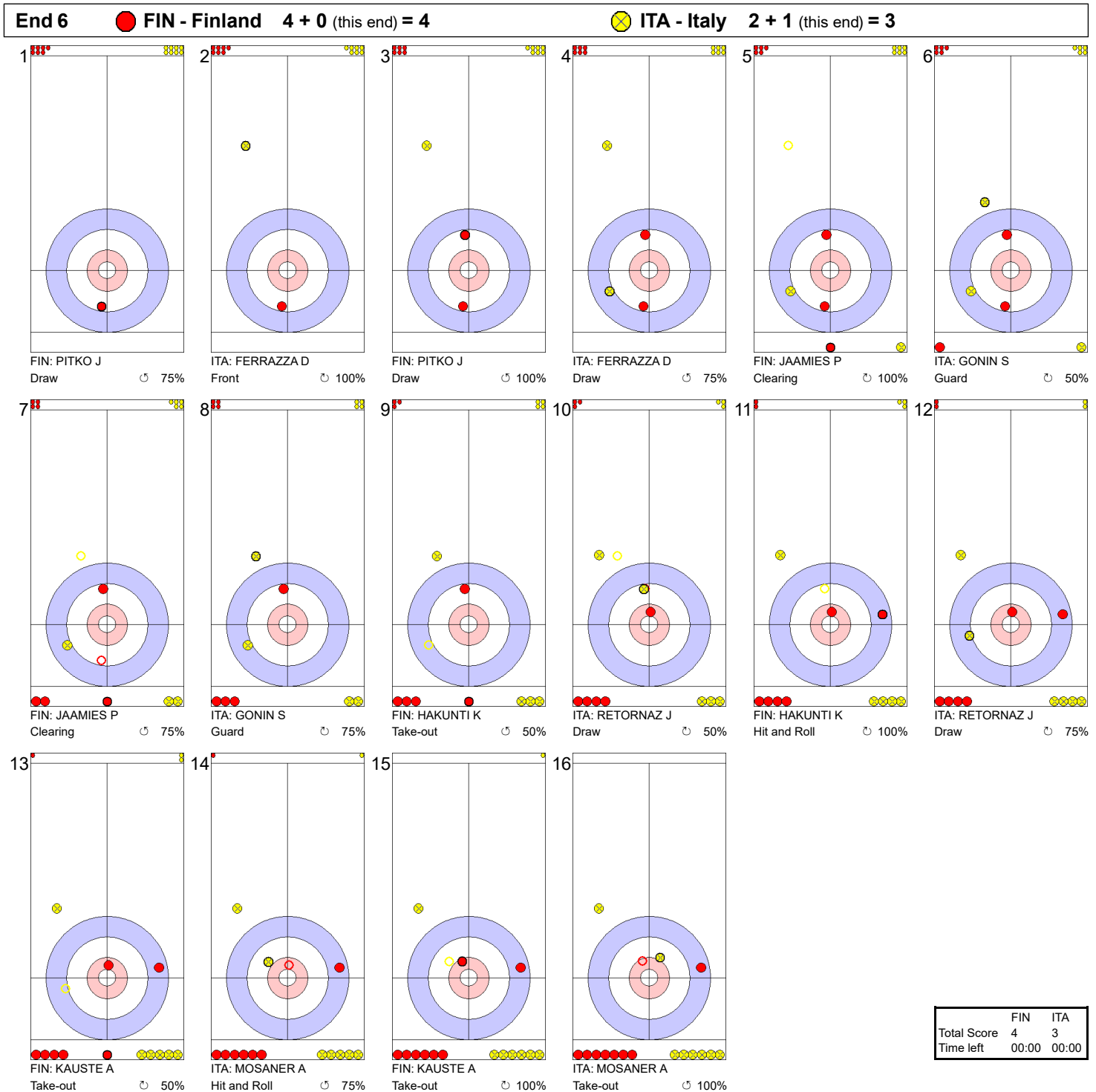
**Legend:**  
 ⌚ Clockwise      ⌚ Counter-clockwise      - Not considered

**Game - Shot by Shot**



**Legend:**  
 ↻ Clockwise      ↺ Counter-clockwise      - Not considered

**Game - Shot by Shot**



**Legend:**  
 Clockwise      Counter-clockwise      - Not considered

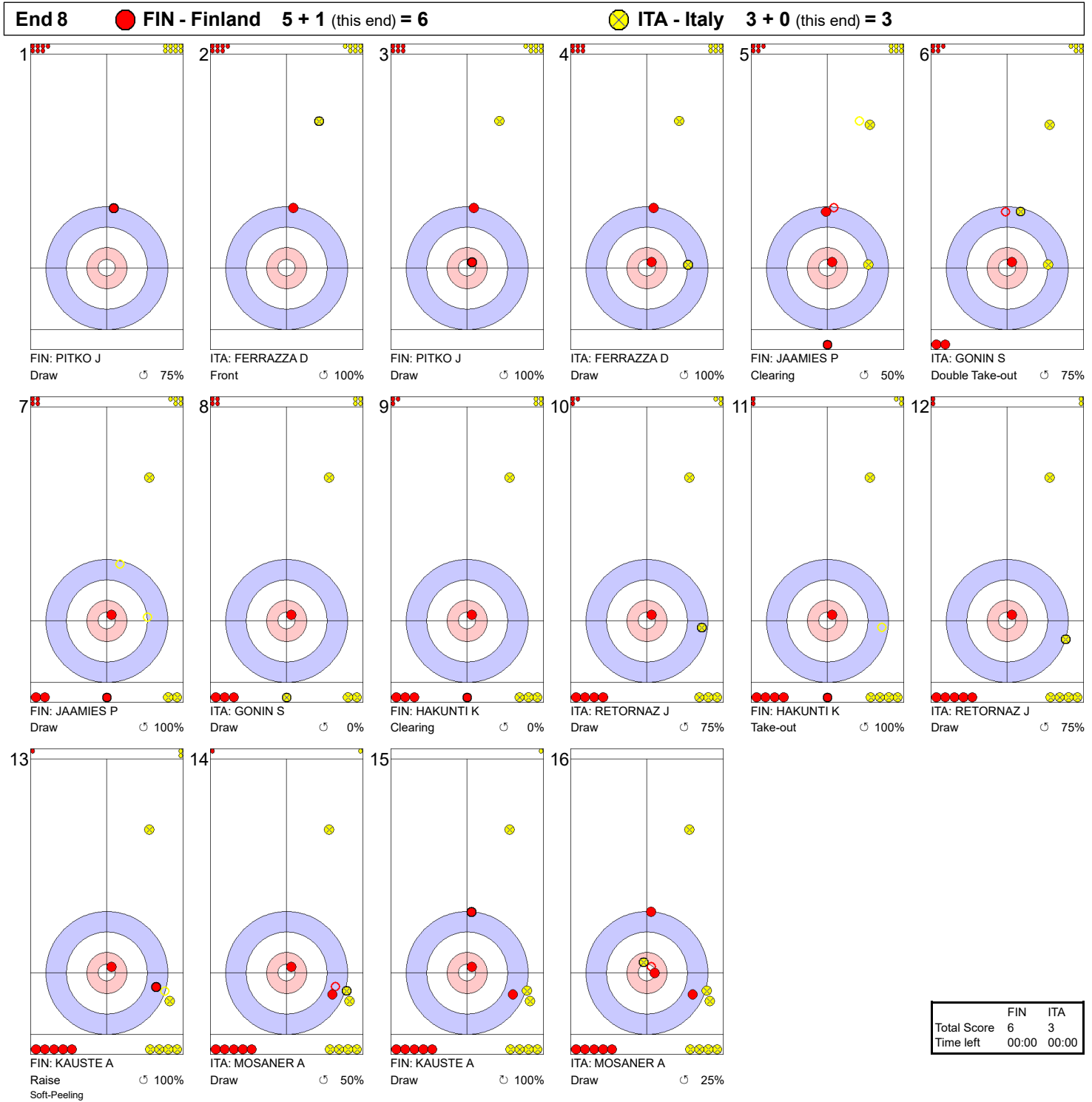
**Game - Shot by Shot**



**Legend:**  
 ↻ Clockwise      ↺ Counter-clockwise      - Not considered

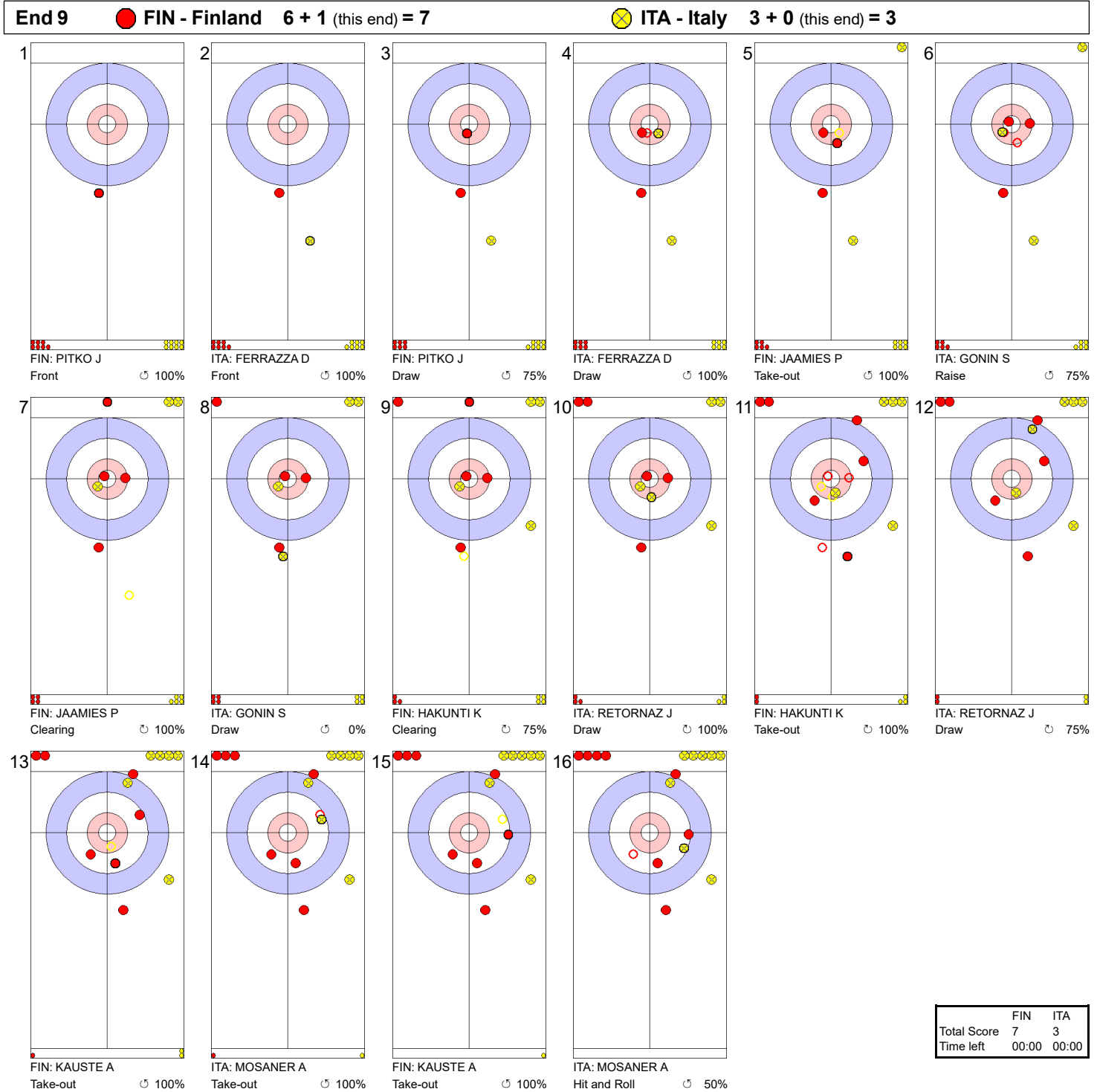


**Game - Shot by Shot**



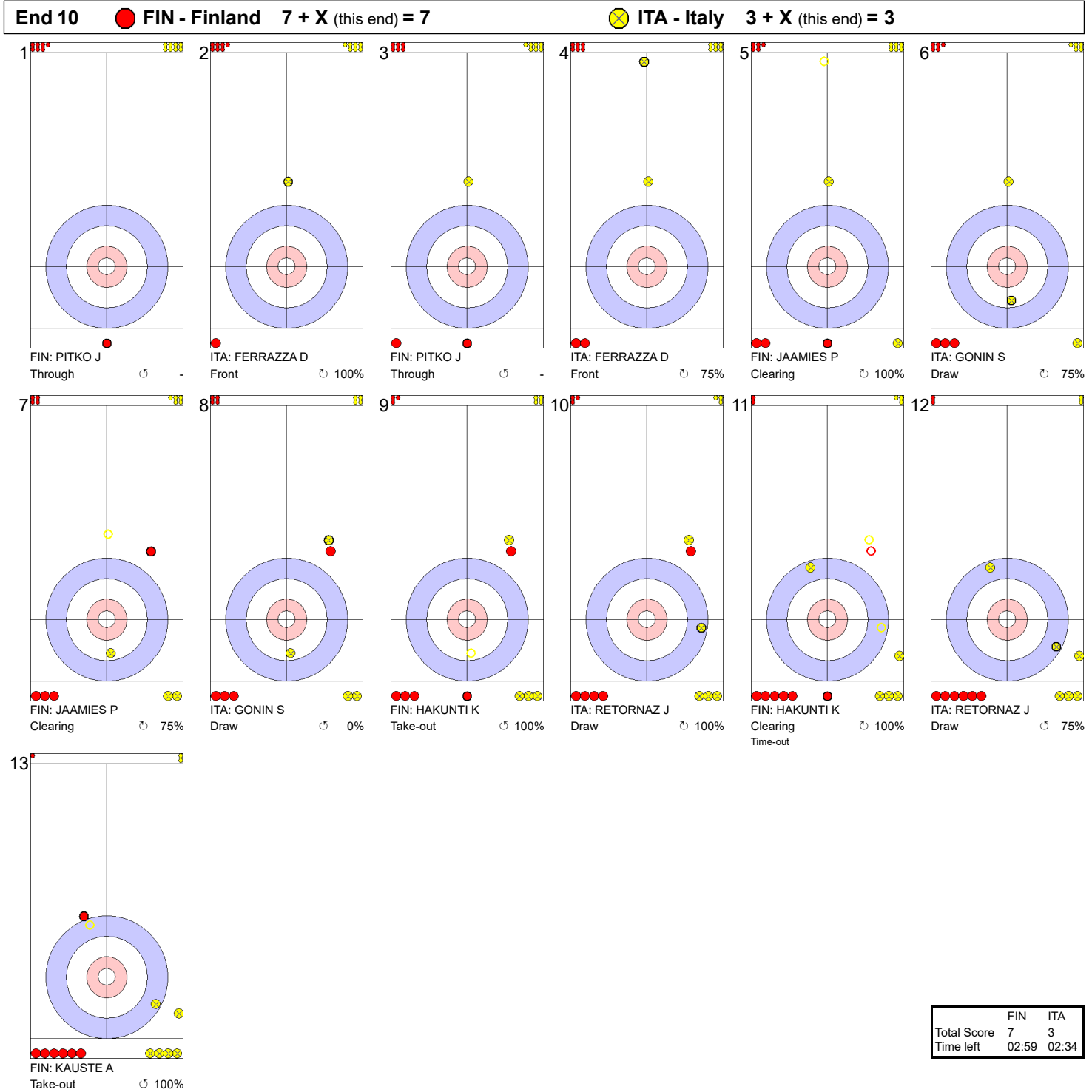
**Legend:**  
 ↻ Clockwise   ↺ Counter-clockwise   - Not considered

**Game - Shot by Shot**



**Legend:**  
 ↻ Clockwise      ↺ Counter-clockwise      - Not considered

**Game - Shot by Shot**



	FIN	ITA
Total Score	7	3
Time left	02:59	02:34

**Legend:**  
 ↻ Clockwise      ↺ Counter-clockwise      - Not considered  
 X Unfinished end due to concession



**Game Results**

Sheet	Game	Team	LSFE	1	2	3	4	5	6	7	8	9	10	Extra Ends	Total
C	5	NED - Netherlands	*	1	0	0	3	0	1	0	1	0	0		6
	5	RUS - Russia		0	1	3	0	0	0	1	0	3	1		9

NED - Netherlands		Shot Success	Game	All
4 S	VAN DORP Jaap	70%	73%	
3 V	GOESGENS Wouter	89%	78%	
2	HOEKMAN Laurens	81%	81%	
1	GLASBERGEN Carlo	91%	79%	
A	MAGAN Alexander	-	-	
Team Total		83%	78%	

RUS - Russia		Shot Success	Game	All
4 S	TIMOFEEV Alexey	88%	81%	
3 V	SHMAKOV Artem	78%	78%	
2	RAZHABOV Artur	80%	83%	
1	KLIMOV Evgeny	83%	84%	
A	GLUKHOV Sergey	-	81%	
Team Total		82%	82%	

**Last Stone Draw** Distance

⌚	VAN DORP Jaap	9.2cm
⌚	GLASBERGEN Carlo	56.3cm
<b>Total</b>		<b>65.5cm</b>

**Last Stone Draw** Distance

⌚	KLIMOV Evgeny	81.2cm
⌚	TIMOFEEV Alexey	68.9cm
<b>Total</b>		<b>150.1cm</b>

Time remaining: 1 minute 6 seconds

Time remaining: 1 minute 34 seconds

Time-out: End 8 - RUS stone 8

**Shot Success Analysis**

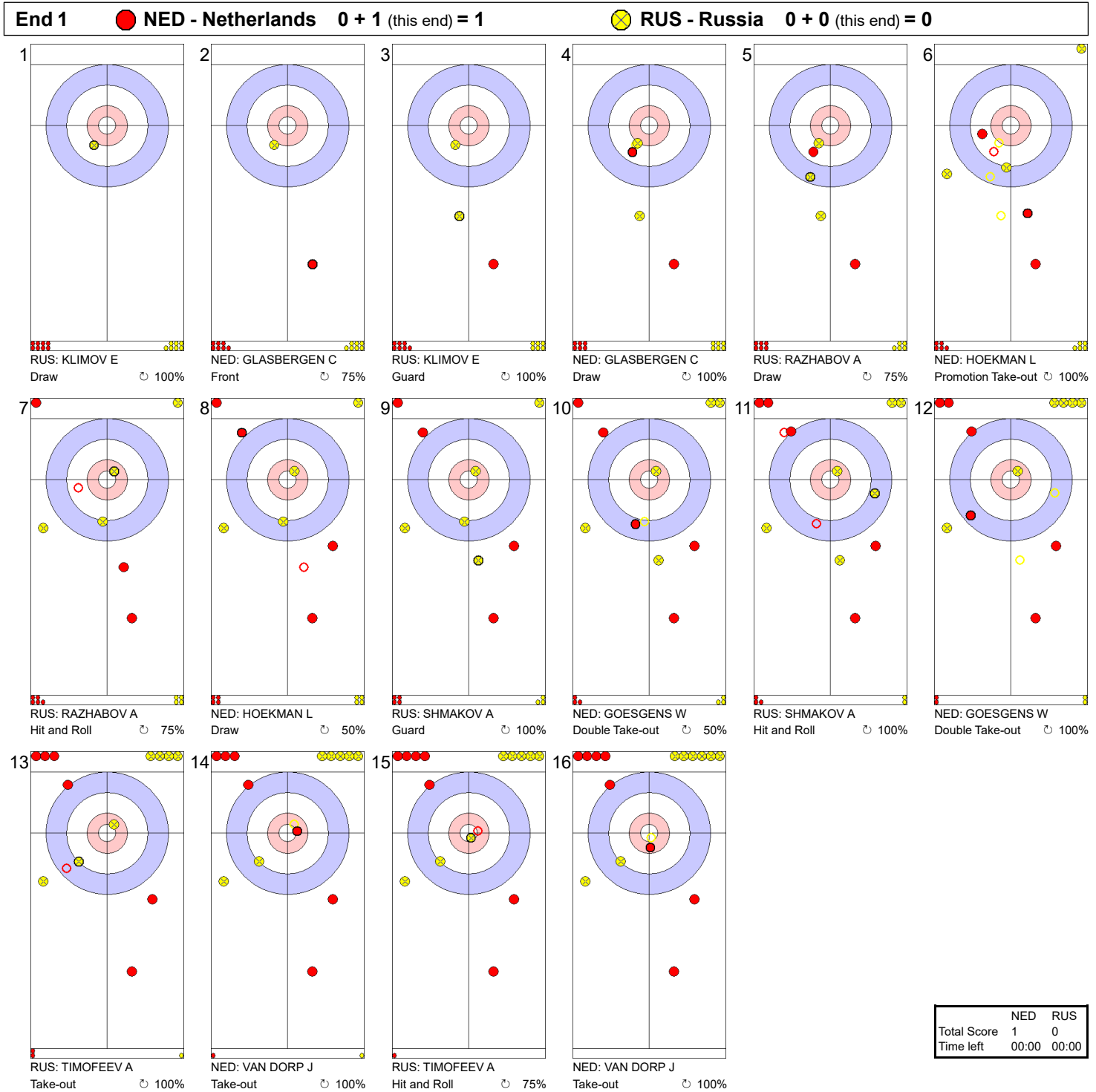
NED - Netherlands		⌚	⌚	Game
4	VAN DORP Jaap	Draws 6 54%	2 63%	8 56%
	Take-outs 6 92%	6 67%	12 79%	
	Total 12 73%	8 66%	20 70%	
3	GOESGENS Wouter	Draws 3 92%	6 96%	9 94%
	Take-outs 6 79%	5 90%	11 84%	
	Total 9 83%	11 93%	20 89%	
2	HOEKMAN Laurens	Draws 7 86%	7 86%	14 86%
	Take-outs 3 58%	3 83%	6 71%	
	Total 10 78%	10 85%	20 81%	
1	GLASBERGEN Carlo	Draws 14 88%	5 100%	19 91%
	Take-outs 1 100%	0 -	1 100%	
	Total 15 88%	5 100%	20 91%	
A	MAGAN Alexander	Draws 0 -	0 -	0 -
	Take-outs 0 -	0 -	0 -	
	Total 0 -	0 -	0 -	
Team	Draws 30 81%	20 90%	50 85%	
	Take-outs 16 81%	14 79%	30 80%	
	Total 46 81%	34 85%	80 83%	

RUS - Russia		⌚	⌚	Game
4	TIMOFEEV Alexey	Draws 6 83%	1 100%	7 86%
	Take-outs 12 88%	1 100%	13 88%	
	Total 18 86%	2 100%	20 88%	
3	SHMAKOV Artem	Draws 6 88%	1 100%	7 89%
	Take-outs 9 86%	4 38%	13 71%	
	Total 15 87%	5 50%	20 78%	
2	RAZHABOV Artur	Draws 4 88%	0 -	4 88%
	Take-outs 11 77%	5 80%	16 78%	
	Total 15 80%	5 80%	20 80%	
1	KLIMOV Evgeny	Draws 14 88%	3 100%	17 90%
	Take-outs 3 42%	0 -	3 42%	
	Total 17 79%	3 100%	20 83%	
A	GLUKHOV Sergey	Draws 0 -	0 -	0 -
	Take-outs 0 -	0 -	0 -	
	Total 0 -	0 -	0 -	
Team	Draws 30 87%	5 100%	35 89%	
	Take-outs 35 80%	10 65%	45 77%	
	Total 65 83%	15 77%	80 82%	

**Note:**  
Position and function for each team member:  
4 = Fourth, 3 = Third, 2 = Second, 1 = Lead, A = Alternate, S = Skip, V = Vice-Skip

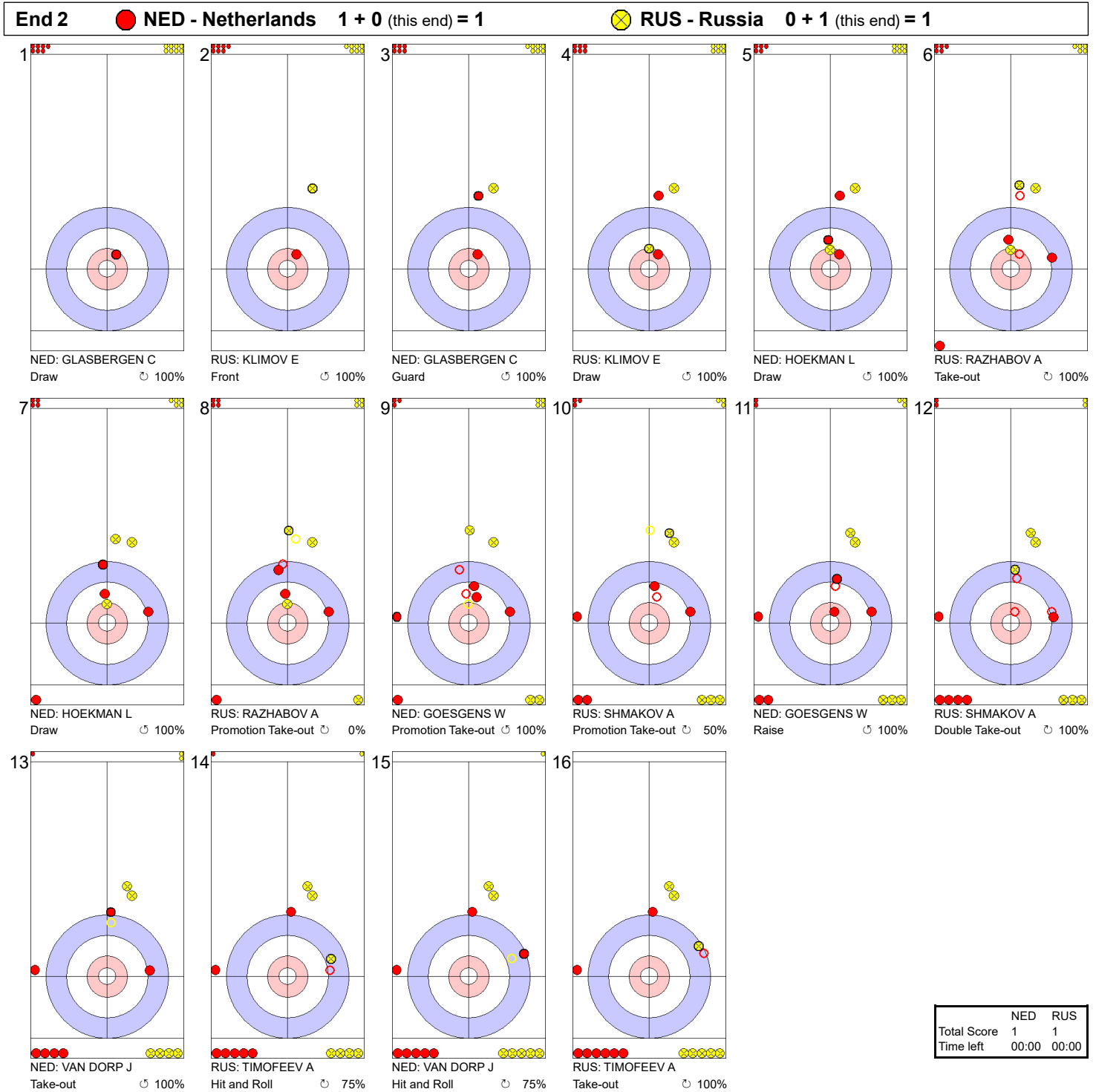
**Legend:**  
⌚ Clockwise      ⌚ Counter-clockwise      LSFE(\*) Last Stone First End

**Game - Shot by Shot**



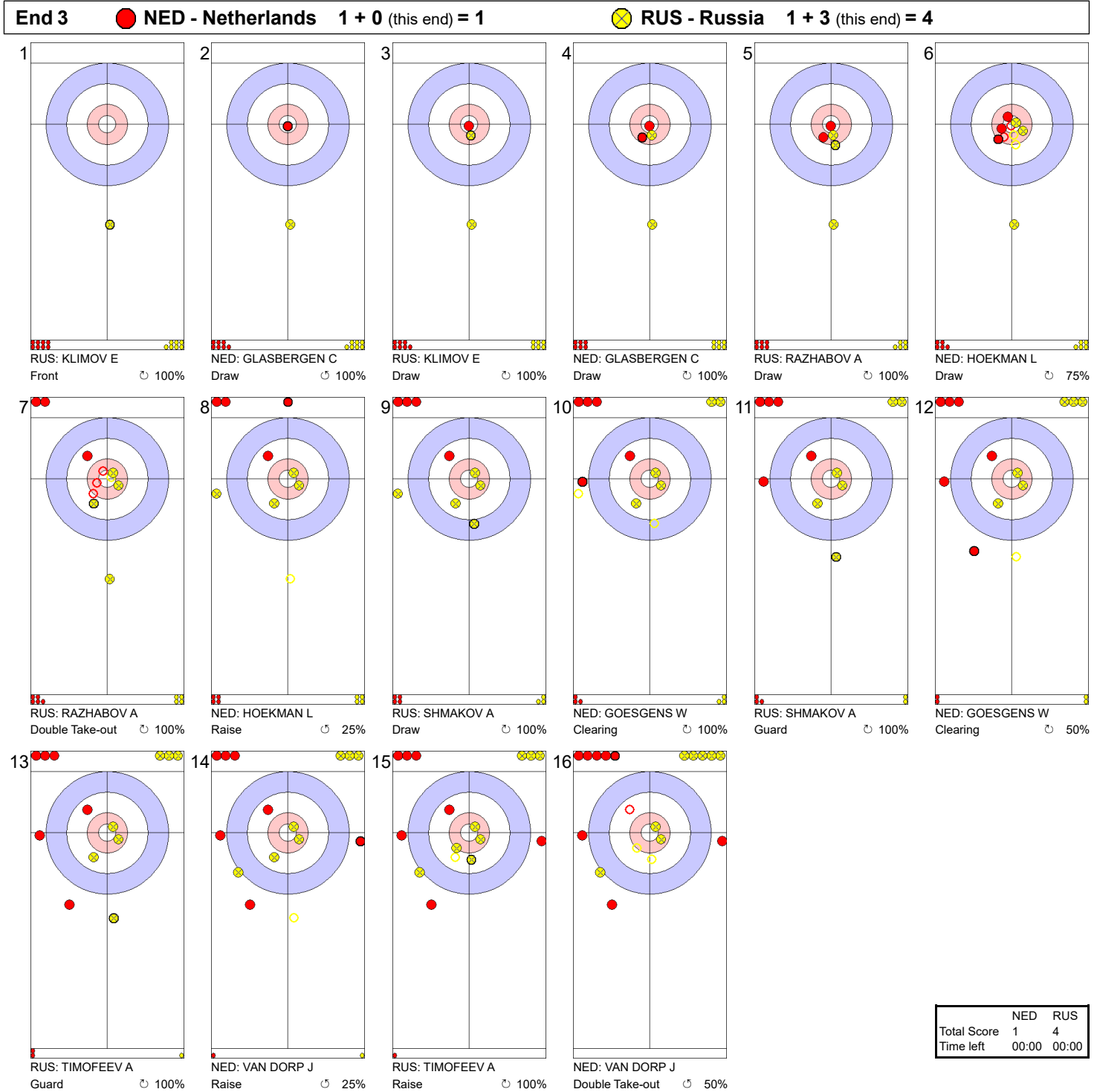
**Legend:**  
 ↻ Clockwise      ↺ Counter-clockwise      - Not considered

**Game - Shot by Shot**



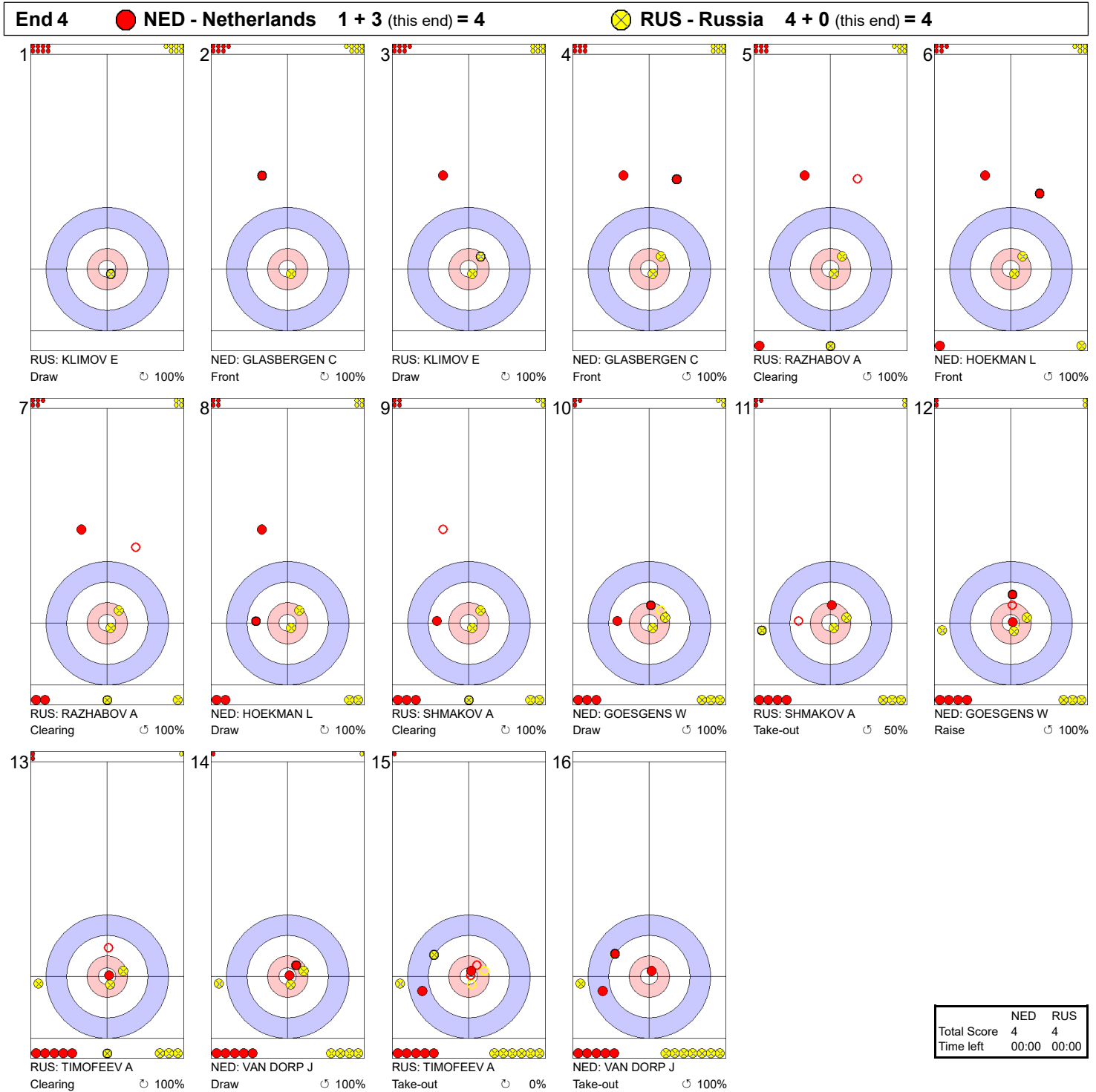
**Legend:**  
 ↻ Clockwise      ↺ Counter-clockwise      - Not considered

**Game - Shot by Shot**



**Legend:**  
 ↻ Clockwise      ↺ Counter-clockwise      - Not considered

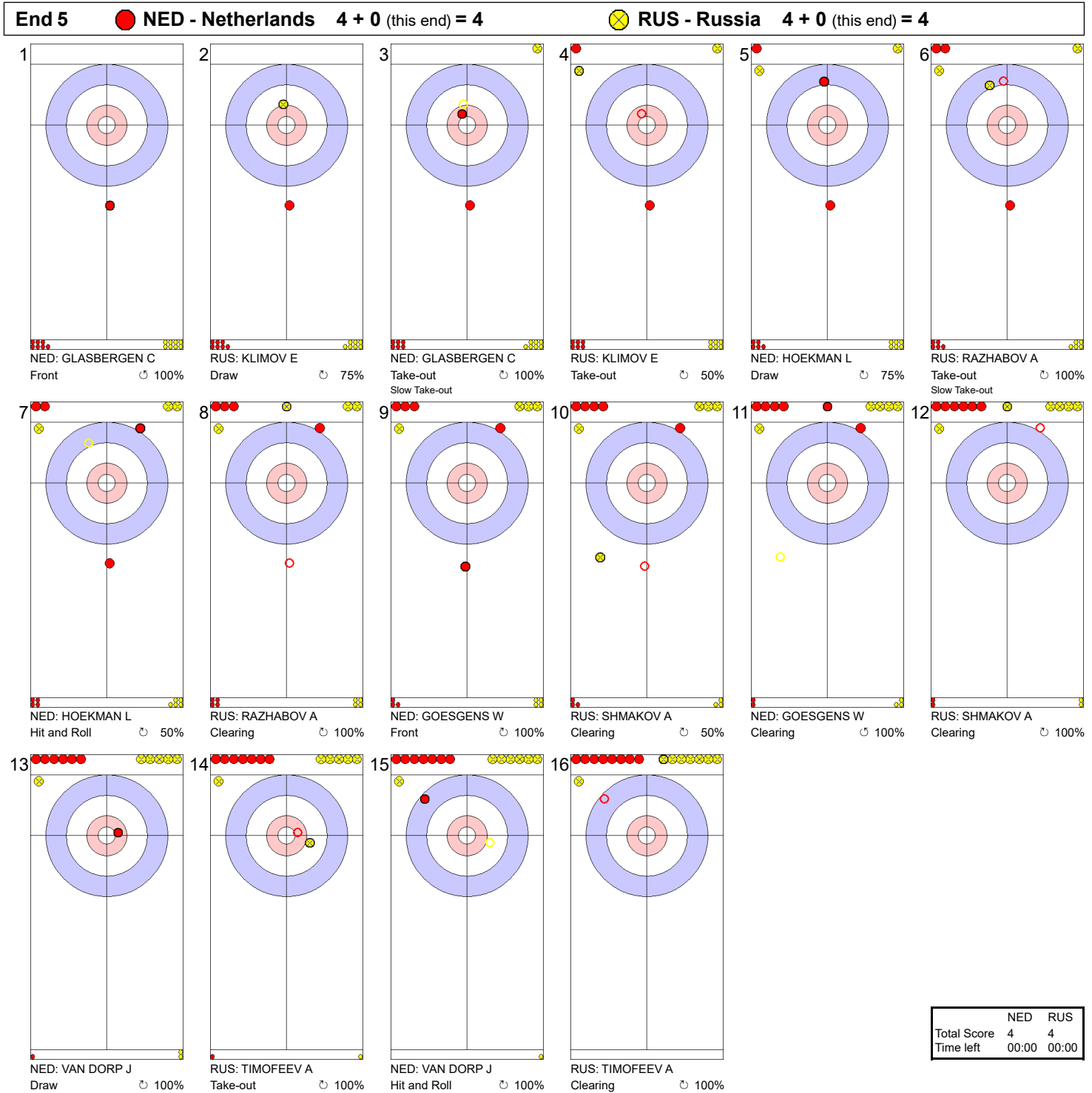
**Game - Shot by Shot**



**Legend:**  
 ↻ Clockwise      ↺ Counter-clockwise      - Not considered



**Game - Shot by Shot**



**Legend:**  
 ↻ Clockwise      ↺ Counter-clockwise      - Not considered

**Game - Shot by Shot**

End 6 ● NED - Netherlands 4 + 1 (this end) = 5			● RUS - Russia 4 + 0 (this end) = 4		
<p>1</p> <p>NED: GLASBERGEN C Front ⤴ 100%</p>	<p>2</p> <p>RUS: KLIMOV E Front ⤴ 100%</p>	<p>3</p> <p>NED: GLASBERGEN C Draw ⤴ 75%</p>	<p>4</p> <p>RUS: KLIMOV E Raise Slow Take-out ⤴ 50%</p>	<p>5</p> <p>NED: HOEKMAN L Hit and Roll ⤴ 75%</p>	<p>6</p> <p>RUS: RAZHABOV A Hit and Roll ⤴ 100%</p>
<p>7</p> <p>NED: HOEKMAN L Draw ⤴ 100%</p>	<p>8</p> <p>RUS: RAZHABOV A Double Take-out ⤴ 50%</p>	<p>9</p> <p>NED: GOESGENS W Draw ⤴ 100%</p>	<p>10</p> <p>RUS: SHMAKOV A Double Take-out ⤴ 50%</p>	<p>11</p> <p>NED: GOESGENS W Hit and Roll ⤴ 75%</p>	<p>12</p> <p>RUS: SHMAKOV A Draw ⤴ 75%</p>
<p>13</p> <p>NED: VAN DORP J Draw ⤴ 50%</p>	<p>14</p> <p>RUS: TIMOFEEV A Hit and Roll ⤴ 100%</p>	<p>15</p> <p>NED: VAN DORP J Draw ⤴ 100%</p>	<p>16</p> <p>RUS: TIMOFEEV A Raise Slow Take-out ⤴ 0%</p>		

	NED	RUS
Total Score	5	4
Time left	00:00	00:00

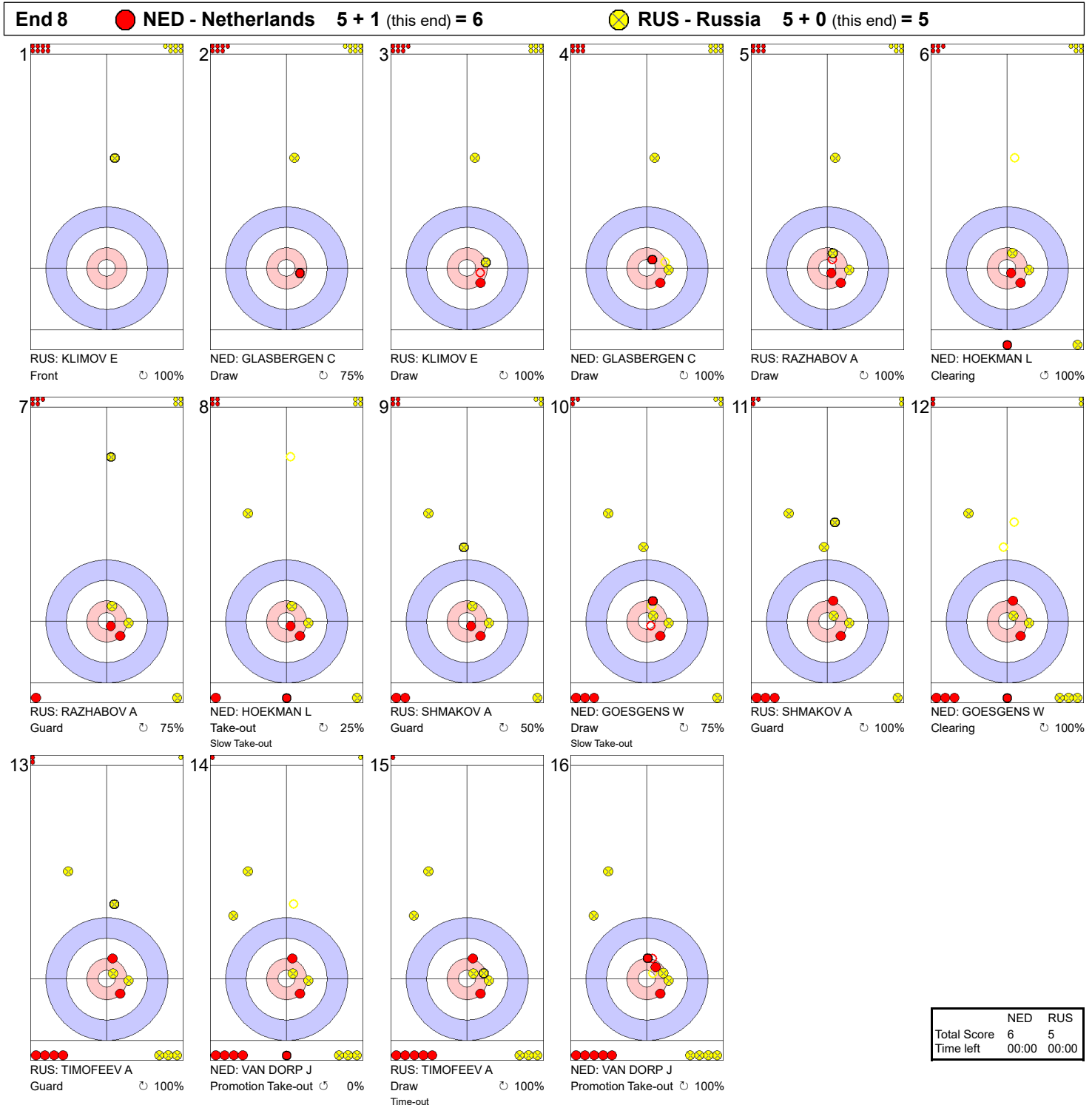
**Legend:**  
 ⤴ Clockwise      ⤵ Counter-clockwise      - Not considered

**Game - Shot by Shot**



**Legend:**  
 ↻ Clockwise      ↺ Counter-clockwise      - Not considered

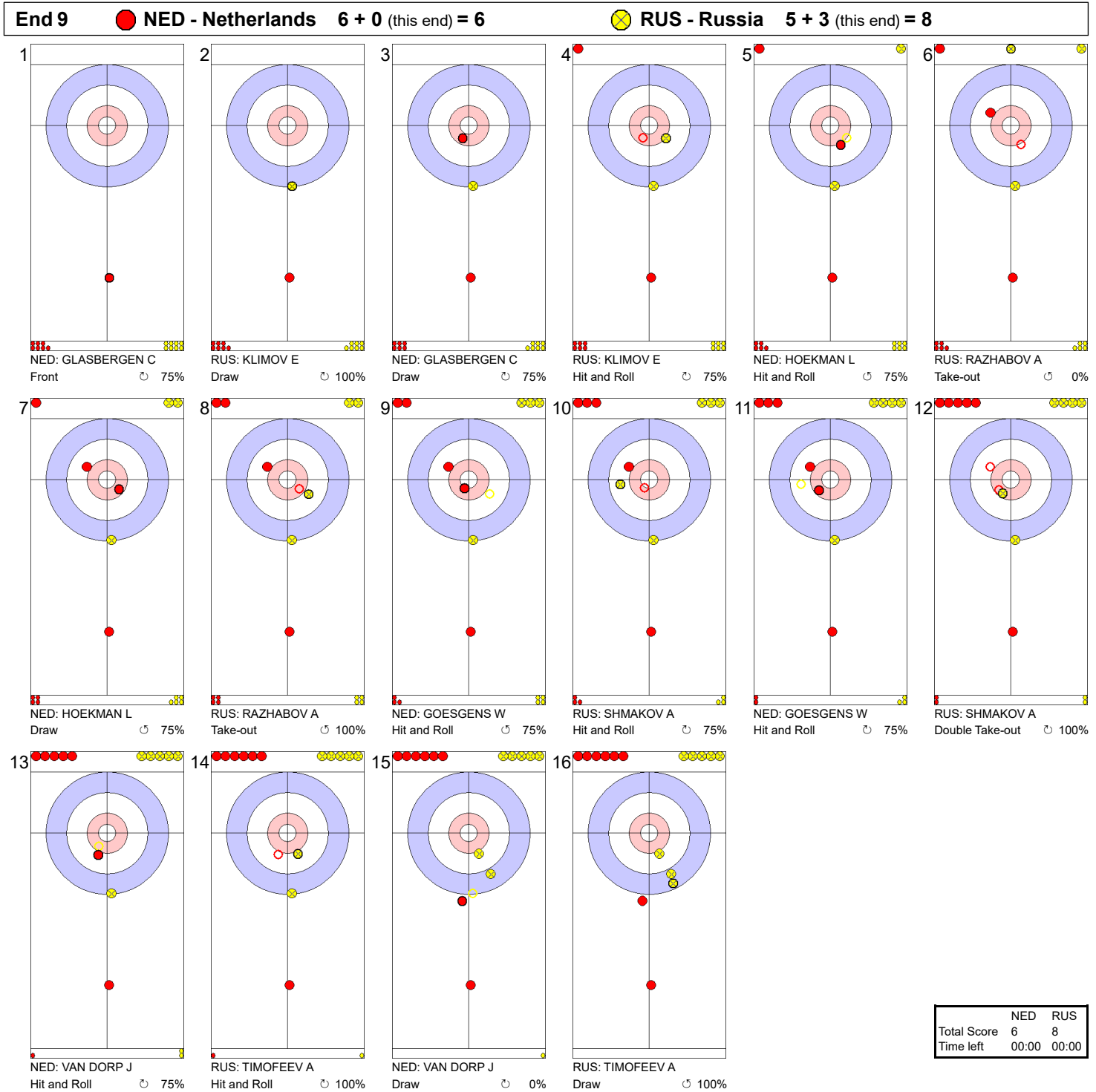
**Game - Shot by Shot**



**Legend:**  
 ⤵ Clockwise      ⤴ Counter-clockwise      - Not considered

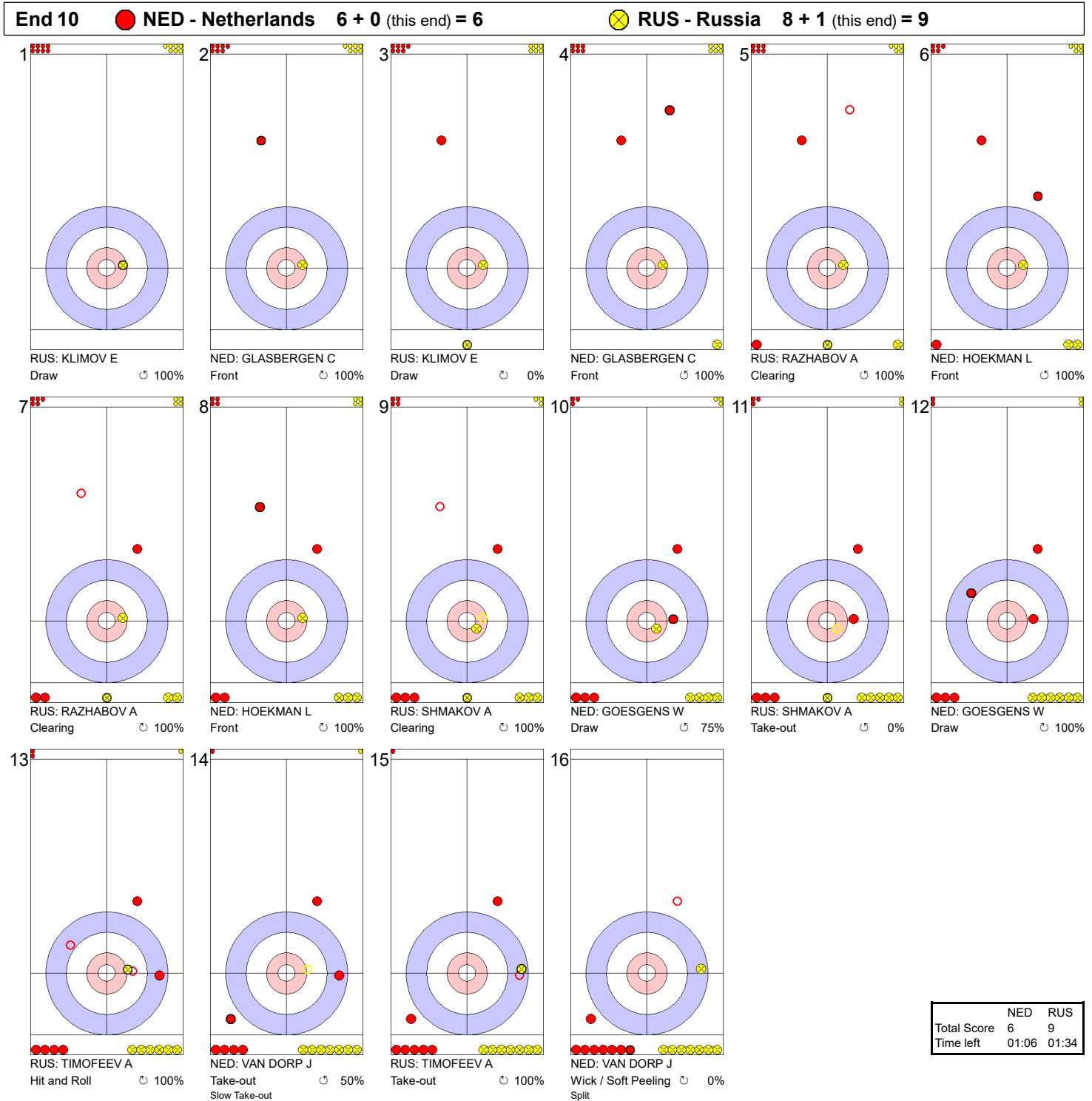


**Game - Shot by Shot**



**Legend:**  
 ↻ Clockwise      ↺ Counter-clockwise      - Not considered

**Game - Shot by Shot**



**Legend:**  
 ↻ Clockwise      ↺ Counter-clockwise      - Not considered



### Game Results

Sheet	Game	Team	LSFE	1	2	3	4	5	6	7	8	9	10	Extra Ends	Total
D	5	CZE - Czech Republic	*	0	4	0	2	0	1	0	3	0	X		10
	5	CHN - China		1	0	1	0	2	0	2	0	1	X		7

CZE - Czech Republic		Shot Success	Game	All
4 S	SNITIL Jiri	84%	74%	
3 V	KLIMA Lukas	81%	79%	
2	SNITIL Martin	86%	78%	
1	KITZBERGER Jindrich	74%	82%	
A	MOKRIS Samuel	-	-	
Team Total		81%	78%	

CHN - China		Shot Success	Game	All
4 S	LIU Rui	71%	72%	
3 V	XU Xiaoming	79%	83%	
2	JIANG Dongxu	84%	83%	
1	ZANG Jialiang	99%	91%	
A	MA Yanlong	-	-	
Team Total		83%	82%	

Last Stone Draw		Distance
↻	KITZBERGER Jindrich	42.5cm
↻	SNITIL Jiri	22.6cm
<b>Total</b>		<b>65.1cm</b>

Last Stone Draw		Distance
↻	LIU Rui	52.1cm
↻	XU Xiaoming	110.4cm
<b>Total</b>		<b>162.5cm</b>

Time remaining: 2 minutes 12 seconds

Time remaining: 5 minutes 47 seconds

### Shot Success Analysis

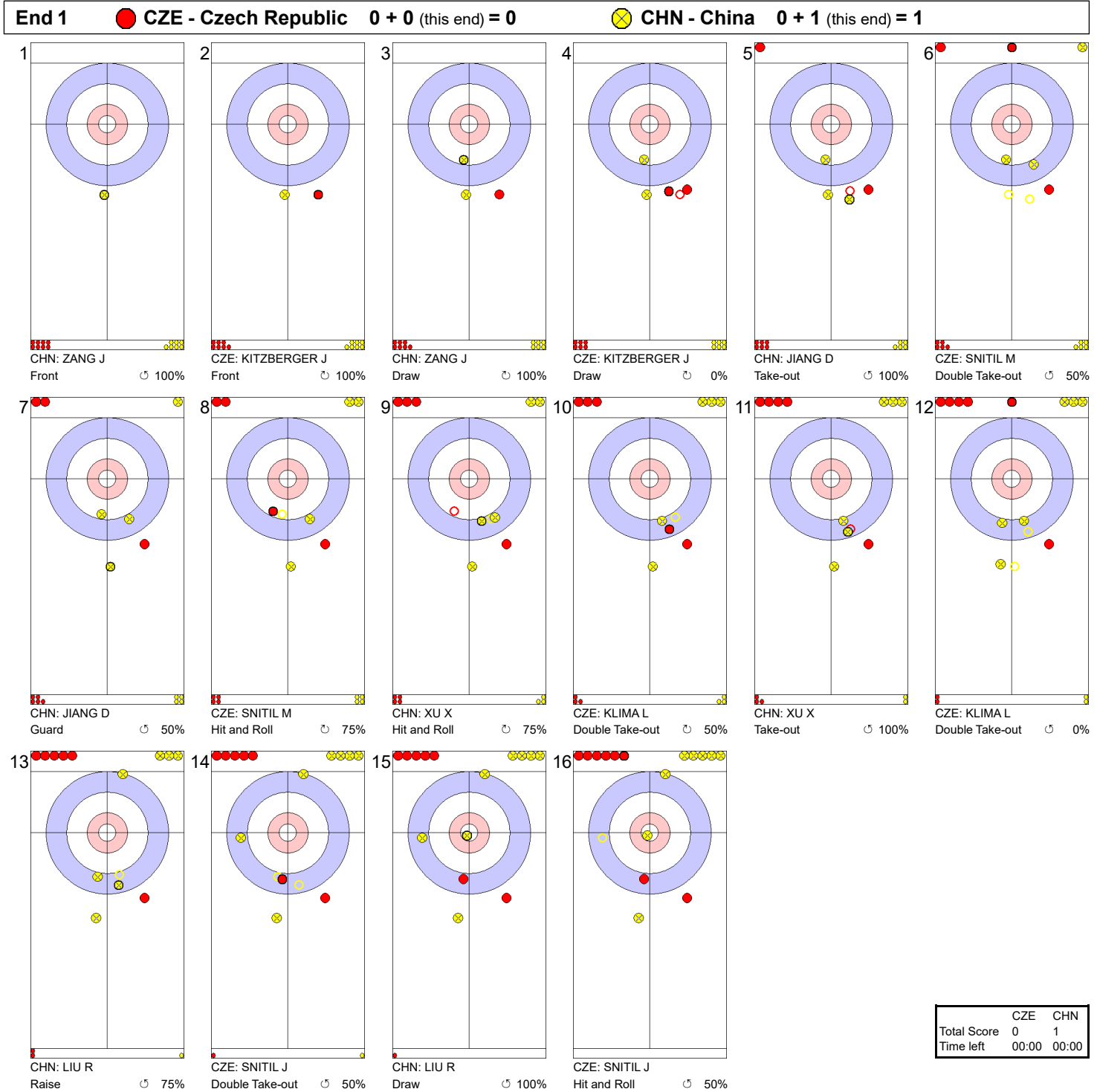
CZE - Czech Republic		↻	↻	Game
4	SNITIL Jiri	Draws	0 - 1 100%	1 100%
		Take-outs	6 88% 12 81%	18 83%
		Total	6 88% 13 83%	19 84%
3	KLIMA Lukas	Draws	0 - 2 88%	2 88%
		Take-outs	10 85% 8 75%	18 81%
		Total	10 85% 10 78%	20 81%
2	SNITIL Martin	Draws	0 - 0 - 0 -	0 -
		Take-outs	7 89% 13 85%	20 86%
		Total	7 89% 13 85%	20 86%
1	KITZBERGER Jindrich	Draws	9 58% 9 86%	18 72%
		Take-outs	1 100% 0 -	1 100%
		Total	10 63% 9 86%	19 74%
A	MOKRIS Samuel	Draws	0 - 0 - 0 -	0 -
		Take-outs	0 - 0 - 0 -	0 -
		Total	0 - 0 - 0 -	0 -
Team		Draws	9 58% 12 88%	21 75%
		Take-outs	24 88% 33 81%	57 84%
		Total	33 80% 45 83%	78 81%

CHN - China		↻	↻	Game
4	LIU Rui	Draws	3 83% 7 61%	10 68%
		Take-outs	5 80% 4 69%	9 75%
		Total	8 81% 11 64%	19 71%
3	XU Xiaoming	Draws	6 88% 7 79%	13 83%
		Take-outs	5 80% 2 50%	7 71%
		Total	11 84% 9 72%	20 79%
2	JIANG Dongxu	Draws	8 84% 7 86%	15 85%
		Take-outs	3 67% 2 100%	5 80%
		Total	11 80% 9 89%	20 84%
1	ZANG Jialiang	Draws	6 100% 14 98%	20 99%
		Take-outs	0 - 0 -	0 -
		Total	6 100% 14 98%	20 99%
A	MA Yanlong	Draws	0 - 0 - 0 -	0 -
		Take-outs	0 - 0 - 0 -	0 -
		Total	0 - 0 - 0 -	0 -
Team		Draws	23 89% 35 84%	58 86%
		Take-outs	13 77% 8 72%	21 75%
		Total	36 85% 43 82%	79 83%

**Note:**  
Position and function for each team member:  
4 = Fourth, 3 = Third, 2 = Second, 1 = Lead, A = Alternate, S = Skip, V = Vice-Skip

**Legend:**  
↻ Clockwise      ↻ Counter-clockwise      LSFE(\*) Last Stone First End  
X Unplayed/unfinished end due to concession

**Game - Shot by Shot**



**Legend:**  
 ↻ Clockwise      ↺ Counter-clockwise      - Not considered

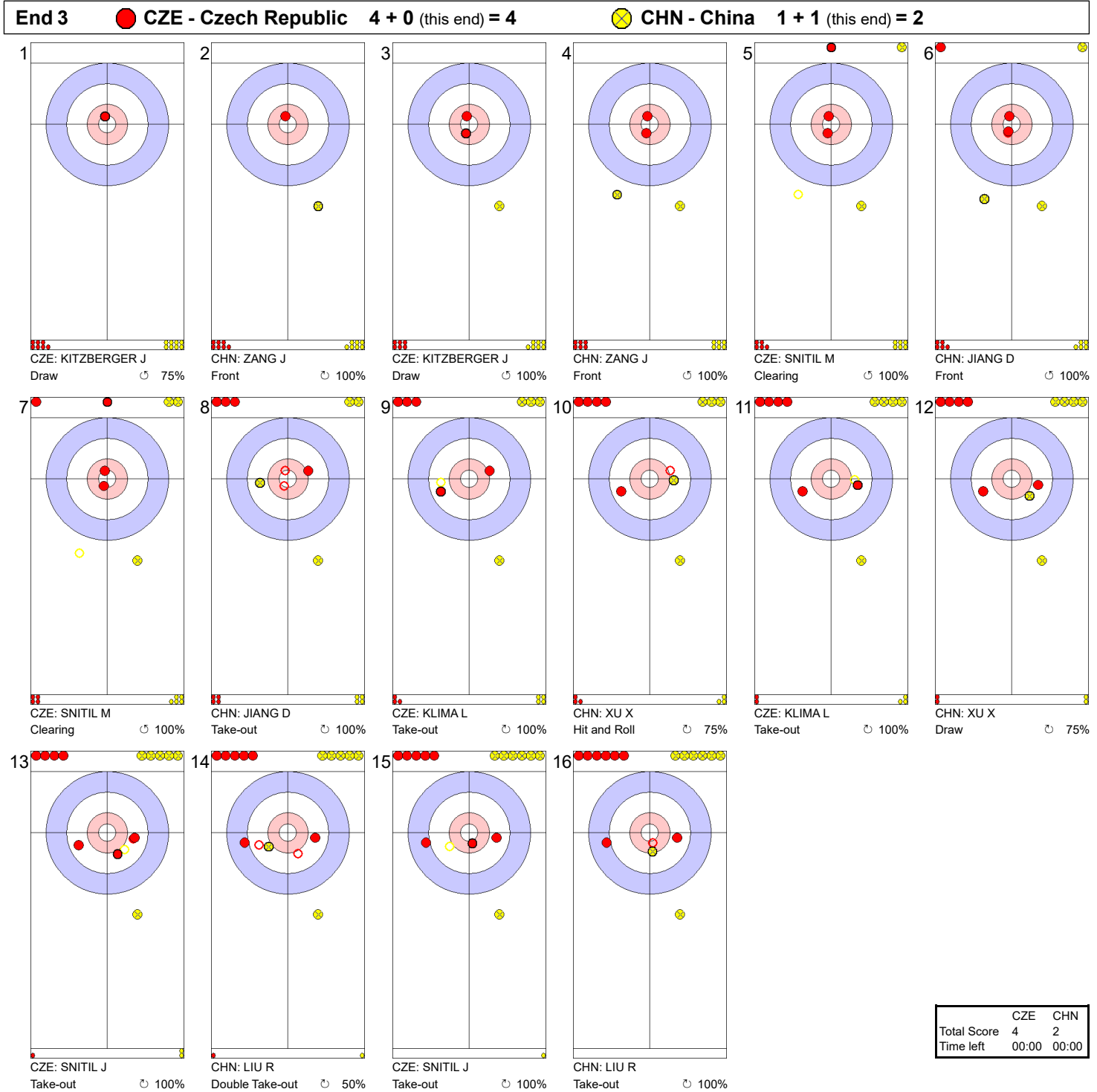


**Game - Shot by Shot**



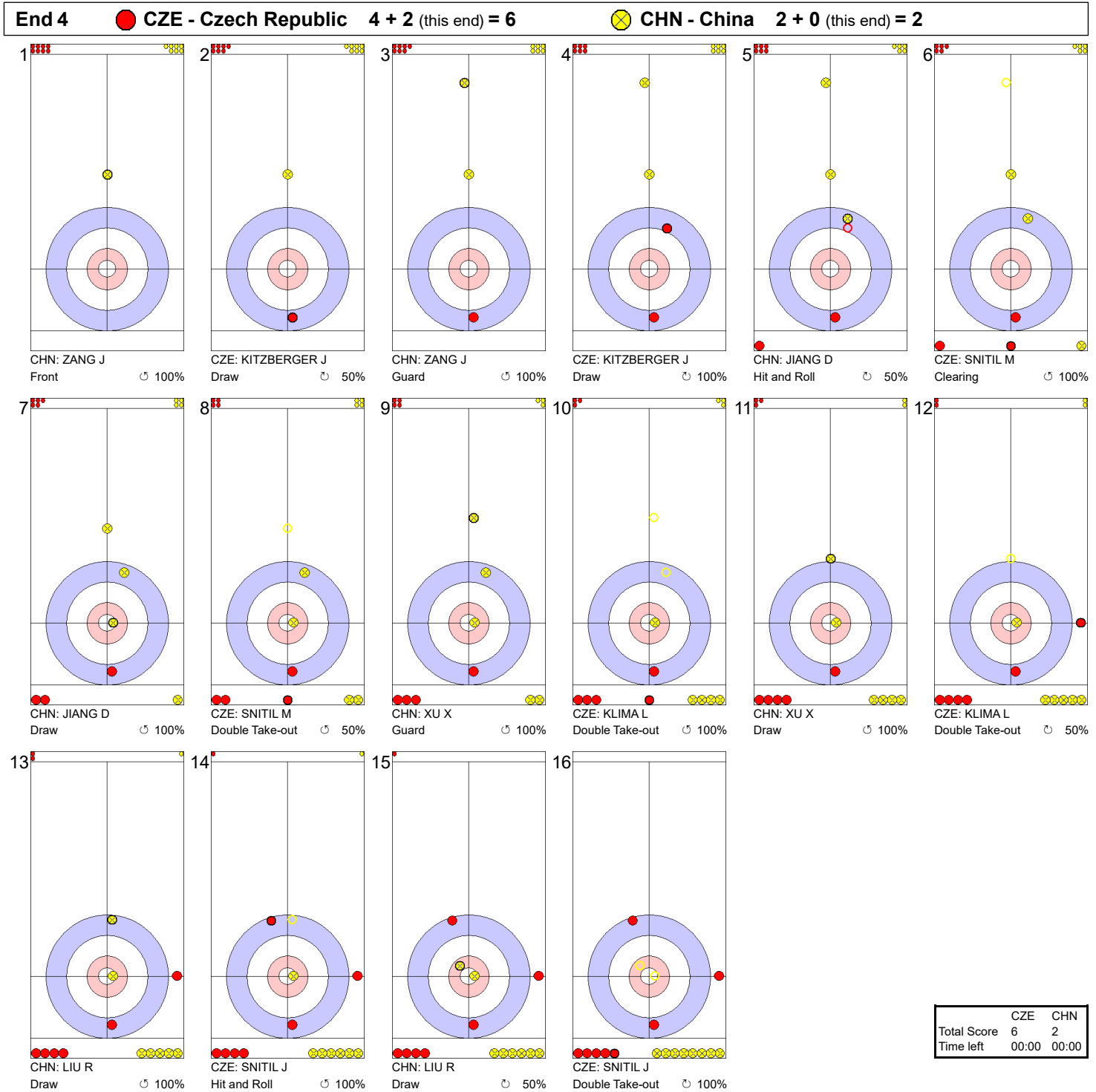
**Legend:**  
 ↻ Clockwise      ↺ Counter-clockwise      - Not considered

**Game - Shot by Shot**



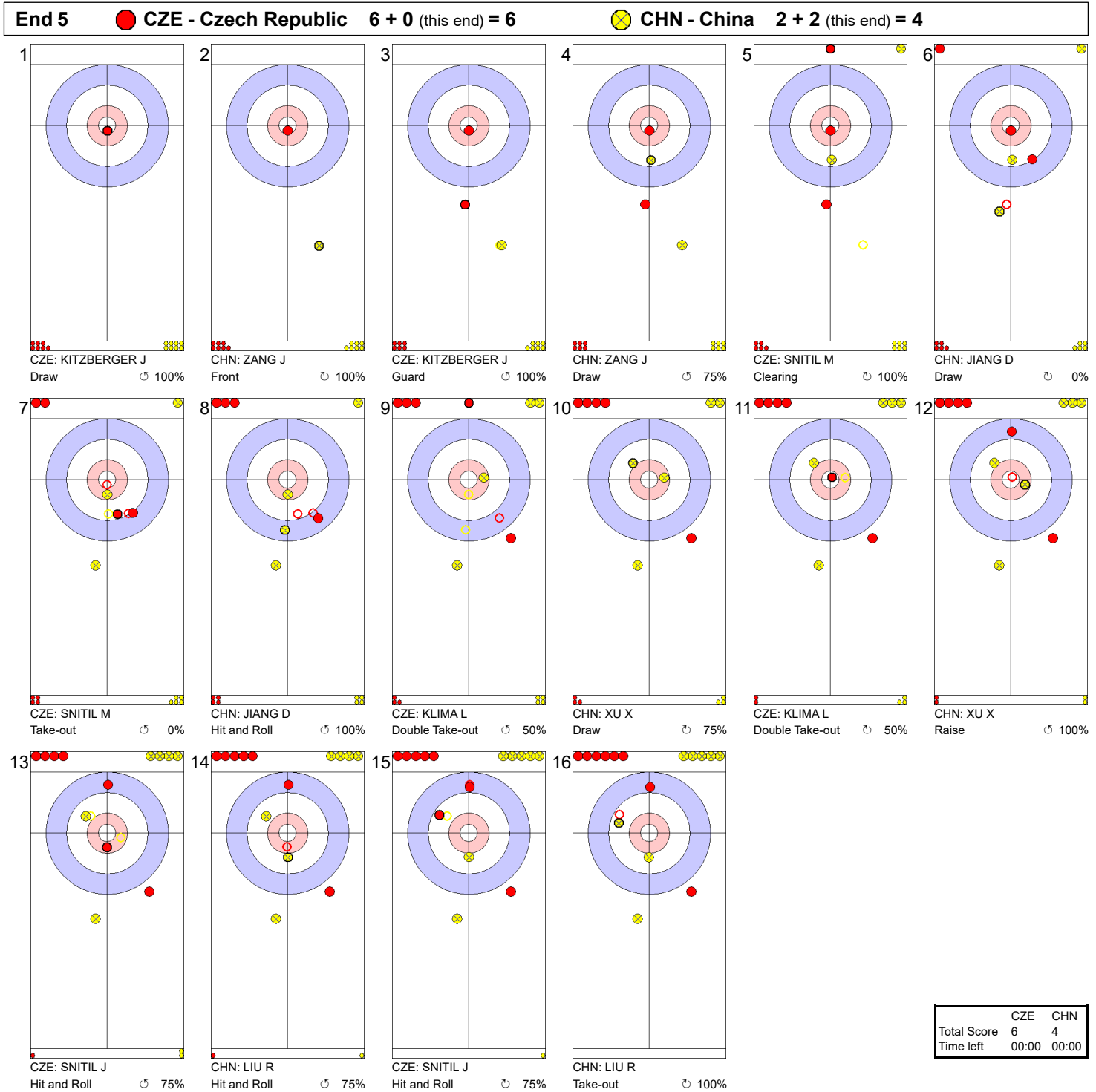
**Legend:**  
 ↻ Clockwise      ↺ Counter-clockwise      - Not considered

**Game - Shot by Shot**



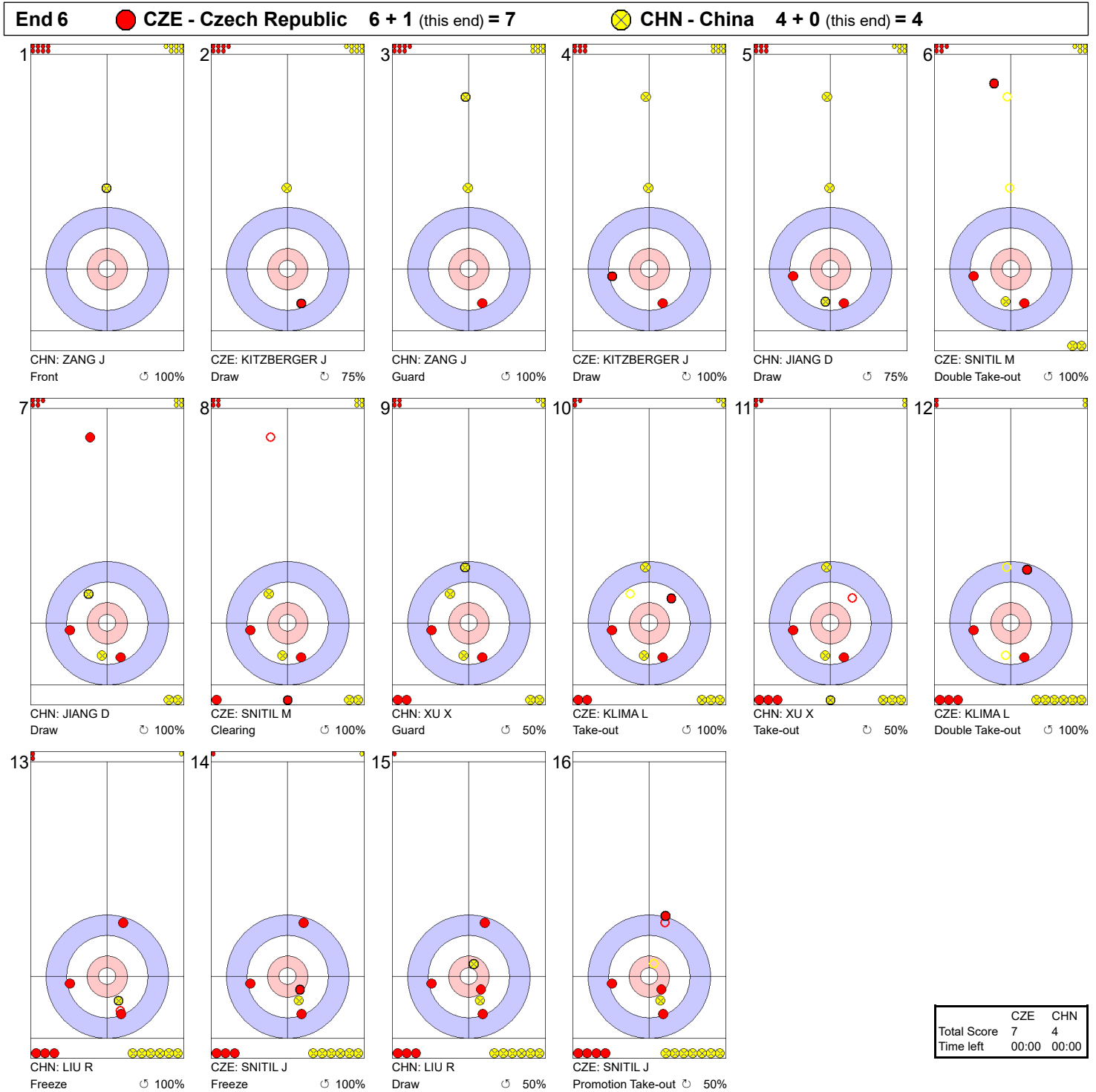
**Legend:**  
 ↻ Clockwise      ↺ Counter-clockwise      - Not considered

**Game - Shot by Shot**



**Legend:**  
 ↻ Clockwise      ↺ Counter-clockwise      - Not considered

**Game - Shot by Shot**



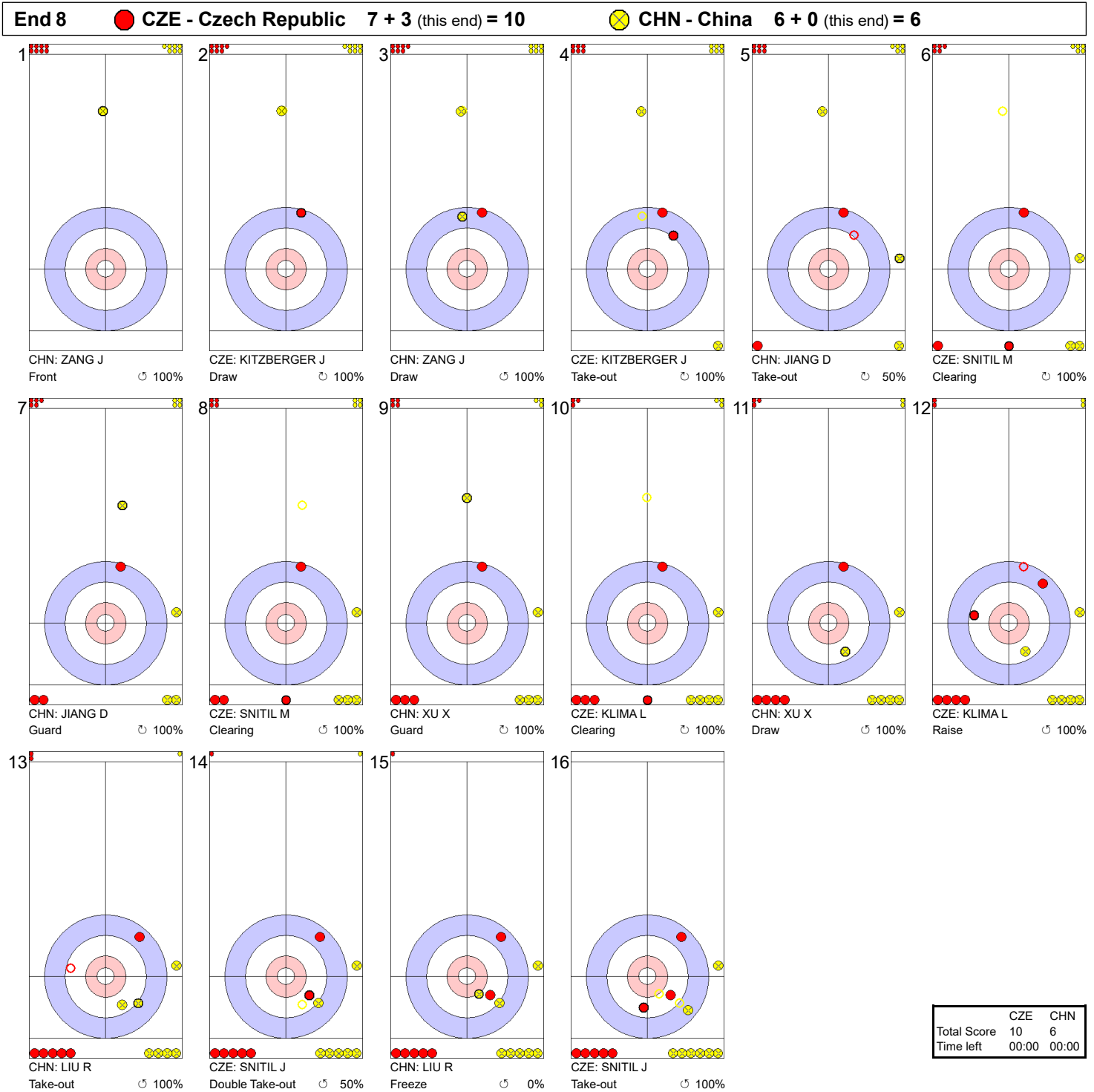
**Legend:**  
 ↻ Clockwise      ↺ Counter-clockwise      - Not considered

**Game - Shot by Shot**



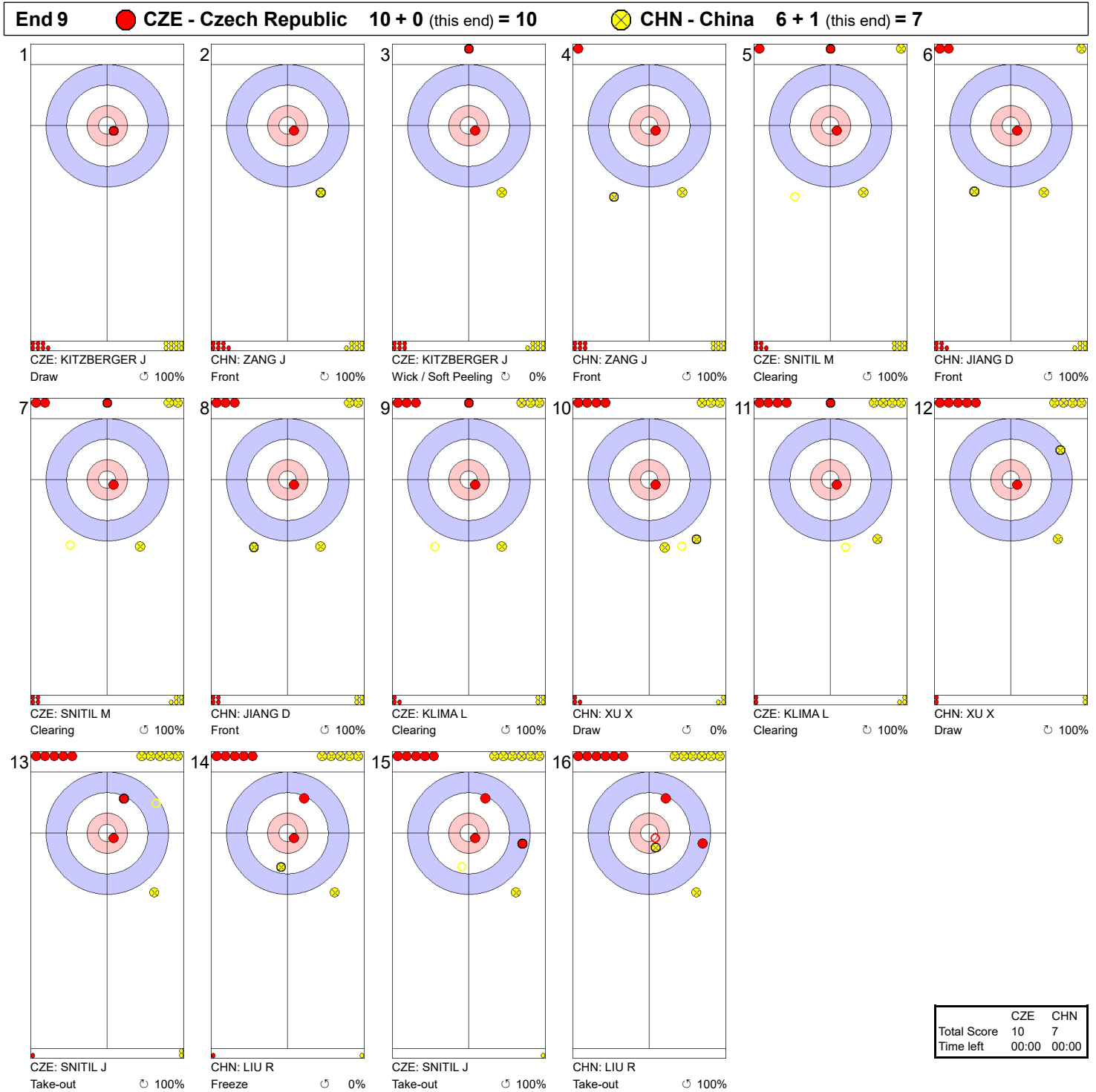
**Legend:**  
 ↻ Clockwise      ↺ Counter-clockwise      - Not considered

**Game - Shot by Shot**



**Legend:**  
 ↻ Clockwise      ↺ Counter-clockwise      - Not considered

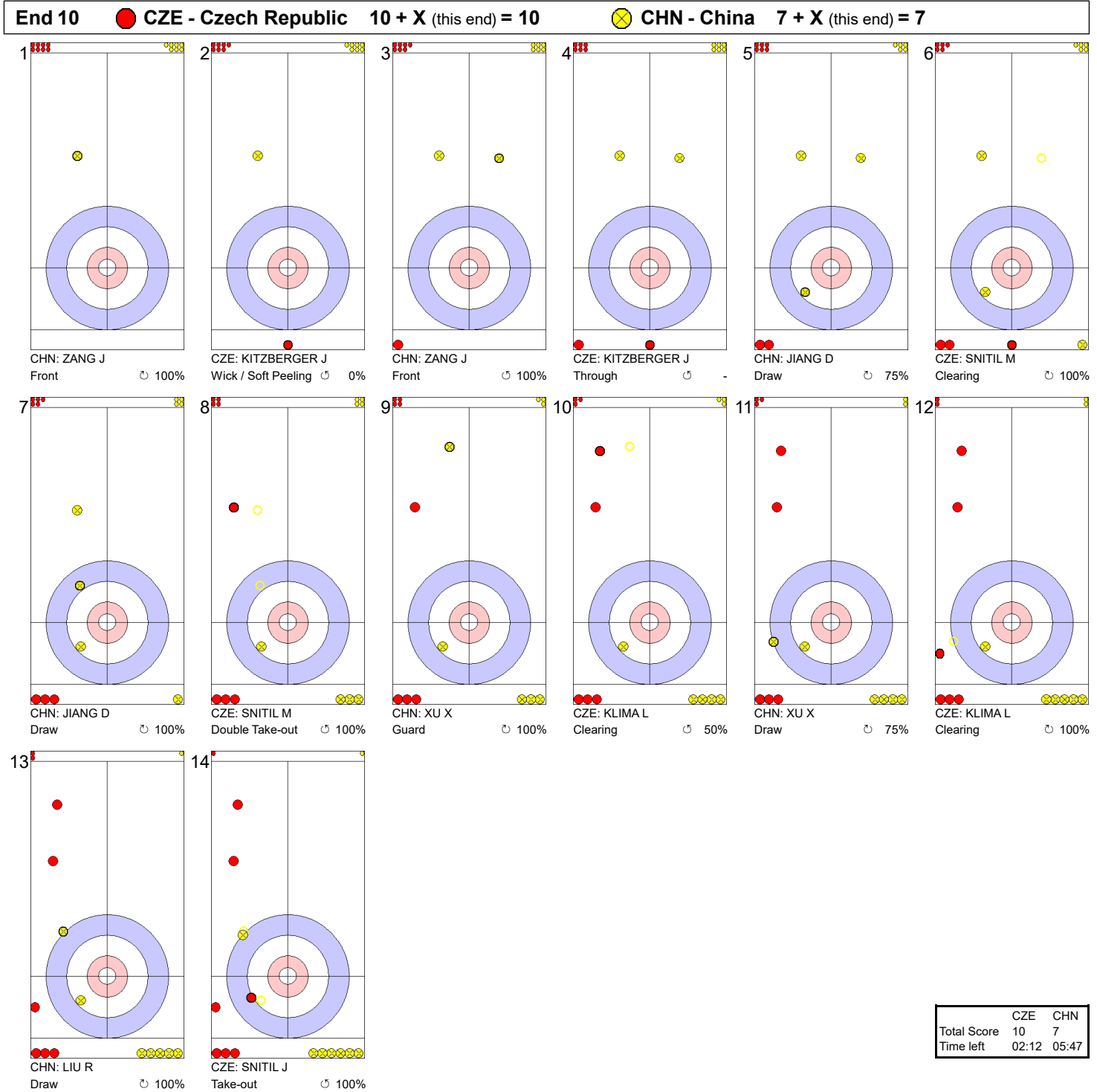
**Game - Shot by Shot**



**Legend:**  
 ↻ Clockwise      ↺ Counter-clockwise      - Not considered



**Game - Shot by Shot**



**Legend:**  
 ↻ Clockwise      ↺ Counter-clockwise      - Not considered  
 X Unfinished end due to concession



**OQE2017**  
Pilsen, Czech Republic

THU 7 DEC 2017  
Start Time 14:00

**Olympic Qualification Event 2017**  
Winter Arena Košutka  
**Men**

**Round Robin Session 4**



### Session Results and Standings

Sheet	Game	Team	LSFE	1	2	3	4	5	6	7	8	9	10	Extra Ends	Total
A	4	RUS - Russia		0	0	1	1	1	0	1	0	1	0		5
	4	CZE - Czech Republic	*	2	2	0	0	0	0	0	2	0	1		7
B	4	CHN - China		3	0	0	0	1	0	0	2	0	1		7
	4	NED - Netherlands	*	0	1	0	1	0	1	1	0	1	0		5
C	4	ITA - Italy	*	1	0	0	1	0	1	0	0	0	1	2	6
	4	GER - Germany		0	3	0	0	0	0	1	0	0	0	0	4
D	4	FIN - Finland		0	1	0	1	0	3	1	0	3	0		9
	4	DEN - Denmark	*	3	0	3	0	1	0	0	1	0	2		10

### Current Standings

Rank	Team	Games	Wins	Losses
1	CHN - China	4	3	1
1	DEN - Denmark	4	3	1
1	ITA - Italy	4	3	1
4	CZE - Czech Republic	4	2	2
4	GER - Germany	4	2	2
6	FIN - Finland	4	1	3
6	NED - Netherlands	4	1	3
6	RUS - Russia	4	1	3

**Note:**  
Under WCF rules, tie-breaking rules for standings are not applied until after the last game of the round robin.

**Legend:**  
LSFE(\*) Last Stone First End

**Game Results**

Sheet	Game	Team	LSFE	1	2	3	4	5	6	7	8	9	10	Extra Ends	Total
A	4	RUS - Russia		0	0	1	1	1	0	1	0	1	0		5
	4	CZE - Czech Republic	*	2	2	0	0	0	0	0	2	0	1		7

RUS - Russia		Shot Success	Game	All
4 S	TIMOFEEV Alexey	76%	79%	
3 V	GLUKHOV Sergey	75%	81%	
2	RAZHABOV Artur	91%	84%	
1	KLIMOV Evgeny	89%	85%	
A	SHMAKOV Artem	-	-	
Team Total		83%	82%	

CZE - Czech Republic		Shot Success	Game	All
4 S	SNITIL Jiri	66%	71%	
3 V	KLIMA Lukas	75%	78%	
2	SNITIL Martin	84%	76%	
1	KITZBERGER Jindrich	84%	84%	
A	MOKRIS Samuel	-	-	
Team Total		77%	77%	

**Last Stone Draw** Distance

⌚	RAZHABOV Artur	2.7cm
⌚	GLUKHOV Sergey	93.4cm
<b>Total</b>		<b>96.1cm</b>

**Last Stone Draw** Distance

⌚	KLIMA Lukas	44.0cm
⌚	SNITIL Martin	45.5cm
<b>Total</b>		<b>89.5cm</b>

Time remaining: 3 minutes 43 seconds

Time remaining: 1 minute 6 seconds

**Shot Success Analysis**

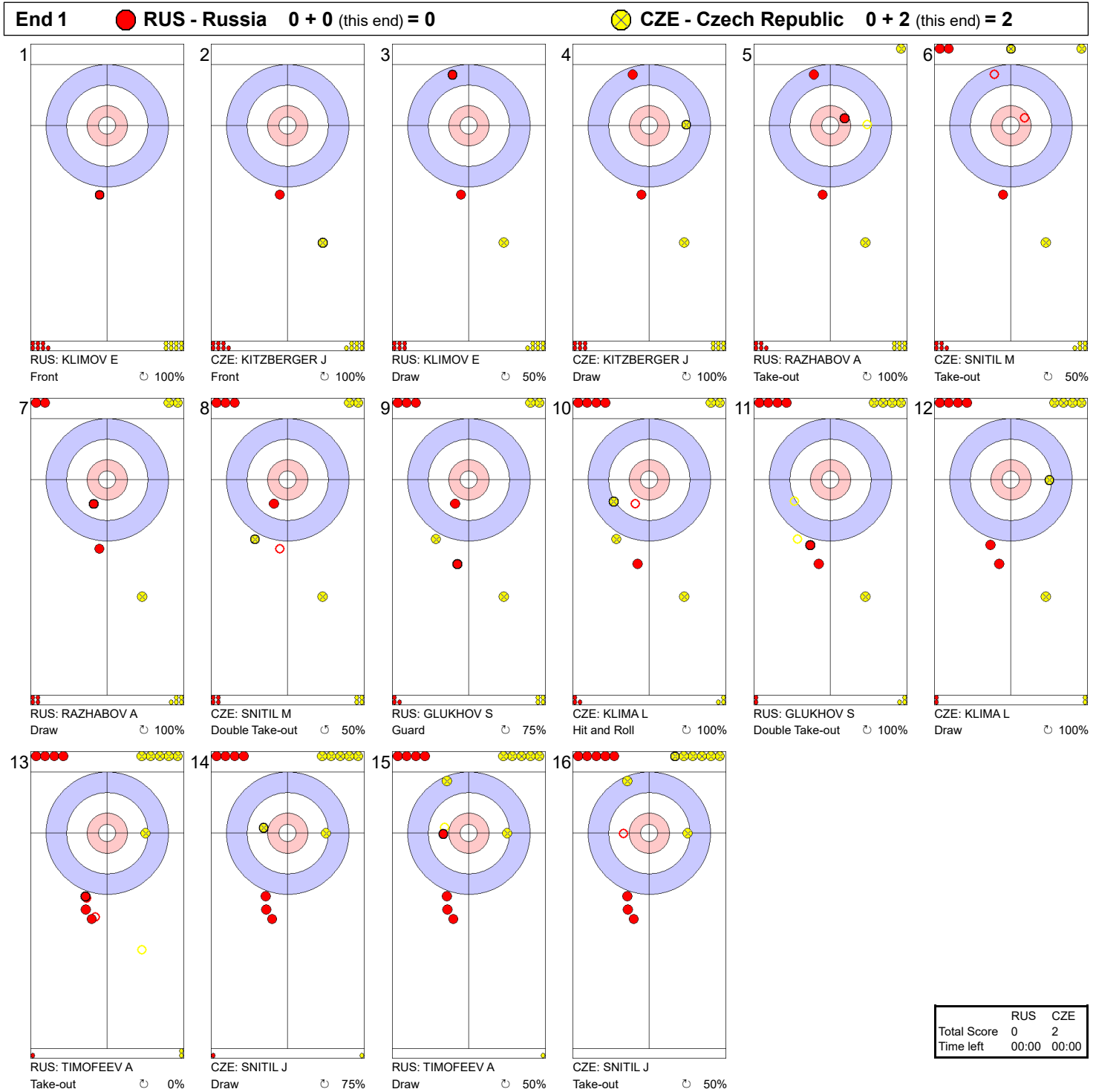
RUS - Russia		⌚	⌚	Game
4	TIMOFEEV Alexey	Draws 10 88%	4 63%	14 80%
		Take-outs 5 60%	1 100%	6 67%
		Total 15 78%	5 70%	20 76%
3	GLUKHOV Sergey	Draws 9 89%	2 75%	11 86%
		Take-outs 6 67%	3 50%	9 61%
		Total 15 80%	5 60%	20 75%
2	RAZHABOV Artur	Draws 12 96%	5 85%	17 93%
		Take-outs 2 75%	1 100%	3 83%
		Total 14 93%	6 88%	20 91%
1	KLIMOV Evgeny	Draws 17 87%	2 100%	19 88%
		Take-outs 0 -	1 100%	1 100%
		Total 17 87%	3 100%	20 89%
A	SHMAKOV Artem	Draws 0 -	0 -	0 -
		Take-outs 0 -	0 -	0 -
		Total 0 -	0 -	0 -
Team		Draws 48 90%	13 79%	61 87%
		Take-outs 13 65%	6 75%	19 68%
		Total 61 84%	19 78%	80 83%

CZE - Czech Republic		⌚	⌚	Game
4	SNITIL Jiri	Draws 9 72%	2 38%	11 66%
		Take-outs 5 70%	4 63%	9 67%
		Total 14 71%	6 54%	20 66%
3	KLIMA Lukas	Draws 2 100%	2 100%	4 100%
		Take-outs 7 79%	9 61%	16 69%
		Total 9 83%	11 68%	20 75%
2	SNITIL Martin	Draws 3 67%	0 -	3 67%
		Take-outs 8 91%	9 83%	17 87%
		Total 11 84%	9 83%	20 84%
1	KITZBERGER Jindrich	Draws 11 84%	7 79%	18 82%
		Take-outs 1 100%	1 100%	2 100%
		Total 12 85%	8 81%	20 84%
A	MOKRIS Samuel	Draws 0 -	0 -	0 -
		Take-outs 0 -	0 -	0 -
		Total 0 -	0 -	0 -
Team		Draws 25 79%	11 75%	36 78%
		Take-outs 21 82%	23 72%	44 77%
		Total 46 80%	34 73%	80 77%

**Note:**  
Position and function for each team member:  
4 = Fourth, 3 = Third, 2 = Second, 1 = Lead, A = Alternate, S = Skip, V = Vice-Skip

**Legend:**  
⌚ Clockwise      ⌚ Counter-clockwise      LSFE(\*) Last Stone First End

**Game - Shot by Shot**



**Legend:**  
 ↻ Clockwise      ↺ Counter-clockwise      - Not considered



**Game - Shot by Shot**



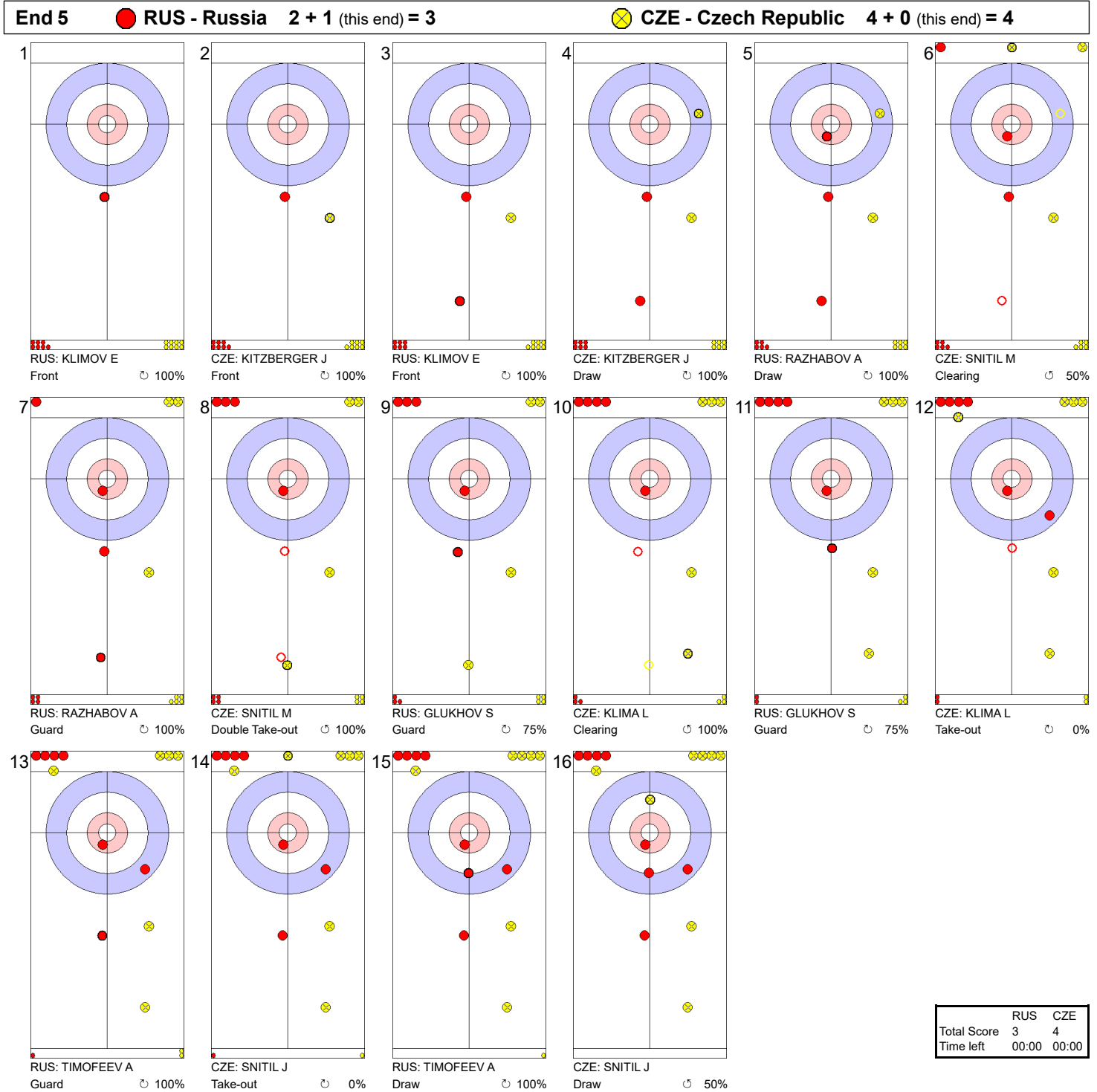
**Legend:**  
 ↻ Clockwise      ↺ Counter-clockwise      - Not considered

**Game - Shot by Shot**



**Legend:**  
 ↻ Clockwise      ↺ Counter-clockwise      - Not considered

**Game - Shot by Shot**

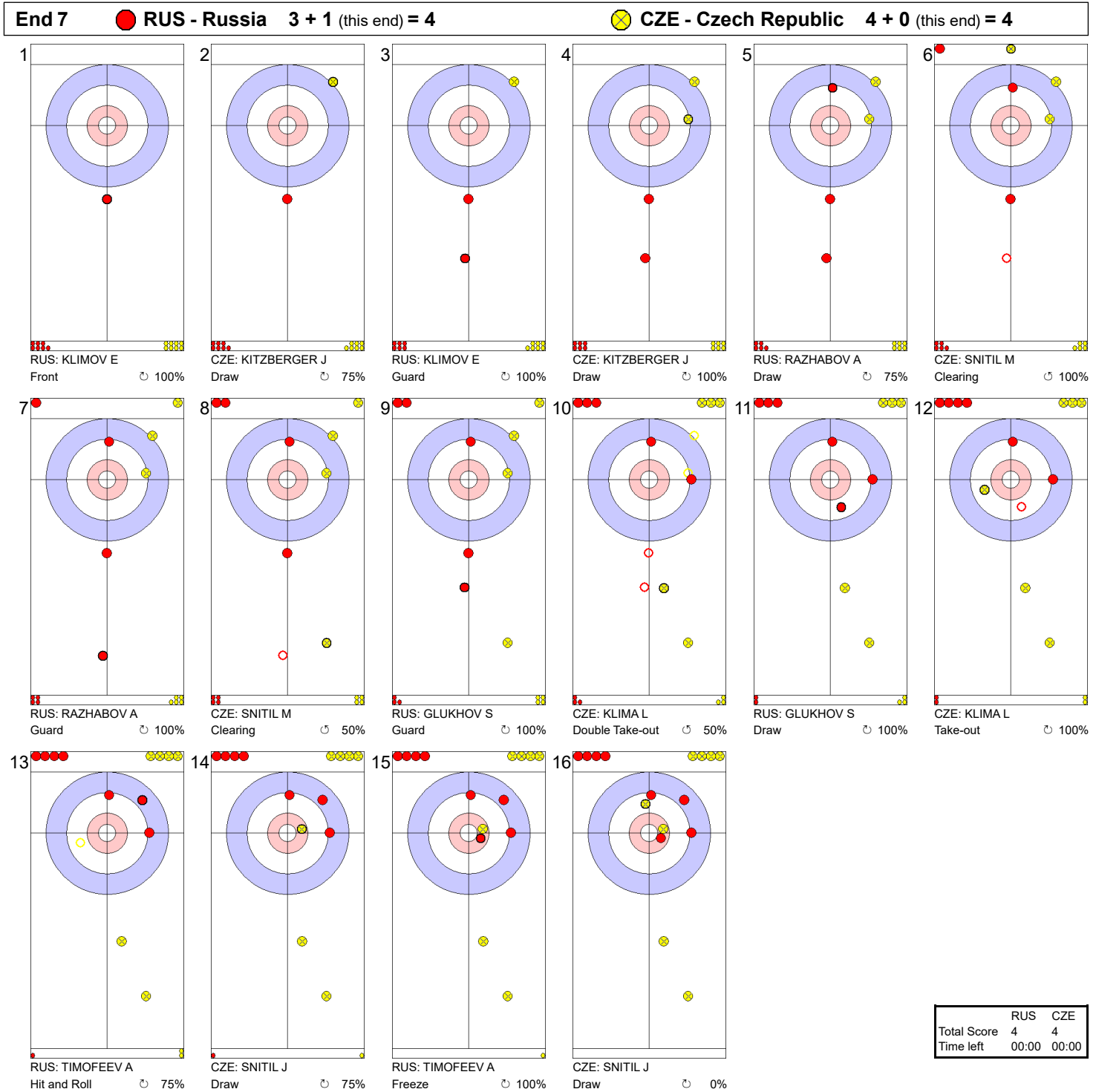


**Legend:**  
 ↻ Clockwise      ↺ Counter-clockwise      - Not considered





**Game - Shot by Shot**



**Legend:**  
 ↻ Clockwise   ↺ Counter-clockwise   - Not considered

**Game - Shot by Shot**



	RUS	CZE
Total Score	4	6
Time left	00:00	00:00

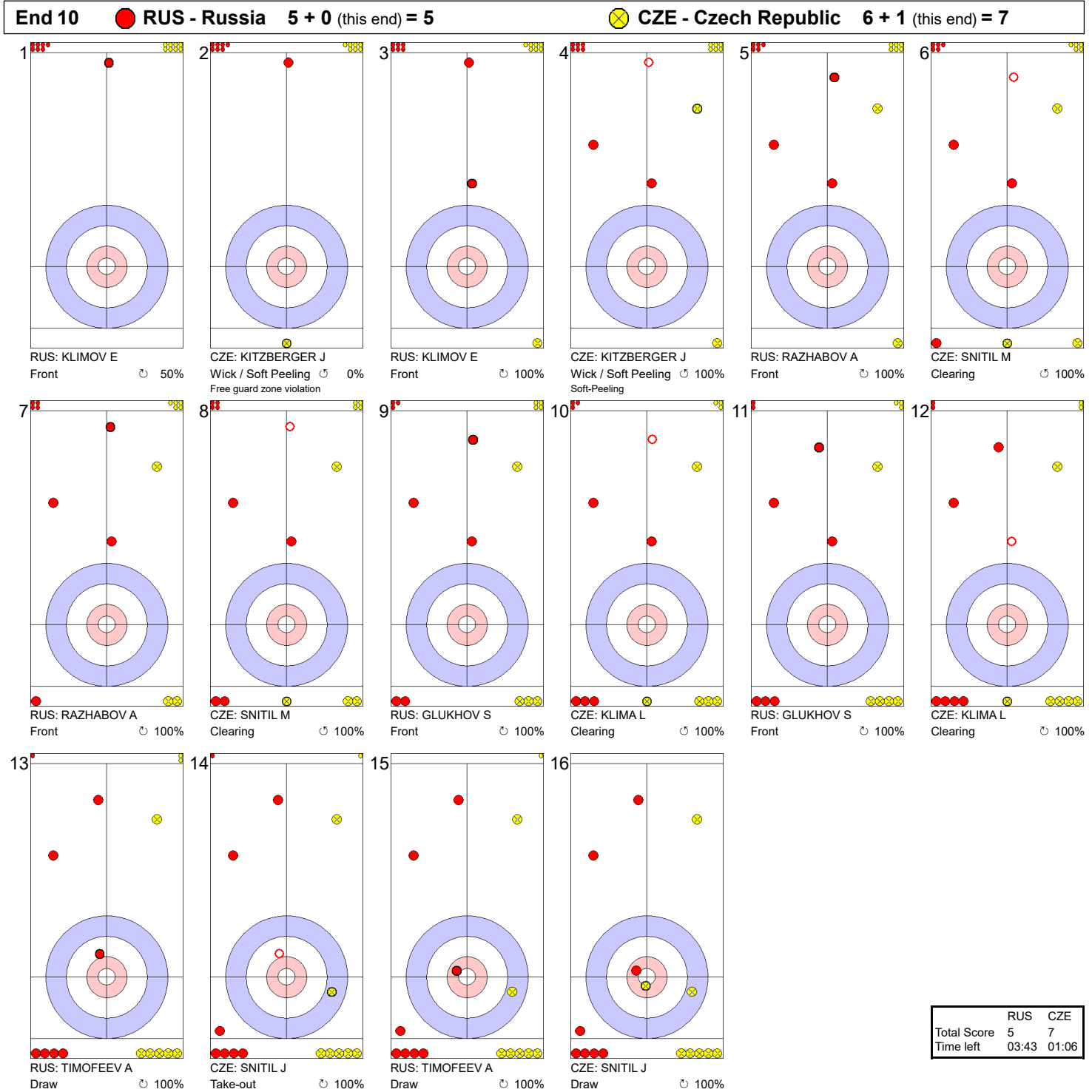
**Legend:**  
 Clockwise     
 Counter-clockwise     
 - Not considered

**Game - Shot by Shot**



**Legend:**  
 ↻ Clockwise      ↺ Counter-clockwise      - Not considered

**Game - Shot by Shot**



**Legend:**  
 ↻ Clockwise      ↺ Counter-clockwise      - Not considered



**Game Results**

Sheet	Game	Team	LSFE	1	2	3	4	5	6	7	8	9	10	Extra Ends	Total
B	4	CHN - China		3	0	0	0	1	0	0	2	0	1		7
	4	NED - Netherlands	*	0	1	0	1	0	1	1	0	1	0		5

CHN - China		Shot Success	Game	All
4 S	LIU Rui	69%	73%	
3 V	XU Xiaoming	71%	84%	
2	JIANG Dongxu	83%	83%	
1	ZANG Jialiang	86%	89%	
A	MA Yanlong	-	-	
Team Total		77%	82%	

NED - Netherlands		Shot Success	Game	All
4 S	VAN DORP Jaap	65%	74%	
3 V	GOESGENS Wouter	66%	75%	
2	HOEKMAN Laurens	78%	81%	
1	GLASBERGEN Carlo	78%	76%	
A	MAGAN Alexander	-	-	
Team Total		72%	77%	

**Last Stone Draw** Distance

⌚	ZANG Jialiang	70.4cm
⌚	JIANG Dongxu	82.9cm
<b>Total</b>		<b>153.3cm</b>

**Last Stone Draw** Distance

⌚	HOEKMAN Laurens	34.7cm
⌚	GOESGENS Wouter	21.3cm
<b>Total</b>		<b>56.0cm</b>

Time remaining: 2 minutes 4 seconds

Time remaining: 1 minute 20 seconds

Time-out: End 10 - CHN stone 6

Time-out: End 9 - NED stone 5

**Shot Success Analysis**

CHN - China		⌚	⌚	Game
4	LIU Rui	Draws	1 0%	7 82%
		Take-outs	6 83%	6 50%
		Total	7 71%	13 67%
3	XU Xiaoming	Draws	1 75%	5 65%
		Take-outs	9 83%	5 55%
		Total	10 83%	10 60%
2	JIANG Dongxu	Draws	0 -	4 69%
		Take-outs	8 81%	8 91%
		Total	8 81%	12 83%
1	ZANG Jialiang	Draws	4 69%	13 90%
		Take-outs	1 75%	2 100%
		Total	5 70%	15 92%
A	MA Yanlong	Draws	0 -	0 -
		Take-outs	0 -	0 -
		Total	0 -	0 -
Team		Draws	6 58%	29 81%
		Take-outs	24 82%	21 71%
		Total	30 78%	50 77%

NED - Netherlands		⌚	⌚	Game
4	VAN DORP Jaap	Draws	4 63%	8 69%
		Take-outs	2 63%	6 63%
		Total	6 63%	14 66%
3	GOESGENS Wouter	Draws	5 70%	6 71%
		Take-outs	2 63%	7 61%
		Total	7 68%	13 65%
2	HOEKMAN Laurens	Draws	4 100%	6 88%
		Take-outs	3 67%	7 61%
		Total	7 86%	13 73%
1	GLASBERGEN Carlo	Draws	7 93%	10 65%
		Take-outs	2 88%	1 75%
		Total	9 92%	11 66%
A	MAGAN Alexander	Draws	0 -	0 -
		Take-outs	0 -	0 -
		Total	0 -	0 -
Team		Draws	20 83%	30 72%
		Take-outs	9 69%	21 62%
		Total	29 78%	51 68%

**Note:**  
Position and function for each team member:  
4 = Fourth, 3 = Third, 2 = Second, 1 = Lead, A = Alternate, S = Skip, V = Vice-Skip

**Legend:**  
⌚ Clockwise      ⌚ Counter-clockwise      LSFE(\*) Last Stone First End



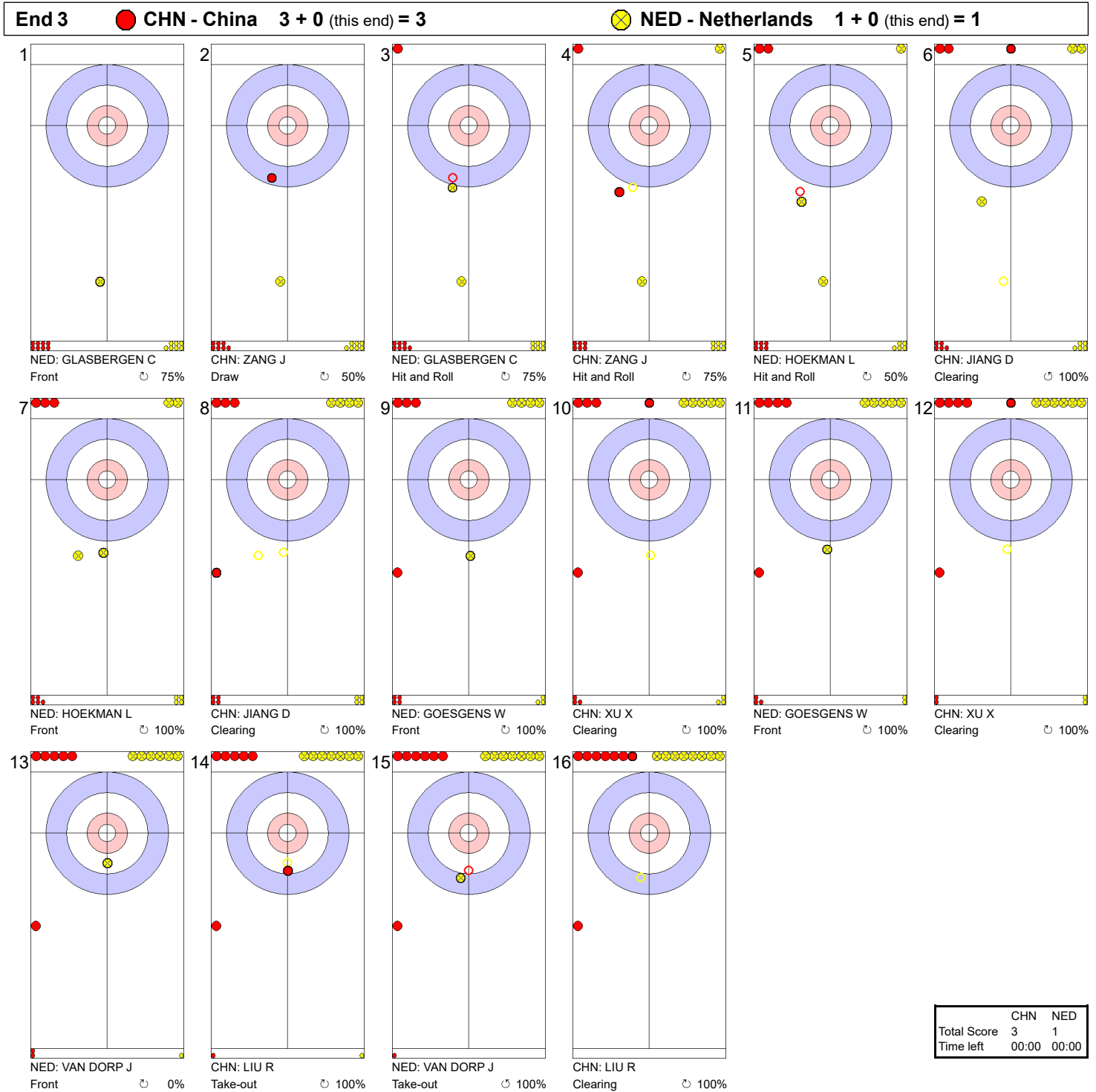
**Game - Shot by Shot**



**Legend:**  
 ↻ Clockwise   ↺ Counter-clockwise   - Not considered



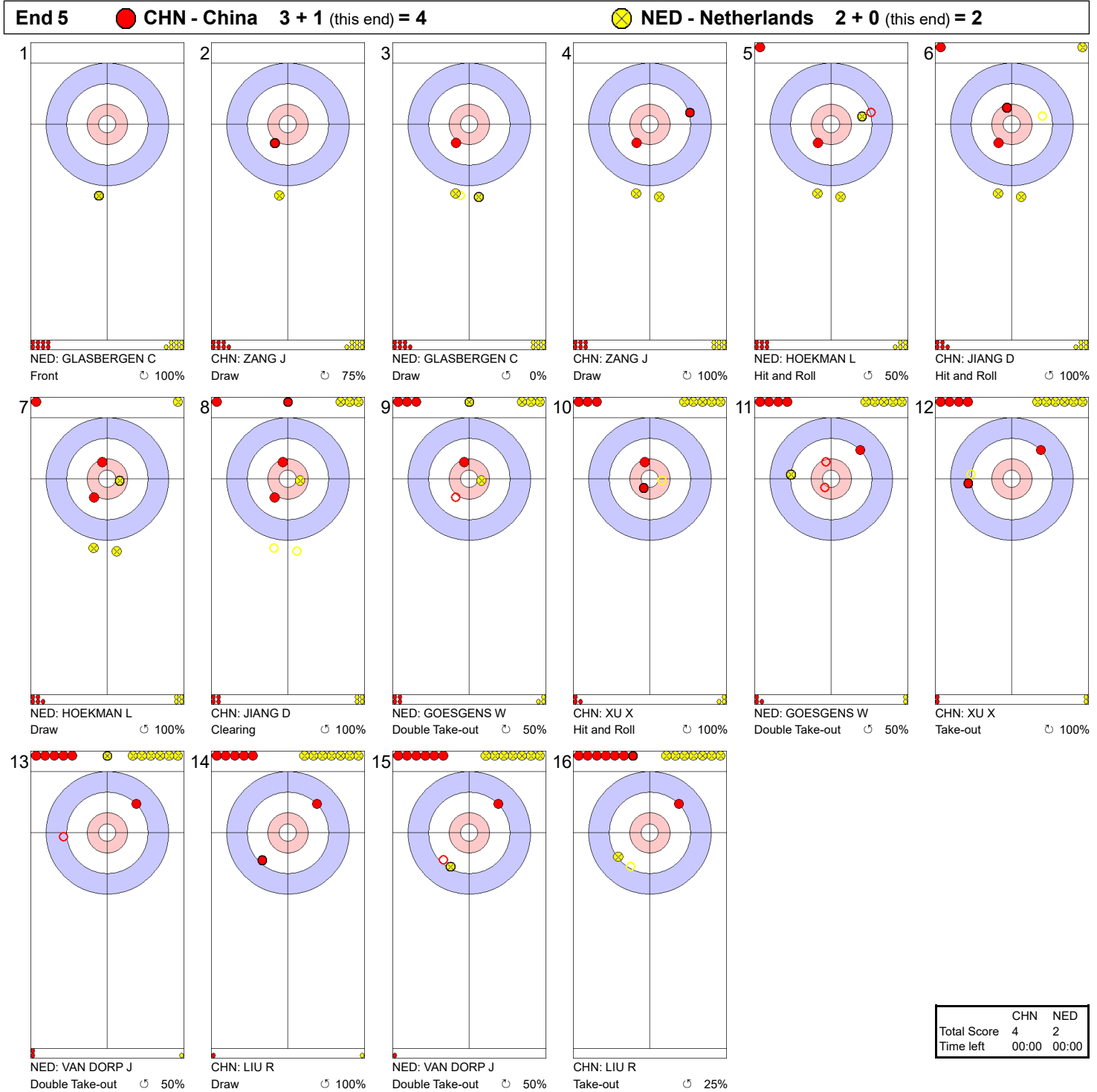
**Game - Shot by Shot**



**Legend:**  
 ↻ Clockwise      ↺ Counter-clockwise      - Not considered

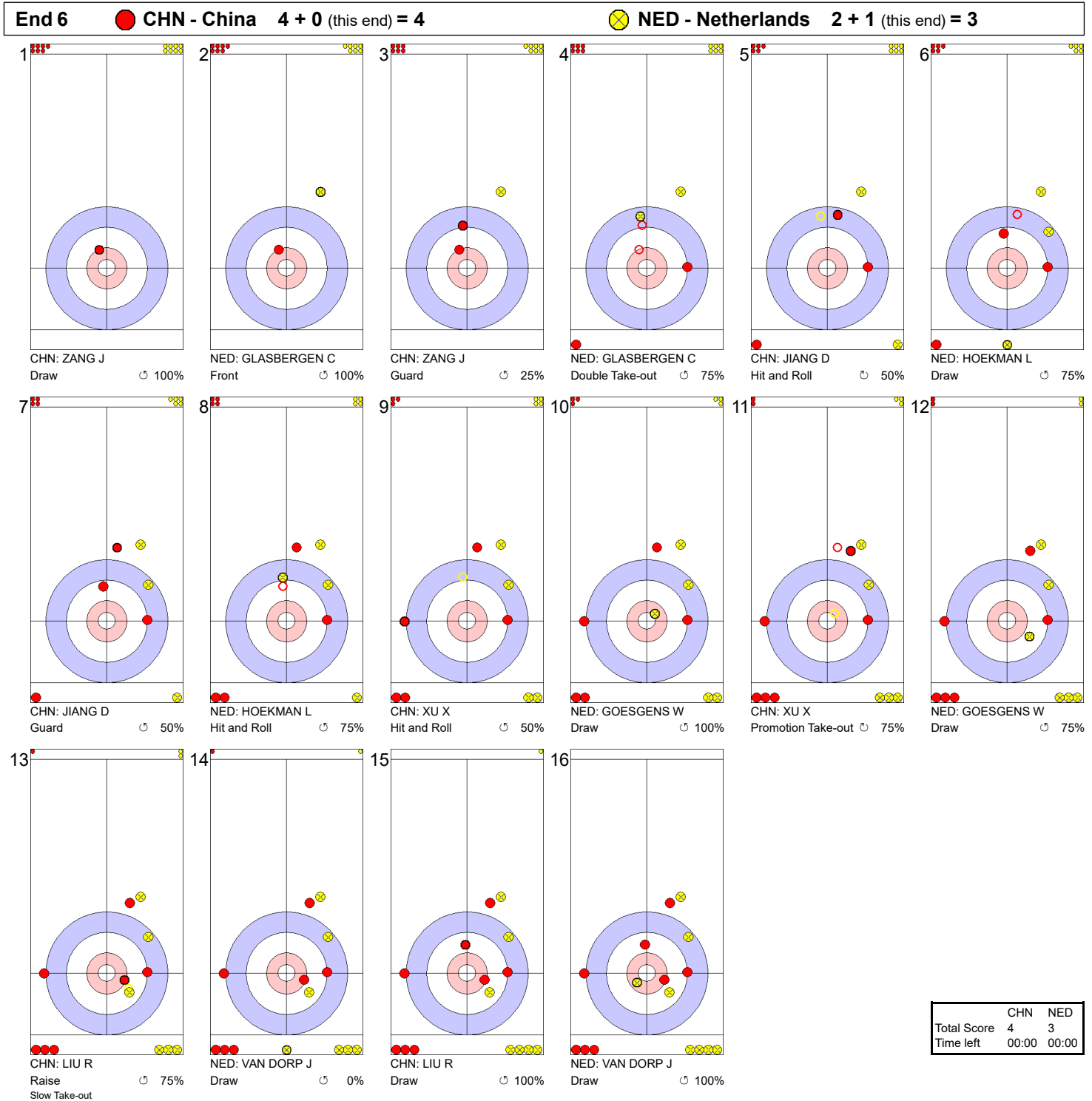


**Game - Shot by Shot**



**Legend:**  
 ↻ Clockwise      ↺ Counter-clockwise      - Not considered

**Game - Shot by Shot**



**Legend:**  
 Clockwise     
 Counter-clockwise     
 - Not considered

**Game - Shot by Shot**



**Legend:**  
 ↻ Clockwise      ↺ Counter-clockwise      - Not considered

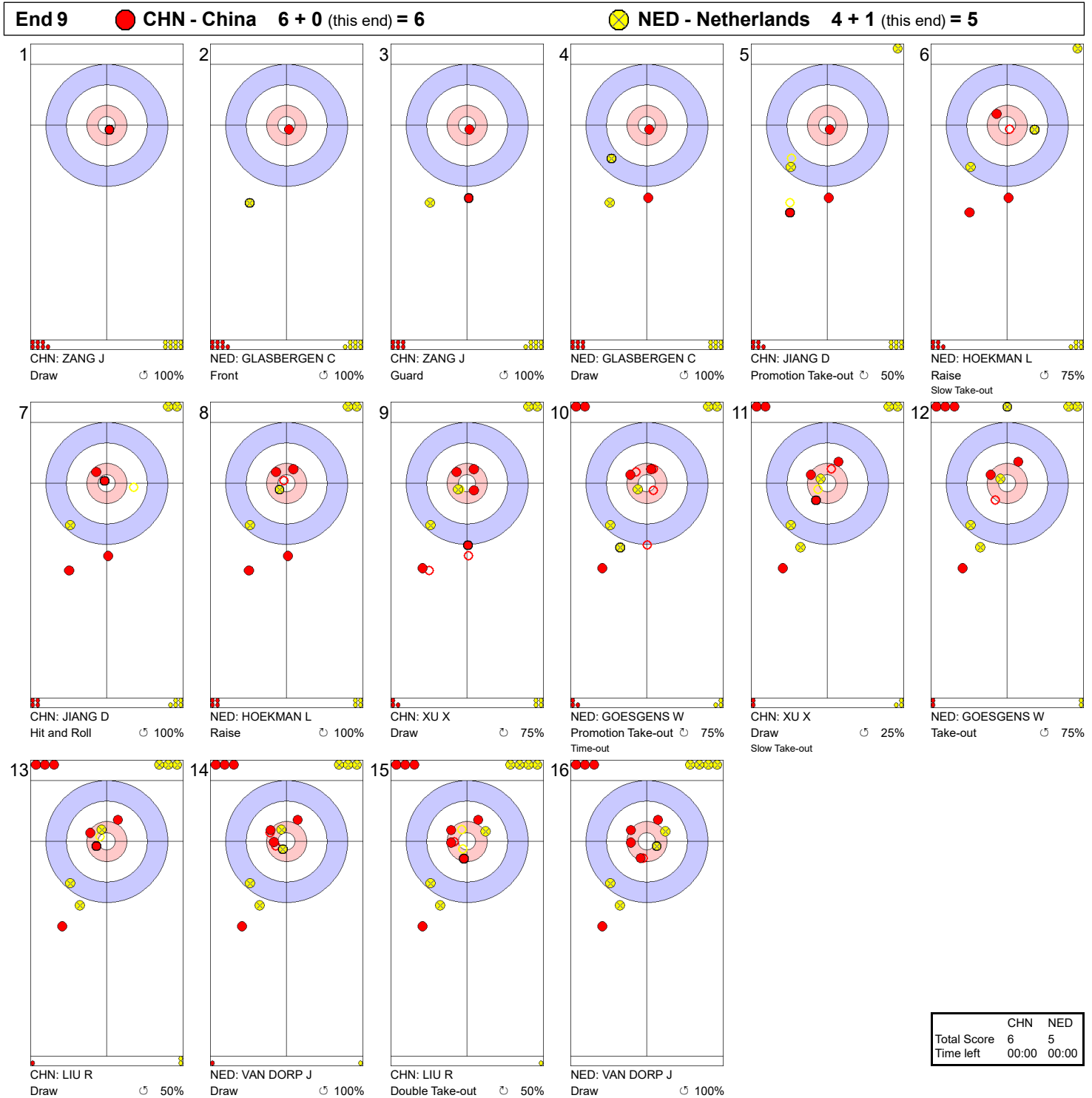
**Game - Shot by Shot**



	CHN	NED
Total Score	6	4
Time left	00:00	00:00

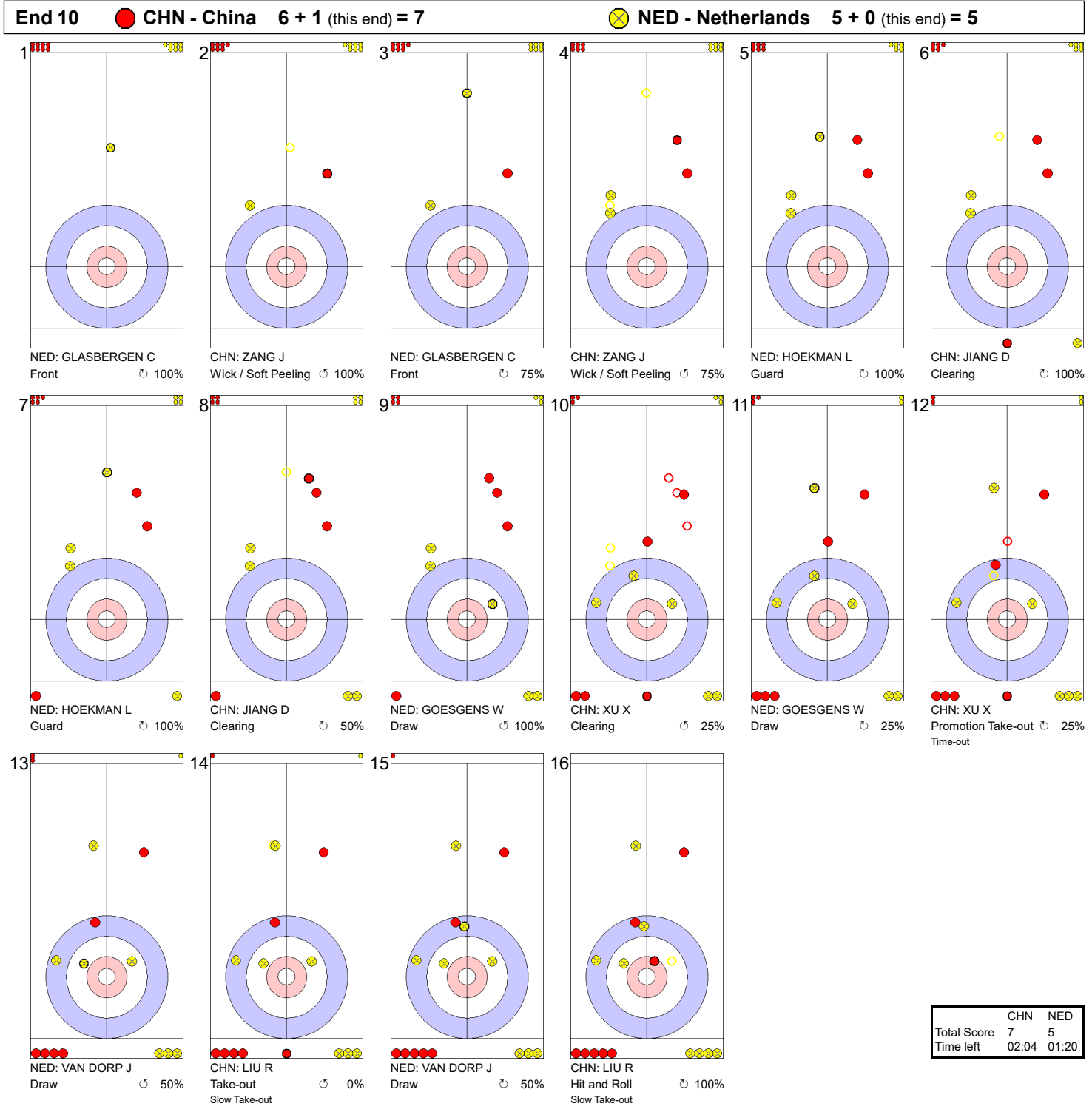
**Legend:**  
 ↻ Clockwise      ↺ Counter-clockwise      - Not considered

**Game - Shot by Shot**



**Legend:**  
 ↻ Clockwise   ↺ Counter-clockwise   - Not considered

**Game - Shot by Shot**



**Legend:**  
 ↻ Clockwise      ↺ Counter-clockwise      - Not considered



**Game Results**

Sheet	Game	Team	LSFE	1	2	3	4	5	6	7	8	9	10	Extra Ends	Total
C	4	ITA - Italy	*	1	0	0	1	0	1	0	0	0	1	2	6
	4	GER - Germany		0	3	0	0	0	0	1	0	0	0	0	4

ITA - Italy		Shot Success	Game	All
4 V	MOSANER Amos	84%		79%
3 S	RETORNAZ Joel	91%		73%
2	GONIN Simone	86%		81%
1	FERRAZZA Daniele	90%		84%
A	PILZER Andrea	-		-
Team Total		88%		79%

GER - Germany		Shot Success	Game	All
4 S	BAUMANN Alexander	76%		79%
3	WALTER Manuel	89%		81%
2 V	HERBERG Daniel	92%		84%
1	SHERRARD Ryan	91%		86%
A	SCHWEIZER Sebastian	-		81%
Team Total		87%		82%

**Last Stone Draw** Distance

⌚	FERRAZZA Daniele	26.1cm
⌚	GONIN Simone	20.2cm
<b>Total</b>		<b>46.3cm</b>

**Last Stone Draw** Distance

⌚	BAUMANN Alexander	40.6cm
⌚	SHERRARD Ryan	8.3cm
<b>Total</b>		<b>48.9cm</b>

Time remaining: 8 minutes 5 seconds  
1 minute 58 seconds (after extra end)

Time remaining: 9 minutes 24 seconds  
2 minutes 4 seconds (after extra end)

Time-out: End 11 - ITA stone 7

**Shot Success Analysis**

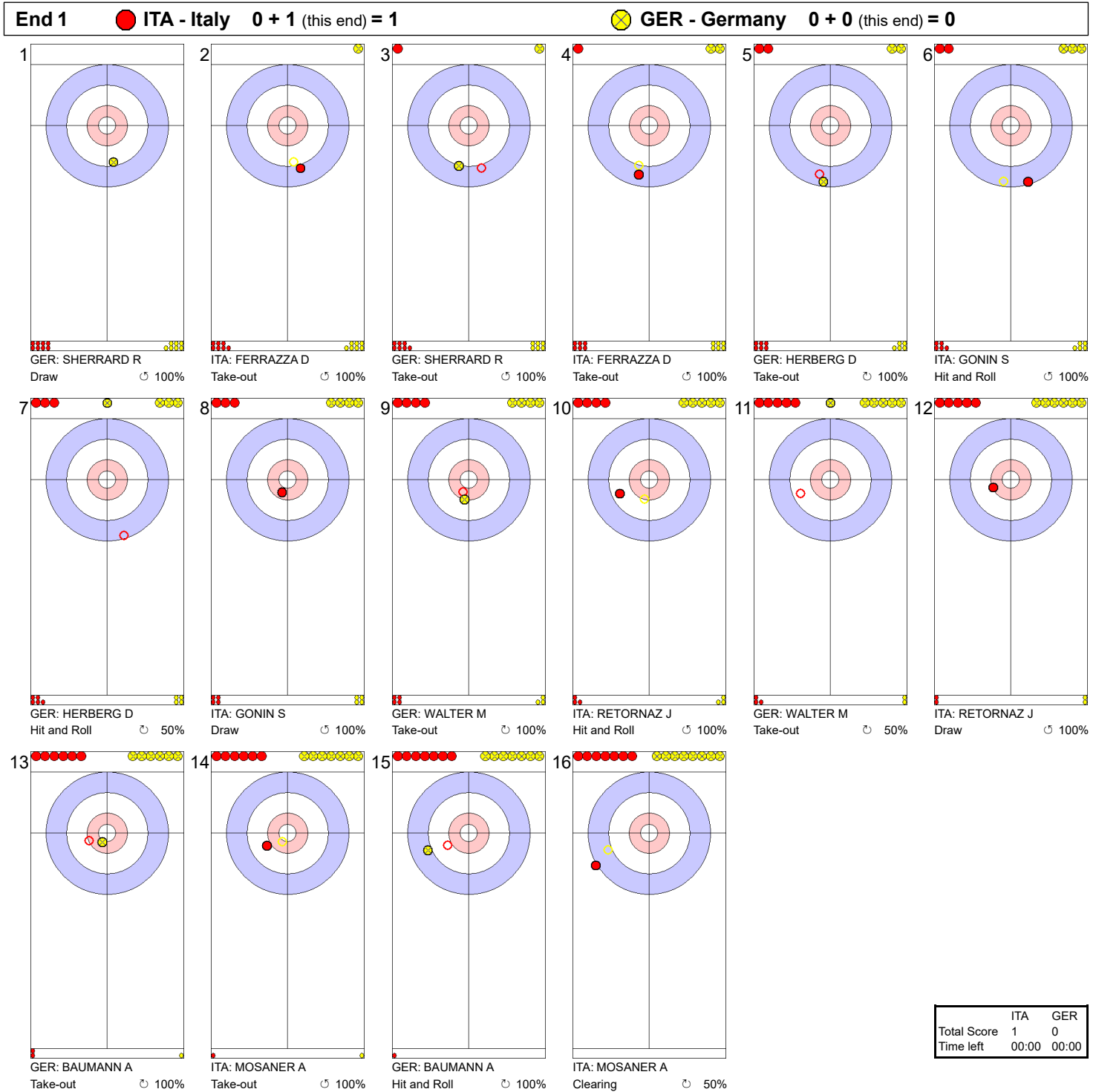
ITA - Italy		⌚	⌚	Game	
4	MOSANER Amos	Draws	4 100%	4 100%	8 100%
		Take-outs	8 88%	6 58%	14 75%
		Total	12 92%	10 75%	22 84%
3	RETORNAZ Joel	Draws	8 100%	7 82%	15 92%
		Take-outs	2 100%	5 85%	7 89%
		Total	10 100%	12 83%	22 91%
2	GONIN Simone	Draws	4 94%	9 81%	13 85%
		Take-outs	2 75%	7 93%	9 89%
		Total	6 88%	16 86%	22 86%
1	FERRAZZA Daniele	Draws	6 96%	10 88%	16 91%
		Take-outs	2 88%	4 88%	6 88%
		Total	8 94%	14 88%	22 90%
A	PILZER Andrea	Draws	0 -	0 -	0 -
		Take-outs	0 -	0 -	0 -
		Total	0 -	0 -	0 -
Team		Draws	22 98%	30 86%	52 91%
		Take-outs	14 88%	22 81%	36 83%
		Total	36 94%	52 84%	88 88%

GER - Germany		⌚	⌚	Game	
4	BAUMANN Alexander	Draws	0 -	3 42%	3 42%
		Take-outs	9 83%	9 81%	18 82%
		Total	9 83%	12 71%	21 76%
3	WALTER Manuel	Draws	1 75%	4 88%	5 85%
		Take-outs	9 86%	8 94%	17 90%
		Total	10 85%	12 92%	22 89%
2	HERBERG Daniel	Draws	0 -	2 100%	2 100%
		Take-outs	9 94%	11 89%	20 91%
		Total	9 94%	13 90%	22 92%
1	SHERRARD Ryan	Draws	1 100%	18 89%	19 89%
		Take-outs	0 -	3 100%	3 100%
		Total	1 100%	21 90%	22 91%
A	SCHWEIZER Sebastian	Draws	0 -	0 -	0 -
		Take-outs	0 -	0 -	0 -
		Total	0 -	0 -	0 -
Team		Draws	2 88%	27 84%	29 84%
		Take-outs	27 88%	31 89%	58 88%
		Total	29 88%	58 87%	87 87%

**Note:**  
Position and function for each team member:  
4 = Fourth, 3 = Third, 2 = Second, 1 = Lead, A = Alternate, S = Skip, V = Vice-Skip

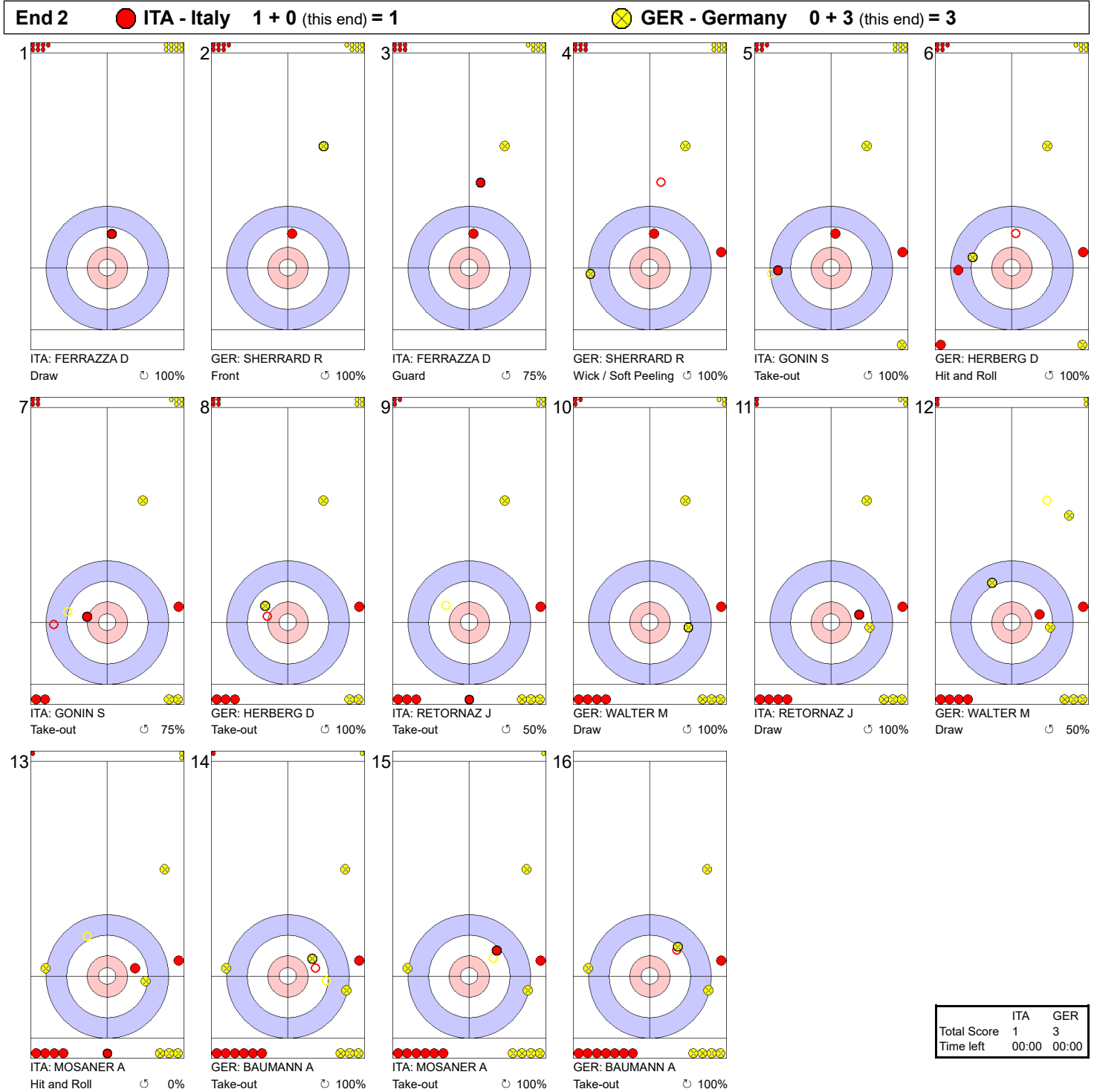
**Legend:**  
⌚ Clockwise      ⌚ Counter-clockwise      LSFE(\*) Last Stone First End

**Game - Shot by Shot**



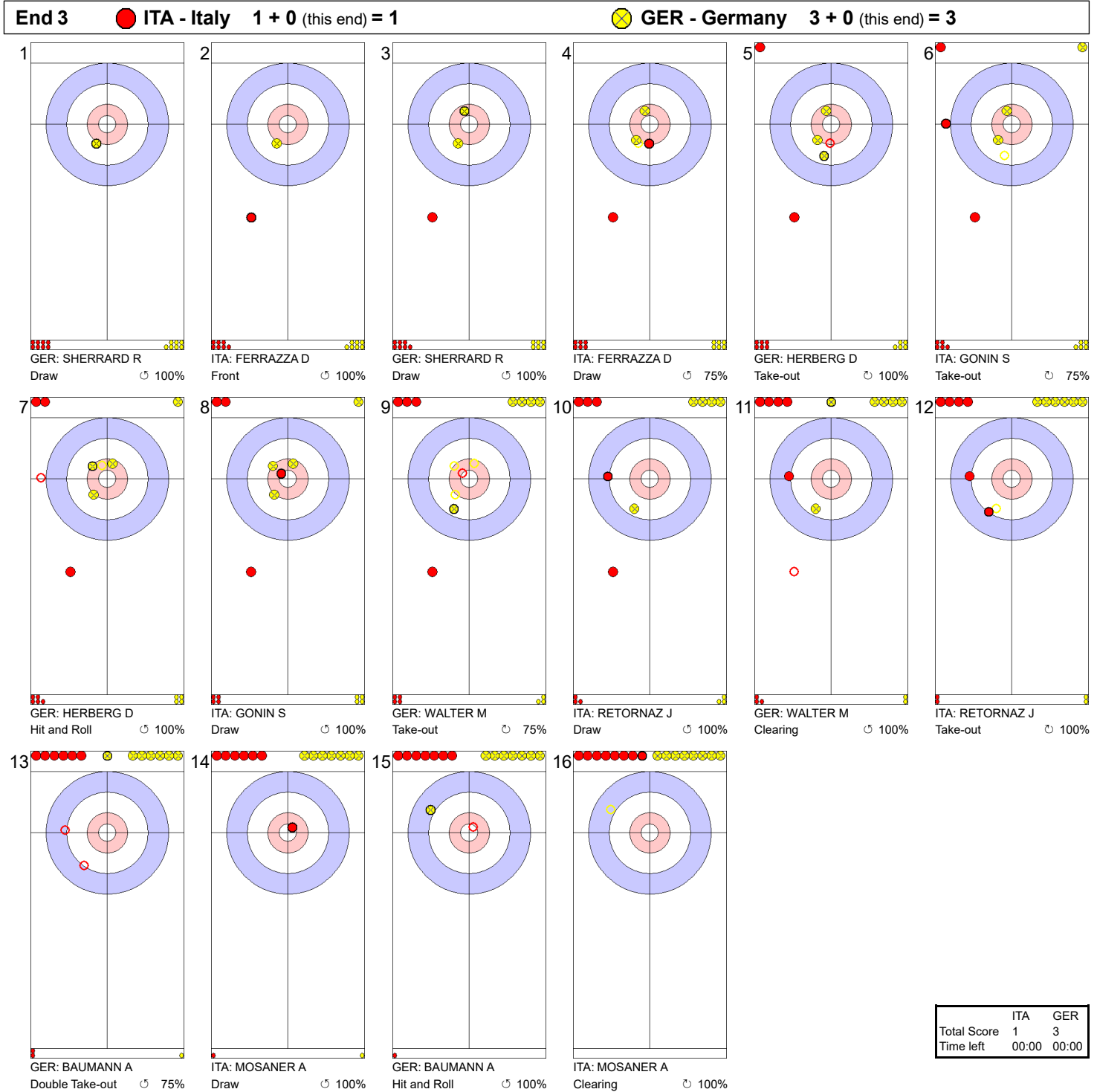
**Legend:**  
 ↻ Clockwise      ↺ Counter-clockwise      - Not considered

**Game - Shot by Shot**



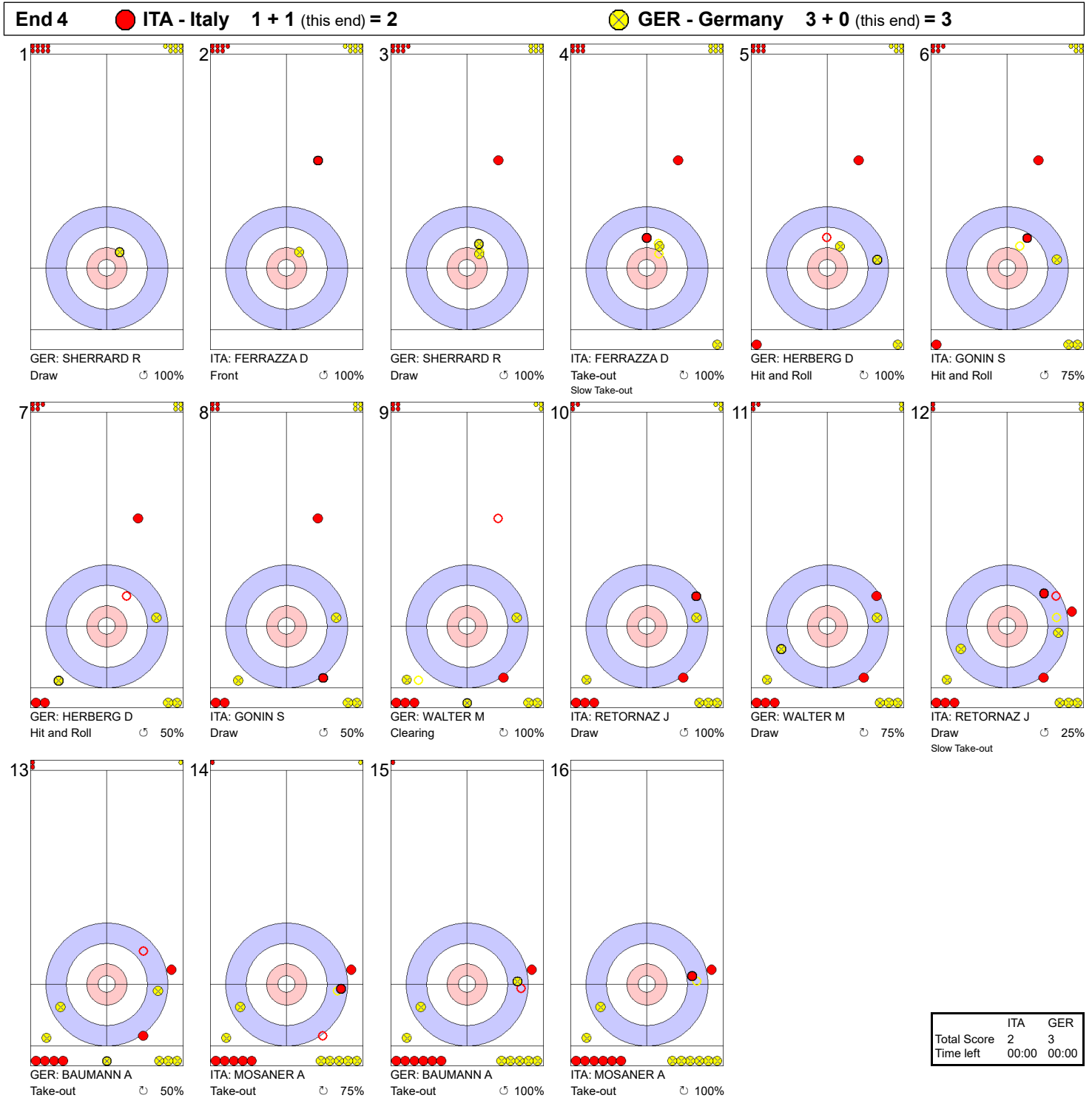
**Legend:**  
 ↻ Clockwise      ↺ Counter-clockwise      - Not considered

**Game - Shot by Shot**



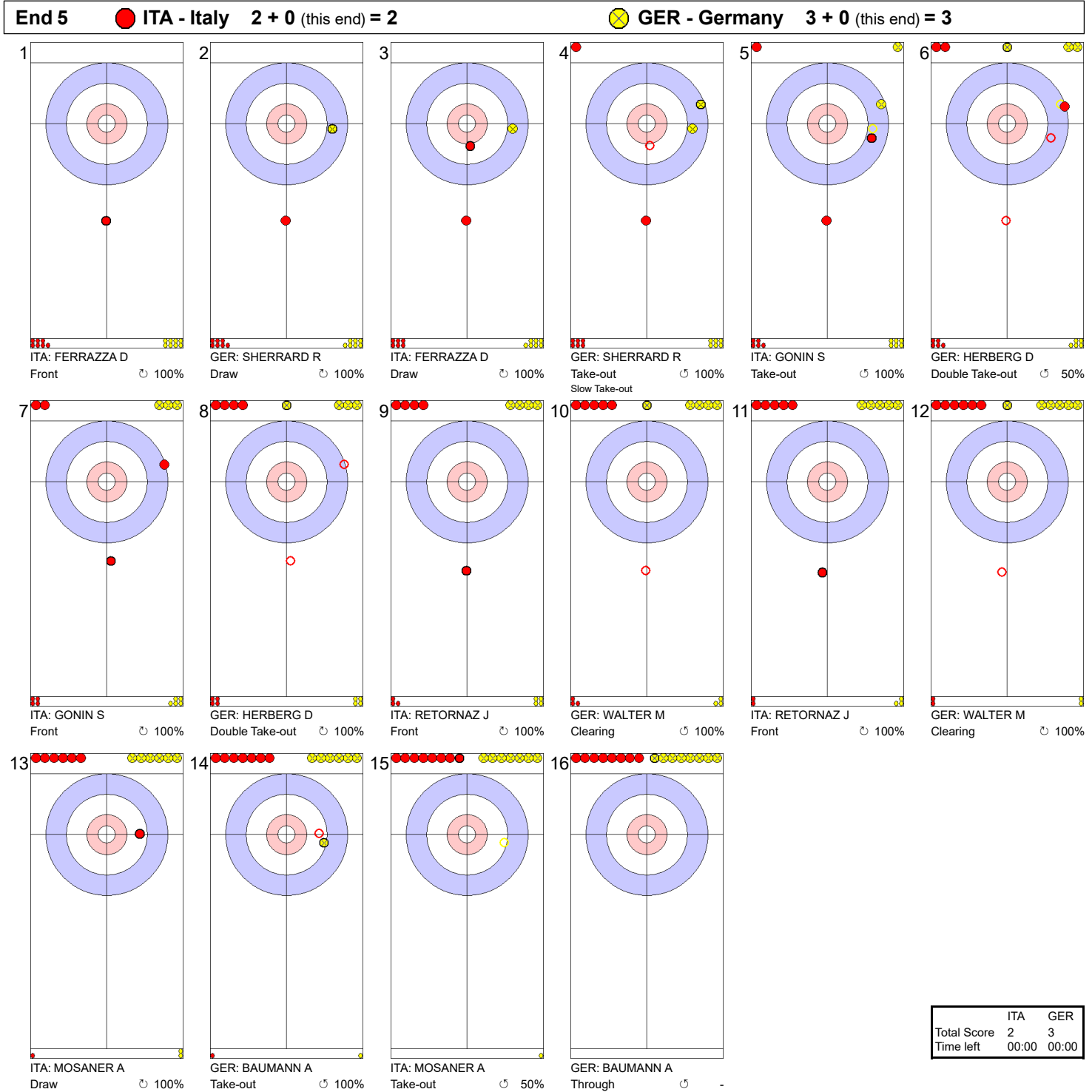
**Legend:**  
 ↻ Clockwise      ↺ Counter-clockwise      - Not considered

**Game - Shot by Shot**



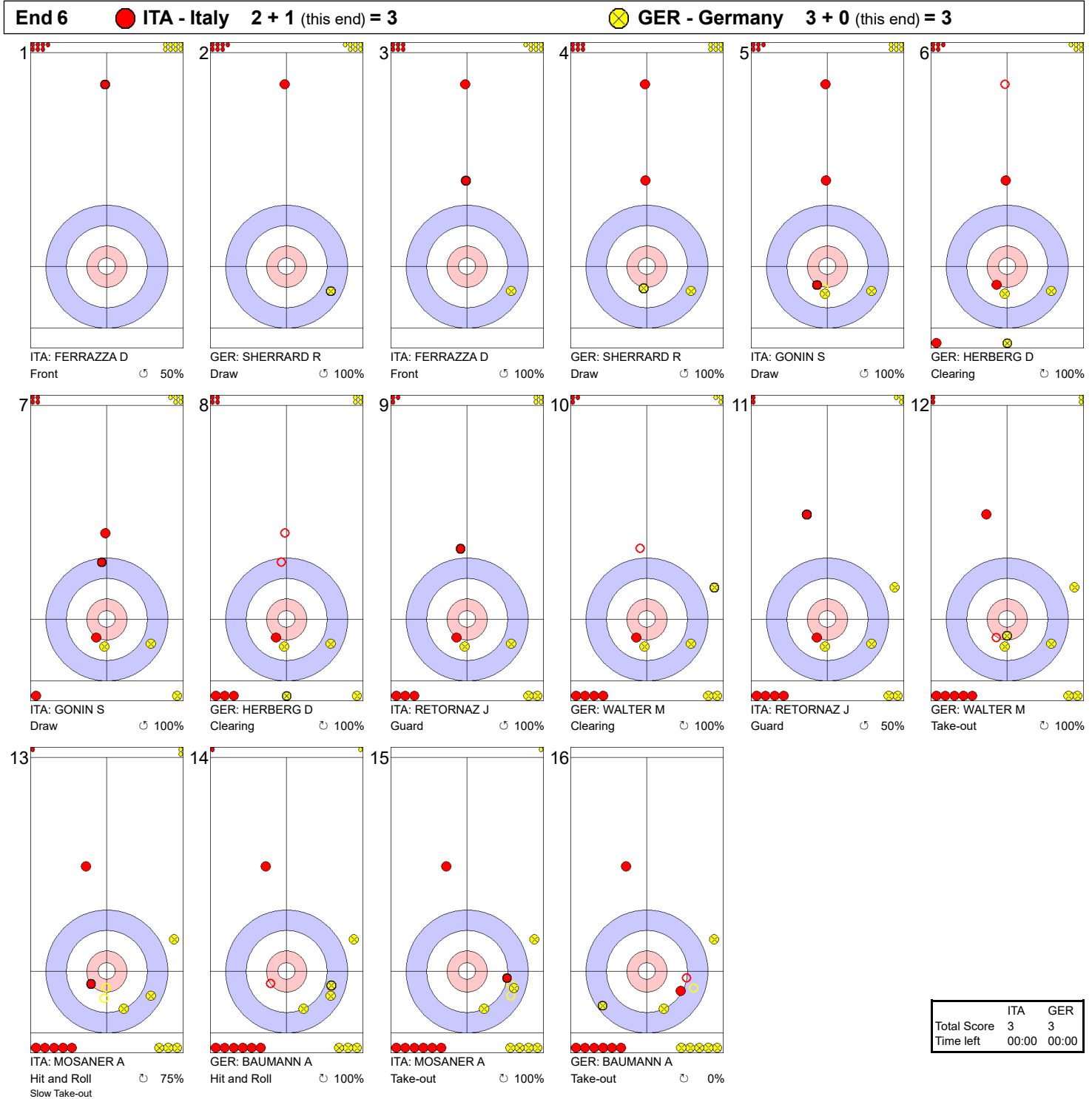
**Legend:**  
 ↻ Clockwise      ↺ Counter-clockwise      - Not considered

**Game - Shot by Shot**



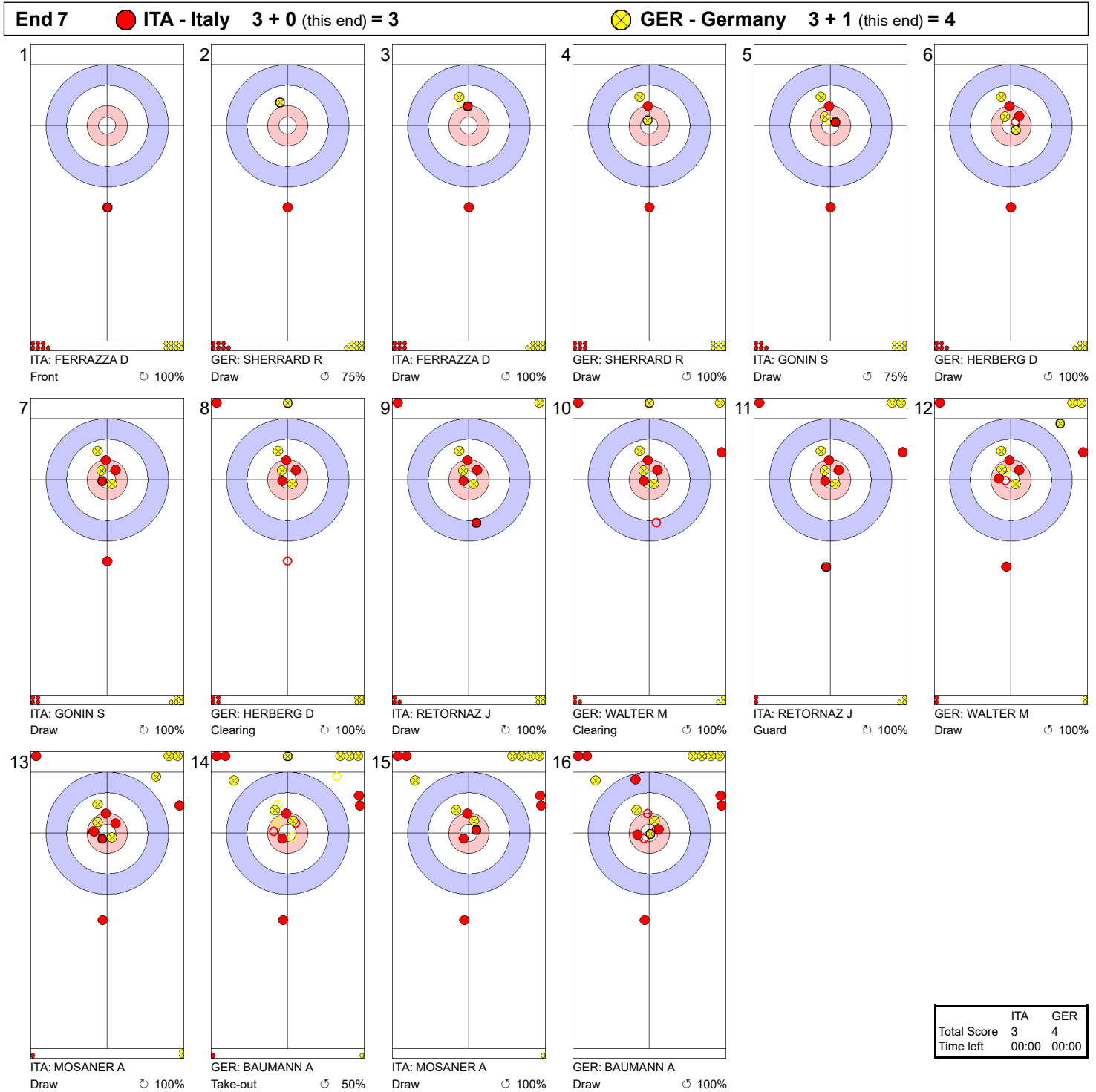
**Legend:**  
 ↻ Clockwise      ↺ Counter-clockwise      - Not considered

**Game - Shot by Shot**



**Legend:**  
 ↻ Clockwise      ↺ Counter-clockwise      - Not considered

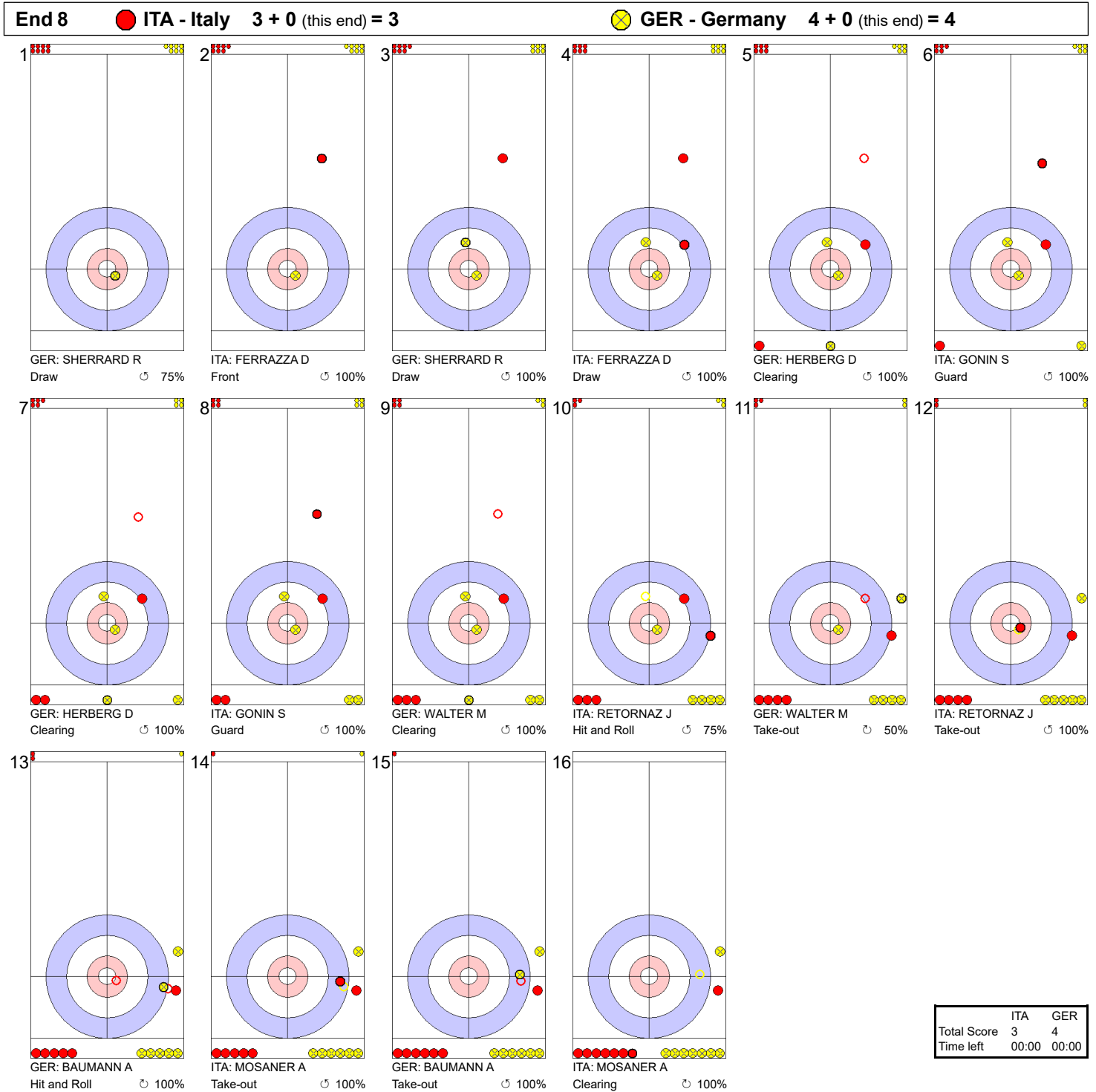
**Game - Shot by Shot**



**Legend:**  
 ↻ Clockwise      ↺ Counter-clockwise      - Not considered

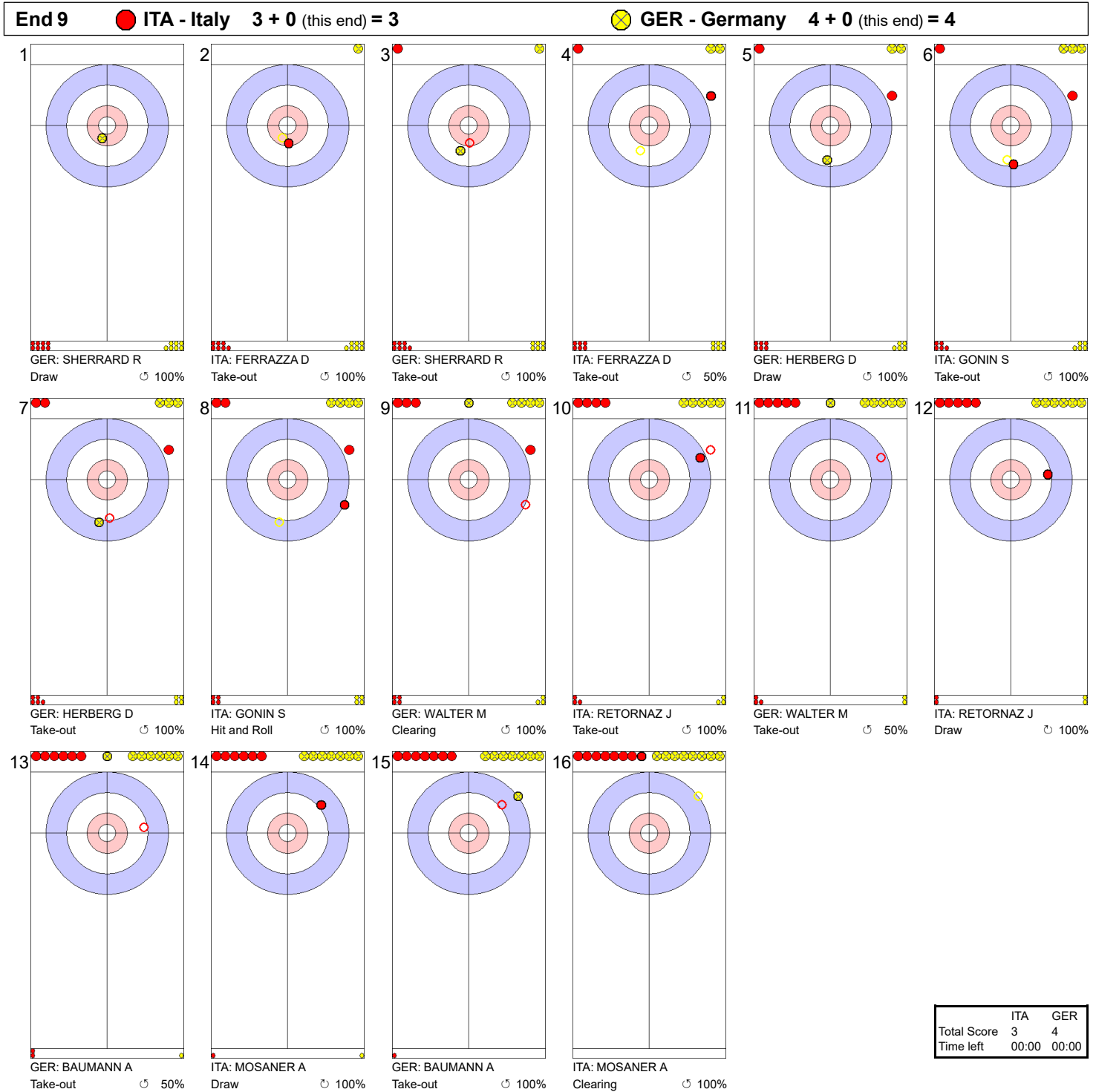


**Game - Shot by Shot**



**Legend:**  
 ↻ Clockwise      ↺ Counter-clockwise      - Not considered

**Game - Shot by Shot**



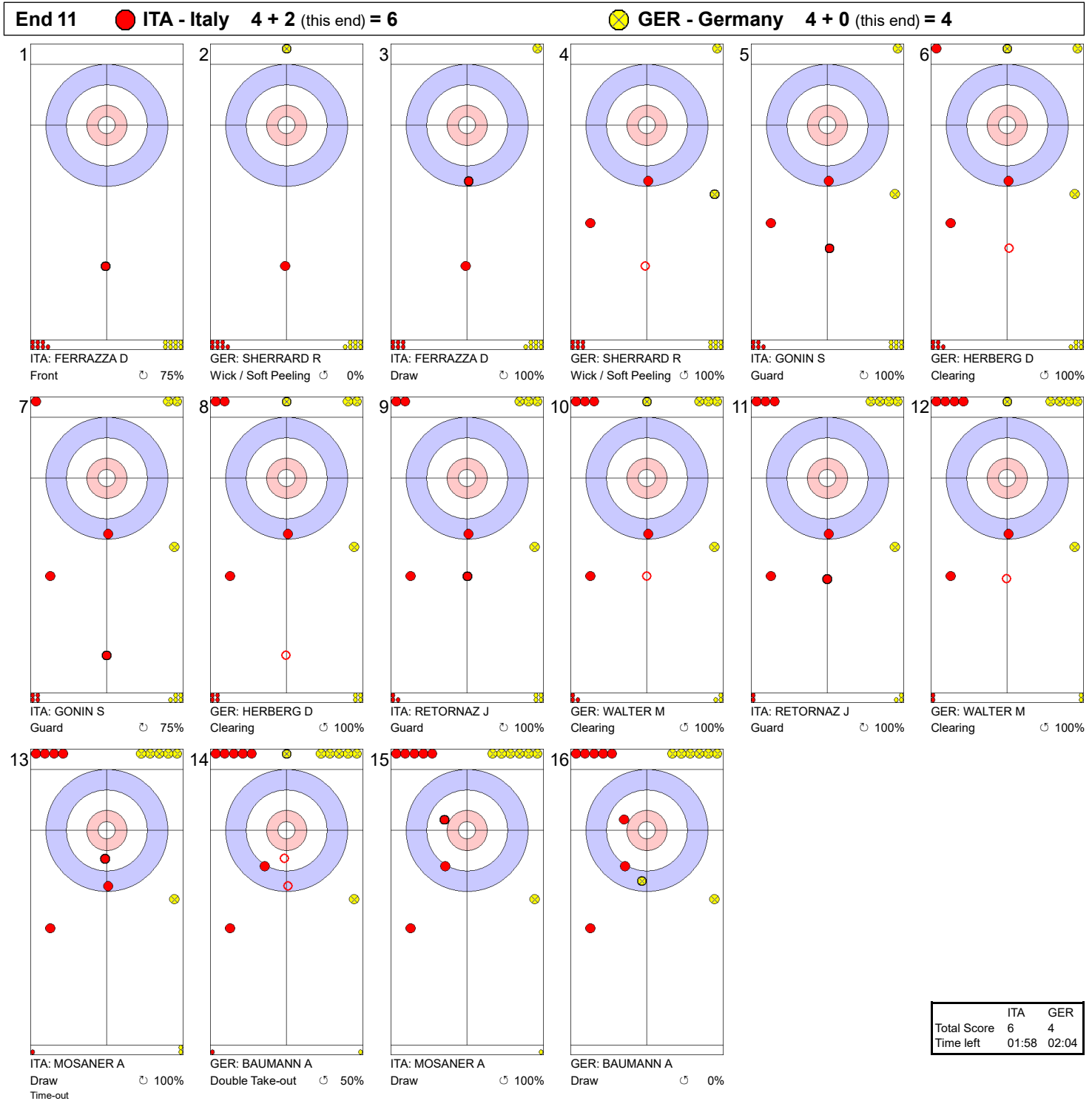
**Legend:**  
 ↻ Clockwise      ↺ Counter-clockwise      - Not considered

**Game - Shot by Shot**



**Legend:**  
 ↻ Clockwise      ↺ Counter-clockwise      - Not considered

**Game - Shot by Shot**



**Legend:**  
 ↻ Clockwise      ↺ Counter-clockwise      - Not considered



**Game Results**

Sheet	Game	Team	LSFE	1	2	3	4	5	6	7	8	9	10	Extra Ends	Total
D	4	FIN - Finland		0	1	0	1	0	3	1	0	3	0		9
	4	DEN - Denmark	*	3	0	3	0	1	0	0	1	0	2		10

FIN - Finland		Shot Success	Game	All
4 S	KAUSTE Aku	70%	70%	72%
3 V	HAKUNTI Kasper	70%	70%	72%
2	JAAMIES Pauli	81%	81%	84%
1	PITKO Janne	87%	87%	85%
A	KIISKINEN Kalle	-	-	-
Team Total		77%	77%	78%

DEN - Denmark		Shot Success	Game	All
4 S	STJERNE Rasmus	68%	68%	79%
3 V	FREDERIKSEN Johnny	85%	85%	77%
2	POULSEN Mikkel	75%	75%	79%
1	DUPONT Oliver	95%	95%	89%
A	BERG THOMSEN Morten	-	-	-
Team Total		81%	81%	81%

**Last Stone Draw** Distance

⌚	KAUSTE Aku	27.5cm
⌚	HAKUNTI Kasper	9.4cm
<b>Total</b>		<b>36.9cm</b>

**Last Stone Draw** Distance

⌚	STJERNE Rasmus	16.0cm
⌚	POULSEN Mikkel	12.4cm
<b>Total</b>		<b>28.4cm</b>

Time remaining: 0 minutes 29 seconds

Time remaining: 2 minutes 11 seconds

Time-out: End 6 - FIN stone 6

Time-out: End 9 - DEN stone 7

**Shot Success Analysis**

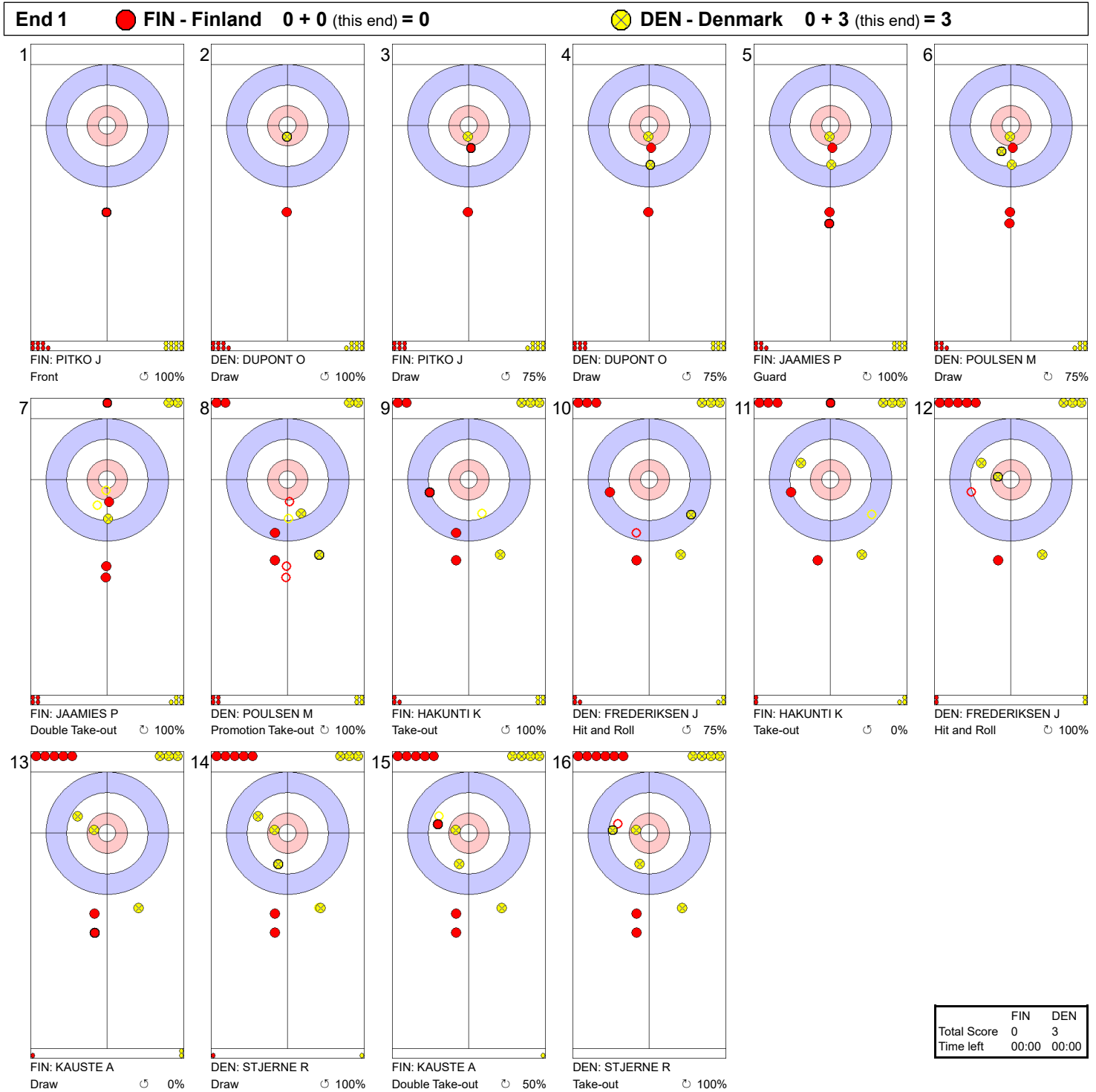
FIN - Finland		⌚	⌚	Game
4 KAUSTE Aku	Draws	5 75%	8 84%	13 81%
	Take-outs	2 50%	5 50%	7 50%
	Total	7 68%	13 71%	20 70%
3 HAKUNTI Kasper	Draws	5 75%	5 80%	10 78%
	Take-outs	4 69%	6 58%	10 63%
	Total	9 72%	11 68%	20 70%
2 JAAMIES Pauli	Draws	8 97%	7 71%	15 85%
	Take-outs	2 75%	3 67%	5 70%
	Total	10 93%	10 70%	20 81%
1 PITKO Janne	Draws	3 100%	16 84%	19 87%
	Take-outs	0 -	0 -	0 -
	Total	3 100%	16 84%	19 87%
A KIISKINEN Kalle	Draws	0 -	0 -	0 -
	Take-outs	0 -	0 -	0 -
	Total	0 -	0 -	0 -
Team	Draws	21 87%	36 81%	57 83%
	Take-outs	8 66%	14 57%	22 60%
	Total	29 81%	50 75%	79 77%

DEN - Denmark		⌚	⌚	Game
4 STJERNE Rasmus	Draws	4 63%	3 67%	7 64%
	Take-outs	5 60%	7 79%	12 71%
	Total	9 61%	10 75%	19 68%
3 FREDERIKSEN Johnny	Draws	1 100%	3 92%	4 94%
	Take-outs	8 75%	8 91%	16 83%
	Total	9 78%	11 91%	20 85%
2 POULSEN Mikkel	Draws	1 75%	1 25%	2 50%
	Take-outs	8 88%	10 70%	18 78%
	Total	9 86%	11 66%	20 75%
1 DUPONT Oliver	Draws	3 100%	16 94%	19 95%
	Take-outs	0 -	0 -	0 -
	Total	3 100%	16 94%	19 95%
A BERG THOMSEN Morten	Draws	0 -	0 -	0 -
	Take-outs	0 -	0 -	0 -
	Total	0 -	0 -	0 -
Team	Draws	9 81%	23 87%	32 85%
	Take-outs	21 76%	25 79%	46 78%
	Total	30 78%	48 83%	78 81%

**Note:**  
Position and function for each team member:  
4 = Fourth, 3 = Third, 2 = Second, 1 = Lead, A = Alternate, S = Skip, V = Vice-Skip

**Legend:**  
⌚ Clockwise      ⌚ Counter-clockwise      LSFE(\*) Last Stone First End

**Game - Shot by Shot**



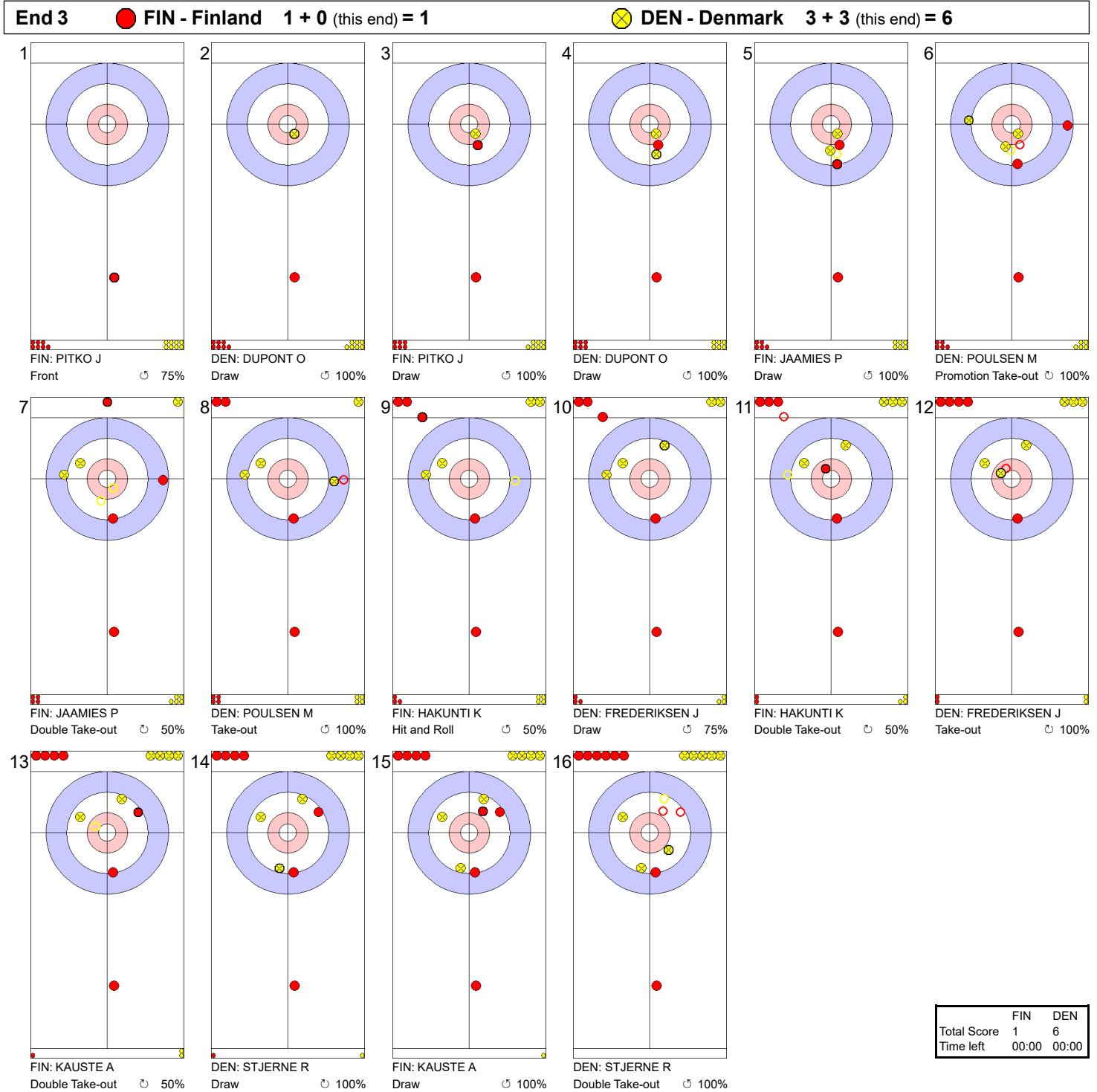
**Legend:**  
 ↻ Clockwise      ↺ Counter-clockwise      - Not considered

**Game - Shot by Shot**



**Legend:**  
 ↻ Clockwise      ↺ Counter-clockwise      - Not considered

**Game - Shot by Shot**



**Legend:**  
 ↻ Clockwise      ↺ Counter-clockwise      - Not considered



**Game - Shot by Shot**



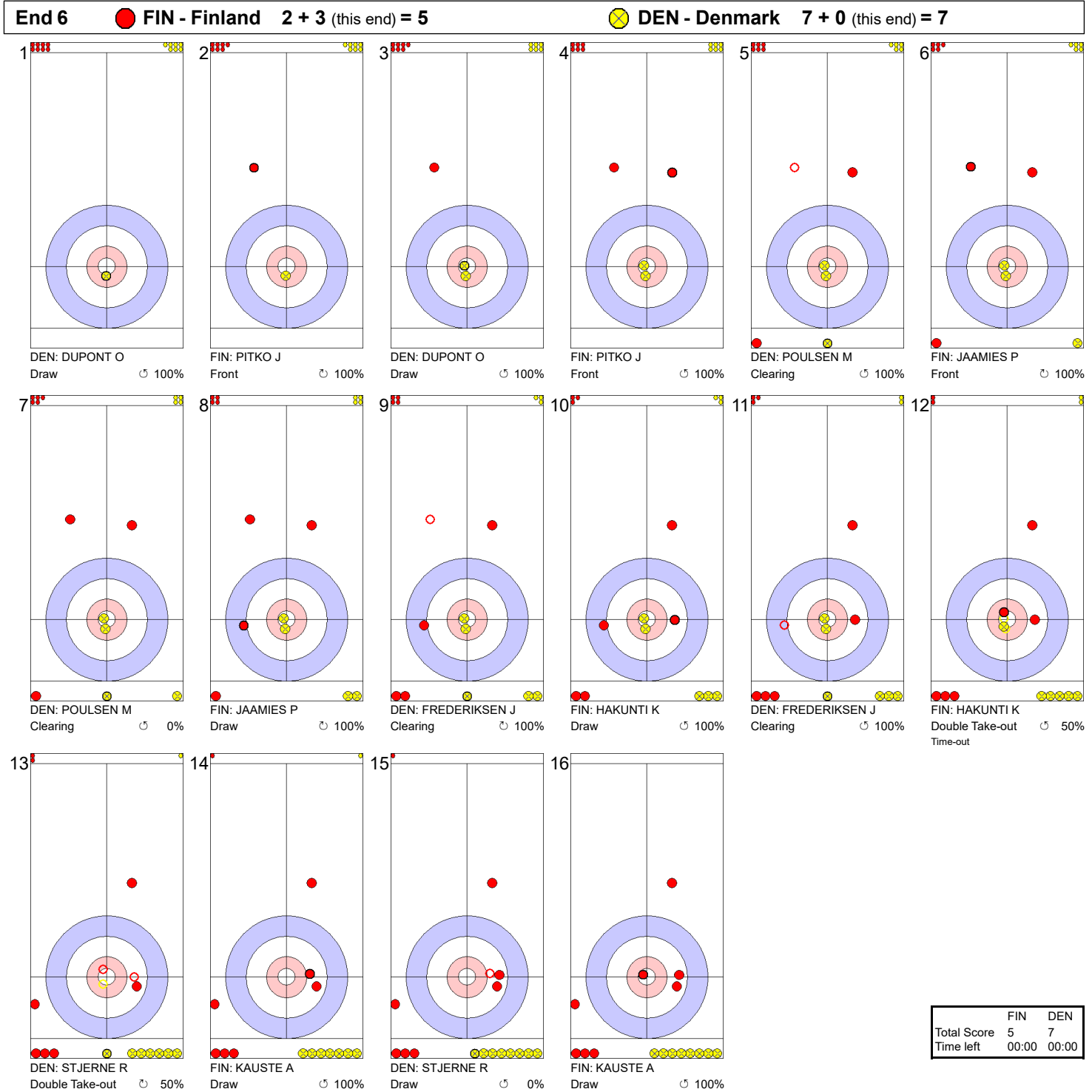
**Legend:**  
 Clockwise      Counter-clockwise      - Not considered

**Game - Shot by Shot**



**Legend:**  
 ↻ Clockwise      ↺ Counter-clockwise      - Not considered

**Game - Shot by Shot**



	FIN	DEN
Total Score	5	7
Time left	00:00	00:00

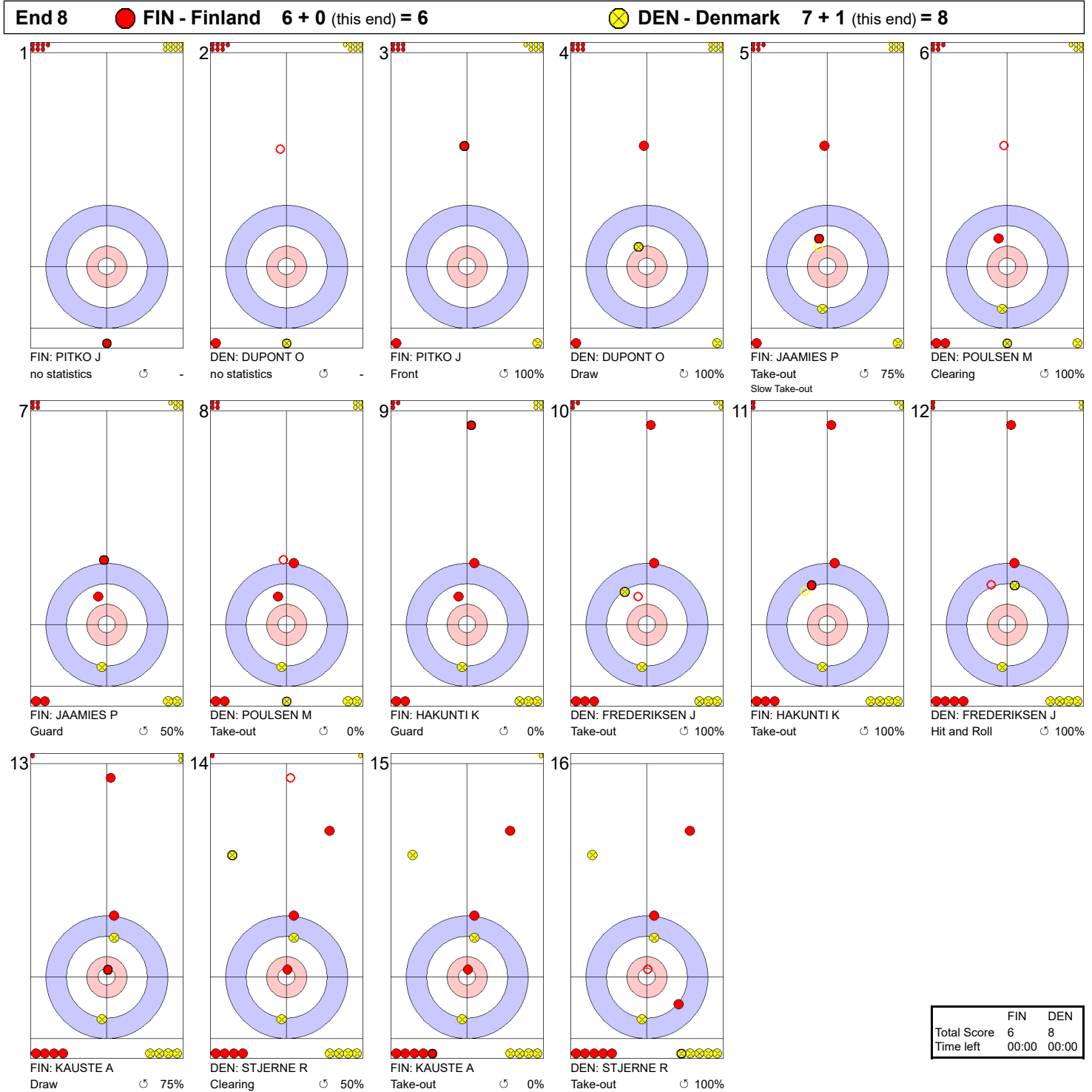
**Legend:**  
 Clockwise      Counter-clockwise      - Not considered

**Game - Shot by Shot**



**Legend:**  
 ↻ Clockwise      ↺ Counter-clockwise      - Not considered

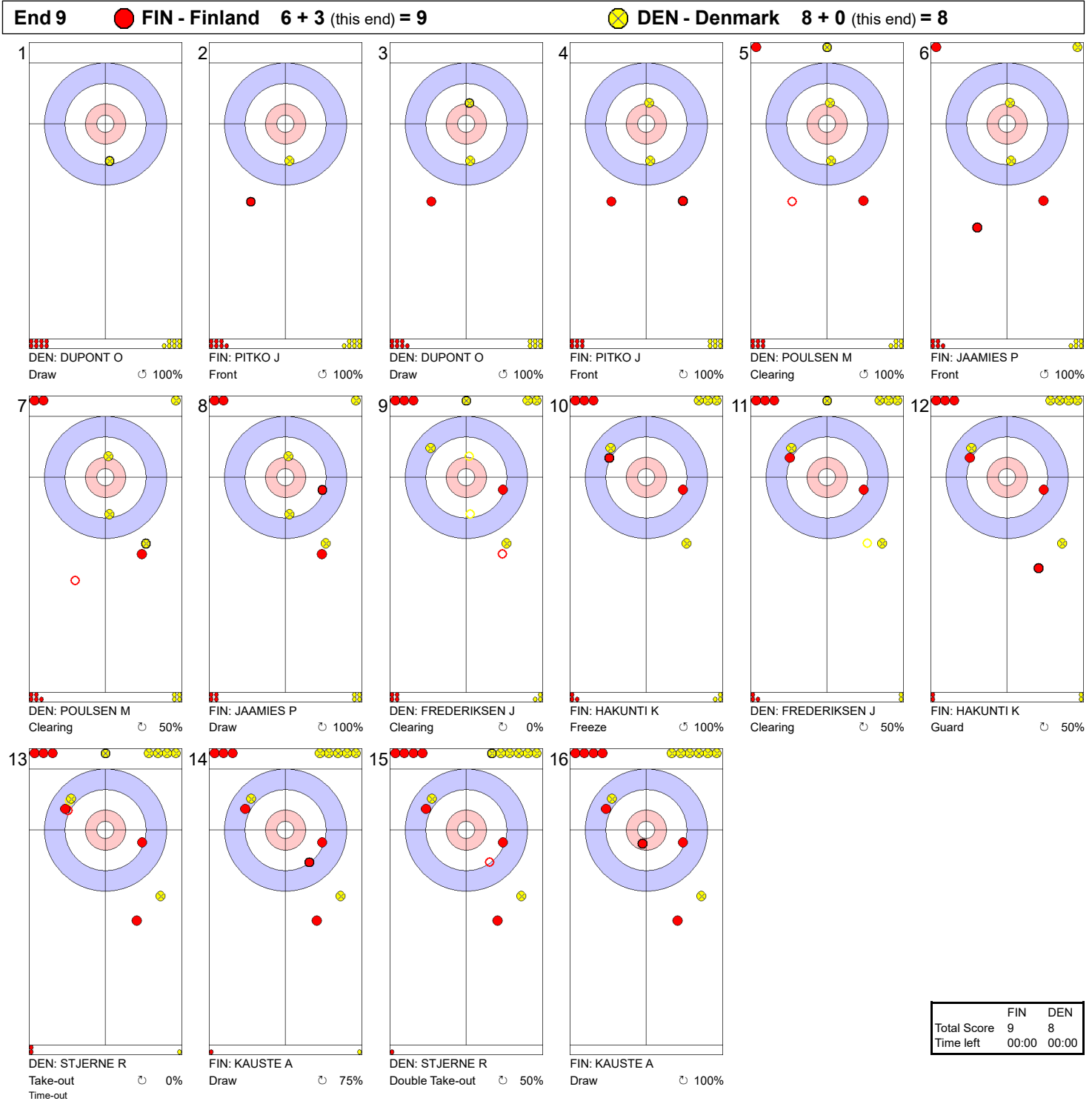
**Game - Shot by Shot**



	FIN	DEN
Total Score	6	8
Time left	00:00	00:00

**Legend:**  
 Clockwise     
 Counter-clockwise     
 - Not considered

**Game - Shot by Shot**



**Legend:**  
 ↻ Clockwise      ↺ Counter-clockwise      - Not considered





### Session Results and Standings

Sheet	Game	Team	LSFE	1	2	3	4	5	6	7	8	9	10	Extra Ends	Total
A	3	NED - Netherlands		0	2	0	2	1	1	0	1	1	X		8
	3	FIN - Finland	*	2	0	1	0	0	0	1	0	0	X		4
B	3	DEN - Denmark		0	1	1	0	0	1	0	1	1	X		5
	3	CHN - China	*	1	0	0	0	2	0	0	0	0	X		3
C	3	RUS - Russia	*	1	0	1	1	1	0	0	1	0	0		5
	3	ITA - Italy		0	1	0	0	0	0	3	0	0	2		6
D	3	GER - Germany		0	1	0	2	1	2	0	0	2	X		8
	3	CZE - Czech Republic	*	2	0	1	0	0	0	1	0	0	X		4

### Current Standings

Rank	Team	Games	Wins	Losses
1	CHN - China	3	2	1
1	DEN - Denmark	3	2	1
1	GER - Germany	3	2	1
1	ITA - Italy	3	2	1
5	CZE - Czech Republic	3	1	2
5	FIN - Finland	3	1	2
5	NED - Netherlands	3	1	2
5	RUS - Russia	3	1	2

**Note:**  
Under WCF rules, tie-breaking rules for standings are not applied until after the last game of the round robin.

**Legend:**  
LSFE(\*) Last Stone First End                      X    Unplayed/unfinished end due to concession





**Game Results**

Sheet	Game	Team	LSFE	1	2	3	4	5	6	7	8	9	10	Extra Ends	Total
A	3	NED - Netherlands		0	2	0	2	1	1	0	1	1	X		8
	3	FIN - Finland	*	2	0	1	0	0	0	1	0	0	X		4

NED - Netherlands		Shot Success	Game	All
4 S	VAN DORP Jaap	94%		77%
3 V	GOESGENS Wouter	81%		78%
2	HOEKMAN Laurens	85%		83%
1	GLASBERGEN Carlo	78%		76%
A	MAGAN Alexander	-		-
Team Total		84%		78%

FIN - Finland		Shot Success	Game	All
4 S	KAUSTE Aku	60%		73%
3 V	HAKUNTI Kasper	64%		72%
2	JAAMIES Pauli	71%		84%
1	PITKO Janne	81%		84%
A	KIISKINEN Kalle	-		-
Team Total		69%		78%

**Last Stone Draw** Distance

⌚	GLASBERGEN Carlo	199.6cm
⌚	VAN DORP Jaap	18.8cm
<b>Total</b>		<b>218.4cm</b>

**Last Stone Draw** Distance

⌚	HAKUNTI Kasper	15.4cm
⌚	PITKO Janne	30.6cm
<b>Total</b>		<b>46.0cm</b>

Time remaining: 4 minutes 58 seconds

Time remaining: 3 minutes 18 seconds

Time-out: End 7 - NED stone 7

Time-out: End 9 - FIN stone 7

**Shot Success Analysis**

NED - Netherlands		⌚	⌚	Game	
4	VAN DORP Jaap	Draws	6 92%	4 100%	10 95%
		Take-outs	3 83%	5 100%	8 94%
		Total	9 89%	9 100%	18 94%
3	GOESGENS Wouter	Draws	0 -	4 88%	4 88%
		Take-outs	6 83%	8 75%	14 79%
		Total	6 83%	12 79%	18 81%
2	HOEKMAN Laurens	Draws	3 83%	6 79%	9 81%
		Take-outs	4 100%	5 80%	9 89%
		Total	7 93%	11 80%	18 85%
1	GLASBERGEN Carlo	Draws	7 75%	8 75%	15 75%
		Take-outs	3 92%	0 -	3 92%
		Total	10 80%	8 75%	18 78%
A	MAGAN Alexander	Draws	0 -	0 -	0 -
		Take-outs	0 -	0 -	0 -
		Total	0 -	0 -	0 -
Team		Draws	16 83%	22 83%	38 83%
		Take-outs	16 89%	18 83%	34 86%
		Total	32 86%	40 83%	72 84%

FIN - Finland		⌚	⌚	Game	
4	KAUSTE Aku	Draws	5 70%	0 -	5 70%
		Take-outs	5 50%	8 59%	13 56%
		Total	10 60%	8 59%	18 60%
3	HAKUNTI Kasper	Draws	4 81%	3 83%	7 82%
		Take-outs	2 63%	9 50%	11 52%
		Total	6 75%	12 58%	18 64%
2	JAAMIES Pauli	Draws	7 71%	4 69%	11 70%
		Take-outs	4 88%	3 50%	7 71%
		Total	11 77%	7 61%	18 71%
1	PITKO Janne	Draws	5 100%	11 77%	16 84%
		Take-outs	1 50%	1 50%	2 50%
		Total	6 92%	12 75%	18 81%
A	KIISKINEN Kalle	Draws	0 -	0 -	0 -
		Take-outs	0 -	0 -	0 -
		Total	0 -	0 -	0 -
Team		Draws	21 80%	18 76%	39 78%
		Take-outs	12 65%	21 54%	33 58%
		Total	33 74%	39 64%	72 69%

**Note:**  
Position and function for each team member:  
4 = Fourth, 3 = Third, 2 = Second, 1 = Lead, A = Alternate, S = Skip, V = Vice-Skip

**Legend:**  
⌚ Clockwise      ⌚ Counter-clockwise      LSFE(\*) Last Stone First End  
X Unplayed/unfinished end due to concession

**Game - Shot by Shot**

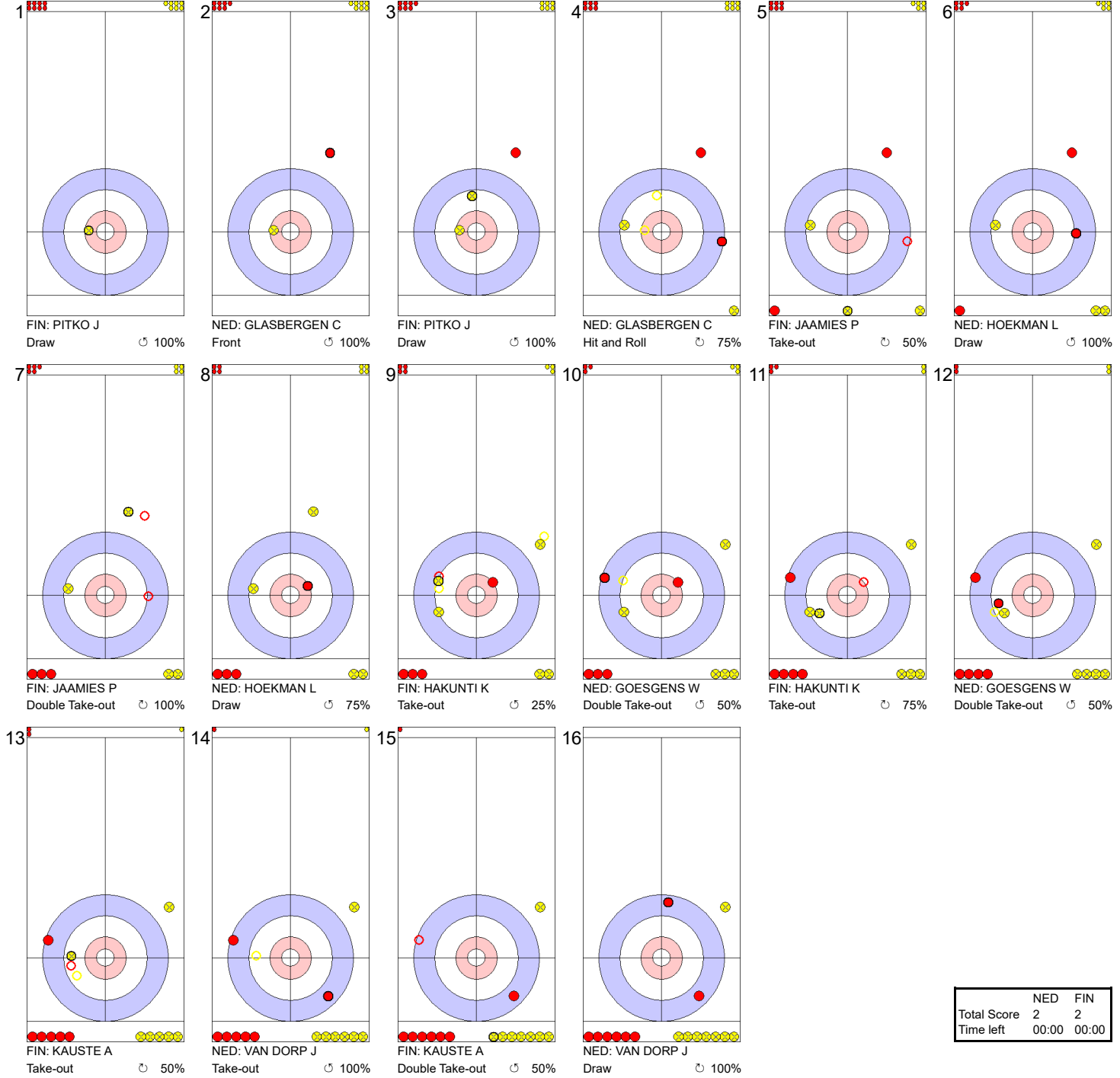


**Legend:**  
 ↻ Clockwise      ↺ Counter-clockwise      - Not considered



**Game - Shot by Shot**

**End 2** ● **NED - Netherlands 0 + 2 (this end) = 2** ● **FIN - Finland 2 + 0 (this end) = 2**



	NED	FIN
Total Score	2	2
Time left	00:00	00:00

**Legend:**  
 ↻ Clockwise      ↺ Counter-clockwise      - Not considered

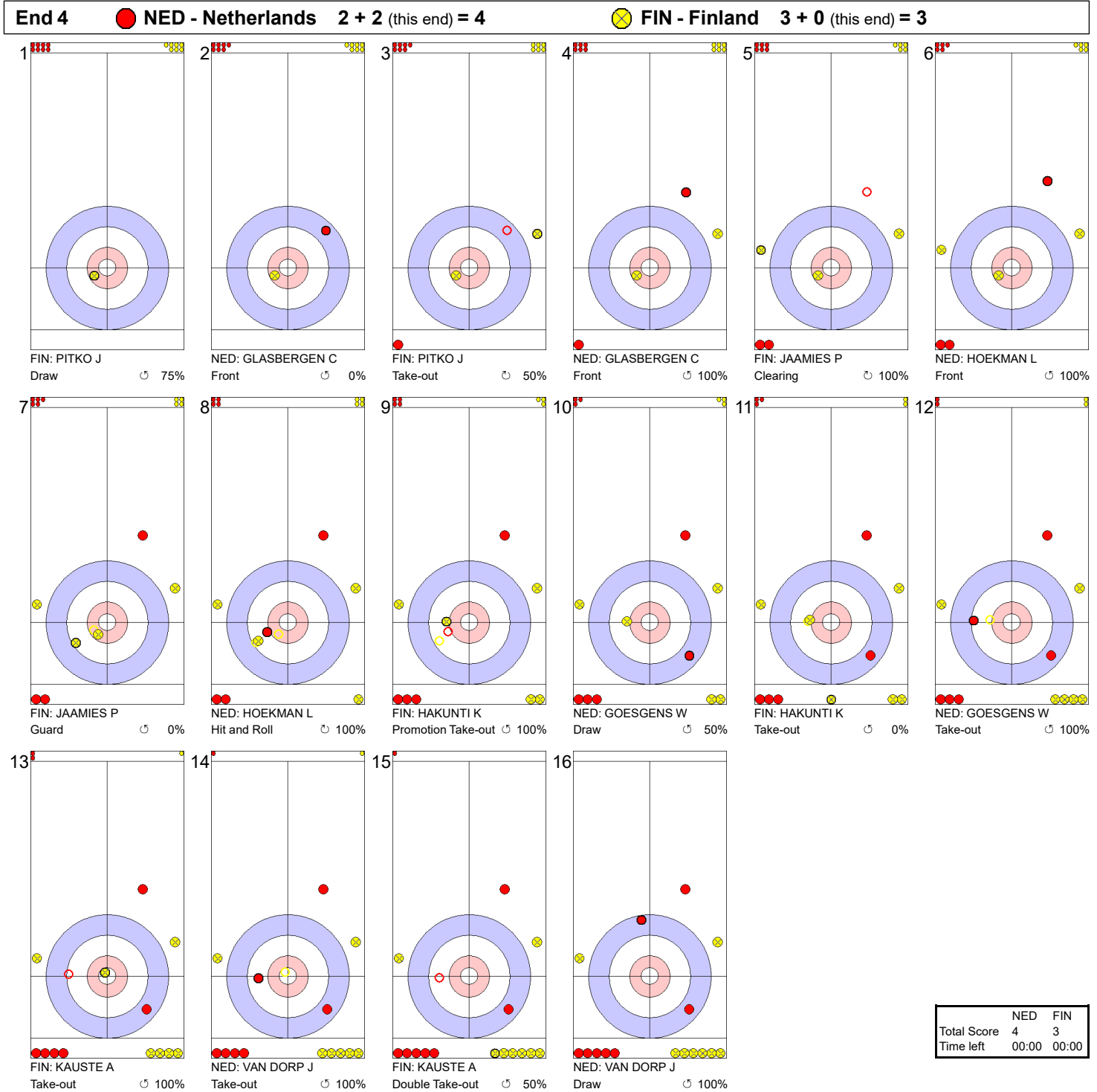


**Game - Shot by Shot**



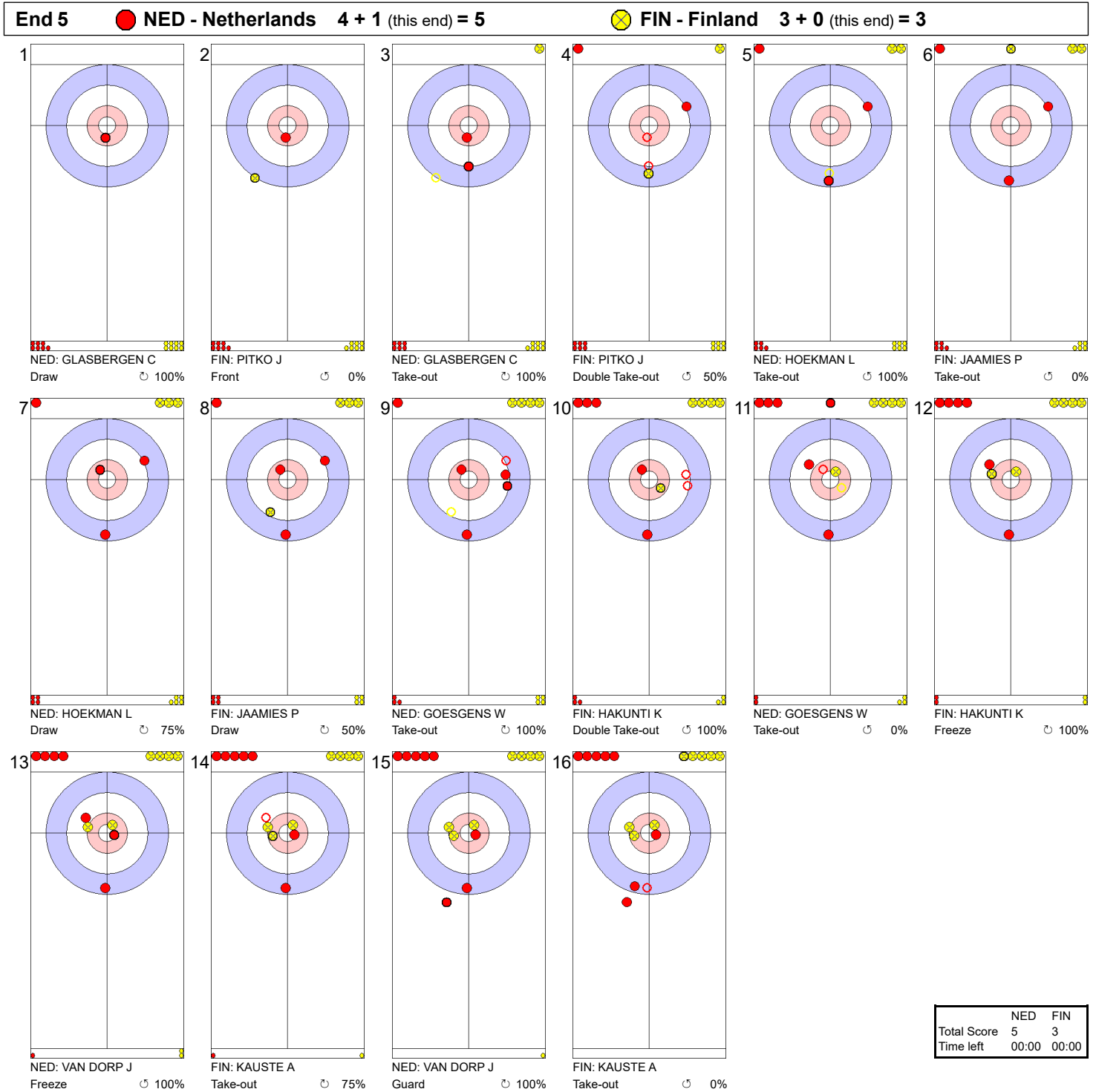
**Legend:**  
 ↻ Clockwise      ↺ Counter-clockwise      - Not considered

**Game - Shot by Shot**



**Legend:**  
 ⌚ Clockwise      ⌚ Counter-clockwise      - Not considered

**Game - Shot by Shot**



**Legend:**  
 ↻ Clockwise      ↺ Counter-clockwise      - Not considered

**Game - Shot by Shot**



**Legend:**  
 ↻ Clockwise      ↺ Counter-clockwise      - Not considered

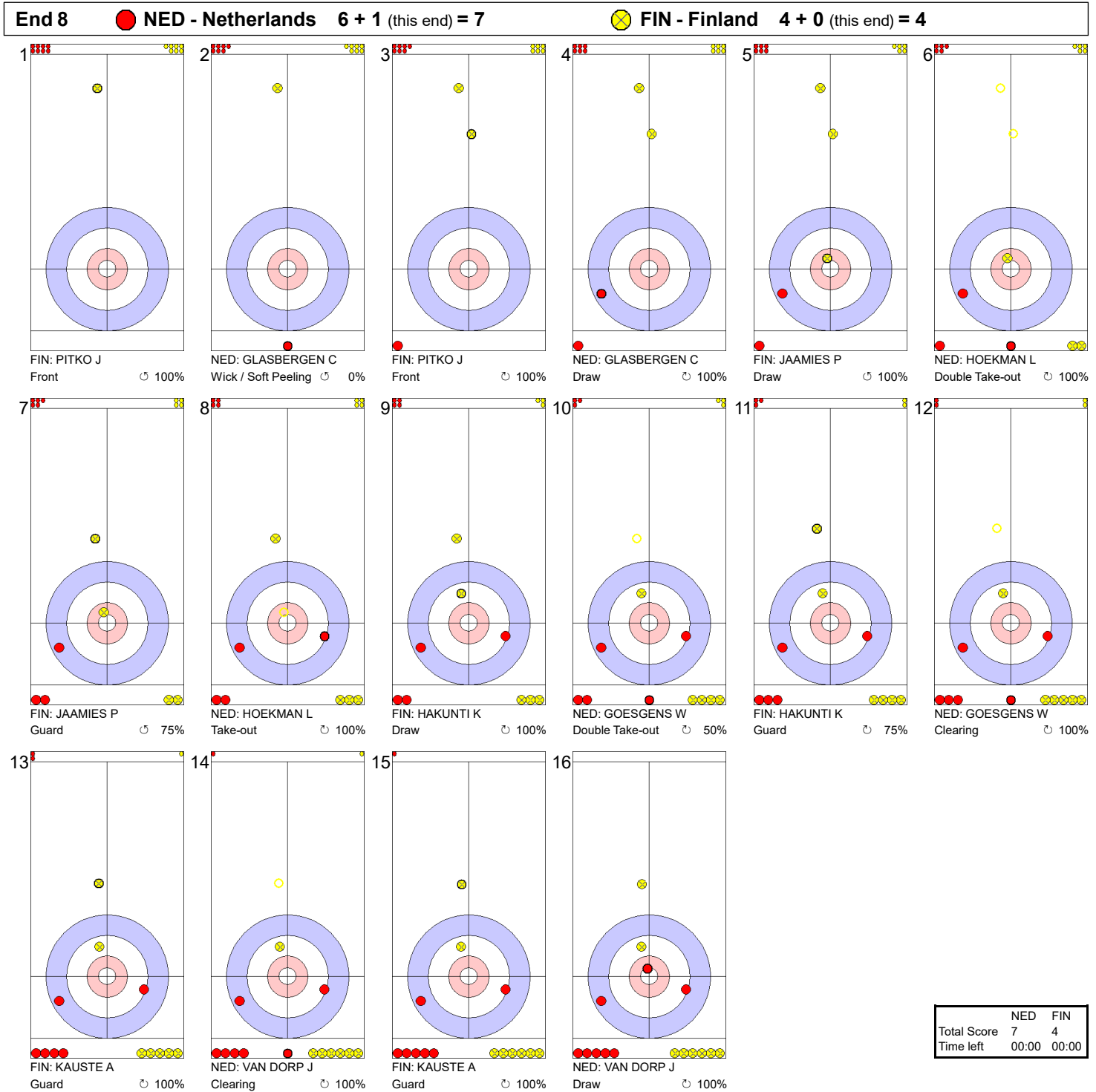
**Game - Shot by Shot**



**Legend:**  
 ↻ Clockwise      ↺ Counter-clockwise      - Not considered

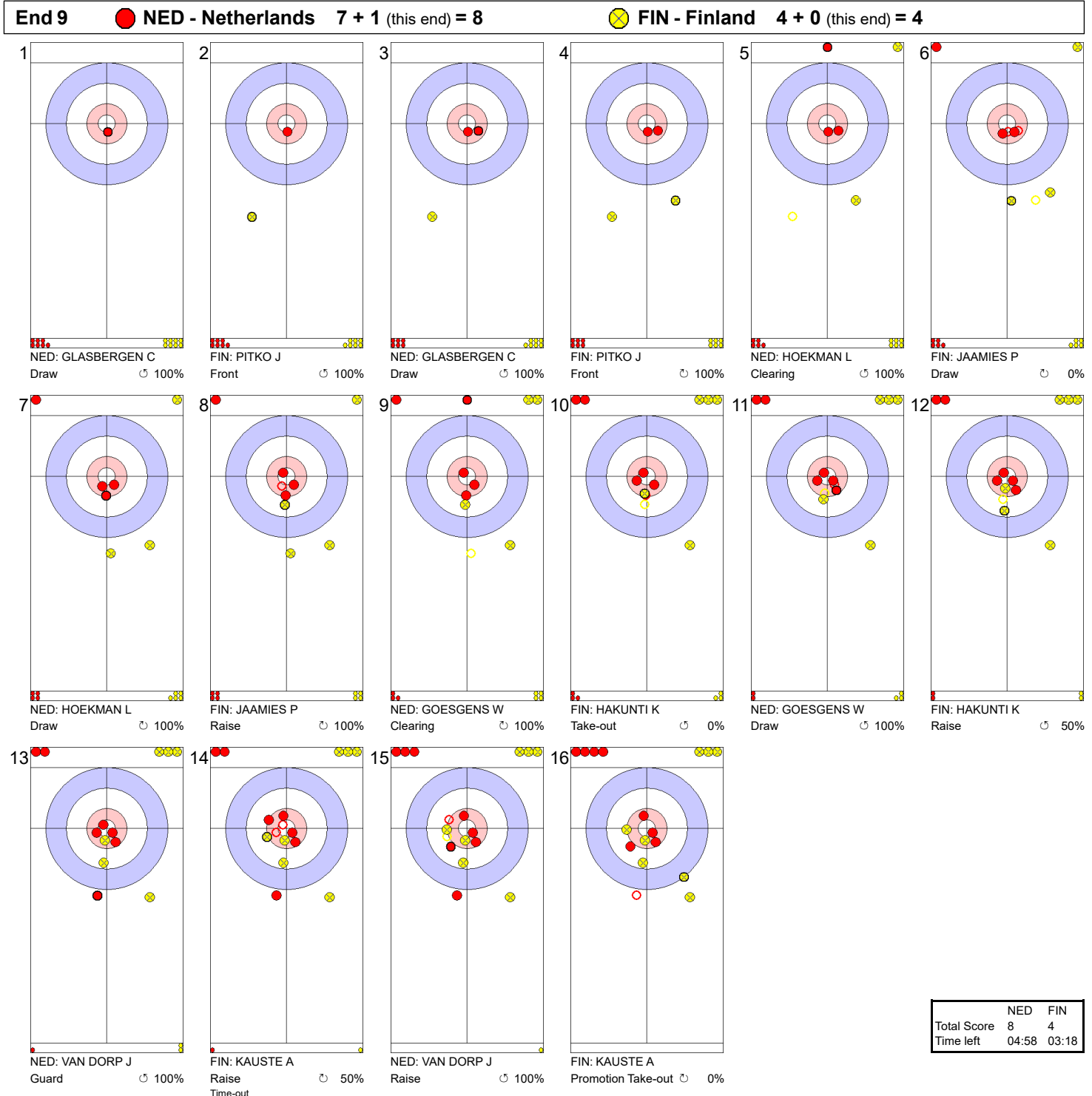


**Game - Shot by Shot**



**Legend:**  
 ↻ Clockwise      ↺ Counter-clockwise      - Not considered

**Game - Shot by Shot**



**Legend:**  
 ⤵ Clockwise      ⤴ Counter-clockwise      - Not considered



**Game Results**

Sheet	Game	Team	LSFE	1	2	3	4	5	6	7	8	9	10	Extra Ends	Total
B	3	DEN - Denmark		0	1	1	0	0	1	0	1	1	X		5
	3	CHN - China	*	1	0	0	0	2	0	0	0	0	X		3

DEN - Denmark		Shot Success	Game	All
4 S	STJERNE Rasmus	88%	88%	83%
3 V	FREDERIKSEN Johnny	74%	74%	75%
2	POULSEN Mikkel	71%	71%	80%
1	DUPONT Oliver	88%	88%	87%
A	BERG THOMSEN Morten	-	-	-
Team Total		80%	80%	81%

CHN - China		Shot Success	Game	All
4 S	LIU Rui	53%	53%	74%
3 V	XU Xiaoming	90%	90%	88%
2	JIANG Dongxu	81%	81%	83%
1	ZANG Jialiang	88%	88%	90%
A	MA Yanlong	-	-	-
Team Total		78%	78%	84%

**Last Stone Draw** Distance

⌚	POULSEN Mikkel	32.1cm
⌚	FREDERIKSEN Johnny	41.1cm
<b>Total</b>		<b>73.2cm</b>

**Last Stone Draw** Distance

⌚	XU Xiaoming	12.1cm
⌚	LIU Rui	56.5cm
<b>Total</b>		<b>68.6cm</b>

Time remaining: 2 minutes 9 seconds  
Time-out: End 3 - DEN stone 8

Time remaining: 3 minutes 29 seconds

**Shot Success Analysis**

DEN - Denmark		⌚	⌚	Game
4	STJERNE Rasmus	Draws	0 - 8 78%	8 78%
		Take-outs	4 94% 8 94%	12 94%
		Total	4 94% 16 86%	20 88%
3	FREDERIKSEN Johnny	Draws	3 83% 4 94%	7 89%
		Take-outs	6 67% 7 64%	13 65%
		Total	9 72% 11 75%	20 74%
2	POULSEN Mikkel	Draws	3 67% 1 0%	4 50%
		Take-outs	10 78% 6 75%	16 77%
		Total	13 75% 7 64%	20 71%
1	DUPONT Oliver	Draws	7 96% 12 83%	19 88%
		Take-outs	1 75% 0 -	1 75%
		Total	8 94% 12 83%	20 88%
A	BERG THOMSEN Morten	Draws	0 - 0 -	0 -
		Take-outs	0 - 0 -	0 -
		Total	0 - 0 -	0 -
Team		Draws	13 87% 25 80%	38 82%
		Take-outs	21 77% 21 79%	42 78%
		Total	34 81% 46 79%	80 80%

CHN - China		⌚	⌚	Game
4	LIU Rui	Draws	2 0% 3 67%	5 40%
		Take-outs	8 75% 6 33%	14 57%
		Total	10 60% 9 44%	19 53%
3	XU Xiaoming	Draws	4 81% 5 75%	9 78%
		Take-outs	8 100% 3 100%	11 100%
		Total	12 94% 8 84%	20 90%
2	JIANG Dongxu	Draws	6 79% 4 81%	10 80%
		Take-outs	8 84% 2 75%	10 83%
		Total	14 82% 6 79%	20 81%
1	ZANG Jialiang	Draws	7 93% 7 100%	14 96%
		Take-outs	3 50% 3 83%	6 67%
		Total	10 80% 10 95%	20 88%
A	MA Yanlong	Draws	0 - 0 -	0 -
		Take-outs	0 - 0 -	0 -
		Total	0 - 0 -	0 -
Team		Draws	19 76% 19 84%	38 80%
		Take-outs	27 82% 14 64%	41 76%
		Total	46 80% 33 76%	79 78%

**Note:**  
Position and function for each team member:  
4 = Fourth, 3 = Third, 2 = Second, 1 = Lead, A = Alternate, S = Skip, V = Vice-Skip

**Legend:**  
⌚ Clockwise      ⌚ Counter-clockwise      LSFE(\*) Last Stone First End  
X Unplayed/unfinished end due to concession

**Game - Shot by Shot**



**Legend:**  
 ↻ Clockwise      ↺ Counter-clockwise      - Not considered

**Game - Shot by Shot**



**Legend:**  
 ↻ Clockwise      ↺ Counter-clockwise      - Not considered

**Game - Shot by Shot**

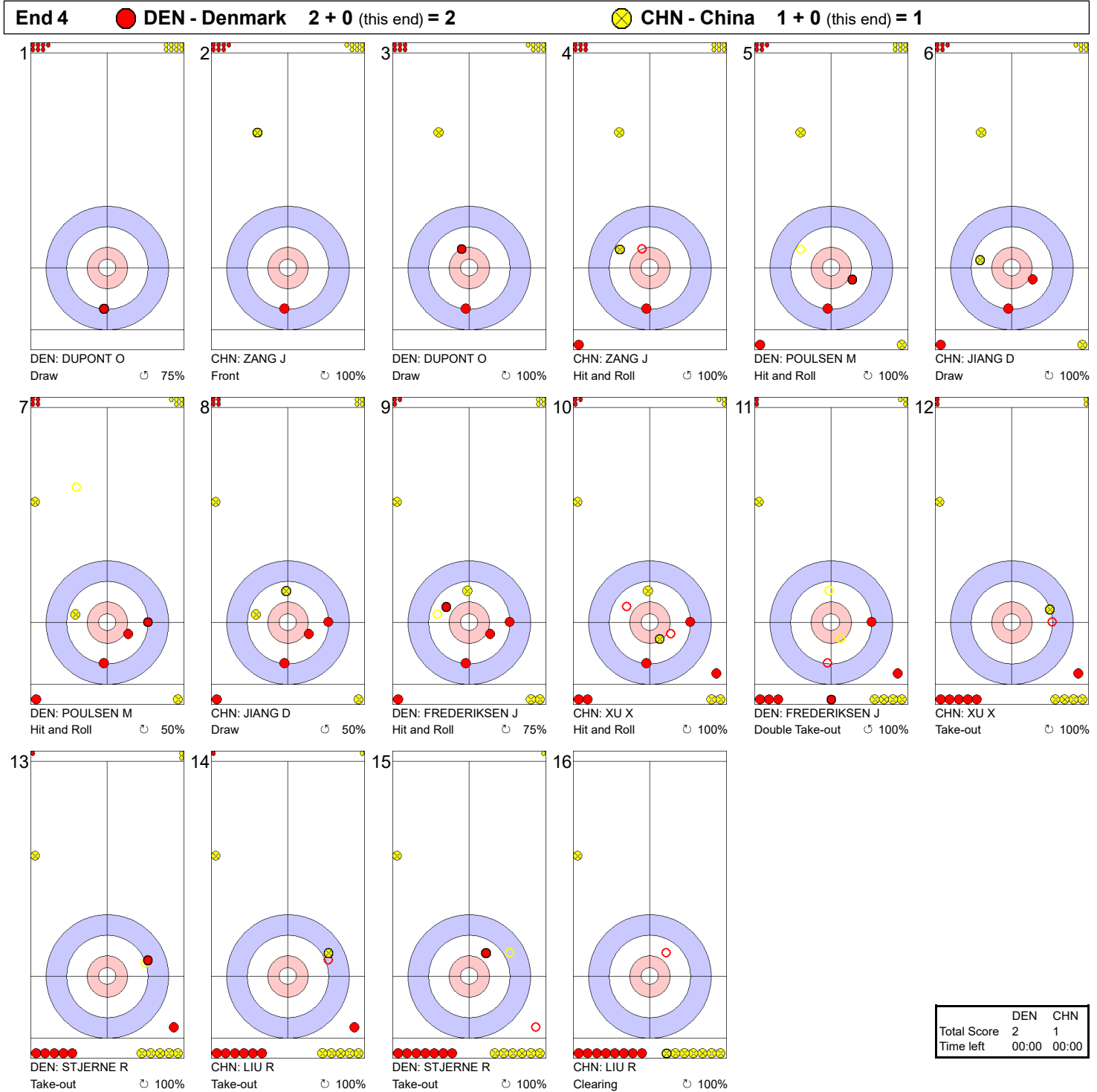
**End 3** ● **DEN - Denmark** 1 + 1 (this end) = 2      ● **CHN - China** 1 + 0 (this end) = 1



	DEN	CHN
Total Score	2	1
Time left	00:00	00:00

**Legend:**  
 ↻ Clockwise      ↺ Counter-clockwise      - Not considered

**Game - Shot by Shot**



**Legend:**  
 ↻ Clockwise      ↺ Counter-clockwise      - Not considered

**Game - Shot by Shot**



**Legend:**  
 ↻ Clockwise      ↺ Counter-clockwise      - Not considered



**Game - Shot by Shot**



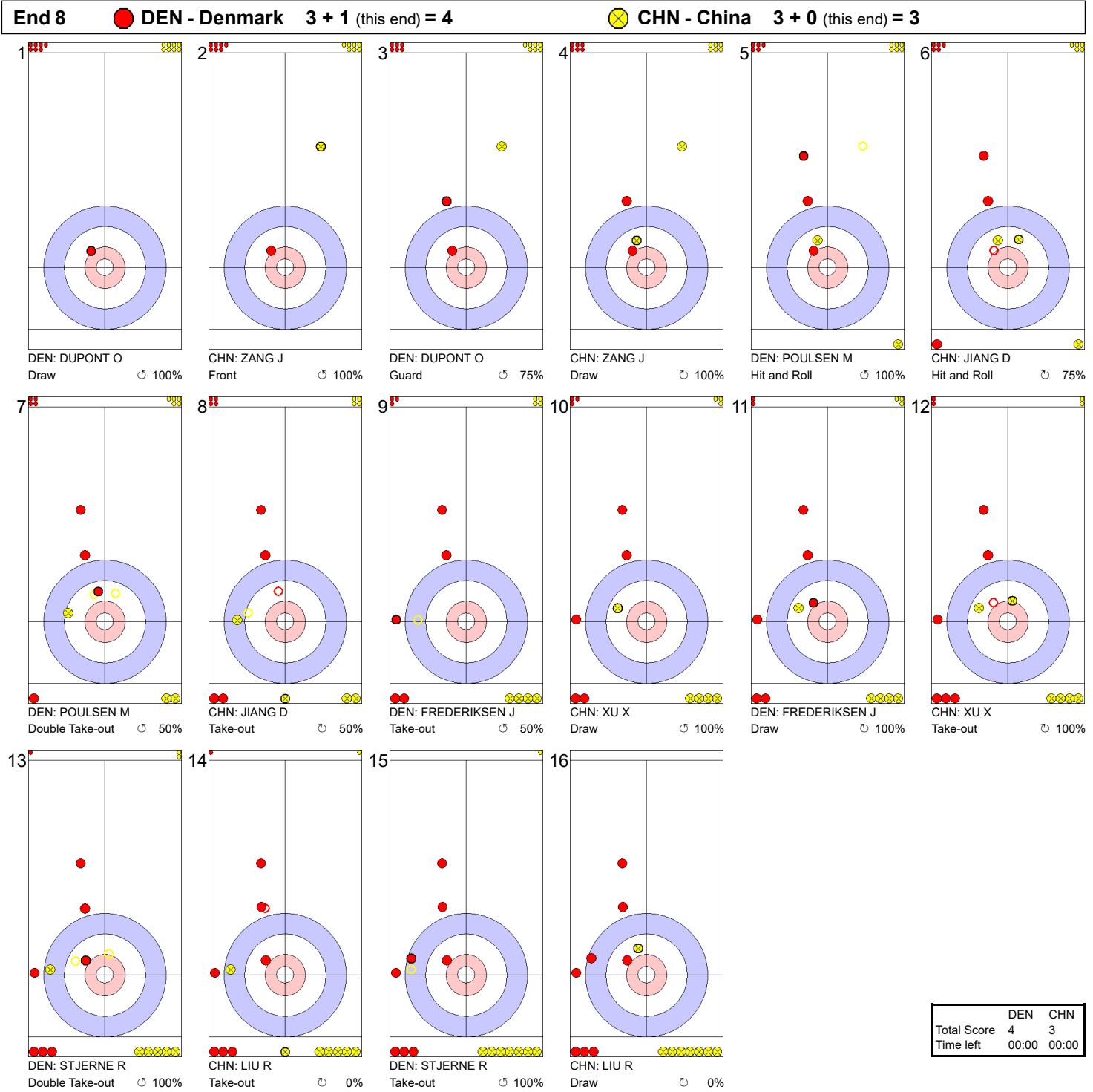
**Legend:**  
 ↻ Clockwise      ↺ Counter-clockwise      - Not considered

**Game - Shot by Shot**



**Legend:**  
 ↻ Clockwise      ↺ Counter-clockwise      - Not considered

**Game - Shot by Shot**



**Legend:**  
 ↻ Clockwise      ↺ Counter-clockwise      - Not considered

**Game - Shot by Shot**



**Legend:**  
 ↻ Clockwise      ↺ Counter-clockwise      - Not considered

**Game - Shot by Shot**



**Legend:**  
 ↻ Clockwise      ↺ Counter-clockwise      - Not considered  
 X Unfinished end due to concession



**Game Results**

Sheet	Game	Team	LSFE	1	2	3	4	5	6	7	8	9	10	Extra Ends	Total
C	3	RUS - Russia	*	1	0	1	1	1	0	0	1	0	0		5
	3	ITA - Italy		0	1	0	0	0	0	3	0	0	2		6

RUS - Russia		Shot Success	Game	All
4 S	TIMOFEEV Alexey	81%		81%
3 V	GLUKHOV Sergey	91%		83%
2	RAZHABOV Artur	80%		81%
1	KLIMOV Evgeny	84%		83%
A	SHMAKOV Artem	-		-
Team Total		84%		82%

ITA - Italy		Shot Success	Game	All
4 V	MOSANER Amos	86%		77%
3 S	RETORNAZ Joel	56%		66%
2	GONIN Simone	80%		79%
1	FERRAZZA Daniele	83%		82%
A	PILZER Andrea	-		-
Team Total		76%		76%

**Last Stone Draw** Distance

⌚	GLUKHOV Sergey	98.1cm
⌚	RAZHABOV Artur	12.1cm
<b>Total</b>		<b>110.2cm</b>

**Last Stone Draw** Distance

⌚	RETORNAZ Joel	21.9cm
⌚	MOSANER Amos	163.1cm
<b>Total</b>		<b>185.0cm</b>

Time remaining: 0 minutes 8 seconds

Time remaining: 1 minute 26 seconds

Time-out: End 10 - RUS stone 7

Time-out: End 10 - ITA stone 5

**Shot Success Analysis**

RUS - Russia		⌚	⌚	Game
4	TIMOFEEV Alexey	Draws 7 93%	5 55%	12 77%
		Take-outs 5 85%	3 92%	8 88%
		Total 12 90%	8 69%	20 81%
3	GLUKHOV Sergey	Draws 3 100%	6 96%	9 97%
		Take-outs 6 92%	5 80%	11 86%
		Total 9 94%	11 89%	20 91%
2	RAZHABOV Artur	Draws 3 50%	4 94%	7 75%
		Take-outs 6 83%	7 82%	13 83%
		Total 9 72%	11 86%	20 80%
1	KLIMOV Evgeny	Draws 15 87%	4 69%	19 83%
		Take-outs 1 100%	0 -	1 100%
		Total 16 88%	4 69%	20 84%
A	SHMAKOV Artem	Draws 0 -	0 -	0 -
		Take-outs 0 -	0 -	0 -
		Total 0 -	0 -	0 -
Team		Draws 28 86%	19 79%	47 83%
		Take-outs 18 88%	15 83%	33 86%
		Total 46 86%	34 81%	80 84%

ITA - Italy		⌚	⌚	Game
4	MOSANER Amos	Draws 2 75%	2 100%	4 88%
		Take-outs 7 79%	9 92%	16 86%
		Total 9 78%	11 93%	20 86%
3	RETORNAZ Joel	Draws 0 -	4 63%	4 63%
		Take-outs 8 50%	8 59%	16 55%
		Total 8 50%	12 60%	20 56%
2	GONIN Simone	Draws 2 88%	7 82%	9 83%
		Take-outs 6 83%	5 70%	11 77%
		Total 8 84%	12 77%	20 80%
1	FERRAZZA Daniele	Draws 10 80%	8 88%	18 83%
		Take-outs 2 75%	0 -	2 75%
		Total 12 79%	8 88%	20 83%
A	PILZER Andrea	Draws 0 -	0 -	0 -
		Take-outs 0 -	0 -	0 -
		Total 0 -	0 -	0 -
Team		Draws 14 80%	21 82%	35 81%
		Take-outs 23 70%	22 75%	45 72%
		Total 37 74%	43 78%	80 76%

**Note:**  
Position and function for each team member:  
4 = Fourth, 3 = Third, 2 = Second, 1 = Lead, A = Alternate, S = Skip, V = Vice-Skip

**Legend:**  
⌚ Clockwise      ⌚ Counter-clockwise      LSFE(\*) Last Stone First End

**Game - Shot by Shot**



**Legend:**  
 ↻ Clockwise      ↺ Counter-clockwise      - Not considered

**Game - Shot by Shot**



**Legend:**  
 ⤵ Clockwise      ⤴ Counter-clockwise      - Not considered



**Game - Shot by Shot**



**Legend:**  
 ↻ Clockwise      ↺ Counter-clockwise      - Not considered

**Game - Shot by Shot**

**End 4**   ● **RUS - Russia 2 + 1 (this end) = 3**   ● **ITA - Italy 1 + 0 (this end) = 1**

<p>1</p> <p>RUS: KLIMOV E Draw   ⤵ 100%</p>	<p>2</p> <p>ITA: FERRAZZA D Front   ⤵ 100%</p>	<p>3</p> <p>RUS: KLIMOV E Guard   ⤵ 50%</p>	<p>4</p> <p>ITA: FERRAZZA D Hit and Roll   ⤵ 75%</p>	<p>5</p> <p>RUS: RAZHABOV A Hit and Roll   ⤵ 75%</p>	<p>6</p> <p>ITA: GONIN S Draw   ⤵ 75%</p>
<p>7</p> <p>RUS: RAZHABOV A Take-out Slow Take-out   ⤵ 75%</p>	<p>8</p> <p>ITA: GONIN S Hit and Roll   ⤵ 100%</p>	<p>9</p> <p>RUS: GLUKHOV S Double Take-out   ⤵ 100%</p>	<p>10</p> <p>ITA: RETORNAZ J Draw   ⤵ 75%</p>	<p>11</p> <p>RUS: GLUKHOV S Draw   ⤵ 100%</p>	<p>12</p> <p>ITA: RETORNAZ J Take-out Slow Take-out   ⤵ 0%</p>
<p>13</p> <p>RUS: TIMOFEEV A Guard   ⤵ 100%</p>	<p>14</p> <p>ITA: MOSANER A Promotion Take-out   ⤵ 75%</p>	<p>15</p> <p>RUS: TIMOFEEV A Hit and Roll   ⤵ 75%</p>	<p>16</p> <p>ITA: MOSANER A Promotion Take-out   ⤵ 0%</p>		

RUS	ITA
Total Score 3	1
Time left 00:00	00:00

**Legend:**  
 ⤵ Clockwise   ⤶ Counter-clockwise   - Not considered

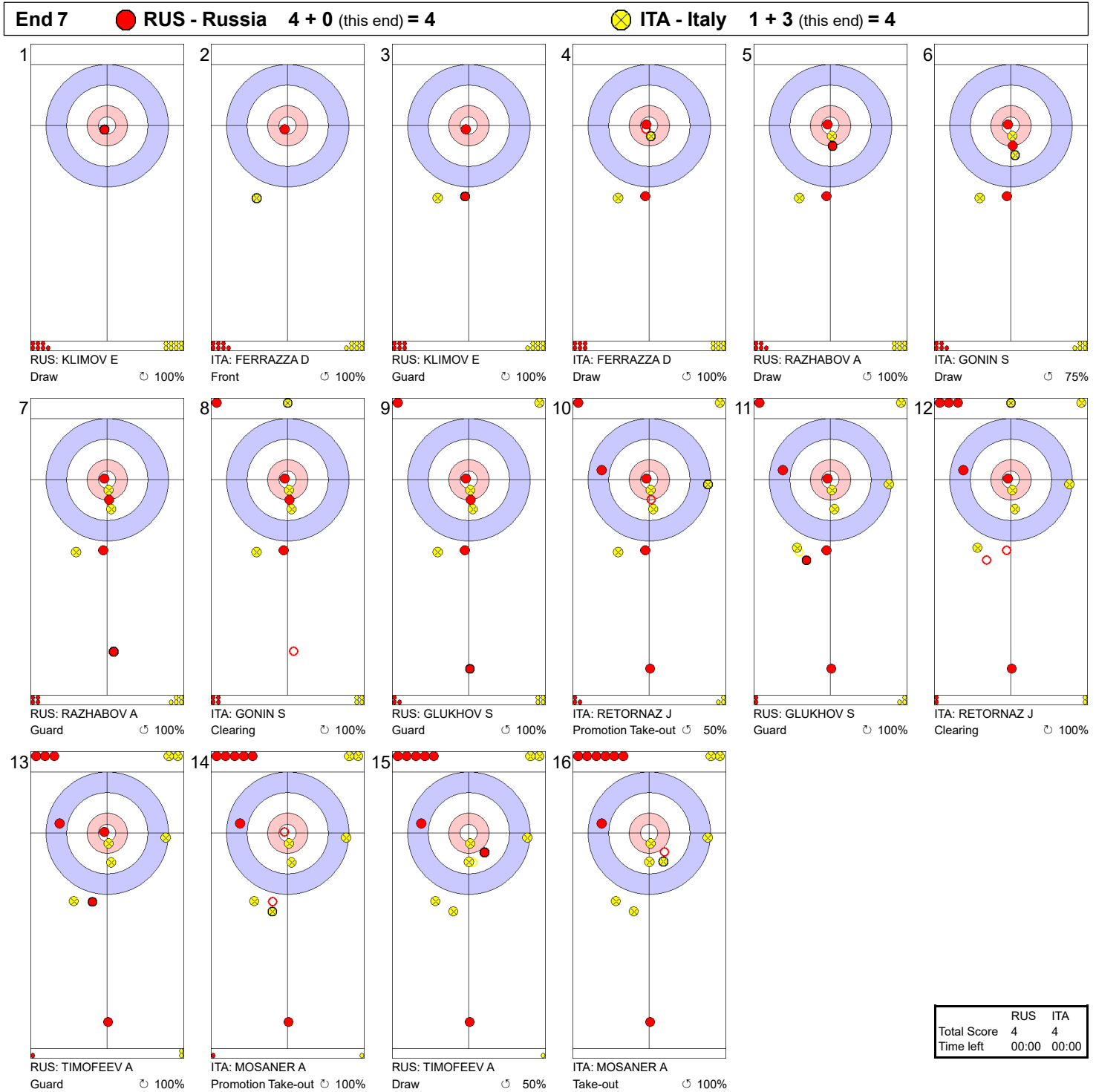
**Game - Shot by Shot**



**Legend:**  
 ↻ Clockwise   ↺ Counter-clockwise   - Not considered



**Game - Shot by Shot**



**Legend:**  
 ↻ Clockwise      ↺ Counter-clockwise      - Not considered

**Game - Shot by Shot**



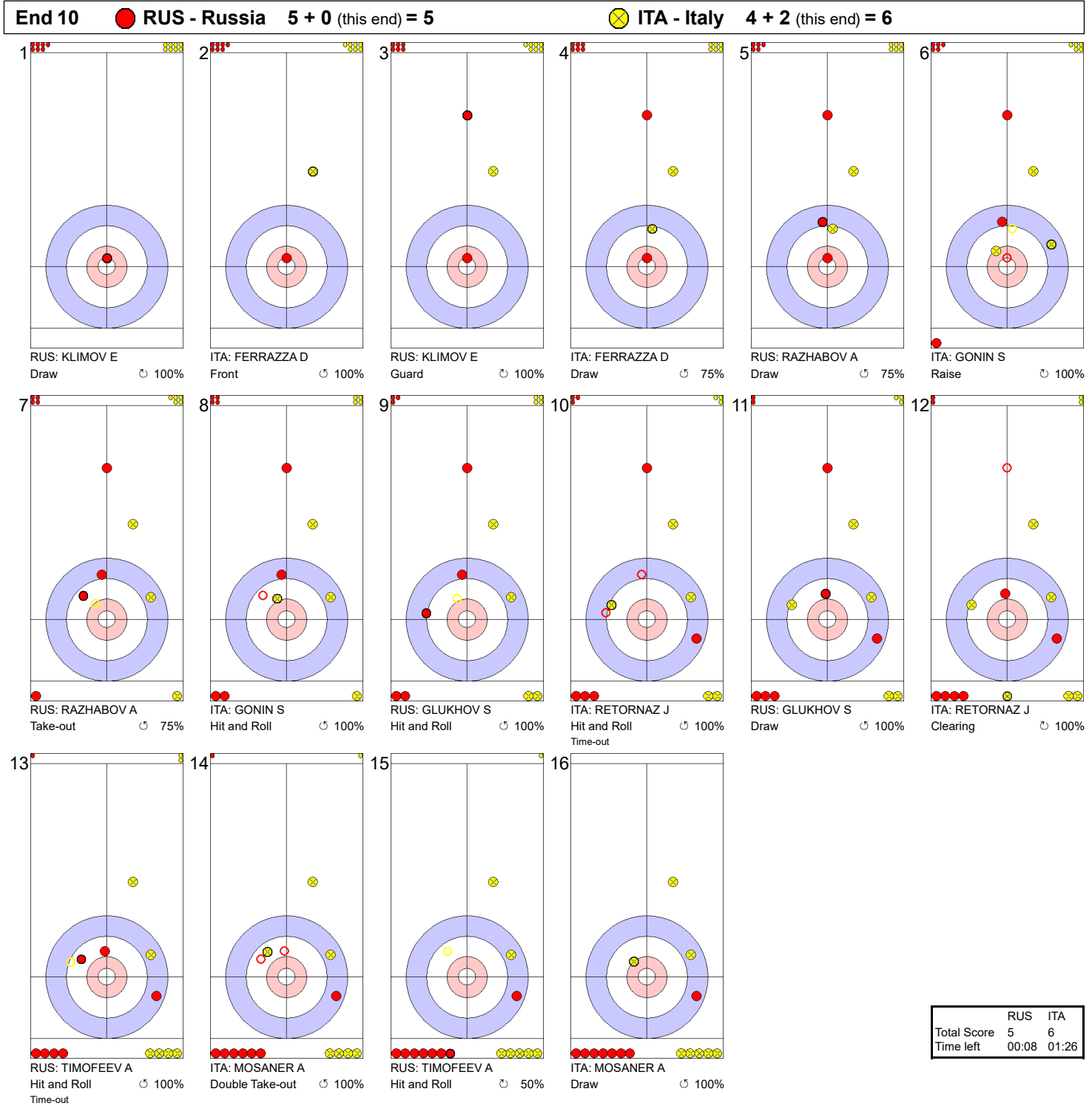
**Legend:**  
 ↻ Clockwise      ↺ Counter-clockwise      - Not considered

**Game - Shot by Shot**



**Legend:**  
 ↻ Clockwise      ↺ Counter-clockwise      - Not considered

**Game - Shot by Shot**



**Legend:**  
 ↻ Clockwise   ↺ Counter-clockwise   - Not considered



**Game Results**

Sheet	Game	Team	LSFE	1	2	3	4	5	6	7	8	9	10	Extra Ends	Total
D	3	GER - Germany		0	1	0	2	1	2	0	0	2	X		8
	3	CZE - Czech Republic	*	2	0	1	0	0	0	1	0	0	X		4

GER - Germany		Shot Success	Game	All
4 S	BAUMANN Alexander	85%	80%	
3	WALTER Manuel	81%	78%	
2 V	HERBERG Daniel	82%	81%	
1	SCHWEIZER Sebastian	79%	81%	
A	SHERRARD Ryan	-	81%	
Team Total		82%	80%	

CZE - Czech Republic		Shot Success	Game	All
4 S	SNITIL Jiri	67%	73%	
3 V	KLIMA Lukas	83%	79%	
2	SNITIL Martin	79%	73%	
1	KITZBERGER Jindrich	83%	84%	
A	MOKRIS Samuel	-	-	
Team Total		78%	77%	

Last Stone Draw		Distance
↻	HERBERG Daniel	24.6cm
↻	WALTER Manuel	46.6cm
<b>Total</b>		<b>71.2cm</b>

Last Stone Draw		Distance
↻	SNITIL Jiri	23.1cm
↻	KITZBERGER Jindrich	40.7cm
<b>Total</b>		<b>63.8cm</b>

Time remaining: 11 minutes 27 seconds

Time remaining: 4 minutes 27 seconds

**Shot Success Analysis**

GER - Germany		↻	↻	Game	
4	BAUMANN Alexander	Draws	2 100%	2 100%	4 100%
		Take-outs	5 80%	8 81%	13 81%
		Total	7 86%	10 85%	17 85%
3	WALTER Manuel	Draws	0 -	3 58%	3 58%
		Take-outs	8 88%	7 82%	15 85%
		Total	8 88%	10 75%	18 81%
2	HERBERG Daniel	Draws	1 75%	4 88%	5 85%
		Take-outs	3 50%	10 90%	13 81%
		Total	4 56%	14 89%	18 82%
1	SCHWEIZER Sebastian	Draws	4 75%	11 84%	15 82%
		Take-outs	1 50%	2 75%	3 67%
		Total	5 70%	13 83%	18 79%
A	SHERRARD Ryan	Draws	0 -	0 -	0 -
		Take-outs	0 -	0 -	0 -
		Total	0 -	0 -	0 -
Team		Draws	7 82%	20 83%	27 82%
		Take-outs	17 76%	27 84%	44 81%
		Total	24 78%	47 84%	71 82%

CZE - Czech Republic		↻	↻	Game	
4	SNITIL Jiri	Draws	3 58%	6 75%	9 69%
		Take-outs	6 50%	3 92%	9 64%
		Total	9 53%	9 81%	18 67%
3	KLIMA Lukas	Draws	4 88%	7 75%	11 80%
		Take-outs	4 94%	3 83%	7 89%
		Total	8 91%	10 78%	18 83%
2	SNITIL Martin	Draws	4 94%	3 33%	7 68%
		Take-outs	4 88%	7 86%	11 86%
		Total	8 91%	10 70%	18 79%
1	KITZBERGER Jindrich	Draws	6 92%	11 77%	17 82%
		Take-outs	1 100%	0 -	1 100%
		Total	7 93%	11 77%	18 83%
A	MOKRIS Samuel	Draws	0 -	0 -	0 -
		Take-outs	0 -	0 -	0 -
		Total	0 -	0 -	0 -
Team		Draws	17 85%	27 71%	44 77%
		Take-outs	15 75%	13 87%	28 80%
		Total	32 80%	40 76%	72 78%

**Note:**  
Position and function for each team member:  
4 = Fourth, 3 = Third, 2 = Second, 1 = Lead, A = Alternate, S = Skip, V = Vice-Skip

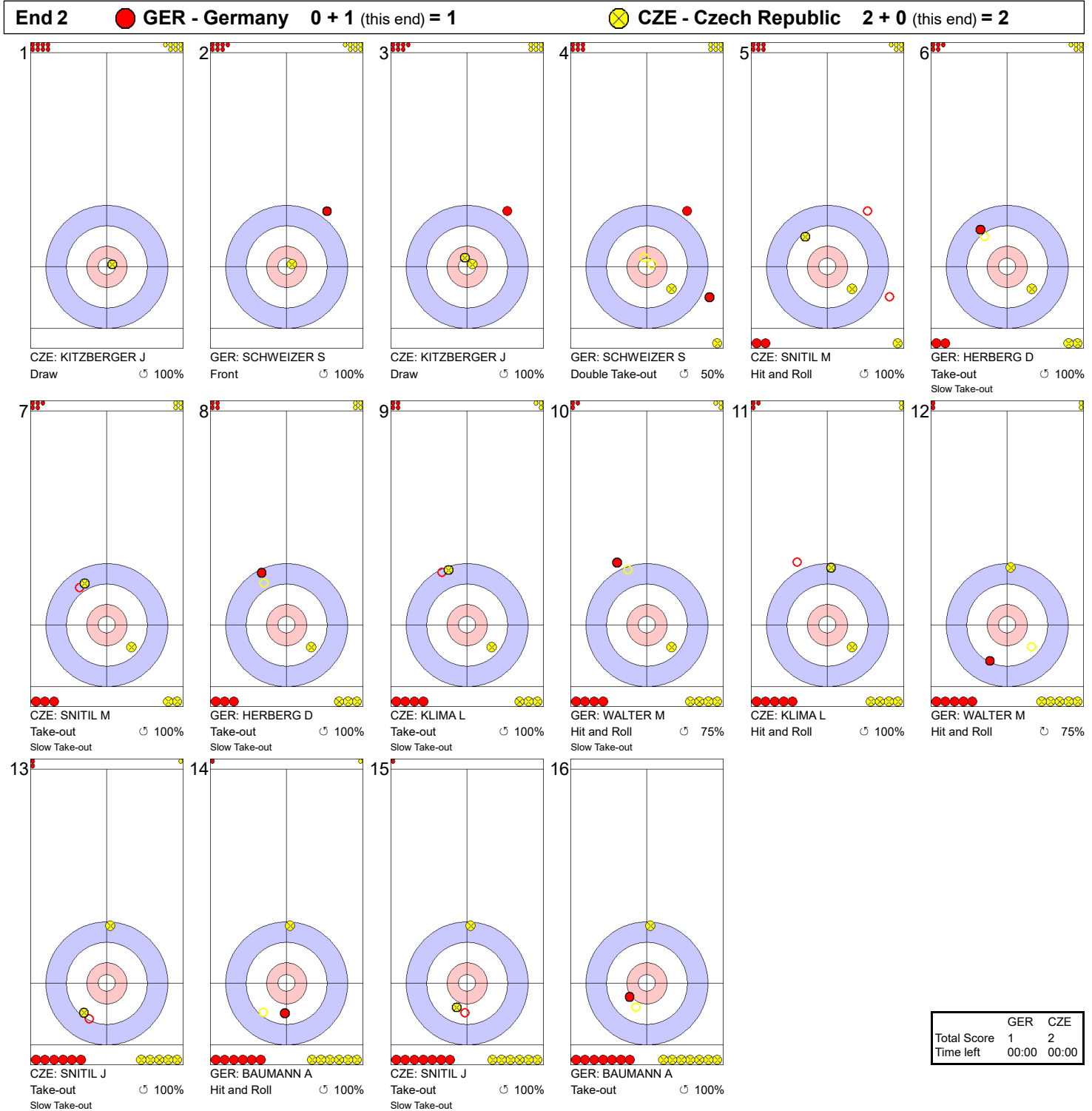
**Legend:**  
↻ Clockwise      ↻ Counter-clockwise      LSFE(\*) Last Stone First End  
X Unplayed/unfinished end due to concession

**Game - Shot by Shot**



**Legend:**  
 ↻ Clockwise      ↺ Counter-clockwise      - Not considered

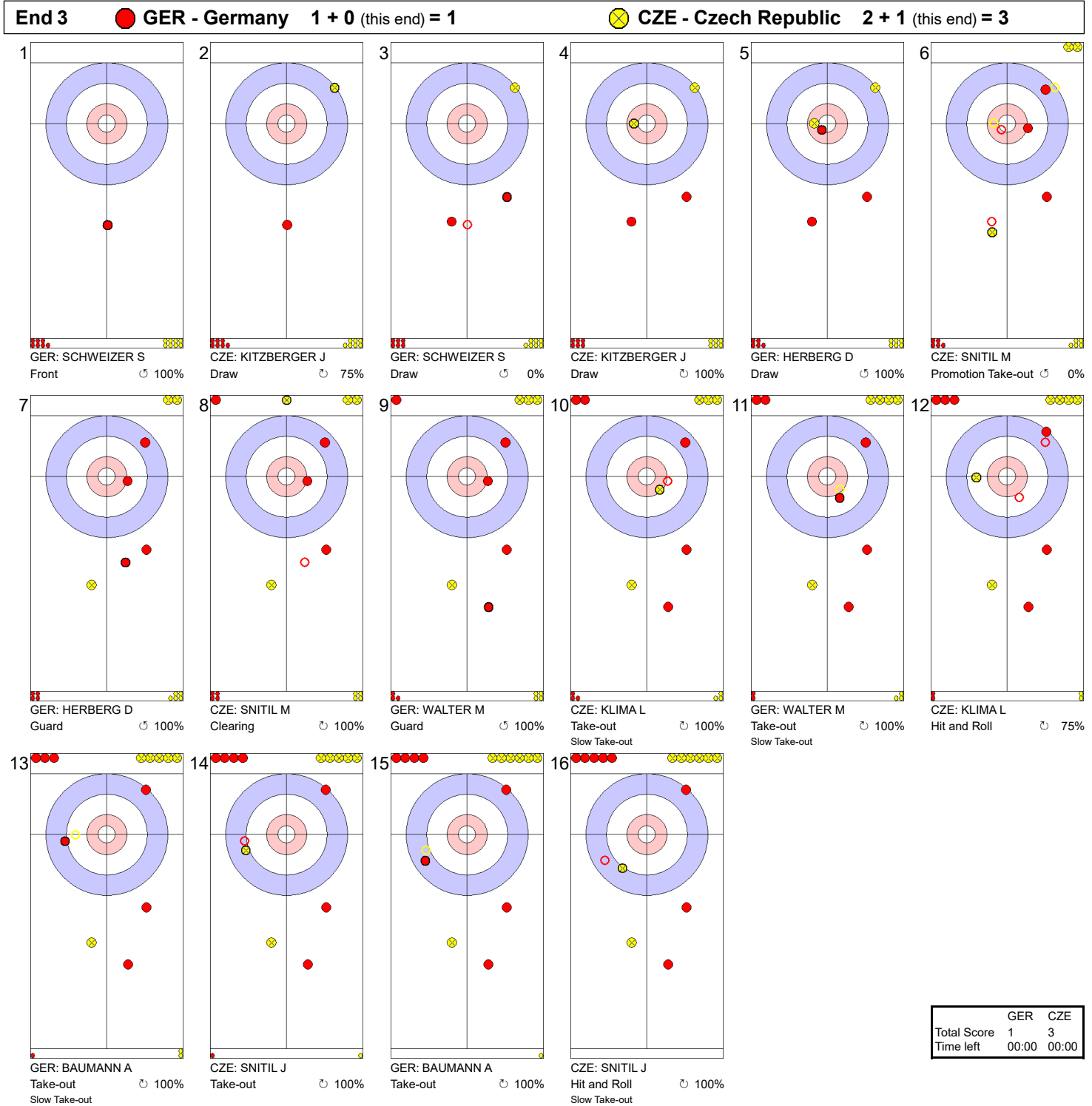
**Game - Shot by Shot**



**Legend:**

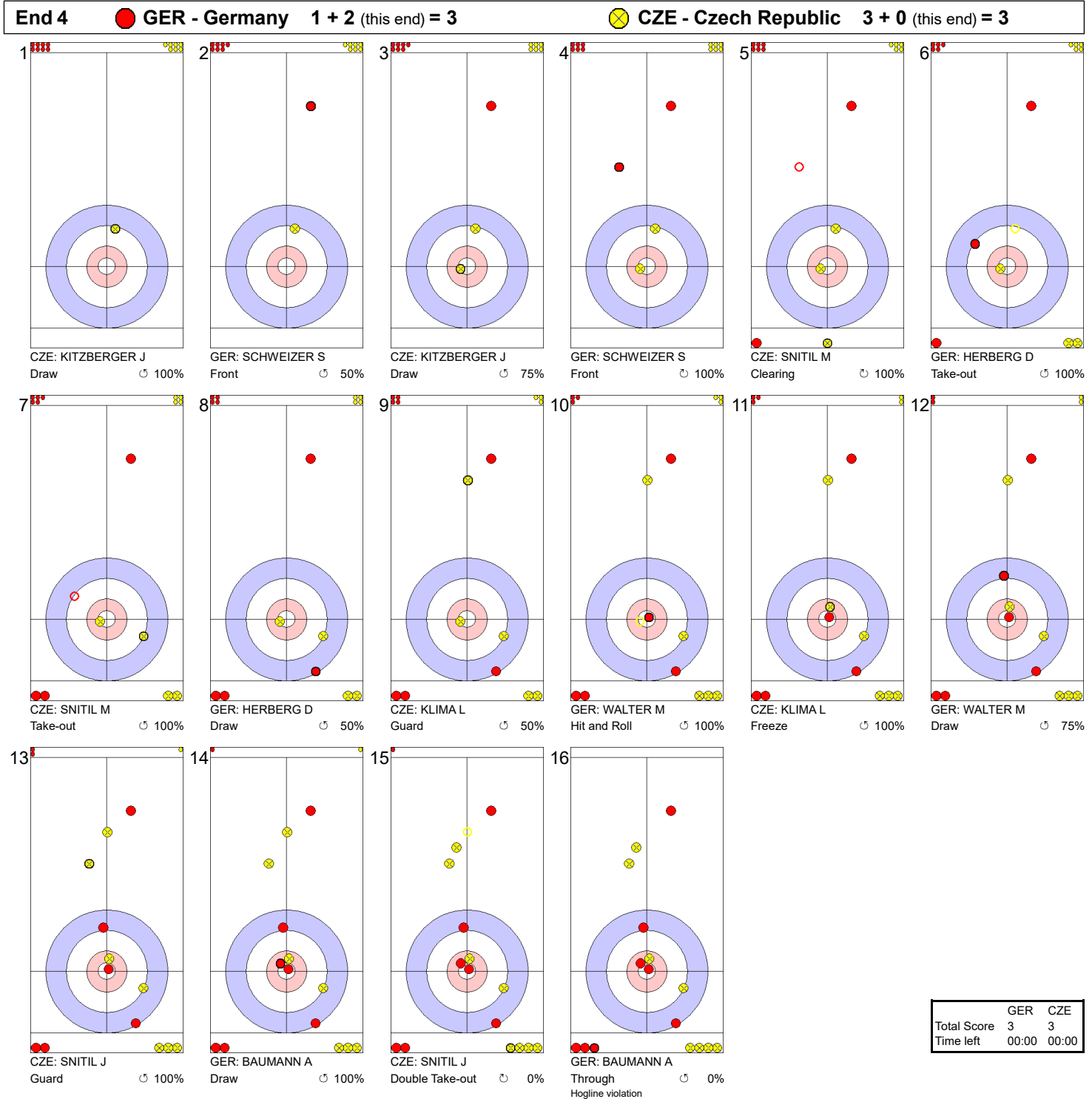
⌚ Clockwise      ⌚ Counter-clockwise      - Not considered

**Game - Shot by Shot**



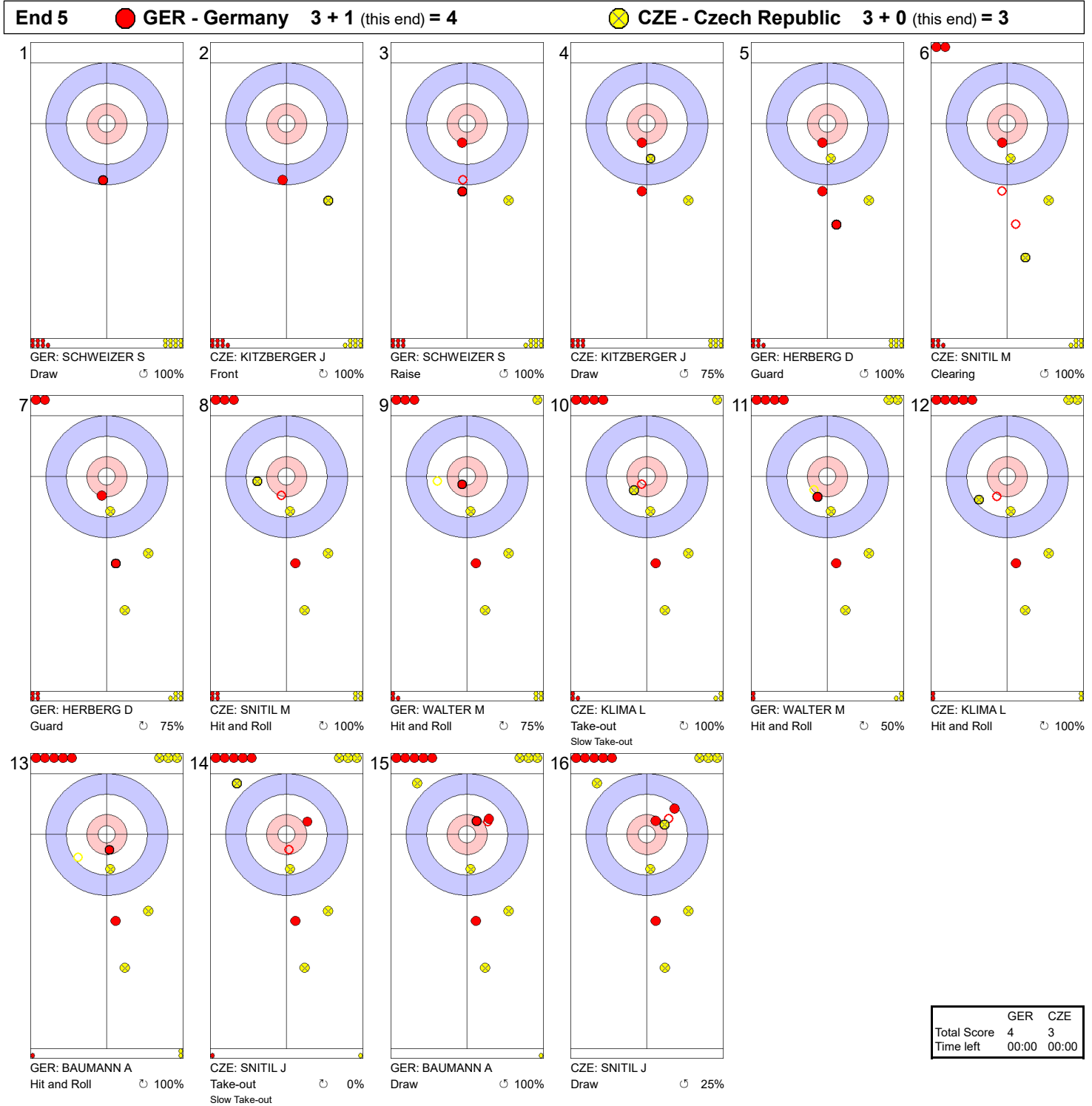
**Legend:**  
 ↻ Clockwise      ↺ Counter-clockwise      - Not considered

**Game - Shot by Shot**



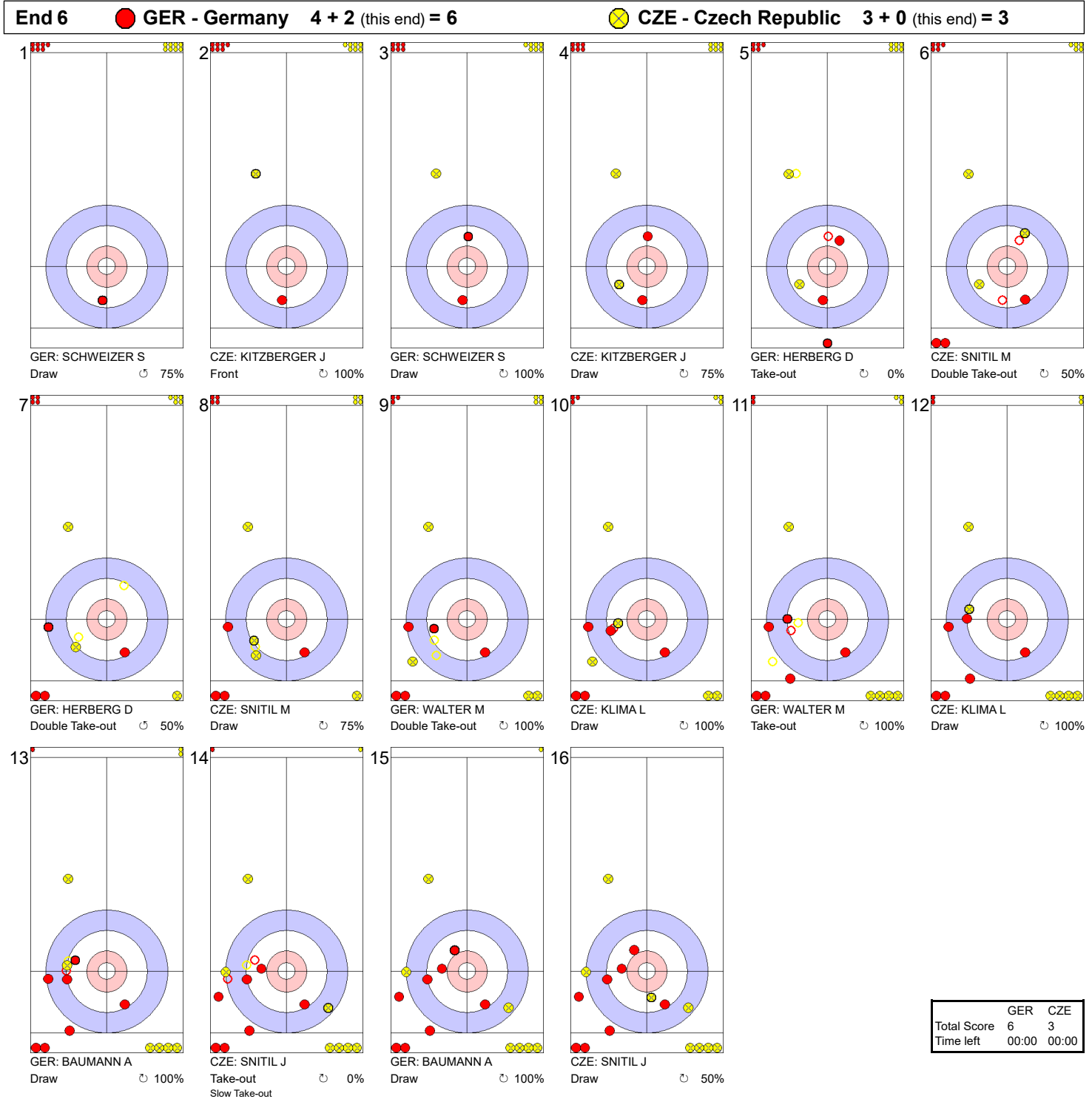
**Legend:**  
 ↻ Clockwise      ↺ Counter-clockwise      - Not considered

**Game - Shot by Shot**



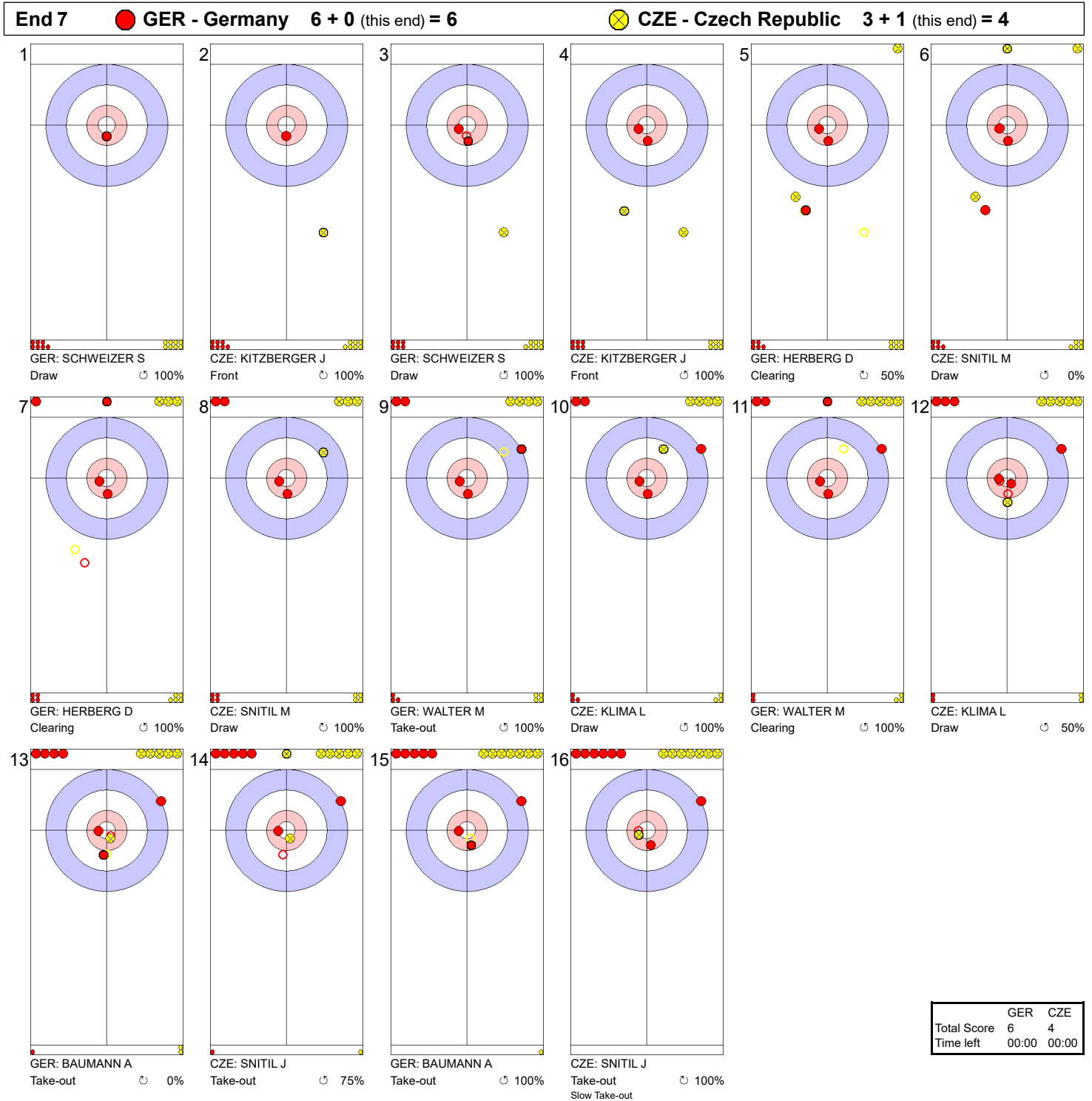
**Legend:**  
 ↻ Clockwise      ↺ Counter-clockwise      - Not considered

**Game - Shot by Shot**



**Legend:**  
 ↻ Clockwise      ↺ Counter-clockwise      - Not considered

**Game - Shot by Shot**



**Legend:**  
 ↻ Clockwise      ↺ Counter-clockwise      - Not considered

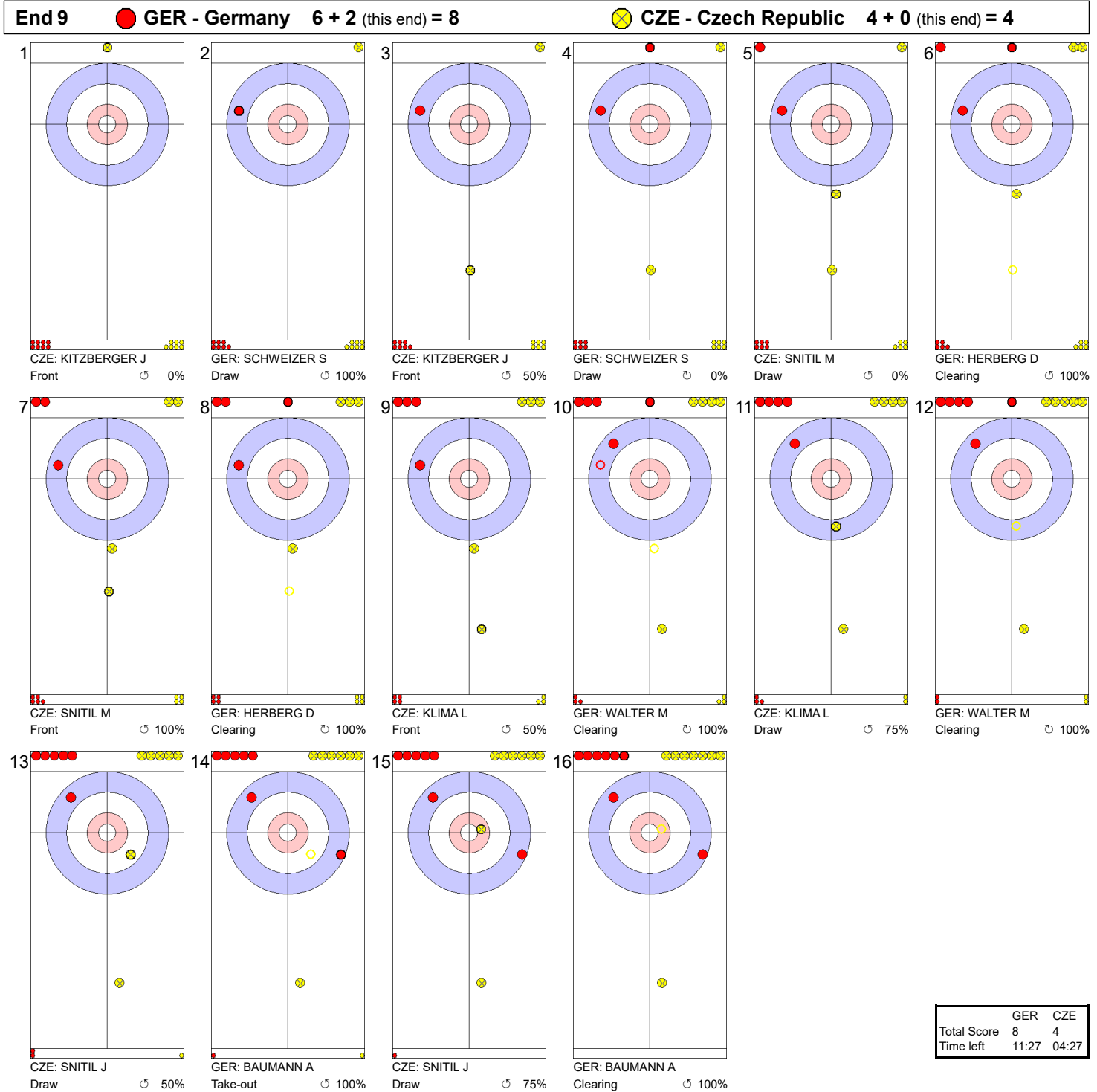


**Game - Shot by Shot**



**Legend:**  
 ↻ Clockwise      ↺ Counter-clockwise      - Not considered

**Game - Shot by Shot**



**Legend:**  
 ↻ Clockwise      ↺ Counter-clockwise      - Not considered



### Session Results and Standings

Sheet	Game	Team	LSFE	1	2	3	4	5	6	7	8	9	10	Extra Ends	Total
A	2	ITA - Italy	*	0	2	0	0	2	0	1	0	X	X		5
	2	CHN - China		0	0	3	3	0	3	0	1	X	X		10
B	2	NED - Netherlands	*	0	0	0	0	1	0	0	1	1	0		3
	2	GER - Germany		1	1	0	0	0	1	0	0	0	1		4
C	2	DEN - Denmark	*	2	0	1	1	0	4	0	2	X	X		10
	2	CZE - Czech Republic		0	2	0	0	1	0	1	0	X	X		4
D	2	RUS - Russia	*	2	0	1	0	2	0	0	1	0	X		6
	2	FIN - Finland		0	2	0	2	0	3	0	0	2	X		9

### Current Standings

Rank	Team	Games	Wins	Losses
1	CHN - China	2	2	0
2	CZE - Czech Republic	2	1	1
2	DEN - Denmark	2	1	1
2	FIN - Finland	2	1	1
2	GER - Germany	2	1	1
2	ITA - Italy	2	1	1
2	RUS - Russia	2	1	1
8	NED - Netherlands	2	0	2

**Note:**  
Under WCF rules, tie-breaking rules for standings are not applied until after the last game of the round robin.

**Legend:**  
LSFE(\*) Last Stone First End      X      Unplayed/unfinished end due to concession



**Game Results**

Sheet	Game	Team	LSFE	1	2	3	4	5	6	7	8	9	10	Extra Ends	Total
A	2	ITA - Italy	*	0	2	0	0	2	0	1	0	X	X		5
	2	CHN - China		0	0	3	3	0	3	0	1	X	X		10

ITA - Italy		Shot Success	Game	All
4	V MOSANER Amos	75%	71%	
3	S RETORNAZ Joel	64%	72%	
2	GONIN Simone	84%	78%	
1	FERRAZZA Daniele	83%	81%	
A	PILZER Andrea	-	-	
Team Total		77%	76%	

CHN - China		Shot Success	Game	All
4	S LIU Rui	86%	86%	
3	V XU Xiaoming	89%	87%	
2	JIANG Dongxu	86%	84%	
1	ZANG Jialiang	92%	91%	
A	MA Yanlong	-	-	
Team Total		88%	87%	

Last Stone Draw		Distance
⌚	GONIN Simone	13.5cm
⌚	FERRAZZA Daniele	57.5cm
<b>Total</b>		<b>71.0cm</b>

Last Stone Draw		Distance
⌚	XU Xiaoming	143.8cm
⌚	LIU Rui	10.0cm
<b>Total</b>		<b>153.8cm</b>

Time remaining: 7 minutes 15 seconds

Time remaining: 7 minutes 12 seconds

Time-out: End 8 - CHN stone 7

**Shot Success Analysis**

ITA - Italy		⌚	⌚	Game	
4	MOSANER Amos	Draws	4 75%	3 67%	7 71%
		Take-outs	4 88%	5 70%	9 78%
		Total	8 81%	8 69%	16 75%
3	RETORNAZ Joel	Draws	5 80%	4 75%	9 78%
		Take-outs	2 25%	5 55%	7 46%
		Total	7 64%	9 64%	16 64%
2	GONIN Simone	Draws	5 85%	3 100%	8 91%
		Take-outs	3 100%	5 65%	8 78%
		Total	8 91%	8 78%	16 84%
1	FERRAZZA Daniele	Draws	7 86%	7 86%	14 86%
		Take-outs	2 63%	0 -	2 63%
		Total	9 81%	7 86%	16 83%
A	PILZER Andrea	Draws	0 -	0 -	0 -
		Take-outs	0 -	0 -	0 -
		Total	0 -	0 -	0 -
Team		Draws	21 82%	17 82%	38 82%
		Take-outs	11 75%	15 63%	26 68%
		Total	32 80%	32 73%	64 77%

CHN - China		⌚	⌚	Game	
4	LIU Rui	Draws	4 81%	5 90%	9 86%
		Take-outs	2 75%	5 90%	7 86%
		Total	6 79%	10 90%	16 86%
3	XU Xiaoming	Draws	4 100%	2 100%	6 100%
		Take-outs	7 96%	3 50%	10 83%
		Total	11 98%	5 70%	16 89%
2	JIANG Dongxu	Draws	3 100%	1 75%	4 94%
		Take-outs	7 79%	5 90%	12 83%
		Total	10 85%	6 88%	16 86%
1	ZANG Jialiang	Draws	5 100%	10 93%	15 95%
		Take-outs	1 50%	0 -	1 50%
		Total	6 92%	10 93%	16 92%
A	MA Yanlong	Draws	0 -	0 -	0 -
		Take-outs	0 -	0 -	0 -
		Total	0 -	0 -	0 -
Team		Draws	16 95%	18 92%	34 93%
		Take-outs	17 84%	13 81%	30 83%
		Total	33 89%	31 87%	64 88%

**Note:**  
Position and function for each team member:  
4 = Fourth, 3 = Third, 2 = Second, 1 = Lead, A = Alternate, S = Skip, V = Vice-Skip

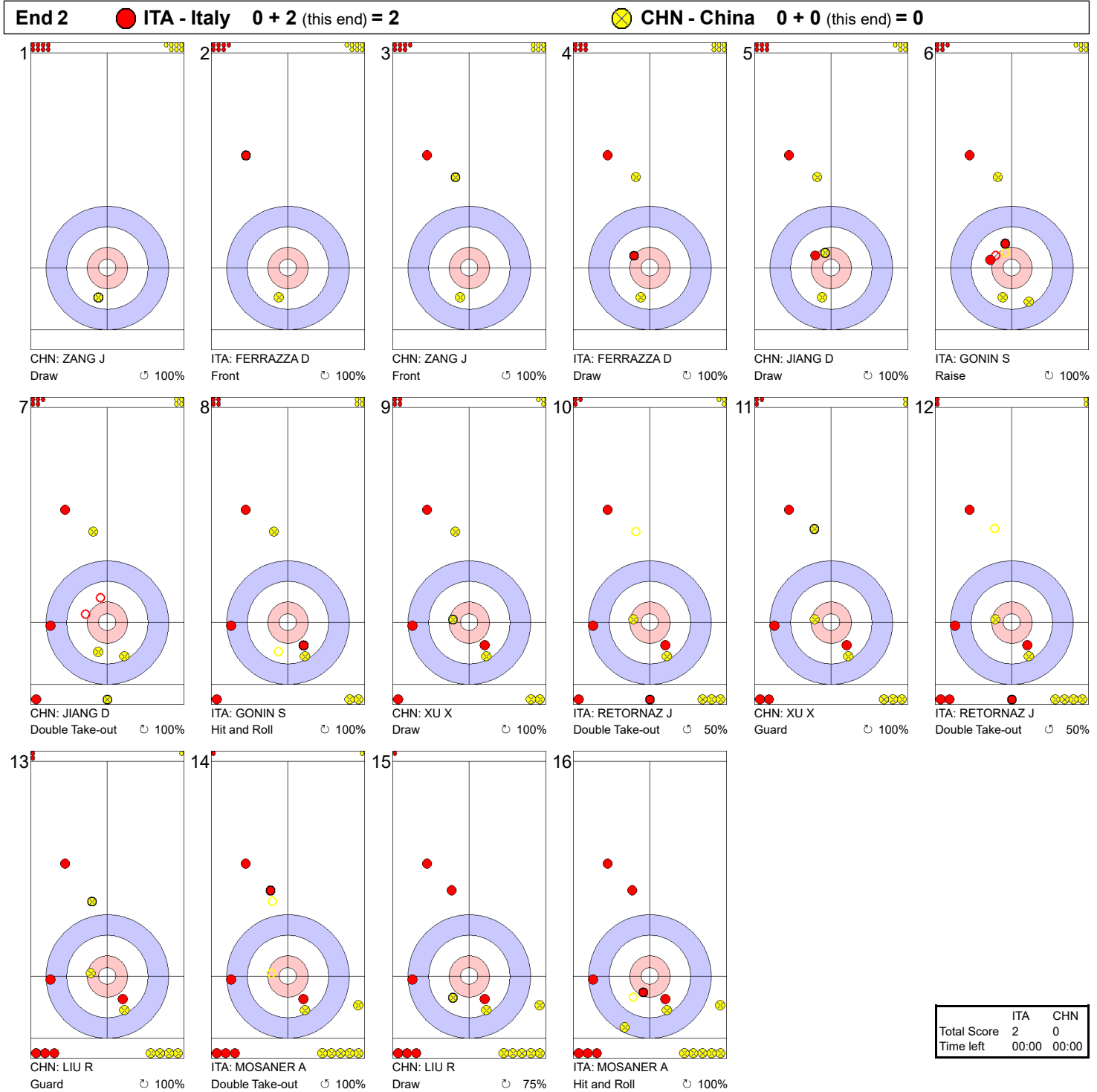
**Legend:**  
⌚ Clockwise      ⌚ Counter-clockwise      LSFE(\*) Last Stone First End  
X Unplayed/unfinished end due to concession

**Game - Shot by Shot**



**Legend:**  
 ↻ Clockwise      ↺ Counter-clockwise      - Not considered

**Game - Shot by Shot**



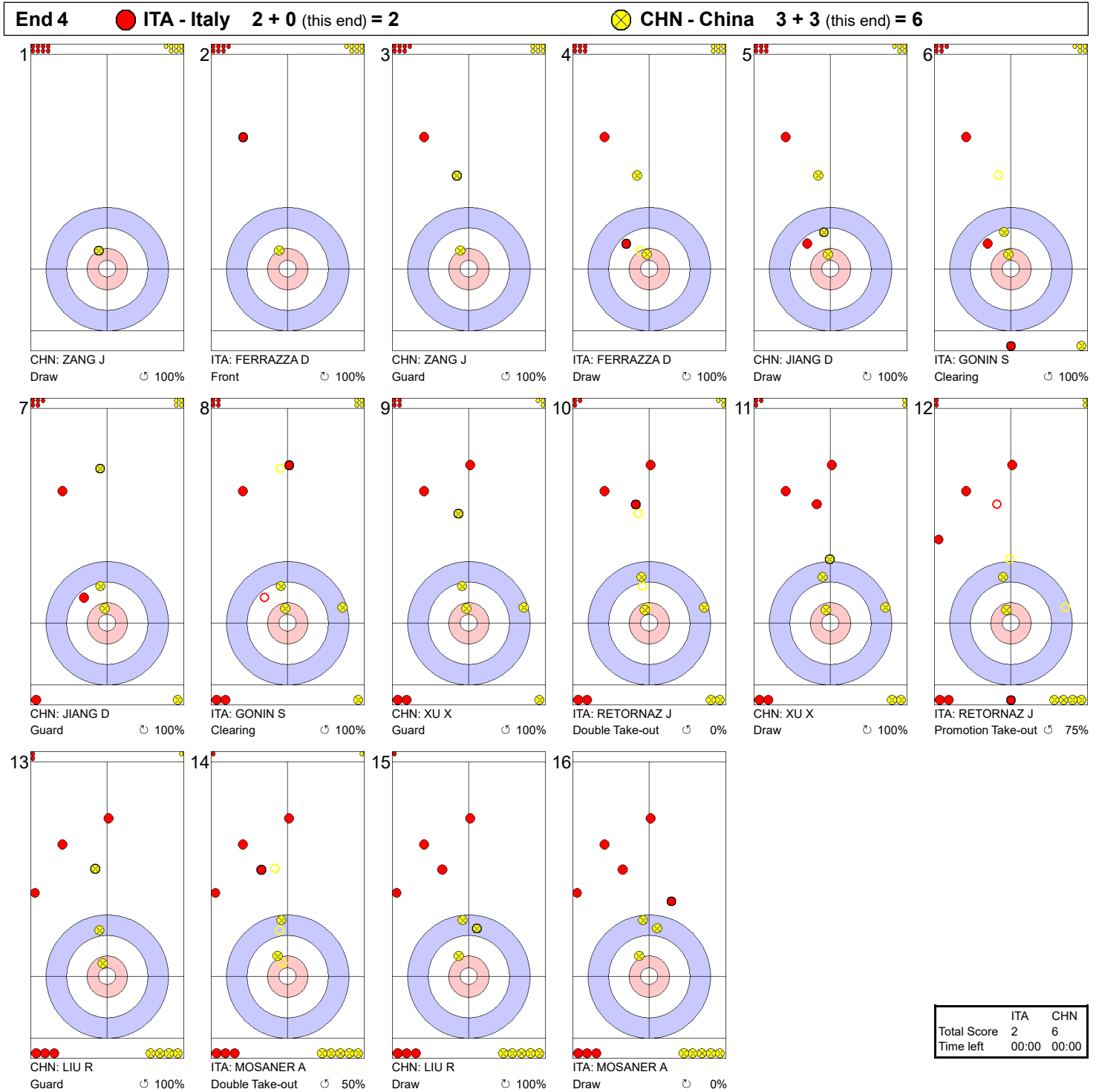
**Legend:**  
 ↻ Clockwise      ↺ Counter-clockwise      - Not considered

**Game - Shot by Shot**



**Legend:**  
 ↻ Clockwise      ↺ Counter-clockwise      - Not considered

**Game - Shot by Shot**



**Legend:**  
 ↻ Clockwise      ↺ Counter-clockwise      - Not considered



**Game - Shot by Shot**



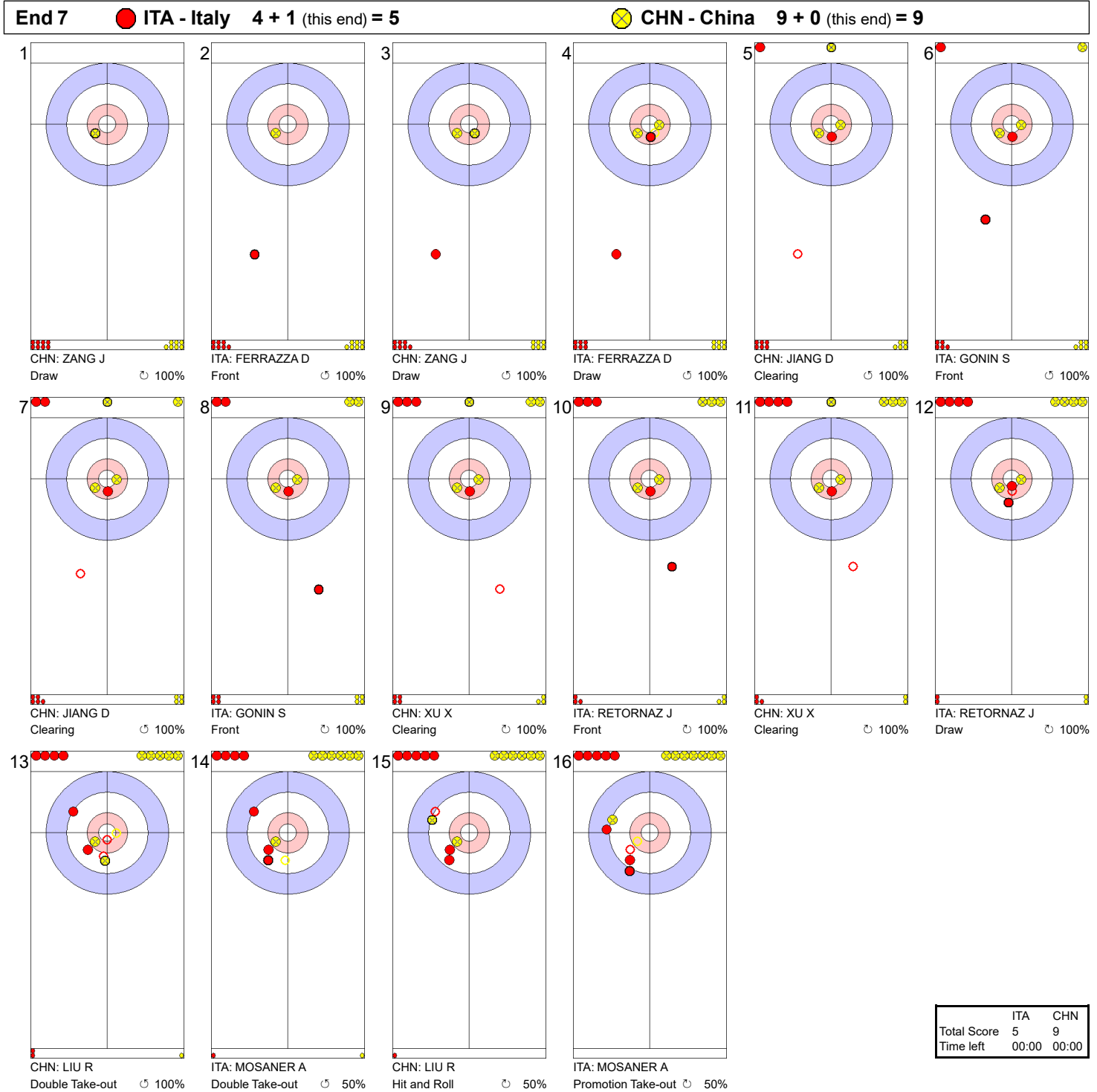
**Legend:**  
 ↻ Clockwise      ↺ Counter-clockwise      - Not considered

**Game - Shot by Shot**



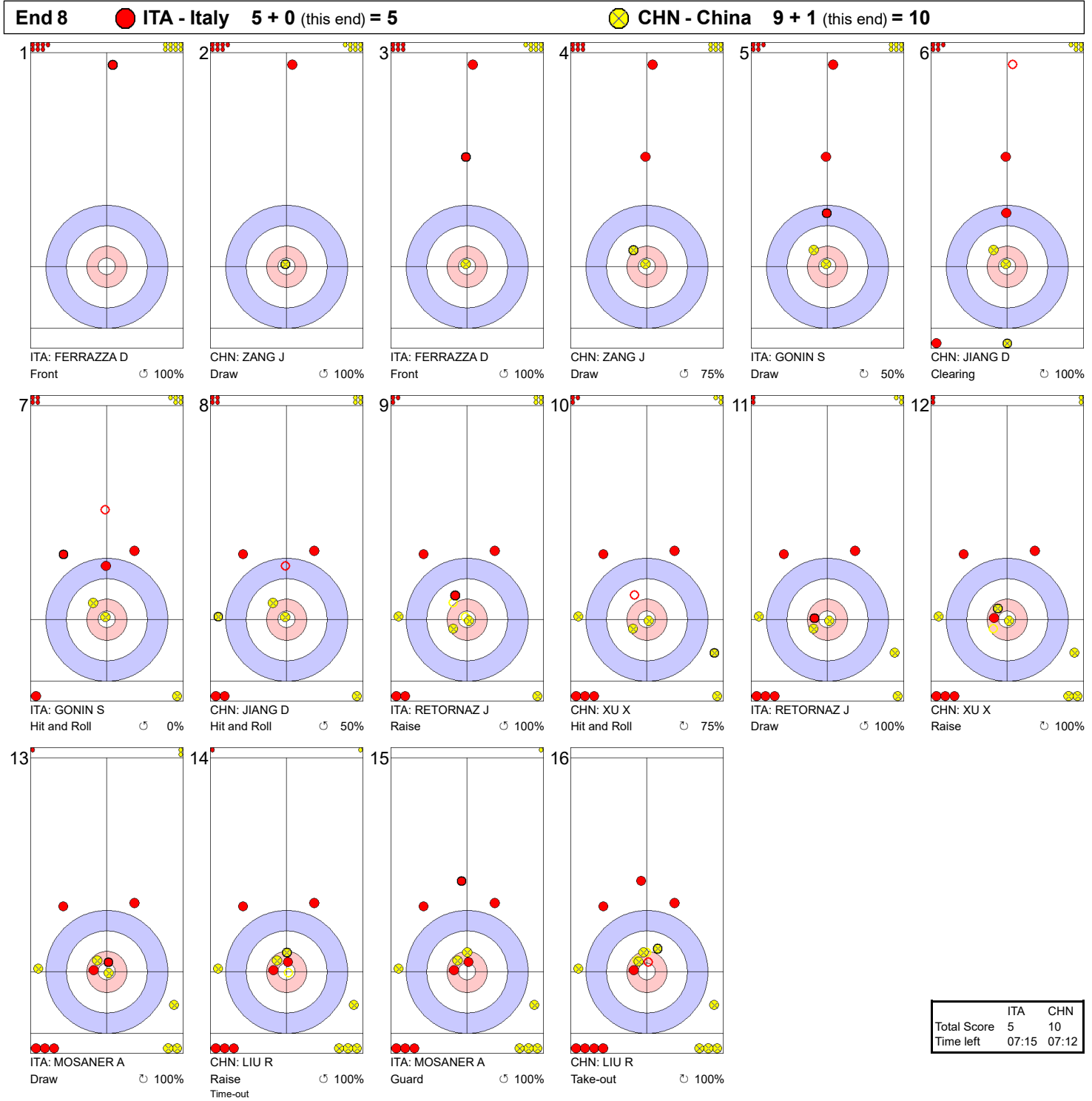
**Legend:**  
 ↻ Clockwise      ↺ Counter-clockwise      - Not considered

**Game - Shot by Shot**



**Legend:**  
 ↻ Clockwise      ↺ Counter-clockwise      - Not considered

**Game - Shot by Shot**



**Legend:**  
 ↻ Clockwise      ↺ Counter-clockwise      - Not considered

**Game Results**

Sheet	Game	Team	LSFE	1	2	3	4	5	6	7	8	9	10	Extra Ends	Total
B	2	NED - Netherlands	*	0	0	0	0	1	0	0	1	1	0		3
	2	GER - Germany		1	1	0	0	0	1	0	0	0	1		4

NED - Netherlands		Shot Success	Game	All
4 S	VAN DORP Jaap	78%	69%	
3 V	GOESGENS Wouter	74%	77%	
2	HOEKMAN Laurens	74%	82%	
1	GLASBERGEN Carlo	79%	75%	
A	MAGAN Alexander	-	-	
Team Total		76%	76%	

GER - Germany		Shot Success	Game	All
4 S	BAUMANN Alexander	80%	78%	
3	WALTER Manuel	84%	77%	
2 V	HERBERG Daniel	84%	80%	
1	SHERRARD Ryan	81%	81%	
A	SCHWEIZER Sebastian	-	83%	
Team Total		82%	79%	

**Last Stone Draw** Distance

⌚	GOESGENS Wouter	26.6cm
⌚	HOEKMAN Laurens	63.2cm
<b>Total</b>		<b>89.8cm</b>

**Last Stone Draw** Distance

⌚	SHERRARD Ryan	152.7cm
⌚	BAUMANN Alexander	135.7cm
<b>Total</b>		<b>288.4cm</b>

Time remaining: 5 minutes 10 seconds

Time remaining: 7 minutes 32 seconds

**Shot Success Analysis**

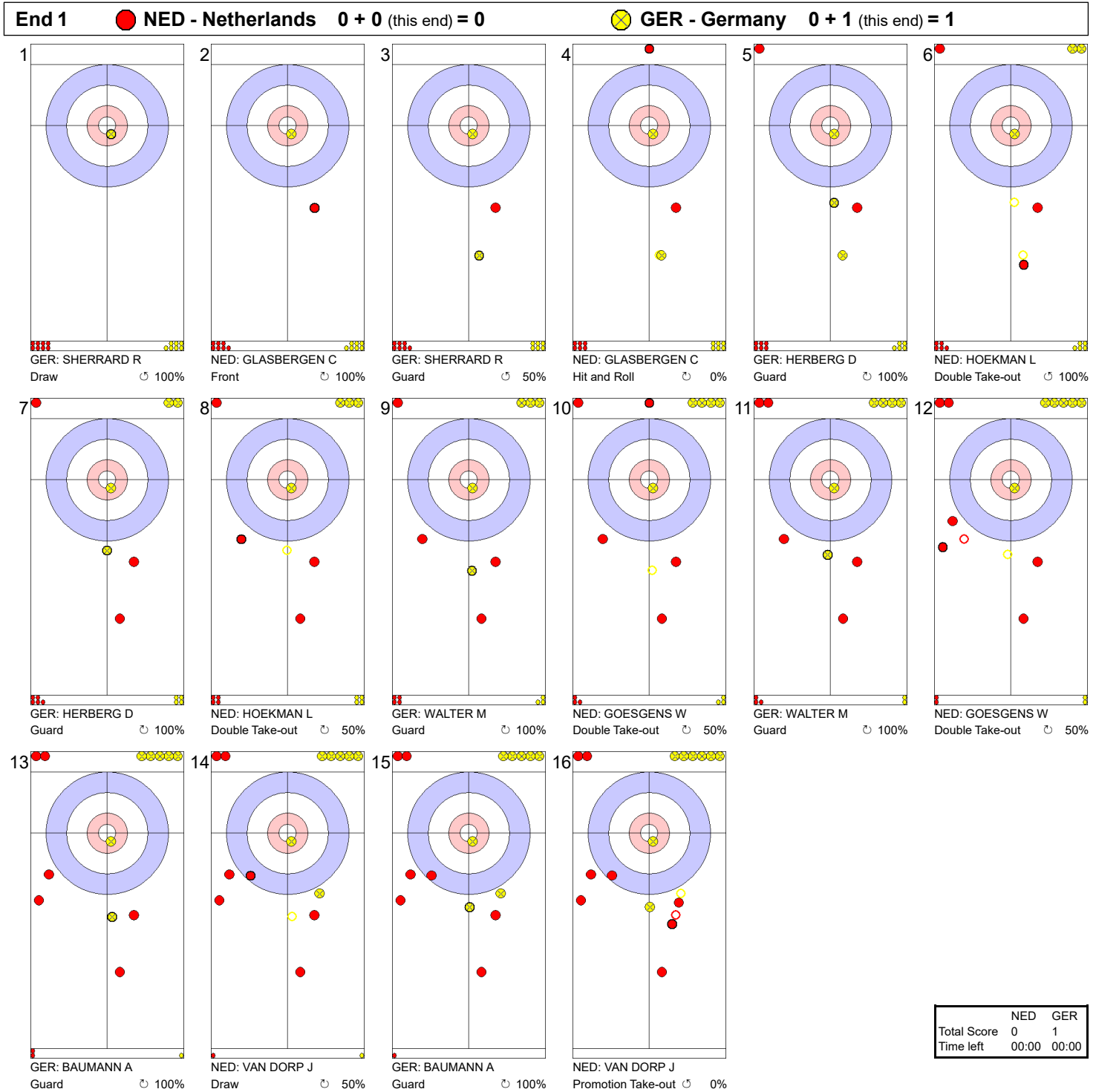
NED - Netherlands		⌚	⌚	Game	
4	VAN DORP Jaap	Draws	6 79%	6 63%	12 71%
		Take-outs	2 100%	6 83%	8 88%
		Total	8 84%	12 73%	20 78%
3	GOESGENS Wouter	Draws	1 100%	10 88%	11 89%
		Take-outs	6 58%	3 50%	9 56%
		Total	7 64%	13 79%	20 74%
2	HOEKMAN Laurens	Draws	5 60%	11 84%	16 77%
		Take-outs	1 50%	3 67%	4 63%
		Total	6 58%	14 80%	20 74%
1	GLASBERGEN Carlo	Draws	12 77%	5 95%	17 82%
		Take-outs	2 50%	1 75%	3 58%
		Total	14 73%	6 92%	20 79%
A	MAGAN Alexander	Draws	0 -	0 -	0 -
		Take-outs	0 -	0 -	0 -
		Total	0 -	0 -	0 -
Team		Draws	24 75%	32 83%	56 79%
		Take-outs	11 64%	13 71%	24 68%
		Total	35 71%	45 79%	80 76%

GER - Germany		⌚	⌚	Game	
4	BAUMANN Alexander	Draws	3 100%	2 50%	5 80%
		Take-outs	5 90%	10 75%	15 80%
		Total	8 94%	12 71%	20 80%
3	WALTER Manuel	Draws	3 100%	1 100%	4 100%
		Take-outs	6 75%	10 83%	16 80%
		Total	9 83%	11 84%	20 84%
2	HERBERG Daniel	Draws	2 100%	2 100%	4 100%
		Take-outs	8 72%	8 88%	16 80%
		Total	10 78%	10 90%	20 84%
1	SHERRARD Ryan	Draws	5 90%	12 77%	17 81%
		Take-outs	0 -	1 75%	1 75%
		Total	5 90%	13 77%	18 81%
A	SCHWEIZER Sebastian	Draws	0 -	0 -	0 -
		Take-outs	0 -	0 -	0 -
		Total	0 -	0 -	0 -
Team		Draws	13 96%	17 78%	30 86%
		Take-outs	19 78%	29 81%	48 80%
		Total	32 85%	46 80%	78 82%

**Note:**  
Position and function for each team member:  
4 = Fourth, 3 = Third, 2 = Second, 1 = Lead, A = Alternate, S = Skip, V = Vice-Skip

**Legend:**  
⌚ Clockwise      ⌚ Counter-clockwise      LSFE(\*) Last Stone First End

**Game - Shot by Shot**



**Legend:**  
 ↻ Clockwise      ↺ Counter-clockwise      - Not considered

**Game - Shot by Shot**



**Legend:**  
 ↻ Clockwise      ↺ Counter-clockwise      - Not considered

**Game - Shot by Shot**



**Legend:**  
 ↻ Clockwise      ↺ Counter-clockwise      - Not considered

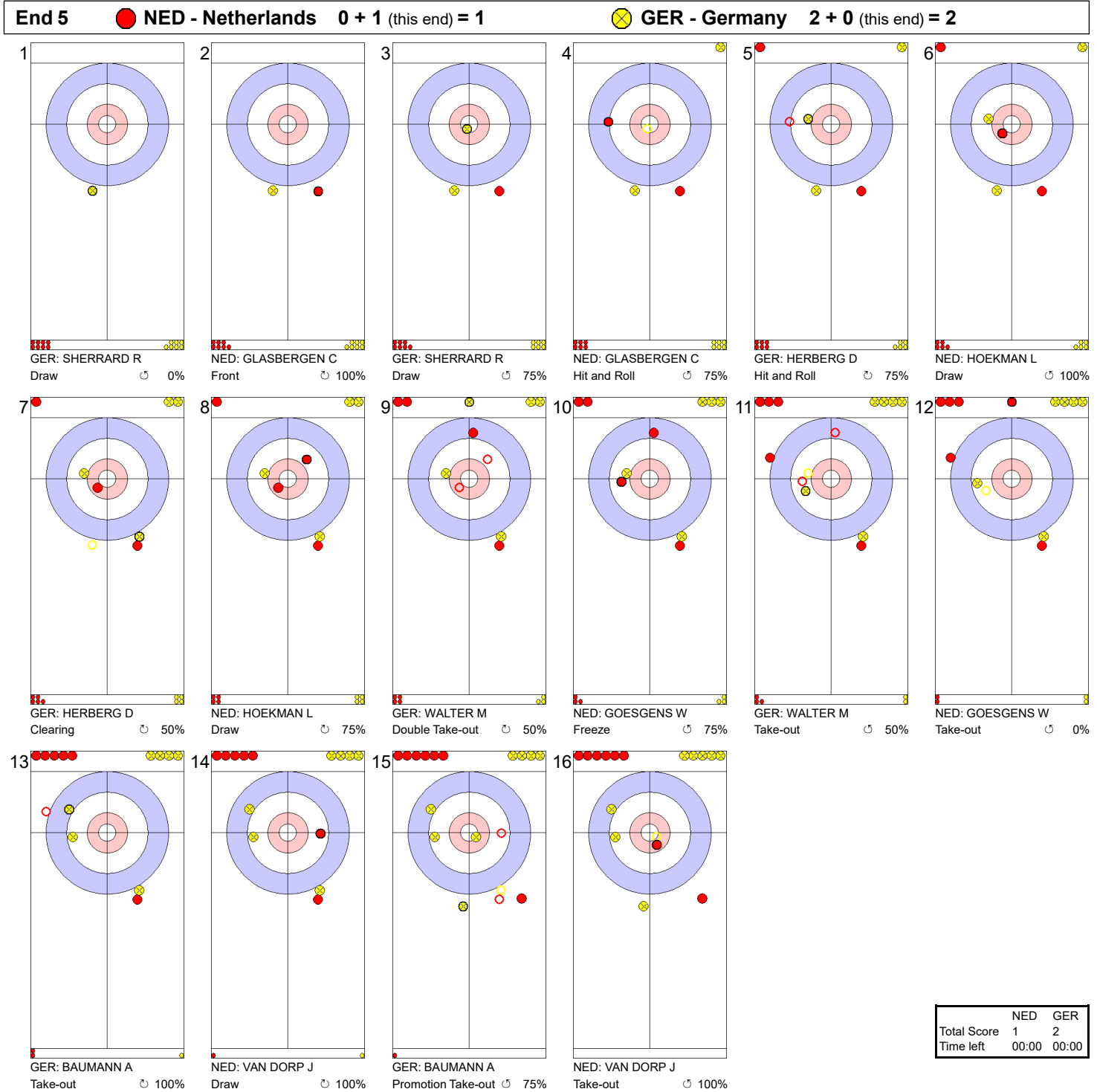


**Game - Shot by Shot**



**Legend:**  
 ↻ Clockwise      ↺ Counter-clockwise      - Not considered

**Game - Shot by Shot**



**Legend:**  
 ↻ Clockwise      ↺ Counter-clockwise      - Not considered





**OQE2017**  
Pilsen, Czech Republic

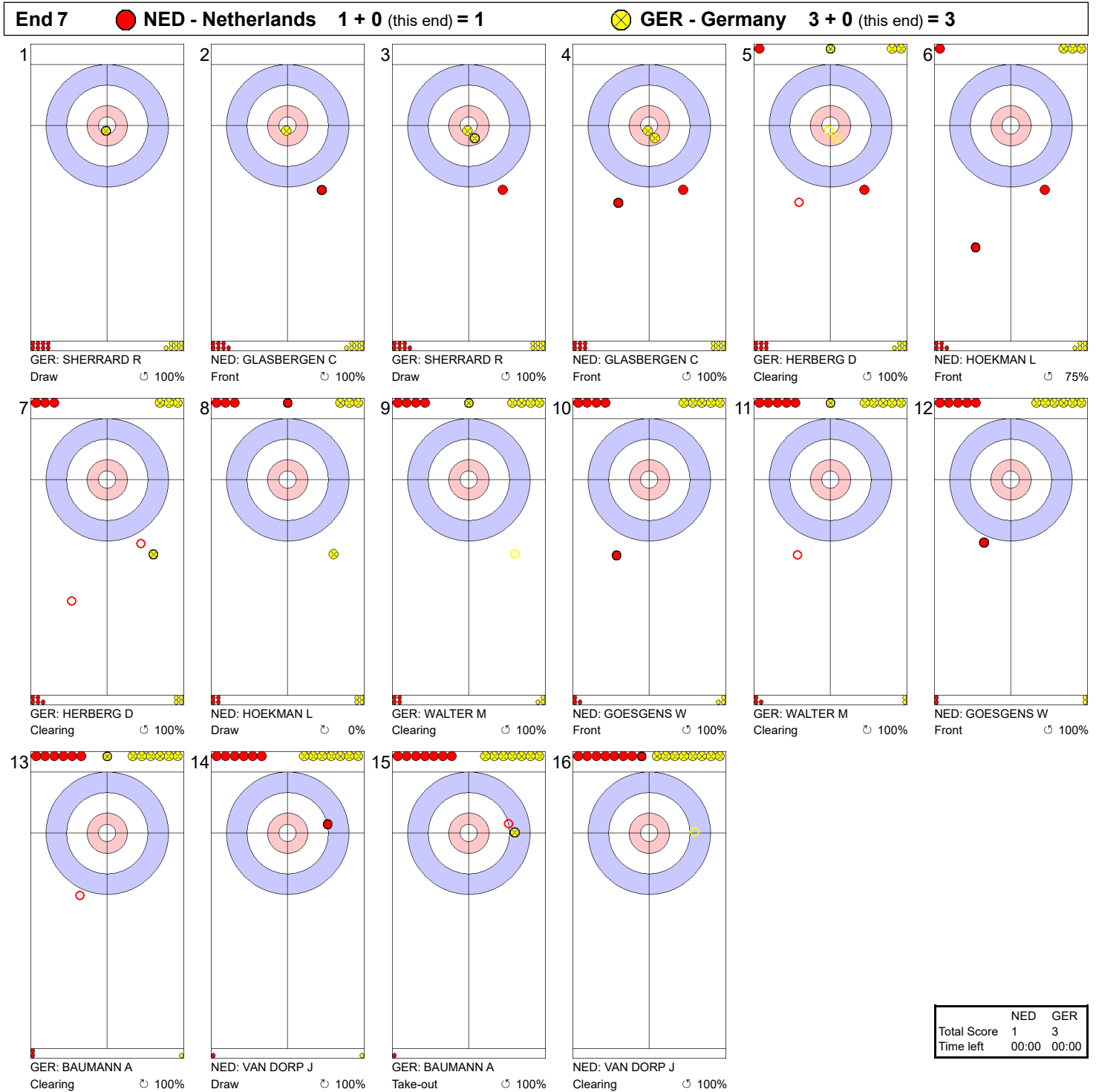
WED 6 DEC 2017  
Start Time 12:00

**Olympic Qualification Event 2017**  
Winter Arena Košutka  
**Men**

**Round Robin Session 2 - Sheet B**



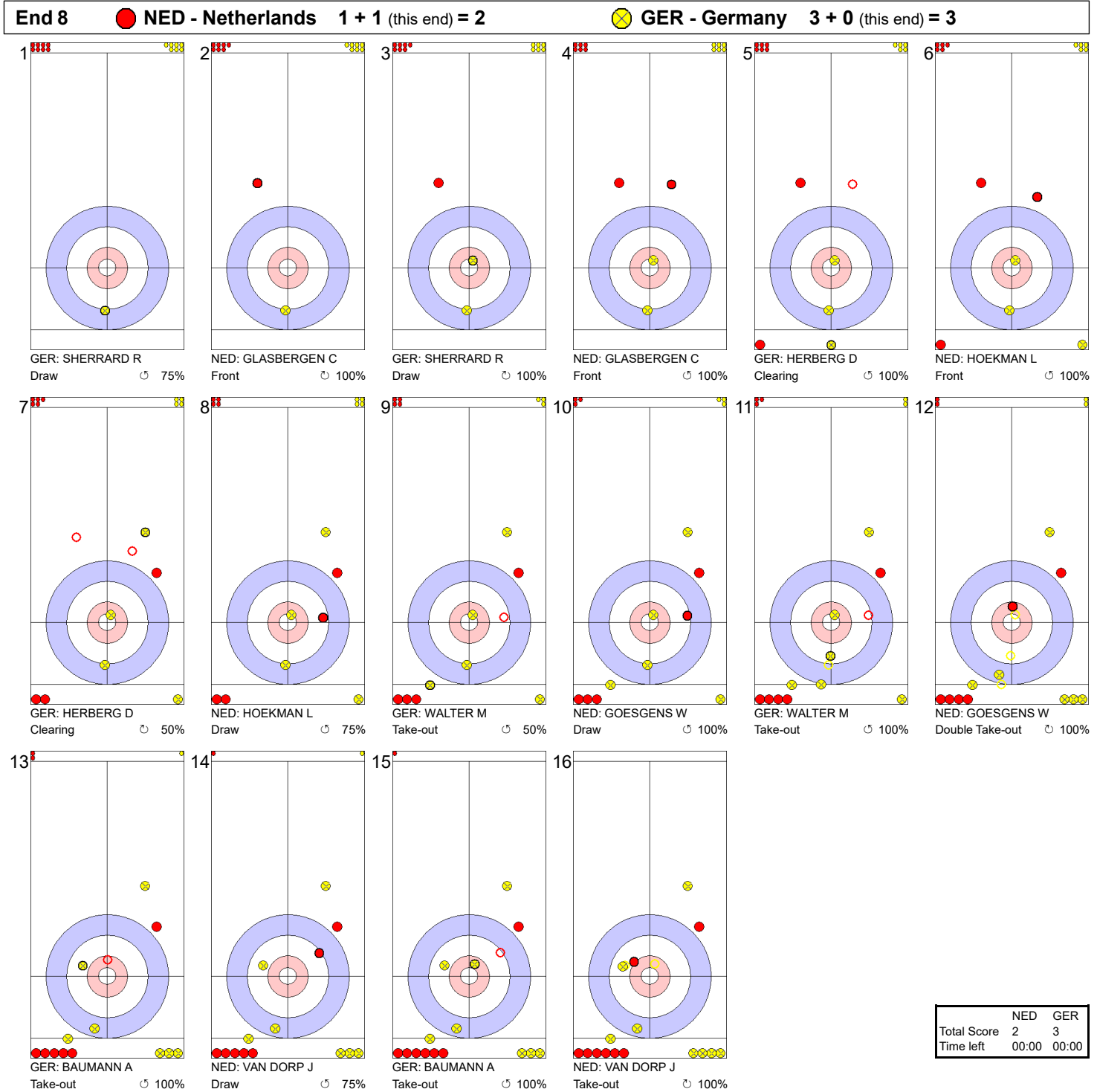
**Game - Shot by Shot**



**Legend:**  
 ↻ Clockwise      ↺ Counter-clockwise      - Not considered

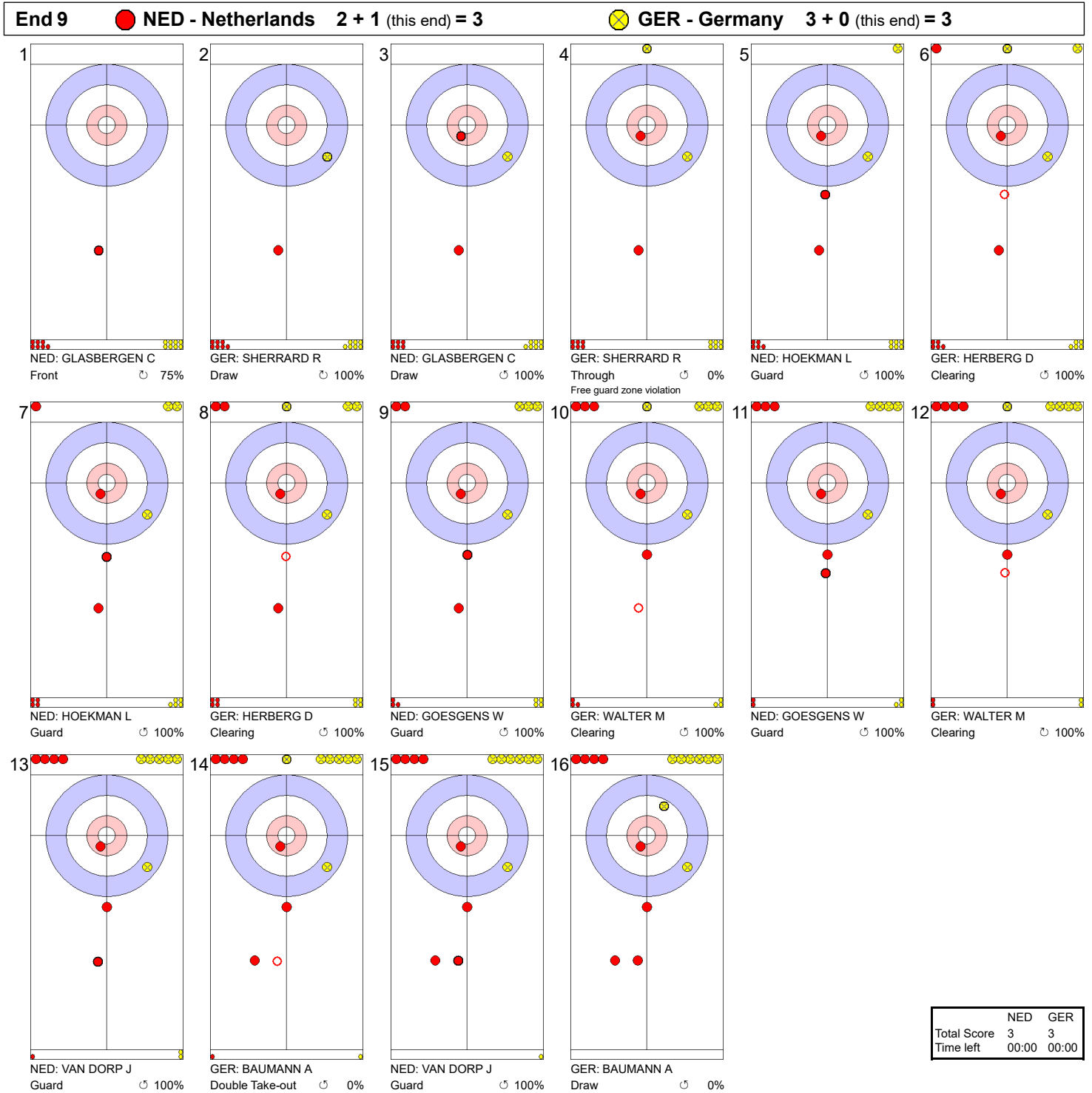


**Game - Shot by Shot**



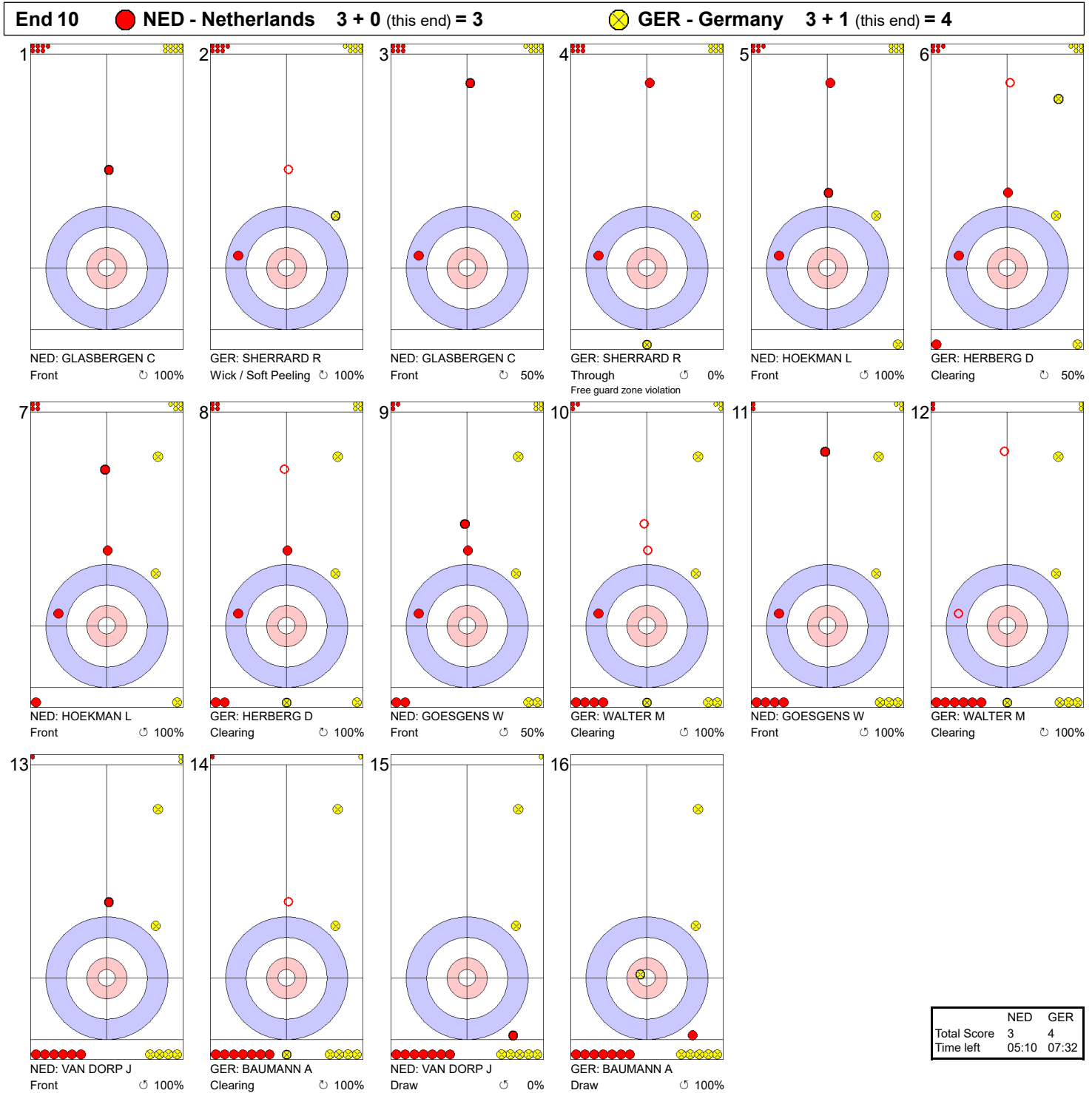
**Legend:**  
 ↻ Clockwise   ↻ Counter-clockwise   - Not considered

**Game - Shot by Shot**



**Legend:**  
 ↻ Clockwise      ↺ Counter-clockwise      - Not considered

**Game - Shot by Shot**



**Legend:**  
 ↻ Clockwise      ↺ Counter-clockwise      - Not considered



**Game Results**

Sheet	Game	Team	LSFE	1	2	3	4	5	6	7	8	9	10	Extra Ends	Total
C	2	DEN - Denmark	*	2	0	1	1	0	4	0	2	X	X		10
	2	CZE - Czech Republic		0	2	0	0	1	0	1	0	X	X		4

DEN - Denmark		Shot Success	Game	All
4 S	STJERNE Rasmus	88%	80%	
3 V	FREDERIKSEN Johnny	86%	75%	
2	POULSEN Mikkel	89%	85%	
1	DUPONT Oliver	81%	86%	
A	BERG THOMSEN Morten	-	-	
Team Total		86%	82%	

CZE - Czech Republic		Shot Success	Game	All
4 S	SNITIL Jiri	70%	76%	
3 V	KLIMA Lukas	75%	77%	
2	SNITIL Martin	69%	70%	
1	KITZBERGER Jindrich	86%	85%	
A	MOKRIS Samuel	-	-	
Team Total		75%	77%	

**Last Stone Draw** Distance

⌚	FREDERIKSEN Johnny	17.3cm
⌚	DUPONT Oliver	34.0cm
<b>Total</b>		<b>51.3cm</b>

**Last Stone Draw** Distance

⌚	SNITIL Martin	10.3cm
⌚	KLIMA Lukas	199.6cm
<b>Total</b>		<b>209.9cm</b>

Time remaining: 9 minutes 27 seconds

Time remaining: 7 minutes 57 seconds

**Shot Success Analysis**

DEN - Denmark		⌚	⌚	Game
4	STJERNE Rasmus	Draws 3 100%	2 88%	5 95%
		Take-outs 5 85%	6 83%	11 84%
		Total 8 91%	8 84%	16 88%
3	FREDERIKSEN Johnny	Draws 1 100%	3 67%	4 75%
		Take-outs 3 83%	9 92%	12 90%
		Total 4 88%	12 85%	16 86%
2	POULSEN Mikkel	Draws 4 100%	2 100%	6 100%
		Take-outs 7 75%	3 100%	10 83%
		Total 11 84%	5 100%	16 89%
1	DUPONT Oliver	Draws 5 95%	8 69%	13 79%
		Take-outs 1 75%	2 100%	3 92%
		Total 6 92%	10 75%	16 81%
A	BERG THOMSEN Morten	Draws 0 -	0 -	0 -
		Take-outs 0 -	0 -	0 -
		Total 0 -	0 -	0 -
Team		Draws 13 98%	15 75%	28 86%
		Take-outs 16 80%	20 91%	36 86%
		Total 29 88%	35 84%	64 86%

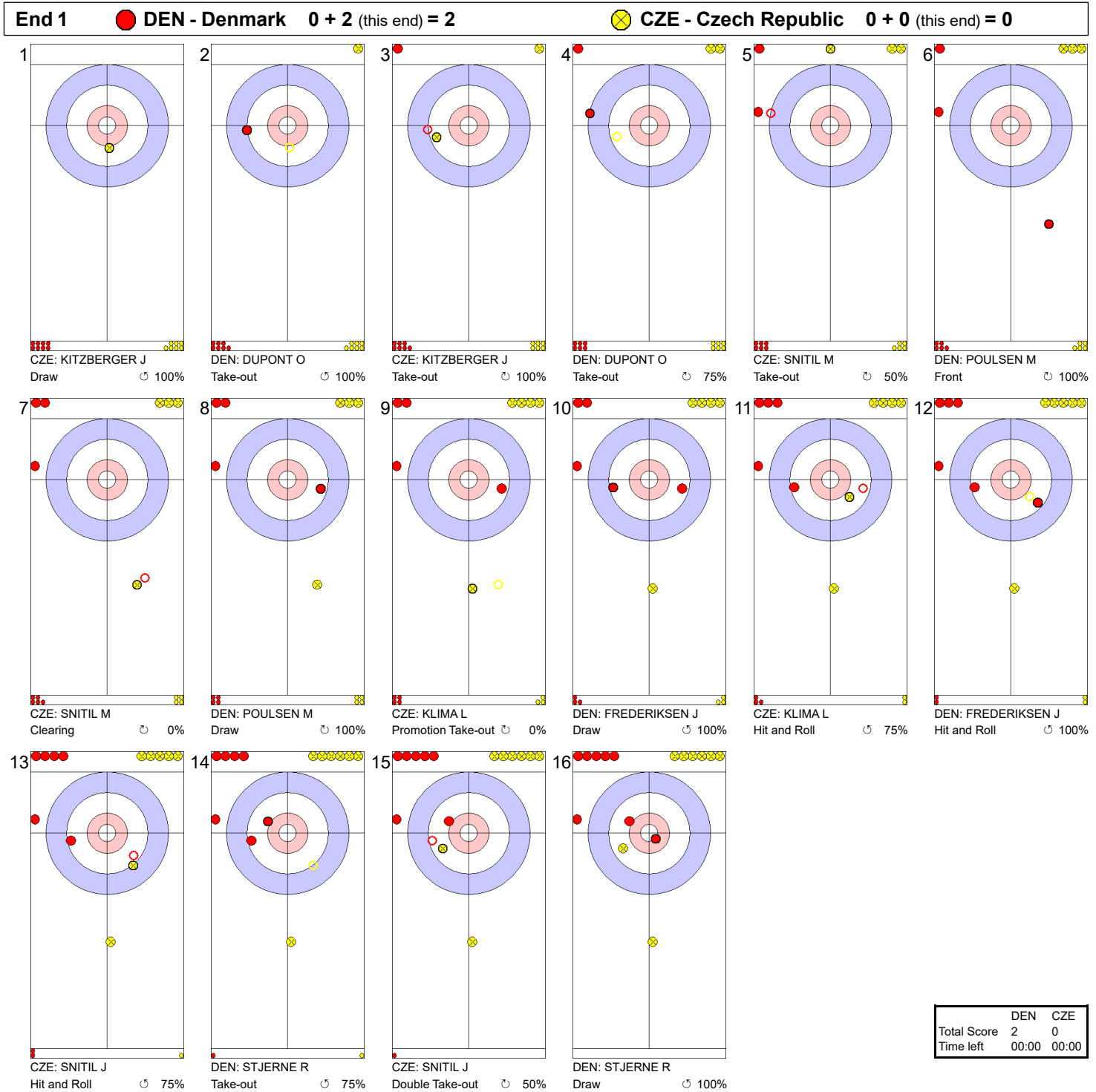
CZE - Czech Republic		⌚	⌚	Game
4	SNITIL Jiri	Draws 3 75%	2 100%	5 85%
		Take-outs 5 50%	6 75%	11 64%
		Total 8 59%	8 81%	16 70%
3	KLIMA Lukas	Draws 3 67%	1 100%	4 75%
		Take-outs 5 65%	7 82%	12 75%
		Total 8 66%	8 84%	16 75%
2	SNITIL Martin	Draws 3 75%	1 100%	4 81%
		Take-outs 10 63%	2 75%	12 65%
		Total 13 65%	3 83%	16 69%
1	KITZBERGER Jindrich	Draws 5 75%	7 100%	12 90%
		Take-outs 3 83%	1 50%	4 75%
		Total 8 78%	8 94%	16 86%
A	MOKRIS Samuel	Draws 0 -	0 -	0 -
		Take-outs 0 -	0 -	0 -
		Total 0 -	0 -	0 -
Team		Draws 14 73%	11 100%	25 85%
		Take-outs 23 63%	16 77%	39 69%
		Total 37 67%	27 86%	64 75%

**Note:**  
Position and function for each team member:  
4 = Fourth, 3 = Third, 2 = Second, 1 = Lead, A = Alternate, S = Skip, V = Vice-Skip

**Legend:**  
⌚ Clockwise      ⌚ Counter-clockwise      LSFE(\*) Last Stone First End  
X Unplayed/unfinished end due to concession



**Game - Shot by Shot**



**Legend:**  
 ↻ Clockwise      ↺ Counter-clockwise      - Not considered



**Game - Shot by Shot**



**Legend:**  
 ↻ Clockwise      ↺ Counter-clockwise      - Not considered

**Game - Shot by Shot**



**Legend:**  
 ↻ Clockwise      ↺ Counter-clockwise      - Not considered

**Game - Shot by Shot**



**Legend:**  
 ↻ Clockwise      ↺ Counter-clockwise      - Not considered

**Game - Shot by Shot**

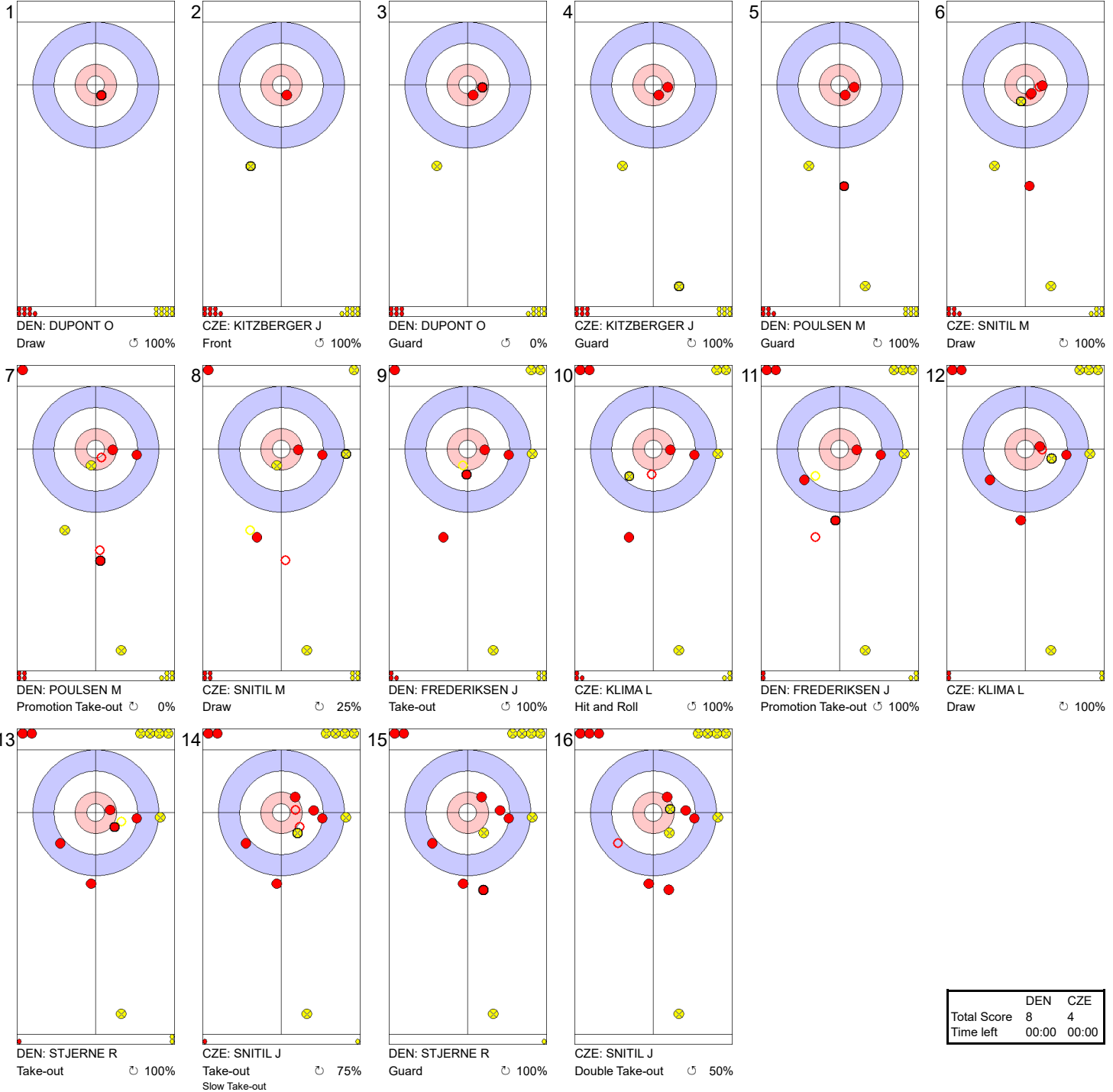
End 6 ● DEN - Denmark 4 + 4 (this end) = 8			● CZE - Czech Republic 3 + 0 (this end) = 3		
<p>1</p> <p>CZE: KITZBERGER J Front ⌚ 100%</p>	<p>2</p> <p>DEN: DUPONT O Draw ⌚ 100%</p>	<p>3</p> <p>CZE: KITZBERGER J Draw ⌚ 100%</p>	<p>4</p> <p>DEN: DUPONT O Raise ⌚ 100%</p>	<p>5</p> <p>CZE: SNITIL M Hit and Roll ⌚ 75%</p>	<p>6</p> <p>DEN: POULSEN M Double Take-out ⌚ 100%</p>
<p>7</p> <p>CZE: SNITIL M Hit and Roll ⌚ 50%</p>	<p>8</p> <p>DEN: POULSEN M Draw ⌚ 100%</p>	<p>9</p> <p>CZE: KLIMA L Hit and Roll ⌚ 75%</p>	<p>10</p> <p>DEN: FREDERIKSEN J Hit and Roll ⌚ 100%</p>	<p>11</p> <p>CZE: KLIMA L Clearing ⌚ 100%</p>	<p>12</p> <p>DEN: FREDERIKSEN J Draw ⌚ 100%</p>
<p>13</p> <p>CZE: SNITIL J Draw ⌚ 100%</p>	<p>14</p> <p>DEN: STJERNE R Take-out ⌚ 100%</p>	<p>15</p> <p>CZE: SNITIL J Double Take-out ⌚ 0%</p>	<p>16</p> <p>DEN: STJERNE R Draw ⌚ 100%</p>		

	DEN	CZE
Total Score	8	3
Time left	00:00	00:00

<b>Legend:</b>	⌚ Clockwise	⌚ Counter-clockwise	- Not considered
----------------	-------------	---------------------	------------------

**Game - Shot by Shot**

**End 7** ● **DEN - Denmark** 8 + 0 (this end) = 8      ● **CZE - Czech Republic** 3 + 1 (this end) = 4



	DEN	CZE
Total Score	8	4
Time left	00:00	00:00

**Legend:**  
 ↻ Clockwise      ↺ Counter-clockwise      - Not considered

**Game - Shot by Shot**



**Legend:**  
 ↻ Clockwise   ↺ Counter-clockwise   - Not considered





**Game Results**

Sheet	Game	Team	LSFE	1	2	3	4	5	6	7	8	9	10	Extra Ends	Total
D	2	RUS - Russia	*	2	0	1	0	2	0	0	1	0	X		6
	2	FIN - Finland		0	2	0	2	0	3	0	0	2	X		9

RUS - Russia		Shot Success	Game	All
4 S	TIMOFEEV Alexey	75%	80%	
3 V	GLUKHOV Sergey	80%	79%	
2	RAZHABOV Artur	80%	82%	
1	KLIMOV Evgeny	78%	83%	
A	SHMAKOV Artem	-	-	
Team Total		78%	81%	

FIN - Finland		Shot Success	Game	All
4 S	KAUSTE Aku	88%	79%	
3 V	HAKUNTI Kasper	81%	76%	
2	JAAMIES Pauli	86%	91%	
1	PITKO Janne	83%	86%	
A	KIISKINEN Kalle	-	-	
Team Total		85%	83%	

**Last Stone Draw** Distance

⌚	TIMOFEEV Alexey	22.3cm
⌚	KLIMOV Evgeny	49.6cm
<b>Total</b>		<b>71.9cm</b>

**Last Stone Draw** Distance

⌚	KAUSTE Aku	199.6cm
⌚	JAAMIES Pauli	8.2cm
<b>Total</b>		<b>207.8cm</b>

Time remaining: 7 minutes 42 seconds

Time remaining: 4 minutes 6 seconds

Time-out: End 10 - FIN stone 7

**Shot Success Analysis**

RUS - Russia		⌚	⌚	Game	
4	TIMOFEEV Alexey	Draws	5 75%	2 100%	7 82%
		Take-outs	5 80%	6 63%	11 70%
		Total	10 78%	8 72%	18 75%
3	GLUKHOV Sergey	Draws	5 85%	4 75%	9 81%
		Take-outs	5 90%	6 71%	11 80%
		Total	10 88%	10 73%	20 80%
2	RAZHABOV Artur	Draws	9 75%	4 100%	13 83%
		Take-outs	3 75%	4 75%	7 75%
		Total	12 75%	8 88%	20 80%
1	KLIMOV Evgeny	Draws	13 79%	6 79%	19 79%
		Take-outs	1 50%	0 -	1 50%
		Total	14 77%	6 79%	20 78%
A	SHMAKOV Artem	Draws	0 -	0 -	0 -
		Take-outs	0 -	0 -	0 -
		Total	0 -	0 -	0 -
Team		Draws	32 78%	16 86%	48 81%
		Take-outs	14 80%	16 69%	30 74%
		Total	46 79%	32 77%	78 78%

FIN - Finland		⌚	⌚	Game	
4	KAUSTE Aku	Draws	5 85%	2 75%	7 82%
		Take-outs	5 90%	8 91%	13 90%
		Total	10 88%	10 88%	20 88%
3	HAKUNTI Kasper	Draws	0 -	3 100%	3 100%
		Take-outs	7 79%	10 78%	17 78%
		Total	7 79%	13 83%	20 81%
2	JAAMIES Pauli	Draws	2 88%	5 85%	7 86%
		Take-outs	4 100%	9 81%	13 87%
		Total	6 96%	14 82%	20 86%
1	PITKO Janne	Draws	3 58%	14 88%	17 82%
		Take-outs	0 -	1 100%	1 100%
		Total	3 58%	15 88%	18 83%
A	KIISKINEN Kalle	Draws	0 -	0 -	0 -
		Take-outs	0 -	0 -	0 -
		Total	0 -	0 -	0 -
Team		Draws	10 78%	24 88%	34 85%
		Take-outs	16 88%	28 83%	44 85%
		Total	26 84%	52 85%	78 85%

**Note:**  
Position and function for each team member:  
4 = Fourth, 3 = Third, 2 = Second, 1 = Lead, A = Alternate, S = Skip, V = Vice-Skip

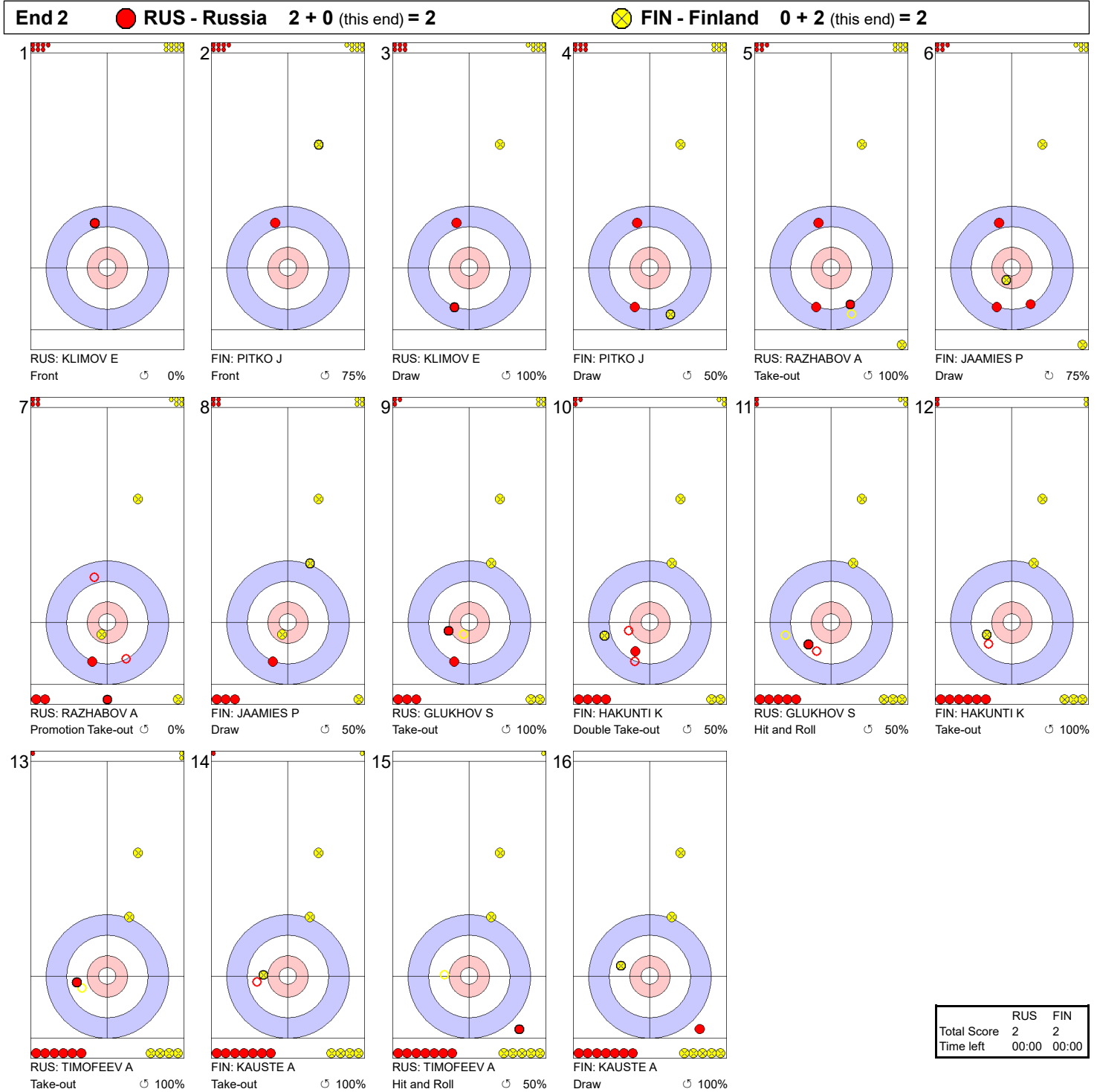
**Legend:**  
⌚ Clockwise      ⌚ Counter-clockwise      LSFE(\*) Last Stone First End  
X Unplayed/unfinished end due to concession

**Game - Shot by Shot**



**Legend:**  
 ↻ Clockwise      ↺ Counter-clockwise      - Not considered

**Game - Shot by Shot**



	RUS	FIN
Total Score	2	2
Time left	00:00	00:00

**Legend:**  
 ↻ Clockwise      ↺ Counter-clockwise      - Not considered

**Game - Shot by Shot**



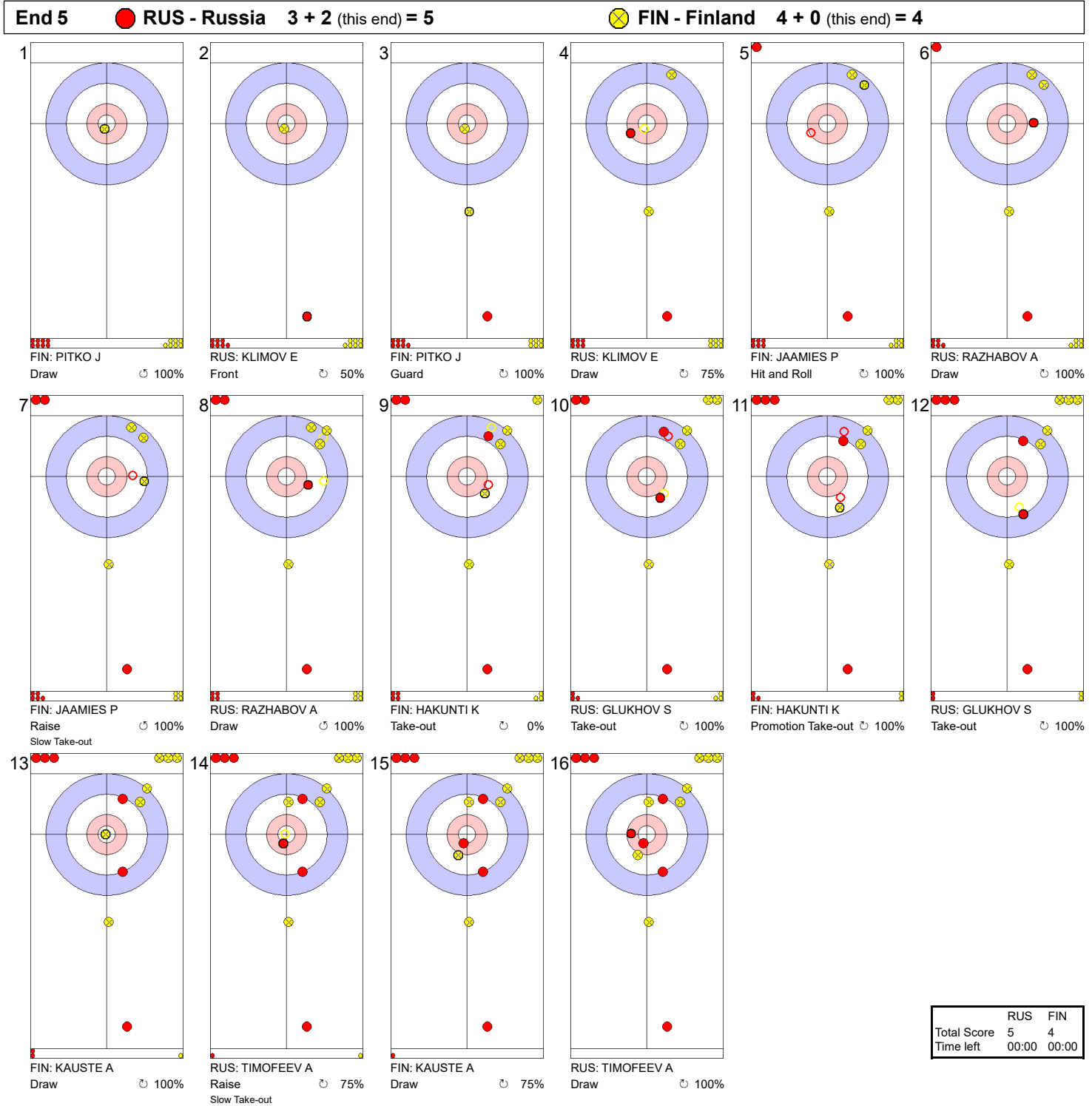
**Legend:**  
 ↻ Clockwise      ↺ Counter-clockwise      - Not considered

**Game - Shot by Shot**



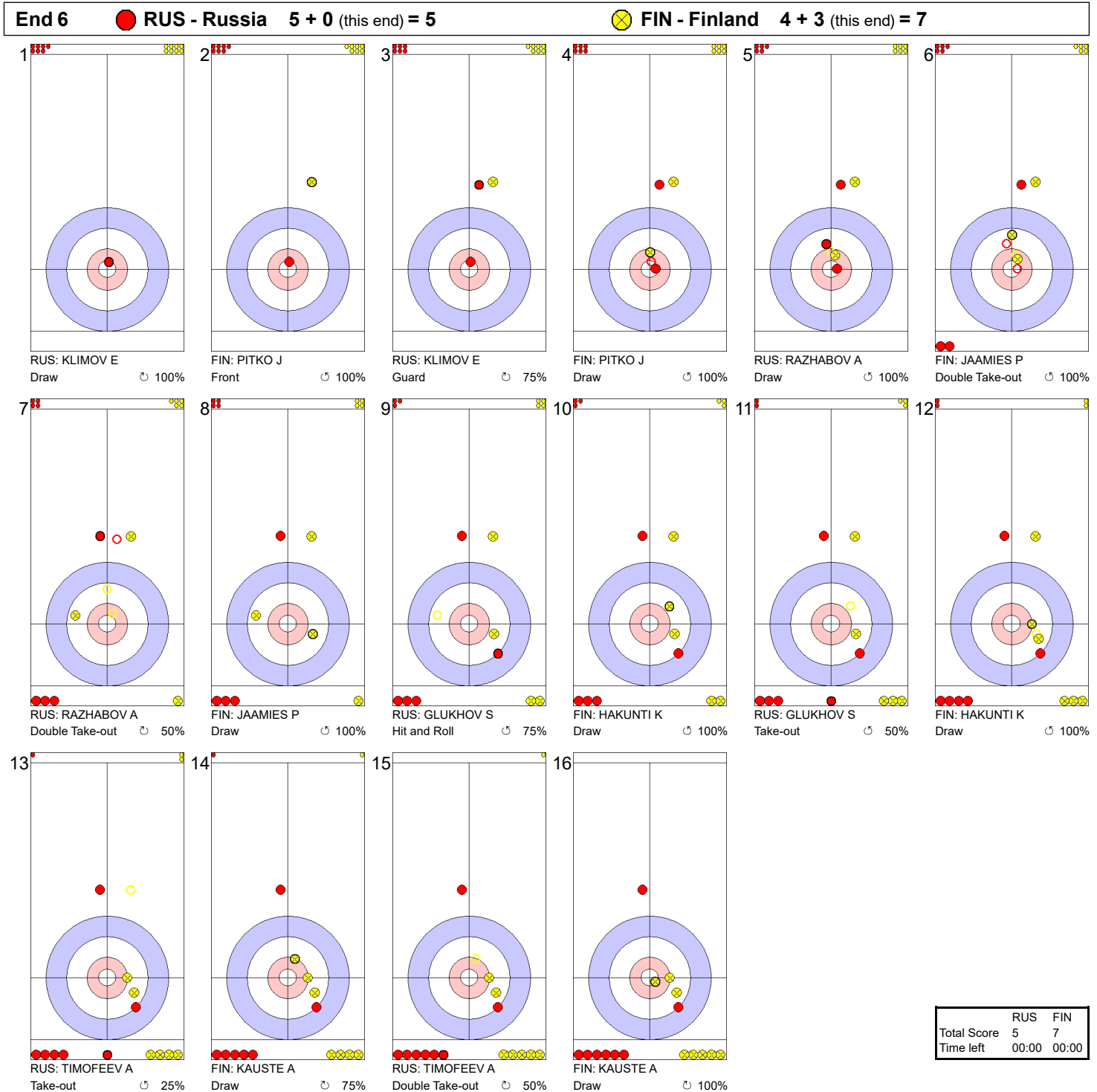
**Legend:**  
 ↻ Clockwise      ↺ Counter-clockwise      - Not considered

**Game - Shot by Shot**



**Legend:**  
 ↻ Clockwise      ↺ Counter-clockwise      - Not considered

**Game - Shot by Shot**



**Legend:**  
 Clockwise      Counter-clockwise      - Not considered

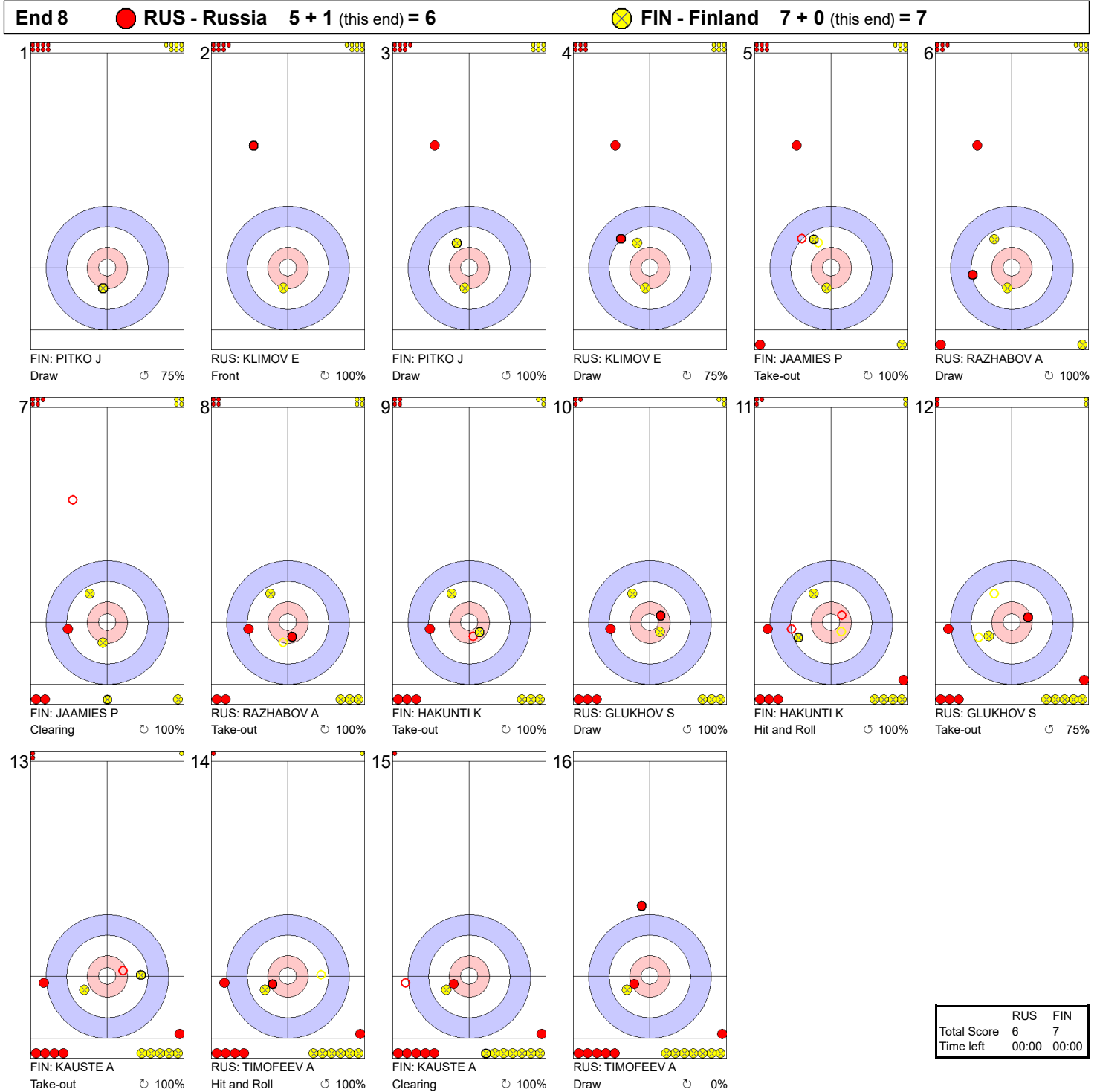
**Game - Shot by Shot**



**Legend:**  
 ↻ Clockwise      ↺ Counter-clockwise      - Not considered



**Game - Shot by Shot**



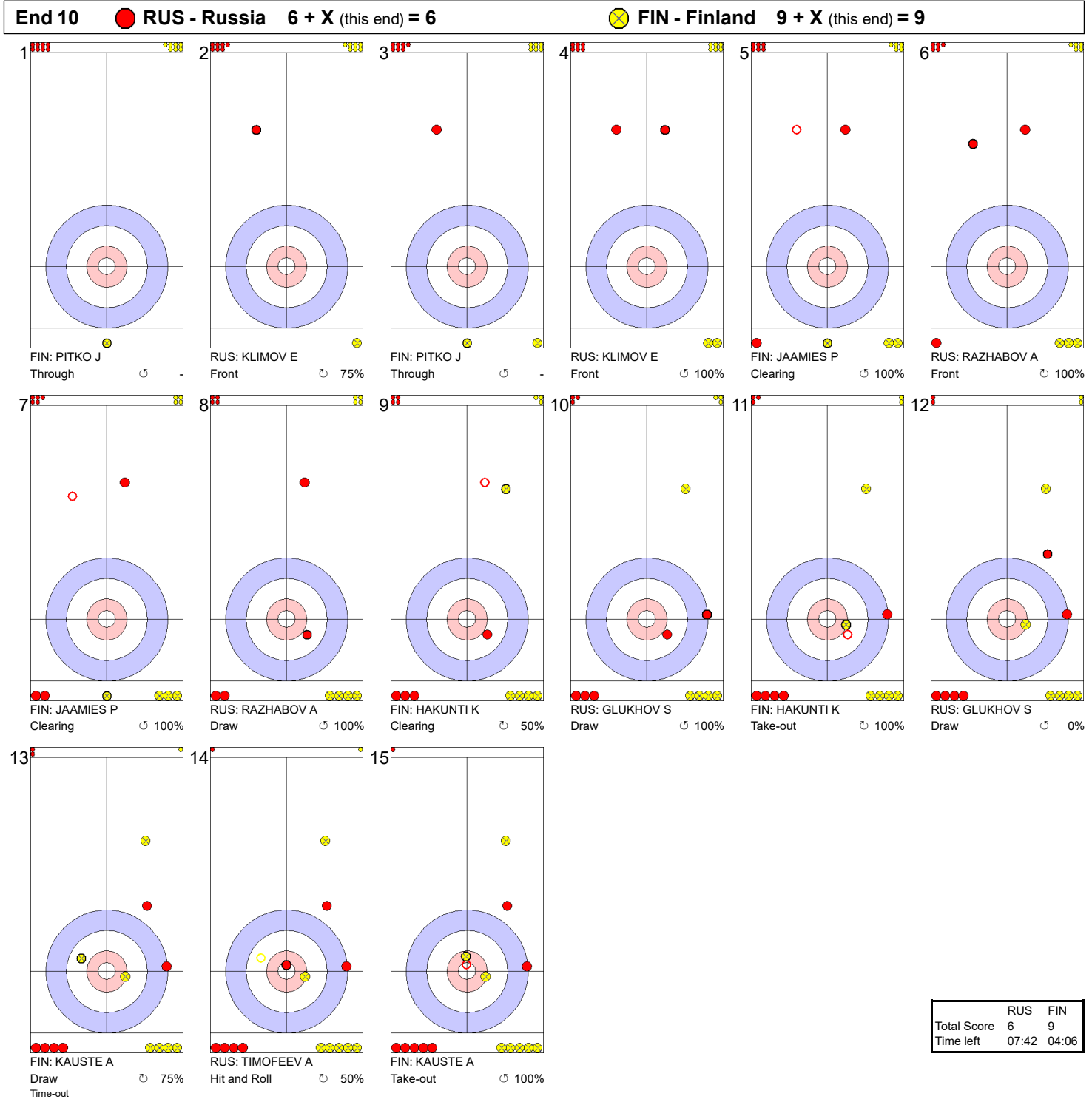
**Legend:**  
 ↻ Clockwise      ↺ Counter-clockwise      - Not considered

**Game - Shot by Shot**



**Legend:**  
 ↻ Clockwise      ↺ Counter-clockwise      - Not considered

**Game - Shot by Shot**



**Legend:**  
 ↻ Clockwise      ↺ Counter-clockwise      - Not considered  
 X Unfinished end due to concession



### Session Results and Standings

Sheet	Game	Team	LSFE	1	2	3	4	5	6	7	8	9	10	Extra Ends	Total
A	1	DEN - Denmark	*	0	0	1	0	0	1	0	1	0	X		3
	1	RUS - Russia		0	0	0	1	0	0	2	0	3	X		6
B	1	CZE - Czech Republic		0	0	0	0	1	1	0	1	0	2		5
	1	FIN - Finland	*	0	0	0	0	0	0	1	0	2	0		3
C	1	GER - Germany		0	0	2	0	0	1	0	0	1	X		4
	1	CHN - China	*	1	2	0	3	0	0	0	1	0	X		7
D	1	NED - Netherlands		1	1	0	1	0	2	0	1	0	0		6
	1	ITA - Italy	*	0	0	2	0	1	0	2	0	0	2		7

### Current Standings

Rank	Team	Games	Wins	Losses
1	CHN - China	1	1	0
1	CZE - Czech Republic	1	1	0
1	ITA - Italy	1	1	0
1	RUS - Russia	1	1	0
5	DEN - Denmark	1	0	1
5	FIN - Finland	1	0	1
5	GER - Germany	1	0	1
5	NED - Netherlands	1	0	1

**Note:**  
Under WCF rules, tie-breaking rules for standings are not applied until after the last game of the round robin.

**Legend:**  
LSFE(\*) Last Stone First End      X      Unplayed/unfinished end due to concession



**Game Results**

Sheet	Game	Team	LSFE	1	2	3	4	5	6	7	8	9	10	Extra Ends	Total
A	1	DEN - Denmark	*	0	0	1	0	0	1	0	1	0	X		3
	1	RUS - Russia		0	0	0	1	0	0	2	0	3	X		6

DEN - Denmark		Shot Success	Game	All
4 S	STJERNE Rasmus	74%	74%	
3 V	FREDERIKSEN Johnny	66%	66%	
2	POULSEN Mikkel	83%	83%	
1	DUPONT Oliver	90%	90%	
A	BERG THOMSEN Morten	-	-	
Team Total		78%	78%	

RUS - Russia		Shot Success	Game	All
4 S	TIMOFEEV Alexey	85%	85%	
3 V	GLUKHOV Sergey	78%	78%	
2	RAZHABOV Artur	84%	84%	
1	KLIMOV Evgeny	89%	89%	
A	SHMAKOV Artem	-	-	
Team Total		84%	84%	

**Last Stone Draw** Distance

⌚	DUPONT Oliver	16.5cm
⌚	STJERNE Rasmus	64.8cm
<b>Total</b>		<b>81.3cm</b>

**Last Stone Draw** Distance

⌚	KLIMOV Evgeny	26.0cm
⌚	TIMOFEEV Alexey	107.6cm
<b>Total</b>		<b>133.6cm</b>

Time remaining: 1 minute 47 seconds

Time remaining: 4 minutes 42 seconds

Time-out: End 9 - RUS stone 3

**Shot Success Analysis**

DEN - Denmark		⌚	⌚	Game
4	STJERNE Rasmus	Draws 6 88%	4 38%	10 68%
		Take-outs 3 100%	5 70%	8 81%
		Total 9 92%	9 56%	18 74%
3	FREDERIKSEN Johnny	Draws 3 33%	6 96%	9 75%
		Take-outs 6 58%	5 60%	11 59%
		Total 9 50%	11 80%	20 66%
2	POULSEN Mikkel	Draws 5 55%	5 95%	10 75%
		Take-outs 3 100%	7 86%	10 90%
		Total 8 72%	12 90%	20 83%
1	DUPONT Oliver	Draws 7 82%	8 97%	15 90%
		Take-outs 2 75%	3 100%	5 90%
		Total 9 81%	11 98%	20 90%
A	BERG THOMSEN Morten	Draws 0 -	0 -	0 -
		Take-outs 0 -	0 -	0 -
		Total 0 -	0 -	0 -
Team		Draws 21 70%	23 86%	44 78%
		Take-outs 14 79%	20 78%	34 78%
		Total 35 74%	43 82%	78 78%

RUS - Russia		⌚	⌚	Game
4	TIMOFEEV Alexey	Draws 3 100%	4 63%	7 79%
		Take-outs 7 93%	6 83%	13 88%
		Total 10 95%	10 75%	20 85%
3	GLUKHOV Sergey	Draws 0 -	3 83%	3 83%
		Take-outs 9 86%	8 66%	17 76%
		Total 9 86%	11 70%	20 78%
2	RAZHABOV Artur	Draws 4 75%	3 92%	7 82%
		Take-outs 5 85%	8 84%	13 85%
		Total 9 81%	11 86%	20 84%
1	KLIMOV Evgeny	Draws 11 86%	2 100%	13 88%
		Take-outs 4 88%	1 100%	5 90%
		Total 15 87%	3 100%	18 89%
A	SHMAKOV Artem	Draws 0 -	0 -	0 -
		Take-outs 0 -	0 -	0 -
		Total 0 -	0 -	0 -
Team		Draws 18 86%	12 81%	30 84%
		Take-outs 25 88%	23 78%	48 83%
		Total 43 87%	35 79%	78 84%

**Note:**  
Position and function for each team member:  
4 = Fourth, 3 = Third, 2 = Second, 1 = Lead, A = Alternate, S = Skip, V = Vice-Skip

**Legend:**  
⌚ Clockwise      ⌚ Counter-clockwise      LSFE(\*) Last Stone First End  
X Unplayed/unfinished end due to concession

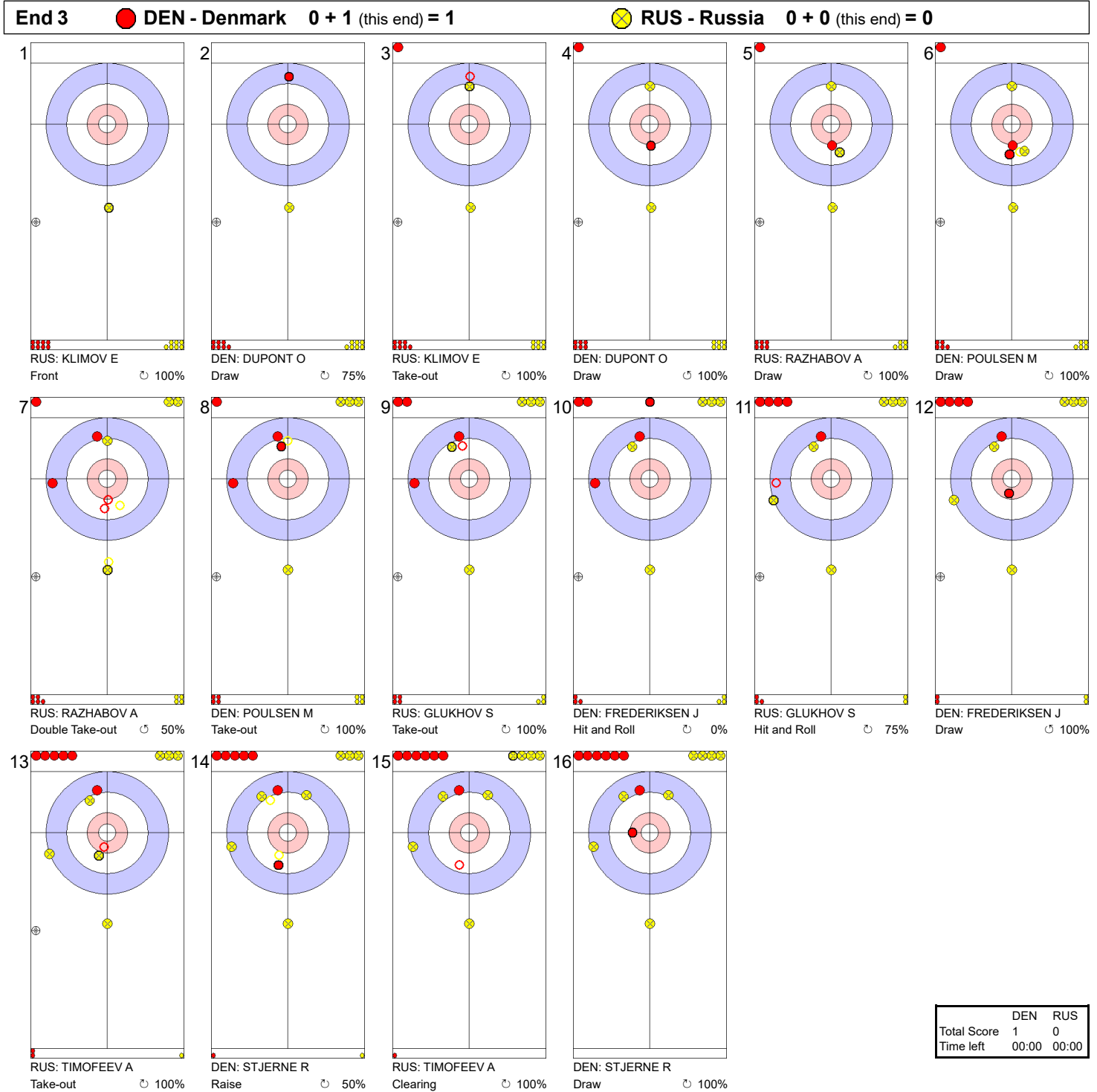
**Game - Shot by Shot**



**Legend:**  
 ↻ Clockwise      ↺ Counter-clockwise      - Not considered



**Game - Shot by Shot**



**Legend:**  
 ↻ Clockwise      ↺ Counter-clockwise      - Not considered



**Game - Shot by Shot**



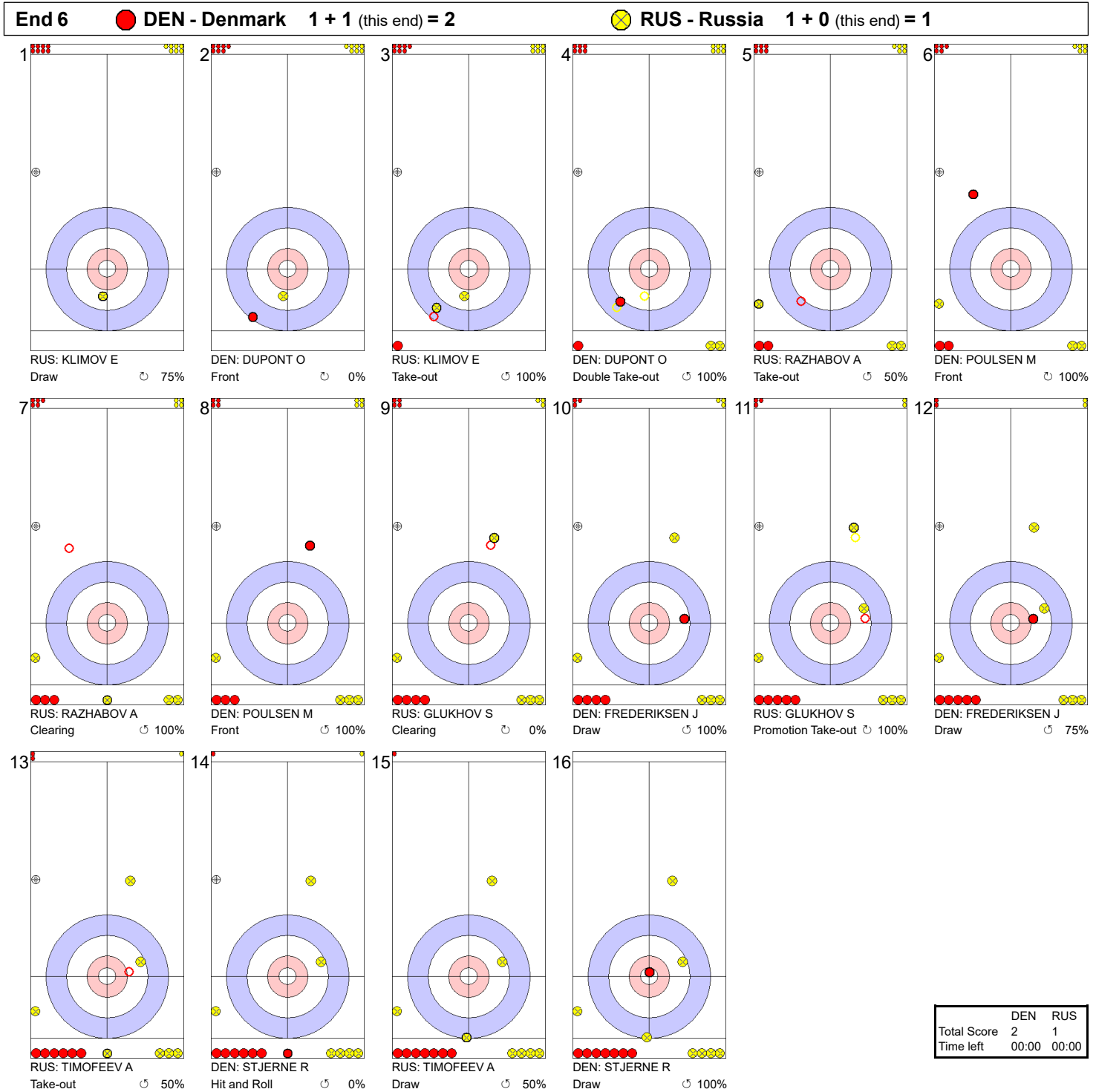
**Legend:**  
 ↻ Clockwise      ↺ Counter-clockwise      - Not considered

**Game - Shot by Shot**




**Legend:**  
 ↻ Clockwise      ↺ Counter-clockwise      - Not considered

**Game - Shot by Shot**



**Legend:**  
 ↻ Clockwise      ↺ Counter-clockwise      - Not considered

**Game - Shot by Shot**



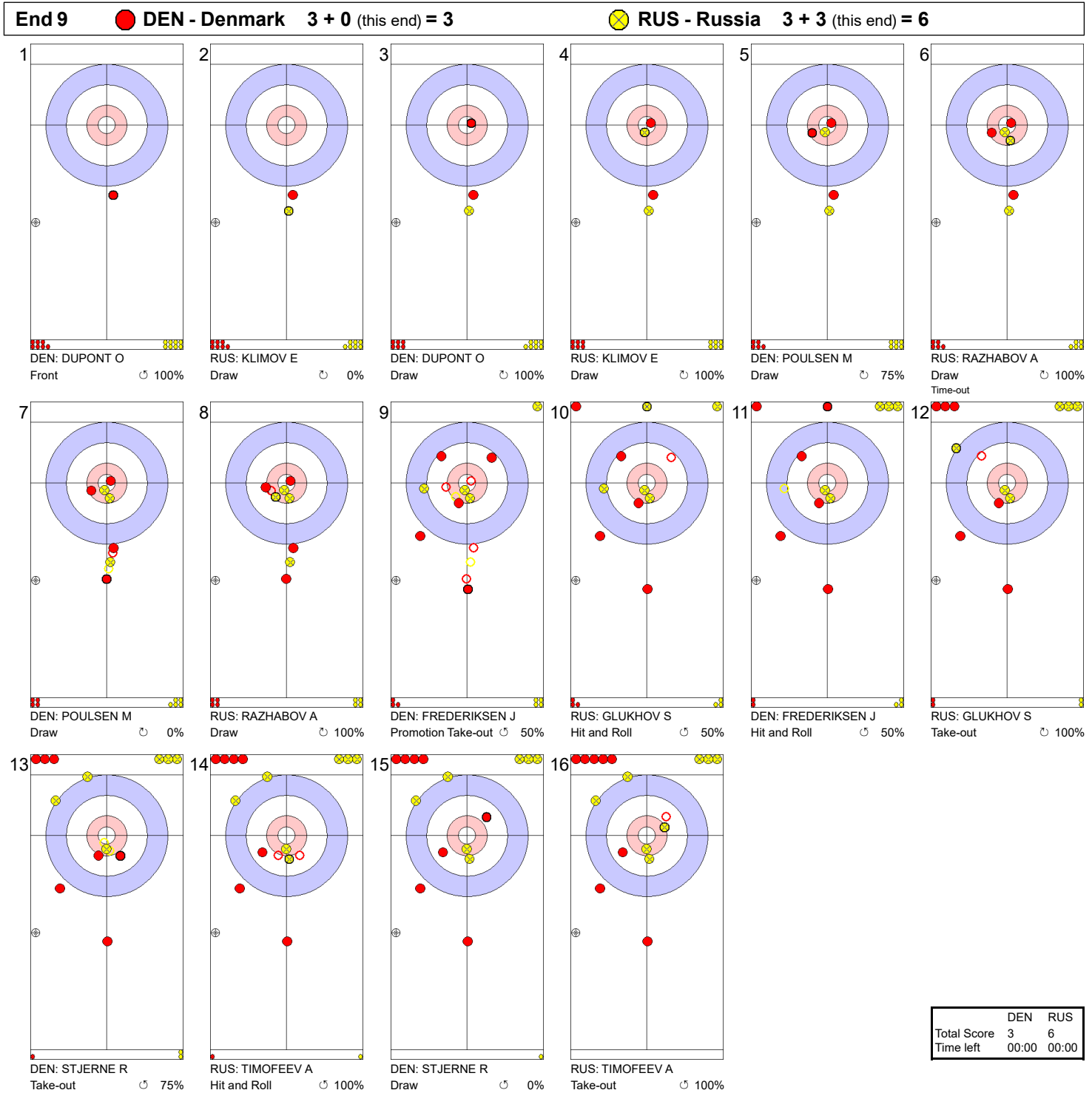
**Legend:**  
 ↻ Clockwise      ↺ Counter-clockwise      - Not considered

**Game - Shot by Shot**



**Legend:**  
 ↻ Clockwise      ↺ Counter-clockwise      - Not considered

**Game - Shot by Shot**



**Legend:**  
 ↻ Clockwise      ↺ Counter-clockwise      - Not considered

**Game - Shot by Shot**



**Legend:**  
 ↻ Clockwise      ↺ Counter-clockwise      - Not considered  
 X Unfinished end due to concession

**Game Results**

Sheet	Game	Team	LSFE	1	2	3	4	5	6	7	8	9	10	Extra Ends	Total
B	1	CZE - Czech Republic		0	0	0	0	1	1	0	1	0	2		5
	1	FIN - Finland	*	0	0	0	0	0	0	1	0	2	0		3

CZE - Czech Republic		Shot Success	Game	All
4 S	SNITIL Jiri	81%	81%	
3 V	KLIMA Lukas	79%	79%	
2	SNITIL Martin	71%	71%	
1	KITZBERGER Jindrich	84%	84%	
A	MOKRIS Samuel	-	-	
Team Total		79%	79%	

FIN - Finland		Shot Success	Game	All
4 S	KAUSTE Aku	69%	69%	
3 V	HAKUNTI Kasper	71%	71%	
2	JAAMIES Pauli	95%	95%	
1	PITKO Janne	88%	88%	
A	KIISKINEN Kalle	-	-	
Team Total		81%	81%	

**Last Stone Draw** Distance

⌚	KITZBERGER Jindrich	55.5cm
⌚	SNITIL Jiri	1.8cm
<b>Total</b>		<b>57.3cm</b>

**Last Stone Draw** Distance

⌚	HAKUNTI Kasper	32.5cm
⌚	KAUSTE Aku	12.3cm
<b>Total</b>		<b>44.8cm</b>

Time remaining: 1 minute 22 seconds

Time remaining: 0 minutes 33 seconds

Time-out: End 10 - CZE stone 8

Time-out: End 8 - FIN stone 8

**Shot Success Analysis**

CZE - Czech Republic		⌚	⌚	Game	
4	SNITIL Jiri	Draws	6 79%	4 88%	10 83%
		Take-outs	5 85%	5 75%	10 80%
		Total	11 82%	9 81%	20 81%
3	KLIMA Lukas	Draws	1 0%	3 100%	4 75%
		Take-outs	9 75%	7 86%	16 80%
		Total	10 68%	10 90%	20 79%
2	SNITIL Martin	Draws	3 92%	2 75%	5 85%
		Take-outs	4 63%	11 68%	15 67%
		Total	7 75%	13 69%	20 71%
1	KITZBERGER Jindrich	Draws	6 83%	13 87%	19 86%
		Take-outs	0 -	1 50%	1 50%
		Total	6 83%	14 84%	20 84%
A	MOKRIS Samuel	Draws	0 -	0 -	0 -
		Take-outs	0 -	0 -	0 -
		Total	0 -	0 -	0 -
Team		Draws	16 78%	22 88%	38 84%
		Take-outs	18 75%	24 74%	42 74%
		Total	34 76%	46 80%	80 79%

FIN - Finland		⌚	⌚	Game	
4	KAUSTE Aku	Draws	6 58%	2 63%	8 59%
		Take-outs	3 67%	7 82%	10 78%
		Total	9 61%	9 78%	18 69%
3	HAKUNTI Kasper	Draws	1 100%	9 89%	10 90%
		Take-outs	4 56%	6 50%	10 53%
		Total	5 65%	15 73%	20 71%
2	JAAMIES Pauli	Draws	7 100%	5 100%	12 100%
		Take-outs	3 83%	5 90%	8 88%
		Total	10 95%	10 95%	20 95%
1	PITKO Janne	Draws	5 75%	13 90%	18 86%
		Take-outs	0 -	2 100%	2 100%
		Total	5 75%	15 92%	20 88%
A	KIISKINEN Kalle	Draws	0 -	0 -	0 -
		Take-outs	0 -	0 -	0 -
		Total	0 -	0 -	0 -
Team		Draws	19 80%	29 90%	48 86%
		Take-outs	10 68%	20 76%	30 73%
		Total	29 76%	49 84%	78 81%

**Note:**  
Position and function for each team member:  
4 = Fourth, 3 = Third, 2 = Second, 1 = Lead, A = Alternate, S = Skip, V = Vice-Skip

**Legend:**  
⌚ Clockwise      ⌚ Counter-clockwise      LSFE(\*) Last Stone First End



**Game - Shot by Shot**



**Legend:**  
 ↻ Clockwise      ↺ Counter-clockwise      - Not considered

**Game - Shot by Shot**



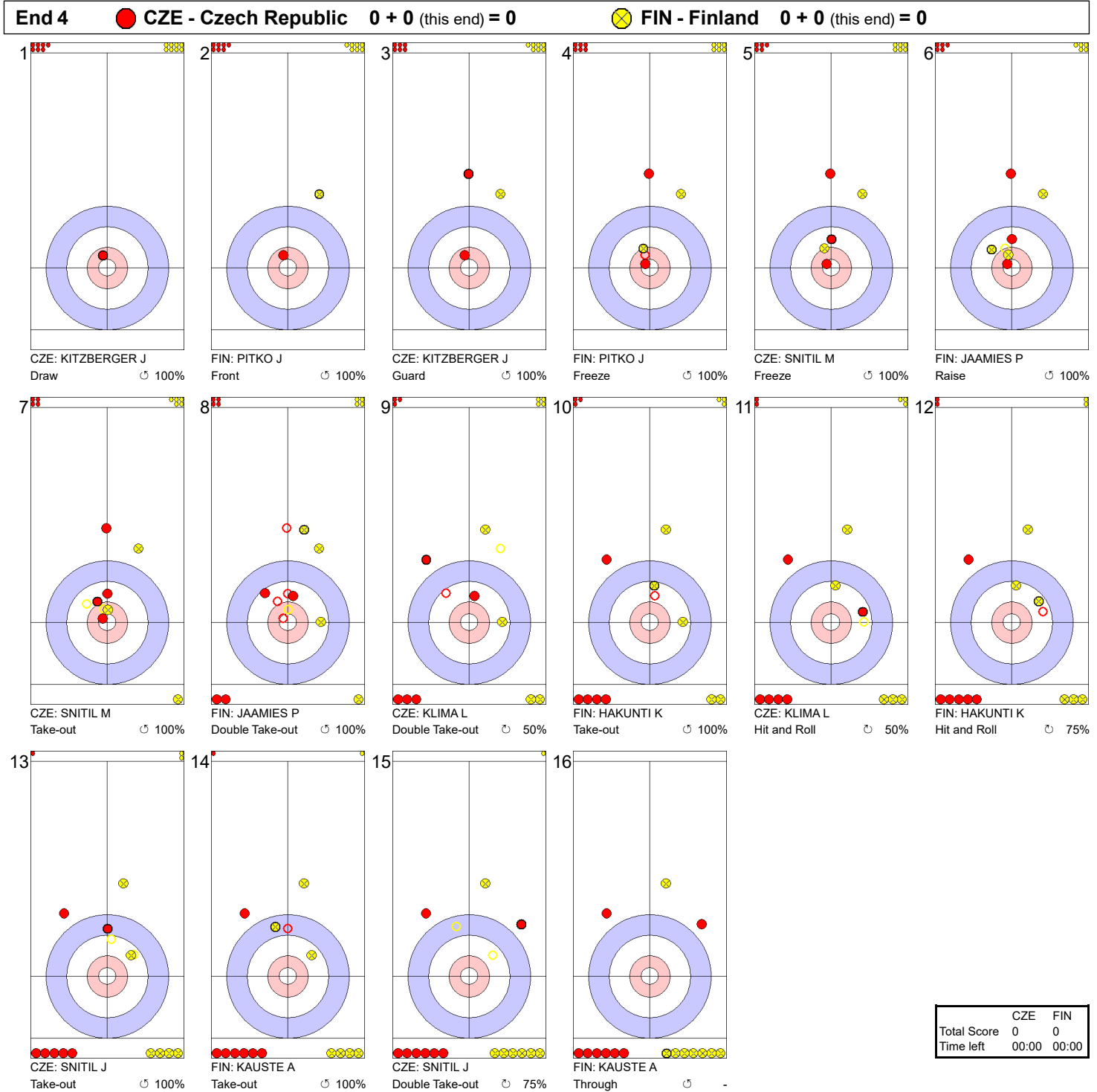
**Legend:**  
 ↻ Clockwise      ↺ Counter-clockwise      - Not considered

**Game - Shot by Shot**



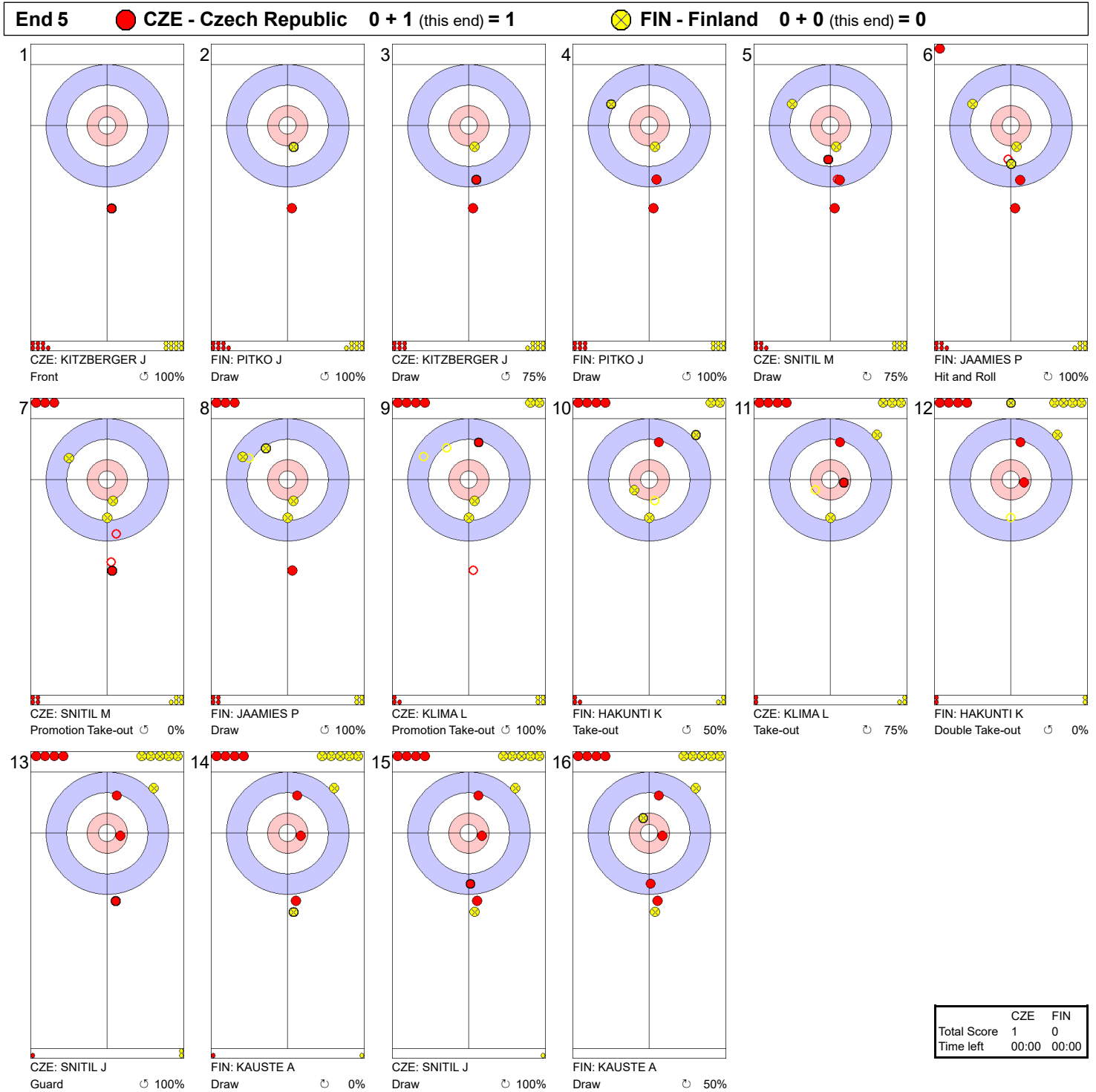
**Legend:**  
 ↻ Clockwise      ↺ Counter-clockwise      - Not considered

**Game - Shot by Shot**



**Legend:**  
 ↻ Clockwise      ↺ Counter-clockwise      - Not considered

**Game - Shot by Shot**



**Legend:**  
 ↻ Clockwise      ↺ Counter-clockwise      - Not considered

**Game - Shot by Shot**



**Legend:**  
 ↻ Clockwise      ↺ Counter-clockwise      - Not considered

**Game - Shot by Shot**



**Legend:**  
 ↻ Clockwise      ↺ Counter-clockwise      - Not considered

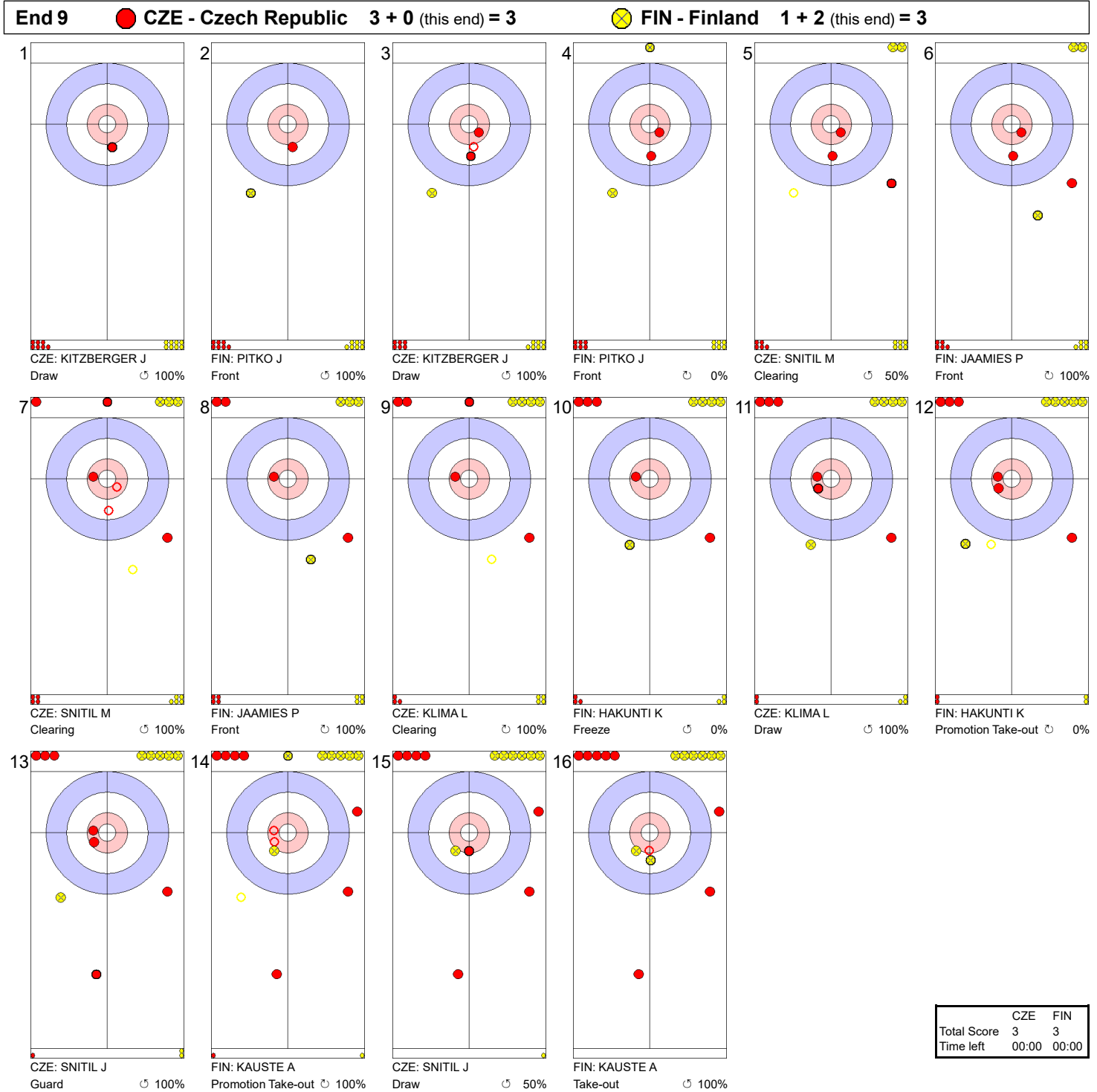
**Game - Shot by Shot**



**Legend:**  
 ↻ Clockwise      ↺ Counter-clockwise      - Not considered



**Game - Shot by Shot**



**Legend:**  
 ↻ Clockwise      ↺ Counter-clockwise      - Not considered

**Game - Shot by Shot**



**Legend:**  
 ↻ Clockwise      ↺ Counter-clockwise      - Not considered



**Game Results**

Sheet	Game	Team	LSFE	1	2	3	4	5	6	7	8	9	10	Extra Ends	Total
C	1	GER - Germany		0	0	2	0	0	1	0	0	1	X		4
	1	CHN - China	*	1	2	0	3	0	0	0	1	0	X		7

GER - Germany		Shot Success	Game	All
4 S	BAUMANN Alexander	75%	75%	
3	WALTER Manuel	70%	70%	
2 V	HERBERG Daniel	76%	76%	
1	SCHWEIZER Sebastian	83%	83%	
A	SHERRARD Ryan	-	-	
Team Total		76%	76%	

CHN - China		Shot Success	Game	All
4 S	LIU Rui	86%	86%	
3 V	XU Xiaoming	85%	85%	
2	JIANG Dongxu	82%	82%	
1	ZANG Jialiang	89%	89%	
A	MA Yanlong	-	-	
Team Total		86%	86%	

**Last Stone Draw** Distance

⌚	WALTER Manuel	63.9cm
⌚	HERBERG Daniel	73.5cm
<b>Total</b>		<b>137.4cm</b>

**Last Stone Draw** Distance

⌚	XU Xiaoming	20.9cm
⌚	LIU Rui	49.6cm
<b>Total</b>		<b>70.5cm</b>

Time remaining: 3 minutes 37 seconds

Time remaining: 9 minutes 0 seconds

Time-out: End 6 - GER stone 6

**Shot Success Analysis**

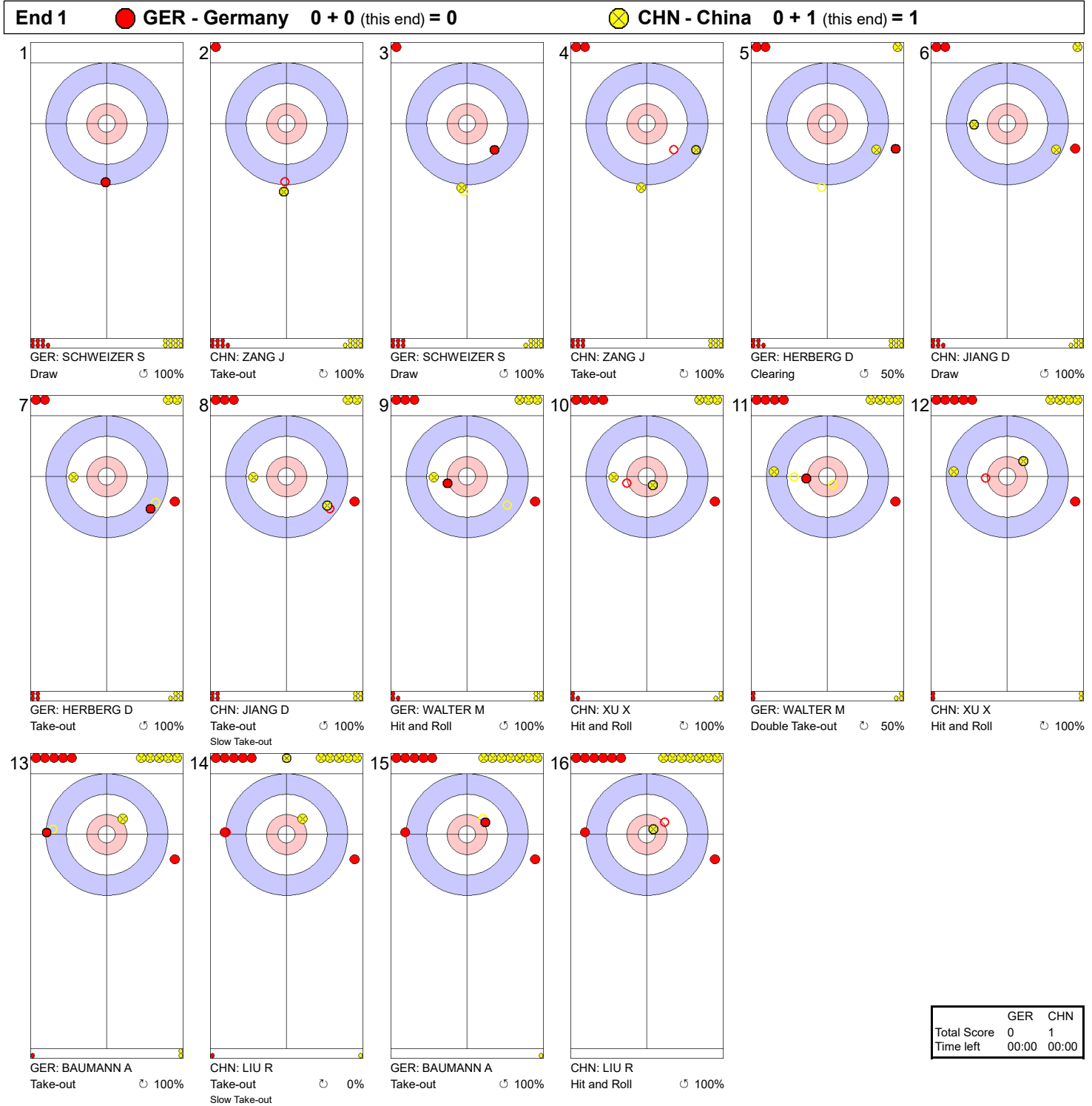
GER - Germany		⌚	⌚	Game
4	BAUMANN Alexander	Draws 3 50%	3 67%	6 58%
		Take-outs 4 81%	9 83%	13 83%
		Total 7 68%	12 79%	19 75%
3	WALTER Manuel	Draws 4 81%	10 65%	14 70%
		Take-outs 2 63%	4 75%	6 71%
		Total 6 75%	14 68%	20 70%
2	HERBERG Daniel	Draws 2 88%	10 65%	12 69%
		Take-outs 2 100%	6 83%	8 88%
		Total 4 94%	16 72%	20 76%
1	SCHWEIZER Sebastian	Draws 5 95%	15 78%	20 83%
		Take-outs 0 -	0 -	0 -
		Total 5 95%	15 78%	20 83%
A	SHERRARD Ryan	Draws 0 -	0 -	0 -
		Take-outs 0 -	0 -	0 -
		Total 0 -	0 -	0 -
Team		Draws 14 80%	38 70%	52 73%
		Take-outs 8 81%	19 82%	27 81%
		Total 22 81%	57 74%	79 76%

CHN - China		⌚	⌚	Game
4	LIU Rui	Draws 1 100%	0 -	1 100%
		Take-outs 8 88%	9 83%	17 85%
		Total 9 89%	9 83%	18 86%
3	XU Xiaoming	Draws 1 100%	2 88%	3 92%
		Take-outs 9 94%	8 72%	17 84%
		Total 10 95%	10 75%	20 85%
2	JIANG Dongxu	Draws 1 100%	3 100%	4 100%
		Take-outs 5 80%	10 75%	15 77%
		Total 6 83%	13 81%	19 82%
1	ZANG Jialiang	Draws 9 97%	8 78%	17 88%
		Take-outs 2 100%	0 -	2 100%
		Total 11 98%	8 78%	19 89%
A	MA Yanlong	Draws 0 -	0 -	0 -
		Take-outs 0 -	0 -	0 -
		Total 0 -	0 -	0 -
Team		Draws 12 98%	13 85%	25 91%
		Take-outs 24 90%	27 77%	51 83%
		Total 36 92%	40 79%	76 86%

**Note:**  
Position and function for each team member:  
4 = Fourth, 3 = Third, 2 = Second, 1 = Lead, A = Alternate, S = Skip, V = Vice-Skip

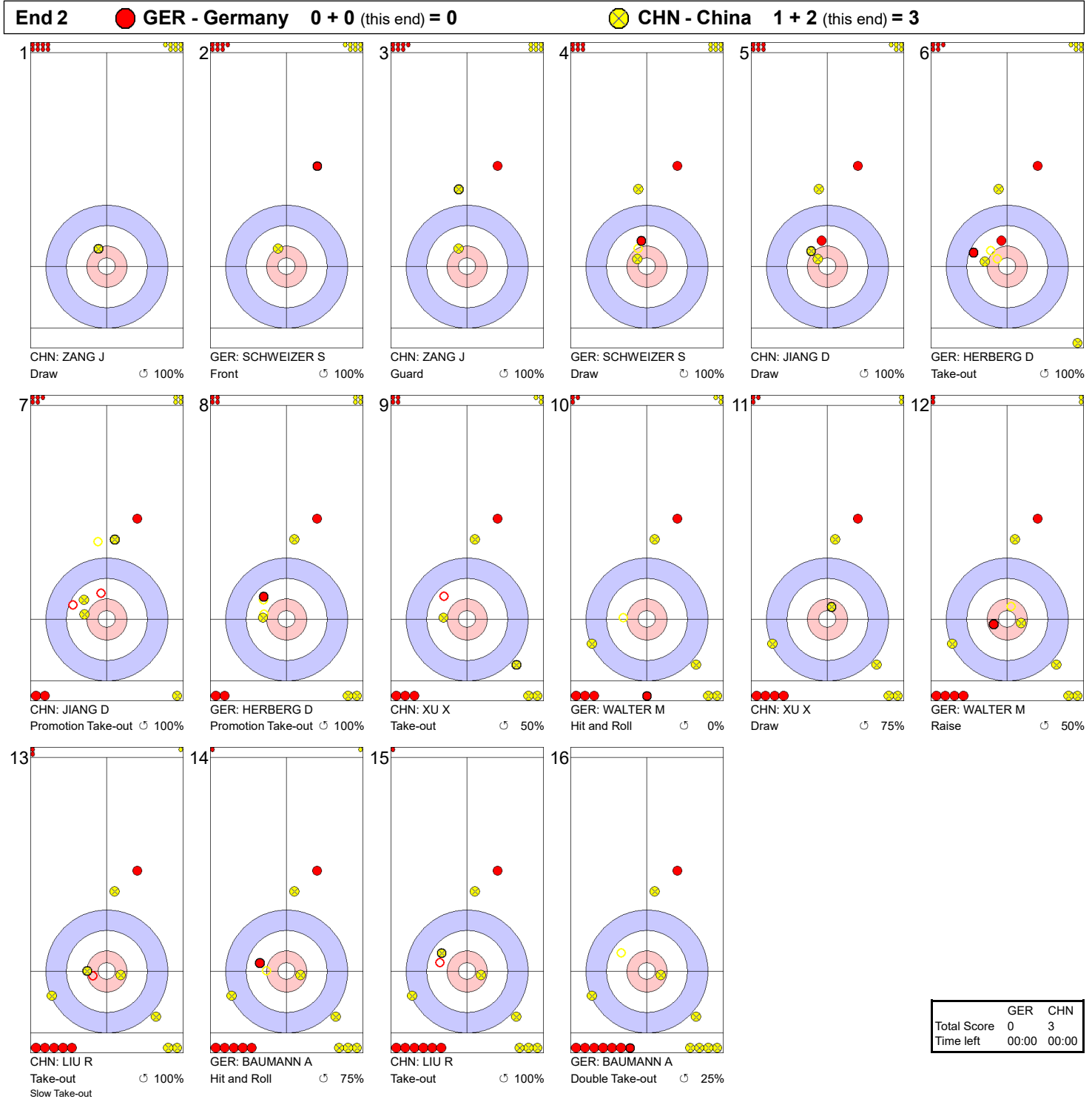
**Legend:**  
⌚ Clockwise      ⌚ Counter-clockwise      LSFE(\*) Last Stone First End  
X Unplayed/unfinished end due to concession

**Game - Shot by Shot**



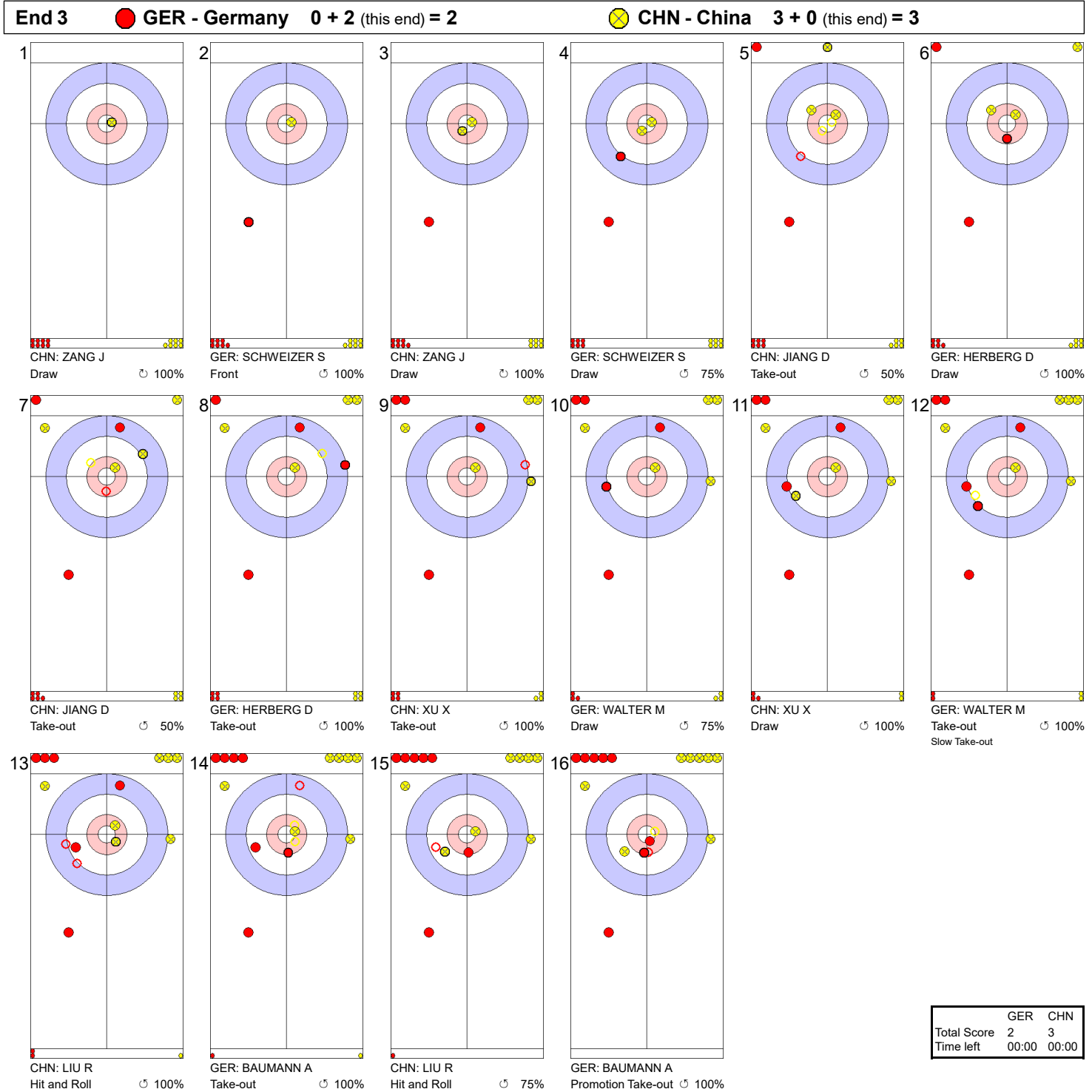
**Legend:**  
 ↻ Clockwise      ↺ Counter-clockwise      - Not considered

**Game - Shot by Shot**



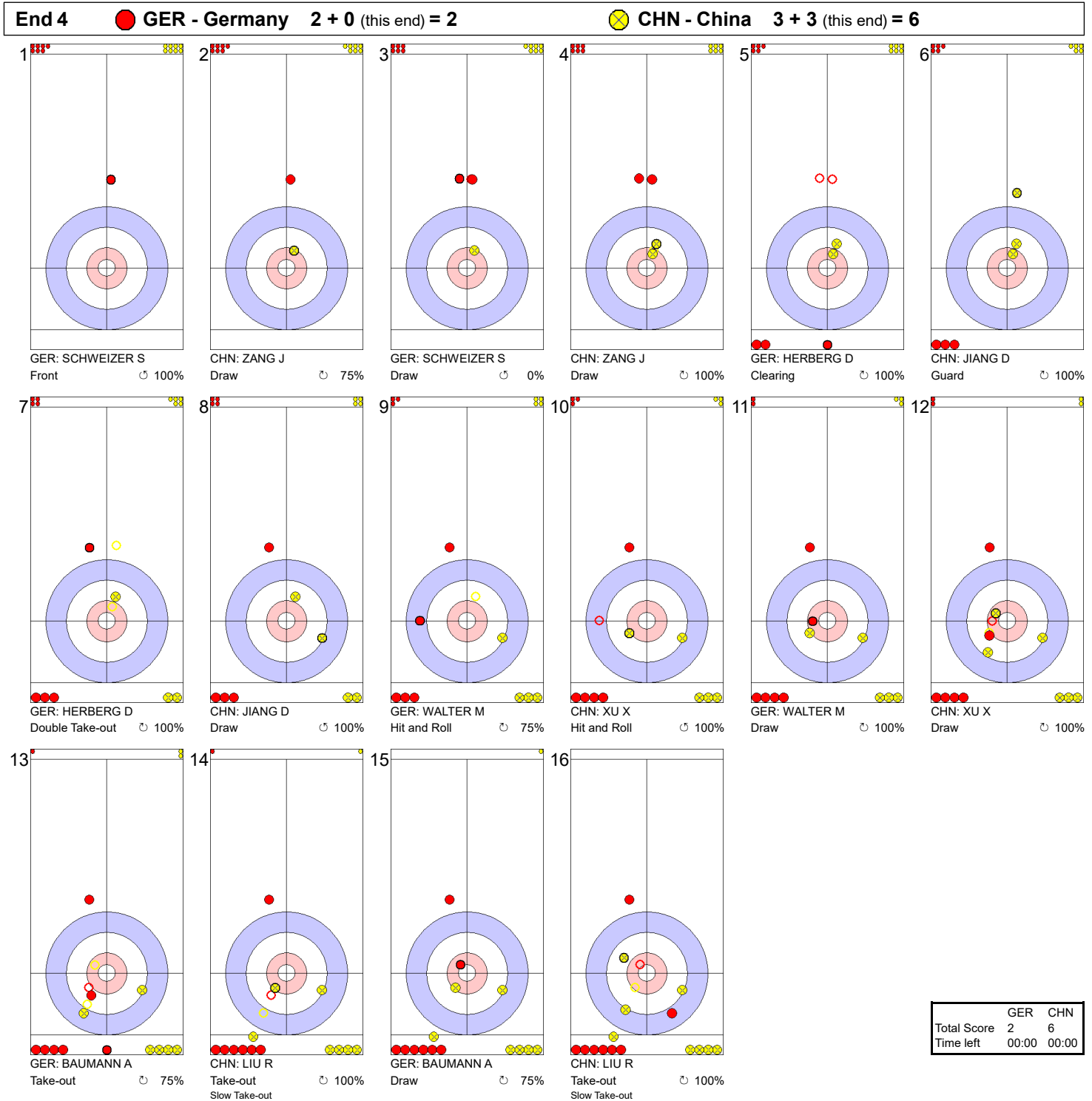
**Legend:**  
 ↻ Clockwise      ↺ Counter-clockwise      - Not considered

**Game - Shot by Shot**



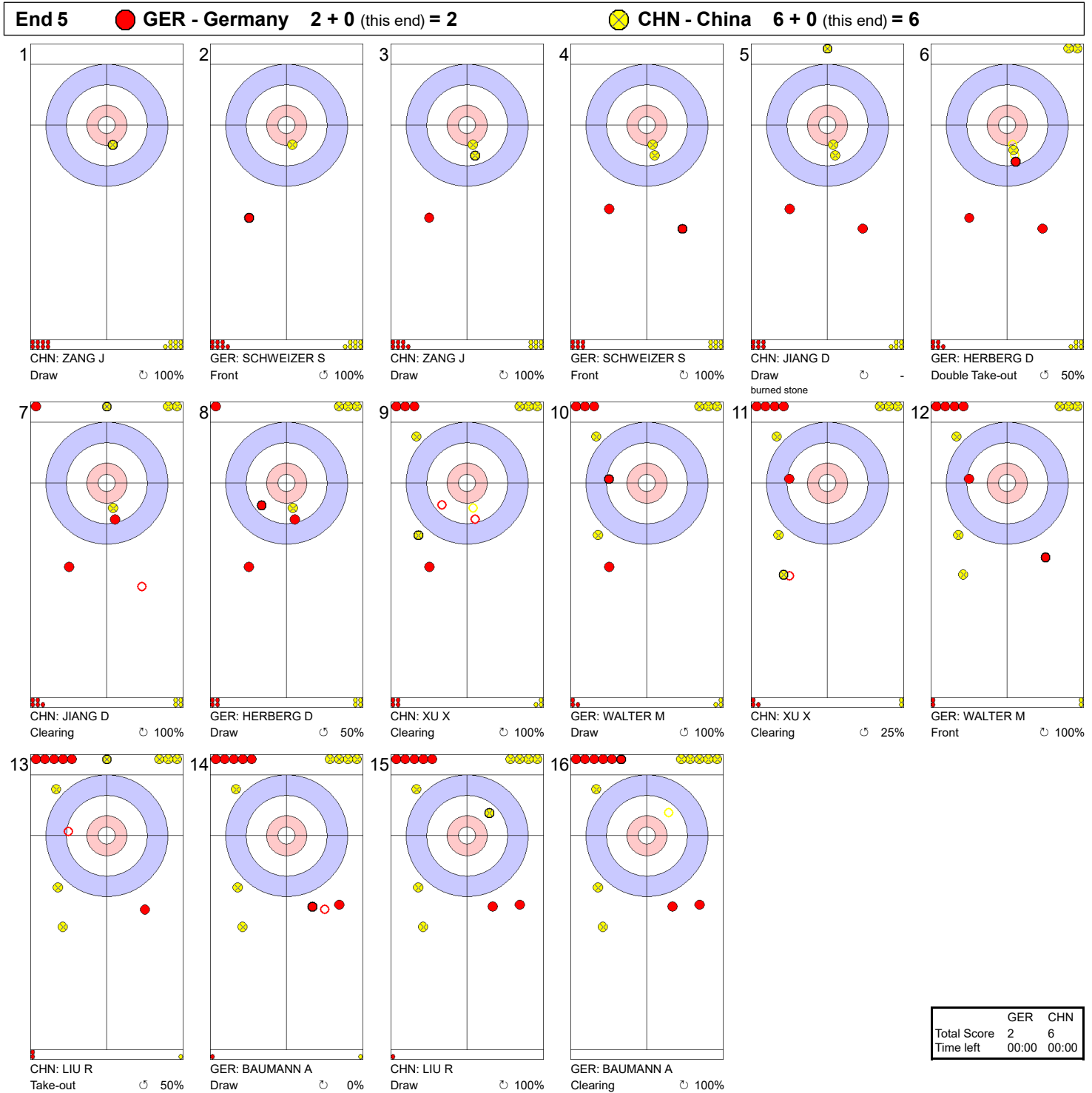
**Legend:**  
 ↻ Clockwise      ↺ Counter-clockwise      - Not considered

**Game - Shot by Shot**



**Legend:**  
 ↻ Clockwise      ↺ Counter-clockwise      - Not considered

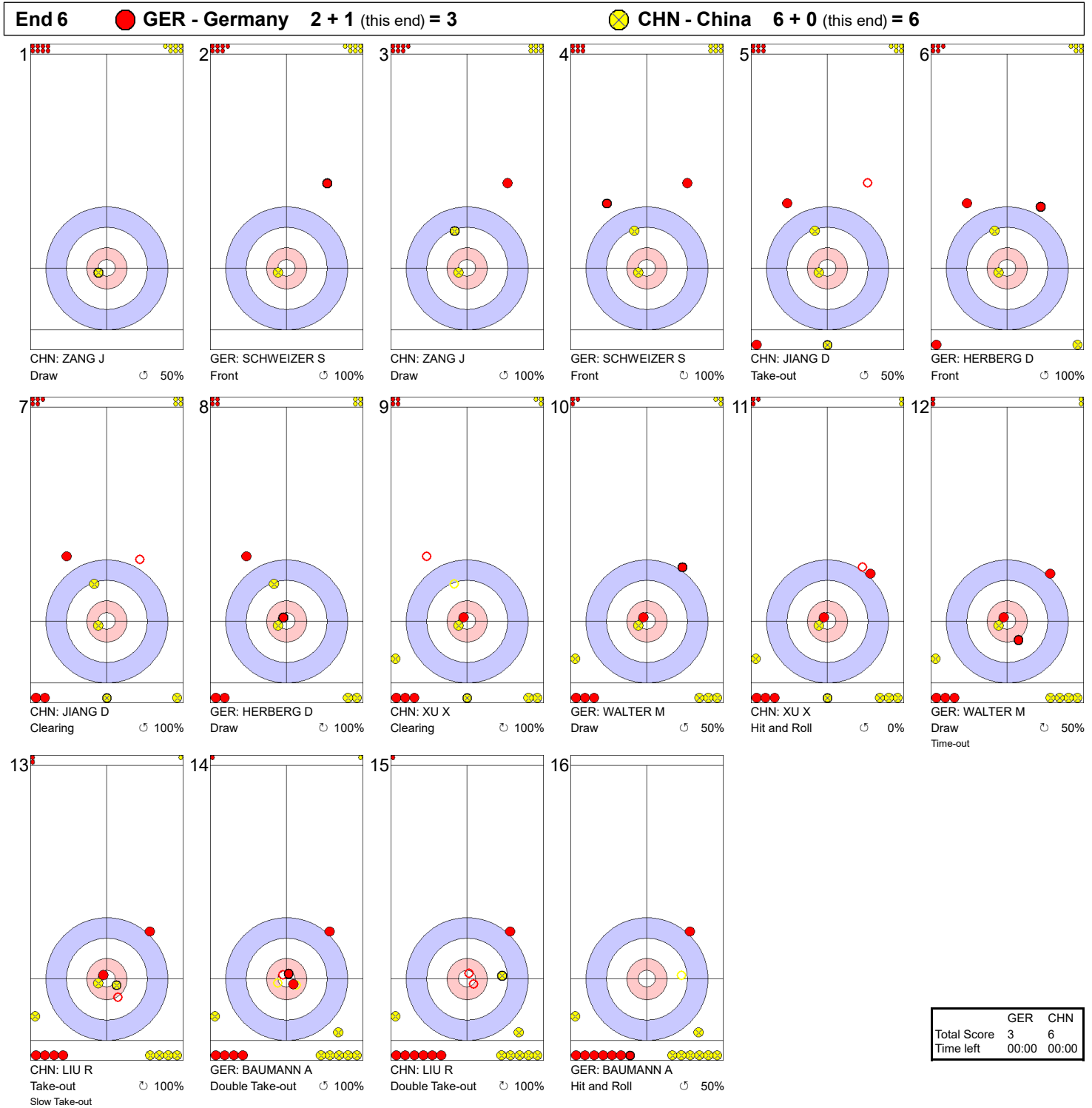
**Game - Shot by Shot**



**Legend:**  
 ↻ Clockwise      ↺ Counter-clockwise      - Not considered

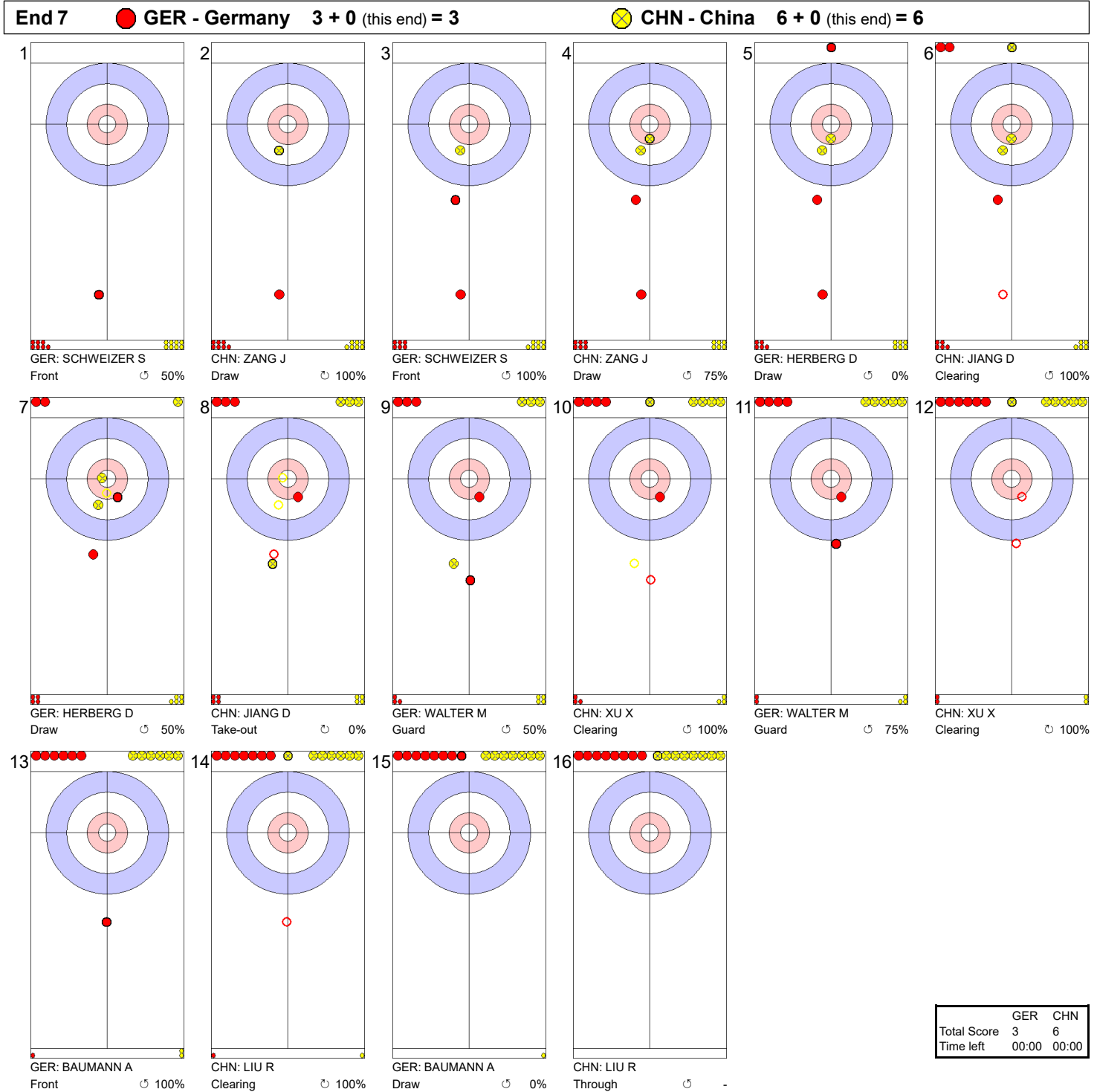


**Game - Shot by Shot**



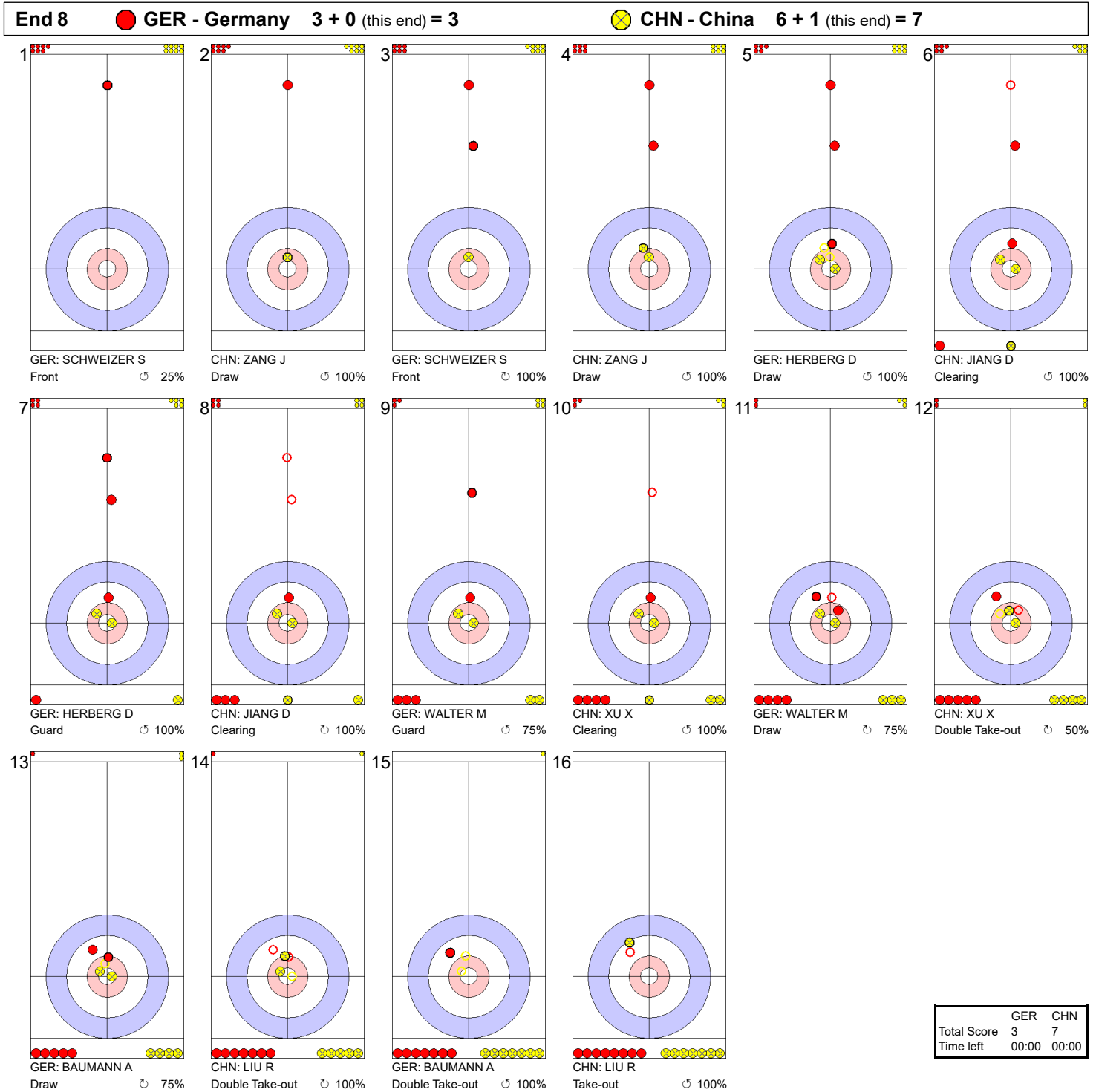
**Legend:**  
 ↻ Clockwise      ↺ Counter-clockwise      - Not considered

**Game - Shot by Shot**



**Legend:**  
 ↻ Clockwise      ↺ Counter-clockwise      - Not considered

**Game - Shot by Shot**



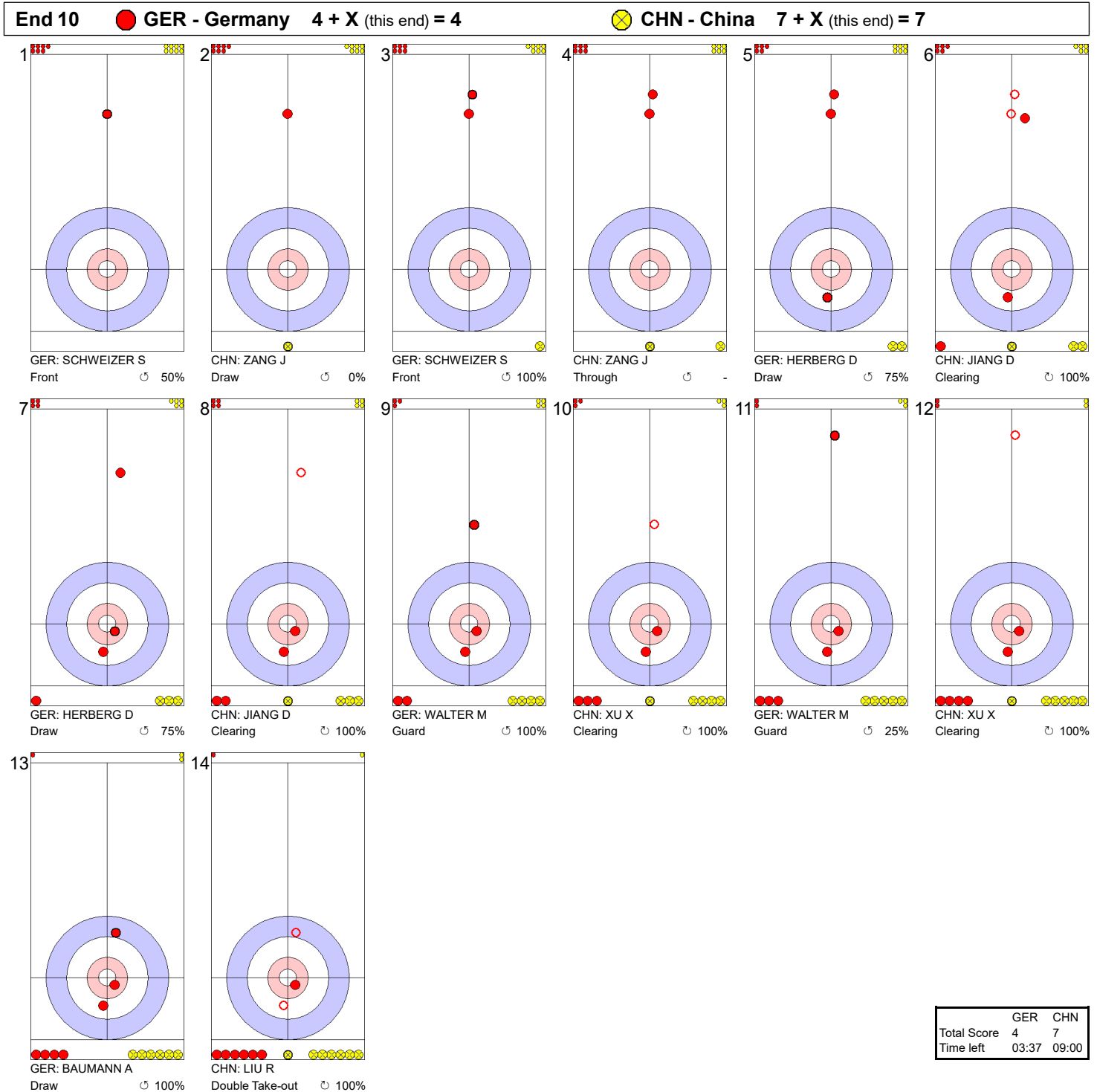
**Legend:**  
 ↻ Clockwise      ↺ Counter-clockwise      - Not considered

**Game - Shot by Shot**



**Legend:**  
 ↻ Clockwise      ↺ Counter-clockwise      - Not considered

**Game - Shot by Shot**



**Legend:**  
 ↻ Clockwise      ↺ Counter-clockwise      - Not considered  
 X Unfinished end due to concession



**Game Results**

Sheet	Game	Team	LSFE	1	2	3	4	5	6	7	8	9	10	Extra Ends	Total
D	1	NED - Netherlands		1	1	0	1	0	2	0	1	0	0		6
	1	ITA - Italy	*	0	0	2	0	1	0	2	0	0	2		7

NED - Netherlands		Shot Success	Game	All
4 S	VAN DORP Jaap	61%	61%	
3 V	GOESGENS Wouter	80%	80%	
2	HOEKMAN Laurens	90%	90%	
1	GLASBERGEN Carlo	71%	71%	
A	MAGAN Alexander	-	-	
Team Total		76%	76%	

ITA - Italy		Shot Success	Game	All
4 V	MOSANER Amos	68%	68%	
3 S	RETORNAZ Joel	78%	78%	
2	GONIN Simone	73%	73%	
1	FERRAZZA Daniele	80%	80%	
A	PILZER Andrea	-	-	
Team Total		75%	75%	

**Last Stone Draw** Distance

⌚	VAN DORP Jaap	80.3cm
⌚	GLASBERGEN Carlo	70.4cm
<b>Total</b>		<b>150.7cm</b>

**Last Stone Draw** Distance

⌚	MOSANER Amos	48.4cm
⌚	RETORNAZ Joel	57.1cm
<b>Total</b>		<b>105.5cm</b>

Time remaining: 0 minutes 47 seconds

Time remaining: 1 minute 31 seconds

**Shot Success Analysis**

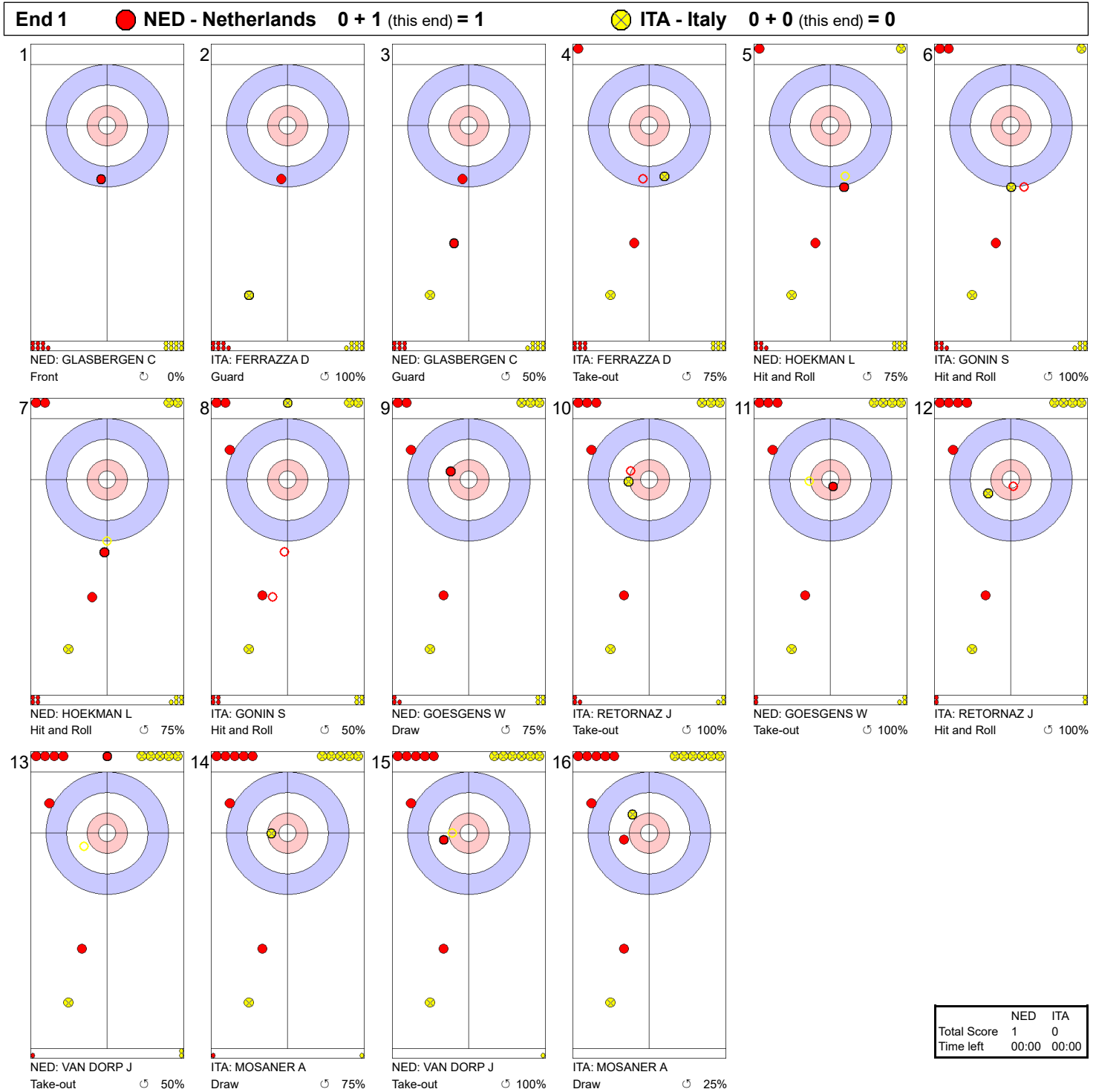
NED - Netherlands		⌚	⌚	Game
4	VAN DORP Jaap	Draws	3 58%	6 67%
		Take-outs	3 75%	8 53%
		Total	6 67%	14 59%
3	GOESGENS Wouter	Draws	2 50%	7 89%
		Take-outs	3 75%	8 81%
		Total	5 65%	15 85%
2	HOEKMAN Laurens	Draws	1 100%	6 83%
		Take-outs	3 100%	10 90%
		Total	4 100%	16 88%
1	GLASBERGEN Carlo	Draws	10 80%	8 59%
		Take-outs	0 -	2 75%
		Total	10 80%	10 63%
A	MAGAN Alexander	Draws	0 -	0 -
		Take-outs	0 -	0 -
		Total	0 -	0 -
Team		Draws	16 73%	27 74%
		Take-outs	9 83%	28 76%
		Total	25 77%	55 75%

ITA - Italy		⌚	⌚	Game
4	MOSANER Amos	Draws	0 -	9 64%
		Take-outs	7 71%	3 75%
		Total	7 71%	12 67%
3	RETORNAZ Joel	Draws	0 -	4 75%
		Take-outs	2 50%	14 82%
		Total	2 50%	18 81%
2	GONIN Simone	Draws	4 44%	7 75%
		Take-outs	1 100%	8 81%
		Total	5 55%	15 78%
1	FERRAZZA Daniele	Draws	2 63%	12 88%
		Take-outs	4 69%	2 75%
		Total	6 67%	14 86%
A	PILZER Andrea	Draws	0 -	0 -
		Take-outs	0 -	0 -
		Total	0 -	0 -
Team		Draws	6 50%	32 77%
		Take-outs	14 70%	27 81%
		Total	20 64%	59 78%

**Note:**  
Position and function for each team member:  
4 = Fourth, 3 = Third, 2 = Second, 1 = Lead, A = Alternate, S = Skip, V = Vice-Skip

**Legend:**  
⌚ Clockwise      ⌚ Counter-clockwise      LSFE(\*) Last Stone First End

**Game - Shot by Shot**



**Legend:**  
 ↻ Clockwise      ↺ Counter-clockwise      - Not considered





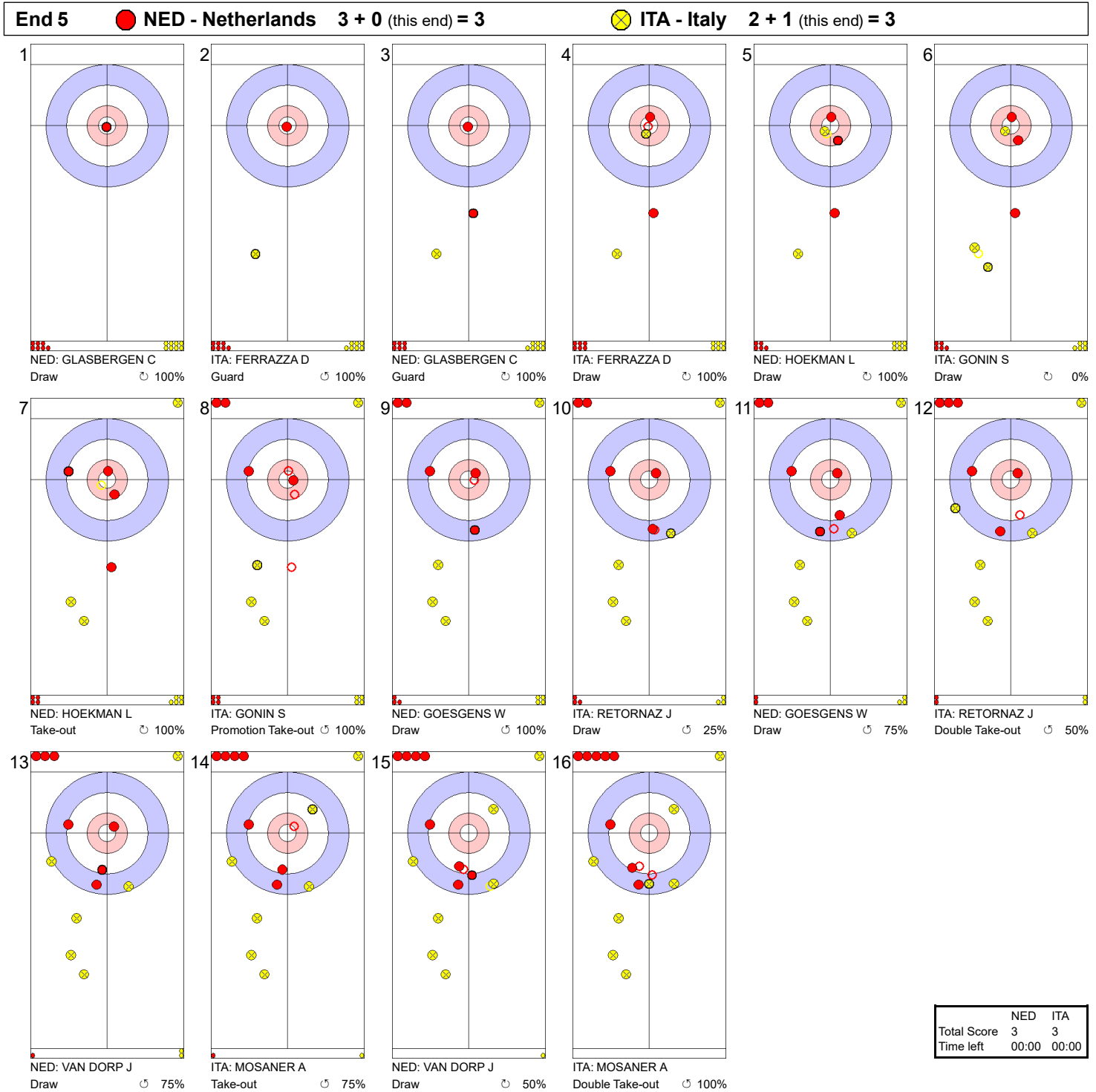


**Game - Shot by Shot**



**Legend:**  
 ↻ Clockwise      ↺ Counter-clockwise      - Not considered

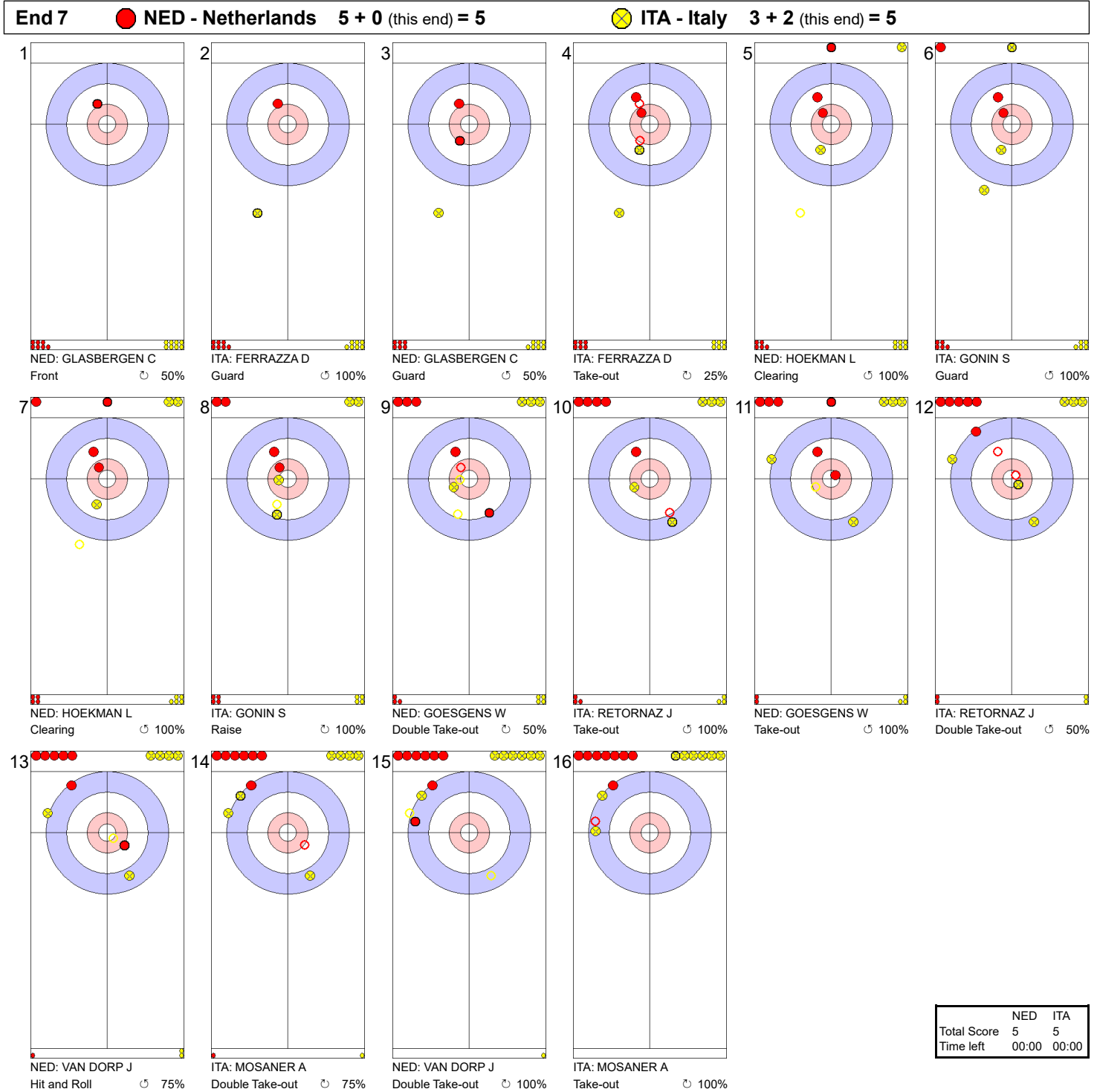
**Game - Shot by Shot**



**Legend:**  
 ↻ Clockwise      ↺ Counter-clockwise      - Not considered



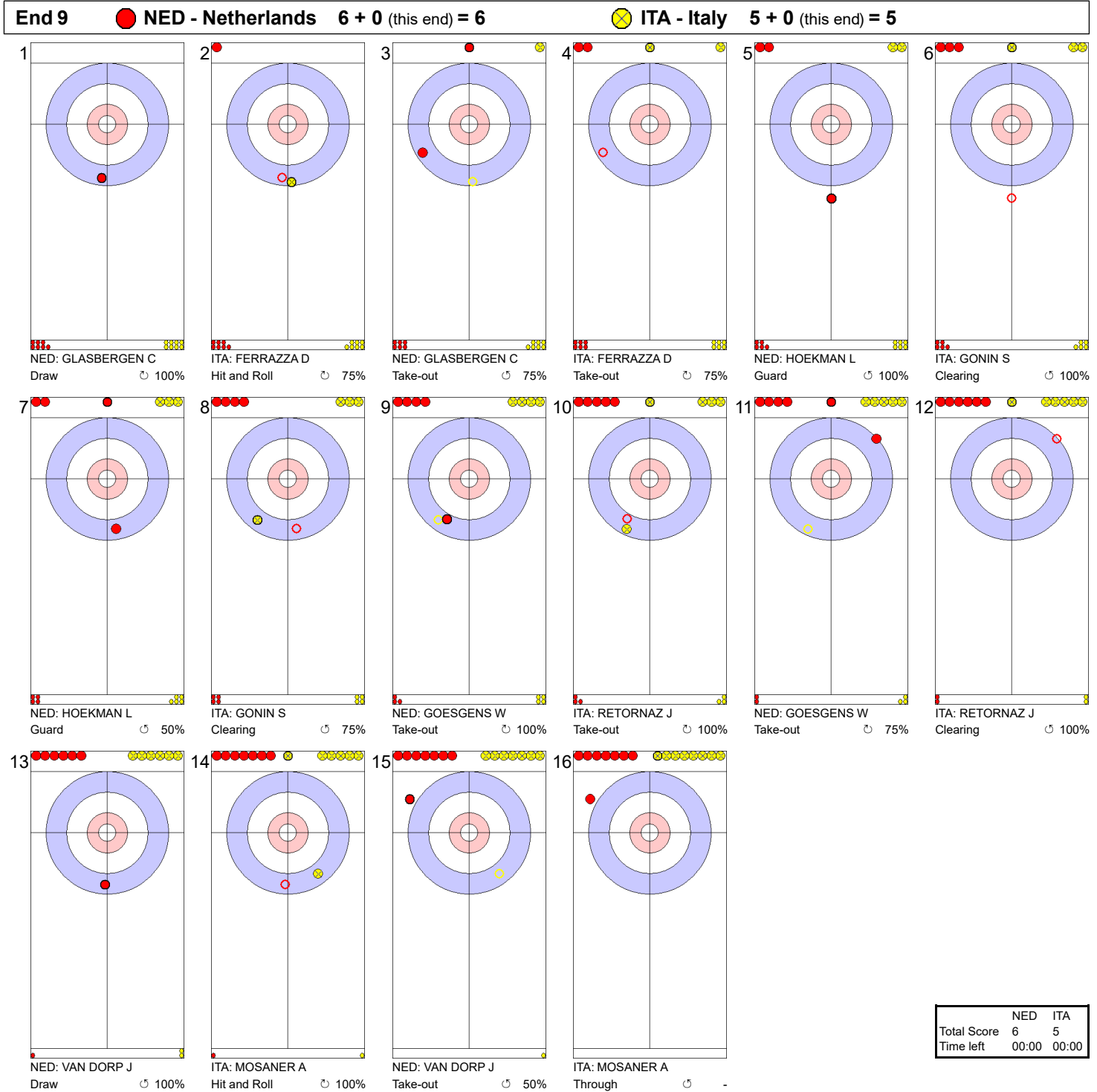
**Game - Shot by Shot**



**Legend:**  
 ↻ Clockwise      ↺ Counter-clockwise      - Not considered



**Game - Shot by Shot**



**Legend:**  
 ↻ Clockwise      ↺ Counter-clockwise      - Not considered

**Game - Shot by Shot**



**Legend:**  
 ⌚ Clockwise      ⌚ Counter-clockwise      - Not considered



## Entry List by Country

As of TUE 5 DEC 2017

<b>CHN - China</b>		
4 S	LIU Rui	R
3 V	XU Xiaoming	R
2	JIANG Dongxu	R
1	ZANG Jialiang	R
A	MA Yanlong	R
C	ROCQUE Marcel	

<b>GER - Germany</b>		
4 S	BAUMANN Alexander	R
3	WALTER Manuel	R
2 V	HERBERG Daniel	R
1	SHERRARD Ryan	R
A	SCHWEIZER Sebastian	R
C	BEISER Martin	

<b>CZE - Czech Republic</b>		
4 S	SNITIL Jiri	R
3 V	KLIMA Lukas	R
2	SNITIL Martin	R
1	KITZBERGER Jindrich	R
A	MOKRIS Samuel	R
C	GRAY Brian	

<b>ITA - Italy</b>		
4 V	MOSANER Amos	R
3 S	RETORNAZ Joel	R
2	GONIN Simone	R
1	FERRAZZA Daniele	R
A	PILZER Andrea	R
C	GRAN Soren	

<b>DEN - Denmark</b>		
4 S	STJERNE Rasmus	R
3 V	FREDERIKSEN Johnny	R
2	POULSEN Mikkel	R
1	DUPONT Oliver	R
A	BERG THOMSEN Morten	R
C	QVIST Mikael	

<b>NED - Netherlands</b>		
4 S	VAN DORP Jaap	R
3 V	GOESGENS Wouter	R
2	HOEKMAN Laurens	R
1	GLASBERGEN Carlo	R
A	MAGAN Alexander	R
C	LEIBBRANDT-DEMMON Shari	

<b>FIN - Finland</b>		
4 S	KAUSTE Aku	R
3 V	HAKUNTI Kasper	R
2	JAAMIES Pauli	R
1	PITKO Janne	R
A	KIISKINEN Kalle	R
C	KUOSMANEN Paavo	

<b>RUS - Russia</b>		
4 S	TIMOFEEV Alexey	R
3 V	GLUKHOV Sergey	R
2	RAZHABOV Artur	R
1	KLIMOV Evgeny	R
A	SHMAKOV Artem	R
C	KOZYREV Alexander	

**Note:**

Position and function for each team member:

**4** = Fourth, **3** = Third, **2** = Second, **1** = Lead, **A** = Alternate, **S** = Skip, **V** = Vice-Skip, **C** = Coach

**Legend:**

**R** Right-handed

## Extended Team List by Country

As of TUE 5 DEC 2017

CHN - China		
4 S	LIU Rui	R
3 V	XU Xiaoming	R
2	JIANG Dongxu	R
1	ZANG Jialiang	R
A	MA Yanlong	R
C	ROCQUE Marcel	X
O	LEI Yi	X
O	ROZALINA Dionisio Jesus	

GER - Germany		
4 S	BAUMANN Alexander	R
3	WALTER Manuel	R
2 V	HERBERG Daniel	R
1	SHERRARD Ryan	R
A	SCHWEIZER Sebastian	R
C	BEISER Martin	X
O	TROEGER Markus	
O	SEILER Kirstin	X

CZE - Czech Republic		
4 S	SNITIL Jiri	R
3 V	KLIMA Lukas	R
2	SNITIL Martin	R
1	KITZBERGER Jindrich	R
A	MOKRIS Samuel	R
C	GRAY Brian	X
NC	ASKEW Bradley	X
O	KRALOVA Eva	

ITA - Italy		
4 V	MOSANER Amos	R
3 S	RETORNAZ Joel	R
2	GONIN Simone	R
1	FERRAZZA Daniele	R
A	PILZER Andrea	R
C	GRAN Soren	X
O	MARIANI Marco	
O	GRUMETZA Kevin	X

DEN - Denmark		
4 S	STJERNE Rasmus	R
3 V	FREDERIKSEN Johnny	R
2	POULSEN Mikkel	R
1	DUPONT Oliver	R
A	BERG THOMSEN Morten	R
C	QVIST Mikael	X
O	SCHMIDT Ulrik	X
O	HANSEN Jakob	

NED - Netherlands		
4 S	VAN DORP Jaap	R
3 V	GOESGENS Wouter	R
2	HOEKMAN Laurens	R
1	GLASBERGEN Carlo	R
A	MAGAN Alexander	R
C	LEIBBRANDT-DEMMON Shari	X
O	KEIZER Wim	X
O	HAVERKAMP Stijn	

FIN - Finland		
4 S	KAUSTE Aku	R
3 V	HAKUNTI Kasper	R
2	JAAMIES Pauli	R
1	PITKO Janne	R
A	KIISKINEN Kalle	R
C	KUOSMANEN Paavo	X
2C	KIISKINEN Kalle	
O	PIILO Perttu	X

RUS - Russia		
4 S	TIMOFEEV Alexey	R
3 V	GLUKHOV Sergey	R
2	RAZHABOV Artur	R
1	KLIMOV Evgeny	R
A	SHMAKOV Artem	R
C	KOZYREV Alexander	X
2C	MININ Igor	X
O	KOSTYUCHENKOV Vladimir	

**Note:**

4 = Fourth, 3 = Third, 2 = Second, 1 = Lead, A = Alternate, S = Skip, V = Vice-Skip  
C = Coach, NC = National Coach, 2C = 2nd Team Coach, O = Team Official

**Legend:**

R Right-handed X Official selected to be on the coach bench



## Competition Officials

As of TUE 5 DEC 2017

Function	Name	Organisation
<b>WCF President:</b>	CAITHNESS Kate	SCO - Scotland
<b>WCF Director of Competitions:</b>	WENDORF Keith	CAN - Canada
<b>Technical Delegate:</b>	ELL Darrell	CAN - Canada
<b>Chief Umpire:</b>	KELLS Rae	CAN - Canada
<b>Deputy Chief Umpire:</b>	ROETHLISBERGER Eeva	SUI - Switzerland
<b>Game Umpires:</b>	AUGUSTYNIAK Wojciech	POL - Poland
	MICHALKA Rastislav	SVK - Slovakia
	PATONAI Agnes	HUN - Hungary
	VOJTUS Vlastimil	CZE - Czech Republic
<b>Chief Ice Technician:</b>	CALLAN Mark	SCO - Scotland
<b>Deputy Chief Ice Technician:</b>	CANDRA Jiri	CZE - Czech Republic
<b>Ice Technician:</b>	KUP Tomas	CZE - Czech Republic
<b>Chief Timer:</b>	FORRESTER Harold	SCO - Scotland
<b>Deputy Chief Timer:</b>	LEIBBRANDT Christian	NED - Netherlands

