

**OLYMPIC  
QUALIFICATION  
EVENT 2021**

Leeuwarden



**Olympic Qualification Event 2021  
Leeuwarden, Netherlands**

**5 – 18 December 2021**

**RESULTS BOOK**

**Men**


## Competition Summary

Session	Date	Time	Sheet A	Sheet B	Sheet C	Sheet D
Session 1	SAT 11 DEC	14:00	ITA 7-3 KOR	GER 5-6 JPN	NED 4-5 DEN	CZE 5-8 NOR
Session 2	SUN 12 DEC	9:00	JPN 3-11 DEN	KOR 6-10 NOR	CZE 7-4 GER	FIN 5-9 ITA
Session 3	SUN 12 DEC	19:00	FIN 3-8 CZE	ITA 6-5 DEN <sup>EE</sup>	NOR 6-4 JPN	GER 5-6 NED <sup>EE</sup>
Session 4	MON 13 DEC	14:00	GER 4-7 NOR	NED 7-4 CZE	DEN 9-2 FIN	JPN 6-5 KOR
Session 5	TUE 14 DEC	9:00	NED 6-7 ITA	FIN 6-8 GER <sup>EE</sup>	KOR 6-14 CZE	NOR 7-4 DEN
Session 6	TUE 14 DEC	19:00	CZE 11-6 JPN	DEN 7-8 KOR	ITA 4-5 NOR <sup>EE</sup>	NED 5-7 FIN
Session 7	WED 15 DEC	14:00	NOR 7-4 FIN	CZE 2-7 ITA	JPN 11-5 NED	KOR 10-1 GER
Session 8	THU 16 DEC	9:00	DEN 8-2 GER	NOR 8-5 NED	FIN 5-3 KOR	ITA 9-4 JPN
Session 9	THU 16 DEC	19:00	KOR 3-8 NED	JPN 2-8 FIN	GER 4-11 ITA	DEN 5-7 CZE
Play-off 1	FRI 17 DEC	15:00		CZE 5-6 ITA		
Play-off 2	SAT 18 DEC	15:00		DEN 8-5 CZE		

## Standings after Round Robin

Rank	Team	Games	Wins	Losses	
1	NOR - Norway	8	8	0	>OG
2	ITA - Italy	8	7	1	Q
3	CZE - Czech Republic	8	5	3	Q
4	DEN - Denmark	8	4	4	Q
5	FIN - Finland	8	3	5	w2
6	JPN - Japan	8	3	5	w1
7	NED - Netherlands	8	3	5	w0
8	KOR - Korea	8	2	6	
9	GER - Germany	8	1	7	

## Play-offs Bracket



### Legend:

>OG Qualified for Olympic Games

EE Extra End

Q Qualified for the play-offs

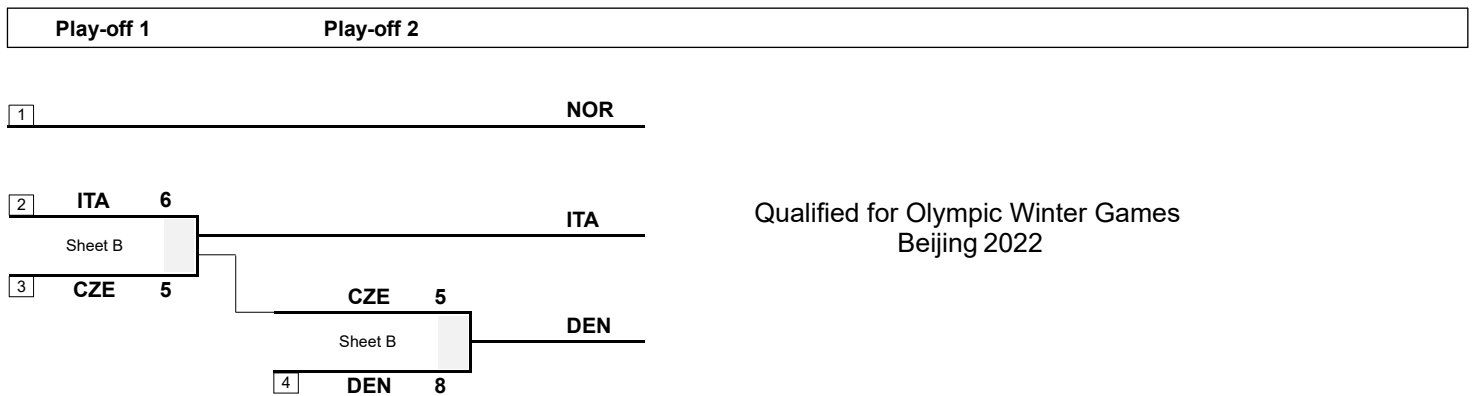
wn Number of wins (n) against tied teams



### Session Results and Standings

Sheet	Game	Team	LSFE	1	2	3	4	5	6	7	8	9	10	Extra Ends	Total
<b>B</b>	9	DEN - Denmark		0	1	0	0	0	2	0	3	2	X		8
	10	CZE - Czech Republic	*	1	0	1	1	1	0	1	0	0	X		5

### Play-offs Bracket



**Legend:**  
**LSFE(\*)** Last Stone First End                      **X** Unplayed/unfinished end due to concession



## Game Results

Sheet	Game	Team	LSFE	1	2	3	4	5	6	7	8	9	10	Extra Ends	Total
B	9	DEN - Denmark		0	1	0	0	0	2	0	3	2	X		8
	10	CZE - Czech Republic	*	1	0	1	1	1	0	1	0	0	X		5

DEN - Denmark		Shot Success Game
4 S	KRAUSE Mikkel	86%
3 V	NOERGAARD Mads	79%
2	HOLTERMANN Henrik	75%
1	WIKSTEN Kasper	79%
A	THUNE Tobias	-
Team Total		80%

CZE - Czech Republic		Shot Success Game
4 S	KLIMA Lukas	63%
3 V	CERNOVSKY Marek	83%
2	BOHAC Radek	74%
1	CANDRA Jiri	71%
A	MOKRIS Samuel	-
Team Total		73%

Time remaining: 1 minute 18 seconds

Time-out: End 10 - DEN stone 3

Time remaining: 1 minute 23 seconds

Time-out: End 10 - CZE stone 3

## Shot Success Analysis

DEN - Denmark		↻	↺	Game	
4	KRAUSE Mikkel	Draws	3 67%	5 95%	8 84%
		Take-outs	7 82%	5 95%	12 88%
		Total	10 78%	10 95%	20 86%
3	NOERGAARD Mads	Draws	2 75%	8 91%	10 88%
		Take-outs	5 65%	5 75%	10 70%
		Total	7 68%	13 85%	20 79%
2	HOLTERMANN Henrik	Draws	7 75%	7 82%	14 79%
		Take-outs	0 -	5 65%	5 65%
		Total	7 75%	12 75%	19 75%
1	WIKSTEN Kasper	Draws	3 58%	15 82%	18 78%
		Take-outs	0 -	1 100%	1 100%
		Total	3 58%	16 83%	19 79%
A	THUNE Tobias	Draws	0 -	0 -	0 -
		Take-outs	0 -	0 -	0 -
		Total	0 -	0 -	0 -
Team		Draws	15 70%	35 86%	50 81%
		Take-outs	12 75%	16 80%	28 78%
		Total	27 72%	51 84%	78 80%

CZE - Czech Republic		↻	↺	Game	
4	KLIMA Lukas	Draws	3 50%	4 75%	7 64%
		Take-outs	7 61%	5 65%	12 63%
		Total	10 58%	9 69%	19 63%
3	CERNOVSKY Marek	Draws	5 80%	2 88%	7 82%
		Take-outs	6 75%	7 89%	13 83%
		Total	11 77%	9 89%	20 83%
2	BOHAC Radek	Draws	4 81%	5 75%	9 78%
		Take-outs	7 71%	4 69%	11 70%
		Total	11 75%	9 72%	20 74%
1	CANDRA Jiri	Draws	4 69%	13 81%	17 78%
		Take-outs	0 -	3 33%	3 33%
		Total	4 69%	16 72%	20 71%
A	MOKRIS Samuel	Draws	0 -	0 -	0 -
		Take-outs	0 -	0 -	0 -
		Total	0 -	0 -	0 -
Team		Draws	16 72%	24 79%	40 76%
		Take-outs	20 69%	19 70%	39 69%
		Total	36 70%	43 75%	79 73%

### Note:

Position and function for each team member:

4 = Fourth, 3 = Third, 2 = Second, 1 = Lead, A = Alternate, S = Skip, V = Vice-Skip

### Legend:

↻ Clockwise

↺ Counter-clockwise

LSFE(\*) Last Stone First End

X Unplayed/unfinished end due to concession





**Game - Shot by Shot**



**Legend:**  
 ↻ Clockwise      ↺ Counter-clockwise      - Not considered

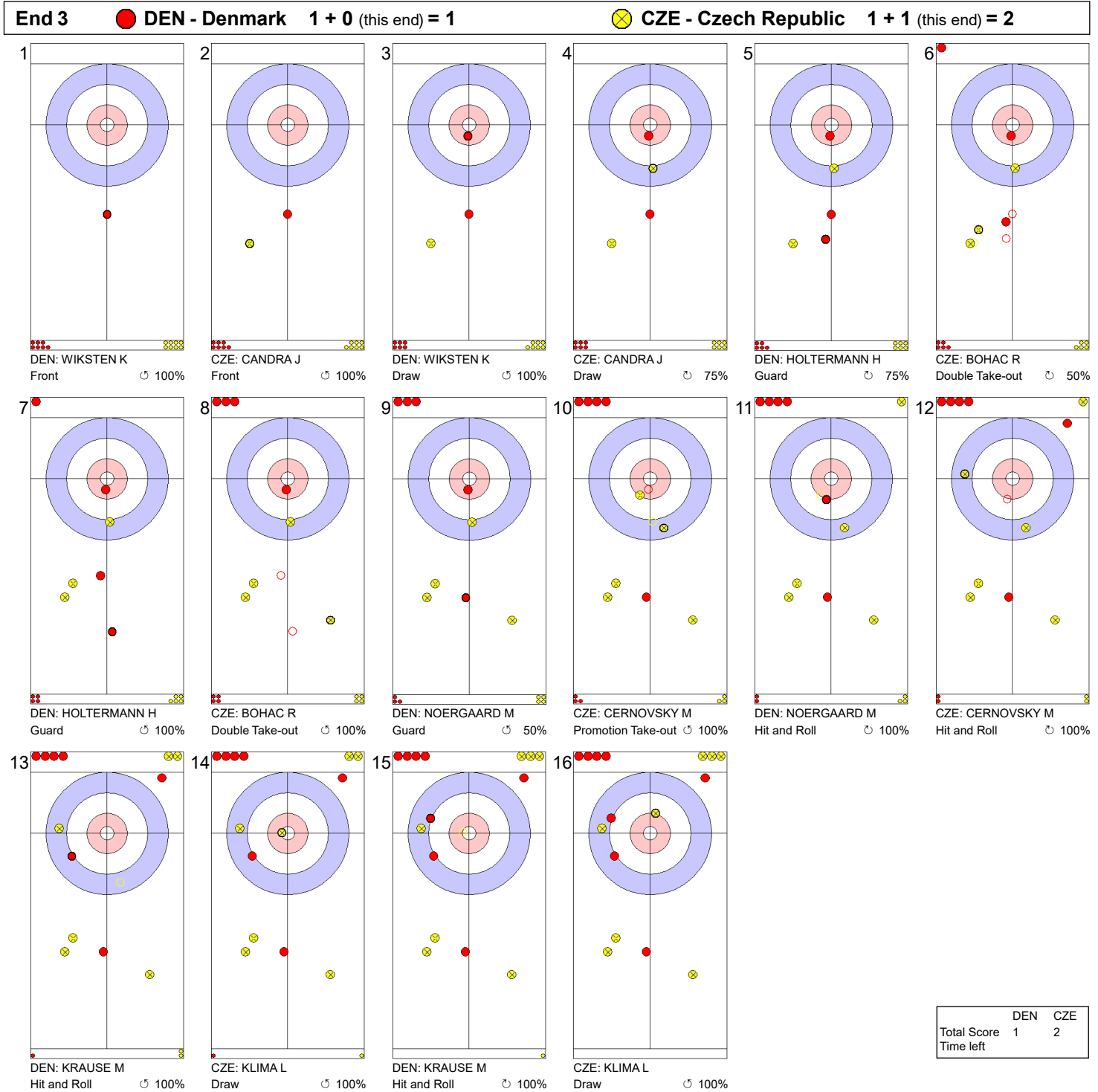


**Game - Shot by Shot**





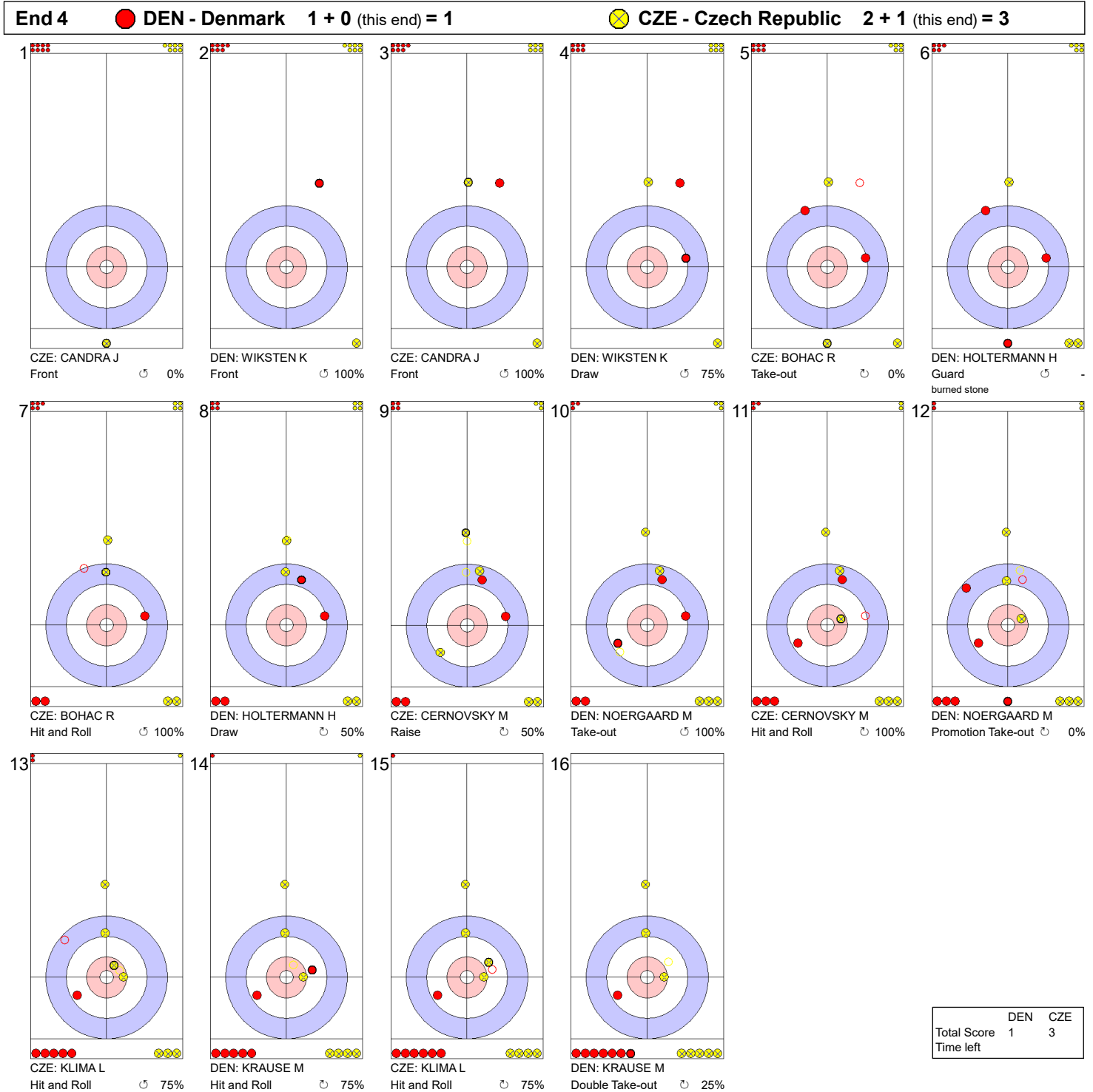
**Game - Shot by Shot**



**Legend:**  
 ↻ Clockwise      ↺ Counter-clockwise      - Not considered



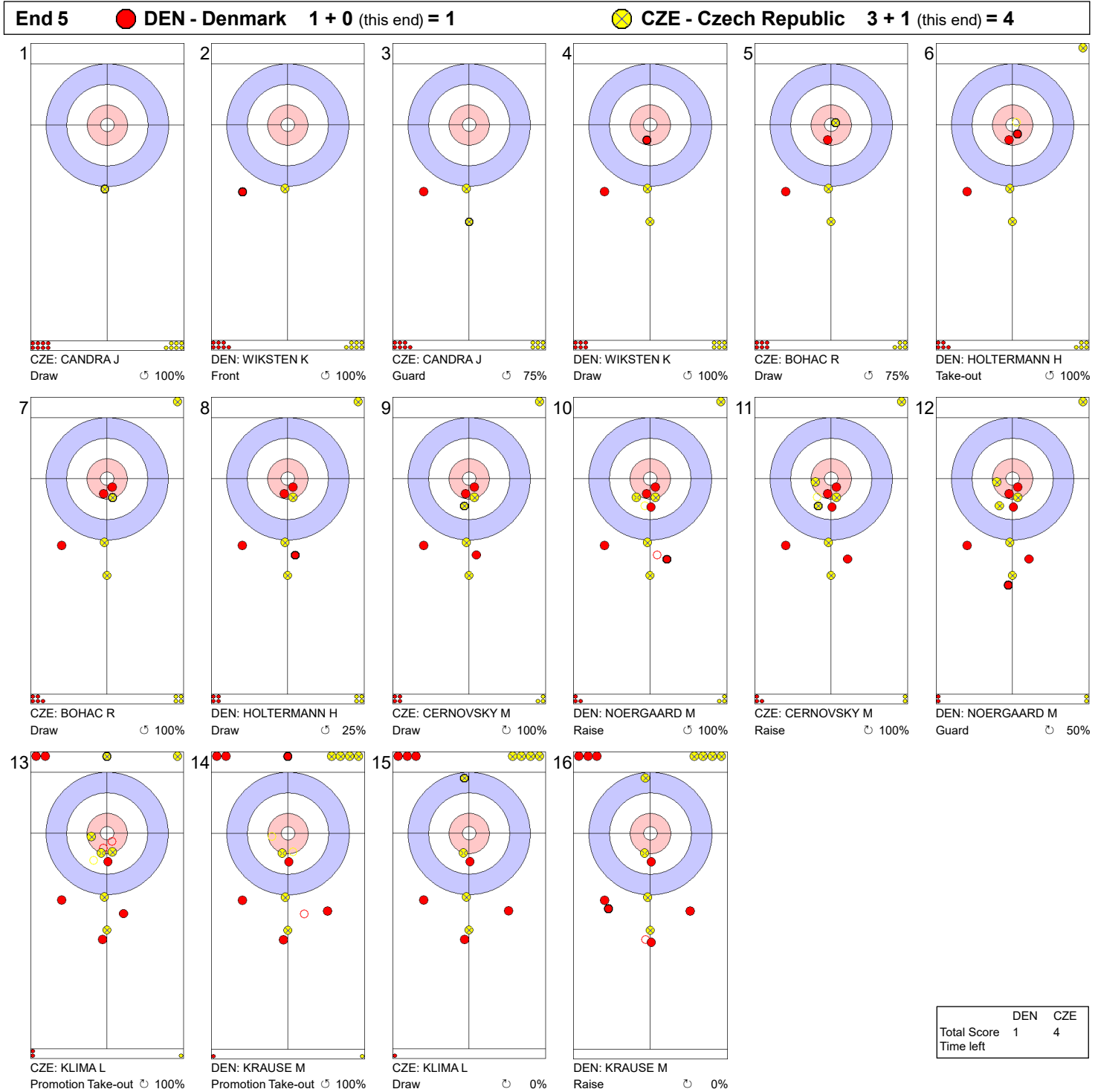
**Game - Shot by Shot**



**Legend:**  
 ↻ Clockwise      ↺ Counter-clockwise      - Not considered



**Game - Shot by Shot**



**Legend:**  
 ↻ Clockwise      ↺ Counter-clockwise      - Not considered



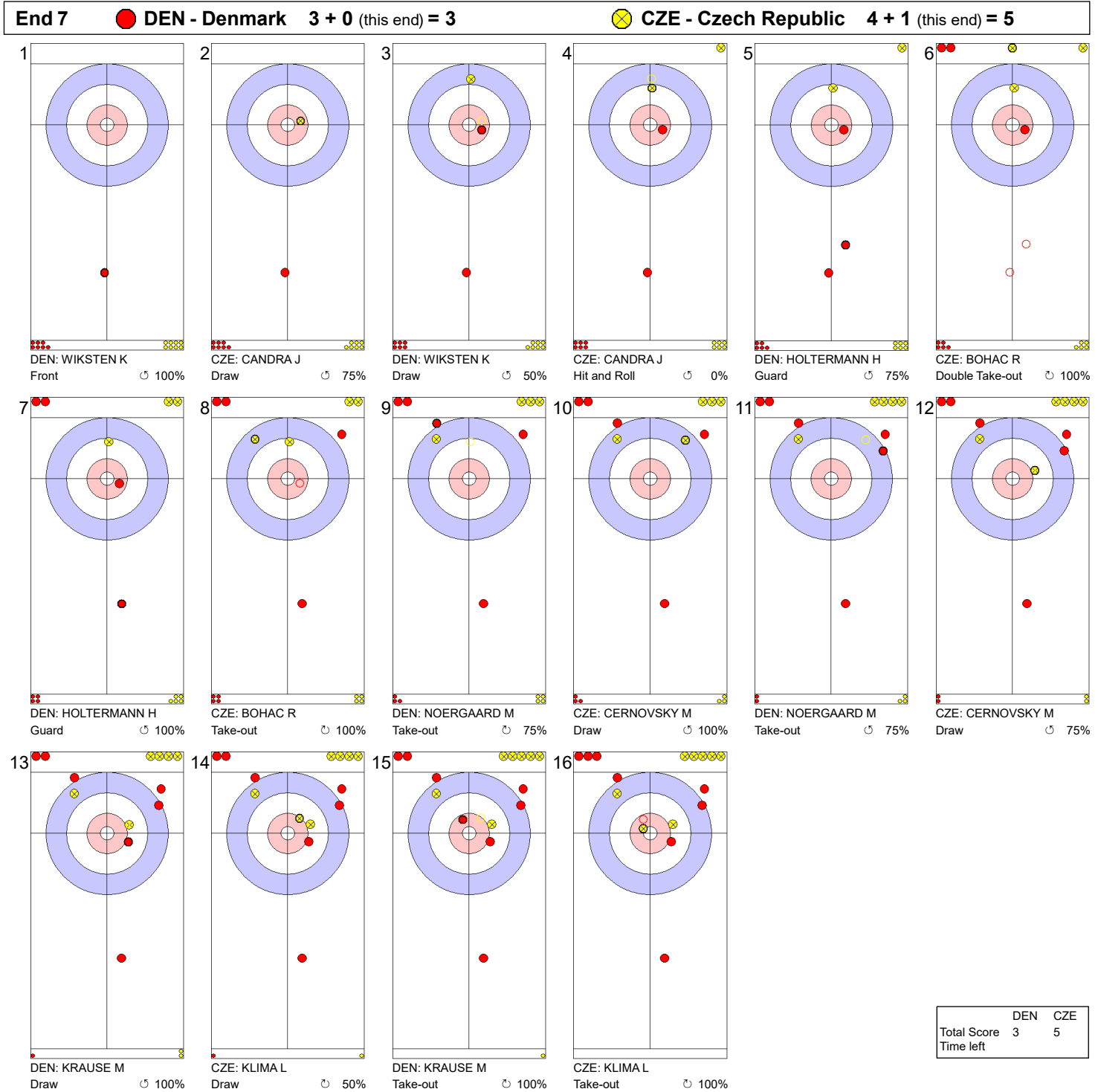
**Game - Shot by Shot**



**Legend:**  
 ↻ Clockwise      ↺ Counter-clockwise      - Not considered



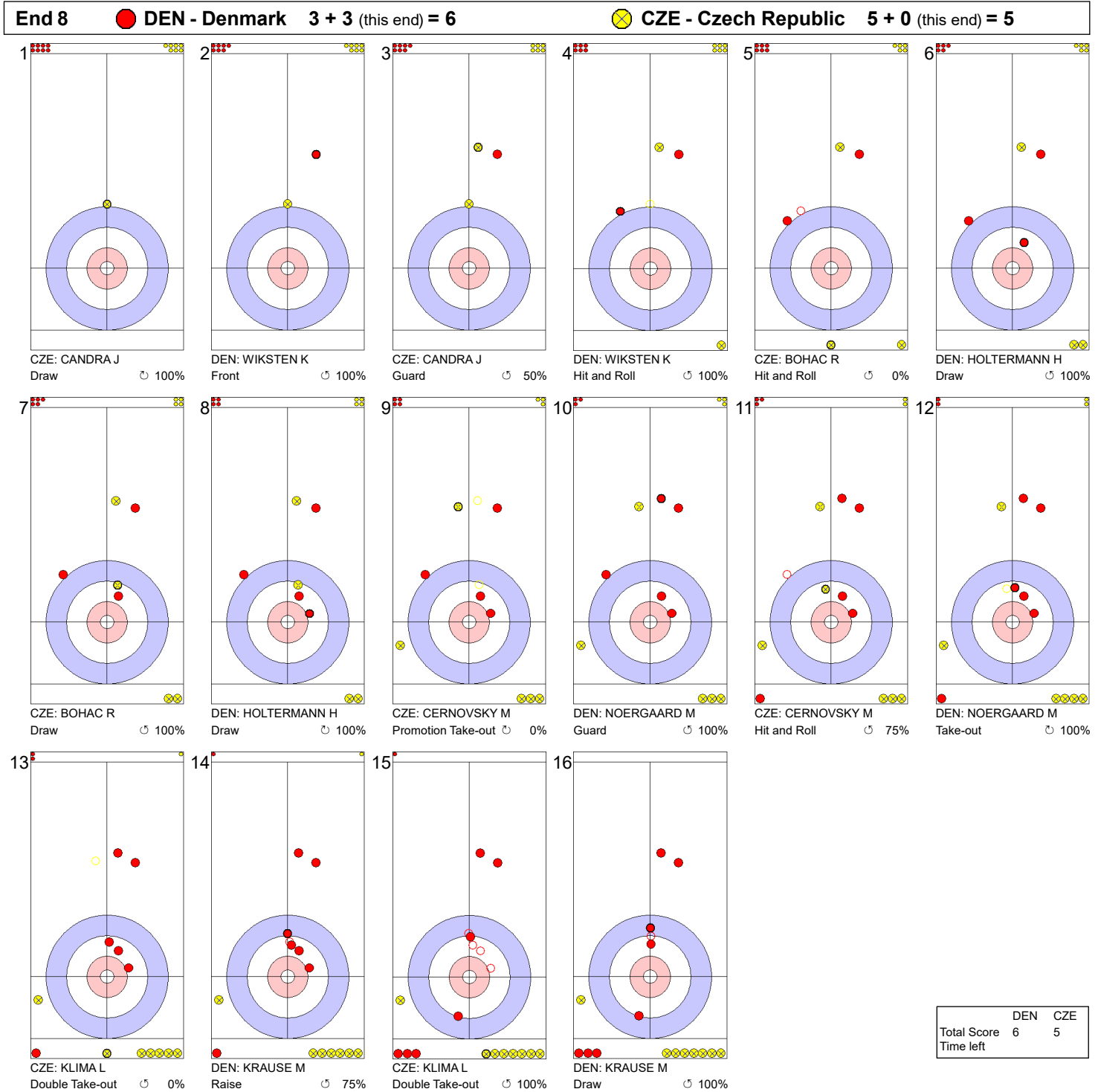
**Game - Shot by Shot**



**Legend:**  
 ↻ Clockwise      ↺ Counter-clockwise      - Not considered



### Game - Shot by Shot



**Legend:**  
 ↻ Clockwise      ↺ Counter-clockwise      - Not considered





**Game - Shot by Shot**



**Legend:**  
 ↻ Clockwise      ↺ Counter-clockwise      - Not considered



**Game - Shot by Shot**



**Legend:**  
 ↻ Clockwise      ↺ Counter-clockwise      - Not considered  
 X Unfinished end due to concession

## Scoring Analysis

Team	Games	LSFE	Stolen Ends	Last Stone Eff.	Force Eff.	Points Scored							Total	Plus / Minus
						0	1	2	3	4	>4			
ITA	For	6	11	58%	65%	10	21	17	1	2	0	66	+27	
	Against	3	3			6	20	8	1	0	0	39		
NOR	For	4	10	57%	57%	3	17	14	3	1	0	58	+22	
	Against	4	3			11	16	10	0	0	0	36		
DEN	For	3	13	35%	67%	6	23	9	7	0	0	62	+18	
	Against	6	5			2	23	6	3	0	0	44		
CZE	For	3	14	30%	57%	4	25	10	5	2	0	68	+8	
	Against	7	12			5	25	10	5	0	0	60		
NED	For	3	8	29%	48%	2	22	9	2	0	0	46	-4	
	Against	5	9			8	19	14	1	0	0	50		
FIN	For	3	6	29%	60%	2	17	10	1	0	0	40	-11	
	Against	5	9			9	20	11	3	0	0	51		
KOR	For	6	5	24%	50%	5	16	8	4	0	0	44	-14	
	Against	2	15			1	23	8	5	1	0	58		
JPN	For	5	5	28%	41%	6	21	9	1	0	0	42	-18	
	Against	3	6			2	15	11	5	2	0	60		
GER	For	5	5	17%	50%	7	18	6	1	0	0	33	-28	
	Against	3	15			1	19	14	2	2	0	61		
<b>Total</b>	<b>38</b>		<b>77</b>			<b>45</b>	<b>180</b>	<b>92</b>	<b>25</b>	<b>5</b>	<b>0</b>	<b>459</b>		

**Note:**

Stolen ends are the ends won without the last stone advantage.

Last Stone Efficiency: Scoring two or more points with last stone advantage.

Force Efficiency: Forcing the opponent team to score only one point when they have the last stone advantage.

**Legend:**

>4 More than four points scored

**Eff.** Efficiency

**LSFE** Last Stone First End

## Summary of Big Ends


Points Scored	By	Against	Session	End	Game Result
4	CZE - Czech Republic	JPN - Japan	6	7	11 : 6
4	CZE - Czech Republic	KOR - Korea	5	4	14 : 6
4	ITA - Italy	GER - Germany	9	8	11 : 4
4	ITA - Italy	GER - Germany	9	6	11 : 4
4	NOR - Norway	JPN - Japan	3	9	6 : 4

**Note:**  
Big ends are defined as ends with a score of four or more points.

## Session Results and Standings

Sheet	Game	Team	LSFE	1	2	3	4	5	6	7	8	9	10	Extra Ends	Total
B	9	CZE - Czech Republic		0	1	0	2	0	0	1	0	1	0		5
	9	ITA - Italy	*	3	0	1	0	1	0	0	1	0	0		6

## Play-offs Bracket



**Legend:**  
LSFE(\*) Last Stone First End



## Game Results

Sheet	Game	Team	LSFE	1	2	3	4	5	6	7	8	9	10	Extra Ends	Total
B	9	CZE - Czech Republic		0	1	0	2	0	0	1	0	1	0		5
	9	ITA - Italy	*	3	0	1	0	1	0	0	1	0	0		6

CZE - Czech Republic		Shot Success Game
4 S	KLIMA Lukas	78 %
3 V	CERNOVSKY Marek	68 %
2	BOHAC Radek	78 %
1	CANDRA Jiri	88 %
A	MOKRIS Samuel	-
Team Total		78 %

ITA - Italy		Shot Success Game
4 S	RETORNAZ Joel	90 %
3	MOSANER Amos	93 %
2	ARMAN Sebastiano	93 %
1 V	GONIN Simone	85 %
A	GIOVANELLA Mattia	-
Team Total		90 %

Time remaining: 0 minutes 50 seconds

Time-out: End 10 - CZE stone 7

Time remaining: 2 minutes 30 seconds

Time-out: End 10 - ITA stone 8

## Shot Success Analysis

CZE - Czech Republic		↻	↺	Game
4	KLIMA Lukas	Draws	0 - 4 63%	4 63%
		Take-outs	5 70% 11 86%	16 81%
		Total	5 70% 15 80%	20 78%
3	CERNOVSKY Marek	Draws	4 69% 10 68%	14 68%
		Take-outs	2 75% 4 63%	6 67%
		Total	6 71% 14 66%	20 68%
2	BOHAC Radek	Draws	5 65% 10 85%	15 78%
		Take-outs	2 75% 3 75%	5 75%
		Total	7 68% 13 83%	20 78%
1	CANDRA Jiri	Draws	9 92% 10 88%	19 89%
		Take-outs	0 - 1 50%	1 50%
		Total	9 92% 11 84%	20 88%
A	MOKRIS Samuel	Draws	0 - 0 -	0 -
		Take-outs	0 - 0 -	0 -
		Total	0 - 0 -	0 -
Team		Draws	18 79% 34 78%	52 78%
		Take-outs	9 72% 19 78%	28 76%
		Total	27 77% 53 78%	80 78%

ITA - Italy		↻	↺	Game
4	RETORNAZ Joel	Draws	3 100% 3 75%	6 88%
		Take-outs	3 83% 11 93%	14 91%
		Total	6 92% 14 89%	20 90%
3	MOSANER Amos	Draws	2 88% 4 94%	6 92%
		Take-outs	5 100% 9 89%	14 93%
		Total	7 96% 13 90%	20 93%
2	ARMAN Sebastiano	Draws	3 100% 5 70%	8 81%
		Take-outs	5 100% 7 100%	12 100%
		Total	8 100% 12 88%	20 93%
1	GONIN Simone	Draws	3 75% 15 85%	18 83%
		Take-outs	0 - 2 100%	2 100%
		Total	3 75% 17 87%	20 85%
A	GIOVANELLA Mattia	Draws	0 - 0 -	0 -
		Take-outs	0 - 0 -	0 -
		Total	0 - 0 -	0 -
Team		Draws	11 91% 27 82%	38 85%
		Take-outs	13 96% 29 94%	42 95%
		Total	24 94% 56 88%	80 90%

### Note:

Position and function for each team member:

4 = Fourth, 3 = Third, 2 = Second, 1 = Lead, A = Alternate, S = Skip, V = Vice-Skip

### Legend:

↻ Clockwise

↺ Counter-clockwise

LSFE(\*) Last Stone First End



**Game - Shot by Shot**



**Legend:**  
 ↻ Clockwise      ↺ Counter-clockwise      - Not considered



### Game - Shot by Shot

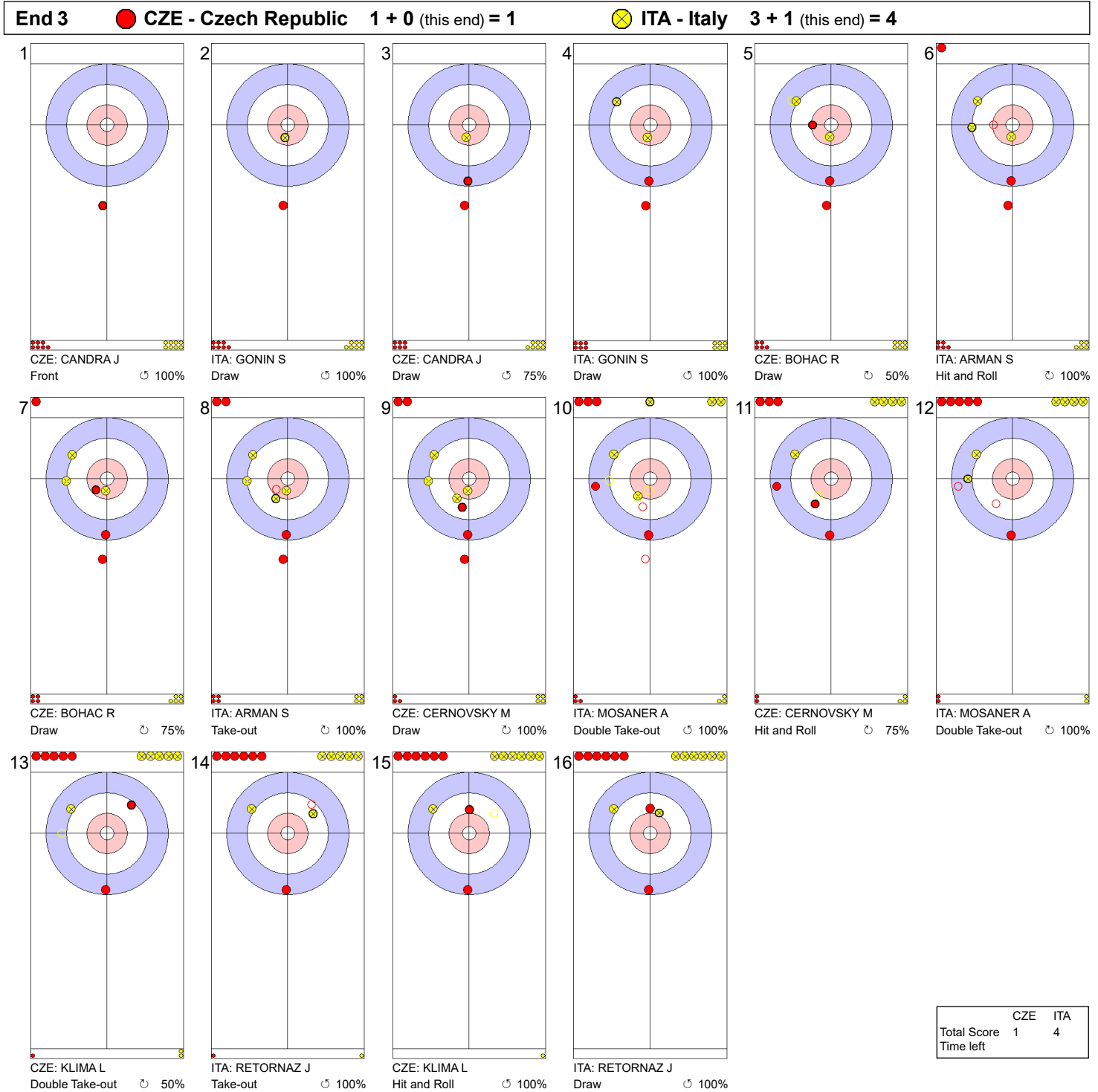


**Legend:**  
 ↻ Clockwise      ↺ Counter-clockwise      - Not considered





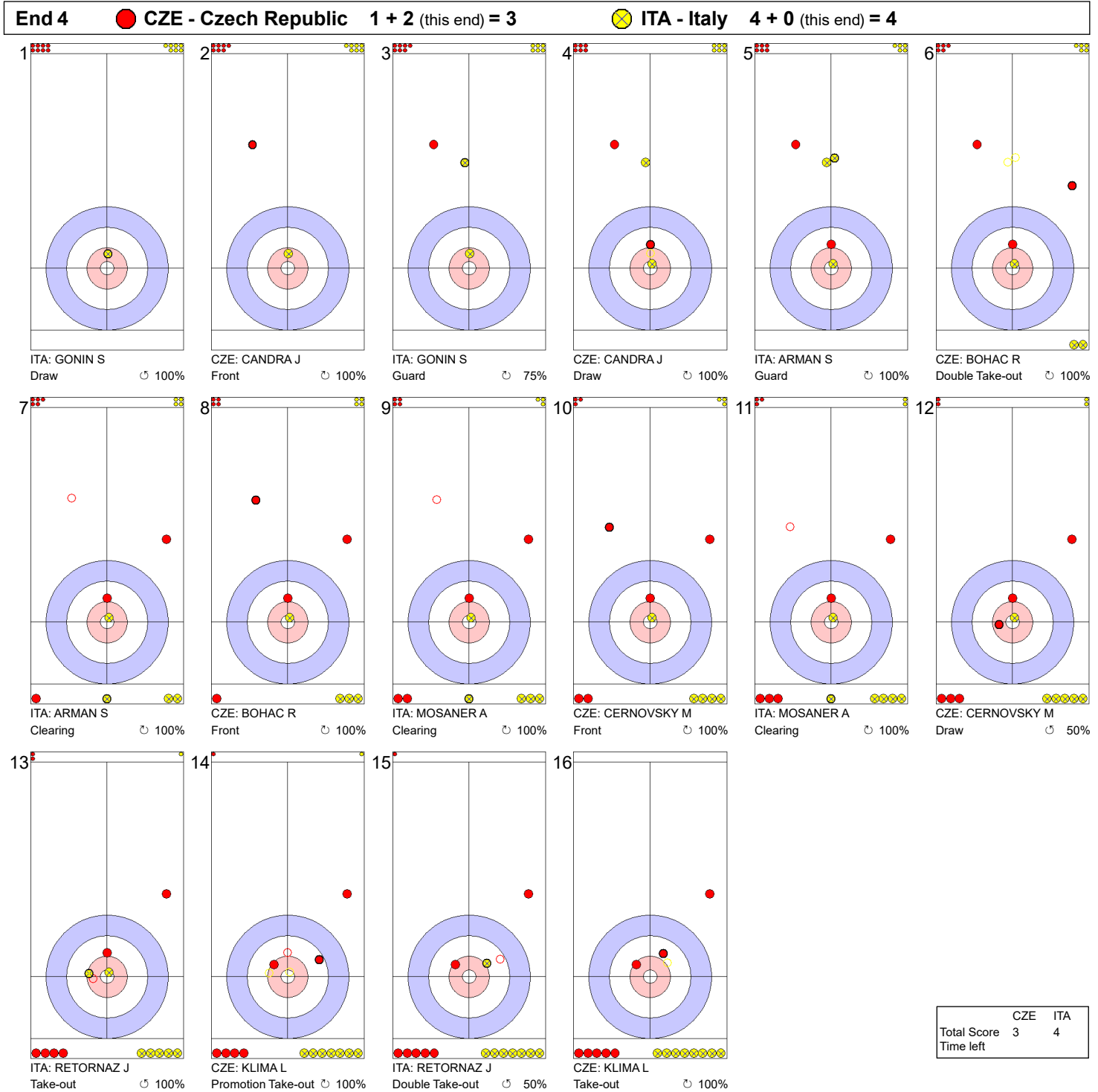
**Game - Shot by Shot**



**Legend:**  
 ↻ Clockwise      ↺ Counter-clockwise      - Not considered



### Game - Shot by Shot

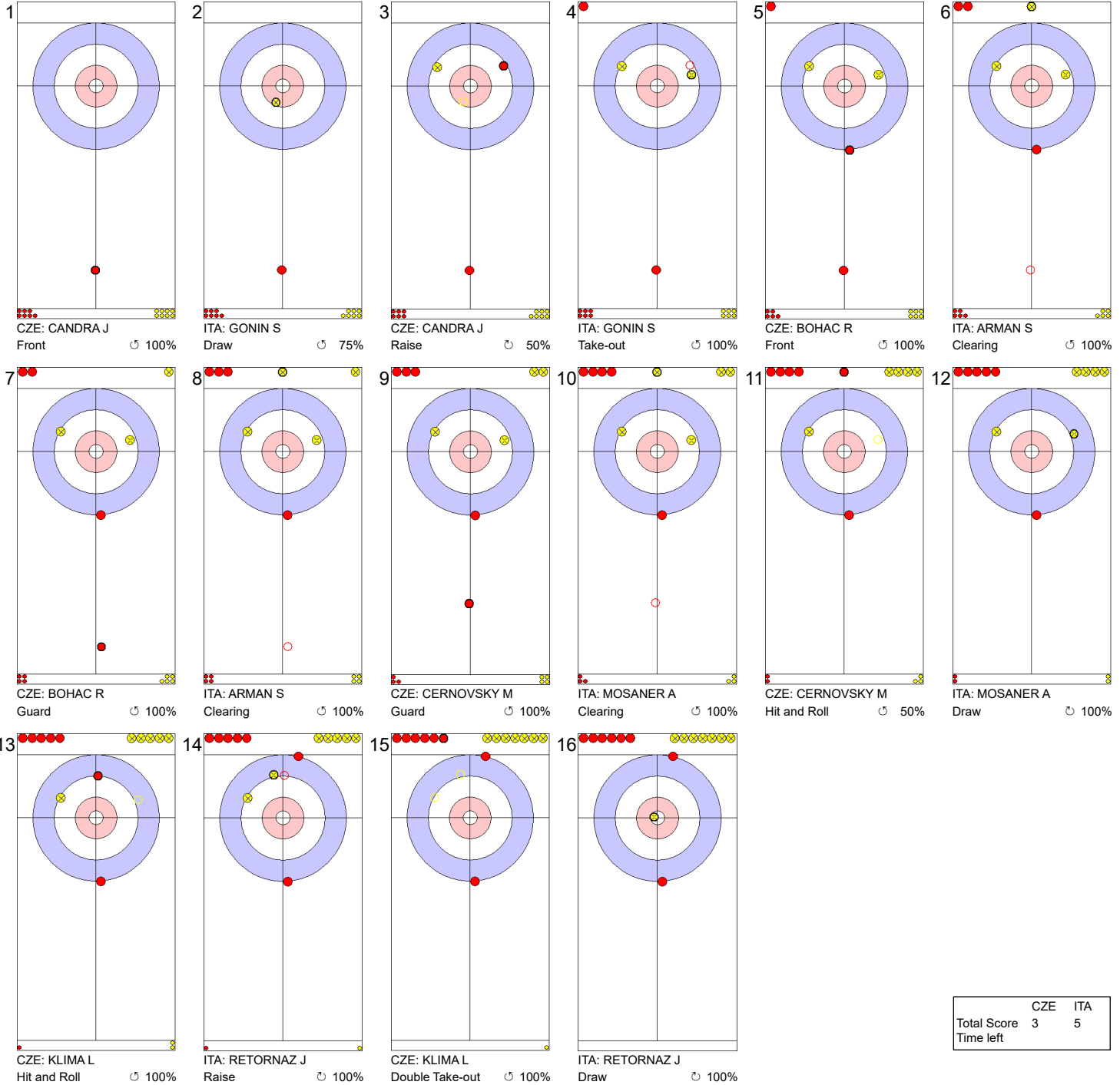


**Legend:**  
 ↻ Clockwise      ↺ Counter-clockwise      - Not considered



**Game - Shot by Shot**

**End 5**   ● **CZE - Czech Republic**   **3 + 0 (this end) = 3**   ● **ITA - Italy**   **4 + 1 (this end) = 5**



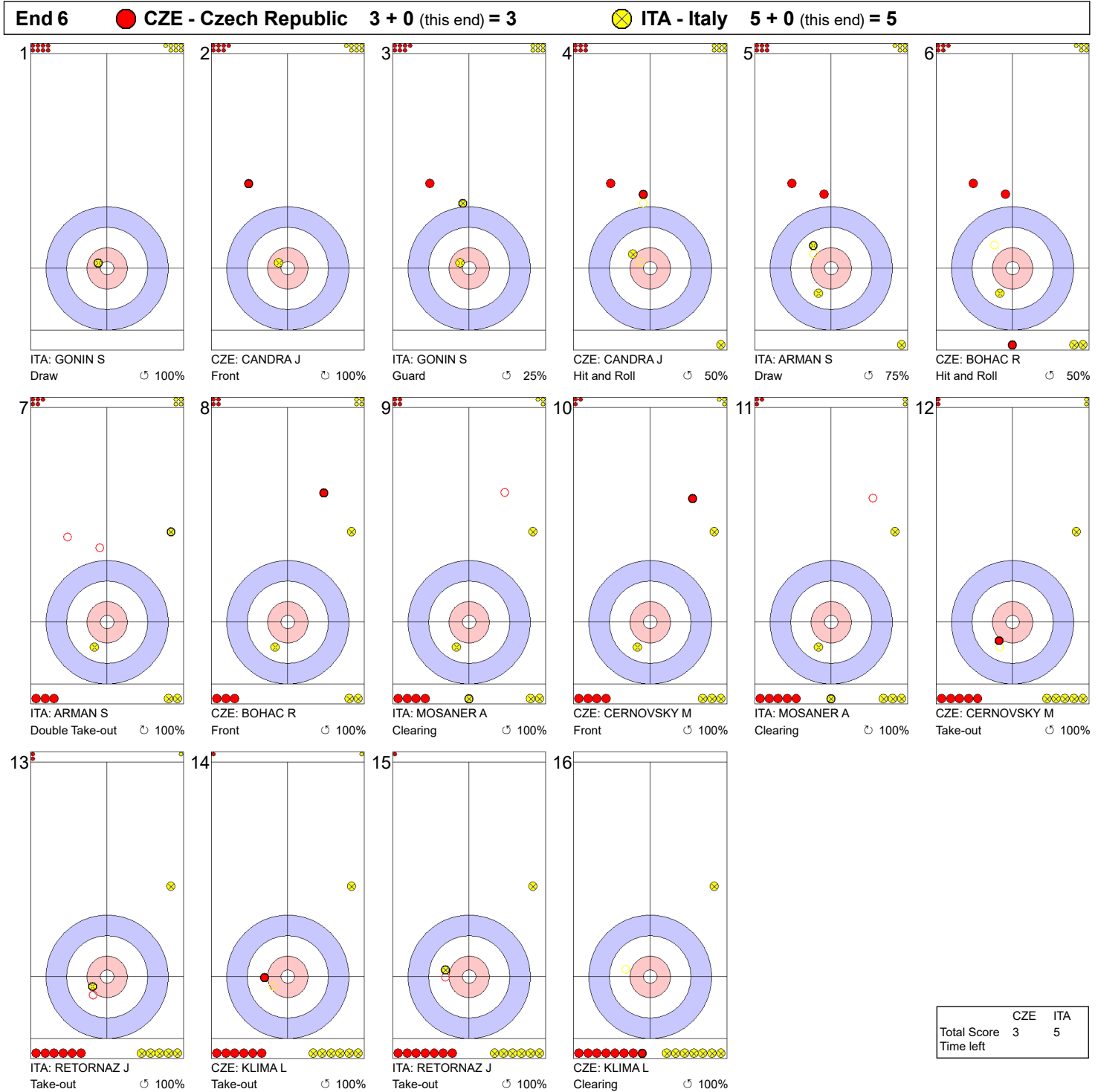
	CZE	ITA
Total Score	3	5
Time left		

**Legend:**  
 ↻ Clockwise      ↺ Counter-clockwise      - Not considered





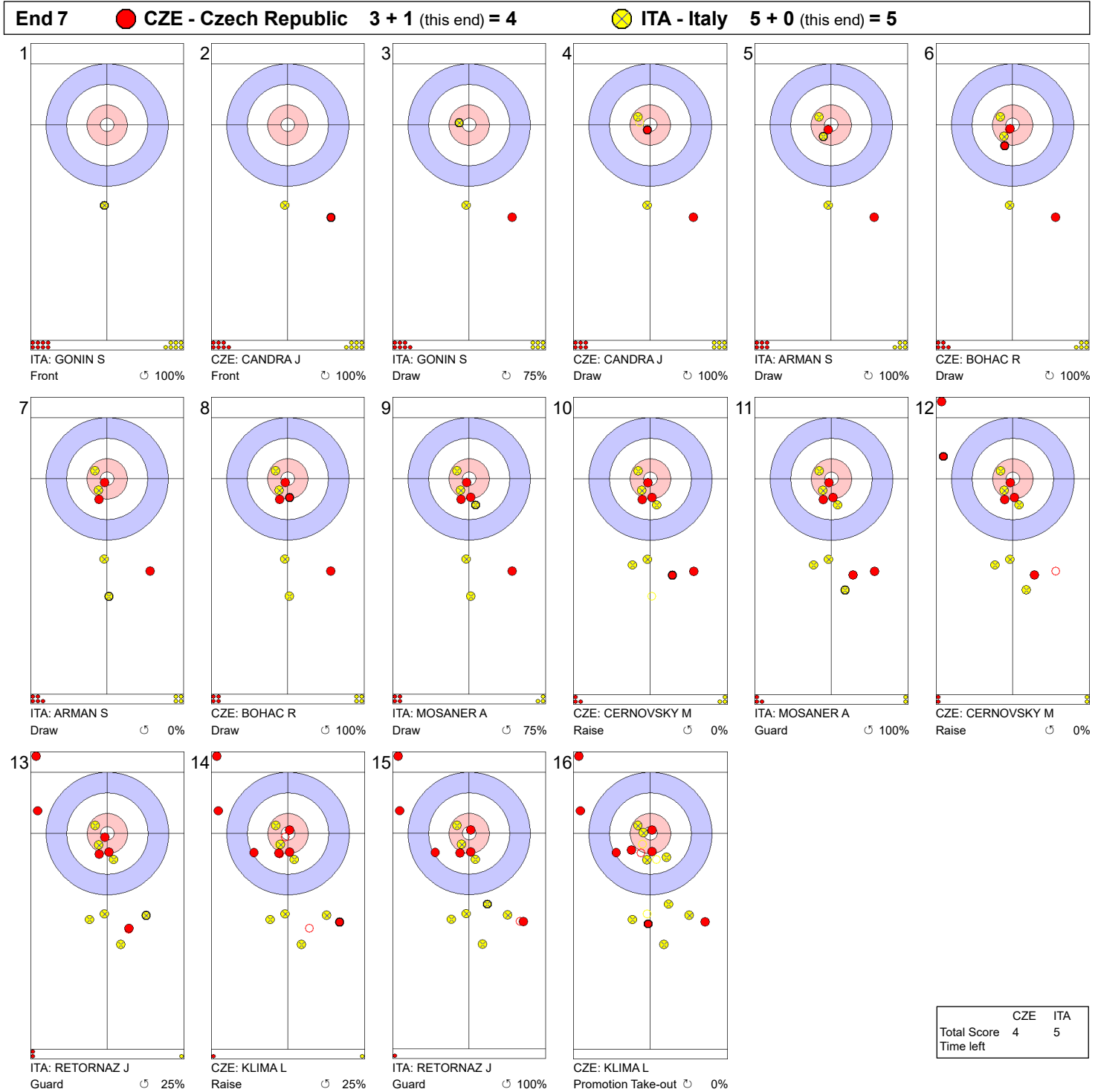
### Game - Shot by Shot



**Legend:**  
 ↻ Clockwise      ↺ Counter-clockwise      - Not considered



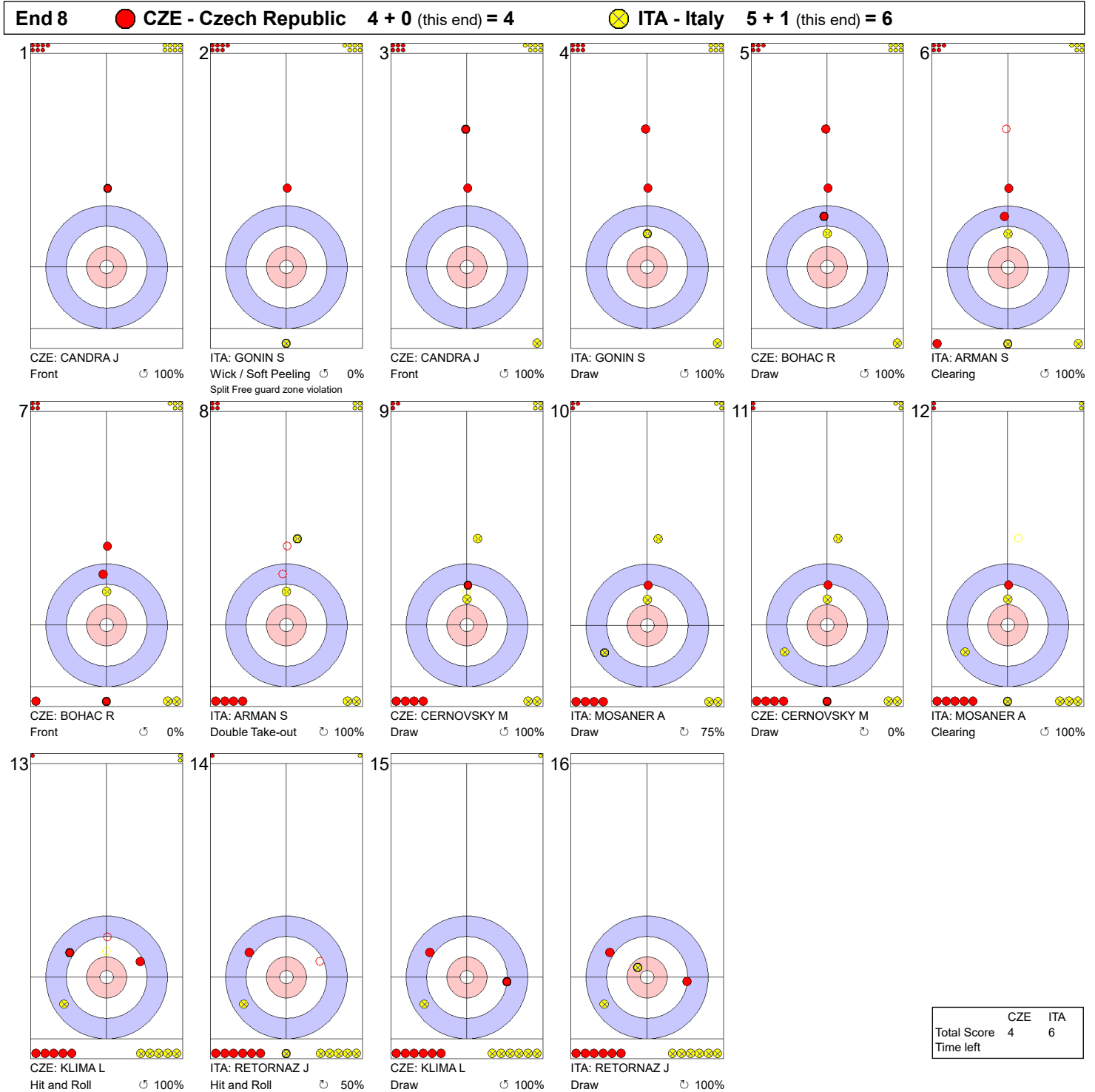
**Game - Shot by Shot**



**Legend:**  
 ↻ Clockwise      ↺ Counter-clockwise      - Not considered



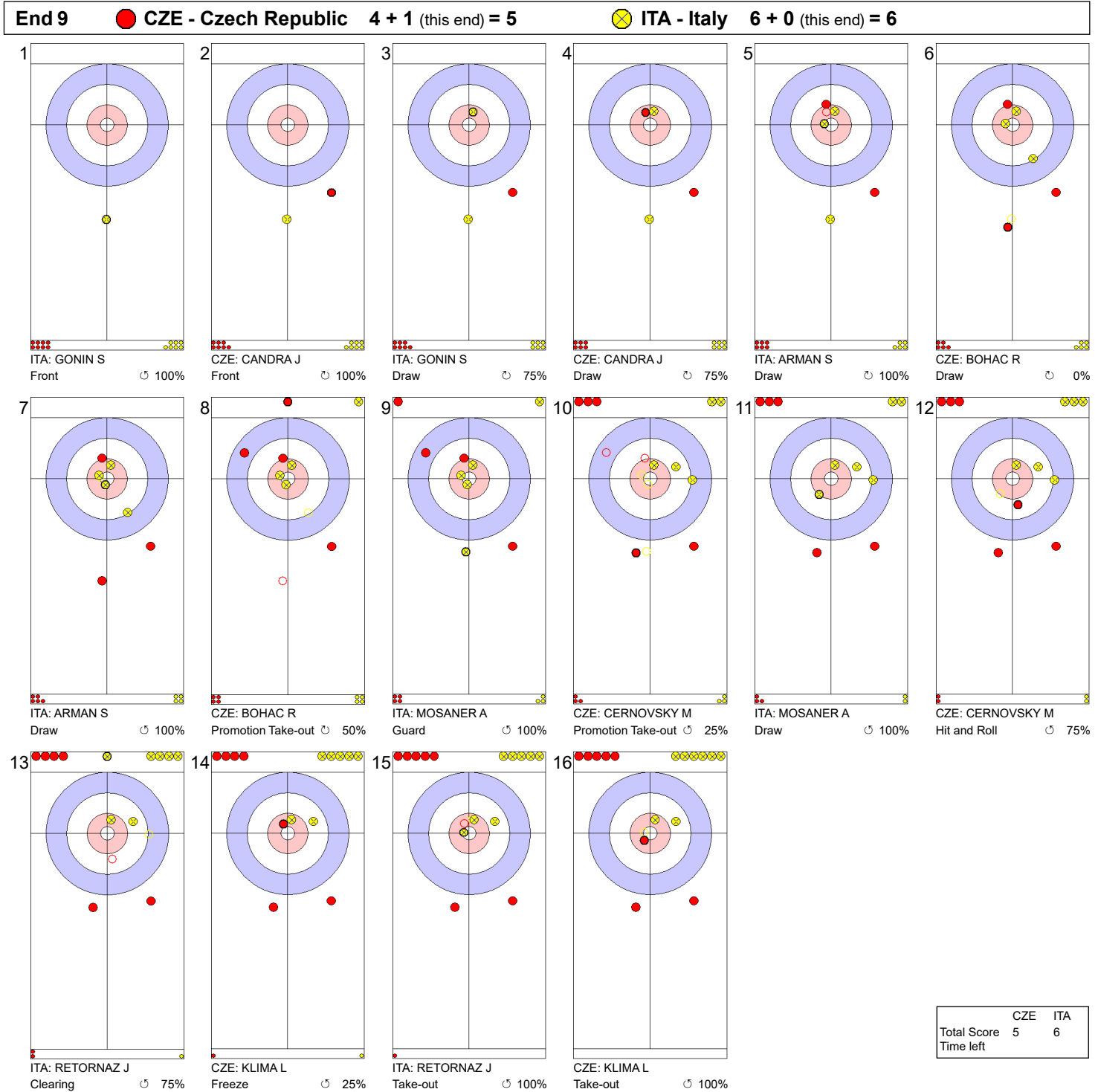
### Game - Shot by Shot



**Legend:**  
 ↻ Clockwise      ↺ Counter-clockwise      - Not considered



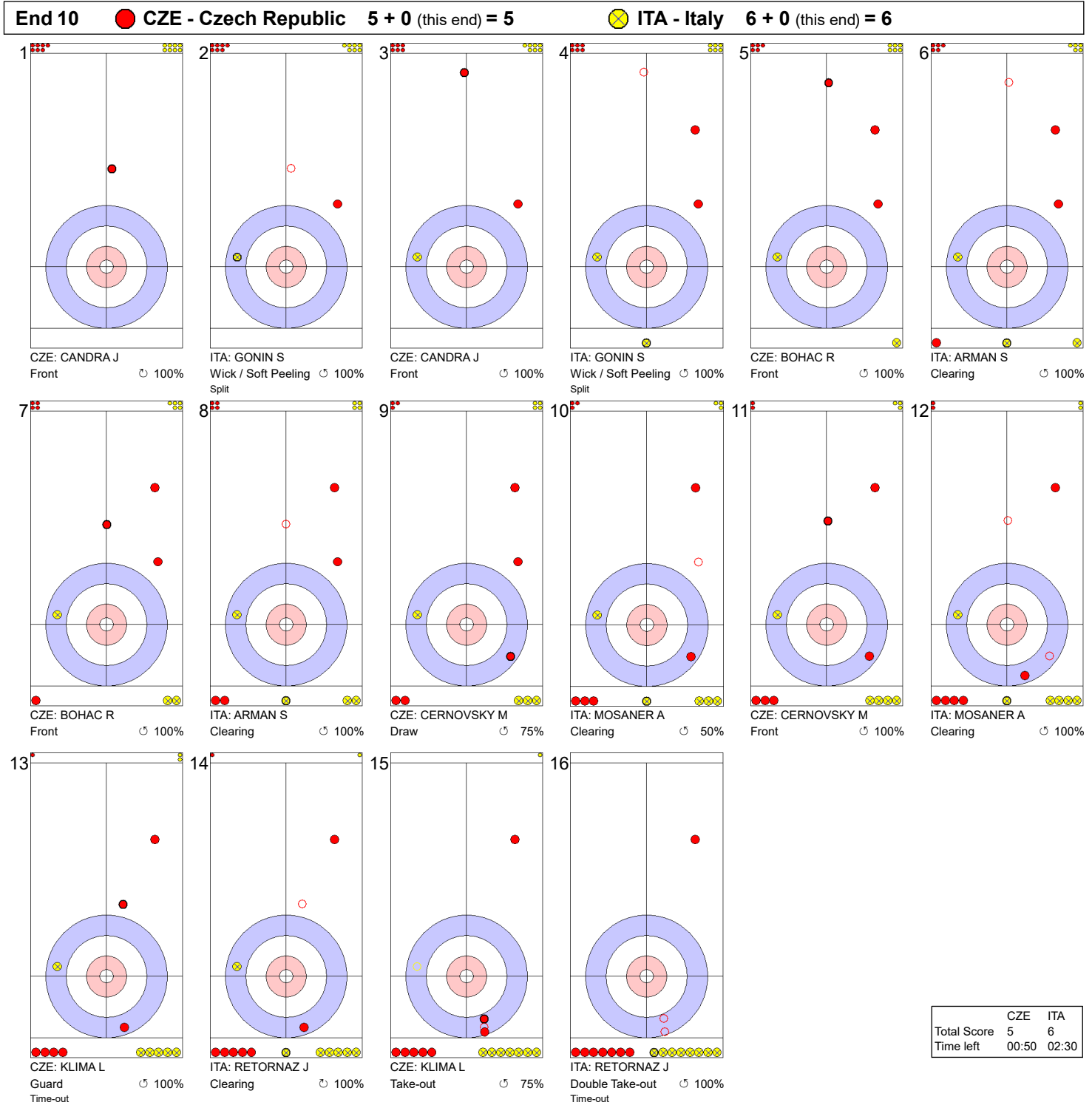
**Game - Shot by Shot**



**Legend:**  
 ↻ Clockwise      ↺ Counter-clockwise      - Not considered



Game - Shot by Shot



**Legend:**  
 ↻ Clockwise      ↺ Counter-clockwise      - Not considered



### Competition Matrix

Team	CZE	DEN	FIN	GER	ITA	JPN	KOR	NED	NOR
<b>CZE</b>		7 - 5	8 - 3	7 - 4	2 - 7	11 - 6	14 - 6	4 - 7	5 - 8
<b>DEN</b>	5 - 7		9 - 2	8 - 2	5 - 6	11 - 3	7 - 8	5 - 4	4 - 7
<b>FIN</b>	3 - 8	2 - 9		6 - 8	5 - 9	8 - 2	5 - 3	7 - 5	4 - 7
<b>GER</b>	4 - 7	2 - 8	8 - 6		4 - 11	5 - 6	1 - 10	5 - 6	4 - 7
<b>ITA</b>	7 - 2	6 - 5	9 - 5	11 - 4		9 - 4	7 - 3	7 - 6	4 - 5
<b>JPN</b>	6 - 11	3 - 11	2 - 8	6 - 5	4 - 9		6 - 5	11 - 5	4 - 6
<b>KOR</b>	6 - 14	8 - 7	3 - 5	10 - 1	3 - 7	5 - 6		3 - 8	6 - 10
<b>NED</b>	7 - 4	4 - 5	5 - 7	6 - 5	6 - 7	5 - 11	8 - 3		5 - 8
<b>NOR</b>	8 - 5	7 - 4	7 - 4	7 - 4	5 - 4	6 - 4	10 - 6	8 - 5	

### Standings after Round Robin

Rank	Team	Games	Wins	Losses	
1	NOR - Norway	8	8	0	>OG
2	ITA - Italy	8	7	1	Q
3	CZE - Czech Republic	8	5	3	Q
4	DEN - Denmark	8	4	4	Q
5	FIN - Finland	8	3	5	w2
6	JPN - Japan	8	3	5	w1
7	NED - Netherlands	8	3	5	w0
8	KOR - Korea	8	2	6	
9	GER - Germany	8	1	7	

**Legend:**  
 >OG Qualified for Olympic Games      Q Qualified for the play-offs      wn Number of wins (n) against tied teams

## Draw Shot Challenge

Rank	Team	Stone Rotation	Last Stone Draw in each Round Robin Game								DSC
			1	2	3	4	5	6	7	8	
1	ITA - Italy	↻	23.6	6.5	46.0	34.2	8.6	8.4	<del>87.3</del>	<del>86.5</del>	<b>25.08cm</b>
		↻	70.3	13.4	9.3	59.7	46.6	4.9	6.0	13.6	
2	NED - Netherlands	↻	<del>129.8</del>	16.6	20.0	16.6	<del>86.0</del>	63.7	22.7	22.1	<b>25.52cm</b>
		↻	35.8	21.0	10.1	48.4	27.4	8.1	19.0	25.8	
3	GER - Germany	↻	<del>199.6</del>	21.2	9.0	23.4	45.3	90.8	<del>102.4</del>	16.0	<b>30.33cm</b>
		↻	23.1	22.9	30.2	36.0	37.6	33.9	20.8	14.4	
4	KOR - Korea	↻	7.0	<del>125.6</del>	<del>137.1</del>	21.6	51.6	84.2	13.4	14.8	<b>30.56cm</b>
		↻	76.2	16.9	36.2	4.9	45.9	10.5	17.9	26.8	
5	FIN - Finland	↻	15.2	34.7	<del>199.6</del>	<del>199.6</del>	8.1	32.9	32.0	6.0	<b>32.35cm</b>
		↻	39.9	13.1	82.3	34.3	29.1	59.7	57.9	7.7	
6	JPN - Japan	↻	<del>128.6</del>	90.6	26.6	18.5	22.3	17.3	88.1	17.6	<b>34.83cm</b>
		↻	19.4	<del>176.3</del>	10.2	36.7	76.2	27.7	12.9	23.5	
7	NOR - Norway	↻	<del>133.0</del>	21.4	17.6	28.3	18.3	34.6	31.2	4.9	<b>36.81cm</b>
		↻	96.4	40.8	64.5	<del>106.6</del>	50.8	64.6	23.0	19.0	
8	CZE - Czech Republic	↻	25.5	<del>199.6</del>	28.1	15.6	6.7	57.2	37.5	40.5	<b>39.51cm</b>
		↻	67.7	93.4	26.7	44.9	89.4	10.7	9.3	<del>117.8</del>	
9	DEN - Denmark	↻	66.2	<del>199.6</del>	56.5	59.5	146.1	175.9	11.9	18.9	<b>68.73cm</b>
		↻	24.7	103.0	3.2	83.8	44.0	<del>199.6</del>	128.2	40.3	

**Note:**

The Draw Shot Challenge (DSC) is the average distance of all the individual Last Stone Draws (LSD), which were delivered by a team during the round robin. The two least favourable results will be eliminated before calculating the average distance. The team with the lesser DSC receives the higher ranking. If the DSCs are equal then the team with the best non-equal counting LSD receives the higher ranking. In the case where all counting LSDs are equal, the team ranked higher in the official WCF World Rankings is ranked higher.

**Legend:**

↻ Clockwise

↻ Counter-clockwise

**DSC** Draw Shot Challenge

## Scoring Analysis

Team	Games	LSFE	Stolen Ends	Last Stone Eff.	Force Eff.	Points Scored							Total	Plus / Minus
						0	1	2	3	4	>4			
ITA	For	5	11	62%	64%	9	18	17	0	2	0	60	+26	
	Against	3	3			5	17	7	1	0	0	34		
NOR	For	4	10	57%	57%	3	17	14	3	1	0	58	+22	
	Against	4	3			11	16	10	0	0	0	36		
DEN	For	3	12	35%	63%	6	22	7	6	0	0	54	+15	
	Against	5	3			2	18	6	3	0	0	39		
CZE	For	2	12	34%	57%	3	17	9	5	2	0	58	+12	
	Against	6	11			4	21	8	3	0	0	46		
NED	For	3	8	29%	48%	2	22	9	2	0	0	46	-4	
	Against	5	9			8	19	14	1	0	0	50		
FIN	For	3	6	29%	60%	2	17	10	1	0	0	40	-11	
	Against	5	9			9	20	11	3	0	0	51		
KOR	For	6	5	24%	50%	5	16	8	4	0	0	44	-14	
	Against	2	15			1	23	8	5	1	0	58		
JPN	For	5	5	28%	41%	6	21	9	1	0	0	42	-18	
	Against	3	6			2	15	11	5	2	0	60		
GER	For	5	5	17%	50%	7	18	6	1	0	0	33	-28	
	Against	3	15			1	19	14	2	2	0	61		
<b>Total</b>	<b>36</b>		<b>74</b>			<b>43</b>	<b>168</b>	<b>89</b>	<b>23</b>	<b>5</b>	<b>0</b>	<b>435</b>		

**Note:**

Stolen ends are the ends won without the last stone advantage.

Last Stone Efficiency: Scoring two or more points with last stone advantage.

Force Efficiency: Forcing the opponent team to score only one point when they have the last stone advantage.

**Legend:**

>4 More than four points scored

**Eff.** Efficiency

**LSFE** Last Stone First End

## Summary of Big Ends

Points Scored	By	Against	Session	End	Game Result
4	CZE - Czech Republic	JPN - Japan	6	7	11 : 6
4	CZE - Czech Republic	KOR - Korea	5	4	14 : 6
4	ITA - Italy	GER - Germany	9	8	11 : 4
4	ITA - Italy	GER - Germany	9	6	11 : 4
4	NOR - Norway	JPN - Japan	3	9	6 : 4

**Note:**  
Big ends are defined as ends with a score of four or more points.



### Session Results and Standings

Sheet	Game	Team	LSFE	1	2	3	4	5	6	7	8	9	10	Extra Ends	Total
A	8	KOR - Korea	*	1	0	0	0	1	0	1	0	X	X		3
	8	NED - Netherlands		0	1	1	2	0	1	0	3	X	X		8
B	8	JPN - Japan		0	1	0	0	1	0	0	0	X	X		2
	8	FIN - Finland	*	1	0	0	2	0	1	3	1	X	X		8
C	8	GER - Germany	*	1	0	0	0	1	0	2	0	X	X		4
	8	ITA - Italy		0	1	1	1	0	4	0	4	X	X		11
D	8	DEN - Denmark	*	0	0	1	0	3	0	0	0	1	0		5
	8	CZE - Czech Republic		0	0	0	3	0	1	1	1	0	1		7

### Standings after Round Robin

Rank	Team	Games	Wins	Losses	
1	NOR - Norway	8	8	0	>OG
2	ITA - Italy	8	7	1	Q
3	CZE - Czech Republic	8	5	3	Q
4	DEN - Denmark	8	4	4	Q
5	FIN - Finland	8	3	5	w2
6	JPN - Japan	8	3	5	w1
7	NED - Netherlands	8	3	5	w0
8	KOR - Korea	8	2	6	
9	GER - Germany	8	1	7	

<b>Legend:</b>	<b>&gt;OG</b> Qualified for Olympic Games	<b>LSFE(*)</b> Last Stone First End	<b>Q</b> Qualified for the play-offs
<b>wn</b> Number of wins (n) against tied teams	<b>X</b> Unplayed/unfinished end due to concession		

## Game Results

Sheet	Game	Team	LSFE	1	2	3	4	5	6	7	8	9	10	Extra Ends	Total
A	8	KOR - Korea	*	1	0	0	0	1	0	1	0	X	X		3
	8	NED - Netherlands		0	1	1	2	0	1	0	3	X	X		8

KOR - Korea		Shot Success Game
4 S	KIM Chang-Min	63%
3 V	KIM Soo-Hyuk	70%
2	KIM Hak Kyun	88%
1	JEON Jae Ik	78%
A	-	-
Team Total		75%

NED - Netherlands		Shot Success Game
4 S	GOESGENS Wouter	91%
3 V	VAN DORP Jaap	89%
2	HOEKMAN Laurens	73%
1	GLASBERGEN Carlo	89%
A	VAN DEN HURK Tobias	-
Team Total		86%

Last Stone Draw		Distance
⌚	KIM Soo-Hyuk	14.8cm
⌚	JEON Jae Ik	26.8cm
<b>Total</b>		<b>41.6cm</b>

Last Stone Draw		Distance
⌚	GLASBERGEN Carlo	22.1cm
⌚	GOESGENS Wouter	25.8cm
<b>Total</b>		<b>47.9cm</b>

Time remaining: 7 minutes 35 seconds

Time-out: End 7 - KOR stone 4

Time remaining: 9 minutes 37 seconds

Time-out: End 7 - NED stone 5

## Shot Success Analysis

KOR - Korea		⌚	⌚	Game
4	KIM Chang-Min	Draws	6 63%	4 75% 10 68%
		Take-outs	1 100%	5 45% 6 54%
		Total	7 68%	9 58% 16 63%
3	KIM Soo-Hyuk	Draws	7 79%	4 75% 11 77%
		Take-outs	2 50%	3 58% 5 55%
		Total	9 72%	7 68% 16 70%
2	KIM Hak Kyun	Draws	7 86%	2 100% 9 89%
		Take-outs	4 88%	3 83% 7 86%
		Total	11 86%	5 90% 16 88%
1	JEON Jae Ik	Draws	6 83%	9 83% 15 83%
		Take-outs	0 -	1 0% 1 0%
		Total	6 83%	10 75% 16 78%
A	-	Draws	0 -	0 - 0 -
		Take-outs	0 -	0 - 0 -
		Total	0 -	0 - 0 -
Team		Draws	26 78%	19 82% 45 79%
		Take-outs	7 79%	12 54% 19 63%
		Total	33 78%	31 71% 64 75%

NED - Netherlands		⌚	⌚	Game
4	GOESGENS Wouter	Draws	6 83%	4 94% 10 88%
		Take-outs	2 100%	4 94% 6 96%
		Total	8 88%	8 94% 16 91%
3	VAN DORP Jaap	Draws	1 75%	2 88% 3 83%
		Take-outs	7 89%	6 92% 13 90%
		Total	8 88%	8 91% 16 89%
2	HOEKMAN Laurens	Draws	4 50%	3 83% 7 64%
		Take-outs	1 50%	8 84% 9 81%
		Total	5 50%	11 84% 16 73%
1	GLASBERGEN Carlo	Draws	8 94%	7 82% 15 88%
		Take-outs	0 -	1 100% 1 100%
		Total	8 94%	8 84% 16 89%
A	VAN DEN HURK Tobias	Draws	0 -	0 - 0 -
		Take-outs	0 -	0 - 0 -
		Total	0 -	0 - 0 -
Team		Draws	19 80%	16 86% 35 83%
		Take-outs	10 88%	19 89% 29 89%
		Total	29 83%	35 88% 64 86%

**Note:**  
Position and function for each team member:  
4 = Fourth, 3 = Third, 2 = Second, 1 = Lead, A = Alternate, S = Skip, V = Vice-Skip

**Legend:**  
⌚ Clockwise      ⌚ Counter-clockwise      LSFE(\*) Last Stone First End  
X Unplayed/unfinished end due to concession



**Game - Shot by Shot**



**Legend:**  
 ↻ Clockwise      ↺ Counter-clockwise      - Not considered



**Game - Shot by Shot**

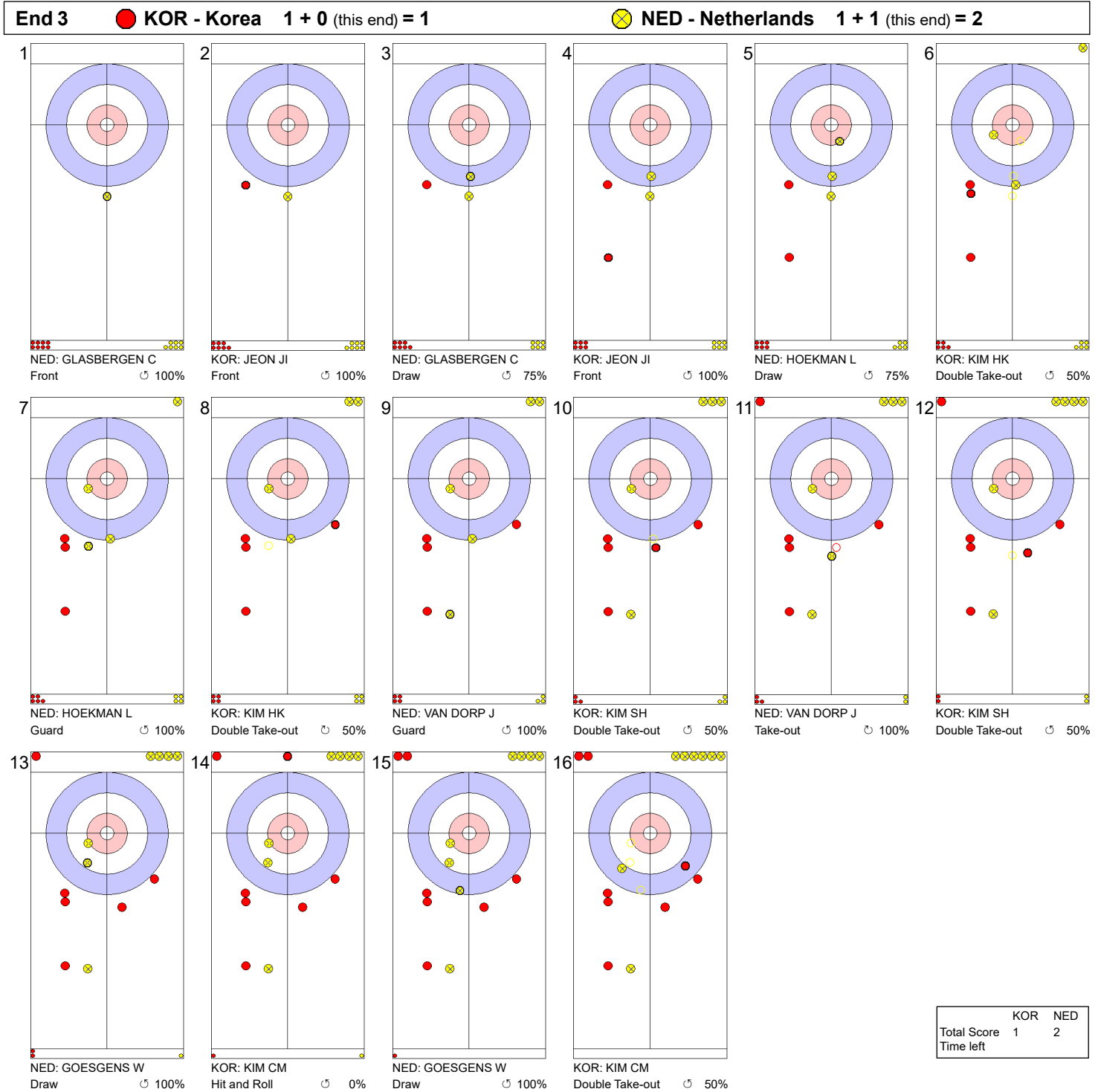


**Legend:**  
 Clockwise     Counter-clockwise     - Not considered





**Game - Shot by Shot**



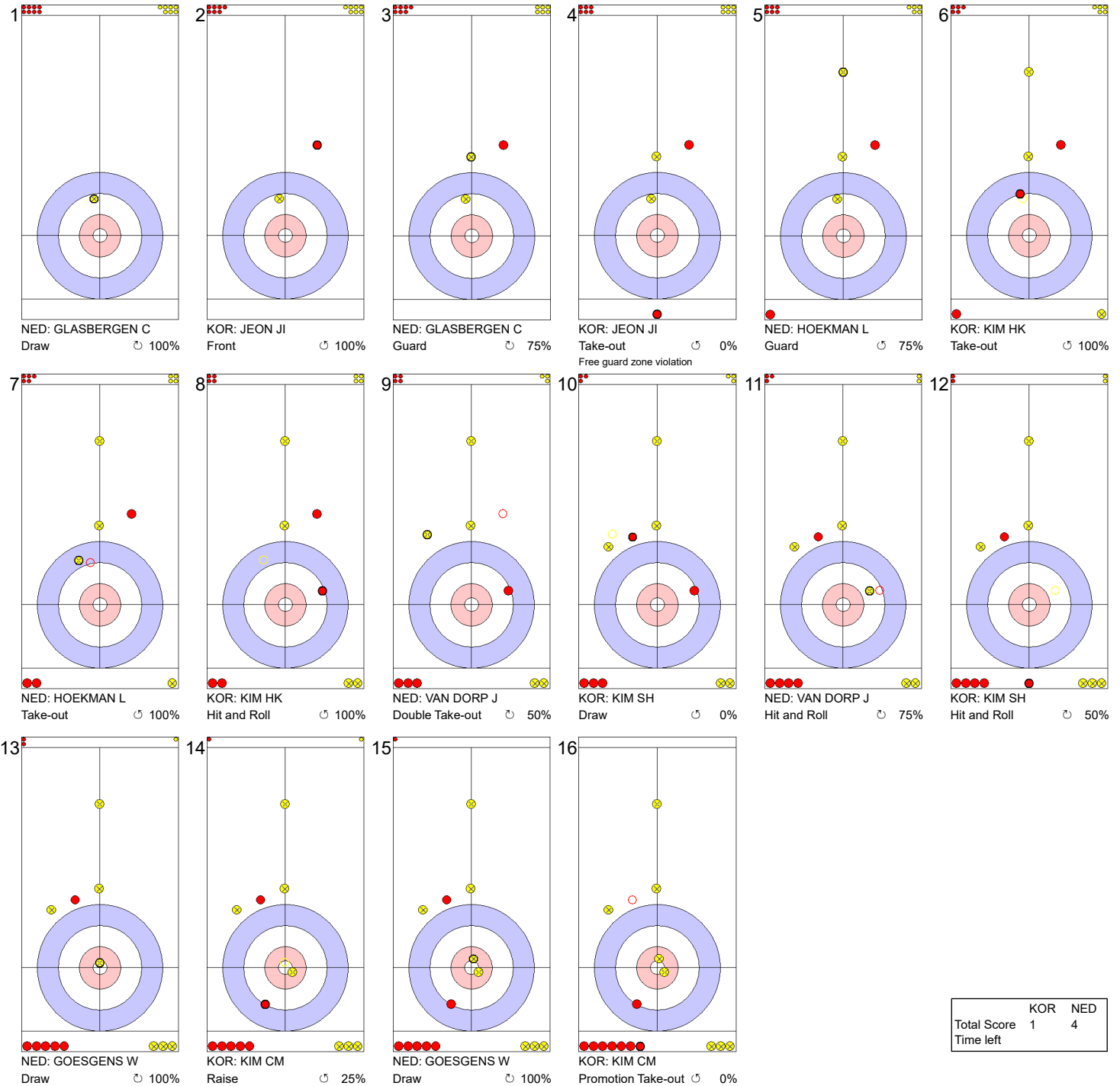
**Legend:**  
 ↻ Clockwise      ↺ Counter-clockwise      - Not considered





Game - Shot by Shot

End 4 **KOR - Korea 1 + 0 (this end) = 1** **NED - Netherlands 2 + 2 (this end) = 4**



**Legend:**  
 ↻ Clockwise      ↺ Counter-clockwise      - Not considered



**Game - Shot by Shot**

**End 5** ● **KOR - Korea 1 + 1 (this end) = 2**

⊗ **NED - Netherlands 4 + 0 (this end) = 4**



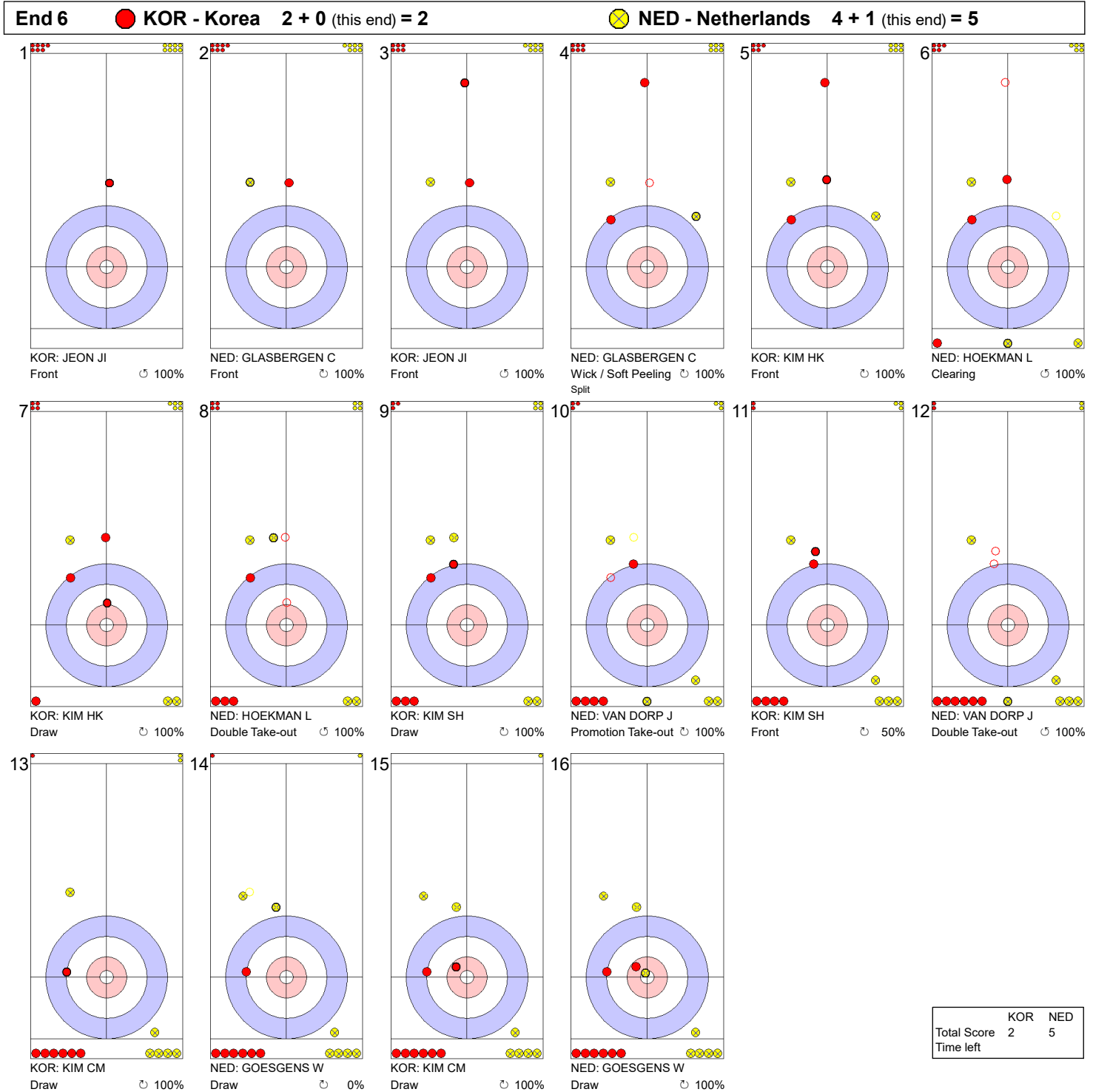
	KOR	NED
Total Score	2	4
Time left		

**Legend:**  
 ↻ Clockwise                  ↺ Counter-clockwise                  - Not considered





### Game - Shot by Shot



**Legend:**  
 ↻ Clockwise      ↺ Counter-clockwise      - Not considered



**Game - Shot by Shot**

**End 7**   ● **KOR - Korea**   2 + 1 (this end) = 3      ● **NED - Netherlands**   5 + 0 (this end) = 5



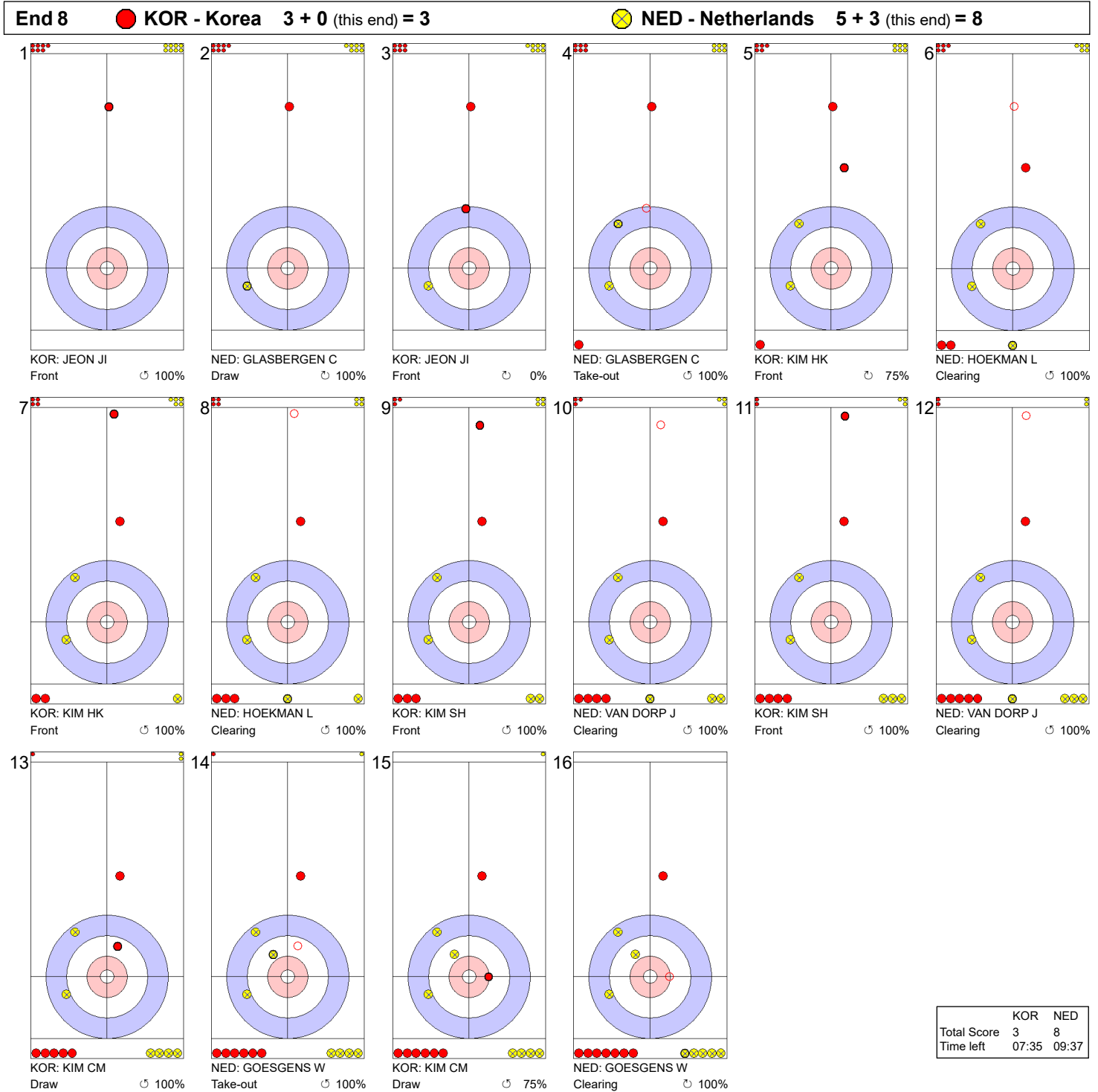
	KOR	NED
Total Score	3	5
Time left		

**Legend:**  
 ↻ Clockwise      ↺ Counter-clockwise      - Not considered





**Game - Shot by Shot**



**Legend:**  
 ↻ Clockwise      ↺ Counter-clockwise      - Not considered



## Game Results

Sheet	Game	Team	LSFE	1	2	3	4	5	6	7	8	9	10	Extra Ends	Total
B	8	JPN - Japan		0	1	0	0	1	0	0	0	X	X		2
	8	FIN - Finland	*	1	0	0	2	0	1	3	1	X	X		8

JPN - Japan		Shot Success Game
4 S	MATSUMURA Yuta	64 %
3	SHIMIZU Tetsuro	82 %
2	TANIDA Yasumasa	78 %
1 V	ABE Shinya	92 %
A	AITA Kosuke	54 %
Team Total		77 %

FIN - Finland		Shot Success Game
4 S	KIISKINEN Kalle	83 %
3 V	SALO Teemu	77 %
2	OUNI Leo	67 %
1	KUOSMANEN Paavo	84 %
A	POLLANEN Jermu	-
Team Total		78 %

Last Stone Draw		Distance
☺	ABE Shinya	17.6cm
☹	TANIDA Yasumasa	23.5cm
<b>Total</b>		<b>41.1cm</b>

Last Stone Draw		Distance
☺	KUOSMANEN Paavo	6.0cm
☹	OUNI Leo	7.7cm
<b>Total</b>		<b>13.7cm</b>

Time remaining: 6 minutes 10 seconds

AITA K replaced TANIDA Y at the beginning of end 6

Time remaining: 8 minutes 0 seconds

Time-out: End 8 - FIN stone 8

## Shot Success Analysis

JPN - Japan		☺	☹	Game	
4	MATSUMURA Yuta	Draws	4 81%	5 55%	9 67%
		Take-outs	6 54%	1 100%	7 61%
		Total	10 65%	6 63%	16 64%
3	SHIMIZU Tetsuro	Draws	5 95%	8 72%	13 81%
		Take-outs	2 88%	0 -	2 88%
		Total	7 93%	8 72%	15 82%
2	TANIDA Yasumasa	Draws	2 100%	1 100%	3 100%
		Take-outs	4 56%	3 83%	7 68%
		Total	6 71%	4 88%	10 78%
1	ABE Shinya	Draws	9 86%	6 100%	15 92%
		Take-outs	0 -	1 100%	1 100%
		Total	9 86%	7 100%	16 92%
A	AITA Kosuke	Draws	4 69%	0 -	4 69%
		Take-outs	2 25%	0 -	2 25%
		Total	6 54%	0 -	6 54%
Team		Draws	24 85%	20 78%	44 82%
		Take-outs	14 55%	5 90%	19 64%
		Total	38 74%	25 80%	63 77%

FIN - Finland		☺	☹	Game	
4	KIISKINEN Kalle	Draws	3 100%	6 71%	9 81%
		Take-outs	3 83%	4 88%	7 86%
		Total	6 92%	10 78%	16 83%
3	SALO Teemu	Draws	4 44%	3 100%	7 68%
		Take-outs	2 75%	7 86%	9 83%
		Total	6 54%	10 90%	16 77%
2	OUNI Leo	Draws	8 84%	1 25%	9 78%
		Take-outs	4 56%	3 50%	7 54%
		Total	12 75%	4 44%	16 67%
1	KUOSMANEN Paavo	Draws	11 84%	4 81%	15 83%
		Take-outs	1 100%	0 -	1 100%
		Total	12 85%	4 81%	16 84%
A	POLLANEN Jermu	Draws	0 -	0 -	0 -
		Take-outs	0 -	0 -	0 -
		Total	0 -	0 -	0 -
Team		Draws	26 80%	14 77%	40 79%
		Take-outs	10 73%	14 79%	24 76%
		Total	36 78%	28 78%	64 78%

**Note:**  
Position and function for each team member:  
4 = Fourth, 3 = Third, 2 = Second, 1 = Lead, A = Alternate, S = Skip, V = Vice-Skip

**Legend:**  
☺ Clockwise ☹ Counter-clockwise LSFE(\*) Last Stone First End  
X Unplayed/unfinished end due to concession



**Game - Shot by Shot**



**Legend:**  
 ↻ Clockwise      ↺ Counter-clockwise      - Not considered





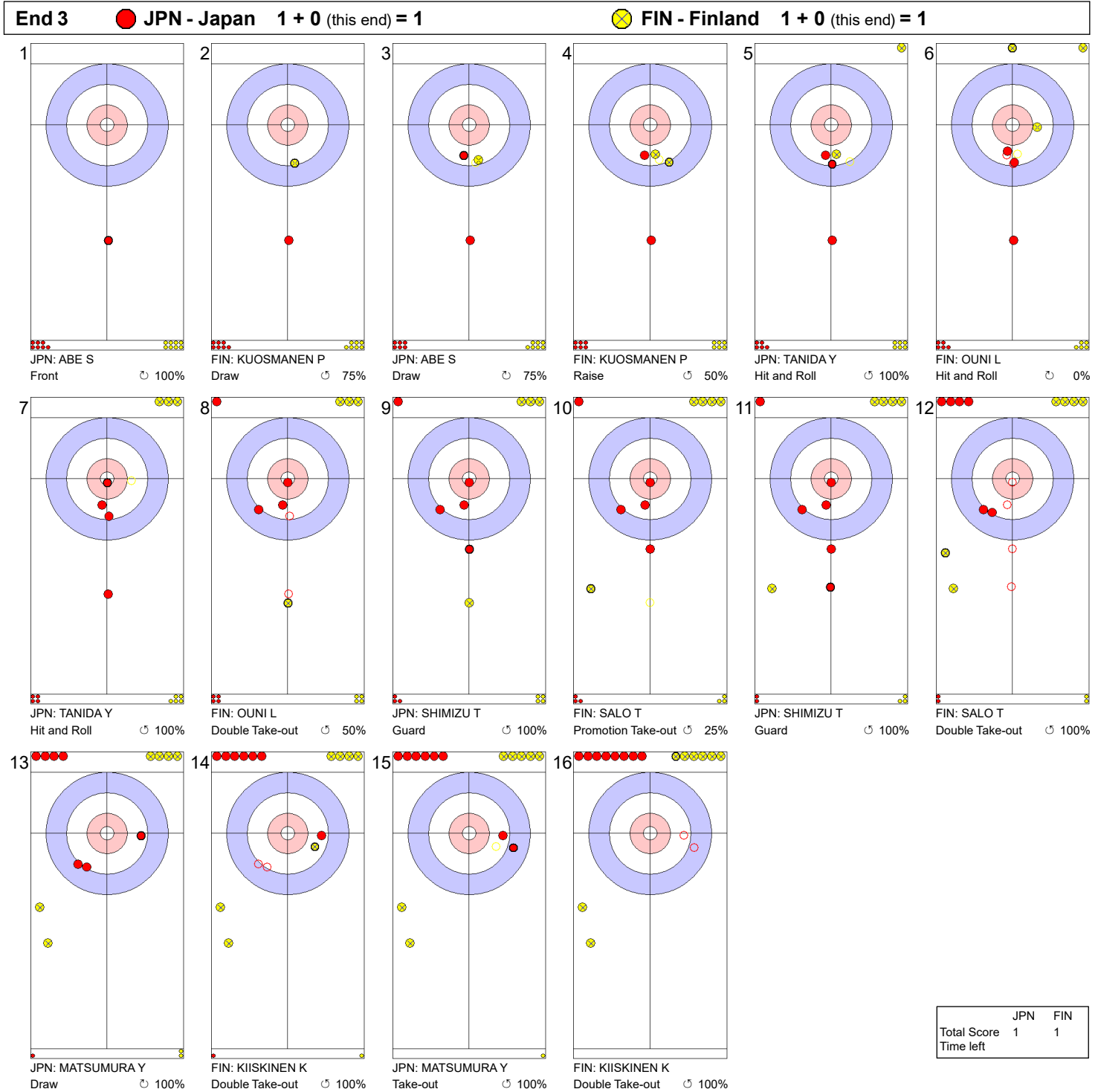
Game - Shot by Shot



**Legend:**  
 ↻ Clockwise      ↺ Counter-clockwise      - Not considered



Game - Shot by Shot



**Legend:**  
 ↻ Clockwise      ↺ Counter-clockwise      - Not considered



Game - Shot by Shot

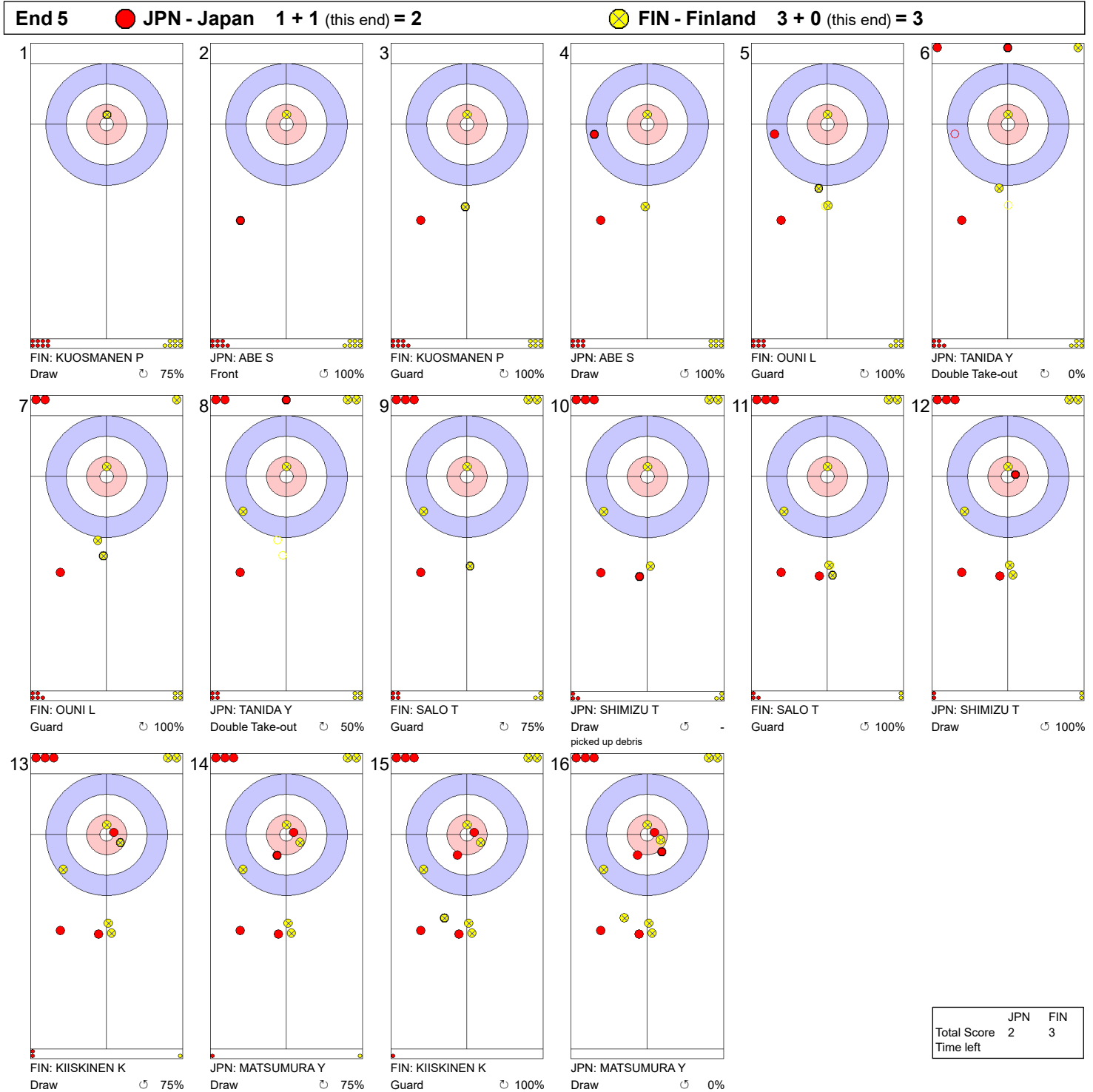


**Legend:**  
 ↻ Clockwise      ↺ Counter-clockwise      - Not considered





**Game - Shot by Shot**



**Legend:**  
 ↻ Clockwise      ↺ Counter-clockwise      - Not considered





**Game - Shot by Shot**

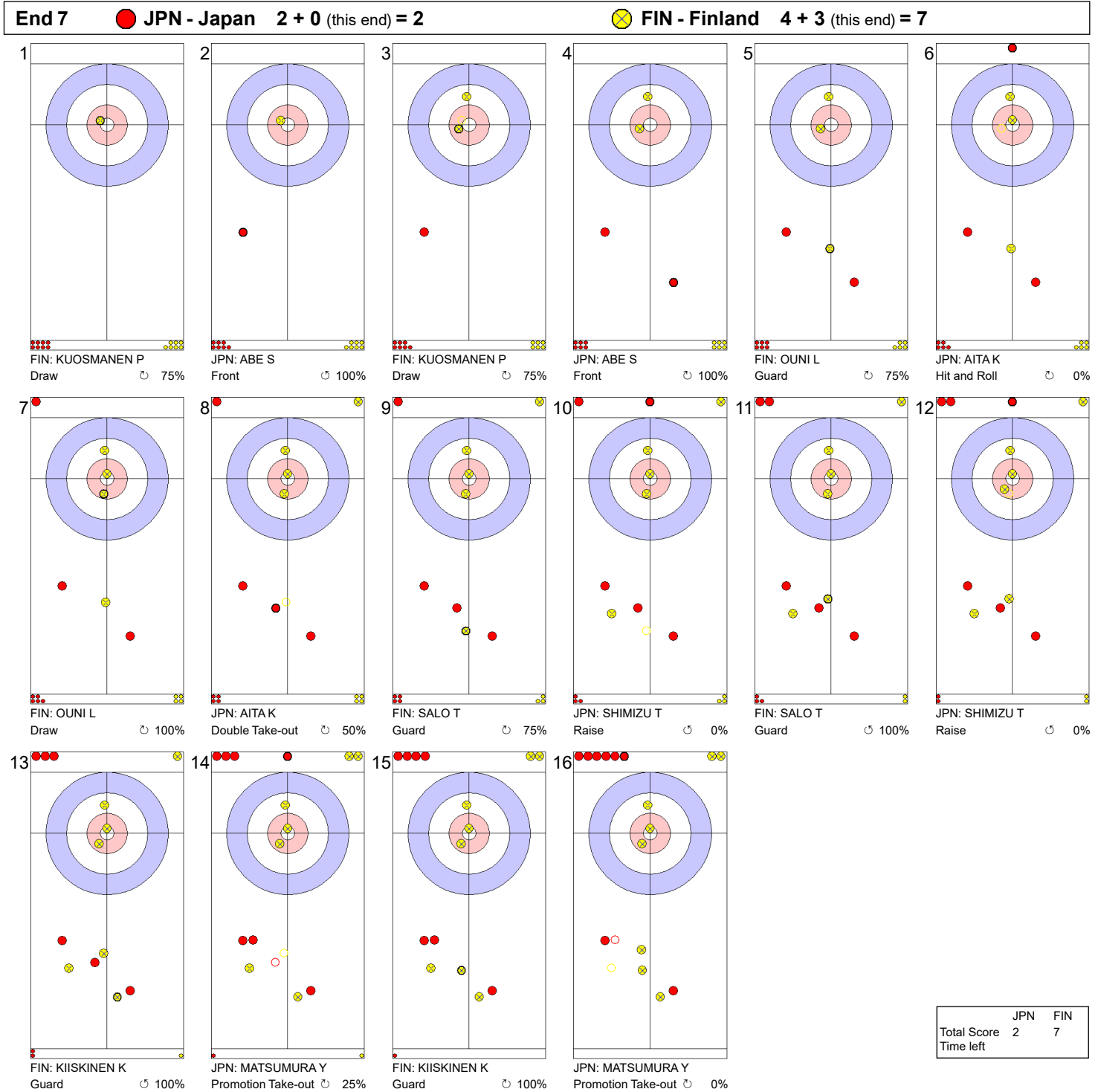


**Legend:**  
 ↻ Clockwise      ↺ Counter-clockwise      - Not considered





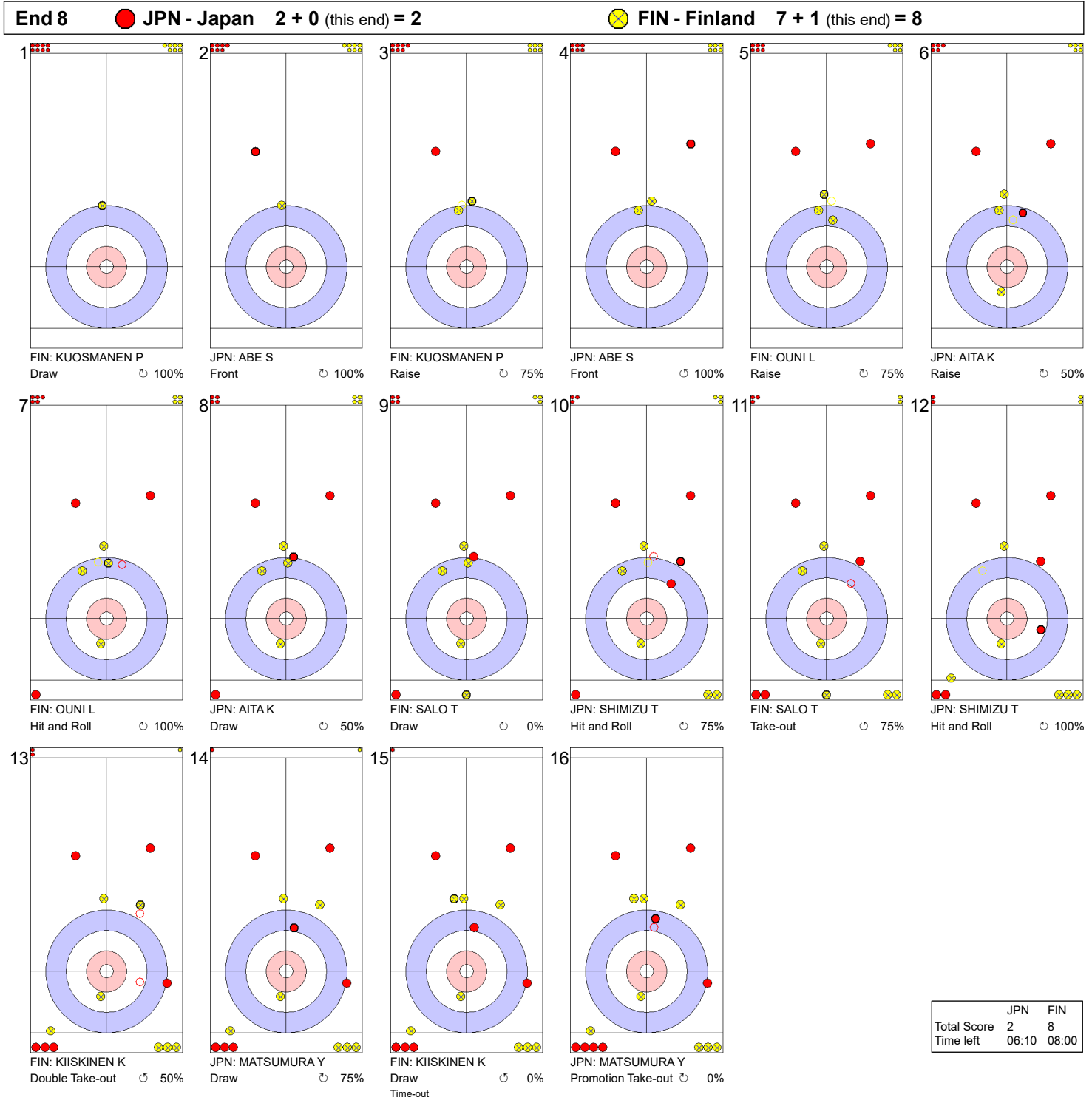
**Game - Shot by Shot**



**Legend:**  
 ↻ Clockwise      ↺ Counter-clockwise      - Not considered



**Game - Shot by Shot**



**Legend:**  
 ↻ Clockwise      ↻ Counter-clockwise      - Not considered





### Game Results

Sheet	Game	Team	LSFE	1	2	3	4	5	6	7	8	9	10	Extra Ends	Total
C	8	GER - Germany	*	1	0	0	0	1	0	2	0	X	X		4
	8	ITA - Italy		0	1	1	1	0	4	0	4	X	X		11

GER - Germany	
4 S	MUSKATEWITZ Marc
3 V	TOTZEK Sixten
2	SUTOR Joshua
1	GREINDL Dominik
A	SUTOR Magnus

ITA - Italy	
4 S	RETORNAZ Joel
3	MOSANER Amos
2	ARMAN Sebastiano
1 V	GONIN Simone
A	GIOVANELLA Mattia

Last Stone Draw	Distance
⌚ MUSKATEWITZ Marc	16.0cm
⌚ TOTZEK Sixten	14.4cm
<b>Total</b>	<b>30.4cm</b>

Time remaining: 9 minutes 9 seconds

Last Stone Draw	Distance
⌚ MOSANER Amos	86.5cm
⌚ ARMAN Sebastiano	13.6cm
<b>Total</b>	<b>100.1cm</b>

Time remaining: 11 minutes 43 seconds

GIOVANELLA M replaced ARMAN S at the beginning of end 7

**Note:**  
Position and function for each team member:  
**4** = Fourth, **3** = Third, **2** = Second, **1** = Lead, **A** = Alternate, **S** = Skip, **V** = Vice-Skip

**Legend:**  
⌚ Clockwise                          ⌚ Counter-clockwise                          LSFE(\*) Last Stone First End  
X Unplayed/unfinished end due to concession





## Game Results

Sheet	Game	Team	LSFE	1	2	3	4	5	6	7	8	9	10	Extra Ends	Total
D	8	DEN - Denmark	*	0	0	1	0	3	0	0	0	1	0		5
	8	CZE - Czech Republic		0	0	0	3	0	1	1	1	0	1		7

DEN - Denmark	
4 S	KRAUSE Mikkel
3 V	NOERGAARD Mads
2	HOLTERMANN Henrik
1	WIKSTEN Kasper
A	THUNE Tobias

CZE - Czech Republic	
4 S	KLIMA Lukas
3 V	CERNOVSKY Marek
2	BOHAC Radek
1	CANDRA Jiri
A	MOKRIS Samuel

Last Stone Draw		Distance
⌚	KRAUSE Mikkel	18.9cm
⌚	WIKSTEN Kasper	40.3cm
<b>Total</b>		<b>59.2cm</b>

Last Stone Draw		Distance
⌚	KLIMA Lukas	40.5cm
⌚	CERNOVSKY Marek	117.8cm
<b>Total</b>		<b>158.3cm</b>

Time remaining: 4 minutes 51 seconds

Time remaining: 1 minute 53 seconds

**Note:**  
Position and function for each team member:  
**4** = Fourth, **3** = Third, **2** = Second, **1** = Lead, **A** = Alternate, **S** = Skip, **V** = Vice-Skip

**Legend:**  
⌚ Clockwise      ⌚ Counter-clockwise      **LSFE(\*)** Last Stone First End



### Session Results and Standings

Sheet	Game	Team	LSFE	1	2	3	4	5	6	7	8	9	10	Extra Ends	Total
A	7	DEN - Denmark		0	3	2	0	2	1	X	X	X	X		8
	7	GER - Germany	*	1	0	0	1	0	0	X	X	X	X		2
B	8	NOR - Norway	*	0	2	1	0	2	0	2	1	0	X		8
	7	NED - Netherlands		0	0	0	2	0	1	0	0	2	X		5
C	7	FIN - Finland		0	0	1	0	0	2	0	0	1	1		5
	7	KOR - Korea	*	0	0	0	1	1	0	0	1	0	0		3
D	7	ITA - Italy	*	0	2	0	2	1	0	2	0	2	X		9
	7	JPN - Japan		1	0	1	0	0	1	0	1	0	X		4

### Current Standings

Rank	Team	Games	Wins	Losses	
1	NOR - Norway	8	8	0	>OG
2	ITA - Italy	7	6	1	Q
3	CZE - Czech Republic	7	4	3	Q
3	DEN - Denmark	7	4	3	Q
5	JPN - Japan	7	3	4	
6	FIN - Finland	7	2	5	
6	KOR - Korea	7	2	5	
6	NED - Netherlands	7	2	5	
9	GER - Germany	7	1	6	

**Note:**  
Under WCF rules, tie-breaking rules for standings are not applied until after the last game of the round robin.

**Legend:**  
 >OG Qualified for Olympic Games      LSF(\*E) Last Stone First End      Q Qualified for the play-offs  
 X Unplayed/unfinished end due to concession



## Game Results

Sheet	Game	Team	LSFE	1	2	3	4	5	6	7	8	9	10	Extra Ends	Total
<b>B</b>	8	NOR - Norway	*	0	2	1	0	2	0	2	1	0	X		8
	7	NED - Netherlands		0	0	0	2	0	1	0	0	2	X		5

NOR - Norway		Shot Success Game
4 S	WALSTAD Steffen	89 %
3 V	NERGAARD Torger	89 %
2	NEDREGOTTEN Magnus	95 %
1	VAAGBERG Magnus	97 %
A	HOEIBERG Markus	-
Team Total		92 %

NED - Netherlands		Shot Success Game
4 S	GOESGENS Wouter	63 %
3 V	VAN DORP Jaap	75 %
2	HOEKMAN Laurens	79 %
1	GLASBERGEN Carlo	89 %
A	VAN DEN HURK Tobias	-
Team Total		77 %

Last Stone Draw		Distance
☺	WALSTAD Steffen	4.9cm
☹	NERGAARD Torger	19.0cm
<b>Total</b>		<b>23.9cm</b>

Time remaining: 4 minutes 53 seconds

Last Stone Draw		Distance
☺	GOESGENS Wouter	22.7cm
☹	GLASBERGEN Carlo	19.0cm
<b>Total</b>		<b>41.7cm</b>

Time remaining: 1 minute 10 seconds

Time-out: End 7 - NED stone 6

## Shot Success Analysis

NOR - Norway		☺	☹	Game
4	WALSTAD Steffen	Draws 3 100%	5 80%	8 88%
		Take-outs 7 100%	4 75%	11 91%
		Total 10 100%	9 78%	19 89%
3	NERGAARD Torger	Draws 2 88%	3 100%	5 95%
		Take-outs 11 82%	4 100%	15 87%
		Total 13 83%	7 100%	20 89%
2	NEDREGOTTEN Magnus	Draws 4 94%	3 100%	7 96%
		Take-outs 7 96%	6 92%	13 94%
		Total 11 95%	9 94%	20 95%
1	VAAGBERG Magnus	Draws 8 97%	6 96%	14 96%
		Take-outs 0 -	3 100%	3 100%
		Total 8 97%	9 97%	17 97%
A	HOEIBERG Markus	Draws 0 -	0 -	0 -
		Take-outs 0 -	0 -	0 -
		Total 0 -	0 -	0 -
Team		Draws 17 96%	17 93%	34 94%
		Take-outs 25 91%	17 91%	42 91%
		Total 42 93%	34 92%	76 92%

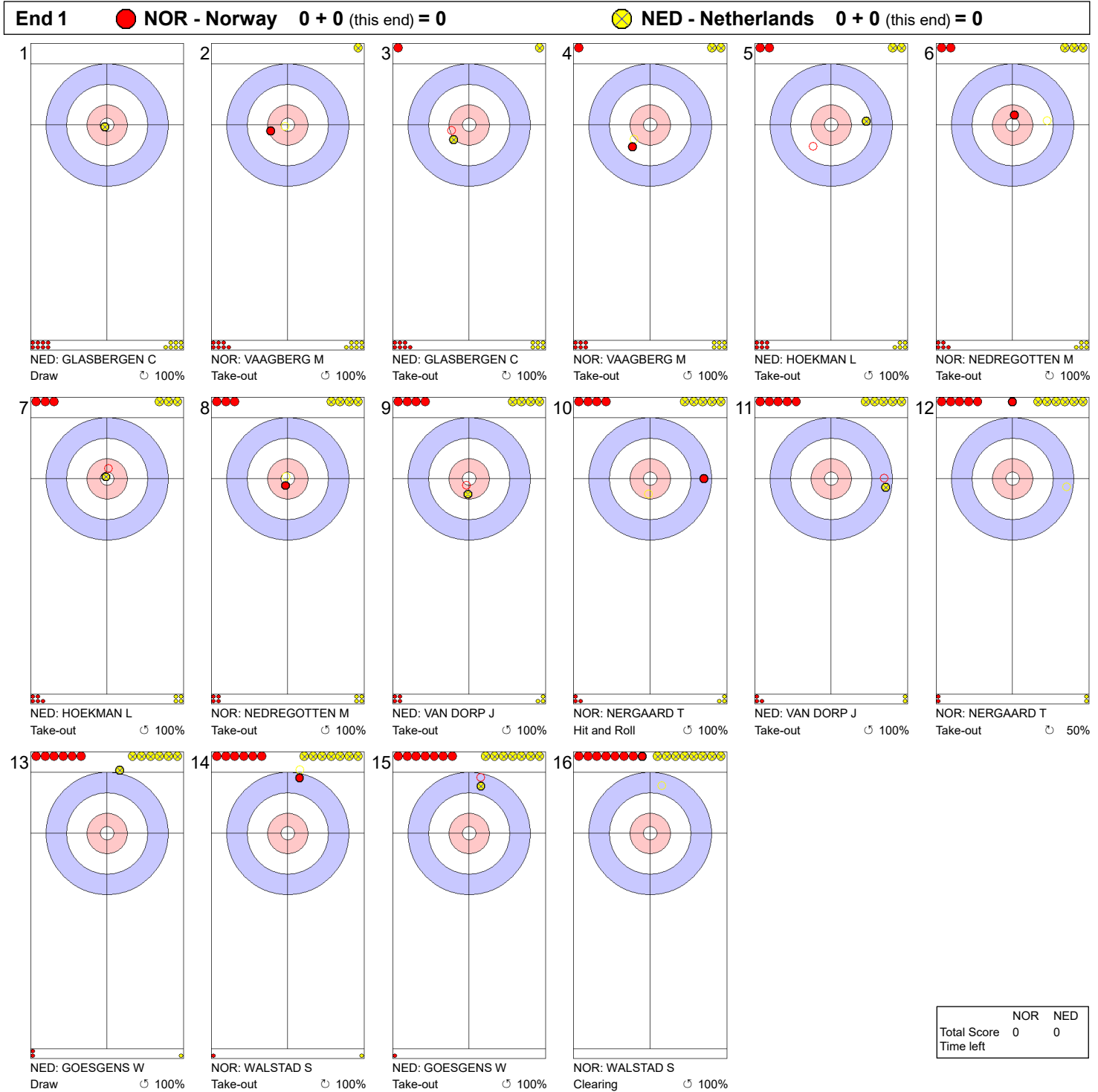
NED - Netherlands		☺	☹	Game
4	GOESGENS Wouter	Draws 4 81%	7 68%	11 73%
		Take-outs 2 63%	6 46%	8 50%
		Total 6 75%	13 58%	19 63%
3	VAN DORP Jaap	Draws 9 69%	4 69%	13 69%
		Take-outs 2 75%	5 90%	7 86%
		Total 11 70%	9 81%	20 75%
2	HOEKMAN Laurens	Draws 7 96%	4 56%	11 82%
		Take-outs 6 67%	3 92%	9 75%
		Total 13 83%	7 71%	20 79%
1	GLASBERGEN Carlo	Draws 15 92%	4 75%	19 88%
		Take-outs 1 100%	0 -	1 100%
		Total 16 92%	4 75%	20 89%
A	VAN DEN HURK Tobias	Draws 0 -	0 -	0 -
		Take-outs 0 -	0 -	0 -
		Total 0 -	0 -	0 -
Team		Draws 35 86%	19 67%	54 79%
		Take-outs 11 70%	14 71%	25 71%
		Total 46 82%	33 69%	79 77%

**Note:**  
Position and function for each team member:  
4 = Fourth, 3 = Third, 2 = Second, 1 = Lead, A = Alternate, S = Skip, V = Vice-Skip

**Legend:**  
☺ Clockwise ☹ Counter-clockwise LSFE(\*) Last Stone First End  
X Unplayed/unfinished end due to concession



**Game - Shot by Shot**



**Legend:**  
 ↻ Clockwise      ↺ Counter-clockwise      - Not considered





### Game - Shot by Shot

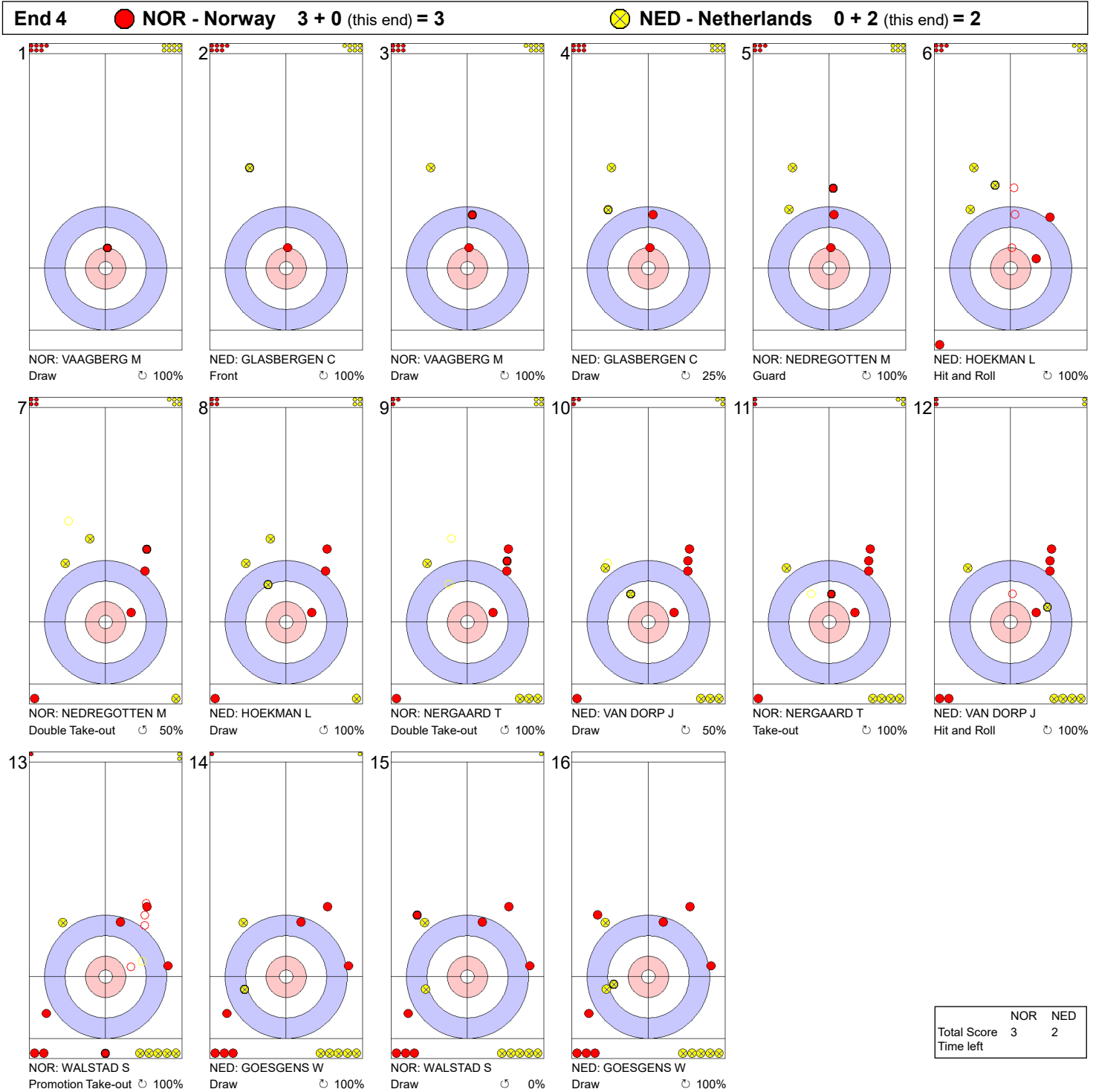


**Legend:**  
 ↻ Clockwise      ↺ Counter-clockwise      - Not considered





Game - Shot by Shot



**Legend:**  
 Clockwise      Counter-clockwise      - Not considered







**Game - Shot by Shot**

**End 5**    ● **NOR - Norway** 3 + 2 (this end) = 5    ⊗ **NED - Netherlands** 2 + 0 (this end) = 2

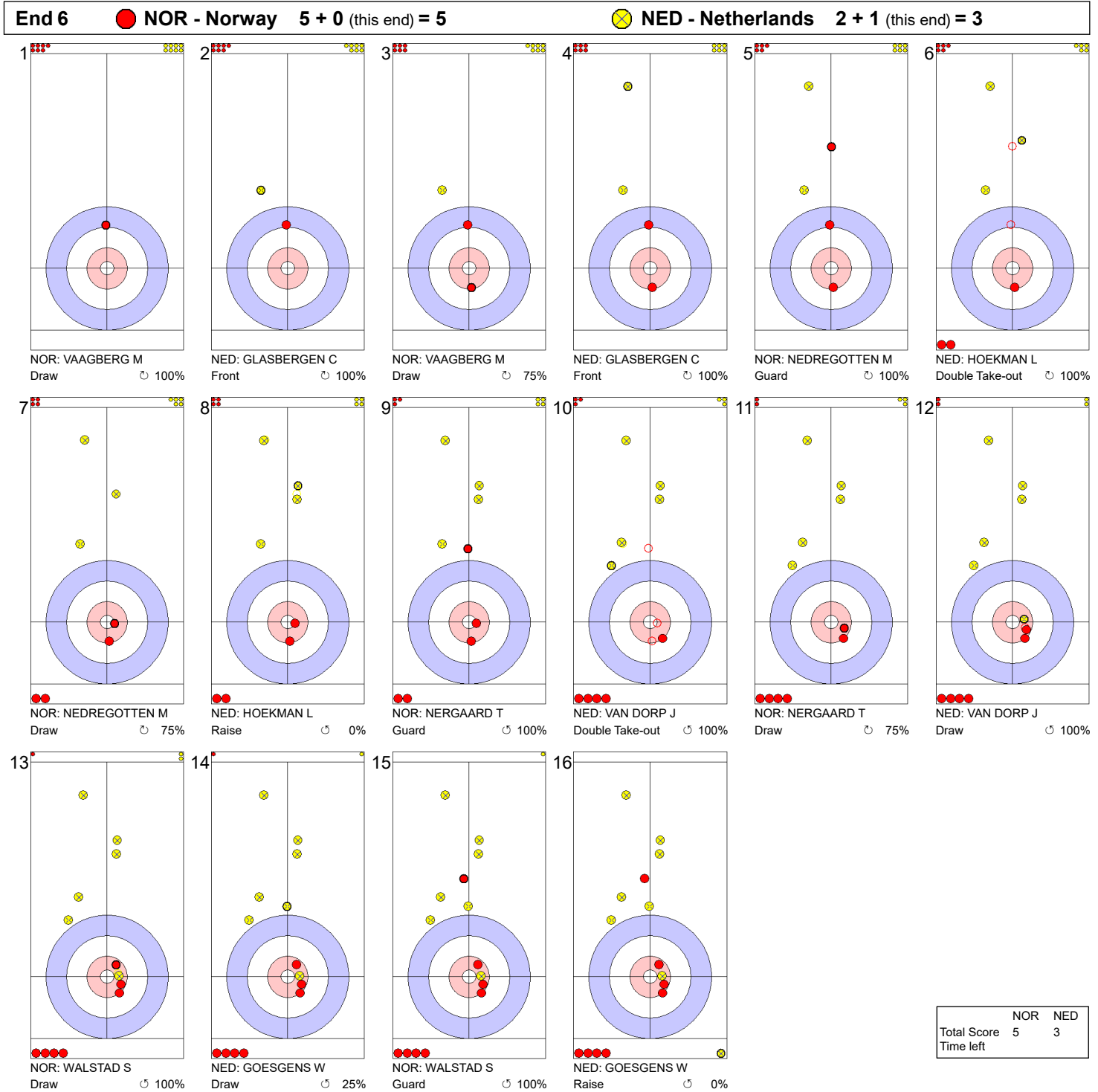


	NOR	NED
Total Score	5	2
Time left		

**Legend:**  
↻ Clockwise      ↻ Counter-clockwise      - Not considered



**Game - Shot by Shot**



**Legend:**  
 ↻ Clockwise      ↺ Counter-clockwise      - Not considered





**Game - Shot by Shot**

**End 7** ● **NOR - Norway** 5 + 2 (this end) = 7

⊗ **NED - Netherlands** 3 + 0 (this end) = 3



	NOR	NED
Total Score	7	3
Time left		

**Legend:**  
 ↻ Clockwise      ↺ Counter-clockwise      - Not considered





**Game - Shot by Shot**

**End 8**    ● **NOR - Norway** 7 + 1 (this end) = 8    ● **NED - Netherlands** 3 + 0 (this end) = 3



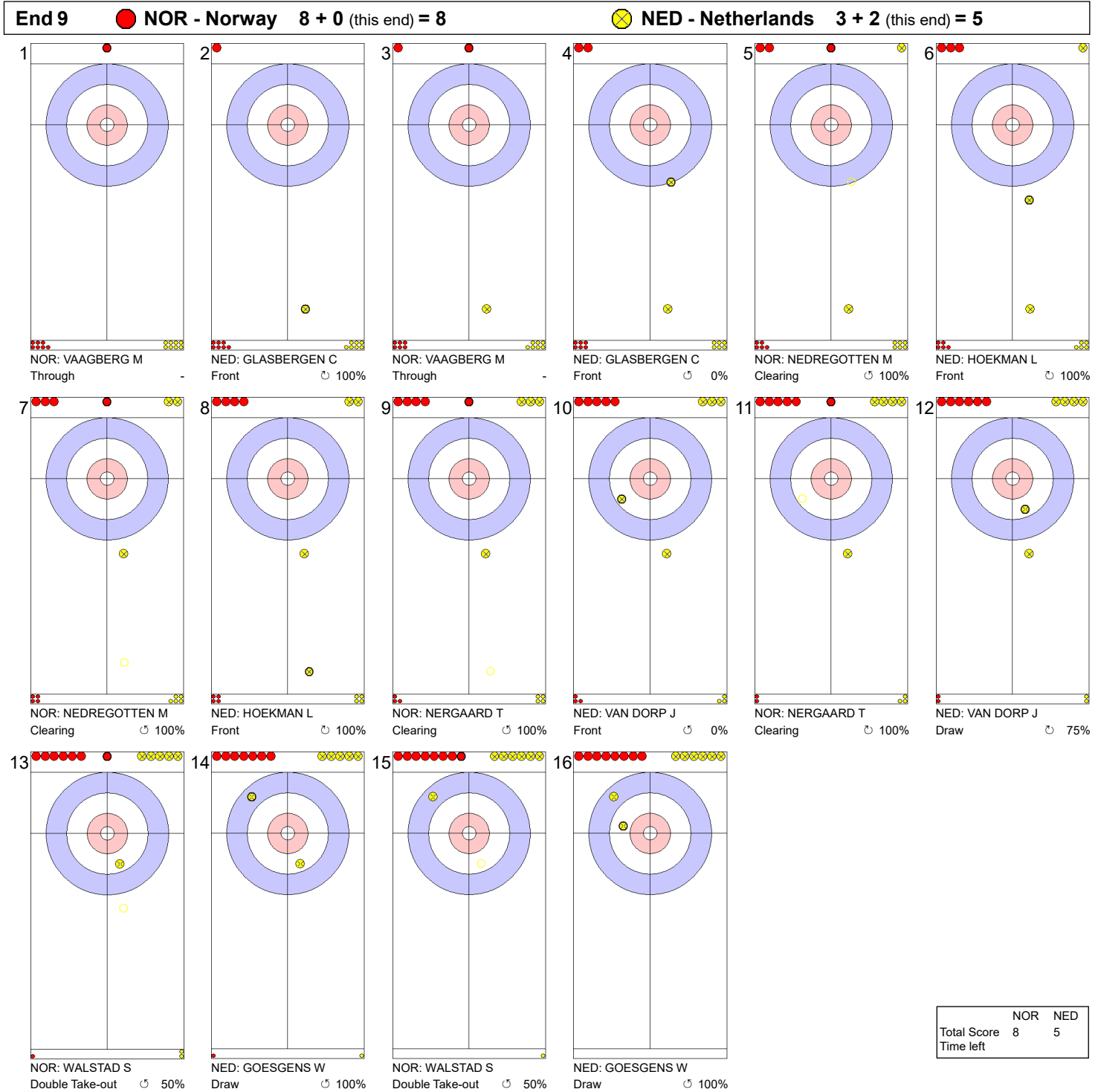
	NOR	NED
Total Score	8	3
Time left		

**Legend:**  
 ↻ Clockwise      ↺ Counter-clockwise      - Not considered





**Game - Shot by Shot**



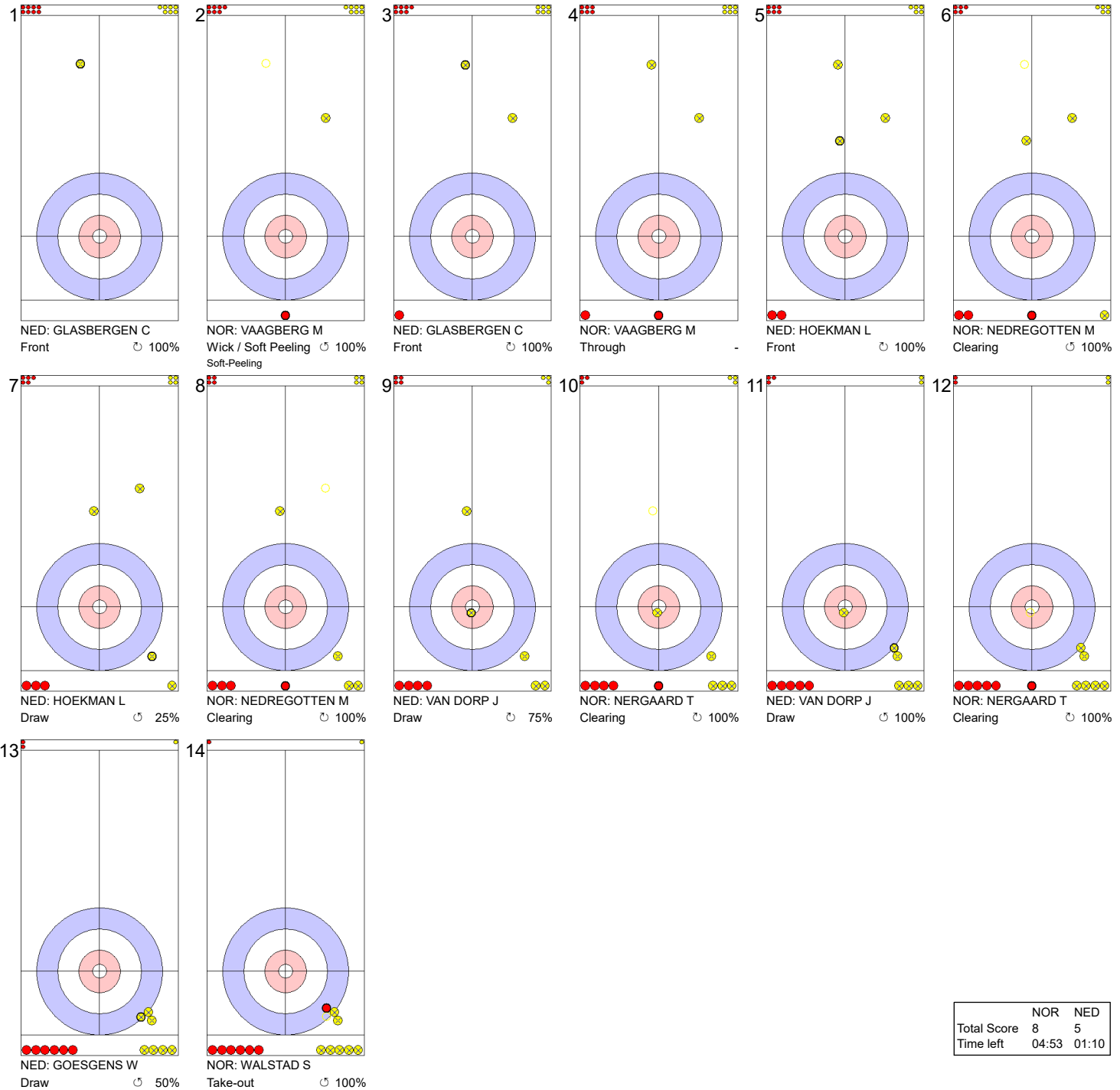
**Legend:**  
 ↻ Clockwise      ↺ Counter-clockwise      - Not considered





**Game - Shot by Shot**

**End 10**   ● **NOR - Norway**   **8 + X** (this end) = 8      ● **NED - Netherlands**   **5 + X** (this end) = 5



	NOR	NED
Total Score	8	5
Time left	04:53	01:10

**Legend:**  
 ↻ Clockwise      ↺ Counter-clockwise      - Not considered  
 X Unfinished end due to concession





### Game Results

Sheet	Game	Team	LSFE	1	2	3	4	5	6	7	8	9	10	Extra Ends	Total
<b>C</b>	7	FIN - Finland		0	0	1	0	0	2	0	0	1	1		5
	7	KOR - Korea	*	0	0	0	1	1	0	0	1	0	0		3

FIN - Finland	
4 S	KIISKINEN Kalle
3 V	SALO Teemu
2	OUNI Leo
1	KUOSMANEN Paavo
A	POLLANEN Jermu

KOR - Korea	
4 S	KIM Chang-Min
3 V	KIM Soo-Hyuk
2	KIM Hak Kyun
1	JEON Jae Ik
A	-

Last Stone Draw		Distance
🕒	SALO Teemu	32.0cm
🕒	KIISKINEN Kalle	57.9cm
<b>Total</b>		<b>89.9cm</b>

Last Stone Draw		Distance
🕒	KIM Chang-Min	13.4cm
🕒	KIM Hak Kyun	17.9cm
<b>Total</b>		<b>31.3cm</b>

Time remaining: 6 minutes 12 seconds

Time remaining: 0 minutes 27 seconds

**Note:**  
Position and function for each team member:  
**4** = Fourth, **3** = Third, **2** = Second, **1** = Lead, **A** = Alternate, **S** = Skip, **V** = Vice-Skip

**Legend:**  
🕒 Clockwise      🕒 Counter-clockwise      **LSFE(\*)** Last Stone First End

## Game Results

Sheet	Game	Team	LSFE	1	2	3	4	5	6	7	8	9	10	Extra Ends	Total
D	7	ITA - Italy	*	0	2	0	2	1	0	2	0	2	X		9
	7	JPN - Japan		1	0	1	0	0	1	0	1	0	X		4

ITA - Italy		Shot Success Game
4 S	RETORNAZ Joel	90 %
3	MOSANER Amos	79 %
2	ARMAN Sebastiano	82 %
1 V	GONIN Simone	86 %
A	GIOVANELLA Mattia	-
Team Total		84 %

JPN - Japan		Shot Success Game
4 S	MATSUMURA Yuta	60 %
3	SHIMIZU Tetsuro	75 %
2	TANIDA Yasumasa	69 %
1 V	ABE Shinya	89 %
A	AITA Kosuke	-
Team Total		73 %

Last Stone Draw		Distance
♻	RETORNAZ Joel	87.3cm
♻	GONIN Simone	6.0cm
<b>Total</b>		<b>93.3cm</b>

Time remaining: 4 minutes 27 seconds

Last Stone Draw		Distance
♻	SHIMIZU Tetsuro	88.1cm
♻	MATSUMURA Yuta	12.9cm
<b>Total</b>		<b>101.0cm</b>

Time remaining: 2 minutes 10 seconds

Time-out: End 9 - JPN stone 7

## Shot Success Analysis

ITA - Italy		♻	♻	Game	
4	RETORNAZ Joel	Draws	6 88%	3 100%	9 92%
		Take-outs	3 75%	6 96%	9 89%
		Total	9 83%	9 97%	18 90%
3	MOSANER Amos	Draws	1 50%	4 81%	5 75%
		Take-outs	8 84%	5 75%	13 81%
		Total	9 81%	9 78%	18 79%
2	ARMAN Sebastiano	Draws	1 100%	7 86%	8 88%
		Take-outs	5 65%	5 90%	10 78%
		Total	6 71%	12 88%	18 82%
1	GONIN Simone	Draws	3 83%	13 85%	16 84%
		Take-outs	1 100%	1 100%	2 100%
		Total	4 88%	14 86%	18 86%
A	GIOVANELLA Mattia	Draws	0 -	0 -	0 -
		Take-outs	0 -	0 -	0 -
		Total	0 -	0 -	0 -
Team		Draws	11 84%	27 86%	38 86%
		Take-outs	17 78%	17 88%	34 83%
		Total	28 80%	44 87%	72 84%

JPN - Japan		♻	♻	Game	
4	MATSUMURA Yuta	Draws	5 70%	6 67%	11 68%
		Take-outs	4 25%	3 75%	7 46%
		Total	9 50%	9 69%	18 60%
3	SHIMIZU Tetsuro	Draws	7 71%	5 80%	12 75%
		Take-outs	2 63%	4 81%	6 75%
		Total	9 69%	9 81%	18 75%
2	TANIDA Yasumasa	Draws	5 80%	7 61%	12 69%
		Take-outs	1 50%	5 75%	6 71%
		Total	6 75%	12 67%	18 69%
1	ABE Shinya	Draws	9 94%	9 83%	18 89%
		Take-outs	0 -	0 -	0 -
		Total	9 94%	9 83%	18 89%
A	AITA Kosuke	Draws	0 -	0 -	0 -
		Take-outs	0 -	0 -	0 -
		Total	0 -	0 -	0 -
Team		Draws	26 81%	27 73%	53 77%
		Take-outs	7 39%	12 77%	19 63%
		Total	33 72%	39 74%	72 73%

### Note:

Position and function for each team member:

4 = Fourth, 3 = Third, 2 = Second, 1 = Lead, A = Alternate, S = Skip, V = Vice-Skip

### Legend:

♻ Clockwise    ♻ Counter-clockwise

X Unplayed/unfinished end due to concession

LSFE(\*) Last Stone First End





**Game - Shot by Shot**

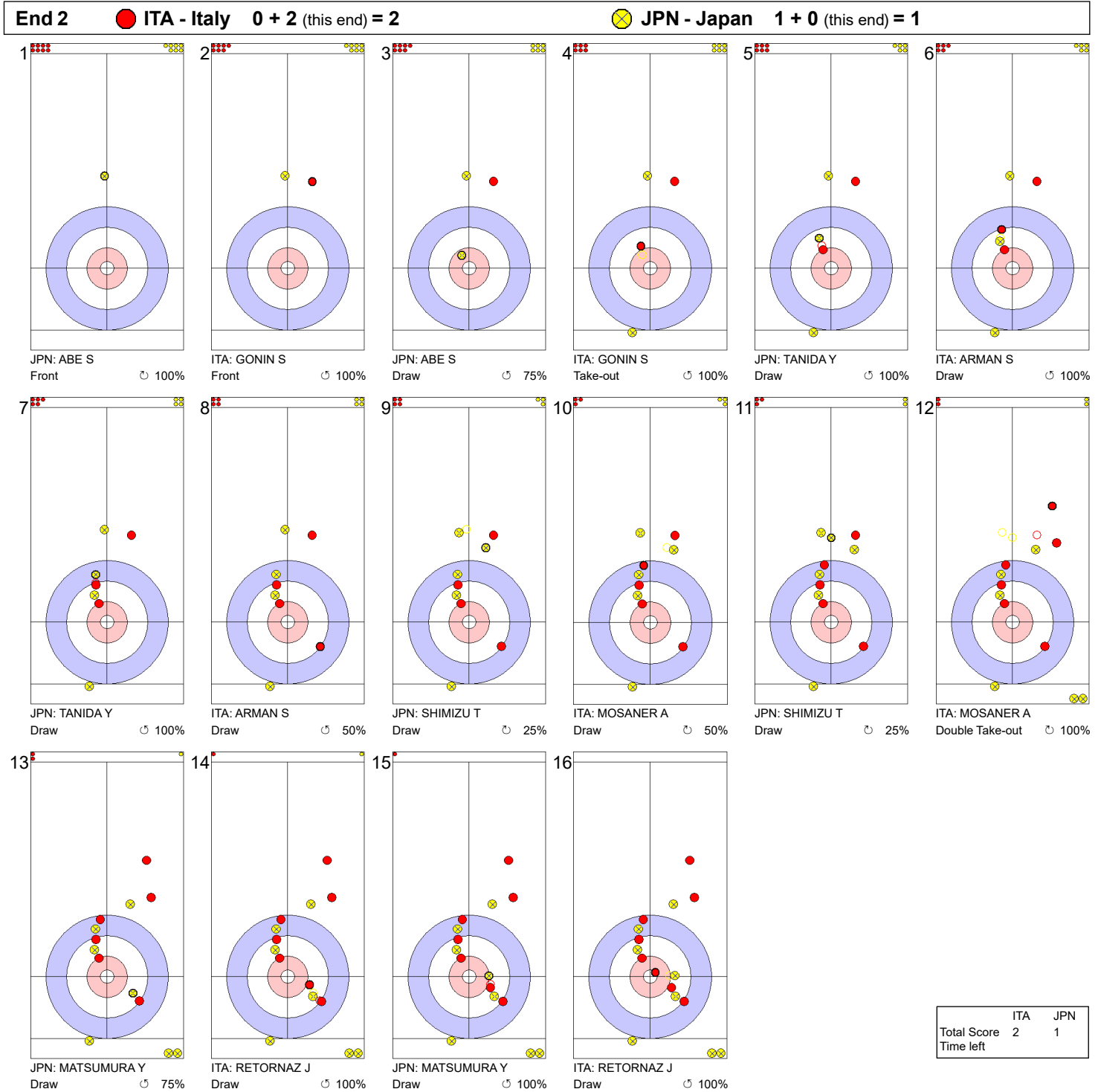


**Legend:**  
 ↻ Clockwise      ↺ Counter-clockwise      - Not considered





**Game - Shot by Shot**



**Legend:**  
 ↻ Clockwise      ↺ Counter-clockwise      - Not considered



Game - Shot by Shot



**Legend:**  
 ↻ Clockwise      ↺ Counter-clockwise      - Not considered



**Game - Shot by Shot**

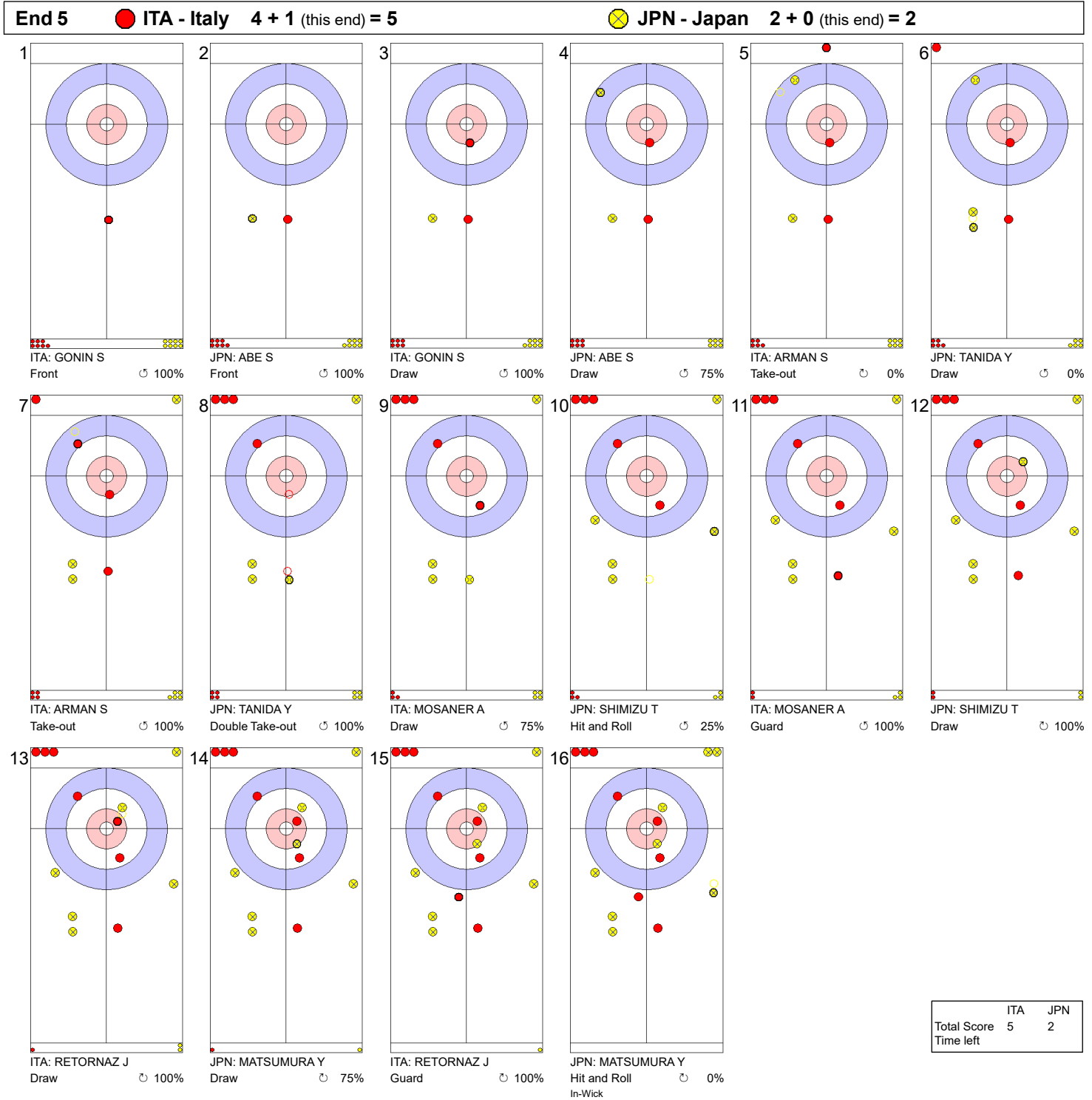


**Legend:**  
 ↻ Clockwise      ↺ Counter-clockwise      - Not considered





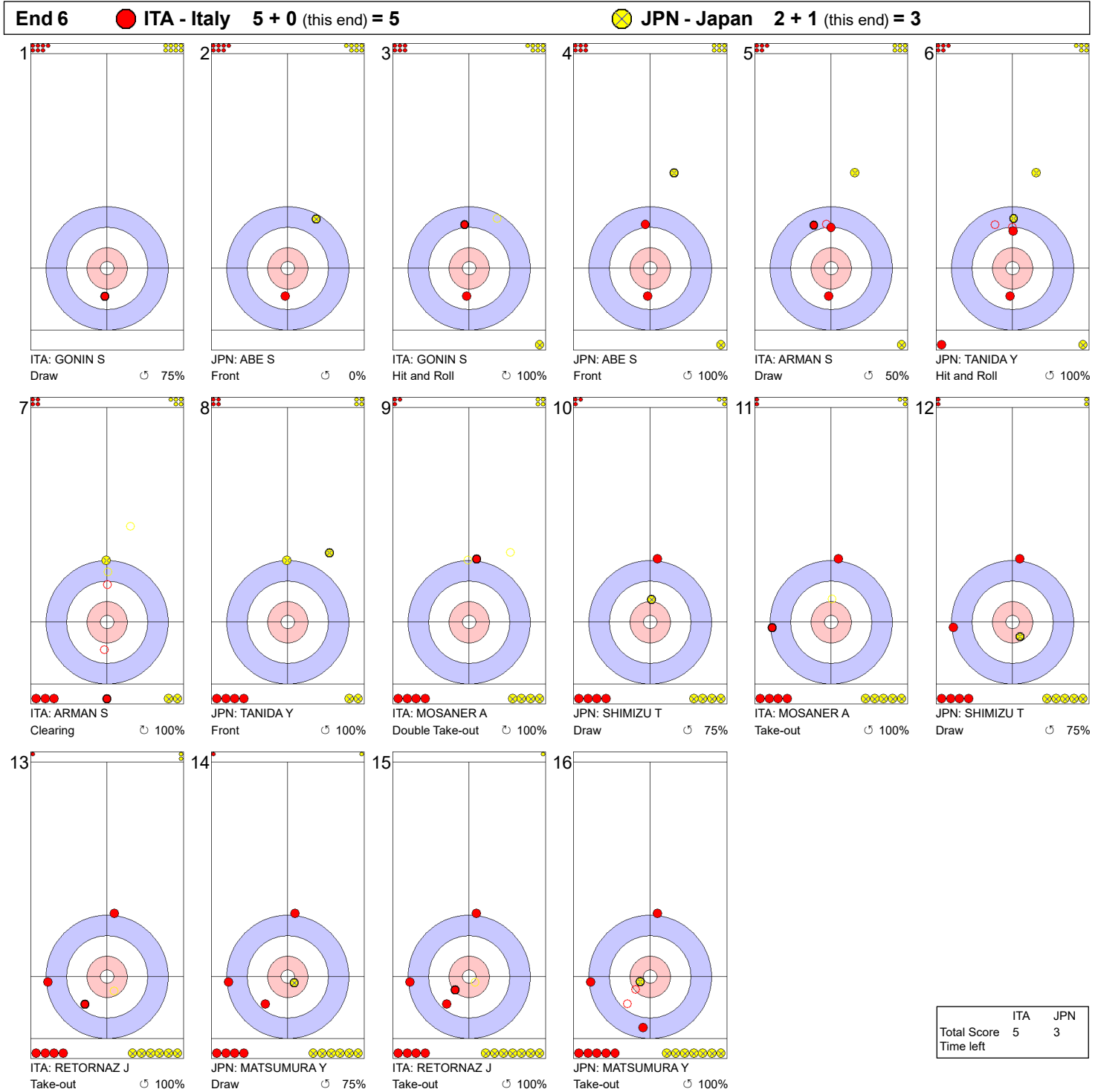
**Game - Shot by Shot**



**Legend:**  
 ↻ Clockwise      ↺ Counter-clockwise      - Not considered



**Game - Shot by Shot**



**Legend:**  
 ↻ Clockwise                      ↺ Counter-clockwise                      - Not considered





**Game - Shot by Shot**

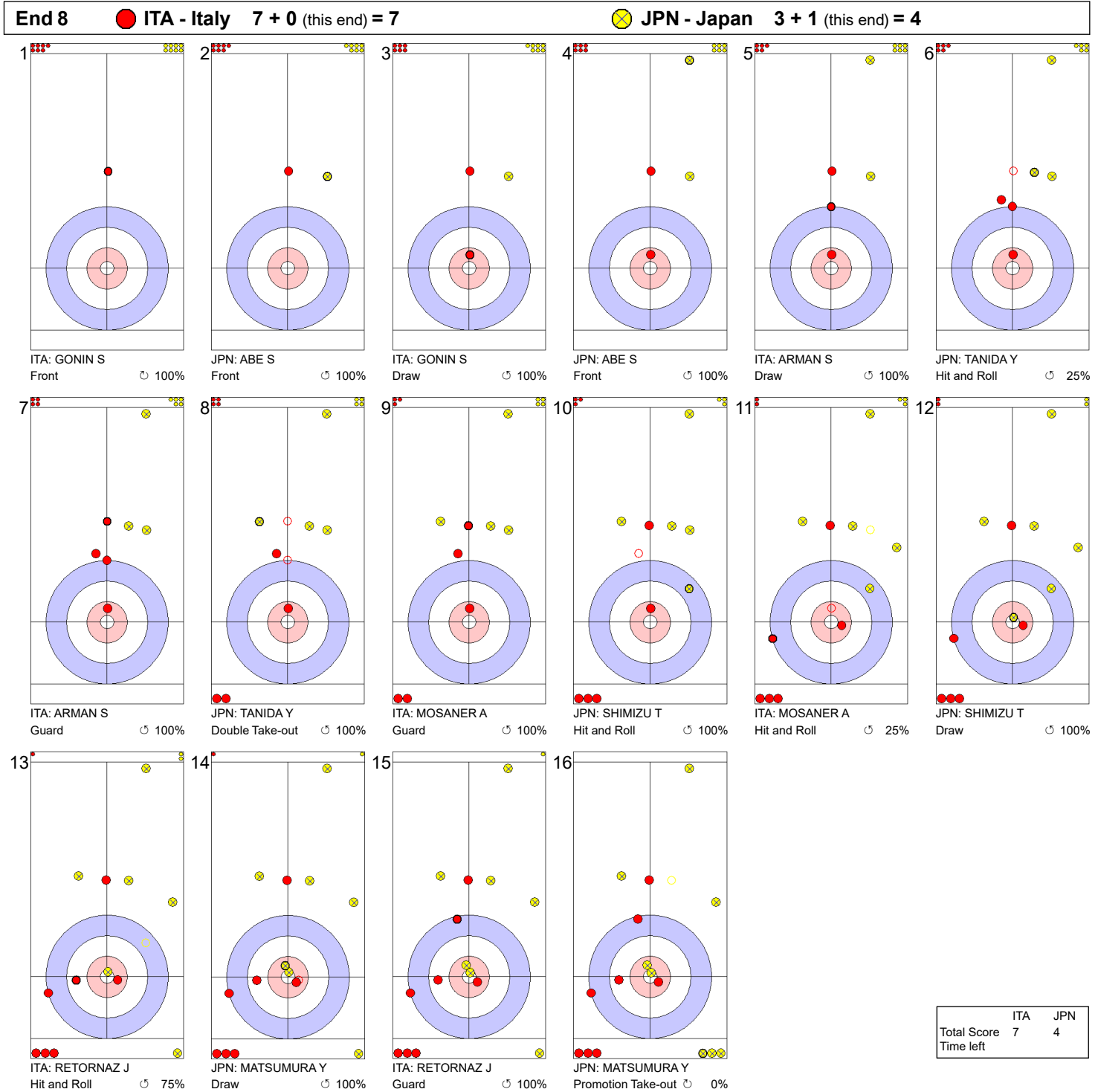


**Legend:**  
 ↻ Clockwise      ↺ Counter-clockwise      - Not considered





**Game - Shot by Shot**

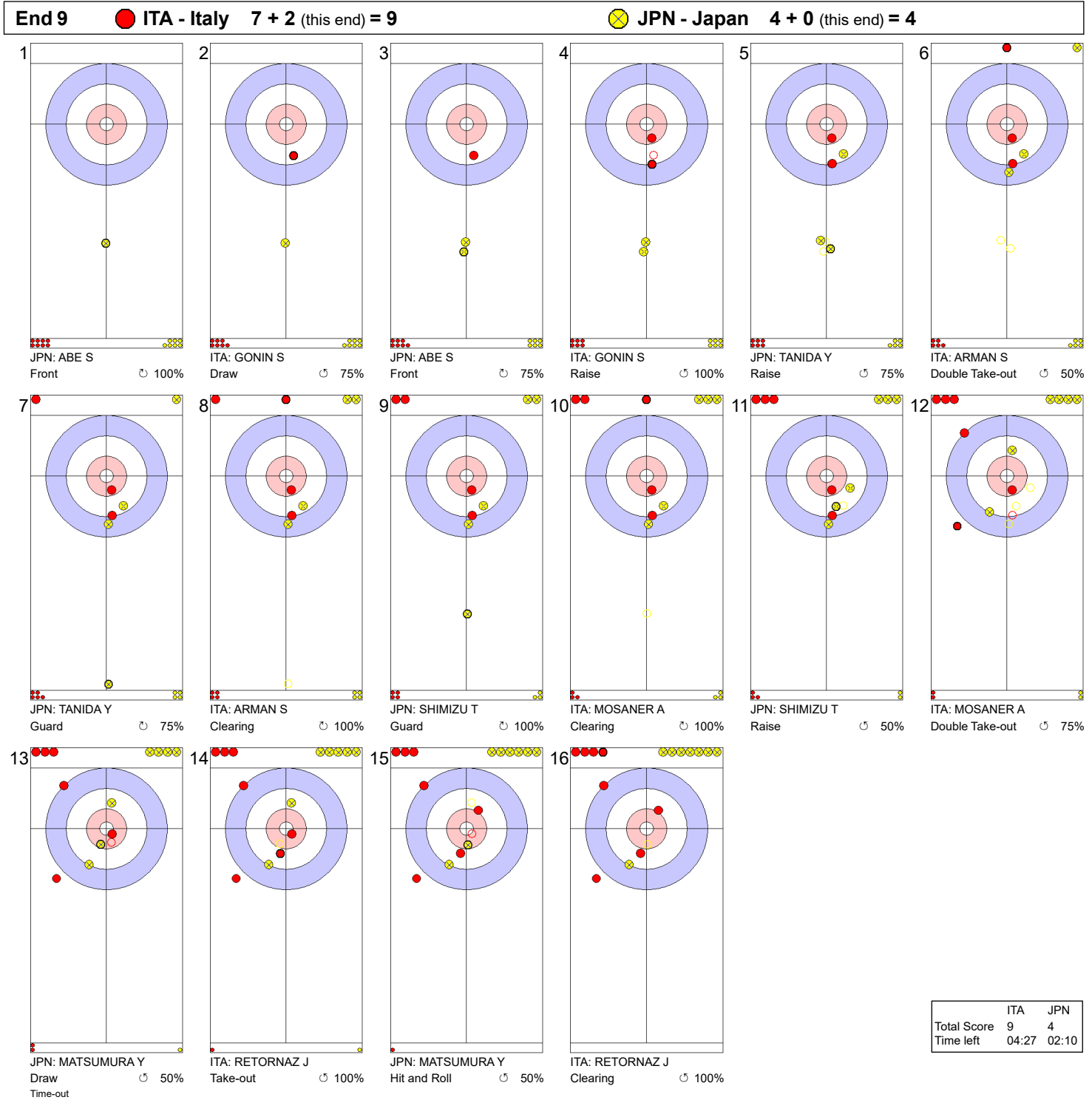


**Legend:**  
 ↻ Clockwise      ↺ Counter-clockwise      - Not considered





**Game - Shot by Shot**



**Legend:**  
 ↻ Clockwise      ↺ Counter-clockwise      - Not considered





### Session Results and Standings

Sheet	Game	Team	LSFE	1	2	3	4	5	6	7	8	9	10	Extra Ends	Total
A	7	NOR - Norway	*	2	0	1	0	2	0	0	0	1	1		7
	6	FIN - Finland		0	1	0	1	0	0	2	0	0	0		4
B	7	CZE - Czech Republic		0	0	0	0	2	0	0	0	X	X		2
	6	ITA - Italy	*	0	2	0	1	0	2	1	1	X	X		7
C	6	JPN - Japan	*	3	0	2	0	0	2	0	2	2	X		11
	6	NED - Netherlands		0	2	0	2	0	0	1	0	0	X		5
D	6	KOR - Korea	*	2	2	0	3	1	2	X	X	X	X		10
	6	GER - Germany		0	0	1	0	0	0	X	X	X	X		1

### Current Standings

Rank	Team	Games	Wins	Losses	
1	NOR - Norway	7	7	0	>OG
2	ITA - Italy	6	5	1	Q
3	CZE - Czech Republic	7	4	3	
4	DEN - Denmark	6	3	3	
4	JPN - Japan	6	3	3	
6	KOR - Korea	6	2	4	
6	NED - Netherlands	6	2	4	
8	FIN - Finland	6	1	5	
8	GER - Germany	6	1	5	

**Note:**  
Under WCF rules, tie-breaking rules for standings are not applied until after the last game of the round robin.

**Legend:**  
 >OG Qualified for Olympic Games      LSFE(\*) Last Stone First End      Q Qualified for the play-offs  
 X Unplayed/unfinished end due to concession



**OQE 2021**  
Leeuwarden, Netherlands

**OLYMPIC QUALIFICATION EVENT 2021**  
Leeuwarden

WED 15 DEC 2021  
Start Time 14:00

**Olympic Qualification Event 2021**  
Elfstedehal  
**Men**

**Round Robin Session 7 - Sheet A**



## Game Results

Sheet	Game	Team	LSFE	1	2	3	4	5	6	7	8	9	10	Extra Ends	Total
<b>A</b>	7	NOR - Norway	*	2	0	1	0	2	0	0	0	1	1		7
	6	FIN - Finland		0	1	0	1	0	0	2	0	0	0		4

<b>NOR - Norway</b>	
4 S	WALSTAD Steffen
3 V	NERGAARD Torger
2	HOEIBERG Markus
1	VAAGBERG Magnus
A	NEDREGOTTEN Magnus

<b>FIN - Finland</b>	
4 S	KIISKINEN Kalle
3 V	SALO Teemu
2	OUNI Leo
1	KUOSMANEN Paavo
A	POLLANEN Jermu

<b>Last Stone Draw</b>		Distance
↻	HOEIBERG Markus	31.2cm
↻	NERGAARD Torger	23.0cm
<b>Total</b>		<b>54.2cm</b>

<b>Last Stone Draw</b>		Distance
↻	KIISKINEN Kalle	32.9cm
↻	KUOSMANEN Paavo	59.7cm
<b>Total</b>		<b>92.6cm</b>

Time remaining: 3 minutes 23 seconds

Time remaining: 0 minutes 37 seconds

**Note:**  
Position and function for each team member:  
4 = Fourth, 3 = Third, 2 = Second, 1 = Lead, A = Alternate, S = Skip, V = Vice-Skip

**Legend:**  
↻ Clockwise      ↻ Counter-clockwise      **LSFE(\*)** Last Stone First End

### Game Results

Sheet	Game	Team	LSFE	1	2	3	4	5	6	7	8	9	10	Extra Ends	Total
<b>B</b>	7	CZE - Czech Republic		0	0	0	0	2	0	0	0	X	X		2
	6	ITA - Italy	*	0	2	0	1	0	2	1	1	X	X		7

CZE - Czech Republic		ITA - Italy	
4 S	KLIMA Lukas	4 S	RETORNAZ Joel
3 V	CERNOVSKY Marek	3	MOSANER Amos
2	BOHAC Radek	2	ARMAN Sebastiano
1	CANDRA Jiri	1 V	GONIN Simone
A	MOKRIS Samuel	A	GIOVANELLA Mattia

Last Stone Draw		Distance	Last Stone Draw		Distance
↻	KLIMA Lukas	37.5cm	↻	ARMAN Sebastiano	8.4cm
↺	CERNOVSKY Marek	9.3cm	↺	MOSANER Amos	4.9cm
<b>Total</b>		<b>46.8cm</b>	<b>Total</b>		<b>13.3cm</b>

Time remaining: 7 minutes 42 seconds

Time remaining: 9 minutes 1 second

<b>Note:</b> Position and function for each team member: 4 = Fourth, 3 = Third, 2 = Second, 1 = Lead, A = Alternate, S = Skip, V = Vice-Skip		
<b>Legend:</b> ↻ Clockwise	↺ Counter-clockwise	<b>LSFE(*)</b> Last Stone First End
X Unplayed/unfinished end due to concession		

## Game Results

Sheet	Game	Team	LSFE	1	2	3	4	5	6	7	8	9	10	Extra Ends	Total
C	6	JPN - Japan	*	3	0	2	0	0	2	0	2	2	X		11
	6	NED - Netherlands		0	2	0	2	0	0	1	0	0	X		5

JPN - Japan		Shot Success Game
4 S	MATSUMURA Yuta	85%
3	SHIMIZU Tetsuro	83%
2	TANIDA Yasumasa	81%
1 V	ABE Shinya	86%
A	AITA Kosuke	-
Team Total		84%

NED - Netherlands		Shot Success Game
4 S	GOESGENS Wouter	61%
3 V	VAN DORP Jaap	75%
2	HOEKMAN Laurens	72%
1	GLASBERGEN Carlo	88%
A	VAN DEN HURK Tobias	-
Team Total		74%

Last Stone Draw		Distance
☺	TANIDA Yasumasa	17.3cm
☹	ABE Shinya	27.7cm
<b>Total</b>		<b>45.0cm</b>

Last Stone Draw		Distance
☺	GLASBERGEN Carlo	63.7cm
☹	GOESGENS Wouter	8.1cm
<b>Total</b>		<b>71.8cm</b>

Time remaining: 5 minutes 45 seconds

Time remaining: 3 minutes 50 seconds

Time-out: End 9 - NED stone 7

## Shot Success Analysis

JPN - Japan		☺	☹	Game
4	MATSUMURA Yuta	3 83%	3 92%	6 88%
	Draws	3 83%	3 92%	6 88%
	Take-outs	5 90%	6 79%	11 84%
Total		8 88%	9 83%	17 85%
3	SHIMIZU Tetsuro	4 88%	2 100%	6 92%
	Draws	4 88%	2 100%	6 92%
	Take-outs	5 65%	7 89%	12 79%
Total		9 75%	9 92%	18 83%
2	TANIDA Yasumasa	5 95%	2 100%	7 96%
	Draws	5 95%	2 100%	7 96%
	Take-outs	7 71%	4 69%	11 70%
Total		12 81%	6 79%	18 81%
1	ABE Shinya	13 92%	3 50%	16 84%
	Draws	13 92%	3 50%	16 84%
	Take-outs	2 100%	0 -	2 100%
Total		15 93%	3 50%	18 86%
A	AITA Kosuke	0 -	0 -	0 -
	Draws	0 -	0 -	0 -
	Take-outs	0 -	0 -	0 -
Total		0 -	0 -	0 -
Team	Draws	25 91%	10 83%	35 89%
	Take-outs	19 78%	17 81%	36 79%
	Total	44 85%	27 81%	71 84%

NED - Netherlands		☺	☹	Game
4	GOESGENS Wouter	1 100%	5 50%	6 58%
	Draws	1 100%	5 50%	6 58%
	Take-outs	8 59%	4 69%	12 63%
Total		9 64%	9 58%	18 61%
3	VAN DORP Jaap	6 83%	4 50%	10 70%
	Draws	6 83%	4 50%	10 70%
	Take-outs	2 88%	6 79%	8 81%
Total		8 84%	10 68%	18 75%
2	HOEKMAN Laurens	7 79%	2 75%	9 78%
	Draws	7 79%	2 75%	9 78%
	Take-outs	2 63%	7 68%	9 67%
Total		9 75%	9 69%	18 72%
1	GLASBERGEN Carlo	11 84%	6 96%	17 88%
	Draws	11 84%	6 96%	17 88%
	Take-outs	1 75%	0 -	1 75%
Total		12 83%	6 96%	18 88%
A	VAN DEN HURK Tobias	0 -	0 -	0 -
	Draws	0 -	0 -	0 -
	Take-outs	0 -	0 -	0 -
Total		0 -	0 -	0 -
Team	Draws	25 83%	17 69%	42 77%
	Take-outs	13 65%	17 72%	30 69%
	Total	38 77%	34 71%	72 74%

**Note:**  
Position and function for each team member:  
4 = Fourth, 3 = Third, 2 = Second, 1 = Lead, A = Alternate, S = Skip, V = Vice-Skip

**Legend:**  
☺ Clockwise ☹ Counter-clockwise LSFE(\*) Last Stone First End  
X Unplayed/unfinished end due to concession



**Game - Shot by Shot**



**Legend:**  
 ↻ Clockwise      ↺ Counter-clockwise      - Not considered





Game - Shot by Shot



**Legend:**  
 ↻ Clockwise      ↺ Counter-clockwise      - Not considered



**Game - Shot by Shot**



**Legend:**  
 ↻ Clockwise      ↺ Counter-clockwise      - Not considered





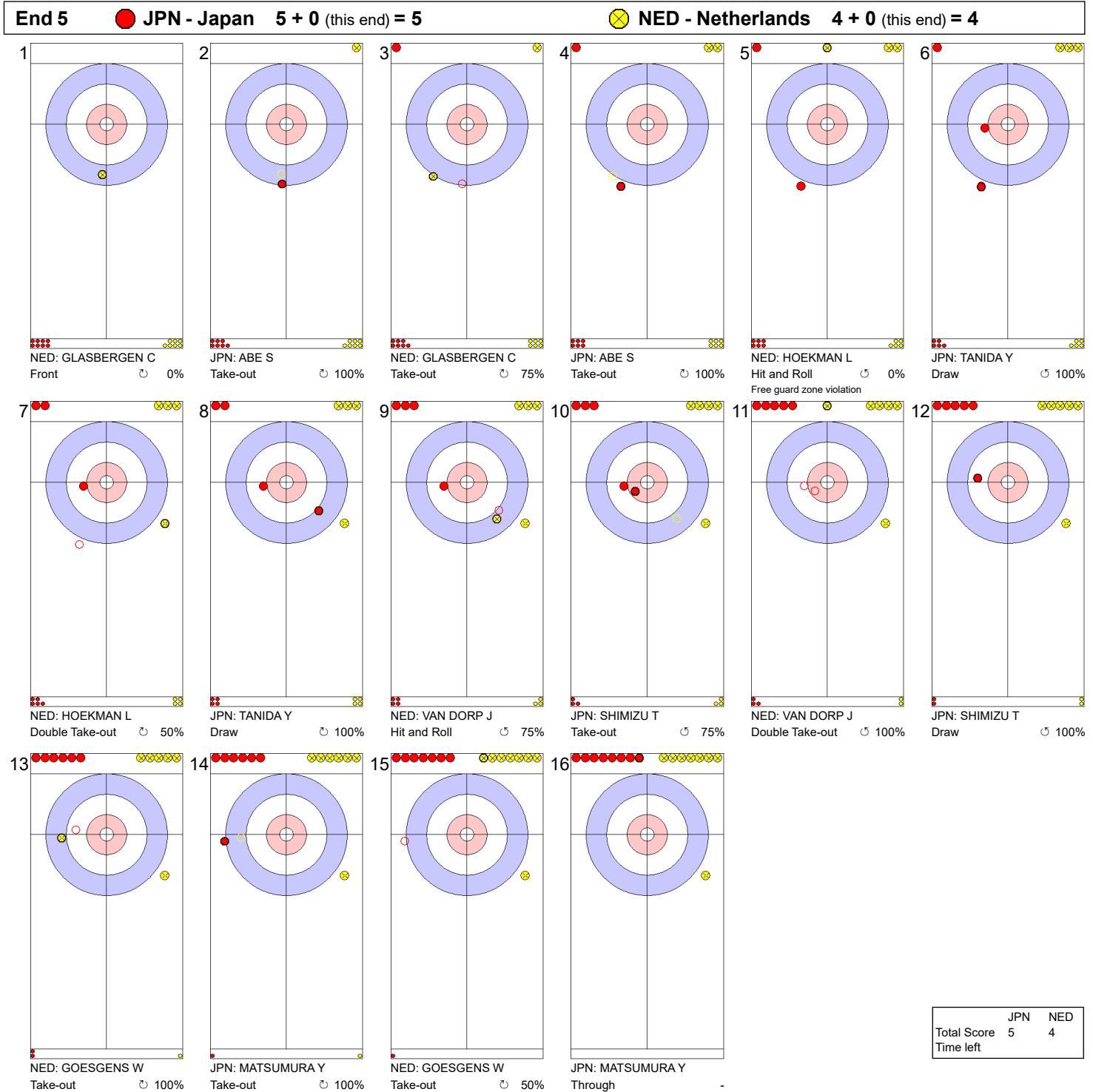
Game - Shot by Shot



**Legend:**  
 ↻ Clockwise      ↺ Counter-clockwise      - Not considered



**Game - Shot by Shot**



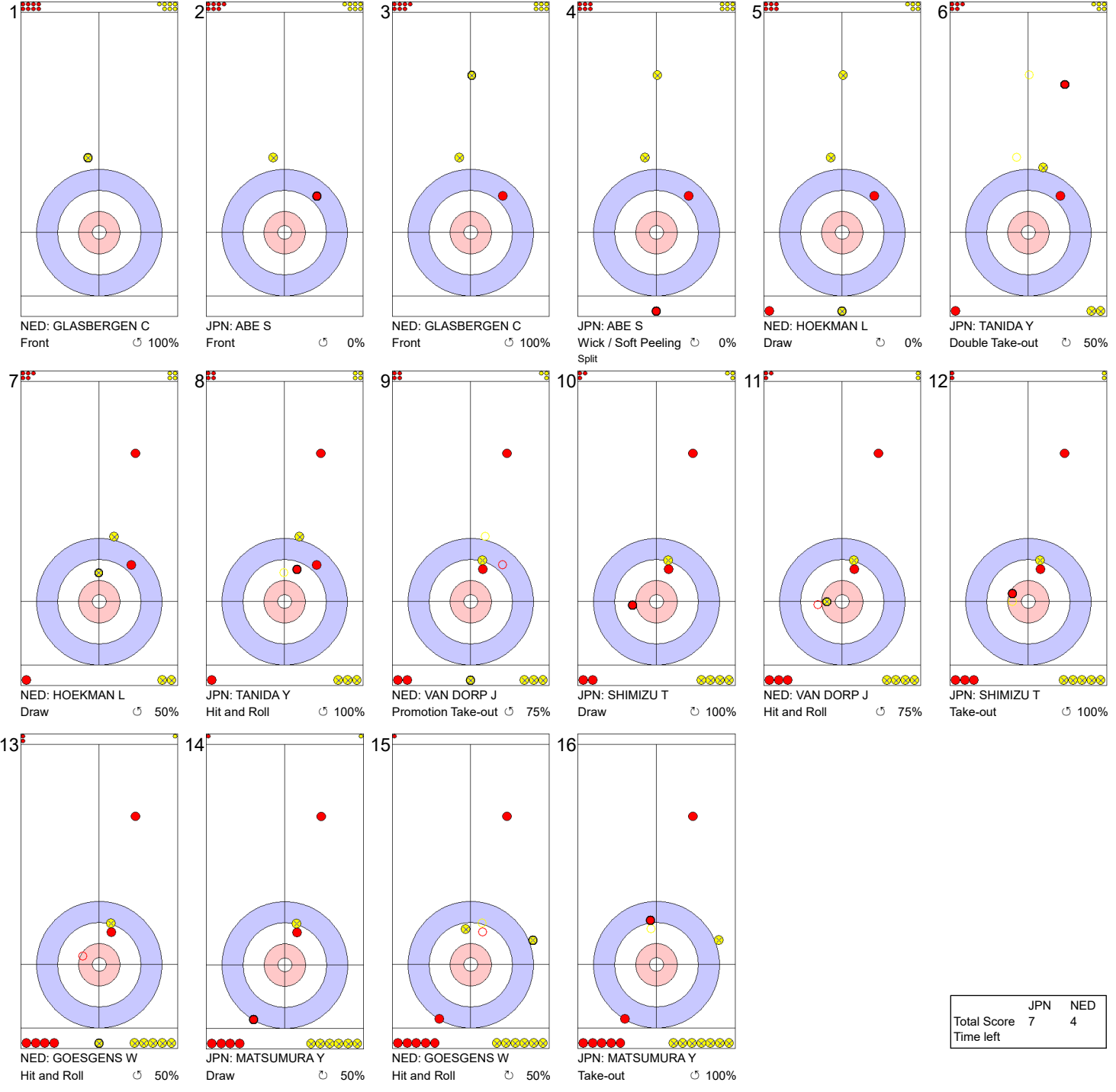
**Legend:**  
 ↻ Clockwise      ↺ Counter-clockwise      - Not considered





**Game - Shot by Shot**

**End 6**   ● **JPN - Japan** 5 + 2 (this end) = 7   ● **NED - Netherlands** 4 + 0 (this end) = 4



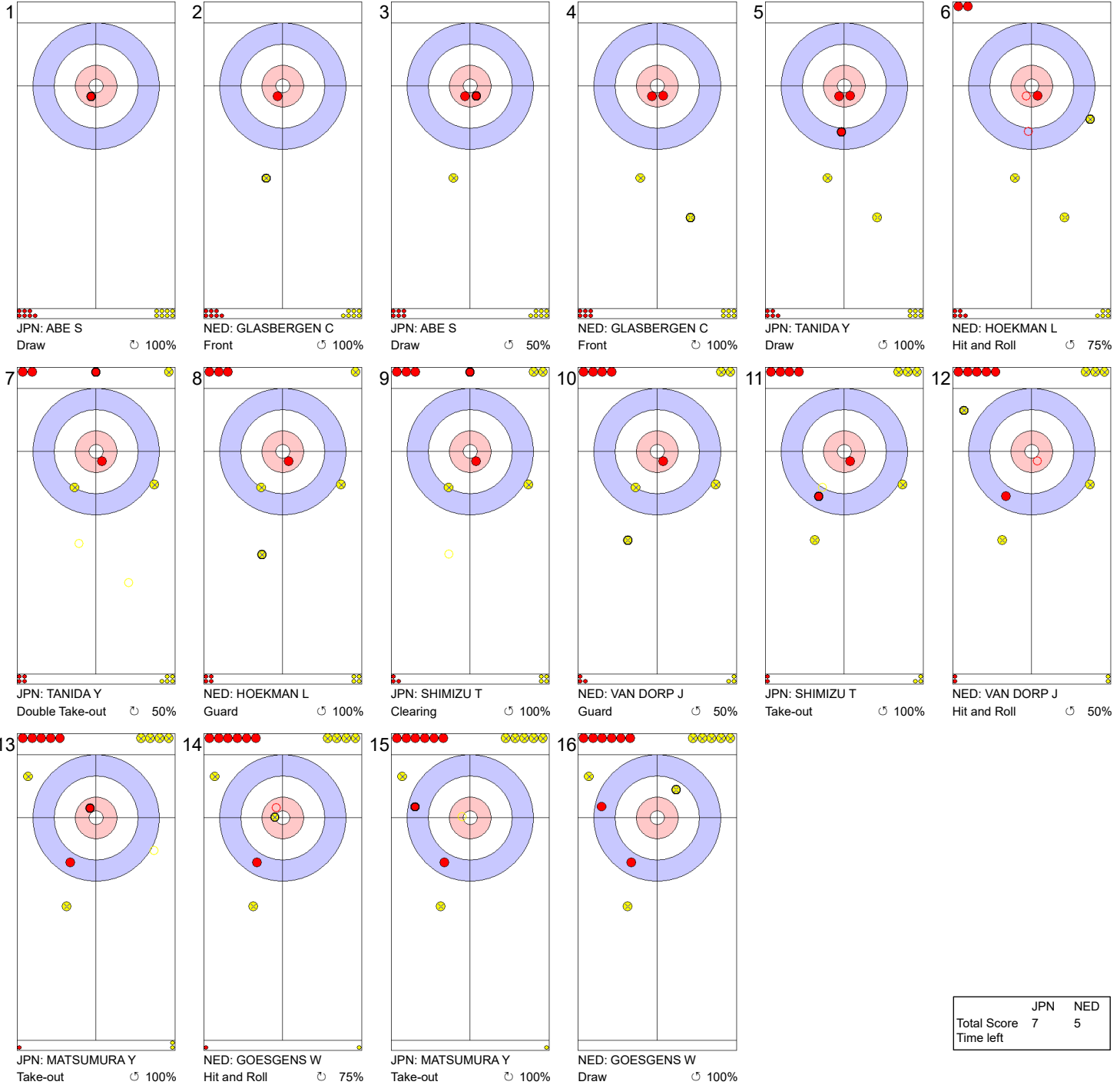
<b>Legend:</b>	↻ Clockwise	↺ Counter-clockwise	- Not considered
----------------	-------------	---------------------	------------------





**Game - Shot by Shot**

**End 7**   ● **JPN - Japan** 7 + 0 (this end) = 7      ● **NED - Netherlands** 4 + 1 (this end) = 5



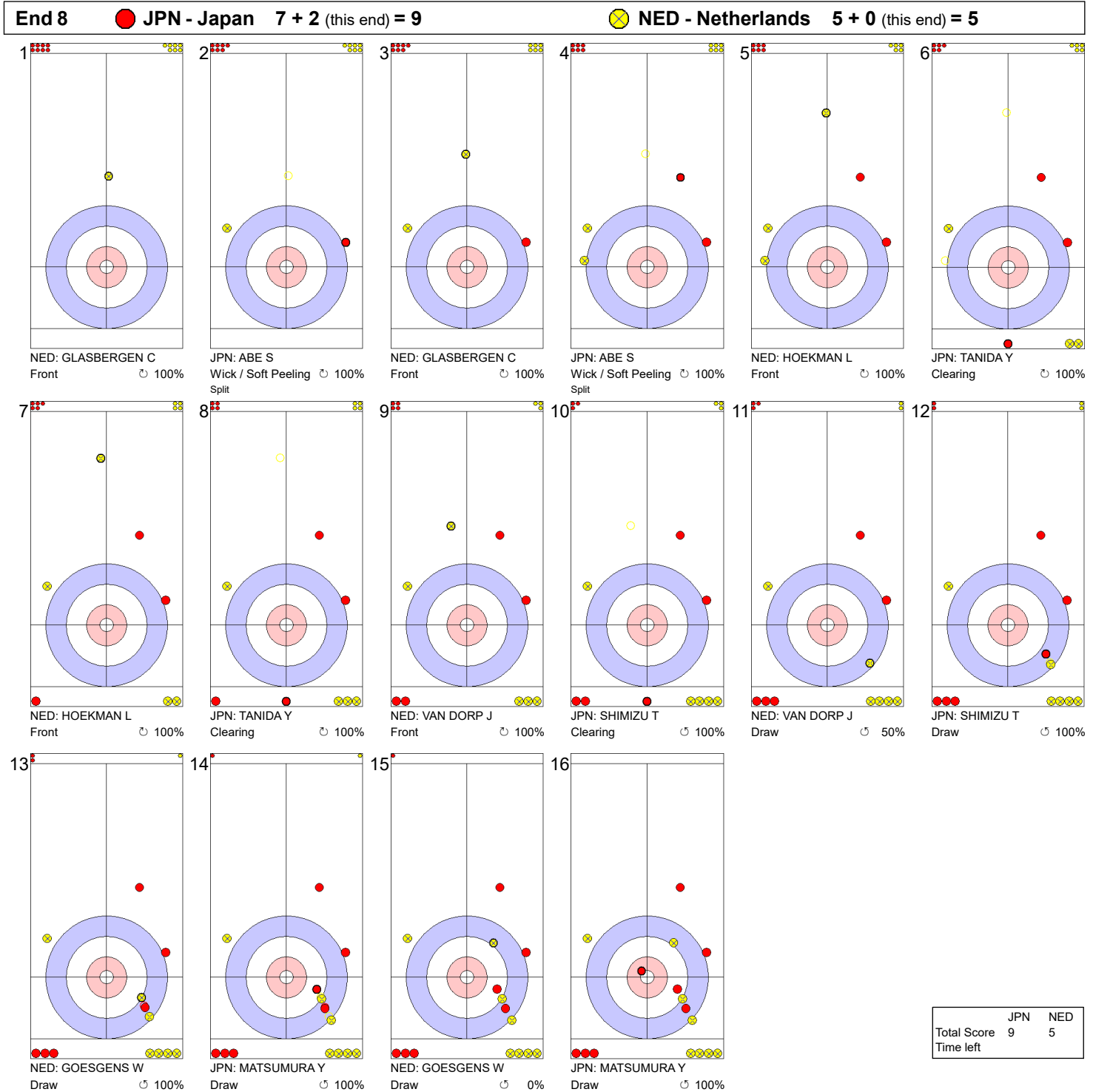
	JPN	NED
Total Score	7	5
Time left		

**Legend:**  
 ↻ Clockwise      ↺ Counter-clockwise      - Not considered





**Game - Shot by Shot**

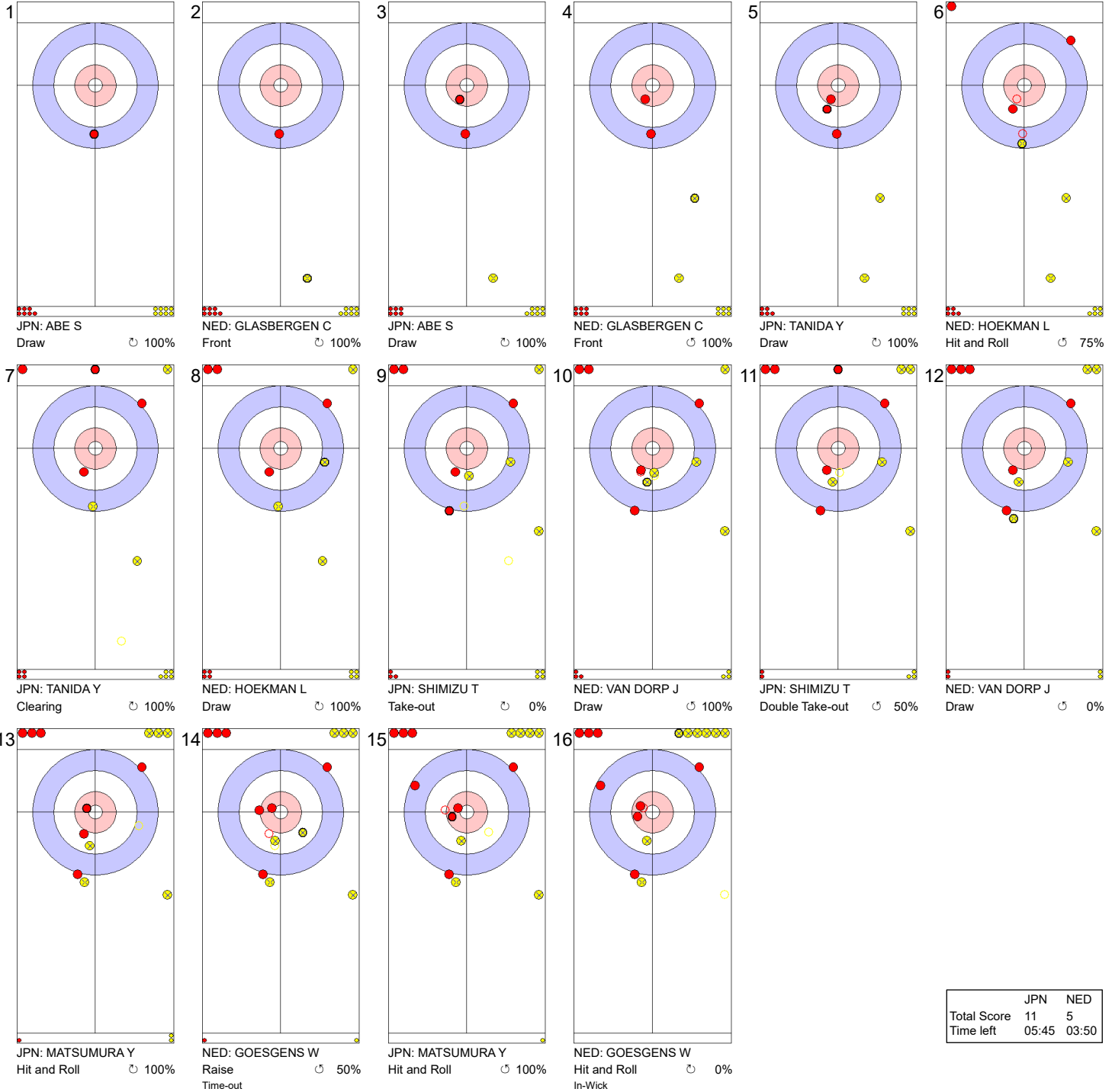


**Legend:**  
 ↻ Clockwise      ↺ Counter-clockwise      - Not considered



### Game - Shot by Shot

**End 9** ● **JPN - Japan 9 + 2 (this end) = 11**      ● **NED - Netherlands 5 + 0 (this end) = 5**



	JPN	NED
Total Score	11	5
Time left	05:45	03:50

**Legend:**  
 ↻ Clockwise      ↺ Counter-clockwise      - Not considered





**OQE 2021**  
Leeuwarden, Netherlands

**OLYMPIC  
QUALIFICATION  
EVENT 2021**  
Leeuwarden

WED 15 DEC 2021  
Start Time 14:00

**Olympic Qualification Event 2021**  
Elfstedehal  
**Men**

**Round Robin Session 7 - Sheet D**



## Game Results

Sheet	Game	Team	LSFE	1	2	3	4	5	6	7	8	9	10	Extra Ends	Total
D	6	KOR - Korea	*	2	2	0	3	1	2	X	X	X	X		10
	6	GER - Germany		0	0	1	0	0	0	X	X	X	X		1

KOR - Korea	
4 S	KIM Chang-Min
3 V	KIM Soo-Hyuk
2	KIM Hak Kyun
1	JEON Jae Ik
A	-

GER - Germany	
4 S	TOTZEK Sixten
3 V	MUSKATEWITZ Marc
2	SUTOR Magnus
1	GREINDL Dominik
A	SUTOR Joshua

Last Stone Draw		Distance
☺	KIM Soo-Hyuk	84.2cm
☹	JEON Jae Ik	10.5cm
<b>Total</b>		<b>94.7cm</b>

Last Stone Draw		Distance
☺	GREINDL Dominik	90.8cm
☹	SUTOR Magnus	33.9cm
<b>Total</b>		<b>124.7cm</b>

Time remaining: 19 minutes 29 seconds

Time remaining: 19 minutes 4 seconds

**Note:**  
Position and function for each team member:  
4 = Fourth, 3 = Third, 2 = Second, 1 = Lead, A = Alternate, S = Skip, V = Vice-Skip

**Legend:**  
☺ Clockwise      ☹ Counter-clockwise      LSFE(\*) Last Stone First End  
X Unplayed/unfinished end due to concession

## Session Results and Standings

Sheet	Game	Team	LSFE	1	2	3	4	5	6	7	8	9	10	Extra Ends	Total
A	6	CZE - Czech Republic	*	2	0	1	0	1	0	4	0	3	X		11
	5	JPN - Japan		0	1	0	2	0	1	0	2	0	X		6
B	6	DEN - Denmark		1	1	1	0	1	0	1	0	2	0		7
	5	KOR - Korea	*	0	0	0	3	0	3	0	1	0	1		8
C	5	ITA - Italy	*	0	0	0	2	0	0	0	1	0	1	0	4
	6	NOR - Norway		0	0	0	0	1	1	0	0	2	0	1	5
D	5	NED - Netherlands		0	1	1	0	1	0	0	1	0	1		5
	5	FIN - Finland	*	2	0	0	2	0	1	0	0	2	0		7

## Current Standings

Rank	Team	Games	Wins	Losses	
1	NOR - Norway	6	6	0	Q
2	ITA - Italy	5	4	1	
3	CZE - Czech Republic	6	4	2	
4	DEN - Denmark	6	3	3	
5	JPN - Japan	5	2	3	
5	NED - Netherlands	5	2	3	
7	FIN - Finland	5	1	4	
7	GER - Germany	5	1	4	
7	KOR - Korea	5	1	4	

**Note:**  
Under WCF rules, tie-breaking rules for standings are not applied until after the last game of the round robin.

**Legend:**  
**LSFE(\*)** Last Stone First End      **Q** Qualified for the play-offs      **X** Unplayed/unfinished end due to concession



## Game Results

Sheet	Game	Team	LSFE	1	2	3	4	5	6	7	8	9	10	Extra Ends	Total
A	6	CZE - Czech Republic	*	2	0	1	0	1	0	4	0	3	X		11
	5	JPN - Japan		0	1	0	2	0	1	0	2	0	X		6

CZE - Czech Republic		Shot Success Game
4 S	KLIMA Lukas	86 %
3 V	CERNOVSKY Marek	83 %
2	BOHAC Radek	85 %
1	CANDRA Jiri	75 %
A	MOKRIS Samuel	-
Team Total		82 %

JPN - Japan		Shot Success Game
4 S	MATSUMURA Yuta	67 %
3	SHIMIZU Tetsuro	85 %
2	TANIDA Yasumasa	72 %
1 V	ABE Shinya	78 %
A	AITA Kosuke	-
Team Total		75 %

Last Stone Draw		Distance
☺	BOHAC Radek	57.2cm
☹	CERNOVSKY Marek	10.7cm
<b>Total</b>		<b>67.9cm</b>

Last Stone Draw		Distance
☺	TANIDA Yasumasa	22.3cm
☹	ABE Shinya	76.2cm
<b>Total</b>		<b>98.5cm</b>

Time remaining: 4 minutes 29 seconds

Time remaining: 3 minutes 37 seconds

### Shot Success Analysis

CZE - Czech Republic		☺	☹	Game
4	KLIMA Lukas	Draws 6 92%	5 100%	11 95%
		Take-outs 0 -	7 71%	7 71%
	<b>Total</b>	<b>6 92%</b>	<b>12 83%</b>	<b>18 86%</b>
3	CERNOVSKY Marek	Draws 5 90%	2 75%	7 86%
		Take-outs 6 79%	5 85%	11 82%
	<b>Total</b>	<b>11 84%</b>	<b>7 82%</b>	<b>18 83%</b>
2	BOHAC Radek	Draws 6 92%	1 100%	7 93%
		Take-outs 4 56%	7 93%	11 80%
	<b>Total</b>	<b>10 78%</b>	<b>8 94%</b>	<b>18 85%</b>
1	CANDRA Jiri	Draws 4 100%	14 68%	18 75%
		Take-outs 0 -	0 -	0 -
	<b>Total</b>	<b>4 100%</b>	<b>14 68%</b>	<b>18 75%</b>
A	MOKRIS Samuel	Draws 0 -	0 -	0 -
		Take-outs 0 -	0 -	0 -
	<b>Total</b>	<b>0 -</b>	<b>0 -</b>	<b>0 -</b>
Team		Draws 21 93%	22 77%	43 85%
		Take-outs 10 70%	19 83%	29 78%
	<b>Total</b>	<b>31 85%</b>	<b>41 80%</b>	<b>72 82%</b>

JPN - Japan		☺	☹	Game
4	MATSUMURA Yuta	Draws 6 67%	5 60%	11 64%
		Take-outs 4 88%	3 50%	7 71%
	<b>Total</b>	<b>10 75%</b>	<b>8 56%</b>	<b>18 67%</b>
3	SHIMIZU Tetsuro	Draws 8 84%	3 100%	11 89%
		Take-outs 3 83%	4 75%	7 79%
	<b>Total</b>	<b>11 84%</b>	<b>7 86%</b>	<b>18 85%</b>
2	TANIDA Yasumasa	Draws 8 88%	3 58%	11 80%
		Take-outs 3 33%	4 81%	7 61%
	<b>Total</b>	<b>11 73%</b>	<b>7 71%</b>	<b>18 72%</b>
1	ABE Shinya	Draws 12 83%	3 100%	15 87%
		Take-outs 2 25%	1 50%	3 33%
	<b>Total</b>	<b>14 75%</b>	<b>4 88%</b>	<b>18 78%</b>
A	AITA Kosuke	Draws 0 -	0 -	0 -
		Take-outs 0 -	0 -	0 -
	<b>Total</b>	<b>0 -</b>	<b>0 -</b>	<b>0 -</b>
Team		Draws 34 82%	14 77%	48 80%
		Take-outs 12 63%	12 69%	24 66%
	<b>Total</b>	<b>46 77%</b>	<b>26 73%</b>	<b>72 75%</b>

**Note:**  
Position and function for each team member:  
4 = Fourth, 3 = Third, 2 = Second, 1 = Lead, A = Alternate, S = Skip, V = Vice-Skip

**Legend:**  
☺ Clockwise ☹ Counter-clockwise LSFE(\*) Last Stone First End  
X Unplayed/unfinished end due to concession



**Game - Shot by Shot**



**Legend:**  
 ↺ Clockwise      ↻ Counter-clockwise      - Not considered





### Game - Shot by Shot



**Legend:**  
 ↻ Clockwise      ↺ Counter-clockwise      - Not considered



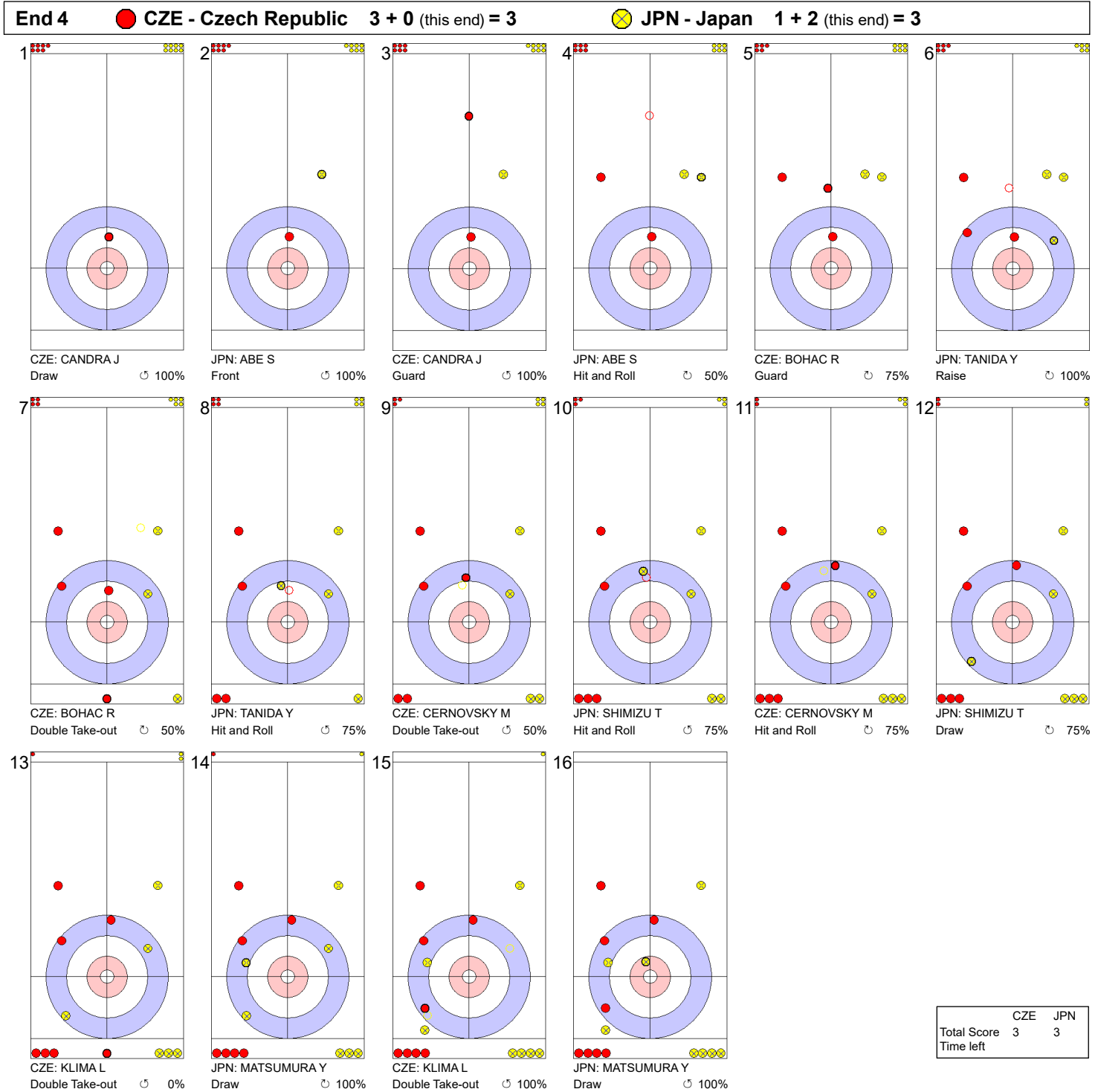
**Game - Shot by Shot**



**Legend:**  
 ↻ Clockwise      ↺ Counter-clockwise      - Not considered



**Game - Shot by Shot**

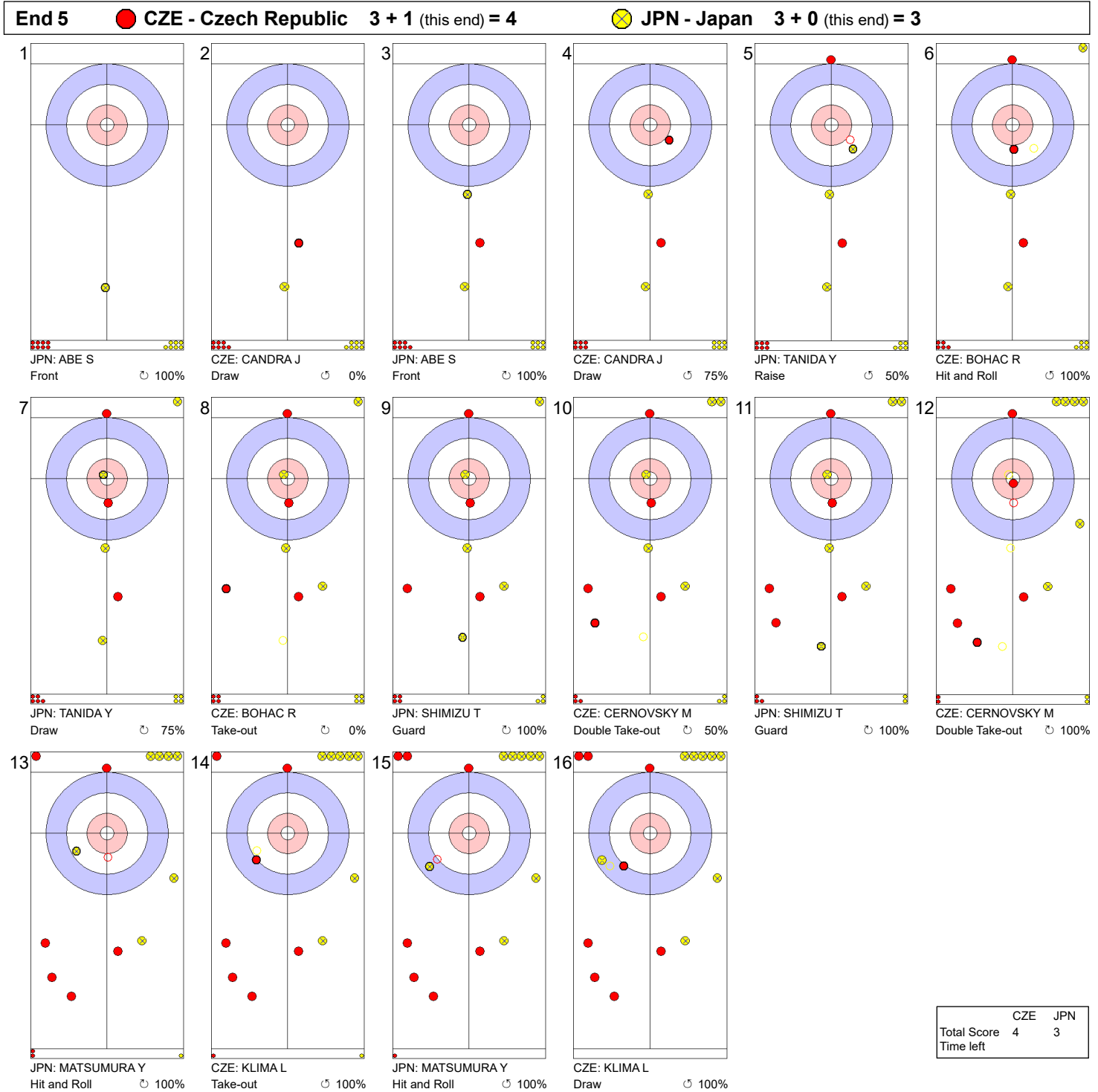


**Legend:**  
 ↻ Clockwise      ↺ Counter-clockwise      - Not considered





**Game - Shot by Shot**

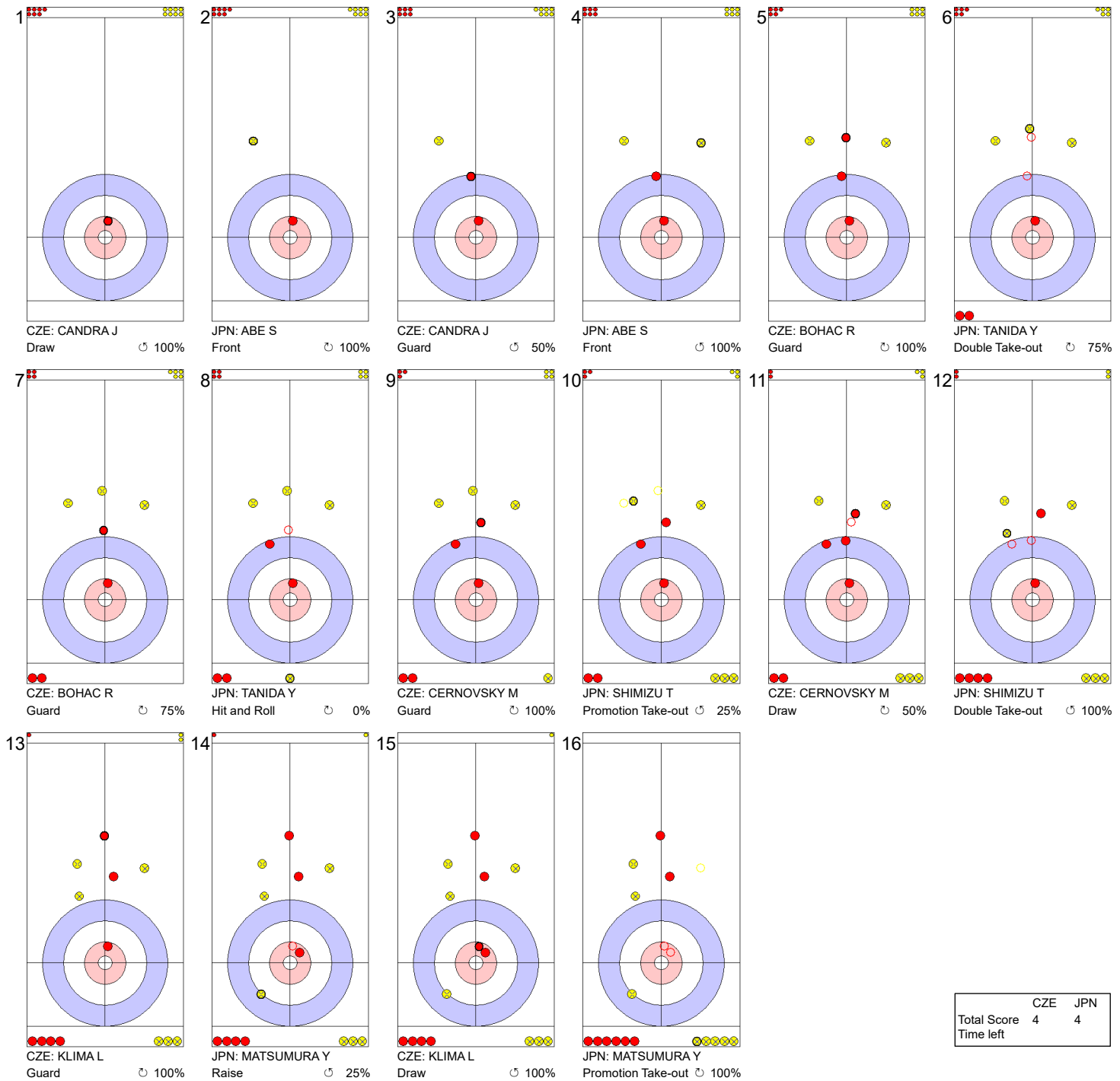


**Legend:**  
 ↻ Clockwise      ↺ Counter-clockwise      - Not considered



**Game - Shot by Shot**

**End 6** ● **CZE - Czech Republic 4 + 0 (this end) = 4** ● **JPN - Japan 3 + 1 (this end) = 4**



	CZE	JPN
Total Score	4	4
Time left		

**Legend:**  
 ↻ Clockwise      ↺ Counter-clockwise      - Not considered





**Game - Shot by Shot**

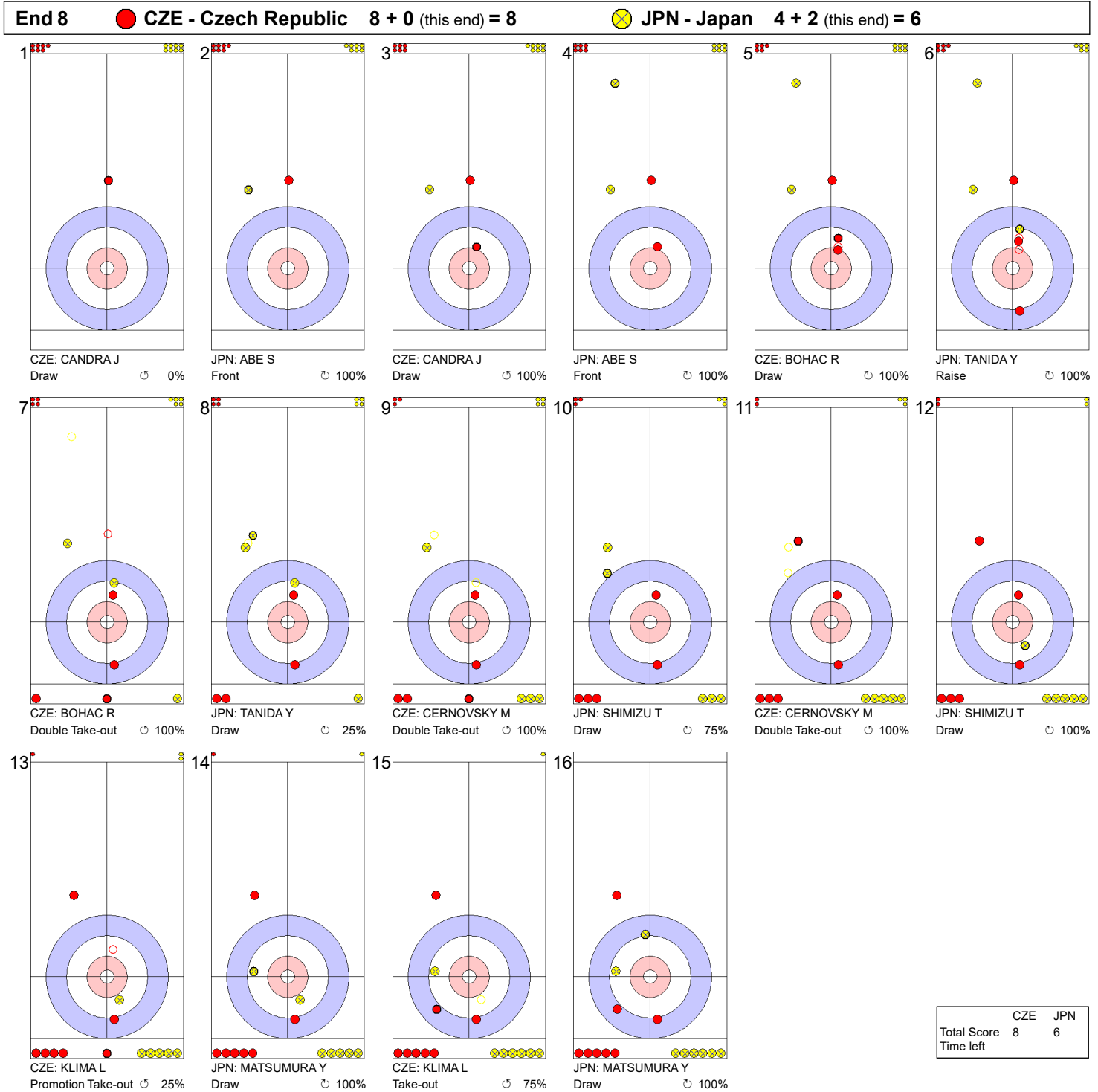


**Legend:**  
 ↻ Clockwise      ↺ Counter-clockwise      - Not considered





Game - Shot by Shot



**Legend:**  
 ↻ Clockwise      ↺ Counter-clockwise      - Not considered



**Game - Shot by Shot**



**Legend:**  
 ↻ Clockwise      ↺ Counter-clockwise      - Not considered

### Game Results

Sheet	Game	Team	LSFE	1	2	3	4	5	6	7	8	9	10	Extra Ends	Total
B	6	DEN - Denmark		1	1	1	0	1	0	1	0	2	0		7
	5	KOR - Korea	*	0	0	0	3	0	3	0	1	0	1		8

DEN - Denmark	
4 S	KRAUSE Mikkel
3 V	NOERGAARD Mads
2	HOLTERMANN Henrik
1	WIKSTEN Kasper
A	THUNE Tobias

KOR - Korea	
4 S	KIM Chang-Min
3 V	KIM Soo-Hyuk
2	KIM Hak Kyun
1	JEON Jae Ik
A	-

#### Last Stone Draw

↻	HOLTERMANN Henrik
↺	NOERGAARD Mads

Distance

175.9cm
199.6cm

**Total**

**375.5cm**

Time remaining: 1 minute 16 seconds

#### Last Stone Draw

↻	KIM Chang-Min
↺	KIM Hak Kyun

Distance

51.6cm
45.9cm

**Total**

**97.5cm**

Time remaining: 0 minutes 25 seconds

#### Note:

Position and function for each team member:

4 = Fourth, 3 = Third, 2 = Second, 1 = Lead, A = Alternate, S = Skip, V = Vice-Skip

#### Legend:

↻ Clockwise                      ↺ Counter-clockwise

LSFE(\*) Last Stone First End



### Game Results

Sheet	Game	Team	LSFE	1	2	3	4	5	6	7	8	9	10	Extra Ends	Total
C	5	ITA - Italy	*	0	0	0	2	0	0	0	1	0	1	0	4
	6	NOR - Norway		0	0	0	0	1	1	0	0	2	0	1	5

ITA - Italy	
4 S	RETORNAZ Joel
3	MOSANER Amos
2	ARMAN Sebastiano
1 V	GONIN Simone
A	GIOVANELLA Mattia

NOR - Norway	
4 S	WALSTAD Steffen
3 V	NERGAARD Torger
2	HOEIBERG Markus
1	VAAGBERG Magnus
A	NEDREGOTTEN Magnus

Last Stone Draw		Distance
⌚	GONIN Simone	8.6cm
⌚	RETORNAZ Joel	46.6cm
<b>Total</b>		<b>55.2cm</b>

Last Stone Draw		Distance
⌚	WALSTAD Steffen	34.6cm
⌚	VAAGBERG Magnus	64.6cm
<b>Total</b>		<b>99.2cm</b>

Time remaining: 2 minutes 32 seconds  
1 minute 55 seconds (after extra end)

Time remaining: 1 minute 5 seconds  
2 minutes 12 seconds (after extra end)

**Note:**  
Position and function for each team member:  
**4** = Fourth, **3** = Third, **2** = Second, **1** = Lead, **A** = Alternate, **S** = Skip, **V** = Vice-Skip

**Legend:**  
⌚ Clockwise      ⌚ Counter-clockwise      **LSFE(\*)** Last Stone First End

## Game Results

Sheet	Game	Team	LSFE	1	2	3	4	5	6	7	8	9	10	Extra Ends	Total
D	5	NED - Netherlands		0	1	1	0	1	0	0	1	0	1		5
	5	FIN - Finland	*	2	0	0	2	0	1	0	0	2	0		7

NED - Netherlands		Shot Success Game
4 S	GOESGENS Wouter	83%
3 V	VAN DORP Jaap	81%
2	HOEKMAN Laurens	76%
1	GLASBERGEN Carlo	89%
A	VAN DEN HURK Tobias	-
Team Total		82%

FIN - Finland		Shot Success Game
4 S	KIISKINEN Kalle	81%
3 V	SALO Teemu	83%
2	OUNI Leo	85%
1	KUOSMANEN Paavo	75%
A	POLLANEN Jermu	-
Team Total		81%

Last Stone Draw		Distance
⌚	HOEKMAN Laurens	86.0cm
⌚	VAN DORP Jaap	27.4cm
<b>Total</b>		<b>113.4cm</b>

Last Stone Draw		Distance
⌚	OUNI Leo	8.1cm
⌚	KIISKINEN Kalle	29.1cm
<b>Total</b>		<b>37.2cm</b>

Time remaining: 2 minutes 31 seconds

Time remaining: 3 minutes 12 seconds

Time-out: End 6 - NED stone 8

## Shot Success Analysis

NED - Netherlands		⌚	⌚	Game	
4	GOESGENS Wouter	Draws	7 86%	1 100%	8 88%
		Take-outs	7 71%	4 94%	11 80%
		Total	14 79%	5 95%	19 83%
3	VAN DORP Jaap	Draws	8 91%	6 79%	14 86%
		Take-outs	2 75%	4 69%	6 71%
		Total	10 88%	10 75%	20 81%
2	HOEKMAN Laurens	Draws	8 72%	5 75%	13 73%
		Take-outs	1 100%	6 79%	7 82%
		Total	9 75%	11 77%	20 76%
1	GLASBERGEN Carlo	Draws	11 93%	6 96%	17 94%
		Take-outs	2 50%	1 75%	3 58%
		Total	13 87%	7 93%	20 89%
A	VAN DEN HURK Tobias	Draws	0 -	0 -	0 -
		Take-outs	0 -	0 -	0 -
		Total	0 -	0 -	0 -
Team		Draws	34 86%	18 85%	52 86%
		Take-outs	12 71%	15 80%	27 76%
		Total	46 82%	33 83%	79 82%

FIN - Finland		⌚	⌚	Game	
4	KIISKINEN Kalle	Draws	5 60%	1 50%	6 58%
		Take-outs	11 91%	3 92%	14 91%
		Total	16 81%	4 81%	20 81%
3	SALO Teemu	Draws	4 75%	4 81%	8 78%
		Take-outs	6 92%	6 79%	12 85%
		Total	10 85%	10 80%	20 83%
2	OUNI Leo	Draws	4 81%	2 100%	6 88%
		Take-outs	10 83%	4 88%	14 84%
		Total	14 82%	6 92%	20 85%
1	KUOSMANEN Paavo	Draws	16 69%	3 100%	19 74%
		Take-outs	1 100%	0 -	1 100%
		Total	17 71%	3 100%	20 75%
A	POLLANEN Jermu	Draws	0 -	0 -	0 -
		Take-outs	0 -	0 -	0 -
		Total	0 -	0 -	0 -
Team		Draws	29 70%	10 88%	39 74%
		Take-outs	28 88%	13 85%	41 87%
		Total	57 79%	23 86%	80 81%

### Note:

Position and function for each team member:

4 = Fourth, 3 = Third, 2 = Second, 1 = Lead, A = Alternate, S = Skip, V = Vice-Skip

### Legend:

⌚ Clockwise

⌚ Counter-clockwise

LSFE(\*) Last Stone First End



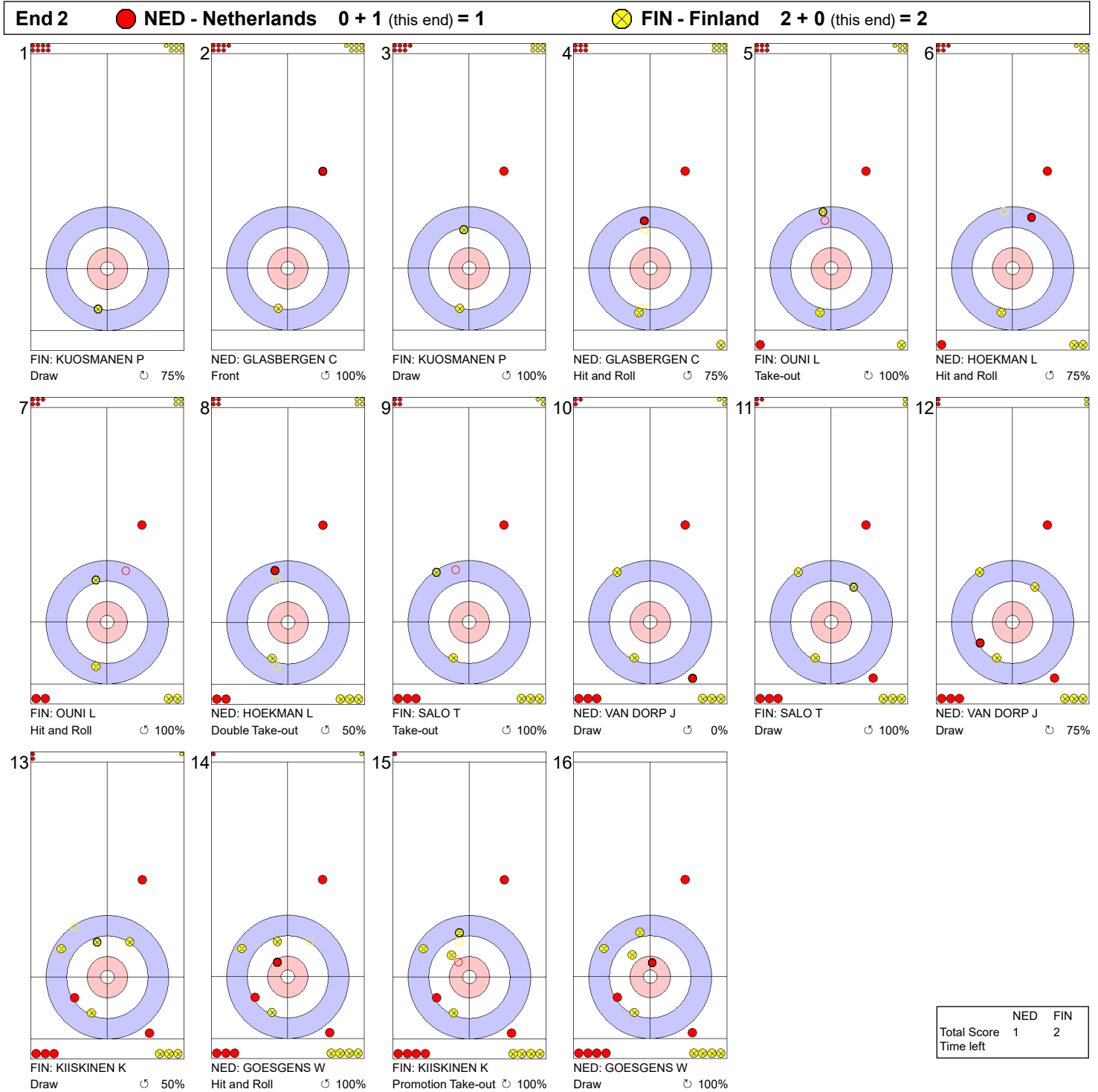
**Game - Shot by Shot**



**Legend:**  
 ↻ Clockwise      ↺ Counter-clockwise      - Not considered



**Game - Shot by Shot**

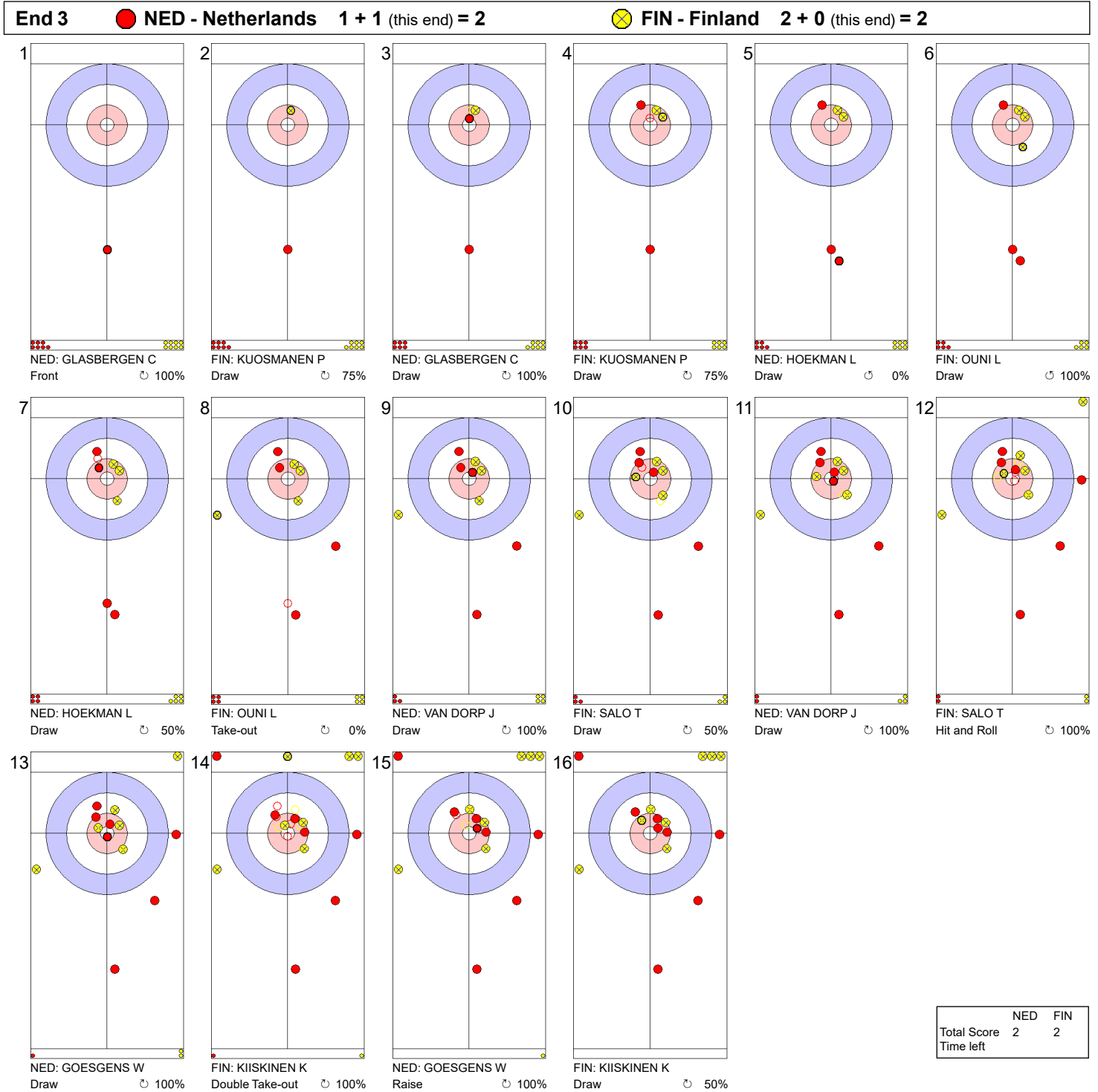


**Legend:**  
 ↻ Clockwise      ↺ Counter-clockwise      - Not considered





**Game - Shot by Shot**



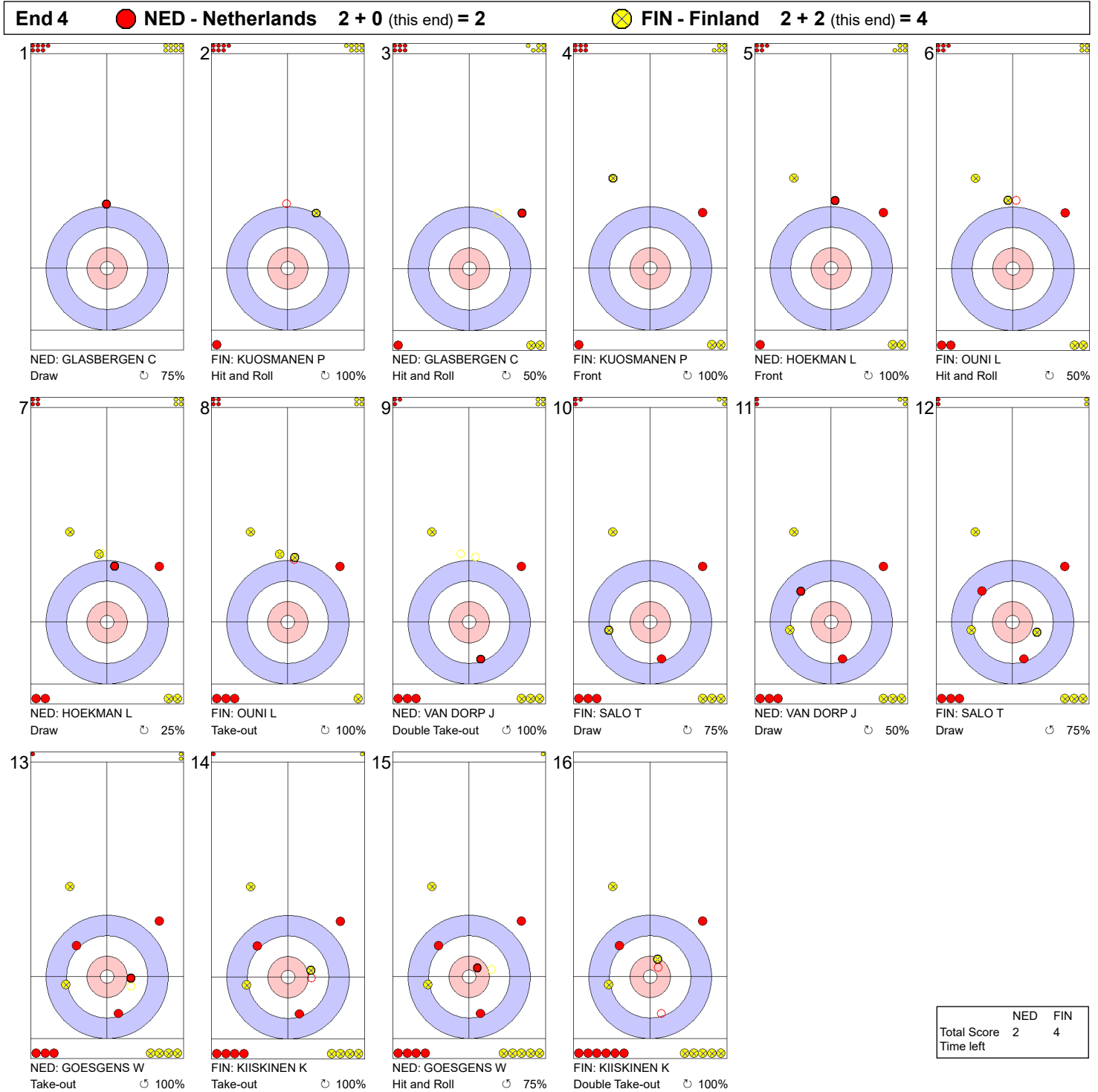
**Legend:**  
 ↻ Clockwise      ↺ Counter-clockwise      - Not considered







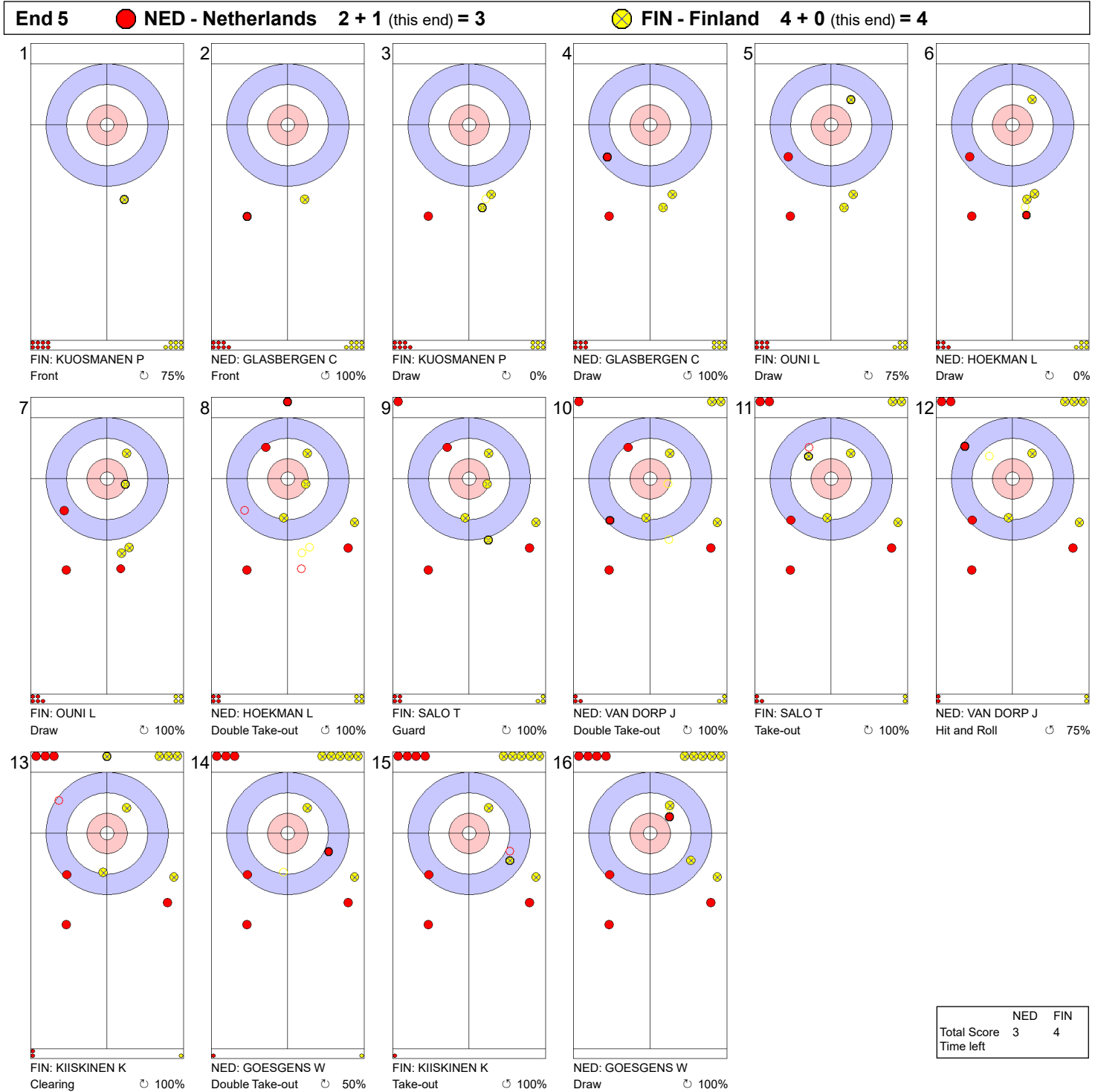
**Game - Shot by Shot**



**Legend:**  
 ↻ Clockwise      ↺ Counter-clockwise      - Not considered



**Game - Shot by Shot**

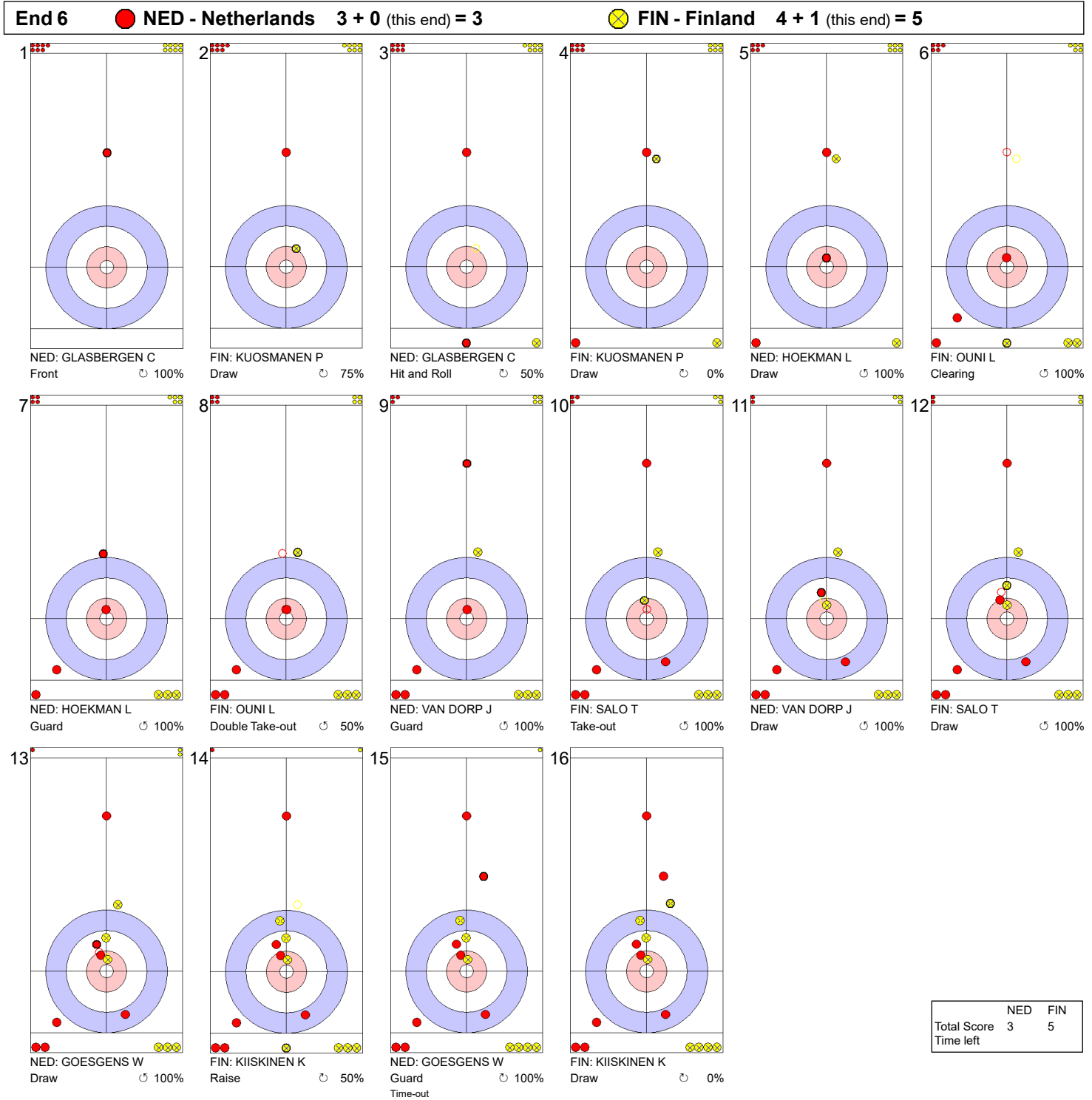


**Legend:**  
 ↻ Clockwise      ↺ Counter-clockwise      - Not considered





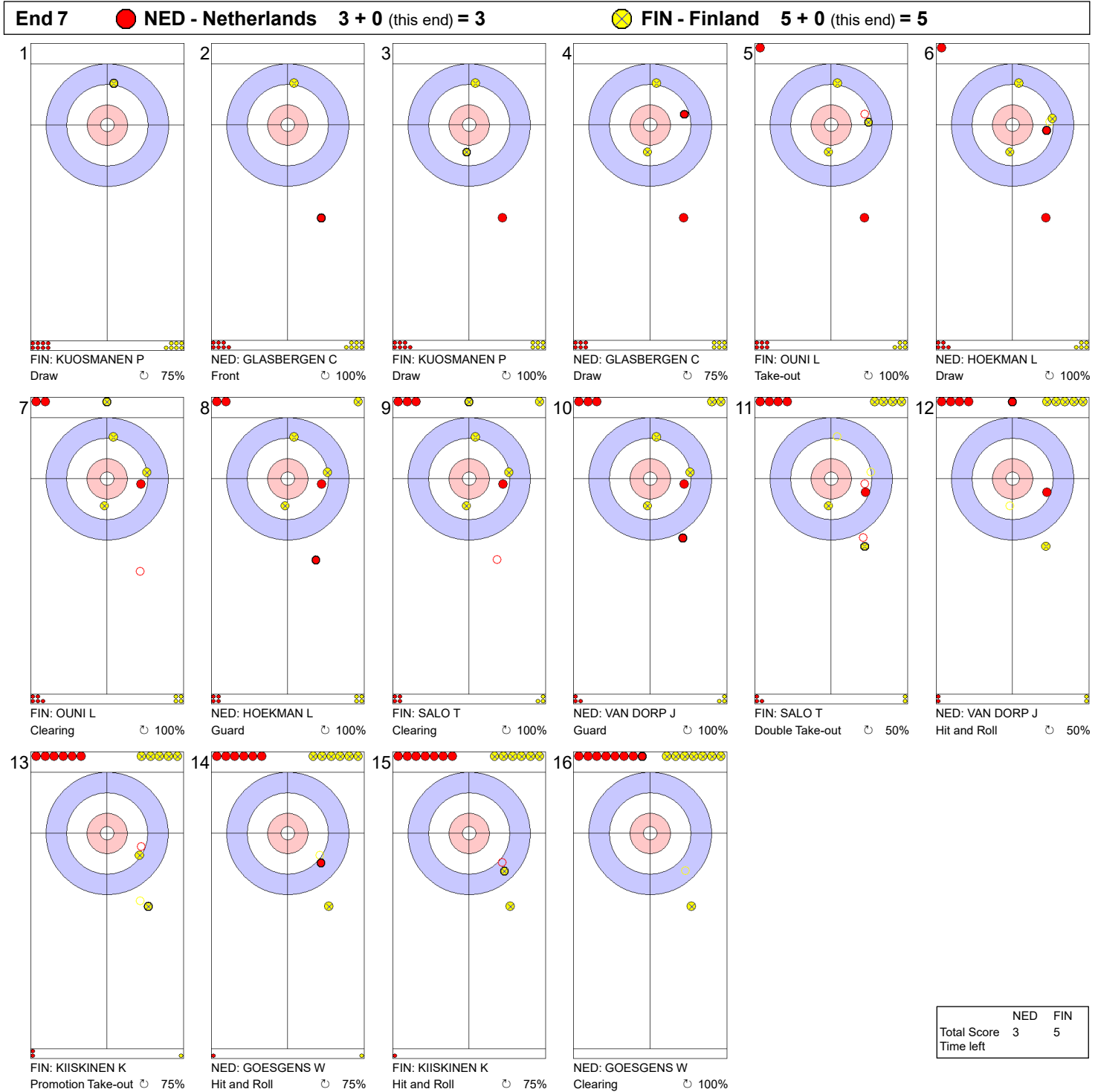
**Game - Shot by Shot**



**Legend:**  
 ↻ Clockwise   ↺ Counter-clockwise   - Not considered



**Game - Shot by Shot**



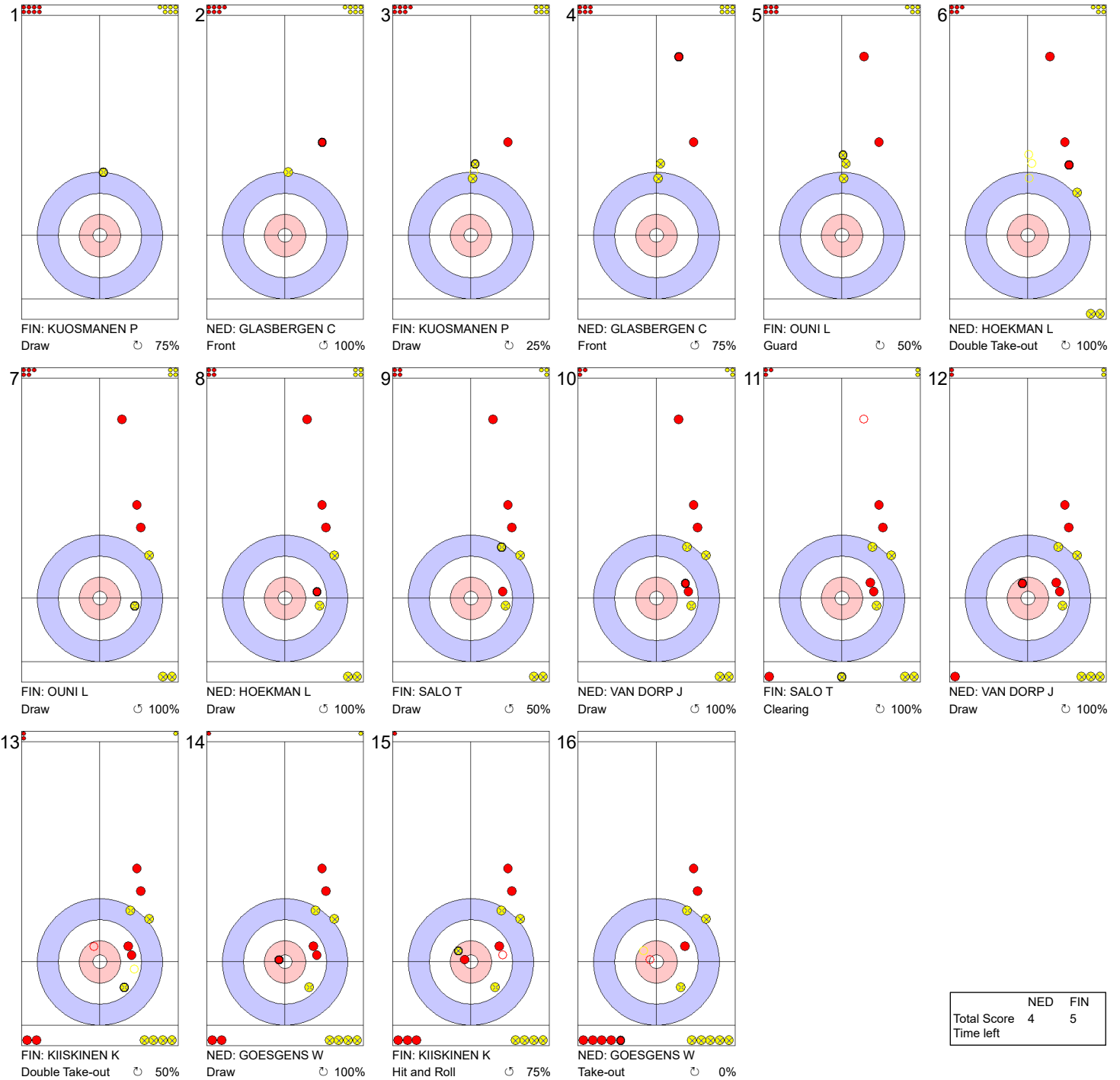
**Legend:**  
 ↻ Clockwise      ↺ Counter-clockwise      - Not considered





**Game - Shot by Shot**

**End 8**   ● **NED - Netherlands**   3 + 1 (this end) = 4   ● **FIN - Finland**   5 + 0 (this end) = 5

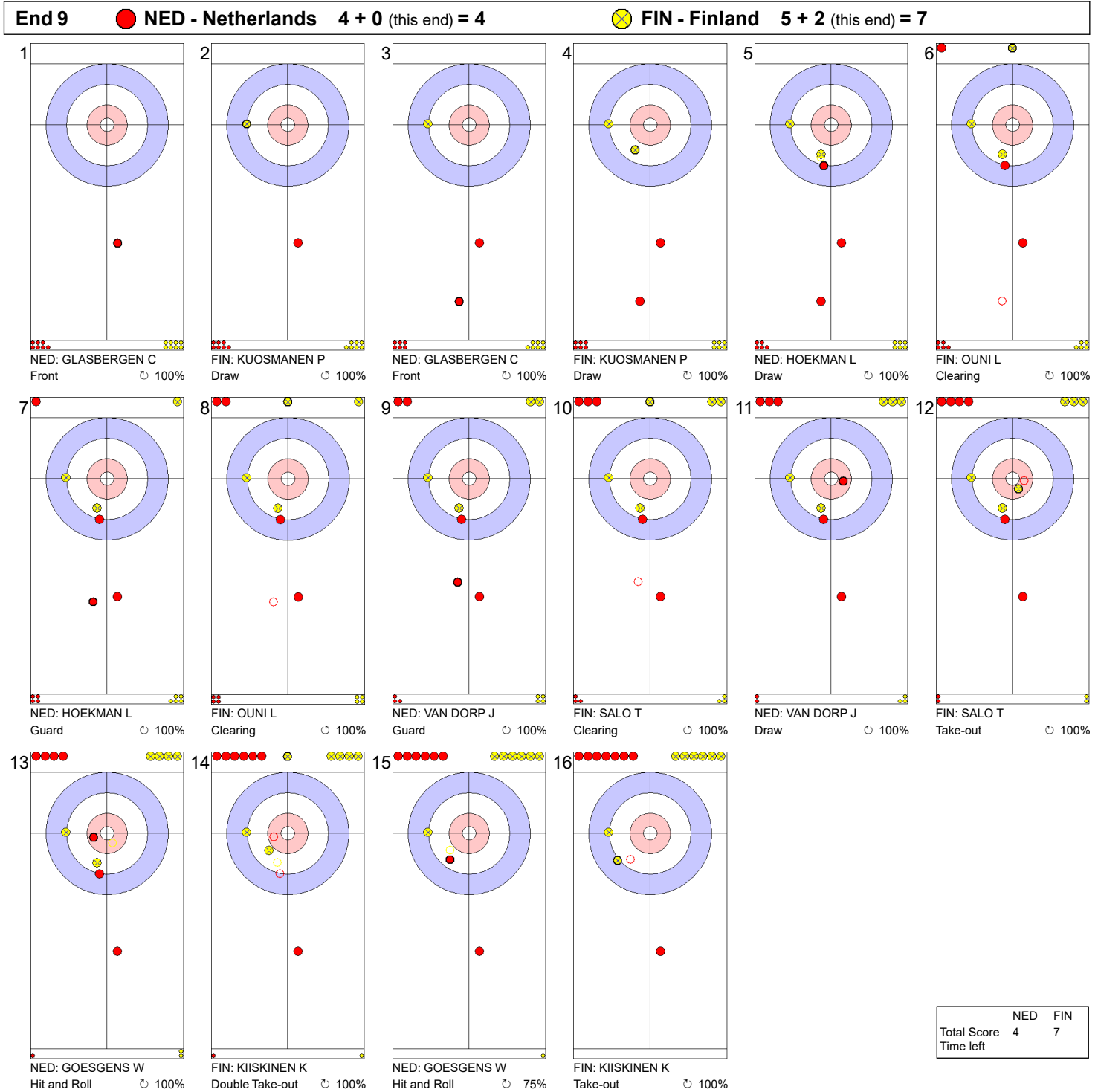


**Legend:**  
 ↻ Clockwise      ↺ Counter-clockwise      - Not considered





**Game - Shot by Shot**



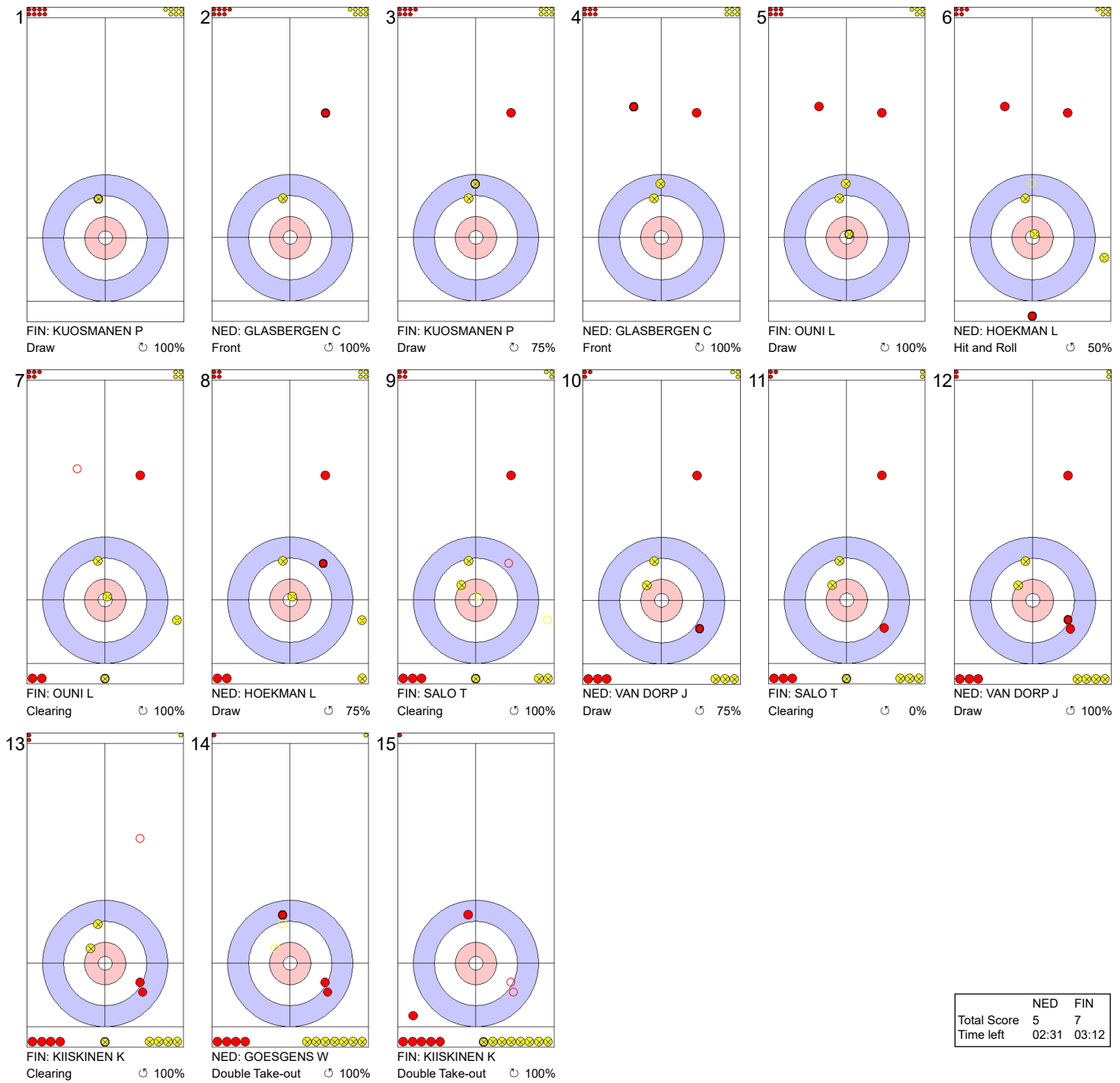
**Legend:**  
 ↻ Clockwise      ↺ Counter-clockwise      - Not considered





**Game - Shot by Shot**

**End 10**   ● **NED - Netherlands** 4 + 1 (this end) = 5      ● **FIN - Finland** 7 + 0 (this end) = 7



	NED	FIN
Total Score	5	7
Time left	02:31	03:12

**Legend:**  
 ↻ Clockwise      ↺ Counter-clockwise      - Not considered





### Session Results and Standings

Sheet	Game	Team	LSFE	1	2	3	4	5	6	7	8	9	10	Extra Ends	Total
<b>A</b>	4	NED - Netherlands	*	1	0	2	0	0	1	0	0	2	0		6
	4	ITA - Italy		0	2	0	2	1	0	0	1	0	1		7
<b>B</b>	4	FIN - Finland		0	0	2	0	0	1	2	0	0	1	0	6
	5	GER - Germany	*	1	1	0	0	3	0	0	0	1	0	2	8
<b>C</b>	4	KOR - Korea	*	0	1	0	0	1	2	0	2	0	X		6
	5	CZE - Czech Republic		3	0	2	4	0	0	2	0	3	X		14
<b>D</b>	5	NOR - Norway	*	2	0	2	0	0	1	0	1	1	X		7
	5	DEN - Denmark		0	1	0	1	1	0	1	0	0	X		4

### Current Standings

Rank	Team	Games	Wins	Losses
1	NOR - Norway	5	5	0
2	ITA - Italy	4	4	0
3	CZE - Czech Republic	5	3	2
3	DEN - Denmark	5	3	2
5	JPN - Japan	4	2	2
5	NED - Netherlands	4	2	2
7	GER - Germany	5	1	4
8	FIN - Finland	4	0	4
8	KOR - Korea	4	0	4

**Note:**  
Under WCF rules, tie-breaking rules for standings are not applied until after the last game of the round robin.

**Legend:**  
LSFE(\*) Last Stone First End                      X    Unplayed/unfinished end due to concession





### Game Results

Sheet	Game	Team	LSFE	1	2	3	4	5	6	7	8	9	10	Extra Ends	Total
A	4	NED - Netherlands	*	1	0	2	0	0	1	0	0	2	0		6
	4	ITA - Italy		0	2	0	2	1	0	0	1	0	1		7

NED - Netherlands		Shot Success Game
4 S	GOESGENS Wouter	81%
3 V	VAN DORP Jaap	83%
2	HOEKMAN Laurens	76%
1	GLASBERGEN Carlo	89%
A	VAN DEN HURK Tobias	-
Team Total		82%

ITA - Italy		Shot Success Game
4 S	RETORNAZ Joel	90%
3	MOSANER Amos	76%
2	ARMAN Sebastiano	79%
1 V	GONIN Simone	85%
A	GIOVANELLA Mattia	-
Team Total		83%

Last Stone Draw		Distance
⌚	VAN DORP Jaap	16.6cm
⌚	HOEKMAN Laurens	48.4cm
<b>Total</b>		<b>65.0cm</b>

Last Stone Draw		Distance
⌚	MOSANER Amos	34.2cm
⌚	ARMAN Sebastiano	59.7cm
<b>Total</b>		<b>93.9cm</b>

Time remaining: 0 minutes 32 seconds

Time remaining: 1 minute 35 seconds

Time-out: End 10 - NED stone 7

### Shot Success Analysis

NED - Netherlands		⌚	⌚	Game	
4	GOESGENS Wouter	Draws	5 70%	5 75%	10 73%
		Take-outs	2 88%	8 91%	10 90%
		Total	7 75%	13 85%	20 81%
3	VAN DORP Jaap	Draws	6 96%	2 75%	8 91%
		Take-outs	4 63%	8 84%	12 77%
		Total	10 83%	10 83%	20 83%
2	HOEKMAN Laurens	Draws	6 96%	3 75%	9 89%
		Take-outs	6 71%	5 60%	11 66%
		Total	12 83%	8 66%	20 76%
1	GLASBERGEN Carlo	Draws	11 86%	8 94%	19 89%
		Take-outs	1 75%	0 -	1 75%
		Total	12 85%	8 94%	20 89%
A	VAN DEN HURK Tobias	Draws	0 -	0 -	0 -
		Take-outs	0 -	0 -	0 -
		Total	0 -	0 -	0 -
Team		Draws	28 88%	18 83%	46 86%
		Take-outs	13 71%	21 81%	34 77%
		Total	41 82%	39 82%	80 82%

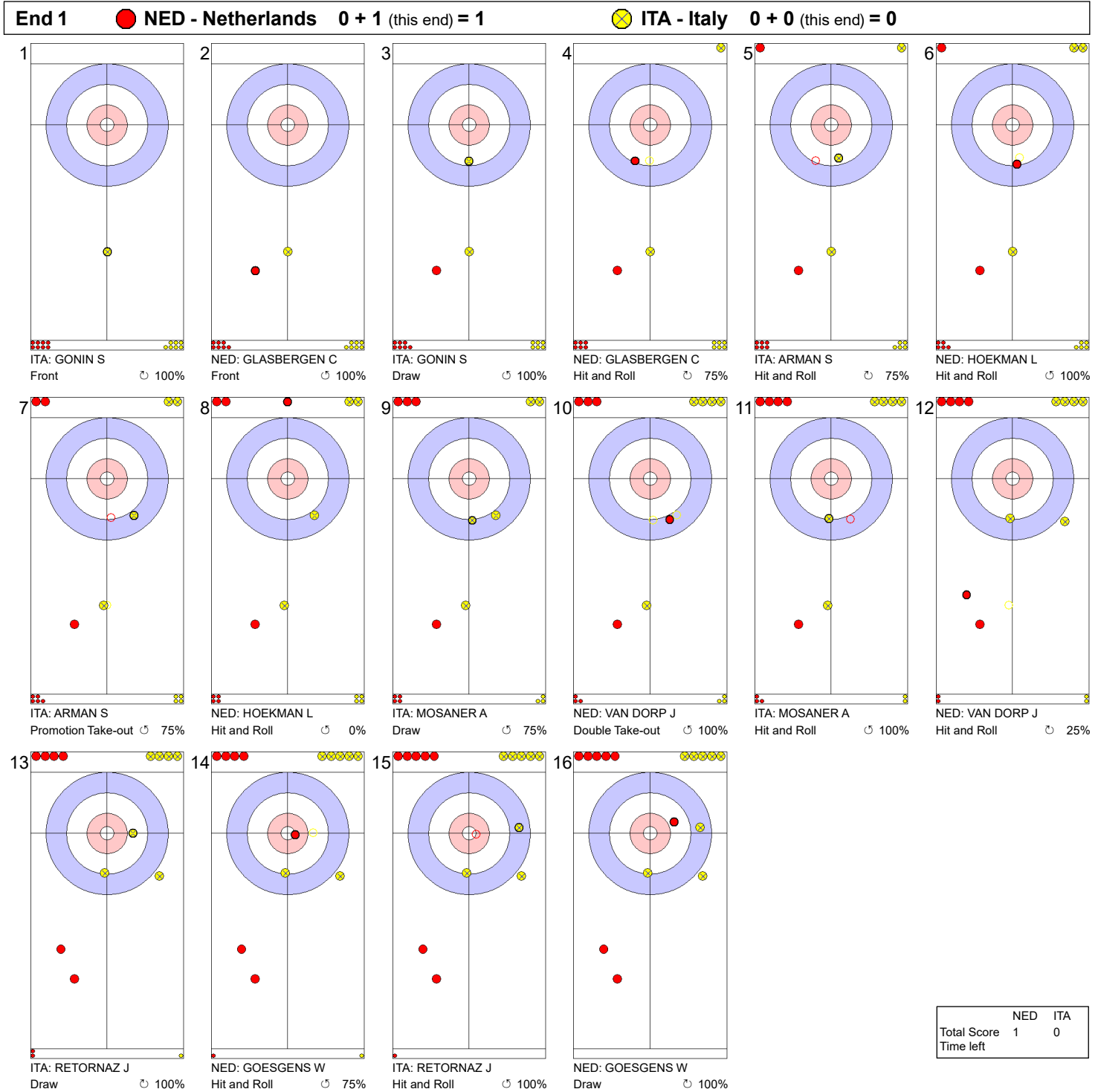
ITA - Italy		⌚	⌚	Game	
4	RETORNAZ Joel	Draws	3 100%	5 100%	8 100%
		Take-outs	2 88%	10 83%	12 83%
		Total	5 95%	15 88%	20 90%
3	MOSANER Amos	Draws	5 80%	3 67%	8 75%
		Take-outs	5 60%	7 89%	12 77%
		Total	10 70%	10 83%	20 76%
2	ARMAN Sebastiano	Draws	5 80%	2 100%	7 86%
		Take-outs	6 75%	7 75%	13 75%
		Total	11 77%	9 81%	20 79%
1	GONIN Simone	Draws	13 79%	6 100%	19 86%
		Take-outs	0 -	1 75%	1 75%
		Total	13 79%	7 96%	20 85%
A	GIOVANELLA Mattia	Draws	0 -	0 -	0 -
		Take-outs	0 -	0 -	0 -
		Total	0 -	0 -	0 -
Team		Draws	26 82%	16 94%	42 86%
		Take-outs	13 71%	25 82%	38 78%
		Total	39 78%	41 87%	80 83%

**Note:**  
Position and function for each team member:  
4 = Fourth, 3 = Third, 2 = Second, 1 = Lead, A = Alternate, S = Skip, V = Vice-Skip

**Legend:**  
⌚ Clockwise      ⌚ Counter-clockwise      **LSFE(\*)** Last Stone First End



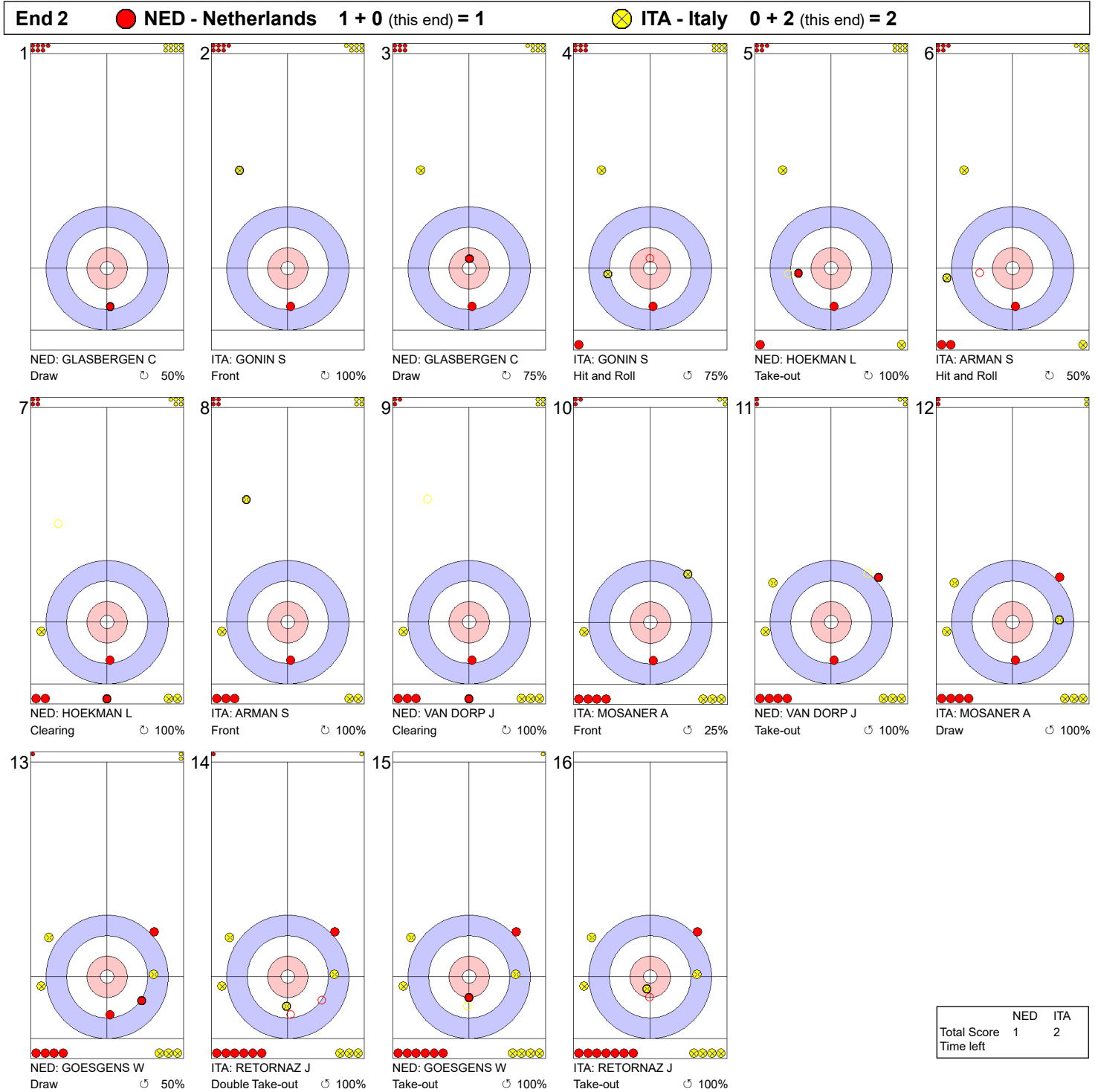
**Game - Shot by Shot**



**Legend:**  
 ↻ Clockwise      ↺ Counter-clockwise      - Not considered



**Game - Shot by Shot**



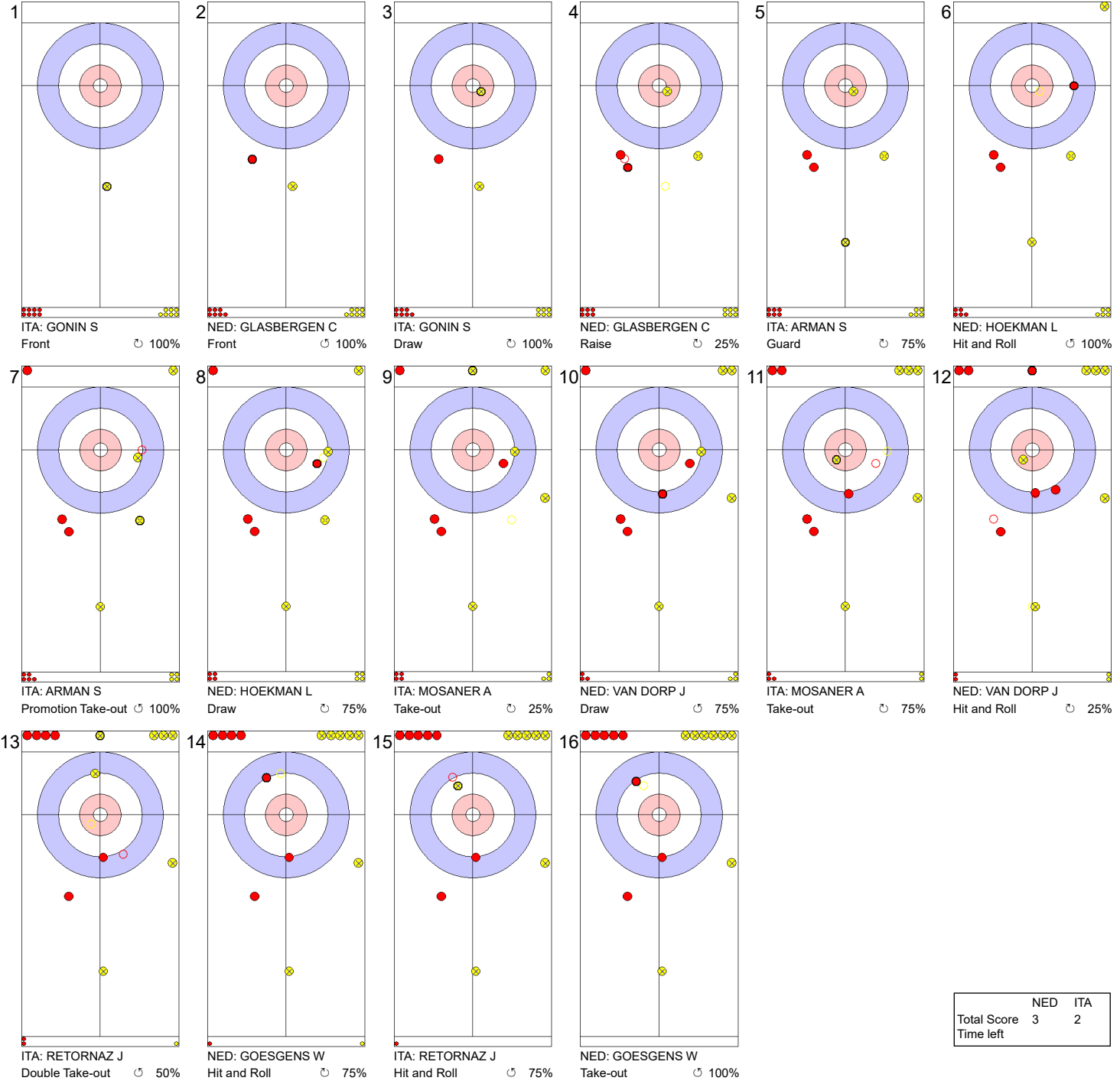
**Legend:**  
 Clockwise      Counter-clockwise      - Not considered





Game - Shot by Shot

End 3 **NED - Netherlands 1 + 2 (this end) = 3** **ITA - Italy 2 + 0 (this end) = 2**



**Legend:**  
 Clockwise      Counter-clockwise      - Not considered



**Game - Shot by Shot**

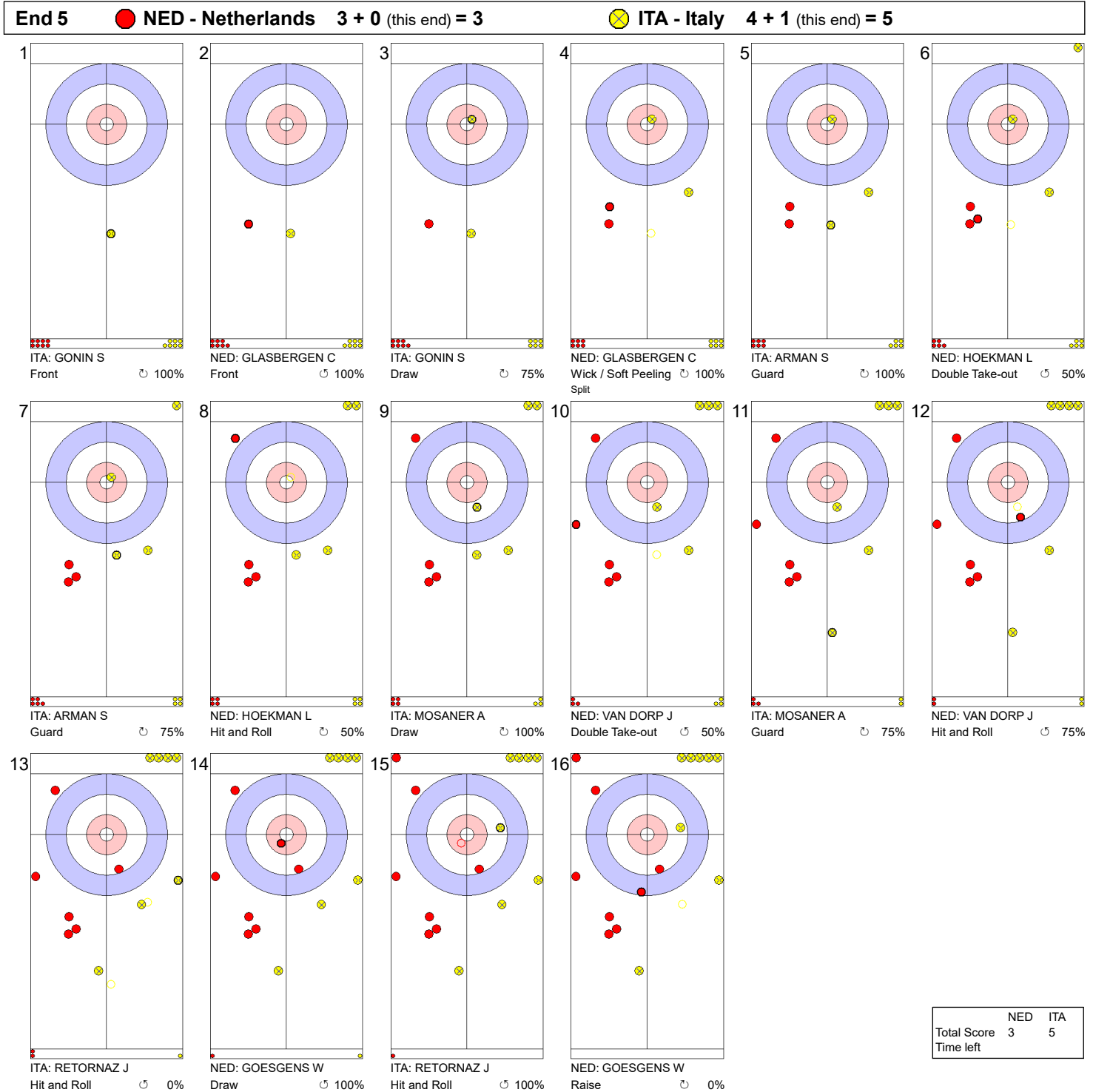


**Legend:**  
 ↻ Clockwise   ↺ Counter-clockwise   - Not considered





Game - Shot by Shot



**Legend:**  
 ↻ Clockwise      ↺ Counter-clockwise      - Not considered



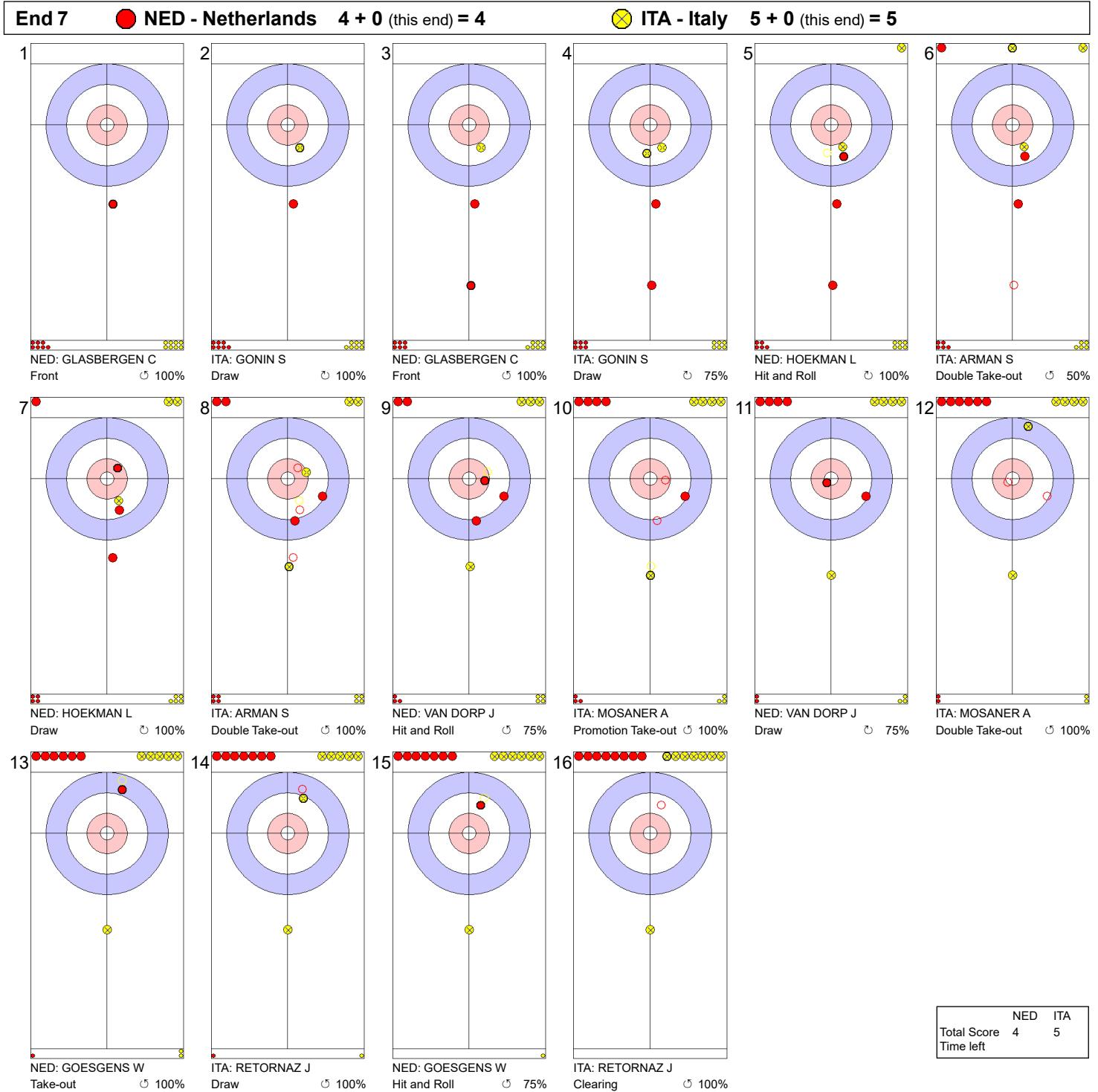
**Game - Shot by Shot**



**Legend:**  
 ↻ Clockwise      ↺ Counter-clockwise      - Not considered



**Game - Shot by Shot**



**Legend:**  
 ↻ Clockwise      ↺ Counter-clockwise      - Not considered





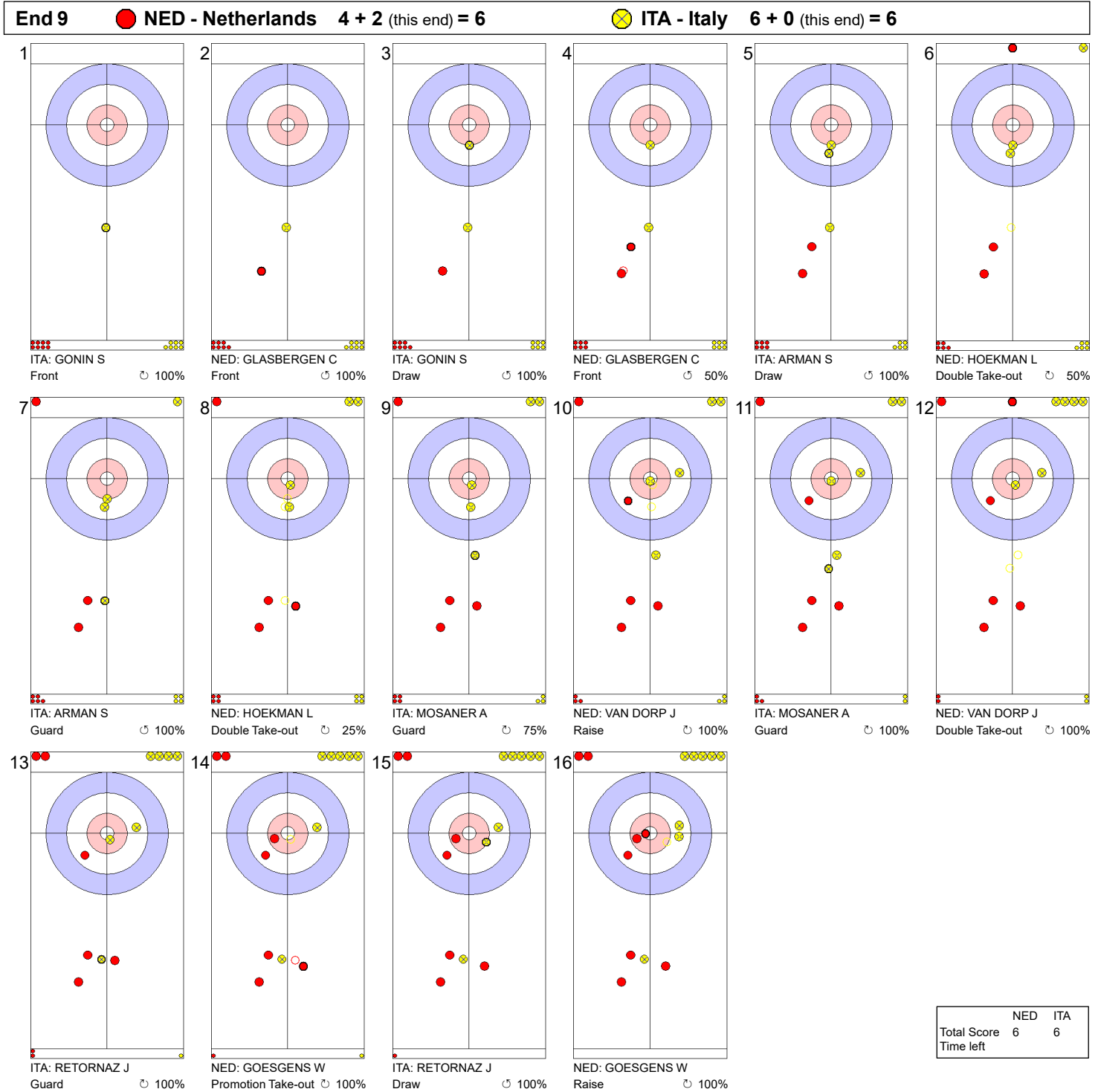
**Game - Shot by Shot**



**Legend:**  
 ↻ Clockwise      ↺ Counter-clockwise      - Not considered



**Game - Shot by Shot**



**Legend:**  
 ↻ Clockwise      ↺ Counter-clockwise      - Not considered





**Game - Shot by Shot**



**Legend:**  
 ⤴ Clockwise      ⤵ Counter-clockwise      - Not considered



## Game Results

Sheet	Game	Team	LSFE	1	2	3	4	5	6	7	8	9	10	Extra Ends	Total
<b>B</b>	4	FIN - Finland		0	0	2	0	0	1	2	0	0	1	0	6
	5	GER - Germany	*	1	1	0	0	3	0	0	0	1	0	2	8

FIN - Finland	
4 S	KIISKINEN Kalle
3 V	SALO Teemu
2	OUNI Leo
1	KUOSMANEN Paavo
A	POLLANEN Jermu

GER - Germany	
4 S	TOTZEK Sixten
3 V	MUSKATEWITZ Marc
2	SUTOR Magnus
1	GREINDL Dominik
A	SUTOR Joshua

Last Stone Draw		Distance
☺	KIISKINEN Kalle	199.6cm
☹	SALO Teemu	34.3cm
<b>Total</b>		<b>233.9cm</b>

Last Stone Draw		Distance
☺	MUSKATEWITZ Marc	45.3cm
☹	TOTZEK Sixten	37.6cm
<b>Total</b>		<b>82.9cm</b>

Time remaining: 0 minutes 53 seconds  
1 minute 9 seconds (after extra end)

Time remaining: 0 minutes 14 seconds  
0 minutes 57 seconds (after extra end)

**Note:**  
Position and function for each team member:  
4 = Fourth, 3 = Third, 2 = Second, 1 = Lead, A = Alternate, S = Skip, V = Vice-Skip

**Legend:**  
☺ Clockwise      ☹ Counter-clockwise      **LSFE(\*)** Last Stone First End

### Game Results

Sheet	Game	Team	LSFE	1	2	3	4	5	6	7	8	9	10	Extra Ends	Total
C	4	KOR - Korea	*	0	1	0	0	1	2	0	2	0	X		6
	5	CZE - Czech Republic		3	0	2	4	0	0	2	0	3	X		14

#### KOR - Korea

4 S KIM Chang-Min  
3 V KIM Soo-Hyuk  
2 KIM Hak Kyun  
1 JEON Jae Ik  
A -

#### CZE - Czech Republic

4 S KLIMA Lukas  
3 V CERNOVSKY Marek  
2 BOHAC Radek  
1 CANDRA Jiri  
A MOKRIS Samuel

#### Last Stone Draw

⌚ JEON Jae Ik  
⌚ KIM Soo-Hyuk

#### Distance

21.6cm  
4.9cm

#### Total

26.5cm

Time remaining: 6 minutes 44 seconds

#### Last Stone Draw

⌚ KLIMA Lukas  
⌚ CANDRA Jiri

#### Distance

6.7cm  
89.4cm

#### Total

96.1cm

Time remaining: 5 minutes 30 seconds

#### Note:

Position and function for each team member:

4 = Fourth, 3 = Third, 2 = Second, 1 = Lead, A = Alternate, S = Skip, V = Vice-Skip

#### Legend:

⌚ Clockwise  
⌚ Counter-clockwise  
X Unplayed/unfinished end due to concession

LSFE(\*) Last Stone First End



**OQE 2021**  
Leeuwarden, Netherlands

**OLYMPIC  
QUALIFICATION  
EVENT 2021**  
Leeuwarden

TUE 14 DEC 2021  
Start Time 9:00

**Olympic Qualification Event 2021**  
Elfstedehal  
**Men**

**Round Robin Session 5 - Sheet D**



## Game Results

Sheet	Game	Team	LSFE	1	2	3	4	5	6	7	8	9	10	Extra Ends	Total
D	5	NOR - Norway	*	2	0	2	0	0	1	0	1	1	X		7
	5	DEN - Denmark		0	1	0	1	1	0	1	0	0	X		4

NOR - Norway	
4 S	WALSTAD Steffen
3 V	NERGAARD Torger
2	HOEIBERG Markus
1	VAAGBERG Magnus
A	NEDREGOTTEN Magnus

DEN - Denmark	
4 S	KRAUSE Mikkel
3 V	NOERGAARD Mads
2	HOLTERMANN Henrik
1	WIKSTEN Kasper
A	THUNE Tobias

Last Stone Draw		Distance
↻	NERGAARD Torger	18.3cm
↻	HOEIBERG Markus	50.8cm
<b>Total</b>		<b>69.1cm</b>

Time remaining: 1 minute 32 seconds

Last Stone Draw		Distance
↻	NOERGAARD Mads	146.1cm
↻	HOLTERMANN Henrik	44.0cm
<b>Total</b>		<b>190.1cm</b>

Time remaining: 1 minute 15 seconds

<b>Note:</b> Position and function for each team member: 4 = Fourth, 3 = Third, 2 = Second, 1 = Lead, A = Alternate, S = Skip, V = Vice-Skip		
<b>Legend:</b>	↻ Clockwise	↻ Counter-clockwise
X	Unplayed/unfinished end due to concession	
		<b>LSFE(*)</b> Last Stone First End



### Session Results and Standings

Sheet	Game	Team	LSFE	1	2	3	4	5	6	7	8	9	10	Extra Ends	Total
<b>A</b>	4	GER - Germany	*	0	0	1	1	0	0	0	2	0	X		4
	4	NOR - Norway		0	2	0	0	0	2	1	0	2	X		7
<b>B</b>	3	NED - Netherlands	*	0	3	0	0	0	0	1	1	1	1		7
	4	CZE - Czech Republic		0	0	1	1	1	1	0	0	0	0		4
<b>C</b>	4	DEN - Denmark	*	1	1	2	0	2	3	X	X	X	X		9
	3	FIN - Finland		0	0	0	2	0	0	X	X	X	X		2
<b>D</b>	4	JPN - Japan	*	0	1	1	0	1	1	0	1	1	0		6
	3	KOR - Korea		0	0	0	1	0	0	3	0	0	1		5

### Current Standings

Rank	Team	Games	Wins	Losses
1	NOR - Norway	4	4	0
2	ITA - Italy	3	3	0
3	DEN - Denmark	4	3	1
4	NED - Netherlands	3	2	1
5	CZE - Czech Republic	4	2	2
5	JPN - Japan	4	2	2
7	FIN - Finland	3	0	3
7	KOR - Korea	3	0	3
9	GER - Germany	4	0	4

**Note:**  
Under WCF rules, tie-breaking rules for standings are not applied until after the last game of the round robin.

**Legend:**  
LSFE(\*) Last Stone First End                      X    Unplayed/unfinished end due to concession

### Game Results

Sheet	Game	Team	LSFE	1	2	3	4	5	6	7	8	9	10	Extra Ends	Total
A	4	GER - Germany	*	0	0	1	1	0	0	0	2	0	X		4
	4	NOR - Norway		0	2	0	0	0	2	1	0	2	X		7

GER - Germany	
4 S	TOTZEK Sixten
3 V	MUSKATEWITZ Marc
2	SUTOR Joshua
1	GREINDL Dominik
A	SUTOR Magnus

NOR - Norway	
4 S	WALSTAD Steffen
3 V	NERGAARD Torger
2	HOEIBERG Markus
1	VAAGBERG Magnus
A	NEDREGOTTEN Magnus

Last Stone Draw		Distance
🕒	TOTZEK Sixten	23.4cm
🕒	MUSKATEWITZ Marc	36.0cm
<b>Total</b>		<b>59.4cm</b>

Time remaining: 2 minutes 42 seconds

Last Stone Draw		Distance
🕒	VAAGBERG Magnus	28.3cm
🕒	WALSTAD Steffen	106.6cm
<b>Total</b>		<b>134.9cm</b>

Time remaining: 3 minutes 48 seconds

**Note:**  
Position and function for each team member:  
4 = Fourth, 3 = Third, 2 = Second, 1 = Lead, A = Alternate, S = Skip, V = Vice-Skip

**Legend:**  
🕒 Clockwise      🕒 Counter-clockwise      LSFE(\*) Last Stone First End  
X Unplayed/unfinished end due to concession



## Game Results

Sheet	Game	Team	LSFE	1	2	3	4	5	6	7	8	9	10	Extra Ends	Total
B	3	NED - Netherlands	*	0	3	0	0	0	0	1	1	1	1		7
	4	CZE - Czech Republic		0	0	1	1	1	1	0	0	0	0		4

NED - Netherlands		Shot Success Game
4 S	GOESGENS Wouter	66 %
3 V	VAN DORP Jaap	74 %
2	HOEKMAN Laurens	80 %
1	GLASBERGEN Carlo	91 %
A	VAN DEN HURK Tobias	-
Team Total		78 %

CZE - Czech Republic		Shot Success Game
4 S	KLIMA Lukas	63 %
3 V	CERNOVSKY Marek	80 %
2	BOHAC Radek	73 %
1	CANDRA Jiri	73 %
A	MOKRIS Samuel	-
Team Total		72 %

Last Stone Draw		Distance
⌚	HOEKMAN Laurens	20.0cm
⌚	VAN DORP Jaap	10.1cm
<b>Total</b>		<b>30.1cm</b>

Time remaining: 1 minute 8 seconds

Time-out: End 9 - NED stone 7

Last Stone Draw		Distance
⌚	BOHAC Radek	15.6cm
⌚	CERNOVSKY Marek	44.9cm
<b>Total</b>		<b>60.5cm</b>

Time remaining: 0 minutes 21 seconds

Time-out: End 10 - CZE stone 3

## Shot Success Analysis

NED - Netherlands		⌚	⌚	Game	
4	GOESGENS Wouter	Draws	6 83%	4 50%	10 70%
		Take-outs	5 50%	4 75%	9 61%
		Total	11 68%	8 63%	19 66%
3	VAN DORP Jaap	Draws	9 69%	2 88%	11 73%
		Take-outs	7 82%	2 50%	9 75%
		Total	16 75%	4 69%	20 74%
2	HOEKMAN Laurens	Draws	5 85%	4 69%	9 78%
		Take-outs	6 79%	5 85%	11 82%
		Total	11 82%	9 78%	20 80%
1	GLASBERGEN Carlo	Draws	11 91%	7 93%	18 92%
		Take-outs	0 -	2 88%	2 88%
		Total	11 91%	9 92%	20 91%
A	VAN DEN HURK Tobias	Draws	0 -	0 -	0 -
		Take-outs	0 -	0 -	0 -
		Total	0 -	0 -	0 -
Team		Draws	31 82%	17 76%	48 80%
		Take-outs	18 72%	13 77%	31 74%
		Total	49 79%	30 77%	79 78%

CZE - Czech Republic		⌚	⌚	Game	
4	KLIMA Lukas	Draws	6 100%	3 50%	9 83%
		Take-outs	7 39%	4 56%	11 45%
		Total	13 67%	7 54%	20 63%
3	CERNOVSKY Marek	Draws	6 79%	4 94%	10 85%
		Take-outs	5 65%	5 85%	10 75%
		Total	11 73%	9 89%	20 80%
2	BOHAC Radek	Draws	7 86%	3 83%	10 85%
		Take-outs	3 83%	7 50%	10 60%
		Total	10 85%	10 60%	20 73%
1	CANDRA Jiri	Draws	7 82%	12 65%	19 71%
		Take-outs	0 -	1 100%	1 100%
		Total	7 82%	13 67%	20 73%
A	MOKRIS Samuel	Draws	0 -	0 -	0 -
		Take-outs	0 -	0 -	0 -
		Total	0 -	0 -	0 -
Team		Draws	26 87%	22 70%	48 79%
		Take-outs	15 57%	17 65%	32 61%
		Total	41 76%	39 68%	80 72%

### Note:

Position and function for each team member:

4 = Fourth, 3 = Third, 2 = Second, 1 = Lead, A = Alternate, S = Skip, V = Vice-Skip

### Legend:

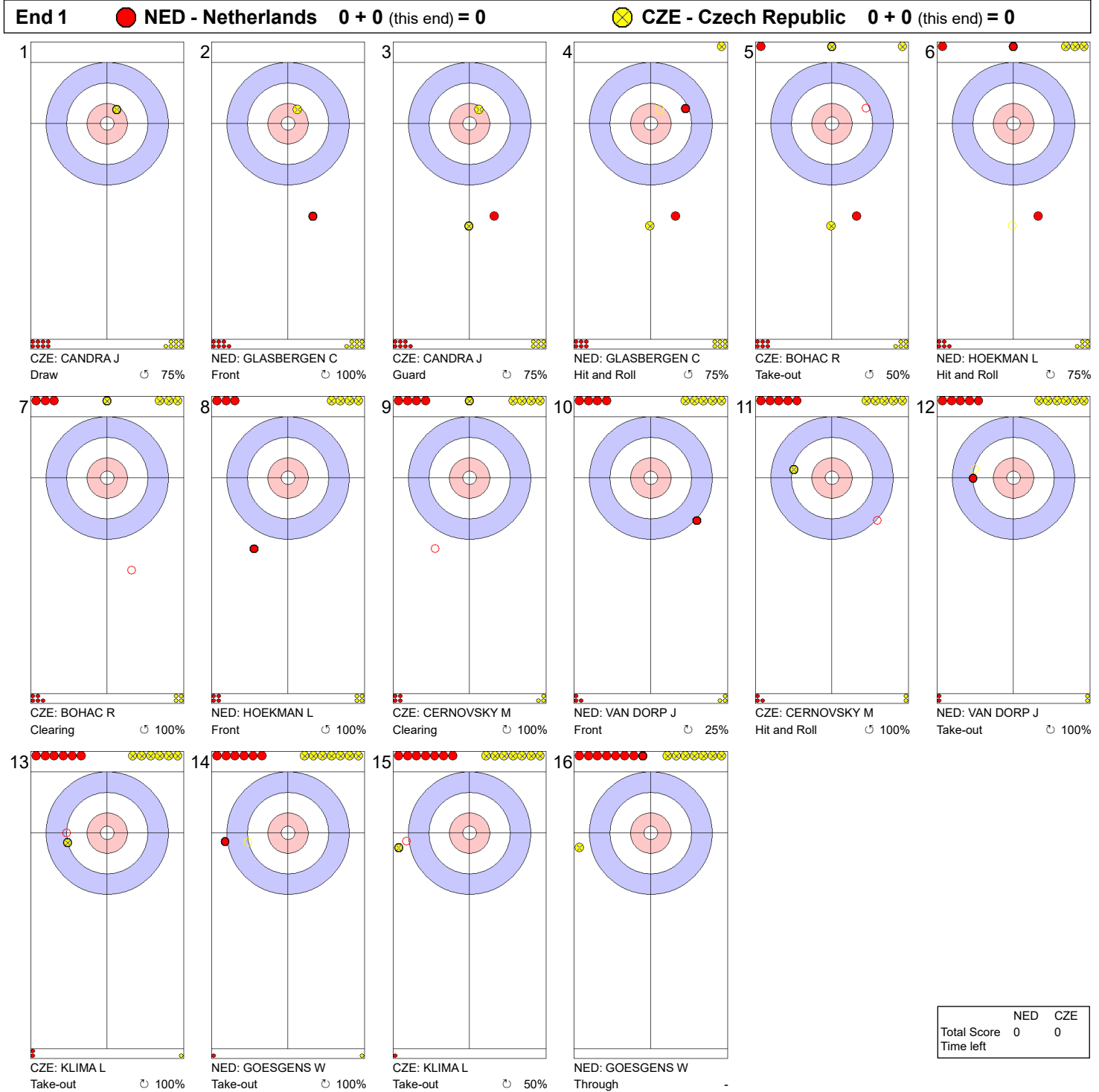
⌚ Clockwise

⌚ Counter-clockwise

LSFE(\*) Last Stone First End



**Game - Shot by Shot**

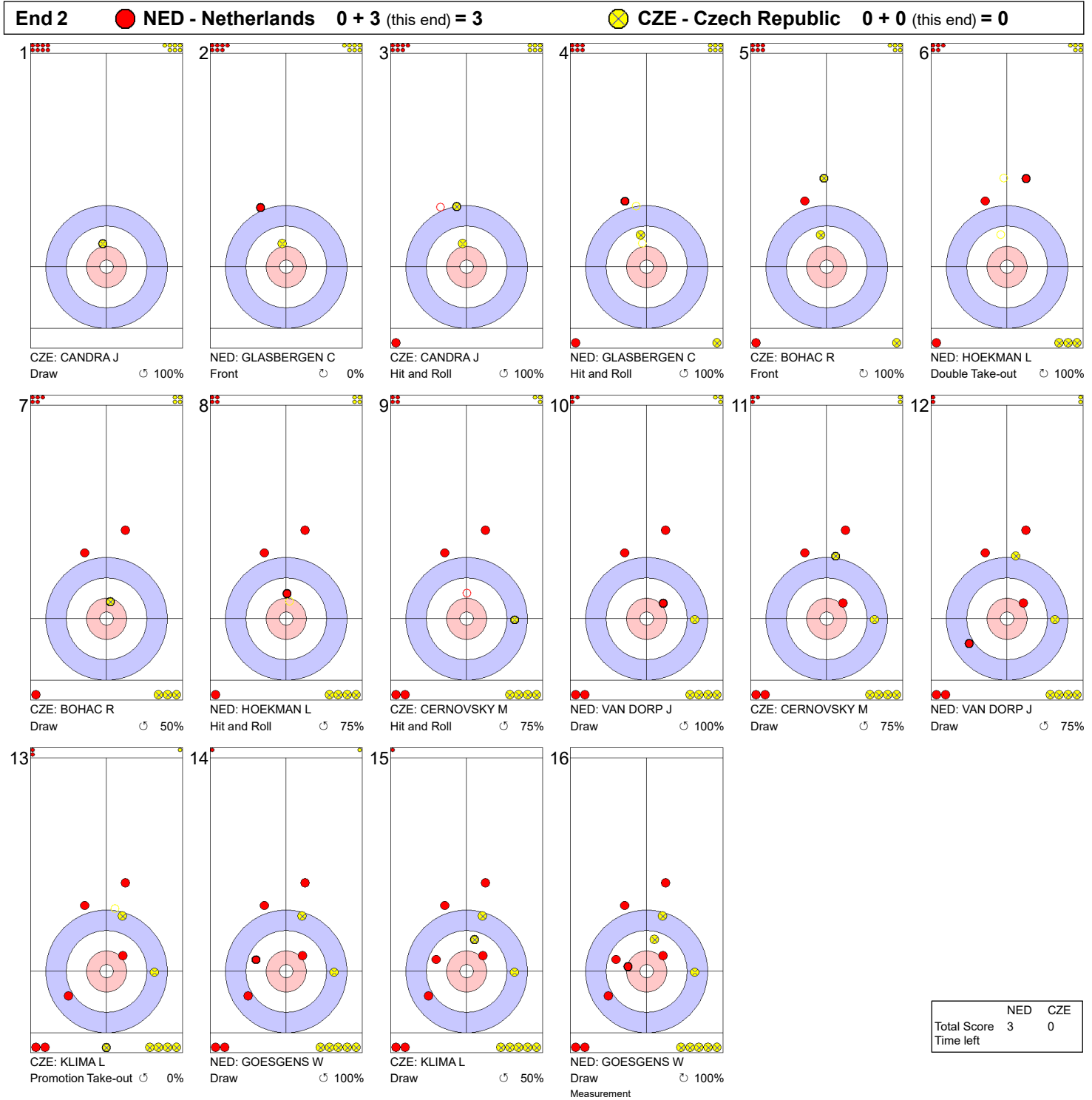


**Legend:**  
 ↻ Clockwise      ↺ Counter-clockwise      - Not considered





**Game - Shot by Shot**



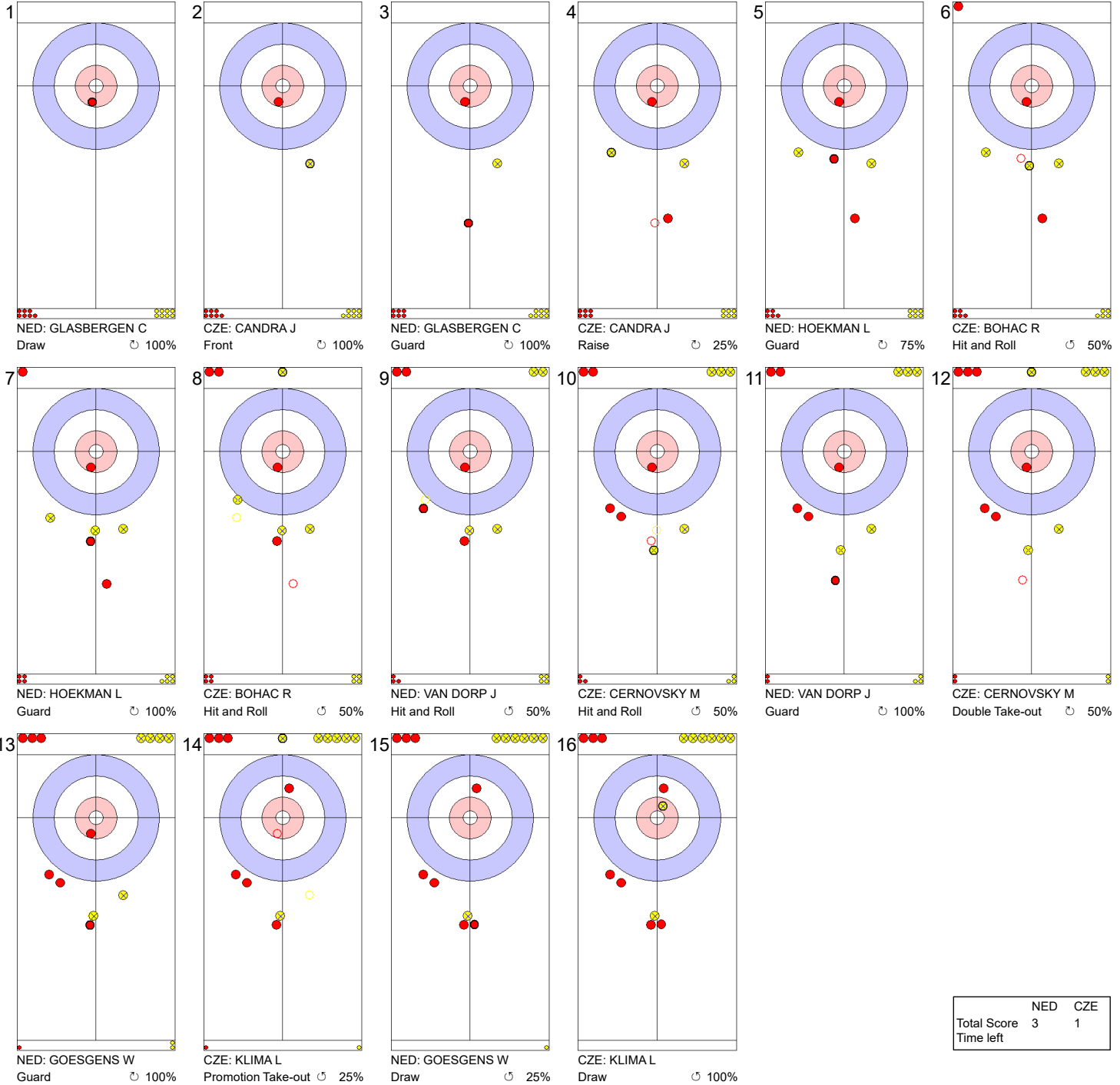
**Legend:**  
 Clockwise     Counter-clockwise     - Not considered





**Game - Shot by Shot**

**End 3**   ● **NED - Netherlands**   **3 + 0** (this end) = **3**   ● **CZE - Czech Republic**   **0 + 1** (this end) = **1**



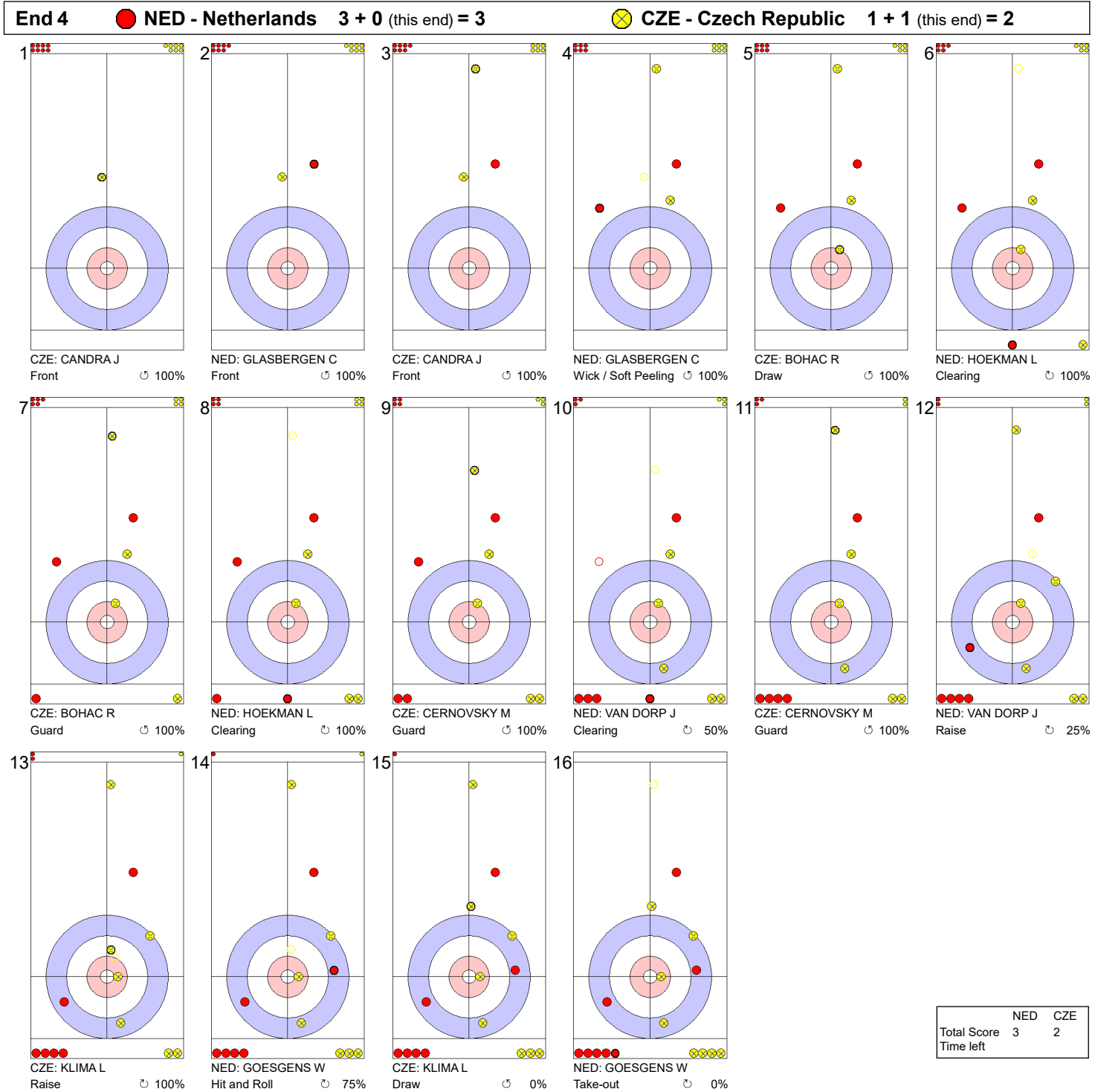
	NED	CZE
Total Score	3	1
Time left		

**Legend:**  
 ↻ Clockwise      ↺ Counter-clockwise      - Not considered





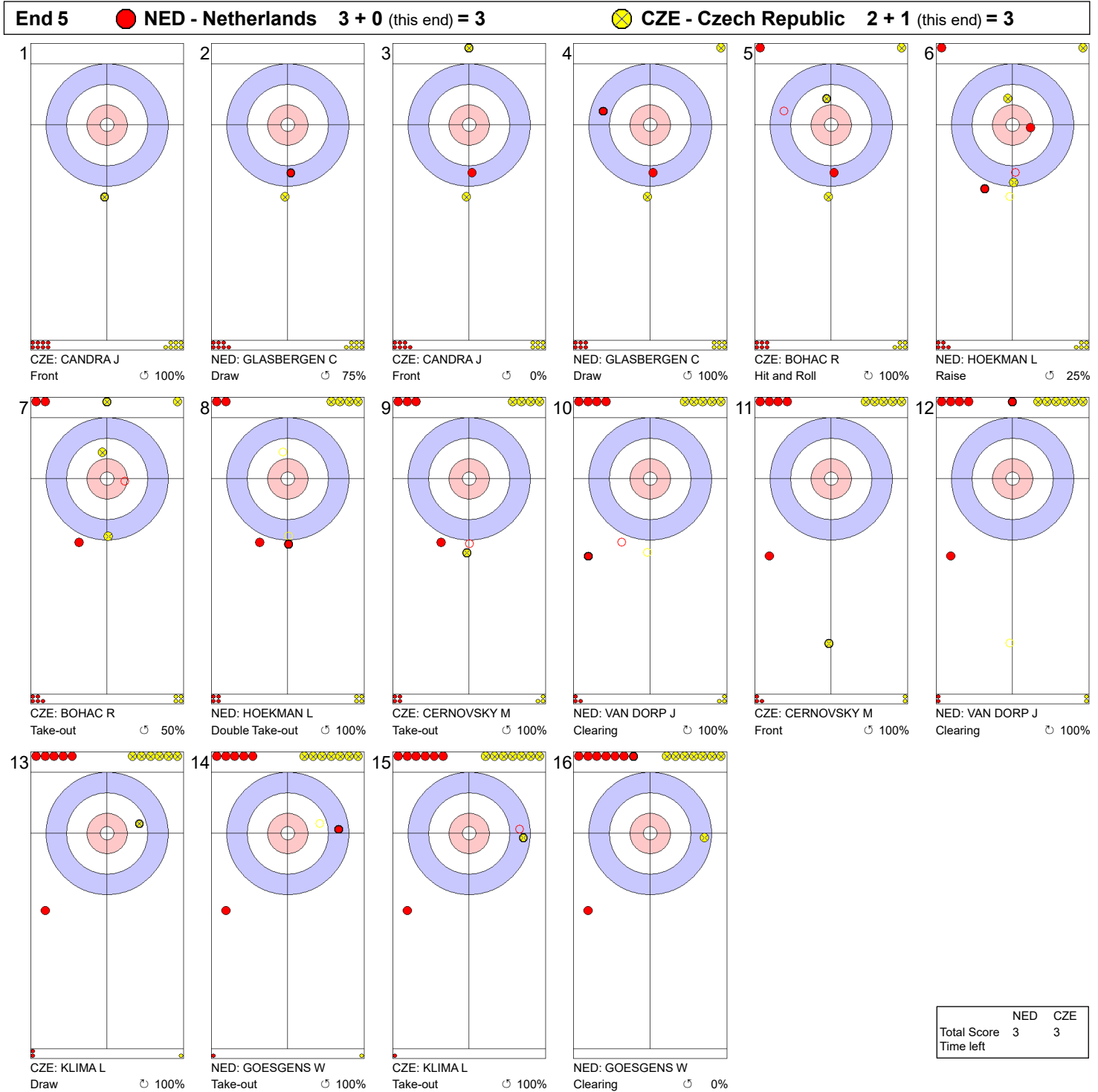
**Game - Shot by Shot**



**Legend:**  
 ↻ Clockwise      ↺ Counter-clockwise      - Not considered



**Game - Shot by Shot**



**Legend:**  
 ↻ Clockwise      ↺ Counter-clockwise      - Not considered



Game - Shot by Shot

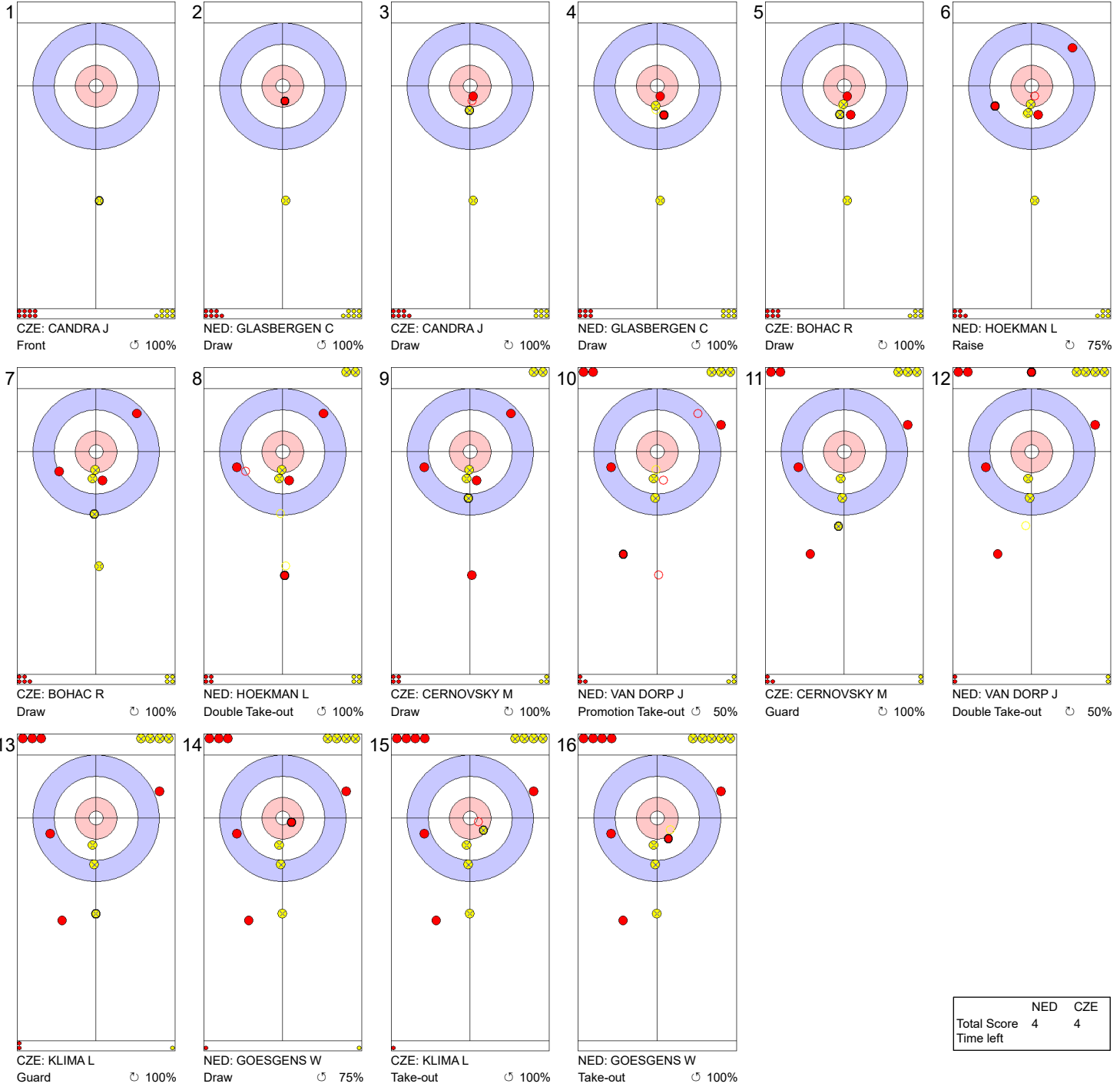


**Legend:**  
 ↻ Clockwise   ↺ Counter-clockwise   - Not considered



**Game - Shot by Shot**

**End 7**   ● **NED - Netherlands**   3 + 1 (this end) = 4      ● **CZE - Czech Republic**   4 + 0 (this end) = 4



	NED	CZE
Total Score	4	4
Time left		

**Legend:**  
 ↻ Clockwise      ↺ Counter-clockwise      - Not considered







**OQE 2021**  
Leeuwarden, Netherlands

**OLYMPIC QUALIFICATION EVENT 2021**  
Leeuwarden

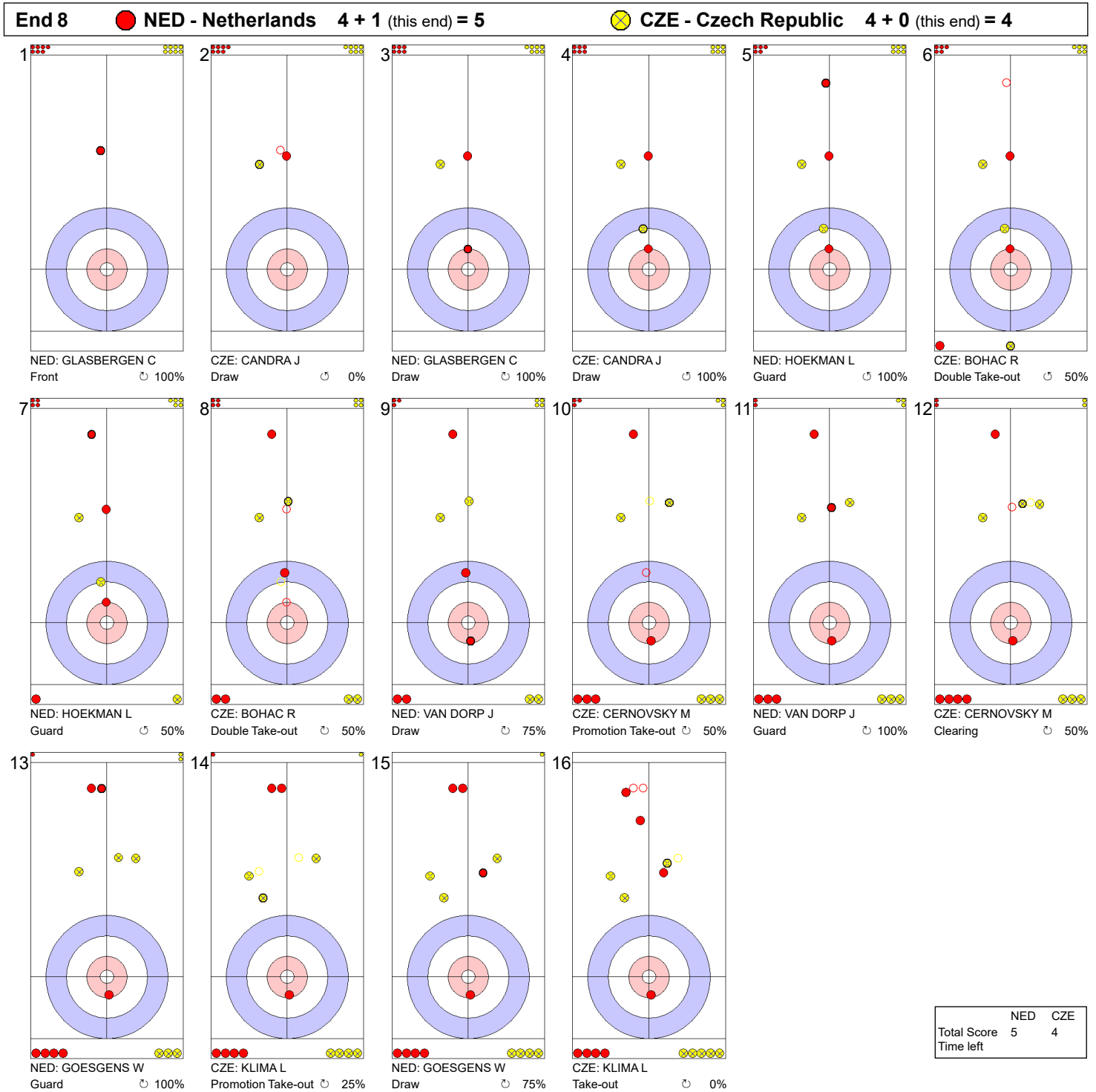
**MON 13 DEC 2021**  
Start Time 14:00

**Olympic Qualification Event 2021**  
Elfstedehal  
**Men**

**Round Robin Session 4 - Sheet B**



**Game - Shot by Shot**





**Game - Shot by Shot**

**End 9**   ● **NED - Netherlands**   5 + 1 (this end) = 6   ● **CZE - Czech Republic**   4 + 0 (this end) = 4



	NED	CZE
Total Score	6	4
Time left		

**Legend:**  
 ↻ Clockwise   ↺ Counter-clockwise   - Not considered





**Game - Shot by Shot**



**Legend:**  
 ↻ Clockwise      ↺ Counter-clockwise      - Not considered



### Game Results

Sheet	Game	Team	LSFE	1	2	3	4	5	6	7	8	9	10	Extra Ends	Total
C	4	DEN - Denmark	*	1	1	2	0	2	3	X	X	X	X		9
	3	FIN - Finland		0	0	0	2	0	0	X	X	X	X		2

DEN - Denmark	
4 S	KRAUSE Mikkel
3 V	NOERGAARD Mads
2	HOLTERMANN Henrik
1	WIKSTEN Kasper
A	THUNE Tobias

FIN - Finland	
4 S	KIISKINEN Kalle
3 V	SALO Teemu
2	OUNI Leo
1	KUOSMANEN Paavo
A	POLLANEN Jermu

#### Last Stone Draw

🕒	HOLTERMANN Henrik	Distance	59.5cm
🕒	NOERGAARD Mads	Distance	83.8cm

**Total 143.3cm**

Time remaining: 15 minutes 53 seconds

#### Last Stone Draw

🕒	KUOSMANEN Paavo	Distance	199.6cm
🕒	KIISKINEN Kalle	Distance	82.3cm

**Total 281.9cm**

Time remaining: 16 minutes 4 seconds

**Note:**  
Position and function for each team member:  
**4** = Fourth, **3** = Third, **2** = Second, **1** = Lead, **A** = Alternate, **S** = Skip, **V** = Vice-Skip

**Legend:**  
🕒 Clockwise      🕒 Counter-clockwise      **LSFE(\*)** Last Stone First End  
**X** Unplayed/unfinished end due to concession



## Game Results

Sheet	Game	Team	LSFE	1	2	3	4	5	6	7	8	9	10	Extra Ends	Total
D	4	JPN - Japan	*	0	1	1	0	1	1	0	1	1	0		6
	3	KOR - Korea		0	0	0	1	0	0	3	0	0	1		5

JPN - Japan		Shot Success Game
4 S	MATSUMURA Yuta	81%
3	SHIMIZU Tetsuro	84%
2	TANIDA Yasumasa	68%
1 V	ABE Shinya	88%
A	AITA Kosuke	-
Team Total		80%

KOR - Korea		Shot Success Game
4 S	KIM Chang-Min	64%
3 V	KIM Soo-Hyuk	74%
2	KIM Hak Kyun	84%
1	JEON Jae Ik	83%
A	-	-
Team Total		76%

Last Stone Draw		Distance
☺	SHIMIZU Tetsuro	18.5cm
☹	MATSUMURA Yuta	36.7cm
<b>Total</b>		<b>55.2cm</b>

Last Stone Draw		Distance
☺	KIM Hak Kyun	137.1cm
☹	KIM Chang-Min	36.2cm
<b>Total</b>		<b>173.3cm</b>

Time remaining: 0 minutes 36 seconds

Time-out: End 10 - JPN stone 7

Time remaining: 0 minutes 2 seconds

Time-out: End 6 - KOR stone 6

## Shot Success Analysis

JPN - Japan		☺	☹	Game	
4	MATSUMURA Yuta	Draws	8 81%	1 100%	9 83%
		Take-outs	4 69%	7 86%	11 80%
		Total	12 77%	8 88%	20 81%
3	SHIMIZU Tetsuro	Draws	3 83%	5 70%	8 75%
		Take-outs	4 100%	8 84%	12 90%
		Total	7 93%	13 79%	20 84%
2	TANIDA Yasumasa	Draws	9 67%	5 70%	14 68%
		Take-outs	3 75%	3 58%	6 67%
		Total	12 69%	8 66%	20 68%
1	ABE Shinya	Draws	11 95%	6 67%	17 85%
		Take-outs	2 100%	1 100%	3 100%
		Total	13 96%	7 71%	20 88%
A	AITA Kosuke	Draws	0 -	0 -	0 -
		Take-outs	0 -	0 -	0 -
		Total	0 -	0 -	0 -
Team		Draws	31 82%	17 71%	48 78%
		Take-outs	13 85%	19 82%	32 83%
		Total	44 83%	36 76%	80 80%

KOR - Korea		☺	☹	Game	
4	KIM Chang-Min	Draws	2 38%	5 45%	7 43%
		Take-outs	6 79%	7 71%	13 75%
		Total	8 69%	12 60%	20 64%
3	KIM Soo-Hyuk	Draws	5 50%	7 79%	12 67%
		Take-outs	5 75%	3 100%	8 84%
		Total	10 63%	10 85%	20 74%
2	KIM Hak Kyun	Draws	5 70%	4 75%	9 72%
		Take-outs	2 88%	9 94%	11 93%
		Total	7 75%	13 88%	20 84%
1	JEON Jae Ik	Draws	8 91%	10 73%	18 81%
		Take-outs	2 100%	0 -	2 100%
		Total	10 93%	10 73%	20 83%
A	-	Draws	0 -	0 -	0 -
		Take-outs	0 -	0 -	0 -
		Total	0 -	0 -	0 -
Team		Draws	20 70%	26 69%	46 70%
		Take-outs	15 82%	19 87%	34 85%
		Total	35 75%	45 77%	80 76%

### Note:

Position and function for each team member:

**4** = Fourth, **3** = Third, **2** = Second, **1** = Lead, **A** = Alternate, **S** = Skip, **V** = Vice-Skip

### Legend:

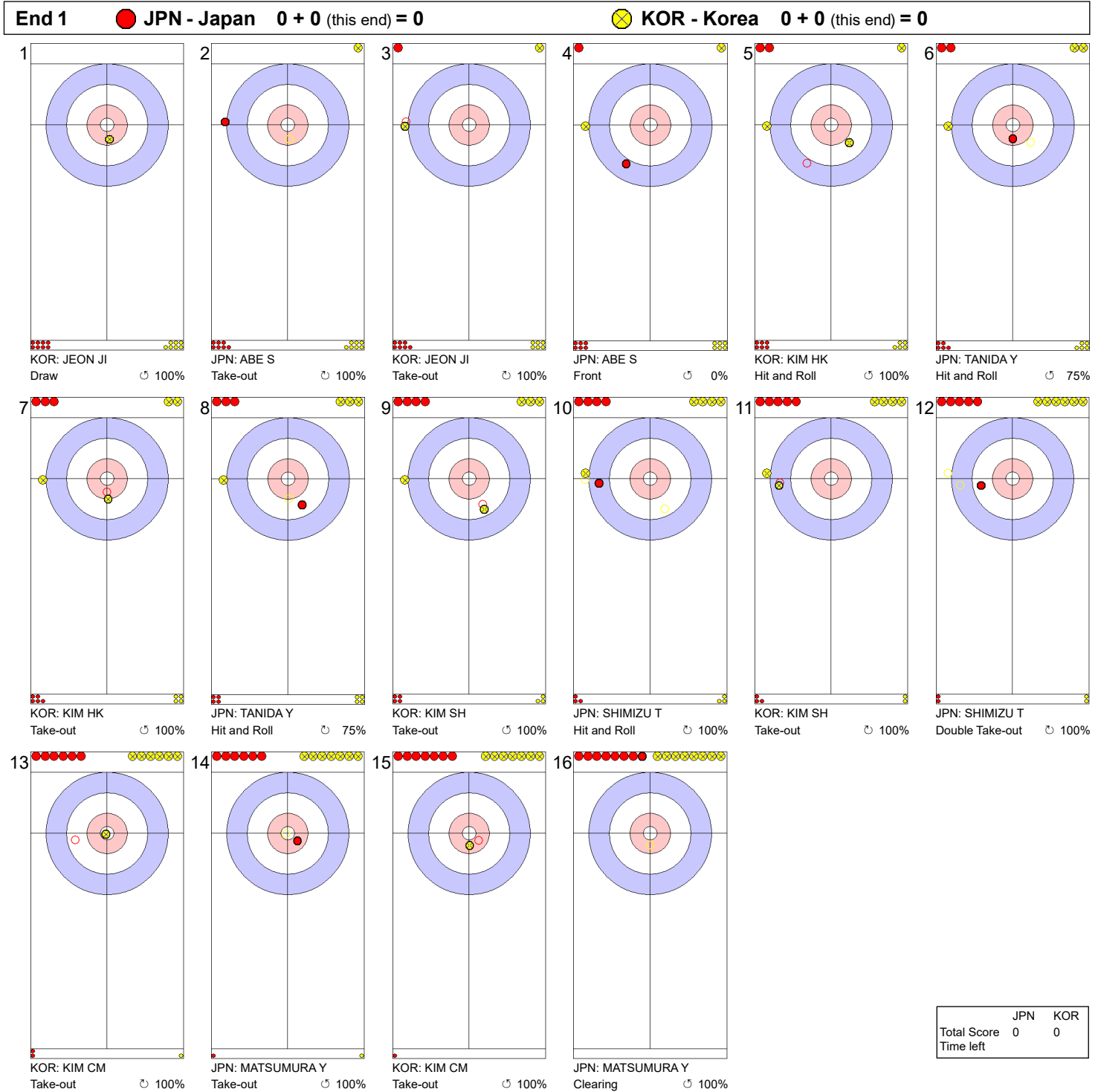
☺ Clockwise

☹ Counter-clockwise

LSFE(\*) Last Stone First End



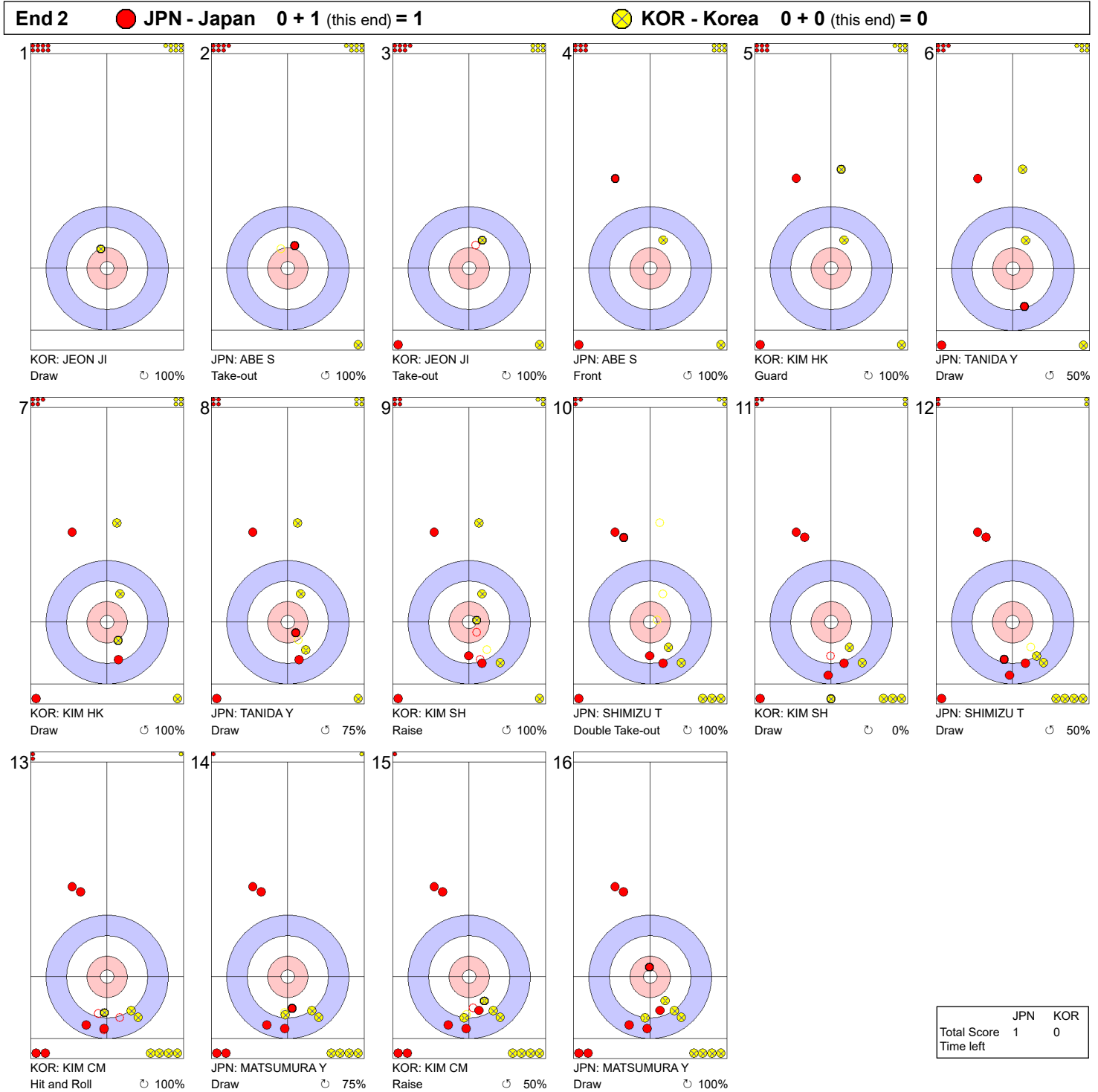
**Game - Shot by Shot**



**Legend:**  
 ↻ Clockwise      ↺ Counter-clockwise      - Not considered



**Game - Shot by Shot**



**Legend:**  
 ↻ Clockwise      ↺ Counter-clockwise      - Not considered



Game - Shot by Shot

End 3 ● JPN - Japan 1 + 1 (this end) = 2

⊗ KOR - Korea 0 + 0 (this end) = 0



	JPN	KOR
Total Score	2	0
Time left		

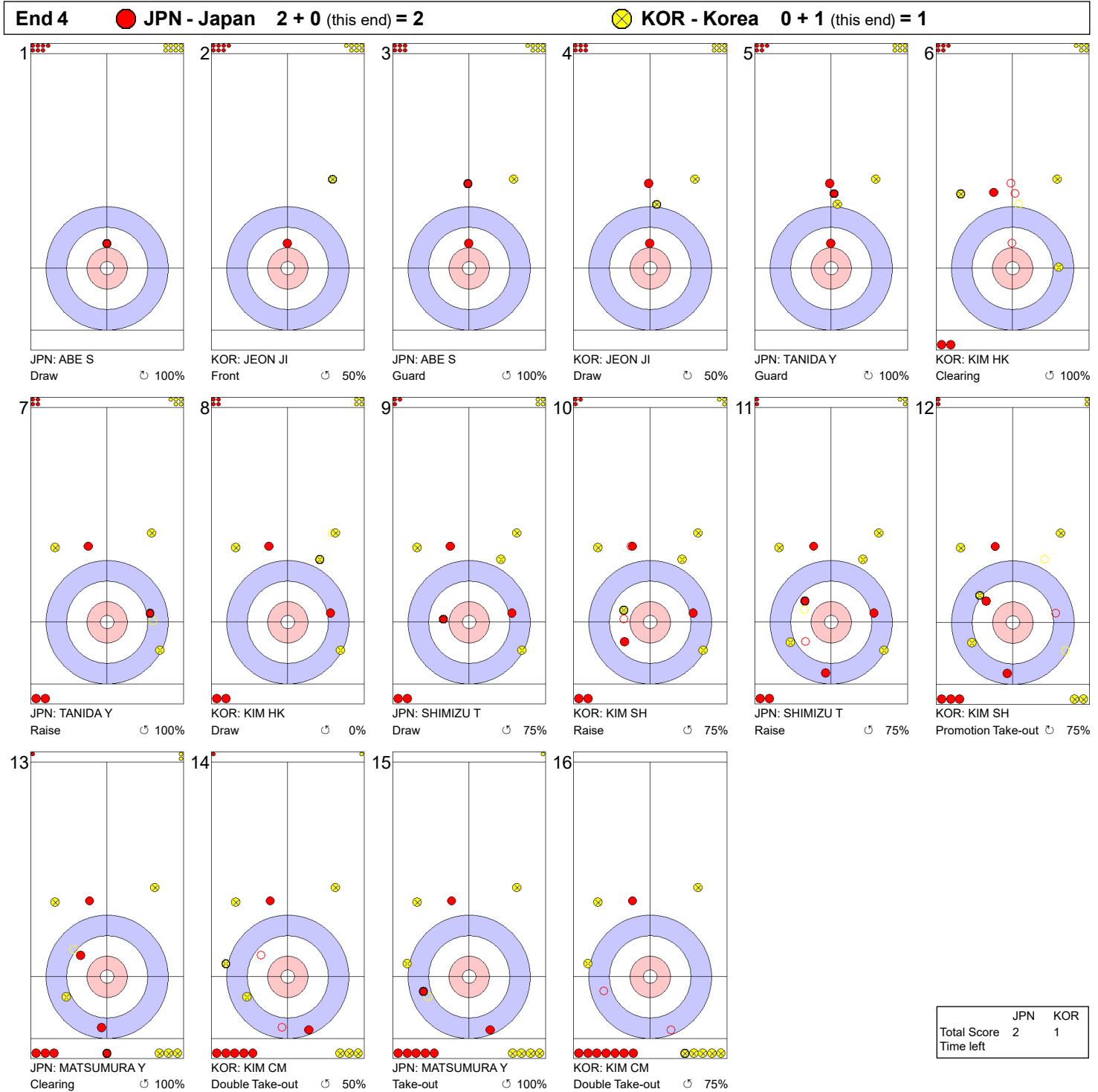
**Legend:**  
 ↻ Clockwise      ↺ Counter-clockwise      - Not considered







Game - Shot by Shot

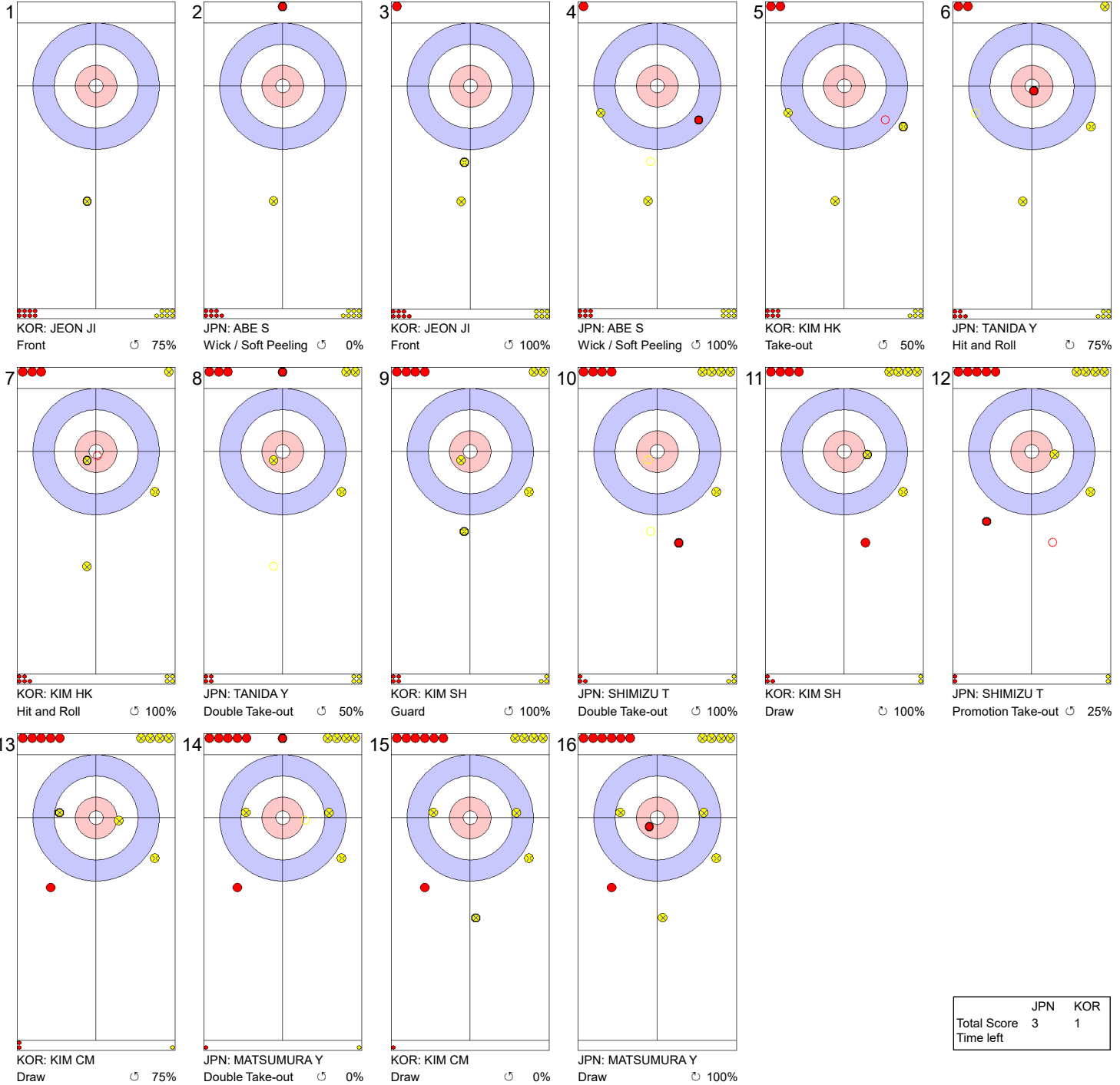


**Legend:**  
 ↻ Clockwise      ↺ Counter-clockwise      - Not considered



**Game - Shot by Shot**

**End 5** ● **JPN - Japan 2 + 1 (this end) = 3**      ● **KOR - Korea 1 + 0 (this end) = 1**



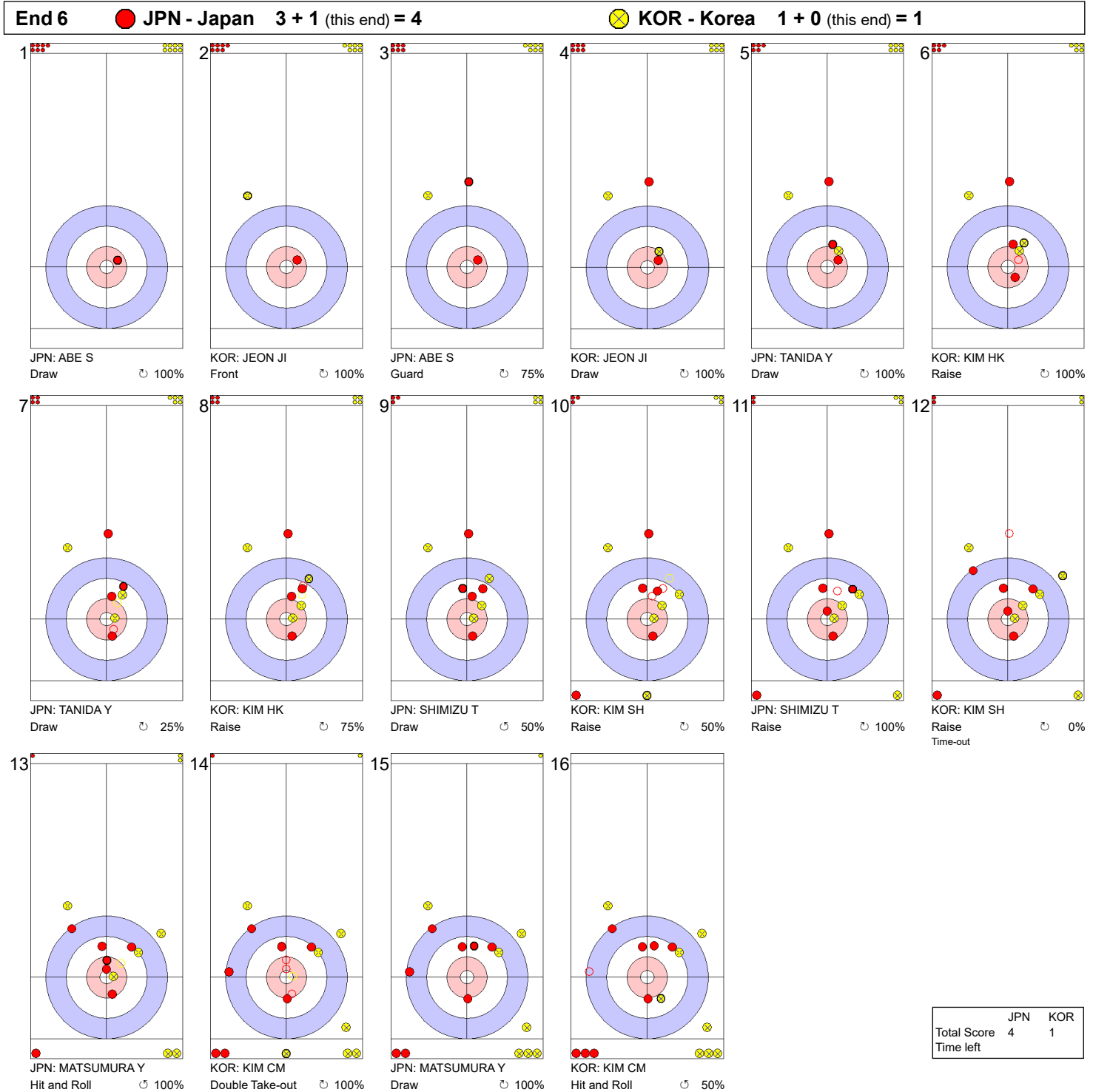
	JPN	KOR
Total Score	3	1
Time left		

**Legend:**  
 ↻ Clockwise      ↺ Counter-clockwise      - Not considered





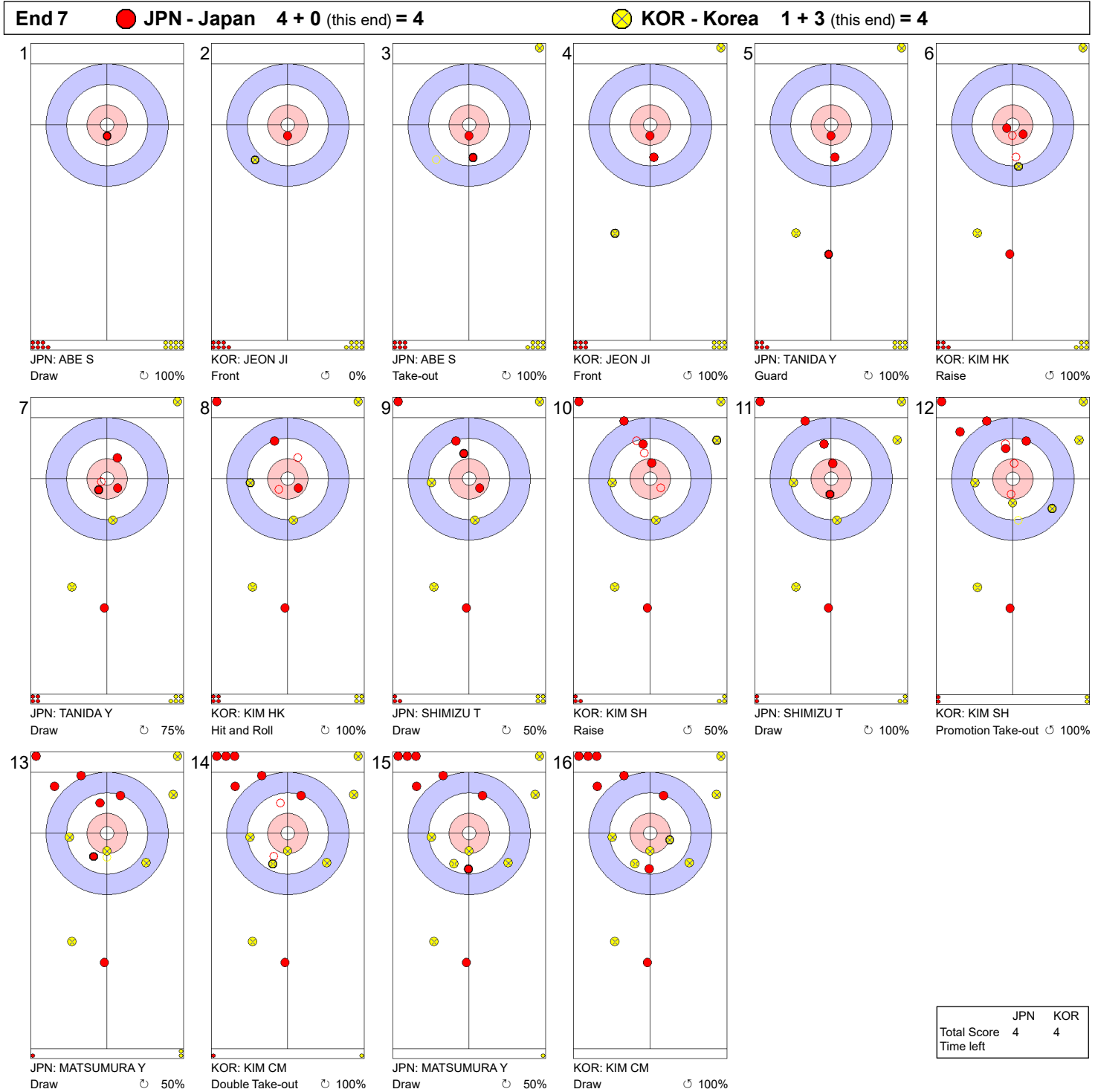
**Game - Shot by Shot**



**Legend:**  
 ↻ Clockwise      ↺ Counter-clockwise      - Not considered



**Game - Shot by Shot**



**Legend:**  
 ↻ Clockwise      ↺ Counter-clockwise      - Not considered



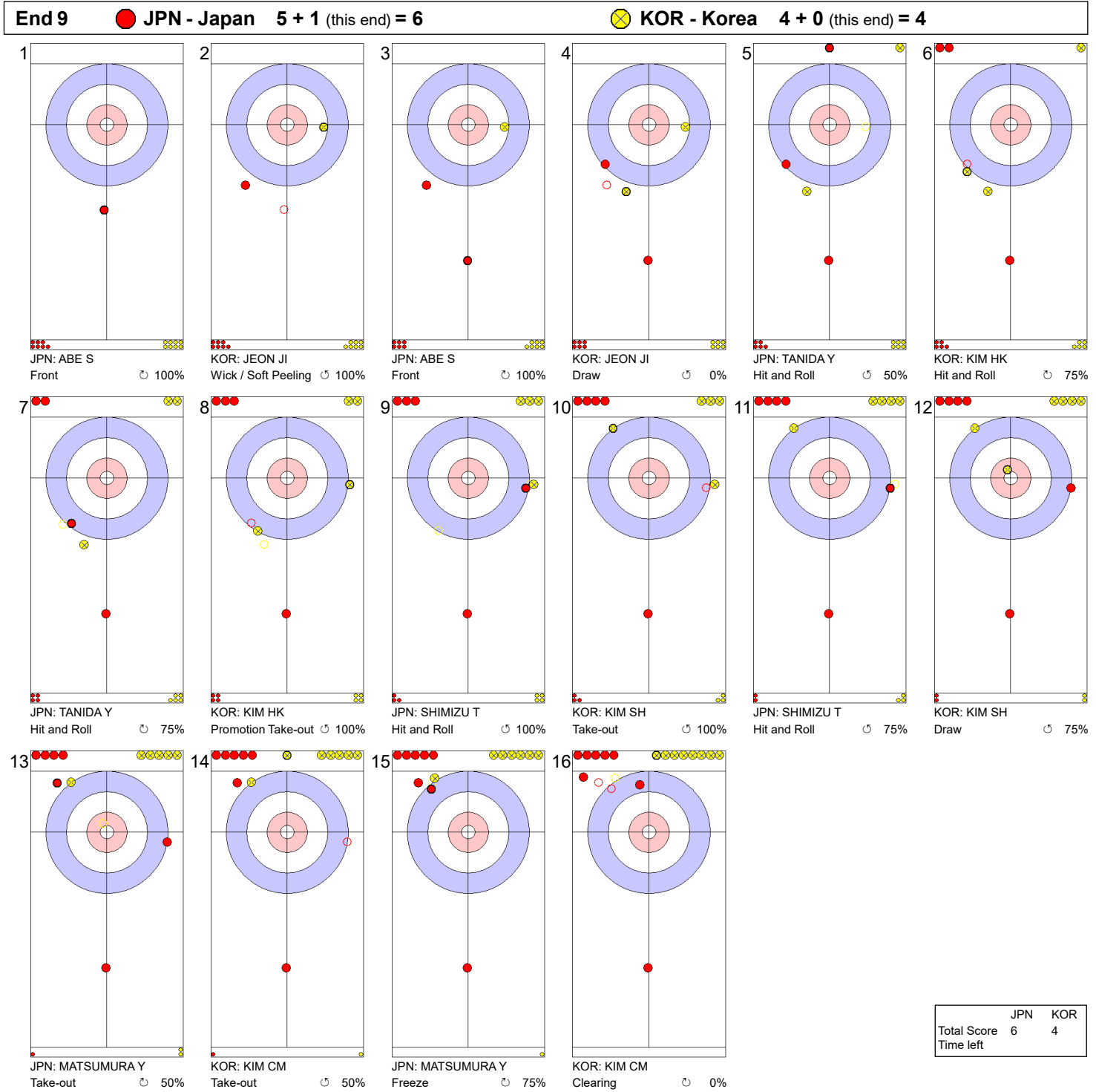
**Game - Shot by Shot**



**Legend:**  
 ↻ Clockwise   ↺ Counter-clockwise   - Not considered



Game - Shot by Shot



**Legend:**  
 ↻ Clockwise      ↺ Counter-clockwise      - Not considered





**Game - Shot by Shot**

**End 10** ● **JPN - Japan 6 + 0 (this end) = 6**      ⊗ **KOR - Korea 4 + 1 (this end) = 5**



	JPN	KOR
Total Score	6	5
Time left	00:36	00:02

**Legend:**  
 ↻ Clockwise      ↺ Counter-clockwise      - Not considered



## Session Results and Standings

Sheet	Game	Team	LSFE	1	2	3	4	5	6	7	8	9	10	Extra Ends	Total
A	2	FIN - Finland	*	1	0	0	1	0	0	1	0	X	X		3
	3	CZE - Czech Republic		0	2	2	0	0	1	0	3	X	X		8
B	3	ITA - Italy	*	0	0	2	0	0	1	0	2	0	0	1	6
	3	DEN - Denmark		0	0	0	0	3	0	1	0	0	1	0	5
C	3	NOR - Norway		0	0	1	0	0	1	0	0	4	X		6
	3	JPN - Japan	*	0	0	0	0	2	0	0	2	0	X		4
D	3	GER - Germany		0	0	0	0	1	0	0	0	2	2	0	5
	2	NED - Netherlands	*	1	0	1	0	0	2	1	0	0	0	1	6

## Current Standings

Rank	Team	Games	Wins	Losses
1	ITA - Italy	3	3	0
1	NOR - Norway	3	3	0
3	CZE - Czech Republic	3	2	1
3	DEN - Denmark	3	2	1
5	NED - Netherlands	2	1	1
6	JPN - Japan	3	1	2
7	FIN - Finland	2	0	2
7	KOR - Korea	2	0	2
9	GER - Germany	3	0	3

**Note:**  
Under WCF rules, tie-breaking rules for standings are not applied until after the last game of the round robin.

**Legend:**  
LSFE(\*) Last Stone First End                      X    Unplayed/unfinished end due to concession





## Game Results

Sheet	Game	Team	LSFE	1	2	3	4	5	6	7	8	9	10	Extra Ends	Total
A	2	FIN - Finland	*	1	0	0	1	0	0	1	0	X	X		3
	3	CZE - Czech Republic		0	2	2	0	0	1	0	3	X	X		8

FIN - Finland	
4 S	KIISKINEN Kalle
3 V	SALO Teemu
2	OUNI Leo
1	KUOSMANEN Paavo
A	POLLANEN Jermu

CZE - Czech Republic	
4 S	KLIMA Lukas
3 V	CERNOVSKY Marek
2	BOHAC Radek
1	CANDRA Jiri
A	MOKRIS Samuel

Last Stone Draw	Distance
☺ KIISKINEN Kalle	34.7cm
☹ OUNI Leo	13.1cm
<b>Total</b>	<b>47.8cm</b>

Last Stone Draw	Distance
☺ CANDRA Jiri	28.1cm
☹ KLIMA Lukas	26.7cm
<b>Total</b>	<b>54.8cm</b>

Time remaining: 9 minutes 49 seconds

Time remaining: 7 minutes 53 seconds

**Note:**  
Position and function for each team member:  
4 = Fourth, 3 = Third, 2 = Second, 1 = Lead, A = Alternate, S = Skip, V = Vice-Skip

**Legend:**  
☺ Clockwise ☹ Counter-clockwise      **LSFE(\*)** Last Stone First End  
X Unplayed/unfinished end due to concession



### Game Results

Sheet	Game	Team	LSFE	1	2	3	4	5	6	7	8	9	10	Extra Ends	Total
<b>B</b>	3	ITA - Italy	*	0	0	2	0	0	1	0	2	0	0	1	6
	3	DEN - Denmark		0	0	0	0	3	0	1	0	0	1	0	5

ITA - Italy	
4 S	RETORNAZ Joel
3	MOSANER Amos
2	ARMAN Sebastiano
1 V	GONIN Simone
A	GIOVANELLA Mattia

DEN - Denmark	
4 S	KRAUSE Mikkel
3 V	NOERGAARD Mads
2	HOLTERMANN Henrik
1	WIKSTEN Kasper
A	THUNE Tobias

Last Stone Draw		Distance
⌚	RETORNAZ Joel	46.0cm
⌚	GONIN Simone	9.3cm
<b>Total</b>		<b>55.3cm</b>

Last Stone Draw		Distance
⌚	KRAUSE Mikkel	56.5cm
⌚	WIKSTEN Kasper	3.2cm
<b>Total</b>		<b>59.7cm</b>

Time remaining: 5 minutes 15 seconds  
0 minutes 45 seconds (after extra end)

Time remaining: 2 minutes 26 seconds  
0 minutes 55 seconds (after extra end)

**Note:**  
Position and function for each team member:  
**4** = Fourth, **3** = Third, **2** = Second, **1** = Lead, **A** = Alternate, **S** = Skip, **V** = Vice-Skip

**Legend:**  
⌚ Clockwise      ⌚ Counter-clockwise      **LSFE(\*)** Last Stone First End

## Game Results

Sheet	Game	Team	LSFE	1	2	3	4	5	6	7	8	9	10	Extra Ends	Total
C	3	NOR - Norway		0	0	1	0	0	1	0	0	4	X		6
	3	JPN - Japan	*	0	0	0	0	2	0	0	2	0	X		4

NOR - Norway		Shot Success Game
4 S	WALSTAD Steffen	83 %
3 V	NERGAARD Torger	74 %
2	HOEIBERG Markus	83 %
1	VAAGBERG Magnus	93 %
A	NEDREGOTTEN Magnus	-
Team Total		83 %

JPN - Japan		Shot Success Game
4 S	MATSUMURA Yuta	79 %
3	SHIMIZU Tetsuro	86 %
2	TANIDA Yasumasa	78 %
1 V	ABE Shinya	90 %
A	AITA Kosuke	-
Team Total		83 %

Last Stone Draw		Distance
☺	HOEIBERG Markus	17.6cm
☹	NERGAARD Torger	64.5cm
<b>Total</b>		<b>82.1cm</b>

Last Stone Draw		Distance
☺	SHIMIZU Tetsuro	26.6cm
☹	MATSUMURA Yuta	10.2cm
<b>Total</b>		<b>36.8cm</b>

Time remaining: 4 minutes 48 seconds

Time-out: End 10 - NOR stone 8

Time remaining: 1 minute 46 seconds

Time-out: End 10 - JPN stone 6

## Shot Success Analysis

NOR - Norway		☺	☹	Game
4	WALSTAD Steffen	Draws 1 100%	5 95%	6 96%
		Take-outs 6 67%	8 84%	14 77%
		Total 7 71%	13 88%	20 83%
3	NERGAARD Torger	Draws 3 83%	3 83%	6 83%
		Take-outs 6 71%	8 69%	14 70%
		Total 9 75%	11 73%	20 74%
2	HOEIBERG Markus	Draws 0 -	10 90%	10 90%
		Take-outs 5 50%	5 100%	10 75%
		Total 5 50%	15 93%	20 83%
1	VAAGBERG Magnus	Draws 5 75%	12 98%	17 91%
		Take-outs 0 -	3 100%	3 100%
		Total 5 75%	15 98%	20 93%
A	NEDREGOTTEN Magnus	Draws 0 -	0 -	0 -
		Take-outs 0 -	0 -	0 -
		Total 0 -	0 -	0 -
Team		Draws 9 81%	30 93%	39 90%
		Take-outs 17 63%	24 84%	41 76%
		Total 26 69%	54 89%	80 83%

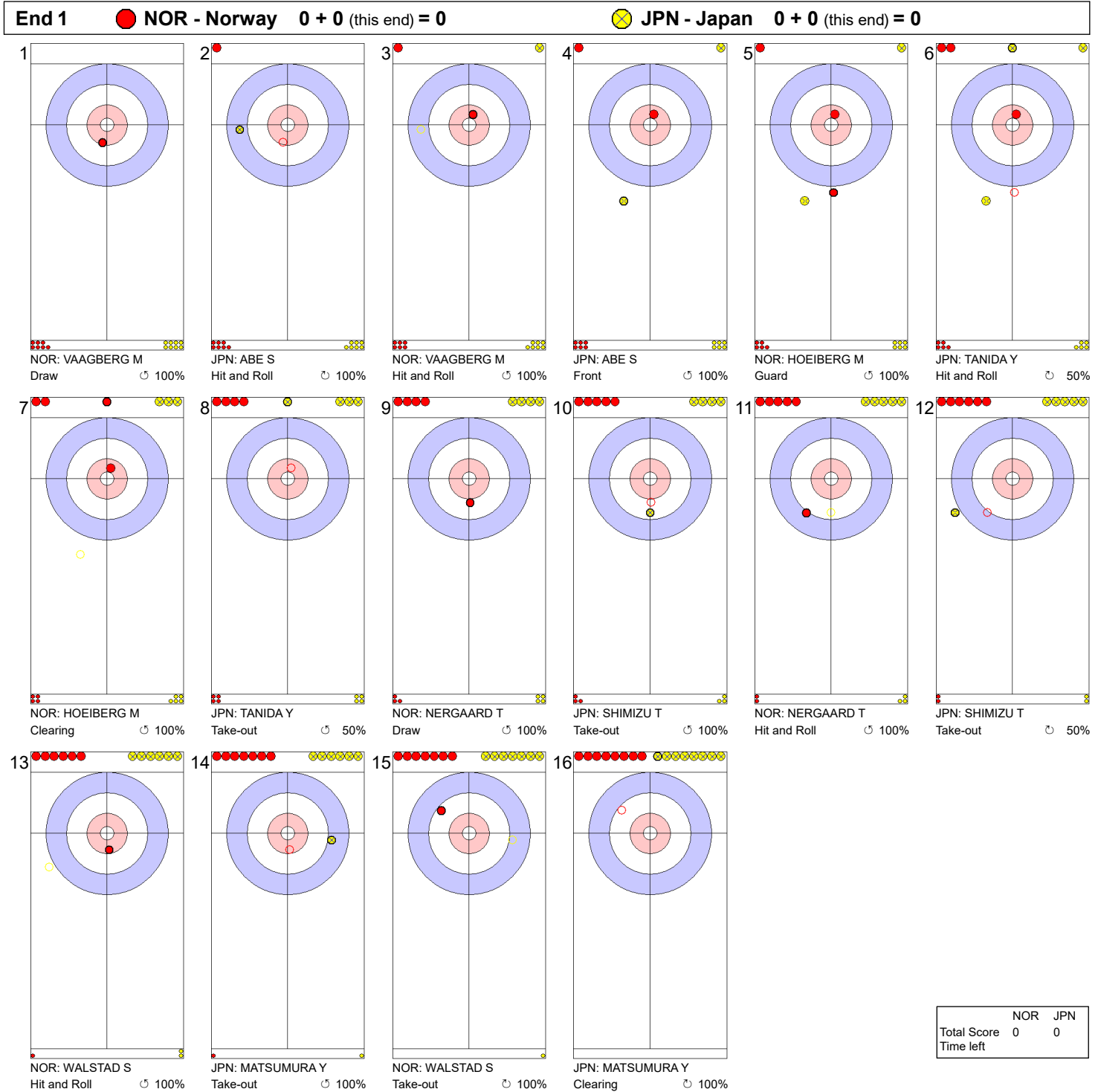
JPN - Japan		☺	☹	Game
4	MATSUMURA Yuta	Draws 1 100%	3 67%	4 75%
		Take-outs 9 83%	5 75%	14 80%
		Total 10 85%	8 72%	18 79%
3	SHIMIZU Tetsuro	Draws 3 100%	4 69%	7 82%
		Take-outs 6 92%	7 86%	13 88%
		Total 9 94%	11 80%	20 86%
2	TANIDA Yasumasa	Draws 3 75%	2 88%	5 80%
		Take-outs 6 71%	9 81%	15 77%
		Total 9 72%	11 82%	20 78%
1	ABE Shinya	Draws 10 90%	5 90%	15 90%
		Take-outs 2 100%	3 83%	5 90%
		Total 12 92%	8 88%	20 90%
A	AITA Kosuke	Draws 0 -	0 -	0 -
		Take-outs 0 -	0 -	0 -
		Total 0 -	0 -	0 -
Team		Draws 17 90%	14 79%	31 85%
		Take-outs 23 84%	24 81%	47 82%
		Total 40 86%	38 80%	78 83%

**Note:**  
Position and function for each team member:  
4 = Fourth, 3 = Third, 2 = Second, 1 = Lead, A = Alternate, S = Skip, V = Vice-Skip

**Legend:**  
☺ Clockwise ☹ Counter-clockwise LSFE(\*) Last Stone First End  
X Unplayed/unfinished end due to concession



**Game - Shot by Shot**



**Legend:**  
 ⌚ Clockwise      ⌚ Counter-clockwise      - Not considered





### Game - Shot by Shot

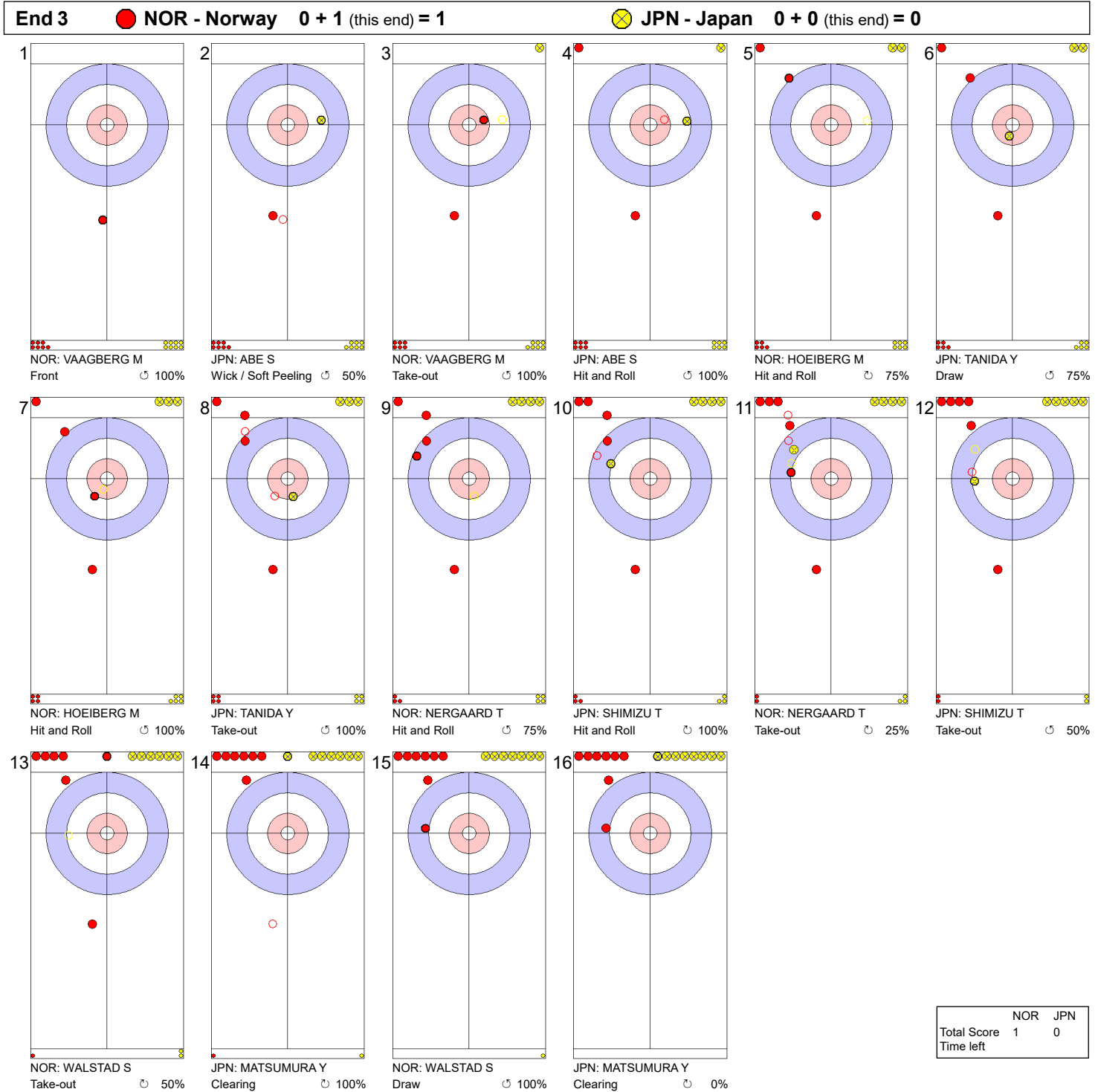


**Legend:**  
 ↻ Clockwise      ↺ Counter-clockwise      - Not considered





**Game - Shot by Shot**



**Legend:**  
 ↻ Clockwise      ↺ Counter-clockwise      - Not considered





### Game - Shot by Shot

**End 4** ● NOR - Norway 1 + 0 (this end) = 1

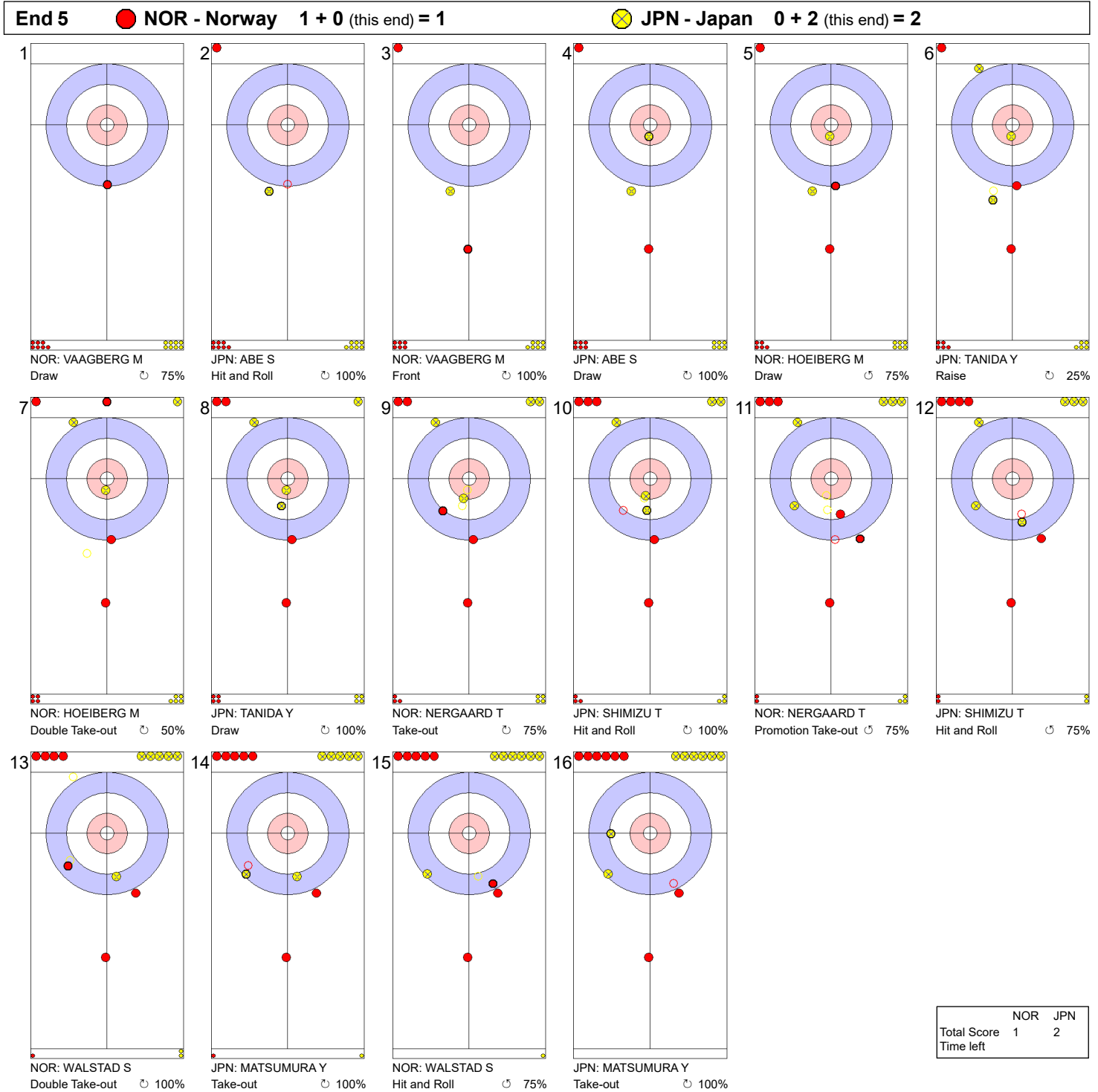
⊗ JPN - Japan 0 + 0 (this end) = 0



**Legend:**  
 ↻ Clockwise      ↺ Counter-clockwise      - Not considered



**Game - Shot by Shot**



**Legend:**  
 ↻ Clockwise      ↺ Counter-clockwise      - Not considered








### Game - Shot by Shot

**End 6**    ● **NOR - Norway** 1 + 1 (this end) = 2                      ⊗ **JPN - Japan** 2 + 0 (this end) = 2



	NOR	JPN
Total Score	2	2
Time left		

**Legend:**  
 ↻ Clockwise                                      ↺ Counter-clockwise                                      - Not considered



### Game - Shot by Shot

End 7 **NOR - Norway 2 + 0 (this end) = 2** **JPN - Japan 2 + 0 (this end) = 2**



	NOR	JPN
Total Score	2	2
Time left		

**Legend:**  
 Clockwise      Counter-clockwise      - Not considered



**Game - Shot by Shot**

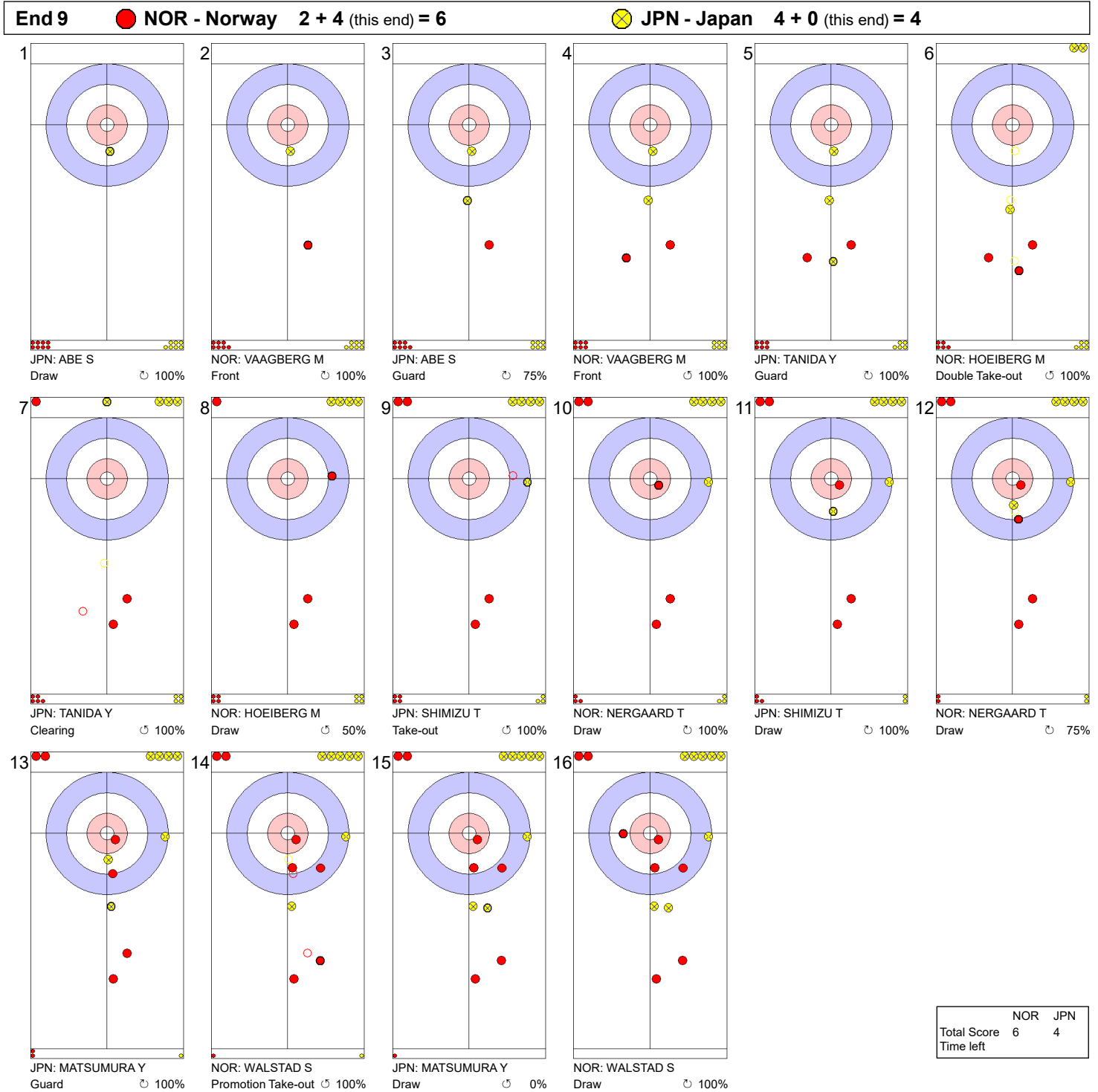


**Legend:**  
 ↻ Clockwise      ↺ Counter-clockwise      - Not considered





**Game - Shot by Shot**

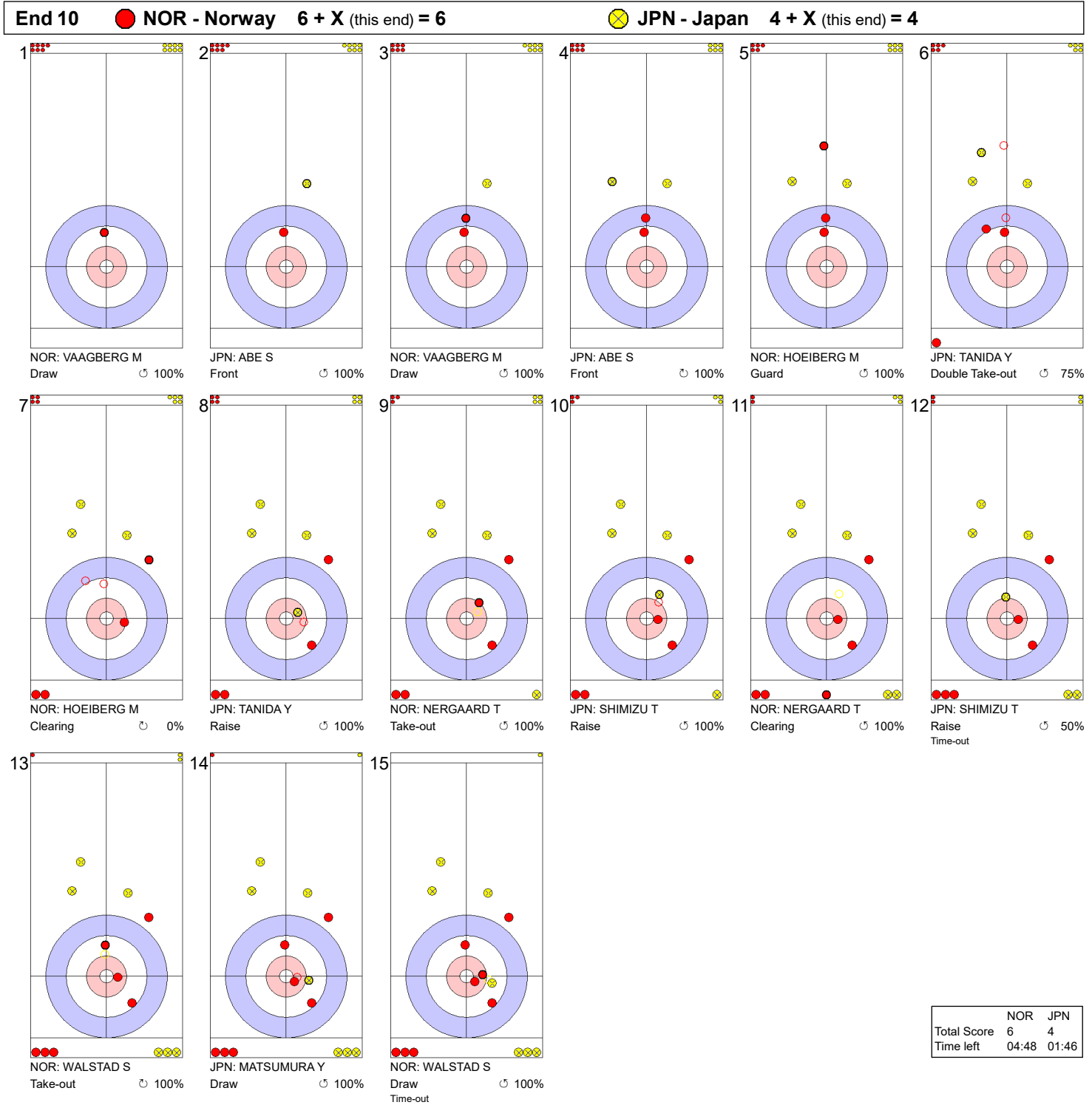


**Legend:**  
 ↻ Clockwise      ↺ Counter-clockwise      - Not considered





**Game - Shot by Shot**



**Legend:**  
 ↻ Clockwise      ↺ Counter-clockwise      - Not considered  
 X Unfinished end due to concession

## Game Results

Sheet	Game	Team	LSFE	1	2	3	4	5	6	7	8	9	10	Extra Ends	Total
D	3	GER - Germany		0	0	0	0	1	0	0	0	2	2	0	5
	2	NED - Netherlands	*	1	0	1	0	0	2	1	0	0	0	1	6

GER - Germany		Shot Success Game
4 S	TOTZEK Sixten	58%
3 V	MUSKATEWITZ Marc	75%
2	SUTOR Joshua	74%
1	GREINDL Dominik	74%
A	SUTOR Magnus	-
Team Total		70%

NED - Netherlands		Shot Success Game
4 S	GOESGENS Wouter	81%
3 V	VAN DORP Jaap	84%
2	HOEKMAN Laurens	75%
1	GLASBERGEN Carlo	82%
A	VAN DEN HURK Tobias	-
Team Total		81%

Last Stone Draw		Distance
☺	SUTOR Joshua	9.0cm
☹	GREINDL Dominik	30.2cm
<b>Total</b>		<b>39.2cm</b>

Last Stone Draw		Distance
☺	GOESGENS Wouter	16.6cm
☹	GLASBERGEN Carlo	21.0cm
<b>Total</b>		<b>37.6cm</b>

Time remaining: 0 minutes 58 seconds  
0 minutes 36 seconds (after extra end)

Time remaining: 3 minutes 26 seconds  
2 minutes 19 seconds (after extra end)

Time-out: End 8 - GER stone 6; End 11 - GER stone 5

Time-out: End 7 - NED stone 8

## Shot Success Analysis

GER - Germany		☺	☹	Game
4	TOTZEK Sixten	5 40%	4 56%	9 47%
	Draws	5 40%	4 56%	9 47%
	Take-outs	7 82%	6 46%	13 65%
Total		12 65%	10 50%	22 58%
3	MUSKATEWITZ Marc	5 95%	3 67%	8 84%
	Draws	5 95%	3 67%	8 84%
	Take-outs	6 71%	8 69%	14 70%
Total		11 82%	11 68%	22 75%
2	SUTOR Joshua	7 82%	5 65%	12 75%
	Draws	7 82%	5 65%	12 75%
	Take-outs	6 67%	4 81%	10 73%
Total		13 75%	9 72%	22 74%
1	GREINDL Dominik	10 70%	12 77%	22 74%
	Draws	10 70%	12 77%	22 74%
	Take-outs	0 -	0 -	0 -
Total		10 70%	12 77%	22 74%
A	SUTOR Magnus	0 -	0 -	0 -
	Draws	0 -	0 -	0 -
	Take-outs	0 -	0 -	0 -
Total		0 -	0 -	0 -
Team	Draws	27 72%	24 70%	51 71%
	Take-outs	19 74%	18 64%	37 69%
	Total	46 73%	42 67%	88 70%

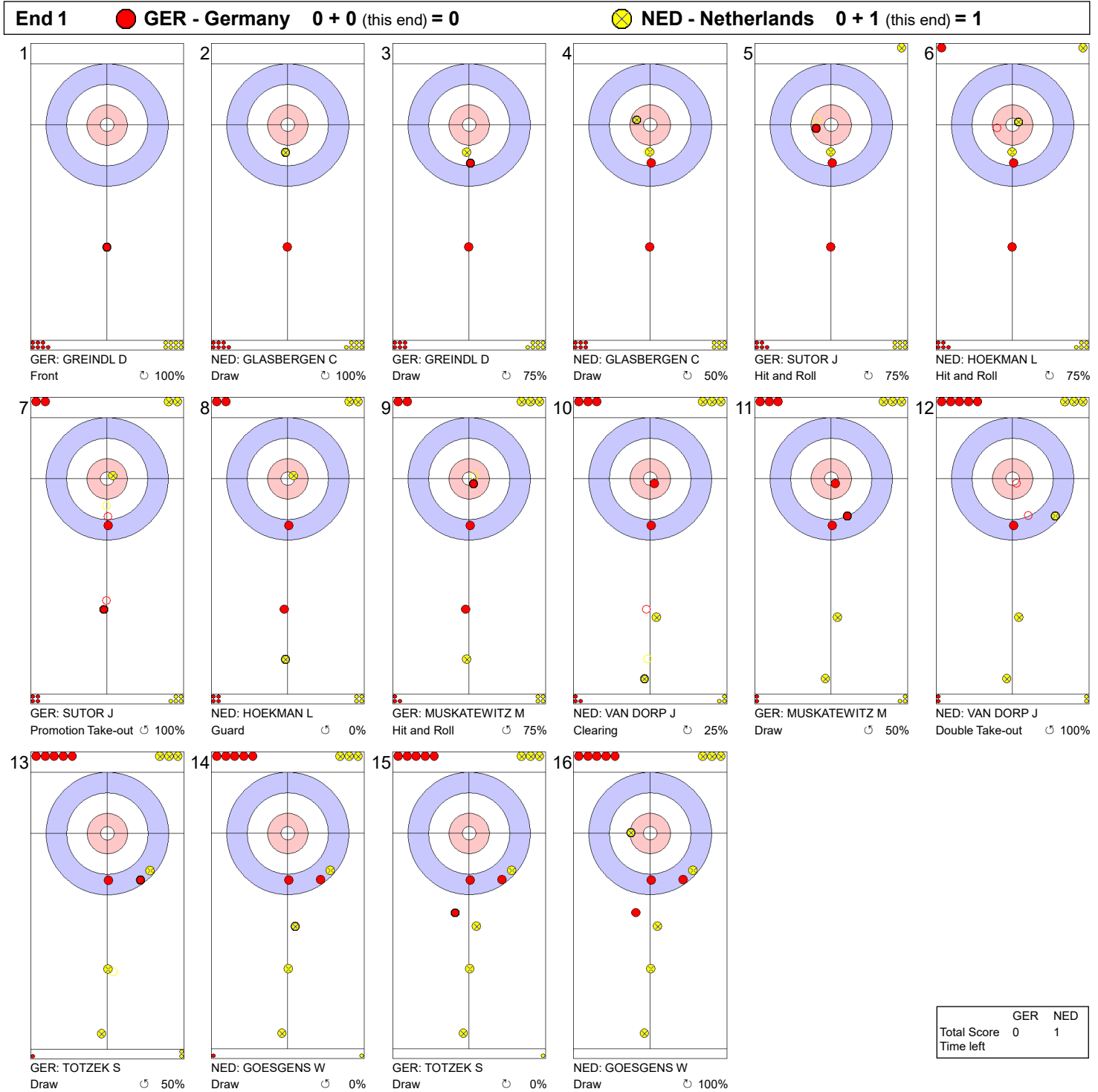
NED - Netherlands		☺	☹	Game
4	GOESGENS Wouter	9 78%	1 0%	10 70%
	Draws	9 78%	1 0%	10 70%
	Take-outs	3 92%	8 91%	11 91%
Total		12 81%	9 81%	21 81%
3	VAN DORP Jaap	3 92%	2 100%	5 95%
	Draws	3 92%	2 100%	5 95%
	Take-outs	10 85%	7 75%	17 81%
Total		13 87%	9 81%	22 84%
2	HOEKMAN Laurens	5 75%	2 13%	7 57%
	Draws	5 75%	2 13%	7 57%
	Take-outs	6 71%	8 94%	14 84%
Total		11 73%	10 78%	21 75%
1	GLASBERGEN Carlo	16 78%	5 95%	21 82%
	Draws	16 78%	5 95%	21 82%
	Take-outs	0 -	0 -	0 -
Total		16 78%	5 95%	21 82%
A	VAN DEN HURK Tobias	0 -	0 -	0 -
	Draws	0 -	0 -	0 -
	Take-outs	0 -	0 -	0 -
Total		0 -	0 -	0 -
Team	Draws	33 79%	10 70%	43 77%
	Take-outs	19 82%	23 87%	42 85%
	Total	52 80%	33 82%	85 81%

**Note:**  
Position and function for each team member:  
4 = Fourth, 3 = Third, 2 = Second, 1 = Lead, A = Alternate, S = Skip, V = Vice-Skip

**Legend:**  
☺ Clockwise      ☹ Counter-clockwise      LSFE(\*) Last Stone First End



**Game - Shot by Shot**



**Legend:**  
 ↻ Clockwise      ↺ Counter-clockwise      - Not considered



**Game - Shot by Shot**

**End 2**   ● **GER - Germany**   0 + 0 (this end) = 0   ● **NED - Netherlands**   1 + 0 (this end) = 1



	GER	NED
Total Score	0	1
Time left		

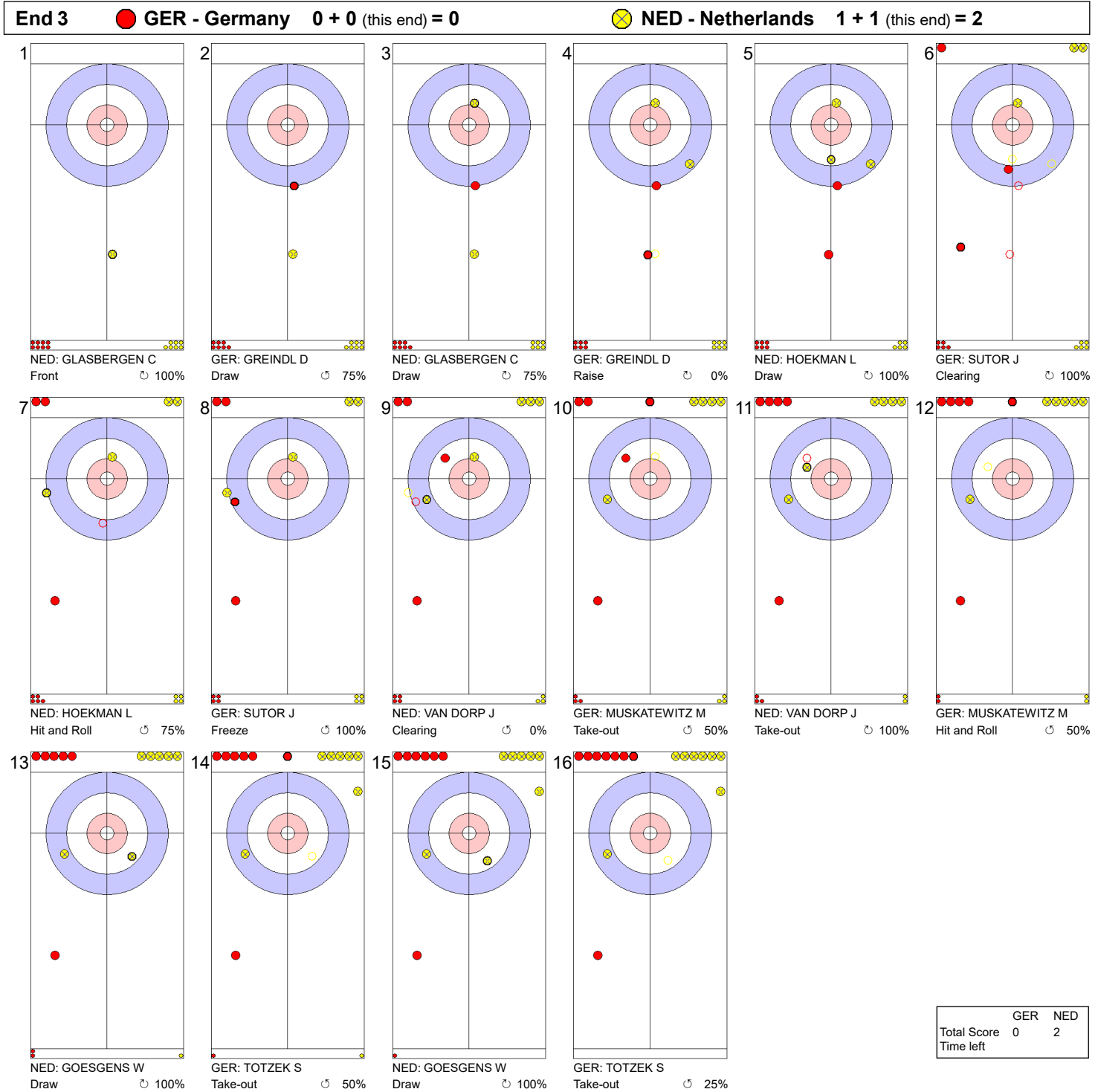
**Legend:**  
 ↻ Clockwise   ↺ Counter-clockwise   - Not considered







**Game - Shot by Shot**



**Legend:**  
 ↻ Clockwise      ↺ Counter-clockwise      - Not considered



**Game - Shot by Shot**



**Legend:**  
 ↻ Clockwise   ↺ Counter-clockwise   - Not considered



**Game - Shot by Shot**



**Legend:**  
 ↻ Clockwise      ↺ Counter-clockwise      - Not considered





### Game - Shot by Shot

End 6 **GER - Germany 1 + 0 (this end) = 1** **NED - Netherlands 2 + 2 (this end) = 4**



	GER	NED
Total Score	1	4
Time left		

**Legend:**  
 ↻ Clockwise      ↺ Counter-clockwise      - Not considered



**Game - Shot by Shot**

**End 7** ● **GER - Germany** 1 + 0 (this end) = 1

⊗ **NED - Netherlands** 4 + 1 (this end) = 5



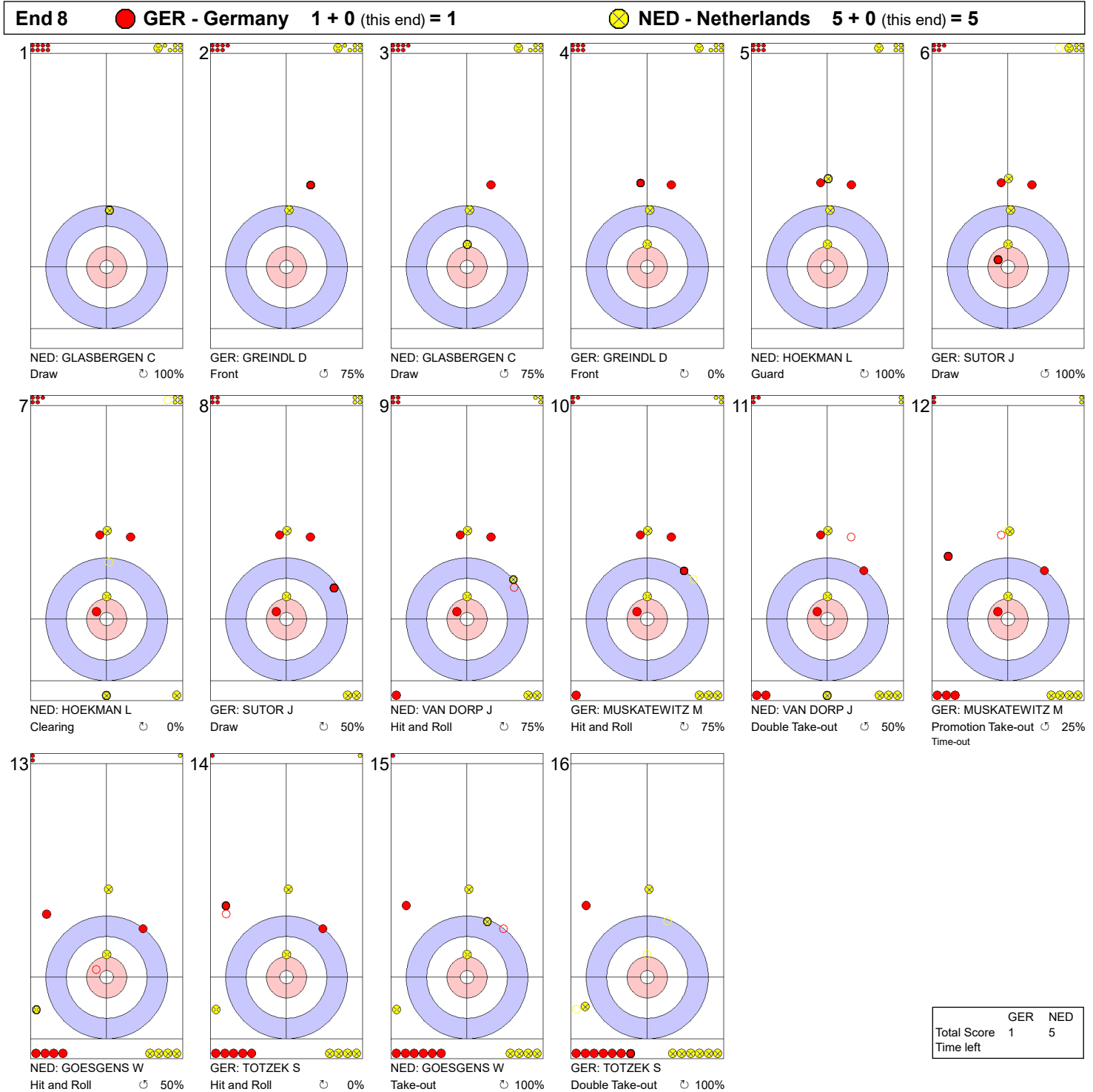
	GER	NED
Total Score	1	5
Time left		

**Legend:**  
 ↻ Clockwise      ↺ Counter-clockwise      - Not considered





**Game - Shot by Shot**

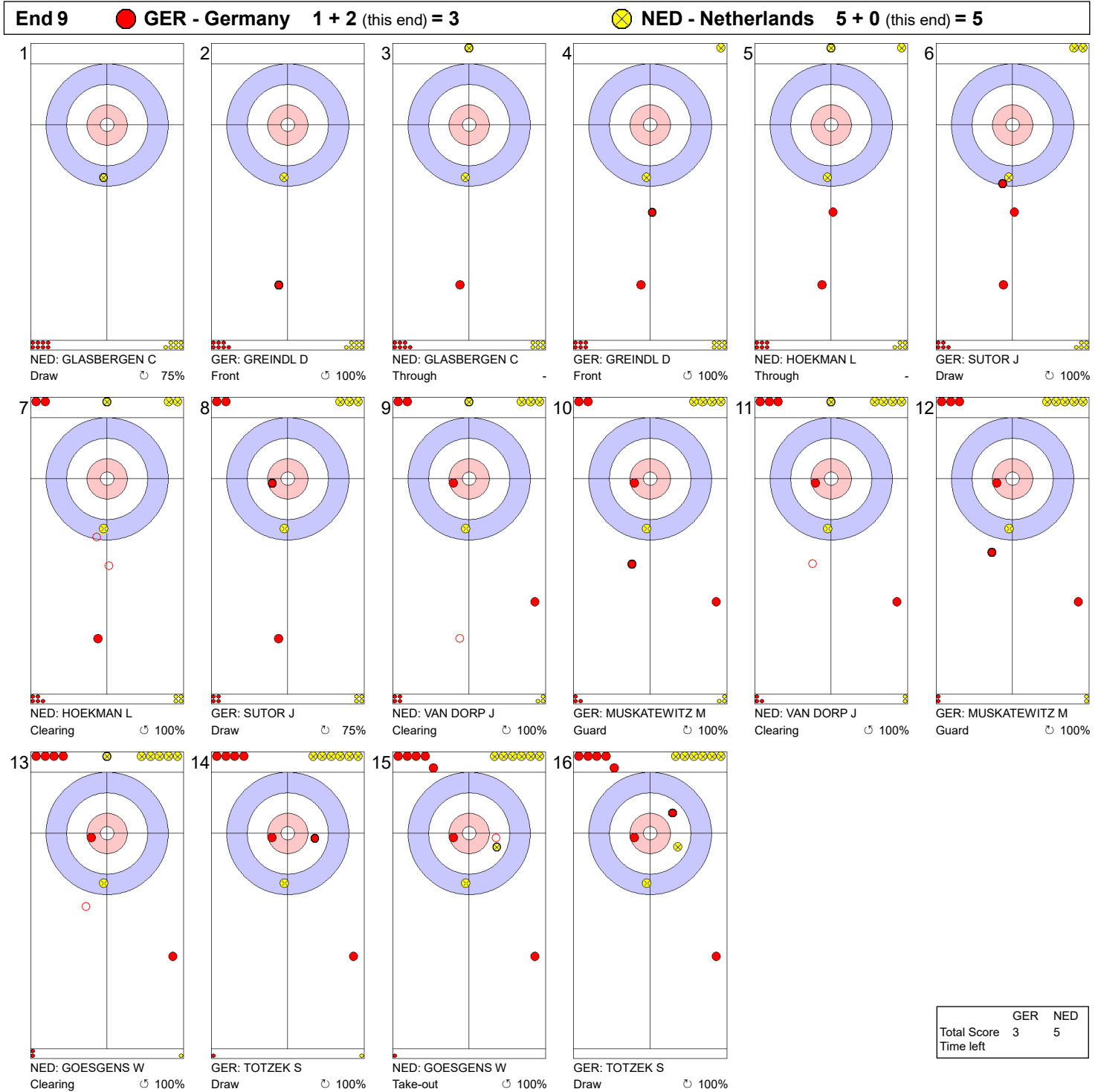


**Legend:**  
 ↻ Clockwise   ↺ Counter-clockwise   - Not considered





**Game - Shot by Shot**



**Legend:**  
 ↻ Clockwise      ↺ Counter-clockwise      - Not considered





**Game - Shot by Shot**



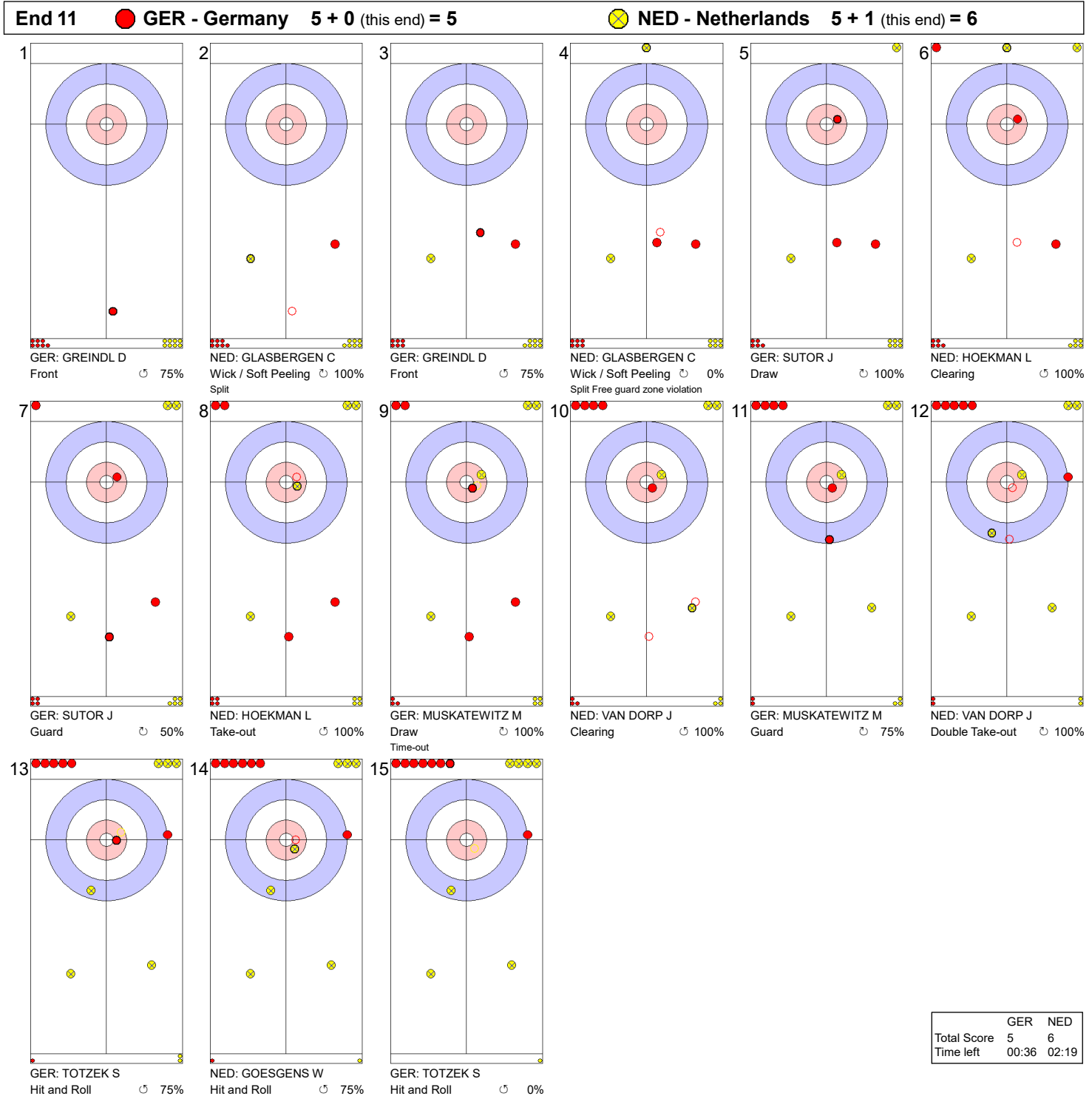
**Legend:**  
 ↻ Clockwise      ↺ Counter-clockwise      - Not considered







Game - Shot by Shot



**Legend:**  
 ⤵ Clockwise      ⤴ Counter-clockwise      - Not considered



### Session Results and Standings

Sheet	Game	Team	LSFE	1	2	3	4	5	6	7	8	9	10	Extra Ends	Total
A	2	JPN - Japan	*	0	1	0	1	0	1	0	0	X	X		3
	2	DEN - Denmark		1	0	2	0	2	0	3	3	X	X		11
B	2	KOR - Korea		0	1	0	1	0	2	0	2	0	X		6
	2	NOR - Norway	*	1	0	2	0	1	0	3	0	3	X		10
C	2	CZE - Czech Republic		0	1	1	2	0	0	0	1	2	X		7
	2	GER - Germany	*	1	0	0	0	1	1	1	0	0	X		4
D	1	FIN - Finland		0	0	2	0	1	1	0	1	0	0		5
	2	ITA - Italy	*	0	2	0	2	0	0	2	0	1	2		9

### Current Standings

Rank	Team	Games	Wins	Losses
1	DEN - Denmark	2	2	0
1	ITA - Italy	2	2	0
1	NOR - Norway	2	2	0
4	CZE - Czech Republic	2	1	1
4	JPN - Japan	2	1	1
6	FIN - Finland	1	0	1
6	NED - Netherlands	1	0	1
8	GER - Germany	2	0	2
8	KOR - Korea	2	0	2

**Note:**  
Under WCF rules, tie-breaking rules for standings are not applied until after the last game of the round robin.

**Legend:**  
LSFE(\*) Last Stone First End                      X    Unplayed/unfinished end due to concession



### Game Results

Sheet	Game	Team	LSFE	1	2	3	4	5	6	7	8	9	10	Extra Ends	Total
A	2	JPN - Japan	*	0	1	0	1	0	1	0	0	X	X		3
	2	DEN - Denmark		1	0	2	0	2	0	3	3	X	X		11

JPN - Japan		Shot Success Game
4 S	MATSUMURA Yuta	70 %
3	SHIMIZU Tetsuro	69 %
2	TANIDA Yasumasa	58 %
1 V	ABE Shinya	84 %
A	AITA Kosuke	-
Team Total		70 %

DEN - Denmark		Shot Success Game
4 S	KRAUSE Mikkel	95 %
3 V	NOERGAARD Mads	73 %
2	HOLTERMANN Henrik	75 %
1	WIKSTEN Kasper	80 %
A	THUNE Tobias	-
Team Total		81 %

Last Stone Draw		Distance
☺	MATSUMURA Yuta	90.6cm
☹	SHIMIZU Tetsuro	176.3cm
<b>Total</b>		<b>266.9cm</b>

Last Stone Draw		Distance
☺	KRAUSE Mikkel	199.6cm
☹	WIKSTEN Kasper	103.0cm
<b>Total</b>		<b>302.6cm</b>

Time remaining: 6 minutes 18 seconds

Time remaining: 6 minutes 47 seconds

### Shot Success Analysis

JPN - Japan		☺	☹	Game
4	MATSUMURA Yuta	Draws	5 90%	4 81% 9 86%
		Take-outs	3 50%	4 50% 7 50%
		Total	8 75%	8 66% 16 70%
3	SHIMIZU Tetsuro	Draws	4 63%	1 75% 5 65%
		Take-outs	5 85%	6 58% 11 70%
		Total	9 75%	7 61% 16 69%
2	TANIDA Yasumasa	Draws	5 55%	1 0% 6 46%
		Take-outs	5 70%	5 60% 10 65%
		Total	10 63%	6 50% 16 58%
1	ABE Shinya	Draws	11 89%	2 100% 13 90%
		Take-outs	3 58%	0 - 3 58%
		Total	14 82%	2 100% 16 84%
A	AITA Kosuke	Draws	0 -	0 - 0 -
		Take-outs	0 -	0 - 0 -
		Total	0 -	0 - 0 -
Team		Draws	25 78%	8 75% 33 77%
		Take-outs	16 69%	15 57% 31 63%
		Total	41 74%	23 63% 64 70%

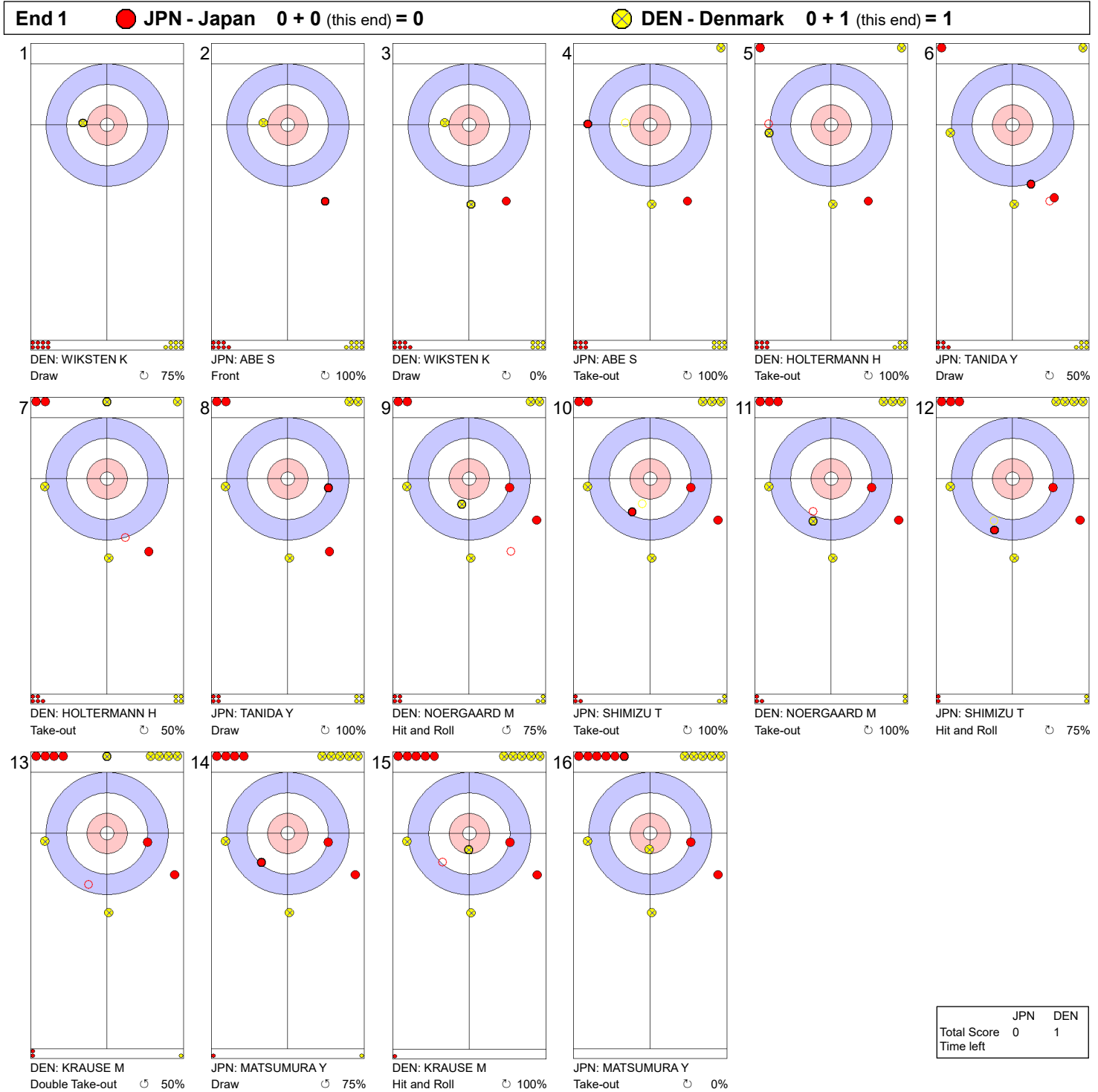
DEN - Denmark		☺	☹	Game
4	KRAUSE Mikkel	Draws	2 100%	3 92% 5 95%
		Take-outs	3 100%	8 94% 11 95%
		Total	5 100%	11 93% 16 95%
3	NOERGAARD Mads	Draws	1 0%	8 69% 9 61%
		Take-outs	5 90%	2 88% 7 89%
		Total	6 75%	10 73% 16 73%
2	HOLTERMANN Henrik	Draws	1 100%	8 78% 9 81%
		Take-outs	4 81%	3 50% 7 68%
		Total	5 85%	11 70% 16 75%
1	WIKSTEN Kasper	Draws	3 42%	12 90% 15 80%
		Take-outs	0 -	1 75% 1 75%
		Total	3 42%	13 88% 16 80%
A	THUNE Tobias	Draws	0 -	0 - 0 -
		Take-outs	0 -	0 - 0 -
		Total	0 -	0 - 0 -
Team		Draws	7 61%	31 81% 38 78%
		Take-outs	12 90%	14 82% 26 86%
		Total	19 79%	45 82% 64 81%

**Note:**  
Position and function for each team member:  
4 = Fourth, 3 = Third, 2 = Second, 1 = Lead, A = Alternate, S = Skip, V = Vice-Skip

**Legend:**  
☺ Clockwise ☹ Counter-clockwise LSFE(\*) Last Stone First End  
X Unplayed/unfinished end due to concession



**Game - Shot by Shot**

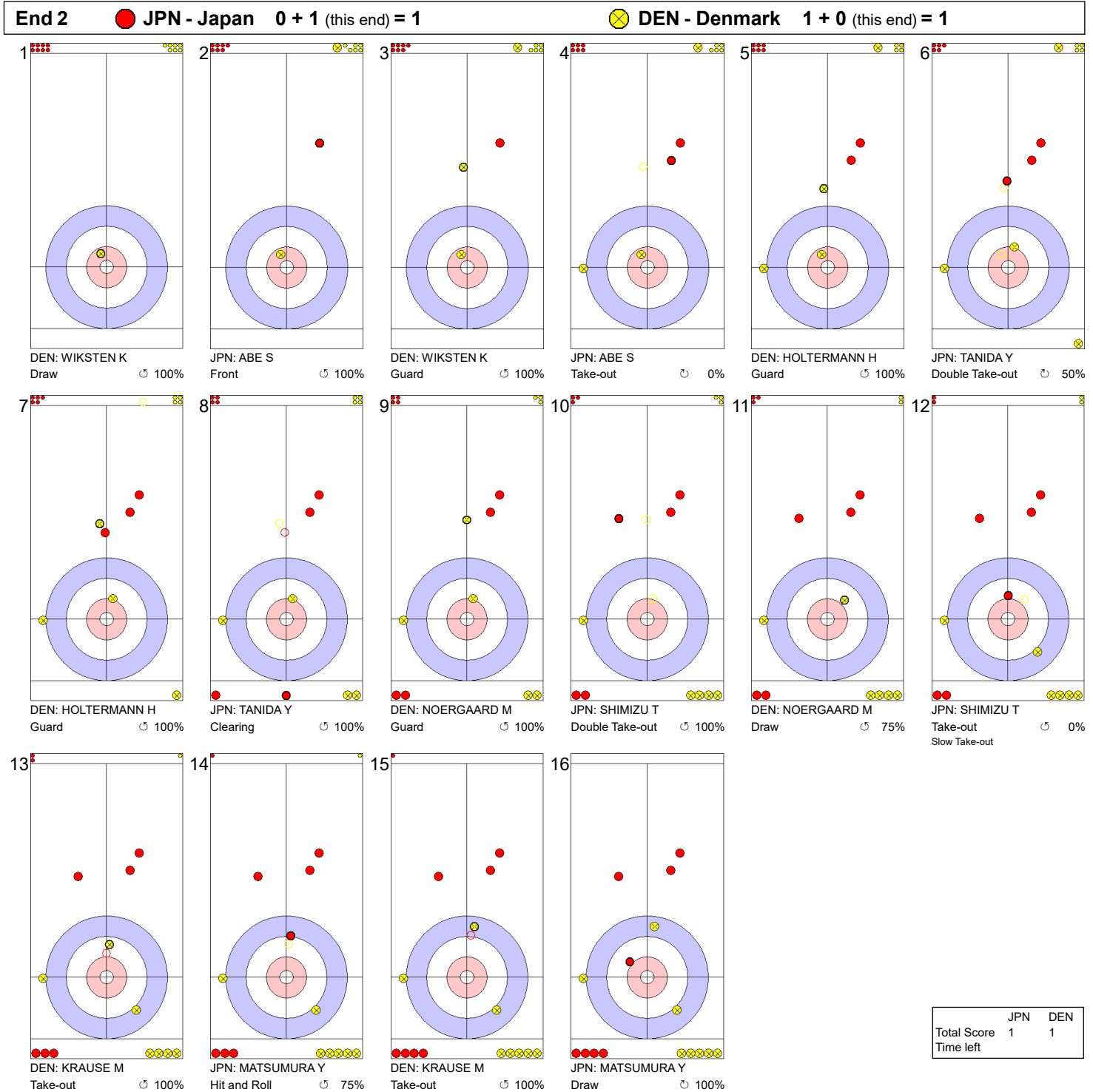


**Legend:**  
 ↻ Clockwise      ↺ Counter-clockwise      - Not considered





**Game - Shot by Shot**

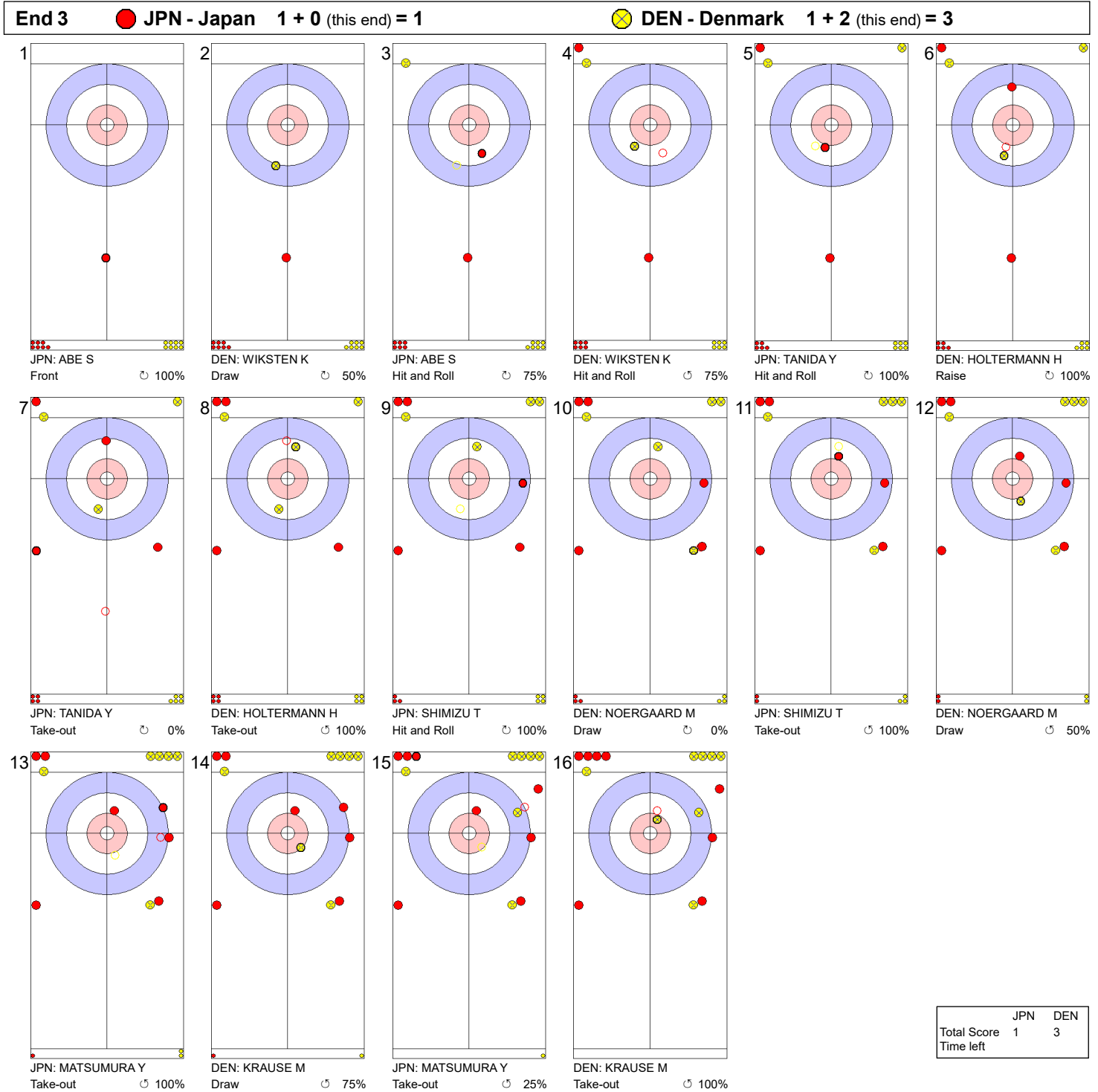


**Legend:**  
 ↻ Clockwise      ↺ Counter-clockwise      - Not considered





**Game - Shot by Shot**

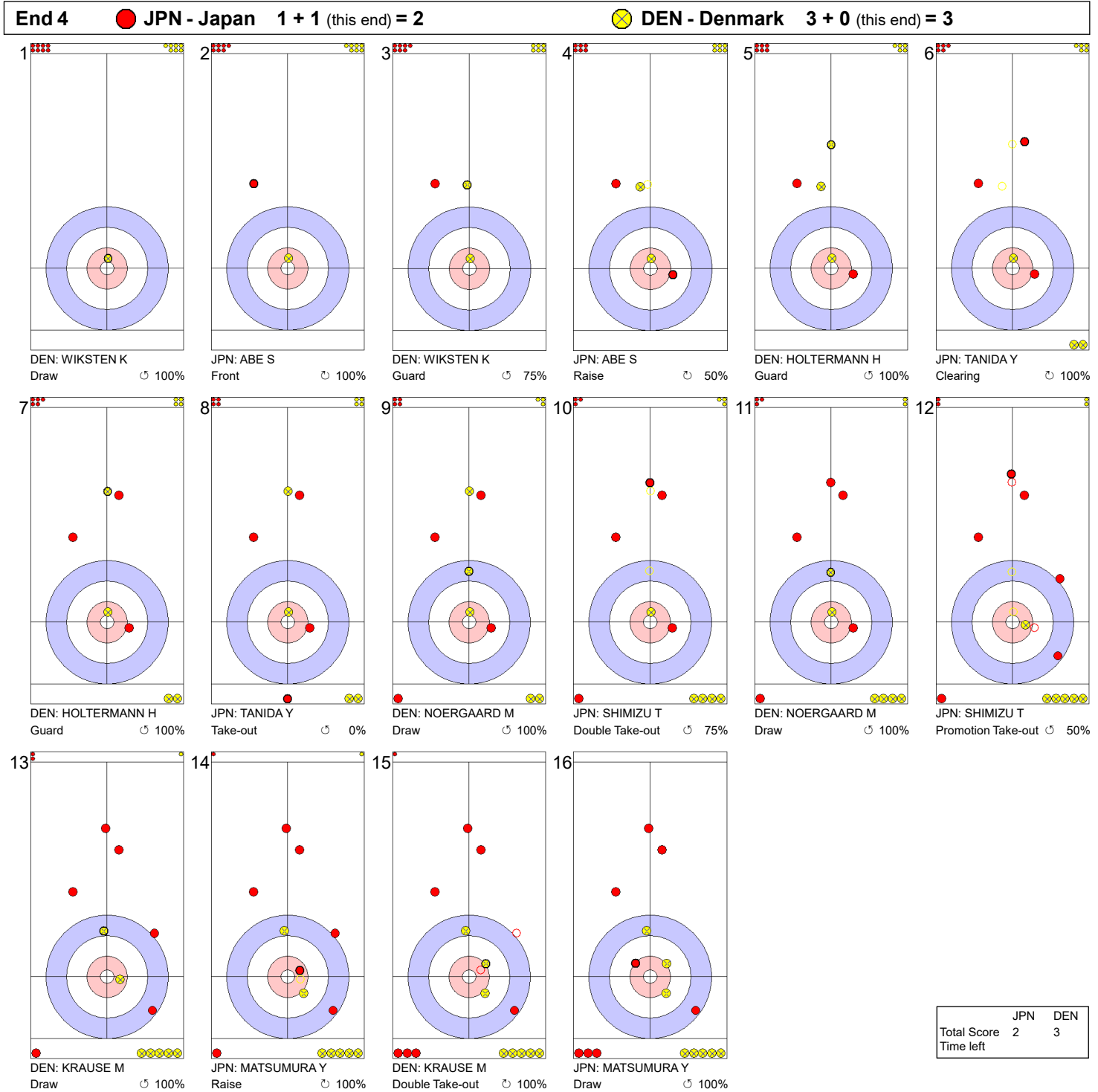


**Legend:**  
 ↻ Clockwise      ↺ Counter-clockwise      - Not considered





**Game - Shot by Shot**

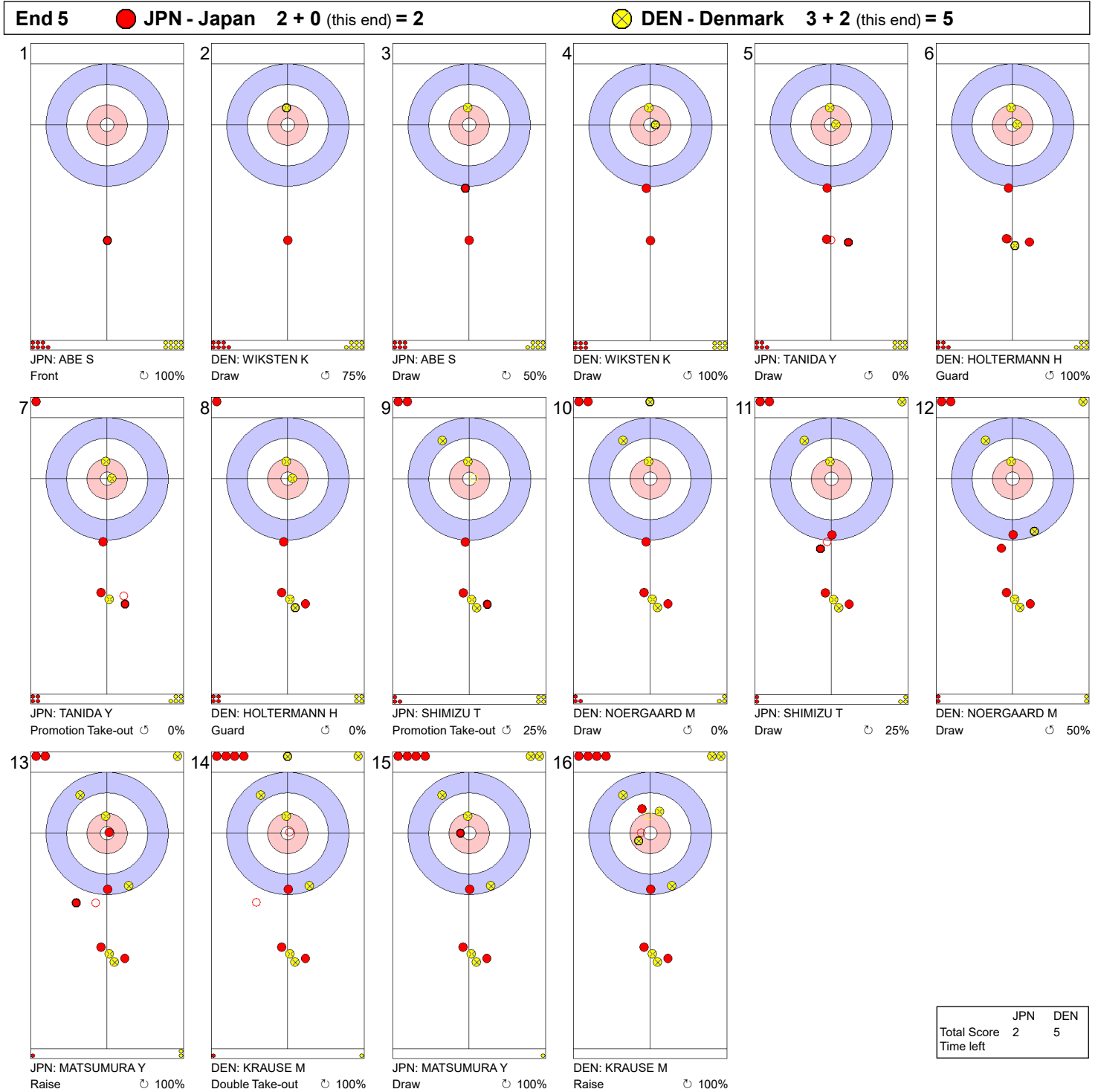


**Legend:**  
 ↻ Clockwise      ↺ Counter-clockwise      - Not considered





**Game - Shot by Shot**

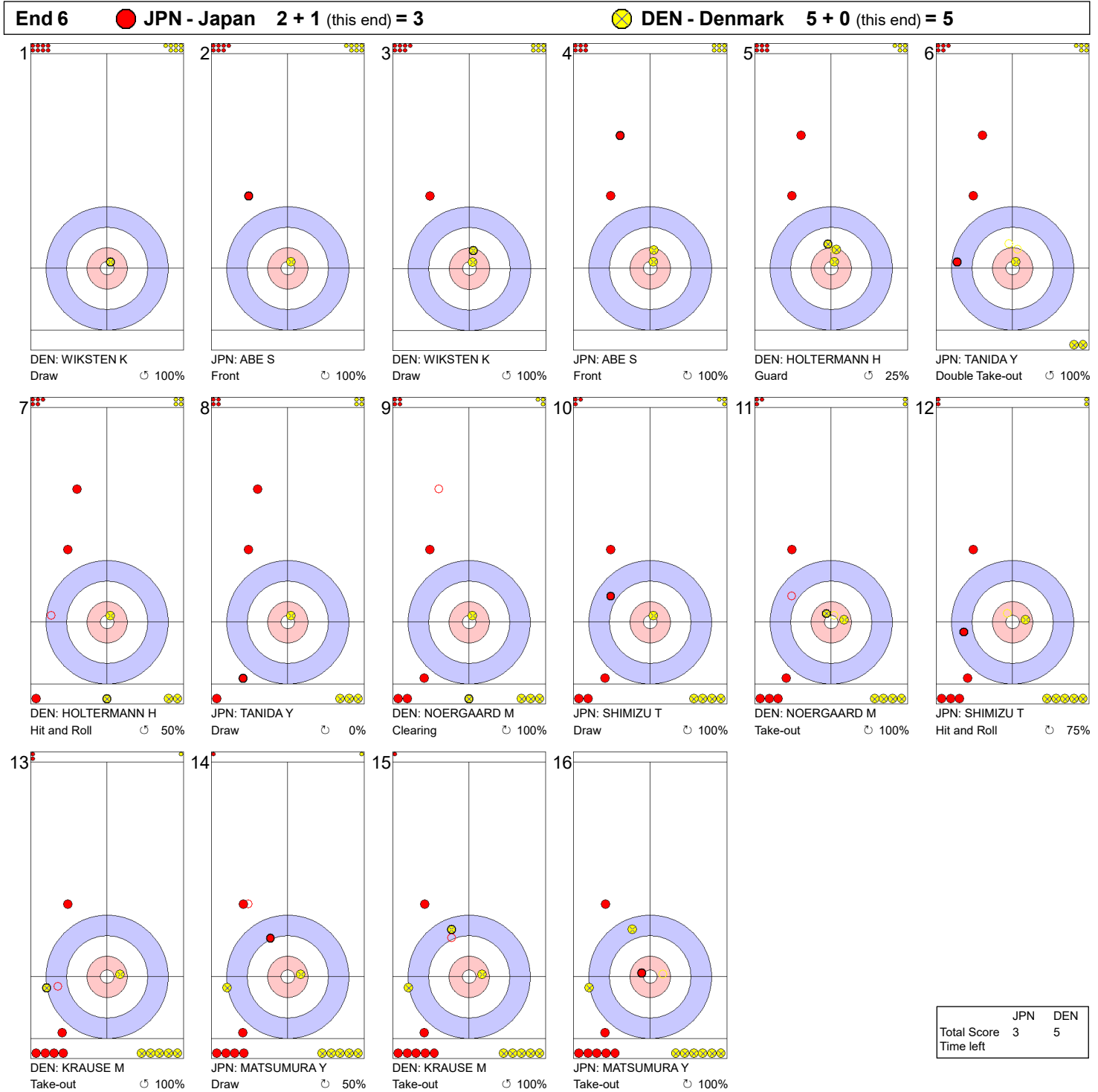


**Legend:**  
 ↻ Clockwise      ↺ Counter-clockwise      - Not considered





**Game - Shot by Shot**

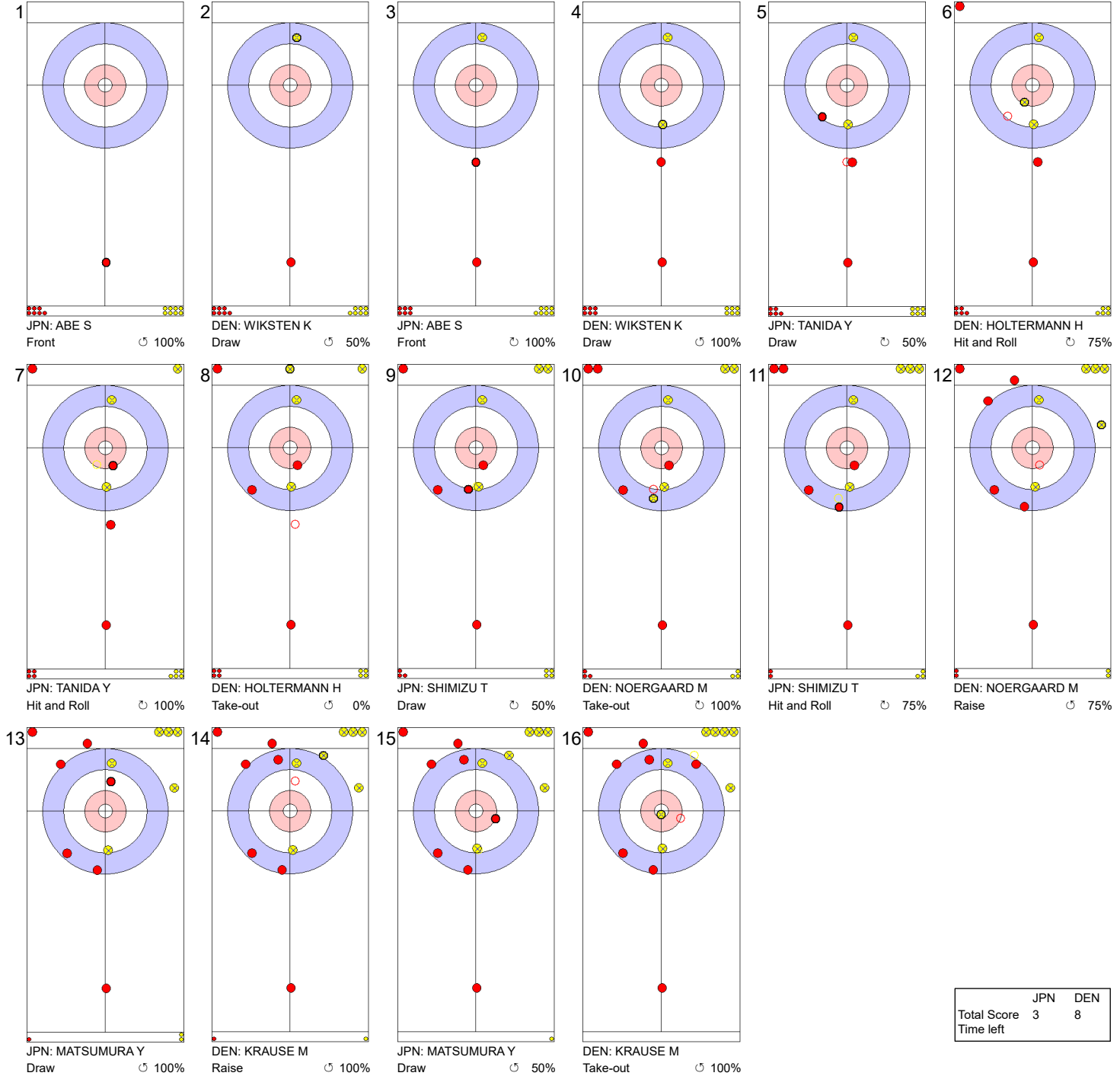


**Legend:**  
 ↻ Clockwise      ↺ Counter-clockwise      - Not considered



Game - Shot by Shot

End 7 ● JPN - Japan 3 + 0 (this end) = 3      ● DEN - Denmark 5 + 3 (this end) = 8



	JPN	DEN
Total Score	3	8
Time left		

**Legend:**  
 ↻ Clockwise      ↺ Counter-clockwise      - Not considered





**Game - Shot by Shot**



**Legend:**  
 ↻ Clockwise      ↻ Counter-clockwise      - Not considered

## Game Results

Sheet	Game	Team	LSFE	1	2	3	4	5	6	7	8	9	10	Extra Ends	Total
B	2	KOR - Korea		0	1	0	1	0	2	0	2	0	X		6
	2	NOR - Norway	*	1	0	2	0	1	0	3	0	3	X		10

KOR - Korea	
4 S	KIM Chang-Min
3 V	KIM Soo-Hyuk
2	JEON Jae Ik
1	KIM Hak Kyun
A	-

NOR - Norway	
4 S	WALSTAD Steffen
3 V	NERGAARD Torger
2	HOEIBERG Markus
1	VAAGBERG Magnus
A	NEDREGOTTEN Magnus

Last Stone Draw	Distance
⌚ KIM Soo-Hyuk	125.6cm
⌚ JEON Jae Ik	16.9cm
<b>Total</b>	<b>142.5cm</b>

Time remaining: 3 minutes 56 seconds

Last Stone Draw	Distance
⌚ WALSTAD Steffen	21.4cm
⌚ VAAGBERG Magnus	40.8cm
<b>Total</b>	<b>62.2cm</b>

Time remaining: 5 minutes 15 seconds

**Note:**  
Position and function for each team member:  
**4** = Fourth, **3** = Third, **2** = Second, **1** = Lead, **A** = Alternate, **S** = Skip, **V** = Vice-Skip

**Legend:**  
⌚ Clockwise                                      ⌚ Counter-clockwise                                      **LSFE(\*)** Last Stone First End  
**X** Unplayed/unfinished end due to concession



OLYMPIC  
QUALIFICATION  
EVENT 2021  
Leeuwarden

OQE 2021  
Leeuwarden, Netherlands

SUN 12 DEC 2021  
Start Time 9:00

Olympic Qualification Event 2021  
Elfstedehal  
Men

Round Robin Session 2 - Sheet C



## Game Results

Sheet	Game	Team	LSFE	1	2	3	4	5	6	7	8	9	10	Extra Ends	Total
C	2	CZE - Czech Republic		0	1	1	2	0	0	0	1	2	X		7
	2	GER - Germany	*	1	0	0	0	1	1	1	0	0	X		4

### CZE - Czech Republic

4 S KLIMA Lukas  
 3 V CERNOVSKY Marek  
 2 BOHAC Radek  
 1 CANDRA Jiri  
 A MOKRIS Samuel

### GER - Germany

4 S TOTZEK Sixten  
 3 V MUSKATEWITZ Marc  
 2 SUTOR Joshua  
 1 GREINDL Dominik  
 A SUTOR Magnus

#### Last Stone Draw

☺ CERNOVSKY Marek  
 ☻ BOHAC Radek

#### Distance

199.6cm  
 93.4cm

#### Total

293.0cm

Time remaining: 3 minutes 54 seconds

#### Last Stone Draw

☺ GREINDL Dominik  
 ☻ SUTOR Joshua

#### Distance

21.2cm  
 22.9cm

#### Total

44.1cm

Time remaining: 4 minutes 49 seconds

#### Note:

Position and function for each team member:

4 = Fourth, 3 = Third, 2 = Second, 1 = Lead, A = Alternate, S = Skip, V = Vice-Skip

#### Legend:

☺ Clockwise                                  ☻ Counter-clockwise  
 X Unplayed/unfinished end due to concession

LSFE(\*) Last Stone First End



## Game Results

Sheet	Game	Team	LSFE	1	2	3	4	5	6	7	8	9	10	Extra Ends	Total
D	1	FIN - Finland		0	0	2	0	1	1	0	1	0	0		5
	2	ITA - Italy	*	0	2	0	2	0	0	2	0	1	2		9

FIN - Finland	
4 S	KIISKINEN Kalle
3 V	SALO Teemu
2	OUNI Leo
1	KUOSMANEN Paavo
A	POLLANEN Jermu

ITA - Italy	
4 S	RETORNAZ Joel
3	MOSANER Amos
2	ARMAN Sebastiano
1 V	GONIN Simone
A	GIOVANELLA Mattia

Last Stone Draw		Distance
⌚	SALO Teemu	15.2cm
⌚	KIISKINEN Kalle	39.9cm
<b>Total</b>		<b>55.1cm</b>

Last Stone Draw		Distance
⌚	ARMAN Sebastiano	6.5cm
⌚	MOSANER Amos	13.4cm
<b>Total</b>		<b>19.9cm</b>

Time remaining: 3 minutes 43 seconds

Time remaining: 0 minutes 49 seconds

**Note:**  
Position and function for each team member:  
**4** = Fourth, **3** = Third, **2** = Second, **1** = Lead, **A** = Alternate, **S** = Skip, **V** = Vice-Skip

**Legend:**  
⌚ Clockwise      ⌚ Counter-clockwise      **LSFE(\*)** Last Stone First End

## Session Results and Standings

Sheet	Game	Team	LSFE	1	2	3	4	5	6	7	8	9	10	Extra Ends	Total
A	1	ITA - Italy		0	2	1	1	1	0	0	0	2	X		7
	1	KOR - Korea	*	1	0	0	0	0	0	0	2	0	X		3
B	1	GER - Germany		0	1	0	0	1	0	1	0	2	0		5
	1	JPN - Japan	*	1	0	1	0	0	2	0	1	0	1		6
C	1	NED - Netherlands		0	1	0	0	0	1	0	0	2	0		4
	1	DEN - Denmark	*	1	0	0	1	1	0	0	1	0	1		5
D	1	CZE - Czech Republic	*	0	0	0	1	1	0	1	0	2	X		5
	1	NOR - Norway		1	0	2	0	0	3	0	2	0	X		8

## Current Standings

Rank	Team	Games	Wins	Losses
1	DEN - Denmark	1	1	0
1	ITA - Italy	1	1	0
1	JPN - Japan	1	1	0
1	NOR - Norway	1	1	0
5	CZE - Czech Republic	1	0	1
5	GER - Germany	1	0	1
5	KOR - Korea	1	0	1
5	NED - Netherlands	1	0	1
	FIN - Finland	0		

**Note:**  
Under WCF rules, tie-breaking rules for standings are not applied until after the last game of the round robin.

**Legend:**  
LSFE(\*) Last Stone First End      X      Unplayed/unfinished end due to concession

## Game Results

Sheet	Game	Team	LSFE	1	2	3	4	5	6	7	8	9	10	Extra Ends	Total
A	1	ITA - Italy		0	2	1	1	1	0	0	0	2	X		7
	1	KOR - Korea	*	1	0	0	0	0	0	0	2	0	X		3

ITA - Italy	
4 S	RETORNAZ Joel
3	MOSANER Amos
2	ARMAN Sebastiano
1 V	GONIN Simone
A	GIOVANELLA Mattia

KOR - Korea	
4 S	KIM Chang-Min
3 V	KIM Soo-Hyuk
2	JEON Jae Ik
1	KIM Hak Kyun
A	-

Last Stone Draw		Distance
🕒	GONIN Simone	23.6cm
🕒	RETORNAZ Joel	70.3cm
<b>Total</b>		<b>93.9cm</b>

Last Stone Draw		Distance
🕒	KIM Chang-Min	7.0cm
🕒	KIM Hak Kyun	76.2cm
<b>Total</b>		<b>83.2cm</b>

Time remaining: 8 minutes 8 seconds

Time remaining: 3 minutes 11 seconds

**Note:**  
Position and function for each team member:  
4 = Fourth, 3 = Third, 2 = Second, 1 = Lead, A = Alternate, S = Skip, V = Vice-Skip

**Legend:**  
🕒 Clockwise      🕒 Counter-clockwise      **LSFE(\*)** Last Stone First End  
X Unplayed/unfinished end due to concession



## Game Results

Sheet	Game	Team	LSFE	1	2	3	4	5	6	7	8	9	10	Extra Ends	Total
B	1	GER - Germany		0	1	0	0	1	0	1	0	2	0		5
	1	JPN - Japan	*	1	0	1	0	0	2	0	1	0	1		6

GER - Germany		Shot Success Game
4 S	TOTZEK Sixten	72%
3 V	MUSKATEWITZ Marc	83%
2	SUTOR Joshua	73%
1	GREINDL Dominik	90%
A	SUTOR Magnus	-
Team Total		79%

JPN - Japan		Shot Success Game
4 S	MATSUMURA Yuta	70%
3	SHIMIZU Tetsuro	70%
2	TANIDA Yasumasa	90%
1 V	ABE Shinya	88%
A	AITA Kosuke	-
Team Total		79%

Last Stone Draw		Distance
☺	MUSKATEWITZ Marc	199.6cm
☹	TOTZEK Sixten	23.1cm
<b>Total</b>		<b>222.7cm</b>

Last Stone Draw		Distance
☺	SHIMIZU Tetsuro	128.6cm
☹	MATSUMURA Yuta	19.4cm
<b>Total</b>		<b>148.0cm</b>

Time remaining: 0 minutes 18 seconds

Time-out: End 10 - GER stone 7

Time remaining: 0 minutes 39 seconds

Time-out: End 9 - JPN stone 7

## Shot Success Analysis

GER - Germany		☺	☹	Game
4	TOTZEK Sixten	Draws 6 71%	7 68%	13 69%
		Take-outs 4 69%	2 100%	6 79%
		Total 10 70%	9 75%	19 72%
3	MUSKATEWITZ Marc	Draws 6 96%	4 50%	10 78%
		Take-outs 4 88%	6 88%	10 88%
		Total 10 93%	10 73%	20 83%
2	SUTOR Joshua	Draws 6 100%	3 50%	9 83%
		Take-outs 6 67%	5 60%	11 64%
		Total 12 83%	8 56%	20 73%
1	GREINDL Dominik	Draws 10 93%	8 84%	18 89%
		Take-outs 2 100%	0 -	2 100%
		Total 12 94%	8 84%	20 90%
A	SUTOR Magnus	Draws 0 -	0 -	0 -
		Take-outs 0 -	0 -	0 -
		Total 0 -	0 -	0 -
Team		Draws 28 90%	22 68%	50 81%
		Take-outs 16 77%	13 79%	29 78%
		Total 44 85%	35 72%	79 79%

JPN - Japan		☺	☹	Game
4	MATSUMURA Yuta	Draws 7 64%	2 100%	9 72%
		Take-outs 6 88%	5 45%	11 68%
		Total 13 75%	7 61%	20 70%
3	SHIMIZU Tetsuro	Draws 5 50%	2 88%	7 61%
		Take-outs 6 71%	7 79%	13 75%
		Total 11 61%	9 81%	20 70%
2	TANIDA Yasumasa	Draws 10 95%	2 75%	12 92%
		Take-outs 6 100%	2 50%	8 88%
		Total 16 97%	4 63%	20 90%
1	ABE Shinya	Draws 13 90%	4 69%	17 85%
		Take-outs 2 100%	1 100%	3 100%
		Total 15 92%	5 75%	20 88%
A	AITA Kosuke	Draws 0 -	0 -	0 -
		Take-outs 0 -	0 -	0 -
		Total 0 -	0 -	0 -
Team		Draws 35 81%	10 80%	45 81%
		Take-outs 20 88%	15 65%	35 78%
		Total 55 83%	25 71%	80 79%

### Note:

Position and function for each team member:

4 = Fourth, 3 = Third, 2 = Second, 1 = Lead, A = Alternate, S = Skip, V = Vice-Skip

### Legend:

☺ Clockwise

☹ Counter-clockwise

LSFE(\*) Last Stone First End



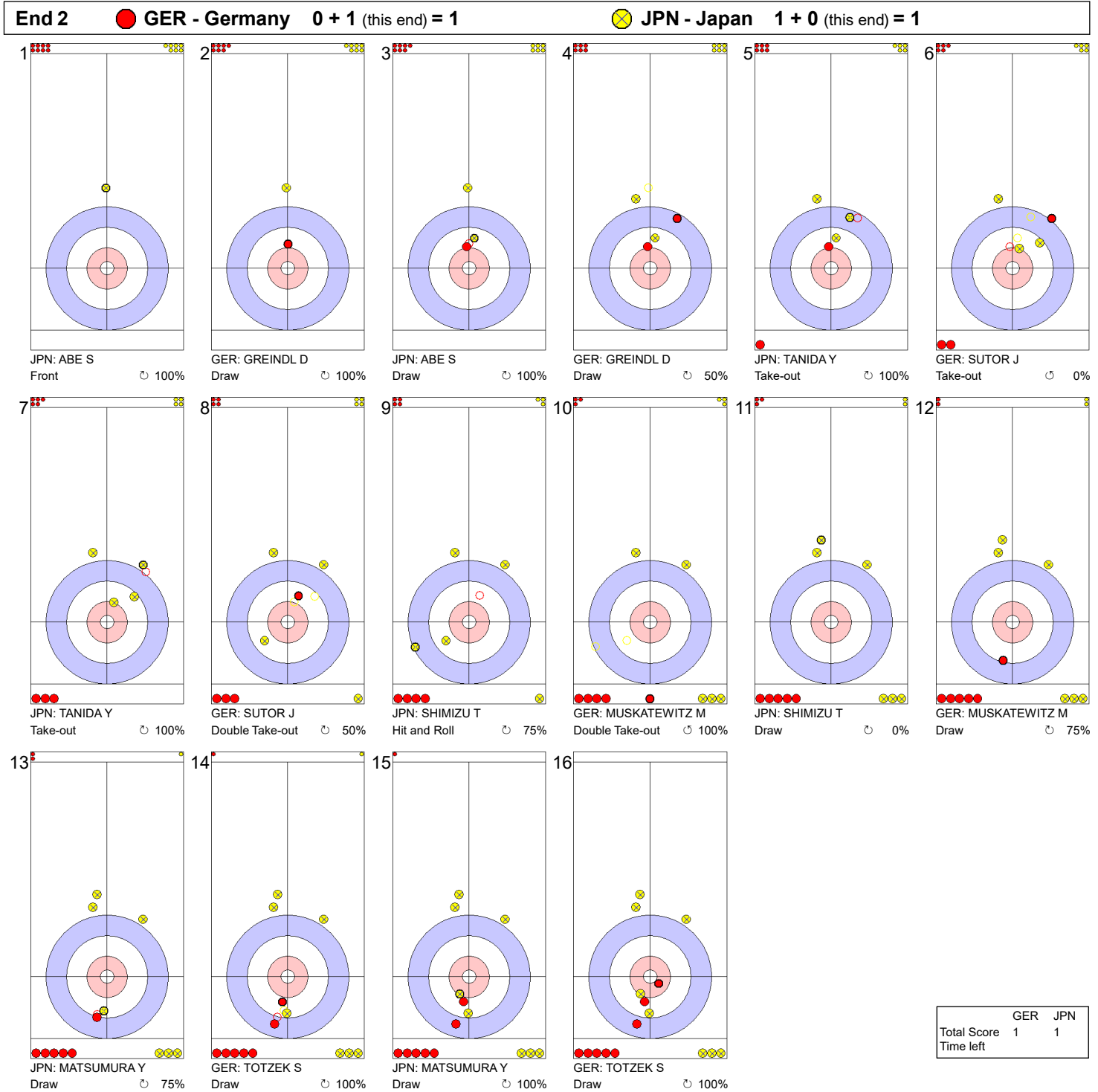
Game - Shot by Shot



**Legend:**  
 ↻ Clockwise      ↺ Counter-clockwise      - Not considered



**Game - Shot by Shot**



**Legend:**  
 ↻ Clockwise      ↺ Counter-clockwise      - Not considered



**Game - Shot by Shot**



**Legend:**  
 ↻ Clockwise      ↺ Counter-clockwise      - Not considered



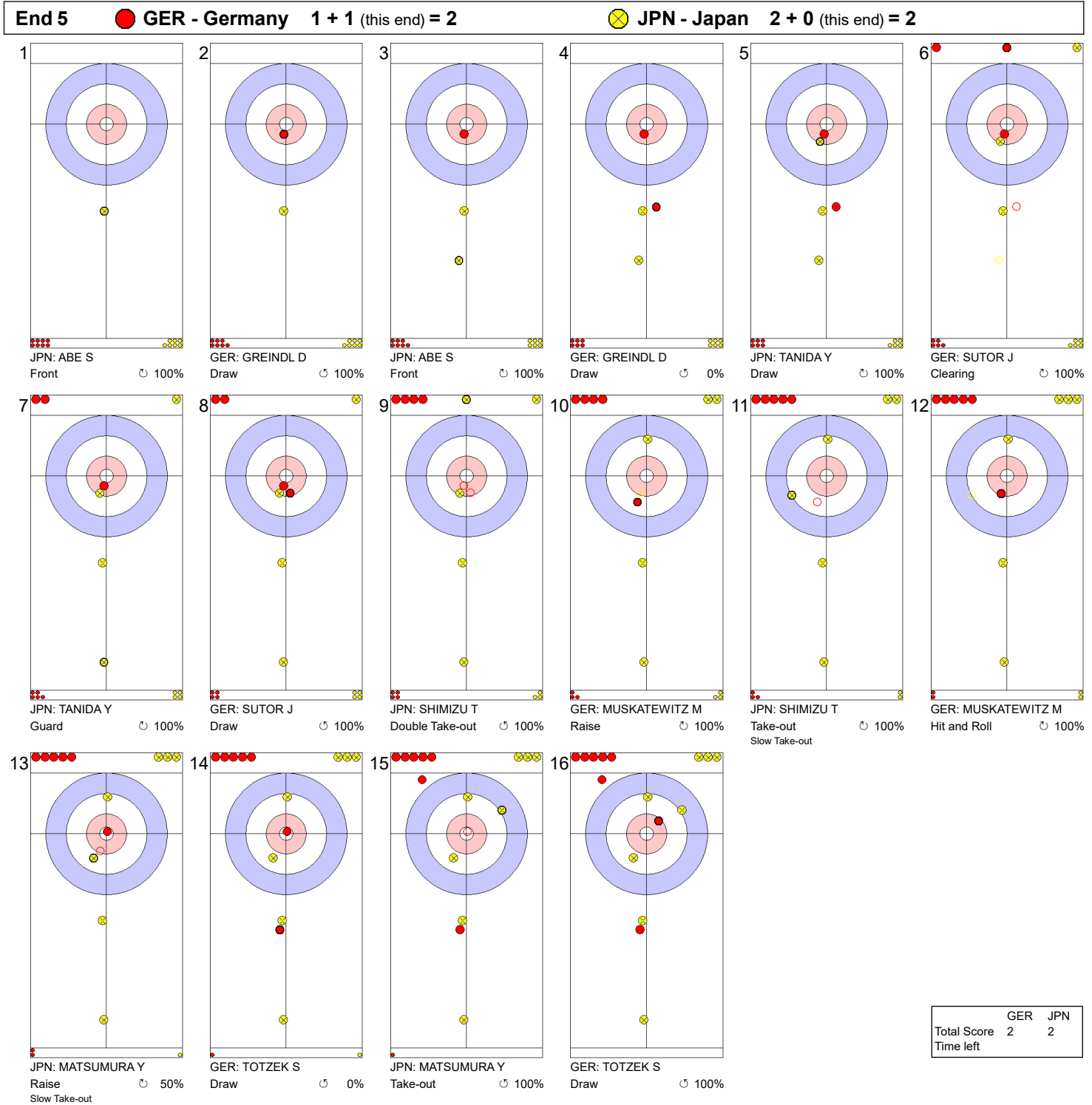
Game - Shot by Shot



**Legend:**  
 ↻ Clockwise      ↺ Counter-clockwise      - Not considered



**Game - Shot by Shot**



**Legend:**  
 ↻ Clockwise   ↺ Counter-clockwise   - Not considered





**Game - Shot by Shot**

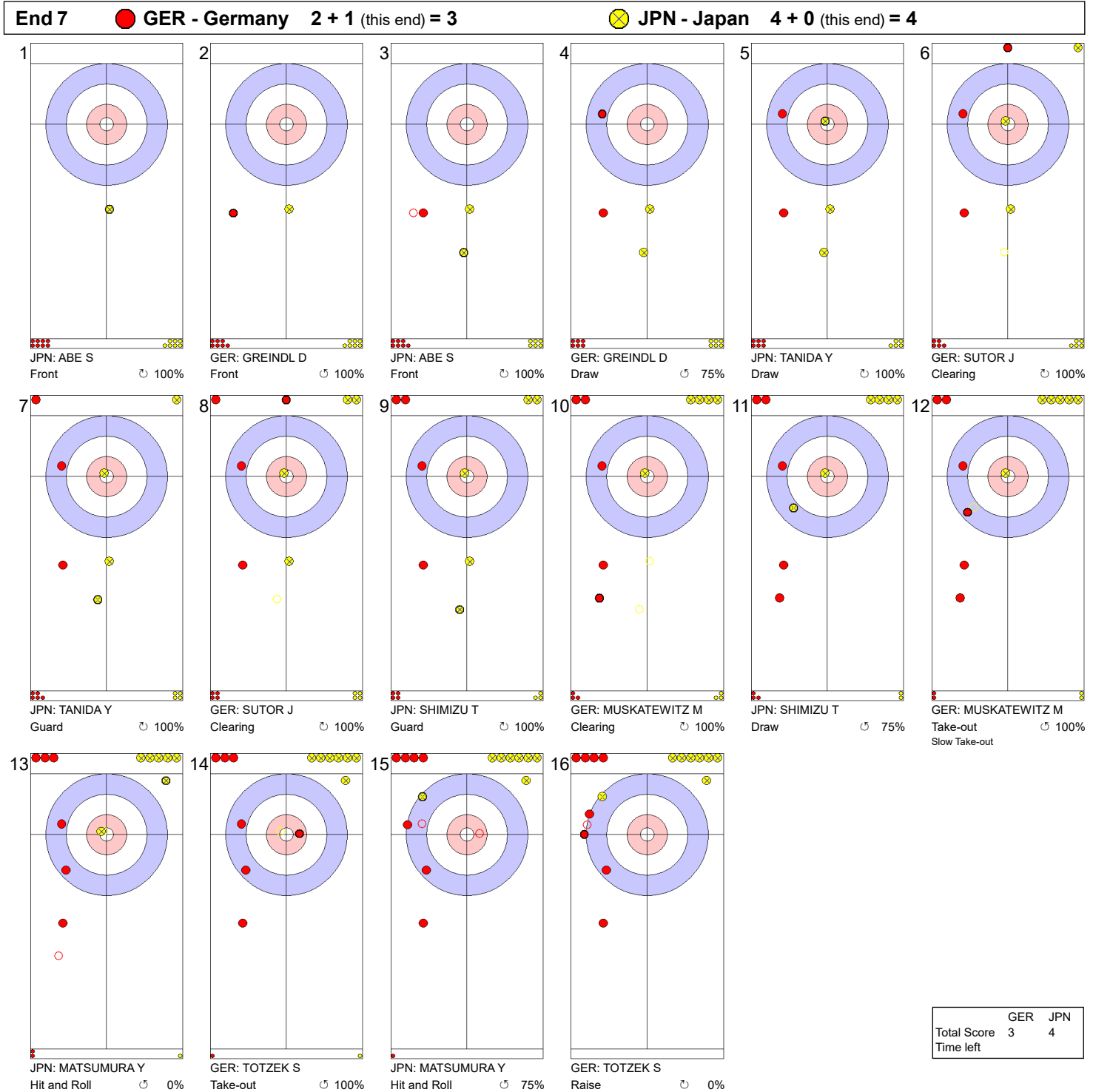


**Legend:**  
 ↻ Clockwise      ↺ Counter-clockwise      - Not considered





**Game - Shot by Shot**



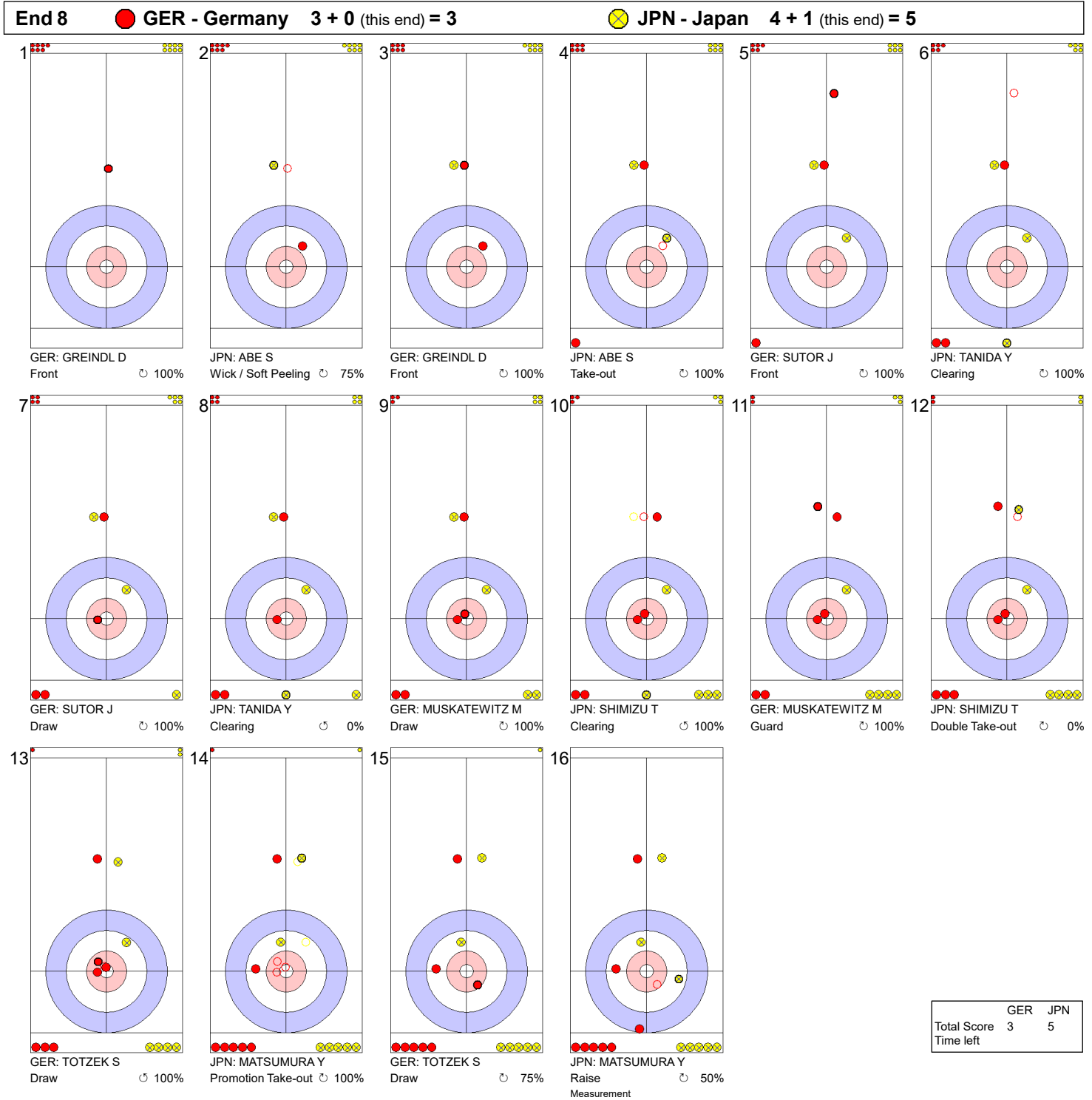
**Legend:**  
 ↻ Clockwise   ↺ Counter-clockwise   - Not considered







**Game - Shot by Shot**

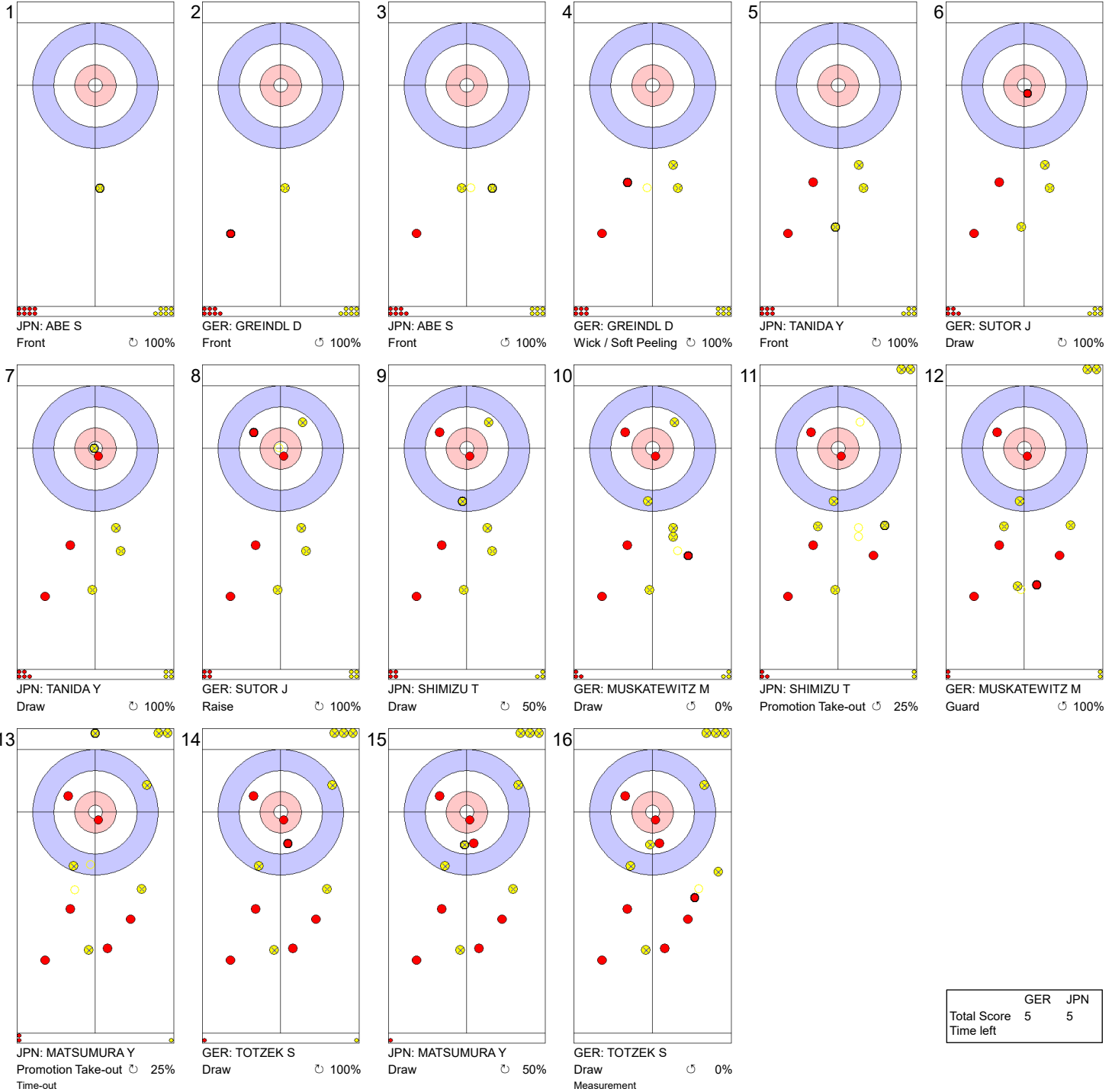


**Legend:**  
 ↻ Clockwise      ↺ Counter-clockwise      - Not considered



**Game - Shot by Shot**

**End 9**   ● **GER - Germany** 3 + 2 (this end) = 5   ● **JPN - Japan** 5 + 0 (this end) = 5



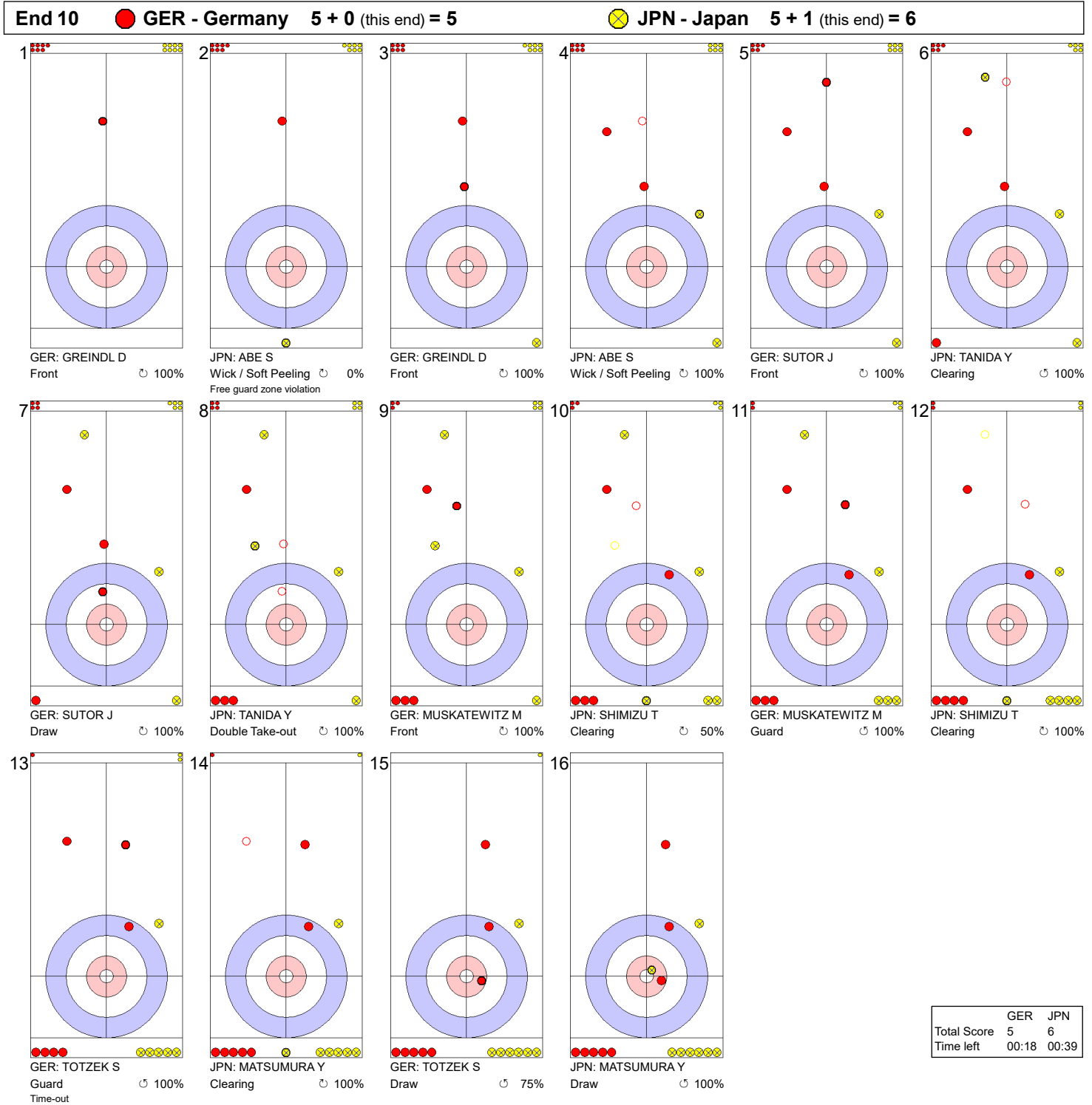
	GER	JPN
Total Score	5	5
Time left		

**Legend:**  
 ↻ Clockwise      ↺ Counter-clockwise      - Not considered





**Game - Shot by Shot**



**Legend:**  
 ↻ Clockwise      ↺ Counter-clockwise      - Not considered

## Game Results

Sheet	Game	Team	LSFE	1	2	3	4	5	6	7	8	9	10	Extra Ends	Total
C	1	NED - Netherlands		0	1	0	0	0	1	0	0	2	0		4
	1	DEN - Denmark	*	1	0	0	1	1	0	0	1	0	1		5

NED - Netherlands		Shot Success Game
4 S	GOESGENS Wouter	69%
3 V	VAN DORP Jaap	73%
2	HOEKMAN Laurens	81%
1	GLASBERGEN Carlo	88%
A	VAN DEN HURK Tobias	-
Team Total		78%

DEN - Denmark		Shot Success Game
4 S	KRAUSE Mikkel	74%
3 V	NOERGAARD Mads	84%
2	HOLTERMANN Henrik	75%
1	WIKSTEN Kasper	74%
A	THUNE Tobias	-
Team Total		77%

Last Stone Draw		Distance
⌚	VAN DORP Jaap	129.8cm
⌚	HOEKMAN Laurens	35.8cm
<b>Total</b>		<b>165.6cm</b>

Time remaining: 1 minute 54 seconds

Last Stone Draw		Distance
⌚	WIKSTEN Kasper	66.2cm
⌚	KRAUSE Mikkel	24.7cm
<b>Total</b>		<b>90.9cm</b>

Time remaining: 5 minutes 1 second

Time-out: End 9 - DEN stone 4

## Shot Success Analysis

NED - Netherlands		⌚	⌚	Game	
4	GOESGENS Wouter	Draws	10 75%	5 55%	15 68%
		Take-outs	2 63%	3 75%	5 70%
		Total	12 73%	8 63%	20 69%
3	VAN DORP Jaap	Draws	6 63%	6 96%	12 79%
		Take-outs	4 69%	4 56%	8 63%
		Total	10 65%	10 80%	20 73%
2	HOEKMAN Laurens	Draws	7 93%	3 92%	10 93%
		Take-outs	1 50%	9 72%	10 70%
		Total	8 88%	12 77%	20 81%
1	GLASBERGEN Carlo	Draws	10 88%	7 93%	17 90%
		Take-outs	0 -	3 75%	3 75%
		Total	10 88%	10 88%	20 88%
A	VAN DEN HURK Tobias	Draws	0 -	0 -	0 -
		Take-outs	0 -	0 -	0 -
		Total	0 -	0 -	0 -
Team		Draws	33 80%	21 85%	54 82%
		Take-outs	7 64%	19 70%	26 68%
		Total	40 78%	40 78%	80 78%

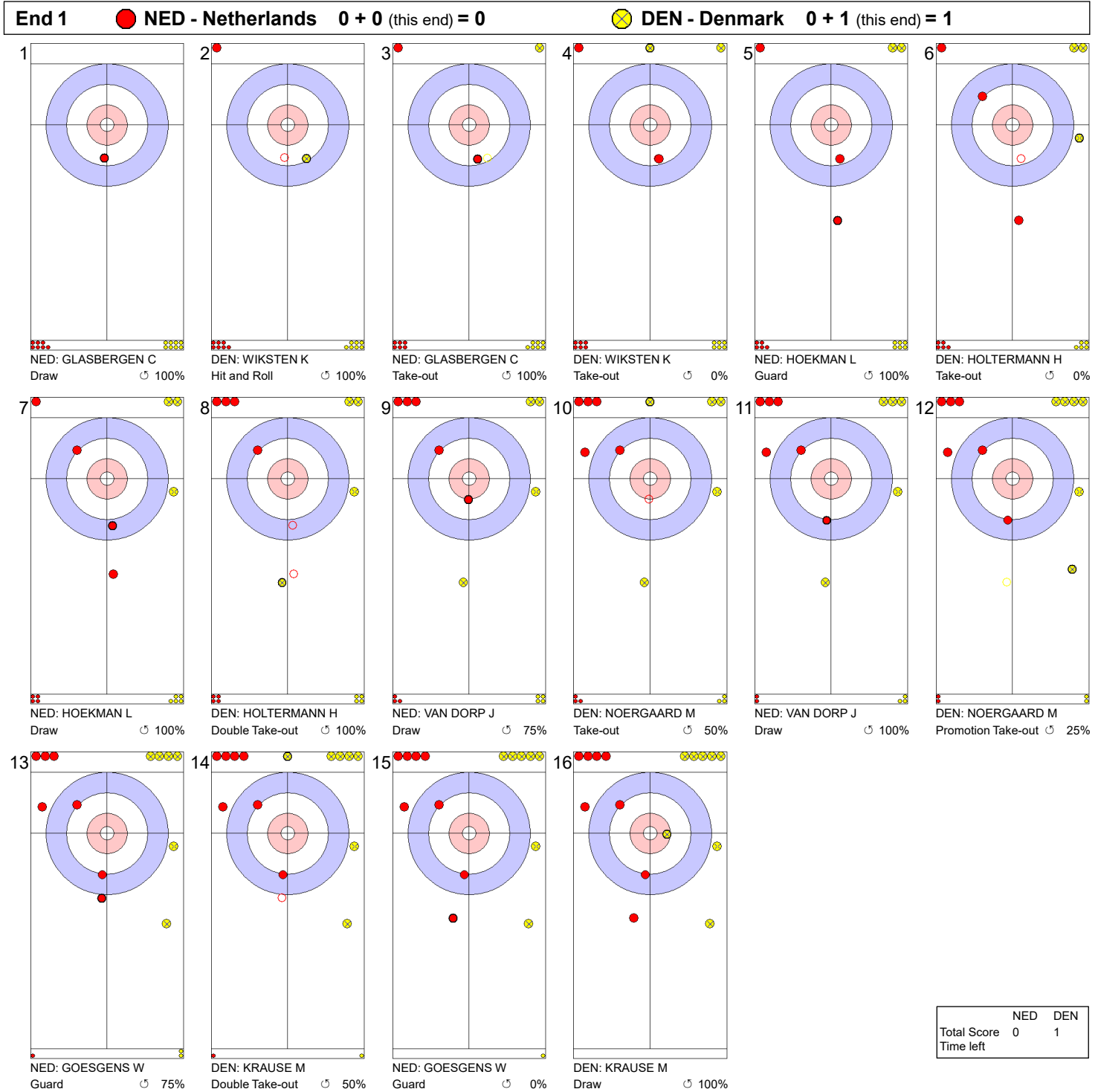
DEN - Denmark		⌚	⌚	Game	
4	KRAUSE Mikkel	Draws	3 42%	2 100%	5 65%
		Take-outs	7 68%	8 84%	15 77%
		Total	10 60%	10 88%	20 74%
3	NOERGAARD Mads	Draws	2 88%	0 -	2 88%
		Take-outs	6 88%	12 81%	18 83%
		Total	8 88%	12 81%	20 84%
2	HOLTERMANN Henrik	Draws	3 75%	3 92%	6 83%
		Take-outs	2 88%	12 69%	14 71%
		Total	5 80%	15 73%	20 75%
1	WIKSTEN Kasper	Draws	8 78%	8 75%	16 77%
		Take-outs	0 -	4 63%	4 63%
		Total	8 78%	12 71%	20 74%
A	THUNE Tobias	Draws	0 -	0 -	0 -
		Take-outs	0 -	0 -	0 -
		Total	0 -	0 -	0 -
Team		Draws	16 72%	13 83%	29 77%
		Take-outs	15 78%	36 76%	51 76%
		Total	31 75%	49 78%	80 77%

**Note:**  
Position and function for each team member:  
4 = Fourth, 3 = Third, 2 = Second, 1 = Lead, A = Alternate, S = Skip, V = Vice-Skip

**Legend:**  
⌚ Clockwise      ⌚ Counter-clockwise      **LSFE(\*)** Last Stone First End



**Game - Shot by Shot**



**Legend:**  
 ↻ Clockwise      ↺ Counter-clockwise      - Not considered





**Game - Shot by Shot**

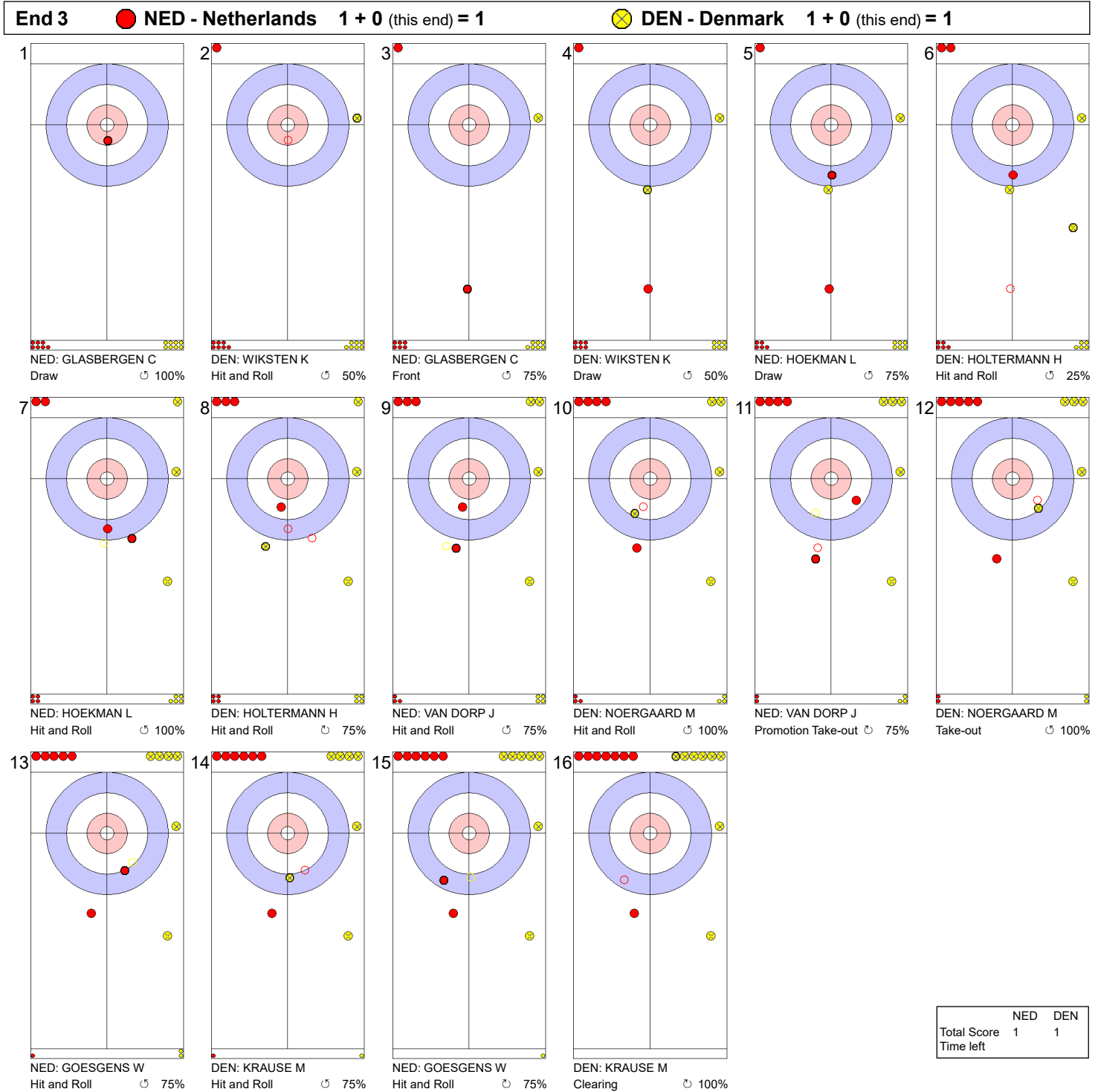
**End 2** ● **NED - Netherlands** 0 + 1 (this end) = 1      ● **DEN - Denmark** 1 + 0 (this end) = 1



**Legend:**  
 ⤴ Clockwise      ⤵ Counter-clockwise      - Not considered



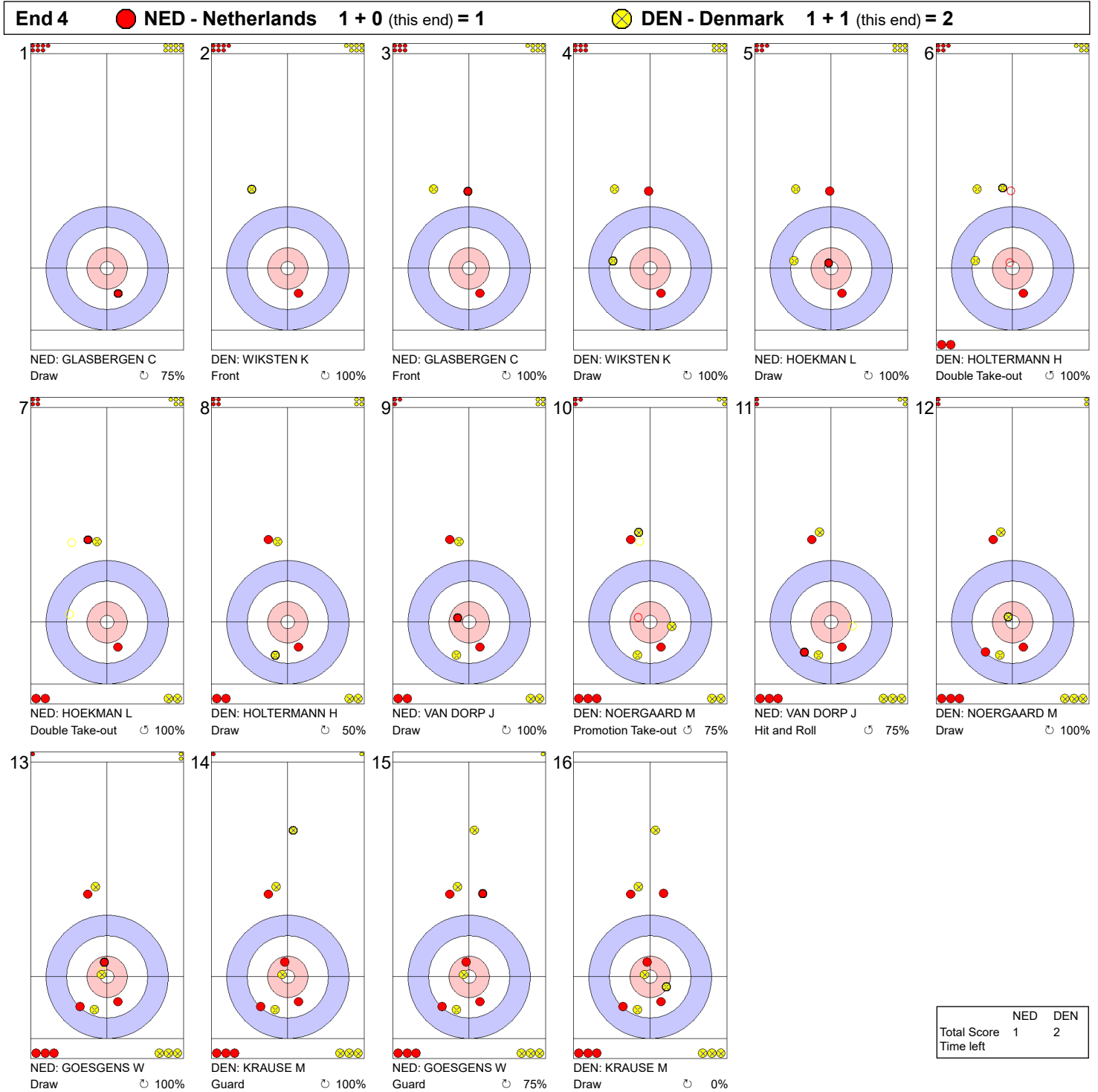
**Game - Shot by Shot**



**Legend:**  
 ↻ Clockwise      ↺ Counter-clockwise      - Not considered



**Game - Shot by Shot**



**Legend:**  
 ↻ Clockwise      ↺ Counter-clockwise      - Not considered





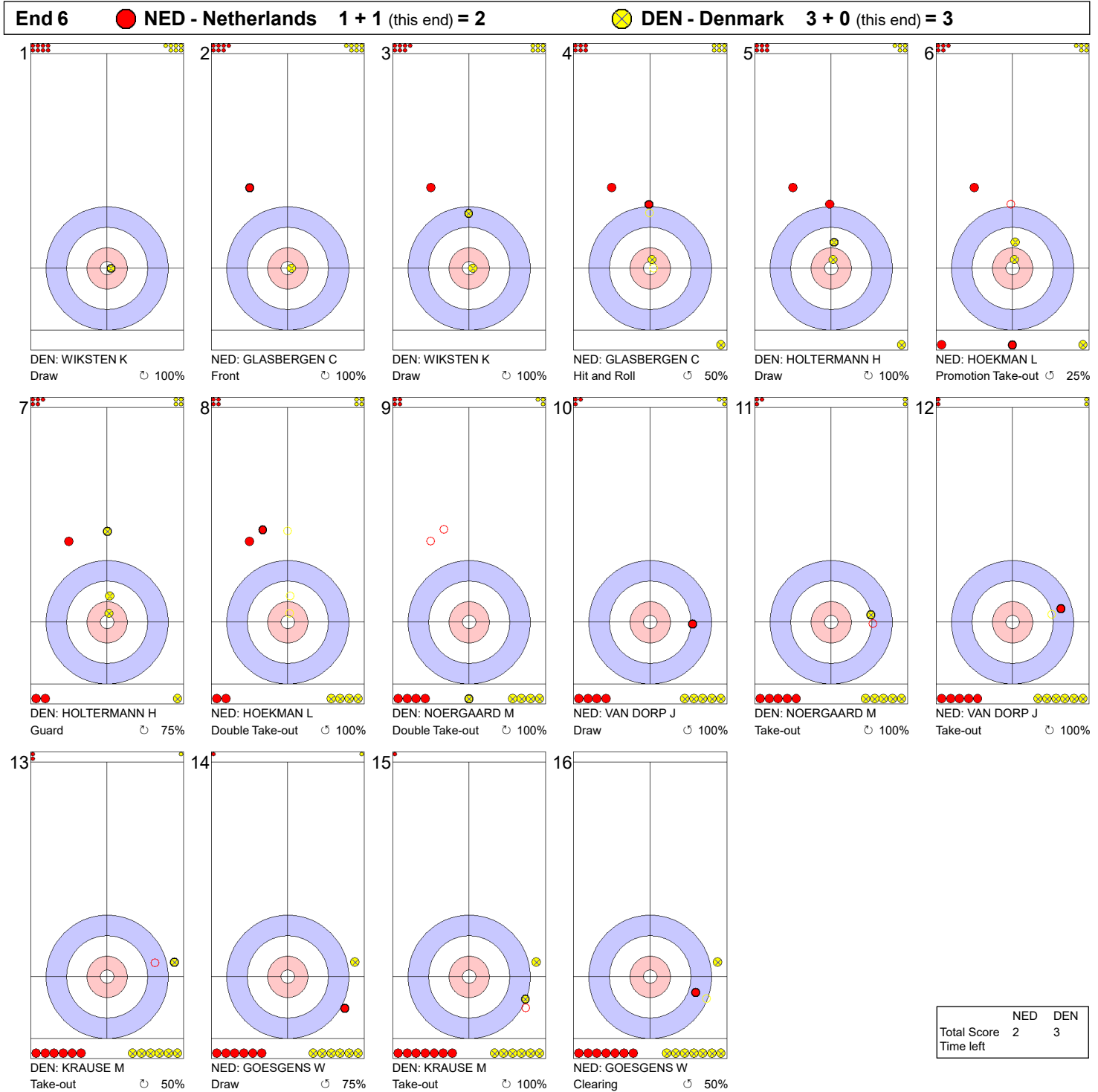
Game - Shot by Shot



**Legend:**  
 ↻ Clockwise      ↺ Counter-clockwise      - Not considered



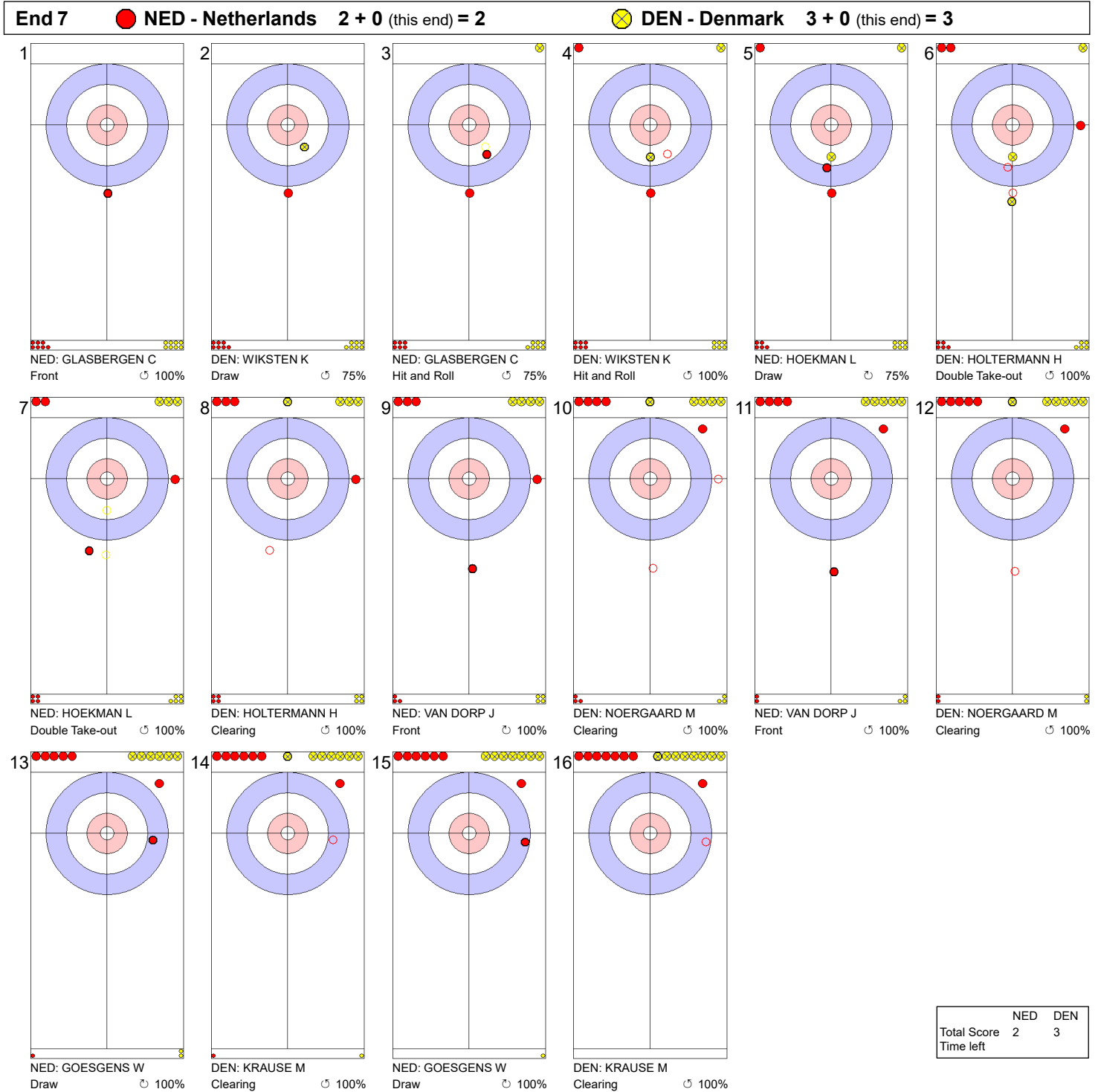
**Game - Shot by Shot**



**Legend:**  
 ↻ Clockwise      ↺ Counter-clockwise      - Not considered



**Game - Shot by Shot**

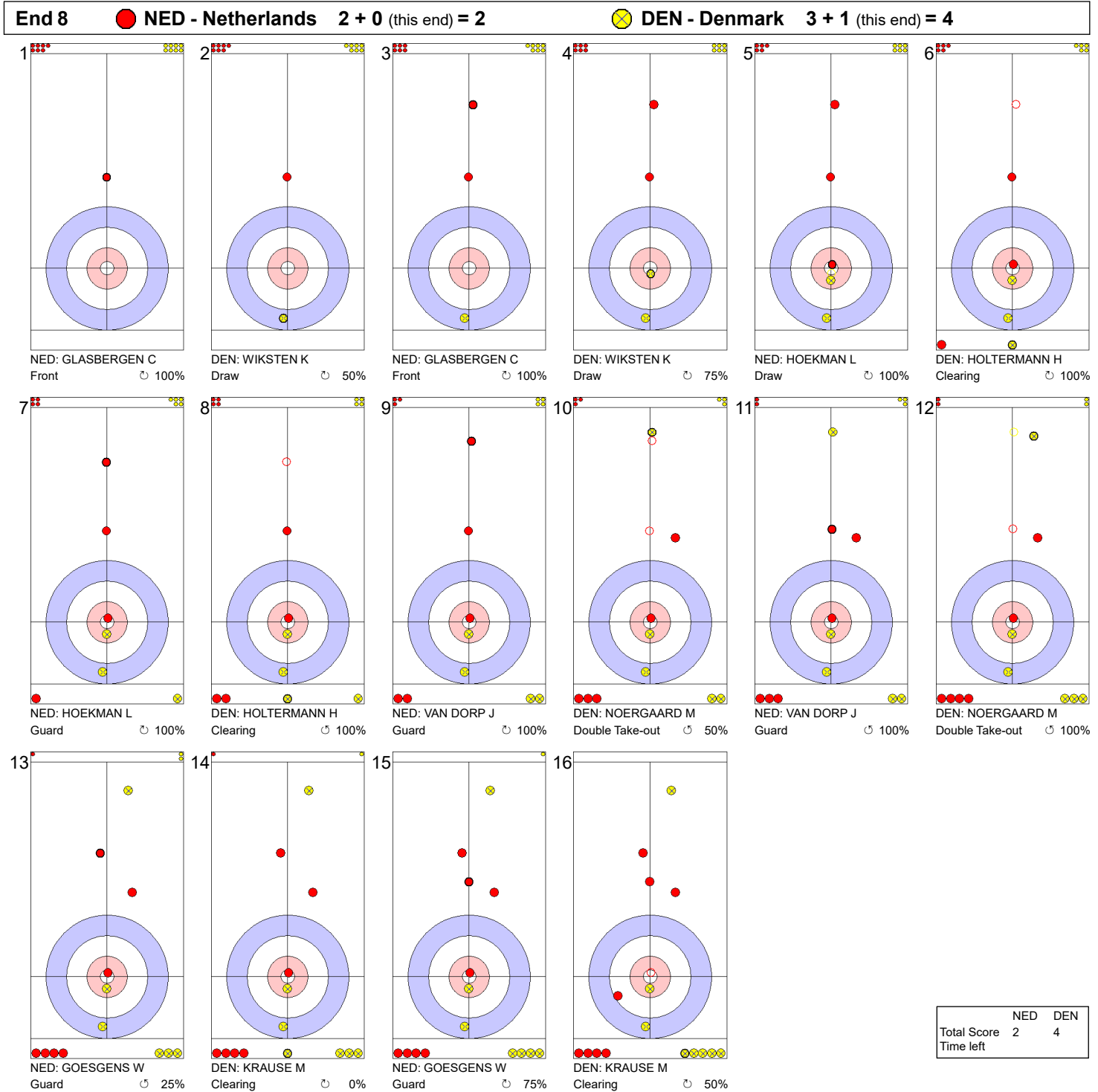


**Legend:**  
 ↻ Clockwise      ↺ Counter-clockwise      - Not considered





### Game - Shot by Shot



**Legend:**  
 ↻ Clockwise      ↺ Counter-clockwise      - Not considered



**Game - Shot by Shot**

**End 9**   ● **NED - Netherlands**   2 + 2 (this end) = 4      ● **DEN - Denmark**   4 + 0 (this end) = 4



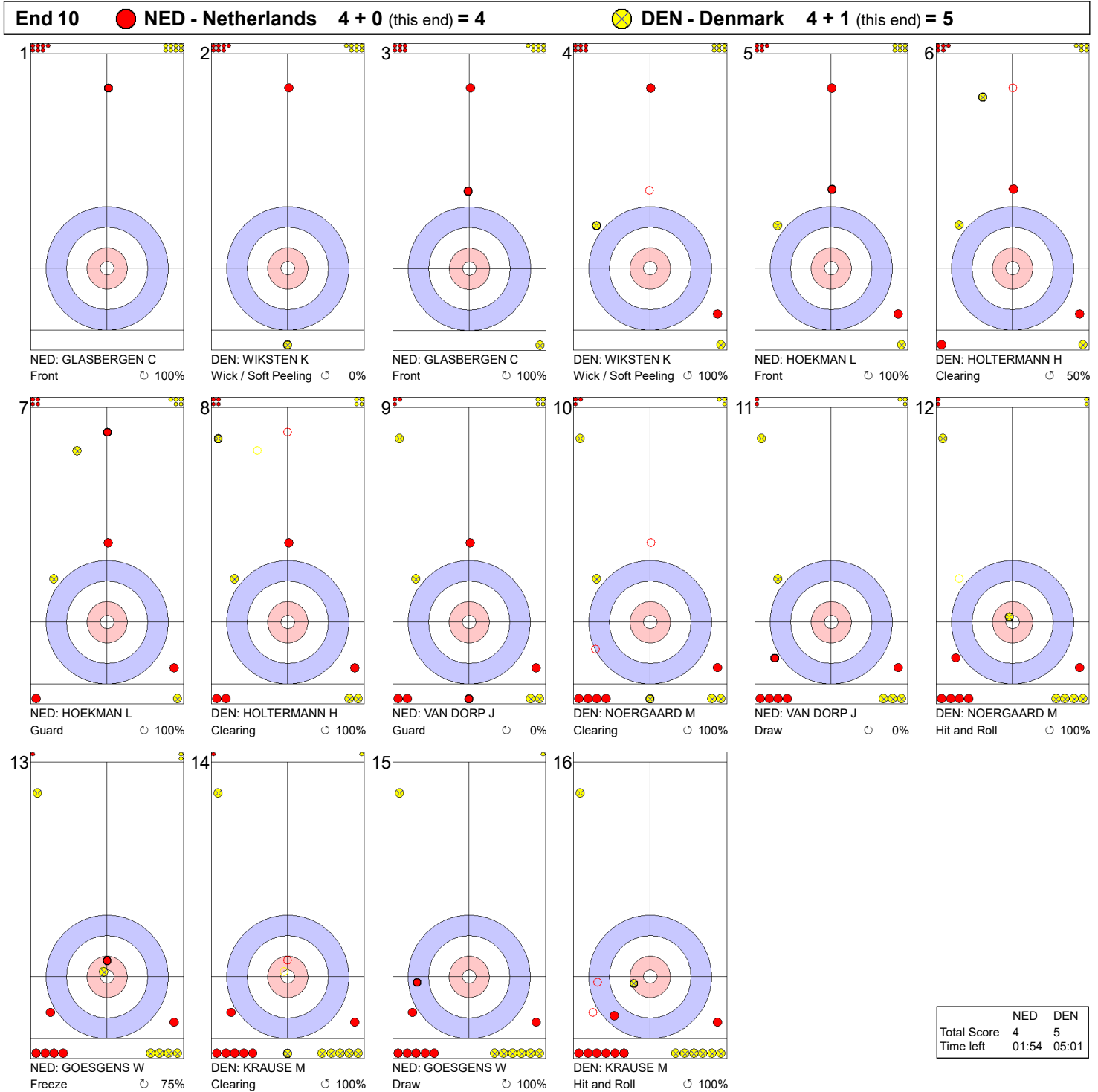
	NED	DEN
Total Score	4	4
Time left		

**Legend:**  
 ↻ Clockwise      ↺ Counter-clockwise      - Not considered





**Game - Shot by Shot**



**Legend:**  
 Clockwise      Counter-clockwise      - Not considered

## Game Results

Sheet	Game	Team	LSFE	1	2	3	4	5	6	7	8	9	10	Extra Ends	Total
D	1	CZE - Czech Republic	*	0	0	0	1	1	0	1	0	2	X		5
	1	NOR - Norway		1	0	2	0	0	3	0	2	0	X		8

CZE - Czech Republic	
4 S	KLIMA Lukas
3 V	CERNOVSKY Marek
2	BOHAC Radek
1	CANDRA Jiri
A	MOKRIS Samuel

NOR - Norway	
4 S	WALSTAD Steffen
3 V	NERGAARD Torger
2	HOEIBERG Markus
1	VAAGBERG Magnus
A	NEDREGOTTEN Magnus

Last Stone Draw		Distance
↻	KLIMA Lukas	25.5cm
↺	CANDRA Jiri	67.7cm
<b>Total</b>		<b>93.2cm</b>

Last Stone Draw		Distance
↻	VAAGBERG Magnus	133.0cm
↺	WALSTAD Steffen	96.4cm
<b>Total</b>		<b>229.4cm</b>

Time remaining: 4 minutes 31 seconds

Time remaining: 11 minutes 31 seconds

<b>Note:</b>	
Position and function for each team member: 4 = Fourth, 3 = Third, 2 = Second, 1 = Lead, A = Alternate, S = Skip, V = Vice-Skip	
<b>Legend:</b>	
↻	Clockwise
↺	Counter-clockwise
X	Unplayed/unfinished end due to concession
	<b>LSFE(*)</b> Last Stone First End

## Entry List by Country

**REVISED**  
11 DEC 13:29

As of SAT 11 DEC 2021

<b>CZE - Czech Republic</b>		
4 S	KLIMA Lukas	R
3 V	CERNOVSKY Marek	R
2	BOHAC Radek	R
1	CANDRA Jiri	R
A	MOKRIS Samuel	R
C	SAVILL Craig (CAN)	
NC	ASKEW Brad (CAN)	
O	-	

<b>DEN - Denmark</b>		
4 S	KRAUSE Mikkel	R
3 V	NOERGAARD Mads	R
2	HOLTERMANN Henrik	R
1	WIKSTEN Kasper	R
A	THUNE Tobias	R
C	HERTSDAHL Kenneth	
O	-	
O	-	

<b>FIN - Finland</b>		
4 S	KIISKINEN Kalle	R
3 V	SALO Teemu	L
2	OUNI Leo	R
1	KUOSMANEN Paavo	R
A	POLLANEN Jermu	R
C	MIKKONEN Jouni	
O	-	
O	-	

<b>GER - Germany</b>		
4 S	TOTZEK Sixten	R
3 V	MUSKATEWITZ Marc	R
2	SUTOR Joshua	R
1	GREINDL Dominik	R
A	SUTOR Magnus	R
C	KAPP Uli	
2C	SUTOR Uli	
O	HOEHNE Holger	

<b>ITA - Italy</b>		
4 S	RETORNAZ Joel	R
3	MOSANER Amos	R
2	ARMAN Sebastiano	R
1 V	GONIN Simone	R
A	GIOVANELLA Mattia	R
C	PESCIA Claudio (SUI)	
O	CALDART Violetta	
O	DE LORENZI Lisa	

<b>JPN - Japan</b>		
4 S	MATSUMURA Yuta	L
3	SHIMIZU Tetsuro	R
2	TANIDA Yasumasa	R
1 V	ABE Shinya	R
A	AITA Kosuke	R
C	URSEL Bobby (CAN)	
T	TOZAWA Motoki	
O	WAKIMOTO Takanobu	

<b>KOR - Korea</b>		
4 S	KIM Chang-Min	R
3 V	KIM Soo-Hyuk	R
2	JEON Jae Ik	R
1	KIM Hak Kyun	R
A	-	
C	YOON So Min	
NC	HARDER Armin (CAN)	
O	LIM Gyeong Sik	

<b>NED - Netherlands</b>		
4 S	GOESGENS Wouter	R
3 V	VAN DORP Jaap	R
2	HOEKMAN Laurens	R
1	GLASBERGEN Carlo	R
A	VAN DEN HURK Tobias	R
C	LEIBBRANDT Shari	
O	GRANDY Clancy (CAN)	
O	DE HEER Hendrika	

<b>NOR - Norway</b>		
4 S	WALSTAD Steffen	R
3 V	NERGAARD Torger	R
2	HOEIBERG Markus	R
1	VAAGBERG Magnus	R
A	NEDREGOTTEN Magnus	L
C	LOEVOLD Thomas	
O	OLSEN Roger	
O	-	

**Note:**  
Position and function for each team member:  
**4** = Fourth, **3** = Third, **2** = Second, **1** = Lead, **A** = Alternate, **S** = Skip, **V** = Vice-Skip  
**C** = Coach, **2C** = 2nd Team Coach, **NC** = National Coach, **T** = Translator, **O** = Team Official

**Legend:**  
**L** Left-handed **R** Right-handed

**REVISED** JPN: Vice-Skip revised



## Competition Officials

As of SAT 4 DEC 2021

Function	Name	Organisation
<b>WCF President:</b>	CAITHNESS Kate	SCO - Scotland
<b>WCF Head of Competitions:</b>	ROETHLISBERGER Eeva	SUI - Switzerland
<b>WCF Technical Delegates:</b>	WILLMS Karri MUTCH Laura	CAN - Canada SCO - Scotland
<b>Chief Umpire:</b>	GOWER Michele	CAN - Canada
<b>Deputy Chief Umpire:</b>	REIMERTZ Joaquim	SWE - Sweden
<b>Game Umpires:</b>	BOMAS Bob HUCKLE Anja KIM Se-Mi LAURIDSEN Steen POROTIKOV Anton	NED - Netherlands GER - Germany KOR - Korea DEN - Denmark SWE - Sweden
<b>Chief Ice Technician:</b>	CALLAN Mark	SCO - Scotland
<b>Deputy Chief Ice Technician:</b>	MARTIN Alister	SCO - Scotland
<b>Chief Timer:</b>	KIESCHE Thomas	DEN - Denmark
<b>Deputy Chief Timer:</b>	MATAU Cristian	ROU - Romania

## Competition Schedule

As of FRI 3 DEC 2021

Date	Start Time	Session	Sheet A	Sheet B	Sheet C	Sheet D
SUN 5 DEC	9:00	MD1	KOR - NZL	USA - JPN	LAT - FIN	
	12:30	MD2	RUS - ESP	TUR - DEN	GER - HUN	
	16:00	MD3	JPN - LAT	KOR - FIN	EST - USA	
	19:30	MD4	DEN - GER	RUS - HUN	AUS - TUR	
MON 6 DEC	10:00	MD5	NZL - FIN	EST - LAT	JPN - KOR	
	14:30	MD6	ESP - HUN	AUS - GER	DEN - RUS	
	19:00	MD7	EST - JPN	FIN - USA	NZL - LAT	
TUE 7 DEC	9:00	MD8	AUS - DEN	HUN - TUR	ESP - GER	
	12:30	MD9	LAT - USA	JPN - NZL	KOR - EST	
	16:00	MD10	GER - TUR	DEN - ESP	RUS - AUS	
	19:30	MD11	FIN - EST	LAT - KOR	USA - NZL	
WED 8 DEC	10:00	MD12	HUN - AUS	GER - RUS	TUR - ESP	
	14:30	MD13	USA - KOR	NZL - EST	FIN - JPN	
	19:00	MD14	TUR - RUS	ESP - AUS	HUN - DEN	
THU 9 DEC	9:00	Mixed Doubles Play-off Session 1				
	15:00	Mixed Doubles Play-off Session 2				
	18:00	Mixed Doubles Play-off Session 3				
SAT 11 DEC	9:00	w1	jpn - ita	tur - est	sco - cze	kor - lat
	14:00	M1	ITA - KOR	GER - JPN	NED - DEN	CZE - NOR
	19:00	w2	est - cze	ita - lat	kor - tur	ger - jpn
SUN 12 DEC	9:00	M2	JPN - DEN	KOR - NOR	CZE - GER	FIN - ITA
	14:00	w3	ger - kor	jpn - cze	lat - est	tur - sco
	19:00	M3	FIN - CZE	ITA - DEN	NOR - JPN	GER - NED
MON 13 DEC	9:00	w4	tur - lat	sco - kor	cze - ger	est - ita
	14:00	M4	GER - NOR	NED - CZE	DEN - FIN	JPN - KOR
	19:00	w5	sco - jpn	ger - tur	ita - kor	lat - cze
TUE 14 DEC	9:00	M5	NED - ITA	FIN - GER	KOR - CZE	NOR - DEN
	14:00	w6	kor - est	cze - ita	jpn - lat	sco - ger
	19:00	M6	CZE - JPN	DEN - KOR	ITA - NOR	NED - FIN
WED 15 DEC	9:00	w7	lat - ger	kor - jpn	est - sco	ita - tur
	14:00	M7	NOR - FIN	CZE - ITA	JPN - NED	KOR - GER
	19:00	w8	cze - tur	lat - sco	ger - ita	jpn - est
THU 16 DEC	9:00	M8	DEN - GER	NOR - NED	FIN - KOR	ITA - JPN
	14:00	w9	ita - sco	est - ger	tur - jpn	cze - kor
	19:00	M9	KOR - NED	JPN - FIN	GER - ITA	DEN - CZE
FRI 17 DEC	10:00	Women's Play-off Session 1				
	15:00	Men's Play-off Session 1				
SAT 18 DEC	10:00	Women's Play-off Session 2				
	15:00	Men's Play-off Session 2				

**Note:**

Lowercase - women UPPERCASE - MEN, MIXED DOUBLES

First named team in each game plays red-handled stones and wears dark coloured upper playing garments.

Please check online for more details and the latest updates.

**Legend:**

**MDn** Mixed Doubles session n

**Mn** Men's session n

**wn** Women's session n