



**Pacific-Asia Curling Championships 2019
Shenzhen, China**

2 – 9 November 2019

RESULTS BOOK

Men

Medallists

Medal	Country	Name
GOLD	KOR - Korea	KIM Chang-Min LEE Ki Jeong KIM Hak Kyun LEE Ki Bok LIM Myung Sup
SILVER	JPN - Japan	MATSUMURA Yuta SHIMIZU Tetsuro TANIDA Yasumasa AITA Kosuke ABE Shinya URSEL Bob
BRONZE	CHN - China	ZOU Qiang WANG Zhiyu TIAN Jiafeng XU Jingtao HAN Peng GRAN Soren

Final Standings

Rank	Team	Players	Position - Function
Gold	KOR - Korea	KIM Chang-Min	4 S
		LEE Ki Jeong	3 V
		KIM Hak Kyun	2
		LEE Ki Bok	1
		-	A
		LIM Myung Sup	C
Silver	JPN - Japan	MATSUMURA Yuta	4 S
		SHIMIZU Tetsuro	3 V
		TANIDA Yasumasa	2
		AITA Kosuke	1
		ABE Shinya	A
		URSEL Bob	C
Bronze	CHN - China	ZOU Qiang	4 S
		WANG Zhiyu	3
		TIAN Jiafeng	2 V
		XU Jingtao	1
		HAN Peng	A
		GRAN Soren	C
4	NZL - New Zealand	BECKER Scott	4 S
		HOOD Anton	3 V
		SARGON Brett	2
		DOBSON Warren	1
		-	A
		-	C
5	TPE - Chinese Taipei	SHEN Randolph	4 S
		HSU Nicholas	3 V
		HSU Ken	2
		LEE Victor	1
		-	A
		BURTON Bradley	C
6	AUS - Australia	HEWITT Dean	4 V
		HALL Sean	3 S
		DAVIS Tanner	2
		MERCHANT Jay	1
		MILLIKIN Matthew	A
		MERCHANT Archie	C
7	QAT - Qatar	ALYAFEI Nasser	4 S
		AL-FAHAD Ahmed Saad	3 V
		ALI Salem	2
		ALI MOHSEN Abdulrahman	1
		MLIS Mouaaz	A
		BELLELI Lajos	C
8	KAZ - Kazakhstan	ZHUZBAY Abylaikhan	4 S
		NADIRBAYEV Azizbek	3 V
		KORABAYEV Madiyar	2
		ALLIYAR Aidos	1
		SHISHKIN Nikita	A
		LILL Erkki	C
9	HKG - Hong Kong	CHANG Jason	4 S
		CHEN Justin	3 V
		YAN Martin	2
		CHENG Woody	1
		CHEUNG Kelvin	A
		COLLINS Rick	C

Final Standings

Rank	Team	Players	Position - Function
10	NGR - Nigeria	WOODS III Harold	4 S
		COLE Tijani	3 V
		-	2
		CONTRERAS Fabian	1
		-	A
		-	C

Note:

Position and function for each team member:

4 = Fourth, 3 = Third, 2 = Second, 1 = Lead, A = Alternate, S = Skip, V = Vice-Skip, C = Coach

KOR qualified for the World Men's Curling Championship 2020 in Glasgow, Scotland
CHN and JPN qualified for the World Qualification Event 2020 in Lohja, Finland

Competition Summary

Session	Date	Time	Sheet A	Sheet B	Sheet C	Sheet D	Sheet E
Session 1	2 NOV	14:00	HKG 1 - 12 TPE	KOR W - L QAT	KAZ 13 - 6 NGR	JPN 8 - 5 AUS	CHN 10 - 4 NZL
Session 2	3 NOV	9:00	QAT 7 - 6 KAZ	TPE 10 - 4 NGR	NZL 9 - 3 AUS	CHN 12 - 7 HKG	KOR 8 - 6 JPN
Session 3	3 NOV	19:00	NGR 0 - 16 CHN	JPN 7 - 5 KAZ	AUS 8 - 7 HKG	NZL 15 - 1 QAT	TPE 1 - 9 KOR
Session 4	4 NOV	14:00	JPN 13 - 3 QAT	CHN 16 - 2 TPE	KOR 8 - 2 NZL	HKG 12 - 4 NGR	KAZ 4 - 12 AUS
Session 5	5 NOV	9:00	CHN 10 - 5 AUS	QAT 8 - 5 HKG	NGR 0 - 21 JPN	KAZ 5 - 10 KOR	NZL 8 - 7 TPE
Session 6	5 NOV	19:00	KOR 24 - 2 NGR	NZL 7 - 8 JPN	CHN 12 - 4 QAT	AUS 1 - 8 TPE	HKG 5 - 8 KAZ
Session 7	6 NOV	9:00	TPE 5 - 6 JPN	KAZ 1 - 13 CHN	HKG 3 - 15 KOR	NGR 3 - 18 NZL	AUS 10 - 3 QAT
Session 8	6 NOV	19:00	AUS 5 - 7 KOR	HKG 4 - 14 NZL	JPN 8 - 7 CHN	TPE 7 - 5 KAZ	QAT 14 - 3 NGR
Session 9	7 NOV	14:00	KAZ 4 - 11 NZL	NGR 1 - 19 AUS	QAT 2 - 10 TPE	KOR 11 - 1 CHN	JPN 13 - 2 HKG
Semi-final 1	8 NOV	9:00				KOR 10 - 6 NZL	
Semi-final 2	8 NOV	14:00			JPN 7 - 5 CHN		
Bronze Medal	9 NOV	11:00				CHN 9 - 4 NZL	
Gold Medal	9 NOV	15:00			KOR 11 - 2 JPN		

Standings after Round Robin

Rank	Team	Games	Wins	Losses	
1	KOR - Korea	9	9	0	Q
2	JPN - Japan	9	8	1	Q
3	CHN - China	9	7	2	Q
4	NZL - New Zealand	9	6	3	Q
5	TPE - Chinese Taipei	9	5	4	
6	AUS - Australia	9	4	5	
7	QAT - Qatar	9	3	6	
8	KAZ - Kazakhstan	9	2	7	
9	HKG - Hong Kong	9	1	8	
10	NGR - Nigeria	9	0	9	

Play-offs Bracket

Semi-finals	Finals	Final Standings
<p>1 KOR 10</p> <p>Sheet D</p> <p>4 NZL 6</p> <p>2 JPN 7</p> <p>Sheet C</p> <p>3 CHN 5</p>	<p>KOR 11</p> <p>Sheet C</p> <p>JPN 2</p> <p>NZL 4</p> <p>Sheet D</p> <p>CHN 9</p>	<p>1 KOR - Korea</p> <p>2 JPN - Japan</p> <p>3 CHN - China</p> <p>4 NZL - New Zealand</p> <p>5 TPE - Chinese Taipei</p> <p>6 AUS - Australia</p> <p>7 QAT - Qatar</p> <p>8 KAZ - Kazakhstan</p> <p>9 HKG - Hong Kong</p> <p>10 NGR - Nigeria</p>
	<p>KOR 1st</p> <p>JPN 2nd</p> <p>CHN 3rd</p> <p>NZL 4th</p>	

Legend:

L Loss

Q Qualified for the semi-finals

W Win

KOR qualified for the World Men's Curling Championship 2020 in Glasgow, Scotland
CHN and JPN qualified for the World Qualification Event 2020 in Lohja, Finland

Session Results and Standings

Sheet	Game	Team	LSFE	1	2	3	4	5	6	7	8	9	10	Extra Ends	Total
C	11	KOR - Korea	*	0	0	2	1	2	0	4	2	X	X		11
	11	JPN - Japan		0	0	0	0	0	2	0	0	X	X		2

Play-offs Bracket

Semi-finals	Finals	Final Standings
<p>1 KOR 10 Sheet D</p> <p>4 NZL 6</p> <p>2 JPN 7 Sheet C</p> <p>3 CHN 5</p>	<p>KOR 11</p> <p>Sheet C</p> <p>JPN 2</p> <p>NZL 4 Sheet D</p> <p>CHN 9</p>	<p>1 KOR - Korea</p> <p>2 JPN - Japan</p> <p>3 CHN - China</p> <p>4 NZL - New Zealand</p> <p>5 TPE - Chinese Taipei</p> <p>6 AUS - Australia</p> <p>7 QAT - Qatar</p> <p>8 KAZ - Kazakhstan</p> <p>9 HKG - Hong Kong</p> <p>10 NGR - Nigeria</p>
	<p>KOR 1st</p> <p>JPN 2nd</p> <p>CHN 3rd</p> <p>NZL 4th</p>	

Legend:
 LSFE(*) Last Stone First End X Unplayed/unfinished end due to concession

KOR qualified for the World Men's Curling Championship 2020 in Glasgow, Scotland
 CHN and JPN qualified for the World Qualification Event 2020 in Lohja, Finland

Game Results

Sheet	Game	Team	LSFE	1	2	3	4	5	6	7	8	9	10	Extra Ends	Total
C	11	KOR - Korea	*	0	0	2	1	2	0	4	2	X	X		11
	11	JPN - Japan		0	0	0	0	0	2	0	0	X	X		2

KOR - Korea		Shot Success Game
4 S	KIM Chang-Min	86%
3 V	LEE Ki Jeong	83%
2	KIM Hak Kyun	89%
1	LEE Ki Bok	73%
A	-	-
Team Total		83%

JPN - Japan		Shot Success Game
4 S	MATSUMURA Yuta	59%
3	SHIMIZU Tetsuro	83%
2	TANIDA Yasumasa	84%
1 V	ABE Shinya	97%
A	AITA Kosuke	-
Team Total		81%

Time remaining: 8 minutes 30 seconds

Time-out: End 8 - KOR stone 7

Time remaining: 6 minutes 37 seconds

KOR - Korea		↻	↺	Game	
4	KIM Chang-Min	Draws	2 75%	1 75%	3 75%
		Take-outs	6 92%	7 86%	13 88%
		Total	8 88%	8 84%	16 86%
3	LEE Ki Jeong	Draws	1 100%	1 100%	2 100%
		Take-outs	10 78%	4 88%	14 80%
		Total	11 80%	5 90%	16 83%
2	KIM Hak Kyun	Draws	4 69%	3 83%	7 75%
		Take-outs	8 100%	1 100%	9 100%
		Total	12 90%	4 88%	16 89%
1	LEE Ki Bok	Draws	11 66%	3 92%	14 71%
		Take-outs	1 100%	0 -	1 100%
		Total	12 69%	3 92%	15 73%
A -		Draws	0 -	0 -	0 -
		Take-outs	0 -	0 -	0 -
		Total	0 -	0 -	0 -
Team		Draws	18 69%	8 88%	26 75%
		Take-outs	25 89%	12 88%	37 89%
		Total	43 81%	20 88%	63 83%

JPN - Japan		↻	↺	Game	
4	MATSUMURA Yuta	Draws	7 61%	0 -	7 61%
		Take-outs	1 100%	8 53%	9 58%
		Total	8 66%	8 53%	16 59%
3	SHIMIZU Tetsuro	Draws	8 72%	2 100%	10 78%
		Take-outs	5 90%	1 100%	6 92%
		Total	13 79%	3 100%	16 83%
2	TANIDA Yasumasa	Draws	6 88%	5 85%	11 86%
		Take-outs	1 100%	4 75%	5 80%
		Total	7 89%	9 81%	16 84%
1	ABE Shinya	Draws	6 96%	10 98%	16 97%
		Take-outs	0 -	0 -	0 -
		Total	6 96%	10 98%	16 97%
A	AITA Kosuke	Draws	0 -	0 -	0 -
		Take-outs	0 -	0 -	0 -
		Total	0 -	0 -	0 -
Team		Draws	27 78%	17 94%	44 84%
		Take-outs	7 93%	13 63%	20 74%
		Total	34 81%	30 81%	64 81%

Note:

Position and function for each team member:

4 = Fourth, 3 = Third, 2 = Second, 1 = Lead, A = Alternate, S = Skip, V = Vice-Skip

Legend:

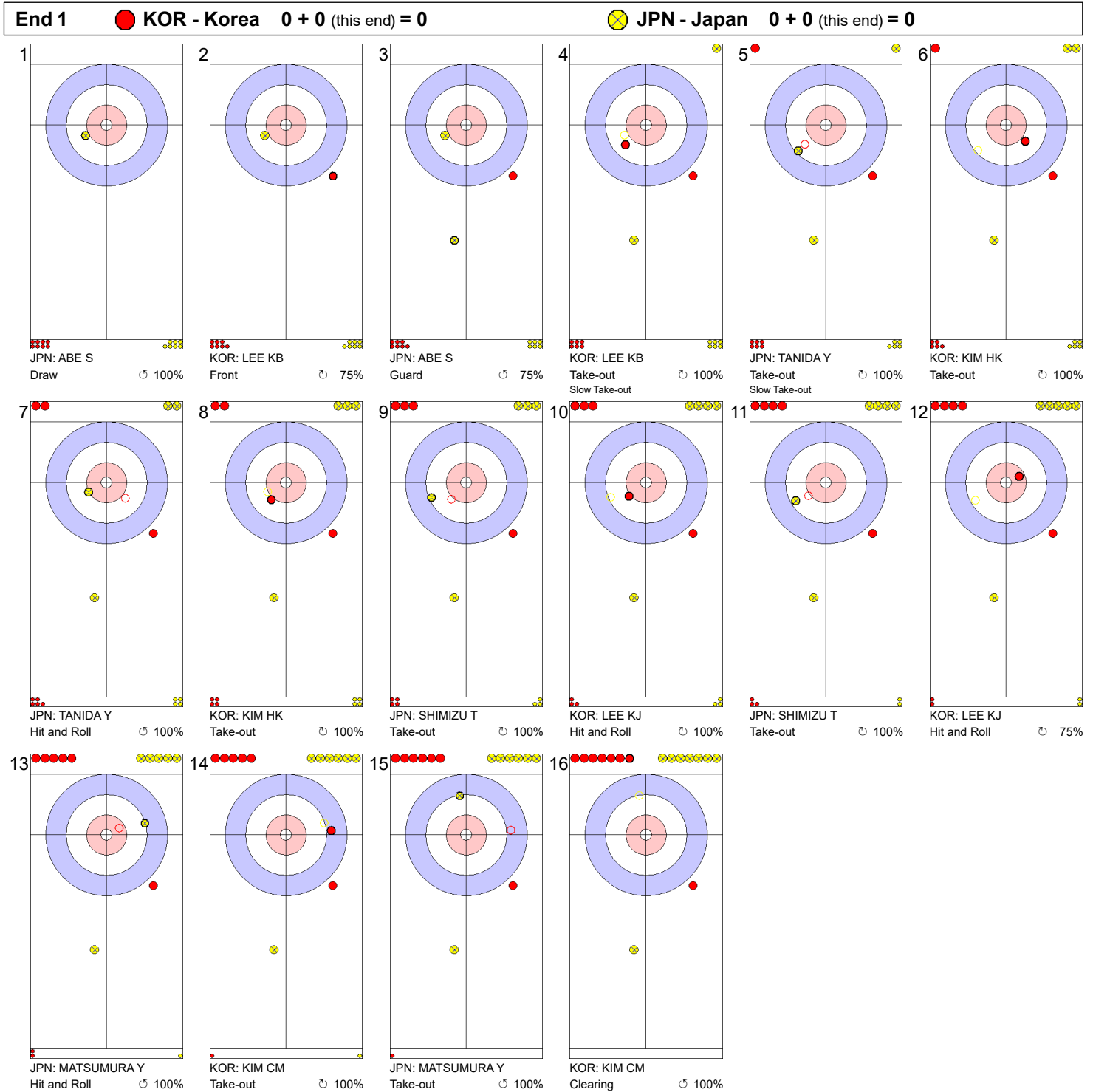
↻ Clockwise

↺ Counter-clockwise

LSFE(*) Last Stone First End

X Unplayed/unfinished end due to concession

Game - Shot by Shot



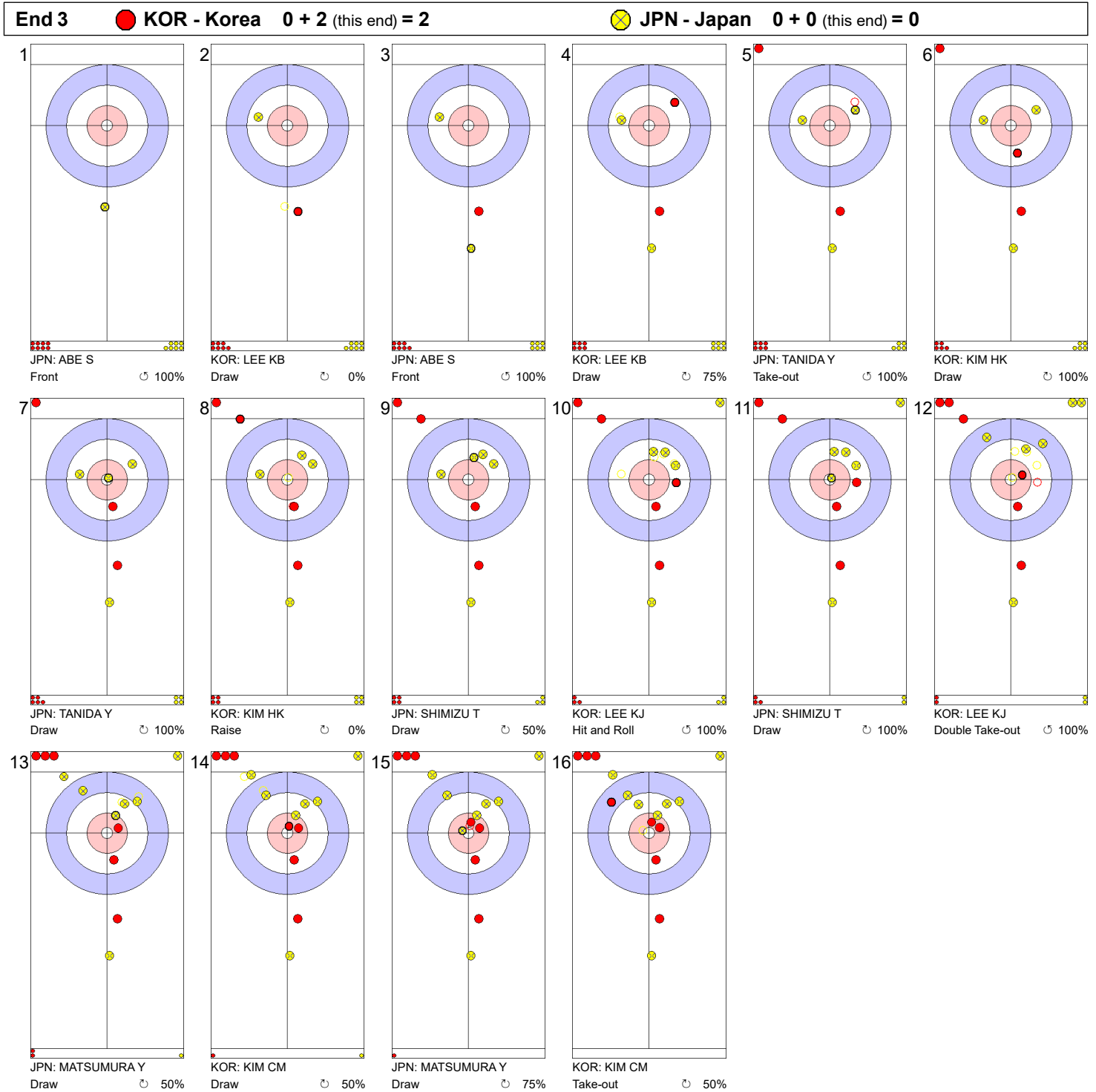
Legend:
 ↻ Clockwise ↺ Counter-clockwise - Not considered

Game - Shot by Shot



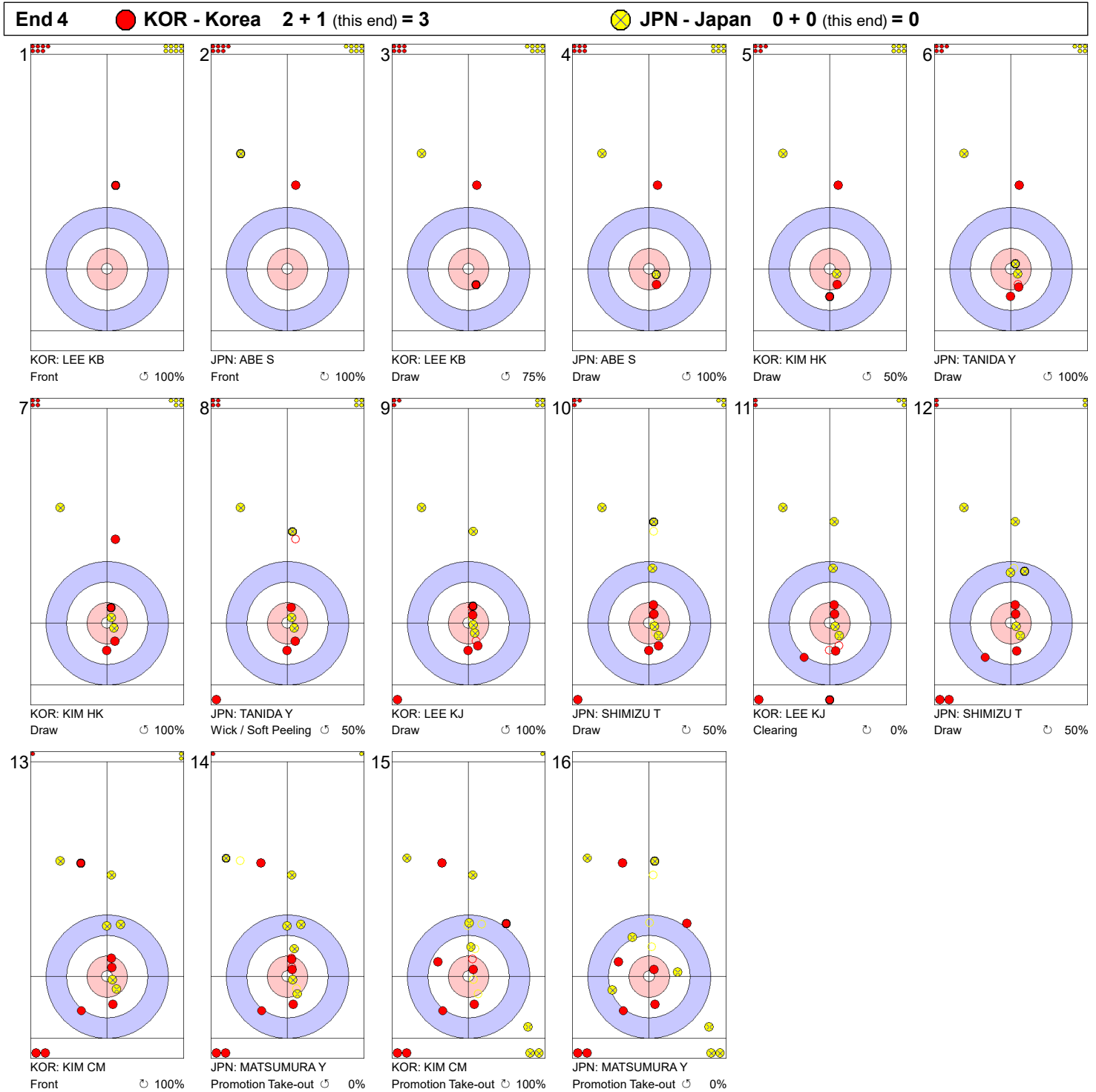
Legend:
 ↻ Clockwise ↺ Counter-clockwise - Not considered

Game - Shot by Shot



Legend:
 ↻ Clockwise ↺ Counter-clockwise - Not considered

Game - Shot by Shot



Legend:

↻	Clockwise	↺	Counter-clockwise	-	Not considered
---	-----------	---	-------------------	---	----------------

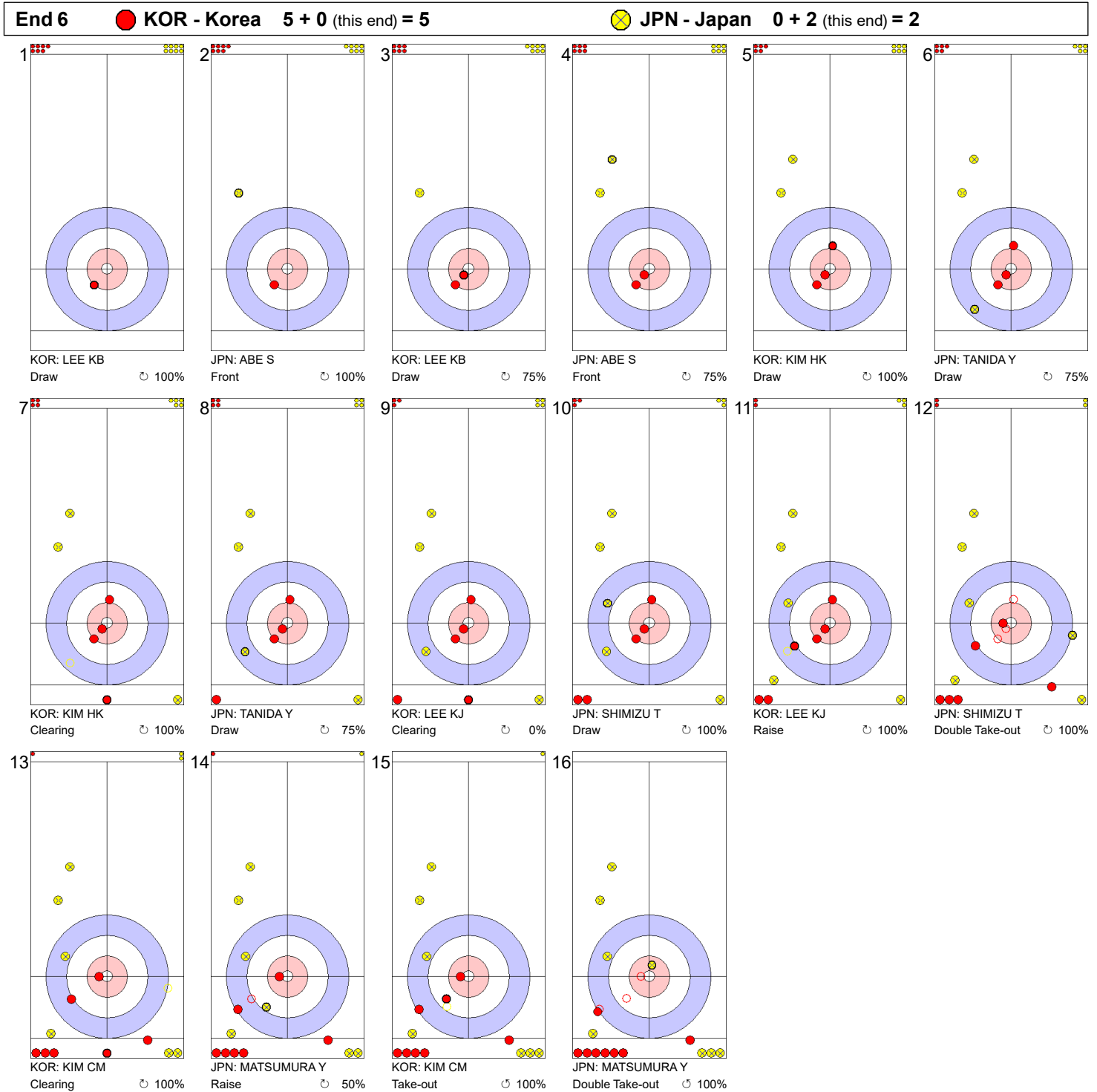
Game - Shot by Shot

End 5 ● **KOR - Korea** 3 + 2 (this end) = 5 ● **JPN - Japan** 0 + 0 (this end) = 0



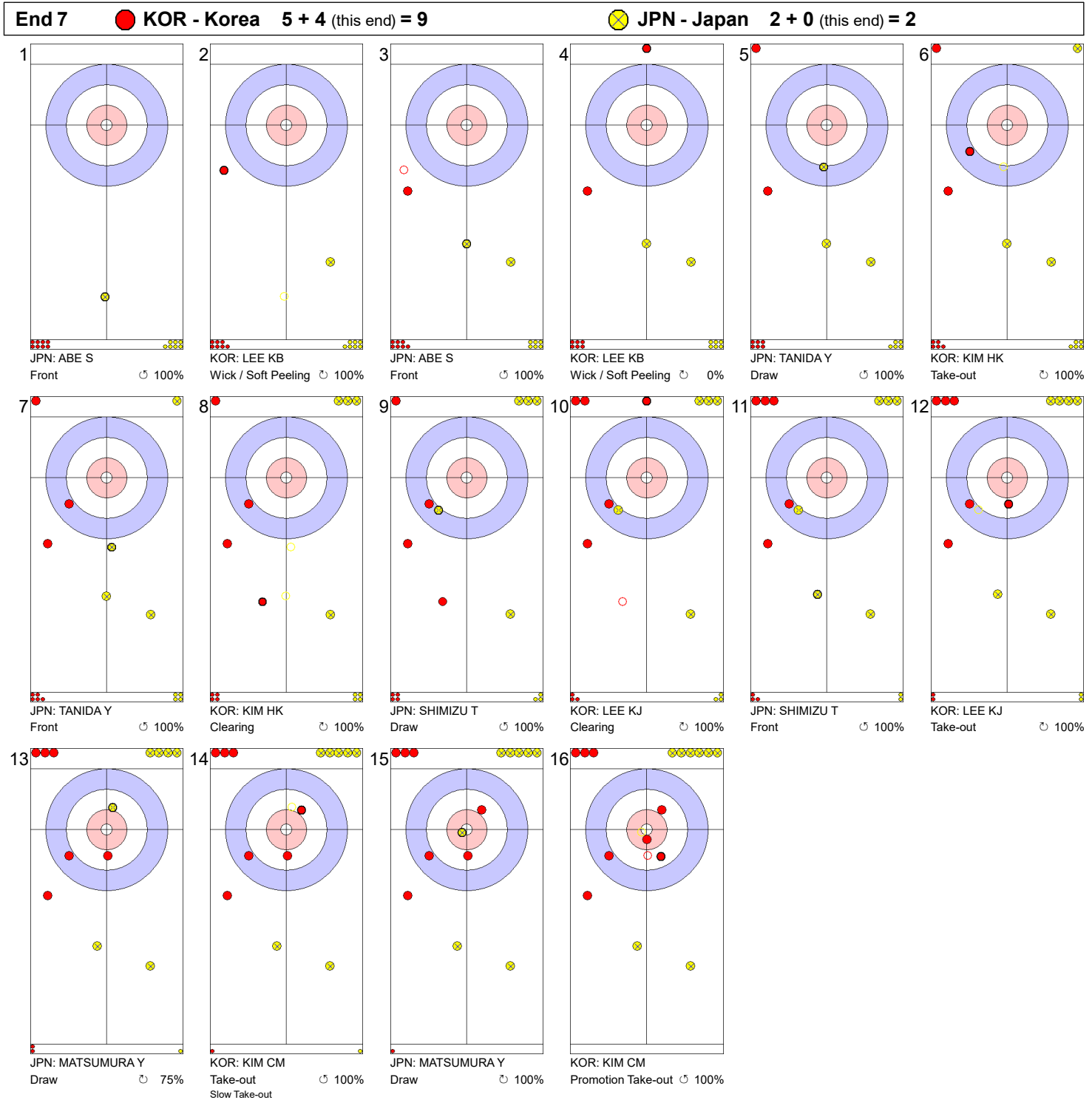
Legend:
 ↻ Clockwise ↺ Counter-clockwise - Not considered

Game - Shot by Shot



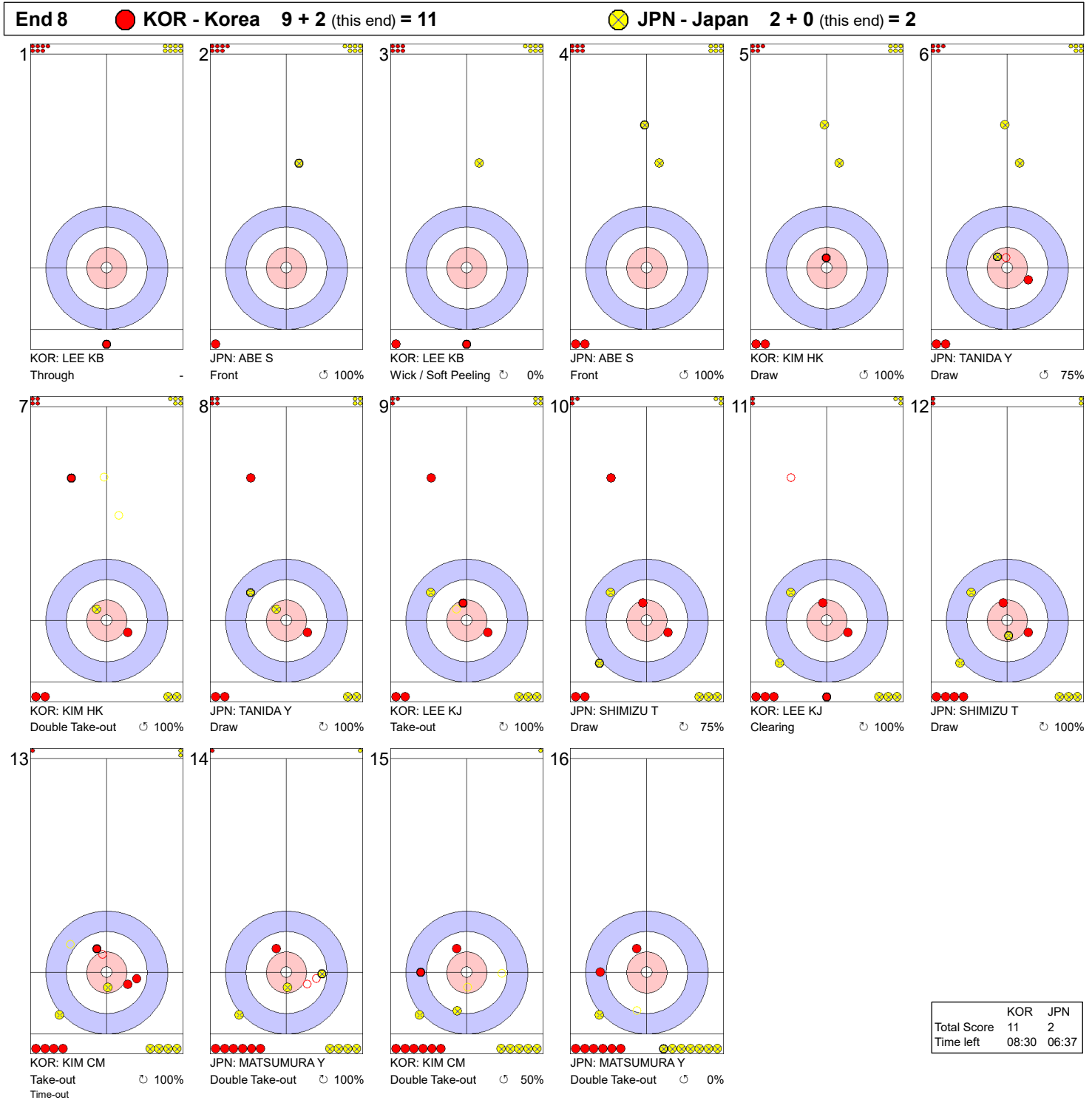
Legend:
 ↻ Clockwise ↺ Counter-clockwise - Not considered

Game - Shot by Shot



Legend:
 ↻ Clockwise ↺ Counter-clockwise - Not considered

Game - Shot by Shot



Legend:
 ↻ Clockwise ↺ Counter-clockwise - Not considered

Scoring Analysis

Team	Games		LSFE	Stolen Ends	Last Stone Eff.	Force Eff.	Points Scored						Total	Plus / Minus
							0	1	2	3	4	>4		
KOR	11	For	10	25	73%	60%	4	14	20	11	6	3	129	+96
		Against	1	4			3	16	7	1	0	0	33	
CHN	11	For	5	23	66%	64%	2	18	13	11	6	2	111	+58
		Against	6	5			6	19	10	3	0	1	53	
JPN	11	For	7	15	55%	57%	6	20	18	4	4	3	99	+41
		Against	4	6			8	19	13	3	1	0	58	
NZL	11	For	7	15	42%	46%	5	14	14	9	2	4	98	+31
		Against	4	15			0	23	11	6	1	0	67	
AUS	9	For	3	11	27%	50%	1	19	6	5	3	2	68	+11
		Against	6	13			2	23	14	2	0	0	57	
TPE	9	For	7	19	29%	47%	5	20	13	4	1	0	62	+10
		Against	2	12			6	13	11	4	0	1	52	
KAZ	9	For	2	6	26%	62%	1	18	7	5	1	0	51	-27
		Against	7	17			2	28	8	7	2	1	78	
HKG	9	For	5	6	20%	24%	6	21	6	3	1	0	46	-48
		Against	4	16			2	13	14	6	6	2	94	
QAT	9	For	2	8	14%	32%	2	19	8	1	1	0	42	-48
		Against	7	14			4	15	9	6	6	3	90	
NGR	9	For	1	7	4%	11%	2	15	4	0	0	0	23	-124
		Against	8	33			1	9	12	15	9	6	147	
Total	49			135			34	178	109	53	25	14	729	

Note:

Stolen ends are the ends won without the last stone advantage.

Last Stone Efficiency: Scoring two or more points with last stone advantage.

Force Efficiency: Forcing the opponent team to score only one point when they have the last stone advantage.

Legend:

>4 More than four points scored

Eff. Efficiency

LSFE Last Stone First End

Summary of Big Ends

Points Scored	By	Against	Session	End	Game Result
7	KOR - Korea	NGR - Nigeria	6	1	24 : 2
6	KOR - Korea	NGR - Nigeria	6	5	24 : 2
6	NZL - New Zealand	HKG - Hong Kong	8	7	14 : 4
5	AUS - Australia	KAZ - Kazakhstan	4	9	12 : 4
5	AUS - Australia	NGR - Nigeria	9	1	19 : 1
5	CHN - China	NGR - Nigeria	3	1	16 : 0
5	CHN - China	TPE - Chinese Taipei	4	4	16 : 2
5	JPN - Japan	QAT - Qatar	4	1	13 : 3
5	JPN - Japan	NGR - Nigeria	5	1	21 : 0
5	JPN - Japan	HKG - Hong Kong	9	8	13 : 2
5	KOR - Korea	CHN - China	9	7	11 : 1
5	NZL - New Zealand	QAT - Qatar	3	2	15 : 1
5	NZL - New Zealand	QAT - Qatar	3	4	15 : 1
5	NZL - New Zealand	NGR - Nigeria	7	4	18 : 3
4	AUS - Australia	QAT - Qatar	7	7	10 : 3
4	AUS - Australia	NGR - Nigeria	9	2	19 : 1
4	AUS - Australia	NGR - Nigeria	9	4	19 : 1
4	CHN - China	HKG - Hong Kong	2	6	12 : 7
4	CHN - China	HKG - Hong Kong	2	8	12 : 7
4	CHN - China	QAT - Qatar	6	1	12 : 4
4	CHN - China	QAT - Qatar	6	3	12 : 4
4	CHN - China	KAZ - Kazakhstan	7	2	13 : 1
4	CHN - China	NZL - New Zealand	BM	1	9 : 4
4	HKG - Hong Kong	NGR - Nigeria	4	3	12 : 4
4	JPN - Japan	QAT - Qatar	4	3	13 : 3
4	JPN - Japan	NGR - Nigeria	5	5	21 : 0
4	JPN - Japan	HKG - Hong Kong	9	1	13 : 2
4	JPN - Japan	HKG - Hong Kong	9	5	13 : 2
4	KAZ - Kazakhstan	NGR - Nigeria	1	6	13 : 6
4	KOR - Korea	QAT - Qatar	1	1	W : L
4	KOR - Korea	NGR - Nigeria	6	3	24 : 2
4	KOR - Korea	NGR - Nigeria	6	6	24 : 2
4	KOR - Korea	HKG - Hong Kong	7	1	15 : 3
4	KOR - Korea	HKG - Hong Kong	7	4	15 : 3
4	KOR - Korea	JPN - Japan	GM	7	11 : 2
4	NZL - New Zealand	NGR - Nigeria	7	2	18 : 3
4	NZL - New Zealand	KAZ - Kazakhstan	9	5	11 : 4
4	QAT - Qatar	NGR - Nigeria	8	8	14 : 3
4	TPE - Chinese Taipei	QAT - Qatar	9	9	10 : 2

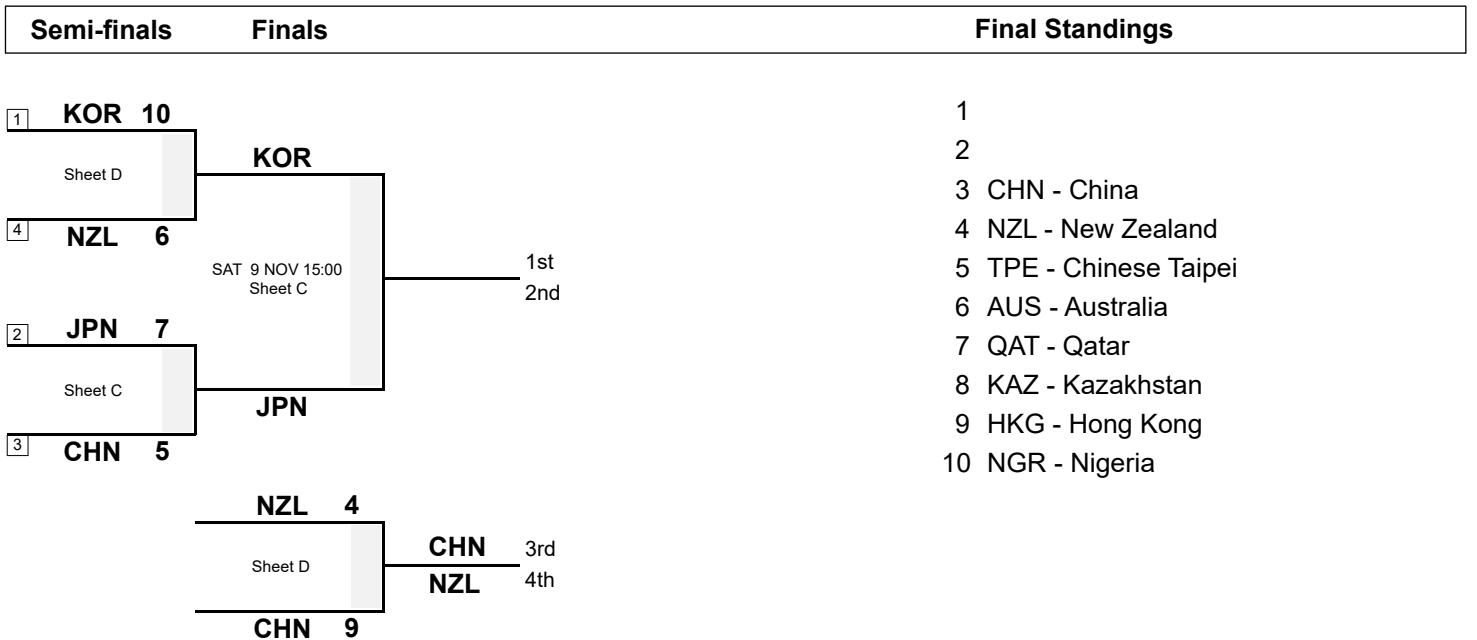
Note:
Big ends are defined as ends with a score of four or more points.

Legend:
BM Bronze medal game **GM** Gold medal game **L** Loss
W Win

Session Results and Standings

Sheet	Game	Team	LSFE	1	2	3	4	5	6	7	8	9	10	Extra Ends	Total
D	11	CHN - China	*	4	1	0	1	2	1	0	0	X	X		9
	11	NZL - New Zealand		0	0	1	0	0	0	1	2	X	X		4

Play-offs Bracket



Legend:
LSFE(*) Last Stone First End **X** Unplayed/unfinished end due to concession

CHN qualified for the World Qualification Event 2020 in Lohja, Finland

Game Results

Sheet	Game	Team	LSFE	1	2	3	4	5	6	7	8	9	10	Extra Ends	Total
D	11	CHN - China	*	4	1	0	1	2	1	0	0	X	X		9
	11	NZL - New Zealand		0	0	1	0	0	0	1	2	X	X		4

CHN - China

4 S ZOU Qiang
3 WANG Zhiyu
2 V TIAN Jiafeng
1 XU Jingtao
A HAN Peng

Time remaining: 12 minutes 0 seconds

NZL - New Zealand

4 S BECKER Scott
3 V HOOD Anton
2 SARGON Brett
1 DOBSON Warren
A -

Time remaining: 7 minutes 26 seconds

Note:

Position and function for each team member:

4 = Fourth, 3 = Third, 2 = Second, 1 = Lead, A = Alternate, S = Skip, V = Vice-Skip

Legend:

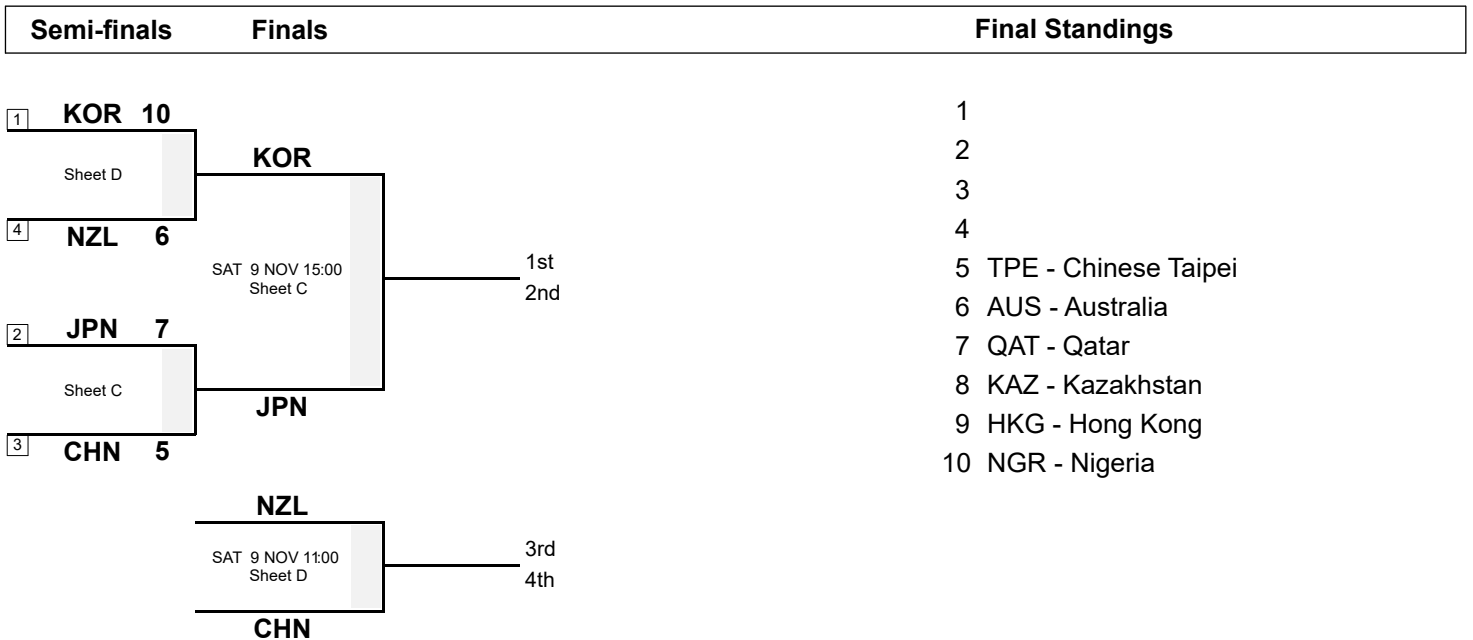
LSFE(*) Last Stone First End

X Unplayed/unfinished end due to concession

Session Results and Standings

Sheet	Game	Team	LSFE	1	2	3	4	5	6	7	8	9	10	Extra Ends	Total
C	10	JPN - Japan	*	1	0	2	2	0	0	0	1	0	1		7
	10	CHN - China		0	2	0	0	1	0	0	0	2	0		5

Play-offs Bracket



Legend:
 LSFE(*) Last Stone First End

Game Results

Sheet	Game	Team	LSFE	1	2	3	4	5	6	7	8	9	10	Extra Ends	Total
C	10	JPN - Japan	*	1	0	2	2	0	0	0	1	0	1		7
	10	CHN - China		0	2	0	0	1	0	0	0	2	0		5

JPN - Japan		Shot Success
		Game
4 S	MATSUMURA Yuta	89%
3	SHIMIZU Tetsuro	98%
2	TANIDA Yasumasa	83%
1 V	ABE Shinya	96%
A	AITA Kosuke	-
Team Total		91%

Time remaining: 5 minutes 51 seconds

CHN - China		Shot Success
		Game
4 S	ZOU Qiang	84%
3	WANG Zhiyu	66%
2 V	TIAN Jiafeng	88%
1	XU Jingtao	93%
A	HAN Peng	-
Team Total		83%

Time remaining: 5 minutes 5 seconds

Time-out: End 8 - CHN stone 7

JPN - Japan		♻	⌚	Game	
4	MATSUMURA Yuta	Draws	3 100%	5 80%	8 88%
		Take-outs	6 88%	6 92%	12 90%
		Total	9 92%	11 86%	20 89%
3	SHIMIZU Tetsuro	Draws	1 100%	3 100%	4 100%
		Take-outs	5 100%	11 95%	16 97%
		Total	6 100%	14 96%	20 98%
2	TANIDA Yasumasa	Draws	3 50%	4 63%	7 57%
		Take-outs	4 100%	9 94%	13 96%
		Total	7 79%	13 85%	20 83%
1	ABE Shinya	Draws	5 100%	13 98%	18 99%
		Take-outs	1 50%	1 100%	2 75%
		Total	6 92%	14 98%	20 96%
A	AITA Kosuke	Draws	0 -	0 -	0 -
		Take-outs	0 -	0 -	0 -
		Total	0 -	0 -	0 -
Team		Draws	12 88%	25 89%	37 89%
		Take-outs	16 92%	27 94%	43 94%
		Total	28 90%	52 92%	80 91%

CHN - China		♻	⌚	Game	
4	ZOU Qiang	Draws	1 100%	4 100%	5 100%
		Take-outs	8 69%	7 89%	15 78%
		Total	9 72%	11 93%	20 84%
3	WANG Zhiyu	Draws	1 25%	10 73%	11 68%
		Take-outs	4 75%	5 55%	9 64%
		Total	5 65%	15 67%	20 66%
2	TIAN Jiafeng	Draws	3 100%	9 92%	12 94%
		Take-outs	3 75%	5 80%	8 78%
		Total	6 88%	14 88%	20 88%
1	XU Jingtao	Draws	3 92%	16 92%	19 92%
		Take-outs	1 100%	0 -	1 100%
		Total	4 94%	16 92%	20 93%
A	HAN Peng	Draws	0 -	0 -	0 -
		Take-outs	0 -	0 -	0 -
		Total	0 -	0 -	0 -
Team		Draws	8 88%	39 88%	47 88%
		Take-outs	16 73%	17 76%	33 75%
		Total	24 78%	56 84%	80 83%

Note:

Position and function for each team member:

4 = Fourth, 3 = Third, 2 = Second, 1 = Lead, A = Alternate, S = Skip, V = Vice-Skip

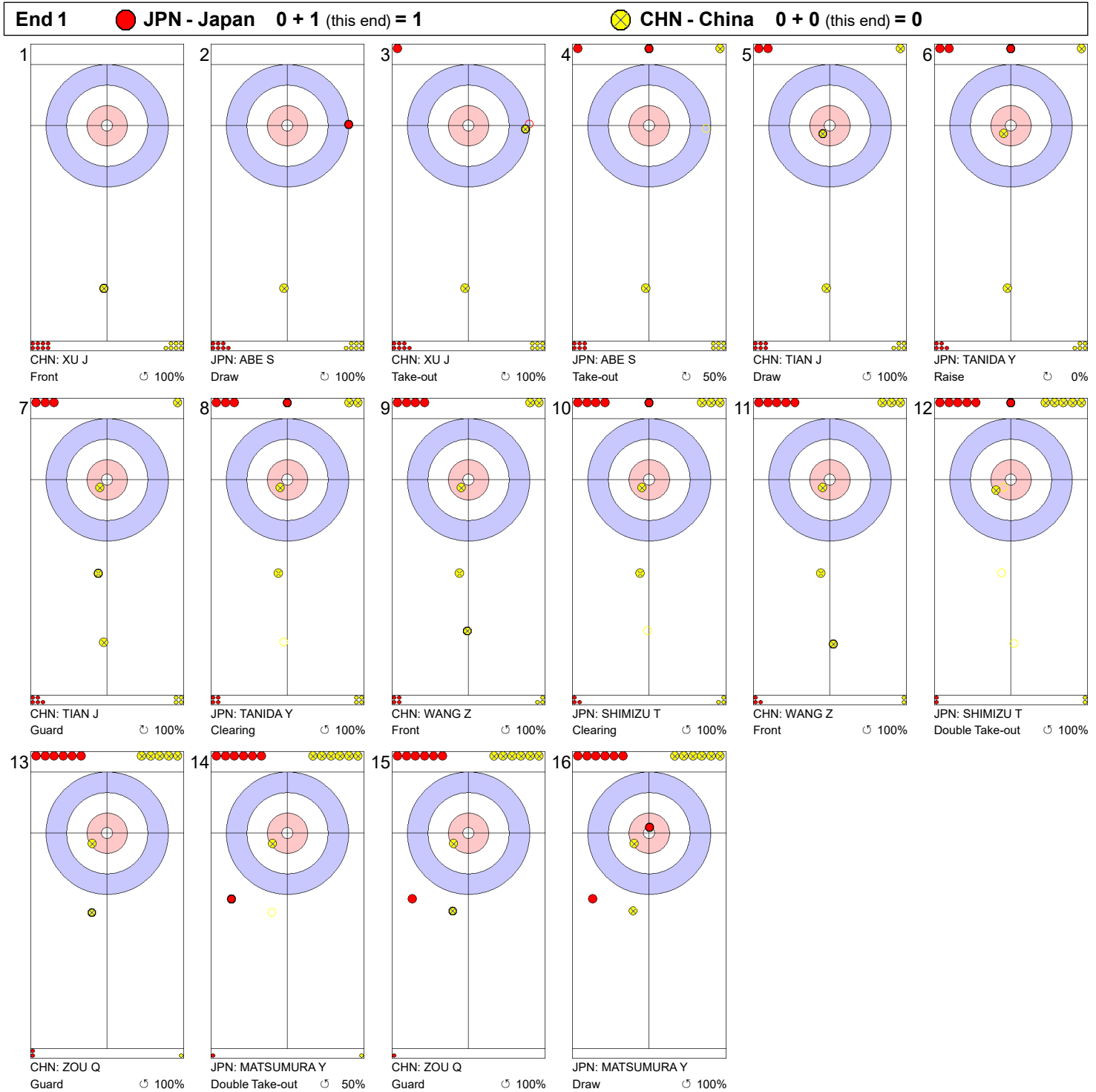
Legend:

♻ Clockwise

⌚ Counter-clockwise

LSFE(*) Last Stone First End

Game - Shot by Shot



Legend:
 ↻ Clockwise ↺ Counter-clockwise - Not considered

Game - Shot by Shot



Legend:
 ↻ Clockwise ↺ Counter-clockwise - Not considered

Game - Shot by Shot



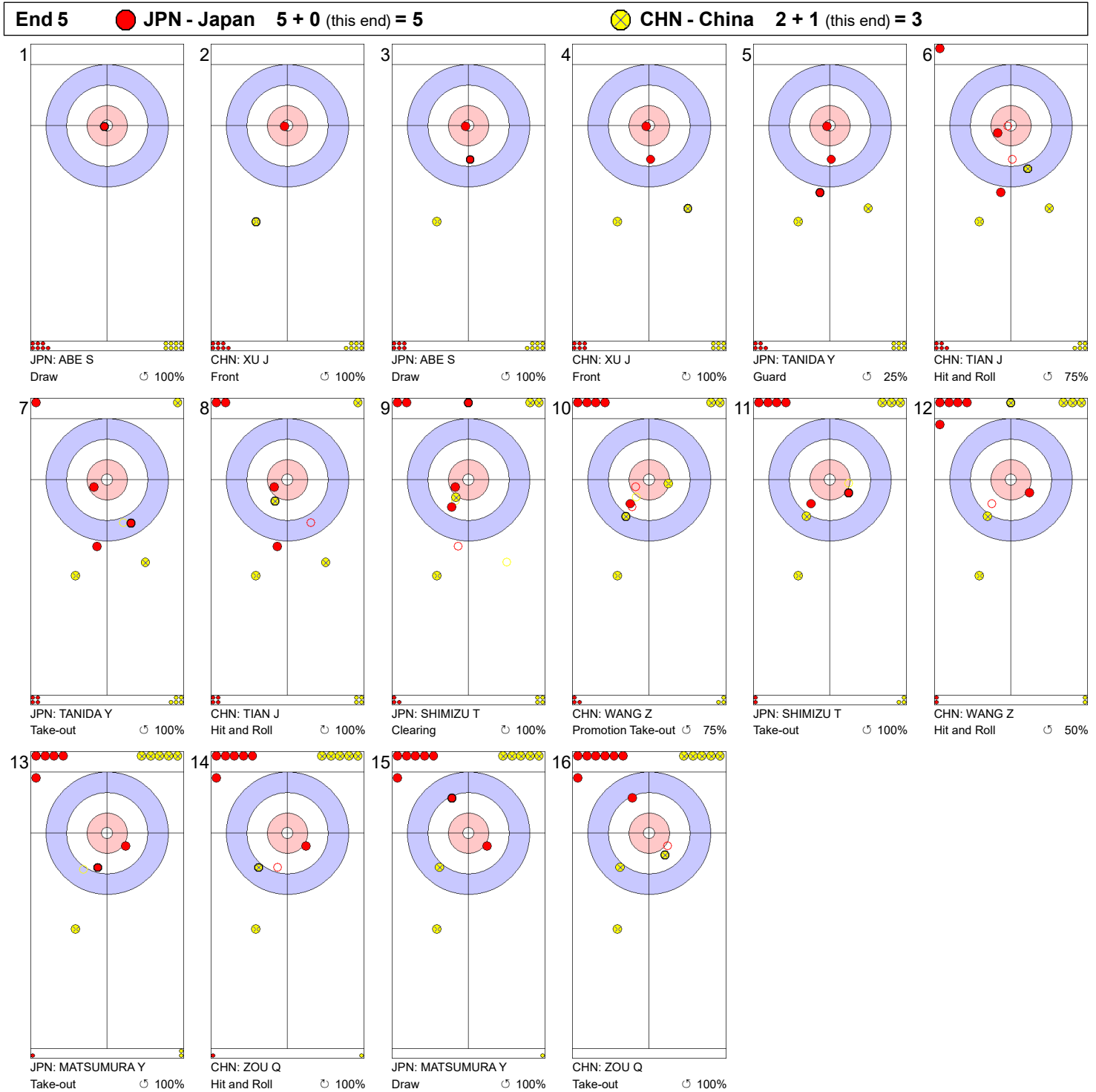
Legend:
 ↻ Clockwise ↺ Counter-clockwise - Not considered

Game - Shot by Shot



Legend:
 ↻ Clockwise ↺ Counter-clockwise - Not considered

Game - Shot by Shot



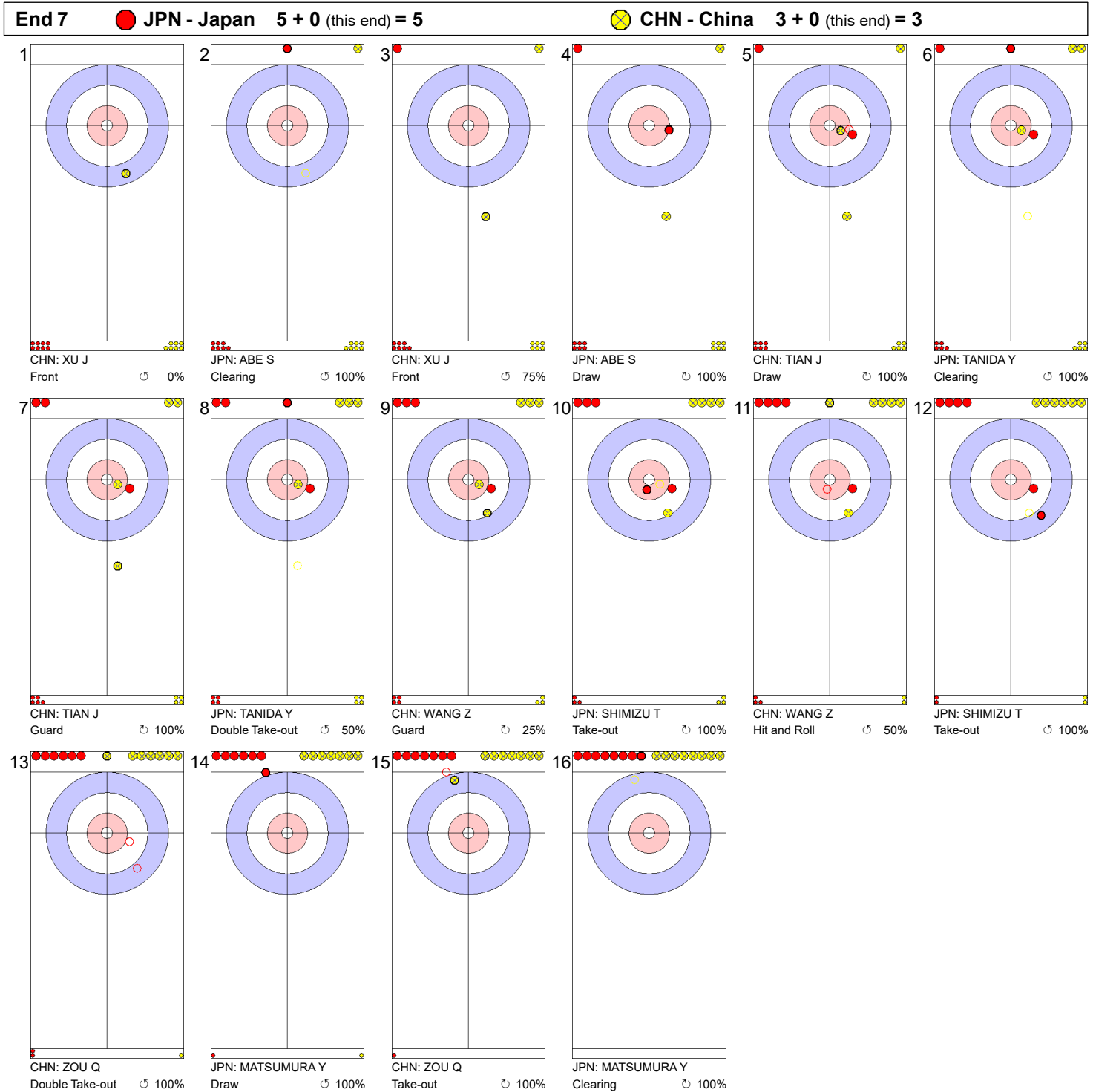
Legend:
 ⌚ Clockwise ⌚ Counter-clockwise - Not considered

Game - Shot by Shot



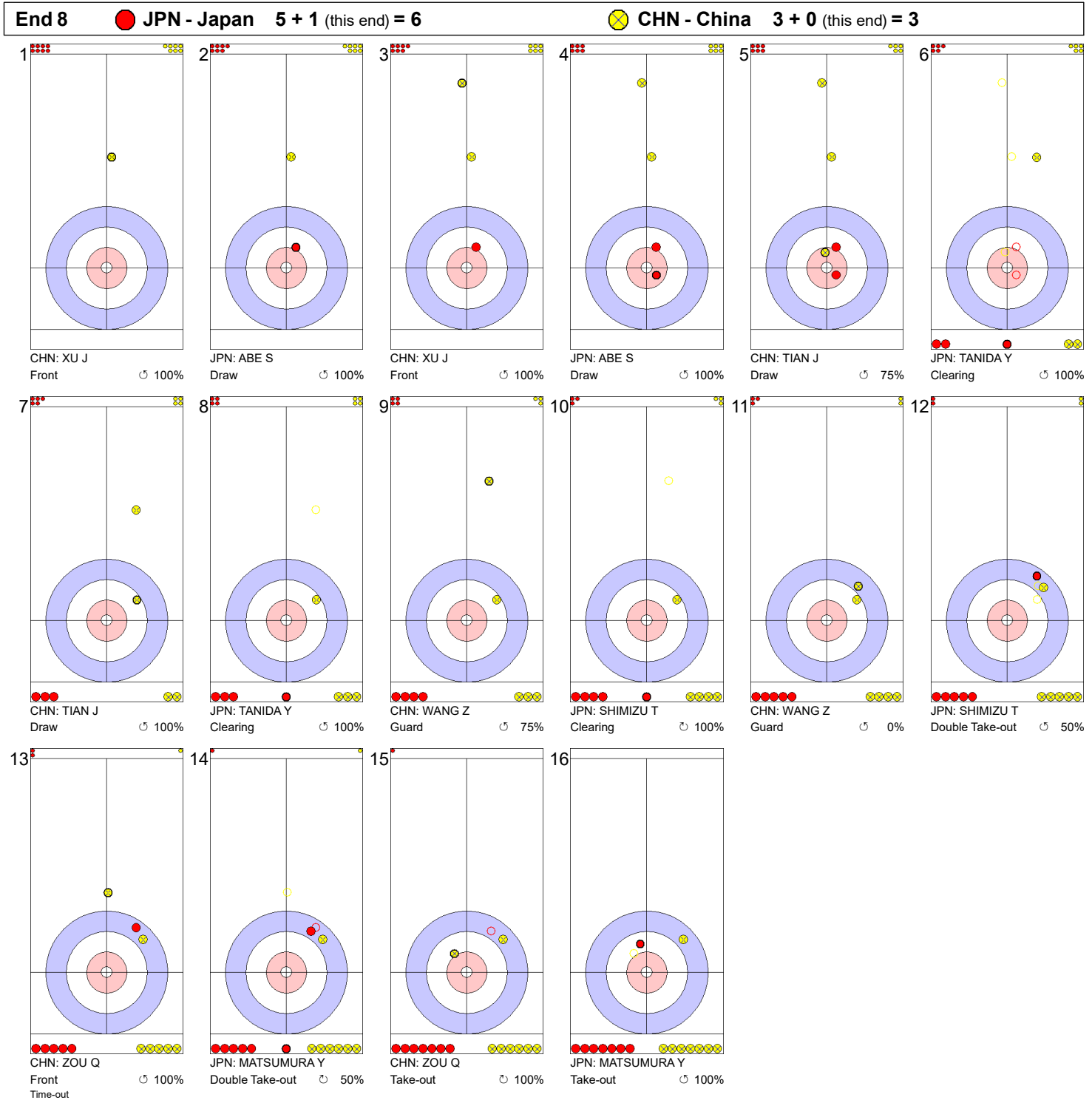
Legend:
 ↻ Clockwise ↺ Counter-clockwise - Not considered

Game - Shot by Shot



Legend:
 ↻ Clockwise ↺ Counter-clockwise - Not considered

Game - Shot by Shot



Legend:
 ↻ Clockwise ↺ Counter-clockwise - Not considered

Game - Shot by Shot



Legend:
 ↻ Clockwise ↺ Counter-clockwise - Not considered

Game - Shot by Shot

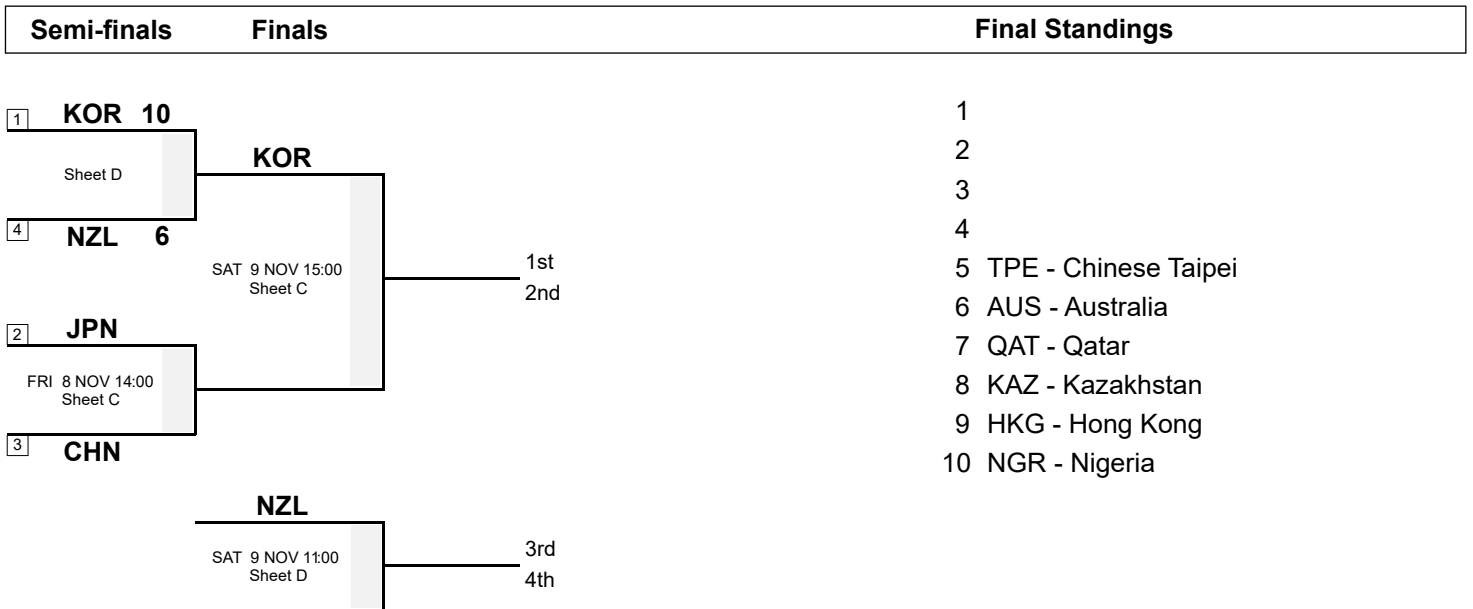


Legend:
 ↻ Clockwise ↺ Counter-clockwise - Not considered

Session Results and Standings

Sheet	Game	Team	LSFE	1	2	3	4	5	6	7	8	9	10	Extra Ends	Total
D	10	KOR - Korea	*	1	1	0	0	2	0	3	0	3	X		10
	10	NZL - New Zealand		0	0	2	1	0	1	0	2	0	X		6

Play-offs Bracket



Legend:
 LSFE(*) Last Stone First End X Unplayed/unfinished end due to concession

Game Results

Sheet	Game	Team	LSFE	1	2	3	4	5	6	7	8	9	10	Extra Ends	Total
D	10	KOR - Korea	*	1	1	0	0	2	0	3	0	3	X		10
	10	NZL - New Zealand		0	0	2	1	0	1	0	2	0	X		6

KOR - Korea

4 S KIM Chang-Min
3 V LEE Ki Jeong
2 KIM Hak Kyun
1 LEE Ki Bok
A -

Time remaining: 4 minutes 34 seconds

NZL - New Zealand

4 S BECKER Scott
3 V HOOD Anton
2 SARGON Brett
1 DOBSON Warren
A -

Time remaining: 7 minutes 2 seconds

Note:

Position and function for each team member:

4 = Fourth, 3 = Third, 2 = Second, 1 = Lead, A = Alternate, S = Skip, V = Vice-Skip

Legend:

LSFE(*) Last Stone First End

X Unplayed/unfinished end due to concession

Competition Matrix

Team	AUS	CHN	HKG	JPN	KAZ	KOR	NGR	NZL	QAT	TPE
AUS		5 - 10	8 - 7	5 - 8	12 - 4	5 - 7	19 - 1	3 - 9	10 - 3	1 - 8
CHN	10 - 5		12 - 7	7 - 8	13 - 1	1 - 11	16 - 0	10 - 4	12 - 4	16 - 2
HKG	7 - 8	7 - 12		2 - 13	5 - 8	3 - 15	12 - 4	4 - 14	5 - 8	1 - 12
JPN	8 - 5	8 - 7	13 - 2		7 - 5	6 - 8	21 - 0	8 - 7	13 - 3	6 - 5
KAZ	4 - 12	1 - 13	8 - 5	5 - 7		5 - 10	13 - 6	4 - 11	6 - 7	5 - 7
KOR	7 - 5	11 - 1	15 - 3	8 - 6	10 - 5		24 - 2	8 - 2	W - L	9 - 1
NGR	1 - 19	0 - 16	4 - 12	0 - 21	6 - 13	2 - 24		3 - 18	3 - 14	4 - 10
NZL	9 - 3	4 - 10	14 - 4	7 - 8	11 - 4	2 - 8	18 - 3		15 - 1	8 - 7
QAT	3 - 10	4 - 12	8 - 5	3 - 13	7 - 6	L - W	14 - 3	1 - 15		2 - 10
TPE	8 - 1	2 - 16	12 - 1	5 - 6	7 - 5	1 - 9	10 - 4	7 - 8	10 - 2	

Standings after Round Robin

Rank	Team	Games	Wins	Losses	
1	KOR - Korea	9	9	0	Q
2	JPN - Japan	9	8	1	Q
3	CHN - China	9	7	2	Q
4	NZL - New Zealand	9	6	3	Q
5	TPE - Chinese Taipei	9	5	4	
6	AUS - Australia	9	4	5	
7	QAT - Qatar	9	3	6	
8	KAZ - Kazakhstan	9	2	7	
9	HKG - Hong Kong	9	1	8	
10	NGR - Nigeria	9	0	9	

Legend:

L Loss

Q Qualified for the semi-finals

W Win

Draw Shot Challenge

Rank	Team	Stone Rotation	Last Stone Draw in each Round Robin Game									DSC
			1	2	3	4	5	6	7	8	9	
1	KOR - Korea	↻	14.8	69.5	11.0	63.7	23.7	16.3	8.1	7.6	27.0	22.26cm
		↻	48.7	24.2	30.5	20.0	3.1	42.0	31.0	32.0	16.1	
2	JPN - Japan	↻	33.2	46.7	35.6	77.8	47.1	110.2	37.1	17.2	5.3	34.24cm
		↻	52.3	50.4	21.8	39.6	10.5	57.2	84.8	8.3	7.7	
3	AUS - Australia	↻	26.5	56.8	135.3	17.3	8.0	137.7	21.6	27.1	33.5	41.15cm
		↻	73.7	18.5	8.0	41.7	144.3	57.7	20.7	33.8	78.2	
4	NZL - New Zealand	↻	20.1	14.6	159.5	39.1	37.3	74.7	112.9	76.1	42.6	50.03cm
		↻	15.0	25.8	137.2	42.7	117.7	53.5	99.5	16.5	12.3	
5	TPE - Chinese Taipei	↻	82.7	23.9	55.1	80.6	123.3	58.6	81.3	133.7	125.0	66.23cm
		↻	50.0	126.2	17.1	16.1	43.4	133.5	39.1	133.0	4.3	
6	CHN - China	↻	136.4	42.0	108.4	169.3	41.2	103.6	9.3	169.0	17.9	66.77cm
		↻	35.7	199.6	28.0	39.0	58.4	59.4	17.8	36.9	165.3	
7	HKG - Hong Kong	↻	117.8	199.6	120.3	47.7	106.3	132.8	57.4	24.5	164.3	96.89cm
		↻	199.6	37.7	12.1	199.6	199.6	19.1	77.7	33.7	199.6	
8	QAT - Qatar	↻	138.1	176.6	116.4	124.3	16.5	35.9	68.8	145.5	20.2	107.50cm
		↻	20.1	199.6	45.3	199.6	119.6	180.2	199.6	165.4	147.5	
9	KAZ - Kazakhstan	↻	123.7	199.6	69.1	193.9	15.6	139.7	199.6	157.8	199.6	112.27cm
		↻	148.7	79.0	25.7	103.8	55.7	199.6	104.3	162.0	18.1	
10	NGR - Nigeria	↻	199.6	199.6	72.4	199.6	41.0	176.6	199.6	199.6	199.6	159.66cm
		↻	199.6	92.8	199.6	148.8	183.2	199.6	199.6	91.1	151.9	

Note:

The Draw Shot Challenge (DSC) is the average distance of all the individual Last Stone Draws (LSD), which were delivered by a team during the round robin. The two least favourable results will be eliminated before calculating the average distance. The team with the lesser DSC receives the higher ranking. If the DSCs are equal then the team with the best non-equal counting LSD receives the higher ranking. In the case where all counting LSDs are equal, the team ranked higher in the WCF World Rankings is ranked higher.

Legend:

↻ Clockwise

↻ Counter-clockwise

DSC Draw Shot Challenge

Scoring Analysis

Team	Games		LSFE	Stolen Ends	Last Stone Eff.	Force Eff.	Points Scored						Total	Plus / Minus
							0	1	2	3	4	>4		
KOR	9	For	8	21	73%	69%	2	11	16	9	5	3	108	+83
		Against	1	3			3	14	4	1	0	0	25	
CHN	9	For	4	20	72%	59%	2	14	10	11	5	2	97	+55
		Against	5	3			4	14	7	3	0	1	42	
JPN	9	For	6	14	63%	64%	4	17	15	4	4	3	90	+48
		Against	3	3			6	17	8	3	0	0	42	
NZL	9	For	7	13	47%	50%	5	10	11	9	2	4	88	+40
		Against	2	11			0	18	9	4	0	0	48	
AUS	9	For	3	11	27%	50%	1	19	6	5	3	2	68	+11
		Against	6	13			2	23	14	2	0	0	57	
TPE	9	For	7	19	29%	47%	5	20	13	4	1	0	62	+10
		Against	2	12			6	13	11	4	0	1	52	
KAZ	9	For	2	6	26%	62%	1	18	7	5	1	0	51	-27
		Against	7	17			2	28	8	7	2	1	78	
HKG	9	For	5	6	20%	24%	6	21	6	3	1	0	46	-48
		Against	4	16			2	13	14	6	6	2	94	
QAT	9	For	2	8	14%	32%	2	19	8	1	1	0	42	-48
		Against	7	14			4	15	9	6	6	3	90	
NGR	9	For	1	7	4%	11%	2	15	4	0	0	0	23	-124
		Against	8	33			1	9	12	15	9	6	147	
Total	45			125			30	164	96	51	23	14	675	

Note:

Stolen ends are the ends won without the last stone advantage.

Last Stone Efficiency: Scoring two or more points with last stone advantage.

Force Efficiency: Forcing the opponent team to score only one point when they have the last stone advantage.

Legend:

>4 More than four points scored

Eff. Efficiency

LSFE Last Stone First End

Summary of Big Ends

Points Scored	By	Against	Session	End	Game Result
7	KOR - Korea	NGR - Nigeria	6	1	24 : 2
6	KOR - Korea	NGR - Nigeria	6	5	24 : 2
6	NZL - New Zealand	HKG - Hong Kong	8	7	14 : 4
5	AUS - Australia	KAZ - Kazakhstan	4	9	12 : 4
5	AUS - Australia	NGR - Nigeria	9	1	19 : 1
5	CHN - China	NGR - Nigeria	3	1	16 : 0
5	CHN - China	TPE - Chinese Taipei	4	4	16 : 2
5	JPN - Japan	QAT - Qatar	4	1	13 : 3
5	JPN - Japan	NGR - Nigeria	5	1	21 : 0
5	JPN - Japan	HKG - Hong Kong	9	8	13 : 2
5	KOR - Korea	CHN - China	9	7	11 : 1
5	NZL - New Zealand	QAT - Qatar	3	2	15 : 1
5	NZL - New Zealand	QAT - Qatar	3	4	15 : 1
5	NZL - New Zealand	NGR - Nigeria	7	4	18 : 3
4	AUS - Australia	QAT - Qatar	7	7	10 : 3
4	AUS - Australia	NGR - Nigeria	9	2	19 : 1
4	AUS - Australia	NGR - Nigeria	9	4	19 : 1
4	CHN - China	HKG - Hong Kong	2	6	12 : 7
4	CHN - China	HKG - Hong Kong	2	8	12 : 7
4	CHN - China	QAT - Qatar	6	1	12 : 4
4	CHN - China	QAT - Qatar	6	3	12 : 4
4	CHN - China	KAZ - Kazakhstan	7	2	13 : 1
4	HKG - Hong Kong	NGR - Nigeria	4	3	12 : 4
4	JPN - Japan	QAT - Qatar	4	3	13 : 3
4	JPN - Japan	NGR - Nigeria	5	5	21 : 0
4	JPN - Japan	HKG - Hong Kong	9	1	13 : 2
4	JPN - Japan	HKG - Hong Kong	9	5	13 : 2
4	KAZ - Kazakhstan	NGR - Nigeria	1	6	13 : 6
4	KOR - Korea	QAT - Qatar	1	1	W : L
4	KOR - Korea	NGR - Nigeria	6	3	24 : 2
4	KOR - Korea	NGR - Nigeria	6	6	24 : 2
4	KOR - Korea	HKG - Hong Kong	7	1	15 : 3
4	KOR - Korea	HKG - Hong Kong	7	4	15 : 3
4	NZL - New Zealand	NGR - Nigeria	7	2	18 : 3
4	NZL - New Zealand	KAZ - Kazakhstan	9	5	11 : 4
4	QAT - Qatar	NGR - Nigeria	8	8	14 : 3
4	TPE - Chinese Taipei	QAT - Qatar	9	9	10 : 2

Note:
 Big ends are defined as ends with a score of four or more points.

Legend:
L Loss **W** Win

Session Results and Standings

Sheet	Game	Team	LSFE	1	2	3	4	5	6	7	8	9	10	Extra Ends	Total
A	9	KAZ - Kazakhstan		0	0	1	1	0	2	0	0	X	X		4
	9	NZL - New Zealand	*	3	3	0	0	4	0	0	1	X	X		11
B	9	NGR - Nigeria		0	0	0	0	1	0	0	0	X	X		1
	9	AUS - Australia	*	5	4	3	4	0	1	1	1	X	X		19
C	9	QAT - Qatar		0	0	1	0	0	0	1	0	0	X		2
	9	TPE - Chinese Taipei	*	0	3	0	2	1	0	0	0	4	X		10
D	9	KOR - Korea	*	2	3	0	0	1	0	5	X	X	X		11
	9	CHN - China		0	0	1	0	0	0	0	X	X	X		1
E	9	JPN - Japan	*	4	0	0	0	4	0	0	5	X	X		13
	9	HKG - Hong Kong		0	0	0	1	0	1	0	0	X	X		2

Standings after Round Robin

Rank	Team	Games	Wins	Losses	
1	KOR - Korea	9	9	0	Q
2	JPN - Japan	9	8	1	Q
3	CHN - China	9	7	2	Q
4	NZL - New Zealand	9	6	3	Q
5	TPE - Chinese Taipei	9	5	4	
6	AUS - Australia	9	4	5	
7	QAT - Qatar	9	3	6	
8	KAZ - Kazakhstan	9	2	7	
9	HKG - Hong Kong	9	1	8	
10	NGR - Nigeria	9	0	9	

Legend:
LSFE(*) Last Stone First End **Q** Qualified for the semi-finals **X** Unplayed/unfinished end due to concession

Game Results

Sheet	Game	Team	LSFE	1	2	3	4	5	6	7	8	9	10	Extra Ends	Total
A	9	KAZ - Kazakhstan		0	0	1	1	0	2	0	0	X	X		4
	9	NZL - New Zealand	*	3	3	0	0	4	0	0	1	X	X		11

KAZ - Kazakhstan

4 S NADIRBAYEV Azizbek
3 KORABAYEV Madiyar
2 V ALLIYAR Aidos
1 SHISHKIN Nikita
A ZHUZBAY Abylaikhan

NZL - New Zealand

4 S BECKER Scott
3 V HOOD Anton
2 SARGON Brett
1 DOBSON Warren
A -

Last Stone Draw

⌚ KORABAYEV Madiyar
⌚ NADIRBAYEV Azizbek

Distance

199.6cm
18.1cm

Total

217.7cm

Time remaining: 15 minutes 22 seconds

Last Stone Draw

⌚ BECKER Scott
⌚ HOOD Anton

Distance

42.6cm
12.3cm

Total

54.9cm

Time remaining: 10 minutes 32 seconds

Note:

Position and function for each team member:

4 = Fourth, 3 = Third, 2 = Second, 1 = Lead, A = Alternate, S = Skip, V = Vice-Skip

Legend:

⌚ Clockwise

⌚ Counter-clockwise

LSFE(*) Last Stone First End

X Unplayed/unfinished end due to concession

Game Results

Sheet	Game	Team	LSFE	1	2	3	4	5	6	7	8	9	10	Extra Ends	Total
B	9	NGR - Nigeria		0	0	0	0	1	0	0	0	X	X		1
	9	AUS - Australia	*	5	4	3	4	0	1	1	1	X	X		19

NGR - Nigeria

4 S WOODS III Harold
3 V COLE Tijani
2 -
1 CONTRERAS Fabian
A -

Last Stone Draw

⌚ CONTRERAS Fabian
⌚ COLE Tijani

Total

Time remaining: 6 minutes 32 seconds

Distance

199.6cm
151.9cm

Total

351.5cm

AUS - Australia

4 V HEWITT Dean
3 S HALL Sean
2 DAVIS Tanner
1 MILLIKIN Matthew
A MERCHANT Jay

Last Stone Draw

⌚ HALL Sean
⌚ MILLIKIN Matthew

Total

Time remaining: 12 minutes 28 seconds

Distance

33.5cm
78.2cm

Total

111.7cm

Note:

Position and function for each team member:

4 = Fourth, 3 = Third, 2 = Second, 1 = Lead, A = Alternate, S = Skip, V = Vice-Skip

Legend:

⌚ Clockwise
⌚ Counter-clockwise
X Unplayed/unfinished end due to concession

LSFE(*) Last Stone First End

Game Results

Sheet	Game	Team	LSFE	1	2	3	4	5	6	7	8	9	10	Extra Ends	Total
C	9	QAT - Qatar		0	0	1	0	0	0	1	0	0	X		2
	9	TPE - Chinese Taipei	*	0	3	0	2	1	0	0	0	4	X		10

QAT - Qatar	
4 S	ALYAFEI Nasser
3	ALI Salem
2	ALI MOHSEN Abdulrahman
1 V	AL-FAHAD Ahmed Saad
A	MLIS Mouaaz

TPE - Chinese Taipei	
4 S	SHEN Randolph
3 V	HSU Nicholas
2	HSU Ken
1	LEE Victor
A	-

Last Stone Draw	Distance
↻ AL-FAHAD Ahmed Saad	20.2cm
↻ ALYAFEI Nasser	147.5cm
Total	167.7cm

Last Stone Draw	Distance
↻ HSU Ken	125.0cm
↻ LEE Victor	4.3cm
Total	129.3cm

Time remaining: 6 minutes 17 seconds

Time remaining: 9 minutes 24 seconds

MLIS M replaced ALYAFEI N at the beginning of end 6
Revised line-up: (4 S) AL-FAHAD AS, (3) ALI S, (2 V) ALI MOHSEN A, (1) MLIS M

Note:
Position and function for each team member:
4 = Fourth, 3 = Third, 2 = Second, 1 = Lead, A = Alternate, S = Skip, V = Vice-Skip

Legend:
↻ Clockwise ↻ Counter-clockwise LSFE(*) Last Stone First End
X Unplayed/unfinished end due to concession

Game - Shot by Shot



Legend:
 ↻ Clockwise ↺ Counter-clockwise - Not considered

Game - Shot by Shot



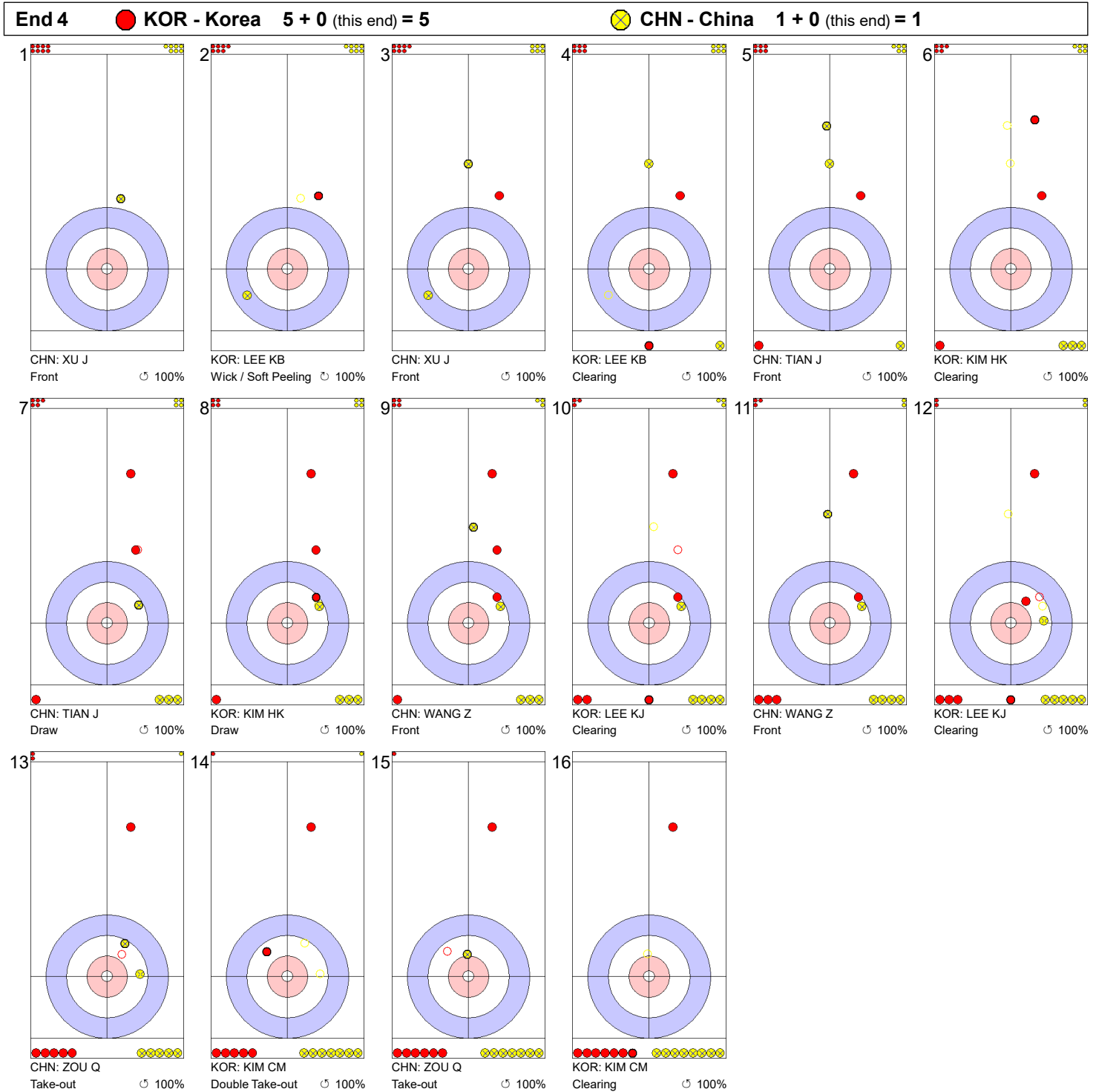
Legend:
 ↻ Clockwise ↺ Counter-clockwise - Not considered

Game - Shot by Shot



Legend:
 ⌚ Clockwise ⌚ Counter-clockwise - Not considered

Game - Shot by Shot



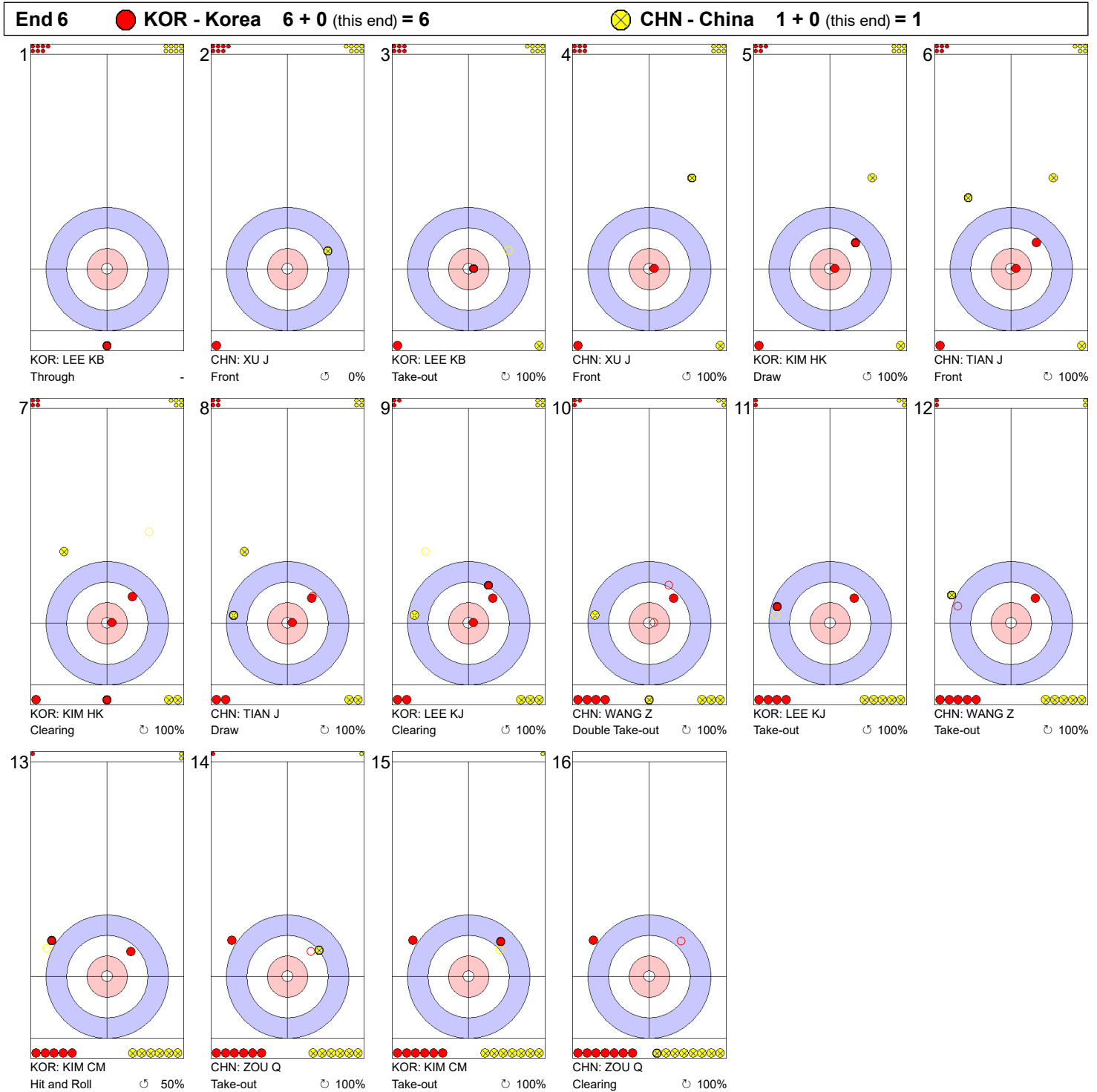
Legend:
 ↻ Clockwise ↺ Counter-clockwise - Not considered

Game - Shot by Shot



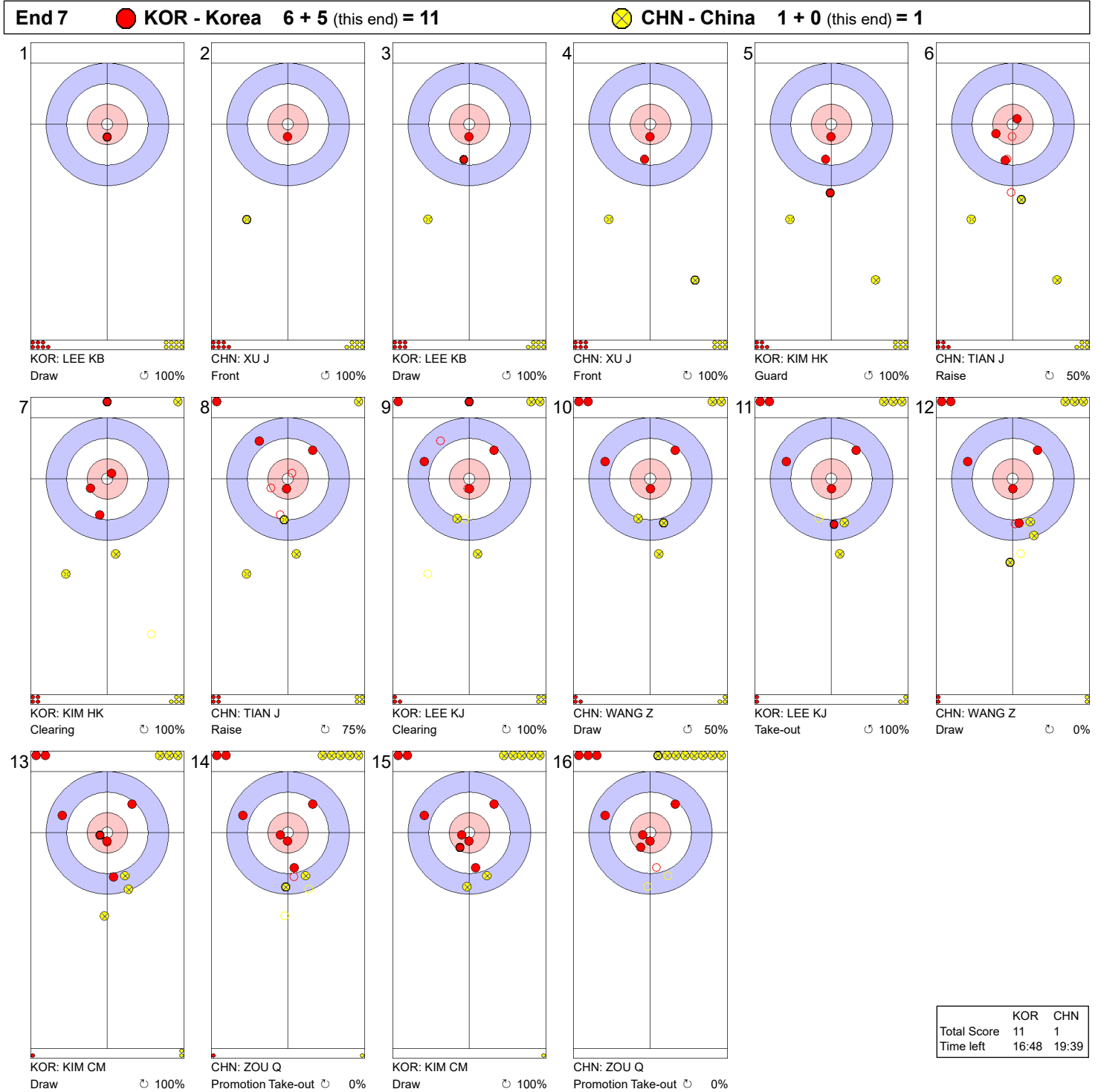
Legend:
 ↻ Clockwise ↺ Counter-clockwise - Not considered

Game - Shot by Shot



Legend:
 ↻ Clockwise ↺ Counter-clockwise - Not considered

Game - Shot by Shot



Game Results

Sheet	Game	Team	LSFE	1	2	3	4	5	6	7	8	9	10	Extra Ends	Total
E	9	JPN - Japan	*	4	0	0	0	4	0	0	5	X	X		13
	9	HKG - Hong Kong		0	0	0	1	0	1	0	0	X	X		2

JPN - Japan	
4 S	MATSUMURA Yuta
3	SHIMIZU Tetsuro
2	TANIDA Yasumasa
1 V	ABE Shinya
A	AITA Kosuke

HKG - Hong Kong	
4 S	CHANG Jason
3 V	CHEN Justin
2	YAN Martin
1	CHENG Woody
A	CHEUNG Kelvin

Last Stone Draw		Distance
↻	TANIDA Yasumasa	5.3cm
↺	MATSUMURA Yuta	7.7cm
Total		13.0cm

Time remaining: 11 minutes 30 seconds

Last Stone Draw		Distance
↻	CHEN Justin	164.3cm
↺	YAN Martin	199.6cm
Total		363.9cm

Time remaining: 8 minutes 30 seconds

CHEUNG K replaced CHEN J at the beginning of end 7
 Revised line-up: (4 S) CHANG J, (3 V) YAN M, (2) CHENG W, (1) CHEUNG K

Note: Position and function for each team member: 4 = Fourth, 3 = Third, 2 = Second, 1 = Lead, A = Alternate, S = Skip, V = Vice-Skip		
Legend:	↻ Clockwise	↺ Counter-clockwise
X	Unplayed/unfinished end due to concession	
	LSFE(*) Last Stone First End	

Session Results and Standings

Sheet	Game	Team	LSFE	1	2	3	4	5	6	7	8	9	10	Extra Ends	Total
A	8	AUS - Australia		1	0	2	0	0	1	1	0	0	0		5
	8	KOR - Korea	*	0	2	0	1	0	0	0	2	1	1		7
B	8	HKG - Hong Kong	*	1	0	1	0	0	1	0	1	X	X		4
	8	NZL - New Zealand		0	3	0	2	3	0	6	0	X	X		14
C	8	JPN - Japan	*	2	0	2	0	0	0	2	0	1	1		8
	8	CHN - China		0	1	0	3	0	1	0	2	0	0		7
D	8	TPE - Chinese Taipei	*	1	1	1	0	1	0	1	0	0	2		7
	8	KAZ - Kazakhstan		0	0	0	1	0	3	0	0	1	0		5
E	8	QAT - Qatar		2	1	2	0	0	2	0	4	3	X		14
	8	NGR - Nigeria	*	0	0	0	1	1	0	1	0	0	X		3

Current Standings

Rank	Team	Games	Wins	Losses	
1	KOR - Korea	8	8	0	Q
2	CHN - China	8	7	1	Q
2	JPN - Japan	8	7	1	Q
4	NZL - New Zealand	8	5	3	Q
5	TPE - Chinese Taipei	8	4	4	
6	AUS - Australia	8	3	5	
6	QAT - Qatar	8	3	5	
8	KAZ - Kazakhstan	8	2	6	
9	HKG - Hong Kong	8	1	7	
10	NGR - Nigeria	8	0	8	

Note:
Under WCF rules, tie-breaking rules for standings are not applied until after the last game of the round robin.

Legend:
LSFE(*) Last Stone First End Q Qualified for the semi-finals X Unplayed/unfinished end due to concession

Game Results

Sheet	Game	Team	LSFE	1	2	3	4	5	6	7	8	9	10	Extra Ends	Total
A	8	AUS - Australia		1	0	2	0	0	1	1	0	0	0		5
	8	KOR - Korea	*	0	2	0	1	0	0	0	2	1	1		7

AUS - Australia

4 V HEWITT Dean
3 S HALL Sean
2 DAVIS Tanner
1 MERCHANT Jay
A MILLIKIN Matthew

Last Stone Draw

☺ HALL Sean
☺ MERCHANT Jay

Total

Time remaining: 0 minutes 35 seconds

Distance

27.1cm
33.8cm

Total

60.9cm

KOR - Korea

4 S KIM Chang-Min
3 V LEE Ki Jeong
2 KIM Hak Kyun
1 LEE Ki Bok
A -

Last Stone Draw

☺ KIM Chang-Min
☺ LEE Ki Bok

Total

Time remaining: 0 minutes 23 seconds

Distance

7.6cm
32.0cm

Total

39.6cm

Note:

Position and function for each team member:

4 = Fourth, 3 = Third, 2 = Second, 1 = Lead, A = Alternate, S = Skip, V = Vice-Skip

Legend:

☺ Clockwise

☹ Counter-clockwise

LSFE(*) Last Stone First End

Game Results

Sheet	Game	Team	LSFE	1	2	3	4	5	6	7	8	9	10	Extra Ends	Total
B	8	HKG - Hong Kong	*	1	0	1	0	0	1	0	1	X	X		4
	8	NZL - New Zealand		0	3	0	2	3	0	6	0	X	X		14

HKG - Hong Kong	
4 S	CHANG Jason
3 V	CHEN Justin
2	YAN Martin
1	CHENG Woody
A	CHEUNG Kelvin

NZL - New Zealand	
4 S	BECKER Scott
3 V	HOOD Anton
2	SARGON Brett
1	DOBSON Warren
A	-

Last Stone Draw		Distance
🕒	CHEN Justin	24.5cm
🕒	CHANG Jason	33.7cm
Total		58.2cm

Last Stone Draw		Distance
🕒	SARGON Brett	76.1cm
🕒	DOBSON Warren	16.5cm
Total		92.6cm

Time remaining: 6 minutes 5 seconds

Time remaining: 10 minutes 19 seconds

CHEUNG K replaced CHENG W at the beginning of end 9

Note: Position and function for each team member: 4 = Fourth, 3 = Third, 2 = Second, 1 = Lead, A = Alternate, S = Skip, V = Vice-Skip
Legend: 🕒 Clockwise 🕒 Counter-clockwise LSFE(*) Last Stone First End X Unplayed/unfinished end due to concession

Game Results

Sheet	Game	Team	LSFE	1	2	3	4	5	6	7	8	9	10	Extra Ends	Total
C	8	JPN - Japan	*	2	0	2	0	0	0	2	0	1	1		8
	8	CHN - China		0	1	0	3	0	1	0	2	0	0		7

JPN - Japan		Shot Success Game
4 S	MATSUMURA Yuta	76%
3 V	SHIMIZU Tetsuro	78%
2	TANIDA Yasumasa	81%
1	AITA Kosuke	80%
A	ABE Shinya	-
Team Total		79%

CHN - China		Shot Success Game
4 S	ZOU Qiang	73%
3	WANG Zhiyu	80%
2 V	TIAN Jiafeng	85%
1	XU Jingtao	75%
A	HAN Peng	-
Team Total		78%

Last Stone Draw		Distance
⌚	MATSUMURA Yuta	17.2cm
⌚	SHIMIZU Tetsuro	8.3cm
Total		25.5cm

Last Stone Draw		Distance
⌚	XU Jingtao	169.0cm
⌚	WANG Zhiyu	36.9cm
Total		205.9cm

Time remaining: 1 minute 17 seconds

Time remaining: 1 minute 29 seconds

Time-out: End 10 - JPN stone 7

Time-out: End 4 - CHN stone 7

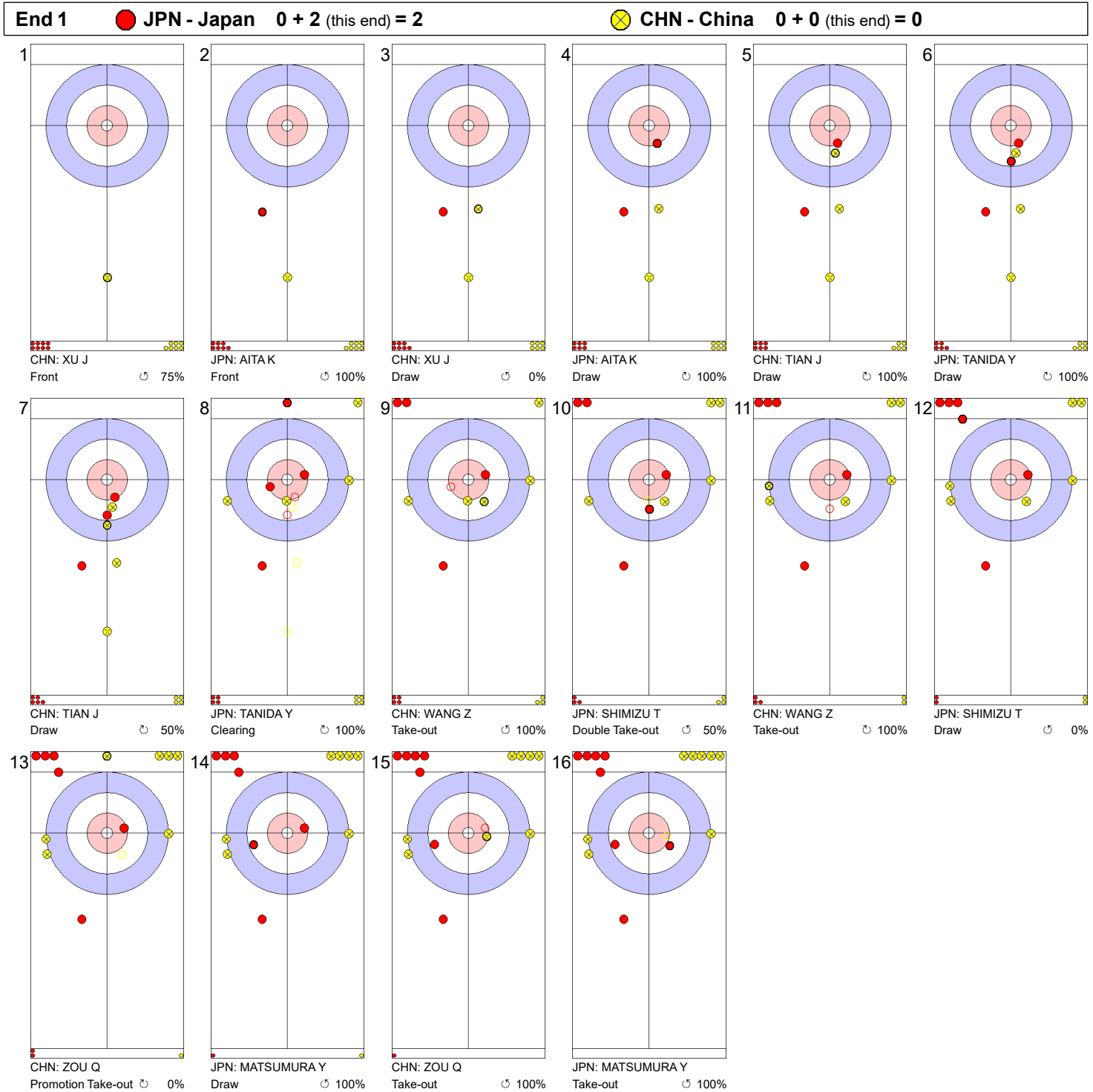
JPN - Japan		⌚	⌚	Game	
4	MATSUMURA Yuta	Draws	2 100%	3 92%	5 95%
		Take-outs	6 63%	8 75%	14 70%
		Total	8 72%	11 80%	19 76%
3	SHIMIZU Tetsuro	Draws	4 100%	5 55%	9 75%
		Take-outs	4 94%	7 71%	11 80%
		Total	8 97%	12 65%	20 78%
2	TANIDA Yasumasa	Draws	5 100%	1 100%	6 100%
		Take-outs	10 63%	4 100%	14 73%
		Total	15 75%	5 100%	20 81%
1	AITA Kosuke	Draws	7 79%	12 88%	19 84%
		Take-outs	0 -	1 0%	1 0%
		Total	7 79%	13 81%	20 80%
A	ABE Shinya	Draws	0 -	0 -	0 -
		Take-outs	0 -	0 -	0 -
		Total	0 -	0 -	0 -
Team		Draws	18 92%	21 81%	39 86%
		Take-outs	20 69%	20 75%	40 72%
		Total	38 80%	41 78%	79 79%

CHN - China		⌚	⌚	Game	
4	ZOU Qiang	Draws	6 50%	2 75%	8 56%
		Take-outs	6 79%	6 88%	12 83%
		Total	12 65%	8 84%	20 73%
3	WANG Zhiyu	Draws	5 85%	3 92%	8 88%
		Take-outs	6 67%	6 83%	12 75%
		Total	11 75%	9 86%	20 80%
2	TIAN Jiafeng	Draws	4 75%	10 95%	14 89%
		Take-outs	2 75%	4 75%	6 75%
		Total	6 75%	14 89%	20 85%
1	XU Jingtao	Draws	1 100%	17 75%	18 76%
		Take-outs	2 63%	0 -	2 63%
		Total	3 75%	17 75%	20 75%
A	HAN Peng	Draws	0 -	0 -	0 -
		Take-outs	0 -	0 -	0 -
		Total	0 -	0 -	0 -
Team		Draws	16 70%	32 83%	48 79%
		Take-outs	16 72%	16 83%	32 77%
		Total	32 71%	48 83%	80 78%

Note:
Position and function for each team member:
4 = Fourth, 3 = Third, 2 = Second, 1 = Lead, A = Alternate, S = Skip, V = Vice-Skip

Legend:
⌚ Clockwise ⌚ Counter-clockwise **LSFE(*)** Last Stone First End

Game - Shot by Shot



Legend:
 ↻ Clockwise ↺ Counter-clockwise - Not considered

Game - Shot by Shot



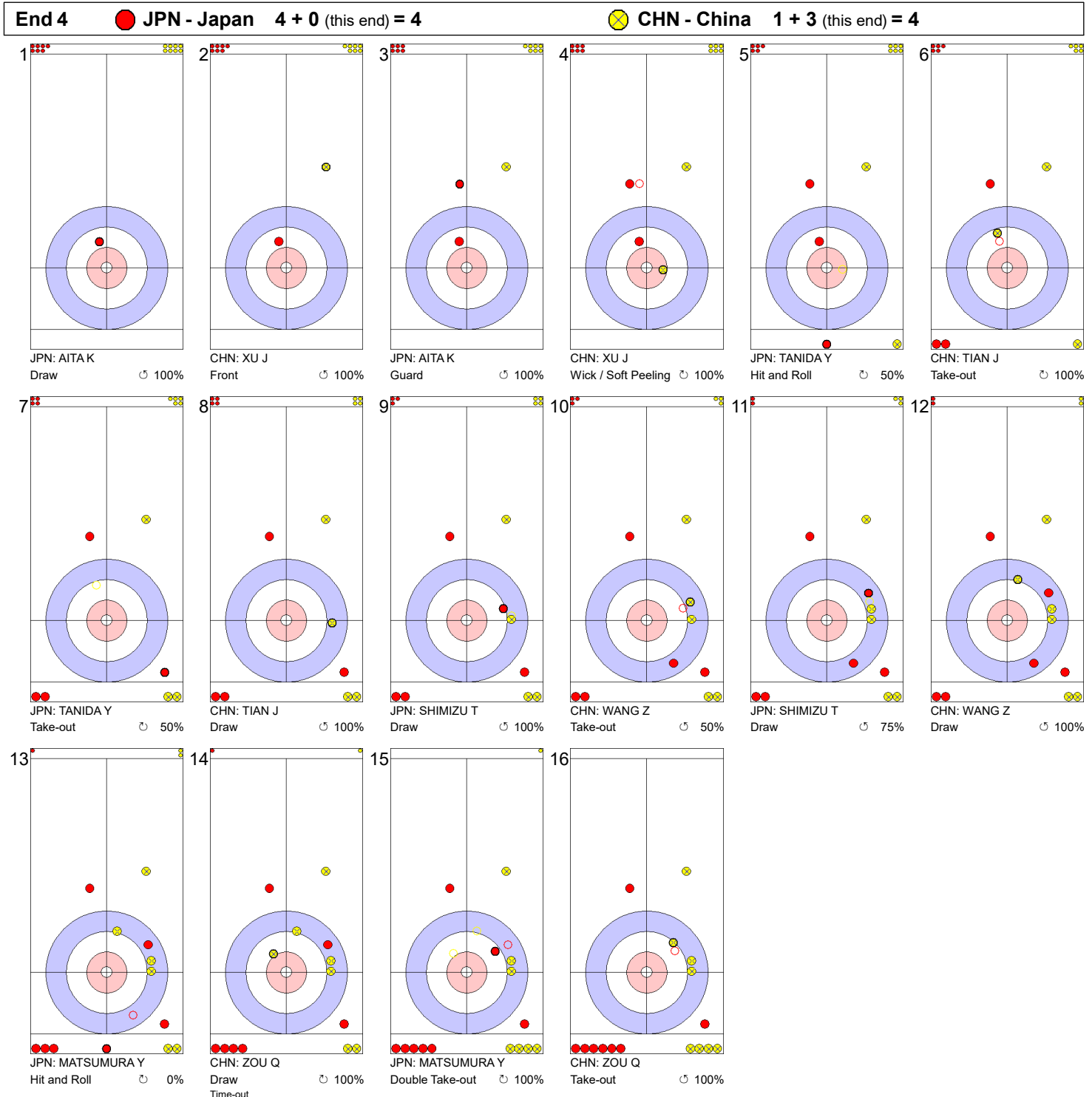
Legend:
 ↻ Clockwise ↺ Counter-clockwise - Not considered

Game - Shot by Shot



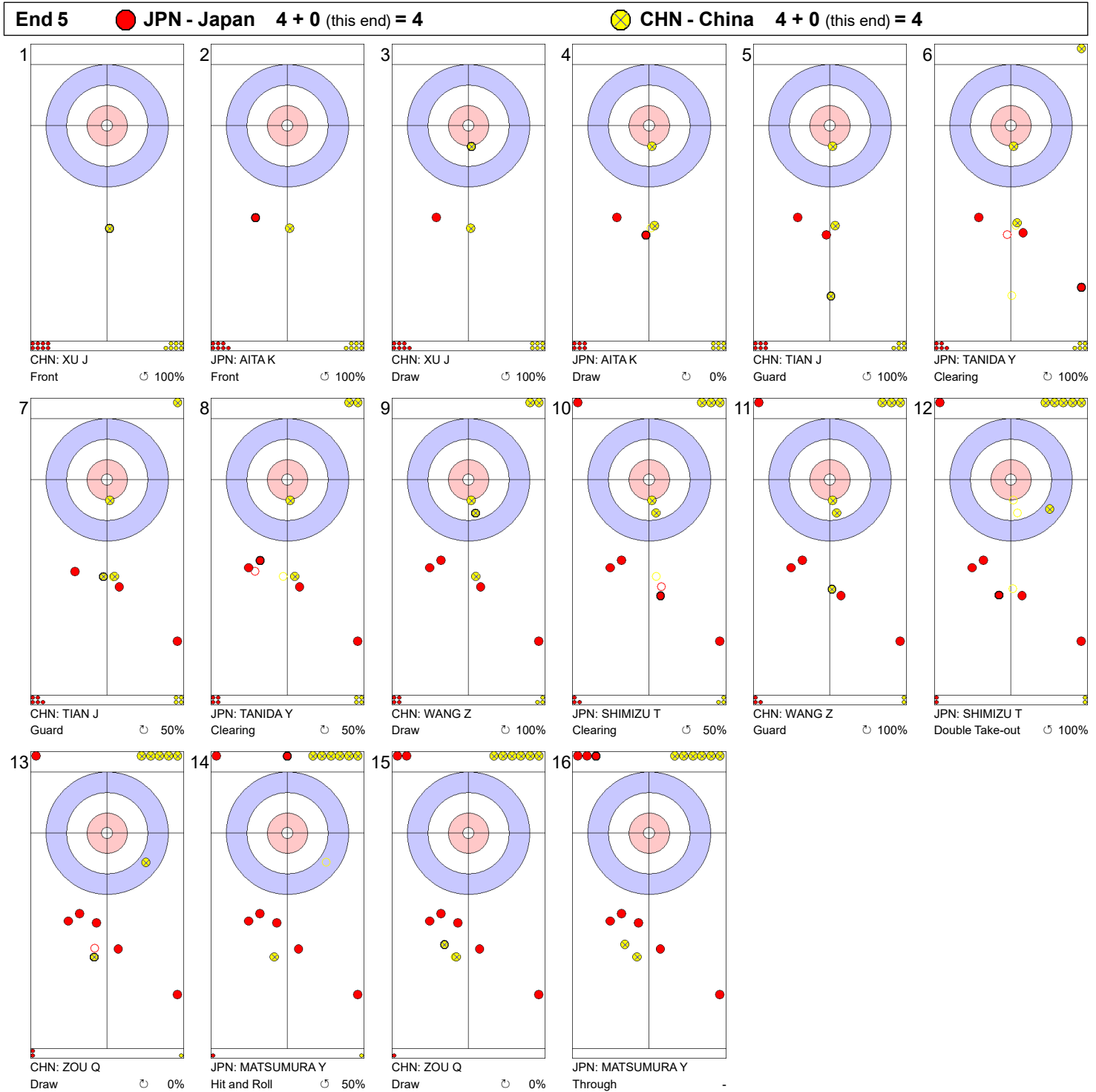
Legend:
 ↻ Clockwise ↺ Counter-clockwise - Not considered

Game - Shot by Shot



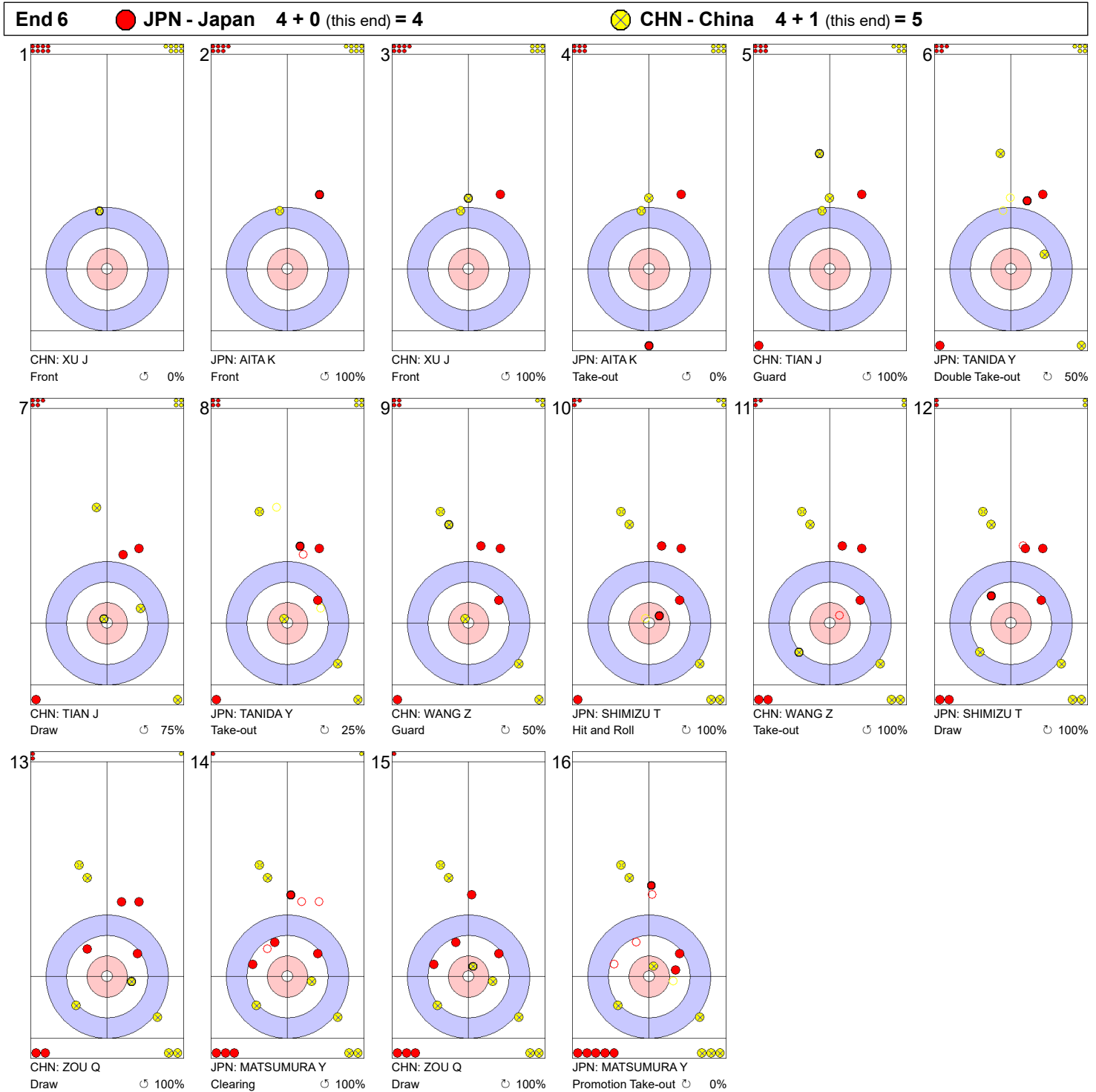
Legend:
 ⤵ Clockwise ⤴ Counter-clockwise - Not considered

Game - Shot by Shot



Legend:
 ↻ Clockwise ↺ Counter-clockwise - Not considered

Game - Shot by Shot



Legend:
 ↻ Clockwise ↺ Counter-clockwise - Not considered

Game - Shot by Shot



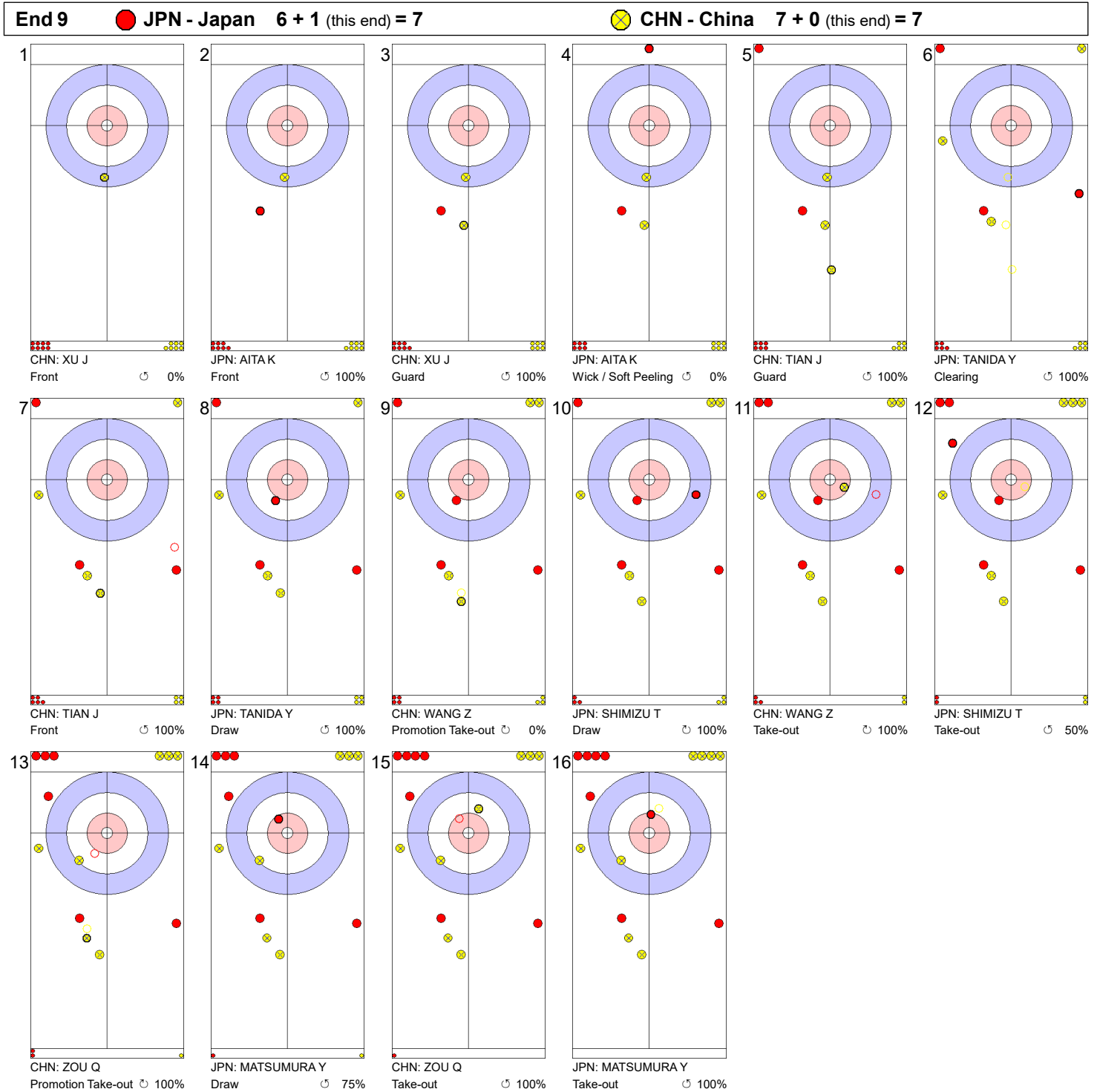
Legend:
 ↻ Clockwise ↺ Counter-clockwise - Not considered

Game - Shot by Shot



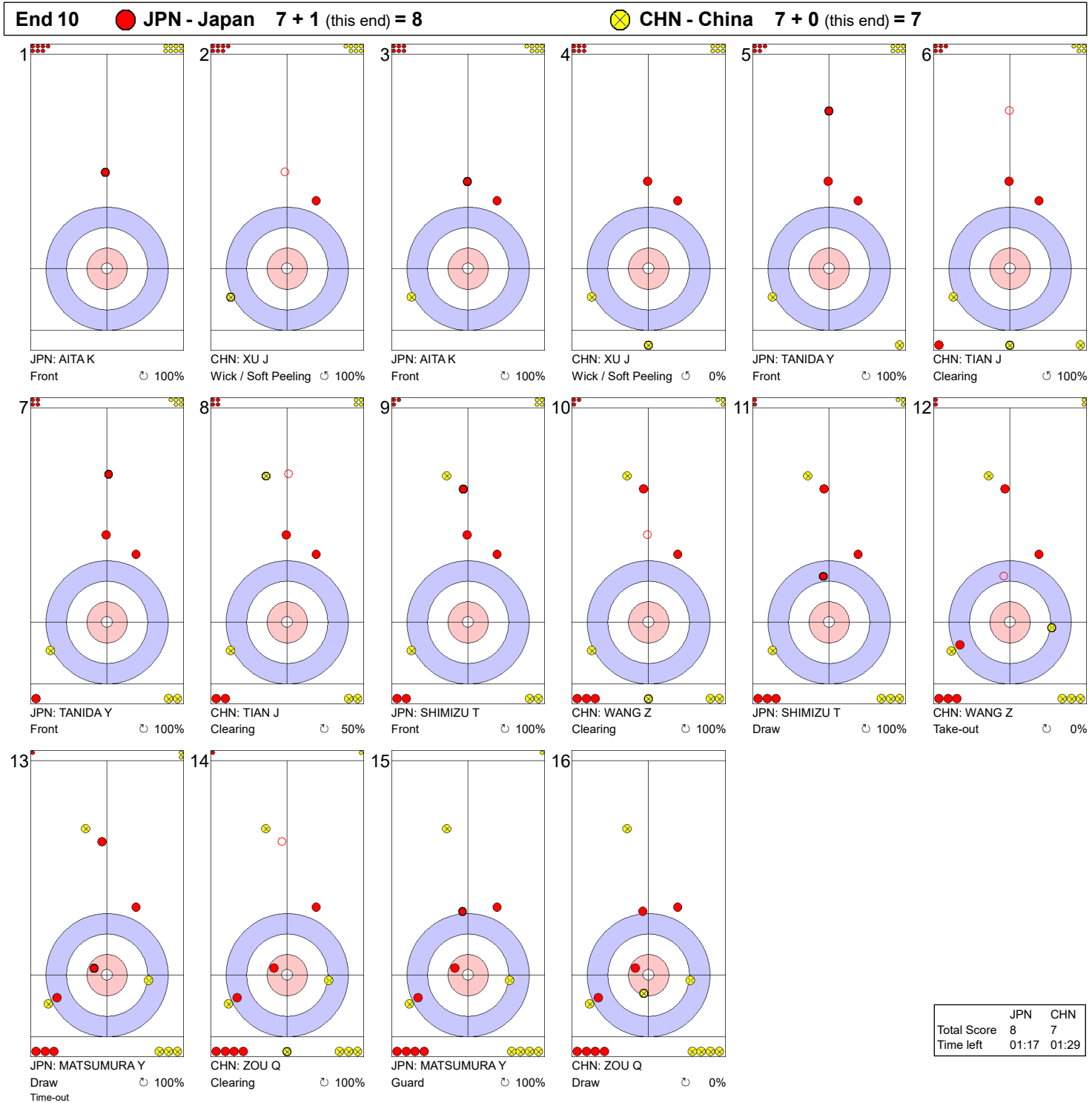
Legend:
 ↻ Clockwise ↺ Counter-clockwise - Not considered

Game - Shot by Shot



Legend:
 ↻ Clockwise ↺ Counter-clockwise - Not considered

Game - Shot by Shot



Legend:
 ↻ Clockwise ↺ Counter-clockwise - Not considered

Game Results

Sheet	Game	Team	LSFE	1	2	3	4	5	6	7	8	9	10	Extra Ends	Total
D	8	TPE - Chinese Taipei	*	1	1	1	0	1	0	1	0	0	2		7
	8	KAZ - Kazakhstan		0	0	0	1	0	3	0	0	1	0		5

TPE - Chinese Taipei

4 S SHEN Randolph
3 V HSU Nicholas
2 HSU Ken
1 LEE Victor
A -

Last Stone Draw

☺ LEE Victor
☺ HSU Ken

Total

Time remaining: 0 minutes 29 seconds

Distance

133.7cm
133.0cm

Total

266.7cm

KAZ - Kazakhstan

4 S NADIRBAYEV Azizbek
3 KORABAYEV Madiyar
2 V ALLIYAR Aidos
1 SHISHKIN Nikita
A ZHUZBAY Abylaikhan

Last Stone Draw

☺ ALLIYAR Aidos
☺ SHISHKIN Nikita

Total

Time remaining: 5 minutes 39 seconds

Distance

157.8cm
162.0cm

Total

319.8cm

Note:

Position and function for each team member:

4 = Fourth, 3 = Third, 2 = Second, 1 = Lead, A = Alternate, S = Skip, V = Vice-Skip

Legend:

☺ Clockwise

☹ Counter-clockwise

LSFE(*) Last Stone First End

Game Results

Sheet	Game	Team	LSFE	1	2	3	4	5	6	7	8	9	10	Extra	Ends	Total
E	8	QAT - Qatar		2	1	2	0	0	2	0	4	3	X			14
	8	NGR - Nigeria	*	0	0	0	1	1	0	1	0	0	X			3

QAT - Qatar	
4 S	ALYAFEI Nasser
3	ALI Salem
2	ALI MOHSEN Abdulrahman
1 V	AL-FAHAD Ahmed Saad
A	MLIS Mouaaz

NGR - Nigeria	
4 S	WOODS III Harold
3 V	COLE Tijani
2	-
1	CONTRERAS Fabian
A	-

Last Stone Draw		Distance
🕒	ALYAFEI Nasser	145.5cm
🕒	AL-FAHAD Ahmed Saad	165.4cm
Total		310.9cm

Last Stone Draw		Distance
🕒	WOODS III Harold	199.6cm
🕒	COLE Tijani	91.1cm
Total		290.7cm

Time remaining: 9 minutes 16 seconds

Time remaining: 6 minutes 5 seconds

Note:
 Position and function for each team member:
4 = Fourth, **3** = Third, **2** = Second, **1** = Lead, **A** = Alternate, **S** = Skip, **V** = Vice-Skip

Legend:
 🕒 Clockwise 🕒 Counter-clockwise **LSFE(*)** Last Stone First End
X Unplayed/unfinished end due to concession

Session Results and Standings

Sheet	Game	Team	LSFE	1	2	3	4	5	6	7	8	9	10	Extra Ends	Total
A	7	TPE - Chinese Taipei	*	1	0	0	0	1	2	0	1	0	0		5
	7	JPN - Japan		0	1	0	0	0	0	2	0	2	1		6
B	7	KAZ - Kazakhstan		0	0	0	1	0	0	0	X	X	X		1
	7	CHN - China	*	2	4	1	0	0	3	3	X	X	X		13
C	7	HKG - Hong Kong		0	1	0	0	2	0	0	X	X	X		3
	7	KOR - Korea	*	4	0	2	4	0	2	3	X	X	X		15
D	7	NGR - Nigeria		1	0	0	0	2	0	0	0	X	X		3
	7	NZL - New Zealand	*	0	4	3	5	0	3	2	1	X	X		18
E	7	AUS - Australia	*	3	0	2	0	1	0	4	X	X	X		10
	7	QAT - Qatar		0	1	0	1	0	1	0	X	X	X		3

Current Standings

Rank	Team	Games	Wins	Losses	
1	CHN - China	7	7	0	Q
1	KOR - Korea	7	7	0	Q
3	JPN - Japan	7	6	1	Q
4	NZL - New Zealand	7	4	3	
5	AUS - Australia	7	3	4	
5	TPE - Chinese Taipei	7	3	4	
7	KAZ - Kazakhstan	7	2	5	
7	QAT - Qatar	7	2	5	
9	HKG - Hong Kong	7	1	6	
10	NGR - Nigeria	7	0	7	

Note:
Under WCF rules, tie-breaking rules for standings are not applied until after the last game of the round robin.

Legend:
LSFE(*) Last Stone First End Q Qualified for the semi-finals X Unplayed/unfinished end due to concession

Game Results

Sheet	Game	Team	LSFE	1	2	3	4	5	6	7	8	9	10	Extra Ends	Total
A	7	TPE - Chinese Taipei	*	1	0	0	0	1	2	0	1	0	0		5
	7	JPN - Japan		0	1	0	0	0	0	2	0	2	1		6

TPE - Chinese Taipei	
4 S	SHEN Randolph
3 V	HSU Nicholas
2	HSU Ken
1	LEE Victor
A	-

JPN - Japan	
4 S	MATSUMURA Yuta
3 V	SHIMIZU Tetsuro
2	TANIDA Yasumasa
1	AITA Kosuke
A	ABE Shinya

Last Stone Draw		Distance
↻	HSU Nicholas	81.3cm
↻	SHEN Randolph	39.1cm
Total		120.4cm
Time remaining: 0 minutes 48 seconds		

Last Stone Draw		Distance
↻	SHIMIZU Tetsuro	37.1cm
↻	TANIDA Yasumasa	84.8cm
Total		121.9cm
Time remaining: 1 minute 39 seconds		

Note:
Position and function for each team member:
4 = Fourth, 3 = Third, 2 = Second, 1 = Lead, A = Alternate, S = Skip, V = Vice-Skip

Legend:
↻ Clockwise ↻ Counter-clockwise **LSFE(*)** Last Stone First End

Game Results

Sheet	Game	Team	LSFE	1	2	3	4	5	6	7	8	9	10	Extra Ends	Total
B	7	KAZ - Kazakhstan		0	0	0	1	0	0	0	X	X	X		1
	7	CHN - China	*	2	4	1	0	0	3	3	X	X	X		13

KAZ - Kazakhstan

4 S NADIRBAYEV Azizbek
3 KORABAYEV Madiyar
2 V ALLIYAR Aidos
1 SHISHKIN Nikita
A ZHUZBAY Abylaikhan

CHN - China

4 S ZOU Qiang
3 WANG Zhiyu
2 V TIAN Jiafeng
1 XU Jingtao
A HAN Peng

Last Stone Draw

⌚ NADIRBAYEV Azizbek
⌚ ALLIYAR Aidos

Distance

199.6cm
104.3cm

Total

303.9cm

Time remaining: 16 minutes 27 seconds

Last Stone Draw

⌚ TIAN Jiafeng
⌚ ZOU Qiang

Distance

9.3cm
17.8cm

Total

27.1cm

Time remaining: 19 minutes 1 second

Note:

Position and function for each team member:

4 = Fourth, 3 = Third, 2 = Second, 1 = Lead, A = Alternate, S = Skip, V = Vice-Skip

Legend:

⌚ Clockwise

⌚ Counter-clockwise

LSFE(*) Last Stone First End

X Unplayed/unfinished end due to concession

Game Results

Sheet	Game	Team	LSFE	1	2	3	4	5	6	7	8	9	10	Extra Ends	Total
C	7	HKG - Hong Kong		0	1	0	0	2	0	0	X	X	X		3
	7	KOR - Korea	*	4	0	2	4	0	2	3	X	X	X		15

HKG - Hong Kong	
4 S	CHANG Jason
3 V	CHEN Justin
2	YAN Martin
1	CHENG Woody
A	CHEUNG Kelvin

KOR - Korea	
4 S	KIM Chang-Min
3 V	LEE Ki Jeong
2	KIM Hak Kyun
1	LEE Ki Bok
A	-

Last Stone Draw

🕒 CHENG Woody
🕒 YAN Martin

Distance

57.4cm
77.7cm

Total

135.1cm

Time remaining: 6 minutes 50 seconds

Last Stone Draw

🕒 KIM Chang-Min
🕒 LEE Ki Bok

Distance

8.1cm
31.0cm

Total

39.1cm

Time remaining: 11 minutes 57 seconds

Note:

Position and function for each team member:
4 = Fourth, 3 = Third, 2 = Second, 1 = Lead, A = Alternate, S = Skip, V = Vice-Skip

Legend:

🕒 Clockwise 🕒 Counter-clockwise
X Unplayed/unfinished end due to concession

LSFE(*) Last Stone First End

Game Results

Sheet	Game	Team	LSFE	1	2	3	4	5	6	7	8	9	10	Extra Ends	Total
D	7	NGR - Nigeria		1	0	0	0	2	0	0	0	X	X		3
	7	NZL - New Zealand	*	0	4	3	5	0	3	2	1	X	X		18

NGR - Nigeria

4 S WOODS III Harold
3 V COLE Tijani
2 -
1 CONTRERAS Fabian
A -

NZL - New Zealand

4 S BECKER Scott
3 V HOOD Anton
2 SARGON Brett
1 DOBSON Warren
A -

Last Stone Draw

⌚ COLE Tijani
⌚ CONTRERAS Fabian

Total

Distance

199.6cm
199.6cm

399.2cm

Time remaining: 4 minutes 38 seconds

Last Stone Draw

⌚ BECKER Scott
⌚ HOOD Anton

Total

Distance

112.9cm
99.5cm

212.4cm

Time remaining: 14 minutes 3 seconds

Note:

Position and function for each team member:

4 = Fourth, **3** = Third, **2** = Second, **1** = Lead, **A** = Alternate, **S** = Skip, **V** = Vice-Skip

Legend:

⌚ Clockwise

⌚ Counter-clockwise

LSFE(*) Last Stone First End

X Unplayed/unfinished end due to concession

Game Results

Sheet	Game	Team	LSFE	1	2	3	4	5	6	7	8	9	10	Extra Ends	Total
E	7	AUS - Australia	*	3	0	2	0	1	0	4	X	X	X		10
	7	QAT - Qatar		0	1	0	1	0	1	0	X	X	X		3

AUS - Australia	
4 V	HEWITT Dean
3 S	HALL Sean
2	DAVIS Tanner
1	MILLIKIN Matthew
A	MERCHANT Jay

QAT - Qatar	
4 S	ALYAFEI Nasser
3	ALI Salem
2	ALI MOHSEN Abdulrahman
1 V	AL-FAHAD Ahmed Saad
A	MLIS Mouaaz

Last Stone Draw		Distance
🕒	DAVIS Tanner	21.6cm
🕒	HEWITT Dean	20.7cm
Total		42.3cm

Time remaining: 16 minutes 33 seconds

Last Stone Draw		Distance
🕒	ALI Salem	68.8cm
🕒	ALI MOHSEN Abdulrahman	199.6cm
Total		268.4cm

Time remaining: 15 minutes 10 seconds

Note:
Position and function for each team member:
4 = Fourth, **3** = Third, **2** = Second, **1** = Lead, **A** = Alternate, **S** = Skip, **V** = Vice-Skip

Legend:
🕒 Clockwise 🕒 Counter-clockwise **LSFE(*)** Last Stone First End
X Unplayed/unfinished end due to concession

Session Results and Standings

Sheet	Game	Team	LSFE	1	2	3	4	5	6	7	8	9	10	Extra Ends	Total
A	6	KOR - Korea	*	7	3	4	0	6	4	0	X	X	X		24
	6	NGR - Nigeria		0	0	0	1	0	0	1	X	X	X		2
B	6	NZL - New Zealand	*	1	0	0	0	1	0	3	0	2	0		7
	6	JPN - Japan		0	2	0	1	0	3	0	1	0	1		8
C	6	CHN - China	*	4	0	4	0	2	0	2	0	X	X		12
	6	QAT - Qatar		0	1	0	1	0	1	0	1	X	X		4
D	6	AUS - Australia		0	0	0	0	0	1	0	X	X	X		1
	6	TPE - Chinese Taipei	*	2	2	1	1	1	0	1	X	X	X		8
E	6	HKG - Hong Kong	*	0	0	1	1	0	1	0	0	2	0		5
	6	KAZ - Kazakhstan		1	2	0	0	1	0	1	1	0	2		8

Current Standings

Rank	Team	Games	Wins	Losses
1	CHN - China	6	6	0
1	KOR - Korea	6	6	0
3	JPN - Japan	6	5	1
4	NZL - New Zealand	6	3	3
4	TPE - Chinese Taipei	6	3	3
6	AUS - Australia	6	2	4
6	KAZ - Kazakhstan	6	2	4
6	QAT - Qatar	6	2	4
9	HKG - Hong Kong	6	1	5
10	NGR - Nigeria	6	0	6

Note:
Under WCF rules, tie-breaking rules for standings are not applied until after the last game of the round robin.

Legend:
LSFE(*) Last Stone First End X Unplayed/unfinished end due to concession

Game Results

Sheet	Game	Team	LSFE	1	2	3	4	5	6	7	8	9	10	Extra Ends	Total
A	6	KOR - Korea	*	7	3	4	0	6	4	0	X	X	X		24
	6	NGR - Nigeria		0	0	0	1	0	0	1	X	X	X		2

KOR - Korea

4 S KIM Chang-Min
3 V LEE Ki Jeong
2 KIM Hak Kyun
1 LEE Ki Bok
A -

NGR - Nigeria

4 S WOODS III Harold
3 V COLE Tijani
2 -
1 CONTRERAS Fabian
A -

Last Stone Draw

⌚ KIM Hak Kyun
⌚ LEE Ki Jeong

Distance

16.3cm
42.0cm

Total

58.3cm

Time remaining: 11 minutes 3 seconds

Last Stone Draw

⌚ CONTRERAS Fabian
⌚ WOODS III Harold

Distance

176.6cm
199.6cm

Total

376.2cm

Time remaining: 9 minutes 51 seconds

Note:

Position and function for each team member:

4 = Fourth, 3 = Third, 2 = Second, 1 = Lead, A = Alternate, S = Skip, V = Vice-Skip

Legend:

⌚ Clockwise

⌚ Counter-clockwise

LSFE(*) Last Stone First End

X Unplayed/unfinished end due to concession

Game Results

Sheet	Game	Team	LSFE	1	2	3	4	5	6	7	8	9	10	Extra Ends	Total
B	6	NZL - New Zealand	*	1	0	0	0	1	0	3	0	2	0		7
	6	JPN - Japan		0	2	0	1	0	3	0	1	0	1		8

NZL - New Zealand	
4 S	BECKER Scott
3 V	HOOD Anton
2	SARGON Brett
1	DOBSON Warren
A	-

JPN - Japan	
4 S	MATSUMURA Yuta
3 V	SHIMIZU Tetsuro
2	TANIDA Yasumasa
1	AITA Kosuke
A	ABE Shinya

Last Stone Draw		Distance
⌚	DOBSON Warren	74.7cm
⌚	SARGON Brett	53.5cm
Total		128.2cm

Time remaining: 2 minutes 44 seconds

Last Stone Draw		Distance
⌚	TANIDA Yasumasa	110.2cm
⌚	SHIMIZU Tetsuro	57.2cm
Total		167.4cm

Time remaining: 6 minutes 29 seconds

Note:
Position and function for each team member:
4 = Fourth, 3 = Third, 2 = Second, 1 = Lead, A = Alternate, S = Skip, V = Vice-Skip

Legend:
⌚ Clockwise ⌚ Counter-clockwise LSFE(*) Last Stone First End

Game Results

Sheet	Game	Team	LSFE	1	2	3	4	5	6	7	8	9	10	Extra Ends	Total
C	6	CHN - China	*	4	0	4	0	2	0	2	0	X	X		12
	6	QAT - Qatar		0	1	0	1	0	1	0	1	X	X		4

CHN - China	
4 S	ZOU Qiang
3	WANG Zhiyu
2 V	TIAN Jiafeng
1	HAN Peng
A	XU Jingtao

QAT - Qatar	
4 S	ALYAFEI Nasser
3	ALI Salem
2	ALI MOHSEN Abdulrahman
1 V	AL-FAHAD Ahmed Saad
A	MLIS Mouaaz

Last Stone Draw		Distance
⌚	WANG Zhiyu	103.6cm
⌚	HAN Peng	59.4cm
Total		163.0cm

Time remaining: 17 minutes 18 seconds

Last Stone Draw		Distance
⌚	ALI MOHSEN Abdulrahman	35.9cm
⌚	AL-FAHAD Ahmed Saad	180.2cm
Total		216.1cm

Time remaining: 12 minutes 8 seconds

MLIS M replaced ALI S at the beginning of end 6
Revised line-up: (4 S) ALYAFEI N, (3) ALI MOHSEN A, (2 V) AL-FAHAD AS, (1) MLIS M

Note:
Position and function for each team member:
4 = Fourth, 3 = Third, 2 = Second, 1 = Lead, A = Alternate, S = Skip, V = Vice-Skip

Legend:
⌚ Clockwise ⌚ Counter-clockwise LSFE(*) Last Stone First End
X Unplayed/unfinished end due to concession

Game Results

Sheet	Game	Team	LSFE	1	2	3	4	5	6	7	8	9	10	Extra Ends	Total
D	6	AUS - Australia		0	0	0	0	0	1	0	X	X	X		1
	6	TPE - Chinese Taipei	*	2	2	1	1	1	0	1	X	X	X		8

AUS - Australia	
4	V HEWITT Dean
3	S HALL Sean
2	DAVIS Tanner
1	MERCHANT Jay
A	MILLIKIN Matthew

TPE - Chinese Taipei	
4	S SHEN Randolph
3	V HSU Nicholas
2	HSU Ken
1	LEE Victor
A	-

Last Stone Draw		Distance
🕒	MERCHANT Jay	137.7cm
🕒	HALL Sean	57.7cm
Total		195.4cm

Last Stone Draw		Distance
🕒	SHEN Randolph	58.6cm
🕒	HSU Nicholas	133.5cm
Total		192.1cm

Time remaining: 11 minutes 53 seconds

Time remaining: 10 minutes 17 seconds

Note:
 Position and function for each team member:
4 = Fourth, **3** = Third, **2** = Second, **1** = Lead, **A** = Alternate, **S** = Skip, **V** = Vice-Skip

Legend:
 🕒 Clockwise 🕒 Counter-clockwise **LSFE(*)** Last Stone First End
X Unplayed/unfinished end due to concession

Game Results

Sheet	Game	Team	LSFE	1	2	3	4	5	6	7	8	9	10	Extra Ends	Total
E	6	HKG - Hong Kong	*	0	0	1	1	0	1	0	0	2	0		5
	6	KAZ - Kazakhstan		1	2	0	0	1	0	1	1	0	2		8

HKG - Hong Kong

4 S CHANG Jason
3 V CHEN Justin
2 YAN Martin
1 CHENG Woody
A CHEUNG Kelvin

KAZ - Kazakhstan

4 S NADIRBAYEV Azizbek
3 KORABAYEV Madiyar
2 V ALLIYAR Aidos
1 SHISHKIN Nikita
A ZHUZBAY Abylaikhan

Last Stone Draw

☺ CHEN Justin
☺ CHANG Jason

Distance

132.8cm
19.1cm

Total

151.9cm

Time remaining: 0 minutes 22 seconds

Last Stone Draw

☺ KORABAYEV Madiyar
☺ NADIRBAYEV Azizbek

Distance

139.7cm
199.6cm

Total

339.3cm

Time remaining: 4 minutes 18 seconds

Note:

Position and function for each team member:

4 = Fourth, 3 = Third, 2 = Second, 1 = Lead, A = Alternate, S = Skip, V = Vice-Skip

Legend:

☺ Clockwise

☹ Counter-clockwise

LSFE(*) Last Stone First End

Session Results and Standings

Sheet	Game	Team	LSFE	1	2	3	4	5	6	7	8	9	10	Extra Ends	Total
A	5	CHN - China	*	2	0	3	1	0	1	1	0	2	X		10
	5	AUS - Australia		0	1	0	0	1	0	0	3	0	X		5
B	5	QAT - Qatar	*	0	1	2	0	0	2	0	2	0	1		8
	5	HKG - Hong Kong		0	0	0	3	1	0	1	0	0	0		5
C	5	NGR - Nigeria		0	0	0	0	0	0	0	X	X	X		0
	5	JPN - Japan	*	5	2	2	2	4	3	3	X	X	X		21
D	5	KAZ - Kazakhstan		0	3	0	1	0	1	0	0	X	X		5
	5	KOR - Korea	*	1	0	3	0	2	0	3	1	X	X		10
E	5	NZL - New Zealand	*	3	0	0	1	0	0	0	2	0	2		8
	5	TPE - Chinese Taipei		0	1	3	0	1	0	0	0	2	0		7

Current Standings

Rank	Team	Games	Wins	Losses
1	CHN - China	5	5	0
1	KOR - Korea	5	5	0
3	JPN - Japan	5	4	1
4	NZL - New Zealand	5	3	2
5	AUS - Australia	5	2	3
5	QAT - Qatar	5	2	3
5	TPE - Chinese Taipei	5	2	3
8	HKG - Hong Kong	5	1	4
8	KAZ - Kazakhstan	5	1	4
10	NGR - Nigeria	5	0	5

Note:
Under WCF rules, tie-breaking rules for standings are not applied until after the last game of the round robin.

Legend:
LSFE(*) Last Stone First End X Unplayed/unfinished end due to concession

Game Results

Sheet	Game	Team	LSFE	1	2	3	4	5	6	7	8	9	10	Extra Ends	Total
A	5	CHN - China	*	2	0	3	1	0	1	1	0	2	X		10
	5	AUS - Australia		0	1	0	0	1	0	0	3	0	X		5

CHN - China		Shot Success Game
4 S	ZOU Qiang	81%
3	WANG Zhiyu	75%
2 V	TIAN Jiafeng	93%
1	XU Jingtao	85%
A	HAN Peng	-
Team Total		83%

AUS - Australia		Shot Success Game
4 V	HEWITT Dean	64%
3 S	HALL Sean	67%
2	DAVIS Tanner	47%
1	MERCHANT Jay	83%
A	MILLIKIN Matthew	-
Team Total		65%

Last Stone Draw		Distance
☺	ZOU Qiang	41.2cm
☹	TIAN Jiafeng	58.4cm
Total		99.6cm

Last Stone Draw		Distance
☺	HEWITT Dean	8.0cm
☹	DAVIS Tanner	144.3cm
Total		152.3cm

Time remaining: 3 minutes 23 seconds

Time remaining: 3 minutes 7 seconds

Time-out: End 9 - AUS stone 6

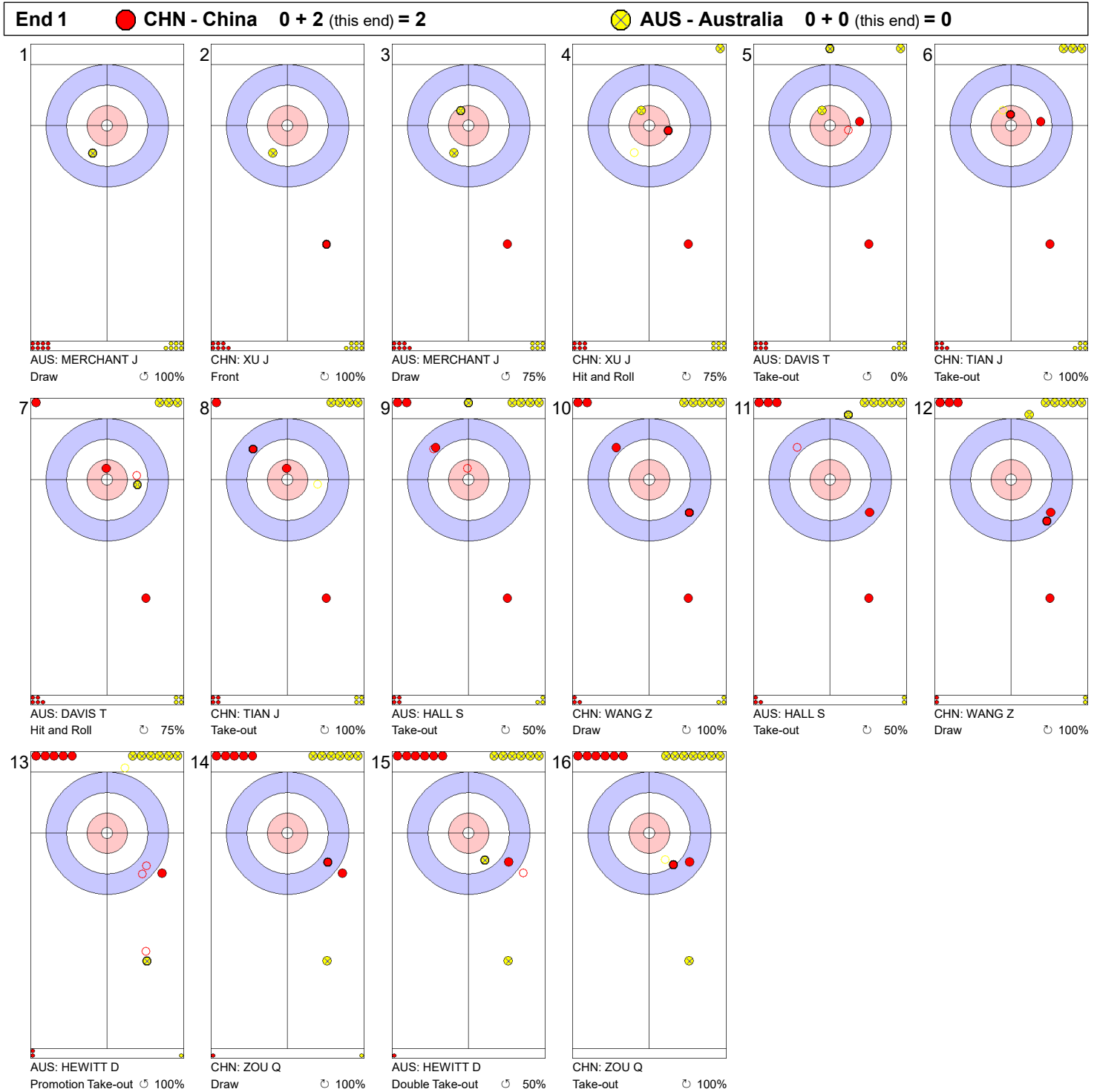
CHN - China		☺	☹	Game
4	ZOU Qiang	3 83%	8 94%	11 91%
	Draws	3 83%	8 94%	11 91%
	Take-outs	1 100%	6 58%	7 64%
Total		4 88%	14 79%	18 81%
3	WANG Zhiyu	5 95%	6 79%	11 86%
	Draws	5 95%	6 79%	11 86%
	Take-outs	4 38%	3 83%	7 57%
Total		9 69%	9 81%	18 75%
2	TIAN Jiafeng	2 100%	6 100%	8 100%
	Draws	2 100%	6 100%	8 100%
	Take-outs	6 100%	4 69%	10 88%
Total		8 100%	10 88%	18 93%
1	XU Jingtao	5 100%	12 79%	17 85%
	Draws	5 100%	12 79%	17 85%
	Take-outs	1 75%	0 -	1 75%
Total		6 96%	12 79%	18 85%
A	HAN Peng	0 -	0 -	0 -
	Draws	0 -	0 -	0 -
	Take-outs	0 -	0 -	0 -
Total		0 -	0 -	0 -
Team		15 95%	32 87%	47 89%
Draws		15 95%	32 87%	47 89%
Take-outs		12 77%	13 67%	25 72%
Total		27 87%	45 81%	72 83%

AUS - Australia		☺	☹	Game
4	HEWITT Dean	5 80%	6 54%	11 66%
	Draws	5 80%	6 54%	11 66%
	Take-outs	3 58%	4 63%	7 61%
Total		8 72%	10 58%	18 64%
3	HALL Sean	4 50%	6 67%	10 60%
	Draws	4 50%	6 67%	10 60%
	Take-outs	4 75%	4 75%	8 75%
Total		8 63%	10 70%	18 67%
2	DAVIS Tanner	2 38%	8 78%	10 70%
	Draws	2 38%	8 78%	10 70%
	Take-outs	3 42%	5 5%	8 19%
Total		5 40%	13 50%	18 47%
1	MERCHANT Jay	12 81%	6 88%	18 83%
	Draws	12 81%	6 88%	18 83%
	Take-outs	0 -	0 -	0 -
Total		12 81%	6 88%	18 83%
A	MILLIKIN Matthew	0 -	0 -	0 -
	Draws	0 -	0 -	0 -
	Take-outs	0 -	0 -	0 -
Total		0 -	0 -	0 -
Team		23 72%	26 72%	49 72%
Draws		23 72%	26 72%	49 72%
Take-outs		10 60%	13 44%	23 51%
Total		33 68%	39 63%	72 65%

Note:
Position and function for each team member:
4 = Fourth, 3 = Third, 2 = Second, 1 = Lead, A = Alternate, S = Skip, V = Vice-Skip

Legend:
☺ Clockwise ☹ Counter-clockwise LSFE(*) Last Stone First End
X Unplayed/unfinished end due to concession

Game - Shot by Shot



Legend:
 ↻ Clockwise ↺ Counter-clockwise - Not considered

Game - Shot by Shot



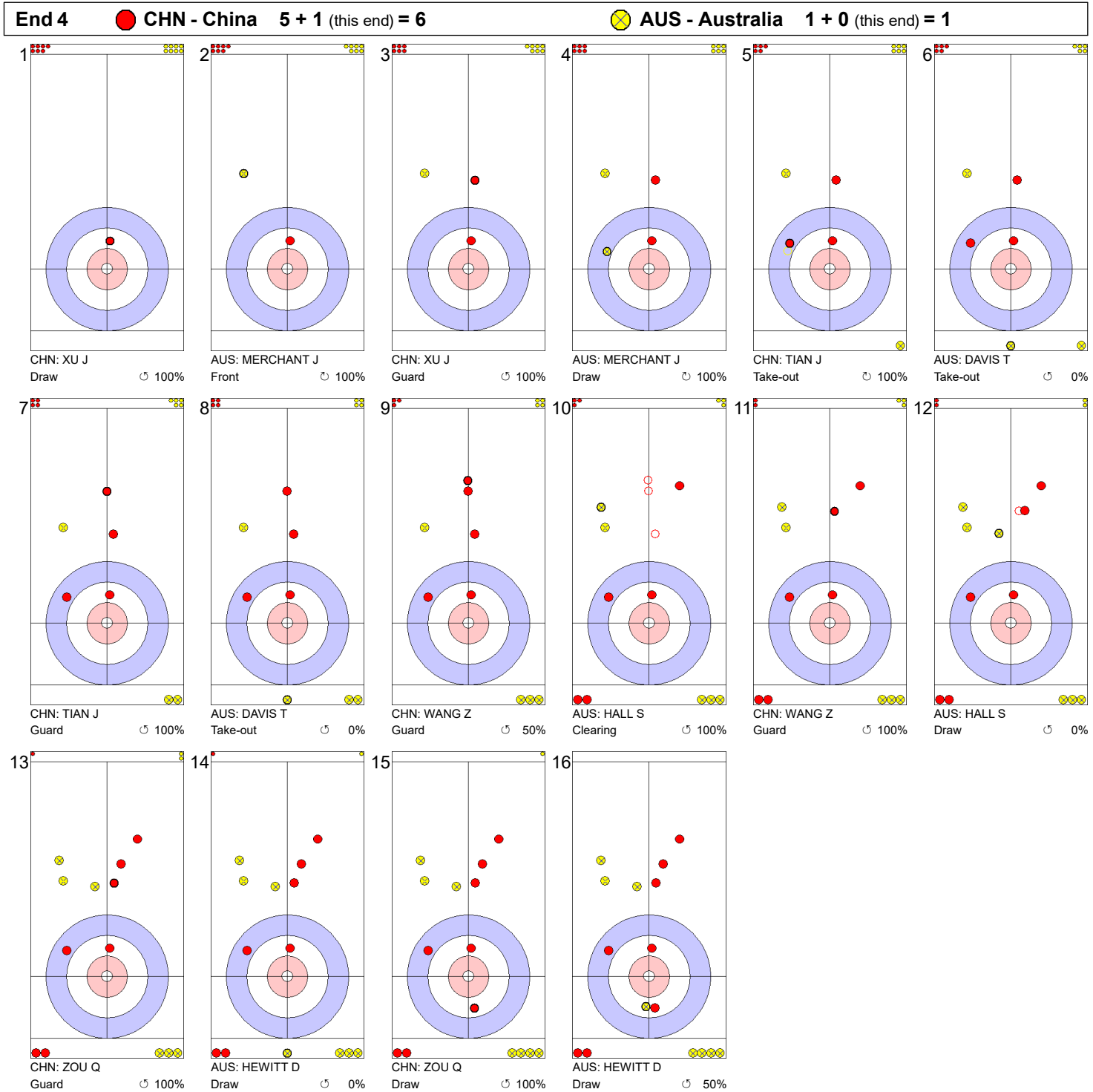
Legend:
 ↻ Clockwise ↺ Counter-clockwise - Not considered

Game - Shot by Shot



Legend:
 ↻ Clockwise ↺ Counter-clockwise - Not considered

Game - Shot by Shot



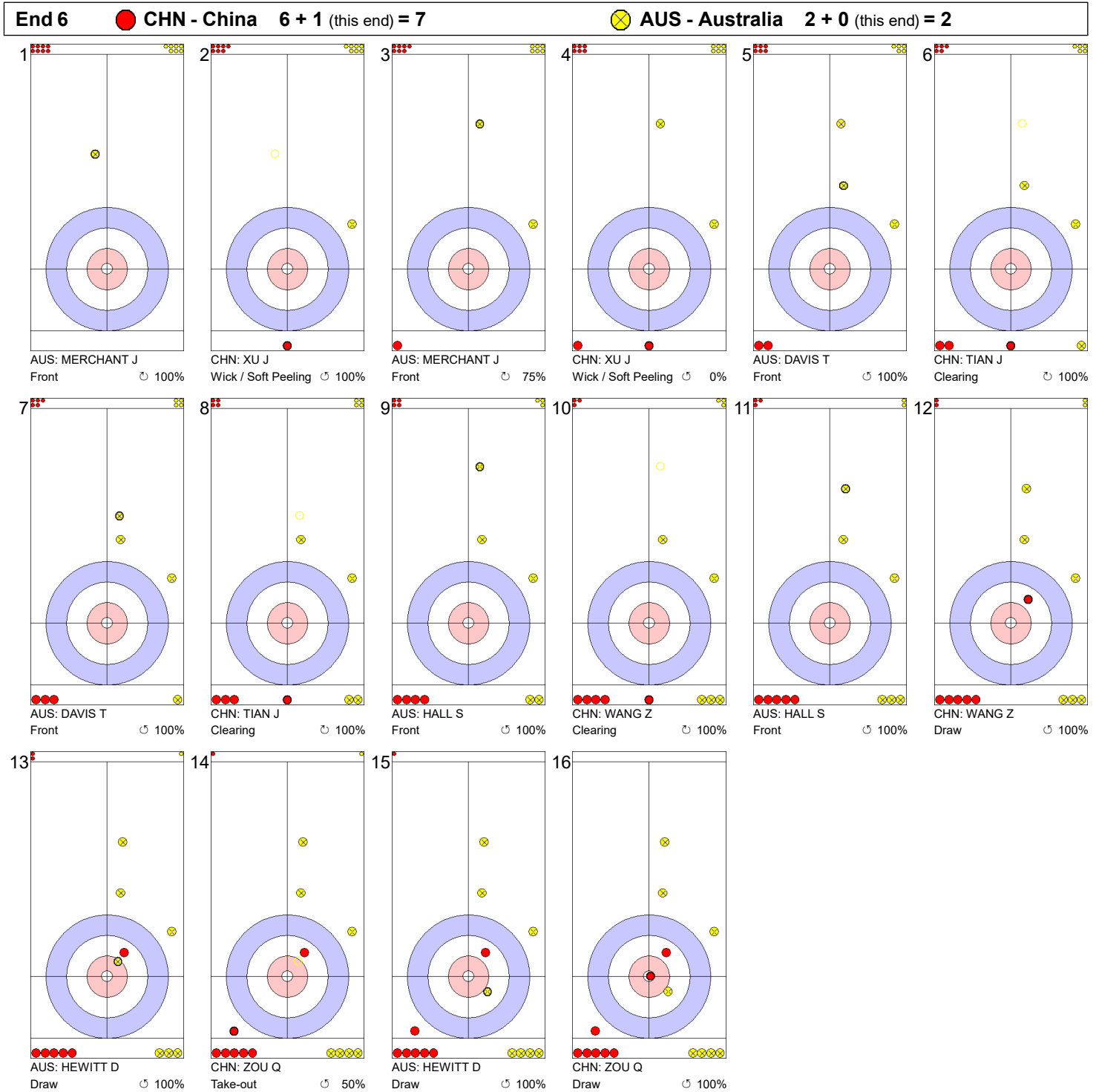
Legend:
 ↻ Clockwise ↺ Counter-clockwise - Not considered

Game - Shot by Shot



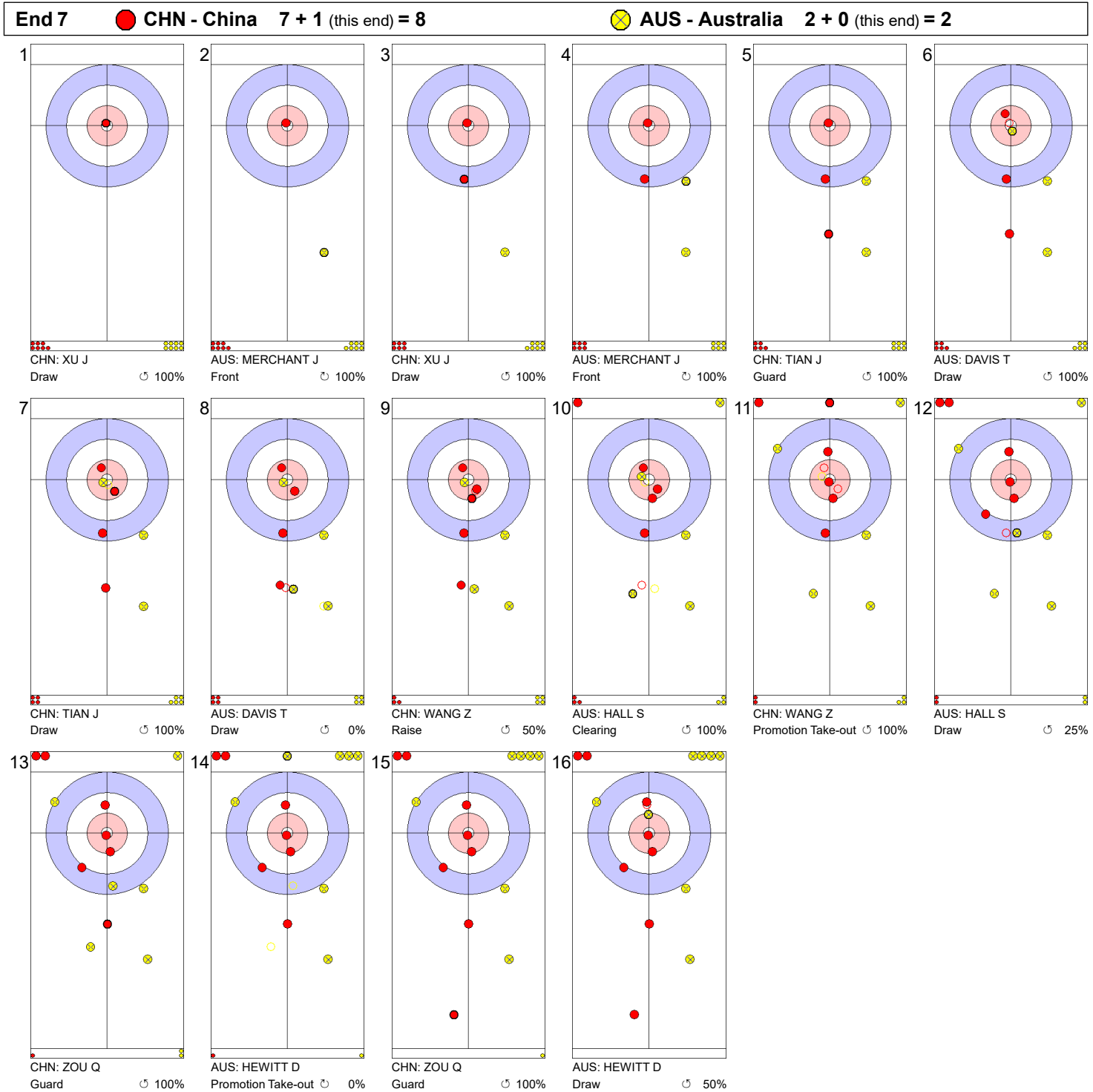
Legend:
 ↻ Clockwise ↺ Counter-clockwise - Not considered

Game - Shot by Shot



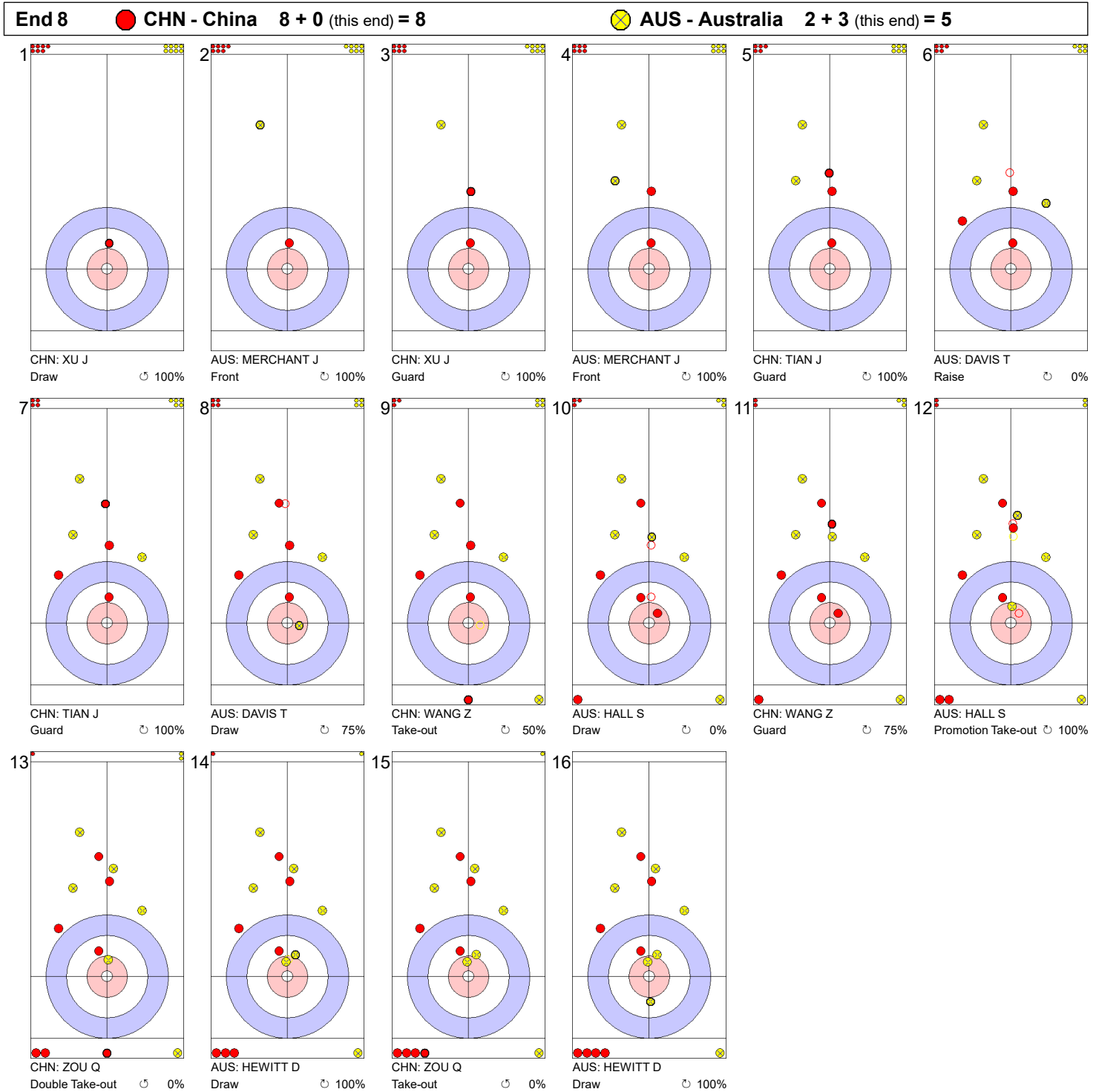
Legend:
 ⌚ Clockwise ⌚ Counter-clockwise - Not considered

Game - Shot by Shot



Legend:
 ↻ Clockwise ↺ Counter-clockwise - Not considered

Game - Shot by Shot



Legend:
 ↻ Clockwise ↺ Counter-clockwise - Not considered

Game - Shot by Shot



Legend:
 ↻ Clockwise ↺ Counter-clockwise - Not considered

Game Results

Sheet	Game	Team	LSFE	1	2	3	4	5	6	7	8	9	10	Extra Ends	Total
B	5	QAT - Qatar	*	0	1	2	0	0	2	0	2	0	1		8
	5	HKG - Hong Kong		0	0	0	3	1	0	1	0	0	0		5

QAT - Qatar

4 S ALYAFEI Nasser
3 ALI Salem
2 ALI MOHSEN Abdulrahman
1 V AL-FAHAD Ahmed Saad
A MLIS Mouaaz

HKG - Hong Kong

4 S CHANG Jason
3 V CHEN Justin
2 YAN Martin
1 CHENG Woody
A CHEUNG Kelvin

Last Stone Draw

⌚ ALYAFEI Nasser
⌚ ALI Salem

Distance

16.5cm
119.6cm

Total

136.1cm

Time remaining: 3 minutes 47 seconds

Last Stone Draw

⌚ YAN Martin
⌚ CHENG Woody

Distance

106.3cm
199.6cm

Total

305.9cm

Time remaining: 1 minute 33 seconds

Note:

Position and function for each team member:

4 = Fourth, 3 = Third, 2 = Second, 1 = Lead, A = Alternate, S = Skip, V = Vice-Skip

Legend:

⌚ Clockwise

⌚ Counter-clockwise

LSFE(*) Last Stone First End

Game Results

Sheet	Game	Team	LSFE	1	2	3	4	5	6	7	8	9	10	Extra Ends	Total
C	5	NGR - Nigeria		0	0	0	0	0	0	0	X	X	X		0
	5	JPN - Japan	*	5	2	2	2	4	3	3	X	X	X		21

NGR - Nigeria	
4 S	WOODS III Harold
3 V	COLE Tijani
2	-
1	CONTRERAS Fabian
A	-

JPN - Japan	
4 S	MATSUMURA Yuta
3	SHIMIZU Tetsuro
2 V	ABE Shinya
1	AITA Kosuke
A	TANIDA Yasumasa

Last Stone Draw		Distance
🕒	WOODS III Harold	41.0cm
🕒	CONTRERAS Fabian	183.2cm
Total		224.2cm

Last Stone Draw		Distance
🕒	AITA Kosuke	47.1cm
🕒	MATSUMURA Yuta	10.5cm
Total		57.6cm

Time remaining: 10 minutes 26 seconds

Time remaining: 17 minutes 34 seconds

Note:
 Position and function for each team member:
 4 = Fourth, 3 = Third, 2 = Second, 1 = Lead, A = Alternate, S = Skip, V = Vice-Skip

Legend:
 🕒 Clockwise 🕒 Counter-clockwise LSFE(*) Last Stone First End
 X Unplayed/unfinished end due to concession

Game Results

Sheet	Game	Team	LSFE	1	2	3	4	5	6	7	8	9	10	Extra Ends	Total
D	5	KAZ - Kazakhstan		0	3	0	1	0	1	0	0	X	X		5
	5	KOR - Korea	*	1	0	3	0	2	0	3	1	X	X		10

KAZ - Kazakhstan	
4 S	ZHUZBAY Abylaikhan
3 V	NADIRBAYEV Azizbek
2	KORABAYEV Madiyar
1	SHISHKIN Nikita
A	ALLIYAR Aidos

KOR - Korea	
4 S	KIM Chang-Min
3 V	LEE Ki Jeong
2	KIM Hak Kyun
1	LEE Ki Bok
A	-

Last Stone Draw

🕒	ZHUZBAY Abylaikhan
🕒	NADIRBAYEV Azizbek

Distance

15.6cm
55.7cm

Total

71.3cm

Time remaining: 3 minutes 51 seconds

Last Stone Draw

🕒	KIM Hak Kyun
🕒	LEE Ki Jeong

Distance

23.7cm
3.1cm

Total

26.8cm

Time remaining: 6 minutes 31 seconds

Note:

Position and function for each team member:
4 = Fourth, **3** = Third, **2** = Second, **1** = Lead, **A** = Alternate, **S** = Skip, **V** = Vice-Skip

Legend:

🕒 Clockwise 🕒 Counter-clockwise **LSFE(*)** Last Stone First End
X Unplayed/unfinished end due to concession

Game Results

Sheet	Game	Team	LSFE	1	2	3	4	5	6	7	8	9	10	Extra Ends	Total
E	5	NZL - New Zealand	*	3	0	0	1	0	0	0	2	0	2		8
	5	TPE - Chinese Taipei		0	1	3	0	1	0	0	0	2	0		7

NZL - New Zealand	
4 S	BECKER Scott
3 V	HOOD Anton
2	SARGON Brett
1	DOBSON Warren
A	-

TPE - Chinese Taipei	
4 S	SHEN Randolph
3 V	HSU Nicholas
2	HSU Ken
1	LEE Victor
A	-

Last Stone Draw		Distance
↻	HOOD Anton	37.3cm
↻	BECKER Scott	117.7cm
Total		155.0cm
Time remaining: 6 minutes 37 seconds		

Last Stone Draw		Distance
↻	HSU Nicholas	123.3cm
↻	SHEN Randolph	43.4cm
Total		166.7cm
Time remaining: 0 minutes 15 seconds		

Note:
Position and function for each team member:
4 = Fourth, 3 = Third, 2 = Second, 1 = Lead, A = Alternate, S = Skip, V = Vice-Skip

Legend:
↻ Clockwise ↻ Counter-clockwise **LSFE(*)** Last Stone First End

Session Results and Standings

Sheet	Game	Team	LSFE	1	2	3	4	5	6	7	8	9	10	Extra Ends	Total
A	4	JPN - Japan	*	5	0	4	0	0	3	0	1	X	X		13
	4	QAT - Qatar		0	1	0	1	0	0	1	0	X	X		3
B	4	CHN - China		2	0	3	5	1	3	0	2	X	X		16
	4	TPE - Chinese Taipei	*	0	0	0	0	0	0	2	0	X	X		2
C	4	KOR - Korea		0	3	2	1	0	2	X	X	X	X		8
	4	NZL - New Zealand	*	1	0	0	0	1	0	X	X	X	X		2
D	4	HKG - Hong Kong	*	3	2	4	0	1	0	0	0	2	X		12
	4	NGR - Nigeria		0	0	0	2	0	1	0	1	0	X		4
E	4	KAZ - Kazakhstan		0	1	0	0	2	0	1	0	0	X		4
	4	AUS - Australia	*	1	0	1	3	0	1	0	1	5	X		12

Current Standings

Rank	Team	Games	Wins	Losses
1	CHN - China	4	4	0
1	KOR - Korea	4	4	0
3	JPN - Japan	4	3	1
4	AUS - Australia	4	2	2
4	NZL - New Zealand	4	2	2
4	TPE - Chinese Taipei	4	2	2
7	HKG - Hong Kong	4	1	3
7	KAZ - Kazakhstan	4	1	3
7	QAT - Qatar	4	1	3
10	NGR - Nigeria	4	0	4

Note:
Under WCF rules, tie-breaking rules for standings are not applied until after the last game of the round robin.

Legend:
LSFE(*) Last Stone First End X Unplayed/unfinished end due to concession

Game Results

Sheet	Game	Team	LSFE	1	2	3	4	5	6	7	8	9	10	Extra Ends	Total
A	4	JPN - Japan	*	5	0	4	0	0	3	0	1	X	X		13
	4	QAT - Qatar		0	1	0	1	0	0	1	0	X	X		3

JPN - Japan

4 S MATSUMURA Yuta
3 SHIMIZU Tetsuro
2 V ABE Shinya
1 AITA Kosuke
A TANIDA Yasumasa

QAT - Qatar

4 S ALYAFEI Nasser
3 ALI MOHSEN Abdulrahman
2 ALI Salem
1 V AL-FAHAD Ahmed Saad
A MLIS Mouaz

Last Stone Draw

☺ MATSUMURA Yuta
☹ AITA Kosuke

Distance

77.8cm
39.6cm

Total

117.4cm

Time remaining: 12 minutes 21 seconds

Last Stone Draw

☺ ALI Salem
☹ ALI MOHSEN Abdulrahman

Distance

124.3cm
199.6cm

Total

323.9cm

Time remaining: 9 minutes 37 seconds

MLIS M replaced AL-FAHAD AS at the beginning of end 7
Revised line-up: (4 S) ALYAFEI N, (3 V) ALI MOHSEN A, (2) ALI S, (1) MLIS M

Note:

Position and function for each team member:

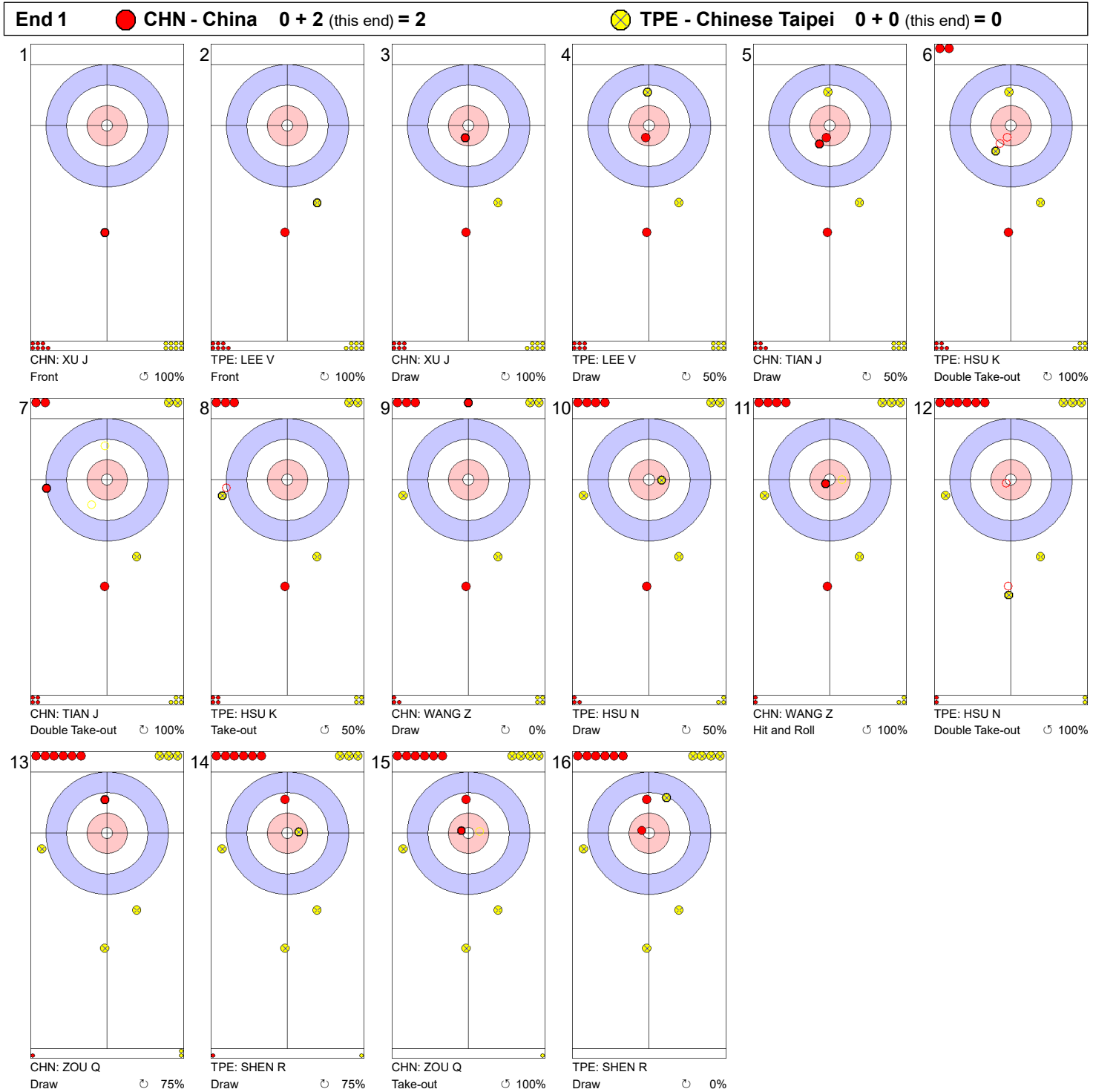
4 = Fourth, 3 = Third, 2 = Second, 1 = Lead, A = Alternate, S = Skip, V = Vice-Skip

Legend:

☺ Clockwise ☹ Counter-clockwise
X Unplayed/unfinished end due to concession

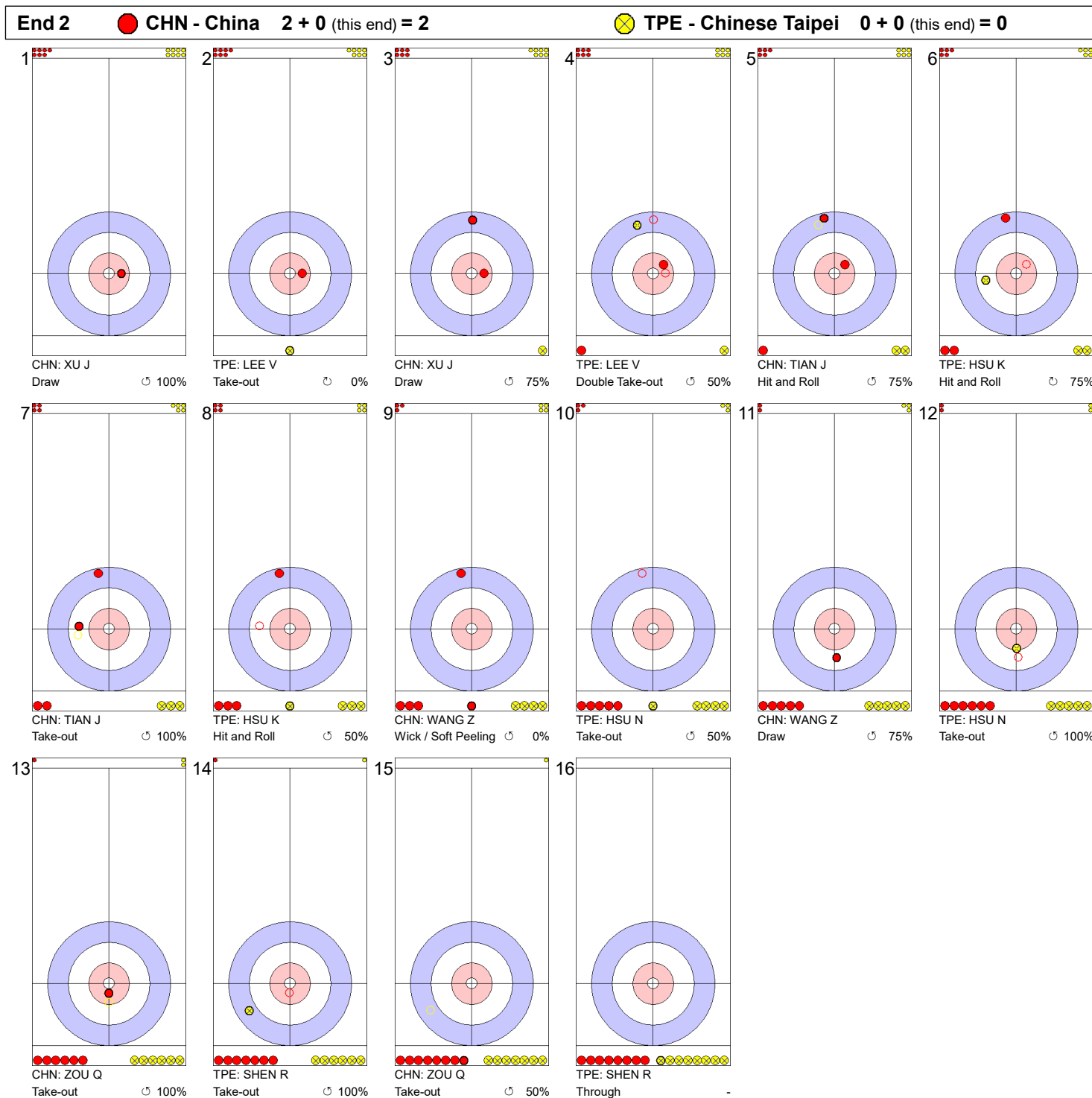
LSFE(*) Last Stone First End

Game - Shot by Shot



Legend:
 ↻ Clockwise ↺ Counter-clockwise - Not considered

Game - Shot by Shot



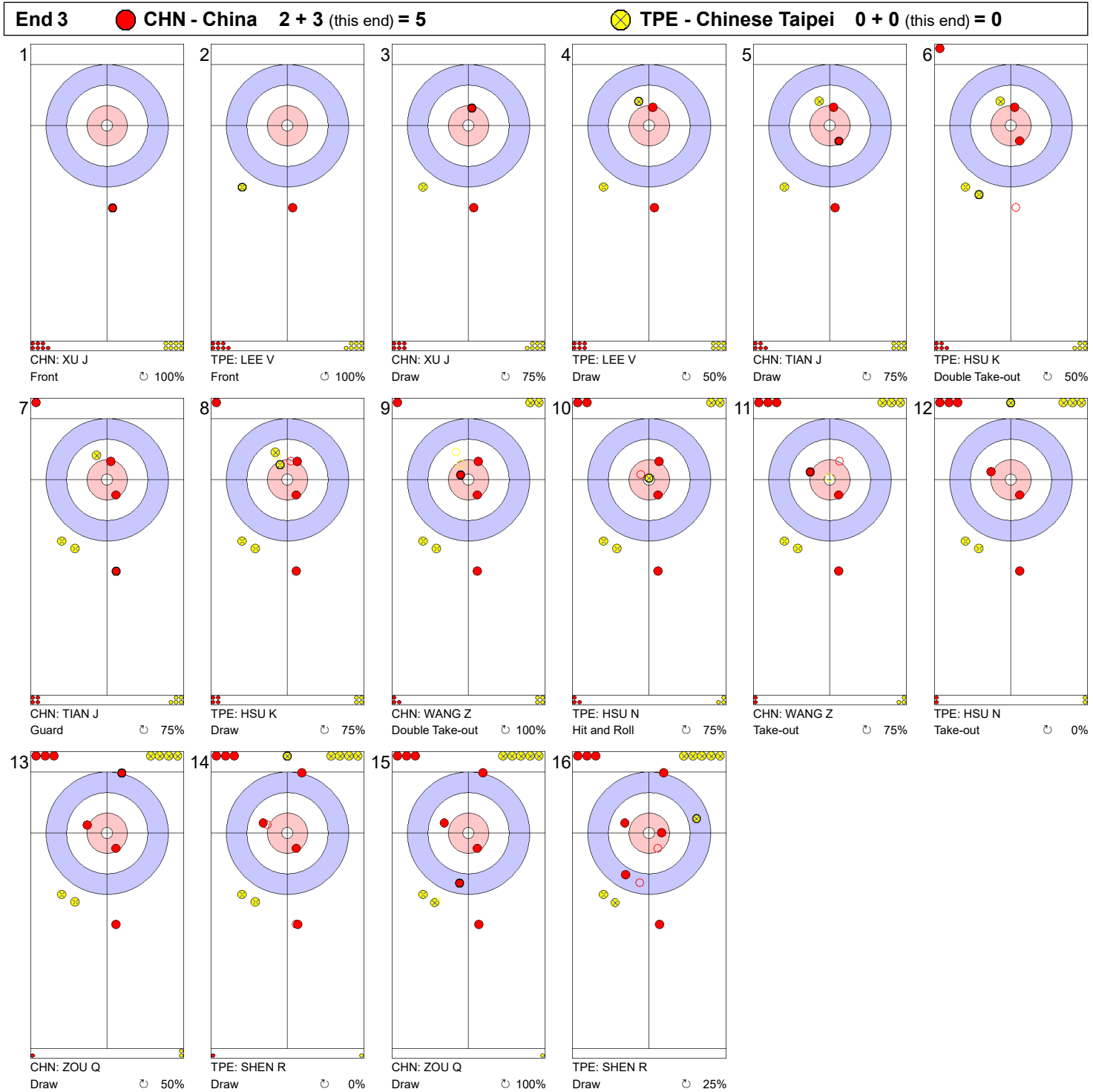
Legend:

⌚ Clockwise

⌚ Counter-clockwise

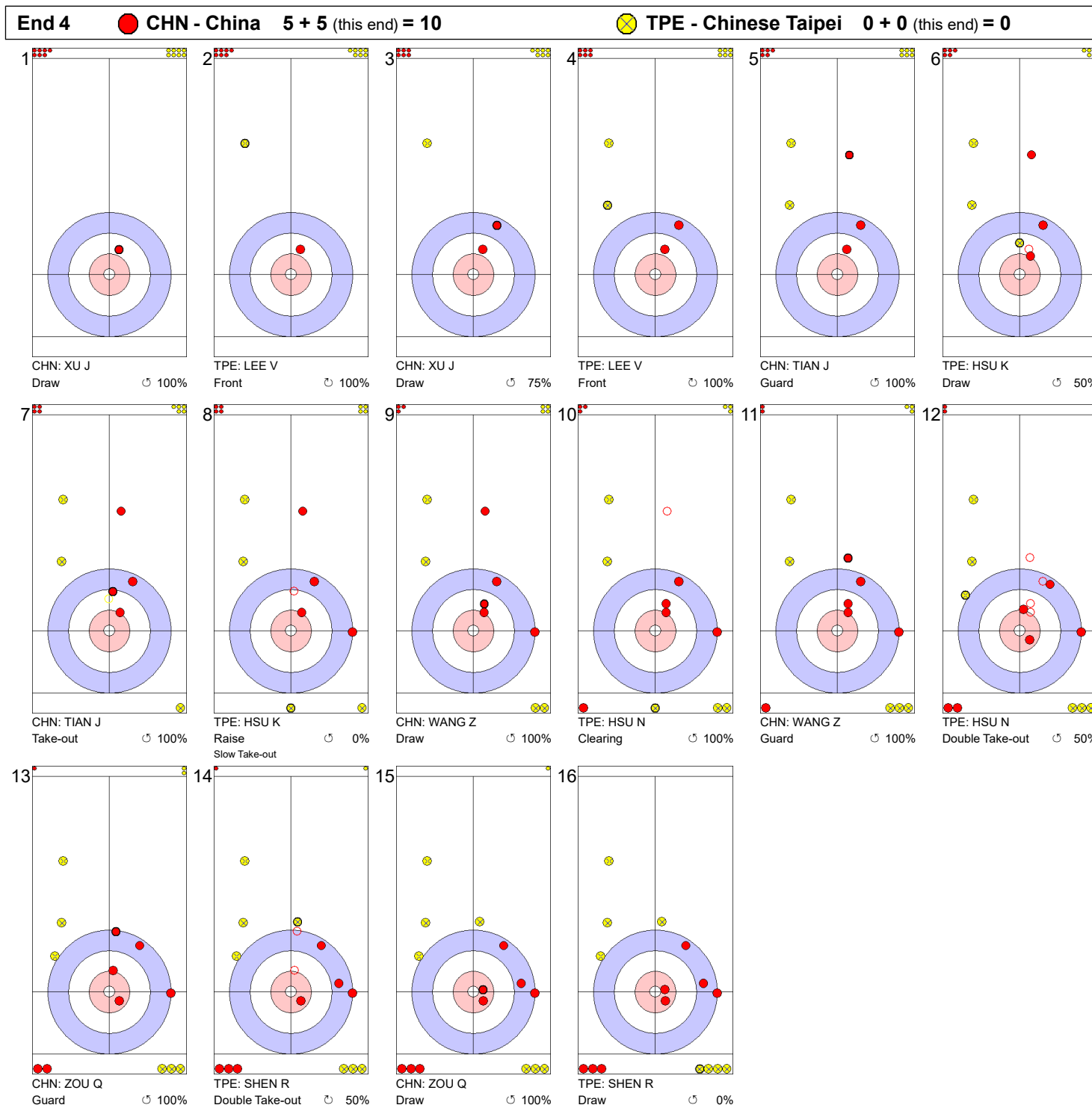
- Not considered



Game - Shot by Shot



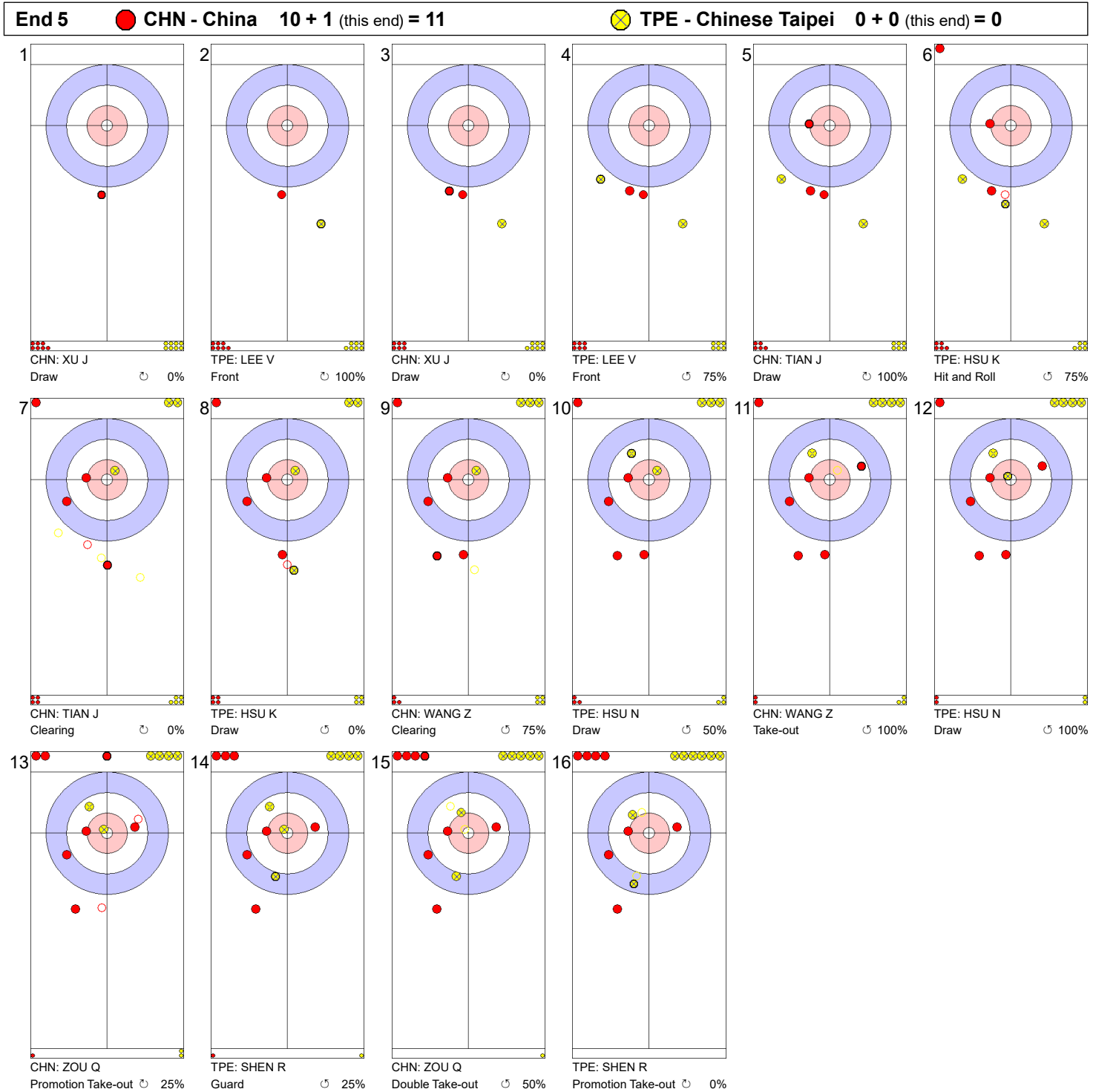
Legend:
 ↻ Clockwise ↺ Counter-clockwise - Not considered

Game - Shot by Shot



Legend:
 Clockwise  Counter-clockwise - Not considered

Game - Shot by Shot



Legend:
 ↻ Clockwise ↺ Counter-clockwise - Not considered

Game - Shot by Shot



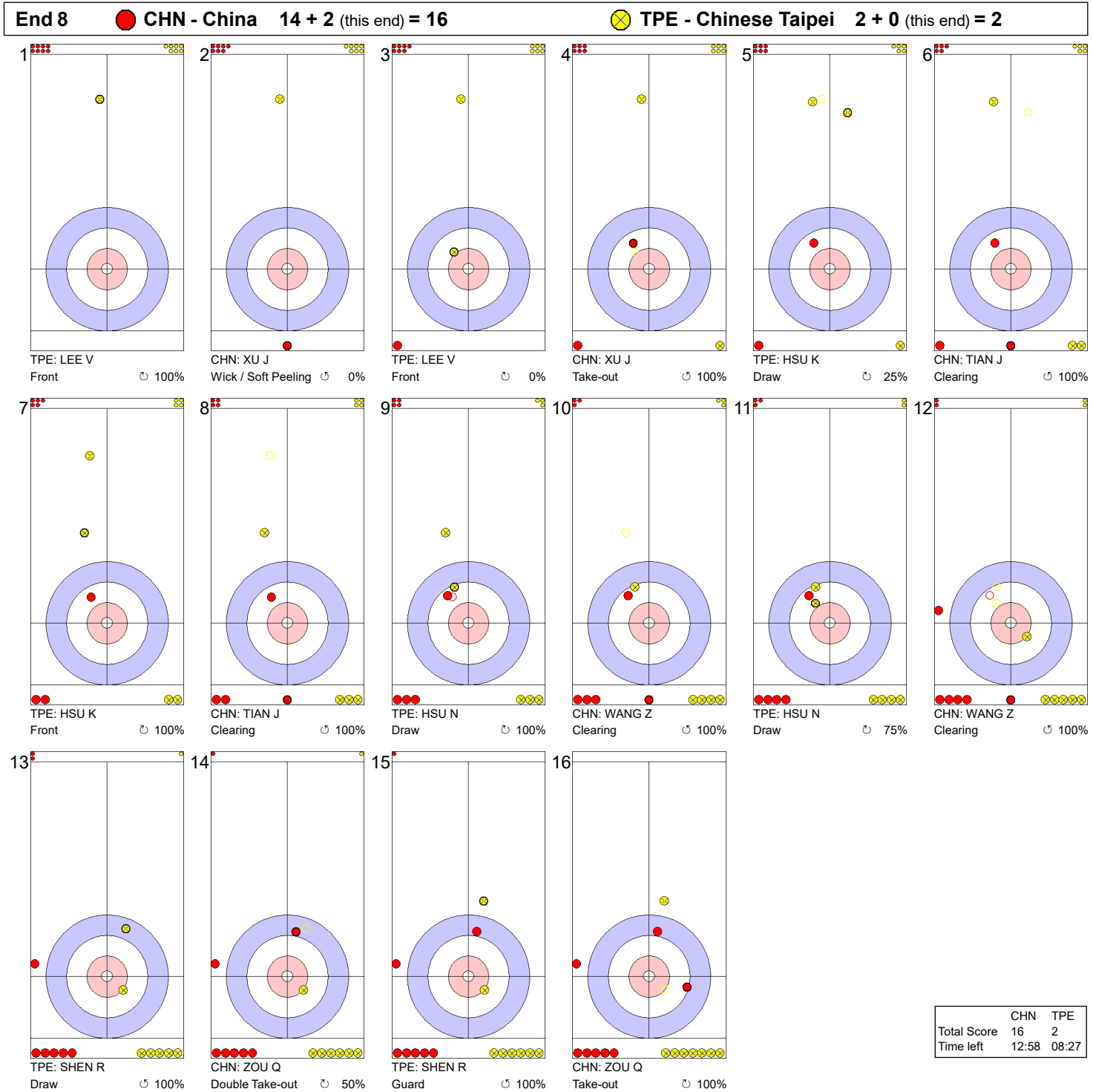
Legend:
 ↻ Clockwise ↺ Counter-clockwise - Not considered

Game - Shot by Shot



Legend:
 ↻ Clockwise ↺ Counter-clockwise - Not considered

Game - Shot by Shot



Legend:
 ↻ Clockwise ↺ Counter-clockwise - Not considered

Game Results

Sheet	Game	Team	LSFE	1	2	3	4	5	6	7	8	9	10	Extra Ends	Total
C	4	KOR - Korea		0	3	2	1	0	2	X	X	X	X		8
	4	NZL - New Zealand	*	1	0	0	0	1	0	X	X	X	X		2

KOR - Korea	
4 S	KIM Chang-Min
3 V	LEE Ki Jeong
2	KIM Hak Kyun
1	LEE Ki Bok
A	-

NZL - New Zealand	
4 S	BECKER Scott
3 V	HOOD Anton
2	SARGON Brett
1	DOBSON Warren
A	-

Last Stone Draw

🕒 LEE Ki Jeong
🕒 KIM Hak Kyun

Distance

63.7cm
20.0cm

Total

83.7cm

Time remaining: 15 minutes 9 seconds

Last Stone Draw

🕒 SARGON Brett
🕒 DOBSON Warren

Distance

39.1cm
42.7cm

Total

81.8cm

Time remaining: 16 minutes 8 seconds

Note:

Position and function for each team member:

4 = Fourth, **3** = Third, **2** = Second, **1** = Lead, **A** = Alternate, **S** = Skip, **V** = Vice-Skip

Legend:

🕒 Clockwise

🕒 Counter-clockwise

LSFE(*) Last Stone First End

X Unplayed/unfinished end due to concession

Game Results

Sheet	Game	Team	LSFE	1	2	3	4	5	6	7	8	9	10	Extra Ends	Total
D	4	HKG - Hong Kong	*	3	2	4	0	1	0	0	0	2	X		12
	4	NGR - Nigeria		0	0	0	2	0	1	0	1	0	X		4

HKG - Hong Kong	
4 S	CHANG Jason
3 V	CHEN Justin
2	YAN Martin
1	CHENG Woody
A	CHEUNG Kelvin

NGR - Nigeria	
4 S	WOODS III Harold
3 V	COLE Tijani
2	-
1	CONTRERAS Fabian
A	-

Last Stone Draw		Distance
☺	CHANG Jason	47.7cm
☹	CHENG Woody	199.6cm
Total		247.3cm

Last Stone Draw		Distance
☺	CONTRERAS Fabian	199.6cm
☹	COLE Tijani	148.8cm
Total		348.4cm

Time remaining: 6 minutes 37 seconds

Time remaining: 4 minutes 40 seconds

CHEUNG K replaced CHENG W at the beginning of end 7

Note:
Position and function for each team member:
4 = Fourth, 3 = Third, 2 = Second, 1 = Lead, A = Alternate, S = Skip, V = Vice-Skip

Legend:
☺ Clockwise ☹ Counter-clockwise LSFE(*) Last Stone First End
X Unplayed/unfinished end due to concession

Game Results

Sheet	Game	Team	LSFE	1	2	3	4	5	6	7	8	9	10	Extra Ends	Total
E	4	KAZ - Kazakhstan		0	1	0	0	2	0	1	0	0	X		4
	4	AUS - Australia	*	1	0	1	3	0	1	0	1	5	X		12

KAZ - Kazakhstan

4 S ZHUZBAY Abylaikhan
3 V NADIRBAYEV Azizbek
2 KORABAYEV Madiyar
1 ALLIYAR Aidos
A SHISHKIN Nikita

Last Stone Draw

☺ NADIRBAYEV Azizbek
☹ ZHUZBAY Abylaikhan

Total

Distance

193.9cm
103.8cm

297.7cm

Time remaining: 8 minutes 30 seconds

SHISHKIN N replaced ALLIYAR A at the beginning of end 6

AUS - Australia

4 V HEWITT Dean
3 S HALL Sean
2 DAVIS Tanner
1 MERCHANT Jay
A MILLIKIN Matthew

Last Stone Draw

☺ HALL Sean
☹ MERCHANT Jay

Total

Distance

17.3cm
41.7cm

59.0cm

Time remaining: 8 minutes 21 seconds

Note:

Position and function for each team member:

4 = Fourth, 3 = Third, 2 = Second, 1 = Lead, A = Alternate, S = Skip, V = Vice-Skip

Legend:

☺ Clockwise

☹ Counter-clockwise

LSFE(*) Last Stone First End

X Unplayed/unfinished end due to concession

Session Results and Standings

Sheet	Game	Team	LSFE	1	2	3	4	5	6	7	8	9	10	Extra Ends	Total
A	3	NGR - Nigeria		0	0	0	0	0	0	0	X	X	X		0
	3	CHN - China	*	5	3	3	0	3	1	1	X	X	X		16
B	3	JPN - Japan	*	0	1	1	1	1	0	1	0	2	X		7
	3	KAZ - Kazakhstan		2	0	0	0	0	1	0	2	0	X		5
C	3	AUS - Australia		0	1	2	0	2	0	0	3	0	0		8
	3	HKG - Hong Kong	*	1	0	0	2	0	0	1	0	2	1		7
D	3	NZL - New Zealand		2	5	0	5	2	1	X	X	X	X		15
	3	QAT - Qatar	*	0	0	1	0	0	0	X	X	X	X		1
E	3	TPE - Chinese Taipei		0	1	0	0	0	0	X	X	X	X		1
	3	KOR - Korea	*	2	0	2	2	2	1	X	X	X	X		9

Current Standings

Rank	Team	Games	Wins	Losses
1	CHN - China	3	3	0
1	KOR - Korea	3	3	0
3	JPN - Japan	3	2	1
3	NZL - New Zealand	3	2	1
3	TPE - Chinese Taipei	3	2	1
6	AUS - Australia	3	1	2
6	KAZ - Kazakhstan	3	1	2
6	QAT - Qatar	3	1	2
9	HKG - Hong Kong	3	0	3
9	NGR - Nigeria	3	0	3

Note:
Under WCF rules, tie-breaking rules for standings are not applied until after the last game of the round robin.

Legend:
LSFE(*) Last Stone First End X Unplayed/unfinished end due to concession

Game Results

Sheet	Game	Team	LSFE	1	2	3	4	5	6	7	8	9	10	Extra Ends	Total
A	3	NGR - Nigeria		0	0	0	0	0	0	0	X	X	X		0
	3	CHN - China	*	5	3	3	0	3	1	1	X	X	X		16

NGR - Nigeria

4 S WOODS III Harold
3 V COLE Tijani
2 -
1 CONTRERAS Fabian
A -

Last Stone Draw

☺ WOODS III Harold
☹ CONTRERAS Fabian

Total

Distance

72.4cm
199.6cm

272.0cm

Time remaining: 10 minutes 2 seconds

CHN - China

4 S ZOU Qiang
3 WANG Zhiyu
2 V TIAN Jiafeng
1 XU Jingtao
A HAN Peng

Last Stone Draw

☺ TIAN Jiafeng
☹ ZOU Qiang

Total

Distance

108.4cm
28.0cm

136.4cm

Time remaining: 19 minutes 53 seconds

HAN P replaced XU J at the beginning of end 4

Note:

Position and function for each team member:

4 = Fourth, 3 = Third, 2 = Second, 1 = Lead, A = Alternate, S = Skip, V = Vice-Skip

Legend:

☺ Clockwise ☹ Counter-clockwise
X Unplayed/unfinished end due to concession

LSFE(*) Last Stone First End

Game Results

Sheet	Game	Team	LSFE	1	2	3	4	5	6	7	8	9	10	Extra Ends	Total
B	3	JPN - Japan	*	0	1	1	1	1	0	1	0	2	X		7
	3	KAZ - Kazakhstan		2	0	0	0	0	1	0	2	0	X		5

JPN - Japan	
4 S	MATSUMURA Yuta
3 V	SHIMIZU Tetsuro
2	TANIDA Yasumasa
1	AITA Kosuke
A	ABE Shinya

KAZ - Kazakhstan	
4 S	ZHUZBAY Abylaikhan
3 V	NADIRBAYEV Azizbek
2	KORABAYEV Madiyar
1	SHISHKIN Nikita
A	ALLIYAR Aidos

Last Stone Draw		Distance
↻	AITA Kosuke	35.6cm
↻	MATSUMURA Yuta	21.8cm
Total		57.4cm

Last Stone Draw		Distance
↻	SHISHKIN Nikita	69.1cm
↻	KORABAYEV Madiyar	25.7cm
Total		94.8cm

Time remaining: 0 minutes 49 seconds

Time remaining: 0 minutes 38 seconds

Note:
 Position and function for each team member:
4 = Fourth, 3 = Third, 2 = Second, 1 = Lead, A = Alternate, S = Skip, V = Vice-Skip

Legend:
 ↻ Clockwise ↻ Counter-clockwise **LSFE(*)** Last Stone First End
X Unplayed/unfinished end due to concession

Game Results

Sheet	Game	Team	LSFE	1	2	3	4	5	6	7	8	9	10	Extra Ends	Total
C	3	AUS - Australia		0	1	2	0	2	0	0	3	0	0		8
	3	HKG - Hong Kong	*	1	0	0	2	0	0	1	0	2	1		7

AUS - Australia

4 V HEWITT Dean
3 S HALL Sean
2 DAVIS Tanner
1 MERCHANT Jay
A MILLIKIN Matthew

Last Stone Draw

☺ DAVIS Tanner
☺ HEWITT Dean

Total

Time remaining: 2 minutes 23 seconds

HKG - Hong Kong

4 S CHANG Jason
3 V CHEN Justin
2 YAN Martin
1 CHENG Woody
A CHEUNG Kelvin

Last Stone Draw

☺ YAN Martin
☺ CHEN Justin

Total

Time remaining: 0 minutes 52 seconds

Note:

Position and function for each team member:

4 = Fourth, 3 = Third, 2 = Second, 1 = Lead, A = Alternate, S = Skip, V = Vice-Skip

Legend:

☺ Clockwise

☹ Counter-clockwise

LSFE(*) Last Stone First End

Game Results

Sheet	Game	Team	LSFE	1	2	3	4	5	6	7	8	9	10	Extra Ends	Total
D	3	NZL - New Zealand		2	5	0	5	2	1	X	X	X	X		15
	3	QAT - Qatar	*	0	0	1	0	0	0	X	X	X	X		1

NZL - New Zealand	
4 S	BECKER Scott
3 V	HOOD Anton
2	SARGON Brett
1	DOBSON Warren
A	-

QAT - Qatar	
4 S	ALYAFEI Nasser
3	ALI Salem
2	ALI MOHSEN Abdulrahman
1 V	AL-FAHAD Ahmed Saad
A	MLIS Mouaaz

Last Stone Draw

⌚	BECKER Scott	Distance	159.5cm
⌚	HOOD Anton	Distance	137.2cm

Total **296.7cm**

Time remaining: 20 minutes 38 seconds

Last Stone Draw

⌚	AL-FAHAD Ahmed Saad	Distance	116.4cm
⌚	ALYAFEI Nasser	Distance	45.3cm

Total **161.7cm**

Time remaining: 13 minutes 14 seconds

Note:
Position and function for each team member:
4 = Fourth, **3** = Third, **2** = Second, **1** = Lead, **A** = Alternate, **S** = Skip, **V** = Vice-Skip

Legend:
⌚ Clockwise ⌚ Counter-clockwise **LSFE(*)** Last Stone First End
X Unplayed/unfinished end due to concession

Game Results

Sheet	Game	Team	LSFE	1	2	3	4	5	6	7	8	9	10	Extra Ends	Total
E	3	TPE - Chinese Taipei		0	1	0	0	0	0	X	X	X	X		1
	3	KOR - Korea	*	2	0	2	2	2	1	X	X	X	X		9

TPE - Chinese Taipei	
4 S	SHEN Randolph
3 V	HSU Nicholas
2	HSU Ken
1	LEE Victor
A	-

KOR - Korea	
4 S	KIM Chang-Min
3 V	LEE Ki Jeong
2	KIM Hak Kyun
1	LEE Ki Bok
A	-

Last Stone Draw		Distance
🕒	HSU Nicholas	55.1cm
🕒	HSU Ken	17.1cm
Total		72.2cm

Last Stone Draw		Distance
🕒	LEE Ki Jeong	11.0cm
🕒	KIM Hak Kyun	30.5cm
Total		41.5cm

Time remaining: 12 minutes 55 seconds

Time remaining: 15 minutes 41 seconds

Note:
Position and function for each team member:
4 = Fourth, 3 = Third, 2 = Second, 1 = Lead, A = Alternate, S = Skip, V = Vice-Skip

Legend:
🕒 Clockwise 🕒 Counter-clockwise **LSFE(*)** Last Stone First End
X Unplayed/unfinished end due to concession

Session Results and Standings

Sheet	Game	Team	LSFE	1	2	3	4	5	6	7	8	9	10	Extra Ends	Total
A	2	QAT - Qatar		0	0	2	2	0	1	1	0	1	0		7
	2	KAZ - Kazakhstan	*	1	1	0	0	2	0	0	1	0	1		6
B	2	TPE - Chinese Taipei	*	0	3	2	2	1	2	0	0	0	X		10
	2	NGR - Nigeria		1	0	0	0	0	0	0	1	2	X		4
C	2	NZL - New Zealand	*	0	0	3	0	1	2	1	2	X	X		9
	2	AUS - Australia		0	1	0	2	0	0	0	0	X	X		3
D	2	CHN - China		0	1	0	3	0	4	0	4	0	X		12
	2	HKG - Hong Kong	*	1	0	1	0	1	0	3	0	1	X		7
E	2	KOR - Korea	*	1	0	2	0	0	2	0	0	0	3		8
	2	JPN - Japan		0	2	0	0	1	0	2	1	0	0		6

Current Standings

Rank	Team	Games	Wins	Losses
1	CHN - China	2	2	0
1	KOR - Korea	2	2	0
1	TPE - Chinese Taipei	2	2	0
4	JPN - Japan	2	1	1
4	KAZ - Kazakhstan	2	1	1
4	NZL - New Zealand	2	1	1
4	QAT - Qatar	2	1	1
8	AUS - Australia	2	0	2
8	HKG - Hong Kong	2	0	2
8	NGR - Nigeria	2	0	2

Note:
Under WCF rules, tie-breaking rules for standings are not applied until after the last game of the round robin.

Legend:
LSFE(*) Last Stone First End X Unplayed/unfinished end due to concession

Game Results

Sheet	Game	Team	LSFE	1	2	3	4	5	6	7	8	9	10	Extra Ends	Total
A	2	QAT - Qatar		0	0	2	2	0	1	1	0	1	0		7
	2	KAZ - Kazakhstan	*	1	1	0	0	2	0	0	1	0	1		6

QAT - Qatar	
4	ALI Salem
3	V ALI MOHSEN Abdulrahman
2	S AL-FAHAD Ahmed Saad
1	MLIS Mouaaz
A	ALYAFEI Nasser

KAZ - Kazakhstan	
4	S ZHUZBAY Abylaikhan
3	V NADIRBAYEV Azizbek
2	KORABAYEV Madiyar
1	ALLIYAR Aidos
A	SHISHKIN Nikita

Last Stone Draw		Distance
⌚	AL-FAHAD Ahmed Saad	176.6cm
⌚	ALI Salem	199.6cm
Total		376.2cm

Time remaining: 4 minutes 55 seconds

Last Stone Draw		Distance
⌚	KORABAYEV Madiyar	199.6cm
⌚	ALLIYAR Aidos	79.0cm
Total		278.6cm

Time remaining: 3 minutes 50 seconds

SHISHKIN N replaced ALLIYAR A at the beginning of end 6

Note:
Position and function for each team member:
4 = Fourth, 3 = Third, 2 = Second, 1 = Lead, A = Alternate, S = Skip, V = Vice-Skip

Legend:
⌚ Clockwise ⌚ Counter-clockwise LSFE(*) Last Stone First End

Game Results

Sheet	Game	Team	LSFE	1	2	3	4	5	6	7	8	9	10	Extra Ends	Total
C	2	NZL - New Zealand	*	0	0	3	0	1	2	1	2	X	X		9
	2	AUS - Australia		0	1	0	2	0	0	0	0	X	X		3

NZL - New Zealand	
4 S	BECKER Scott
3 V	HOOD Anton
2	SARGON Brett
1	DOBSON Warren
A	-

AUS - Australia	
4 V	HEWITT Dean
3 S	HALL Sean
2	DAVIS Tanner
1	MERCHANT Jay
A	MILLIKIN Matthew

Last Stone Draw		Distance
⌚	DOBSON Warren	14.6cm
⌚	SARGON Brett	25.8cm
Total		40.4cm

Last Stone Draw		Distance
⌚	MERCHANT Jay	56.8cm
⌚	HALL Sean	18.5cm
Total		75.3cm

Time remaining: 11 minutes 24 seconds

Time remaining: 9 minutes 8 seconds

Note:
Position and function for each team member:
4 = Fourth, 3 = Third, 2 = Second, 1 = Lead, A = Alternate, S = Skip, V = Vice-Skip

Legend:
⌚ Clockwise ⌚ Counter-clockwise LSFE(*) Last Stone First End
X Unplayed/unfinished end due to concession

Game Results

Sheet	Game	Team	LSFE	1	2	3	4	5	6	7	8	9	10	Extra Ends	Total
D	2	CHN - China		0	1	0	3	0	4	0	4	0	X		12
	2	HKG - Hong Kong	*	1	0	1	0	1	0	3	0	1	X		7

CHN - China	
4 S	ZOU Qiang
3	WANG Zhiyu
2 V	TIAN Jiafeng
1	XU Jingtao
A	HAN Peng

HKG - Hong Kong	
4 S	CHANG Jason
3 V	CHEN Justin
2	YAN Martin
1	CHENG Woody
A	CHEUNG Kelvin

Last Stone Draw		Distance
⌚	WANG Zhiyu	42.0cm
⌚	XU Jingtao	199.6cm
Total		241.6cm

Last Stone Draw		Distance
⌚	CHENG Woody	199.6cm
⌚	YAN Martin	37.7cm
Total		237.3cm

Time remaining: 8 minutes 25 seconds

Time remaining: 3 minutes 10 seconds

Note:
Position and function for each team member:
4 = Fourth, 3 = Third, 2 = Second, 1 = Lead, A = Alternate, S = Skip, V = Vice-Skip

Legend:
⌚ Clockwise ⌚ Counter-clockwise LSFE(*) Last Stone First End
X Unplayed/unfinished end due to concession

Game Results

Sheet	Game	Team	LSFE	1	2	3	4	5	6	7	8	9	10	Extra Ends	Total
E	2	KOR - Korea	*	1	0	2	0	0	2	0	0	0	3		8
	2	JPN - Japan		0	2	0	0	1	0	2	1	0	0		6

KOR - Korea		Shot Success Game
4 S	KIM Chang-Min	76%
3 V	LEE Ki Jeong	76%
2	KIM Hak Kyun	80%
1	LEE Ki Bok	91%
A	-	-
Team Total		81%

JPN - Japan		Shot Success Game
4 S	MATSUMURA Yuta	61%
3 V	SHIMIZU Tetsuro	85%
2	TANIDA Yasumasa	80%
1	AITA Kosuke	70%
A	ABE Shinya	-
Team Total		74%

Last Stone Draw		Distance
☺	LEE Ki Bok	60.5cm
☹	KIM Chang-Min	24.2cm
Total		84.7cm

Last Stone Draw		Distance
☺	SHIMIZU Tetsuro	46.7cm
☹	TANIDA Yasumasa	50.4cm
Total		97.1cm

Time remaining: 0 minutes 12 seconds

Time-out: End 8 - KOR stone 7

Time remaining: 0 minutes 53 seconds

Time-out: End 10 - JPN stone 8

KOR - Korea		☺	☹	Game	
4	KIM Chang-Min	Draws	1 50%	3 67%	4 63%
		Take-outs	3 100%	12 75%	15 80%
		Total	4 88%	15 73%	19 76%
3	LEE Ki Jeong	Draws	2 88%	2 100%	4 94%
		Take-outs	6 79%	9 67%	15 72%
		Total	8 81%	11 73%	19 76%
2	KIM Hak Kyun	Draws	4 75%	5 90%	9 83%
		Take-outs	2 100%	9 72%	11 77%
		Total	6 83%	14 79%	20 80%
1	LEE Ki Bok	Draws	5 90%	8 94%	13 92%
		Take-outs	2 100%	5 85%	7 89%
		Total	7 93%	13 90%	20 91%
A -		Draws	0 -	0 -	0 -
		Take-outs	0 -	0 -	0 -
		Total	0 -	0 -	0 -
Team		Draws	12 81%	18 89%	30 86%
		Take-outs	13 90%	35 74%	48 78%
		Total	25 86%	53 79%	78 81%

JPN - Japan		☺	☹	Game	
4	MATSUMURA Yuta	Draws	5 60%	4 25%	9 44%
		Take-outs	3 50%	7 86%	10 75%
		Total	8 56%	11 64%	19 61%
3	SHIMIZU Tetsuro	Draws	5 100%	4 69%	9 86%
		Take-outs	7 82%	4 88%	11 84%
		Total	12 90%	8 78%	20 85%
2	TANIDA Yasumasa	Draws	4 81%	6 75%	10 78%
		Take-outs	4 100%	6 71%	10 83%
		Total	8 91%	12 73%	20 80%
1	AITA Kosuke	Draws	6 96%	10 63%	16 75%
		Take-outs	3 50%	1 50%	4 50%
		Total	9 81%	11 61%	20 70%
A ABE Shinya		Draws	0 -	0 -	0 -
		Take-outs	0 -	0 -	0 -
		Total	0 -	0 -	0 -
Team		Draws	20 85%	24 60%	44 72%
		Take-outs	17 75%	18 79%	35 77%
		Total	37 80%	42 68%	79 74%

Note:
Position and function for each team member:
4 = Fourth, 3 = Third, 2 = Second, 1 = Lead, A = Alternate, S = Skip, V = Vice-Skip

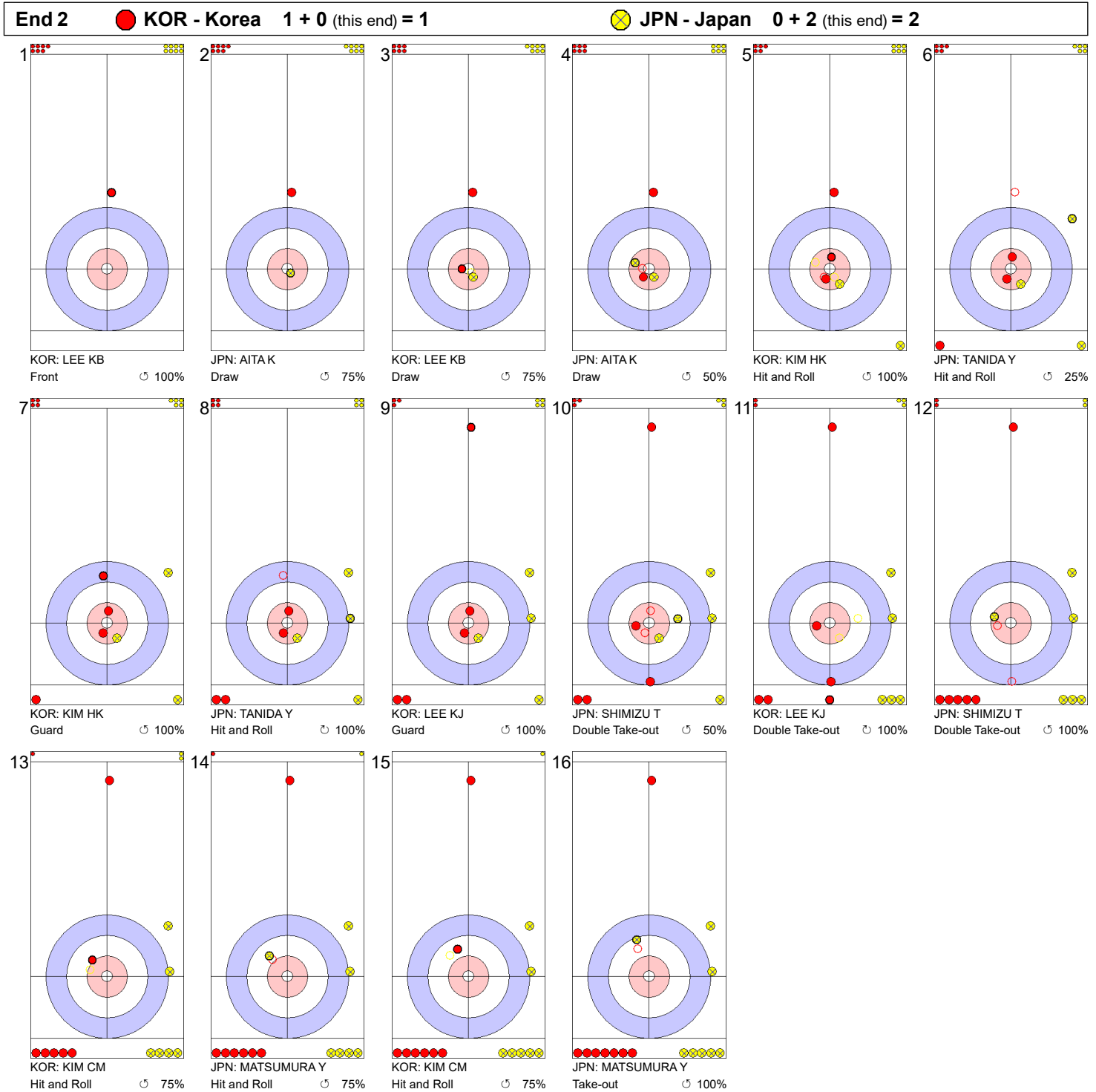
Legend:
☺ Clockwise ☹ Counter-clockwise LSFE(*) Last Stone First End

Game - Shot by Shot



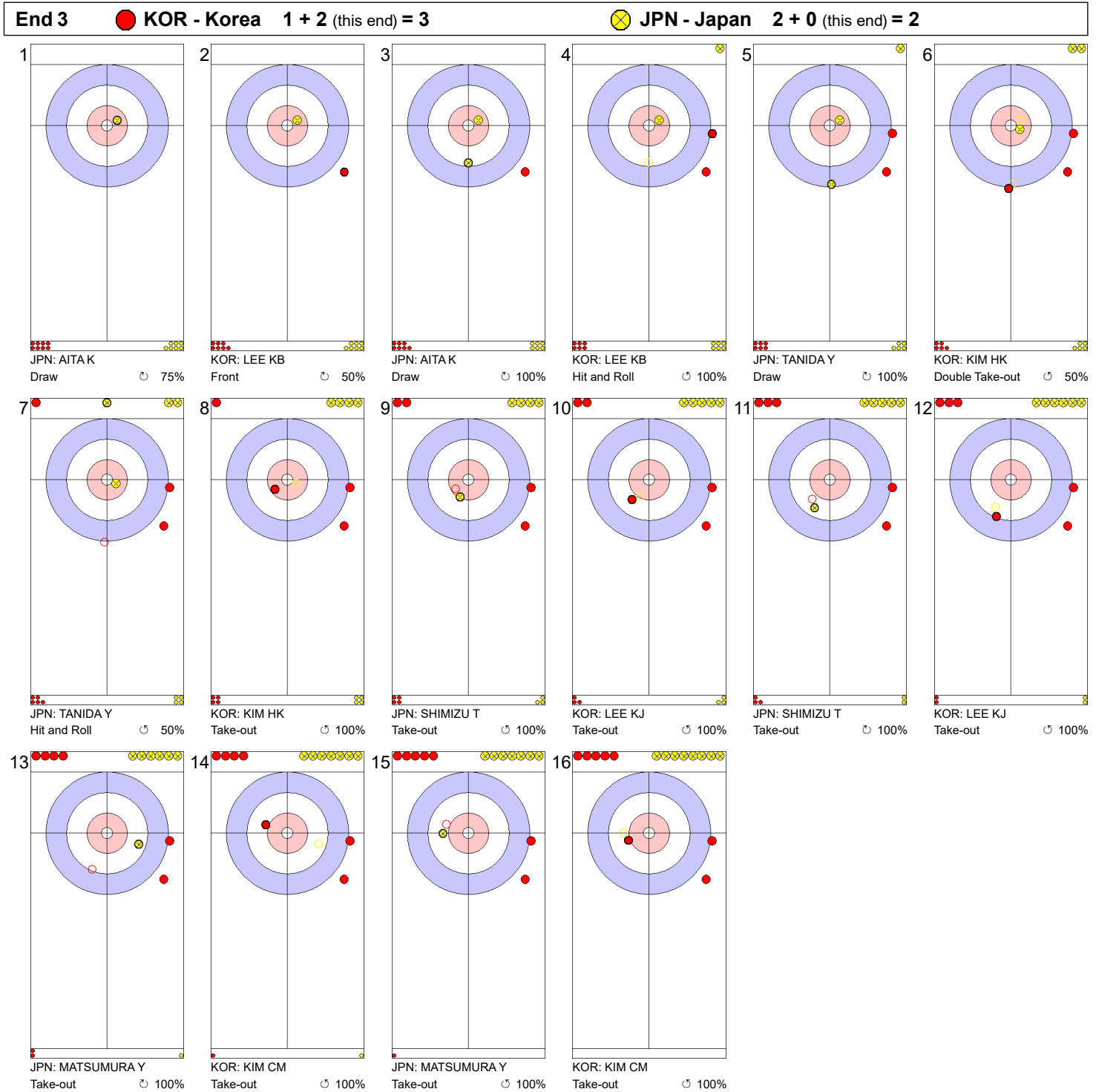
Legend:
 ↻ Clockwise ↺ Counter-clockwise - Not considered

Game - Shot by Shot



Legend:
 ↻ Clockwise ↺ Counter-clockwise - Not considered

Game - Shot by Shot

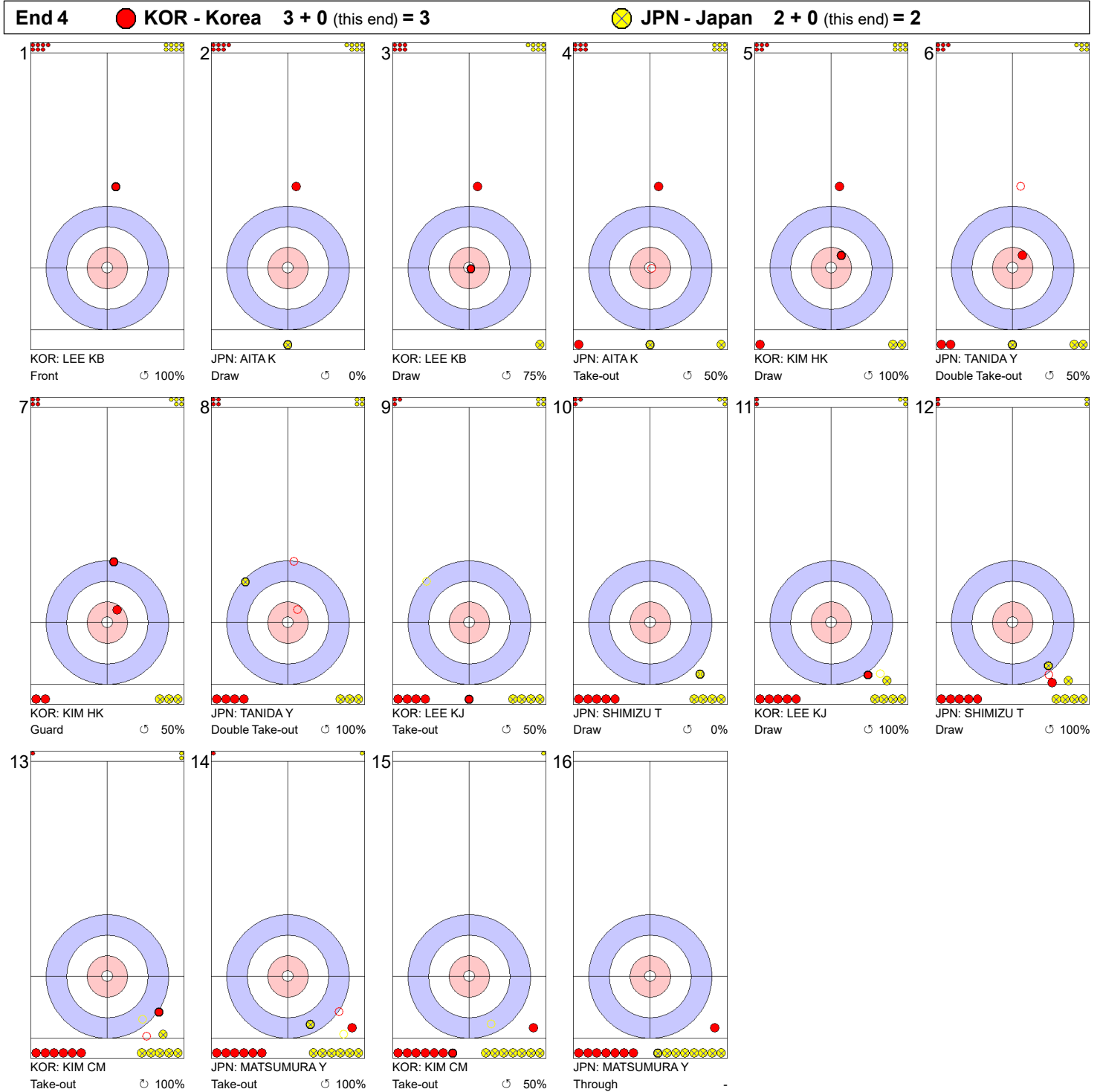


Legend:
 ↻ Clockwise ↺ Counter-clockwise - Not considered

SUN 3 NOV 2019
Start Time 9:00

Round Robin Session 2 - Sheet E

Game - Shot by Shot



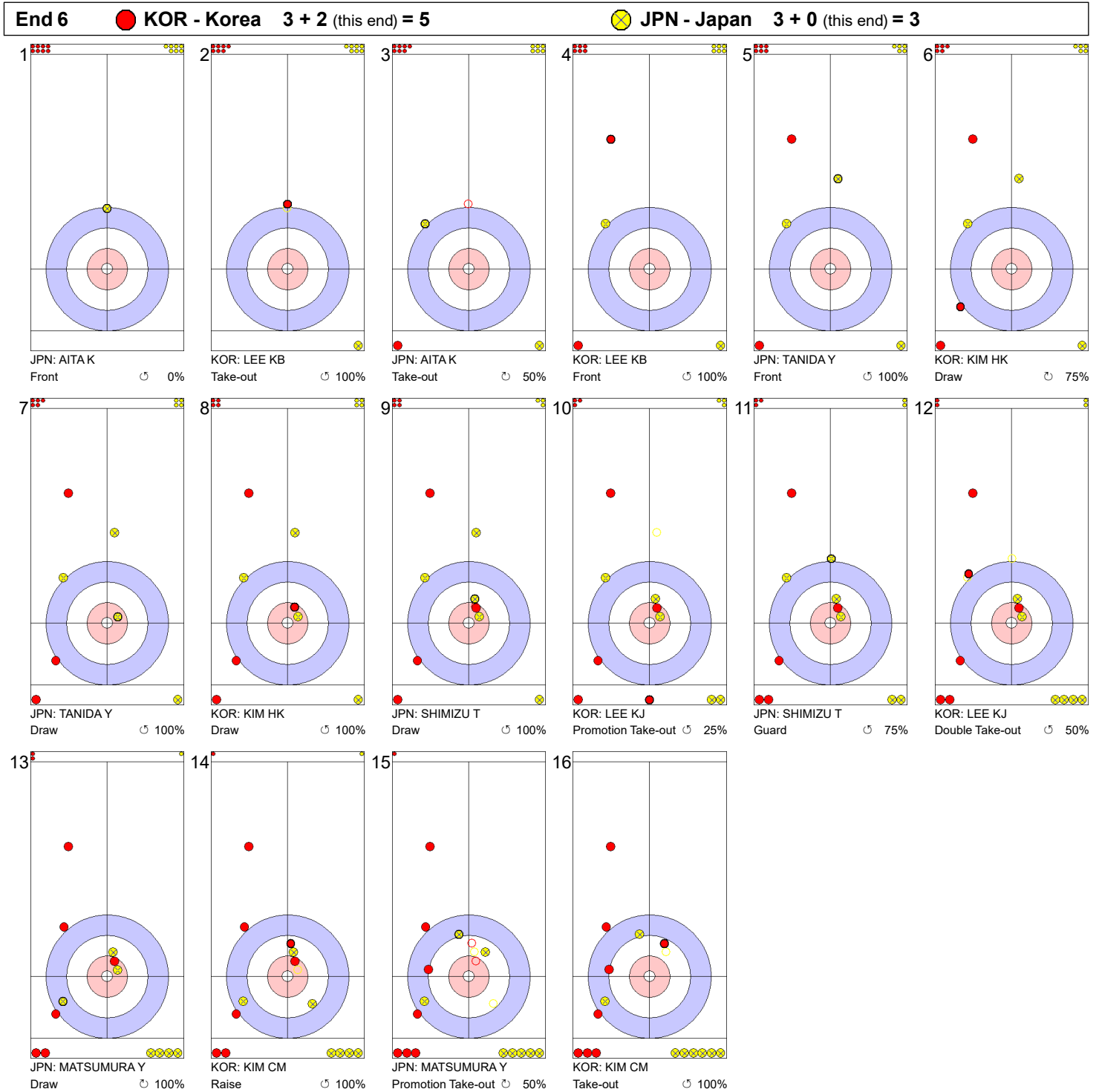
Legend:
 Clockwise Counter-clockwise - Not considered

Game - Shot by Shot



Legend:
 ↻ Clockwise ↺ Counter-clockwise - Not considered

Game - Shot by Shot

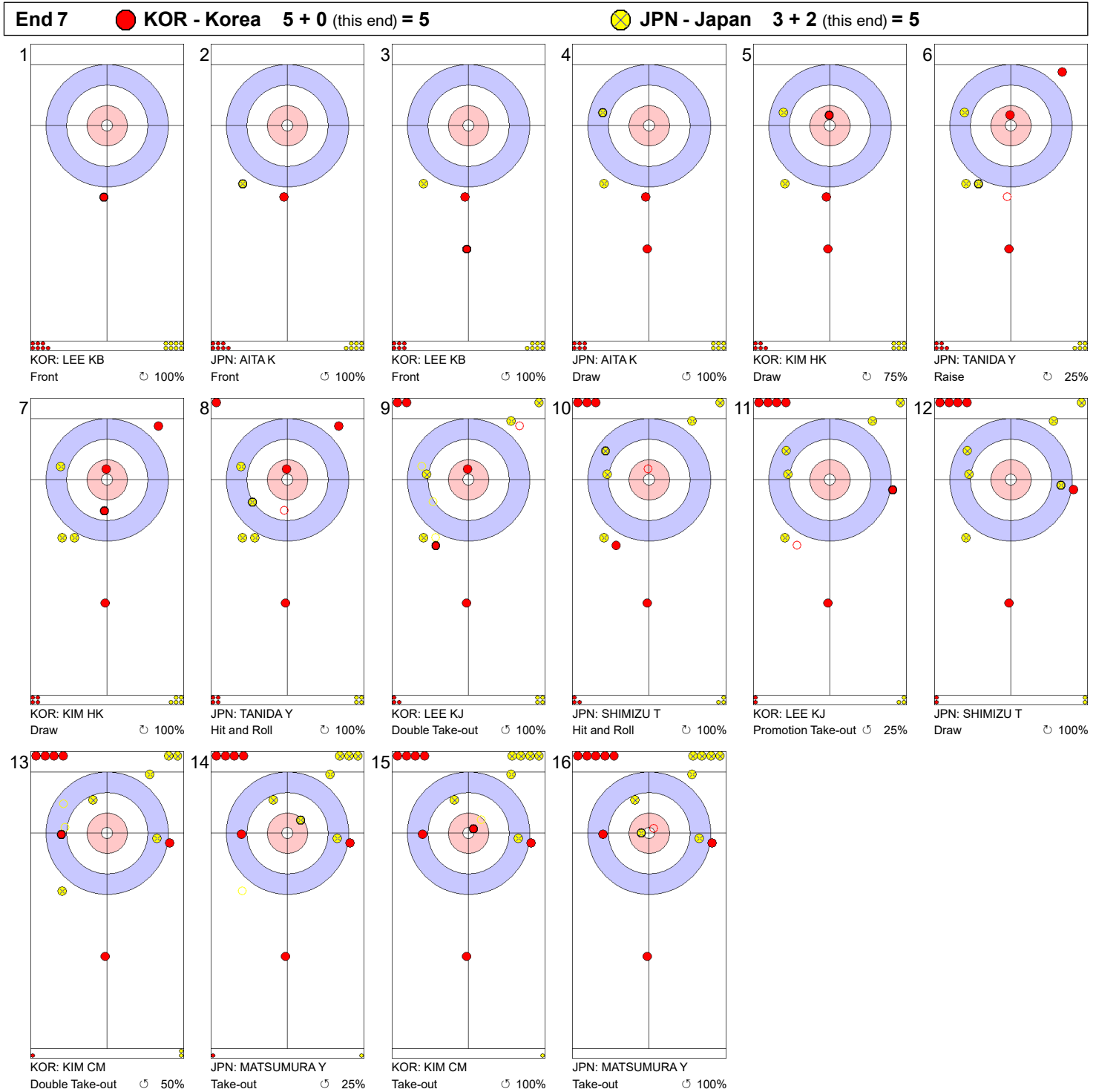


Legend:
 ⌚ Clockwise ⌚ Counter-clockwise - Not considered

SUN 3 NOV 2019
 Start Time 9:00

Round Robin Session 2 - Sheet E

Game - Shot by Shot



Legend:
 ↻ Clockwise ↺ Counter-clockwise - Not considered

Game - Shot by Shot



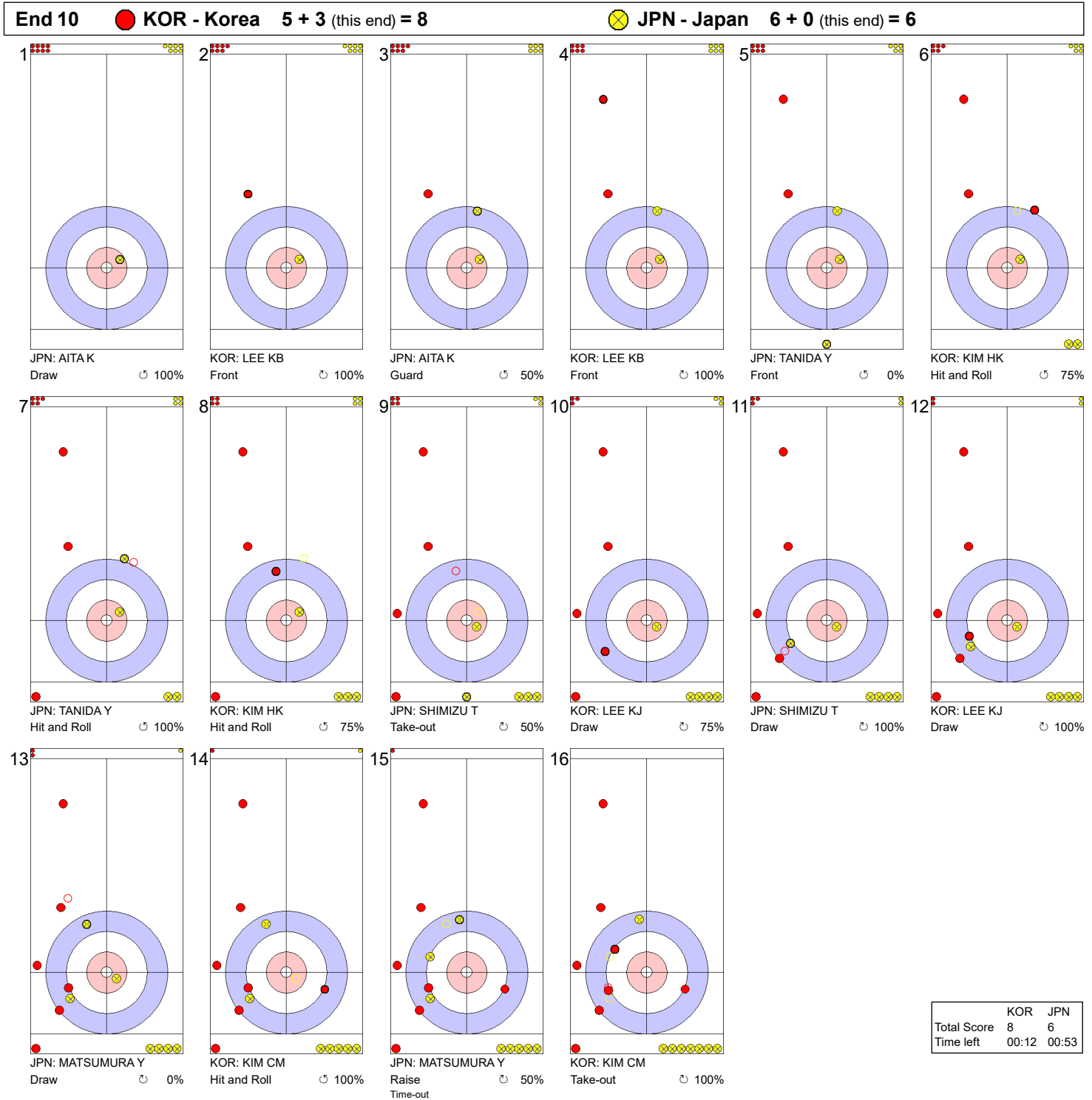
Legend:
 ⌚ Clockwise ⌚ Counter-clockwise - Not considered

Game - Shot by Shot



Legend:
 ↻ Clockwise ↺ Counter-clockwise - Not considered

Game - Shot by Shot



Session Results and Standings

Sheet	Game	Team	LSFE	1	2	3	4	5	6	7	8	9	10	Extra Ends	Total
A	1	HKG - Hong Kong		1	0	0	0	0	0	0	0	0	X		1
	1	TPE - Chinese Taipei	*	0	3	1	0	2	1	1	2	2	X		12
B	1	KOR - Korea	*	4	1	2	3	3	2	1					W
	1	QAT - Qatar		0	0	0	0	0	0	0	/				L
C	1	KAZ - Kazakhstan	*	3	0	3	0	0	4	0	0	3	X		13
	1	NGR - Nigeria		0	1	0	1	2	0	1	1	0	X		6
D	1	JPN - Japan	*	1	0	2	0	2	0	2	1	0	X		8
	1	AUS - Australia		0	1	0	1	0	2	0	0	1	X		5
E	1	CHN - China		1	1	1	0	3	0	2	2	X	X		10
	1	NZL - New Zealand	*	0	0	0	2	0	2	0	0	X	X		4

Current Standings

Rank	Team	Games	Wins	Losses
1	CHN - China	1	1	0
1	JPN - Japan	1	1	0
1	KAZ - Kazakhstan	1	1	0
1	KOR - Korea	1	1	0
1	TPE - Chinese Taipei	1	1	0
6	AUS - Australia	1	0	1
6	HKG - Hong Kong	1	0	1
6	NGR - Nigeria	1	0	1
6	NZL - New Zealand	1	0	1
6	QAT - Qatar	1	0	1

Note:

Under WCF rules, tie-breaking rules for standings are not applied until after the last game of the round robin.

Legend:

/ Team ran out of time

L Loss

LSFE(*) Last Stone First End

W Win

X Unplayed/unfinished end due to concession

Game Results

Sheet	Game	Team	LSFE	1	2	3	4	5	6	7	8	9	10	Extra Ends	Total
B	1	KOR - Korea	*	4	1	2	3	3	2	1					W
	1	QAT - Qatar		0	0	0	0	0	0	0	/				L

KOR - Korea	
4 S	KIM Chang-Min
3 V	LEE Ki Jeong
2	KIM Hak Kyun
1	LEE Ki Bok
A	-

QAT - Qatar	
4 S	ALYAFEI Nasser
3 V	AL-FAHAD Ahmed Saad
2	ALI Salem
1	ALI MOHSEN Abdulrahman
A	MLIS Mouaaz

Last Stone Draw		Distance
↻	LEE Ki Bok	14.8cm
↻	KIM Chang-Min	48.7cm
Total		63.5cm

Time remaining: 4 minutes 1 second

Last Stone Draw		Distance
↻	ALI MOHSEN Abdulrahman	138.1cm
↻	ALYAFEI Nasser	20.1cm
Total		158.2cm

Time remaining: 0 minutes 0 seconds

MLIS M replaced ALYAFEI N at the beginning of end 6
Revised line-up: (4 S) ALI S, (3) ALI MOHSEN A, (2 V) AL-FAHAD AS, (1) MLIS M
QAT lost game (ran out of time during end 8, 1 stone remaining)

Note:
Position and function for each team member:
4 = Fourth, 3 = Third, 2 = Second, 1 = Lead, A = Alternate, S = Skip, V = Vice-Skip

Legend:
↻ Clockwise ↻ Counter-clockwise / Team ran out of time
L Loss LSF(*E) Last Stone First End W Win
X Unplayed/unfinished end due to concession

Game Results

Sheet	Game	Team	LSFE	1	2	3	4	5	6	7	8	9	10	Extra Ends	Total
C	1	KAZ - Kazakhstan	*	3	0	3	0	0	4	0	0	3	X		13
	1	NGR - Nigeria		0	1	0	1	2	0	1	1	0	X		6

KAZ - Kazakhstan

4 S ZHUZBAY Abylaikhan
3 V NADIRBAYEV Azizbek
2 KORABAYEV Madiyar
1 ALLIYAR Aidos
A SHISHKIN Nikita

NGR - Nigeria

4 S WOODS III Harold
3 V COLE Tijani
2 -
1 CONTRERAS Fabian
A -

Last Stone Draw

⌚ ALLIYAR Aidos
⌚ KORABAYEV Madiyar

Distance

123.7cm
148.7cm

Total

272.4cm

Time remaining: 6 minutes 37 seconds

Last Stone Draw

⌚ WOODS III Harold
⌚ COLE Tijani

Distance

199.6cm
199.6cm

Total

399.2cm

Time remaining: 7 minutes 14 seconds

Note:

Position and function for each team member:

4 = Fourth, 3 = Third, 2 = Second, 1 = Lead, A = Alternate, S = Skip, V = Vice-Skip

Legend:

⌚ Clockwise

⌚ Counter-clockwise

LSFE(*) Last Stone First End

X Unplayed/unfinished end due to concession

Game Results

Sheet	Game	Team	LSFE	1	2	3	4	5	6	7	8	9	10	Extra Ends	Total
D	1	JPN - Japan	*	1	0	2	0	2	0	2	1	0	X		8
	1	AUS - Australia		0	1	0	1	0	2	0	0	1	X		5

JPN - Japan

4 S MATSUMURA Yuta
3 V SHIMIZU Tetsuro
2 TANIDA Yasumasa
1 AITA Kosuke
A ABE Shinya

AUS - Australia

4 V HEWITT Dean
3 S HALL Sean
2 DAVIS Tanner
1 MERCHANT Jay
A MILLIKIN Matthew

Last Stone Draw

⌚ MATSUMURA Yuta
⌚ AITA Kosuke

Distance

33.2cm
52.3cm

Total

85.5cm

Time remaining: 2 minutes 7 seconds

Last Stone Draw

⌚ HEWITT Dean
⌚ DAVIS Tanner

Distance

26.5cm
73.7cm

Total

100.2cm

Time remaining: 0 minutes 46 seconds

Note:

Position and function for each team member:

4 = Fourth, 3 = Third, 2 = Second, 1 = Lead, A = Alternate, S = Skip, V = Vice-Skip

Legend:

⌚ Clockwise

⌚ Counter-clockwise

LSFE(*) Last Stone First End

X Unplayed/unfinished end due to concession

Game Results

Sheet	Game	Team	LSFE	1	2	3	4	5	6	7	8	9	10	Extra Ends	Total
E	1	CHN - China		1	1	1	0	3	0	2	2	X	X		10
	1	NZL - New Zealand	*	0	0	0	2	0	2	0	0	X	X		4

CHN - China		Shot Success Game
4 S	ZOU Qiang	61%
3	WANG Zhiyu	61%
2 V	TIAN Jiafeng	88%
1	XU Jingtao	77%
A	HAN Peng	-
Team Total		71%

NZL - New Zealand		Shot Success Game
4 S	BECKER Scott	42%
3 V	HOOD Anton	55%
2	SARGON Brett	70%
1	DOBSON Warren	73%
A	-	-
Team Total		60%

Last Stone Draw		Distance
☺	ZOU Qiang	136.4cm
☹	TIAN Jiafeng	35.7cm
Total		172.1cm

Last Stone Draw		Distance
☺	HOOD Anton	20.1cm
☹	BECKER Scott	15.0cm
Total		35.1cm

Time remaining: 10 minutes 36 seconds

Time remaining: 10 minutes 15 seconds

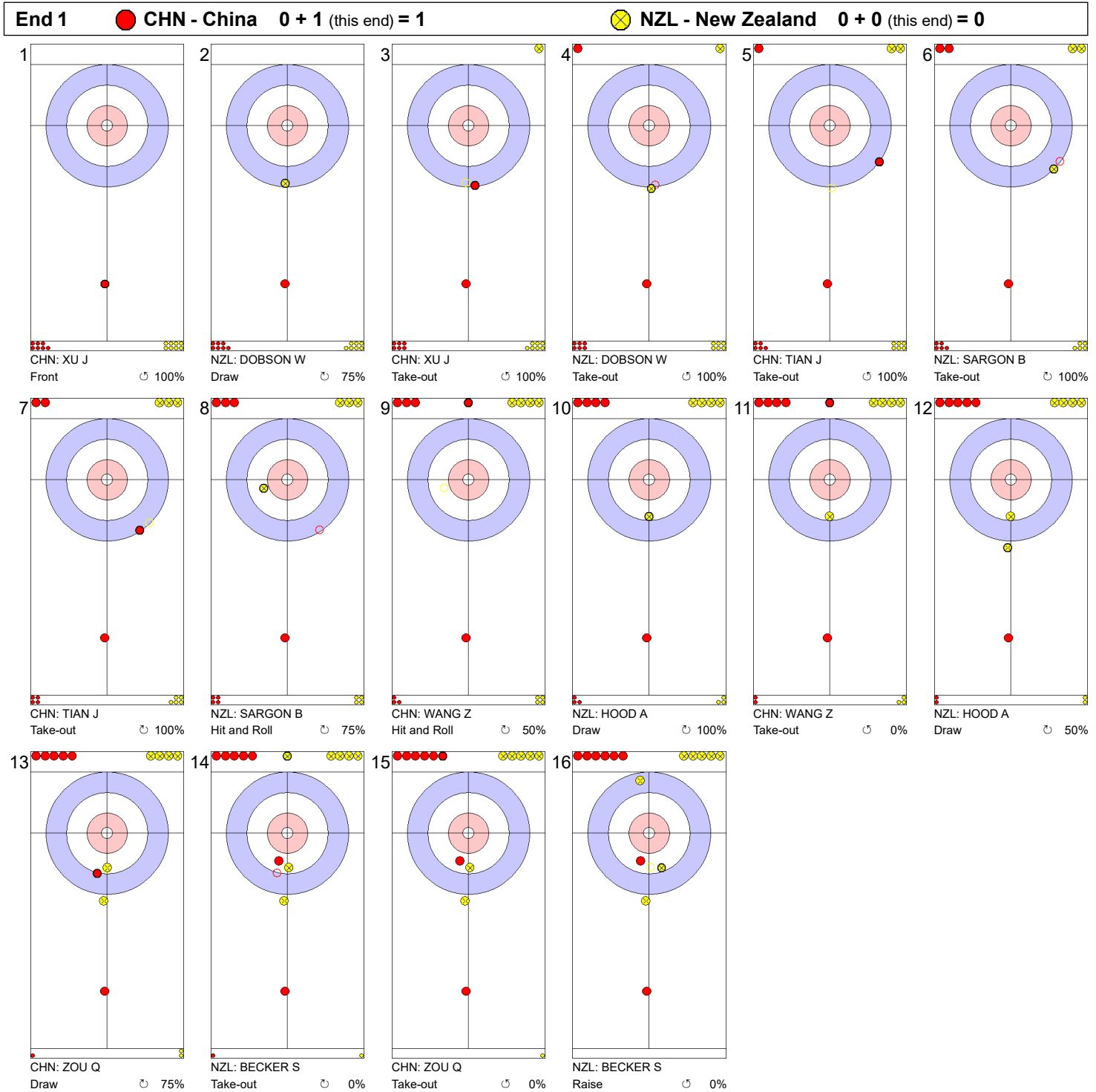
CHN - China		☺	☹	Game
4	ZOU Qiang	Draws 2 38%	4 69%	6 58%
		Take-outs 6 75%	4 44%	10 63%
	Total	8 66%	8 56%	16 61%
3	WANG Zhiyu	Draws 0 -	6 58%	6 58%
		Take-outs 3 67%	7 61%	10 63%
	Total	3 67%	13 60%	16 61%
2	TIAN Jiafeng	Draws 0 -	5 80%	5 80%
		Take-outs 4 81%	7 96%	11 91%
	Total	4 81%	12 90%	16 88%
1	XU Jingtao	Draws 3 67%	11 84%	14 80%
		Take-outs 1 0%	1 100%	2 50%
	Total	4 50%	12 85%	16 77%
A	HAN Peng	Draws 0 -	0 -	0 -
		Take-outs 0 -	0 -	0 -
	Total	0 -	0 -	0 -
Team		Draws 5 55%	26 75%	31 72%
		Take-outs 14 70%	19 72%	33 71%
	Total	19 66%	45 74%	64 71%

NZL - New Zealand		☺	☹	Game
4	BECKER Scott	Draws 2 50%	4 31%	6 38%
		Take-outs 3 17%	7 57%	10 45%
	Total	5 30%	11 48%	16 42%
3	HOOD Anton	Draws 6 58%	2 50%	8 56%
		Take-outs 2 0%	6 71%	8 53%
	Total	8 44%	8 66%	16 55%
2	SARGON Brett	Draws 4 56%	3 75%	7 64%
		Take-outs 2 88%	7 71%	9 75%
	Total	6 67%	10 73%	16 70%
1	DOBSON Warren	Draws 6 71%	7 64%	13 67%
		Take-outs 1 100%	2 100%	3 100%
	Total	7 75%	9 72%	16 73%
A	-	Draws 0 -	0 -	0 -
		Take-outs 0 -	0 -	0 -
	Total	0 -	0 -	0 -
Team		Draws 18 61%	16 56%	34 59%
		Take-outs 8 41%	22 69%	30 62%
	Total	26 55%	38 64%	64 60%

Note:
Position and function for each team member:
4 = Fourth, 3 = Third, 2 = Second, 1 = Lead, A = Alternate, S = Skip, V = Vice-Skip

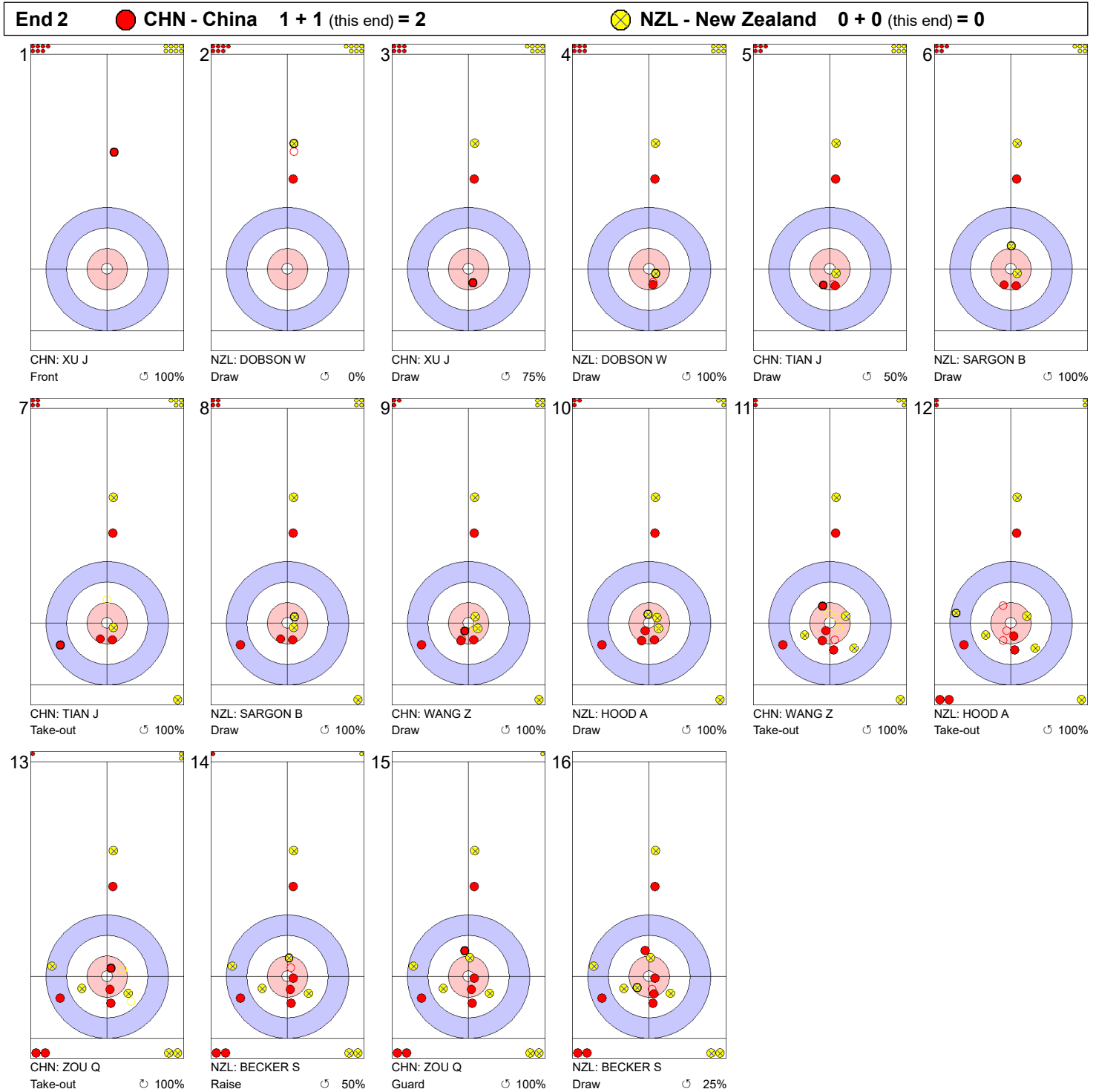
Legend:
☺ Clockwise ☹ Counter-clockwise LSFE(*) Last Stone First End
X Unplayed/unfinished end due to concession

Game - Shot by Shot



Legend:
 ↻ Clockwise ↺ Counter-clockwise - Not considered

Game - Shot by Shot



Legend:
 ⌚ Clockwise ⌚ Counter-clockwise - Not considered

Game - Shot by Shot



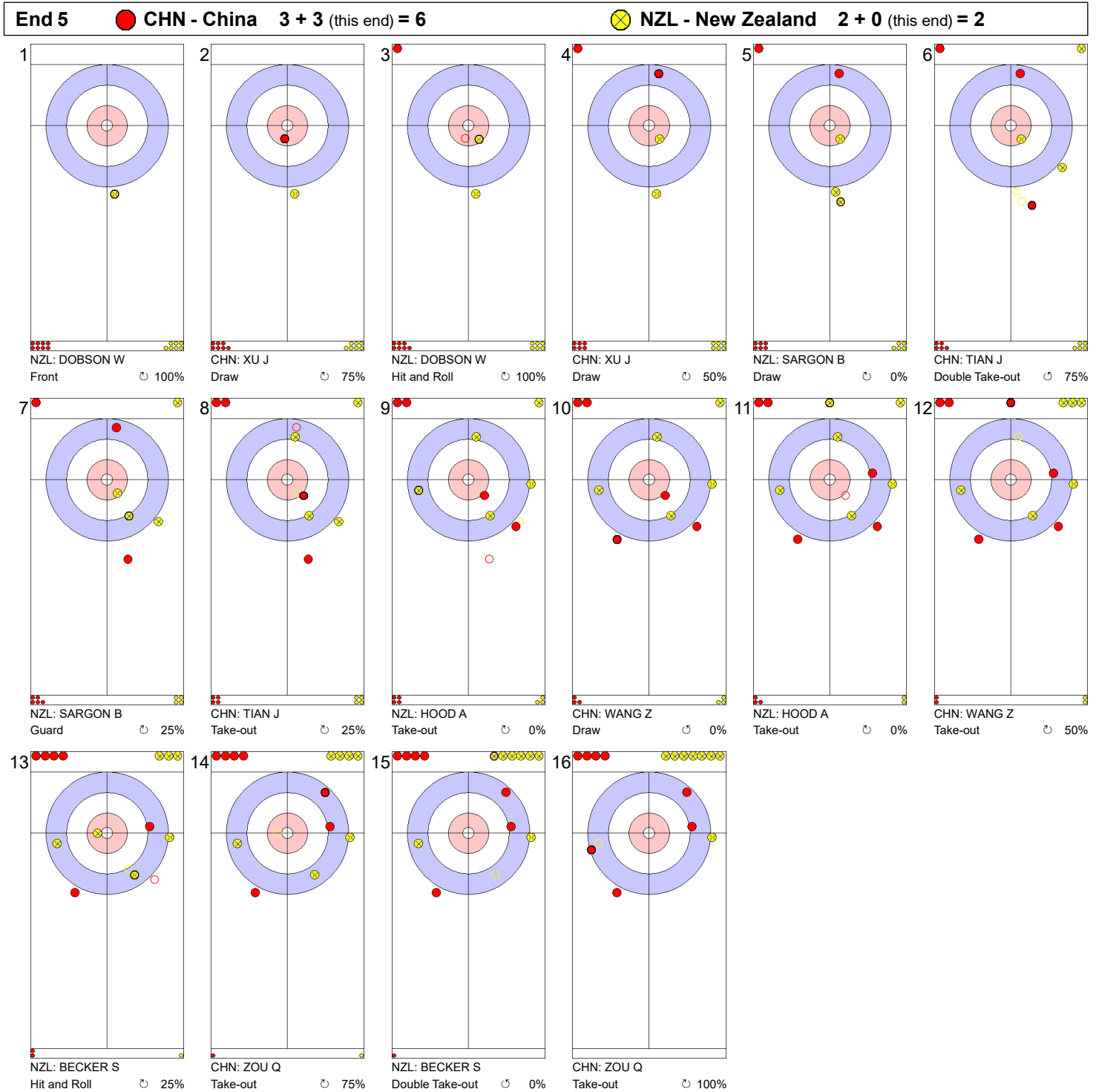
Legend:
 ↻ Clockwise ↺ Counter-clockwise - Not considered

Game - Shot by Shot



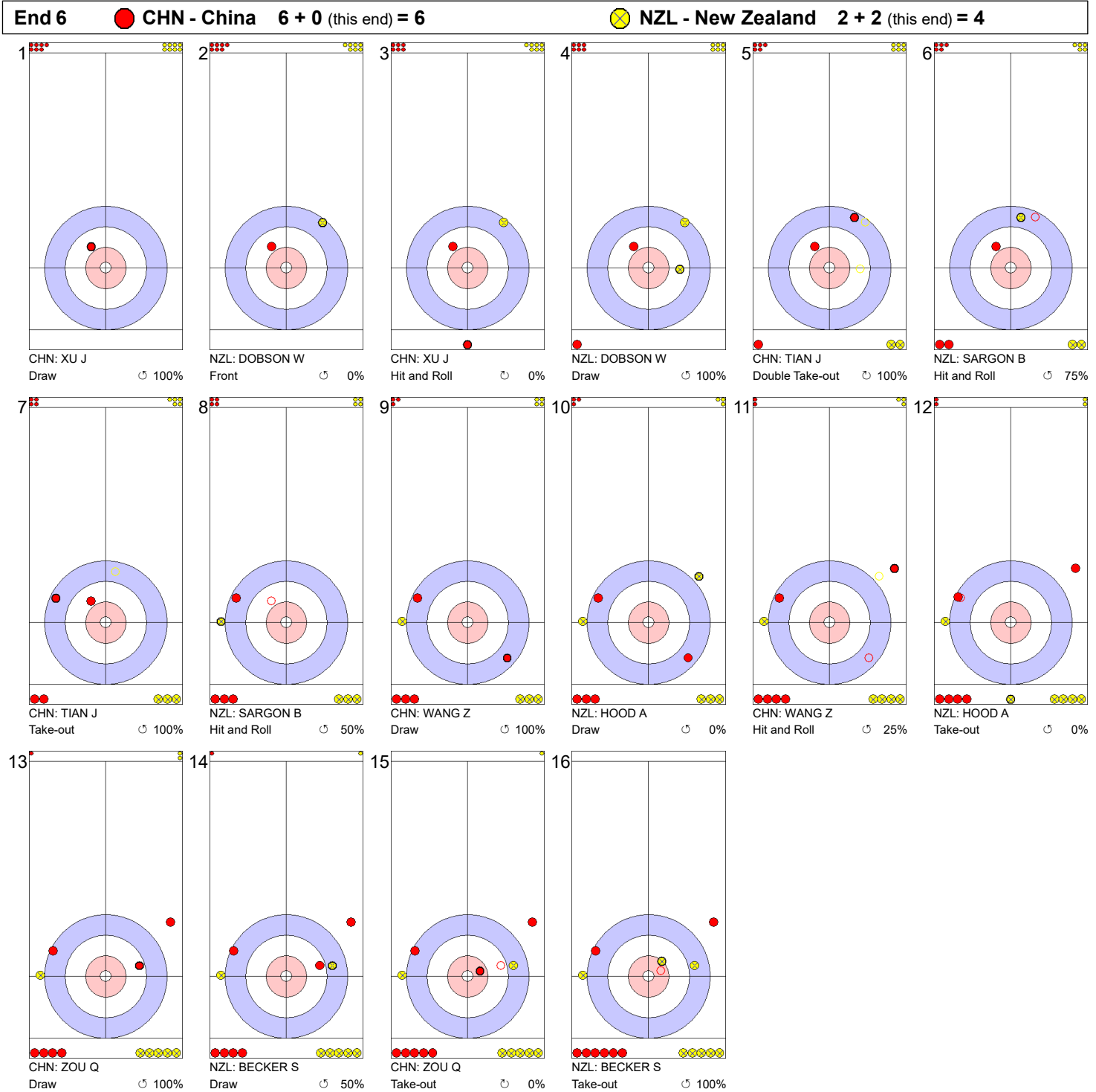
Legend:
 ⌚ Clockwise ⌚ Counter-clockwise - Not considered



Game - Shot by Shot



Legend:
 ↻ Clockwise ↺ Counter-clockwise - Not considered

Game - Shot by Shot



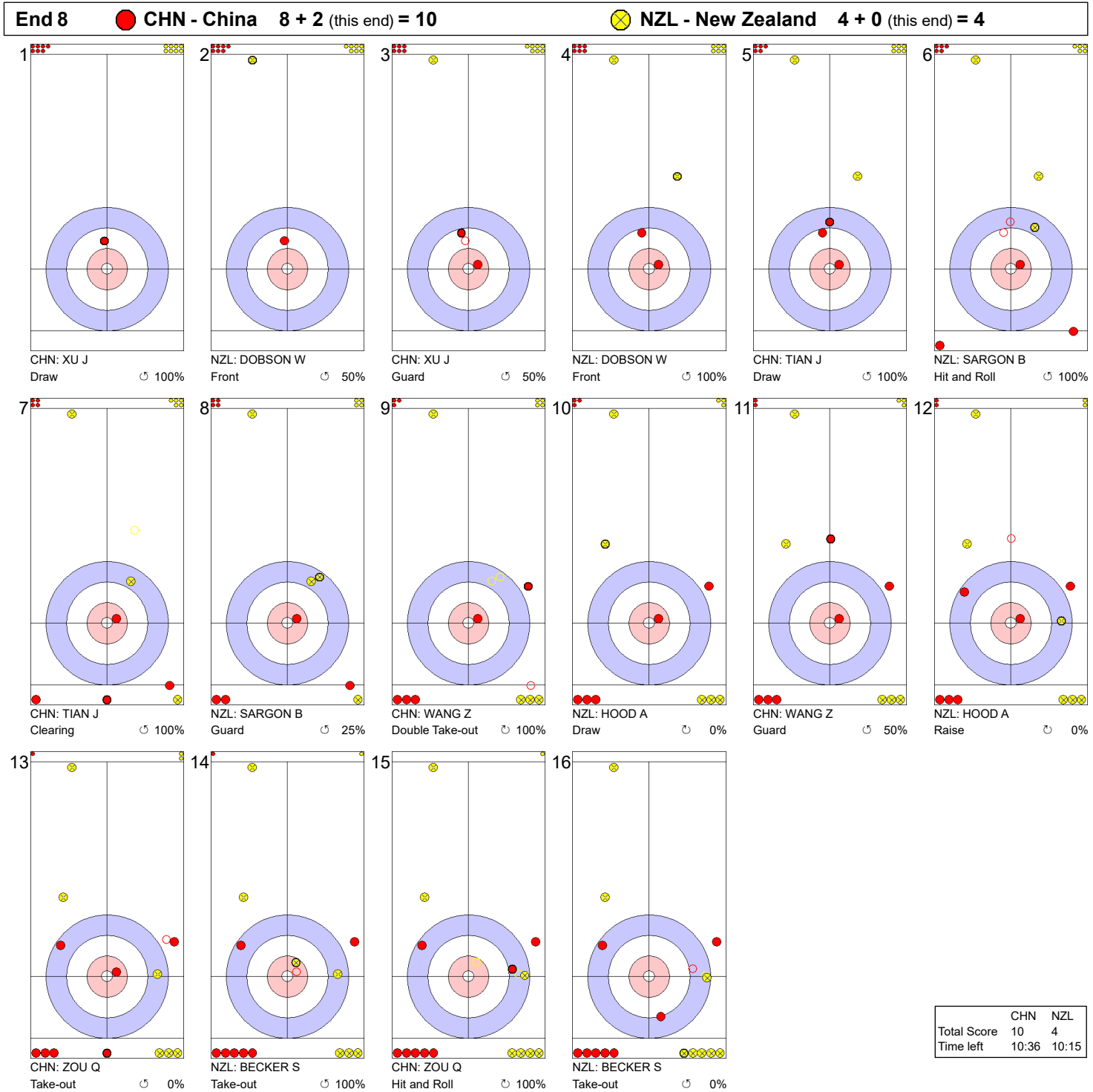
Legend:
 Clockwise
  Counter-clockwise
 - Not considered

Game - Shot by Shot



Legend:
 ↻ Clockwise ↺ Counter-clockwise - Not considered

Game - Shot by Shot



Legend:
 ↻ Clockwise ↺ Counter-clockwise - Not considered

Entry List by Country

REVISED
2 NOV 13:06

As of SAT 2 NOV 2019

AUS - Australia		
4 V	HEWITT Dean	R
3 S	HALL Sean	R
2	DAVIS Tanner	R
1	MERCHANT Jay	R
A	MILLIKIN Matthew	L
C	MERCHANT Archie (CAN)	
O	DAVIS Geoff	
O	-	

CHN - China		
4 S	ZOU Qiang	R
3	WANG Zhiyu	R
2 V	TIAN Jiafeng	R
1	XU Jingtao	R
A	HAN Peng	R
C	GRAN Soren (SWE)	
2C	MARIANI Marco (ITA)	
O	ZHAO Wendi	

HKG - Hong Kong		
4 S	CHANG Jason	R
3 V	CHEN Justin	R
2	YAN Martin	R
1	CHENG Woody	R
A	CHEUNG Kelvin	R
C	COLLINS Rick (CAN)	
O	LI John	
O	-	

JPN - Japan		
4 S	MATSUMURA Yuta	L
3 V	SHIMIZU Tetsuro	R
2	TANIDA Yasumasa	R
1	AITA Kosuke	R
A	ABE Shinya	R
C	URSEL Bob (CAN)	
O	NAKAJIMA Ryotaro	
O	WAKIMOTO Takano	

KAZ - Kazakhstan		
4 S	ZHUZBAY Abylaikhan	R
3 V	NADIRBAYEV Azizbek	R
2	KORABAYEV Madiyar	R
1	ALLIYAR Aidos	R
A	SHISHKIN Nikita	R
C	LILL Erkki (EST)	
O	KOLYKHALOVA Kristina	
O	EBAUYER Angelina	

KOR - Korea		
4 S	KIM Chang-Min	R
3 V	LEE Ki Jeong	R
2	KIM Hak Kyun	R
1	LEE Ki Bok	R
A	-	
C	LIM Myung Sup	
O	GALLANT Peter (CAN)	
O	LEE Ho Seung	

NGR - Nigeria		
4 S	WOODS III Harold	R
3 V	COLE Tijani	L
2	-	
1	CONTRERAS Fabian	R
A	-	
C	-	
O	-	
O	-	

NZL - New Zealand		
4 S	BECKER Scott	R
3 V	HOOD Anton	R
2	SARGON Brett	R
1	DOBSON Warren	R
A	-	
C	-	
O	PALMER Jody	
O	-	

QAT - Qatar		
4 S	ALYAFEI Nasser	R
3 V	AL-FAHAD Ahmed Saad	R
2	ALI Salem	R
1	ALI MOHSEN Abdulrahman	R
A	MLIS Mouaaz	R
C	BELLELI Lajos (HUN)	
O	MLIS Mouaaz	
O	-	

TPE - Chinese Taipei		
4 S	SHEN Randolph	R
3 V	HSU Nicholas	R
2	HSU Ken	R
1	LEE Victor	R
A	-	
C	BURTON Bradley (CAN)	
O	LIU Brendon	
O	-	

Note:

Position and function for each team member:

4 = Fourth, **3** = Third, **2** = Second, **1** = Lead, **A** = Alternate, **S** = Skip, **V** = Vice-Skip, **C** = Coach

Legend:

L Left-handed

R Right-handed

REVISED

NGR was allowed to play the tournament with three players (Rule C2(k))
Line-up for team JPN revised

Competition Officials

As of FRI 1 NOV 2019

Function	Name	Organisation
WCF President:	CAITHNESS Kate	SCO - Scotland
WCF Head of Competitions:	ROETHLISBERGER Eeva	SUI - Switzerland
WCF Technical Delegate:	ELL Darrell	CAN - Canada
Chief Ice Technician:	BOURASSA Jamie	CAN - Canada
Deputy Chief Ice Technician:	GONG Ming Lei	CHN - China
Chief Umpire:	CARSON Darren	NZL - New Zealand
Deputy Chief Umpire:	GAGNON Sandy	AUS - Australia
Game Umpires:	GAGNON Rob	AUS - Australia
	HONG Junpyo	KOR - Korea
	LI Lingshu	CHN - China
	WANG Jue	CHN - China
	YANG Jian	CHN - China
Chief Timer:	PAUTSCH Thomas	GER - Germany
Deputy Chief Timer:	NIU Xiaoxian	CHN - China

Competition Schedule

As of FRI 1 NOV 2019

Date	Start Time	Session	Sheet A	Sheet B	Sheet C	Sheet D	Sheet E	
SAT 2 NOV	14:00	M1	HKG - TPE	KOR - QAT	KAZ - NGR	JPN - AUS	CHN - NZL	
	19:00	w1		jpn - kor	chn - hkg	kaz - tpe	aus - qat	
SUN 3 NOV	9:00	M2	QAT - KAZ	TPE - NGR	NZL - AUS	CHN - HKG	KOR - JPN	
	14:00	w2	tpe - jpn	hkg - aus	qat - chn	kor - kaz		
	19:00	M3	NGR - CHN	JPN - KAZ	AUS - HKG	NZL - QAT	TPE - KOR	
MON 4 NOV	9:00	w3		kaz - hkg	tpe - qat	aus - kor	chn - jpn	
	14:00	M4	JPN - QAT	CHN - TPE	KOR - NZL	HKG - NGR	KAZ - AUS	
	19:00	w4	hkg - tpe	qat - kaz	jpn - aus		kor - chn	
TUE 5 NOV	9:00	M5	CHN - AUS	QAT - HKG	NGR - JPN	KAZ - KOR	NZL - TPE	
	14:00	w5		chn - tpe	hkg - kor	jpn - qat	kaz - aus	
	19:00	M6	KOR - NGR	NZL - JPN	CHN - QAT	AUS - TPE	HKG - KAZ	
WED 6 NOV	9:00	M7	TPE - JPN	KAZ - CHN	HKG - KOR	NGR - NZL	AUS - QAT	
	14:00	w6	chn - kaz	kor - qat	aus - tpe		jpn - hkg	
	19:00	M8	AUS - KOR	HKG - NZL	JPN - CHN	TPE - KAZ	QAT - NGR	
THU 7 NOV	9:00	w7		aus - chn	kaz - jpn	qat - hkg	tpe - kor	
	14:00	M9	KAZ - NZL	NGR - AUS	QAT - TPE	KOR - CHN	JPN - HKG	
	18:00	Women's Semi-final Session 1						
FRI 8 NOV	9:00	Women's Semi-final Session 2 & Men's Semi-final Session 1						
	14:00	Men's Semi-final Session 2						
	19:00	Women's Bronze Medal Game						
SAT 9 NOV	11:00	Women's Gold Medal Game & Men's Bronze Medal Game						
	15:00	Men's Gold Medal Game						

Note:

Lowercase - women; UPPERCASE - MEN

First named team in each game plays red-handled stones and wears dark coloured upper playing garments.

Legend:

Mn Men's session n

wn Women's session n