



Pacific-Asia Curling Championships 2019 Shenzhen, China

2 – 9 November 2019

RESULTS SUMMARY

Men

Medallists

Medal	Country	Name
GOLD	KOR - Korea	KIM Chang-Min LEE Ki Jeong KIM Hak Kyun LEE Ki Bok LIM Myung Sup
SILVER	JPN - Japan	MATSUMURA Yuta SHIMIZU Tetsuro TANIDA Yasumasa AITA Kosuke ABE Shinya URSEL Bob
BRONZE	CHN - China	ZOU Qiang WANG Zhiyu TIAN Jiafeng XU Jingtao HAN Peng GRAN Soren

Final Standings

Rank	Team	Players	Position - Function
Gold	KOR - Korea	KIM Chang-Min	4 S
		LEE Ki Jeong	3 V
		KIM Hak Kyun	2
		LEE Ki Bok	1
		-	A
		LIM Myung Sup	C
Silver	JPN - Japan	MATSUMURA Yuta	4 S
		SHIMIZU Tetsuro	3 V
		TANIDA Yasumasa	2
		AITA Kosuke	1
		ABE Shinya	A
		URSEL Bob	C
Bronze	CHN - China	ZOU Qiang	4 S
		WANG Zhiyu	3
		TIAN Jiafeng	2 V
		XU Jingtao	1
		HAN Peng	A
		GRAN Soren	C
4	NZL - New Zealand	BECKER Scott	4 S
		HOOD Anton	3 V
		SARGON Brett	2
		DOBSON Warren	1
		-	A
		-	C
5	TPE - Chinese Taipei	SHEN Randolph	4 S
		HSU Nicholas	3 V
		HSU Ken	2
		LEE Victor	1
		-	A
		BURTON Bradley	C
6	AUS - Australia	HEWITT Dean	4 V
		HALL Sean	3 S
		DAVIS Tanner	2
		MERCHANT Jay	1
		MILLIKIN Matthew	A
		MERCHANT Archie	C
7	QAT - Qatar	ALYAFEI Nasser	4 S
		AL-FAHAD Ahmed Saad	3 V
		ALI Salem	2
		ALI MOHSEN Abdulrahman	1
		MLIS Mouaaz	A
		BELLELI Lajos	C
8	KAZ - Kazakhstan	ZHUZBAY Abylaikhan	4 S
		NADIRBAYEV Azizbek	3 V
		KORABAYEV Madiyar	2
		ALLIYAR Aidos	1
		SHISHKIN Nikita	A
		LILL Erkki	C
9	HKG - Hong Kong	CHANG Jason	4 S
		CHEN Justin	3 V
		YAN Martin	2
		CHENG Woody	1
		CHEUNG Kelvin	A
		COLLINS Rick	C

Final Standings

Rank	Team	Players	Position - Function
10	NGR - Nigeria	WOODS III Harold	4 S
		COLE Tijani	3 V
		-	2
		CONTRERAS Fabian	1
		-	A
		-	C

Note:

Position and function for each team member:

4 = Fourth, **3** = Third, **2** = Second, **1** = Lead, **A** = Alternate, **S** = Skip, **V** = Vice-Skip, **C** = Coach

KOR qualified for the World Men's Curling Championship 2020 in Glasgow, Scotland
CHN and JPN qualified for the World Qualification Event 2020 in Lohja, Finland

Competition Summary

Session	Date	Time	Sheet A	Sheet B	Sheet C	Sheet D	Sheet E
Session 1	2 NOV	14:00	HKG 1 - 12 TPE	KOR W - L QAT	KAZ 13 - 6 NGR	JPN 8 - 5 AUS	CHN 10 - 4 NZL
Session 2	3 NOV	9:00	QAT 7 - 6 KAZ	TPE 10 - 4 NGR	NZL 9 - 3 AUS	CHN 12 - 7 HKG	KOR 8 - 6 JPN
Session 3	3 NOV	19:00	NGR 0 - 16 CHN	JPN 7 - 5 KAZ	AUS 8 - 7 HKG	NZL 15 - 1 QAT	TPE 1 - 9 KOR
Session 4	4 NOV	14:00	JPN 13 - 3 QAT	CHN 16 - 2 TPE	KOR 8 - 2 NZL	HKG 12 - 4 NGR	KAZ 4 - 12 AUS
Session 5	5 NOV	9:00	CHN 10 - 5 AUS	QAT 8 - 5 HKG	NGR 0 - 21 JPN	KAZ 5 - 10 KOR	NZL 8 - 7 TPE
Session 6	5 NOV	19:00	KOR 24 - 2 NGR	NZL 7 - 8 JPN	CHN 12 - 4 QAT	AUS 1 - 8 TPE	HKG 5 - 8 KAZ
Session 7	6 NOV	9:00	TPE 5 - 6 JPN	KAZ 1 - 13 CHN	HKG 3 - 15 KOR	NGR 3 - 18 NZL	AUS 10 - 3 QAT
Session 8	6 NOV	19:00	AUS 5 - 7 KOR	HKG 4 - 14 NZL	JPN 8 - 7 CHN	TPE 7 - 5 KAZ	QAT 14 - 3 NGR
Session 9	7 NOV	14:00	KAZ 4 - 11 NZL	NGR 1 - 19 AUS	QAT 2 - 10 TPE	KOR 11 - 1 CHN	JPN 13 - 2 HKG
Semi-final 1	8 NOV	9:00				KOR 10 - 6 NZL	
Semi-final 2	8 NOV	14:00			JPN 7 - 5 CHN		
Bronze Medal	9 NOV	11:00				CHN 9 - 4 NZL	
Gold Medal	9 NOV	15:00			KOR 11 - 2 JPN		

Standings after Round Robin

Rank	Team	Games	Wins	Losses	
1	KOR - Korea	9	9	0	Q
2	JPN - Japan	9	8	1	Q
3	CHN - China	9	7	2	Q
4	NZL - New Zealand	9	6	3	Q
5	TPE - Chinese Taipei	9	5	4	
6	AUS - Australia	9	4	5	
7	QAT - Qatar	9	3	6	
8	KAZ - Kazakhstan	9	2	7	
9	HKG - Hong Kong	9	1	8	
10	NGR - Nigeria	9	0	9	

Play-offs Bracket

Semi-finals	Finals	Final Standings
<p>1 KOR 10</p> <p>Sheet D</p> <p>4 NZL 6</p> <p>2 JPN 7</p> <p>Sheet C</p> <p>3 CHN 5</p>	<p>KOR 11</p> <p>Sheet C</p> <p>JPN 2</p> <p>NZL 4</p> <p>Sheet D</p> <p>CHN 9</p>	<p>1 KOR - Korea</p> <p>2 JPN - Japan</p> <p>3 CHN - China</p> <p>4 NZL - New Zealand</p> <p>5 TPE - Chinese Taipei</p> <p>6 AUS - Australia</p> <p>7 QAT - Qatar</p> <p>8 KAZ - Kazakhstan</p> <p>9 HKG - Hong Kong</p> <p>10 NGR - Nigeria</p>
	<p>KOR 1st</p> <p>JPN 2nd</p> <p>CHN 3rd</p> <p>NZL 4th</p>	

Legend:

L Loss

Q Qualified for the semi-finals

W Win

KOR qualified for the World Men's Curling Championship 2020 in Glasgow, Scotland
CHN and JPN qualified for the World Qualification Event 2020 in Lohja, Finland

Session Results and Standings

Sheet	Game	Team	LSFE	1	2	3	4	5	6	7	8	9	10	Extra Ends	Total
C	11	KOR - Korea	*	0	0	2	1	2	0	4	2	X	X		11
	11	JPN - Japan		0	0	0	0	0	2	0	0	X	X		2

Play-offs Bracket

Semi-finals	Finals	Final Standings
<p>1 KOR 10 Sheet D</p> <p>4 NZL 6</p> <p>2 JPN 7 Sheet C</p> <p>3 CHN 5</p>	<p>KOR 11</p> <p>Sheet C</p> <p>JPN 2</p> <p>NZL 4 Sheet D</p> <p>CHN 9</p>	<p>1 KOR - Korea</p> <p>2 JPN - Japan</p> <p>3 CHN - China</p> <p>4 NZL - New Zealand</p> <p>5 TPE - Chinese Taipei</p> <p>6 AUS - Australia</p> <p>7 QAT - Qatar</p> <p>8 KAZ - Kazakhstan</p> <p>9 HKG - Hong Kong</p> <p>10 NGR - Nigeria</p>
	<p>KOR 1st</p> <p>JPN 2nd</p> <p>CHN 3rd</p> <p>NZL 4th</p>	

Legend:

LSFE(*) Last Stone First End X Unplayed/unfinished end due to concession

KOR qualified for the World Men's Curling Championship 2020 in Glasgow, Scotland
CHN and JPN qualified for the World Qualification Event 2020 in Lohja, Finland

Scoring Analysis

Team	Games		LSFE	Stolen Ends	Last Stone Eff.	Force Eff.	Points Scored						Total	Plus / Minus
							0	1	2	3	4	>4		
KOR	11	For	10	25	73%	60%	4	14	20	11	6	3	129	+96
		Against	1	4			3	16	7	1	0	0	33	
CHN	11	For	5	23	66%	64%	2	18	13	11	6	2	111	+58
		Against	6	5			6	19	10	3	0	1	53	
JPN	11	For	7	15	55%	57%	6	20	18	4	4	3	99	+41
		Against	4	6			8	19	13	3	1	0	58	
NZL	11	For	7	15	42%	46%	5	14	14	9	2	4	98	+31
		Against	4	15			0	23	11	6	1	0	67	
AUS	9	For	3	11	27%	50%	1	19	6	5	3	2	68	+11
		Against	6	13			2	23	14	2	0	0	57	
TPE	9	For	7	19	29%	47%	5	20	13	4	1	0	62	+10
		Against	2	12			6	13	11	4	0	1	52	
KAZ	9	For	2	6	26%	62%	1	18	7	5	1	0	51	-27
		Against	7	17			2	28	8	7	2	1	78	
HKG	9	For	5	6	20%	24%	6	21	6	3	1	0	46	-48
		Against	4	16			2	13	14	6	6	2	94	
QAT	9	For	2	8	14%	32%	2	19	8	1	1	0	42	-48
		Against	7	14			4	15	9	6	6	3	90	
NGR	9	For	1	7	4%	11%	2	15	4	0	0	0	23	-124
		Against	8	33			1	9	12	15	9	6	147	
Total	49			135			34	178	109	53	25	14	729	

Note:

Stolen ends are the ends won without the last stone advantage.

Last Stone Efficiency: Scoring two or more points with last stone advantage.

Force Efficiency: Forcing the opponent team to score only one point when they have the last stone advantage.

Legend:

>4 More than four points scored

Eff. Efficiency

LSFE Last Stone First End

Summary of Big Ends

Points Scored	By	Against	Session	End	Game Result
7	KOR - Korea	NGR - Nigeria	6	1	24 : 2
6	KOR - Korea	NGR - Nigeria	6	5	24 : 2
6	NZL - New Zealand	HKG - Hong Kong	8	7	14 : 4
5	AUS - Australia	KAZ - Kazakhstan	4	9	12 : 4
5	AUS - Australia	NGR - Nigeria	9	1	19 : 1
5	CHN - China	NGR - Nigeria	3	1	16 : 0
5	CHN - China	TPE - Chinese Taipei	4	4	16 : 2
5	JPN - Japan	QAT - Qatar	4	1	13 : 3
5	JPN - Japan	NGR - Nigeria	5	1	21 : 0
5	JPN - Japan	HKG - Hong Kong	9	8	13 : 2
5	KOR - Korea	CHN - China	9	7	11 : 1
5	NZL - New Zealand	QAT - Qatar	3	2	15 : 1
5	NZL - New Zealand	QAT - Qatar	3	4	15 : 1
5	NZL - New Zealand	NGR - Nigeria	7	4	18 : 3
4	AUS - Australia	QAT - Qatar	7	7	10 : 3
4	AUS - Australia	NGR - Nigeria	9	2	19 : 1
4	AUS - Australia	NGR - Nigeria	9	4	19 : 1
4	CHN - China	HKG - Hong Kong	2	6	12 : 7
4	CHN - China	HKG - Hong Kong	2	8	12 : 7
4	CHN - China	QAT - Qatar	6	1	12 : 4
4	CHN - China	QAT - Qatar	6	3	12 : 4
4	CHN - China	KAZ - Kazakhstan	7	2	13 : 1
4	CHN - China	NZL - New Zealand	BM	1	9 : 4
4	HKG - Hong Kong	NGR - Nigeria	4	3	12 : 4
4	JPN - Japan	QAT - Qatar	4	3	13 : 3
4	JPN - Japan	NGR - Nigeria	5	5	21 : 0
4	JPN - Japan	HKG - Hong Kong	9	1	13 : 2
4	JPN - Japan	HKG - Hong Kong	9	5	13 : 2
4	KAZ - Kazakhstan	NGR - Nigeria	1	6	13 : 6
4	KOR - Korea	QAT - Qatar	1	1	W : L
4	KOR - Korea	NGR - Nigeria	6	3	24 : 2
4	KOR - Korea	NGR - Nigeria	6	6	24 : 2
4	KOR - Korea	HKG - Hong Kong	7	1	15 : 3
4	KOR - Korea	HKG - Hong Kong	7	4	15 : 3
4	KOR - Korea	JPN - Japan	GM	7	11 : 2
4	NZL - New Zealand	NGR - Nigeria	7	2	18 : 3
4	NZL - New Zealand	KAZ - Kazakhstan	9	5	11 : 4
4	QAT - Qatar	NGR - Nigeria	8	8	14 : 3
4	TPE - Chinese Taipei	QAT - Qatar	9	9	10 : 2

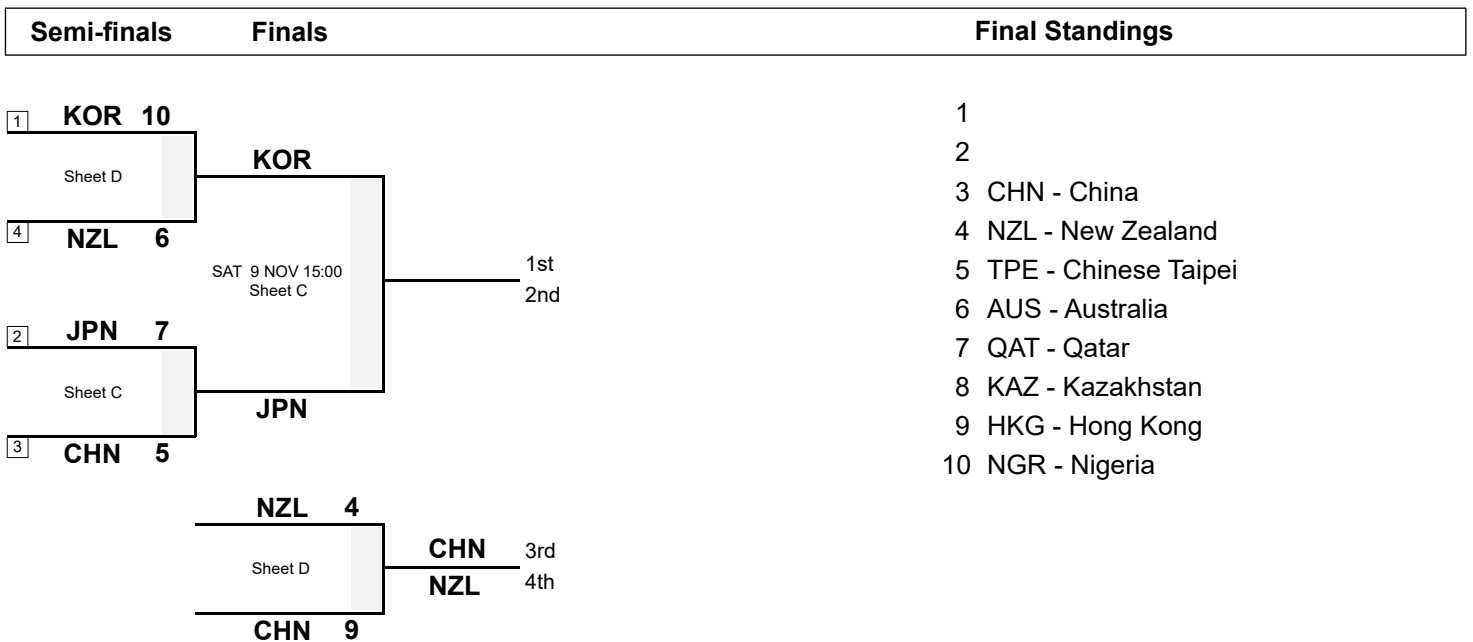
Note:
Big ends are defined as ends with a score of four or more points.

Legend:
BM Bronze medal game **GM** Gold medal game **L** Loss
W Win

Session Results and Standings

Sheet	Game	Team	LSFE	1	2	3	4	5	6	7	8	9	10	Extra Ends	Total
D	11	CHN - China	*	4	1	0	1	2	1	0	0	X	X		9
	11	NZL - New Zealand		0	0	1	0	0	0	1	2	X	X		4

Play-offs Bracket



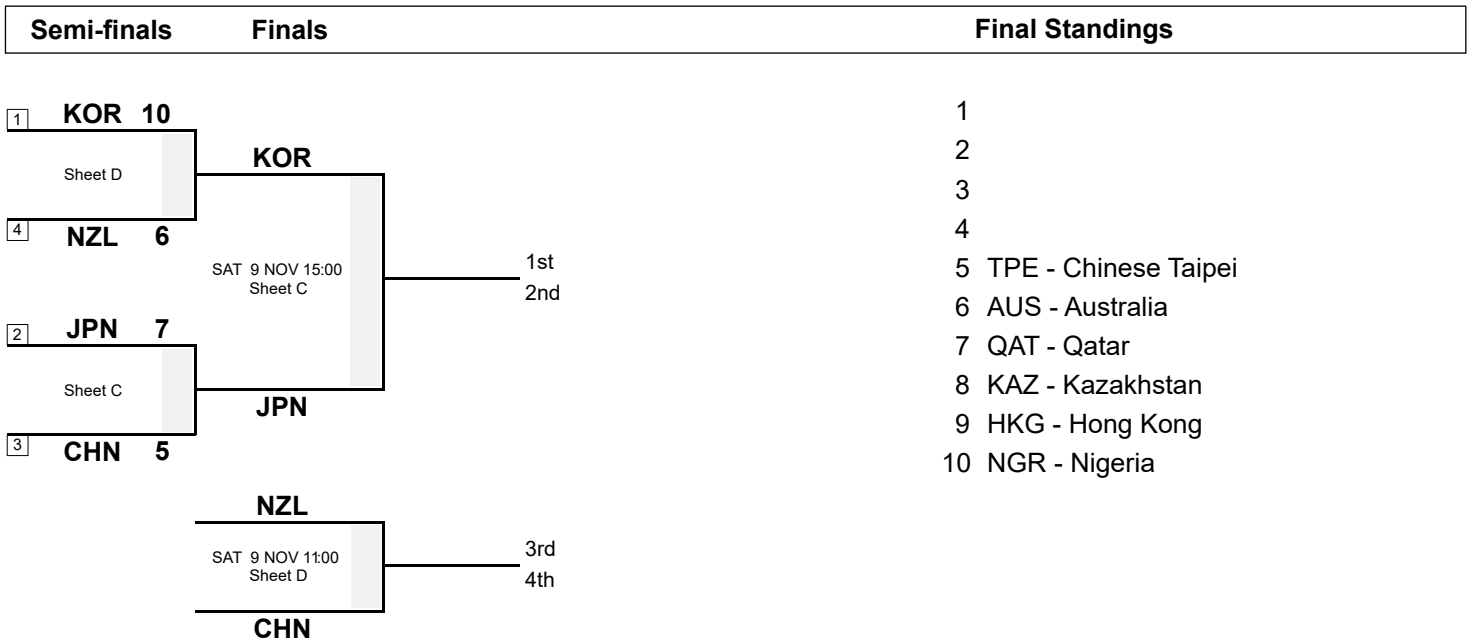
Legend:
 LSFE(*) Last Stone First End X Unplayed/unfinished end due to concession

CHN qualified for the World Qualification Event 2020 in Lohja, Finland

Session Results and Standings

Sheet	Game	Team	LSFE	1	2	3	4	5	6	7	8	9	10	Extra Ends	Total
C	10	JPN - Japan	*	1	0	2	2	0	0	0	1	0	1		7
	10	CHN - China		0	2	0	0	1	0	0	0	2	0		5

Play-offs Bracket

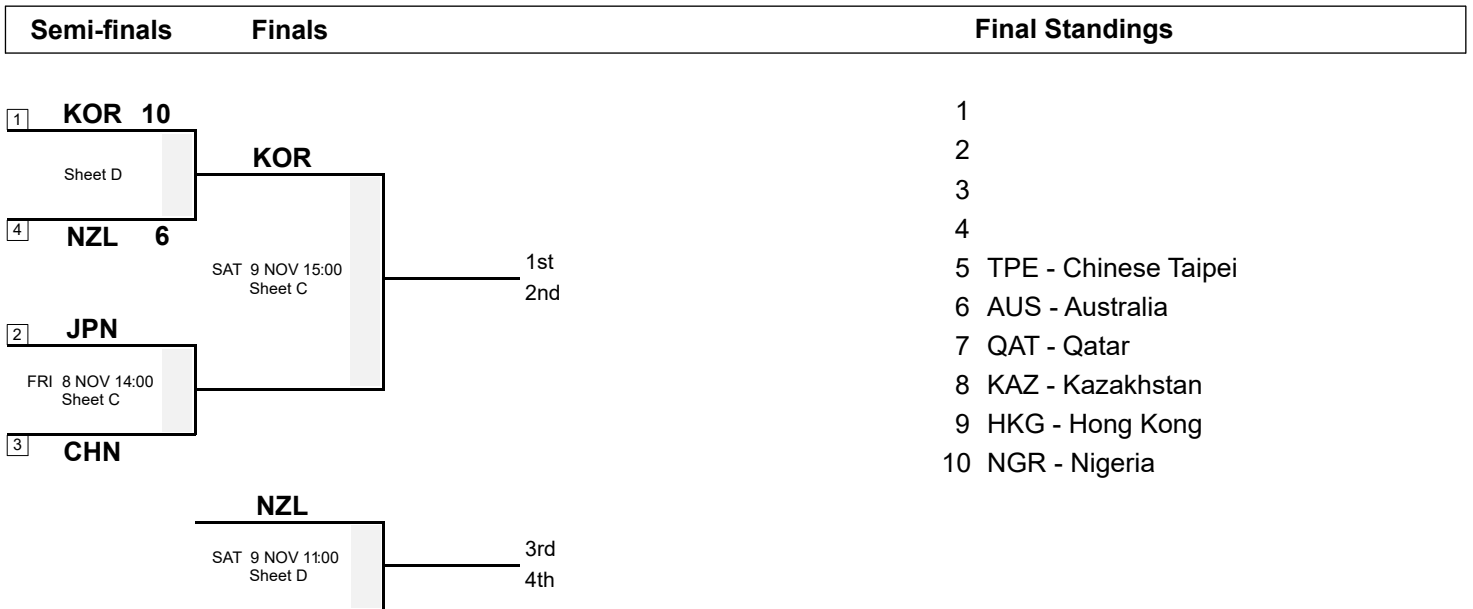


Legend:
LSFE(*) Last Stone First End

Session Results and Standings

Sheet	Game	Team	LSFE	1	2	3	4	5	6	7	8	9	10	Extra Ends	Total
D	10	KOR - Korea	*	1	1	0	0	2	0	3	0	3	X		10
	10	NZL - New Zealand		0	0	2	1	0	1	0	2	0	X		6

Play-offs Bracket



Legend:
 LSFE(*) Last Stone First End X Unplayed/unfinished end due to concession

Competition Matrix

Team	AUS	CHN	HKG	JPN	KAZ	KOR	NGR	NZL	QAT	TPE
AUS		5 - 10	8 - 7	5 - 8	12 - 4	5 - 7	19 - 1	3 - 9	10 - 3	1 - 8
CHN	10 - 5		12 - 7	7 - 8	13 - 1	1 - 11	16 - 0	10 - 4	12 - 4	16 - 2
HKG	7 - 8	7 - 12		2 - 13	5 - 8	3 - 15	12 - 4	4 - 14	5 - 8	1 - 12
JPN	8 - 5	8 - 7	13 - 2		7 - 5	6 - 8	21 - 0	8 - 7	13 - 3	6 - 5
KAZ	4 - 12	1 - 13	8 - 5	5 - 7		5 - 10	13 - 6	4 - 11	6 - 7	5 - 7
KOR	7 - 5	11 - 1	15 - 3	8 - 6	10 - 5		24 - 2	8 - 2	W - L	9 - 1
NGR	1 - 19	0 - 16	4 - 12	0 - 21	6 - 13	2 - 24		3 - 18	3 - 14	4 - 10
NZL	9 - 3	4 - 10	14 - 4	7 - 8	11 - 4	2 - 8	18 - 3		15 - 1	8 - 7
QAT	3 - 10	4 - 12	8 - 5	3 - 13	7 - 6	L - W	14 - 3	1 - 15		2 - 10
TPE	8 - 1	2 - 16	12 - 1	5 - 6	7 - 5	1 - 9	10 - 4	7 - 8	10 - 2	

Standings after Round Robin

Rank	Team	Games	Wins	Losses	
1	KOR - Korea	9	9	0	Q
2	JPN - Japan	9	8	1	Q
3	CHN - China	9	7	2	Q
4	NZL - New Zealand	9	6	3	Q
5	TPE - Chinese Taipei	9	5	4	
6	AUS - Australia	9	4	5	
7	QAT - Qatar	9	3	6	
8	KAZ - Kazakhstan	9	2	7	
9	HKG - Hong Kong	9	1	8	
10	NGR - Nigeria	9	0	9	

Legend:

L Loss

Q Qualified for the semi-finals

W Win

Draw Shot Challenge

Rank	Team	Stone Rotation	Last Stone Draw in each Round Robin Game									DSC
			1	2	3	4	5	6	7	8	9	
1	KOR - Korea	↻	14.8	69.5	11.0	63.7	23.7	16.3	8.1	7.6	27.0	22.26cm
		↻	48.7	24.2	30.5	20.0	3.1	42.0	31.0	32.0	16.1	
2	JPN - Japan	↻	33.2	46.7	35.6	77.8	47.1	110.2	37.1	17.2	5.3	34.24cm
		↻	52.3	50.4	21.8	39.6	10.5	57.2	84.8	8.3	7.7	
3	AUS - Australia	↻	26.5	56.8	135.3	17.3	8.0	137.7	21.6	27.1	33.5	41.15cm
		↻	73.7	18.5	8.0	41.7	144.3	57.7	20.7	33.8	78.2	
4	NZL - New Zealand	↻	20.1	14.6	159.5	39.1	37.3	74.7	112.9	76.1	42.6	50.03cm
		↻	15.0	25.8	137.2	42.7	117.7	53.5	99.5	16.5	12.3	
5	TPE - Chinese Taipei	↻	82.7	23.9	55.1	80.6	123.3	58.6	81.3	133.7	125.0	66.23cm
		↻	50.0	126.2	17.1	16.1	43.4	133.5	39.1	133.0	4.3	
6	CHN - China	↻	136.4	42.0	108.4	169.3	41.2	103.6	9.3	169.0	17.9	66.77cm
		↻	35.7	199.6	28.0	39.0	58.4	59.4	17.8	36.9	165.3	
7	HKG - Hong Kong	↻	117.8	199.6	120.3	47.7	106.3	132.8	57.4	24.5	164.3	96.89cm
		↻	199.6	37.7	12.1	199.6	199.6	19.1	77.7	33.7	199.6	
8	QAT - Qatar	↻	138.1	176.6	116.4	124.3	16.5	35.9	68.8	145.5	20.2	107.50cm
		↻	20.1	199.6	45.3	199.6	119.6	180.2	199.6	165.4	147.5	
9	KAZ - Kazakhstan	↻	123.7	199.6	69.1	193.9	15.6	139.7	199.6	157.8	199.6	112.27cm
		↻	148.7	79.0	25.7	103.8	55.7	199.6	104.3	162.0	18.1	
10	NGR - Nigeria	↻	199.6	199.6	72.4	199.6	41.0	176.6	199.6	199.6	199.6	159.66cm
		↻	199.6	92.8	199.6	148.8	183.2	199.6	199.6	91.1	151.9	

Note:

The Draw Shot Challenge (DSC) is the average distance of all the individual Last Stone Draws (LSD), which were delivered by a team during the round robin. The two least favourable results will be eliminated before calculating the average distance. The team with the lesser DSC receives the higher ranking. If the DSCs are equal then the team with the best non-equal counting LSD receives the higher ranking. In the case where all counting LSDs are equal, the team ranked higher in the WCF World Rankings is ranked higher.

Legend:

↻ Clockwise

↻ Counter-clockwise

DSC Draw Shot Challenge

Scoring Analysis

Team	Games		LSFE	Stolen Ends	Last Stone Eff.	Force Eff.	Points Scored						Total	Plus / Minus
							0	1	2	3	4	>4		
KOR	9	For	8	21	73%	69%	2	11	16	9	5	3	108	+83
		Against	1	3			3	14	4	1	0	0	25	
CHN	9	For	4	20	72%	59%	2	14	10	11	5	2	97	+55
		Against	5	3			4	14	7	3	0	1	42	
JPN	9	For	6	14	63%	64%	4	17	15	4	4	3	90	+48
		Against	3	3			6	17	8	3	0	0	42	
NZL	9	For	7	13	47%	50%	5	10	11	9	2	4	88	+40
		Against	2	11			0	18	9	4	0	0	48	
AUS	9	For	3	11	27%	50%	1	19	6	5	3	2	68	+11
		Against	6	13			2	23	14	2	0	0	57	
TPE	9	For	7	19	29%	47%	5	20	13	4	1	0	62	+10
		Against	2	12			6	13	11	4	0	1	52	
KAZ	9	For	2	6	26%	62%	1	18	7	5	1	0	51	-27
		Against	7	17			2	28	8	7	2	1	78	
HKG	9	For	5	6	20%	24%	6	21	6	3	1	0	46	-48
		Against	4	16			2	13	14	6	6	2	94	
QAT	9	For	2	8	14%	32%	2	19	8	1	1	0	42	-48
		Against	7	14			4	15	9	6	6	3	90	
NGR	9	For	1	7	4%	11%	2	15	4	0	0	0	23	-124
		Against	8	33			1	9	12	15	9	6	147	
Total	45			125			30	164	96	51	23	14	675	

Note:

Stolen ends are the ends won without the last stone advantage.

Last Stone Efficiency: Scoring two or more points with last stone advantage.

Force Efficiency: Forcing the opponent team to score only one point when they have the last stone advantage.

Legend:

>4 More than four points scored

Eff. Efficiency

LSFE Last Stone First End

Session Results and Standings

Sheet	Game	Team	LSFE	1	2	3	4	5	6	7	8	9	10	Extra Ends	Total
A	9	KAZ - Kazakhstan		0	0	1	1	0	2	0	0	X	X		4
	9	NZL - New Zealand	*	3	3	0	0	4	0	0	1	X	X		11
B	9	NGR - Nigeria		0	0	0	0	1	0	0	0	X	X		1
	9	AUS - Australia	*	5	4	3	4	0	1	1	1	X	X		19
C	9	QAT - Qatar		0	0	1	0	0	0	1	0	0	X		2
	9	TPE - Chinese Taipei	*	0	3	0	2	1	0	0	0	4	X		10
D	9	KOR - Korea	*	2	3	0	0	1	0	5	X	X	X		11
	9	CHN - China		0	0	1	0	0	0	0	X	X	X		1
E	9	JPN - Japan	*	4	0	0	0	4	0	0	5	X	X		13
	9	HKG - Hong Kong		0	0	0	1	0	1	0	0	X	X		2

Standings after Round Robin

Rank	Team	Games	Wins	Losses	
1	KOR - Korea	9	9	0	Q
2	JPN - Japan	9	8	1	Q
3	CHN - China	9	7	2	Q
4	NZL - New Zealand	9	6	3	Q
5	TPE - Chinese Taipei	9	5	4	
6	AUS - Australia	9	4	5	
7	QAT - Qatar	9	3	6	
8	KAZ - Kazakhstan	9	2	7	
9	HKG - Hong Kong	9	1	8	
10	NGR - Nigeria	9	0	9	

Legend:
LSFE(*) Last Stone First End **Q** Qualified for the semi-finals **X** Unplayed/unfinished end due to concession

Session Results and Standings

Sheet	Game	Team	LSFE	1	2	3	4	5	6	7	8	9	10	Extra Ends	Total
A	8	AUS - Australia		1	0	2	0	0	1	1	0	0	0		5
	8	KOR - Korea	*	0	2	0	1	0	0	0	2	1	1		7
B	8	HKG - Hong Kong	*	1	0	1	0	0	1	0	1	X	X		4
	8	NZL - New Zealand		0	3	0	2	3	0	6	0	X	X		14
C	8	JPN - Japan	*	2	0	2	0	0	0	2	0	1	1		8
	8	CHN - China		0	1	0	3	0	1	0	2	0	0		7
D	8	TPE - Chinese Taipei	*	1	1	1	0	1	0	1	0	0	2		7
	8	KAZ - Kazakhstan		0	0	0	1	0	3	0	0	1	0		5
E	8	QAT - Qatar		2	1	2	0	0	2	0	4	3	X		14
	8	NGR - Nigeria	*	0	0	0	1	1	0	1	0	0	X		3

Current Standings

Rank	Team	Games	Wins	Losses	
1	KOR - Korea	8	8	0	Q
2	CHN - China	8	7	1	Q
2	JPN - Japan	8	7	1	Q
4	NZL - New Zealand	8	5	3	Q
5	TPE - Chinese Taipei	8	4	4	
6	AUS - Australia	8	3	5	
6	QAT - Qatar	8	3	5	
8	KAZ - Kazakhstan	8	2	6	
9	HKG - Hong Kong	8	1	7	
10	NGR - Nigeria	8	0	8	

Note:
Under WCF rules, tie-breaking rules for standings are not applied until after the last game of the round robin.

Legend:
LSFE(*) Last Stone First End Q Qualified for the semi-finals X Unplayed/unfinished end due to concession

Session Results and Standings

Sheet	Game	Team	LSFE	1	2	3	4	5	6	7	8	9	10	Extra Ends	Total
A	7	TPE - Chinese Taipei	*	1	0	0	0	1	2	0	1	0	0		5
	7	JPN - Japan		0	1	0	0	0	0	2	0	2	1		6
B	7	KAZ - Kazakhstan		0	0	0	1	0	0	0	X	X	X		1
	7	CHN - China	*	2	4	1	0	0	3	3	X	X	X		13
C	7	HKG - Hong Kong		0	1	0	0	2	0	0	X	X	X		3
	7	KOR - Korea	*	4	0	2	4	0	2	3	X	X	X		15
D	7	NGR - Nigeria		1	0	0	0	2	0	0	0	X	X		3
	7	NZL - New Zealand	*	0	4	3	5	0	3	2	1	X	X		18
E	7	AUS - Australia	*	3	0	2	0	1	0	4	X	X	X		10
	7	QAT - Qatar		0	1	0	1	0	1	0	X	X	X		3

Current Standings

Rank	Team	Games	Wins	Losses	
1	CHN - China	7	7	0	Q
1	KOR - Korea	7	7	0	Q
3	JPN - Japan	7	6	1	Q
4	NZL - New Zealand	7	4	3	
5	AUS - Australia	7	3	4	
5	TPE - Chinese Taipei	7	3	4	
7	KAZ - Kazakhstan	7	2	5	
7	QAT - Qatar	7	2	5	
9	HKG - Hong Kong	7	1	6	
10	NGR - Nigeria	7	0	7	

Note:
Under WCF rules, tie-breaking rules for standings are not applied until after the last game of the round robin.

Legend:
LSFE(*) Last Stone First End Q Qualified for the semi-finals X Unplayed/unfinished end due to concession

Session Results and Standings

Sheet	Game	Team	LSFE	1	2	3	4	5	6	7	8	9	10	Extra Ends	Total
A	6	KOR - Korea	*	7	3	4	0	6	4	0	X	X	X		24
	6	NGR - Nigeria		0	0	0	1	0	0	1	X	X	X		2
B	6	NZL - New Zealand	*	1	0	0	0	1	0	3	0	2	0		7
	6	JPN - Japan		0	2	0	1	0	3	0	1	0	1		8
C	6	CHN - China	*	4	0	4	0	2	0	2	0	X	X		12
	6	QAT - Qatar		0	1	0	1	0	1	0	1	X	X		4
D	6	AUS - Australia		0	0	0	0	0	1	0	X	X	X		1
	6	TPE - Chinese Taipei	*	2	2	1	1	1	0	1	X	X	X		8
E	6	HKG - Hong Kong	*	0	0	1	1	0	1	0	0	2	0		5
	6	KAZ - Kazakhstan		1	2	0	0	1	0	1	1	0	2		8

Current Standings

Rank	Team	Games	Wins	Losses
1	CHN - China	6	6	0
1	KOR - Korea	6	6	0
3	JPN - Japan	6	5	1
4	NZL - New Zealand	6	3	3
4	TPE - Chinese Taipei	6	3	3
6	AUS - Australia	6	2	4
6	KAZ - Kazakhstan	6	2	4
6	QAT - Qatar	6	2	4
9	HKG - Hong Kong	6	1	5
10	NGR - Nigeria	6	0	6

Note:
Under WCF rules, tie-breaking rules for standings are not applied until after the last game of the round robin.

Legend:
LSFE(*) Last Stone First End X Unplayed/unfinished end due to concession

Session Results and Standings

Sheet	Game	Team	LSFE	1	2	3	4	5	6	7	8	9	10	Extra Ends	Total
A	5	CHN - China	*	2	0	3	1	0	1	1	0	2	X		10
	5	AUS - Australia		0	1	0	0	1	0	0	3	0	X		5
B	5	QAT - Qatar	*	0	1	2	0	0	2	0	2	0	1		8
	5	HKG - Hong Kong		0	0	0	3	1	0	1	0	0	0		5
C	5	NGR - Nigeria		0	0	0	0	0	0	0	X	X	X		0
	5	JPN - Japan	*	5	2	2	2	4	3	3	X	X	X		21
D	5	KAZ - Kazakhstan		0	3	0	1	0	1	0	0	X	X		5
	5	KOR - Korea	*	1	0	3	0	2	0	3	1	X	X		10
E	5	NZL - New Zealand	*	3	0	0	1	0	0	0	2	0	2		8
	5	TPE - Chinese Taipei		0	1	3	0	1	0	0	0	2	0		7

Current Standings

Rank	Team	Games	Wins	Losses
1	CHN - China	5	5	0
1	KOR - Korea	5	5	0
3	JPN - Japan	5	4	1
4	NZL - New Zealand	5	3	2
5	AUS - Australia	5	2	3
5	QAT - Qatar	5	2	3
5	TPE - Chinese Taipei	5	2	3
8	HKG - Hong Kong	5	1	4
8	KAZ - Kazakhstan	5	1	4
10	NGR - Nigeria	5	0	5

Note:
Under WCF rules, tie-breaking rules for standings are not applied until after the last game of the round robin.

Legend:
LSFE(*) Last Stone First End X Unplayed/unfinished end due to concession

Session Results and Standings

Sheet	Game	Team	LSFE	1	2	3	4	5	6	7	8	9	10	Extra Ends	Total
A	4	JPN - Japan	*	5	0	4	0	0	3	0	1	X	X		13
	4	QAT - Qatar		0	1	0	1	0	0	1	0	X	X		3
B	4	CHN - China		2	0	3	5	1	3	0	2	X	X		16
	4	TPE - Chinese Taipei	*	0	0	0	0	0	0	2	0	X	X		2
C	4	KOR - Korea		0	3	2	1	0	2	X	X	X	X		8
	4	NZL - New Zealand	*	1	0	0	0	1	0	X	X	X	X		2
D	4	HKG - Hong Kong	*	3	2	4	0	1	0	0	0	2	X		12
	4	NGR - Nigeria		0	0	0	2	0	1	0	1	0	X		4
E	4	KAZ - Kazakhstan		0	1	0	0	2	0	1	0	0	X		4
	4	AUS - Australia	*	1	0	1	3	0	1	0	1	5	X		12

Current Standings

Rank	Team	Games	Wins	Losses
1	CHN - China	4	4	0
1	KOR - Korea	4	4	0
3	JPN - Japan	4	3	1
4	AUS - Australia	4	2	2
4	NZL - New Zealand	4	2	2
4	TPE - Chinese Taipei	4	2	2
7	HKG - Hong Kong	4	1	3
7	KAZ - Kazakhstan	4	1	3
7	QAT - Qatar	4	1	3
10	NGR - Nigeria	4	0	4

Note:
Under WCF rules, tie-breaking rules for standings are not applied until after the last game of the round robin.

Legend:
LSFE(*) Last Stone First End X Unplayed/unfinished end due to concession

Session Results and Standings

Sheet	Game	Team	LSFE	1	2	3	4	5	6	7	8	9	10	Extra Ends	Total
A	3	NGR - Nigeria		0	0	0	0	0	0	0	X	X	X		0
	3	CHN - China	*	5	3	3	0	3	1	1	X	X	X		16
B	3	JPN - Japan	*	0	1	1	1	1	0	1	0	2	X		7
	3	KAZ - Kazakhstan		2	0	0	0	0	1	0	2	0	X		5
C	3	AUS - Australia		0	1	2	0	2	0	0	3	0	0		8
	3	HKG - Hong Kong	*	1	0	0	2	0	0	1	0	2	1		7
D	3	NZL - New Zealand		2	5	0	5	2	1	X	X	X	X		15
	3	QAT - Qatar	*	0	0	1	0	0	0	X	X	X	X		1
E	3	TPE - Chinese Taipei		0	1	0	0	0	0	X	X	X	X		1
	3	KOR - Korea	*	2	0	2	2	2	1	X	X	X	X		9

Current Standings

Rank	Team	Games	Wins	Losses
1	CHN - China	3	3	0
1	KOR - Korea	3	3	0
3	JPN - Japan	3	2	1
3	NZL - New Zealand	3	2	1
3	TPE - Chinese Taipei	3	2	1
6	AUS - Australia	3	1	2
6	KAZ - Kazakhstan	3	1	2
6	QAT - Qatar	3	1	2
9	HKG - Hong Kong	3	0	3
9	NGR - Nigeria	3	0	3

Note:
Under WCF rules, tie-breaking rules for standings are not applied until after the last game of the round robin.

Legend:
LSFE(*) Last Stone First End X Unplayed/unfinished end due to concession

Session Results and Standings

Sheet	Game	Team	LSFE	1	2	3	4	5	6	7	8	9	10	Extra Ends	Total
A	2	QAT - Qatar		0	0	2	2	0	1	1	0	1	0		7
	2	KAZ - Kazakhstan	*	1	1	0	0	2	0	0	1	0	1		6
B	2	TPE - Chinese Taipei	*	0	3	2	2	1	2	0	0	0	X		10
	2	NGR - Nigeria		1	0	0	0	0	0	0	1	2	X		4
C	2	NZL - New Zealand	*	0	0	3	0	1	2	1	2	X	X		9
	2	AUS - Australia		0	1	0	2	0	0	0	0	X	X		3
D	2	CHN - China		0	1	0	3	0	4	0	4	0	X		12
	2	HKG - Hong Kong	*	1	0	1	0	1	0	3	0	1	X		7
E	2	KOR - Korea	*	1	0	2	0	0	2	0	0	0	3		8
	2	JPN - Japan		0	2	0	0	1	0	2	1	0	0		6

Current Standings

Rank	Team	Games	Wins	Losses
1	CHN - China	2	2	0
1	KOR - Korea	2	2	0
1	TPE - Chinese Taipei	2	2	0
4	JPN - Japan	2	1	1
4	KAZ - Kazakhstan	2	1	1
4	NZL - New Zealand	2	1	1
4	QAT - Qatar	2	1	1
8	AUS - Australia	2	0	2
8	HKG - Hong Kong	2	0	2
8	NGR - Nigeria	2	0	2

Note:
Under WCF rules, tie-breaking rules for standings are not applied until after the last game of the round robin.

Legend:
LSFE(*) Last Stone First End X Unplayed/unfinished end due to concession

Session Results and Standings

Sheet	Game	Team	LSFE	1	2	3	4	5	6	7	8	9	10	Extra Ends	Total
A	1	HKG - Hong Kong		1	0	0	0	0	0	0	0	0	X		1
	1	TPE - Chinese Taipei	*	0	3	1	0	2	1	1	2	2	X		12
B	1	KOR - Korea	*	4	1	2	3	3	2	1					W
	1	QAT - Qatar		0	0	0	0	0	0	0	/				L
C	1	KAZ - Kazakhstan	*	3	0	3	0	0	4	0	0	3	X		13
	1	NGR - Nigeria		0	1	0	1	2	0	1	1	0	X		6
D	1	JPN - Japan	*	1	0	2	0	2	0	2	1	0	X		8
	1	AUS - Australia		0	1	0	1	0	2	0	0	1	X		5
E	1	CHN - China		1	1	1	0	3	0	2	2	X	X		10
	1	NZL - New Zealand	*	0	0	0	2	0	2	0	0	X	X		4

Current Standings

Rank	Team	Games	Wins	Losses
1	CHN - China	1	1	0
1	JPN - Japan	1	1	0
1	KAZ - Kazakhstan	1	1	0
1	KOR - Korea	1	1	0
1	TPE - Chinese Taipei	1	1	0
6	AUS - Australia	1	0	1
6	HKG - Hong Kong	1	0	1
6	NGR - Nigeria	1	0	1
6	NZL - New Zealand	1	0	1
6	QAT - Qatar	1	0	1

Note:
Under WCF rules, tie-breaking rules for standings are not applied until after the last game of the round robin.

Legend:
/ Team ran out of time L Loss LSFE(*) Last Stone First End
W Win X Unplayed/unfinished end due to concession

Entry List by Country

REVISED
2 NOV 13:06

As of SAT 2 NOV 2019

AUS - Australia		
4 V	HEWITT Dean	R
3 S	HALL Sean	R
2	DAVIS Tanner	R
1	MERCHANT Jay	R
A	MILLIKIN Matthew	L
C	MERCHANT Archie (CAN)	
O	DAVIS Geoff	
O	-	

CHN - China		
4 S	ZOU Qiang	R
3	WANG Zhiyu	R
2 V	TIAN Jiafeng	R
1	XU Jingtao	R
A	HAN Peng	R
C	GRAN Soren (SWE)	
2C	MARIANI Marco (ITA)	
O	ZHAO Wendi	

HKG - Hong Kong		
4 S	CHANG Jason	R
3 V	CHEN Justin	R
2	YAN Martin	R
1	CHENG Woody	R
A	CHEUNG Kelvin	R
C	COLLINS Rick (CAN)	
O	LI John	
O	-	

JPN - Japan		
4 S	MATSUMURA Yuta	L
3 V	SHIMIZU Tetsuro	R
2	TANIDA Yasumasa	R
1	AITA Kosuke	R
A	ABE Shinya	R
C	URSEL Bob (CAN)	
O	NAKAJIMA Ryotaro	
O	WAKIMOTO Takano	

KAZ - Kazakhstan		
4 S	ZHUZBAY Abylaikhan	R
3 V	NADIRBAYEV Azizbek	R
2	KORABAYEV Madiyar	R
1	ALLIYAR Aidos	R
A	SHISHKIN Nikita	R
C	LILL Erkki (EST)	
O	KOLYKHALOVA Kristina	
O	EBAUYER Angelina	

KOR - Korea		
4 S	KIM Chang-Min	R
3 V	LEE Ki Jeong	R
2	KIM Hak Kyun	R
1	LEE Ki Bok	R
A	-	
C	LIM Myung Sup	
O	GALLANT Peter (CAN)	
O	LEE Ho Seung	

NGR - Nigeria		
4 S	WOODS III Harold	R
3 V	COLE Tijani	L
2	-	
1	CONTRERAS Fabian	R
A	-	
C	-	
O	-	
O	-	

NZL - New Zealand		
4 S	BECKER Scott	R
3 V	HOOD Anton	R
2	SARGON Brett	R
1	DOBSON Warren	R
A	-	
C	-	
O	PALMER Jody	
O	-	

QAT - Qatar		
4 S	ALYAFEI Nasser	R
3 V	AL-FAHAD Ahmed Saad	R
2	ALI Salem	R
1	ALI MOHSEN Abdulrahman	R
A	MLIS Mouaaz	R
C	BELLELI Lajos (HUN)	
O	MLIS Mouaaz	
O	-	

TPE - Chinese Taipei		
4 S	SHEN Randolph	R
3 V	HSU Nicholas	R
2	HSU Ken	R
1	LEE Victor	R
A	-	
C	BURTON Bradley (CAN)	
O	LIU Brendon	
O	-	

Note:

Position and function for each team member:

4 = Fourth, 3 = Third, 2 = Second, 1 = Lead, A = Alternate, S = Skip, V = Vice-Skip, C = Coach

Legend:

L Left-handed

R Right-handed

REVISED

NGR was allowed to play the tournament with three players (Rule C2(k))
Line-up for team JPN revised

Competition Officials

As of FRI 1 NOV 2019

Function	Name	Organisation
WCF President:	CAITHNESS Kate	SCO - Scotland
WCF Head of Competitions:	ROETHLISBERGER Eeva	SUI - Switzerland
WCF Technical Delegate:	ELL Darrell	CAN - Canada
Chief Ice Technician:	BOURASSA Jamie	CAN - Canada
Deputy Chief Ice Technician:	GONG Ming Lei	CHN - China
Chief Umpire:	CARSON Darren	NZL - New Zealand
Deputy Chief Umpire:	GAGNON Sandy	AUS - Australia
Game Umpires:	GAGNON Rob	AUS - Australia
	HONG Junpyo	KOR - Korea
	LI Lingshu	CHN - China
	WANG Jue	CHN - China
	YANG Jian	CHN - China
Chief Timer:	PAUTSCH Thomas	GER - Germany
Deputy Chief Timer:	NIU Xiaoxian	CHN - China

Competition Schedule

As of FRI 1 NOV 2019

Date	Start Time	Session	Sheet A	Sheet B	Sheet C	Sheet D	Sheet E	
SAT 2 NOV	14:00	M1	HKG - TPE	KOR - QAT	KAZ - NGR	JPN - AUS	CHN - NZL	
	19:00	w1		jpn - kor	chn - hkg	kaz - tpe	aus - qat	
SUN 3 NOV	9:00	M2	QAT - KAZ	TPE - NGR	NZL - AUS	CHN - HKG	KOR - JPN	
	14:00	w2	tpe - jpn	hkg - aus	qat - chn	kor - kaz		
	19:00	M3	NGR - CHN	JPN - KAZ	AUS - HKG	NZL - QAT	TPE - KOR	
MON 4 NOV	9:00	w3		kaz - hkg	tpe - qat	aus - kor	chn - jpn	
	14:00	M4	JPN - QAT	CHN - TPE	KOR - NZL	HKG - NGR	KAZ - AUS	
	19:00	w4	hkg - tpe	qat - kaz	jpn - aus		kor - chn	
TUE 5 NOV	9:00	M5	CHN - AUS	QAT - HKG	NGR - JPN	KAZ - KOR	NZL - TPE	
	14:00	w5		chn - tpe	hkg - kor	jpn - qat	kaz - aus	
	19:00	M6	KOR - NGR	NZL - JPN	CHN - QAT	AUS - TPE	HKG - KAZ	
WED 6 NOV	9:00	M7	TPE - JPN	KAZ - CHN	HKG - KOR	NGR - NZL	AUS - QAT	
	14:00	w6	chn - kaz	kor - qat	aus - tpe		jpn - hkg	
	19:00	M8	AUS - KOR	HKG - NZL	JPN - CHN	TPE - KAZ	QAT - NGR	
THU 7 NOV	9:00	w7		aus - chn	kaz - jpn	qat - hkg	tpe - kor	
	14:00	M9	KAZ - NZL	NGR - AUS	QAT - TPE	KOR - CHN	JPN - HKG	
	18:00	Women's Semi-final Session 1						
FRI 8 NOV	9:00	Women's Semi-final Session 2 & Men's Semi-final Session 1						
	14:00	Men's Semi-final Session 2						
	19:00	Women's Bronze Medal Game						
SAT 9 NOV	11:00	Women's Gold Medal Game & Men's Bronze Medal Game						
	15:00	Men's Gold Medal Game						

Note:

Lowercase - women; UPPERCASE - MEN

First named team in each game plays red-handled stones and wears dark coloured upper playing garments.

Legend:

Mn Men's session n

wn Women's session n