



Pacific-Asia Curling Championships 2021 Almaty, Kazakhstan

7 – 13 October 2021

RESULTS SUMMARY

Men



**THE MINISTRY OF
CULTURE AND SPORTS OF
THE REPUBLIC OF KAZAKHSTAN**



Medallists

Medal	Country	Name	Position - Function
GOLD	KOR - Korea	KIM Chang-Min	4 S
		KIM Soo-Hyuk	3 V
		JEON Jae Ik	2
		KIM Hak Kyun	1
		YOON So Min	C
SILVER	JPN - Japan	MOROZUMI Yusuke	4 S
		IWAI Masaki	3 V
		SHUKUYA Ryotaro	2
		MOROZUMI Kosuke	1
BRONZE	TPE - Chinese Taipei	LIN Ting-Li	4 S
		WANG Nelson	3 V
		YIN LIU Luis	2
		CHENG Kai-Wen	1
		LEE Victor	A

Note:

Position and function for each team member:

4 = Fourth, **3** = Third, **2** = Second, **1** = Lead, **A** = Alternate, **S** = Skip, **V** = Vice-Skip, **C** = Coach

Final Standings

Rank	Team	Players	Position - Function
1	KOR - Korea	KIM Chang-Min	4 S
		KIM Soo-Hyuk	3 V
		JEON Jae Ik	2
		KIM Hak Kyun	1
		-	A
		YOON So Min	C
2	JPN - Japan	MOROZUMI Yusuke	4 S
		IWAI Masaki	3 V
		SHUKUYA Ryotaro	2
		MOROZUMI Kosuke	1
		-	A
		-	C
3	TPE - Chinese Taipei	LIN Ting-Li	4 S
		WANG Nelson	3 V
		YIN LIU Luis	2
		CHENG Kai-Wen	1
		LEE Victor	A
		-	C
4	KAZ - Kazakhstan	KIM Viktor	4 S
		ZHUMAGOZHA Adil	3 V
		ALLIYAR Aidos	2
		NADIRBAYEV Azizbek	1
		KORABAYEV Madiyar	A
		LILL Erkki	C
5	HKG - Hong Kong	CHANG Jason	4 S
		CHEN Justin	3 V
		CHENG Woody	2
		YEW Harry	1
		-	A
		COLLINS Rick	C
6	QAT - Qatar	ALYAFEI Nasser	4 S
		MOHSEN Abdulrahman	3 V
		MLIS Mouaaz	2
		AL-KELDI Mohammed	1
		-	A
		BELLELI Lajos	C
7	KSA - Saudi Arabia	FYFE Alastair	4 S
		ALBEELBISI Munir	3 V
		HAGAWI Hussain	2
		ALAQEL Suleiman	1
		-	A
		ALAQEL Karrie	C

Note:

Position and function for each team member:

4 = Fourth, 3 = Third, 2 = Second, 1 = Lead, A = Alternate, S = Skip, V = Vice-Skip, C = Coach

KOR qualified for the World Men's Curling Championship 2022 in Las Vegas, NV, USA

JPN and TPE qualified for the World Qualification Event 2022 in Lohja, Finland

Competition Summary

Session	Date Time	Sheet A	Sheet B	Sheet C	Sheet D	Sheet E
Session 1	7 NOV 9:00				JPN 12 - 6 HKG	
Session 2	7 NOV 14:00					KSA 3 - 9 KOR
Session 3	7 NOV 19:00				TPE 6 - 8 KAZ	
Session 4	8 NOV 9:00			KOR 2 - 8 JPN	QAT 9 - 4 KSA	HKG 6 - 9 TPE
Session 6	8 NOV 19:00	HKG 8 - 3 KSA		QAT 7 - 8 KAZ		TPE 4 - 11 JPN
Session 8	9 NOV 14:00	QAT 1 - 14 KOR		KSA 5 - 13 TPE		JPN 12 - 0 KAZ
Session 10	10 NOV 9:00	KSA 6 - 12 KAZ	TPE 11 - 4 QAT	HKG 5 - 11 KOR		
Session 12	10 NOV 19:00		KSA 0 - 12 JPN		KAZ 1 - 9 KOR	QAT 5 - 8 HKG
Session 14	11 NOV 14:00	JPN 15 - 1 QAT	KOR 9 - 8 TPE	KAZ 1 - 9 HKG		
Semi-final 2 v 3	12 NOV 9:00			KOR 7 - 4 KAZ		
Semi-final 1 v 4	12 NOV 14:00			TPE 3 - 8 JPN		
Bronze Medal	13 NOV 9:00				TPE ⁹ _{EE} - 8 KAZ	
Gold Medal	13 NOV 14:00			KOR 9 - 5 JPN		

Standings after Round Robin

Rank	Team	Games	Wins	Losses			
1	JPN - Japan	6	6	0	Q		
2	KOR - Korea	6	5	1	Q		
3	KAZ - Kazakhstan	6	3	3	Q	w1	DSC 82.95cm
4	TPE - Chinese Taipei	6	3	3	Q	w1	DSC 97.40cm
5	HKG - Hong Kong	6	3	3		w1	DSC 110.59cm
6	QAT - Qatar	6	1	5			
7	KSA - Saudi Arabia	6	0	6			

Play-offs Bracket

Semi-finals	Finals	Final Standings
<p>1 JPN 8</p> <p>Sheet C</p> <p>4 TPE 3</p> <p>2 KOR 7</p> <p>Sheet C</p> <p>3 KAZ 4</p>	<p>JPN 5</p> <p>Sheet C</p> <p>KOR 9</p> <p>TPE 9</p> <p>Sheet D</p> <p>KAZ 8</p>	<p>1 KOR - Korea</p> <p>2 JPN - Japan</p> <p>3 TPE - Chinese Taipei</p> <p>4 KAZ - Kazakhstan</p> <p>5 HKG - Hong Kong</p> <p>6 QAT - Qatar</p> <p>7 KSA - Saudi Arabia</p>
	<p>KOR 1st</p> <p>JPN 2nd</p> <p>TPE 3rd</p> <p>KAZ 4th</p>	

Legend:

DSC Draw Shot Challenge

EE Extra End

Q Qualified for the semi-finals

wn Number of wins (n) against tied teams

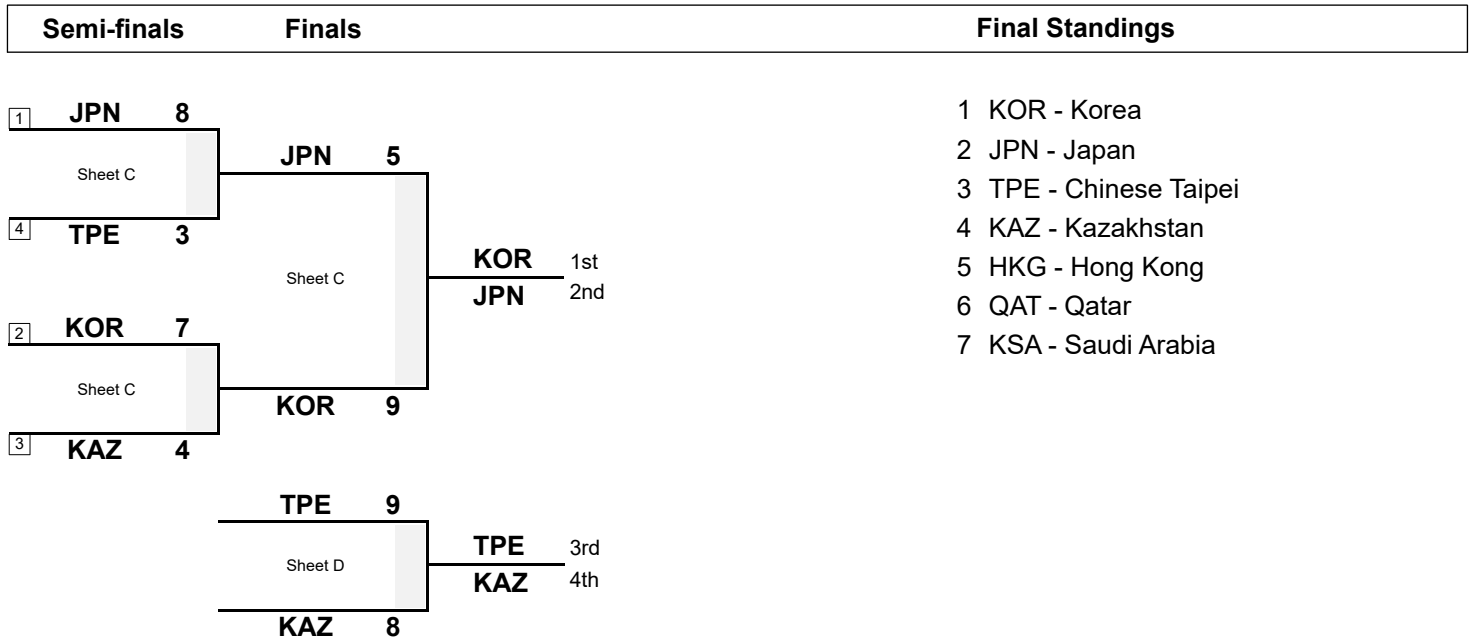
KOR qualified for the World Men's Curling Championship 2022 in Las Vegas, NV, USA

JPN and TPE qualified for the World Qualification Event 2022 in Lohja, Finland

Session Results and Standings

Sheet	Game	Team	LSFE	1	2	3	4	5	6	7	8	9	10	Extra Ends	Total
C	8	KOR - Korea		0	1	1	3	1	0	3	0	0	X		9
	8	JPN - Japan	*	2	0	0	0	0	1	0	2	0	X		5

Play-offs Bracket



Legend:
 LSFE(*) Last Stone First End X Unplayed/unfinished end due to concession

KOR qualified for the World Men's Curling Championship 2022 in Las Vegas, NV, USA
 JPN and TPE qualified for the World Qualification Event 2022 in Lohja, Finland

Scoring Analysis

Team	Games	LSFE	Stolen Ends	Last Stone Eff.	Force Eff.	Points Scored							Total	Plus / Minus
						0	1	2	3	4	>4			
JPN	For	8	18	65%	81%	1	12	16	4	4	2	83	+58	
	Against	0	3			3	15	2	2	0	0	25		
KOR	For	5	14	54%	68%	3	13	10	7	1	2	70	+35	
	Against	3	5			0	17	5	0	2	0	35		
TPE	For	3	9	31%	41%	1	25	6	4	1	2	63	+4	
	Against	5	6			1	16	11	5	0	1	59		
HKG	For	3	12	24%	50%	0	19	5	3	1	0	42	+1	
	Against	3	9			0	15	6	2	2	0	41		
KAZ	For	1	7	26%	48%	3	14	8	1	1	1	42	-23	
	Against	7	20			3	22	15	3	1	0	65		
QAT	For	3	8	19%	50%	0	16	4	1	0	0	27	-33	
	Against	3	13			1	13	5	3	3	3	60		
KSA	For	2	3	10%	25%	0	14	2	1	0	0	21	-42	
	Against	4	15			0	15	7	6	0	3	63		
Total	25		71			8	113	51	21	8	7	348		

Note:

Stolen ends are the ends won without the last stone advantage.

Last Stone Efficiency: Scoring two or more points with last stone advantage.

Force Efficiency: Forcing the opponent team to score only one point when they have the last stone advantage.

Legend:

>4 More than four points scored

Eff. Efficiency

LSFE Last Stone First End

Summary of Big Ends

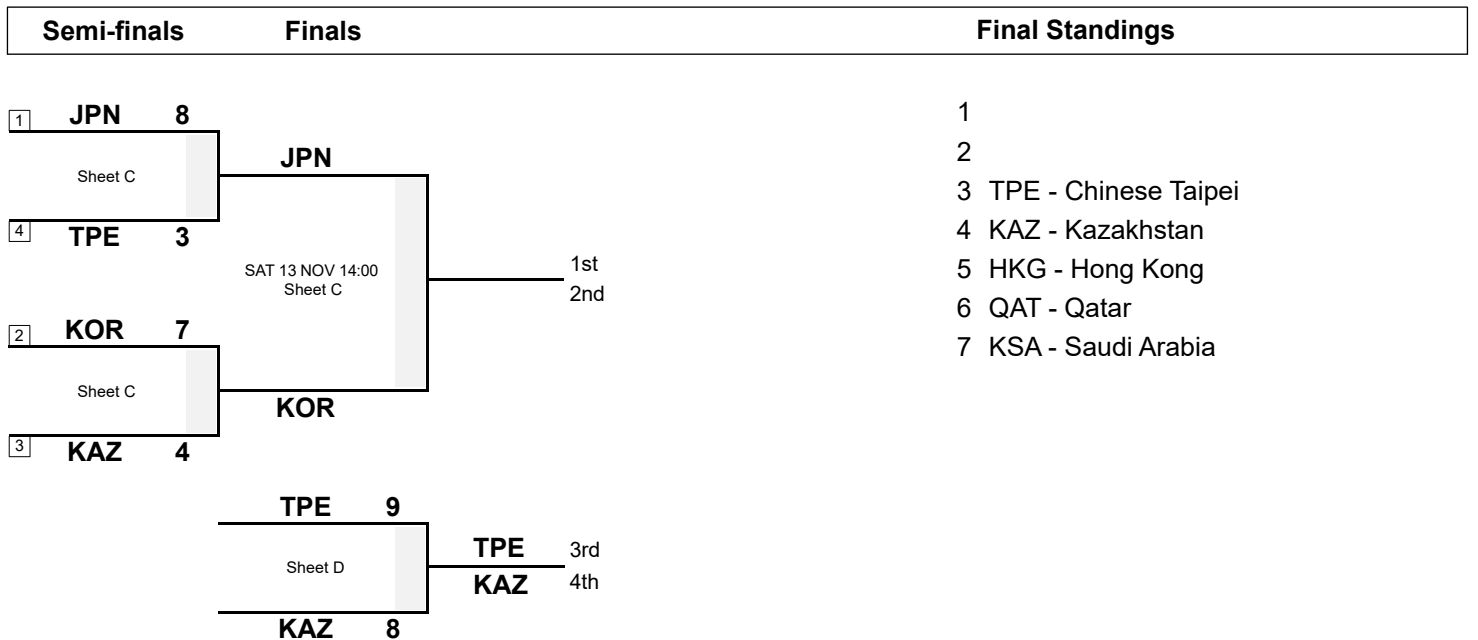
Points Scored	By	Against	Session	End	Game Result
6	KOR - Korea	QAT - Qatar	8	1	14 : 1
6	KOR - Korea	KSA - Saudi Arabia	2	3	9 : 3
6	JPN - Japan	TPE - Chinese Taipei	6	3	11 : 4
5	TPE - Chinese Taipei	QAT - Qatar	10	8	11 : 4
5	TPE - Chinese Taipei	KSA - Saudi Arabia	8	6	13 : 5
5	JPN - Japan	QAT - Qatar	14	1	15 : 1
5	KAZ - Kazakhstan	KSA - Saudi Arabia	10	10	12 : 6
4	JPN - Japan	QAT - Qatar	14	4	15 : 1
4	JPN - Japan	KAZ - Kazakhstan	8	5	12 : 0
4	JPN - Japan	KOR - Korea	4	4	8 : 2
4	JPN - Japan	HKG - Hong Kong	1	8	12 : 6
4	HKG - Hong Kong	KOR - Korea	10	3	5 : 11
4	KAZ - Kazakhstan	QAT - Qatar	6	6	8 : 7
4	KOR - Korea	HKG - Hong Kong	10	4	11 : 5
4	TPE - Chinese Taipei	QAT - Qatar	10	3	11 : 4

Note:
Big ends are defined as ends with a score of four or more points.

Session Results and Standings

Sheet	Game	Team	LSFE	1	2	3	4	5	6	7	8	9	10	Extra Ends	Total
D	8	TPE - Chinese Taipei	*	0	1	0	3	0	1	0	2	0	1	1	9
	8	KAZ - Kazakhstan		1	0	1	0	2	0	2	0	2	0	0	8

Play-offs Bracket

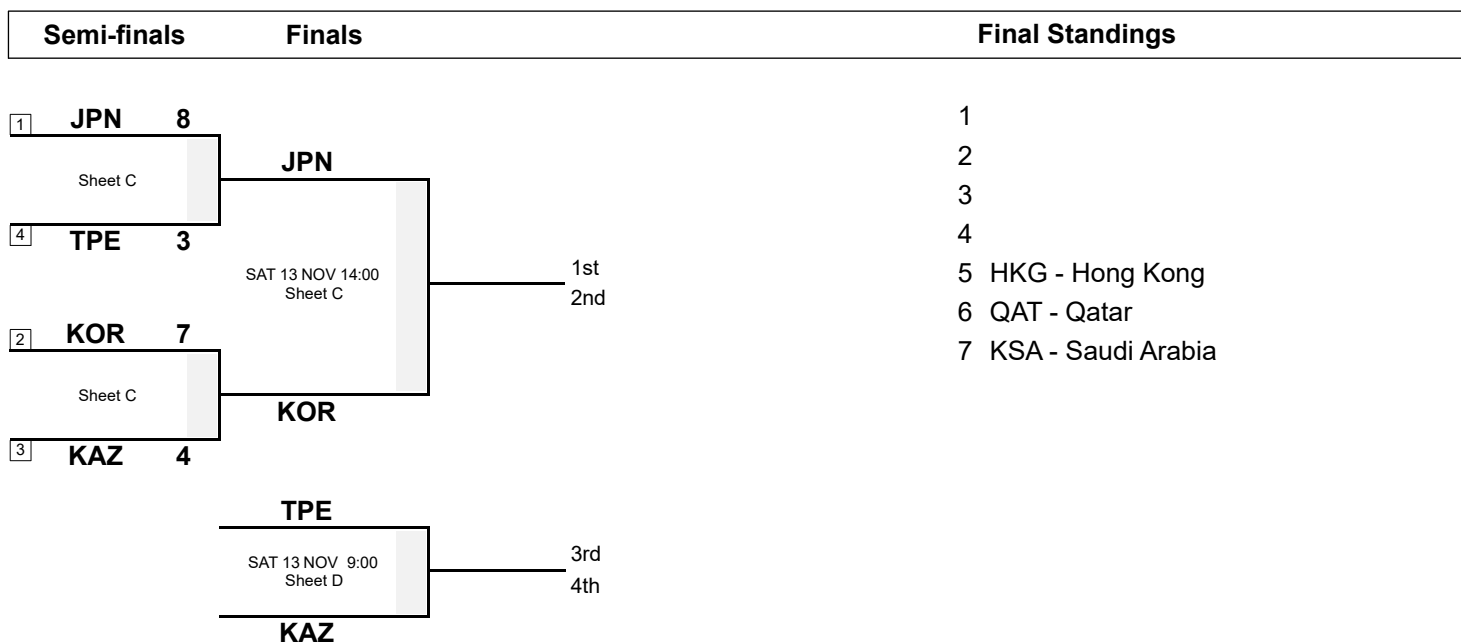


Legend:
LSFE(*) Last Stone First End

Session Results and Standings

Sheet	Game	Team	LSFE	1	2	3	4	5	6	7	8	9	10	Extra Ends	Total
C	7	TPE - Chinese Taipei		0	0	0	1	0	1	0	1	X	X		3
	7	JPN - Japan	*	1	0	3	0	2	0	2	0	X	X		8

Play-offs Bracket



Legend:

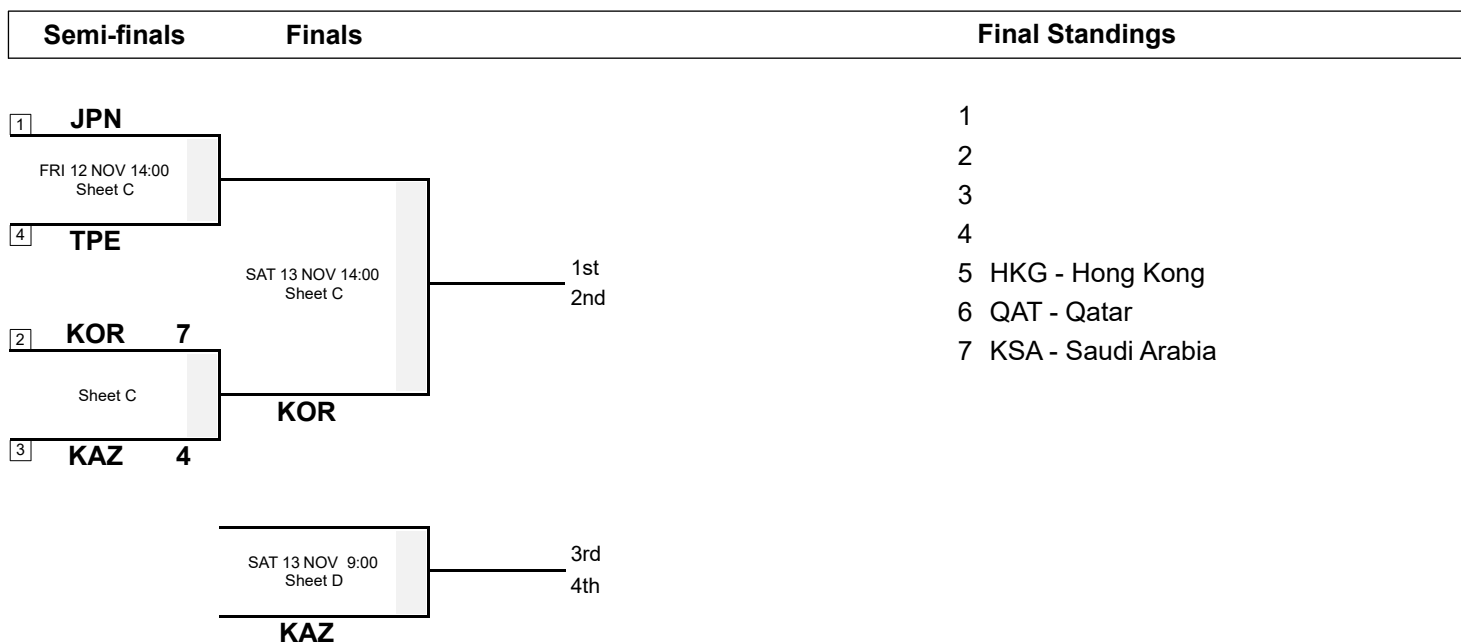
LSFE(*) Last Stone First End

X Unplayed/unfinished end due to concession

Session Results and Standings

Sheet	Game	Team	LSFE	1	2	3	4	5	6	7	8	9	10	Extra Ends	Total
C	7	KOR - Korea	*	0	2	0	0	3	0	0	2	0	X		7
	7	KAZ - Kazakhstan		0	0	1	1	0	1	0	0	1	X		4

Play-offs Bracket



Legend:

LSFE(*) Last Stone First End

X Unplayed/unfinished end due to concession

Competition Matrix

Team	HKG	JPN	KAZ	KOR	KSA	QAT	TPE
HKG		6 - 12	9 - 1	5 - 11	8 - 3	8 - 5	6 - 9
JPN	12 - 6		12 - 0	8 - 2	12 - 0	15 - 1	11 - 4
KAZ	1 - 9	0 - 12		1 - 9	12 - 6	8 - 7	8 - 6
KOR	11 - 5	2 - 8	9 - 1		9 - 3	14 - 1	9 - 8
KSA	3 - 8	0 - 12	6 - 12	3 - 9		4 - 9	5 - 13
QAT	5 - 8	1 - 15	7 - 8	1 - 14	9 - 4		4 - 11
TPE	9 - 6	4 - 11	6 - 8	8 - 9	13 - 5	11 - 4	

Standings after Round Robin

Rank	Team	Games	Wins	Losses				
1	JPN - Japan	6	6	0	Q			
2	KOR - Korea	6	5	1	Q			
3	KAZ - Kazakhstan	6	3	3	Q	w1	DSC	82.95cm
4	TPE - Chinese Taipei	6	3	3	Q	w1	DSC	97.40cm
5	HKG - Hong Kong	6	3	3		w1	DSC	110.59cm
6	QAT - Qatar	6	1	5				
7	KSA - Saudi Arabia	6	0	6				

Legend:

DSC Draw Shot Challenge

Q Qualified for the semi-finals

wn Number of wins (n) against tied teams

Draw Shot Challenge

Rank	Team	Stone Rotation	Last Stone Draw in each Round Robin Game						DSC
			1	2	3	4	5	6	
1	JPN - Japan	↻	64.8	3.9	45.0	51.3	3.2	19.6	28.09cm
		↻	64.2	50.8	5.3	55.8	28.1	17.9	
2	KOR - Korea	↻	72.4	29.6	27.8	180.5	51.3	13.5	39.14cm
		↻	12.3	110.8	29.9	199.6	20.1	23.7	
3	KAZ - Kazakhstan	↻	89.9	73.1	26.0	199.6	68.1	199.6	82.95cm
		↻	89.9	95.5	199.6	40.2	69.3	77.9	
4	QAT - Qatar	↻	29.1	42.9	199.6	87.2	77.5	143.3	93.32cm
		↻	86.1	116.1	199.6	199.6	97.3	54.1	
5	TPE - Chinese Taipei	↻	38.4	142.1	168.5	157.9	199.6	9.5	97.40cm
		↻	194.5	58.1	93.2	146.4	103.8	56.1	
6	HKG - Hong Kong	↻	21.2	138.7	18.8	178.2	163.1	132.8	110.59cm
		↻	140.5	166.8	182.6	199.6	99.0	46.8	
7	KSA - Saudi Arabia	↻	199.6	40.7	199.6	157.9	199.6	8.6	121.92cm
		↻	199.6	29.4	199.6	199.6	25.4	158.8	

Note:

The Draw Shot Challenge (DSC) is the average distance of all the individual Last Stone Draws (LSD), which were delivered by a team during the round robin. The two least favourable results will be eliminated before calculating the average distance. The team with the lesser DSC receives the higher ranking. If the DSCs are equal then the team with the best non-equal counting LSD receives the higher ranking. In the case where all counting LSDs are equal, the team ranked higher in the official WCF World Rankings is ranked higher.

Legend:

↻ Clockwise

↻ Counter-clockwise

DSC Draw Shot Challenge

Scoring Analysis

Team	Games	LSFE	Stolen Ends	Last Stone Eff.	Force Eff.	Points Scored							Total	Plus / Minus
						0	1	2	3	4	>4			
JPN	For	6	17	79%	82%	1	10	12	3	4	2	70	+57	
	Against	0	0			1	9	2	0	0	0	13		
KOR	For	4	11	50%	69%	0	10	8	4	1	2	54	+28	
	Against	2	4			0	12	3	0	2	0	26		
TPE	For	2	8	36%	45%	0	18	5	3	1	2	51	+8	
	Against	4	4			1	13	6	4	0	1	43		
HKG	For	3	12	24%	50%	0	19	5	3	1	0	42	+1	
	Against	3	9			0	15	6	2	2	0	41		
KAZ	For	1	5	23%	54%	3	8	5	1	1	1	30	-19	
	Against	5	19			1	18	12	1	1	0	49		
QAT	For	3	8	19%	50%	0	16	4	1	0	0	27	-33	
	Against	3	13			1	13	5	3	3	3	60		
KSA	For	2	3	10%	25%	0	14	2	1	0	0	21	-42	
	Against	4	15			0	15	7	6	0	3	63		
Total	21		64			4	95	41	16	8	7	295		

Note:

Stolen ends are the ends won without the last stone advantage.

Last Stone Efficiency: Scoring two or more points with last stone advantage.

Force Efficiency: Forcing the opponent team to score only one point when they have the last stone advantage.

Legend:

>4 More than four points scored

Eff. Efficiency

LSFE Last Stone First End

Summary of Big Ends

Points Scored	By	Against	Session	End	Game Result
6	KOR - Korea	QAT - Qatar	8	1	14 : 1
6	KOR - Korea	KSA - Saudi Arabia	2	3	9 : 3
6	JPN - Japan	TPE - Chinese Taipei	6	3	11 : 4
5	TPE - Chinese Taipei	QAT - Qatar	10	8	11 : 4
5	TPE - Chinese Taipei	KSA - Saudi Arabia	8	6	13 : 5
5	JPN - Japan	QAT - Qatar	14	1	15 : 1
5	KAZ - Kazakhstan	KSA - Saudi Arabia	10	10	12 : 6
4	JPN - Japan	QAT - Qatar	14	4	15 : 1
4	JPN - Japan	KAZ - Kazakhstan	8	5	12 : 0
4	JPN - Japan	KOR - Korea	4	4	8 : 2
4	JPN - Japan	HKG - Hong Kong	1	8	12 : 6
4	HKG - Hong Kong	KOR - Korea	10	3	5 : 11
4	KAZ - Kazakhstan	QAT - Qatar	6	6	8 : 7
4	KOR - Korea	HKG - Hong Kong	10	4	11 : 5
4	TPE - Chinese Taipei	QAT - Qatar	10	3	11 : 4

Note:
Big ends are defined as ends with a score of four or more points.

Session Results and Standings

Sheet	Game	Team	LSFE	1	2	3	4	5	6	7	8	9	10	Extra Ends	Total
A	6	JPN - Japan	*	5	3	0	4	2	1	X	X	X	X		15
	6	QAT - Qatar		0	0	1	0	0	0	X	X	X	X		1
B	6	KOR - Korea	*	2	0	0	3	0	0	3	0	1	0		9
	6	TPE - Chinese Taipei		0	1	1	0	2	2	0	1	0	1		8
C	6	KAZ - Kazakhstan		0	0	0	0	0	1	0	X	X	X		1
	6	HKG - Hong Kong	*	2	2	2	1	1	0	1	X	X	X		9

Standings after Round Robin

Rank	Team	Games	Wins	Losses			
1	JPN - Japan	6	6	0			Q
2	KOR - Korea	6	5	1			Q
3	KAZ - Kazakhstan	6	3	3		w1	DSC 82.95cm
4	TPE - Chinese Taipei	6	3	3		w1	DSC 97.40cm
5	HKG - Hong Kong	6	3	3		w1	DSC 110.59cm
6	QAT - Qatar	6	1	5			
7	KSA - Saudi Arabia	6	0	6			

Legend:

DSC Draw Shot Challenge **LSFE(*)** Last Stone First End **Q** Qualified for the semi-finals
wn Number of wins (n) against tied teams **X** Unplayed/unfinished end due to concession

Session Results and Standings

Sheet	Game	Team	LSFE	1	2	3	4	5	6	7	8	9	10	Extra Ends	Total
B	6	KSA - Saudi Arabia		0	0	0	0	0	0	X	X	X	X		0
	5	JPN - Japan	*	2	2	2	3	1	2	X	X	X	X		12
D	5	KAZ - Kazakhstan		0	0	0	0	0	1	X	X	X	X		1
	5	KOR - Korea	*	2	1	1	3	2	0	X	X	X	X		9
E	5	QAT - Qatar	*	0	0	1	1	0	0	2	0	1	0		5
	5	HKG - Hong Kong		1	1	0	0	1	3	0	1	0	1		8

Current Standings

Rank	Team	Games	Wins	Losses	
1	JPN - Japan	5	5	0	Q
2	KOR - Korea	5	4	1	Q
3	KAZ - Kazakhstan	5	3	2	
3	TPE - Chinese Taipei	5	3	2	
5	HKG - Hong Kong	5	2	3	
6	QAT - Qatar	5	1	4	
7	KSA - Saudi Arabia	6	0	6	

Note:
Under WCF rules, tie-breaking rules for standings are not applied until after the last game of the round robin.

Legend:
LSFE(*) Last Stone First End Q Qualified for the semi-finals X Unplayed/unfinished end due to concession

Session Results and Standings

Sheet	Game	Team	LSFE	1	2	3	4	5	6	7	8	9	10	Extra Ends	Total
A	5	KSA - Saudi Arabia	*	0	1	0	0	2	1	0	1	1	0		6
	4	KAZ - Kazakhstan		1	0	3	1	0	0	2	0	0	5		12
B	5	TPE - Chinese Taipei		1	0	4	1	0	0	0	5	X	X		11
	4	QAT - Qatar	*	0	1	0	0	1	1	1	0	X	X		4
C	4	HKG - Hong Kong	*	0	0	4	0	0	1	0	0	X	X		5
	4	KOR - Korea		1	2	0	4	1	0	2	1	X	X		11

Current Standings

Rank	Team	Games	Wins	Losses	
1	JPN - Japan	4	4	0	Q
2	KAZ - Kazakhstan	4	3	1	
2	KOR - Korea	4	3	1	
4	TPE - Chinese Taipei	5	3	2	
5	HKG - Hong Kong	4	1	3	
5	QAT - Qatar	4	1	3	
7	KSA - Saudi Arabia	5	0	5	

Note:
Under WCF rules, tie-breaking rules for standings are not applied until after the last game of the round robin.

Legend:
LSFE(*) Last Stone First End
Q Qualified for the semi-finals
X Unplayed/unfinished end due to concession

Session Results and Standings

Sheet	Game	Team	LSFE	1	2	3	4	5	6	7	8	9	10	Extra Ends	Total
A	3	QAT - Qatar		0	0	1	0	0	0	X	X	X	X		1
	3	KOR - Korea	*	6	3	0	1	2	2	X	X	X	X		14
C	4	KSA - Saudi Arabia		0	0	3	0	1	0	1	0	X	X		5
	4	TPE - Chinese Taipei	*	3	1	0	1	0	5	0	3	X	X		13
E	4	JPN - Japan	*	0	1	2	0	4	1	1	2	1	X		12
	3	KAZ - Kazakhstan		0	0	0	0	0	0	0	0	0	X		0

Current Standings

Rank	Team	Games	Wins	Losses
1	JPN - Japan	4	4	0
2	KAZ - Kazakhstan	3	2	1
2	KOR - Korea	3	2	1
4	TPE - Chinese Taipei	4	2	2
5	HKG - Hong Kong	3	1	2
5	QAT - Qatar	3	1	2
7	KSA - Saudi Arabia	4	0	4

Note:
Under WCF rules, tie-breaking rules for standings are not applied until after the last game of the round robin.

Legend:
LSFE(*) Last Stone First End X Unplayed/unfinished end due to concession

Session Results and Standings

Sheet	Game	Team	LSFE	1	2	3	4	5	6	7	8	9	10	Extra Ends	Total
A	3	HKG - Hong Kong	*	3	1	1	0	0	1	1	1	0	X		8
	3	KSA - Saudi Arabia		0	0	0	1	1	0	0	0	1	X		3
C	2	QAT - Qatar	*	1	0	1	0	2	0	0	0	2	1		7
	2	KAZ - Kazakhstan		0	0	0	1	0	4	1	2	0	0		8
E	3	TPE - Chinese Taipei		0	1	0	1	0	1	0	1	X	X		4
	3	JPN - Japan	*	2	0	6	0	1	0	2	0	X	X		11

Current Standings

Rank	Team	Games	Wins	Losses
1	JPN - Japan	3	3	0
2	KAZ - Kazakhstan	2	2	0
3	KOR - Korea	2	1	1
3	QAT - Qatar	2	1	1
5	HKG - Hong Kong	3	1	2
5	TPE - Chinese Taipei	3	1	2
7	KSA - Saudi Arabia	3	0	3

Note:
Under WCF rules, tie-breaking rules for standings are not applied until after the last game of the round robin.

Legend:
LSFE(*) Last Stone First End X Unplayed/unfinished end due to concession

Session Results and Standings

Sheet	Game	Team	LSFE	1	2	3	4	5	6	7	8	9	10	Extra Ends	Total
C	2	KOR - Korea		0	0	1	0	0	1	X	X	X	X		2
	2	JPN - Japan	*	2	1	0	4	1	0	X	X	X	X		8
D	1	QAT - Qatar		0	3	0	1	1	1	0	2	1	X		9
	2	KSA - Saudi Arabia	*	1	0	1	0	0	0	2	0	0	X		4
E	2	HKG - Hong Kong		0	0	0	1	1	0	1	0	3	0		6
	2	TPE - Chinese Taipei	*	2	1	1	0	0	1	0	3	0	1		9

Current Standings

Rank	Team	Games	Wins	Losses
1	JPN - Japan	2	2	0
2	KAZ - Kazakhstan	1	1	0
2	QAT - Qatar	1	1	0
4	KOR - Korea	2	1	1
4	TPE - Chinese Taipei	2	1	1
6	HKG - Hong Kong	2	0	2
6	KSA - Saudi Arabia	2	0	2

Note:
Under WCF rules, tie-breaking rules for standings are not applied until after the last game of the round robin.

Legend:
LSFE(*) Last Stone First End X Unplayed/unfinished end due to concession

Session Results and Standings

Sheet	Game	Team	LSFE	1	2	3	4	5	6	7	8	9	10	Extra Ends	Total
D	1	TPE - Chinese Taipei		0	2	2	0	0	0	1	0	1	0		6
	1	KAZ - Kazakhstan	*	1	0	0	0	2	1	0	2	0	2		8

Current Standings

Rank	Team	Games	Wins	Losses
1	JPN - Japan	1	1	0
1	KAZ - Kazakhstan	1	1	0
1	KOR - Korea	1	1	0
4	HKG - Hong Kong	1	0	1
4	KSA - Saudi Arabia	1	0	1
4	TPE - Chinese Taipei	1	0	1
	QAT - Qatar	0		

Note:

Under WCF rules, tie-breaking rules for standings are not applied until after the last game of the round robin.

Legend:

LSFE(*) Last Stone First End

Session Results and Standings

Sheet	Game	Team	LSFE	1	2	3	4	5	6	7	8	9	10	Extra Ends	Total
E	1	KSA - Saudi Arabia		0	1	0	1	0	1	X	X	X	X		3
	1	KOR - Korea	*	2	0	6	0	1	0	X	X	X	X		9

Current Standings

Rank	Team	Games	Wins	Losses
1	JPN - Japan	1	1	0
1	KOR - Korea	1	1	0
3	HKG - Hong Kong	1	0	1
3	KSA - Saudi Arabia	1	0	1
	KAZ - Kazakhstan	0		
	QAT - Qatar	0		
	TPE - Chinese Taipei	0		

Note:
Under WCF rules, tie-breaking rules for standings are not applied until after the last game of the round robin.

Legend:
LSFE(*) Last Stone First End X Unplayed/unfinished end due to concession

Session Results and Standings

Sheet	Game	Team	LSFE	1	2	3	4	5	6	7	8	9	10	Extra Ends	Total
D	1	JPN - Japan	*	3	2	0	2	0	1	0	4	0	X		12
	1	HKG - Hong Kong		0	0	2	0	1	0	2	0	1	X		6

Current Standings

Rank	Team	Games	Wins	Losses
1	JPN - Japan	1	1	0
2	HKG - Hong Kong	1	0	1
	KAZ - Kazakhstan	0		
	KOR - Korea	0		
	KSA - Saudi Arabia	0		
	QAT - Qatar	0		
	TPE - Chinese Taipei	0		

Note:
Under WCF rules, tie-breaking rules for standings are not applied until after the last game of the round robin.

Legend:
LSFE(*) Last Stone First End X Unplayed/unfinished end due to concession

Entry List by Country

As of FRI 5 NOV 2021

HKG - Hong Kong		
4 S	CHANG Jason	R
3 V	CHEN Justin	R
2	CHENG Woody	R
1	YEW Harry	R
A	-	
C	COLLINS Rick (CAN)	
2C	HUNG Ling-Yue	
O	-	

JPN - Japan		
4 S	MOROZUMI Yusuke	R
3 V	IWAI Masaki	R
2	SHUKUYA Ryotaro	R
1	MOROZUMI Kosuke	R
A	-	
C	-	
T	ODAKA Masatsugu	
O	YANAGI Hitoshi	

KAZ - Kazakhstan		
4 S	KIM Viktor	R
3 V	ZHUMAGOZHA Adil	R
2	ALLIYAR Aidos	R
1	NADIRBAYEV Azizbek	R
A	KORABAYEV Madiyar	R
C	LILL Erkki (EST)	
O	KEKUBAYEV Almas	
O	ZHARASBAYEV Serik	

KOR - Korea		
4 S	KIM Chang-Min	R
3 V	KIM Soo-Hyuk	R
2	JEON Jae Ik	R
1	KIM Hak Kyun	R
A	-	
C	YOON So Min	
NC	HARDER Armin (CAN)	
O	LIM Gyeong Sik	

KSA - Saudi Arabia		
4 S	FYFE Alastair	R
3 V	ALBEELBISI Munir	R
2	HAGAWI Hussain	R
1	ALAQEL Suleiman	R
A	-	
C	ALAQEL Karrie	
O	-	
O	-	

QAT - Qatar		
4 S	ALYAFEI Nasser	R
3 V	MOHSEN Abdulrahman	R
2	MLIS Mouaaz	R
1	AL-KELDI Mohammed	R
A	-	
C	BELLELI Lajos (HUN)	
O	ALKHALAF Mohammed	
O	-	

TPE - Chinese Taipei		
4 S	LIN Ting-Li	R
3 V	WANG Nelson	R
2	YIN LIU Luis	R
1	CHENG Kai-Wen	R
A	LEE Victor	R
C	-	
O	-	
O	-	

Note:

Position and function for each team member:

4 = Fourth, **3** = Third, **2** = Second, **1** = Lead, **A** = Alternate, **S** = Skip, **V** = Vice-Skip

C = Coach, **2C** = 2nd Team Coach, **NC** = National Coach, **T** = Translator, **O** = Team Official

Legend:

R Right-handed

Competition Officials

As of SAT 6 NOV 2021

Function	Name	Organisation
WCF President:	CAITHNESS Kate	SCO - Scotland
WCF Head of Competitions:	ROETHLISBERGER Eeva	SUI - Switzerland
WCF Technical Delegate:	ARNOLD Scott	CAN - Canada
Chief Umpire:	AUGUSTYNIAK Wojciech	POL - Poland
Deputy Chief Umpire:	HONG Junpyo	KOR - Korea
Game Umpires:	KOGAN Valery	RUS - Russia
	KOSOLAPOVA Tatiana	RUS - Russia
	PRIEMSKAYA Ekaterina	RUS - Russia
Chief Ice Technician:	DANBROOK Jamie	CAN - Canada
Deputy Chief Ice Technician:	BELOV Anatolii	RUS - Russia
Chief Timer:	WALKER Stuart	SCO - Scotland
Deputy Chief Timer:	KALININ Konstantin	RUS - Russia

Competition Schedule

As of FRI 5 NOV 2021

Date	Start Time	Session	Sheet A	Sheet B	Sheet C	Sheet D	Sheet E
SUN 7 NOV	9:00	1			jpn - hkg	JPN - HKG	
	14:00	2				kaz - kor	KSA - KOR
	19:00	3				TPE - KAZ	jpn - kaz
MON 8 NOV	9:00	4	jpn - kor		KOR - JPN	QAT - KSA	HKG - TPE
	14:00	5				hkg - kaz	
	19:00	6	HKG - KSA		QAT - KAZ		TPE - JPN
TUE 9 NOV	9:00	7					kor - hkg
	14:00	8	QAT - KOR		KSA - TPE		JPN - KAZ
	19:00	9				kor - jpn	
WED 10 NOV	9:00	10	KSA - KAZ	TPE - QAT	HKG - KOR		
	14:00	11	hkg - jpn	kor - kaz			
	19:00	12		KSA - JPN	kaz - jpn	KAZ - KOR	QAT - HKG
THU 11 NOV	9:00	13		kaz - hkg			
	14:00	14	JPN - QAT	KOR - TPE	KAZ - HKG		
	19:00	15			hkg - kor		
FRI 12 NOV	9:00	Men's Semi-final 2 v 3					
	14:00	Men's Semi-final 1 v 4					
SAT 13 NOV	9:00	Men's Bronze Medal Game and Women's Semi-final 2 v 3					
	14:00	Men's and Women's Gold Medal Games					

Note:

Lowercase - women

UPPERCASE - MEN

First named team in each game plays red-handled stones and wears dark coloured upper playing garments.

Please check online for more details and the latest updates.