



The 9th Asian Winter Games Harbin 2025

Results Book

Curling



OCA RESULTS BOOKS

The information provided in this publication is accurate at the time of production.

For update, please refer to <https://www.ocagames.com/orb/9awg.html>

©2025 Olympic Council of Asia





Medallists by Event

各小项奖牌获得者

As of FRI 14 FEB 2025 at 15:04

Event	Date	Medal	Name		NOC Code
Women	FRI 14 FEB	GOLD	GIM Eunji	4 S	KOR
			KIM Minji	3	
			KIM Suji	2	
			SEOL Yeeun	1	
			SEOL Yeji	A	
		SILVER	WANG Rui	4 S	CHN
			HAN Yu	3	
			DONG Ziqi	2	
			JIANG Jiayi	1	
BRONZE	SU Tingyu	A	JPN		
	MIURA Yuina	4 S			
	YASUI Suzune	3			
	SAKUMA Yuna	2			
	MATSUNAGA Ai	1			
Men	FRI 14 FEB	GOLD	PFISTER Marc	4 S	PHI
			HALLER Christian	3	
			PFISTER Enrico	2	
			FREI Alan	1	
			DELARMENTE Benjo	A	
			SILVER	LEE Jaebeom	
		KIM Hyojun		3	
		KIM Eunbin		2	
		PYO Jeongmin		1	
		KIM Jinhun		A	
		BRONZE	XU Xiaoming	4 S	CHN
			FEI Xueqing	3	
			WANG Zhiyu	2	
			LI Zhichao	1	
		Mixed Doubles	SAT 8 FEB	GOLD	KOANA Tori
AOKI Go	M				
SILVER	KIM Kyeongae			F	KOR
	SEONG Jihoon			M	
BRONZE	HAN Yu			F	CHN
	WANG Zhiyu			M	

Note:

Women, Men:

Position and function for each team member: **4** = Fourth, **3** = Third, **2** = Second, **1** = Lead, **A** = Alternate, **S** = Skip

Mixed Doubles:

Team members are identified as follows: **F** = Female, **M** = Male



Medallists

奖牌获得者

Medal	NOC	Name	Position - Function
GOLD	KOR - Republic of Korea	GIM Eunji	4 S
		KIM Minji	3
		KIM Suji	2
		SEOL Yeeun	1
		SEOL Yeji	A
SILVER	CHN - People's Republic of China	WANG Rui	4 S
		HAN Yu	3
		DONG Ziqi	2
		JIANG Jiayi	1
		SU Tingyu	A
BRONZE	JPN - Japan	MIURA Yuina	4 S
		YASUI Suzune	3
		SAKUMA Yuna	2
		MATSUNAGA Ai	1
		IKEDA Hana	A

Note:
Position and function for each team member:
4 = Fourth, 3 = Third, 2 = Second, 1 = Lead, A = Alternate, S = Skip



Final Standings 最终排名

Rank	Team	Players	Position - Function
1	KOR - Republic of Korea	GIM Eunji	4 S
		KIM Minji	3 V
		KIM Suji	2
		SEOL Yeeun	1
		SEOL Yeji	A
2	CHN - People's Republic of China	WANG Rui	4 S
		HAN Yu	3 V
		DONG Ziqi	2
		JIANG Jiayi	1
		SU Tingyu	A
3	JPN - Japan	MIURA Yuina	4 S
		YASUI Suzune	3
		SAKUMA Yuna	2
		MATSUNAGA Ai	1 V
		IKEDA Hana	A
4	KAZ - Kazakhstan	ALLIYAROVA Tilsimay	4
		KOLYKHALOVA Yekaterina	3 V
		TASTEMIR Merey	2
		EBAUYER Angelina	1 S
		EBAUYER Regina	A
5	PHI - Philippines	DUBBERSTEIN Kathleen Sumbillo	4 S
		AN Leilani Sumbillo	3
		MARIANO Sheila Imperial	2 V
		BONACHE Anne	1
		de la FUENTE Jennifer	A
6	HKG - Hong Kong, China	HUNG Ling-Yue	4 S
		SHANG Wing In Ada	3 V
		HU Pianpian	2
		CHAN Ka	1
		WONG Yuen Ting	A
7	TPE - Chinese Taipei	YANG Ko	4 S
		LEE Yi-Chun	3 V
		LIU I-Ling	2
		CHANG Chia-Chi	1
		-	A
8	THA - Thailand	JAOSAP Pichayathida	4 S
		KUMPEERAKIT Nattida	3 V
		KAEWMORAKOT Supakan	2
		NATCHANARONG Kanya	1
		PUNYANERAMITDEE Wanvisa	A
9	QAT - Qatar	AL-QAET Amna Homoud	4 S
		AL-FAHAD Fatima Ahmed	3 V
		AL-FAHAD Haseena Hassan	2
		AL-FAHAD Aldana Ahmed	1
		AL-QAET Sara Homoud	A

Note:

Position and function for each team member:

4 = Fourth, 3 = Third, 2 = Second, 1 = Lead, A = Alternate, S = Skip, V = Vice-Skip



Competition Summary 竞赛总结

Session	Date Time	Sheet A	Sheet B	Sheet C	Sheet D	Sheet E
Session 1	9 FEB 9:00	TPE 0 - 11 KOR	PHI 7 - 2 HKG	CHN 19 - 1 THA	KAZ 4 - 10 JPN	
Session 3	9 FEB 17:00	THA 3 - 9 HKG	KOR 6 - 4 JPN	QAT 1 - 13 PHI	CHN 14 - 2 TPE	
Session 5	10 FEB 9:00	JPN 6 - 4 PHI	QAT 0 - 14 CHN	TPE 0 - 14 KAZ		THA 0 - 14 KOR
Session 7	10 FEB 19:00	CHN 11 - 4 KAZ	TPE 10 - 2 THA	KOR 9 - 2 HKG	JPN 12 - 1 QAT	
Session 8	11 FEB 9:00		KAZ 5 - 4 PHI	THA 2 - 13 JPN	HKG 3 - 9 CHN	QAT 5 - 9 TPE
Session 10	11 FEB 19:00		CHN 3 - 4 KOR	KAZ 11 - 2 QAT	PHI 16 - 0 THA	HKG 2 - 9 JPN
Session 11	12 FEB 9:00		THA 10 - 1 QAT	HKG 8 - 1 TPE	KOR 8 - 2 KAZ	PHI 5 - 9 CHN
Session 13	12 FEB 19:00		JPN 12 - 5 TPE	PHI 3 - 11 KOR	QAT 1 - 15 HKG	KAZ 9 - 1 THA
Session 14	13 FEB 9:00	KOR W - L QAT	HKG 3 - 6 KAZ	JPN 2 - 6 CHN	TPE 2 - 9 PHI	
Semi-finals	13 FEB 19:00		CHN 5 - 2 JPN	KAZ 2 - 10 KOR		
Finals	14 FEB 13:00		KAZ 3 - 6 JPN	CHN 2 - 7 KOR		

Standings after Round Robin

Rank	Team	Games	Wins	Losses	
1	KOR - Republic of Korea	8	8	0	Q
2	CHN - People's Republic of China	8	7	1	Q
3	JPN - Japan	8	6	2	Q
4	KAZ - Kazakhstan	8	5	3	Q
5	PHI - Philippines	8	4	4	
6	HKG - Hong Kong, China	8	3	5	
7	TPE - Chinese Taipei	8	2	6	
8	THA - Thailand	8	1	7	
9	QAT - Qatar	8	0	8	

Play-offs Bracket

Semi-finals	Finals	Final Standings
<p>1 KOR 10 Sheet C</p> <p>4 KAZ 2</p> <p>2 CHN 5 Sheet B</p> <p>3 JPN 2</p>	<p>KOR 7</p> <p>Sheet C</p> <p>CHN 2</p> <p>KAZ 3</p> <p>Sheet B</p> <p>JPN 6</p>	<p>1 KOR - Republic of Korea</p> <p>2 CHN - People's Republic of China</p> <p>3 JPN - Japan</p> <p>4 KAZ - Kazakhstan</p> <p>5 PHI - Philippines</p> <p>6 HKG - Hong Kong, China</p> <p>7 TPE - Chinese Taipei</p> <p>8 THA - Thailand</p> <p>9 QAT - Qatar</p>
	<p>KOR 1st</p> <p>CHN 2nd</p> <p>JPN 3rd</p> <p>KAZ 4th</p>	

Legend:	L Loss	Q Qualified for the play-offs	W Win
----------------	--------	-------------------------------	-------



Session Results and Standings

每轮比赛成绩和排名

Sheet	Team	LSFE	1	2	3	4	5	6	7	8	Extra Ends	Total
B	KAZ - Kazakhstan		0	0	0	2	0	0	1	X		3
	JPN - Japan	*	0	1	1	0	3	1	0	X		6
C	CHN - People's Republic of China		0	0	2	0	0	0	0	X		2
	KOR - Republic of Korea	*	1	2	0	1	0	1	2	X		7

Play-offs Bracket

Semi-finals	Finals	Final Standings
<p>1 KOR 10</p> <p>Sheet C</p> <p>4 KAZ 2</p> <p>2 CHN 5</p> <p>Sheet B</p> <p>3 JPN 2</p>	<p>KOR 7</p> <p>Sheet C</p> <p>KOR 1st CHN 2nd</p> <p>KAZ 3</p> <p>Sheet B</p> <p>JPN 3rd KAZ 4th</p> <p>JPN 6</p>	<p>1 KOR - Republic of Korea</p> <p>2 CHN - People's Republic of China</p> <p>3 JPN - Japan</p> <p>4 KAZ - Kazakhstan</p> <p>5 PHI - Philippines</p> <p>6 HKG - Hong Kong, China</p> <p>7 TPE - Chinese Taipei</p> <p>8 THA - Thailand</p> <p>9 QAT - Qatar</p>

Legend:
LSFE(*) Last Stone First End X Unplayed/unfinished end due to concession



Game Results

比赛成绩

Sheet	Team	LSFE	1	2	3	4	5	6	7	8	Extra Ends	Total
B	KAZ - Kazakhstan		0	0	0	2	0	0	1	X		3
	JPN - Japan	*	0	1	1	0	3	1	0	X		6

KAZ - Kazakhstan		Shot Success Game
4	ALLIYAROVA Tilsimay	64%
3	V KOLYKHALOVA Yekaterina	50%
2	TASTEMIR Merrey	58%
1	S EBAUYER Angelina	70%
A	EBAUYER Regina	-
Team Total		60%

JPN - Japan		Shot Success Game
4	S MIURA Yuina	82%
3	YASUI Suzune	78%
2	SAKUMA Yuna	78%
1	V MATSUNAGA Ai	93%
A	IKEDA Hana	-
Team Total		83%

Time remaining: 8 minutes 2 seconds

Time remaining: 7 minutes 5 seconds

Shot Success Analysis

KAZ - Kazakhstan		🕒	🕒	Game
4	ALLIYAROVA Tilsimay	Draws	0 -	1 50%
	Take-outs	8 66%	5 65%	13 65%
	Total	8 66%	6 63%	14 64%
3	KOLYKHALOVA Yekaterina	Draws	5 45%	4 56%
	Take-outs	3 67%	4 38%	7 50%
	Total	8 53%	8 47%	16 50%
2	TASTEMIR Merrey	Draws	6 71%	0 -
	Take-outs	9 44%	1 100%	10 50%
	Total	15 55%	1 100%	16 58%
1	EBAUYER Angelina	Draws	8 63%	5 85%
	Take-outs	0 -	3 67%	3 67%
	Total	8 63%	8 78%	16 70%
A	EBAUYER Regina	Draws	0 -	0 -
	Take-outs	0 -	0 -	0 -
	Total	0 -	0 -	0 -
Team	Draws	19 61%	10 70%	29 64%
	Take-outs	20 56%	13 60%	33 58%
	Total	39 58%	23 64%	62 60%

JPN - Japan		🕒	🕒	Game
4	MIURA Yuina	Draws	3 92%	3 100%
	Take-outs	4 75%	4 69%	8 72%
	Total	7 82%	7 82%	14 82%
3	YASUI Suzune	Draws	6 75%	2 75%
	Take-outs	3 83%	5 80%	8 81%
	Total	9 78%	7 79%	16 78%
2	SAKUMA Yuna	Draws	6 92%	2 0%
	Take-outs	5 80%	3 100%	8 88%
	Total	11 86%	5 60%	16 78%
1	MATSUNAGA Ai	Draws	10 90%	2 100%
	Take-outs	2 100%	1 100%	3 100%
	Total	12 92%	3 100%	15 93%
A	IKEDA Hana	Draws	0 -	0 -
	Take-outs	0 -	0 -	0 -
	Total	0 -	0 -	0 -
Team	Draws	25 87%	9 72%	34 83%
	Take-outs	14 82%	13 83%	27 82%
	Total	39 85%	22 78%	61 83%

Note:

Position and function for each team member:

4 = Fourth, 3 = Third, 2 = Second, 1 = Lead, A = Alternate, S = Skip, V = Vice-Skip

Legend:

🕒 Clockwise

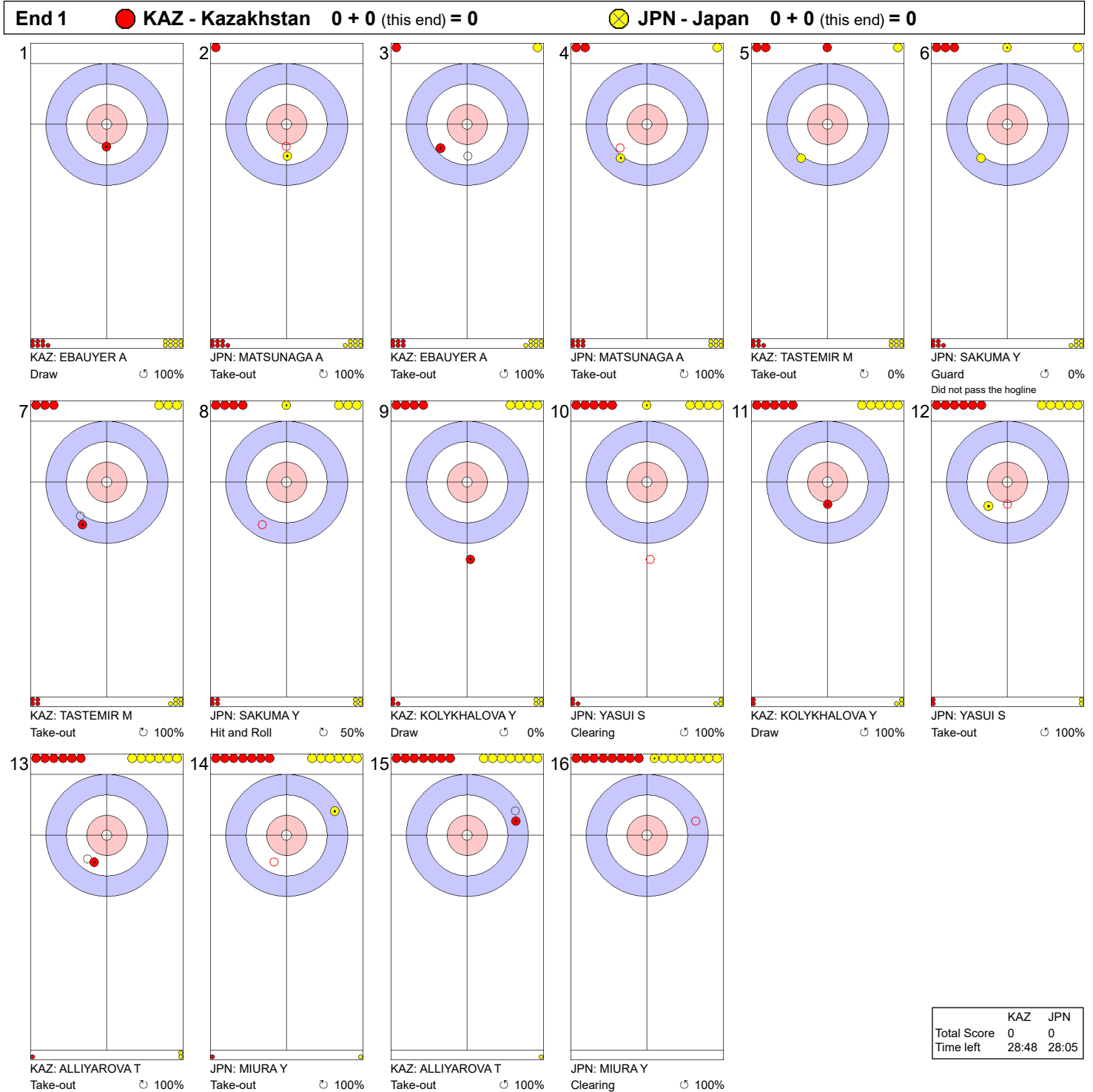
🕒 Counter-clockwise

LSFE(*) Last Stone First End

X Unplayed/unfinished end due to concession



Game - Shot by Shot
每投统计数据



Legend:
 ↻ Clockwise ↺ Counter-clockwise - Not considered



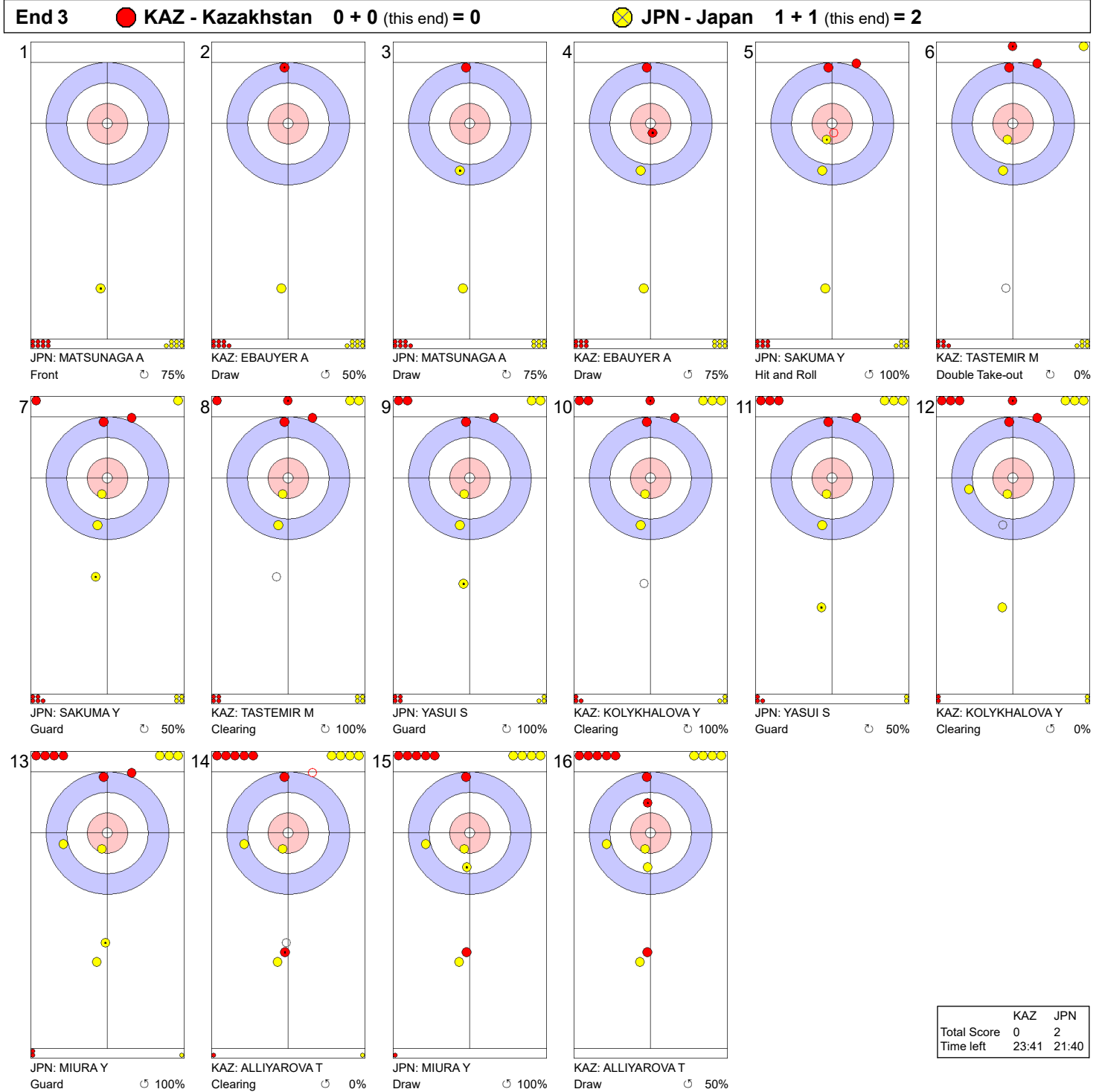
Game - Shot by Shot
每投统计数据



Legend:
 ↻ Clockwise ↺ Counter-clockwise - Not considered



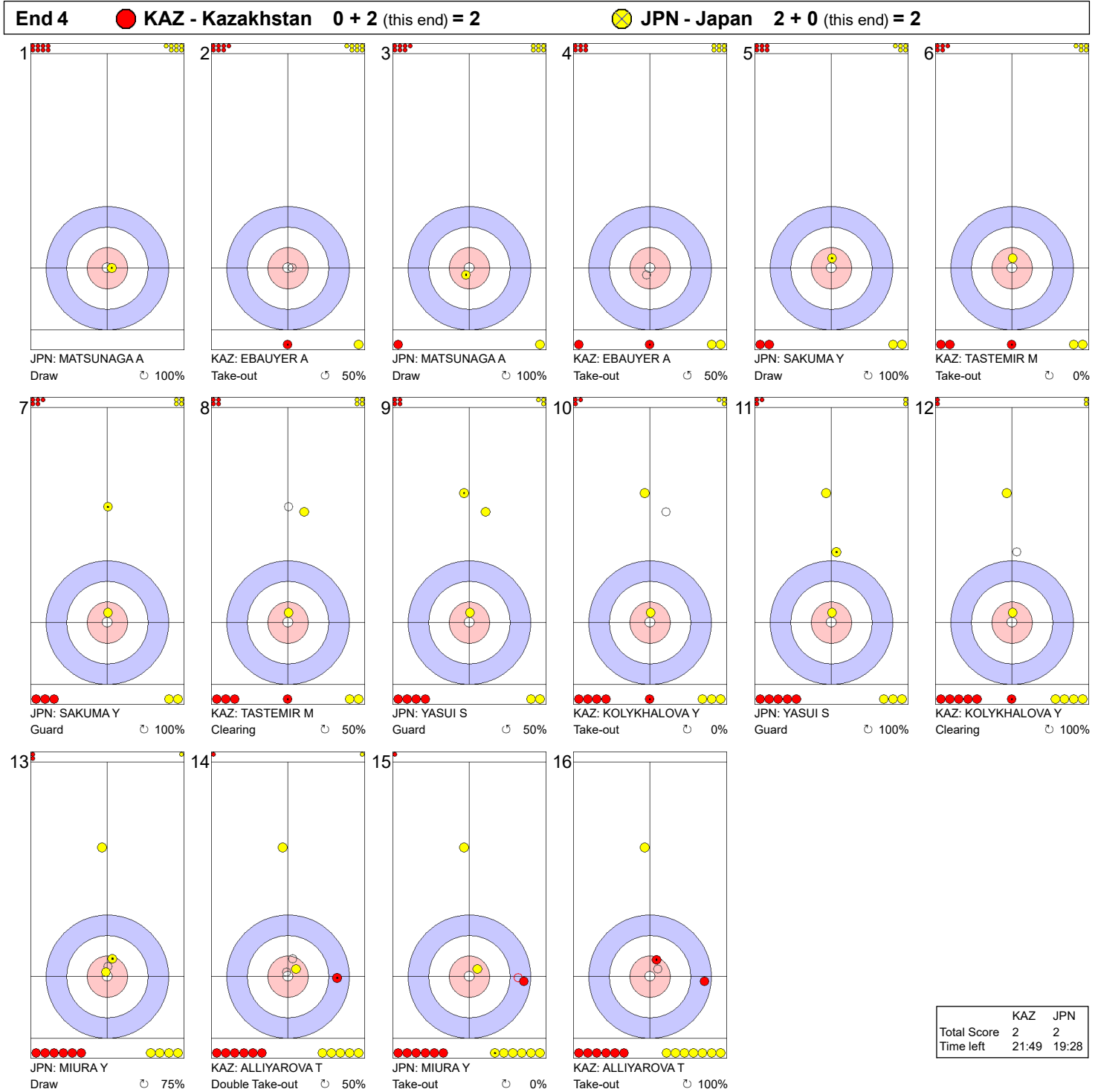
Game - Shot by Shot
每投统计数据



Legend:
 ↻ Clockwise ↺ Counter-clockwise - Not considered



Game - Shot by Shot
每投统计数据



Legend:
 ↻ Clockwise ↺ Counter-clockwise - Not considered



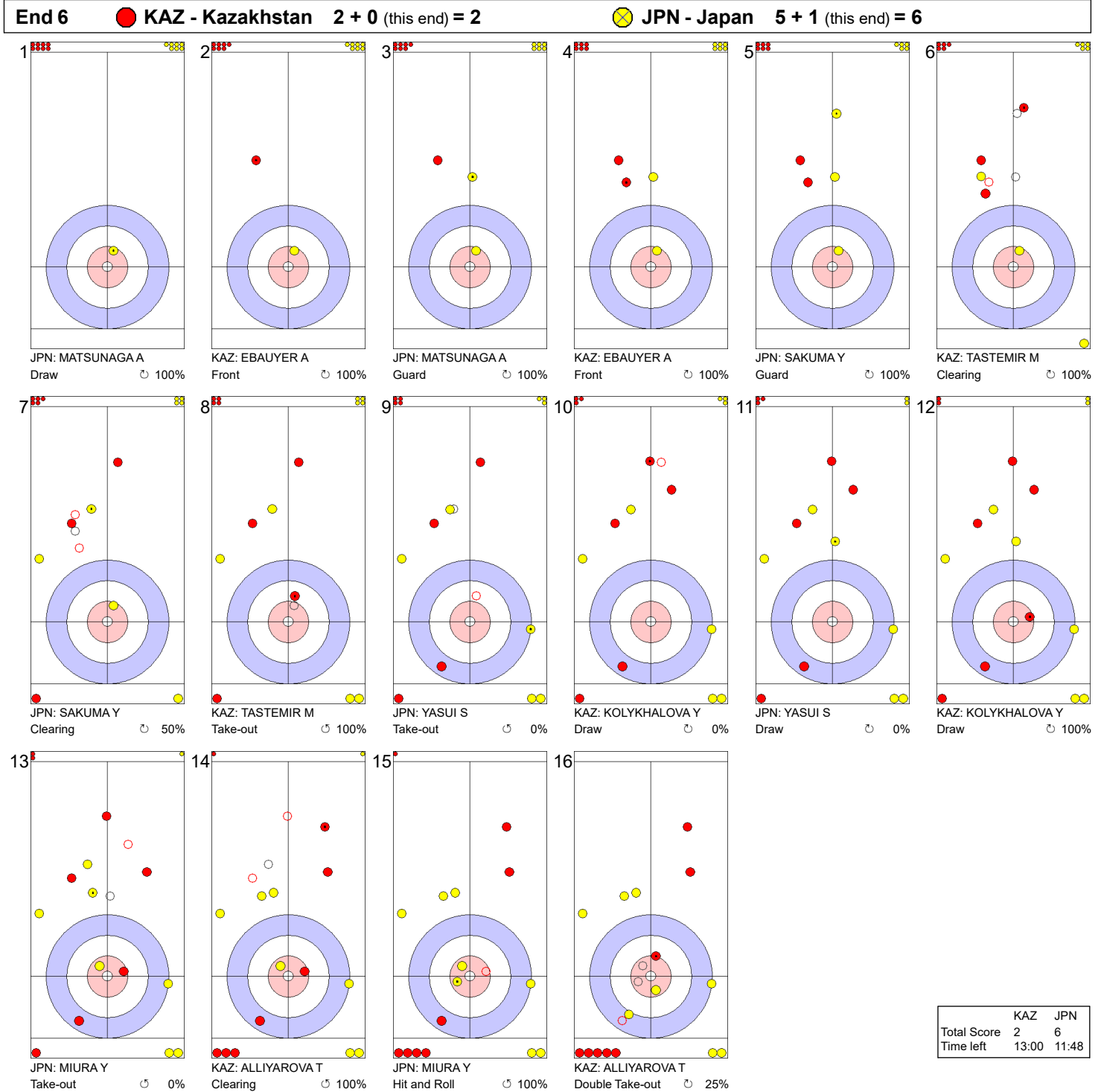
Game - Shot by Shot
每投统计数据



Legend:
 ↻ Clockwise ↺ Counter-clockwise - Not considered



Game - Shot by Shot
每投统计数据

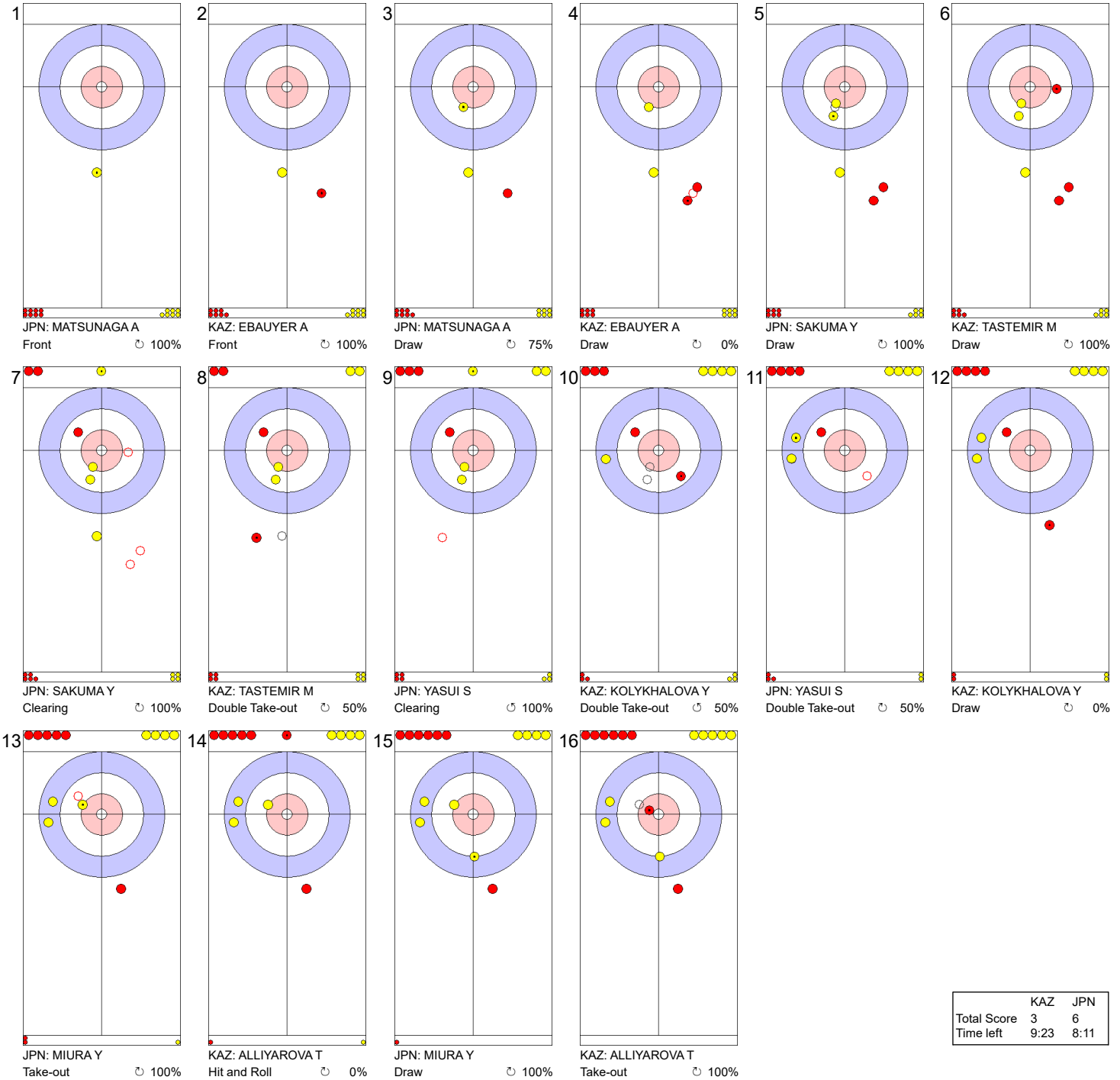


Legend:
 ↻ Clockwise ↺ Counter-clockwise - Not considered



Game - Shot by Shot
每投统计数据

End 7 ● KAZ - Kazakhstan 2 + 1 (this end) = 3 ● JPN - Japan 6 + 0 (this end) = 6



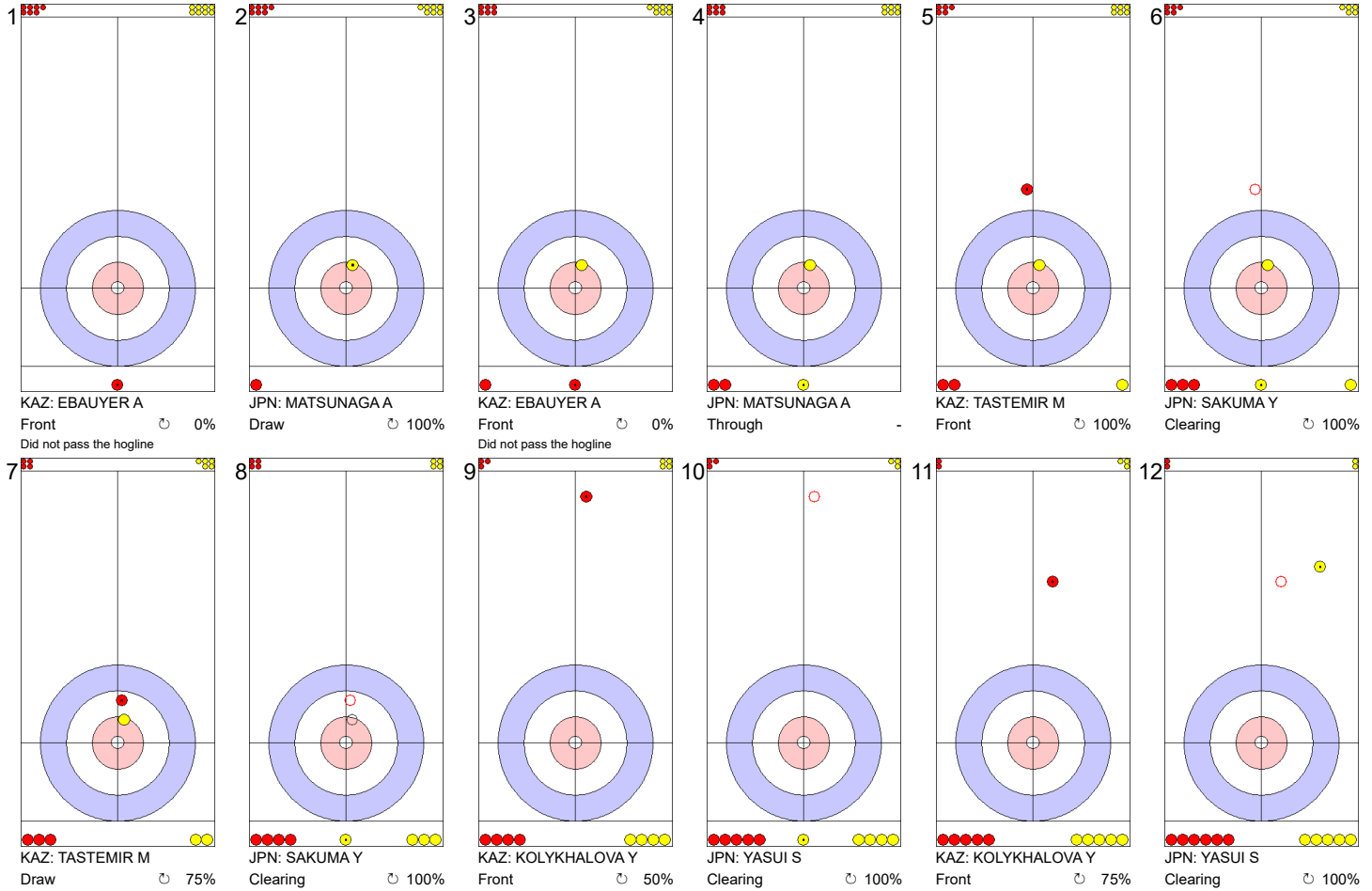
	KAZ	JPN
Total Score	3	6
Time left	9:23	8:11

Legend:
 Clockwise Counter-clockwise - Not considered



Game - Shot by Shot
每投统计数据

End 8 ● KAZ - Kazakhstan 3 + X (this end) = 3 ● JPN - Japan 6 + X (this end) = 6



	KAZ	JPN
Total Score	3	6
Time left	8:02	7:05

Legend:
 ↻ Clockwise ↺ Counter-clockwise - Not considered
 X Unfinished end due to concession



Game Results

比赛成绩

Sheet	Team	LSFE	1	2	3	4	5	6	7	8	Extra Ends	Total
C	CHN - People's Republic of China		0	0	2	0	0	0	0	X		2
	KOR - Republic of Korea	*	1	2	0	1	0	1	2	X		7

CHN - People's Republic of China		Shot Success Game
4 S	WANG Rui	67%
3 V	HAN Yu	69%
2	DONG Ziqi	86%
1	JIANG Jiayi	94%
A	SU Tingyu	-
Team Total		80%

KOR - Republic of Korea		Shot Success Game
4 S	GIM Eunji	71%
3 V	KIM Minji	92%
2	KIM Suji	88%
1	SEOL Yeeun	90%
A	SEOL Yeji	-
Team Total		86%

Time remaining: 5 minutes 46 seconds

Time-out: End 7 - CHN stone 7

Time remaining: 4 minutes 58 seconds

Time-out: End 7 - KOR stone 6

Shot Success Analysis

CHN - People's Republic of China		♻	⌚	Game	
4	WANG Rui	Draws	3 67%	4 63%	7 64%
		Take-outs	4 69%	2 75%	6 71%
		Total	7 68%	6 67%	13 67%
3	HAN Yu	Draws	4 63%	6 67%	10 65%
		Take-outs	4 75%	2 75%	6 75%
		Total	8 69%	8 69%	16 69%
2	DONG Ziqi	Draws	2 50%	4 94%	6 79%
		Take-outs	2 88%	8 91%	10 90%
		Total	4 69%	12 92%	16 86%
1	JIANG Jiayi	Draws	7 100%	8 88%	15 93%
		Take-outs	0 -	1 100%	1 100%
		Total	7 100%	9 89%	16 94%
A	SU Tingyu	Draws	0 -	0 -	0 -
		Take-outs	0 -	0 -	0 -
		Total	0 -	0 -	0 -
Team		Draws	16 78%	22 78%	38 78%
		Take-outs	10 75%	13 87%	23 82%
		Total	26 77%	35 81%	61 80%

KOR - Republic of Korea		♻	⌚	Game	
4	GIM Eunji	Draws	6 58%	4 88%	10 70%
		Take-outs	2 75%	2 75%	4 75%
		Total	8 63%	6 83%	14 71%
3	KIM Minji	Draws	2 100%	3 92%	5 95%
		Take-outs	8 100%	3 67%	11 91%
		Total	10 100%	6 79%	16 92%
2	KIM Suji	Draws	5 95%	4 69%	9 83%
		Take-outs	4 88%	3 100%	7 93%
		Total	9 92%	7 82%	16 88%
1	SEOL Yeeun	Draws	7 82%	7 96%	14 89%
		Take-outs	0 -	1 100%	1 100%
		Total	7 82%	8 97%	15 90%
A	SEOL Yeji	Draws	0 -	0 -	0 -
		Take-outs	0 -	0 -	0 -
		Total	0 -	0 -	0 -
Team		Draws	20 80%	18 88%	38 84%
		Take-outs	14 93%	9 83%	23 89%
		Total	34 85%	27 86%	61 86%

Note:

Position and function for each team member:

4 = Fourth, 3 = Third, 2 = Second, 1 = Lead, A = Alternate, S = Skip, V = Vice-Skip

Legend:

♻ Clockwise

⌚ Counter-clockwise

LSFE(*) Last Stone First End

X Unplayed/unfinished end due to concession



Game - Shot by Shot
每投统计数据



Legend:
 ↻ Clockwise ↺ Counter-clockwise - Not considered



Game - Shot by Shot
每投统计数据

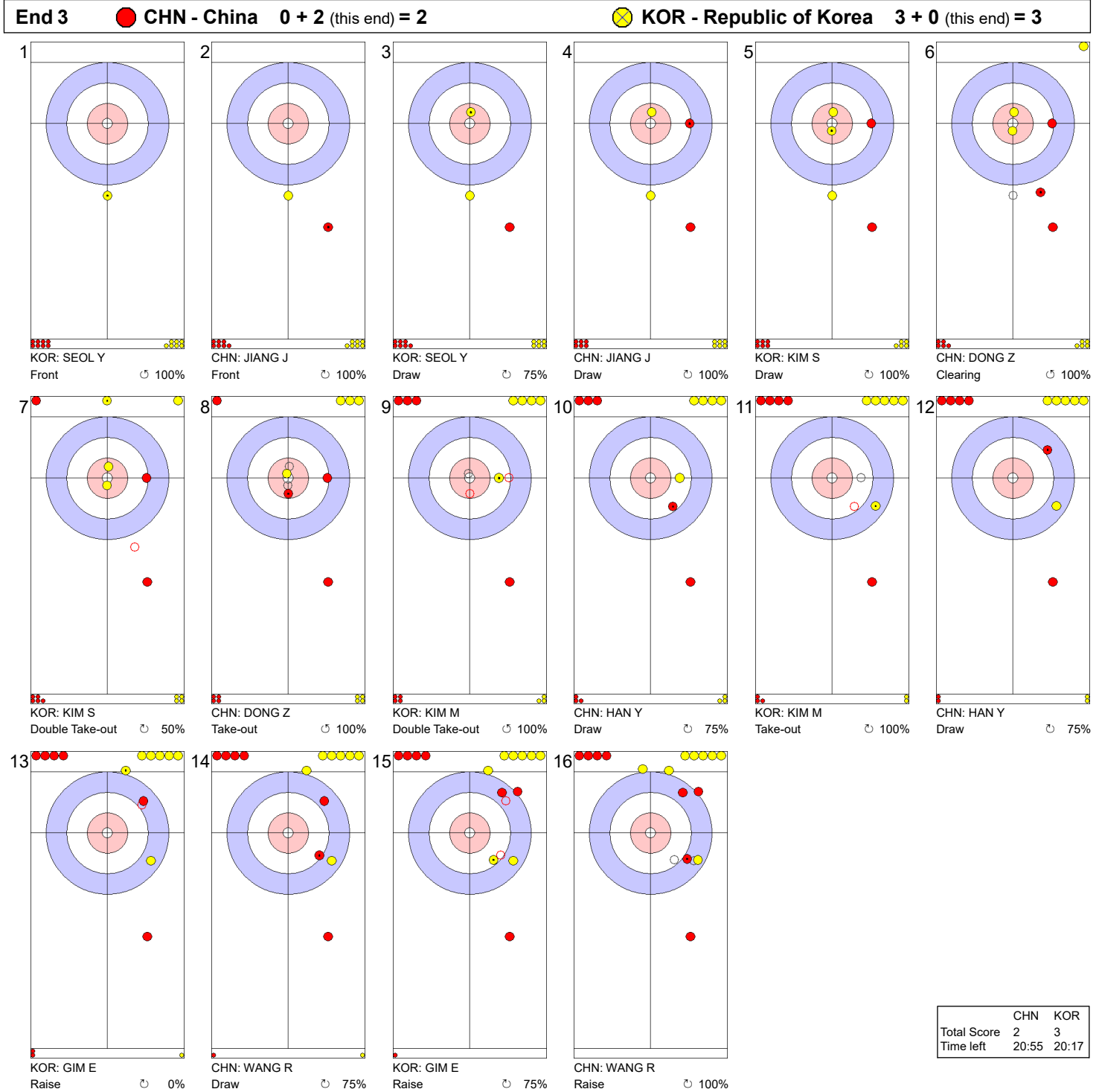


Legend:
 ↻ Clockwise ↺ Counter-clockwise - Not considered

Timing & Results provided by **BORNAN**



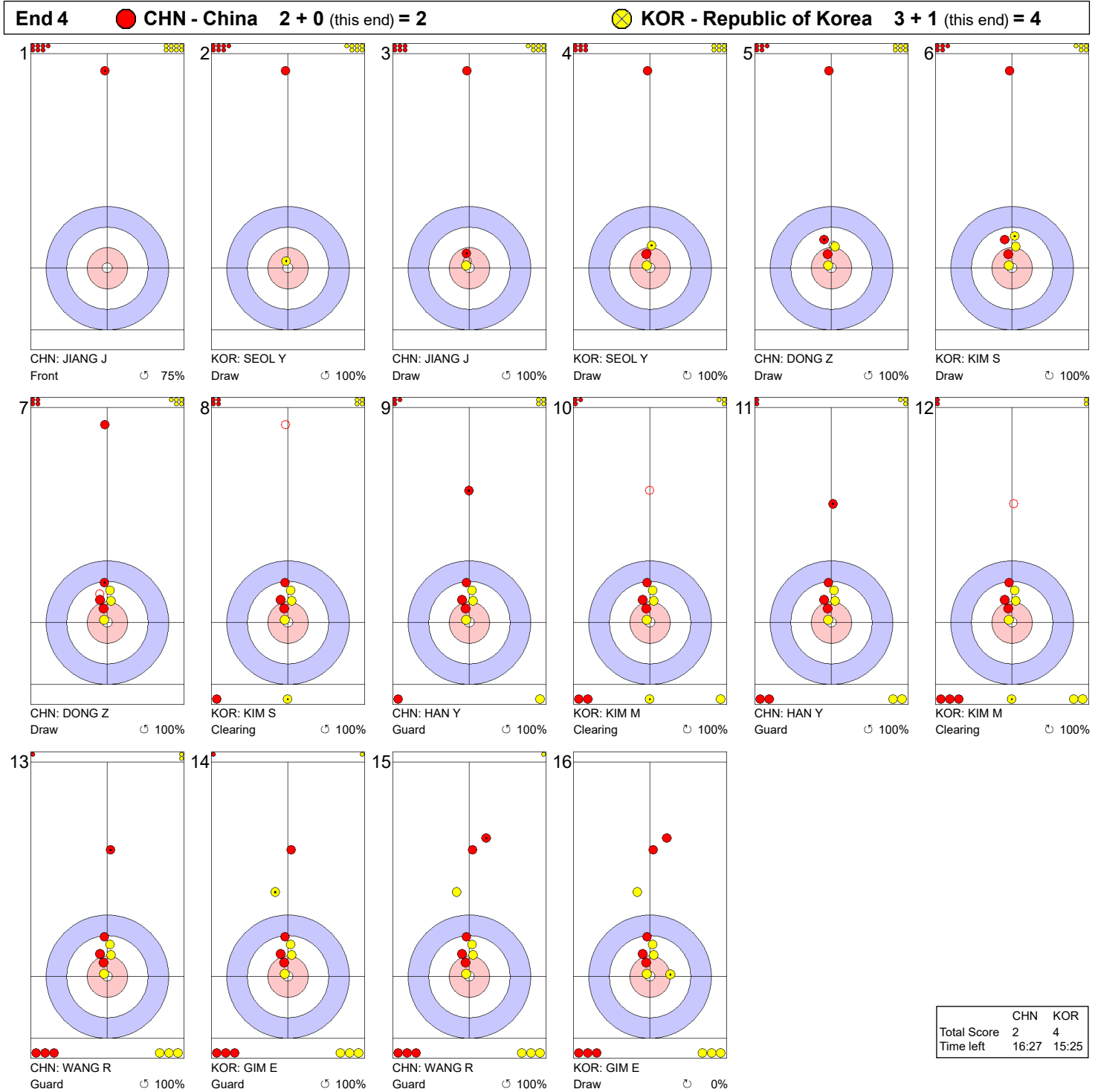
Game - Shot by Shot
每投统计数据



Legend:
 ↻ Clockwise ↺ Counter-clockwise - Not considered



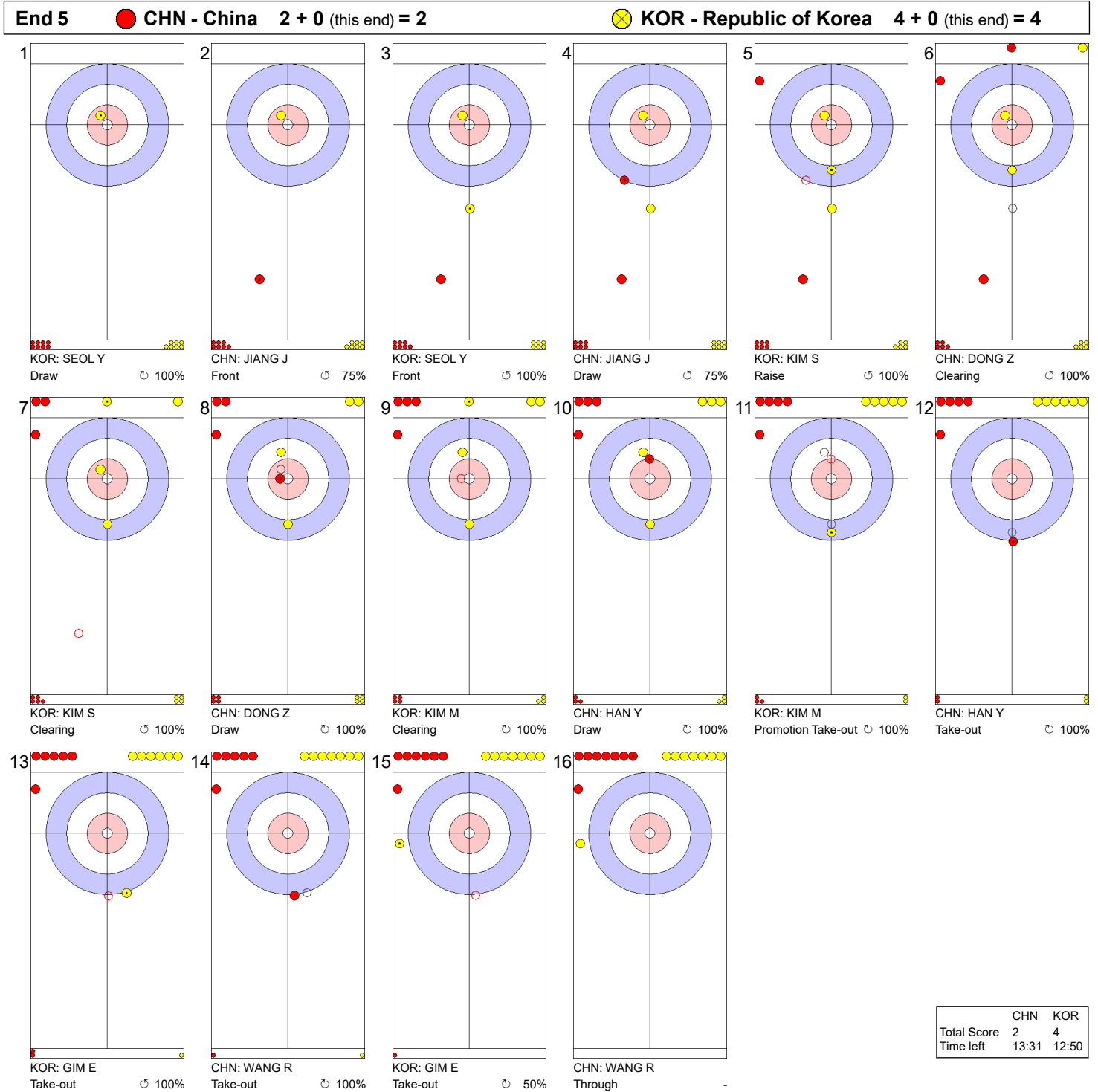
Game - Shot by Shot
每投统计数据



Legend:
 ↻ Clockwise ↺ Counter-clockwise - Not considered



Game - Shot by Shot
每投统计数据



Legend:
 ↻ Clockwise ↺ Counter-clockwise - Not considered



Game - Shot by Shot
每投统计数据

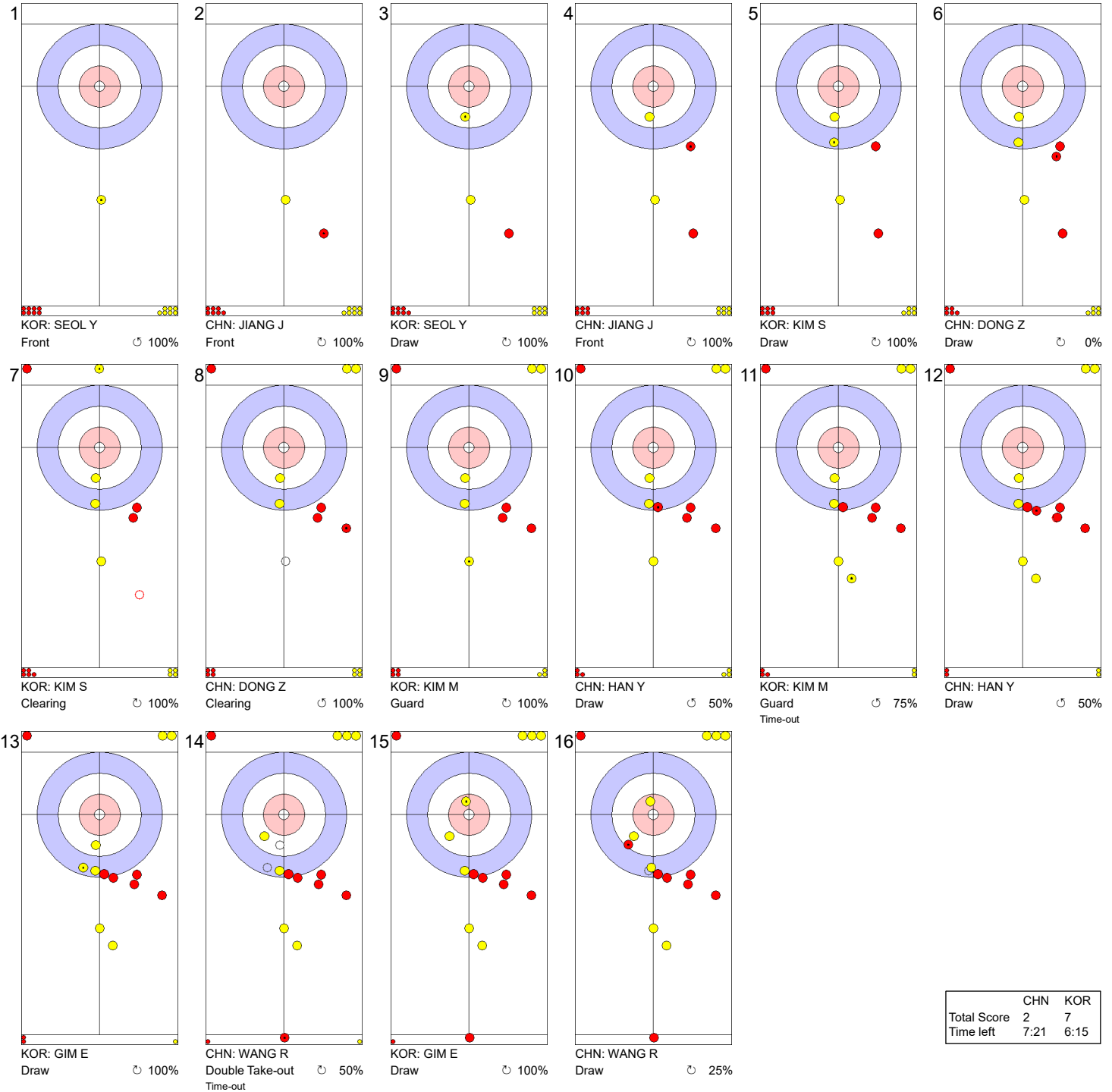


Legend:
 ↻ Clockwise ↺ Counter-clockwise - Not considered



Game - Shot by Shot
每投统计数据

End 7 ● CHN - China 2 + 0 (this end) = 2 ● KOR - Republic of Korea 5 + 2 (this end) = 7

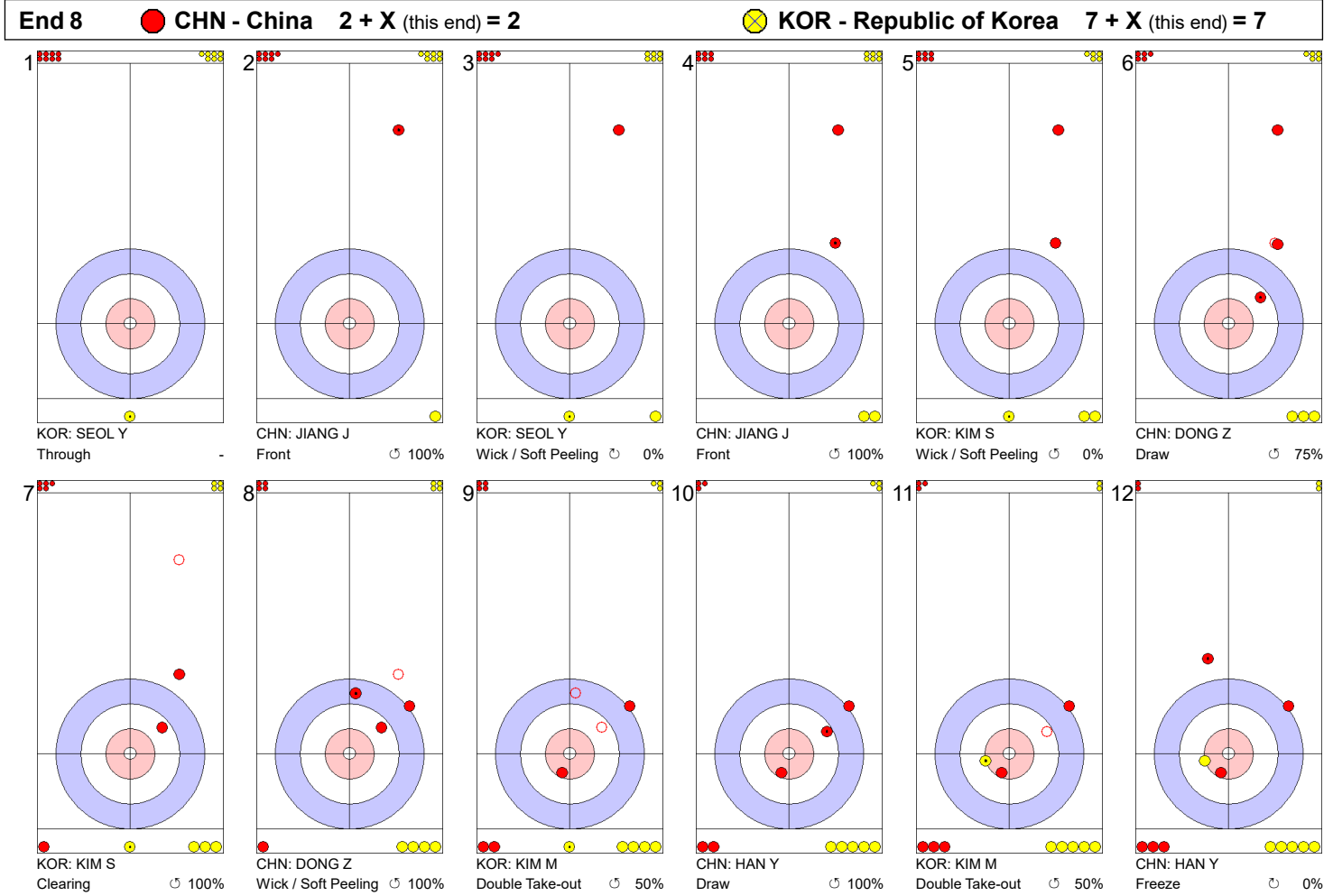


	CHN	KOR
Total Score	2	7
Time left	7:21	6:15

Legend:
 ↻ Clockwise ↺ Counter-clockwise - Not considered



Game - Shot by Shot
每投统计数据



	CHN	KOR
Total Score	2	7
Time left	5:46	4:58

Legend:

↻	Clockwise	↻	Counter-clockwise	-	Not considered
X	Unfinished end due to concession				



Scoring Analysis 得分分析

Team	Games	LSFE	Stolen Ends	Last Stone Eff.	Force Eff.	Points Scored							Total	Plus / Minus
						0	1	2	3	4	>4			
KOR	10	For	8	24	57%	77%	0	19	15	6	2	2	85	+67
		Against	2	1			3	11	2	1	0	0	18	
CHN	10	For	8	20	48%	67%	4	12	14	8	2	3	92	+62
		Against	2	8			3	16	7	0	0	0	30	
JPN	10	For	6	16	56%	58%	5	17	8	7	3	2	76	+38
		Against	4	6			2	14	10	0	1	0	38	
PHI	8	For	4	16	33%	50%	1	17	9	2	0	4	61	+25
		Against	4	5			0	12	5	2	2	0	36	
KAZ	10	For	5	14	26%	29%	1	16	8	5	2	1	60	+5
		Against	5	13			3	16	5	8	0	1	55	
HKG	8	For	3	11	21%	69%	1	12	7	3	1	1	44	-1
		Against	5	16			1	18	6	5	0	0	45	
TPE	8	For	4	4	13%	50%	1	10	1	3	2	0	29	-46
		Against	4	20			1	15	9	4	3	3	75	
THA	8	For	1	7	0%	23%	0	13	1	0	1	0	19	-72
		Against	7	23			0	9	13	7	2	5	91	
QAT	8	For	1	5	0%	20%	1	7	0	0	1	0	11	-78
		Against	7	25			1	12	6	7	6	4	89	
Total	40			117			14	123	63	34	14	13	477	

Note:

Stolen ends are the ends won without the last stone advantage.

Last Stone Efficiency: Scoring two or more points with last stone advantage.

Force Efficiency: Forcing the opponent team to score only one point when they have the last stone advantage.

Legend:

>4 More than four points scored

Eff. Efficiency

LSFE Last Stone First End



Session Results and Standings

每轮比赛成绩和排名

Sheet	Team	LSFE	1	2	3	4	5	6	7	8	Extra Ends	Total
B	CHN - People's Republic of China	*	1	0	0	1	0	1	2	X		5
	JPN - Japan		0	0	0	0	2	0	0	X		2
C	KAZ - Kazakhstan		0	1	0	1	0	0	X	X		2
	KOR - Republic of Korea	*	5	0	3	0	1	1	X	X		10

Play-offs Bracket

Semi-finals	Finals	Final Standings
<p>1 KOR 10</p> <p>Sheet C</p>	<p>KOR</p> <p>FRI 14 FEB 13:00 Sheet C</p>	1
<p>4 KAZ 2</p>		2
<p>2 CHN 5</p> <p>Sheet B</p>	<p>CHN</p> <p>FRI 14 FEB 13:00 Sheet B</p>	3
<p>3 JPN 2</p>		4
	<p>KAZ</p> <p>FRI 14 FEB 13:00 Sheet B</p>	5 PHI - Philippines
	<p>JPN</p>	6 HKG - Hong Kong, China
		7 TPE - Chinese Taipei
		8 THA - Thailand
		9 QAT - Qatar

Legend:
LSFE(*) Last Stone First End X Unplayed/unfinished end due to concession



Game Results

比赛成绩

Sheet	Team	LSFE	1	2	3	4	5	6	7	8	Extra Ends	Total
B	CHN - People's Republic of China	*	1	0	0	1	0	1	2	X		5
	JPN - Japan		0	0	0	0	2	0	0	X		2

CHN - People's Republic of China		Shot Success Game
4 S	WANG Rui	88%
3 V	HAN Yu	84%
2	DONG Ziqi	89%
1	JIANG Jiayi	81%
A	SU Tingyu	-
Team Total		86%

JPN - Japan		Shot Success Game
4 S	MIURA Yuina	71%
3	YASUI Suzune	77%
2	SAKUMA Yuna	75%
1 V	MATSUNAGA Ai	86%
A	IKEDA Hana	-
Team Total		77%

Time remaining: 1 minute 53 seconds

Time-out: End 7 - CHN stone 4

Time remaining: 2 minutes 15 seconds

Time-out: End 7 - JPN stone 4

Shot Success Analysis

CHN - People's Republic of China		♻	⌚	Game	
4	WANG Rui	Draws	6 88%	3 100%	9 92%
		Take-outs	4 88%	2 75%	6 83%
		Total	10 88%	5 90%	15 88%
3	HAN Yu	Draws	3 83%	4 100%	7 93%
		Take-outs	4 50%	5 100%	9 78%
		Total	7 64%	9 100%	16 84%
2	DONG Ziqi	Draws	4 100%	6 96%	10 98%
		Take-outs	2 50%	4 88%	6 75%
		Total	6 83%	10 93%	16 89%
1	JIANG Jiayi	Draws	5 70%	10 85%	15 80%
		Take-outs	1 100%	0 -	1 100%
		Total	6 75%	10 85%	16 81%
A	SU Tingyu	Draws	0 -	0 -	0 -
		Take-outs	0 -	0 -	0 -
		Total	0 -	0 -	0 -
Team		Draws	18 85%	23 92%	41 89%
		Take-outs	11 68%	11 91%	22 80%
		Total	29 78%	34 92%	63 86%

JPN - Japan		♻	⌚	Game	
4	MIURA Yuina	Draws	4 81%	6 50%	10 63%
		Take-outs	2 100%	1 100%	3 100%
		Total	6 88%	7 57%	13 71%
3	YASUI Suzune	Draws	5 75%	3 100%	8 84%
		Take-outs	4 63%	4 75%	8 69%
		Total	9 69%	7 86%	16 77%
2	SAKUMA Yuna	Draws	6 50%	3 83%	9 61%
		Take-outs	2 75%	5 100%	7 93%
		Total	8 56%	8 94%	16 75%
1	MATSUNAGA Ai	Draws	10 90%	5 85%	15 88%
		Take-outs	1 50%	0 -	1 50%
		Total	11 86%	5 85%	16 86%
A	IKEDA Hana	Draws	0 -	0 -	0 -
		Take-outs	0 -	0 -	0 -
		Total	0 -	0 -	0 -
Team		Draws	25 76%	17 75%	42 76%
		Take-outs	9 72%	10 90%	19 82%
		Total	34 75%	27 81%	61 77%

Note:

Position and function for each team member:

4 = Fourth, 3 = Third, 2 = Second, 1 = Lead, A = Alternate, S = Skip, V = Vice-Skip

Legend:

♻ Clockwise


⌚ Counter-clockwise

LSFE(*) Last Stone First End

X Unplayed/unfinished end due to concession



Game - Shot by Shot
每投统计数据



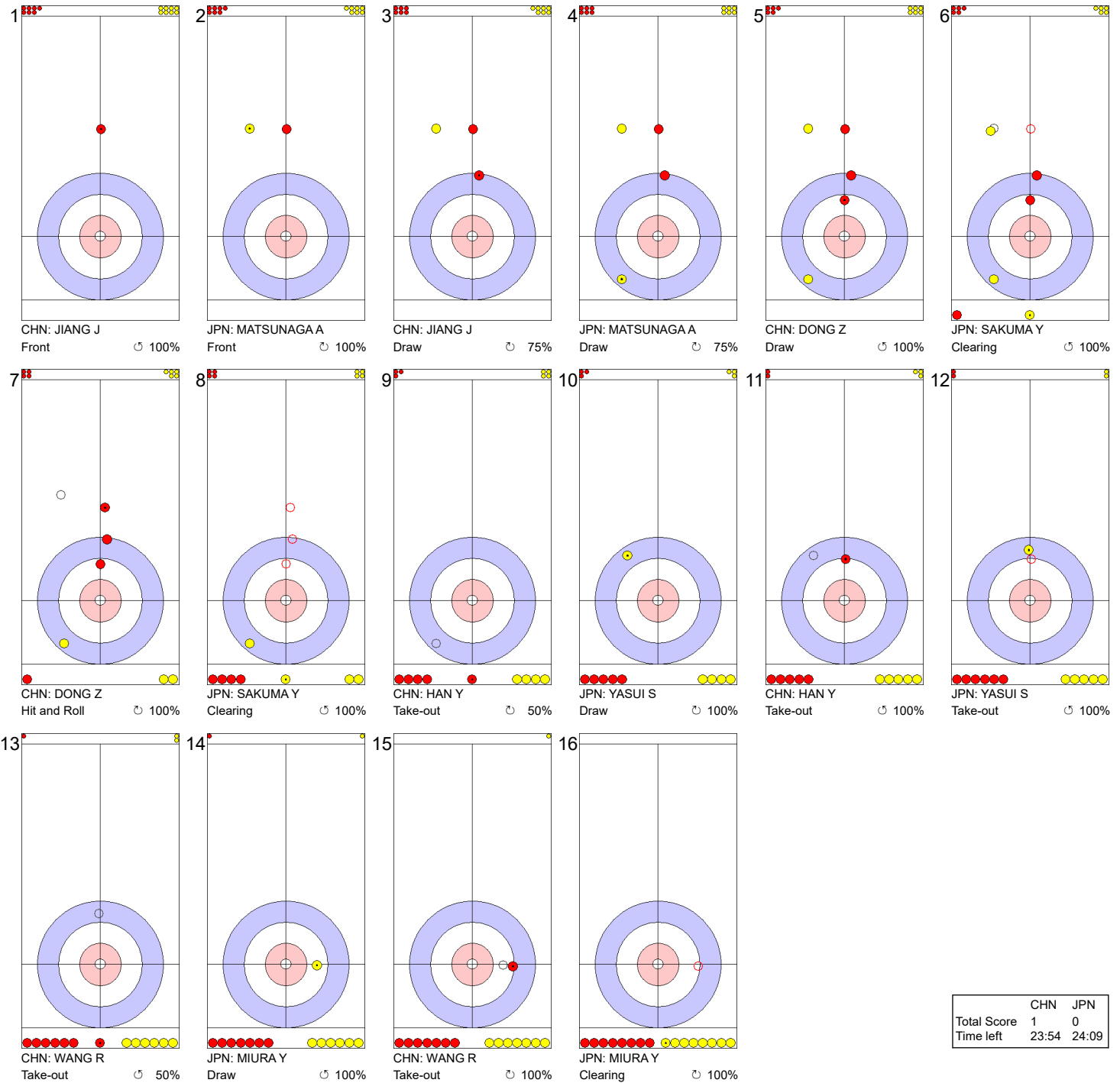
Legend:
 ↻ Clockwise ↺ Counter-clockwise - Not considered





Game - Shot by Shot
每投统计数据

End 2 ● CHN - China 1 + 0 (this end) = 1 ● JPN - Japan 0 + 0 (this end) = 0



	CHN	JPN
Total Score	1	0
Time left	23:54	24:09

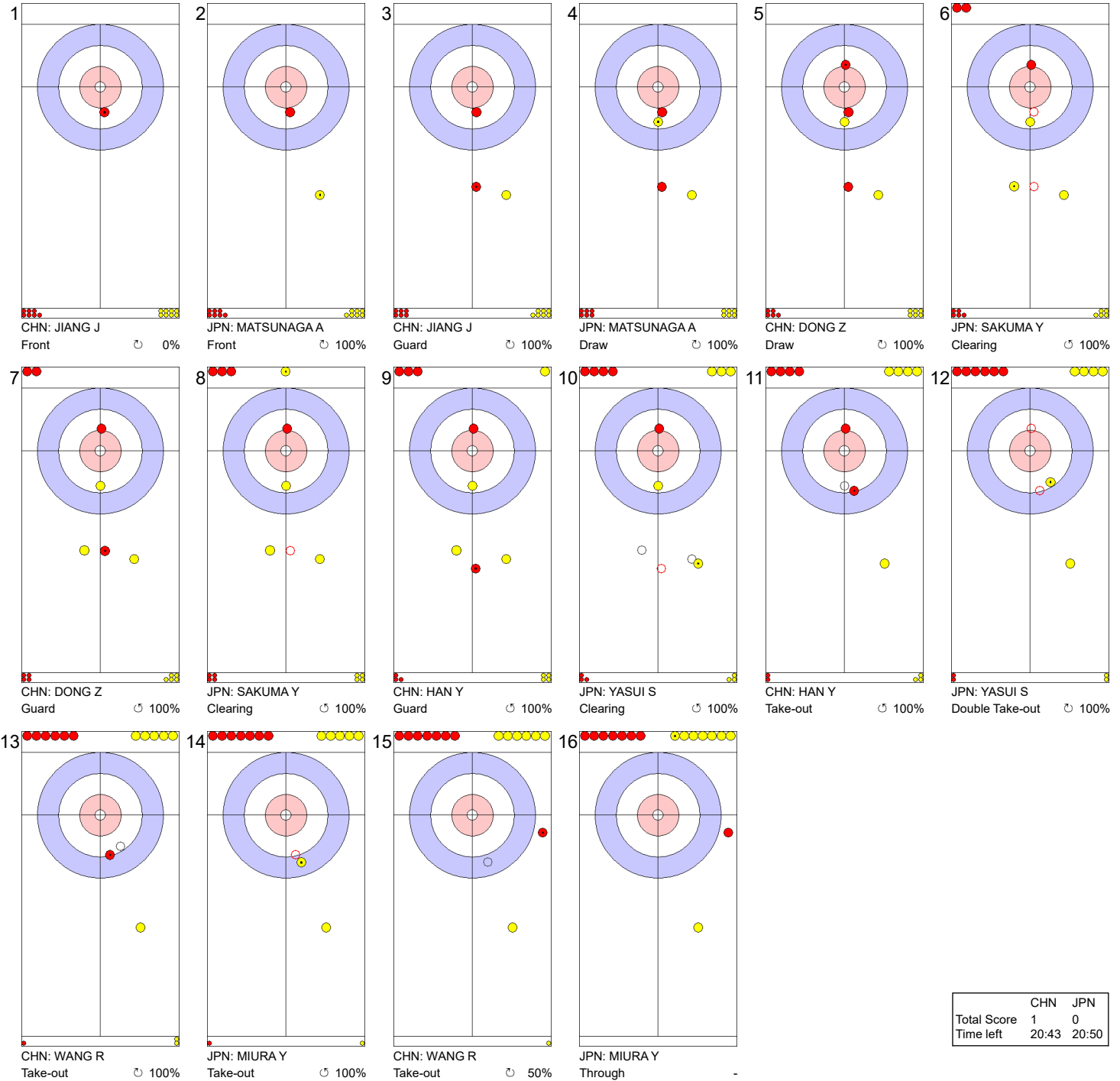
Legend: ↻ Clockwise ↺ Counter-clockwise - Not considered

Timing & Results provided by BORNAN



Game - Shot by Shot
每投统计数据

End 3 ● CHN - China 1 + 0 (this end) = 1 ● JPN - Japan 0 + 0 (this end) = 0



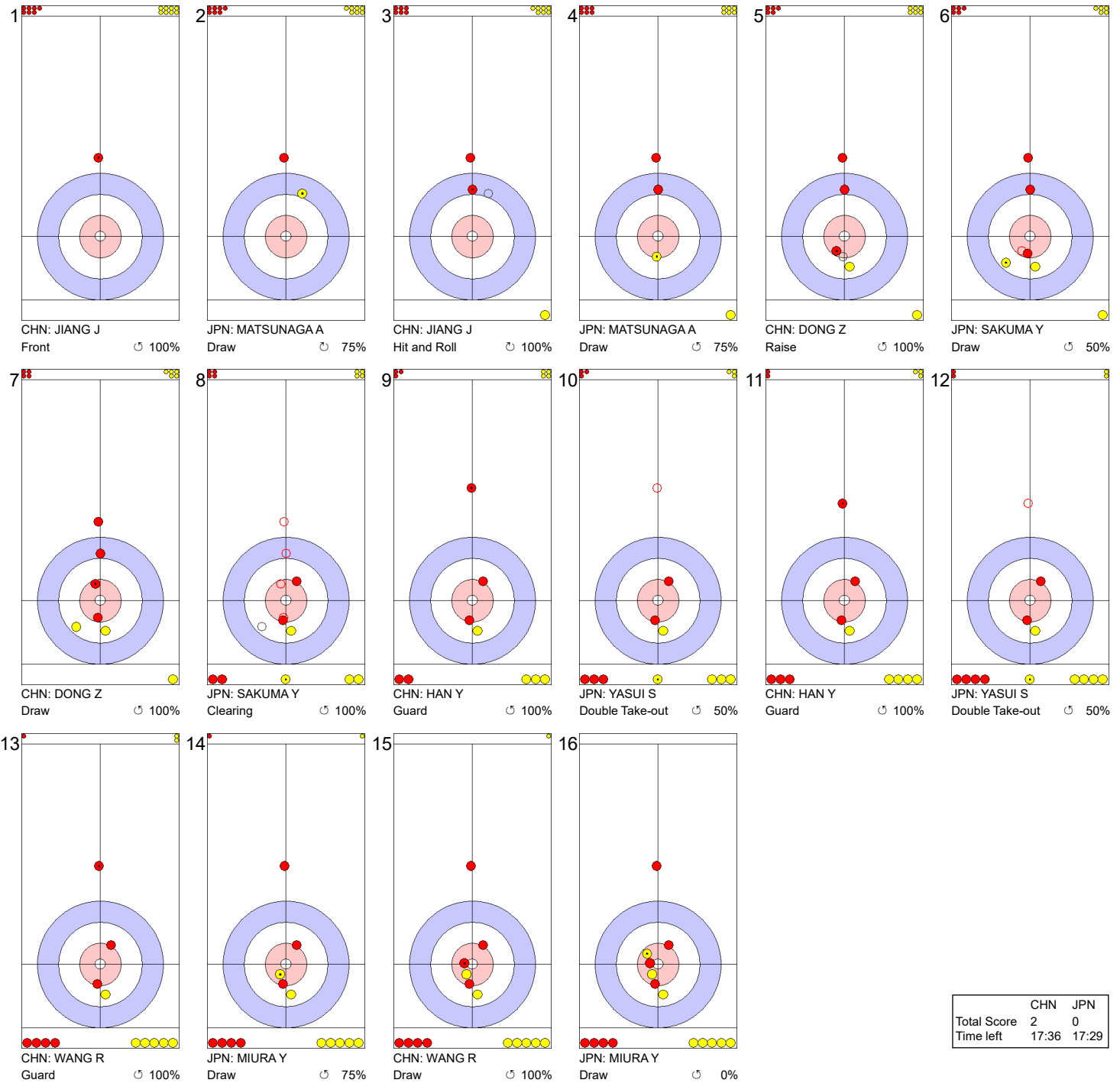
	CHN	JPN
Total Score	1	0
Time left	20:43	20:50

Legend:
 ↻ Clockwise ↺ Counter-clockwise - Not considered



Game - Shot by Shot
每投统计数据

End 4 ● CHN - China 1 + 1 (this end) = 2 ● JPN - Japan 0 + 0 (this end) = 0



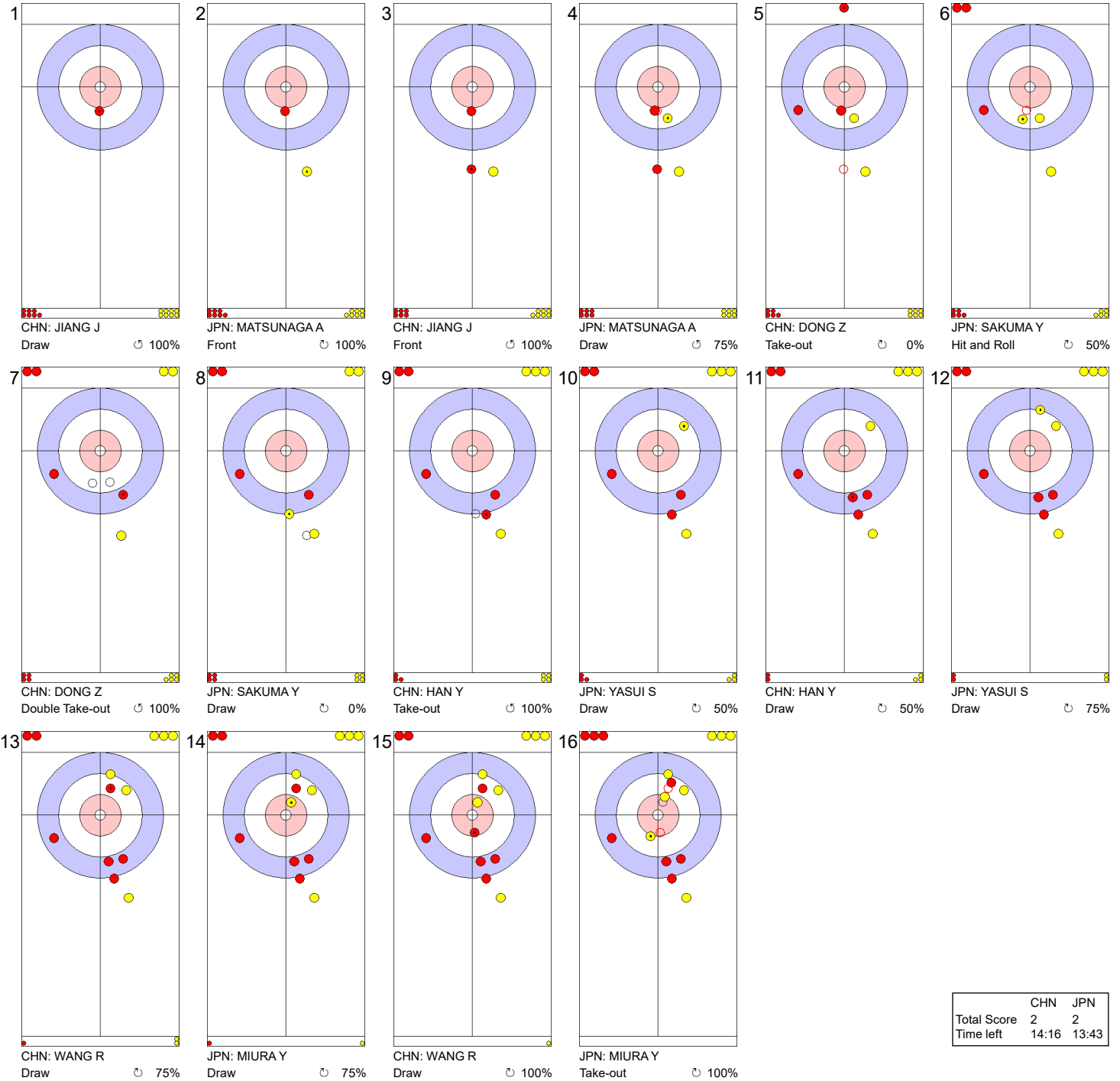
	CHN	JPN
Total Score	2	0
Time left	17:36	17:29

Legend:
 Clockwise Counter-clockwise - Not considered



Game - Shot by Shot
每投统计数据

End 5 ● CHN - China 2 + 0 (this end) = 2 ● JPN - Japan 0 + 2 (this end) = 2



	CHN	JPN
Total Score	2	2
Time left	14:16	13:43

Legend:
 Clockwise Counter-clockwise - Not considered



Game - Shot by Shot
每投统计数据

End 6 ● CHN - China 2 + 1 (this end) = 3 ● JPN - Japan 2 + 0 (this end) = 2



	CHN	JPN
Total Score	3	2
Time left	10:44	9:51

Legend:
 Clockwise Counter-clockwise - Not considered



Game - Shot by Shot
每投统计数据

End 7 ● CHN - China 3 + 2 (this end) = 5 ● JPN - Japan 2 + 0 (this end) = 2



	CHN	JPN
Total Score	5	2
Time left	4:37	4:03

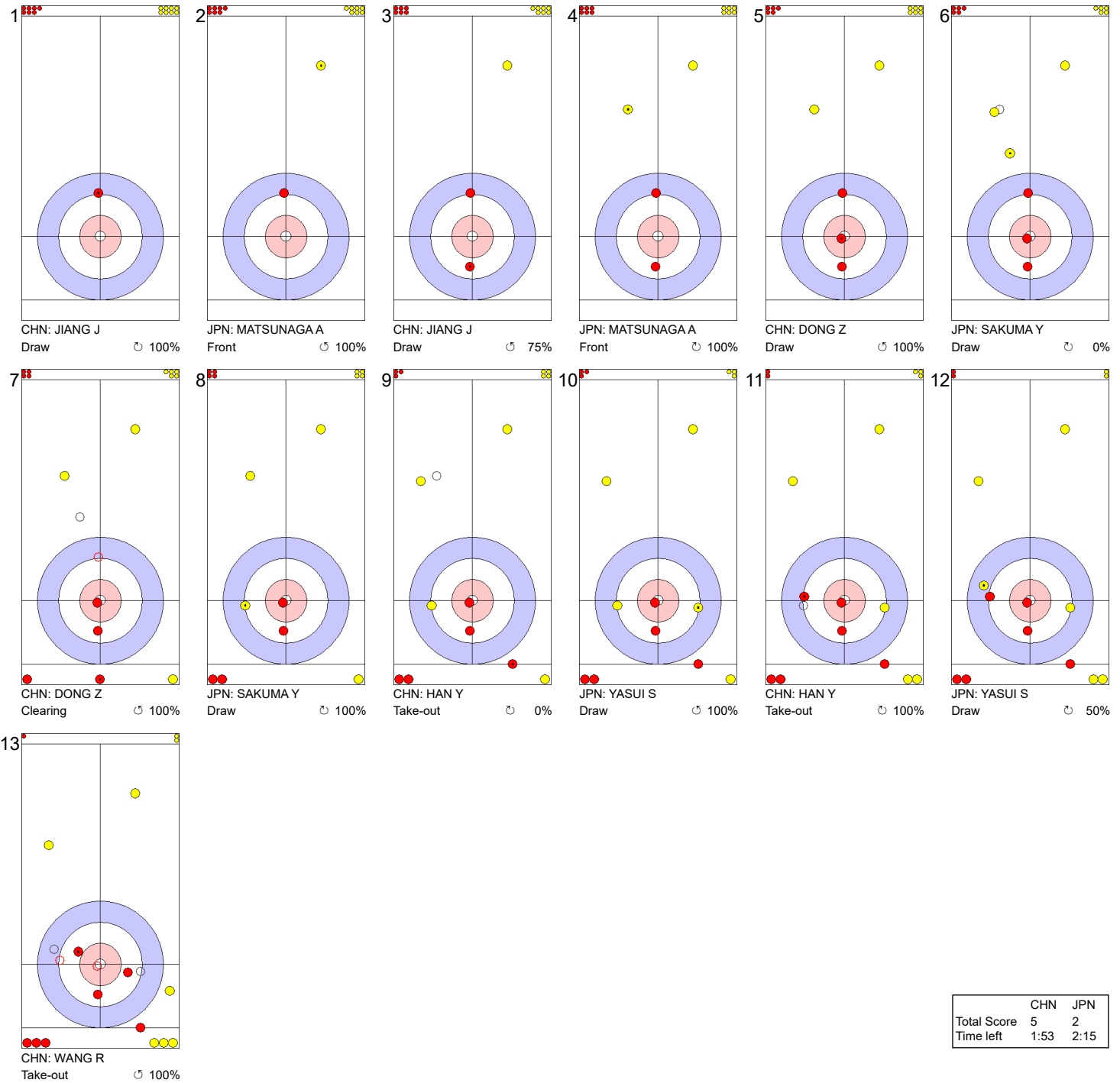
Legend: ↻ Clockwise ↺ Counter-clockwise - Not considered

Timing & Results provided by BORNAN



Game - Shot by Shot
每投统计数据

End 8 ● CHN - China 5 + X (this end) = 5 ● JPN - Japan 2 + X (this end) = 2



	CHN	JPN
Total Score	5	2
Time left	1:53	2:15

Legend:
 ↻ Clockwise ↺ Counter-clockwise - Not considered
 X Unfinished end due to concession



Game Results

比赛成绩

Sheet	Team	LSFE	1	2	3	4	5	6	7	8	Extra Ends	Total
C	KAZ - Kazakhstan		0	1	0	1	0	0	X	X		2
	KOR - Republic of Korea	*	5	0	3	0	1	1	X	X		10

KAZ - Kazakhstan		Shot Success Game
4	ALLIYAROVA Tilsimay	58%
3	V KOLYKHALOVA Yekaterina	67%
2	TASTEMIR Merrey	48%
1	S EBAUYER Angelina	60%
A	EBAUYER Regina	-
Team Total		58%

KOR - Republic of Korea		Shot Success Game
4	S GIM Eunji	88%
3	V KIM Minji	88%
2	KIM Suji	88%
1	SEOL Yeeun	85%
A	SEOL Yeji	-
Team Total		87%

Time remaining: 13 minutes 22 seconds

Time remaining: 10 minutes 10 seconds

Shot Success Analysis

KAZ - Kazakhstan		🕒	🕒	Game	
4	ALLIYAROVA Tilsimay	Draws	1 50%	2 50%	3 50%
		Take-outs	5 40%	4 88%	9 61%
		Total	6 42%	6 75%	12 58%
3	KOLYKHALOVA Yekaterina	Draws	1 75%	2 50%	3 58%
		Take-outs	4 75%	5 65%	9 69%
		Total	5 75%	7 61%	12 67%
2	TASTEMIR Merrey	Draws	2 38%	2 88%	4 63%
		Take-outs	4 44%	4 38%	8 41%
		Total	6 42%	6 54%	12 48%
1	EBAUYER Angelina	Draws	4 75%	7 61%	11 66%
		Take-outs	0 -	1 0%	1 0%
		Total	4 75%	8 53%	12 60%
A	EBAUYER Regina	Draws	0 -	0 -	0 -
		Take-outs	0 -	0 -	0 -
		Total	0 -	0 -	0 -
Team		Draws	8 63%	13 62%	21 62%
		Take-outs	13 52%	14 59%	27 56%
		Total	21 56%	27 60%	48 58%

KOR - Republic of Korea		🕒	🕒	Game	
4	GIM Eunji	Draws	2 100%	6 92%	8 94%
		Take-outs	2 50%	2 100%	4 75%
		Total	4 75%	8 94%	12 88%
3	KIM Minji	Draws	1 100%	2 100%	3 100%
		Take-outs	6 83%	3 83%	9 83%
		Total	7 86%	5 90%	12 88%
2	KIM Suji	Draws	4 94%	1 75%	5 90%
		Take-outs	5 100%	2 50%	7 86%
		Total	9 97%	3 58%	12 88%
1	SEOL Yeeun	Draws	4 88%	8 84%	12 85%
		Take-outs	0 -	0 -	0 -
		Total	4 88%	8 84%	12 85%
A	SEOL Yeji	Draws	0 -	0 -	0 -
		Take-outs	0 -	0 -	0 -
		Total	0 -	0 -	0 -
Team		Draws	11 93%	17 88%	28 90%
		Take-outs	13 85%	7 79%	20 83%
		Total	24 89%	24 85%	48 87%

Note:

Position and function for each team member:

4 = Fourth, 3 = Third, 2 = Second, 1 = Lead, A = Alternate, S = Skip, V = Vice-Skip

Legend:

🕒 Clockwise

🕒 Counter-clockwise

LSFE(*) Last Stone First End

X Unplayed/unfinished end due to concession



Game - Shot by Shot
每投统计数据



Legend:
 ↻ Clockwise ↺ Counter-clockwise - Not considered



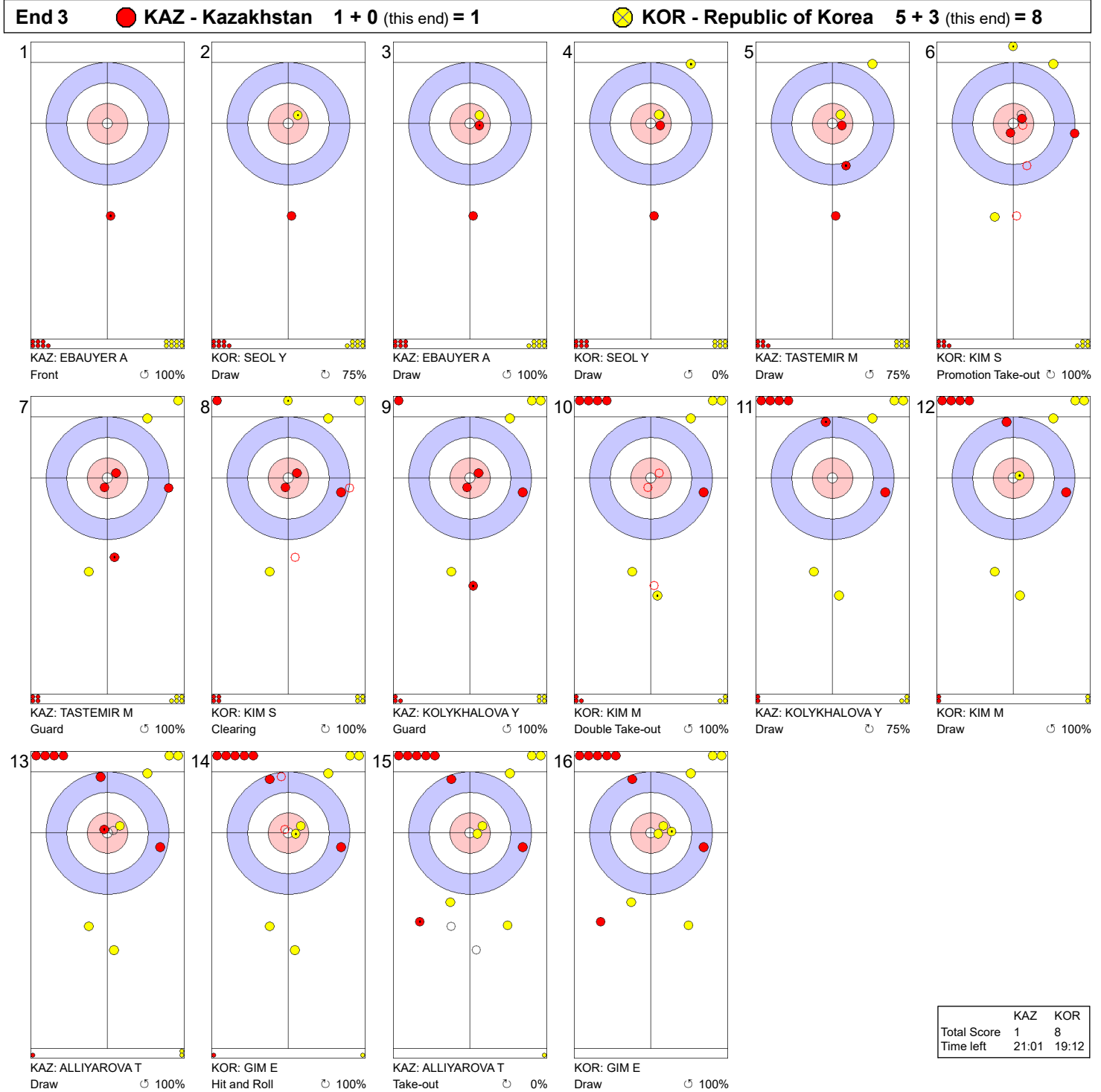
Game - Shot by Shot
每投统计数据



Legend:
 ↻ Clockwise ↺ Counter-clockwise - Not considered



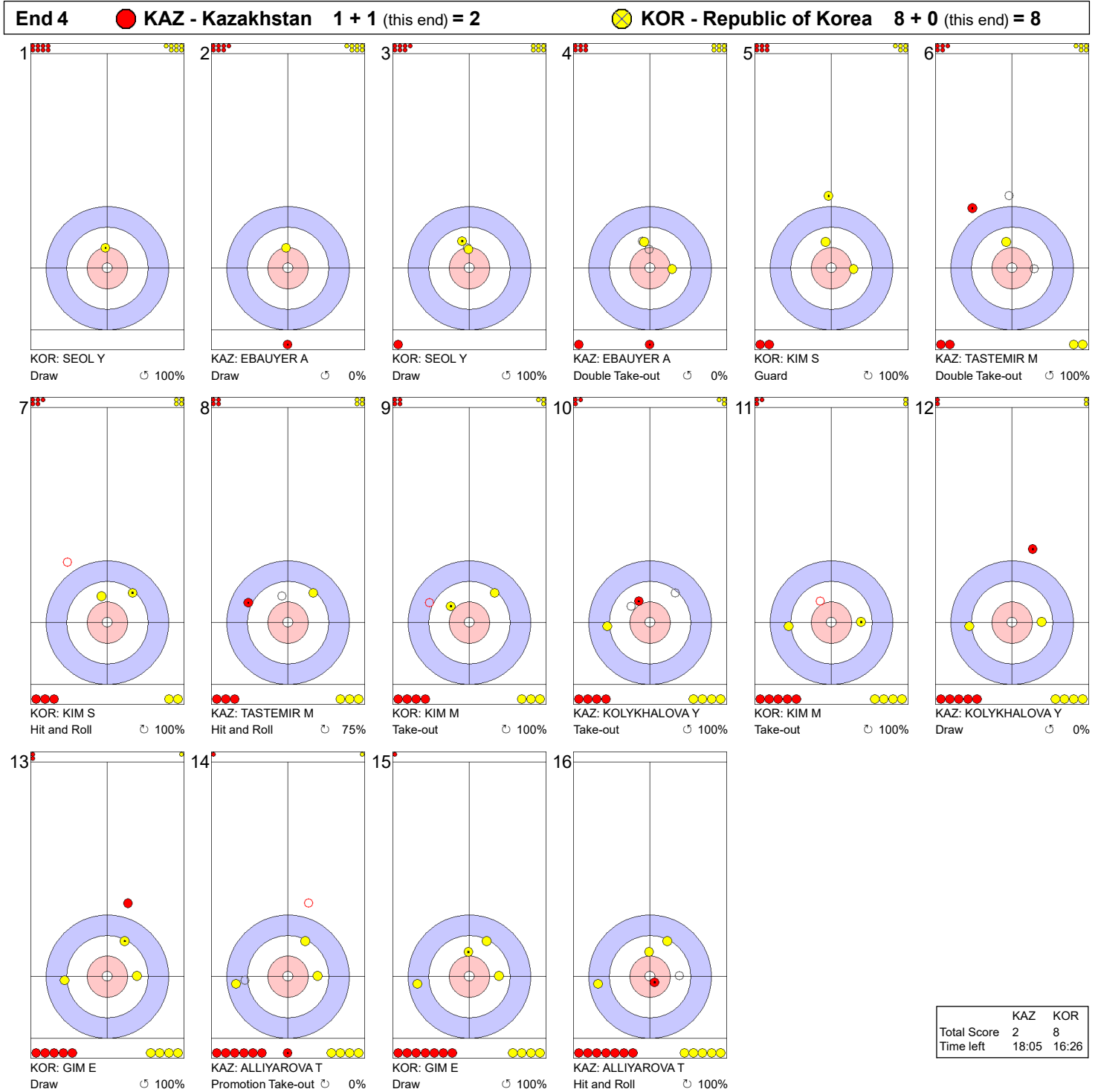
Game - Shot by Shot
每投统计数据



Legend:
 ↻ Clockwise ↺ Counter-clockwise - Not considered



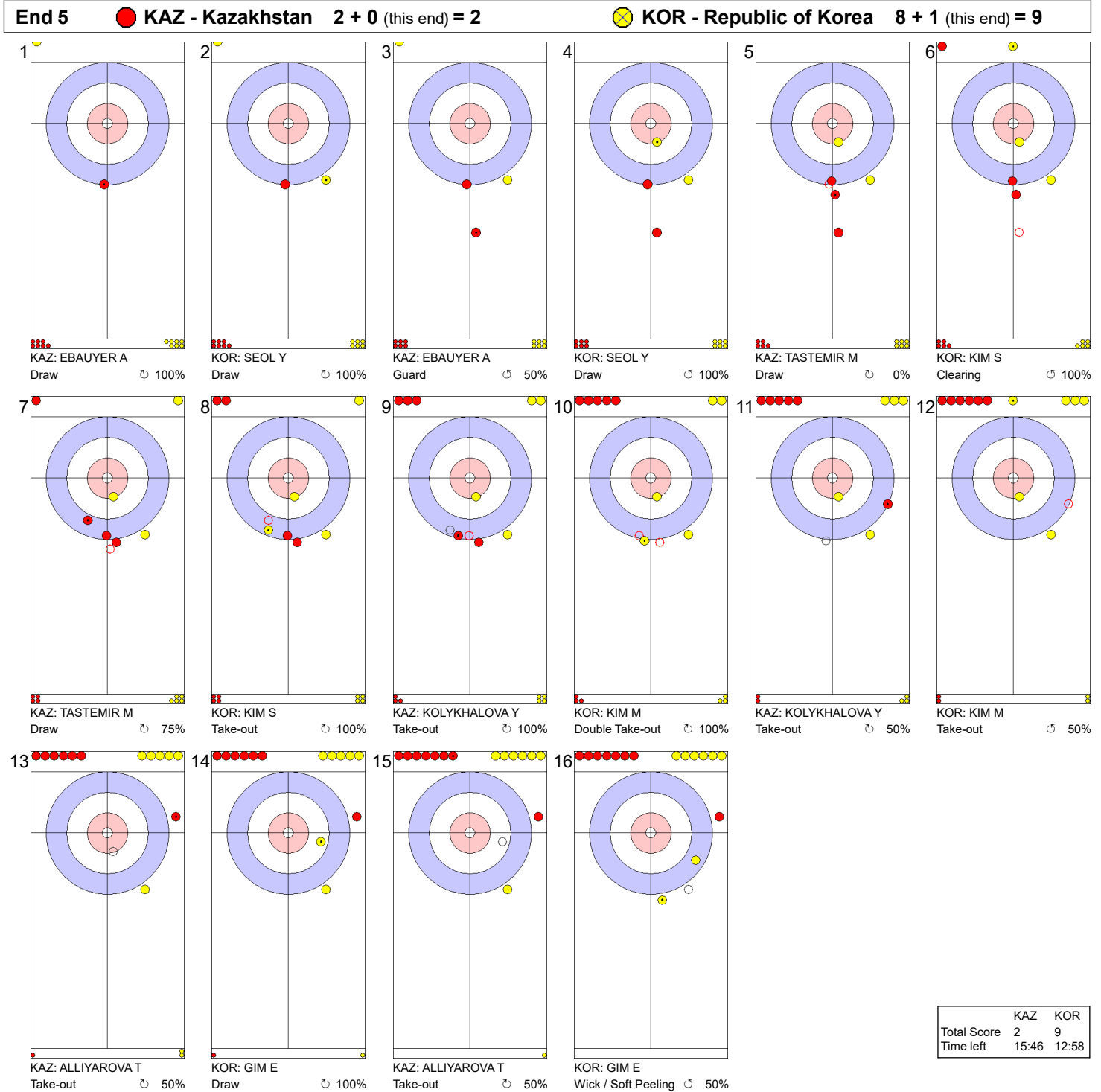
Game - Shot by Shot
每投统计数据



Legend:
 ↻ Clockwise ↺ Counter-clockwise - Not considered



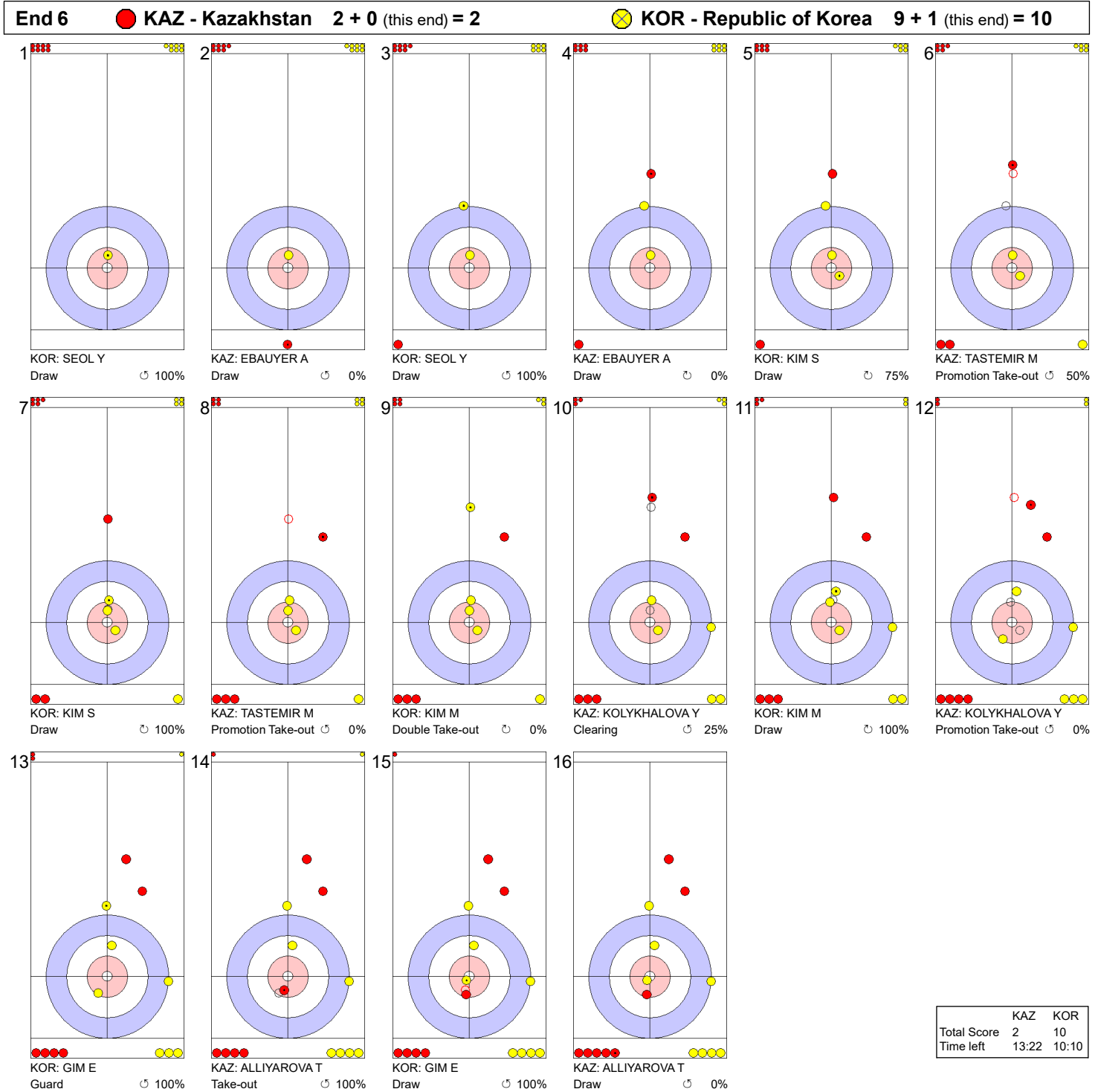
Game - Shot by Shot
每投统计数据



Legend:
 ↻ Clockwise ↺ Counter-clockwise - Not considered



Game - Shot by Shot
每投统计数据



Legend:
 ↻ Clockwise ↺ Counter-clockwise - Not considered



Competition Matrix 积分表

Team	CHN	HKG	JPN	KAZ	KOR	PHI	QAT	THA	TPE
CHN		9 - 3	6 - 2	11 - 4	3 - 4	9 - 5	14 - 0	19 - 1	14 - 2
HKG	3 - 9		2 - 9	3 - 6	2 - 9	2 - 7	15 - 1	9 - 3	8 - 1
JPN	2 - 6	9 - 2		10 - 4	4 - 6	6 - 4	12 - 1	13 - 2	12 - 5
KAZ	4 - 11	6 - 3	4 - 10		2 - 8	5 - 4	11 - 2	9 - 1	14 - 0
KOR	4 - 3	9 - 2	6 - 4	8 - 2		11 - 3	W - L	14 - 0	11 - 0
PHI	5 - 9	7 - 2	4 - 6	4 - 5	3 - 11		13 - 1	16 - 0	9 - 2
QAT	0 - 14	1 - 15	1 - 12	2 - 11	L - W	1 - 13		1 - 10	5 - 9
THA	1 - 19	3 - 9	2 - 13	1 - 9	0 - 14	0 - 16	10 - 1		2 - 10
TPE	2 - 14	1 - 8	5 - 12	0 - 14	0 - 11	2 - 9	9 - 5	10 - 2	

Standings after Round Robin

Rank	Team	Games	Wins	Losses	
1	KOR - Republic of Korea	8	8	0	Q
2	CHN - People's Republic of China	8	7	1	Q
3	JPN - Japan	8	6	2	Q
4	KAZ - Kazakhstan	8	5	3	Q
5	PHI - Philippines	8	4	4	
6	HKG - Hong Kong, China	8	3	5	
7	TPE - Chinese Taipei	8	2	6	
8	THA - Thailand	8	1	7	
9	QAT - Qatar	8	0	8	

Legend:

L Loss

Q Qualified for the play-offs

W Win

Timing & Results provided by **BORNAN**



Draw Shot Challenge 全队投壶赛

Rank	Team	Stone Rotation	Last Stone Draw in each Round Robin Game								DSC
			1	2	3	4	5	6	7	8	
1	CHN - People's Republic of China	⌚	38.7	9.9	52.8	33.6	32.7	67.3	13.2	12.0	38.69cm
		⌚	96.1	48.2	196.5	26.7	133.1	25.6	5.8	79.1	
2	KOR - Republic of Korea	⌚	6.2	30.0	199.6	44.6	199.6	49.7	36.2	2.4	45.90cm
		⌚	68.3	4.1	34.5	61.0	79.6	63.6	77.0	85.4	
3	KAZ - Kazakhstan	⌚	78.3	177.2	162.3	43.6	153.9	20.2	46.3	86.2	54.81cm
		⌚	70.4	80.6	3.9	26.3	9.0	72.4	71.2	5.1	
4	JPN - Japan	⌚	18.2	18.8	74.8	98.9	25.0	155.5	152.2	5.6	58.25cm
		⌚	55.4	15.5	27.9	51.2	62.1	62.3	150.4	149.4	
5	PHI - Philippines	⌚	139.3	137.9	27.0	96.2	177.8	77.6	35.1	22.8	85.56cm
		⌚	134.6	25.5	80.2	34.5	80.7	199.6	128.7	199.6	
6	TPE - Chinese Taipei	⌚	128.0	56.7	26.7	59.2	199.6	70.6	199.6	180.0	107.27cm
		⌚	65.3	24.1	54.2	199.6	199.6	199.6	38.6	199.6	
7	HKG - Hong Kong, China	⌚	186.7	33.0	199.6	7.7	199.6	44.1	113.2	199.6	115.69cm
		⌚	199.6	199.6	52.9	184.9	120.2	147.7	112.3	18.2	
8	THA - Thailand	⌚	30.3	130.6	199.6	152.2	55.6	199.6	123.2	199.6	128.48cm
		⌚	199.6	131.1	199.6	199.6	99.2	199.6	71.9	6.6	
9	QAT - Qatar	⌚	113.9	20.0	199.6	199.6	199.6	199.6	199.6	199.6	180.65cm
		⌚	199.6	199.6	199.6	199.6	199.6	199.6	199.6	199.6	

Note:

The Draw Shot Challenge (DSC) is the average distance of all the individual Last Stone Draws (LSD), which were delivered by a team during the round robin. The two least favourable results will be eliminated before calculating the average distance. The team with the lesser DSC receives the higher ranking. If the DSCs are equal then the team with the best non-equal counting LSD receives the higher ranking. In the case where all counting LSDs are equal, the team ranked higher in the official World Curling World Ranking is ranked higher.

Legend:

⌚ Clockwise

⌚ Counter-clockwise

DSC Draw Shot Challenge

~~nnn.n~~ Eliminated Last Stone Draw



Scoring Analysis 得分分析

Team	Games	LSFE	Stolen Ends	Last Stone Eff.	Force Eff.	Points Scored							Total	Plus / Minus
						0	1	2	3	4	>4			
CHN	For	7	18	57%	67%	3	9	12	8	2	3	85	+64	
	Against	1	5			1	13	4	0	0	0	21		
KOR	For	6	20	63%	80%	0	14	13	5	2	1	68	+54	
	Against	2	1			2	9	1	1	0	0	14		
JPN	For	5	14	59%	53%	2	14	7	6	3	2	68	+38	
	Against	3	4			2	10	8	0	1	0	30		
PHI	For	4	16	33%	50%	1	17	9	2	0	4	61	+25	
	Against	4	5			0	12	5	2	2	0	36		
KAZ	For	5	14	29%	25%	1	13	7	5	2	1	55	+16	
	Against	3	10			2	11	5	6	0	0	39		
HKG	For	3	11	21%	69%	1	12	7	3	1	1	44	-1	
	Against	5	16			1	18	6	5	0	0	45		
TPE	For	4	4	13%	50%	1	10	1	3	2	0	29	-46	
	Against	4	20			1	15	9	4	3	3	75		
THA	For	1	7	0%	23%	0	13	1	0	1	0	19	-72	
	Against	7	23			0	9	13	7	2	5	91		
QAT	For	1	5	0%	20%	1	7	0	0	1	0	11	-78	
	Against	7	25			1	12	6	7	6	4	89		
Total	36		109			10	109	57	32	14	12	440		

Note:

Stolen ends are the ends won without the last stone advantage.

Last Stone Efficiency: Scoring two or more points with last stone advantage.

Force Efficiency: Forcing the opponent team to score only one point when they have the last stone advantage.

Legend:

>4 More than four points scored

Eff. Efficiency

LSFE Last Stone First End

Summary of Big Ends

大分局总结

Points Scored	By	Against	Session	End	Game Result
8	CHN - People's Republic of China	TPE - Chinese Taipei	3	1	14 : 2
7	CHN - People's Republic of China	THA - Thailand	1	2	19 : 1
5	PHI - Philippines	THA - Thailand	10	6	16 : 0
5	PHI - Philippines	THA - Thailand	10	3	16 : 0
5	PHI - Philippines	QAT - Qatar	3	5	13 : 1
5	PHI - Philippines	QAT - Qatar	3	2	13 : 1
5	JPN - Japan	TPE - Chinese Taipei	13	1	12 : 5
5	JPN - Japan	QAT - Qatar	7	5	12 : 1
5	CHN - People's Republic of China	THA - Thailand	1	3	19 : 1
5	HKG - Hong Kong, China	QAT - Qatar	13	2	15 : 1
5	KAZ - Kazakhstan	TPE - Chinese Taipei	5	6	14 : 0
5	KOR - Republic of Korea	THA - Thailand	5	1	14 : 0
4	JPN - Japan	TPE - Chinese Taipei	13	7	12 : 5
4	JPN - Japan	THA - Thailand	8	4	13 : 2
4	JPN - Japan	THA - Thailand	8	1	13 : 2
4	CHN - People's Republic of China	PHI - Philippines	11	5	9 : 5
4	CHN - People's Republic of China	QAT - Qatar	5	2	14 : 0
4	KAZ - Kazakhstan	QAT - Qatar	10	4	11 : 2
4	KAZ - Kazakhstan	TPE - Chinese Taipei	5	4	14 : 0
4	KOR - Republic of Korea	QAT - Qatar	14	1	W : L
4	KOR - Republic of Korea	PHI - Philippines	13	3	11 : 3
4	TPE - Chinese Taipei	JPN - Japan	13	5	5 : 12
4	TPE - Chinese Taipei	QAT - Qatar	8	2	9 : 5
4	HKG - Hong Kong, China	QAT - Qatar	13	3	15 : 1
4	QAT - Qatar	TPE - Chinese Taipei	8	5	5 : 9
4	THA - Thailand	QAT - Qatar	11	6	10 : 1

Note:

Big ends are defined as ends with a score of four or more points.

Legend:

L Loss

W Win



Session Results and Standings

每轮比赛成绩和排名

Sheet	Team	LSD/LSFE	1	2	3	4	5	6	7	8	Extra Ends	Total
A	KOR - Republic of Korea	87.8cm *	4	1								W
	QAT - Qatar	399.2cm	0	0								L
B	HKG - Hong Kong, China	217.8cm	0	1	0	2	0	0	0	X		3
	KAZ - Kazakhstan	91.3cm *	0	0	2	0	1	3	0	X		6
C	JPN - Japan	155.0cm	0	1	0	0	0	1	0	0		2
	CHN - People's Republic of China	91.1cm *	0	0	0	1	2	0	2	1		6
D	TPE - Chinese Taipei	379.6cm	0	0	1	0	1	0	0	X		2
	PHI - Philippines	222.4cm *	2	2	0	3	0	1	1	X		9

Standings after Round Robin

Rank	Team	Games	Wins	Losses	
1	KOR - Republic of Korea	8	8	0	Q
2	CHN - People's Republic of China	8	7	1	Q
3	JPN - Japan	8	6	2	Q
4	KAZ - Kazakhstan	8	5	3	Q
5	PHI - Philippines	8	4	4	
6	HKG - Hong Kong, China	8	3	5	
7	TPE - Chinese Taipei	8	2	6	
8	THA - Thailand	8	1	7	
9	QAT - Qatar	8	0	8	

Legend:		
L	Loss	LSD Last Stone Draw
Q	Qualified for the play-offs	W Win
		LSFE(*) Last Stone First End
		X Unplayed/unfinished end due to concession



Game Results

比赛成绩

Sheet	Team	LSFE	1	2	3	4	5	6	7	8	Extra Ends	Total
A	KOR - Republic of Korea	*	4	1								W
	QAT - Qatar		0	0								L

KOR - Republic of Korea	
4 S	GIM Eunji
3 V	KIM Minji
2	KIM Suji
1	SEOL Yeeun
A	SEOL Yeji

QAT - Qatar	
4 S	AL-QAET Amna Homoud
3 V	AL-FAHAD Haseena Hassan
1	AL-FAHAD Aldana Ahmed
A	AL-FAHAD Fatima Ahmed
A	AL-QAET Sara Homoud

Last Stone Draw		Distance
↻	KIM Minji	2.4cm
↻	GIM Eunji	85.4cm
Total		87.8cm

Time remaining: 23 minutes 55 seconds

Last Stone Draw		Distance
↻	AL-FAHAD Aldana Ahmed	199.6cm
↻	AL-QAET Amna Homoud	199.6cm
Total		399.2cm

Time remaining: 21 minutes 29 seconds

QAT playing with only three players - Lead and Third play three stones each.

QAT forfeited the game after end 2 (not enough players to continue to play).

Note:
Position and function for each team member:
4 = Fourth, 3 = Third, 2 = Second, 1 = Lead, A = Alternate, S = Skip, V = Vice-Skip

Legend:
↻ Clockwise ↻ Counter-clockwise L Loss
LSFE(*) Last Stone First End W Win



Game Results

比赛成绩

Sheet	Team	LSFE	1	2	3	4	5	6	7	8	Extra Ends	Total
B	HKG - Hong Kong, China		0	1	0	2	0	0	0	X		3
	KAZ - Kazakhstan	*	0	0	2	0	1	3	0	X		6

HKG - Hong Kong, China		Shot Success Game
4 S	HUNG Ling-Yue	77%
3 V	SHANG Wing In Ada	52%
2	HU Pianpian	56%
1	CHAN Ka	78%
A	WONG Yuen Ting	-
Team Total		65%

KAZ - Kazakhstan		Shot Success Game
4	ALLIYAROVA Tilsimay	70%
3 V	KOLYKHALOVA Yekaterina	89%
2	TASTEMIR Merrey	78%
1 S	EBAUYER Angelina	58%
A	EBAUYER Regina	-
Team Total		74%

Last Stone Draw	Distance
⌚ CHAN Ka	199.6cm
⌚ HUNG Ling-Yue	18.2cm
Total	217.8cm

Last Stone Draw	Distance
⌚ KOLYKHALOVA Yekaterina	86.2cm
⌚ ALLIYAROVA Tilsimay	5.1cm
Total	91.3cm

Time remaining: 1 minute 51 seconds

Time remaining: 6 minutes 57 seconds

Time-out: End 8 - HKG stone 6

Shot Success Analysis

HKG - Hong Kong, China		⌚	⌚	Game
4	HUNG Ling-Yue	3 92%	3 58%	6 75%
	Take-outs	2 75%	6 79%	8 78%
	Total	5 85%	9 72%	14 77%
3	SHANG Wing In Ada	5 35%	1 0%	6 29%
	Take-outs	1 0%	9 72%	10 65%
	Total	6 29%	10 65%	16 52%
2	HU Pianpian	6 63%	2 38%	8 56%
	Take-outs	3 33%	5 70%	8 56%
	Total	9 53%	7 61%	16 56%
1	CHAN Ka	10 85%	4 63%	14 79%
	Take-outs	0 -	2 75%	2 75%
	Total	10 85%	6 67%	16 78%
A	WONG Yuen Ting	0 -	0 -	0 -
	Take-outs	0 -	0 -	0 -
	Total	0 -	0 -	0 -
Team	Draws	24 70%	10 50%	34 64%
	Take-outs	6 42%	22 74%	28 67%
	Total	30 64%	32 66%	62 65%

KAZ - Kazakhstan		⌚	⌚	Game
4	ALLIYAROVA Tilsimay	0 -	4 50%	4 50%
	Take-outs	3 83%	8 75%	11 77%
	Total	3 83%	12 67%	15 70%
3	KOLYKHALOVA Yekaterina	0 -	5 95%	5 95%
	Take-outs	2 50%	9 94%	11 86%
	Total	2 50%	14 95%	16 89%
2	TASTEMIR Merrey	2 100%	6 67%	8 75%
	Take-outs	1 50%	7 86%	8 81%
	Total	3 83%	13 77%	16 78%
1	EBAUYER Angelina	11 57%	4 50%	15 55%
	Take-outs	0 -	1 100%	1 100%
	Total	11 57%	5 60%	16 58%
A	EBAUYER Regina	0 -	0 -	0 -
	Take-outs	0 -	0 -	0 -
	Total	0 -	0 -	0 -
Team	Draws	13 63%	19 67%	32 66%
	Take-outs	6 67%	25 86%	31 82%
	Total	19 64%	44 78%	63 74%

Note:

Position and function for each team member:

4 = Fourth, 3 = Third, 2 = Second, 1 = Lead, A = Alternate, S = Skip, V = Vice-Skip

Legend:

⌚ Clockwise

⌚ Counter-clockwise

LSFE(*) Last Stone First End

X Unplayed/unfinished end due to concession

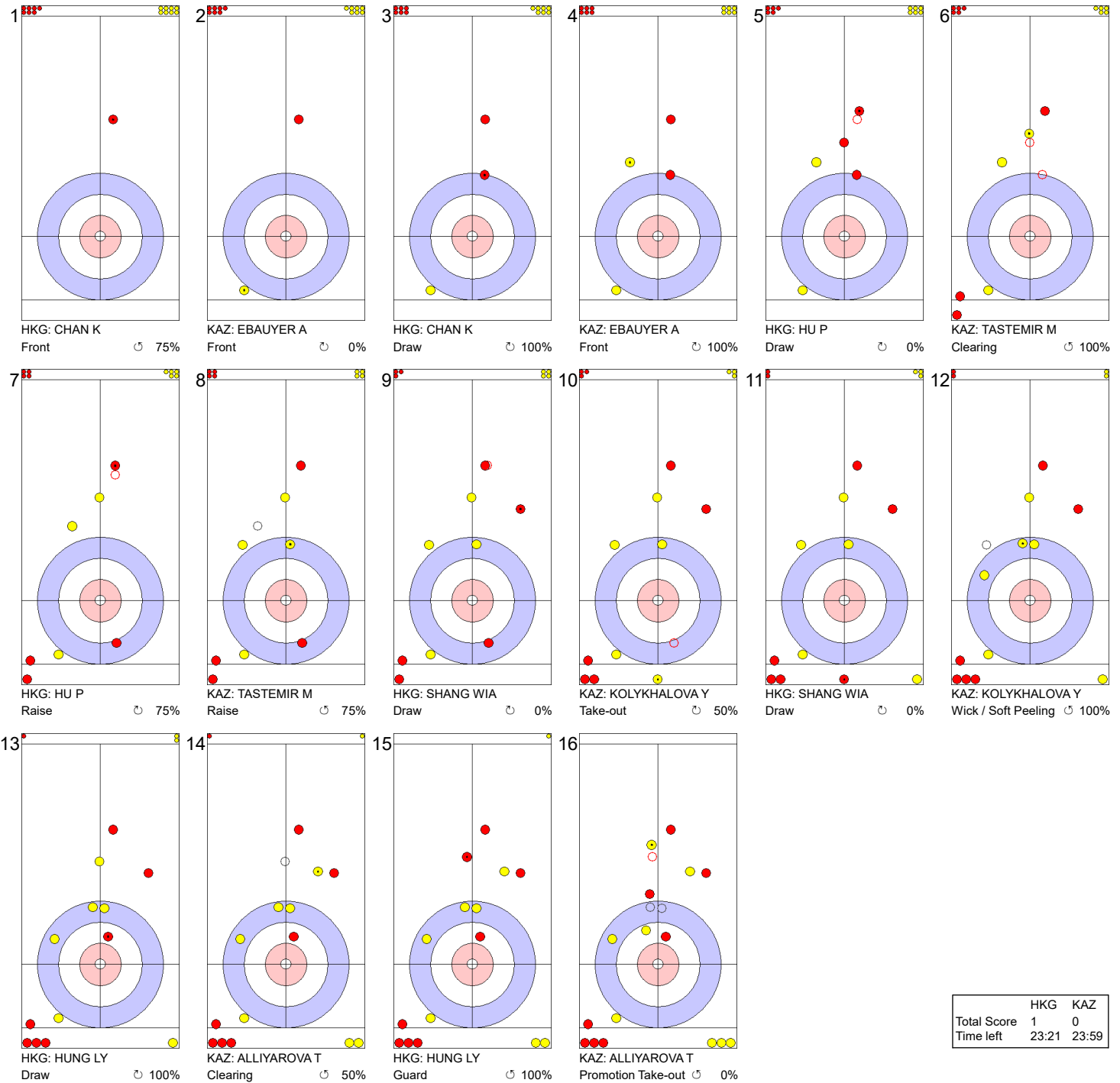
Game - Shot by Shot
每投统计数据



Legend:
 Clockwise Counter-clockwise - Not considered

Game - Shot by Shot
每投统计数据

End 2 ● HKG - Hong Kong, China 0 + 1 (this end) = 1 ● KAZ - Kazakhstan 0 + 0 (this end) = 0



	HKG	KAZ
Total Score	1	0
Time left	23:21	23:59

Legend: ↻ Clockwise ↺ Counter-clockwise - Not considered

Timing & Results provided by BORNAN



Game - Shot by Shot
每投统计数据

End 3 ● HKG - Hong Kong, China 1 + 0 (this end) = 1 ● KAZ - Kazakhstan 0 + 2 (this end) = 2



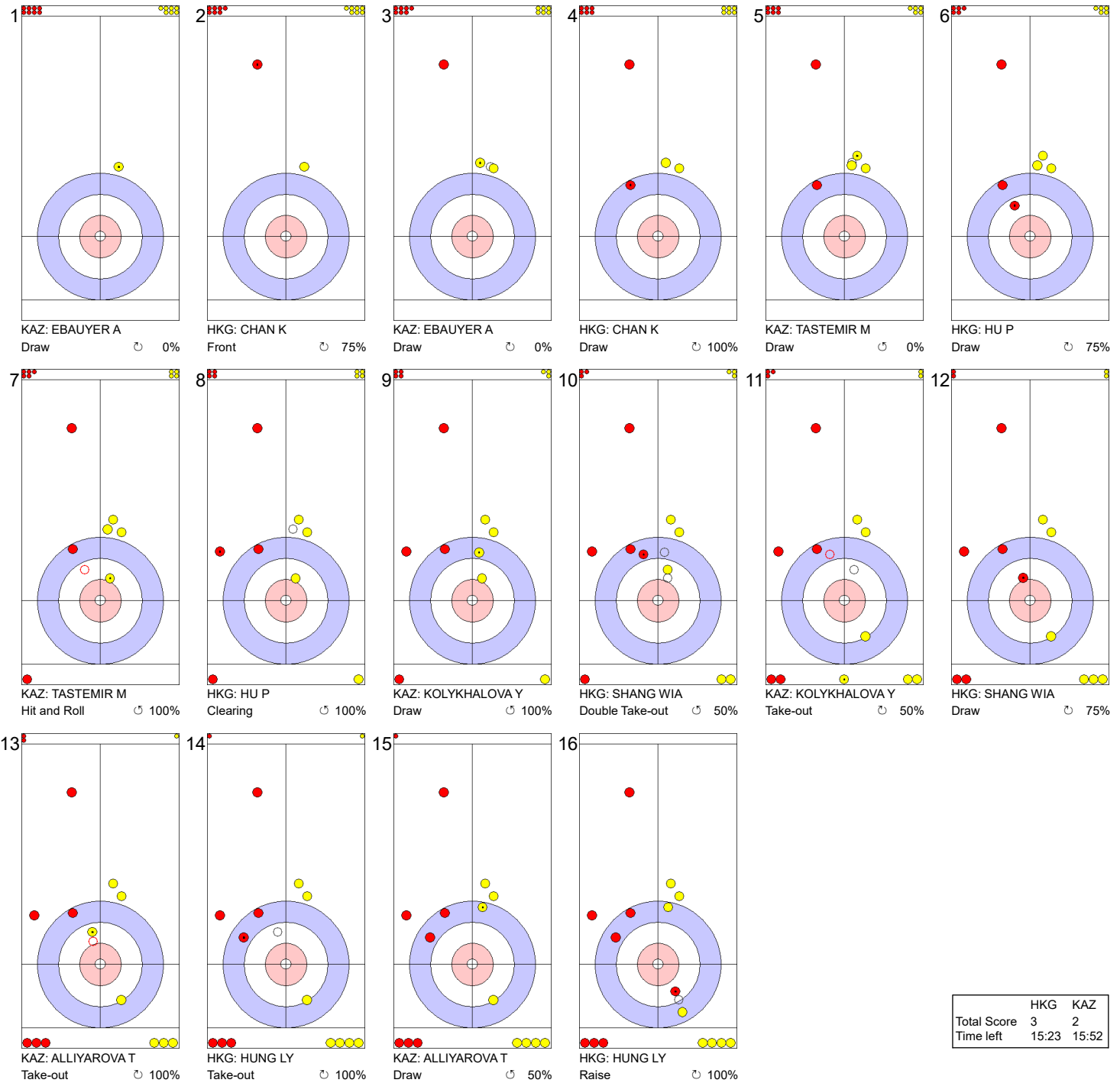
	HKG	KAZ
Total Score	1	2
Time left	19:45	20:32

Legend: ↻ Clockwise ↺ Counter-clockwise - Not considered

Timing & Results provided by BORNAN

Game - Shot by Shot
每投统计数据

End 4 ● HKG - Hong Kong, China 1 + 2 (this end) = 3 ● KAZ - Kazakhstan 2 + 0 (this end) = 2



	HKG	KAZ
Total Score	3	2
Time left	15:23	15:52

Legend:
 ↻ Clockwise ↺ Counter-clockwise - Not considered

Timing & Results provided by BORNAN



Game - Shot by Shot
每投统计数据

End 5 ● HKG - Hong Kong, China 3 + 0 (this end) = 3 ● KAZ - Kazakhstan 2 + 1 (this end) = 3



	HKG	KAZ
Total Score	3	3
Time left	11:48	13:38

Legend: ↻ Clockwise ↺ Counter-clockwise - Not considered

Game - Shot by Shot
每投统计数据

End 6 ● HKG - Hong Kong, China 3 + 0 (this end) = 3 ● KAZ - Kazakhstan 3 + 3 (this end) = 6



	HKG	KAZ
Total Score	3	6
Time left	8:08	10:45

Legend:
 Clockwise
 Counter-clockwise
 - Not considered

Timing & Results provided by BORNAN



Game - Shot by Shot
每投统计数据

End 7 ● HKG - Hong Kong, China 3 + 0 (this end) = 3 ● KAZ - Kazakhstan 6 + 0 (this end) = 6



	HKG	KAZ
Total Score	3	6
Time left	4:56	8:52

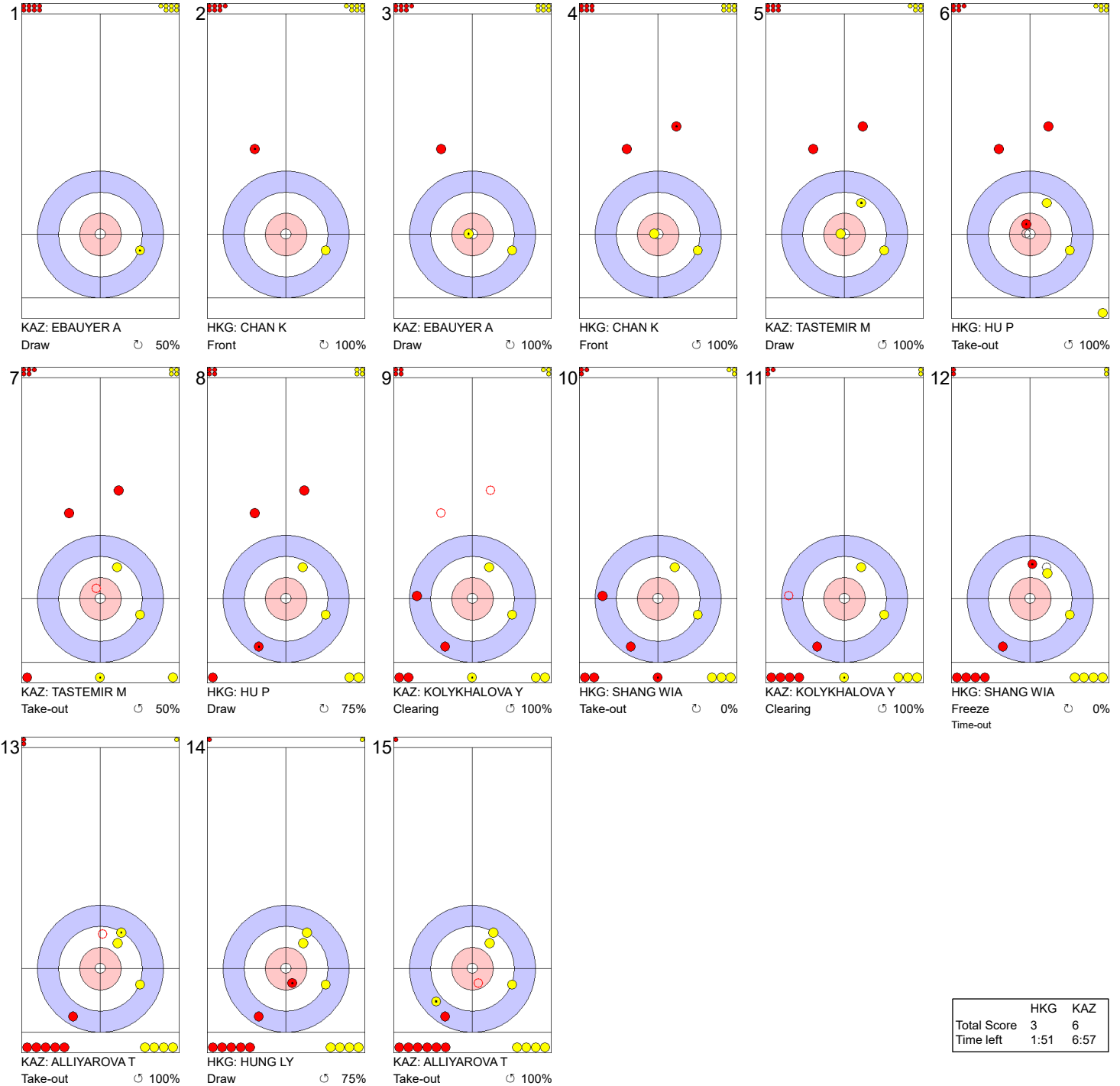
Legend:
 ↻ Clockwise ↺ Counter-clockwise - Not considered

Timing & Results provided by BORNAN



Game - Shot by Shot
每投统计数据

End 8 ● HKG - Hong Kong, China 3 + X (this end) = 3 ● KAZ - Kazakhstan 6 + X (this end) = 6



	HKG	KAZ
Total Score	3	6
Time left	1:51	6:57

Legend:
 ↻ Clockwise ↻ Counter-clockwise - Not considered
 X Unfinished end due to concession



Game Results

比赛成绩

Sheet	Team	LSFE	1	2	3	4	5	6	7	8	Extra Ends	Total
C	JPN - Japan		0	1	0	0	0	1	0	0		2
	CHN - People's Republic of China	*	0	0	0	1	2	0	2	1		6

JPN - Japan		Shot Success Game
4 S	MIURA Yuina	63%
3	YASUI Suzune	86%
2	SAKUMA Yuna	86%
1 V	MATSUNAGA Ai	86%
A	IKEDA Hana	-
Team Total		80%

CHN - People's Republic of China		Shot Success Game
4 S	WANG Rui	88%
3 V	HAN Yu	84%
2	DONG Ziqi	92%
1	JIANG Jiayi	91%
A	SU Tingyu	-
Team Total		89%

Last Stone Draw	Distance
⌚ MIURA Yuina	5.6cm
⌚ SAKUMA Yuna	149.4cm
Total	155.0cm

Last Stone Draw	Distance
⌚ WANG Rui	12.0cm
⌚ HAN Yu	79.1cm
Total	91.1cm

Time remaining: 0 minutes 46 seconds

Time remaining: 3 minutes 26 seconds

Time-out: End 8 - JPN stone 5

Time-out: End 8 - CHN stone 8

Shot Success Analysis

JPN - Japan		⌚	⌚	Game
4 MIURA Yuina	Draws	8 66%	1 50%	9 64%
	Take-outs	2 75%	5 55%	7 61%
	Total	10 68%	6 54%	16 63%
3 YASUI Suzune	Draws	4 94%	0 -	4 94%
	Take-outs	4 88%	8 81%	12 83%
	Total	8 91%	8 81%	16 86%
2 SAKUMA Yuna	Draws	4 88%	2 88%	6 88%
	Take-outs	1 50%	9 89%	10 85%
	Total	5 80%	11 89%	16 86%
1 MATSUNAGA Ai	Draws	7 93%	7 75%	14 84%
	Take-outs	0 -	2 100%	2 100%
	Total	7 93%	9 81%	16 86%
A IKEDA Hana	Draws	0 -	0 -	0 -
	Take-outs	0 -	0 -	0 -
	Total	0 -	0 -	0 -
Team	Draws	23 83%	10 75%	33 80%
	Take-outs	7 79%	24 80%	31 80%
	Total	30 82%	34 79%	64 80%

CHN - People's Republic of China		⌚	⌚	Game
4 WANG Rui	Draws	8 84%	1 100%	9 86%
	Take-outs	1 50%	5 100%	6 92%
	Total	9 81%	6 100%	15 88%
3 HAN Yu	Draws	4 88%	2 100%	6 92%
	Take-outs	3 67%	7 86%	10 80%
	Total	7 79%	9 89%	16 84%
2 DONG Ziqi	Draws	4 94%	2 100%	6 96%
	Take-outs	4 88%	6 92%	10 90%
	Total	8 91%	8 94%	16 92%
1 JIANG Jiayi	Draws	10 88%	3 92%	13 88%
	Take-outs	0 -	3 100%	3 100%
	Total	10 88%	6 96%	16 91%
A SU Tingyu	Draws	0 -	0 -	0 -
	Take-outs	0 -	0 -	0 -
	Total	0 -	0 -	0 -
Team	Draws	26 88%	8 97%	34 90%
	Take-outs	8 75%	21 93%	29 88%
	Total	34 85%	29 94%	63 89%

Note:

Position and function for each team member:

4 = Fourth, 3 = Third, 2 = Second, 1 = Lead, A = Alternate, S = Skip, V = Vice-Skip

Legend:

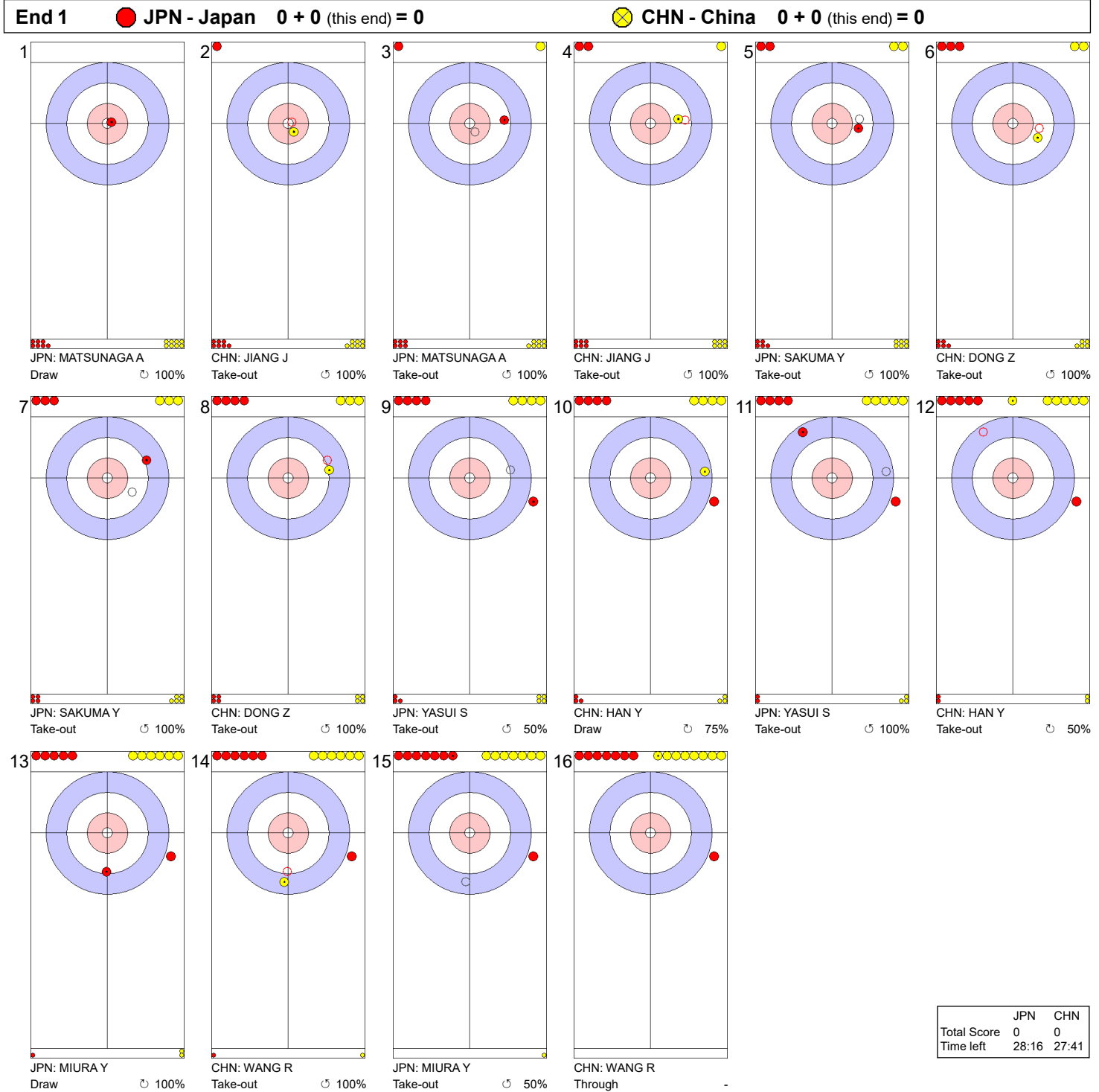
⌚ Clockwise

⌚ Counter-clockwise

LSFE(*) Last Stone First End

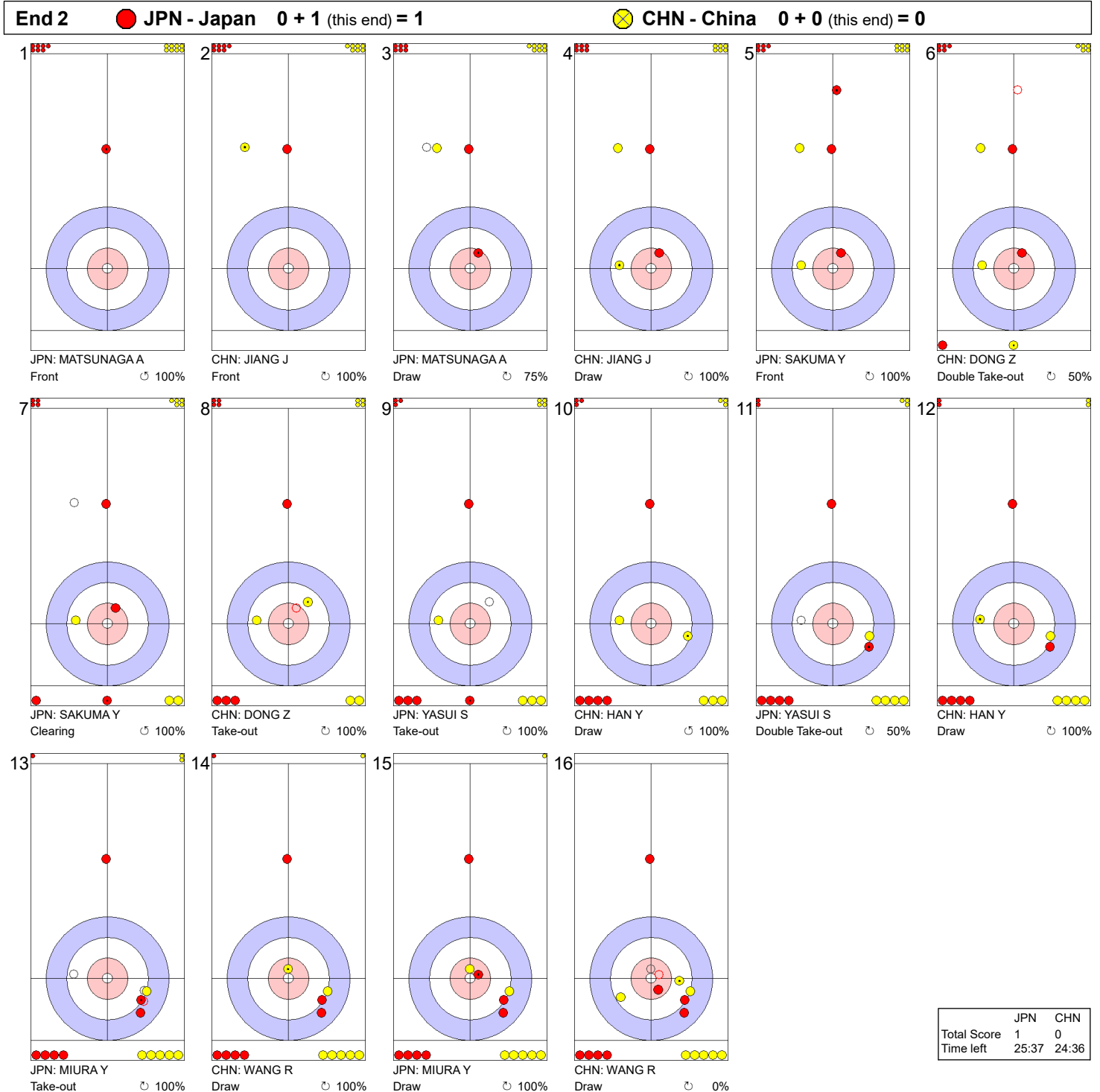


Game - Shot by Shot
每投统计数据



Legend:
 ↻ Clockwise ↺ Counter-clockwise - Not considered

Game - Shot by Shot
每投统计数据



Legend:
 Clockwise Counter-clockwise - Not considered



Game - Shot by Shot
每投统计数据

End 3 ● JPN - Japan 1 + 0 (this end) = 1

● CHN - China 0 + 0 (this end) = 0



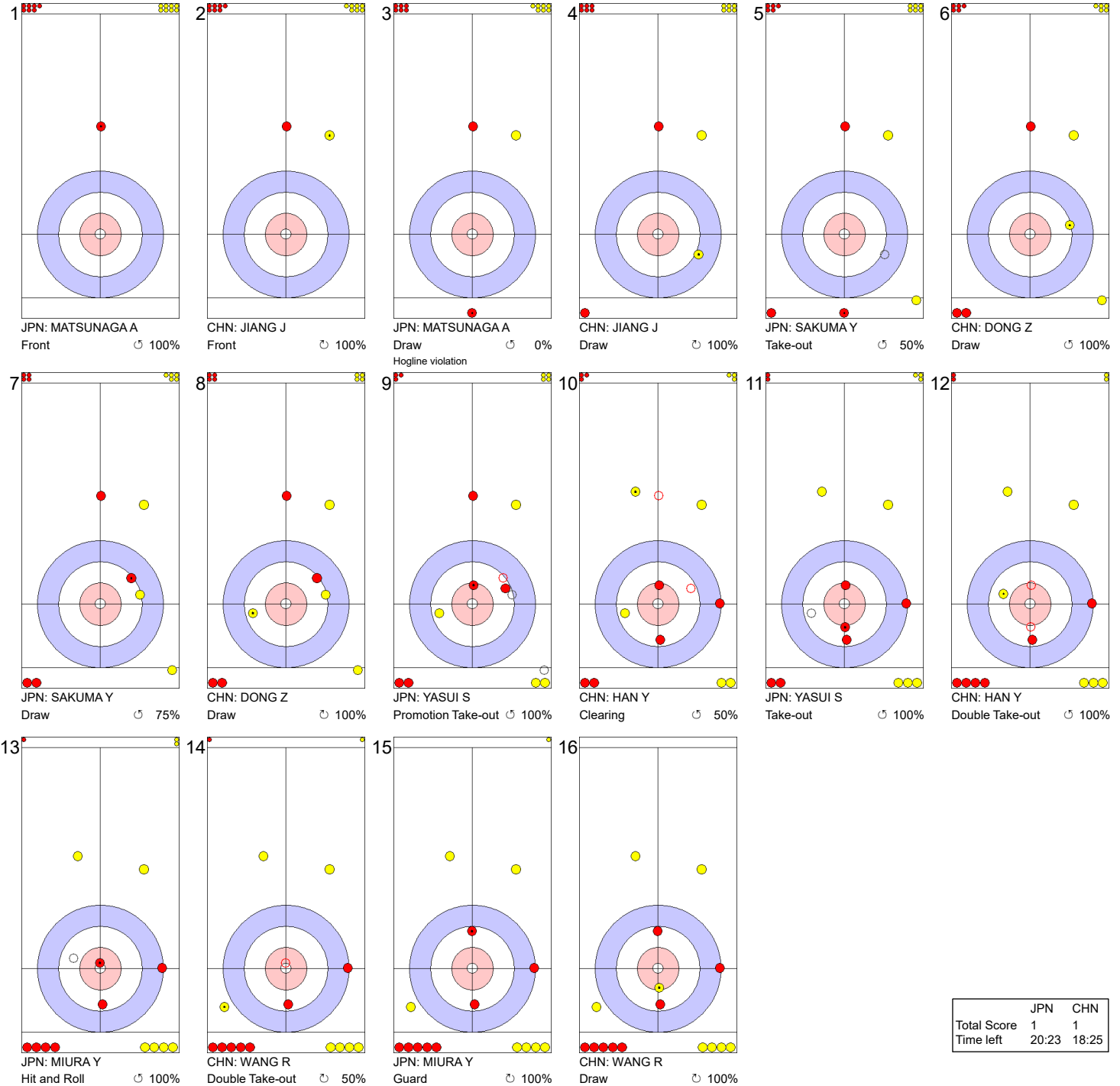
Legend:
 ↻ Clockwise ↺ Counter-clockwise - Not considered

Timing & Results provided by BORNAN

Game - Shot by Shot
每投统计数据

End 4 ● JPN - Japan 1 + 0 (this end) = 1

● CHN - China 0 + 1 (this end) = 1



	JPN	CHN
Total Score	1	1
Time left	20:23	18:25

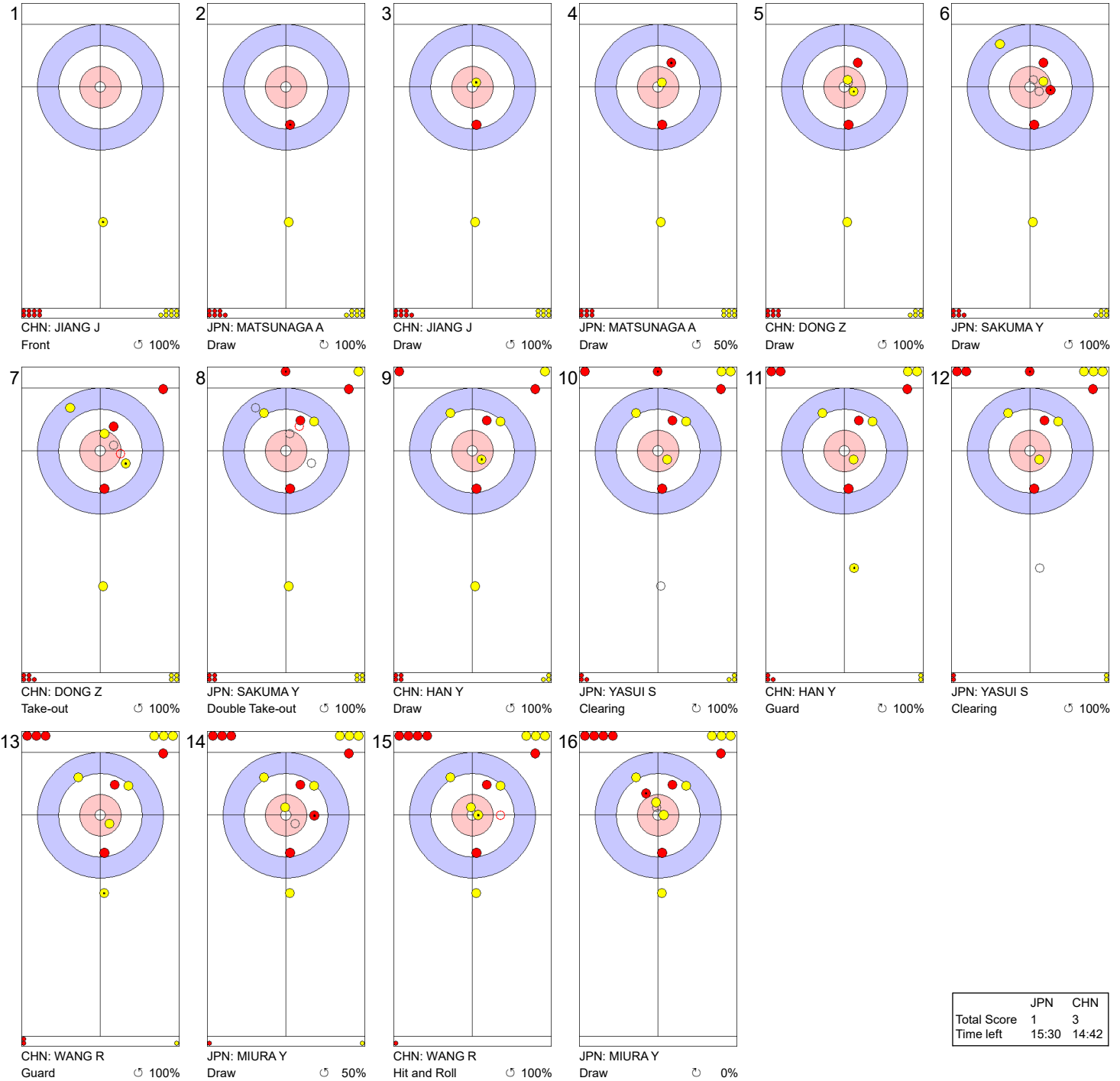
Legend:
 Clockwise
 Counter-clockwise
 - Not considered

Timing & Results provided by BORNAN



Game - Shot by Shot
每投统计数据

End 5 ● JPN - Japan 1 + 0 (this end) = 1 ● CHN - China 1 + 2 (this end) = 3

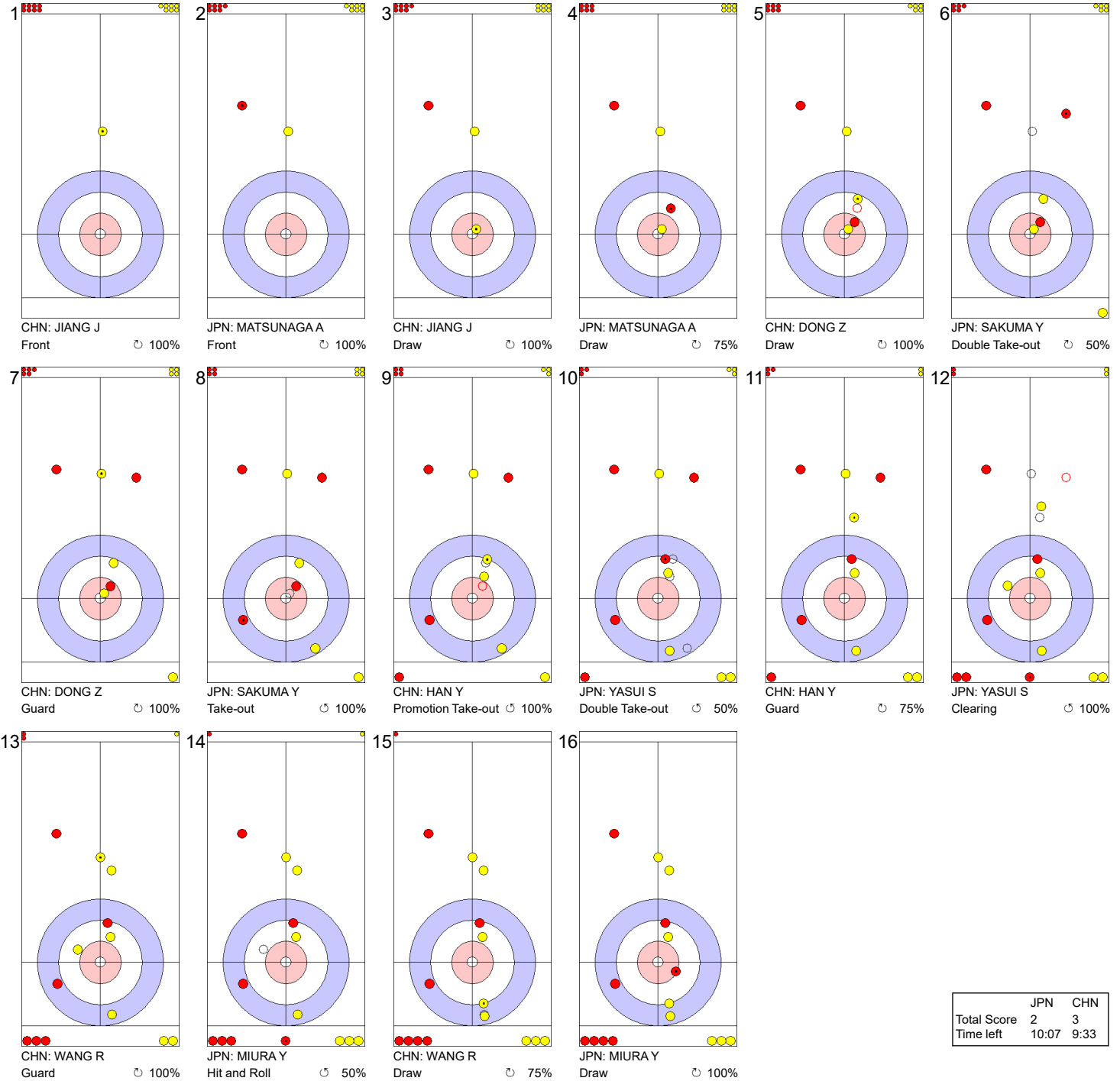


	JPN	CHN
Total Score	1	3
Time left	15:30	14:42

Legend:
 ↻ Clockwise ↺ Counter-clockwise - Not considered

Game - Shot by Shot
每投统计数据

End 6 ● JPN - Japan 1 + 1 (this end) = 2 ● CHN - China 3 + 0 (this end) = 3



	JPN	CHN
Total Score	2	3
Time left	10:07	9:33

Legend: ↻ Clockwise ↺ Counter-clockwise - Not considered



Game - Shot by Shot
每投统计数据

End 7 ● JPN - Japan 2 + 0 (this end) = 2 ● CHN - China 3 + 2 (this end) = 5



	JPN	CHN
Total Score	2	5
Time left	7:10	6:01

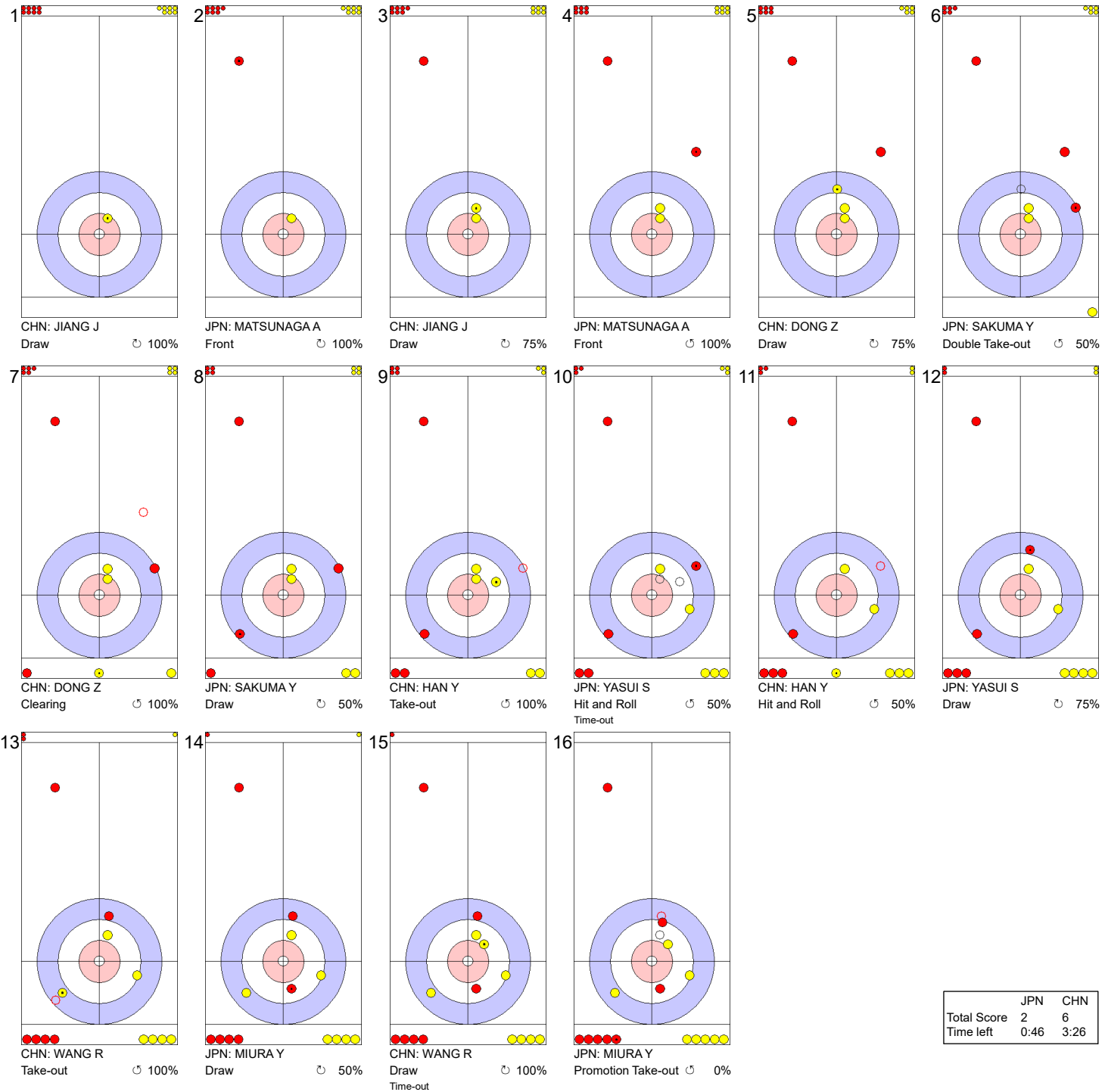
Legend: ↻ Clockwise ↺ Counter-clockwise - Not considered

Timing & Results provided by BORNAN

Game - Shot by Shot

每投统计数据

End 8 ● JPN - Japan 2 + 0 (this end) = 2 ● CHN - China 5 + 1 (this end) = 6



	JPN	CHN
Total Score	2	6
Time left	0:46	3:26

Legend: ↻ Clockwise ↻ Counter-clockwise - Not considered



Game Results
比赛成绩

Sheet	Team	LSFE	1	2	3	4	5	6	7	8	Extra Ends	Total
D	TPE - Chinese Taipei		0	0	1	0	1	0	0	X		2
	PHI - Philippines	*	2	2	0	3	0	1	1	X		9

TPE - Chinese Taipei	
4 S	YANG Ko
3 V	LEE Yi-Chun
2	LIU I-Ling
1	CHANG Chia-Chi
A	-

PHI - Philippines	
4 S	DUBBERSTEIN Kathleen Sumbillo
3	AN Leilani Sumbillo
2 V	MARIANO Sheila Imperial
1	BONACHE Anne
A	de la FUENTE Jennifer

Last Stone Draw	Distance
🕒 LEE Yi-Chun	180.0cm
🕒 YANG Ko	199.6cm
Total	379.6cm

Time remaining: 7 minutes 32 seconds

Last Stone Draw	Distance
🕒 MARIANO Sheila Imperial	22.8cm
🕒 BONACHE Anne	199.6cm
Total	222.4cm

Time remaining: 8 minutes 11 seconds

Note:
Position and function for each team member:
4 = Fourth, 3 = Third, 2 = Second, 1 = Lead, A = Alternate, S = Skip, V = Vice-Skip

Legend:
🕒 Clockwise 🕒 Counter-clockwise LSFE(*) Last Stone First End
X Unplayed/unfinished end due to concession



Session Results and Standings

每轮比赛成绩和排名

Sheet	Team	LSD/LSFE	1	2	3	4	5	6	7	8	Extra Ends	Total
B	JPN - Japan	302.6cm	5	1	0	2	0	0	4	X		12
	TPE - Chinese Taipei	238.2cm *	0	0	1	0	4	0	0	X		5
C	PHI - Philippines	163.8cm	0	2	0	0	1	0	X	X		3
	KOR - Republic of Korea	113.2cm *	2	0	4	3	0	2	X	X		11
D	QAT - Qatar	399.2cm	1	0	0	0	0	0	X	X		1
	HKG - Hong Kong, China	225.5cm *	0	5	4	2	1	3	X	X		15
E	KAZ - Kazakhstan	117.5cm *	0	2	1	1	3	2	X	X		9
	THA - Thailand	206.2cm	1	0	0	0	0	0	X	X		1

Current Standings

Rank	Team	Games	Wins	Losses	
1	KOR - Republic of Korea	7	7	0	Q
2	CHN - People's Republic of China	7	6	1	Q
2	JPN - Japan	7	6	1	Q
4	KAZ - Kazakhstan	7	4	3	
5	HKG - Hong Kong, China	7	3	4	
5	PHI - Philippines	7	3	4	
7	TPE - Chinese Taipei	7	2	5	
8	THA - Thailand	8	1	7	
9	QAT - Qatar	7	0	7	

Note:

Under World Curling rules, tie-breaking rules for standings are not applied until after the last game of the round robin.

Legend:

LSD Last Stone Draw

LSFE(*) Last Stone First End

Q Qualified for the play-offs

X Unplayed/unfinished end due to concession



Game Results

比赛成绩

Sheet	Team	LSFE	1	2	3	4	5	6	7	8	Extra Ends	Total
B	JPN - Japan		5	1	0	2	0	0	4	X		12
	TPE - Chinese Taipei	*	0	0	1	0	4	0	0	X		5

JPN - Japan		Shot Success Game
4 S	MIURA Yuina	60%
3 V	MATSUNAGA Ai	73%
2	YASUI Suzune	75%
1	IKEDA Hana	88%
A	SAKUMA Yuna	-
Team Total		74%

TPE - Chinese Taipei		Shot Success Game
4 S	YANG Ko	45%
3 V	LEE Yi-Chun	66%
2	LIU I-Ling	48%
1	CHANG Chia-Chi	48%
A	-	-
Team Total		52%

Last Stone Draw	Distance
🕒 MATSUNAGA Ai	152.2cm
🕒 YASUI Suzune	150.4cm
Total	302.6cm

Last Stone Draw	Distance
🕒 CHANG Chia-Chi	199.6cm
🕒 LEE Yi-Chun	38.6cm
Total	238.2cm

Time remaining: 7 minutes 19 seconds

Time remaining: 9 minutes 23 seconds

Shot Success Analysis

JPN - Japan		🕒	🕒	Game
4 MIURA Yuina	Draws	1 0%	10 68%	11 61%
	Take-outs	0 -	2 50%	2 50%
	Total	1 0%	12 65%	13 60%
3 MATSUNAGA Ai	Draws	1 75%	3 67%	4 69%
	Take-outs	4 75%	6 75%	10 75%
	Total	5 75%	9 72%	14 73%
2 YASUI Suzune	Draws	3 58%	1 75%	4 63%
	Take-outs	2 100%	8 75%	10 80%
	Total	5 75%	9 75%	14 75%
1 IKEDA Hana	Draws	3 67%	6 96%	9 86%
	Take-outs	1 50%	4 100%	5 90%
	Total	4 63%	10 98%	14 88%
A SAKUMA Yuna	Draws	0 -	0 -	0 -
	Take-outs	0 -	0 -	0 -
	Total	0 -	0 -	0 -
Team	Draws	8 56%	20 76%	28 71%
	Take-outs	7 79%	20 78%	27 78%
	Total	15 67%	40 77%	55 74%

TPE - Chinese Taipei		🕒	🕒	Game
4 YANG Ko	Draws	3 75%	5 30%	8 47%
	Take-outs	2 75%	4 25%	6 42%
	Total	5 75%	9 28%	14 45%
3 LEE Yi-Chun	Draws	5 55%	5 70%	10 63%
	Take-outs	0 -	4 75%	4 75%
	Total	5 55%	9 72%	14 66%
2 LIU I-Ling	Draws	1 50%	8 66%	9 64%
	Take-outs	0 -	5 20%	5 20%
	Total	1 50%	13 48%	14 48%
1 CHANG Chia-Chi	Draws	3 58%	11 45%	14 48%
	Take-outs	0 -	0 -	0 -
	Total	3 58%	11 45%	14 48%
A -	Draws	0 -	0 -	0 -
	Take-outs	0 -	0 -	0 -
	Total	0 -	0 -	0 -
Team	Draws	12 60%	29 53%	41 55%
	Take-outs	2 75%	13 38%	15 43%
	Total	14 63%	42 48%	56 52%

Note:
Position and function for each team member:
4 = Fourth, 3 = Third, 2 = Second, 1 = Lead, A = Alternate, S = Skip, V = Vice-Skip

Legend:
🕒 Clockwise 🕒 Counter-clockwise LSFE(*) Last Stone First End
X Unplayed/unfinished end due to concession

Game - Shot by Shot
每投统计数据

End 1 ● JPN - Japan 0 + 5 (this end) = 5 ● TPE - Chinese Taipei 0 + 0 (this end) = 0



	JPN	TPE
Total Score	5	0
Time left	27:43	27:19

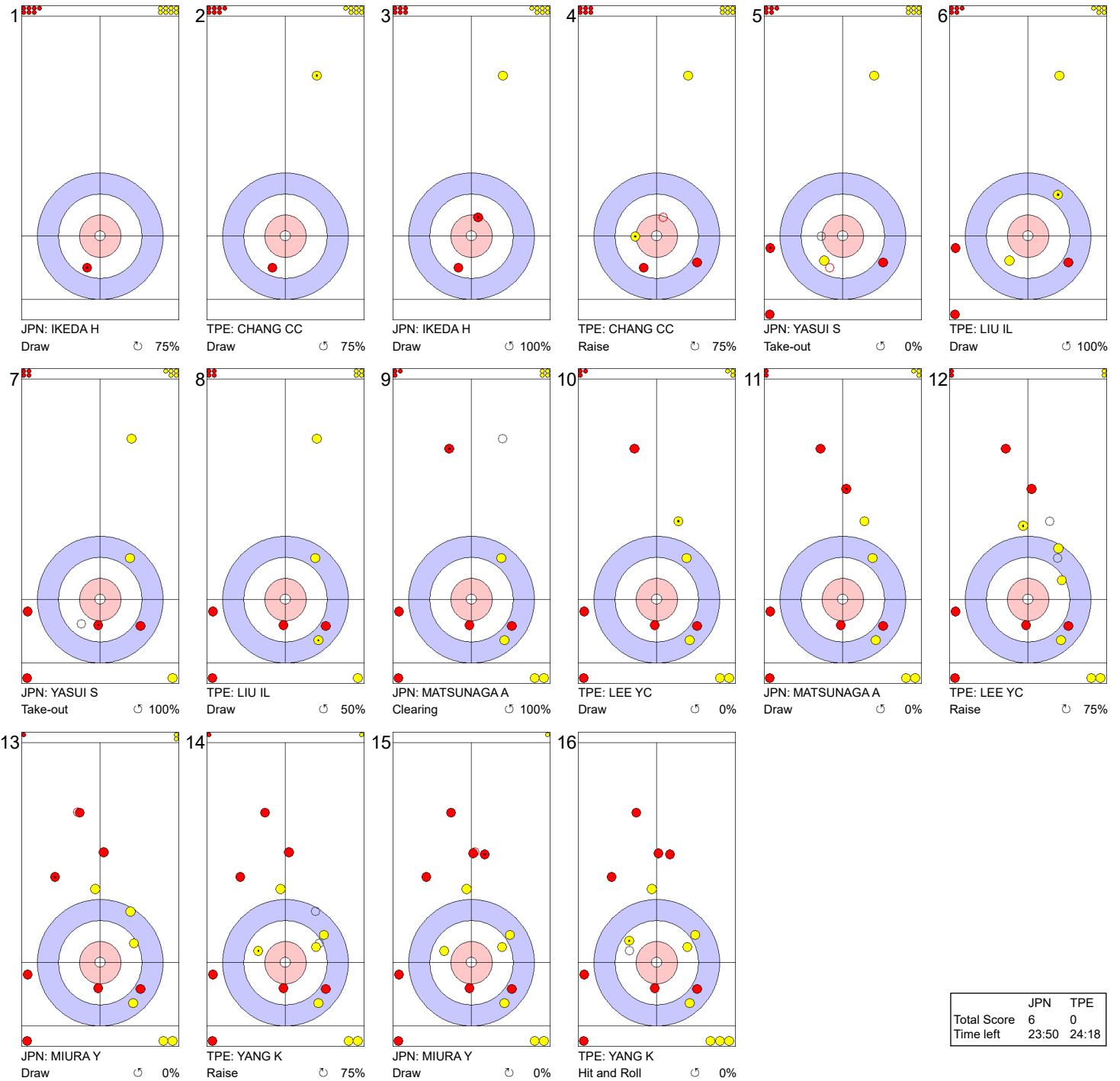
Legend:
 Clockwise Counter-clockwise - Not considered

Timing & Results provided by BORNAN

Game - Shot by Shot
每投统计数据

End 2 ● JPN - Japan 5 + 1 (this end) = 6

⊗ TPE - Chinese Taipei 0 + 0 (this end) = 0



Legend:
 Clockwise Counter-clockwise - Not considered

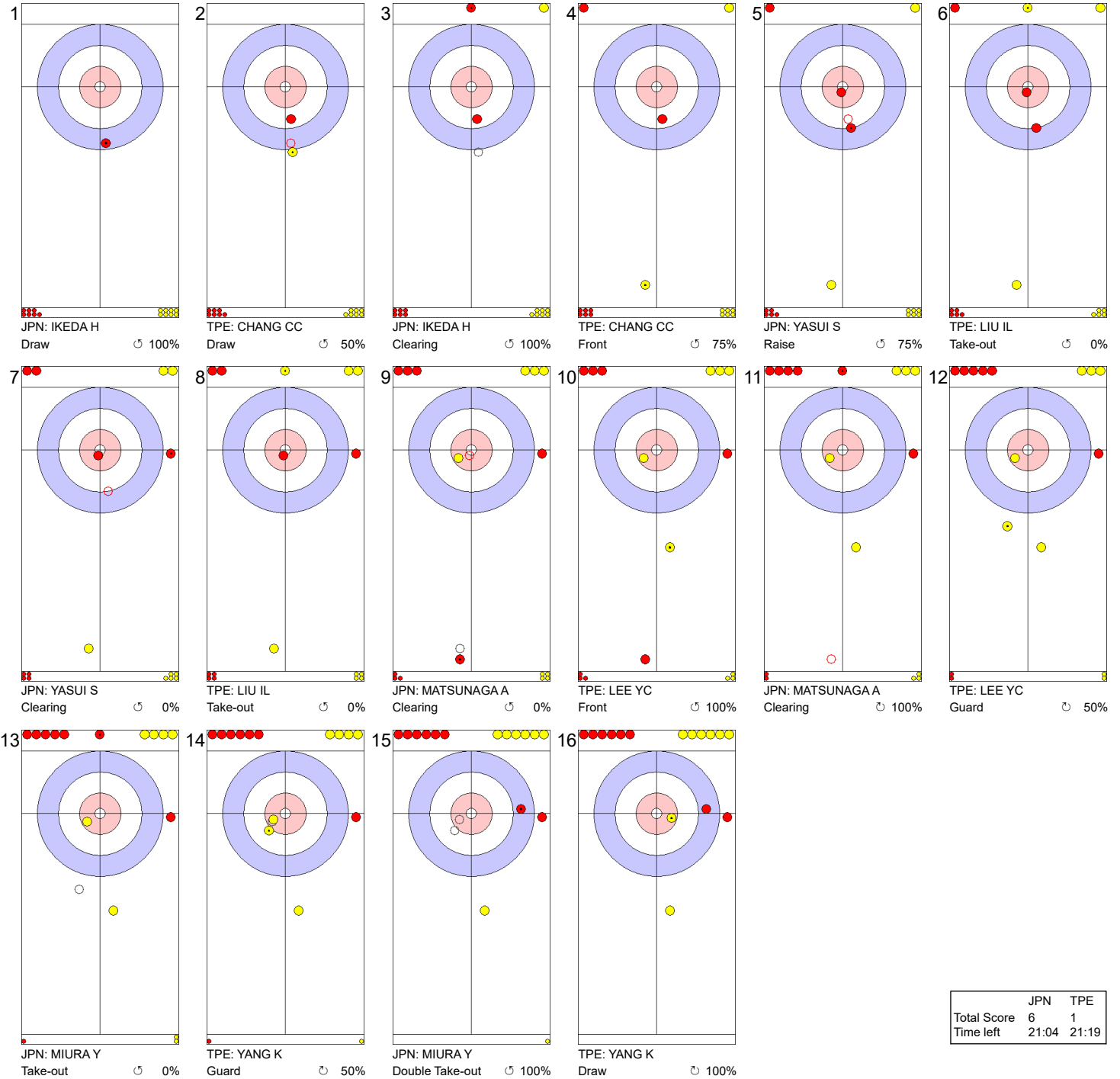
Timing & Results provided by BORNAN



Game - Shot by Shot
每投统计数据

End 3 ● JPN - Japan 6 + 0 (this end) = 6

⊗ TPE - Chinese Taipei 0 + 1 (this end) = 1



	JPN	TPE
Total Score	6	1
Time left	21:04	21:19

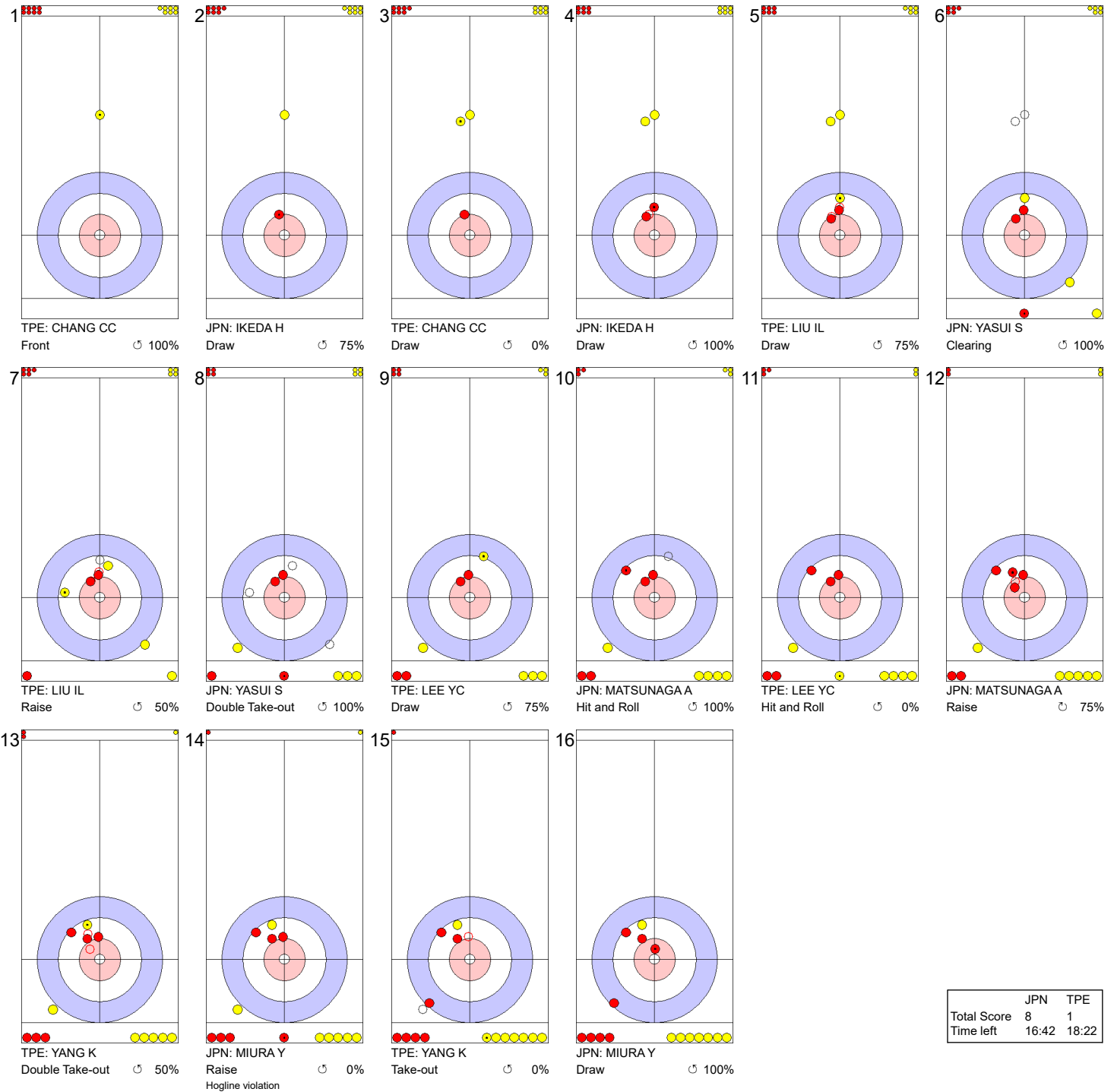
Legend:
 ↻ Clockwise ↺ Counter-clockwise - Not considered

Timing & Results provided by BORNAN



Game - Shot by Shot
每投统计数据

End 4 ● JPN - Japan 6 + 2 (this end) = 8 ● TPE - Chinese Taipei 1 + 0 (this end) = 1



	JPN	TPE
Total Score	8	1
Time left	16:42	18:22

Legend:
 Clockwise Counter-clockwise - Not considered

Timing & Results provided by BORNAN

Game - Shot by Shot
每投统计数据

End 5 ● JPN - Japan 8 + 0 (this end) = 8 ● TPE - Chinese Taipei 1 + 4 (this end) = 5



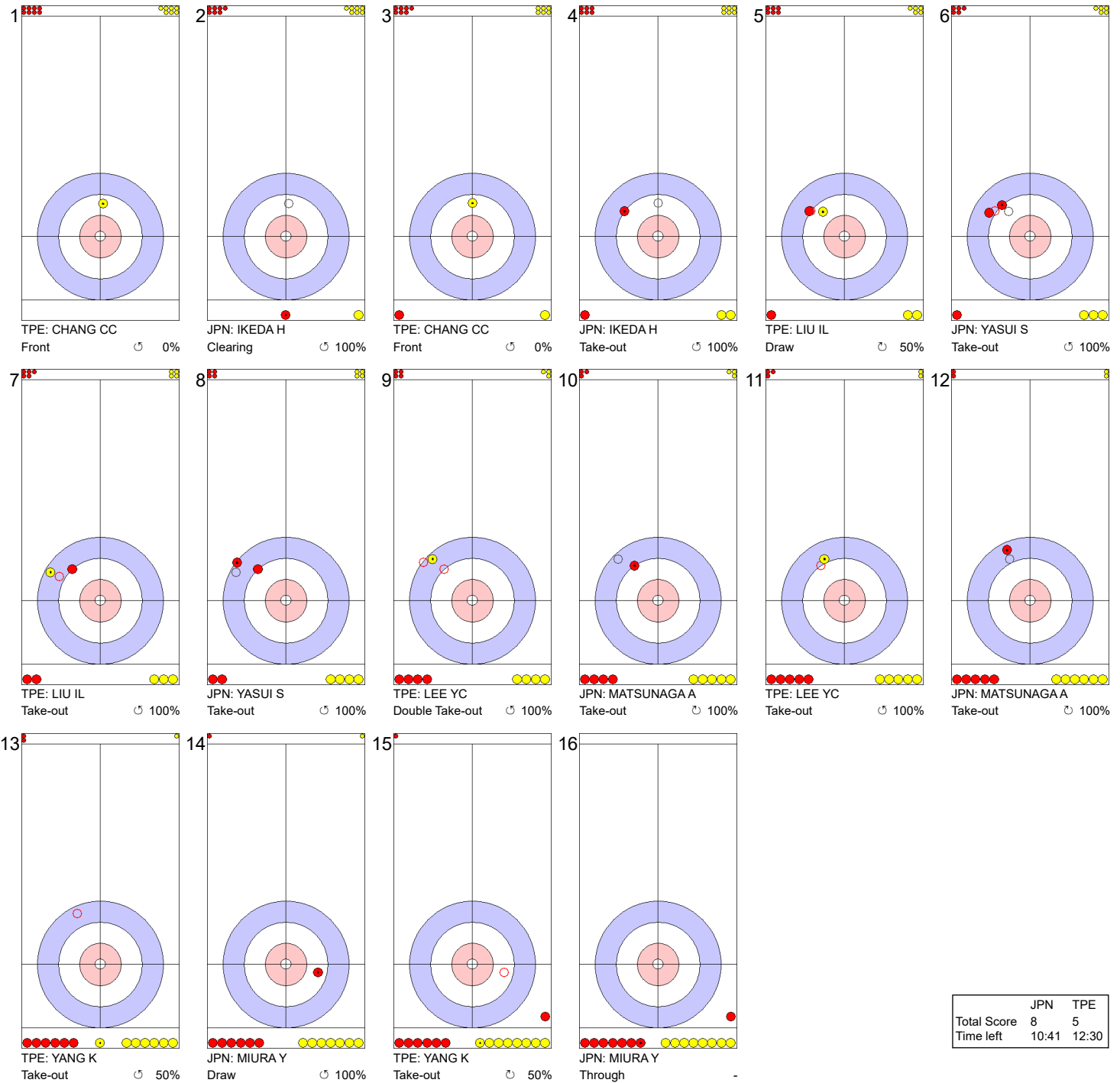
	JPN	TPE
Total Score	8	5
Time left	13:47	15:06

Legend: ↻ Clockwise ↺ Counter-clockwise - Not considered



Game - Shot by Shot
每投统计数据

End 6 ● JPN - Japan 8 + 0 (this end) = 8 ● TPE - Chinese Taipei 5 + 0 (this end) = 5



	JPN	TPE
Total Score	8	5
Time left	10:41	12:30

Legend:
 Clockwise Counter-clockwise - Not considered

Timing & Results provided by BORNAN



Game - Shot by Shot
每投统计数据

End 7 ● JPN - Japan 8 + 4 (this end) = 12

⊗ TPE - Chinese Taipei 5 + 0 (this end) = 5



	JPN	TPE
Total Score	12	5
Time left	7:19	9:23

Legend: ↻ Clockwise ↺ Counter-clockwise - Not considered



Game Results

比赛成绩

Sheet	Team	LSFE	1	2	3	4	5	6	7	8	Extra Ends	Total
C	PHI - Philippines		0	2	0	0	1	0	X	X		3
	KOR - Republic of Korea	*	2	0	4	3	0	2	X	X		11

PHI - Philippines		Shot Success Game
4 S	DUBBERSTEIN Kathleen Sumbillo	56%
3	AN Leilani Sumbillo	58%
2 V	MARIANO Sheila Imperial	65%
1	BONACHE Anne	83%
A	de la FUENTE Jennifer	-
Team Total		66%

KOR - Republic of Korea		Shot Success Game
4 S	GIM Eunji	90%
3 V	KIM Minji	79%
2	KIM Suji	88%
1	SEOL Yeeun	79%
A	SEOL Yeji	-
Team Total		84%

Last Stone Draw		Distance
↻	AN Leilani Sumbillo	35.1cm
↺	DUBBERSTEIN Kathleen Sumbillo	128.7cm
Total		163.8cm

Last Stone Draw		Distance
↻	KIM Suji	36.2cm
↺	SEOL Yeeun	77.0cm
Total		113.2cm

Time remaining: 7 minutes 50 seconds

Time remaining: 9 minutes 16 seconds

Shot Success Analysis

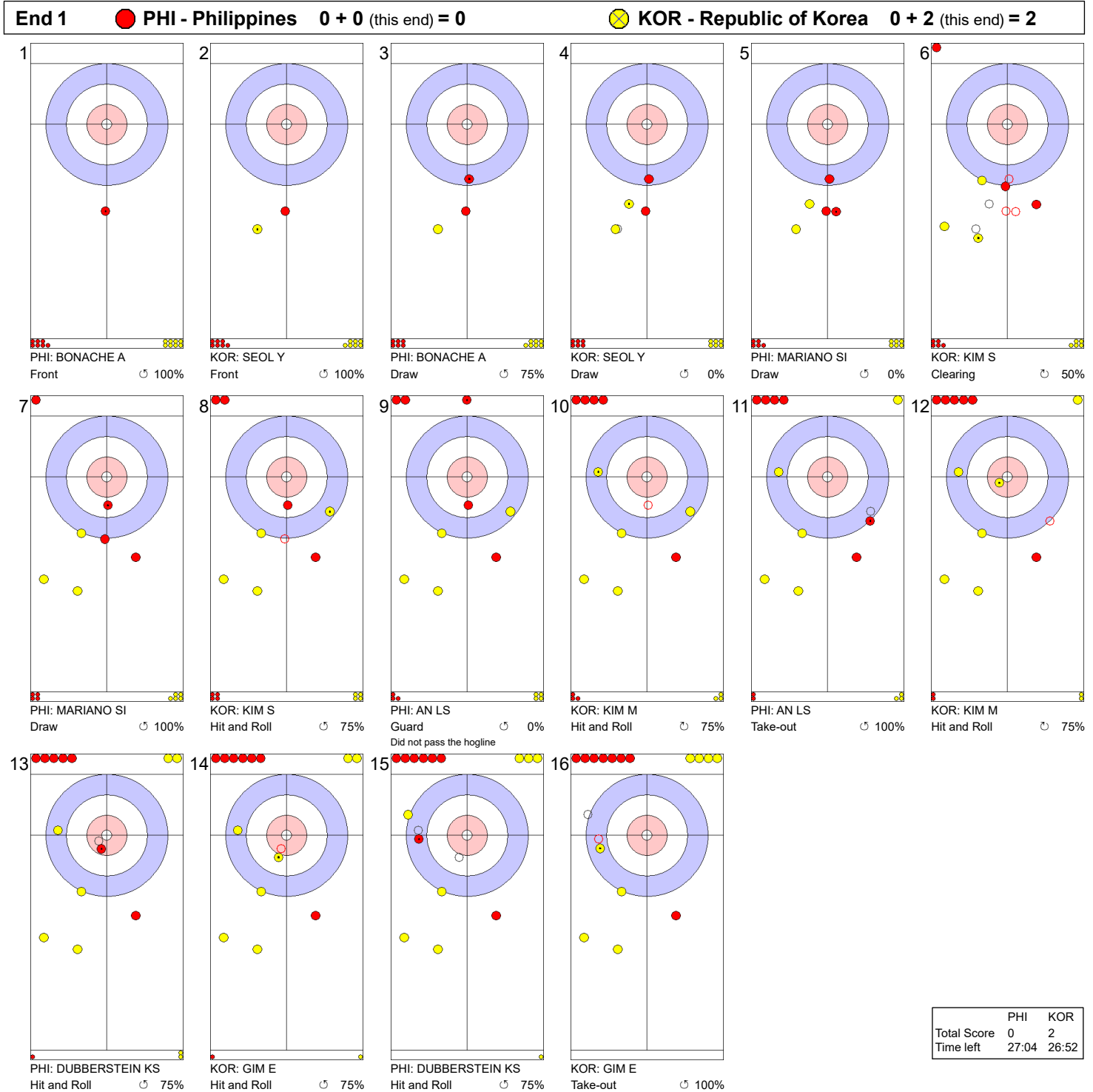
PHI - Philippines		↻	↺	Game
4	DUBBERSTEIN Kathleen Sumbillo	Draws	2 50%	5 65% 7 61%
		Take-outs	2 50%	3 50% 5 50%
		Total	4 50%	8 59% 12 56%
3	AN Leilani Sumbillo	Draws	3 42%	5 40% 8 41%
		Take-outs	2 100%	2 88% 4 94%
		Total	5 65%	7 54% 12 58%
2	MARIANO Sheila Imperial	Draws	2 88%	5 60% 7 68%
		Take-outs	4 50%	1 100% 5 60%
		Total	6 63%	6 67% 12 65%
1	BONACHE Anne	Draws	3 58%	9 92% 12 83%
		Take-outs	0 -	0 - 0 -
		Total	3 58%	9 92% 12 83%
A	de la FUENTE Jennifer	Draws	0 -	0 - 0 -
		Take-outs	0 -	0 - 0 -
		Total	0 -	0 - 0 -
Team		Draws	10 58%	24 69% 34 65%
		Take-outs	8 63%	6 71% 14 66%
		Total	18 60%	30 69% 48 66%

KOR - Republic of Korea		↻	↺	Game
4	GIM Eunji	Draws	1 50%	7 96% 8 91%
		Take-outs	0 -	4 88% 4 88%
		Total	1 50%	11 93% 12 90%
3	KIM Minji	Draws	1 100%	4 88% 5 90%
		Take-outs	2 75%	5 70% 7 71%
		Total	3 83%	9 78% 12 79%
2	KIM Suji	Draws	3 100%	1 100% 4 100%
		Take-outs	6 79%	2 88% 8 81%
		Total	9 86%	3 92% 12 88%
1	SEOL Yeeun	Draws	1 100%	11 77% 12 79%
		Take-outs	0 -	0 - 0 -
		Total	1 100%	11 77% 12 79%
A	SEOL Yeji	Draws	0 -	0 - 0 -
		Take-outs	0 -	0 - 0 -
		Total	0 -	0 - 0 -
Team		Draws	6 92%	23 86% 29 87%
		Take-outs	8 78%	11 80% 19 79%
		Total	14 84%	34 84% 48 84%

Note:
Position and function for each team member:
4 = Fourth, 3 = Third, 2 = Second, 1 = Lead, A = Alternate, S = Skip, V = Vice-Skip

Legend:
↻ Clockwise ↺ Counter-clockwise LSFE(*) Last Stone First End
X Unplayed/unfinished end due to concession

Game - Shot by Shot
每投统计数据



Legend:
 ↻ Clockwise ↺ Counter-clockwise - Not considered

Game - Shot by Shot
每投统计数据



Legend:
 ↻ Clockwise ↺ Counter-clockwise - Not considered

Game - Shot by Shot
每投统计数据

End 3 **● PHI - Philippines 2 + 0 (this end) = 2** **● KOR - Republic of Korea 2 + 4 (this end) = 6**

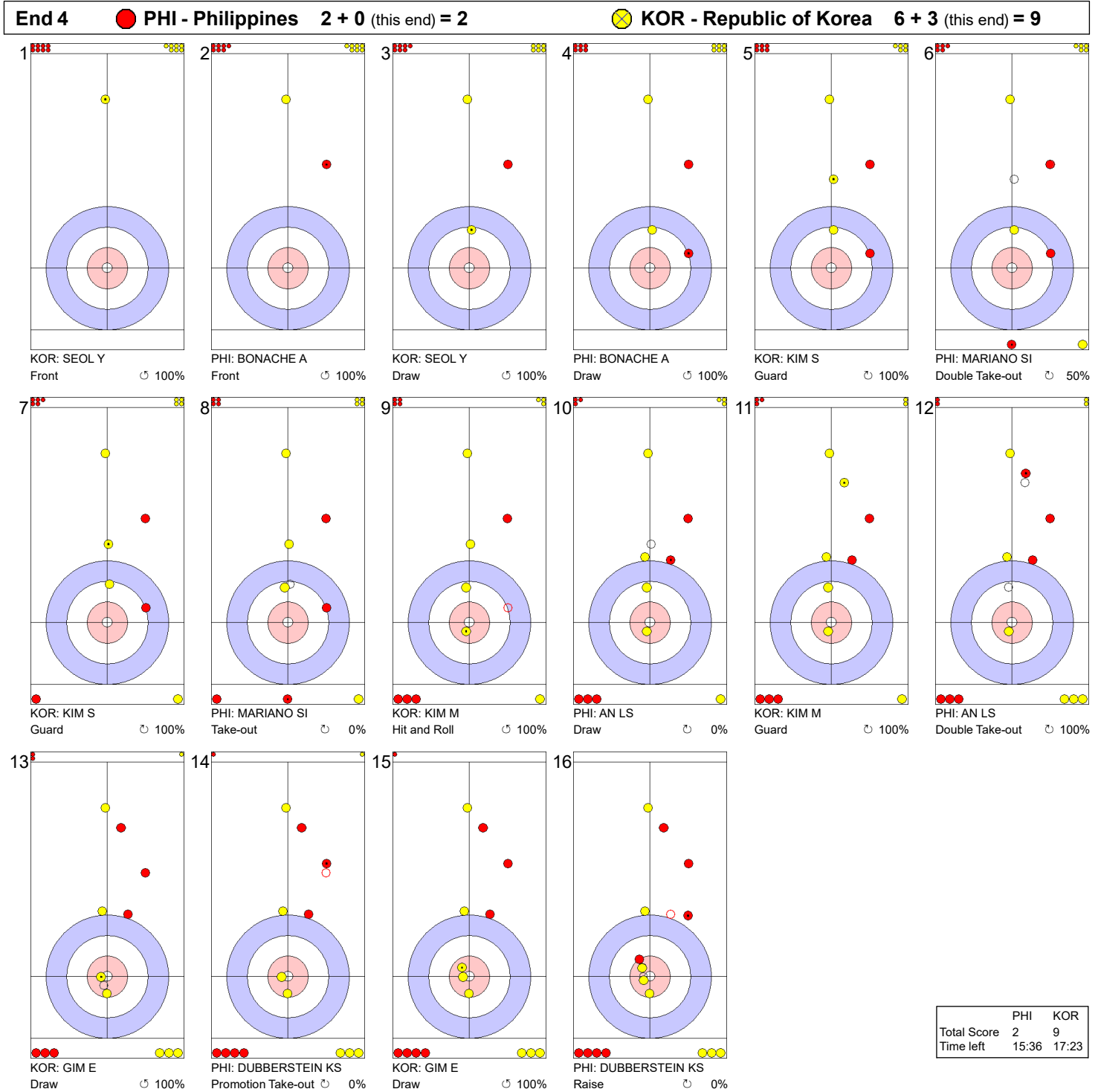


	PHI	KOR
Total Score	2	6
Time left	20:10	20:26

Legend:
 Clockwise Counter-clockwise - Not considered

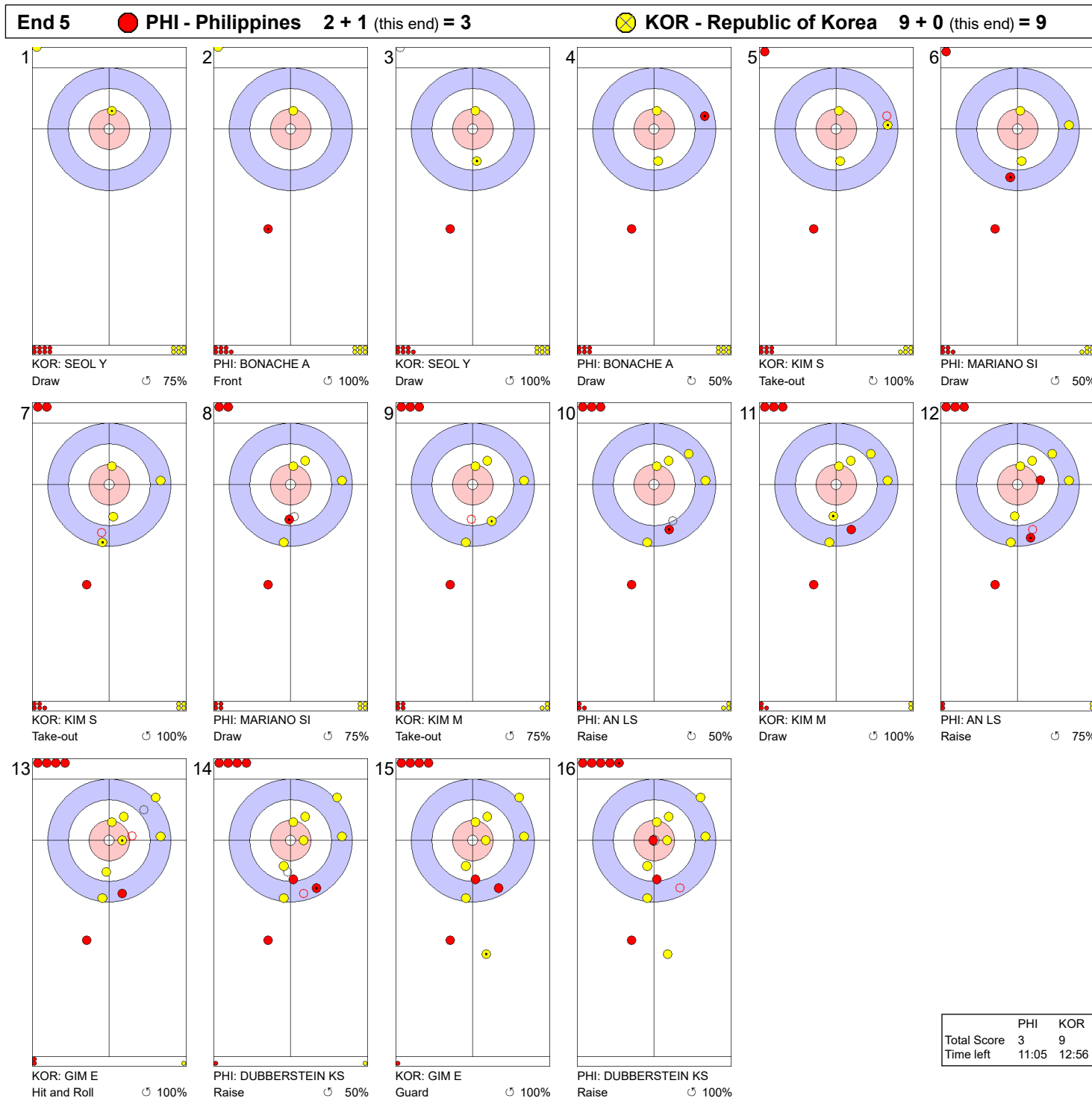
Timing & Results provided by **BORNAN**

Game - Shot by Shot
每投统计数据



Legend:
 ↻ Clockwise ↺ Counter-clockwise - Not considered

Game - Shot by Shot
每投统计数据

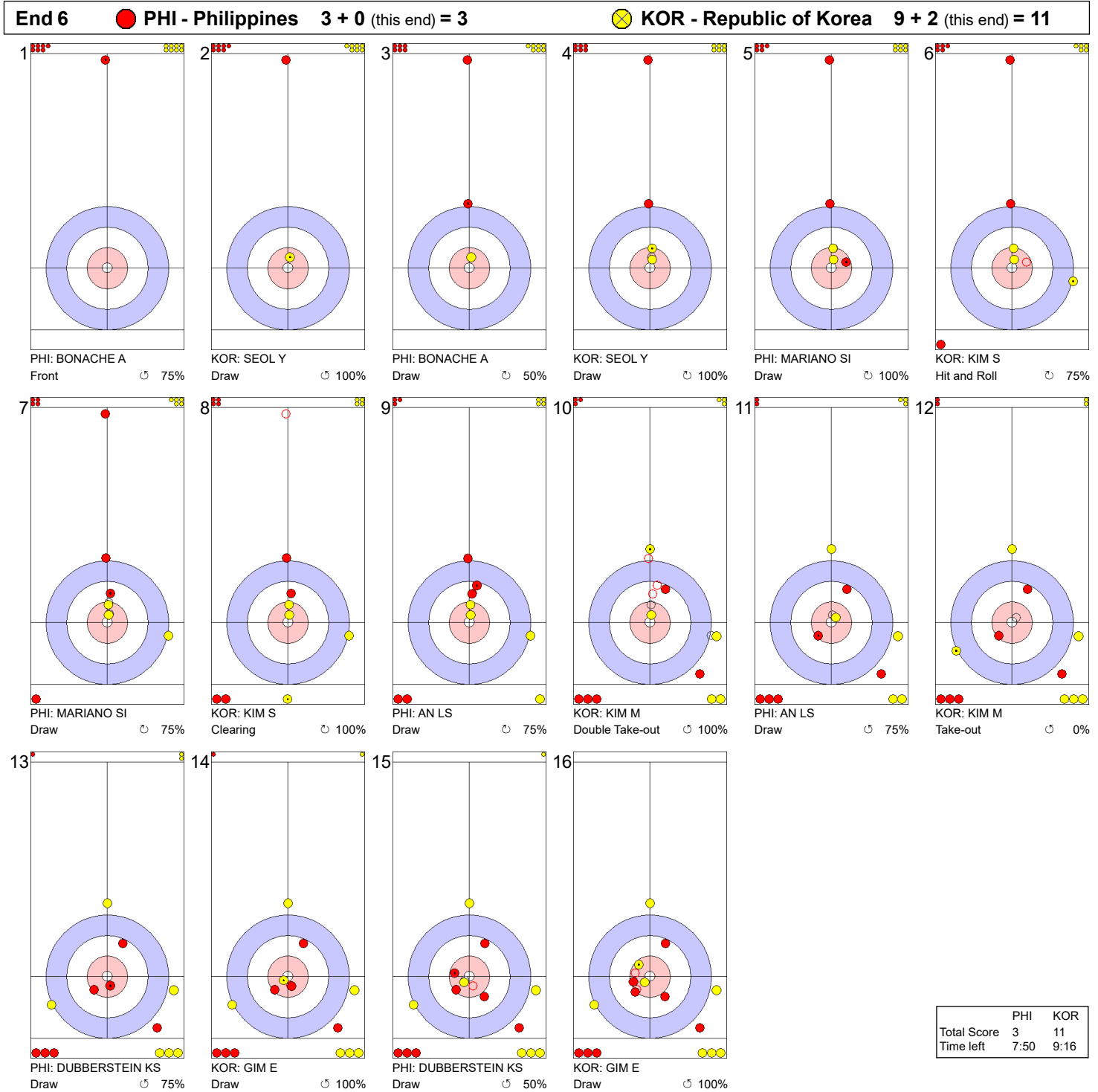


Legend:

↻ Clockwise ↺ Counter-clockwise - Not considered

Timing & Results provided by BORNAN

Game - Shot by Shot
每投统计数据



Legend:
 ↻ Clockwise ↺ Counter-clockwise - Not considered



Game Results
比赛成绩

Sheet	Team	LSFE	1	2	3	4	5	6	7	8	Extra Ends	Total
D	QAT - Qatar		1	0	0	0	0	0	X	X		1
	HKG - Hong Kong, China	*	0	5	4	2	1	3	X	X		15

QAT - Qatar	
4 S	AL-QAET Amna Homoud
3 V	AL-FAHAD Fatima Ahmed
2	AL-FAHAD Haseena Hassan
1	AL-FAHAD Aldana Ahmed
A	AL-QAET Sara Homoud

HKG - Hong Kong, China	
4 S	HUNG Ling-Yue
3 V	SHANG Wing In Ada
2	HU Pianpian
1	CHAN Ka
A	WONG Yuen Ting

Last Stone Draw	Distance
🕒 AL-FAHAD Aldana Ahmed	199.6cm
🕒 AL-FAHAD Fatima Ahmed	199.6cm
Total	399.2cm

Last Stone Draw	Distance
🕒 SHANG Wing In Ada	113.2cm
🕒 HU Pianpian	112.3cm
Total	225.5cm

Time remaining: 4 minutes 59 seconds

Time remaining: 10 minutes 41 seconds

Time-out: End 4

Note:
Position and function for each team member:
4 = Fourth, 3 = Third, 2 = Second, 1 = Lead, A = Alternate, S = Skip, V = Vice-Skip

Legend:
🕒 Clockwise 🕒 Counter-clockwise LSFE(*) Last Stone First End
X Unplayed/unfinished end due to concession



Game Results
比赛成绩

Sheet	Team	LSFE	1	2	3	4	5	6	7	8	Extra Ends	Total
E	KAZ - Kazakhstan	*	0	2	1	1	3	2	X	X		9
	THA - Thailand		1	0	0	0	0	0	X	X		1

KAZ - Kazakhstan

4	ALLIYAROVA Tilsimay
3	V KOLYKHALOVA Yekaterina
2	TASTEMIR Meroy
1	S EBAUYER Angelina
A	EBAUYER Regina

THA - Thailand

4	S JAOSAP Phichayathida
3	V KUMPEERAKIT Nattida
2	PUNYANERAMITDEE Wanvisa
1	NATCHANARONG Kanya
A	KAEWMORAKOT Supakan

Last Stone Draw

🕒	TASTEMIR Meroy
🕒	EBAUYER Angelina

Distance

46.3cm
71.2cm

Total

117.5cm

Time remaining: 14 minutes 3 seconds

Last Stone Draw

🕒	NATCHANARONG Kanya
🕒	PUNYANERAMITDEE Wanvisa

Distance

199.6cm
6.6cm

Total

206.2cm

Time remaining: 8 minutes 24 seconds

Time-out: End 4

Note:

Position and function for each team member:

4 = Fourth, 3 = Third, 2 = Second, 1 = Lead, A = Alternate, S = Skip, V = Vice-Skip

Legend:

🕒	Clockwise	🕒	Counter-clockwise
X	Unplayed/unfinished end due to concession		

LSFE(*) Last Stone First End

Session Results and Standings

每轮比赛成绩和排名

Sheet	Team	LSD/LSFE	1	2	3	4	5	6	7	8	Extra Ends	Total
B	THA - Thailand	195.1cm *	0	1	1	1	1	4	2	X		10
	QAT - Qatar	399.2cm	1	0	0	0	0	0	0	X		1
C	HKG - Hong Kong, China	191.8cm *	1	1	2	2	1	0	1	X		8
	TPE - Chinese Taipei	270.2cm	0	0	0	0	0	1	0	X		1
D	KOR - Republic of Korea	113.3cm	2	0	3	0	2	1	X	X		8
	KAZ - Kazakhstan	92.6cm *	0	1	0	1	0	0	X	X		2
E	PHI - Philippines	277.2cm	0	1	0	2	0	1	1	X		5
	CHN - People's Republic of China	19.0cm *	3	0	2	0	4	0	0	X		9

Current Standings

Rank	Team	Games	Wins	Losses	
1	KOR - Republic of Korea	6	6	0	Q
2	CHN - People's Republic of China	7	6	1	Q
3	JPN - Japan	6	5	1	Q
4	KAZ - Kazakhstan	6	3	3	
4	PHI - Philippines	6	3	3	
6	HKG - Hong Kong, China	6	2	4	
6	TPE - Chinese Taipei	6	2	4	
8	THA - Thailand	7	1	6	
9	QAT - Qatar	6	0	6	

Note:
Under World Curling rules, tie-breaking rules for standings are not applied until after the last game of the round robin.

Legend:
LSD Last Stone Draw **LSFE(*)** Last Stone First End **Q** Qualified for the play-offs
X Unplayed/unfinished end due to concession

Game Results

比赛成绩

Sheet	Team	LSFE	1	2	3	4	5	6	7	8	Extra Ends	Total
B	THA - Thailand	*	0	1	1	1	1	4	2	X		10
	QAT - Qatar		1	0	0	0	0	0	0	X		1

THA - Thailand		Shot Success Game
4 S	JAOSAP Phichayathida	34%
3	KAEWMORAKOT Supakan	45%
2	PUNYANERAMITDEE Wanvisa	39%
1 V	NATCHANARONG Kanya	48%
A	KUMPEERAKIT Nattida	-
Team Total		42%

QAT - Qatar		Shot Success Game
4 S	AL-QAET Amna Homoud	11%
3 V	AL-FAHAD Fatima Ahmed	39%
2	AL-FAHAD Haseena Hassan	4%
1	AL-FAHAD Aldana Ahmed	36%
A	AL-QAET Sara Homoud	-
Team Total		22%

Last Stone Draw		Distance
↻	JAOSAP Phichayathida	123.2cm
↺	KAEWMORAKOT Supakan	71.9cm
Total		195.1cm

Time remaining: 7 minutes 7 seconds

Last Stone Draw		Distance
↻	AL-FAHAD Fatima Ahmed	199.6cm
↺	AL-FAHAD Haseena Hassan	199.6cm
Total		399.2cm

Time remaining: 2 minutes 31 seconds

Time-out: End 4 - QAT stone 7

Shot Success Analysis

THA - Thailand		↻	↺	Game	
4	JAOSAP Phichayathida	Draws	5 60%	5 25%	10 43%
		Take-outs	0 -	4 13%	4 13%
		Total	5 60%	9 19%	14 34%
3	KAEWMORAKOT Supakan	Draws	4 75%	7 39%	11 52%
		Take-outs	2 0%	1 50%	3 17%
		Total	6 50%	8 41%	14 45%
2	PUNYANERAMITDEE Wanvisa	Draws	1 0%	12 46%	13 42%
		Take-outs	1 0%	0 -	1 0%
		Total	2 0%	12 46%	14 39%
1	NATCHANARONG Kanya	Draws	3 58%	10 40%	13 44%
		Take-outs	0 -	1 100%	1 100%
		Total	3 58%	11 45%	14 48%
A	KUMPEERAKIT Nattida	Draws	0 -	0 -	0 -
		Take-outs	0 -	0 -	0 -
		Total	0 -	0 -	0 -
Team		Draws	13 60%	34 40%	47 45%
		Take-outs	3 0%	6 33%	9 22%
		Total	16 48%	40 39%	56 42%

QAT - Qatar		↻	↺	Game	
4	AL-QAET Amna Homoud	Draws	2 13%	4 25%	6 21%
		Take-outs	4 6%	4 0%	8 3%
		Total	6 8%	8 13%	14 11%
3	AL-FAHAD Fatima Ahmed	Draws	1 75%	6 29%	7 36%
		Take-outs	3 67%	4 25%	7 43%
		Total	4 69%	10 28%	14 39%
2	AL-FAHAD Haseena Hassan	Draws	4 0%	7 7%	11 5%
		Take-outs	0 -	3 0%	3 0%
		Total	4 0%	10 5%	14 4%
1	AL-FAHAD Aldana Ahmed	Draws	5 30%	7 21%	12 25%
		Take-outs	2 100%	0 -	2 100%
		Total	7 50%	7 21%	14 36%
A	AL-QAET Sara Homoud	Draws	0 -	0 -	0 -
		Take-outs	0 -	0 -	0 -
		Total	0 -	0 -	0 -
Team		Draws	12 21%	24 20%	36 20%
		Take-outs	9 47%	11 9%	20 26%
		Total	21 32%	35 16%	56 22%

Note:

Position and function for each team member:

4 = Fourth, 3 = Third, 2 = Second, 1 = Lead, A = Alternate, S = Skip, V = Vice-Skip

Legend:

↻ Clockwise

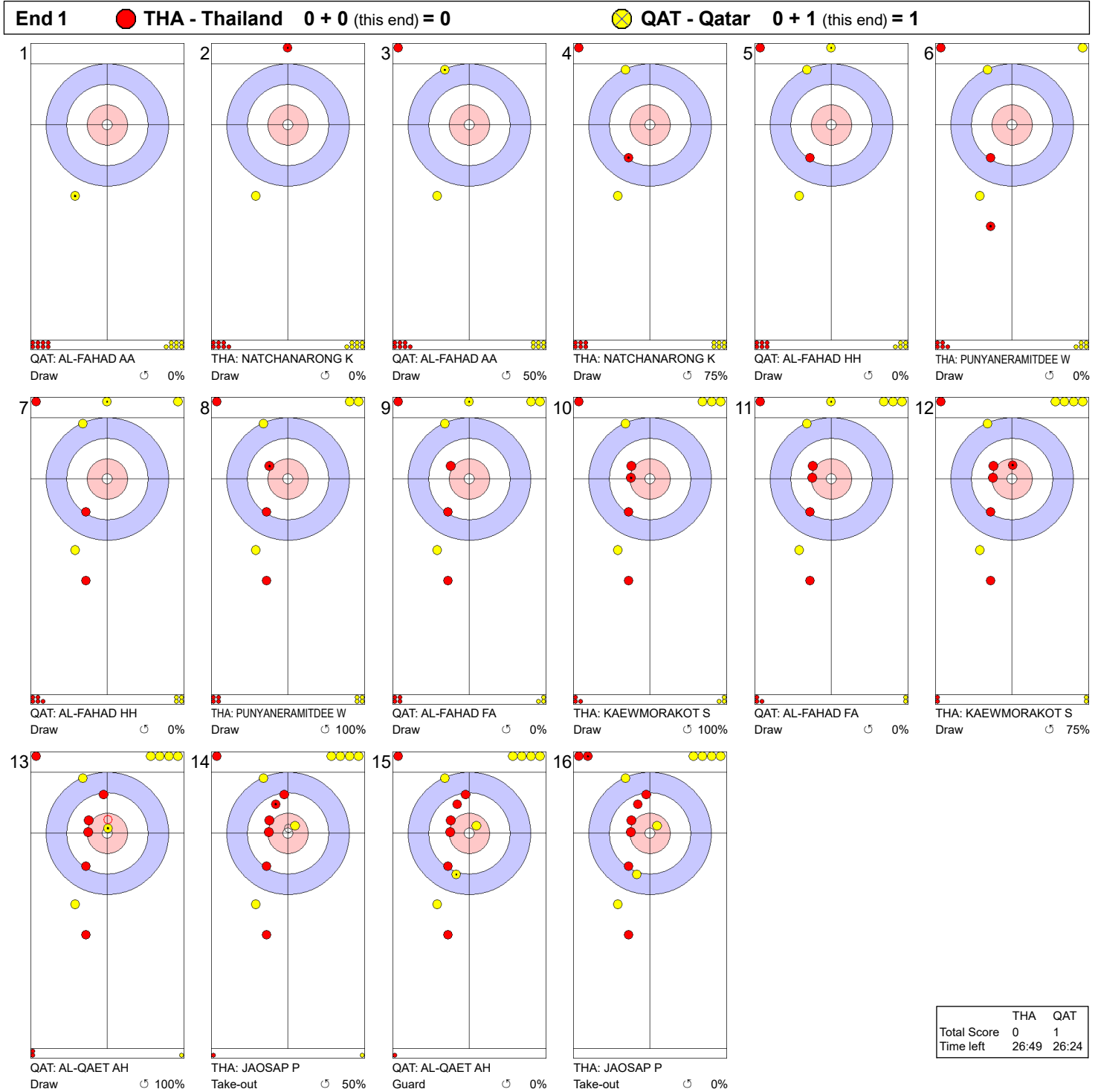
↺ Counter-clockwise

LSFE(*) Last Stone First End

X Unplayed/unfinished end due to concession



Game - Shot by Shot
每投统计数据



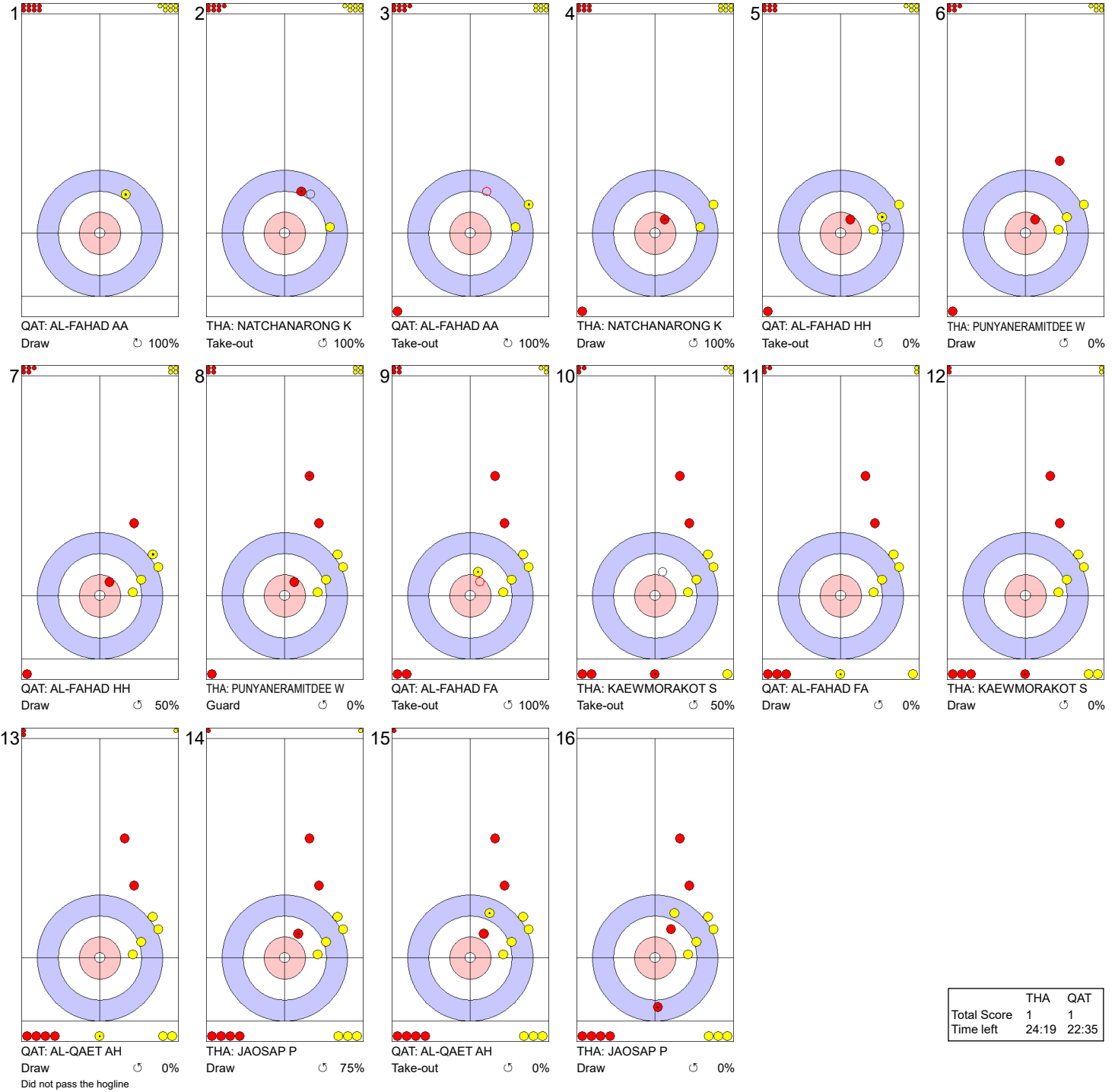
Legend:
 ↻ Clockwise ↺ Counter-clockwise - Not considered



Game - Shot by Shot
每投统计数据

End 2 ● **THA - Thailand** 0 + 1 (this end) = 1

● **QAT - Qatar** 1 + 0 (this end) = 1



Legend:
 ↻ Clockwise ↺ Counter-clockwise - Not considered

Timing & Results provided by **BORNAN**



Game - Shot by Shot
每投统计数据

End 3 ● **THA - Thailand** 1 + 1 (this end) = 2 ● **QAT - Qatar** 1 + 0 (this end) = 1



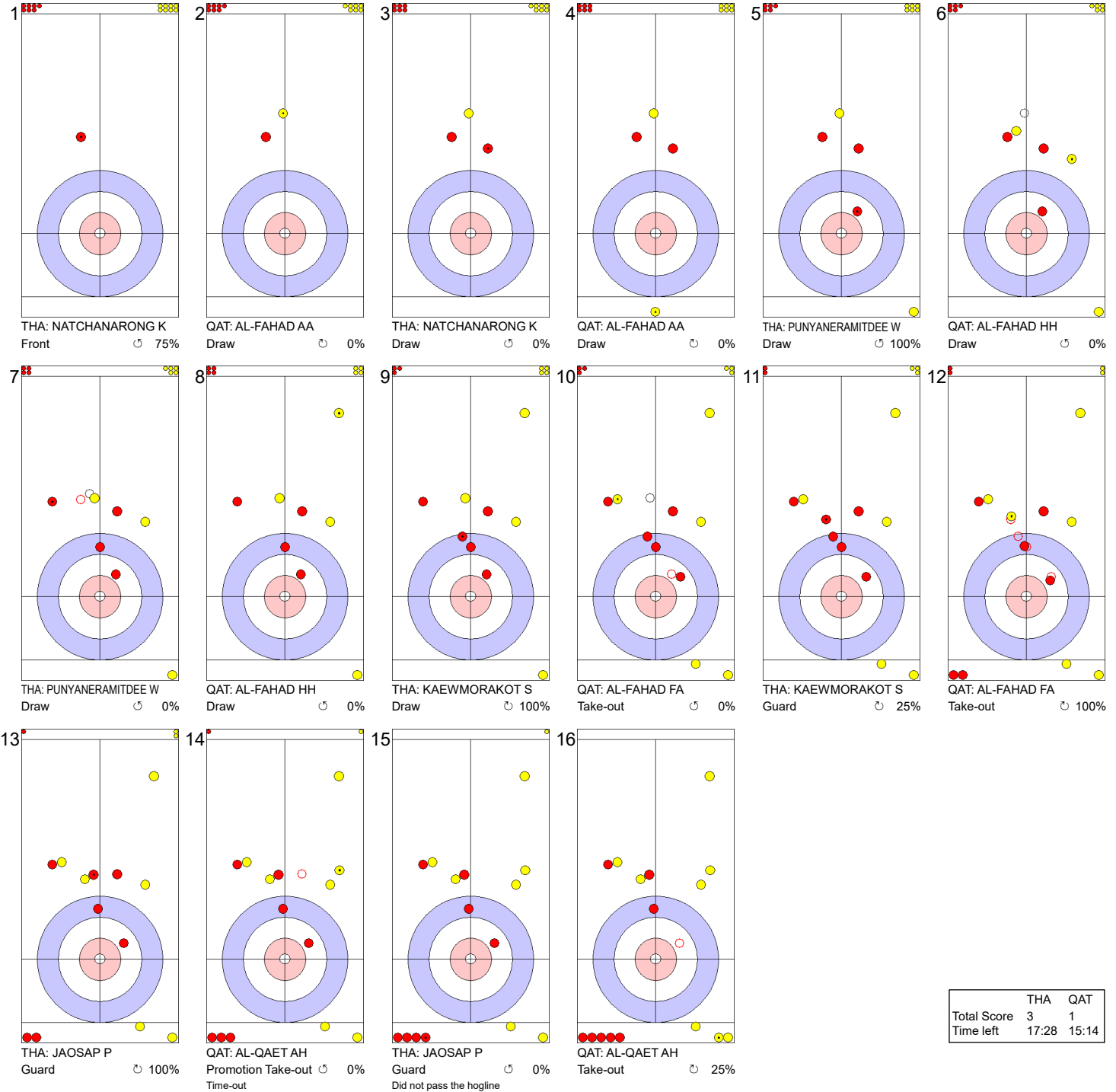
	THA	QAT
Total Score	2	1
Time left	20:43	19:09

Legend:
 ↻ Clockwise ↺ Counter-clockwise - Not considered

Game - Shot by Shot
每投统计数据

End 4 ● **THA - Thailand** 2 + 1 (this end) = 3

● **QAT - Qatar** 1 + 0 (this end) = 1



	THA	QAT
Total Score	3	1
Time left	17:28	15:14

Legend:
 ↻ Clockwise ↺ Counter-clockwise - Not considered

Timing & Results provided by **BORNAN**

Game - Shot by Shot
每投统计数据

End 5 ● **THA - Thailand 3 + 1 (this end) = 4** ● **QAT - Qatar 1 + 0 (this end) = 1**

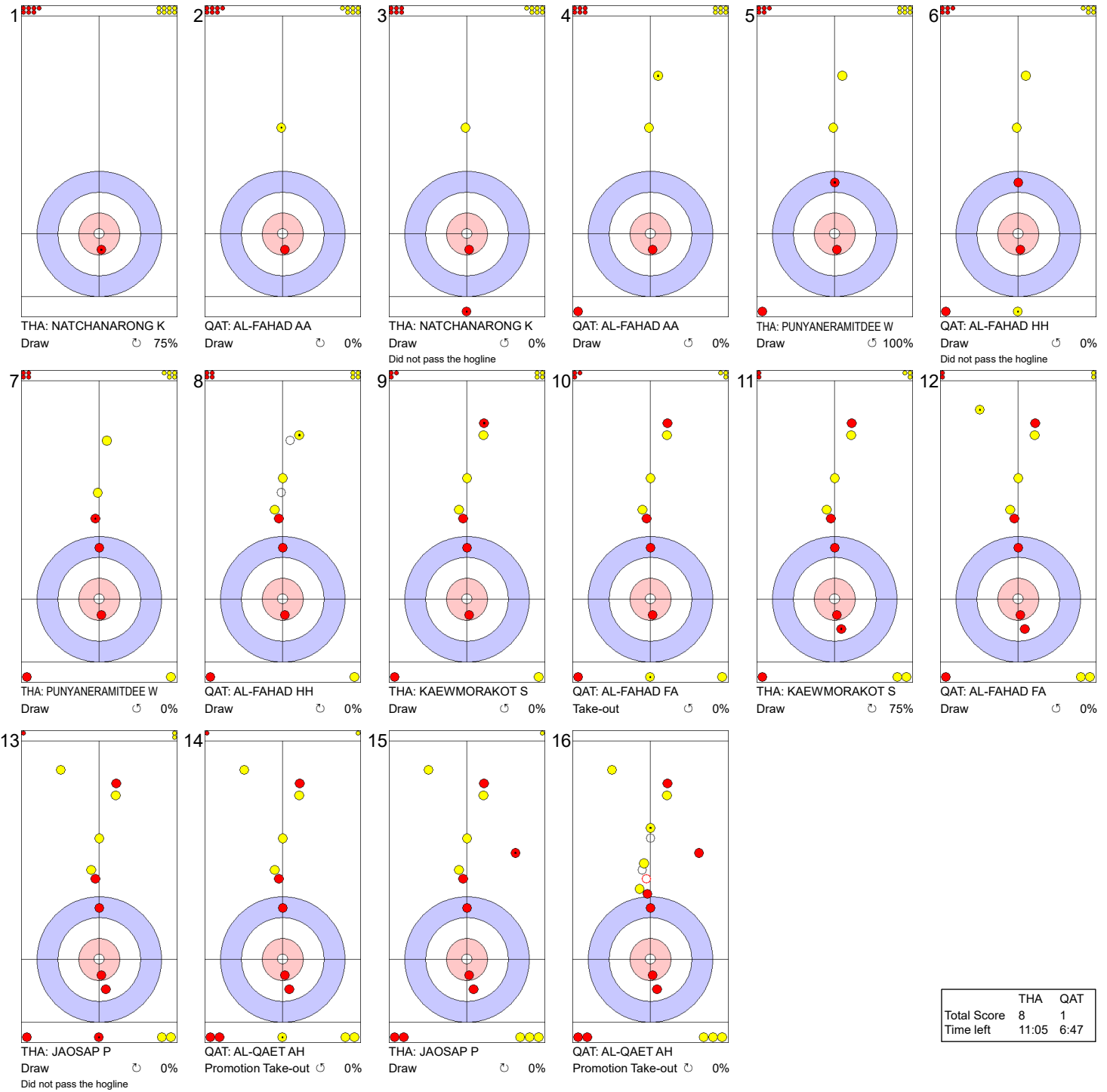


	THA	QAT
Total Score	4	1
Time left	14:09	11:27

Legend:
 ↻ Clockwise ↺ Counter-clockwise - Not considered

Game - Shot by Shot
每投统计数据

End 6 ● **THA - Thailand** 4 + 4 (this end) = 8 ● **QAT - Qatar** 1 + 0 (this end) = 1



	THA	QAT
Total Score	8	1
Time left	11:05	6:47

Legend: ↻ Clockwise ↺ Counter-clockwise - Not considered

Game - Shot by Shot
每投统计数据

End 7 ● **THA - Thailand** 8 + 2 (this end) = 10 ● **QAT - Qatar** 1 + 0 (this end) = 1



	THA	QAT
Total Score	10	1
Time left	7:07	2:31

Legend: ↻ Clockwise ↺ Counter-clockwise - Not considered



Game Results

比赛成绩

Sheet	Team	LSFE	1	2	3	4	5	6	7	8	Extra Ends	Total
C	HKG - Hong Kong, China	*	1	1	2	2	1	0	1	X		8
	TPE - Chinese Taipei		0	0	0	0	0	1	0	X		1

HKG - Hong Kong, China		Shot Success Game
4 S	HUNG Ling-Yue	50%
3 V	SHANG Wing In Ada	48%
2	HU Pianpian	64%
1	CHAN Ka	59%
A	WONG Yuen Ting	-
Team Total		55%

TPE - Chinese Taipei		Shot Success Game
4 S	YANG Ko	34%
3 V	LEE Yi-Chun	41%
2	LIU I-Ling	39%
1	CHANG Chia-Chi	64%
A	-	-
Team Total		45%

Last Stone Draw		Distance
↻	CHAN Ka	44.1cm
↺	HUNG Ling-Yue	147.7cm
Total		191.8cm

Last Stone Draw		Distance
↻	LEE Yi-Chun	70.6cm
↺	CHANG Chia-Chi	199.6cm
Total		270.2cm

Time remaining: 6 minutes 26 seconds

Time remaining: 3 minutes 25 seconds

Time-out: End 4 - TPE stone 6

Shot Success Analysis

HKG - Hong Kong, China		↻	↺	Game
4	HUNG Ling-Yue	5 60%	5 40%	10 50%
	Take-outs	2 50%	2 50%	4 50%
	Total	7 57%	7 43%	14 50%
3	SHANG Wing In Ada	8 72%	1 0%	9 64%
	Take-outs	1 0%	4 25%	5 20%
	Total	9 64%	5 20%	14 48%
2	HU Pianpian	3 25%	3 75%	6 50%
	Take-outs	5 70%	3 83%	8 75%
	Total	8 53%	6 79%	14 64%
1	CHAN Ka	7 50%	5 75%	12 60%
	Take-outs	2 50%	0 -	2 50%
	Total	9 50%	5 75%	14 59%
A	WONG Yuen Ting	0 -	0 -	0 -
	Take-outs	0 -	0 -	0 -
	Total	0 -	0 -	0 -
Team	Draws	23 57%	14 57%	37 57%
	Take-outs	10 55%	9 50%	19 53%
	Total	33 56%	23 54%	56 55%

TPE - Chinese Taipei		↻	↺	Game
4	YANG Ko	6 42%	5 30%	11 36%
	Take-outs	2 38%	1 0%	3 25%
	Total	8 41%	6 25%	14 34%
3	LEE Yi-Chun	4 75%	5 35%	9 53%
	Take-outs	2 25%	3 17%	5 20%
	Total	6 58%	8 28%	14 41%
2	LIU I-Ling	3 17%	8 44%	11 36%
	Take-outs	1 100%	2 25%	3 50%
	Total	4 38%	10 40%	14 39%
1	CHANG Chia-Chi	4 81%	5 75%	9 78%
	Take-outs	2 50%	3 33%	5 40%
	Total	6 71%	8 59%	14 64%
A	-	0 -	0 -	0 -
	Take-outs	0 -	0 -	0 -
	Total	0 -	0 -	0 -
Team	Draws	17 54%	23 46%	40 49%
	Take-outs	7 46%	9 22%	16 33%
	Total	24 52%	32 39%	56 45%

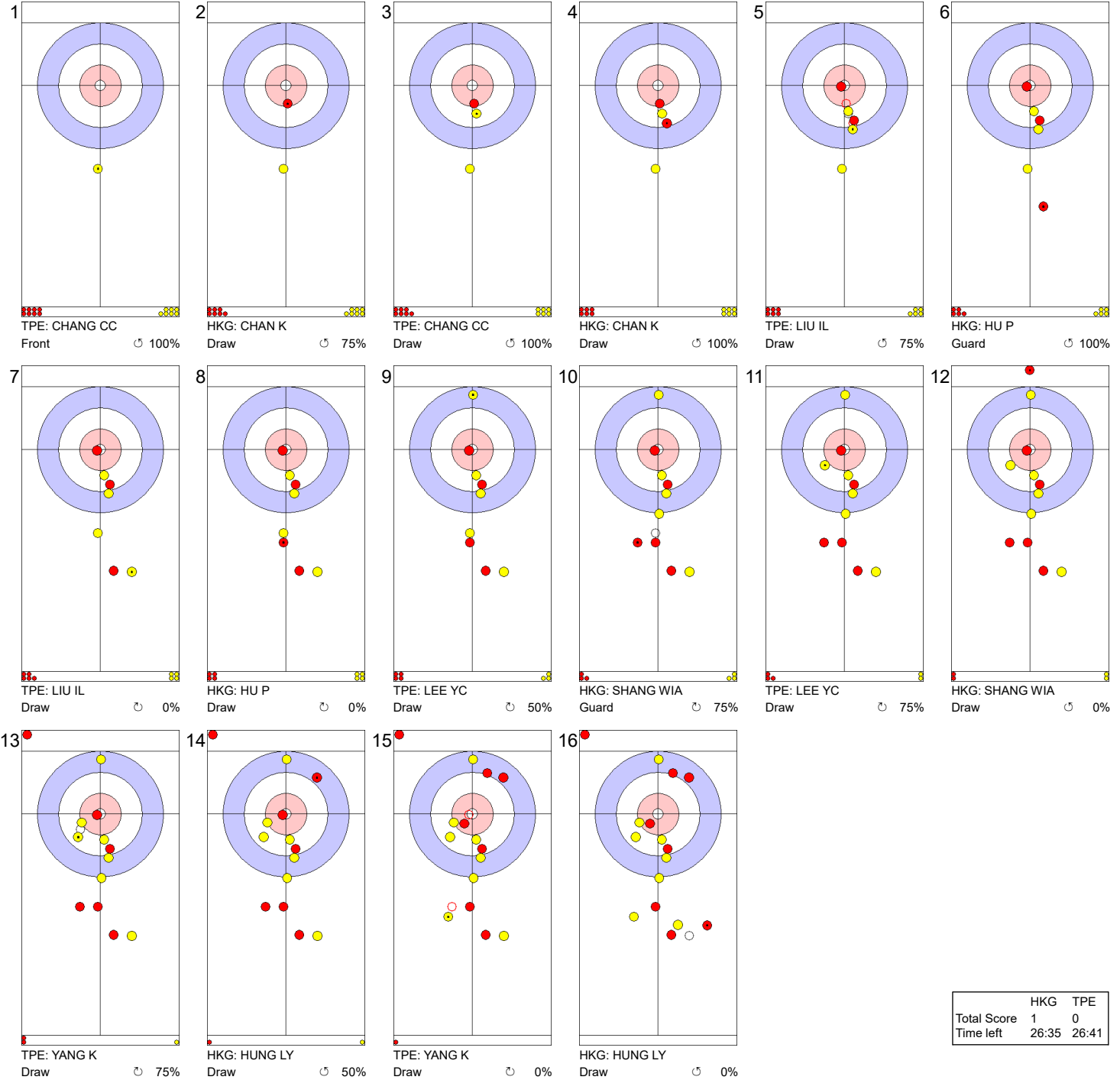
Note:
Position and function for each team member:
4 = Fourth, 3 = Third, 2 = Second, 1 = Lead, A = Alternate, S = Skip, V = Vice-Skip

Legend:
↻ Clockwise ↺ Counter-clockwise LSFE(*) Last Stone First End
X Unplayed/unfinished end due to concession



Game - Shot by Shot
每投统计数据

End 1 ● HKG - Hong Kong, China 0 + 1 (this end) = 1 ● TPE - Chinese Taipei 0 + 0 (this end) = 0



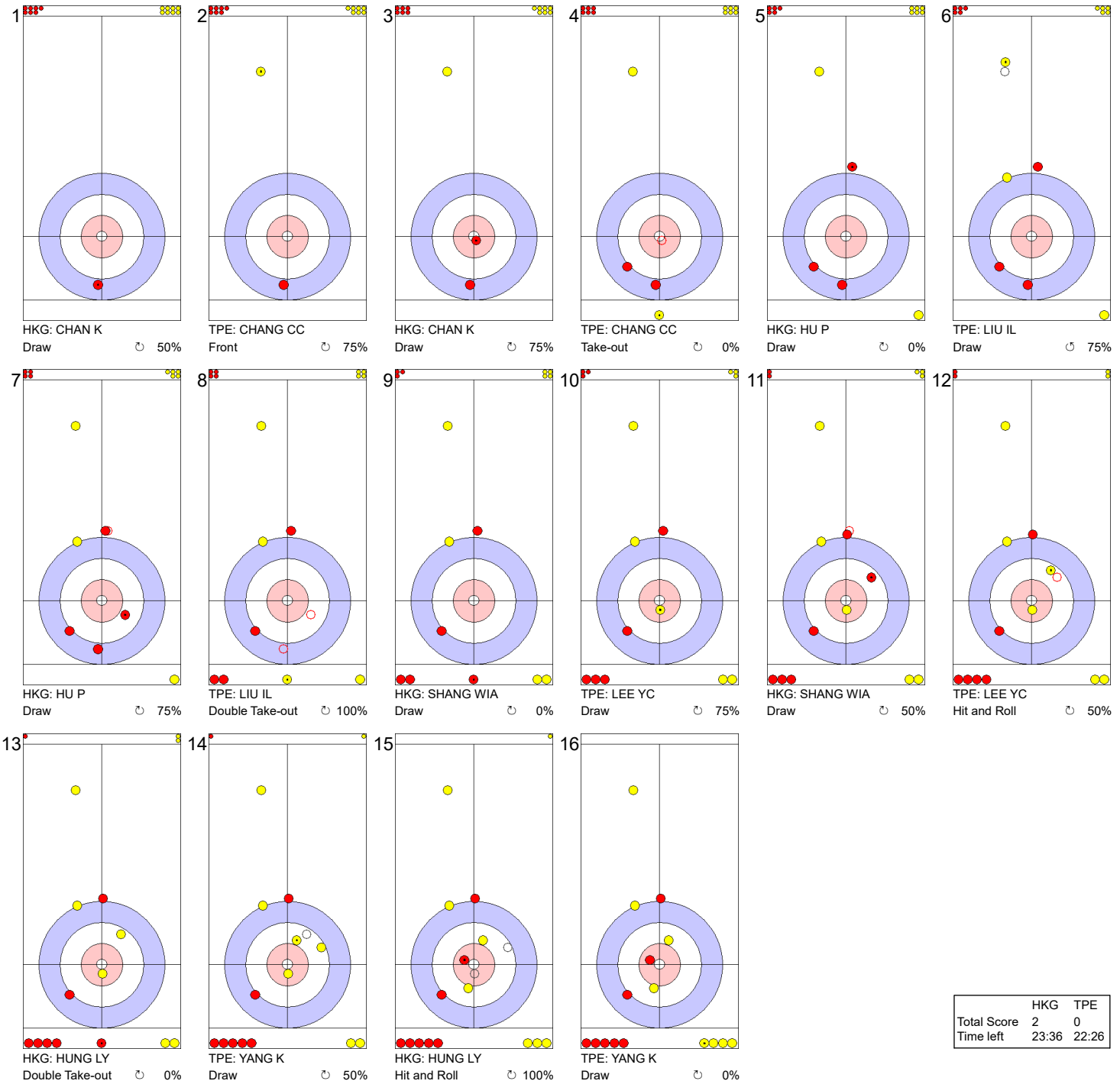
	HKG	TPE
Total Score	1	0
Time left	26:35	26:41

Legend: ↻ Clockwise ↺ Counter-clockwise - Not considered

Game - Shot by Shot

每投统计数据

End 2 ● HKG - Hong Kong, China 1 + 1 (this end) = 2 ● TPE - Chinese Taipei 0 + 0 (this end) = 0



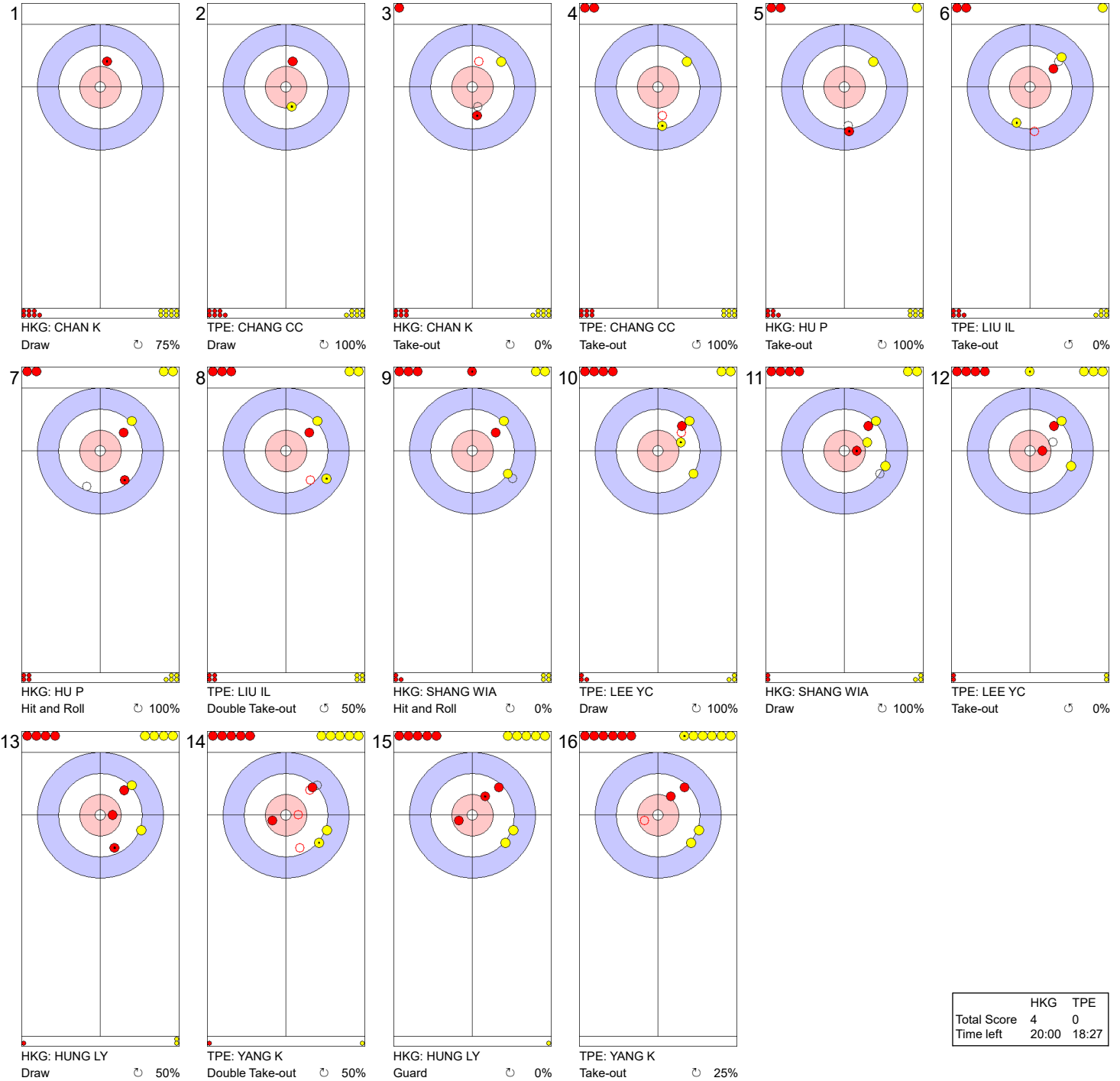
	HKG	TPE
Total Score	2	0
Time left	23:36	22:26

Legend:
 Clockwise
 Counter-clockwise
 - Not considered



Game - Shot by Shot
每投统计数据

End 3 ● HKG - Hong Kong, China 2 + 2 (this end) = 4 ● TPE - Chinese Taipei 0 + 0 (this end) = 0

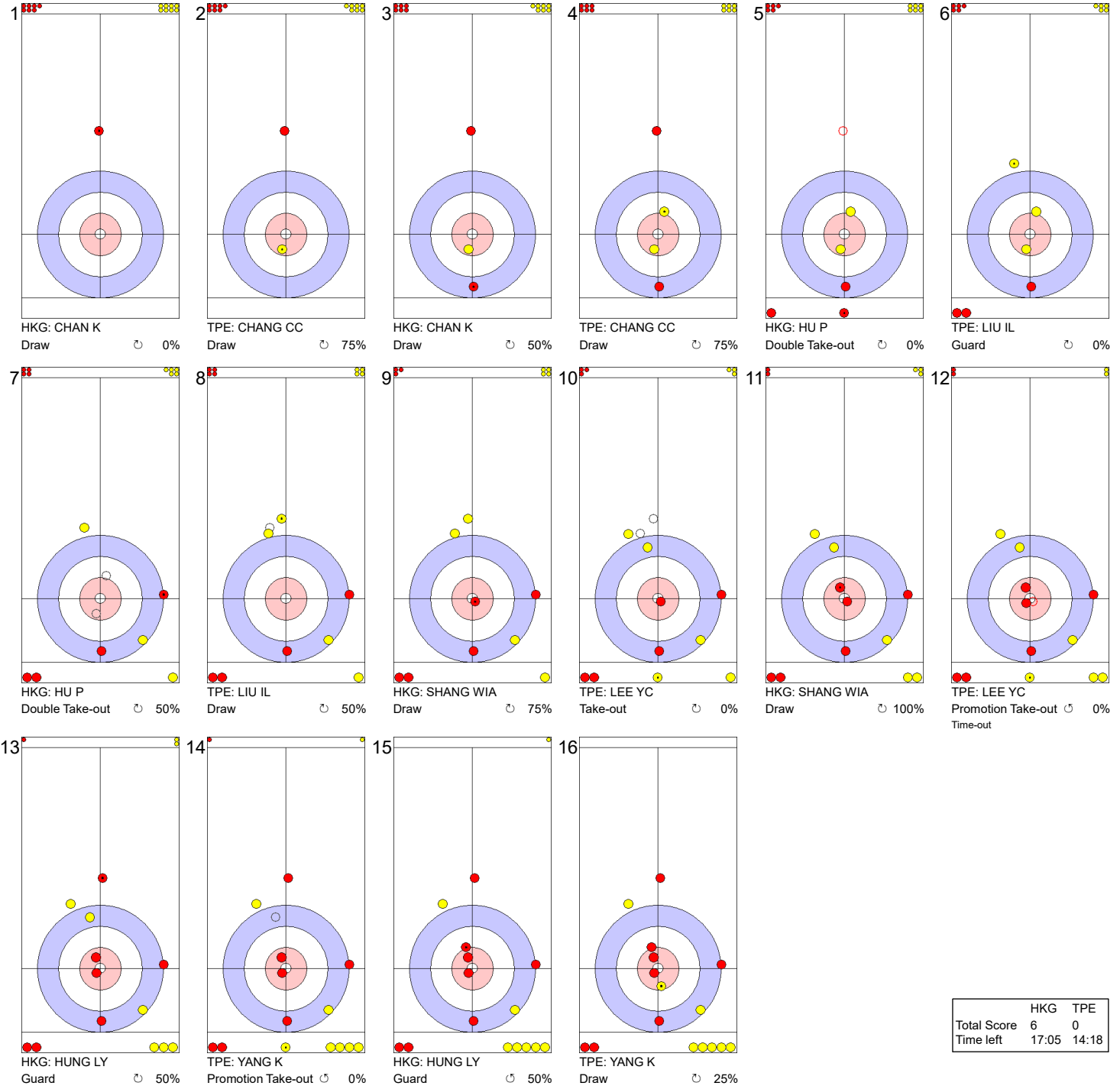


	HKG	TPE
Total Score	4	0
Time left	20:00	18:27

Legend: ↻ Clockwise ↺ Counter-clockwise - Not considered

Game - Shot by Shot
每投统计数据

End 4 ● HKG - Hong Kong, China 4 + 2 (this end) = 6 ● TPE - Chinese Taipei 0 + 0 (this end) = 0



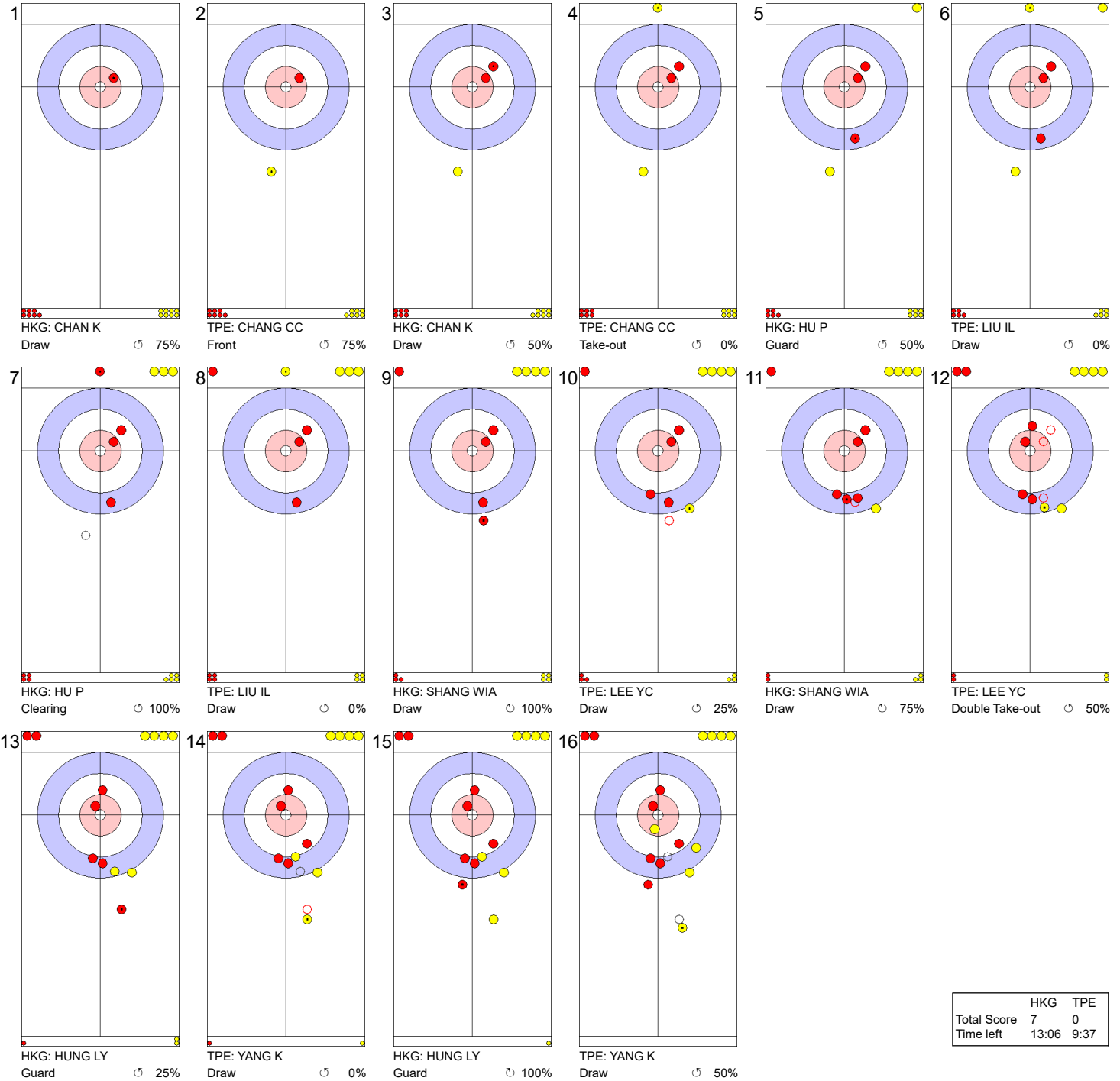
	HKG	TPE
Total Score	6	0
Time left	17:05	14:18

Legend:
 Clockwise
 Counter-clockwise
 - Not considered



Game - Shot by Shot
每投统计数据

End 5 ● HKG - Hong Kong, China 6 + 1 (this end) = 7 ● TPE - Chinese Taipei 0 + 0 (this end) = 0



	HKG	TPE
Total Score	7	0
Time left	13:06	9:37

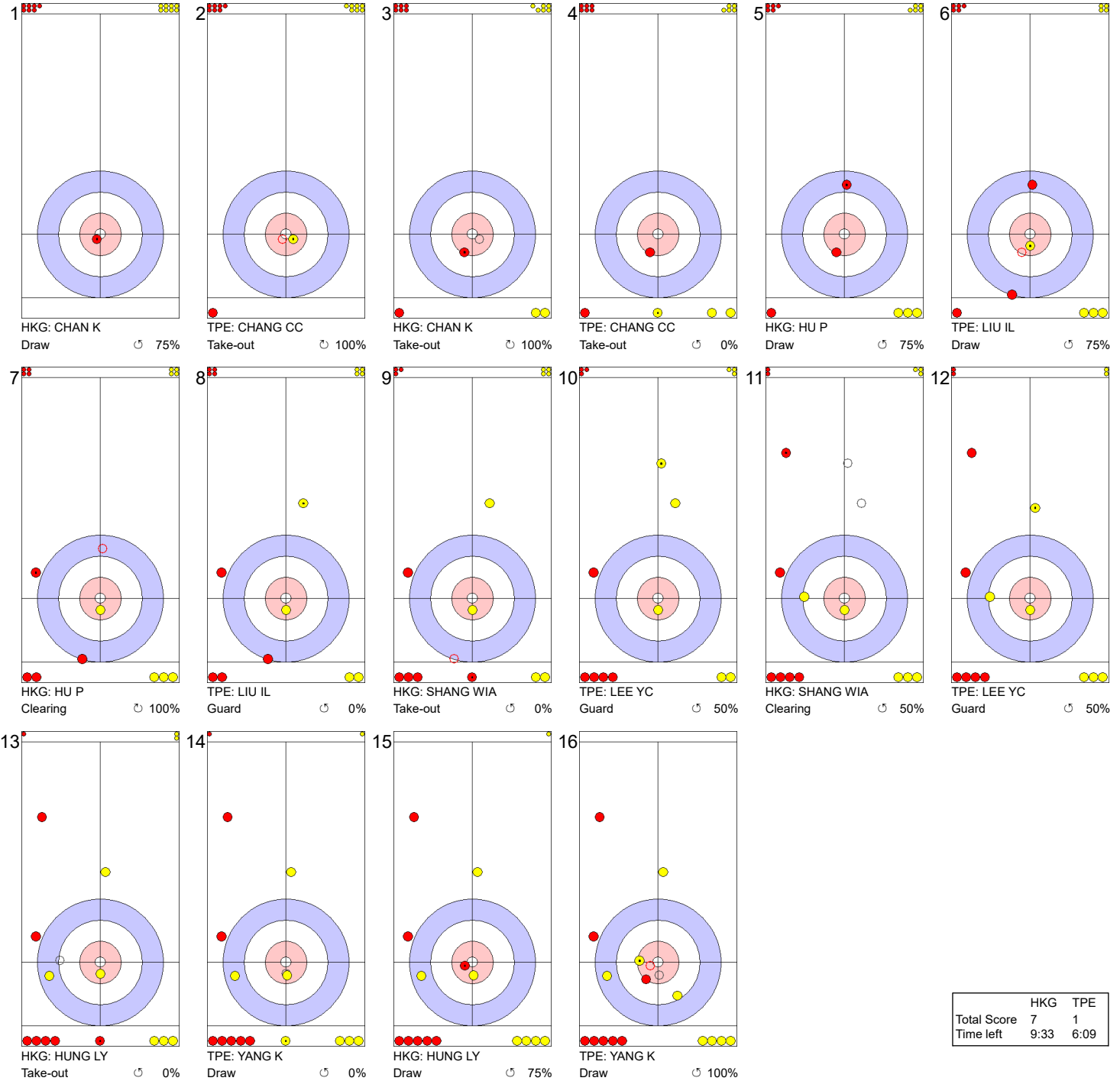
Legend: ↻ Clockwise ↺ Counter-clockwise - Not considered

Timing & Results provided by BORNAN



Game - Shot by Shot
每投统计数据

End 6 ● HKG - Hong Kong, China 7 + 0 (this end) = 7 ● TPE - Chinese Taipei 0 + 1 (this end) = 1



	HKG	TPE
Total Score	7	1
Time left	9:33	6:09

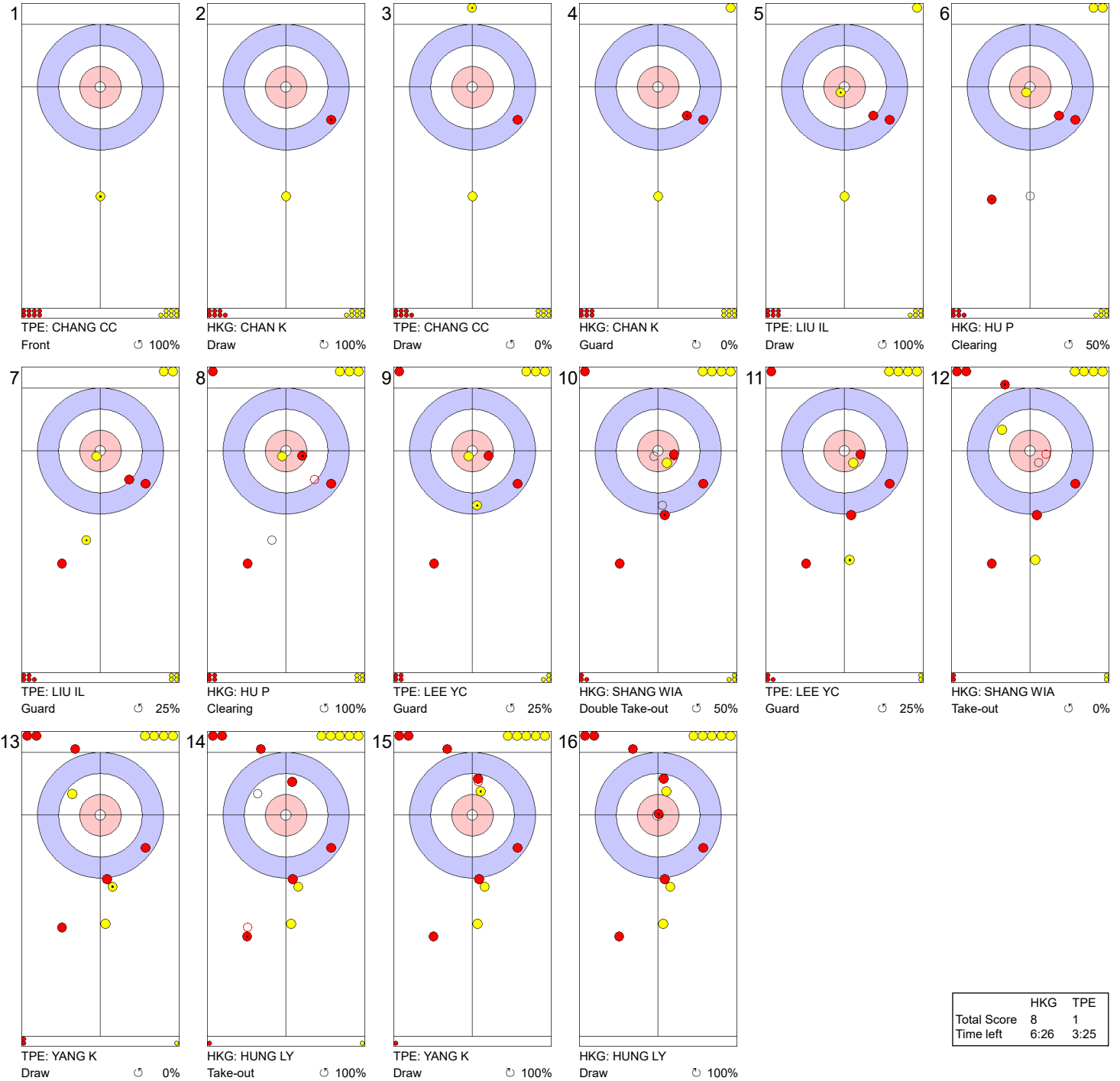
Legend:
 Clockwise
 Counter-clockwise
 - Not considered

Timing & Results provided by BORNAN



Game - Shot by Shot
每投统计数据

End 7 ● HKG - Hong Kong, China 7 + 1 (this end) = 8 ● TPE - Chinese Taipei 1 + 0 (this end) = 1



	HKG	TPE
Total Score	8	1
Time left	6:26	3:25

Legend: ↻ Clockwise ↺ Counter-clockwise - Not considered





Game Results
比赛成绩

Sheet	Team	LSFE	1	2	3	4	5	6	7	8	Extra Ends	Total
D	KOR - Republic of Korea		2	0	3	0	2	1	X	X		8
	KAZ - Kazakhstan	*	0	1	0	1	0	0	X	X		2

KOR - Republic of Korea	
4 S	GIM Eunji
3 V	KIM Minji
2	SEOL Yeji
1	SEOL Yeeun
A	KIM Suji

KAZ - Kazakhstan	
4	ALLIYAROVA Tilsimay
3 V	KOLYKHALOVA Yekaterina
2	TASTEMIR Mery
1 S	EBAUYER Angelina
A	EBAUYER Regina

Last Stone Draw		Distance
🕒	GIM Eunji	49.7cm
🕒	KIM Minji	63.6cm
Total		113.3cm

Last Stone Draw		Distance
🕒	KOLYKHALOVA Yekaterina	20.2cm
🕒	TASTEMIR Mery	72.4cm
Total		92.6cm

Time remaining: 9 minutes 32 seconds

Time remaining: 11 minutes 15 seconds

Note:
Position and function for each team member:
4 = Fourth, 3 = Third, 2 = Second, 1 = Lead, A = Alternate, S = Skip, V = Vice-Skip

Legend:
🕒 Clockwise 🕒 Counter-clockwise LSFE(*) Last Stone First End
X Unplayed/unfinished end due to concession



Game Results
比赛成绩

Sheet	Team	LSFE	1	2	3	4	5	6	7	8	Extra Ends	Total
E	PHI - Philippines		0	1	0	2	0	1	1	X		5
	CHN - People's Republic of China	*	3	0	2	0	4	0	0	X		9

PHI - Philippines	
4 S	DUBBERSTEIN Kathleen Sumbillo
3	AN Leilani Sumbillo
2 V	MARIANO Sheila Imperial
1	BONACHE Anne
A	de la FUENTE Jennifer

CHN - People's Republic of China	
4 S	WANG Rui
3 V	HAN Yu
2	DONG Ziqi
1	JIANG Jiayi
A	SU Tingyu

Last Stone Draw		Distance
🕒	DUBBERSTEIN Kathleen Sumbillo	77.6cm
🕒	AN Leilani Sumbillo	199.6cm
Total		277.2cm

Time remaining: 5 minutes 14 seconds
Time-out: End 7

Last Stone Draw		Distance
🕒	HAN Yu	13.2cm
🕒	WANG Rui	5.8cm
Total		19.0cm

Time remaining: 5 minutes 48 seconds
SU T replaced DONG Z at the beginning of End 5

Note:
Position and function for each team member:
4 = Fourth, 3 = Third, 2 = Second, 1 = Lead, A = Alternate, S = Skip, V = Vice-Skip

Legend:
🕒 Clockwise 🕒 Counter-clockwise LSFE(*) Last Stone First End
X Unplayed/unfinished end due to concession



Session Results and Standings

每轮比赛成绩和排名

Sheet	Team	LSD/LSFE	1	2	3	4	5	6	7	8	Extra Ends	Total
B	CHN - People's Republic of China	92.9cm *	0	1	1	0	0	0	1	0		3
	KOR - Republic of Korea	279.2cm	0	0	0	1	1	1	0	1		4
C	KAZ - Kazakhstan	162.9cm *	0	0	3	4	1	3	X	X		11
	QAT - Qatar	399.2cm	1	1	0	0	0	0	X	X		2
D	PHI - Philippines	258.5cm *	1	2	5	2	1	5	X	X		16
	THA - Thailand	399.2cm	0	0	0	0	0	0	X	X		0
E	HKG - Hong Kong, China	319.8cm	0	0	0	0	2	0	0	X		2
	JPN - Japan	217.8cm *	2	1	1	2	0	1	2	X		9

Current Standings

Rank	Team	Games	Wins	Losses
1	KOR - Republic of Korea	5	5	0
2	CHN - People's Republic of China	6	5	1
2	JPN - Japan	6	5	1
4	KAZ - Kazakhstan	5	3	2
4	PHI - Philippines	5	3	2
6	TPE - Chinese Taipei	5	2	3
7	HKG - Hong Kong, China	5	1	4
8	QAT - Qatar	5	0	5
9	THA - Thailand	6	0	6

Note:
Under World Curling rules, tie-breaking rules for standings are not applied until after the last game of the round robin.

Legend:
LSD Last Stone Draw LSFE(*) Last Stone First End X Unplayed/unfinished end due to concession



Game Results

比赛成绩

Sheet	Team	LSFE	1	2	3	4	5	6	7	8	Extra Ends	Total
B	CHN - People's Republic of China	*	0	1	1	0	0	0	1	0		3
	KOR - Republic of Korea		0	0	0	1	1	1	0	1		4

CHN - People's Republic of China		Shot Success Game
4 S	WANG Rui	72%
3 V	HAN Yu	86%
2	DONG Ziqi	86%
1	JIANG Jiayi	94%
A	SU Tingyu	-
Team Total		84%

KOR - Republic of Korea		Shot Success Game
4 S	GIM Eunji	77%
3 V	KIM Minji	89%
2	KIM Suji	91%
1	SEOL Yeeun	86%
A	SEOL Yeji	-
Team Total		86%

Last Stone Draw		Distance
⌚	WANG Rui	67.3cm
⌚	HAN Yu	25.6cm
Total		92.9cm

Last Stone Draw		Distance
⌚	KIM Minji	199.6cm
⌚	GIM Eunji	79.6cm
Total		279.2cm

Time remaining: 2 minutes 26 seconds

Time-out: End 6 - CHN stone 7

Time remaining: 2 minutes 9 seconds

Time-out: End 8 - KOR stone 7

Shot Success Analysis

CHN - People's Republic of China		⌚	⌚	Game	
4	WANG Rui	Draws	6 54%	3 92%	9 67%
		Take-outs	2 75%	5 80%	7 79%
		Total	8 59%	8 84%	16 72%
3	HAN Yu	Draws	4 94%	5 85%	9 89%
		Take-outs	2 75%	5 85%	7 82%
		Total	6 88%	10 85%	16 86%
2	DONG Ziqi	Draws	0 -	2 100%	2 100%
		Take-outs	4 100%	10 78%	14 84%
		Total	4 100%	12 81%	16 86%
1	JIANG Jiayi	Draws	6 96%	8 91%	14 93%
		Take-outs	1 100%	1 100%	2 100%
		Total	7 96%	9 92%	16 94%
A	SU Tingyu	Draws	0 -	0 -	0 -
		Take-outs	0 -	0 -	0 -
		Total	0 -	0 -	0 -
Team		Draws	16 80%	18 90%	34 85%
		Take-outs	9 89%	21 81%	30 83%
		Total	25 83%	39 85%	64 84%

KOR - Republic of Korea		⌚	⌚	Game	
4	GIM Eunji	Draws	4 38%	5 100%	9 72%
		Take-outs	3 100%	4 69%	7 82%
		Total	7 64%	9 86%	16 77%
3	KIM Minji	Draws	4 100%	4 81%	8 91%
		Take-outs	4 94%	4 81%	8 88%
		Total	8 97%	8 81%	16 89%
2	KIM Suji	Draws	4 94%	4 94%	8 94%
		Take-outs	4 88%	4 88%	8 88%
		Total	8 91%	8 91%	16 91%
1	SEOL Yeeun	Draws	2 75%	12 90%	14 88%
		Take-outs	2 75%	0 -	2 75%
		Total	4 75%	12 90%	16 86%
A	SEOL Yeji	Draws	0 -	0 -	0 -
		Take-outs	0 -	0 -	0 -
		Total	0 -	0 -	0 -
Team		Draws	14 77%	25 91%	39 86%
		Take-outs	13 90%	12 79%	25 85%
		Total	27 83%	37 87%	64 86%

Note:

Position and function for each team member:

4 = Fourth, 3 = Third, 2 = Second, 1 = Lead, A = Alternate, S = Skip, V = Vice-Skip

Legend:

⌚ Clockwise

⌚ Counter-clockwise

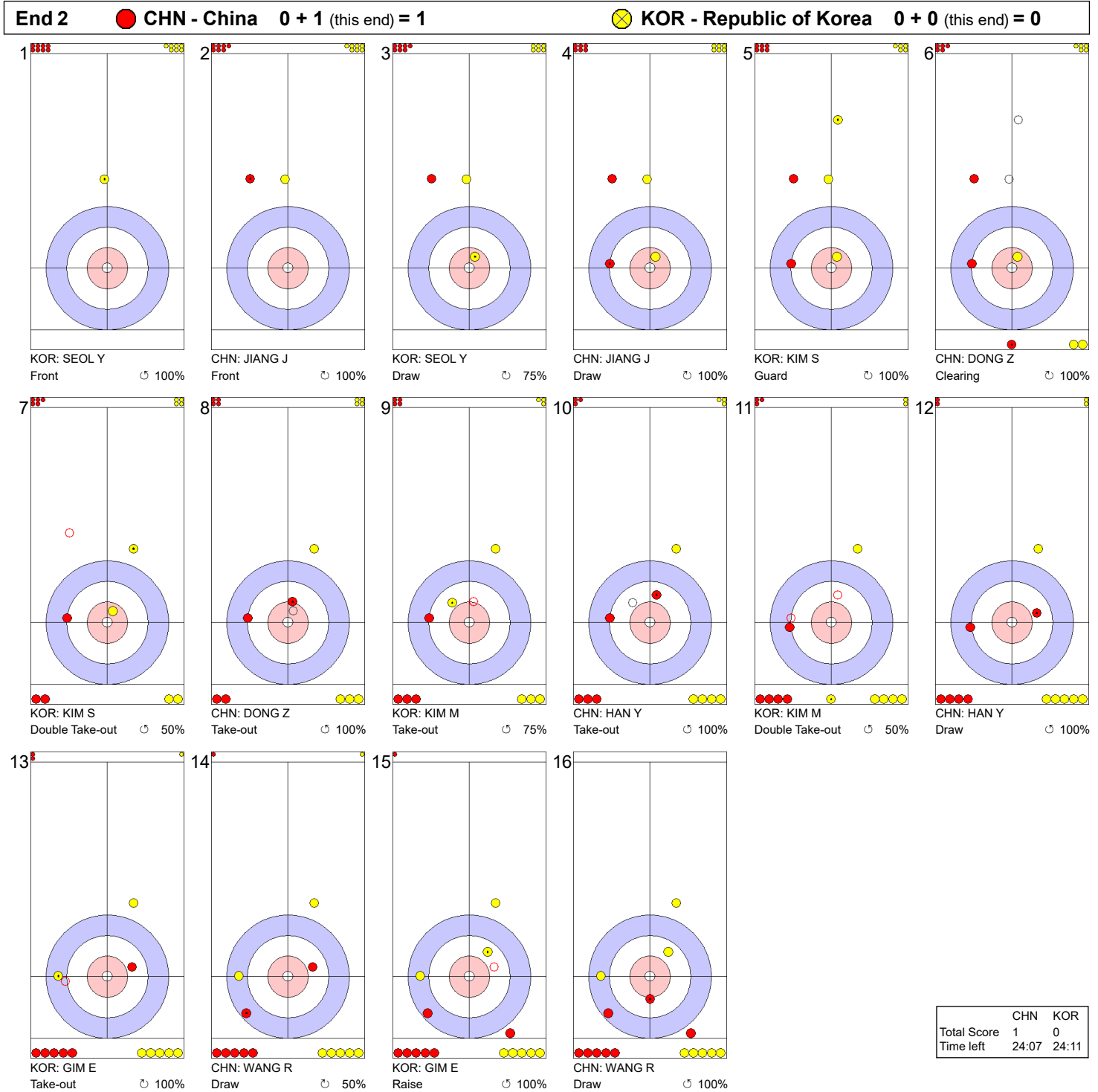
LSFE(*) Last Stone First End

Game - Shot by Shot
每投统计数据



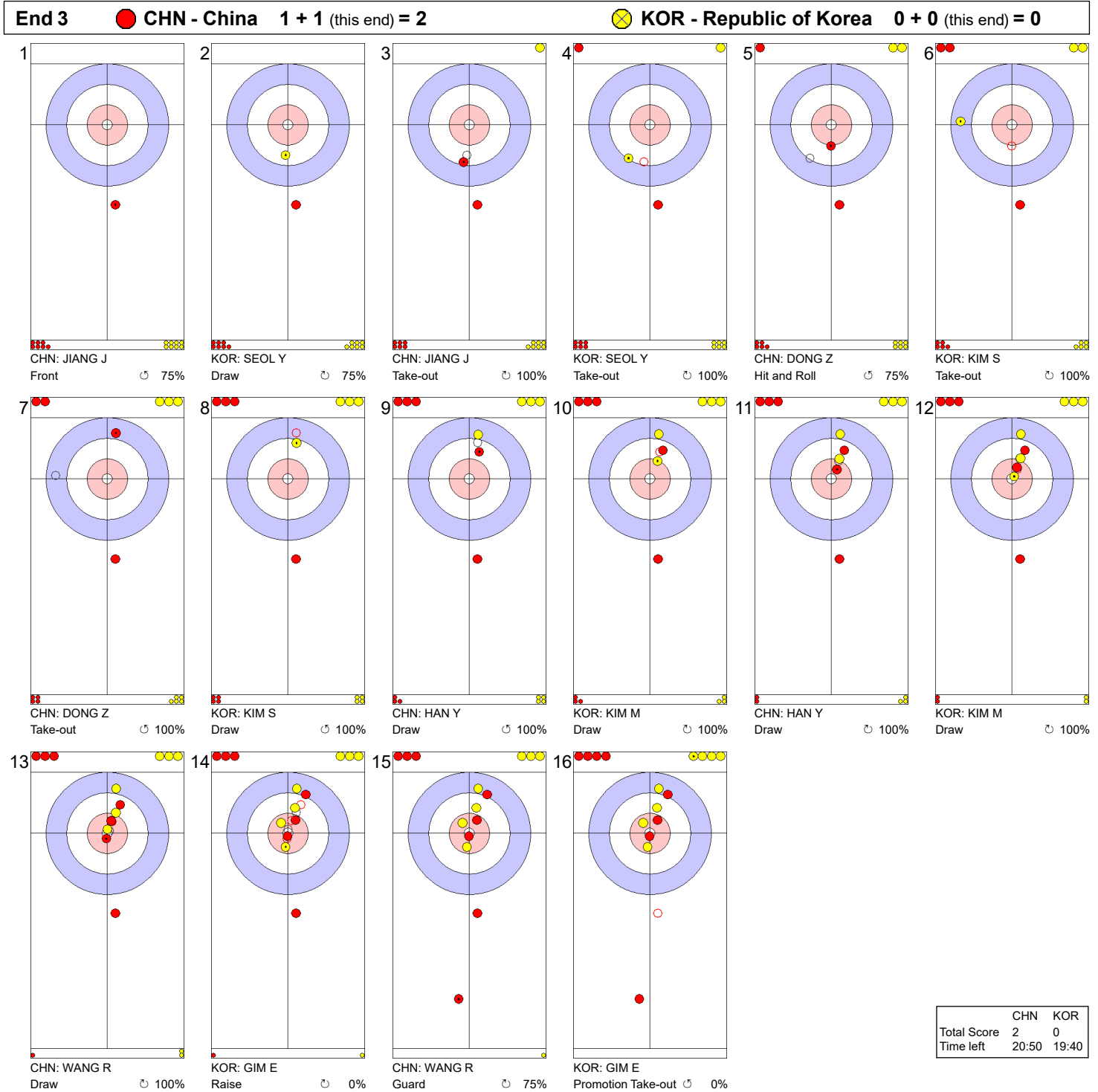
Legend:
 ↻ Clockwise ↺ Counter-clockwise - Not considered

Game - Shot by Shot
每投统计数据



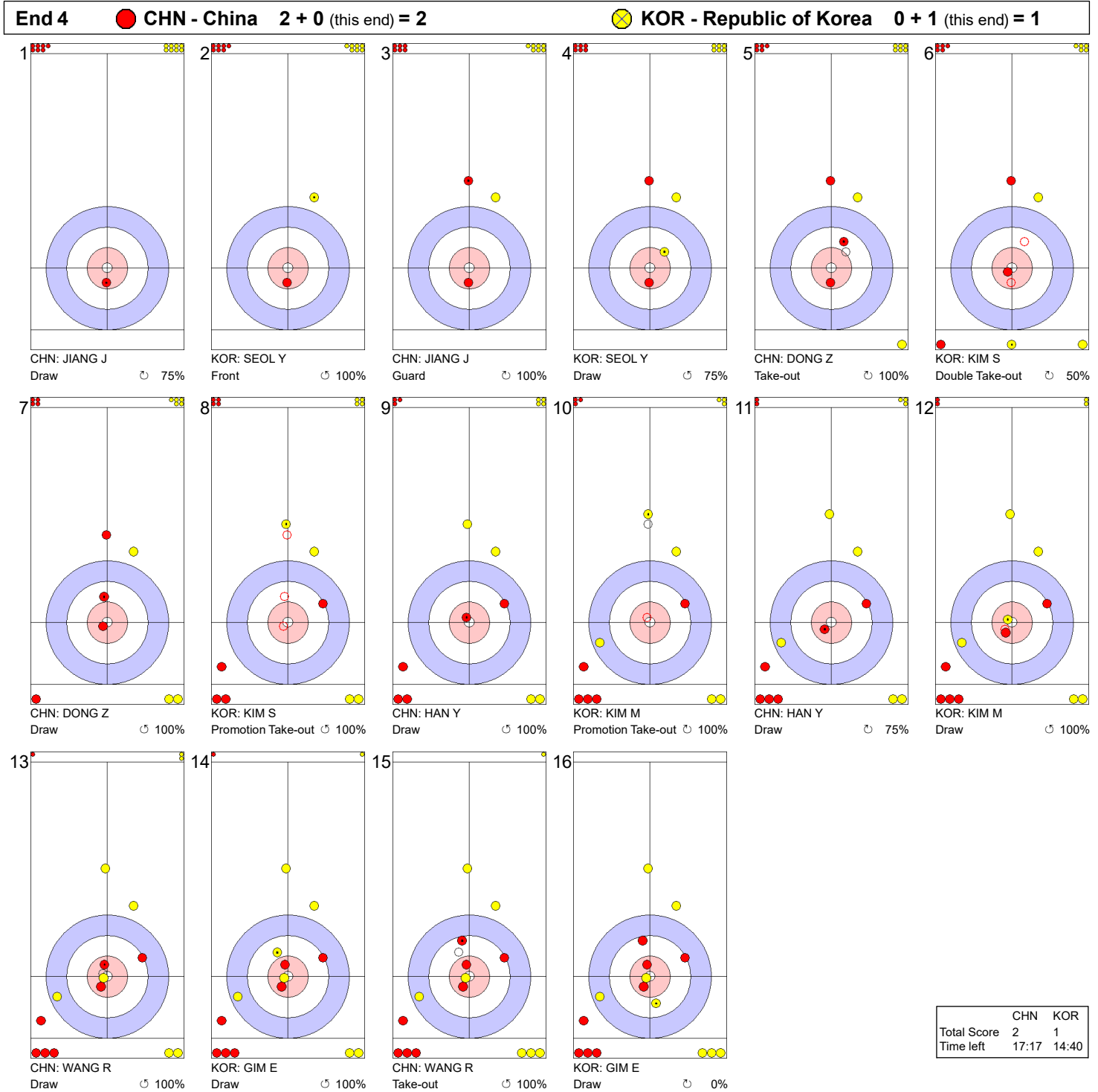
Legend:
 ↻ Clockwise ↺ Counter-clockwise - Not considered

Game - Shot by Shot
每投统计数据



Legend:
 ↻ Clockwise ↺ Counter-clockwise - Not considered

Game - Shot by Shot
每投统计数据



Legend:
 ↻ Clockwise ↺ Counter-clockwise - Not considered



Game - Shot by Shot
每投统计数据



Legend:
 ↻ Clockwise ↺ Counter-clockwise - Not considered

Game - Shot by Shot
每投统计数据



Legend:
 ↻ Clockwise ↺ Counter-clockwise - Not considered

Game - Shot by Shot
每投统计数据

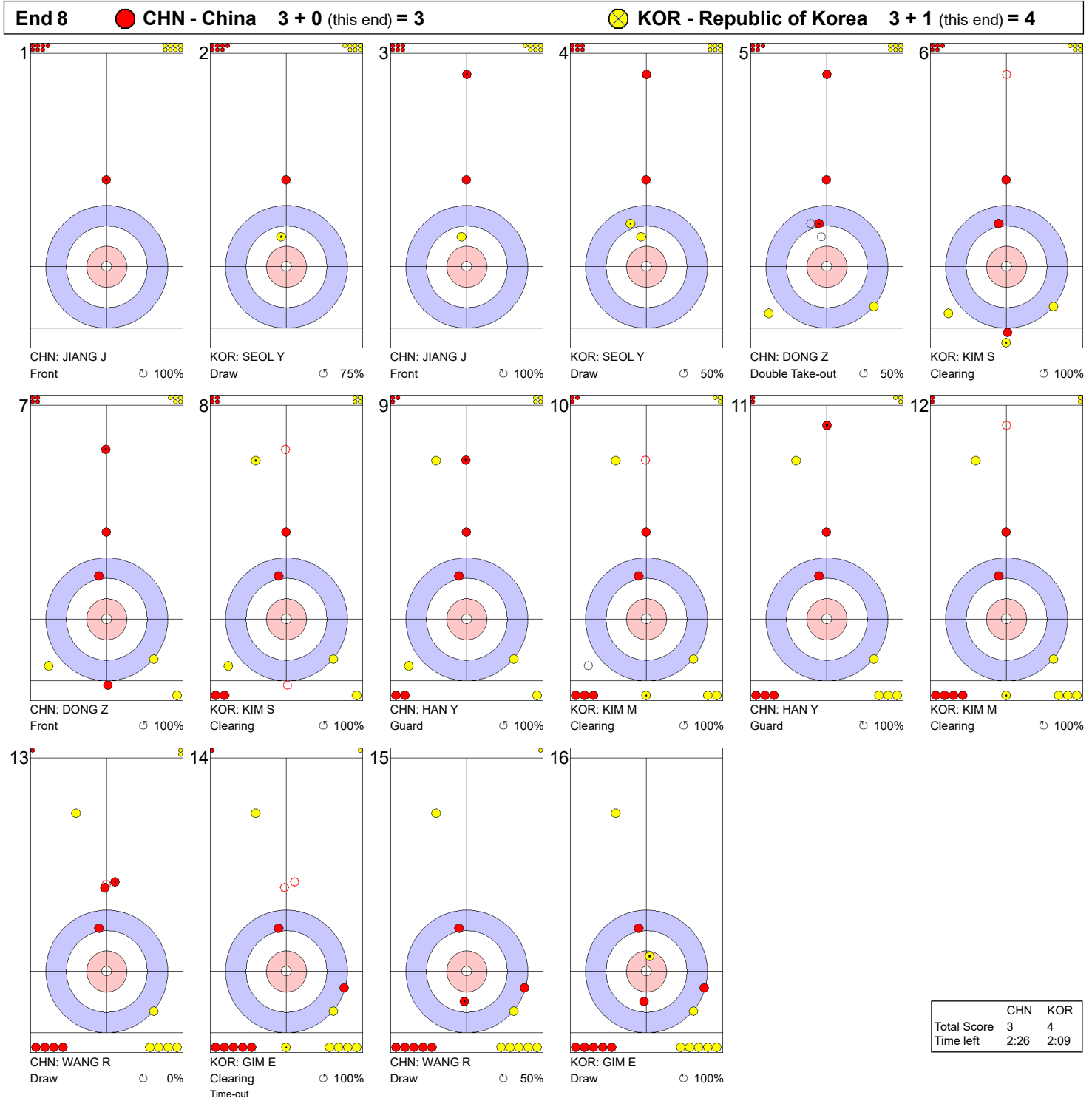
End 7 ● CHN - China 2 + 1 (this end) = 3 ● KOR - Republic of Korea 3 + 0 (this end) = 3



	CHN	KOR
Total Score	3	3
Time left	5:44	5:03

Legend: ↻ Clockwise ↺ Counter-clockwise - Not considered

Game - Shot by Shot
每投统计数据



Legend:
 ↻ Clockwise ↺ Counter-clockwise - Not considered



Game Results

比赛成绩

Sheet	Team	LSFE	1	2	3	4	5	6	7	8	Extra Ends	Total
C	KAZ - Kazakhstan	*	0	0	3	4	1	3	X	X		11
	QAT - Qatar		1	1	0	0	0	0	X	X		2

KAZ - Kazakhstan		Shot Success Game
4 V	ALLIYAROVA Tilsimay	50%
3	TASTEMIR Merey	75%
2 S	EBAUYER Angelina	71%
1	EBAUYER Regina	67%
A	KOLYKHALOVA Yekaterina	-
Team Total		66%

QAT - Qatar		Shot Success Game
4 S	AL-QAET Amna Homoud	54%
3 V	AL-FAHAD Fatima Ahmed	31%
2	AL-FAHAD Haseena Hassan	27%
1	AL-FAHAD Aldana Ahmed	33%
A	AL-QAET Sara Homoud	-
Team Total		36%

Last Stone Draw	Distance
⌚ ALLIYAROVA Tilsimay	153.9cm
⌚ EBAUYER Angelina	9.0cm
Total	162.9cm

Last Stone Draw	Distance
⌚ AL-QAET Amna Homoud	199.6cm
⌚ AL-FAHAD Aldana Ahmed	199.6cm
Total	399.2cm

Time remaining: 13 minutes 44 seconds

Time remaining: 8 minutes 34 seconds

Shot Success Analysis

KAZ - Kazakhstan		⌚	⌚	Game	
4	ALLIYAROVA Tilsimay	Draws	5 60%	2 50%	7 57%
		Take-outs	2 50%	3 33%	5 40%
		Total	7 57%	5 40%	12 50%
3	TASTEMIR Merey	Draws	6 92%	5 60%	11 77%
		Take-outs	0 -	1 50%	1 50%
		Total	6 92%	6 58%	12 75%
2	EBAUYER Angelina	Draws	3 50%	2 88%	5 65%
		Take-outs	3 58%	4 88%	7 75%
		Total	6 54%	6 88%	12 71%
1	EBAUYER Regina	Draws	6 79%	5 45%	11 64%
		Take-outs	1 100%	0 -	1 100%
		Total	7 82%	5 45%	12 67%
A	KOLYKHALOVA Yekaterina	Draws	0 -	0 -	0 -
		Take-outs	0 -	0 -	0 -
		Total	0 -	0 -	0 -
Team		Draws	20 74%	14 57%	34 67%
		Take-outs	6 63%	8 63%	14 63%
		Total	26 71%	22 59%	48 66%

QAT - Qatar		⌚	⌚	Game	
4	AL-QAET Amna Homoud	Draws	2 25%	5 70%	7 57%
		Take-outs	3 58%	2 38%	5 50%
		Total	5 45%	7 61%	12 54%
3	AL-FAHAD Fatima Ahmed	Draws	3 25%	2 25%	5 25%
		Take-outs	3 67%	4 13%	7 36%
		Total	6 46%	6 17%	12 31%
2	AL-FAHAD Haseena Hassan	Draws	7 11%	0 -	7 11%
		Take-outs	2 0%	3 83%	5 50%
		Total	9 8%	3 83%	12 27%
1	AL-FAHAD Aldana Ahmed	Draws	8 34%	2 38%	10 35%
		Take-outs	1 50%	1 0%	2 25%
		Total	9 36%	3 25%	12 33%
A	AL-QAET Sara Homoud	Draws	0 -	0 -	0 -
		Take-outs	0 -	0 -	0 -
		Total	0 -	0 -	0 -
Team		Draws	20 24%	9 53%	29 33%
		Take-outs	9 47%	10 38%	19 42%
		Total	29 31%	19 45%	48 36%

Note:

Position and function for each team member:

4 = Fourth, 3 = Third, 2 = Second, 1 = Lead, A = Alternate, S = Skip, V = Vice-Skip

Legend:

⌚ Clockwise

⌚ Counter-clockwise

LSFE(*) Last Stone First End

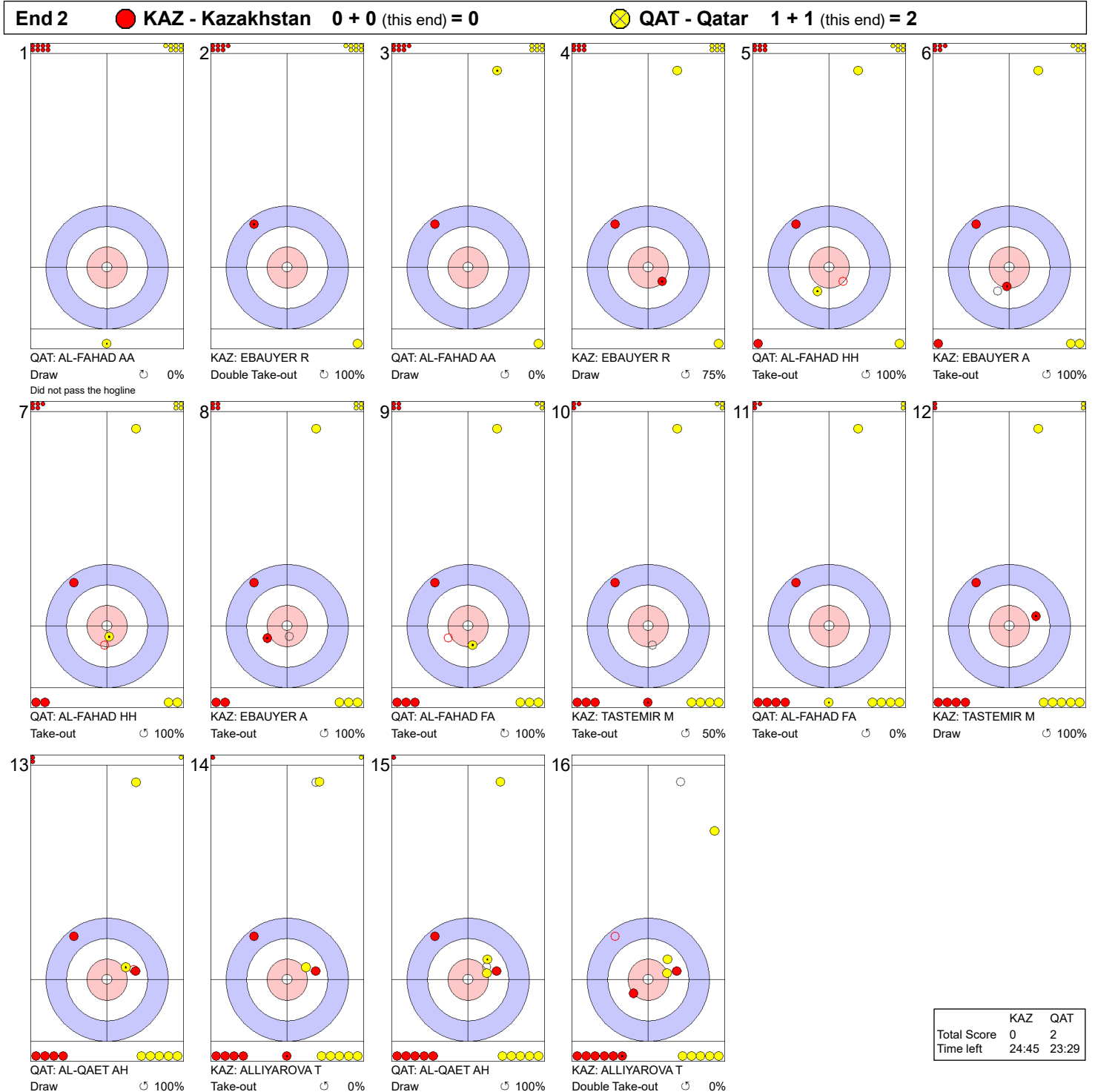
X Unplayed/unfinished end due to concession

Game - Shot by Shot
每投统计数据



Legend:
 ↻ Clockwise ↺ Counter-clockwise - Not considered

Game - Shot by Shot
每投统计数据



Legend:
 ↻ Clockwise ↺ Counter-clockwise - Not considered

Game - Shot by Shot
每投统计数据

End 3 ● KAZ - Kazakhstan 0 + 3 (this end) = 3 ● QAT - Qatar 2 + 0 (this end) = 2



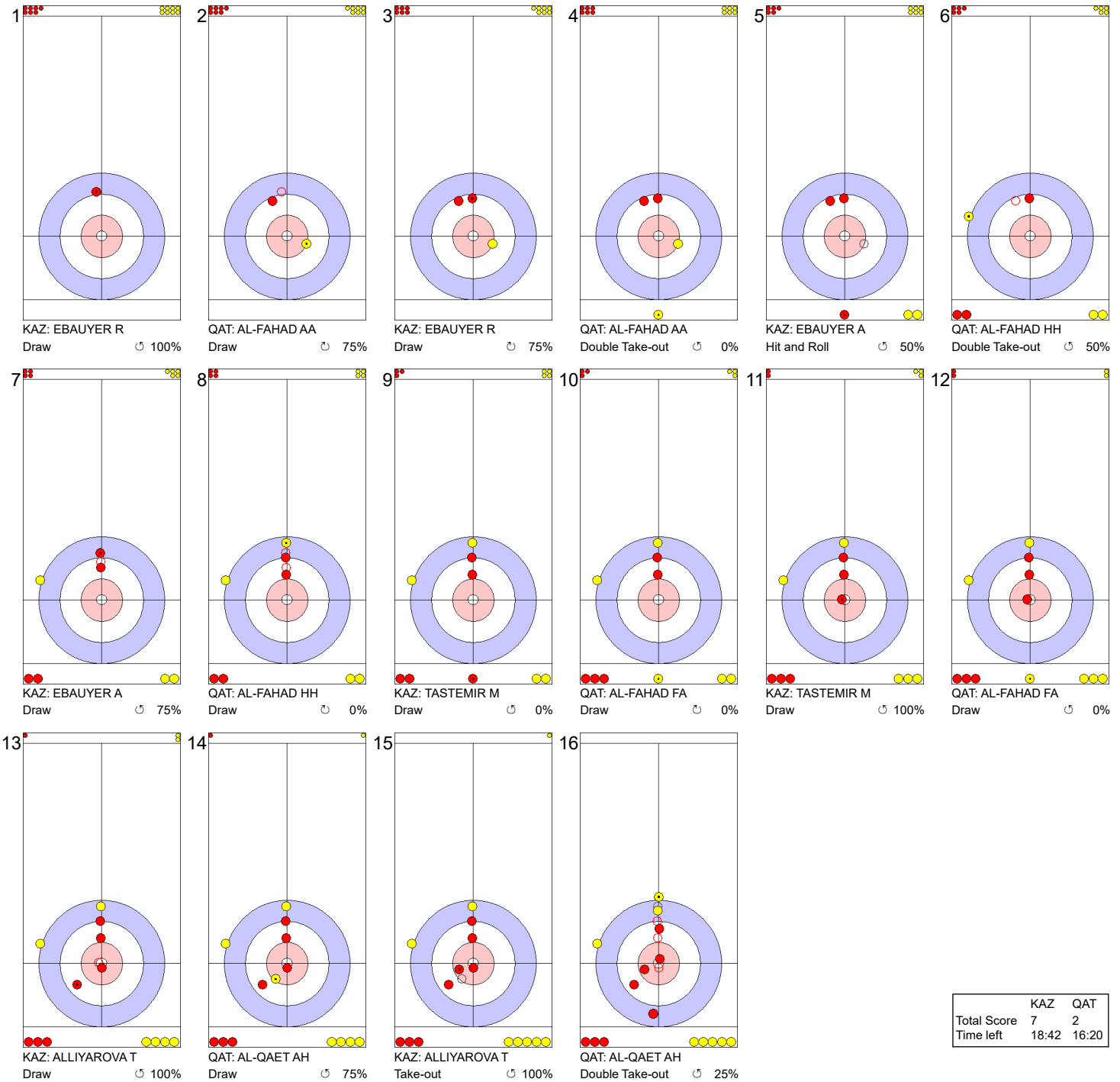
Legend: ↻ Clockwise ↺ Counter-clockwise - Not considered

Timing & Results provided by BORNAN



Game - Shot by Shot
每投统计数据

End 4 ● KAZ - Kazakhstan 3 + 4 (this end) = 7 ● QAT - Qatar 2 + 0 (this end) = 2



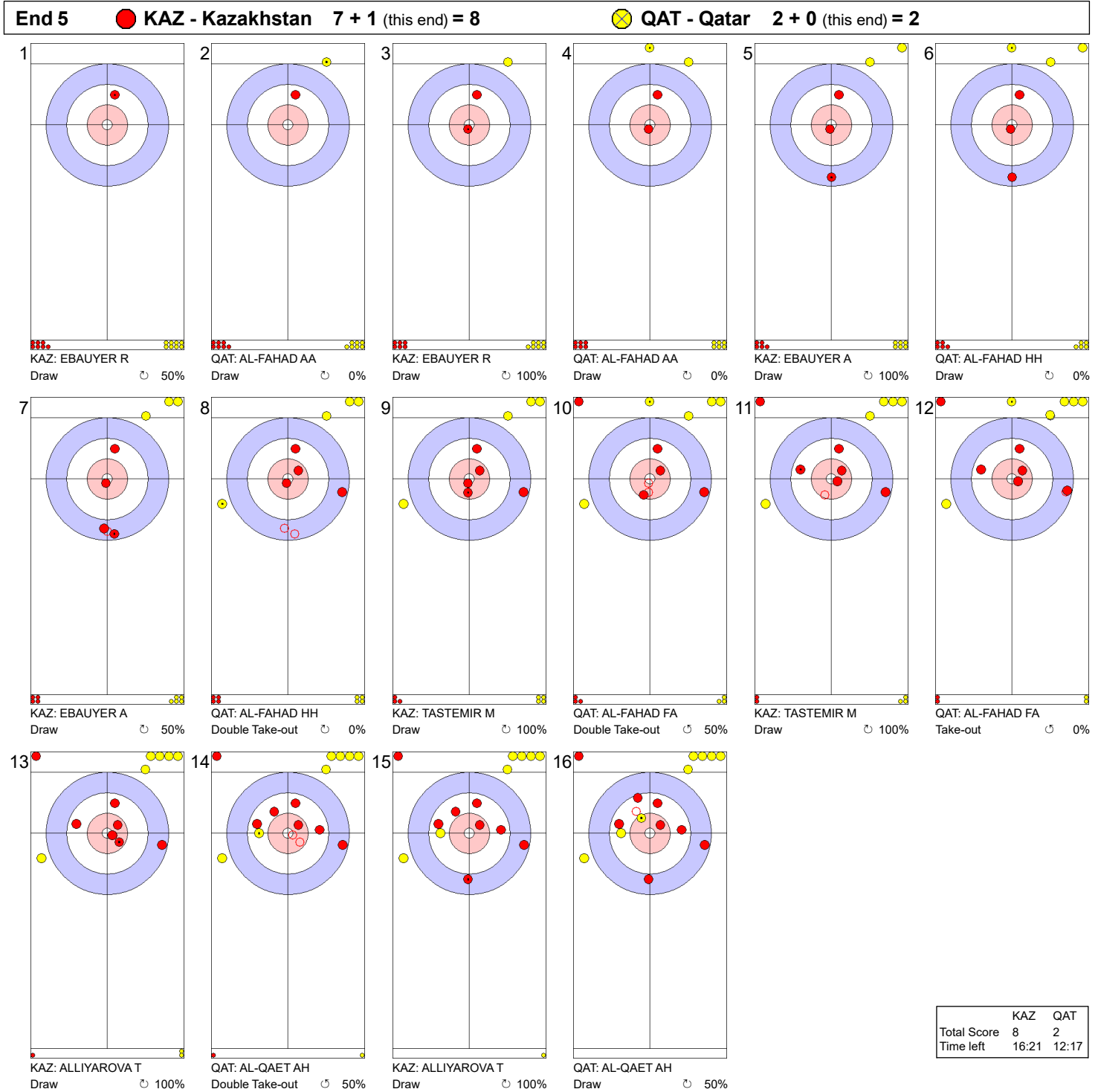
	KAZ	QAT
Total Score	7	2
Time left	18:42	16:20

Legend:
 ↻ Clockwise ↺ Counter-clockwise - Not considered

Timing & Results provided by BORNAN



Game - Shot by Shot
每投统计数据

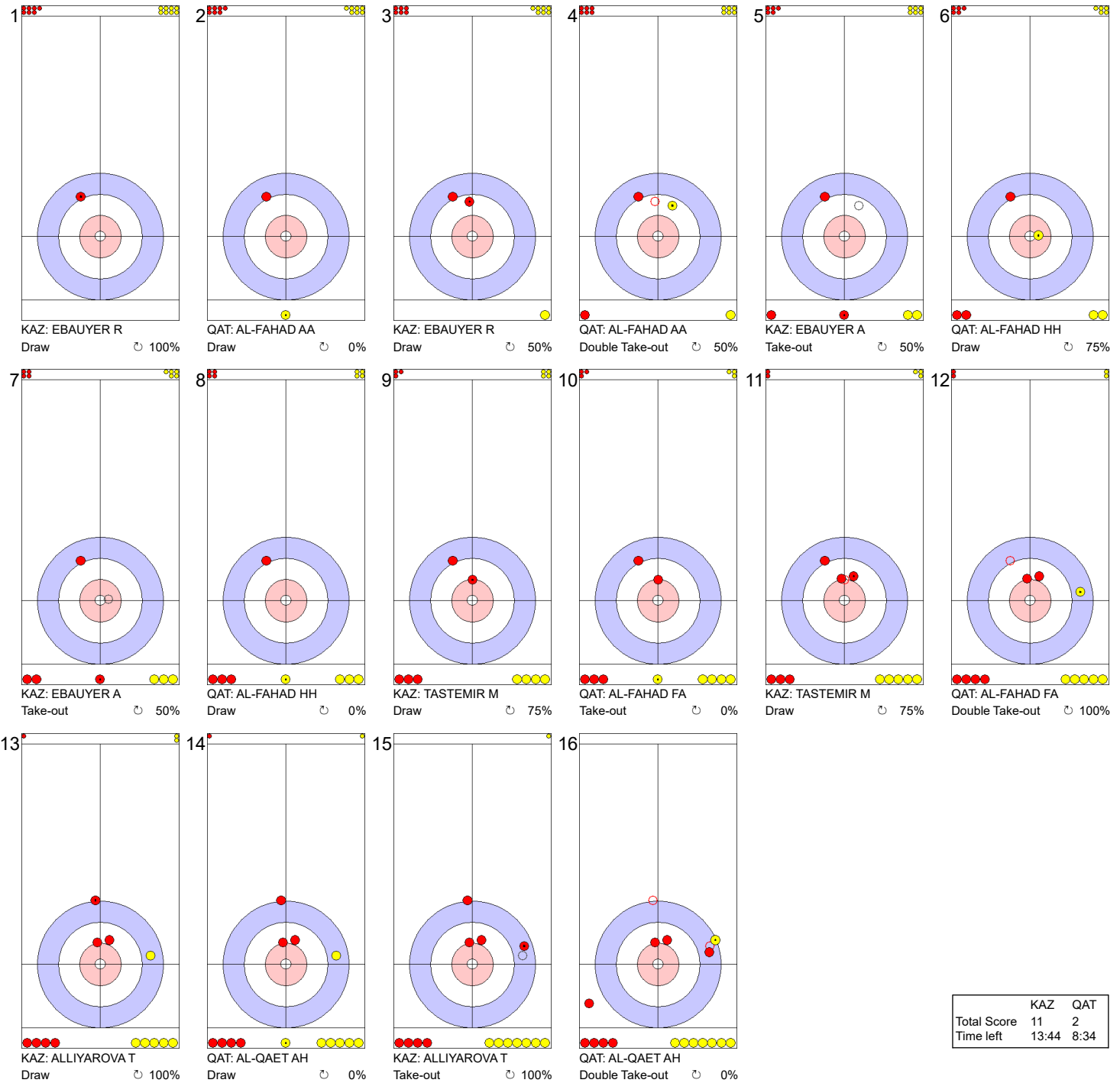


Legend:
 ↻ Clockwise ↺ Counter-clockwise - Not considered



Game - Shot by Shot
每投统计数据

End 6 ● KAZ - Kazakhstan 8 + 3 (this end) = 11 ● QAT - Qatar 2 + 0 (this end) = 2



	KAZ	QAT
Total Score	11	2
Time left	13:44	8:34

Legend: ↻ Clockwise ↻ Counter-clockwise - Not considered



Game Results

比赛成绩

Sheet	Team	LSFE	1	2	3	4	5	6	7	8	Extra Ends	Total
D	PHI - Philippines	*	1	2	5	2	1	5	X	X		16
	THA - Thailand		0	0	0	0	0	0	X	X		0

PHI - Philippines	
4 S	DUBBERSTEIN Kathleen Sumbillo
3	AN Leilani Sumbillo
2 V	MARIANO Sheila Imperial
1	BONACHE Anne
A	de la FUENTE Jennifer

THA - Thailand	
4 S	JAOSAP Phichayathida
3 V	KUMPEERAKIT Nattida
2	PUNYANERAMITDEE Wanvisa
1	NATCHANARONG Kanya
A	KAEWMORAKOT Supakan

Last Stone Draw	Distance
🕒 BONACHE Anne	177.8cm
🕒 MARIANO Sheila Imperial	80.7cm
Total	258.5cm

Last Stone Draw	Distance
🕒 PUNYANERAMITDEE Wanvisa	199.6cm
🕒 KUMPEERAKIT Nattida	199.6cm
Total	399.2cm

Time remaining: 10 minutes 19 seconds

Time remaining: 8 minutes 19 seconds

de la FUENTE J replaced MARIANO SI at the beginning of End 6
 Revised line-up: (4 S) DUBBERSTEIN KS, (3) AN LS, (2) BONACHE A, (1 V) de la FUENTE J

Note:
 Position and function for each team member:
 4 = Fourth, 3 = Third, 2 = Second, 1 = Lead, A = Alternate, S = Skip, V = Vice-Skip

Legend:
 🕒 Clockwise 🕒 Counter-clockwise LSFE(*) Last Stone First End
 X Unplayed/unfinished end due to concession



Game Results

比赛成绩

Sheet	Team	LSFE	1	2	3	4	5	6	7	8	Extra Ends	Total
E	HKG - Hong Kong, China		0	0	0	0	2	0	0	X		2
	JPN - Japan	*	2	1	1	2	0	1	2	X		9

HKG - Hong Kong, China

4 S HUNG Ling-Yue
3 V SHANG Wing In Ada
2 HU Pianpian
1 CHAN Ka
A WONG Yuen Ting

JPN - Japan

4 S MIURA Yuina
3 YASUI Suzune
2 SAKUMA Yuna
1 V MATSUNAGA Ai
A IKEDA Hana

Last Stone Draw

🕒 SHANG Wing In Ada
🕒 HU Pianpian

Distance

199.6cm
120.2cm

Total

319.8cm

Time remaining: 2 minutes 31 seconds

Time-out: End 7

Last Stone Draw

🕒 SAKUMA Yuna
🕒 MIURA Yuina

Distance

155.5cm
62.3cm

Total

217.8cm

Time remaining: 7 minutes 19 seconds

Note:

Position and function for each team member:

4 = Fourth, 3 = Third, 2 = Second, 1 = Lead, A = Alternate, S = Skip, V = Vice-Skip

Legend:

🕒 Clockwise

🕒 Counter-clockwise

LSFE(*) Last Stone First End

X Unplayed/unfinished end due to concession

Session Results and Standings

每轮比赛成绩和排名

Sheet	Team	LSD/LSFE	1	2	3	4	5	6	7	8	Extra Ends	Total
B	KAZ - Kazakhstan	69.9cm *	0	2	0	1	1	0	0	1		5
	PHI - Philippines	130.7cm	1	0	1	0	0	1	1	0		4
C	THA - Thailand	154.8cm	0	1	0	0	1	0	X	X		2
	JPN - Japan	87.1cm *	4	0	2	4	0	3	X	X		13
D	HKG - Hong Kong, China	192.6cm	0	0	0	0	2	1	0	X		3
	CHN - People's Republic of China	165.8cm *	2	1	2	1	0	0	3	X		9
E	QAT - Qatar	399.2cm	0	0	0	1	4	0	X	X		5
	TPE - Chinese Taipei	399.2cm *	3	4	1	0	0	1	X	X		9

Current Standings

Rank	Team	Games	Wins	Losses
1	CHN - People's Republic of China	5	5	0
2	KOR - Republic of Korea	4	4	0
3	JPN - Japan	5	4	1
4	KAZ - Kazakhstan	4	2	2
4	PHI - Philippines	4	2	2
6	TPE - Chinese Taipei	5	2	3
7	HKG - Hong Kong, China	4	1	3
8	QAT - Qatar	4	0	4
9	THA - Thailand	5	0	5

Note:
Under World Curling rules, tie-breaking rules for standings are not applied until after the last game of the round robin.

Legend:
LSD Last Stone Draw LSFE(*) Last Stone First End X Unplayed/unfinished end due to concession



Game Results

比赛成绩

Sheet	Team	LSFE	1	2	3	4	5	6	7	8	Extra Ends	Total
B	KAZ - Kazakhstan	*	0	2	0	1	1	0	0	1		5
	PHI - Philippines		1	0	1	0	0	1	1	0		4

KAZ - Kazakhstan		Shot Success Game
4	ALLIYAROVA Tilsimay	69%
3	V KOLYKHALOVA Yekaterina	80%
2	TASTEMIR Merrey	70%
1	S EBAUYER Angelina	52%
A	EBAUYER Regina	-
Team Total		68%

PHI - Philippines		Shot Success Game
4	S DUBBERSTEIN Kathleen Sumbillo	75%
3	AN Leilani Sumbillo	63%
2	V MARIANO Sheila Imperial	80%
1	BONACHE Anne	84%
A	de la FUENTE Jennifer	-
Team Total		75%

Last Stone Draw	Distance
⌚ TASTEMIR Merrey	43.6cm
⌚ KOLYKHALOVA Yekaterina	26.3cm
Total	69.9cm

Last Stone Draw	Distance
⌚ MARIANO Sheila Imperial	96.2cm
⌚ BONACHE Anne	34.5cm
Total	130.7cm

Time remaining: 2 minutes 13 seconds

Time remaining: 1 minute 39 seconds

Time-out: End 8 - PHI stone 4

Shot Success Analysis

KAZ - Kazakhstan		⌚	⌚	Game
4	ALLIYAROVA Tilsimay	Draws 3 58%	4 75%	7 68%
		Take-outs 3 83%	6 63%	9 69%
		Total 6 71%	10 68%	16 69%
3	KOLYKHALOVA Yekaterina	Draws 4 75%	2 63%	6 71%
		Take-outs 3 92%	7 82%	10 85%
		Total 7 82%	9 78%	16 80%
2	TASTEMIR Merrey	Draws 0 -	2 38%	2 38%
		Take-outs 7 64%	7 86%	14 75%
		Total 7 64%	9 75%	16 70%
1	EBAUYER Angelina	Draws 9 58%	4 50%	13 56%
		Take-outs 1 50%	2 25%	3 33%
		Total 10 58%	6 42%	16 52%
A	EBAUYER Regina	Draws 0 -	0 -	0 -
		Take-outs 0 -	0 -	0 -
		Total 0 -	0 -	0 -
Team		Draws 16 63%	12 58%	28 61%
		Take-outs 14 73%	22 73%	36 73%
		Total 30 68%	34 68%	64 68%

PHI - Philippines		⌚	⌚	Game
4	DUBBERSTEIN Kathleen Sumbillo	Draws 2 50%	8 94%	10 85%
		Take-outs 1 100%	5 50%	6 58%
		Total 3 67%	13 77%	16 75%
3	AN Leilani Sumbillo	Draws 4 88%	8 50%	12 63%
		Take-outs 2 50%	2 75%	4 63%
		Total 6 75%	10 55%	16 63%
2	MARIANO Sheila Imperial	Draws 5 80%	6 71%	11 75%
		Take-outs 3 92%	2 88%	5 90%
		Total 8 84%	8 75%	16 80%
1	BONACHE Anne	Draws 5 70%	10 100%	15 90%
		Take-outs 1 0%	0 -	1 0%
		Total 6 58%	10 100%	16 84%
A	de la FUENTE Jennifer	Draws 0 -	0 -	0 -
		Take-outs 0 -	0 -	0 -
		Total 0 -	0 -	0 -
Team		Draws 16 75%	32 80%	48 79%
		Take-outs 7 68%	9 64%	16 66%
		Total 23 73%	41 77%	64 75%

Note:
Position and function for each team member:
4 = Fourth, 3 = Third, 2 = Second, 1 = Lead, A = Alternate, S = Skip, V = Vice-Skip

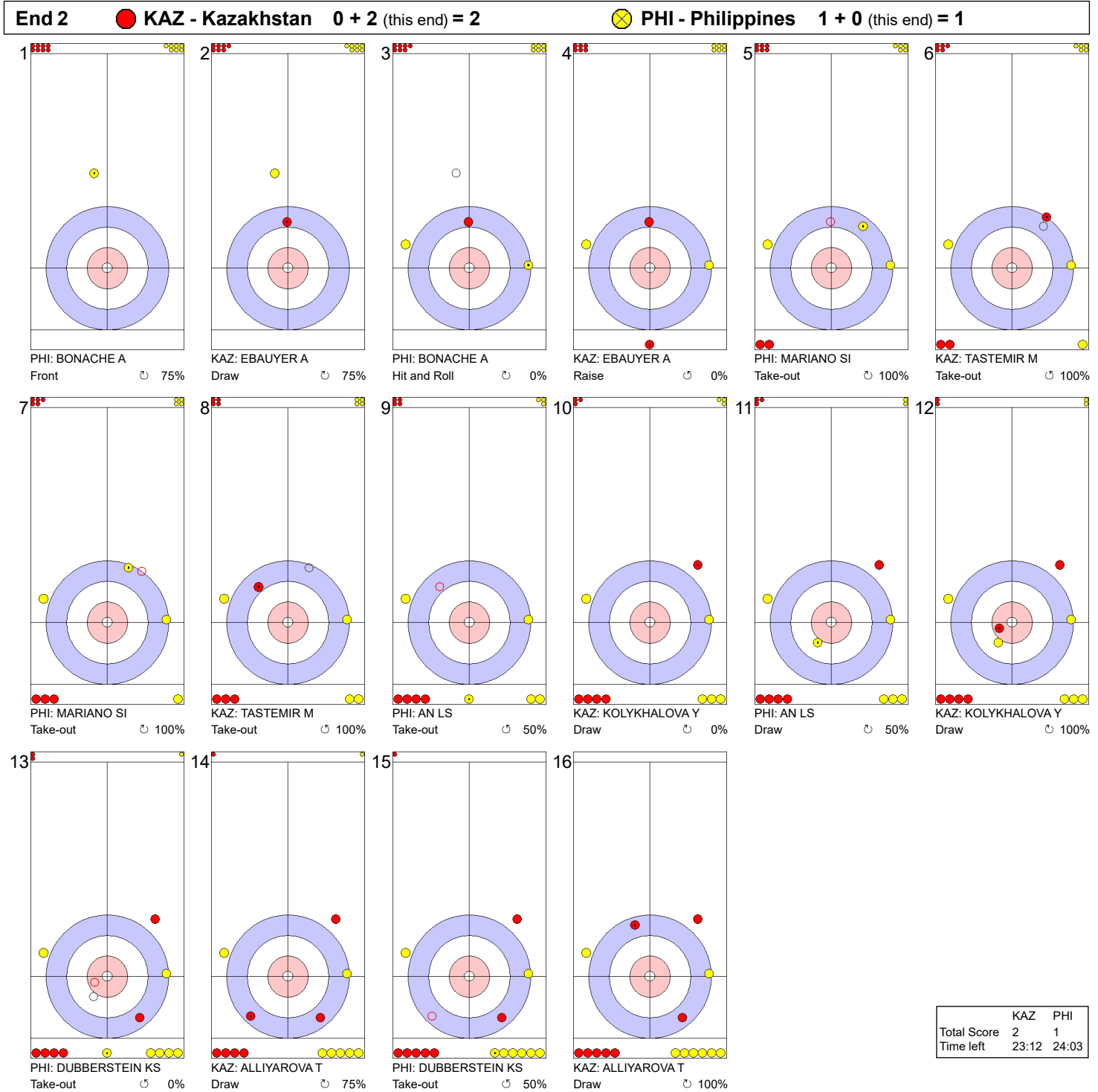
Legend:
⌚ Clockwise ⌚ Counter-clockwise LSFE(*) Last Stone First End

Game - Shot by Shot
每投统计数据



Legend:
 ↻ Clockwise ↺ Counter-clockwise - Not considered

Game - Shot by Shot
每投统计数据



Legend:
 ↻ Clockwise ↺ Counter-clockwise - Not considered

Timing & Results provided by **BORNAN**

Game - Shot by Shot
每投统计数据

End 3 ● KAZ - Kazakhstan 2 + 0 (this end) = 2 ● PHI - Philippines 1 + 1 (this end) = 2

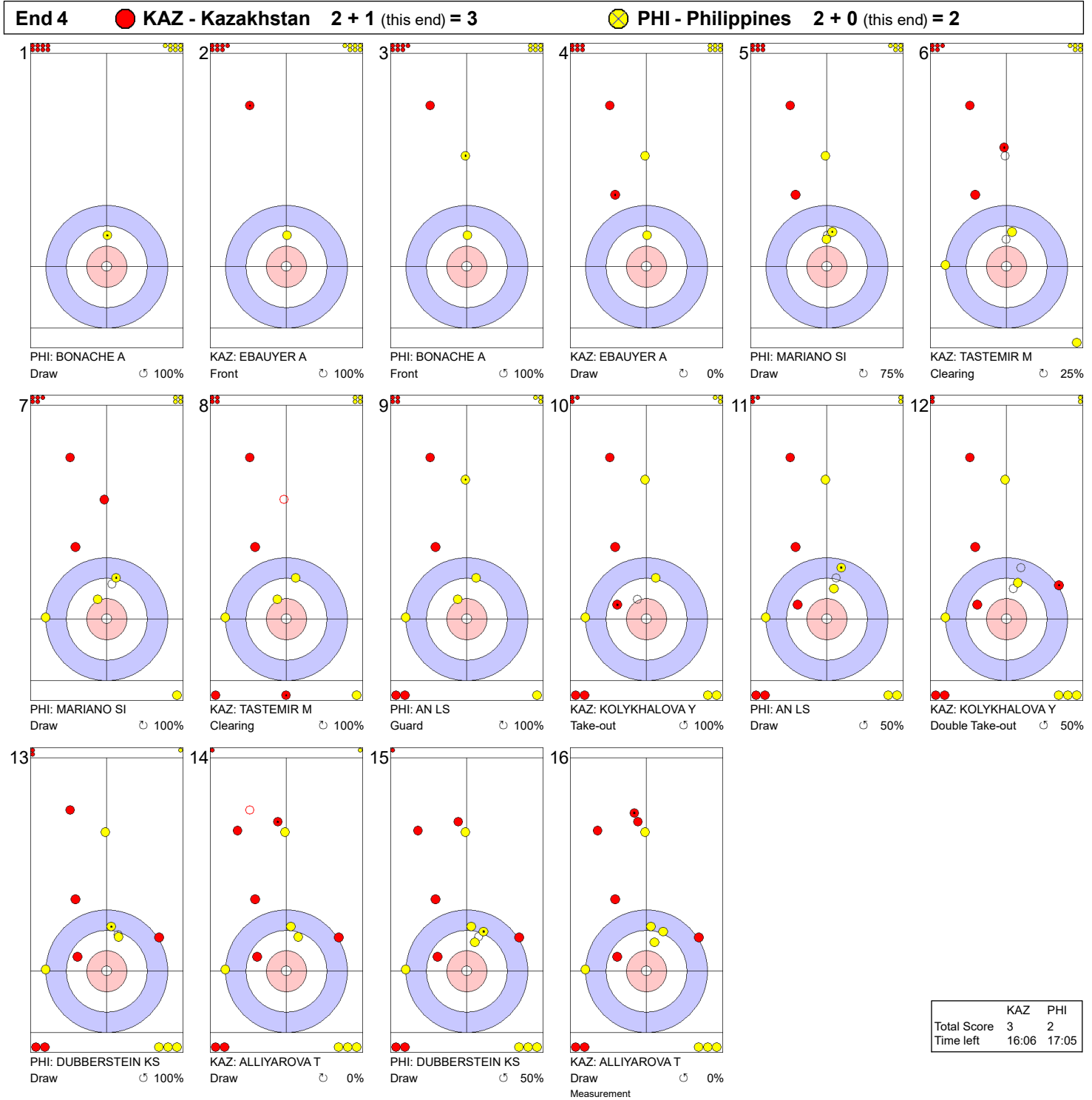


	KAZ	PHI
Total Score	2	2
Time left	20:52	20:38

Legend:
 Clockwise Counter-clockwise - Not considered

Timing & Results provided by BORNAN

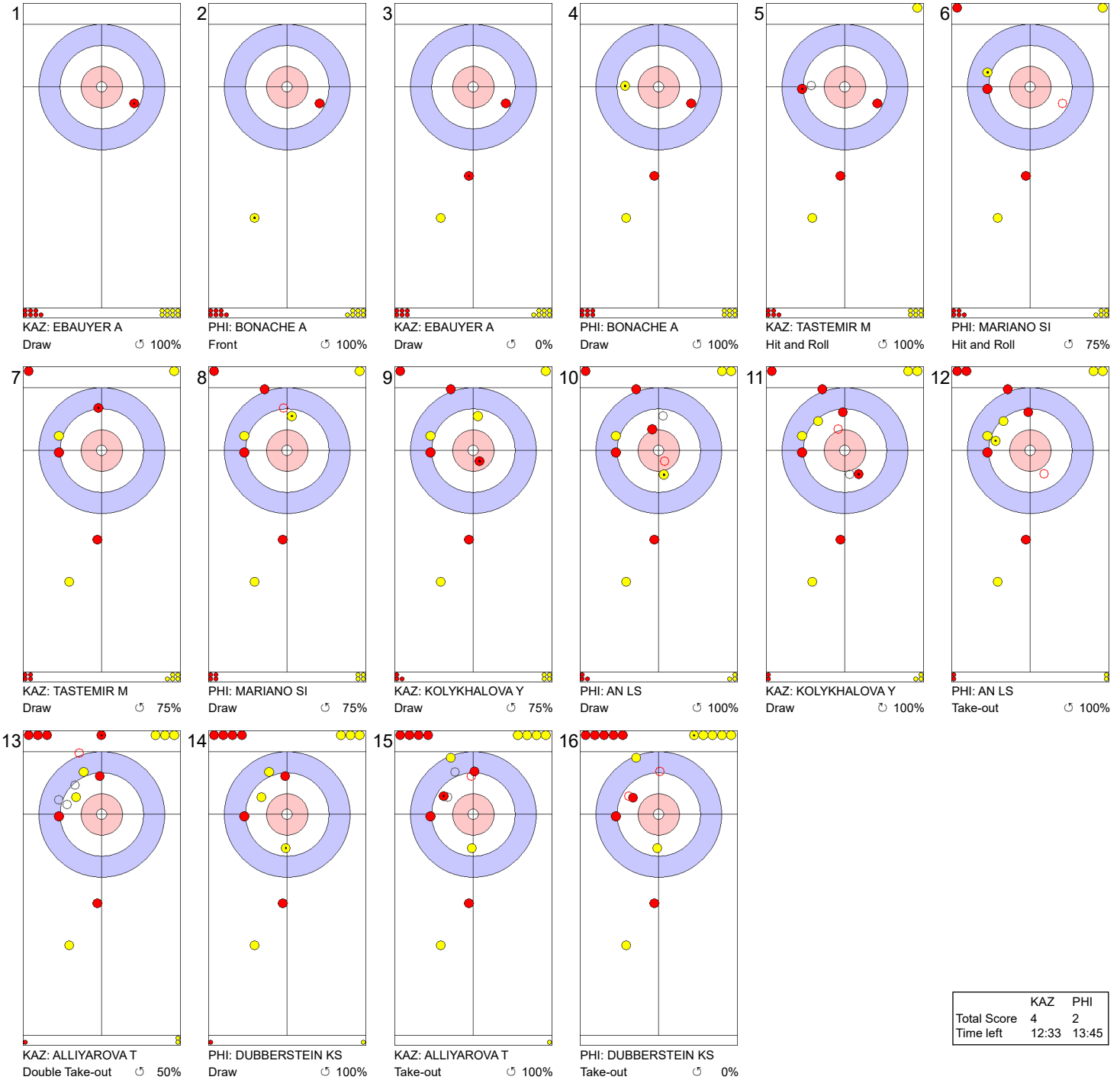
Game - Shot by Shot
每投统计数据



Legend:
 ↻ Clockwise ↺ Counter-clockwise - Not considered

Game - Shot by Shot
每投统计数据

End 5 ● KAZ - Kazakhstan 3 + 1 (this end) = 4 ● PHI - Philippines 2 + 0 (this end) = 2

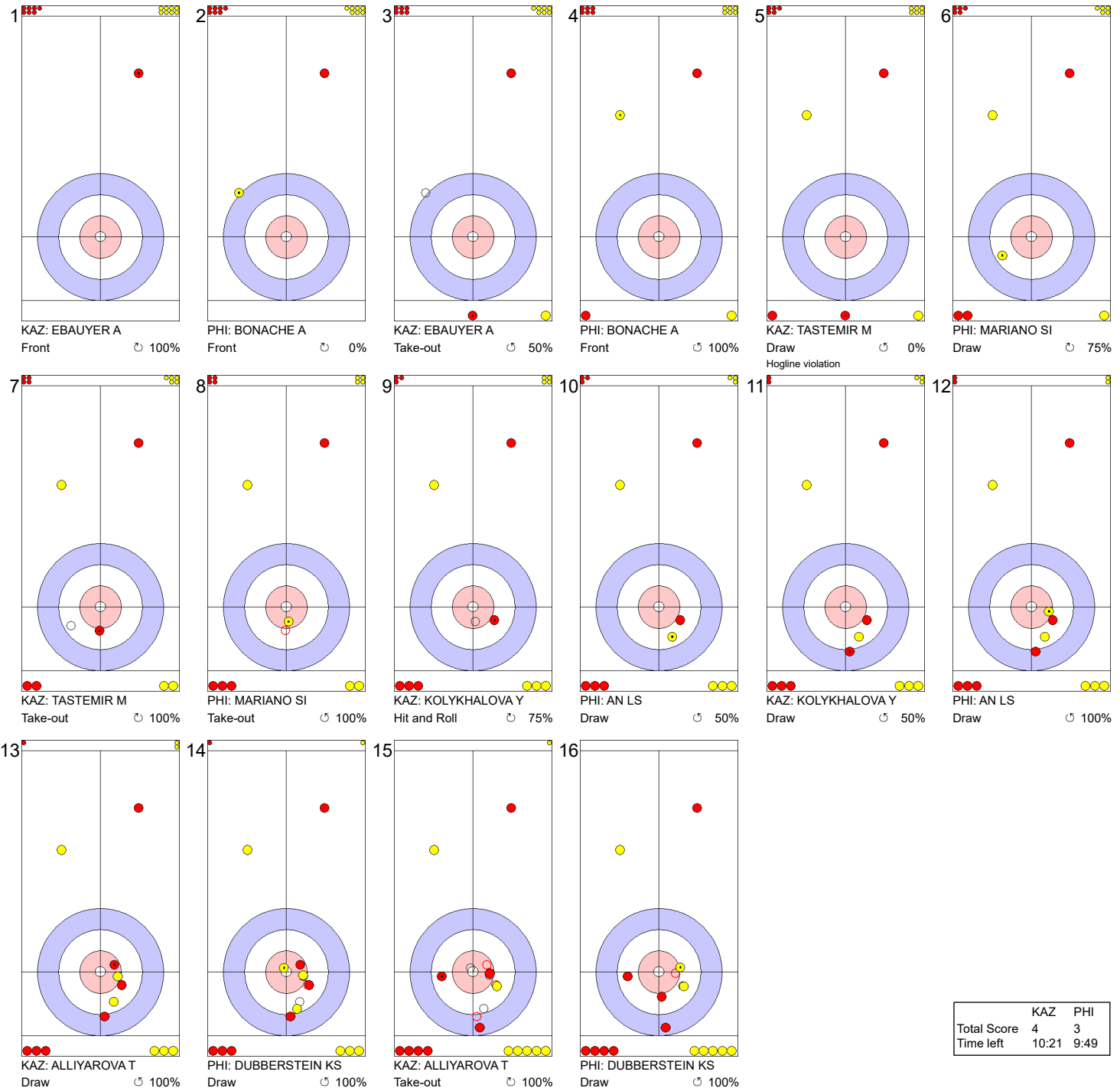


	KAZ	PHI
Total Score	4	2
Time left	12:33	13:45

Legend: ↻ Clockwise ↺ Counter-clockwise - Not considered

Game - Shot by Shot
每投统计数据

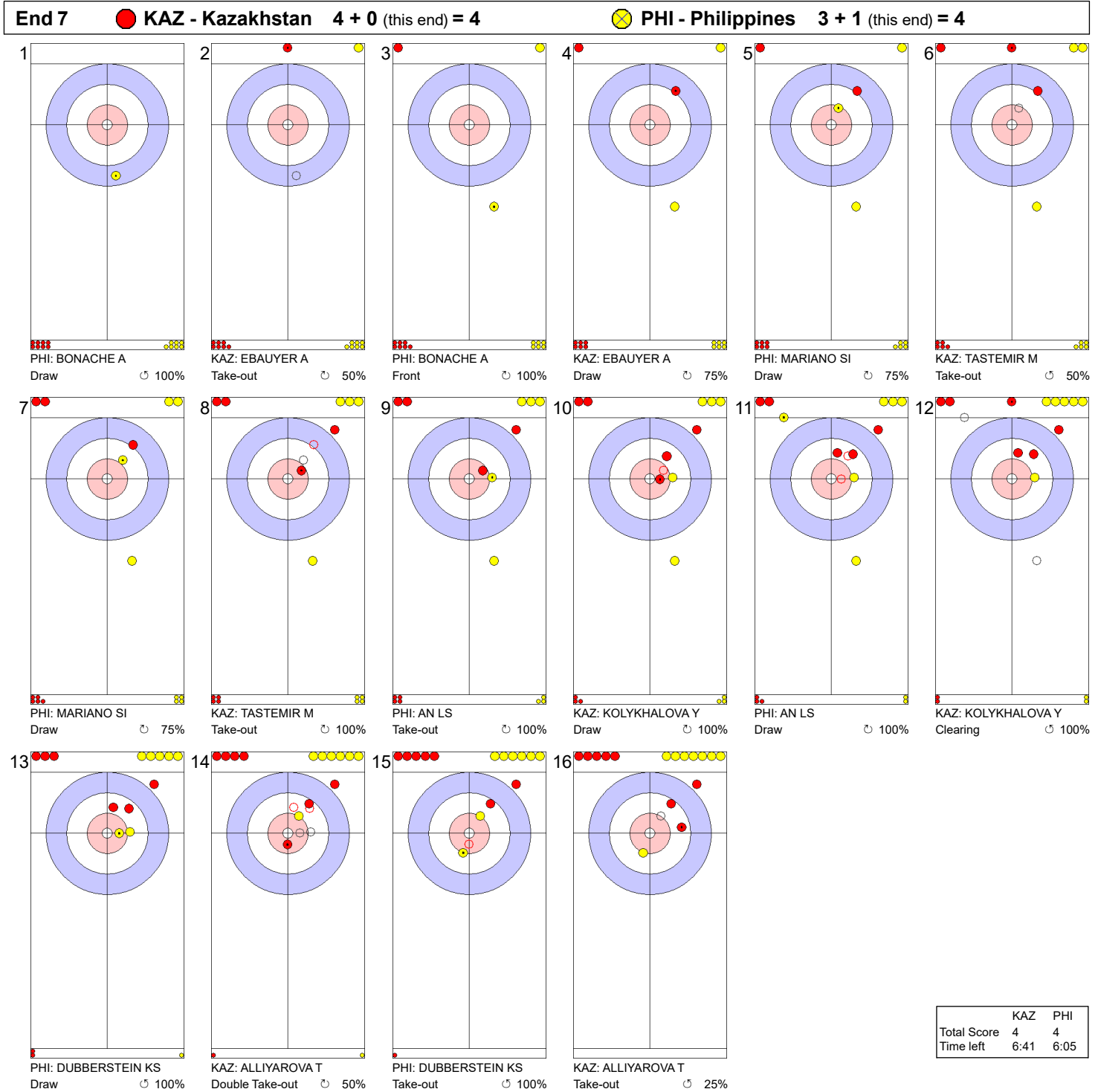
End 6 ● KAZ - Kazakhstan 4 + 0 (this end) = 4 ● PHI - Philippines 2 + 1 (this end) = 3



Legend: ↻ Clockwise ↺ Counter-clockwise - Not considered

Timing & Results provided by BORNAN

Game - Shot by Shot
每投统计数据



Legend:
 ↻ Clockwise ↺ Counter-clockwise - Not considered

Game - Shot by Shot
每投统计数据

End 8 ● KAZ - Kazakhstan 4 + 1 (this end) = 5 ● PHI - Philippines 4 + 0 (this end) = 4



	KAZ	PHI
Total Score	5	4
Time left	2:13	1:39

Legend: ↻ Clockwise ↻ Counter-clockwise - Not considered



Game Results

比赛成绩

Sheet	Team	LSFE	1	2	3	4	5	6	7	8	Extra Ends	Total
C	THA - Thailand		0	1	0	0	1	0	X	X		2
	JPN - Japan	*	4	0	2	4	0	3	X	X		13

THA - Thailand		Shot Success Game
4 S	JAOSAP Phichayathida	27%
3	KAWMORAKOT Supakan	38%
2 V	PUNYANERAMITDEE Wanvisa	38%
1	NATCHANARONG Kanya	50%
A	KUMPEERAKIT Nattida	-
Team Total		38%

JPN - Japan		Shot Success Game
4 S	MIURA Yuina	66%
3 V	YASUI Suzune	71%
2	SAKUMA Yuna	61%
1	IKEDA Hana	69%
A	MATSUNAGAAi	-
Team Total		67%

Last Stone Draw		Distance
↻	JAOSAP Phichayathida	55.6cm
↺	NATCHANARONG Kanya	99.2cm
Total		154.8cm

Last Stone Draw		Distance
↻	MIURA Yuina	25.0cm
↺	SAKUMA Yuna	62.1cm
Total		87.1cm

Time remaining: 7 minutes 7 seconds

Time remaining: 13 minutes 18 seconds

Shot Success Analysis

THA - Thailand		↻	↺	Game	
4	JAOSAP Phichayathida	Draws	3 33%	7 25%	10 28%
		Take-outs	1 50%	1 0%	2 25%
		Total	4 38%	8 22%	12 27%
3	KAWMORAKOT Supakan	Draws	3 33%	3 33%	6 33%
		Take-outs	5 35%	1 75%	6 42%
		Total	8 34%	4 44%	12 38%
2	PUNYANERAMITDEE Wanvisa	Draws	3 50%	9 33%	12 38%
		Take-outs	0 -	0 -	0 -
		Total	3 50%	9 33%	12 38%
1	NATCHANARONG Kanya	Draws	9 56%	0 -	9 56%
		Take-outs	2 50%	1 0%	3 33%
		Total	11 55%	1 0%	12 50%
A	KUMPEERAKIT Nattida	Draws	0 -	0 -	0 -
		Take-outs	0 -	0 -	0 -
		Total	0 -	0 -	0 -
Team		Draws	18 47%	19 30%	37 39%
		Take-outs	8 41%	3 25%	11 36%
		Total	26 45%	22 30%	48 38%

JPN - Japan		↻	↺	Game	
4	MIURA Yuina	Draws	5 55%	2 75%	7 61%
		Take-outs	2 50%	2 100%	4 75%
		Total	7 54%	4 88%	11 66%
3	YASUI Suzune	Draws	5 85%	2 0%	7 61%
		Take-outs	2 63%	3 100%	5 85%
		Total	7 79%	5 60%	12 71%
2	SAKUMA Yuna	Draws	3 67%	0 -	3 67%
		Take-outs	4 69%	4 50%	8 59%
		Total	7 68%	4 50%	11 61%
1	IKEDA Hana	Draws	8 66%	0 -	8 66%
		Take-outs	2 50%	2 100%	4 75%
		Total	10 63%	2 100%	12 69%
A	MATSUNAGAAi	Draws	0 -	0 -	0 -
		Take-outs	0 -	0 -	0 -
		Total	0 -	0 -	0 -
Team		Draws	21 68%	4 38%	25 63%
		Take-outs	10 60%	11 82%	21 71%
		Total	31 65%	15 70%	46 67%

Note:
Position and function for each team member:
4 = Fourth, 3 = Third, 2 = Second, 1 = Lead, A = Alternate, S = Skip, V = Vice-Skip

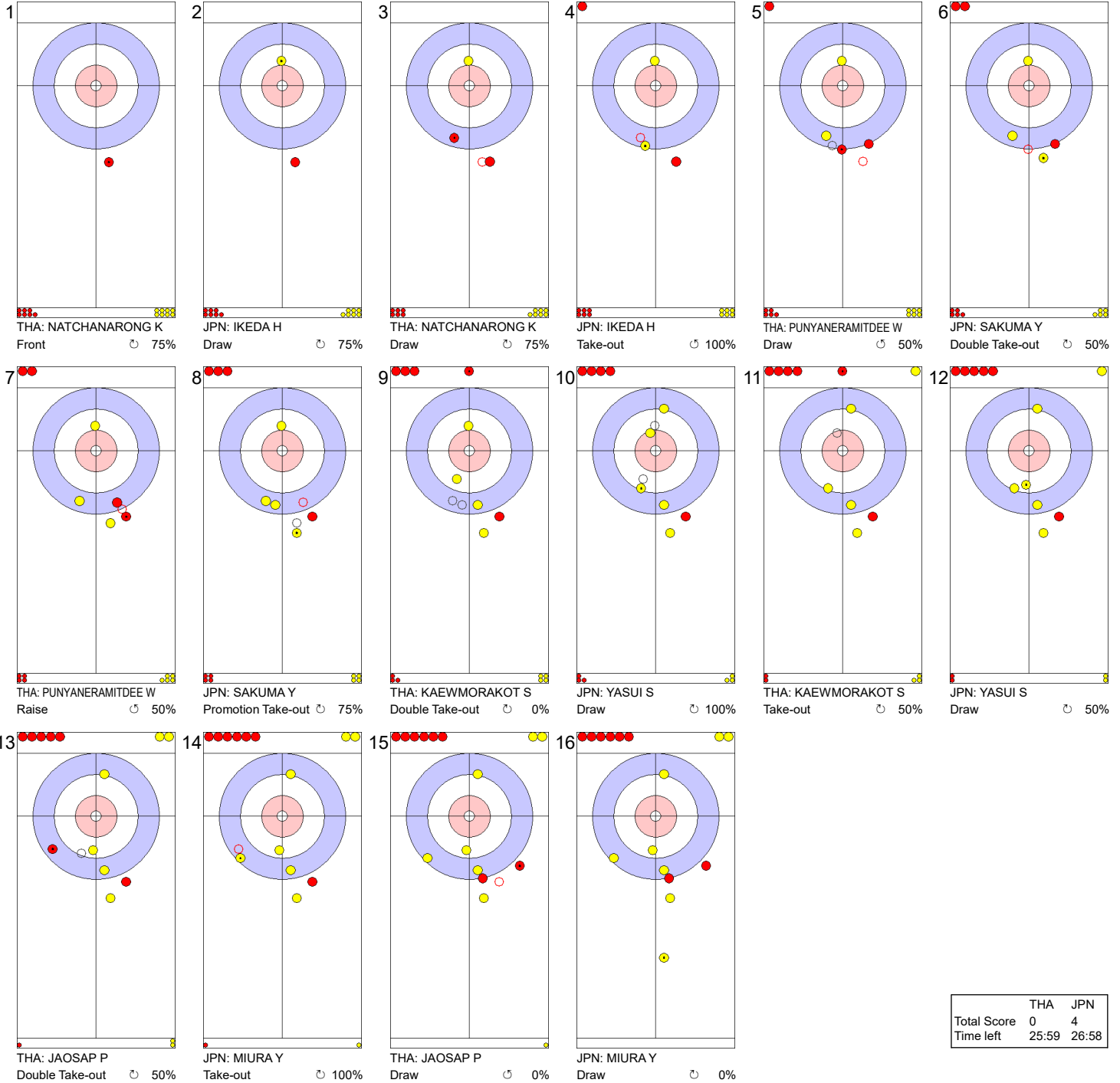
Legend:
↻ Clockwise ↺ Counter-clockwise LSFE(*) Last Stone First End
X Unplayed/unfinished end due to concession



Game - Shot by Shot
每投统计数据

End 1 ● **THA - Thailand** 0 + 0 (this end) = 0

● **JPN - Japan** 0 + 4 (this end) = 4



	THA	JPN
Total Score	0	4
Time left	25:59	26:58

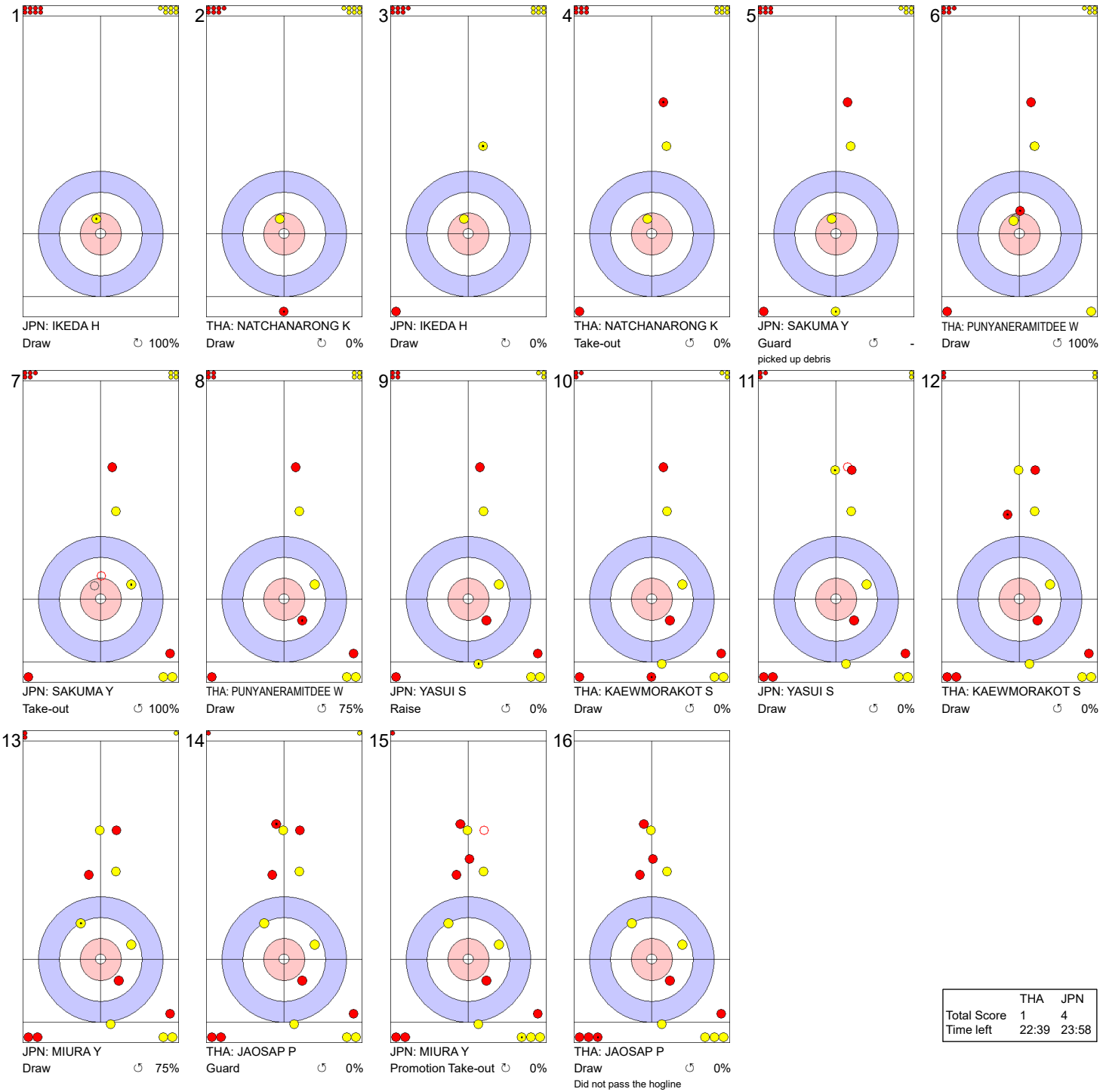
Legend:
 ↻ Clockwise ↺ Counter-clockwise - Not considered

Timing & Results provided by **BORNAN**



Game - Shot by Shot
每投统计数据

End 2 ● **THA - Thailand** 0 + 1 (this end) = 1 ● **JPN - Japan** 4 + 0 (this end) = 4



	THA	JPN
Total Score	1	4
Time left	22:39	23:58

Legend: ↻ Clockwise ↺ Counter-clockwise - Not considered



Game - Shot by Shot
每投统计数据

End 3 ● **THA - Thailand 1 + 0 (this end) = 1** ● **JPN - Japan 4 + 2 (this end) = 6**



	THA	JPN
Total Score	1	6
Time left	18:41	21:09

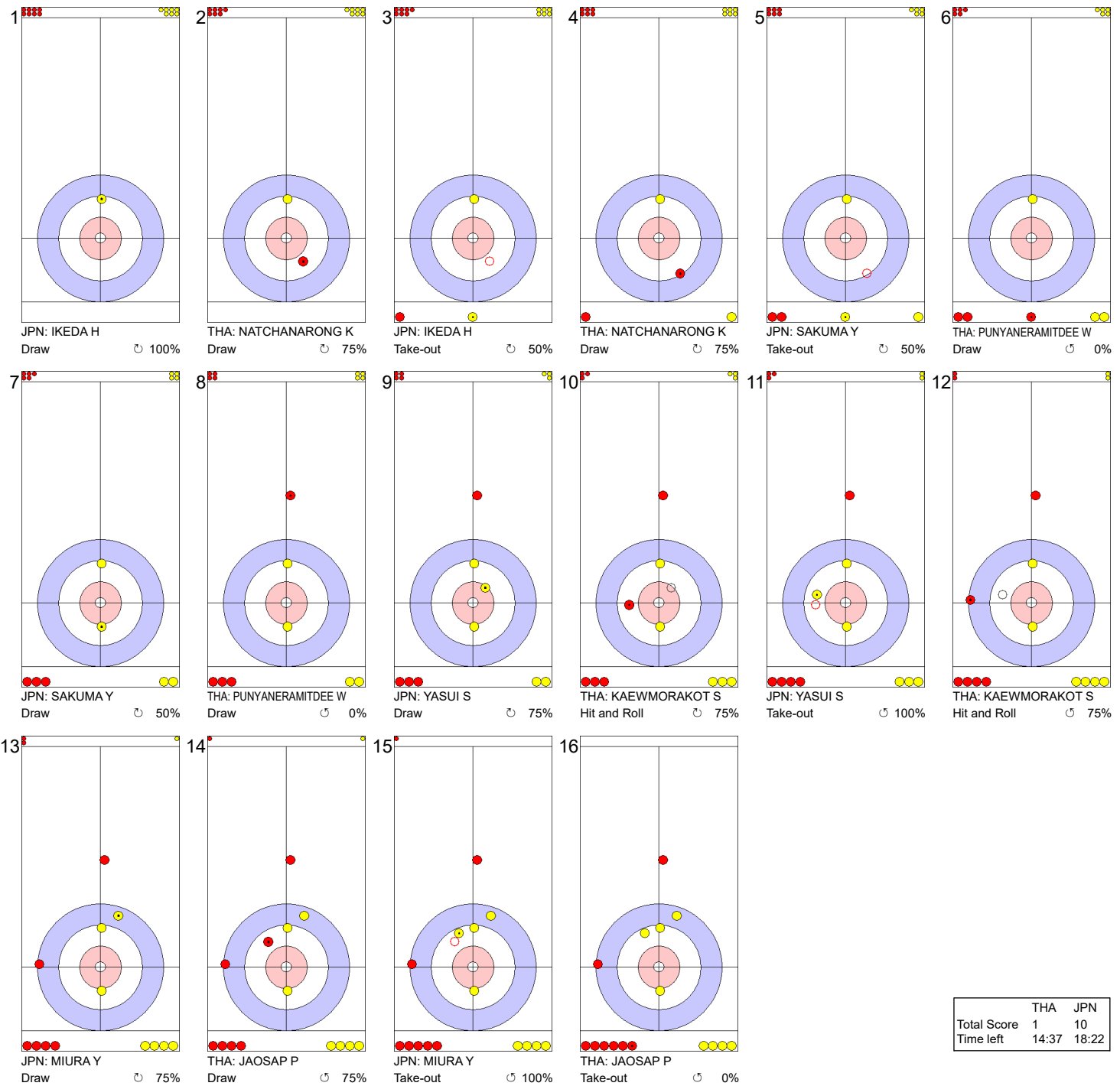
Legend: ↻ Clockwise ↺ Counter-clockwise - Not considered

Timing & Results provided by **BORNAN**

Game - Shot by Shot

每投统计数据

End 4 ● **THA - Thailand 1 + 0** (this end) = 1 ● **JPN - Japan 6 + 4** (this end) = 10



	THA	JPN
Total Score	1	10
Time left	14:37	18:22

Legend:
↻ Clockwise ↺ Counter-clockwise - Not considered

Timing & Results provided by **BORNAN**

Game - Shot by Shot
每投统计数据

End 5 ● **THA - Thailand** 1 + 1 (this end) = 2

⊗ **JPN - Japan** 10 + 0 (this end) = 10



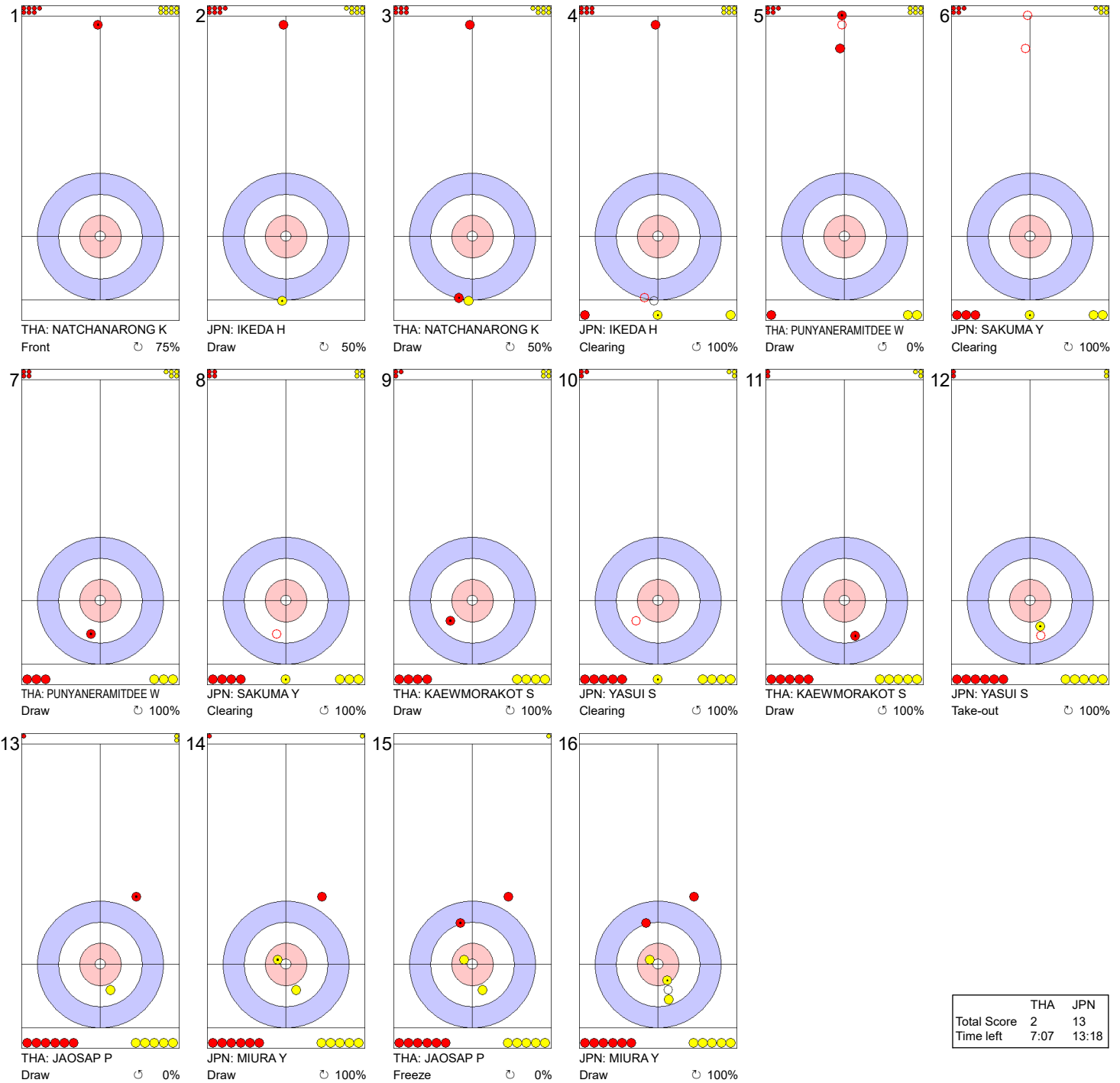
	THA	JPN
Total Score	2	10
Time left	10:56	15:37

Legend:
 ↻ Clockwise ↺ Counter-clockwise - Not considered



Game - Shot by Shot
每投统计数据

End 6 ● **THA - Thailand 2 + 0 (this end) = 2** ● **JPN - Japan 10 + 3 (this end) = 13**



	THA	JPN
Total Score	2	13
Time left	7:07	13:18

Legend:
 Clockwise
 Counter-clockwise
 - Not considered

Timing & Results provided by **BORNAN**



Game Results
比赛成绩

Sheet	Team	LSFE	1	2	3	4	5	6	7	8	Extra Ends	Total
D	HKG - Hong Kong, China		0	0	0	0	2	1	0	X		3
	CHN - People's Republic of China	*	2	1	2	1	0	0	3	X		9

HKG - Hong Kong, China	
4 S	HUNG Ling-Yue
3 V	SHANG Wing In Ada
2	HU Pianpian
1	WONG Yuen Ting
A	CHAN Ka

CHN - People's Republic of China	
4 S	WANG Rui
3 V	HAN Yu
2	DONG Ziqi
1	JIANG Jiayi
A	SU Tingyu

Last Stone Draw		Distance
🕒	HUNG Ling-Yue	7.7cm
🕒	WONG Yuen Ting	184.9cm
Total		192.6cm

Time remaining: 3 minutes 55 seconds

Time-out: End 5

CHAN K replaced WONG YT at the beginning of End 5

Last Stone Draw		Distance
🕒	JIANG Jiayi	32.7cm
🕒	DONG Ziqi	133.1cm
Total		165.8cm

Time remaining: 8 minutes 12 seconds

SU T replaced HAN Y at the beginning of End 5
Revised line-up: (4 S) WANG R, (3 V) SU T, (2) DONG Z, (1) JIANG J

Note:
Position and function for each team member:
4 = Fourth, 3 = Third, 2 = Second, 1 = Lead, A = Alternate, S = Skip, V = Vice-Skip

Legend:
🕒 Clockwise 🕒 Counter-clockwise LSFE(*) Last Stone First End
X Unplayed/unfinished end due to concession



Game Results
比赛成绩

Sheet	Team	LSFE	1	2	3	4	5	6	7	8	Extra Ends	Total
E	QAT - Qatar		0	0	0	1	4	0	X	X		5
	TPE - Chinese Taipei	*	3	4	1	0	0	1	X	X		9

QAT - Qatar	
4 S	AL-QAET Amna Homoud
3 V	AL-FAHAD Fatima Ahmed
2	AL-FAHAD Haseena Hassan
1	AL-FAHAD Aldana Ahmed
A	AL-QAET Sara Homoud

TPE - Chinese Taipei	
4 S	YANG Ko
3 V	LEE Yi-Chun
2	LIU I-Ling
1	CHANG Chia-Chi
A	-

Last Stone Draw		Distance
🕒	AL-FAHAD Fatima Ahmed	199.6cm
🕒	AL-FAHAD Haseena Hassan	199.6cm
Total		399.2cm

Last Stone Draw		Distance
🕒	LIU I-Ling	199.6cm
🕒	YANG Ko	199.6cm
Total		(toss) 399.2cm

Time remaining: 3 minutes 41 seconds

Time remaining: 14 minutes 25 seconds

Time-out: End 2

Note:
Position and function for each team member:
4 = Fourth, 3 = Third, 2 = Second, 1 = Lead, A = Alternate, S = Skip, V = Vice-Skip

Legend:
🕒 Clockwise 🕒 Counter-clockwise LSFE(*) Last Stone First End
X Unplayed/unfinished end due to concession



Session Results and Standings

每轮比赛成绩和排名

Sheet	Team	LSD/LSFE	1	2	3	4	5	6	7	8	Extra Ends	Total
A	CHN - People's Republic of China	60.3cm *	3	2	0	3	1	0	2	X		11
	KAZ - Kazakhstan	166.2cm	0	0	2	0	0	2	0	X		4
B	TPE - Chinese Taipei	258.8cm *	3	0	2	0	1	1	3	X		10
	THA - Thailand	351.8cm	0	1	0	1	0	0	0	X		2
C	KOR - Republic of Korea	105.6cm *	1	0	1	1	3	3	0	X		9
	HKG - Hong Kong, China	252.5cm	0	1	0	0	0	0	1	X		2
D	JPN - Japan	150.1cm *	2	1	0	3	5	1	X	X		12
	QAT - Qatar	399.2cm	0	0	1	0	0	0	X	X		1

Current Standings

Rank	Team	Games	Wins	Losses
1	CHN - People's Republic of China	4	4	0
1	KOR - Republic of Korea	4	4	0
3	JPN - Japan	4	3	1
4	PHI - Philippines	3	2	1
5	HKG - Hong Kong, China	3	1	2
5	KAZ - Kazakhstan	3	1	2
7	TPE - Chinese Taipei	4	1	3
8	QAT - Qatar	3	0	3
9	THA - Thailand	4	0	4

Note:
Under World Curling rules, tie-breaking rules for standings are not applied until after the last game of the round robin.

Legend:
LSD Last Stone Draw LSFE(*) Last Stone First End X Unplayed/unfinished end due to concession



Game Results

比赛成绩

Sheet	Team	LSFE	1	2	3	4	5	6	7	8	Extra Ends	Total
A	CHN - People's Republic of China	*	3	2	0	3	1	0	2	X		11
	KAZ - Kazakhstan		0	0	2	0	0	2	0	X		4

CHN - People's Republic of China

4 S WANG Rui
3 V HAN Yu
2 DONG Ziqi
1 JIANG Jiayi
A SU Tingyu

KAZ - Kazakhstan

4 ALLIYAROVA Tilsimay
3 V KOLYKHALOVA Yekaterina
2 TASTEMIR Merey
1 S EBAUYER Angelina
A EBAUYER Regina

Last Stone Draw

🕒 JIANG Jiayi
🕒 DONG Ziqi

Distance

33.6cm
26.7cm

Total

60.3cm

Time remaining: 7 minutes 54 seconds

SU T replaced DONG Z at the beginning of End 5

Last Stone Draw

🕒 EBAUYER Angelina
🕒 ALLIYAROVA Tilsimay

Distance

162.3cm
3.9cm

Total

166.2cm

Time remaining: 7 minutes 20 seconds

Note:

Position and function for each team member:

4 = Fourth, 3 = Third, 2 = Second, 1 = Lead, A = Alternate, S = Skip, V = Vice-Skip

Legend:

🕒 Clockwise

🕒 Counter-clockwise

LSFE(*) Last Stone First End

X Unplayed/unfinished end due to concession



Game Results

比赛成绩

Sheet	Team	LSFE	1	2	3	4	5	6	7	8	Extra Ends	Total
B	TPE - Chinese Taipei	*	3	0	2	0	1	1	3	X		10
	THA - Thailand		0	1	0	1	0	0	0	X		2

TPE - Chinese Taipei		Shot Success Game
4 S	YANG Ko	46%
3 V	LEE Yi-Chun	55%
2	LIU I-Ling	41%
1	CHANG Chia-Chi	54%
A	-	-
Team Total		49%

THA - Thailand		Shot Success Game
4 S	JAOSAP Phichayathida	38%
3 V	KUMPEERAKIT Nattida	38%
2	KAEWMORAKOT Supakan	45%
1	PUNYANERAMITDEE Wanvisa	55%
A	NATCHANARONG Kanya	-
Team Total		44%

Last Stone Draw		Distance
⌚	LEE Yi-Chun	59.2cm
⌚	LIU I-Ling	199.6cm
Total		258.8cm

Last Stone Draw		Distance
⌚	PUNYANERAMITDEE Wanvisa	152.2cm
⌚	KAEWMORAKOT Supakan	199.6cm
Total		351.8cm

Time remaining: 7 minutes 25 seconds

Time remaining: 6 minutes 1 second

Shot Success Analysis

TPE - Chinese Taipei		⌚	⌚	Game	
4	YANG Ko	Draws	4 44%	6 58%	10 53%
		Take-outs	3 8%	1 100%	4 31%
		Total	7 29%	7 64%	14 46%
3	LEE Yi-Chun	Draws	3 58%	7 57%	10 58%
		Take-outs	2 75%	2 25%	4 50%
		Total	5 65%	9 50%	14 55%
2	LIU I-Ling	Draws	6 17%	7 68%	13 44%
		Take-outs	1 0%	0 -	1 0%
		Total	7 14%	7 68%	14 41%
1	CHANG Chia-Chi	Draws	10 48%	2 38%	12 46%
		Take-outs	1 100%	1 100%	2 100%
		Total	11 52%	3 58%	14 54%
A -		Draws	0 -	0 -	0 -
		Take-outs	0 -	0 -	0 -
		Total	0 -	0 -	0 -
Team		Draws	23 40%	22 59%	45 49%
		Take-outs	7 39%	4 63%	11 48%
		Total	30 40%	26 60%	56 49%

THA - Thailand		⌚	⌚	Game	
4	JAOSAP Phichayathida	Draws	6 17%	6 38%	12 27%
		Take-outs	0 -	2 100%	2 100%
		Total	6 17%	8 53%	14 38%
3	KUMPEERAKIT Nattida	Draws	5 10%	7 57%	12 38%
		Take-outs	1 0%	1 75%	2 38%
		Total	6 8%	8 59%	14 38%
2	KAEWMORAKOT Supakan	Draws	7 57%	7 32%	14 45%
		Take-outs	0 -	0 -	0 -
		Total	7 57%	7 32%	14 45%
1	PUNYANERAMITDEE Wanvisa	Draws	7 68%	6 42%	13 56%
		Take-outs	1 50%	0 -	1 50%
		Total	8 66%	6 42%	14 55%
A NATCHANARONG Kanya		Draws	0 -	0 -	0 -
		Take-outs	0 -	0 -	0 -
		Total	0 -	0 -	0 -
Team		Draws	25 41%	26 42%	51 42%
		Take-outs	2 25%	3 92%	5 65%
		Total	27 40%	29 47%	56 44%

Note:
Position and function for each team member:
4 = Fourth, 3 = Third, 2 = Second, 1 = Lead, A = Alternate, S = Skip, V = Vice-Skip

Legend:
⌚ Clockwise ⌚ Counter-clockwise LSFE(*) Last Stone First End
X Unplayed/unfinished end due to concession

Game - Shot by Shot
每投统计数据

End 1 ● TPE - Chinese Taipei 0 + 3 (this end) = 3 ● THA - Thailand 0 + 0 (this end) = 0

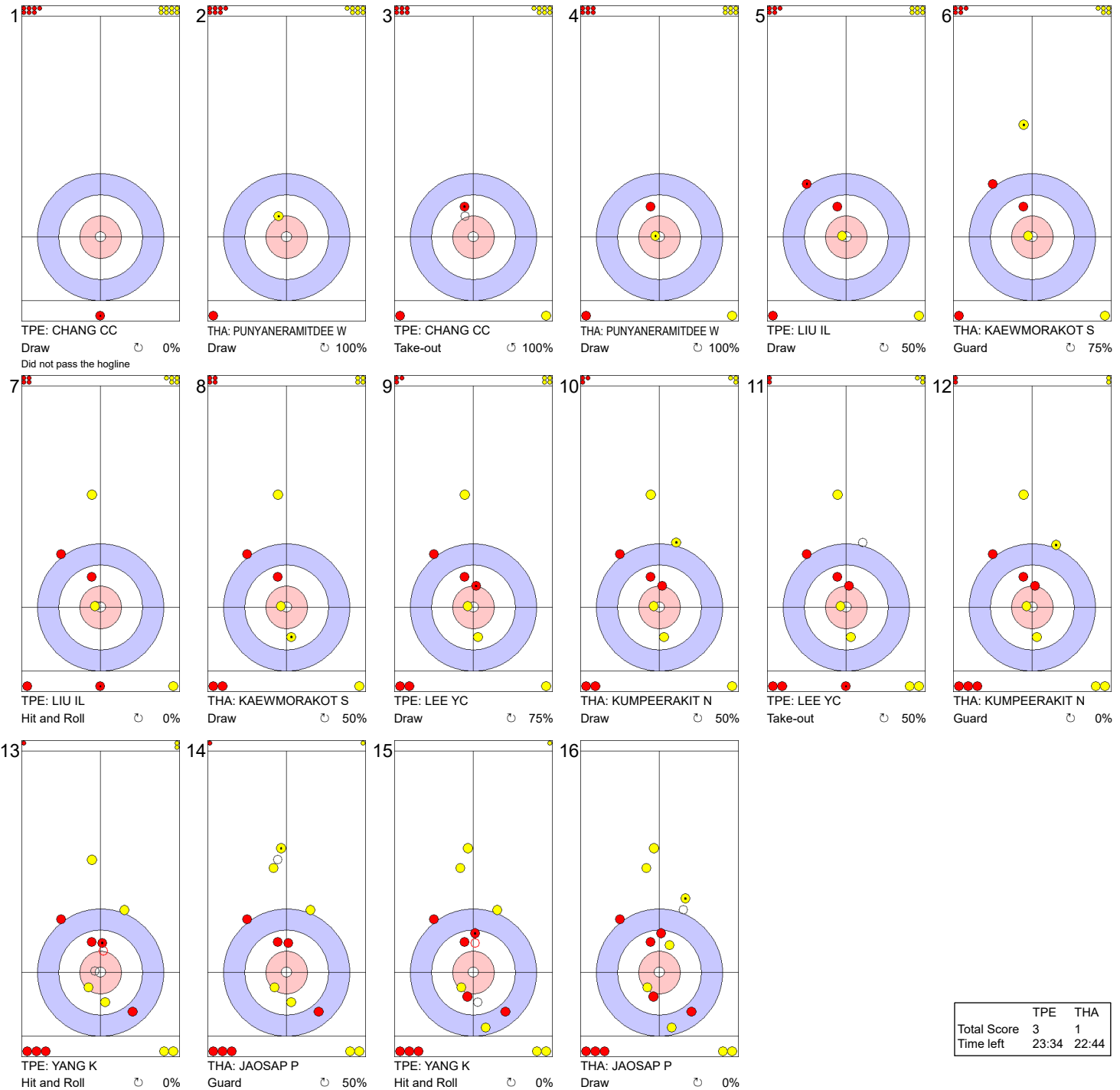


	TPE	THA
Total Score	3	0
Time left	26:51	26:44

Legend:
 Clockwise Counter-clockwise - Not considered

Game - Shot by Shot
每投统计数据

End 2 ● TPE - Chinese Taipei 3 + 0 (this end) = 3 ● THA - Thailand 0 + 1 (this end) = 1



Legend:
 Clockwise Counter-clockwise - Not considered

Timing & Results provided by BORNAN

Game - Shot by Shot
每投统计数据

End 3 ● TPE - Chinese Taipei 3 + 2 (this end) = 5 ● THA - Thailand 1 + 0 (this end) = 1



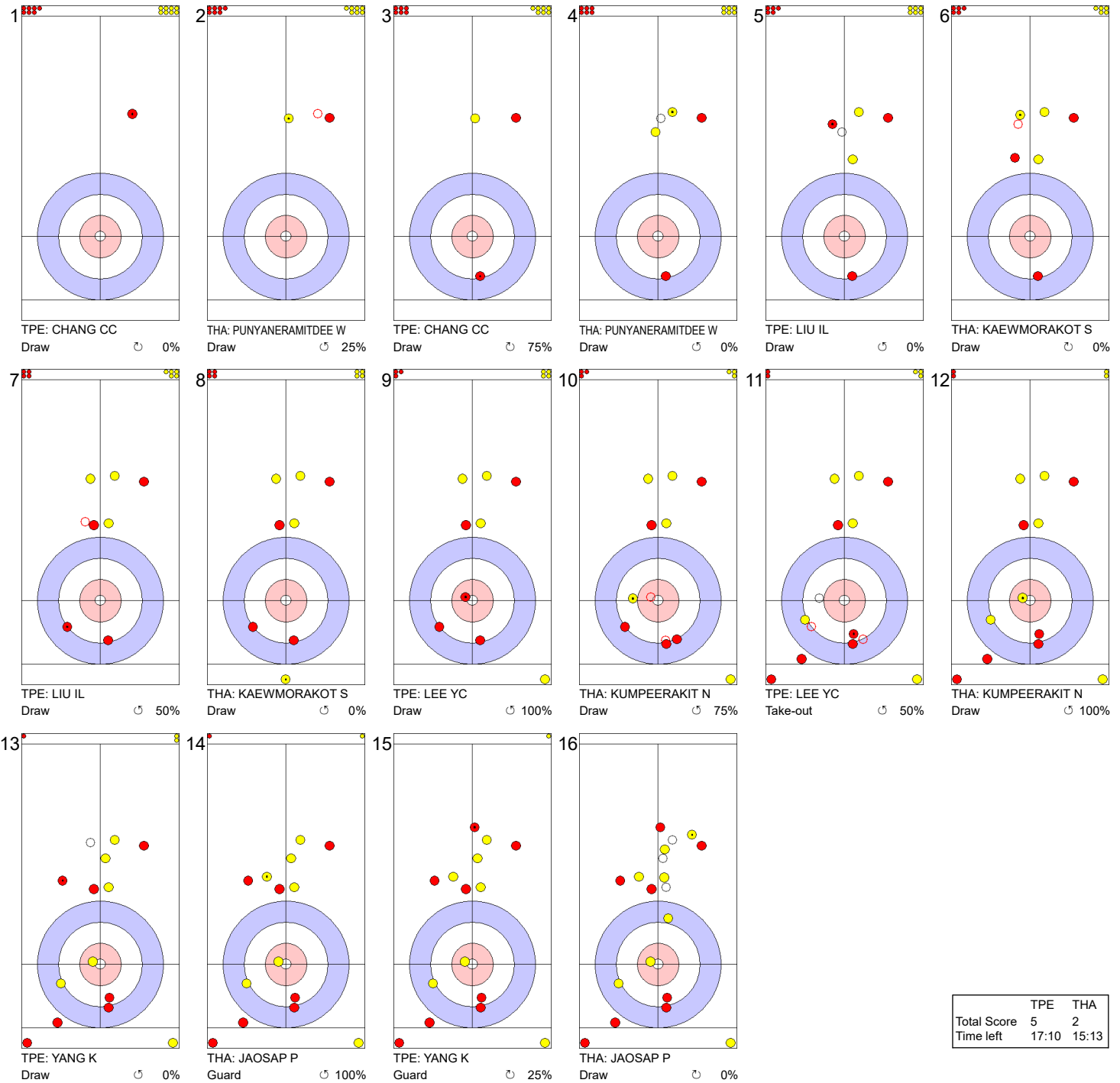
	TPE	THA
Total Score	5	1
Time left	20:23	19:41

Legend:
 ↻ Clockwise ↺ Counter-clockwise - Not considered

Timing & Results provided by BORNAN

Game - Shot by Shot
每投统计数据

End 4 ● TPE - Chinese Taipei 5 + 0 (this end) = 5 ● THA - Thailand 1 + 1 (this end) = 2



	TPE	THA
Total Score	5	2
Time left	17:10	15:13

Legend:
 Clockwise Counter-clockwise - Not considered

Timing & Results provided by BORNAN

Game - Shot by Shot
每投统计数据

End 5 ● TPE - Chinese Taipei 5 + 1 (this end) = 6 ● THA - Thailand 2 + 0 (this end) = 2



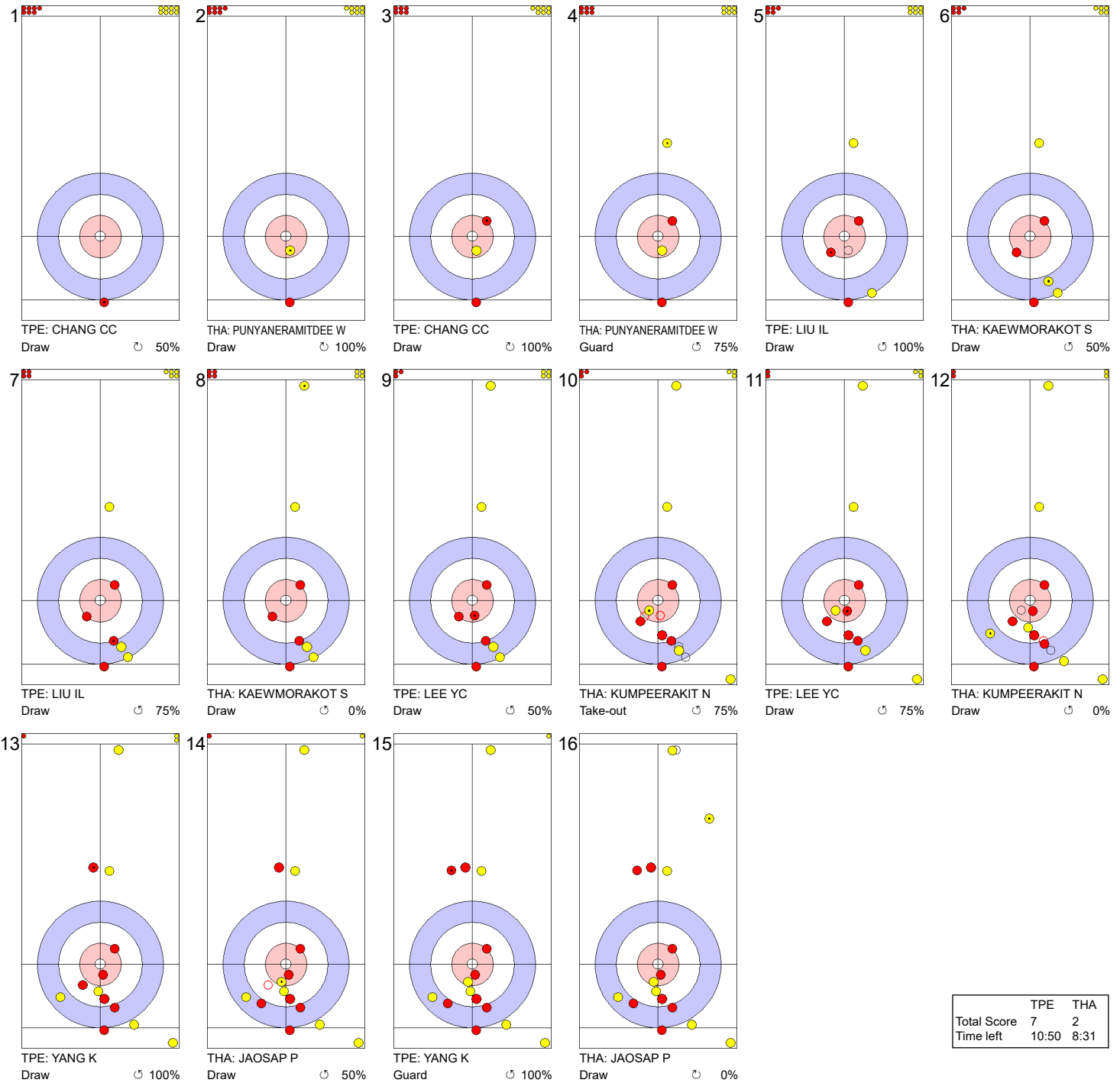
	TPE	THA
Total Score	6	2
Time left	13:41	12:18

Legend:
 Clockwise Counter-clockwise - Not considered

Timing & Results provided by BORNAN

Game - Shot by Shot
每投统计数据

End 6 ● TPE - Chinese Taipei 6 + 1 (this end) = 7 ● THA - Thailand 2 + 0 (this end) = 2



	TPE	THA
Total Score	7	2
Time left	10:50	8:31

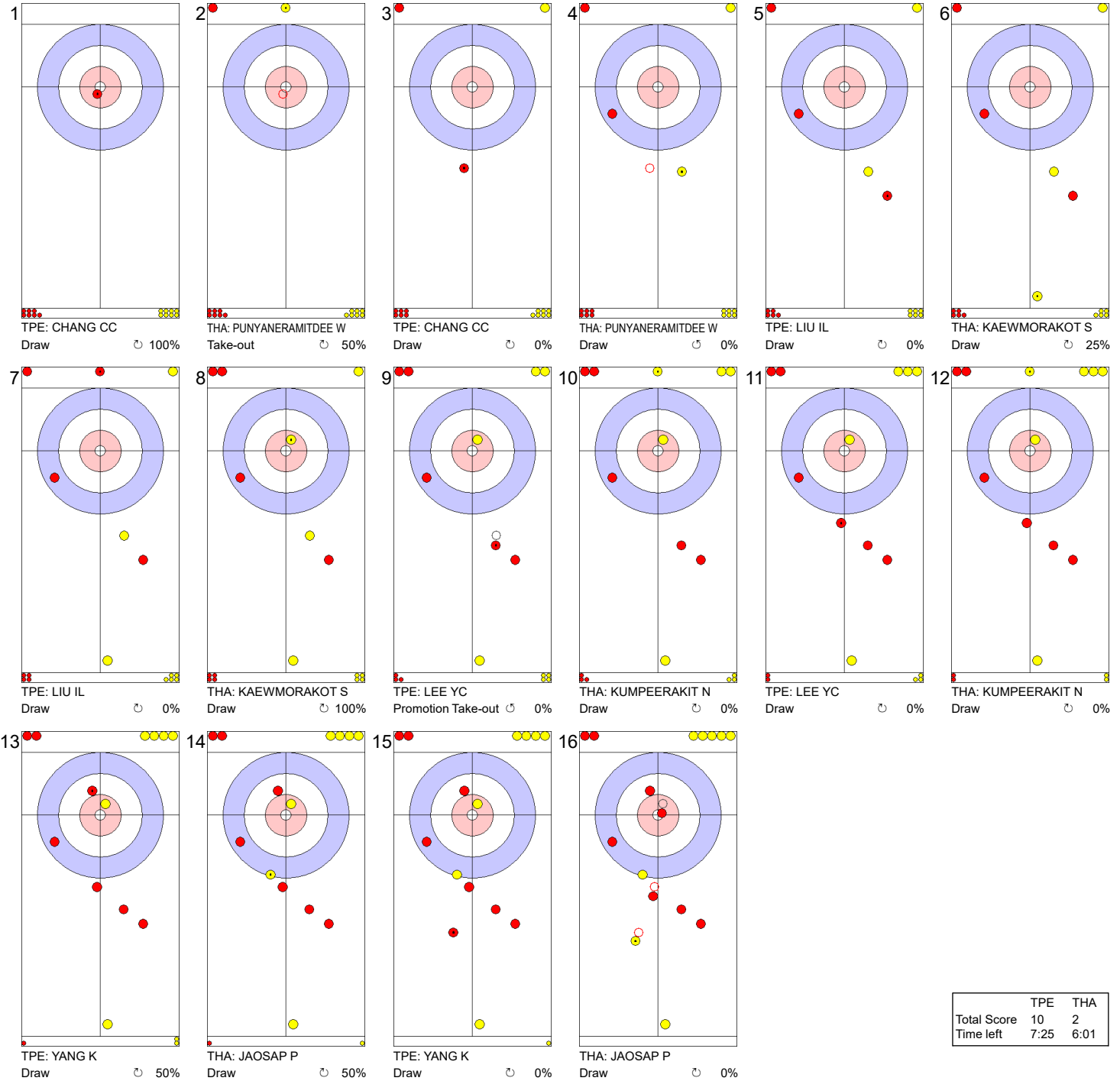
Legend:
 Clockwise Counter-clockwise - Not considered

Timing & Results provided by BORNAN



Game - Shot by Shot
每投统计数据

End 7 ● TPE - Chinese Taipei 7 + 3 (this end) = 10 ● THA - Thailand 2 + 0 (this end) = 2



	TPE	THA
Total Score	10	2
Time left	7:25	6:01

Legend:
 Clockwise Counter-clockwise - Not considered



Game Results

比赛成绩

Sheet	Team	LSFE	1	2	3	4	5	6	7	8	Extra Ends	Total
C	KOR - Republic of Korea	*	1	0	1	1	3	3	0	X		9
	HKG - Hong Kong, China		0	1	0	0	0	0	1	X		2

KOR - Republic of Korea		Shot Success Game
4 S	GIM Eunji	75%
3 V	KIM Minji	75%
2	KIM Suji	93%
1	SEOL Yeji	80%
A	SEOL Yeeun	-
Team Total		81%

HKG - Hong Kong, China		Shot Success Game
4 S	HUNG Ling-Yue	63%
3 V	SHANG Wing In Ada	59%
2	HU Pianpian	57%
1	CHAN Ka	48%
A	WONG Yuen Ting	-
Team Total		57%

Last Stone Draw	Distance
⌚ SEOL Yeji	44.6cm
⌚ KIM Suji	61.0cm
Total	105.6cm

Last Stone Draw	Distance
⌚ SHANG Wing In Ada	199.6cm
⌚ HU Pianpian	52.9cm
Total	252.5cm

Time remaining: 6 minutes 31 seconds

Time remaining: 4 minutes 44 seconds

Shot Success Analysis

KOR - Republic of Korea		⌚	⌚	Game
4 GIM Eunji	Draws	3 83%	5 80%	8 81%
	Take-outs	3 67%	3 67%	6 67%
	Total	6 75%	8 75%	14 75%
3 KIM Minji	Draws	0 -	9 78%	9 78%
	Take-outs	4 63%	1 100%	5 70%
	Total	4 63%	10 80%	14 75%
2 KIM Suji	Draws	4 88%	4 88%	8 88%
	Take-outs	4 100%	2 100%	6 100%
	Total	8 94%	6 92%	14 93%
1 SEOL Yeji	Draws	3 92%	10 80%	13 83%
	Take-outs	1 50%	0 -	1 50%
	Total	4 81%	10 80%	14 80%
A SEOL Yeeun	Draws	0 -	0 -	0 -
	Take-outs	0 -	0 -	0 -
	Total	0 -	0 -	0 -
Team	Draws	10 88%	28 80%	38 82%
	Take-outs	12 75%	6 83%	18 78%
	Total	22 81%	34 81%	56 81%

HKG - Hong Kong, China		⌚	⌚	Game
4 HUNG Ling-Yue	Draws	2 50%	4 56%	6 54%
	Take-outs	2 75%	6 67%	8 69%
	Total	4 63%	10 63%	14 63%
3 SHANG Wing In Ada	Draws	2 75%	2 50%	4 63%
	Take-outs	5 65%	5 50%	10 58%
	Total	7 68%	7 50%	14 59%
2 HU Pianpian	Draws	3 33%	4 63%	7 50%
	Take-outs	2 25%	5 80%	7 64%
	Total	5 30%	9 72%	14 57%
1 CHAN Ka	Draws	7 36%	5 65%	12 48%
	Take-outs	1 0%	1 100%	2 50%
	Total	8 31%	6 71%	14 48%
A WONG Yuen Ting	Draws	0 -	0 -	0 -
	Take-outs	0 -	0 -	0 -
	Total	0 -	0 -	0 -
Team	Draws	14 43%	15 60%	29 52%
	Take-outs	10 53%	17 68%	27 62%
	Total	24 47%	32 64%	56 57%

Note:
Position and function for each team member:
4 = Fourth, 3 = Third, 2 = Second, 1 = Lead, A = Alternate, S = Skip, V = Vice-Skip

Legend:
⌚ Clockwise ⌚ Counter-clockwise LSFE(*) Last Stone First End
X Unplayed/unfinished end due to concession

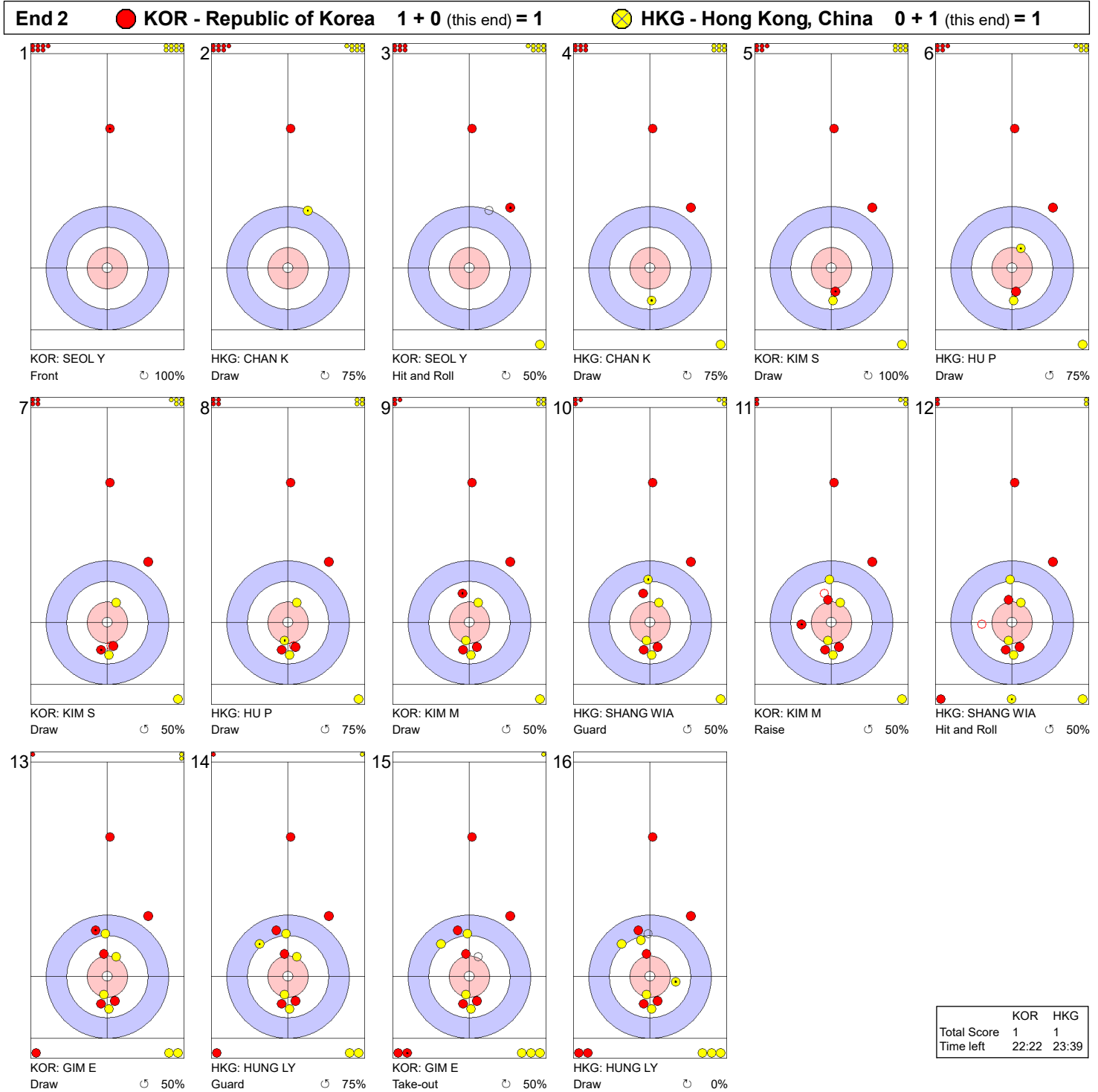
Game - Shot by Shot
每投统计数据



Legend:
 ↻ Clockwise ↺ Counter-clockwise - Not considered



Game - Shot by Shot
每投统计数据



Legend:
 ↻ Clockwise ↺ Counter-clockwise - Not considered



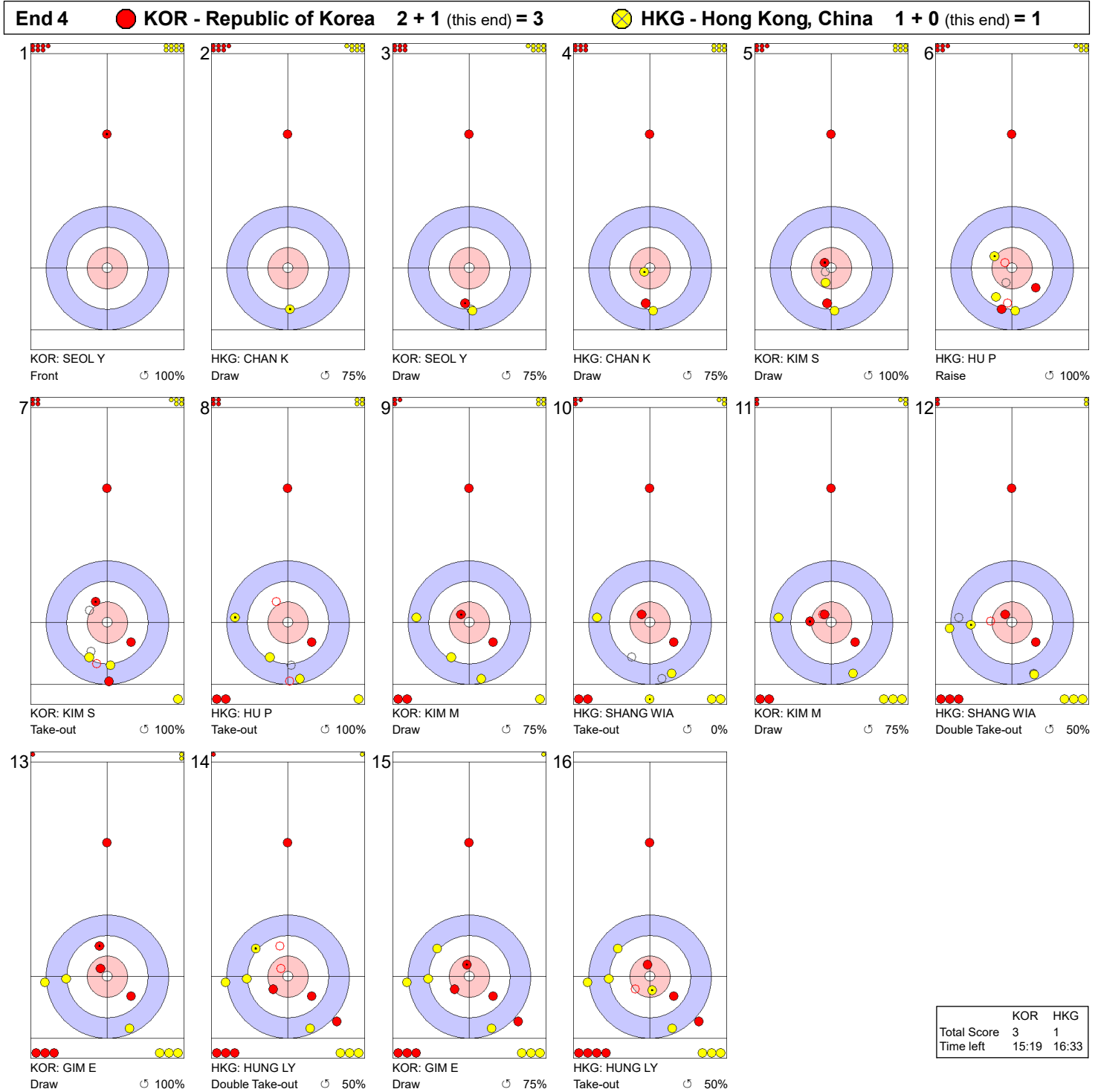
Game - Shot by Shot
每投统计数据



Legend:
 ↻ Clockwise ↺ Counter-clockwise - Not considered

Timing & Results provided by **BORNAN**

Game - Shot by Shot
每投统计数据

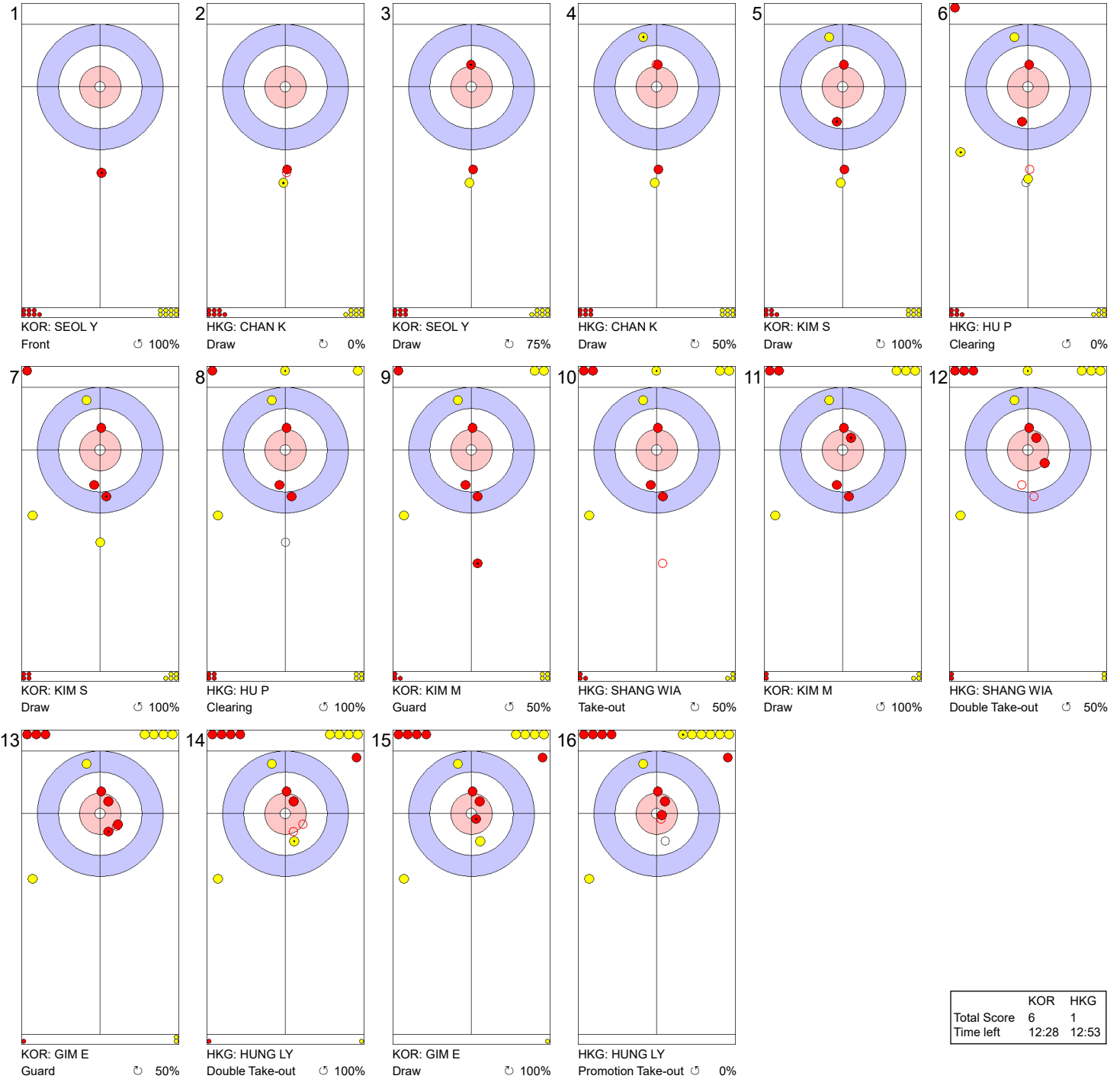


Legend:
 ↻ Clockwise ↺ Counter-clockwise - Not considered



Game - Shot by Shot
每投统计数据

End 5 ● KOR - Republic of Korea 3 + 3 (this end) = 6 ● HKG - Hong Kong, China 1 + 0 (this end) = 1

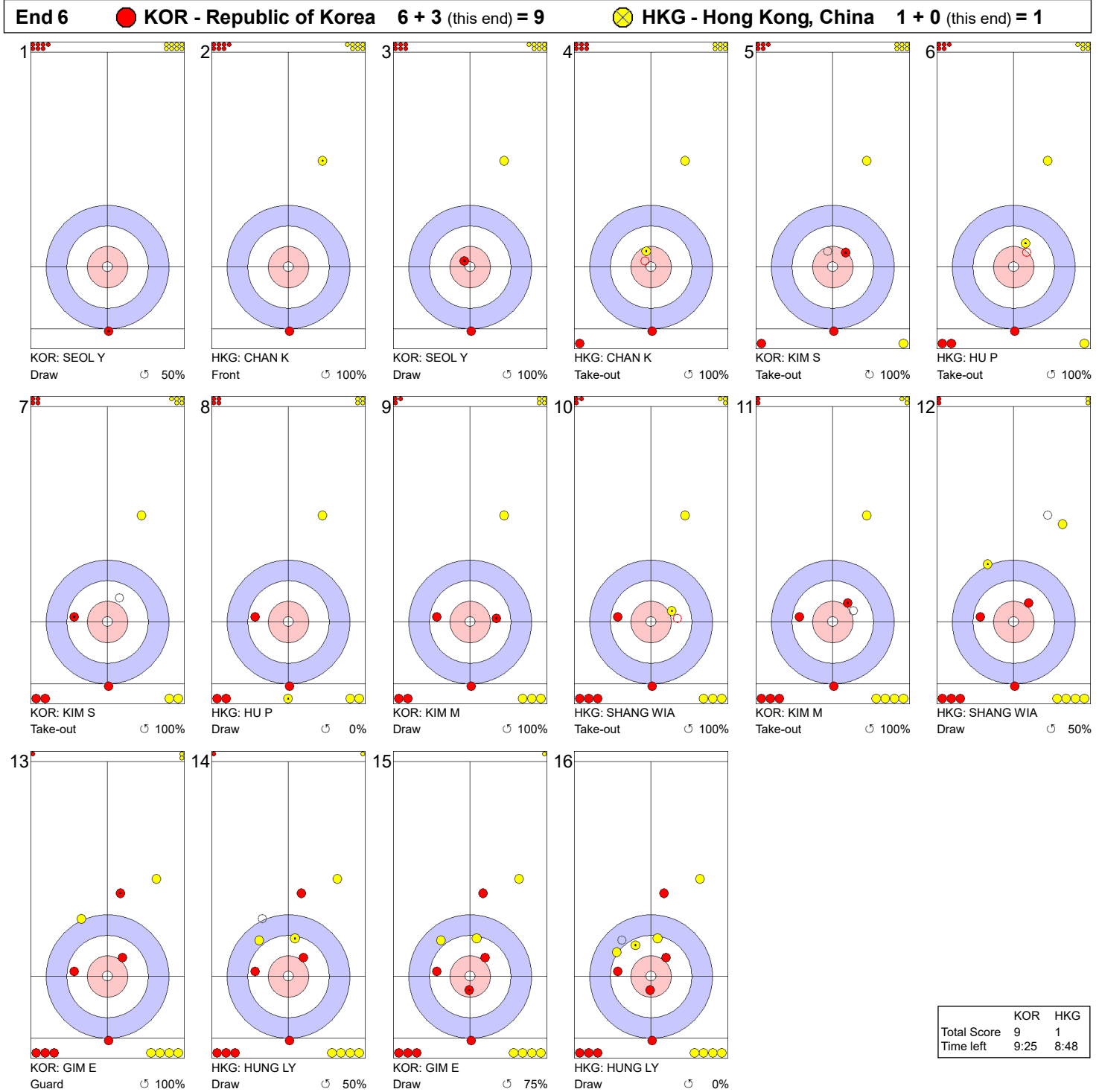


	KOR	HKG
Total Score	6	1
Time left	12:28	12:53

Legend: ↻ Clockwise ↺ Counter-clockwise - Not considered

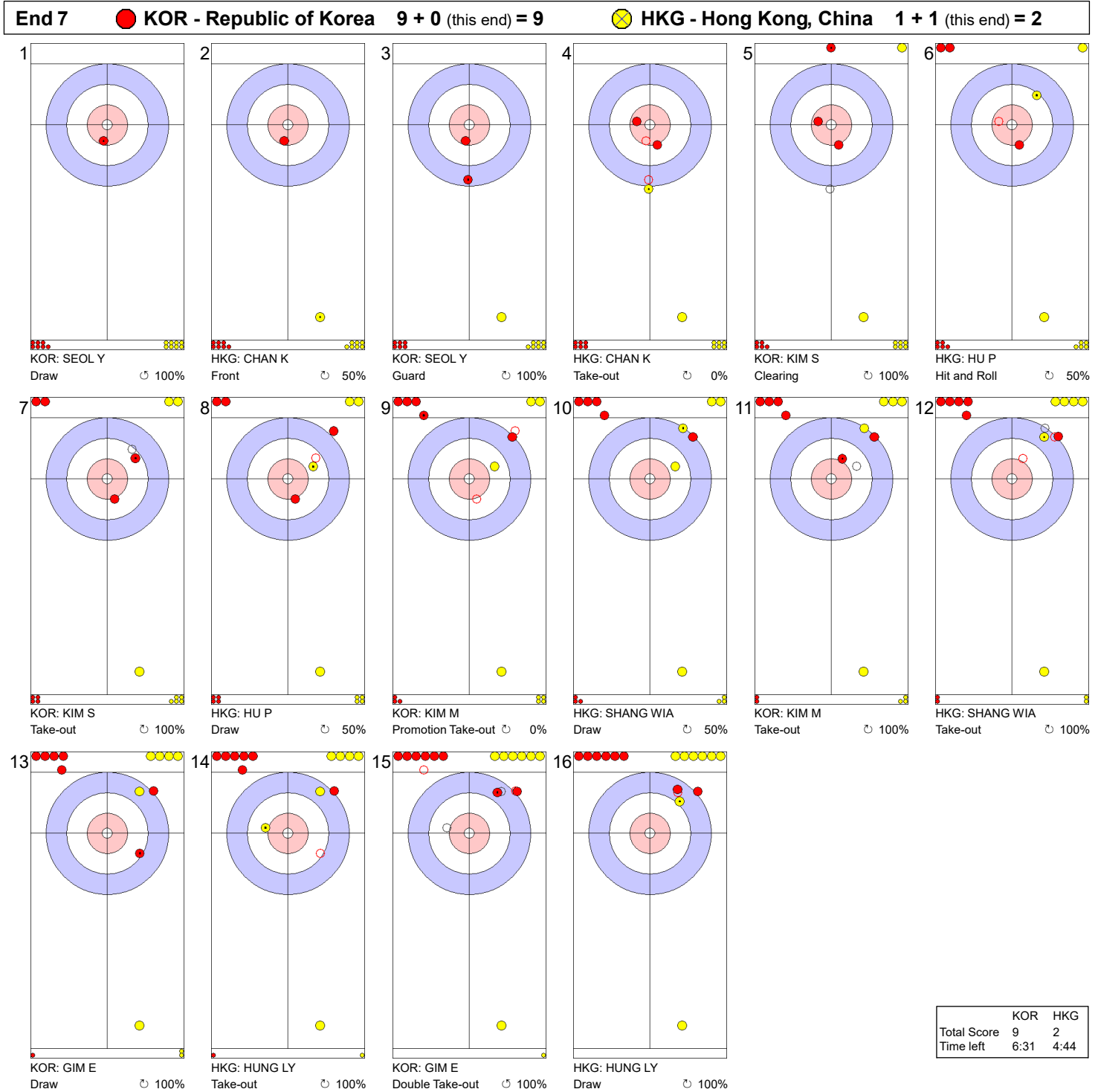
Timing & Results provided by BORNAN

Game - Shot by Shot
每投统计数据



Legend:
 ↻ Clockwise ↺ Counter-clockwise - Not considered

Game - Shot by Shot
每投统计数据



Legend:
 ↻ Clockwise ↺ Counter-clockwise - Not considered

Game Results

比赛成绩

Sheet	Team	LSFE	1	2	3	4	5	6	7	8	Extra Ends	Total
D	JPN - Japan	*	2	1	0	3	5	1	X	X		12
	QAT - Qatar		0	0	1	0	0	0	X	X		1

JPN - Japan

4 S MIURA Yuina
3 V MATSUNAGA Ai
2 SAKUMA Yuna
1 IKEDA Hana
A YASUI Suzune

QAT - Qatar

4 S AL-QAET Amna Homoud
3 V AL-FAHAD Fatima Ahmed
2 AL-FAHAD Haseena Hassan
1 AL-FAHAD Aldana Ahmed
A AL-QAET Sara Homoud

Last Stone Draw

↻ SAKUMA Yuna
↻ MIURA Yuina

Distance

98.9cm
51.2cm

Total

150.1cm

Time remaining: 18 minutes 0 seconds

Last Stone Draw

↻ AL-QAET Amna Homoud
↻ AL-FAHAD Aldana Ahmed

Distance

199.6cm
199.6cm

Total

399.2cm

Time remaining: 6 minutes 10 seconds

Note:

Position and function for each team member:

4 = Fourth, 3 = Third, 2 = Second, 1 = Lead, A = Alternate, S = Skip, V = Vice-Skip

Legend:

↻ Clockwise

↻ Counter-clockwise

LSFE(*) Last Stone First End

X Unplayed/unfinished end due to concession

Session Results and Standings

每轮比赛成绩和排名

Sheet	Team	LSD/LSFE	1	2	3	4	5	6	7	8	Extra Ends	Total
A	JPN - Japan	102.7cm *	1	0	0	2	1	1	1	X		6
	PHI - Philippines	107.2cm	0	2	2	0	0	0	0	X		4
B	QAT - Qatar	219.6cm *	0	0	0	0	0	0	X	X		0
	CHN - People's Republic of China	249.3cm	3	4	2	3	2	0	X	X		14
C	TPE - Chinese Taipei	80.9cm *	0	0	0	0	0	0	X	X		0
	KAZ - Kazakhstan	257.8cm	3	0	1	4	1	5	X	X		14
E	THA - Thailand	399.2cm	0	0	0	0	0	0	X	X		0
	KOR - Republic of Korea	234.1cm *	5	2	2	2	2	1	X	X		14

Current Standings

Rank	Team	Games	Wins	Losses
1	CHN - People's Republic of China	3	3	0
1	KOR - Republic of Korea	3	3	0
3	JPN - Japan	3	2	1
3	PHI - Philippines	3	2	1
5	HKG - Hong Kong, China	2	1	1
5	KAZ - Kazakhstan	2	1	1
7	QAT - Qatar	2	0	2
8	THA - Thailand	3	0	3
8	TPE - Chinese Taipei	3	0	3

Note:
Under World Curling rules, tie-breaking rules for standings are not applied until after the last game of the round robin.

Legend:
LSD Last Stone Draw LSFE(*) Last Stone First End X Unplayed/unfinished end due to concession



Game Results

比赛成绩

Sheet	Team	LSFE	1	2	3	4	5	6	7	8	Extra Ends	Total
A	JPN - Japan	*	1	0	0	2	1	1	1	X		6
	PHI - Philippines		0	2	2	0	0	0	0	X		4

JPN - Japan

4 S MIURA Yuina
3 V MATSUNAGA Ai
2 YASUI Suzune
1 IKEDA Hana
A SAKUMA Yuna

PHI - Philippines

4 S DUBBERSTEIN Kathleen Sumbillo
3 AN Leilani Sumbillo
2 V MARIANO Sheila Imperial
1 BONACHE Anne
A de la FUENTE Jennifer

Last Stone Draw

🕒 YASUI Suzune
🕒 MATSUNAGA Ai

Distance

74.8cm
27.9cm

Total

102.7cm

Time remaining: 3 minutes 31 seconds

Last Stone Draw

🕒 AN Leilani Sumbillo
🕒 DUBBERSTEIN Kathleen Sumbillo

Distance

27.0cm
80.2cm

Total

107.2cm

Time remaining: 0 minutes 55 seconds

Time-out: End 8

Note:

Position and function for each team member:

4 = Fourth, 3 = Third, 2 = Second, 1 = Lead, A = Alternate, S = Skip, V = Vice-Skip

Legend:

🕒 Clockwise

🕒 Counter-clockwise

LSFE(*) Last Stone First End

X Unplayed/unfinished end due to concession



Game Results

比赛成绩

Sheet	Team	LSFE	1	2	3	4	5	6	7	8	Extra Ends	Total
B	QAT - Qatar	*	0	0	0	0	0	0	X	X		0
	CHN - People's Republic of China		3	4	2	3	2	0	X	X		14

QAT - Qatar		Shot Success Game
4 S	AL-QAET Amna Homoud	17%
3 V	AL-FAHAD Fatima Ahmed	33%
2	AL-FAHAD Haseena Hassan	38%
1	AL-FAHAD Aldana Ahmed	38%
A	AL-QAET Sara Homoud	-
Team Total		31%

CHN - People's Republic of China		Shot Success Game
4 S	WANG Rui	85%
3 V	HAN Yu	81%
2	DONG Ziqi	71%
1	JIANG Jiayi	90%
A	SU Tingyu	100%
Team Total		83%

Last Stone Draw		Distance
⌚	AL-FAHAD Aldana Ahmed	20.0cm
⌚	AL-FAHAD Fatima Ahmed	199.6cm
Total		219.6cm

Last Stone Draw		Distance
⌚	DONG Ziqi	52.8cm
⌚	JIANG Jiayi	196.5cm
Total		249.3cm

Time remaining: 4 minutes 7 seconds

Time remaining: 15 minutes 26 seconds

Time-out: End 4 - QAT stone 7

SU T replaced HAN Y at the beginning of End 5
Revised line-up: (4 S) WANG R, (3 V) SU T, (2) DONG Z, (1) JIANG J

Shot Success Analysis

QAT - Qatar		⌚	⌚	Game
4	AL-QAET Amna Homoud	Draws 2 0%	4 13%	6 8%
		Take-outs 5 20%	1 50%	6 25%
	Total	7 14%	5 20%	12 17%
3	AL-FAHAD Fatima Ahmed	Draws 4 25%	4 38%	8 31%
		Take-outs 3 33%	1 50%	4 38%
	Total	7 29%	5 40%	12 33%
2	AL-FAHAD Haseena Hassan	Draws 8 25%	1 0%	9 22%
		Take-outs 1 100%	2 75%	3 83%
	Total	9 33%	3 50%	12 38%
1	AL-FAHAD Aldana Ahmed	Draws 5 15%	4 56%	9 33%
		Take-outs 1 0%	2 75%	3 50%
	Total	6 13%	6 63%	12 38%
A	AL-QAET Sara Homoud	Draws 0 -	0 -	0 -
		Take-outs 0 -	0 -	0 -
	Total	0 -	0 -	0 -
Team		Draws 19 20%	13 33%	32 25%
		Take-outs 10 30%	6 67%	16 44%
	Total	29 23%	19 43%	48 31%

CHN - People's Republic of China		⌚	⌚	Game
4	WANG Rui	Draws 8 84%	1 50%	9 81%
		Take-outs 1 100%	2 100%	3 100%
	Total	9 86%	3 83%	12 85%
3	HAN Yu	Draws 5 90%	0 -	5 90%
		Take-outs 2 50%	1 100%	3 67%
	Total	7 79%	1 100%	8 81%
2	DONG Ziqi	Draws 4 50%	7 79%	11 68%
		Take-outs 0 -	1 100%	1 100%
	Total	4 50%	8 81%	12 71%
1	JIANG Jiayi	Draws 1 75%	9 94%	10 93%
		Take-outs 0 -	2 75%	2 75%
	Total	1 75%	11 91%	12 90%
A	SU Tingyu	Draws 2 100%	0 -	2 100%
		Take-outs 1 100%	1 100%	2 100%
	Total	3 100%	1 100%	4 100%
Team		Draws 20 80%	17 85%	37 82%
		Take-outs 4 75%	7 93%	11 86%
	Total	24 79%	24 88%	48 83%

Note:

Position and function for each team member:

4 = Fourth, 3 = Third, 2 = Second, 1 = Lead, A = Alternate, S = Skip, V = Vice-Skip

Legend:

⌚ Clockwise

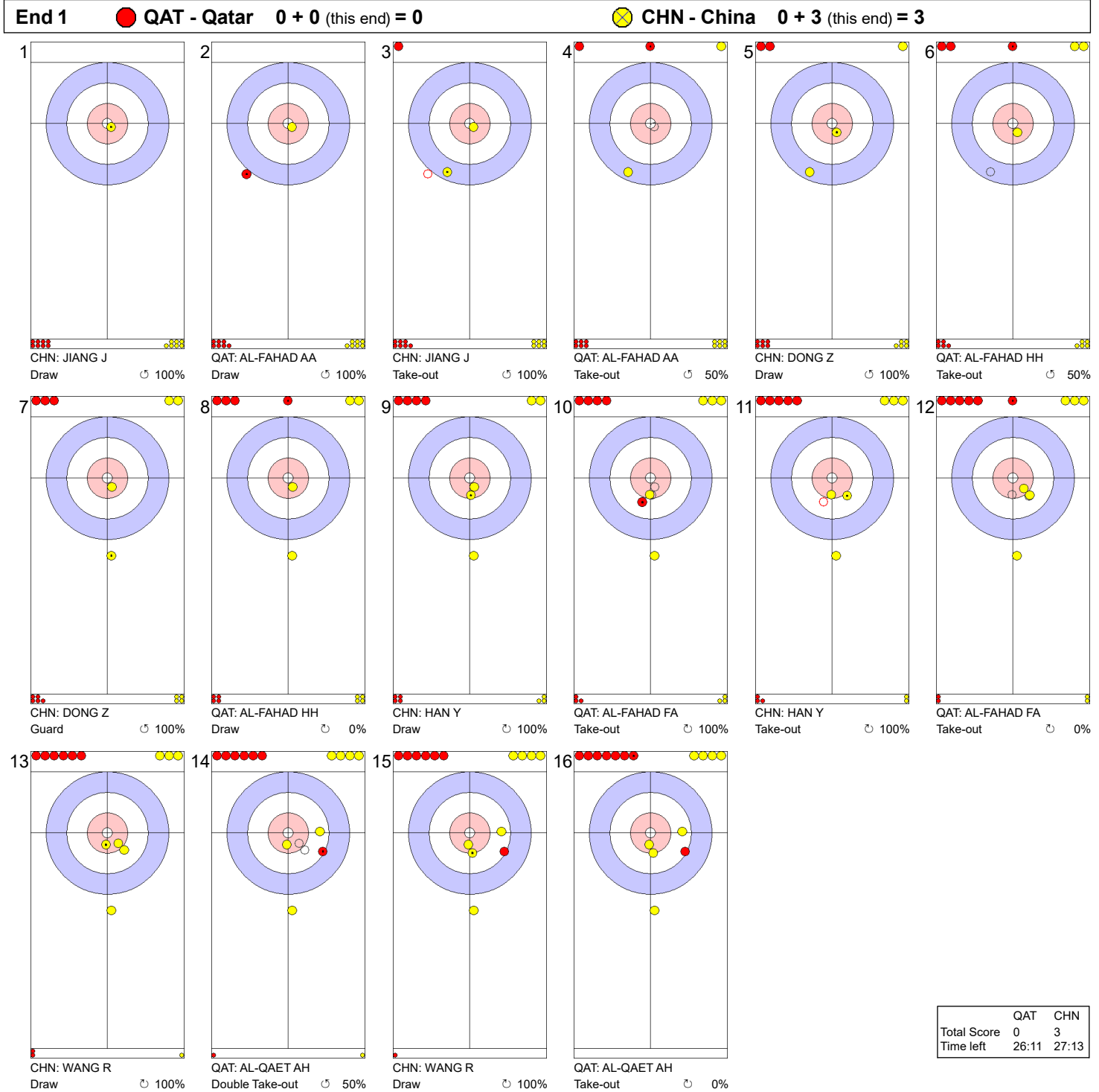
⌚ Counter-clockwise

LSFE(*) Last Stone First End

X Unplayed/unfinished end due to concession



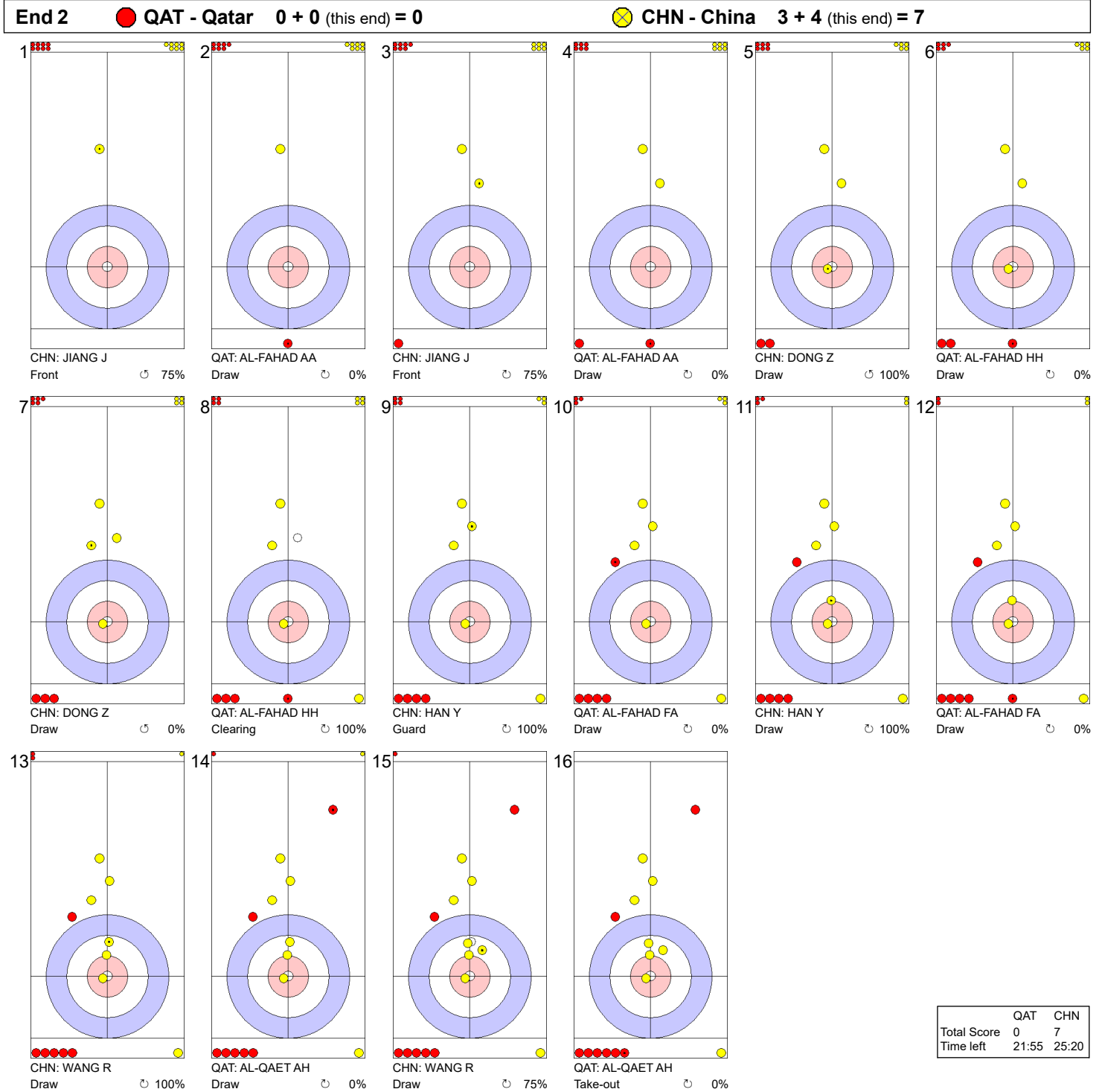
Game - Shot by Shot
每投统计数据



Legend:
 ↻ Clockwise ↺ Counter-clockwise - Not considered



Game - Shot by Shot
每投统计数据



Legend:
 ↻ Clockwise ↺ Counter-clockwise - Not considered

Game - Shot by Shot

每投统计数据

End 3 ● QAT - Qatar 0 + 0 (this end) = 0 ● CHN - China 7 + 2 (this end) = 9

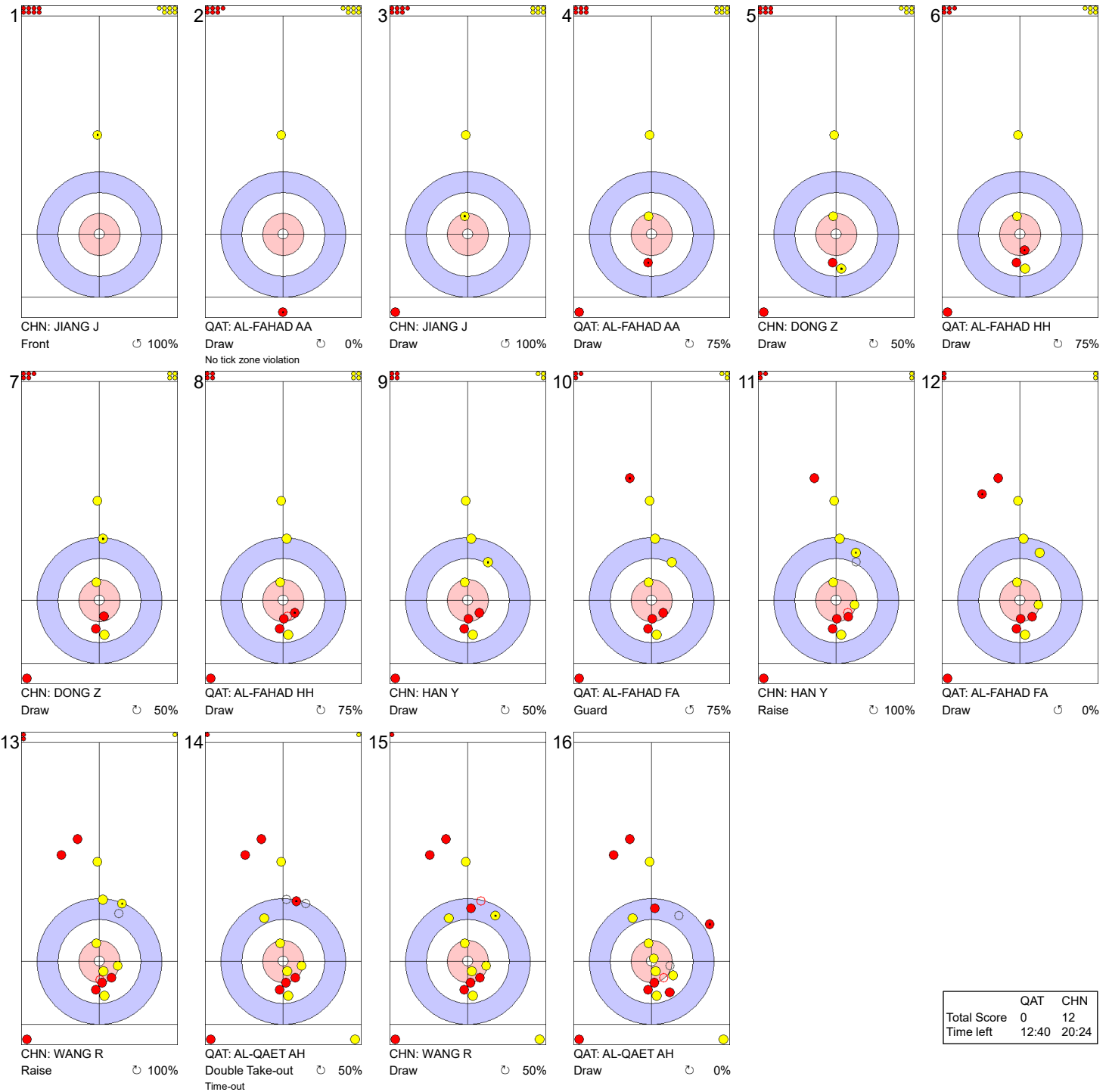


	QAT	CHN
Total Score	0	9
Time left	17:47	22:34

Legend:
 ↻ Clockwise ↺ Counter-clockwise - Not considered

Game - Shot by Shot
每投统计数据

End 4 ● QAT - Qatar 0 + 0 (this end) = 0 ● CHN - China 9 + 3 (this end) = 12



	QAT	CHN
Total Score	0	12
Time left	12:40	20:24

Legend: ↻ Clockwise ↺ Counter-clockwise - Not considered

Timing & Results provided by BORNAN

Game - Shot by Shot
每投统计数据

End 5 ● QAT - Qatar 0 + 0 (this end) = 0 ● CHN - China 12 + 2 (this end) = 14

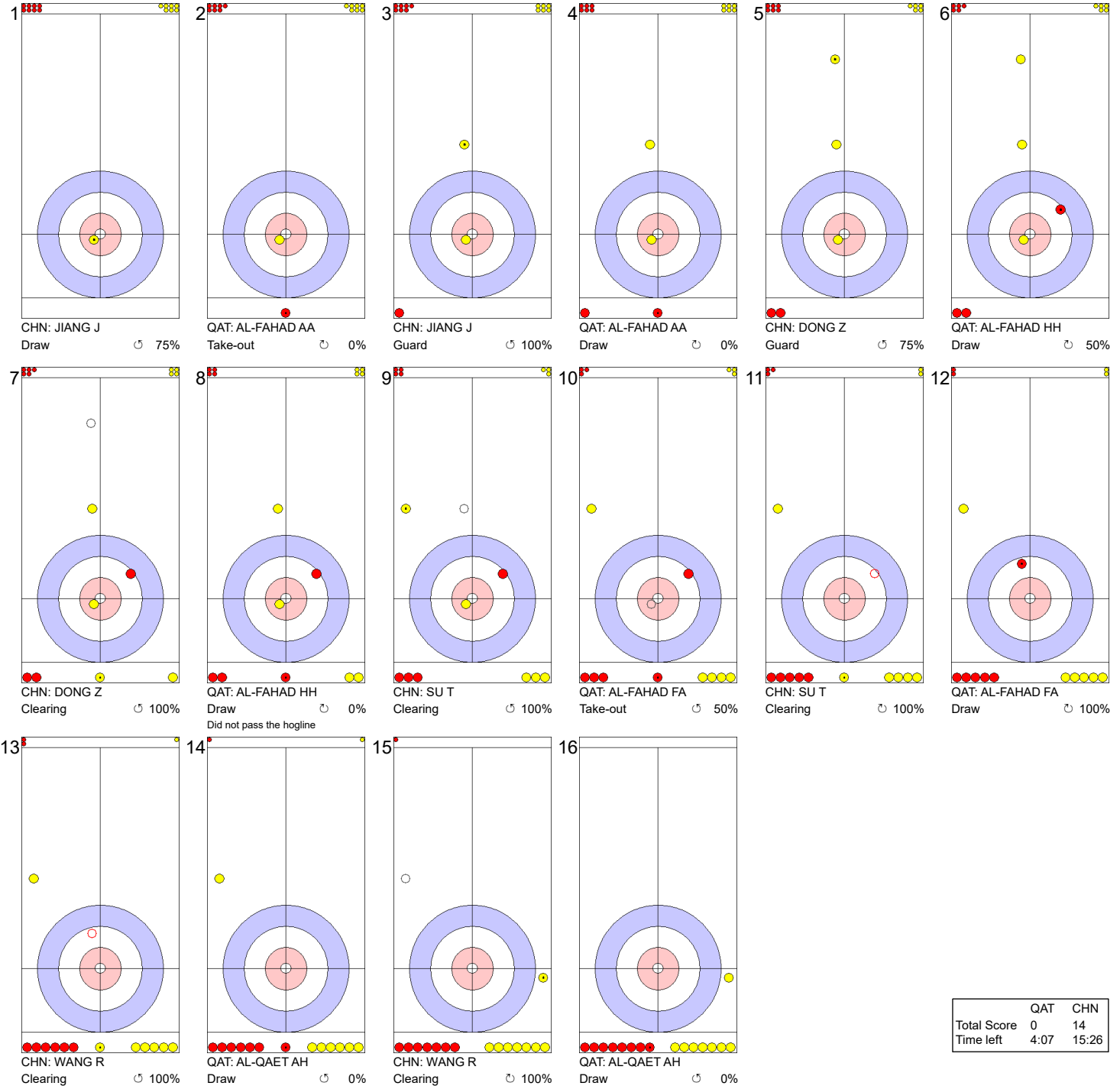


	QAT	CHN
Total Score	0	14
Time left	8:59	17:54

Legend:
 ↻ Clockwise ↺ Counter-clockwise - Not considered

Game - Shot by Shot
每投统计数据

End 6 ● QAT - Qatar 0 + 0 (this end) = 0 ● CHN - China 14 + 0 (this end) = 14



	QAT	CHN
Total Score	0	14
Time left	4:07	15:26

Legend: ↻ Clockwise ↻ Counter-clockwise - Not considered



Game Results

比赛成绩

Sheet	Team	LSFE	1	2	3	4	5	6	7	8	Extra Ends	Total
C	TPE - Chinese Taipei	*	0	0	0	0	0	0	X	X		0
	KAZ - Kazakhstan		3	0	1	4	1	5	X	X		14

TPE - Chinese Taipei		Shot Success Game
4 S	YANG Ko	25 %
3 V	LEE Yi-Chun	50 %
2	LIU I-Ling	35 %
1	CHANG Chia-Chi	40 %
A	-	-
Team Total		38 %

KAZ - Kazakhstan		Shot Success Game
4	ALLIYAROVA Tilsimay	56 %
3 V	KOLYKHALOVA Yekaterina	92 %
2	TASTEMIR Merey	58 %
1 S	EBAUYER Angelina	73 %
A	EBAUYER Regina	-
Team Total		70 %

Last Stone Draw		Distance
⌚	CHANG Chia-Chi	26.7cm
⌚	YANG Ko	54.2cm
Total		80.9cm

Last Stone Draw		Distance
⌚	KOLYKHALOVA Yekaterina	177.2cm
⌚	TASTEMIR Merey	80.6cm
Total		257.8cm

Time remaining: 6 minutes 14 seconds

Time remaining: 17 minutes 6 seconds

Time-out: End 4 - TPE stone 8

Shot Success Analysis

TPE - Chinese Taipei		⌚	⌚	Game
4	YANG Ko	Draws 2 25%	2 0%	4 13%
		Take-outs 6 38%	1 0%	7 32%
	Total	8 34%	3 0%	11 25%
3	LEE Yi-Chun	Draws 1 50%	1 100%	2 75%
		Take-outs 6 42%	4 50%	10 45%
	Total	7 43%	5 60%	12 50%
2	LIU I-Ling	Draws 4 31%	3 50%	7 39%
		Take-outs 5 30%	0 -	5 30%
	Total	9 31%	3 50%	12 35%
1	CHANG Chia-Chi	Draws 6 58%	2 38%	8 53%
		Take-outs 4 13%	0 -	4 13%
	Total	10 40%	2 38%	12 40%
A	-	Draws 0 -	0 -	0 -
		Take-outs 0 -	0 -	0 -
	Total	0 -	0 -	0 -
Team		Draws 13 44%	8 41%	21 43%
		Take-outs 21 32%	5 40%	26 34%
	Total	34 37%	13 40%	47 38%

KAZ - Kazakhstan		⌚	⌚	Game
4	ALLIYAROVA Tilsimay	Draws 6 46%	1 75%	7 50%
		Take-outs 3 92%	2 25%	5 65%
	Total	9 61%	3 42%	12 56%
3	KOLYKHALOVA Yekaterina	Draws 4 81%	3 92%	7 86%
		Take-outs 3 100%	2 100%	5 100%
	Total	7 89%	5 95%	12 92%
2	TASTEMIR Merey	Draws 7 68%	1 0%	8 59%
		Take-outs 3 58%	1 50%	4 56%
	Total	10 65%	2 25%	12 58%
1	EBAUYER Angelina	Draws 11 80%	0 -	11 80%
		Take-outs 1 0%	0 -	1 0%
	Total	12 73%	0 -	12 73%
A	EBAUYER Regina	Draws 0 -	0 -	0 -
		Take-outs 0 -	0 -	0 -
	Total	0 -	0 -	0 -
Team		Draws 28 70%	5 70%	33 70%
		Take-outs 10 75%	5 60%	15 70%
	Total	38 71%	10 65%	48 70%

Note:

Position and function for each team member:

4 = Fourth, 3 = Third, 2 = Second, 1 = Lead, A = Alternate, S = Skip, V = Vice-Skip

Legend:

⌚ Clockwise

⌚ Counter-clockwise

LSFE(*) Last Stone First End

X Unplayed/unfinished end due to concession



Game - Shot by Shot
每投统计数据

End 1 ● TPE - Chinese Taipei 0 + 0 (this end) = 0 ● KAZ - Kazakhstan 0 + 3 (this end) = 3



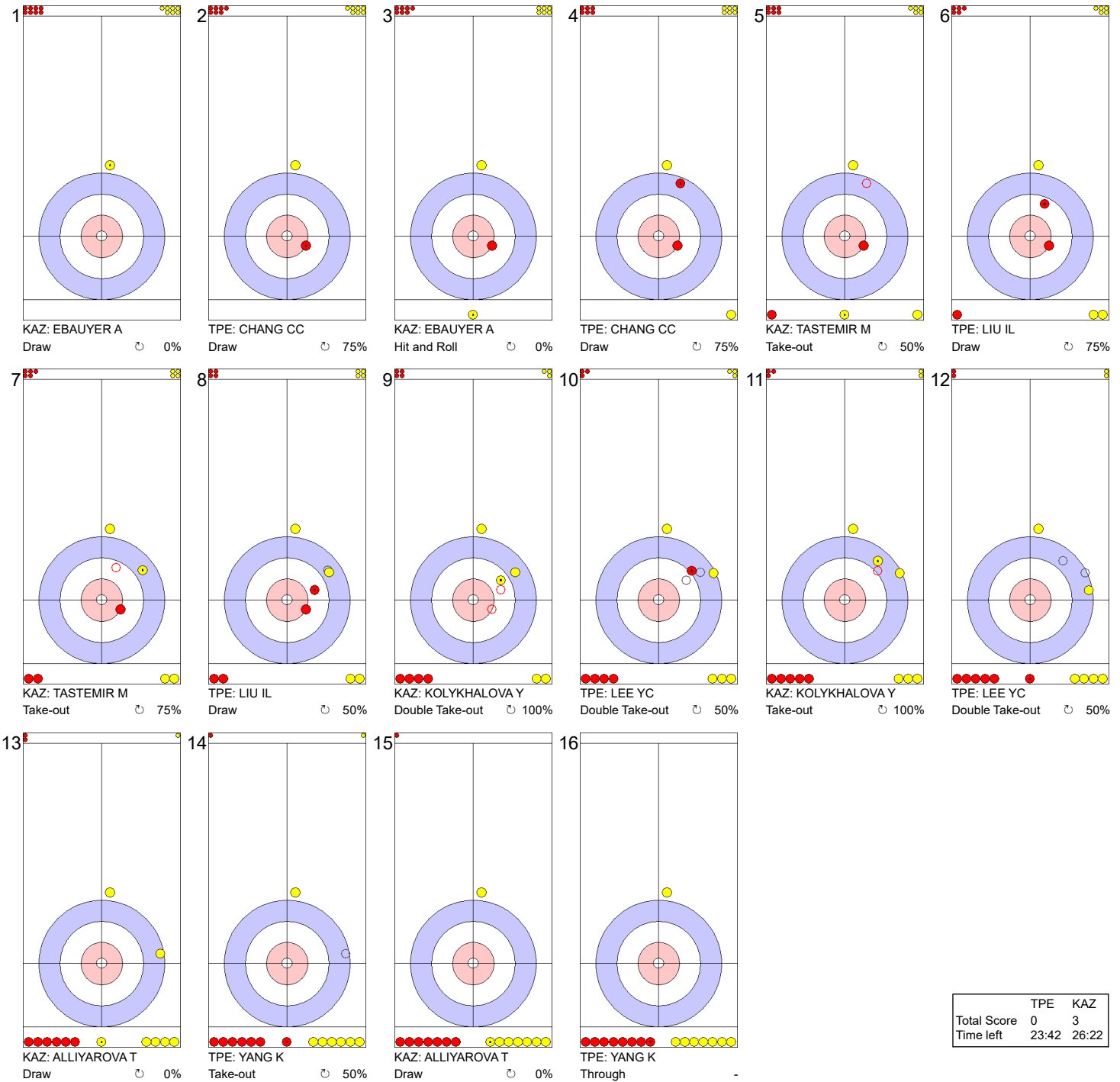
	TPE	KAZ
Total Score	0	3
Time left	26:43	28:18

Legend:
 Clockwise Counter-clockwise - Not considered



Game - Shot by Shot
每投统计数据

End 2 ● TPE - Chinese Taipei 0 + 0 (this end) = 0 ● KAZ - Kazakhstan 3 + 0 (this end) = 3



	TPE	KAZ
Total Score	0	3
Time left	23:42	26:22

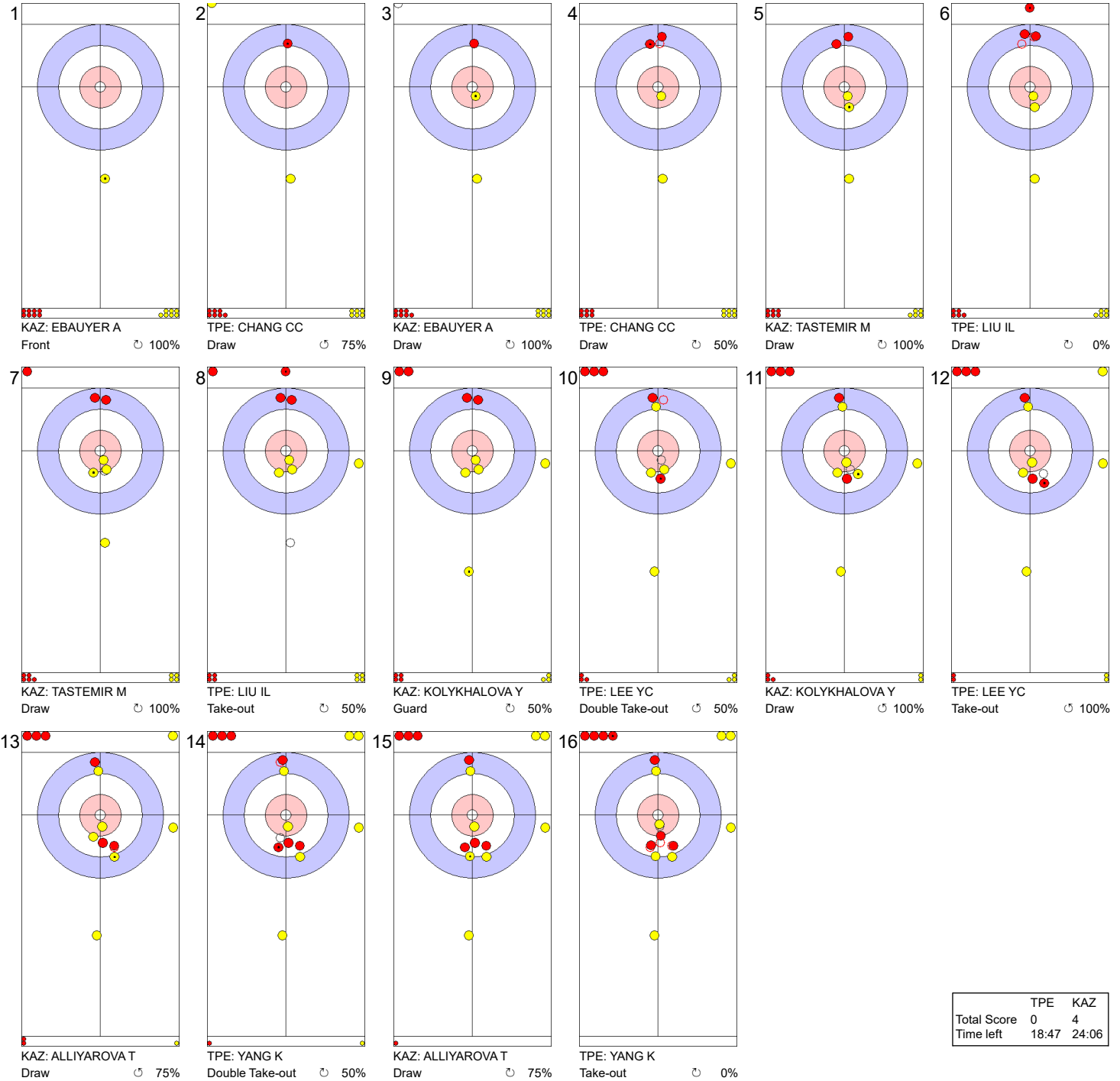
Legend:
 ↻ Clockwise ↺ Counter-clockwise - Not considered

Timing & Results provided by **BORNAN**



Game - Shot by Shot
每投统计数据

End 3 ● TPE - Chinese Taipei 0 + 0 (this end) = 0 ● KAZ - Kazakhstan 3 + 1 (this end) = 4



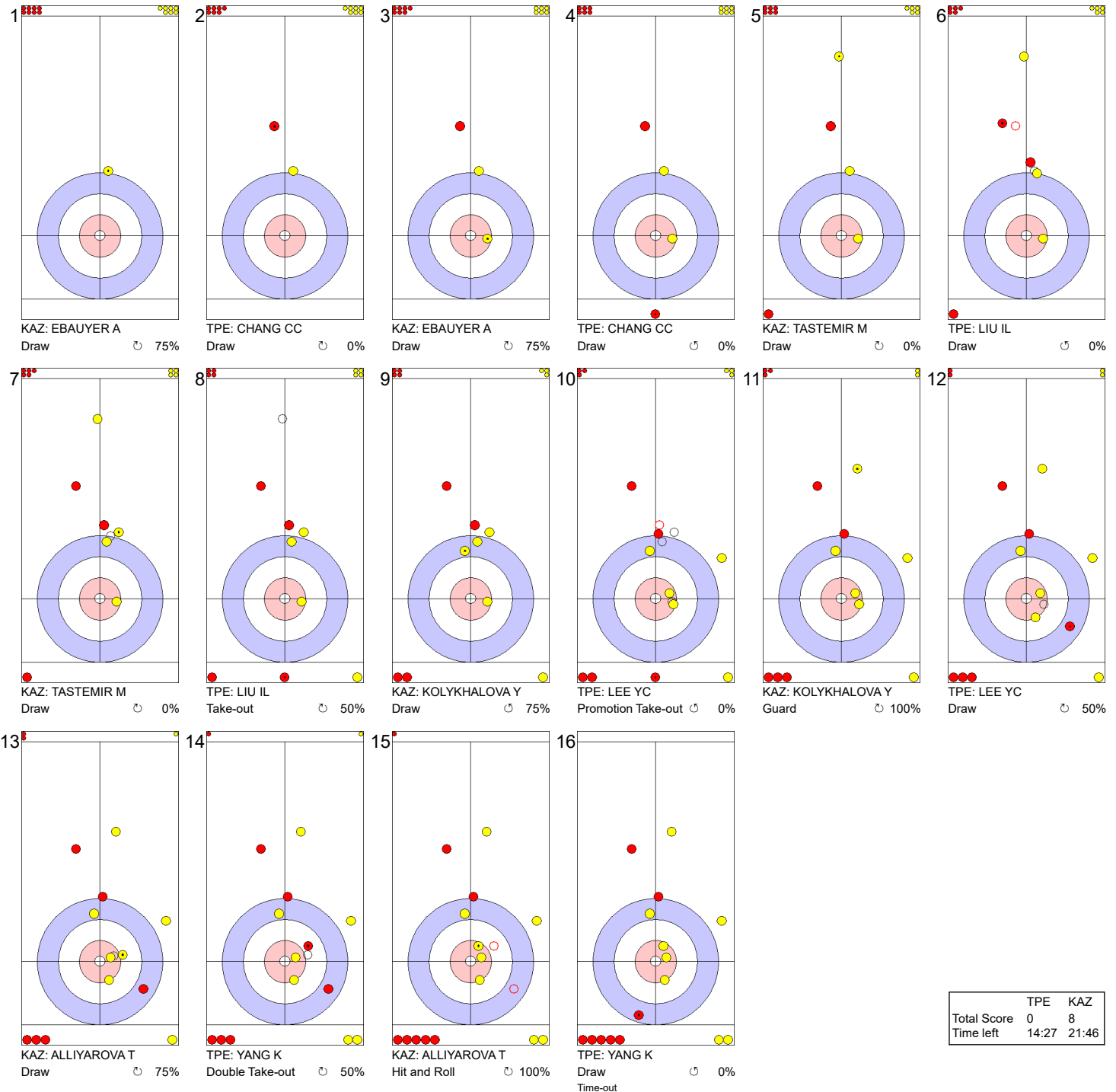
	TPE	KAZ
Total Score	0	4
Time left	18:47	24:06

Legend:
 ↻ Clockwise ↺ Counter-clockwise - Not considered

Timing & Results provided by BORNAN

Game - Shot by Shot
每投统计数据

End 4 ● TPE - Chinese Taipei 0 + 0 (this end) = 0 ● KAZ - Kazakhstan 4 + 4 (this end) = 8



	TPE	KAZ
Total Score	0	8
Time left	14:27	21:46

Legend:
 Clockwise Counter-clockwise - Not considered

Timing & Results provided by BORNAN



Game - Shot by Shot
每投统计数据

End 5 ● TPE - Chinese Taipei 0 + 0 (this end) = 0 ● KAZ - Kazakhstan 8 + 1 (this end) = 9



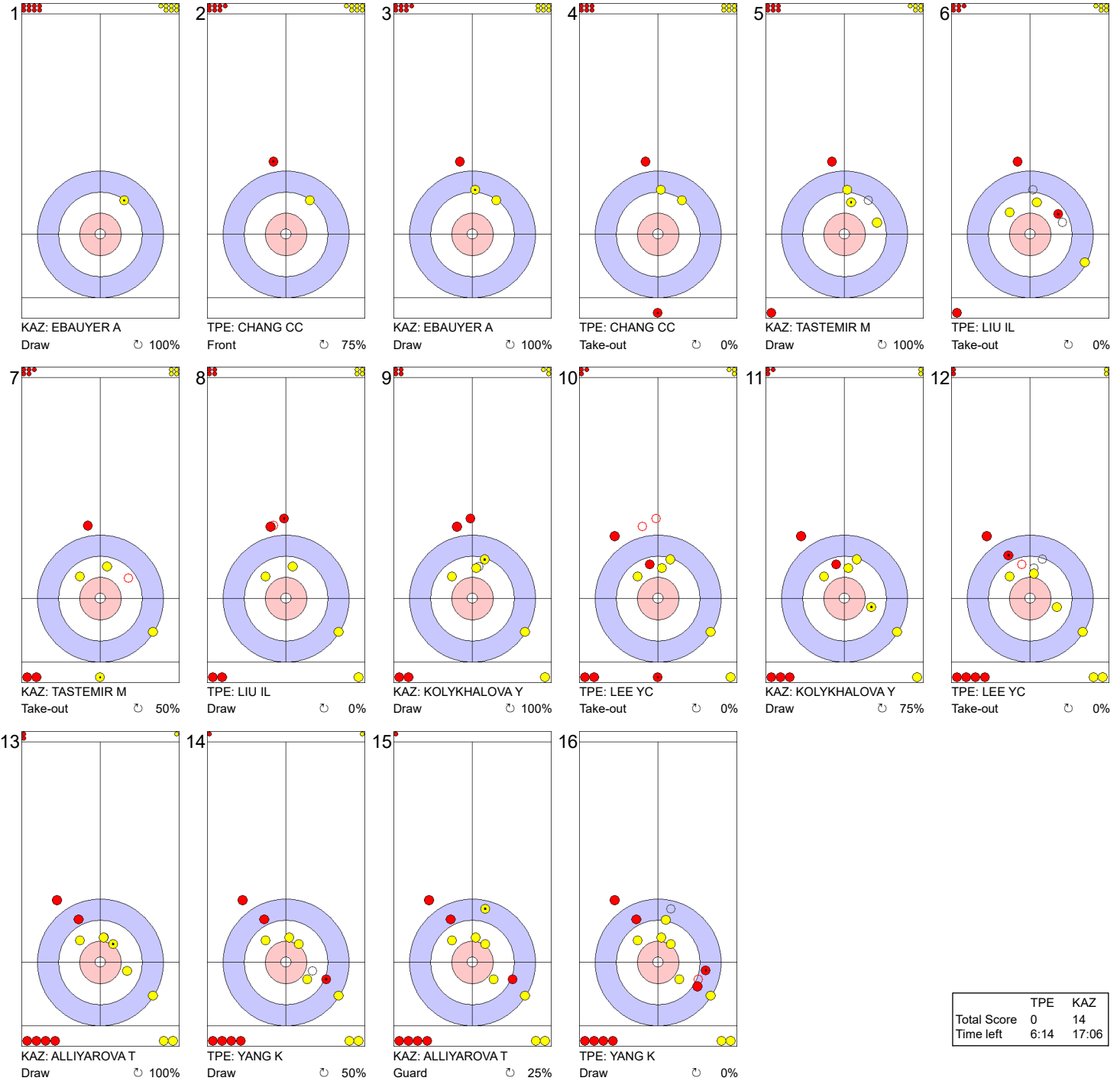
	TPE	KAZ
Total Score	0	9
Time left	10:52	19:23

Legend:
 Clockwise Counter-clockwise - Not considered

Timing & Results provided by BORNAN

Game - Shot by Shot
每投统计数据

End 6 ● TPE - Chinese Taipei 0 + 0 (this end) = 0 ● KAZ - Kazakhstan 9 + 5 (this end) = 14



	TPE	KAZ
Total Score	0	14
Time left	6:14	17:06

Legend:
 Clockwise Counter-clockwise - Not considered



Game Results
比赛成绩

Sheet	Team	LSFE	1	2	3	4	5	6	7	8	Extra Ends	Total
E	THA - Thailand		0	0	0	0	0	0	X	X		0
	KOR - Republic of Korea	*	5	2	2	2	2	1	X	X		14

THA - Thailand	
4 S	JAOSAP Phichayathida
3 V	KUMPEERAKIT Nattida
2	PUNYANERAMITDEE Wanvisa
1	NATCHANARONG Kanya
A	KAEWMORAKOT Supakan

KOR - Republic of Korea	
4 S	GIM Eunji
3 V	KIM Minji
2	SEOL Yeji
1	SEOL Yeeun
A	KIM Suji

Last Stone Draw		Distance
↻	NATCHANARONG Kanya	199.6cm
↻	KUMPEERAKIT Nattida	199.6cm
Total		399.2cm

Time remaining: 8 minutes 42 seconds

Last Stone Draw		Distance
↻	GIM Eunji	199.6cm
↻	KIM Minji	34.5cm
Total		234.1cm

Time remaining: 10 minutes 54 seconds

Note:
Position and function for each team member:
4 = Fourth, 3 = Third, 2 = Second, 1 = Lead, A = Alternate, S = Skip, V = Vice-Skip

Legend:
↻ Clockwise ↻ Counter-clockwise LSFE(*) Last Stone First End
X Unplayed/unfinished end due to concession



Session Results and Standings

每轮比赛成绩和排名

Sheet	Team	LSD/LSFE	1	2	3	4	5	6	7	8	Extra Ends	Total
A	THA - Thailand	261.7cm	1	0	0	1	0	1	0	X		3
	HKG - Hong Kong, China	232.6cm *	0	1	3	0	3	0	2	X		9
B	KOR - Republic of Korea	34.1cm *	1	0	0	2	1	0	2	X		6
	JPN - Japan	34.3cm	0	0	1	0	0	3	0	X		4
C	QAT - Qatar	313.5cm	0	0	0	1	0	0	X	X		1
	PHI - Philippines	163.4cm *	0	5	2	0	5	1	X	X		13
D	CHN - People's Republic of China	58.1cm *	8	0	2	3	0	1	X	X		14
	TPE - Chinese Taipei	80.8cm	0	1	0	0	1	0	X	X		2

Current Standings

Rank	Team	Games	Wins	Losses
1	CHN - People's Republic of China	2	2	0
1	KOR - Republic of Korea	2	2	0
1	PHI - Philippines	2	2	0
4	HKG - Hong Kong, China	2	1	1
4	JPN - Japan	2	1	1
6	KAZ - Kazakhstan	1	0	1
6	QAT - Qatar	1	0	1
8	THA - Thailand	2	0	2
8	TPE - Chinese Taipei	2	0	2

Note:
Under World Curling rules, tie-breaking rules for standings are not applied until after the last game of the round robin.

Legend:
LSD Last Stone Draw LSFE(*) Last Stone First End X Unplayed/unfinished end due to concession



Game Results
比赛成绩

Sheet	Team	LSFE	1	2	3	4	5	6	7	8	Extra Ends	Total
A	THA - Thailand		1	0	0	1	0	1	0	X		3
	HKG - Hong Kong, China	*	0	1	3	0	3	0	2	X		9

THA - Thailand	
4 S	JAOSAP Phichayathida
3 V	KUMPEERAKIT Nattida
2	KAEWMORAKOT Supakan
1	PUNYANERAMITDEE Wanvisa
A	NATCHANARONG Kanya

HKG - Hong Kong, China	
4 S	HUNG Ling-Yue
3 V	SHANG Wing In Ada
2	HU Pianpian
1	CHAN Ka
A	WONG Yuen Ting

Last Stone Draw		Distance
🕒	KUMPEERAKIT Nattida	130.6cm
🕒	PUNYANERAMITDEE Wanvisa	131.1cm
Total		261.7cm
Time remaining: 6 minutes 21 seconds		

Last Stone Draw		Distance
🕒	HU Pianpian	33.0cm
🕒	SHANG Wing In Ada	199.6cm
Total		232.6cm
Time remaining: 6 minutes 0 seconds		

Note:
Position and function for each team member:
4 = Fourth, 3 = Third, 2 = Second, 1 = Lead, A = Alternate, S = Skip, V = Vice-Skip

Legend:
🕒 Clockwise 🕒 Counter-clockwise LSFE(*) Last Stone First End
X Unplayed/unfinished end due to concession



Game Results

比赛成绩

Sheet	Team	LSFE	1	2	3	4	5	6	7	8	Extra Ends	Total
B	KOR - Republic of Korea	*	1	0	0	2	1	0	2	X		6
	JPN - Japan		0	0	1	0	0	3	0	X		4

KOR - Republic of Korea		Shot Success Game
4 S	GIM Eunji	75%
3 V	KIM Minji	89%
2	KIM Suji	92%
1	SEOL Yeeun	91%
A	SEOL Yeji	-
Team Total		87%

JPN - Japan		Shot Success Game
4 S	MIURA Yuina	72%
3	YASUI Suzune	67%
2	SAKUMA Yuna	56%
1 V	MATSUNAGA Ai	78%
A	IKEDA Hana	-
Team Total		68%

Last Stone Draw	Distance
⌚ KIM Minji	30.0cm
⌚ GIM Eunji	4.1cm
Total	34.1cm

Last Stone Draw	Distance
⌚ MATSUNAGA Ai	18.8cm
⌚ YASUI Suzune	15.5cm
Total	34.3cm

Time remaining: 3 minutes 1 second

Time remaining: 2 minutes 1 second

Time-out: End 8 - JPN stone 4

Shot Success Analysis

KOR - Republic of Korea		⌚	⌚	Game
4	GIM Eunji	Draws 5 75%	5 100%	10 88%
		Take-outs 3 50%	2 50%	5 50%
		Total 8 66%	7 86%	15 75%
3	KIM Minji	Draws 3 92%	4 100%	7 96%
		Take-outs 4 100%	5 70%	9 83%
		Total 7 96%	9 83%	16 89%
2	KIM Suji	Draws 1 75%	5 95%	6 92%
		Take-outs 5 85%	5 100%	10 93%
		Total 6 83%	10 98%	16 92%
1	SEOL Yeeun	Draws 0 -	13 88%	13 88%
		Take-outs 1 100%	2 100%	3 100%
		Total 1 100%	15 90%	16 91%
A	SEOL Yeji	Draws 0 -	0 -	0 -
		Take-outs 0 -	0 -	0 -
		Total 0 -	0 -	0 -
Team		Draws 9 81%	27 94%	36 90%
		Take-outs 13 83%	14 82%	27 82%
		Total 22 82%	41 90%	63 87%

JPN - Japan		⌚	⌚	Game
4	MIURA Yuina	Draws 5 70%	1 100%	6 75%
		Take-outs 7 68%	2 75%	9 69%
		Total 12 69%	3 83%	15 72%
3	YASUI Suzune	Draws 2 88%	1 50%	3 75%
		Take-outs 6 54%	7 75%	13 65%
		Total 8 63%	8 72%	16 67%
2	SAKUMA Yuna	Draws 5 85%	5 60%	10 73%
		Take-outs 1 50%	5 25%	6 29%
		Total 6 79%	10 43%	16 56%
1	MATSUNAGA Ai	Draws 5 100%	9 61%	14 75%
		Take-outs 1 100%	1 100%	2 100%
		Total 6 100%	10 65%	16 78%
A	IKEDA Hana	Draws 0 -	0 -	0 -
		Take-outs 0 -	0 -	0 -
		Total 0 -	0 -	0 -
Team		Draws 17 85%	16 63%	33 74%
		Take-outs 15 63%	15 60%	30 62%
		Total 32 75%	31 61%	63 68%

Note:

Position and function for each team member:

4 = Fourth, 3 = Third, 2 = Second, 1 = Lead, A = Alternate, S = Skip, V = Vice-Skip

Legend:

⌚ Clockwise

⌚ Counter-clockwise

LSFE(*) Last Stone First End

X Unplayed/unfinished end due to concession

Game - Shot by Shot
每投统计数据

End 1 ● KOR - Republic of Korea 0 + 1 (this end) = 1 ● JPN - Japan 0 + 0 (this end) = 0



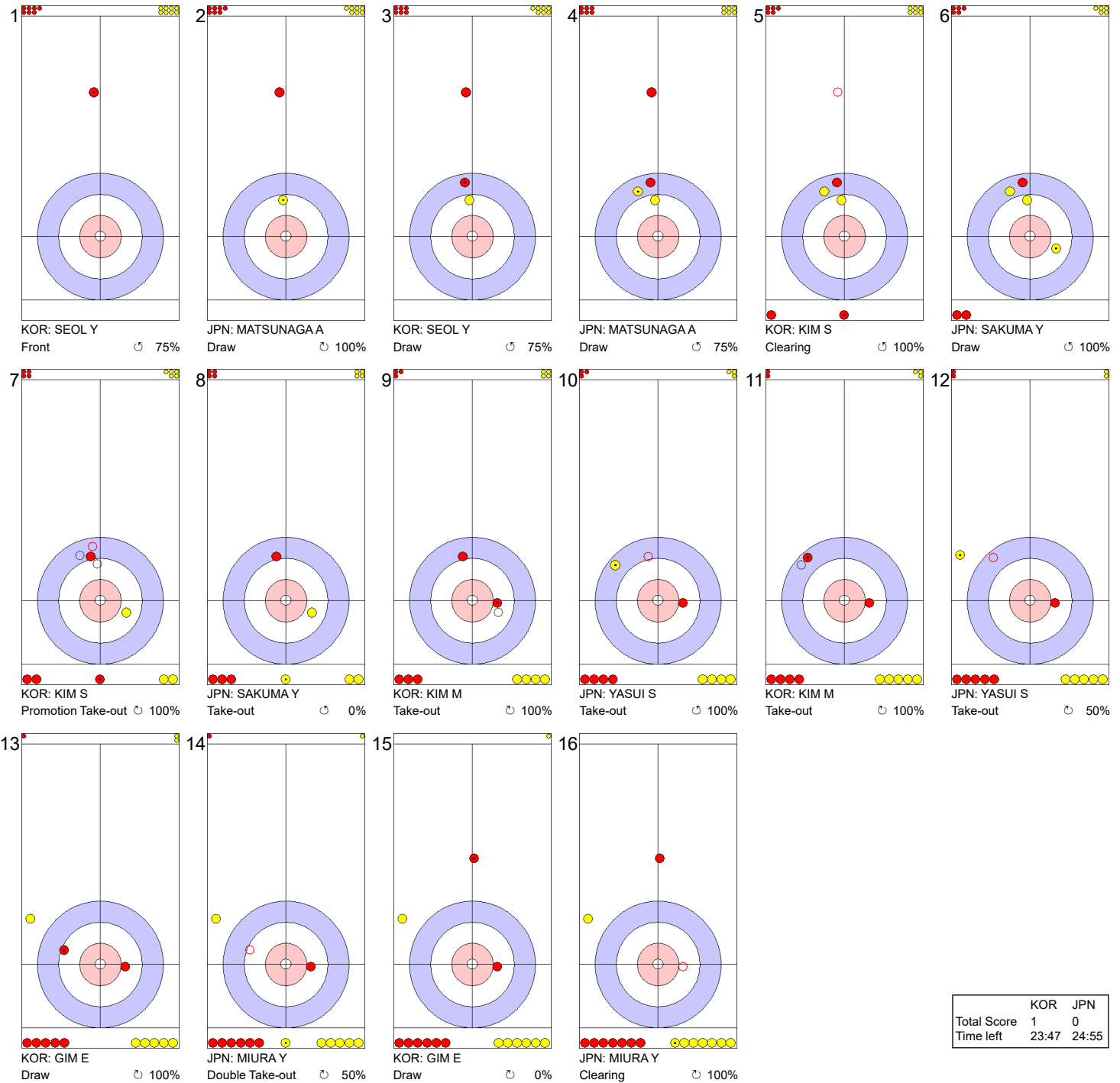
	KOR	JPN
Total Score	1	0
Time left	26:53	27:52

Legend: ↻ Clockwise ↺ Counter-clockwise - Not considered

Timing & Results provided by BORNAN

Game - Shot by Shot
每投统计数据

End 2 ● KOR - Republic of Korea 1 + 0 (this end) = 1 ○ JPN - Japan 0 + 0 (this end) = 0



	KOR	JPN
Total Score	1	0
Time left	23:47	24:55

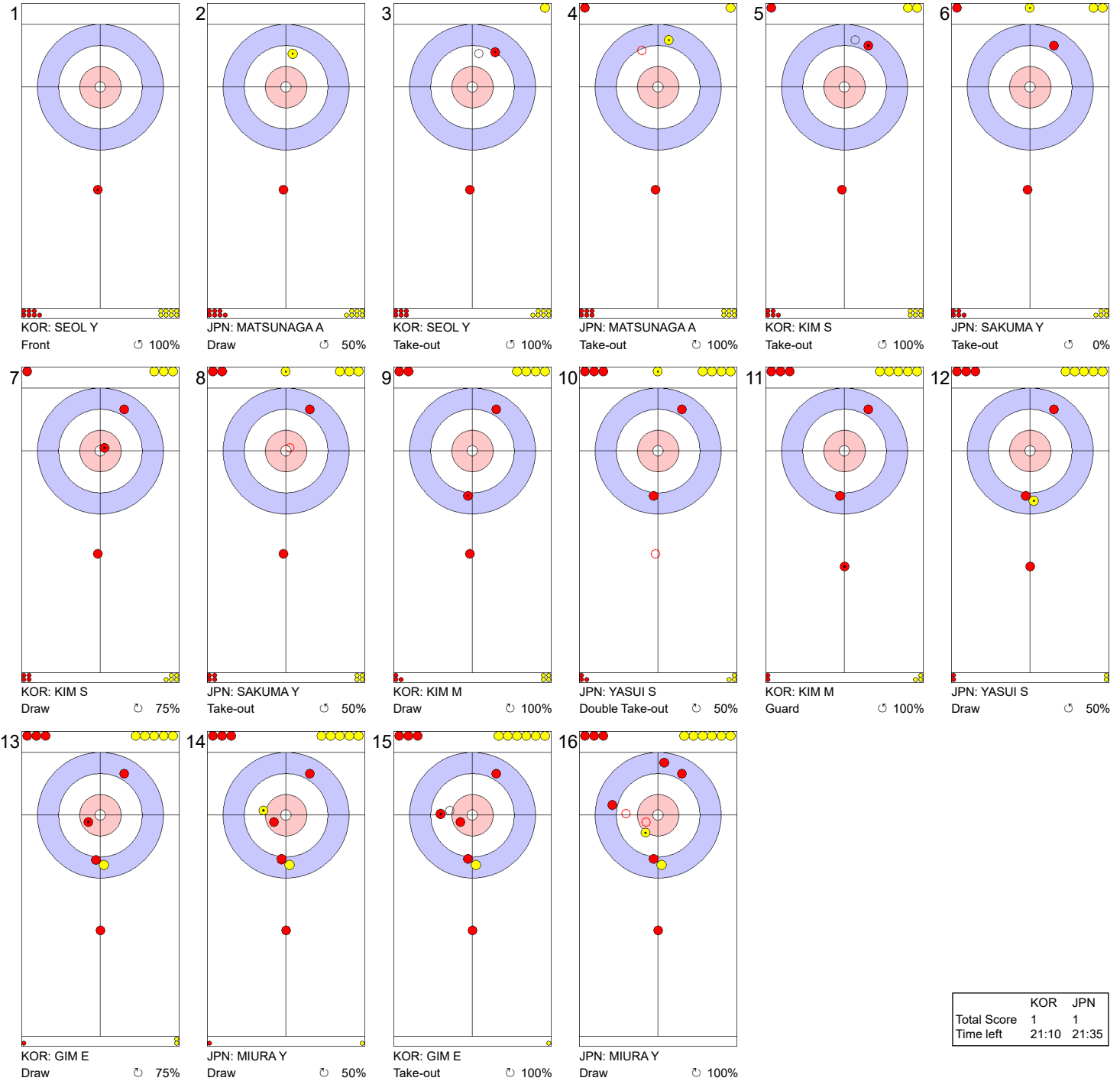
Legend: ↻ Clockwise ↺ Counter-clockwise - Not considered

Timing & Results provided by BORNAN



Game - Shot by Shot
每投统计数据

End 3 ● KOR - Republic of Korea 1 + 0 (this end) = 1 ● JPN - Japan 0 + 1 (this end) = 1



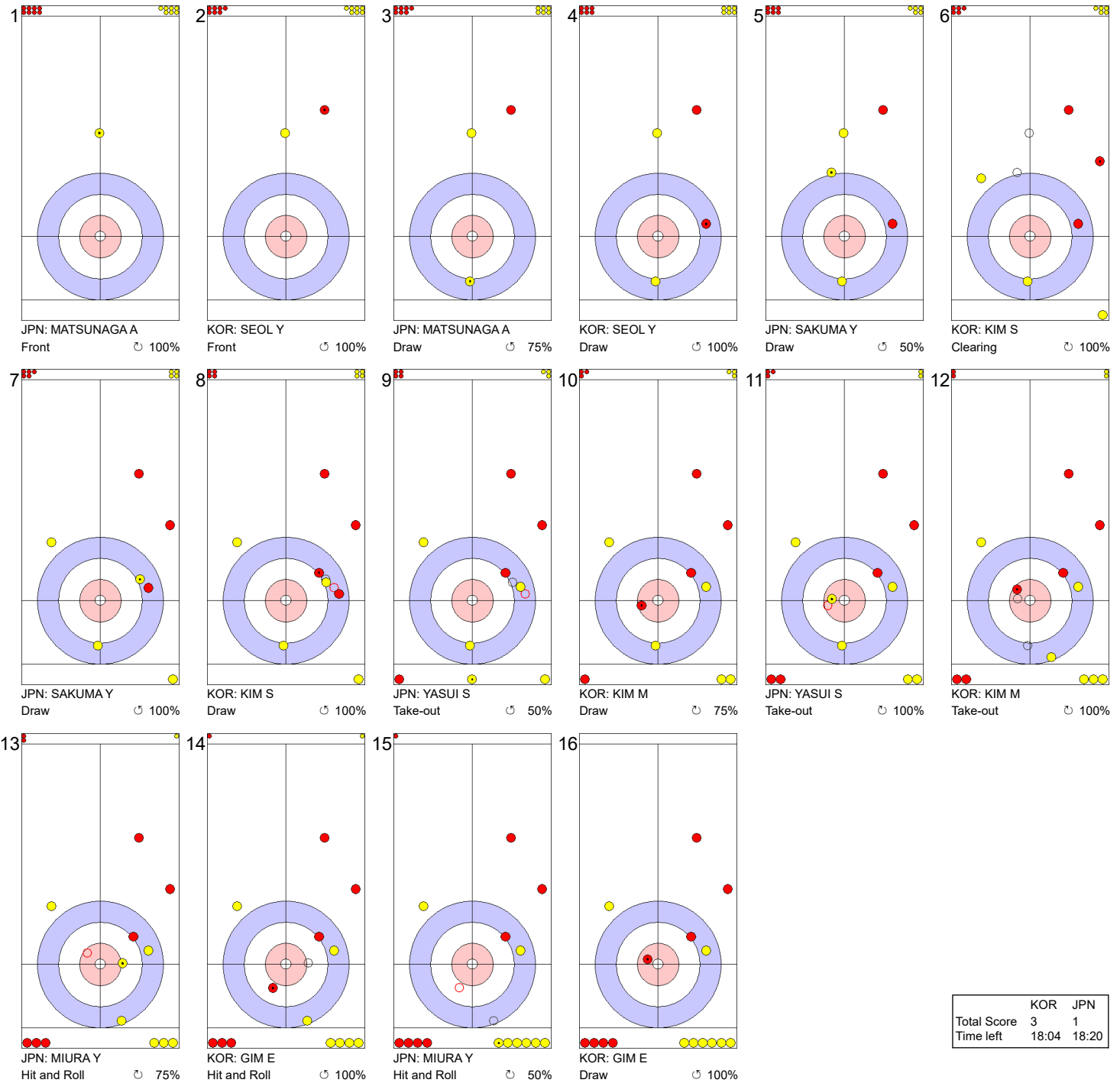
	KOR	JPN
Total Score	1	1
Time left	21:10	21:35

Legend: ↻ Clockwise ↺ Counter-clockwise - Not considered

Timing & Results provided by BORNAN

Game - Shot by Shot
每投统计数据

End 4 ● KOR - Republic of Korea 1 + 2 (this end) = 3 ○ JPN - Japan 1 + 0 (this end) = 1



Legend: ○ Clockwise ↺ Counter-clockwise - Not considered

Timing & Results provided by BORNAN

Game - Shot by Shot
每投统计数据

End 5 ● KOR - Republic of Korea 3 + 1 (this end) = 4 ● JPN - Japan 1 + 0 (this end) = 1

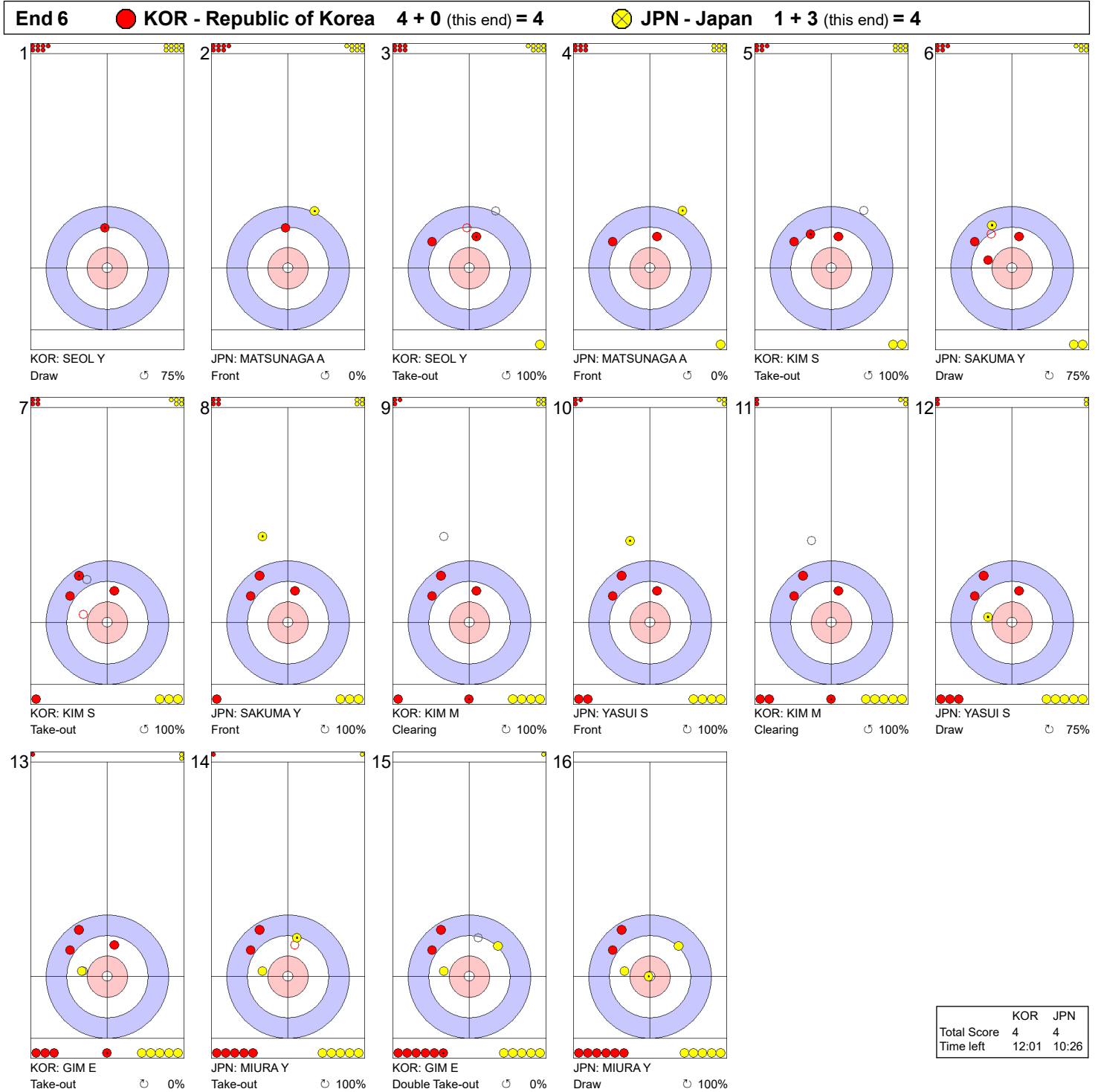


	KOR	JPN
Total Score	4	1
Time left	15:04	13:36

Legend: ↻ Clockwise ↺ Counter-clockwise - Not considered

Timing & Results provided by BORNAN

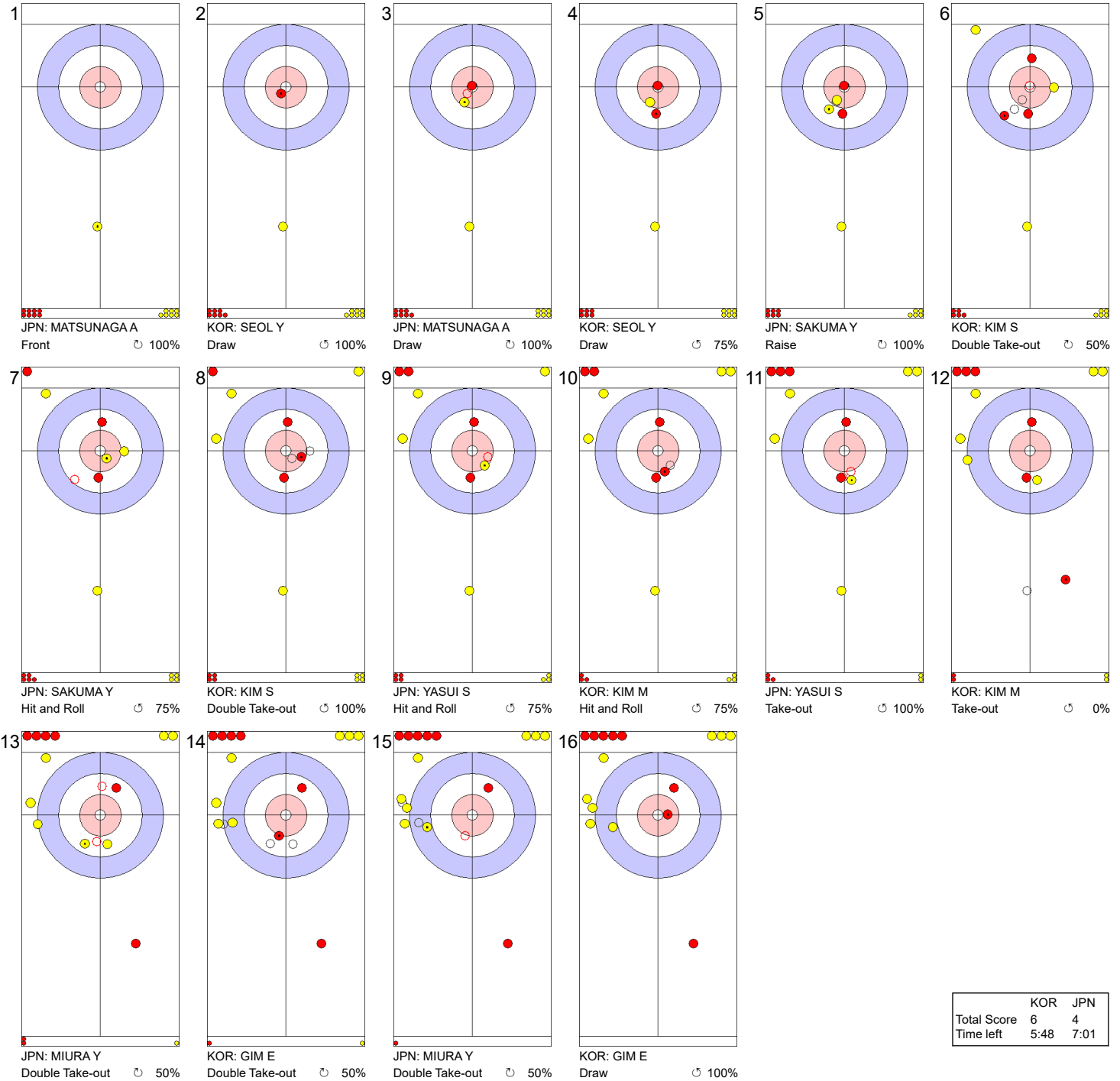
Game - Shot by Shot
每投统计数据



Legend:
 ↻ Clockwise ↺ Counter-clockwise - Not considered

Game - Shot by Shot
每投统计数据

End 7 ● KOR - Republic of Korea 4 + 2 (this end) = 6 ● JPN - Japan 4 + 0 (this end) = 4



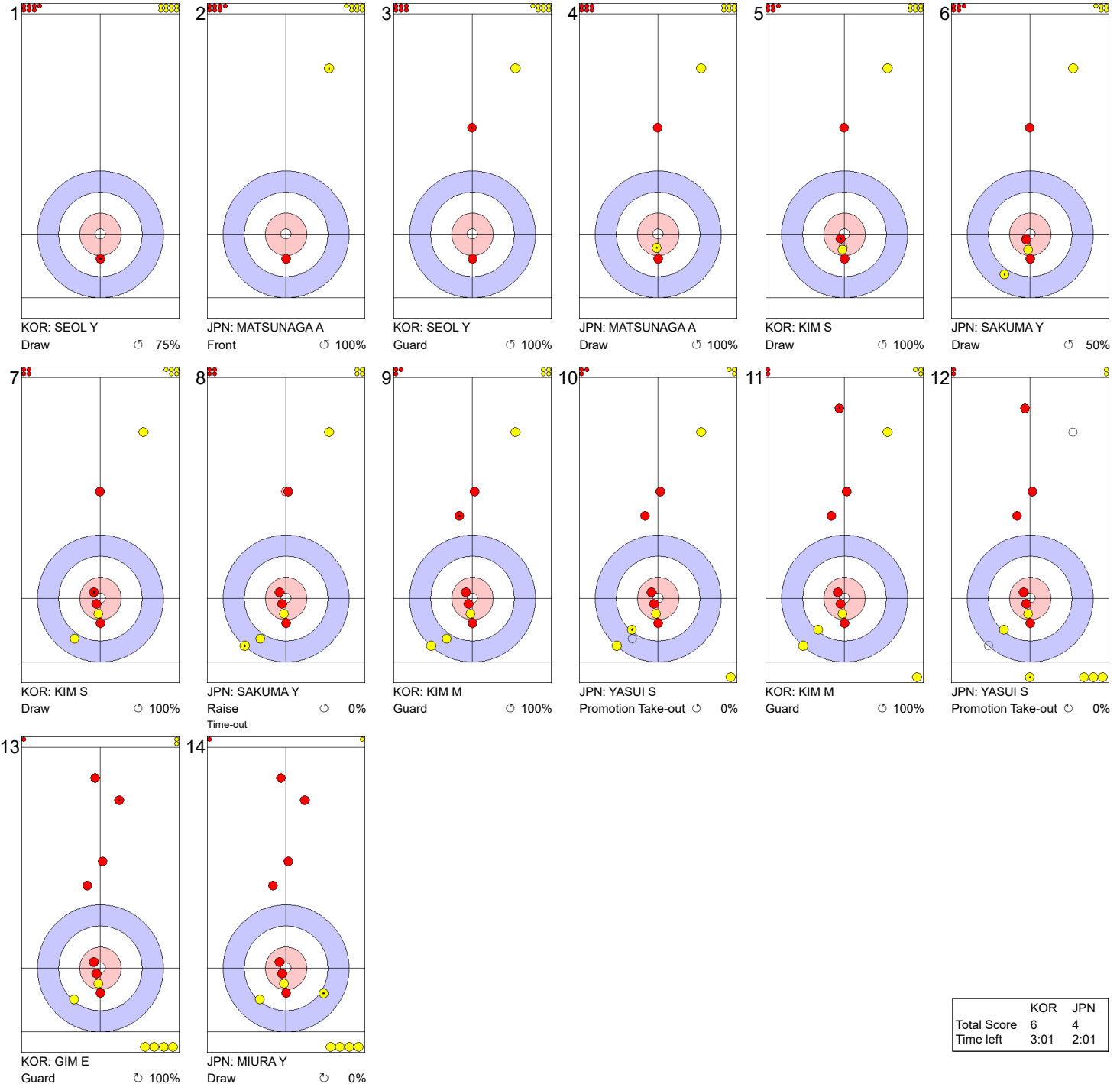
	KOR	JPN
Total Score	6	4
Time left	5:48	7:01

Legend: ↻ Clockwise ↺ Counter-clockwise - Not considered



Game - Shot by Shot
每投统计数据

End 8 ● KOR - Republic of Korea 6 + X (this end) = 6 ○ JPN - Japan 4 + X (this end) = 4



	KOR	JPN
Total Score	6	4
Time left	3:01	2:01

Legend:
 ↻ Clockwise ↺ Counter-clockwise - Not considered
 X Unfinished end due to concession



Game Results

比赛成绩

Sheet	Team	LSFE	1	2	3	4	5	6	7	8	Extra Ends	Total
C	QAT - Qatar		0	0	0	1	0	0	X	X		1
	PHI - Philippines	*	0	5	2	0	5	1	X	X		13

QAT - Qatar		Shot Success Game
4 S	AL-QAET Amna Homoud	29%
3	AL-QAET Sara Homoud	33%
2 V	AL-FAHAD Fatima Ahmed	27%
1	AL-FAHAD Haseena Hassan	46%
A	AL-FAHAD Aldana Ahmed	-
Team Total		34%

PHI - Philippines		Shot Success Game
4 S	DUBBERSTEIN Kathleen Sumbillo	58%
3	AN Leilani Sumbillo	56%
2 V	MARIANO Sheila Imperial	50%
1	BONACHE Anne	53%
A	de la FUENTE Jennifer	50%
Team Total		54%

Last Stone Draw		Distance
⌚	AL-FAHAD Haseena Hassan	113.9cm
⌚	AL-QAET Amna Homoud	199.6cm
Total		313.5cm

Time remaining: 7 minutes 42 seconds

Time-out: End 5 - QAT stone 8

Last Stone Draw		Distance
⌚	BONACHE Anne	137.9cm
⌚	MARIANO Sheila Imperial	25.5cm
Total		163.4cm

Time remaining: 9 minutes 57 seconds

de la FUENTE J replaced BONACHE A at the beginning of End 6

Shot Success Analysis

QAT - Qatar		⌚	⌚	Game
4	AL-QAET Amna Homoud	Draws 3 0%	5 45%	8 28%
		Take-outs 0 -	4 31%	4 31%
	Total	3 0%	9 39%	12 29%
3	AL-QAET Sara Homoud	Draws 3 0%	4 56%	7 32%
		Take-outs 3 25%	2 50%	5 35%
	Total	6 13%	6 54%	12 33%
2	AL-FAHAD Fatima Ahmed	Draws 2 0%	3 0%	5 0%
		Take-outs 5 30%	2 88%	7 46%
	Total	7 21%	5 35%	12 27%
1	AL-FAHAD Haseena Hassan	Draws 5 80%	7 21%	12 46%
		Take-outs 0 -	0 -	0 -
	Total	5 80%	7 21%	12 46%
A	AL-FAHAD Aldana Ahmed	Draws 0 -	0 -	0 -
		Take-outs 0 -	0 -	0 -
	Total	0 -	0 -	0 -
Team		Draws 13 31%	19 32%	32 31%
		Take-outs 8 28%	8 50%	16 39%
Total		21 30%	27 37%	48 34%

PHI - Philippines		⌚	⌚	Game
4	DUBBERSTEIN Kathleen Sumbillo	Draws 3 0%	3 100%	6 50%
		Take-outs 3 50%	3 83%	6 67%
	Total	6 25%	6 92%	12 58%
3	AN Leilani Sumbillo	Draws 5 25%	3 100%	8 53%
		Take-outs 1 100%	3 50%	4 63%
	Total	6 38%	6 75%	12 56%
2	MARIANO Sheila Imperial	Draws 0 -	4 38%	4 38%
		Take-outs 4 38%	4 75%	8 56%
	Total	4 38%	8 56%	12 50%
1	BONACHE Anne	Draws 4 44%	3 67%	7 54%
		Take-outs 2 50%	1 50%	3 50%
	Total	6 46%	4 63%	10 53%
A	de la FUENTE Jennifer	Draws 0 -	2 50%	2 50%
		Take-outs 0 -	0 -	0 -
	Total	0 -	2 50%	2 50%
Team		Draws 12 25%	15 70%	27 50%
		Take-outs 10 50%	11 68%	21 60%
Total		22 36%	26 69%	48 54%

Note:

Position and function for each team member:

4 = Fourth, 3 = Third, 2 = Second, 1 = Lead, A = Alternate, S = Skip, V = Vice-Skip

Legend:

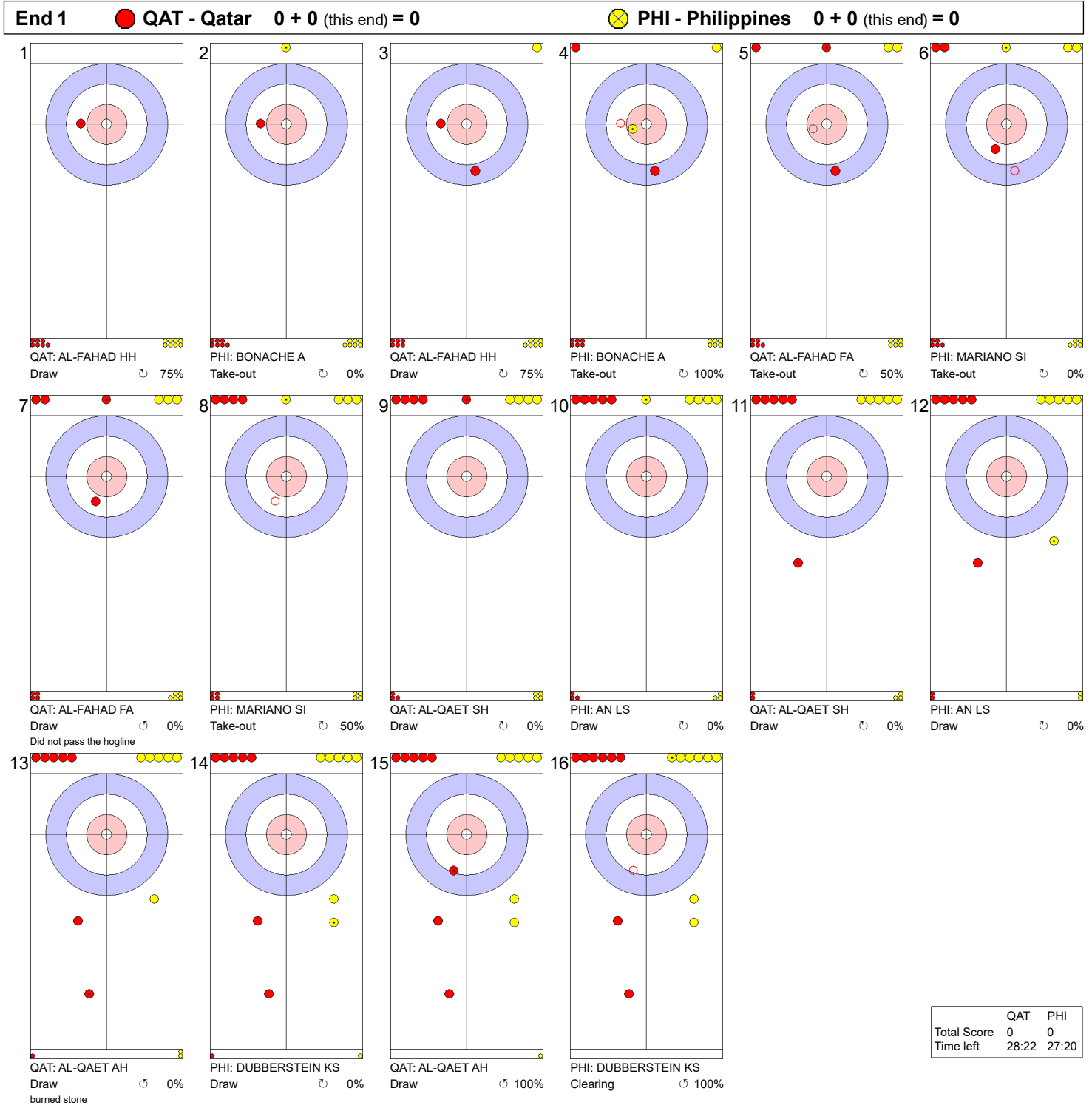
⌚ Clockwise

⌚ Counter-clockwise

LSFE(*) Last Stone First End

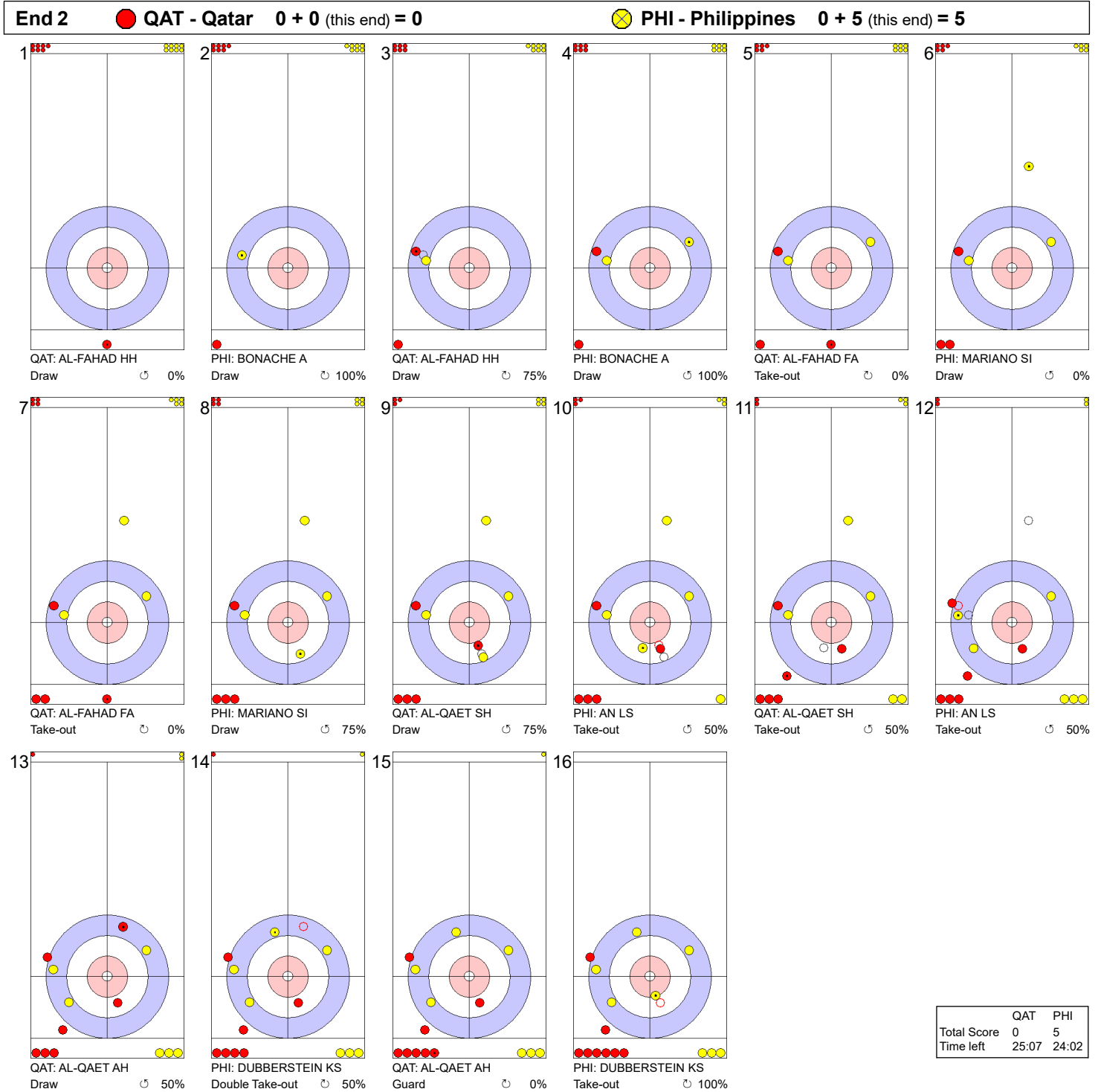
X Unplayed/unfinished end due to concession

Game - Shot by Shot
每投统计数据



Legend:
 ↻ Clockwise ↺ Counter-clockwise - Not considered

Game - Shot by Shot
每投统计数据



Legend:
 ↻ Clockwise ↺ Counter-clockwise - Not considered

Game - Shot by Shot
每投统计数据



Legend:
 ↻ Clockwise ↺ Counter-clockwise - Not considered

Game - Shot by Shot
每投统计数据

End 4 ● QAT - Qatar 0 + 1 (this end) = 1 ● PHI - Philippines 7 + 0 (this end) = 7



	QAT	PHI
Total Score	1	7
Time left	17:31	17:25

Legend: ↻ Clockwise ↺ Counter-clockwise - Not considered

Timing & Results provided by BORNAN



Game - Shot by Shot
每投统计数据



Legend:
 ↻ Clockwise ↺ Counter-clockwise - Not considered



Game Results
比赛成绩

Sheet	Team	LSFE	1	2	3	4	5	6	7	8	Extra Ends	Total
D	CHN - People's Republic of China	*	8	0	2	3	0	1	X	X		14
	TPE - Chinese Taipei		0	1	0	0	1	0	X	X		2

CHN - People's Republic of China	
4 S	WANG Rui
3 V	HAN Yu
2	DONG Ziqi
1	JIANG Jiayi
A	SU Tingyu

TPE - Chinese Taipei	
4 S	YANG Ko
3 V	LEE Yi-Chun
2	LIU I-Ling
1	CHANG Chia-Chi
A	CHOU Yi-Hsuan

Last Stone Draw		Distance
↻	HAN Yu	9.9cm
↻	WANG Rui	48.2cm
Total		58.1cm

Last Stone Draw		Distance
↻	LIU I-Ling	56.7cm
↻	LEE Yi-Chun	24.1cm
Total		80.8cm

Time remaining: 8 minutes 39 seconds

SU T replaced DONG Z at the beginning of End 5

Time remaining: 7 minutes 24 seconds

Time-out: End 5

Note:
Position and function for each team member:
4 = Fourth, 3 = Third, 2 = Second, 1 = Lead, A = Alternate, S = Skip, V = Vice-Skip

Legend:
↻ Clockwise ↻ Counter-clockwise LSFE(*) Last Stone First End
X Unplayed/unfinished end due to concession



Session Results and Standings

每轮比赛成绩和排名

Sheet	Team	LSD/LSFE	1	2	3	4	5	6	7	8	Extra Ends	Total
A	TPE - Chinese Taipei	193.3cm	0	0	0	0	0	0	X	X		0
	KOR - Republic of Korea	74.5cm *	2	2	2	3	1	1	X	X		11
B	PHI - Philippines	273.9cm *	1	1	3	1	0	1	0	X		7
	HKG - Hong Kong, China	386.3cm	0	0	0	0	1	0	1	X		2
C	CHN - People's Republic of China	134.8cm *	3	7	5	2	2	0	X	X		19
	THA - Thailand	229.9cm	0	0	0	0	0	1	X	X		1
D	KAZ - Kazakhstan	148.7cm	0	2	0	1	0	1	0	X		4
	JPN - Japan	73.6cm *	3	0	3	0	3	0	1	X		10

Current Standings

Rank	Team	Games	Wins	Losses
1	CHN - People's Republic of China	1	1	0
1	JPN - Japan	1	1	0
1	KOR - Republic of Korea	1	1	0
1	PHI - Philippines	1	1	0
5	HKG - Hong Kong, China	1	0	1
5	KAZ - Kazakhstan	1	0	1
5	THA - Thailand	1	0	1
5	TPE - Chinese Taipei	1	0	1
	QAT - Qatar	0		

Note:
Under World Curling rules, tie-breaking rules for standings are not applied until after the last game of the round robin.

Legend:
LSD Last Stone Draw LSFE(*) Last Stone First End X Unplayed/unfinished end due to concession

Game Results
比赛成绩

Sheet	Team	LSFE	1	2	3	4	5	6	7	8	Extra Ends	Total
A	TPE - Chinese Taipei		0	0	0	0	0	0	X	X		0
	KOR - Republic of Korea	*	2	2	2	3	1	1	X	X		11

TPE - Chinese Taipei	
4 S	YANG Ko
3 V	LEE Yi-Chun
2	LIU I-Ling
1	CHANG Chia-Chi
A	CHOU Yi-Hsuan

KOR - Republic of Korea	
4 S	GIM Eunji
3 V	KIM Minji
2	KIM Suji
1	SEOL Yeeun
A	SEOL Yeji

Last Stone Draw		Distance
↻	YANG Ko	128.0cm
↻	CHANG Chia-Chi	65.3cm
Total		193.3cm

Time remaining: 4 minutes 30 seconds

Last Stone Draw		Distance
↻	KIM Suji	6.2cm
↻	SEOL Yeeun	68.3cm
Total		74.5cm

Time remaining: 11 minutes 32 seconds

Note:
Position and function for each team member:
4 = Fourth, 3 = Third, 2 = Second, 1 = Lead, A = Alternate, S = Skip, V = Vice-Skip

Legend:
↻ Clockwise ↻ Counter-clockwise LSFE(*) Last Stone First End
X Unplayed/unfinished end due to concession

Game Results
比赛成绩

Sheet	Team	LSFE	1	2	3	4	5	6	7	8	Extra Ends	Total
B	PHI - Philippines	*	1	1	3	1	0	1	0	X		7
	HKG - Hong Kong, China		0	0	0	0	1	0	1	X		2

PHI - Philippines		Shot Success Game
4 S	DUBBERSTEIN Kathleen Sumbillo	79%
3	AN Leilani Sumbillo	43%
2 V	MARIANO Sheila Imperial	48%
1	BONACHE Anne	39%
A	de la FUENTE Jennifer	-
Team Total		52%

HKG - Hong Kong, China		Shot Success Game
4 S	HUNG Ling-Yue	55%
3 V	SHANG Wing In Ada	52%
2	HU Pianpian	61%
1	CHAN Ka	66%
A	WONG Yuen Ting	-
Team Total		58%

Last Stone Draw		Distance
⌚	DUBBERSTEIN Kathleen Sumbillo	139.3cm
⌚	AN Leilani Sumbillo	134.6cm
Total		273.9cm

Last Stone Draw		Distance
⌚	CHAN Ka	186.7cm
⌚	HUNG Ling-Yue	199.6cm
Total		386.3cm

Time remaining: 6 minutes 52 seconds

Time remaining: 5 minutes 49 seconds

Time-out: End 7 - HKG stone 7

Shot Success Analysis

PHI - Philippines		⌚	⌚	Game	
4	DUBBERSTEIN Kathleen Sumbillo	Draws	1 100%	5 65%	6 71%
		Take-outs	6 88%	2 75%	8 84%
		Total	7 89%	7 68%	14 79%
3	AN Leilani Sumbillo	Draws	6 21%	2 50%	8 28%
		Take-outs	3 67%	3 58%	6 63%
		Total	9 36%	5 55%	14 43%
2	MARIANO Sheila Imperial	Draws	1 0%	3 67%	4 50%
		Take-outs	4 63%	6 38%	10 48%
		Total	5 50%	9 47%	14 48%
1	BONACHE Anne	Draws	2 63%	8 41%	10 45%
		Take-outs	2 50%	2 0%	4 25%
		Total	4 56%	10 33%	14 39%
A	de la FUENTE Jennifer	Draws	0 -	0 -	0 -
		Take-outs	0 -	0 -	0 -
		Total	0 -	0 -	0 -
Team		Draws	10 35%	18 53%	28 46%
		Take-outs	15 72%	13 42%	28 58%
		Total	25 57%	31 48%	56 52%

HKG - Hong Kong, China		⌚	⌚	Game	
4	HUNG Ling-Yue	Draws	5 55%	6 71%	11 64%
		Take-outs	0 -	3 25%	3 25%
		Total	5 55%	9 56%	14 55%
3	SHANG Wing In Ada	Draws	7 54%	4 38%	11 48%
		Take-outs	1 0%	2 100%	3 67%
		Total	8 47%	6 58%	14 52%
2	HU Pianpian	Draws	6 54%	3 50%	9 53%
		Take-outs	3 67%	2 88%	5 75%
		Total	9 58%	5 65%	14 61%
1	CHAN Ka	Draws	5 35%	8 88%	13 67%
		Take-outs	1 50%	0 -	1 50%
		Total	6 38%	8 88%	14 66%
A	WONG Yuen Ting	Draws	0 -	0 -	0 -
		Take-outs	0 -	0 -	0 -
		Total	0 -	0 -	0 -
Team		Draws	23 50%	21 68%	44 59%
		Take-outs	5 50%	7 64%	12 58%
		Total	28 50%	28 67%	56 58%

Note:
Position and function for each team member:
4 = Fourth, 3 = Third, 2 = Second, 1 = Lead, A = Alternate, S = Skip, V = Vice-Skip

Legend:
⌚ Clockwise ⌚ Counter-clockwise LSFE(*) Last Stone First End
X Unplayed/unfinished end due to concession



Game - Shot by Shot
每投统计数据

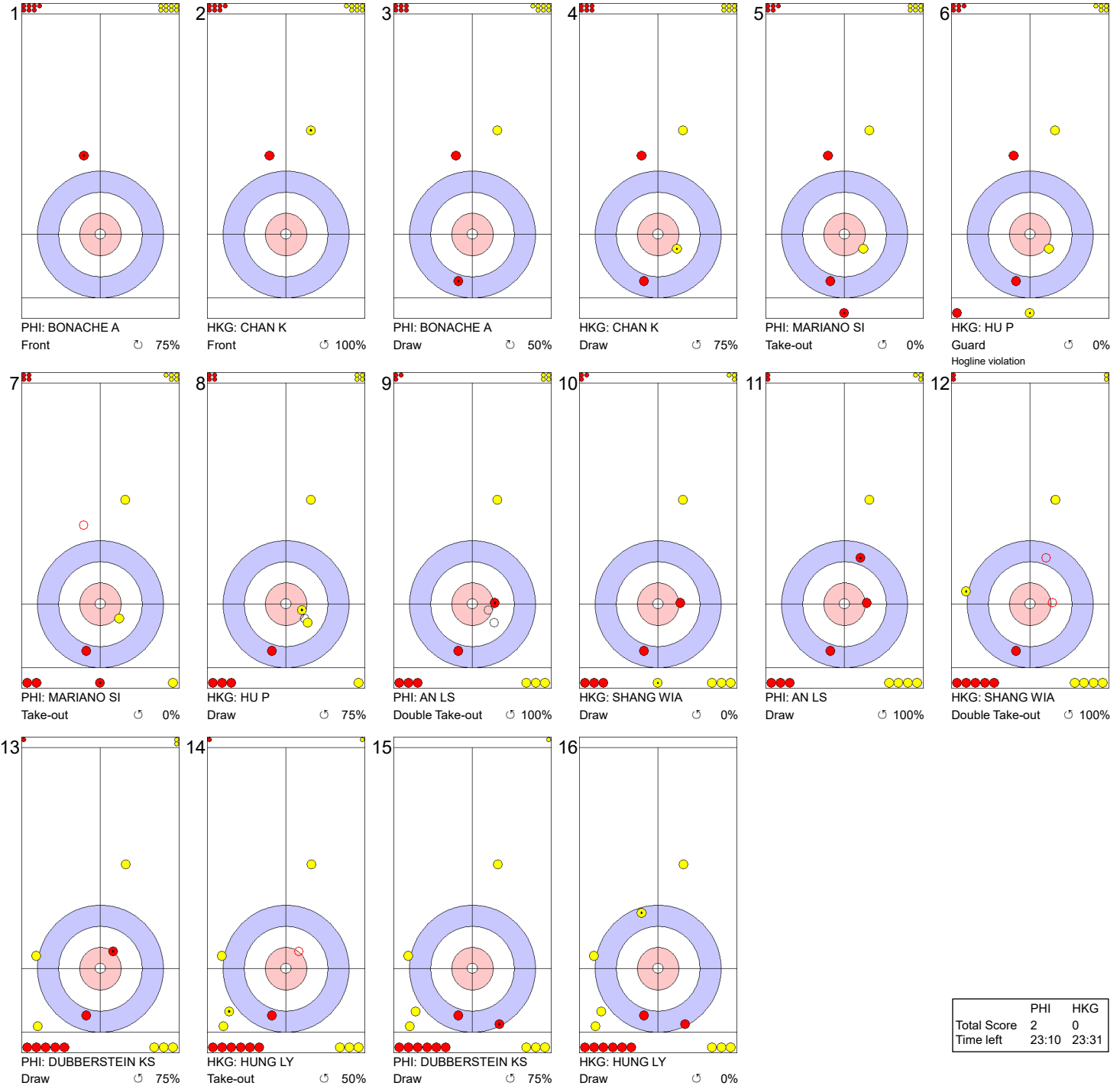


Legend:
 ↻ Clockwise ↺ Counter-clockwise - Not considered



Game - Shot by Shot
每投统计数据

End 2 ● PHI - Philippines 1 + 1 (this end) = 2 ● HKG - Hong Kong, China 0 + 0 (this end) = 0



	PHI	HKG
Total Score	2	0
Time left	23:10	23:31

Legend: ↻ Clockwise ↺ Counter-clockwise - Not considered

Timing & Results provided by BORNAN

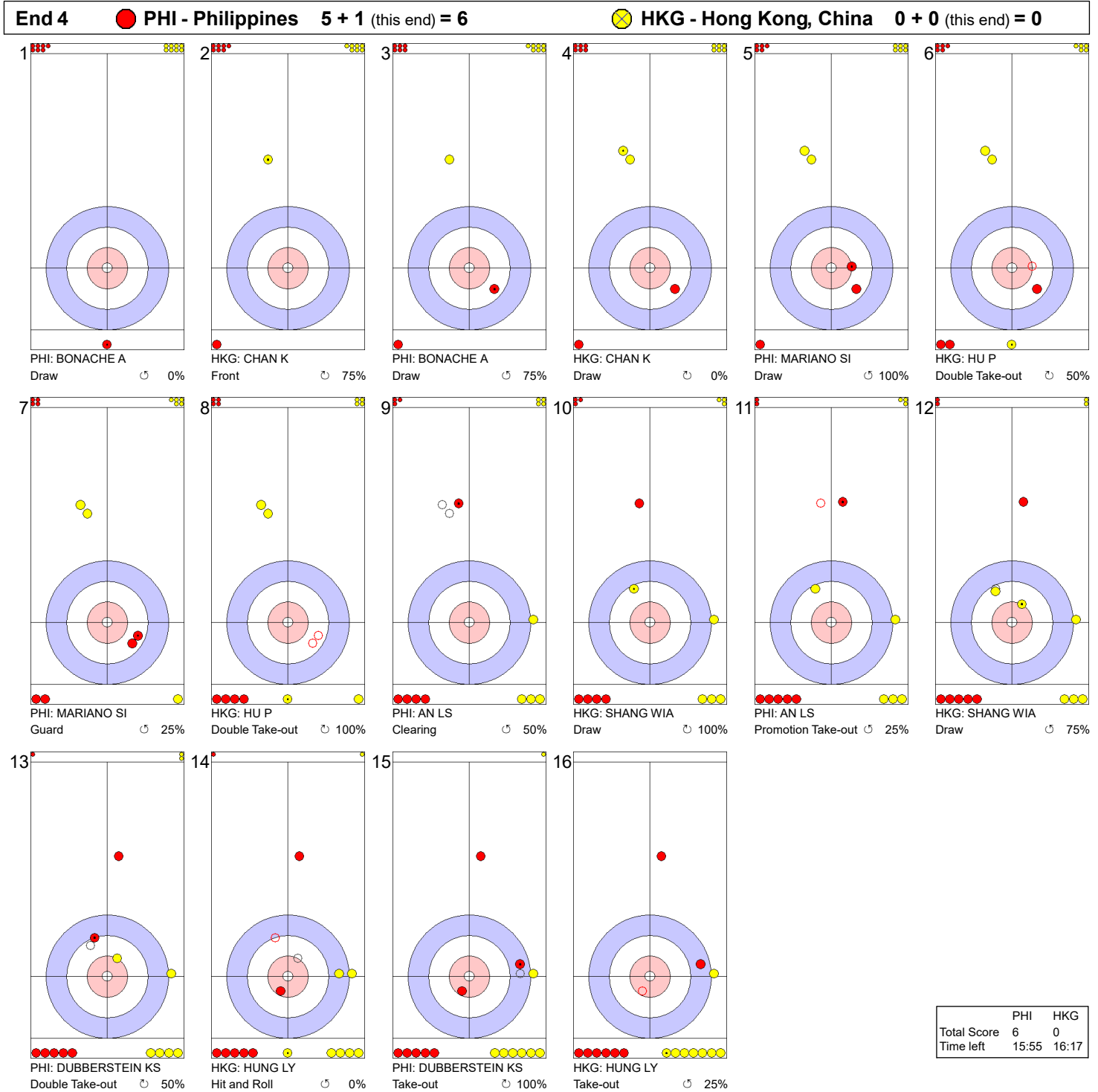


Game - Shot by Shot
每投统计数据



Legend:
 ↻ Clockwise ↺ Counter-clockwise - Not considered

Game - Shot by Shot
每投统计数据



Legend:
 ↻ Clockwise ↺ Counter-clockwise - Not considered

Game - Shot by Shot
每投统计数据



Legend:
 ↻ Clockwise ↺ Counter-clockwise - Not considered

Game - Shot by Shot

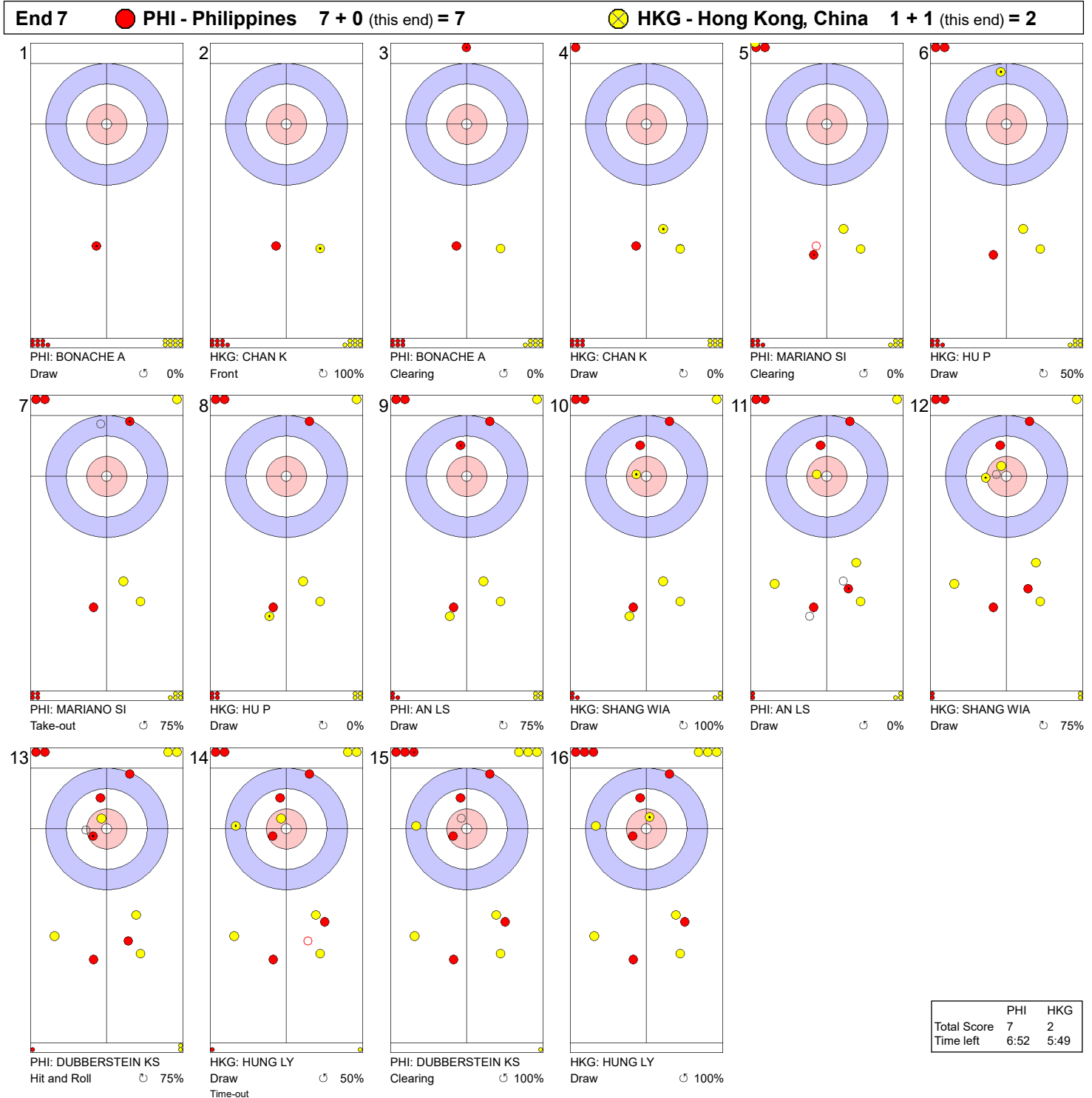
每投统计数据



Legend:
 ↻ Clockwise ↺ Counter-clockwise - Not considered



Game - Shot by Shot
每投统计数据



Legend:
 ↻ Clockwise ↺ Counter-clockwise - Not considered



Game Results

比赛成绩

Sheet	Team	LSFE	1	2	3	4	5	6	7	8	Extra Ends	Total
C	CHN - People's Republic of China	*	3	7	5	2	2	0	X	X		19
	THA - Thailand		0	0	0	0	0	1	X	X		1

CHN - People's Republic of China		Shot Success Game
4 S	WANG Rui	79%
3 V	HAN Yu	81%
2	DONG Ziqi	81%
1	JIANG Jiayi	90%
A	SU Tingyu	-
Team Total		83%

THA - Thailand		Shot Success Game
4 S	JAOSAP Phichayathida	27%
3 V	KUMPEERAKIT Nattida	38%
2	KAEWMORAKOT Supakan	38%
1	NATCHANARONG Kanya	48%
A	PUNYANERAMITDEE Wanvisa	-
Team Total		38%

Last Stone Draw	Distance
⌚ WANG Rui	38.7cm
⌚ HAN Yu	96.1cm
Total	134.8cm

Last Stone Draw	Distance
⌚ KAEWMORAKOT Supakan	30.3cm
⌚ JAOSAP Phichayathida	199.6cm
Total	229.9cm

Time remaining: 10 minutes 57 seconds

Time remaining: 11 minutes 16 seconds

Shot Success Analysis

CHN - People's Republic of China		⌚	⌚	Game	
4	WANG Rui	Draws	5 80%	2 75%	7 79%
		Take-outs	3 100%	2 50%	5 80%
		Total	8 88%	4 63%	12 79%
3	HAN Yu	Draws	2 88%	2 50%	4 69%
		Take-outs	5 90%	3 83%	8 88%
		Total	7 89%	5 70%	12 81%
2	DONG Ziqi	Draws	3 92%	2 75%	5 85%
		Take-outs	1 100%	6 75%	7 79%
		Total	4 94%	8 75%	12 81%
1	JIANG Jiayi	Draws	5 95%	5 80%	10 88%
		Take-outs	0 -	2 100%	2 100%
		Total	5 95%	7 86%	12 90%
A	SU Tingyu	Draws	0 -	0 -	0 -
		Take-outs	0 -	0 -	0 -
		Total	0 -	0 -	0 -
Team		Draws	15 88%	11 73%	26 82%
		Take-outs	9 94%	13 77%	22 84%
		Total	24 91%	24 75%	48 83%

THA - Thailand		⌚	⌚	Game	
4	JAOSAP Phichayathida	Draws	7 18%	3 58%	10 30%
		Take-outs	1 0%	1 25%	2 13%
		Total	8 16%	4 50%	12 27%
3	KUMPEERAKIT Nattida	Draws	5 40%	1 75%	6 46%
		Take-outs	5 35%	1 0%	6 29%
		Total	10 38%	2 38%	12 38%
2	KAEWMORAKOT Supakan	Draws	10 40%	1 0%	11 36%
		Take-outs	0 -	1 50%	1 50%
		Total	10 40%	2 25%	12 38%
1	NATCHANARONG Kanya	Draws	10 58%	1 0%	11 52%
		Take-outs	1 0%	0 -	1 0%
		Total	11 52%	1 0%	12 48%
A	PUNYANERAMITDEE Wanvisa	Draws	0 -	0 -	0 -
		Take-outs	0 -	0 -	0 -
		Total	0 -	0 -	0 -
Team		Draws	32 41%	6 42%	38 41%
		Take-outs	7 25%	3 25%	10 25%
		Total	39 38%	9 36%	48 38%

Note:

Position and function for each team member:

4 = Fourth, 3 = Third, 2 = Second, 1 = Lead, A = Alternate, S = Skip, V = Vice-Skip

Legend:

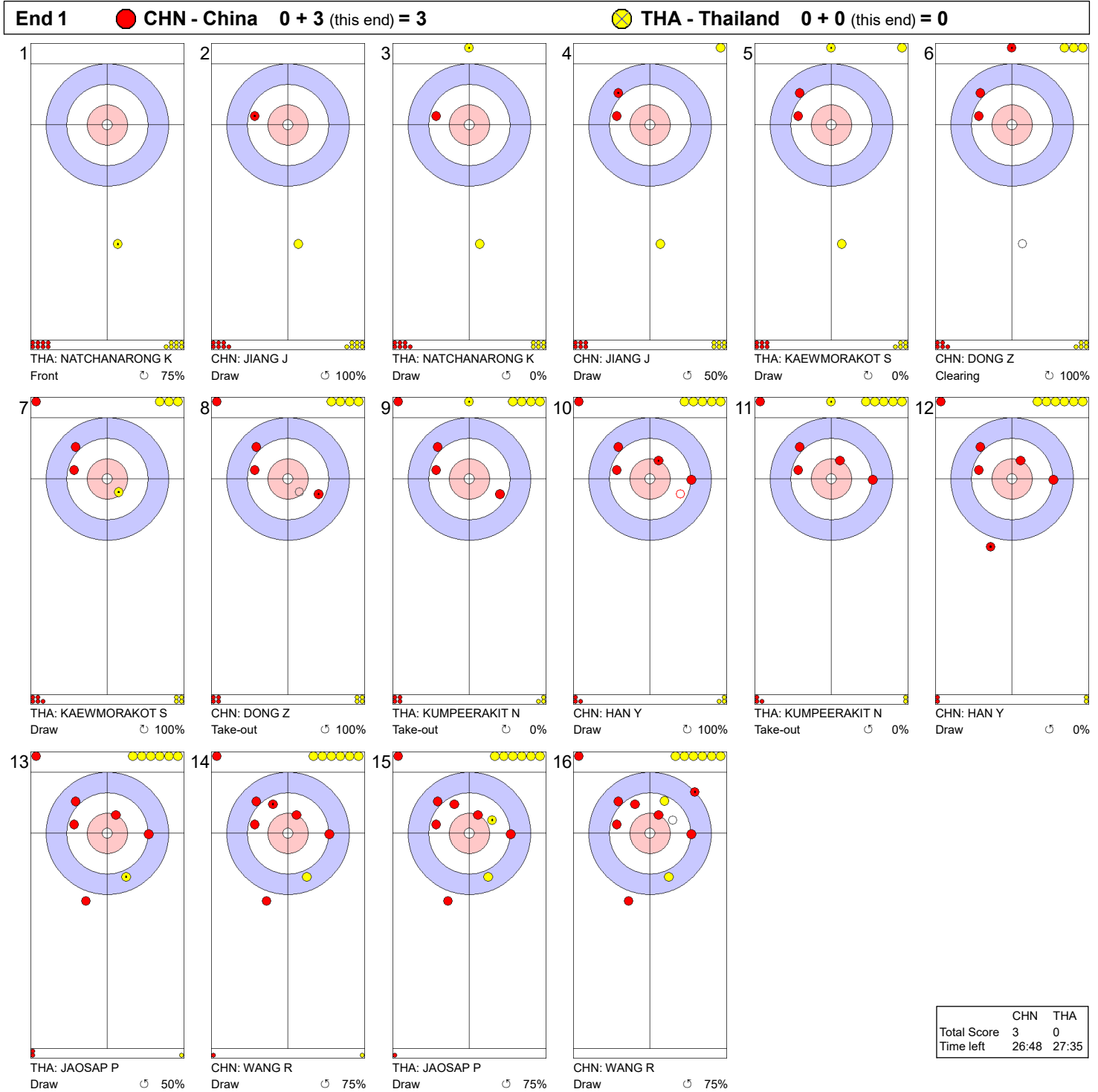
⌚ Clockwise

⌚ Counter-clockwise

LSFE(*) Last Stone First End

X Unplayed/unfinished end due to concession

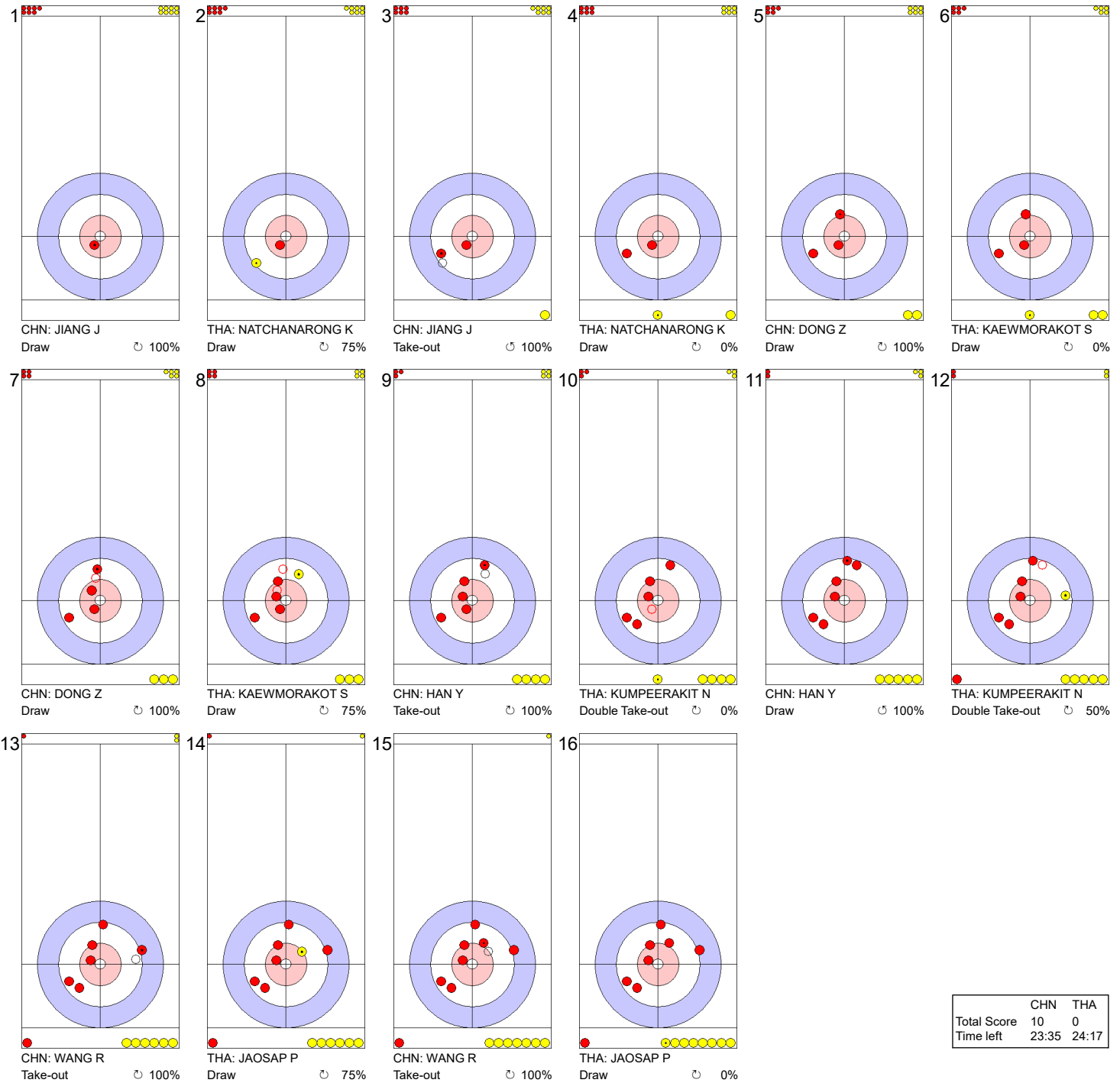
Game - Shot by Shot
每投统计数据



Legend:
 ↻ Clockwise ↺ Counter-clockwise - Not considered

Game - Shot by Shot
每投统计数据

End 2 ● CHN - China 3 + 7 (this end) = 10 ● THA - Thailand 0 + 0 (this end) = 0



	CHN	THA
Total Score	10	0
Time left	23:35	24:17

Legend:
 Clockwise Counter-clockwise - Not considered

Timing & Results provided by BORNAN



Game - Shot by Shot
每投统计数据

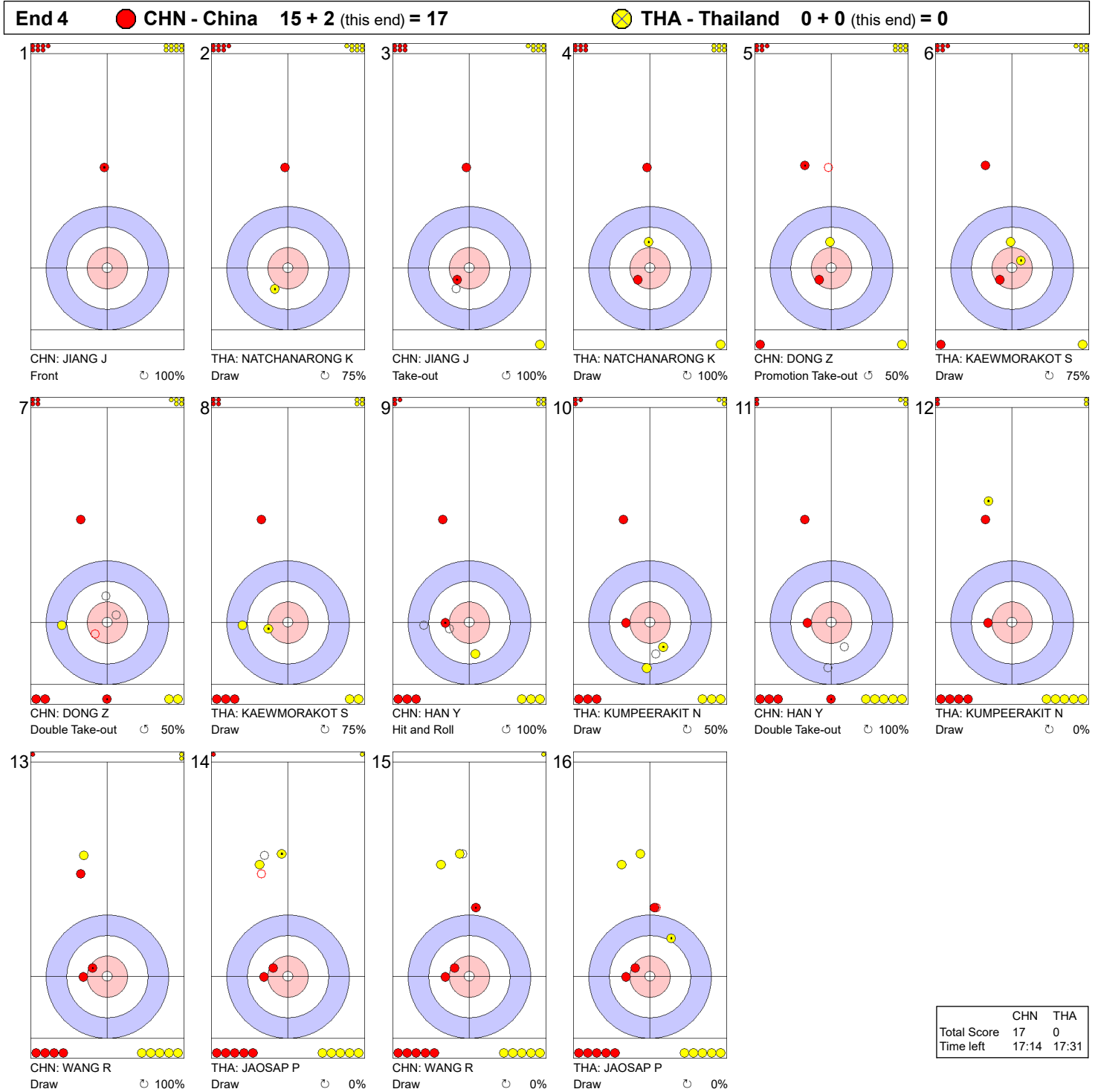


Legend:
 ↻ Clockwise ↺ Counter-clockwise - Not considered





Game - Shot by Shot
每投统计数据



Legend:
 ↻ Clockwise ↺ Counter-clockwise - Not considered

Game - Shot by Shot
每投统计数据

End 5 ● CHN - China 17 + 2 (this end) = 19 ● THA - Thailand 0 + 0 (this end) = 0



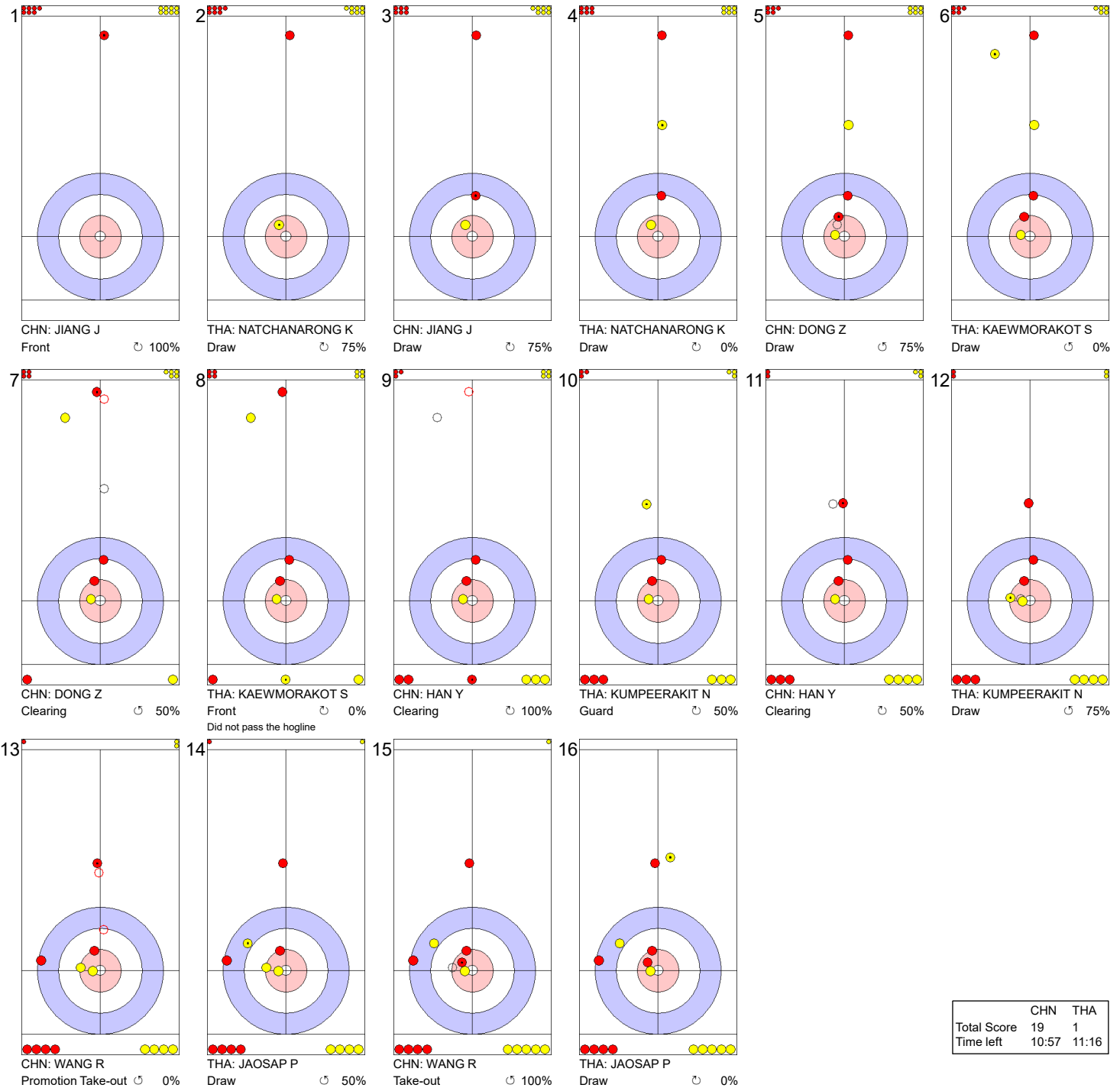
	CHN	THA
Total Score	19	0
Time left	14:05	14:53

Legend:
 Clockwise Counter-clockwise - Not considered

Timing & Results provided by BORNAN

Game - Shot by Shot
每投统计数据

End 6 ● CHN - China 19 + 0 (this end) = 19 ● THA - Thailand 0 + 1 (this end) = 1



	CHN	THA
Total Score	19	1
Time left	10:57	11:16

Legend: ↻ Clockwise ↻ Counter-clockwise - Not considered

Timing & Results provided by BORNAN



Game Results
比赛成绩

Sheet	Team	LSFE	1	2	3	4	5	6	7	8	Extra Ends	Total
D	KAZ - Kazakhstan		0	2	0	1	0	1	0	X		4
	JPN - Japan	*	3	0	3	0	3	0	1	X		10

KAZ - Kazakhstan

4 ALLIYAROVA Tilsimay
3 V KOLYKHALOVA Yekaterina
2 TASTEMIR Merey
1 S EBAUYER Angelina
A EBAUYER Regina

JPN - Japan

4 S MIURA Yuina
3 YASUI Suzune
2 SAKUMA Yuna
1 V MATSUNAGA Ai
A IKEDA Hana

Last Stone Draw

🕒 ALLIYAROVA Tilsimay
🕒 EBAUYER Angelina

Distance

78.3cm
70.4cm

Total

148.7cm

Time remaining: 5 minutes 31 seconds

Last Stone Draw

🕒 YASUI Suzune
🕒 MATSUNAGA Ai

Distance

18.2cm
55.4cm

Total

73.6cm

Time remaining: 10 minutes 4 seconds

Note:

Position and function for each team member:

4 = Fourth, 3 = Third, 2 = Second, 1 = Lead, A = Alternate, S = Skip, V = Vice-Skip

Legend:

🕒 Clockwise

🕒 Counter-clockwise

LSFE(*) Last Stone First End

X Unplayed/unfinished end due to concession



Entry List by Event

小项报名表

As of SUN 9 FEB 2025

REVISED
9 FEB 19:35

CHN - People's Republic of China		
4 S	WANG Rui	R
3 V	HAN Yu	R
2	DONG Ziqi	R
1	JIANG Jiayi	R
A	SU Tingyu	R
C	ZANG Jialiang	
NC	TAN Weidong (CAN)	
O	LI Dongyan	

HKG - Hong Kong, China		
4 S	HUNG Ling-Yue	R
3 V	SHANG Wing In Ada	R
2	HU Pianpian	L
1	CHAN Ka	R
A	WONG Yuen Ting	R
C	COLLINS Rick (CAN)	
2C	SMALL Nathan (CAN)	
O	CHIU Edmund Ka Tsun	

JPN - Japan		
4 S	MIURA Yuina	R
3	YASUI Suzune	R
2	SAKUMA Yuna	R
1 V	MATSUNAGA Ai	R
A	IKEDA Hana	R
C	DOI Takayuki	
O	YANAGI Hitoshi	
O	-	

KAZ - Kazakhstan		
4	ALLIYAROVA Tilsimay	R
3 V	KOLYKHALOVA Yekaterina	R
2	TASTEMIR Merey	R
1 S	EBAUYER Angelina	R
A	EBAUYER Regina	R
C	TULEGENOV Amanzhol	
O	-	
O	-	

KOR - Republic of Korea		
4 S	GIM Eunji	R
3 V	KIM Minji	R
2	KIM Suji	L
1	SEOL Yeeun	L
A	SEOL Yeji	R
C	SHIN Dong Ho	
O	LEE Hoseung	
O	-	

PHI - Philippines		
4 S	DUBBERSTEIN Kathleen Sumbillo	R
3	AN Leilani Sumbillo	R
2 V	MARIANO Sheila Imperial	R
1	BONACHE Anne	R
A	de la FUENTE Jennifer	R
C	GUTIERREZ Miguel	
2C	PFISTER Jessica	
O	-	

QAT - Qatar		
4 S	AL-QAET Amna Homoud	R
3 V	AL-FAHAD Fatima Ahmed	R
2	AL-FAHAD Haseena Hassan	R
1	AL-FAHAD Aldana Ahmed	R
A	AL-QAET Sara Homoud	R
C	BELLELI Lajos (HUN)	
O	ALRUMAIHI Naif Bader	
O	-	

THA - Thailand		
4 S	JAOSAP Pichayathida	R
3 V	KUMPEERAKIT Nattida	R
2	KAEW MORAKOT Supakan	R
1	NATCHANARONG Kanya	R
A	PUNYANERAMITDEE Wanvisa	R
C	CHOENGLINCHAN Archavit	
2C	SONKHAM Chanatip	
O	-	

TPE - Chinese Taipei		
4 S	YANG Ko	R
3 V	LEE Yi-Chun	R
2	LIU I-Ling	R
1	CHANG Chia-Chi	R
A	-	
C	RAULIUK Lisa Gail (USA)	
O	-	
O	-	



Entry List by Event

小项报名表

As of SUN 9 FEB 2025

REVISED
9 FEB 19:35

Note:

Position and function for each team member:

4 = Fourth, 3 = Third, 2 = Second, 1 = Lead, A = Alternate, S = Skip, V = Vice-Skip

C = Coach, 2C = 2nd Team Coach, NC = National Coach, T = Translator, O = Team Official

Legend:

L Left-handed

R Right-handed

REVISED

Team TPE: Alternate has been removed.

Timing & Results provided by **BORNAN**



Medallists

奖牌获得者

Medal	NOC	Name	Position - Function
GOLD	PHI - Philippines	PFISTER Marc	4 S
		HALLER Christian	3
		PFISTER Enrico	2
		FREI Alan	1
		DELARMENTE Benjo	A
SILVER	KOR - Republic of Korea	LEE Jaebeom	4 S
		KIM Hyojun	3
		KIM Eunbin	2
		PYO Jeongmin	1
		KIM Jinhun	A
BRONZE	CHN - People's Republic of China	XU Xiaoming	4 S
		FEI Xueqing	3
		WANG Zhiyu	2
		LI Zhichao	1
		YE Jianjun	A

Note:
Position and function for each team member:
4 = Fourth, 3 = Third, 2 = Second, 1 = Lead, A = Alternate, S = Skip



Final Standings 最终排名

Rank	Team	Players	Position - Function	Group Rank	DSC
1	PHI - Philippines	PFISTER Marc	4 S		
		HALLER Christian	3 V		
		PFISTER Enrico	2		
		FREI Alan	1		
		DELARMENTE Benjo	A		
2	KOR - Republic of Korea	LEE Jaebeom	4 S		
		KIM Hyojun	3 V		
		KIM Eunbin	2		
		PYO Jeongmin	1		
		KIM Jinhun	A		
3	CHN - People's Republic of China	XU Xiaoming	4 S		
		FEI Xueqing	3 V		
		WANG Zhiyu	2		
		LI Zhichao	1		
		YE Jianjun	A		
4	HKG - Hong Kong, China	CHANG Jason	4 S		
		YAN Ho Tin Martin	3		
		CHENG Ching Nam	2		
		CHUNG Cheuk Hei	1 V		
		MA Chi Lap	A		
5	JPN - Japan	AOKI Ryo	4 S		
		WATANABE Haruki	3		
		HEMMI Ayumu	2		
		MIYA Osuke	1 V		
		KYOTOH Rin	A		
5	KAZ - Kazakhstan	ZHUZBAY Abylaikhan	4 S		
		ALLIYAR Aidos	3 V		
		ZHUMAGOZHA Adil	2		
		MUSSAINOV Yermek	1		
		IRJANOV Arman	A		
7	TPE - Chinese Taipei	LIN Ting-Li	4 S	A4	108.93 cm
		CHANG Che-Lun	3		
		LIN Chen-Han	2		
		HOU Yi-Ler	1 V		
		LIU Bor-Kai	A		
8	QAT - Qatar	ALYAFEI Nasser Abdulrahman	4 S	B4	138.50 cm
		AL-FAHAD Ahmed Saad	3 V		
		ALYAFEI Abdulrahman Qassim	2		
		ALNAIMI Mohammed Hassan	1		
		AL-MARRI Mubarak Salem	A		
9	KGZ - Kyrgyzstan	ASANALIEV Aibek	4 S	A5	77.01 cm
		ABYKEEV Iskhak	3 V		
		MYRZABAEV Beksultan	2		
		DASIFU Mukhamed	1		
		-	A		



Final Standings

最终排名

10	KSA - Saudi Arabia	ALBEELBISI Munir	4 V	B5	128.47 cm
		ALAQEL Suleiman	3		
		ALDARAAN Mohammed	2		
		HAGAWI Hussain	1 S		
		ALZHRANI Abdullah	A		
11	THA - Thailand	KAEWJEEN Prawes	4 S	B6	130.14 cm
		BOONYAPORN Nuth	3 V		
		MAHATTANASAKUL Pongsak	2		
		RIWIN Thepparit	1		
		MANEENET Aongart	A		

Note:

Final standings are based on play-off results and group standings. Losers of the qualification are ranked equal fifth. The remaining teams are ranked according to their group rank and the Draw Shot Challenge (DSC).

Position and function for each team member:

4 = Fourth, **3** = Third, **2** = Second, **1** = Lead, **A** = Alternate, **S** = Skip, **V** = Vice-Skip



Competition Summary 竞赛总结

Session	Date Time	Sheet A	Sheet B	Sheet C	Sheet D	Sheet E
Session 2	9 FEB 13:00	KOR 6 - 1 PHI	THA 0 - 23 JPN	CHN 9 - 2 HKG	QAT 10 - 4 KSA	TPE 5 - 10 KAZ
Session 4	9 FEB 21:00		CHN 19 - 1 KSA	JPN 12 - 2 QAT	KGZ 1 - 15 KOR	THA 1 - 16 HKG
Session 5	10 FEB 9:00				KAZ 1 - 4 PHI	
Session 6	10 FEB 14:00		KOR 10 - 1 TPE	THA 2 - 12 KSA	HKG 7 - 3 JPN	QAT 1 - 11 CHN
Session 7	10 FEB 19:00					PHI 12 - 2 KGZ
Session 9	11 FEB 14:00	TPE 7 - 4 KGZ	HKG 10 - 2 QAT	KAZ 2 - 12 KOR	CHN 16 - 1 THA	KSA 4 - 9 JPN
Session 11	12 FEB 9:00	KSA 1 - 15 HKG				
Session 12	12 FEB 14:00	QAT 6 - 4 THA	KGZ 3 - 6 KAZ	PHI 11 - 3 TPE		
Session 13	12 FEB 19:00	JPN 5 - 8 CHN				
Qualification	13 FEB 14:00		JPN 4 - 10 PHI	KAZ 5 - 8 HKG		
Semi-finals	13 FEB 19:00				HKG 2 - 13 KOR	PHI 7 - 6 CHN
Finals	14 FEB 9:00		KOR 3 - 5 PHI	CHN 10 - 3 HKG		

Standings after Round Robin

Group A

Rank	Team	Games	Wins	Losses	
1	KOR - Republic of Korea	4	4	0	Q
2	PHI - Philippines	4	3	1	Q
3	KAZ - Kazakhstan	4	2	2	Q
4	TPE - Chinese Taipei	4	1	3	
5	KGZ - Kyrgyzstan	4	0	4	

Group B

Rank	Team	Games	Wins	Losses	
1	CHN - People's Republic of China	5	5	0	Q
2	HKG - Hong Kong, China	5	4	1	Q
3	JPN - Japan	5	3	2	Q
4	QAT - Qatar	5	2	3	
5	KSA - Saudi Arabia	5	1	4	
6	THA - Thailand	5	0	5	

Merged Group Standings

Rank	Team	Round Robin Results			Rank	Team	Round Robin Results		
		Group	Rank	DSC			Group	Rank	DSC
1	CHN - China	B	1	36.46cm	7	TPE - Chinese Taipei	A	4	108.93cm
2	KOR - Republic of Korea	A	1	83.43cm	8	QAT - Qatar	B	4	138.50cm
3	HKG - Hong Kong, China	B	2	62.23cm	9	KGZ - Kyrgyzstan	A	5	77.01cm
4	PHI - Philippines	A	2	78.11cm	10	KSA - Saudi Arabia	B	5	128.47cm
5	JPN - Japan	B	3	63.73cm	11	THA - Thailand	B	6	130.14cm
6	KAZ - Kazakhstan	A	3	73.49cm					



Competition Summary 竞赛总结

Play-offs Bracket

Qualification	Semi-finals	Finals	Final Standings
<p>[A3] KAZ 5 Sheet C</p> <p>[B2] HKG 8</p> <p>[A2] PHI 10 Sheet B</p> <p>[B3] JPN 4</p>	<p>[A1] KOR 13 Sheet D</p> <p>HKG 2</p> <p>[B1] CHN 6 Sheet E</p> <p>PHI 7</p>	<p>KOR 3</p> <p>Sheet B</p> <p>PHI 5</p> <p>HKG 3 Sheet C</p> <p>CHN 10</p>	<p>1 PHI - Philippines</p> <p>2 KOR - Republic of Korea</p> <p>3 CHN - People's Republic of China</p> <p>4 HKG - Hong Kong, China</p> <p>5 JPN - Japan</p> <p>5 KAZ - Kazakhstan</p> <p>7 TPE - Chinese Taipei</p> <p>8 QAT - Qatar</p> <p>9 KGZ - Kyrgyzstan</p> <p>10 KSA - Saudi Arabia</p> <p>11 THA - Thailand</p>
		<p>PHI 1st</p> <p>KOR 2nd</p> <p>CHN 3rd</p> <p>HKG 4th</p>	

Legend:	An Final rank in Group A	Bn Final rank in Group B	Q Qualified for the play-offs
----------------	---------------------------------	---------------------------------	--------------------------------------



Session Results and Standings

每轮比赛成绩和排名

Sheet	Team	LSFE	1	2	3	4	5	6	7	8	Extra Ends	Total
B	KOR - Republic of Korea	*	0	0	1	0	1	1	0	0		3
	PHI - Philippines		0	1	0	2	0	0	1	1		5
C	CHN - People's Republic of China	*	3	0	2	0	2	0	3	X		10
	HKG - Hong Kong, China		0	1	0	1	0	1	0	X		3

Play-offs Bracket

Qualification	Semi-finals	Finals	Final Standings
<p>A3 KAZ 5 Sheet C</p> <p>B2 HKG 8</p>	<p>A1 KOR 13 Sheet D</p> <p>HKG 2</p> <p>B1 CHN 6 Sheet E</p> <p>PHI 7</p>	<p>KOR 3</p> <p>Sheet B</p> <p>PHI 5</p> <p>HKG 3 Sheet C</p> <p>CHN 10</p>	<p>1 PHI - Philippines</p> <p>2 KOR - Republic of Korea</p> <p>3 CHN - People's Republic of China</p> <p>4 HKG - Hong Kong, China</p> <p>5 JPN - Japan</p> <p>5 KAZ - Kazakhstan</p> <p>7 TPE - Chinese Taipei</p> <p>8 QAT - Qatar</p> <p>9 KGZ - Kyrgyzstan</p> <p>10 KSA - Saudi Arabia</p> <p>11 THA - Thailand</p>
<p>A2 PHI 10 Sheet B</p> <p>B3 JPN 4</p>		<p>PHI 1st</p> <p>KOR 2nd</p> <p>CHN 3rd</p> <p>HKG 4th</p>	

Legend:

An Final rank in Group A

Bn Final rank in Group B

LSFE(*) Last Stone First End

X Unplayed/unfinished end due to concession



Game Results

比赛成绩

Sheet	Team	LSFE	1	2	3	4	5	6	7	8	Extra Ends	Total
B	KOR - Republic of Korea	*	0	0	1	0	1	1	0	0		3
	PHI - Philippines		0	1	0	2	0	0	1	1		5

KOR - Republic of Korea		Shot Success Game
4 S	LEE Jaebeom	75%
3 V	KIM Hyojun	77%
2	KIM Eunbin	69%
1	PYO Jeongmin	73%
A	KIM Jinhun	-
Team Total		73%

PHI - Philippines		Shot Success Game
4 S	PFISTER Marc	81%
3 V	HALLER Christian	81%
2	PFISTER Enrico	75%
1	FREI Alan	61%
A	DELARMENTE Benjo	-
Team Total		75%

Time remaining: 0 minutes 14 seconds

Time-out: End 7 - KOR stone 6

Time remaining: 0 minutes 34 seconds

Time-out: End 7 - PHI stone 4

Shot Success Analysis

KOR - Republic of Korea		♻	⌚	Game
4	LEE Jaebeom	Draws	1 50%	6 83%
		Take-outs	5 50%	4 100%
		Total	6 50%	10 90%
3	KIM Hyojun	Draws	2 38%	4 94%
		Take-outs	3 75%	7 79%
		Total	5 60%	11 84%
2	KIM Eunbin	Draws	2 88%	5 80%
		Take-outs	4 44%	5 70%
		Total	6 58%	10 75%
1	PYO Jeongmin	Draws	8 75%	6 67%
		Take-outs	1 75%	1 100%
		Total	9 75%	7 71%
A	KIM Jinhun	Draws	0 -	0 -
		Take-outs	0 -	0 -
		Total	0 -	0 -
Team		Draws	13 69%	21 80%
		Take-outs	13 56%	17 82%
		Total	26 63%	38 81%

PHI - Philippines		♻	⌚	Game
4	PFISTER Marc	Draws	4 81%	5 75%
		Take-outs	0 -	7 86%
		Total	4 81%	12 81%
3	HALLER Christian	Draws	4 69%	4 88%
		Take-outs	1 75%	7 86%
		Total	5 70%	11 86%
2	PFISTER Enrico	Draws	4 50%	1 75%
		Take-outs	4 75%	7 89%
		Total	8 63%	8 88%
1	FREI Alan	Draws	10 63%	4 75%
		Take-outs	2 25%	0 -
		Total	12 56%	4 75%
A	DELARMENTE Benjo	Draws	0 -	0 -
		Take-outs	0 -	0 -
		Total	0 -	0 -
Team		Draws	22 65%	14 79%
		Take-outs	7 61%	21 87%
		Total	29 64%	35 84%

Note:

Position and function for each team member:

4 = Fourth, 3 = Third, 2 = Second, 1 = Lead, A = Alternate, S = Skip, V = Vice-Skip

Legend:

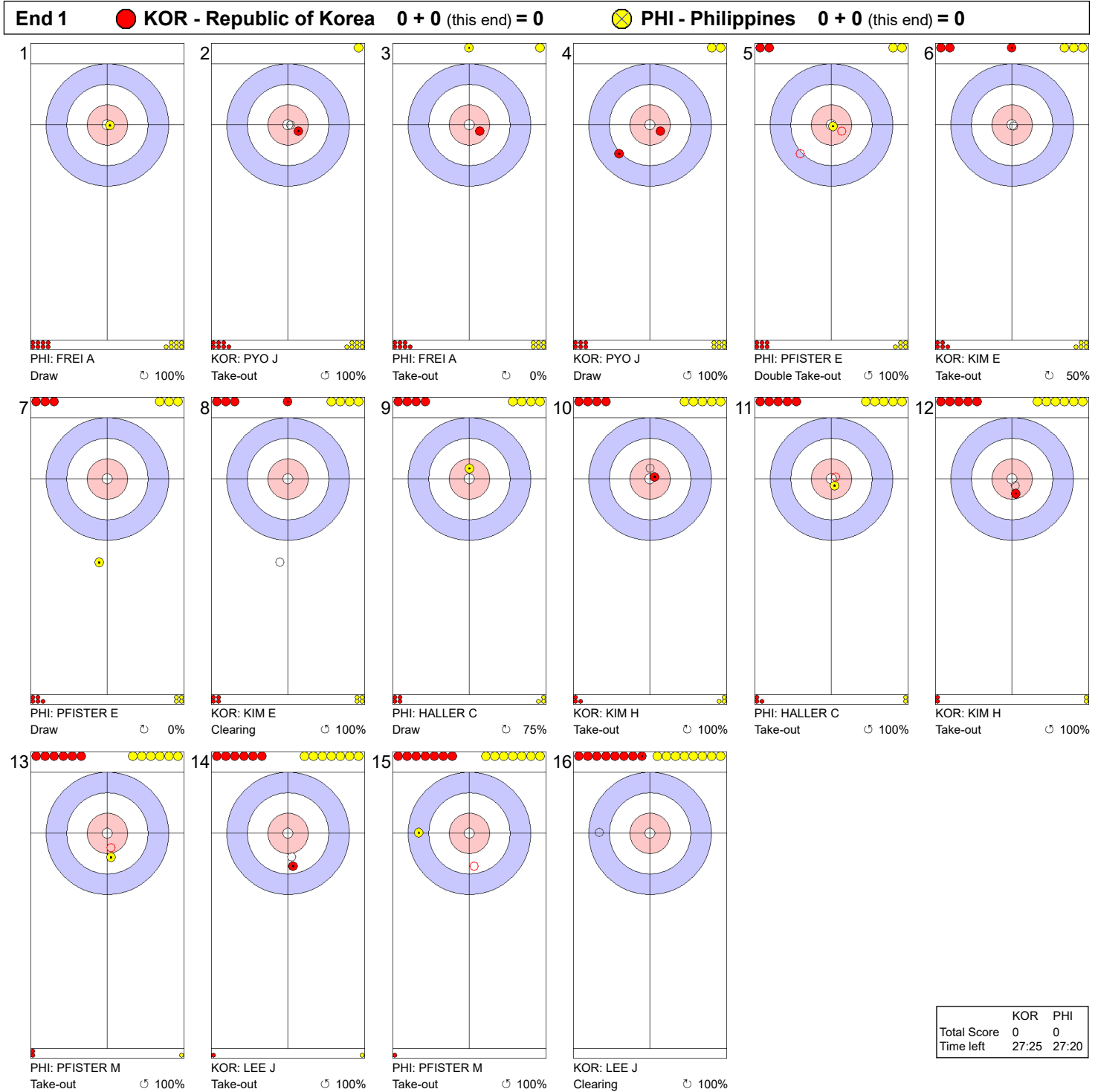
♻ Clockwise

⌚ Counter-clockwise

LSFE(*) Last Stone First End



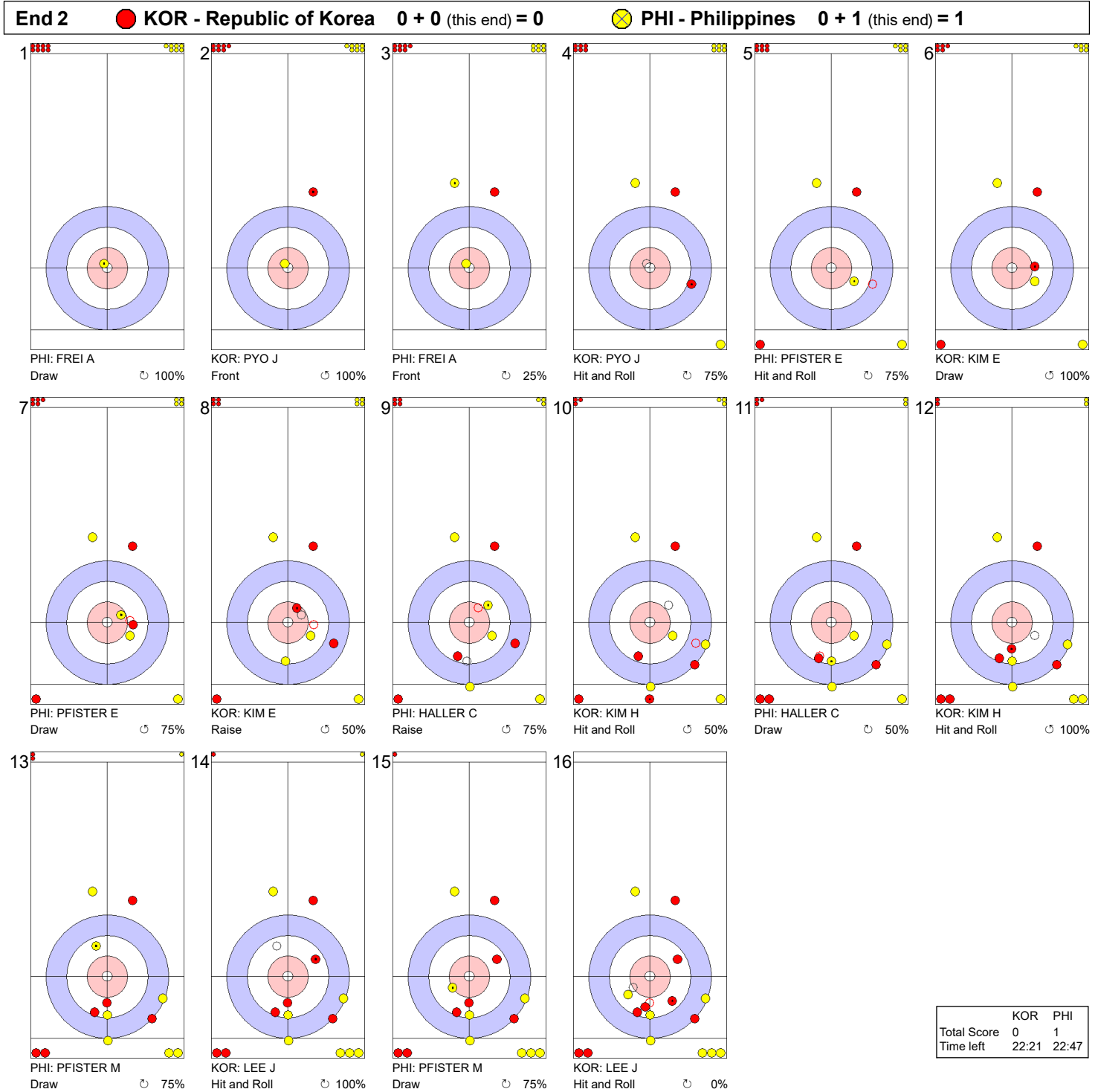
Game - Shot by Shot
每投统计数据



Legend:
 ↻ Clockwise ↺ Counter-clockwise - Not considered



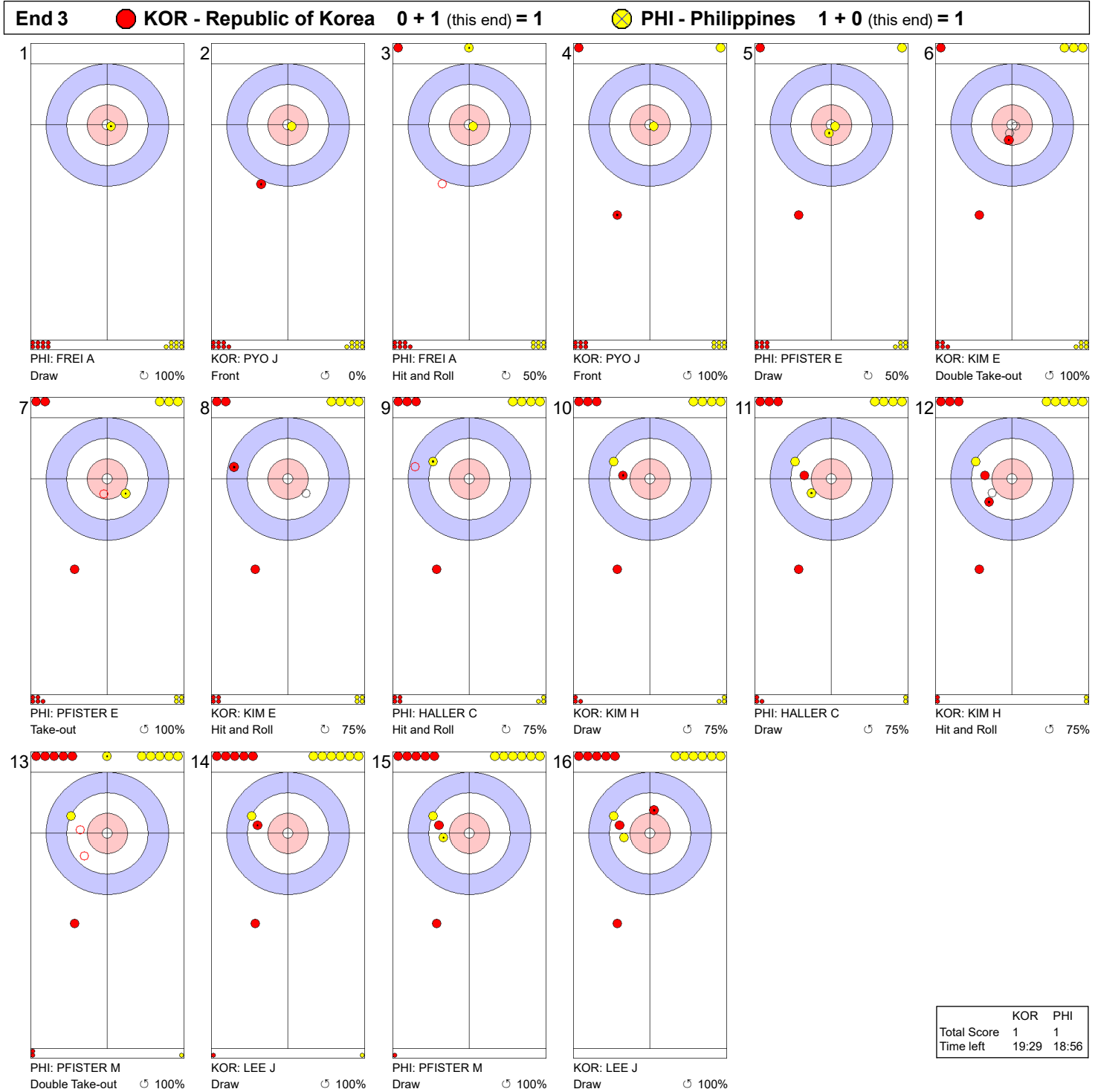
Game - Shot by Shot
每投统计数据



Legend:
 ↻ Clockwise ↺ Counter-clockwise - Not considered



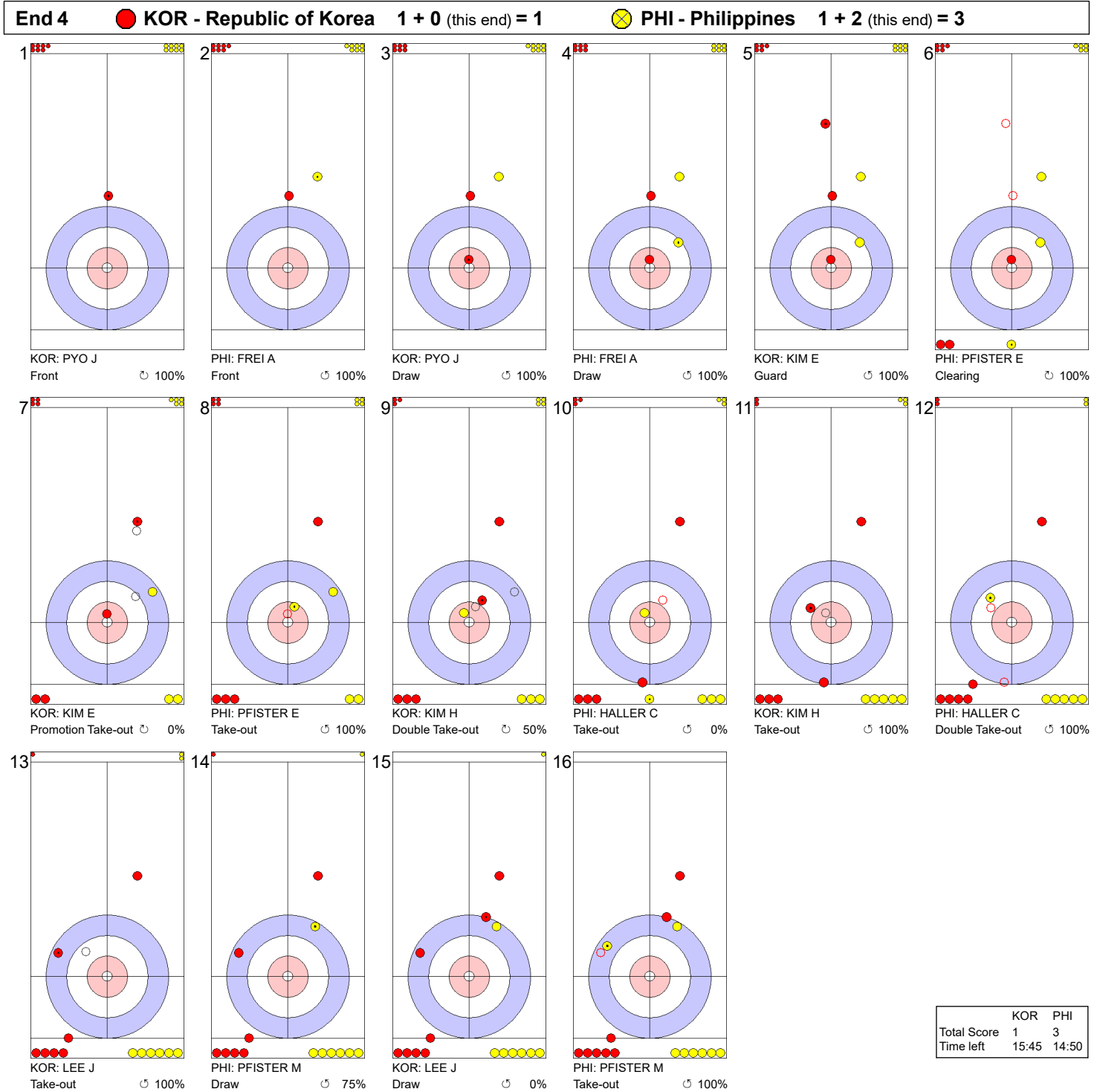
Game - Shot by Shot
每投统计数据



Legend:
 ↻ Clockwise ↺ Counter-clockwise - Not considered



Game - Shot by Shot
每投统计数据

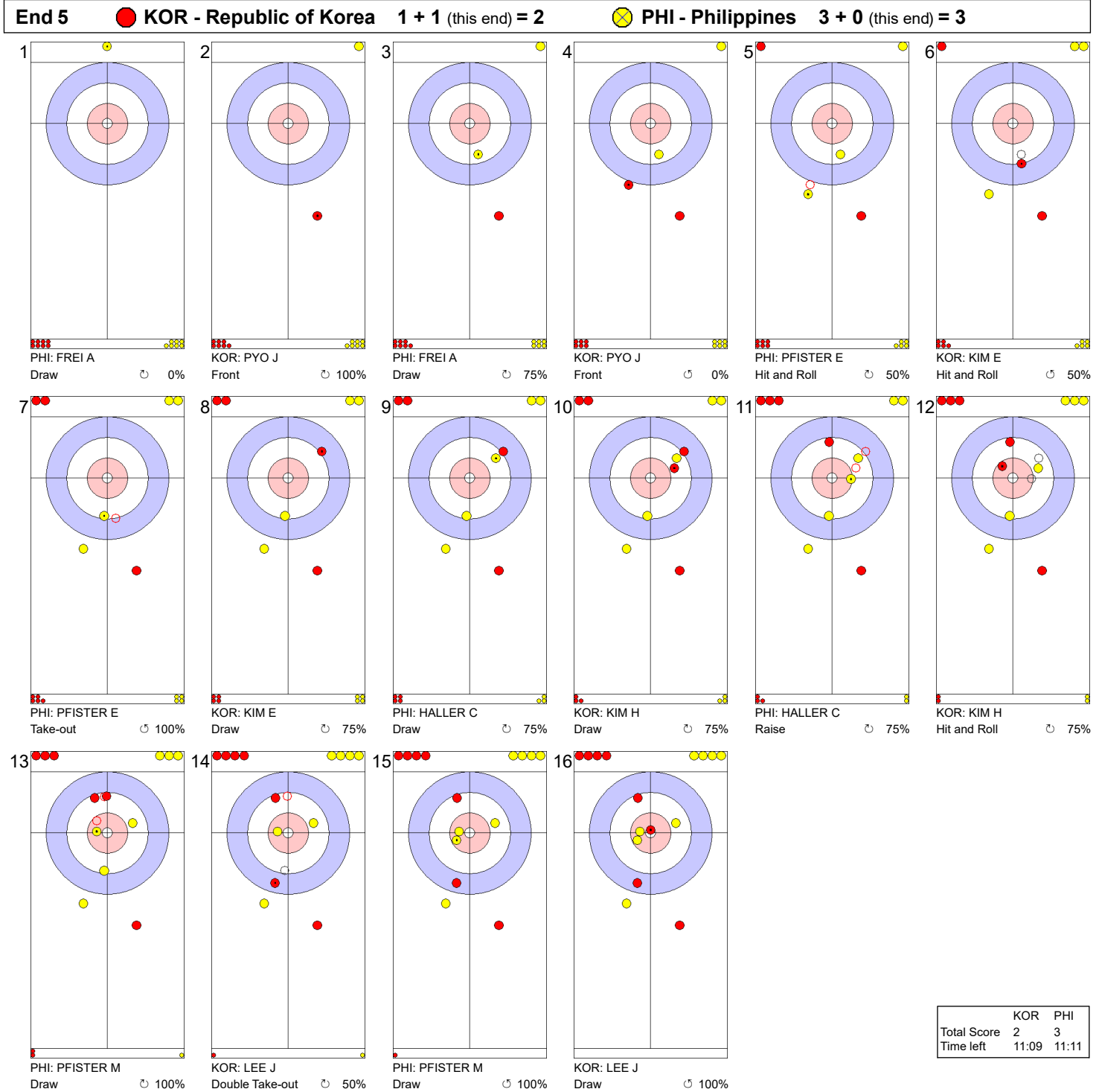


Legend:
 ↻ Clockwise ↺ Counter-clockwise - Not considered

Timing & Results provided by **BORNAN**



Game - Shot by Shot
每投统计数据



Legend:
 ↻ Clockwise ↺ Counter-clockwise - Not considered



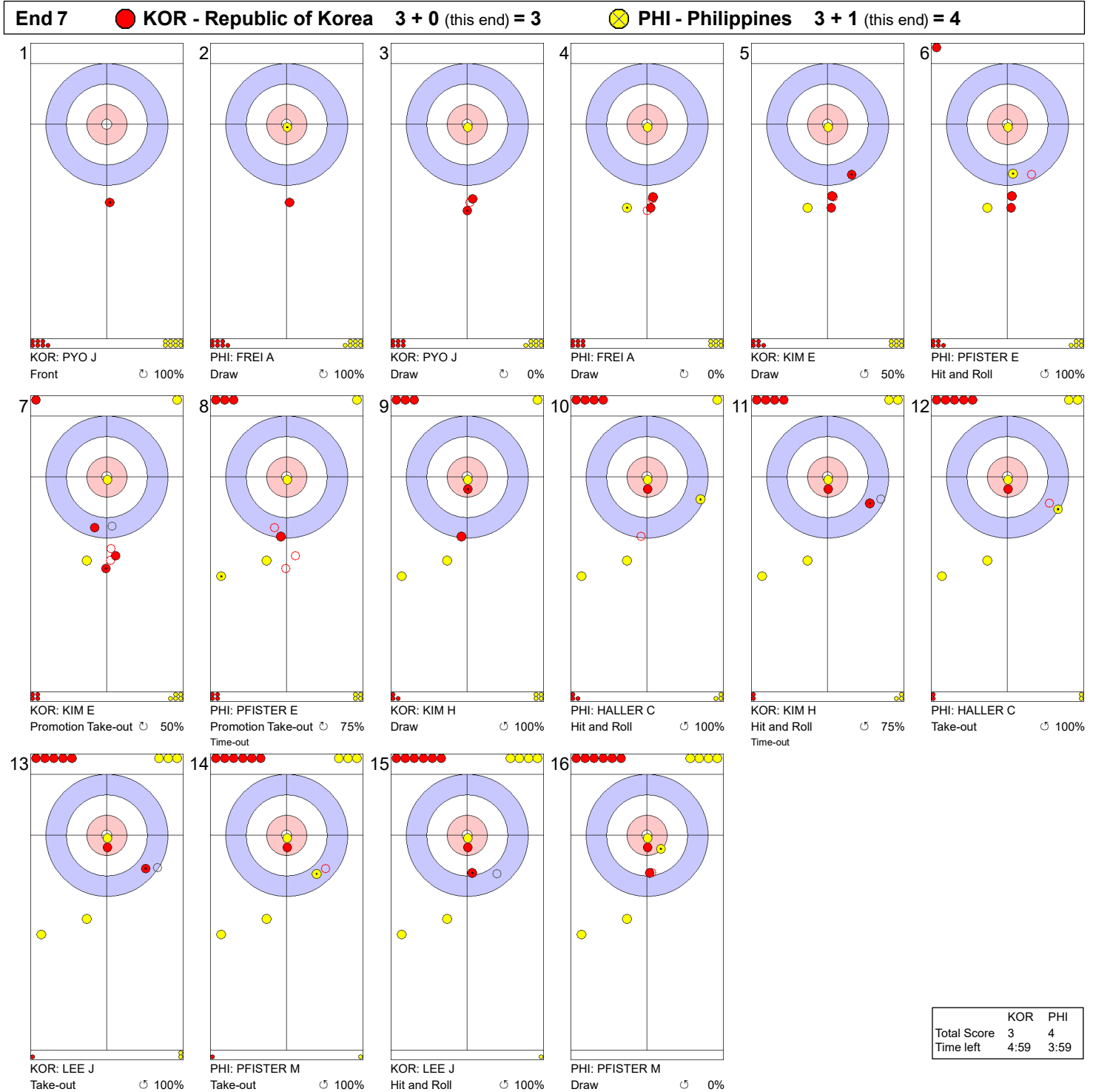
Game - Shot by Shot
每投统计数据



Legend:
 ↻ Clockwise ↺ Counter-clockwise - Not considered



Game - Shot by Shot
每投统计数据



Legend:
 ↻ Clockwise ↺ Counter-clockwise - Not considered



Game - Shot by Shot
每投统计数据



Legend:

↻ Clockwise

↺ Counter-clockwise

- Not considered



Game Results

比赛成绩

Sheet	Team	LSFE	1	2	3	4	5	6	7	8	Extra Ends	Total
C	CHN - People's Republic of China	*	3	0	2	0	2	0	3	X		10
	HKG - Hong Kong, China		0	1	0	1	0	1	0	X		3

CHN - People's Republic of China		Shot Success Game
4 S	XU Xiaoming	79%
3 V	FEI Xueqing	100%
2	WANG Zhiyu	75%
1	LI Zhichao	88%
A	YE Jianjun	-
Team Total		85%

HKG - Hong Kong, China		Shot Success Game
4 S	CHANG Jason	63%
3	YAN Ho Tin Martin	68%
2	CHENG Ching Nam	75%
1 V	CHUNG Cheuk Hei	73%
A	MA Chi Lap	-
Team Total		70%

Time remaining: 3 minutes 33 seconds

Time remaining: 2 minutes 24 seconds

Time-out: End 6 - HKG stone 7

Shot Success Analysis

CHN - People's Republic of China		♻	⌚	Game	
4	XU Xiaoming	Draws	1 75%	2 100%	3 92%
		Take-outs	6 96%	5 50%	11 75%
		Total	7 93%	7 64%	14 79%
3	FEI Xueqing	Draws	2 100%	0 -	2 100%
		Take-outs	7 100%	5 100%	12 100%
		Total	9 100%	5 100%	14 100%
2	WANG Zhiyu	Draws	2 38%	0 -	2 38%
		Take-outs	9 81%	3 83%	12 81%
		Total	11 73%	3 83%	14 75%
1	LI Zhichao	Draws	11 84%	0 -	11 84%
		Take-outs	2 100%	1 100%	3 100%
		Total	13 87%	1 100%	14 88%
A	YE Jianjun	Draws	0 -	0 -	0 -
		Take-outs	0 -	0 -	0 -
		Total	0 -	0 -	0 -
Team		Draws	16 80%	2 100%	18 82%
		Take-outs	24 92%	14 79%	38 87%
		Total	40 87%	16 81%	56 85%

HKG - Hong Kong, China		♻	⌚	Game	
4	CHANG Jason	Draws	4 69%	8 69%	12 69%
		Take-outs	2 25%	0 -	2 25%
		Total	6 54%	8 69%	14 63%
3	YAN Ho Tin Martin	Draws	4 63%	4 69%	8 66%
		Take-outs	5 65%	1 100%	6 71%
		Total	9 64%	5 75%	14 68%
2	CHENG Ching Nam	Draws	7 79%	1 25%	8 72%
		Take-outs	3 67%	3 92%	6 79%
		Total	10 75%	4 75%	14 75%
1	CHUNG Cheuk Hei	Draws	9 72%	4 69%	13 71%
		Take-outs	1 100%	0 -	1 100%
		Total	10 75%	4 69%	14 73%
A	MA Chi Lap	Draws	0 -	0 -	0 -
		Take-outs	0 -	0 -	0 -
		Total	0 -	0 -	0 -
Team		Draws	24 72%	17 66%	41 70%
		Take-outs	11 61%	4 94%	15 70%
		Total	35 69%	21 71%	56 70%

Note:

Position and function for each team member:

4 = Fourth, 3 = Third, 2 = Second, 1 = Lead, A = Alternate, S = Skip, V = Vice-Skip

Legend:

♻ Clockwise

⌚ Counter-clockwise

LSFE(*) Last Stone First End

X Unplayed/unfinished end due to concession



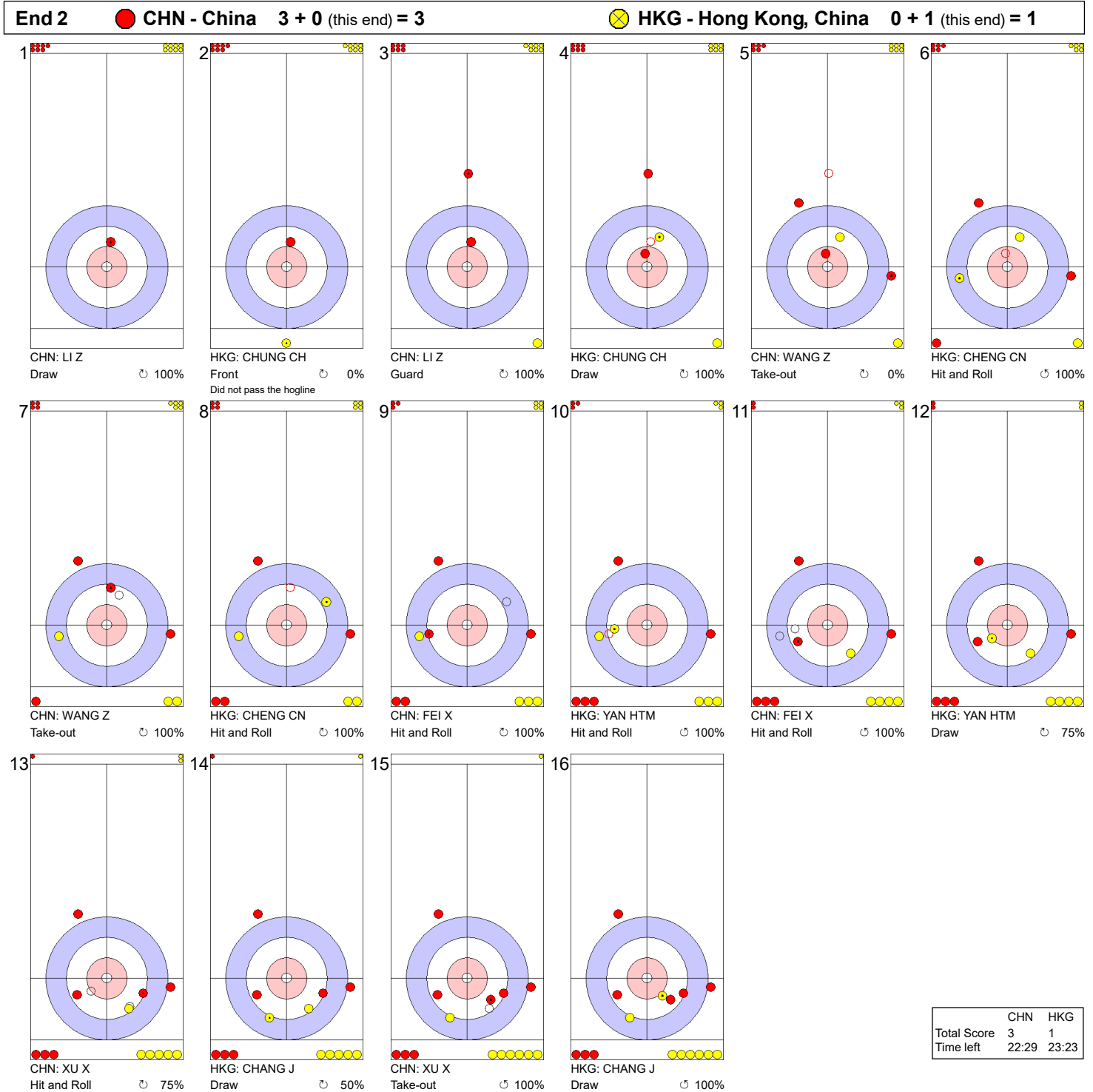
Game - Shot by Shot
每投统计数据



Legend:
 ↻ Clockwise ↺ Counter-clockwise - Not considered



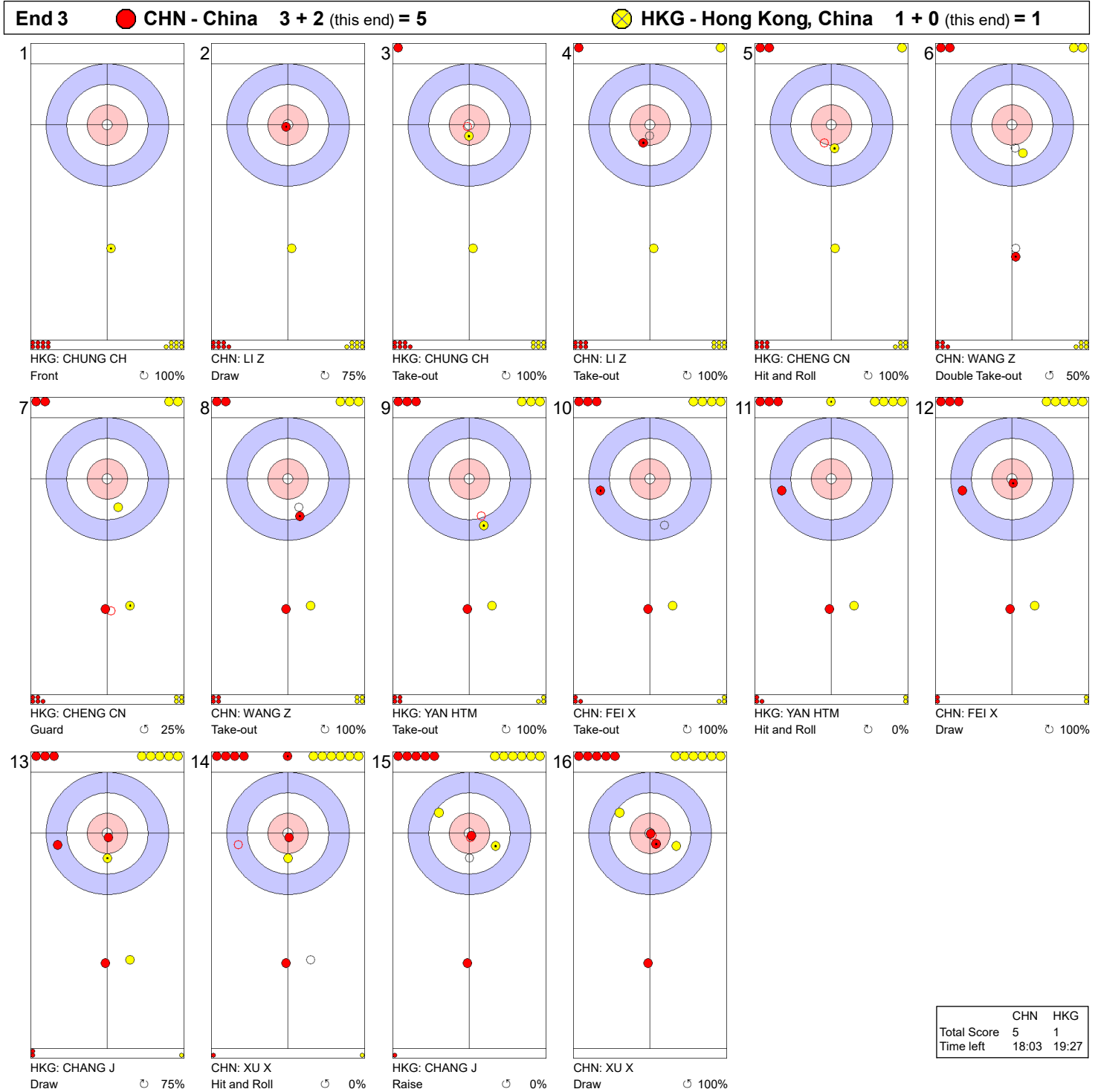
Game - Shot by Shot
每投统计数据



Legend:
 ↻ Clockwise ↺ Counter-clockwise - Not considered



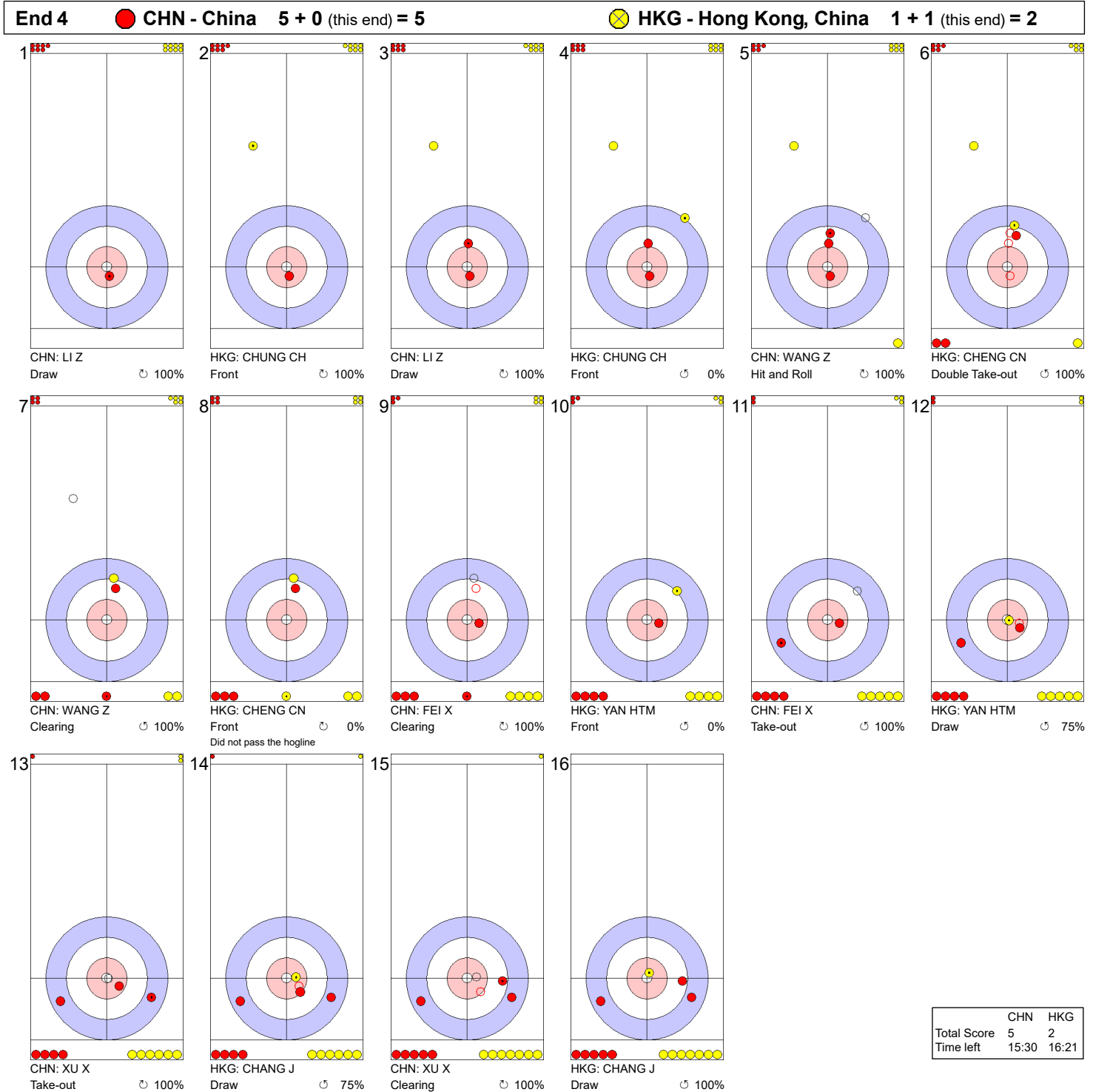
Game - Shot by Shot
每投统计数据



Legend:
 ↻ Clockwise ↺ Counter-clockwise - Not considered



Game - Shot by Shot
每投统计数据



Legend:
 ↻ Clockwise ↺ Counter-clockwise - Not considered



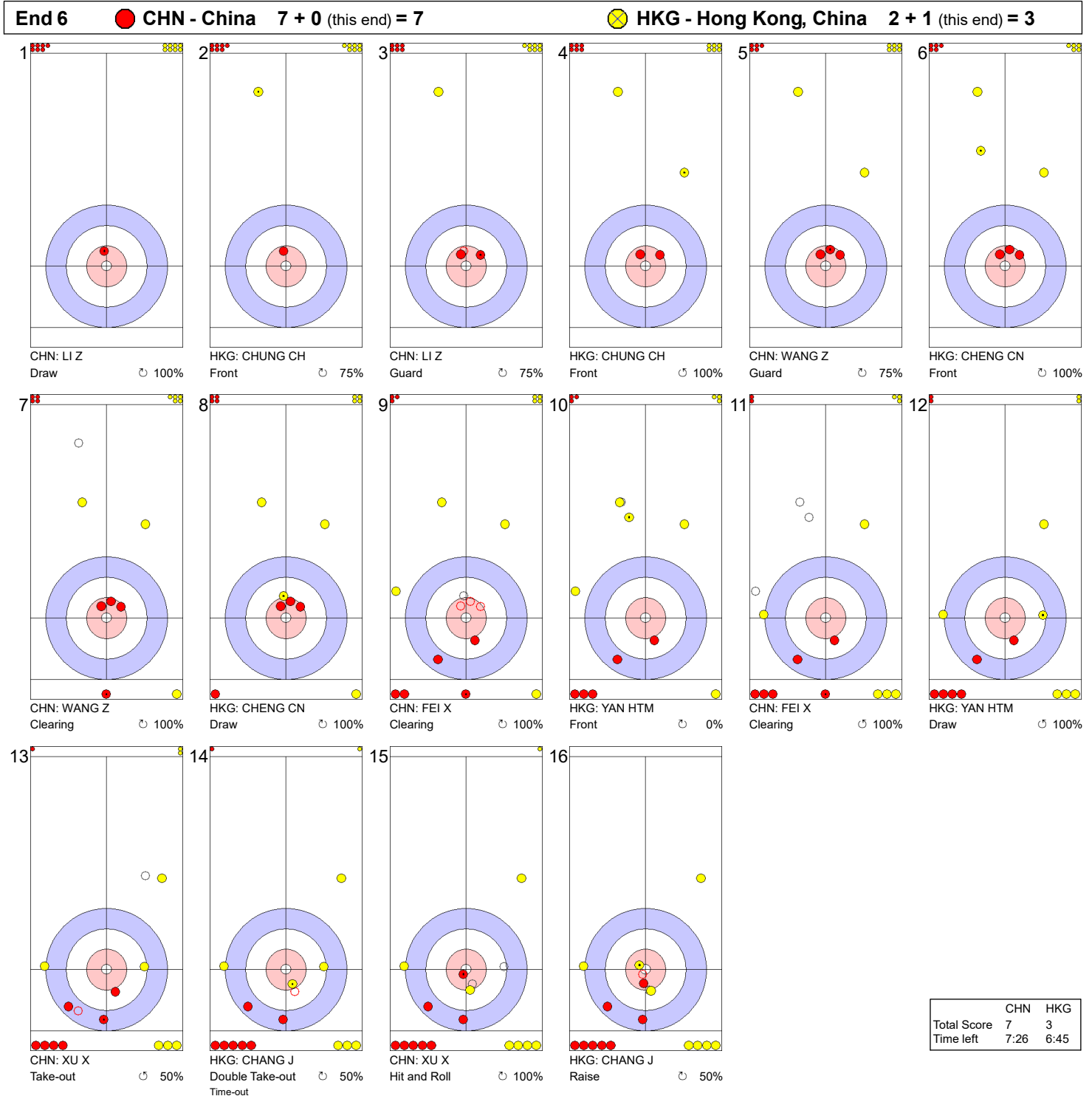
Game - Shot by Shot
每投统计数据



Legend:
 ↻ Clockwise ↺ Counter-clockwise - Not considered



Game - Shot by Shot
每投统计数据



Legend:
 ↻ Clockwise ↺ Counter-clockwise - Not considered



Game - Shot by Shot
每投统计数据

End 7 ● CHN - China 7 + 3 (this end) = 10 ● HKG - Hong Kong, China 3 + 0 (this end) = 3



	CHN	HKG
Total Score	10	3
Time left	3:33	2:24

Legend:
 Clockwise Counter-clockwise - Not considered



Scoring Analysis 得分分析

Team	Games		LSFE	Stolen Ends	Last Stone Eff.	Force Eff.	Points Scored						Total	Plus / Minus
							0	1	2	3	4	>4		
CHN	7	For	6	13	89%	79%	1	4	11	10	2	3	79	+59
		Against	1	1			2	12	2	0	1	0	20	
KOR	6	For	5	13	60%	89%	2	11	6	2	5	2	59	+47
		Against	1	2			1	10	1	0	0	0	12	
JPN	6	For	5	8	53%	42%	3	6	6	4	4	2	56	+25
		Against	1	5			0	7	7	2	1	0	31	
PHI	7	For	4	6	62%	57%	5	8	9	1	4	1	50	+25
		Against	3	4			3	11	7	0	0	0	25	
HKG	8	For	3	16	32%	25%	1	15	5	7	3	1	63	+19
		Against	5	4			2	5	9	4	1	1	44	
KAZ	5	For	3	5	27%	50%	0	10	1	4	0	0	24	-8
		Against	2	5			4	9	4	1	3	0	32	
TPE	4	For	0	2	29%	20%	0	4	4	0	1	0	16	-19
		Against	4	7			0	7	5	3	1	1	35	
QAT	5	For	1	6	12%	10%	0	9	3	2	0	0	21	-20
		Against	4	9			0	6	6	5	2	0	41	
KGZ	4	For	1	0	6%	20%	0	8	1	0	0	0	10	-30
		Against	3	7			0	6	4	3	3	1	40	
KSA	5	For	2	3	30%	40%	0	4	7	0	1	0	22	-33
		Against	3	11			0	6	3	6	5	1	55	
THA	5	For	1	1	4%	25%	0	6	1	0	0	0	8	-65
		Against	4	18			0	6	6	6	3	5	73	
Total	31			73			12	85	54	30	20	9	408	

Note:

Stolen ends are the ends won without the last stone advantage.

Last Stone Efficiency: Scoring two or more points with last stone advantage.

Force Efficiency: Forcing the opponent team to score only one point when they have the last stone advantage.

Legend:

>4 More than four points scored

Eff. Efficiency

LSFE Last Stone First End



Session Results and Standings

每轮比赛成绩和排名

Sheet	Team	LSFE	1	2	3	4	5	6	7	8	Extra Ends	Total
D	HKG - Hong Kong, China		0	0	1	0	1	0	X	X		2
	KOR - Republic of Korea	*	4	5	0	2	0	2	X	X		13
E	PHI - Philippines		0	0	1	0	4	1	0	1		7
	CHN - People's Republic of China	*	0	2	0	2	0	0	2	0		6

Play-offs Bracket

Qualification	Semi-finals	Finals	Final Standings
<p>A3 KAZ 5 Sheet C</p> <p>B2 HKG 8</p>	<p>A1 KOR 13 Sheet D</p> <p>HKG 2</p> <p>B1 CHN 6 Sheet E</p> <p>PHI 7</p>	<p>KOR</p> <p>FRI 14 FEB 9:00 Sheet B</p> <p>PHI</p> <p>HKG</p> <p>FRI 14 FEB 9:00 Sheet C</p> <p>CHN</p>	<p>1</p> <p>2</p> <p>3</p> <p>4</p> <p>5 JPN - Japan</p> <p>5 KAZ - Kazakhstan</p> <p>7 TPE - Chinese Taipei</p> <p>8 QAT - Qatar</p> <p>9 KGZ - Kyrgyzstan</p> <p>10 KSA - Saudi Arabia</p> <p>11 THA - Thailand</p>

Legend:

An Final rank in Group A

Bn Final rank in Group B

LSFE(*) Last Stone First End

X Unplayed/unfinished end due to concession



Game Results

比赛成绩

Sheet	Team	LSFE	1	2	3	4	5	6	7	8	Extra Ends	Total
D	HKG - Hong Kong, China		0	0	1	0	1	0	X	X		2
	KOR - Republic of Korea	*	4	5	0	2	0	2	X	X		13

HKG - Hong Kong, China	
4 S	CHANG Jason
3	YAN Ho Tin Martin
2	CHENG Ching Nam
1 V	CHUNG Cheuk Hei
A	MA Chi Lap

Time remaining: 11 minutes 47 seconds

KOR - Republic of Korea	
4 S	LEE Jaebeom
3 V	KIM Hyojun
2	KIM Eunbin
1	PYO Jeongmin
A	KIM Jinhun

Time remaining: 7 minutes 26 seconds

Note:
Position and function for each team member:
4 = Fourth, 3 = Third, 2 = Second, 1 = Lead, A = Alternate, S = Skip, V = Vice-Skip

Legend:
LSFE(*) Last Stone First End X Unplayed/unfinished end due to concession



Game Results

比赛成绩

Sheet	Team	LSFE	1	2	3	4	5	6	7	8	Extra Ends	Total
E	PHI - Philippines		0	0	1	0	4	1	0	1		7
	CHN - People's Republic of China	*	0	2	0	2	0	0	2	0		6

PHI - Philippines

4 S PFISTER Marc
3 V HALLER Christian
2 PFISTER Enrico
1 FREI Alan
A DELARMENTE Benjo

Time remaining: 0 minutes 17 seconds
Time-out: End 6

CHN - People's Republic of China

4 S XU Xiaoming
3 V FEI Xueqing
2 WANG Zhiyu
1 LI Zhichao
A YE Jianjun

Time remaining: 0 minutes 51 seconds
Time-out: End 6

Note:
Position and function for each team member:
4 = Fourth, 3 = Third, 2 = Second, 1 = Lead, A = Alternate, S = Skip, V = Vice-Skip

Legend:
LSFE(*) Last Stone First End



Session Results and Standings

每轮比赛成绩和排名

Sheet	Team	LSFE	1	2	3	4	5	6	7	8	Extra Ends	Total
B	JPN - Japan		1	0	2	0	1	0	0	X		4
	PHI - Philippines	*	0	2	0	2	0	2	4	X		10
C	KAZ - Kazakhstan		1	0	1	0	3	0	0	0		5
	HKG - Hong Kong, China	*	0	1	0	3	0	2	1	1		8

Play-offs Bracket

Qualification	Semi-finals	Finals	Final Standings
<p>[A3] KAZ 5 Sheet C</p> <p>[B2] HKG 8</p>	<p>[A1] KOR THU 13 FEB 19:00 Sheet D</p> <p>HKG</p> <p>[B1] CHN THU 13 FEB 19:00 Sheet E</p> <p>PHI</p>	<p>FRI 14 FEB 9:00 Sheet B</p> <p>FRI 14 FEB 9:00 Sheet C</p>	<p>1</p> <p>2</p> <p>3</p> <p>4</p> <p>5 JPN - Japan</p> <p>5 KAZ - Kazakhstan</p> <p>7 TPE - Chinese Taipei</p> <p>8 QAT - Qatar</p> <p>9 KGZ - Kyrgyzstan</p> <p>10 KSA - Saudi Arabia</p> <p>11 THA - Thailand</p>

Legend:

An Final rank in Group A

Bn Final rank in Group B

LSFE(*) Last Stone First End

X Unplayed/unfinished end due to concession



Game Results

比赛成绩

Sheet	Team	LSFE	1	2	3	4	5	6	7	8	Extra Ends	Total
B	JPN - Japan		1	0	2	0	1	0	0	X		4
	PHI - Philippines	*	0	2	0	2	0	2	4	X		10

JPN - Japan		Shot Success Game
4 S	AOKI Ryo	68%
3	WATANABE Haruki	61%
2	HEMMI Ayumu	66%
1 V	MIYA Osuke	82%
A	KYOTOH Rin	-
Team Total		69%

PHI - Philippines		Shot Success Game
4 S	PFISTER Marc	86%
3 V	HALLER Christian	77%
2	PFISTER Enrico	89%
1	FREI Alan	95%
A	DELARMENTE Benjo	-
Team Total		87%

Time remaining: 4 minutes 9 seconds

Time remaining: 4 minutes 1 second

Shot Success Analysis

JPN - Japan		♻	⌚	Game	
4	AOKI Ryo	Draws	2 50%	3 92%	5 75%
		Take-outs	6 71%	3 50%	9 64%
		Total	8 66%	6 71%	14 68%
3	WATANABE Haruki	Draws	4 88%	2 25%	6 67%
		Take-outs	4 69%	4 44%	8 56%
		Total	8 78%	6 38%	14 61%
2	HEMMI Ayumu	Draws	3 83%	4 44%	7 61%
		Take-outs	4 50%	3 100%	7 71%
		Total	7 64%	7 68%	14 66%
1	MIYA Osuke	Draws	11 86%	3 67%	14 82%
		Take-outs	0 -	0 -	0 -
		Total	11 86%	3 67%	14 82%
A	KYOTOH Rin	Draws	0 -	0 -	0 -
		Take-outs	0 -	0 -	0 -
		Total	0 -	0 -	0 -
Team		Draws	20 83%	12 58%	32 73%
		Take-outs	14 64%	10 63%	24 64%
		Total	34 75%	22 60%	56 69%

PHI - Philippines		♻	⌚	Game	
4	PFISTER Marc	Draws	5 65%	4 94%	9 78%
		Take-outs	4 100%	1 100%	5 100%
		Total	9 81%	5 95%	14 86%
3	HALLER Christian	Draws	6 71%	0 -	6 71%
		Take-outs	2 100%	6 75%	8 81%
		Total	8 78%	6 75%	14 77%
2	PFISTER Enrico	Draws	5 80%	3 100%	8 88%
		Take-outs	2 75%	4 100%	6 92%
		Total	7 79%	7 100%	14 89%
1	FREI Alan	Draws	8 97%	4 88%	12 94%
		Take-outs	2 100%	0 -	2 100%
		Total	10 98%	4 88%	14 95%
A	DELARMENTE Benjo	Draws	0 -	0 -	0 -
		Take-outs	0 -	0 -	0 -
		Total	0 -	0 -	0 -
Team		Draws	24 80%	11 93%	35 84%
		Take-outs	10 95%	11 86%	21 90%
		Total	34 85%	22 90%	56 87%

Note:

Position and function for each team member:

4 = Fourth, 3 = Third, 2 = Second, 1 = Lead, A = Alternate, S = Skip, V = Vice-Skip

Legend:

♻ Clockwise

⌚ Counter-clockwise

LSFE(*) Last Stone First End

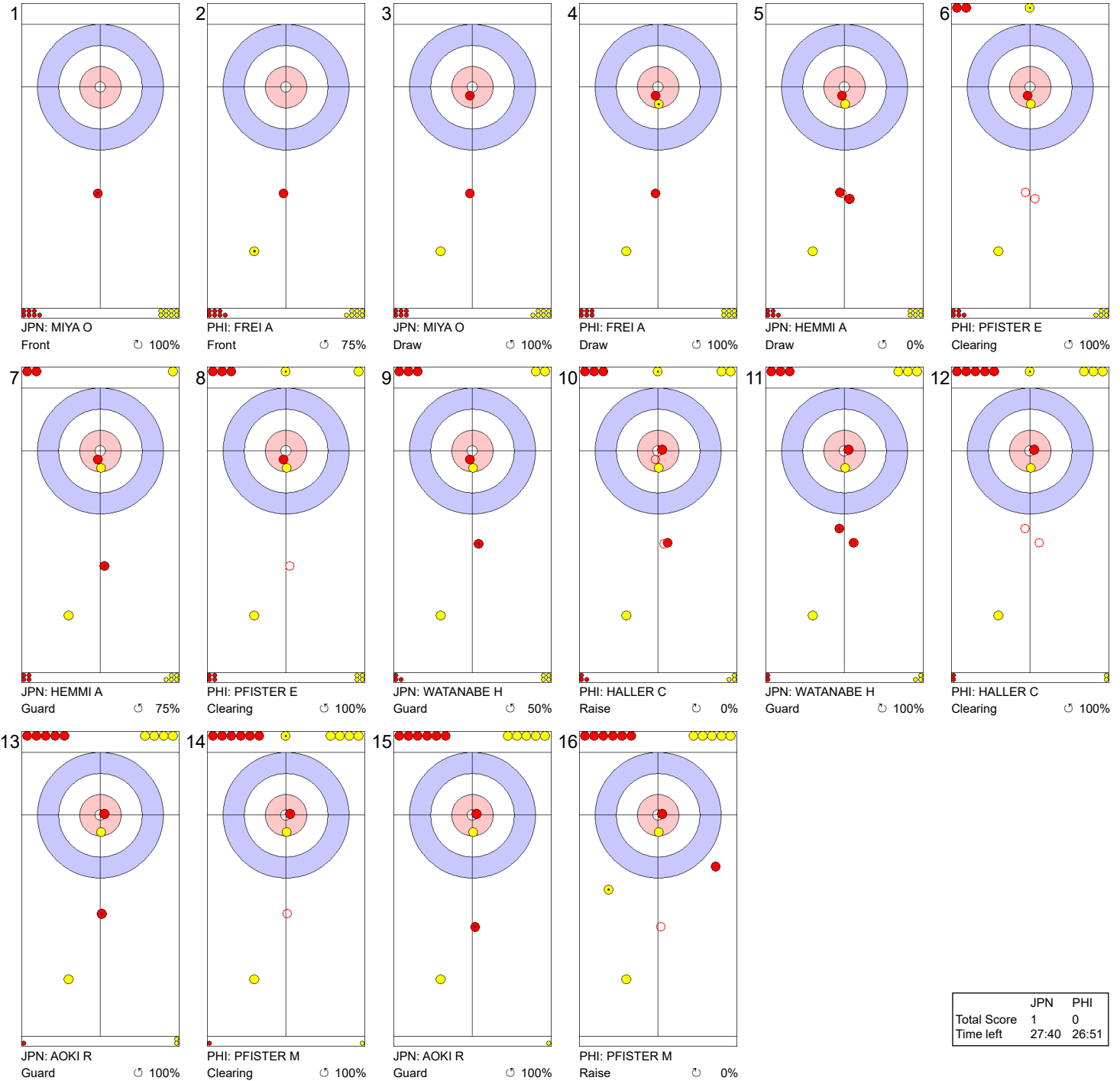
X Unplayed/unfinished end due to concession



Game - Shot by Shot
每投统计数据

End 1 ● JPN - Japan 0 + 1 (this end) = 1

● PHI - Philippines 0 + 0 (this end) = 0



	JPN	PHI
Total Score	1	0
Time left	27:40	26:51

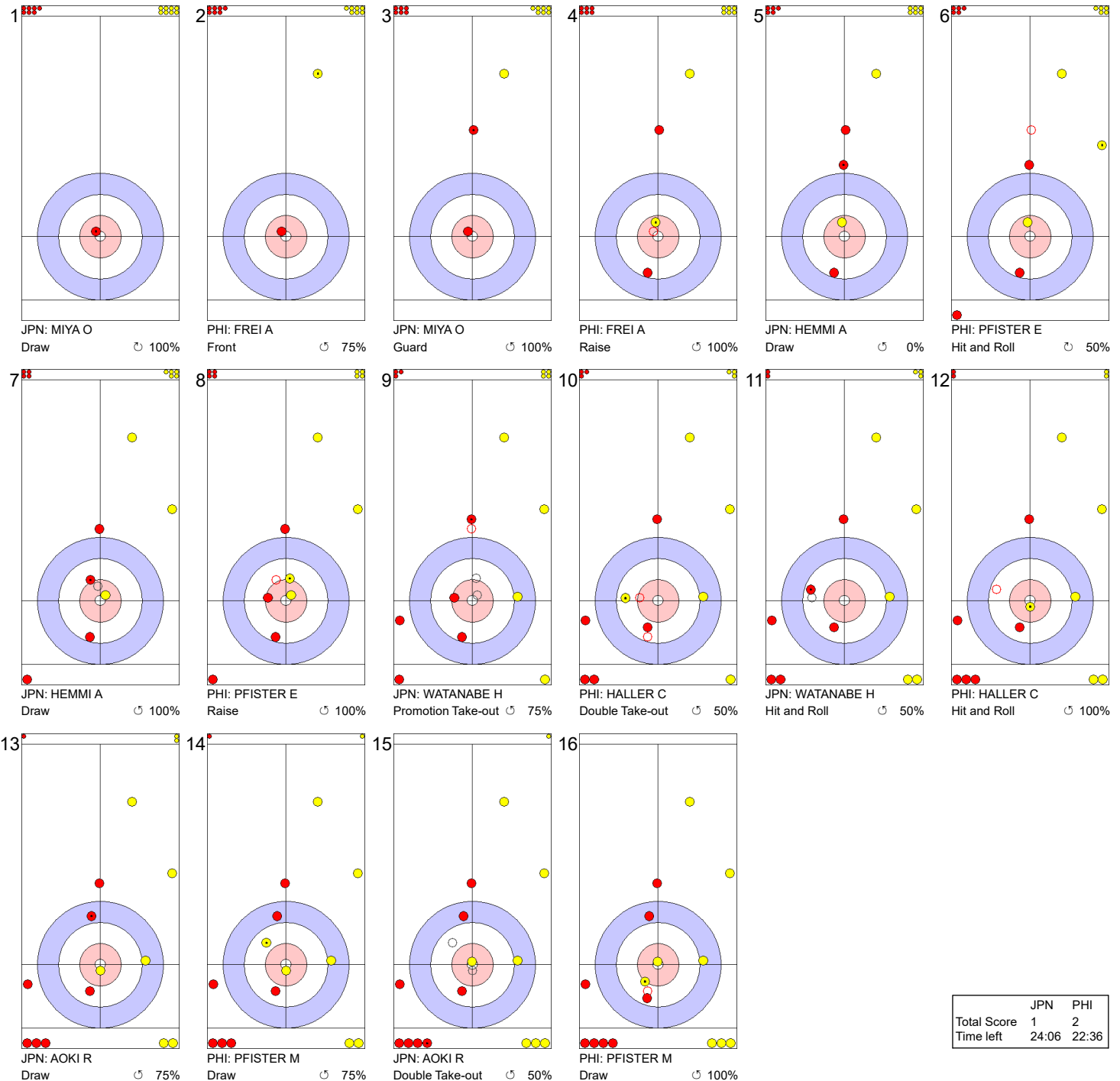
Legend: ↻ Clockwise ↺ Counter-clockwise - Not considered

Timing & Results provided by BORNAN



Game - Shot by Shot
每投统计数据

End 2 ● JPN - Japan 1 + 0 (this end) = 1 ● PHI - Philippines 0 + 2 (this end) = 2



Legend:
 ↻ Clockwise ↺ Counter-clockwise - Not considered

Timing & Results provided by BORNAN



Game - Shot by Shot
每投统计数据

End 3 ● JPN - Japan 1 + 2 (this end) = 3

● PHI - Philippines 2 + 0 (this end) = 2



	JPN	PHI
Total Score	3	2
Time left	20:11	18:15

Legend: ↻ Clockwise ↺ Counter-clockwise - Not considered

Timing & Results provided by BORNAN



Game - Shot by Shot
每投统计数据

End 4 ● JPN - Japan 3 + 0 (this end) = 3 ● PHI - Philippines 2 + 2 (this end) = 4



	JPN	PHI
Total Score	3	4
Time left	16:02	15:26

Legend:
 Clockwise Counter-clockwise - Not considered



Game - Shot by Shot
每投统计数据

End 5 ● JPN - Japan 3 + 1 (this end) = 4

● PHI - Philippines 4 + 0 (this end) = 4



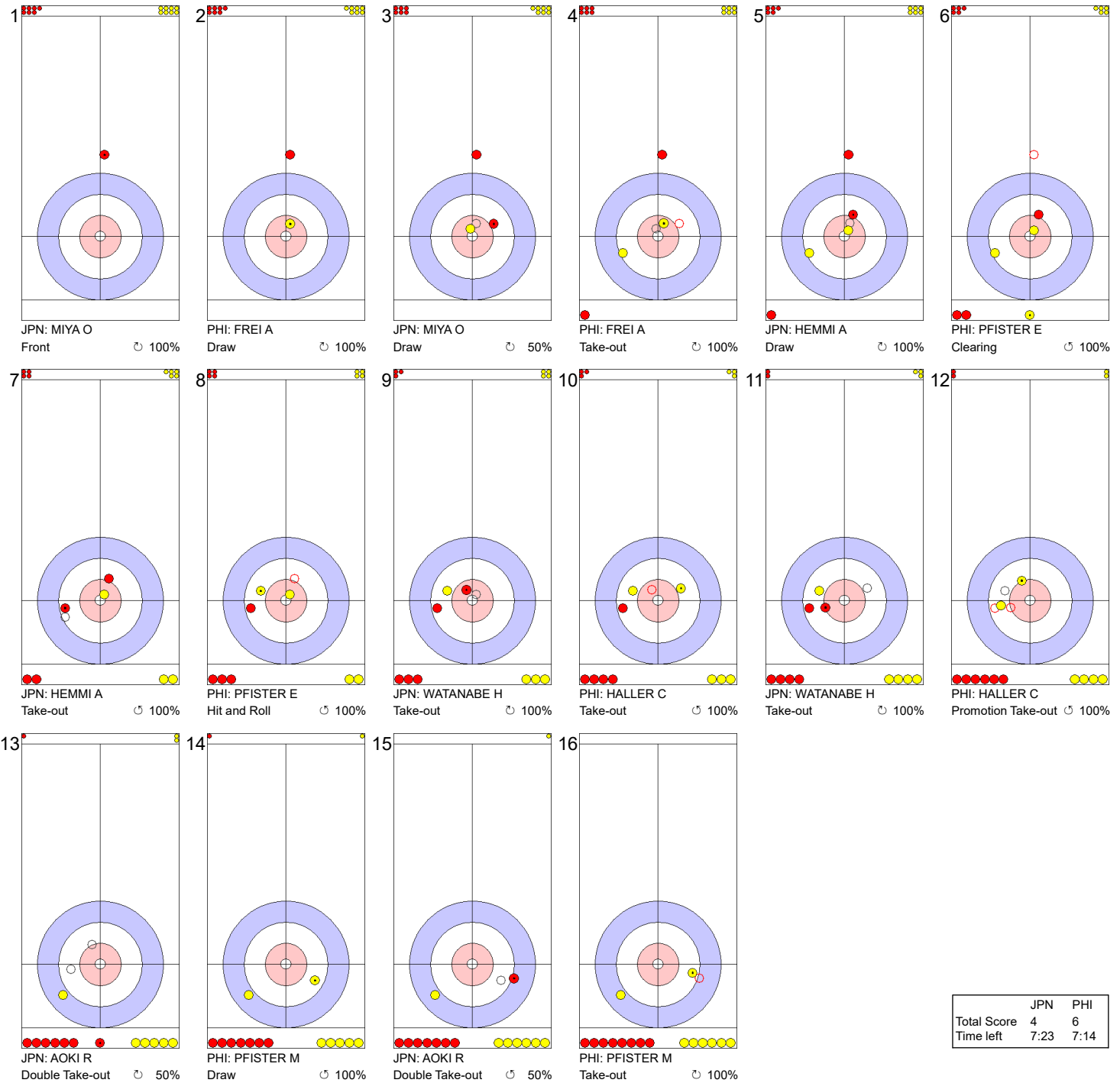
	JPN	PHI
Total Score	4	4
Time left	9:36	10:33

Legend:
 ↻ Clockwise ↺ Counter-clockwise - Not considered



Game - Shot by Shot
每投统计数据

End 6 ● JPN - Japan 4 + 0 (this end) = 4 ● PHI - Philippines 4 + 2 (this end) = 6



	JPN	PHI
Total Score	4	6
Time left	7:23	7:14

Legend:
 Clockwise Counter-clockwise - Not considered



Game - Shot by Shot
每投统计数据

End 7 ● JPN - Japan 4 + 0 (this end) = 4

● PHI - Philippines 6 + 4 (this end) = 10



	JPN	PHI
Total Score	4	10
Time left	4:09	4:01

Legend: ↻ Clockwise ↺ Counter-clockwise - Not considered



Game Results

比赛成绩

Sheet	Team	LSFE	1	2	3	4	5	6	7	8	Extra Ends	Total
C	KAZ - Kazakhstan		1	0	1	0	3	0	0	0		5
	HKG - Hong Kong, China	*	0	1	0	3	0	2	1	1		8

KAZ - Kazakhstan		Shot Success Game
4 S	ZHUZBAY Abylaikhan	59%
3 V	ALLIYAR Aidos	67%
2	ZHUMAGOZHA Adil	59%
1	IRJANOV Arman	75%
A	MUSSAINOV Yermek	-
Team Total		65%

HKG - Hong Kong, China		Shot Success Game
4 S	CHANG Jason	52%
3	YAN Ho Tin Martin	77%
2	CHENG Ching Nam	84%
1 V	CHUNG Cheuk Hei	77%
A	MA Chi Lap	-
Team Total		72%

Time remaining: 0 minutes 9 seconds

Time-out: End 8 - KAZ stone 8

Time remaining: 0 minutes 14 seconds

Time-out: End 8 - HKG stone 7

Shot Success Analysis

KAZ - Kazakhstan		♻	⌚	Game	
4	ZHUZBAY Abylaikhan	Draws	4 75%	6 75%	10 75%
		Take-outs	3 50%	3 17%	6 33%
		Total	7 64%	9 56%	16 59%
3	ALLIYAR Aidos	Draws	0 -	6 79%	6 79%
		Take-outs	4 63%	6 58%	10 60%
		Total	4 63%	12 69%	16 67%
2	ZHUMAGOZHA Adil	Draws	1 75%	5 40%	6 46%
		Take-outs	8 69%	2 63%	10 68%
		Total	9 69%	7 46%	16 59%
1	IRJANOV Arman	Draws	13 73%	1 100%	14 75%
		Take-outs	2 75%	0 -	2 75%
		Total	15 73%	1 100%	16 75%
A	MUSSAINOV Yermek	Draws	0 -	0 -	0 -
		Take-outs	0 -	0 -	0 -
		Total	0 -	0 -	0 -
Team		Draws	18 74%	18 68%	36 71%
		Take-outs	17 65%	11 48%	28 58%
		Total	35 69%	29 60%	64 65%

HKG - Hong Kong, China		♻	⌚	Game	
4	CHANG Jason	Draws	4 50%	9 64%	13 60%
		Take-outs	1 0%	2 25%	3 17%
		Total	5 40%	11 57%	16 52%
3	YAN Ho Tin Martin	Draws	6 79%	8 75%	14 77%
		Take-outs	0 -	2 75%	2 75%
		Total	6 79%	10 75%	16 77%
2	CHENG Ching Nam	Draws	6 92%	7 89%	13 90%
		Take-outs	2 63%	1 50%	3 58%
		Total	8 84%	8 84%	16 84%
1	CHUNG Cheuk Hei	Draws	14 75%	0 -	14 75%
		Take-outs	1 100%	1 75%	2 88%
		Total	15 77%	1 75%	16 77%
A	MA Chi Lap	Draws	0 -	0 -	0 -
		Take-outs	0 -	0 -	0 -
		Total	0 -	0 -	0 -
Team		Draws	30 76%	24 75%	54 75%
		Take-outs	4 56%	6 54%	10 55%
		Total	34 74%	30 71%	64 72%

Note:

Position and function for each team member:

4 = Fourth, 3 = Third, 2 = Second, 1 = Lead, A = Alternate, S = Skip, V = Vice-Skip

Legend:

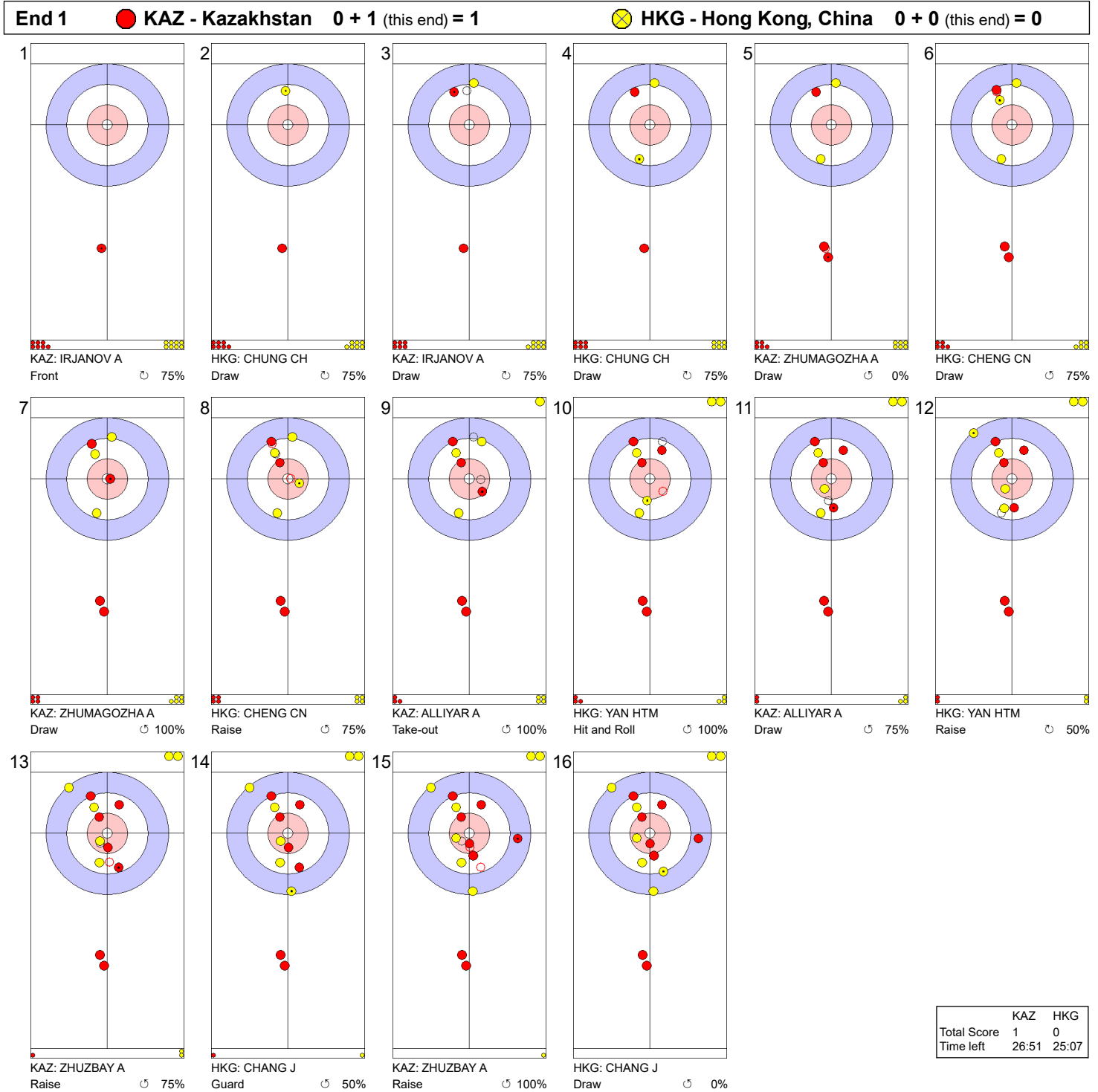
♻ Clockwise

⌚ Counter-clockwise

LSFE(*) Last Stone First End



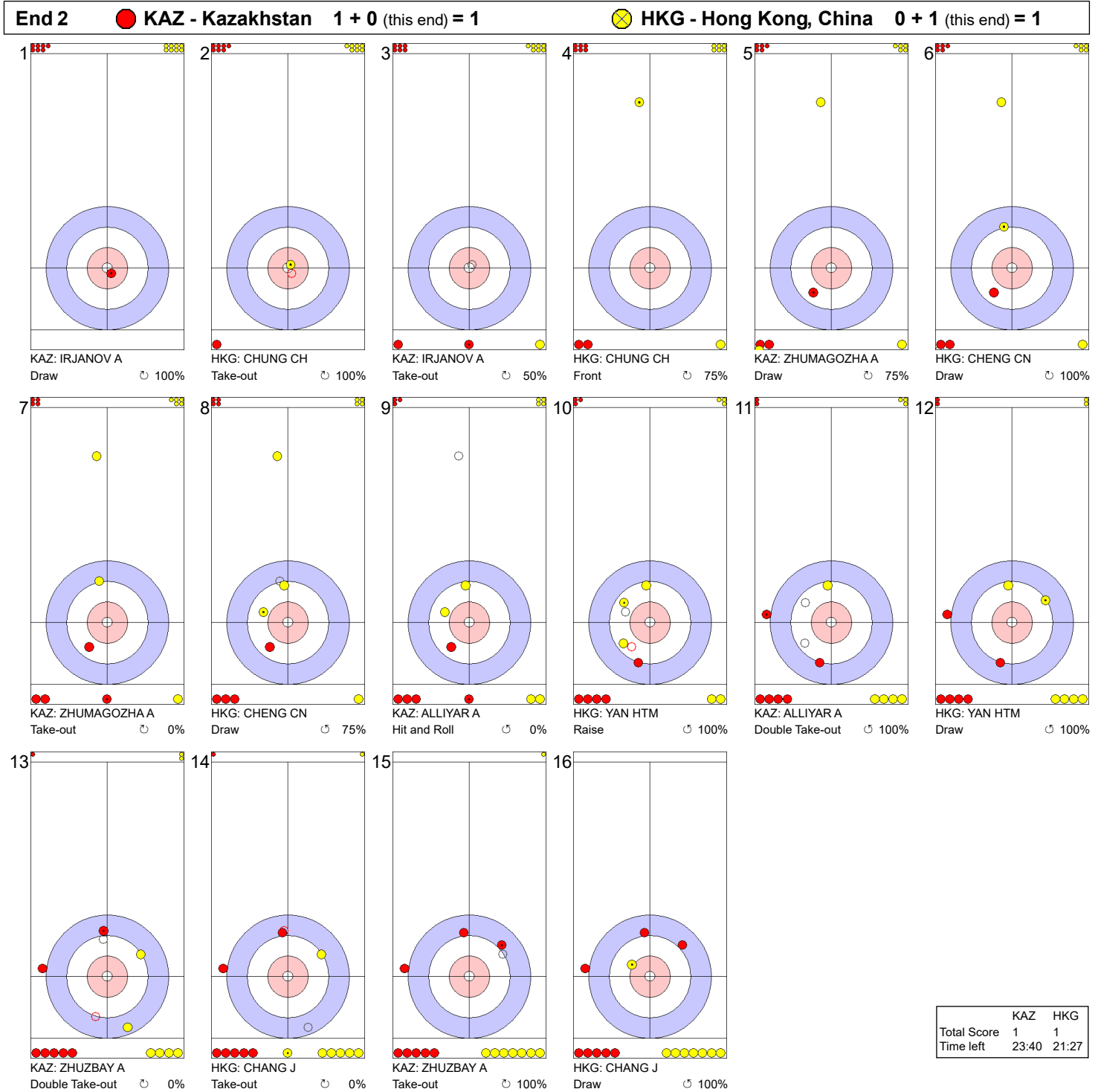
Game - Shot by Shot
每投统计数据



Legend:
 ↻ Clockwise ↺ Counter-clockwise - Not considered



Game - Shot by Shot
每投统计数据



Legend:
 ↻ Clockwise ↺ Counter-clockwise - Not considered



Game - Shot by Shot
每投统计数据

End 3 ● KAZ - Kazakhstan 1 + 1 (this end) = 2 ● HKG - Hong Kong, China 1 + 0 (this end) = 1

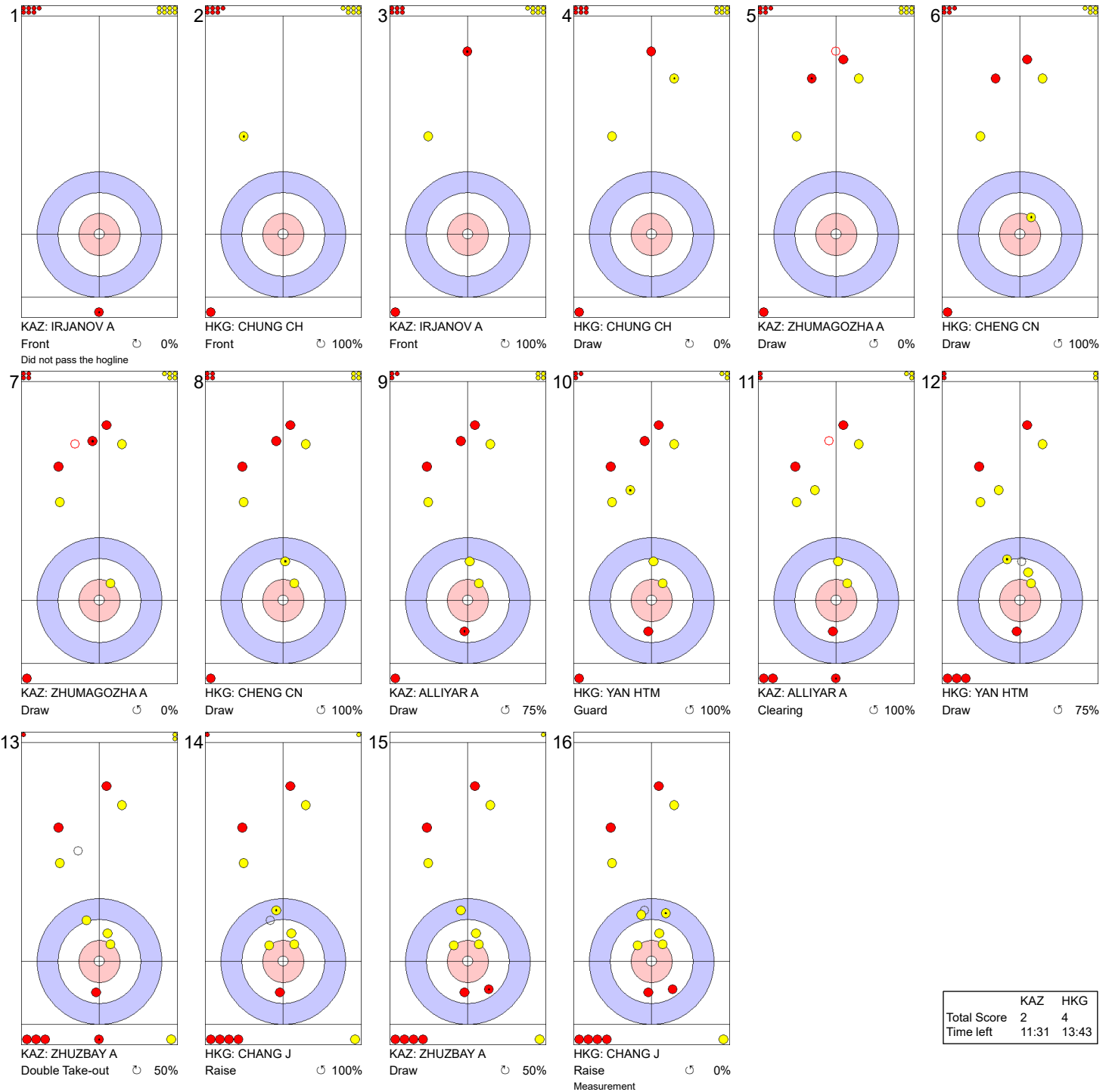


	KAZ	HKG
Total Score	2	1
Time left	16:42	16:56

Legend:
 ↻ Clockwise ↺ Counter-clockwise - Not considered

Game - Shot by Shot
每投统计数据

End 4 ● KAZ - Kazakhstan 2 + 0 (this end) = 2 ● HKG - Hong Kong, China 1 + 3 (this end) = 4



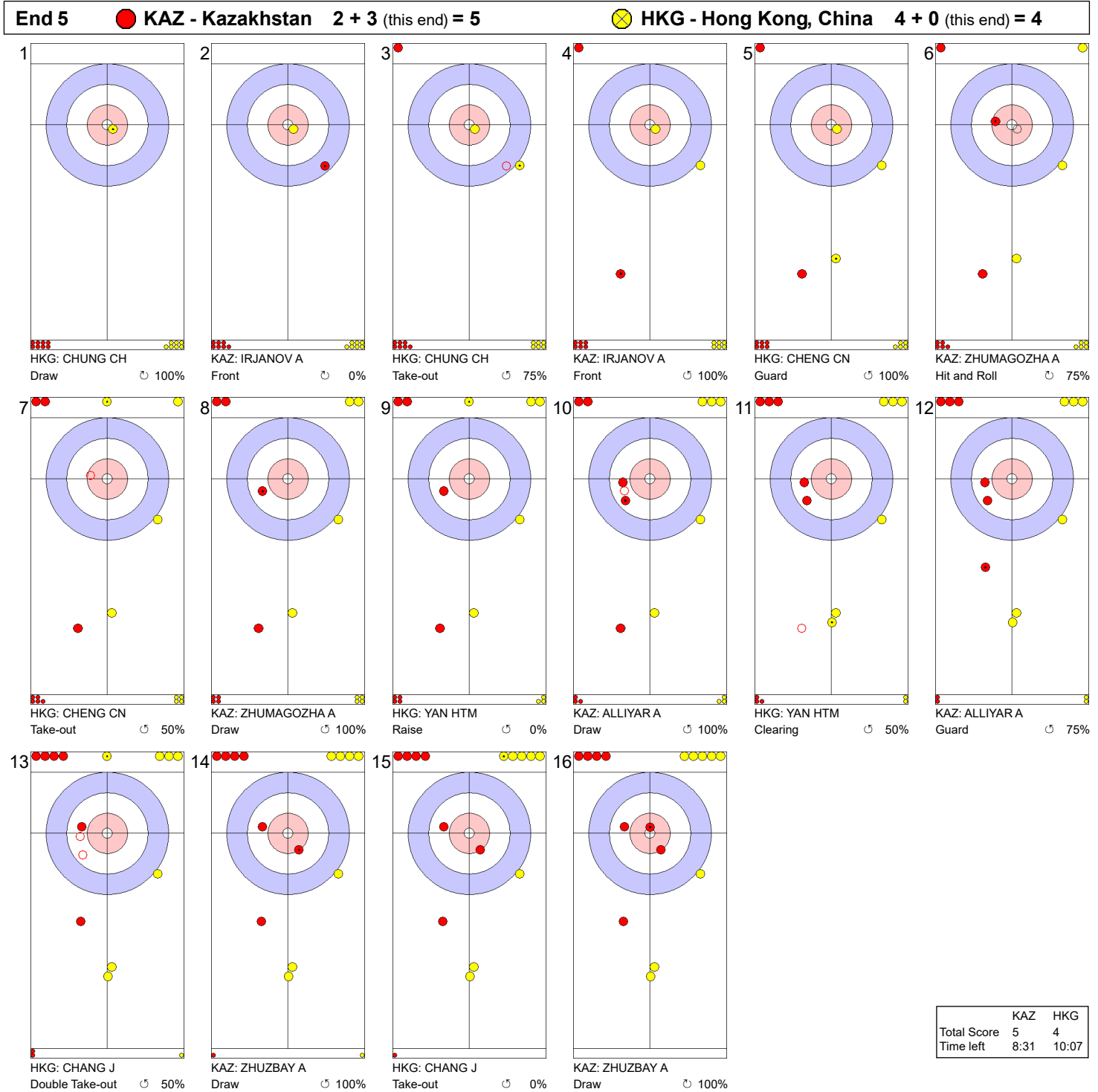
	KAZ	HKG
Total Score	2	4
Time left	11:31	13:43

Legend:
 Clockwise Counter-clockwise - Not considered

Timing & Results provided by BORNAN



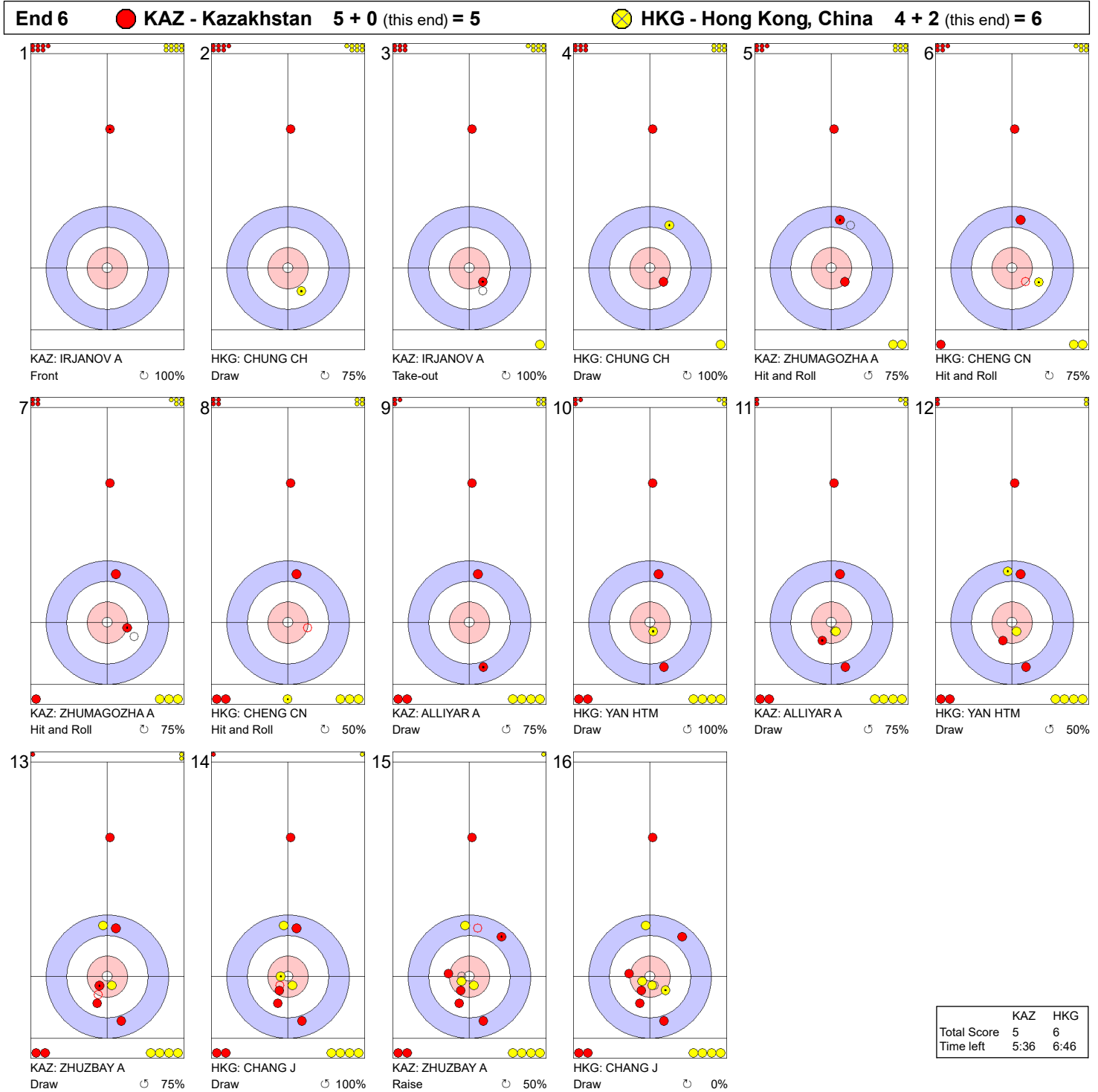
Game - Shot by Shot
每投统计数据



Legend:
 ↻ Clockwise ↺ Counter-clockwise - Not considered



Game - Shot by Shot
每投统计数据



Legend:
 ↻ Clockwise ↺ Counter-clockwise - Not considered



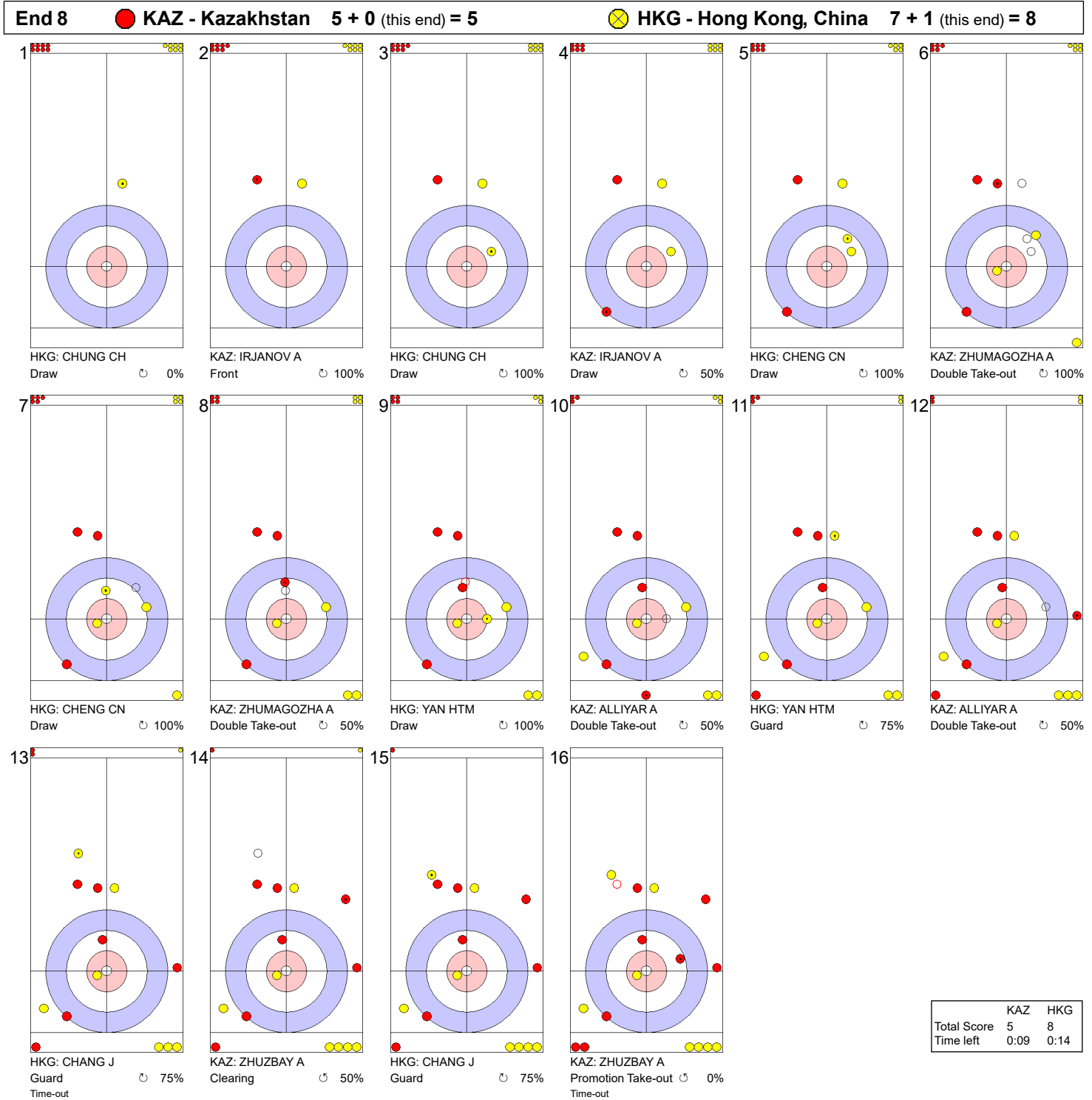
Game - Shot by Shot
每投统计数据



Legend:
 ↻ Clockwise ↺ Counter-clockwise - Not considered



Game - Shot by Shot
每投统计数据



Legend:

↻ Clockwise ↺ Counter-clockwise - Not considered



Competition Matrix 积分表

Group A

Team	KAZ	KGZ	KOR	PHI	TPE
KAZ		6 - 3	2 - 12	1 - 4	10 - 5
KGZ	3 - 6		1 - 15	2 - 12	4 - 7
KOR	12 - 2	15 - 1		6 - 1	10 - 1
PHI	4 - 1	12 - 2	1 - 6		11 - 3
TPE	5 - 10	7 - 4	1 - 10	3 - 11	

Standings after Round Robin

Rank	Team	Games	Wins	Losses	
1	KOR - Republic of Korea	4	4	0	Q
2	PHI - Philippines	4	3	1	Q
3	KAZ - Kazakhstan	4	2	2	Q
4	TPE - Chinese Taipei	4	1	3	
5	KGZ - Kyrgyzstan	4	0	4	

Group B

Team	CHN	HKG	JPN	KSA	QAT	THA
CHN		9 - 2	8 - 5	19 - 1	11 - 1	16 - 1
HKG	2 - 9		7 - 3	15 - 1	10 - 2	16 - 1
JPN	5 - 8	3 - 7		9 - 4	12 - 2	23 - 0
KSA	1 - 19	1 - 15	4 - 9		4 - 10	12 - 2
QAT	1 - 11	2 - 10	2 - 12	10 - 4		6 - 4
THA	1 - 16	1 - 16	0 - 23	2 - 12	4 - 6	

Standings after Round Robin

Rank	Team	Games	Wins	Losses	
1	CHN - People's Republic of China	5	5	0	Q
2	HKG - Hong Kong, China	5	4	1	Q
3	JPN - Japan	5	3	2	Q
4	QAT - Qatar	5	2	3	
5	KSA - Saudi Arabia	5	1	4	
6	THA - Thailand	5	0	5	

Legend:

Q Qualified for the play-offs



Draw Shot Challenge 全队投壶赛

Group A Rank	Team	Stone Rotation	Last Stone Draw in each Round Robin Game				DSC
			1	2	3	4	
1	KAZ - Kazakhstan	↻	81.8	106.7	76.5	7.9	73.49cm
		↻	149.3	97.4	119.3	24.8	
2	KGZ - Kyrgyzstan	↻	59.6	199.6	45.9	30.9	77.01cm
		↻	170.4	138.2	45.5	48.6	
3	PHI - Philippines	↻	199.6	50.1	23.8	24.5	78.11cm
		↻	190.7	75.4	16.9	165.4	
4	KOR - Republic of Korea	↻	20.1	67.0	170.6	88.6	83.43cm
		↻	19.5	199.6	31.9	186.3	
5	TPE - Chinese Taipei	↻	72.0	199.6	31.4	80.1	108.93cm
		↻	199.6	57.3	199.6	122.5	

Group B Rank	Team	Stone Rotation	Last Stone Draw in each Round Robin Game					DSC
			1	2	3	4	5	
1	CHN - People's Republic of China	↻	20.0	14.5	98.6	80.3	142.4	36.46cm
		↻	3.0	14.6	24.2	101.3	12.6	
2	HKG - Hong Kong, China	↻	19.4	39.9	16.0	33.0	18.5	62.23cm
		↻	58.6	85.3	199.6	183.4	53.5	
3	JPN - Japan	↻	199.6	22.3	16.5	11.2	29.7	63.73cm
		↻	12.3	61.0	123.2	199.6	35.6	
4	KSA - Saudi Arabia	↻	167.7	140.6	66.5	113.2	49.2	128.47cm
		↻	156.5	199.6	55.2	199.6	199.6	
5	THA - Thailand	↻	122.9	199.6	199.6	199.6	199.6	130.14cm
		↻	199.6	59.3	111.3	18.7	41.6	
6	QAT - Qatar	↻	199.6	76.9	149.5	86.4	199.6	138.50cm
		↻	136.0	199.6	199.6	121.5	199.6	

Note:

The Draw Shot Challenge (DSC) is the average distance of all the individual Last Stone Draws (LSD), which were delivered by a team during the round robin. Since the groups are of differing sizes, to ensure the DSC is calculated the same way, only the LSDs from the first 'equal number' of games will be used. The single least favourable result will be eliminated before calculating the average distance. The team with the lesser DSC receives the higher ranking. If the DSCs are equal then the team with the best non-equal counting LSD receives the higher ranking. In the case where all counting LSDs are equal, the team ranked higher in the official World Curling World Ranking is ranked higher.

Legend:

↻ Clockwise

↻ Counter-clockwise

DSC Draw Shot Challenge

~~nnn.n~~ Eliminated Last Stone Draw



Scoring Analysis 得分分析

Team	Games	LSFE	Stolen Ends	Last Stone Eff.	Force Eff.	Points Scored							Total	Plus / Minus
						0	1	2	3	4	>4			
CHN	For	4	13	90%	75%	0	4	6	8	2	3	63	+53	
	Against	1	0			2	6	2	0	0	0	10		
KOR	For	3	11	75%	100%	1	8	4	2	4	1	43	+38	
	Against	1	0			1	5	0	0	0	0	5		
HKG	For	2	14	44%	43%	1	7	4	6	3	1	50	+34	
	Against	3	2			2	3	5	1	0	0	16		
JPN	For	5	7	56%	56%	3	4	5	4	4	2	52	+31	
	Against	0	4			0	7	4	2	0	0	21		
PHI	For	3	2	73%	71%	5	2	5	1	2	1	28	+16	
	Against	1	2			1	6	3	0	0	0	12		
KAZ	For	3	4	27%	56%	0	8	1	3	0	0	19	-5	
	Against	1	3			4	6	3	0	3	0	24		
TPE	For	0	2	29%	20%	0	4	4	0	1	0	16	-19	
	Against	4	7			0	7	5	3	1	1	35		
QAT	For	1	6	12%	10%	0	9	3	2	0	0	21	-20	
	Against	4	9			0	6	6	5	2	0	41		
KGZ	For	1	0	6%	20%	0	8	1	0	0	0	10	-30	
	Against	3	7			0	6	4	3	3	1	40		
KSA	For	2	3	30%	40%	0	4	7	0	1	0	22	-33	
	Against	3	11			0	6	3	6	5	1	55		
THA	For	1	1	4%	25%	0	6	1	0	0	0	8	-65	
	Against	4	18			0	6	6	6	3	5	73		
Total	25		63			10	64	41	26	17	8	332		

Note:

Stolen ends are the ends won without the last stone advantage.

Last Stone Efficiency: Scoring two or more points with last stone advantage.

Force Efficiency: Forcing the opponent team to score only one point when they have the last stone advantage.

Legend:

>4 More than four points scored

Eff. Efficiency

LSFE Last Stone First End

Summary of Big Ends 大分局总结

Points Scored	By	Against	Session	End	Game Result
5	CHN - People's Republic of China	THA - Thailand	9	5	16 : 1
5	CHN - People's Republic of China	THA - Thailand	9	1	16 : 1
5	CHN - People's Republic of China	KSA - Saudi Arabia	4	4	19 : 1
5	JPN - Japan	THA - Thailand	2	6	23 : 0
5	JPN - Japan	THA - Thailand	2	2	23 : 0
5	HKG - Hong Kong, China	THA - Thailand	4	5	16 : 1
5	KOR - Republic of Korea	TPE - Chinese Taipei	6	1	10 : 1
5	PHI - Philippines	KGZ - Kyrgyzstan	7	3	12 : 2
4	JPN - Japan	KSA - Saudi Arabia	9	2	9 : 4
4	JPN - Japan	QAT - Qatar	4	6	12 : 2
4	JPN - Japan	QAT - Qatar	4	4	12 : 2
4	JPN - Japan	THA - Thailand	2	4	23 : 0
4	KOR - Republic of Korea	KAZ - Kazakhstan	9	7	12 : 2
4	KOR - Republic of Korea	KAZ - Kazakhstan	9	6	12 : 2
4	KOR - Republic of Korea	KGZ - Kyrgyzstan	4	3	15 : 1
4	KOR - Republic of Korea	KGZ - Kyrgyzstan	4	1	15 : 1
4	HKG - Hong Kong, China	KSA - Saudi Arabia	11	4	15 : 1
4	HKG - Hong Kong, China	KSA - Saudi Arabia	11	1	15 : 1
4	HKG - Hong Kong, China	THA - Thailand	4	1	16 : 1
4	CHN - People's Republic of China	KSA - Saudi Arabia	4	6	19 : 1
4	CHN - People's Republic of China	KSA - Saudi Arabia	4	1	19 : 1
4	PHI - Philippines	TPE - Chinese Taipei	12	1	11 : 3
4	PHI - Philippines	KGZ - Kyrgyzstan	7	5	12 : 2
4	KSA - Saudi Arabia	THA - Thailand	6	3	12 : 2
4	TPE - Chinese Taipei	KAZ - Kazakhstan	2	2	5 : 10

Note:
Big ends are defined as ends with a score of four or more points.

Session Results and Standings

每轮比赛成绩和排名

Sheet	Team	LSD/LSFE	1	2	3	4	5	6	7	8	Extra Ends	Total
A	JPN - Japan	65.3cm *	2	0	0	2	0	1	0	0		5
	CHN - People's Republic of China	155.0cm	0	1	0	0	2	0	2	3		8

Standings after Round Robin

Group A

Rank	Team	Games	Wins	Losses	
1	KOR - Republic of Korea	4	4	0	Q
2	PHI - Philippines	4	3	1	Q
3	KAZ - Kazakhstan	4	2	2	Q
4	TPE - Chinese Taipei	4	1	3	
5	KGZ - Kyrgyzstan	4	0	4	

Group B

Rank	Team	Games	Wins	Losses	
1	CHN - People's Republic of China	5	5	0	Q
2	HKG - Hong Kong, China	5	4	1	Q
3	JPN - Japan	5	3	2	Q
4	QAT - Qatar	5	2	3	
5	KSA - Saudi Arabia	5	1	4	
6	THA - Thailand	5	0	5	

Legend:

LSD Last Stone Draw

LSFE(*) Last Stone First End

Q Qualified for the play-offs



Game Results
比赛成绩

Sheet	Team	LSFE	1	2	3	4	5	6	7	8	Extra Ends	Total
A	JPN - Japan	*	2	0	0	2	0	1	0	0		5
	CHN - People's Republic of China		0	1	0	0	2	0	2	3		8

JPN - Japan	
4 S	AOKI Ryo
3	WATANABE Haruki
2	HEMMI Ayumu
1 V	MIYA Osuke
A	KYOTOH Rin

CHN - People's Republic of China	
4 S	XU Xiaoming
3 V	FEI Xueqing
2	WANG Zhiyu
1	LI Zhichao
A	YE Jianjun

Last Stone Draw		Distance
🕒	HEMMI Ayumu	29.7cm
🕒	AOKI Ryo	35.6cm
Total		65.3cm

Time remaining: 1 minute 9 seconds
Time-out: End 7

Last Stone Draw		Distance
🕒	XU Xiaoming	142.4cm
🕒	FEI Xueqing	12.6cm
Total		155.0cm

Time remaining: 1 minute 38 seconds
Time-out: End 7

Note:
Position and function for each team member:
4 = Fourth, 3 = Third, 2 = Second, 1 = Lead, A = Alternate, S = Skip, V = Vice-Skip

Legend:
🕒 Clockwise 🕒 Counter-clockwise LSFE(*) Last Stone First End



Session Results and Standings

每轮比赛成绩和排名

Sheet	Team	LSD/LSFE	1	2	3	4	5	6	7	8	Extra Ends	Total
A	QAT - Qatar	399.2cm	1	1	0	1	0	0	1	2		6
	THA - Thailand	241.2cm *	0	0	1	0	2	1	0	0		4
B	KGZ - Kyrgyzstan	79.5cm	0	1	0	1	0	0	1	X		3
	KAZ - Kazakhstan	32.7cm *	1	0	3	0	1	1	0	X		6
C	PHI - Philippines	189.9cm *	4	2	0	3	0	2	X	X		11
	TPE - Chinese Taipei	202.6cm	0	0	1	0	2	0	X	X		3

Current Standings

Group A

Rank	Team	Games	Wins	Losses	
1	KOR - Republic of Korea	4	4	0	Q
2	PHI - Philippines	4	3	1	Q
3	KAZ - Kazakhstan	4	2	2	Q
4	TPE - Chinese Taipei	4	1	3	
5	KGZ - Kyrgyzstan	4	0	4	

Group B

Rank	Team	Games	Wins	Losses	
1	CHN - People's Republic of China	4	4	0	Q
2	HKG - Hong Kong, China	5	4	1	Q
3	JPN - Japan	4	3	1	Q
4	QAT - Qatar	5	2	3	
5	KSA - Saudi Arabia	5	1	4	
6	THA - Thailand	5	0	5	

Note:

Under World Curling rules, tie-breaking rules for standings are not applied until after the last game of the round robin.

Legend:

LSD Last Stone Draw

LSFE(*) Last Stone First End

Q Qualified for the play-offs

X Unplayed/unfinished end due to concession



Game Results
比赛成绩

Sheet	Team	LSFE	1	2	3	4	5	6	7	8	Extra Ends	Total
A	QAT - Qatar		1	1	0	1	0	0	1	2		6
	THA - Thailand	*	0	0	1	0	2	1	0	0		4

QAT - Qatar	
4 S	ALYAFEI Nasser Abdulrahman
3 V	AL-FAHAD Ahmed Saad
2	ALYAFEI Abdulrahman Qassim
1	ALNAIMI Mohammed Hassan
A	AL-MARRI Mubarak Salem

THA - Thailand	
4 S	MAHATTANASAKUL Pongsak
3 V	KAEWJEEN Prawes
2	MANEENET Aongart
1	RIWIN Thepparit
A	BOONYAPORN Nuth

Last Stone Draw		Distance
🕒	AL-FAHAD Ahmed Saad	199.6cm
🕒	ALYAFEI Nasser Abdulrahman	199.6cm
Total		399.2cm

Time remaining: 4 minutes 28 seconds

Last Stone Draw		Distance
🕒	KAEWJEEN Prawes	199.6cm
🕒	MANEENET Aongart	41.6cm
Total		241.2cm

Time remaining: 3 minutes 38 seconds

Time-out: End 6

Note:
Position and function for each team member:
4 = Fourth, 3 = Third, 2 = Second, 1 = Lead, A = Alternate, S = Skip, V = Vice-Skip

Legend:
🕒 Clockwise 🕒 Counter-clockwise LSFE(*) Last Stone First End



Game Results

比赛成绩

Sheet	Team	LSFE	1	2	3	4	5	6	7	8	Extra Ends	Total
B	KGZ - Kyrgyzstan		0	1	0	1	0	0	1	X		3
	KAZ - Kazakhstan	*	1	0	3	0	1	1	0	X		6

KGZ - Kyrgyzstan		Shot Success Game
4 S	ASANALIEV Aibek	39%
3 V	ABYKEEV Iskhak	68%
2	MYRZABAEV Beksultan	56%
1	DASIFU Mukhamed	56%
A	-	-
Team Total		56%

KAZ - Kazakhstan		Shot Success Game
4 S	ZHUZBAY Abylaikhan	59%
3 V	ALLIYAR Aidos	52%
2	ZHUMAGOZHA Adil	66%
1	IRJANOV Arman	78%
A	MUSSAINOV Yermek	-
Team Total		64%

Last Stone Draw		Distance
⌚	MYRZABAEV Beksultan	30.9cm
⌚	DASIFU Mukhamed	48.6cm
Total		79.5cm

Last Stone Draw		Distance
⌚	ZHUZBAY Abylaikhan	7.9cm
⌚	IRJANOV Arman	24.8cm
Total		32.7cm

Time remaining: 9 minutes 22 seconds

Time remaining: 5 minutes 15 seconds

DASIFU M left the game after End 4, no replacement

Shot Success Analysis

KGZ - Kyrgyzstan		⌚	⌚	Game
4	ASANALIEV Aibek	3 92%	3 0%	6 46%
	Take-outs	6 38%	2 25%	8 34%
	Total	9 56%	5 10%	14 39%
3	ABYKEEV Iskhak	3 92%	10 53%	13 62%
	Take-outs	3 83%	4 75%	7 79%
	Total	6 88%	14 59%	20 68%
2	MYRZABAEV Beksultan	3 100%	7 50%	10 65%
	Take-outs	5 65%	5 30%	10 48%
	Total	8 78%	12 42%	20 56%
1	DASIFU Mukhamed	2 88%	6 46%	8 56%
	Take-outs	0 -	0 -	0 -
	Total	2 88%	6 46%	8 56%
A -	Draws	0 -	0 -	0 -
	Take-outs	0 -	0 -	0 -
	Total	0 -	0 -	0 -
Team	Draws	11 93%	26 44%	37 59%
	Take-outs	14 57%	11 45%	25 52%
	Total	25 73%	37 45%	62 56%

KAZ - Kazakhstan		⌚	⌚	Game
4	ZHUZBAY Abylaikhan	4 75%	3 75%	7 75%
	Take-outs	6 33%	1 100%	7 43%
	Total	10 50%	4 81%	14 59%
3	ALLIYAR Aidos	1 75%	4 50%	5 55%
	Take-outs	4 25%	7 64%	11 50%
	Total	5 35%	11 59%	16 52%
2	ZHUMAGOZHA Adil	1 75%	7 71%	8 72%
	Take-outs	4 25%	4 94%	8 59%
	Total	5 35%	11 80%	16 66%
1	IRJANOV Arman	10 73%	2 75%	12 73%
	Take-outs	1 100%	3 92%	4 94%
	Total	11 75%	5 85%	16 78%
A	MUSSAINOV Yermek	0 -	0 -	0 -
	Take-outs	0 -	0 -	0 -
	Total	0 -	0 -	0 -
Team	Draws	16 73%	16 67%	32 70%
	Take-outs	15 33%	15 80%	30 57%
	Total	31 54%	31 73%	62 64%

Note:

Position and function for each team member:

4 = Fourth, 3 = Third, 2 = Second, 1 = Lead, A = Alternate, S = Skip, V = Vice-Skip

Legend:

⌚ Clockwise

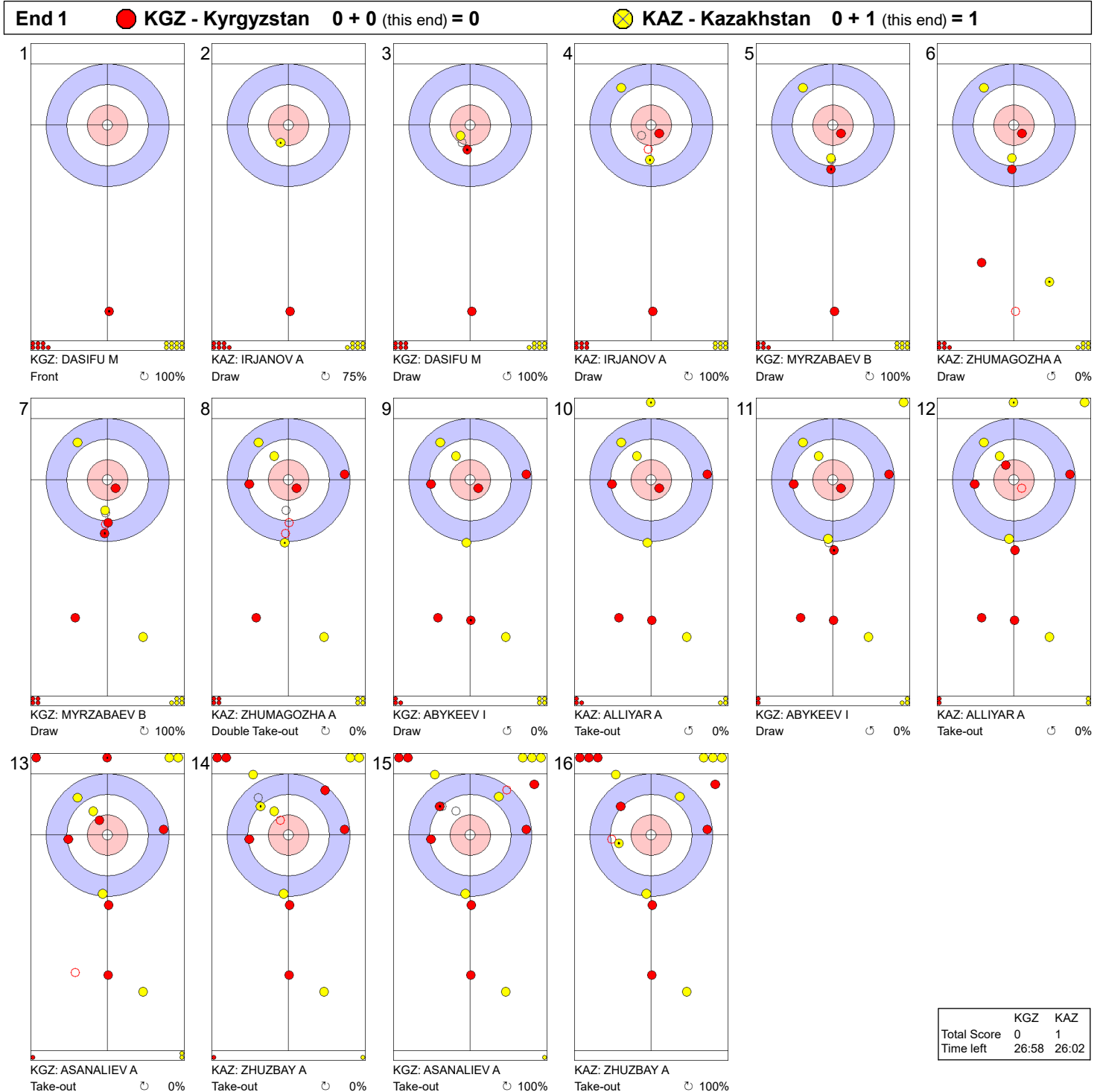
⌚ Counter-clockwise

LSFE(*) Last Stone First End

X Unplayed/unfinished end due to concession



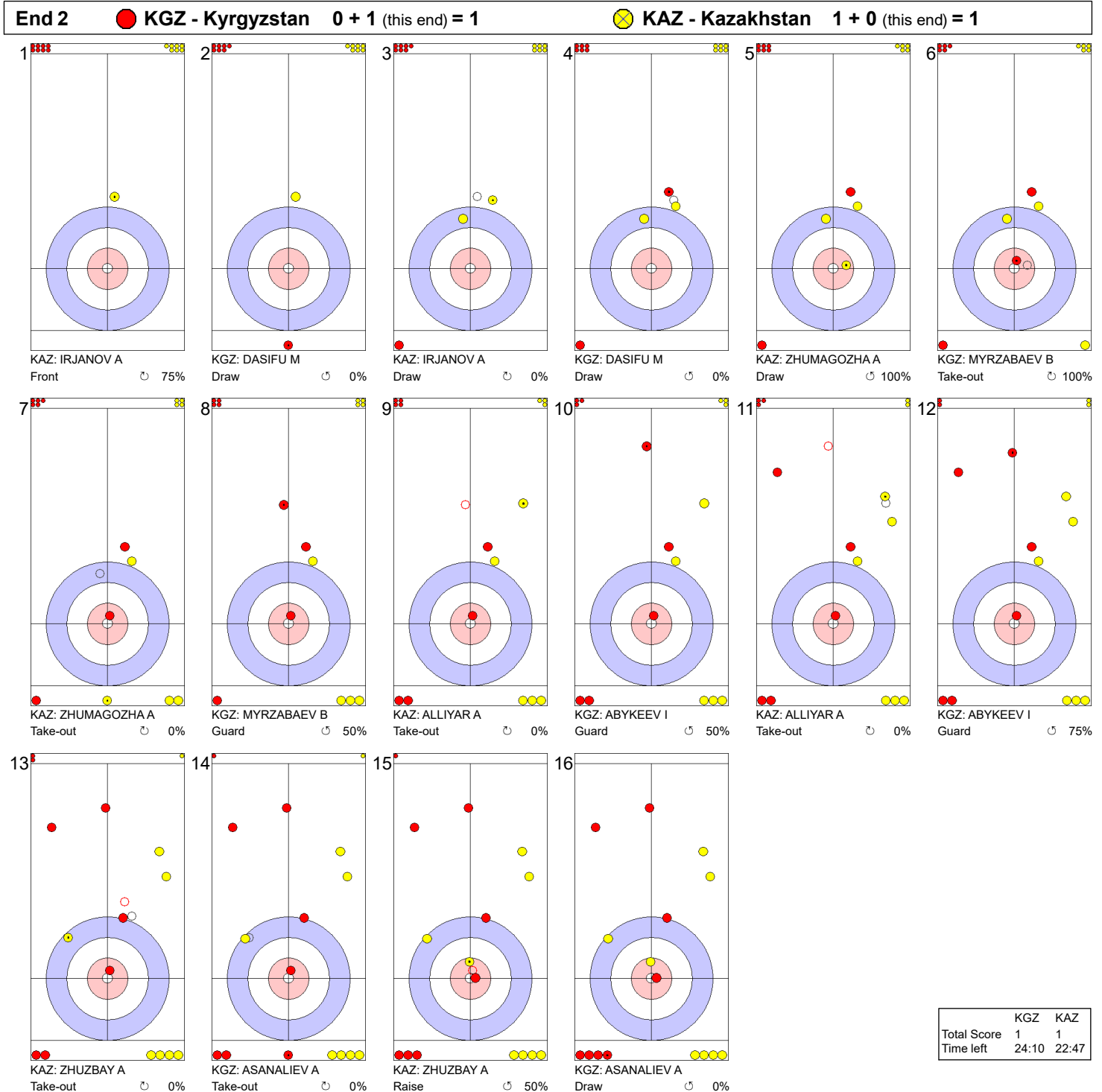
Game - Shot by Shot
每投统计数据



Legend:
 ↻ Clockwise ↺ Counter-clockwise - Not considered



Game - Shot by Shot
每投统计数据



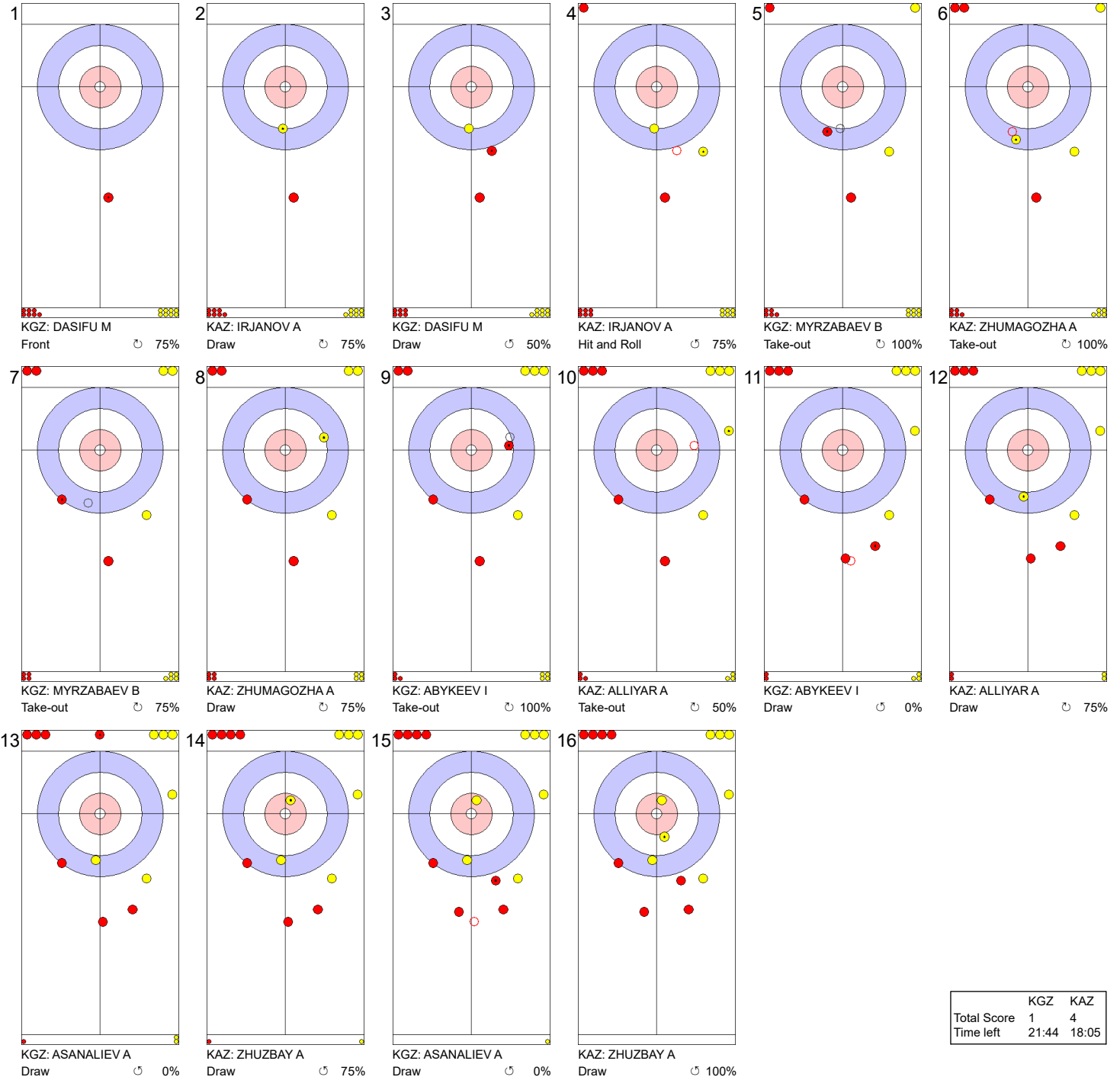
Legend:
 ↻ Clockwise ↺ Counter-clockwise - Not considered



Game - Shot by Shot
每投统计数据

End 3 ● KGZ - Kyrgyzstan 1 + 0 (this end) = 1

● KAZ - Kazakhstan 1 + 3 (this end) = 4



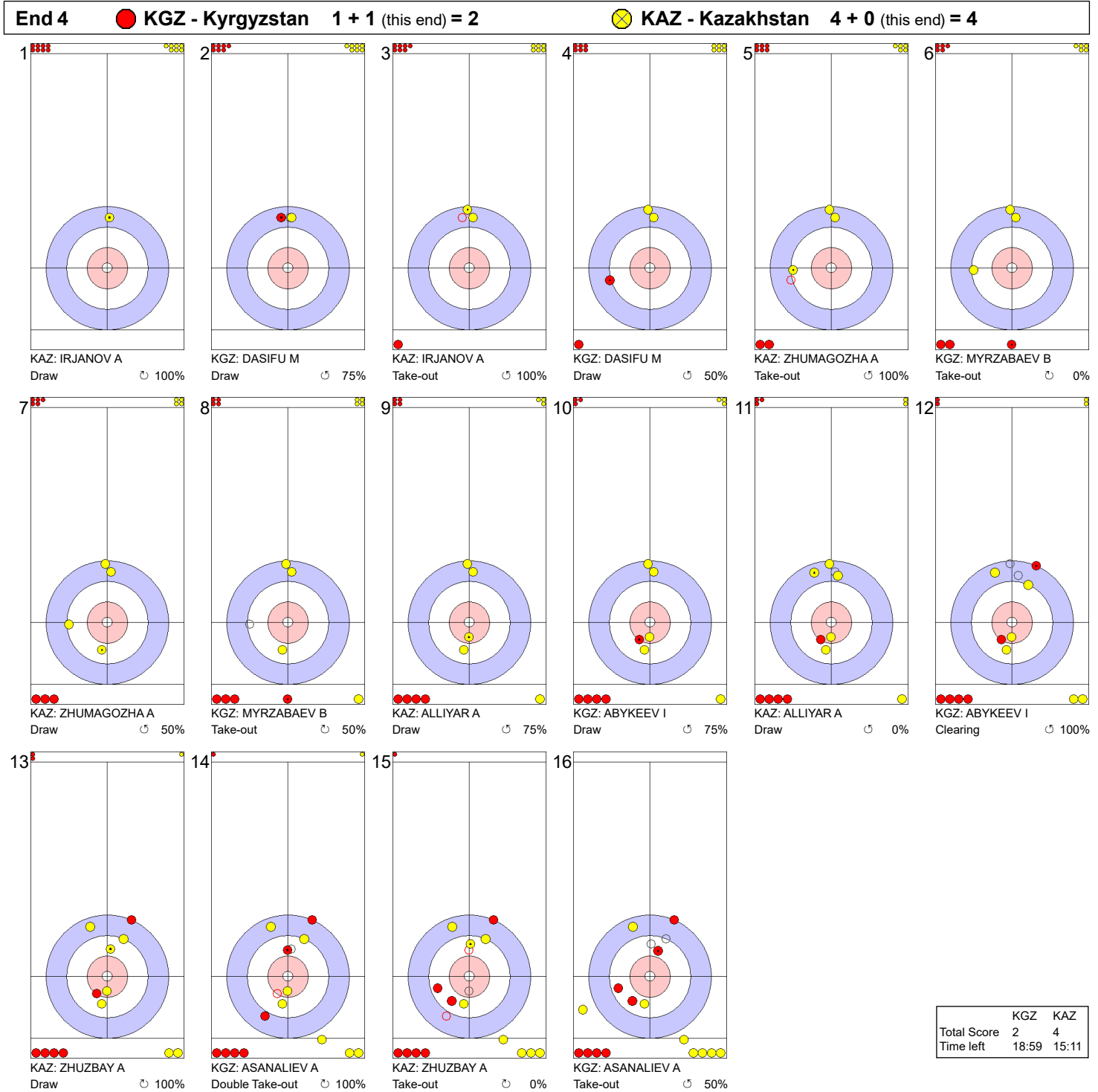
	KGZ	KAZ
Total Score	1	4
Time left	21:44	18:05

Legend:
 Clockwise
 Counter-clockwise
 - Not considered

Timing & Results provided by BORNAN



Game - Shot by Shot
每投统计数据



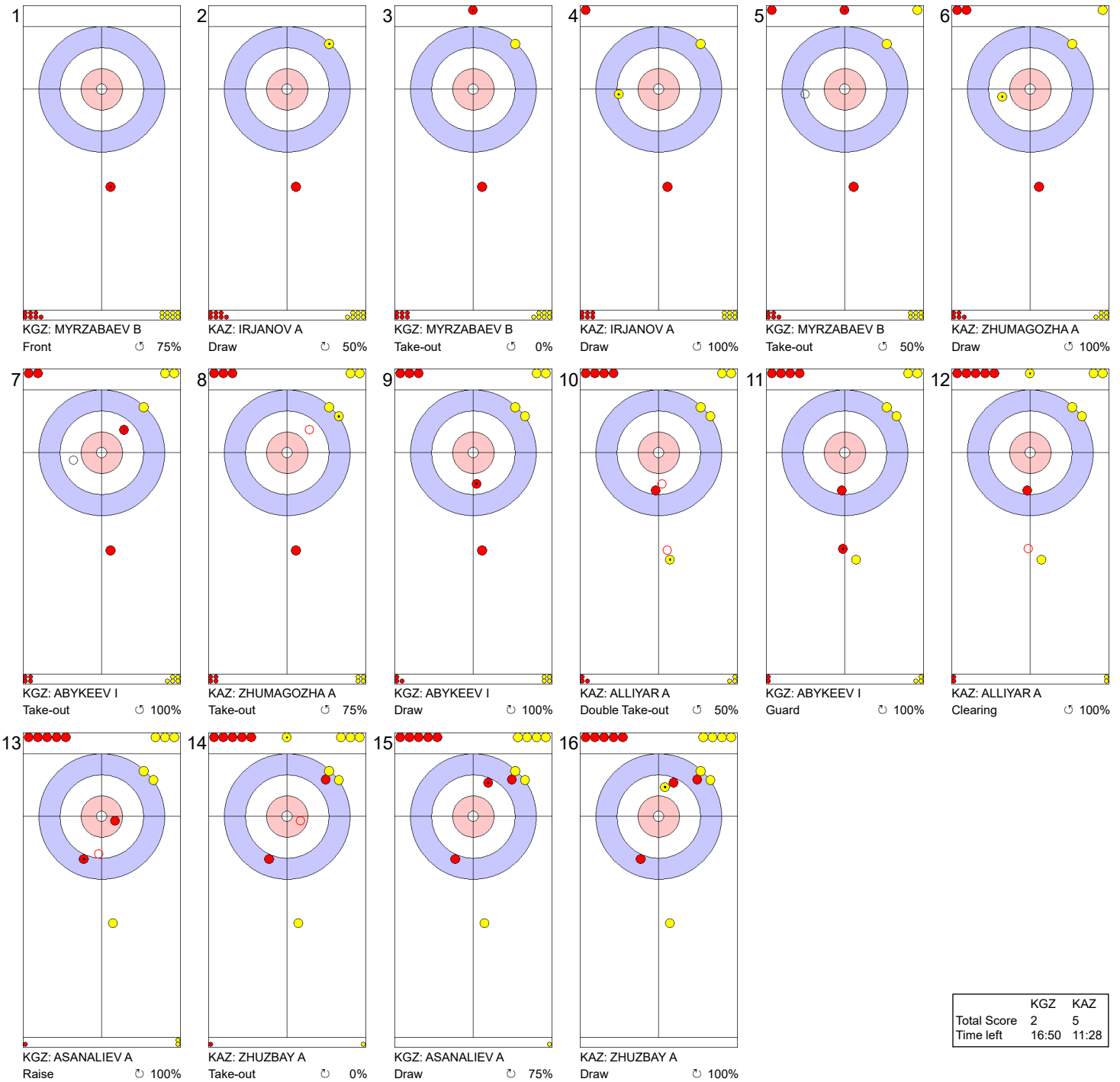
	KGZ	KAZ
Total Score	2	4
Time left	18:59	15:11

Legend: ↻ Clockwise ↻ Counter-clockwise - Not considered



Game - Shot by Shot
每投统计数据

End 5 ● KGZ - Kyrgyzstan 2 + 0 (this end) = 2 ● KAZ - Kazakhstan 4 + 1 (this end) = 5



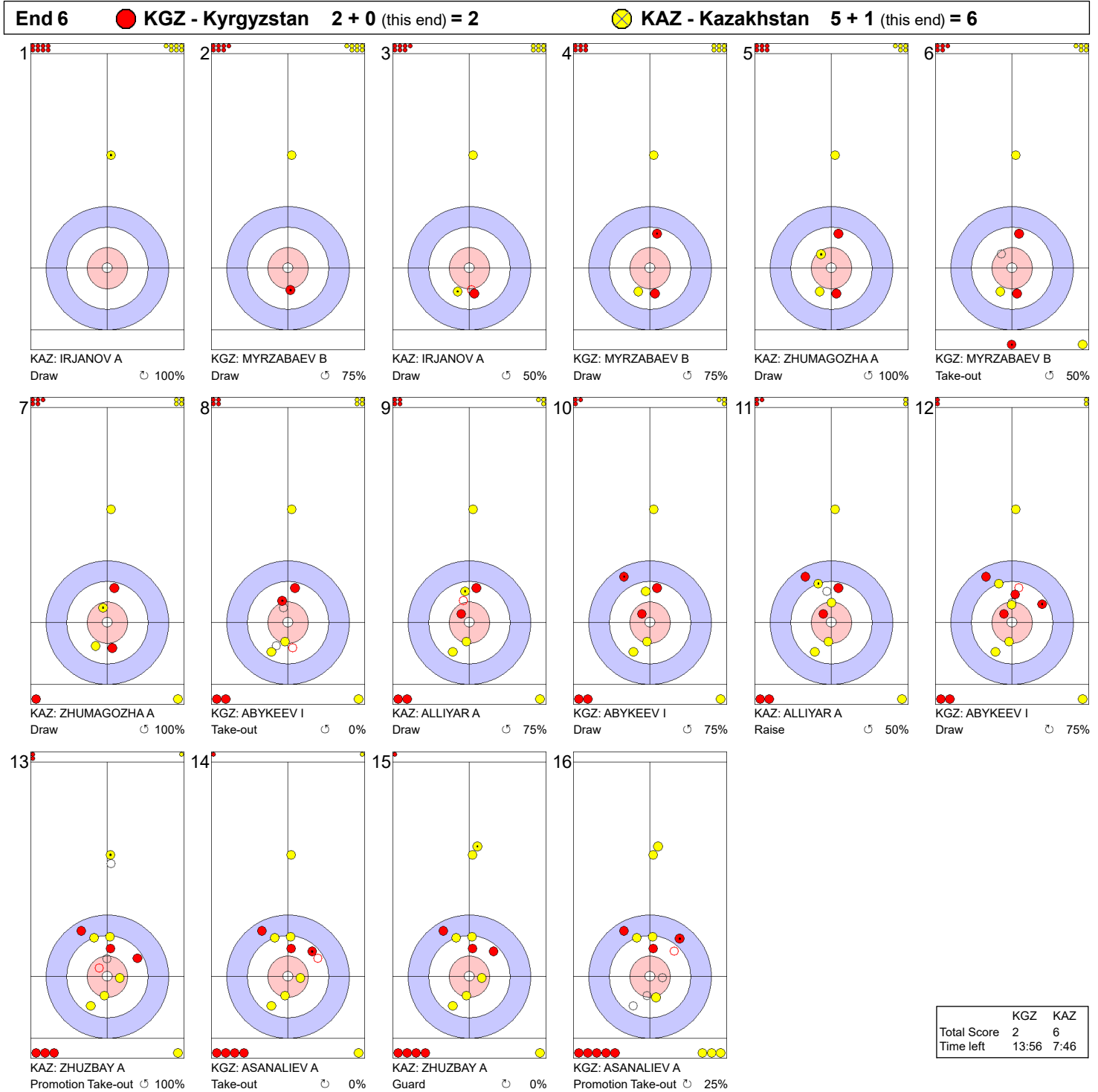
	KGZ	KAZ
Total Score	2	5
Time left	16:50	11:28

Legend:
 Clockwise Counter-clockwise - Not considered

Timing & Results provided by BORNAN



Game - Shot by Shot
每投统计数据



Legend:
 ↻ Clockwise ↻ Counter-clockwise - Not considered



Game - Shot by Shot
每投统计数据

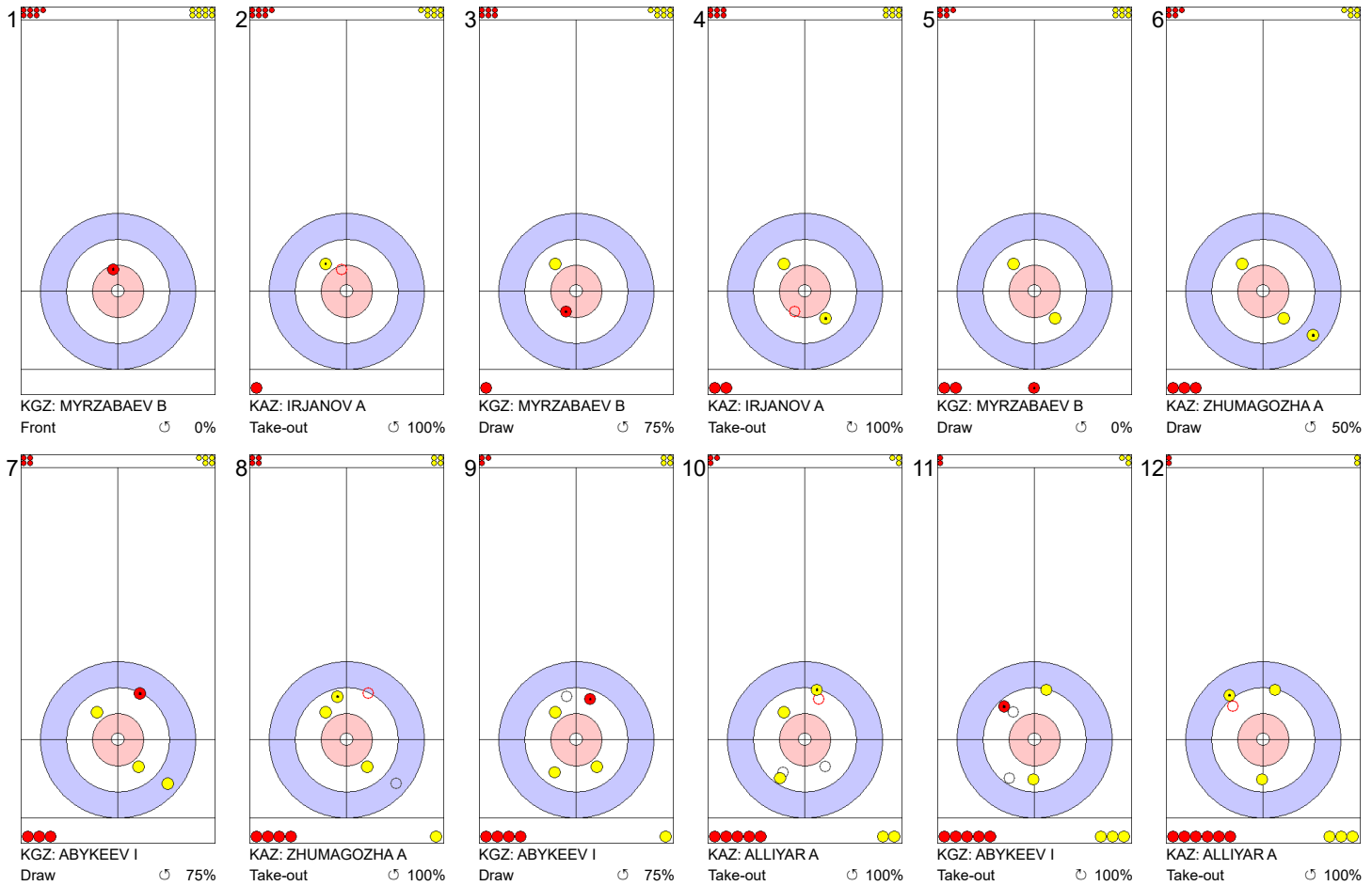


Legend:
 ↻ Clockwise ↺ Counter-clockwise - Not considered



Game - Shot by Shot
每投统计数据

End 8 ● KGZ - Kyrgyzstan 3 + X (this end) = 3 ● KAZ - Kazakhstan 6 + X (this end) = 6



	KGZ	KAZ
Total Score	3	6
Time left	9:22	5:15

Legend:
 ↻ Clockwise ↺ Counter-clockwise - Not considered
 X Unfinished end due to concession



Game Results

比赛成绩

Sheet	Team	LSFE	1	2	3	4	5	6	7	8	Extra Ends	Total
C	PHI - Philippines	*	4	2	0	3	0	2	X	X		11
	TPE - Chinese Taipei		0	0	1	0	2	0	X	X		3

PHI - Philippines		Shot Success Game
4 S	PFISTER Marc	90%
3 V	HALLER Christian	83%
2	PFISTER Enrico	73%
1	FREI Alan	71%
A	DELARMENTE Benjo	-
Team Total		79%

TPE - Chinese Taipei		Shot Success Game
4 S	LIN Ting-Li	52%
3	CHANG Che-Lun	52%
2	LIN Chen-Han	67%
1 V	HOU Yi-Ler	73%
A	LIU Bor-Kai	-
Team Total		61%

Last Stone Draw		Distance
☺	HALLER Christian	24.5cm
☹	FREI Alan	165.4cm
Total		189.9cm

Last Stone Draw		Distance
☺	LIN Ting-Li	80.1cm
☹	HOU Yi-Ler	122.5cm
Total		202.6cm

Time remaining: 9 minutes 24 seconds

Time remaining: 8 minutes 19 seconds

Shot Success Analysis

PHI - Philippines		☺	☹	Game
4	PFISTER Marc	1 100%	6 88%	7 89%
	Take-outs	1 100%	4 88%	5 90%
	Total	2 100%	10 88%	12 90%
3	HALLER Christian	2 88%	7 89%	9 89%
	Take-outs	0 -	3 67%	3 67%
	Total	2 88%	10 83%	12 83%
2	PFISTER Enrico	2 63%	3 83%	5 75%
	Take-outs	0 -	7 71%	7 71%
	Total	2 63%	10 75%	12 73%
1	FREI Alan	4 50%	5 100%	9 78%
	Take-outs	2 50%	1 50%	3 50%
	Total	6 50%	6 92%	12 71%
A	DELARMENTE Benjo	0 -	0 -	0 -
	Take-outs	0 -	0 -	0 -
	Total	0 -	0 -	0 -
Team	Draws	9 67%	21 90%	30 83%
	Take-outs	3 67%	15 73%	18 72%
	Total	12 67%	36 83%	48 79%

TPE - Chinese Taipei		☺	☹	Game
4	LIN Ting-Li	1 100%	5 55%	6 63%
	Take-outs	3 33%	3 50%	6 42%
	Total	4 50%	8 53%	12 52%
3	CHANG Che-Lun	0 -	3 58%	3 58%
	Take-outs	3 17%	6 67%	9 50%
	Total	3 17%	9 64%	12 52%
2	LIN Chen-Han	1 75%	5 65%	6 67%
	Take-outs	4 63%	2 75%	6 67%
	Total	5 65%	7 68%	12 67%
1	HOU Yi-Ler	2 75%	10 73%	12 73%
	Take-outs	0 -	0 -	0 -
	Total	2 75%	10 73%	12 73%
A	LIU Bor-Kai	0 -	0 -	0 -
	Take-outs	0 -	0 -	0 -
	Total	0 -	0 -	0 -
Team	Draws	4 81%	23 65%	27 68%
	Take-outs	10 40%	11 64%	21 52%
	Total	14 52%	34 65%	48 61%

Note:
Position and function for each team member:
4 = Fourth, 3 = Third, 2 = Second, 1 = Lead, A = Alternate, S = Skip, V = Vice-Skip

Legend:
☺ Clockwise ☹ Counter-clockwise LSFE(*) Last Stone First End
X Unplayed/unfinished end due to concession



Game - Shot by Shot
每投统计数据

End 1 ● PHI - Philippines 0 + 4 (this end) = 4

● TPE - Chinese Taipei 0 + 0 (this end) = 0



	PHI	TPE
Total Score	4	0
Time left	26:43	26:00

Legend:
 ↻ Clockwise ↺ Counter-clockwise - Not considered

Timing & Results provided by BORNAN



Game - Shot by Shot
每投统计数据



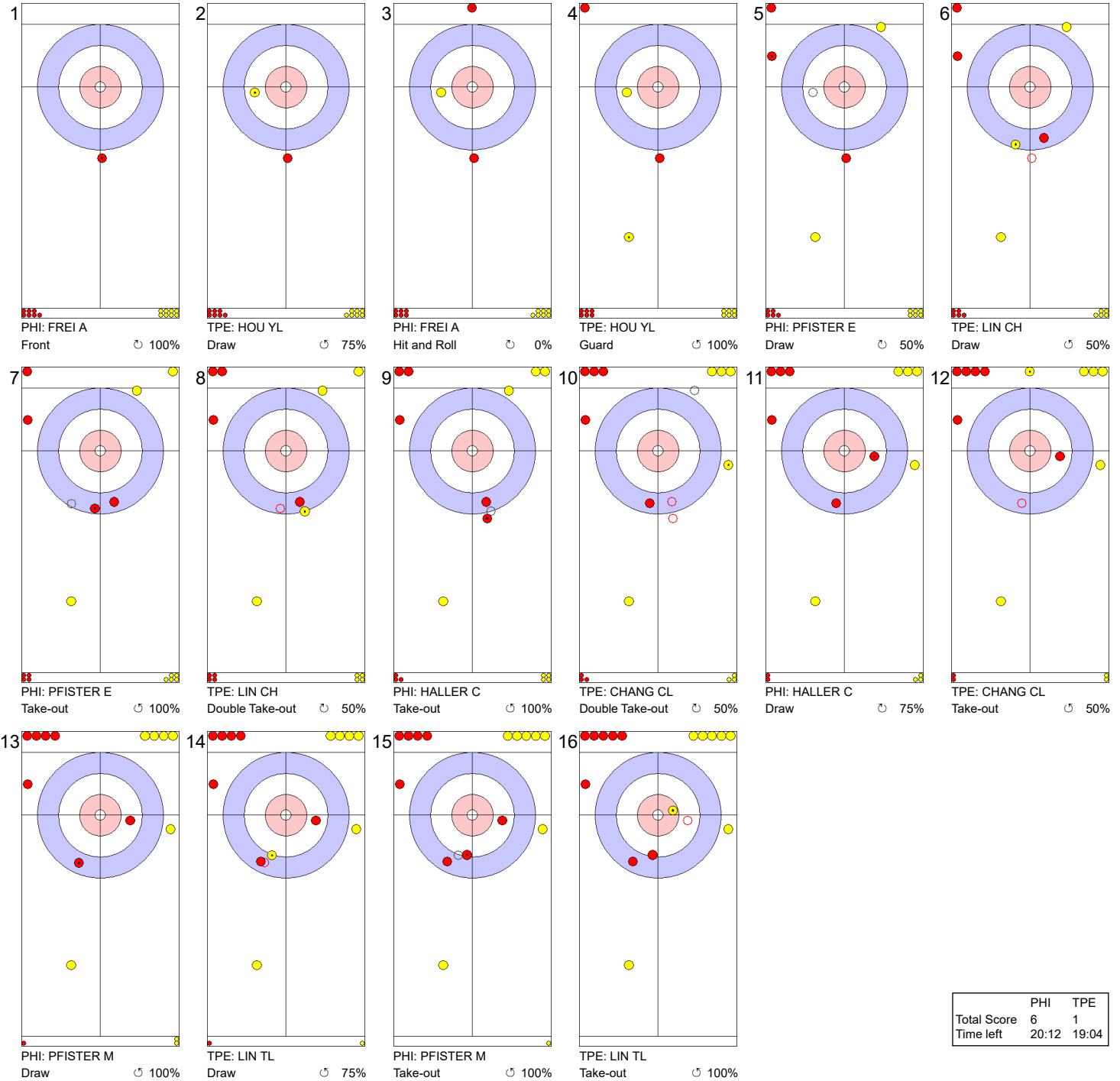
	PHI	TPE
Total Score	6	0
Time left	23:48	22:25

Legend: ⌚ Clockwise ⌚ Counter-clockwise - Not considered



Game - Shot by Shot
每投统计数据

End 3 ● PHI - Philippines 6 + 0 (this end) = 6 ● TPE - Chinese Taipei 0 + 1 (this end) = 1



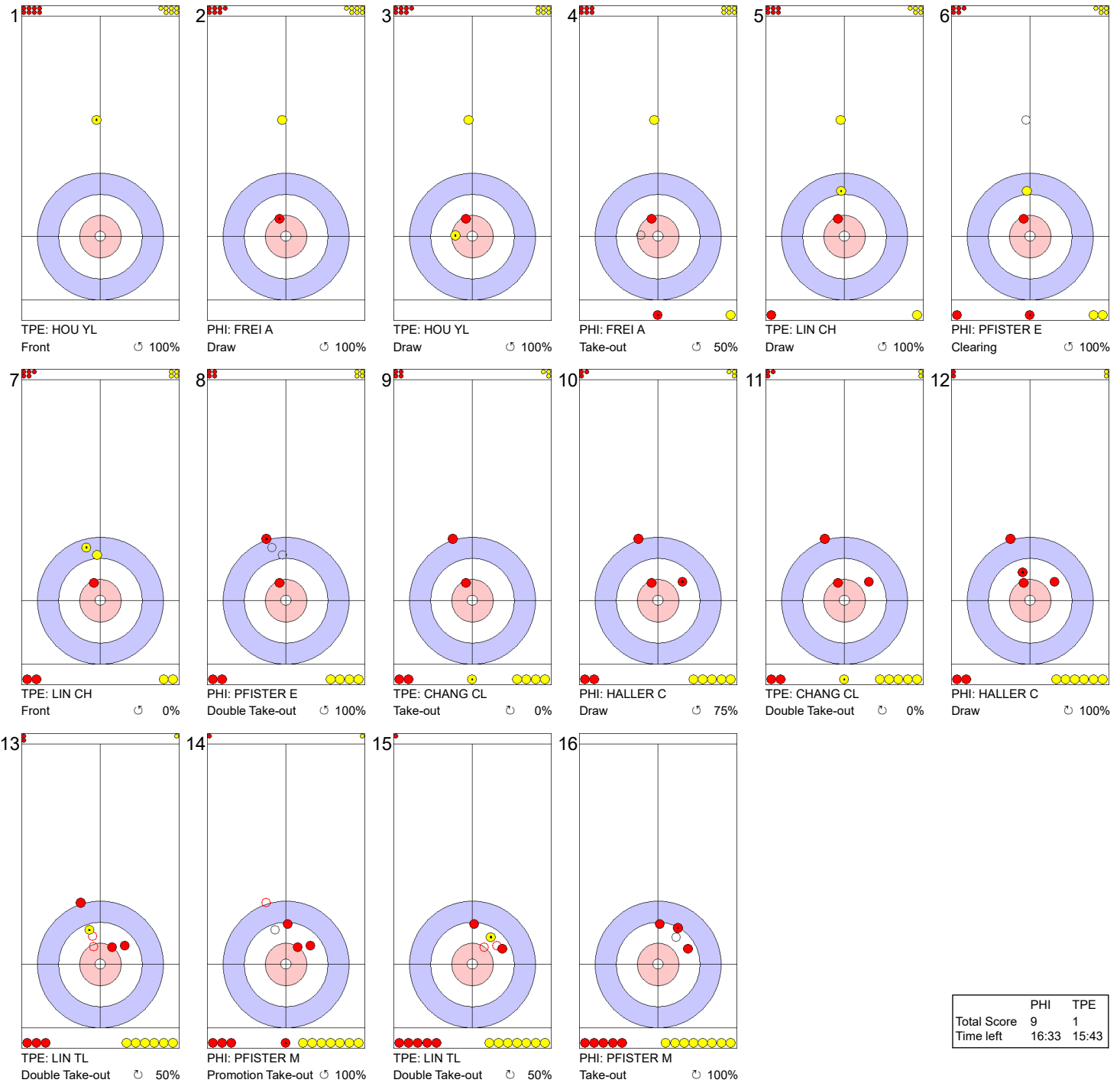
	PHI	TPE
Total Score	6	1
Time left	20:12	19:04

Legend:
 Clockwise Counter-clockwise - Not considered



Game - Shot by Shot
每投统计数据

End 4 ● PHI - Philippines 6 + 3 (this end) = 9 ● TPE - Chinese Taipei 1 + 0 (this end) = 1



	PHI	TPE
Total Score	9	1
Time left	16:33	15:43

Legend:
 Clockwise Counter-clockwise - Not considered

Timing & Results provided by BORNAN



Game - Shot by Shot
每投统计数据

End 5 ● PHI - Philippines 9 + 0 (this end) = 9 ● TPE - Chinese Taipei 1 + 2 (this end) = 3



	PHI	TPE
Total Score	9	3
Time left	13:01	12:15

Legend: ↻ Clockwise ↺ Counter-clockwise - Not considered

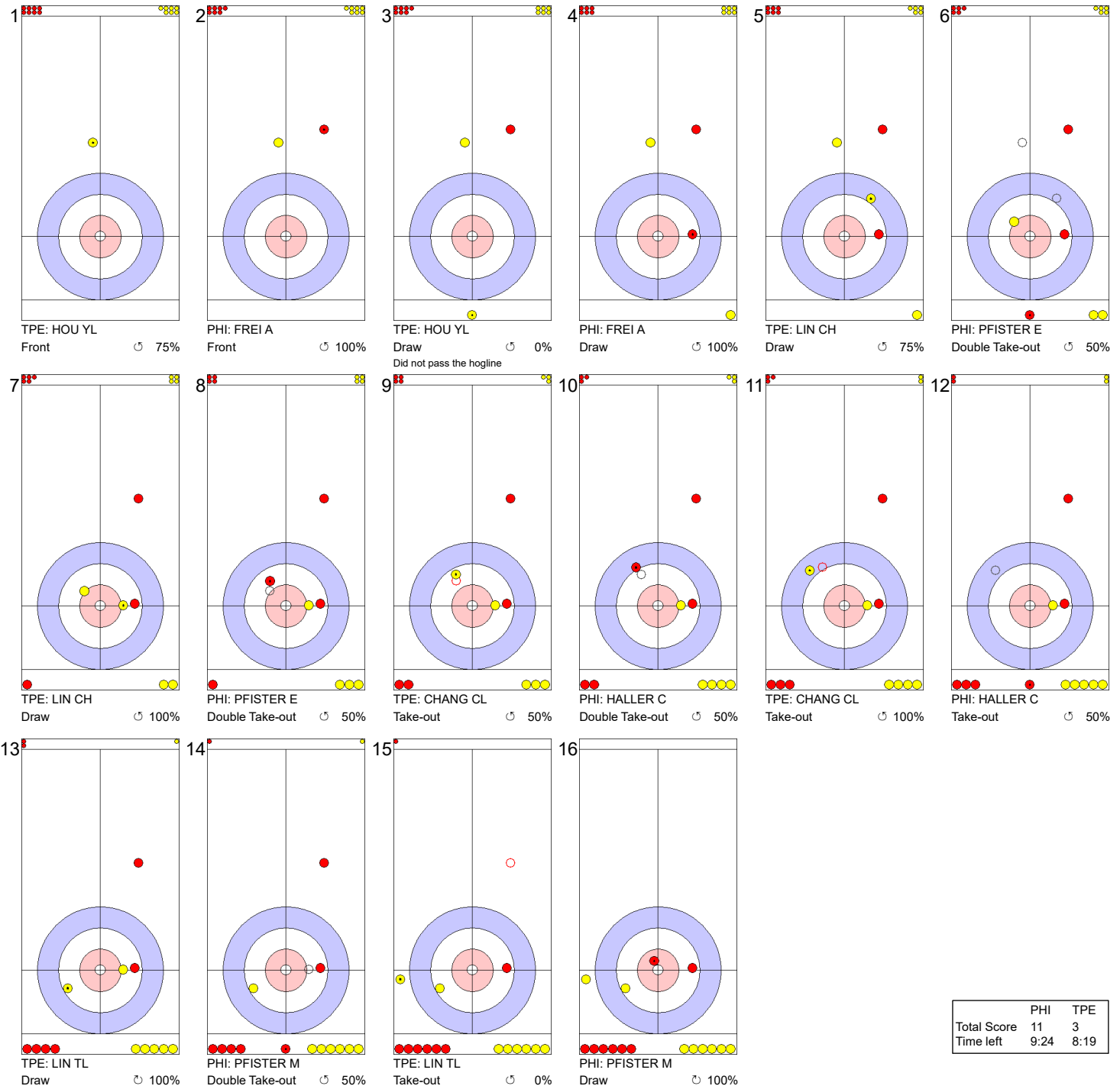
Timing & Results provided by BORNAN



Game - Shot by Shot
每投统计数据

End 6 ● PHI - Philippines 9 + 2 (this end) = 11

● TPE - Chinese Taipei 3 + 0 (this end) = 3



	PHI	TPE
Total Score	11	3
Time left	9:24	8:19

Legend: ↻ Clockwise ↻ Counter-clockwise - Not considered



Session Results and Standings

每轮比赛成绩和排名

Sheet	Team	LSD/LSFE	1	2	3	4	5	6	7	8	Extra Ends	Total
A	KSA - Saudi Arabia	248.8cm	0	0	0	0	0	1	X	X		1
	HKG - Hong Kong, China	72.0cm *	4	3	2	4	2	0	X	X		15

Current Standings

Group A

Rank	Team	Games	Wins	Losses	
1	KOR - Republic of Korea	4	4	0	Q
2	PHI - Philippines	3	2	1	
3	KAZ - Kazakhstan	3	1	2	
3	TPE - Chinese Taipei	3	1	2	
5	KGZ - Kyrgyzstan	3	0	3	

Group B

Rank	Team	Games	Wins	Losses	
1	CHN - People's Republic of China	4	4	0	Q
2	HKG - Hong Kong, China	5	4	1	Q
3	JPN - Japan	4	3	1	Q
4	QAT - Qatar	4	1	3	
5	KSA - Saudi Arabia	5	1	4	
6	THA - Thailand	4	0	4	

Note:

Under World Curling rules, tie-breaking rules for standings are not applied until after the last game of the round robin.

Legend:

LSD Last Stone Draw

LSFE(*) Last Stone First End

Q Qualified for the play-offs

X Unplayed/unfinished end due to concession



Game Results

比赛成绩

Sheet	Team	LSFE	1	2	3	4	5	6	7	8	Extra Ends	Total
A	KSA - Saudi Arabia		0	0	0	0	0	1	X	X		1
	HKG - Hong Kong, China	*	4	3	2	4	2	0	X	X		15

KSA - Saudi Arabia

4 V ALBEELBISI Munir
3 S ALAQEL Suleiman
2 ALZHRANI Abdullah
1 HAGAWI Hussain
A ALDARAAN Mohammed

HKG - Hong Kong, China

4 S CHANG Jason
3 YAN Ho Tin Martin
2 CHENG Ching Nam
1 V CHUNG Cheuk Hei
A MA Chi Lap

Last Stone Draw

🕒 ALAQEL Suleiman 49.2cm
🕒 HAGAWI Hussain 199.6cm

Total 248.8cm

Time remaining: 3 minutes 38 seconds

Time-out: End 3

ALDARAAN M replaced ALBEELBISI M at the beginning of End 5
Revised line-up: (4 S) ALAQEL S, (3 V) ALDARAAN M, (2) ALZHRANI A, (1) HAGAWI H

Last Stone Draw

🕒 CHUNG Cheuk Hei 18.5cm
🕒 YAN Ho Tin Martin 53.5cm

Total 72.0cm

Time remaining: 13 minutes 0 seconds

MA CL replaced CHUNG CH at the beginning of End 5
Revised line-up: (4 S) CHANG J, (3 V) YAN HTM, (2) CHENG CN, (1) MA CL

Note:

Position and function for each team member:

4 = Fourth, 3 = Third, 2 = Second, 1 = Lead, A = Alternate, S = Skip, V = Vice-Skip

Legend:

🕒 Clockwise

🕒 Counter-clockwise

LSFE(*) Last Stone First End

X Unplayed/unfinished end due to concession



Session Results and Standings

每轮比赛成绩和排名

Sheet	Team	LSD/LSFE	1	2	3	4	5	6	7	8	Extra Ends	Total
A	TPE - Chinese Taipei	231.0cm	1	0	2	0	2	2	0	X		7
	KGZ - Kyrgyzstan	91.4cm *	0	2	0	1	0	0	1	X		4
B	HKG - Hong Kong, China	216.4cm	3	1	2	1	0	3	X	X		10
	QAT - Qatar	207.9cm *	0	0	0	0	2	0	X	X		2
C	KAZ - Kazakhstan	195.8cm *	0	1	0	1	0	0	0	X		2
	KOR - Republic of Korea	274.9cm	1	0	1	0	2	4	4	X		12
D	CHN - People's Republic of China	181.6cm *	5	2	3	1	5	0	X	X		16
	THA - Thailand	218.3cm	0	0	0	0	0	1	X	X		1
E	KSA - Saudi Arabia	312.8cm	1	0	2	0	1	0	0	X		4
	JPN - Japan	210.8cm *	0	4	0	1	0	3	1	X		9

Current Standings

Group A

Rank	Team	Games	Wins	Losses	
1	KOR - Republic of Korea	4	4	0	Q
2	PHI - Philippines	3	2	1	
3	KAZ - Kazakhstan	3	1	2	
3	TPE - Chinese Taipei	3	1	2	
5	KGZ - Kyrgyzstan	3	0	3	

Group B

Rank	Team	Games	Wins	Losses	
1	CHN - People's Republic of China	4	4	0	Q
2	HKG - Hong Kong, China	4	3	1	Q
2	JPN - Japan	4	3	1	Q
4	KSA - Saudi Arabia	4	1	3	
4	QAT - Qatar	4	1	3	
6	THA - Thailand	4	0	4	

Note:

Under World Curling rules, tie-breaking rules for standings are not applied until after the last game of the round robin.

Legend:

LSD Last Stone Draw

LSFE(*) Last Stone First End

Q Qualified for the play-offs

X Unplayed/unfinished end due to concession



Game Results

比赛成绩

Sheet	Team	LSFE	1	2	3	4	5	6	7	8	Extra Ends	Total
B	HKG - Hong Kong, China		3	1	2	1	0	3	X	X		10
	QAT - Qatar	*	0	0	0	0	2	0	X	X		2

HKG - Hong Kong, China		Shot Success Game
4 S	CHANG Jason	52%
3	YAN Ho Tin Martin	94%
2	CHENG Ching Nam	75%
1 V	CHUNG Cheuk Hei	96%
A	MA Chi Lap	-
Team Total		79%

QAT - Qatar		Shot Success Game
4 S	ALYAFEI Nasser Abdulrahman	15%
3 V	AL-FAHAD Ahmed Saad	42%
2	ALYAFEI Abdulrahman Qassim	65%
1	ALNAIMI Mohammed Hassan	54%
A	AL-MARRI Mubarak Salem	-
Team Total		44%

Last Stone Draw		Distance
⌚	CHENG Ching Nam	33.0cm
⌚	YAN Ho Tin Martin	183.4cm
Total		216.4cm

Last Stone Draw		Distance
⌚	ALYAFEI Nasser Abdulrahman	86.4cm
⌚	ALNAIMI Mohammed Hassan	121.5cm
Total		207.9cm

Time remaining: 14 minutes 9 seconds

Time remaining: 10 minutes 2 seconds

Shot Success Analysis

HKG - Hong Kong, China		⌚	⌚	Game	
4	CHANG Jason	Draws	6 63%	4 25%	10 48%
		Take-outs	1 50%	1 100%	2 75%
		Total	7 61%	5 40%	12 52%
3	YAN Ho Tin Martin	Draws	4 94%	5 90%	9 92%
		Take-outs	1 100%	2 100%	3 100%
		Total	5 95%	7 93%	12 94%
2	CHENG Ching Nam	Draws	2 50%	5 90%	7 79%
		Take-outs	1 100%	4 63%	5 70%
		Total	3 67%	9 78%	12 75%
1	CHUNG Cheuk Hei	Draws	4 88%	5 100%	9 94%
		Take-outs	1 100%	2 100%	3 100%
		Total	5 90%	7 100%	12 96%
A	MA Chi Lap	Draws	0 -	0 -	0 -
		Take-outs	0 -	0 -	0 -
		Total	0 -	0 -	0 -
Team		Draws	16 75%	19 79%	35 77%
		Take-outs	4 88%	9 83%	13 85%
		Total	20 78%	28 80%	48 79%

QAT - Qatar		⌚	⌚	Game	
4	ALYAFEI Nasser Abdulrahman	Draws	7 4%	1 50%	8 9%
		Take-outs	2 0%	2 50%	4 25%
		Total	9 3%	3 50%	12 15%
3	AL-FAHAD Ahmed Saad	Draws	4 31%	2 38%	6 33%
		Take-outs	4 63%	2 25%	6 50%
		Total	8 47%	4 31%	12 42%
2	ALYAFEI Abdulrahman Qassim	Draws	1 75%	3 58%	4 63%
		Take-outs	2 25%	6 79%	8 66%
		Total	3 42%	9 72%	12 65%
1	ALNAIMI Mohammed Hassan	Draws	2 75%	5 60%	7 64%
		Take-outs	1 0%	4 50%	5 40%
		Total	3 50%	9 56%	12 54%
A	AL-MARRI Mubarak Salem	Draws	0 -	0 -	0 -
		Take-outs	0 -	0 -	0 -
		Total	0 -	0 -	0 -
Team		Draws	14 27%	11 55%	25 39%
		Take-outs	9 33%	14 59%	23 49%
		Total	23 29%	25 57%	48 44%

Note:
Position and function for each team member:
4 = Fourth, 3 = Third, 2 = Second, 1 = Lead, A = Alternate, S = Skip, V = Vice-Skip

Legend:
⌚ Clockwise ⌚ Counter-clockwise LSFE(*) Last Stone First End
X Unplayed/unfinished end due to concession



Game - Shot by Shot
每投统计数据

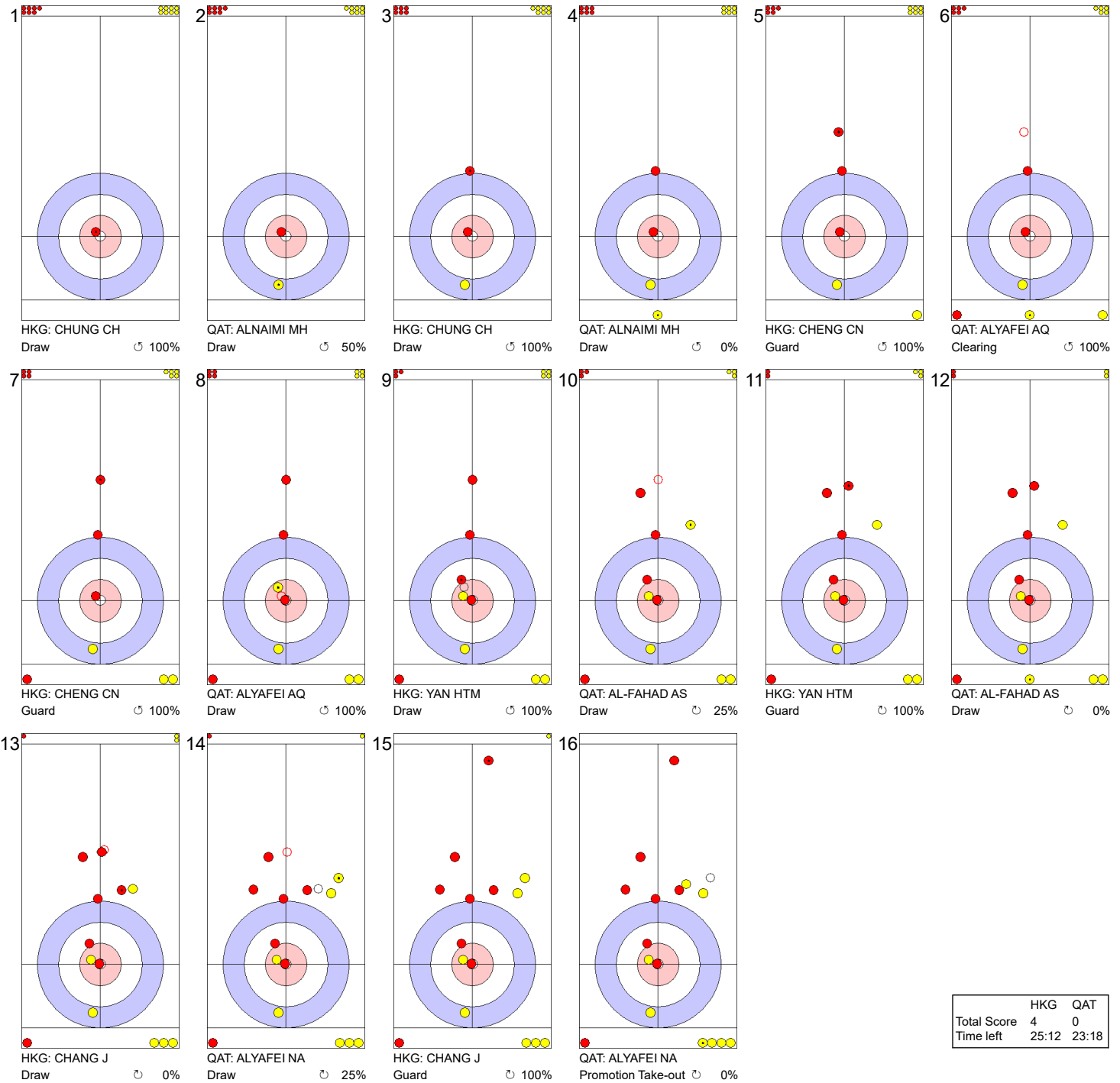


Legend:
 ↻ Clockwise ↺ Counter-clockwise - Not considered



Game - Shot by Shot
每投统计数据

End 2 ● HKG - Hong Kong, China 3 + 1 (this end) = 4 ● QAT - Qatar 0 + 0 (this end) = 0



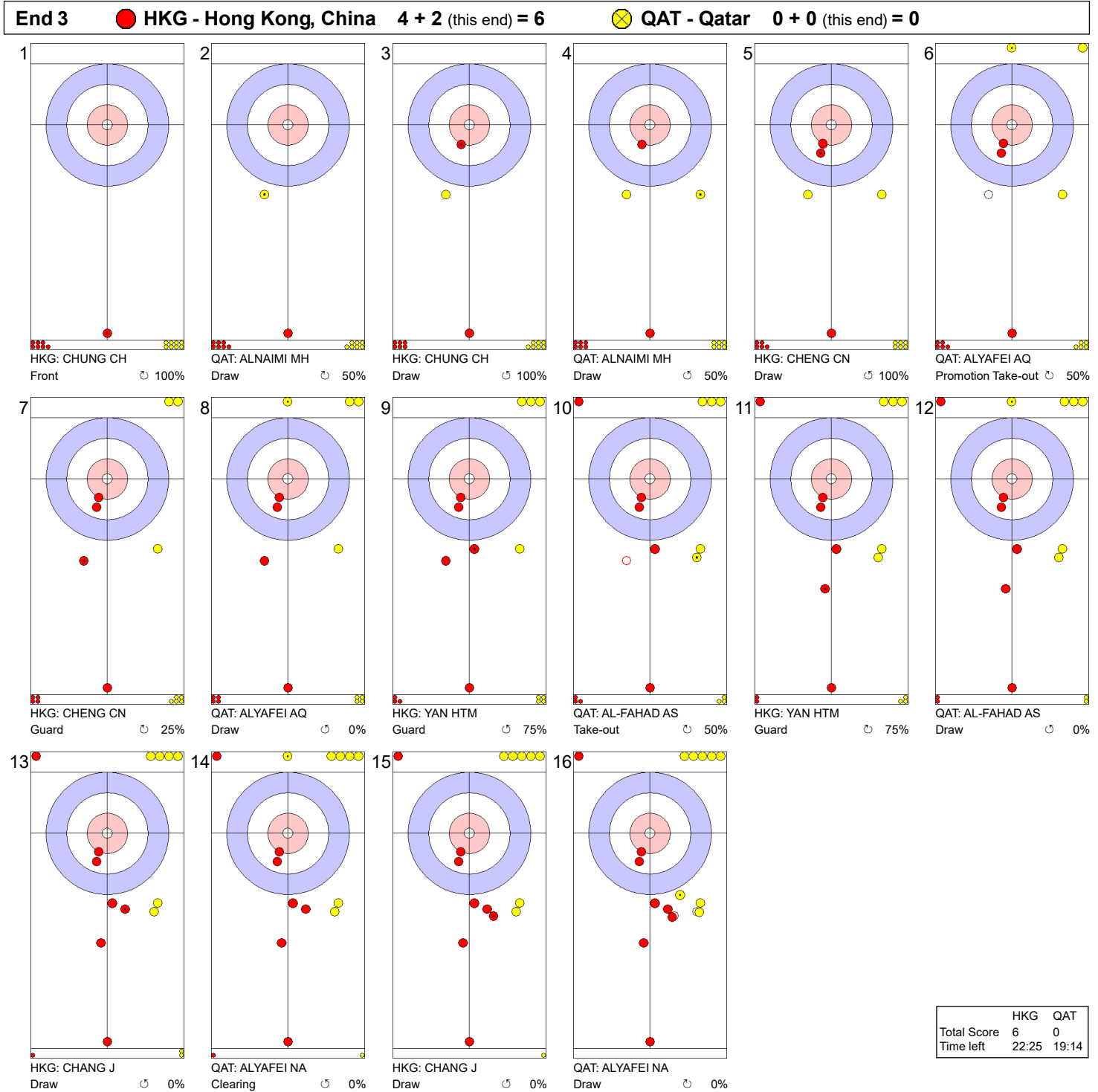
	HKG	QAT
Total Score	4	0
Time left	25:12	23:18

Legend: ↻ Clockwise ↺ Counter-clockwise - Not considered

Timing & Results provided by BORNAN



Game - Shot by Shot
每投统计数据

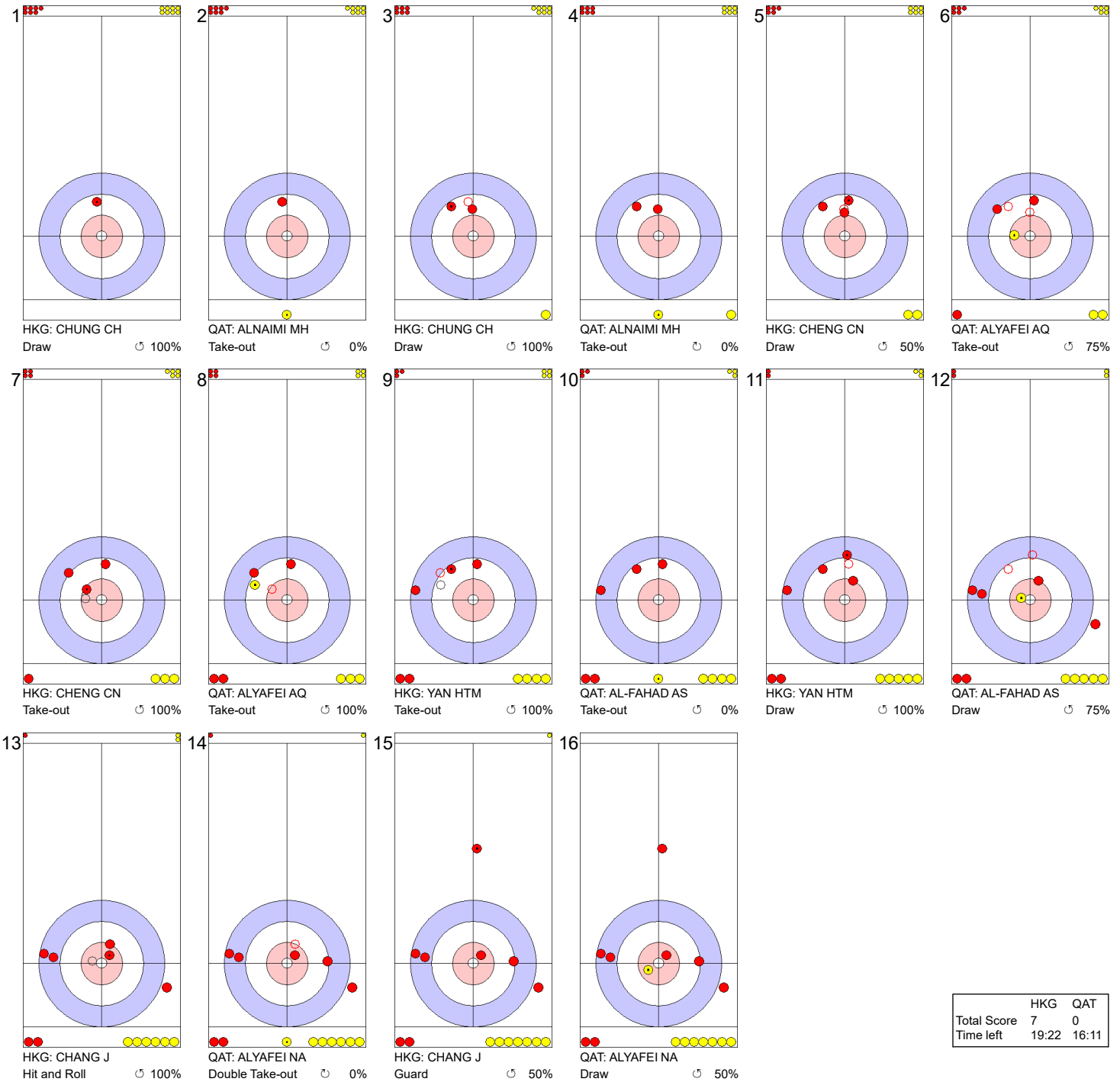


Legend:
 ↻ Clockwise ↺ Counter-clockwise - Not considered



Game - Shot by Shot
每投统计数据

End 4 ● HKG - Hong Kong, China 6 + 1 (this end) = 7 ● QAT - Qatar 0 + 0 (this end) = 0

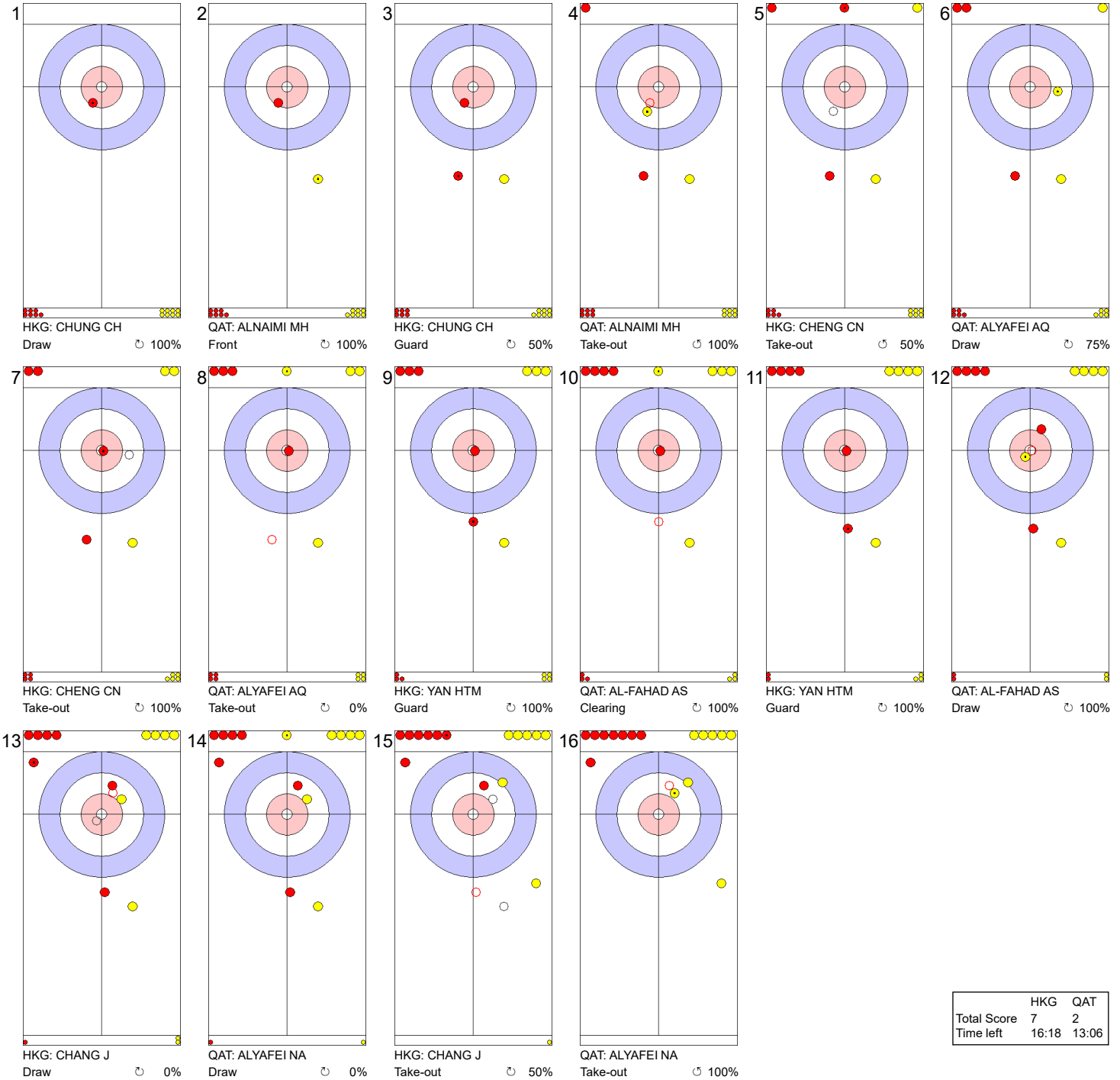


	HKG	QAT
Total Score	7	0
Time left	19:22	16:11

Legend: ↻ Clockwise ↺ Counter-clockwise - Not considered

Game - Shot by Shot
每投统计数据

End 5 ● HKG - Hong Kong, China 7 + 0 (this end) = 7 ● QAT - Qatar 0 + 2 (this end) = 2



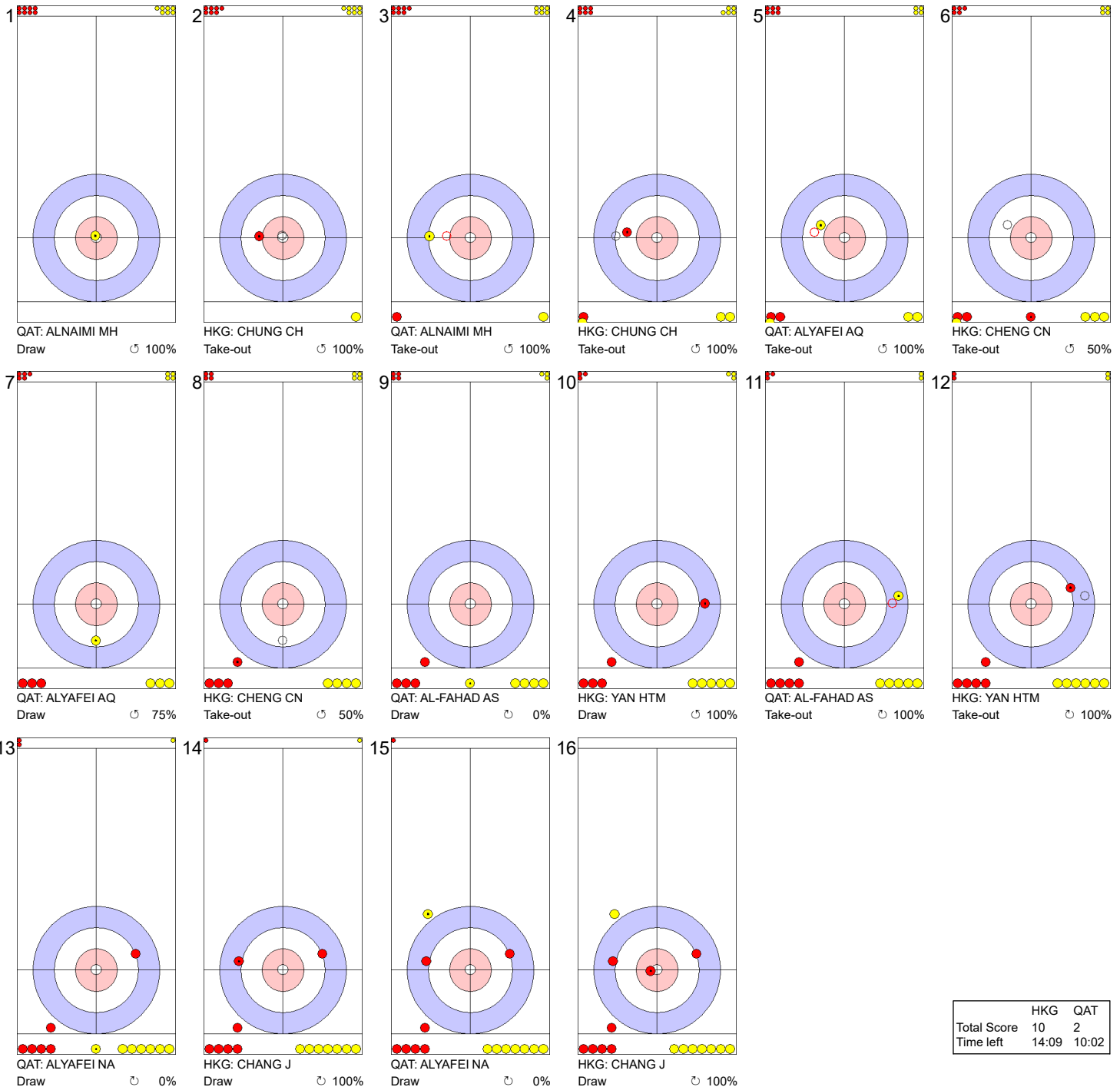
	HKG	QAT
Total Score	7	2
Time left	16:18	13:06

Legend: ↻ Clockwise ↺ Counter-clockwise - Not considered



Game - Shot by Shot
每投统计数据

End 6 ● HKG - Hong Kong, China 7 + 3 (this end) = 10 ● QAT - Qatar 2 + 0 (this end) = 2



	HKG	QAT
Total Score	10	2
Time left	14:09	10:02

Legend: ↻ Clockwise ↺ Counter-clockwise - Not considered



Game Results

比赛成绩

Sheet	Team	LSFE	1	2	3	4	5	6	7	8	Extra Ends	Total
C	KAZ - Kazakhstan	*	0	1	0	1	0	0	0	X		2
	KOR - Republic of Korea		1	0	1	0	2	4	4	X		12

KAZ - Kazakhstan		Shot Success Game
4 S	ZHUZBAY Abylaikhan	48%
3 V	ALLIYAR Aidos	60%
2	ZHUMAGOZHA Adil	57%
1	MUSSAINOV Yermek	66%
A	IRJANOV Arman	-
Team Total		58%

KOR - Republic of Korea		Shot Success Game
4 S	LEE Jaebeom	91%
3 V	KIM Hyojun	71%
2	KIM Eunbin	75%
1	KIM Jinhun	81%
A	PYO Jeongmin	92%
Team Total		81%

Last Stone Draw	Distance
⌚ ZHUMAGOZHA Adil	76.5cm
⌚ ALLIYAR Aidos	119.3cm
Total	195.8cm

Last Stone Draw	Distance
⌚ KIM Jinhun	88.6cm
⌚ KIM Eunbin	186.3cm
Total	274.9cm

Time remaining: 1 minute 16 seconds

Time remaining: 4 minutes 31 seconds

Time-out: End 6 - KOR stone 7

PYO J replaced KIM J at the beginning of End 5

Shot Success Analysis

KAZ - Kazakhstan		⌚	⌚	Game	
4	ZHUZBAY Abylaikhan	Draws	1 25%	3 58%	4 50%
		Take-outs	4 38%	6 54%	10 48%
		Total	5 35%	9 56%	14 48%
3	ALLIYAR Aidos	Draws	3 33%	0 -	3 33%
		Take-outs	6 75%	4 56%	10 68%
		Total	9 61%	4 56%	13 60%
2	ZHUMAGOZHA Adil	Draws	4 56%	1 75%	5 60%
		Take-outs	7 50%	2 75%	9 56%
		Total	11 52%	3 75%	14 57%
1	MUSSAINOV Yermek	Draws	11 66%	0 -	11 66%
		Take-outs	3 67%	0 -	3 67%
		Total	14 66%	0 -	14 66%
A	IRJANOV Arman	Draws	0 -	0 -	0 -
		Take-outs	0 -	0 -	0 -
		Total	0 -	0 -	0 -
Team		Draws	19 57%	4 63%	23 58%
		Take-outs	20 58%	12 58%	32 58%
		Total	39 57%	16 59%	55 58%

KOR - Republic of Korea		⌚	⌚	Game	
4	LEE Jaebeom	Draws	7 86%	4 94%	11 89%
		Take-outs	1 100%	2 100%	3 100%
		Total	8 88%	6 96%	14 91%
3	KIM Hyojun	Draws	5 80%	2 100%	7 86%
		Take-outs	0 -	7 57%	7 57%
		Total	5 80%	9 67%	14 71%
2	KIM Eunbin	Draws	4 88%	1 0%	5 70%
		Take-outs	4 88%	5 70%	9 78%
		Total	8 88%	6 58%	14 75%
1	KIM Jinhun	Draws	4 94%	3 58%	7 79%
		Take-outs	0 -	1 100%	1 100%
		Total	4 94%	4 69%	8 81%
A	PYO Jeongmin	Draws	6 92%	0 -	6 92%
		Take-outs	0 -	0 -	0 -
		Total	6 92%	0 -	6 92%
Team		Draws	26 88%	10 75%	36 84%
		Take-outs	5 90%	15 70%	20 75%
		Total	31 88%	25 72%	56 81%

Note:

Position and function for each team member:

4 = Fourth, 3 = Third, 2 = Second, 1 = Lead, A = Alternate, S = Skip, V = Vice-Skip

Legend:

⌚ Clockwise

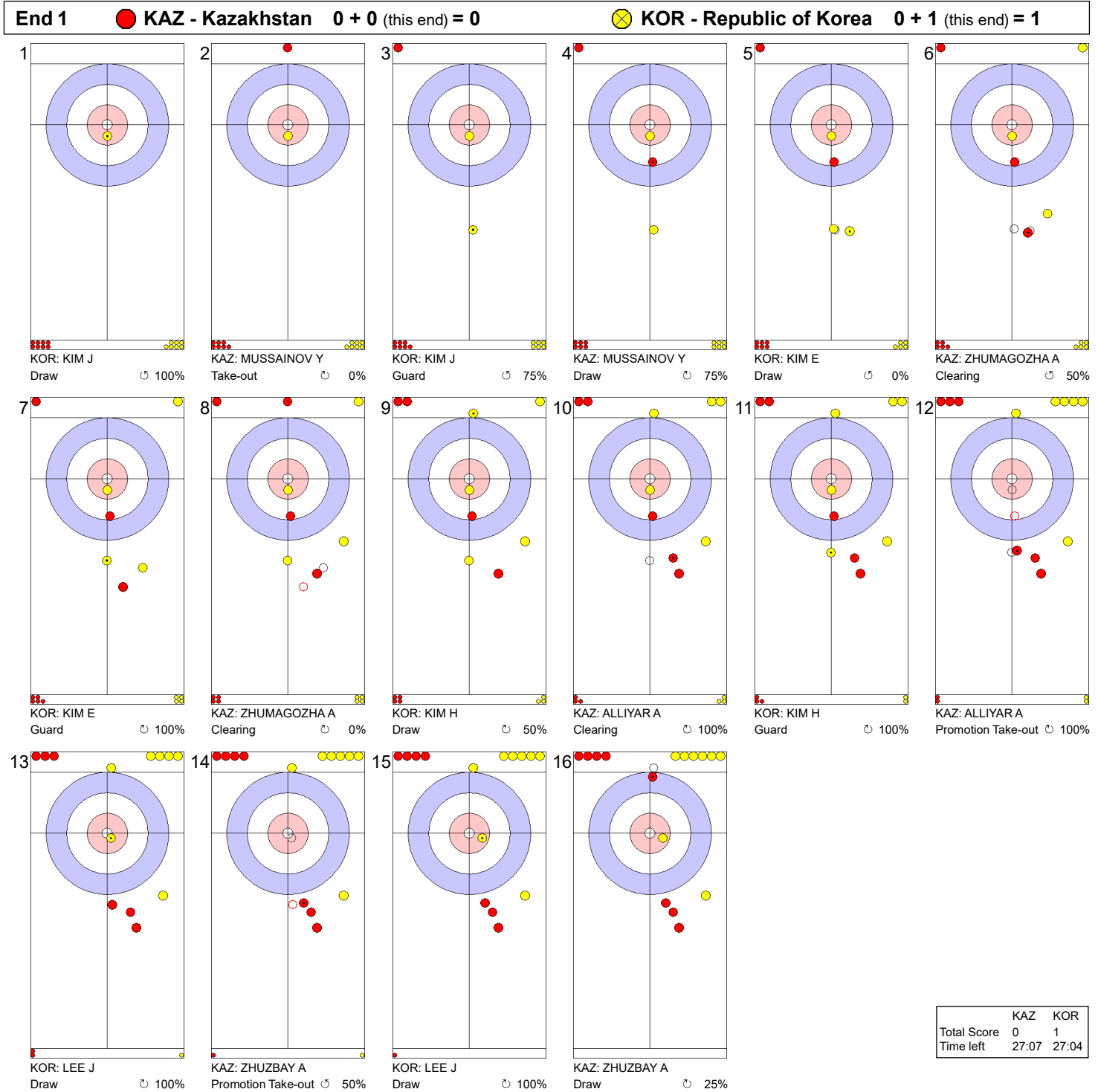
⌚ Counter-clockwise

LSFE(*) Last Stone First End

X Unplayed/unfinished end due to concession



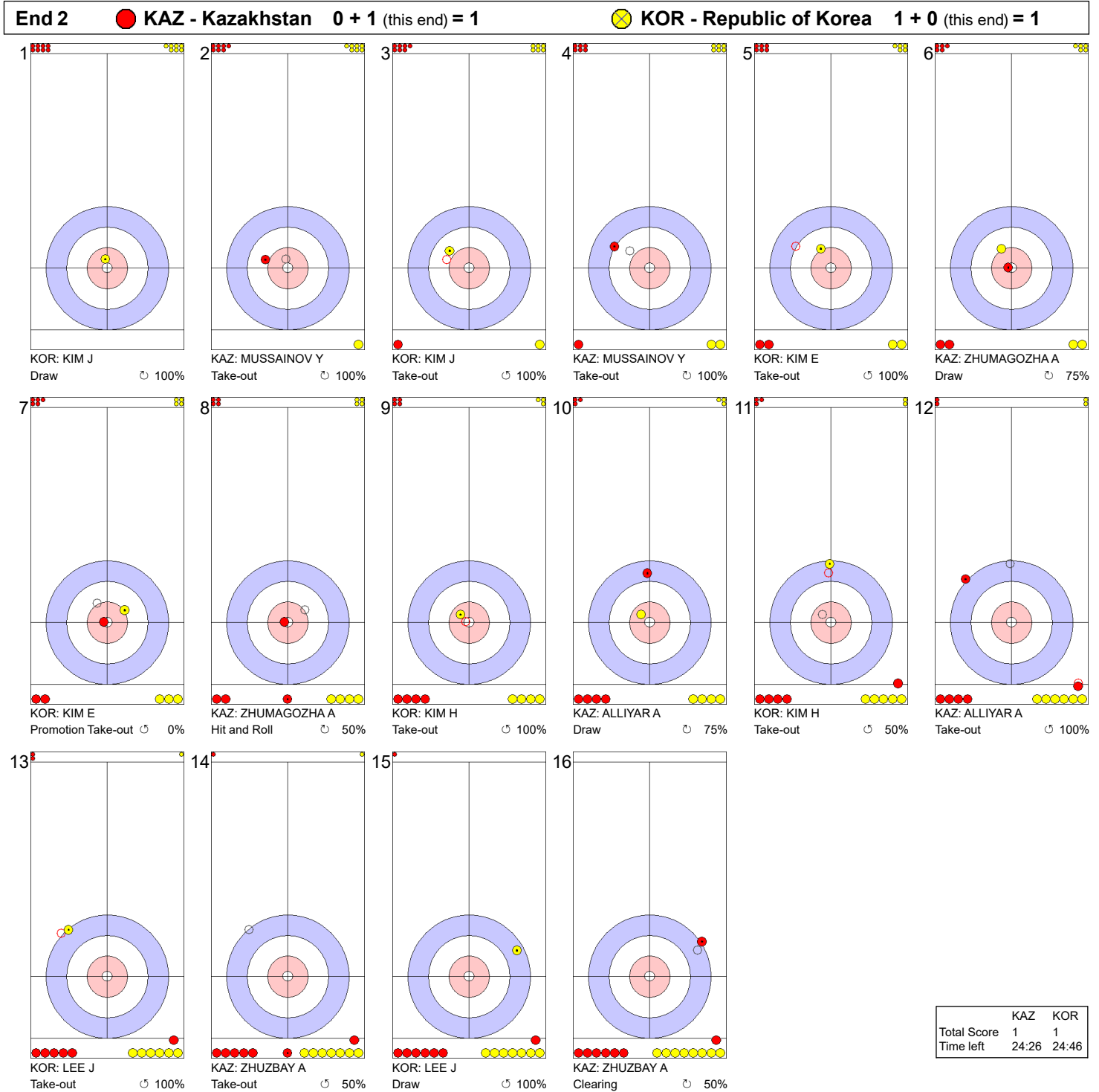
Game - Shot by Shot
每投统计数据



Legend:
 ↻ Clockwise ↺ Counter-clockwise - Not considered



Game - Shot by Shot
每投统计数据



Legend:
 Clockwise Counter-clockwise - Not considered



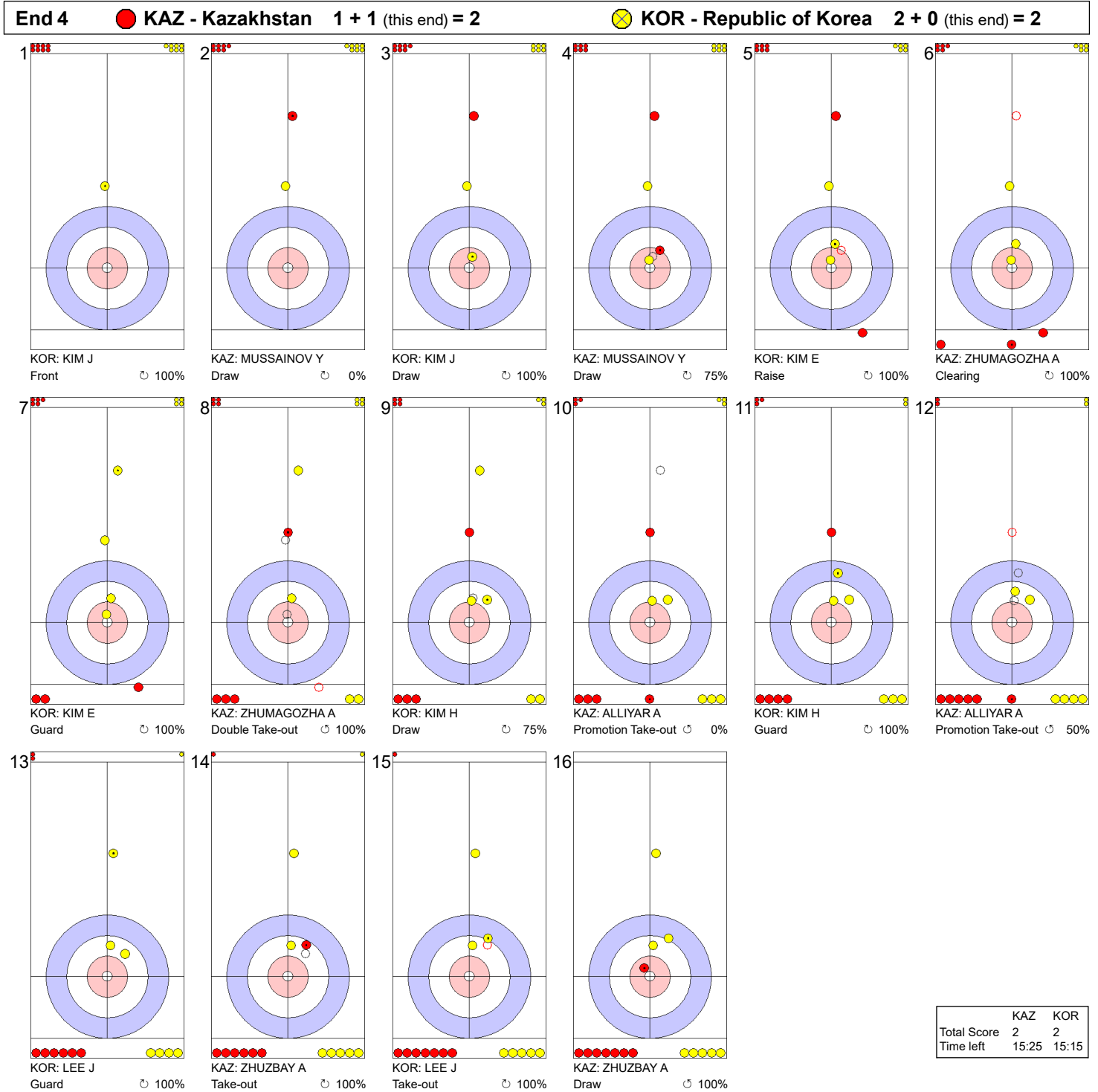
Game - Shot by Shot
每投统计数据



Legend:
 ↻ Clockwise ↺ Counter-clockwise - Not considered



Game - Shot by Shot
每投统计数据



Legend:
 ↻ Clockwise ↺ Counter-clockwise - Not considered



Game - Shot by Shot
每投统计数据



Legend:
 ↻ Clockwise ↺ Counter-clockwise - Not considered



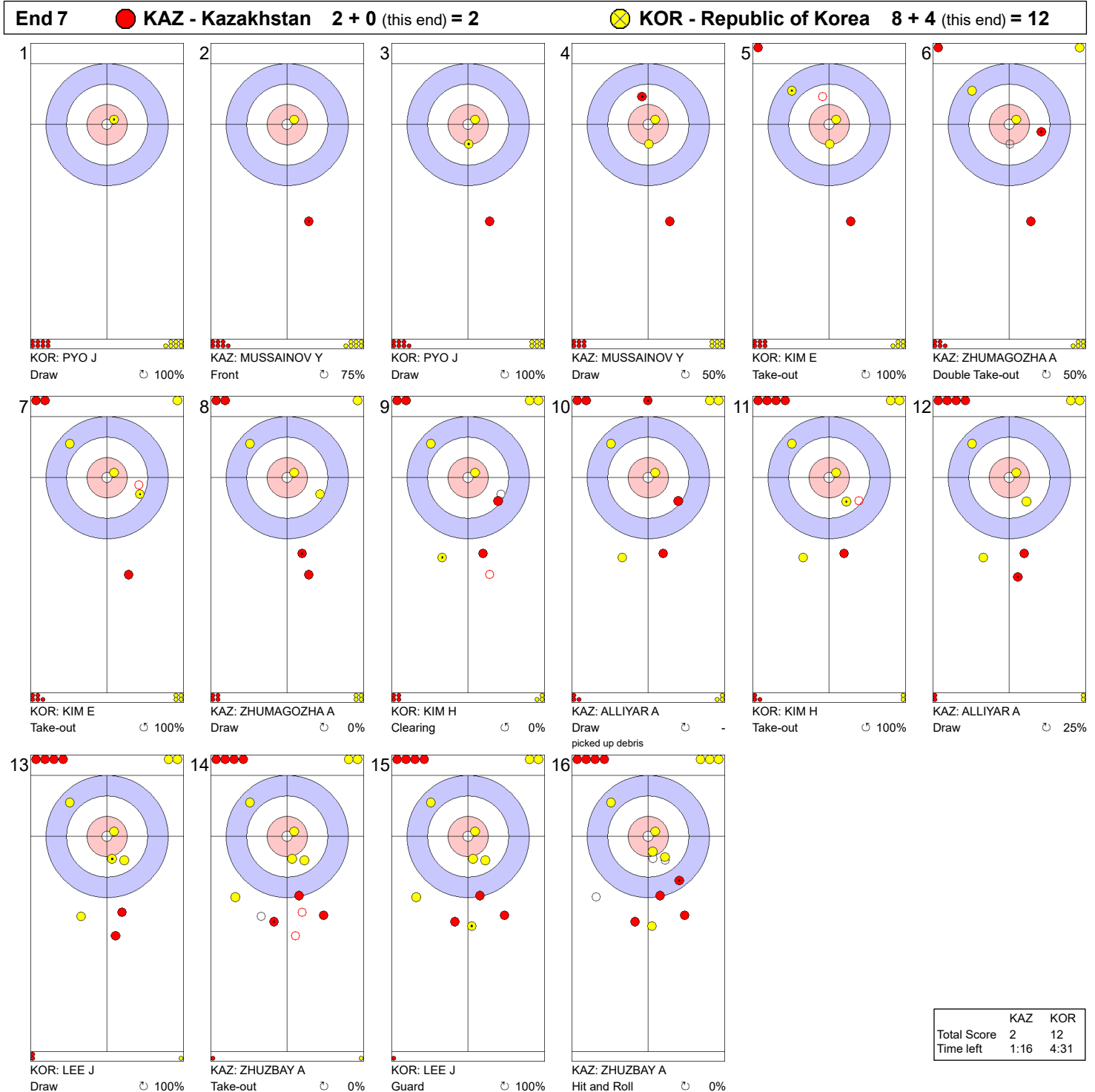
Game - Shot by Shot
每投统计数据



Legend:
 ↻ Clockwise ↺ Counter-clockwise - Not considered



Game - Shot by Shot
每投统计数据



Legend:
 ↻ Clockwise ↺ Counter-clockwise - Not considered

Timing & Results provided by **BORNAN**



Game Results
比赛成绩

Sheet	Team	LSFE	1	2	3	4	5	6	7	8	Extra Ends	Total
D	CHN - People's Republic of China	*	5	2	3	1	5	0	X	X		16
	THA - Thailand		0	0	0	0	0	1	X	X		1

CHN - People's Republic of China	
4 S	XU Xiaoming
3 V	FEI Xueqing
2	WANG Zhiyu
1	LI Zhichao
A	YE Jianjun

THA - Thailand	
4 S	MAHATTANASAKUL Pongsak
3 V	BOONYAPORN Nuth
2	MANEENET Aongart
1	RIWIN Thepparit
A	KAEWJEEN Prawes

Last Stone Draw		Distance
↻	XU Xiaoming	80.3cm
↻	WANG Zhiyu	101.3cm
Total		181.6cm

Last Stone Draw		Distance
↻	RIWIN Thepparit	199.6cm
↻	BOONYAPORN Nuth	18.7cm
Total		218.3cm

Time remaining: 13 minutes 14 seconds

Time remaining: 6 minutes 54 seconds

Note: YE J replaced XU X at the beginning of End 4
Revised line-up: (4 S) YE J, (3 V) FEI X, (2) WANG Z, (1) LI Z

Note:
Position and function for each team member:
4 = Fourth, 3 = Third, 2 = Second, 1 = Lead, A = Alternate, S = Skip, V = Vice-Skip

Legend:
↻ Clockwise ↻ Counter-clockwise LSFE(*) Last Stone First End
X Unplayed/unfinished end due to concession



Game Results
比赛成绩

Sheet	Team	LSFE	1	2	3	4	5	6	7	8	Extra Ends	Total
E	KSA - Saudi Arabia		1	0	2	0	1	0	0	X		4
	JPN - Japan	*	0	4	0	1	0	3	1	X		9

KSA - Saudi Arabia

4 V ALBEELBISI Munir
3 S ALAQEL Suleiman
2 ALDARAAN Mohammed
1 HAGAWI Hussain
A ALZHRANI Abdullah

JPN - Japan

4 S AOKI Ryo
3 WATANABE Haruki
2 HEMMI Ayumu
1 V KYOTOH Rin
A MIYA Osuke

Last Stone Draw

🕒 ALDARAAN Mohammed
🕒 ALBEELBISI Munir

Distance

113.2cm
199.6cm

Total

312.8cm

Time remaining: 3 minutes 2 seconds

Time-out: End 3

Last Stone Draw

🕒 WATANABE Haruki
🕒 KYOTOH Rin

Distance

11.2cm
199.6cm

Total

210.8cm

Time remaining: 2 minutes 37 seconds

Note:

Position and function for each team member:

4 = Fourth, 3 = Third, 2 = Second, 1 = Lead, A = Alternate, S = Skip, V = Vice-Skip

Legend:

🕒 Clockwise

🕒 Counter-clockwise

LSFE(*) Last Stone First End

X Unplayed/unfinished end due to concession



Session Results and Standings

每轮比赛成绩和排名

Sheet	Team	LSD/LSFE	1	2	3	4	5	6	7	8	Extra Ends	Total
E	PHI - Philippines	40.7cm *	2	0	5	0	4	1	X	X		12
	KGZ - Kyrgyzstan	337.8cm	0	1	0	1	0	0	X	X		2

Current Standings

Group A

Rank	Team	Games	Wins	Losses	
1	KOR - Republic of Korea	3	3	0	Q
2	PHI - Philippines	3	2	1	
3	KAZ - Kazakhstan	2	1	1	
4	KGZ - Kyrgyzstan	2	0	2	
4	TPE - Chinese Taipei	2	0	2	

Group B

Rank	Team	Games	Wins	Losses
1	CHN - People's Republic of China	3	3	0
2	HKG - Hong Kong, China	3	2	1
2	JPN - Japan	3	2	1
4	KSA - Saudi Arabia	3	1	2
4	QAT - Qatar	3	1	2
6	THA - Thailand	3	0	3

Note:

Under World Curling rules, tie-breaking rules for standings are not applied until after the last game of the round robin.

Legend:

LSD Last Stone Draw

LSFE(*) Last Stone First End

Q Qualified for the play-offs

X Unplayed/unfinished end due to concession



Game Results
比赛成绩

Sheet	Team	LSFE	1	2	3	4	5	6	7	8	Extra Ends	Total
E	PHI - Philippines	*	2	0	5	0	4	1	X	X		12
	KGZ - Kyrgyzstan		0	1	0	1	0	0	X	X		2

PHI - Philippines	
4 S	PFISTER Marc
3 V	HALLER Christian
2	PFISTER Enrico
1	FREI Alan
A	DELARMENTE Benjo

KGZ - Kyrgyzstan	
4 S	ASANALIEV Aibek
3 V	ABYKEEV Iskhak
2	MYRZABAEV Beksultan
1	DASIFU Mukhamed
A	-

Last Stone Draw		Distance
🕒	FREI Alan	23.8cm
🕒	HALLER Christian	16.9cm
Total		40.7cm

Last Stone Draw		Distance
🕒	DASIFU Mukhamed	199.6cm
🕒	MYRZABAEV Beksultan	138.2cm
Total		337.8cm

Time remaining: 11 minutes 59 seconds

Time remaining: 10 minutes 18 seconds

DELARMENTE B replaced PFISTER E at the beginning of End 6

Note:
Position and function for each team member:
4 = Fourth, 3 = Third, 2 = Second, 1 = Lead, A = Alternate, S = Skip, V = Vice-Skip

Legend:
🕒 Clockwise 🕒 Counter-clockwise LSFE(*) Last Stone First End
X Unplayed/unfinished end due to concession



Session Results and Standings

每轮比赛成绩和排名

Sheet	Team	LSD/LSFE	1	2	3	4	5	6	7	8	Extra Ends	Total
B	KOR - Republic of Korea	202.5cm *	5	0	2	1	1	1	X	X		10
	TPE - Chinese Taipei	256.9cm	0	1	0	0	0	0	X	X		1
C	THA - Thailand	310.9cm	0	1	0	0	0	1	0	X		2
	KSA - Saudi Arabia	121.7cm *	2	0	4	2	2	0	2	X		12
D	HKG - Hong Kong, China	215.6cm	0	0	2	1	0	0	1	3		7
	JPN - Japan	139.7cm *	0	1	0	0	0	2	0	0		3
E	QAT - Qatar	349.1cm	0	0	0	0	1	0	X	X		1
	CHN - People's Republic of China	122.8cm *	3	1	3	1	0	3	X	X		11

Current Standings

Group A

Rank	Team	Games	Wins	Losses	
1	KOR - Republic of Korea	3	3	0	Q
2	KAZ - Kazakhstan	2	1	1	
2	PHI - Philippines	2	1	1	
4	KGZ - Kyrgyzstan	1	0	1	
5	TPE - Chinese Taipei	2	0	2	

Group B

Rank	Team	Games	Wins	Losses
1	CHN - People's Republic of China	3	3	0
2	HKG - Hong Kong, China	3	2	1
2	JPN - Japan	3	2	1
4	KSA - Saudi Arabia	3	1	2
4	QAT - Qatar	3	1	2
6	THA - Thailand	3	0	3

Note:

Under World Curling rules, tie-breaking rules for standings are not applied until after the last game of the round robin.

Legend:

LSD Last Stone Draw

LSFE(*) Last Stone First End

Q Qualified for the play-offs

X Unplayed/unfinished end due to concession



Game Results

比赛成绩

Sheet	Team	LSFE	1	2	3	4	5	6	7	8	Extra Ends	Total
B	KOR - Republic of Korea	*	5	0	2	1	1	1	X	X		10
	TPE - Chinese Taipei		0	1	0	0	0	0	X	X		1

KOR - Republic of Korea		Shot Success Game
4 S	LEE Jaebeom	98%
3 V	KIM Hyojun	94%
2	KIM Eunbin	96%
1	PYO Jeongmin	88%
A	KIM Jinhun	81%
Team Total		93%

TPE - Chinese Taipei		Shot Success Game
4 S	LIN Ting-Li	42%
3	CHANG Che-Lun	60%
2	LIN Chen-Han	48%
1 V	HOU Yi-Ler	54%
A	LIU Bor-Kai	-
Team Total		51%

Last Stone Draw		Distance
⌚	KIM Hyojun	170.6cm
⌚	LEE Jaebeom	31.9cm
Total		202.5cm

Last Stone Draw		Distance
⌚	HOU Yi-Ler	199.6cm
⌚	LIN Ting-Li	57.3cm
Total		256.9cm

Time remaining: 10 minutes 21 seconds

Time-out: End 6 - KOR stone 8

KIM J replaced PYO J at the beginning of End 5

Time remaining: 6 minutes 8 seconds

Time-out: End 6 - TPE stone 8

Shot Success Analysis

KOR - Republic of Korea		⌚	⌚	Game	
4	LEE Jaebeom	Draws	5 100%	4 100%	9 100%
		Take-outs	2 88%	1 100%	3 92%
		Total	7 96%	5 100%	12 98%
3	KIM Hyojun	Draws	7 96%	2 75%	9 92%
		Take-outs	1 100%	2 100%	3 100%
		Total	8 97%	4 88%	12 94%
2	KIM Eunbin	Draws	5 100%	4 94%	9 97%
		Take-outs	2 88%	1 100%	3 92%
		Total	7 96%	5 95%	12 96%
1	PYO Jeongmin	Draws	5 100%	1 50%	6 92%
		Take-outs	1 50%	1 100%	2 75%
		Total	6 92%	2 75%	8 88%
A	KIM Jinhun	Draws	2 88%	1 100%	3 92%
		Take-outs	1 50%	0 -	1 50%
		Total	3 75%	1 100%	4 81%
Team		Draws	24 98%	12 90%	36 95%
		Take-outs	7 79%	5 100%	12 88%
		Total	31 94%	17 93%	48 93%

TPE - Chinese Taipei		⌚	⌚	Game	
4	LIN Ting-Li	Draws	2 25%	1 0%	3 17%
		Take-outs	4 63%	5 40%	9 50%
		Total	6 50%	6 33%	12 42%
3	CHANG Che-Lun	Draws	2 63%	0 -	2 63%
		Take-outs	6 50%	4 75%	10 60%
		Total	8 53%	4 75%	12 60%
2	LIN Chen-Han	Draws	2 38%	1 50%	3 42%
		Take-outs	1 0%	8 56%	9 50%
		Total	3 25%	9 56%	12 48%
1	HOU Yi-Ler	Draws	4 69%	4 69%	8 69%
		Take-outs	3 33%	1 0%	4 25%
		Total	7 54%	5 55%	12 54%
A	LIU Bor-Kai	Draws	0 -	0 -	0 -
		Take-outs	0 -	0 -	0 -
		Total	0 -	0 -	0 -
Team		Draws	10 53%	6 54%	16 53%
		Take-outs	14 46%	18 53%	32 50%
		Total	24 49%	24 53%	48 51%

Note:

Position and function for each team member:

4 = Fourth, 3 = Third, 2 = Second, 1 = Lead, A = Alternate, S = Skip, V = Vice-Skip

Legend:

⌚ Clockwise

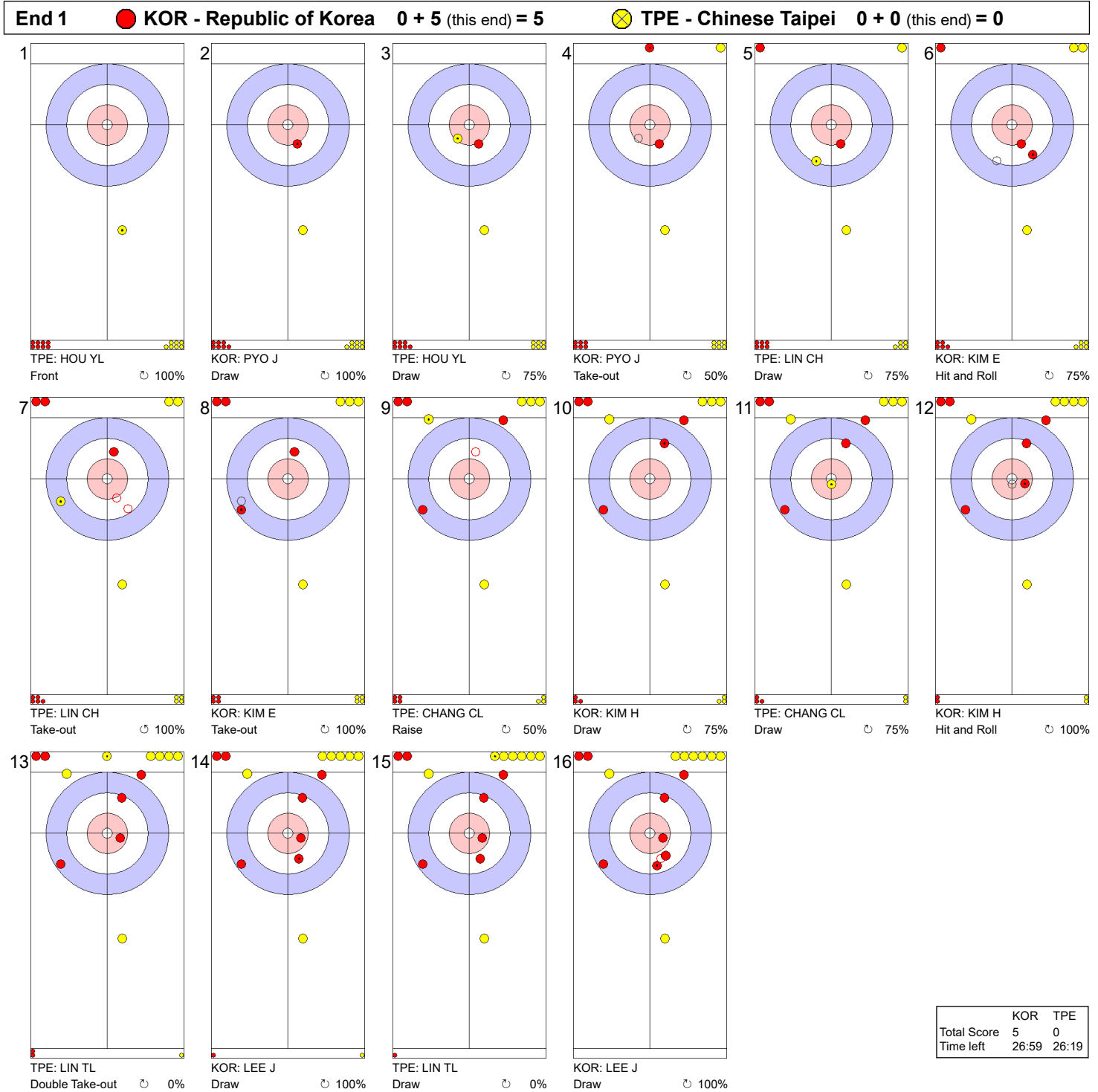
⌚ Counter-clockwise

LSFE(*) Last Stone First End

X Unplayed/unfinished end due to concession



Game - Shot by Shot
每投统计数据

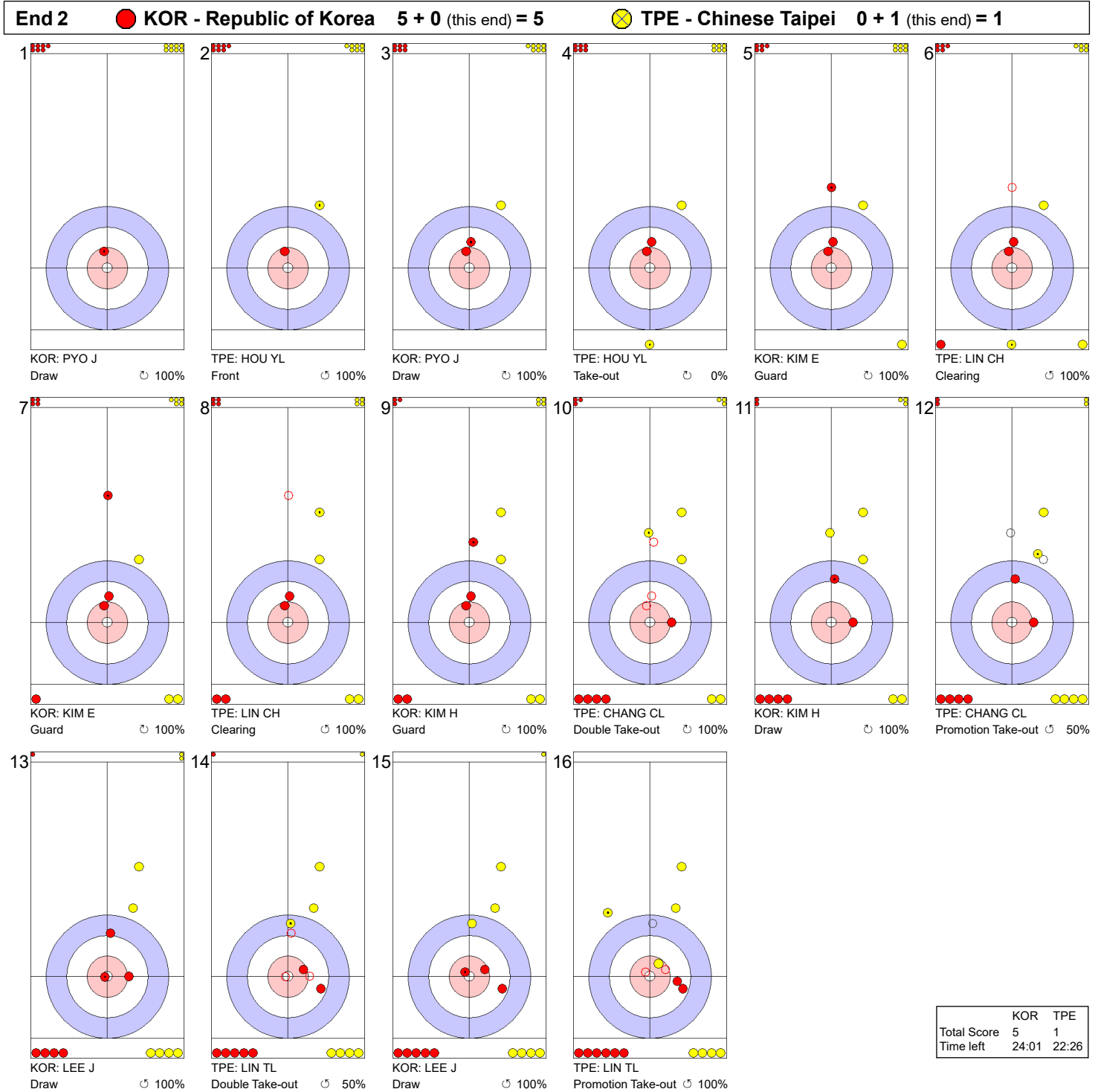


Legend:
 ↻ Clockwise ↺ Counter-clockwise - Not considered





Game - Shot by Shot
每投统计数据



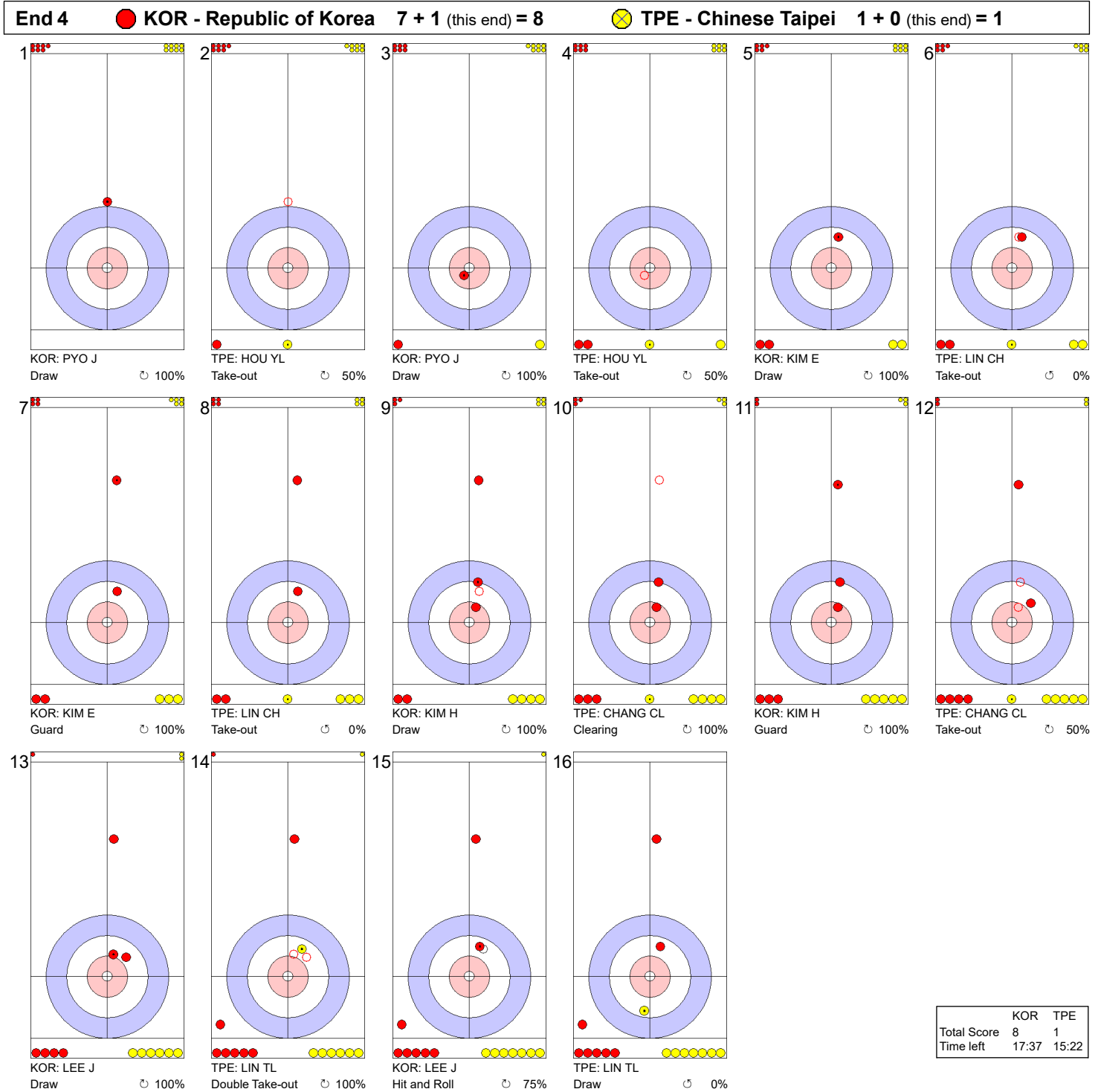
	KOR	TPE
Total Score	5	1
Time left	24:01	22:26

Legend:
 ↻ Clockwise ↺ Counter-clockwise - Not considered

Timing & Results provided by **BORNAN**

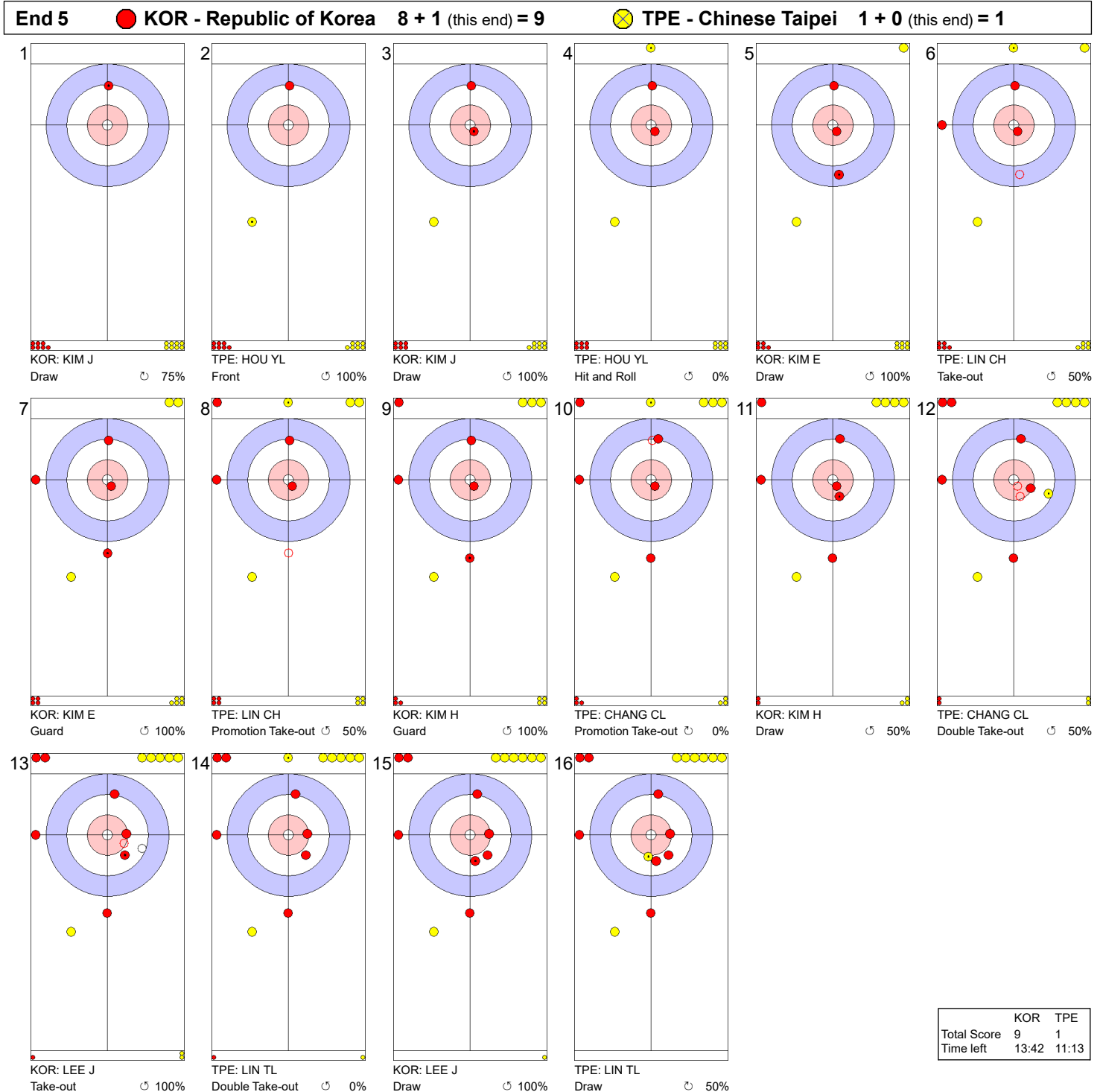


Game - Shot by Shot
每投统计数据



Legend:
 ↻ Clockwise ↺ Counter-clockwise - Not considered

Game - Shot by Shot
每投统计数据

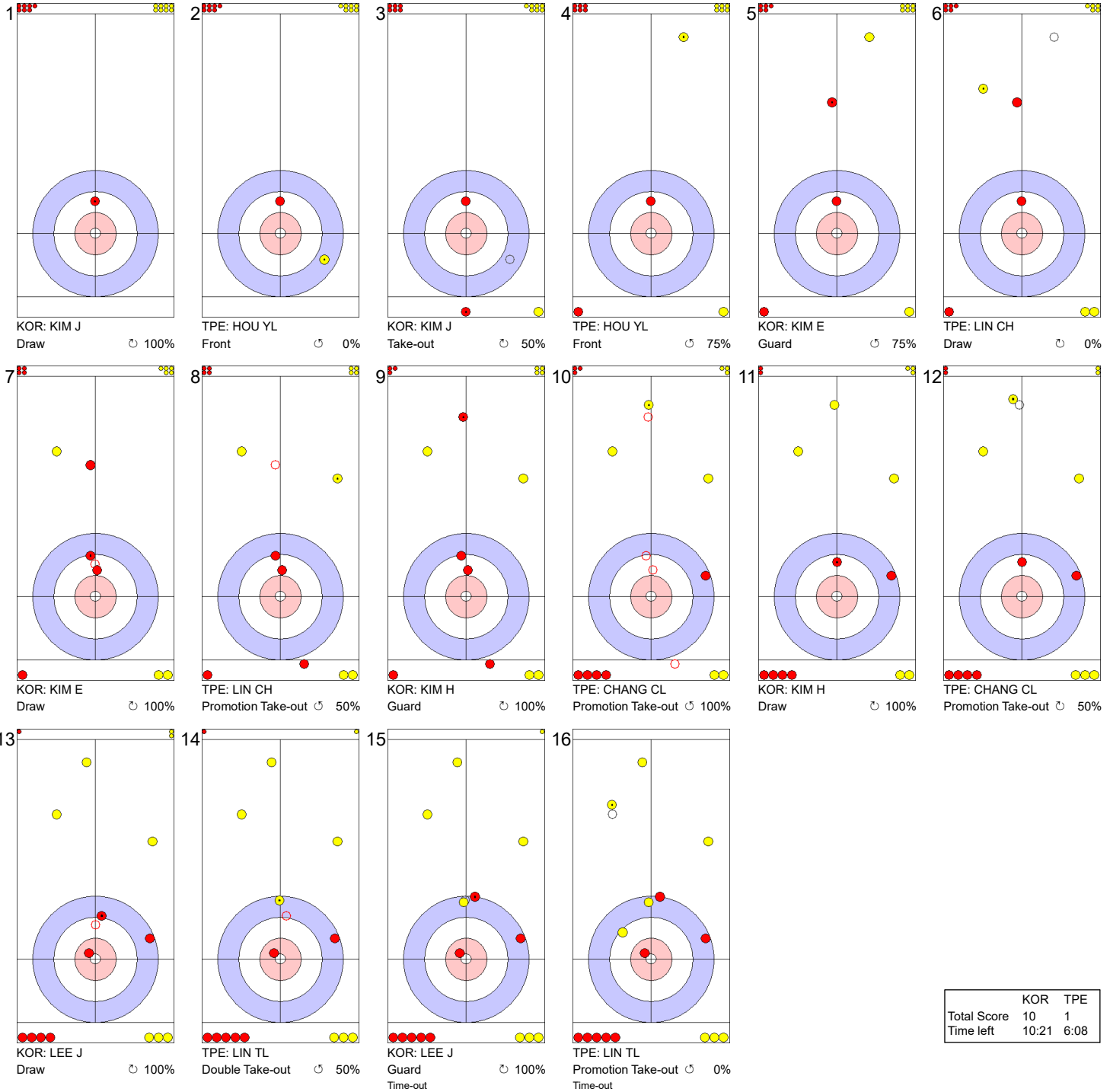


Legend:
 ↻ Clockwise ↺ Counter-clockwise - Not considered



Game - Shot by Shot
每投统计数据

End 6 ● KOR - Republic of Korea 9 + 1 (this end) = 10 ● TPE - Chinese Taipei 1 + 0 (this end) = 1



	KOR	TPE
Total Score	10	1
Time left	10:21	6:08

Legend: ↻ Clockwise ↺ Counter-clockwise - Not considered

Timing & Results provided by BORNAN



Game Results

比赛成绩

Sheet	Team	LSFE	1	2	3	4	5	6	7	8	Extra Ends	Total
C	THA - Thailand		0	1	0	0	0	1	0	X		2
	KSA - Saudi Arabia	*	2	0	4	2	2	0	2	X		12

THA - Thailand		Shot Success Game
4 S	KAEWJEEN Prawes	16%
3 V	BOONYAPORN Nuth	45%
2	MAHATTANASAKUL Pongsak	36%
1	RIWIN Thepparit	54%
A	MANEENET Aongart	-
Team Total		38%

KSA - Saudi Arabia		Shot Success Game
4 V	ALBEELBISI Munir	43%
3 S	ALAQEL Suleiman	59%
2	ALDARAAN Mohammed	39%
1	HAGAWI Hussain	54%
A	ALZHRANI Abdullah	-
Team Total		49%

Last Stone Draw	Distance
⌚ MAHATTANASAKUL Pongsak	199.6cm
⌚ RIWIN Thepparit	111.3cm
Total	310.9cm

Last Stone Draw	Distance
⌚ ALAQEL Suleiman	66.5cm
⌚ HAGAWI Hussain	55.2cm
Total	121.7cm

Time remaining: 6 minutes 7 seconds

Time remaining: 5 minutes 9 seconds

Time-out: End 4 - KSA stone 6

Shot Success Analysis

THA - Thailand		⌚	⌚	Game	
4	KAEWJEEN Prawes	Draws	5 35%	5 10%	10 23%
		Take-outs	1 0%	3 0%	4 0%
		Total	6 29%	8 6%	14 16%
3	BOONYAPORN Nuth	Draws	5 60%	4 31%	9 47%
		Take-outs	4 25%	1 100%	5 40%
		Total	9 44%	5 45%	14 45%
2	MAHATTANASAKUL Pongsak	Draws	2 63%	9 31%	11 36%
		Take-outs	3 33%	0 -	3 33%
		Total	5 45%	9 31%	14 36%
1	RIWIN Thepparit	Draws	2 88%	11 52%	13 58%
		Take-outs	0 -	1 0%	1 0%
		Total	2 88%	12 48%	14 54%
A	MANEENET Aongart	Draws	0 -	0 -	0 -
		Take-outs	0 -	0 -	0 -
		Total	0 -	0 -	0 -
Team		Draws	14 55%	29 35%	43 42%
		Take-outs	8 25%	5 20%	13 23%
		Total	22 44%	34 33%	56 38%

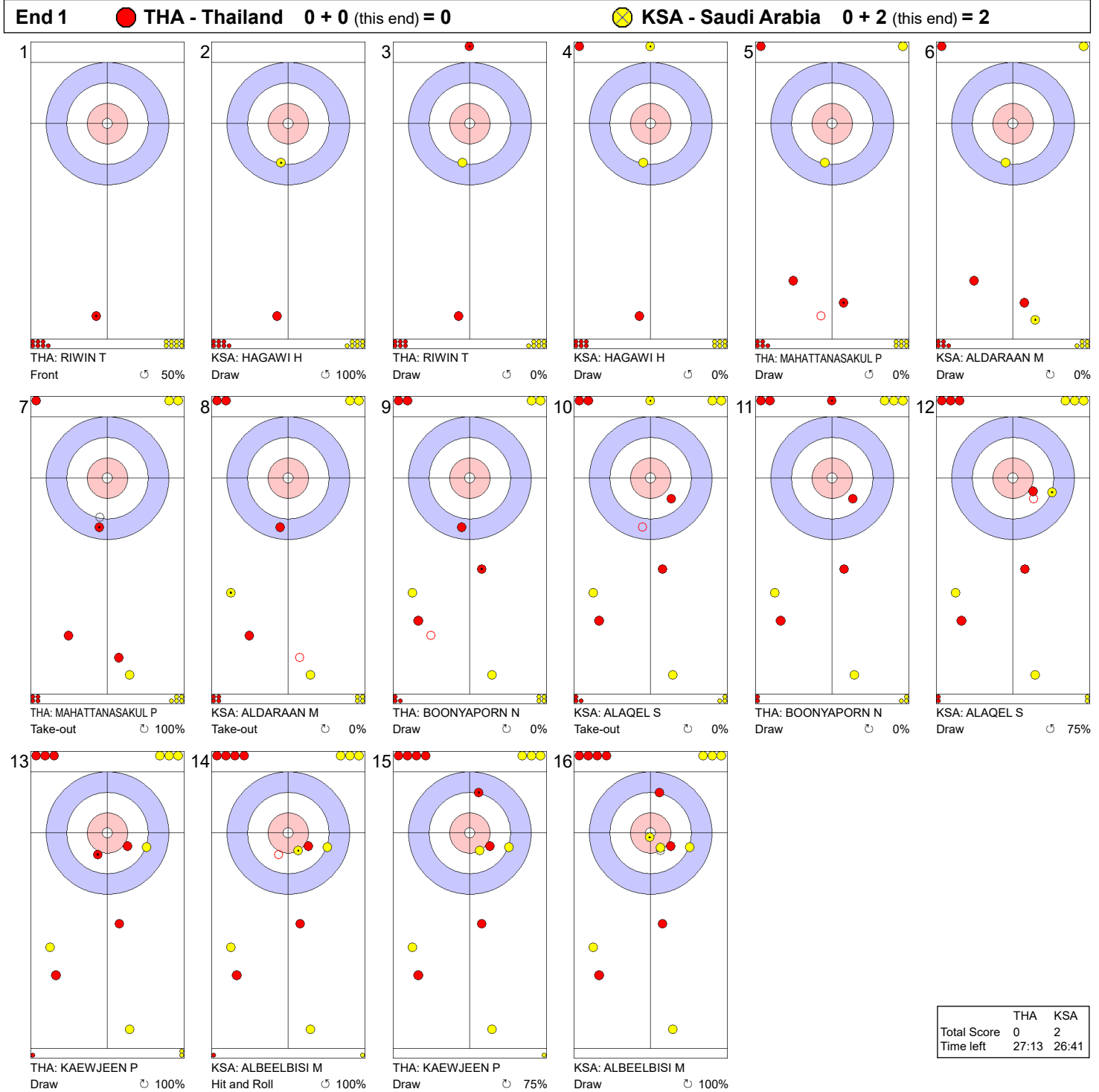
KSA - Saudi Arabia		⌚	⌚	Game	
4	ALBEELBISI Munir	Draws	5 60%	5 40%	10 50%
		Take-outs	2 0%	2 50%	4 25%
		Total	7 43%	7 43%	14 43%
3	ALAQEL Suleiman	Draws	3 83%	5 65%	8 72%
		Take-outs	4 25%	2 75%	6 42%
		Total	7 50%	7 68%	14 59%
2	ALDARAAN Mohammed	Draws	2 50%	3 50%	5 50%
		Take-outs	5 20%	4 50%	9 33%
		Total	7 29%	7 50%	14 39%
1	HAGAWI Hussain	Draws	5 40%	8 69%	13 58%
		Take-outs	0 -	1 0%	1 0%
		Total	5 40%	9 61%	14 54%
A	ALZHRANI Abdullah	Draws	0 -	0 -	0 -
		Take-outs	0 -	0 -	0 -
		Total	0 -	0 -	0 -
Team		Draws	15 57%	21 58%	36 58%
		Take-outs	11 18%	9 50%	20 33%
		Total	26 40%	30 56%	56 49%

Note:
Position and function for each team member:
4 = Fourth, 3 = Third, 2 = Second, 1 = Lead, A = Alternate, S = Skip, V = Vice-Skip

Legend:
⌚ Clockwise ⌚ Counter-clockwise LSFE(*) Last Stone First End
X Unplayed/unfinished end due to concession



Game - Shot by Shot
每投统计数据



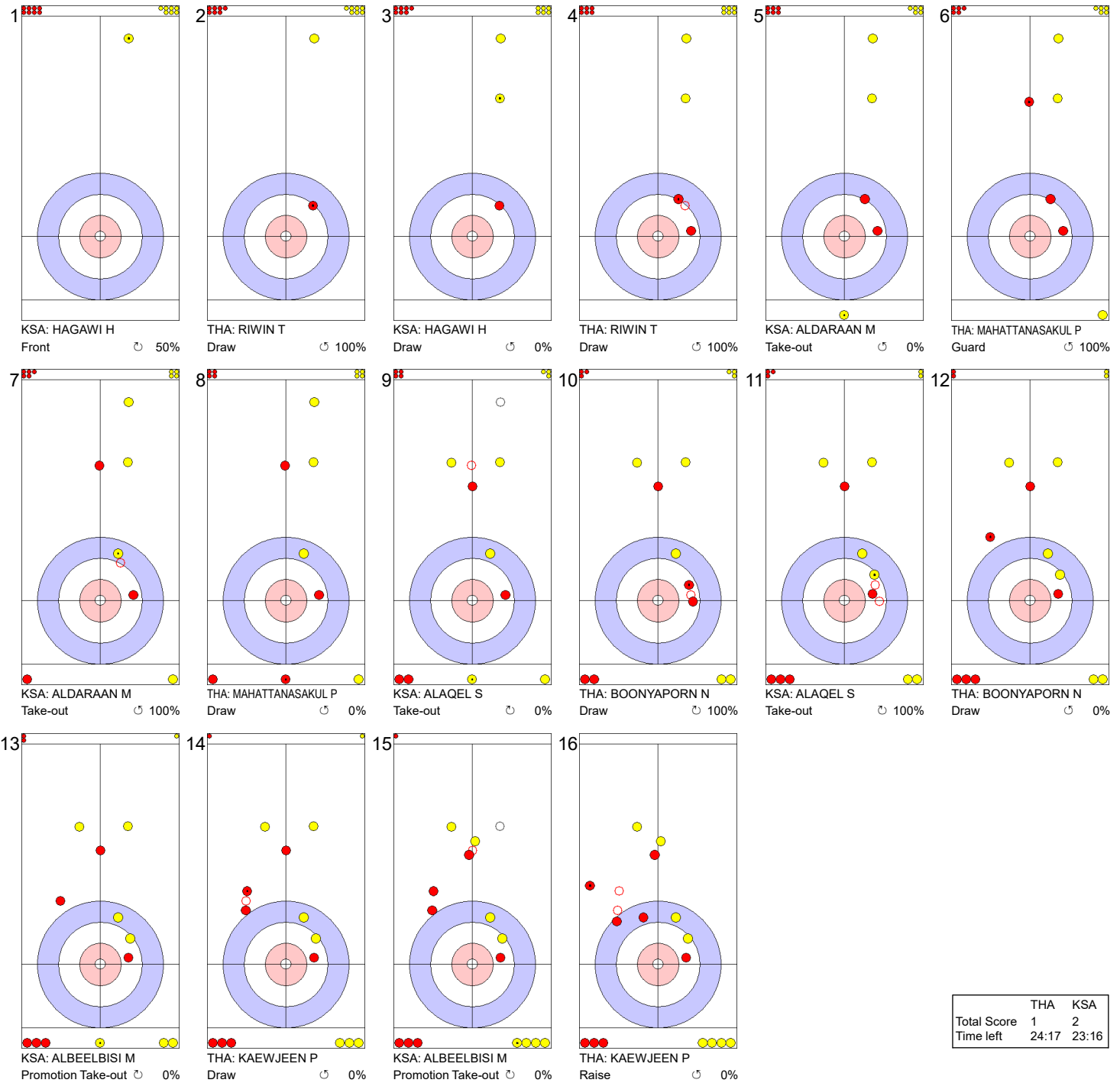
Legend:
 ↻ Clockwise ↺ Counter-clockwise - Not considered



Game - Shot by Shot
每投统计数据

End 2 ● **THA - Thailand** 0 + 1 (this end) = 1

● **KSA - Saudi Arabia** 2 + 0 (this end) = 2



	THA	KSA
Total Score	1	2
Time left	24:17	23:16

Legend:
 ↻ Clockwise ↺ Counter-clockwise - Not considered

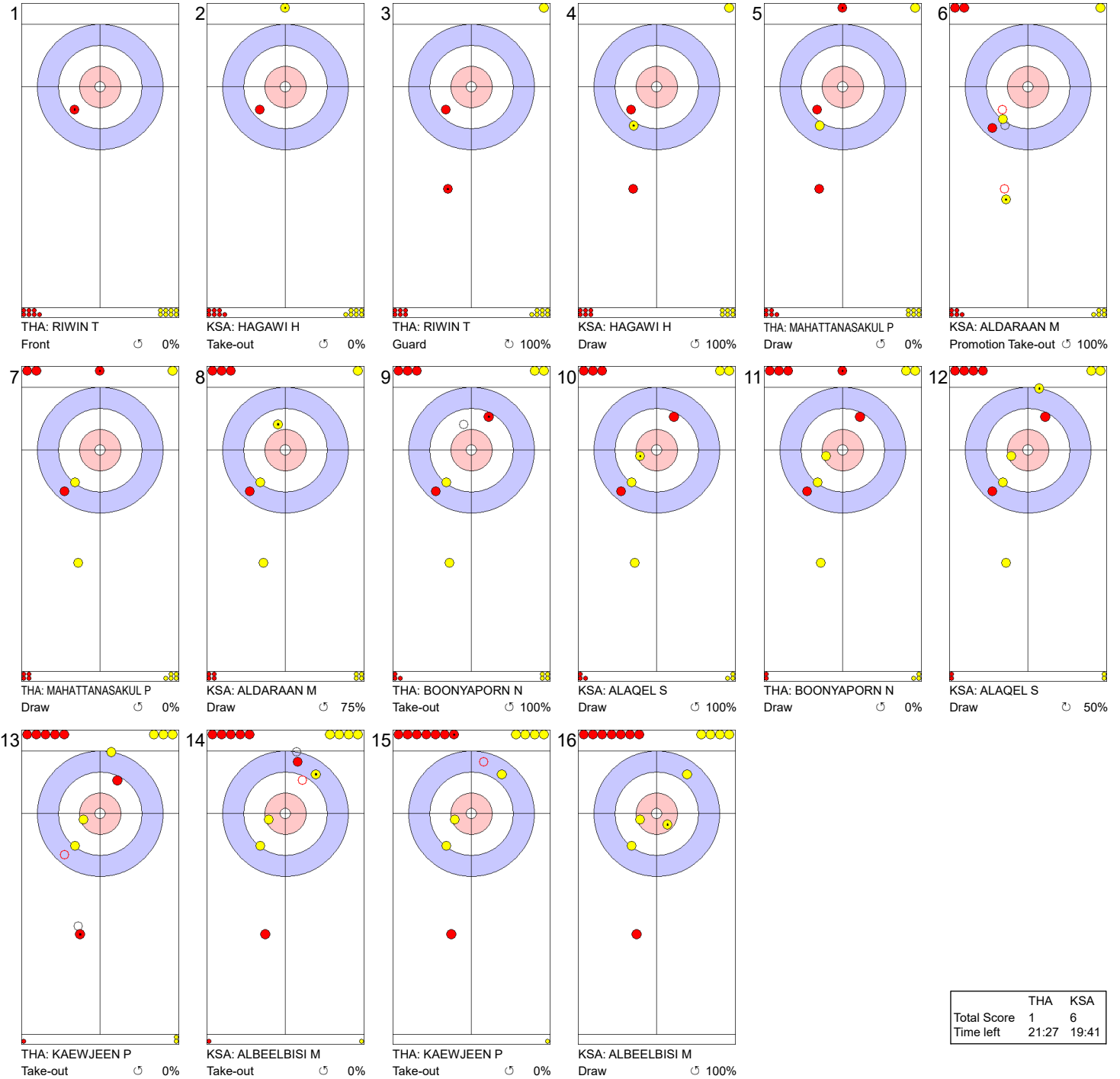
Timing & Results provided by **BORNAN**



Game - Shot by Shot
每投统计数据

End 3 ● **THA - Thailand** 1 + 0 (this end) = 1

● **KSA - Saudi Arabia** 2 + 4 (this end) = 6



	THA	KSA
Total Score	1	6
Time left	21:27	19:41

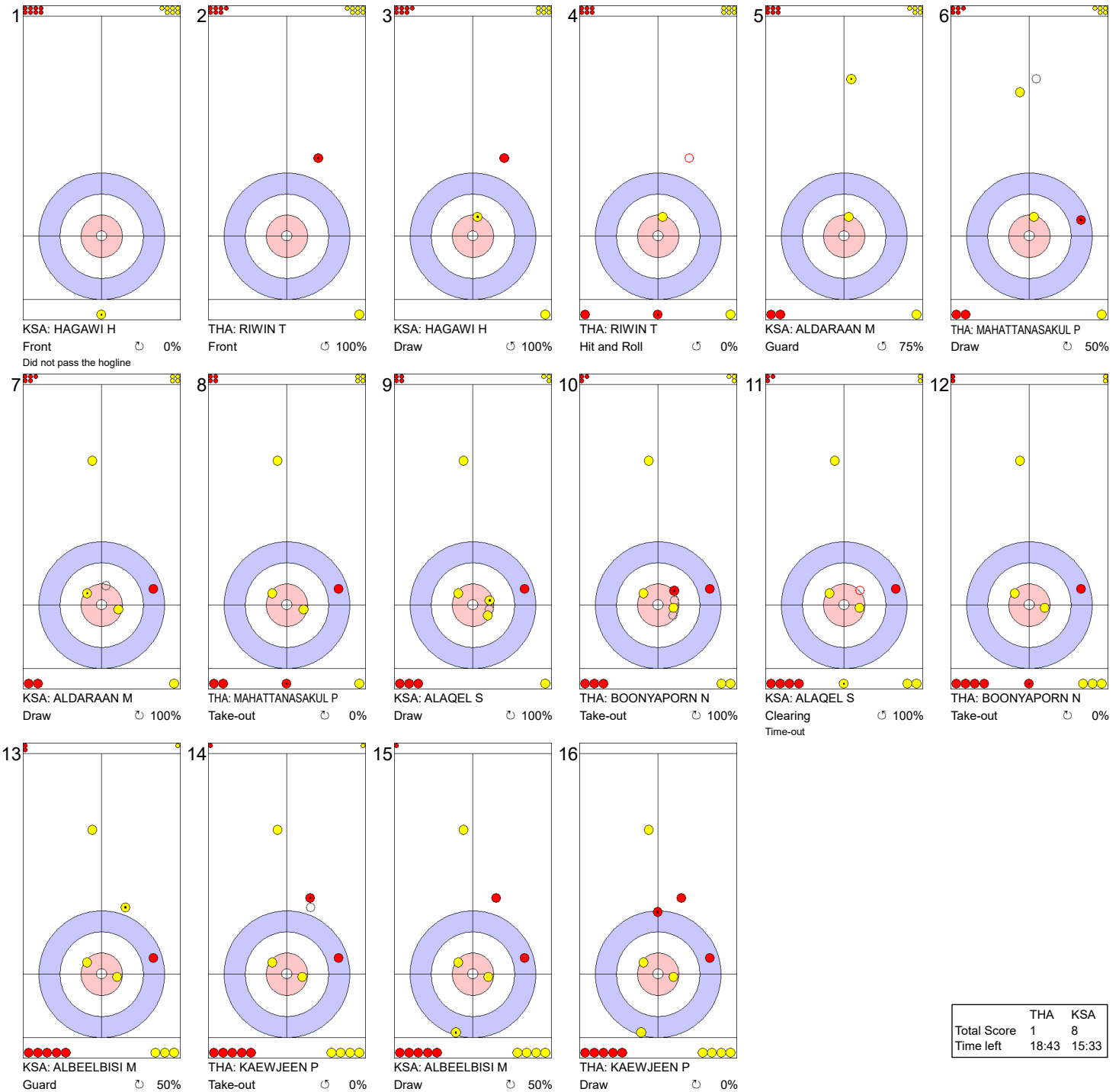
Legend:
 ↻ Clockwise ↺ Counter-clockwise - Not considered

Timing & Results provided by **BORNAN**



Game - Shot by Shot
每投统计数据

End 4 ● **THA - Thailand** 1 + 0 (this end) = 1 ● **KSA - Saudi Arabia** 6 + 2 (this end) = 8



Legend:
 Clockwise Counter-clockwise - Not considered



Game - Shot by Shot
每投统计数据

End 5 ● **THA - Thailand** 1 + 0 (this end) = 1

● **KSA - Saudi Arabia** 8 + 2 (this end) = 10



	THA	KSA
Total Score	1	10
Time left	14:40	11:09

Legend:
 ↻ Clockwise ↺ Counter-clockwise - Not considered

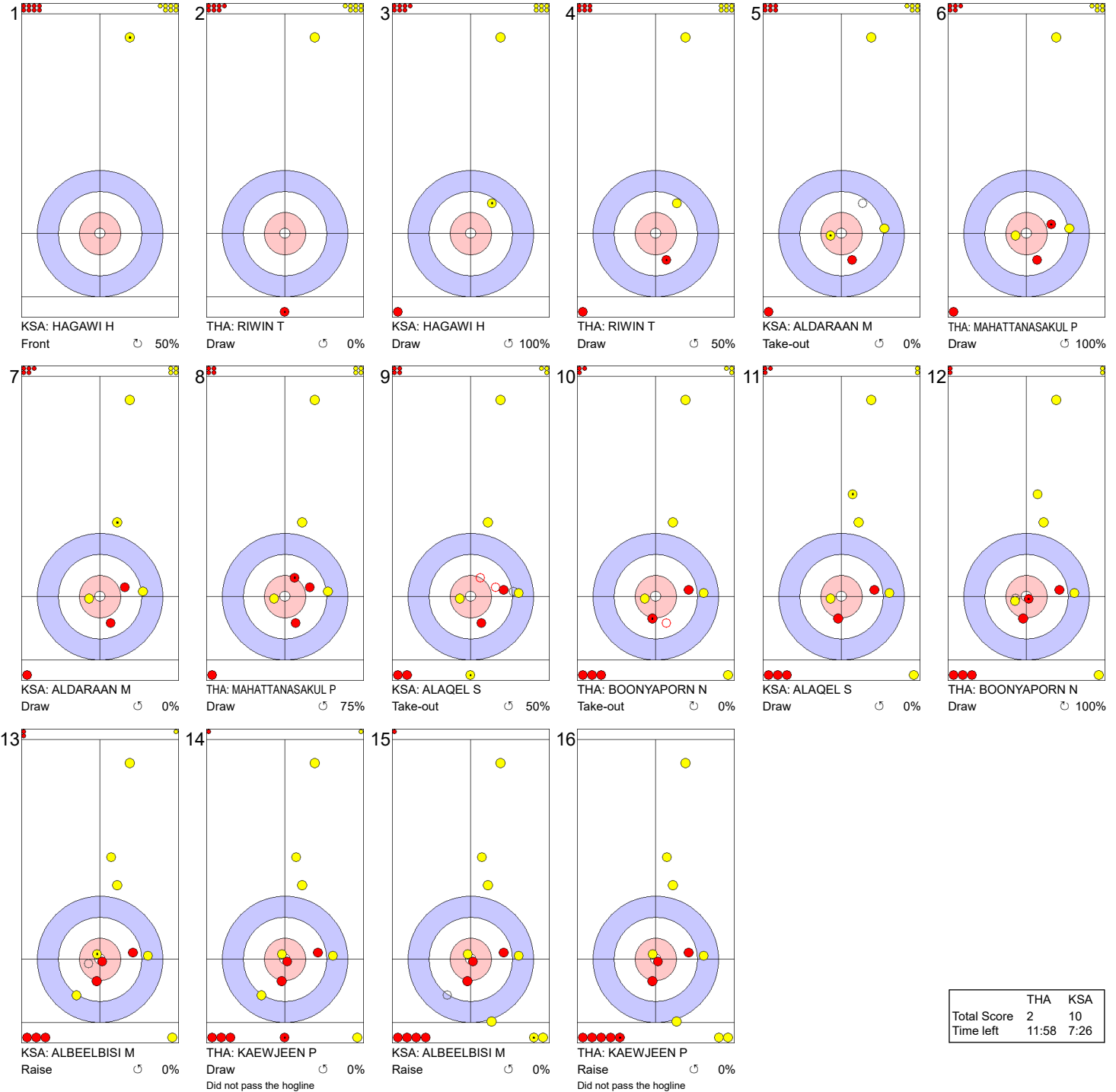
Timing & Results provided by **BORNAN**



Game - Shot by Shot
每投统计数据

End 6 ● **THA - Thailand** 1 + 1 (this end) = 2

● **KSA - Saudi Arabia** 10 + 0 (this end) = 10



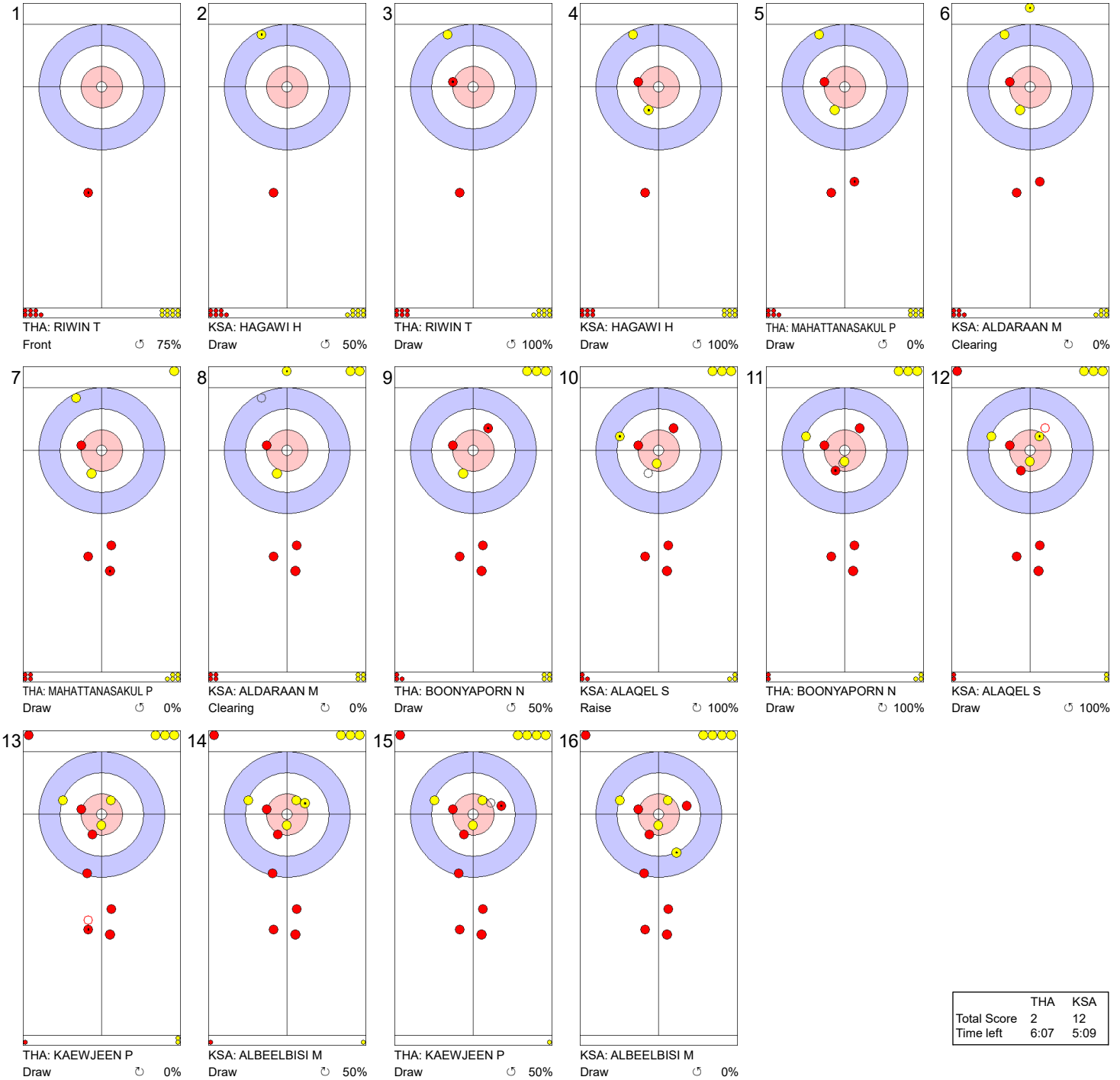
Legend:
 ↻ Clockwise ↺ Counter-clockwise - Not considered

Timing & Results provided by **BORNAN**



Game - Shot by Shot
每投统计数据

End 7 ● **THA - Thailand 2 + 0 (this end) = 2** ● **KSA - Saudi Arabia 10 + 2 (this end) = 12**



	THA	KSA
Total Score	2	12
Time left	6:07	5:09

Legend:
 Clockwise Counter-clockwise - Not considered



Game Results
比赛成绩

Sheet	Team	LSFE	1	2	3	4	5	6	7	8	Extra Ends	Total
D	HKG - Hong Kong, China		0	0	2	1	0	0	1	3		7
	JPN - Japan	*	0	1	0	0	0	2	0	0		3

HKG - Hong Kong, China	
4 S	CHANG Jason
3	YAN Ho Tin Martin
2	CHENG Ching Nam
1 V	CHUNG Cheuk Hei
A	MA Chi Lap

JPN - Japan	
4 S	AOKI Ryo
3	WATANABE Haruki
2	HEMMI Ayumu
1 V	MIYA Osuke
A	KYOTOH Rin

Last Stone Draw		Distance
🕒	CHUNG Cheuk Hei	16.0cm
🕒	CHANG Jason	199.6cm
Total		215.6cm

Last Stone Draw		Distance
🕒	AOKI Ryo	16.5cm
🕒	HEMMI Ayumu	123.2cm
Total		139.7cm

Time remaining: 0 minutes 11 seconds

Time-out: End 6

Time remaining: 2 minutes 7 seconds

Time-out: End 8

Note:
Position and function for each team member:
4 = Fourth, 3 = Third, 2 = Second, 1 = Lead, A = Alternate, S = Skip, V = Vice-Skip

Legend:
🕒 Clockwise 🕒 Counter-clockwise LSFE(*) Last Stone First End



Game Results
比赛成绩

Sheet	Team	LSFE	1	2	3	4	5	6	7	8	Extra Ends	Total
E	QAT - Qatar		0	0	0	0	1	0	X	X		1
	CHN - People's Republic of China	*	3	1	3	1	0	3	X	X		11

QAT - Qatar	
4 S	ALYAFEI Nasser Abdulrahman
3 V	AL-FAHAD Ahmed Saad
2	ALYAFEI Abdulrahman Qassim
1	ALNAIMI Mohammed Hassan
A	AL-MARRI Mubarak Salem

CHN - People's Republic of China	
4 S	XU Xiaoming
3 V	FEI Xueqing
2	WANG Zhiyu
1	LI Zhichao
A	YE Jianjun

Last Stone Draw		Distance
🕒	AL-FAHAD Ahmed Saad	149.5cm
🕒	ALYAFEI Abdulrahman Qassim	199.6cm
Total		349.1cm

Time remaining: 8 minutes 40 seconds

Last Stone Draw		Distance
🕒	WANG Zhiyu	98.6cm
🕒	XU Xiaoming	24.2cm
Total		122.8cm

Time remaining: 12 minutes 45 seconds

Note:
Position and function for each team member:
4 = Fourth, 3 = Third, 2 = Second, 1 = Lead, A = Alternate, S = Skip, V = Vice-Skip

Legend:
🕒 Clockwise 🕒 Counter-clockwise LSFE(*) Last Stone First End
X Unplayed/unfinished end due to concession

Session Results and Standings

每轮比赛成绩和排名

Sheet	Team	LSD/LSFE	1	2	3	4	5	6	7	8	Extra Ends	Total
D	KAZ - Kazakhstan	204.1cm	0	0	0	1	0	0	0	X		1
	PHI - Philippines	125.5cm *	0	0	2	0	0	0	2	X		4

Current Standings

Group A

Rank	Team	Games	Wins	Losses
1	KOR - Republic of Korea	2	2	0
2	KAZ - Kazakhstan	2	1	1
2	PHI - Philippines	2	1	1
4	KGZ - Kyrgyzstan	1	0	1
4	TPE - Chinese Taipei	1	0	1

Group B

Rank	Team	Games	Wins	Losses
1	CHN - People's Republic of China	2	2	0
1	JPN - Japan	2	2	0
3	HKG - Hong Kong, China	2	1	1
3	QAT - Qatar	2	1	1
5	KSA - Saudi Arabia	2	0	2
5	THA - Thailand	2	0	2

Note:
Under World Curling rules, tie-breaking rules for standings are not applied until after the last game of the round robin.

Legend:
LSD Last Stone Draw LSFE(*) Last Stone First End X Unplayed/unfinished end due to concession



Game Results
比赛成绩

Sheet	Team	LSFE	1	2	3	4	5	6	7	8	Extra Ends	Total
D	KAZ - Kazakhstan		0	0	0	1	0	0	0	X		1
	PHI - Philippines	*	0	0	2	0	0	0	2	X		4

KAZ - Kazakhstan

4 S ZHUZBAY Abylaikhan
3 V ALLIYAR Aidos
2 ZHUMAGOZHA Adil
1 MUSSAINOV Yermek
A IRJANOV Arman

PHI - Philippines

4 S PFISTER Marc
3 V HALLER Christian
2 PFISTER Enrico
1 FREI Alan
A DELARMENTE Benjo

Last Stone Draw

☺ MUSSAINOV Yermek
☺ ZHUZBAY Abylaikhan

Distance

106.7cm
97.4cm

Total

204.1cm

Time remaining: 0 minutes 20 seconds

Last Stone Draw

☺ PFISTER Marc
☺ PFISTER Enrico

Distance

50.1cm
75.4cm

Total

125.5cm

Time remaining: 0 minutes 1 second

Time-out: End 7

Note:

Position and function for each team member:

4 = Fourth, 3 = Third, 2 = Second, 1 = Lead, A = Alternate, S = Skip, V = Vice-Skip

Legend:

☺ Clockwise

☹ Counter-clockwise

LSFE(*) Last Stone First End

X Unplayed/unfinished end due to concession



Session Results and Standings

每轮比赛成绩和排名

Sheet	Team	LSD/LSFE	1	2	3	4	5	6	7	8	Extra Ends	Total
B	CHN - People's Republic of China	29.1cm *	4	3	3	5	0	4	X	X		19
	KSA - Saudi Arabia	340.2cm	0	0	0	0	1	0	X	X		1
C	JPN - Japan	83.3cm *	2	2	0	4	0	4	X	X		12
	QAT - Qatar	276.5cm	0	0	1	0	1	0	X	X		2
D	KGZ - Kyrgyzstan	230.0cm	0	0	0	1	0	0	X	X		1
	KOR - Republic of Korea	266.6cm *	4	1	4	0	3	3	X	X		15
E	THA - Thailand	258.9cm	0	0	0	0	0	1	X	X		1
	HKG - Hong Kong, China	125.2cm *	4	3	1	3	5	0	X	X		16

Current Standings

Group A

Rank	Team	Games	Wins	Losses
1	KOR - Republic of Korea	2	2	0
2	KAZ - Kazakhstan	1	1	0
3	KGZ - Kyrgyzstan	1	0	1
3	PHI - Philippines	1	0	1
3	TPE - Chinese Taipei	1	0	1

Group B

Rank	Team	Games	Wins	Losses
1	CHN - People's Republic of China	2	2	0
1	JPN - Japan	2	2	0
3	HKG - Hong Kong, China	2	1	1
3	QAT - Qatar	2	1	1
5	KSA - Saudi Arabia	2	0	2
5	THA - Thailand	2	0	2

Note:
Under World Curling rules, tie-breaking rules for standings are not applied until after the last game of the round robin.

Legend:
LSD Last Stone Draw LSFE(*) Last Stone First End X Unplayed/unfinished end due to concession



Game Results

比赛成绩

Sheet	Team	LSFE	1	2	3	4	5	6	7	8	Extra Ends	Total
B	CHN - People's Republic of China	*	4	3	3	5	0	4	X	X		19
	KSA - Saudi Arabia		0	0	0	0	1	0	X	X		1

CHN - People's Republic of China		Shot Success Game
4 S	FEI Xueqing	67%
3 V	WANG Zhiyu	88%
2	YE Jianjun	79%
1	LI Zhichao	88%
A	XU Xiaoming	-
Team Total		80%

KSA - Saudi Arabia		Shot Success Game
4 V	ALBEELBISI Munir	18%
3 S	ALAQEL Suleiman	67%
2	ALDARAAN Mohammed	33%
1	HAGAWI Hussain	44%
A	ALZHRANI Abdullah	0%
Team Total		40%

Last Stone Draw		Distance
🕒	FEI Xueqing	14.5cm
🕒	LI Zhichao	14.6cm
Total		29.1cm

Last Stone Draw		Distance
🕒	ALBEELBISI Munir	140.6cm
🕒	ALDARAAN Mohammed	199.6cm
Total		340.2cm

Time remaining: 17 minutes 31 seconds

Time remaining: 2 minutes 26 seconds

Time-out: End 6 - KSA stone 7

ALZHRANI A replaced ALBEELBISI M at the beginning of End 6
Revised line-up: (4 V) ALDARAAN M, (3 S) ALAQEL S, (2) ALZHRANI A, (1) HAGAWI H

Shot Success Analysis

CHN - People's Republic of China		🕒	🕒	Game
4	FEI Xueqing			
	Draws	4 63%	3 67%	7 64%
	Take-outs	2 75%	3 67%	5 70%
Total		6 67%	6 67%	12 67%
3	WANG Zhiyu			
	Draws	1 100%	4 100%	5 100%
	Take-outs	4 63%	3 100%	7 79%
Total		5 70%	7 100%	12 88%
2	YE Jianjun			
	Draws	5 85%	4 94%	9 89%
	Take-outs	2 50%	1 50%	3 50%
Total		7 75%	5 85%	12 79%
1	LI Zhichao			
	Draws	9 86%	2 88%	11 86%
	Take-outs	1 100%	0 -	1 100%
Total		10 88%	2 88%	12 88%
A	XU Xiaoming			
	Draws	0 -	0 -	0 -
	Take-outs	0 -	0 -	0 -
Total		0 -	0 -	0 -
Team	Draws	19 82%	13 88%	32 84%
	Take-outs	9 67%	7 79%	16 72%
	Total	28 77%	20 85%	48 80%

KSA - Saudi Arabia		🕒	🕒	Game
4	ALBEELBISI Munir			
	Draws	4 25%	0 -	4 25%
	Take-outs	3 17%	3 8%	6 13%
Total		7 21%	3 8%	10 18%
3	ALAQEL Suleiman			
	Draws	3 67%	1 100%	4 75%
	Take-outs	3 50%	5 70%	8 63%
Total		6 58%	6 75%	12 67%
2	ALDARAAN Mohammed			
	Draws	2 38%	1 0%	3 25%
	Take-outs	6 38%	3 33%	9 36%
Total		8 38%	4 25%	12 33%
1	HAGAWI Hussain			
	Draws	9 53%	2 0%	11 43%
	Take-outs	1 50%	0 -	1 50%
Total		10 53%	2 0%	12 44%
A	ALZHRANI Abdullah			
	Draws	1 0%	0 -	1 0%
	Take-outs	1 0%	0 -	1 0%
Total		2 0%	0 -	2 0%
Team	Draws	19 45%	4 25%	23 41%
	Take-outs	14 34%	11 43%	25 38%
	Total	33 40%	15 38%	48 40%

Note:

Position and function for each team member:

4 = Fourth, 3 = Third, 2 = Second, 1 = Lead, A = Alternate, S = Skip, V = Vice-Skip

Legend:

🕒 Clockwise

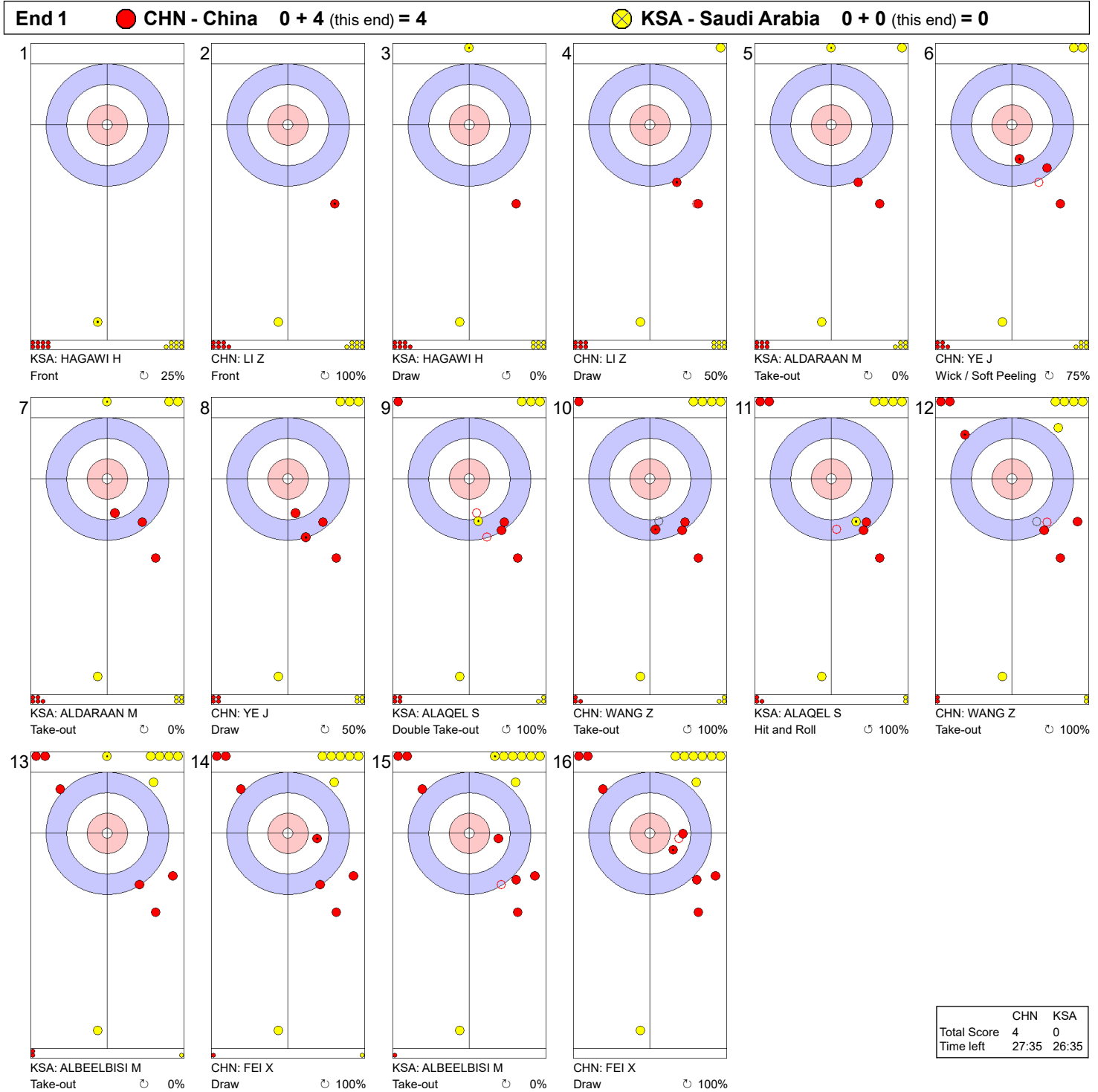
🕒 Counter-clockwise

LSFE(*) Last Stone First End

X Unplayed/unfinished end due to concession



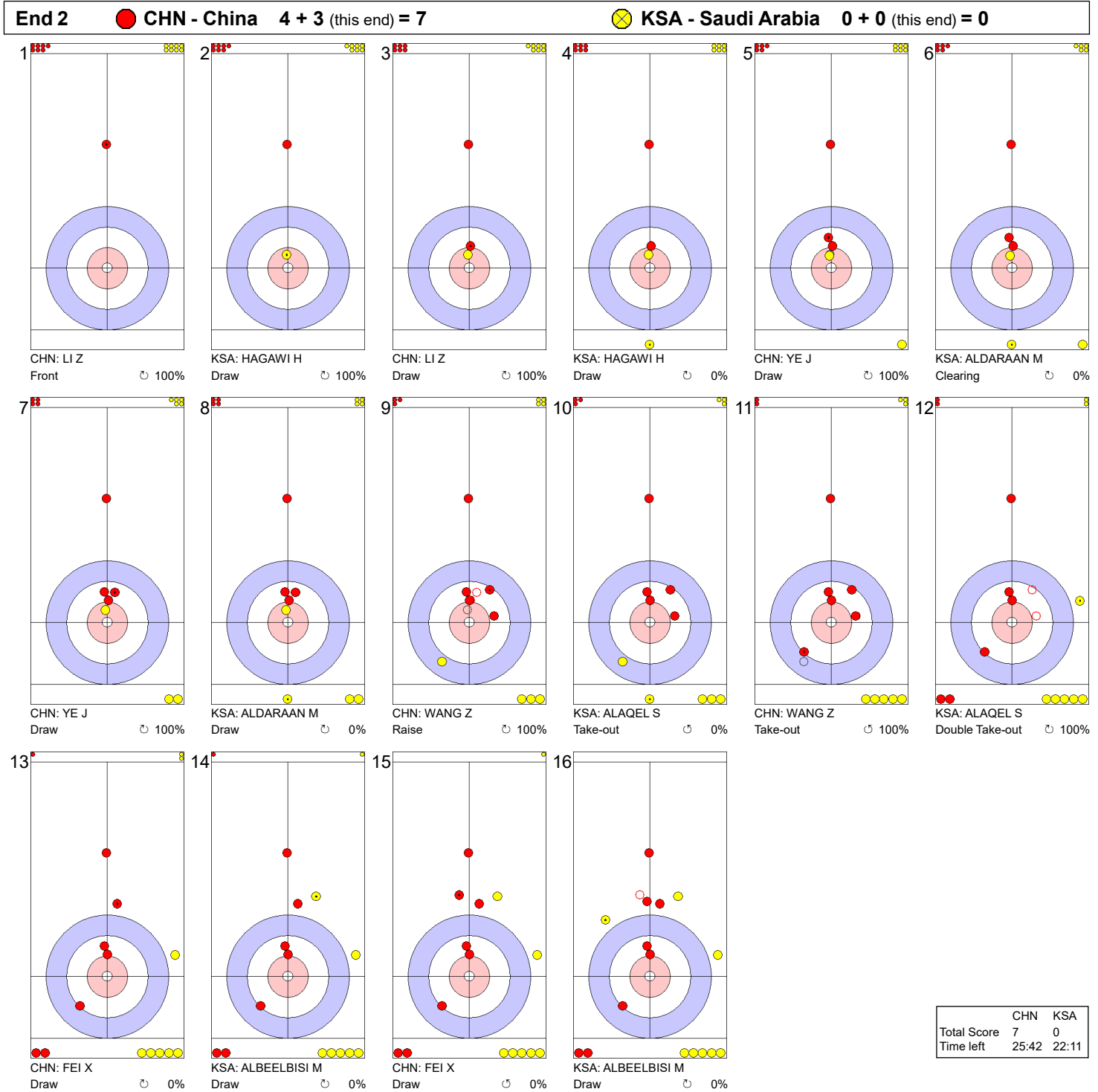
Game - Shot by Shot
每投统计数据



Legend:
 ↻ Clockwise ↻ Counter-clockwise - Not considered



Game - Shot by Shot
每投统计数据



Legend:
 ↻ Clockwise ↺ Counter-clockwise - Not considered

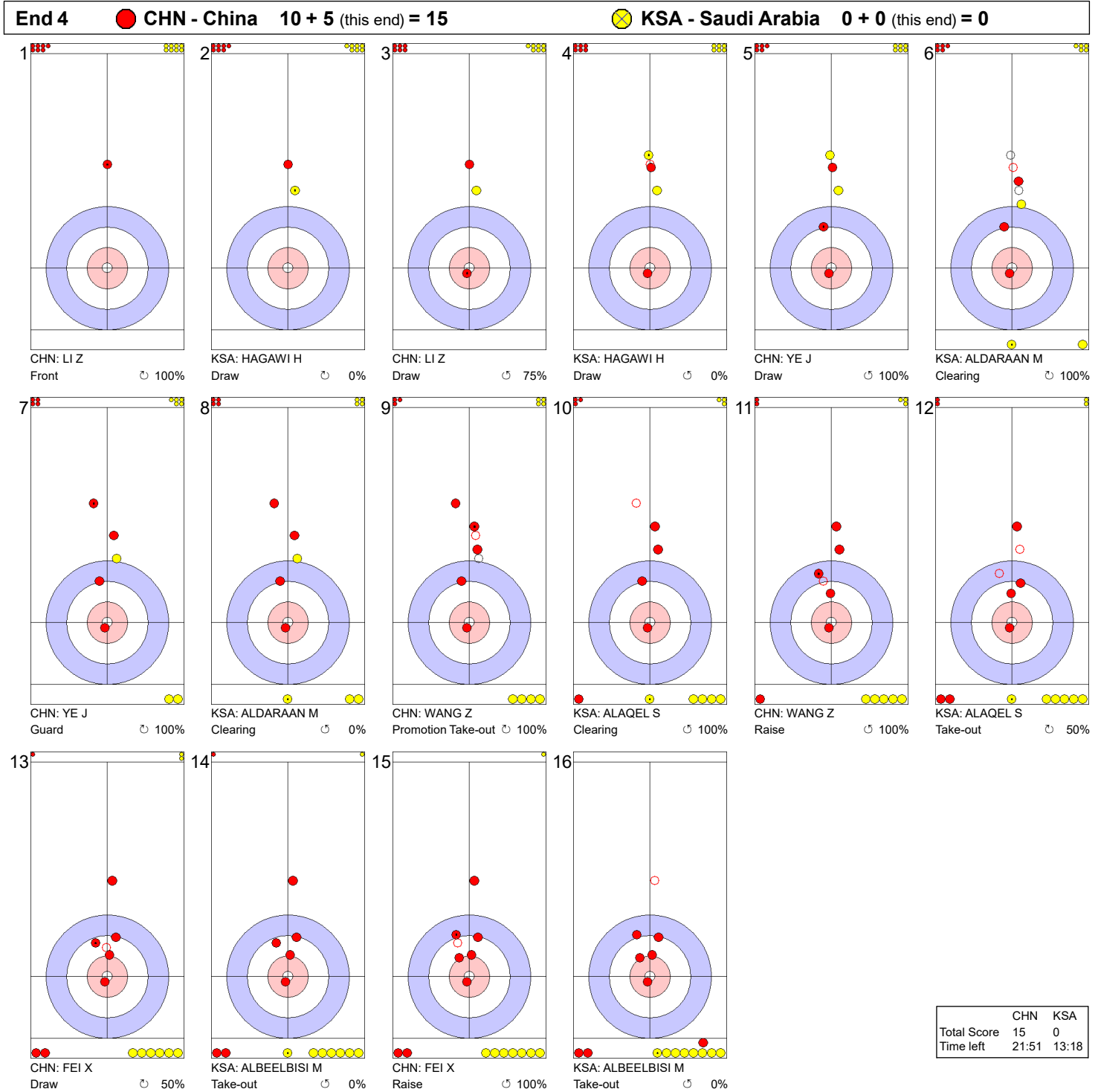


Game - Shot by Shot
每投统计数据



Legend:
 Clockwise Counter-clockwise - Not considered

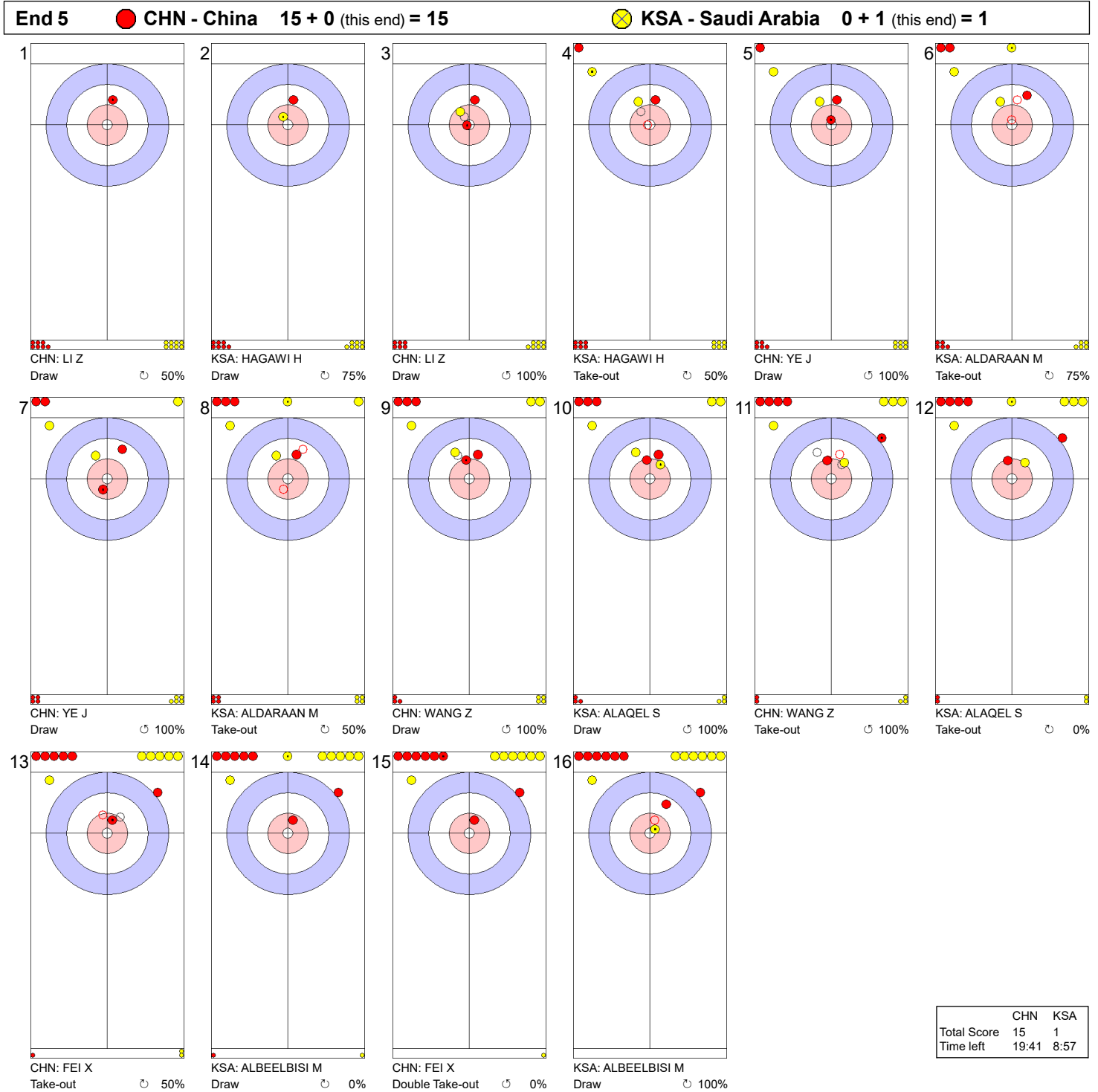
Game - Shot by Shot
每投统计数据



Legend:
 ↻ Clockwise ↺ Counter-clockwise - Not considered

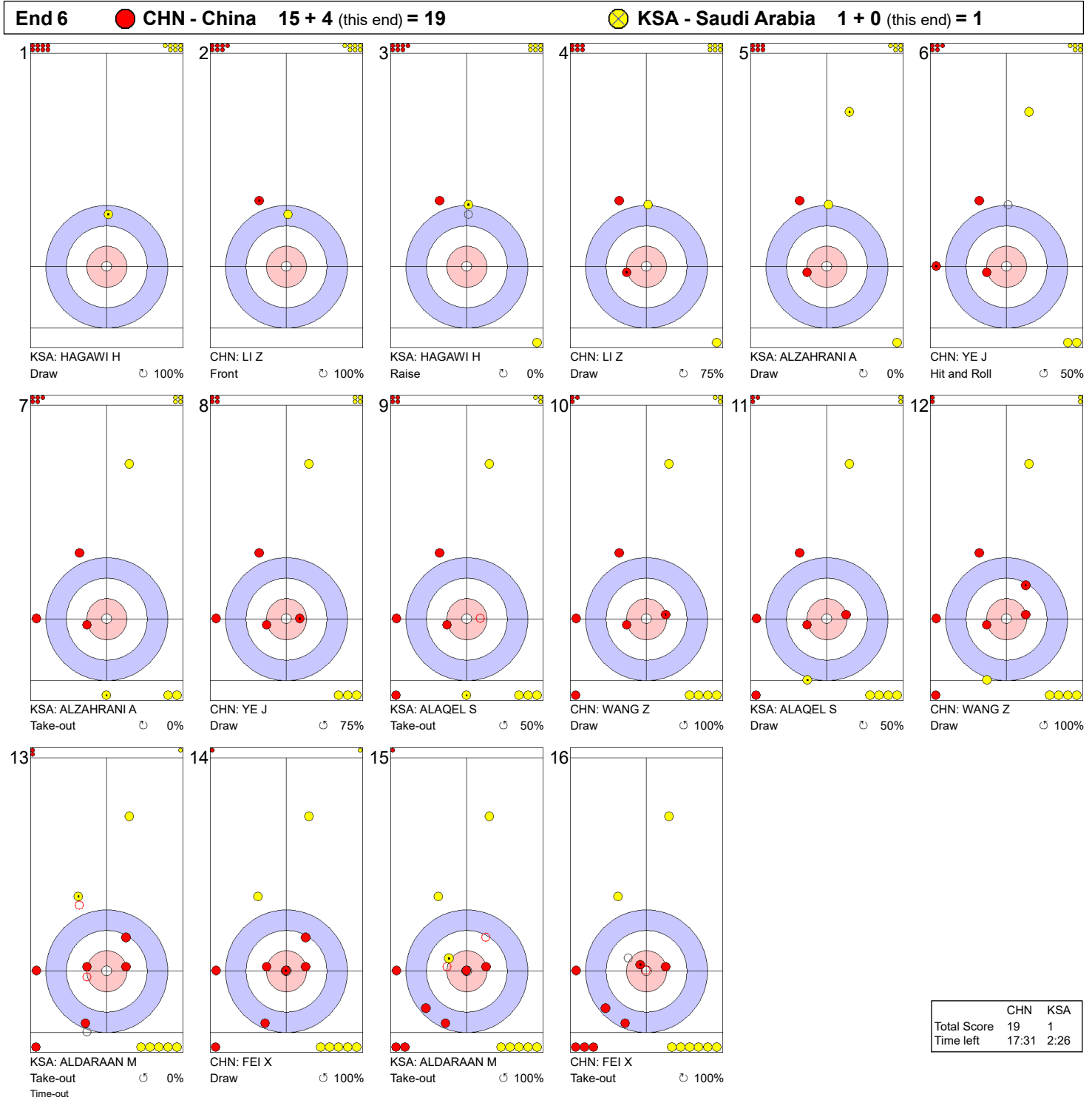


Game - Shot by Shot
每投统计数据



Legend:
 ↻ Clockwise ↻ Counter-clockwise - Not considered

Game - Shot by Shot
每投统计数据



Legend:
 ↻ Clockwise ↺ Counter-clockwise - Not considered



Game Results

比赛成绩

Sheet	Team	LSFE	1	2	3	4	5	6	7	8	Extra Ends	Total
C	JPN - Japan	*	2	2	0	4	0	4	X	X		12
	QAT - Qatar		0	0	1	0	1	0	X	X		2

JPN - Japan		Shot Success Game
4 S	AOKI Ryo	81%
3	WATANABE Haruki	81%
2	HEMMI Ayumu	90%
1 V	MIYA Osuke	83%
A	KYOTOH Rin	-
Team Total		84%

QAT - Qatar		Shot Success Game
4 S	ALYAFEI Nasser Abdulrahman	60%
3 V	AL-FAHAD Ahmed Saad	46%
2	ALYAFEI Abdulrahman Qassim	48%
1	ALNAIMI Mohammed Hassan	44%
A	AL-MARRI Mubarak Salem	-
Team Total		49%

Last Stone Draw	Distance
⌚ MIYA Osuke	22.3cm
⌚ WATANABE Haruki	61.0cm
Total	83.3cm

Last Stone Draw	Distance
⌚ ALYAFEI Abdulrahman Qassim	76.9cm
⌚ AL-FAHAD Ahmed Saad	199.6cm
Total	276.5cm

Time remaining: 14 minutes 49 seconds

Time remaining: 11 minutes 48 seconds

Time-out: End 6 - QAT stone 8

Shot Success Analysis

JPN - Japan		⌚	⌚	Game
4 AOKI Ryo	Draws	0	8	84%
	Take-outs	0	4	75%
	Total	0	12	81%
3 WATANABE Haruki	Draws	0	6	79%
	Take-outs	4	2	83%
	Total	4	8	81%
2 HEMMI Ayumu	Draws	3	2	95%
	Take-outs	4	3	86%
	Total	7	5	90%
1 MIYA Osuke	Draws	6	6	83%
	Take-outs	0	0	-
	Total	6	6	83%
A KYOTOH Rin	Draws	0	0	-
	Take-outs	0	0	-
	Total	0	0	-
Team	Draws	9	22	85%
	Take-outs	8	9	82%
	Total	17	31	84%

QAT - Qatar		⌚	⌚	Game
4 ALYAFEI Nasser Abdulrahman	Draws	2	4	46%
	Take-outs	4	2	75%
	Total	6	6	60%
3 AL-FAHAD Ahmed Saad	Draws	3	1	0%
	Take-outs	4	4	69%
	Total	7	5	46%
2 ALYAFEI Abdulrahman Qassim	Draws	4	1	25%
	Take-outs	3	4	64%
	Total	7	5	48%
1 ALNAIMI Mohammed Hassan	Draws	7	4	48%
	Take-outs	1	0	0%
	Total	8	4	44%
A AL-MARRI Mubarak Salem	Draws	0	0	-
	Take-outs	0	0	-
	Total	0	0	-
Team	Draws	16	10	36%
	Take-outs	12	10	66%
	Total	28	20	49%

Note:

Position and function for each team member:

4 = Fourth, 3 = Third, 2 = Second, 1 = Lead, A = Alternate, S = Skip, V = Vice-Skip

Legend:

⌚ Clockwise

⌚ Counter-clockwise

LSFE(*) Last Stone First End

X Unplayed/unfinished end due to concession



Game - Shot by Shot
每投统计数据

End 1 ● JPN - Japan 0 + 2 (this end) = 2

⊗ QAT - Qatar 0 + 0 (this end) = 0



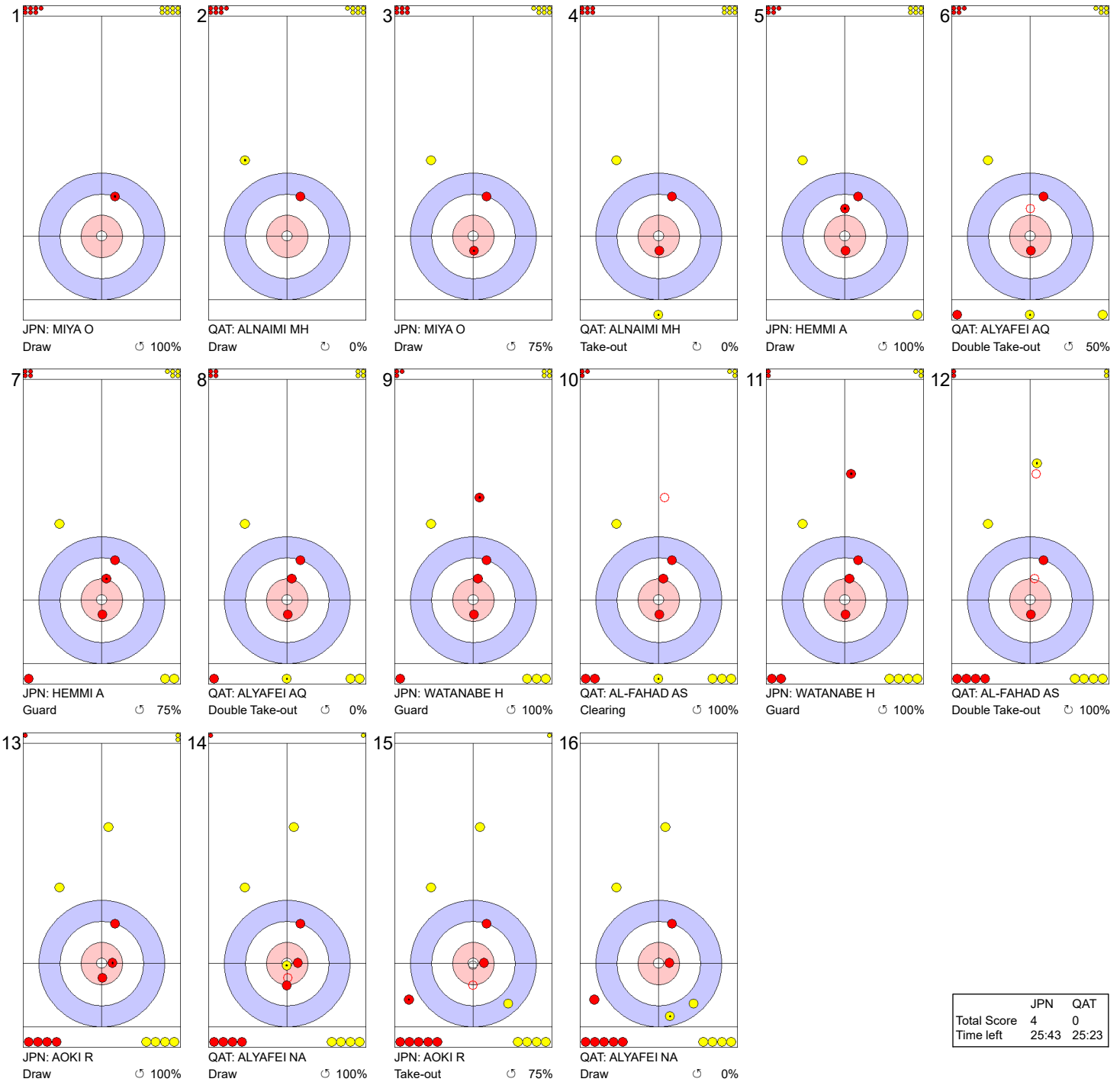
	JPN	QAT
Total Score	2	0
Time left	28:08	28:06

Legend:
 ↻ Clockwise ↺ Counter-clockwise - Not considered

Timing & Results provided by BORNAN

Game - Shot by Shot
每投统计数据

End 2 ● JPN - Japan 2 + 2 (this end) = 4 ● QAT - Qatar 0 + 0 (this end) = 0



Legend:
 ↻ Clockwise ↺ Counter-clockwise - Not considered



Game - Shot by Shot
每投统计数据

End 3 ● JPN - Japan 4 + 0 (this end) = 4

⊗ QAT - Qatar 0 + 1 (this end) = 1



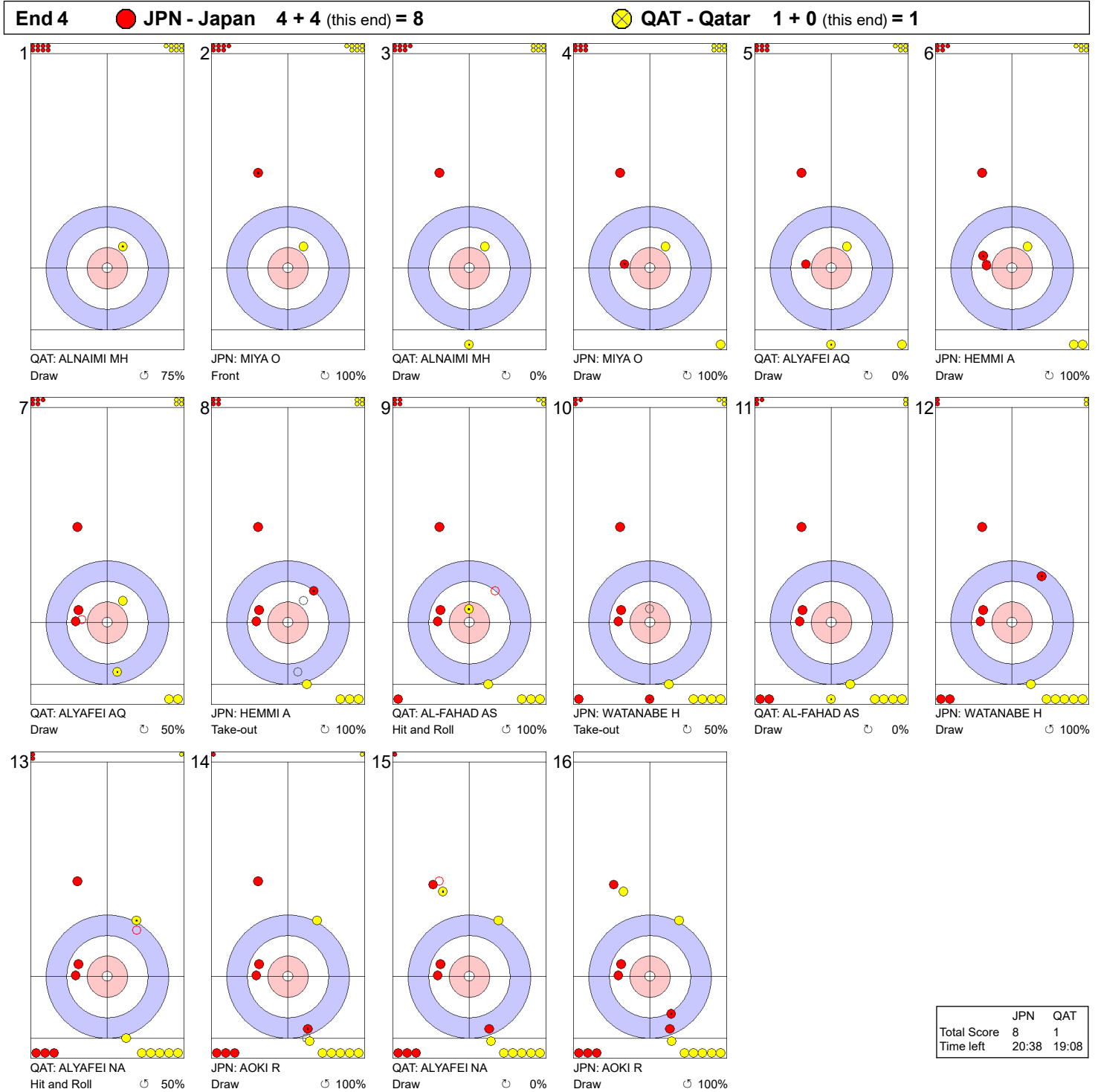
	JPN	QAT
Total Score	4	1
Time left	23:13	22:20

Legend: ↻ Clockwise ↺ Counter-clockwise - Not considered

Timing & Results provided by BORNAN



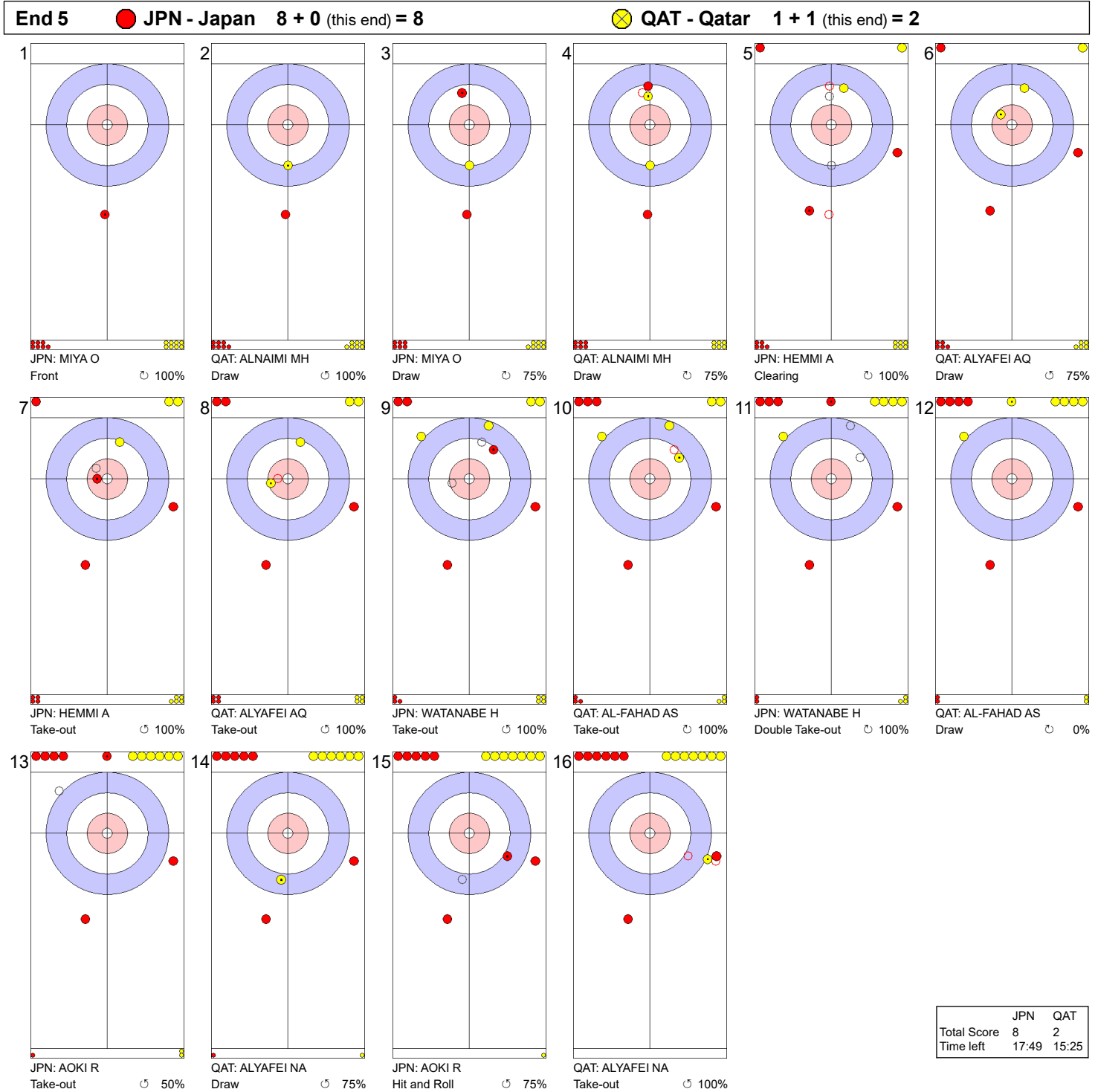
Game - Shot by Shot
每投统计数据



Legend:
 ↻ Clockwise ↺ Counter-clockwise - Not considered



Game - Shot by Shot
每投统计数据



Legend:
 ↻ Clockwise ↺ Counter-clockwise - Not considered



Game - Shot by Shot
每投统计数据

End 6 ● JPN - Japan 8 + 4 (this end) = 12 ● QAT - Qatar 2 + 0 (this end) = 2



	JPN	QAT
Total Score	12	2
Time left	14:49	11:48

Legend:
 Clockwise Counter-clockwise - Not considered

Game Results
比赛成绩

Sheet	Team	LSFE	1	2	3	4	5	6	7	8	Extra Ends	Total
E	THA - Thailand		0	0	0	0	0	1	X	X		1
	HKG - Hong Kong, China	*	4	3	1	3	5	0	X	X		16

THA - Thailand	
4 S	KAEWJEEN Prawes
3	RIWIN Thepparit
2 V	BOONYAPORN Nuth
1	MANEENET Aongart
A	MAHATTANASAKUL Pongsak

HKG - Hong Kong, China	
4 S	CHANG Jason
3	YAN Ho Tin Martin
2	CHENG Ching Nam
1 V	CHUNG Cheuk Hei
A	MA Chi Lap

Last Stone Draw		Distance
🕒	MANEENET Aongart	199.6cm
🕒	KAEWJEEN Prawes	59.3cm
Total		258.9cm
Time remaining: 13 minutes 3 seconds		

Last Stone Draw		Distance
🕒	YAN Ho Tin Martin	39.9cm
🕒	CHENG Ching Nam	85.3cm
Total		125.2cm
Time remaining: 11 minutes 53 seconds		

MA CL replaced YAN HTM at the beginning of End 5
Revised line-up: (4 S) CHANG J, (3) CHENG CN, (2 V) CHUNG CH, (1) MA CL

Note:
Position and function for each team member:
4 = Fourth, 3 = Third, 2 = Second, 1 = Lead, A = Alternate, S = Skip, V = Vice-Skip

Legend:
🕒 Clockwise 🕒 Counter-clockwise LSFE(*) Last Stone First End
X Unplayed/unfinished end due to concession



Session Results and Standings

每轮比赛成绩和排名

Sheet	Team	LSD/LSFE	1	2	3	4	5	6	7	8	Extra Ends	Total
A	KOR - Republic of Korea	39.6cm *	0	2	0	1	2	0	1	X		6
	PHI - Philippines	390.3cm	0	0	0	0	0	1	0	X		1
B	THA - Thailand	322.5cm	0	0	0	0	0	0	X	X		0
	JPN - Japan	211.9cm *	3	5	3	4	3	5	X	X		23
C	CHN - People's Republic of China	23.0cm *	3	0	0	2	2	2	0	X		9
	HKG - Hong Kong, China	78.0cm	0	0	1	0	0	0	1	X		2
D	QAT - Qatar	335.6cm	3	2	1	0	3	0	1	X		10
	KSA - Saudi Arabia	324.2cm *	0	0	0	2	0	2	0	X		4
E	TPE - Chinese Taipei	271.6cm	0	4	0	0	0	0	1	X		5
	KAZ - Kazakhstan	201.1cm *	3	0	3	1	1	2	0	X		10

Current Standings

Group A

Rank	Team	Games	Wins	Losses
1	KAZ - Kazakhstan	1	1	0
1	KOR - Republic of Korea	1	1	0
3	PHI - Philippines	1	0	1
3	TPE - Chinese Taipei	1	0	1
	KGZ - Kyrgyzstan	0		

Group B

Rank	Team	Games	Wins	Losses
1	CHN - People's Republic of China	1	1	0
1	JPN - Japan	1	1	0
1	QAT - Qatar	1	1	0
4	HKG - Hong Kong, China	1	0	1
4	KSA - Saudi Arabia	1	0	1
4	THA - Thailand	1	0	1

Note:
Under World Curling rules, tie-breaking rules for standings are not applied until after the last game of the round robin.

Legend:
LSD Last Stone Draw LSFE(*) Last Stone First End X Unplayed/unfinished end due to concession



Game Results

比赛成绩

Sheet	Team	LSFE	1	2	3	4	5	6	7	8	Extra Ends	Total
B	THA - Thailand		0	0	0	0	0	0	X	X		0
	JPN - Japan	*	3	5	3	4	3	5	X	X		23

THA - Thailand		Shot Success Game
4 S	KAEWJEEN Prawes	33%
3 V	MAHATTANASAKUL Pongsak	42%
2	BOONYAPORN Nuth	33%
1	MANEENET Aongart	46%
A	RIWIN Thepparit	-
Team Total		39%

JPN - Japan		Shot Success Game
4 S	AOKI Ryo	85%
3	WATANABE Haruki	75%
2	HEMMI Ayumu	88%
1 V	MIYA Osuke	73%
A	KYOTOH Rin	-
Team Total		80%

Last Stone Draw	Distance
🕒 BOONYAPORN Nuth	122.9cm
🕒 MAHATTANASAKUL Pongsak	199.6cm
Total	322.5cm

Time remaining: 13 minutes 22 seconds

Last Stone Draw	Distance
🕒 HEMMI Ayumu	199.6cm
🕒 AOKI Ryo	12.3cm
Total	211.9cm

Time remaining: 11 minutes 11 seconds

Shot Success Analysis

THA - Thailand		🕒	🕒	Game
4	KAEWJEEN Prawes	Draws 5 10%	1 50%	6 17%
	Take-outs 3 33%	3 67%	6 50%	
	Total 8 19%	4 63%	12 33%	
3	MAHATTANASAKUL Pongsak	Draws 6 42%	0 -	6 42%
	Take-outs 4 38%	2 50%	6 42%	
	Total 10 40%	2 50%	12 42%	
2	BOONYAPORN Nuth	Draws 5 40%	0 -	5 40%
	Take-outs 3 0%	4 50%	7 29%	
	Total 8 25%	4 50%	12 33%	
1	MANEENET Aongart	Draws 8 56%	1 0%	9 50%
	Take-outs 2 50%	1 0%	3 33%	
	Total 10 55%	2 0%	12 46%	
A	RIWIN Thepparit	Draws 0 -	0 -	0 -
	Take-outs 0 -	0 -	0 -	
	Total 0 -	0 -	0 -	
Team		Draws 24 40%	2 25%	26 38%
		Take-outs 12 29%	10 50%	22 39%
		Total 36 36%	12 46%	48 39%

JPN - Japan		🕒	🕒	Game
4	AOKI Ryo	Draws 3 100%	1 100%	4 100%
	Take-outs 6 96%	2 25%	8 78%	
	Total 9 97%	3 50%	12 85%	
3	WATANABE Haruki	Draws 4 56%	3 92%	7 71%
	Take-outs 4 88%	1 50%	5 80%	
	Total 8 72%	4 81%	12 75%	
2	HEMMI Ayumu	Draws 0 -	6 96%	6 96%
	Take-outs 3 100%	3 58%	6 79%	
	Total 3 100%	9 83%	12 88%	
1	MIYA Osuke	Draws 3 67%	7 68%	10 68%
	Take-outs 2 100%	0 -	2 100%	
	Total 5 80%	7 68%	12 73%	
A	KYOTOH Rin	Draws 0 -	0 -	0 -
	Take-outs 0 -	0 -	0 -	
	Total 0 -	0 -	0 -	
Team		Draws 10 73%	17 84%	27 80%
		Take-outs 15 95%	6 46%	21 81%
		Total 25 86%	23 74%	48 80%

Note:
Position and function for each team member:
4 = Fourth, 3 = Third, 2 = Second, 1 = Lead, A = Alternate, S = Skip, V = Vice-Skip

Legend:
🕒 Clockwise 🕒 Counter-clockwise LSFE(*) Last Stone First End
X Unplayed/unfinished end due to concession



Game - Shot by Shot
每投统计数据

End 1 ● **THA - Thailand** 0 + 0 (this end) = 0 ● **JPN - Japan** 0 + 3 (this end) = 3



	THA	JPN
Total Score	0	3
Time left	26:14	27:51

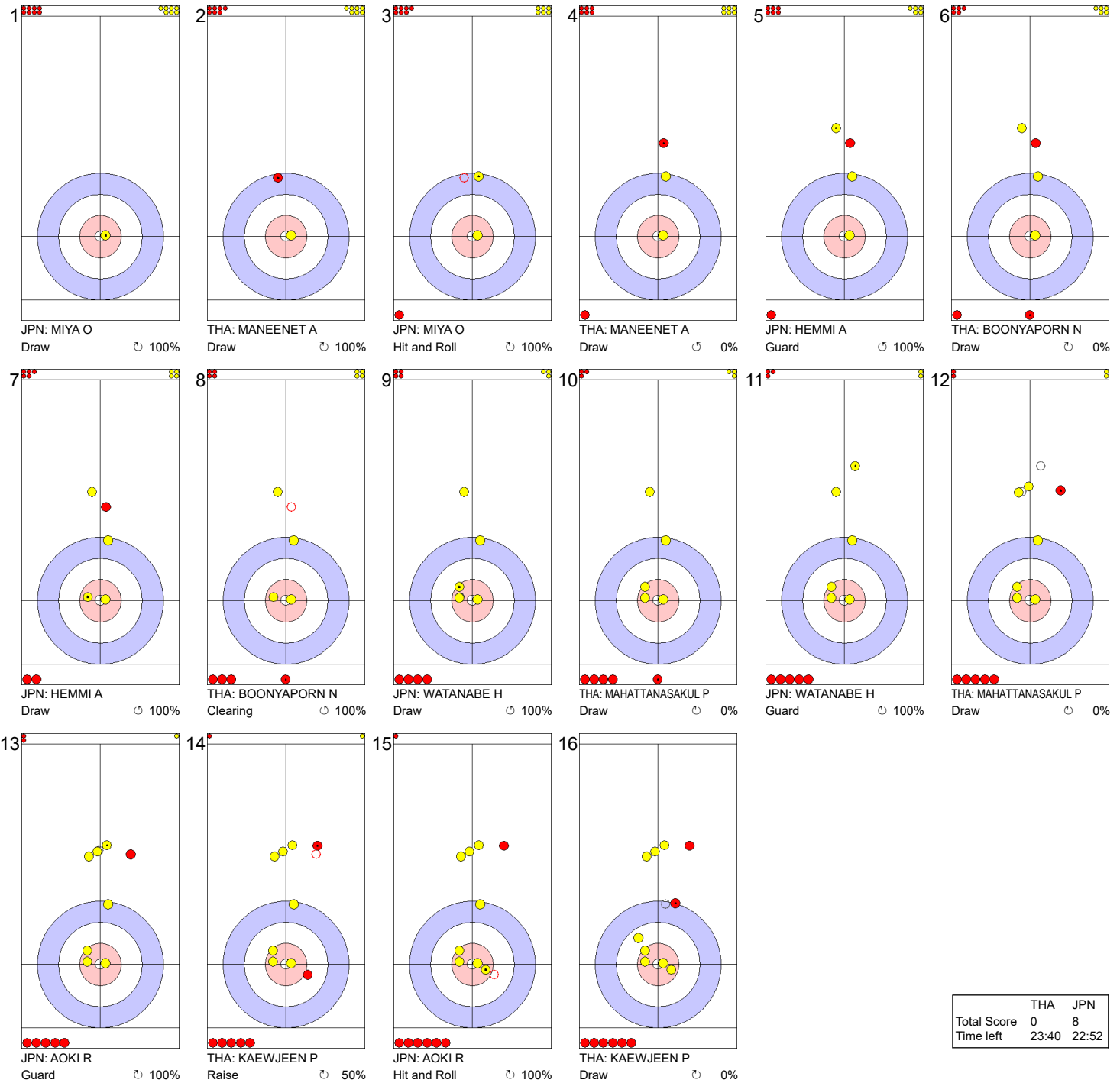
Legend:
 ↻ Clockwise ↺ Counter-clockwise - Not considered

Timing & Results provided by **BORNAN**



Game - Shot by Shot
每投统计数据

End 2 ● **THA - Thailand** 0 + 0 (this end) = 0 ● **JPN - Japan** 3 + 5 (this end) = 8



	THA	JPN
Total Score	0	8
Time left	23:40	22:52

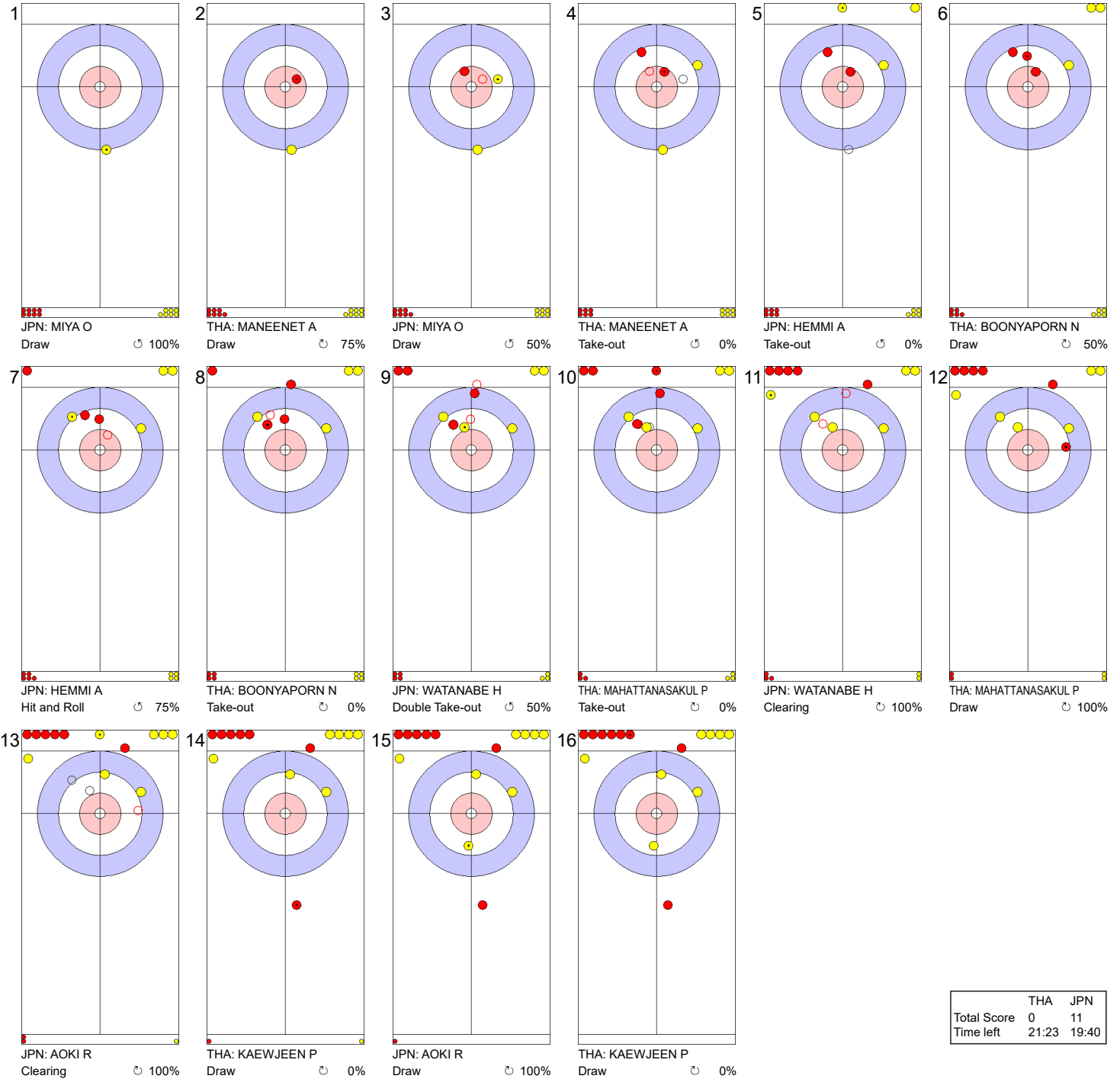
Legend:
 ↻ Clockwise ↺ Counter-clockwise - Not considered



Game - Shot by Shot
每投统计数据

End 3 ● **THA - Thailand** 0 + 0 (this end) = 0

● **JPN - Japan** 8 + 3 (this end) = 11

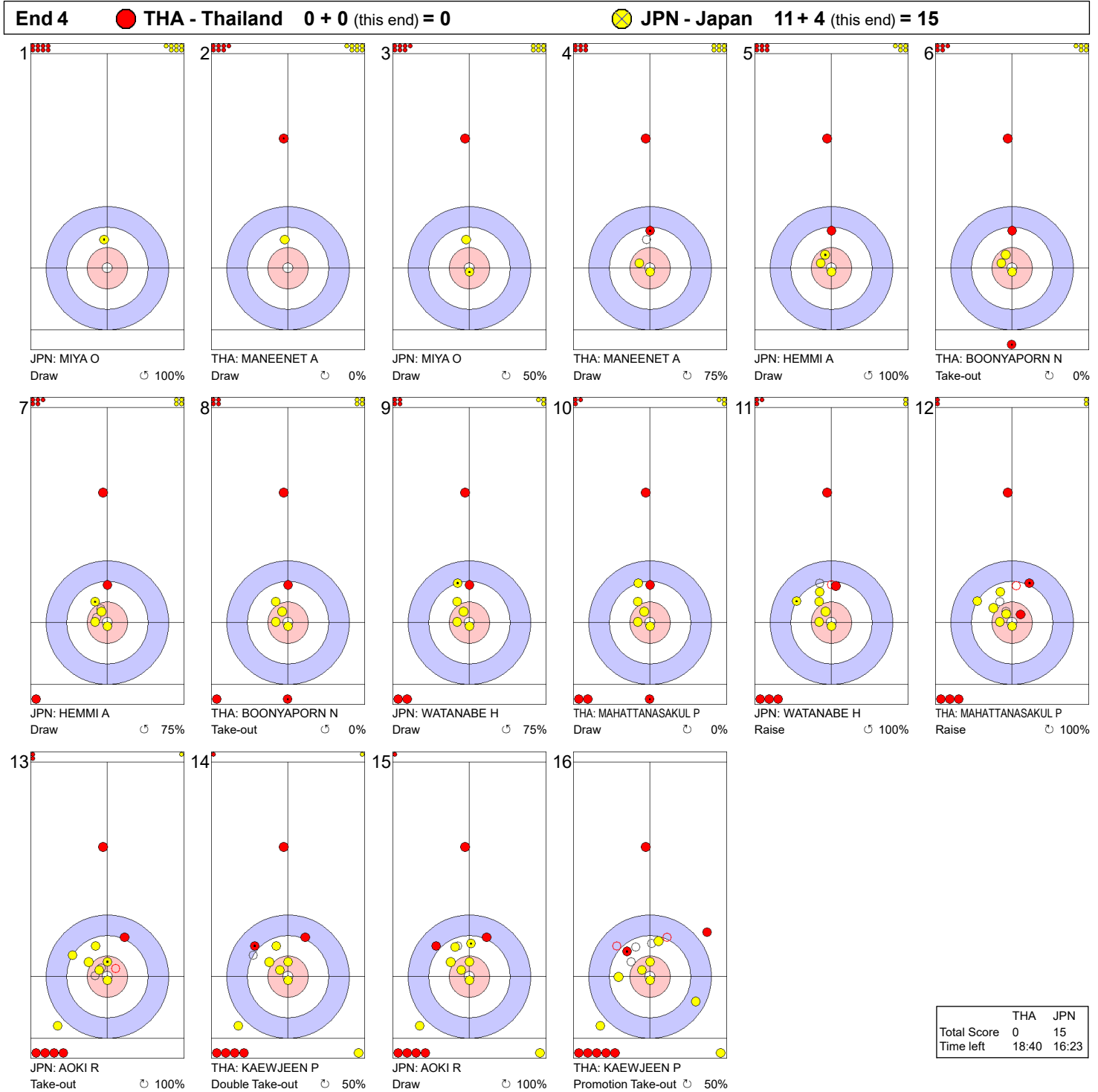


Legend:
 ↻ Clockwise ↺ Counter-clockwise - Not considered

Timing & Results provided by **BORNAN**



Game - Shot by Shot
每投统计数据



Legend:
 ↻ Clockwise ↺ Counter-clockwise - Not considered



Game - Shot by Shot
每投统计数据

End 5 ● **THA - Thailand** 0 + 0 (this end) = 0 ● **JPN - Japan** 15 + 3 (this end) = 18



	THA	JPN
Total Score	0	18
Time left	16:08	13:58

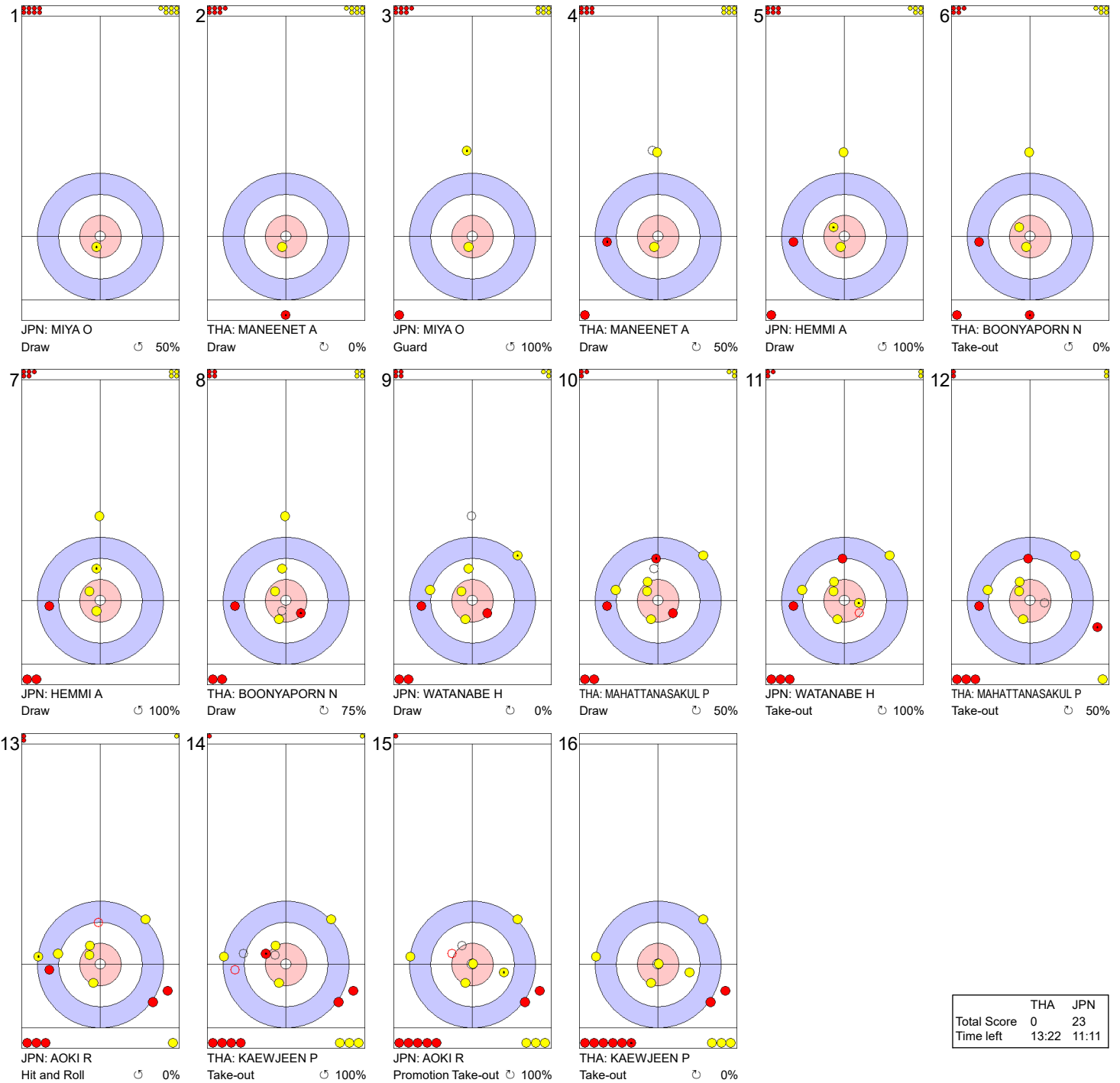
Legend:
 ↻ Clockwise ↺ Counter-clockwise - Not considered

Timing & Results provided by **BORNAN**



Game - Shot by Shot
每投统计数据

End 6 ● **THA - Thailand** 0 + 0 (this end) = 0 ● **JPN - Japan** 18 + 5 (this end) = 23



	THA	JPN
Total Score	0	23
Time left	13:22	11:11

Legend:
 ↻ Clockwise ↺ Counter-clockwise - Not considered

Timing & Results provided by **BORNAN**



Game Results

比赛成绩

Sheet	Team	LSFE	1	2	3	4	5	6	7	8	Extra Ends	Total
C	CHN - People's Republic of China	*	3	0	0	2	2	2	0	X		9
	HKG - Hong Kong, China		0	0	1	0	0	0	1	X		2

CHN - People's Republic of China		Shot Success Game
4 S	XU Xiaoming	98%
3 V	FEI Xueqing	91%
2	WANG Zhiyu	63%
1	LI Zhichao	93%
A	YE Jianjun	-
Team Total		87%

HKG - Hong Kong, China		Shot Success Game
4 S	CHANG Jason	55%
3	YAN Ho Tin Martin	77%
2	CHENG Ching Nam	63%
1 V	CHUNG Cheuk Hei	82%
A	MA Chi Lap	-
Team Total		69%

Last Stone Draw		Distance
⌚	LI Zhichao	20.0cm
⌚	FEI Xueqing	3.0cm
Total		23.0cm

Time remaining: 6 minutes 36 seconds

Last Stone Draw		Distance
⌚	CHANG Jason	19.4cm
⌚	CHUNG Cheuk Hei	58.6cm
Total		78.0cm

Time remaining: 2 minutes 13 seconds

Time-out: End 6 - HKG stone 7

Shot Success Analysis

CHN - People's Republic of China		⌚	⌚	Game
4	XU Xiaoming	Draws 5 100%	3 100%	8 100%
		Take-outs 4 100%	2 88%	6 96%
	Total	9 100%	5 95%	14 98%
3	FEI Xueqing	Draws 3 100%	3 83%	6 92%
		Take-outs 1 100%	7 89%	8 91%
	Total	4 100%	10 88%	14 91%
2	WANG Zhiyu	Draws 1 100%	4 69%	5 75%
		Take-outs 5 40%	3 83%	8 56%
	Total	6 50%	7 75%	13 63%
1	LI Zhichao	Draws 10 95%	1 75%	11 93%
		Take-outs 2 88%	1 100%	3 92%
	Total	12 94%	2 88%	14 93%
A	YE Jianjun	Draws 0 -	0 -	0 -
		Take-outs 0 -	0 -	0 -
	Total	0 -	0 -	0 -
Team		Draws 19 97%	11 82%	30 92%
		Take-outs 12 73%	13 88%	25 81%
	Total	31 88%	24 85%	55 87%

HKG - Hong Kong, China		⌚	⌚	Game
4	CHANG Jason	Draws 2 0%	2 63%	4 31%
		Take-outs 4 100%	6 42%	10 65%
	Total	6 67%	8 47%	14 55%
3	YAN Ho Tin Martin	Draws 2 100%	0 -	2 100%
		Take-outs 8 72%	4 75%	12 73%
	Total	10 78%	4 75%	14 77%
2	CHENG Ching Nam	Draws 3 67%	3 50%	6 58%
		Take-outs 5 75%	3 50%	8 66%
	Total	8 72%	6 50%	14 63%
1	CHUNG Cheuk Hei	Draws 7 71%	5 100%	12 83%
		Take-outs 0 -	2 75%	2 75%
	Total	7 71%	7 93%	14 82%
A	MA Chi Lap	Draws 0 -	0 -	0 -
		Take-outs 0 -	0 -	0 -
	Total	0 -	0 -	0 -
Team		Draws 14 64%	10 78%	24 70%
		Take-outs 17 79%	15 57%	32 69%
	Total	31 73%	25 65%	56 69%

Note:

Position and function for each team member:

4 = Fourth, 3 = Third, 2 = Second, 1 = Lead, A = Alternate, S = Skip, V = Vice-Skip

Legend:

⌚ Clockwise

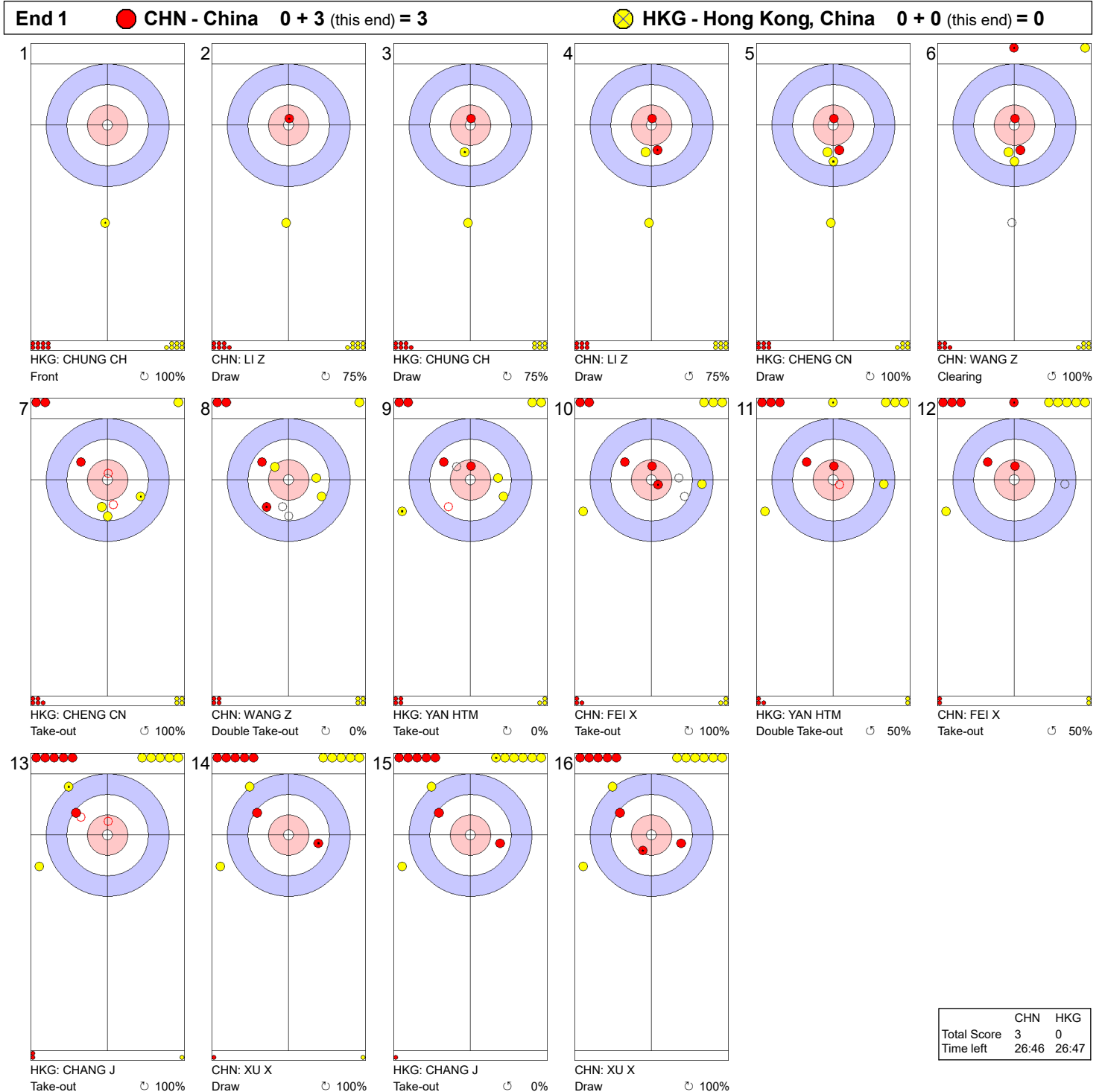
⌚ Counter-clockwise

LSFE(*) Last Stone First End

X Unplayed/unfinished end due to concession



Game - Shot by Shot
每投统计数据



Legend:
 ↻ Clockwise ↺ Counter-clockwise - Not considered



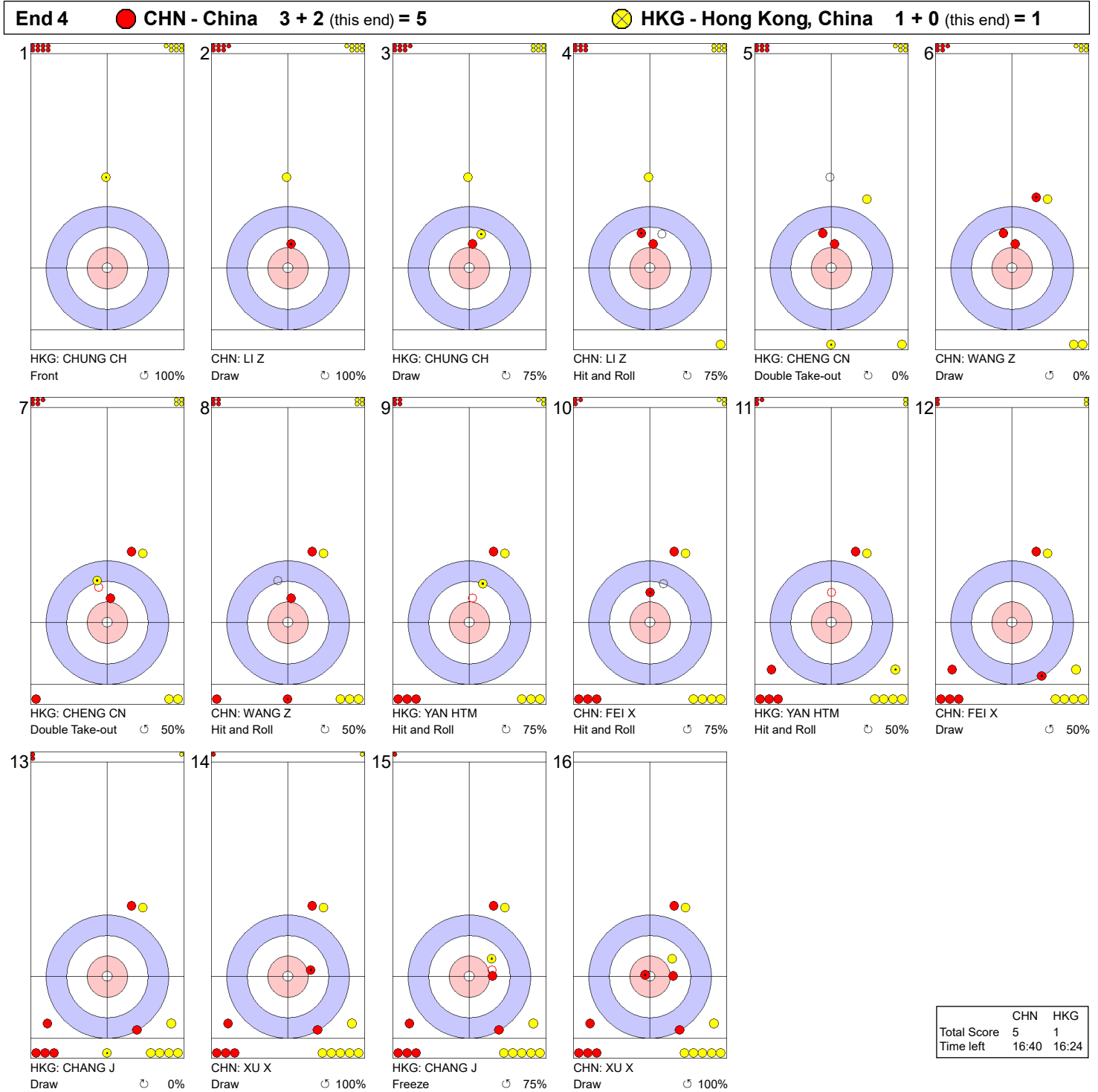
Game - Shot by Shot
每投统计数据



Legend:
 ↻ Clockwise ↺ Counter-clockwise - Not considered



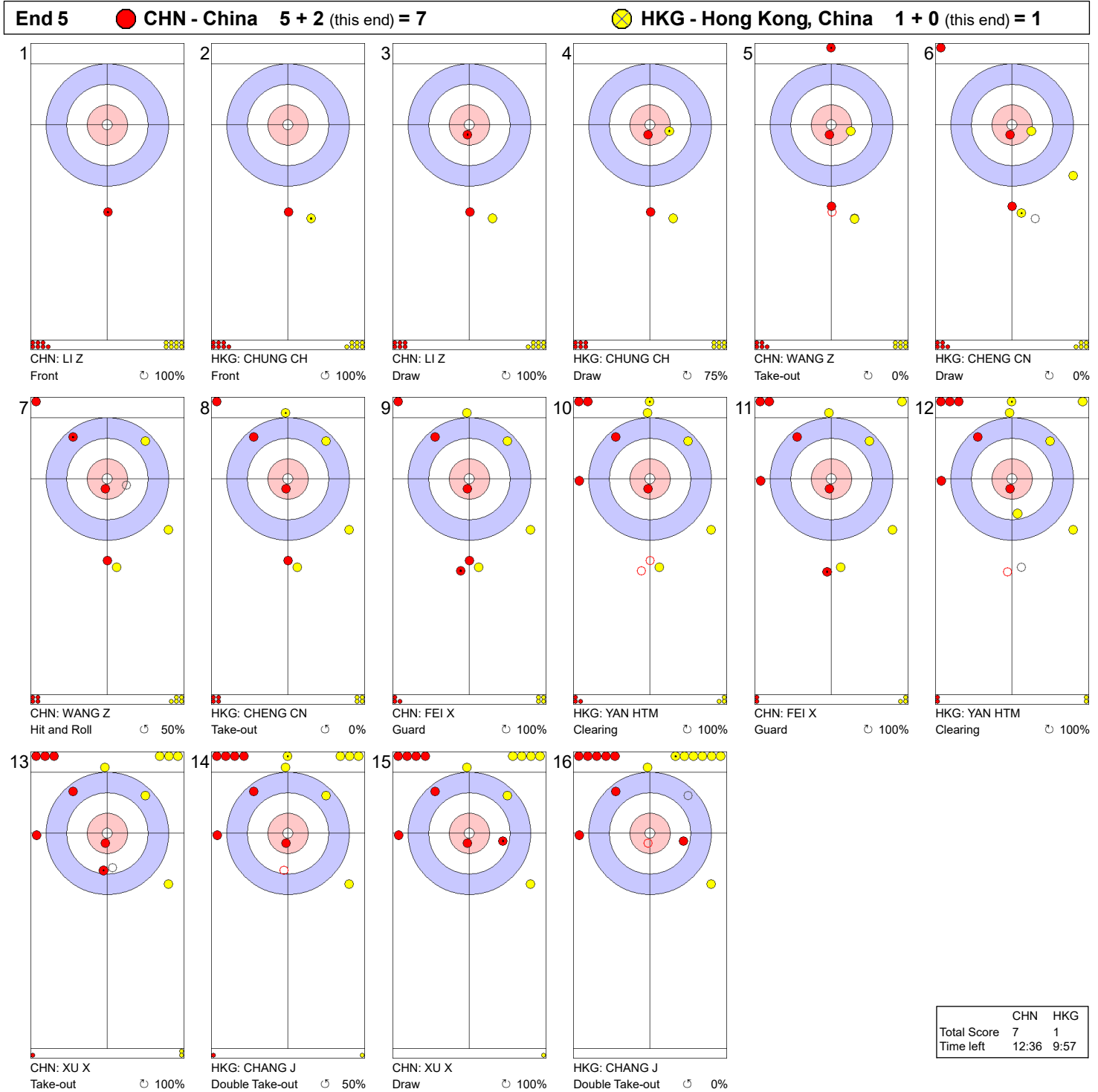
Game - Shot by Shot
每投统计数据



Legend:
 ↻ Clockwise ↺ Counter-clockwise - Not considered



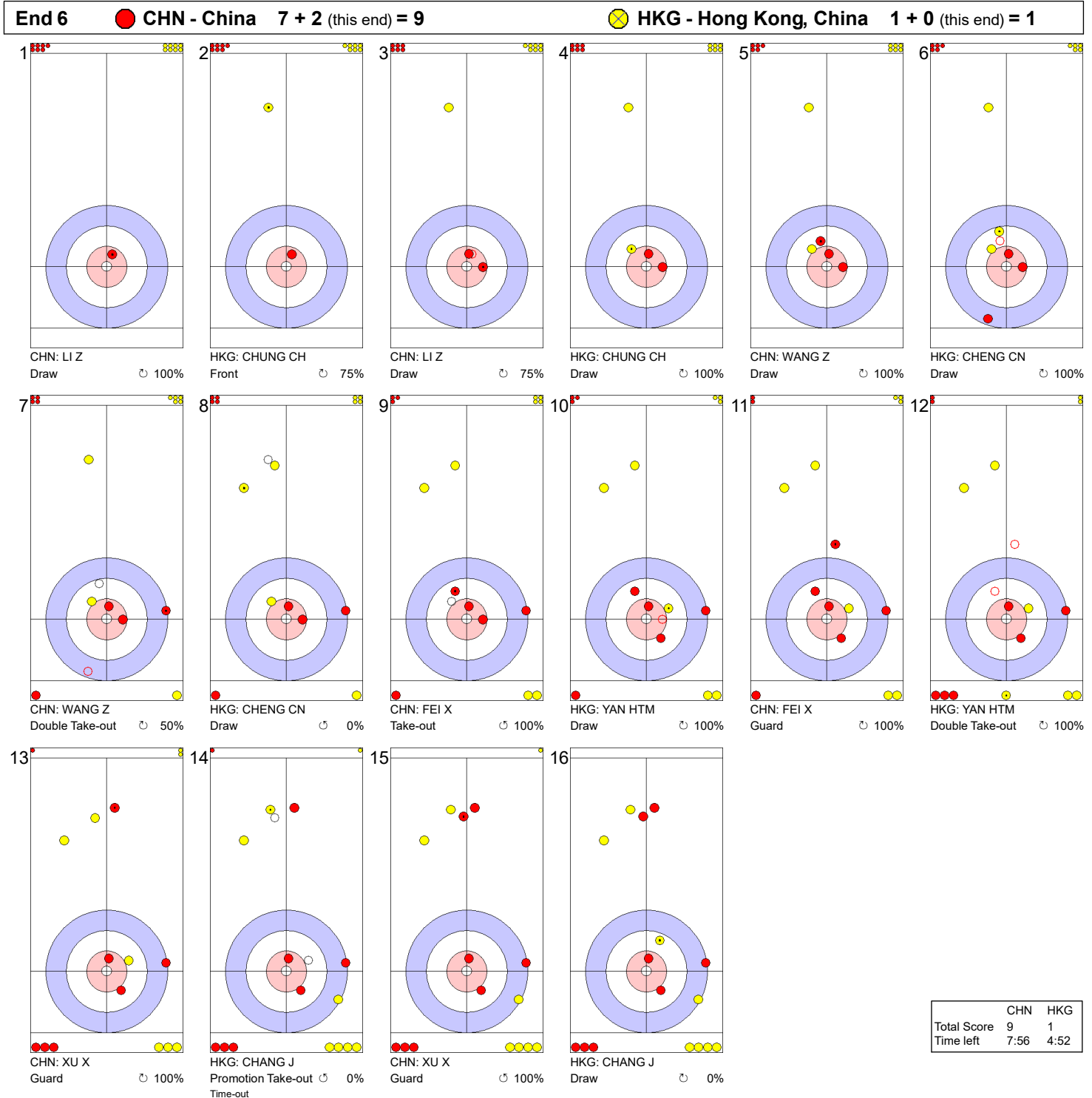
Game - Shot by Shot
每投统计数据



Legend:
 ↻ Clockwise ↺ Counter-clockwise - Not considered



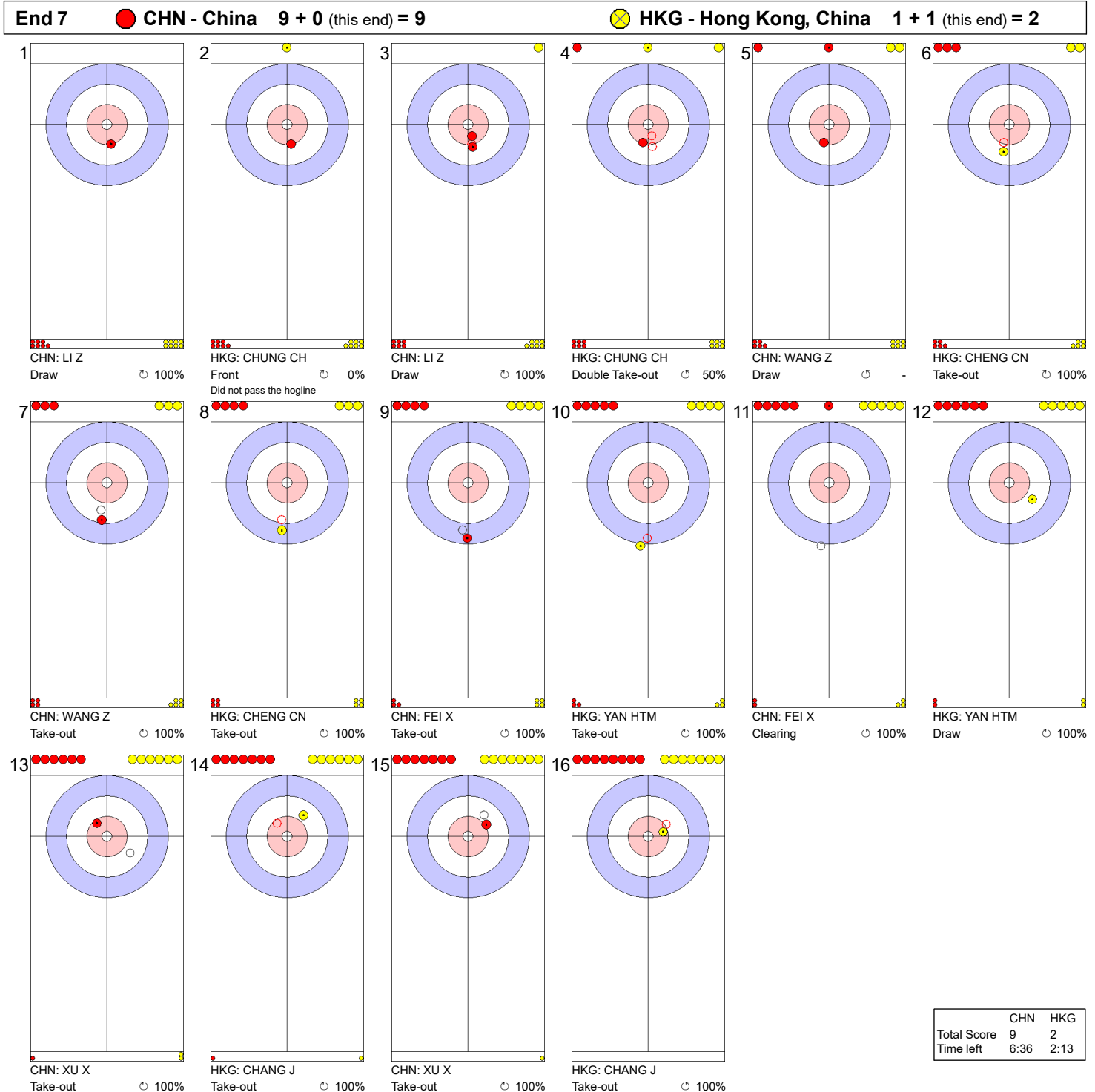
Game - Shot by Shot
每投统计数据



Legend:
 ↻ Clockwise ↺ Counter-clockwise - Not considered



Game - Shot by Shot
每投统计数据



Legend:
 ↻ Clockwise ↺ Counter-clockwise - Not considered



Game Results
比赛成绩

Sheet	Team	LSFE	1	2	3	4	5	6	7	8	Extra Ends	Total
D	QAT - Qatar		3	2	1	0	3	0	1	X		10
	KSA - Saudi Arabia	*	0	0	0	2	0	2	0	X		4

QAT - Qatar	
4 S	ALYAFEI Nasser Abdulrahman
3 V	AL-FAHAD Ahmed Saad
2	ALYAFEI Abdulrahman Qassim
1	ALNAIMI Mohammed Hassan
A	AL-MARRI Mubarak Salem

KSA - Saudi Arabia	
4 V	ALBEELBISI Munir
3	ALAQEL Suleiman
2	ALDARAAN Mohammed
1 S	HAGAWI Hussain
A	ALZHRANI Abdullah

Last Stone Draw	Distance
⌚ ALNAIMI Mohammed Hassan	199.6cm
⌚ ALYAFEI Nasser Abdulrahman	136.0cm
Total	335.6cm

Last Stone Draw	Distance
⌚ HAGAWI Hussain	167.7cm
⌚ ALAQEL Suleiman	156.5cm
Total	324.2cm

Time remaining: 10 minutes 8 seconds

Time-out: End 7

Time remaining: 3 minutes 33 seconds

ALZHRANI A replaced HAGAWI H at the beginning of End 5
Revised line-up: (4 V) ALBEELBISI M, (3 S) ALAQEL S, (2) ALZHRANI A, (1) ALDARAAN M

Note:
Position and function for each team member:
4 = Fourth, 3 = Third, 2 = Second, 1 = Lead, A = Alternate, S = Skip, V = Vice-Skip

Legend:
⌚ Clockwise ⌚ Counter-clockwise LSFE(*) Last Stone First End
X Unplayed/unfinished end due to concession



Game Results
比赛成绩

Sheet	Team	LSFE	1	2	3	4	5	6	7	8	Extra Ends	Total
E	TPE - Chinese Taipei		0	4	0	0	0	0	1	X		5
	KAZ - Kazakhstan	*	3	0	3	1	1	2	0	X		10

TPE - Chinese Taipei	
4 S	LIN Ting-Li
3	CHANG Che-Lun
2	LIN Chen-Han
1 V	HOU Yi-Ler
A	LIU Bor-Kai

KAZ - Kazakhstan	
4 S	ZHUZBAY Abylaikhan
3 V	ALLIYAR Aidos
2	ZHUMAGOZHA Adil
1	MUSSAINOV Yermek
A	IRJANOV Arman

Last Stone Draw		Distance
↻	CHANG Che-Lun	72.0cm
↺	LIN Chen-Han	199.6cm
Total		271.6cm

Last Stone Draw		Distance
↻	ALLIYAR Aidos	81.8cm
↺	ZHUMAGOZHA Adil	119.3cm
Total		201.1cm

Time remaining: 2 minutes 5 seconds

Time remaining: 3 minutes 24 seconds

Time-out: End 7

Note:
Position and function for each team member:
4 = Fourth, 3 = Third, 2 = Second, 1 = Lead, A = Alternate, S = Skip, V = Vice-Skip

Legend:
↻ Clockwise ↺ Counter-clockwise LSFE(*) Last Stone First End
X Unplayed/unfinished end due to concession



Entry List by Event

小项报名表

As of SUN 9 FEB 2025

REVISED
9 FEB 8:20

CHN - People's Republic of China		Group B
4 S	XU Xiaoming	R
3 V	FEI Xueqing	R
2	WANG Zhiyu	R
1	LI Zhichao	R
A	YE Jianjun	R
C	TAN Weidong (CAN)	
2C	ZHOU Yan	
O	LI Dongyan	

HKG - Hong Kong, China		Group B
4 S	CHANG Jason	R
3	YAN Ho Tin Martin	R
2	CHENG Ching Nam	R
1 V	CHUNG Cheuk Hei	R
A	MA Chi Lap	R
C	SMALL Nathan (CAN)	
O	AU Kit Yi Kitty	
O	CHEUNG Ka Wai Kelvin	

JPN - Japan		Group B
4 S	AOKI Ryo	R
3	WATANABE Haruki	R
2	HEMMI Ayumu	R
1 V	MIYA Osuke	R
A	KYOTOH Rin	R
C	WATANABE Yoshio	
O	YANAGI Hitoshi	
O	-	

KAZ - Kazakhstan		Group A
4 S	ZHUZBAY Abylaikhan	R
3 V	ALLIYAR Aidos	R
2	ZHUMAGOZHA Adil	R
1	MUSSAINOV Yermek	R
A	IRJANOV Arman	R
C	TULEGENOV Amanzhol	
O	NADIRBAYEV Azizbek	
O	-	

KGZ - Kyrgyzstan		Group A
4 S	ASANALIEV Aibek	R
3 V	ABYKEEV Iskhak	R
2	MYRZABAEV Beksultan	R
1	DASIFU Mukhamed	R
A	-	
C	MEIMANBEK KYZY Aisuluu	
2C	SAMATOV Tynchtykbek	
T	ASANBAEVA Keremet	

KOR - Republic of Korea		Group A
4 S	LEE Jaebeom	R
3 V	KIM Hyojun	R
2	KIM Eunbin	R
1	PYO Jeongmin	R
A	KIM Jinhun	R
C	LEE Dongkeun	
O	LEE Hoseung	
O	-	

KSA - Saudi Arabia		Group B
4 V	ALBEELEBISI Munir	R
3	ALAQEL Suleiman	R
2	ALDARAAN Mohammed	R
1 S	HAGAWI Hussain	R
A	ALZAHIRANI Abdullah	R
C	FYFE Alastair (GBR)	
O	ALEID Maram	
O	-	

PHI - Philippines		Group A
4 S	PFISTER Marc	R
3 V	HALLER Christian	R
2	PFISTER Enrico	R
1	FREI Alan	R
A	DELARMENTE Benjo	R
C	PFISTER Jessica	
2C	GUTIERREZ Miguel	
O	-	

QAT - Qatar		Group B
4 S	ALYAFEI Nasser Abdulrahman	R
3 V	AL-FAHAD Ahmed Saad	R
2	ALYAFEI Abdulrahman Qassim	R
1	ALNAIMI Mohammed Hassan	R
A	AL-MARRI Mubarak Salem	R
C	BELLELI Lajos (HUN)	
O	AL-HEBABI Hassan Hissam	
O	-	

THA - Thailand		Group B
4 S	KAWEJEEN Prawes	L
3 V	BOONYAPORN Nuth	R
2	MAHATTANASAKUL Pongsak	R
1	RIWIN Thepparit	R
A	MANEENET Aongart	R
C	CHOENGLINCHAN Archavit	
2C	JEARATEERAWIT Teekawin	
O	-	



Entry List by Event

小项报名表

As of SUN 9 FEB 2025

REVISED
9 FEB 8:20

TPE - Chinese Taipei		Group A
4 S	LIN Ting-Li	R
3	CHANG Che-Lun	R
2	LIN Chen-Han	L
1 V	HOU Yi-Ler	L
A	LIU Bor-Kai	R
C	CHOU Yi-Hsuan	
O	CHEN Sung-Yuan	
O	-	

Note:

Position and function for each team member:

4 = Fourth, **3** = Third, **2** = Second, **1** = Lead, **A** = Alternate, **S** = Skip, **V** = Vice-Skip

C = Coach, **2C** = 2nd Team Coach, **NC** = National Coach, **T** = Translator, **O** = Team Official

Legend:

L Left-handed

R Right-handed

REVISED

Team KGZ: Translator has been added.

Timing & Results provided by **BORNAN**



Medallists

奖牌获得者

Medal	NOC	Name	Gender
GOLD	JPN - Japan	KOANA Tori	F
		AOKI Go	M
SILVER	KOR - Republic of Korea	KIM Kyeongae	F
		SEONG Jihoon	M
BRONZE	CHN - People's Republic of China	HAN Yu	F
		WANG Zhiyu	M

Note:
Team members are identified as follows:
F = Female, M = Male



Final Standings 最终排名

Rank	Team	Players	Gender	Group Rank	DSC
1	JPN - Japan	KOANA Tori AOKI Go	F M		
2	KOR - Republic of Korea	KIM Kyeongae SEONG Jihoon	F M		
3	CHN - People's Republic of China	HAN Yu WANG Zhiyu	F M		
4	PHI - Philippines	DUBBERSTEIN Kathleen Sumbillo PFISTER Marc	F M		
5	HKG - Hong Kong, China	HUNG Ling-Yue YAN Ho Tin Martin	F M		
5	TPE - Chinese Taipei	CHOU Yi-Hsuan LIU Bor-Kai	F M		
7	KAZ - Kazakhstan	SEITZHANOVA Amina NADIRBAYEV Azizbek	F M	B4	55.33 cm
8	THA - Thailand	SONKHAM Chanatip JEARATEERAWIT Teekawin	F M	A4	142.12 cm
9	KGZ - Kyrgyzstan	ASANBAEVA Keremet ABYKEEV Iskhak	F M	B5	114.23 cm
10	KUW - Kuwait	ABDULATEEF Fatema ALKANDARI Saud	F M	A5	197.23 cm
11	QAT - Qatar	AL-ABDULLA Mabarka ALYAFEI Nasser Abdulrahman	F M	B6	98.31 cm
12	MGL - Mongolia	GANBAT Enkhzaya BULGANKHUU Bayar	F M	A6	134.74 cm

Note:

Final standings are based on play-off results and group standings. Losers of the qualification are ranked equal fifth. The remaining teams are ranked according to their group rank and the Draw Shot Challenge (DSC).

Team members are identified as follows:

F = Female, **M** = Male



Competition Summary 竞赛总结

Session	Date Time	Sheet A	Sheet B	Sheet C	Sheet D	Sheet E
Session 1	4 FEB 10:00	KUW 6 - 5 MGL	QAT 6 - 8 KGZ	CHN 11 - 5 KAZ	PHI 12 - 6 KOR	JPN 12 - 2 THA
Session 2	4 FEB 14:00	KGZ 2 - 10 PHI	THA 12 - 3 KUW	HKG 9 - 8 TPE	MGL 0 - 19 JPN	KOR 14 - 1 QAT
Session 3	5 FEB 10:00	KAZ 0 - 12 KOR	JPN 9 - 3 HKG	PHI 11 - 3 QAT	KGZ 3 - 8 CHN	TPE 13 - 3 KUW
Session 4	5 FEB 14:00		MGL 4 - 8 TPE		KUW 2 - 11 HKG	
Session 5	5 FEB 18:00			MGL 5 - 10 THA	KAZ 7 - 4 QAT	CHN 9 - 6 PHI
Session 6	6 FEB 10:00	TPE 3 - 9 JPN	KOR 4 - 6 CHN			KAZ 12 - 5 KGZ
Session 7	6 FEB 14:00	THA 5 - 14 HKG		JPN W - L KUW		
Session 8	6 FEB 18:00	QAT 1 - 10 CHN	PHI 11 - 2 KAZ	KOR 14 - 3 KGZ	TPE 12 - 0 THA	HKG 9 - 2 MGL
Qualification	7 FEB 9:00		HKG 4 - 11 KOR	PHI 7 - 2 TPE		
Semi-finals	7 FEB 13:00		PHI 3 - 10 JPN	CHN 4 - 8 KOR		
Finals	8 FEB 9:00		PHI 5 - 6 CHN	KOR 6 - 7 JPN		

Standings after Round Robin

Group A

Rank	Team	Games	Wins	Losses	
1	JPN - Japan	5	5	0	Q
2	HKG - Hong Kong, China	5	4	1	Q
3	TPE - Chinese Taipei	5	3	2	Q
4	THA - Thailand	5	2	3	
5	KUW - Kuwait	5	1	4	
6	MGL - Mongolia	5	0	5	

Group B

Rank	Team	Games	Wins	Losses	
1	CHN - People's Republic of China	5	5	0	Q
2	PHI - Philippines	5	4	1	Q
3	KOR - Republic of Korea	5	3	2	Q
4	KAZ - Kazakhstan	5	2	3	
5	KGZ - Kyrgyzstan	5	1	4	
6	QAT - Qatar	5	0	5	

Merged Group Standings

Rank	Team	Round Robin Results			Rank	Team	Round Robin Results		
		Group	Rank	DSC			Group	Rank	DSC
1	CHN - China	B	1	37.46cm	7	KAZ - Kazakhstan	B	4	55.33cm
2	JPN - Japan	A	1	57.23cm	8	THA - Thailand	A	4	142.12cm
3	HKG - Hong Kong, China	A	2	56.68cm	9	KGZ - Kyrgyzstan	B	5	114.23cm
4	PHI - Philippines	B	2	58.24cm	10	KUW - Kuwait	A	5	197.23cm
5	KOR - Republic of Korea	B	3	47.83cm	11	QAT - Qatar	B	6	98.31cm
6	TPE - Chinese Taipei	A	3	65.56cm	12	MGL - Mongolia	A	6	134.74cm



Competition Summary 竞赛总结

Play-offs Bracket

Qualification	Semi-finals	Finals	Final Standings
<p>[A3] TPE 2 Sheet C</p> <p>[B2] PHI 7</p> <p>[A2] HKG 4 Sheet B</p> <p>[B3] KOR 11</p>	<p>[A1] JPN 10 Sheet B</p> <p>PHI 3</p> <p>[B1] CHN 4 Sheet C</p> <p>KOR 8</p>	<p>JPN 7</p> <p>Sheet C</p> <p>JPN 1st KOR 2nd</p> <p>KOR 6</p> <p>PHI 5 Sheet B</p> <p>CHN 6</p> <p>CHN 3rd PHI 4th</p>	<ol style="list-style-type: none"> 1 JPN - Japan 2 KOR - Republic of Korea 3 CHN - People's Republic of China 4 PHI - Philippines 5 HKG - Hong Kong, China 7 KAZ - Kazakhstan 8 THA - Thailand 9 KGZ - Kyrgyzstan 10 KUW - Kuwait 11 QAT - Qatar 12 MGL - Mongolia

Legend:

An Final rank in Group A
Q Qualified for the play-offs

Bn Final rank in Group B
W Win

L Loss



Session Results and Standings

每轮比赛成绩和排名

Sheet	Team	LSFE	1	2	3	4	5	6	7	8	Extra Ends	Total
B	PHI - Philippines		1	3	0	0	0	0	0	1		5
	CHN - People's Republic of China	*	0	0	1	2	1	1	1	0		6
C	KOR - Republic of Korea		2	0	1	0	0	1	2	0		6
	JPN - Japan	*	0	2	0	2	1	0	0	2		7

Play-offs Bracket

Qualification	Semi-finals	Finals	Final Standings
<p>A3] TPE 2 Sheet C</p> <p>B2] PHI 7</p> <p>A2] HKG 4 Sheet B</p> <p>B3] KOR 11</p>	<p>A1] JPN 10 Sheet B</p> <p>PHI 3</p> <p>B1] CHN 4 Sheet C</p> <p>KOR 8</p>	<p>JPN 7</p> <p>Sheet C</p> <p>JPN 1st KOR 2nd</p> <p>KOR 6</p> <p>PHI 5 Sheet B</p> <p>CHN 3rd PHI 4th</p> <p>CHN 6</p>	<ol style="list-style-type: none"> 1 JPN - Japan 2 KOR - Republic of Korea 3 CHN - People's Republic of China 4 PHI - Philippines 5 HKG - Hong Kong, China 5 TPE - Chinese Taipei 7 KAZ - Kazakhstan 8 THA - Thailand 9 KGZ - Kyrgyzstan 10 KUW - Kuwait 11 QAT - Qatar 12 MGL - Mongolia

Legend:

Power Play

LSFE(*) Last Stone First End

An Final rank in Group A

Bn Final rank in Group B



Game Results

比赛成绩

Sheet	Team	LSFE	1	2	3	4	5	6	7	8	Extra Ends	Total
B	PHI - Philippines		1	3	0	0	0	0	0	1		5
	CHN - People's Republic of China	*	0	0	1	2	1	1	1	0		6

PHI - Philippines		Shot Success Game
F	DUBBERSTEIN Kathleen Sumbillo	63%
M	PFISTER Marc	75%
Team Total		70%

CHN - People's Republic of China		Shot Success Game
F	HAN Yu	70%
M	WANG Zhiyu	86%
Team Total		80%

Time remaining: 0 minutes 5 seconds

Time-out: End 8 - PHI stone 4

Power Play: End 6

Time remaining: 1 minute 12 seconds

Time-out: End 8 - CHN stone 3

Shot Success Analysis

PHI - Philippines			↻	↺	Game
F	DUBBERSTEIN Kathleen Sumbillo	Draws	7 86%	6 58%	13 73%
		Take-outs	1 0%	2 25%	3 17%
		Total	8 75%	8 50%	16 63%
M	PFISTER Marc	Draws	12 79%	8 84%	20 81%
		Take-outs	4 44%	0 -	4 44%
		Total	16 70%	8 84%	24 75%
Team		Draws	19 82%	14 73%	33 78%
		Take-outs	5 35%	2 25%	7 32%
		Total	24 72%	16 67%	40 70%

CHN - People's Republic of China			↻	↺	Game
F	HAN Yu	Draws	8 72%	6 92%	14 80%
		Take-outs	2 0%	0 -	2 0%
		Total	10 58%	6 92%	16 70%
M	WANG Zhiyu	Draws	14 86%	5 95%	19 88%
		Take-outs	3 83%	2 75%	5 80%
		Total	17 85%	7 89%	24 86%
Team		Draws	22 81%	11 93%	33 85%
		Take-outs	5 50%	2 75%	7 57%
		Total	27 75%	13 90%	40 80%

Note:

Team members are identified as follows:

F = Female, M = Male

Legend:

Power Play

↻ Clockwise

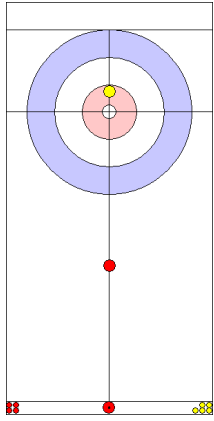
↺ Counter-clockwise

LSFE(*) Last Stone First End

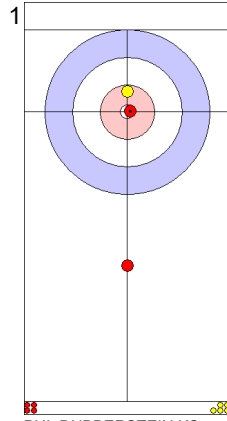


Game - Shot by Shot
每投统计数据

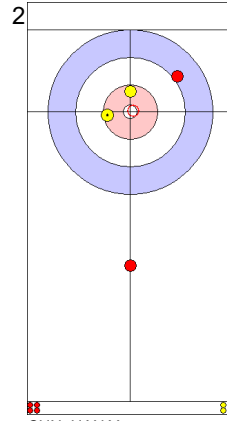
End 1 ● PHI - Philippines 0 + 1 (this end) = 1 ● CHN - China 0 + 0 (this end) = 0



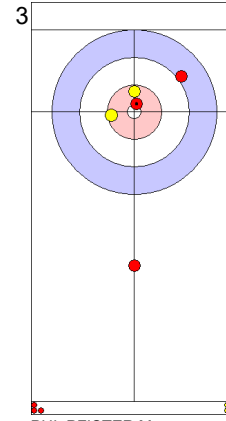
Prepositioned Stones



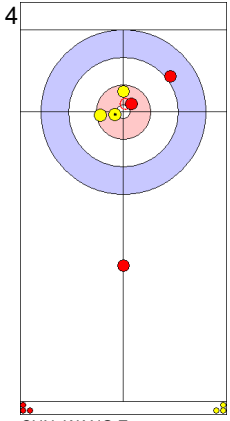
PHI: DUBBERSTEIN KS
Draw 100%



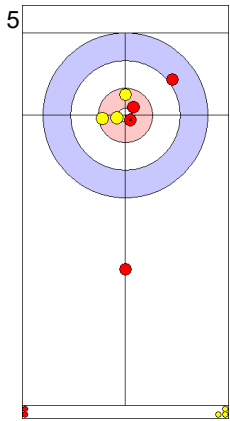
CHN: HAN Y
Draw 100%



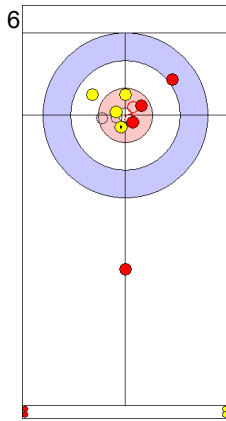
PHI: PFISTER M
Draw 75%



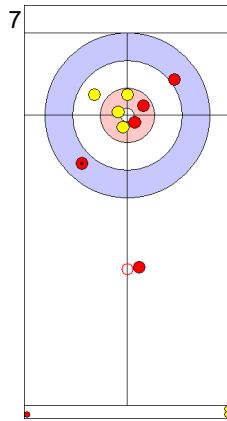
CHN: WANG Z
Draw 100%



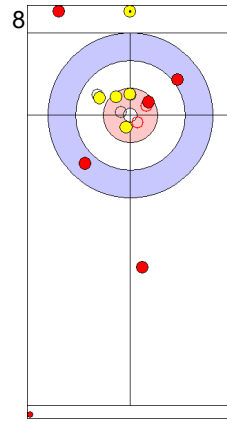
PHI: PFISTER M
Draw 100%



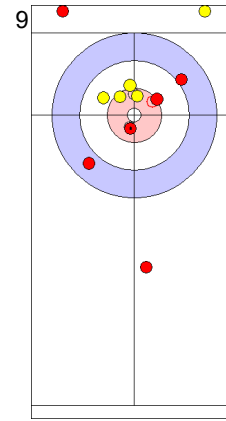
CHN: WANG Z
Draw 100%



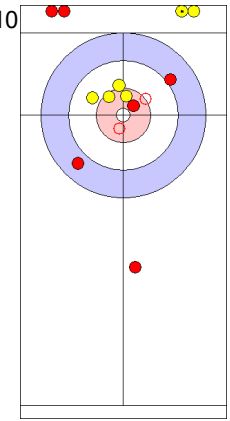
PHI: PFISTER M
Draw 50%



CHN: WANG Z
Take-out 100%



PHI: DUBBERSTEIN KS
Draw 100%



CHN: HAN Y
Take-out 0%

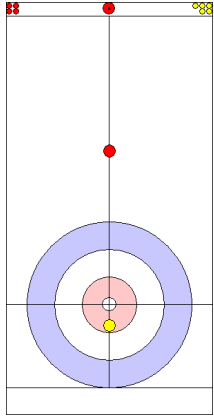
	PHI	CHN
Total Score	1	0
Time left	18:54	19:10

Legend:
 Clockwise Counter-clockwise - Not considered

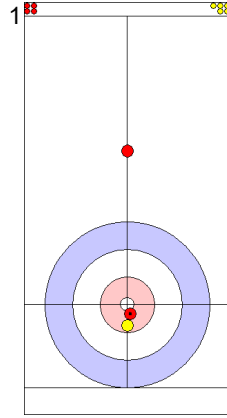


Game - Shot by Shot
每投统计数据

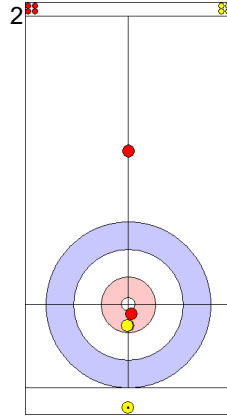
End 2 ● PHI - Philippines 1 + 3 (this end) = 4 ● CHN - China 0 + 0 (this end) = 0



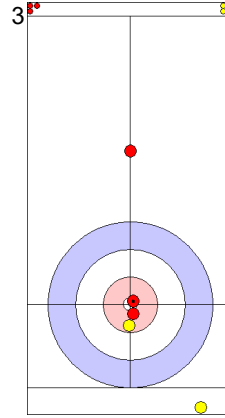
Prepositioned Stones



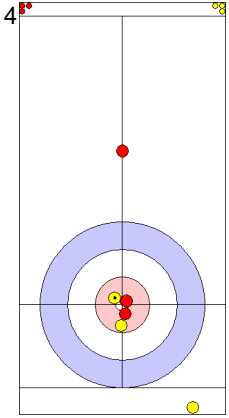
PHI: DUBBERSTEIN KS
Draw ⤵ 75%



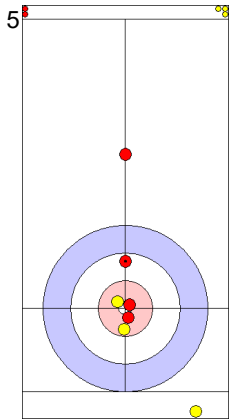
CHN: HAN Y
Draw ⤴ 0%
Stone removal violation



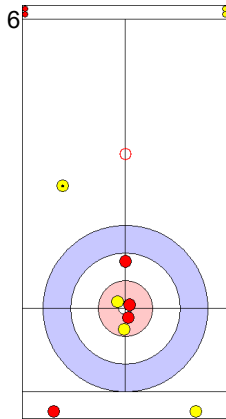
PHI: PFISTER M
Draw ⤵ 100%



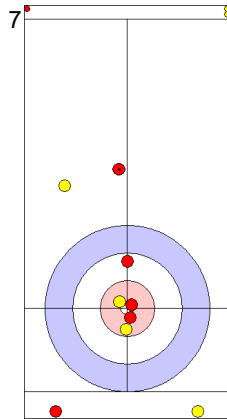
CHN: WANG Z
Draw ⤴ 75%



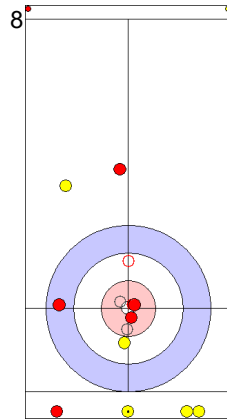
PHI: PFISTER M
Draw ⤵ 100%



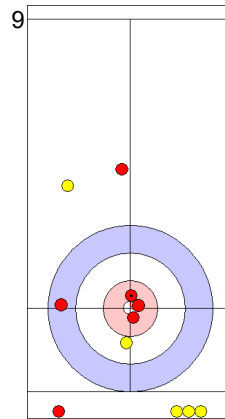
CHN: WANG Z
Clearing ⤴ 100%



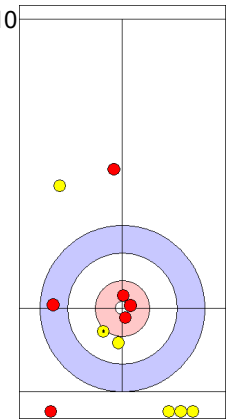
PHI: PFISTER M
Guard ⤵ 100%



CHN: WANG Z
Promotion Take-out ⤴ 50%



PHI: DUBBERSTEIN KS
Draw ⤵ 100%



CHN: HAN Y
Draw ⤴ 0%

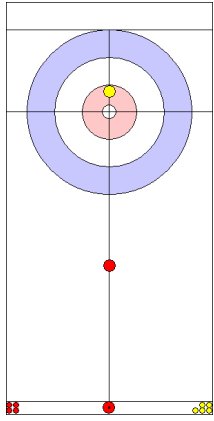
	PHI	CHN
Total Score	4	0
Time left	16:07	16:02

Legend: ⤵ Clockwise ⤴ Counter-clockwise - Not considered

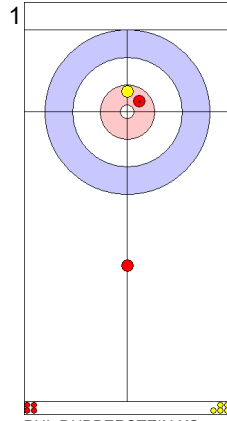


Game - Shot by Shot
每投统计数据

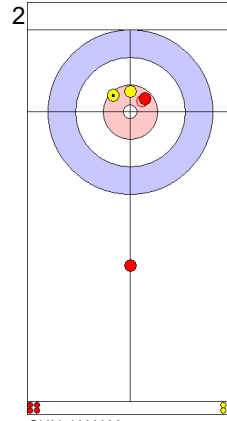
End 3 ● PHI - Philippines 4 + 0 (this end) = 4 ● CHN - China 0 + 1 (this end) = 1



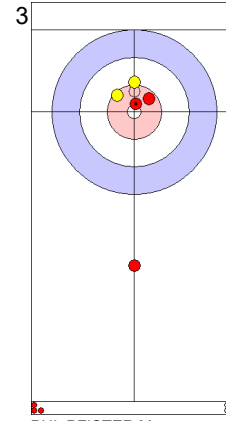
Prepositioned Stones



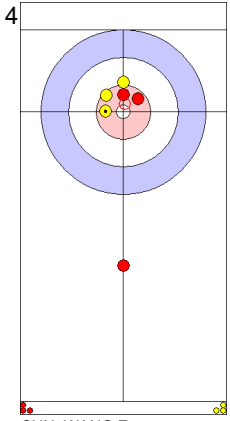
PHI: DUBBERSTEIN KS
Draw ⤴ 75%



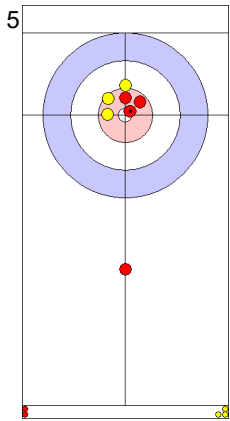
CHN: HAN Y
Draw ⤴ 75%



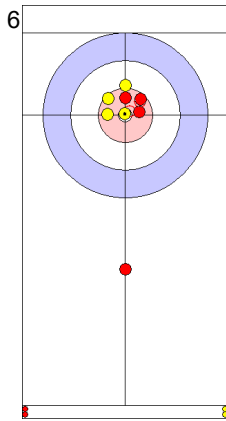
PHI: PFISTER M
Draw ⤴ 100%



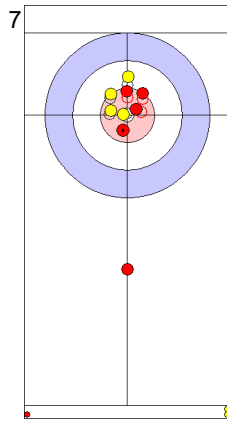
CHN: WANG Z
Draw ⤴ 75%



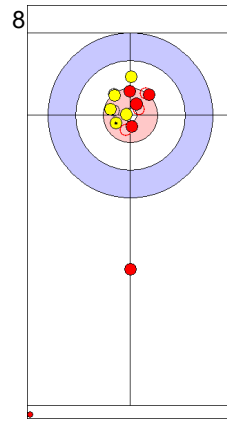
PHI: PFISTER M
Draw ⤴ 100%



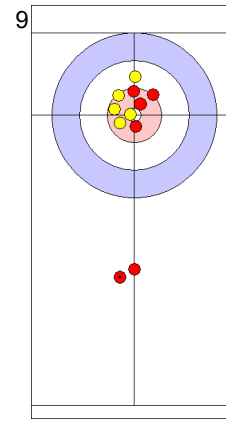
CHN: WANG Z
Draw ⤴ 100%



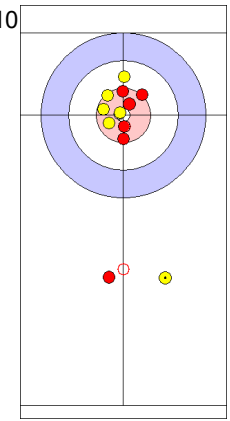
PHI: PFISTER M
Draw ⤴ 100%



CHN: WANG Z
Draw ⤴ 100%



PHI: DUBBERSTEIN KS
Guard ⤴ 100%



CHN: HAN Y
Promotion Take-out ⤴ 0%

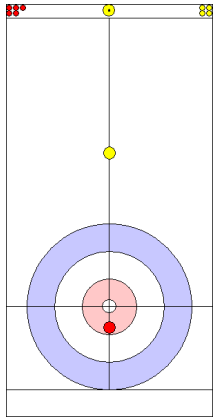
	PHI	CHN
Total Score	4	1
Time left	13:08	12:47

Legend: ⤴ Clockwise ⤵ Counter-clockwise - Not considered

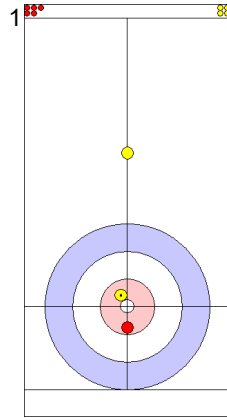


Game - Shot by Shot
每投统计数据

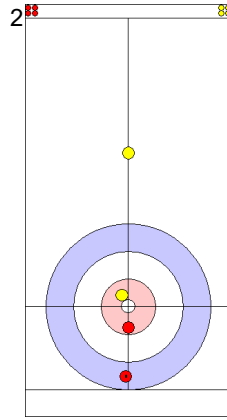
End 4 ● PHI - Philippines 4 + 0 (this end) = 4 ● CHN - China 1 + 2 (this end) = 3



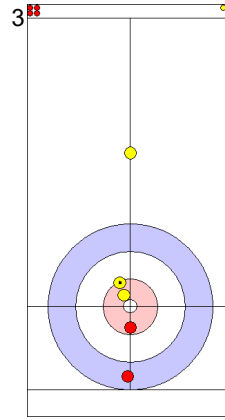
Prepositioned Stones



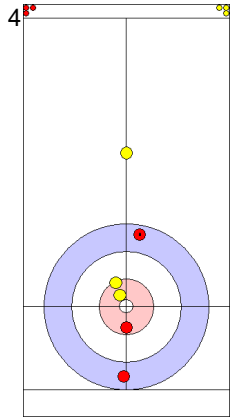
CHN: HAN Y
Draw ↺ 75%



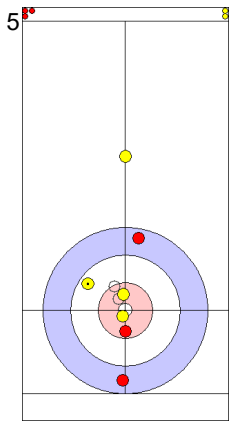
PHI: DUBBERSTEIN KS
Draw ↺ 50%



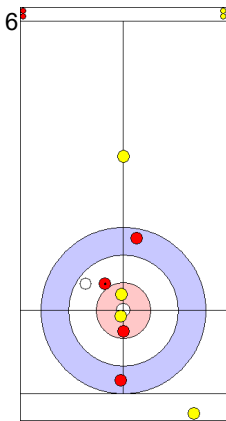
CHN: WANG Z
Draw ↺ 75%



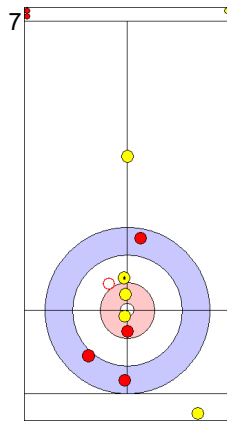
PHI: PFISTER M
Draw ↺ 75%



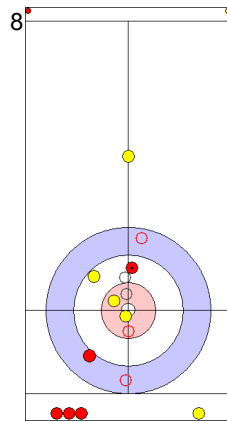
CHN: WANG Z
Draw ↺ 100%



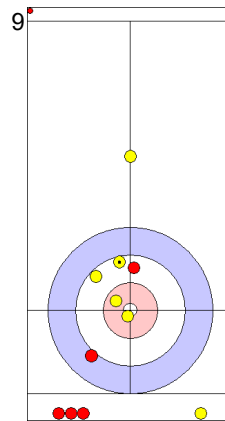
PHI: PFISTER M
Double Take-out ↺ 50%



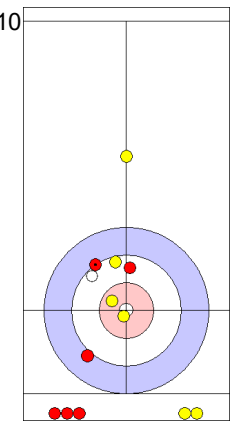
CHN: WANG Z
Raise ↺ 100%



PHI: PFISTER M
Promotion Take-out ↺ 0%



CHN: HAN Y
Draw ↺ 75%



PHI: DUBBERSTEIN KS
Take-out ↺ 50%

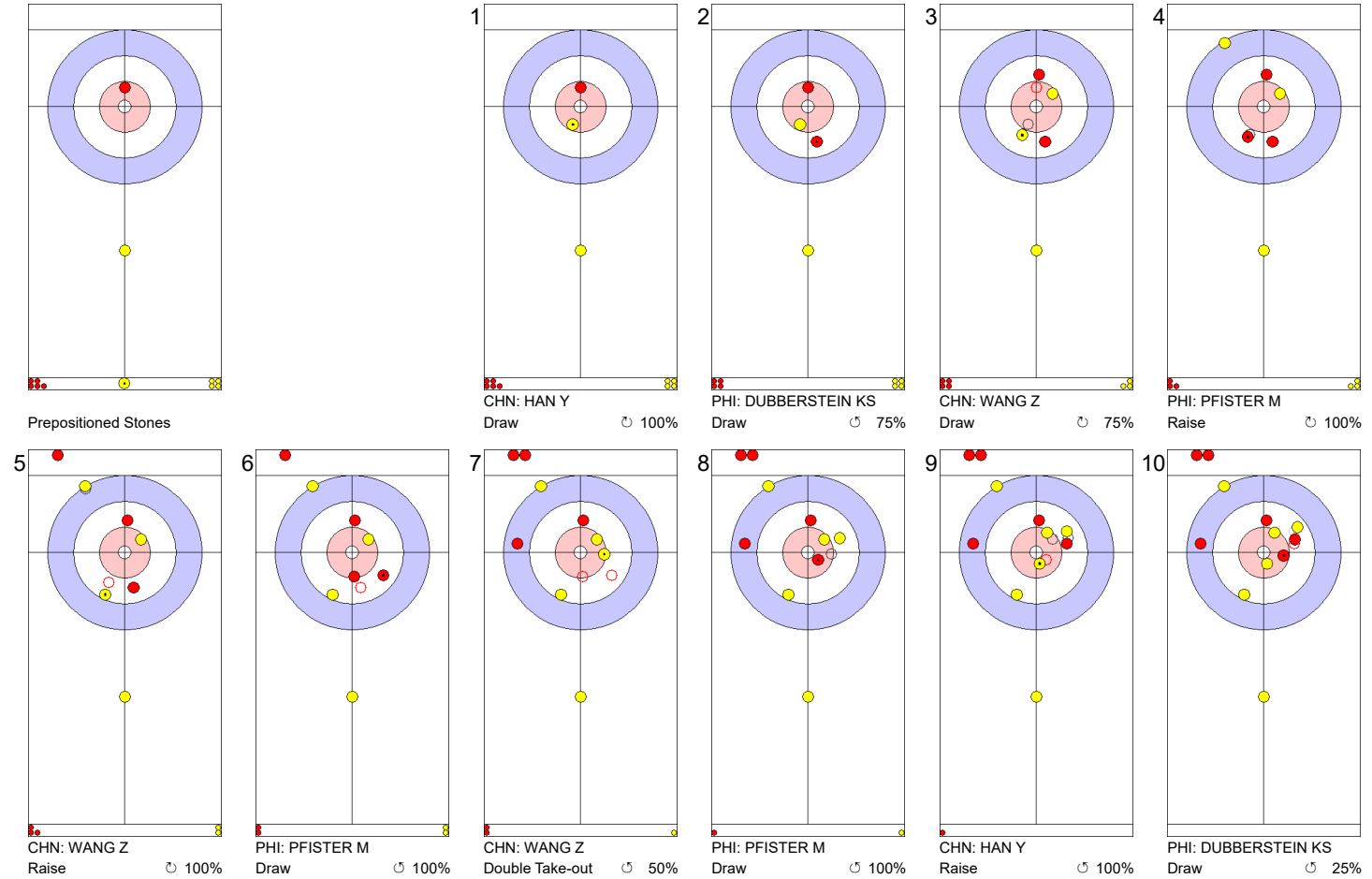
	PHI	CHN
Total Score	4	3
Time left	8:25	10:32

Legend: ↻ Clockwise ↺ Counter-clockwise - Not considered



Game - Shot by Shot
每投统计数据

End 5 ● PHI - Philippines 4 + 0 (this end) = 4 ● CHN - China 3 + 1 (this end) = 4



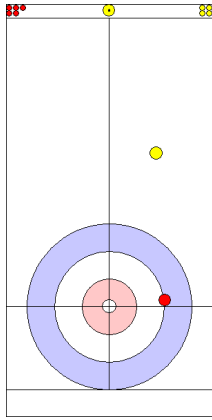
	PHI	CHN
Total Score	4	4
Time left	5:24	7:51

Legend:
 Clockwise Counter-clockwise - Not considered

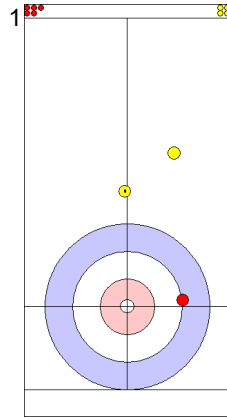


Game - Shot by Shot
每投统计数据

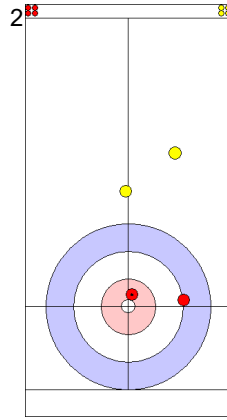
End 6 ● PHI - Philippines 4 + 0 (this end) = 4 ● CHN - China 4 + 1 (this end) = 5



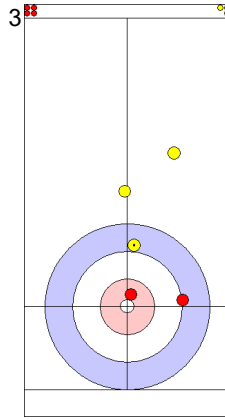
Power Play
Prepositioned Stones



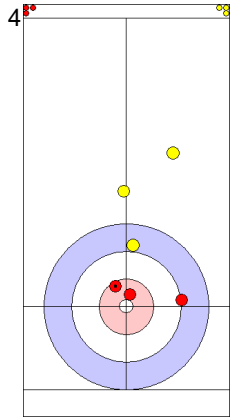
CHN: HAN Y
Front ⤴ 100%



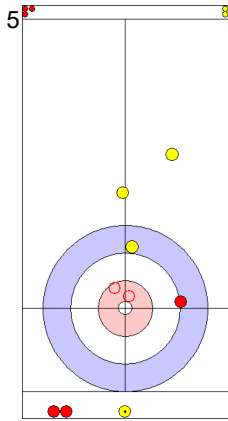
PHI: DUBBERSTEIN KS
Draw ⤴ 100%



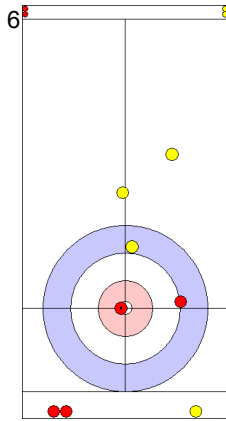
CHN: WANG Z
Draw ⤴ 100%



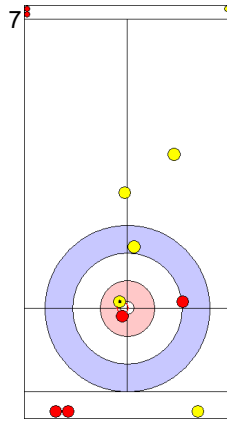
PHI: PFISTER M
Draw ⤴ 75%



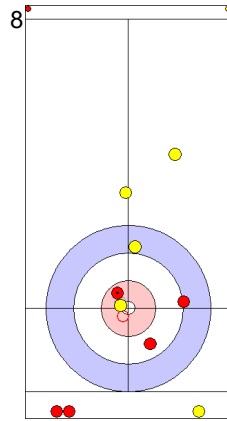
CHN: WANG Z
Double Take-out ⤴ 100%



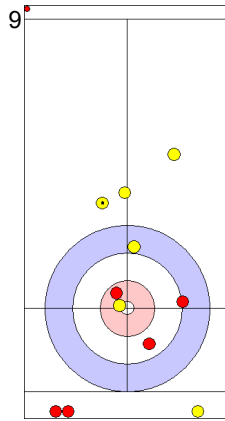
PHI: PFISTER M
Draw ⤴ 100%



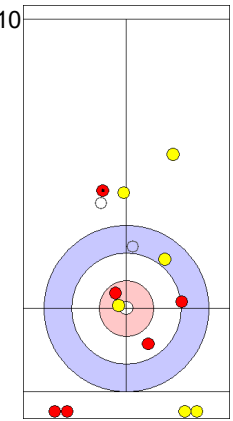
CHN: WANG Z
Draw ⤴ 100%



PHI: PFISTER M
Draw ⤴ 100%



CHN: HAN Y
Guard ⤴ 100%



PHI: DUBBERSTEIN KS
Promotion Take-out ⤴ 0%

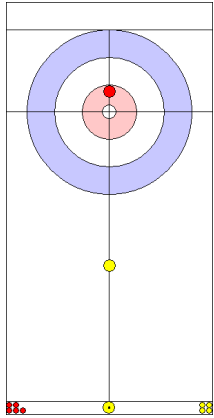
	PHI	CHN
Total Score	4	5
Time left	2:37	5:18

Legend: ⤴ Clockwise ⤵ Counter-clockwise - Not considered

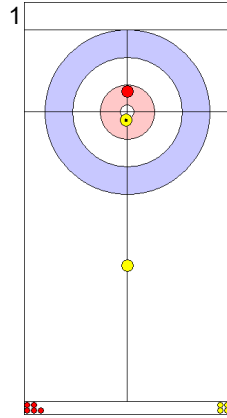


Game - Shot by Shot
每投统计数据

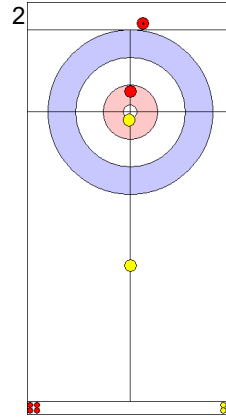
End 7 ● PHI - Philippines 4 + 0 (this end) = 4 ● CHN - China 5 + 1 (this end) = 6



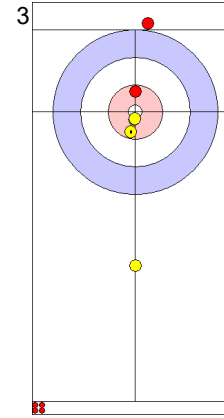
Prepositioned Stones



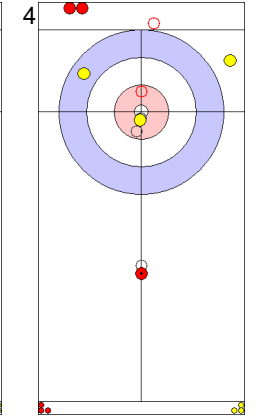
CHN: HAN Y
Draw 100%



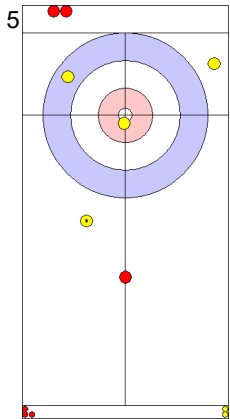
PHI: DUBBERSTEIN KS
Draw 0%



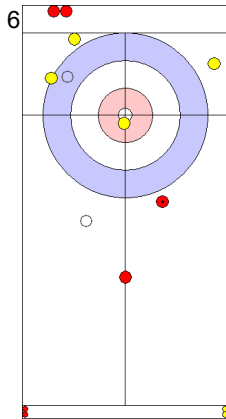
CHN: WANG Z
Draw 100%



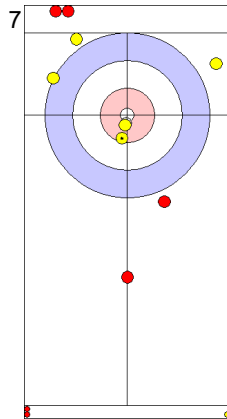
PHI: PFISTER M
Promotion Take-out 100%



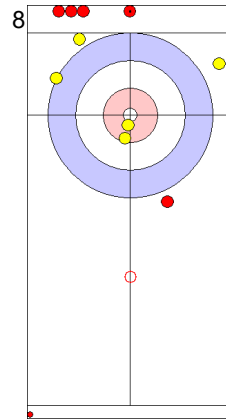
CHN: WANG Z
Draw 0%



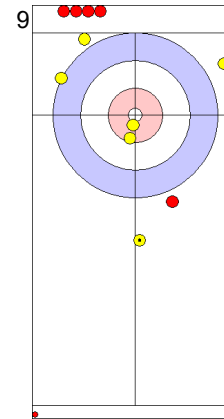
PHI: PFISTER M
Draw 0%



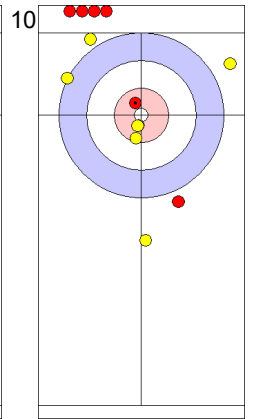
CHN: WANG Z
Draw 100%



PHI: PFISTER M
Promotion Take-out 25%




CHN: HAN Y
Guard 100%



PHI: DUBBERSTEIN KS
Draw 50%

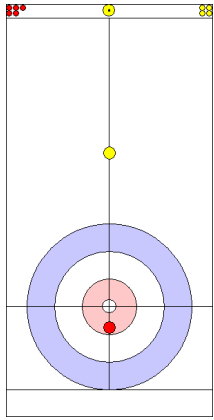
	PHI	CHN
Total Score	4	6
Time left	1:10	3:41

Legend:
 Clockwise  Counter-clockwise - Not considered

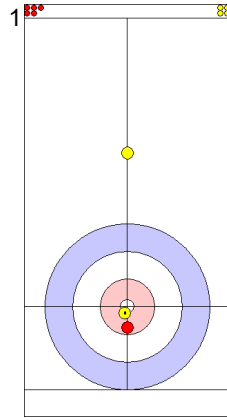


Game - Shot by Shot
每投统计数据

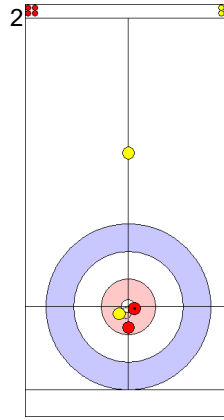
End 8 ● PHI - Philippines 4 + 1 (this end) = 5 ● CHN - China 6 + 0 (this end) = 6



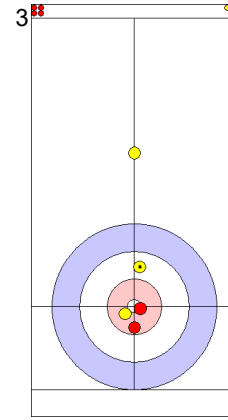
Prepositioned Stones



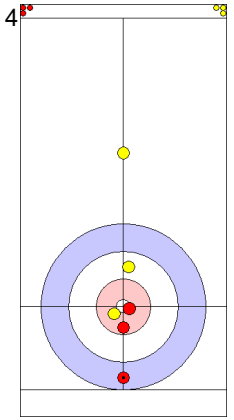
CHN: HAN Y
Draw 100%



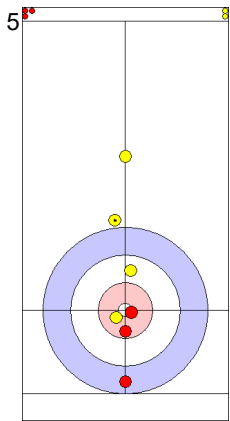
PHI: DUBBERSTEIN KS
Draw 100%



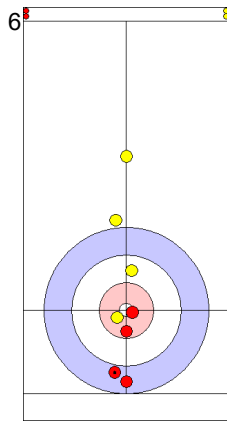
CHN: WANG Z
Draw 75%



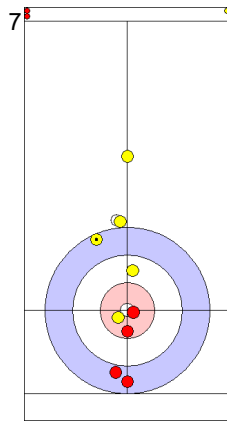
PHI: PFISTER M
Draw 50%



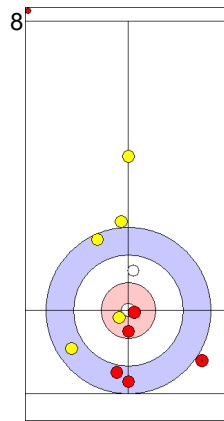
CHN: WANG Z
Guard 100%



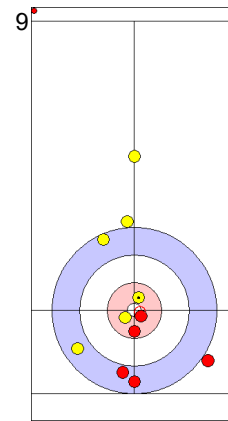
PHI: PFISTER M
Draw 50%



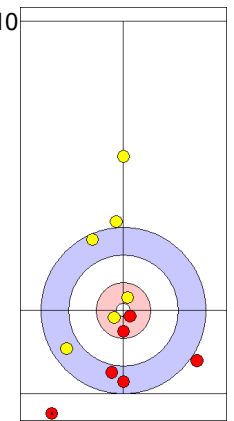
CHN: WANG Z
Draw 100%



PHI: PFISTER M
Draw 50%





CHN: HAN Y
Draw 100%



PHI: DUBBERSTEIN KS
Double Take-out 0%

	PHI	CHN
Total Score	5	6
Time left	0:05	1:12

Legend:
 Clockwise
  Counter-clockwise
 - Not considered



Game Results

比赛成绩

Sheet	Team	LSFE	1	2	3	4	5	6	7	8	Extra Ends	Total
C	KOR - Republic of Korea		2	0	1	0	0	1	2	0		6
	JPN - Japan	*	0	2	0	2	1	0	0	2		7

KOR - Republic of Korea		Shot Success Game
F	KIM Kyeongae	66%
M	SEONG Jihoon	80%
Team Total		74%

JPN - Japan		Shot Success Game
F	KOANA Tori	80%
M	AOKI Go	77%
Team Total		79%

Time remaining: 2 minutes 15 seconds

Time-out: End 4 - KOR stone 4

Power Play: End 6

Time remaining: 3 minutes 51 seconds

Time-out: End 8 - JPN stone 4

Power Play: End 7

Shot Success Analysis

KOR - Republic of Korea		↻	↺	Game
F	KIM Kyeongae	Draws	5 90%	5 75% 10 83%
		Take-outs	4 56%	2 0% 6 38%
		Total	9 75%	7 54% 16 66%
M	SEONG Jihoon	Draws	13 79%	4 81% 17 79%
		Take-outs	2 100%	5 75% 7 82%
		Total	15 82%	9 78% 24 80%
Team		Draws	18 82%	9 78% 27 81%
		Take-outs	6 71%	7 54% 13 62%
		Total	24 79%	16 67% 40 74%

JPN - Japan		↻	↺	Game
F	KOANA Tori	Draws	16 81%	5 90% 21 83%
		Take-outs	2 88%	1 0% 3 58%
		Total	18 82%	6 75% 24 80%
M	AOKI Go	Draws	10 85%	4 75% 14 82%
		Take-outs	0 -	1 0% 1 0%
		Total	10 85%	5 60% 15 77%
Team		Draws	26 83%	9 83% 35 83%
		Take-outs	2 88%	2 0% 4 44%
		Total	28 83%	11 68% 39 79%

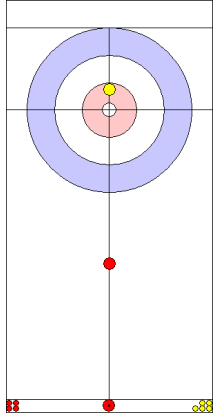
Note:
Team members are identified as follows:
F = Female, M = Male

Legend:
 Power Play ↻ Clockwise ↺ Counter-clockwise
 LSFE(*) Last Stone First End

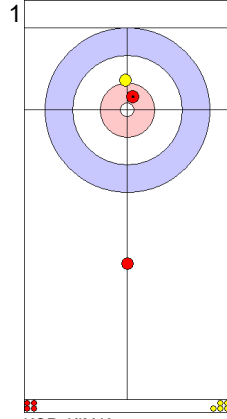


Game - Shot by Shot
每投统计数据

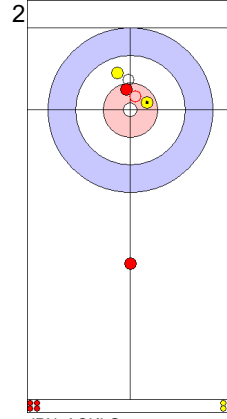
End 1 ● KOR - Republic of Korea 0 + 2 (this end) = 2 ● JPN - Japan 0 + 0 (this end) = 0



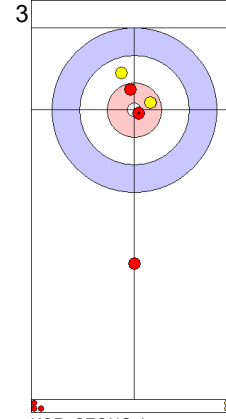
Prepositioned Stones



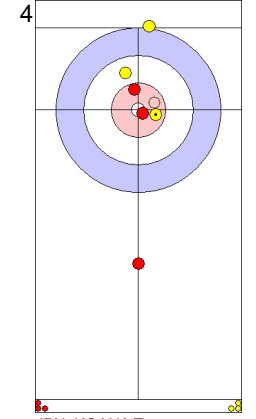
KOR: KIM K
Draw 75%



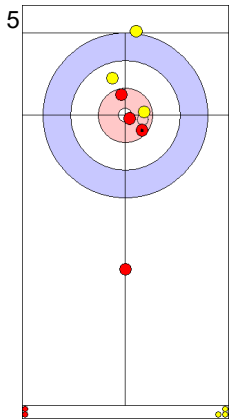
JPN: AOKI G
Draw 75%



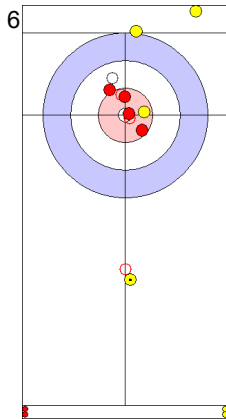
KOR: SEONG J
Draw 100%



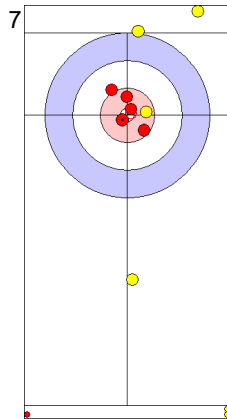
JPN: KOANA T
Draw 50%



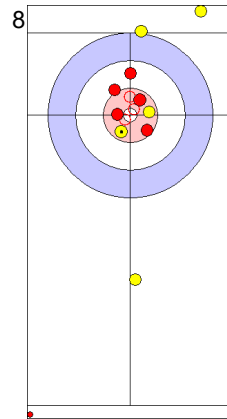
KOR: SEONG J
Draw 75%



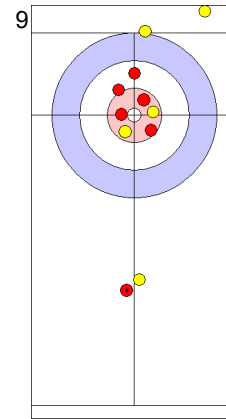
JPN: KOANA T
Promotion Take-out 0%



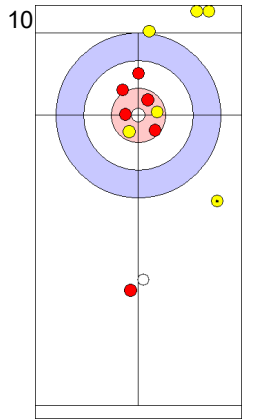
KOR: SEONG J
Draw 100%



JPN: KOANA T
Draw 75%



KOR: KIM K
Guard 100%



JPN: AOKI G
Promotion Take-out 0%

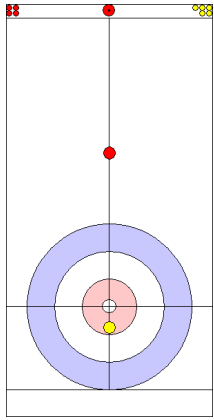
	KOR	JPN
Total Score	2	0
Time left	20:28	19:20

Legend:
 Clockwise
 Counter-clockwise
 - Not considered

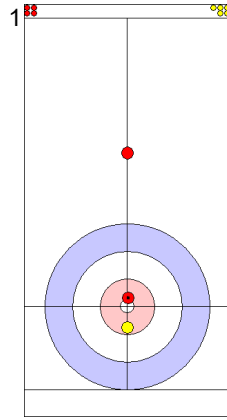


Game - Shot by Shot
每投统计数据

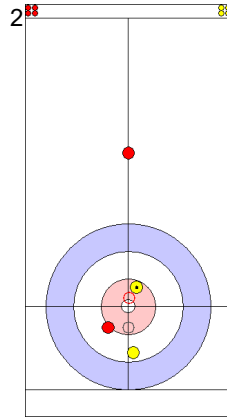
End 2 ● KOR - Republic of Korea 2 + 0 (this end) = 2 ○ JPN - Japan 0 + 2 (this end) = 2



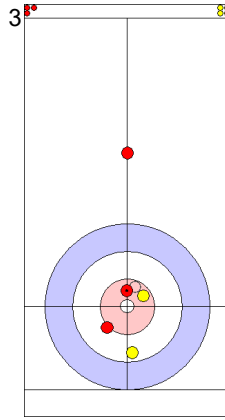
Prepositioned Stones



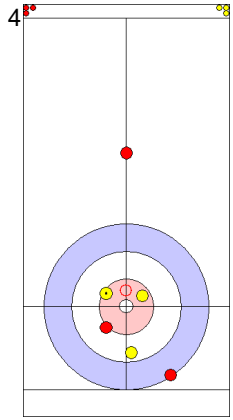
KOR: KIM K
Draw 100%



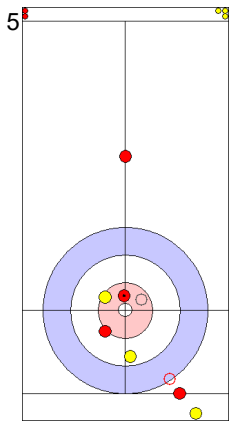
JPN: AOKI G
Draw 100%



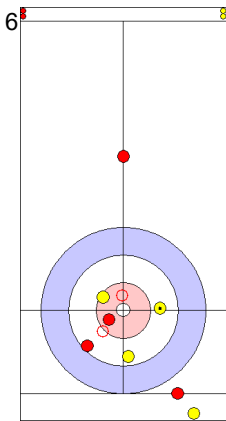
KOR: SEONG J
Draw 75%



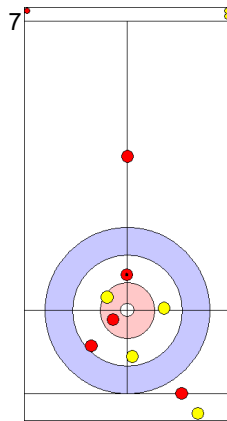
JPN: KOANA T
Draw 100%



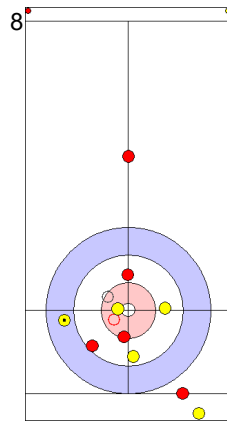
KOR: SEONG J
Raise 100%



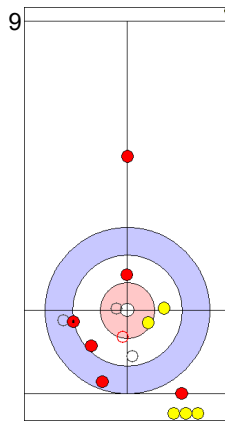
JPN: KOANA T
Raise 75%



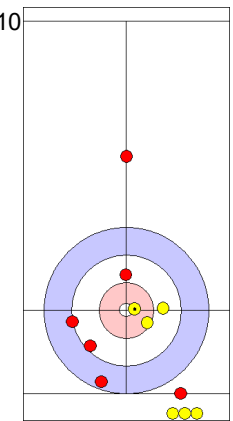
KOR: SEONG J
Draw 50%



JPN: KOANA T
Raise 100%



KOR: KIM K
Clearing 0%



JPN: AOKI G
Draw 100%
Measurement

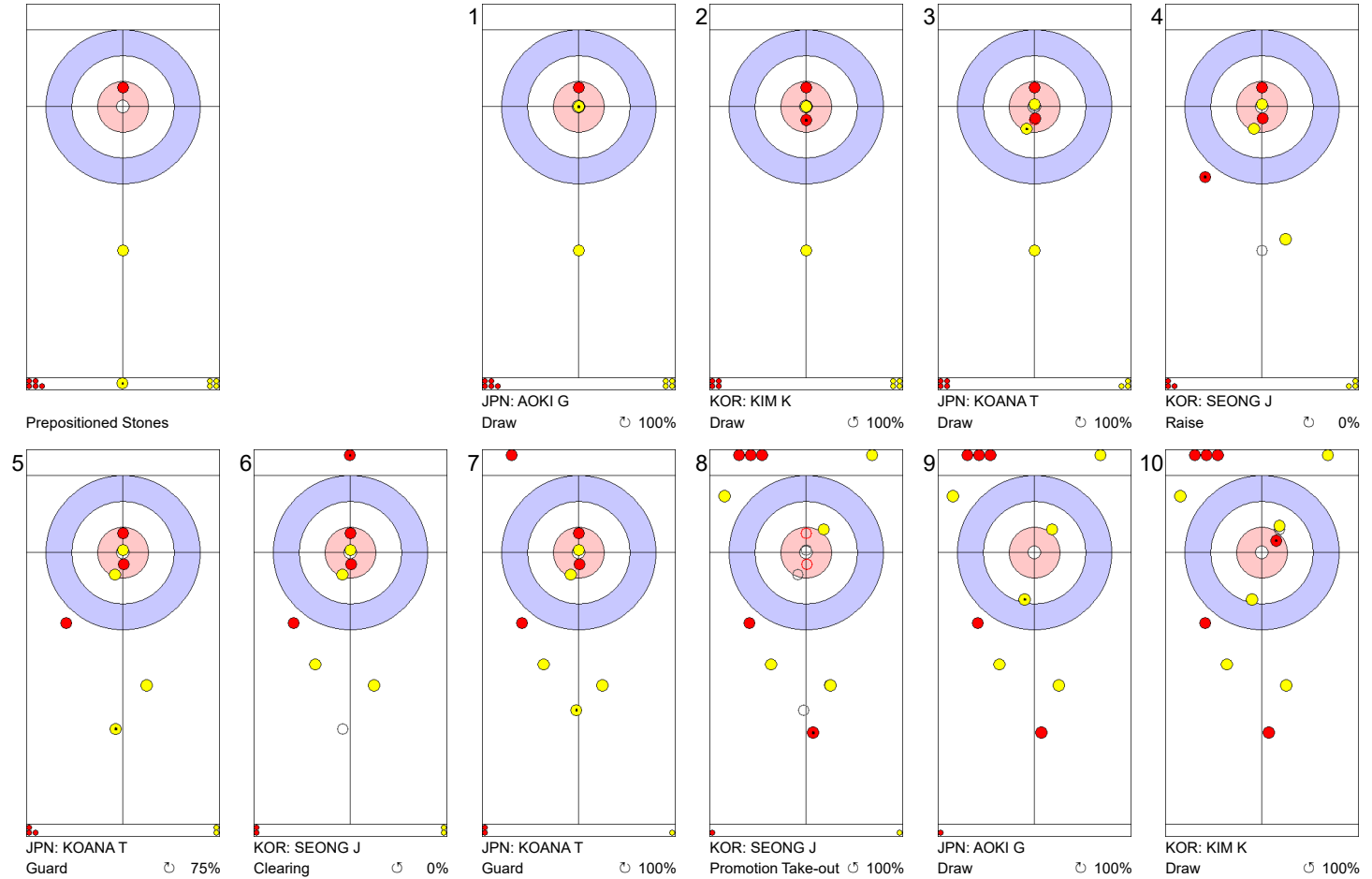
	KOR	JPN
Total Score	2	2
Time left	17:53	16:12

Legend:
 Clockwise
 Counter-clockwise
 - Not considered



Game - Shot by Shot
每投统计数据

End 3 ● KOR - Republic of Korea 2 + 1 (this end) = 3 ● JPN - Japan 2 + 0 (this end) = 2



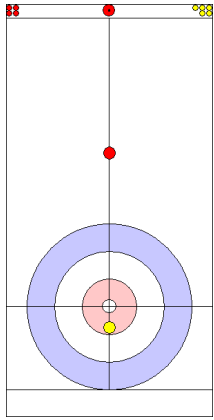
	KOR	JPN
Total Score	3	2
Time left	15:10	14:48

Legend:
 Clockwise Counter-clockwise - Not considered

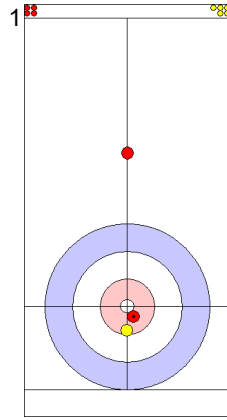


Game - Shot by Shot
每投统计数据

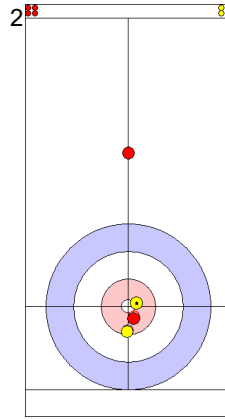
End 4 ● KOR - Republic of Korea 3 + 0 (this end) = 3 ● JPN - Japan 2 + 2 (this end) = 4



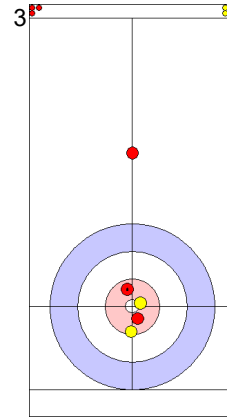
Prepositioned Stones



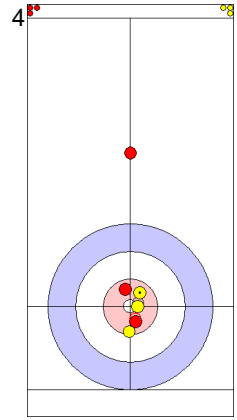
KOR: KIM K
Draw ⤵ 75%



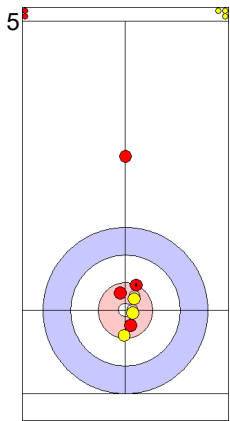
JPN: AOKI G
Draw ⤵ 100%



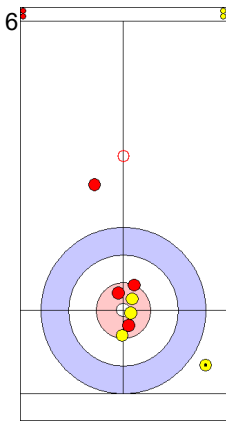
KOR: SEONG J
Draw ⤵ 100%



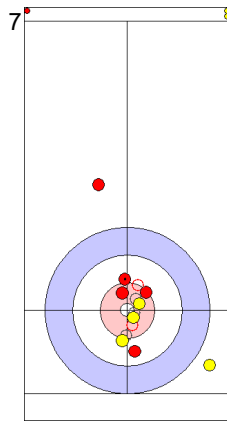
JPN: KOANA T
Draw ⤵ 75%



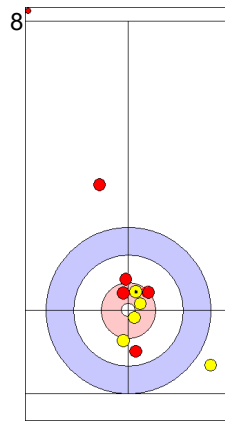
KOR: SEONG J
Draw ⤵ 75%



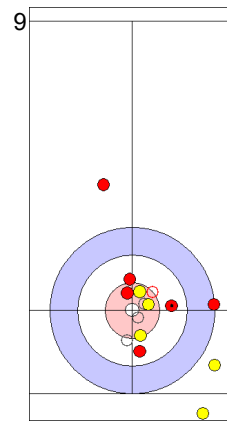
JPN: KOANA T
Raise ⤵ 0%



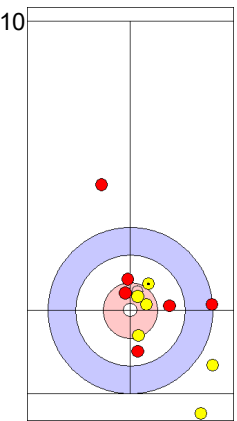
KOR: SEONG J
Draw
Time-out ⤵ 100%



JPN: KOANA T
Draw ⤵ 100%



KOR: KIM K
Clearing ⤵ 25%



JPN: AOKI G
Raise ⤵ 100%

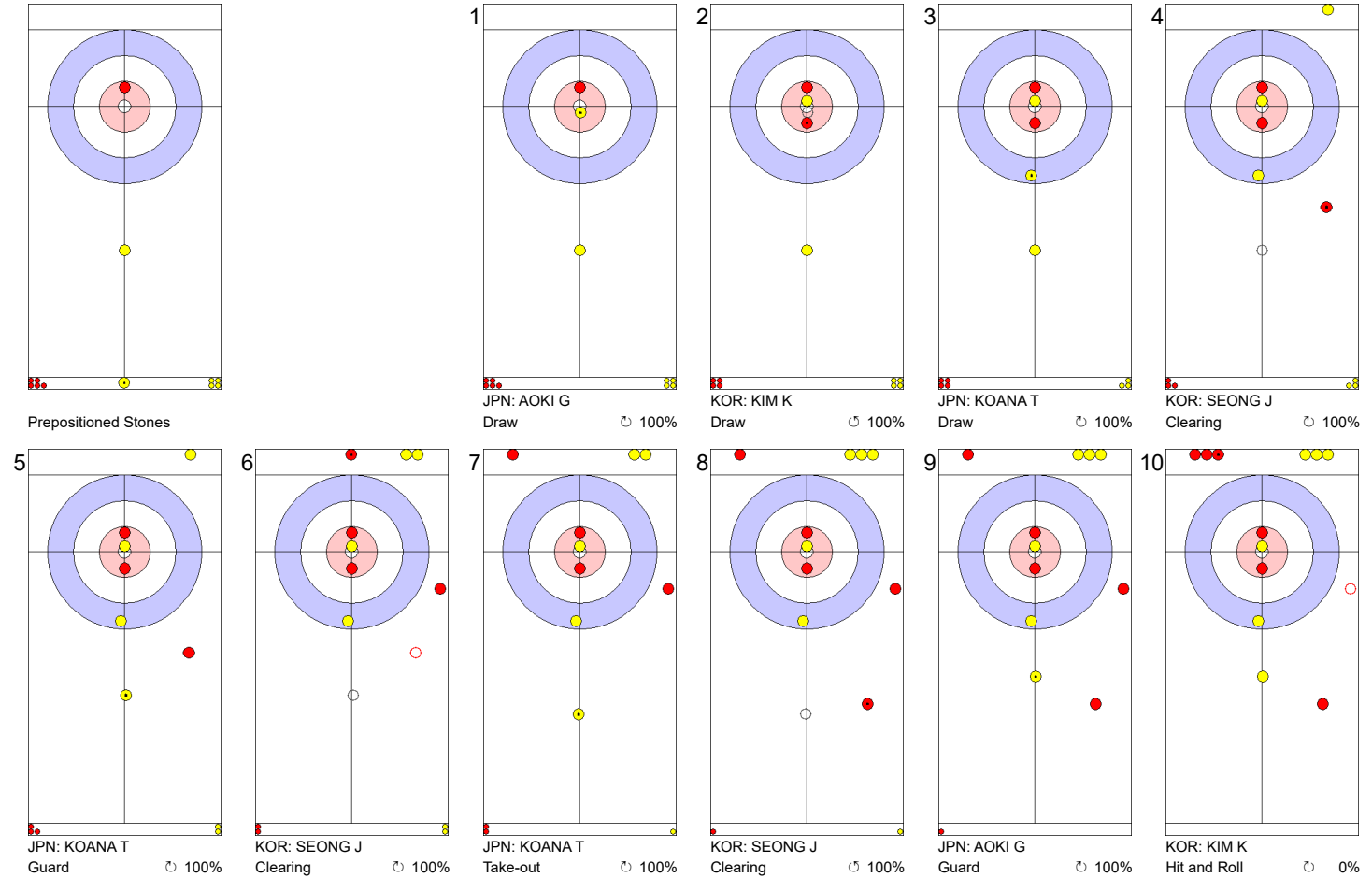
	KOR	JPN
Total Score	3	4
Time left	12:55	11:48

Legend: ⤵ Clockwise ⤶ Counter-clockwise - Not considered



Game - Shot by Shot
每投统计数据

End 5 ● KOR - Republic of Korea 3 + 0 (this end) = 3 ● JPN - Japan 4 + 1 (this end) = 5



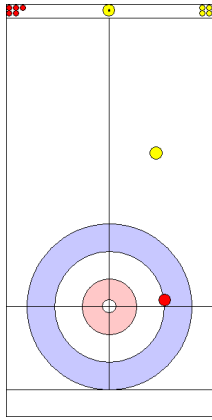
	KOR	JPN
Total Score	3	5
Time left	10:12	10:25

Legend:
 ↻ Clockwise ↺ Counter-clockwise - Not considered

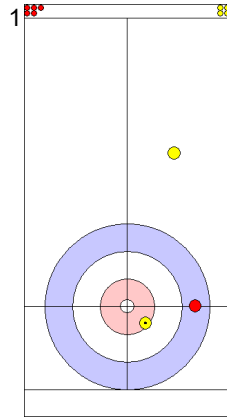


Game - Shot by Shot
每投统计数据

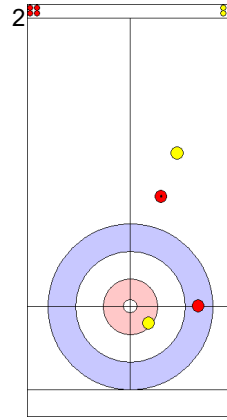
End 6 ● KOR - Republic of Korea 3 + 1 (this end) = 4 ● JPN - Japan 5 + 0 (this end) = 5



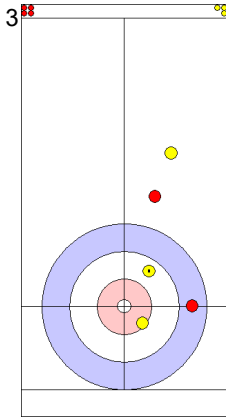
Power Play
Prepositioned Stones



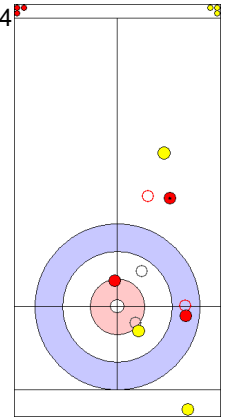
JPN: AOKI G
Wick / Soft Peeling ⌚ 0%



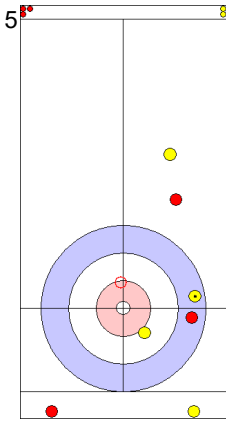
KOR: KIM K
Draw ⌚ 0%



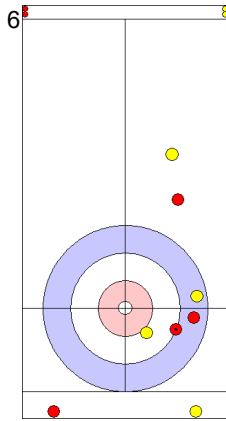
JPN: KOANA T
Draw ⌚ 100%



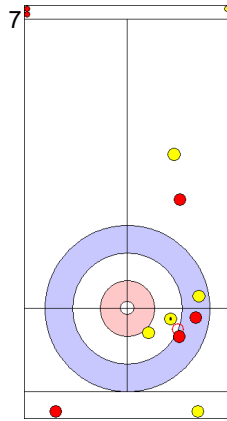
KOR: SEONG J
Promotion Take-out ⌚ 75%



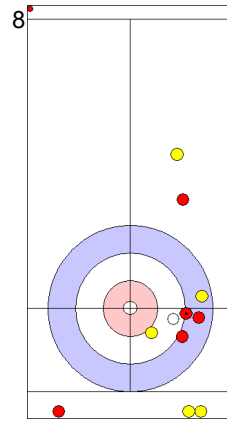
JPN: KOANA T
Hit and Roll ⌚ 75%



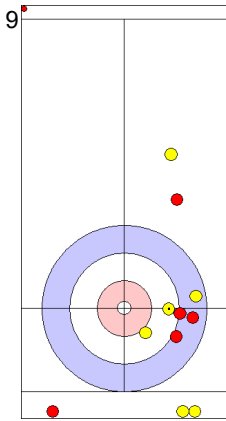
KOR: SEONG J
Draw ⌚ 100%



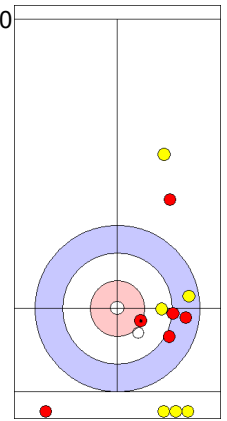
JPN: KOANA T
Draw ⌚ 100%



KOR: SEONG J
Take-out ⌚ 100%



JPN: AOKI G
Draw ⌚ 100%



KOR: KIM K
Take-out ⌚ 100%

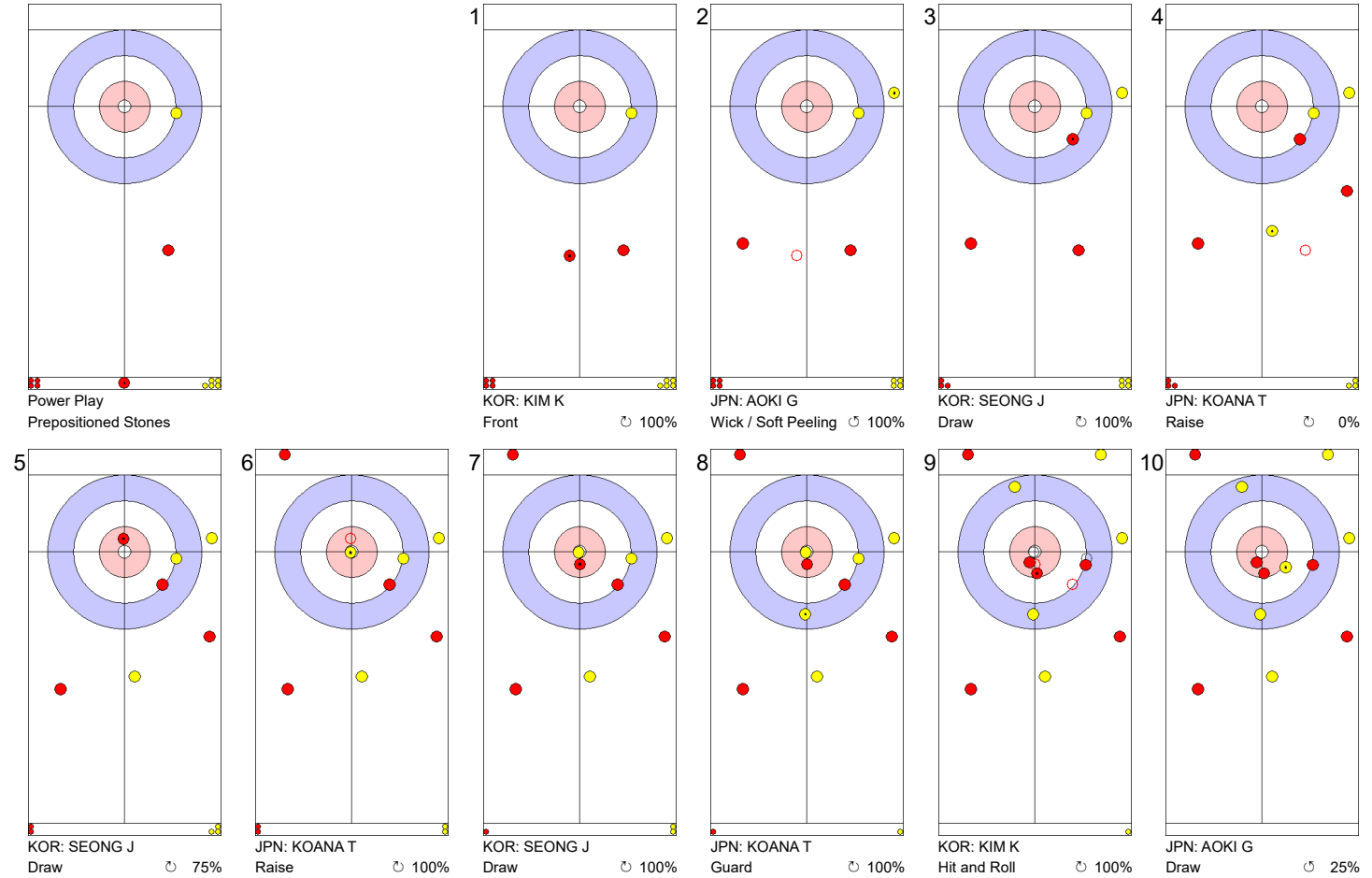
	KOR	JPN
Total Score	4	5
Time left	7:30	8:10

Legend: ⌚ Clockwise ⌚ Counter-clockwise - Not considered



Game - Shot by Shot
每投统计数据

End 7 ● KOR - Republic of Korea 4 + 2 (this end) = 6 ● JPN - Japan 5 + 0 (this end) = 5



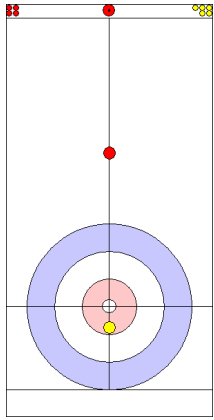
	KOR	JPN
Total Score	6	5
Time left	5:15	5:37

Legend:
 ↻ Clockwise ↺ Counter-clockwise - Not considered

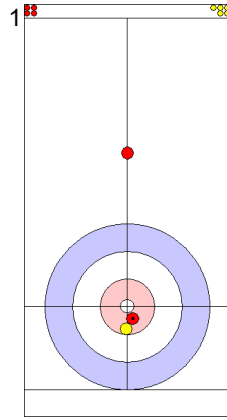


Game - Shot by Shot
每投统计数据

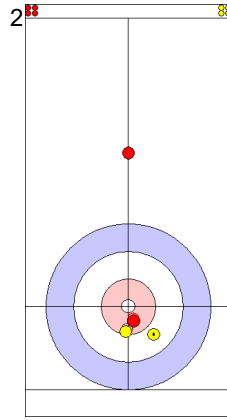
End 8 ● KOR - Republic of Korea 6 + 0 (this end) = 6 ● JPN - Japan 5 + 2 (this end) = 7



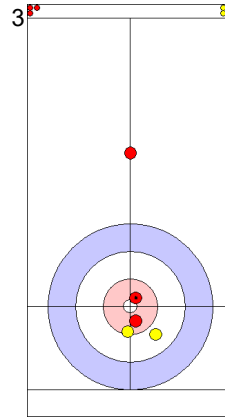
Prepositioned Stones



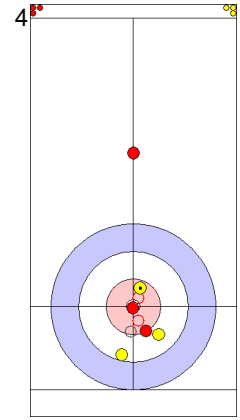
KOR: KIM K
Draw 75%



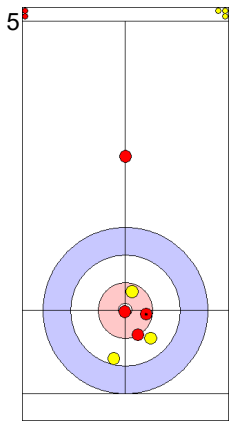
JPN: AOKI G
Draw 50%



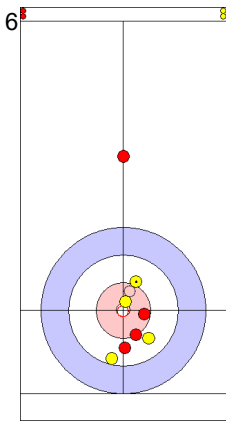
KOR: SEONG J
Draw 100%



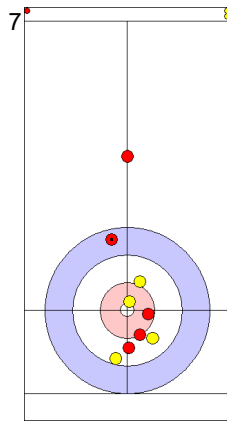
JPN: KOANA T
Draw 100%



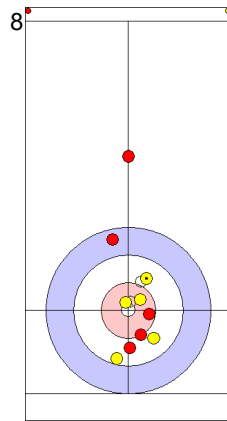
KOR: SEONG J
Draw 50%



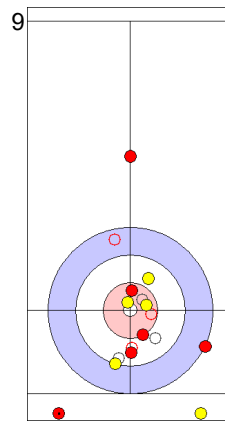
JPN: KOANA T
Raise 100%



KOR: SEONG J
Draw 50%



JPN: KOANA T
Raise Time-out 100%



KOR: KIM K
Promotion Take-out 0%

	KOR	JPN
Total Score	6	7
Time left	2:15	3:51

Legend:
 Clockwise Counter-clockwise - Not considered



Scoring Analysis 得分分析

Team	Games	LSFE	Stolen Ends	Last Stone Eff.	Points Scored							Total	Plus / Minus
					0	1	2	3	4	>4			
JPN	For	6	18	75%	0	8	11	6	2	4	76	+59	
	Against	1	3		0	6	4	1	0	0	17		
KOR	For	4	23	37%	0	21	7	8	0	3	75	+38	
	Against	4	3		0	5	8	2	0	2	37		
PHI	For	3	17	35%	0	14	6	7	2	2	65	+25	
	Against	5	12		0	15	4	3	2	0	40		
CHN	For	6	16	38%	0	15	9	3	3	0	54	+22	
	Against	1	7		0	14	1	4	1	0	32		
TPE	For	4	10	33%	0	9	8	0	4	1	46	+14	
	Against	2	9		0	9	7	3	0	0	32		
HKG	For	5	8	43%	0	7	5	5	2	2	50	+13	
	Against	1	10		0	13	4	4	1	0	37		
KAZ	For	3	6	19%	0	8	2	2	2	0	26	-17	
	Against	2	13		0	9	7	2	2	1	43		
THA	For	2	7	21%	0	7	2	2	3	0	29	-17	
	Against	3	12		0	4	10	3	2	1	46		
KGZ	For	0	4	28%	0	8	3	1	1	0	21	-29	
	Against	5	9		0	10	4	5	3	1	50		
QAT	For	2	1	12%	0	4	2	1	1	0	15	-35	
	Against	3	18		0	15	2	6	2	1	50		
MGL	For	1	2	14%	0	7	3	1	0	0	16	-36	
	Against	4	12		0	12	4	2	4	2	52		
KUW	For	0	4	13%	0	10	2	0	0	0	14	-37	
	Against	5	8		0	6	5	1	3	4	51		
Total	36		116		0	118	60	36	20	12	487		

Note:

Stolen ends are the ends won without the last stone advantage.
Last Stone Efficiency: Scoring two or more points with last stone advantage.

Legend:

>4 More than four points scored

Eff. Efficiency

LSFE Last Stone First End



Power Play Analysis

进攻局分析

Team	Games	Number of Power Plays	Points Scored in Power Play							Total
			<0	0/X	1	2	3	4	>4	
CHN - People's Republic of China	7	5	1	0	3	0	1	0	0	5
HKG - Hong Kong, China	6	3	1	0	1	0	1	0	0	3
JPN - Japan	7	5	1	1	0	0	3	0	0	7
KAZ - Kazakhstan	5	5	2	0	1	0	0	2	0	7
KGZ - Kyrgyzstan	5	1	0	0	0	0	1	0	0	3
KOR - Republic of Korea	8	6	0	0	4	0	2	0	0	10
KUW - Kuwait	5	0	0	0	0	0	0	0	0	0
MGL - Mongolia	5	1	0	1	0	0	0	0	0	0
PHI - Philippines	8	5	2	0	1	1	1	0	0	4
QAT - Qatar	5	0	0	0	0	0	0	0	0	0
THA - Thailand	5	0	0	0	0	0	0	0	0	0
TPE - Chinese Taipei	6	4	1	1	0	2	0	0	0	2
Total	36	35	8	3	10	3	9	2	0	41

Note:
Power Play can be used once per game by each team and only when the team has the last stone advantage. Power Play cannot be used in extra ends.

Legend:
 <0 Ends scored by the opponent team >4 More than four points scored X Unfinished end due to concession



Session Results and Standings

每轮比赛成绩和排名

Sheet	Team	LSFE	1	2	3	4	5	6	7	8	Extra Ends	Total
B	PHI - Philippines		0	2	0	0	1	0	X	X		3
	JPN - Japan	*	2	0	4	1	0	3	X	X		10
C	CHN - People's Republic of China	*	0	2	0	0	0	2	0	0		4
	KOR - Republic of Korea		1	0	3	1	1	0	1	1		8

Play-offs Bracket

Qualification	Semi-finals	Finals	Final Standings
<p>A3] TPE 2 Sheet C</p> <p>B2] PHI 7</p> <p>A2] HKG 4 Sheet B</p> <p>B3] KOR 11</p>	<p>A1] JPN 10 Sheet B</p> <p>PHI 3</p> <p>B1] CHN 4 Sheet C</p> <p>KOR 8</p>	<p>JPN</p> <p>SAT 8 FEB 9:00 Sheet C</p> <p>KOR</p> <p>PHI</p> <p>SAT 8 FEB 9:00 Sheet B</p> <p>CHN</p>	<p>1</p> <p>2</p> <p>3</p> <p>4</p> <p>5 HKG - Hong Kong, China</p> <p>5 TPE - Chinese Taipei</p> <p>7 KAZ - Kazakhstan</p> <p>8 THA - Thailand</p> <p>9 KGZ - Kyrgyzstan</p> <p>10 KUW - Kuwait</p> <p>11 QAT - Qatar</p> <p>12 MGL - Mongolia</p>

Legend:

Power Play

LSFE(*) Last Stone First End

An Final rank in Group A

X Unplayed/unfinished end due to concession

Bn Final rank in Group B



Game Results

比赛成绩

Sheet	Team	LSFE	1	2	3	4	5	6	7	8	Extra Ends	Total
B	PHI - Philippines		0	2	0	0	1	0	X	X		3
	JPN - Japan	*	2	0	4	1	0	3	X	X		10

PHI - Philippines		Shot Success Game
F	DUBBERSTEIN Kathleen Sumbillo	77%
M	PFISTER Marc	61%
Team Total		68%

Time remaining: 4 minutes 34 seconds

Power Play: End 5

JPN - Japan		Shot Success Game
F	KOANA Tori	82%
M	AOKI Go	85%
Team Total		83%

Time remaining: 7 minutes 12 seconds

Power Play: End 6

Shot Success Analysis

PHI - Philippines		🕒	🕒	Game	
F	DUBBERSTEIN Kathleen Sumbillo	Draws	6 75%	5 85%	11 80%
		Take-outs	1 50%	0 -	1 50%
		Total	7 71%	5 85%	12 77%
M	PFISTER Marc	Draws	8 63%	7 71%	15 67%
		Take-outs	1 50%	2 25%	3 33%
		Total	9 61%	9 61%	18 61%
Team		Draws	14 68%	12 77%	26 72%
		Take-outs	2 50%	2 25%	4 38%
		Total	16 66%	14 70%	30 68%

JPN - Japan		🕒	🕒	Game	
F	KOANA Tori	Draws	6 83%	8 78%	14 80%
		Take-outs	3 92%	0 -	3 92%
		Total	9 86%	8 78%	17 82%
M	AOKI Go	Draws	6 92%	3 67%	9 83%
		Take-outs	0 -	4 88%	4 88%
		Total	6 92%	7 79%	13 85%
Team		Draws	12 88%	11 75%	23 82%
		Take-outs	3 92%	4 88%	7 89%
		Total	15 88%	15 78%	30 83%

Note:
Team members are identified as follows:
F = Female, M = Male

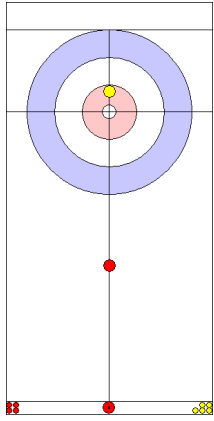
Legend:
 Power Play 🕒 Clockwise 🕒 Counter-clockwise
 LSFE(*) Last Stone First End X Unplayed/unfinished end due to concession

Timing & Results provided by **BORNAN**

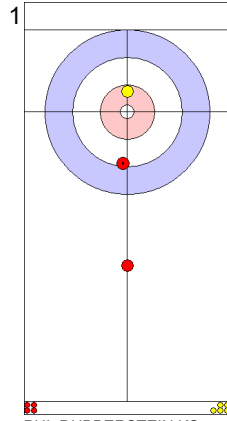


Game - Shot by Shot
每投统计数据

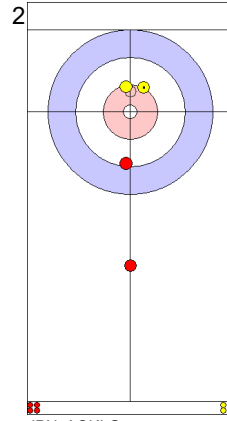
End 1 ● PHI - Philippines 0 + 0 (this end) = 0 ● JPN - Japan 0 + 2 (this end) = 2



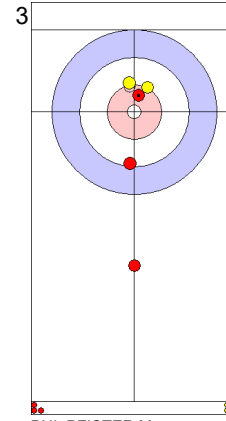
Prepositioned Stones



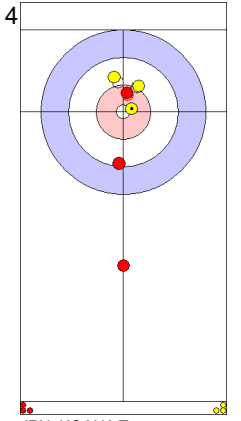
PHI: DUBBERSTEIN KS
Draw ⤴ 75%



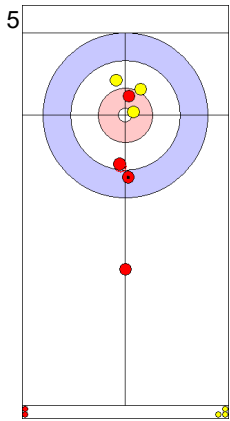
JPN: AOKI G
Draw ⤴ 50%



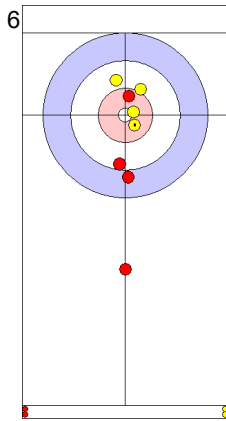
PHI: PFISTER M
Draw ⤴ 100%



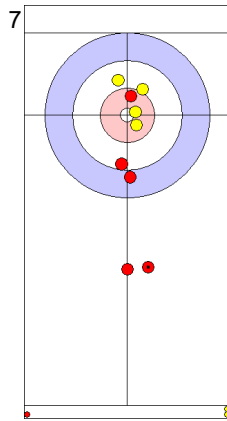
JPN: KOANA T
Draw ⤴ 100%



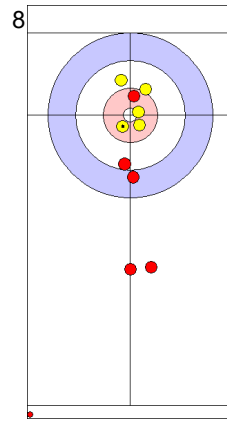
PHI: PFISTER M
Draw ⤴ 50%



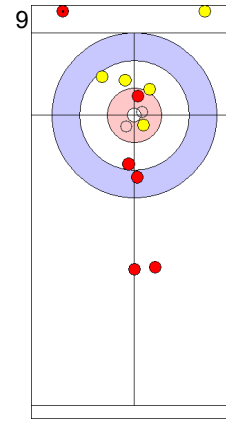
JPN: KOANA T
Draw ⤴ 100%



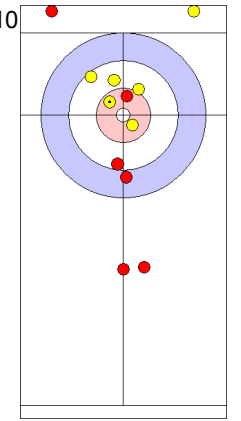
PHI: PFISTER M
Draw ⤴ 0%



JPN: KOANA T
Draw ⤴ 100%



PHI: DUBBERSTEIN KS
Double Take-out ⤴ 50%



JPN: AOKI G
Draw ⤴ 100%

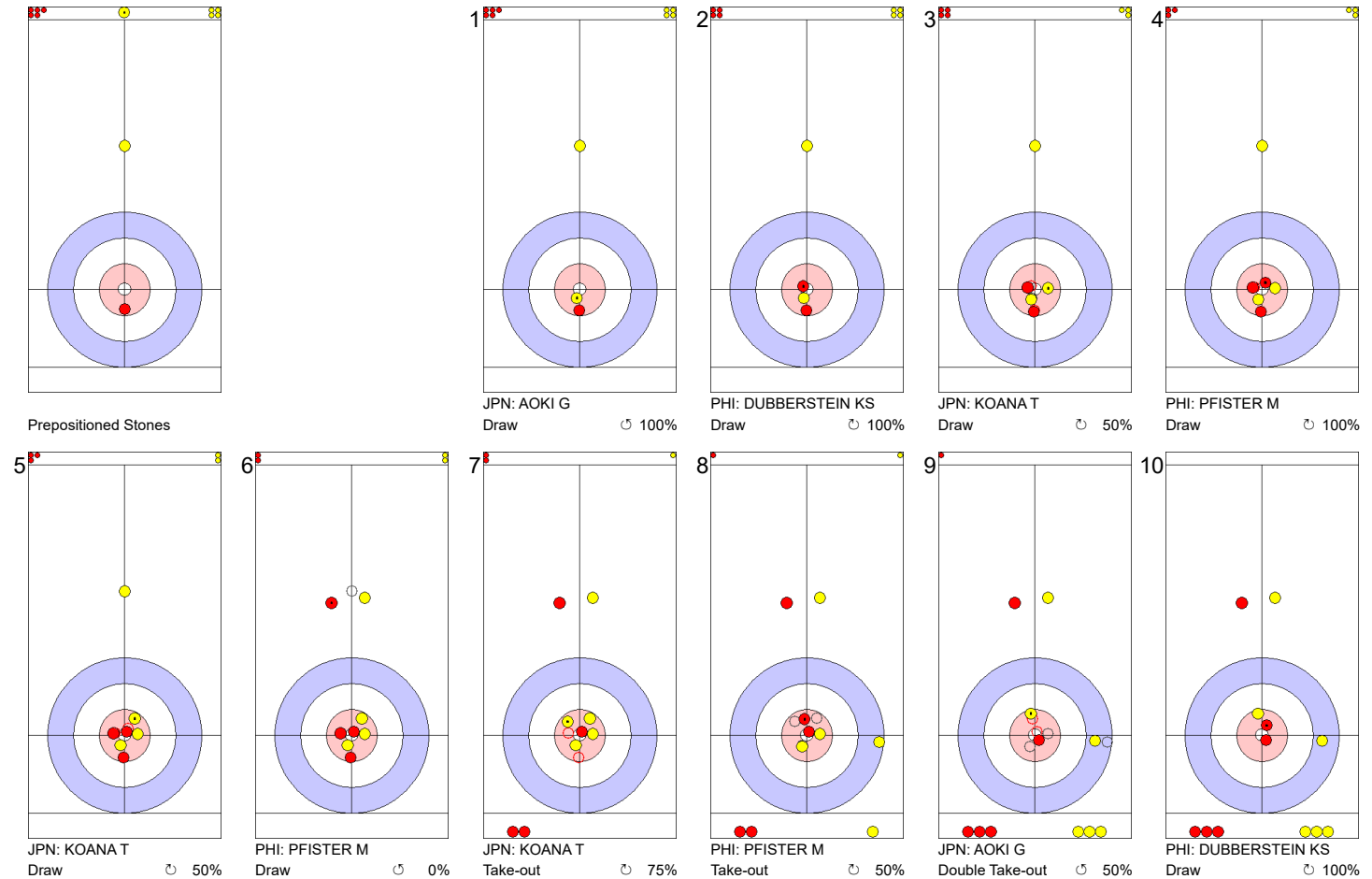
	PHI	JPN
Total Score	0	2
Time left	19:23	19:50

Legend: ⤴ Clockwise ⤵ Counter-clockwise - Not considered





Game - Shot by Shot
每投统计数据

End 2 ● PHI - Philippines 0 + 2 (this end) = 2 ● JPN - Japan 2 + 0 (this end) = 2



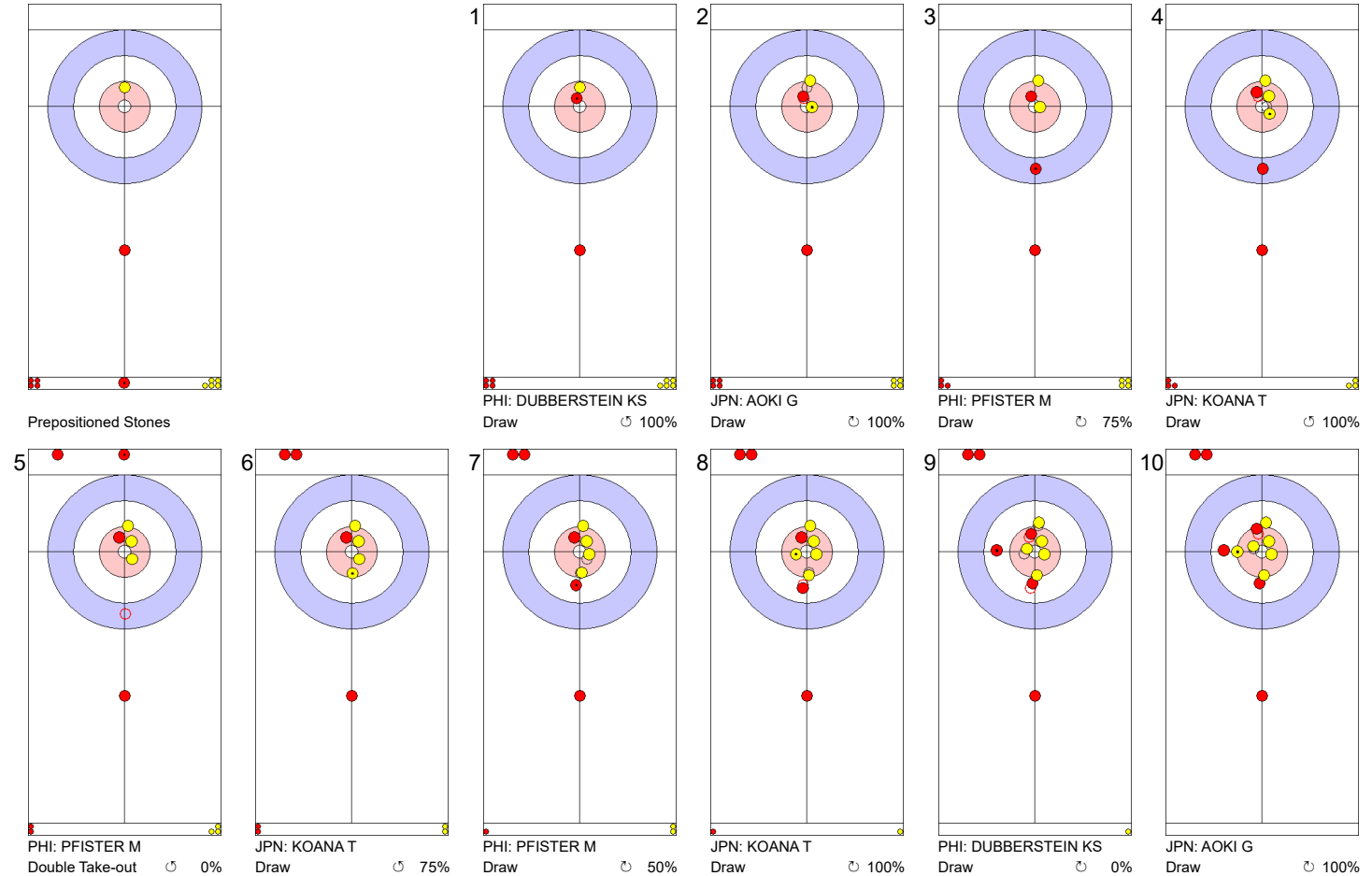
	PHI	JPN
Total Score	2	2
Time left	16:16	17:07

Legend:
 Clockwise  Counter-clockwise - Not considered



Game - Shot by Shot
每投统计数据

End 3 ● PHI - Philippines 2 + 0 (this end) = 2 ● JPN - Japan 2 + 4 (this end) = 6



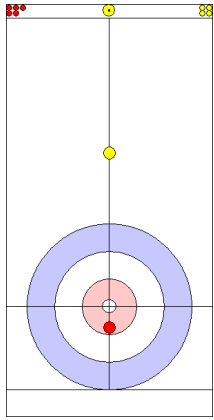
	PHI	JPN
Total Score	2	6
Time left	13:23	14:18

Legend:
 Clockwise Counter-clockwise - Not considered

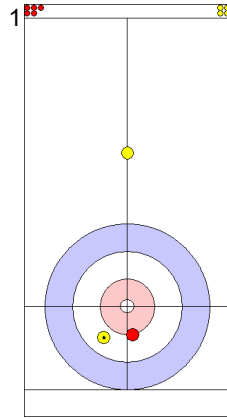


Game - Shot by Shot
每投统计数据

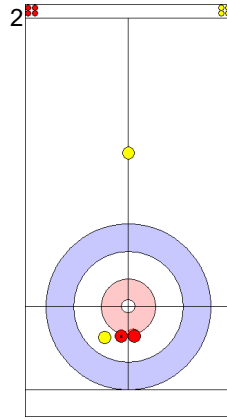
End 4 ● PHI - Philippines 2 + 0 (this end) = 2 ● JPN - Japan 6 + 1 (this end) = 7



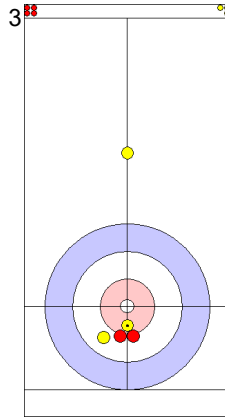
Prepositioned Stones



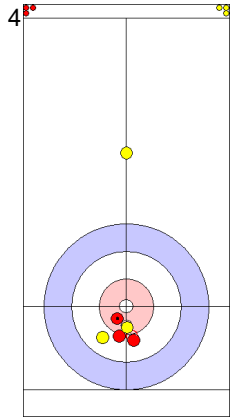
JPN: AOKI G
Draw 50%



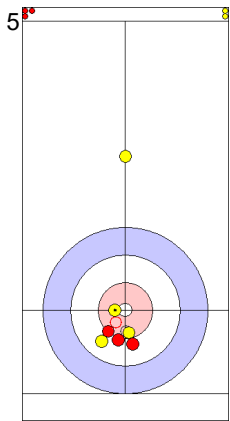
PHI: DUBBERSTEIN KS
Draw 50%



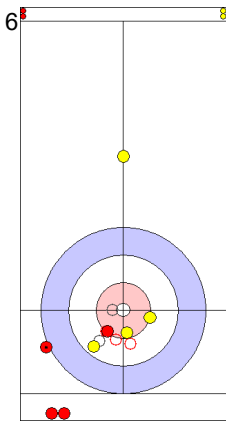
JPN: KOANA T
Draw 100%



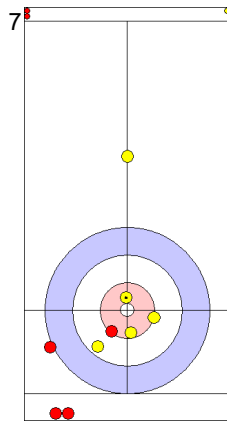
PHI: PFISTER M
Draw 100%



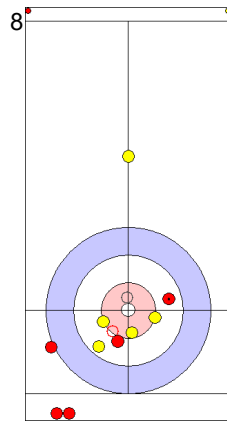
JPN: KOANA T
Draw 100%



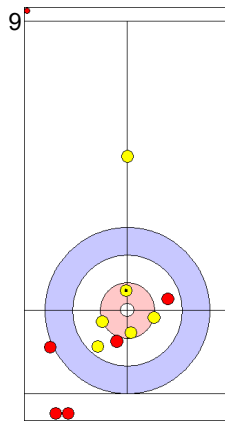
PHI: PFISTER M
Promotion Take-out 50%



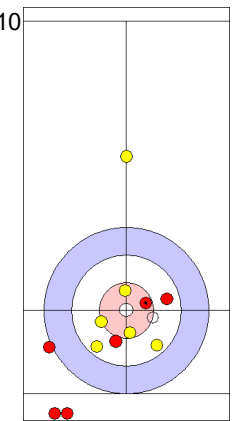
JPN: KOANA T
Draw 100%



PHI: PFISTER M
Draw 50%



JPN: AOKI G
Draw 100%



PHI: DUBBERSTEIN KS
Draw 50%

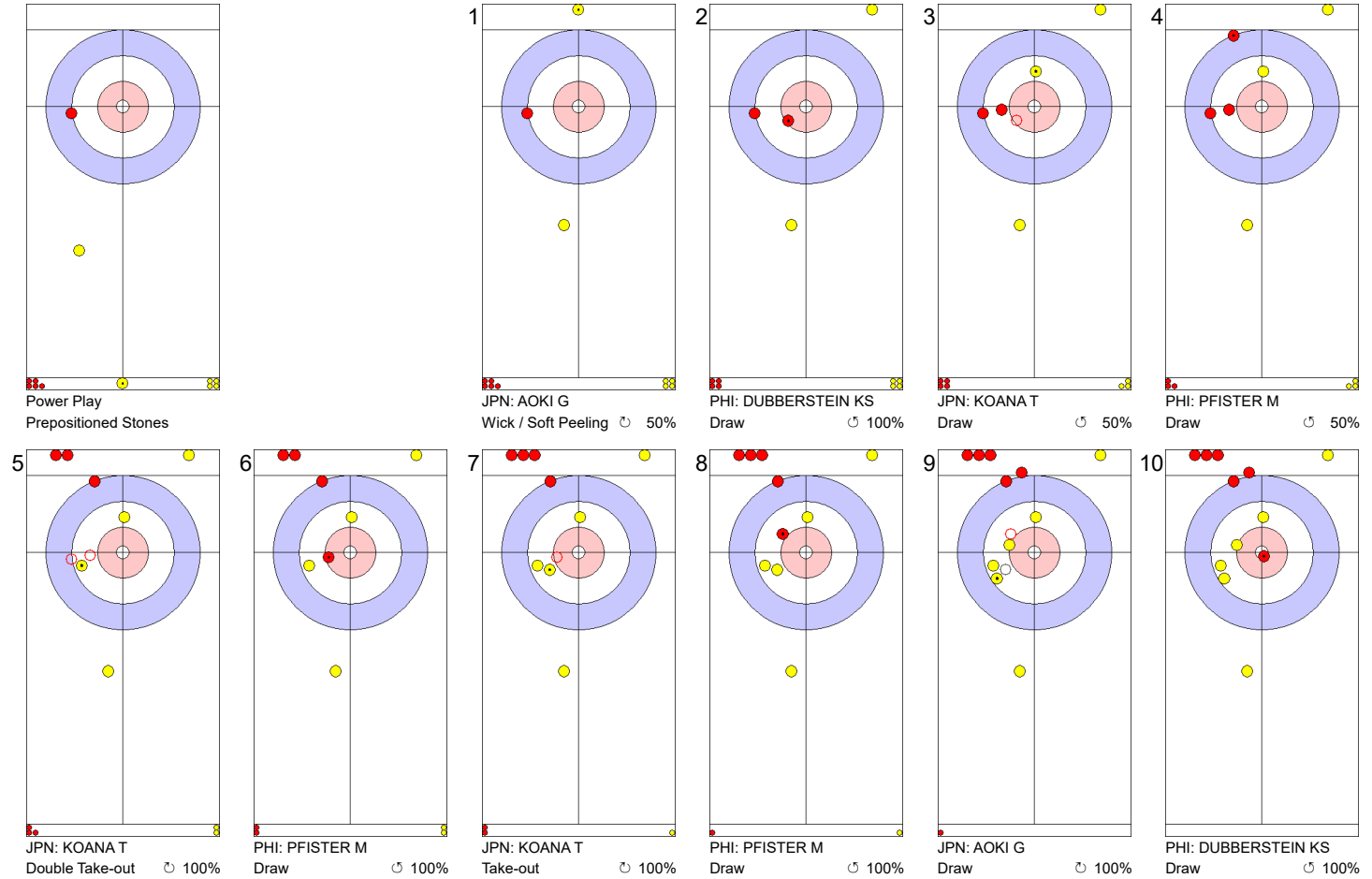
	PHI	JPN
Total Score	2	7
Time left	9:11	12:07

Legend:
 Clockwise Counter-clockwise - Not considered



Game - Shot by Shot
每投统计数据

End 5 ● PHI - Philippines 2 + 1 (this end) = 3 ● JPN - Japan 7 + 0 (this end) = 7



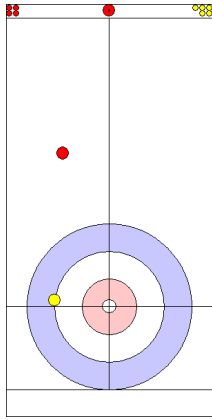
	PHI	JPN
Total Score	3	7
Time left	6:23	9:38

Legend:
 Clockwise Counter-clockwise - Not considered

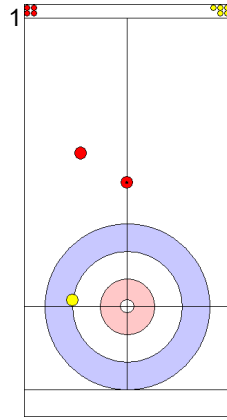


Game - Shot by Shot
每投统计数据

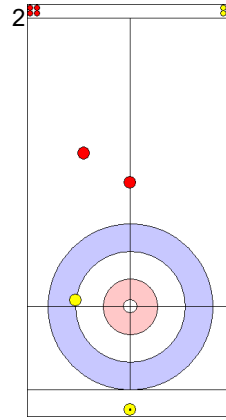
End 6 ● PHI - Philippines 3 + 0 (this end) = 3 ● JPN - Japan 7 + 3 (this end) = 10



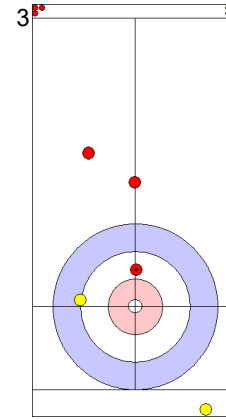
Power Play
Prepositioned Stones



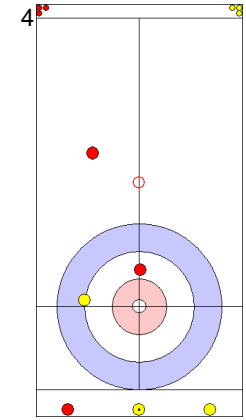
PHI: DUBBERSTEIN KS
Front ⌚ 100%



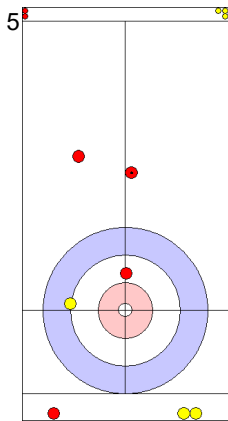
JPN: KOANA T
Draw ⌚ 0%



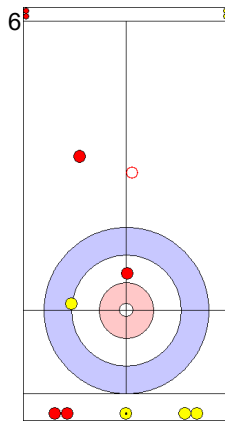
PHI: PFISTER M
Draw ⌚ 100%



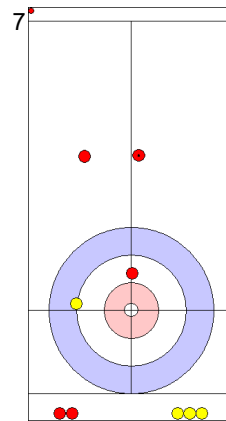
JPN: AOKI G
Clearing ⌚ 100%



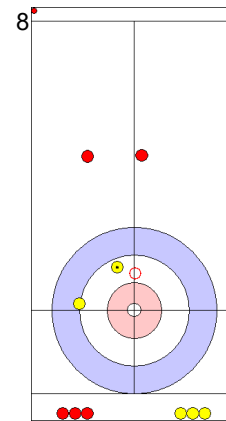
PHI: PFISTER M
Guard ⌚ 75%



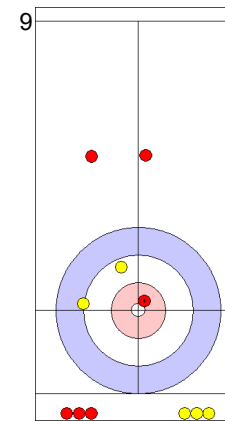
JPN: AOKI G
Clearing ⌚ 100%



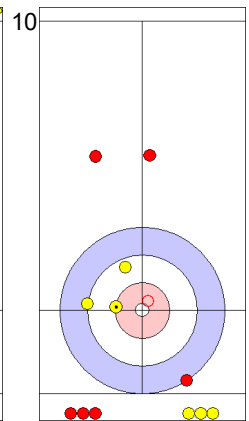
PHI: PFISTER M
Guard ⌚ 50%



JPN: AOKI G
Take-out ⌚ 100%



PHI: DUBBERSTEIN KS
Draw ⌚ 100%



JPN: KOANA T
Draw ⌚ 100%

	PHI	JPN
Total Score	3	10
Time left	4:34	7:12

Legend: ⌚ Clockwise ⌚ Counter-clockwise - Not considered



Game Results

比赛成绩

Sheet	Team	LSFE	1	2	3	4	5	6	7	8	Extra Ends	Total
C	CHN - People's Republic of China	*	0	2	0	0	0	2	0	0		4
	KOR - Republic of Korea		1	0	3	1	1	0	1	1		8

CHN - People's Republic of China		Shot Success Game
F	HAN Yu	58%
M	WANG Zhiyu	80%
Team Total		71%

KOR - Republic of Korea		Shot Success Game
F	KIM Kyeongae	75%
M	SEONG Jihoon	61%
Team Total		67%

Time remaining: 0 minutes 54 seconds

Time-out: End 7 - CHN stone 3

Power Play: End 5

Time remaining: 1 minute 34 seconds

Power Play: End 7

Shot Success Analysis

CHN - People's Republic of China		↻	↺	Game
F HAN Yu	Draws	9 64%	2 100%	11 70%
	Take-outs	1 75%	4 19%	5 30%
	Total	10 65%	6 46%	16 58%
M WANG Zhiyu	Draws	15 88%	5 75%	20 85%
	Take-outs	2 75%	2 38%	4 56%
	Total	17 87%	7 64%	24 80%
Team	Draws	24 79%	7 82%	31 80%
	Take-outs	3 75%	6 25%	9 42%
	Total	27 79%	13 56%	40 71%

KOR - Republic of Korea		↻	↺	Game
F KIM Kyeongae	Draws	9 67%	6 92%	15 77%
	Take-outs	1 50%	0 -	1 50%
	Total	10 65%	6 92%	16 75%
M SEONG Jihoon	Draws	5 15%	10 75%	15 55%
	Take-outs	5 70%	4 75%	9 72%
	Total	10 43%	14 75%	24 61%
Team	Draws	14 48%	16 81%	30 66%
	Take-outs	6 67%	4 75%	10 70%
	Total	20 54%	20 80%	40 67%

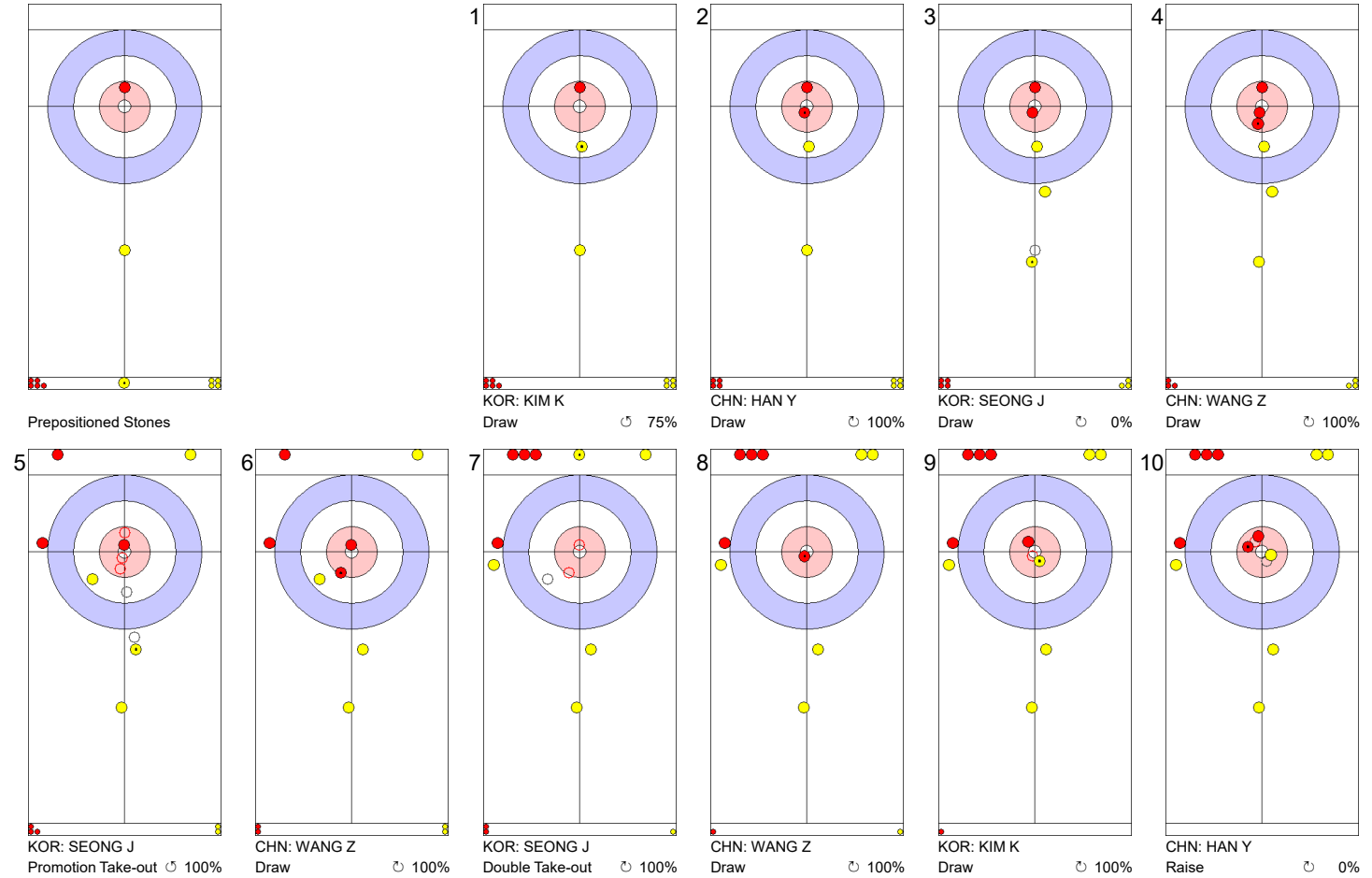
Note:
Team members are identified as follows:
F = Female, M = Male

Legend:
 Power Play ↻ Clockwise ↺ Counter-clockwise
 LSFE(*) Last Stone First End



Game - Shot by Shot
每投统计数据

End 1 ● CHN - China 0 + 0 (this end) = 0 ● KOR - Republic of Korea 0 + 1 (this end) = 1



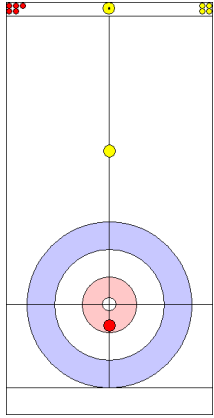
	CHN	KOR
Total Score	0	1
Time left	19:39	19:07

Legend: ↻ Clockwise ↺ Counter-clockwise - Not considered

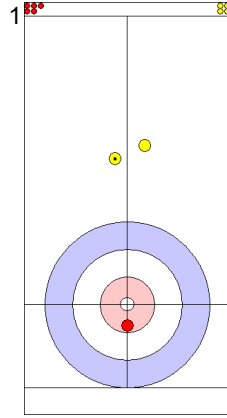


Game - Shot by Shot
每投统计数据

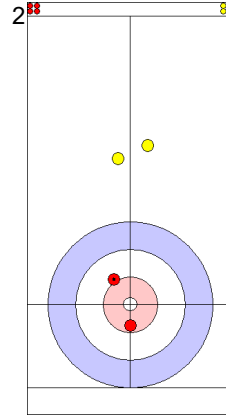
End 2 ● CHN - China 0 + 2 (this end) = 2 ● KOR - Republic of Korea 1 + 0 (this end) = 1



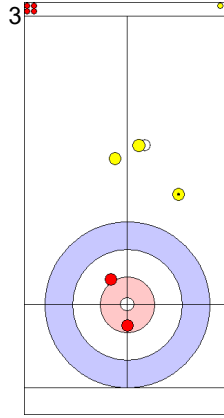
Prepositioned Stones



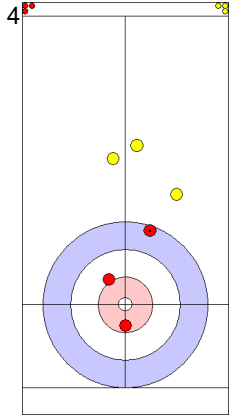
KOR: KIM K
Draw 0%



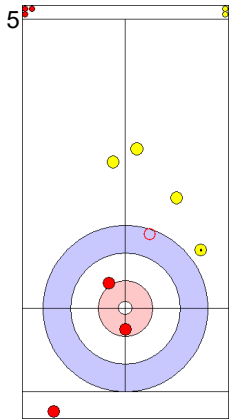
CHN: HAN Y
Draw 100%



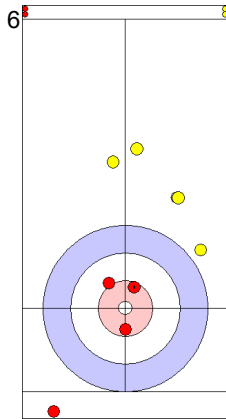
KOR: SEONG J
Draw 0%



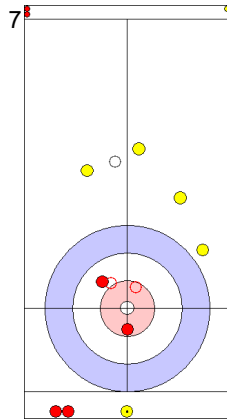
CHN: WANG Z
Draw 75%



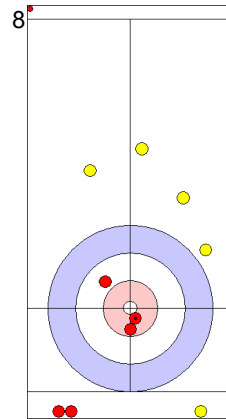
KOR: SEONG J
Double Take-out 50%



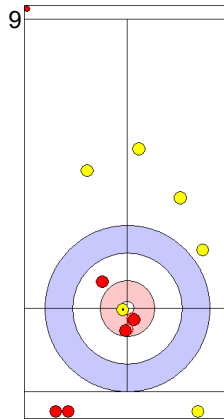
CHN: WANG Z
Draw 100%



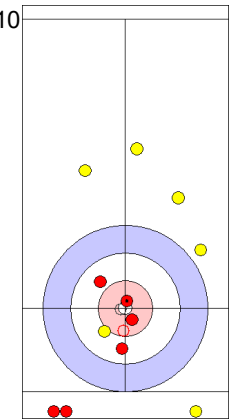
KOR: SEONG J
Promotion Take-out 50%



CHN: WANG Z
Draw 75%



KOR: KIM K
Draw 100%



CHN: HAN Y
Raise 100%

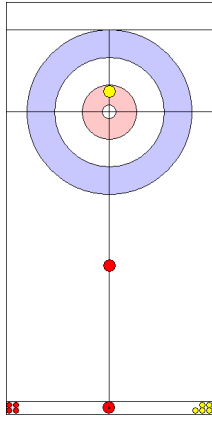
	CHN	KOR
Total Score	2	1
Time left	16:48	16:56

Legend:
 Clockwise Counter-clockwise - Not considered

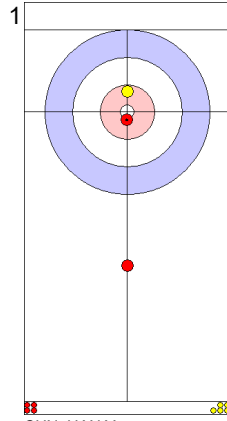


Game - Shot by Shot
每投统计数据

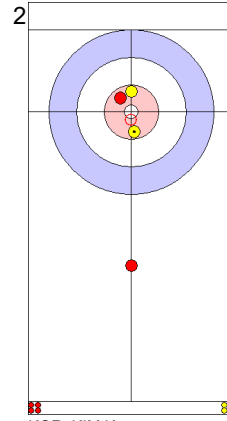
End 3 ● CHN - China 2 + 0 (this end) = 2 ● KOR - Republic of Korea 1 + 3 (this end) = 4



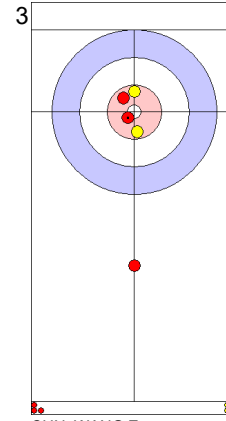
Prepositioned Stones



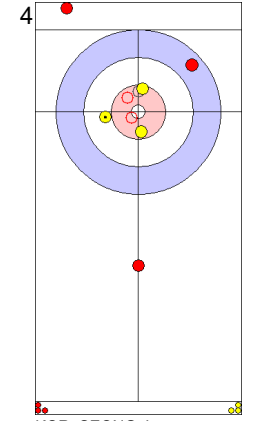
CHN: HAN Y
Draw 100%



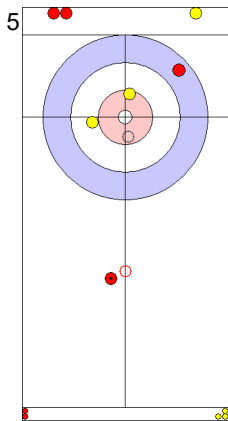
KOR: KIM K
Raise 100%



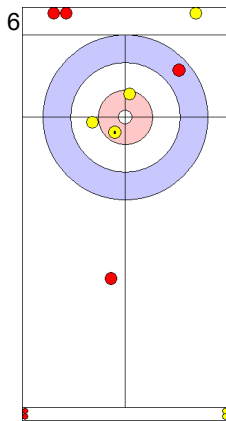
CHN: WANG Z
Draw 100%



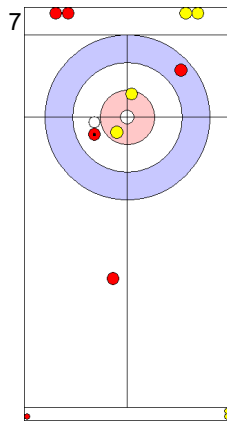
KOR: SEONG J
Take-out 100%



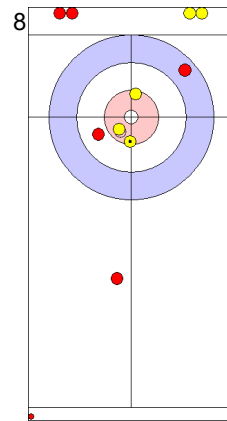
CHN: WANG Z
Promotion Take-out 100%



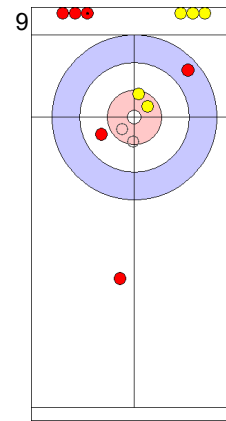
KOR: SEONG J
Draw 100%



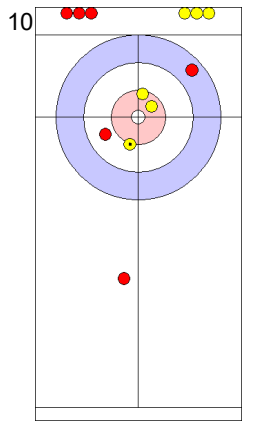
CHN: WANG Z
Hit and Roll 50%



KOR: SEONG J
Draw 75%



CHN: HAN Y
Double Take-out 50%



KOR: KIM K
Draw 100%

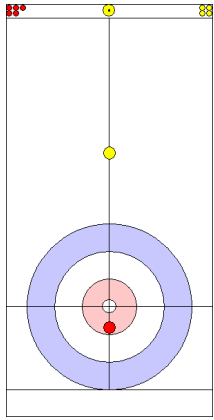
	CHN	KOR
Total Score	2	4
Time left	13:48	14:28

Legend:
 Clockwise Counter-clockwise - Not considered

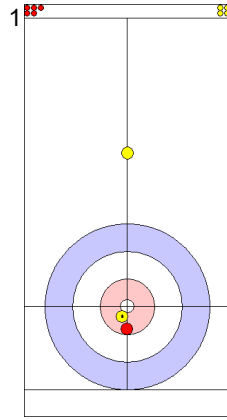


Game - Shot by Shot
每投统计数据

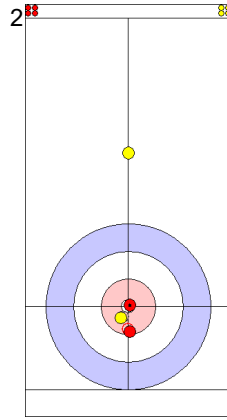
End 4 ● CHN - China 2 + 0 (this end) = 2 ● KOR - Republic of Korea 4 + 1 (this end) = 5



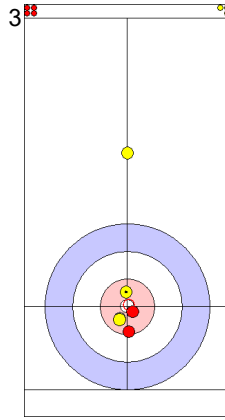
Prepositioned Stones



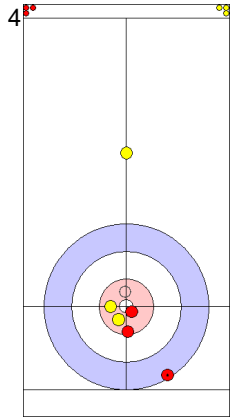
KOR: KIM K
Draw 100%



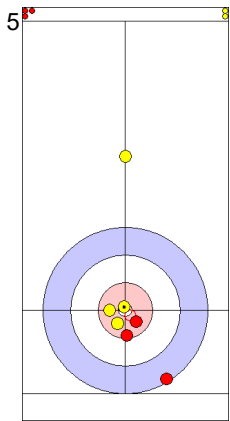
CHN: HAN Y
Draw 100%



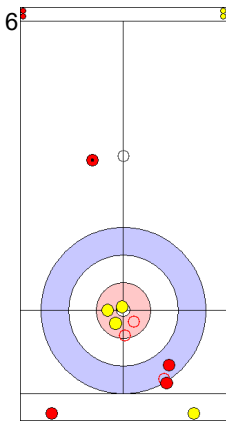
KOR: SEONG J
Draw 100%



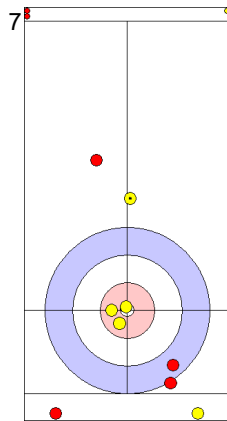
CHN: WANG Z
Raise 50%



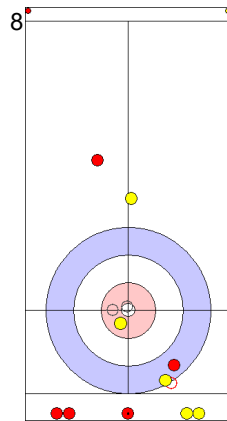
KOR: SEONG J
Raise 100%



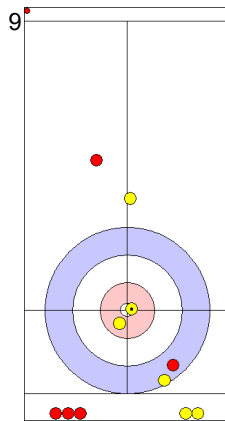
CHN: WANG Z
Promotion Take-out 25%



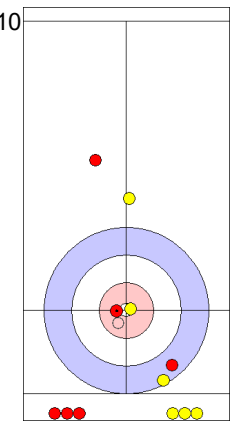
KOR: SEONG J
Guard 50%



CHN: WANG Z
Double Take-out 50%



KOR: KIM K
Draw 100%



CHN: HAN Y
Take-out 25%

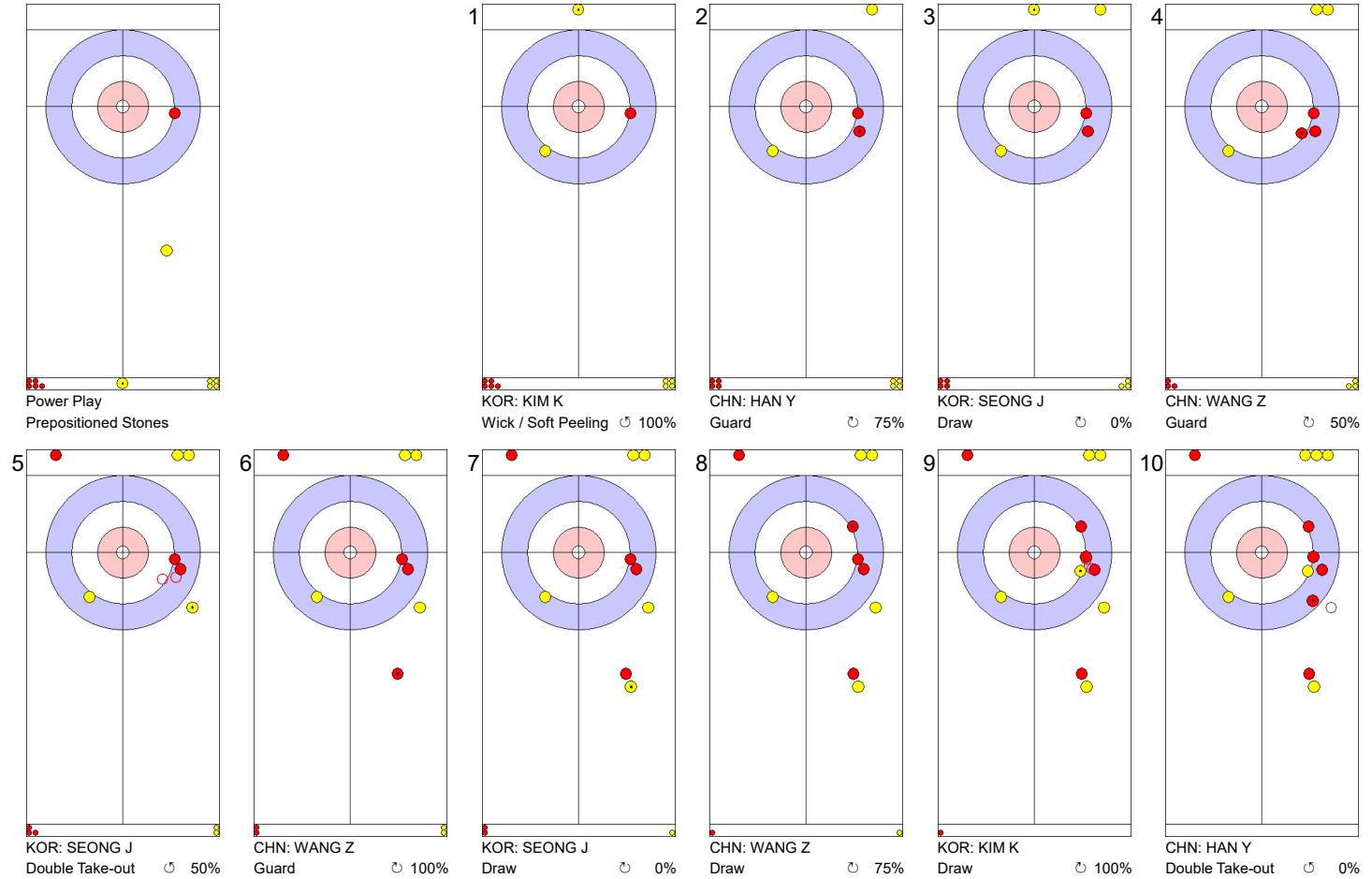
	CHN	KOR
Total Score	2	5
Time left	10:55	12:32

Legend:
 Clockwise Counter-clockwise - Not considered



Game - Shot by Shot
每投统计数据

End 5 ● CHN - China 2 + 0 (this end) = 2 ● KOR - Republic of Korea 5 + 1 (this end) = 6



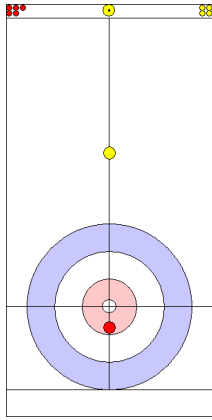
	CHN	KOR
Total Score	2	6
Time left	8:20	9:58

Legend:
 ↻ Clockwise ↺ Counter-clockwise - Not considered

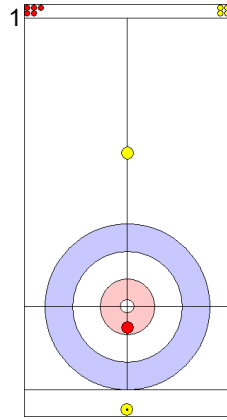


Game - Shot by Shot
每投统计数据

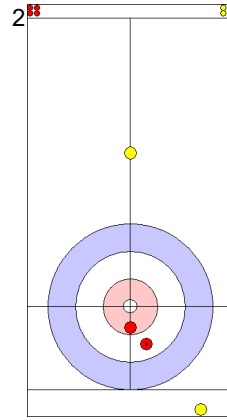
End 6 ● CHN - China 2 + 2 (this end) = 4 ● KOR - Republic of Korea 6 + 0 (this end) = 6



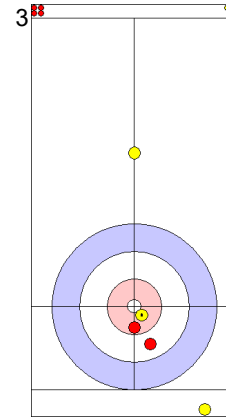
Prepositioned Stones



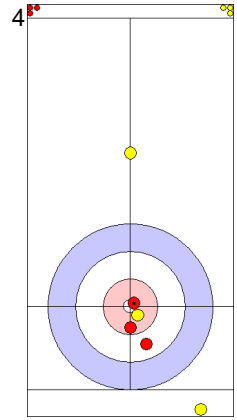
KOR: KIM K
Draw ↻ 0%



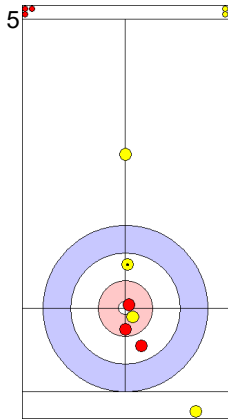
CHN: HAN Y
Draw ↻ 50%



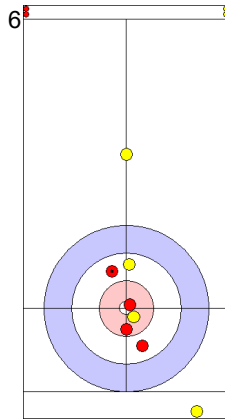
KOR: SEONG J
Draw ↻ 75%



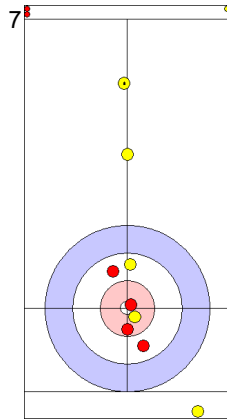
CHN: WANG Z
Draw ↻ 100%



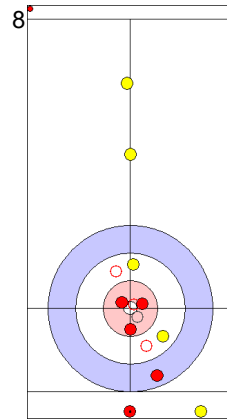
KOR: SEONG J
Draw ↻ 75%



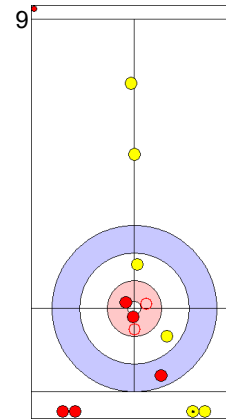
CHN: WANG Z
Draw ↻ 75%



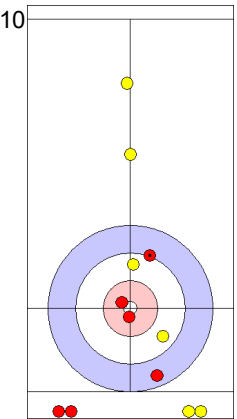
KOR: SEONG J
Draw ↻ 0%



CHN: WANG Z
Raise ↻ 100%



KOR: KIM K
Double Take-out ↻ 50%



CHN: HAN Y
Draw ↻ 0%

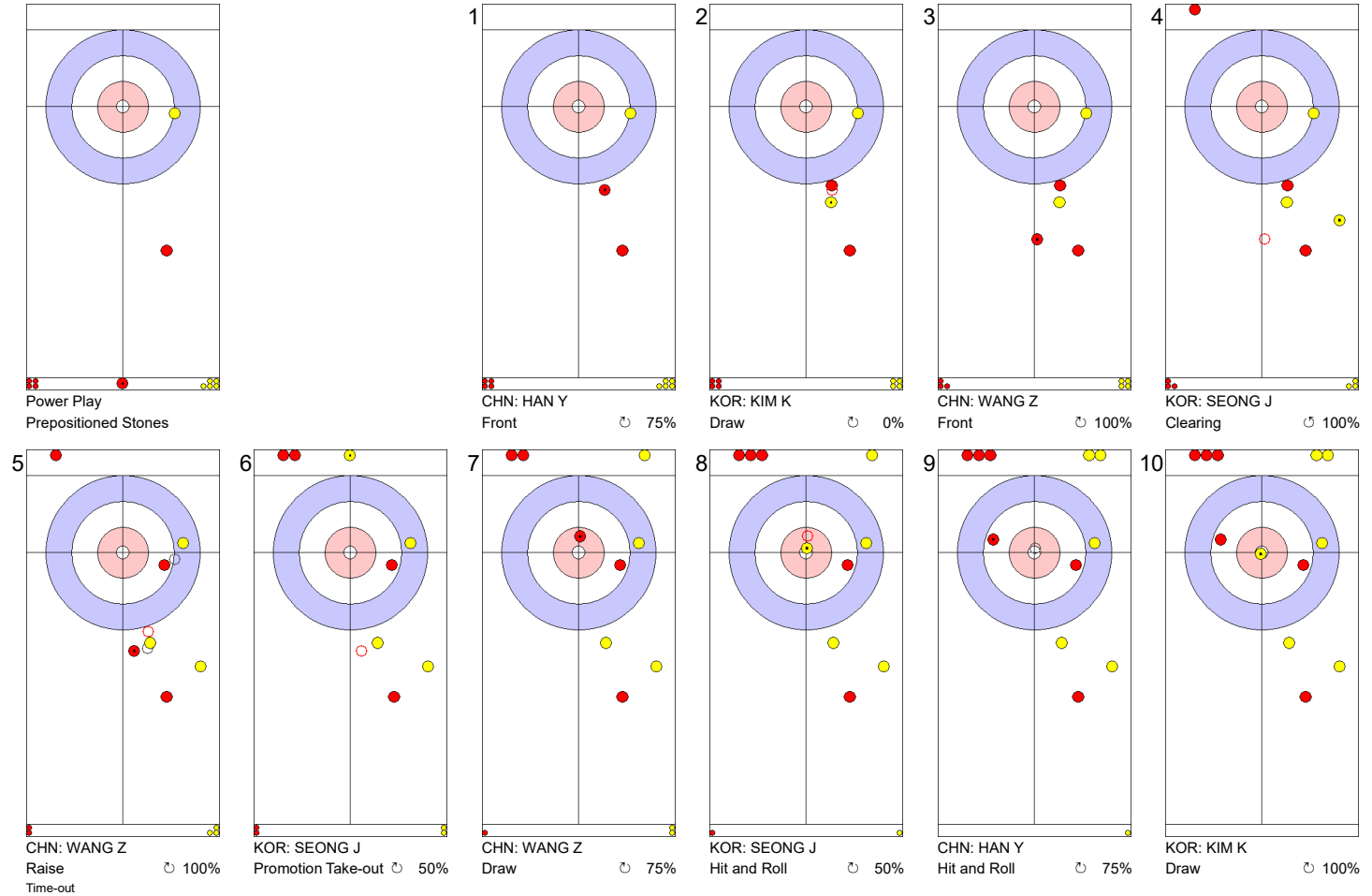
	CHN	KOR
Total Score	4	6
Time left	6:00	6:50

Legend: ↻ Clockwise ↻ Counter-clockwise - Not considered



Game - Shot by Shot
每投统计数据

End 7 ● CHN - China 4 + 0 (this end) = 4 ● KOR - Republic of Korea 6 + 1 (this end) = 7



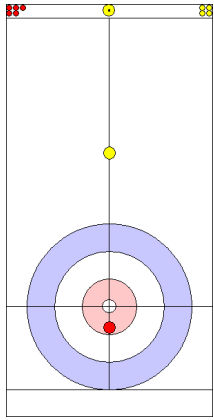
	CHN	KOR
Total Score	4	7
Time left	4:01	3:47

Legend:
 ↻ Clockwise ↺ Counter-clockwise - Not considered

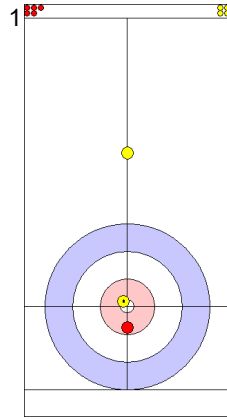


Game - Shot by Shot
每投统计数据

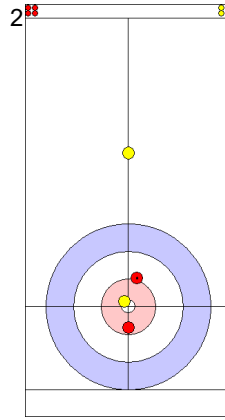
End 8 ● CHN - China 4 + 0 (this end) = 4 ● KOR - Republic of Korea 7 + 1 (this end) = 8



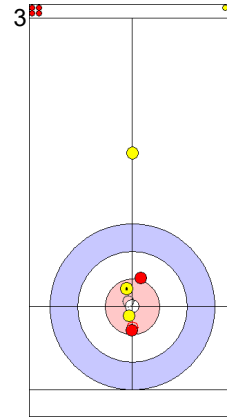
Prepositioned Stones



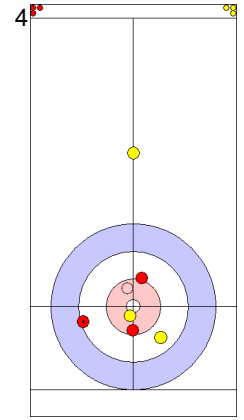
KOR: KIM K
Draw 100%



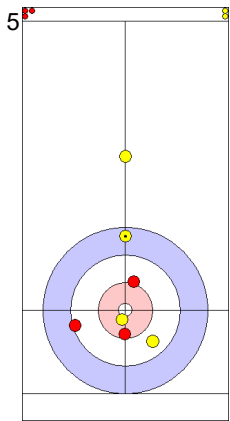
CHN: HAN Y
Draw 75%



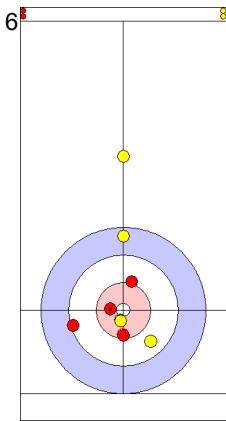
KOR: SEONG J
Raise 100%



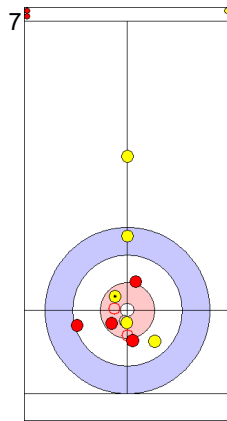
CHN: WANG Z
Raise 50%



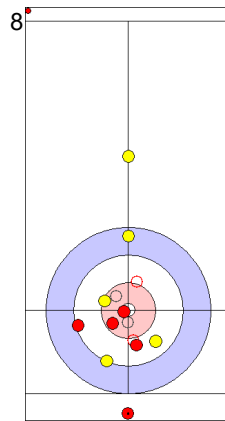
KOR: SEONG J
Draw 50%



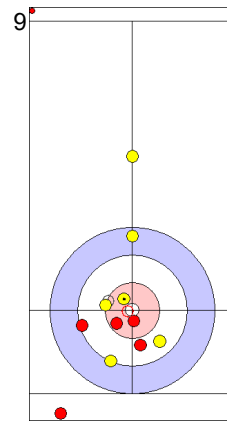
CHN: WANG Z
Draw 75%



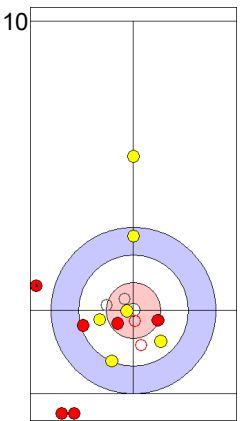
KOR: SEONG J
Draw 100%



CHN: WANG Z
Raise 100%



KOR: KIM K
Draw 75%



CHN: HAN Y
Double Take-out 0%

	CHN	KOR
Total Score	4	8
Time left	0:54	1:34

Legend: ↻ Clockwise ↺ Counter-clockwise - Not considered



Session Results and Standings

每轮比赛成绩和排名

Sheet	Team	LSFE	1	2	3	4	5	6	7	8	Extra Ends	Total
B	HKG - Hong Kong, China	*	0	0	0	3	0	1	0	X		4
	KOR - Republic of Korea		1	3	2	0	2	0	3	X		11
C	PHI - Philippines	*	0	1	0	1	2	1	2	X		7
	TPE - Chinese Taipei		1	0	1	0	0	0	0	X		2

Play-offs Bracket

Qualification	Semi-finals	Finals	Final Standings
<p>[A3] TPE 2 Sheet C</p> <p>[B2] PHI 7</p>	<p>[A1] JPN FRI 7 FEB 13:00 Sheet B</p> <p>PHI</p> <p>[B1] CHN FRI 7 FEB 13:00 Sheet C</p> <p>KOR</p>	<p>SAT 8 FEB 9:00 Sheet C</p>	<p>1</p> <p>2</p> <p>3</p> <p>4</p> <p>5 HKG - Hong Kong, China</p> <p>5 TPE - Chinese Taipei</p> <p>7 KAZ - Kazakhstan</p> <p>8 THA - Thailand</p> <p>9 KGZ - Kyrgyzstan</p> <p>10 KUW - Kuwait</p> <p>11 QAT - Qatar</p> <p>12 MGL - Mongolia</p>
<p>[A2] HKG 4 Sheet B</p> <p>[B3] KOR 11</p>	<p>[A1] JPN FRI 7 FEB 13:00 Sheet B</p> <p>PHI</p> <p>[B1] CHN FRI 7 FEB 13:00 Sheet C</p> <p>KOR</p>	<p>SAT 8 FEB 9:00 Sheet B</p>	

Legend:

Power Play

LSFE(*) Last Stone First End

An Final rank in Group A

X Unplayed/unfinished end due to concession

Bn Final rank in Group B



Game Results

比赛成绩

Sheet	Team	LSFE	1	2	3	4	5	6	7	8	Extra Ends	Total
B	HKG - Hong Kong, China	*	0	0	0	3	0	1	0	X		4
	KOR - Republic of Korea		1	3	2	0	2	0	3	X		11

HKG - Hong Kong, China		Shot Success Game
F	HUNG Ling-Yue	75%
M	YAN Ho Tin Martin	60%
Team Total		66%

Time remaining: 4 minutes 15 seconds

Time-out: End 7 - HKG stone 4

Power Play: End 6

KOR - Republic of Korea		Shot Success Game
F	KIM Kyeongae	89%
M	SEONG Jihoon	83%
Team Total		86%

Time remaining: 4 minutes 10 seconds

Power Play: End 7

Shot Success Analysis

HKG - Hong Kong, China		↻	↺	Game	
F	HUNG Ling-Yue	Draws	7 75%	4 88%	11 80%
		Take-outs	1 25%	2 75%	3 58%
		Total	8 69%	6 83%	14 75%
M	YAN Ho Tin Martin	Draws	10 80%	6 50%	16 69%
		Take-outs	5 30%	0 -	5 30%
		Total	15 63%	6 50%	21 60%
Team		Draws	17 78%	10 65%	27 73%
		Take-outs	6 29%	2 75%	8 41%
		Total	23 65%	12 67%	35 66%

KOR - Republic of Korea		↻	↺	Game	
F	KIM Kyeongae	Draws	7 93%	4 75%	11 86%
		Take-outs	0 -	3 100%	3 100%
		Total	7 93%	7 86%	14 89%
M	SEONG Jihoon	Draws	7 93%	6 75%	13 85%
		Take-outs	5 80%	3 83%	8 81%
		Total	12 88%	9 78%	21 83%
Team		Draws	14 93%	10 75%	24 85%
		Take-outs	5 80%	6 92%	11 86%
		Total	19 89%	16 81%	35 86%

Note:

Team members are identified as follows:

F = Female, M = Male

Legend:

Power Play

↻ Clockwise

↺ Counter-clockwise

LSFE(*) Last Stone First End

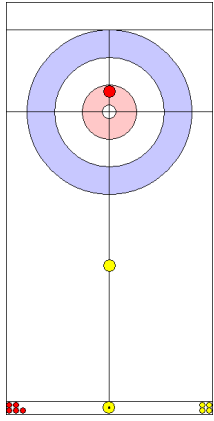
X Unplayed/unfinished end due to concession

Timing & Results provided by **BORNAN**

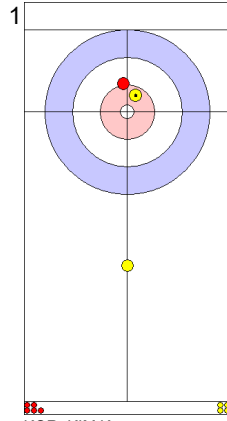


Game - Shot by Shot
每投统计数据

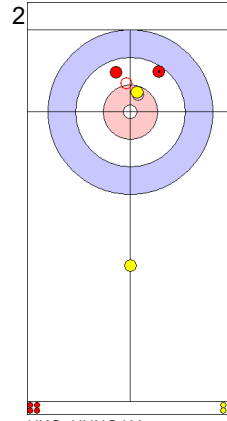
End 1 ● HKG - Hong Kong, China 0 + 0 (this end) = 0 ● KOR - Republic of Korea 0 + 1 (this end) = 1



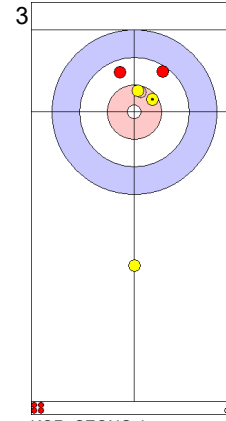
Prepositioned Stones



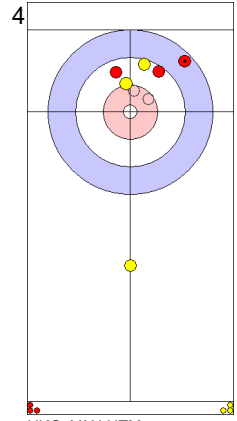
KOR: KIM K
Draw ↻ 100%



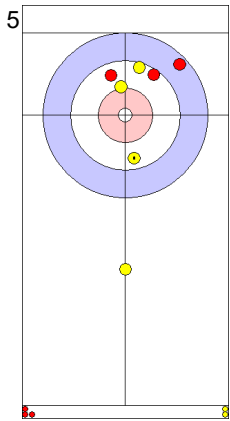
HKG: HUNG LY
Draw ↻ 75%



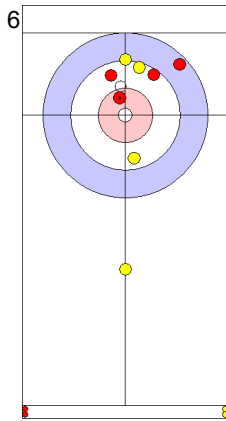
KOR: SEONG J
Draw ↻ 75%



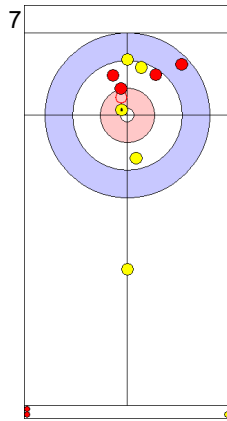
HKG: YAN HTM
Draw ↻ 50%



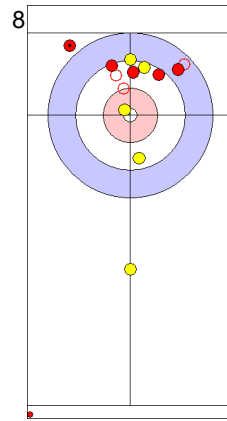
KOR: SEONG J
Draw ↻ 75%



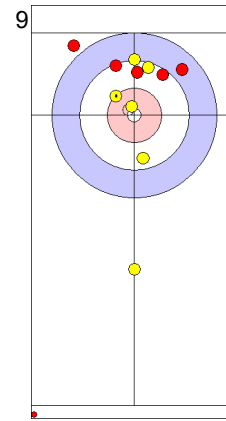
HKG: YAN HTM
Draw ↻ 100%



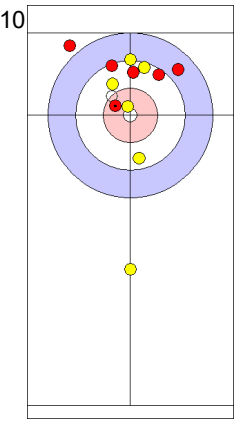
KOR: SEONG J
Draw ↻ 100%



HKG: YAN HTM
Draw ↻ 50%



KOR: KIM K
Draw ↻ 75%



HKG: HUNG LY
Draw ↻ 25%

	HKG	KOR
Total Score	0	1
Time left	19:57	20:04

Legend:

↻ Clockwise

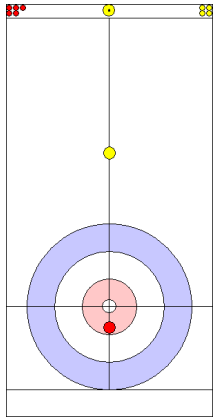
↻ Counter-clockwise

- Not considered

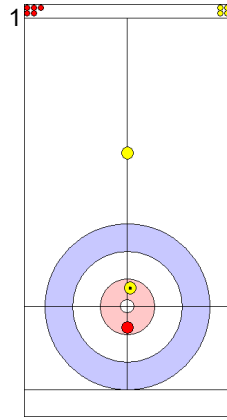


Game - Shot by Shot
每投统计数据

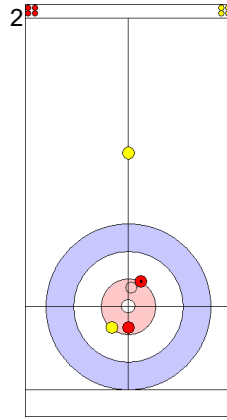
End 2 ● HKG - Hong Kong, China 0 + 0 (this end) = 0 ● KOR - Republic of Korea 1 + 3 (this end) = 4



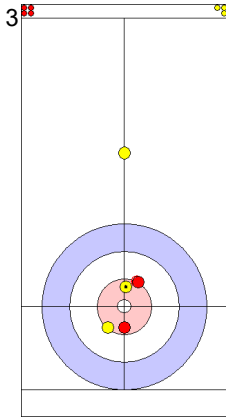
Prepositioned Stones



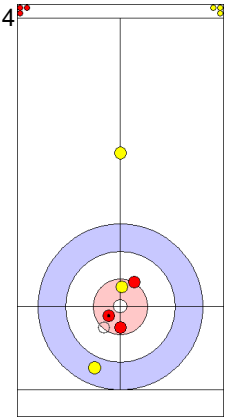
KOR: KIM K
Draw 100%



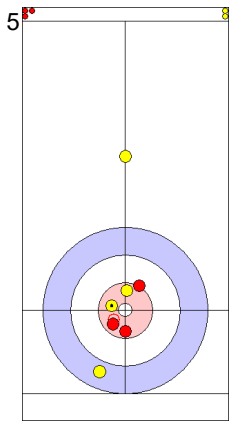
HKG: HUNG LY
Draw 100%



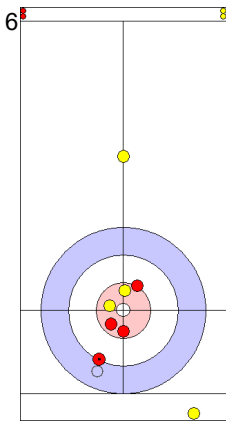
KOR: SEONG J
Draw 100%



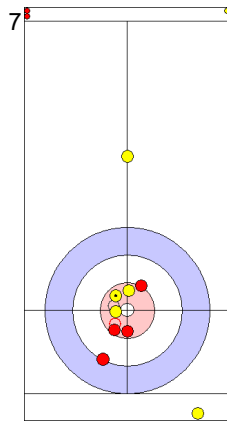
HKG: YAN HTM
Draw 100%



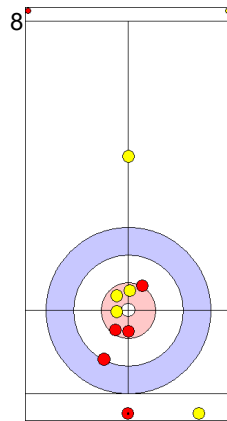
KOR: SEONG J
Draw 100%



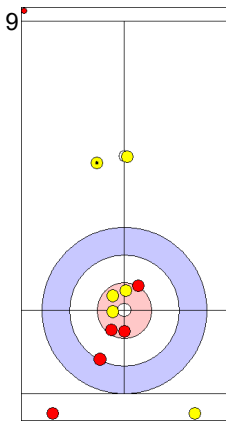
HKG: YAN HTM
Draw 0%



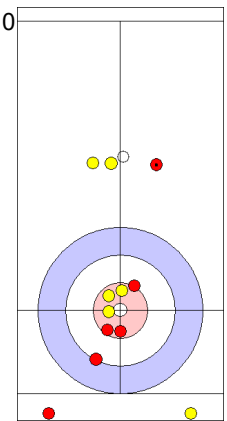
KOR: SEONG J
Draw 100%



HKG: YAN HTM
Take-out 0%



KOR: KIM K
Guard 100%



HKG: HUNG LY
Raise Measurement 0%

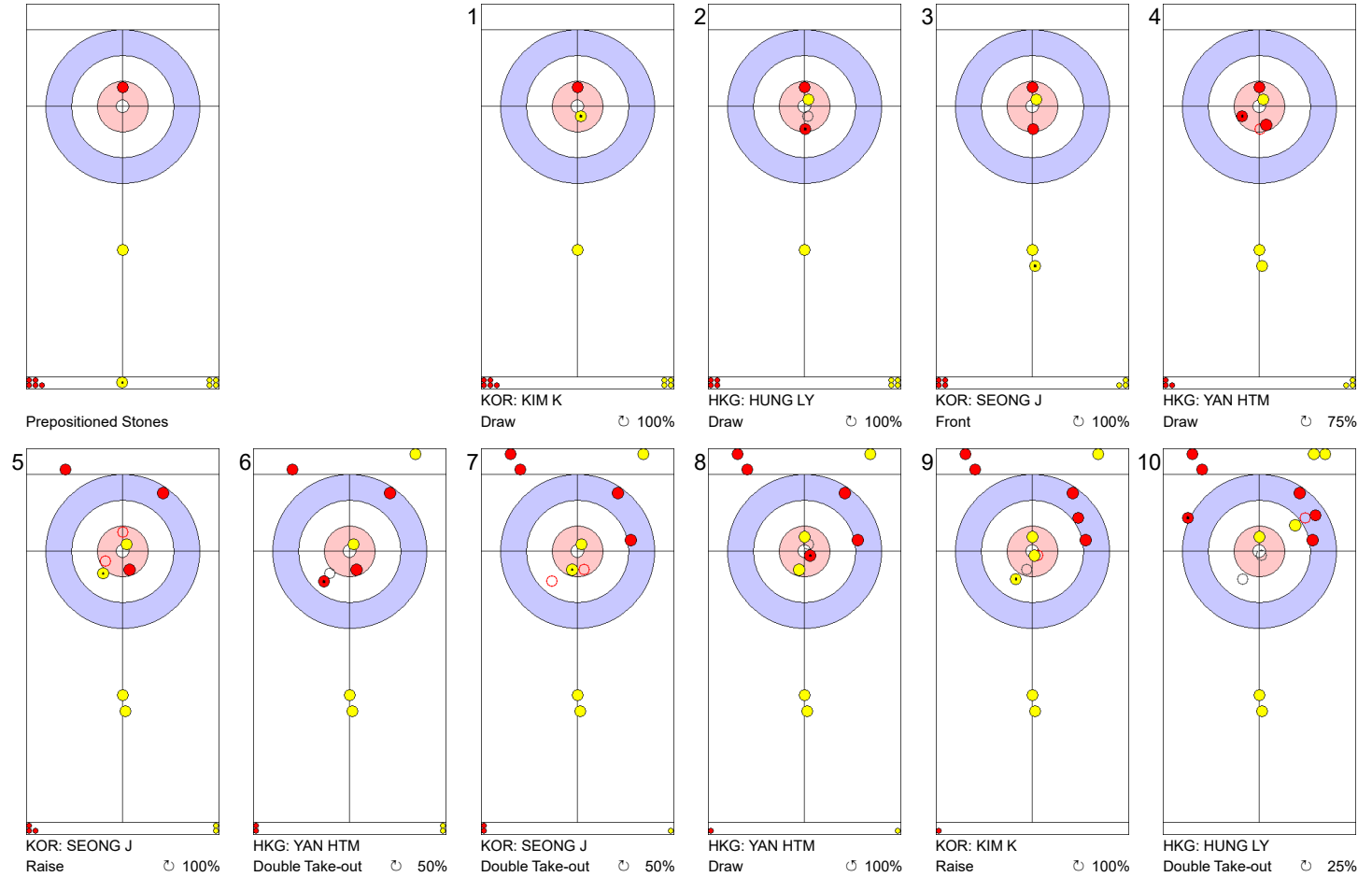
	HKG	KOR
Total Score	0	4
Time left	17:17	17:03

Legend:
 Clockwise
 Counter-clockwise
 - Not considered



Game - Shot by Shot
每投统计数据

End 3 ● HKG - Hong Kong, China 0 + 0 (this end) = 0 ● KOR - Republic of Korea 4 + 2 (this end) = 6

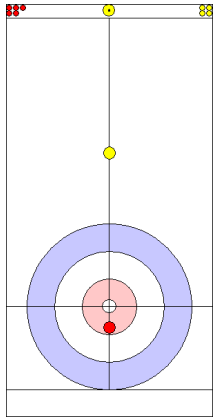


	HKG	KOR
Total Score	0	6
Time left	14:14	14:28

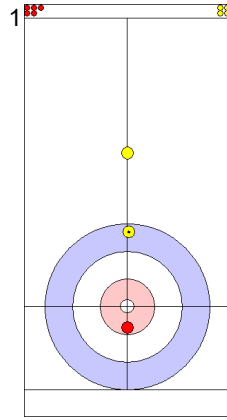
Legend:
 Clockwise Counter-clockwise - Not considered

Game - Shot by Shot
每投统计数据

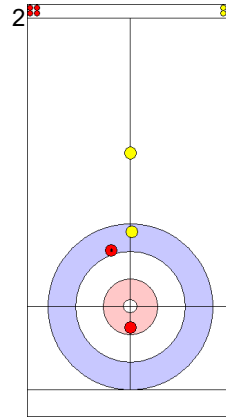
End 4 ● HKG - Hong Kong, China 0 + 3 (this end) = 3 ● KOR - Republic of Korea 6 + 0 (this end) = 6



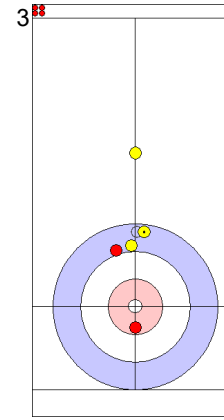
Prepositioned Stones



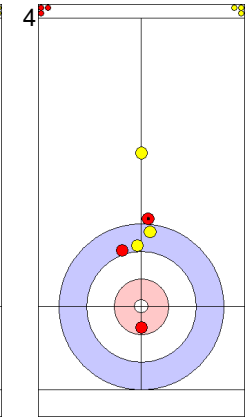
KOR: KIM K
Draw 75%



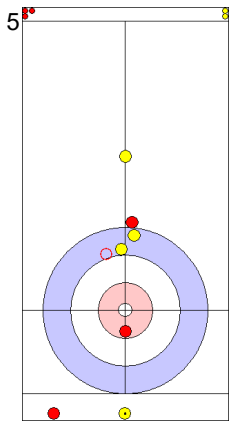
HKG: HUNG LY
Draw 75%



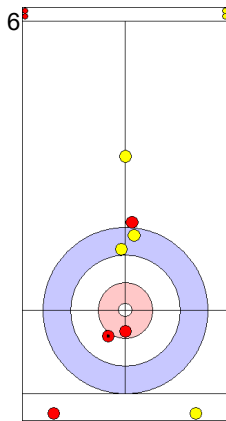
KOR: SEONG J
Raise 75%



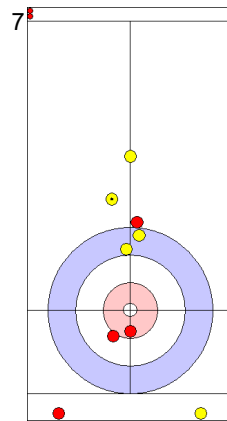
HKG: YAN HTM
Draw 25%



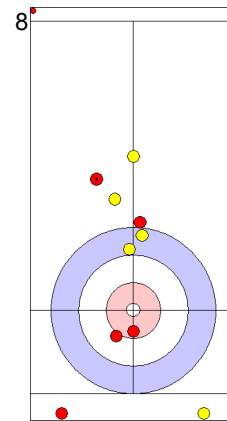
KOR: SEONG J
Double Take-out 50%



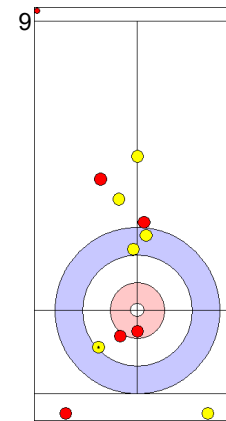
HKG: YAN HTM
Draw 50%



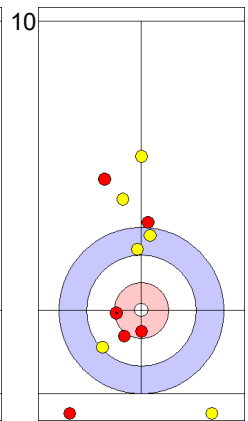
KOR: SEONG J
Draw 0%



HKG: YAN HTM
Draw 0%



KOR: KIM K
Draw 0%



HKG: HUNG LY
Draw 100%

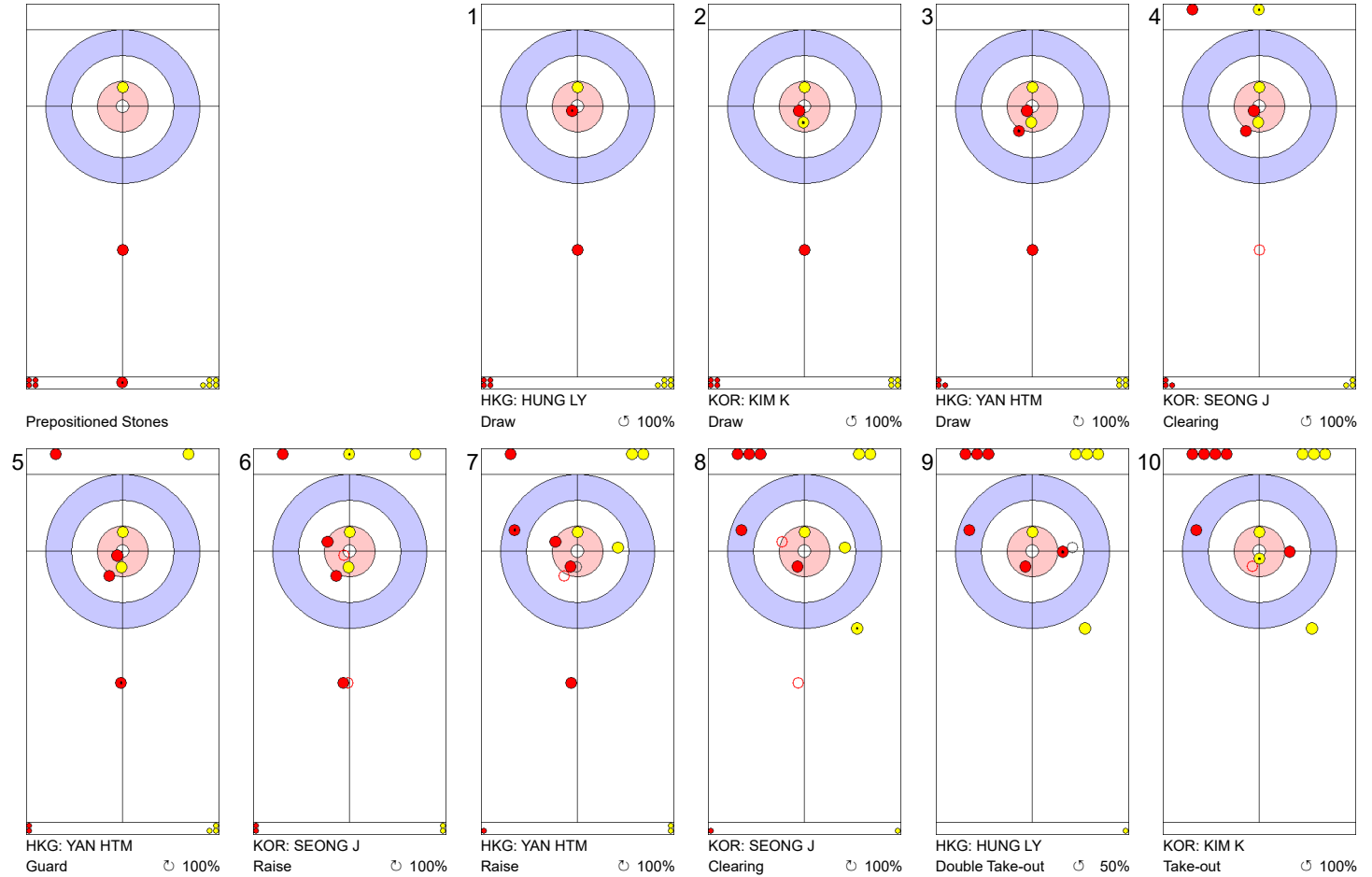
	HKG	KOR
Total Score	3	6
Time left	11:39	12:13

Legend:
 Clockwise Counter-clockwise - Not considered



Game - Shot by Shot
每投统计数据

End 5 ● HKG - Hong Kong, China 3 + 0 (this end) = 3 ● KOR - Republic of Korea 6 + 2 (this end) = 8



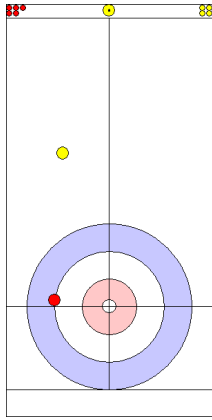
	HKG	KOR
Total Score	3	8
Time left	9:06	9:24

Legend:
 ↻ Clockwise ↺ Counter-clockwise - Not considered

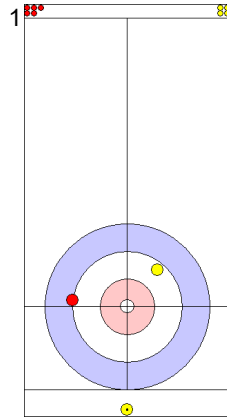


Game - Shot by Shot
每投统计数据

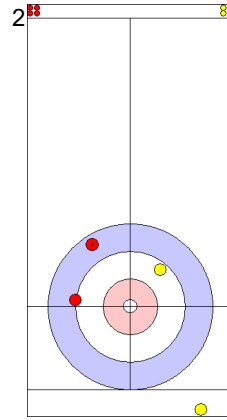
End 6 ● HKG - Hong Kong, China 3 + 1 (this end) = 4 ● KOR - Republic of Korea 8 + 0 (this end) = 8



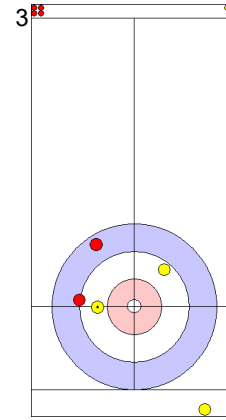
Power Play
Prepositioned Stones



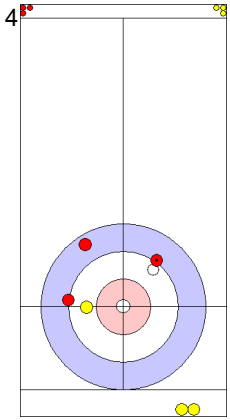
KOR: KIM K
Wick / Soft Peeling ⤴ 100%



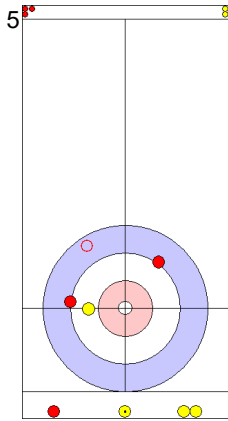
HKG: HUNG LY
Draw ⤴ 100%



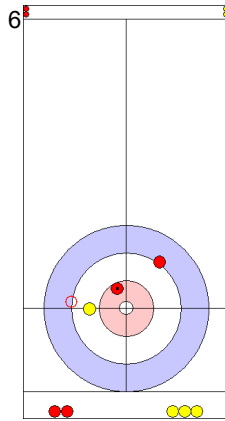
KOR: SEONG J
Draw ⤴ 75%



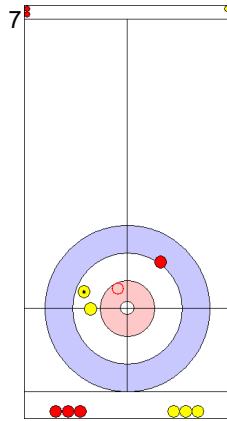
HKG: YAN HTM
Double Take-out ⤴ 50%



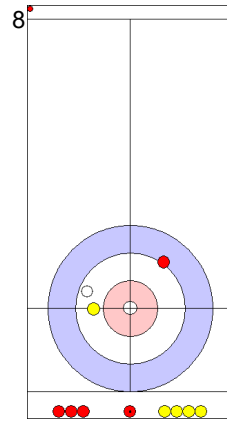
KOR: SEONG J
Double Take-out ⤴ 50%



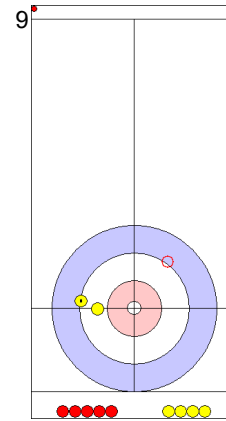
HKG: YAN HTM
Take-out ⤴ 0%



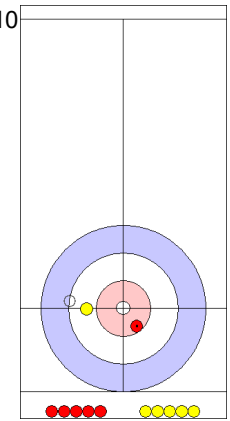
KOR: SEONG J
Take-out ⤴ 100%



HKG: YAN HTM
Double Take-out ⤴ 50%



KOR: KIM K
Take-out ⤴ 100%



HKG: HUNG LY
Take-out ⤴ 100%

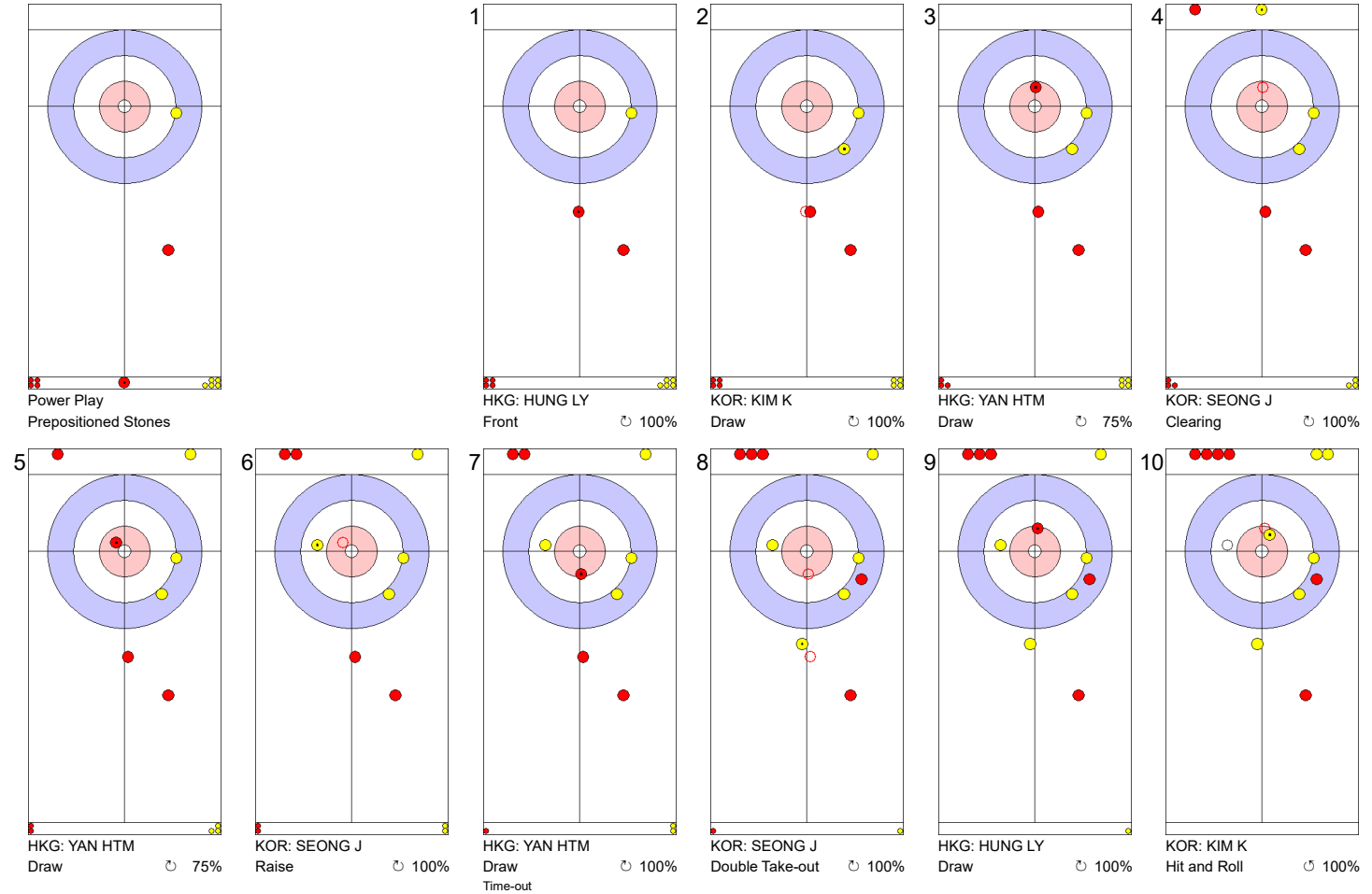
	HKG	KOR
Total Score	4	8
Time left	6:04	6:46

Legend: ⤴ Clockwise ⤵ Counter-clockwise - Not considered



Game - Shot by Shot
每投统计数据

End 7 ● HKG - Hong Kong, China 4 + 0 (this end) = 4 ● KOR - Republic of Korea 8 + 3 (this end) = 11



	HKG	KOR
Total Score	4	11
Time left	4:15	4:10

Legend:
 ↻ Clockwise ↺ Counter-clockwise - Not considered



Game Results

比赛成绩

Sheet	Team	LSFE	1	2	3	4	5	6	7	8	Extra Ends	Total
C	PHI - Philippines	*	0	1	0	1	2	1	2	X		7
	TPE - Chinese Taipei		1	0	1	0	0	0	0	X		2

PHI - Philippines		Shot Success Game
F	DUBBERSTEIN Kathleen Sumbillo	71%
M	PFISTER Marc	74%
Team Total		73%

TPE - Chinese Taipei		Shot Success Game
F	CHOU Yi-Hsuan	65%
M	LIU Bor-Kai	58%
Team Total		61%

Time remaining: 1 minute 49 seconds

Time-out: End 8 - PHI stone 3

Time remaining: 1 minute 43 seconds

Power Play: End 7

Shot Success Analysis

PHI - Philippines		↻	↺	Game
F	DUBBERSTEIN Kathleen Sumbillo	Draws	6 75%	7 64% 13 69%
		Take-outs	0 -	1 100% 1 100%
		Total	6 75%	8 69% 14 71%
M	PFISTER Marc	Draws	13 75%	6 67% 19 72%
		Take-outs	3 75%	1 100% 4 81%
		Total	16 75%	7 71% 23 74%
Team		Draws	19 75%	13 65% 32 71%
		Take-outs	3 75%	2 100% 5 85%
		Total	22 75%	15 70% 37 73%

TPE - Chinese Taipei		↻	↺	Game
F	CHOU Yi-Hsuan	Draws	6 83%	7 68% 13 75%
		Take-outs	1 0%	1 0% 2 0%
		Total	7 71%	8 59% 15 65%
M	LIU Bor-Kai	Draws	9 72%	5 75% 14 73%
		Take-outs	3 33%	5 30% 8 31%
		Total	12 63%	10 53% 22 58%
Team		Draws	15 77%	12 71% 27 74%
		Take-outs	4 25%	6 25% 10 25%
		Total	19 66%	18 56% 37 61%

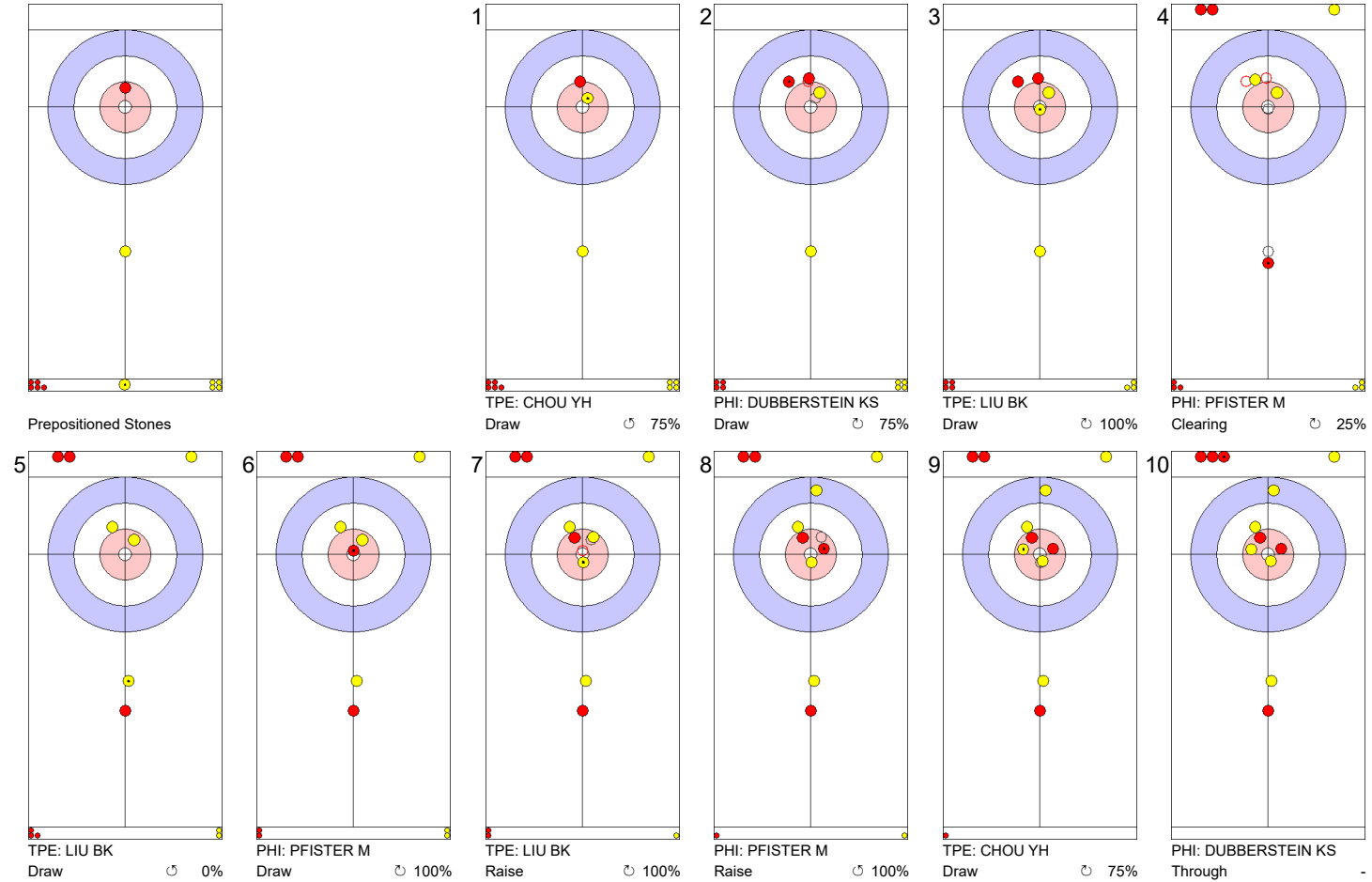
Note:
Team members are identified as follows:
F = Female, M = Male

Legend:
 Power Play ↻ Clockwise ↺ Counter-clockwise
 LSFE(*) Last Stone First End X Unplayed/unfinished end due to concession



Game - Shot by Shot
每投统计数据

End 1 ● PHI - Philippines 0 + 0 (this end) = 0 ● TPE - Chinese Taipei 0 + 1 (this end) = 1



	PHI	TPE
Total Score	0	1
Time left	19:07	19:54

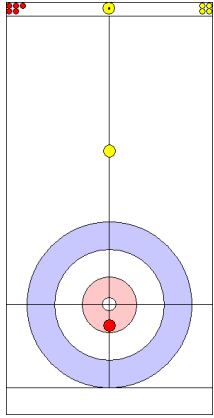
Legend:
 Clockwise Counter-clockwise - Not considered



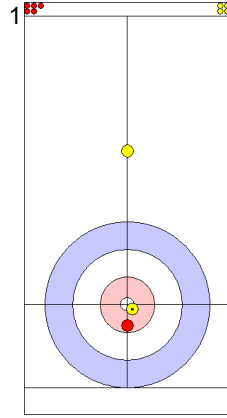
Game - Shot by Shot
每投统计数据

End 2 ● PHI - Philippines 0 + 1 (this end) = 1

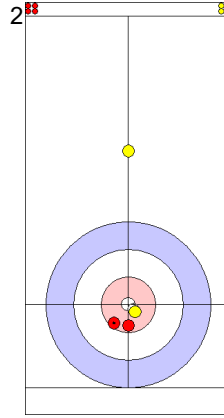
● TPE - Chinese Taipei 1 + 0 (this end) = 1



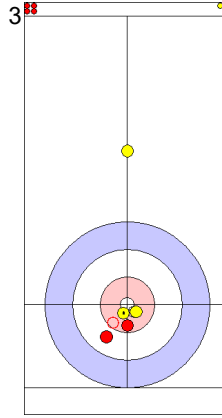
Prepositioned Stones



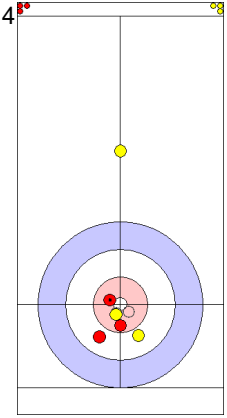
TPE: CHOU YH
Draw ⤴ 100%



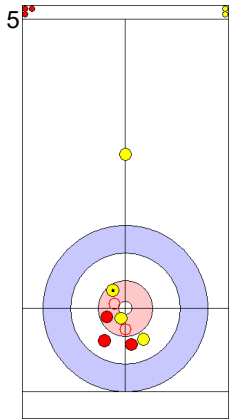
PHI: DUBBERSTEIN KS
Draw ⤴ 75%



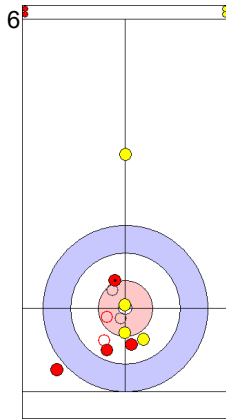
TPE: LIU BK
Draw ⤴ 100%



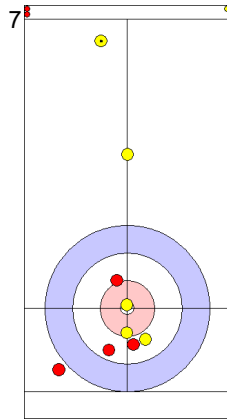
PHI: PFISTER M
Draw ⤴ 100%



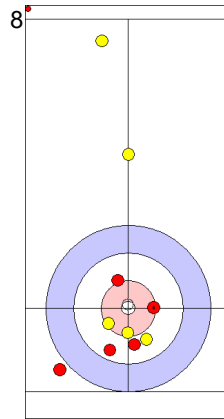
TPE: LIU BK
Draw ⤴ 100%



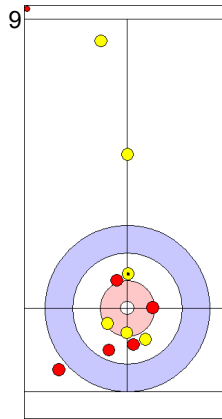
PHI: PFISTER M
Raise ⤴ 50%



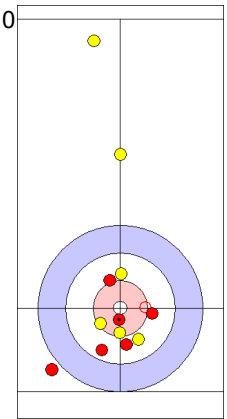
TPE: LIU BK
Guard ⤴ 100%



PHI: PFISTER M
Raise ⤴ 75%



TPE: CHOU YH
Draw ⤴ 50%



PHI: DUBBERSTEIN KS
Draw ⤴ 100%

	PHI	TPE
Total Score	1	1
Time left	15:28	16:34

Legend:

⤴ Clockwise

⤵ Counter-clockwise

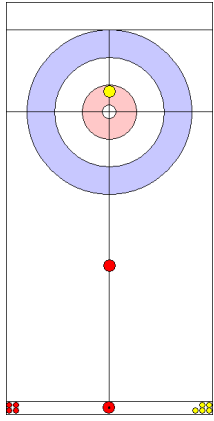
- Not considered

Timing & Results provided by BORNAN

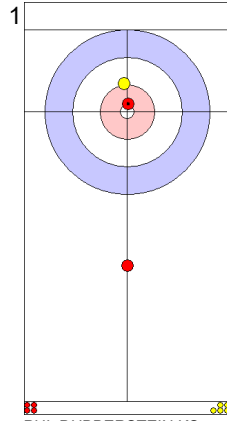
Game - Shot by Shot
每投统计数据

End 3 ● PHI - Philippines 1 + 0 (this end) = 1

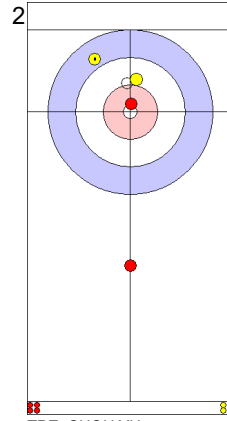
⊗ TPE - Chinese Taipei 1 + 1 (this end) = 2



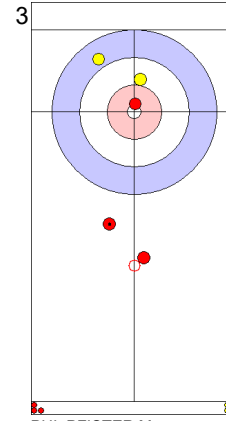
Prepositioned Stones



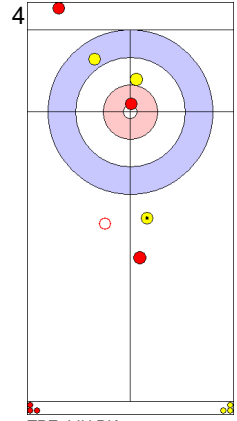
PHI: DUBBERSTEIN KS
Draw 100%



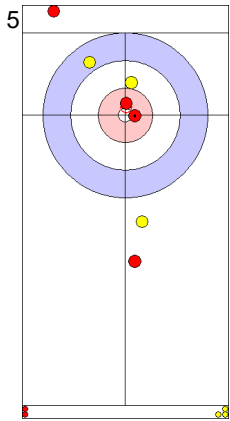
TPE: CHOU YH
Draw 75%



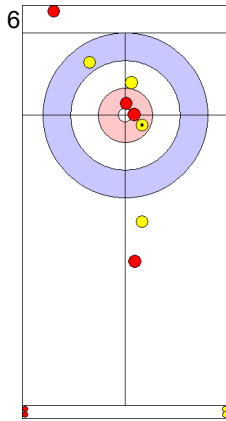
PHI: PFISTER M
Draw 0%



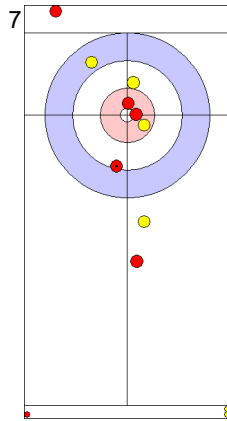
TPE: LIU BK
Draw 0%



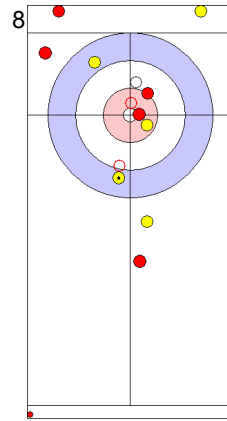
PHI: PFISTER M
Draw 100%



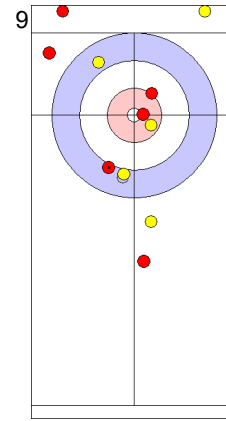
TPE: LIU BK
Draw 75%



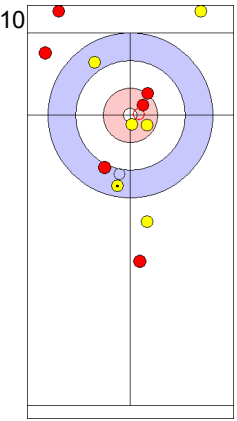
PHI: PFISTER M
Guard 100%



TPE: LIU BK
Take-out 0%



PHI: DUBBERSTEIN KS
Draw 75%



TPE: CHOU YH
Raise 100%

	PHI	TPE
Total Score	1	2
Time left	12:53	12:48

Legend:

↻ Clockwise

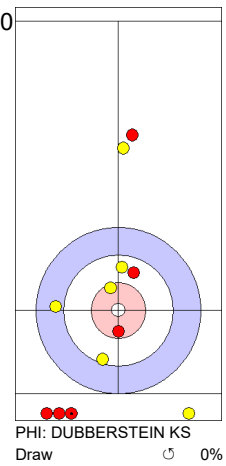
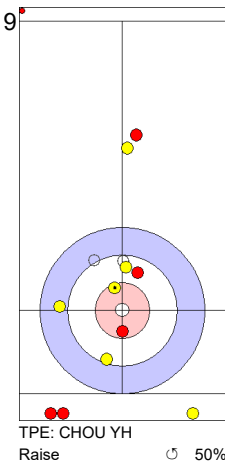
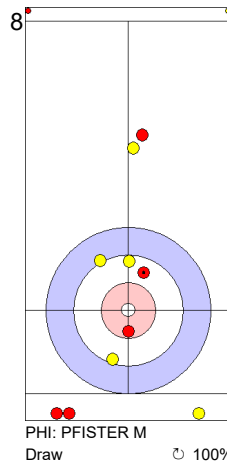
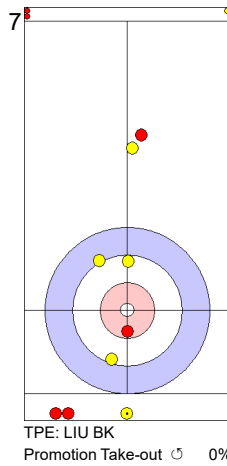
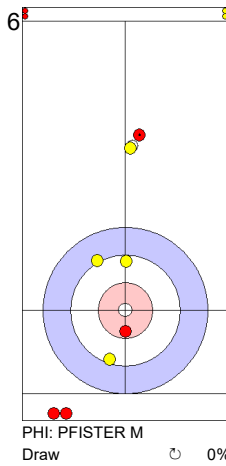
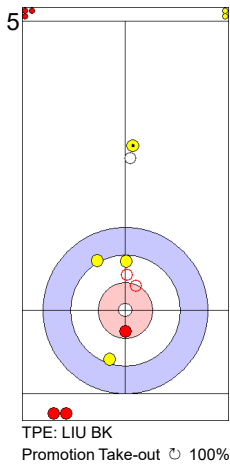
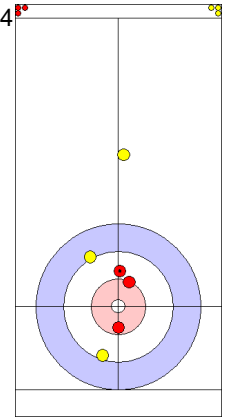
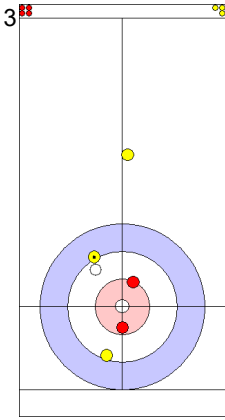
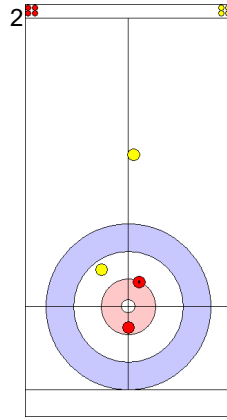
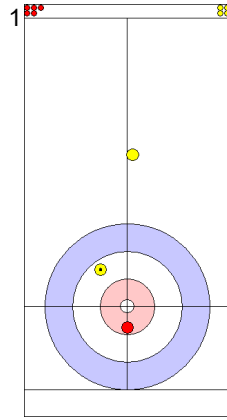
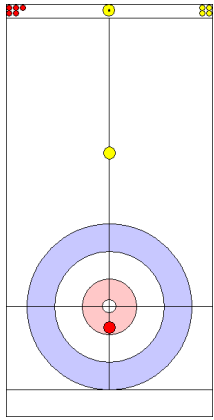
↺ Counter-clockwise

- Not considered



Game - Shot by Shot
每投统计数据

End 4 ● PHI - Philippines 1 + 1 (this end) = 2 ● TPE - Chinese Taipei 2 + 0 (this end) = 2



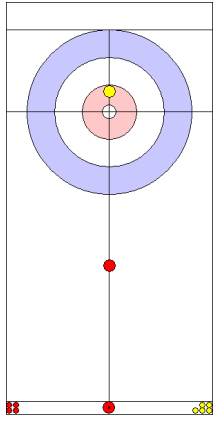
	PHI	TPE
Total Score	2	2
Time left	9:41	9:59

Legend:
 Clockwise Counter-clockwise - Not considered

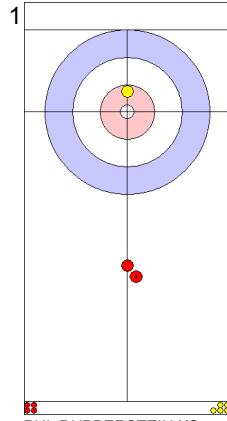


Game - Shot by Shot
每投统计数据

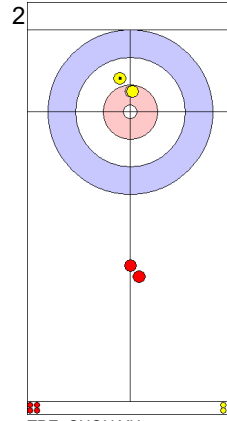
End 5 ● PHI - Philippines 2 + 2 (this end) = 4 ● TPE - Chinese Taipei 2 + 0 (this end) = 2



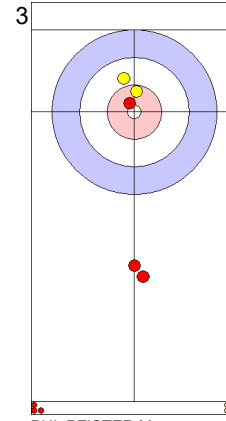
Prepositioned Stones



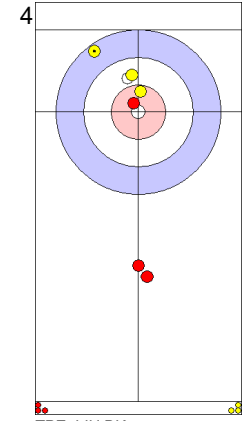
1 PHI: DUBBERSTEIN KS
Draw 0%



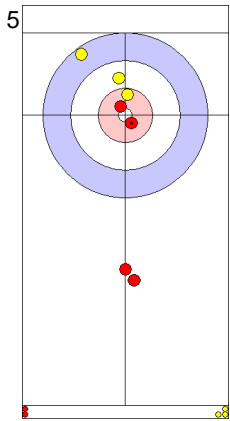
2 TPE: CHOU YH
Draw 75%



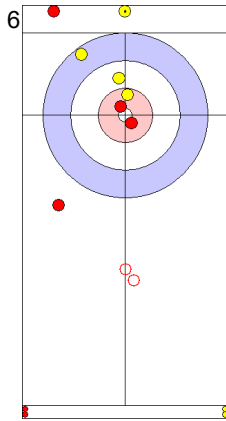
3 PHI: PFISTER M
Draw 100%



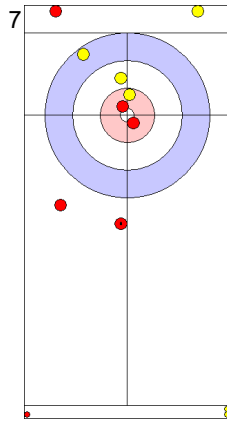
4 TPE: LIU BK
Draw 50%



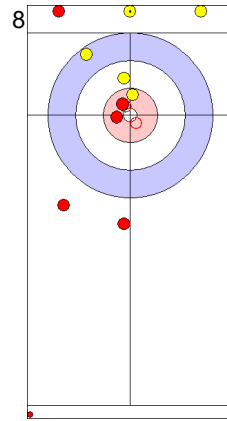
5 PHI: PFISTER M
Draw 100%



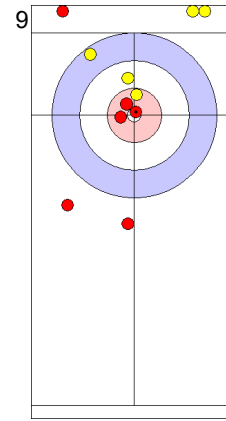
6 TPE: LIU BK
Clearing 100%



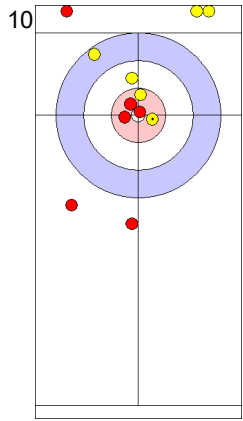
7 PHI: PFISTER M
Guard 50%



8 TPE: LIU BK
Take-out 0%



9 PHI: DUBBERSTEIN KS
Draw 100%



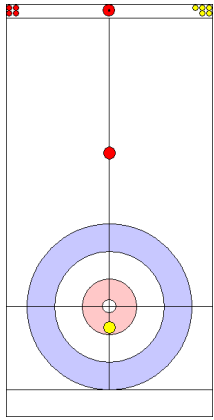
10 TPE: CHOU YH
Draw Measurement 25%

	PHI	TPE
Total Score	4	2
Time left	7:50	7:27

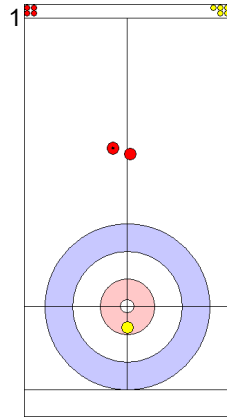
Legend:
 Clockwise Counter-clockwise - Not considered

Game - Shot by Shot
每投统计数据

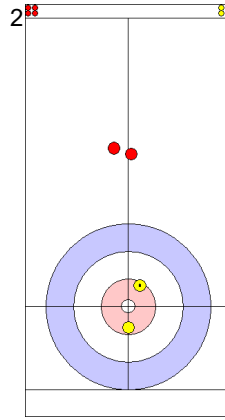
End 6 ● PHI - Philippines 4 + 1 (this end) = 5 ● TPE - Chinese Taipei 2 + 0 (this end) = 2



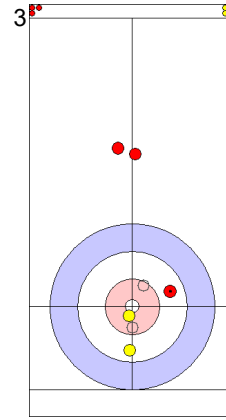
Prepositioned Stones



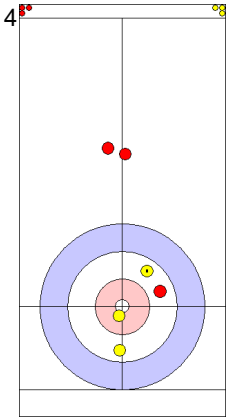
PHI: DUBBERSTEIN KS
Draw ↻ 0%



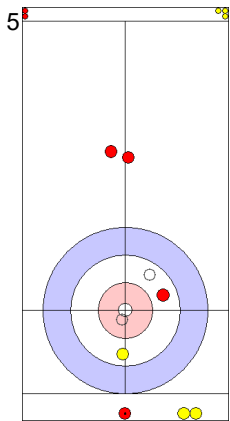
TPE: CHOU YH
Draw ↻ 100%



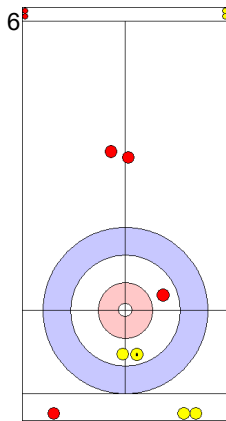
PHI: PFISTER M
Draw ↻ 75%



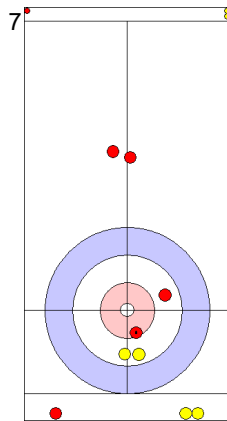
TPE: LIU BK
Draw ↻ 75%



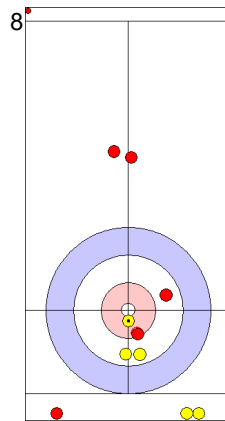
PHI: PFISTER M
Double Take-out ↻ 100%



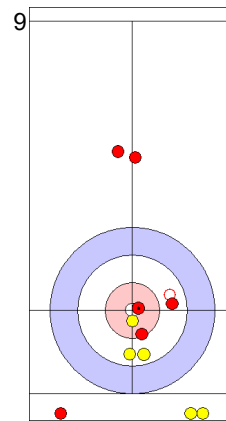
TPE: LIU BK
Draw ↻ 75%



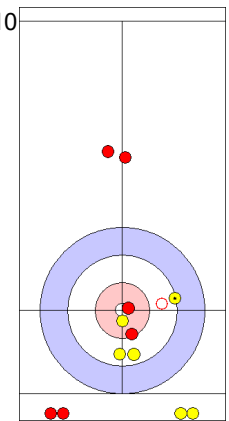
PHI: PFISTER M
Draw ↻ 75%



TPE: LIU BK
Draw ↻ 75%



PHI: DUBBERSTEIN KS
Draw ↻ 100%



TPE: CHOU YH
Hit and Roll ↻ 0%

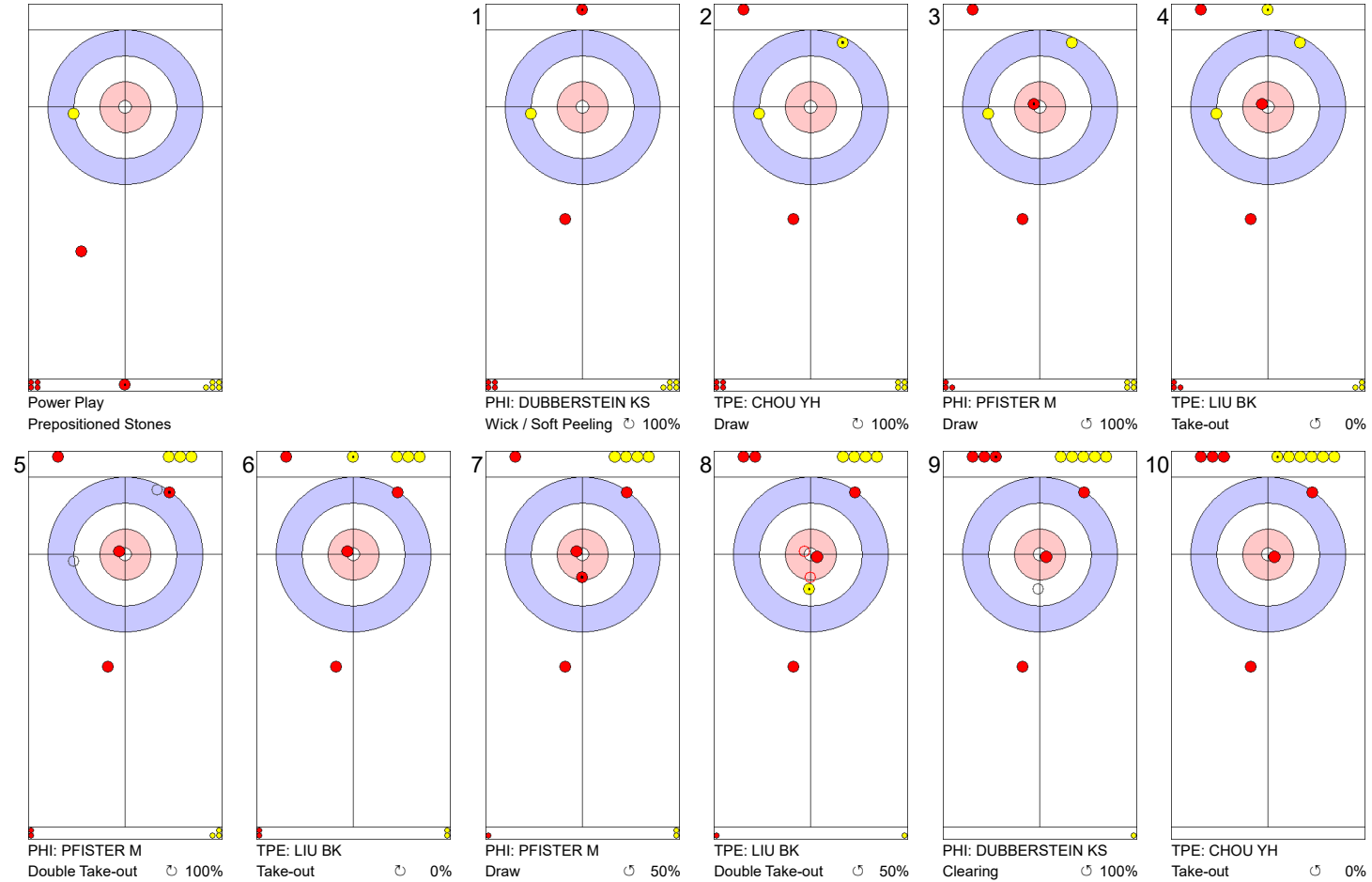
	PHI	TPE
Total Score	5	2
Time left	4:58	4:37

Legend:
 ↻ Clockwise ↻ Counter-clockwise - Not considered



Game - Shot by Shot
每投统计数据

End 7 ● PHI - Philippines 5 + 2 (this end) = 7 ● TPE - Chinese Taipei 2 + 0 (this end) = 2



	PHI	TPE
Total Score	7	2
Time left	2:26	2:04

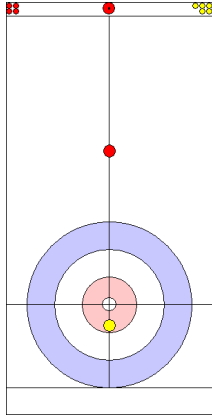
Legend:
 Clockwise Counter-clockwise - Not considered



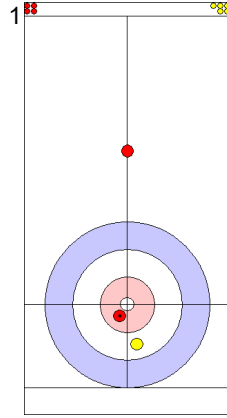
Game - Shot by Shot
每投统计数据

End 8 ● PHI - Philippines 7 + X (this end) = 7

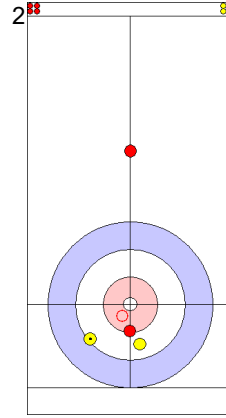
● TPE - Chinese Taipei 2 + X (this end) = 2



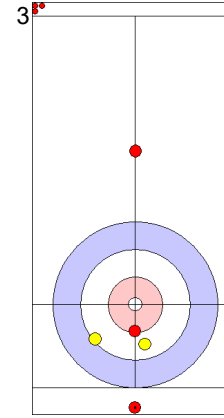
Prepositioned Stones



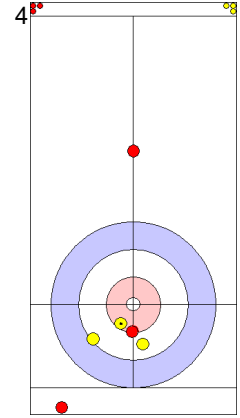
PHI: DUBBERSTEIN KS
Draw ↻ 75%



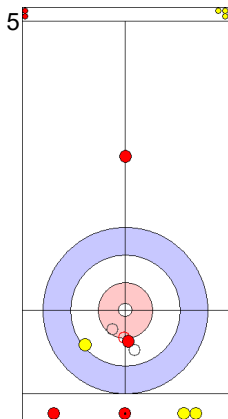
TPE: CHOU YH
Draw ↻ 75%



PHI: PFISTER M
Draw ↻ 0%



TPE: LIU BK
Draw ↻ 100%



PHI: PFISTER M
Double Take-out ↻ 100%
Time-out

	PHI	TPE
Total Score	7	2
Time left	1:49	1:43

Legend:

↻ Clockwise

↻ Counter-clockwise

- Not considered

X Unfinished end due to concession



Competition Matrix 积分表

Group A

Team	HKG	JPN	KUW	MGL	THA	TPE
HKG		3 - 9	11 - 2	9 - 2	14 - 5	9 - 8
JPN	9 - 3		W - L	19 - 0	12 - 2	9 - 3
KUW	2 - 11	L - W		6 - 5	3 - 12	3 - 13
MGL	2 - 9	0 - 19	5 - 6		5 - 10	4 - 8
THA	5 - 14	2 - 12	12 - 3	10 - 5		0 - 12
TPE	8 - 9	3 - 9	13 - 3	8 - 4	12 - 0	

Standings after Round Robin

Rank	Team	Games	Wins	Losses	
1	JPN - Japan	5	5	0	Q
2	HKG - Hong Kong, China	5	4	1	Q
3	TPE - Chinese Taipei	5	3	2	Q
4	THA - Thailand	5	2	3	
5	KUW - Kuwait	5	1	4	
6	MGL - Mongolia	5	0	5	

Group B

Team	CHN	KAZ	KGZ	KOR	PHI	QAT
CHN		11 - 5	8 - 3	6 - 4	9 - 6	10 - 1
KAZ	5 - 11		12 - 5	0 - 12	2 - 11	7 - 4
KGZ	3 - 8	5 - 12		3 - 14	2 - 10	8 - 6
KOR	4 - 6	12 - 0	14 - 3		6 - 12	14 - 1
PHI	6 - 9	11 - 2	10 - 2	12 - 6		11 - 3
QAT	1 - 10	4 - 7	6 - 8	1 - 14	3 - 11	

Standings after Round Robin

Rank	Team	Games	Wins	Losses	
1	CHN - People's Republic of China	5	5	0	Q
2	PHI - Philippines	5	4	1	Q
3	KOR - Republic of Korea	5	3	2	Q
4	KAZ - Kazakhstan	5	2	3	
5	KGZ - Kyrgyzstan	5	1	4	
6	QAT - Qatar	5	0	5	

Legend:

L Loss

Q Qualified for the play-offs

W Win

Timing & Results provided by BORNAN



Draw Shot Challenge by Group
全队投壶赛

REVISED
6 FEB 18:03

Group A		Stone Rotation	Last Stone Draw in each Round Robin Game					DSC
Rank	Team		1	2	3	4	5	
1	HKG - Hong Kong, China	⌚	75.7	27.3	56.3	101.7	31.3	56.68cm
		⌚	37.4	91.9	35.4	143.3	53.1	
2	JPN - Japan	⌚	36.6	8.5	18.1	56.3	26.0	57.23cm
		⌚	17.0	199.6	61.8	199.6	91.2	
3	TPE - Chinese Taipei	⌚	61.5	39.3	70.8	63.2	50.2	65.56cm
		⌚	128.2	45.7	37.5	171.5	93.6	
4	MGL - Mongolia	⌚	113.8	194.3	68.6	91.8	108.8	134.74cm
		⌚	193.4	199.6	199.6	199.6	42.8	
5	THA - Thailand	⌚	109.1	154.2	199.6	145.0	145.5	142.12cm
		⌚	199.6	199.6	21.8	104.7	199.6	
6	KUW - Kuwait	⌚	199.6	199.6	199.6	199.6	199.6	197.23cm
		⌚	199.6	199.6	199.6	199.6	178.3	

Group B		Stone Rotation	Last Stone Draw in each Round Robin Game					DSC
Rank	Team		1	2	3	4	5	
1	CHN - People's Republic of China	⌚	199.6	123.7	29.7	57.4	40.2	37.46cm
		⌚	13.9	26.7	19.1	11.2	15.2	
2	KOR - Republic of Korea	⌚	83.2	67.0	16.6	30.4	42.2	47.83cm
		⌚	71.4	137.3	38.1	38.3	43.3	
3	KAZ - Kazakhstan	⌚	117.0	112.8	28.9	18.0	65.8	55.33cm
		⌚	7.8	50.5	161.0	73.4	23.8	
4	PHI - Philippines	⌚	174.9	17.9	16.3	36.8	104.1	58.24cm
		⌚	74.5	16.4	13.7	69.6	199.6	
5	QAT - Qatar	⌚	22.4	199.6	199.6	72.1	199.6	98.31cm
		⌚	54.2	60.1	51.6	46.8	178.4	
6	KGZ - Kyrgyzstan	⌚	121.6	162.7	199.6	122.6	199.6	114.23cm
		⌚	87.3	9.1	74.4	51.2	199.6	

Note:

The Draw Shot Challenge (DSC) is the average distance of all the individual Last Stone Draws (LSD), which were delivered by a team during the round robin. The single least favourable result will be eliminated before calculating the average distance. The team with the lesser DSC receives the higher ranking. If the DSCs are equal then the team with the best non-equal counting LSD receives the higher ranking. In the case where all counting LSDs are equal, the team ranked higher in the official World Curling World Ranking is ranked higher.

Legend:

⌚ Clockwise

⌚ Counter-clockwise

DSC Draw Shot Challenge

nnn.n Eliminated Last Stone Draw

REVISED

KGZ: Last Stone Draw distance for game 5 has been revised.



Scoring Analysis 得分分析

Team	Games	LSFE	Stolen Ends	Last Stone Eff.	Points Scored							Total	Plus / Minus
					0	1	2	3	4	>4			
JPN	For	4	16	75%	0	6	7	5	1	4	59	+51	
	Against	1	1		0	3	1	1	0	0	8		
KOR	For	4	14	33%	0	13	3	5	0	3	50	+28	
	Against	1	2		0	3	3	1	0	2	22		
PHI	For	2	12	53%	0	8	3	6	2	2	50	+28	
	Against	3	6		0	8	2	2	1	0	22		
CHN	For	4	12	50%	0	11	6	3	3	0	44	+25	
	Against	1	1		0	7	1	2	1	0	19		
HKG	For	4	8	50%	0	6	5	4	2	2	46	+20	
	Against	1	7		0	12	2	2	1	0	26		
TPE	For	4	9	41%	0	7	8	0	4	1	44	+19	
	Against	1	6		0	6	5	3	0	0	25		
KAZ	For	3	6	19%	0	8	2	2	2	0	26	-17	
	Against	2	13		0	9	7	2	2	1	43		
THA	For	2	7	21%	0	7	2	2	3	0	29	-17	
	Against	3	12		0	4	10	3	2	1	46		
KGZ	For	0	4	28%	0	8	3	1	1	0	21	-29	
	Against	5	9		0	10	4	5	3	1	50		
QAT	For	2	1	12%	0	4	2	1	1	0	15	-35	
	Against	3	18		0	15	2	6	2	1	50		
MGL	For	1	2	14%	0	7	3	1	0	0	16	-36	
	Against	4	12		0	12	4	2	4	2	52		
KUW	For	0	4	13%	0	10	2	0	0	0	14	-37	
	Against	5	8		0	6	5	1	3	4	51		
Total	30		95		0	95	46	30	19	12	414		

Note:
Stolen ends are the ends won without the last stone advantage.
Last Stone Efficiency: Scoring two or more points with last stone advantage.

Legend:
>4 More than four points scored Eff. Efficiency LSFE Last Stone First End



Power Play Analysis

进攻局分析

Team	Games	Number of Power Plays	Points Scored in Power Play							Total
			<0	0/X	1	2	3	4	>4	
CHN - People's Republic of China	5	4	0	0	3	0	1	0	0	6
HKG - Hong Kong, China	5	2	1	0	0	0	1	0	0	2
JPN - Japan	5	3	0	1	0	0	2	0	0	6
KAZ - Kazakhstan	5	5	2	0	1	0	0	2	0	7
KGZ - Kyrgyzstan	5	1	0	0	0	0	1	0	0	3
KOR - Republic of Korea	5	3	0	0	2	0	1	0	0	5
KUW - Kuwait	5	0	0	0	0	0	0	0	0	0
MGL - Mongolia	5	1	0	1	0	0	0	0	0	0
PHI - Philippines	5	3	1	0	0	1	1	0	0	4
QAT - Qatar	5	0	0	0	0	0	0	0	0	0
THA - Thailand	5	0	0	0	0	0	0	0	0	0
TPE - Chinese Taipei	5	3	0	1	0	2	0	0	0	4
Total	30	25	4	3	6	3	7	2	0	37

Note:
Power Play can be used once per game by each team and only when the team has the last stone advantage. Power Play cannot be used in extra ends.

Legend:
 <0 Ends scored by the opponent team >4 More than four points scored X Unfinished end due to concession



Session Results and Standings

每轮比赛成绩和排名

Sheet	Team	LSD/LSFE	1	2	3	4	5	6	7	8	Extra Ends	Total
A	QAT - Qatar	378.0cm	0	0	0	0	0	1	X	X		1
	CHN - People's Republic of China	55.4cm *	4	3	1	1	1	0	X	X		10
B	PHI - Philippines	303.7cm	2	4	1	1	1	0	2	X		11
	KAZ - Kazakhstan	89.6cm *	0	0	0	0	0	2	0	X		2
C	KOR - Republic of Korea	85.5cm *	0	3	5	1	0	3	2	X		14
	KGZ - Kyrgyzstan	399.2cm	1	0	0	0	2	0	0	X		3
D	TPE - Chinese Taipei	143.8cm *	1	2	4	2	1	2	X	X		12
	THA - Thailand	345.1cm	0	0	0	0	0	0	X	X		0
E	HKG - Hong Kong, China	84.4cm *	1	0	4	1	0	2	1	X		9
	MGL - Mongolia	151.6cm	0	1	0	0	1	0	0	X		2

Standings after Round Robin

Group A

Rank	Team	Games	Wins	Losses	
1	JPN - Japan	5	5	0	Q
2	HKG - Hong Kong, China	5	4	1	Q
3	TPE - Chinese Taipei	5	3	2	Q
4	THA - Thailand	5	2	3	
5	KUW - Kuwait	5	1	4	
6	MGL - Mongolia	5	0	5	

Group B

Rank	Team	Games	Wins	Losses	
1	CHN - People's Republic of China	5	5	0	Q
2	PHI - Philippines	5	4	1	Q
3	KOR - Republic of Korea	5	3	2	Q
4	KAZ - Kazakhstan	5	2	3	
5	KGZ - Kyrgyzstan	5	1	4	
6	QAT - Qatar	5	0	5	

Legend:

Power Play

Q Qualified for the play-offs

LSD Last Stone Draw

X Unplayed/unfinished end due to concession

LSFE(*) Last Stone First End

Timing & Results provided by **BORNAN**



Game Results

比赛成绩

Sheet	Team	LSFE	1	2	3	4	5	6	7	8	Extra Ends	Total
A	QAT - Qatar		0	0	0	0	0	1	X	X		1
	CHN - People's Republic of China	*	4	3	1	1	1	0	X	X		10

QAT - Qatar	
F	AL-ABDULLA Mabarka
M	ALYAFEI Nasser Abdulrahman

CHN - People's Republic of China	
F	HAN Yu
M	WANG Zhiyu

Last Stone Draw		Distance
↻	ALYAFEI Nasser Abdulrahman	199.6cm
↻	AL-ABDULLA Mabarka	178.4cm
Total		378.0cm

Last Stone Draw		Distance
↻	WANG Zhiyu	40.2cm
↻	HAN Yu	15.2cm
Total		55.4cm

Time remaining: 9 minutes 12 seconds

Time remaining: 9 minutes 51 seconds

Note:
Team members are identified as follows:
F = Female, M = Male

Legend:
↻ Clockwise ↻ Counter-clockwise LSFE(*) Last Stone First End
X Unplayed/unfinished end due to concession



Game Results

比赛成绩

Sheet	Team	LSFE	1	2	3	4	5	6	7	8	Extra Ends	Total
B	PHI - Philippines		2	4	1	1	1	0	2	X		11
	KAZ - Kazakhstan	*	0	0	0	0	0	2	0	X		2

PHI - Philippines		Shot Success Game
F	DUBBERSTEIN Kathleen Sumbillo	80%
M	PFISTER Marc	89%
Team Total		86%

KAZ - Kazakhstan		Shot Success Game
F	SEITZHANOVA Amina	47%
M	NADIRBAYEV Azizbek	38%
Team Total		41%

Last Stone Draw		Distance
↻	PFISTER Marc	104.1cm
↺	DUBBERSTEIN Kathleen Sumbillo	199.6cm
Total		303.7cm

Last Stone Draw		Distance
↻	NADIRBAYEV Azizbek	65.8cm
↺	SEITZHANOVA Amina	23.8cm
Total		89.6cm

Time remaining: 3 minutes 31 seconds

Power Play: End 7

Time remaining: 1 minute 37 seconds

Power Play: End 4

Shot Success Analysis

PHI - Philippines		↻	↺	Game	
F	DUBBERSTEIN Kathleen Sumbillo	Draws	4 88%	7 71%	11 77%
		Take-outs	2 88%	1 100%	3 92%
		Total	6 88%	8 75%	14 80%
M	PFISTER Marc	Draws	7 89%	10 90%	17 90%
		Take-outs	3 83%	1 100%	4 88%
		Total	10 88%	11 91%	21 89%
Team		Draws	11 89%	17 82%	28 85%
		Take-outs	5 85%	2 100%	7 89%
		Total	16 88%	19 84%	35 86%

KAZ - Kazakhstan		↻	↺	Game	
F	SEITZHANOVA Amina	Draws	8 53%	1 0%	9 47%
		Take-outs	4 31%	2 75%	6 46%
		Total	12 46%	3 50%	15 47%
M	NADIRBAYEV Azizbek	Draws	5 30%	7 57%	12 46%
		Take-outs	4 25%	4 25%	8 25%
		Total	9 28%	11 45%	20 38%
Team		Draws	13 44%	8 50%	21 46%
		Take-outs	8 28%	6 42%	14 34%
		Total	21 38%	14 46%	35 41%

Note:
Team members are identified as follows:
F = Female, M = Male

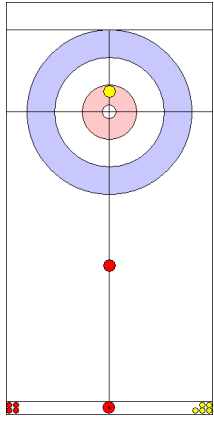
Legend:
 Power Play ↻ Clockwise ↺ Counter-clockwise
 LSFE(*) Last Stone First End X Unplayed/unfinished end due to concession



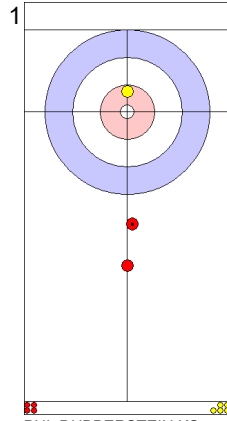
Game - Shot by Shot
每投统计数据

End 1 ● PHI - Philippines 0 + 2 (this end) = 2

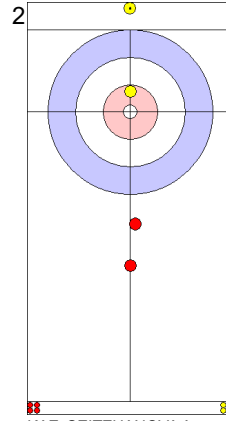
● KAZ - Kazakhstan 0 + 0 (this end) = 0



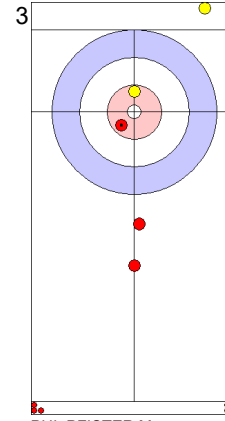
Prepositioned Stones



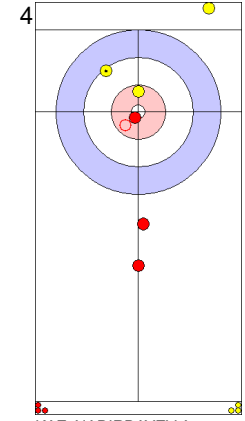
PHI: DUBBERSTEIN KS
Draw 0%



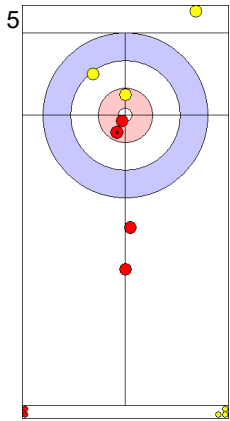
KAZ: SEITZHANOVA
Draw 0%



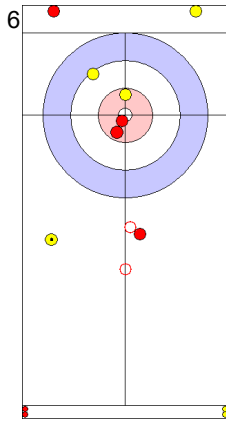
PHI: PFISTER M
Draw 100%



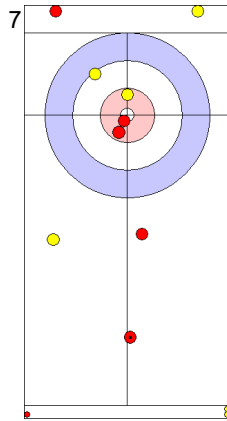
KAZ: NADIRBAYEV A
Draw 50%



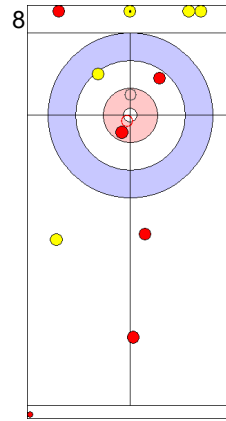
PHI: PFISTER M
Draw 100%



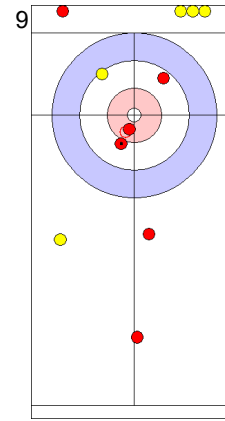
KAZ: NADIRBAYEV A
Clearing 50%



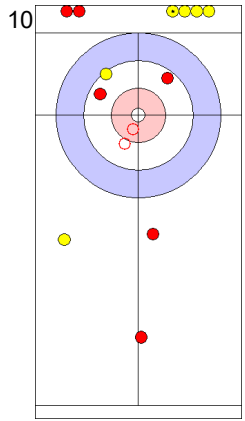
PHI: PFISTER M
Guard 75%



KAZ: NADIRBAYEV A
Double Take-out 0%



PHI: DUBBERSTEIN KS
Draw 100%



KAZ: SEITZHANOVA A
Double Take-out 25%

	PHI	KAZ
Total Score	2	0
Time left	20:21	19:32

Legend:

↻ Clockwise

↺ Counter-clockwise

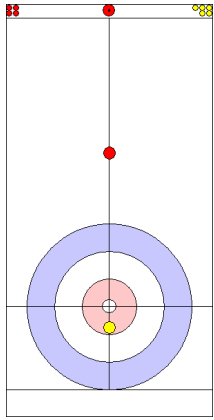
- Not considered

Timing & Results provided by BORNAN

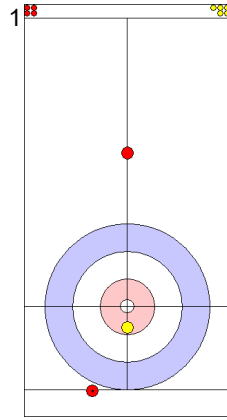


Game - Shot by Shot
每投统计数据

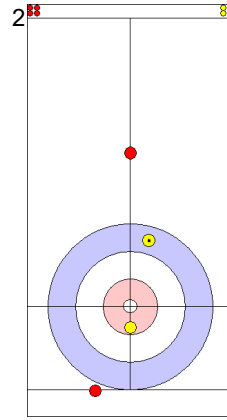
End 2 ● PHI - Philippines 2 + 4 (this end) = 6 ● KAZ - Kazakhstan 0 + 0 (this end) = 0



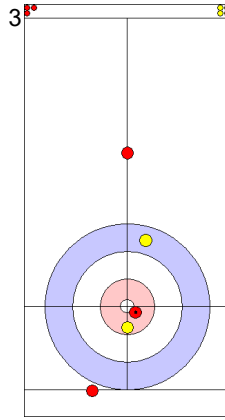
Prepositioned Stones



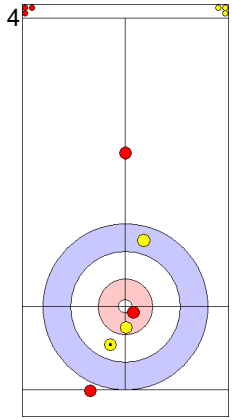
PHI: DUBBERSTEIN KS
Draw ⤴ 0%



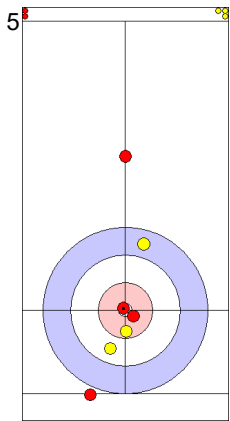
KAZ: SEITZHANOVA A
Draw ⤴ 75%



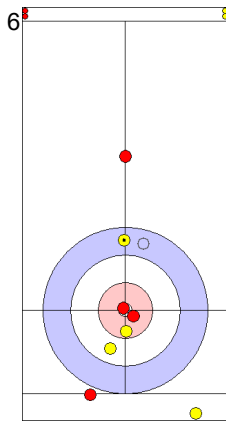
PHI: PFISTER M
Draw ⤴ 100%



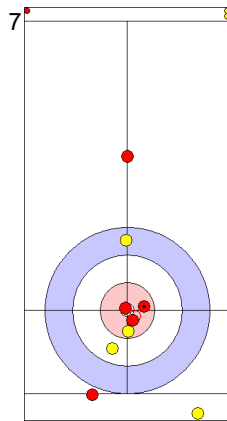
KAZ: NADIRBAYEV A
Draw ⤴ 50%



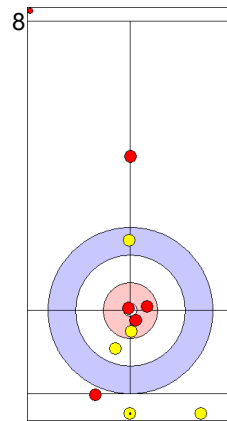
PHI: PFISTER M
Draw ⤴ 100%



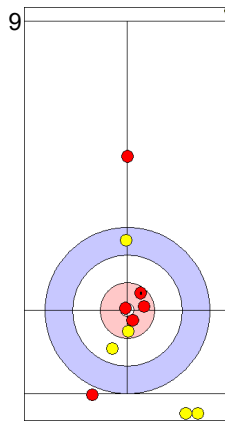
KAZ: NADIRBAYEV A
Promotion Take-out ⤴ 0%



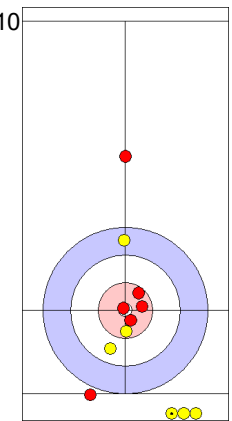
PHI: PFISTER M
Draw ⤴ 100%



KAZ: NADIRBAYEV A
Raise ⤴ 0%



PHI: DUBBERSTEIN KS
Draw ⤴ 100%



KAZ: SEITZHANOVA A
Double Take-out ⤴ 0%

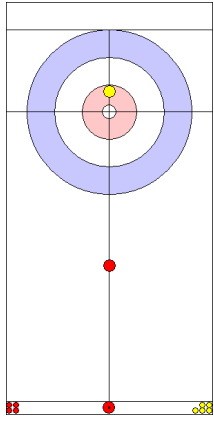
	PHI	KAZ
Total Score	6	0
Time left	17:47	15:44

Legend: ⤴ Clockwise ⤵ Counter-clockwise - Not considered

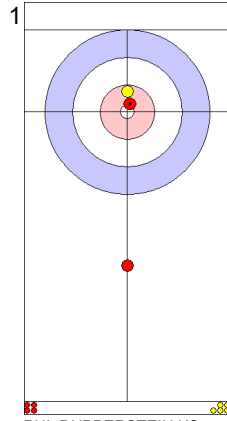


Game - Shot by Shot
每投统计数据

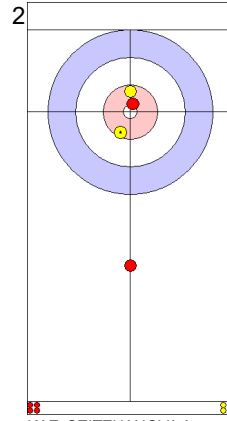
End 3 ● PHI - Philippines 6 + 1 (this end) = 7 ● KAZ - Kazakhstan 0 + 0 (this end) = 0



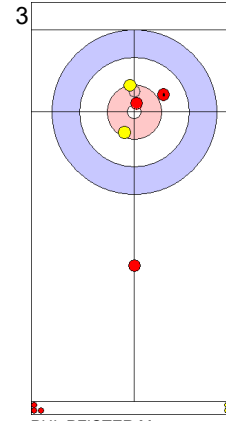
Prepositioned Stones



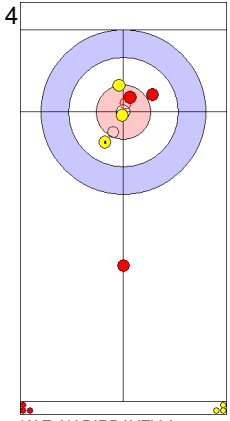
PHI: DUBBERSTEIN KS
Draw 100%



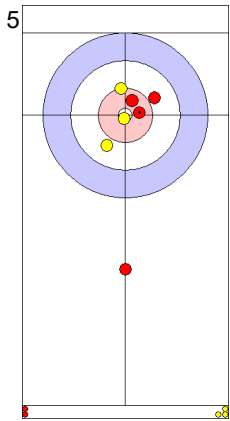
KAZ: SEITZHANOVA A
Draw 100%



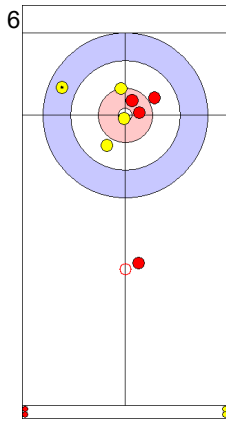
PHI: PFISTER M
Draw 75%



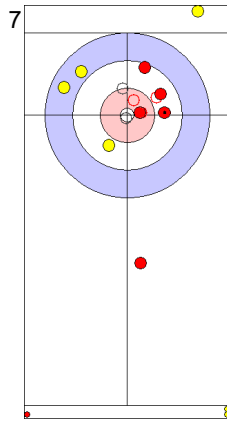
KAZ: NADIRBAYEV A
Raise 100%



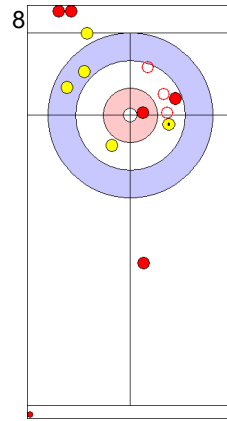
PHI: PFISTER M
Draw 75%



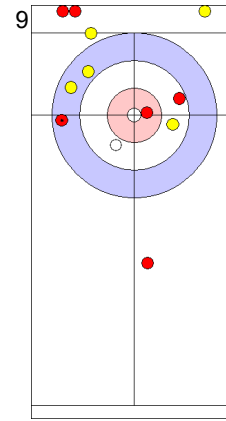
KAZ: NADIRBAYEV A
Raise 0%



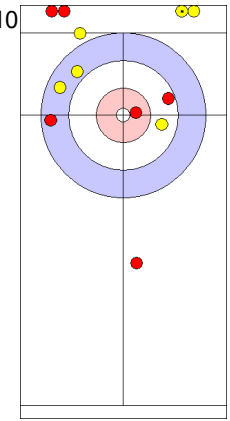
PHI: PFISTER M
Take-out 100%



KAZ: NADIRBAYEV A
Double Take-out 100%



PHI: DUBBERSTEIN KS
Hit and Roll 75%



KAZ: SEITZHANOVA A
Draw 0%

	PHI	KAZ
Total Score	7	0
Time left	14:20	12:23

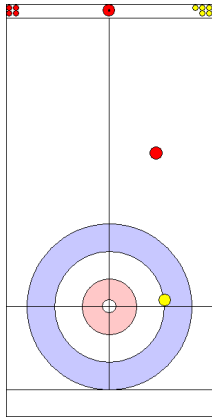
Legend:
 Clockwise Counter-clockwise - Not considered



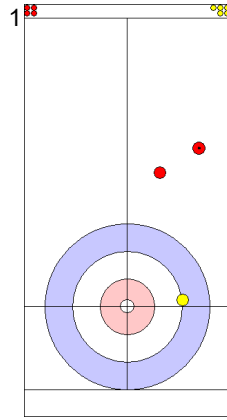
Game - Shot by Shot
每投统计数据

End 4 ● PHI - Philippines 7 + 1 (this end) = 8

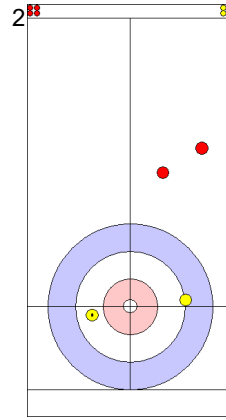
● KAZ - Kazakhstan 0 + 0 (this end) = 0



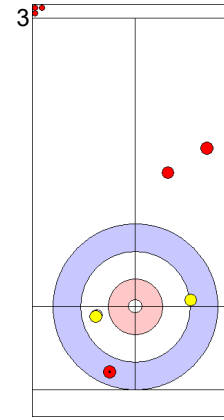
Power Play
Prepositioned Stones



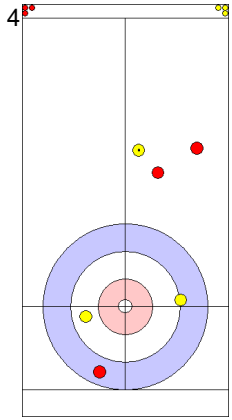
PHI: DUBBERSTEIN KS
Wick / Soft Peeling 50%



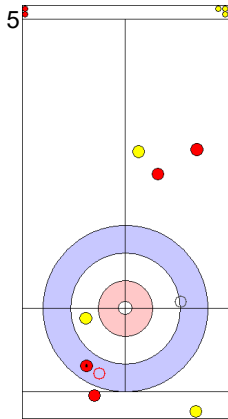
KAZ: SEITZHANOVA A
Draw 100%



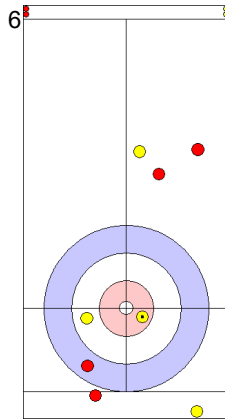
PHI: PFISTER M
Draw 50%



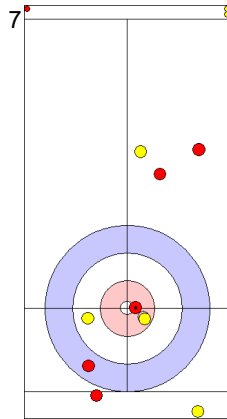
KAZ: NADIRBAYEV A
Draw 0%



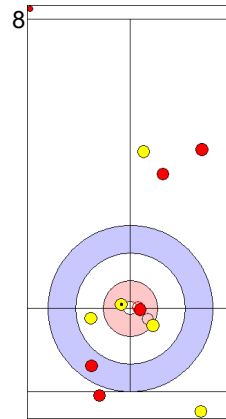
PHI: PFISTER M
Take-out 50%



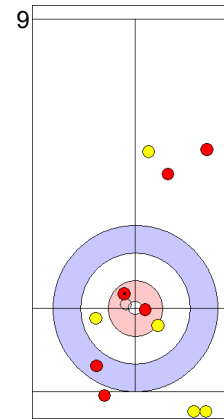
KAZ: NADIRBAYEV A
Draw 100%



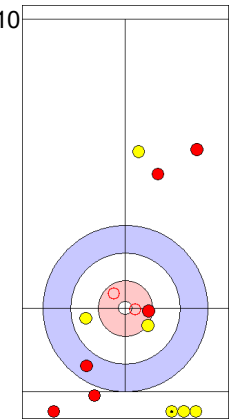
PHI: PFISTER M
Draw 100%



KAZ: NADIRBAYEV A
Draw 100%



PHI: DUBBERSTEIN KS
Take-out 100%



KAZ: SEITZHANOVA A
Take-out 50%

	PHI	KAZ
Total Score	8	0
Time left	11:24	9:12

Legend:

↻ Clockwise

↺ Counter-clockwise

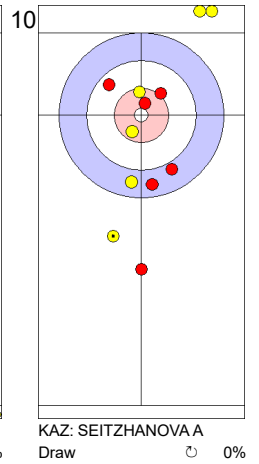
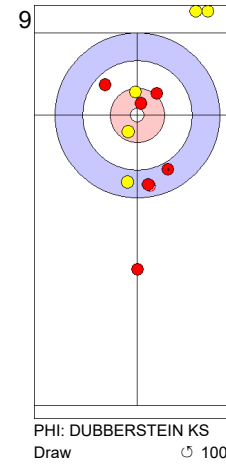
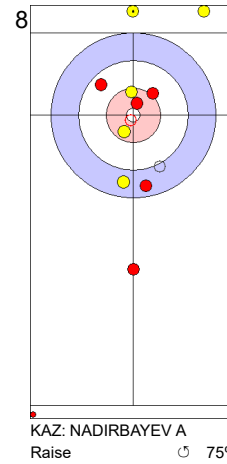
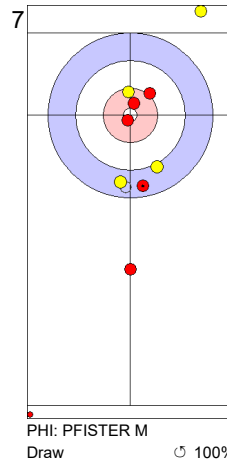
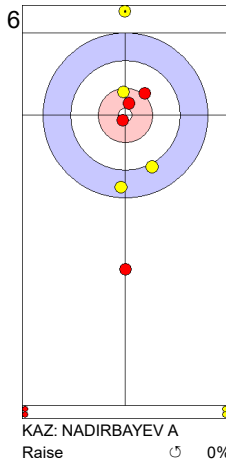
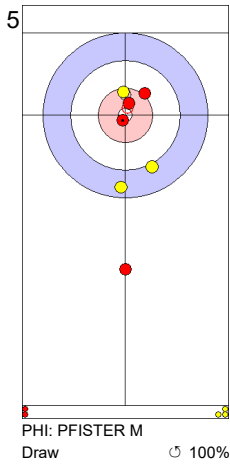
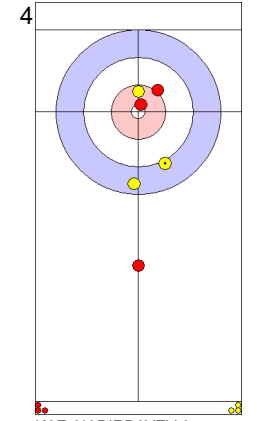
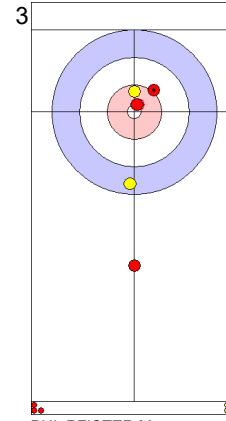
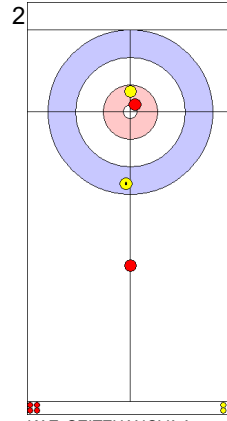
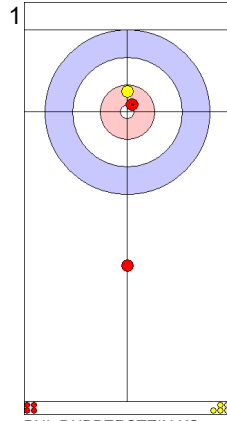
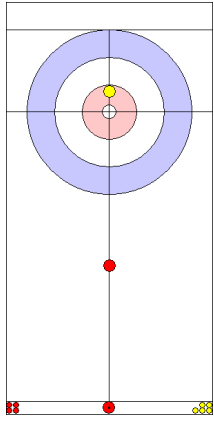
- Not considered

Timing & Results provided by BORNAN



Game - Shot by Shot
每投统计数据

End 5 ● PHI - Philippines 8 + 1 (this end) = 9 ● KAZ - Kazakhstan 0 + 0 (this end) = 0



	PHI	KAZ
Total Score	9	0
Time left	9:15	6:38

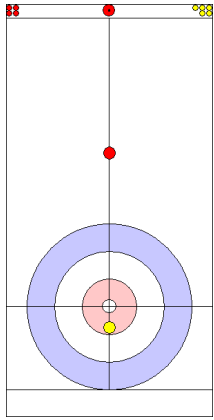
Legend: ⤴ Clockwise ⤵ Counter-clockwise - Not considered



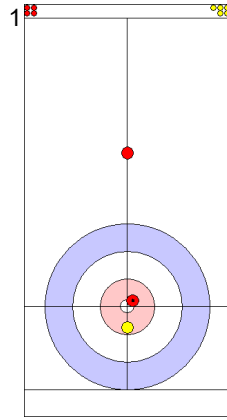
Game - Shot by Shot
每投统计数据

End 6 ● PHI - Philippines 9 + 0 (this end) = 9

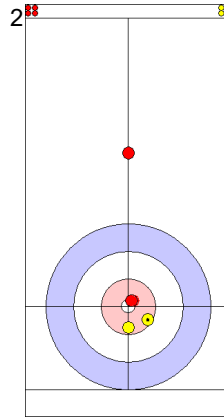
● KAZ - Kazakhstan 0 + 2 (this end) = 2



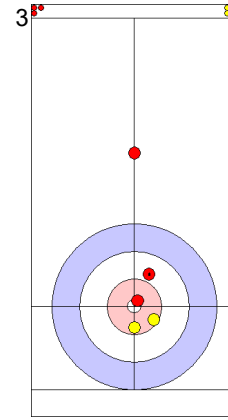
Prepositioned Stones



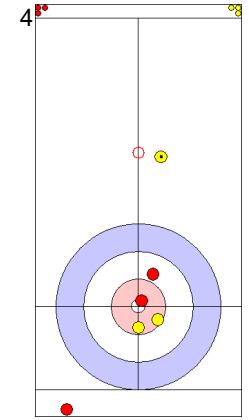
PHI: DUBBERSTEIN KS
Draw ↻ 100%



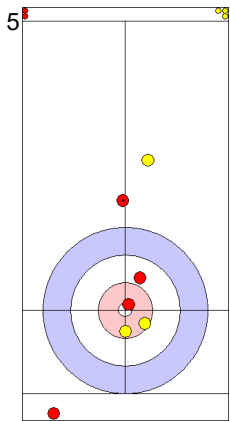
KAZ: SEITZHANOVA A
Draw ↻ 75%



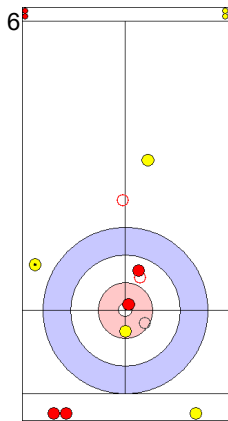
PHI: PFISTER M
Draw ↻ 100%



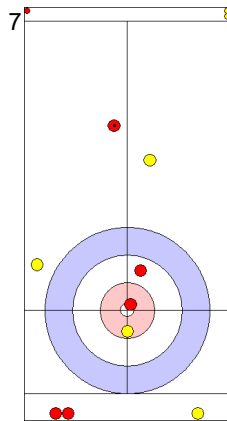
KAZ: NADIRBAYEV A
Promotion Take-out ↻ 0%



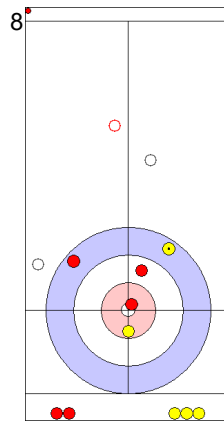
PHI: PFISTER M
Guard ↻ 100%



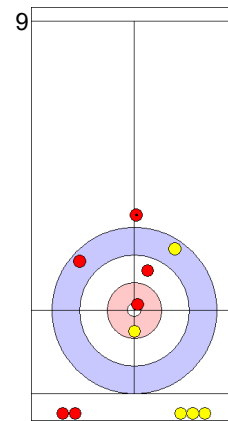
KAZ: NADIRBAYEV A
Promotion Take-out ↻ 0%



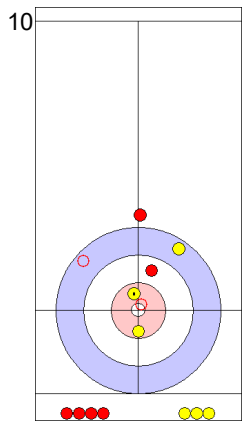
PHI: PFISTER M
Guard ↻ 75%



KAZ: NADIRBAYEV A
Take-out ↻ 0%



PHI: DUBBERSTEIN KS
Guard ↻ 100%



KAZ: SEITZHANOVA A
Double Take-out ↻ 100%

	PHI	KAZ
Total Score	9	2
Time left	6:56	3:09

Legend:

↻ Clockwise

↻ Counter-clockwise

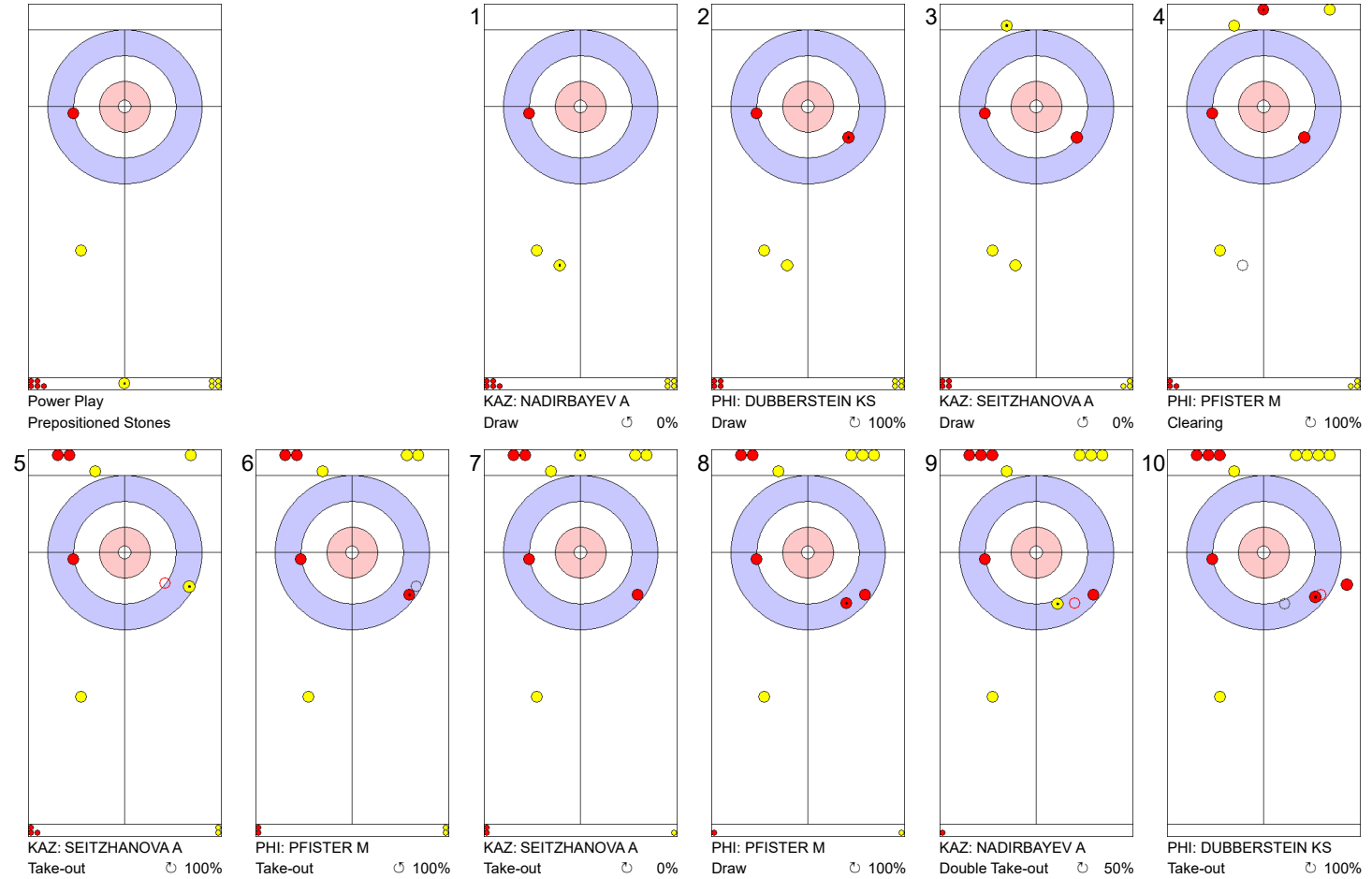
- Not considered

Timing & Results provided by BORNAN



Game - Shot by Shot
每投统计数据

End 7 ● PHI - Philippines 9 + 2 (this end) = 11 ● KAZ - Kazakhstan 2 + 0 (this end) = 2



	PHI	KAZ
Total Score	11	2
Time left	3:31	1:37

Legend:
 ↻ Clockwise ↺ Counter-clockwise - Not considered



Game Results

比赛成绩

Sheet	Team	LSFE	1	2	3	4	5	6	7	8	Extra Ends	Total
C	KOR - Republic of Korea	*	0	3	5	1	0	3	2	X		14
	KGZ - Kyrgyzstan		1	0	0	0	2	0	0	X		3

KOR - Republic of Korea		Shot Success Game
F	KIM Kyeongae	75%
M	SEONG Jihoon	85%
Team Total		81%

KGZ - Kyrgyzstan		Shot Success Game
F	ASANBAEVA Keremet	38%
M	ABYKEEV Iskhak	51%
Team Total		46%

Last Stone Draw		Distance
↻	SEONG Jihoon	42.2cm
↺	KIM Kyeongae	43.3cm
Total		85.5cm

Last Stone Draw		Distance
↻	ABYKEEV Iskhak	199.6cm
↺	ASANBAEVA Keremet	199.6cm
Total		399.2cm

Time remaining: 7 minutes 18 seconds

Time remaining: 3 minutes 4 seconds

Power Play: End 6

Shot Success Analysis

KOR - Republic of Korea		↻	↺	Game
F	KIM Kyeongae	Draws	7 82%	5 75% 12 79%
		Take-outs	1 0%	1 100% 2 50%
		Total	8 72%	6 79% 14 75%
M	SEONG Jihoon	Draws	6 79%	4 75% 10 78%
		Take-outs	6 100%	5 80% 11 91%
		Total	12 90%	9 78% 21 85%
Team		Draws	13 81%	9 75% 22 78%
		Take-outs	7 86%	6 83% 13 85%
		Total	20 83%	15 78% 35 81%

KGZ - Kyrgyzstan		↻	↺	Game
F	ASANBAEVA Keremet	Draws	3 58%	8 38% 11 43%
		Take-outs	1 0%	2 25% 3 17%
		Total	4 44%	10 35% 14 38%
M	ABYKEEV Iskhak	Draws	8 53%	6 33% 14 45%
		Take-outs	2 100%	5 50% 7 64%
		Total	10 63%	11 41% 21 51%
Team		Draws	11 55%	14 36% 25 44%
		Take-outs	3 67%	7 43% 10 50%
		Total	14 57%	21 38% 35 46%

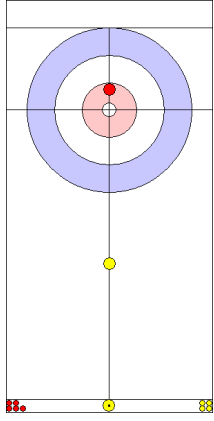
Note:
Team members are identified as follows:
F = Female, M = Male

Legend:
 Power Play ↻ Clockwise ↺ Counter-clockwise
 LSFE(*) Last Stone First End X Unplayed/unfinished end due to concession

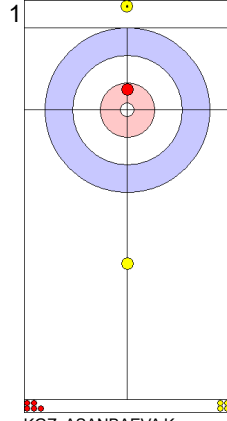


Game - Shot by Shot
每投统计数据

End 1 ● KOR - Republic of Korea 0 + 0 (this end) = 0 ● KGZ - Kyrgyzstan 0 + 1 (this end) = 1

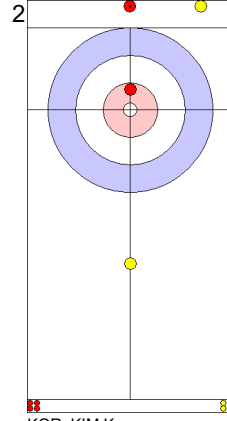


Prepositioned Stones



KGZ: ASANBAEVA K
Draw

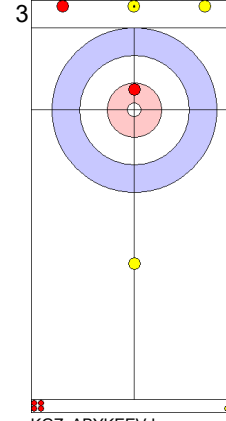
0%



KOR: KIM K
Draw

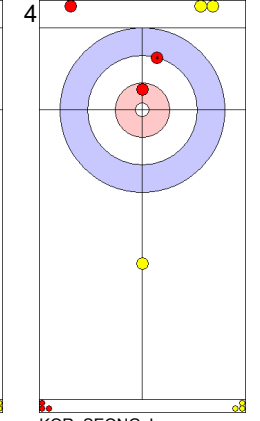
0%

Hogline violation



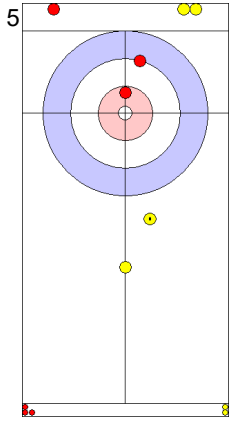
KGZ: ABYKEEV I
Draw

0%



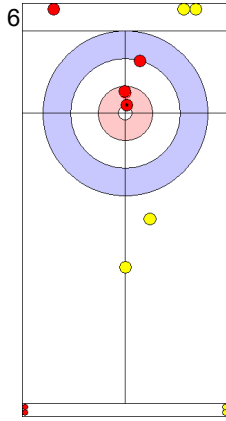
KOR: SEONG J
Draw

50%



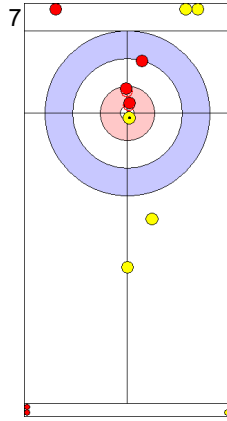
KGZ: ABYKEEV I
Draw

0%



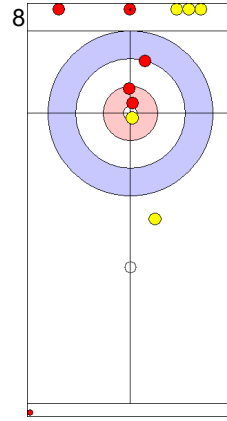
KOR: SEONG J
Draw

100%



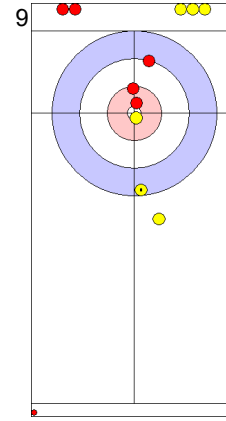
KGZ: ABYKEEV I
Draw

100%



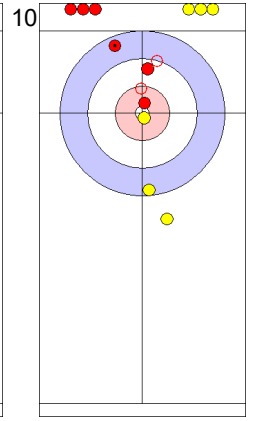
KOR: SEONG J
Clearing

100%



KGZ: ASANBAEVA K
Guard

75%



KOR: KIM K
Take-out

0%

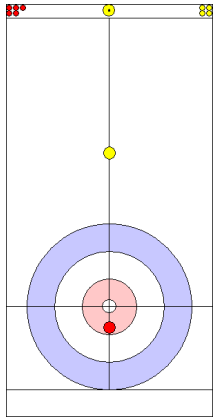
	KOR	KGZ
Total Score	0	1
Time left	19:57	20:09

Legend:
 Clockwise Counter-clockwise - Not considered

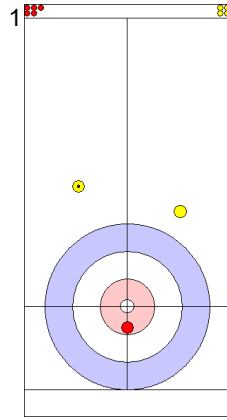


Game - Shot by Shot
每投统计数据

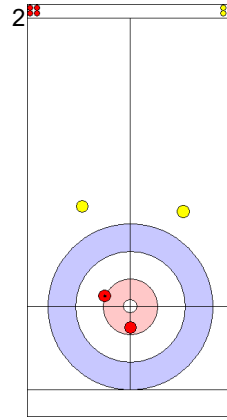
End 2 ● KOR - Republic of Korea 0 + 3 (this end) = 3 ● KGZ - Kyrgyzstan 1 + 0 (this end) = 1



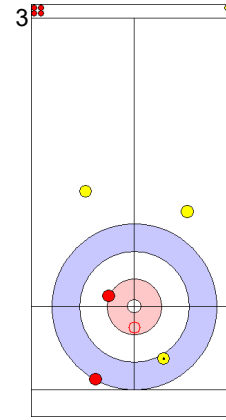
Prepositioned Stones



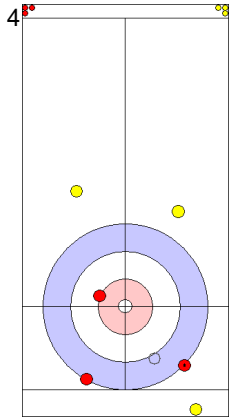
KGZ: ASANBAEVA K
Draw 0%



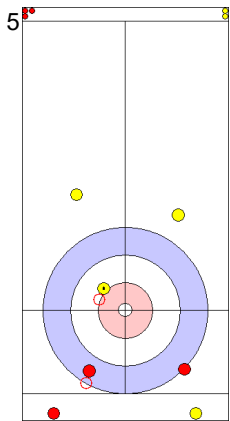
KOR: KIM K
Draw 100%



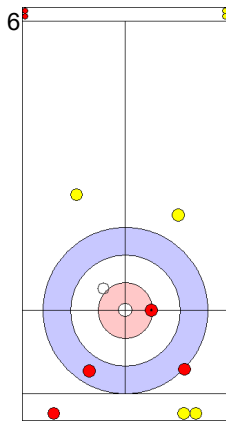
KGZ: ABYKEEV I
Draw 50%



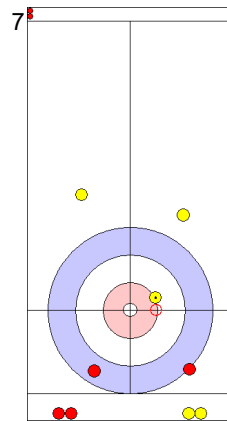
KOR: SEONG J
Hit and Roll 100%



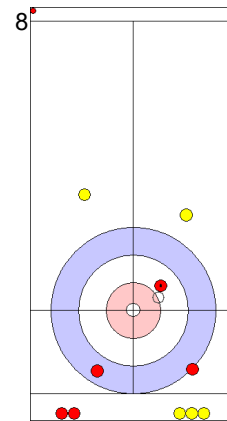
KGZ: ABYKEEV I
Take-out 100%



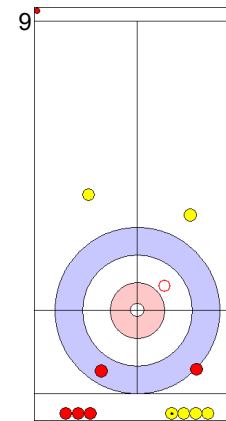
KOR: SEONG J
Take-out 100%



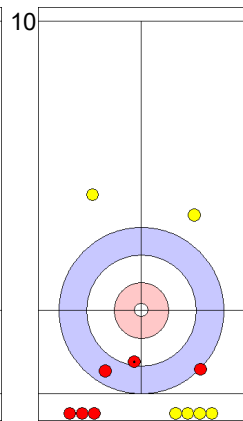
KGZ: ABYKEEV I
Take-out 100%



KOR: SEONG J
Take-out 100%



KGZ: ASANBAEVA K
Hit and Roll 50%



KOR: KIM K
Draw 100%

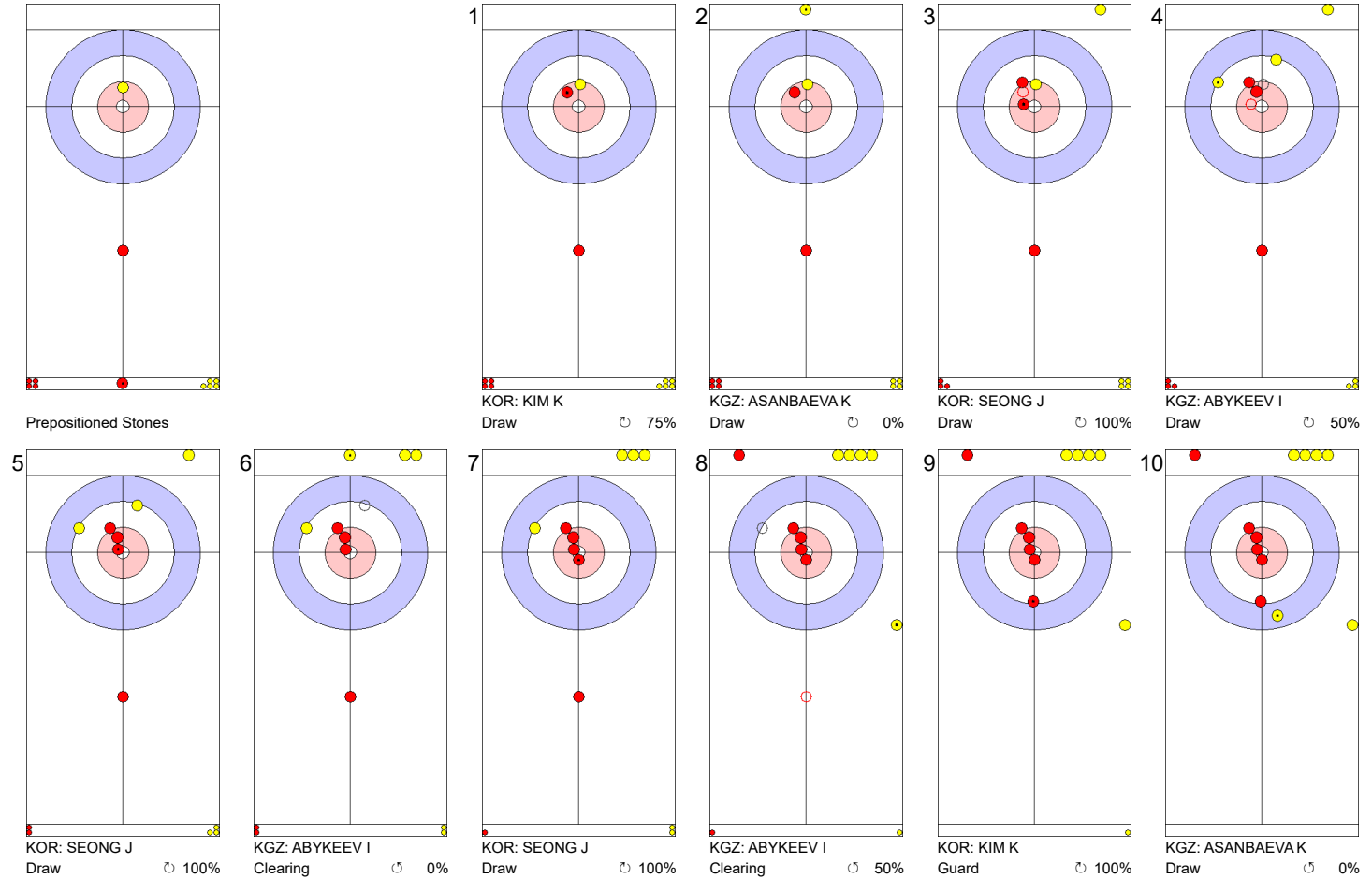
	KOR	KGZ
Total Score	3	1
Time left	17:53	17:42

Legend:
 Clockwise Counter-clockwise - Not considered



Game - Shot by Shot
每投统计数据

End 3 ● KOR - Republic of Korea 3 + 5 (this end) = 8 ● KGZ - Kyrgyzstan 1 + 0 (this end) = 1



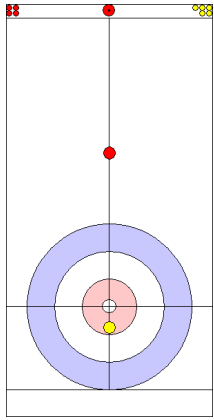
	KOR	KGZ
Total Score	8	1
Time left	16:26	14:56

Legend:
 ↻ Clockwise ↺ Counter-clockwise - Not considered

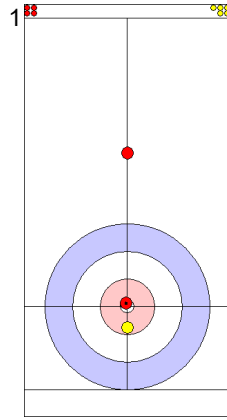


Game - Shot by Shot
每投统计数据

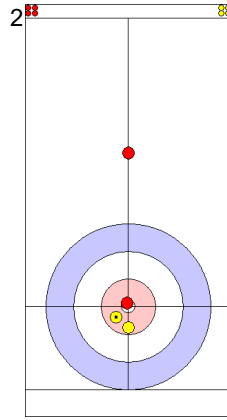
End 4 ● KOR - Republic of Korea 8 + 1 (this end) = 9 ● KGZ - Kyrgyzstan 1 + 0 (this end) = 1



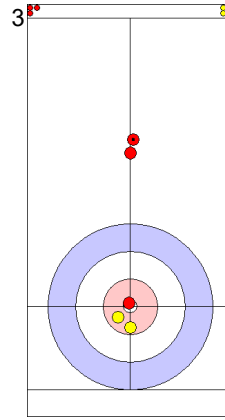
Prepositioned Stones



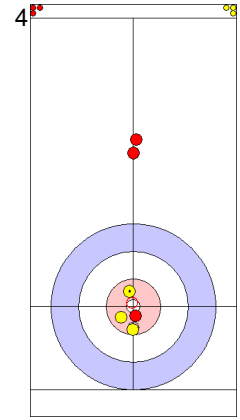
KOR: KIM K
Draw 100%



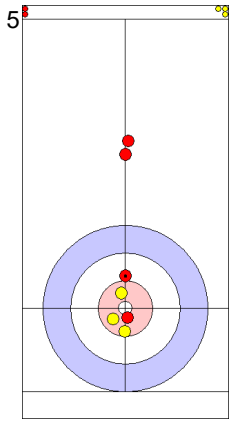
KGZ: ASANBAEVA K
Draw 75%



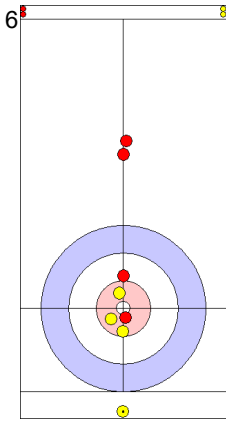
KOR: SEONG J
Draw 0%



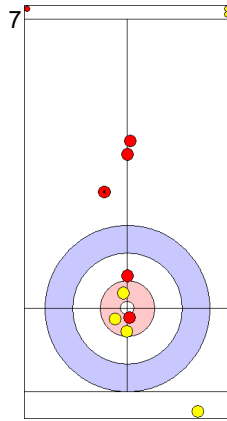
KGZ: ABYKKEEV I
Draw 100%



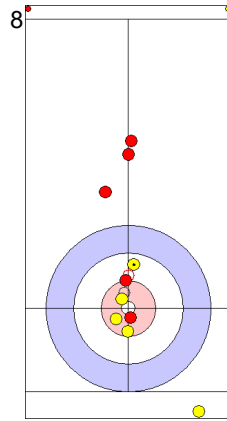
KOR: SEONG J
Draw 75%



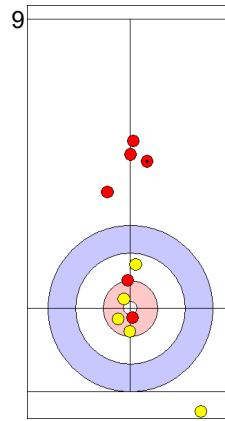
KGZ: ABYKKEEV I
Draw 0%



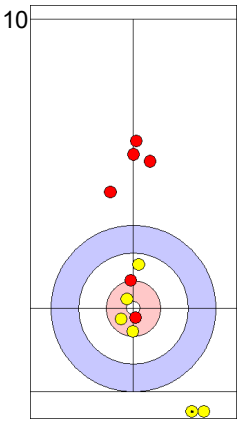
KOR: SEONG J
Guard 100%



KGZ: ABYKKEEV I
Draw 75%



KOR: KIM K
Guard 100%



KGZ: ASANBAEVA K
Double Take-out 0%

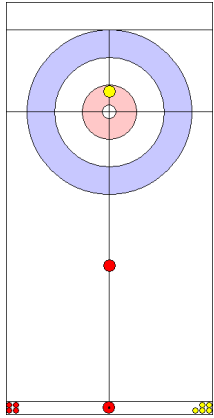
	KOR	KGZ
Total Score	9	1
Time left	14:24	12:14

Legend:
 Clockwise Counter-clockwise - Not considered

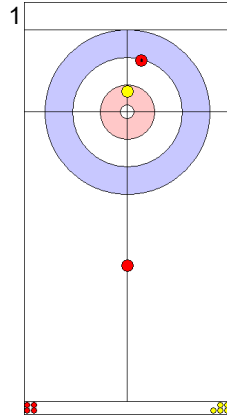


Game - Shot by Shot
每投统计数据

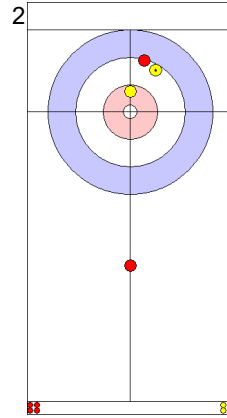
End 5 ● KOR - Republic of Korea 9 + 0 (this end) = 9 ● KGZ - Kyrgyzstan 1 + 2 (this end) = 3



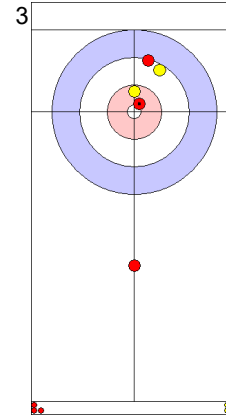
Prepositioned Stones



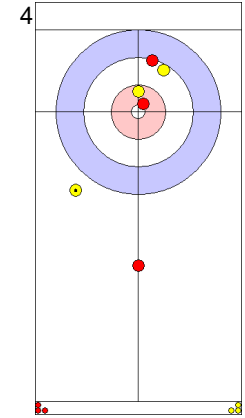
KOR: KIM K
Draw 75%



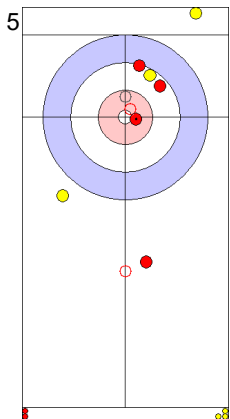
KGZ: ASANBAEVA K
Draw 75%



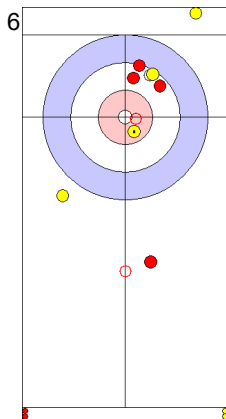
KOR: SEONG J
Draw 75%



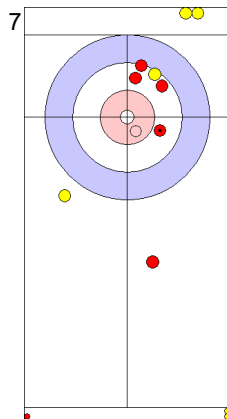
KGZ: ABYKEEV I
Draw 0%



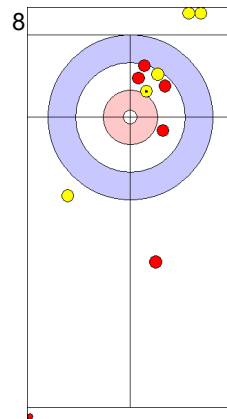
KOR: SEONG J
Take-out 100%



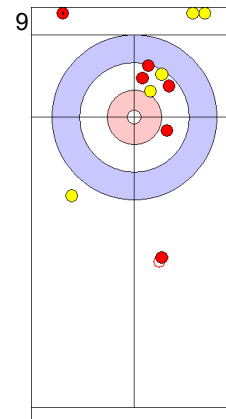
KGZ: ABYKEEV I
Take-out 100%



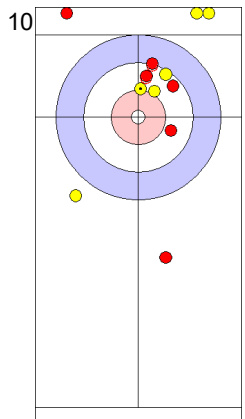
KOR: SEONG J
Take-out 100%



KGZ: ABYKEEV I
Draw 100%



KOR: KIM K
Draw 0%



KGZ: ASANBAEVA K
Draw 100%

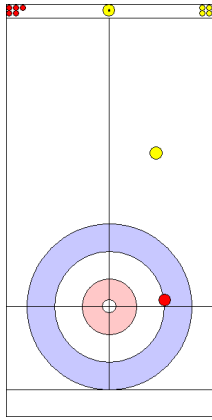
	KOR	KGZ
Total Score	9	3
Time left	12:31	9:21

Legend:
 Clockwise Counter-clockwise - Not considered

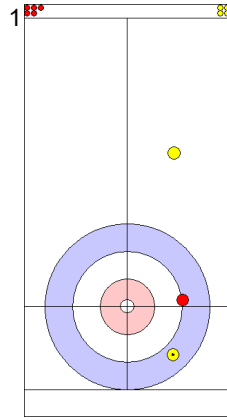


Game - Shot by Shot
每投统计数据

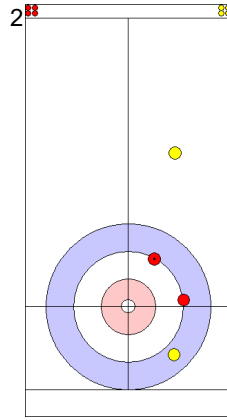
End 6 ● KOR - Republic of Korea 9 + 3 (this end) = 12 ● KGZ - Kyrgyzstan 3 + 0 (this end) = 3



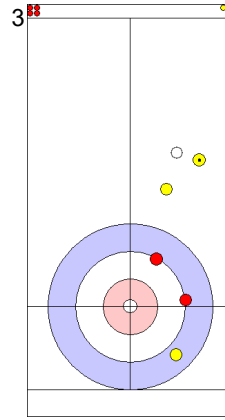
Power Play
Prepositioned Stones



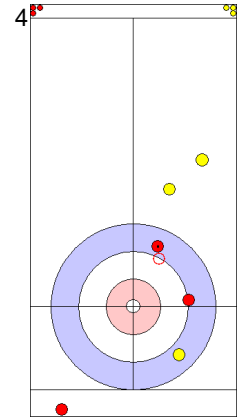
KGZ: ASANBAEVA K
Draw 75%



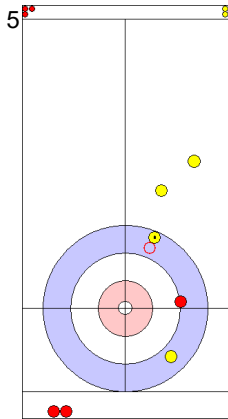
KOR: KIM K
Draw 100%



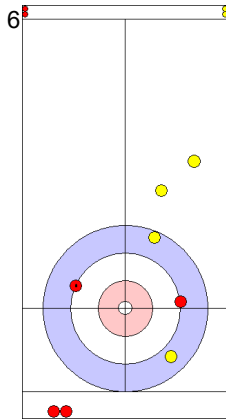
KGZ: ABYKEEV I
Draw 0%



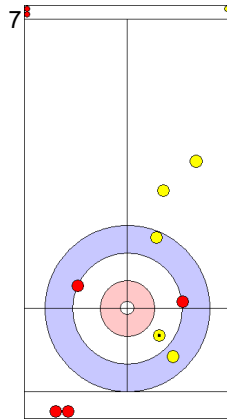
KOR: SEONG J
Promotion Take-out 0%



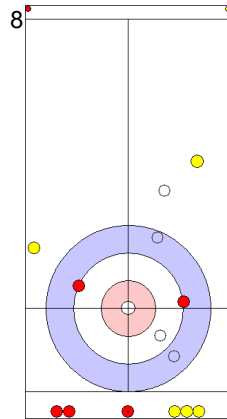
KGZ: ABYKEEV I
Hit and Roll 100%



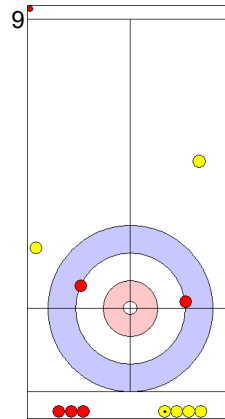
KOR: SEONG J
Take-out 100%



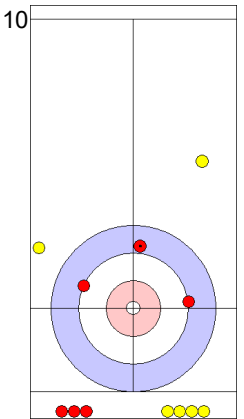
KGZ: ABYKEEV I
Draw 100%



KOR: SEONG J
Clearing 100%



KGZ: ASANBAEVA K
Take-out 0%



KOR: KIM K
Draw 100%

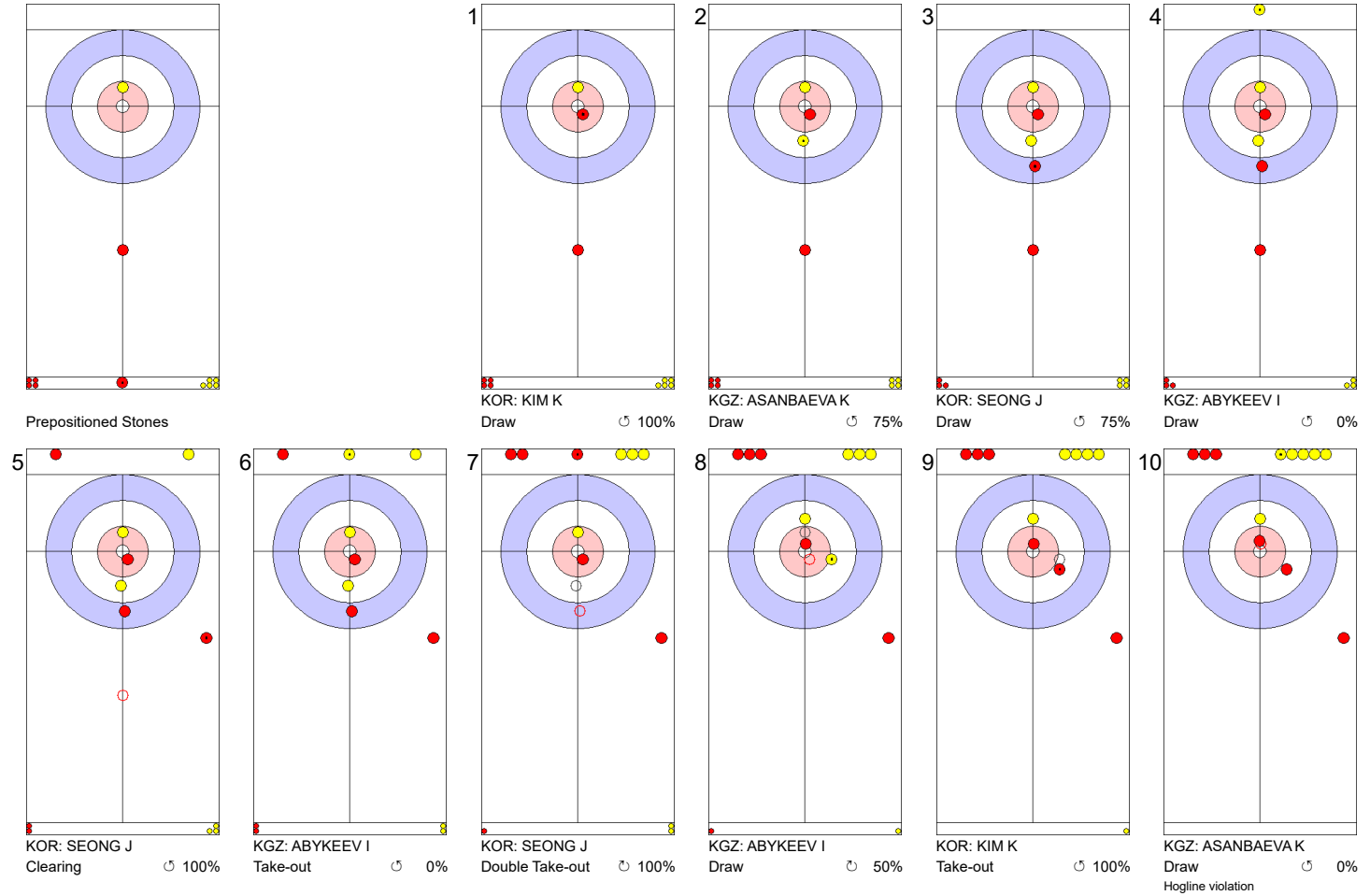
	KOR	KGZ
Total Score	12	3
Time left	9:24	6:25

Legend:
 Clockwise
 Counter-clockwise
 - Not considered



Game - Shot by Shot
每投统计数据

End 7 ● KOR - Republic of Korea 12 + 2 (this end) = 14 ● KGZ - Kyrgyzstan 3 + 0 (this end) = 3



	KOR	KGZ
Total Score	14	3
Time left	7:18	3:04

Legend: ↻ Clockwise ↺ Counter-clockwise - Not considered



Game Results

比赛成绩

Sheet	Team	LSFE	1	2	3	4	5	6	7	8	Extra Ends	Total
E	HKG - Hong Kong, China	*	1	0	4	1	0	2	1	X		9
	MGL - Mongolia		0	1	0	0	1	0	0	X		2

HKG - Hong Kong, China	
F	HUNG Ling-Yue
M	YAN Ho Tin Martin

MGL - Mongolia	
F	GANBAT Enkhzaya
M	BULGANKHUU Bayar

Last Stone Draw		Distance
↻	HUNG Ling-Yue	31.3cm
↺	YAN Ho Tin Martin	53.1cm
Total		84.4cm

Last Stone Draw		Distance
↻	BULGANKHUU Bayar	108.8cm
↺	GANBAT Enkhzaya	42.8cm
Total		151.6cm

Time remaining: 5 minutes 34 seconds

Time remaining: 5 minutes 48 seconds

Note:
Team members are identified as follows:
F = Female, M = Male

Legend:
↻ Clockwise ↺ Counter-clockwise LSFE(*) Last Stone First End
X Unplayed/unfinished end due to concession



Session Results and Standings

每轮比赛成绩和排名

Sheet	Team	LSD/LSFE	1	2	3	4	5	6	7	8	Extra Ends	Total
A	THA - Thailand	249.7cm	1	0	1	3	0	0	0	X		5
	HKG - Hong Kong, China	245.0cm *	0	4	0	0	5	2	3	X		14
C	JPN - Japan	117.2cm *	5	5								W
	KUW - Kuwait	377.9cm	0	0								L

Current Standings

Group A

Rank	Team	Games	Wins	Losses	
1	JPN - Japan	5	5	0	Q
2	HKG - Hong Kong, China	4	3	1	Q
3	THA - Thailand	4	2	2	
3	TPE - Chinese Taipei	4	2	2	
5	KUW - Kuwait	5	1	4	
6	MGL - Mongolia	4	0	4	

Group B

Rank	Team	Games	Wins	Losses	
1	CHN - People's Republic of China	4	4	0	Q
2	PHI - Philippines	4	3	1	
3	KAZ - Kazakhstan	4	2	2	
3	KOR - Republic of Korea	4	2	2	
5	KGZ - Kyrgyzstan	4	1	3	
6	QAT - Qatar	4	0	4	

Note:

Under World Curling rules, tie-breaking rules for standings are not applied until after the last game of the round robin.

Legend:

L Loss

LSD Last Stone Draw

LSFE(*) Last Stone First End

Q Qualified for the play-offs

W Win

X Unplayed/unfinished end due to concession



Game Results

比赛成绩

Sheet	Team	LSFE	1	2	3	4	5	6	7	8	Extra Ends	Total
A	THA - Thailand		1	0	1	3	0	0	0	X		5
	HKG - Hong Kong, China	*	0	4	0	0	5	2	3	X		14

THA - Thailand	
F	SONKHAM Chanatip
M	JEARATEERAWIT Teekawin

HKG - Hong Kong, China	
F	HUNG Ling-Yue
M	YAN Ho Tin Martin

Last Stone Draw		Distance
↻	SONKHAM Chanatip	145.0cm
↺	JEARATEERAWIT Teekawin	104.7cm
Total		249.7cm

Time remaining: 2 minutes 48 seconds

Last Stone Draw		Distance
↻	HUNG Ling-Yue	101.7cm
↺	YAN Ho Tin Martin	143.3cm
Total		245.0cm

Time remaining: 3 minutes 28 seconds

Note:
Team members are identified as follows:
F = Female, M = Male

Legend:
↻ Clockwise ↺ Counter-clockwise LSFE(*) Last Stone First End
X Unplayed/unfinished end due to concession



Game Results
比赛成绩

Sheet	Team	LSFE	1	2	3	4	5	6	7	8	Extra Ends	Total
C	JPN - Japan	*	5	5								W
	KUW - Kuwait		0	0								L

JPN - Japan		Shot Success Game
F	KOANA Tori	71%
M	AOKI Go	88%
Team Total		78%

KUW - Kuwait		Shot Success Game
F	ABDULATEEF Fatema	21%
M	ALKANDARI Saud	6%
Team Total		15%

Last Stone Draw		Distance
↻	KOANA Tori	26.0cm
↺	AOKI Go	91.2cm
Total		117.2cm

Last Stone Draw		Distance
↻	ABDULATEEF Fatema	199.6cm
↺	ALKANDARI Saud	178.3cm
Total		377.9cm

Time remaining: 17 minutes 55 seconds

Time remaining: 16 minutes 38 seconds

KUW forfeited the game (a player was feeling unwell after end 2 and could not continue to play)

Shot Success Analysis

JPN - Japan		↻	↺	Game	
F	KOANA Tori	Draws	3 83%	2 38%	5 65%
		Take-outs	0 -	1 100%	1 100%
		Total	3 83%	3 58%	6 71%
M	AOKI Go	Draws	0 -	3 83%	3 83%
		Take-outs	0 -	1 100%	1 100%
		Total	0 -	4 88%	4 88%
Team		Draws	3 83%	5 65%	8 72%
		Take-outs	0 -	2 100%	2 100%
		Total	3 83%	7 75%	10 78%

KUW - Kuwait		↻	↺	Game	
F	ABDULATEEF Fatema	Draws	5 25%	1 0%	6 21%
		Take-outs	0 -	0 -	0 -
		Total	5 25%	1 0%	6 21%
M	ALKANDARI Saud	Draws	2 0%	1 0%	3 0%
		Take-outs	0 -	1 25%	1 25%
		Total	2 0%	2 13%	4 6%
Team		Draws	7 18%	2 0%	9 14%
		Take-outs	0 -	1 25%	1 25%
		Total	7 18%	3 8%	10 15%

Note:
Team members are identified as follows:
F = Female, M = Male

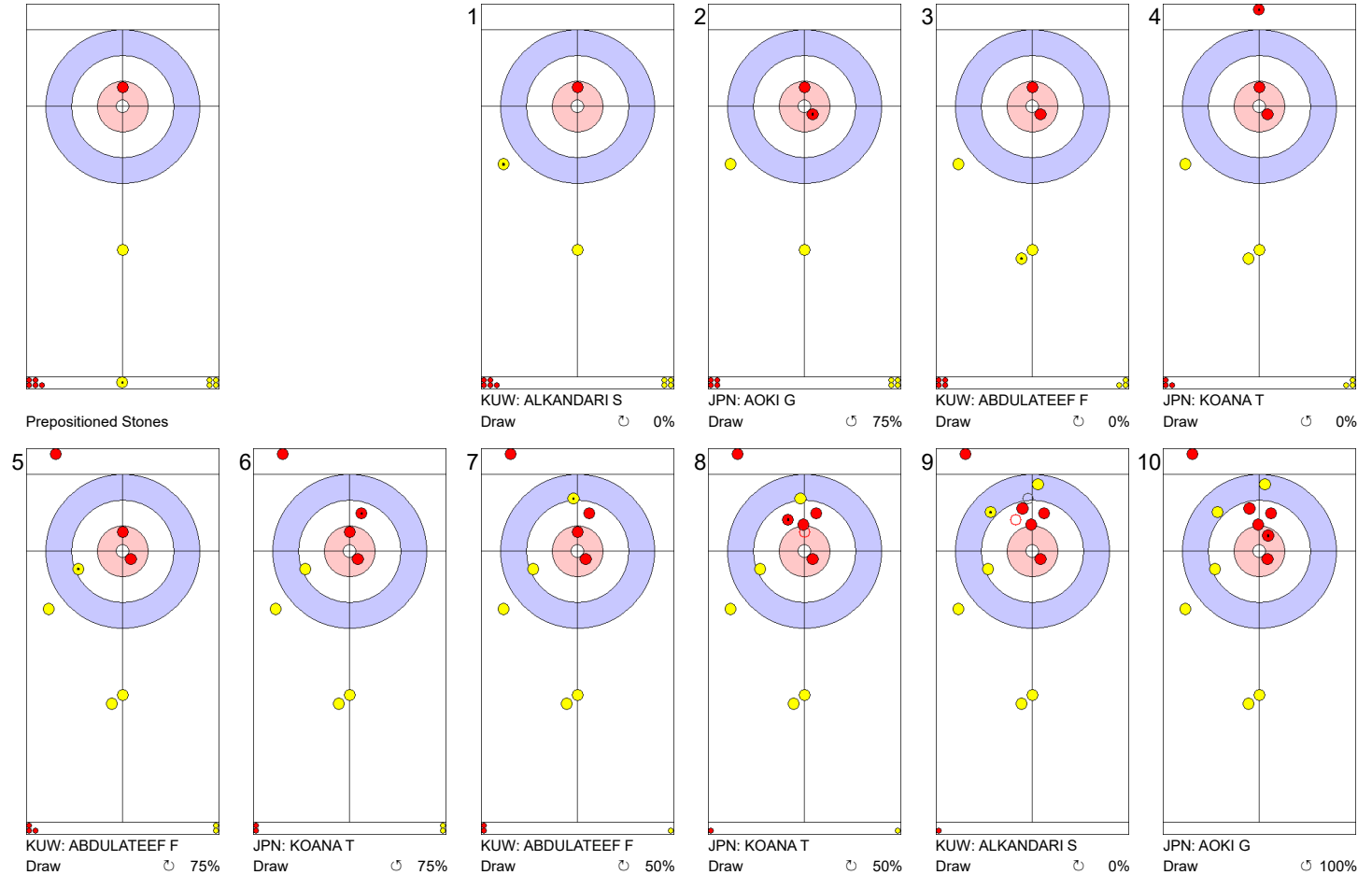
Legend:
↻ Clockwise ↺ Counter-clockwise L Loss
LSFE(*) Last Stone First End W Win



Game - Shot by Shot
每投统计数据

End 1 ● JPN - Japan 0 + 5 (this end) = 5

● K UW - Kuwait 0 + 0 (this end) = 0



	JPN	KUW
Total Score	5	0
Time left	20:11	19:27

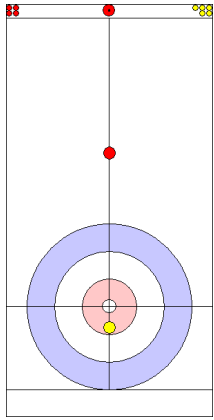
Legend:
 ↻ Clockwise ↺ Counter-clockwise - Not considered



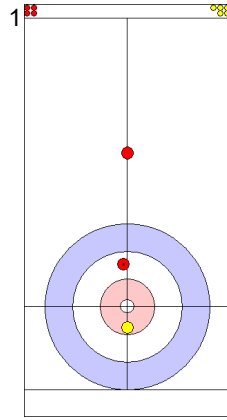
Game - Shot by Shot
每投统计数据

End 2 ● JPN - Japan 5 + 5 (this end) = W

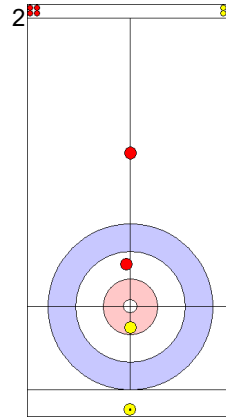
● K UW - Kuwait 0 + 0 (this end) = L



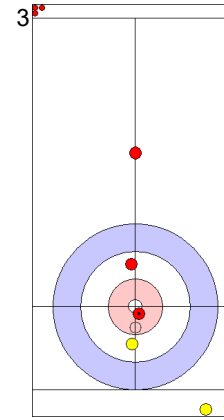
Prepositioned Stones



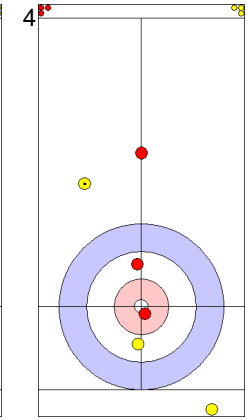
JPN: AOKI G
Draw ⤵ 75%



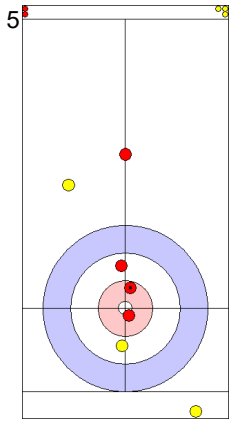
KUW: ALKANDARI S
Draw ⤵ 0%



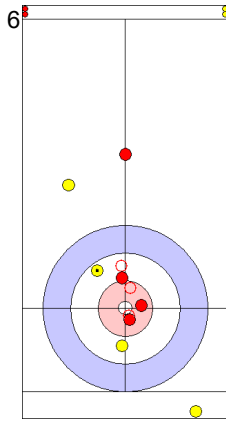
JPN: KOANA T
Draw ⤵ 100%



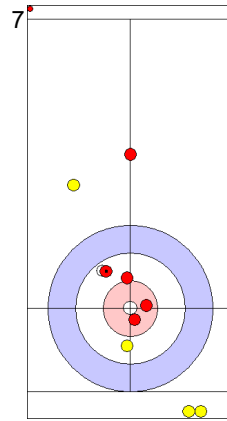
KUW: ABDULATEEF F
Draw ⤵ 0%



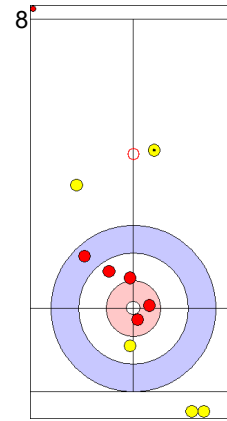
JPN: KOANA T
Draw ⤵ 100%



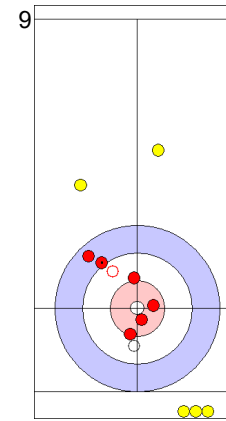
KUW: ABDULATEEF F
Draw ⤵ 0%



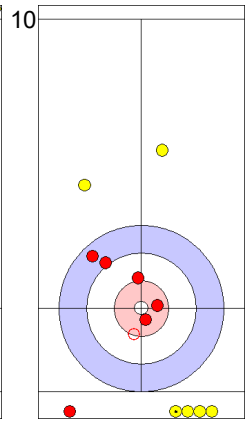
JPN: KOANA T
Take-out ⤵ 100%



KUW: ABDULATEEF F
Draw ⤵ 0%



JPN: AOKI G
Promotion Take-out ⤵ 100%



KUW: ALKANDARI S
Take-out ⤵ 25%

	JPN	KUW
Total Score	W	L
Time left	17:55	16:38

Legend:

⤵ Clockwise
L Loss

⤴ Counter-clockwise
W Win

- Not considered



Session Results and Standings

每轮比赛成绩和排名

Sheet	Team	LSD/LSFE	1	2	3	4	5	6	7	8	Extra Ends	Total
A	TPE - Chinese Taipei	234.7cm *	1	0	0	0	0	2	X	X		3
	JPN - Japan	255.9cm	0	2	2	2	3	0	X	X		9
B	KOR - Republic of Korea	68.7cm	1	0	1	0	1	0	1	X		4
	CHN - People's Republic of China	68.6cm *	0	2	0	1	0	3	0	X		6
E	KAZ - Kazakhstan	91.4cm *	1	0	3	3	0	4	1	X		12
	KGZ - Kyrgyzstan	173.8cm	0	2	0	0	3	0	0	X		5

Current Standings

Group A

Rank	Team	Games	Wins	Losses	
1	JPN - Japan	4	4	0	Q
2	HKG - Hong Kong, China	3	2	1	
2	THA - Thailand	3	2	1	
4	TPE - Chinese Taipei	4	2	2	
5	KUW - Kuwait	4	1	3	
6	MGL - Mongolia	4	0	4	

Group B

Rank	Team	Games	Wins	Losses	
1	CHN - People's Republic of China	4	4	0	Q
2	PHI - Philippines	4	3	1	
3	KAZ - Kazakhstan	4	2	2	
3	KOR - Republic of Korea	4	2	2	
5	KGZ - Kyrgyzstan	4	1	3	
6	QAT - Qatar	4	0	4	

Note:

Under World Curling rules, tie-breaking rules for standings are not applied until after the last game of the round robin.

Legend:

Power Play

Q Qualified for the play-offs

LSD Last Stone Draw

X Unplayed/unfinished end due to concession

LSFE(*) Last Stone First End

Timing & Results provided by **BORNAN**



Game Results

比赛成绩

Sheet	Team	LSFE	1	2	3	4	5	6	7	8	Extra Ends	Total
A	TPE - Chinese Taipei	*	1	0	0	0	0	2	X	X		3
	JPN - Japan		0	2	2	2	3	0	X	X		9

TPE - Chinese Taipei	
F	CHOU Yi-Hsuan
M	LIU Bor-Kai

JPN - Japan	
F	KOANA Tori
M	AOKI Go

Last Stone Draw		Distance
↻	CHOU Yi-Hsuan	63.2cm
↺	LIU Bor-Kai	171.5cm
Total		234.7cm

Last Stone Draw		Distance
↻	AOKI Go	56.3cm
↺	KOANA Tori	199.6cm
Total		255.9cm

Time remaining: 1 minute 4 seconds

Power Play: End 6

Time remaining: 6 minutes 54 seconds

Power Play: End 7

Note:
Team members are identified as follows:
F = Female, M = Male

Legend:
 Power Play ↻ Clockwise ↺ Counter-clockwise
 LSFE(*) Last Stone First End X Unplayed/unfinished end due to concession



Game Results

比赛成绩

Sheet	Team	LSFE	1	2	3	4	5	6	7	8	Extra Ends	Total
B	KOR - Republic of Korea		1	0	1	0	1	0	1	X		4
	CHN - People's Republic of China	*	0	2	0	1	0	3	0	X		6

KOR - Republic of Korea		Shot Success Game
F	KIM Kyeongae	72%
M	SEONG Jihoon	77%
Team Total		75%

CHN - People's Republic of China		Shot Success Game
F	HAN Yu	65%
M	WANG Zhiyu	92%
Team Total		81%

Last Stone Draw		Distance
↻	KIM Kyeongae	30.4cm
↺	SEONG Jihoon	38.3cm
Total		68.7cm

Last Stone Draw		Distance
↻	HAN Yu	57.4cm
↺	WANG Zhiyu	11.2cm
Total		68.6cm

Time remaining: 2 minutes 38 seconds

Time-out: End 6 - KOR stone 3

Power Play: End 7

Time remaining: 2 minutes 58 seconds

Time-out: End 6 - CHN stone 4

Power Play: End 6

Shot Success Analysis

KOR - Republic of Korea		↻	↺	Game
F KIM Kyeongae	Draws	11 73%	1 100%	12 75%
	Take-outs	1 50%	3 67%	4 63%
	Total	12 71%	4 75%	16 72%
M SEONG Jihoon	Draws	11 89%	3 33%	14 77%
	Take-outs	8 84%	2 50%	10 78%
	Total	19 87%	5 40%	24 77%
Team	Draws	22 81%	4 50%	26 76%
	Take-outs	9 81%	5 60%	14 73%
	Total	31 81%	9 56%	40 75%

CHN - People's Republic of China		↻	↺	Game
F HAN Yu	Draws	9 56%	5 75%	14 63%
	Take-outs	0 -	1 100%	1 100%
	Total	9 56%	6 79%	15 65%
M WANG Zhiyu	Draws	7 93%	3 83%	10 90%
	Take-outs	9 94%	5 90%	14 93%
	Total	16 94%	8 88%	24 92%
Team	Draws	16 72%	8 78%	24 74%
	Take-outs	9 94%	6 92%	15 93%
	Total	25 80%	14 84%	39 81%

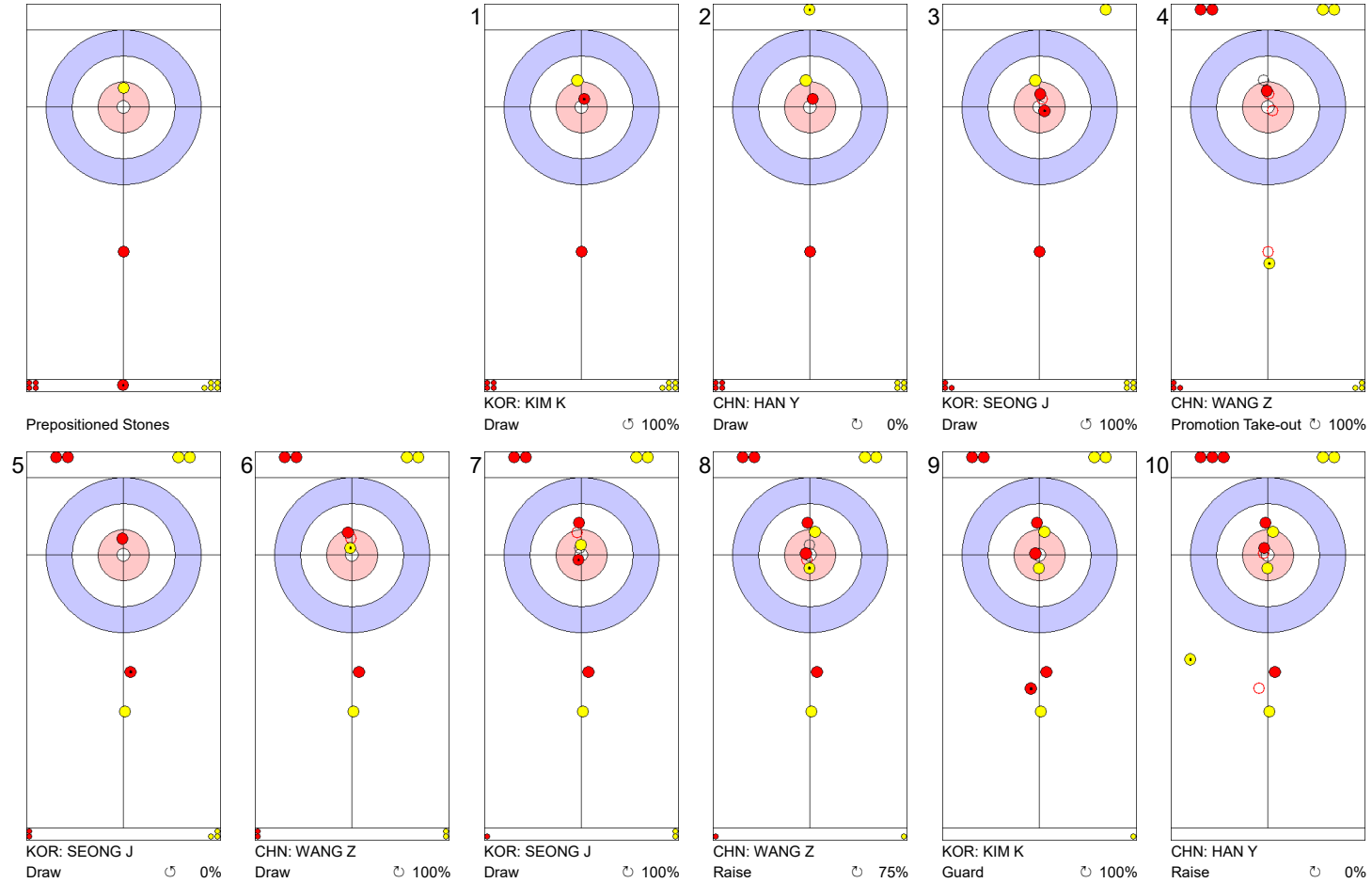
Note:
Team members are identified as follows:
F = Female, M = Male

Legend:
 Power Play ↻ Clockwise ↺ Counter-clockwise
 LSFE(*) Last Stone First End X Unplayed/unfinished end due to concession



Game - Shot by Shot
每投统计数据

End 1 ● KOR - Republic of Korea 0 + 1 (this end) = 1 ● CHN - China 0 + 0 (this end) = 0



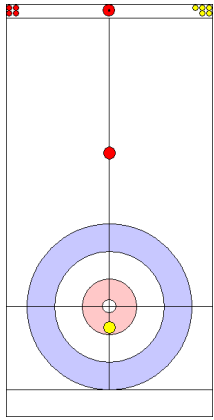
	KOR	CHN
Total Score	1	0
Time left	20:14	19:05

Legend:
 Clockwise Counter-clockwise - Not considered

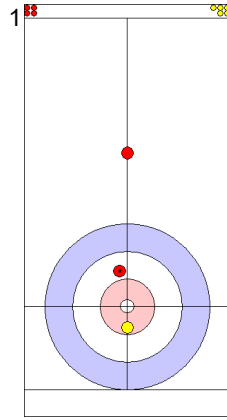


Game - Shot by Shot
每投统计数据

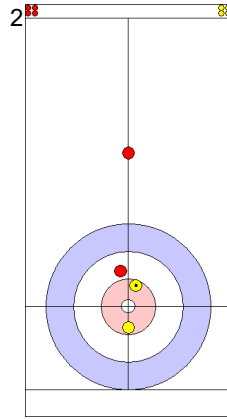
End 2 ● KOR - Republic of Korea 1 + 0 (this end) = 1 ● CHN - China 0 + 2 (this end) = 2



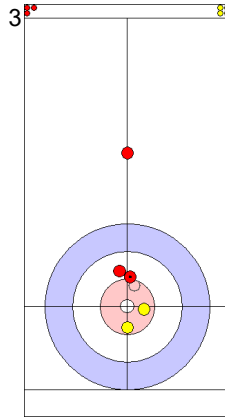
Prepositioned Stones



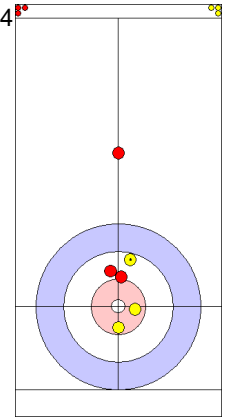
KOR: KIM K
Draw ⤵ 75%



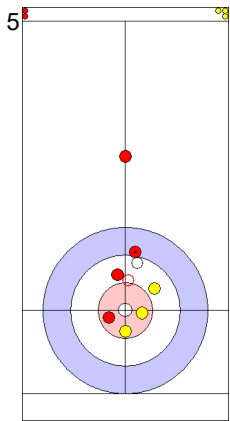
CHN: HAN Y
Draw ⤵ 100%



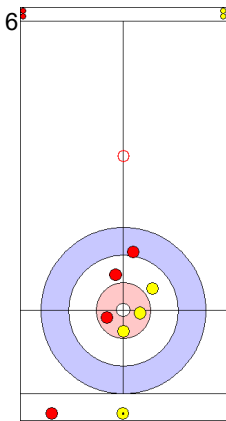
KOR: SEONG J
Raise ⤵ 75%



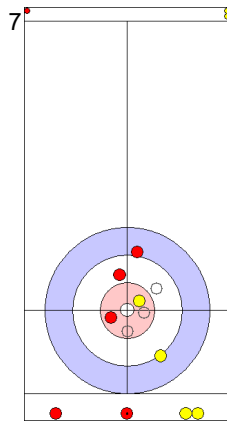
CHN: WANG Z
Draw ⤵ 100%



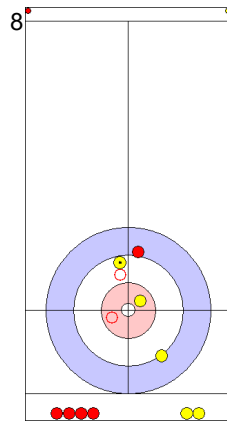
KOR: SEONG J
Raise ⤵ 100%



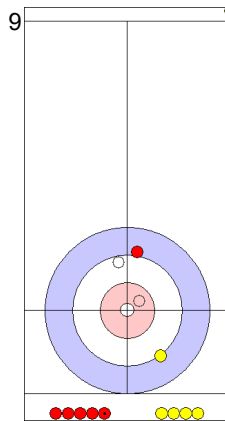
CHN: WANG Z
Clearing ⤵ 100%



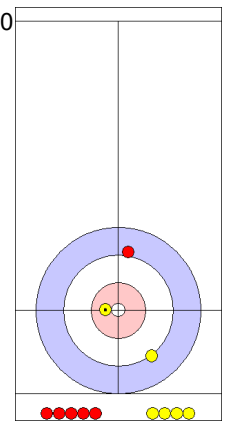
KOR: SEONG J
Double Take-out ⤵ 50%



CHN: WANG Z
Double Take-out ⤵ 100%



KOR: KIM K
Double Take-out ⤵ 100%



CHN: HAN Y
Draw ⤵ 100%

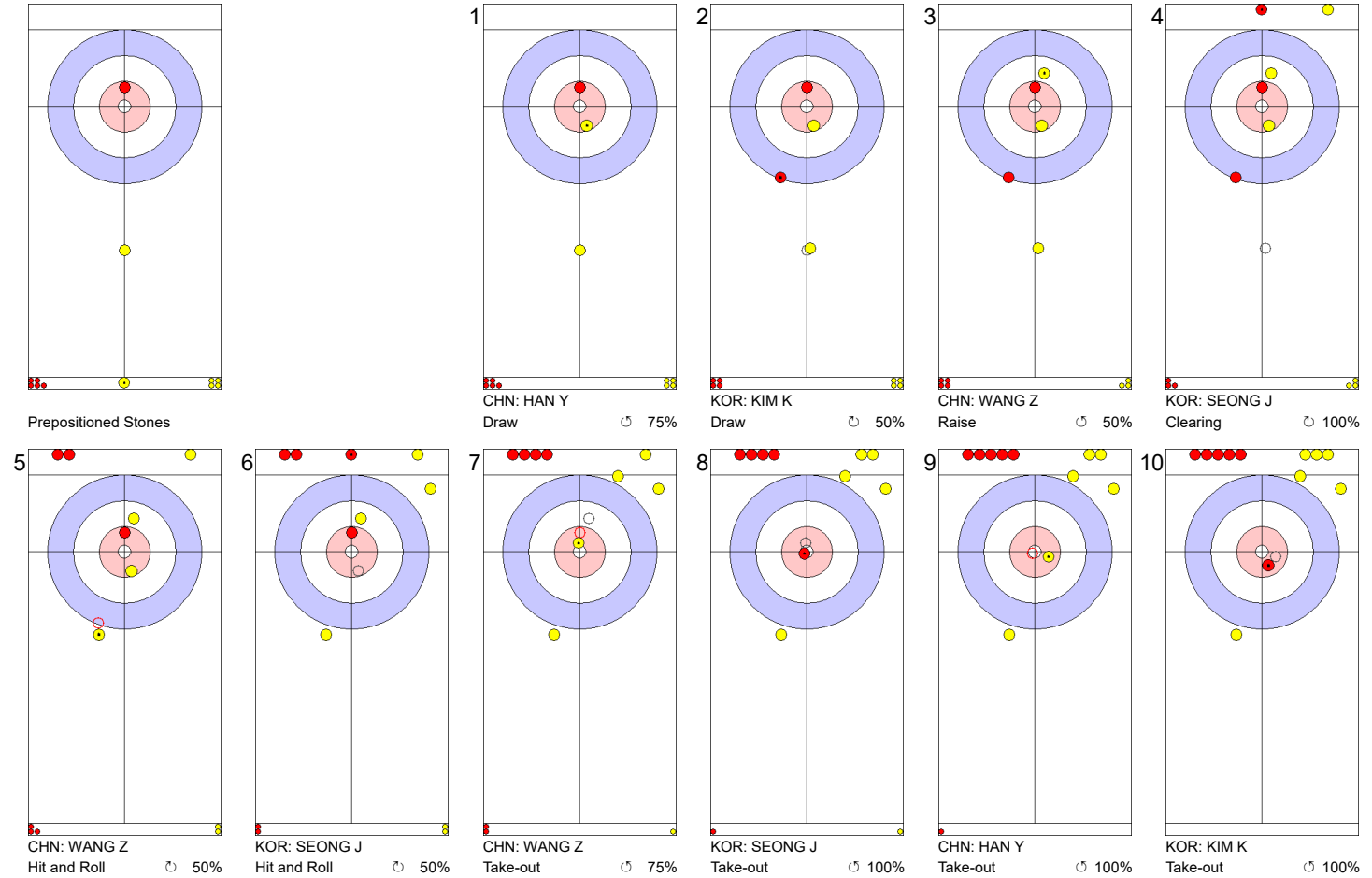
	KOR	CHN
Total Score	1	2
Time left	17:50	16:10

Legend: ⤵ Clockwise ⤴ Counter-clockwise - Not considered



Game - Shot by Shot
每投统计数据

End 3 ● KOR - Republic of Korea 1 + 1 (this end) = 2 ● CHN - China 2 + 0 (this end) = 2



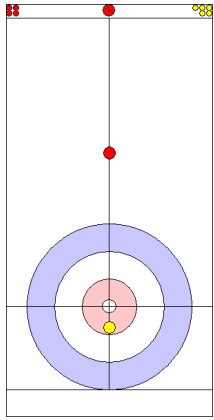
	KOR	CHN
Total Score	2	2
Time left	15:32	14:06

Legend:
 Clockwise Counter-clockwise - Not considered

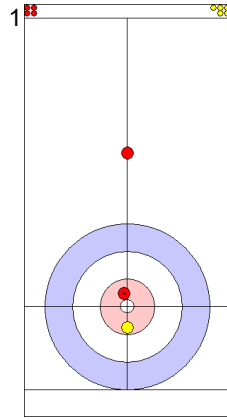


Game - Shot by Shot
每投统计数据

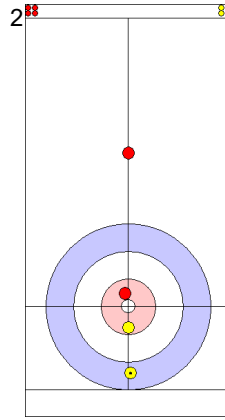
End 4 ● KOR - Republic of Korea 2 + 0 (this end) = 2 ● CHN - China 2 + 1 (this end) = 3



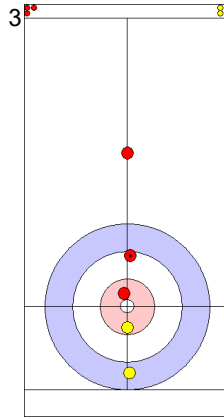
Prepositioned Stones



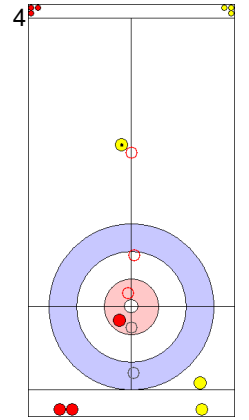
KOR: KIM K
Draw 100%



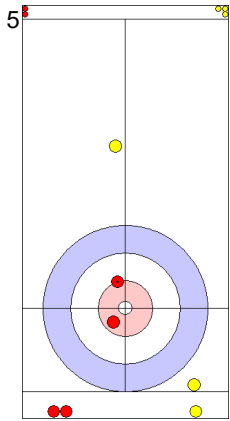
CHN: HAN Y
Draw 50%



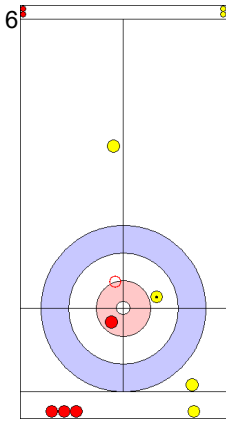
KOR: SEONG J
Draw 100%



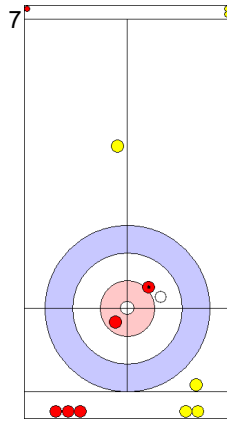
CHN: WANG Z
Promotion Take-out 100%



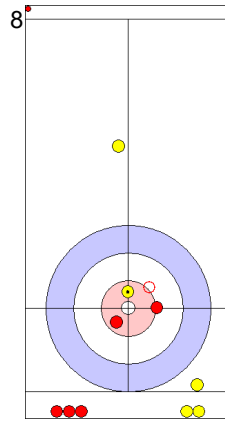
KOR: SEONG J
Draw 100%



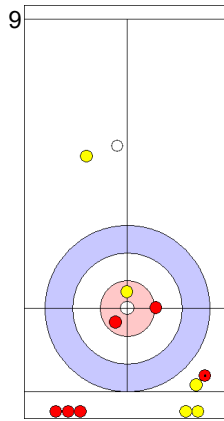
CHN: WANG Z
Take-out 100%



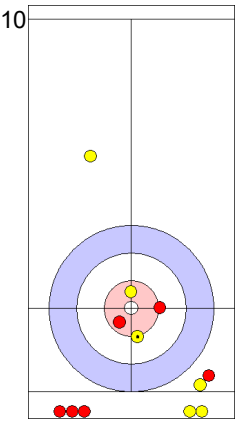
KOR: SEONG J
Hit and Roll 75%



CHN: WANG Z
Raise 100%



KOR: KIM K
Raise 0%



CHN: HAN Y
Draw 0%

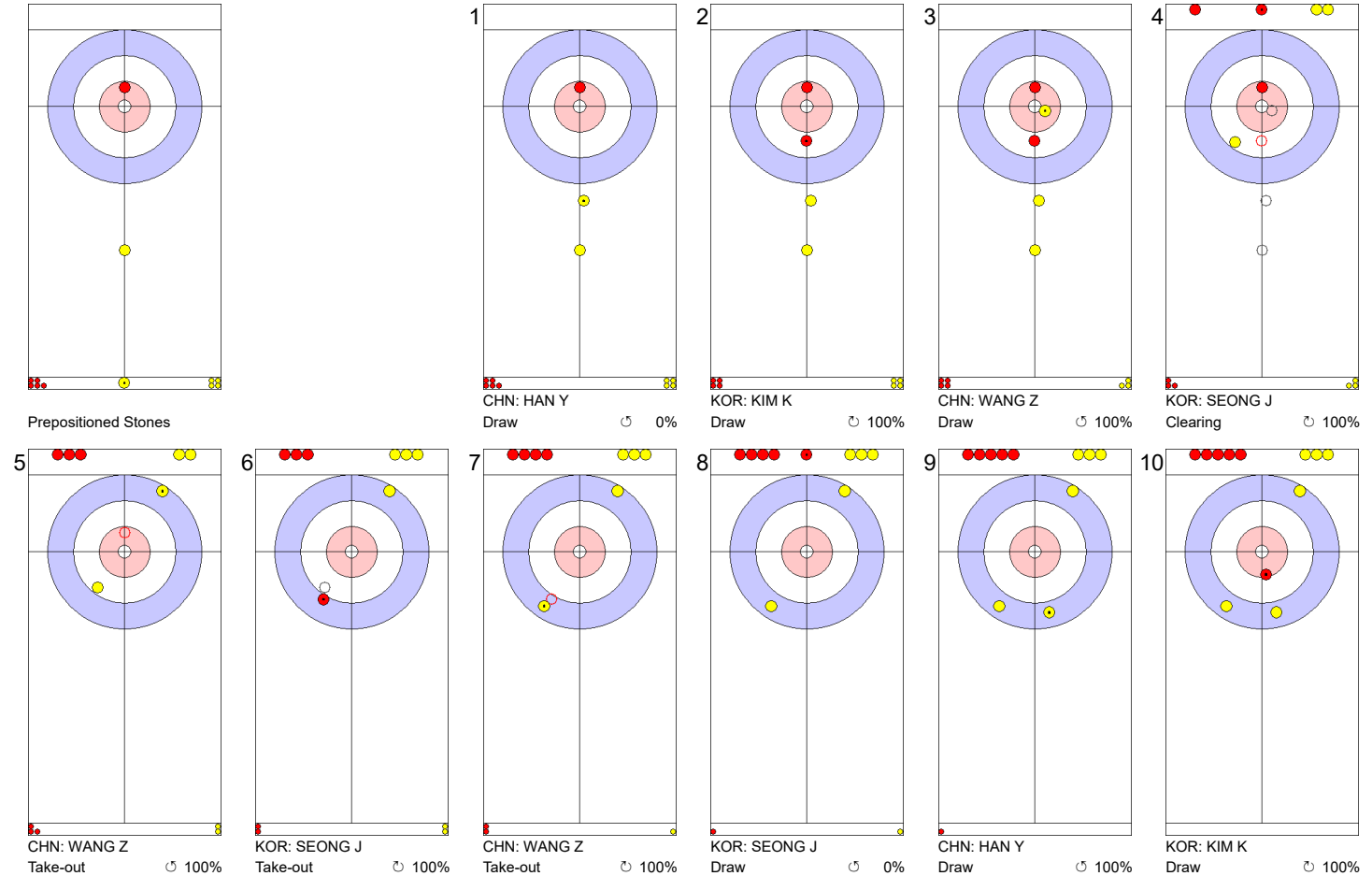
	KOR	CHN
Total Score	2	3
Time left	13:00	12:04

Legend:
 Clockwise Counter-clockwise - Not considered



Game - Shot by Shot
每投统计数据

End 5 ● KOR - Republic of Korea 2 + 1 (this end) = 3 ● CHN - China 3 + 0 (this end) = 3



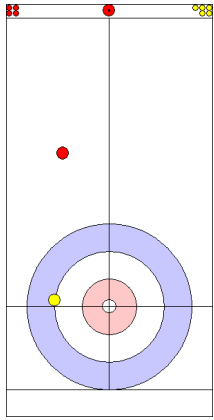
	KOR	CHN
Total Score	3	3
Time left	10:54	10:30

Legend:
 ↻ Clockwise ↺ Counter-clockwise - Not considered

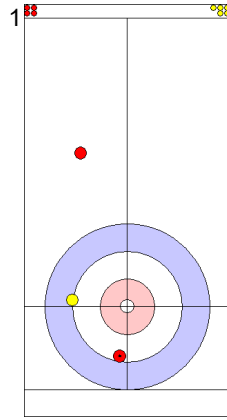


Game - Shot by Shot
每投统计数据

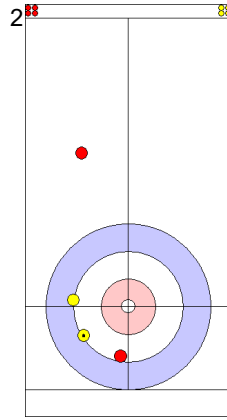
End 6 ● KOR - Republic of Korea 3 + 0 (this end) = 3 ● CHN - China 3 + 3 (this end) = 6



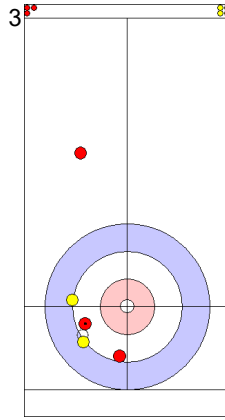
Power Play
Prepositioned Stones



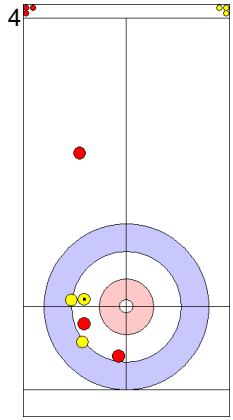
KOR: KIM K
Draw 75%



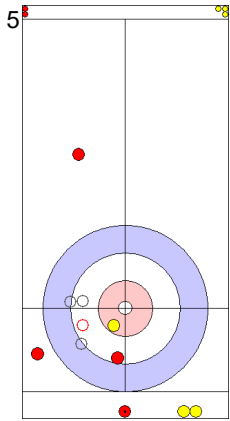
CHN: HAN Y
Draw 75%



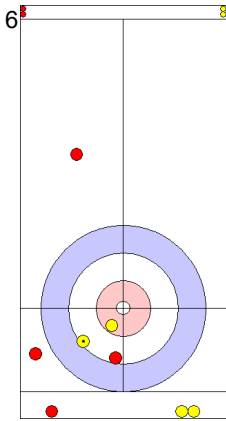
KOR: SEONG J
Draw 100%



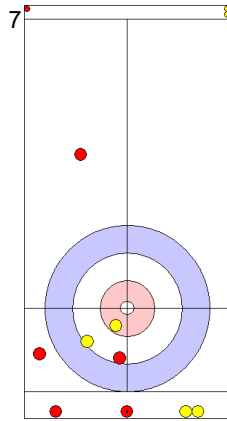
CHN: WANG Z
Draw 100%



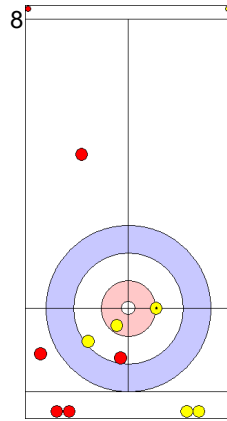
KOR: SEONG J
Take-out 100%



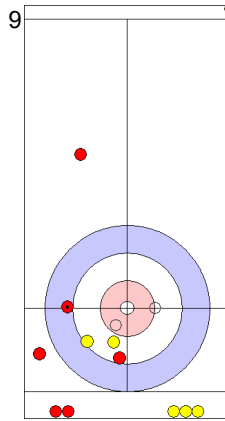
CHN: WANG Z
Draw 75%



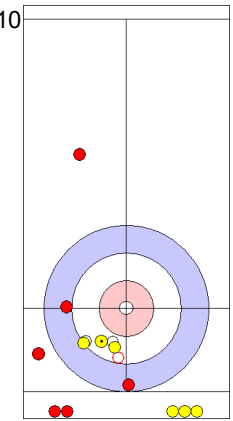
KOR: SEONG J
Double Take-out 0%



CHN: WANG Z
Draw 100%



KOR: KIM K
Double Take-out 50%



CHN: HAN Y
Raise 100%

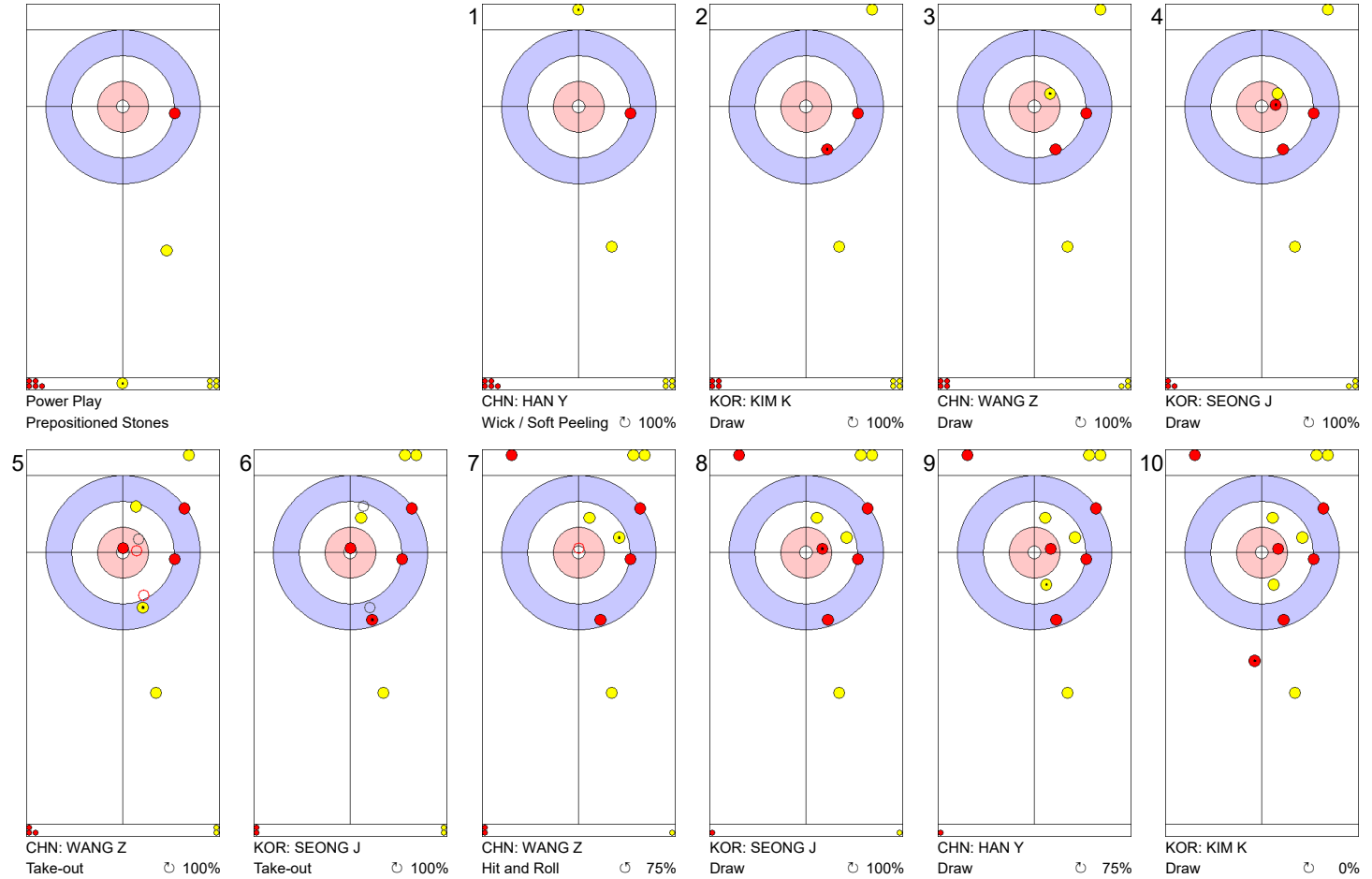
	KOR	CHN
Total Score	3	6
Time left	8:25	7:16

Legend:
 Clockwise Counter-clockwise - Not considered



Game - Shot by Shot
每投统计数据

End 7 ● KOR - Republic of Korea 3 + 1 (this end) = 4 ● CHN - China 6 + 0 (this end) = 6



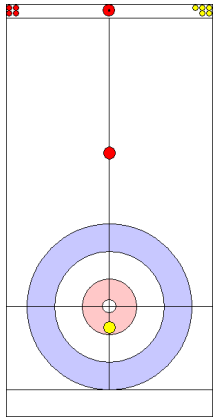
	KOR	CHN
Total Score	4	6
Time left	4:55	4:20

Legend:
 Clockwise Counter-clockwise - Not considered

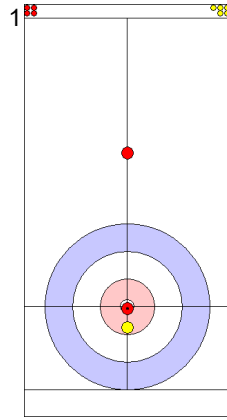


Game - Shot by Shot
每投统计数据

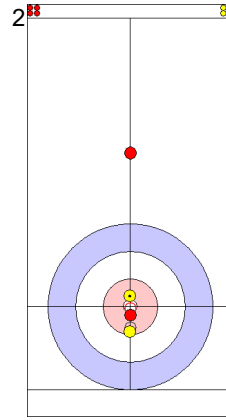
End 8 ● KOR - Republic of Korea 4 + X (this end) = 4 ● CHN - China 6 + X (this end) = 6



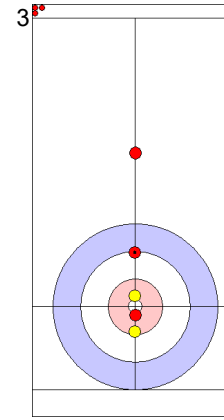
Prepositioned Stones



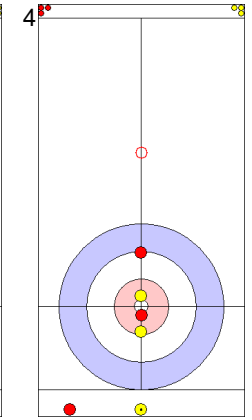
KOR: KIM K
Draw 100%



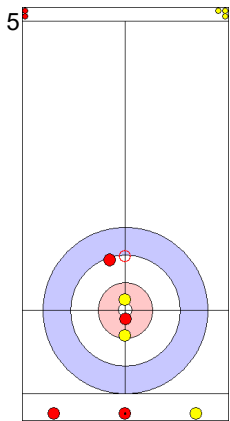
CHN: HAN Y
Raise 100%



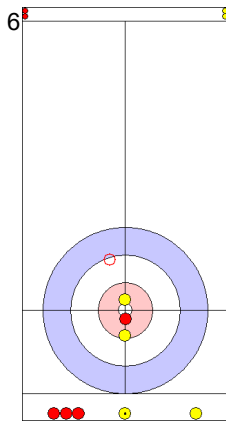
KOR: SEONG J
Draw 100%



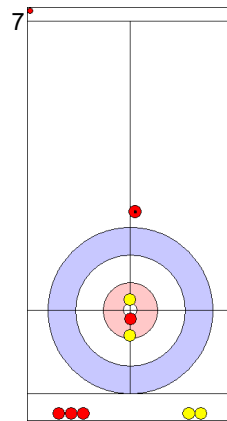
CHN: WANG Z
Clearing 100%



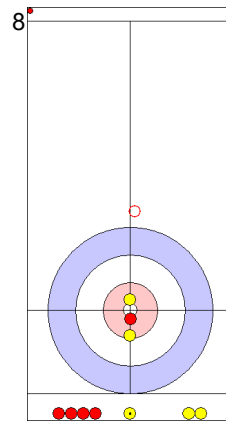
KOR: SEONG J
Raise 0%



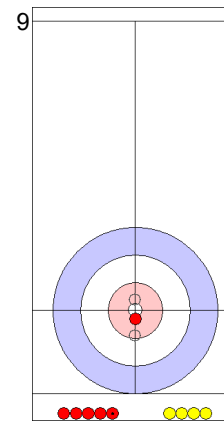
CHN: WANG Z
Clearing 100%



KOR: SEONG J
Guard 100%



CHN: WANG Z
Clearing 100%



KOR: KIM K
Promotion Take-out 0%

	KOR	CHN
Total Score	4	6
Time left	2:38	2:58

Legend:
 ↻ Clockwise ↺ Counter-clockwise - Not considered
 X Unfinished end due to concession



Game Results

比赛成绩

Sheet	Team	LSFE	1	2	3	4	5	6	7	8	Extra Ends	Total
E	KAZ - Kazakhstan	*	1	0	3	3	0	4	1	X		12
	KGZ - Kyrgyzstan		0	2	0	0	3	0	0	X		5

KAZ - Kazakhstan	
F	SEITZHANOVA Amina
M	NADIRBAYEV Azizbek

KGZ - Kyrgyzstan	
F	ASANBAEVA Keremet
M	ABYKEEV Iskhak

Last Stone Draw		Distance
↻	NADIRBAYEV Azizbek	18.0cm
↻	SEITZHANOVA Amina	73.4cm
Total		91.4cm

Time remaining: 5 minutes 47 seconds
Power Play: End 6

Last Stone Draw		Distance
↻	ASANBAEVA Keremet	122.6cm
↻	ABYKEEV Iskhak	51.2cm
Total		173.8cm

Time remaining: 1 minute 55 seconds
Time-out: End 6
Power Play: End 5

Note:
Team members are identified as follows:
F = Female, M = Male

Legend:
 Power Play ↻ Clockwise ↺ Counter-clockwise
 LSFE(*) Last Stone First End X Unplayed/unfinished end due to concession



Session Results and Standings

每轮比赛成绩和排名

Sheet	Team	LSD/LSFE	1	2	3	4	5	6	7	8	Extra Ends	Total
C	MGL - Mongolia	291.4cm	1	0	2	0	0	2	0	X		5
	THA - Thailand	221.4cm *	0	3	0	2	1	0	4	X		10
D	KAZ - Kazakhstan	189.9cm	1	2	0	1	1	1	0	1		7
	QAT - Qatar	118.9cm *	0	0	2	0	0	0	2	0		4
E	CHN - People's Republic of China	48.8cm *	4	2	1	1	0	1	0	X		9
	PHI - Philippines	106.4cm	0	0	0	0	3	0	3	X		6

Current Standings

Group A

Rank	Team	Games	Wins	Losses
1	JPN - Japan	3	3	0
2	HKG - Hong Kong, China	3	2	1
2	THA - Thailand	3	2	1
2	TPE - Chinese Taipei	3	2	1
5	KUW - Kuwait	4	1	3
6	MGL - Mongolia	4	0	4

Group B

Rank	Team	Games	Wins	Losses
1	CHN - People's Republic of China	3	3	0
2	PHI - Philippines	4	3	1
3	KOR - Republic of Korea	3	2	1
4	KAZ - Kazakhstan	3	1	2
4	KGZ - Kyrgyzstan	3	1	2
6	QAT - Qatar	4	0	4

Note:

Under World Curling rules, tie-breaking rules for standings are not applied until after the last game of the round robin.

Legend:

Power Play

LSD Last Stone Draw

LSFE(*) Last Stone First End

X Unplayed/unfinished end due to concession



Game Results

比赛成绩

Sheet	Team	LSFE	1	2	3	4	5	6	7	8	Extra Ends	Total
C	MGL - Mongolia		1	0	2	0	0	2	0	X		5
	THA - Thailand	*	0	3	0	2	1	0	4	X		10

MGL - Mongolia		Shot Success Game
F	GANBAT Enkhzaya	36%
M	BULGANKHUU Bayar	29%
Team Total		32%

THA - Thailand		Shot Success Game
F	SONKHAM Chanatip	38%
M	JEARATEERAWIT Teekawin	52%
Team Total		43%

Last Stone Draw		Distance
↻	BULGANKHUU Bayar	91.8cm
↺	GANBAT Enkhzaya	199.6cm
Total		291.4cm

Last Stone Draw		Distance
↻	JEARATEERAWIT Teekawin	199.6cm
↺	SONKHAM Chanatip	21.8cm
Total		221.4cm

Time remaining: 0 minutes 52 seconds

Time remaining: 5 minutes 57 seconds

Power Play: End 8

Shot Success Analysis

MGL - Mongolia		↻	↺	Game	
F	GANBAT Enkhzaya	Draws	9 31%	4 31%	13 31%
		Take-outs	4 38%	1 100%	5 50%
		Total	13 33%	5 45%	18 36%
M	BULGANKHUU Bayar	Draws	9 17%	4 13%	13 15%
		Take-outs	4 63%	4 38%	8 50%
		Total	13 31%	8 25%	21 29%
Team		Draws	18 24%	8 22%	26 23%
		Take-outs	8 50%	5 50%	13 50%
		Total	26 32%	13 33%	39 32%

THA - Thailand		↻	↺	Game	
F	SONKHAM Chanatip	Draws	12 42%	8 44%	20 43%
		Take-outs	4 13%	0 -	4 13%
		Total	16 34%	8 44%	24 38%
M	JEARATEERAWIT Teekawin	Draws	10 58%	3 33%	13 52%
		Take-outs	2 50%	0 -	2 50%
		Total	12 56%	3 33%	15 52%
Team		Draws	22 49%	11 41%	33 46%
		Take-outs	6 25%	0 -	6 25%
		Total	28 44%	11 41%	39 43%

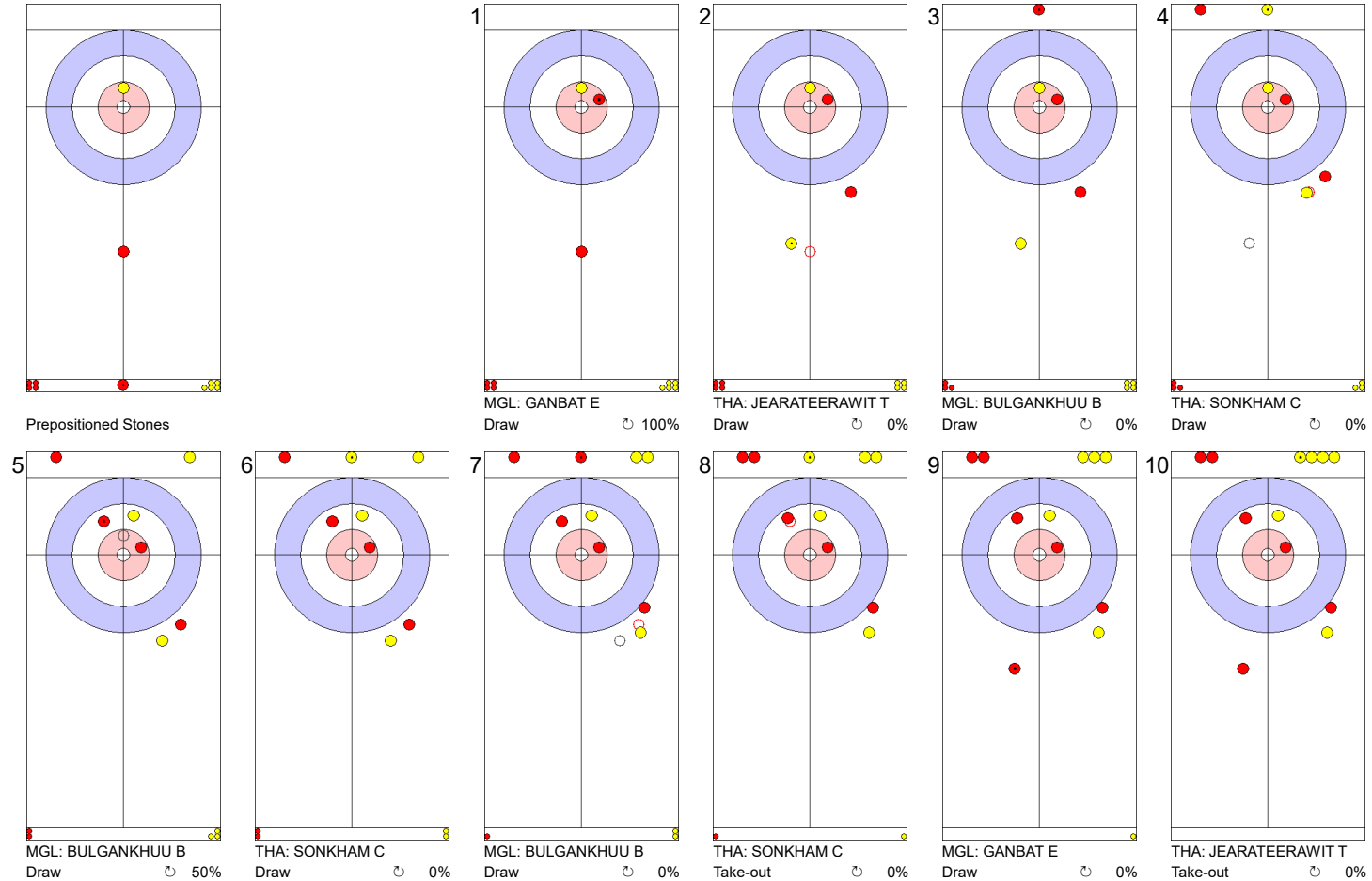
Note:
Team members are identified as follows:
F = Female, M = Male

Legend:
 Power Play ↻ Clockwise ↺ Counter-clockwise
 LSFE(*) Last Stone First End X Unplayed/unfinished end due to concession



Game - Shot by Shot
每投统计数据

End 1 ● MGL - Mongolia 0 + 1 (this end) = 1 ● THA - Thailand 0 + 0 (this end) = 0



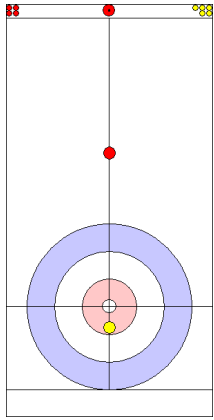
	MGL	THA
Total Score	1	0
Time left	19:30	20:23

Legend:
 Clockwise Counter-clockwise - Not considered

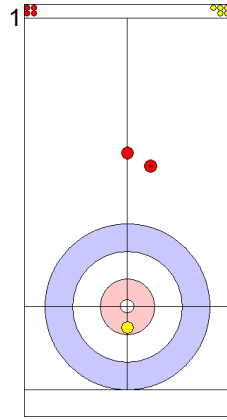


Game - Shot by Shot
每投统计数据

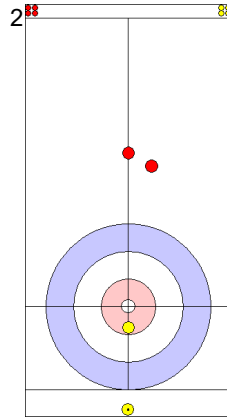
End 2 ● MGL - Mongolia 1 + 0 (this end) = 1 ● THA - Thailand 0 + 3 (this end) = 3



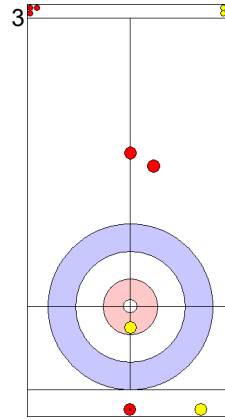
Prepositioned Stones



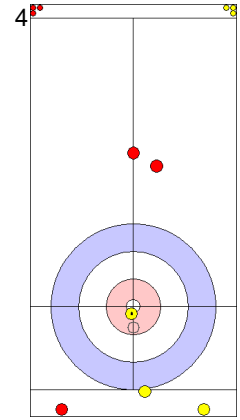
MGL: GANBAT E
Draw ⤴ 0%



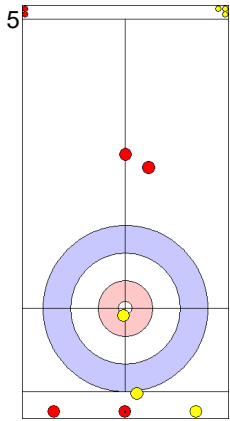
THA: JEARATEERAWIT T
Draw ⤴ 0%



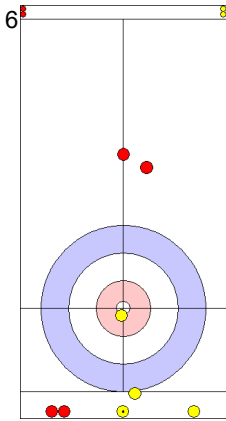
MGL: BULGANKHUU B
Draw ⤴ 0%
Did not pass the hogline



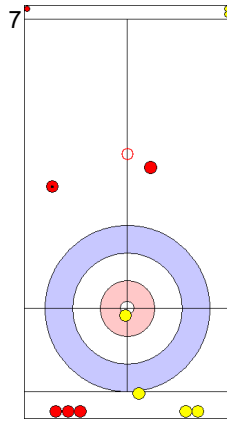
THA: SONKHAM C
Draw ⤴ 50%



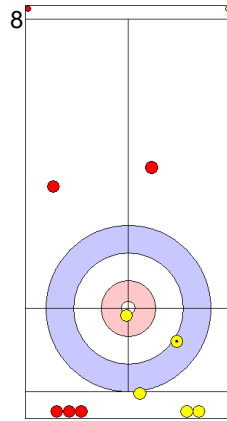
MGL: BULGANKHUU B
Clearing ⤴ 0%



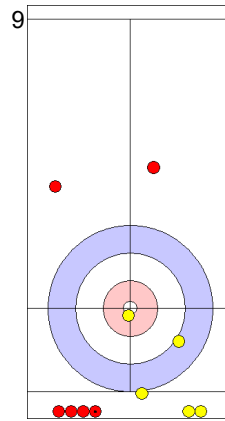
THA: SONKHAM C
Draw ⤴ 0%



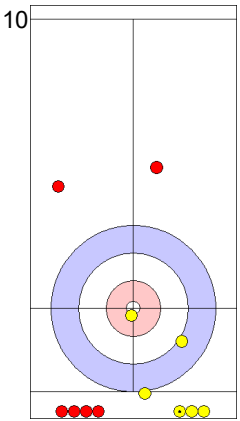
MGL: BULGANKHUU B
Clearing ⤴ 100%



THA: SONKHAM C
Guard ⤴ 0%



MGL: GANBAT E
Take-out ⤴ 0%



THA: JEARATEERAWIT T
Draw ⤴ 0%

	MGL	THA
Total Score	1	3
Time left	16:41	19:15

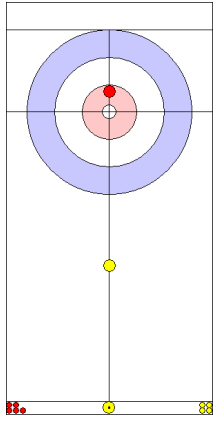
Legend: ⤴ Clockwise ⤵ Counter-clockwise - Not considered



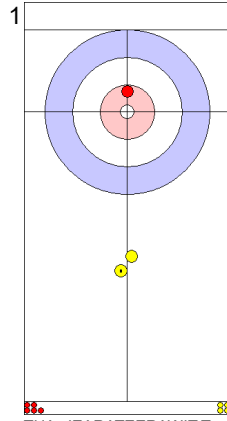
Game - Shot by Shot
每投统计数据

End 3 ● MGL - Mongolia 1 + 2 (this end) = 3

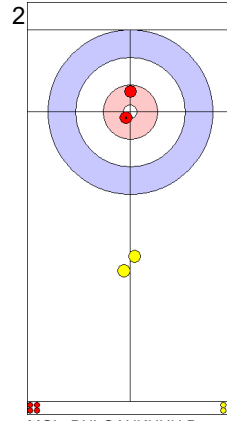
⊗ THA - Thailand 3 + 0 (this end) = 3



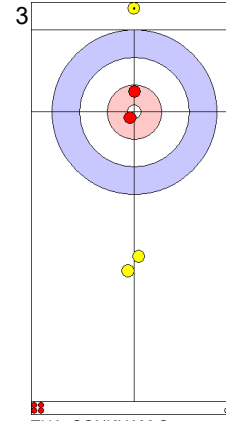
Prepositioned Stones



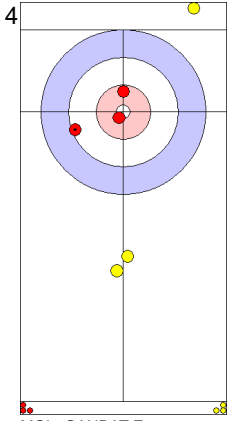
THA: JEARATEERAWIT T
Draw 0%



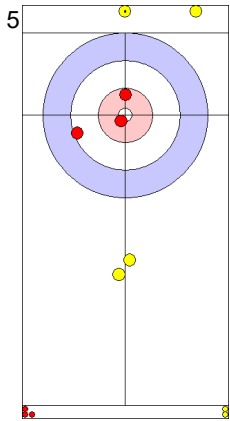
MGL: BULGANKHUU B
Draw 100%



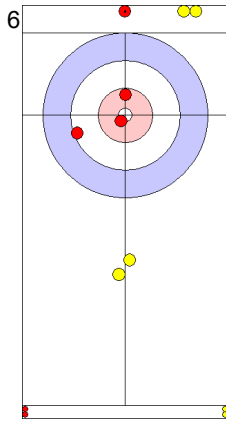
THA: SONKHAM C
Draw 0%



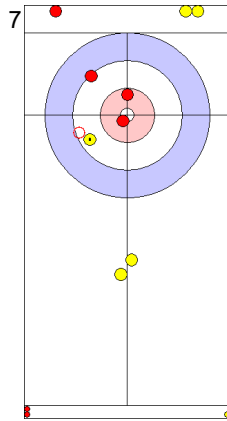
MGL: GANBAT E
Draw 100%



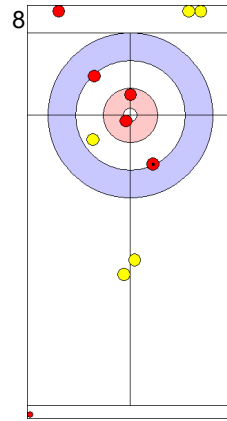
THA: SONKHAM C
Clearing 0%



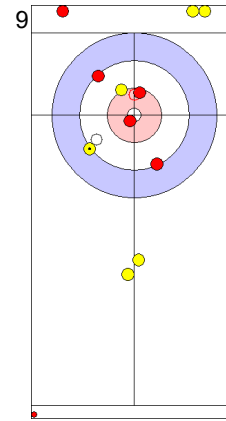
MGL: GANBAT E
Draw 0%



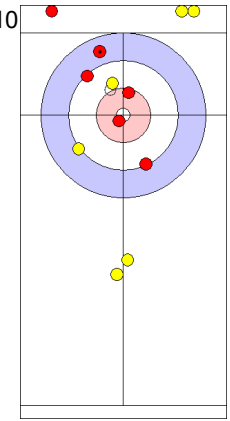
THA: SONKHAM C
Draw 75%



MGL: GANBAT E
Draw 75%



THA: JEARATEERAWIT T
Draw 50%



MGL: BULGANKHUU B
Draw 0%

	MGL	THA
Total Score	3	3
Time left	13:47	16:51

Legend:

↻ Clockwise

↺ Counter-clockwise

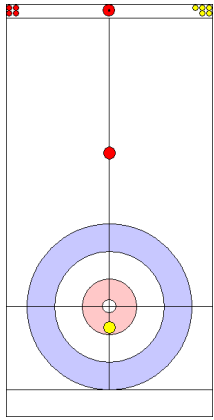
- Not considered



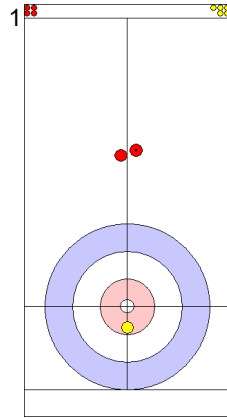
Game - Shot by Shot
每投统计数据

End 4 ● MGL - Mongolia 3 + 0 (this end) = 3

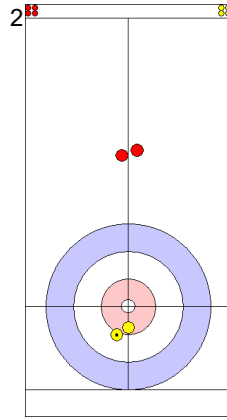
⊗ THA - Thailand 3 + 2 (this end) = 5



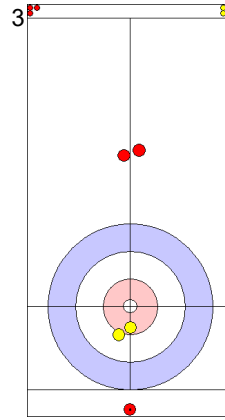
Prepositioned Stones



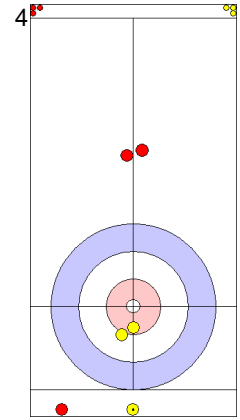
MGL: GANBAT E
Draw 0%



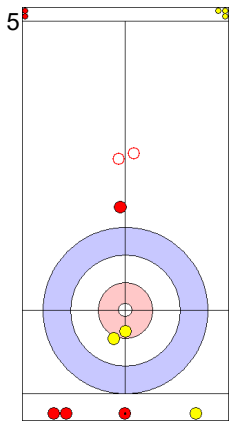
THA: JEARATEERAWIT T
Draw 100%



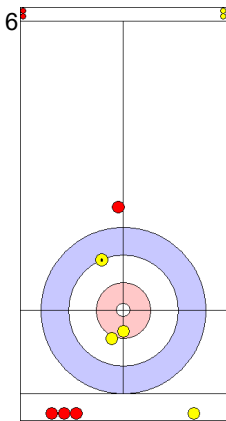
MGL: BULGANKHUU B
Draw 0%



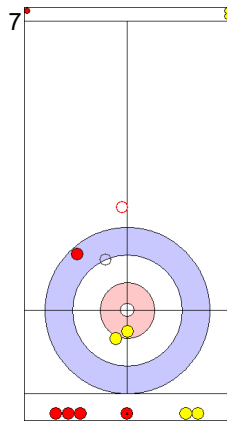
THA: SONKHAM C
Draw 0%



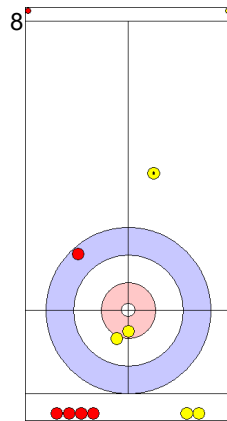
MGL: BULGANKHUU B
Clearing 50%



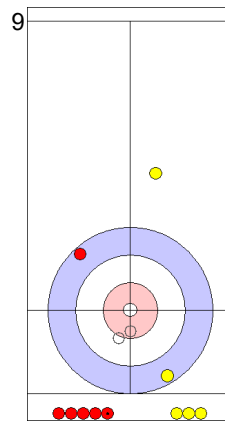
THA: SONKHAM C
Draw 100%



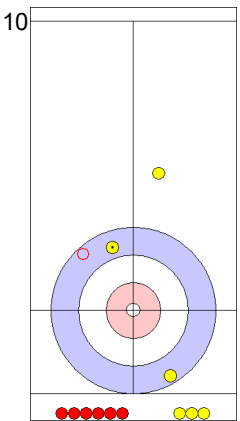
MGL: BULGANKHUU B
Clearing 100%



THA: SONKHAM C
Draw 0%



MGL: GANBAT E
Double Take-out 50%



THA: JEARATEERAWIT T
Take-out 100%

	MGL	THA
Total Score	3	5
Time left	11:02	14:19

Legend:

↻ Clockwise

↺ Counter-clockwise

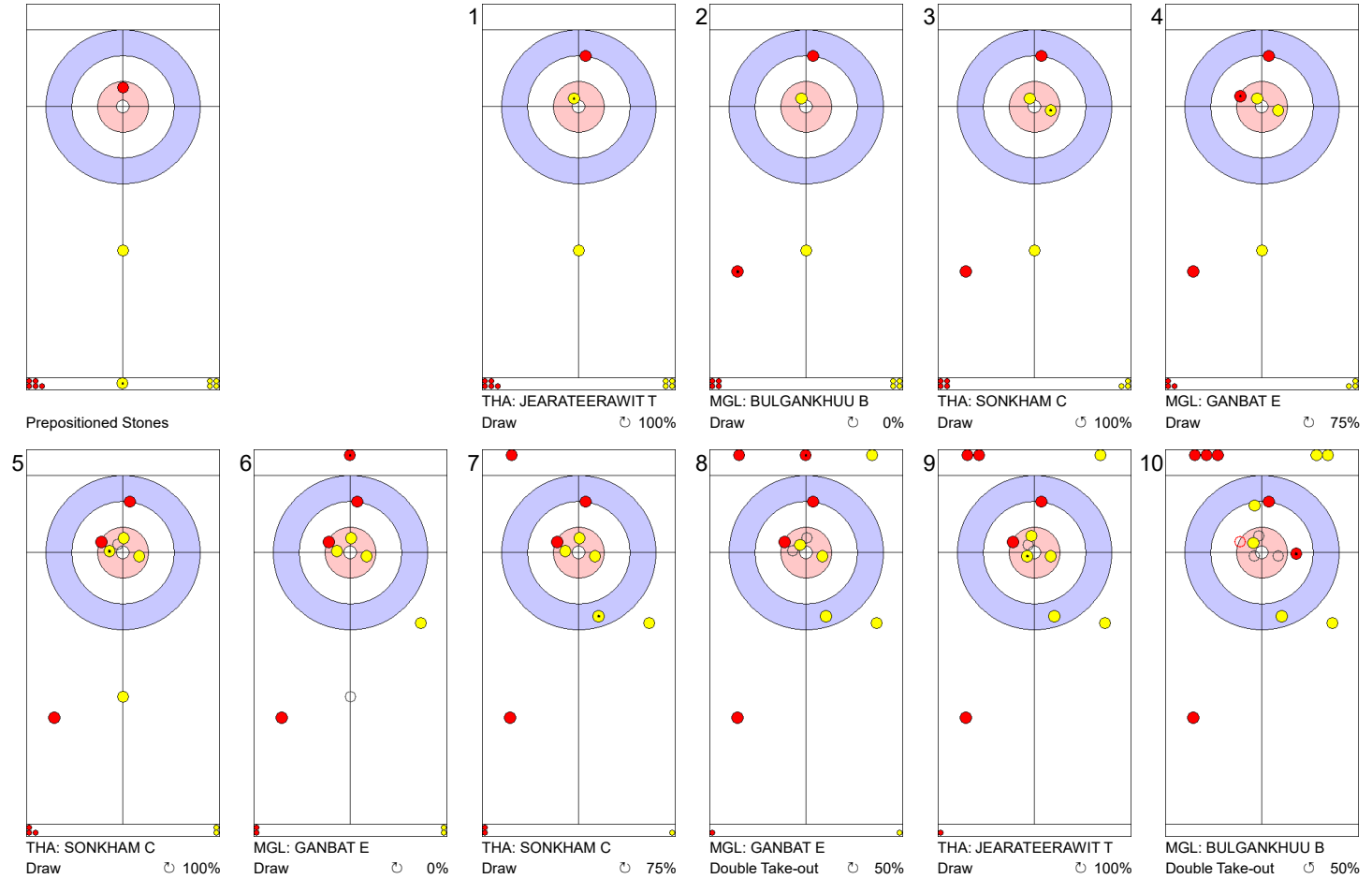
- Not considered

Timing & Results provided by BORNAN



Game - Shot by Shot
每投统计数据

End 5 ● MGL - Mongolia 3 + 0 (this end) = 3 ● THA - Thailand 5 + 1 (this end) = 6



	MGL	THA
Total Score	3	6
Time left	8:01	11:59

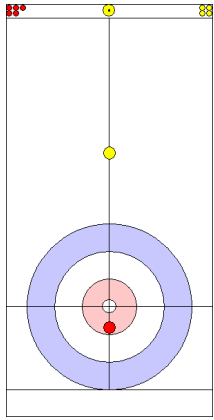
Legend:
↻ Clockwise ↻ Counter-clockwise - Not considered



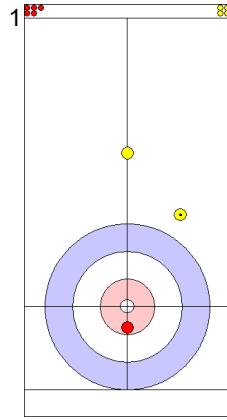
Game - Shot by Shot
每投统计数据

End 6 ● MGL - Mongolia 3 + 2 (this end) = 5

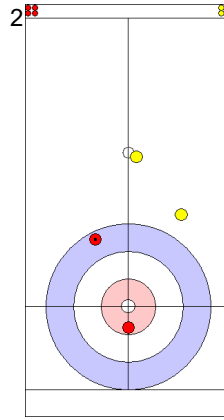
⊗ THA - Thailand 6 + 0 (this end) = 6



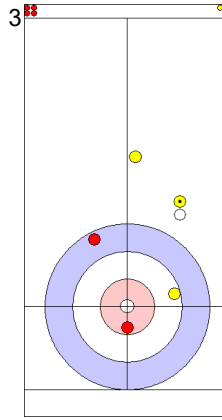
Prepositioned Stones



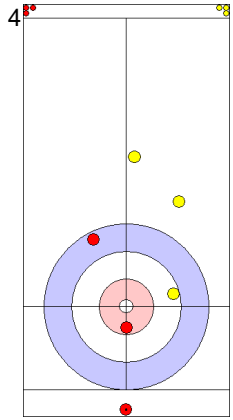
THA: JEARATEERAWIT T
Draw 0%



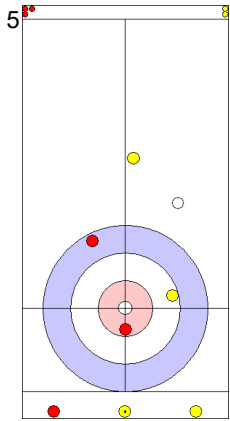
MGL: GANBAT E
Draw 50%



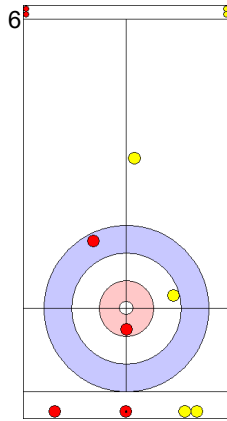
THA: SONKHAM C
Draw 50%



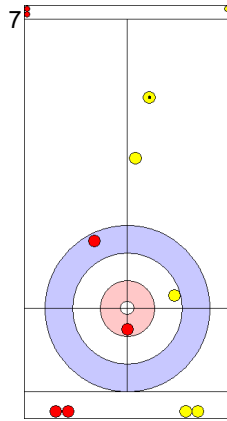
MGL: BULGANKHUU B
Double Take-out 0%



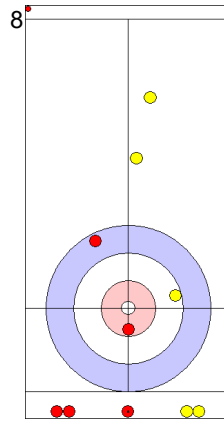
THA: SONKHAM C
Clearing 50%



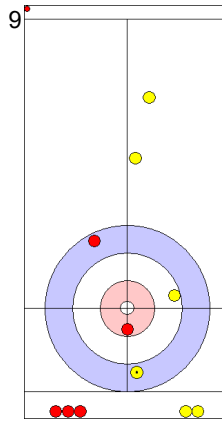
MGL: BULGANKHUU B
Draw 0%



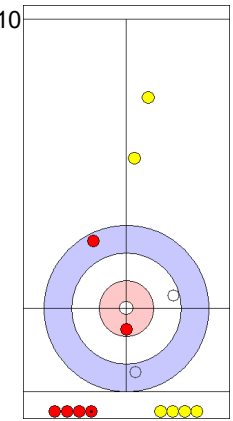
THA: SONKHAM C
Draw 0%



MGL: BULGANKHUU B
Draw 0%
Did not pass the hogline



THA: JEARATEERAWIT T
Draw 50%



MGL: GANBAT E
Take-out 100%

	MGL	THA
Total Score	5	6
Time left	5:01	10:24

Legend:

↻ Clockwise

↺ Counter-clockwise

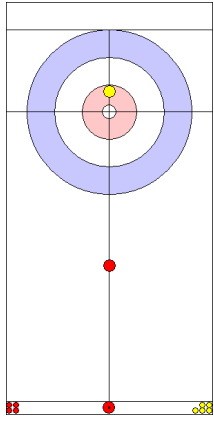
- Not considered

Timing & Results provided by BORNAN

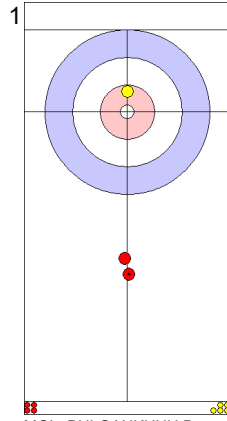


Game - Shot by Shot
每投统计数据

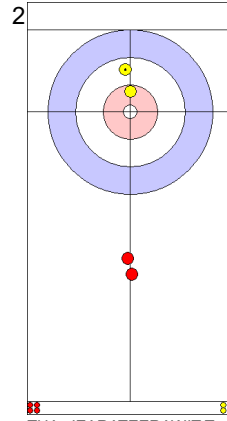
End 7 ● MGL - Mongolia 5 + 0 (this end) = 5 ● THA - Thailand 6 + 4 (this end) = 10



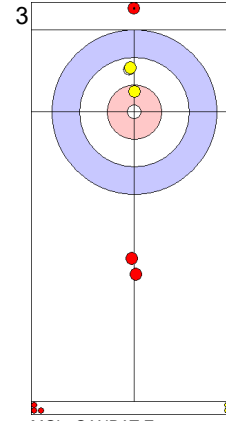
Prepositioned Stones



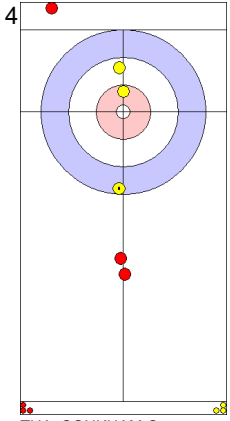
MGL: BULGANKHUU B
Draw 0%



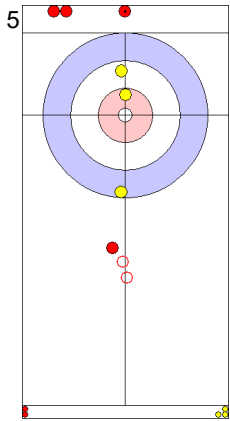
THA: JEARATEERAWIT T
Draw 75%



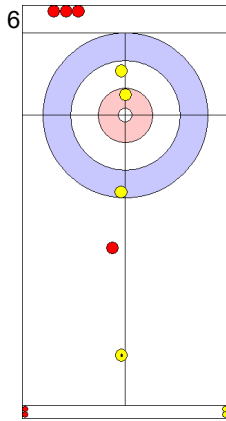
MGL: GANBAT E
Draw 0%



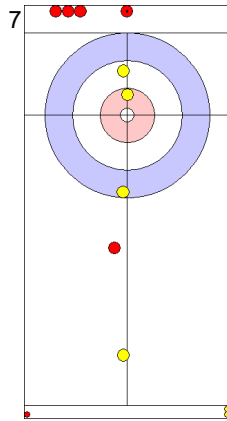
THA: SONKHAM C
Draw 100%



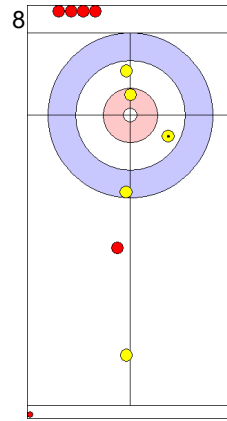
MGL: GANBAT E
Clearing 50%



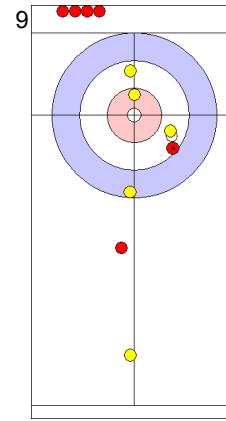
THA: SONKHAM C
Draw 0%



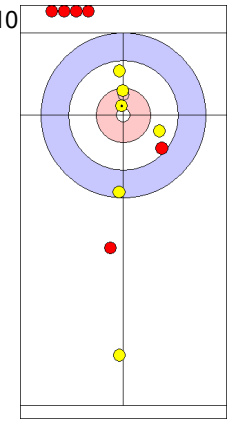
MGL: GANBAT E
Draw 0%



THA: SONKHAM C
Draw 100%



MGL: BULGANKHUU B
Draw 50%



THA: JEARATEERAWIT T
Draw 100%

	MGL	THA
Total Score	5	10
Time left	2:40	7:59

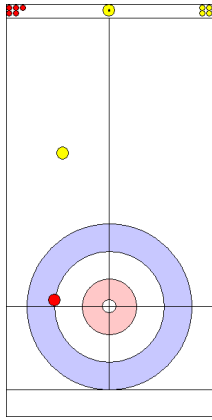
Legend:
 Clockwise Counter-clockwise - Not considered



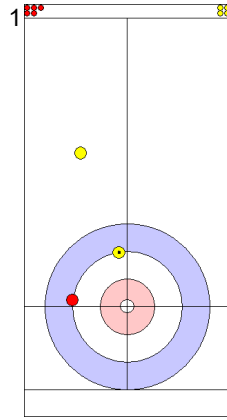
Game - Shot by Shot
每投统计数据

End 8 ● MGL - Mongolia 5 + X (this end) = 5

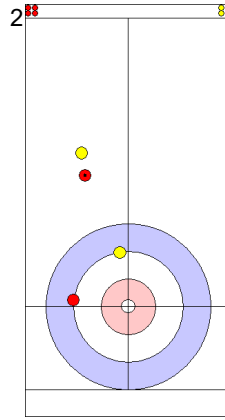
⊗ THA - Thailand 10 + X (this end) = 10



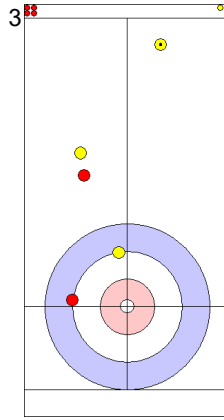
Power Play
Prepositioned Stones



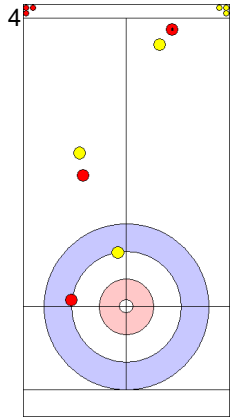
THA: JEARATEERAWIT T
Draw ⌚ 100%



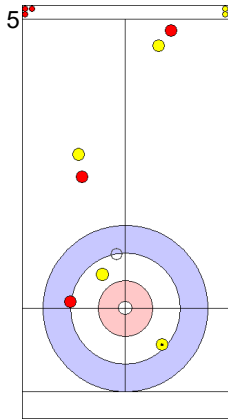
MGL: GANBAT E
Draw ⌚ 0%



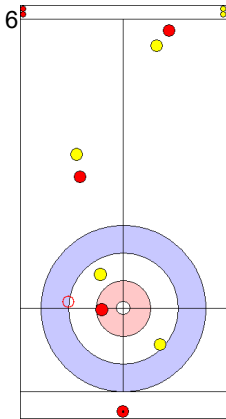
THA: SONKHAM C
Draw ⌚ 0%



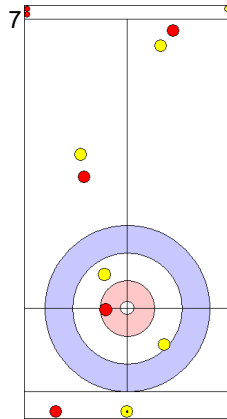
MGL: BULGANKHUU B
Draw ⌚ 0%



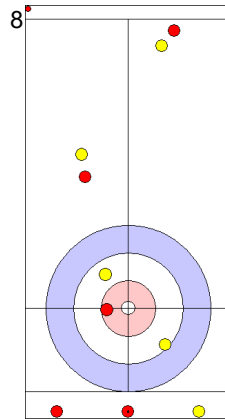
THA: SONKHAM C
Draw ⌚ 100%



MGL: BULGANKHUU B
Take-out ⌚ 100%



THA: SONKHAM C
Take-out ⌚ 0%



MGL: BULGANKHUU B
Take-out ⌚ 0%

	MGL	THA
Total Score	5	10
Time left	0:52	5:57

Legend:

⌚ Clockwise

⌚ Counter-clockwise

- Not considered

X Unfinished end due to concession



Game Results

比赛成绩

Sheet	Team	LSFE	1	2	3	4	5	6	7	8	Extra Ends	Total
D	KAZ - Kazakhstan		1	2	0	1	1	1	0	1		7
	QAT - Qatar	*	0	0	2	0	0	0	2	0		4

KAZ - Kazakhstan	
F	SEITZHANOVA Amina
M	NADIRBAYEV Azizbek

QAT - Qatar	
F	AL-ABDULLA Mabarka
M	ALYAFEI Nasser Abdulrahman

Last Stone Draw		Distance
↻	SEITZHANOVA Amina	28.9cm
↺	NADIRBAYEV Azizbek	161.0cm
Total		189.9cm

Time remaining: 8 minutes 58 seconds

Power Play: End 8

Last Stone Draw		Distance
↻	AL-ABDULLA Mabarka	72.1cm
↺	ALYAFEI Nasser Abdulrahman	46.8cm
Total		118.9cm

Time remaining: 0 minutes 50 seconds

Time-out: End 6

Note:
Team members are identified as follows:
F = Female, M = Male

Legend:
 Power Play ↻ Clockwise ↺ Counter-clockwise
LSFE(*) Last Stone First End



Game Results

比赛成绩

Sheet	Team	LSFE	1	2	3	4	5	6	7	8	Extra Ends	Total
E	CHN - People's Republic of China	*	4	2	1	1	0	1	0	X		9
	PHI - Philippines		0	0	0	0	3	0	3	X		6

CHN - People's Republic of China	
F	HAN Yu
M	WANG Zhiyu

PHI - Philippines	
F	DUBBERSTEIN Kathleen Sumbillo
M	PFISTER Marc

Last Stone Draw		Distance
↻	HAN Yu	29.7cm
↺	WANG Zhiyu	19.1cm
Total		48.8cm

Time remaining: 1 minute 18 seconds

Power Play: End 6

Last Stone Draw		Distance
↻	PFISTER Marc	36.8cm
↺	DUBBERSTEIN Kathleen Sumbillo	69.6cm
Total		106.4cm

Time remaining: 1 minute 24 seconds

Power Play: End 7

Note:
Team members are identified as follows:
F = Female, M = Male

Legend:
 Power Play ↻ Clockwise ↺ Counter-clockwise
 LSFE(*) Last Stone First End X Unplayed/unfinished end due to concession



Session Results and Standings

每轮比赛成绩和排名

Sheet	Team	LSD/LSFE	1	2	3	4	5	6	7	8	Extra Ends	Total
B	MGL - Mongolia	268.2cm	2	0	0	0	1	0	1	X		4
	TPE - Chinese Taipei	108.3cm *	0	4	2	1	0	1	0	X		8
D	KUW - Kuwait	399.2cm	0	0	1	0	0	0	1	X		2
	HKG - Hong Kong, China	91.7cm *	5	1	0	1	2	2	0	X		11

Current Standings

Group A

Rank	Team	Games	Wins	Losses
1	JPN - Japan	3	3	0
2	HKG - Hong Kong, China	3	2	1
2	TPE - Chinese Taipei	3	2	1
4	THA - Thailand	2	1	1
5	KUW - Kuwait	4	1	3
6	MGL - Mongolia	3	0	3

Group B

Rank	Team	Games	Wins	Losses
1	PHI - Philippines	3	3	0
2	CHN - People's Republic of China	2	2	0
3	KOR - Republic of Korea	3	2	1
4	KGZ - Kyrgyzstan	3	1	2
5	KAZ - Kazakhstan	2	0	2
6	QAT - Qatar	3	0	3

Note:

Under World Curling rules, tie-breaking rules for standings are not applied until after the last game of the round robin.

Legend:

Power Play

LSD Last Stone Draw

LSFE(*) Last Stone First End

X Unplayed/unfinished end due to concession



Game Results

比赛成绩

Sheet	Team	LSFE	1	2	3	4	5	6	7	8	Extra Ends	Total
B	MGL - Mongolia		2	0	0	0	1	0	1	X		4
	TPE - Chinese Taipei	*	0	4	2	1	0	1	0	X		8

MGL - Mongolia		Shot Success Game
F	GANBAT Enkhzaya	43%
M	BULGANKHUU Bayar	18%
Team Total		34%

TPE - Chinese Taipei		Shot Success Game
F	CHOU Yi-Hsuan	53%
M	LIU Bor-Kai	63%
Team Total		59%

Last Stone Draw		Distance
↻	GANBAT Enkhzaya	68.6cm
↺	BULGANKHUU Bayar	199.6cm
Total		268.2cm

Last Stone Draw		Distance
↻	LIU Bor-Kai	70.8cm
↺	CHOU Yi-Hsuan	37.5cm
Total		108.3cm

Time remaining: 1 minute 1 second

Time remaining: 2 minutes 0 seconds

Power Play: End 8

Shot Success Analysis

MGL - Mongolia		↻	↺	Game
F	GANBAT Enkhzaya	Draws	9 33%	9 53% 18 43%
		Take-outs	3 33%	3 50% 6 42%
		Total	12 33%	12 52% 24 43%
M	BULGANKHUU Bayar	Draws	4 25%	5 10% 9 17%
		Take-outs	3 33%	2 0% 5 20%
		Total	7 29%	7 7% 14 18%
Team		Draws	13 31%	14 38% 27 34%
		Take-outs	6 33%	5 30% 11 32%
		Total	19 32%	19 36% 38 34%

TPE - Chinese Taipei		↻	↺	Game
F	CHOU Yi-Hsuan	Draws	6 50%	8 63% 14 57%
		Take-outs	0 -	1 0% 1 0%
		Total	6 50%	9 56% 15 53%
M	LIU Bor-Kai	Draws	9 78%	10 60% 19 68%
		Take-outs	1 0%	3 50% 4 38%
		Total	10 70%	13 58% 23 63%
Team		Draws	15 67%	18 61% 33 64%
		Take-outs	1 0%	4 38% 5 30%
		Total	16 63%	22 57% 38 59%

Note:
Team members are identified as follows:
F = Female, M = Male

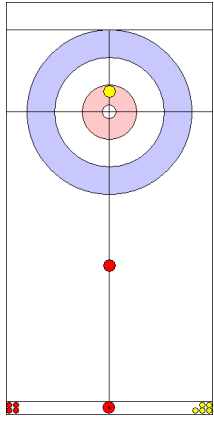
Legend:
 Power Play ↻ Clockwise ↺ Counter-clockwise
 LSFE(*) Last Stone First End X Unplayed/unfinished end due to concession



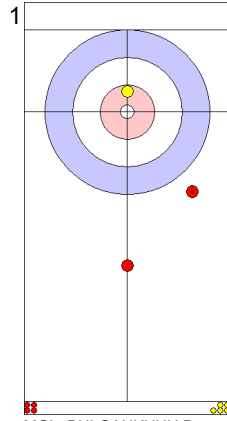
Game - Shot by Shot
每投统计数据

End 1 ● MGL - Mongolia 0 + 2 (this end) = 2

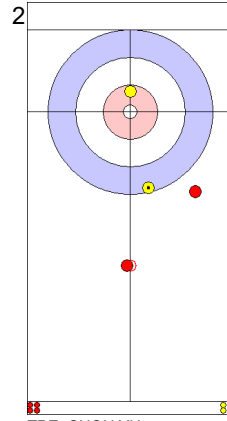
⊗ TPE - Chinese Taipei 0 + 0 (this end) = 0



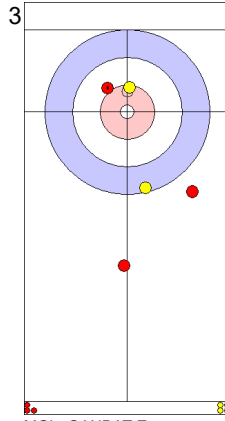
Prepositioned Stones



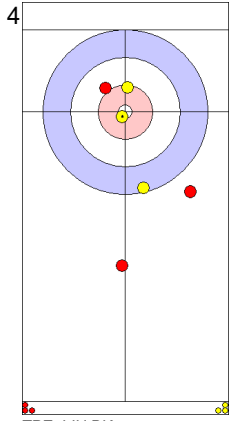
MGL: BULGANKHUU B
Draw 0%



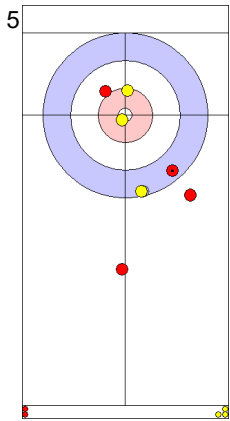
TPE: CHOU YH
Draw 75%



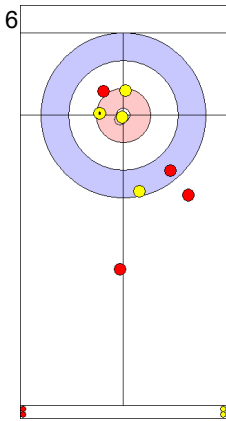
MGL: GANBAT E
Draw 50%



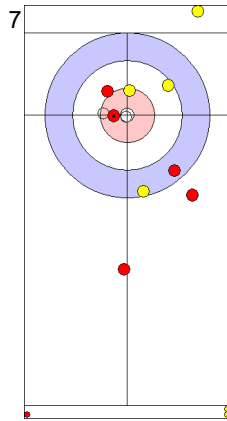
TPE: LIU BK
Draw 100%



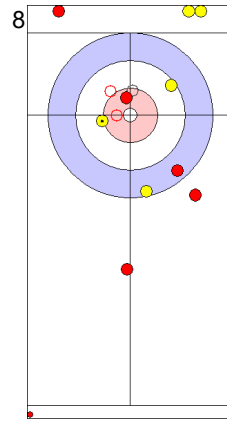
MGL: GANBAT E
Draw 50%



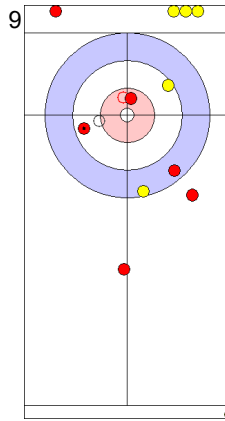
TPE: LIU BK
Draw 75%



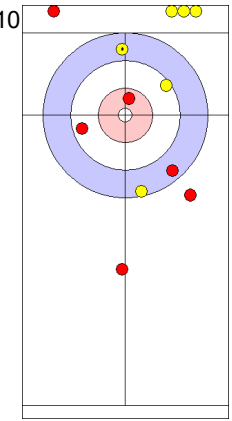
MGL: GANBAT E
Take-out 100%



TPE: LIU BK
Take-out 0%



MGL: BULGANKHUU B
Take-out 100%



TPE: CHOU YH
Draw 0%

	MGL	TPE
Total Score	2	0
Time left	20:09	19:25

Legend:

↻ Clockwise

↺ Counter-clockwise

- Not considered

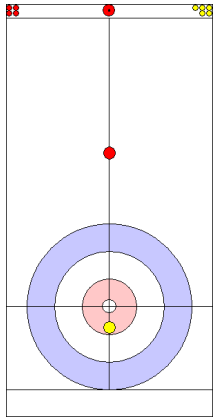
Timing & Results provided by BORNAN



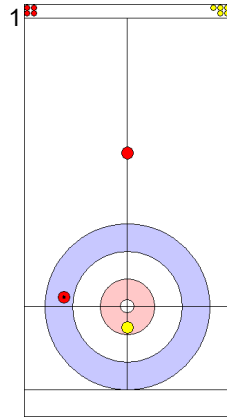
Game - Shot by Shot
每投统计数据

End 2 ● MGL - Mongolia 2 + 0 (this end) = 2

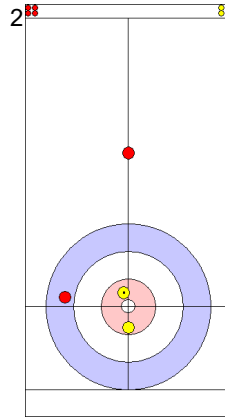
⊗ TPE - Chinese Taipei 0 + 4 (this end) = 4



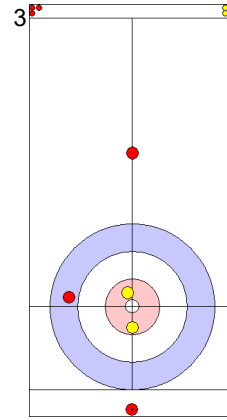
Prepositioned Stones



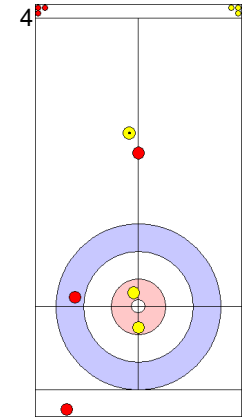
MGL: BULGANKHUU B
Draw ↻ 50%



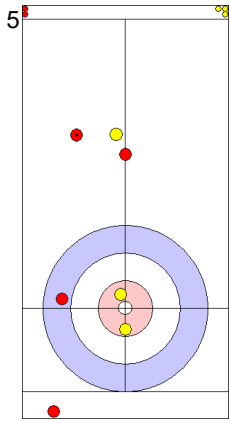
TPE: CHOU YH
Draw ↻ 100%



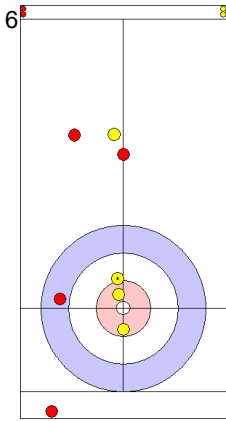
MGL: GANBAT E
Draw ↻ 0%
Did not pass the hogline



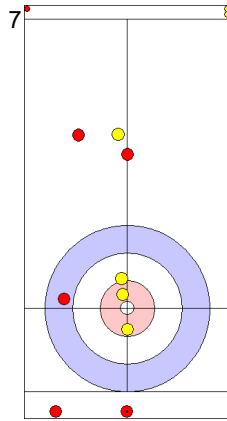
TPE: LIU BK
Guard ↻ 100%



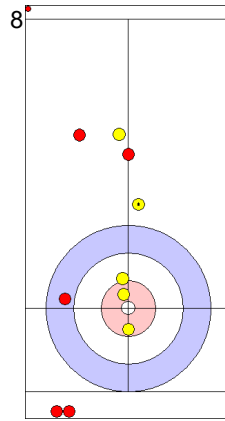
MGL: GANBAT E
Draw ↻ 0%



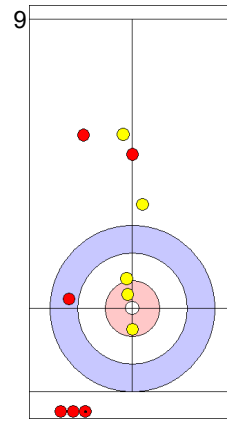
TPE: LIU BK
Draw ↻ 100%



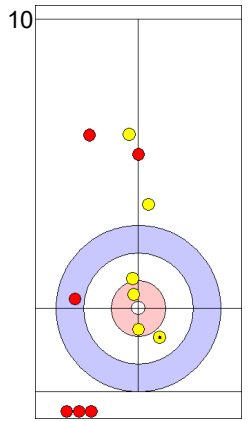
MGL: GANBAT E
Draw ↻ 0%



TPE: LIU BK
Guard ↻ 100%



MGL: BULGANKHUU B
Promotion Take-out ↻ 0%



TPE: CHOU YH
Draw ↻ 100%

	MGL	TPE
Total Score	2	4
Time left	18:16	16:59

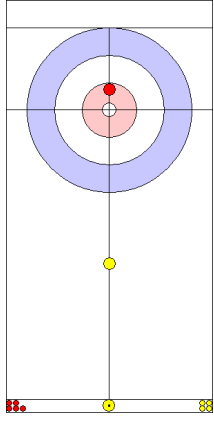
Legend: ↻ Clockwise ↻ Counter-clockwise - Not considered



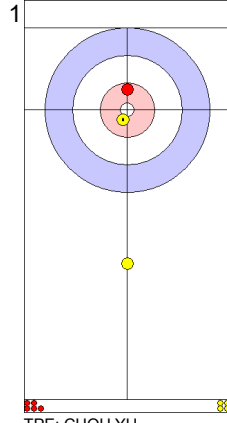
Game - Shot by Shot
每投统计数据

End 3 ● MGL - Mongolia 2 + 0 (this end) = 2

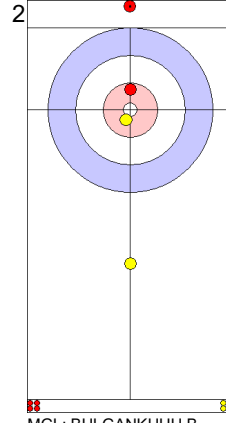
⊗ TPE - Chinese Taipei 4 + 2 (this end) = 6



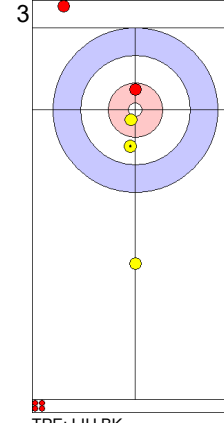
Prepositioned Stones



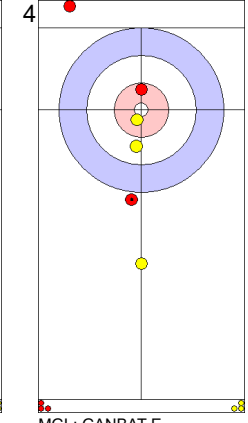
TPE: CHOU YH
Draw ⤴ 100%



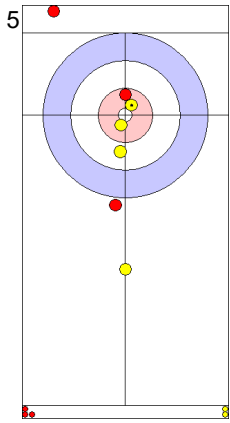
MGL: BULGANKHUU B
Draw ⤴ 0%
Stone removal violation



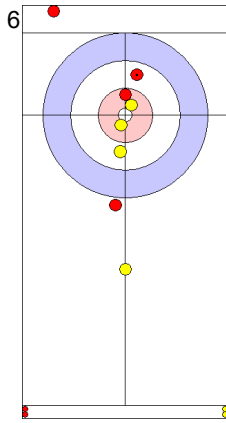
TPE: LIU BK
Draw ⤴ 75%



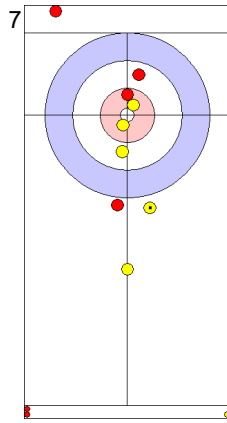
MGL: GANBAT E
Draw ⤴ 0%



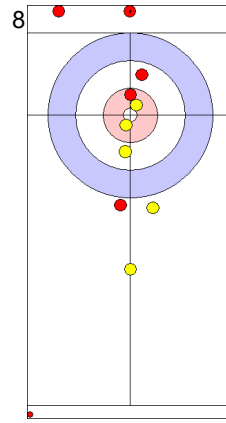
TPE: LIU BK
Draw ⤴ 75%



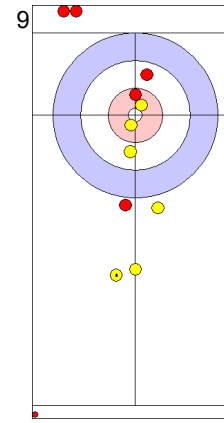
MGL: GANBAT E
Draw ⤴ 25%



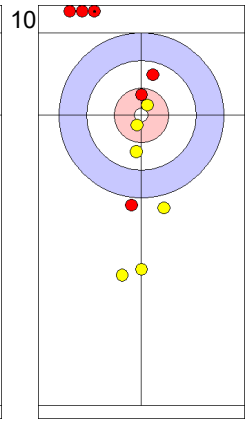
TPE: LIU BK
Guard ⤴ 100%



MGL: GANBAT E
Promotion Take-out ⤴ 0%



TPE: CHOU YH
Guard ⤴ 100%



MGL: BULGANKHUU B
Promotion Take-out ⤴ 0%

	MGL	TPE
Total Score	2	6
Time left	15:53	14:07

Legend:

⤴ Clockwise

⤵ Counter-clockwise

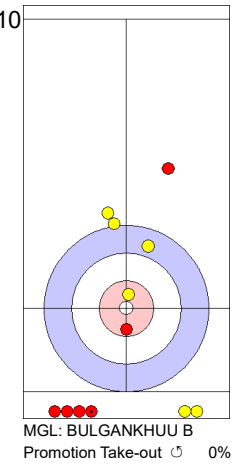
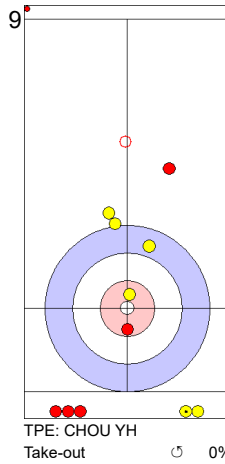
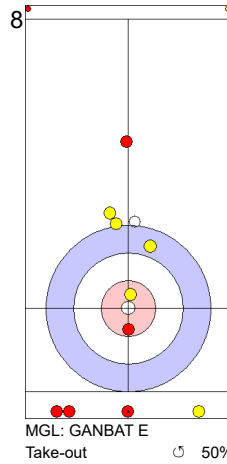
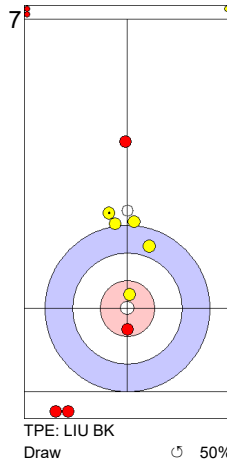
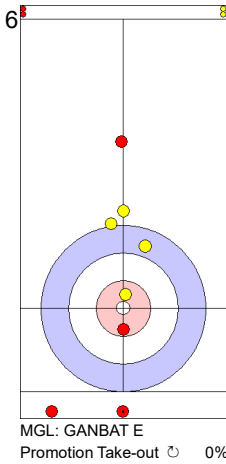
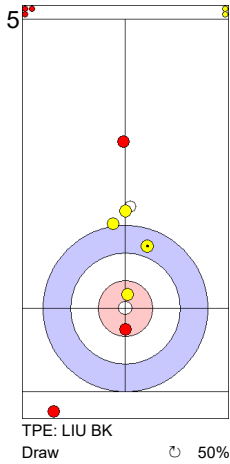
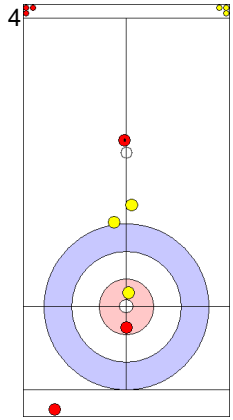
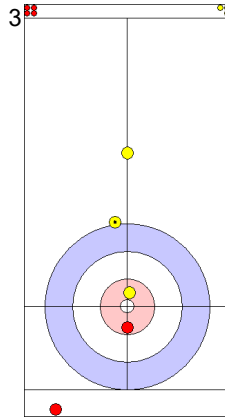
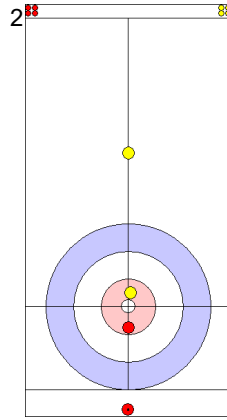
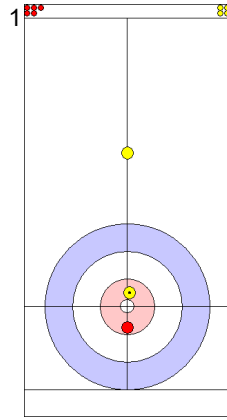
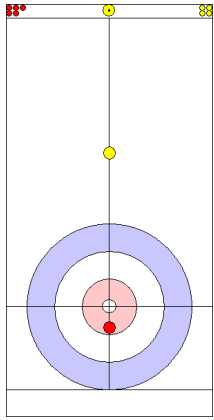
- Not considered



Game - Shot by Shot
每投统计数据

End 4 ● MGL - Mongolia 2 + 0 (this end) = 2

⊗ TPE - Chinese Taipei 6 + 1 (this end) = 7



	MGL	TPE
Total Score	2	7
Time left	12:17	11:03

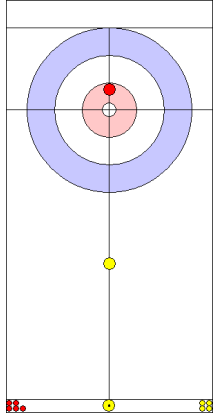
Legend: ↻ Clockwise ↻ Counter-clockwise - Not considered



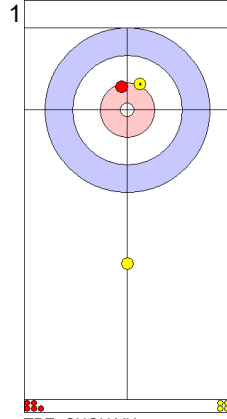
Game - Shot by Shot
每投统计数据

End 5 ● MGL - Mongolia 2 + 1 (this end) = 3

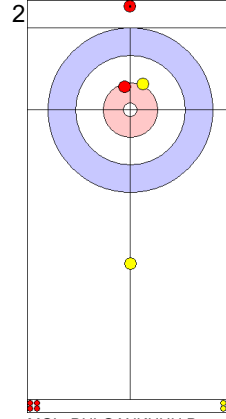
⊗ TPE - Chinese Taipei 7 + 0 (this end) = 7



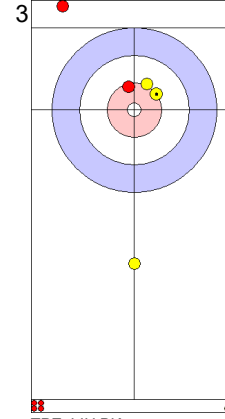
Prepositioned Stones



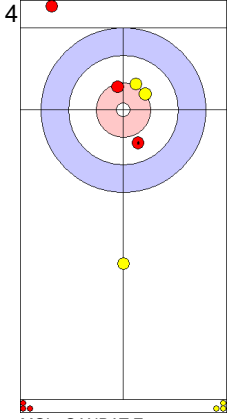
TPE: CHOU YH
Draw ⤴ 50%



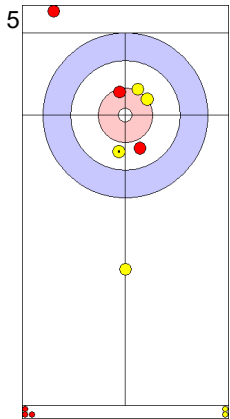
MGL: BULGANKHUU B
Draw ⤴ 0%



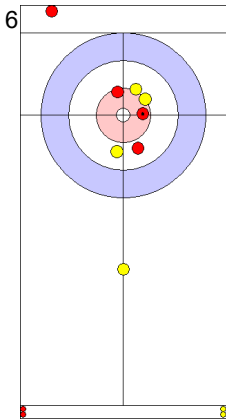
TPE: LIU BK
Draw ⤴ 50%



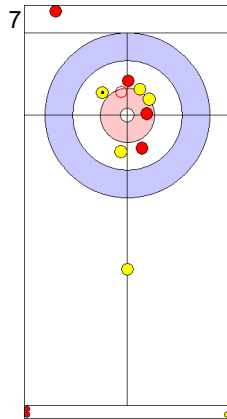
MGL: GANBAT E
Draw ⤴ 75%



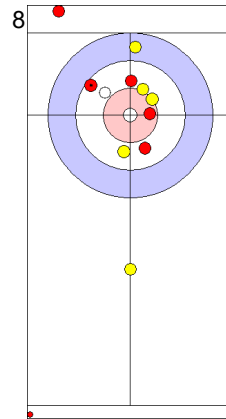
TPE: LIU BK
Draw ⤴ 50%



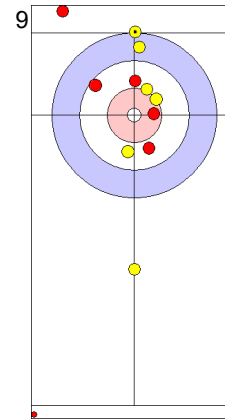
MGL: GANBAT E
Draw ⤴ 100%



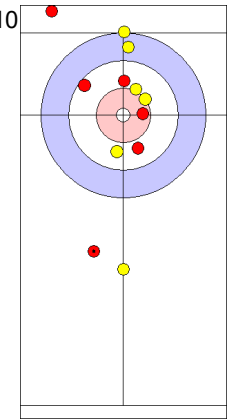
TPE: LIU BK
Draw ⤴ 50%



MGL: GANBAT E
Draw ⤴ 50%



TPE: CHOU YH
Draw ⤴ 0%



MGL: BULGANKHUU B
Draw ⤴ 0%

	MGL	TPE
Total Score	3	7
Time left	9:24	8:10

Legend:

⤴ Clockwise

⤵ Counter-clockwise

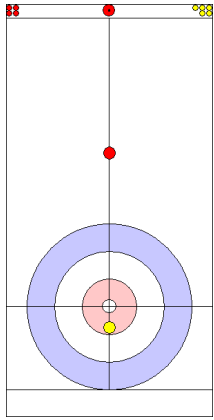
- Not considered



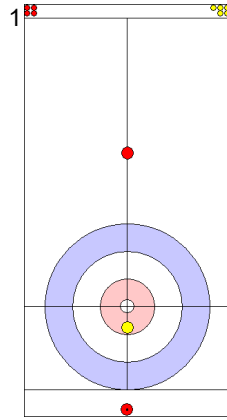
Game - Shot by Shot
每投统计数据

End 6 ● MGL - Mongolia 3 + 0 (this end) = 3

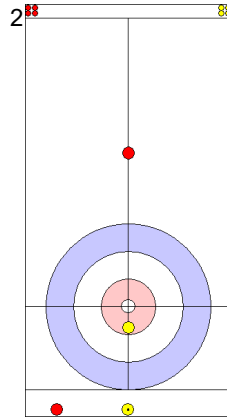
⊗ TPE - Chinese Taipei 7 + 1 (this end) = 8



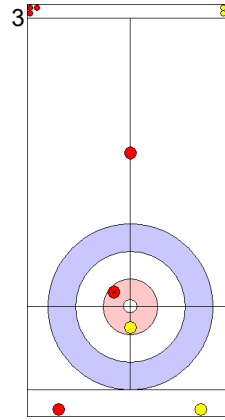
Prepositioned Stones



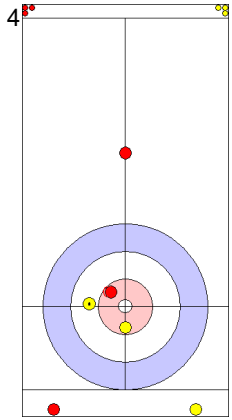
MGL: BULGANKHUU B
Draw ↻ 0%



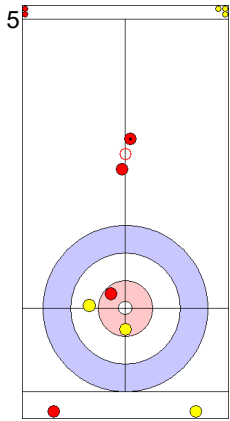
TPE: CHOU YH
Draw ↻ 0%
burned stone



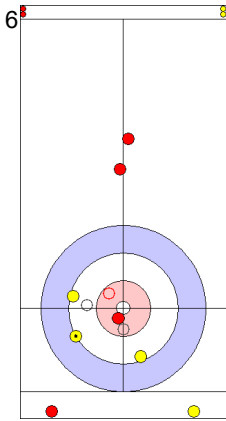
MGL: GANBAT E
Draw ↻ 75%



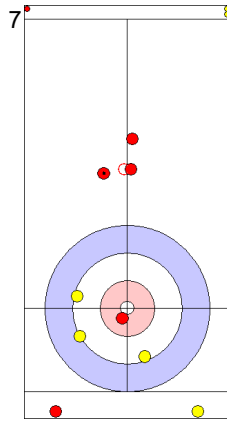
TPE: LIU BK
Draw ↻ 50%



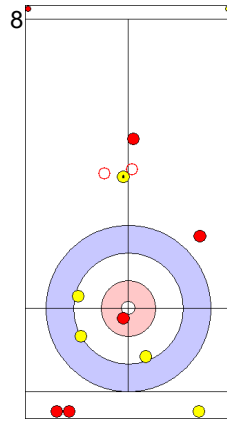
MGL: GANBAT E
Draw ↻ 25%



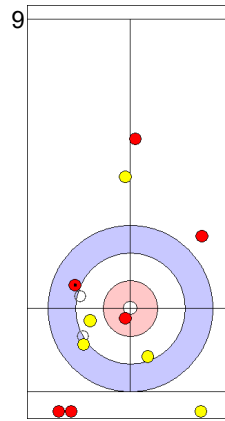
TPE: LIU BK
Draw ↻ 0%



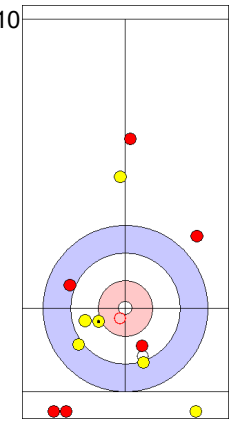
MGL: GANBAT E
Guard ↻ 50%



TPE: LIU BK
Take-out ↻ 0%



MGL: BULGANKHUU B
Draw ↻ 0%



TPE: CHOU YH
Draw ↻ 100%

	MGL	TPE
Total Score	3	8
Time left	6:30	4:42

Legend:

↻ Clockwise

↻ Counter-clockwise

- Not considered

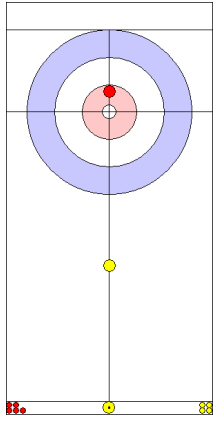
Timing & Results provided by BORNAN



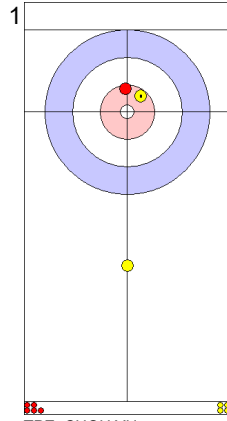
Game - Shot by Shot
每投统计数据

End 7 ● MGL - Mongolia 3 + 1 (this end) = 4

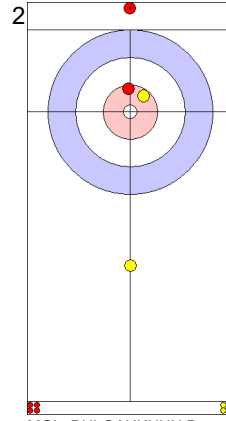
⊗ TPE - Chinese Taipei 8 + 0 (this end) = 8



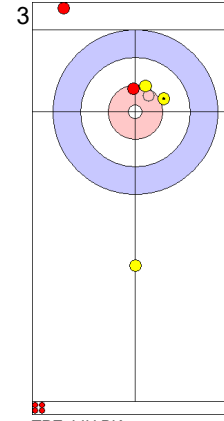
Prepositioned Stones



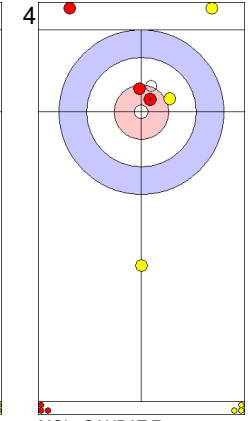
TPE: CHOU YH
Draw 75%



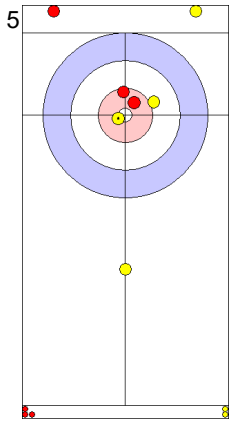
MGL: BULGANKHUU B
Through burned stone 0%



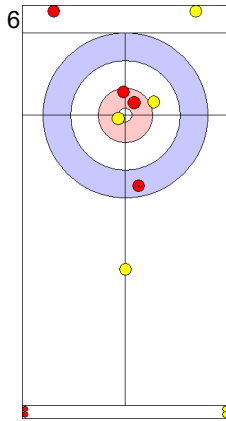
TPE: LIU BK
Draw 25%



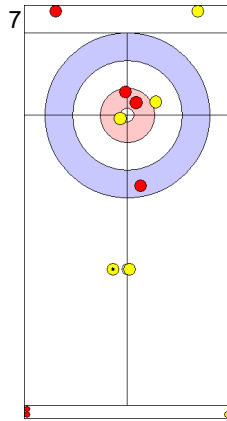
MGL: GANBAT E
Take-out 100%



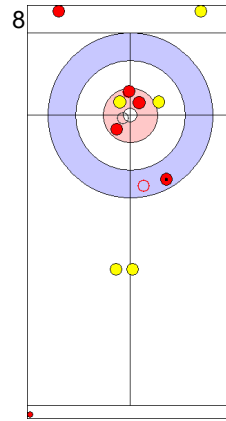
TPE: LIU BK
Draw 75%



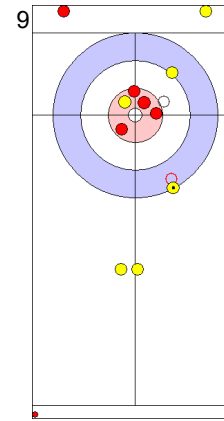
MGL: GANBAT E
Draw 50%



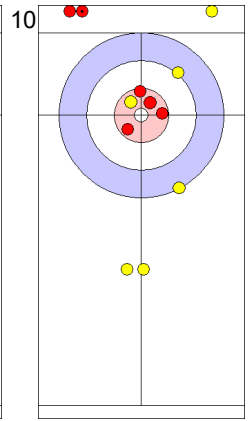
TPE: LIU BK
Guard 100%



MGL: GANBAT E
Draw 75%



TPE: CHOU YH
Draw 0%



MGL: BULGANKHUU B
Take-out 100%

	MGL	TPE
Total Score	4	8
Time left	3:06	3:05

Legend:

↻ Clockwise

↺ Counter-clockwise

- Not considered

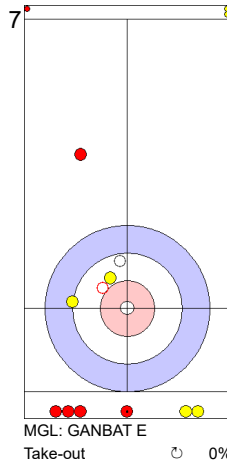
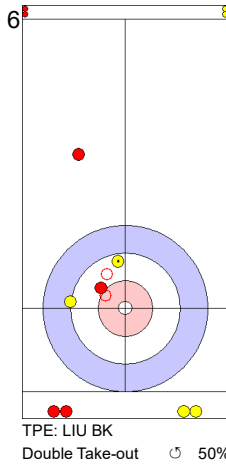
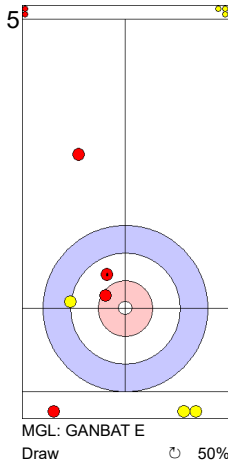
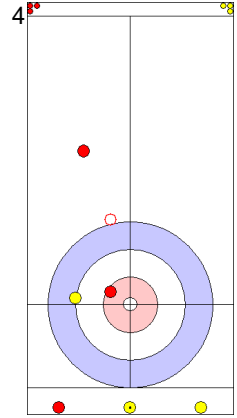
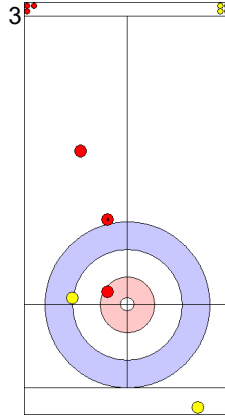
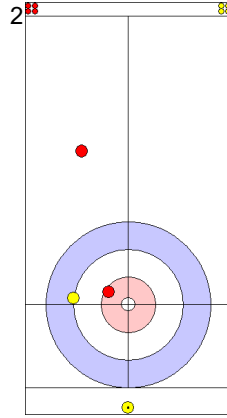
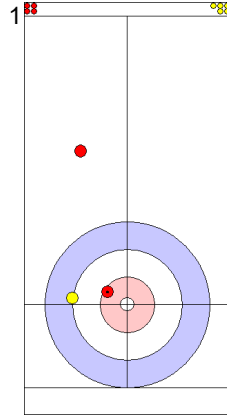
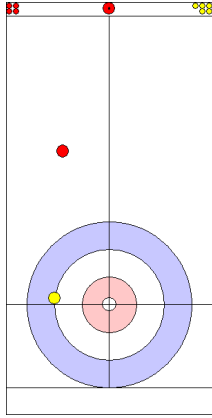
Timing & Results provided by BORNAN



Game - Shot by Shot
每投统计数据

End 8 ● MGL - Mongolia 4 + X (this end) = 4

⊗ TPE - Chinese Taipei 8 + X (this end) = 8



	MGL	TPE
Total Score	4	8
Time left	1:01	2:00

Legend:

↻ Clockwise

↺ Counter-clockwise

- Not considered

X Unfinished end due to concession



Game Results

比赛成绩

Sheet	Team	LSFE	1	2	3	4	5	6	7	8	Extra Ends	Total
D	KUW - Kuwait		0	0	1	0	0	0	1	X		2
	HKG - Hong Kong, China	*	5	1	0	1	2	2	0	X		11

KUW - Kuwait	
F	ABDULATEEF Fatema
M	ALKANDARI Saud

HKG - Hong Kong, China	
F	HUNG Ling-Yue
M	YAN Ho Tin Martin

Last Stone Draw		Distance
↻	ALKANDARI Saud	199.6cm
↻	ABDULATEEF Fatema	199.6cm
Total		399.2cm

Time remaining: 3 minutes 20 seconds

Last Stone Draw		Distance
↻	YAN Ho Tin Martin	56.3cm
↻	HUNG Ling-Yue	35.4cm
Total		91.7cm

Time remaining: 5 minutes 45 seconds

Note:
Team members are identified as follows:
F = Female, M = Male

Legend:
↻ Clockwise ↻ Counter-clockwise LSFE(*) Last Stone First End
X Unplayed/unfinished end due to concession



Session Results and Standings

每轮比赛成绩和排名

Sheet	Team	LSD/LSFE	1	2	3	4	5	6	7	8	Extra Ends	Total
A	KAZ - Kazakhstan	163.3cm	0	0	0	0	0	0	X	X		0
	KOR - Republic of Korea	54.7cm *	6	1	1	2	1	1	X	X		12
B	JPN - Japan	79.9cm *	1	1	2	1	1	0	3	X		9
	HKG - Hong Kong, China	119.2cm	0	0	0	0	0	3	0	X		3
C	PHI - Philippines	30.0cm *	0	3	3	1	3	1	X	X		11
	QAT - Qatar	251.2cm	3	0	0	0	0	0	X	X		3
D	KGZ - Kyrgyzstan	274.0cm	0	1	0	0	2	0	0	X		3
	CHN - People's Republic of China	150.4cm *	1	0	2	2	0	1	2	X		8
E	TPE - Chinese Taipei	85.0cm *	2	0	5	2	0	0	4	X		13
	KUW - Kuwait	399.2cm	0	1	0	0	1	1	0	X		3

Current Standings

Group A

Rank	Team	Games	Wins	Losses
1	JPN - Japan	3	3	0
2	HKG - Hong Kong, China	2	1	1
2	THA - Thailand	2	1	1
2	TPE - Chinese Taipei	2	1	1
5	KUW - Kuwait	3	1	2
6	MGL - Mongolia	2	0	2

Group B

Rank	Team	Games	Wins	Losses
1	PHI - Philippines	3	3	0
2	CHN - People's Republic of China	2	2	0
3	KOR - Republic of Korea	3	2	1
4	KGZ - Kyrgyzstan	3	1	2
5	KAZ - Kazakhstan	2	0	2
6	QAT - Qatar	3	0	3

Note:

Under World Curling rules, tie-breaking rules for standings are not applied until after the last game of the round robin.

Legend:

Power Play

LSD Last Stone Draw

LSFE(*) Last Stone First End

X Unplayed/unfinished end due to concession



Game Results

比赛成绩

Sheet	Team	LSFE	1	2	3	4	5	6	7	8	Extra Ends	Total
A	KAZ - Kazakhstan		0	0	0	0	0	0	X	X		0
	KOR - Republic of Korea	*	6	1	1	2	1	1	X	X		12

KAZ - Kazakhstan	
F	SEITZHANOVA Amina
M	NADIRBAYEV Azizbek

KOR - Republic of Korea	
F	KIM Kyeongae
M	SEONG Jihoon

Last Stone Draw		Distance
↻	SEITZHANOVA Amina	112.8cm
↺	NADIRBAYEV Azizbek	50.5cm
Total		163.3cm

Last Stone Draw		Distance
↻	SEONG Jihoon	16.6cm
↺	KIM Kyeongae	38.1cm
Total		54.7cm

Time remaining: 6 minutes 0 seconds

Time remaining: 7 minutes 0 seconds

Power Play: End 5

Note:
Team members are identified as follows:
F = Female, M = Male

Legend:
 Power Play ↻ Clockwise ↺ Counter-clockwise
 LSFE(*) Last Stone First End X Unplayed/unfinished end due to concession



Game Results

比赛成绩

Sheet	Team	LSFE	1	2	3	4	5	6	7	8	Extra Ends	Total
B	JPN - Japan	*	1	1	2	1	1	0	3	X		9
	HKG - Hong Kong, China		0	0	0	0	0	3	0	X		3

JPN - Japan		Shot Success Game
F	KOANA Tori	76%
M	AOKI Go	66%
Team Total		72%

HKG - Hong Kong, China		Shot Success Game
F	HUNG Ling-Yue	43%
M	YAN Ho Tin Martin	50%
Team Total		47%

Last Stone Draw		Distance
↻	KOANA Tori	18.1cm
↺	AOKI Go	61.8cm
Total		79.9cm

Last Stone Draw		Distance
↻	HUNG Ling-Yue	27.3cm
↺	YAN Ho Tin Martin	91.9cm
Total		119.2cm

Time remaining: 5 minutes 29 seconds

Power Play: End 7

Time remaining: 2 minutes 44 seconds

Power Play: End 6

Shot Success Analysis

JPN - Japan		↻	↺	Game
F KOANA Tori	Draws	11 82%	6 83%	17 82%
	Take-outs	2 75%	2 25%	4 50%
	Total	13 81%	8 69%	21 76%
M AOKI Go	Draws	7 79%	6 63%	13 71%
	Take-outs	1 0%	0 -	1 0%
	Total	8 69%	6 63%	14 66%
Team	Draws	18 81%	12 73%	30 78%
	Take-outs	3 50%	2 25%	5 40%
	Total	21 76%	14 66%	35 72%

HKG - Hong Kong, China		↻	↺	Game
F HUNG Ling-Yue	Draws	7 68%	3 25%	10 55%
	Take-outs	2 25%	2 0%	4 13%
	Total	9 58%	5 15%	14 43%
M YAN Ho Tin Martin	Draws	7 57%	6 42%	13 50%
	Take-outs	1 0%	7 57%	8 50%
	Total	8 50%	13 50%	21 50%
Team	Draws	14 63%	9 36%	23 52%
	Take-outs	3 17%	9 44%	12 38%
	Total	17 54%	18 40%	35 47%

Note:
Team members are identified as follows:
F = Female, M = Male

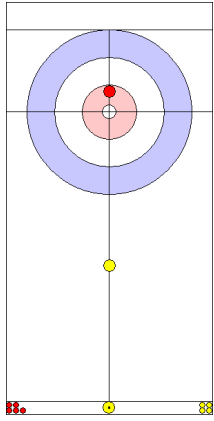
Legend:
 Power Play
 Clockwise
 Counter-clockwise
LSFE(*) Last Stone First End
X Unplayed/unfinished end due to concession



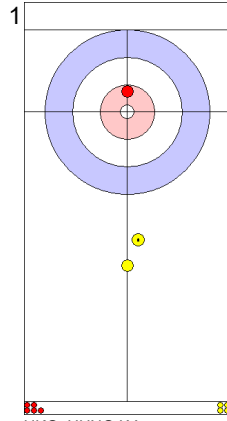
Game - Shot by Shot
每投统计数据

End 1 ● JPN - Japan 0 + 1 (this end) = 1

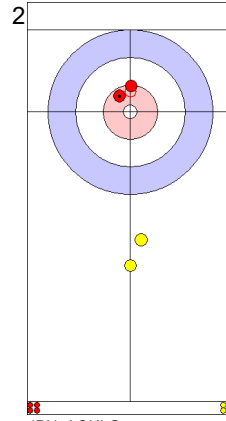
● HKG - Hong Kong, China 0 + 0 (this end) = 0



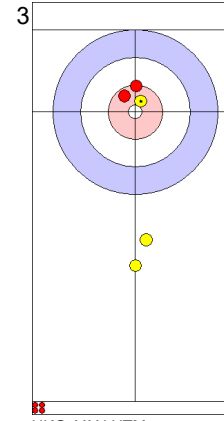
Prepositioned Stones



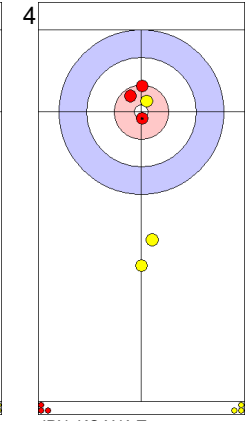
HKG: HUNG LY
Draw 0%



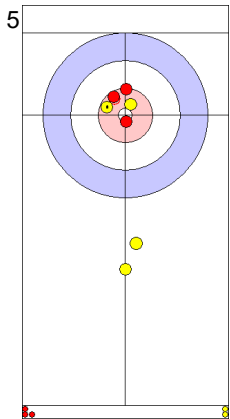
JPN: AOKI G
Draw 75%



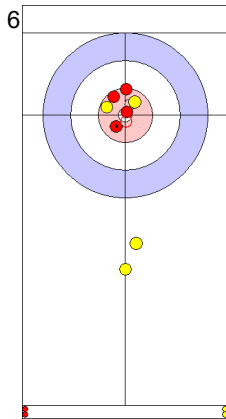
HKG: YAN HTM
Draw 75%



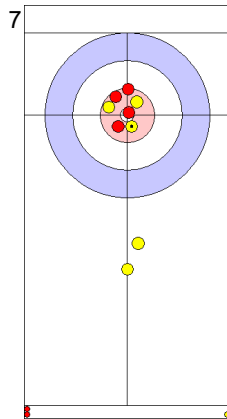
JPN: KOANA T
Draw 100%



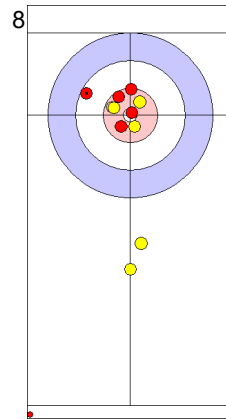
HKG: YAN HTM
Draw 75%



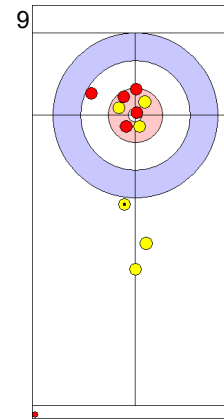
JPN: KOANA T
Draw 100%



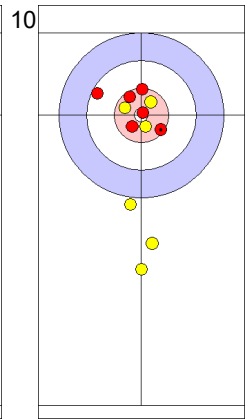
HKG: YAN HTM
Draw 100%



JPN: KOANA T
Raise 0%



HKG: HUNG LY
Guard 100%



JPN: AOKI G
Draw Measurement 0%

	JPN	HKG
Total Score	1	0
Time left	19:25	19:29

Legend:

↻ Clockwise

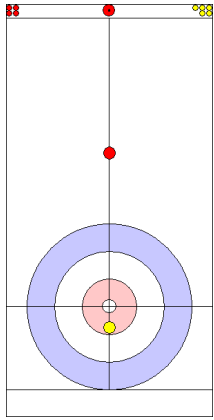
↺ Counter-clockwise

- Not considered

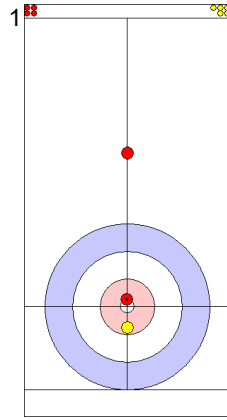


Game - Shot by Shot
每投统计数据

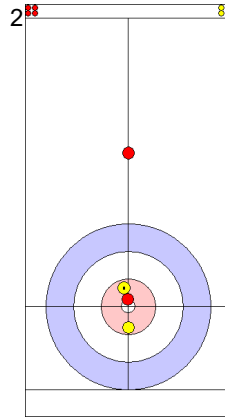
End 2 ● JPN - Japan 1 + 1 (this end) = 2 ● HKG - Hong Kong, China 0 + 0 (this end) = 0



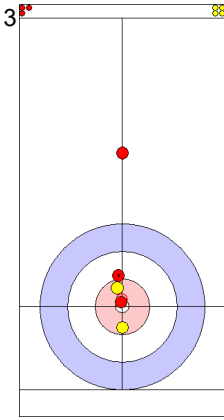
Prepositioned Stones



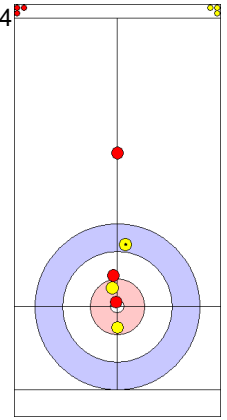
JPN: AOKI G
Draw 100%



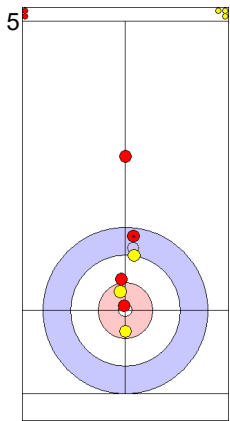
HKG: HUNG LY
Draw 100%



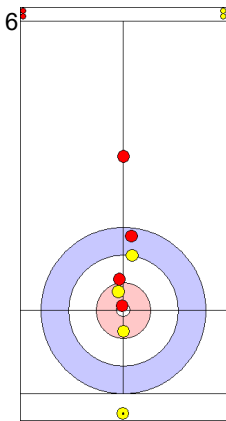
JPN: KOANA T
Draw 100%



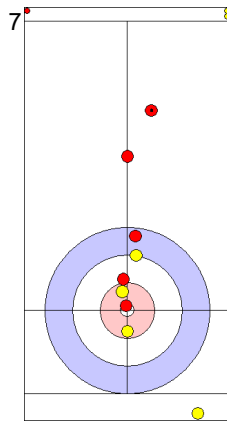
HKG: YAN HTM
Draw 75%



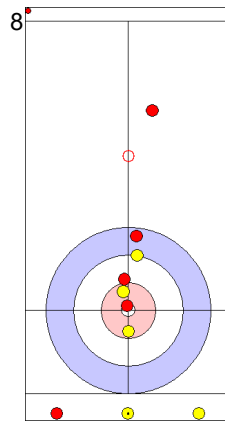
JPN: KOANA T
Draw 75%



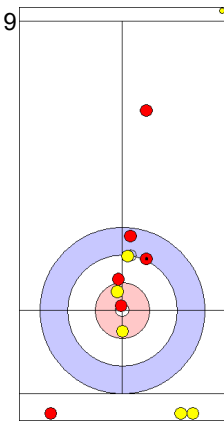
HKG: YAN HTM
Draw 0%



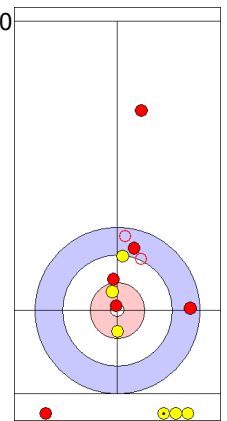
JPN: KOANA T
Guard 100%



HKG: YAN HTM
Clearing 50%



JPN: AOKI G
Guard 75%



HKG: HUNG LY
Take-out 0%

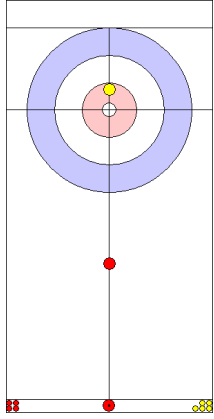
	JPN	HKG
Total Score	2	0
Time left	17:20	16:11

Legend:
 Clockwise Counter-clockwise - Not considered

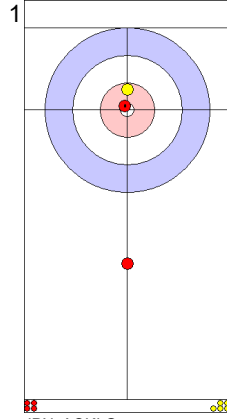


Game - Shot by Shot
每投统计数据

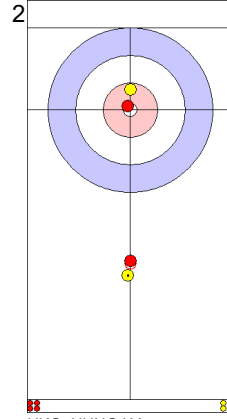
End 3 ● JPN - Japan 2 + 2 (this end) = 4 ● HKG - Hong Kong, China 0 + 0 (this end) = 0



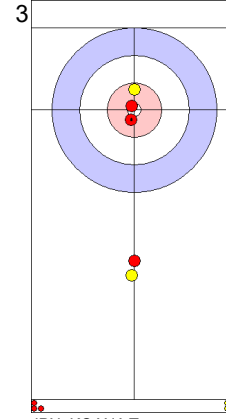
Prepositioned Stones



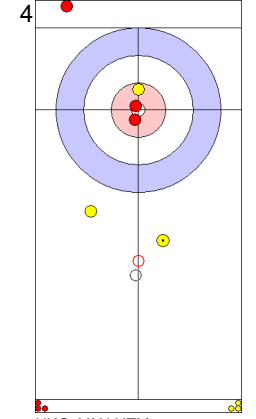
JPN: AOKI G
Draw 100%



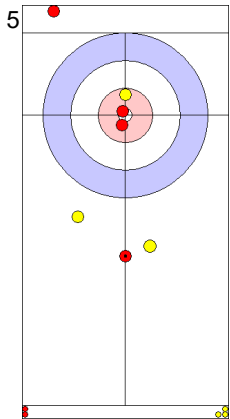
HKG: HUNG LY
Draw 0%



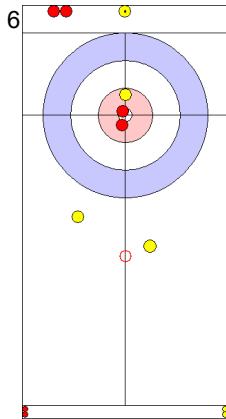
JPN: KOANA T
Draw 100%



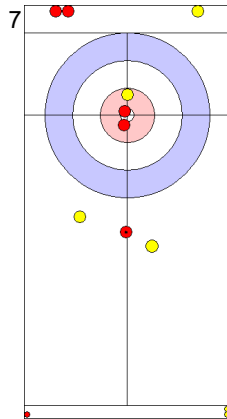
HKG: YAN HTM
Clearing 50%



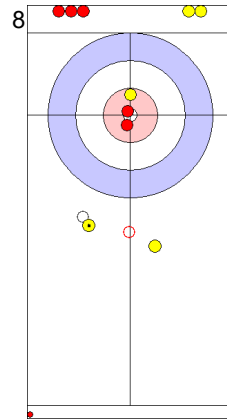
JPN: KOANA T
Guard 100%



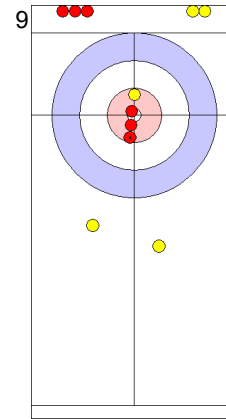
HKG: YAN HTM
Clearing 100%



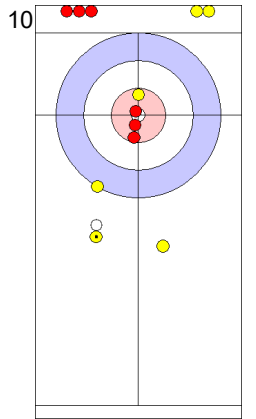
JPN: KOANA T
Guard 100%



HKG: YAN HTM
Clearing 100%



JPN: AOKI G
Draw 100%



HKG: HUNG LY
Raise 0%

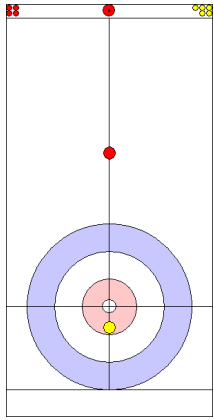
	JPN	HKG
Total Score	4	0
Time left	15:20	12:45

Legend:
 Clockwise Counter-clockwise - Not considered

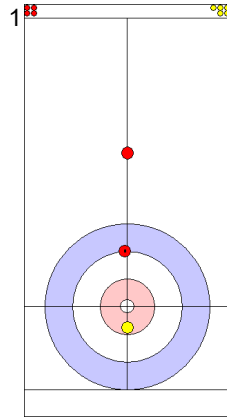


Game - Shot by Shot
每投统计数据

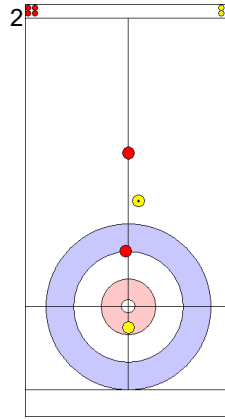
End 4 ● JPN - Japan 4 + 1 (this end) = 5 ● HKG - Hong Kong, China 0 + 0 (this end) = 0



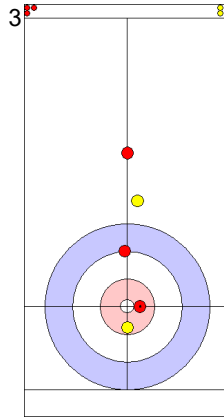
Prepositioned Stones



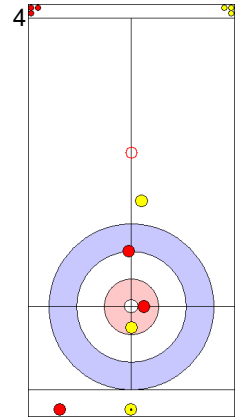
JPN: AOKI G
Draw 75%



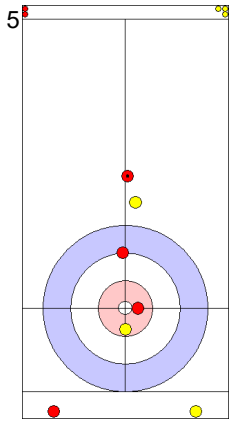
HKG: HUNG LY
Draw 0%



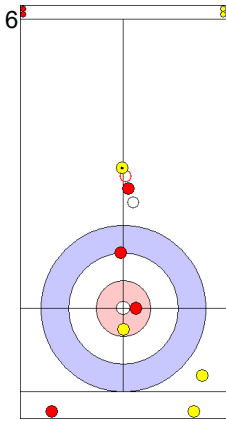
JPN: KOANA T
Draw 100%



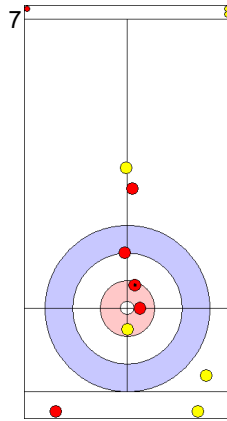
HKG: YAN HTM
Clearing 100%



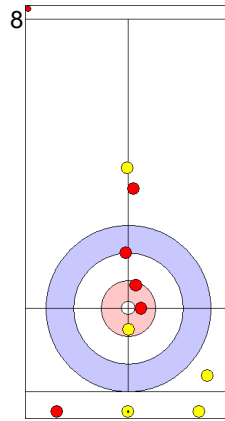
JPN: KOANA T
Guard 100%



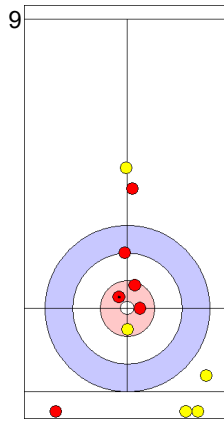
HKG: YAN HTM
Take-out 0%



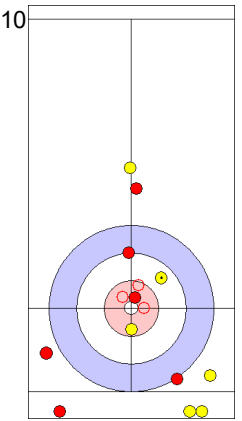
JPN: KOANA T
Draw 75%



HKG: YAN HTM
Clearing 0%



JPN: AOKI G
Draw 100%



HKG: HUNG LY
Double Take-out 50%

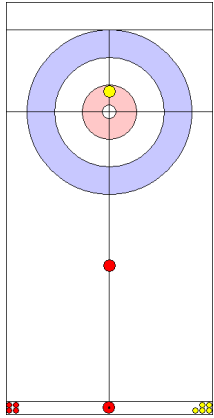
	JPN	HKG
Total Score	5	0
Time left	12:44	9:19

Legend:
 Clockwise Counter-clockwise - Not considered

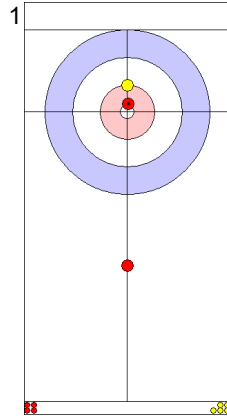


Game - Shot by Shot
每投统计数据

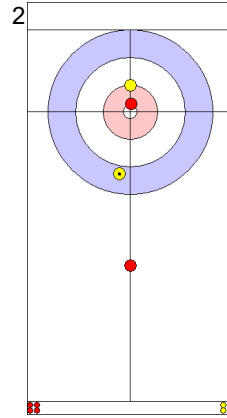
End 5 ● JPN - Japan 5 + 1 (this end) = 6 ● HKG - Hong Kong, China 0 + 0 (this end) = 0



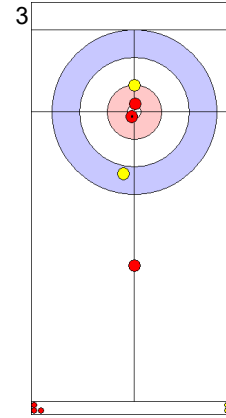
Prepositioned Stones



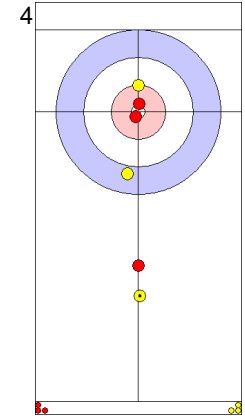
JPN: AOKI G
Draw 100%



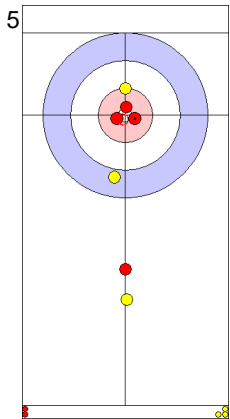
HKG: HUNG LY
Draw 75%



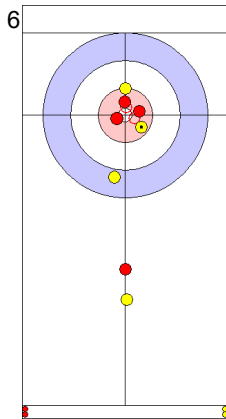
JPN: KOANA T
Draw 100%



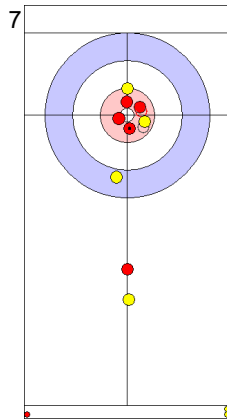
HKG: YAN HTM
Draw 0%



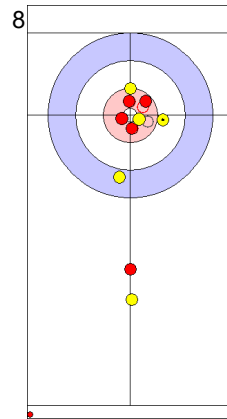
JPN: KOANA T
Draw 100%



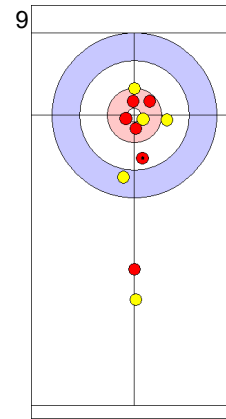
HKG: YAN HTM
Draw 75%



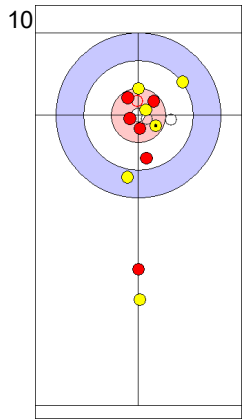
JPN: KOANA T
Draw 100%



HKG: YAN HTM
Draw 100%



JPN: AOKI G
Draw 50%



HKG: HUNG LY
Hit and Roll 0%

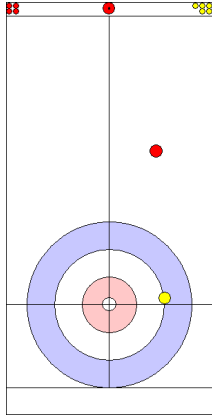
	JPN	HKG
Total Score	6	0
Time left	10:08	7:06

Legend:
 Clockwise Counter-clockwise - Not considered

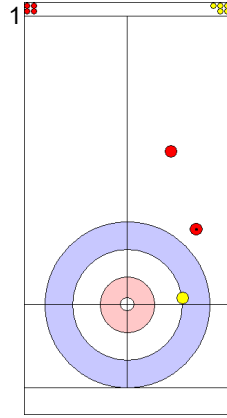


Game - Shot by Shot
每投统计数据

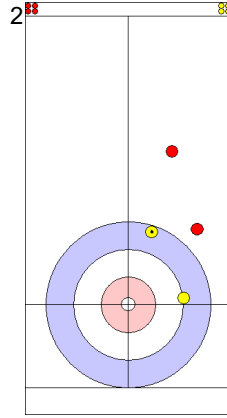
End 6 ● JPN - Japan 6 + 0 (this end) = 6 ● HKG - Hong Kong, China 0 + 3 (this end) = 3



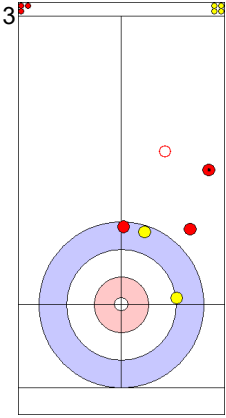
Power Play
Prepositioned Stones



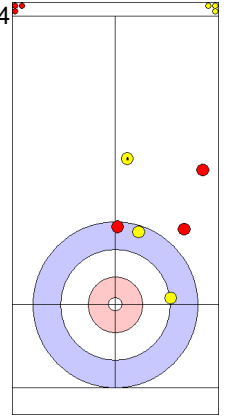
JPN: AOKI G
Wick / Soft Peeling ⌚ 0%



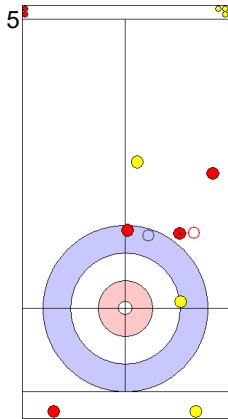
HKG: HUNG LY
Draw ⌚ 75%



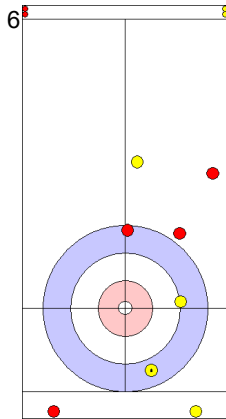
JPN: KOANA T
Raise ⌚ 50%



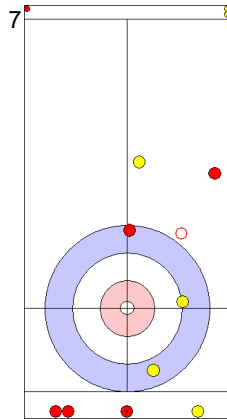
HKG: YAN HTM
Draw ⌚ 0%



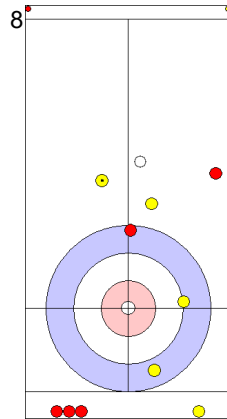
JPN: KOANA T
Double Take-out ⌚ 50%



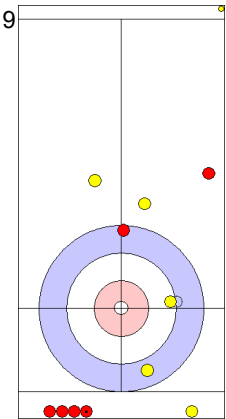
HKG: YAN HTM
Draw ⌚ 75%



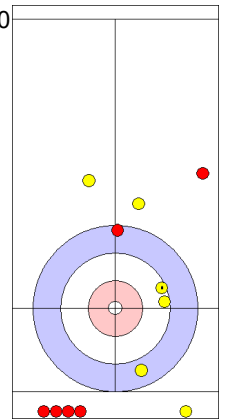
JPN: KOANA T
Promotion Take-out ⌚ 0%



HKG: YAN HTM
Draw ⌚ 0%



JPN: AOKI G
Double Take-out ⌚ 0%



HKG: HUNG LY
Draw ⌚ 100%

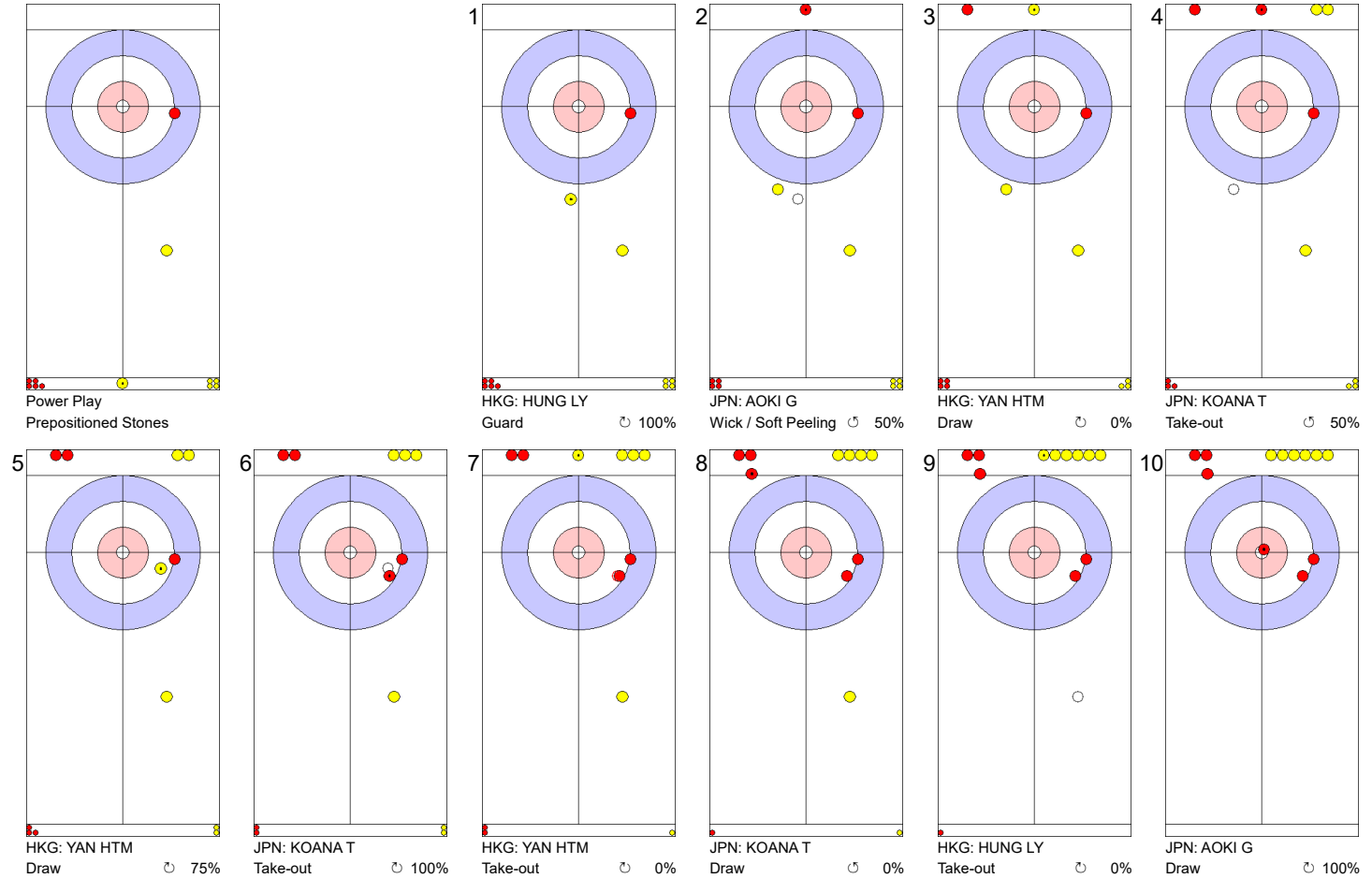
	JPN	HKG
Total Score	6	3
Time left	7:47	4:58

Legend:
 ⌚ Clockwise ⌚ Counter-clockwise - Not considered



Game - Shot by Shot
每投统计数据

End 7 ● JPN - Japan 6 + 3 (this end) = 9 ● HKG - Hong Kong, China 3 + 0 (this end) = 3



	JPN	HKG
Total Score	9	3
Time left	5:29	2:44

Legend:
 ↻ Clockwise ↺ Counter-clockwise - Not considered



Game Results

比赛成绩

Sheet	Team	LSFE	1	2	3	4	5	6	7	8	Extra Ends	Total
C	PHI - Philippines	*	0	3	3	1	3	1	X	X		11
	QAT - Qatar		3	0	0	0	0	0	X	X		3

PHI - Philippines		Shot Success Game
F	DUBBERSTEIN Kathleen Sumbillo	75%
M	PFISTER Marc	75%
Team Total		75%

QAT - Qatar		Shot Success Game
F	AL-ABDULLA Mabarka	13%
M	ALYAFEI Nasser Abdulrahman	63%
Team Total		43%

Last Stone Draw		Distance
↻	DUBBERSTEIN Kathleen Sumbillo	16.3cm
↺	PFISTER Marc	13.7cm
Total		30.0cm

Time remaining: 9 minutes 6 seconds

Last Stone Draw		Distance
↻	ALYAFEI Nasser Abdulrahman	199.6cm
↺	AL-ABDULLA Mabarka	51.6cm
Total		251.2cm

Time remaining: 5 minutes 25 seconds

Time-out: End 6 - QAT stone 5

Shot Success Analysis

PHI - Philippines		↻	↺	Game
F	DUBBERSTEIN Kathleen Sumbillo	Draws	6 75%	5 70% 11 73%
		Take-outs	1 100%	0 - 1 100%
		Total	7 79%	5 70% 12 75%
M	PFISTER Marc	Draws	11 80%	5 65% 16 75%
		Take-outs	0 - 2 75%	2 75%
		Total	11 80%	7 68% 18 75%
Team		Draws	17 78%	10 68% 27 74%
		Take-outs	1 100%	2 75% 3 83%
		Total	18 79%	12 69% 30 75%

QAT - Qatar		↻	↺	Game
F	AL-ABDULLA Mabarka	Draws	3 0%	5 0% 8 0%
		Take-outs	1 100%	3 17% 4 38%
		Total	4 25%	8 6% 12 13%
M	ALYAFEI Nasser Abdulrahman	Draws	8 69%	5 75% 13 71%
		Take-outs	4 38%	1 50% 5 40%
		Total	12 58%	6 71% 18 63%
Team		Draws	11 50%	10 38% 21 44%
		Take-outs	5 50%	4 25% 9 39%
		Total	16 50%	14 34% 30 43%

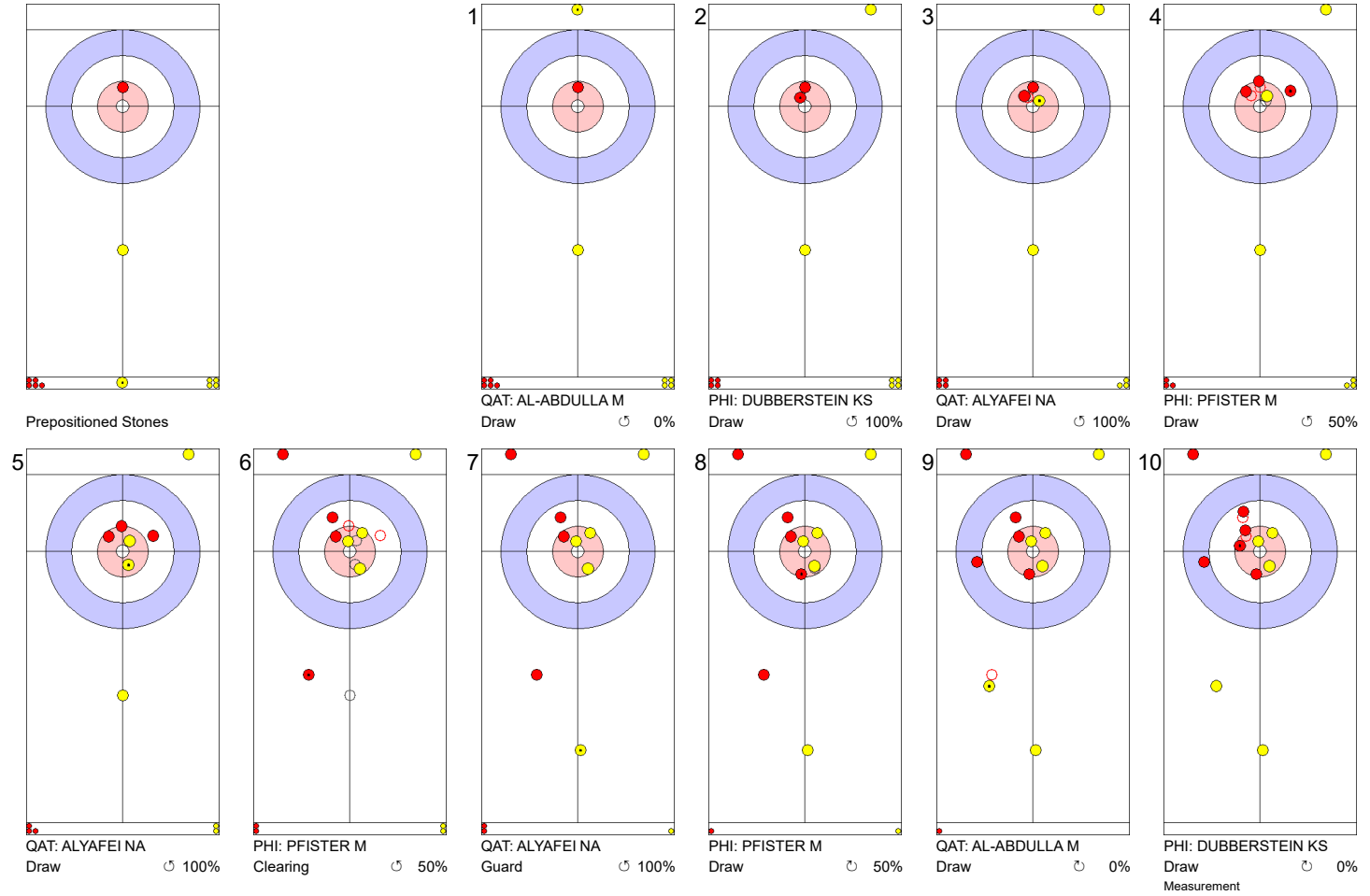
Note:
Team members are identified as follows:
F = Female, M = Male

Legend:
↻ Clockwise ↺ Counter-clockwise LSFE(*) Last Stone First End
X Unplayed/unfinished end due to concession



Game - Shot by Shot
每投统计数据

End 1 ● PHI - Philippines 0 + 0 (this end) = 0 ● QAT - Qatar 0 + 3 (this end) = 3



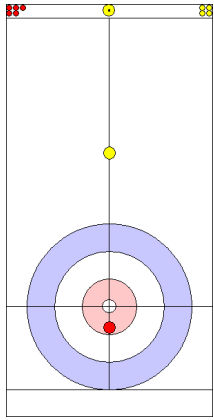
	PHI	QAT
Total Score	0	3
Time left	19:56	20:51

Legend:
 ↻ Clockwise ↺ Counter-clockwise - Not considered

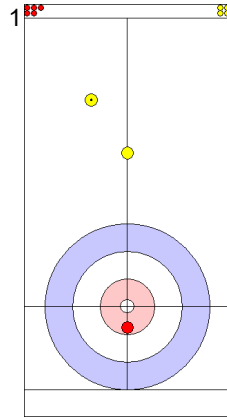


Game - Shot by Shot
每投统计数据

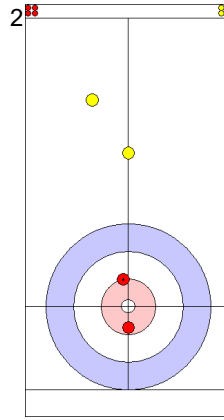
End 2 ● PHI - Philippines 0 + 3 (this end) = 3 ● QAT - Qatar 3 + 0 (this end) = 3



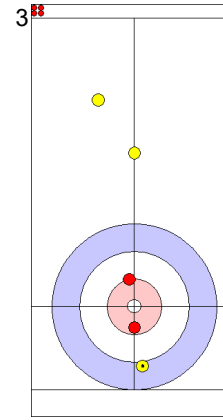
Prepositioned Stones



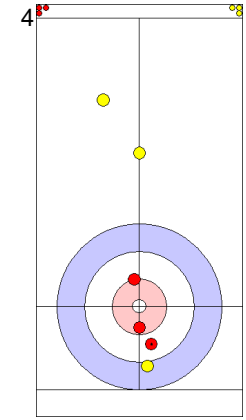
QAT: AL-ABDULLA M
Draw 0%



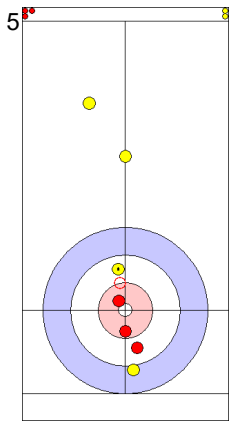
PHI: DUBBERSTEIN KS
Draw 100%



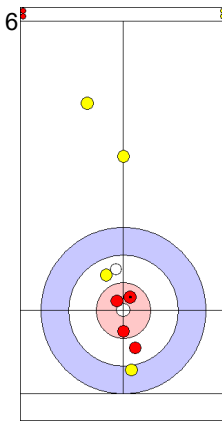
QAT: ALYAFEI NA
Draw 50%



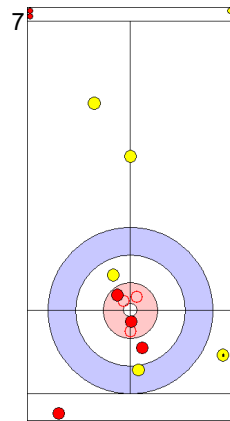
PHI: PFISTER M
Draw 75%



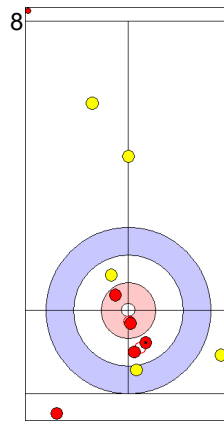
QAT: ALYAFEI NA
Draw 50%



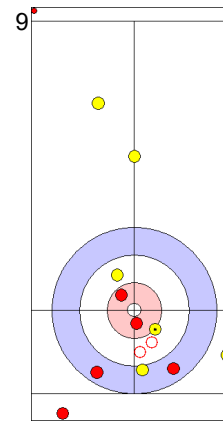
PHI: PFISTER M
Draw 100%



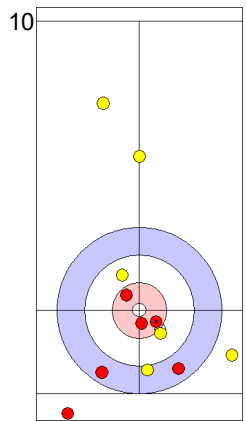
QAT: ALYAFEI NA
Double Take-out 50%



PHI: PFISTER M
Draw 100%



QAT: AL-ABDULLA M
Double Take-out 100%



PHI: DUBBERSTEIN KS
Draw 100%

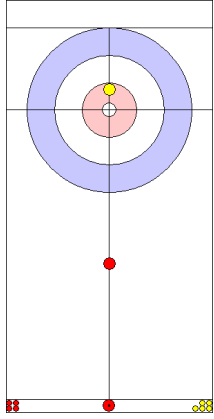
	PHI	QAT
Total Score	3	3
Time left	17:44	19:15

Legend:
 Clockwise Counter-clockwise - Not considered

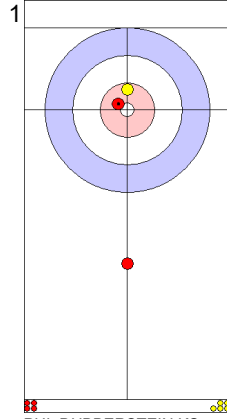


Game - Shot by Shot
每投统计数据

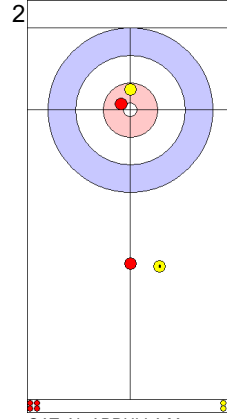
End 3 ● PHI - Philippines 3 + 3 (this end) = 6 ● QAT - Qatar 3 + 0 (this end) = 3



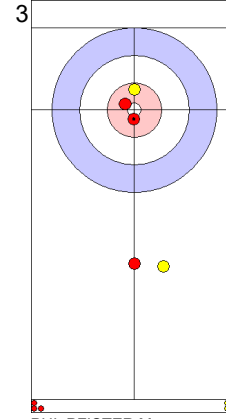
Prepositioned Stones



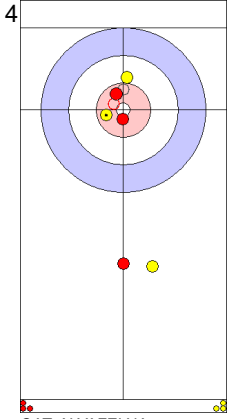
PHI: DUBBERSTEIN KS
Draw ⤴ 100%



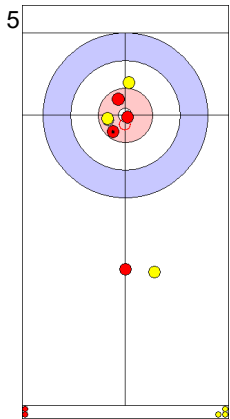
QAT: AL-ABDULLA M
Draw ⤴ 0%



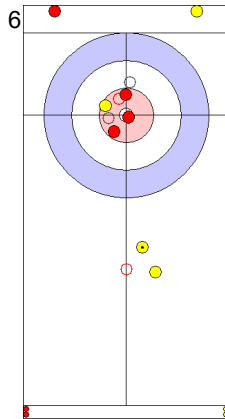
PHI: PFISTER M
Draw ⤴ 100%



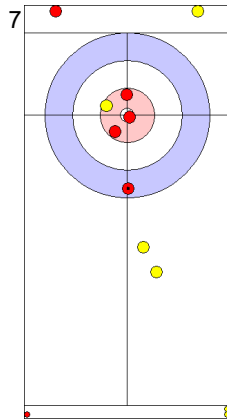
QAT: ALYAFEI NA
Draw ⤴ 100%



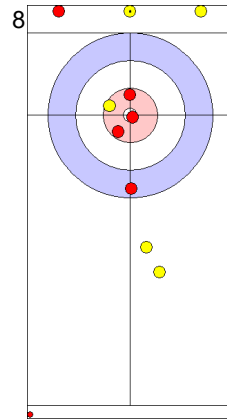
PHI: PFISTER M
Draw ⤴ 100%



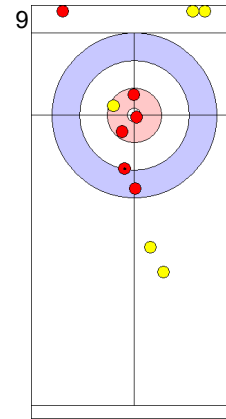
QAT: ALYAFEI NA
Clearing ⤴ 100%



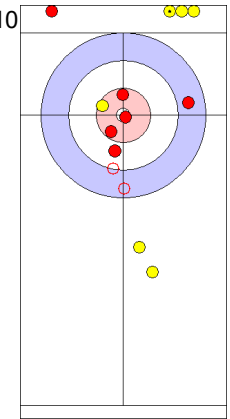
PHI: PFISTER M
Draw ⤴ 50%



QAT: ALYAFEI NA
Double Take-out ⤴ 0%



PHI: DUBBERSTEIN KS
Draw ⤴ 75%



QAT: AL-ABDULLA M
Draw ⤴ 0%

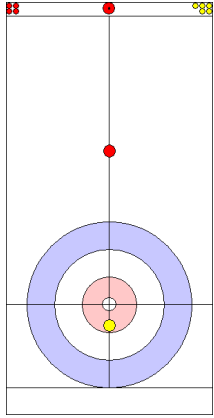
	PHI	QAT
Total Score	6	3
Time left	15:54	15:15

Legend: ⤴ Clockwise ⤵ Counter-clockwise - Not considered

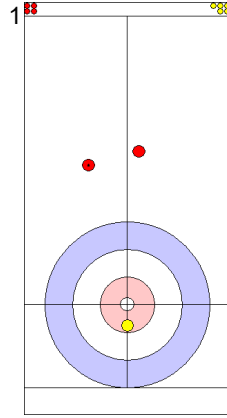


Game - Shot by Shot
每投统计数据

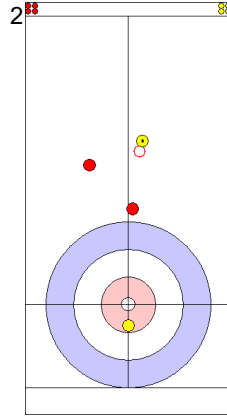
End 4 ● PHI - Philippines 6 + 1 (this end) = 7 ● QAT - Qatar 3 + 0 (this end) = 3



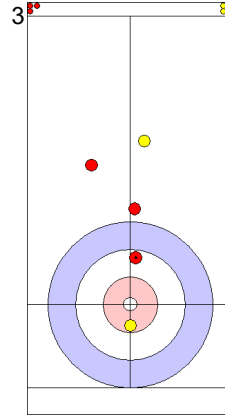
Prepositioned Stones



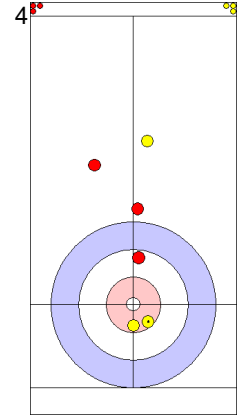
PHI: DUBBERSTEIN KS
Draw ⤴ 0%



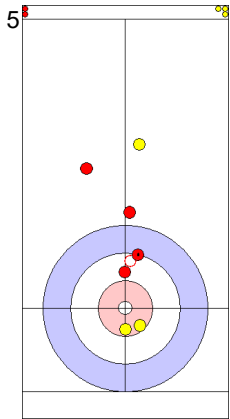
QAT: AL-ABDULLA M
Draw ⤴ 0%



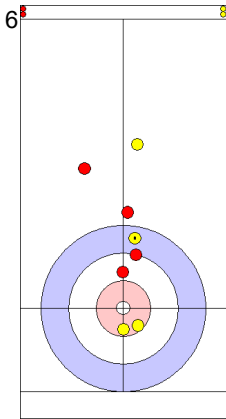
PHI: PFISTER M
Draw ⤴ 75%



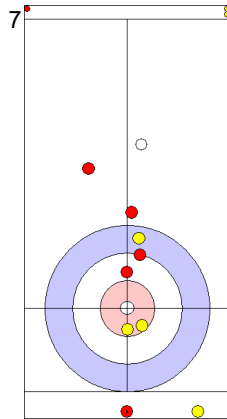
QAT: ALYAFEI NA
Draw ⤴ 100%



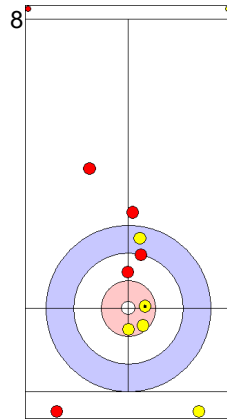
PHI: PFISTER M
Draw ⤴ 50%



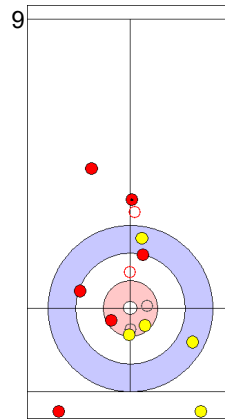
QAT: ALYAFEI NA
Draw ⤴ 50%



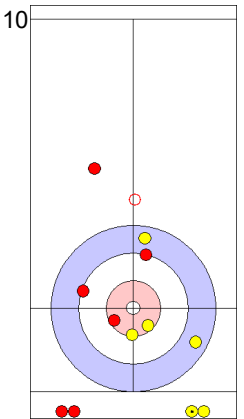
PHI: PFISTER M
Clearing ⤴ 100%



QAT: ALYAFEI NA
Draw ⤴ 100%



PHI: DUBBERSTEIN KS
Promotion Take-out ⤴ 100%



QAT: AL-ABDULLA M
Take-out ⤴ 0%

	PHI	QAT
Total Score	7	3
Time left	13:05	11:38

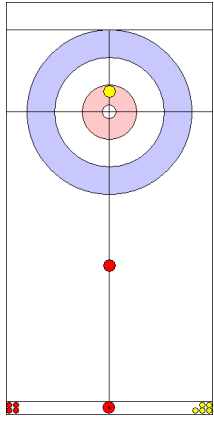
Legend: ⤴ Clockwise ⤵ Counter-clockwise - Not considered



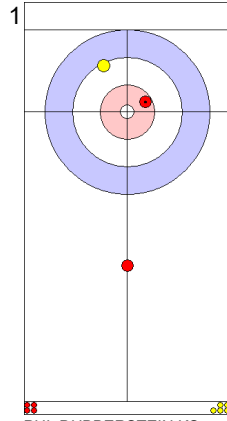
Game - Shot by Shot
每投统计数据

End 5 ● PHI - Philippines 7 + 3 (this end) = 10

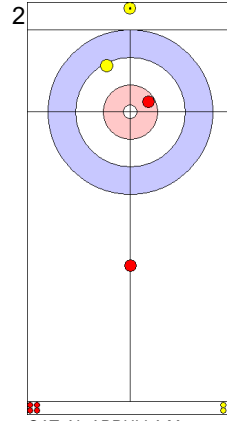
⊗ QAT - Qatar 3 + 0 (this end) = 3



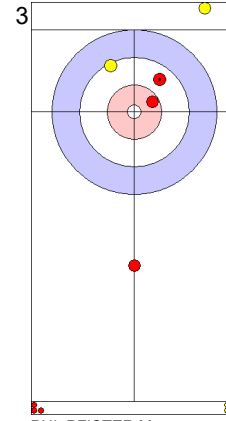
Prepositioned Stones



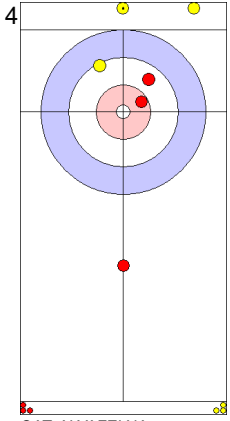
PHI: DUBBERSTEIN KS
Draw ⤴ 50%



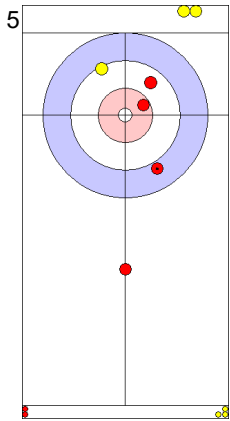
QAT: AL-ABDULLA M
Draw ⤴ 0%



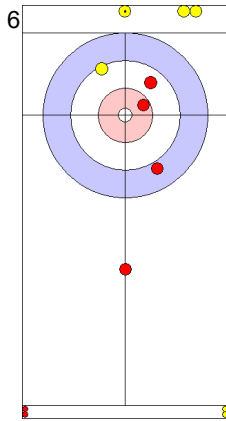
PHI: PFISTER M
Draw ⤴ 50%



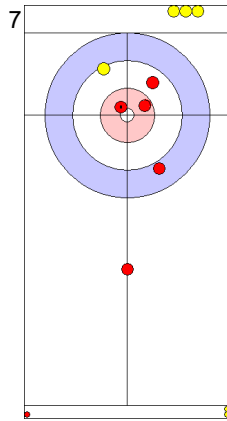
QAT: ALYAFEI NA
Draw ⤴ 0%



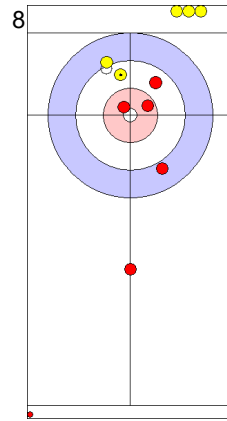
PHI: PFISTER M
Draw ⤴ 75%



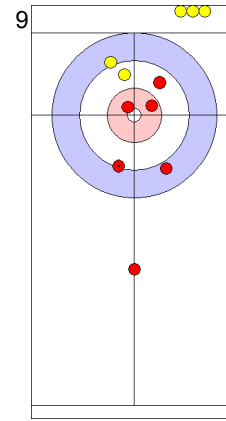
QAT: ALYAFEI NA
Double Take-out ⤴ 0%



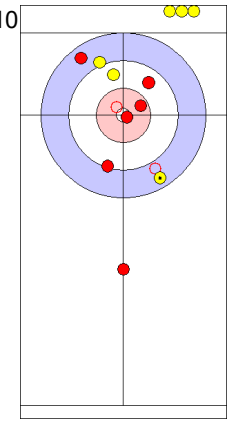
PHI: PFISTER M
Draw ⤴ 100%



QAT: ALYAFEI NA
Draw ⤴ 50%



PHI: DUBBERSTEIN KS
Draw ⤴ 75%



QAT: AL-ABDULLA M
Double Take-out ⤴ 50%

	PHI	QAT
Total Score	10	3
Time left	11:29	8:59

Legend:

⤴ Clockwise

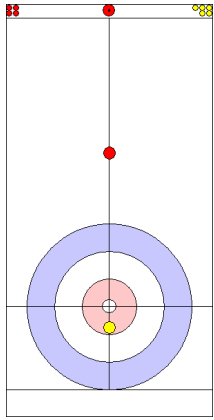
⤵ Counter-clockwise

- Not considered

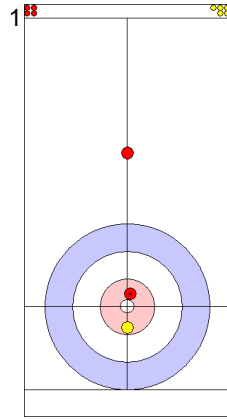


Game - Shot by Shot
每投统计数据

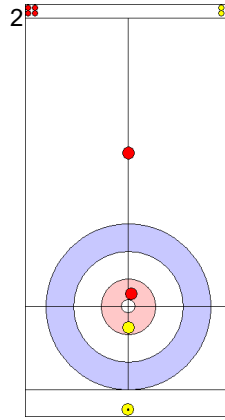
End 6 ● PHI - Philippines 10 + 1 (this end) = 11 ● QAT - Qatar 3 + 0 (this end) = 3



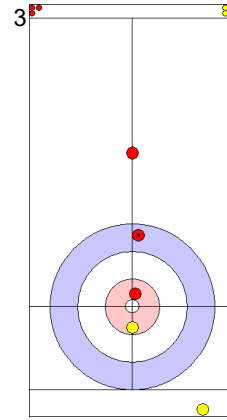
Prepositioned Stones



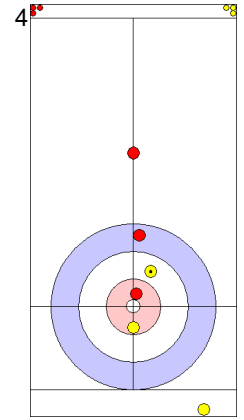
PHI: DUBBERSTEIN KS
Draw ⌚ 100%



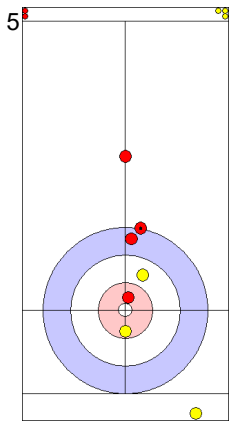
QAT: AL-ABDULLA M
Draw ⌚ 0%



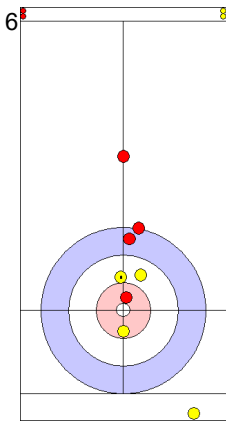
PHI: PFISTER M
Draw ⌚ 100%



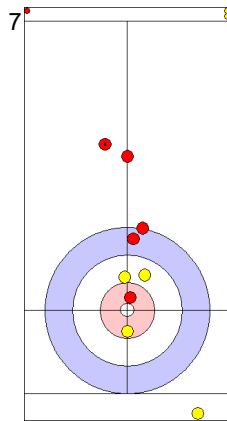
QAT: ALYAFEI NA
Draw ⌚ 50%



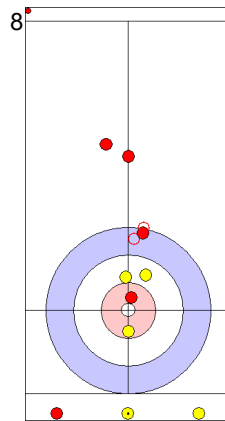
PHI: PFISTER M
Draw ⌚ 75%



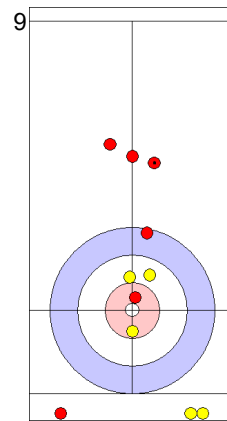
QAT: ALYAFEI NA
Draw ⌚ 75%



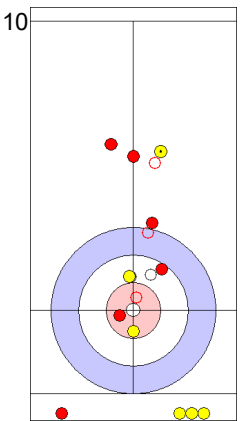
PHI: PFISTER M
Guard ⌚ 50%



QAT: ALYAFEI NA
Double Take-out ⌚ 50%



PHI: DUBBERSTEIN KS
Guard ⌚ 100%



QAT: AL-ABDULLA M
Promotion Take-out ⌚ 0%
Time-out

	PHI	QAT
Total Score	11	3
Time left	9:06	5:25

Legend: ⌚ Clockwise ⌚ Counter-clockwise - Not considered



Game Results

比赛成绩

Sheet	Team	LSFE	1	2	3	4	5	6	7	8	Extra Ends	Total
D	KGZ - Kyrgyzstan		0	1	0	0	2	0	0	X		3
	CHN - People's Republic of China	*	1	0	2	2	0	1	2	X		8

KGZ - Kyrgyzstan	
F	ASANBAEVA Keremet
M	ABYKKEEV Iskhak

CHN - People's Republic of China	
F	HAN Yu
M	WANG Zhiyu

Last Stone Draw		Distance
↻	ABYKKEEV Iskhak	199.6cm
↻	ASANBAEVA Keremet	74.4cm
Total		274.0cm

Time remaining: 1 minute 2 seconds
Time-out: End 6

Last Stone Draw		Distance
↻	WANG Zhiyu	123.7cm
↻	HAN Yu	26.7cm
Total		150.4cm

Time remaining: 2 minutes 48 seconds
Time-out: End 5
Power Play: End 6

Note:
Team members are identified as follows:
F = Female, M = Male

Legend:
 Power Play ↻ Clockwise ↺ Counter-clockwise
 LSFE(*) Last Stone First End X Unplayed/unfinished end due to concession



Session Results and Standings

每轮比赛成绩和排名

Sheet	Team	LSD/LSFE	1	2	3	4	5	6	7	8	Extra Ends	Total
A	KGZ - Kyrgyzstan	171.8cm	0	0	1	0	0	1	0	X		2
	PHI - Philippines	34.3cm *	3	1	0	1	1	0	4	X		10
B	THA - Thailand	353.8cm *	0	1	4	1	0	4	2	X		12
	KUW - Kuwait	399.2cm	1	0	0	0	2	0	0	X		3
C	HKG - Hong Kong, China	113.1cm *	3	0	2	0	3	1	0	0		9
	TPE - Chinese Taipei	189.7cm	0	4	0	1	0	0	2	1		8
D	MGL - Mongolia	393.9cm	0	0	0	0	0	0	X	X		0
	JPN - Japan	208.1cm *	5	4	1	3	5	1	X	X		19
E	KOR - Republic of Korea	204.3cm *	1	2	3	0	5	3	X	X		14
	QAT - Qatar	259.7cm	0	0	0	1	0	0	X	X		1

Current Standings

Group A

Rank	Team	Games	Wins	Losses
1	JPN - Japan	2	2	0
2	HKG - Hong Kong, China	1	1	0
3	KUW - Kuwait	2	1	1
3	THA - Thailand	2	1	1
5	TPE - Chinese Taipei	1	0	1
6	MGL - Mongolia	2	0	2

Group B

Rank	Team	Games	Wins	Losses
1	PHI - Philippines	2	2	0
2	CHN - People's Republic of China	1	1	0
3	KGZ - Kyrgyzstan	2	1	1
3	KOR - Republic of Korea	2	1	1
5	KAZ - Kazakhstan	1	0	1
6	QAT - Qatar	2	0	2

Note:

Under World Curling rules, tie-breaking rules for standings are not applied until after the last game of the round robin.

Legend:

Power Play

LSD Last Stone Draw

LSFE(*) Last Stone First End

X Unplayed/unfinished end due to concession



Game Results

比赛成绩

Sheet	Team	LSFE	1	2	3	4	5	6	7	8	Extra Ends	Total
A	KGZ - Kyrgyzstan		0	0	1	0	0	1	0	X		2
	PHI - Philippines	*	3	1	0	1	1	0	4	X		10

KGZ - Kyrgyzstan	
F	ASANBAEVA Keremet
M	ABYKKEEV Iskhak

PHI - Philippines	
F	DUBBERSTEIN Kathleen Sumbillo
M	PFISTER Marc

Last Stone Draw		Distance
↻	ASANBAEVA Keremet	162.7cm
↻	ABYKKEEV Iskhak	9.1cm
Total		171.8cm

Last Stone Draw		Distance
↻	DUBBERSTEIN Kathleen Sumbillo	17.9cm
↻	PFISTER Marc	16.4cm
Total		34.3cm

Time remaining: 3 minutes 15 seconds

Time remaining: 2 minutes 31 seconds

Time-out: End 7

Note:
Team members are identified as follows:
F = Female, M = Male

Legend:
↻ Clockwise ↻ Counter-clockwise LSFE(*) Last Stone First End
X Unplayed/unfinished end due to concession



Game Results
比赛成绩

Sheet	Team	LSFE	1	2	3	4	5	6	7	8	Extra Ends	Total
B	THA - Thailand	*	0	1	4	1	0	4	2	X		12
	KUW - Kuwait		1	0	0	0	2	0	0	X		3

THA - Thailand		Shot Success Game
F	SONKHAM Chanatip	37%
M	JEARATEERAWIT Teekawin	40%
Team Total		38%

KUW - Kuwait		Shot Success Game
F	ABDULATEEF Fatema	23%
M	ALKANDARI Saud	41%
Team Total		30%

Last Stone Draw Distance

🕒	JEARATEERAWIT Teekawin	154.2cm
🕒	SONKHAM Chanatip	199.6cm
Total		353.8cm

Last Stone Draw Distance

🕒	ABDULATEEF Fatema	199.6cm
🕒	ALKANDARI Saud	199.6cm
Total		399.2cm

Time remaining: 10 minutes 28 seconds

Time remaining: 11 minutes 4 seconds

Shot Success Analysis

THA - Thailand		🕒	🕒	Game
F SONKHAM Chanatip	Draws	3 33%	11 25%	14 27%
	Take-outs	5 40%	2 100%	7 57%
	Total	8 38%	13 37%	21 37%
M JEARATEERAWIT Teekawin	Draws	7 18%	4 88%	11 43%
	Take-outs	0 -	2 25%	2 25%
	Total	7 18%	6 67%	13 40%
Team	Draws	10 23%	15 42%	25 34%
	Take-outs	5 40%	4 63%	9 50%
	Total	15 28%	19 46%	34 38%

KUW - Kuwait		🕒	🕒	Game
F ABDULATEEF Fatema	Draws	15 28%	6 8%	21 23%
	Take-outs	0 -	0 -	0 -
	Total	15 28%	6 8%	21 23%
M ALKANDARI Saud	Draws	11 43%	2 50%	13 44%
	Take-outs	0 -	1 0%	1 0%
	Total	11 43%	3 33%	14 41%
Team	Draws	26 35%	8 19%	34 31%
	Take-outs	0 -	1 0%	1 0%
	Total	26 35%	9 17%	35 30%

Note:
Team members are identified as follows:
F = Female, M = Male

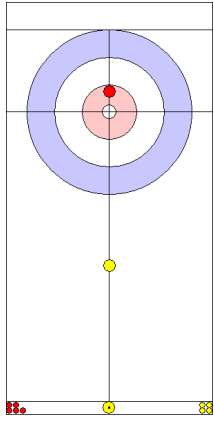
Legend:
🕒 Clockwise 🕒 Counter-clockwise LSFE(*) Last Stone First End
X Unplayed/unfinished end due to concession



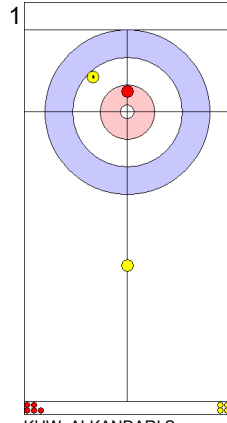
Game - Shot by Shot
每投统计数据

End 1 ● **THA - Thailand** 0 + 0 (this end) = 0

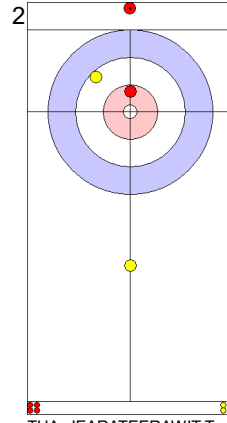
● **KUW - Kuwait** 0 + 1 (this end) = 1



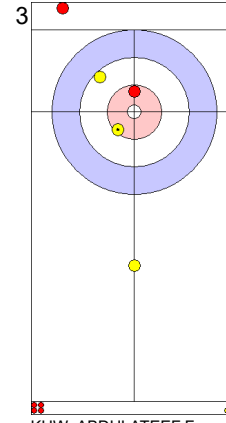
Prepositioned Stones



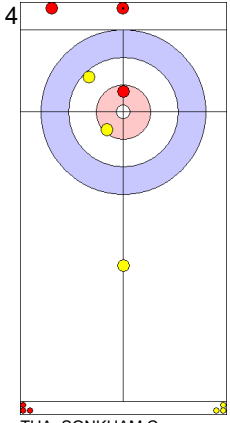
KUW: ALKANDARI S
Draw 50%



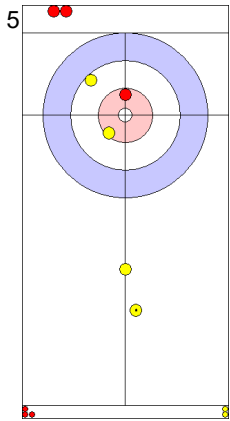
THA: JEARATEERAWIT T
Draw 0%



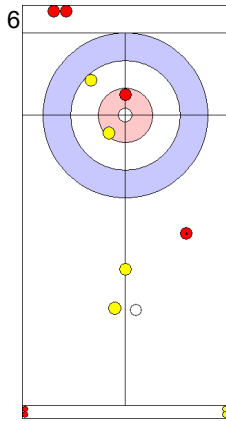
KUW: ABDULATEEF F
Draw 75%



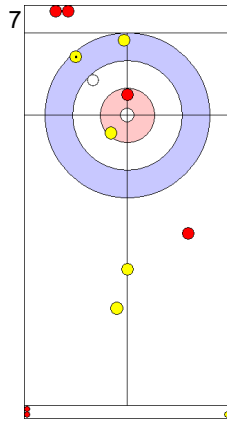
THA: SONKHAM C
Draw 0%



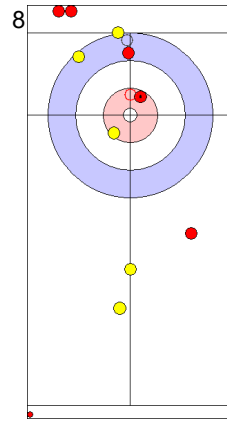
KUW: ABDULATEEF F
Draw 0%



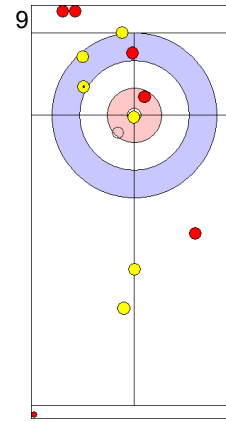
THA: SONKHAM C
Draw 0%



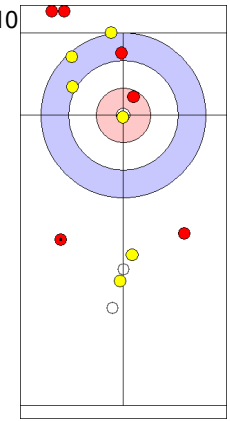
KUW: ABDULATEEF F
Draw 50%



THA: SONKHAM C
Draw 100%



KUW: ALKANDARI S
Raise 100%



THA: JEARATEERAWIT T
Take-out 0%

	THA	KUW
Total Score	0	1
Time left	20:18	20:30

Legend:

↻ Clockwise

↺ Counter-clockwise

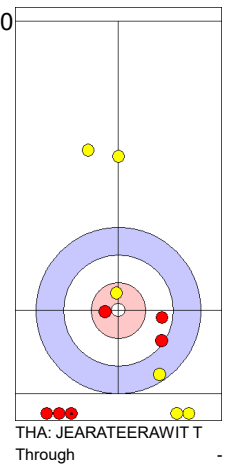
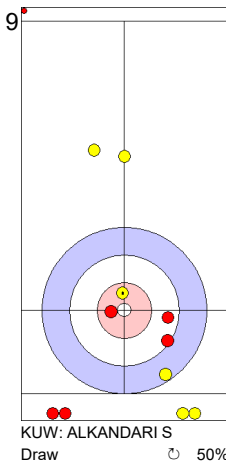
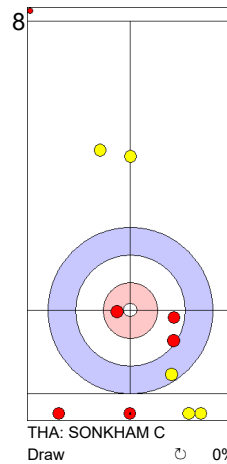
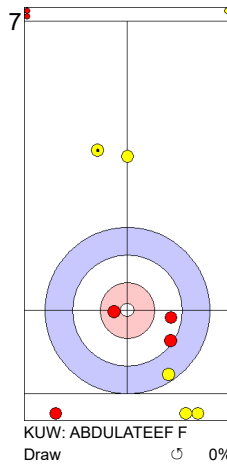
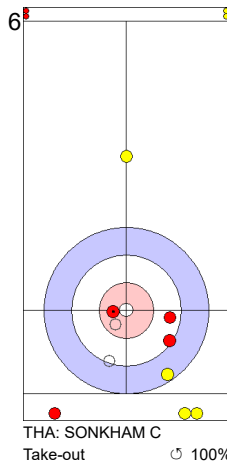
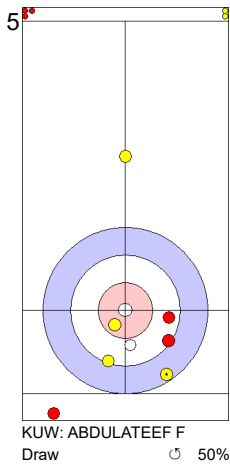
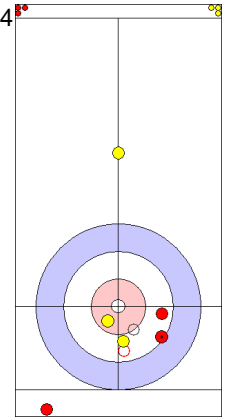
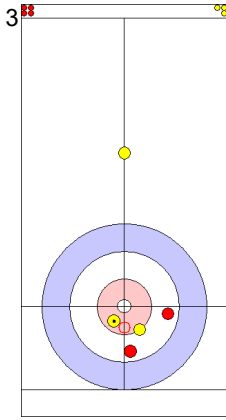
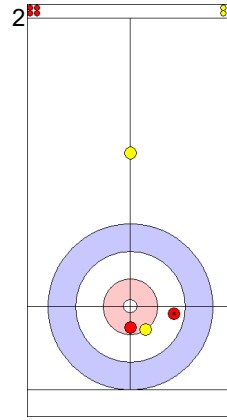
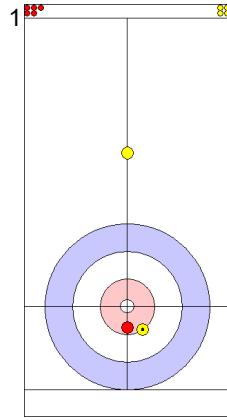
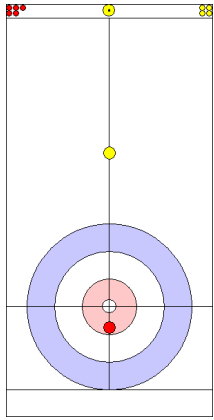
- Not considered

Timing & Results provided by **BORNAN**



Game - Shot by Shot
每投统计数据

End 2 ● **THA - Thailand** 0 + 1 (this end) = 1 ● **KUW - Kuwait** 1 + 0 (this end) = 1



	THA	KUW
Total Score	1	1
Time left	18:31	19:14

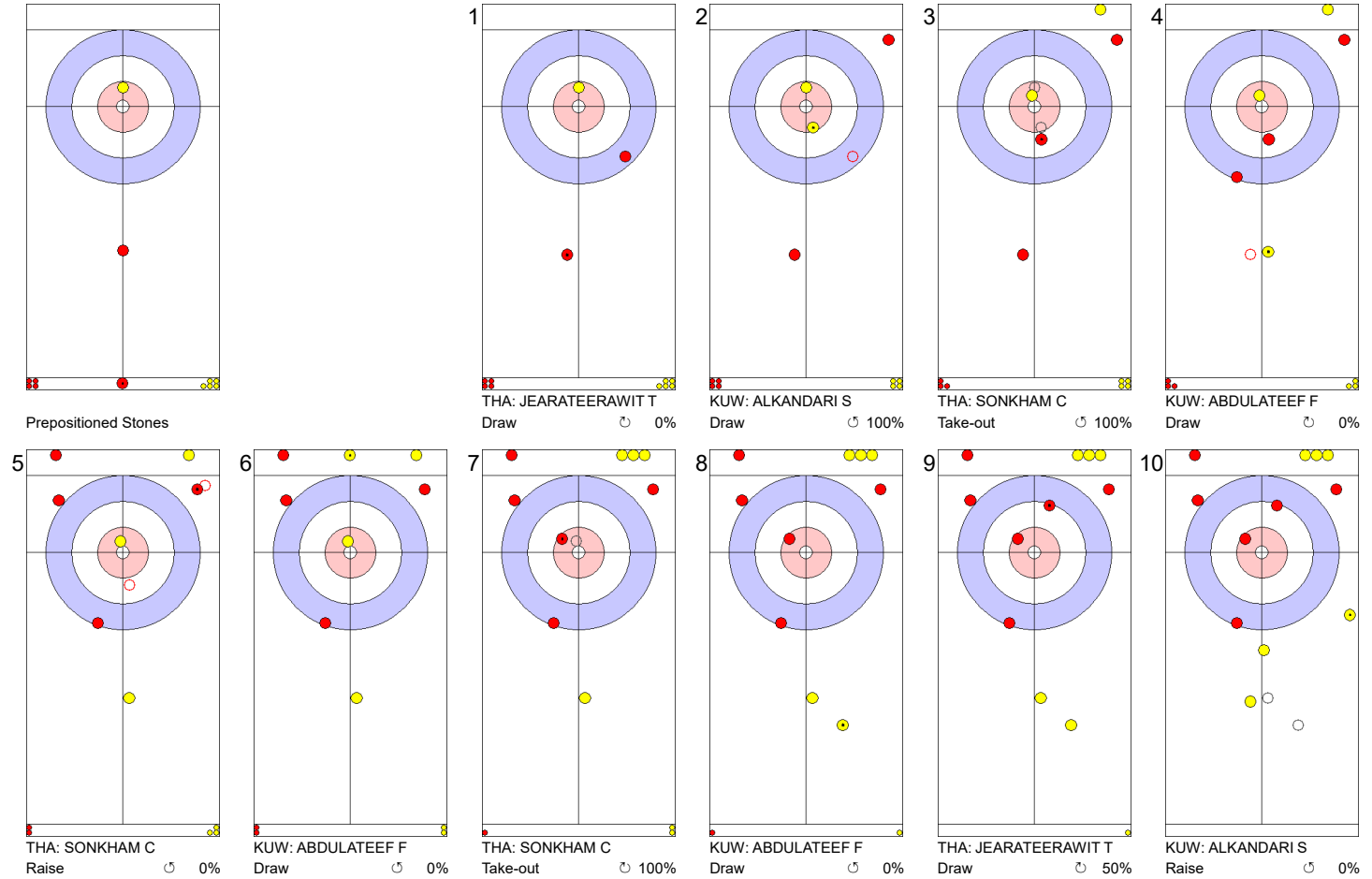
Legend:
 Clockwise Counter-clockwise - Not considered



Game - Shot by Shot
每投统计数据

End 3 ● **THA - Thailand** 1 + 4 (this end) = 5

● **KUW - Kuwait** 1 + 0 (this end) = 1



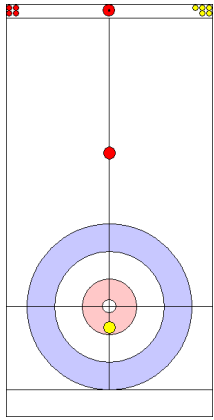
	THA	KUW
Total Score	5	1
Time left	17:02	17:25

Legend:
 ↻ Clockwise ↺ Counter-clockwise - Not considered

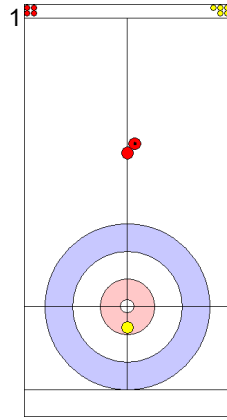


Game - Shot by Shot
每投统计数据

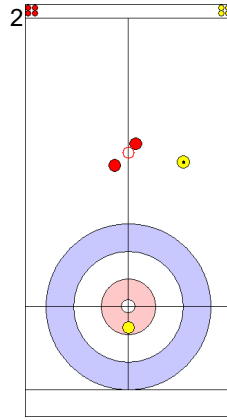
End 4 ● **THA - Thailand** 5 + 1 (this end) = 6 ● **KUW - Kuwait** 1 + 0 (this end) = 1



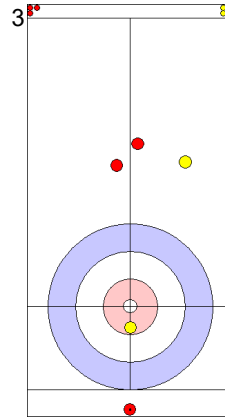
Prepositioned Stones



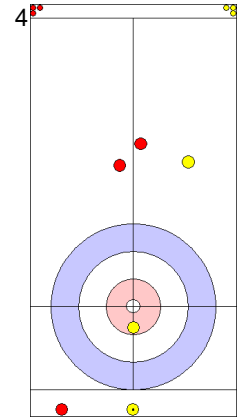
THA: JEARATEERAWIT T
Draw ⌚ 0%



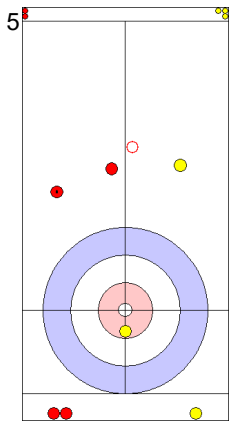
KUW: ALKANDARI S
Draw ⌚ 0%



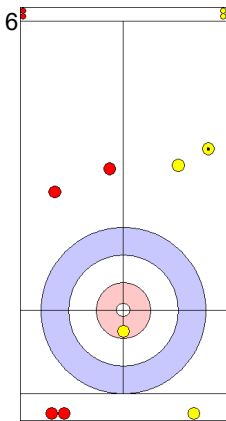
THA: SONKHAM C
Draw ⌚ 0%



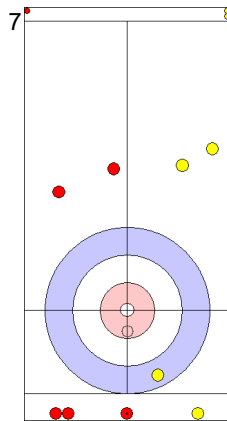
KUW: ABDULATEEF F
Draw ⌚ 0%



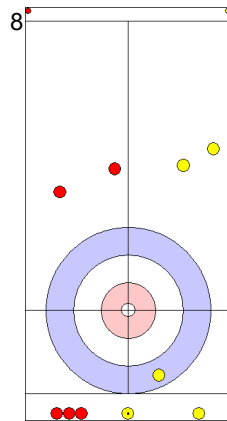
THA: SONKHAM C
Raise ⌚ 0%



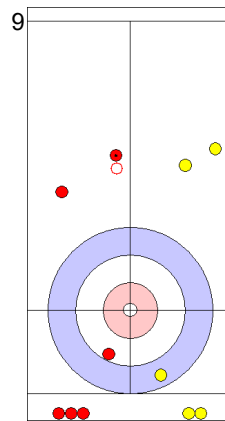
KUW: ABDULATEEF F
Draw ⌚ 0%



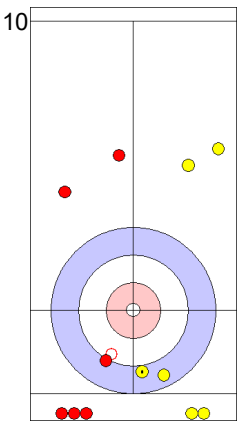
THA: SONKHAM C
Take-out ⌚ 0%



KUW: ABDULATEEF F
Draw ⌚ 0%



THA: JEARATEERAWIT T
Draw ⌚ 75%



KUW: ALKANDARI S
Draw ⌚ 0%

	THA	KUW
Total Score	6	1
Time left	15:22	16:04

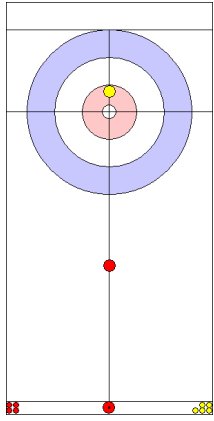
Legend:
 ⌚ Clockwise ⌚ Counter-clockwise - Not considered



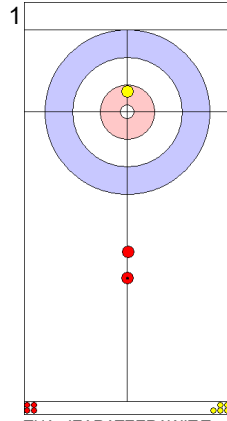
Game - Shot by Shot
每投统计数据

End 5 ● **THA - Thailand** 6 + 0 (this end) = 6

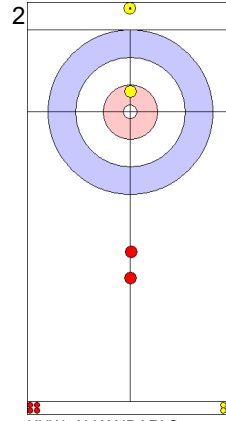
⊗ **KUW - Kuwait** 1 + 2 (this end) = 3



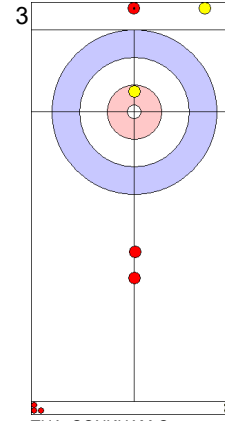
Prepositioned Stones



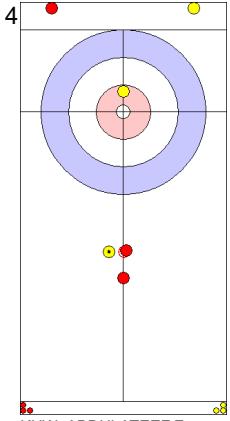
THA: JEARATEERAWIT T
Draw 0%



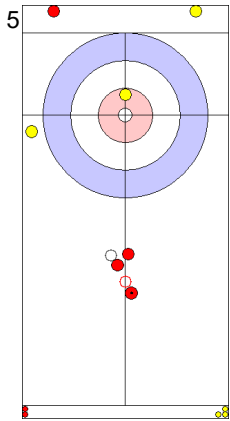
KUW: ALKANDARI S
Draw 0%



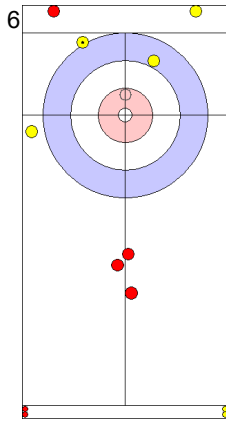
THA: SONKHAM C
Draw 0%



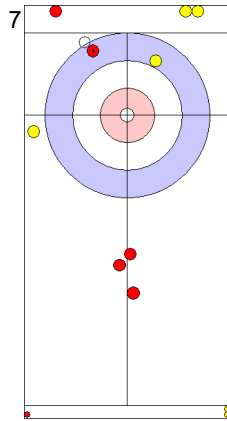
KUW: ABDULATEEF F
Draw 0%



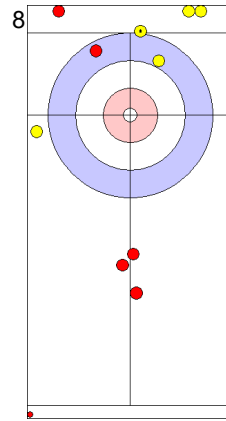
THA: SONKHAM C
Draw 0%



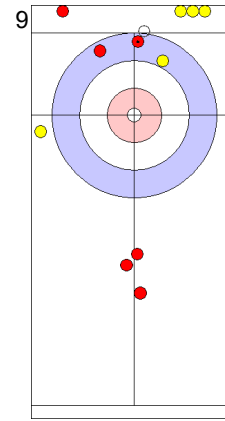
KUW: ABDULATEEF F
Draw 50%



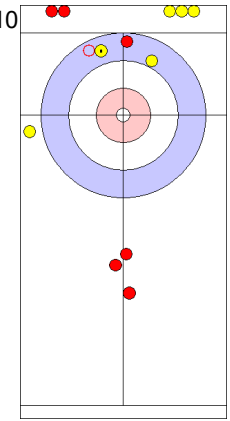
THA: SONKHAM C
Draw 50%



KUW: ABDULATEEF F
Draw 50%



THA: JEARATEERAWIT T
Take-out 50%



KUW: ALKANDARI S
Draw 100%

	THA	KUW
Total Score	6	3
Time left	13:27	14:24

Legend:

↻ Clockwise

↺ Counter-clockwise

- Not considered

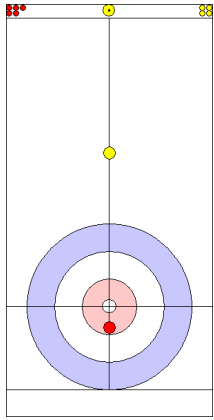
Timing & Results provided by **BORNAN**



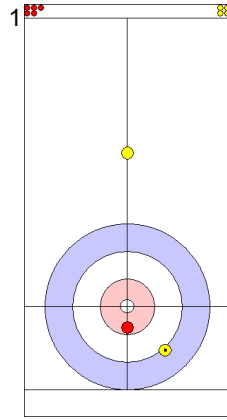
Game - Shot by Shot
每投统计数据

End 6 ● **THA - Thailand** 6 + 4 (this end) = 10

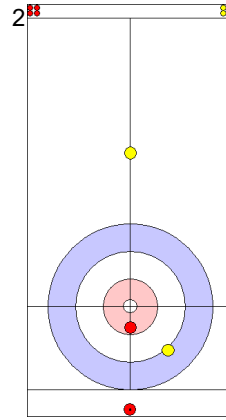
⊗ **KUW - Kuwait** 3 + 0 (this end) = 3



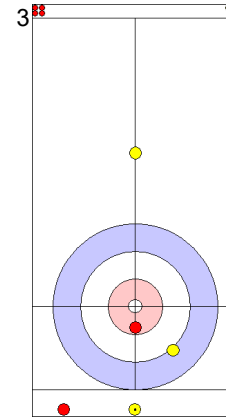
Prepositioned Stones



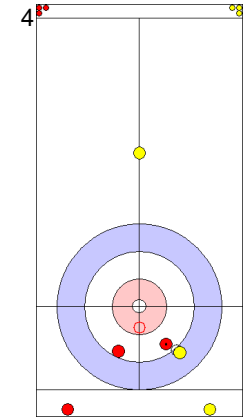
KUW: ALKANDARI S
Draw ⤵ 50%



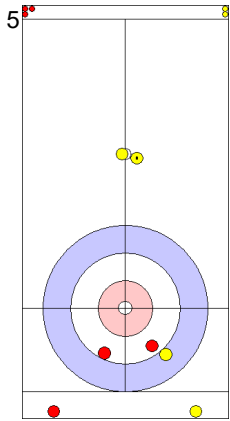
THA: JEARATEERAWIT T
Draw ⤵ 0%



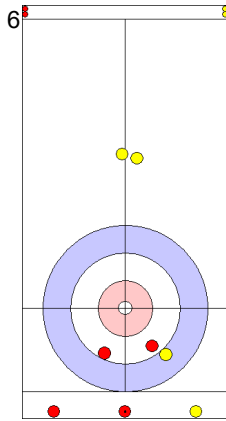
KUW: ABDULATEEF F
Draw ⤵ 0%



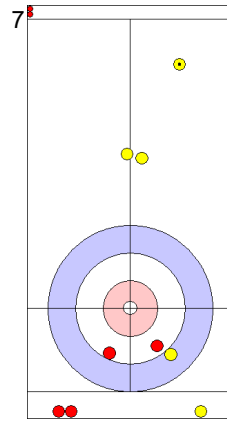
THA: SONKHAM C
Draw ⤵ 50%



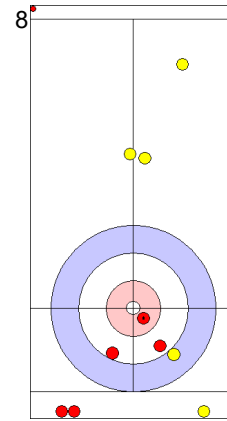
KUW: ABDULATEEF F
Draw ⤵ 0%



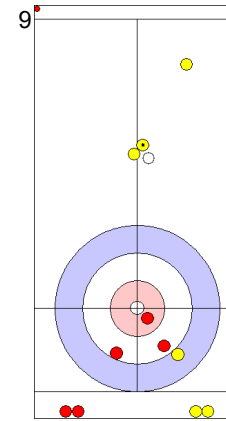
THA: SONKHAM C
Draw ⤵ 0%



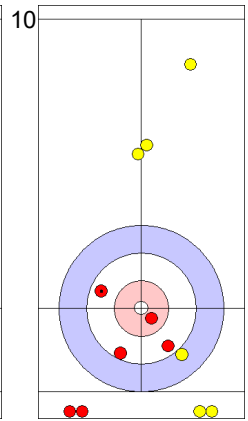
KUW: ABDULATEEF F
Draw ⤵ 0%



THA: SONKHAM C
Draw ⤵ 100%



KUW: ALKANDARI S
Raise ⤵ 0%



THA: JEARATEERAWIT T
Draw ⤵ 100%

	THA	KUW
Total Score	10	3
Time left	11:58	13:01

Legend:

⤵ Clockwise

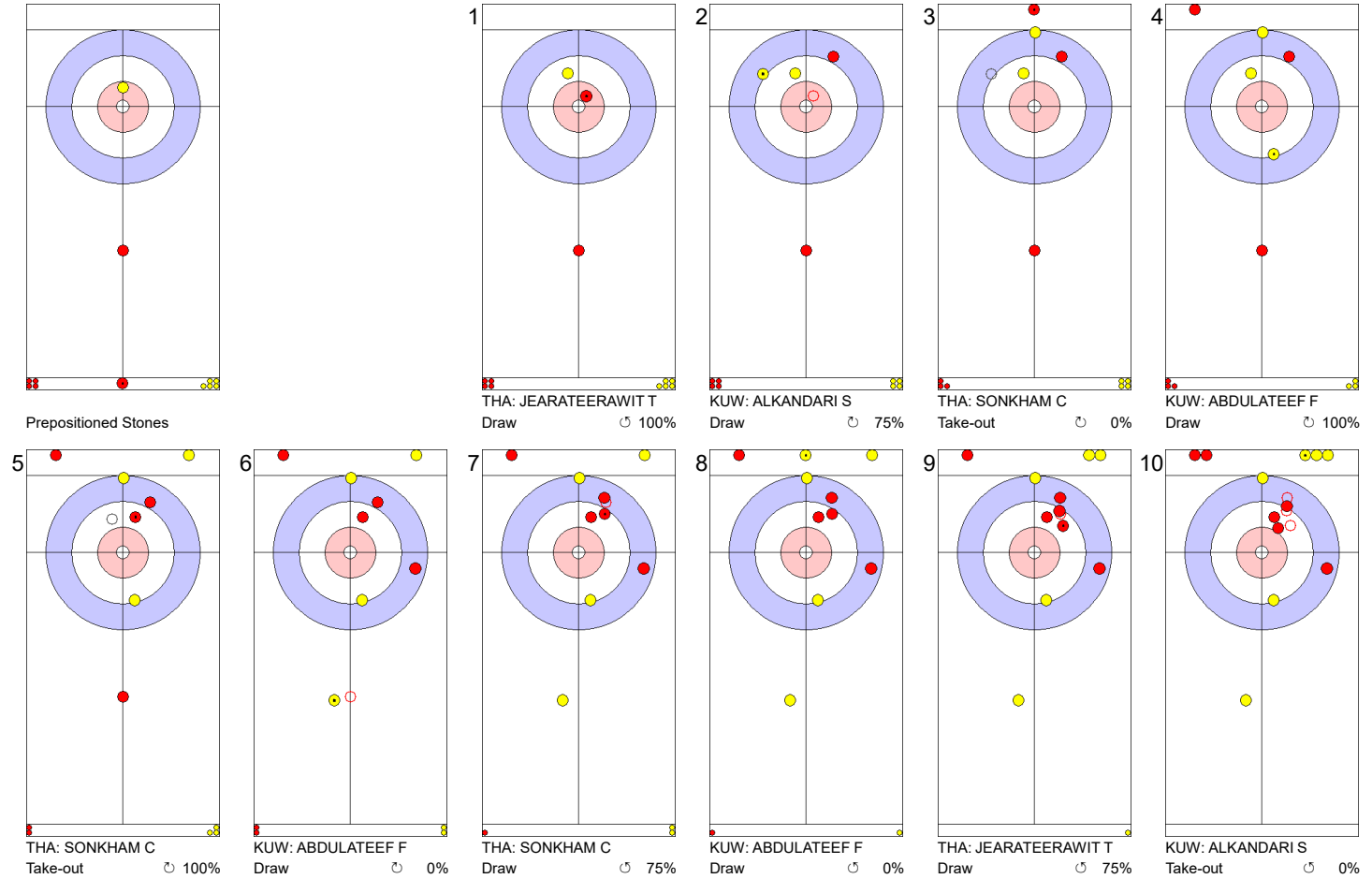
⤴ Counter-clockwise

- Not considered



Game - Shot by Shot
每投统计数据

End 7 ● **THA - Thailand** 10 + 2 (this end) = 12 ● **KUW - Kuwait** 3 + 0 (this end) = 3



	THA	KUW
Total Score	12	3
Time left	10:28	11:04

Legend:
 ↻ Clockwise ↺ Counter-clockwise - Not considered



Game Results

比赛成绩

Sheet	Team	LSFE	1	2	3	4	5	6	7	8	Extra Ends	Total
C	HKG - Hong Kong, China	*	3	0	2	0	3	1	0	0		9
	TPE - Chinese Taipei		0	4	0	1	0	0	2	1		8

HKG - Hong Kong, China		Shot Success Game
F	HUNG Ling-Yue	70%
M	YAN Ho Tin Martin	49%
Team Total		58%

TPE - Chinese Taipei		Shot Success Game
F	CHOU Yi-Hsuan	55%
M	LIU Bor-Kai	61%
Team Total		59%

Last Stone Draw		Distance
↻	YAN Ho Tin Martin	75.7cm
↺	HUNG Ling-Yue	37.4cm
Total		113.1cm

Last Stone Draw		Distance
↻	LIU Bor-Kai	61.5cm
↺	CHOU Yi-Hsuan	128.2cm
Total		189.7cm

Time remaining: 0 minutes 44 seconds

Power Play: End 8

Time remaining: 0 minutes 40 seconds

Time-out: End 8 - TPE stone 6

Power Play: End 7

Shot Success Analysis

HKG - Hong Kong, China		↻	↺	Game
F HUNG Ling-Yue	Draws	5 80%	6 63%	11 70%
	Take-outs	1 50%	4 75%	5 70%
	Total	6 75%	10 68%	16 70%
M YAN Ho Tin Martin	Draws	2 75%	10 20%	12 29%
	Take-outs	3 50%	9 75%	12 69%
	Total	5 60%	19 46%	24 49%
Team	Draws	7 79%	16 36%	23 49%
	Take-outs	4 50%	13 75%	17 69%
	Total	11 68%	29 53%	40 58%

TPE - Chinese Taipei		↻	↺	Game
F CHOU Yi-Hsuan	Draws	5 75%	8 50%	13 60%
	Take-outs	1 100%	2 0%	3 33%
	Total	6 79%	10 40%	16 55%
M LIU Bor-Kai	Draws	9 58%	12 63%	21 61%
	Take-outs	1 100%	2 50%	3 67%
	Total	10 63%	14 61%	24 61%
Team	Draws	14 64%	20 58%	34 60%
	Take-outs	2 100%	4 25%	6 50%
	Total	16 69%	24 52%	40 59%

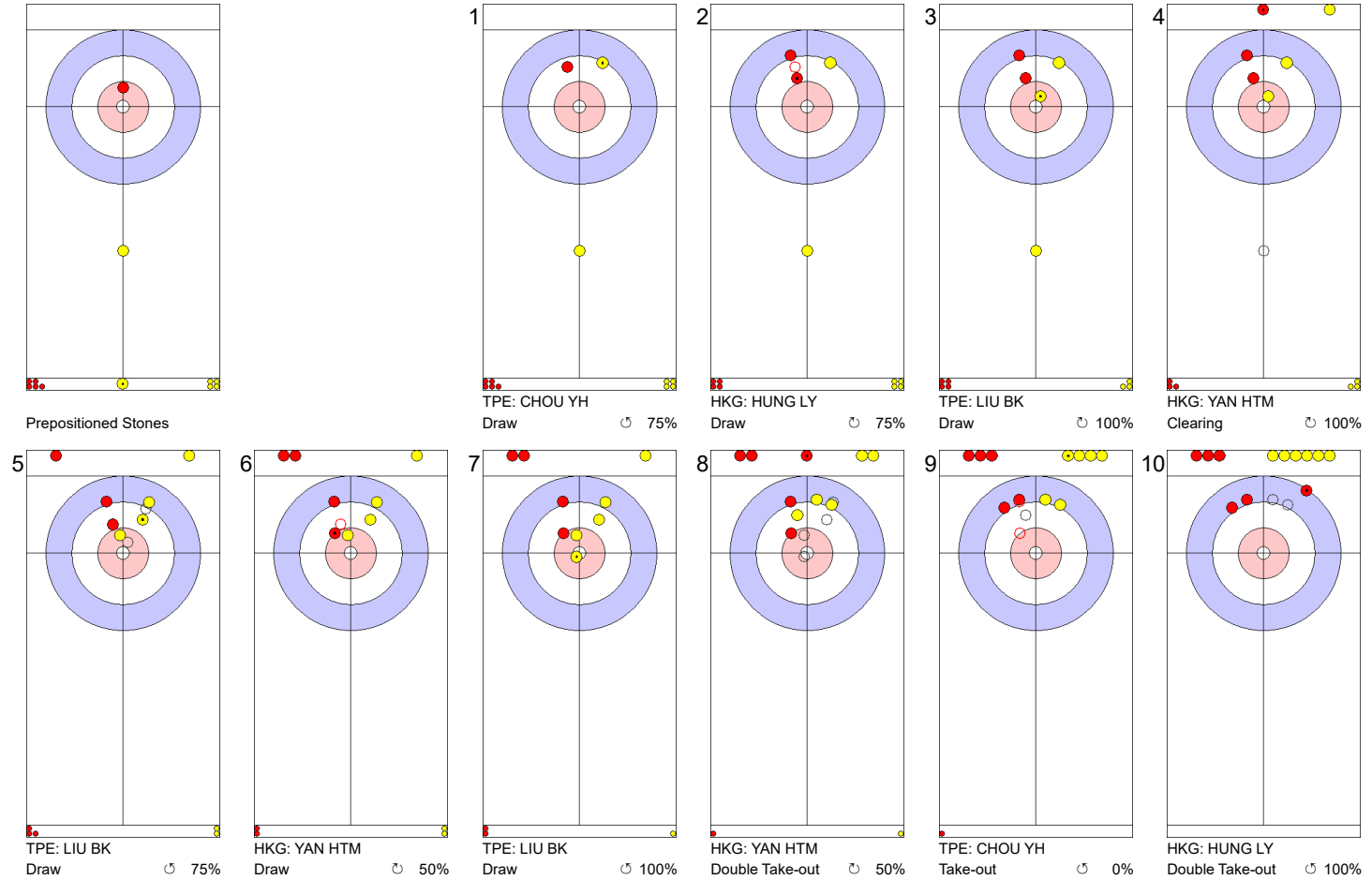
Note:
Team members are identified as follows:
F = Female, M = Male

Legend:
 Power Play ↻ Clockwise ↺ Counter-clockwise
LSFE(*) Last Stone First End



Game - Shot by Shot
每投统计数据

End 1 ● HKG - Hong Kong, China 0 + 3 (this end) = 3 ● TPE - Chinese Taipei 0 + 0 (this end) = 0



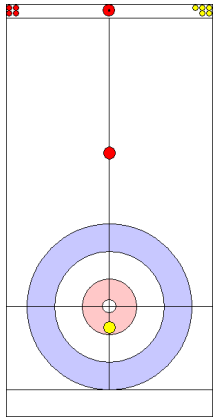
	HKG	TPE
Total Score	3	0
Time left	18:59	19:35

Legend:
 Clockwise Counter-clockwise - Not considered

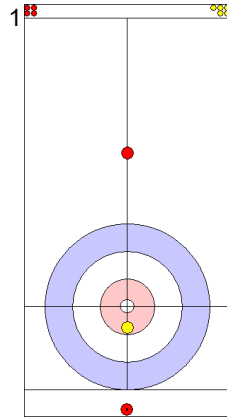


Game - Shot by Shot
每投统计数据

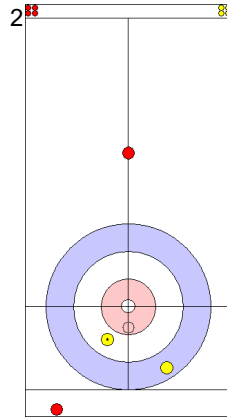
End 2 ● HKG - Hong Kong, China 3 + 0 (this end) = 3 ● TPE - Chinese Taipei 0 + 4 (this end) = 4



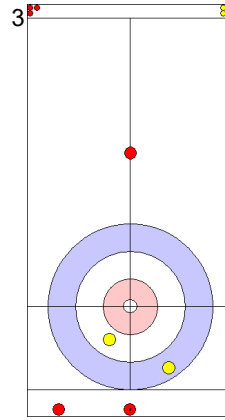
Prepositioned Stones



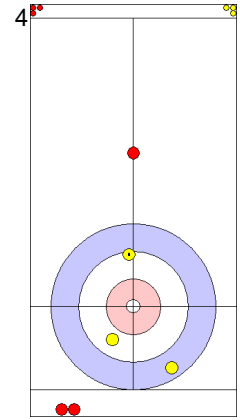
HKG: HUNG LY
Draw ⌚ 0%
Stone removal violation



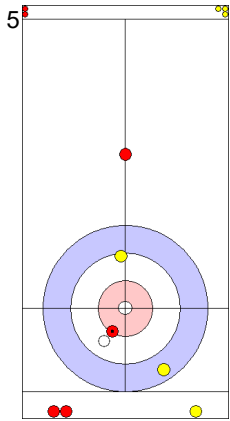
TPE: CHOU YH
Draw ⌚ 75%



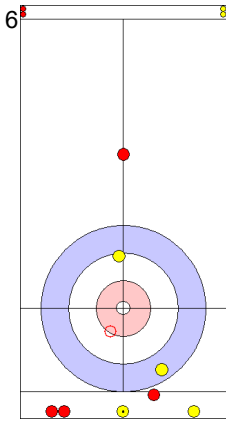
HKG: YAN HTM
Draw ⌚ 0%



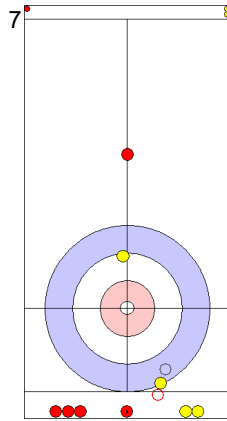
TPE: LIU BK
Draw ⌚ 100%



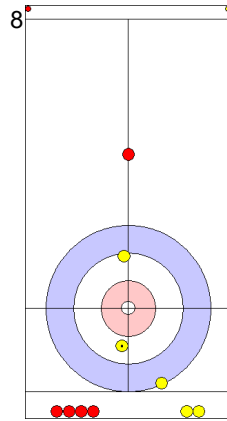
HKG: YAN HTM
Hit and Roll ⌚ 75%



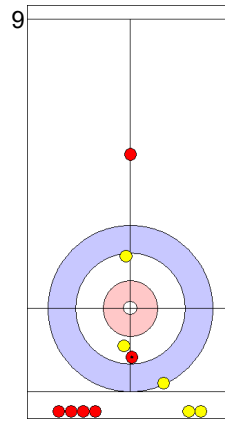
TPE: LIU BK
Take-out ⌚ 50%



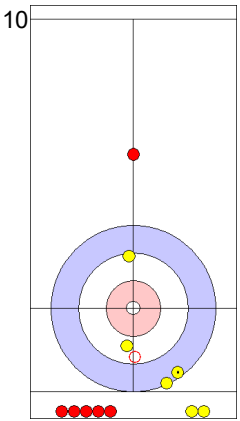
HKG: YAN HTM
Take-out ⌚ 0%



TPE: LIU BK
Draw ⌚ 75%



HKG: HUNG LY
Draw ⌚ 75%



TPE: CHOU YH
Take-out ⌚ 100%

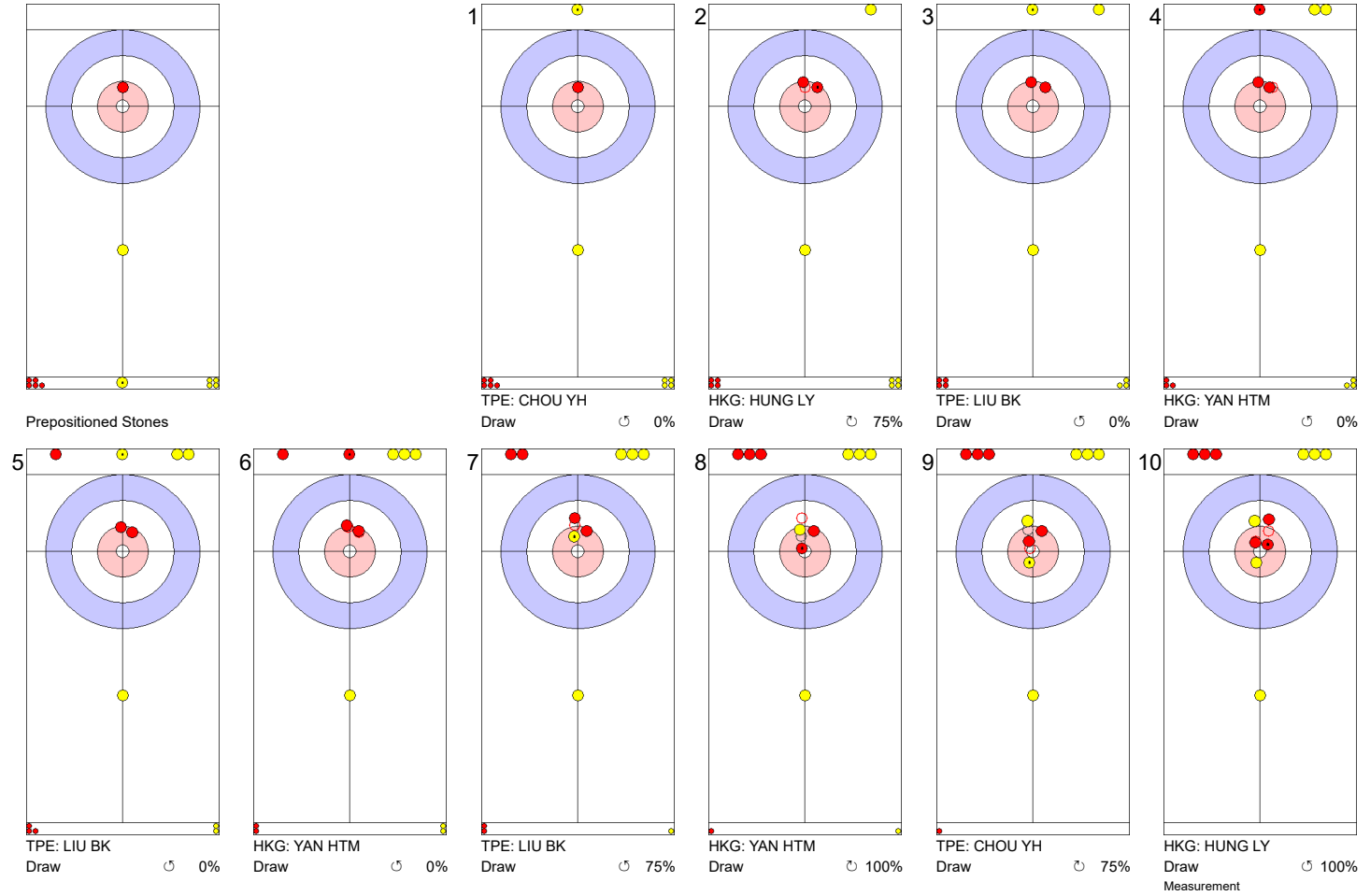
	HKG	TPE
Total Score	3	4
Time left	16:27	16:43

Legend: ⌚ Clockwise ⌚ Counter-clockwise - Not considered



Game - Shot by Shot
每投统计数据

End 3 ● HKG - Hong Kong, China 3 + 2 (this end) = 5 ● TPE - Chinese Taipei 4 + 0 (this end) = 4



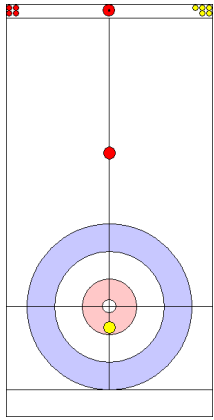
	HKG	TPE
Total Score	5	4
Time left	13:39	13:50

Legend:
 Clockwise Counter-clockwise - Not considered

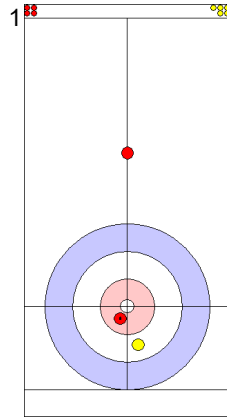


Game - Shot by Shot
每投统计数据

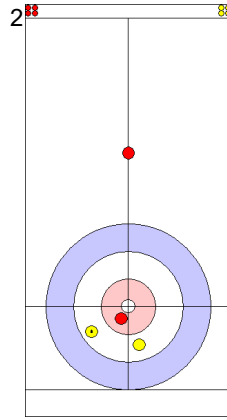
End 4 ● HKG - Hong Kong, China 5 + 0 (this end) = 5 ● TPE - Chinese Taipei 4 + 1 (this end) = 5



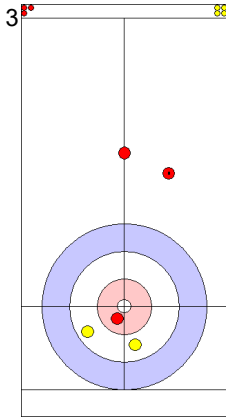
Prepositioned Stones



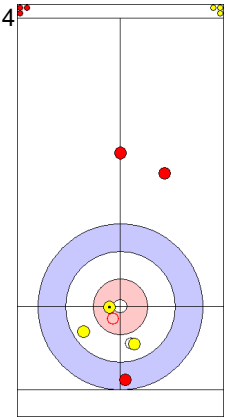
HKG: HUNG LY
Draw 75%



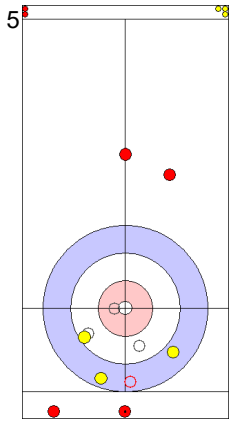
TPE: CHOU YH
Draw 75%



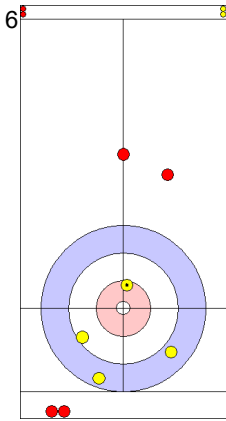
HKG: YAN HTM
Draw 0%



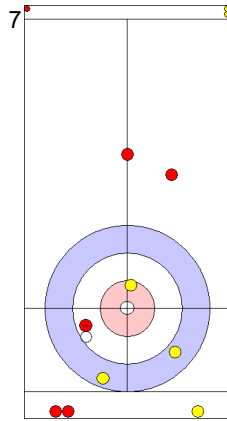
TPE: LIU BK
Draw 100%



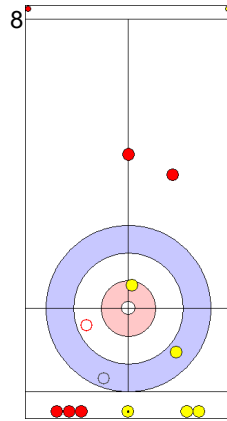
HKG: YAN HTM
Take-out 0%



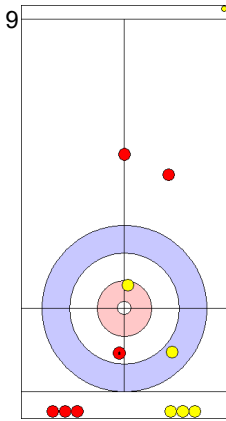
TPE: LIU BK
Draw 100%



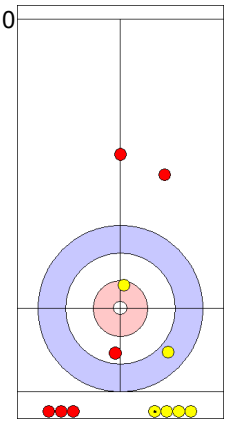
HKG: YAN HTM
Take-out 75%



TPE: LIU BK
Take-out 50%



HKG: HUNG LY
Draw 50%



TPE: CHOU YH
Take-out 0%

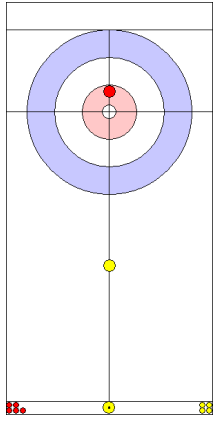
	HKG	TPE
Total Score	5	5
Time left	11:10	10:48

Legend:
 Clockwise Counter-clockwise - Not considered

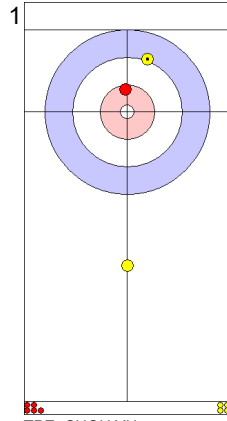


Game - Shot by Shot
每投统计数据

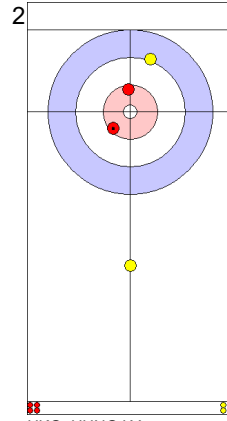
End 5 ● HKG - Hong Kong, China 5 + 3 (this end) = 8 ● TPE - Chinese Taipei 5 + 0 (this end) = 5



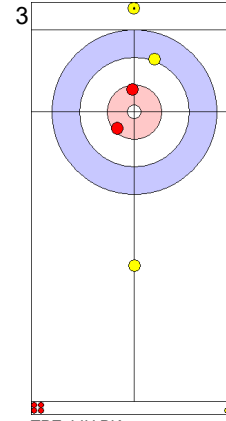
Prepositioned Stones



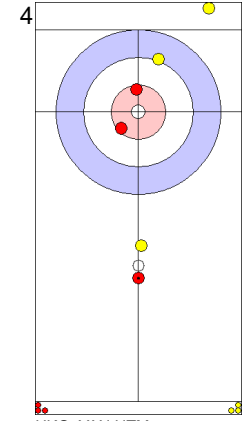
1 TPE: CHOU YH
Draw 75%



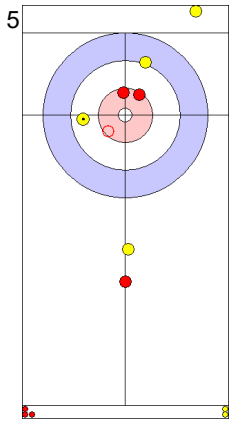
2 HKG: HUNG LY
Draw 100%



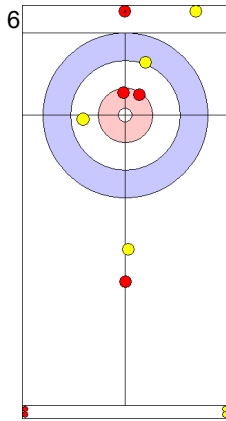
3 TPE: LIU BK
Draw 0%
Stone removal violation



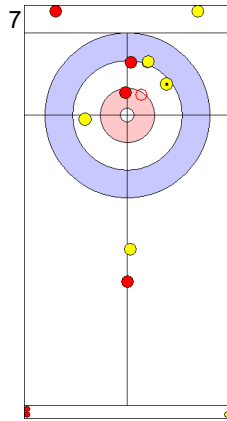
4 HKG: YAN HTM
Guard 25%



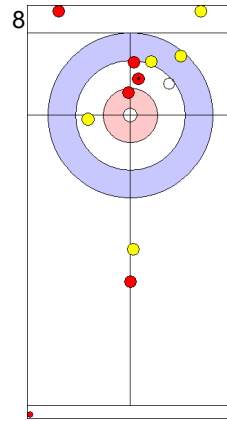
5 TPE: LIU BK
Draw 75%



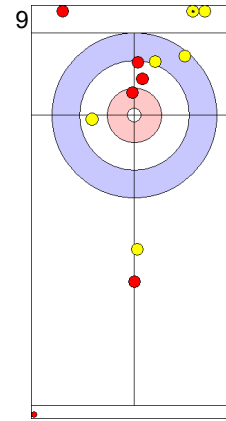
6 HKG: YAN HTM
Draw 0%



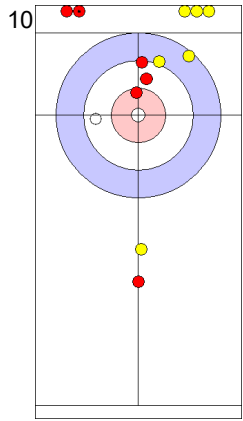
7 TPE: LIU BK
Draw 75%



8 HKG: YAN HTM
Draw 75%



9 TPE: CHOU YH
Draw 0%



10 HKG: HUNG LY
Take-out 50%

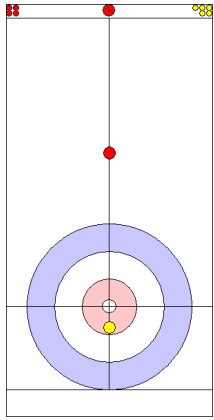
	HKG	TPE
Total Score	8	5
Time left	8:57	8:17

Legend:
 Clockwise Counter-clockwise - Not considered

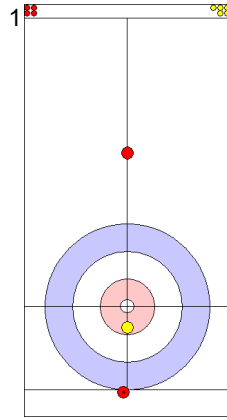


Game - Shot by Shot
每投统计数据

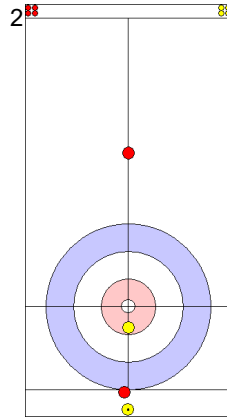
End 6 ● HKG - Hong Kong, China 8 + 1 (this end) = 9 ● TPE - Chinese Taipei 5 + 0 (this end) = 5



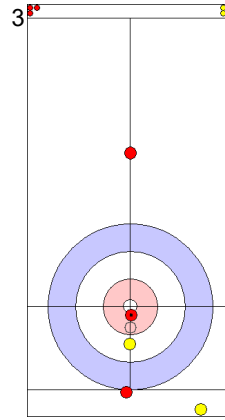
Prepositioned Stones



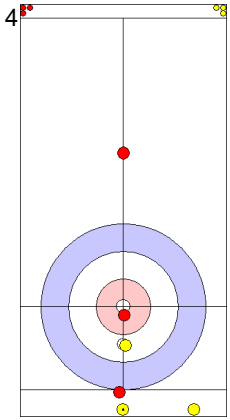
HKG: HUNG LY
Draw ⤴ 50%



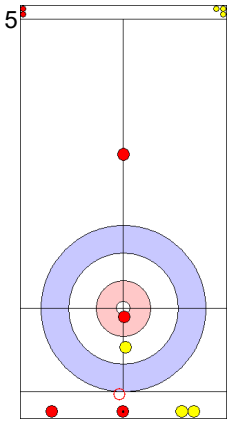
TPE: CHOU YH
Draw ⤴ 0%
Stone removal violation



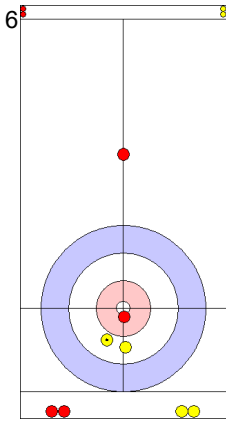
HKG: YAN HTM
Draw ⤴ 100%



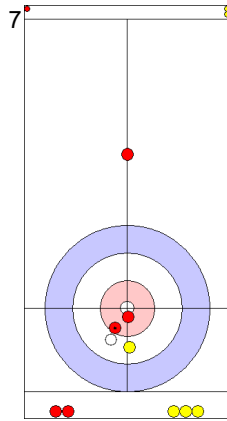
TPE: LIU BK
Draw ⤴ 0%



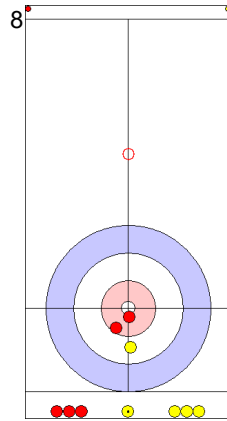
HKG: YAN HTM
Draw ⤴ 0%



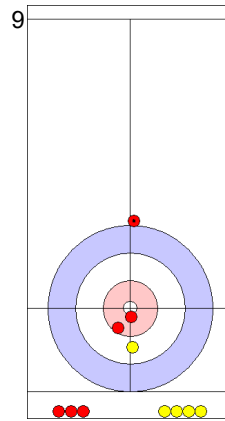
TPE: LIU BK
Draw ⤴ 75%



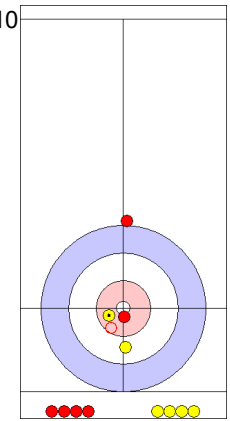
HKG: YAN HTM
Take-out ⤴ 100%



TPE: LIU BK
Clearing ⤴ 100%



HKG: HUNG LY
Guard ⤴ 100%



TPE: CHOU YH
Draw ⤴ 25%

	HKG	TPE
Total Score	9	5
Time left	6:54	5:09

Legend: ⤴ Clockwise ⤵ Counter-clockwise - Not considered



Game - Shot by Shot
每投统计数据

End 7 ● HKG - Hong Kong, China 9 + 0 (this end) = 9 ● TPE - Chinese Taipei 5 + 2 (this end) = 7



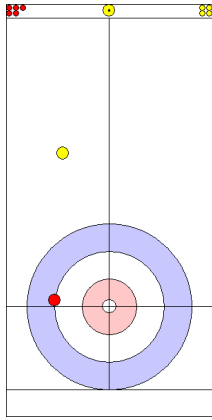
	HKG	TPE
Total Score	9	7
Time left	3:59	2:51

Legend:
 ↻ Clockwise ↺ Counter-clockwise - Not considered

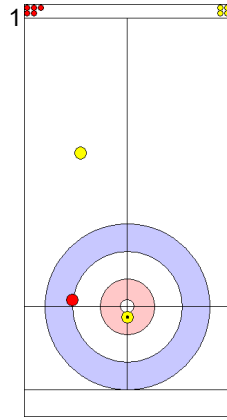


Game - Shot by Shot
每投统计数据

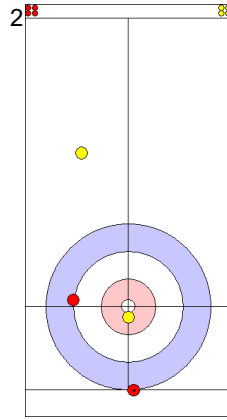
End 8 ● HKG - Hong Kong, China 9 + 0 (this end) = 9 ● TPE - Chinese Taipei 7 + 1 (this end) = 8



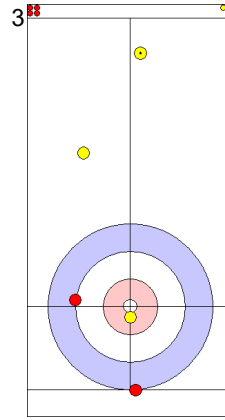
Power Play
Prepositioned Stones



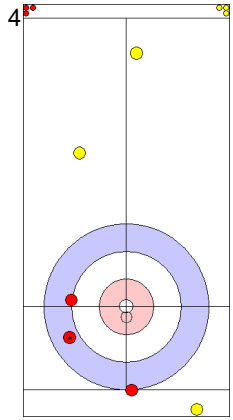
TPE: CHOU YH
Draw 100%



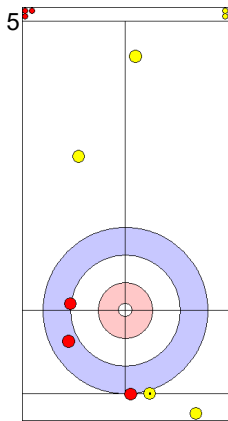
HKG: HUNG LY
Draw 75%



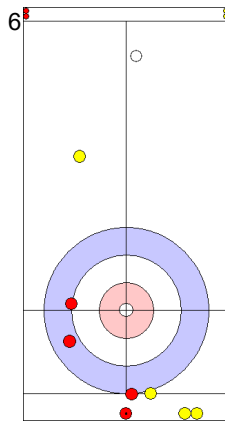
TPE: LIU BK
Draw 0%



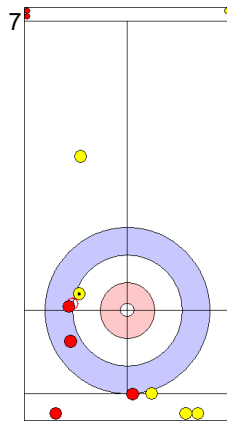
HKG: YAN HTM
Hit and Roll 100%



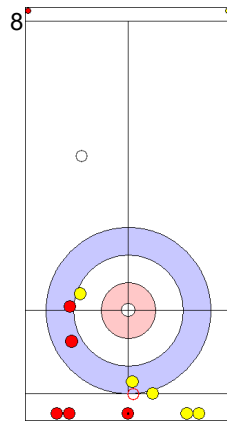
TPE: LIU BK
Draw 50%



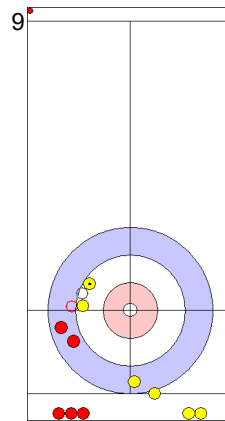
HKG: YAN HTM
Clearing 100%



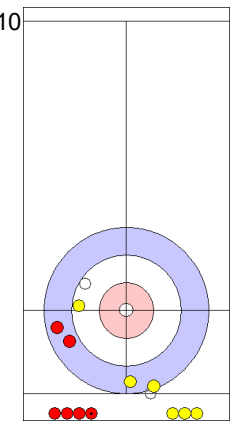
TPE: LIU BK
Draw 100%



HKG: YAN HTM
Clearing 50%



TPE: CHOU YH
Draw Time-out 100%



HKG: HUNG LY
Clearing 100%

	HKG	TPE
Total Score	9	8
Time left	0:44	0:40

Legend: ↻ Clockwise ↺ Counter-clockwise - Not considered



Game Results

比赛成绩

Sheet	Team	LSFE	1	2	3	4	5	6	7	8	Extra Ends	Total
E	KOR - Republic of Korea	*	1	2	3	0	5	3	X	X		14
	QAT - Qatar		0	0	0	1	0	0	X	X		1

KOR - Republic of Korea	
F	KIM Kyeongae
M	SEONG Jihoon

QAT - Qatar	
F	AL-ABDULLA Mabarka
M	ALYAFEI Nasser Abdulrahman

Last Stone Draw		Distance
↻	KIM Kyeongae	67.0cm
↻	SEONG Jihoon	137.3cm
Total		204.3cm

Last Stone Draw		Distance
↻	AL-ABDULLA Mabarka	199.6cm
↻	ALYAFEI Nasser Abdulrahman	60.1cm
Total		259.7cm

Time remaining: 9 minutes 54 seconds

Time remaining: 10 minutes 26 seconds

Note:
Team members are identified as follows:
F = Female, M = Male

Legend:
↻ Clockwise ↻ Counter-clockwise LSFE(*) Last Stone First End
X Unplayed/unfinished end due to concession



Session Results and Standings

每轮比赛成绩和排名

Sheet	Team	LSD/LSFE	1	2	3	4	5	6	7	8	Extra Ends	Total
A	KUW - Kuwait	399.2cm	1	0	2	0	1	1	0	1		6
	MGL - Mongolia	307.2cm *	0	1	0	3	0	0	1	0		5
B	QAT - Qatar	76.6cm *	1	0	0	4	0	0	0	1		6
	KGZ - Kyrgyzstan	208.9cm	0	4	1	0	1	1	1	0		8
C	CHN - People's Republic of China	213.5cm	1	2	0	3	4	0	1	X		11
	KAZ - Kazakhstan	124.8cm *	0	0	1	0	0	4	0	X		5
D	PHI - Philippines	249.4cm	5	0	2	0	0	0	5	X		12
	KOR - Republic of Korea	154.6cm *	0	1	0	1	3	1	0	X		6
E	JPN - Japan	53.6cm *	0	3	2	2	0	3	2	X		12
	THA - Thailand	308.7cm	1	0	0	0	1	0	0	X		2

Current Standings

Group A

Rank	Team	Games	Wins	Losses
1	JPN - Japan	1	1	0
1	KUW - Kuwait	1	1	0
3	MGL - Mongolia	1	0	1
3	THA - Thailand	1	0	1
	HKG - Hong Kong, China	0		
	TPE - Chinese Taipei	0		

Group B

Rank	Team	Games	Wins	Losses
1	CHN - People's Republic of China	1	1	0
1	KGZ - Kyrgyzstan	1	1	0
1	PHI - Philippines	1	1	0
4	KAZ - Kazakhstan	1	0	1
4	KOR - Republic of Korea	1	0	1
4	QAT - Qatar	1	0	1

Note:

Under World Curling rules, tie-breaking rules for standings are not applied until after the last game of the round robin.

Legend:

Power Play

LSD Last Stone Draw

LSFE(*) Last Stone First End

X Unplayed/unfinished end due to concession



Game Results

比赛成绩

Sheet	Team	LSFE	1	2	3	4	5	6	7	8	Extra Ends	Total
A	KUW - Kuwait		1	0	2	0	1	1	0	1		6
	MGL - Mongolia	*	0	1	0	3	0	0	1	0		5

KUW - Kuwait	
F	ABDULATEEF Fatema
M	ALKANDARI Saud

MGL - Mongolia	
F	GANBAT Enkhzaya
M	BULGANKHUU Bayar

Last Stone Draw		Distance
↻	ALKANDARI Saud	199.6cm
↻	ABDULATEEF Fatema	199.6cm
Total		399.2cm

Time remaining: 7 minutes 47 seconds

Last Stone Draw		Distance
↻	GANBAT Enkhzaya	113.8cm
↻	BULGANKHUU Bayar	193.4cm
Total		307.2cm

Time remaining: 7 minutes 43 seconds

Note:
Team members are identified as follows:
F = Female, M = Male

Legend:
↻ Clockwise ↻ Counter-clockwise LSFE(*) Last Stone First End



Game Results

比赛成绩

Sheet	Team	LSFE	1	2	3	4	5	6	7	8	Extra Ends	Total
B	QAT - Qatar	*	1	0	0	4	0	0	0	1		6
	KGZ - Kyrgyzstan		0	4	1	0	1	1	1	0		8

QAT - Qatar		Shot Success Game
F	AL-ABDULLA Mabarka	37%
M	ALYAFEI Nasser Abdulrahman	49%
Team Total		44%

KGZ - Kyrgyzstan		Shot Success Game
F	ASANBAEVA Keremet	59%
M	ABYKEEV Iskhak	58%
Team Total		58%

Last Stone Draw		Distance
↻	ALYAFEI Nasser Abdulrahman	22.4cm
↻	AL-ABDULLA Mabarka	54.2cm
Total		76.6cm

Last Stone Draw		Distance
↻	ABYKEEV Iskhak	121.6cm
↻	ASANBAEVA Keremet	87.3cm
Total		208.9cm

Time remaining: 0 minutes 28 seconds

Time remaining: 1 minute 22 seconds

Time-out: End 8 - KGZ stone 5

Shot Success Analysis

QAT - Qatar		↻	↻	Game	
F	AL-ABDULLA Mabarka	Draws	4 13%	8 50%	12 38%
		Take-outs	3 33%	0 -	3 33%
		Total	7 21%	8 50%	15 37%
M	ALYAFEI Nasser Abdulrahman	Draws	8 34%	9 78%	17 57%
		Take-outs	3 50%	4 13%	7 29%
		Total	11 39%	13 58%	24 49%
Team		Draws	12 27%	17 65%	29 49%
		Take-outs	6 42%	4 13%	10 30%
		Total	18 32%	21 55%	39 44%

KGZ - Kyrgyzstan		↻	↻	Game	
F	ASANBAEVA Keremet	Draws	4 69%	9 50%	13 56%
		Take-outs	1 100%	0 -	1 100%
		Total	5 75%	9 50%	14 59%
M	ABYKEEV Iskhak	Draws	6 63%	8 69%	14 66%
		Take-outs	3 83%	6 25%	9 44%
		Total	9 69%	14 50%	23 58%
Team		Draws	10 65%	17 59%	27 61%
		Take-outs	4 88%	6 25%	10 50%
		Total	14 71%	23 50%	37 58%

Note:
Team members are identified as follows:
F = Female, M = Male

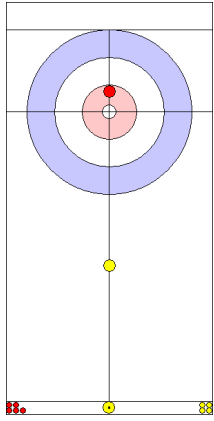
Legend:
↻ Clockwise ↻ Counter-clockwise LSFE(*) Last Stone First End



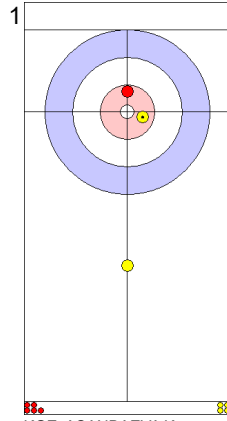
Game - Shot by Shot
每投统计数据

End 1 ● QAT - Qatar 0 + 1 (this end) = 1

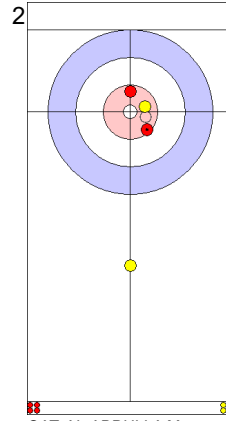
● KGZ - Kyrgyzstan 0 + 0 (this end) = 0



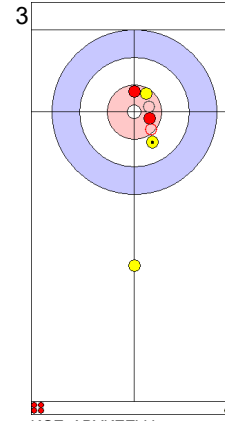
Prepositioned Stones



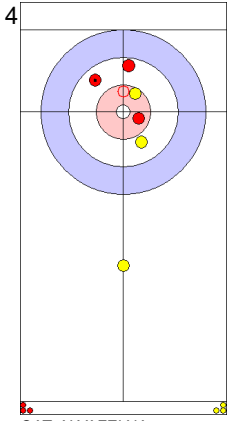
KGZ: ASANBAEVA K
Draw 100%



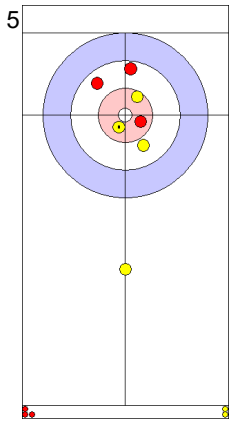
QAT: AL-ABDULLA M
Draw 75%



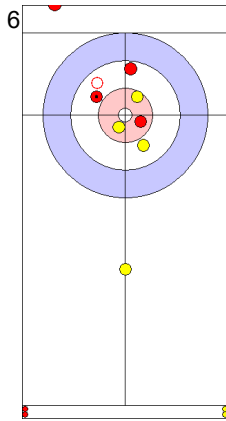
KGZ: ABYKEEV I
Draw 75%



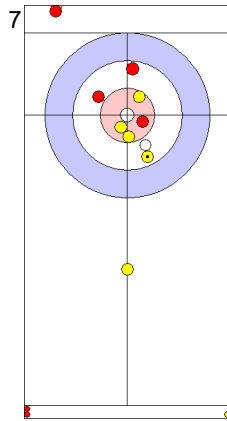
QAT: ALYAFEI NA
Draw 50%



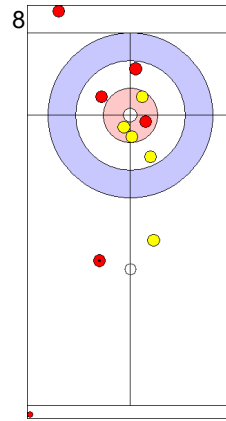
KGZ: ABYKEEV I
Draw 100%



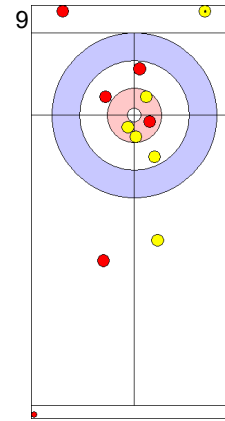
QAT: ALYAFEI NA
Raise 0%



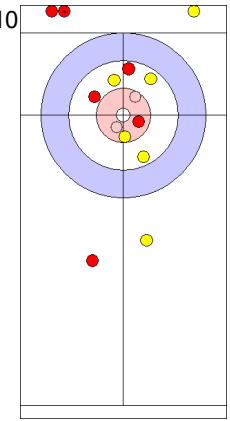
KGZ: ABYKEEV I
Draw 100%



QAT: ALYAFEI NA
Draw 0%



KGZ: ASANBAEVA K
Draw -
burned stone



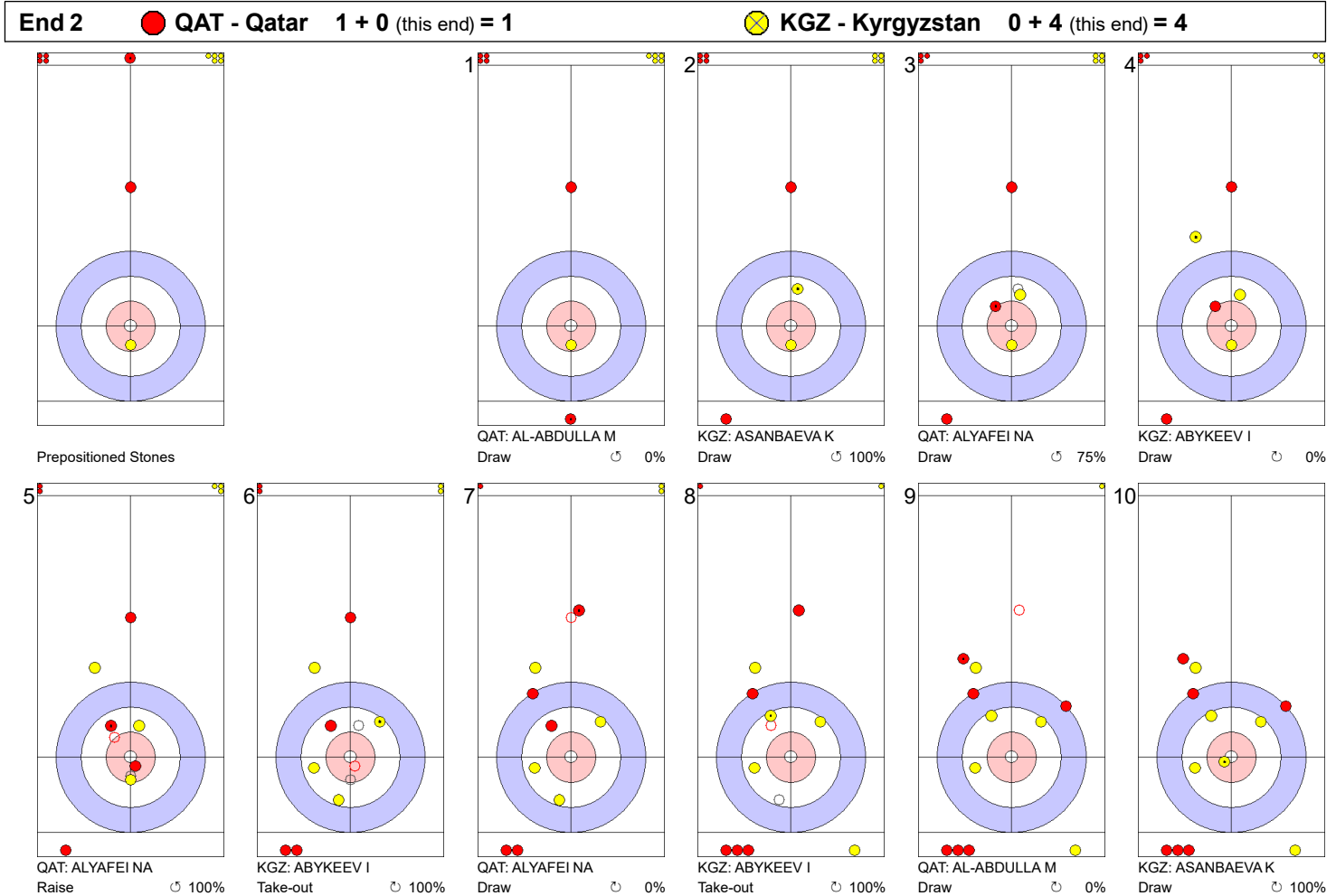
QAT: AL-ABDULLA M
Take-out 100%

	QAT	KGZ
Total Score	1	0
Time left	19:43	19:23

Legend:
 Clockwise Counter-clockwise - Not considered



Game - Shot by Shot
每投统计数据



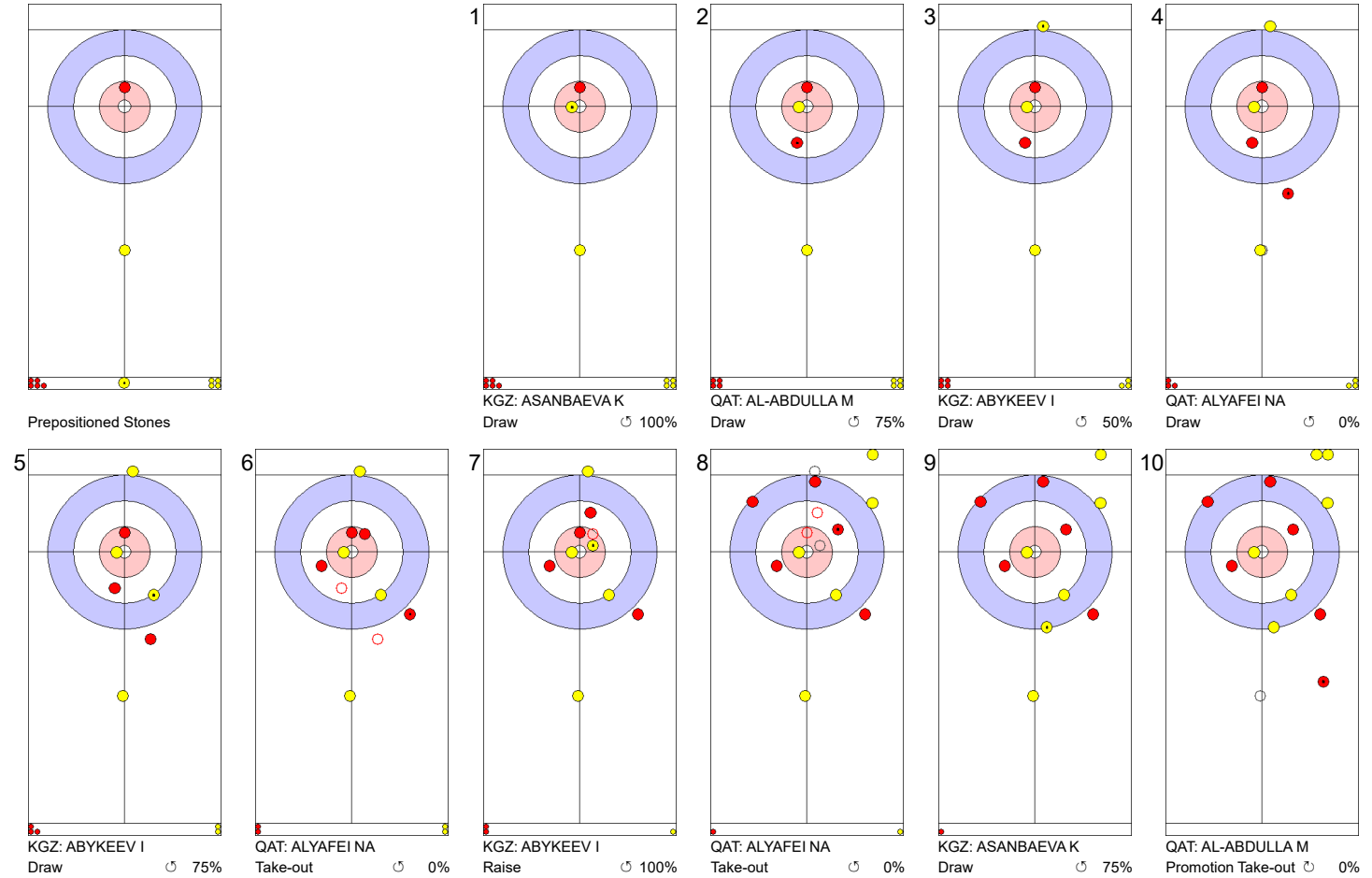
	QAT	KGZ
Total Score	1	4
Time left	17:07	16:32

Legend:
 Clockwise Counter-clockwise - Not considered



Game - Shot by Shot
每投统计数据

End 3 ● QAT - Qatar 1 + 0 (this end) = 1 ● KGZ - Kyrgyzstan 4 + 1 (this end) = 5

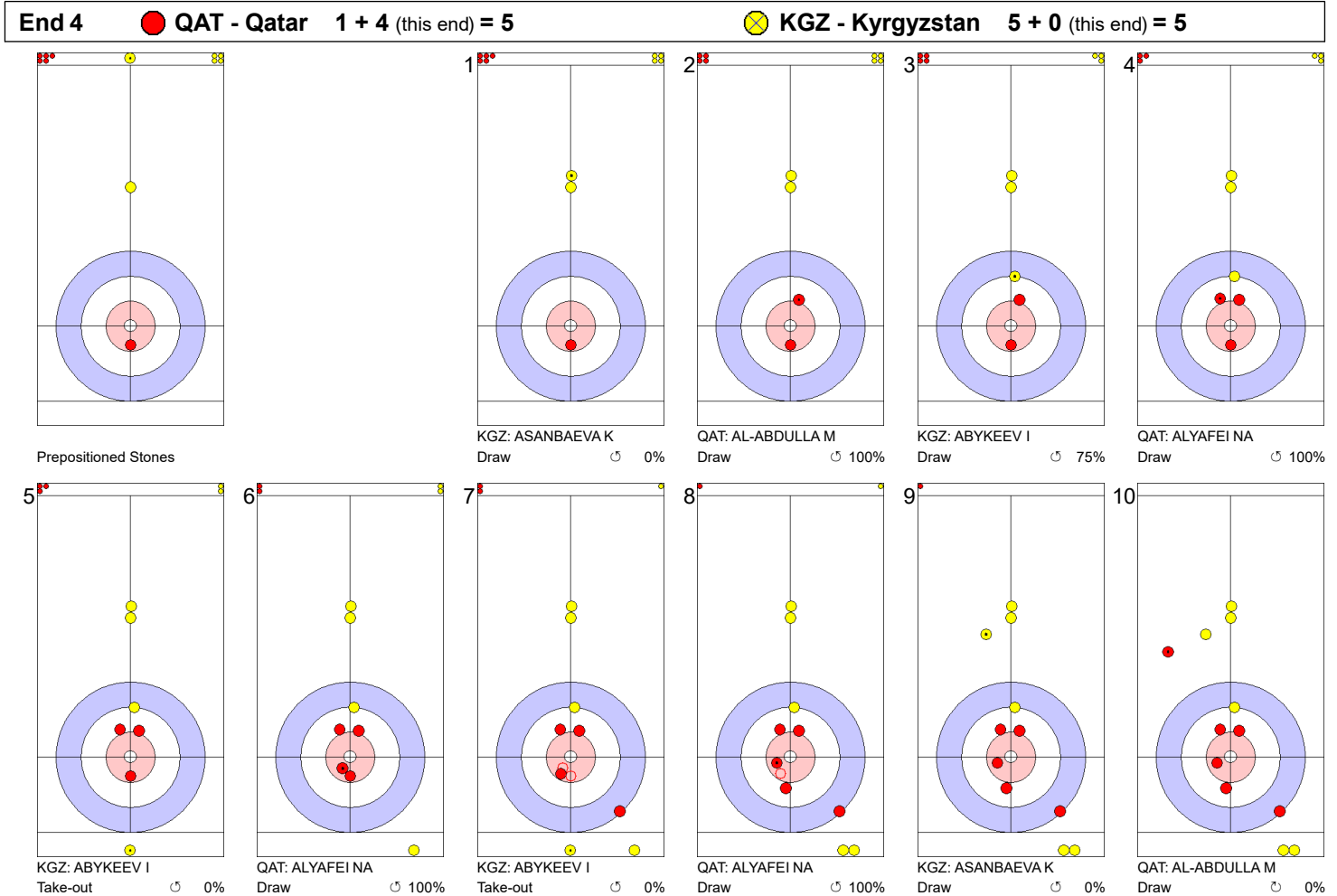


	QAT	KGZ
Total Score	1	5
Time left	14:49	14:19

Legend:
 Clockwise Counter-clockwise - Not considered



Game - Shot by Shot
每投统计数据



	QAT	KGZ
Total Score	5	5
Time left	12:13	11:31

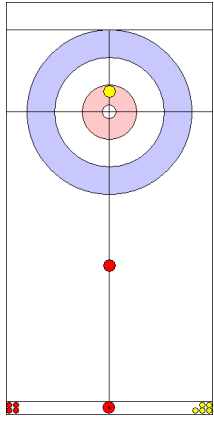
Legend:
 Clockwise Counter-clockwise - Not considered



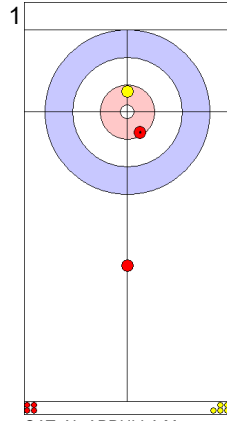
Game - Shot by Shot
每投统计数据

End 5 ● QAT - Qatar 5 + 0 (this end) = 5

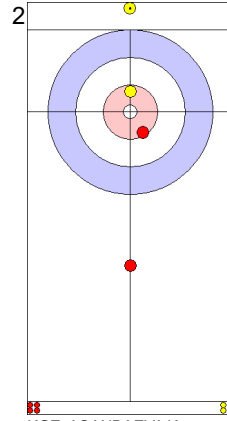
● KGZ - Kyrgyzstan 5 + 1 (this end) = 6



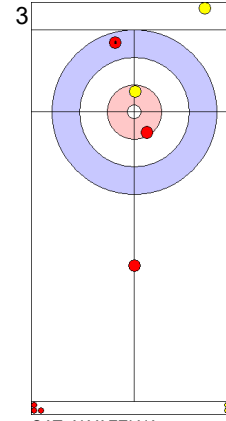
Prepositioned Stones



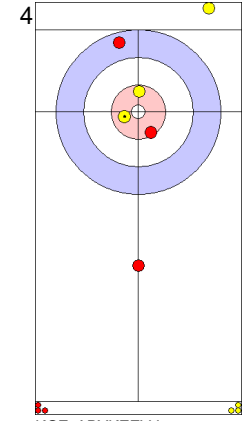
1 QAT: AL-ABDULLA M
Draw ↻ 75%



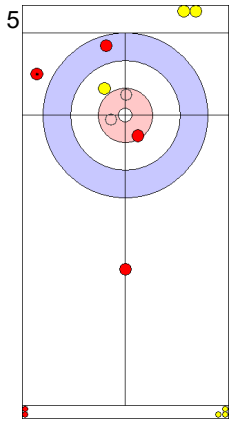
2 KGZ: ASANBAEVA K
Draw ↻ 0%



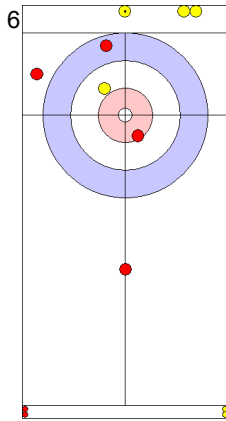
3 QAT: ALYAFEI NA
Draw ↻ 50%



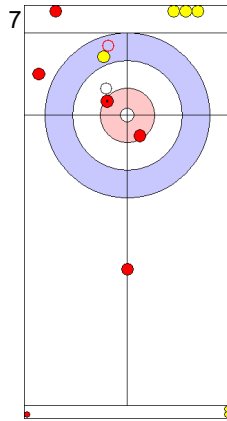
4 KGZ: ABYKEEV I
Draw ↻ 50%



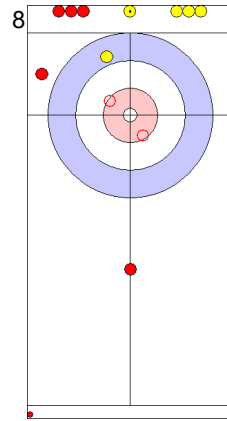
5 QAT: ALYAFEI NA
Double Take-out ↻ 50%



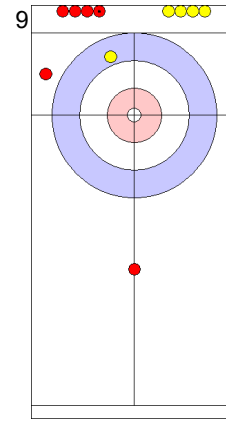
6 KGZ: ABYKEEV I
Take-out ↻ 0%



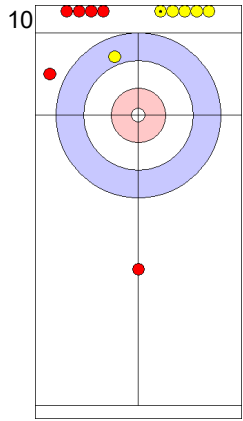
7 QAT: ALYAFEI NA
Take-out ↻ 0%



8 KGZ: ABYKEEV I
Double Take-out ↻ 100%



9 QAT: AL-ABDULLA M
Take-out ↻ 0%



10 KGZ: ASANBAEVA K
Draw ↻ 0%

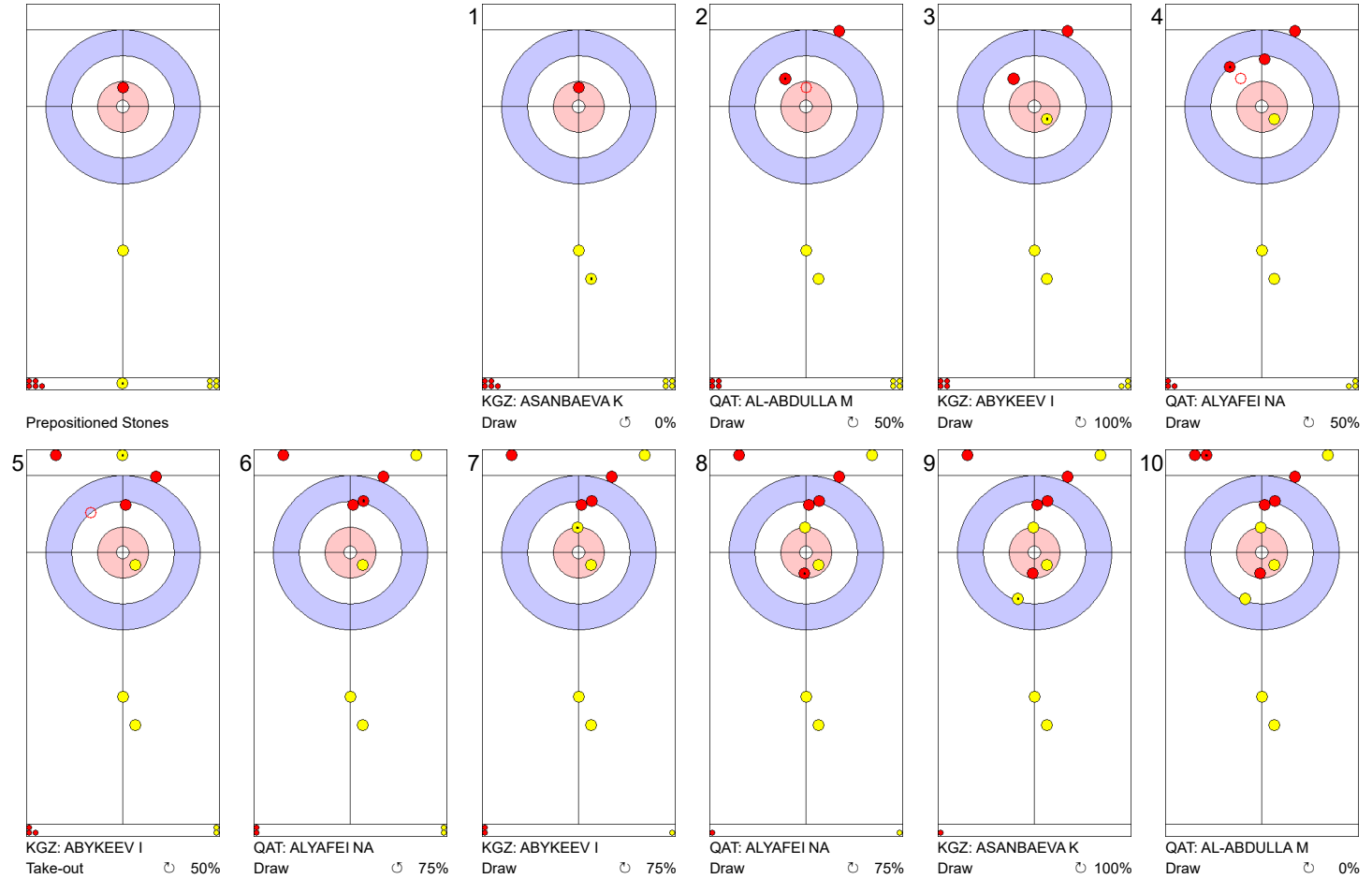
	QAT	KGZ
Total Score	5	6
Time left	8:58	8:48

Legend:		
↻	Clockwise	
↻	Counter-clockwise	
-	Not considered	



Game - Shot by Shot
每投统计数据

End 7 ● QAT - Qatar 5 + 0 (this end) = 5 ● KGZ - Kyrgyzstan 7 + 1 (this end) = 8



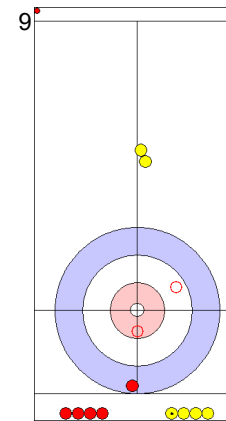
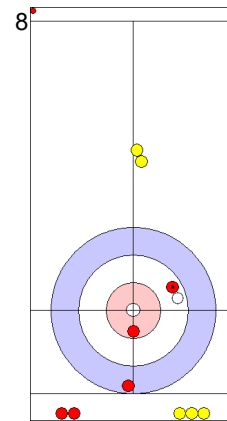
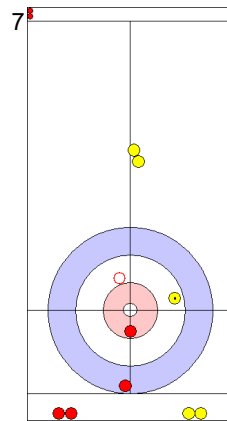
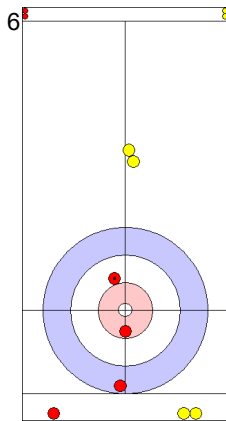
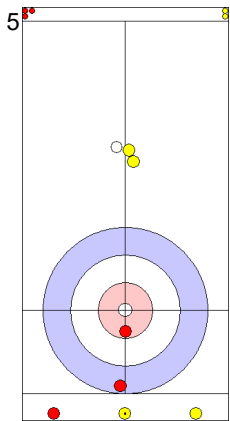
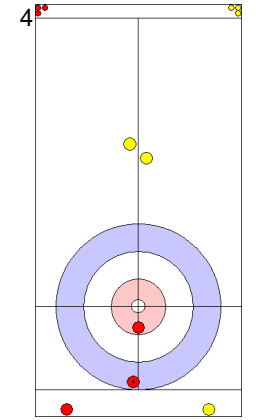
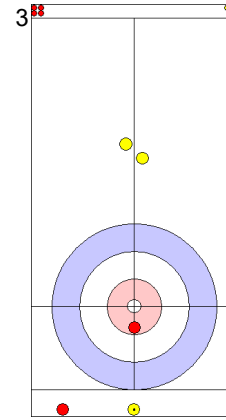
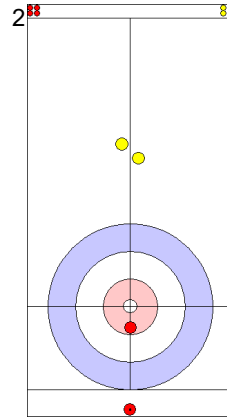
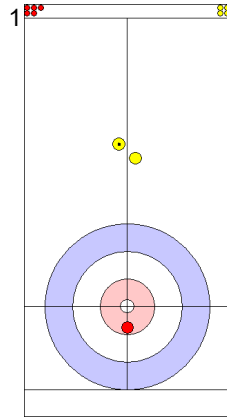
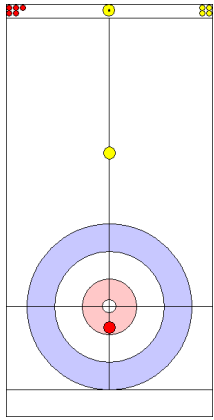
	QAT	KGZ
Total Score	5	8
Time left	1:39	3:37

Legend:
 ↻ Clockwise ↺ Counter-clockwise - Not considered



Game - Shot by Shot
每投统计数据

End 8 ● QAT - Qatar 5 + 1 (this end) = 6 ● KGZ - Kyrgyzstan 8 + 0 (this end) = 8



	QAT	KGZ
Total Score	6	8
Time left	0:28	1:22

Legend:
 Clockwise Counter-clockwise - Not considered



Game Results

比赛成绩

Sheet	Team	LSFE	1	2	3	4	5	6	7	8	Extra Ends	Total
C	CHN - People's Republic of China		1	2	0	3	4	0	1	X		11
	KAZ - Kazakhstan	*	0	0	1	0	0	4	0	X		5

CHN - People's Republic of China		Shot Success Game
F	HAN Yu	67%
M	WANG Zhiyu	85%
Team Total		78%

KAZ - Kazakhstan		Shot Success Game
F	SEITZHANOVA Amina	53%
M	NADIRBAYEV Azizbek	63%
Team Total		58%

Last Stone Draw		Distance
↻	WANG Zhiyu	199.6cm
↺	HAN Yu	13.9cm
Total		213.5cm

Last Stone Draw		Distance
↻	SEITZHANOVA Amina	117.0cm
↺	NADIRBAYEV Azizbek	7.8cm
Total		124.8cm

Time remaining: 3 minutes 27 seconds

Time remaining: 2 minutes 48 seconds

Power Play: End 7

Power Play: End 6

Shot Success Analysis

CHN - People's Republic of China		↻	↺	Game
F HAN Yu	Draws	8 81%	5 50%	13 69%
	Take-outs	1 0%	1 100%	2 50%
	Total	9 72%	6 58%	15 67%
M WANG Zhiyu	Draws	7 93%	8 91%	15 92%
	Take-outs	4 75%	3 67%	7 71%
	Total	11 86%	11 84%	22 85%
Team	Draws	15 87%	13 75%	28 81%
	Take-outs	5 60%	4 75%	9 67%
	Total	20 80%	17 75%	37 78%

KAZ - Kazakhstan		↻	↺	Game
F SEITZHANOVA Amina	Draws	12 58%	3 50%	15 57%
	Take-outs	3 33%	0 -	3 33%
	Total	15 53%	3 50%	18 53%
M NADIRBAYEV Azizbek	Draws	6 46%	5 85%	11 64%
	Take-outs	6 58%	2 75%	8 63%
	Total	12 52%	7 82%	19 63%
Team	Draws	18 54%	8 72%	26 60%
	Take-outs	9 50%	2 75%	11 55%
	Total	27 53%	10 73%	37 58%

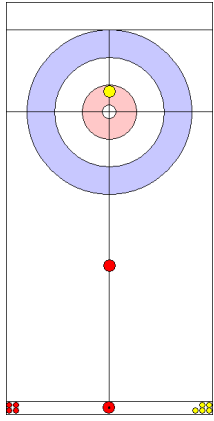
Note:
Team members are identified as follows:
F = Female, M = Male

Legend:
 Power Play ↻ Clockwise ↺ Counter-clockwise
 LSFE(*) Last Stone First End X Unplayed/unfinished end due to concession

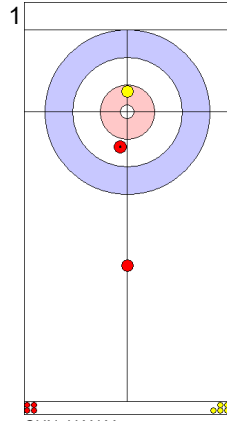


Game - Shot by Shot
每投统计数据

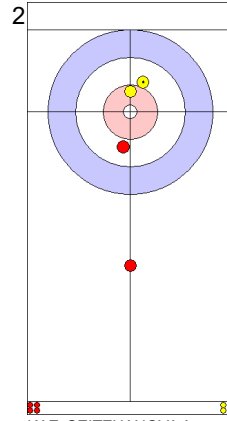
End 1 ● CHN - China 0 + 1 (this end) = 1 ● KAZ - Kazakhstan 0 + 0 (this end) = 0



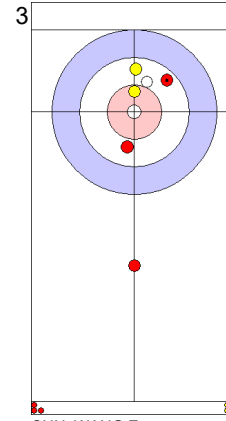
Prepositioned Stones



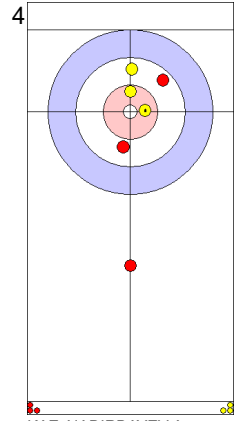
CHN: HAN Y
Draw ⤴ 75%



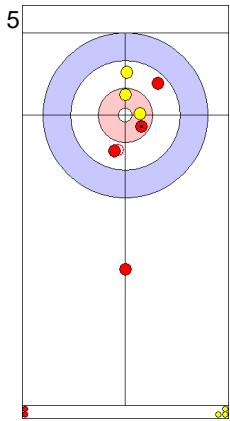
KAZ: SEITZHANOVA A
Draw ⤴ 50%



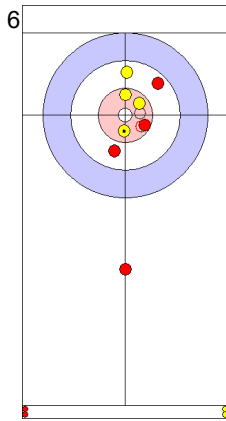
CHN: WANG Z
Draw ⤴ 50%



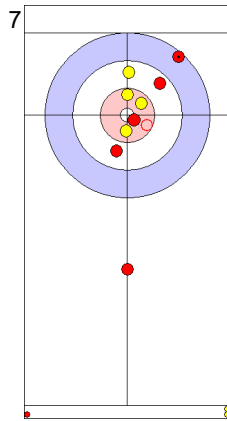
KAZ: NADIRBAYEV A
Draw ⤴ 75%



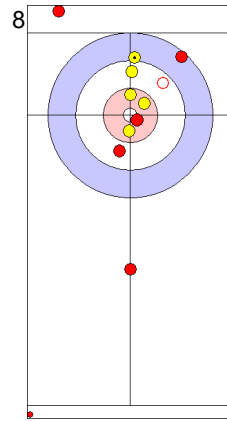
CHN: WANG Z
Draw ⤴ 100%



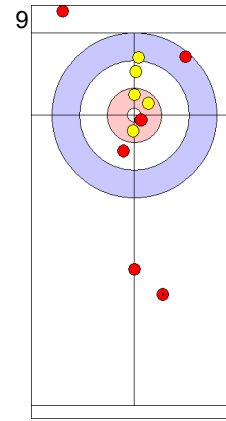
KAZ: NADIRBAYEV A
Draw ⤴ 100%



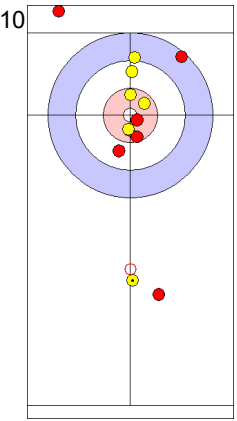
CHN: WANG Z
Draw ⤴ 100%



KAZ: NADIRBAYEV A
Take-out ⤴ 50%



CHN: HAN Y
Guard ⤴ 100%



KAZ: SEITZHANOVA A
Promotion Take-out ⤴ 0%

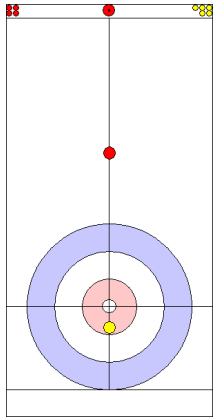
	CHN	KAZ
Total Score	1	0
Time left	19:35	18:47

Legend: ⤴ Clockwise ⤵ Counter-clockwise - Not considered

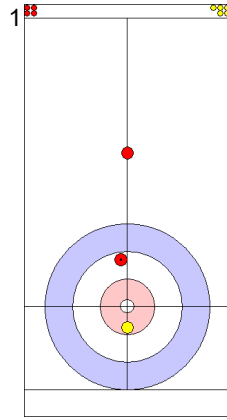


Game - Shot by Shot
每投统计数据

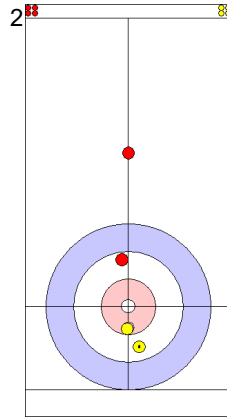
End 2 ● CHN - China 1 + 2 (this end) = 3 ● KAZ - Kazakhstan 0 + 0 (this end) = 0



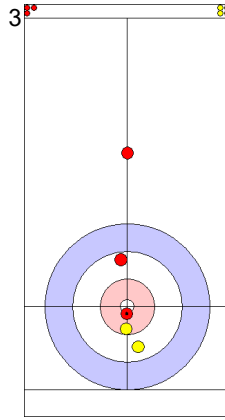
Prepositioned Stones



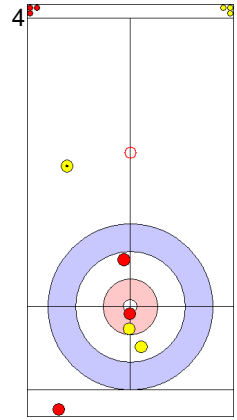
CHN: HAN Y
Draw ↺ 50%



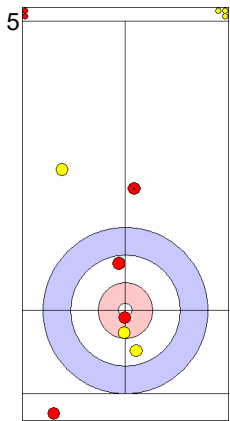
KAZ: SEITZHANOVA A
Draw ↺ 50%



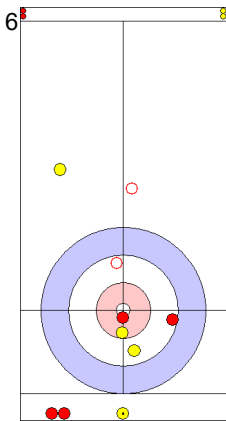
CHN: WANG Z
Draw ↺ 100%



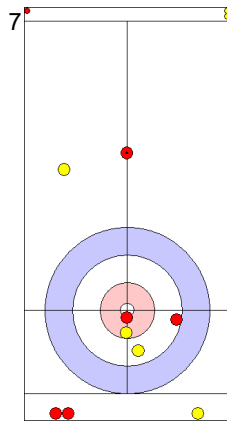
KAZ: NADIRBAYEV A
Clearing ↺ 100%



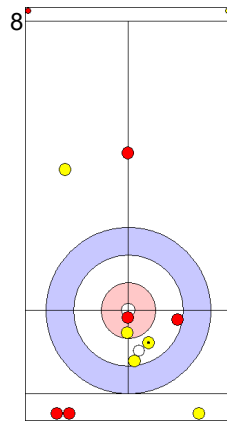
CHN: WANG Z
Guard ↺ 100%



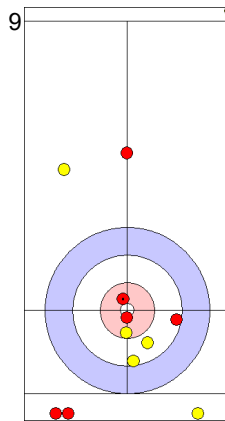
KAZ: NADIRBAYEV A
Clearing ↺ 100%



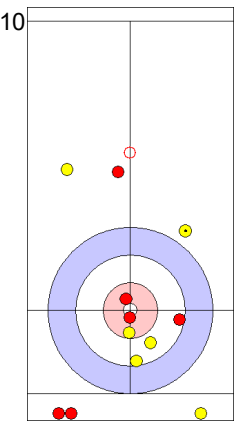
CHN: WANG Z
Guard ↺ 100%



KAZ: NADIRBAYEV A
Draw ↺ 50%



CHN: HAN Y
Draw ↺ 100%



KAZ: SEITZHANOVA A
Draw ↺ 0%

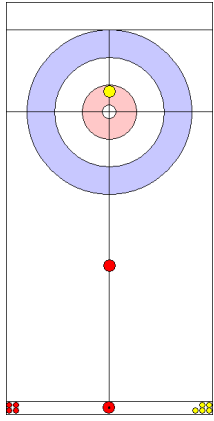
	CHN	KAZ
Total Score	3	0
Time left	17:57	16:09

Legend: ↺ Clockwise ↻ Counter-clockwise - Not considered

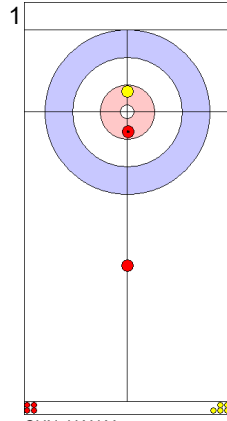


Game - Shot by Shot
每投统计数据

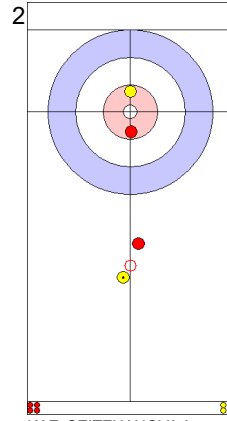
End 3 ● CHN - China 3 + 0 (this end) = 3 ● KAZ - Kazakhstan 0 + 1 (this end) = 1



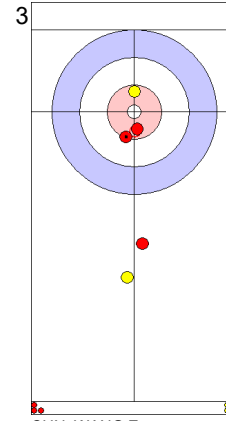
Prepositioned Stones



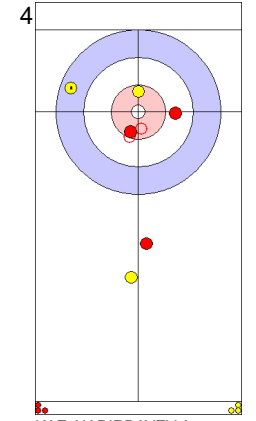
CHN: HAN Y
Draw 100%



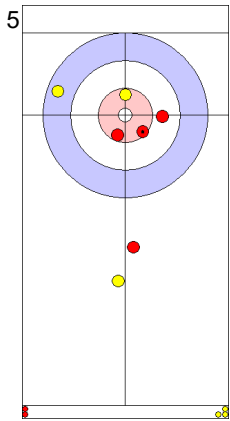
KAZ: SEITZHANOVA A
Draw 0%



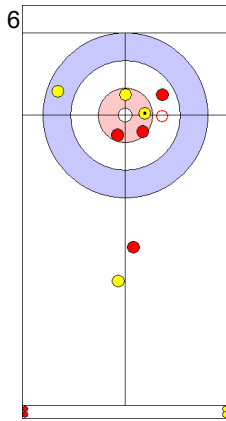
CHN: WANG Z
Draw 50%



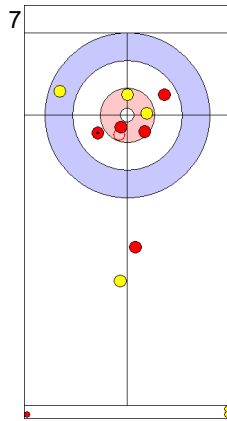
KAZ: NADIRBAYEV A
Draw 100%



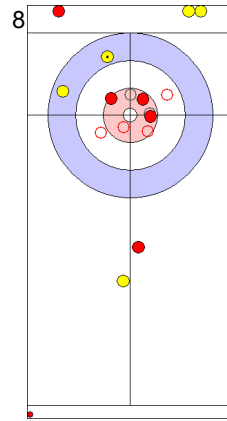
CHN: WANG Z
Draw 100%



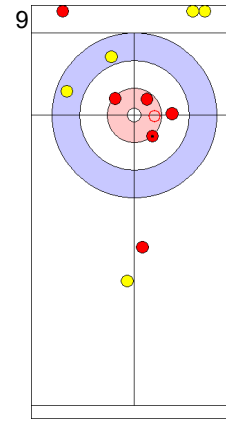
KAZ: NADIRBAYEV A
Draw 100%



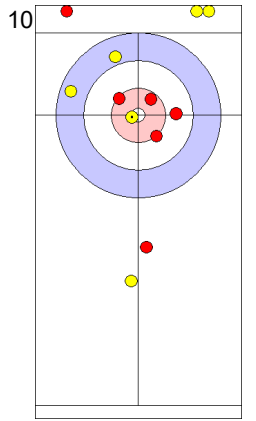
CHN: WANG Z
Draw 100%



KAZ: NADIRBAYEV A
Double Take-out 100%



CHN: HAN Y
Draw 100%



KAZ: SEITZHANOVA A
Draw 100%

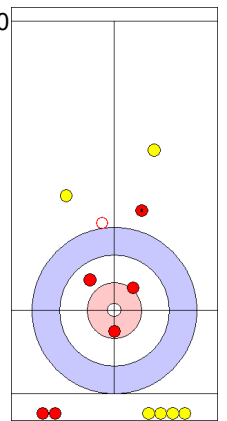
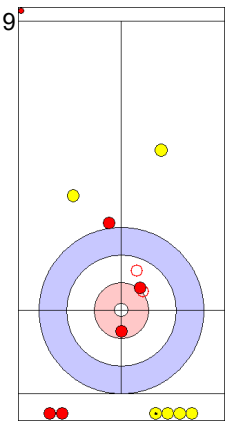
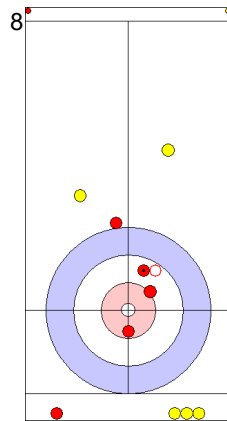
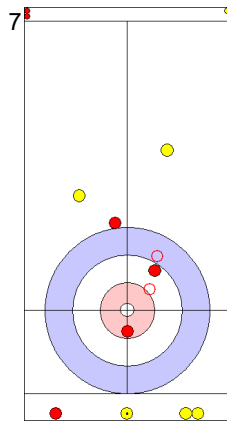
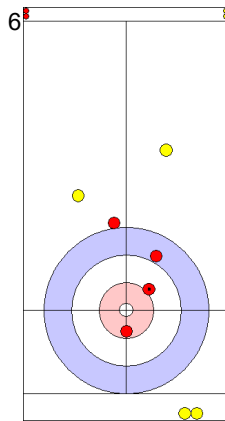
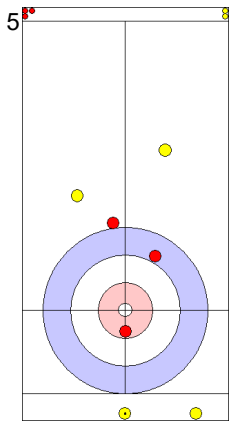
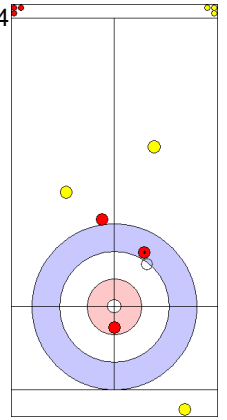
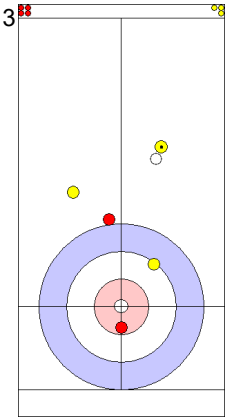
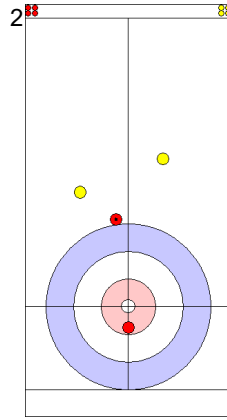
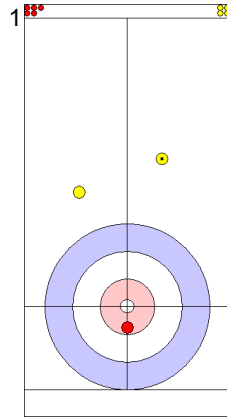
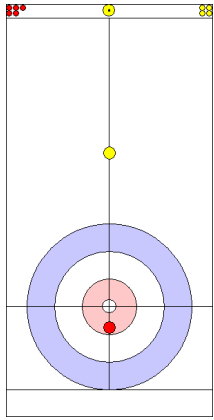
	CHN	KAZ
Total Score	3	1
Time left	14:39	13:13

Legend:
 Clockwise Counter-clockwise - Not considered



Game - Shot by Shot
每投统计数据

End 4 ● CHN - China 3 + 3 (this end) = 6 ● KAZ - Kazakhstan 1 + 0 (this end) = 1



	CHN	KAZ
Total Score	6	1
Time left	11:03	11:31

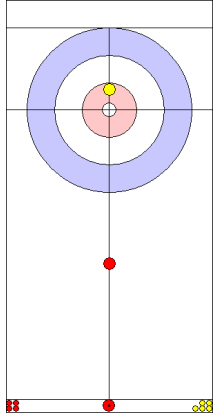
Legend:
 ↻ Clockwise ↻ Counter-clockwise - Not considered



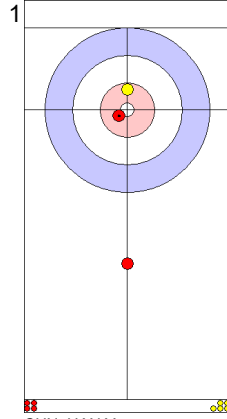
Game - Shot by Shot
每投统计数据

End 5 ● CHN - China 6 + 4 (this end) = 10

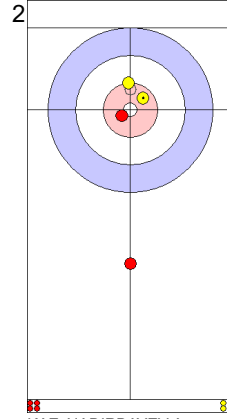
● KAZ - Kazakhstan 1 + 0 (this end) = 1



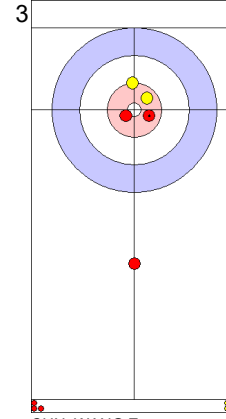
Prepositioned Stones



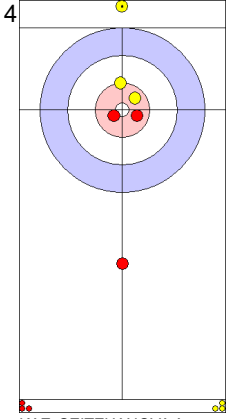
CHN: HAN Y
Draw 100%



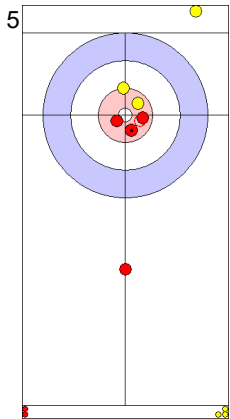
KAZ: NADIRBAYEV A
Draw 75%



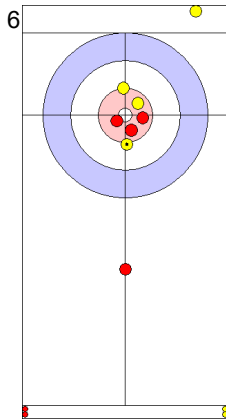
CHN: WANG Z
Draw 100%



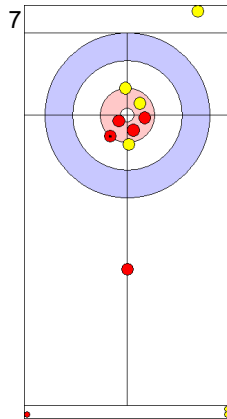
KAZ: SEITZHANOVA A
Draw 0%



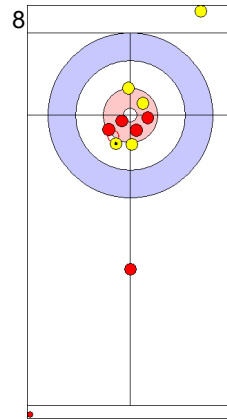
CHN: WANG Z
Draw 100%



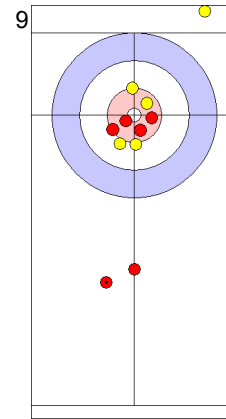
KAZ: SEITZHANOVA A
Draw 100%



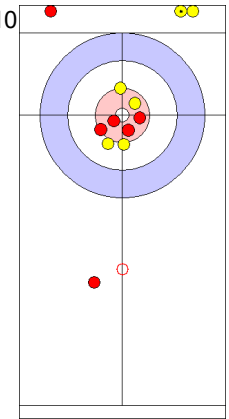
CHN: WANG Z
Draw 100%



KAZ: SEITZHANOVA A
Draw 75%



CHN: HAN Y
Guard 100%



KAZ: NADIRBAYEV A
Promotion Take-out 0%

	CHN	KAZ
Total Score	10	1
Time left	9:16	8:05

Legend:

↻ Clockwise

↺ Counter-clockwise

- Not considered

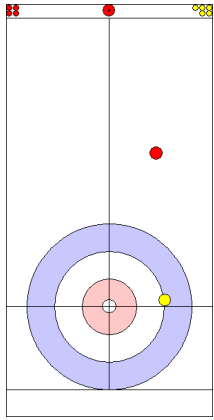
Timing & Results provided by BORNAN



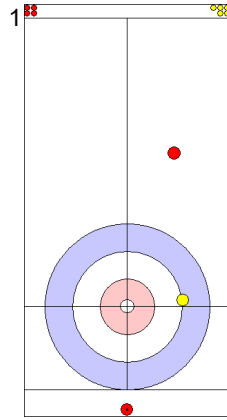
Game - Shot by Shot
每投统计数据

End 6 ● CHN - China 10 + 0 (this end) = 10

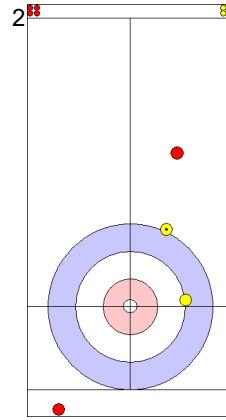
● KAZ - Kazakhstan 1 + 4 (this end) = 5



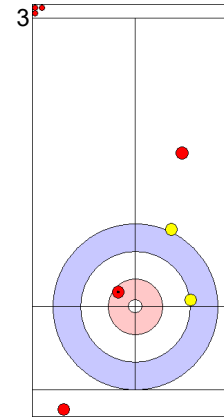
Power Play
Prepositioned Stones



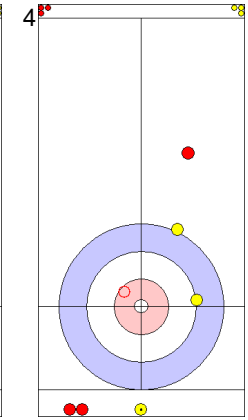
CHN: HAN Y
Wick / Soft Peeling ⤵ 0%



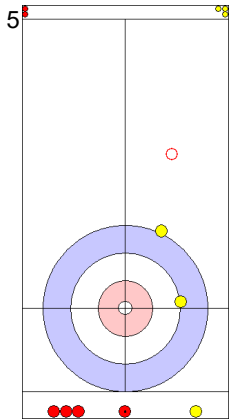
KAZ: NADIRBAYEV A
Draw ⤵ 75%



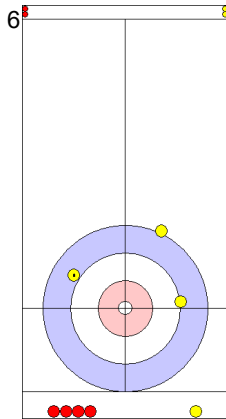
CHN: WANG Z
Draw ⤵ 100%



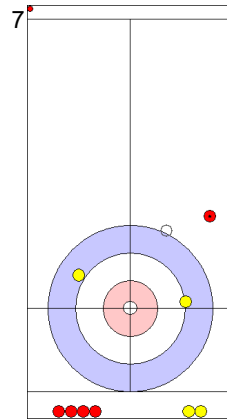
KAZ: SEITZHANOVA A
Take-out ⤵ 50%



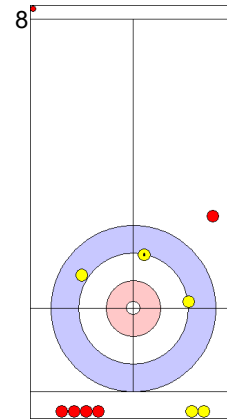
CHN: WANG Z
Clearing ⤵ 100%



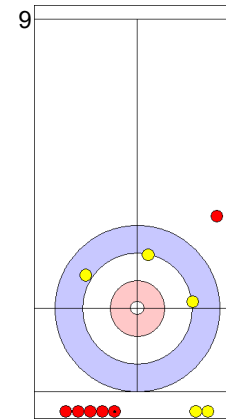
KAZ: SEITZHANOVA A
Draw ⤵ 100%



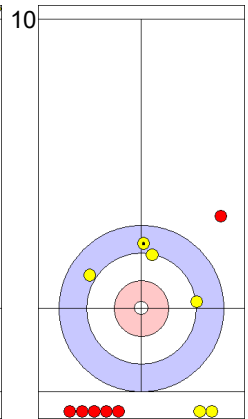
CHN: WANG Z
Double Take-out ⤵ 50%



KAZ: SEITZHANOVA A
Draw ⤵ 100%



CHN: HAN Y
Double Take-out ⤵ 0%



KAZ: NADIRBAYEV A
Draw ⤵ 100%

	CHN	KAZ
Total Score	10	5
Time left	6:32	6:06

Legend:

⤵ Clockwise

⤴ Counter-clockwise

- Not considered

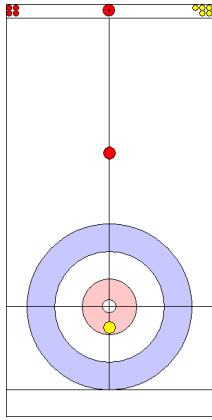
Timing & Results provided by BORNAN



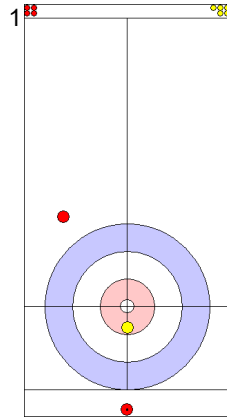
Game - Shot by Shot
每投统计数据

End 8 ● CHN - China 11 + X (this end) = 11

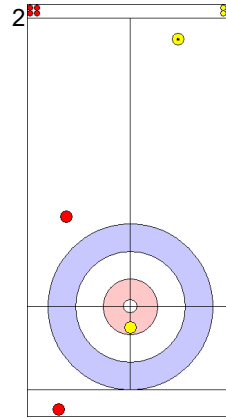
● KAZ - Kazakhstan 5 + X (this end) = 5



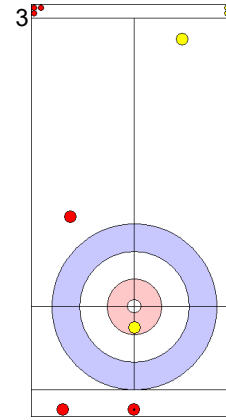
Prepositioned Stones



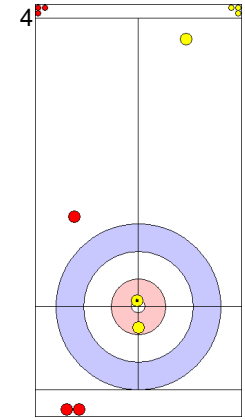
CHN: HAN Y
Wick / Soft Peeling ⌚ 100%



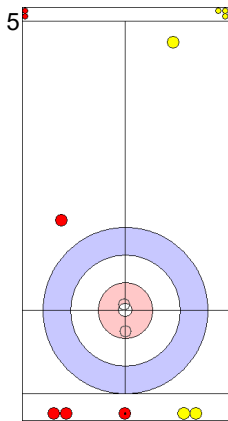
KAZ: NADIRBAYEV A
Draw ⌚ 0%



CHN: WANG Z
Through -



KAZ: SEITZHANOVA A
Draw ⌚ 100%



CHN: WANG Z
Double Take-out ⌚ 100%

	CHN	KAZ
Total Score	11	5
Time left	3:27	2:48

Legend:

⌚ Clockwise

⌚ Counter-clockwise

- Not considered

X Unfinished end due to concession



Game Results

比赛成绩

Sheet	Team	LSFE	1	2	3	4	5	6	7	8	Extra Ends	Total
D	PHI - Philippines		5	0	2	0	0	0	5	X		12
	KOR - Republic of Korea	*	0	1	0	1	3	1	0	X		6

PHI - Philippines	
F	DUBBERSTEIN Kathleen Sumbillo
M	PFISTER Marc

KOR - Republic of Korea	
F	KIM Kyeongae
M	SEONG Jihoon

Last Stone Draw		Distance
↻	PFISTER Marc	174.9cm
↻	DUBBERSTEIN Kathleen Sumbillo	74.5cm
Total		249.4cm

Time remaining: 2 minutes 21 seconds

Power Play: End 6

Last Stone Draw		Distance
↻	SEONG Jihoon	83.2cm
↻	KIM Kyeongae	71.4cm
Total		154.6cm

Time remaining: 5 minutes 13 seconds

Power Play: End 4

Note:
Team members are identified as follows:
F = Female, M = Male

Legend:
 Power Play ↻ Clockwise ↺ Counter-clockwise
 LSFE(*) Last Stone First End X Unplayed/unfinished end due to concession



Game Results

比赛成绩

Sheet	Team	LSFE	1	2	3	4	5	6	7	8	Extra Ends	Total
E	JPN - Japan	*	0	3	2	2	0	3	2	X		12
	THA - Thailand		1	0	0	0	1	0	0	X		2

JPN - Japan	
F	KOANA Tori
M	AOKI Go

THA - Thailand	
F	SONKHAM Chanatip
M	JEARATEERAWIT Teekawin

Last Stone Draw		Distance
↻	KOANA Tori	36.6cm
↺	AOKI Go	17.0cm
Total		53.6cm

Last Stone Draw		Distance
↻	JEARATEERAWIT Teekawin	109.1cm
↺	SONKHAM Chanatip	199.6cm
Total		308.7cm

Time remaining: 5 minutes 45 seconds

Time remaining: 5 minutes 9 seconds

Power Play: End 6

Note:
Team members are identified as follows:
F = Female, M = Male

Legend:
 Power Play ↻ Clockwise ↺ Counter-clockwise
LSFE(*) Last Stone First End **X** Unplayed/unfinished end due to concession

Entry List by Event

小项报名表

As of MON 3 FEB 2025

CHN - People's Republic of China		Group B
F	HAN Yu	R
M	WANG Zhiyu	R
C	ZHOU Yan	
NC	TAN Weidong (CAN)	

HKG - Hong Kong, China		Group A
F	HUNG Ling-Yue	R
M	YAN Ho Tin Martin	R
C	COLLINS Rick (CAN)	
O	-	

JPN - Japan		Group A
F	KOANA Tori	R
M	AOKI Go	R
C	AOKI Yoshinori	
O	YANAGI Hitoshi	

KAZ - Kazakhstan		Group B
F	SEITZHANOVA Amina	R
M	NADIRBAYEV Azizbek	R
C	TULEGENOV Amanzhol	
2C	ZHUZBAY Abylaikhan	

KGZ - Kyrgyzstan		Group B
F	ASANBAEVA Keremet	R
M	ABYKEEV Iskhak	R
C	MEIMANBEK KYZY Aisuluu	
2C	ASANALIEV Aibek	

KOR - Republic of Korea		Group B
F	KIM Kyeongae	R
M	SEONG Jihoon	R
C	LIM Myungsup	
O	LEE Hoseung	

KUW - Kuwait		Group A
F	ABDULATEEF Fatema	R
M	ALKANDARI Saud	R
C	ALSHAYA Ahmed	
O	ALBEHAIRI Ali	

MGL - Mongolia		Group A
F	GANBAT Enkhzaya	R
M	BULGANKHUU Bayar	R
C	ERDENEBAATAR Sainzaya	
O	-	

PHI - Philippines		Group B
F	DUBBERSTEIN Kathleen Sumbillo	R
M	PFISTER Marc	R
C	PFISTER Jessica	
2C	PFISTER Enrico	

QAT - Qatar		Group B
F	AL-ABDULLA Mabarka	R
M	ALYAFEI Nasser Abdulrahman	R
C	BELLELI Lajos (HUN)	
2C	AL-QAET Sara Homoud	

THA - Thailand		Group A
F	SONKHAM Chanatip	R
M	JEARATEERAWIT Teekawin	R
C	CHOI Chatchai	
O	CHOENGLINCHAN Archavit	

TPE - Chinese Taipei		Group A
F	CHOU Yi-Hsuan	L
M	LIU Bor-Kai	R
C	LIN Ting-Li	
O	CHEN Sung-Yuan	

Note:

Team members are identified as follows:

F = Female, M = Male, C = Coach, 2C = 2nd Team Coach, NC = National Coach, T = Translator, O = Team Official

Legend:

L Left-handed

R Right-handed

Competition Officials

竞赛官员

As of MON 3 FEB 2025

Function	Name	Organisation
World Curling Technical Delegate:	WENDORF Keith	CAN - Canada
Chief Umpire (Mixed Doubles):	CARSON Darren	NZL - New Zealand
Chief Umpire (Men & Women):	GOWER Michele	CAN - Canada
Game Umpires:	BA Yixia	CHN - People's Republic of China
	WANG Bingyu	CHN - People's Republic of China
	WANG Jue	CHN - People's Republic of China
	XU Qing	CHN - People's Republic of China
	YANG Jian	CHN - People's Republic of China
	YANG Qiao	CHN - People's Republic of China
Chief Timer:	NIU Xiaoxian	CHN - People's Republic of China
Deputy Chief Timer:	LI Lingshu	CHN - People's Republic of China
Chief Statistician:	FENG Wei	CHN - People's Republic of China
Chief Ice Technician:	FRITZ Joe	GER - Germany



Competition Schedule

竞赛日程

As of MON 3 FEB 2025

Date	Start Time	Session	Sheet A	Sheet B	Sheet C	Sheet D	Sheet E	
TUE 4 FEB	10:00	MD1	KUW - MGL	QAT - KGZ	CHN - KAZ	PHI - KOR	JPN - THA	
	14:00	MD2	KGZ - PHI	THA - KUW	HKG - TPE	MGL - JPN	KOR - QAT	
WED 5 FEB	10:00	MD3	KAZ - KOR	JPN - HKG	PHI - QAT	KGZ - CHN	TPE - KUW	
	14:00	MD4		MGL - TPE		KUW - HKG		
	18:00	MD5			MGL - THA	KAZ - QAT	CHN - PHI	
THU 6 FEB	10:00	MD6	TPE - JPN	KOR - CHN			KAZ - KGZ	
	14:00	MD7	THA - HKG		JPN - KUW			
	18:00	MD8	QAT - CHN	PHI - KAZ	KOR - KGZ	TPE - THA	HKG - MGL	
FRI 7 FEB	9:00	Mixed Doubles Qualification Games						
	13:00	Mixed Doubles Semi-finals						
SAT 8 FEB	9:00	Mixed Doubles Finals						
SUN 9 FEB	9:00	1	tpe - kor	phi - hkg	chn - tha	kaz - jpn		
	13:00	2	KOR - PHI	THA - JPN	CHN - HKG	QAT - KSA	TPE - KAZ	
	17:00	3	tha - hkg	kor - jpn	qat - phi	chn - tpe		
	21:00	4		CHN - KSA	JPN - QAT	KGZ - KOR	THA - HKG	
MON 10 FEB	9:00	5	jpn - phi	qat - chn	tpe - kaz	KAZ - PHI	tha - kor	
	14:00	6		KOR - TPE	THA - KSA	HKG - JPN	QAT - CHN	
	19:00	7	chn - kaz	tpe - tha	kor - hkg	jpn - qat	PHI - KGZ	
TUE 11 FEB	9:00	8		kaz - phi	tha - jpn	hkg - chn	qat - tpe	
	14:00	9	TPE - KGZ	HKG - QAT	KAZ - KOR	CHN - THA	KSA - JPN	
	19:00	10		chn - kor	kaz - qat	phi - tha	hkg - jpn	
WED 12 FEB	9:00	11	KSA - HKG	tha - qat	hkg - tpe	kor - kaz	phi - chn	
	14:00	12	QAT - THA	KGZ - KAZ	PHI - TPE			
	19:00	13	JPN - CHN	jpn - tpe	phi - kor	qat - hkg	kaz - tha	
THU 13 FEB	9:00	14	kor - qat	hkg - kaz	jpn - chn	tpe - phi		
	14:00	Men's Qualification Games						
	19:00	Men's and Women's Semi-finals						
FRI 14 FEB	9:00	Men's Finals						
	13:00	Women's Finals						

Note:

For NOC codes, lowercase is used for Women, and uppercase is used for Men and Mixed Doubles.
First named team in each game plays red-handled stones and wears dark coloured upper playing garments.
Please check online for more details and the latest updates.

Legend:

MDn Mixed Doubles session n



哈尔滨2025感谢赞助企业的支持
Harbin 2025 thanks its Partners for their dedication

官方合作伙伴
Official Partners



官方赞助商
Official Sponsors



官方独家供应商
Official Exclusive Suppliers



官方非独家供应商
Official Non-Exclusive Suppliers

- Yuchang Food Churin Leaderfoods Zhou's Aquatic Hapharm Group Dacheng Harbin Law Offices
GNC Sunflower Pharmaceutical Lenovo CDGA Trade Of New Generation Heliang Agriculture
Moutai Wine Harbin Beer TravelSky LCZ Liquor Culture Hall Junrui Low Deuterium Water

区域供应商
Regional Suppliers

- Tianshunyuan Heida Sauerkraut Bei San Xia Food Pattison English Heilongjiang Postal Branch
Ronghuiweili SkiingX Wuchang City Rice Assoc. Grand Farm Sane Furniture