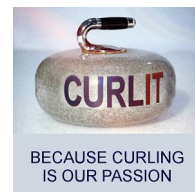


MEDALLISTS

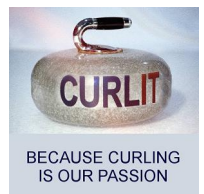
As of SAT 10 DEC 2011 / En date du SAM 10 DÉC 2011

Medal	Country	Name	
Gold	RUS - Russia	TSELOUSOV Alexey	Skip
		STUKALSKY Alexey	Vice-Skip
		DROZDOV Andrey	Second
		RAZHABOV Artur	Lead
		DRON Petr	Alternate
		SHULIKO Yury	Coach
Silver	HUN - Hungary	HALL Krisztian	Fourth
		NAGY Gyoergy	Skip
		ESZOEL Gabor	Vice-Skip
		BELLELI Lajos	Lead
		KISS Zsolt	Alternate
		FREDERIKSEN Sune	Coach
Bronze	ENG - England	MACDOUGALL Alan	Skip
		REED Andrew	Vice-Skip
		WOOLSTON Andrew	Second
		JAEGGI Tom	Lead
		BROWN John	Alternate



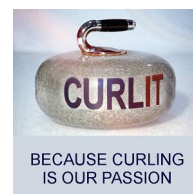
FINAL STANDINGS

Rank	Team	Players	Position
1	RUS - Russia	TSELOUSOV Alexey STUKALSKY Alexey DROZDOV Andrey RAZHABOV Artur DRON Petr	Skip Third Second Lead Alternate
2	HUN - Hungary	HALL Krisztian NAGY Gyoergy ESZOEL Gabor BELLELI Lajos KISS Zsolt	Fourth Skip Second Lead Alternate
3	ENG - England	MACDOUGALL Alan REED Andrew WOOLSTON Andrew JAEGGI Tom BROWN John	Skip Third Second Lead Alternate
4	IRL - Ireland	GRAY Robin KENNY John Jo GRAY Bill FYFE Neil FUREY John	Skip Third Second Lead Alternate
5	AUT - Austria	UNTERBERGER Andreas FOREJTEK Markus SCHMITT Marcus EGRETZBERGER Martin SOKELE Christian	Skip Third Second Lead Alternate
6	EST - Estonia	LILL Harri LILL Erkki LINDRE Jaanus TELLISKIVI Tanel LILL Martin	Skip Third Second Lead Alternate
7	FIN - Finland	ANTTILA Toni UUSIPAAVALNIEMI Markku HAKUNTI Kasper IKONEN Joni HATI Tommi	Fourth Skip Second Lead Alternate
8	POL - Poland	GLOWANIA Jakub ZOLTOWSKI Michael CHEC Jakub KOZIOL Michal STYCH Konrad	Fourth Skip Second Lead Alternate
9	BEL - Belgium	SUTER Marc SUTER Thomas VERREYCKEN Timothy LEMMENS Thomas SUTER Peter	Skip Third Second Lead Alternate
10	ESP - Spain	DE MOLLINEDO Antonio SANGUESA Jose Manuel GONZALEZ Carlos GARCIA Angel VEGA Carlos	Skip Third Second Lead Alternate
11	WAL - Wales	HILLS Stuart TANNER Andrew POUGHER James POUGHER Richard WELLS Chris	Skip Third Second Lead Alternate



FINAL STANDINGS

Rank	Team	Players	Position
12	LTU - Lithuania	VYSKUPAITIS Tadas KULAKAUSKAS Vytis SADAUSKAS Vidas KULAKAUSKAS Mantas ZALIECKAS Vygantas	Skip Third Second Lead Alternate
13	NED - Netherlands	Van DORP Jaap DOUCET Brian KOELEWIJN Floyd GLASBERGEN Carlo NEELEMANN Mark	Skip Third Second Lead Alternate
14	SVK - Slovakia	PITONAK Pavol PITONAK Frantisek PITONAK Tomas PITONAK Peter KAJAN Milan	Skip Third Second Lead Alternate
15	BLR - Belarus	PLATONOV Ihar KIRILLOV Dmitry AVLASENKO Andrei PAULIUCHYK Yury KARANEVICH Yury	Skip Third Second Lead Alternate
16	CRO - Croatia	CADEZ Alen CUTIC Drazen GOLUBIC Ognjen MIKULANDRIC Robert SKENDROVIC Alberto	Skip Third Second Lead Alternate



COMPETITION SUMMARY

As of FRI 9 DEC 2011 / En date du VEN 9 DÉC 2011

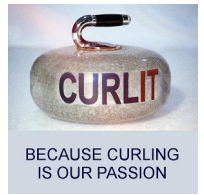

Session	Date	Time	Sheet F	Sheet G	Sheet H	Sheet J	Sheet K	Sheet L
Session 1	3 Dec	7:30	RUS - SVK 7:6	FIN - ESP 7:1	HUN - BLR 7:3	AUT - LTU 12:2	IRL - NED 6:5	BEL - WAL 7:6
Session 2	3 Dec	16:30	NED - BEL 4:8	EST - CRO 15:5	ENG - POL 9:2	IRL - WAL 7:4	ESP - RUS 1:8	BLR - AUT 7:8
Session 3	4 Dec	8:00	ESP - AUT 4:2	BLR - RUS 2:10	LTU - SVK 4:9	FIN - HUN 6:8	EST - ENG 6:7	CRO - POL 4:7
Session 4	4 Dec	16:00	BEL - ENG 4:8	POL - WAL 8:7	NED - EST 7:6	CRO - IRL 5:9	SVK - FIN 3:7	HUN - LTU 8:3
Session 5	5 Dec	8:00	FIN - BLR 10:3	AUT - SVK 7:3	RUS - HUN 4:8	LTU - ESP 6:5	BEL - POL 3:8	EST - IRL 3:8
Session 6	5 Dec	16:00	WAL - CRO 5:4	ENG - NED 5:4	POL - IRL 3:7	BEL - EST 5:8	HUN - AUT 2:4	FIN - RUS 0:8
Session 7	6 Dec	8:00	POL - EST 6:7	IRL - BEL 7:9	WAL - ENG 6:9	NED - CRO 9:4	BLR - LTU L:W	ESP - SVK 10:9
Session 8	6 Dec	16:00	SVK - HUN 7:8	LTU - FIN 3:9	BLR - ESP 5:7	RUS - AUT 6:2	ENG - CRO 9:1	WAL - NED 7:6
Session 9	7 Dec	8:00	EST - WAL 9:5	NED - POL 4:6	CRO - BEL 4:13			IRL - ENG 8:1
Session 10	7 Dec	16:00	LTU - RUS 1:7	ESP - HUN 5:7	AUT - FIN 8:5			SVK - BLR 4:11
Tie-breaker 1	8 Dec	9:00				BLR - SVK 4:6		
Page	8 Dec	17:00				IRL - HUN 4:6	ENG - RUS 2:6	
Semifinal	9 Dec	8:00			RUS - IRL 6:3			
Gold Medal	9 Dec	13:00		HUN - RUS 4:7				
Bronze Medal	10 Dec	9:30					IRL - ENG 4:8	

Standings After Round Robin

Rank	Team	Games	Wins	Losses		
Group Red						
1	HUN - Hungary	7	6	1	Q	w1
2	RUS - Russia	7	6	1	Q	w0
3	AUT - Austria	7	5	2		
4	FIN - Finland	7	4	3		
5	ESP - Spain	7	3	4		
6	LTU - Lithuania	7	2	5		
7	BLR - Belarus	7	1	6	TB	w1
7	SVK - Slovakia	7	1	6	TB	w0
Group Blue						
1	IRL - Ireland	7	6	1	Q	w1
2	ENG - England	7	6	1	Q	w0
3	EST - Estonia	7	4	3		w2
4	POL - Poland	7	4	3		w1
5	BEL - Belgium	7	4	3		w0
6	WAL - Wales	7	2	5		w1
7	NED - Netherlands	7	2	5		w0
8	CRO - Croatia	7	0	7		

World Challenge:

FRA wins both games vs. RUS (10:4 and 10:6) and qualifies for the World Championships



COMPETITION SUMMARY

As of FRI 9 DEC 2011 / En date du VEN 9 DÉC 2011

Championship Bracket

Play-offs	Semifinal	Finals	Final Standings
1 IRL 4		HUN 4	Gold RUS
2 HUN 6		RUS 7	Silver HUN
	IRL 3	HUN (silver)	Bronze ENG
	RUS 6	IRL 4	4 IRL
3 ENG 2		ENG 8	5 AUT
4 RUS 6			6 EST
			7 FIN
			8 POL
			9 BEL
			10 ESP
			11 WAL
			12 LTU
			13 NED
			14 SVK
			15 BLR
			16 CRO

LEGEND

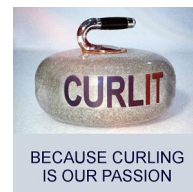
L Loss
W Win

Q Qualified for the play-offs
wx Number of wins (x) against tied teams

TB Involved in the tie-breaker

World Challenge:

FRA wins both games vs. RUS (10:4 and 10:6) and qualifies for the World Championships



SESSION RESULTS AND STANDINGS

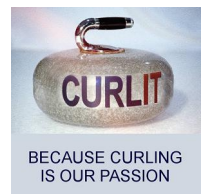
SAT 10 DEC 2011 / SAM 10 DÉC 2011 START TIME / DÉBUT 9:30

Sheet	Round	Team	LSFE	1	2	3	4	5	6	7	8	9	10	Extra Ends	Total
F	2	FRA - France	*	2	0	2	0	1	1	2	0	2	X		10
	12	RUS - Russia		0	2	0	2	0	0	0	2	0	X		6

LEGEND

LSFE (*) Last stone first end X Unplayed/unfinished end due to concession

FRA wins the best of three series 2:0 and qualifies for the World Championships 2012



SESSION RESULTS AND STANDINGS

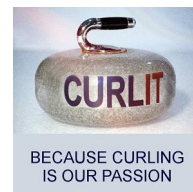
FRI 9 DEC 2011 / VEN 9 DÉC 2011 START TIME / DÉBUT 20:00

Sheet	Round	Team	LSFE	1	2	3	4	5	6	7	8	9	10	Extra Ends	Total
A	1	FRA - France	*	2	0	0	5	0	1	0	2	X	X		10
	11	RUS - Russia		0	2	0	0	1	0	1	0	X	X		4

LEGEND

LSFE (*) Last stone first end

X Unplayed/unfinished end due to concession



SESSION RESULTS AND STANDINGS

FRI 9 DEC 2011 / VEN 9 DÉC 2011 START TIME / DÉBUT 13:00

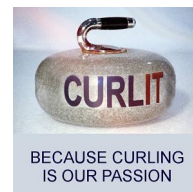
Sheet	Round	Team	LSFE	1	2	3	4	5	6	7	8	9	10	Extra	Ends	Total
G	9	HUN - Hungary		0	1	0	0	2	0	1	0	0	X			4
	10	RUS - Russia	*	2	0	2	0	0	1	0	2	0	X			7

Championship Bracket				Final Standings	
Play-offs	Semifinal	Finals		Gold	
IRL 4		HUN 4			RUS
HUN 6		RUS 7	RUS	Silver	HUN
	IRL 3			5	AUT
	RUS 6			6	EST
ENG 2		IRL		7	FIN
RUS 6		ENG		8	POL
				9	BEL
				10	ESP
				11	WAL
				12	LTU
				13	NED
				14	SVK
				15	BLR
				16	CRO

LEGEND

LSFE (*) Last stone first end

X Unplayed/unfinished end due to concession



SESSION RESULTS AND STANDINGS

SAT 10 DEC 2011 / SAM 10 DÉC 2011 START TIME / DÉBUT 9:30

Sheet	Round	Team	LSFE	1	2	3	4	5	6	7	8	9	10	Extra	Ends	Total
K	10	IRL - Ireland	*	0	2	1	0	1	0	0	0	0	X			4
	9	ENG - England		0	0	0	1	0	1	1	2	3	X			8

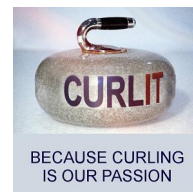
Championship Bracket

Play-offs	Semifinal	Finals	Final Standings
IRL 4		HUN 4	Gold RUS
HUN 6		RUS 7	Silver HUN
	IRL 3		Bronze ENG
	RUS 6		4 IRL
ENG 2		IRL 4	5 AUT
RUS 6		ENG 8	6 EST
			7 FIN
			8 POL
			9 BEL
			10 ESP
			11 WAL
			12 LTU
			13 NED
			14 SVK
			15 BLR
			16 CRO

LEGEND

LSFE (*) Last stone first end

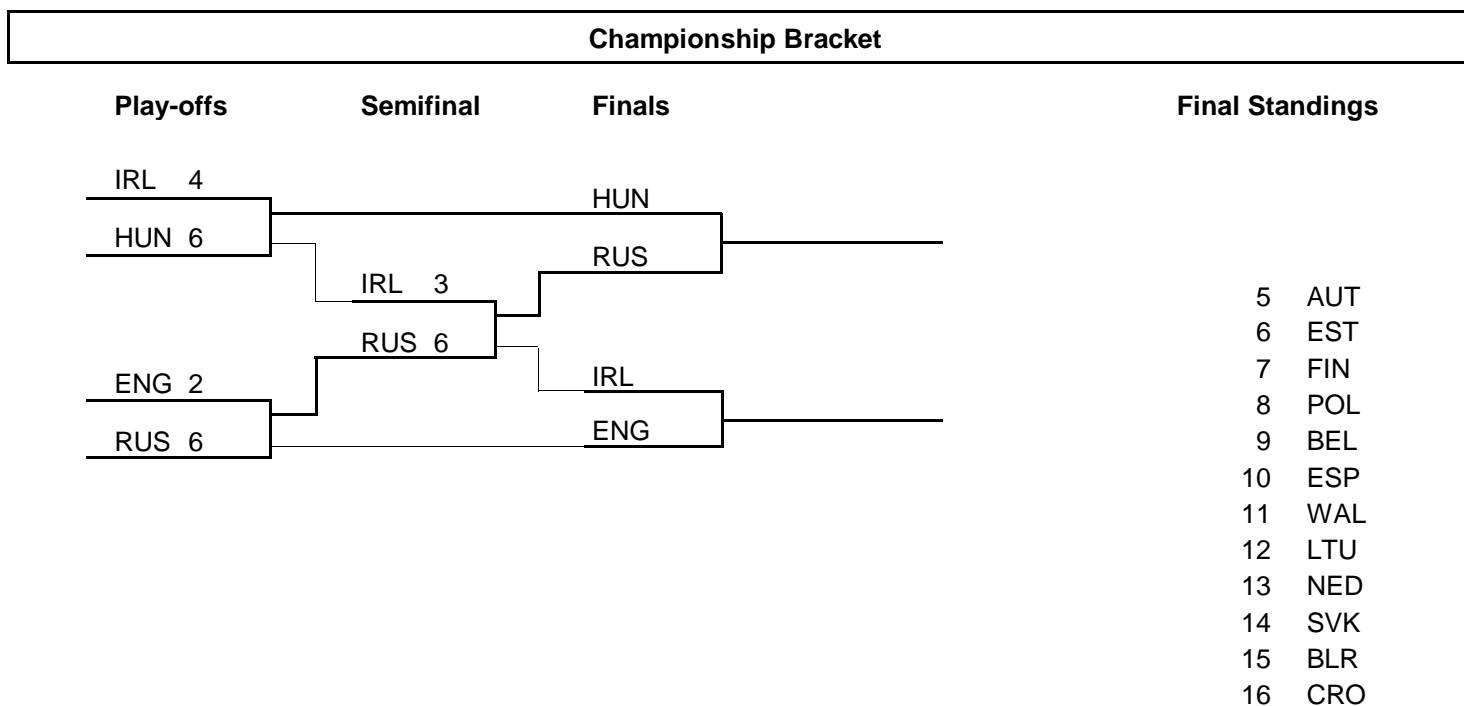
X Unplayed/unfinished end due to concession



SESSION RESULTS AND STANDINGS

FRI 9 DEC 2011 / VEN 9 DÉC 2011 START TIME / DÉBUT 8:00

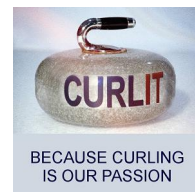
Sheet	Round	Team	LSFE	1	2	3	4	5	6	7	8	9	10	Extra	Ends	Total
H	9	RUS - Russia		0	1	0	0	2	0	0	2	1	X			6
	9	IRL - Ireland	*	0	0	0	2	0	1	0	0	0	X			3



LEGEND

LSFE (*) Last stone first end

X Unplayed/unfinished end due to concession

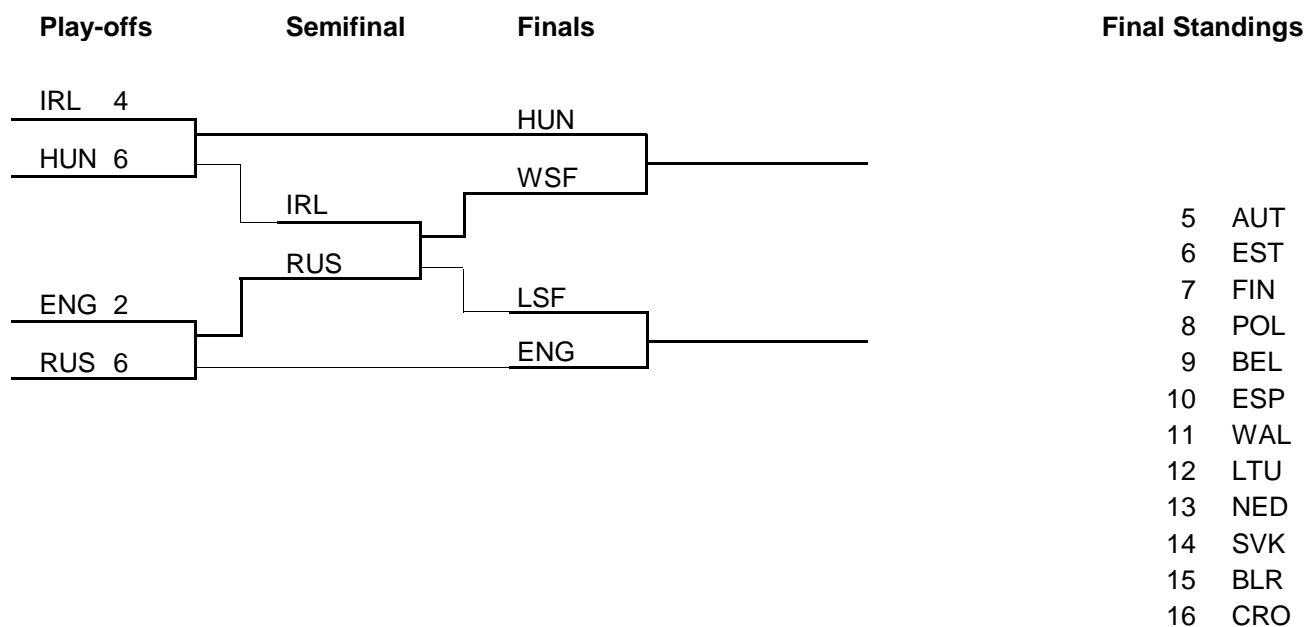


SESSION RESULTS AND STANDINGS

THU 8 DEC 2011 / JEU 8 DÉC 2011 START TIME / DÉBUT 17:00

Sheet	Round	Team	LSFE	1	2	3	4	5	6	7	8	9	10	Extra	Ends	Total
J	8	IRL - Ireland		0	0	0	2	1	0	1	0	0	0			4
	8	HUN - Hungary	*	1	1	1	0	0	0	0	1	1	1			6
K	8	ENG - England		0	0	1	0	0	0	1	0	0	X			2
	8	RUS - Russia	*	2	0	0	1	0	0	0	0	3	X			6

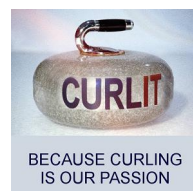
Championship Bracket



LEGEND

LSFE (*) Last stone first end

X Unplayed/unfinished end due to concession



SESSION RESULTS AND STANDINGS

THU 8 DEC 2011 / JEU 8 DÉC 2011 START TIME / DÉBUT 9:00

Sheet	Round	Team	LSFE	1	2	3	4	5	6	7	8	9	10	Extra	Ends	Total
J	8	BLR - Belarus	*	2	0	1	0	0	0	0	0	1	X			4
	8	SVK - Slovakia		0	1	0	1	1	1	1	1	0	X			6

Standings After Tie-breaker Session 1

Rank	Team	Games	Wins	Losses	TB	W-L
Group Red						
1	HUN - Hungary	7	6	1		Q w1
2	RUS - Russia	7	6	1		Q w0
3	AUT - Austria	7	5	2		
4	FIN - Finland	7	4	3		
5	ESP - Spain	7	3	4		
6	LTU - Lithuania	7	2	5		
7	SVK - Slovakia	7	1	6	1 - 0	
8	BLR - Belarus	7	1	6	0 - 1	->C
Group Blue						
1	IRL - Ireland	7	6	1		Q w1
2	ENG - England	7	6	1		Q w0
3	EST - Estonia	7	4	3		w2
4	POL - Poland	7	4	3		w1
5	BEL - Belgium	7	4	3		w0
6	WAL - Wales	7	2	5		w1
7	NED - Netherlands	7	2	5		w0
8	CRO - Croatia	7	0	7		->C

LEGEND

LSFE (*) Last stone first end

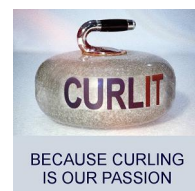
Q Qualified for the play-offs

TB W-L Tie-breaker Wins-Losses

wx Number of wins (x) against tied teams

X Unplayed/unfinished end due to concession

BLR and CRO are relegated to the C-Division



COMPETITION MATRIX

As of WED 7 DEC 2011 / En date du MER 7 DÉC 2011

Team	AUT	BLR	ESP	FIN	HUN	LTU	RUS	SVK
AUT		8 - 7	2 - 4	8 - 5	4 - 2	12 - 2	2 - 6	7 - 3
BLR	7 - 8		5 - 7	3 - 10	3 - 7	L - W	2 - 10	11 - 4
ESP	4 - 2	7 - 5		1 - 7	5 - 7	5 - 6	1 - 8	10 - 9
FIN	5 - 8	10 - 3	7 - 1		6 - 8	9 - 3	0 - 8	7 - 3
HUN	2 - 4	7 - 3	7 - 5	8 - 6		8 - 3	8 - 4	8 - 7
LTU	2 - 12	W - L	6 - 5	3 - 9	3 - 8		1 - 7	4 - 9
RUS	6 - 2	10 - 2	8 - 1	8 - 0	4 - 8	7 - 1		7 - 6
SVK	3 - 7	4 - 11	9 - 10	3 - 7	7 - 8	9 - 4	6 - 7	

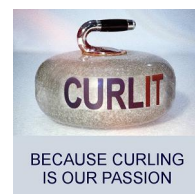
Team	BEL	CRO	ENG	EST	IRL	NED	POL	WAL
BEL		13 - 4	4 - 8	5 - 8	9 - 7	8 - 4	3 - 8	7 - 6
CRO	4 - 13		1 - 9	5 - 15	5 - 9	4 - 9	4 - 7	4 - 5
ENG	8 - 4	9 - 1		7 - 6	1 - 8	5 - 4	9 - 2	9 - 6
EST	8 - 5	15 - 5	6 - 7		3 - 8	6 - 7	7 - 6	9 - 5
IRL	7 - 9	9 - 5	8 - 1	8 - 3		6 - 5	7 - 3	7 - 4
NED	4 - 8	9 - 4	4 - 5	7 - 6	5 - 6		4 - 6	6 - 7
POL	8 - 3	7 - 4	2 - 9	6 - 7	3 - 7	6 - 4		8 - 7
WAL	6 - 7	5 - 4	6 - 9	5 - 9	4 - 7	7 - 6	7 - 8	

LEGEND

L Loss
W Win

Q Qualified for the play-offs
wx Number of wins (x) against tied teams

TB Involved in the tie-breaker



DRAW SHOT CHALLENGE

As of WED 7 DEC 2011 / En date du MER 7 DÉC 2011

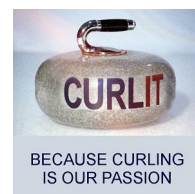
Rank	Team	Last Stone Draw in each Round Robin Game							DSC
		1	2	3	4	5	6	7	
Group Red									
1	AUT - Austria	0.0	4.6	13.2	52.1	76.9	19.8	8.4	16.35 cm
2	BLR - Belarus	16.0	3.7	39.2	36.0	0.0	19.6	165.9	19.08 cm
3	FIN - Finland	101.8	0.0	0.6	0.0	116.4	0.0	16.0	19.73 cm
4	ESP - Spain	113.7	60.6	2.5	24.0	11.5	25.3	25.7	24.93 cm
5	RUS - Russia	77.3	7.8	33.5	0.0	80.2	19.6	106.2	36.40 cm
6	SVK - Slovakia	45.8	30.2	47.9	185.4	65.0	41.7	39.0	44.93 cm
7	HUN - Hungary	185.4	66.0	6.9	5.3	185.4	3.5	18.6	47.62 cm
8	LTU - Lithuania	185.4	134.3	139.0	185.4	46.3	53.6	121.6	113.37 cm
Group Blue									
1	ENG - England	9.0	5.5	0.0	8.7	8.2	64.8	0.0	5.23 cm
2	BEL - Belgium	25.9	16.1	3.4	30.5	0.0	0.6	32.3	12.75 cm
3	WAL - Wales	185.4	62.0	12.6	0.0	6.5	0.0	0.0	13.52 cm
4	IRL - Ireland	88.7	10.8	95.9	6.5	49.8	31.8	0.0	31.27 cm
5	EST - Estonia	9.2	76.3	108.0	22.2	48.7	12.0	81.1	41.58 cm
6	NED - Netherlands	36.1	89.8	57.7	39.8	75.4	51.5	2.3	43.80 cm
7	CRO - Croatia	65.2	185.4	125.2	89.3	65.0	34.1	2.8	63.60 cm
8	POL - Poland	185.4	27.4	27.5	23.5	24.3	185.4	185.4	78.92 cm

NOTES

The Draw Shot Challenge (DSC) is the average distance of the Last Stone Draws (LSD) which were played by a team during the round robin. The single least favourable LSD result is automatically eliminated before calculating this average distance. The team with the lesser DSC receives the higher ranking.
For teams with equal DSC, the team with the best non-equal LSD receives the higher ranking. In case all LSD are equal, the team ranked higher in the WCF World Ranking is ranked higher.

LEGEND

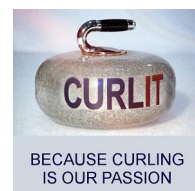
DSC Draw Shot Challenge



SCORING ANALYSIS

As of WED 7 DEC 2011 / En date du MER 7 DÉC 2011

Team	Games	LSFE	Stolen		Points Scored					Total	Plus / Minus	
			Ends	0	1	2	3	4	>4			
RUS - Russia	7	For	6	15	11	15	9	4	0	1	50	+30
		Against	1	6	1	12	4	0	0	0	20	
IRL - Ireland	7	For	3	12	0	15	12	3	1	0	52	+22
		Against	4	5	8	18	3	2	0	0	30	
ENG - England	7	For	5	12	6	16	8	4	1	0	48	+17
		Against	2	7	4	15	4	0	2	0	31	
HUN - Hungary	7	For	3	11	5	17	9	3	1	0	48	+16
		Against	4	4	8	14	9	0	0	0	32	
AUT - Austria	7	For	4	6	8	17	4	2	3	0	43	+14
		Against	3	6	6	21	4	0	0	0	29	
EST - Estonia	7	For	2	5	7	9	12	3	3	0	54	+11
		Against	5	8	3	22	9	1	0	0	43	
FIN - Finland	7	For	5	8	0	13	8	5	0	0	44	+10
		Against	2	6	7	17	2	3	1	0	34	
BEL - Belgium	7	For	4	10	1	17	6	4	2	0	49	+4
		Against	3	12	2	15	12	2	0	0	45	
POL - Poland	7	For	3	6	5	17	6	2	0	1	40	-1
		Against	4	8	5	20	7	1	1	0	41	
NED - Netherlands	7	For	3	11	8	25	5	0	1	0	39	-3
		Against	4	7	3	16	8	2	1	0	42	
WAL - Wales	7	For	5	10	3	22	7	0	1	0	40	-10
		Against	2	8	7	13	8	4	1	1	50	
ESP - Spain	7	For	3	9	3	20	5	1	0	0	33	-11
		Against	4	10	6	17	6	5	0	0	44	
SVK - Slovakia	7	For	3	4	4	13	8	4	0	0	41	-13
		Against	4	9	4	16	10	6	0	0	54	
BLR - Belarus	7	For	4	8	3	19	6	2	0	0	37	-19
		Against	3	14	1	15	10	4	1	1	56	
LTU - Lithuania	7	For	0	6	2	14	6	1	0	0	29	-27
		Against	7	12	3	16	10	4	2	0	56	
CRO - Croatia	7	For	3	5	4	14	5	1	0	0	27	-40
		Against	4	16	2	16	10	5	4	0	67	



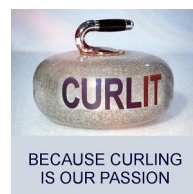
SUMMARY OF BIG ENDS

As of WED 7 DEC 2011 / En date du MER 7 DÉC 2011

Points Scored	By	Against	Session	End	Game Result
5	POL - Poland	WAL - Wales	4	7	8 : 7
5	RUS - Russia	BLR - Belarus	3	2	10 : 2
4	AUT - Austria	LTU - Lithuania	1	7	12 : 2
4	AUT - Austria	BLR - Belarus	2	5	8 : 7
4	AUT - Austria	FIN - Finland	10	6	8 : 5
4	BEL - Belgium	NED - Netherlands	2	5	8 : 4
4	BEL - Belgium	CRO - Croatia	9	8	13 : 4
4	ENG - England	POL - Poland	2	9	9 : 2
4	EST - Estonia	CRO - Croatia	2	5	15 : 5
4	EST - Estonia	CRO - Croatia	2	7	15 : 5
4	EST - Estonia	WAL - Wales	9	1	9 : 5
4	HUN - Hungary	LTU - Lithuania	4	4	8 : 3
4	IRL - Ireland	ENG - England	9	5	8 : 1
4	NED - Netherlands	CRO - Croatia	7	9	9 : 4
4	WAL - Wales	ENG - England	7	1	6 : 9

NOTES

Big ends are defined as ends with a score of four or more points.



SESSION RESULTS AND STANDINGS

WED 7 DEC 2011 / MER 7 DÉC 2011 START TIME / DÉBUT 16:00

Sheet	Round	Team	LSFE	1	2	3	4	5	6	7	8	9	10	Extra	Ends	Total
F	7	LTU - Lithuania		0	0	0	0	1	0	0	0	X	X			1
	7	RUS - Russia	*	1	1	1	0	0	0	2	2	X	X			7
G	7	ESP - Spain		1	0	2	0	1	0	0	0	1	0			5
	7	HUN - Hungary	*	0	1	0	3	0	2	0	1	0	0			7
H	7	AUT - Austria	*	1	0	1	0	0	4	1	0	0	1			8
	7	FIN - Finland		0	1	0	2	0	0	0	1	1	0			5
L	7	SVK - Slovakia	*	0	1	0	2	0	0	1	0	0	X			4
	7	BLR - Belarus		1	0	3	0	0	3	0	2	2	X			11

Standings After Round Robin

Rank	Team	Games	Wins	Losses
------	------	-------	------	--------

Group Red

1	HUN - Hungary	7	6	1	Q	w1
2	RUS - Russia	7	6	1	Q	w0
3	AUT - Austria	7	5	2		
4	FIN - Finland	7	4	3		
5	ESP - Spain	7	3	4		
6	LTU - Lithuania	7	2	5		
7	BLR - Belarus	7	1	6	TB	w1
7	SVK - Slovakia	7	1	6	TB	w0

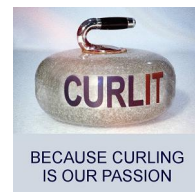
Group Blue

1	IRL - Ireland	7	6	1	Q	w1
2	ENG - England	7	6	1	Q	w0
3	EST - Estonia	7	4	3		w2
4	POL - Poland	7	4	3		w1
5	BEL - Belgium	7	4	3		w0
6	WAL - Wales	7	2	5		w1
7	NED - Netherlands	7	2	5		w0
8	CRO - Croatia	7	0	7		

LEGEND

LSFE (*) Last stone first end
 wx Number of wins (x) against tied teams
 Q Qualified for the play-offs
 X Unplayed/unfinished end due to concession
 TB Involved in the tie-breaker

Tie-breaker against Relegation to C-Division BLR-SVK



SESSION RESULTS AND STANDINGS

WED 7 DEC 2011 / MER 7 DÉC 2011 START TIME / DÉBUT 8:00

Sheet	Round	Team	LSFE	1	2	3	4	5	6	7	8	9	10	Extra	Ends	Total
F	7	EST - Estonia		4	0	0	0	0	3	0	2	0	X			9
	7	WAL - Wales	*	0	2	1	0	0	0	0	0	2	X			5
G	7	NED - Netherlands	*	0	0	0	1	0	1	1	0	1	0			4
	7	POL - Poland		0	0	1	0	3	0	0	1	0	1			6
H	7	CRO - Croatia	*	2	1	0	0	0	0	1	0	X	X			4
	7	BEL - Belgium		0	0	3	3	1	2	0	4	X	X			13
L	7	IRL - Ireland		0	2	1	0	4	1	X	X	X	X			8
	7	ENG - England	*	0	0	0	1	0	0	X	X	X	X			1

Standings After Blue Group Session 9

Rank	Team	Games	Wins	Losses		
Group Red						
1	HUN - Hungary	6	5	1		
1	RUS - Russia	6	5	1		
3	AUT - Austria	6	4	2		
3	FIN - Finland	6	4	2		
5	ESP - Spain	6	3	3		
6	LTU - Lithuania	6	2	4		
7	SVK - Slovakia	6	1	5		
8	BLR - Belarus	6	0	6		
Group Blue						
1	IRL - Ireland	7	6	1	Q	w1
2	ENG - England	7	6	1	Q	w0
3	EST - Estonia	7	4	3		w2
4	POL - Poland	7	4	3		w1
5	BEL - Belgium	7	4	3		w0
6	WAL - Wales	7	2	5		w1
7	NED - Netherlands	7	2	5		w0
8	CRO - Croatia	7	0	7		

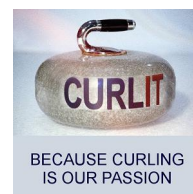
LEGEND

LSFE (*) Last stone first end

Q Qualified for the play-offs

wx Number of wins (x) against tied teams

X Unplayed/unfinished end due to concession



SESSION RESULTS AND STANDINGS

TUE 6 DEC 2011 / MAR 6 DÉC 2011 START TIME / DÉBUT 16:00

Sheet	Round	Team	LSFE	1	2	3	4	5	6	7	8	9	10	Extra	Ends	Total
F	6	SVK - Slovakia		0	2	1	1	0	0	1	0	0	2	0		7
	6	HUN - Hungary	*	2	0	0	0	3	0	0	2	0	0	1		8
G	6	LTU - Lithuania		1	0	0	2	0	0	0	X	X	X			3
	6	FIN - Finland	*	0	1	3	0	2	1	2	X	X	X			9
H	6	BLR - Belarus	*	0	1	0	0	0	1	1	0	1	1			5
	6	ESP - Spain		1	0	0	1	2	0	0	3	0	0			7
J	6	RUS - Russia	*	0	0	1	1	2	0	1	0	1	X			6
	6	AUT - Austria		0	0	0	0	0	1	0	1	0	X			2
K	6	ENG - England		0	0	2	0	2	3	2	X	X	X			9
	6	CRO - Croatia	*	0	1	0	0	0	0	0	X	X	X			1
L	6	WAL - Wales	*	2	0	1	1	0	1	0	2	0	0			7
	6	NED - Netherlands		0	1	0	0	2	0	1	0	1	1			6

Standings After Round Robin Session 8

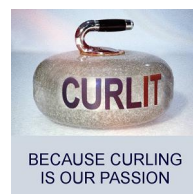
Rank	Team	Games	Wins	Losses	
Group Red					
1	HUN - Hungary	6	5	1	
1	RUS - Russia	6	5	1	
3	AUT - Austria	6	4	2	
3	FIN - Finland	6	4	2	
5	ESP - Spain	6	3	3	
6	LTU - Lithuania	6	2	4	
7	SVK - Slovakia	6	1	5	
8	BLR - Belarus	6	0	6	
Group Blue					
1	ENG - England	6	6	0	Q
2	IRL - Ireland	6	5	1	Q
3	BEL - Belgium	6	3	3	
3	EST - Estonia	6	3	3	
3	POL - Poland	6	3	3	
6	NED - Netherlands	6	2	4	
6	WAL - Wales	6	2	4	
8	CRO - Croatia	6	0	6	

LEGEND

LSFE (*) Last stone first end

Q Qualified for the play-offs

X Unplayed/unfinished end due to concession



SESSION RESULTS AND STANDINGS

TUE 6 DEC 2011 / MAR 6 DÉC 2011 START TIME / DÉBUT 8:00

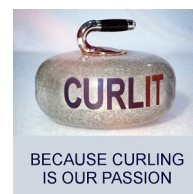
Sheet	Round	Team	LSFE	1	2	3	4	5	6	7	8	9	10	Extra	Ends	Total
F	6	POL - Poland		0	0	2	1	0	1	0	1	0	1	0		6
	6	EST - Estonia	*	0	1	0	0	1	0	2	0	2	0	1		7
G	6	IRL - Ireland		0	3	0	2	0	0	0	1	1	0			7
	6	BEL - Belgium	*	1	0	1	0	0	3	3	0	0	1			9
H	5	WAL - Wales	*	4	0	0	0	1	0	0	1	0	X			6
	5	ENG - England		0	0	2	3	0	0	3	0	1	X			9
J	5	NED - Netherlands		1	1	0	1	0	1	0	1	4	X			9
	5	CRO - Croatia	*	0	0	2	0	0	0	2	0	0	X			4
K	5	BLR - Belarus	*	0	0	2	0	2	0	0	1	1	/			L
	5	LTU - Lithuania		1	2	0	2	0	2	3	0	0				W
L	5	ESP - Spain	*	0	2	0	1	1	0	1	0	2	2	1		10
	5	SVK - Slovakia		3	0	1	0	0	2	0	3	0	0	0		9

Standings After Round Robin Session 7

Rank	Team	Games	Wins	Losses
Group Red				
1	AUT - Austria	5	4	1
1	HUN - Hungary	5	4	1
1	RUS - Russia	5	4	1
4	FIN - Finland	5	3	2
5	ESP - Spain	5	2	3
5	LTU - Lithuania	5	2	3
7	SVK - Slovakia	5	1	4
8	BLR - Belarus	5	0	5
Group Blue				
1	ENG - England	5	5	0
2	IRL - Ireland	6	5	1
3	BEL - Belgium	6	3	3
3	EST - Estonia	6	3	3
3	POL - Poland	6	3	3
6	NED - Netherlands	5	2	3
7	WAL - Wales	5	1	4
8	CRO - Croatia	5	0	5

LEGEND

/ Team ran out of time L Loss LSFE (*) Last stone first end
W Win X Unplayed/unfinished end due to concession



SESSION RESULTS AND STANDINGS

MON 5 DEC 2011 / LUN 5 DÉC 2011 START TIME / DÉBUT 16:00

Sheet	Round	Team	LSFE	1	2	3	4	5	6	7	8	9	10	Extra	Ends	Total
F	4	WAL - Wales	*	1	1	0	0	1	0	1	0	0	1			5
	4	CRO - Croatia		0	0	1	2	0	0	0	1	0	0			4
G	4	ENG - England	*	0	0	2	0	2	0	0	0	0	1			5
	4	NED - Netherlands		0	0	0	0	0	1	1	1	1	0			4
H	5	POL - Poland	*	0	0	1	0	0	1	0	1	0	X			3
	5	IRL - Ireland		0	1	0	1	0	0	2	0	3	X			7
J	5	BEL - Belgium	*	0	1	0	0	1	1	0	2	0	X			5
	5	EST - Estonia		2	0	0	2	0	0	2	0	2	X			8
K	5	HUN - Hungary		0	0	0	1	0	1	0	0	0	0			2
	5	AUT - Austria	*	1	0	0	0	1	0	0	1	0	1			4
L	5	FIN - Finland		0	0	0	0	0	0	0	0	X	X			0
	5	RUS - Russia	*	0	0	0	0	3	3	1	1	X	X			8


Standings After Round Robin Session 6

Rank	Team	Games	Wins	Losses
Group Red				
1	AUT - Austria	5	4	1
1	HUN - Hungary	5	4	1
1	RUS - Russia	5	4	1
4	FIN - Finland	5	3	2
5	ESP - Spain	4	1	3
5	LTU - Lithuania	4	1	3
5	SVK - Slovakia	4	1	3
8	BLR - Belarus	4	0	4
Group Blue				
1	IRL - Ireland	5	5	0
2	ENG - England	4	4	0
3	POL - Poland	5	3	2
4	BEL - Belgium	5	2	3
4	EST - Estonia	5	2	3
6	NED - Netherlands	4	1	3
6	WAL - Wales	4	1	3
8	CRO - Croatia	4	0	4

LEGEND

LSFE (*) Last stone first end

X Unplayed/unfinished end due to concession



SESSION RESULTS AND STANDINGS

MON 5 DEC 2011 / LUN 5 DÉC 2011 START TIME / DÉBUT 8:00

Sheet	Round	Team	LSFE	1	2	3	4	5	6	7	8	9	10	Extra	Ends	Total
F	4	FIN - Finland	*	1	2	1	0	1	0	2	0	3	X			10
	4	BLR - Belarus		0	0	0	1	0	1	0	1	0	X			3
G	4	AUT - Austria	*	0	0	3	0	1	0	2	1	0	X			7
	4	SVK - Slovakia		0	0	0	1	0	0	0	0	2	X			3
H	4	RUS - Russia	*	0	0	0	0	0	2	0	2	0	X			4
	4	HUN - Hungary		0	1	1	2	1	0	2	0	1	X			8
J	4	LTU - Lithuania		1	0	2	1	0	1	0	0	0	1			6
	4	ESP - Spain	*	0	1	0	0	1	0	1	1	1	0			5
K	4	BEL - Belgium		1	0	2	0	0	0	0	X	X	X			3
	4	POL - Poland	*	0	2	0	2	2	1	1	X	X	X			8
L	4	EST - Estonia		0	2	0	0	0	0	0	1	0	X			3
	4	IRL - Ireland	*	1	0	1	2	0	2	0	0	2	X			8

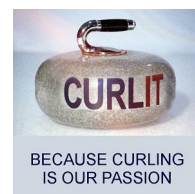
Standings After Round Robin Session 5

Rank	Team	Games	Wins	Losses
Group Red				
1	HUN - Hungary	4	4	0
2	AUT - Austria	4	3	1
2	FIN - Finland	4	3	1
2	RUS - Russia	4	3	1
5	ESP - Spain	4	1	3
5	LTU - Lithuania	4	1	3
5	SVK - Slovakia	4	1	3
8	BLR - Belarus	4	0	4
Group Blue				
1	IRL - Ireland	4	4	0
2	ENG - England	3	3	0
3	POL - Poland	4	3	1
4	BEL - Belgium	4	2	2
5	NED - Netherlands	3	1	2
6	EST - Estonia	4	1	3
7	CRO - Croatia	3	0	3
7	WAL - Wales	3	0	3

LEGEND

LSFE (*) Last stone first end

X Unplayed/unfinished end due to concession



SESSION RESULTS AND STANDINGS

SUN 4 DEC 2011 / DIM 4 DÉC 2011 START TIME / DÉBUT 16:00

Sheet	Round	Team	LSFE	1	2	3	4	5	6	7	8	9	10	Extra	Ends	Total
F	3	BEL - Belgium		0	1	0	0	0	2	0	1	X	X			4
	3	ENG - England	*	1	0	1	2	1	0	3	0	X	X			8
G	3	POL - Poland		0	0	0	3	0	0	5	0	0	0			8
	3	WAL - Wales	*	0	1	0	0	1	0	0	2	1	2			7
H	3	NED - Netherlands	*	0	0	1	0	2	0	1	0	2	0	1		7
	3	EST - Estonia		0	0	0	1	0	1	0	1	0	3	0		6
J	3	CRO - Croatia		0	0	1	1	2	0	1	0	0	X			5
	3	IRL - Ireland	*	1	2	0	0	0	1	0	3	2	X			9
K	3	SVK - Slovakia		0	1	0	1	0	1	X	X	X	X			3
	3	FIN - Finland	*	1	0	3	0	3	0	X	X	X	X			7
L	3	HUN - Hungary	*	1	0	2	4	0	0	1	X	X	X			8
	3	LTU - Lithuania		0	2	0	0	0	1	0	X	X	X			3

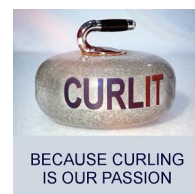
Standings After Round Robin Session 4

Rank	Team	Games	Wins	Losses
Group Red				
1	HUN - Hungary	3	3	0
1	RUS - Russia	3	3	0
3	AUT - Austria	3	2	1
3	FIN - Finland	3	2	1
5	ESP - Spain	3	1	2
5	SVK - Slovakia	3	1	2
7	BLR - Belarus	3	0	3
7	LTU - Lithuania	3	0	3
Group Blue				
1	ENG - England	3	3	0
1	IRL - Ireland	3	3	0
3	BEL - Belgium	3	2	1
3	POL - Poland	3	2	1
5	EST - Estonia	3	1	2
5	NED - Netherlands	3	1	2
7	CRO - Croatia	3	0	3
7	WAL - Wales	3	0	3

LEGEND

LSFE (*) Last stone first end

X Unplayed/unfinished end due to concession



SESSION RESULTS AND STANDINGS

SUN 4 DEC 2011 / DIM 4 DÉC 2011 START TIME / DÉBUT 8:00

Sheet	Round	Team	LSFE	1	2	3	4	5	6	7	8	9	10	Extra Ends	Total
F	3	ESP - Spain	*	1	0	1	0	0	1	0	0	1	X		4
	3	AUT - Austria		0	0	0	0	1	0	0	1	0	X		2
G	3	BLR - Belarus		1	0	0	0	0	1	X	X	X	X		2
	3	RUS - Russia	*	0	5	1	3	1	0	X	X	X	X		10
H	2	LTU - Lithuania		0	1	0	1	0	1	0	0	1	X		4
	2	SVK - Slovakia	*	1	0	2	0	3	0	0	3	0	X		9
J	2	FIN - Finland	*	2	0	1	0	0	1	0	0	2	0		6
	2	HUN - Hungary		0	2	0	3	1	0	0	1	0	1		8
K	2	EST - Estonia		0	0	1	0	0	2	0	0	1	2	0	6
	2	ENG - England	*	1	1	0	1	1	0	1	1	0	0	1	7
L	2	CRO - Croatia		1	0	1	0	1	0	0	1	0	X		4
	2	POL - Poland	*	0	1	0	2	0	1	2	0	1	X		7

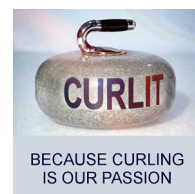
Standings After Round Robin Session 3

Rank	Team	Games	Wins	Losses
Group Red				
1	RUS - Russia	3	3	0
2	HUN - Hungary	2	2	0
3	AUT - Austria	3	2	1
4	FIN - Finland	2	1	1
4	SVK - Slovakia	2	1	1
6	ESP - Spain	3	1	2
7	LTU - Lithuania	2	0	2
8	BLR - Belarus	3	0	3
Group Blue				
1	BEL - Belgium	2	2	0
1	ENG - England	2	2	0
1	IRL - Ireland	2	2	0
4	EST - Estonia	2	1	1
4	POL - Poland	2	1	1
6	CRO - Croatia	2	0	2
6	NED - Netherlands	2	0	2
6	WAL - Wales	2	0	2

LEGEND

LSFE (*) Last stone first end

X Unplayed/unfinished end due to concession



SESSION RESULTS AND STANDINGS

SAT 3 DEC 2011 / SAM 3 DÉC 2011 START TIME / DÉBUT 16:30

Sheet	Round	Team	LSFE	1	2	3	4	5	6	7	8	9	10	Extra	Ends	Total
F	2	NED - Netherlands		0	0	0	2	0	1	1	0	0	X			4
	2	BEL - Belgium	*	1	0	1	0	4	0	0	1	1	X			8
G	1	EST - Estonia	*	0	2	3	0	4	0	4	0	2	X			15
	1	CRO - Croatia		0	0	0	1	0	1	0	3	0	X			5
H	1	ENG - England	*	0	1	0	1	0	2	1	0	4	X			9
	1	POL - Poland		0	0	1	0	0	0	0	1	0	X			2
J	2	IRL - Ireland	*	1	0	0	2	0	1	0	2	1	X			7
	2	WAL - Wales		0	1	1	0	1	0	1	0	0	X			4
K	2	ESP - Spain		0	1	0	0	0	0	0	X	X	X			1
	2	RUS - Russia	*	2	0	0	0	2	1	3	X	X	X			8
L	2	BLR - Belarus	*	1	1	0	2	0	1	0	1	1	0			7
	2	AUT - Austria		0	0	2	0	4	0	1	0	0	1			8

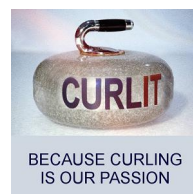
Standings After Round Robin Session 2

Rank	Team	Games	Wins	Losses
Group Red				
1	AUT - Austria	2	2	0
1	RUS - Russia	2	2	0
3	FIN - Finland	1	1	0
3	HUN - Hungary	1	1	0
5	LTU - Lithuania	1	0	1
5	SVK - Slovakia	1	0	1
7	BLR - Belarus	2	0	2
7	ESP - Spain	2	0	2
Group Blue				
1	BEL - Belgium	2	2	0
1	IRL - Ireland	2	2	0
3	ENG - England	1	1	0
3	EST - Estonia	1	1	0
5	CRO - Croatia	1	0	1
5	POL - Poland	1	0	1
7	NED - Netherlands	2	0	2
7	WAL - Wales	2	0	2

LEGEND

LSFE (*) Last stone first end

X Unplayed/unfinished end due to concession



SESSION RESULTS AND STANDINGS

SAT 3 DEC 2011 / SAM 3 DÉC 2011 START TIME / DÉBUT 7:30

Sheet	Round	Team	LSFE	1	2	3	4	5	6	7	8	9	10	Extra Ends	Total
F	1	RUS - Russia		0	1	1	0	0	1	2	0	0	2		7
	1	SVK - Slovakia	*	2	0	0	2	1	0	0	1	0	0		6
G	1	FIN - Finland	*	3	0	2	1	0	1	X	X	X	X		7
	1	ESP - Spain		0	1	0	0	0	0	X	X	X	X		1
H	1	HUN - Hungary		0	1	2	2	1	0	0	1	0	X		7
	1	BLR - Belarus	*	0	0	0	0	0	0	1	0	2	X		3
J	1	AUT - Austria	*	0	2	0	3	1	0	4	2	X	X		12
	1	LTU - Lithuania		0	0	1	0	0	1	0	0	X	X		2
K	1	IRL - Ireland		0	0	0	2	2	1	0	1	0	0		6
	1	NED - Netherlands	*	0	0	1	0	0	0	1	0	2	1		5
L	1	BEL - Belgium	*	0	0	0	2	1	0	1	0	2	1		7
	1	WAL - Wales		1	1	1	0	0	2	0	1	0	0		6

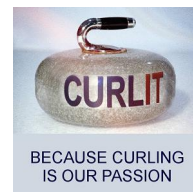
Standings After Red Group Session 1

Rank	Team	Games	Wins	Losses
Group Red				
1	AUT - Austria	1	1	0
1	FIN - Finland	1	1	0
1	HUN - Hungary	1	1	0
1	RUS - Russia	1	1	0
5	BLR - Belarus	1	0	1
5	ESP - Spain	1	0	1
5	LTU - Lithuania	1	0	1
5	SVK - Slovakia	1	0	1
Group Blue				
1	BEL - Belgium	1	1	0
1	IRL - Ireland	1	1	0
3	CRO - Croatia	0	0	0
3	ENG - England	0	0	0
3	EST - Estonia	0	0	0
3	POL - Poland	0	0	0
7	NED - Netherlands	1	0	1
7	WAL - Wales	1	0	1

LEGEND

LSFE (*) Last stone first end

X Unplayed/unfinished end due to concession



ENTRY LIST BY NOC

As of FRI 2 DEC 2011 / En date du VEN 2 DÉC 2011

BEL - Belgium		
4 S	SUTER Marc	R
3 V	SUTER Thomas	R
2	VERREYCKEN Timothy	R
1	LEMMENS Thomas	R
A	SUTER Peter	R
C	SUTER Peter	

CRO - Croatia		
4 S	CADEZ Alen	R
3	CUTIC Drazen	R
2 V	GOLUBIC Ognjen	R
1	MIKULANDRIC Robert	R
A	SKENDROVIC Alberto	R
C	BOUTIN Jamie	

ENG - England		
4 S	MACDOUGALL Alan	R
3 V	REED Andrew	R
2	WOOLSTON Andrew	R
1	JAEGGI Tom	R
A	BROWN John	R

EST - Estonia		
4 S	LILL Harri	R
3 V	LILL Erkki	R
2	LINDRE Jaanus	R
1	TELLISKIVI Tanel	R
A	LILL Martin	R
C	JAKOLEV Vladimir	

IRL - Ireland		
4 S	GRAY Robin	L
3 V	KENNY John Jo	R
2	GRAY Bill	R
1	FYFE Neil	R
A	FUREY John	R

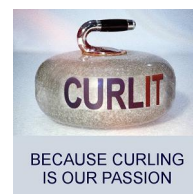
NED - Netherlands		
4 S	Van DORP Jaap	R
3 V	DOUCET Brian	L
2	KOELEWIJN Floyd	R
1	GLASBERGEN Carlo	R
A	NEELEMAN Mark	R
C	LEIBBRANDT-DEMMON Shari	

POL - Poland		
4 V	GLOWANIA Jakub	R
3 S	ZOLTOWSKI Michael	R
2	CHEC Jakub	R
1	KOZIOL Michal	R
A	STYCH Konrad	R
C	BERG Emma	

WAL - Wales		
4 S	HILLS Stuart	R
3 V	TANNER Andrew	R
2	POUGHER James	L
1	POUGHER Richard	R
A	WELLS Chris	R
C	POUGHER Allison	

NOTES
Team position and functions are attached to each team member's name as follows:
4 = Fourth, 3 = Third, 2 = Second, 1 = Lead, A = Alternate, S = Skip, V = Vice-Skip, C = Coach

LEGEND
L Left handed R Right handed



ENTRY LIST BY NOC

As of FRI 2 DEC 2011 / En date du VEN 2 DÉC 2011

AUT - Austria		
4 S	UNTERBERGER Andreas	R
3 V	FOREJTEK Markus	R
2	SCHMITT Marcus	R
1	EGRETZBERGER Martin	L
A	SOKELE Christian	R
C	SCHMIDT Rodger	

BLR - Belarus		
4 S	PLATONOV Ihar	R
3 V	KIRILLOV Dmitry	R
2	AVLASENKO Andrei	R
1	PAULIUCHYK Yury	R
A	KARANEVICH Yury	R
C	KIRILLOVA Ekaterina	

ESP - Spain		
4 S	DE MOLLINEDO Antonio	R
3 V	SANGUESA Jose Manuel	R
2	GONZALEZ Carlos	R
1	GARCIA Angel	R
A	VEGA Carlos	R
C	ROBILLARD Melanie	

FIN - Finland		
4	ANTTILA Toni	R
3 S	UUSIPAAVALNIEMI Markku	R
2 V	HAKUNTI Kasper	R
1	IKONEN Joni	R
A	HATI Tommi	R

HUN - Hungary		
4	HALL Krisztian	R
3 S	NAGY Gyoergy	L
2 V	ESZOEL Gabor	R
1	BELLELI Lajos	R
A	KISS Zsolt	R
C	FREDERIKSEN Sune	

LTU - Lithuania		
4 S	VYSKUPAITIS Tadas	R
3 V	KULAKAUSKAS Vytyis	R
2	SADAUSKAS Vidas	R
1	KULAKAUSKAS Mantas	R
A	ZALIECKAS Vygantas	R
C	ZALIECKAS Vygantas	

RUS - Russia		
4 S	TSELOUSOV Alexey	R
3 V	STUKALSKY Alexey	R
2	DROZDOV Andrey	R
1	RAZHABOV Artur	R
A	DRON Petr	R
C	SHULIKO Yury	

SVK - Slovakia		
4 S	PITONAK Pavol	R
3 V	PITONAK Frantisek	R
2	PITONAK Tomas	R
1	PITONAK Peter	R
A	KAJAN Milan	R

NOTES

Team position and functions are attached to each team member's name as follows:
4 = Fourth, **3** = Third, **2** = Second, **1** = Lead, **A** = Alternate, **S** = Skip, **V** = Vice-Skip, **C** = Coach

LEGEND

L Left handed R Right handed