



European Curling Championships 19.11. - 26.11.2016

RESULTS BOOK B-Division Men





ECC 2016
Braehead, Scotland

FRI 25 NOV 2016

Le Gruyère AOP European Curling Championships 2016
intu Braehead Curling Rink
B-Division Men



Medallists

Medal	Country	Name
GOLD	NED - Netherlands	VAN DORP Jaap GOESGENS Wouter HOEKMAN Laurens GLASBERGEN Carlo DE BOOM Lars LEIBBRANDT-DEMMON Shari
SILVER	SVK - Slovakia	MISUN David KAPRALIK Patrik GALLO Juraj POLAK Jakub - MITCHELL Alan
BRONZE	CZE - Czech Republic	CANDRA Jiri KUBESKA Karel JURIK Martin JIROUNEK David KLIMA Lukas HALLSTROEM Rickard



Final Standings

Team	Players	Position - Function
Gold NED - Netherlands	VAN DORP Jaap GOESGENS Wouter HOEKMAN Laurens GLASBERGEN Carlo DE BOOM Lars	4 S 3 V 2 1 A
Silver SVK - Slovakia	MISUN David KAPRALIK Patrik GALLO Juraj POLAK Jakub -	4 V 3 2 S 1 A
Bronze CZE - Czech Republic	CANDRA Jiri KUBESKA Karel JURIK Martin JIROUNEK David KLIMA Lukas	4 V 3 S 2 1 A
4 ISR - Israel	FREILICH Adam RIVKIND Leonid KRASIK-GEIGER Ariel LUTZ Jeffrey KEMPENICH Gabriel	4 S 3 2 1 V A
5 LAT - Latvia	GULBIS Ritvars BUSMANIS Raivis SARSUNS Normunds AVOTINS Aivars KLIVE Janis	4 S 3 V 2 1 A
5 POL - Poland	JASIECKI Borys DOMIN Krzysztof CEBULA Damian LOBAZA Bartosz KOLODZIEJ Maciej	4 S 3 V 2 1 A
7 TUR - Turkey	KARATAS Alican KARAGOZ Ugurcan CAKIR Bilal Omer CAKIR Kadir -	4 S 3 2 1 V A
8 HUN - Hungary	SZABO Gergely BODOR Gabor MAJOR Gergely SZARVAS Gabor LADOS Tamas	4 S 3 V 2 1 A
9 ENG - England	MacDOUGALL Alan REED Andrew WOOLSTON Andrew JAECCI Thomas FOWLER Ben	4 S 3 V 2 1 A
10 WAL - Wales	MEIKLE Adrian POUGHER James PHILLIPS Rhys COOMBS Garry POUGHER Simon	4 S 3 V 2 1 A
11 LTU - Lithuania	VYSKUPAITIS Tadas KULAKAUSKAS Vytis TELKSNYS Laurynas SADAUSKAS Vidas PACEVICIUS Nerijus	4 S 3 V 2 1 A



ECC 2016
Braehead, Scotland

Le Gruyère AOP European Curling Championships 2016
intu Braehead Curling Rink
B-Division Men



Final Standings

Team	Players	Position - Function
12 BEL - Belgium	VERREYCKEN Timothy	4 S
	VAN WATERSCHOOT Tom	3 V
	JANBROERS Gregory	2
	MEIJLAERS Pieter	1
	SPRUYT Jeroen	A
13 EST - Estonia	LILL Martin	4 S
	MAESALU Ingar	3 V
	KARLSON Johan	2
	TOOMVALI Tanel	1
	-	A
14 FRA - France	PIZON Louis	4 V
	BIECHELY Jean-Olivier	3 S
	PAGNOT Simon	2
	MOUTERDE Sylvain	1
	DUCROZ Theo	A
14 SLO - Slovenia	SEVER Stefan	4 S
	STOPAR Aljaz	3 V
	GREGORI Noel	2
	PREZELJ Luka	1
	STOPAR Gasper	A
16 ESP - Spain	GRACIA Alfonso	4 V
	MUNUERA Lucas	3 S
	GARCIA Rodrigo	2
	TESA Oscar	1
	DE PAZ Eduardo	A

Note:

Team position and functions are attached to each team member's name as follows:
4 = Fourth, **3** = Third, **2** = Second, **1** = Lead, **A** = Alternate, **S** = Skip, **V** = Vice-Skip



Competition Summary

Session	Date	Time	Sheet F	Sheet G	Sheet H	Sheet J	Sheet K	Sheet L
Session 1	19 Nov	09:00	ISR - SVK	9:6				
Session 2	19 Nov	15:00	CZE - LTU	7:5	ESP - TUR 2:9	FRA - WAL 6:7	ENG - BEL 15:6	LAT - HUN 9:2
Session 3	19 Nov	20:00						NED - POL 11:2 EST - SLO 6:4
Session 4	20 Nov	08:00	BEL - HUN	8:5	ISR - FRA W:L	TUR - LTU 11:7	ESP - SVK 4:9	WAL - CZE 3:7
Session 5	20 Nov	12:00						ENG - LAT 2:10
Session 6	20 Nov	16:00	POL - SLO	7:5	SVK - LTU 5:3	EST - NED 3:8		ESP - FRA 4:9
Session 7	21 Nov	08:00	ESP - WAL	6:9	SLO - NED 2:11	HUN - ENG 9:8	POL - EST 5:4	FRA - LTU 3:9
Session 8	21 Nov	12:00				CZE - TUR 4:11		LAT - BEL 10:4
Session 9	21 Nov	16:00	NED - LAT	7:2	POL - ENG 8:3		LTU - WAL 2:8	SLO - BEL 7:5
Session 10	21 Nov	20:00						FRA - SVK 4:9 CZE - ISR 9:1
Session 11	22 Nov	08:00		EST - LAT 6:5	ENG - SLO 7:3	NED - HUN 8:4	BEL - POL 3:6	TUR - WAL 6:3
Session 12	22 Nov	12:00					LTU - ISR 3:5	
Session 13	22 Nov	16:00	TUR - FRA	6:5	BEL - EST 4:3	LAT - POL 9:8		ENG - NED 6:4
Session 14	22 Nov	20:00				ISR - ESP 10:4		SLO - HUN 2:9 SVK - CZE 6:10
Session 15	23 Nov	08:00	EST - ENG	5:7	HUN - POL 6:5	NED - BEL 7:5	LAT - SLO 7:0	
Session 16	23 Nov	12:00		CZE - ESP 10:4	WAL - SVK 4:7	ISR - TUR 7:6		
Session 17	23 Nov	16:00					HUN - EST 9:7	
Session 18	23 Nov	20:00		WAL - ISR 7:2		FRA - CZE 3:13	SVK - TUR 9:6	LTU - ESP 8:6
Tie-breaker	24 Nov	09:00			POL - HUN 7:5		SVK - TUR 12:5	
Qualification	24 Nov	14:30		POL - ISR 4:8				SVK - LAT 6:5
Relegation 1	24 Nov	20:00	EST - FRA	7:3			SLO - ESP 5:2	
Semi-finals	24 Nov	20:00			SVK - CZE 9:8			NED - ISR 6:2
Finals	25 Nov	13:00		CZE - ISR 10:3			NED - SVK 7:6	
Relegation 2	26 Nov	09:00		SLO - FRA 6:3				

Standings after Round Robin and Tie-Breaker

Rank	Team	Games	Wins	Losses	TB W-L
Group-A					
1	CZE - Czech Republic	7	6	1	Q
2	ISR - Israel	7	5	2	Q
3	SVK - Slovakia	7	5	2	1 - 0 Q
4	TUR - Turkey	7	5	2	0 - 1
5	WAL - Wales	7	4	3	
6	LTU - Lithuania	7	2	5	
7	FRA - France	7	1	6	
8	ESP - Spain	7	0	7	
Group-B					
1	NED - Netherlands	7	6	1	Q
2	LAT - Latvia	7	5	2	Q
3	POL - Poland	7	4	3	1 - 0 Q
4	HUN - Hungary	7	4	3	0 - 1
5	ENG - England	7	4	3	
6	BEL - Belgium	7	2	5	w1
7	EST - Estonia	7	2	5	w0
8	SLO - Slovenia	7	1	6	



Competition Summary

Championship Bracket

Qualification	Semi-finals	Finals	Final Standings																																			
<table border="1"> <tr> <td>A2</td> <td>ISR</td> <td>8</td> <td rowspan="2">ISR</td> </tr> <tr> <td>B3</td> <td>POL</td> <td>4</td> </tr> <tr> <td>A3</td> <td>SVK</td> <td>6</td> <td rowspan="2">SVK</td> </tr> <tr> <td>B2</td> <td>LAT</td> <td>5</td> </tr> </table>	A2	ISR	8	ISR	B3	POL	4	A3	SVK	6	SVK	B2	LAT	5	<table border="1"> <tr> <td>A1</td> <td>CZE</td> <td>8</td> <td rowspan="2">SVK</td> <td rowspan="2">6</td> </tr> <tr> <td></td> <td>SVK</td> <td>9</td> </tr> <tr> <td>B1</td> <td>NED</td> <td>6</td> <td rowspan="2">NED</td> <td rowspan="2">7</td> </tr> <tr> <td></td> <td>ISR</td> <td>2</td> </tr> </table>	A1	CZE	8	SVK	6		SVK	9	B1	NED	6	NED	7		ISR	2	<table border="1"> <tr> <td>CZE</td> <td>10</td> <td rowspan="2">CZE</td> </tr> <tr> <td>ISR</td> <td>3</td> </tr> </table>	CZE	10	CZE	ISR	3	<p>Gold NED - Netherlands Silver SVK - Slovakia Bronze CZE - Czech Republic</p> <p>4 ISR - Israel 5 LAT - Latvia 5 POL - Poland 7 TUR - Turkey 8 HUN - Hungary 9 ENG - England 10 WAL - Wales 11 LTU - Lithuania 12 BEL - Belgium 13 EST - Estonia 14 SLO - Slovenia 15 FRA - France 16 ESP - Spain</p>
A2	ISR	8	ISR																																			
B3	POL	4																																				
A3	SVK	6	SVK																																			
B2	LAT	5																																				
A1	CZE	8	SVK	6																																		
	SVK	9																																				
B1	NED	6	NED	7																																		
	ISR	2																																				
CZE	10	CZE																																				
ISR	3																																					

Legend:		
L Loss	Q Qualified for the Play-offs	TB Involved in the tie-breaker
W Win	wn Number of wins (n) against tied teams	

NED and SVK qualified to A-Division 2017
FRA and ESP relegated to C-Division 2017





Scoring Analysis

Team	Games		Stolen		Points Scored						Total	Plus / Minus
			LSFE	Ends	0	1	2	3	4	>4		
NED - Netherlands	9	For	7	12	6	16	14	3	4	0	69	+37
		Against	2	6	6	22	5	0	0	0	32	
CZE - Czech Republic	9	For	8	10	3	16	14	5	2	2	78	+33
		Against	1	10	4	26	5	3	0	0	45	
LAT - Latvia	8	For	3	12	1	14	12	2	2	1	57	+22
		Against	5	5	7	17	6	2	0	0	35	
SVK - Slovakia	11	For	5	13	8	24	8	12	2	0	84	+19
		Against	6	10	7	26	13	3	1	0	65	
TUR - Turkey	8	For	5	12	3	18	15	4	0	0	60	+11
		Against	3	3	8	14	5	7	1	0	49	
WAL - Wales	7	For	5	7	6	16	7	1	2	0	41	+5
		Against	2	10	6	17	8	1	0	0	36	
ENG - England	7	For	4	8	7	13	9	3	2	0	48	+3
		Against	3	9	3	13	10	4	0	0	45	
POL - Poland	9	For	3	11	9	24	8	4	0	0	52	-2
		Against	6	11	6	22	12	0	2	0	54	
EST - Estonia	8	For	8	8	7	23	6	2	0	0	41	-4
		Against	0	8	9	17	11	2	0	0	45	
HUN - Hungary	8	For	3	6	7	15	10	2	2	0	49	-5
		Against	5	9	5	18	9	2	3	0	54	
LTU - Lithuania	7	For	2	2	5	13	8	1	0	1	37	-8
		Against	5	5	10	16	8	3	1	0	45	
ISR - Israel	10	For	4	11	10	20	10	4	0	0	52	-9
		Against	6	14	7	21	13	2	2	0	61	
BEL - Belgium	7	For	1	7	6	18	5	1	1	0	35	-18
		Against	6	7	6	13	7	3	3	1	53	



Scoring Analysis

Team	Games		Stolen		Points Scored						Plus / Minus	
			LSFE	Ends	0	1	2	3	4	>4	Total	Minus
SLO - Slovenia	9	For	4	10	6	19	3	3	0	0	34	-23
		Against	5	16	13	20	8	3	3	0	57	
FRA - France	9	For	1	6	11	24	6	2	0	0	42	-24
		Against	8	5	4	20	7	7	0	2	66	
ESP - Spain	8	For	4	5	8	24	4	0	0	0	32	-37
		Against	4	12	2	15	12	7	1	1	69	
Total	67			140	103	297	139	49	17	4	811	

Note:
Stolen ends are the ends won without the last stone advantage.

Legend:
>4 More than four points scored **LSFE** Last Stone First End



Summary of Big Ends

Points Scored	By	Against	Session	End	Game Result
6	CZE - Czech Republic	FRA - France	18	9	13 : 3
5	CZE - Czech Republic	ESP - Spain	16	4	10 : 4
5	LAT - Latvia	BEL - Belgium	7	4	10 : 4
5	LTU - Lithuania	FRA - France	7	6	9 : 3
4	BEL - Belgium	HUN - Hungary	4	6	8 : 5
4	CZE - Czech Republic	SVK - Slovakia	14	5	10 : 6
4	CZE - Czech Republic	ISR - Israel	F	3	10 : 3
4	ENG - England	BEL - Belgium	2	2	15 : 6
4	ENG - England	BEL - Belgium	2	9	15 : 6
4	HUN - Hungary	BEL - Belgium	4	3	5 : 8
4	HUN - Hungary	SLO - Slovenia	13	4	9 : 2
4	LAT - Latvia	HUN - Hungary	2	6	9 : 2
4	LAT - Latvia	POL - Poland	13	1	9 : 8
4	NED - Netherlands	POL - Poland	2	6	11 : 2
4	NED - Netherlands	SLO - Slovenia	7	2	11 : 2
4	NED - Netherlands	SLO - Slovenia	7	4	11 : 2
4	NED - Netherlands	HUN - Hungary	11	7	8 : 4
4	SVK - Slovakia	ISR - Israel	1	2	6 : 9
4	SVK - Slovakia	TUR - Turkey	TB	8	12 : 5
4	WAL - Wales	ESP - Spain	7	4	9 : 6
4	WAL - Wales	LTU - Lithuania	9	2	8 : 2

Note:
Big ends are defined as ends with a score of four or more points.

Legend:
F Finals TB Tie-breaker



ECC 2016
Braehead, Scotland

SAT 26 NOV 2016
Start Time 14:00

Le Gruyère AOP European Curling Championships 2016

intu Braehead Curling Rink

B-Division Men

World Challenge



Session Results and Standings

Sheet	Game	Team	LSFE	1	2	3	4	5	6	7	8	9	10	Extra Ends	Total
C	1	AUT - Austria		0	0	3	0	0	0	3	0	1	0		7
	1	NED - Netherlands	*	1	0	0	1	0	1	0	2	0	1		6
H	2	NED - Netherlands		1	1	3	1	1	0	1	0	1	X		9
	2	AUT - Austria	*	0	0	0	0	0	1	0	1	0	X		2
H	3	NED - Netherlands		0	0	2	0	0	1	0	2	0	1		6
	3	AUT - Austria	*	1	1	0	1	0	0	1	0	1	0		5

Legend:
LSFE(*) Last Stone First End

NED qualified for WMCC 2017





ECC 2016
Braehead, Scotland

FRI 25 NOV 2016
Start Time 19:00

Le Gruyère AOP European Curling Championships 2016
intu Braehead Curling Rink
B-Division Men



World Challenge - Game 1

Game Results

Sheet	Game	Team	LSFE	1	2	3	4	5	6	7	8	9	10	Extra Ends	Total
C	1	AUT - Austria		0	0	3	0	0	0	3	0	1	0		7
	10	NED - Netherlands	*	1	0	0	1	0	1	0	2	0	1		6

AUT - Austria	
4 S	WUNDERER Sebastian
3 V	GENNER Mathias
2	REICHEL Martin
1	FOREJTEK Markus
A	NOTHEGGER Philipp

NED - Netherlands	
4 S	VAN DORP Jaap
3 V	GOESGENS Wouter
2	HOEKMAN Laurens
1	GLASBERGEN Carlo
A	DE BOOM Lars

Last Stone Draw	Distance
🕒 FOREJTEK M	57.5cm
🕒 WUNDERER S	32.8cm
Total	90.3cm

Last Stone Draw	Distance
🕒 GLASBERGEN C	30.1cm
🕒 VAN DORP J	18.2cm
Total	48.3cm

Note:
Team position and functions are attached to each team member's name as follows:
4 = Fourth, **3** = Third, **2** = Second, **1** = Lead, **A** = Alternate, **S** = Skip, **V** = Vice-Skip

Legend:
🕒 Clockwise 🕒 Counter-clockwise **LSFE(*)** Last Stone First End





ECC 2016
Braehead, Scotland

SAT 26 NOV 2016
Start Time 14:00

Le Gruyère AOP European Curling Championships 2016
intu Braehead Curling Rink
B-Division Men

World Challenge - Game 3



Game Results

Sheet	Game	Team	LSFE	1	2	3	4	5	6	7	8	9	10	Extra Ends	Total
H	12	NED - Netherlands		0	0	2	0	0	1	0	2	0	1		6
	3	AUT - Austria	*	1	1	0	1	0	0	1	0	1	0		5

NED - Netherlands	
4 S	VAN DORP Jaap
3 V	GOESGENS Wouter
2	HOEKMAN Laurens
1	GLASBERGEN Carlo
A	DE BOOM Lars

AUT - Austria	
4 S	WUNDERER Sebastian
3 V	GENNER Mathias
2	REICHEL Martin
1	FOREJTEK Markus
A	NOTHEGGER Philipp

Last Stone Draw		Distance
↻	GLASBERGEN C	76.9cm
↻	VAN DORP J	45.6cm
Total		122.5cm

Last Stone Draw		Distance
↻	WUNDERER S	21.2cm
↻	FOREJTEK M	36.8cm
Total		58.0cm

Note:
Team position and functions are attached to each team member's name as follows:
4 = Fourth, **3** = Third, **2** = Second, **1** = Lead, **A** = Alternate, **S** = Skip, **V** = Vice-Skip

Legend:
↻ Clockwise ↻ Counter-clockwise **LSFE(*)** Last Stone First End

NED qualified for the WMCC 2017

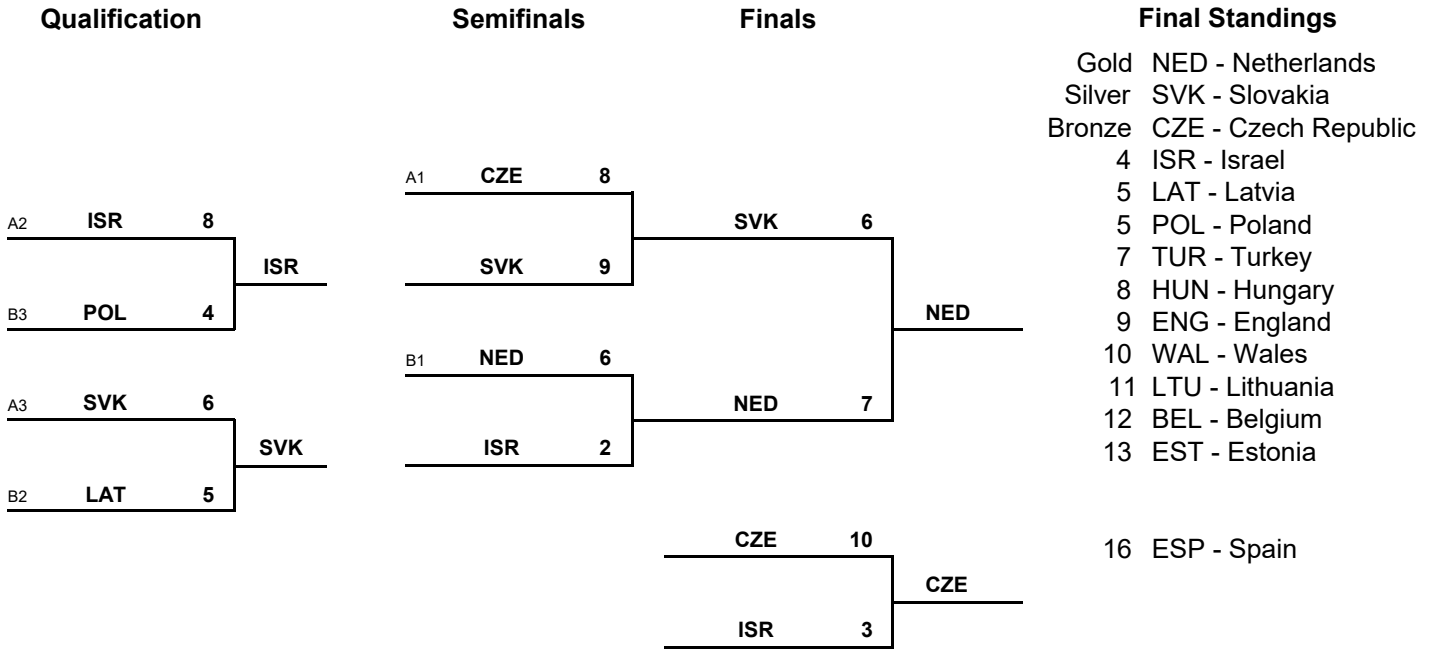




Session Results and Standings

Sheet	Game	Team	LSFE	1	2	3	4	5	6	7	8	9	10	Extra Ends	Total
G	9	CZE - Czech Republic	*	1	0	4	0	2	0	2	1	X	X		10
	10	ISR - Israel		0	1	0	1	0	1	0	0	X	X		3
J	9	NED - Netherlands	*	1	0	0	0	3	0	1	1	0	0	1	7
	11	SVK - Slovakia		0	0	1	2	0	1	0	0	1	1	0	6

Championship Bracket



Legend: LSFE(*) Last Stone First End X Unfinished end due to concession

NED will play the World Challenge vs AUT
NED and SVK qualify for the A-Division 2017





ECC 2016
Braehead, Scotland

FRI 25 NOV 2016
Start Time 13:00

Le Gruyère AOP European Curling Championships 2016
intu Braehead Curling Rink
B-Division Men

Gold Medal Game



Game Results

Sheet	Game	Team	LSFE	1	2	3	4	5	6	7	8	9	10	Extra Ends	Total
J	9	NED - Netherlands	*	1	0	0	0	3	0	1	1	0	0	1	7
	11	SVK - Slovakia		0	0	1	2	0	1	0	0	1	1	0	6

NED - Netherlands	
4 S	VAN DORP Jaap
3 V	GOESGENS Wouter
2	HOEKMAN Laurens
1	GLASBERGEN Carlo
A	DE BOOM Lars

SVK - Slovakia	
4 V	MISUN David
3	KAPRALIK Patrik
2 S	GALLO Juraj
1	POLAK Jakub
A	-

Last Stone Draw

- ⌚ GLASBERGEN C
- ⌚ VAN DORP J

Distance

- 32.9cm
- 89.0cm

Total

121.9cm

Last Stone Draw

- ⌚ POLAK J
- ⌚ GALLO J

Distance

- 70.0cm
- 79.3cm

Total

149.3cm

Note:
Team position and functions are attached to each team member's name as follows:
4 = Fourth, **3** = Third, **2** = Second, **1** = Lead, **A** = Alternate, **S** = Skip, **V** = Vice-Skip

Legend:
⌚ Clockwise ⌚ Counter-clockwise **LSFE(*)** Last Stone First End



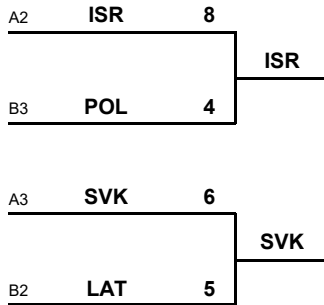


Session Results and Standings

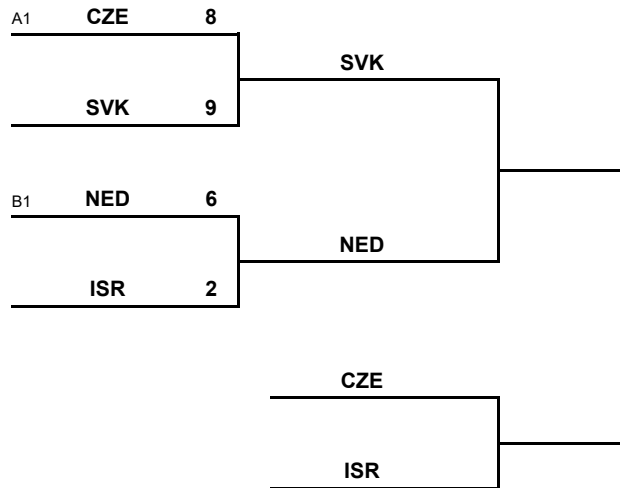
Sheet	Game	Team	LSFE	1	2	3	4	5	6	7	8	9	10	Extra Ends	Total
H	10	SVK - Slovakia		2	0	1	0	1	0	1	0	3	1		9
	8	CZE - Czech Republic	*	0	3	0	1	0	3	0	1	0	0		8
L	8	NED - Netherlands	*	0	0	3	0	1	1	0	0	1	X		6
	9	ISR - Israel		0	0	0	0	0	0	2	0	0	X		2

Championship Bracket

Qualification



Semifinals



Finals

FRI 25 NOV
13:00

Final Standings

- 5 LAT - Latvia
- 5 POL - Poland
- 7 TUR - Turkey
- 8 HUN - Hungary
- 9 ENG - England
- 10 WAL - Wales
- 11 LTU - Lithuania
- 12 BEL - Belgium
- 13 EST - Estonia

- 16 ESP - Spain

Legend:

LSFE(*) Last Stone First End X Unfinished end due to concession

SVK and NED qualify for the A-Division 2017





ECC 2016
Braehead, Scotland

THU 24 NOV 2016
Start Time 20:00

Le Gruyère AOP European Curling Championships 2016
intu Braehead Curling Rink
B-Division Men

Semi-final - Sheet H



Game Results

Sheet	Game	Team	LSFE	1	2	3	4	5	6	7	8	9	10	Extra Ends	Total
H	10	SVK - Slovakia		2	0	1	0	1	0	1	0	3	1		9
	8	CZE - Czech Republic	*	0	3	0	1	0	3	0	1	0	0		8

SVK - Slovakia	
4 V	MISUN David
3	KAPRALIK Patrik
2 S	GALLO Juraj
1	POLAK Jakub
A	-

CZE - Czech Republic	
4 V	CANDRA Jiri
3 S	KUBESKA Karel
2	JURIK Martin
1	JIROUNEK David
A	KLIMA Lukas

Note:
Team position and functions are attached to each team member's name as follows:
4 = Fourth, **3** = Third, **2** = Second, **1** = Lead, **A** = Alternate, **S** = Skip, **V** = Vice-Skip

Legend:
LSFE(*) Last Stone First End





ECC 2016
Braehead, Scotland

THU 24 NOV 2016
Start Time 14:30

Le Gruyère AOP European Curling Championships 2016
intu Braehead Curling Rink
B-Division Men

Qualification

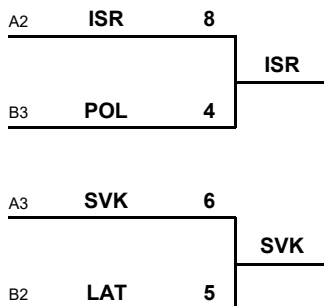


Session Results and Standings

Sheet	Game	Team	LSFE	1	2	3	4	5	6	7	8	9	10	Extra Ends	Total
G	9	POL - Poland		0	1	0	0	3	0	0	0	0	X		4
	8	ISR - Israel	*	0	0	1	1	0	2	1	2	1	X		8
L	9	SVK - Slovakia	*	0	1	0	0	3	0	1	0	0	1		6
	8	LAT - Latvia		0	0	1	1	0	1	0	2	0	0		5

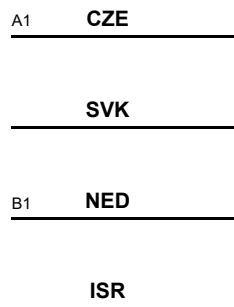
Championship Bracket

Qualification



Semifinals

THU 24 NOV
20:00



Finals

FRI 25 NOV
13:00



Final Standings

- 5 LAT - Latvia
- 5 POL - Poland
- 7 TUR - Turkey
- 8 HUN - Hungary
- 9 ENG - England
- 10 WAL - Wales
- 11 LTU - Lithuania
- 12 BEL - Belgium

Legend:
LSFE(*) Last Stone First End **LSFn** Loser of semi-final n **WSFn** Winner of semi-final n
X Unfinished end due to concession





ECC 2016
Braehead, Scotland

SAT 26 NOV 2016
Start Time 9:00

Le Gruyère AOP European Curling Championships 2016
intu Braehead Curling Rink
B-Division Men

Relegation 2



Session Results and Standings

Sheet	Game	Team	LSFE	1	2	3	4	5	6	7	8	9	10	Extra Ends	Total
G	9	SLO - Slovenia	*	1	0	0	0	3	0	1	0	1	0		6
	9	FRA - France		0	0	0	1	0	0	0	1	0	1		3

Legend:
LSFE(*) Last Stone First End

FRA and ESP relegated to C-Division 2017





ECC 2016
Braehead, Scotland

SAT 26 NOV 2016
Start Time 9:00

Le Gruyère AOP European Curling Championships 2016
intu Braehead Curling Rink
B-Division Men

Relegation L7 v W8



Game Results

Sheet	Game	Team	LSFE	1	2	3	4	5	6	7	8	9	10	Extra Ends	Total
G	9	SLO - Slovenia	*	1	0	0	0	3	0	1	0	1	0		6
	9	FRA - France		0	0	0	1	0	0	0	1	0	1		3

SLO - Slovenia	
4 V	STOPAR Aljaz
3 S	SEVER Stefan
2	GREGORI Noel
1	PREZELJ Luka
A	STOPAR Gasper

FRA - France	
4 V	PIZON Louis
3 S	BIECHELY Jean-Olivier
2	PAGNOT Simon
1	DUCROZ Theo
A	MOUSTERDE Sylvain

Last Stone Draw	Distance
↻ STOPARA A	89.5cm
↻ PREZELJ L	74.8cm
Total	164.3cm

Last Stone Draw	Distance
↻ PIZON L	38.5cm
↻ DUCROZ T	175.7cm
Total	214.2cm

MOUSTERDE S replaced DUCROZ T at the beginning of end 4

Note:
Team position and functions are attached to each team member's name as follows:
4 = Fourth, **3** = Third, **2** = Second, **1** = Lead, **A** = Alternate, **S** = Skip, **V** = Vice-Skip

Legend:
↻ Clockwise ↻ Counter-clockwise **LSFE(*)** Last Stone First End

SLO stays in B-Division, FRA relegated to C-Division 2017





Session Results and Standings

Sheet	Game	Team	LSFE	1	2	3	4	5	6	7	8	9	10	Extra Ends	Total
H	8	POL - Poland		0	0	1	1	1	0	2	0	0	2		7
	8	HUN - Hungary	*	2	0	0	0	0	1	0	0	2	0		5
K	8	SVK - Slovakia	*	1	0	1	0	3	0	3	4	X	X		12
	8	TUR - Turkey		0	2	0	1	0	2	0	0	X	X		5

Standings after Round Robin and Tie-breakers

Group-A

Rank	Team	Games	Wins	Losses	TB W-L
1	CZE - Czech Republic	7	6	1	Q
2	ISR - Israel	7	5	2	Q
3	SVK - Slovakia	7	5	2	1 - 0 Q
4	TUR - Turkey	7	5	2	0 - 1
5	WAL - Wales	7	4	3	
6	LTU - Lithuania	7	2	5	
7	FRA - France	7	1	6	
8	ESP - Spain	7	0	7	

Group-B

Rank	Team	Games	Wins	Losses	TB W-L
1	NED - Netherlands	7	6	1	Q
2	LAT - Latvia	7	5	2	Q
3	POL - Poland	7	4	3	1 - 0 Q
4	HUN - Hungary	7	4	3	0 - 1
5	ENG - England	7	4	3	
6	BEL - Belgium	7	2	5	w1
7	EST - Estonia	7	2	5	w0
8	SLO - Slovenia	7	1	6	

Legend:	LSFE(*) Last Stone First End	Q Qualified for the Play-offs	TB W-L Tie-breaker Wins-Losses
wn Number of wins (n) against tied teams	X Unfinished end due to concession		





ECC 2016
Braehead, Scotland

THU 24 NOV 2016
Start Time 9:00

Le Gruyère AOP European Curling Championships 2016
intu Braehead Curling Rink
B-Division Men

Tie-breaker - Sheet H



Game Results

Sheet	Game	Team	LSFE	1	2	3	4	5	6	7	8	9	10	Extra Ends	Total
H	8	POL - Poland		0	0	1	1	1	0	2	0	0	2		7
	8	HUN - Hungary	*	2	0	0	0	0	1	0	0	2	0		5

POL - Poland	
4 S	JASIECKI Borys
3 V	DOMIN Krzysztof
2	CEBULA Damian
1	LOBAZA Bartosz
A	KOŁODZIEJ Maciej

HUN - Hungary	
4 S	SZABO Gergely
3 V	BODOR Gabor
2	MAJOR Gergely
1	SZARVAS Gabor
A	LADOS Tamas

Note:
Team position and functions are attached to each team member's name as follows:
4 = Fourth, **3** = Third, **2** = Second, **1** = Lead, **A** = Alternate, **S** = Skip, **V** = Vice-Skip

Legend:
LSFE(*) Last Stone First End





Competition Matrix

Group-A

Team	CZE	ESP	FRA	ISR	LTU	SVK	TUR	WAL
CZE		10 - 4	13 - 3	9 - 1	7 - 5	10 - 6	4 - 11	7 - 3
ESP	4 - 10		4 - 9	4 - 10	6 - 8	4 - 9	2 - 9	6 - 9
FRA	3 - 13	9 - 4		L - W	3 - 9	4 - 9	5 - 6	6 - 7
ISR	1 - 9	10 - 4	W - L		5 - 3	9 - 6	7 - 6	2 - 7
LTU	5 - 7	8 - 6	9 - 3	3 - 5		3 - 5	7 - 11	2 - 8
SVK	6 - 10	9 - 4	9 - 4	6 - 9	5 - 3		9 - 6	7 - 4
TUR	11 - 4	9 - 2	6 - 5	6 - 7	11 - 7	6 - 9		6 - 3
WAL	3 - 7	9 - 6	7 - 6	7 - 2	8 - 2	4 - 7	3 - 6	

Standings after Round Robin

Rank	Team	Games	Wins	Losses	
1	CZE - Czech Republic	7	6	1	Q
2	ISR - Israel	7	5	2	Q w2
3	SVK - Slovakia	7	5	2	TB w1
3	TUR - Turkey	7	5	2	TB w0
5	WAL - Wales	7	4	3	
6	LTU - Lithuania	7	2	5	
7	FRA - France	7	1	6	
8	ESP - Spain	7	0	7	



Competition Matrix

Group-B

Team	BEL	ENG	EST	HUN	LAT	NED	POL	SLO
BEL		6 - 15	4 - 3	8 - 5	4 - 10	5 - 7	3 - 6	5 - 7
ENG	15 - 6		7 - 5	8 - 9	2 - 10	6 - 4	3 - 8	7 - 3
EST	3 - 4	5 - 7		7 - 9	6 - 5	3 - 8	4 - 5	6 - 4
HUN	5 - 8	9 - 8	9 - 7		2 - 9	4 - 8	6 - 5	9 - 2
LAT	10 - 4	10 - 2	5 - 6	9 - 2		2 - 7	9 - 8	7 - 0
NED	7 - 5	4 - 6	8 - 3	8 - 4	7 - 2		11 - 2	11 - 2
POL	6 - 3	8 - 3	5 - 4	5 - 6	8 - 9	2 - 11		7 - 5
SLO	7 - 5	3 - 7	4 - 6	2 - 9	0 - 7	2 - 11	5 - 7	

Standings after Round Robin

Rank	Team	Games	Wins	Losses		
1	NED - Netherlands	7	6	1	Q	
2	LAT - Latvia	7	5	2	Q	
3	HUN - Hungary	7	4	3	TB	w2
4	POL - Poland	7	4	3	TB	w1
5	ENG - England	7	4	3		w0
6	BEL - Belgium	7	2	5		w1
7	EST - Estonia	7	2	5		w0
8	SLO - Slovenia	7	1	6		

Legend:			
L Loss	Q Qualified for the Play-offs	TB Involved in the tie-breaker	
W Win	wn Number of wins (n) against tied teams		



Scoring Analysis

Team	Games		Stolen		Points Scored						Total	Plus / Minus
			LSFE	Ends	0	1	2	3	4	>4		
NED - Netherlands	7	For	5	9	3	9	14	1	4	0	56	+32
		Against	2	4	4	18	3	0	0	0	24	
CZE - Czech Republic	7	For	6	9	3	12	12	3	1	2	60	+27
		Against	1	8	4	19	4	2	0	0	33	
LAT - Latvia	7	For	3	11	1	11	11	2	2	1	52	+23
		Against	4	5	5	14	6	1	0	0	29	
TUR - Turkey	7	For	5	12	3	17	13	4	0	0	55	+18
		Against	2	2	8	12	5	5	0	0	37	
SVK - Slovakia	7	For	3	8	5	11	6	8	1	0	51	+11
		Against	4	8	7	16	10	0	1	0	40	
WAL - Wales	7	For	5	7	6	16	7	1	2	0	41	+5
		Against	2	10	6	17	8	1	0	0	36	
ENG - England	7	For	4	8	7	13	9	3	2	0	48	+3
		Against	3	9	3	13	10	4	0	0	45	
POL - Poland	7	For	3	8	8	20	6	3	0	0	41	0
		Against	4	7	4	17	8	0	2	0	41	
ISR - Israel	7	For	3	7	8	13	7	4	0	0	39	-2
		Against	4	10	4	15	11	0	1	0	41	
HUN - Hungary	7	For	2	6	6	14	8	2	2	0	44	-3
		Against	5	7	4	15	7	2	3	0	47	
EST - Estonia	7	For	7	8	6	21	5	1	0	0	34	-8
		Against	0	8	8	14	11	2	0	0	42	
LTU - Lithuania	7	For	2	2	5	13	8	1	0	1	37	-8
		Against	5	5	10	16	8	3	1	0	45	
FRA - France	7	For	1	6	7	18	6	2	0	0	36	-17
		Against	6	4	3	15	6	5	0	2	53	
BEL - Belgium	7	For	1	7	6	18	5	1	1	0	35	-18
		Against	6	7	6	13	7	3	3	1	53	



Scoring Analysis

Team	Games		Stolen		Points Scored						Plus / Minus	
			LSFE	Ends	0	1	2	3	4	>4	Total	Minus
SLO - Slovenia	7	For	3	6	5	13	2	2	0	0	23	-29
		Against	4	16	8	15	8	3	3	0	52	
ESP - Spain	7	For	3	5	6	22	4	0	0	0	30	-34
		Against	4	9	1	12	11	7	1	1	64	
Total	56			119	85	241	123	38	15	4	682	

Note:
Stolen ends are the ends won without the last stone advantage.

Legend:
>4 More than four points scored **LSFE** Last Stone First End



Summary of Big Ends

Points Scored	By	Against	Session	End	Game Result
6	CZE - Czech Republic	FRA - France	18	9	13 : 3
5	CZE - Czech Republic	ESP - Spain	16	4	10 : 4
5	LAT - Latvia	BEL - Belgium	7	4	10 : 4
5	LTU - Lithuania	FRA - France	7	6	9 : 3
4	BEL - Belgium	HUN - Hungary	4	6	8 : 5
4	CZE - Czech Republic	SVK - Slovakia	14	5	10 : 6
4	ENG - England	BEL - Belgium	2	2	15 : 6
4	ENG - England	BEL - Belgium	2	9	15 : 6
4	HUN - Hungary	BEL - Belgium	4	3	5 : 8
4	HUN - Hungary	SLO - Slovenia	13	4	9 : 2
4	LAT - Latvia	HUN - Hungary	2	6	9 : 2
4	LAT - Latvia	POL - Poland	13	1	9 : 8
4	NED - Netherlands	POL - Poland	2	6	11 : 2
4	NED - Netherlands	SLO - Slovenia	7	2	11 : 2
4	NED - Netherlands	SLO - Slovenia	7	4	11 : 2
4	NED - Netherlands	HUN - Hungary	11	7	8 : 4
4	SVK - Slovakia	ISR - Israel	1	2	6 : 9
4	WAL - Wales	ESP - Spain	7	4	9 : 6
4	WAL - Wales	LTU - Lithuania	9	2	8 : 2

Note:
Big ends are defined as ends with a score of four or more points.



Session Results and Standings

Sheet	Game	Team	LSFE	1	2	3	4	5	6	7	8	9	10	Extra Ends	Total
G	7	WAL - Wales		0	0	2	1	0	1	2	1	X	X		7
	7	ISR - Israel	*	0	2	0	0	0	0	0	0	X	X		2
J	7	FRA - France		0	0	1	0	1	0	1	0	0	X		3
	7	CZE - Czech Republic	*	0	1	0	3	0	2	0	1	6	X		13
K	7	SVK - Slovakia		0	0	0	3	2	0	0	1	0	3		9
	7	TUR - Turkey	*	0	0	2	0	0	1	1	0	2	0		6
L	7	LTU - Lithuania		0	0	0	2	0	2	0	1	1	0	2	8
	7	ESP - Spain	*	0	0	1	0	2	0	1	0	0	2	0	6

Standings after Round Robin

Group-A

Rank	Team	Games	Wins	Losses	
1	CZE - Czech Republic	7	6	1	Q
2	ISR - Israel	7	5	2	Q w2
3	SVK - Slovakia	7	5	2	TB w1
3	TUR - Turkey	7	5	2	TB w0
5	WAL - Wales	7	4	3	
6	LTU - Lithuania	7	2	5	
7	FRA - France	7	1	6	
8	ESP - Spain	7	0	7	

Group-B

Rank	Team	Games	Wins	Losses	
1	NED - Netherlands	7	6	1	Q
2	LAT - Latvia	7	5	2	Q
3	HUN - Hungary	7	4	3	TB w2
4	POL - Poland	7	4	3	TB w1
5	ENG - England	7	4	3	w0
6	BEL - Belgium	7	2	5	w1
7	EST - Estonia	7	2	5	w0
8	SLO - Slovenia	7	1	6	

Legend:

LSFE(*) Last Stone First End **Q** Qualified for the Play-offs **TB** Involved in the tie-breaker
wn Number of wins (n) against tied teams **X** Unfinished end due to concession



ECC 2016
Braehead, Scotland

WED 23 NOV 2016
Start Time 20:00

Le Gruyère AOP European Curling Championships 2016
intu Braehead Curling Rink
B-Division Men

Group-A Session 18 - Sheet L



Game Results

Sheet	Game	Team	LSFE	1	2	3	4	5	6	7	8	9	10	Extra Ends	Total
L	7	LTU - Lithuania		0	0	0	2	0	2	0	1	1	0	2	8
	7	ESP - Spain	*	0	0	1	0	2	0	1	0	0	2	0	6

LTU - Lithuania	
4 S	VYSKUPAITIS Tadas
3 V	KULAKAUSKAS Vytis
2	SADAUSKAS Vidas
1	PACEVICIUS Nerijus
A	TELKSNYS Laurynas

ESP - Spain	
4 S	MUNUERA Lucas
3 V	GRACIA Alfonso
2	GARCIA Rodrigo
1	TESA Oscar
A	DE PAZ Eduardo

Last Stone Draw	Distance
☺ VYSKUPAITIS T	28.0cm
☺ PACEVICIUS N	199.6cm
Total	227.6cm

Last Stone Draw	Distance
☺ GARCIA R	25.0cm
☺ TESA O	165.3cm
Total	190.3cm

TELKSNYS L replaced PACEVICIUS N at the beginning of end 9
Revised line-up: (4 S) VYSKUPAITIS T, (3 V) KULAKAUSKAS V, (2) TELKSNYS L, (1) SADAUSKAS V

Note:
Team position and functions are attached to each team member's name as follows:
4 = Fourth, **3** = Third, **2** = Second, **1** = Lead, **A** = Alternate, **S** = Skip, **V** = Vice-Skip

Legend:
☺ Clockwise ☹ Counter-clockwise **LSFE(*)** Last Stone First End





Session Results and Standings

Sheet	Game	Team	LSFE	1	2	3	4	5	6	7	8	9	10	Extra Ends	Total
K	7	HUN - Hungary		0	0	2	0	2	0	2	0	2	1		9
	7	EST - Estonia	*	1	1	0	3	0	1	0	1	0	0		7

Current Standings

Group-A

Rank	Team	Games	Wins	Losses
1	CZE - Czech Republic	6	5	1
1	ISR - Israel	6	5	1
1	TUR - Turkey	6	5	1
4	SVK - Slovakia	6	4	2
5	WAL - Wales	6	3	3
6	FRA - France	6	1	5
6	LTU - Lithuania	6	1	5
8	ESP - Spain	6	0	6

Group-B

Rank	Team	Games	Wins	Losses		
1	NED - Netherlands	7	6	1	Q	
2	LAT - Latvia	7	5	2	Q	
3	HUN - Hungary	7	4	3	TB	w2
4	POL - Poland	7	4	3	TB	w1
5	ENG - England	7	4	3		w0
6	BEL - Belgium	7	2	5		w1
7	EST - Estonia	7	2	5		w0
8	SLO - Slovenia	7	1	6		

Note:

Under WCF rules, tie-breaking rules for standings are not applied until after the last game of the Round Robin.

Legend:

LSFE(*) Last Stone First End

Q Qualified for the Play-offs

TB Involved in the tie-breaker

wn Number of wins (n) against tied teams



Session Results and Standings

Sheet	Game	Team	LSFE	1	2	3	4	5	6	7	8	9	10	Extra Ends	Total
G	6	CZE - Czech Republic	*	0	2	0	5	0	0	2	1	X	X		10
	6	ESP - Spain		1	0	1	0	1	1	0	0	X	X		4
H	6	WAL - Wales	*	1	0	2	0	1	0	0	0	0	X		4
	6	SVK - Slovakia		0	2	0	1	0	1	0	1	2	X		7
J	6	ISR - Israel		0	0	1	0	0	2	0	3	0	1		7
	6	TUR - Turkey	*	0	1	0	2	1	0	1	0	1	0		6

Current Standings

Group-A

Rank	Team	Games	Wins	Losses
1	CZE - Czech Republic	6	5	1
1	ISR - Israel	6	5	1
1	TUR - Turkey	6	5	1
4	SVK - Slovakia	6	4	2
5	WAL - Wales	6	3	3
6	FRA - France	6	1	5
6	LTU - Lithuania	6	1	5
8	ESP - Spain	6	0	6

Group-B

Rank	Team	Games	Wins	Losses	
1	NED - Netherlands	7	6	1	Q
2	LAT - Latvia	7	5	2	Q
3	ENG - England	7	4	3	
3	POL - Poland	7	4	3	
5	HUN - Hungary	6	3	3	
6	EST - Estonia	6	2	4	
7	BEL - Belgium	7	2	5	
8	SLO - Slovenia	7	1	6	

Note:

Under WCF rules, tie-breaking rules for standings are not applied until after the last game of the Round Robin.

Legend:

LSFE(*) Last Stone First End **Q** Qualified for the Play-offs **X** Unfinished end due to concession





Session Results and Standings

Sheet	Game	Team	LSFE	1	2	3	4	5	6	7	8	9	10	Extra Ends	Total
F	6	EST - Estonia	*	1	0	2	0	0	0	0	2	0	X		5
	7	ENG - England		0	2	0	0	0	3	1	0	1	X		7
G	6	HUN - Hungary		0	0	1	0	1	0	2	2	0	0		6
	7	POL - Poland	*	0	1	0	1	0	1	0	0	1	1		5
H	7	NED - Netherlands	*	0	2	0	1	0	3	1	0	0	X		7
	7	BEL - Belgium		1	0	1	0	2	0	0	1	0	X		5
J	7	LAT - Latvia		0	0	2	2	1	2	X	X	X	X		7
	7	SLO - Slovenia	*	0	0	0	0	0	0	X	X	X	X		0

Current Standings

Group-A

Rank	Team	Games	Wins	Losses
1	TUR - Turkey	5	5	0
2	CZE - Czech Republic	5	4	1
2	ISR - Israel	5	4	1
4	SVK - Slovakia	5	3	2
4	WAL - Wales	5	3	2
6	FRA - France	6	1	5
6	LTU - Lithuania	6	1	5
8	ESP - Spain	5	0	5

Group-B

Rank	Team	Games	Wins	Losses	
1	NED - Netherlands	7	6	1	Q
2	LAT - Latvia	7	5	2	Q
3	ENG - England	7	4	3	
3	POL - Poland	7	4	3	
5	HUN - Hungary	6	3	3	
6	EST - Estonia	6	2	4	
7	BEL - Belgium	7	2	5	
8	SLO - Slovenia	7	1	6	

Note:

Under WCF rules, tie-breaking rules for standings are not applied until after the last game of the Round Robin.

Legend:

LSFE(*) Last Stone First End **Q** Qualified for the Play-offs **X** Unfinished end due to concession





Game Results

Sheet	Game	Team	LSFE	1	2	3	4	5	6	7	8	9	10	Extra Ends	Total
G	6	HUN - Hungary		0	0	1	0	1	0	2	2	0	0		6
	7	POL - Poland	*	0	1	0	1	0	1	0	0	1	1		5

HUN - Hungary	
4 S	SZABO Gergely
3 V	BODOR Gabor
2	MAJOR Gergely
1	SZARVAS Gabor
A	LADOS Tamas

POL - Poland	
4 S	DOMIN Krzysztof
3 V	CEBULA Damian
2	LOBAZA Bartosz
1	KOLODZIEJ Maciej
A	JASIECKI Borys

Last Stone Draw

- BODOR G
- MAJOR G

Distance

- 40.5cm
- 90.7cm

Total

131.2cm

Last Stone Draw

- LOBAZA B
- DOMIN K

Distance

- 86.5cm
- 21.1cm

Total

107.6cm

Note:

Team position and functions are attached to each team member's name as follows:
4 = Fourth, **3** = Third, **2** = Second, **1** = Lead, **A** = Alternate, **S** = Skip, **V** = Vice-Skip

Legend:

Clockwise

Counter-clockwise

LSFE(*) Last Stone First End



Session Results and Standings

Sheet	Game	Team	LSFE	1	2	3	4	5	6	7	8	9	10	Extra Ends	Total
H	5	ISR - Israel		3	0	0	2	0	2	0	0	3	X		10
	5	ESP - Spain	*	0	1	1	0	1	0	0	1	0	X		4
L	5	SVK - Slovakia		0	0	1	1	0	1	0	3	0	X		6
	5	CZE - Czech Republic	*	1	1	0	0	4	0	2	0	2	X		10

Current Standings

Group-A

Rank	Team	Games	Wins	Losses
1	TUR - Turkey	5	5	0
2	CZE - Czech Republic	5	4	1
2	ISR - Israel	5	4	1
4	SVK - Slovakia	5	3	2
4	WAL - Wales	5	3	2
6	FRA - France	6	1	5
6	LTU - Lithuania	6	1	5
8	ESP - Spain	5	0	5

Group-B

Rank	Team	Games	Wins	Losses	
1	NED - Netherlands	6	5	1	Q
2	LAT - Latvia	6	4	2	
2	POL - Poland	6	4	2	
4	ENG - England	6	3	3	
5	EST - Estonia	5	2	3	
5	HUN - Hungary	5	2	3	
7	BEL - Belgium	6	2	4	
8	SLO - Slovenia	6	1	5	

Note:

Under WCF rules, tie-breaking rules for standings are not applied until after the last game of the Round Robin.

Legend:

LSFE(*) Last Stone First End **Q** Qualified for the Play-offs **X** Unfinished end due to concession





Session Results and Standings

Sheet	Game	Team	LSFE	1	2	3	4	5	6	7	8	9	10	Extra Ends	Total
F	5	TUR - Turkey	*	1	0	0	0	1	0	2	0	0	2		6
	6	FRA - France		0	0	0	2	0	1	0	1	1	0		5
G	6	BEL - Belgium		0	1	0	0	0	1	0	0	0	2		4
	5	EST - Estonia	*	0	0	1	0	0	0	0	0	2	0		3
H	6	LAT - Latvia	*	4	0	0	1	0	1	0	1	0	2		9
	6	POL - Poland		0	1	1	0	1	0	3	0	2	0		8
K	6	ENG - England	*	0	2	0	1	0	0	1	0	2	X		6
	6	NED - Netherlands		0	0	2	0	1	0	0	1	0	X		4
L	6	SLO - Slovenia		0	1	0	0	1	0	0	0	X	X		2
	5	HUN - Hungary	*	0	0	1	4	0	0	3	1	X	X		9

Current Standings

Group-A

Rank	Team	Games	Wins	Losses
1	TUR - Turkey	5	5	0
2	CZE - Czech Republic	4	3	1
2	ISR - Israel	4	3	1
2	SVK - Slovakia	4	3	1
5	WAL - Wales	5	3	2
6	FRA - France	6	1	5
6	LTU - Lithuania	6	1	5
8	ESP - Spain	4	0	4

Group-B

Rank	Team	Games	Wins	Losses	
1	NED - Netherlands	6	5	1	Q
2	LAT - Latvia	6	4	2	
2	POL - Poland	6	4	2	
4	ENG - England	6	3	3	
5	EST - Estonia	5	2	3	
5	HUN - Hungary	5	2	3	
7	BEL - Belgium	6	2	4	
8	SLO - Slovenia	6	1	5	

Note:

Under WCF rules, tie-breaking rules for standings are not applied until after the last game of the Round Robin.

Legend:

LSFE(*) Last Stone First End **Q** Qualified for the Play-offs **X** Unfinished end due to concession





ECC 2016
Braehead, Scotland

TUE 22 NOV 2016
Start Time 16:00

Le Gruyère AOP European Curling Championships 2016
intu Braehead Curling Rink
B-Division Men

Group-A Session 13 - Sheet F



Game Results

Sheet	Game	Team	LSFE	1	2	3	4	5	6	7	8	9	10	Extra Ends	Total
F	5	TUR - Turkey	*	1	0	0	0	1	0	2	0	0	2		6
	6	FRA - France		0	0	0	2	0	1	0	1	1	0		5

TUR - Turkey	
4 S	KARATAS Alican
3	KARAGOZ Ugurcan
2	CAKIR Bilal Omer
1 V	CAKIR Kadir
A	-

FRA - France	
4 S	PIZON Louis
3 V	DUCROZ Theo
2	PAGNOT Simon
1	MOUSTERDE Sylvain
A	BIECHELY Jean-Olivier

Last Stone Draw

- ☺ KARATAS A
- ☺ CAKIR K

Distance

- 56.2cm
- 43.1cm

Total

99.3cm

Last Stone Draw

- ☺ PIZON L
- ☺ DUCROZ T

Distance

- 182.4cm
- 82.8cm

Total

265.2cm

Note:

Team position and functions are attached to each team member's name as follows:
4 = Fourth, **3** = Third, **2** = Second, **1** = Lead, **A** = Alternate, **S** = Skip, **V** = Vice-Skip

Legend:

☺ Clockwise

☹ Counter-clockwise

LSFE(*) Last Stone First End





Session Results and Standings

Sheet	Game	Team	LSFE	1	2	3	4	5	6	7	8	9	10	Extra Ends	Total
K	6	LTU - Lithuania		0	0	0	2	0	0	1	0	0	X		3
	4	ISR - Israel	*	0	0	2	0	1	1	0	0	1	X		5

Current Standings

Group-A

Rank	Team	Games	Wins	Losses
1	TUR - Turkey	4	4	0
2	CZE - Czech Republic	4	3	1
2	ISR - Israel	4	3	1
2	SVK - Slovakia	4	3	1
5	WAL - Wales	5	3	2
6	FRA - France	5	1	4
7	LTU - Lithuania	6	1	5
8	ESP - Spain	4	0	4

Group-B

Rank	Team	Games	Wins	Losses
1	NED - Netherlands	5	5	0
2	POL - Poland	5	4	1
3	LAT - Latvia	5	3	2
4	EST - Estonia	4	2	2
5	ENG - England	5	2	3
6	HUN - Hungary	4	1	3
7	BEL - Belgium	5	1	4
7	SLO - Slovenia	5	1	4

Note:

Under WCF rules, tie-breaking rules for standings are not applied until after the last game of the Round Robin.

Legend:

LSFE(*) Last Stone First End **X** Unfinished end due to concession





Session Results and Standings

Sheet	Game	Team	LSFE	1	2	3	4	5	6	7	8	9	10	Extra Ends	Total
G	4	EST - Estonia	*	0	0	1	2	1	0	1	1	0	0		6
	5	LAT - Latvia		0	1	0	0	0	2	0	0	1	1		5
H	5	ENG - England		0	0	0	0	0	3	1	0	1	2		7
	5	SLO - Slovenia	*	1	0	1	0	1	0	0	0	0	0		3
J	5	NED - Netherlands	*	2	0	2	0	0	0	4	0	0	X		8
	4	HUN - Hungary		0	1	0	1	1	0	0	0	1	X		4
K	5	BEL - Belgium		0	0	0	1	1	0	0	0	1	0		3
	5	POL - Poland	*	2	0	0	0	0	0	1	2	0	1		6
L	4	TUR - Turkey		0	0	0	0	3	1	0	2	0	X		6
	5	WAL - Wales	*	0	0	0	1	0	0	0	0	2	X		3

Current Standings

Group-A

Rank	Team	Games	Wins	Losses
1	TUR - Turkey	4	4	0
2	CZE - Czech Republic	4	3	1
2	SVK - Slovakia	4	3	1
4	WAL - Wales	5	3	2
5	ISR - Israel	3	2	1
6	FRA - France	5	1	4
6	LTU - Lithuania	5	1	4
8	ESP - Spain	4	0	4

Group-B

Rank	Team	Games	Wins	Losses
1	NED - Netherlands	5	5	0
2	POL - Poland	5	4	1
3	LAT - Latvia	5	3	2
4	EST - Estonia	4	2	2
5	ENG - England	5	2	3
6	HUN - Hungary	4	1	3
7	BEL - Belgium	5	1	4
7	SLO - Slovenia	5	1	4

Note:

Under WCF rules, tie-breaking rules for standings are not applied until after the last game of the Round Robin.

Legend:

LSFE(*) Last Stone First End **X** Unfinished end due to concession





ECC 2016
Braehead, Scotland

TUE 22 NOV 2016
Start Time 8:00

Le Gruyère AOP European Curling Championships 2016
intu Braehead Curling Rink
B-Division Men

Group-B Session 11 - Sheet H



Game Results

Sheet	Game	Team	LSFE	1	2	3	4	5	6	7	8	9	10	Extra Ends	Total
H	5	ENG - England		0	0	0	0	0	3	1	0	1	2		7
	5	SLO - Slovenia	*	1	0	1	0	1	0	0	0	0	0		3

ENG - England	
4 S	MacDOUGALL Alan
3 V	REED Andrew
2	FOWLER Ben
1	WOOLSTON Andrew
A	JAEGGI Thomas

SLO - Slovenia	
4 S	SEVER Stefan
3 V	STOPAR Aljaz
2	GREGORI Noel
1	PREZELJ Luka
A	STOPAR Gasper

Last Stone Draw	Distance
↻ MacDOUGALL A	24.9cm
↻ REED A	171.2cm
Total	196.1cm

Last Stone Draw	Distance
↻ STOPAR A	21.8cm
↻ PREZELJ L	42.3cm
Total	64.1cm

Note:
Team position and functions are attached to each team member's name as follows:
4 = Fourth, **3** = Third, **2** = Second, **1** = Lead, **A** = Alternate, **S** = Skip, **V** = Vice-Skip

Legend:
↻ Clockwise ↻ Counter-clockwise **LSFE(*)** Last Stone First End





Session Results and Standings

Sheet	Game	Team	LSFE	1	2	3	4	5	6	7	8	9	10	Extra Ends	Total
L	4	CZE - Czech Republic	*	2	0	0	1	2	0	2	2	X	X		9
	3	ISR - Israel		0	0	0	0	0	1	0	0	X	X		1

Current Standings

Group-A

Rank	Team	Games	Wins	Losses
1	TUR - Turkey	3	3	0
2	CZE - Czech Republic	4	3	1
2	SVK - Slovakia	4	3	1
2	WAL - Wales	4	3	1
5	ISR - Israel	3	2	1
6	FRA - France	5	1	4
6	LTU - Lithuania	5	1	4
8	ESP - Spain	4	0	4

Group-B

Rank	Team	Games	Wins	Losses
1	NED - Netherlands	4	4	0
2	LAT - Latvia	4	3	1
2	POL - Poland	4	3	1
4	EST - Estonia	3	1	2
4	HUN - Hungary	3	1	2
6	BEL - Belgium	4	1	3
6	ENG - England	4	1	3
6	SLO - Slovenia	4	1	3

Note:

Under WCF rules, tie-breaking rules for standings are not applied until after the last game of the Round Robin.

Legend:

LSFE(*) Last Stone First End **X** Unfinished end due to concession





Session Results and Standings

Sheet	Game	Team	LSFE	1	2	3	4	5	6	7	8	9	10	Extra Ends	Total
F	4	NED - Netherlands	*	2	0	1	0	2	2	X	X	X	X		7
	4	LAT - Latvia		0	1	0	1	0	0	X	X	X	X		2
G	4	POL - Poland		1	0	3	0	0	2	0	1	1	X		8
	4	ENG - England	*	0	1	0	1	0	0	1	0	0	X		3
J	5	LTU - Lithuania	*	1	0	0	0	1	0	0	0	X	X		2
	4	WAL - Wales		0	4	0	0	0	2	1	1	X	X		8
K	4	SLO - Slovenia	*	1	0	0	1	0	3	1	0	0	1		7
	4	BEL - Belgium		0	0	2	0	1	0	0	1	1	0		5
L	5	FRA - France	*	0	0	2	0	0	1	0	1	X	X		4
	4	SVK - Slovakia		0	1	0	3	3	0	2	0	X	X		9

Current Standings

Group-A

Rank	Team	Games	Wins	Losses
1	TUR - Turkey	3	3	0
2	SVK - Slovakia	4	3	1
2	WAL - Wales	4	3	1
4	ISR - Israel	2	2	0
5	CZE - Czech Republic	3	2	1
6	FRA - France	5	1	4
6	LTU - Lithuania	5	1	4
8	ESP - Spain	4	0	4

Group-B

Rank	Team	Games	Wins	Losses
1	NED - Netherlands	4	4	0
2	LAT - Latvia	4	3	1
2	POL - Poland	4	3	1
4	EST - Estonia	3	1	2
4	HUN - Hungary	3	1	2
6	BEL - Belgium	4	1	3
6	ENG - England	4	1	3
6	SLO - Slovenia	4	1	3

Note:

Under WCF rules, tie-breaking rules for standings are not applied until after the last game of the Round Robin.

Legend:

LSFE(*) Last Stone First End **X** Unfinished end due to concession





ECC 2016
Braehead, Scotland

MON 21 NOV 2016
Start Time 12:00

Le Gruyère AOP European Curling Championships 2016
intu Braehead Curling Rink
B-Division Men

Round Robin Session 8



Session Results and Standings

Sheet	Game	Team	LSFE	1	2	3	4	5	6	7	8	9	10	Extra Ends	Total
H	3	CZE - Czech Republic	*	0	0	3	0	0	1	0	0	0	X		4
	3	TUR - Turkey		2	1	0	3	1	0	2	0	2	X		11

Current Standings

Group-A

Rank	Team	Games	Wins	Losses
1	TUR - Turkey	3	3	0
2	ISR - Israel	2	2	0
3	CZE - Czech Republic	3	2	1
3	SVK - Slovakia	3	2	1
3	WAL - Wales	3	2	1
6	FRA - France	4	1	3
6	LTU - Lithuania	4	1	3
8	ESP - Spain	4	0	4

Group-B

Rank	Team	Games	Wins	Losses
1	LAT - Latvia	3	3	0
1	NED - Netherlands	3	3	0
3	POL - Poland	3	2	1
4	BEL - Belgium	3	1	2
4	ENG - England	3	1	2
4	EST - Estonia	3	1	2
4	HUN - Hungary	3	1	2
8	SLO - Slovenia	3	0	3

Note:

Under WCF rules, tie-breaking rules for standings are not applied until after the last game of the Round Robin.

Legend:

LSFE(*) Last Stone First End **X** Unfinished end due to concession





Session Results and Standings

Sheet	Game	Team	LSFE	1	2	3	4	5	6	7	8	9	10	Extra Ends	Total
F	4	ESP - Spain		0	1	1	0	1	0	2	0	1	0		6
	3	WAL - Wales	*	1	0	0	4	0	1	0	1	0	2		9
G	3	SLO - Slovenia		1	0	1	0	0	0	X	X	X	X		2
	3	NED - Netherlands	*	0	4	0	4	2	1	X	X	X	X		11
H	3	HUN - Hungary	*	1	0	0	2	0	0	2	1	0	3		9
	3	ENG - England		0	2	2	0	2	0	0	0	2	0		8
J	3	POL - Poland		0	1	0	0	1	0	0	2	0	0	1	5
	3	EST - Estonia	*	0	0	1	0	0	1	1	0	1	0	0	4
K	4	FRA - France		0	0	0	1	1	0	1	0	X	X		3
	4	LTU - Lithuania	*	1	1	0	0	0	5	0	2	X	X		9
L	3	LAT - Latvia	*	1	2	0	5	0	2	0	X	X	X		10
	3	BEL - Belgium		0	0	1	0	2	0	1	X	X	X		4

Current Standings

Group-A

Rank	Team	Games	Wins	Losses
1	CZE - Czech Republic	2	2	0
1	ISR - Israel	2	2	0
1	TUR - Turkey	2	2	0
4	SVK - Slovakia	3	2	1
4	WAL - Wales	3	2	1
6	FRA - France	4	1	3
6	LTU - Lithuania	4	1	3
8	ESP - Spain	4	0	4

Group-B

Rank	Team	Games	Wins	Losses
1	LAT - Latvia	3	3	0
1	NED - Netherlands	3	3	0
3	POL - Poland	3	2	1
4	BEL - Belgium	3	1	2
4	ENG - England	3	1	2
4	EST - Estonia	3	1	2
4	HUN - Hungary	3	1	2
8	SLO - Slovenia	3	0	3

Note:

Under WCF rules, tie-breaking rules for standings are not applied until after the last game of the Round Robin.

Legend:

LSFE(*) Last Stone First End **X** Unfinished end due to concession





ECC 2016
Braehead, Scotland

MON 21 NOV 2016
Start Time 8:00

Le Gruyère AOP European Curling Championships 2016
intu Braehead Curling Rink
B-Division Men

Group-B Session 7 - Sheet J



Game Results

Sheet	Game	Team	LSFE	1	2	3	4	5	6	7	8	9	10	Extra Ends	Total
J	3	POL - Poland		0	1	0	0	1	0	0	2	0	0	1	5
	3	EST - Estonia	*	0	0	1	0	0	1	1	0	1	0	0	4

POL - Poland	
4 S	JASIECKI Borys
3 V	DOMIN Krzysztof
2	CEBULA Damian
1	LOBAZA Bartosz
A	KOŁODZIEJ Maciej

EST - Estonia	
4 S	LILL Martin
3 V	MAESALU Ingar
2	KARLSON Johan
1	TOOMVALI Tanel
A	-

Last Stone Draw	Distance
⌚ DOMIN K	66.7cm
⌚ CEBULA D	199.6cm
Total	266.3cm

Last Stone Draw	Distance
⌚ TOOMVALI T	168.2cm
⌚ MAESALU I	42.7cm
Total	210.9cm

Note:
Team position and functions are attached to each team member's name as follows:
4 = Fourth, **3** = Third, **2** = Second, **1** = Lead, **A** = Alternate, **S** = Skip, **V** = Vice-Skip

Legend:
⌚ Clockwise ⌚ Counter-clockwise **LSFE(*)** Last Stone First End





Session Results and Standings

Sheet	Game	Team	LSFE	1	2	3	4	5	6	7	8	9	10	Extra Ends	Total
F	2	POL - Poland	*	0	0	3	0	0	0	2	1	0	1		7
	2	SLO - Slovenia		0	0	0	0	2	1	0	0	2	0		5
G	3	SVK - Slovakia	*	0	1	0	0	0	0	1	0	0	3		5
	3	LTU - Lithuania		0	0	0	0	2	0	0	1	0	0		3
H	2	EST - Estonia	*	1	0	0	1	0	1	0	0	0	X		3
	2	NED - Netherlands		0	0	2	0	1	0	2	1	2	X		8
K	3	ESP - Spain	*	1	0	0	1	0	1	0	0	1	X		4
	3	FRA - France		0	3	0	0	3	0	2	1	0	X		9

Current Standings

Group-A

Rank	Team	Games	Wins	Losses
1	CZE - Czech Republic	2	2	0
1	ISR - Israel	2	2	0
1	TUR - Turkey	2	2	0
4	SVK - Slovakia	3	2	1
5	WAL - Wales	2	1	1
6	FRA - France	3	1	2
7	ESP - Spain	3	0	3
7	LTU - Lithuania	3	0	3

Group-B

Rank	Team	Games	Wins	Losses
1	LAT - Latvia	2	2	0
1	NED - Netherlands	2	2	0
3	BEL - Belgium	2	1	1
3	ENG - England	2	1	1
3	EST - Estonia	2	1	1
3	POL - Poland	2	1	1
7	HUN - Hungary	2	0	2
7	SLO - Slovenia	2	0	2

Note:

Under WCF rules, tie-breaking rules for standings are not applied until after the last game of the Round Robin.

Legend:

LSFE(*) Last Stone First End **X** Unfinished end due to concession





Session Results and Standings

Sheet	Game	Team	LSFE	1	2	3	4	5	6	7	8	9	10	Extra Ends	Total
L	2	ENG - England	*	0	0	1	0	0	1	0	0	X	X		2
	2	LAT - Latvia		0	1	0	2	2	0	3	2	X	X		10

Current Standings

Group-A

Rank	Team	Games	Wins	Losses
1	CZE - Czech Republic	2	2	0
1	ISR - Israel	2	2	0
1	TUR - Turkey	2	2	0
4	SVK - Slovakia	2	1	1
4	WAL - Wales	2	1	1
6	ESP - Spain	2	0	2
6	FRA - France	2	0	2
6	LTU - Lithuania	2	0	2

Group-B

Rank	Team	Games	Wins	Losses
1	LAT - Latvia	2	2	0
2	EST - Estonia	1	1	0
2	NED - Netherlands	1	1	0
4	BEL - Belgium	2	1	1
4	ENG - England	2	1	1
6	POL - Poland	1	0	1
6	SLO - Slovenia	1	0	1
8	HUN - Hungary	2	0	2

Note:

Under WCF rules, tie-breaking rules for standings are not applied until after the last game of the Round Robin.

Legend:

LSFE(*) Last Stone First End **X** Unfinished end due to concession





Session Results and Standings

Sheet	Game	Team	LSFE	1	2	3	4	5	6	7	8	9	10	Extra Ends	Total
F	2	BEL - Belgium	*	0	1	0	1	0	4	0	1	1	X		8
	2	HUN - Hungary		0	0	4	0	1	0	0	0	0	X		5
G	2	ISR - Israel	*	1	0	0	3	0	0	1	0	0			W
	2	FRA - France		0	2	1	0	2	0	0	0	1	/		L
H	2	TUR - Turkey	*	2	1	0	3	0	2	0	1	0	2		11
	2	LTU - Lithuania		0	0	3	0	1	0	1	0	2	0		7
J	2	ESP - Spain		0	0	0	0	1	0	0	2	1	X		4
	2	SVK - Slovakia	*	3	1	2	0	0	0	3	0	0	X		9
K	2	WAL - Wales	*	0	0	0	1	0	1	1	0	0	X		3
	2	CZE - Czech Republic		0	1	1	0	2	0	0	1	2	X		7

Current Standings

Group-A

Rank	Team	Games	Wins	Losses
1	CZE - Czech Republic	2	2	0
1	ISR - Israel	2	2	0
1	TUR - Turkey	2	2	0
4	SVK - Slovakia	2	1	1
4	WAL - Wales	2	1	1
6	ESP - Spain	2	0	2
6	FRA - France	2	0	2
6	LTU - Lithuania	2	0	2

Group-B

Rank	Team	Games	Wins	Losses
1	ENG - England	1	1	0
1	EST - Estonia	1	1	0
1	LAT - Latvia	1	1	0
1	NED - Netherlands	1	1	0
5	BEL - Belgium	2	1	1
6	POL - Poland	1	0	1
6	SLO - Slovenia	1	0	1
8	HUN - Hungary	2	0	2

Note:

Under WCF rules, tie-breaking rules for standings are not applied until after the last game of the Round Robin.

Legend:

L Loss
X Unfinished end due to concession
LSFE(*) Last Stone First End
/ Team ran out of time
W Win



ECC 2016
Braehead, Scotland

SUN 20 NOV 2016
Start Time 8:00

Le Gruyère AOP European Curling Championships 2016
intu Braehead Curling Rink
B-Division Men

Group-A Session 4 - Sheet H



Game Results

Sheet	Game	Team	LSFE	1	2	3	4	5	6	7	8	9	10	Extra Ends	Total
H	2	TUR - Turkey	*	2	1	0	3	0	2	0	1	0	2		11
	2	LTU - Lithuania		0	0	3	0	1	0	1	0	2	0		7

TUR - Turkey	
4 S	KARATAS Alican
3	KARAGOZ Ugurcan
2	CAKIR Bilal Omer
1 V	CAKIR Kadir
A	-

LTU - Lithuania	
4 S	VYSKUPAITIS Tadas
3 V	KULAKAUSKAS Vytis
2	TELKSNYS Laurynas
1	SADAUSKAS Vidas
A	PACEVICIUS Nerijus

Last Stone Draw	Distance
🕒 KARATAS A	152.6cm
🕒 CAKIR BO	4.3cm
Total	156.9cm

Last Stone Draw	Distance
🕒 SADAUSKAS V	65.5cm
🕒 TELKSNYS L	102.9cm
Total	168.4cm

Note:
Team position and functions are attached to each team member's name as follows:
4 = Fourth, 3 = Third, 2 = Second, 1 = Lead, A = Alternate, S = Skip, V = Vice-Skip

Legend:
🕒 Clockwise 🕒 Counter-clockwise LSFE(*) Last Stone First End





Session Results and Standings

Sheet	Game	Team	LSFE	1	2	3	4	5	6	7	8	9	10	Extra Ends	Total
L	1	EST - Estonia	*	1	0	2	0	1	1	1	0	0	X		6
	1	SLO - Slovenia		0	1	0	0	0	0	0	3	0	X		4

Current Standings

Group-A

Rank	Team	Games	Wins	Losses
1	CZE - Czech Republic	1	1	0
1	ISR - Israel	1	1	0
1	TUR - Turkey	1	1	0
1	WAL - Wales	1	1	0
5	ESP - Spain	1	0	1
5	FRA - France	1	0	1
5	LTU - Lithuania	1	0	1
5	SVK - Slovakia	1	0	1

Group-B

Rank	Team	Games	Wins	Losses
1	ENG - England	1	1	0
1	EST - Estonia	1	1	0
1	LAT - Latvia	1	1	0
1	NED - Netherlands	1	1	0
5	BEL - Belgium	1	0	1
5	HUN - Hungary	1	0	1
5	POL - Poland	1	0	1
5	SLO - Slovenia	1	0	1

Note:

Under WCF rules, tie-breaking rules for standings are not applied until after the last game of the Round Robin.

Legend:

LSFE(*) Last Stone First End **X** Unfinished end due to concession



Session Results and Standings

Sheet	Game	Team	LSFE	1	2	3	4	5	6	7	8	9	10	Extra Ends	Total
F	1	CZE - Czech Republic	*	3	0	0	1	0	1	0	0	2	0		7
	1	LTU - Lithuania		0	0	1	0	1	0	1	0	0	2		5
G	1	ESP - Spain		0	0	1	0	0	1	0	0	0	X		2
	1	TUR - Turkey	*	1	1	0	3	1	0	2	0	1	X		9
H	1	FRA - France		1	1	0	0	1	0	1	0	0	2	0	6
	1	WAL - Wales	*	0	0	3	0	0	1	0	2	0	0	1	7
J	1	ENG - England	*	3	4	1	0	0	2	1	0	4	X		15
	1	BEL - Belgium		0	0	0	3	1	0	0	2	0	X		6
K	1	LAT - Latvia	*	0	2	0	0	3	4	0	X	X	X		9
	1	HUN - Hungary		0	0	0	1	0	0	1	X	X	X		2
L	1	NED - Netherlands	*	0	2	0	2	2	4	0	1	X	X		11
	1	POL - Poland		1	0	1	0	0	0	0	0	X	X		2

Current Standings

Group-A

Rank	Team	Games	Wins	Losses
1	CZE - Czech Republic	1	1	0
1	ISR - Israel	1	1	0
1	TUR - Turkey	1	1	0
1	WAL - Wales	1	1	0
5	ESP - Spain	1	0	1
5	FRA - France	1	0	1
5	LTU - Lithuania	1	0	1
5	SVK - Slovakia	1	0	1

Group-B

Rank	Team	Games	Wins	Losses
1	ENG - England	1	1	0
1	LAT - Latvia	1	1	0
1	NED - Netherlands	1	1	0
4	EST - Estonia	0	0	0
4	SLO - Slovenia	0	0	0
6	BEL - Belgium	1	0	1
6	HUN - Hungary	1	0	1
6	POL - Poland	1	0	1

Note:

Under WCF rules, tie-breaking rules for standings are not applied until after the last game of the Round Robin.

Legend:

LSFE(*) Last Stone First End **X** Unfinished end due to concession





ECC 2016
Braehead, Scotland

SAT 19 NOV 2016
Start Time 9:00

Le Gruyère AOP European Curling Championships 2016
intu Braehead Curling Rink
B-Division Men

Round Robin Session 1



Session Results and Standings

Sheet	Game	Team	LSFE	1	2	3	4	5	6	7	8	9	10	Extra Ends	Total
F	1	ISR - Israel		1	0	2	1	1	0	1	1	0	2		9
	1	SVK - Slovakia	*	0	4	0	0	0	0	0	0	2	0		6

Current Standings

Group-A

Rank	Team	Games	Wins	Losses
1	ISR - Israel	1	1	0
2	CZE - Czech Republic	0	0	0
2	ESP - Spain	0	0	0
2	FRA - France	0	0	0
2	LTU - Lithuania	0	0	0
2	TUR - Turkey	0	0	0
2	WAL - Wales	0	0	0
8	SVK - Slovakia	1	0	1

Group-B

Rank	Team	Games	Wins	Losses
	BEL - Belgium			
	ENG - England			
	EST - Estonia			
	HUN - Hungary			
	LAT - Latvia			
	NED - Netherlands			
	POL - Poland			
	SLO - Slovenia			

Note:

Under WCF rules, tie-breaking rules for standings are not applied until after the last game of the Round Robin.

Legend:

LSFE(*) Last Stone First End





ECC 2016
Braehead, Scotland

SAT 19 NOV 2016
Start Time 9:00

Le Gruyère AOP European Curling Championships 2016
intu Braehead Curling Rink
B-Division Men

Group-A Session 1 - Sheet F



Game Results

Sheet	Game	Team	LSFE	1	2	3	4	5	6	7	8	9	10	Extra Ends	Total
F	1	ISR - Israel		1	0	2	1	1	0	1	1	0	2		9
	1	SVK - Slovakia	*	0	4	0	0	0	0	0	0	2	0		6

ISR - Israel	
4 S	FREILICH Adam
3	KRASIK-GEIGER Ariel
2	KEMPENICH Gabriel
1 V	LUTZ Jeffrey
A	RIVKIND Leonid

SVK - Slovakia	
4 V	MISUN David
3	KAPRALIK Patrik
2 S	GALLO Juraj
1	POLAK Jakub
A	-

Last Stone Draw	Distance
⌚ FREILICH A	69.7cm
⌚ KRASIK-GEIGER A	199.6cm
Total	269.3cm

Last Stone Draw	Distance
⌚ KAPRALIK P	106.2cm
⌚ MISUN D	46.5cm
Total	152.7cm

Note:
Team position and functions are attached to each team member's name as follows:
4 = Fourth, **3** = Third, **2** = Second, **1** = Lead, **A** = Alternate, **S** = Skip, **V** = Vice-Skip

Legend:
⌚ Clockwise ⌚ Counter-clockwise **LSFE(*)** Last Stone First End





Entry List by Country

As of FRI 18 NOV 2016

Group-A

CZE - Czech Republic		
4 V	CANDRA Jiri	R
3 S	KUBESKA Karel	R
2	JURIK Martin	R
1	JIROUNEK David	R
A	KLIMA Lukas	R
C	HALLSTROEM Rickard	

ESP - Spain		
4 V	GRACIA Alfonso	R
3 S	MUNUERA Lucas	R
2	GARCIA Rodrigo	R
1	TESA Oscar	R
A	DE PAZ Eduardo	R
C	FUMANAL Elsa	

FRA - France		
4 V	PIZON Louis	R
3 S	BIECHELY Jean-Olivier	R
2	PAGNOT Simon	R
1	MOUTERDE Sylvain	R
A	DUCROZ Theo	R
C	POIRIER Jean	

ISR - Israel		
4 S	FREILICH Adam	R
3	RIVKIND Leonid	R
2	KRASIK-GEIGER Ariel	L
1 V	LUTZ Jeffrey	R
A	KEMPENICH Gabriel	R
C	EDIE Calvin	

LTU - Lithuania		
4 S	VYSKUPAITIS Tadas	R
3 V	KULAKAUSKAS Vytis	R
2	TELKSNYS Laurynas	L
1	SADAUSKAS Vidas	R
A	PACEVICIUS Nerijus	R
C	GULKA Allen	

SVK - Slovakia		
4 V	MISUN David	R
3	KAPRALIK Patrik	L
2 S	GALLO Juraj	R
1	POLAK Jakub	R
-		
C	MITCHELL Alan	

TUR - Turkey		
4 S	KARATAS Alican	R
3	KARAGOZ Ugurcan	R
2	CAKIR Bilal Omer	R
1 V	CAKIR Kadir	R
-		
C	AGDUMAN Fatih	

WAL - Wales		
4 S	MEIKLE Adrian	R
3 V	POUGHER James	L
2	PHILLIPS Rhys	R
1	COOMBS Garry	R
A	POUGHER Simon	R
C	FLETCHER Jamie	



ECC 2016
Braehead, Scotland

Le Gruyère AOP European Curling Championships 2016
intu Braehead Curling Rink



Competition Officials

As of SAT 26 NOV 2016

Function	Name	Organisation
WCF President:	CAITHNESS Kate	SCO - Scotland
Director of Competitions:	WENDORF Keith	CAN - Canada
WCF Technical Delegate:	ROETHLISBERGER Eeva	SUI - Switzerland
Chief Umpire:	AUGUSTYNIAK Wojciech	POL - Poland
Deputy Chief Umpire:	PATERSON Kaye	SCO - Scotland
Game Umpires:	ADDISON Ian	SCO - Scotland
	BURNS John	IRL - Ireland
	IMLAY David	SCO - Scotland
	LAURIDSEN Steen Rene	DEN - Denmark
	LINDSAY Graham	SCO - Scotland
Chief Ice Technician:	NOBLE Chris	SCO - Scotland
Deputy Chief Ice Technician:	HERON John	SCO - Scotland
Chief Timer:	YEATS Brian	SCO - Scotland
Deputy Chief Timer:	CHRIST-BUETTLER Franziska	SUI - Switzerland



Competition Schedule

PLAYING SCHEDULE										
Day	D	M	Draw	Time	Sheet F	Sheet G	Sheet H	Sheet J	Sheet K	Sheet L
Sat	19	Nov	1	0900	ISR v SVK	eng v svk	est v tur	hun v pol	blr v ned	ltu v lat
			2	1500	CZE v LTU	ESP v TUR	FRA v WAL	ENG v BEL	LAT v HUN	NED v POL
			3	2000	ltu v blr	hun v ned	svk v est	lat v tur	eng v pol	EST v SLO
Sun	20	Nov	4	0800	BEL v HUN	ISR v FRA	TUR v LTU	ESP v SVK	WAL v CZE	x
			5	1200	lat v ned	blr v eng	pol v svk	est v hun	tur v ltu	ENG v LAT
			6	1600	POL v SLO	SVK v LTU	EST v NED	x	ESP v FRA	x
			7	2000	x	pol v est	lat v eng	tur v blr	ltu v hun	ned v svk
Mon	21	Nov	8	0800	ESP v WAL	SLO v NED	HUN v ENG	POL v EST	FRA v LTU	LAT v BEL
			9	1200	svk v ltu	tur v hun	CZE v TUR	eng v ned	pol v lat	est v blr
			10	1600	NED v LAT	POL v ENG	x	LTU v WAL	SLO v BEL	FRA v SVK
			11	2000	eng v tur	ltu v pol	hun v lat	blr v svk	ned v est	CZE v ISR
Tue	22	Nov	12	0800	x	EST v LAT	ENG v SLO	NED v HUN	BEL v POL	TUR v WAL
			13	1200	est v eng	ned v ltu	blr v hun	svk v lat	LTU v ISR	pol v tur
			14	1600	TUR v FRA	BEL v EST	LAT v POL	x	ENG v NED	SLO v HUN
			15	2000	x	lat v blr	ISR v ESP	ltu v est	svk v tur	SVK v CZE
Wed	23	Nov	16	0800	EST v ENG	HUN v POL	NED v BEL	LAT v SLO	x	hun v eng
			17	1200	blr v pol	CZE v ESP	WAL v SVK	ISR v TUR	x	tur v ned
			18	1600	hun v svk	est v lat	eng v ltu	x	HUN v EST	x
			19	2000	x	WAL v ISR	ned v pol	FRA v CZE	SVK v TUR	LTU v ESP
Thu	24	Nov	TB	0900	Tie-breakers, if required for Women's and Men's B-Division					
			M/w	1430	(MA2 v MB3) + (MA3 v MB2) + (W1 v W4) + (W2 v W3)					
			M/w	2000	(MA1 v winner qual.) + (MB1 v winner qual.) + (MA7 v MB7) + (MA8 v MB8)					
Fri	25	Nov	M/w	1300	Men & Women Gold and Bronze Medal Games					
			M/w	1900	Challenge Game #1 in the A-Division venue					
Sat	26	Nov	M/w	0900	Challenge Game #2 in the B-Division venue + (L-MA7 v MB7 v W-MA8 v MB8)					
			M/w	1400	Challenge Game #3 in the B-Division venue					

Note:
Lowercase - women UPPERCASE - MEN
First named team in each game plays red-handled stones and wears dark coloured upper playing garments.

Legend:
MA Men's Group-A **MB** Men's Group-B