



## Le Gruyère AOP European Curling Championships 2019 Helsingborg, Sweden

16 – 23 November 2019

# RESULTS SUMMARY

## A-Division Men



**ECC 2019**  
Helsingborg, Sweden

**Le Gruyère AOP European Curling Championships 2019**  
The Olympia Rink  
**A-Division Men**



SAT 23 NOV 2019

## Medallists

Medal	Country	Name
GOLD	SWE - Sweden	EDIN Niklas ERIKSSON Oskar WRANAA Rasmus SUNDGREN Christoffer MAGNUSSON Daniel LINDBERG Fredrik
SILVER	SUI - Switzerland	SCHWALLER Yannick BRUNNER Michael MEIER Romano KAEUFELER Marcel LOTTENBACH Lucien WERTHEMANN Bernhard
BRONZE	SCO - Scotland	PATERSON Ross WADDELL Kyle MENZIES Duncan GOODFELLOW Michael WADDELL Craig TETLEY Ian



## Final Standings

Rank	Team	Players	Position - Function	
Gold	SWE - Sweden	EDIN Niklas	4 S	
		ERIKSSON Oskar	3 V	
		WRANAA Rasmus	2	
		SUNDGREN Christoffer	1	
		MAGNUSSON Daniel	A	
Silver	SUI - Switzerland	LINDBERG Fredrik	C	
		SCHWALLER Yannick	4 S	
		BRUNNER Michael	3 V	
		MEIER Romano	2	
		KAEUFELER Marcel	1	
Bronze	SCO - Scotland	LOTTENBACH Lucien	A	
		WERTHEMANN Bernhard	C	
		PATERSON Ross	4 S	
		WADDELL Kyle	3 V	
		MENZIES Duncan	2	
4	DEN - Denmark	GOODFELLOW Michael	1	
		WADDELL Craig	A	
		TETLEY Ian	C	
		KRAUSE Mikkel	4 S	
		NOERGAARD Mads	3 V	
5	ITA - Italy	ENGELHARDT Tobias	2	
		HOLTERMANN Henrik	1	
		WIKSTEN Kasper	A	
		LARSEN Gert	C	
		RETORNAZ Joel	4 S	
6	NOR - Norway	MOSANER Amos	3	
		ARMAN Sebastiano	2	
		GONIN Simone	1 V	
		PIMPINI Alberto	A	
		PESCIA Claudio	C	
7	GER - Germany	ULSRUD Thomas	4 S	
		WALSTAD Steffen	3 V	
		HOEIBERG Markus	2	
		VAAGBERG Magnus	1	
		NEDREGOTTEN Magnus	A	
8	NED - Netherlands	LOEVOLD Thomas	C	
		MUSKATEWITZ Marc	4 S	
		TOTZEK Sixten	3 V	
		SUTOR Joshua	2	
		GREINDL Dominik	1	
9	RUS - Russia	KAPP Benjamin	A	
		KAPP Uli	C	
		GOESGENS Wouter	4 V	
		VAN DORP Jaap	3 S	
		HOEKMAN Laurens	2	
		GLASBERGEN Carlo	1	
		MAGAN Alexander	A	
		LEIBBRANDT Shari	C	
		GLUKHOV Sergey	4 S	>B
		TIMOFEEV Aleksey	3 V	
		TUZOV Aleksey	2	
		KALALB Anton	1	
		RAZHABOV Artur	A	
		KOZYREV Aleksandr	C	



## Final Standings

Rank	Team	Players	Position - Function	
10	ENG - England	REED Andrew	4 S	>B
		OPEL Michael	3 V	
		MALTON Jamie	2	
		JAEGGI Tom	1	
		WOOLSTON Andrew	A	
		TAPP Gary	C	

**Note:**

Position and function for each team member:

**4** = Fourth, **3** = Third, **2** = Second, **1** = Lead, **A** = Alternate, **S** = Skip, **V** = Vice-Skip, **C** = Coach

**Legend:**

**>B** To B-Division

**Rank 1-8 qualified for the World Men's Curling Championship 2020 in Glasgow, Scotland**  
**Rank 9-10 qualified for the World Qualification Event 2020 in Lohja, Finland**




### Competition Summary

Session	Date	Time	Sheet A	Sheet B	Sheet C	Sheet D	Sheet E
Session 1	16 NOV	9:00	SUI 9 - 4 NED	SCO 10 - 4 NOR	ITA 8 - 6 RUS	GER 9 - 8 ENG	SWE 9 - 3 DEN
Session 2	16 NOV	20:00	NOR 6 - 2 GER	NED 8 - 5 ENG	SWE 8 - 5 SUI	DEN 6 - 4 RUS	SCO 7 - 5 ITA
Session 3	17 NOV	14:00	RUS 8 - 5 SCO	SUI 11 - 5 DEN	NED 4 - 6 GER	ITA 4 - 11 SWE	NOR L - W ENG
Session 4	18 NOV	8:00	ENG 4 - 9 SWE	ITA 10 - 3 GER	DEN 7 - 8 NOR	RUS 6 - 10 SUI	NED 3 - 9 SCO
Session 5	18 NOV	16:00	ITA <sup>EE</sup> 8 - 7 NOR	SWE 10 - 3 NED	SUI <sup>EE</sup> 8 - 7 ENG	SCO 5 - <sup>EE</sup> 6 DEN	GER 11 - 7 RUS
Session 6	19 NOV	9:00	SWE 9 - 2 RUS	NOR 9 - 4 SUI	GER 2 - 7 SCO	ENG 2 - 8 ITA	DEN 6 - 7 NED
Session 7	19 NOV	19:00	SCO 7 - 5 ENG	DEN <sup>EE</sup> 9 - 8 ITA	RUS 4 - 12 NED	SWE 7 - 2 NOR	SUI 4 - 5 GER
Session 8	20 NOV	14:00	NED 6 - <sup>EE</sup> 7 ITA	GER 5 - 10 SWE	ENG 4 - 8 DEN	SUI 8 - 3 SCO	RUS 5 - 6 NOR
Session 9	21 NOV	9:00	GER 5 - 7 DEN	ENG 3 - 6 RUS	SCO 3 - 7 SWE	NOR 5 - 4 NED	ITA <sup>EE</sup> 5 - 7 SUI
Semi-finals	21 NOV	19:00			DEN 5 - 8 SUI	SWE 8 - 4 SCO	
Bronze Medal	22 NOV	19:00		SCO 7 - 2 DEN			
Gold Medal	23 NOV	10:00		SWE 9 - 3 SUI			

### Standings after Round Robin

Rank	Team	Games	Wins	Losses	
1	SWE - Sweden	9	9	0	Q
2	SUI - Switzerland	9	6	3	Q
3	DEN - Denmark	9	5	4	Q w2,1
4	SCO - Scotland	9	5	4	Q w2,0
5	ITA - Italy	9	5	4	w1,1
6	NOR - Norway	9	5	4	w1,0
7	GER - Germany	9	4	5	
8	NED - Netherlands	9	3	6	
9	RUS - Russia	9	2	7	>B
10	ENG - England	9	1	8	>B

### Play-offs Bracket



**Legend:**

>B To B-Division      EE Extra End      L Loss

Q Qualified for the semi-finals      W Win      wn Number of wins (n) against tied teams

Rank 1-8 qualified for the WMCC 2020 in Glasgow, Scotland. Rank 9-10 qualified for the World Qualification Event 2020 in Lohja, Finland





**Cumulative Player Statistics by Team**

**SUI - Switzerland**

SCHWALLER Yannick		Fourth Skip		Right-handed	
Type	↻ %	↻ %	Total	%	
Draw	35 80	18 78	53	79	
Front	1 75	1 100	2	88	
Guard	8 88	3 92	11	89	
Raise	3 100	5 40	8	63	
Wick / Soft Peeling	0 -	0 -	0	-	
Freeze	1 0	1 100	2	50	
Take-out	27 90	21 89	48	90	
Hit and Roll	7 57	14 80	21	73	
Clearing	11 91	5 80	16	88	
Double Take-out	8 78	16 69	24	72	
Promotion Take-out	6 67	7 46	13	56	
Not considered	2 -	3 -	5	-	
All Draws	48 81	28 74	76	78	
All Take-outs	59 82	63 77	122	79	
Total	107 82	91 76	198	79	

KAEUFELER Marcel		Lead		Right-handed	
Type	↻ %	↻ %	Total	%	
Draw	66 93	10 65	76	89	
Front	65 98	6 100	71	98	
Guard	17 75	0 -	17	75	
Raise	1 100	0 -	1	100	
Wick / Soft Peeling	18 69	2 100	20	73	
Freeze	0 -	0 -	0	-	
Take-out	9 94	4 25	13	73	
Hit and Roll	3 42	1 75	4	50	
Clearing	1 100	0 -	1	100	
Double Take-out	1 50	1 100	2	75	
Promotion Take-out	0 -	0 -	0	-	
Not considered	1 -	0 -	1	-	
All Draws	167 91	18 81	185	90	
All Take-outs	14 80	6 46	20	70	
Total	181 90	24 72	205	88	

BRUNNER Michael		Third V-Skip		Right-handed	
Type	↻ %	↻ %	Total	%	
Draw	34 86	22 83	56	85	
Front	1 100	0 -	1	100	
Guard	22 97	0 -	22	97	
Raise	8 75	5 75	13	75	
Wick / Soft Peeling	1 75	0 -	1	75	
Freeze	0 -	0 -	0	-	
Take-out	26 91	20 95	46	93	
Hit and Roll	4 81	8 75	12	77	
Clearing	16 100	4 100	20	100	
Double Take-out	16 77	9 81	25	78	
Promotion Take-out	6 67	4 50	10	60	
Not considered	0 -	0 -	0	-	
All Draws	66 88	27 81	93	86	
All Take-outs	68 87	45 85	113	86	
Total	134 88	72 84	206	86	

LOTTENBACH Lucien		Alternate		Right-handed	
Type	↻ %	↻ %	Total	%	
Draw	0 -	0 -	0	-	
Front	0 -	0 -	0	-	
Guard	0 -	0 -	0	-	
Raise	0 -	0 -	0	-	
Wick / Soft Peeling	0 -	0 -	0	-	
Freeze	0 -	0 -	0	-	
Take-out	0 -	0 -	0	-	
Hit and Roll	0 -	0 -	0	-	
Clearing	0 -	0 -	0	-	
Double Take-out	0 -	0 -	0	-	
Promotion Take-out	0 -	0 -	0	-	
Not considered	0 -	0 -	0	-	
All Draws	0 -	0 -	0	-	
All Take-outs	0 -	0 -	0	-	
Total	0 -	0 -	0	-	

MEIER Romano		Second		Right-handed	
Type	↻ %	↻ %	Total	%	
Draw	31 73	25 73	56	73	
Front	6 100	0 -	6	100	
Guard	16 97	5 95	21	96	
Raise	5 95	6 71	11	82	
Wick / Soft Peeling	1 75	1 100	2	88	
Freeze	0 -	0 -	0	-	
Take-out	25 86	14 88	39	87	
Hit and Roll	4 75	5 90	9	83	
Clearing	19 92	14 93	33	92	
Double Take-out	10 73	13 77	23	75	
Promotion Take-out	3 83	3 83	6	83	
Not considered	0 -	0 -	0	-	
All Draws	59 84	37 76	96	81	
All Take-outs	61 85	49 86	110	85	
Total	120 85	86 82	206	83	

Team: SUI - Switzerland					
Type	↻ %	↻ %	Total	%	
Draw	166 85	75 76	241	82	
Front	73 98	7 100	80	98	
Guard	63 90	8 94	71	90	
Raise	17 87	16 63	33	75	
Wick / Soft Peeling	20 70	3 100	23	74	
Freeze	1 0	1 100	2	50	
Take-out	87 90	59 86	146	88	
Hit and Roll	18 64	28 80	46	74	
Clearing	47 95	23 91	70	94	
Double Take-out	35 75	39 75	74	75	
Promotion Take-out	15 70	14 55	29	63	
Not considered	3 -	3 -	6	-	
All Draws	340 88	110 78	450	85	
All Take-outs	202 85	163 81	365	83	
Total	542 86	273 79	815	84	

**Legend:**  
↻ Clockwise      ↻ Counter-clockwise



**Cumulative Player Statistics by Team**

**SWE - Sweden**

EDIN Niklas		Fourth Skip		Right-handed	
Type	↻ %	↻ %	Total	%	
Draw	24 89	24 88	48	88	
Front	0 -	0 -	0	-	
Guard	6 92	7 96	13	94	
Raise	8 81	7 79	15	80	
Wick / Soft Peeling	0 -	1 0	1	0	
Freeze	0 -	0 -	0	-	
Take-out	18 94	28 93	46	93	
Hit and Roll	5 90	4 94	9	92	
Clearing	12 96	9 100	21	98	
Double Take-out	10 88	14 84	24	85	
Promotion Take-out	5 50	3 67	8	56	
Not considered	1 -	0 -	1	-	
All Draws	38 88	39 85	77	86	
All Take-outs	50 89	58 91	108	90	
Total	88 88	97 88	185	88	

SUNDGREN Christoffer		Lead		Right-handed	
Type	↻ %	↻ %	Total	%	
Draw	62 96	48 92	110	94	
Front	11 100	16 95	27	97	
Guard	7 79	7 89	14	84	
Raise	1 75	0 -	1	75	
Wick / Soft Peeling	3 100	17 62	20	68	
Freeze	0 -	0 -	0	-	
Take-out	3 100	7 100	10	100	
Hit and Roll	0 -	2 75	2	75	
Clearing	0 -	2 100	2	100	
Double Take-out	0 -	0 -	0	-	
Promotion Take-out	0 -	0 -	0	-	
Not considered	0 -	0 -	0	-	
All Draws	84 95	88 87	172	91	
All Take-outs	3 100	11 95	14	96	
Total	87 95	99 88	186	91	

ERIKSSON Oskar		Third V-Skip		Left-handed	
Type	↻ %	↻ %	Total	%	
Draw	20 83	24 85	44	84	
Front	0 -	2 100	2	100	
Guard	6 79	8 97	14	89	
Raise	3 92	3 75	6	83	
Wick / Soft Peeling	0 -	0 -	0	-	
Freeze	0 -	0 -	0	-	
Take-out	18 97	19 92	37	95	
Hit and Roll	5 80	5 90	10	85	
Clearing	15 100	27 98	42	99	
Double Take-out	7 61	17 75	24	71	
Promotion Take-out	1 75	4 75	5	75	
Not considered	0 -	0 -	0	-	
All Draws	29 83	37 88	66	86	
All Take-outs	46 90	72 89	118	90	
Total	75 87	109 89	184	88	

MAGNUSSON Daniel		Alternate		Right-handed	
Type	↻ %	↻ %	Total	%	
Draw	0 -	1 75	1	75	
Front	0 -	0 -	0	-	
Guard	0 -	0 -	0	-	
Raise	0 -	0 -	0	-	
Wick / Soft Peeling	0 -	0 -	0	-	
Freeze	0 -	0 -	0	-	
Take-out	0 -	0 -	0	-	
Hit and Roll	0 -	0 -	0	-	
Clearing	0 -	1 100	1	100	
Double Take-out	0 -	0 -	0	-	
Promotion Take-out	0 -	0 -	0	-	
Not considered	0 -	0 -	0	-	
All Draws	0 -	1 75	1	75	
All Take-outs	0 -	1 100	1	100	
Total	0 -	2 88	2	88	

WRANAA Rasmus		Second		Right-handed	
Type	↻ %	↻ %	Total	%	
Draw	27 91	33 95	60	93	
Front	0 -	2 100	2	100	
Guard	9 86	14 91	23	89	
Raise	1 100	0 -	1	100	
Wick / Soft Peeling	0 -	1 100	1	100	
Freeze	0 -	0 -	0	-	
Take-out	9 83	12 92	21	88	
Hit and Roll	4 81	7 86	11	84	
Clearing	17 99	21 95	38	97	
Double Take-out	15 95	9 92	24	94	
Promotion Take-out	3 58	1 75	4	63	
Not considered	0 -	1 -	1	-	
All Draws	37 90	50 94	87	92	
All Take-outs	48 91	50 92	98	91	
Total	85 90	100 93	185	92	

Team: SWE - Sweden					
Type	↻ %	↻ %	Total	%	
Draw	133 92	130 91	263	91	
Front	11 100	20 96	31	98	
Guard	28 84	36 93	64	89	
Raise	13 85	10 78	23	82	
Wick / Soft Peeling	3 100	19 61	22	66	
Freeze	0 -	0 -	0	-	
Take-out	48 94	66 93	114	93	
Hit and Roll	14 84	18 88	32	86	
Clearing	44 98	60 98	104	98	
Double Take-out	32 85	40 82	72	83	
Promotion Take-out	9 56	8 72	17	63	
Not considered	1 -	1 -	2	-	
All Draws	188 91	215 88	403	89	
All Take-outs	147 90	192 91	339	90	
Total	335 90	407 89	742	90	

**Legend:**  
↻ Clockwise      ↻ Counter-clockwise





### Scoring Analysis

Team	Games	LSFE	Stolen Ends	Last Stone Eff.	Force Eff.	Points Scored							Total	Plus / Minus
						0	1	2	3	4	>4			
SWE	For	7	18	71%	78%	8	17	25	6	3	0	97	+59	
	Against	4	5			2	26	6	0	0	0	38		
SUI	For	6	14	35%	48%	7	25	16	4	2	0	77	+11	
	Against	5	13			4	27	12	5	0	0	66		
SCO	For	6	11	44%	45%	11	21	14	6	0	0	67	+9	
	Against	5	6			11	18	14	1	1	1	58		
ITA	For	4	14	35%	46%	3	25	12	2	2	0	63	+5	
	Against	5	7			5	20	10	2	3	0	58		
NOR	For	4	10	37%	62%	5	22	12	2	1	0	56	+4	
	Against	5	8			3	24	11	2	0	0	52		
NED	For	1	9	27%	47%	3	21	11	0	2	0	51	-10	
	Against	8	8			8	19	15	4	0	0	61		
DEN	For	3	10	36%	46%	4	26	16	2	0	0	64	-12	
	Against	8	11			10	21	20	5	0	0	76		
GER	For	8	4	30%	48%	8	14	10	2	2	0	48	-15	
	Against	1	16			7	20	10	5	2	0	63		
RUS	For	3	7	33%	42%	5	17	10	2	0	1	48	-22	
	Against	6	13			7	17	17	1	4	0	70		
ENG	For	7	1	22%	43%	6	22	7	1	1	0	43	-29	
	Against	2	11			3	18	18	2	3	0	72		
Total	49		98			60	210	133	27	13	1	614		

**Note:**  
 Stolen ends are the ends won without the last stone advantage.  
 Last Stone Efficiency: Scoring two or more points with last stone advantage.  
 Force Efficiency: Forcing the opponent team to score only one point when they have the last stone advantage.

**Legend:**  
 >4 More than four points scored      Eff. Efficiency      LSFE Last Stone First End





### Time-out Statistics

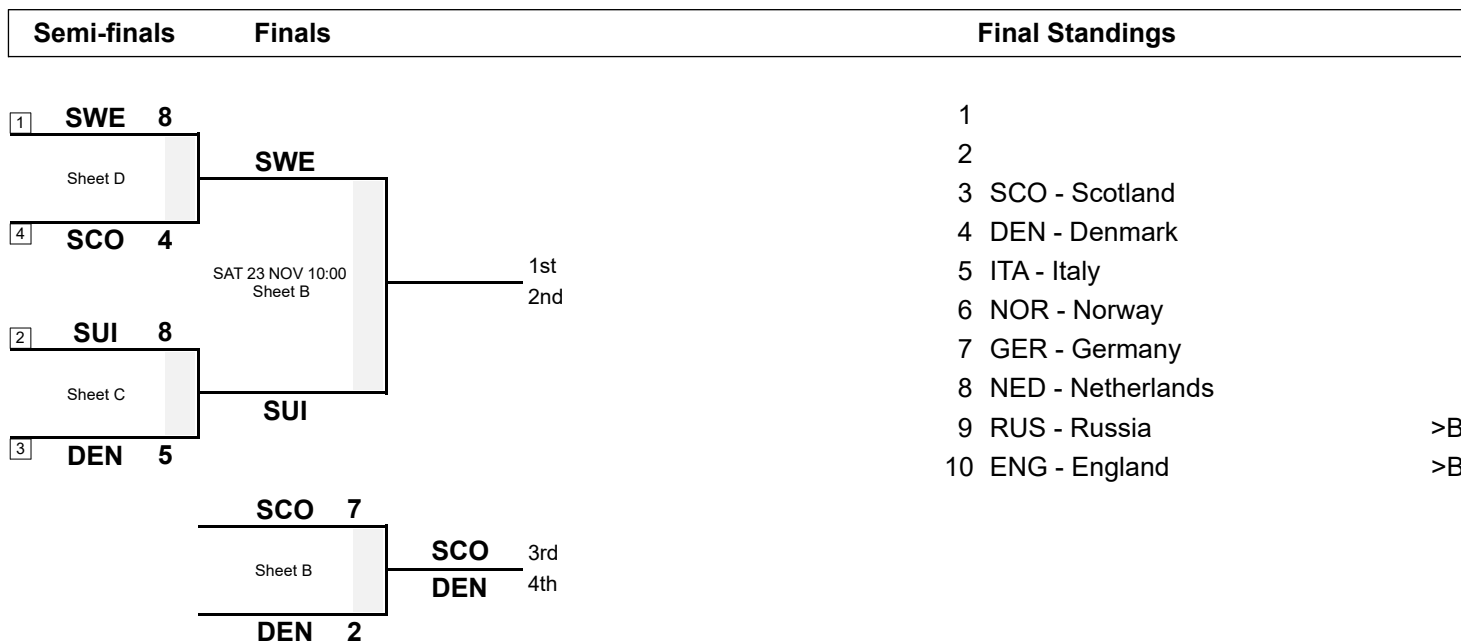
Team	Games	Number of Time-outs	Average Shot Success on Next Stone
SUI - Switzerland	11	9	100%
SWE - Sweden	11	3	91%
SCO - Scotland	11	7	89%
NOR - Norway	9	4	87%
DEN - Denmark	11	7	85%
NED - Netherlands	9	6	83%
GER - Germany	9	4	81%
ITA - Italy	9	8	78%
ENG - England	9	9	77%
RUS - Russia	9	5	55%
Total	49	62	83%



### Session Results and Standings

Sheet	Game	Team	LSFE	1	2	3	4	5	6	7	8	9	10	Extra Ends	Total
B	11	SCO - Scotland		0	0	1	0	0	3	0	3	X	X		7
	11	DEN - Denmark	*	1	0	0	1	0	0	0	0	X	X		2

### Play-offs Bracket



**Legend:**  
>B To B-Division      LSFE(\*) Last Stone First End      X Unplayed/unfinished end due to concession



**Cumulative Player Statistics by Team**

**DEN - Denmark**

KRAUSE Mikkel		Fourth Skip		Right-handed	
Type	↻ %	↻ %	Total	%	
Draw	25	75	46	71	71 72
Front	0	-	0	-	0 -
Guard	5	80	3	100	8 88
Raise	6	58	3	50	9 56
Wick / Soft Peeling	0	-	0	-	0 -
Freeze	0	-	2	25	2 25
Take-out	23	76	39	79	62 78
Hit and Roll	8	47	11	80	19 66
Clearing	4	88	3	100	7 93
Double Take-out	11	73	9	81	20 76
Promotion Take-out	6	67	4	50	10 60
Not considered	0	-	2	-	2 -
All Draws	36	73	54	69	90 71
All Take-outs	52	71	66	79	118 75
Total	88	72	120	75	208 73

HOLTERMANN Henrik		Lead		Right-handed	
Type	↻ %	↻ %	Total	%	
Draw	28	72	52	71	80 71
Front	23	82	51	91	74 88
Guard	2	100	10	80	12 83
Raise	2	63	1	75	3 67
Wick / Soft Peeling	2	0	1	0	3 0
Freeze	1	100	0	-	1 100
Take-out	4	75	13	92	17 88
Hit and Roll	1	50	4	44	5 45
Clearing	0	-	0	-	0 -
Double Take-out	0	-	0	-	0 -
Promotion Take-out	0	-	0	-	0 -
Not considered	0	-	1	-	1 -
All Draws	58	75	115	80	173 78
All Take-outs	5	70	17	81	22 78
Total	63	74	132	80	195 78

NOERGAARD Mads		Third V-Skip		Right-handed	
Type	↻ %	↻ %	Total	%	
Draw	21	71	30	77	51 75
Front	0	-	3	58	3 58
Guard	7	89	15	82	22 84
Raise	1	0	0	-	1 0
Wick / Soft Peeling	0	-	0	-	0 -
Freeze	0	-	0	-	0 -
Take-out	27	75	33	86	60 81
Hit and Roll	14	80	11	75	25 78
Clearing	4	100	11	95	15 97
Double Take-out	13	63	16	84	29 75
Promotion Take-out	2	0	4	38	6 25
Not considered	0	-	0	-	0 -
All Draws	29	73	48	77	77 76
All Take-outs	60	73	75	83	135 78
Total	89	73	123	80	212 77

WIKSTEN Kasper		Alternate		Right-handed	
Type	↻ %	↻ %	Total	%	
Draw	9	50	8	75	17 62
Front	0	-	2	100	2 100
Guard	2	50	1	75	3 58
Raise	2	75	1	75	3 75
Wick / Soft Peeling	0	-	0	-	0 -
Freeze	0	-	0	-	0 -
Take-out	6	67	5	90	11 77
Hit and Roll	8	91	6	71	14 82
Clearing	3	83	0	-	3 83
Double Take-out	1	100	1	50	2 75
Promotion Take-out	0	-	1	25	1 25
Not considered	0	-	0	-	0 -
All Draws	13	54	12	79	25 66
All Take-outs	18	82	13	73	31 78
Total	31	70	25	76	56 73

ENGELHARDT Tobias		Second		Right-handed	
Type	↻ %	↻ %	Total	%	
Draw	21	64	28	66	49 65
Front	3	83	11	91	14 89
Guard	5	80	17	79	22 80
Raise	2	50	3	50	5 50
Wick / Soft Peeling	1	0	0	-	1 0
Freeze	0	-	0	-	0 -
Take-out	17	59	20	81	37 71
Hit and Roll	7	50	11	77	18 67
Clearing	4	94	5	70	9 81
Double Take-out	5	70	8	63	13 65
Promotion Take-out	0	-	3	8	3 8
Not considered	1	-	0	-	1 -
All Draws	32	66	59	74	91 71
All Take-outs	33	63	47	71	80 68
Total	65	64	106	73	171 69

Team: DEN - Denmark					
Type	↻ %	↻ %	Total	%	
Draw	104	69	164	71	268 70
Front	26	82	67	90	93 87
Guard	21	82	46	82	67 82
Raise	13	56	8	56	21 56
Wick / Soft Peeling	3	0	1	0	4 0
Freeze	1	100	2	25	3 50
Take-out	77	71	110	84	187 78
Hit and Roll	38	69	43	73	81 71
Clearing	15	92	19	89	34 90
Double Take-out	30	69	34	77	64 73
Promotion Take-out	8	50	12	33	20 40
Not considered	1	-	3	-	4 -
All Draws	168	71	288	76	456 74
All Take-outs	168	71	218	78	386 75
Total	336	71	506	77	842 75

**Legend:**  
↻ Clockwise      ↻ Counter-clockwise

**Cumulative Player Statistics by Team**

**SCO - Scotland**

PATERSON Ross		Fourth Skip		Right-handed	
Type	↻ %	↻ %	Total	%	
Draw	31 87	28 88	59	87	
Front	1 100	0 -	1	100	
Guard	6 83	1 0	7	71	
Raise	3 92	3 50	6	71	
Wick / Soft Peeling	0 -	0 -	0	-	
Freeze	1 75	2 50	3	58	
Take-out	19 89	46 89	65	89	
Hit and Roll	9 67	8 88	17	76	
Clearing	7 100	12 100	19	100	
Double Take-out	1 50	10 58	11	57	
Promotion Take-out	2 100	2 88	4	94	
Not considered	1 -	2 -	3	-	
All Draws	42 87	34 79	76	84	
All Take-outs	38 86	78 86	116	86	
Total	80 86	112 84	192	85	

GOODFELLOW Michael		Lead		Right-handed	
Type	↻ %	↻ %	Total	%	
Draw	54 91	30 93	84	92	
Front	33 98	31 99	64	99	
Guard	8 75	4 75	12	75	
Raise	2 88	2 75	4	81	
Wick / Soft Peeling	2 100	12 71	14	75	
Freeze	0 -	0 -	0	-	
Take-out	7 93	6 71	13	83	
Hit and Roll	4 63	1 75	5	65	
Clearing	1 100	0 -	1	100	
Double Take-out	0 -	0 -	0	-	
Promotion Take-out	0 -	0 -	0	-	
Not considered	0 -	1 -	1	-	
All Draws	99 92	79 91	178	92	
All Take-outs	12 83	7 71	19	79	
Total	111 91	86 89	197	90	

WADDELL Kyle		Third V-Skip		Right-handed	
Type	↻ %	↻ %	Total	%	
Draw	26 79	24 80	50	80	
Front	5 100	2 100	7	100	
Guard	11 93	8 97	19	95	
Raise	3 50	1 0	4	38	
Wick / Soft Peeling	0 -	0 -	0	-	
Freeze	0 -	0 -	0	-	
Take-out	12 100	33 88	45	91	
Hit and Roll	10 85	10 73	20	79	
Clearing	6 100	15 100	21	100	
Double Take-out	10 75	14 79	24	77	
Promotion Take-out	4 88	4 44	8	66	
Not considered	0 -	0 -	0	-	
All Draws	45 83	35 83	80	83	
All Take-outs	42 89	76 84	118	86	
Total	87 86	111 84	198	85	

WADDELL Craig		Alternate		Right-handed	
Type	↻ %	↻ %	Total	%	
Draw	0 -	0 -	0	-	
Front	0 -	0 -	0	-	
Guard	0 -	0 -	0	-	
Raise	0 -	0 -	0	-	
Wick / Soft Peeling	0 -	0 -	0	-	
Freeze	0 -	0 -	0	-	
Take-out	0 -	0 -	0	-	
Hit and Roll	0 -	0 -	0	-	
Clearing	0 -	0 -	0	-	
Double Take-out	0 -	0 -	0	-	
Promotion Take-out	0 -	0 -	0	-	
Not considered	0 -	0 -	0	-	
All Draws	0 -	0 -	0	-	
All Take-outs	0 -	0 -	0	-	
Total	0 -	0 -	0	-	

MENZIES Duncan		Second		Right-handed	
Type	↻ %	↻ %	Total	%	
Draw	28 81	26 90	54	86	
Front	4 100	3 100	7	100	
Guard	19 91	3 83	22	90	
Raise	4 75	3 58	7	68	
Wick / Soft Peeling	2 38	2 63	4	50	
Freeze	0 -	0 -	0	-	
Take-out	14 86	14 86	28	86	
Hit and Roll	11 84	10 83	21	83	
Clearing	11 100	15 95	26	97	
Double Take-out	13 75	14 71	27	73	
Promotion Take-out	1 25	1 100	2	63	
Not considered	0 -	0 -	0	-	
All Draws	57 84	37 86	94	85	
All Take-outs	50 85	54 84	104	84	
Total	107 84	91 85	198	85	

Team: SCO - Scotland					
Type	↻ %	↻ %	Total	%	
Draw	139 86	108 88	247	87	
Front	43 99	36 99	79	99	
Guard	44 88	16 83	60	86	
Raise	12 75	9 53	21	65	
Wick / Soft Peeling	4 69	14 70	18	69	
Freeze	1 75	2 50	3	58	
Take-out	52 91	99 87	151	88	
Hit and Roll	34 77	29 80	63	79	
Clearing	25 100	42 98	67	99	
Double Take-out	24 74	38 70	62	72	
Promotion Take-out	7 82	7 64	14	73	
Not considered	1 -	3 -	4	-	
All Draws	243 88	185 86	428	87	
All Take-outs	142 86	215 85	357	85	
Total	385 87	400 85	785	86	

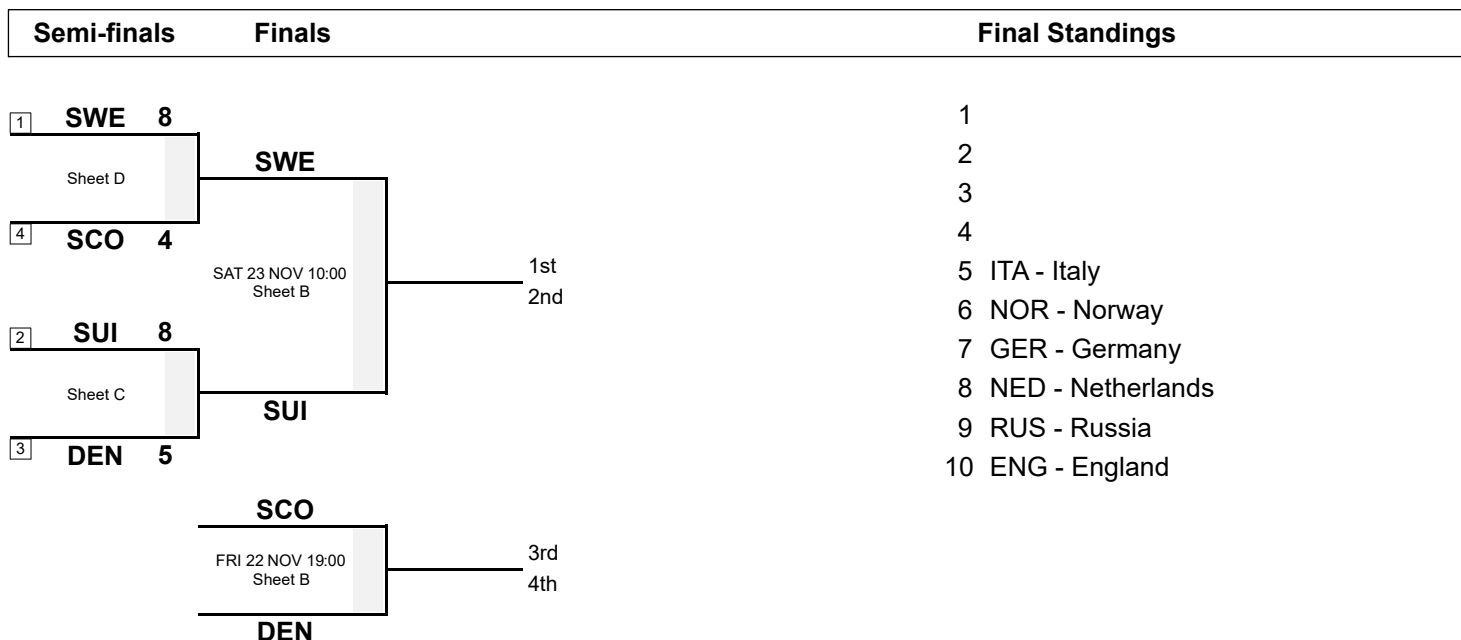
**Legend:**  
↻ Clockwise      ↻ Counter-clockwise



### Session Results and Standings

Sheet	Game	Team	LSFE	1	2	3	4	5	6	7	8	9	10	Extra Ends	Total
C	10	DEN - Denmark		0	1	0	0	0	2	0	0	2	X		5
	10	SUI - Switzerland	*	2	0	0	1	2	0	1	2	0	X		8
D	10	SWE - Sweden	*	2	1	0	1	0	0	2	0	2	X		8
	10	SCO - Scotland		0	0	1	0	2	0	0	1	0	X		4

### Play-offs Bracket



**Legend:**  
 >B To B-Division      LSFE(\*) Last Stone First End      X Unplayed/unfinished end due to concession





### Competition Matrix

Team	DEN	ENG	GER	ITA	NED	NOR	RUS	SCO	SUI	SWE
<b>DEN</b>		8 - 4	7 - 5	9 - 8	6 - 7	7 - 8	6 - 4	6 - 5	5 - 11	3 - 9
<b>ENG</b>	4 - 8		8 - 9	2 - 8	5 - 8	W - L	3 - 6	5 - 7	7 - 8	4 - 9
<b>GER</b>	5 - 7	9 - 8		3 - 10	6 - 4	2 - 6	11 - 7	2 - 7	5 - 4	5 - 10
<b>ITA</b>	8 - 9	8 - 2	10 - 3		7 - 6	8 - 7	8 - 6	5 - 7	5 - 7	4 - 11
<b>NED</b>	7 - 6	8 - 5	4 - 6	6 - 7		4 - 5	12 - 4	3 - 9	4 - 9	3 - 10
<b>NOR</b>	8 - 7	L - W	6 - 2	7 - 8	5 - 4		6 - 5	4 - 10	9 - 4	2 - 7
<b>RUS</b>	4 - 6	6 - 3	7 - 11	6 - 8	4 - 12	5 - 6		8 - 5	6 - 10	2 - 9
<b>SCO</b>	5 - 6	7 - 5	7 - 2	7 - 5	9 - 3	10 - 4	5 - 8		3 - 8	3 - 7
<b>SUI</b>	11 - 5	8 - 7	4 - 5	7 - 5	9 - 4	4 - 9	10 - 6	8 - 3		5 - 8
<b>SWE</b>	9 - 3	9 - 4	10 - 5	11 - 4	10 - 3	7 - 2	9 - 2	7 - 3	8 - 5	

### Standings after Round Robin

Rank	Team	Games	Wins	Losses	
1	SWE - Sweden	9	9	0	Q
2	SUI - Switzerland	9	6	3	Q
3	DEN - Denmark	9	5	4	Q w2,1
4	SCO - Scotland	9	5	4	Q w2,0
5	ITA - Italy	9	5	4	w1,1
6	NOR - Norway	9	5	4	w1,0
7	GER - Germany	9	4	5	
8	NED - Netherlands	9	3	6	
9	RUS - Russia	9	2	7	>B
10	ENG - England	9	1	8	>B

**Legend:**

>B To B-Division  
W Win

L Loss  
wn Number of wins (n) against tied teams

Q Qualified for the semi-finals



### Draw Shot Challenge

Rank	Team	Stone Rotation	Last Stone Draw in each Round Robin Game									DSC
			1	2	3	4	5	6	7	8	9	
1	GER - Germany	↻	30.7	69.4	6.0	11.7	3.6	32.0	14.6	10.0	9.6	<b>17.29cm</b>
		↻	72.5	40.2	38.1	14.6	3.2	6.6	40.7	9.8	5.3	
2	SCO - Scotland	↻	13.3	17.7	12.8	26.4	80.7	12.0	49.1	107.1	42.1	<b>21.61cm</b>
		↻	41.5	20.5	8.3	22.3	10.9	35.5	6.3	4.9	22.1	
3	SWE - Sweden	↻	21.0	3.0	39.9	100.2	23.8	16.6	99.2	62.1	19.9	<b>24.78cm</b>
		↻	47.0	26.2	9.8	104.8	10.9	1.6	12.1	1.9	1.5	
4	ITA - Italy	↻	9.7	23.1	23.8	38.7	18.0	22.9	3.9	66.6	27.3	<b>25.25cm</b>
		↻	34.9	49.3	99.7	176.9	13.2	16.5	24.7	9.2	22.2	
5	ENG - England	↻	12.7	16.0	24.5	6.0	38.1	16.2	57.3	36.6	8.3	<b>26.73cm</b>
		↻	51.5	33.3	73.0	21.9	52.5	18.6	22.7	20.5	48.2	
6	NOR - Norway	↻	26.8	143.1	53.1	23.8	9.4	69.1	13.5	59.5	22.9	<b>29.88cm</b>
		↻	43.8	124.9	7.3	15.8	44.0	25.0	11.0	18.8	34.3	
7	SUI - Switzerland	↻	26.8	40.2	13.4	1.6	53.9	85.1	23.0	13.0	39.7	<b>30.41cm</b>
		↻	71.2	88.8	7.7	20.1	40.8	10.9	125.5	32.4	6.7	
8	RUS - Russia	↻	70.1	26.5	48.6	79.4	15.8	60.3	25.0	28.8	15.2	<b>32.66cm</b>
		↻	21.4	49.0	25.5	36.0	36.7	20.5	30.1	13.1	121.9	
9	DEN - Denmark	↻	15.7	98.9	121.4	61.9	111.1	44.8	42.2	69.1	6.9	<b>41.16cm</b>
		↻	43.7	39.4	24.6	36.3	52.2	35.5	28.7	19.4	39.2	
10	NED - Netherlands	↻	44.5	71.0	107.5	28.5	31.5	86.8	35.7	57.0	17.2	<b>55.41cm</b>
		↻	199.6	199.6	113.2	27.5	27.1	2.2	91.0	119.4	26.4	

**Note:**

The Draw Shot Challenge (DSC) is the average distance of all the individual Last Stone Draws (LSD), which were delivered by a team during the round robin. The two least favourable results will be eliminated before calculating the average distance. The team with the lesser DSC receives the higher ranking. If the DSCs are equal then the team with the best non-equal counting LSD receives the higher ranking. In the case where all counting LSDs are equal, the team ranked higher in the WCF World Rankings is ranked higher.

**Legend:**

↻ Clockwise

↻ Counter-clockwise

**DSC** Draw Shot Challenge



### Shot Success Percentage by Position

Fourth	Game >	1	2	3	4	5	6	7	8	9	Avg.
1 EDIN Niklas	SWE	85	85	88	78	82	100	100	86	97	88.6
2 PATERSON Ross	SCO	88	80	86	92	86	100	83	71	88	85.5
3 ULSRUD Thomas	NOR	73	94	94	84	85	95	56	80	94	84.2
4 MUSKATEWITZ Marc	GER	79	79	88	50	82	80	85	78	74	77.9
5 SCHWALLER Yannick	SUI	85	60	72	89	83	66	82	87	74	77.6
6 RETORNAZ Joel	ITA	81	65	64	79	74	92	86	76	67	75.2
7 KRAUSE Mikkel	DEN	60	81	52	56	90	72	80	90	83	74.4
8 GLUKHOV Sergey	RUS	70	75	91	82	67	69	51		(2) 84	74.1
9 GOESGENS Wouter	NED	64	78	74	70	57	80	74	76	84	73.6
10 REED Andrew	ENG	72	73	77	64	63	69	78	79	63	70.6

Third	Game >	1	2	3	4	5	6	7	8	9	Avg.
1 ERIKSSON Oskar	SWE	100	85	92	82	89	68	92	93	81	87.7
2 WADDELL Kyle	SCO	86	91	85	91	94	98	86	82	72	87.2
3 BRUNNER Michael	SUI	92	75	84	90	90	86	96	83	82	86.6
4 WALSTAD Steffen	NOR	88	78	94	76	79	88	67	76	90	81.4
5 MOSANER Amos	ITA	83	84	66	82	82	90	77	78	85	80.6
6 VAN DORP Jaap	NED	75	76	88	77	79	88	86	66	78	78.9
7 NOERGAARD Mads	DEN	60	90	77	83	77	70	78	92	76	78.1
8 TOTZEK Sixten	GER	81	74	96	79	75	63	81	65	74	76.8
9 TIMOFEEV Aleksey	RUS	73	71			69	(2) 42		(4) 64	(4) 70	66.3
10 OPEL Michael	ENG			47			60				52.7

Second	Game >	1	2	3	4	5	6	7	8	9	Avg.
1 WRANAA Rasmus	SWE	93	97	88	100	95	77	92	83	93	91.1
2 MENZIES Duncan	SCO	80	80	83	88	81	95	90	90	82	84.9
3 HOEIBERG Markus	NOR	81	83	98	86	81	91	70	86	84	83.8
4 MEIER Romano	SUI	90	78	77	94	80	80	93	85	74	83.2
5 SUTOR Joshua	GER	81	88	91	84	94	77	86	70	73	82.6
6 ARMAN Sebastiano	ITA	79	86	84	82	85	96	82	75	75	81.9
7 MALTON Jamie	ENG	88	89	83	74	82	88	65	82	75	80.2
8 TUZOV Aleksey	RUS	81	84	(3) 90	(3) 76	83	(3) 67	(3) 63	(3) 81	(3) 80	79.1
9 HOEKMAN Laurens	NED	65	66	71	66	79	74	72	81	84	73.2
10 ENGELHARDT Tobias	DEN	54	70	(1) 77		70		76	75	76	71.3



### Shot Success Percentage by Position

Lead	Game >	1	2	3	4	5	6	7	8	9	Avg.
1 SUNDGREN Christoffer	SWE	93	97	81	92	84	96	98	96	92	92.3
2 GOODFELLOW Michael	SCO	97	86	86	83	99	96	89	92	92	91.1
3 GONIN Simone	ITA	90	91	95	96	89	94	89	88	83	89.9
4 KAEUFELER Marcel	SUI	92	96	91	90	88	100	88	75	83	88.7
5 KALALB Anton	RUS	88	88	84	96	89	96	96	86	73	87.7
6 GLASBERGEN Carlo	NED	83	89	93	78	98	86	97	74	88	86.9
7 VAAGBERG Magnus	NOR	94	88	97	88	78	89	95	74	80	86.2
8 GREINDL Dominik	GER	66	89	83	91	81	71	90	81	80	81.3
9 JAEGGI Tom	ENG	71	69	75	75	83	81	71	89	85	77.6
10 HOLTERMANN Henrik	DEN	71	85		79	70	76	63	86	85	76.7

Alternate	Game >	1	2	3	4	5	6	7	8	9	Avg.
1 NEDREGOTTEN Magnus	NOR			(2)100							100.0
2 MAGNUSSON Daniel	SWE						(2) 88				87.5
3 WOOLSTON Andrew	ENG	(3) 71	(3) 69		(3) 79	(3) 88		(3) 80	(3) 79	(3) 65	75.9
4 WIKSTEN Kasper	DEN			(2) 69	(2) 68		(2) 81				72.8
5 RAZHABOV Artur	RUS			(2) 64	(2) 65			(2) 61	(2) 68		64.7

Team	Game >	1	2	3	4	5	6	7	8	9	Avg.
1 SWE - Sweden		93	91	87	88	88	86	96	89	91	89.9
2 SCO - Scotland		88	84	85	88	90	97	87	84	83	87.2
3 SUI - Switzerland		90	77	81	91	85	83	90	82	78	84.1
4 NOR - Norway		84	86	96	83	81	91	72	79	87	84.0
5 ITA - Italy		83	82	77	85	82	93	83	79	78	81.9
6 GER - Germany		77	82	90	76	83	73	86	73	75	79.7
7 NED - Netherlands		72	77	81	73	78	82	82	74	83	78.2
8 RUS - Russia		78	79	83	80	77	68	68	75	77	76.4
9 DEN - Denmark		61	82	68	71	77	75	74	86	80	75.1
9 ENG - England		76	75	70	73	79	74	73	82	72	75.1

**Note:**  
"(n)" denotes a position different from original line-up position: (4) - Fourth, (3) - Third, (2) - Second, (1) - Lead

**Legend:**  
Avg. Average



### Scoring Analysis

Team	Games	LSFE	Stolen Ends	Last Stone Eff.	Force Eff.	Points Scored							Total	Plus / Minus
						0	1	2	3	4	>4			
SWE	For	5	16	70%	77%	6	14	21	4	3	0	80	+49	
	Against	4	4			1	21	5	0	0	0	31		
SUI	For	5	11	38%	56%	5	20	13	4	2	0	66	+14	
	Against	4	12			3	25	9	3	0	0	52		
SCO	For	6	10	47%	43%	9	18	13	4	0	0	56	+8	
	Against	3	5			9	14	11	1	1	1	48		
ITA	For	4	14	35%	46%	3	25	12	2	2	0	63	+5	
	Against	5	7			5	20	10	2	3	0	58		
NOR	For	4	10	37%	62%	5	22	12	2	1	0	56	+4	
	Against	5	8			3	24	11	2	0	0	52		
DEN	For	2	10	38%	43%	3	23	14	2	0	0	57	-4	
	Against	7	8			7	18	17	3	0	0	61		
NED	For	1	9	27%	47%	3	21	11	0	2	0	51	-10	
	Against	8	8			8	19	15	4	0	0	61		
GER	For	8	4	30%	48%	8	14	10	2	2	0	48	-15	
	Against	1	16			7	20	10	5	2	0	63		
RUS	For	3	7	33%	42%	5	17	10	2	0	1	48	-22	
	Against	6	13			7	17	17	1	4	0	70		
ENG	For	7	1	22%	43%	6	22	7	1	1	0	43	-29	
	Against	2	11			3	18	18	2	3	0	72		
Total	45		92			53	196	123	23	13	1	568		

**Note:**  
 Stolen ends are the ends won without the last stone advantage.  
 Last Stone Efficiency: Scoring two or more points with last stone advantage.  
 Force Efficiency: Forcing the opponent team to score only one point when they have the last stone advantage.

**Legend:**  
 >4 More than four points scored      Eff. Efficiency      LSFE Last Stone First End





### Time-out Statistics

Team	Games	Number of Time-outs	Average Shot Success on Next Stone
SUI - Switzerland	9	7	100%
SWE - Sweden	9	3	91%
NOR - Norway	9	4	87%
DEN - Denmark	9	7	85%
SCO - Scotland	9	5	85%
NED - Netherlands	9	6	83%
GER - Germany	9	4	81%
ITA - Italy	9	8	78%
ENG - England	9	9	77%
RUS - Russia	9	5	55%
Total	45	58	82%



**Cumulative Player Statistics by Team**

**DEN - Denmark**

KRAUSE Mikkel		Fourth Skip		Right-handed	
Type	↻ %	↻ %	Total	%	
Draw	24 78	41 73	65	75	
Front	0 -	0 -	0	-	
Guard	5 80	3 100	8	88	
Raise	3 67	3 50	6	58	
Wick / Soft Peeling	0 -	0 -	0	-	
Freeze	0 -	2 25	2	25	
Take-out	21 74	30 75	51	75	
Hit and Roll	5 50	8 88	13	73	
Clearing	2 100	1 100	3	100	
Double Take-out	9 83	9 81	18	82	
Promotion Take-out	4 69	4 50	8	59	
Not considered	0 -	2 -	2	-	
All Draws	32 77	49 71	81	73	
All Take-outs	41 74	52 76	93	75	
Total	73 75	101 74	174	74	

HOLTERMANN Henrik		Lead		Right-handed	
Type	↻ %	↻ %	Total	%	
Draw	26 74	47 69	73	71	
Front	19 83	36 88	55	86	
Guard	1 100	6 100	7	100	
Raise	1 50	0 -	1	50	
Wick / Soft Peeling	2 0	1 0	3	0	
Freeze	1 100	0 -	1	100	
Take-out	2 50	12 92	14	86	
Hit and Roll	1 50	4 44	5	45	
Clearing	0 -	0 -	0	-	
Double Take-out	0 -	0 -	0	-	
Promotion Take-out	0 -	0 -	0	-	
Not considered	0 -	1 -	1	-	
All Draws	50 75	90 78	140	77	
All Take-outs	3 50	16 80	19	75	
Total	53 74	106 78	159	77	

NOERGAARD Mads		Third V-Skip		Right-handed	
Type	↻ %	↻ %	Total	%	
Draw	14 79	25 73	39	75	
Front	0 -	2 38	2	38	
Guard	7 89	13 83	20	85	
Raise	1 0	0 -	1	0	
Wick / Soft Peeling	0 -	0 -	0	-	
Freeze	0 -	0 -	0	-	
Take-out	23 74	28 87	51	81	
Hit and Roll	11 80	8 78	19	79	
Clearing	3 100	11 95	14	96	
Double Take-out	11 57	15 87	26	74	
Promotion Take-out	1 0	3 50	4	38	
Not considered	0 -	0 -	0	-	
All Draws	22 78	40 74	62	76	
All Take-outs	49 71	65 85	114	79	
Total	71 74	105 81	176	78	

WIKSTEN Kasper		Alternate		Right-handed	
Type	↻ %	↻ %	Total	%	
Draw	9 50	8 75	17	62	
Front	0 -	2 100	2	100	
Guard	2 50	1 75	3	58	
Raise	2 75	1 75	3	75	
Wick / Soft Peeling	0 -	0 -	0	-	
Freeze	0 -	0 -	0	-	
Take-out	6 67	5 90	11	77	
Hit and Roll	8 91	6 71	14	82	
Clearing	3 83	0 -	3	83	
Double Take-out	1 100	1 50	2	75	
Promotion Take-out	0 -	1 25	1	25	
Not considered	0 -	0 -	0	-	
All Draws	13 54	12 79	25	66	
All Take-outs	18 82	13 73	31	78	
Total	31 70	25 76	56	73	

ENGELHARDT Tobias		Second		Right-handed	
Type	↻ %	↻ %	Total	%	
Draw	19 67	24 67	43	67	
Front	3 83	9 89	12	88	
Guard	5 80	9 92	14	88	
Raise	2 50	1 0	3	33	
Wick / Soft Peeling	1 0	0 -	1	0	
Freeze	0 -	0 -	0	-	
Take-out	13 62	17 81	30	73	
Hit and Roll	3 58	7 82	10	75	
Clearing	4 94	5 70	9	81	
Double Take-out	3 100	7 57	10	70	
Promotion Take-out	0 -	3 8	3	8	
Not considered	1 -	0 -	1	-	
All Draws	30 68	43 75	73	72	
All Take-outs	23 72	39 70	62	71	
Total	53 69	82 73	135	71	

Team: DEN - Denmark					
Type	↻ %	↻ %	Total	%	
Draw	92 72	145 71	237	71	
Front	22 83	49 87	71	86	
Guard	20 81	32 90	52	87	
Raise	9 56	5 45	14	52	
Wick / Soft Peeling	3 0	1 0	4	0	
Freeze	1 100	2 25	3	50	
Take-out	65 70	92 83	157	77	
Hit and Roll	28 74	33 76	61	75	
Clearing	12 94	17 88	29	91	
Double Take-out	24 74	32 77	56	76	
Promotion Take-out	5 55	11 36	16	42	
Not considered	1 -	3 -	4	-	
All Draws	147 73	234 75	381	74	
All Take-outs	134 73	185 78	319	76	
Total	281 73	419 77	700	75	

**Legend:**  
↻ Clockwise      ↻ Counter-clockwise

**Cumulative Player Statistics by Team**

**ENG - England**

REED Andrew		Fourth Skip		Right-handed	
Type	↻ %	↻ %	Total	%	
Draw	34 72	27 66	61	69	
Front	1 100	0 -	1	100	
Guard	1 100	0 -	1	100	
Raise	1 75	4 81	5	80	
Wick / Soft Peeling	0 -	0 -	0	-	
Freeze	1 75	1 0	2	38	
Take-out	16 75	28 84	44	81	
Hit and Roll	4 44	7 54	11	50	
Clearing	3 83	3 83	6	83	
Double Take-out	4 25	13 65	17	56	
Promotion Take-out	3 100	9 61	12	71	
Not considered	0 -	3 -	3	-	
All Draws	38 74	32 66	70	70	
All Take-outs	30 68	60 73	90	71	
Total	68 71	92 70	160	71	

JAECCI Tom		Lead		Right-handed	
Type	↻ %	↻ %	Total	%	
Draw	34 74	22 67	56	71	
Front	40 88	31 90	71	89	
Guard	10 70	1 50	11	68	
Raise	0 -	2 50	2	50	
Wick / Soft Peeling	2 50	0 -	2	50	
Freeze	0 -	0 -	0	-	
Take-out	7 79	9 67	16	72	
Hit and Roll	4 44	2 88	6	58	
Clearing	1 0	0 -	1	0	
Double Take-out	1 100	0 -	1	100	
Promotion Take-out	0 -	0 -	0	-	
Not considered	0 -	0 -	0	-	
All Draws	86 80	56 79	142	79	
All Take-outs	13 63	11 70	24	67	
Total	99 78	67 78	166	78	

OPEL Michael		Third V-Skip		Right-handed	
Type	↻ %	↻ %	Total	%	
Draw	5 0	4 88	9	39	
Front	0 -	0 -	0	-	
Guard	1 0	1 50	2	25	
Raise	1 100	2 88	3	92	
Wick / Soft Peeling	0 -	0 -	0	-	
Freeze	0 -	1 75	1	75	
Take-out	6 58	3 50	9	56	
Hit and Roll	0 -	1 75	1	75	
Clearing	0 -	0 -	0	-	
Double Take-out	0 -	2 75	2	75	
Promotion Take-out	0 -	1 0	1	0	
Not considered	0 -	0 -	0	-	
All Draws	7 14	8 81	15	50	
All Take-outs	6 58	7 54	13	56	
Total	13 35	15 68	28	53	

WOOLSTON Andrew		Alternate		Right-handed	
Type	↻ %	↻ %	Total	%	
Draw	14 80	27 70	41	74	
Front	6 100	1 100	7	100	
Guard	4 69	7 79	11	75	
Raise	3 58	3 67	6	63	
Wick / Soft Peeling	0 -	0 -	0	-	
Freeze	0 -	0 -	0	-	
Take-out	23 71	20 85	43	77	
Hit and Roll	7 79	3 83	10	80	
Clearing	1 100	1 100	2	100	
Double Take-out	6 63	5 80	11	70	
Promotion Take-out	6 67	1 50	7	64	
Not considered	0 -	0 -	0	-	
All Draws	27 81	38 72	65	76	
All Take-outs	43 71	30 83	73	76	
Total	70 75	68 77	138	76	

MALTON Jamie		Second		Right-handed	
Type	↻ %	↻ %	Total	%	
Draw	30 73	25 86	55	79	
Front	6 83	3 67	9	78	
Guard	7 100	6 96	13	98	
Raise	2 88	6 75	8	78	
Wick / Soft Peeling	0 -	0 -	0	-	
Freeze	0 -	0 -	0	-	
Take-out	24 72	16 83	40	76	
Hit and Roll	7 93	3 100	10	95	
Clearing	2 50	3 100	5	80	
Double Take-out	10 68	8 84	18	75	
Promotion Take-out	2 88	4 69	6	75	
Not considered	1 -	1 -	2	-	
All Draws	45 79	40 84	85	82	
All Take-outs	45 74	34 85	79	78	
Total	90 77	74 84	164	80	

Team: ENG - England					
Type	↻ %	↻ %	Total	%	
Draw	117 71	105 73	222	72	
Front	53 89	35 89	88	89	
Guard	23 77	15 82	38	79	
Raise	7 75	17 74	24	74	
Wick / Soft Peeling	2 50	0 -	2	50	
Freeze	1 75	2 38	3	50	
Take-out	76 72	76 81	152	76	
Hit and Roll	22 70	16 73	38	72	
Clearing	7 64	7 93	14	79	
Double Take-out	21 60	28 74	49	68	
Promotion Take-out	11 80	15 58	26	67	
Not considered	1 -	4 -	5	-	
All Draws	203 76	174 76	377	76	
All Take-outs	137 70	142 77	279	73	
Total	340 74	316 77	656	75	

**Legend:**  
↻ Clockwise      ↻ Counter-clockwise

**Cumulative Player Statistics by Team**

**GER - Germany**

MUSKATEWITZ Marc		Fourth Skip		Right-handed	
Type	↻ %	↻ %	Total	%	
Draw	21 75	19 64	40	70	
Front	0 -	0 -	0	-	
Guard	0 -	2 88	2	88	
Raise	5 50	2 50	7	50	
Wick / Soft Peeling	1 100	0 -	1	100	
Freeze	0 -	0 -	0	-	
Take-out	24 78	37 91	61	86	
Hit and Roll	5 65	12 71	17	69	
Clearing	7 86	7 100	14	93	
Double Take-out	5 75	9 75	14	75	
Promotion Take-out	2 100	4 56	6	71	
Not considered	1 -	0 -	1	-	
All Draws	27 71	23 65	50	69	
All Take-outs	43 78	69 84	112	82	
Total	70 76	92 80	162	78	

GREINDL Dominik		Lead		Right-handed	
Type	↻ %	↻ %	Total	%	
Draw	41 81	28 80	69	81	
Front	32 95	19 89	51	93	
Guard	4 69	5 60	9	64	
Raise	1 0	1 0	2	0	
Wick / Soft Peeling	1 0	1 0	2	0	
Freeze	0 -	0 -	0	-	
Take-out	11 82	12 83	23	83	
Hit and Roll	3 75	3 67	6	71	
Clearing	0 -	0 -	0	-	
Double Take-out	0 -	1 100	1	100	
Promotion Take-out	1 0	0 -	1	0	
Not considered	0 -	0 -	0	-	
All Draws	79 84	54 79	133	82	
All Take-outs	15 75	16 81	31	78	
Total	94 83	70 79	164	81	

TOTZEK Sixten		Third V-Skip		Right-handed	
Type	↻ %	↻ %	Total	%	
Draw	23 78	21 62	44	70	
Front	0 -	0 -	0	-	
Guard	3 50	3 92	6	71	
Raise	1 75	1 75	2	75	
Wick / Soft Peeling	0 -	0 -	0	-	
Freeze	0 -	0 -	0	-	
Take-out	28 81	23 76	51	79	
Hit and Roll	10 65	11 77	21	71	
Clearing	3 92	7 100	10	98	
Double Take-out	10 90	10 93	20	91	
Promotion Take-out	5 55	4 63	9	58	
Not considered	0 -	1 -	1	-	
All Draws	27 75	25 66	52	71	
All Take-outs	56 78	55 81	111	80	
Total	83 77	80 77	163	77	

KAPP Benjamin		Alternate		Right-handed	
Type	↻ %	↻ %	Total	%	
Draw	0 -	0 -	0	-	
Front	0 -	0 -	0	-	
Guard	0 -	0 -	0	-	
Raise	0 -	0 -	0	-	
Wick / Soft Peeling	0 -	0 -	0	-	
Freeze	0 -	0 -	0	-	
Take-out	0 -	0 -	0	-	
Hit and Roll	0 -	0 -	0	-	
Clearing	0 -	0 -	0	-	
Double Take-out	0 -	0 -	0	-	
Promotion Take-out	0 -	0 -	0	-	
Not considered	0 -	0 -	0	-	
All Draws	0 -	0 -	0	-	
All Take-outs	0 -	0 -	0	-	
Total	0 -	0 -	0	-	

SUTOR Joshua		Second		Right-handed	
Type	↻ %	↻ %	Total	%	
Draw	21 80	25 88	46	84	
Front	2 100	0 -	2	100	
Guard	6 83	4 75	10	80	
Raise	2 88	6 58	8	66	
Wick / Soft Peeling	0 -	0 -	0	-	
Freeze	0 -	0 -	0	-	
Take-out	32 87	14 86	46	86	
Hit and Roll	8 78	10 73	18	75	
Clearing	5 100	12 90	17	93	
Double Take-out	4 63	10 88	14	80	
Promotion Take-out	1 25	2 50	3	42	
Not considered	0 -	0 -	0	-	
All Draws	31 82	35 81	66	82	
All Take-outs	50 84	48 83	98	83	
Total	81 83	83 82	164	83	

Team: GER - Germany					
Type	↻ %	↻ %	Total	%	
Draw	106 79	93 75	199	77	
Front	34 96	19 89	53	93	
Guard	13 71	14 75	27	73	
Raise	9 56	10 53	19	54	
Wick / Soft Peeling	2 50	1 0	3	33	
Freeze	0 -	0 -	0	-	
Take-out	95 82	86 85	181	84	
Hit and Roll	26 70	36 73	62	72	
Clearing	15 92	26 95	41	94	
Double Take-out	19 80	30 86	49	84	
Promotion Take-out	9 56	10 58	19	57	
Not considered	1 -	1 -	2	-	
All Draws	164 80	137 75	301	78	
All Take-outs	164 80	188 83	352	81	
Total	328 80	325 79	653	80	

**Legend:**  
↻ Clockwise      ↻ Counter-clockwise

### Cumulative Player Statistics by Team

#### ITA - Italy

RETORNAZ Joel		Fourth Skip		Right-handed	
Type	↻ %	↻ %	Total	%	
Draw	34 77	41 79	75	78	
Front	0 -	0 -	0	-	
Guard	4 81	6 100	10	93	
Raise	5 65	3 83	8	72	
Wick / Soft Peeling	0 -	0 -	0	-	
Freeze	2 50	3 33	5	40	
Take-out	22 84	11 70	33	80	
Hit and Roll	1 75	3 75	4	75	
Clearing	4 100	3 100	7	100	
Double Take-out	8 50	8 66	16	58	
Promotion Take-out	3 83	5 20	8	44	
Not considered	2 -	1 -	3	-	
All Draws	45 75	53 79	98	77	
All Take-outs	38 78	30 64	68	72	
Total	83 77	83 74	166	75	

GONIN Simone		Lead V-Skip		Right-handed	
Type	↻ %	↻ %	Total	%	
Draw	22 83	46 90	68	88	
Front	26 100	37 95	63	97	
Guard	5 85	10 83	15	83	
Raise	1 100	0 -	1	100	
Wick / Soft Peeling	0 -	6 83	6	83	
Freeze	0 -	0 -	0	-	
Take-out	7 79	7 86	14	82	
Hit and Roll	1 50	0 -	1	50	
Clearing	0 -	0 -	0	-	
Double Take-out	1 100	1 50	2	75	
Promotion Take-out	0 -	0 -	0	-	
Not considered	0 -	0 -	0	-	
All Draws	54 92	99 91	153	91	
All Take-outs	9 78	8 81	17	79	
Total	63 90	107 90	170	90	

MOSANER Amos		Third		Right-handed	
Type	↻ %	↻ %	Total	%	
Draw	29 89	25 81	54	85	
Front	0 -	1 100	1	100	
Guard	7 82	20 88	27	86	
Raise	4 75	2 88	6	79	
Wick / Soft Peeling	0 -	2 88	2	88	
Freeze	0 -	0 -	0	-	
Take-out	15 83	21 62	36	71	
Hit and Roll	3 92	5 95	8	94	
Clearing	9 100	8 72	17	87	
Double Take-out	2 100	12 73	14	77	
Promotion Take-out	0 -	5 35	5	35	
Not considered	0 -	0 -	0	-	
All Draws	40 86	50 85	90	85	
All Take-outs	29 91	51 67	80	75	
Total	69 88	101 75	170	81	

PIMPINI Alberto		Alternate		Right-handed	
Type	↻ %	↻ %	Total	%	
Draw	0 -	0 -	0	-	
Front	0 -	0 -	0	-	
Guard	0 -	0 -	0	-	
Raise	0 -	0 -	0	-	
Wick / Soft Peeling	0 -	0 -	0	-	
Freeze	0 -	0 -	0	-	
Take-out	0 -	0 -	0	-	
Hit and Roll	0 -	0 -	0	-	
Clearing	0 -	0 -	0	-	
Double Take-out	0 -	0 -	0	-	
Promotion Take-out	0 -	0 -	0	-	
Not considered	0 -	0 -	0	-	
All Draws	0 -	0 -	0	-	
All Take-outs	0 -	0 -	0	-	
Total	0 -	0 -	0	-	

ARMAN Sebastiano		Second		Right-handed	
Type	↻ %	↻ %	Total	%	
Draw	26 81	38 80	64	80	
Front	2 100	4 100	6	100	
Guard	8 78	10 90	18	85	
Raise	7 64	6 83	13	73	
Wick / Soft Peeling	0 -	0 -	0	-	
Freeze	1 100	0 -	1	100	
Take-out	18 81	10 95	28	86	
Hit and Roll	4 75	4 44	8	59	
Clearing	5 100	10 90	15	93	
Double Take-out	8 81	7 71	15	77	
Promotion Take-out	1 100	1 100	2	100	
Not considered	0 -	0 -	0	-	
All Draws	44 79	58 83	102	81	
All Take-outs	36 83	32 82	68	83	
Total	80 81	90 83	170	82	

Team: ITA - Italy					
Type	↻ %	↻ %	Total	%	
Draw	111 82	150 83	261	83	
Front	28 100	42 96	70	98	
Guard	24 81	46 89	70	86	
Raise	17 69	11 84	28	75	
Wick / Soft Peeling	0 -	8 84	8	84	
Freeze	3 67	3 33	6	50	
Take-out	62 82	49 74	111	79	
Hit and Roll	9 78	12 73	21	75	
Clearing	18 100	21 85	39	92	
Double Take-out	19 71	28 70	47	70	
Promotion Take-out	4 88	11 34	15	48	
Not considered	2 -	1 -	3	-	
All Draws	183 83	260 85	443	85	
All Take-outs	112 83	121 71	233	77	
Total	295 83	381 81	676	82	

**Legend:**  
↻ Clockwise      ↻ Counter-clockwise

## Cumulative Player Statistics by Team

### NED - Netherlands

GOESGENS Wouter		Fourth V-Skip		Right-handed	
Type	↻ %	↻ %	Total	%	
Draw	29 87	26 70	55	79	
Front	1 100	0 -	1	100	
Guard	5 60	4 81	9	69	
Raise	4 31	8 28	12	29	
Wick / Soft Peeling	0 -	0 -	0	-	
Freeze	0 -	1 0	1	0	
Take-out	24 92	24 82	48	87	
Hit and Roll	9 64	9 78	18	71	
Clearing	3 92	3 67	6	79	
Double Take-out	6 58	7 61	13	60	
Promotion Take-out	2 0	1 100	3	33	
Not considered	1 -	0 -	1	-	
All Draws	39 78	39 61	78	70	
All Take-outs	44 77	44 77	88	77	
Total	83 78	83 70	166	74	

GLASBERGEN Carlo		Lead		Right-handed	
Type	↻ %	↻ %	Total	%	
Draw	23 86	31 90	54	88	
Front	43 95	26 94	69	95	
Guard	8 94	5 70	13	85	
Raise	1 75	3 50	4	56	
Wick / Soft Peeling	5 70	3 33	8	56	
Freeze	0 -	0 -	0	-	
Take-out	5 100	7 82	12	90	
Hit and Roll	4 56	3 50	7	54	
Clearing	0 -	0 -	0	-	
Double Take-out	0 -	1 50	1	50	
Promotion Take-out	0 -	0 -	0	-	
Not considered	0 -	0 -	0	-	
All Draws	80 91	68 86	148	89	
All Take-outs	9 81	11 70	20	75	
Total	89 90	79 84	168	87	

VAN DORP Jaap		Third Skip		Right-handed	
Type	↻ %	↻ %	Total	%	
Draw	21 87	19 86	40	86	
Front	1 100	2 100	3	100	
Guard	7 96	9 92	16	94	
Raise	1 0	3 75	4	56	
Wick / Soft Peeling	0 -	0 -	0	-	
Freeze	0 -	0 -	0	-	
Take-out	27 76	34 78	61	77	
Hit and Roll	11 68	14 77	25	73	
Clearing	2 100	0 -	2	100	
Double Take-out	4 63	5 80	9	72	
Promotion Take-out	3 33	5 60	8	50	
Not considered	0 -	0 -	0	-	
All Draws	30 87	33 87	63	87	
All Take-outs	47 71	58 76	105	74	
Total	77 77	91 80	168	79	

MAGAN Alexander		Alternate		Right-handed	
Type	↻ %	↻ %	Total	%	
Draw	0 -	0 -	0	-	
Front	0 -	0 -	0	-	
Guard	0 -	0 -	0	-	
Raise	0 -	0 -	0	-	
Wick / Soft Peeling	0 -	0 -	0	-	
Freeze	0 -	0 -	0	-	
Take-out	0 -	0 -	0	-	
Hit and Roll	0 -	0 -	0	-	
Clearing	0 -	0 -	0	-	
Double Take-out	0 -	0 -	0	-	
Promotion Take-out	0 -	0 -	0	-	
Not considered	0 -	0 -	0	-	
All Draws	0 -	0 -	0	-	
All Take-outs	0 -	0 -	0	-	
Total	0 -	0 -	0	-	

HOEKMAN Laurens		Second		Right-handed	
Type	↻ %	↻ %	Total	%	
Draw	18 50	28 68	46	61	
Front	3 100	5 100	8	100	
Guard	12 79	8 88	20	83	
Raise	2 88	1 50	3	75	
Wick / Soft Peeling	0 -	0 -	0	-	
Freeze	0 -	0 -	0	-	
Take-out	18 89	21 68	39	78	
Hit and Roll	6 54	8 81	14	70	
Clearing	7 82	3 100	10	88	
Double Take-out	12 73	14 70	26	71	
Promotion Take-out	1 0	1 100	2	50	
Not considered	0 -	0 -	0	-	
All Draws	35 66	42 75	77	71	
All Take-outs	44 77	47 73	91	75	
Total	79 72	89 74	168	73	

Team: NED - Netherlands					
Type	↻ %	↻ %	Total	%	
Draw	91 79	104 78	195	79	
Front	48 96	33 95	81	96	
Guard	32 84	26 85	58	84	
Raise	8 47	15 43	23	45	
Wick / Soft Peeling	5 70	3 33	8	56	
Freeze	0 -	1 0	1	0	
Take-out	74 86	86 77	160	81	
Hit and Roll	30 63	34 76	64	70	
Clearing	12 88	6 83	18	86	
Double Take-out	22 67	27 69	49	68	
Promotion Take-out	6 17	7 71	13	46	
Not considered	1 -	0 -	1	-	
All Draws	184 83	182 78	366	81	
All Take-outs	144 75	160 75	304	75	
Total	328 79	342 77	670	78	

**Legend:**  
↻ Clockwise      ↻ Counter-clockwise





### Cumulative Player Statistics by Team

#### RUS - Russia

GLUKHOV Sergey		Fourth Skip		Right-handed	
Type	↻ %	↻ %	Total	%	
Draw	23 65	22 78	45	72	
Front	0 -	1 100	1	100	
Guard	4 63	3 67	7	64	
Raise	1 100	4 94	5	95	
Wick / Soft Peeling	0 -	0 -	0	-	
Freeze	1 0	2 88	3	58	
Take-out	19 75	23 83	42	79	
Hit and Roll	4 69	4 56	8	63	
Clearing	6 75	6 100	12	88	
Double Take-out	10 60	5 80	15	67	
Promotion Take-out	3 67	4 63	7	64	
Not considered	0 -	0 -	0	-	
All Draws	29 64	32 80	61	73	
All Take-outs	42 70	42 80	84	75	
Total	71 68	74 80	145	74	

KALALB Anton		Lead		Right-handed	
Type	↻ %	↻ %	Total	%	
Draw	24 85	30 79	54	82	
Front	43 99	25 98	68	99	
Guard	10 68	3 67	13	67	
Raise	1 100	0 -	1	100	
Wick / Soft Peeling	1 0	1 75	2	38	
Freeze	0 -	0 -	0	-	
Take-out	6 83	14 91	20	89	
Hit and Roll	2 75	1 75	3	75	
Clearing	0 -	0 -	0	-	
Double Take-out	1 100	3 67	4	75	
Promotion Take-out	0 -	0 -	0	-	
Not considered	0 -	1 -	1	-	
All Draws	79 90	59 86	138	88	
All Take-outs	9 83	18 86	27	85	
Total	88 89	77 86	165	88	

TIMOFEEV Aleksey		Third V-Skip		Right-handed	
Type	↻ %	↻ %	Total	%	
Draw	25 55	12 71	37	60	
Front	1 100	0 -	1	100	
Guard	0 -	1 100	1	100	
Raise	3 50	2 50	5	50	
Wick / Soft Peeling	0 -	0 -	0	-	
Freeze	0 -	0 -	0	-	
Take-out	20 78	15 82	35	79	
Hit and Roll	2 50	5 50	7	50	
Clearing	3 100	0 -	3	100	
Double Take-out	5 60	5 75	10	68	
Promotion Take-out	6 46	4 44	10	45	
Not considered	0 -	0 -	0	-	
All Draws	29 56	15 70	44	61	
All Take-outs	36 70	29 70	65	70	
Total	65 64	44 70	109	66	

RAZHABOV Artur		Alternate		Right-handed	
Type	↻ %	↻ %	Total	%	
Draw	16 75	11 57	27	68	
Front	3 100	0 -	3	100	
Guard	1 100	0 -	1	100	
Raise	2 38	3 50	5	45	
Wick / Soft Peeling	0 -	0 -	0	-	
Freeze	0 -	0 -	0	-	
Take-out	10 23	10 83	20	53	
Hit and Roll	2 63	3 75	5	70	
Clearing	5 90	1 100	6	92	
Double Take-out	3 75	3 58	6	67	
Promotion Take-out	1 50	1 0	2	25	
Not considered	0 -	1 -	1	-	
All Draws	22 76	14 55	36	68	
All Take-outs	21 51	18 74	39	62	
Total	43 64	32 66	75	65	

TUZOV Aleksey		Second		Right-handed	
Type	↻ %	↻ %	Total	%	
Draw	23 77	26 88	49	83	
Front	0 -	4 100	4	100	
Guard	4 94	0 -	4	94	
Raise	5 50	0 -	5	50	
Wick / Soft Peeling	0 -	1 50	1	50	
Freeze	1 100	0 -	1	100	
Take-out	22 63	32 85	54	76	
Hit and Roll	9 69	4 56	13	65	
Clearing	5 95	9 94	14	95	
Double Take-out	7 75	12 75	19	75	
Promotion Take-out	0 -	2 88	2	88	
Not considered	0 -	0 -	0	-	
All Draws	33 76	31 89	64	82	
All Take-outs	43 70	59 83	102	77	
Total	76 72	90 85	166	79	

Team: RUS - Russia					
Type	↻ %	↻ %	Total	%	
Draw	111 71	101 78	212	74	
Front	47 99	30 98	77	99	
Guard	19 74	7 71	26	73	
Raise	12 56	9 69	21	62	
Wick / Soft Peeling	1 0	2 63	3	42	
Freeze	2 50	2 88	4	69	
Take-out	77 66	94 85	171	76	
Hit and Roll	19 67	17 59	36	63	
Clearing	19 88	16 97	35	92	
Double Take-out	26 67	28 73	54	70	
Promotion Take-out	10 53	11 55	21	54	
Not considered	0 -	2 -	2	-	
All Draws	192 77	151 81	343	79	
All Take-outs	151 68	166 79	317	74	
Total	343 73	317 80	660	76	

**Legend:**  
↻ Clockwise      ↻ Counter-clockwise



### Cumulative Player Statistics by Team

#### SCO - Scotland

PATERSON Ross		Fourth Skip		Right-handed	
Type	↻ %	↻ %	Total	%	
Draw	26 87	18 90	44	88	
Front	1 100	0 -	1	100	
Guard	4 81	1 0	5	65	
Raise	3 92	3 50	6	71	
Wick / Soft Peeling	0 -	0 -	0	-	
Freeze	0 -	2 50	2	50	
Take-out	15 90	42 88	57	88	
Hit and Roll	7 71	6 92	13	81	
Clearing	7 100	11 100	18	100	
Double Take-out	1 50	8 59	9	58	
Promotion Take-out	2 100	2 88	4	94	
Not considered	0 -	2 -	2	-	
All Draws	34 87	24 78	58	83	
All Take-outs	32 88	69 87	101	87	
Total	66 87	93 84	159	86	

GOODFELLOW Michael		Lead		Right-handed	
Type	↻ %	↻ %	Total	%	
Draw	49 94	26 91	75	93	
Front	29 98	20 100	49	99	
Guard	7 71	1 75	8	72	
Raise	1 100	1 50	2	75	
Wick / Soft Peeling	2 100	12 71	14	75	
Freeze	0 -	0 -	0	-	
Take-out	6 92	5 80	11	86	
Hit and Roll	3 67	0 -	3	67	
Clearing	1 100	0 -	1	100	
Double Take-out	0 -	0 -	0	-	
Promotion Take-out	0 -	0 -	0	-	
Not considered	0 -	1 -	1	-	
All Draws	88 94	60 89	148	92	
All Take-outs	10 85	5 80	15	83	
Total	98 93	65 88	163	91	

WADDELL Kyle		Third V-Skip		Right-handed	
Type	↻ %	↻ %	Total	%	
Draw	19 80	17 84	36	82	
Front	5 100	2 100	7	100	
Guard	11 93	5 95	16	94	
Raise	3 50	1 0	4	38	
Wick / Soft Peeling	0 -	0 -	0	-	
Freeze	0 -	0 -	0	-	
Take-out	12 100	29 90	41	93	
Hit and Roll	10 85	6 71	16	80	
Clearing	6 100	15 100	21	100	
Double Take-out	8 81	9 78	17	79	
Promotion Take-out	3 100	3 58	6	79	
Not considered	0 -	0 -	0	-	
All Draws	38 84	25 84	63	84	
All Take-outs	39 92	62 87	101	89	
Total	77 88	87 86	164	87	

WADDELL Craig		Alternate		Right-handed	
Type	↻ %	↻ %	Total	%	
Draw	0 -	0 -	0	-	
Front	0 -	0 -	0	-	
Guard	0 -	0 -	0	-	
Raise	0 -	0 -	0	-	
Wick / Soft Peeling	0 -	0 -	0	-	
Freeze	0 -	0 -	0	-	
Take-out	0 -	0 -	0	-	
Hit and Roll	0 -	0 -	0	-	
Clearing	0 -	0 -	0	-	
Double Take-out	0 -	0 -	0	-	
Promotion Take-out	0 -	0 -	0	-	
Not considered	0 -	0 -	0	-	
All Draws	0 -	0 -	0	-	
All Take-outs	0 -	0 -	0	-	
Total	0 -	0 -	0	-	

MENZIES Duncan		Second		Right-handed	
Type	↻ %	↻ %	Total	%	
Draw	26 84	20 89	46	86	
Front	3 100	2 100	5	100	
Guard	17 93	2 75	19	91	
Raise	3 75	1 25	4	63	
Wick / Soft Peeling	2 38	1 100	3	58	
Freeze	0 -	0 -	0	-	
Take-out	12 83	13 85	25	84	
Hit and Roll	8 84	8 84	16	84	
Clearing	11 100	11 93	22	97	
Double Take-out	10 78	12 71	22	74	
Promotion Take-out	1 25	1 100	2	63	
Not considered	0 -	0 -	0	-	
All Draws	51 85	26 87	77	86	
All Take-outs	42 85	45 83	87	84	
Total	93 85	71 85	164	85	

Team: SCO - Scotland					
Type	↻ %	↻ %	Total	%	
Draw	120 88	81 89	201	88	
Front	38 99	24 100	62	99	
Guard	39 88	9 78	48	86	
Raise	10 75	6 38	16	61	
Wick / Soft Peeling	4 69	13 73	17	72	
Freeze	0 -	2 50	2	50	
Take-out	45 91	89 87	134	89	
Hit and Roll	28 79	20 83	48	81	
Clearing	25 100	37 98	62	99	
Double Take-out	19 78	29 70	48	73	
Promotion Take-out	6 88	6 75	12	81	
Not considered	0 -	3 -	3	-	
All Draws	211 89	135 86	346	88	
All Take-outs	123 88	181 86	304	87	
Total	334 89	316 86	650	87	

**Legend:**  
↻ Clockwise      ↻ Counter-clockwise



### Cumulative Player Statistics by Team

#### SWE - Sweden

EDIN Niklas		Fourth Skip		Right-handed	
Type	↻ %	↺ %	Total	%	
Draw	23 88	21 88	44	88	
Front	0 -	0 -	0	-	
Guard	5 100	6 96	11	98	
Raise	6 75	7 79	13	77	
Wick / Soft Peeling	0 -	1 0	1	0	
Freeze	0 -	0 -	0	-	
Take-out	14 96	20 90	34	93	
Hit and Roll	4 88	4 94	8	91	
Clearing	9 94	6 100	15	97	
Double Take-out	7 89	10 95	17	93	
Promotion Take-out	4 63	2 50	6	58	
Not considered	1 -	0 -	1	-	
All Draws	34 88	35 85	69	86	
All Take-outs	38 90	42 91	80	91	
Total	72 89	77 88	149	89	

SUNDGREN Christoffer		Lead		Right-handed	
Type	↻ %	↺ %	Total	%	
Draw	54 95	32 92	86	94	
Front	11 100	15 95	26	97	
Guard	6 75	4 94	10	83	
Raise	1 75	0 -	1	75	
Wick / Soft Peeling	3 100	10 68	13	75	
Freeze	0 -	0 -	0	-	
Take-out	3 100	7 100	10	100	
Hit and Roll	0 -	2 75	2	75	
Clearing	0 -	2 100	2	100	
Double Take-out	0 -	0 -	0	-	
Promotion Take-out	0 -	0 -	0	-	
Not considered	0 -	0 -	0	-	
All Draws	75 94	61 89	136	92	
All Take-outs	3 100	11 95	14	96	
Total	78 95	72 90	150	92	

ERIKSSON Oskar		Third V-Skip		Left-handed	
Type	↻ %	↺ %	Total	%	
Draw	18 83	17 82	35	83	
Front	0 -	2 100	2	100	
Guard	4 94	8 97	12	96	
Raise	2 100	3 75	5	85	
Wick / Soft Peeling	0 -	0 -	0	-	
Freeze	0 -	0 -	0	-	
Take-out	13 96	15 90	28	93	
Hit and Roll	4 81	5 90	9	86	
Clearing	10 100	21 100	31	100	
Double Take-out	6 63	15 72	21	69	
Promotion Take-out	1 75	4 75	5	75	
Not considered	0 -	0 -	0	-	
All Draws	24 86	30 87	54	87	
All Take-outs	34 89	60 88	94	88	
Total	58 88	90 88	148	88	

MAGNUSSON Daniel		Alternate		Right-handed	
Type	↻ %	↺ %	Total	%	
Draw	0 -	1 75	1	75	
Front	0 -	0 -	0	-	
Guard	0 -	0 -	0	-	
Raise	0 -	0 -	0	-	
Wick / Soft Peeling	0 -	0 -	0	-	
Freeze	0 -	0 -	0	-	
Take-out	0 -	0 -	0	-	
Hit and Roll	0 -	0 -	0	-	
Clearing	0 -	1 100	1	100	
Double Take-out	0 -	0 -	0	-	
Promotion Take-out	0 -	0 -	0	-	
Not considered	0 -	0 -	0	-	
All Draws	0 -	1 75	1	75	
All Take-outs	0 -	1 100	1	100	
Total	0 -	2 88	2	88	

WRANAA Rasmus		Second		Right-handed	
Type	↻ %	↺ %	Total	%	
Draw	21 89	31 96	52	93	
Front	0 -	2 100	2	100	
Guard	7 82	11 89	18	86	
Raise	1 100	0 -	1	100	
Wick / Soft Peeling	0 -	1 100	1	100	
Freeze	0 -	0 -	0	-	
Take-out	6 75	12 92	18	86	
Hit and Roll	3 75	5 85	8	81	
Clearing	11 98	15 97	26	97	
Double Take-out	12 98	7 89	19	95	
Promotion Take-out	3 58	1 75	4	63	
Not considered	0 -	1 -	1	-	
All Draws	29 88	45 94	74	92	
All Take-outs	35 89	40 92	75	90	
Total	64 88	85 93	149	91	

Team: SWE - Sweden					
Type	↻ %	↺ %	Total	%	
Draw	116 91	102 91	218	91	
Front	11 100	19 96	30	98	
Guard	22 86	29 93	51	90	
Raise	10 83	10 78	20	80	
Wick / Soft Peeling	3 100	12 65	15	72	
Freeze	0 -	0 -	0	-	
Take-out	36 93	54 92	90	92	
Hit and Roll	11 82	16 88	27	85	
Clearing	30 98	45 99	75	98	
Double Take-out	25 87	32 83	57	85	
Promotion Take-out	8 63	7 68	15	65	
Not considered	1 -	1 -	2	-	
All Draws	162 91	172 89	334	90	
All Take-outs	110 90	154 90	264	90	
Total	272 90	326 90	598	90	

**Legend:**  
↻ Clockwise      ↺ Counter-clockwise



### Session Results and Standings

Sheet	Game	Team	LSFE	1	2	3	4	5	6	7	8	9	10	Extra Ends	Total
A	9	GER - Germany	*	2	0	0	2	0	0	0	1	0	X		5
	9	DEN - Denmark		0	1	1	0	0	3	1	0	1	X		7
B	9	ENG - England	*	0	0	1	0	0	1	0	1	0	X		3
	9	RUS - Russia		0	1	0	2	0	0	1	0	2	X		6
C	9	SCO - Scotland		0	1	0	1	0	0	1	0	0	X		3
	9	SWE - Sweden	*	0	0	2	0	0	3	0	0	2	X		7
D	9	NOR - Norway		0	2	0	1	0	0	1	0	0	1		5
	9	NED - Netherlands	*	1	0	1	0	1	0	0	1	0	0		4
E	9	ITA - Italy		1	0	1	1	0	1	0	0	0	1	0	5
	9	SUI - Switzerland	*	0	2	0	0	1	0	0	1	1	0	2	7

### Standings after Round Robin

Rank	Team	Games	Wins	Losses	
1	SWE - Sweden	9	9	0	Q
2	SUI - Switzerland	9	6	3	Q
3	DEN - Denmark	9	5	4	Q w2,1
4	SCO - Scotland	9	5	4	Q w2,0
5	ITA - Italy	9	5	4	w1,1
6	NOR - Norway	9	5	4	w1,0
7	GER - Germany	9	4	5	
8	NED - Netherlands	9	3	6	
9	RUS - Russia	9	2	7	>B
10	ENG - England	9	1	8	>B

**Legend:**

>B To B-Division

LSFE(\*) Last Stone First End

Q Qualified for the semi-finals

wn Number of wins (n) against tied teams

X Unplayed/unfinished end due to concession



### Session Results and Standings

Sheet	Game	Team	LSFE	1	2	3	4	5	6	7	8	9	10	Extra Ends	Total
A	8	NED - Netherlands		0	0	0	4	0	0	0	1	0	1	0	6
	8	ITA - Italy	*	0	1	1	0	1	1	0	0	2	0	1	7
B	8	GER - Germany	*	0	2	0	0	2	0	1	0	0	0		5
	8	SWE - Sweden		2	0	0	2	0	2	0	0	1	3		10
C	8	ENG - England	*	2	0	0	1	0	1	0	0	0	X		4
	8	DEN - Denmark		0	1	1	0	2	0	2	0	2	X		8
D	8	SUI - Switzerland	*	0	0	0	2	0	2	0	0	4	X		8
	8	SCO - Scotland		1	1	0	0	0	0	0	1	0	X		3
E	8	RUS - Russia	*	1	1	0	2	0	0	0	0	0	1		5
	8	NOR - Norway		0	0	1	0	2	1	0	1	1	0		6

### Current Standings

Rank	Team	Games	Wins	Losses	
1	SWE - Sweden	8	8	0	Q
2	ITA - Italy	8	5	3	
2	SCO - Scotland	8	5	3	
2	SUI - Switzerland	8	5	3	
5	DEN - Denmark	8	4	4	
5	GER - Germany	8	4	4	
5	NOR - Norway	8	4	4	
8	NED - Netherlands	8	3	5	
9	ENG - England	8	1	7	
9	RUS - Russia	8	1	7	

**Note:**  
Under WCF rules, tie-breaking rules for standings are not applied until after the last game of the round robin.

**Legend:**  
**LSFE(\*)** Last Stone First End      **Q** Qualified for the semi-finals      **X** Unplayed/unfinished end due to concession





### Session Results and Standings

Sheet	Game	Team	LSFE	1	2	3	4	5	6	7	8	9	10	Extra Ends	Total
A	7	SCO - Scotland	*	0	2	0	1	0	3	0	1	0	X		7
	7	ENG - England		0	0	1	0	1	0	1	0	2	X		5
B	7	DEN - Denmark		0	2	0	0	1	0	3	0	2	0	1	9
	7	ITA - Italy	*	2	0	0	1	0	1	0	1	0	3	0	8
C	7	RUS - Russia	*	0	0	1	0	2	0	1	0	0	X		4
	7	NED - Netherlands		1	2	0	1	0	2	0	2	4	X		12
D	7	SWE - Sweden		0	2	0	2	1	1	0	1	X	X		7
	7	NOR - Norway	*	1	0	1	0	0	0	0	0	X	X		2
E	7	SUI - Switzerland		0	2	0	1	0	0	0	0	1	0		4
	7	GER - Germany	*	1	0	0	0	2	1	0	0	0	1		5

### Current Standings

Rank	Team	Games	Wins	Losses	
1	SWE - Sweden	7	7	0	Q
2	SCO - Scotland	7	5	2	
3	GER - Germany	7	4	3	
3	ITA - Italy	7	4	3	
3	SUI - Switzerland	7	4	3	
6	DEN - Denmark	7	3	4	
6	NED - Netherlands	7	3	4	
6	NOR - Norway	7	3	4	
9	ENG - England	7	1	6	
9	RUS - Russia	7	1	6	

**Note:**  
Under WCF rules, tie-breaking rules for standings are not applied until after the last game of the round robin.

**Legend:**  
**LSFE(\*)** Last Stone First End      **Q** Qualified for the semi-finals      **X** Unplayed/unfinished end due to concession





### Session Results and Standings

Sheet	Game	Team	LSFE	1	2	3	4	5	6	7	8	9	10	Extra Ends	Total
A	6	SWE - Sweden	*	2	0	4	2	0	1	X	X	X	X		9
	6	RUS - Russia		0	1	0	0	1	0	X	X	X	X		2
B	6	NOR - Norway	*	1	3	1	0	0	2	0	2	X	X		9
	6	SUI - Switzerland		0	0	0	1	1	0	2	0	X	X		4
C	6	GER - Germany	*	0	0	1	0	1	0	0	X	X	X		2
	6	SCO - Scotland		0	0	0	2	0	2	3	X	X	X		7
D	6	ENG - England	*	0	1	0	1	0	0	X	X	X	X		2
	6	ITA - Italy		1	0	4	0	1	2	X	X	X	X		8
E	6	DEN - Denmark	*	2	0	1	0	1	0	0	0	2	0		6
	6	NED - Netherlands		0	2	0	1	0	2	0	1	0	1		7

### Current Standings

Rank	Team	Games	Wins	Losses
1	SWE - Sweden	6	6	0
2	ITA - Italy	6	4	2
2	SCO - Scotland	6	4	2
2	SUI - Switzerland	6	4	2
5	GER - Germany	6	3	3
5	NOR - Norway	6	3	3
7	DEN - Denmark	6	2	4
7	NED - Netherlands	6	2	4
9	ENG - England	6	1	5
9	RUS - Russia	6	1	5

**Note:**  
Under WCF rules, tie-breaking rules for standings are not applied until after the last game of the round robin.

**Legend:**  
LSFE(\*) Last Stone First End      X      Unplayed/unfinished end due to concession





### Session Results and Standings

Sheet	Game	Team	LSFE	1	2	3	4	5	6	7	8	9	10	Extra Ends	Total	
A	5	ITA - Italy	*	0	1	0	1	0	3	0	2	0	0	1		8
	5	NOR - Norway		1	0	3	0	1	0	0	0	0	2	0		7
B	5	SWE - Sweden	*	2	0	3	2	1	0	2	X	X	X			10
	5	NED - Netherlands		0	2	0	0	0	1	0	X	X	X			3
C	5	SUI - Switzerland		0	3	1	0	1	1	0	1	0	0	1		8
	5	ENG - England	*	1	0	0	1	0	0	3	0	1	1	0		7
D	5	SCO - Scotland	*	0	2	0	0	0	0	2	0	0	1	0		5
	5	DEN - Denmark		1	0	0	1	0	1	0	2	0	0	1		6
E	5	GER - Germany	*	0	0	3	2	0	0	0	2	4	X			11
	5	RUS - Russia		0	1	0	0	3	3	0	0	0	X			7

### Current Standings

Rank	Team	Games	Wins	Losses
1	SWE - Sweden	5	5	0
2	SUI - Switzerland	5	4	1
3	GER - Germany	5	3	2
3	ITA - Italy	5	3	2
3	SCO - Scotland	5	3	2
6	DEN - Denmark	5	2	3
6	NOR - Norway	5	2	3
8	ENG - England	5	1	4
8	NED - Netherlands	5	1	4
8	RUS - Russia	5	1	4

**Note:**  
Under WCF rules, tie-breaking rules for standings are not applied until after the last game of the round robin.

**Legend:**  
LSFE(\*) Last Stone First End                      X    Unplayed/unfinished end due to concession



### Session Results and Standings

Sheet	Game	Team	LSFE	1	2	3	4	5	6	7	8	9	10	Extra Ends	Total
A	4	ENG - England	*	0	0	2	0	1	0	1	0	0	X		4
	4	SWE - Sweden		2	2	0	2	0	1	0	0	2	X		9
B	4	ITA - Italy		0	2	1	0	4	1	2	X	X	X		10
	4	GER - Germany	*	2	0	0	1	0	0	0	X	X	X		3
C	4	DEN - Denmark		0	0	1	0	1	0	2	0	2	1		7
	4	NOR - Norway	*	2	1	0	1	0	2	0	2	0	0		8
D	4	RUS - Russia		0	1	0	1	0	2	0	2	0	X		6
	4	SUI - Switzerland	*	2	0	2	0	4	0	1	0	1	X		10
E	4	NED - Netherlands		0	0	1	0	0	0	2	0	X	X		3
	4	SCO - Scotland	*	3	2	0	0	2	0	0	2	X	X		9

### Current Standings

Rank	Team	Games	Wins	Losses
1	SWE - Sweden	4	4	0
2	SCO - Scotland	4	3	1
2	SUI - Switzerland	4	3	1
4	GER - Germany	4	2	2
4	ITA - Italy	4	2	2
4	NOR - Norway	4	2	2
7	DEN - Denmark	4	1	3
7	ENG - England	4	1	3
7	NED - Netherlands	4	1	3
7	RUS - Russia	4	1	3

**Note:**  
Under WCF rules, tie-breaking rules for standings are not applied until after the last game of the round robin.

**Legend:**  
LSFE(\*) Last Stone First End                      X    Unplayed/unfinished end due to concession



### Session Results and Standings

Sheet	Game	Team	LSFE	1	2	3	4	5	6	7	8	9	10	Extra Ends	Total
A	3	RUS - Russia		1	0	0	0	0	2	0	0	5	0		8
	3	SCO - Scotland	*	0	0	1	1	0	0	0	2	0	1		5
B	3	SUI - Switzerland	*	2	0	0	3	0	1	2	3	X	X		11
	3	DEN - Denmark		0	2	1	0	2	0	0	0	X	X		5
C	3	NED - Netherlands		0	0	1	0	1	1	1	0	0	X		4
	3	GER - Germany	*	0	3	0	1	0	0	0	1	1	X		6
D	3	ITA - Italy		1	1	0	0	1	0	1	0	X	X		4
	3	SWE - Sweden	*	0	0	2	1	0	4	0	4	X	X		11
E	3	NOR - Norway	*	4	0	2	0	2	0	1	0	X	X		L
	3	ENG - England		0	2	0	1	0	1	0	1	X	X		W

### Current Standings

Rank	Team	Games	Wins	Losses
1	SWE - Sweden	3	3	0
2	GER - Germany	3	2	1
2	SCO - Scotland	3	2	1
2	SUI - Switzerland	3	2	1
5	DEN - Denmark	3	1	2
5	ENG - England	3	1	2
5	ITA - Italy	3	1	2
5	NED - Netherlands	3	1	2
5	NOR - Norway	3	1	2
5	RUS - Russia	3	1	2

**Note:**  
Under WCF rules, tie-breaking rules for standings are not applied until after the last game of the round robin.

**Legend:**  
L Loss  
X Unplayed/unfinished end due to concession  
LSFE(\*) Last Stone First End  
W Win

**NOR forfeit the game due to breach of rule C3(g): If an alternate player comes into a game, that player must use the brush head of the player being replaced. Penalty: If a new brush head is brought into the game, the team will forfeit the game.**



### Session Results and Standings

Sheet	Game	Team	LSFE	1	2	3	4	5	6	7	8	9	10	Extra Ends	Total
A	2	NOR - Norway		0	1	1	0	0	1	0	1	2	X		6
	2	GER - Germany	*	1	0	0	0	1	0	0	0	0	X		2
B	2	NED - Netherlands		0	1	2	0	0	2	0	1	0	2		8
	2	ENG - England	*	1	0	0	2	0	0	2	0	0	0		5
C	2	SWE - Sweden	*	3	0	1	0	0	2	1	1	0	X		8
	2	SUI - Switzerland		0	1	0	2	1	0	0	0	1	X		5
D	2	DEN - Denmark		0	0	0	1	0	1	0	2	0	2		6
	2	RUS - Russia	*	0	1	1	0	0	0	2	0	0	0		4
E	2	SCO - Scotland	*	2	1	1	0	0	1	1	0	0	1		7
	2	ITA - Italy		0	0	0	2	0	0	0	2	1	0		5

### Current Standings

Rank	Team	Games	Wins	Losses
1	SCO - Scotland	2	2	0
1	SWE - Sweden	2	2	0
3	DEN - Denmark	2	1	1
3	GER - Germany	2	1	1
3	ITA - Italy	2	1	1
3	NED - Netherlands	2	1	1
3	NOR - Norway	2	1	1
3	SUI - Switzerland	2	1	1
9	ENG - England	2	0	2
9	RUS - Russia	2	0	2

**Note:**  
Under WCF rules, tie-breaking rules for standings are not applied until after the last game of the round robin.

**Legend:**  
LSFE(\*) Last Stone First End                      X    Unplayed/unfinished end due to concession



### Session Results and Standings

Sheet	Game	Team	LSFE	1	2	3	4	5	6	7	8	9	10	Extra Ends	Total
A	1	SUI - Switzerland	*	2	0	0	1	2	0	0	3	1	X		9
	1	NED - Netherlands		0	2	1	0	0	1	0	0	0	X		4
B	1	SCO - Scotland	*	3	0	2	0	1	0	2	2	X	X		10
	1	NOR - Norway		0	1	0	1	0	2	0	0	X	X		4
C	1	ITA - Italy	*	0	2	0	2	0	0	2	2	0	X		8
	1	RUS - Russia		0	0	1	0	2	1	0	0	2	X		6
D	1	GER - Germany		0	0	2	0	4	0	0	2	0	1		9
	1	ENG - England	*	0	2	0	4	0	0	1	0	1	0		8
E	1	SWE - Sweden		2	1	0	2	0	1	1	0	2	X		9
	1	DEN - Denmark	*	0	0	1	0	1	0	0	1	0	X		3

### Current Standings

Rank	Team	Games	Wins	Losses
1	GER - Germany	1	1	0
1	ITA - Italy	1	1	0
1	SCO - Scotland	1	1	0
1	SUI - Switzerland	1	1	0
1	SWE - Sweden	1	1	0
6	DEN - Denmark	1	0	1
6	ENG - England	1	0	1
6	NED - Netherlands	1	0	1
6	NOR - Norway	1	0	1
6	RUS - Russia	1	0	1

**Note:**  
Under WCF rules, tie-breaking rules for standings are not applied until after the last game of the round robin.

**Legend:**  
LSFE(\*) Last Stone First End                      X    Unplayed/unfinished end due to concession



## Entry List by Country

As of FRI 15 NOV 2019

DEN - Denmark		
4 S	KRAUSE Mikkel	R
3 V	NOERGAARD Mads	R
2	ENGELHARDT Tobias	R
1	HOLTERMANN Henrik	R
A	WIKSTEN Kasper	R
C	LARSEN Gert	
O	QVIST Mikael	
O	-	

ENG - England		
4 S	REED Andrew	R
3 V	OPEL Michael	R
2	MALTON Jamie	R
1	JAEGGI Tom	R
A	WOOLSTON Andrew	R
C	TAPP Gary	
O	BROWN John	
O	CLARK Fraser	

GER - Germany		
4 S	MUSKATEWITZ Marc	R
3 V	TOTZEK Sixten	R
2	SUTOR Joshua	R
1	GREINDL Dominik	R
A	KAPP Benjamin	R
C	KAPP Uli	
2C	FRITSCH Lukas	
O	TROEGER Markus	

ITA - Italy		
4 S	RETORNAZ Joel	R
3	MOSANER Amos	R
2	ARMAN Sebastiano	R
1 V	GONIN Simone	R
A	PIMPINI Alberto	R
C	PESCIA Claudio (SUI)	
O	SCHMIDT Ulrik (DEN)	
O	-	

NED - Netherlands		
4 V	GOESGENS Wouter	R
3 S	VAN DORP Jaap	R
2	HOEKMAN Laurens	R
1	GLASBERGEN Carlo	R
A	MAGAN Alexander	R
C	LEIBBRANDT Shari	
O	GRANDY Clancy (CAN)	
O	WOUTERSEN Graciella	

NOR - Norway		
4 S	ULSRUD Thomas	R
3 V	WALSTAD Steffen	R
2	HOEIBERG Markus	R
1	VAAGBERG Magnus	R
A	NEDREGOTTEN Magnus	R
C	LOEVOLD Thomas	
NC	TRULSEN Paal	
O	INGVALDSEN Ole	

RUS - Russia		
4 S	GLUKHOV Sergey	R
3 V	TIMOFEEV Aleksey	R
2	TUZOV Aleksey	R
1	KALALB Anton	R
A	RAZHABOV Artur	R
C	KOZYREV Aleksandr	
2C	RAFAEL Dan (CAN)	
NC	SHULIKO Yury	

SCO - Scotland		
4 S	PATERSON Ross	R
3 V	WADDELL Kyle	R
2	MENZIES Duncan	R
1	GOODFELLOW Michael	R
A	WADDELL Craig	R
C	TETLEY Ian (CAN)	
NC	MURDOCH David	
O	MORE Kenny	

SUI - Switzerland		
4 S	SCHWALLER Yannick	R
3 V	BRUNNER Michael	R
2	MEIER Romano	R
1	KAEUFELER Marcel	R
A	LOTTENBACH Lucien	R
C	WERTHEMANN Bernhard	
NC	LIPS Thomas	
O	ALBERTINI Curdin	

SWE - Sweden		
4 S	EDIN Niklas	R
3 V	ERIKSSON Oskar	L
2	WRANAA Rasmus	R
1	SUNDGREN Christoffer	R
A	MAGNUSSON Daniel	R
C	LINDBERG Fredrik	
NC	PRYTZ Maria	
O	GUSTAFSSON Anna	

**Note:**

Position and function for each team member:

**4** = Fourth, **3** = Third, **2** = Second, **1** = Lead, **A** = Alternate, **S** = Skip, **V** = Vice-Skip, **C** = Coach, **NC** = National Coach, **O** = Team Official

**Legend:**

**L** Left-handed

**R** Right-handed



## Competition Officials

As of FRI 15 NOV 2019

Function	Name	Organisation
<b>WCF President:</b>	CAITHNESS Kate	SCO - Scotland
<b>WCF Head of Competitions:</b>	ROETHLISBERGER Eeva	SUI - Switzerland
<b>WCF Technical Delegate:</b>	SNITIL Jiri	CZE - Czech Republic
<b>Chief Ice Technician:</b>	DANBROOK Jamie	CAN - Canada
<b>Deputy Chief Ice Technician:</b>	JOERGENSEN Asmus	DEN - Denmark
<b>Chief Umpire:</b>	STANFIELD Alan	SCO - Scotland
<b>Deputy Chief Umpire:</b>	REIMERTZ Joaquim	SWE - Sweden
<b>Game Umpires:</b>	BERGMAN Sofie	SWE - Sweden
	BOMAS Bob	NED - Netherlands
	HUCKLE Anja	GER - Germany
	McGOWAN John	SCO - Scotland
	RIGTORP Jens	SWE - Sweden
<b>Chief Timer:</b>	LEIBBRANDT Christian	NED - Netherlands
<b>Deputy Chief Timer:</b>	KIESCHE Thomas	DEN - Denmark



