



Le Gruyère AOP European Curling Championships 2021 Lillehammer, Norway

20 – 27 November 2021

RESULTS SUMMARY A-Division Men





ECC 2021
Lillehammer, Norway

SAT 27 NOV 2021

Le Gruyère AOP European Curling Championships 2021
Håkons Hall
A-Division Men



Medallists

Medal	Country	Name	Position - Function
GOLD	SCO - Scotland	MOUAT Bruce	4 S
		HARDIE Grant	3 V
		LAMMIE Bobby	2
		McMILLAN Hammy	1
		WHYTE Ross	A
		HANNAH Alan	C
SILVER	SWE - Sweden	EDIN Niklas	4 S
		ERIKSSON Oskar	3 V
		WRANAA Rasmus	2
		SUNDGREN Christoffer	1
		MAGNUSSON Daniel	A
		LINDBERG Fredrik	C
BRONZE	ITA - Italy	RETORNAZ Joel	4 S
		MOSANER Amos	3
		ARMAN Sebastiano	2
		GONIN Simone	1 V
		GIOVANELLA Mattia	A
		PESCIA Claudio	C

Note:

Position and function for each team member:

4 = Fourth, **3** = Third, **2** = Second, **1** = Lead, **A** = Alternate, **S** = Skip, **V** = Vice-Skip, **C** = Coach

Final Standings

Rank	Team	Players	Position - Function
1	SCO - Scotland	MOUAT Bruce	4 S
		HARDIE Grant	3 V
		LAMMIE Bobby	2
		McMILLAN Hammy	1
		WHYTE Ross	A
		HANNAH Alan	C
2	SWE - Sweden	EDIN Niklas	4 S
		ERIKSSON Oskar	3 V
		WRANAA Rasmus	2
		SUNDGREN Christoffer	1
		MAGNUSSON Daniel	A
		LINDBERG Fredrik	C
3	ITA - Italy	RETORNAZ Joel	4 S
		MOSANER Amos	3
		ARMAN Sebastiano	2
		GONIN Simone	1 V
		GIOVANELLA Mattia	A
		PESCIA Claudio	C
4	NOR - Norway	WALSTAD Steffen	4 S
		NERGAARD Torger	3 V
		HOEIBERG Markus	2
		VAAGBERG Magnus	1
		NEDREGOTTEN Magnus	A
		LOEVOLD Thomas	C
5	SUI - Switzerland	SCHWARZ Benoit	4 V
		MICHEL Sven	3
		DE CRUZ Peter	2 S
		TANNER Valentin	1
		LACHAT Pablo	A
		PETERSSON Haavard Vad	C
6	DEN - Denmark	KRAUSE Mikkel	4 S
		NOERGAARD Mads	3 V
		HOLTERMANN Henrik	2
		WIKSTEN Kasper	1
		THUNE Tobias	A
		HERTSDAHL Kenneth	C
7	CZE - Czech Republic	KLIMA Lukas	4 S
		CERNOVSKY Marek	3 V
		BOHAC Radek	2
		CANDRA Jiri	1
		MOKRIS Samuel	A
		SAVILL Craig	C
8	GER - Germany	TOTZEK Sixten	4 S
		MUSKATEWITZ Marc	3 V
		SUTOR Joshua	2
		GREINDL Dominik	1
		SUTOR Magnus	A
		KAPP Uli	C



Final Standings

Rank	Team	Players	Position - Function	
9	NED - Netherlands	GOESGENS Wouter	4 S	>B
		VAN DORP Jaap	3 V	
		HOEKMAN Laurens	2	
		GLASBERGEN Carlo	1	
		VAN DEN HURK Tobias	A	
		LEIBBRANDT Shari	C	
10	FIN - Finland	KIISKINEN Kalle	4 S	>B
		SALO Teemu	3 V	
		OUNI Leo	2	
		KUOSMANEN Paavo	1	
		POLLANEN Jermu	A	
		MIKKONEN Jouni	C	

Note:

Position and function for each team member:

4 = Fourth, 3 = Third, 2 = Second, 1 = Lead, A = Alternate, S = Skip, V = Vice-Skip, C = Coach

Legend:

>B To B-Division

Rank 1-8 qualified for the World Men's Championship 2022 in Las Vegas, USA.

Rank 9-10 qualified for the World Qualification Event 2022 in Lohja, Finland.

Competition Summary

Session	Date Time	Sheet A	Sheet B	Sheet C	Sheet D	Sheet E
Session 1	20 NOV 14:00	FIN 8 - 3 GER	NOR 7 - 6 SUI	ITA 9 - 1 DEN	CZE 7 - 5 NED	SCO 6 - 2 SWE
Session 2	21 NOV 9:00	SUI 4 - 6 CZE	GER 5 - 3 NED	SCO 6 - 2 FIN	SWE 9 - 5 DEN	NOR 9 - 6 ITA
Session 3	21 NOV 19:00	DEN ^{EE} 6 - 5 NOR	FIN 1 - 7 SWE	GER 9 - 8 CZE	ITA 2 - 7 SCO	SUI 8 - 3 NED
Session 4	22 NOV 12:00	NED 2 - 9 SCO	ITA 7 - 5 CZE	SWE 7 - 2 SUI	DEN 9 - 3 FIN	GER 4 - 7 NOR
Session 5	22 NOV 20:00	ITA 4 - 5 SUI	SCO 10 - 5 GER	FIN 6 - 7 NED	NOR 4 - 6 SWE	CZE 4 - ^{EE} 5 DEN
Session 6	23 NOV 14:00	SCO 9 - 8 DEN	SUI 6 - 5 FIN	CZE 10 - 6 NOR	NED 4 - 10 ITA	SWE 9 - 6 GER
Session 7	24 NOV 9:00	NOR 5 - 2 NED	SWE 2 - 7 ITA	DEN 6 - 8 GER	SCO 7 - 1 SUI	FIN 8 - 10 CZE
Session 8	24 NOV 19:00	GER 5 - 11 ITA	CZE 5 - 10 SCO	NED 7 - 8 SWE	FIN 4 - 9 NOR	DEN 2 - 12 SUI
Session 9	25 NOV 12:00	CZE 2 - 8 SWE	NED 5 - 9 DEN	NOR 3 - 8 SCO	SUI ^{EE} 7 - 6 GER	ITA 8 - 3 FIN
Semi-final 2v3	26 NOV 9:00			ITA 3 - 6 SWE		
Semi-final 1v4	26 NOV 13:30			NOR 3 - 9 SCO		
Bronze Medal	27 NOV 9:00			ITA 10 - 4 NOR		
Gold Medal	27 NOV 17:00			SWE 5 - 8 SCO		

Standings after Round Robin

Rank	Team	Games	Wins	Losses	
1	SCO - Scotland	9	9	0	Q
2	SWE - Sweden	9	7	2	Q
3	ITA - Italy	9	6	3	Q
4	NOR - Norway	9	5	4	Q w1
5	SUI - Switzerland	9	5	4	w0
6	DEN - Denmark	9	4	5	w1
7	CZE - Czech Republic	9	4	5	w0
8	GER - Germany	9	3	6	
9	NED - Netherlands	9	1	8	>B w1
10	FIN - Finland	9	1	8	>B w0

Play-offs Bracket

Semi-finals	Finals	Final Standings
<p>1 SCO 9</p> <p>Sheet C</p> <p>4 NOR 3</p> <p>2 SWE 6</p> <p>Sheet C</p> <p>3 ITA 3</p>	<p>SCO 8</p> <p>Sheet C</p> <p>SWE 5</p> <p>NOR 4</p> <p>Sheet C</p> <p>ITA 10</p>	<p>1 SCO - Scotland</p> <p>2 SWE - Sweden</p> <p>3 ITA - Italy</p> <p>4 NOR - Norway</p> <p>5 SUI - Switzerland</p> <p>6 DEN - Denmark</p> <p>7 CZE - Czech Republic</p> <p>8 GER - Germany</p> <p>9 NED - Netherlands >B</p> <p>10 FIN - Finland >B</p>

Legend:

>B To B-Division

EE Extra End

Q Qualified for the semi-finals

wn Number of wins (n) against tied teams

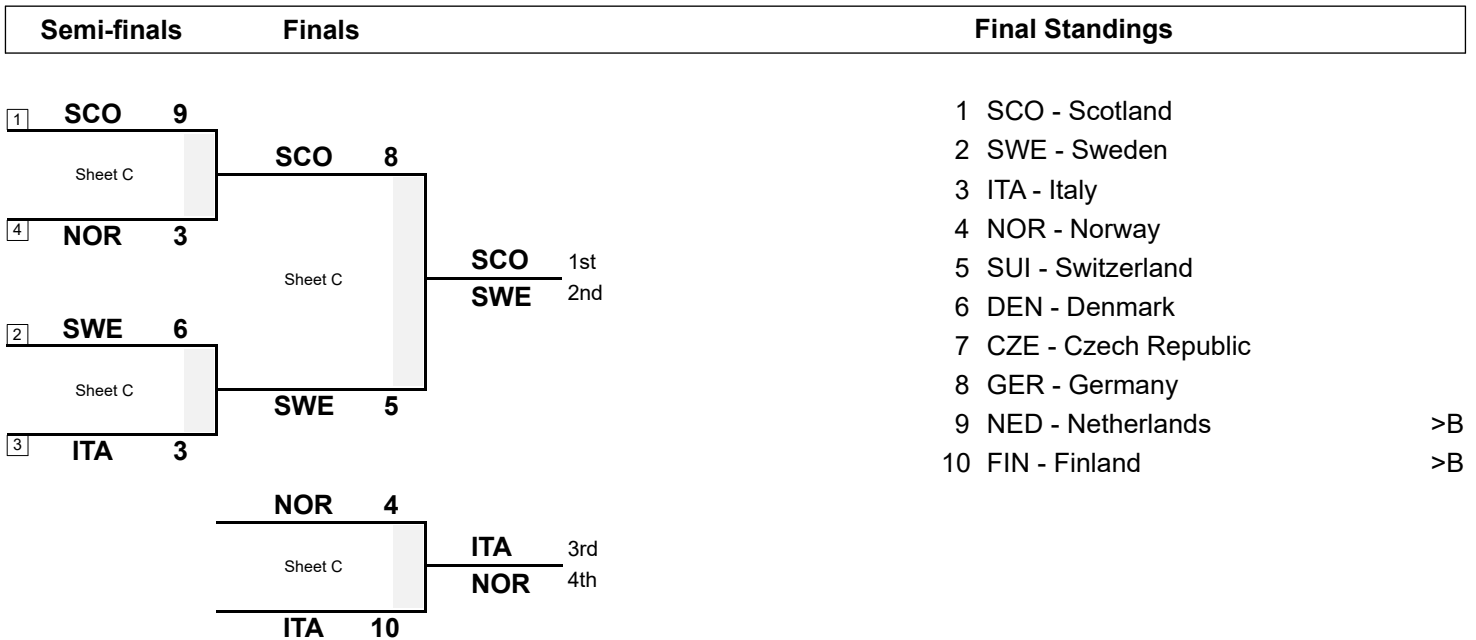
Rank 1-8 qualified for the World Men's Championship 2022 in Las Vegas, USA.

Rank 9-10 qualified for the World Qualification Event 2022 in Lohja, Finland.

Session Results and Standings

Sheet	Game	Team	LSFE	1	2	3	4	5	6	7	8	9	10	Extra Ends	Total
C	11	SWE - Sweden		0	2	0	0	0	2	0	0	1	X		5
	11	SCO - Scotland	*	1	0	1	2	2	0	2	0	0	X		8

Play-offs Bracket



Legend:
 >B To B-Division LSFE(*) Last Stone First End X Unplayed/unfinished end due to concession

Cumulative Player Statistics by Team

SCO - Scotland

MOUAT Bruce

4 S Right-handed

Type	↻	%	↺	%	Total	%
Draw	21	86	22	82	43	84
Front	0	-	0	-	0	-
Guard	6	88	3	83	9	86
Raise	5	60	5	100	10	80
Wick / Soft Peeling	0	-	0	-	0	-
Freeze	0	-	1	100	1	100
Take-out	19	99	15	90	34	95
Hit and Roll	11	86	14	88	25	87
Clearing	2	100	7	100	9	100
Double Take-out	11	84	9	83	20	84
Promotion Take-out	7	68	10	58	17	62
All Draws	32	82	31	85	63	84
All Take-outs	50	89	55	84	105	86
Total	82	86	86	84	168	85
Not considered					0	-

McMILLAN Hammy

1 Right-handed

Type	↻	%	↺	%	Total	%
Draw	59	91	55	95	114	93
Front	9	94	14	100	23	98
Guard	8	97	5	90	13	94
Raise	1	100	2	100	3	100
Wick / Soft Peeling	3	83	5	80	8	81
Freeze	0	-	0	-	0	-
Take-out	1	100	3	100	4	100
Hit and Roll	0	-	1	75	1	75
Clearing	1	100	0	-	1	100
Double Take-out	0	-	0	-	0	-
Promotion Take-out	0	-	0	-	0	-
All Draws	80	92	81	95	161	93
All Take-outs	2	100	4	94	6	96
Total	82	92	85	95	167	94
Not considered					1	-

HARDIE Grant

3 V Right-handed

Type	↻	%	↺	%	Total	%
Draw	14	75	13	81	27	78
Front	0	-	0	-	0	-
Guard	2	38	1	100	3	58
Raise	10	85	4	94	14	88
Wick / Soft Peeling	0	-	0	-	0	-
Freeze	0	-	0	-	0	-
Take-out	19	100	12	96	31	98
Hit and Roll	11	89	11	86	22	88
Clearing	15	97	9	100	24	98
Double Take-out	18	79	12	73	30	77
Promotion Take-out	10	78	3	92	13	81
All Draws	26	76	18	85	44	80
All Take-outs	73	89	47	88	120	89
Total	99	86	65	87	164	86
Not considered					0	-

WHYTE Ross

A Right-handed

Type	↻	%	↺	%	Total	%
Draw	0	-	1	100	1	100
Front	0	-	0	-	0	-
Guard	0	-	0	-	0	-
Raise	0	-	0	-	0	-
Wick / Soft Peeling	0	-	0	-	0	-
Freeze	0	-	0	-	0	-
Take-out	0	-	0	-	0	-
Hit and Roll	0	-	0	-	0	-
Clearing	3	100	4	88	7	93
Double Take-out	0	-	0	-	0	-
Promotion Take-out	0	-	0	-	0	-
All Draws	0	-	1	100	1	100
All Take-outs	3	100	4	88	7	93
Total	3	100	5	90	8	94
Not considered					0	-

LAMMIE Bobby

2 Right-handed

Type	↻	%	↺	%	Total	%
Draw	17	78	18	75	35	76
Front	0	-	0	-	0	-
Guard	11	98	5	80	16	92
Raise	2	100	5	95	7	96
Wick / Soft Peeling	1	100	0	-	1	100
Freeze	0	-	0	-	0	-
Take-out	9	75	13	75	22	75
Hit and Roll	7	86	6	75	13	81
Clearing	23	95	16	89	39	92
Double Take-out	14	89	10	70	24	81
Promotion Take-out	2	50	4	81	6	71
All Draws	31	87	28	79	59	83
All Take-outs	55	87	49	79	104	83
Total	86	87	77	79	163	83
Not considered					1	-

Team: SCO - Scotland

Type	↻	%	↺	%	Total	%
Draw	111	86	109	88	220	87
Front	9	94	14	100	23	98
Guard	27	91	14	86	41	89
Raise	18	81	16	97	34	88
Wick / Soft Peeling	4	88	5	80	9	83
Freeze	0	-	1	100	1	100
Take-out	48	95	43	88	91	91
Hit and Roll	29	87	32	84	61	86
Clearing	44	96	36	94	80	95
Double Take-out	43	84	31	75	74	80
Promotion Take-out	19	71	17	69	36	70
All Draws	169	87	159	89	328	88
All Take-outs	183	89	159	84	342	87
Total	352	88	318	87	670	87
Not considered					2	-

Note:

Position and function for each team member:

4 = Fourth, **3** = Third, **2** = Second, **1** = Lead, **A** = Alternate, **S** = Skip, **V** = Vice-Skip

Legend:

↻ Clockwise

↺ Counter-clockwise

Cumulative Player Statistics by Team

SWE - Sweden

EDIN Niklas 4 S Right-handed

Type	↻	%	↺	%	Total	%
Draw	30	84	29	91	59	88
Front	0	-	0	-	0	-
Guard	3	100	4	94	7	96
Raise	2	100	4	50	6	67
Wick / Soft Peeling	1	75	0	-	1	75
Freeze	0	-	0	-	0	-
Take-out	20	83	21	95	41	89
Hit and Roll	10	70	8	91	18	79
Clearing	8	100	9	100	17	100
Double Take-out	14	79	7	68	21	75
Promotion Take-out	2	100	8	100	10	100
All Draws	36	86	37	87	73	87
All Take-outs	54	82	53	92	107	87
Total	90	84	90	90	180	87
Not considered					2	-

SUNDGREN Christoffer 1 Right-handed

Type	↻	%	↺	%	Total	%
Draw	20	98	76	92	96	93
Front	18	100	35	96	53	98
Guard	4	81	8	81	12	81
Raise	0	-	2	100	2	100
Wick / Soft Peeling	2	100	7	100	9	100
Freeze	1	100	0	-	1	100
Take-out	2	100	3	75	5	85
Hit and Roll	0	-	2	88	2	88
Clearing	0	-	1	100	1	100
Double Take-out	0	-	1	50	1	50
Promotion Take-out	0	-	1	0	1	0
All Draws	45	97	128	93	173	94
All Take-outs	2	100	8	69	10	75
Total	47	97	136	92	183	93
Not considered					0	-

ERIKSSON Oskar 3 V Left-handed

Type	↻	%	↺	%	Total	%
Draw	21	82	13	100	34	89
Front	0	-	1	100	1	100
Guard	6	96	12	96	18	96
Raise	2	100	1	50	3	83
Wick / Soft Peeling	0	-	1	100	1	100
Freeze	0	-	2	63	2	63
Take-out	28	85	10	95	38	88
Hit and Roll	11	86	11	86	22	86
Clearing	7	100	12	88	19	92
Double Take-out	18	76	16	73	34	75
Promotion Take-out	3	58	3	83	6	71
All Draws	29	86	30	94	59	90
All Take-outs	67	83	52	84	119	84
Total	96	84	82	88	178	86
Not considered					0	-

MAGNUSSON Daniel A Right-handed

Type	↻	%	↺	%	Total	%
Draw	0	-	0	-	0	-
Front	0	-	0	-	0	-
Guard	0	-	0	-	0	-
Raise	0	-	0	-	0	-
Wick / Soft Peeling	0	-	1	100	1	100
Freeze	0	-	0	-	0	-
Take-out	0	-	1	100	1	100
Hit and Roll	0	-	0	-	0	-
Clearing	0	-	0	-	0	-
Double Take-out	0	-	0	-	0	-
Promotion Take-out	0	-	0	-	0	-
All Draws	0	-	1	100	1	100
All Take-outs	0	-	1	100	1	100
Total	0	-	2	100	2	100
Not considered					0	-

WRANAA Rasmus 2 Right-handed

Type	↻	%	↺	%	Total	%
Draw	21	75	31	83	52	80
Front	0	-	0	-	0	-
Guard	6	88	13	100	19	96
Raise	3	83	5	90	8	88
Wick / Soft Peeling	3	100	2	63	5	85
Freeze	0	-	0	-	0	-
Take-out	10	90	12	88	22	89
Hit and Roll	7	89	12	79	19	83
Clearing	11	100	13	98	24	99
Double Take-out	8	69	23	75	31	73
Promotion Take-out	2	100	1	100	3	100
All Draws	33	80	51	87	84	85
All Take-outs	38	89	61	84	99	86
Total	71	85	112	85	183	85
Not considered					0	-

Team: SWE - Sweden

Type	↻	%	↺	%	Total	%
Draw	92	85	149	91	241	88
Front	18	100	36	97	54	98
Guard	19	91	37	94	56	93
Raise	7	93	12	75	19	82
Wick / Soft Peeling	6	96	11	93	17	94
Freeze	1	100	2	63	3	75
Take-out	60	85	47	92	107	88
Hit and Roll	28	81	33	85	61	83
Clearing	26	100	35	95	61	97
Double Take-out	40	76	47	73	87	74
Promotion Take-out	7	82	13	88	20	86
All Draws	143	88	247	91	390	90
All Take-outs	161	84	175	86	336	85
Total	304	86	422	89	726	88
Not considered					2	-

Note:

Position and function for each team member:

4 = Fourth, **3** = Third, **2** = Second, **1** = Lead, **A** = Alternate, **S** = Skip, **V** = Vice-Skip

Legend:

↻ Clockwise

↺ Counter-clockwise

Scoring Analysis

Team	Games	LSFE	Stolen Ends	Last Stone Eff.	Force Eff.	Points Scored							Total	Plus / Minus
						0	1	2	3	4	>4			
SCO	For	10	20	52%	65%	1	25	18	8	1	0	89	+51	
	Against	1	1			4	18	7	2	0	0	38		
ITA	For	6	10	59%	68%	10	16	19	5	2	0	77	+26	
	Against	5	7			3	27	9	2	0	0	51		
SWE	For	8	10	40%	57%	7	21	16	4	1	0	69	+18	
	Against	3	8			6	22	13	1	0	0	51		
SUI	For	4	8	33%	50%	8	23	10	1	0	1	51	+4	
	Against	5	3			6	16	14	1	0	0	47		
CZE	For	6	6	38%	53%	5	19	13	4	0	0	57	-5	
	Against	3	9			3	22	12	4	1	0	62		
NOR	For	4	12	32%	54%	3	31	14	1	0	0	62	-9	
	Against	7	10			9	26	12	7	0	0	71		
DEN	For	4	3	34%	55%	4	18	10	3	1	0	51	-13	
	Against	5	9			5	20	13	3	1	1	64		
GER	For	2	5	34%	44%	3	19	11	2	1	0	51	-18	
	Against	7	10			5	22	15	3	2	0	69		
FIN	For	3	3	15%	46%	4	22	4	2	1	0	40	-25	
	Against	6	13			1	22	15	3	1	0	65		
NED	For	2	5	23%	46%	6	19	8	1	0	0	38	-29	
	Against	7	12			9	18	13	5	2	0	67		
Total	49		82			51	213	123	31	7	1	585		

Note:

Stolen ends are the ends won without the last stone advantage.
 Last Stone Efficiency: Scoring two or more points with last stone advantage.
 Force Efficiency: Forcing the opponent team to score only one point when they have the last stone advantage.

Legend:

>4 More than four points scored **Eff.** Efficiency **LSFE** Last Stone First End



Summary of Big Ends

Points Scored	By	Against	Session	End	Game Result
5	SUI - Switzerland	DEN - Denmark	8	5	12 : 2
4	ITA - Italy	GER - Germany	8	9	11 : 5
4	ITA - Italy	NED - Netherlands	6	1	10 : 4
4	DEN - Denmark	FIN - Finland	4	7	9 : 3
4	FIN - Finland	GER - Germany	1	8	8 : 3
4	GER - Germany	CZE - Czech Republic	3	7	9 : 8
4	SCO - Scotland	NED - Netherlands	4	1	9 : 2
4	SWE - Sweden	DEN - Denmark	2	9	9 : 5

Note:
Big ends are defined as ends with a score of four or more points.



Time-out Statistics

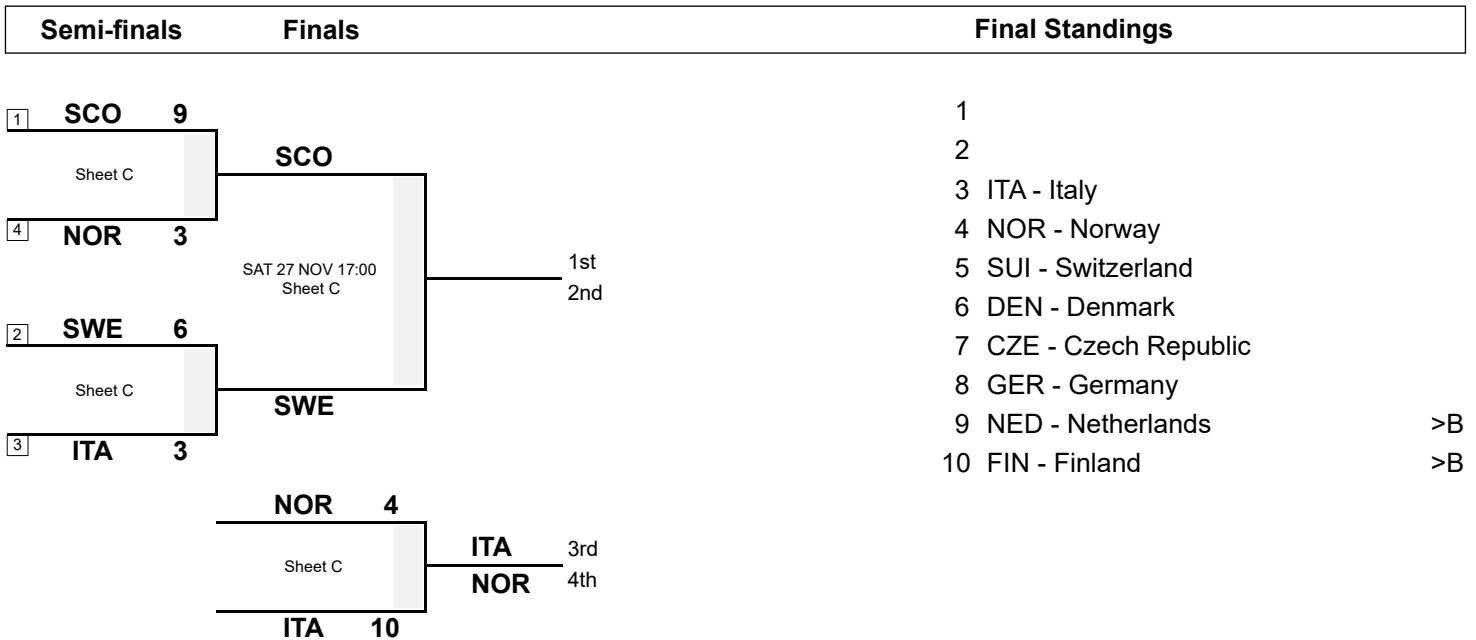
Team	Games	Number of Time-outs	Average Shot Success on Next Stone
GER - Germany	9	5	100%
SCO - Scotland	11	4	93%
SUI - Switzerland	9	3	91%
DEN - Denmark	9	5	85%
CZE - Czech Republic	9	8	71%
NED - Netherlands	9	5	70%
NOR - Norway	11	8	68%
SWE - Sweden	11	3	66%
ITA - Italy	11	5	60%
FIN - Finland	9	3	58%
Total	49	49	76%



Session Results and Standings

Sheet	Game	Team	LSFE	1	2	3	4	5	6	7	8	9	10	Extra Ends	Total
C	11	ITA - Italy	*	2	0	3	0	3	1	1	0	X	X		10
	11	NOR - Norway		0	1	0	2	0	0	0	1	X	X		4

Play-offs Bracket



Legend:
 >B To B-Division LSFE(*) Last Stone First End X Unplayed/unfinished end due to concession



Cumulative Player Statistics by Team

ITA - Italy

RETORNAZ Joel

4 S Right-handed

Type	↻	%	↺	%	Total	%
Draw	27	91	31	86	58	88
Front	0	-	1	100	1	100
Guard	2	50	1	100	3	67
Raise	9	81	3	75	12	79
Wick / Soft Peeling	0	-	2	100	2	100
Freeze	1	50	1	100	2	75
Take-out	25	96	27	86	52	91
Hit and Roll	6	83	5	80	11	82
Clearing	6	100	9	100	15	100
Double Take-out	5	70	6	71	11	70
Promotion Take-out	6	58	9	69	15	65
All Draws	39	85	39	87	78	86
All Take-outs	48	88	56	83	104	85
Total	87	86	95	85	182	86
Not considered					4	-

GONIN Simone

1 V Right-handed

Type	↻	%	↺	%	Total	%
Draw	52	80	42	88	94	84
Front	46	93	15	92	61	93
Guard	4	81	5	100	9	92
Raise	2	100	1	75	3	92
Wick / Soft Peeling	0	-	4	100	4	100
Freeze	0	-	0	-	0	-
Take-out	5	100	5	100	10	100
Hit and Roll	0	-	2	25	2	25
Clearing	1	100	1	100	2	100
Double Take-out	1	50	0	-	1	50
Promotion Take-out	0	-	0	-	0	-
All Draws	104	86	67	90	171	88
All Take-outs	7	93	8	81	15	87
Total	111	87	75	89	186	88
Not considered					0	-

MOSANER Amos

3 Right-handed

Type	↻	%	↺	%	Total	%
Draw	20	73	22	80	42	76
Front	1	100	3	92	4	94
Guard	4	94	4	100	8	97
Raise	7	71	5	70	12	71
Wick / Soft Peeling	0	-	0	-	0	-
Freeze	0	-	1	25	1	25
Take-out	18	83	24	95	42	90
Hit and Roll	5	85	8	84	13	85
Clearing	12	79	14	93	26	87
Double Take-out	12	92	14	79	26	85
Promotion Take-out	5	75	7	57	12	65
All Draws	32	76	35	80	67	78
All Take-outs	52	84	67	86	119	85
Total	84	81	102	84	186	82
Not considered					0	-

GIOVANELLA Mattia

A Right-handed

Type	↻	%	↺	%	Total	%
Draw	0	-	0	-	0	-
Front	0	-	0	-	0	-
Guard	0	-	0	-	0	-
Raise	0	-	0	-	0	-
Wick / Soft Peeling	0	-	0	-	0	-
Freeze	0	-	0	-	0	-
Take-out	0	-	0	-	0	-
Hit and Roll	0	-	0	-	0	-
Clearing	0	-	0	-	0	-
Double Take-out	0	-	0	-	0	-
Promotion Take-out	0	-	0	-	0	-
All Draws	0	-	0	-	0	-
All Take-outs	0	-	0	-	0	-
Total	0	-	0	-	0	-
Not considered					0	-

ARMAN Sebastiano

2 Right-handed

Type	↻	%	↺	%	Total	%
Draw	29	79	21	86	50	82
Front	3	92	3	100	6	96
Guard	6	67	12	77	18	74
Raise	4	69	6	88	10	80
Wick / Soft Peeling	0	-	0	-	0	-
Freeze	1	100	0	-	1	100
Take-out	10	70	9	92	19	80
Hit and Roll	8	78	13	75	21	76
Clearing	14	82	18	92	32	88
Double Take-out	11	77	13	88	24	83
Promotion Take-out	1	25	4	75	5	65
All Draws	43	78	42	85	85	81
All Take-outs	44	76	57	86	101	82
Total	87	77	99	85	186	81
Not considered					0	-

Team: ITA - Italy

Type	↻	%	↺	%	Total	%
Draw	128	81	116	85	244	83
Front	50	93	22	93	72	93
Guard	16	75	22	88	38	82
Raise	22	77	15	78	37	78
Wick / Soft Peeling	0	-	6	100	6	100
Freeze	2	75	2	63	4	69
Take-out	58	88	65	91	123	90
Hit and Roll	19	82	28	75	47	78
Clearing	33	85	42	94	75	90
Double Take-out	29	81	33	81	62	81
Promotion Take-out	12	63	20	66	32	65
All Draws	218	83	183	86	401	84
All Take-outs	151	83	188	85	339	84
Total	369	83	371	86	740	84
Not considered					4	-

Note:

Position and function for each team member:

4 = Fourth, **3** = Third, **2** = Second, **1** = Lead, **A** = Alternate, **S** = Skip, **V** = Vice-Skip

Legend:

↻ Clockwise

↺ Counter-clockwise

Cumulative Player Statistics by Team

NOR - Norway

WALSTAD Steffen

4 S Right-handed

Type	↻	%	↺	%	Total	%
Draw	40	73	43	84	83	79
Front	0	-	0	-	0	-
Guard	6	96	4	94	10	95
Raise	12	83	10	65	22	75
Wick / Soft Peeling	0	-	1	100	1	100
Freeze	2	38	3	58	5	50
Take-out	16	80	15	90	31	85
Hit and Roll	11	70	13	77	24	74
Clearing	3	100	4	88	7	93
Double Take-out	11	77	5	50	16	69
Promotion Take-out	4	50	3	83	7	64
All Draws	60	76	61	81	121	79
All Take-outs	45	76	40	80	85	78
Total	105	76	101	80	206	78
Not considered					0	-

VAAGBERG Magnus

1 Right-handed

Type	↻	%	↺	%	Total	%
Draw	44	89	31	80	75	85
Front	51	95	45	94	96	95
Guard	4	100	5	70	9	83
Raise	0	-	0	-	0	-
Wick / Soft Peeling	1	100	7	93	8	94
Freeze	0	-	0	-	0	-
Take-out	8	88	6	83	14	86
Hit and Roll	0	-	1	25	1	25
Clearing	0	-	0	-	0	-
Double Take-out	0	-	1	100	1	100
Promotion Take-out	0	-	1	100	1	100
All Draws	100	93	88	88	188	90
All Take-outs	8	88	9	81	17	84
Total	108	92	97	87	205	90
Not considered					1	-

NERGAARD Torger

3 V Right-handed

Type	↻	%	↺	%	Total	%
Draw	33	69	32	77	65	73
Front	0	-	0	-	0	-
Guard	12	92	9	83	21	88
Raise	12	60	7	82	19	68
Wick / Soft Peeling	2	100	1	100	3	100
Freeze	1	50	0	-	1	50
Take-out	14	93	18	97	32	95
Hit and Roll	13	69	7	89	20	76
Clearing	7	100	10	88	17	93
Double Take-out	4	69	12	71	16	70
Promotion Take-out	4	75	6	79	10	78
All Draws	60	73	49	80	109	76
All Take-outs	42	83	53	86	95	85
Total	102	77	102	83	204	80
Not considered					2	-

NEDREGOTTEN Magnus

A Left-handed

Type	↻	%	↺	%	Total	%
Draw	0	-	0	-	0	-
Front	0	-	0	-	0	-
Guard	0	-	0	-	0	-
Raise	0	-	0	-	0	-
Wick / Soft Peeling	0	-	0	-	0	-
Freeze	0	-	0	-	0	-
Take-out	0	-	0	-	0	-
Hit and Roll	0	-	0	-	0	-
Clearing	0	-	0	-	0	-
Double Take-out	0	-	0	-	0	-
Promotion Take-out	0	-	0	-	0	-
All Draws	0	-	0	-	0	-
All Take-outs	0	-	0	-	0	-
Total	0	-	0	-	0	-
Not considered					0	-

HOEIBERG Markus

2 Right-handed

Type	↻	%	↺	%	Total	%
Draw	40	73	28	71	68	72
Front	1	100	0	-	1	100
Guard	11	80	12	88	23	84
Raise	9	81	5	90	14	84
Wick / Soft Peeling	0	-	0	-	0	-
Freeze	1	100	0	-	1	100
Take-out	18	76	9	94	27	82
Hit and Roll	7	89	5	80	12	85
Clearing	6	75	13	92	19	87
Double Take-out	9	72	24	73	33	73
Promotion Take-out	0	-	5	65	5	65
All Draws	62	76	45	77	107	76
All Take-outs	40	78	56	81	96	79
Total	102	76	101	79	203	78
Not considered					3	-

Team: NOR - Norway

Type	↻	%	↺	%	Total	%
Draw	157	77	134	79	291	78
Front	52	95	45	94	97	95
Guard	33	89	30	84	63	87
Raise	33	74	22	76	55	75
Wick / Soft Peeling	3	100	9	94	12	96
Freeze	4	56	3	58	7	57
Take-out	56	83	48	93	104	88
Hit and Roll	31	74	26	79	57	76
Clearing	16	91	27	90	43	90
Double Take-out	24	74	42	70	66	72
Promotion Take-out	8	63	15	77	23	72
All Draws	282	81	243	82	525	82
All Take-outs	135	79	158	82	293	81
Total	417	81	401	82	818	81
Not considered					6	-

Note:

Position and function for each team member:

4 = Fourth, 3 = Third, 2 = Second, 1 = Lead, A = Alternate, S = Skip, V = Vice-Skip

Legend:

↻ Clockwise

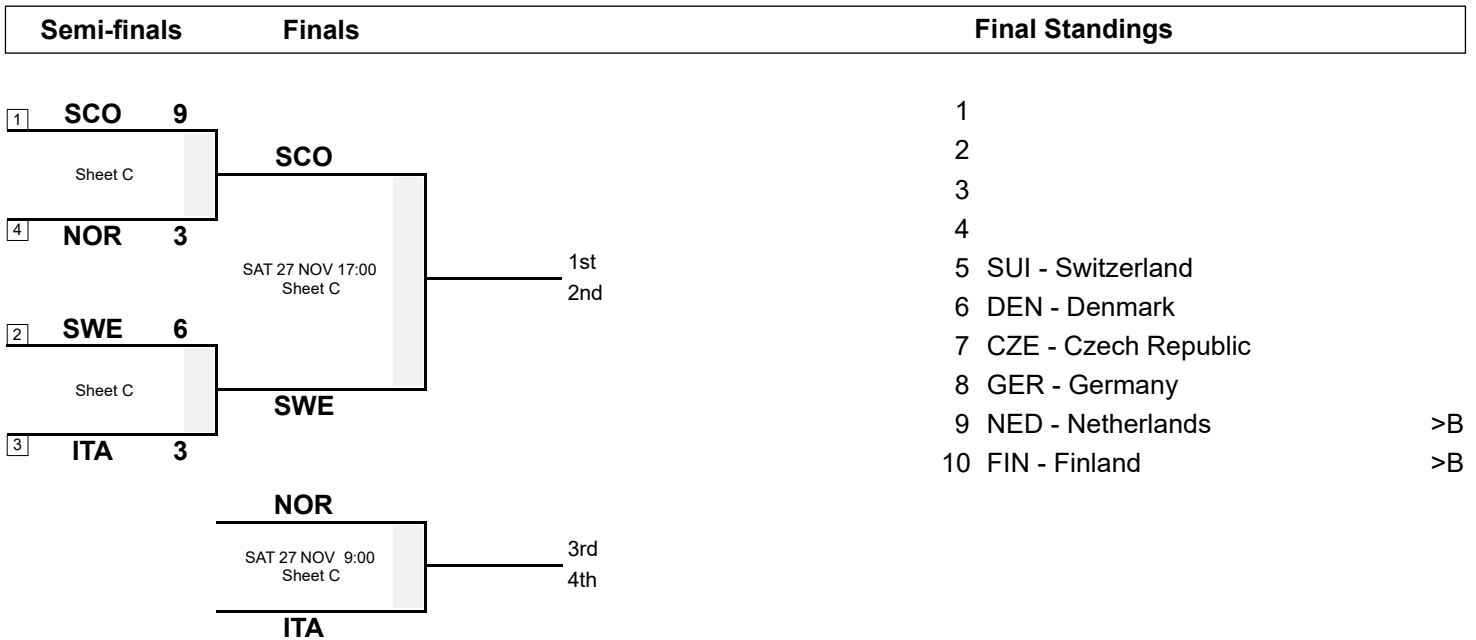
↺ Counter-clockwise



Session Results and Standings

Sheet	Game	Team	LSFE	1	2	3	4	5	6	7	8	9	10	Extra Ends	Total
C	10	NOR - Norway		0	1	0	0	1	0	1	0	X	X		3
	10	SCO - Scotland	*	3	0	1	2	0	2	0	1	X	X		9

Play-offs Bracket



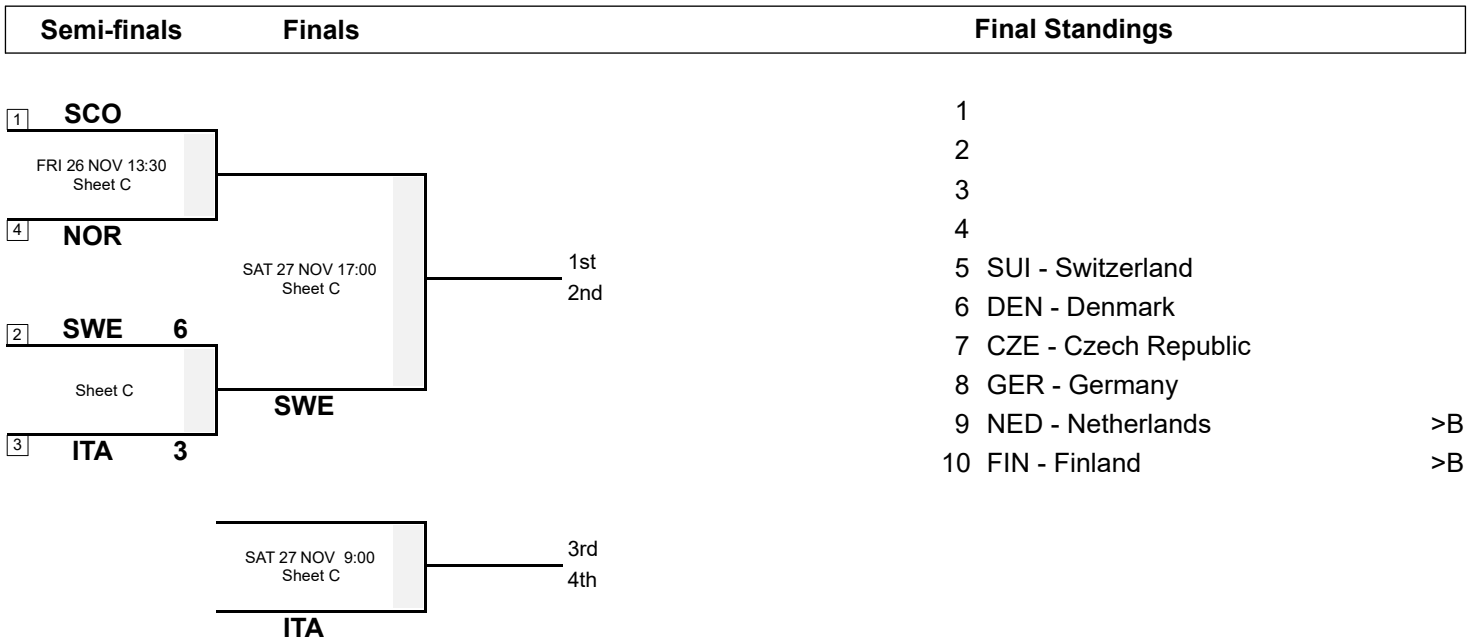
Legend:
 >B To B-Division LSFE(*) Last Stone First End X Unplayed/unfinished end due to concession



Session Results and Standings

Sheet	Game	Team	LSFE	1	2	3	4	5	6	7	8	9	10	Extra Ends	Total
C	10	ITA - Italy		0	0	0	2	0	0	1	0	0	0		3
	10	SWE - Sweden	*	0	1	0	0	1	0	0	0	2	2		6

Play-offs Bracket



Legend:
>B To B-Division LSFE(*) Last Stone First End

Competition Matrix

Team	CZE	DEN	FIN	GER	ITA	NED	NOR	SCO	SUI	SWE
CZE		4 - 5	10 - 8	8 - 9	5 - 7	7 - 5	10 - 6	5 - 10	6 - 4	2 - 8
DEN	5 - 4		9 - 3	6 - 8	1 - 9	9 - 5	6 - 5	8 - 9	2 - 12	5 - 9
FIN	8 - 10	3 - 9		8 - 3	3 - 8	6 - 7	4 - 9	2 - 6	5 - 6	1 - 7
GER	9 - 8	8 - 6	3 - 8		5 - 11	5 - 3	4 - 7	5 - 10	6 - 7	6 - 9
ITA	7 - 5	9 - 1	8 - 3	11 - 5		10 - 4	6 - 9	2 - 7	4 - 5	7 - 2
NED	5 - 7	5 - 9	7 - 6	3 - 5	4 - 10		2 - 5	2 - 9	3 - 8	7 - 8
NOR	6 - 10	5 - 6	9 - 4	7 - 4	9 - 6	5 - 2		3 - 8	7 - 6	4 - 6
SCO	10 - 5	9 - 8	6 - 2	10 - 5	7 - 2	9 - 2	8 - 3		7 - 1	6 - 2
SUI	4 - 6	12 - 2	6 - 5	7 - 6	5 - 4	8 - 3	6 - 7	1 - 7		2 - 7
SWE	8 - 2	9 - 5	7 - 1	9 - 6	2 - 7	8 - 7	6 - 4	2 - 6	7 - 2	

Standings after Round Robin

Rank	Team	Games	Wins	Losses	
1	SCO - Scotland	9	9	0	Q
2	SWE - Sweden	9	7	2	Q
3	ITA - Italy	9	6	3	Q
4	NOR - Norway	9	5	4	Q w1
5	SUI - Switzerland	9	5	4	w0
6	DEN - Denmark	9	4	5	w1
7	CZE - Czech Republic	9	4	5	w0
8	GER - Germany	9	3	6	
9	NED - Netherlands	9	1	8	>B w1
10	FIN - Finland	9	1	8	>B w0

Legend:

>B To B-Division

Q Qualified for the semi-finals

wn Number of wins (n) against tied teams

Draw Shot Challenge

Rank	Team	Stone Rotation	Last Stone Draw in each Round Robin Game									DSC
			1	2	3	4	5	6	7	8	9	
1	SWE - Sweden	↻	7.7	20.8	6.5	3.3	11.9	5.7	8.6	5.7	22.4	9.59cm
		↺	199.6	8.5	13.8	4.8	4.1	18.6	82.6	4.7	6.4	
2	SCO - Scotland	↻	9.1	16.0	23.8	10.1	11.4	7.2	9.2	17.5	13.9	15.24cm
		↺	11.4	68.2	34.0	37.1	8.8	24.8	28.8	1.8	16.1	
3	SUI - Switzerland	↻	77.2	70.3	27.2	12.7	4.3	1.1	144.2	13.6	6.3	20.38cm
		↺	24.7	21.0	4.2	35.4	29.6	12.8	9.1	5.6	48.2	
4	CZE - Czech Republic	↻	34.7	10.3	76.5	20.3	102.8	3.3	10.1	13.9	10.3	29.33cm
		↺	14.4	27.6	62.1	18.5	142.2	48.7	15.3	39.5	63.8	
5	ITA - Italy	↻	25.7	67.0	27.3	62.0	27.3	22.4	9.3	6.4	71.7	30.07cm
		↺	33.7	30.2	20.6	19.7	170.8	95.1	5.5	11.4	40.9	
6	GER - Germany	↻	23.7	10.1	107.7	3.1	88.0	19.3	41.4	7.5	3.5	33.15cm
		↺	19.8	48.0	48.6	199.6	39.5	22.6	146.7	12.1	35.5	
7	NOR - Norway	↻	25.5	69.6	18.5	82.7	10.5	18.3	23.3	9.5	49.4	36.04cm
		↺	53.9	7.4	66.2	56.5	18.4	121.8	47.7	90.8	19.3	
8	NED - Netherlands	↻	24.2	29.8	27.8	17.3	4.9	39.6	5.0	82.0	27.5	37.22cm
		↺	39.5	78.4	51.0	37.6	17.7	113.3	99.3	56.9	56.3	
9	DEN - Denmark	↻	76.4	50.2	31.9	46.1	11.1	12.8	11.3	44.3	151.6	37.69cm
		↺	30.8	59.6	28.2	151.6	48.8	20.7	33.0	85.5	12.4	
10	FIN - Finland	↻	5.6	39.4	199.6	31.1	22.8	135.1	37.0	28.1	17.6	40.49cm
		↺	27.3	120.6	15.5	196.6	26.3	34.5	13.3	34.8	58.9	

Note:

The Draw Shot Challenge (DSC) is the average distance of all the individual Last Stone Draws (LSD), which were delivered by a team during the round robin. The two least favourable results will be eliminated before calculating the average distance. The team with the lesser DSC receives the higher ranking. If the DSCs are equal then the team with the best non-equal counting LSD receives the higher ranking. In the case where all counting LSDs are equal, the team ranked higher in the official WCF World Rankings is ranked higher.

Legend:

↻ Clockwise

↺ Counter-clockwise

DSC Draw Shot Challenge

Shot Success Percentage by Position

Fourth	Game >	1	2	3	4	5	6	7	8	9	Avg.	
1	EDIN Niklas	SWE	71	86	90	97	97	85	75	90	96	87.7
2	RETORNAZ Joel	ITA	92	75	71	78	83	94	96	84	92	84.4
3	MOUAT Bruce	SCO	89	80	88	96	80	86	88	82	75	84.3
4	SCHWARZ Benoit	SUI	75	78	93	78	89	90	52	90	92	83.1
5	WALSTAD Steffen	NOR	79	88	85	85	75	70	93	85	67	80.9
6	TOTZEK Sixten	GER	75	89	80	71	73	83	94	61	80	78.8
7	KLIMA Lukas	CZE	71	75	83	83	82	73	86	75	67	77.6
8	KRAUSE Mikkel	DEN	73	76	76	95	70	81	68	58	78	75.3
9	KIISKINEN Kalle	FIN	84	58	60	77	71	75	80	71	69	72.3
10	GOESGENS Wouter	NED	68	70	68	69	79	69	60	80	79	71.6

Third	Game >	1	2	3	4	5	6	7	8	9	Avg.	
1	ERIKSSON Oskar	SWE	93	82	90	88	91	86	88	91	92	88.6
2	HARDIE Grant	SCO	84	88	89	92	86	84	81	98	89	87.3
3	MOSANER Amos	ITA	90	83	73	75	88	80	80	83	89	82.2
4	NERGAARD Torger	NOR	85	88	84	72	70	65	99	94	72	81.0
5	NOERGAARD Mads	DEN	73	92	77	80	85	75	83	73	84	80.8
6	VAN DORP Jaap	NED	85	83	71	83	83	80	86	83	74	80.6
7	MUSKATEWITZ Marc	GER	72	89	89	83	80	67	79	90	67	79.5
8	MICHEL Sven	SUI	78	69	81	77	80	88	77	81	84	79.4
9	CERNOVSKY Marek	CZE	58	85	84	84	81	84	85	75	63	78.3
10	SALO Teemu	FIN	77	67	63	84	58	65	76	65	67	68.8

Second	Game >	1	2	3	4	5	6	7	8	9	Avg.	
1	DE CRUZ Peter	SUI	86	88	90	78	86	89	85	84	90	86.6
2	WRANAA Rasmus	SWE	66	82	88	83	94	92	91	85	88	85.7
3	ARMAN Sebastiano	ITA	92	80	77	78	78	84	91	88	84	82.8
4	LAMMIE Bobby	SCO	88	73	92	94	95	76	63	71	89	82.6
5	SUTOR Joshua	GER	78	86	78	89	81	74	80	82	77	80.6
6	HOEIBERG Markus	NOR	83	71	68	85	85	70	84	88	64	77.3
7	HOEKMAN Laurens	NED	64	81	63	90	84	86	82	80	71	77.1
8	HOLTERMANN Henrik	DEN	69	82	75	80	86	75	70	77	59	74.8
9	BOHAC Radek	CZE	63	78	70	71	85	76	71	91	63	74.3
10	OUNI Leo	FIN	88	56	50	70	64	69	81	63		68.2

Shot Success Percentage by Position

Lead	Game >	1	2	3	4	5	6	7	8	9	Avg.
1 McMILLAN Hammy	SCO	98	93	86	92	89	94	92	98	100	93.6
2 SUNDGREN Christoffer	SWE	95	83	83	95	87	96	95	99	100	92.4
3 TANNER Valentin	SUI	88	90	89	100	83	94	94	98	92	91.1
4 VAAGBERG Magnus	NOR	86	83	85	88	95	93	88	96	92	89.2
5 GONIN Simone	ITA	96	85	93	80	91	78	80	96	95	88.0
6 GREINDL Dominik	GER	81	83	73	89	84	94	85	100	99	87.7
7 GLASBERGEN Carlo	NED	76	84	86	98	86	89	85	90	91	86.7
8 KUOSMANEN Paavo	FIN	73	77	48	79	86	86	80	86	(2) 53	75.8
9 CANDRA Jiri	CZE	75	66	80	64	81	81	67	79	80	74.4
10 WIKSTEN Kasper	DEN	81	76	72	64	70	74	70		80	73.3

Alternate	Game >	1	2	3	4	5	6	7	8	9	Avg.
MAGNUSSON Daniel	SWE					(2)100					100.0
MOKRIS Samuel	CZE									(1)100	100.0
WHYTE Ross	SCO	(2)100							(2) 88		93.8
THUNE Tobias	DEN								(1) 73		72.9
POLLANEN Jermu	FIN									(1) 52	51.6
LACHAT Pablo	SUI								(1) 38		37.5

Team	Game >	1	2	3	4	5	6	7	8	9	Avg.
1 SWE - Sweden		81	83	88	91	92	90	87	91	94	88.6
2 SCO - Scotland		90	85	89	93	88	85	81	87	88	87.1
3 SUI - Switzerland		82	81	88	83	84	90	77	86	89	84.9
4 ITA - Italy		92	81	79	78	85	84	87	88	90	84.3
5 NOR - Norway		83	82	81	83	81	74	91	91	74	82.1
6 GER - Germany		77	87	80	83	80	80	84	83	81	81.7
7 NED - Netherlands		73	79	72	85	83	81	79	83	79	79.1
8 CZE - Czech Republic		67	76	79	75	82	78	77	80	69	76.2
9 DEN - Denmark		74	82	75	80	78	76	73	70	75	76.1
10 FIN - Finland		80	65	55	77	70	74	79	71	60	70.8

Note:

"(n)" denotes a position different from original line-up position: (4) - Fourth, (3) - Third, (2) - Second, (1) - Lead

To be eligible to be ranked, a player must have played in the original position for more than half of the number of games that the team played.

Legend:

Avg. Average

Scoring Analysis

Team	Games	LSFE	Stolen Ends	Last Stone Eff.	Force Eff.	Points Scored							Total	Plus / Minus
						0	1	2	3	4	>4			
SCO	For	8	17	54%	65%	1	21	13	7	1	0	72	+42	
	Against	1	1			3	14	5	2	0	0	30		
ITA	For	5	8	58%	68%	8	13	17	3	2	0	64	+23	
	Against	4	6			1	23	6	2	0	0	41		
SWE	For	7	9	41%	57%	4	18	12	4	1	0	58	+18	
	Against	2	6			4	19	9	1	0	0	40		
SUI	For	4	8	33%	50%	8	23	10	1	0	1	51	+4	
	Against	5	3			6	16	14	1	0	0	47		
NOR	For	4	12	37%	61%	3	26	13	1	0	0	55	+3	
	Against	5	7			9	22	9	4	0	0	52		
CZE	For	6	6	38%	53%	5	19	13	4	0	0	57	-5	
	Against	3	9			3	22	12	4	1	0	62		
DEN	For	4	3	34%	55%	4	18	10	3	1	0	51	-13	
	Against	5	9			5	20	13	3	1	1	64		
GER	For	2	5	34%	44%	3	19	11	2	1	0	51	-18	
	Against	7	10			5	22	15	3	2	0	69		
FIN	For	3	3	15%	46%	4	22	4	2	1	0	40	-25	
	Against	6	13			1	22	15	3	1	0	65		
NED	For	2	5	23%	46%	6	19	8	1	0	0	38	-29	
	Against	7	12			9	18	13	5	2	0	67		
Total	45		76			46	198	111	28	7	1	537		

Note:

Stolen ends are the ends won without the last stone advantage.

Last Stone Efficiency: Scoring two or more points with last stone advantage.

Force Efficiency: Forcing the opponent team to score only one point when they have the last stone advantage.

Legend:

>4 More than four points scored

Eff. Efficiency

LSFE Last Stone First End



Summary of Big Ends

Points Scored	By	Against	Session	End	Game Result
5	SUI - Switzerland	DEN - Denmark	8	5	12 : 2
4	ITA - Italy	GER - Germany	8	9	11 : 5
4	ITA - Italy	NED - Netherlands	6	1	10 : 4
4	DEN - Denmark	FIN - Finland	4	7	9 : 3
4	FIN - Finland	GER - Germany	1	8	8 : 3
4	GER - Germany	CZE - Czech Republic	3	7	9 : 8
4	SCO - Scotland	NED - Netherlands	4	1	9 : 2
4	SWE - Sweden	DEN - Denmark	2	9	9 : 5

Note:
Big ends are defined as ends with a score of four or more points.



Time-out Statistics

Team	Games	Number of Time-outs	Average Shot Success on Next Stone
GER - Germany	9	5	100%
SWE - Sweden	9	1	100%
SCO - Scotland	9	4	93%
SUI - Switzerland	9	3	91%
DEN - Denmark	9	5	85%
NOR - Norway	9	7	75%
CZE - Czech Republic	9	8	71%
NED - Netherlands	9	5	70%
FIN - Finland	9	3	58%
ITA - Italy	9	3	33%
Total	45	44	77%

Cumulative Player Statistics by Team

CZE - Czech Republic

KLIMA Lukas

4 S Right-handed

Type	↻	%	↺	%	Total	%
Draw	22	85	43	81	65	82
Front	0	-	0	-	0	-
Guard	0	-	4	69	4	69
Raise	4	69	8	78	12	75
Wick / Soft Peeling	0	-	2	75	2	75
Freeze	1	100	1	25	2	63
Take-out	13	73	19	75	32	74
Hit and Roll	11	80	9	72	20	76
Clearing	3	100	5	100	8	100
Double Take-out	6	58	10	65	16	63
Promotion Take-out	1	50	4	81	5	75
All Draws	27	83	58	78	85	80
All Take-outs	34	74	47	76	81	75
Total	61	78	105	77	166	78
Not considered					1	-

CANDRA Jiri

1 Right-handed

Type	↻	%	↺	%	Total	%
Draw	14	71	67	75	81	75
Front	4	75	49	84	53	83
Guard	0	-	6	50	6	50
Raise	0	-	1	100	1	100
Wick / Soft Peeling	0	-	4	38	4	38
Freeze	0	-	0	-	0	-
Take-out	7	71	9	47	16	58
Hit and Roll	1	75	3	83	4	81
Clearing	0	-	0	-	0	-
Double Take-out	0	-	0	-	0	-
Promotion Take-out	0	-	0	-	0	-
All Draws	18	72	127	77	145	76
All Take-outs	8	72	12	56	20	63
Total	26	72	139	75	165	74
Not considered					1	-

CERNOVSKY Marek

3 V Right-handed

Type	↻	%	↺	%	Total	%
Draw	13	65	25	85	38	78
Front	0	-	1	100	1	100
Guard	3	83	8	72	11	75
Raise	5	70	9	75	14	73
Wick / Soft Peeling	0	-	0	-	0	-
Freeze	0	-	0	-	0	-
Take-out	12	94	21	76	33	83
Hit and Roll	12	71	14	73	26	72
Clearing	4	88	7	93	11	91
Double Take-out	9	81	13	81	22	81
Promotion Take-out	6	58	6	83	12	71
All Draws	21	69	43	81	64	77
All Take-outs	43	79	61	79	104	79
Total	64	76	104	80	168	78
Not considered					0	-

MOKRIS Samuel

A Right-handed

Type	↻	%	↺	%	Total	%
Draw	0	-	0	-	0	-
Front	0	-	1	100	1	100
Guard	0	-	1	100	1	100
Raise	0	-	0	-	0	-
Wick / Soft Peeling	0	-	0	-	0	-
Freeze	0	-	0	-	0	-
Take-out	0	-	0	-	0	-
Hit and Roll	0	-	0	-	0	-
Clearing	0	-	0	-	0	-
Double Take-out	0	-	0	-	0	-
Promotion Take-out	0	-	0	-	0	-
All Draws	0	-	2	100	2	100
All Take-outs	0	-	0	-	0	-
Total	0	-	2	100	2	100
Not considered					0	-

BOHAC Radek

2 Right-handed

Type	↻	%	↺	%	Total	%
Draw	13	54	34	82	47	74
Front	1	100	6	100	7	100
Guard	1	100	18	63	19	64
Raise	4	69	3	50	7	61
Wick / Soft Peeling	0	-	1	75	1	75
Freeze	0	-	0	-	0	-
Take-out	12	73	14	89	26	82
Hit and Roll	8	66	10	80	18	74
Clearing	5	65	16	84	21	80
Double Take-out	3	50	15	72	18	68
Promotion Take-out	1	25	3	58	4	50
All Draws	19	62	62	77	81	73
All Take-outs	29	66	58	80	87	75
Total	48	64	120	78	168	74
Not considered					0	-

Team: CZE - Czech Republic

Type	↻	%	↺	%	Total	%
Draw	62	71	169	80	231	77
Front	5	80	57	86	62	86
Guard	4	88	37	64	41	66
Raise	13	69	21	74	34	72
Wick / Soft Peeling	0	-	7	54	7	54
Freeze	1	100	1	25	2	63
Take-out	44	78	63	75	107	76
Hit and Roll	32	73	36	76	68	74
Clearing	12	81	28	89	40	87
Double Take-out	18	68	38	73	56	71
Promotion Take-out	8	53	13	77	21	68
All Draws	85	73	292	78	377	77
All Take-outs	114	74	178	77	292	76
Total	199	73	470	77	669	76
Not considered					2	-

Note:

Position and function for each team member:

4 = Fourth, **3** = Third, **2** = Second, **1** = Lead, **A** = Alternate, **S** = Skip, **V** = Vice-Skip

Legend:

↻ Clockwise

↺ Counter-clockwise

Cumulative Player Statistics by Team

DEN - Denmark

KRAUSE Mikkel

4 S Right-handed

Type	↻	%	↺	%	Total	%
Draw	22	74	32	65	54	69
Front	0	-	0	-	0	-
Guard	2	100	6	79	8	84
Raise	2	50	3	83	5	70
Wick / Soft Peeling	3	83	0	-	3	83
Freeze	1	75	0	-	1	75
Take-out	24	88	13	100	37	92
Hit and Roll	6	88	12	77	18	81
Clearing	3	83	7	89	10	88
Double Take-out	4	56	7	43	11	48
Promotion Take-out	4	69	7	46	11	55
All Draws	30	75	41	68	71	71
All Take-outs	41	82	46	76	87	79
Total	71	79	87	72	158	75
Not considered					1	-

WIKSTEN Kasper

1 Right-handed

Type	↻	%	↺	%	Total	%
Draw	36	72	48	72	84	72
Front	15	90	22	81	37	84
Guard	4	75	3	0	7	43
Raise	0	-	2	88	2	88
Wick / Soft Peeling	0	-	4	25	4	25
Freeze	0	-	0	-	0	-
Take-out	3	42	7	89	10	75
Hit and Roll	1	75	2	88	3	83
Clearing	0	-	0	-	0	-
Double Take-out	0	-	0	-	0	-
Promotion Take-out	0	-	0	-	0	-
All Draws	55	77	79	70	134	73
All Take-outs	4	50	9	89	13	77
Total	59	75	88	72	147	73
Not considered					1	-

NOERGAARD Mads

3 V Right-handed

Type	↻	%	↺	%	Total	%
Draw	18	76	10	53	28	68
Front	0	-	0	-	0	-
Guard	4	63	9	89	13	81
Raise	1	75	1	75	2	75
Wick / Soft Peeling	1	50	0	-	1	50
Freeze	0	-	0	-	0	-
Take-out	22	84	29	76	51	79
Hit and Roll	12	88	6	79	18	85
Clearing	8	100	8	100	16	100
Double Take-out	9	81	14	88	23	85
Promotion Take-out	3	100	5	70	8	81
All Draws	24	73	20	70	44	72
All Take-outs	54	88	62	81	116	84
Total	78	83	82	79	160	81
Not considered					0	-

THUNE Tobias

A Right-handed

Type	↻	%	↺	%	Total	%
Draw	2	0	2	100	4	50
Front	4	75	2	88	6	79
Guard	1	100	0	-	1	100
Raise	0	-	0	-	0	-
Wick / Soft Peeling	0	-	0	-	0	-
Freeze	0	-	0	-	0	-
Take-out	0	-	0	-	0	-
Hit and Roll	1	100	0	-	1	100
Clearing	0	-	0	-	0	-
Double Take-out	0	-	0	-	0	-
Promotion Take-out	0	-	0	-	0	-
All Draws	7	57	4	94	11	70
All Take-outs	1	100	0	-	1	100
Total	8	63	4	94	12	73
Not considered					0	-

HOLTERMANN Henrik

2 Right-handed

Type	↻	%	↺	%	Total	%
Draw	25	78	22	67	47	73
Front	1	100	4	75	5	80
Guard	7	93	5	85	12	90
Raise	3	92	6	92	9	92
Wick / Soft Peeling	0	-	0	-	0	-
Freeze	0	-	0	-	0	-
Take-out	10	63	20	61	30	62
Hit and Roll	10	85	9	78	19	82
Clearing	2	75	15	90	17	88
Double Take-out	4	75	11	59	15	63
Promotion Take-out	3	58	3	75	6	67
All Draws	36	83	37	74	73	78
All Take-outs	29	72	58	72	87	72
Total	65	78	95	73	160	75
Not considered					0	-

Team: DEN - Denmark

Type	↻	%	↺	%	Total	%
Draw	103	73	114	68	217	71
Front	20	88	28	80	48	83
Guard	18	83	23	74	41	78
Raise	6	75	12	88	18	83
Wick / Soft Peeling	4	75	4	25	8	50
Freeze	1	75	0	-	1	75
Take-out	59	80	69	78	128	79
Hit and Roll	30	87	29	78	59	83
Clearing	13	92	30	93	43	92
Double Take-out	17	74	32	68	49	70
Promotion Take-out	10	75	15	60	25	66
All Draws	152	76	181	71	333	73
All Take-outs	129	81	175	77	304	79
Total	281	79	356	74	637	76
Not considered					2	-

Note:

Position and function for each team member:

4 = Fourth, 3 = Third, 2 = Second, 1 = Lead, A = Alternate, S = Skip, V = Vice-Skip

Legend:

↻ Clockwise

↺ Counter-clockwise

Cumulative Player Statistics by Team

FIN - Finland

KIISKINEN Kalle 4 S Right-handed

Type	↻	%	↺	%	Total	%
Draw	19	67	26	84	45	77
Front	1	100	0	-	1	100
Guard	1	100	0	-	1	100
Raise	4	56	1	50	5	55
Wick / Soft Peeling	0	-	0	-	0	-
Freeze	1	75	0	-	1	75
Take-out	15	77	20	70	35	73
Hit and Roll	8	56	12	83	20	73
Clearing	4	75	4	75	8	75
Double Take-out	16	75	13	69	29	72
Promotion Take-out	2	13	3	42	5	30
All Draws	26	68	27	82	53	75
All Take-outs	45	69	52	72	97	71
Total	71	69	79	75	150	72
Not considered					1	-

KUOSMANEN Paavo 1 Right-handed

Type	↻	%	↺	%	Total	%
Draw	48	81	20	60	68	75
Front	29	85	26	88	55	87
Guard	7	61	2	88	9	67
Raise	1	0	2	63	3	42
Wick / Soft Peeling	0	-	0	-	0	-
Freeze	0	-	0	-	0	-
Take-out	8	69	3	67	11	68
Hit and Roll	1	75	2	25	3	42
Clearing	1	25	0	-	1	25
Double Take-out	0	-	1	50	1	50
Promotion Take-out	0	-	1	0	1	0
All Draws	85	80	50	76	135	78
All Take-outs	10	65	7	43	17	56
Total	95	78	57	72	152	76
Not considered					0	-

SALO Teemu 3 V Left-handed

Type	↻	%	↺	%	Total	%
Draw	28	69	16	53	44	63
Front	2	100	1	100	3	100
Guard	1	75	5	85	6	83
Raise	5	45	4	81	9	61
Wick / Soft Peeling	0	-	0	-	0	-
Freeze	0	-	2	38	2	38
Take-out	15	73	19	78	34	76
Hit and Roll	9	64	11	66	20	65
Clearing	4	88	2	63	6	79
Double Take-out	14	77	8	88	22	81
Promotion Take-out	2	38	4	13	6	21
All Draws	36	67	28	63	64	66
All Take-outs	44	72	44	70	88	71
Total	80	70	72	67	152	69
Not considered					0	-

POLLANEN Jermu A Right-handed

Type	↻	%	↺	%	Total	%
Draw	4	25	5	55	9	42
Front	2	100	2	0	4	50
Guard	1	50	0	-	1	50
Raise	1	100	0	-	1	100
Wick / Soft Peeling	0	-	0	-	0	-
Freeze	0	-	0	-	0	-
Take-out	0	-	1	100	1	100
Hit and Roll	0	-	0	-	0	-
Clearing	0	-	0	-	0	-
Double Take-out	0	-	0	-	0	-
Promotion Take-out	0	-	0	-	0	-
All Draws	8	56	7	39	15	48
All Take-outs	0	-	1	100	1	100
Total	8	56	8	47	16	52
Not considered					0	-

OUNI Leo 2 Right-handed

Type	↻	%	↺	%	Total	%
Draw	23	88	21	65	44	77
Front	5	90	1	100	6	92
Guard	6	54	5	75	11	64
Raise	5	60	8	53	13	56
Wick / Soft Peeling	0	-	0	-	0	-
Freeze	0	-	1	75	1	75
Take-out	12	54	17	81	29	70
Hit and Roll	8	56	3	83	11	64
Clearing	4	75	0	-	4	75
Double Take-out	7	57	6	33	13	46
Promotion Take-out	4	50	0	-	4	50
All Draws	39	79	36	65	75	73
All Take-outs	35	57	26	70	61	63
Total	74	69	62	67	136	68
Not considered					0	-

Team: FIN - Finland

Type	↻	%	↺	%	Total	%
Draw	122	75	88	67	210	72
Front	39	88	30	83	69	86
Guard	16	61	12	81	28	70
Raise	16	53	15	62	31	57
Wick / Soft Peeling	0	-	0	-	0	-
Freeze	1	75	3	50	4	56
Take-out	50	69	60	76	110	73
Hit and Roll	26	60	28	72	54	66
Clearing	13	75	6	71	19	74
Double Take-out	37	72	28	66	65	70
Promotion Take-out	8	38	8	22	16	30
All Draws	194	75	148	70	342	73
All Take-outs	134	67	130	69	264	68
Total	328	72	278	70	606	71
Not considered					1	-

Note:

Position and function for each team member:

4 = Fourth, **3** = Third, **2** = Second, **1** = Lead, **A** = Alternate, **S** = Skip, **V** = Vice-Skip

Legend:

↻ Clockwise

↺ Counter-clockwise

Cumulative Player Statistics by Team

GER - Germany

TOTZEK Sixten

4 S Right-handed

Type	↻	%	↺	%	Total	%
Draw	36	78	22	59	58	71
Front	0	-	1	100	1	100
Guard	3	92	3	100	6	96
Raise	7	89	3	92	10	90
Wick / Soft Peeling	1	0	0	-	1	0
Freeze	0	-	0	-	0	-
Take-out	25	86	17	91	42	88
Hit and Roll	2	88	6	83	8	84
Clearing	6	71	5	100	11	84
Double Take-out	11	75	14	75	25	75
Promotion Take-out	3	67	4	63	7	64
All Draws	47	79	29	68	76	75
All Take-outs	47	80	46	84	93	82
Total	94	80	75	78	169	79
Not considered					0	-

GREINDL Dominik

1 Right-handed

Type	↻	%	↺	%	Total	%
Draw	45	82	29	82	74	82
Front	52	96	20	95	72	96
Guard	2	100	1	100	3	100
Raise	0	-	0	-	0	-
Wick / Soft Peeling	0	-	4	50	4	50
Freeze	0	-	0	-	0	-
Take-out	4	88	6	92	10	90
Hit and Roll	1	100	4	75	5	80
Clearing	0	-	0	-	0	-
Double Take-out	0	-	1	50	1	50
Promotion Take-out	0	-	0	-	0	-
All Draws	99	90	54	85	153	88
All Take-outs	5	90	11	82	16	84
Total	104	90	65	84	169	88
Not considered					1	-

MUSKATEWITZ Marc

3 V Right-handed

Type	↻	%	↺	%	Total	%
Draw	25	86	20	65	45	77
Front	2	88	0	-	2	88
Guard	8	94	4	63	12	83
Raise	2	88	4	88	6	88
Wick / Soft Peeling	1	75	0	-	1	75
Freeze	1	0	0	-	1	0
Take-out	15	85	20	75	35	79
Hit and Roll	10	80	17	78	27	79
Clearing	4	100	5	100	9	100
Double Take-out	10	85	16	78	26	81
Promotion Take-out	2	100	2	13	4	56
All Draws	39	85	28	68	67	78
All Take-outs	41	86	60	77	101	80
Total	80	86	88	74	168	79
Not considered					2	-

SUTOR Magnus

A Right-handed

Type	↻	%	↺	%	Total	%
Draw	0	-	0	-	0	-
Front	0	-	0	-	0	-
Guard	0	-	0	-	0	-
Raise	0	-	0	-	0	-
Wick / Soft Peeling	0	-	0	-	0	-
Freeze	0	-	0	-	0	-
Take-out	0	-	0	-	0	-
Hit and Roll	0	-	0	-	0	-
Clearing	0	-	0	-	0	-
Double Take-out	0	-	0	-	0	-
Promotion Take-out	0	-	0	-	0	-
All Draws	0	-	0	-	0	-
All Take-outs	0	-	0	-	0	-
Total	0	-	0	-	0	-
Not considered					0	-

SUTOR Joshua

2 Right-handed

Type	↻	%	↺	%	Total	%
Draw	34	82	24	57	58	72
Front	6	100	2	88	8	97
Guard	8	84	2	88	10	85
Raise	11	75	9	83	20	79
Wick / Soft Peeling	0	-	2	88	2	88
Freeze	0	-	0	-	0	-
Take-out	20	89	11	91	31	90
Hit and Roll	2	75	12	79	14	79
Clearing	7	96	7	82	14	89
Double Take-out	3	50	5	80	8	69
Promotion Take-out	1	100	4	100	5	100
All Draws	59	83	39	68	98	77
All Take-outs	33	86	39	85	72	86
Total	92	84	78	77	170	81
Not considered					0	-

Team: GER - Germany

Type	↻	%	↺	%	Total	%
Draw	140	82	95	67	235	76
Front	60	96	23	95	83	96
Guard	21	90	10	83	31	88
Raise	20	81	16	86	36	83
Wick / Soft Peeling	2	38	6	63	8	56
Freeze	1	0	0	-	1	0
Take-out	64	87	54	85	118	86
Hit and Roll	15	82	39	79	54	80
Clearing	17	88	17	93	34	90
Double Take-out	24	76	36	76	60	76
Promotion Take-out	6	83	10	68	16	73
All Draws	244	85	150	74	394	81
All Take-outs	126	84	156	81	282	83
Total	370	85	306	78	676	82
Not considered					3	-

Note:

Position and function for each team member:

4 = Fourth, **3** = Third, **2** = Second, **1** = Lead, **A** = Alternate, **S** = Skip, **V** = Vice-Skip

Legend:

↻ Clockwise

↺ Counter-clockwise

Cumulative Player Statistics by Team

ITA - Italy

RETORNAZ Joel

4 S Right-handed

Type	↻	%	↺	%	Total	%
Draw	17	88	26	89	43	89
Front	0	-	1	100	1	100
Guard	2	50	1	100	3	67
Raise	4	56	3	75	7	64
Wick / Soft Peeling	0	-	1	100	1	100
Freeze	1	50	1	100	2	75
Take-out	23	98	25	85	48	91
Hit and Roll	5	80	4	75	9	78
Clearing	4	100	9	100	13	100
Double Take-out	3	67	6	71	9	69
Promotion Take-out	4	38	7	61	11	52
All Draws	24	78	33	89	57	85
All Take-outs	39	87	51	82	90	84
Total	63	84	84	85	147	84
Not considered					3	-

GONIN Simone

1 V Right-handed

Type	↻	%	↺	%	Total	%
Draw	39	80	31	87	70	83
Front	39	92	13	96	52	93
Guard	4	81	4	100	8	91
Raise	2	100	1	75	3	92
Wick / Soft Peeling	0	-	4	100	4	100
Freeze	0	-	0	-	0	-
Take-out	5	100	5	100	10	100
Hit and Roll	0	-	1	0	1	0
Clearing	1	100	0	-	1	100
Double Take-out	1	50	0	-	1	50
Promotion Take-out	0	-	0	-	0	-
All Draws	84	86	53	91	137	88
All Take-outs	7	93	6	83	13	88
Total	91	87	59	90	150	88
Not considered					0	-

MOSANER Amos

3 Right-handed

Type	↻	%	↺	%	Total	%
Draw	17	75	19	80	36	78
Front	1	100	3	92	4	94
Guard	4	94	4	100	8	97
Raise	3	58	4	63	7	61
Wick / Soft Peeling	0	-	0	-	0	-
Freeze	0	-	1	25	1	25
Take-out	16	81	20	94	36	88
Hit and Roll	4	88	7	82	11	84
Clearing	11	77	11	100	22	89
Double Take-out	9	94	11	73	20	83
Promotion Take-out	1	25	4	50	5	45
All Draws	25	77	31	80	56	79
All Take-outs	41	82	53	86	94	84
Total	66	80	84	84	150	82
Not considered					0	-

GIOVANELLA Mattia

A Right-handed

Type	↻	%	↺	%	Total	%
Draw	0	-	0	-	0	-
Front	0	-	0	-	0	-
Guard	0	-	0	-	0	-
Raise	0	-	0	-	0	-
Wick / Soft Peeling	0	-	0	-	0	-
Freeze	0	-	0	-	0	-
Take-out	0	-	0	-	0	-
Hit and Roll	0	-	0	-	0	-
Clearing	0	-	0	-	0	-
Double Take-out	0	-	0	-	0	-
Promotion Take-out	0	-	0	-	0	-
All Draws	0	-	0	-	0	-
All Take-outs	0	-	0	-	0	-
Total	0	-	0	-	0	-
Not considered					0	-

ARMAN Sebastiano

2 Right-handed

Type	↻	%	↺	%	Total	%
Draw	23	79	19	84	42	82
Front	3	92	3	100	6	96
Guard	3	42	10	78	13	69
Raise	3	92	6	88	9	89
Wick / Soft Peeling	0	-	0	-	0	-
Freeze	1	100	0	-	1	100
Take-out	7	71	8	91	15	82
Hit and Roll	6	75	9	72	15	73
Clearing	12	88	14	96	26	92
Double Take-out	9	83	10	85	19	84
Promotion Take-out	1	25	3	92	4	75
All Draws	33	79	38	84	71	82
All Take-outs	35	79	44	88	79	84
Total	68	79	82	86	150	83
Not considered					0	-

Team: ITA - Italy

Type	↻	%	↺	%	Total	%
Draw	96	80	95	86	191	83
Front	43	92	20	96	63	93
Guard	13	71	19	88	32	81
Raise	12	73	14	77	26	75
Wick / Soft Peeling	0	-	5	100	5	100
Freeze	2	75	2	63	4	69
Take-out	51	89	58	90	109	90
Hit and Roll	15	80	21	73	36	76
Clearing	28	86	34	99	62	93
Double Take-out	22	84	27	77	49	80
Promotion Take-out	6	33	14	64	20	55
All Draws	166	82	155	87	321	84
All Take-outs	122	84	154	85	276	84
Total	288	83	309	86	597	84
Not considered					3	-

Note:

Position and function for each team member:

4 = Fourth, **3** = Third, **2** = Second, **1** = Lead, **A** = Alternate, **S** = Skip, **V** = Vice-Skip

Legend:

↻ Clockwise

↺ Counter-clockwise

Cumulative Player Statistics by Team

NED - Netherlands

GOESGENS Wouter 4 S Right-handed

Type	↻	%	↺	%	Total	%
Draw	27	72	33	72	60	72
Front	0	-	0	-	0	-
Guard	1	75	3	58	4	63
Raise	4	63	3	75	7	68
Wick / Soft Peeling	1	100	0	-	1	100
Freeze	3	42	0	-	3	42
Take-out	25	72	17	76	42	74
Hit and Roll	13	81	8	50	21	69
Clearing	2	100	4	100	6	100
Double Take-out	4	69	6	67	10	68
Promotion Take-out	3	58	3	58	6	58
All Draws	36	69	39	71	75	70
All Take-outs	47	74	38	70	85	73
Total	83	72	77	71	160	72
Not considered					3	-

GLASBERGEN Carlo 1 Right-handed

Type	↻	%	↺	%	Total	%
Draw	23	86	21	67	44	77
Front	59	90	40	95	99	92
Guard	5	75	2	100	7	82
Raise	1	100	0	-	1	100
Wick / Soft Peeling	2	100	0	-	2	100
Freeze	0	-	0	-	0	-
Take-out	2	75	2	75	4	75
Hit and Roll	1	75	4	81	5	80
Clearing	0	-	0	-	0	-
Double Take-out	1	100	1	50	2	75
Promotion Take-out	0	-	0	-	0	-
All Draws	90	89	63	86	153	87
All Take-outs	4	81	7	75	11	77
Total	94	88	70	85	164	87
Not considered					0	-

VAN DORP Jaap 3 V Right-handed

Type	↻	%	↺	%	Total	%
Draw	15	82	25	76	40	78
Front	3	100	4	100	7	100
Guard	7	89	15	87	22	88
Raise	2	88	6	88	8	88
Wick / Soft Peeling	0	-	0	-	0	-
Freeze	5	45	1	0	6	38
Take-out	15	83	14	75	29	79
Hit and Roll	11	82	16	86	27	84
Clearing	0	-	6	92	6	92
Double Take-out	4	100	9	78	13	85
Promotion Take-out	3	67	3	42	6	54
All Draws	32	80	51	81	83	80
All Take-outs	33	83	48	79	81	81
Total	65	82	99	80	164	81
Not considered					0	-

VAN DEN HURK Tobias A Right-handed

Type	↻	%	↺	%	Total	%
Draw	0	-	0	-	0	-
Front	0	-	0	-	0	-
Guard	0	-	0	-	0	-
Raise	0	-	0	-	0	-
Wick / Soft Peeling	0	-	0	-	0	-
Freeze	0	-	0	-	0	-
Take-out	0	-	0	-	0	-
Hit and Roll	0	-	0	-	0	-
Clearing	0	-	0	-	0	-
Double Take-out	0	-	0	-	0	-
Promotion Take-out	0	-	0	-	0	-
All Draws	0	-	0	-	0	-
All Take-outs	0	-	0	-	0	-
Total	0	-	0	-	0	-
Not considered					0	-

HOEKMAN Laurens 2 Right-handed

Type	↻	%	↺	%	Total	%
Draw	20	74	24	74	44	74
Front	7	100	5	100	12	100
Guard	8	88	10	93	18	90
Raise	2	75	1	75	3	75
Wick / Soft Peeling	4	50	0	-	4	50
Freeze	0	-	0	-	0	-
Take-out	14	79	8	69	22	75
Hit and Roll	11	73	11	75	22	74
Clearing	3	100	5	80	8	88
Double Take-out	13	73	14	68	27	70
Promotion Take-out	3	58	1	100	4	69
All Draws	41	79	40	82	81	80
All Take-outs	44	76	39	72	83	74
Total	85	77	79	77	164	77
Not considered					0	-

Team: NED - Netherlands

Type	↻	%	↺	%	Total	%
Draw	85	78	103	72	188	75
Front	69	92	49	96	118	93
Guard	21	85	30	87	51	86
Raise	9	75	10	83	19	79
Wick / Soft Peeling	7	71	0	-	7	71
Freeze	8	44	1	0	9	39
Take-out	56	77	41	74	97	76
Hit and Roll	36	78	39	75	75	77
Clearing	5	100	15	90	20	93
Double Take-out	22	78	30	70	52	74
Promotion Take-out	9	61	7	57	16	59
All Draws	199	82	193	81	392	81
All Take-outs	128	77	132	74	260	76
Total	327	80	325	78	652	79
Not considered					3	-

Note:

Position and function for each team member:

4 = Fourth, **3** = Third, **2** = Second, **1** = Lead, **A** = Alternate, **S** = Skip, **V** = Vice-Skip

Legend:

↻ Clockwise

↺ Counter-clockwise

Cumulative Player Statistics by Team

NOR - Norway

WALSTAD Steffen 4 S Right-handed

Type	↻	%	↺	%	Total	%
Draw	32	77	40	86	72	82
Front	0	-	0	-	0	-
Guard	6	96	4	94	10	95
Raise	9	81	9	72	18	76
Wick / Soft Peeling	0	-	1	100	1	100
Freeze	1	50	1	50	2	50
Take-out	14	77	14	93	28	85
Hit and Roll	8	72	11	77	19	75
Clearing	3	100	4	88	7	93
Double Take-out	8	78	3	67	11	75
Promotion Take-out	3	33	3	83	6	58
All Draws	48	80	55	84	103	82
All Take-outs	36	74	35	84	71	79
Total	84	77	90	84	174	81
Not considered					0	-

VAAGBERG Magnus 1 Right-handed

Type	↻	%	↺	%	Total	%
Draw	41	89	30	81	71	86
Front	37	95	33	92	70	94
Guard	4	100	5	70	9	83
Raise	0	-	0	-	0	-
Wick / Soft Peeling	1	100	7	93	8	94
Freeze	0	-	0	-	0	-
Take-out	7	93	6	83	13	88
Hit and Roll	0	-	1	25	1	25
Clearing	0	-	0	-	0	-
Double Take-out	0	-	0	-	0	-
Promotion Take-out	0	-	1	100	1	100
All Draws	83	92	75	86	158	90
All Take-outs	7	93	8	78	15	85
Total	90	93	83	86	173	89
Not considered					1	-

NERGAARD Torger 3 V Right-handed

Type	↻	%	↺	%	Total	%
Draw	24	66	29	81	53	74
Front	0	-	0	-	0	-
Guard	7	93	9	83	16	88
Raise	9	64	7	82	16	72
Wick / Soft Peeling	0	-	1	100	1	100
Freeze	1	50	0	-	1	50
Take-out	14	93	17	97	31	95
Hit and Roll	10	65	6	88	16	73
Clearing	7	100	10	88	17	93
Double Take-out	3	83	9	75	12	77
Promotion Take-out	4	75	5	75	9	75
All Draws	41	70	46	82	87	76
All Take-outs	38	84	47	87	85	86
Total	79	77	93	85	172	81
Not considered					2	-

NEDREGOTTEN Magnus A Left-handed

Type	↻	%	↺	%	Total	%
Draw	0	-	0	-	0	-
Front	0	-	0	-	0	-
Guard	0	-	0	-	0	-
Raise	0	-	0	-	0	-
Wick / Soft Peeling	0	-	0	-	0	-
Freeze	0	-	0	-	0	-
Take-out	0	-	0	-	0	-
Hit and Roll	0	-	0	-	0	-
Clearing	0	-	0	-	0	-
Double Take-out	0	-	0	-	0	-
Promotion Take-out	0	-	0	-	0	-
All Draws	0	-	0	-	0	-
All Take-outs	0	-	0	-	0	-
Total	0	-	0	-	0	-
Not considered					0	-

HOEIBERG Markus 2 Right-handed

Type	↻	%	↺	%	Total	%
Draw	32	72	22	72	54	72
Front	1	100	0	-	1	100
Guard	8	78	12	88	20	84
Raise	4	81	4	88	8	84
Wick / Soft Peeling	0	-	0	-	0	-
Freeze	1	100	0	-	1	100
Take-out	17	75	9	94	26	82
Hit and Roll	4	94	3	75	7	86
Clearing	6	75	13	92	19	87
Double Take-out	7	64	23	72	30	70
Promotion Take-out	0	-	5	65	5	65
All Draws	46	75	38	78	84	76
All Take-outs	34	75	53	80	87	78
Total	80	75	91	79	171	77
Not considered					3	-

Team: NOR - Norway

Type	↻	%	↺	%	Total	%
Draw	129	78	121	81	250	79
Front	38	95	33	92	71	94
Guard	25	90	30	84	55	87
Raise	22	74	20	79	42	76
Wick / Soft Peeling	1	100	9	94	10	95
Freeze	3	67	1	50	4	63
Take-out	52	83	46	93	98	88
Hit and Roll	22	73	21	77	43	75
Clearing	16	91	27	90	43	90
Double Take-out	18	74	35	72	53	73
Promotion Take-out	7	57	14	75	21	69
All Draws	218	82	214	83	432	83
All Take-outs	115	79	143	83	258	81
Total	333	81	357	83	690	82
Not considered					6	-

Note:

Position and function for each team member:

4 = Fourth, **3** = Third, **2** = Second, **1** = Lead, **A** = Alternate, **S** = Skip, **V** = Vice-Skip

Legend:

↻ Clockwise

↺ Counter-clockwise

Cumulative Player Statistics by Team

SCO - Scotland

MOUAT Bruce 4 S Right-handed

Type	↻	%	↺	%	Total	%
Draw	17	84	18	82	35	83
Front	0	-	0	-	0	-
Guard	4	81	2	75	6	79
Raise	5	60	4	100	9	78
Wick / Soft Peeling	0	-	0	-	0	-
Freeze	0	-	1	100	1	100
Take-out	15	98	14	89	29	94
Hit and Roll	11	86	10	88	21	87
Clearing	1	100	6	100	7	100
Double Take-out	7	82	7	79	14	80
Promotion Take-out	5	65	7	61	12	63
All Draws	26	79	25	85	51	82
All Take-outs	39	88	44	84	83	86
Total	65	84	69	84	134	84
Not considered					0	-

McMILLAN Hammy 1 Right-handed

Type	↻	%	↺	%	Total	%
Draw	39	90	47	95	86	93
Front	8	100	12	100	20	100
Guard	7	96	5	90	12	94
Raise	1	100	2	100	3	100
Wick / Soft Peeling	3	83	3	67	6	75
Freeze	0	-	0	-	0	-
Take-out	1	100	3	100	4	100
Hit and Roll	0	-	1	75	1	75
Clearing	1	100	0	-	1	100
Double Take-out	0	-	0	-	0	-
Promotion Take-out	0	-	0	-	0	-
All Draws	58	92	69	95	127	94
All Take-outs	2	100	4	94	6	96
Total	60	93	73	95	133	94
Not considered					1	-

HARDIE Grant 3 V Right-handed

Type	↻	%	↺	%	Total	%
Draw	12	71	11	82	23	76
Front	0	-	0	-	0	-
Guard	2	38	0	-	2	38
Raise	8	94	3	100	11	95
Wick / Soft Peeling	0	-	0	-	0	-
Freeze	0	-	0	-	0	-
Take-out	16	100	10	95	26	98
Hit and Roll	8	84	9	86	17	85
Clearing	11	100	9	100	20	100
Double Take-out	11	82	9	72	20	78
Promotion Take-out	9	83	2	88	11	84
All Draws	22	76	14	86	36	80
All Take-outs	55	91	39	88	94	90
Total	77	87	53	88	130	87
Not considered					0	-

WHYTE Ross A Right-handed

Type	↻	%	↺	%	Total	%
Draw	0	-	1	100	1	100
Front	0	-	0	-	0	-
Guard	0	-	0	-	0	-
Raise	0	-	0	-	0	-
Wick / Soft Peeling	0	-	0	-	0	-
Freeze	0	-	0	-	0	-
Take-out	0	-	0	-	0	-
Hit and Roll	0	-	0	-	0	-
Clearing	3	100	4	88	7	93
Double Take-out	0	-	0	-	0	-
Promotion Take-out	0	-	0	-	0	-
All Draws	0	-	1	100	1	100
All Take-outs	3	100	4	88	7	93
Total	3	100	5	90	8	94
Not considered					0	-

LAMMIE Bobby 2 Right-handed

Type	↻	%	↺	%	Total	%
Draw	14	79	16	75	30	77
Front	0	-	0	-	0	-
Guard	5	100	4	88	9	94
Raise	1	100	5	95	6	96
Wick / Soft Peeling	1	100	0	-	1	100
Freeze	0	-	0	-	0	-
Take-out	8	75	9	81	17	78
Hit and Roll	7	86	6	75	13	81
Clearing	17	93	13	87	30	90
Double Take-out	11	86	6	63	17	78
Promotion Take-out	2	50	4	81	6	71
All Draws	21	86	25	81	46	83
All Take-outs	45	85	38	79	83	82
Total	66	85	63	80	129	83
Not considered					1	-

Team: SCO - Scotland

Type	↻	%	↺	%	Total	%
Draw	82	84	93	88	175	86
Front	8	100	12	100	20	100
Guard	18	88	11	86	29	87
Raise	15	83	14	98	29	91
Wick / Soft Peeling	4	88	3	67	7	79
Freeze	0	-	1	100	1	100
Take-out	40	94	36	90	76	92
Hit and Roll	26	86	26	84	52	85
Clearing	33	96	32	93	65	95
Double Take-out	29	84	22	72	51	78
Promotion Take-out	16	73	13	71	29	72
All Draws	127	86	134	89	261	88
All Take-outs	144	89	129	84	273	87
Total	271	87	263	87	534	87
Not considered					2	-

Note:

Position and function for each team member:

4 = Fourth, **3** = Third, **2** = Second, **1** = Lead, **A** = Alternate, **S** = Skip, **V** = Vice-Skip

Legend:

↻ Clockwise

↺ Counter-clockwise

Cumulative Player Statistics by Team

SUI - Switzerland

SCHWARZ Benoit 4 V Right-handed

Type	↻	%	↺	%	Total	%
Draw	18	72	24	92	42	83
Front	1	75	0	-	1	75
Guard	3	100	2	100	5	100
Raise	7	75	2	50	9	69
Wick / Soft Peeling	0	-	0	-	0	-
Freeze	0	-	0	-	0	-
Take-out	21	98	19	82	40	90
Hit and Roll	6	88	9	72	15	78
Clearing	4	100	7	100	11	100
Double Take-out	13	77	16	78	29	78
Promotion Take-out	2	88	4	31	6	50
All Draws	29	76	28	89	57	82
All Take-outs	46	90	55	78	101	83
Total	75	85	83	82	158	83
Not considered					2	-

TANNER Valentin 1 Left-handed

Type	↻	%	↺	%	Total	%
Draw	23	89	33	93	56	92
Front	35	98	39	92	74	95
Guard	7	79	1	100	8	81
Raise	0	-	2	75	2	75
Wick / Soft Peeling	4	50	5	85	9	69
Freeze	0	-	0	-	0	-
Take-out	3	83	6	100	9	94
Hit and Roll	0	-	0	-	0	-
Clearing	0	-	0	-	0	-
Double Take-out	0	-	0	-	0	-
Promotion Take-out	0	-	0	-	0	-
All Draws	69	90	80	92	149	91
All Take-outs	3	83	6	100	9	94
Total	72	90	86	92	158	91
Not considered					0	-

MICHEL Sven 3 Right-handed

Type	↻	%	↺	%	Total	%
Draw	17	82	24	83	41	83
Front	0	-	0	-	0	-
Guard	3	75	7	79	10	78
Raise	2	88	0	-	2	88
Wick / Soft Peeling	0	-	0	-	0	-
Freeze	0	-	0	-	0	-
Take-out	17	66	19	82	36	74
Hit and Roll	12	79	11	84	23	82
Clearing	8	100	9	94	17	97
Double Take-out	9	75	11	68	20	71
Promotion Take-out	8	53	3	100	11	66
All Draws	22	82	31	82	53	82
All Take-outs	54	74	53	83	107	78
Total	76	76	84	82	160	79
Not considered					0	-

LACHAT Pablo A Right-handed

Type	↻	%	↺	%	Total	%
Draw	0	-	2	38	2	38
Front	0	-	0	-	0	-
Guard	0	-	0	-	0	-
Raise	0	-	0	-	0	-
Wick / Soft Peeling	0	-	0	-	0	-
Freeze	0	-	0	-	0	-
Take-out	0	-	0	-	0	-
Hit and Roll	0	-	0	-	0	-
Clearing	0	-	0	-	0	-
Double Take-out	0	-	0	-	0	-
Promotion Take-out	0	-	0	-	0	-
All Draws	0	-	2	38	2	38
All Take-outs	0	-	0	-	0	-
Total	0	-	2	38	2	38
Not considered					0	-

DE CRUZ Peter 2 S Right-handed

Type	↻	%	↺	%	Total	%
Draw	17	75	32	88	49	83
Front	1	100	1	100	2	100
Guard	2	75	13	83	15	82
Raise	2	88	6	75	8	78
Wick / Soft Peeling	2	100	1	100	3	100
Freeze	0	-	0	-	0	-
Take-out	8	88	17	97	25	94
Hit and Roll	5	80	12	88	17	85
Clearing	11	100	7	93	18	97
Double Take-out	6	92	9	72	15	80
Promotion Take-out	2	100	5	80	7	86
All Draws	24	79	53	85	77	83
All Take-outs	32	92	50	88	82	90
Total	56	87	103	87	159	87
Not considered					1	-

Team: SUI - Switzerland

Type	↻	%	↺	%	Total	%
Draw	75	80	115	88	190	85
Front	37	97	40	92	77	94
Guard	15	82	23	84	38	83
Raise	11	80	10	70	21	75
Wick / Soft Peeling	6	67	6	88	12	77
Freeze	0	-	0	-	0	-
Take-out	49	84	61	88	110	86
Hit and Roll	23	82	32	82	55	82
Clearing	23	100	23	96	46	98
Double Take-out	28	79	36	74	64	76
Promotion Take-out	12	67	12	69	24	68
All Draws	144	84	194	88	338	86
All Take-outs	135	84	164	83	299	84
Total	279	84	358	86	637	85
Not considered					3	-

Note:

Position and function for each team member:

4 = Fourth, **3** = Third, **2** = Second, **1** = Lead, **A** = Alternate, **S** = Skip, **V** = Vice-Skip

Legend:

↻ Clockwise

↺ Counter-clockwise

Cumulative Player Statistics by Team

SWE - Sweden

EDIN Niklas

4 S Right-handed

Type	↻	%	↺	%	Total	%
Draw	23	85	24	95	47	90
Front	0	-	0	-	0	-
Guard	3	100	4	94	7	96
Raise	1	100	1	0	2	50
Wick / Soft Peeling	1	75	0	-	1	75
Freeze	0	-	0	-	0	-
Take-out	15	83	20	95	35	90
Hit and Roll	8	72	7	89	15	80
Clearing	7	100	4	100	11	100
Double Take-out	9	72	6	63	15	68
Promotion Take-out	2	100	7	100	9	100
All Draws	28	87	29	91	57	89
All Take-outs	41	82	44	91	85	87
Total	69	84	73	91	142	88
Not considered					2	-

SUNDGREN Christoffer

1 Right-handed

Type	↻	%	↺	%	Total	%
Draw	15	98	65	92	80	93
Front	12	100	22	94	34	96
Guard	4	81	6	88	10	85
Raise	0	-	1	100	1	100
Wick / Soft Peeling	2	100	7	100	9	100
Freeze	1	100	0	-	1	100
Take-out	2	100	3	75	5	85
Hit and Roll	0	-	2	88	2	88
Clearing	0	-	1	100	1	100
Double Take-out	0	-	1	50	1	50
Promotion Take-out	0	-	1	0	1	0
All Draws	34	97	101	93	135	94
All Take-outs	2	100	8	69	10	75
Total	36	97	109	91	145	92
Not considered					0	-

ERIKSSON Oskar

3 V Left-handed

Type	↻	%	↺	%	Total	%
Draw	17	82	9	100	26	88
Front	0	-	1	100	1	100
Guard	4	100	9	97	13	98
Raise	1	100	0	-	1	100
Wick / Soft Peeling	0	-	1	100	1	100
Freeze	0	-	1	100	1	100
Take-out	26	88	8	94	34	89
Hit and Roll	7	89	8	91	15	90
Clearing	7	100	10	90	17	94
Double Take-out	15	82	11	73	26	78
Promotion Take-out	2	88	3	83	5	85
All Draws	22	86	21	99	43	92
All Take-outs	57	88	40	86	97	87
Total	79	87	61	90	140	89
Not considered					0	-

MAGNUSSON Daniel

A Right-handed

Type	↻	%	↺	%	Total	%
Draw	0	-	0	-	0	-
Front	0	-	0	-	0	-
Guard	0	-	0	-	0	-
Raise	0	-	0	-	0	-
Wick / Soft Peeling	0	-	1	100	1	100
Freeze	0	-	0	-	0	-
Take-out	0	-	1	100	1	100
Hit and Roll	0	-	0	-	0	-
Clearing	0	-	0	-	0	-
Double Take-out	0	-	0	-	0	-
Promotion Take-out	0	-	0	-	0	-
All Draws	0	-	1	100	1	100
All Take-outs	0	-	1	100	1	100
Total	0	-	2	100	2	100
Not considered					0	-

WRANAA Rasmus

2 Right-handed

Type	↻	%	↺	%	Total	%
Draw	13	75	23	79	36	78
Front	0	-	0	-	0	-
Guard	4	88	12	100	16	97
Raise	2	100	4	88	6	92
Wick / Soft Peeling	2	100	2	63	4	81
Freeze	0	-	0	-	0	-
Take-out	10	90	10	85	20	88
Hit and Roll	4	94	8	88	12	90
Clearing	11	100	11	100	22	100
Double Take-out	6	67	20	74	26	72
Promotion Take-out	2	100	1	100	3	100
All Draws	21	82	41	85	62	84
All Take-outs	33	90	50	85	83	87
Total	54	87	91	85	145	86
Not considered					0	-

Team: SWE - Sweden

Type	↻	%	↺	%	Total	%
Draw	68	85	121	90	189	89
Front	12	100	23	95	35	96
Guard	15	92	31	96	46	95
Raise	4	100	6	75	10	85
Wick / Soft Peeling	5	95	11	93	16	94
Freeze	1	100	1	100	2	100
Take-out	53	87	42	91	95	89
Hit and Roll	19	83	25	89	44	86
Clearing	25	100	26	96	51	98
Double Take-out	30	76	38	71	68	73
Promotion Take-out	6	96	12	88	18	90
All Draws	105	89	193	92	298	91
All Take-outs	133	87	143	86	276	86
Total	238	88	336	89	574	89
Not considered					2	-

Note:

Position and function for each team member:

4 = Fourth, 3 = Third, 2 = Second, 1 = Lead, A = Alternate, S = Skip, V = Vice-Skip

Legend:

↻ Clockwise

↺ Counter-clockwise

Session Results and Standings

Sheet	Game	Team	LSFE	1	2	3	4	5	6	7	8	9	10	Extra Ends	Total
A	9	CZE - Czech Republic		0	0	1	0	1	0	X	X	X	X		2
	9	SWE - Sweden	*	3	2	0	1	0	2	X	X	X	X		8
B	9	NED - Netherlands	*	0	2	0	0	0	2	0	1	0	0		5
	9	DEN - Denmark		0	0	0	0	3	0	1	0	3	2		9
C	9	NOR - Norway		0	0	1	0	1	0	1	0	X	X		3
	9	SCO - Scotland	*	1	2	0	1	0	1	0	3	X	X		8
D	9	SUI - Switzerland		0	0	2	0	1	0	2	0	1	0	1	7
	9	GER - Germany	*	1	0	0	2	0	1	0	1	0	1	0	6
E	9	ITA - Italy		0	2	0	1	0	2	1	2	X	X		8
	9	FIN - Finland	*	1	0	1	0	1	0	0	0	X	X		3

Standings after Round Robin

Rank	Team	Games	Wins	Losses	
1	SCO - Scotland	9	9	0	Q
2	SWE - Sweden	9	7	2	Q
3	ITA - Italy	9	6	3	Q
4	NOR - Norway	9	5	4	Q w1
5	SUI - Switzerland	9	5	4	w0
6	DEN - Denmark	9	4	5	w1
7	CZE - Czech Republic	9	4	5	w0
8	GER - Germany	9	3	6	
9	NED - Netherlands	9	1	8	>B w1
10	FIN - Finland	9	1	8	>B w0

Legend:
 >B To B-Division LSFE(*) Last Stone First End Q Qualified for the semi-finals
 wn Number of wins (n) against tied teams X Unplayed/unfinished end due to concession

Session Results and Standings

Sheet	Game	Team	LSFE	1	2	3	4	5	6	7	8	9	10	Extra Ends	Total
A	8	GER - Germany		0	0	3	0	1	0	1	0	0	X		5
	8	ITA - Italy	*	0	3	0	2	0	2	0	0	4	X		11
B	8	CZE - Czech Republic		0	2	0	0	0	3	0	X	X	X		5
	8	SCO - Scotland	*	2	0	3	2	2	0	1	X	X	X		10
C	8	NED - Netherlands		0	1	0	0	0	2	1	0	2	1		7
	8	SWE - Sweden	*	2	0	0	3	2	0	0	1	0	0		8
D	8	FIN - Finland	*	1	0	0	2	0	0	1	0	0	X		4
	8	NOR - Norway		0	2	1	0	3	1	0	1	1	X		9
E	8	DEN - Denmark		0	2	0	0	0	0	X	X	X	X		2
	8	SUI - Switzerland	*	1	0	3	1	5	2	X	X	X	X		12

Current Standings

Rank	Team	Games	Wins	Losses	
1	SCO - Scotland	8	8	0	Q
2	SWE - Sweden	8	6	2	Q
3	ITA - Italy	8	5	3	
3	NOR - Norway	8	5	3	
5	CZE - Czech Republic	8	4	4	
5	SUI - Switzerland	8	4	4	
7	DEN - Denmark	8	3	5	
7	GER - Germany	8	3	5	
9	FIN - Finland	8	1	7	
9	NED - Netherlands	8	1	7	

Note:

Under WCF rules, tie-breaking rules for standings are not applied until after the last game of the round robin.

Legend:

LSFE(*) Last Stone First End Q Qualified for the semi-finals X Unplayed/unfinished end due to concession

Session Results and Standings

Sheet	Game	Team	LSFE	1	2	3	4	5	6	7	8	9	10	Extra Ends	Total
A	7	NOR - Norway	*	0	2	2	0	0	0	0	1	0	X		5
	7	NED - Netherlands		0	0	0	0	0	0	1	0	1	X		2
B	7	SWE - Sweden		0	0	1	0	0	1	0	X	X	X		2
	7	ITA - Italy	*	0	2	0	1	1	0	3	X	X	X		7
C	7	DEN - Denmark	*	2	0	1	0	1	0	2	0	0	X		6
	7	GER - Germany		0	2	0	2	0	2	0	0	2	X		8
D	7	SCO - Scotland	*	2	0	1	0	3	1	X	X	X	X		7
	7	SUI - Switzerland		0	0	0	1	0	0	X	X	X	X		1
E	7	FIN - Finland		0	2	0	3	0	2	0	0	1	X		8
	7	CZE - Czech Republic	*	1	0	2	0	2	0	3	2	0	X		10

Current Standings

Rank	Team	Games	Wins	Losses	
1	SCO - Scotland	7	7	0	Q
2	SWE - Sweden	7	5	2	
3	CZE - Czech Republic	7	4	3	
3	ITA - Italy	7	4	3	
3	NOR - Norway	7	4	3	
6	DEN - Denmark	7	3	4	
6	GER - Germany	7	3	4	
6	SUI - Switzerland	7	3	4	
9	FIN - Finland	7	1	6	
9	NED - Netherlands	7	1	6	

Note:

Under WCF rules, tie-breaking rules for standings are not applied until after the last game of the round robin.

Legend:

LSFE(*) Last Stone First End Q Qualified for the semi-finals X Unplayed/unfinished end due to concession

Session Results and Standings

Sheet	Game	Team	LSFE	1	2	3	4	5	6	7	8	9	10	Extra Ends	Total
A	6	SCO - Scotland	*	1	0	1	0	2	0	2	3	0	0		9
	6	DEN - Denmark		0	2	0	1	0	2	0	0	2	1		8
B	6	SUI - Switzerland	*	2	0	0	1	0	2	0	1	0	0		6
	6	FIN - Finland		0	1	0	0	2	0	1	0	0	1		5
C	6	CZE - Czech Republic	*	0	2	1	0	0	3	0	0	2	2		10
	6	NOR - Norway		0	0	0	2	1	0	2	1	0	0		6
D	6	NED - Netherlands		0	2	0	1	0	0	1	0	X	X		4
	6	ITA - Italy	*	4	0	2	0	1	1	0	2	X	X		10
E	6	SWE - Sweden	*	2	0	2	0	2	2	0	1	0	X		9
	6	GER - Germany		0	2	0	1	0	0	2	0	1	X		6

Current Standings

Rank	Team	Games	Wins	Losses
1	SCO - Scotland	6	6	0
2	SWE - Sweden	6	5	1
3	CZE - Czech Republic	6	3	3
3	DEN - Denmark	6	3	3
3	ITA - Italy	6	3	3
3	NOR - Norway	6	3	3
3	SUI - Switzerland	6	3	3
8	GER - Germany	6	2	4
9	FIN - Finland	6	1	5
9	NED - Netherlands	6	1	5

Note:
Under WCF rules, tie-breaking rules for standings are not applied until after the last game of the round robin.

Legend:
LSFE(*) Last Stone First End X Unplayed/unfinished end due to concession

Session Results and Standings

Sheet	Game	Team	LSFE	1	2	3	4	5	6	7	8	9	10	Extra Ends	Total
A	5	ITA - Italy		0	0	2	0	0	0	0	0	2	0		4
	5	SUI - Switzerland	*	1	0	0	2	0	0	1	0	0	1		5
B	5	SCO - Scotland	*	2	1	1	0	2	0	1	3	X	X		10
	5	GER - Germany		0	0	0	2	0	3	0	0	X	X		5
C	5	FIN - Finland		0	1	3	0	1	0	0	0	1	0		6
	5	NED - Netherlands	*	2	0	0	1	0	1	2	0	0	1		7
D	5	NOR - Norway		0	0	1	0	0	0	0	2	0	1		4
	5	SWE - Sweden	*	0	1	0	0	0	3	1	0	1	0		6
E	5	CZE - Czech Republic		0	1	0	1	0	0	0	1	0	1	0	4
	5	DEN - Denmark	*	1	0	1	0	1	0	0	0	1	0	1	5

Current Standings

Rank	Team	Games	Wins	Losses
1	SCO - Scotland	5	5	0
2	SWE - Sweden	5	4	1
3	DEN - Denmark	5	3	2
3	NOR - Norway	5	3	2
5	CZE - Czech Republic	5	2	3
5	GER - Germany	5	2	3
5	ITA - Italy	5	2	3
5	SUI - Switzerland	5	2	3
9	FIN - Finland	5	1	4
9	NED - Netherlands	5	1	4

Note:

Under WCF rules, tie-breaking rules for standings are not applied until after the last game of the round robin.

Legend:

LSFE(*) Last Stone First End **X** Unplayed/unfinished end due to concession

Session Results and Standings

Sheet	Game	Team	LSFE	1	2	3	4	5	6	7	8	9	10	Extra Ends	Total
A	4	NED - Netherlands		0	1	0	1	0	0	X	X	X	X		2
	4	SCO - Scotland	*	4	0	1	0	1	3	X	X	X	X		9
B	4	ITA - Italy		0	1	0	2	0	1	0	2	0	1		7
	4	CZE - Czech Republic	*	0	0	1	0	2	0	1	0	1	0		5
C	4	SWE - Sweden	*	1	0	0	0	2	2	0	2	X	X		7
	4	SUI - Switzerland		0	0	0	1	0	0	1	0	X	X		2
D	4	DEN - Denmark	*	2	0	1	0	2	0	4	X	X	X		9
	4	FIN - Finland		0	1	0	1	0	1	0	X	X	X		3
E	4	GER - Germany		0	0	0	2	0	0	1	1	0	0		4
	4	NOR - Norway	*	0	2	1	0	0	2	0	0	1	1		7

Current Standings

Rank	Team	Games	Wins	Losses
1	SCO - Scotland	4	4	0
2	NOR - Norway	4	3	1
2	SWE - Sweden	4	3	1
4	CZE - Czech Republic	4	2	2
4	DEN - Denmark	4	2	2
4	GER - Germany	4	2	2
4	ITA - Italy	4	2	2
8	FIN - Finland	4	1	3
8	SUI - Switzerland	4	1	3
10	NED - Netherlands	4	0	4

Note:
Under WCF rules, tie-breaking rules for standings are not applied until after the last game of the round robin.

Legend:
LSFE(*) Last Stone First End X Unplayed/unfinished end due to concession

Session Results and Standings

Sheet	Game	Team	LSFE	1	2	3	4	5	6	7	8	9	10	Extra Ends	Total
A	3	DEN - Denmark	*	0	1	0	1	0	0	3	0	0	0	1	6
	3	NOR - Norway		0	0	1	0	1	1	0	1	1	0	0	5
B	3	FIN - Finland		0	0	0	0	1	0	X	X	X	X		1
	3	SWE - Sweden	*	1	1	1	1	0	3	X	X	X	X		7
C	3	GER - Germany		1	0	1	0	2	0	4	0	0	1		9
	3	CZE - Czech Republic	*	0	3	0	2	0	1	0	1	1	0		8
D	3	ITA - Italy	*	1	0	0	0	1	0	0	X	X	X		2
	3	SCO - Scotland		0	3	1	1	0	1	1	X	X	X		7
E	3	SUI - Switzerland	*	0	2	0	2	0	1	1	0	2	X		8
	3	NED - Netherlands		0	0	2	0	0	0	0	1	0	X		3

Current Standings

Rank	Team	Games	Wins	Losses
1	SCO - Scotland	3	3	0
2	CZE - Czech Republic	3	2	1
2	GER - Germany	3	2	1
2	NOR - Norway	3	2	1
2	SWE - Sweden	3	2	1
6	DEN - Denmark	3	1	2
6	FIN - Finland	3	1	2
6	ITA - Italy	3	1	2
6	SUI - Switzerland	3	1	2
10	NED - Netherlands	3	0	3

Note:

Under WCF rules, tie-breaking rules for standings are not applied until after the last game of the round robin.

Legend:

LSFE(*) Last Stone First End X Unplayed/unfinished end due to concession

Session Results and Standings

Sheet	Game	Team	LSFE	1	2	3	4	5	6	7	8	9	10	Extra Ends	Total
A	2	SUI - Switzerland		0	1	0	0	0	1	0	1	1	0		4
	2	CZE - Czech Republic	*	2	0	2	0	0	0	1	0	0	1		6
B	2	GER - Germany	*	1	2	0	0	0	1	1	0	0	X		5
	2	NED - Netherlands		0	0	1	0	0	0	0	1	1	X		3
C	2	SCO - Scotland	*	1	1	0	2	0	2	0	0	X	X		6
	2	FIN - Finland		0	0	0	0	1	0	0	1	X	X		2
D	2	SWE - Sweden	*	1	0	2	1	0	0	1	0	4	X		9
	2	DEN - Denmark		0	2	0	0	1	1	0	1	0	X		5
E	2	NOR - Norway	*	2	0	2	1	0	0	1	0	2	1		9
	2	ITA - Italy		0	2	0	0	1	1	0	2	0	0		6

Current Standings

Rank	Team	Games	Wins	Losses
1	CZE - Czech Republic	2	2	0
1	NOR - Norway	2	2	0
1	SCO - Scotland	2	2	0
4	FIN - Finland	2	1	1
4	GER - Germany	2	1	1
4	ITA - Italy	2	1	1
4	SWE - Sweden	2	1	1
8	DEN - Denmark	2	0	2
8	NED - Netherlands	2	0	2
8	SUI - Switzerland	2	0	2

Note:

Under WCF rules, tie-breaking rules for standings are not applied until after the last game of the round robin.

Legend:

LSFE(*) Last Stone First End **X** Unplayed/unfinished end due to concession

Session Results and Standings

Sheet	Game	Team	LSFE	1	2	3	4	5	6	7	8	9	10	Extra Ends	Total
A	1	FIN - Finland	*	1	1	1	0	1	0	0	4	X	X		8
	1	GER - Germany		0	0	0	1	0	1	1	0	X	X		3
B	1	NOR - Norway	*	1	0	1	0	2	0	1	0	0	2		7
	1	SUI - Switzerland		0	1	0	1	0	1	0	2	1	0		6
C	1	ITA - Italy	*	0	3	2	2	0	2	X	X	X	X		9
	1	DEN - Denmark		0	0	0	0	1	0	X	X	X	X		1
D	1	CZE - Czech Republic	*	0	0	1	0	2	0	2	1	0	1		7
	1	NED - Netherlands		0	1	0	1	0	3	0	0	0	0		5
E	1	SCO - Scotland	*	0	2	1	0	2	1	0	X	X	X		6
	1	SWE - Sweden		0	0	0	1	0	0	1	X	X	X		2

Current Standings

Rank	Team	Games	Wins	Losses
1	CZE - Czech Republic	1	1	0
1	FIN - Finland	1	1	0
1	ITA - Italy	1	1	0
1	NOR - Norway	1	1	0
1	SCO - Scotland	1	1	0
6	DEN - Denmark	1	0	1
6	GER - Germany	1	0	1
6	NED - Netherlands	1	0	1
6	SUI - Switzerland	1	0	1
6	SWE - Sweden	1	0	1

Note:

Under WCF rules, tie-breaking rules for standings are not applied until after the last game of the round robin.

Legend:

LSFE(*) Last Stone First End **X** Unplayed/unfinished end due to concession

Entry List by Country

As of FRI 19 NOV 2021

CZE - Czech Republic		
4 S	KLIMA Lukas	R
3 V	CERNOVSKY Marek	R
2	BOHAC Radek	R
1	CANDRA Jiri	R
A	MOKRIS Samuel	R
C	SAVILL Craig (CAN)	
NC	ASKEW Brad (CAN)	
O	-	

DEN - Denmark		
4 S	KRAUSE Mikkel	R
3 V	NOERGAARD Mads	R
2	HOLTERMANN Henrik	R
1	WIKSTEN Kasper	R
A	THUNE Tobias	R
C	HERTSDAHL Kenneth	
2C	LANDER Jasmin	
O	-	

FIN - Finland		
4 S	KIISKINEN Kalle	R
3 V	SALO Teemu	L
2	OUNI Leo	R
1	KUOSMANEN Paavo	R
A	POLLANEN Jermu	R
C	MIKKONEN Jouni	
NC	SANTTI Iikko	
O	-	

GER - Germany		
4 S	TOTZEK Sixten	R
3 V	MUSKATEWITZ Marc	R
2	SUTOR Joshua	R
1	GREINDL Dominik	R
A	SUTOR Magnus	R
C	KAPP Uli	
2C	HOEHNE Holger	
O	FRITSCH Harald	

ITA - Italy		
4 S	RETORNAZ Joel	R
3	MOSANER Amos	R
2	ARMAN Sebastiano	R
1 V	GONIN Simone	R
A	GIOVANELLA Mattia	R
C	PESCIA Claudio (SUI)	
O	CALDART Violetta	
O	CECILIA Alessandro Miguel	

NED - Netherlands		
4 S	GOESGENS Wouter	R
3 V	VAN DORP Jaap	R
2	HOEKMAN Laurens	R
1	GLASBERGEN Carlo	R
A	VAN DEN HURK Tobias	R
C	LEIBBRANDT Shari	
O	GRANDY Clancy (CAN)	
O	LEWIS Miriam (CAN)	

NOR - Norway		
4 S	WALSTAD Steffen	R
3 V	NERGAARD Torger	R
2	HOEIBERG Markus	R
1	VAAGBERG Magnus	R
A	NEDREGOTTEN Magnus	L
C	LOEVOLD Thomas	
O	-	
O	-	

SCO - Scotland		
4 S	MOUAT Bruce	R
3 V	HARDIE Grant	R
2	LAMMIE Bobby	R
1	McMILLAN Hammy	R
A	WHYTE Ross	R
C	HANNAH Alan	
NC	MURDOCH David	
O	MORE Kenny	

SUI - Switzerland		
4 V	SCHWARZ Benoit	R
3	MICHEL Sven	R
2 S	DE CRUZ Peter	R
1	TANNER Valentin	L
A	LACHAT Pablo	R
C	PETERSSON Haavard Vad (NOR)	
NC	LIPS Thomas	
O	BOCAERT Jordan	

SWE - Sweden		
4 S	EDIN Niklas	R
3 V	ERIKSSON Oskar	L
2	WRANAA Rasmus	R
1	SUNDGREN Christoffer	R
A	MAGNUSSON Daniel	R
C	LINDBERG Fredrik	
NC	PRYTZ Maria	
O	FERRE Marie-Dominique	

Note:

Position and function for each team member:

4 = Fourth, **3** = Third, **2** = Second, **1** = Lead, **A** = Alternate, **S** = Skip, **V** = Vice-Skip

C = Coach, **2C** = 2nd Team Coach, **NC** = National Coach, **T** = Translator, **O** = Team Official

Legend:

L Left-handed

R Right-handed



Competition Officials

As of FRI 19 NOV 2021

Function	Name	Organisation
WCF President:	CAITHNESS Kate	SCO - Scotland
WCF Head of Competitions:	ROETHLISBERGER Eeva	SUI - Switzerland
WCF Technical Delegate:	SNITIL Jiri	CZE - Czech Republic
Chief Umpire:	AUGUSTYNIAK Wojciech	POL - Poland
Deputy Chief Umpire:	McGOWAN John	SCO - Scotland
Game Umpires:	BASLER Roland	SUI - Switzerland
	GENNERMARK Ki	SWE - Sweden
	HUCKLE Anja	GER - Germany
	MICHALKA Rastislav	SVK - Slovakia
	TRAILA Iulia	ROU - Romania
Chief Ice Technician:	CALLAN Mark	SCO - Scotland
Deputy Chief Ice Technician:	SKAGA Ingvild	NOR - Norway
Chief Timer:	PAUTSCH Thomas	GER - Germany
Deputy Chief Timer:	CACCIVIO Guido	SUI - Switzerland

Competition Schedule

As of THU 18 NOV 2021

Date	Start Time	Session	Sheet A	Sheet B	Sheet C	Sheet D	Sheet E	
SAT 20 NOV	9:00	w1	cze - swe	ita - den	ger - est	sco - rus	sui - tur	
	14:00	M1	FIN - GER	NOR - SUI	ITA - DEN	CZE - NED	SCO - SWE	
	19:00	w2	den - sco	swe - rus	sui - cze	tur - est	ita - ger	
SUN 21 NOV	9:00	M2	SUI - CZE	GER - NED	SCO - FIN	SWE - DEN	NOR - ITA	
	14:00	w3	est - ita	cze - tur	swe - sco	ger - sui	den - rus	
	19:00	M3	DEN - NOR	FIN - SWE	GER - CZE	ITA - SCO	SUI - NED	
MON 22 NOV	8:00	w4	rus - sui	ger - sco	tur - den	est - cze	swe - ita	
	12:00	M4	NED - SCO	ITA - CZE	SWE - SUI	DEN - FIN	GER - NOR	
	16:00	w5	ger - den	sui - swe	cze - rus	ita - tur	sco - est	
	20:00	M5	ITA - SUI	SCO - GER	FIN - NED	NOR - SWE	CZE - DEN	
TUE 23 NOV	9:00	w6	sui - est	den - cze	sco - ita	rus - ger	tur - swe	
	14:00	M6	SCO - DEN	SUI - FIN	CZE - NOR	NED - ITA	SWE - GER	
	19:00	w7	ita - rus	tur - ger	est - swe	sui - den	cze - sco	
WED 24 NOV	9:00	M7	NOR - NED	SWE - ITA	DEN - GER	SCO - SUI	FIN - CZE	
	14:00	w8	swe - ger	sco - sui	rus - tur	cze - ita	est - den	
	19:00	M8	GER - ITA	CZE - SCO	NED - SWE	FIN - NOR	DEN - SUI	
THU 25 NOV	8:00	w9	sco - tur	rus - est	ita - sui	den - swe	ger - cze	
	12:00	M9	CZE - SWE	NED - DEN	NOR - SCO	SUI - GER	ITA - FIN	
	16:00	Women's Semi-final 2 v 3						
	20:00	Women's Semi-final 1 v 4						
FRI 26 NOV	9:00	Men's Semi-final 2 v 3						
	13:30	Men's Semi-final 1 v 4						
	18:00	Women's Bronze Medal Game						
SAT 27 NOV	9:00	Men's Bronze Medal Game						
	12:30	Women's Gold Medal Game						
	17:00	Men's Gold Medal Game						

Note:

Lowercase - women UPPERCASE - MEN

First named team in each game plays red-handled stones and wears dark coloured upper playing garments.

Please check online for more details and the latest updates.

Legend:

Mn Men's session n

wn Women's session n