



Le Gruyère AOP European Curling Championships 2022 Östersund, Sweden

18 – 26 November 2022

RESULTS SUMMARY B-Division Men



ECC 2022
Östersund, Sweden

SAT 26 NOV 2022

Le Gruyère AOP European Curling Championships 2022
Östersund Curling Hall
B-Division Men



Medallists

Medal	Country	Name	Position - Function
GOLD	NED - Netherlands	GOESGENS Wouter	4 S
		VAN DORP Jaap	3 V
		HOEKMAN Laurens	2
		VAN DEN HURK Tobias	1
		MAGAN Alexander	A
		LEIBBRANDT Shari	C
SILVER	FIN - Finland	KIISKINEN Kalle	4 S
		SALO Teemu	3 V
		POELLAENEN Jermu	2
		KUOSMANEN Paavo	1
		MIKKONEN Jouni	A
BRONZE	FRA - France	MORARD Quentin	4 V
		MERCIER Eddy	3 S
		VALVASSORI Yannick	2
		GAUDIN Killian	1
		MERCIER Thierry	C

Note:

Position and function for each team member:

4 = Fourth, **3** = Third, **2** = Second, **1** = Lead, **A** = Alternate, **S** = Skip, **V** = Vice-Skip, **C** = Coach

Final Standings

Rank	Team	Players	Position - Function	Group Rank	DSC
1	NED - Netherlands	GOESGENS Wouter VAN DORP Jaap HOEKMAN Laurens VAN DEN HURK Tobias MAGAN Alexander LEIBBRANDT Shari	4 S 3 V 2 1 A C		>A
2	FIN - Finland	KIISKINEN Kalle SALO Teemu POELLAENEN Jermu KUOSMANEN Paavo MIKKONEN Jouni -	4 S 3 V 2 1 A C		>A
3	FRA - France	MORARD Quentin MERCIER Eddy VALVASSORI Yannick GAUDIN Killian - MERCIER Thierry	4 V 3 S 2 1 A C		
4	LAT - Latvia	TRUKSANS Martins KLIVE Janis VEIDEMANIS Arnis BUHOLCS Sandris AVOTINS Aivars SMILGA Karlis	4 S 3 2 V 1 A C		
5	IRL - Ireland	WILSON John PARADIS Kyle RUSSELL James WHYTE Craig McCROSSAN Eoin -	4 S 3 V 2 1 A C		
5	WAL - Wales	POUGHER James PHILLIPS Rhys COOMBS Garry POUGHER Simon LLOYD Martin -	4 S 3 2 V 1 A C		
7	AUT - Austria	GENNER Mathias BACKOFEN Jonas REICHEL Martin MAVEC Florian NOTHEGGER Philipp SCHROEDER Bjoern	4 S 3 V 2 1 A C	B4	55.73 cm

Final Standings

Rank	Team	Players	Position - Function	Group Rank	DSC
8	ENG - England	WOOLSTON Andrew REED Andrew GIBSON Scott WHITTLE James GREGORY Martin -	4 S 3 V 2 1 A C	A4	60.52 cm
9	SVK - Slovakia	CERVENKA Jakub POLAK Jakub MORAVCIK Milan GALLO Juraj - MATULOVA Daniela	4 3 2 V 1 S A C	A5	40.33 cm
10	HUN - Hungary	KISS Zsolt CZERMANN Kristof BALAZS David KALOCSAY Otto MacFARLANE Callum ROKUSFALVY Andras	4 V 3 S 2 1 A C	B5	71.77 cm
11	LTU - Lithuania	RYKOV Konstantin RYMEIKIS Paulius KULAKAUSKAS Vytis KIUDYS Donatas JUNEVICIUS Matas RYKOVE Akvile	4 S 3 V 2 1 A C	A6	80.21 cm
12	POR - Portugal	RIBAU Chris SEIXEIRO Steve RIBAU Jose SANTOS Victor SANTOS Ramiro RAFAEL Daniel	4 V 3 S 2 1 A C	B6	134.62 cm
13	BEL - Belgium	SPRUYT Jeroen VERREYCKEN Timothy VAN LOOY Bram YSKOUT Daan VERMEIREN Tuur NEELEMAN Wim	4 V 3 S 2 1 A C		
14	EST - Estonia	VLASSOV Mihhail VELTSMAN Eduard KIZIRIDI Janis DZENDZELJUK Igor DOTSENKO Konstantin BROWN Derek	4 V 3 S 2 1 A C		



Final Standings

Rank	Team	Players	Position - Function	Group Rank	DSC
15	UKR - Ukraine	NIKOLOV Eduard	4 S		>C
		SHCHUR Yaroslav	3		
		VELYCHKO Mykyta	2 V		
		SUHAK Artem	1		
		-	A		
		LILL Erkki	C		
16	SLO - Slovenia	SEVER Stefan	4 S		>C
		HARB Marko	3 V		
		LANGUS Simon	2		
		BABIC Ziga	1		
		RAZINGER Martin	A		
		ARH Grega	C		

Note:

Final standings are based on play-off results and group standings. Losers of the qualification are ranked equal fifth. Teams involved in the relegation are ranked 13-16. The remaining teams are ranked according to their group rank and the Draw Shot Challenge (DSC).

Position and function for each team member:

4 = Fourth, **3** = Third, **2** = Second, **1** = Lead, **A** = Alternate, **S** = Skip, **V** = Vice-Skip, **C** = Coach

Legend:

>A To A-Division

>C To C-Division

Competition Summary

Session	Date	Time	Sheet B	Sheet C	Sheet D	Sheet E	Sheet F
Session 1	19 NOV	9:00	EST 2 - 6 WAL	HUN 9 - 6 BEL	AUT 2 - 9 NED	POR 8 - 10 LAT	FRA 8 - 4 SLO
Session 3	19 NOV	19:00	ENG ⁶ / _{EE} - 4 SVK	AUT 7 - 4 POR	LTU 3 - 7 FIN	LAT 7 - 6 NED	UKR 6 - 5 IRL
Session 5	20 NOV	12:00	IRL ¹⁰ / _{EE} - 9 ENG	UKR 6 - 7 SVK	SLO 4 - 9 HUN	EST 5 - 9 LTU	BEL 3 - 6 FRA
Session 7	20 NOV	20:00	AUT 9 - 1 HUN	FRA ⁶ / _{EE} - 4 LAT	POR 7 - 6 BEL	FIN 7 - ⁸ / _{EE} WAL	SLO 4 - 10 NED
Session 9	21 NOV	12:00	UKR 3 - 5 LTU	FIN 11 - 2 IRL	SVK 10 - 9 WAL	ENG ⁸ / _{EE} - 7 EST	NED 12 - 5 BEL
Session 11	21 NOV	20:00	HUN 5 - 12 LAT	POR 7 - 5 SLO	FRA 8 - 6 AUT		IRL 11 - 6 LTU
Session 12	22 NOV	9:00	SVK 3 - 6 FIN	LTU 6 - 8 ENG	WAL 7 - 5 IRL		EST 6 - 10 UKR
Session 14	22 NOV	19:00	POR 4 - 10 FRA	NED 7 - 1 HUN	BEL 2 - 9 LAT	AUT 9 - 4 SLO	WAL 9 - 7 ENG
Session 16	23 NOV	12:00	SLO 8 - 9 BEL	ENG 4 - 10 FIN	IRL 16 - 6 EST	WAL 7 - 8 UKR	LTU 6 - 12 SVK
Session 18	23 NOV	20:00	FIN 7 - 4 UKR	SVK 4 - 6 EST	NED 8 - 2 POR	HUN 2 - 8 FRA	LAT 12 - 7 AUT
Session 20	24 NOV	13:30	FRA 4 - 11 NED		LAT 5 - 8 SLO	BEL 10 - 3 AUT	HUN 11 - 3 POR
Session 21	24 NOV	19:00		WAL 5 - 6 LTU	UKR 5 - 10 ENG	SVK 5 - 13 IRL	FIN 11 - 4 EST
Qualification	25 NOV	13:00	FRA 6 - 5 IRL	WAL 8 - 12 LAT			
Relegation 1	25 NOV	13:00			UKR 2 - 10 BEL	SLO 4 - ⁵ / _{EE} EST	
Semi-finals	25 NOV	19:30	LAT 1 - 13 NED	FRA 3 - 6 FIN			
Relegation 2	25 NOV	19:30					UKR 5 - ⁶ / _{EE} EST
Finals	26 NOV	9:00			FIN 6 - 11 NED	FRA 10 - 3 LAT	

Standings after Round Robin

Group A

Rank	Team	Games	Wins	Losses		
1	FIN - Finland	7	6	1	Q	
2	WAL - Wales	7	4	3	Q	w2
3	IRL - Ireland	7	4	3	Q	w1
4	ENG - England	7	4	3		w0
5	SVK - Slovakia	7	3	4		w2
6	LTU - Lithuania	7	3	4		w1
7	UKR - Ukraine	7	3	4		w0
8	EST - Estonia	7	1	6		

Group B

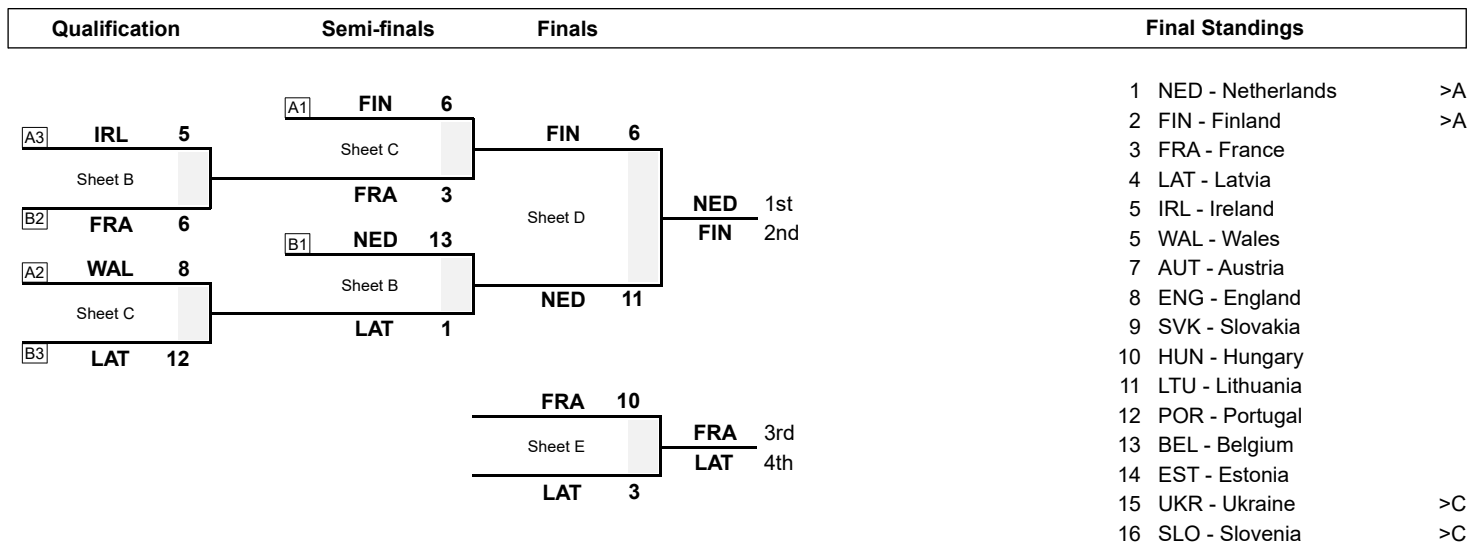
Rank	Team	Games	Wins	Losses		
1	NED - Netherlands	7	6	1	Q	w1
2	FRA - France	7	6	1	Q	w0
3	LAT - Latvia	7	5	2	Q	
4	AUT - Austria	7	3	4		w1
5	HUN - Hungary	7	3	4		w0
6	POR - Portugal	7	2	5		w1
7	BEL - Belgium	7	2	5		w0
8	SLO - Slovenia	7	1	6		

Competition Summary

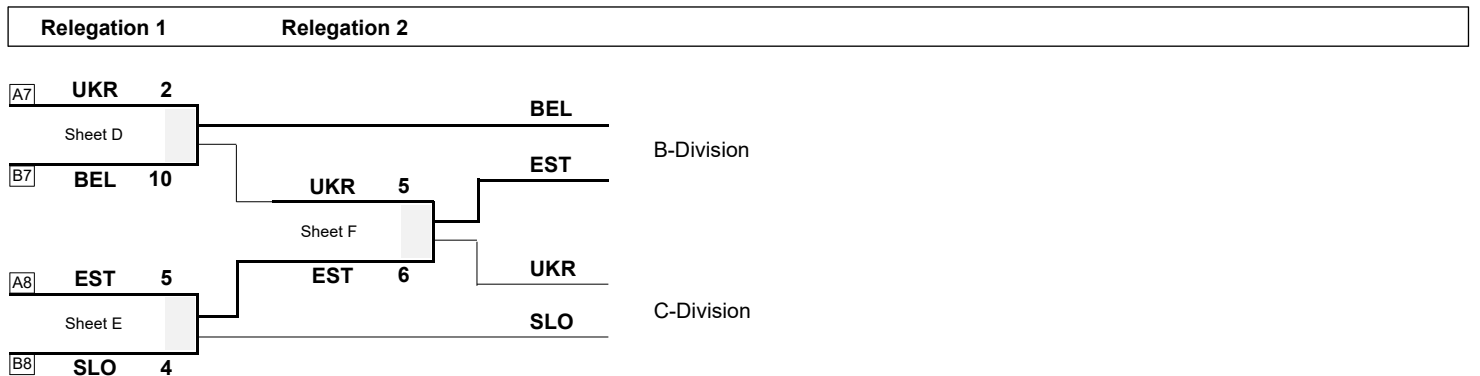
Merged Group Standings

Rank	Team	Round Robin Results			Rank	Team	Round Robin Results		
		Group	Rank	DSC			Group	Rank	DSC
1	NED - Netherlands	B	1	36.63cm	9	SVK - Slovakia	A	5	40.33cm
2	FIN - Finland	A	1	38.73cm	10	HUN - Hungary	B	5	71.77cm
3	WAL - Wales	A	2	60.36cm	11	LTU - Lithuania	A	6	80.21cm
4	FRA - France	B	2	62.18cm	12	POR - Portugal	B	6	134.62cm
5	LAT - Latvia	B	3	58.88cm	13	BEL - Belgium	B	7	50.94cm
6	IRL - Ireland	A	3	59.50cm	14	UKR - Ukraine	A	7	69.00cm
7	AUT - Austria	B	4	55.73cm	15	EST - Estonia	A	8	65.28cm
8	ENG - England	A	4	60.52cm	16	SLO - Slovenia	B	8	79.39cm

Play-offs Bracket



Relegation Bracket



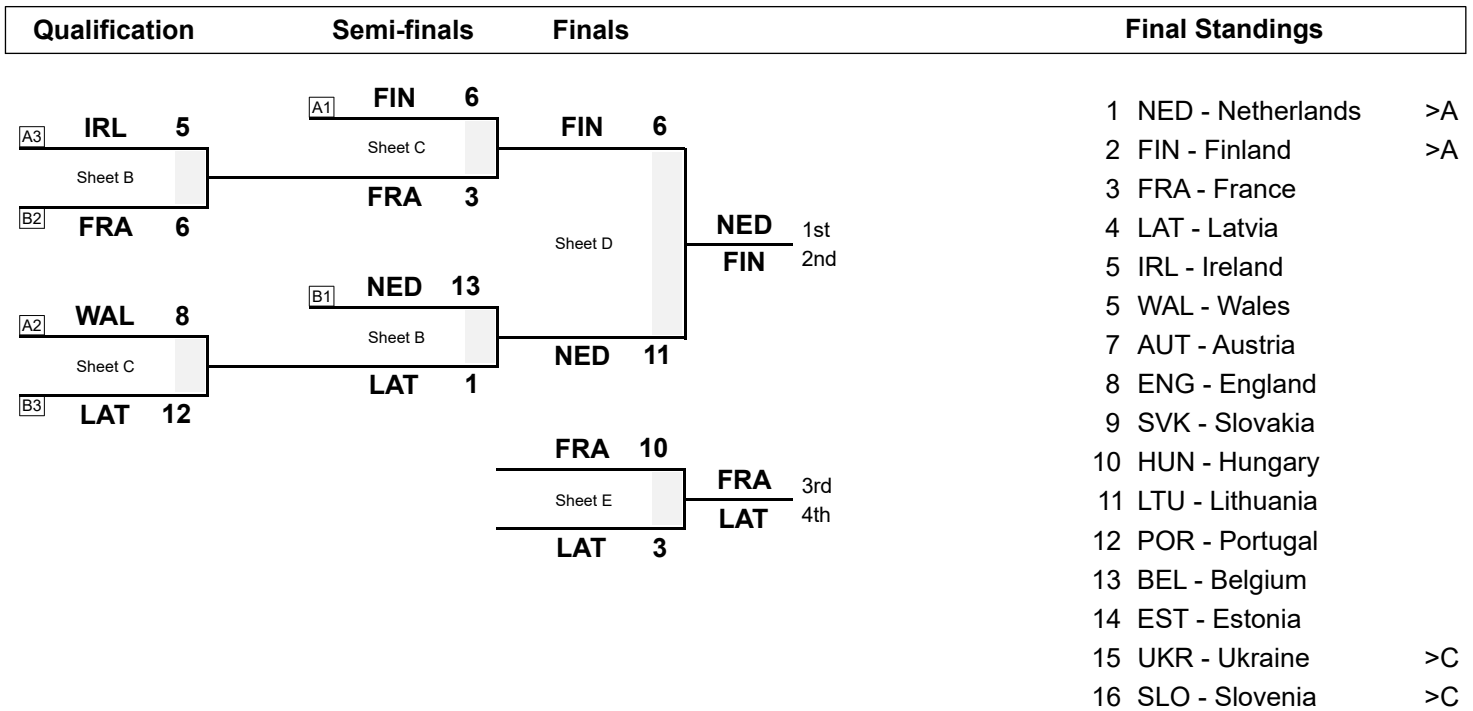
Legend:

>A To A-Division >C To C-Division EE Extra End
Q Qualified for the play-offs wn Number of wins (n) against tied teams

Session Results and Standings

Sheet	Game	Team	LSFE	1	2	3	4	5	6	7	8	9	10	Extra Ends	Total
D	9	FIN - Finland		0	0	0	2	0	2	0	2	0	X		6
	9	NED - Netherlands	*	2	2	1	0	1	0	2	0	3	X		11
E	10	FRA - France	*	3	0	1	0	0	4	2	0	X	X		10
	10	LAT - Latvia		0	1	0	0	1	0	0	1	X	X		3

Play-offs Bracket



Legend:

>A To A-Division

>C To C-Division

LSFE(*) Last Stone First End

X Unplayed/unfinished end due to concession

Scoring Analysis

Team	Games	LSFE	Stolen Ends	Last Stone Eff.	Force Eff.	Points Scored							Total	Plus / Minus
						0	1	2	3	4	>4			
NED	For	7	23	60%	50%	4	18	17	7	1	2	87	+55	
	Against	2	3			2	10	11	0	0	0	32		
FIN	For	6	12	59%	65%	6	13	11	8	3	0	71	+29	
	Against	3	6			7	19	7	3	0	0	42		
FRA	For	7	9	43%	60%	15	17	13	6	2	0	69	+21	
	Against	3	6			6	18	11	1	0	1	48		
IRL	For	4	8	55%	32%	3	13	11	5	3	1	67	+11	
	Against	4	6			6	11	15	5	0	0	56		
LAT	For	4	10	35%	43%	2	23	6	7	2	2	75	+2	
	Against	6	10			7	18	15	4	2	1	73		
WAL	For	6	9	48%	50%	7	16	11	7	0	0	59	+2	
	Against	2	8			4	15	10	6	1	0	57		
ENG	For	4	5	43%	54%	3	14	13	4	0	0	52	+1	
	Against	3	9			0	21	7	4	1	0	51		
AUT	For	4	5	37%	58%	1	12	7	3	2	0	43	-5	
	Against	3	8			1	16	5	4	0	2	48		
BEL	For	4	6	31%	46%	2	17	7	3	0	2	51	-5	
	Against	4	9			4	19	7	5	2	0	56		
SVK	For	3	5	44%	48%	4	14	8	2	1	1	45	-7	
	Against	4	6			7	13	11	4	0	1	52		
LTU	For	2	5	31%	50%	5	15	7	4	0	0	41	-10	
	Against	5	8			3	17	8	3	1	1	51		
HUN	For	1	4	38%	59%	0	7	7	3	2	0	38	-11	
	Against	6	11			7	15	7	4	2	0	49		
UKR	For	4	8	23%	39%	7	23	10	2	0	0	49	-14	
	Against	5	8			8	18	12	5	0	1	63		
SLO	For	5	6	26%	39%	5	17	9	2	0	0	41	-21	
	Against	3	12			5	16	12	6	1	0	62		
POR	For	1	6	26%	43%	3	19	8	0	0	0	35	-22	
	Against	6	6			0	13	9	4	2	1	57		
EST	For	3	6	29%	43%	6	20	12	1	0	0	47	-26	
	Against	6	11			6	19	10	6	4	0	73		
Total	65		127			73	258	157	64	16	8	870		

Note:

Stolen ends are the ends won without the last stone advantage.
Last Stone Efficiency: Scoring two or more points with last stone advantage.
Force Efficiency: Forcing the opponent team to score only one point when they have the last stone advantage.

Legend:

>4 More than four points scored **Eff.** Efficiency **LSFE** Last Stone First End

Summary of Big Ends

Points Scored	By	Against	Session	End	Game Result
6	BEL - Belgium	UKR - Ukraine	R	4	10 : 2
6	LAT - Latvia	POR - Portugal	1	1	10 : 8
5	NED - Netherlands	LAT - Latvia	SF	4	13 : 1
5	NED - Netherlands	FRA - France	20	8	11 : 4
5	BEL - Belgium	AUT - Austria	20	2	10 : 3
5	IRL - Ireland	SVK - Slovakia	21	5	13 : 5
5	LAT - Latvia	AUT - Austria	18	6	12 : 7
5	SVK - Slovakia	LTU - Lithuania	16	3	12 : 6
4	FIN - Finland	EST - Estonia	21	5	11 : 4
4	FIN - Finland	EST - Estonia	21	1	11 : 4
4	FIN - Finland	ENG - England	16	1	10 : 4
4	IRL - Ireland	EST - Estonia	16	8	16 : 6
4	IRL - Ireland	EST - Estonia	16	3	16 : 6
4	IRL - Ireland	LTU - Lithuania	11	4	11 : 6
4	AUT - Austria	LAT - Latvia	18	7	7 : 12
4	AUT - Austria	SLO - Slovenia	14	2	9 : 4
4	FRA - France	LAT - Latvia	F	6	10 : 3
4	FRA - France	POR - Portugal	14	1	10 : 4
4	HUN - Hungary	POR - Portugal	20	3	11 : 3
4	HUN - Hungary	BEL - Belgium	1	4	9 : 6
4	LAT - Latvia	HUN - Hungary	11	9	12 : 5
4	LAT - Latvia	HUN - Hungary	11	4	12 : 5
4	NED - Netherlands	BEL - Belgium	9	9	12 : 5
4	SVK - Slovakia	WAL - Wales	9	2	10 : 9

Note:

Big ends are defined as ends with a score of four or more points.

Legend:

F Finals

R Relegation

SF Semi-final



Session Results and Standings

Sheet	Game	Team	LSFE	1	2	3	4	5	6	7	8	9	10	Extra Ends	Total
F	9	UKR - Ukraine	*	0	1	0	0	1	0	1	0	1	1	0	5
	9	EST - Estonia		0	0	1	0	0	2	0	2	0	0	1	6

Relegation Bracket

Relegation 1	Relegation 2	Final Standings
A7 UKR 2	BEL	1
Sheet D		2
B7 BEL 10	UKR 5	3
	EST	4
A8 EST 5	EST 6	5 IRL - Ireland
Sheet E		5 WAL - Wales
B8 SLO 4	UKR	7 AUT - Austria
	SLO	8 ENG - England
		9 SVK - Slovakia
		10 HUN - Hungary
		11 LTU - Lithuania
		12 POR - Portugal
		13 BEL - Belgium
		14 EST - Estonia
		15 UKR - Ukraine >C
		16 SLO - Slovenia >C

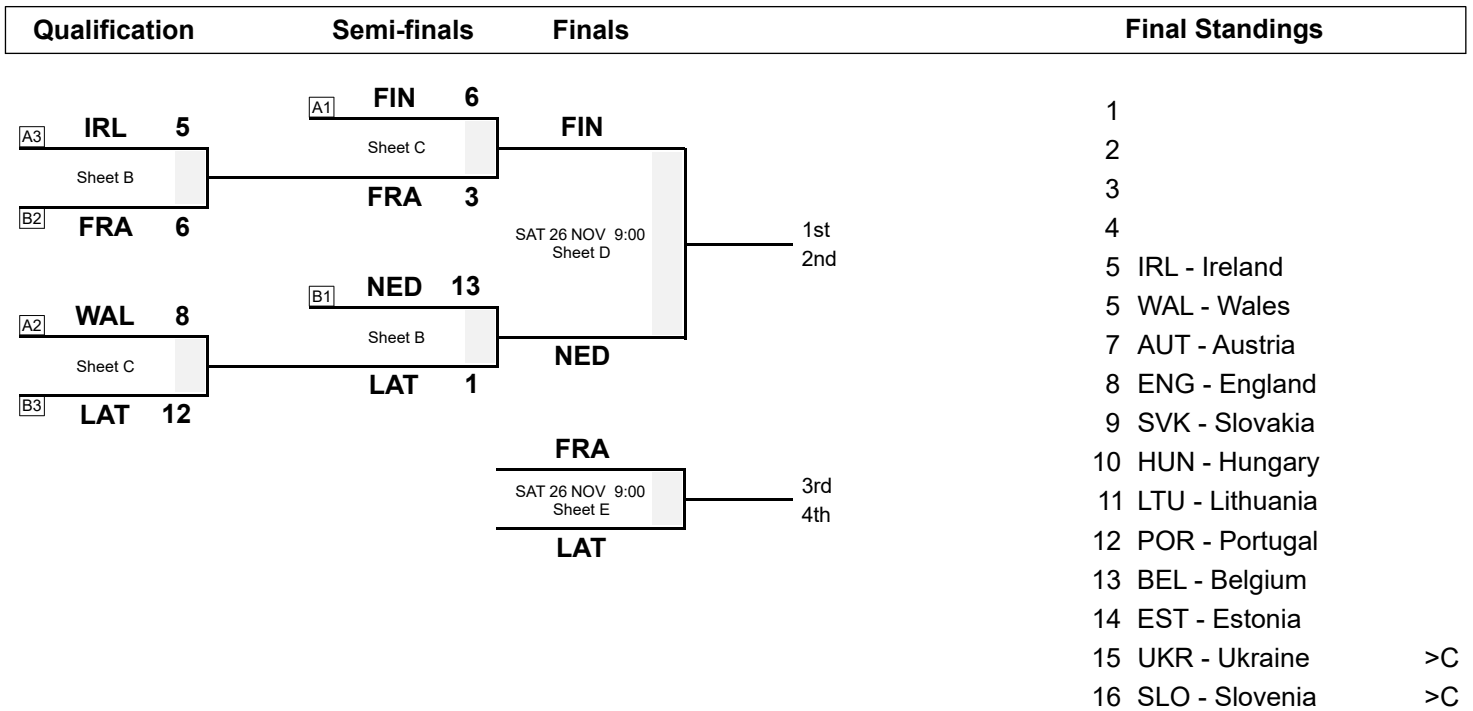
Legend:
>C To C-Division
LSFE(*) Last Stone First End



Session Results and Standings

Sheet	Game	Team	LSFE	1	2	3	4	5	6	7	8	9	10	Extra Ends	Total
B	9	LAT - Latvia		0	0	0	0	1	0	0	0	X	X		1
	8	NED - Netherlands	*	3	3	1	5	0	0	0	1	X	X		13
C	9	FRA - France		0	0	1	0	0	1	0	0	1	X		3
	8	FIN - Finland	*	0	1	0	2	0	0	0	3	0	X		6

Play-offs Bracket



Legend:
>C To C-Division LSFE(*) Last Stone First End X Unplayed/unfinished end due to concession



Session Results and Standings

Sheet	Game	Team	LSFE	1	2	3	4	5	6	7	8	9	10	Extra Ends	Total
D	8	UKR - Ukraine		0	0	1	0	1	0	X	X	X	X		2
	8	BEL - Belgium	*	0	3	0	6	0	1	X	X	X	X		10
E	8	SLO - Slovenia		0	0	0	1	0	0	0	2	0	1	0	4
	8	EST - Estonia	*	0	2	0	0	0	0	0	0	2	0	1	5

Relegation Bracket

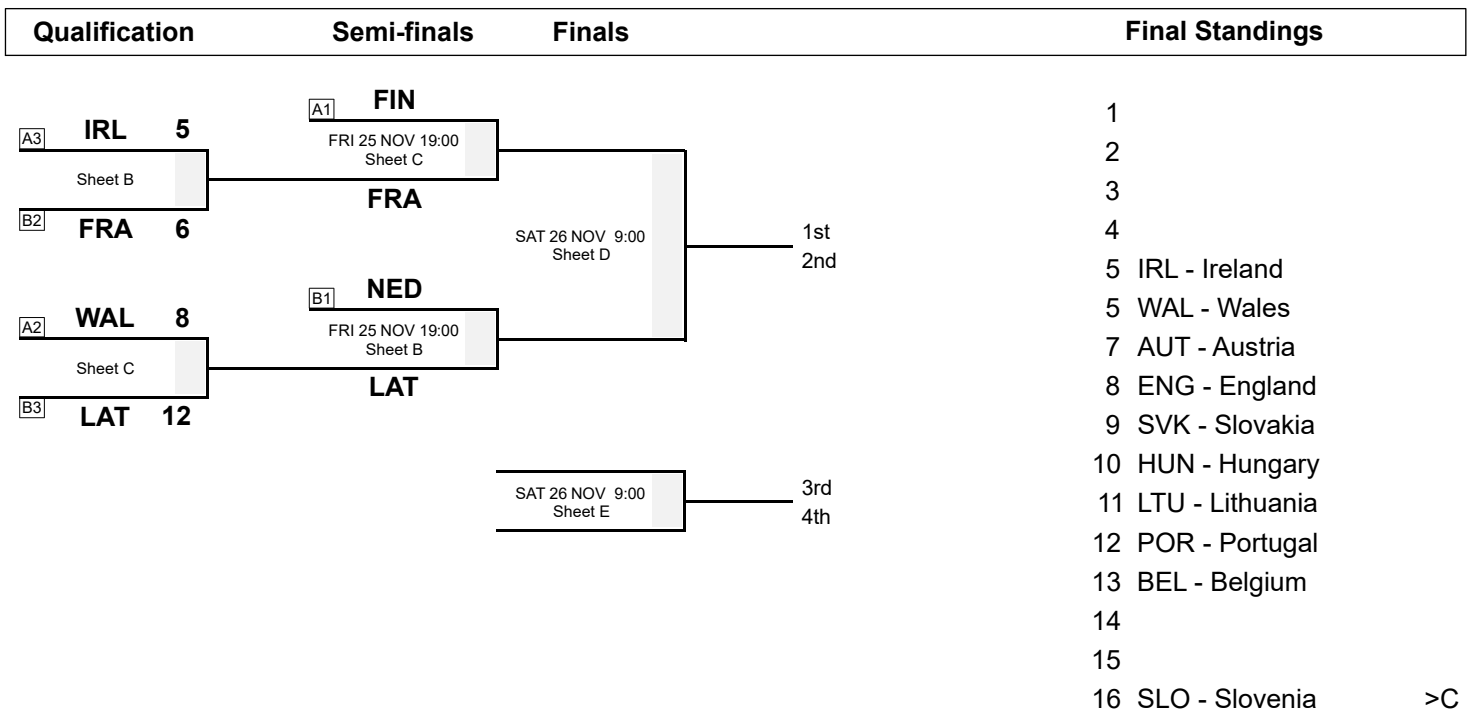
Relegation 1	Relegation 2	Final Standings
A7 UKR 2 Sheet D	UKR FRI 25 NOV 19:00 Sheet F	1
B7 BEL 10		2 B-Division
A8 EST 5 Sheet E	EST	3
B8 SLO 4		4 C-Division
		5 IRL - Ireland
		5 WAL - Wales
		7 AUT - Austria
		8 ENG - England
		9 SVK - Slovakia
		10 HUN - Hungary
		11 LTU - Lithuania
		12 POR - Portugal
		13 BEL - Belgium
		14
		15
		16 SLO - Slovenia >C

Legend:
>C To C-Division LSFE(*) Last Stone First End X Unplayed/unfinished end due to concession

Session Results and Standings

Sheet	Game	Team	LSFE	1	2	3	4	5	6	7	8	9	10	Extra Ends	Total
B	8	FRA - France	*	0	2	0	0	0	0	1	1	0	2		6
	8	IRL - Ireland		0	0	2	1	0	0	0	0	2	0		5
C	8	WAL - Wales	*	0	1	0	2	0	0	3	2	0	X		8
	8	LAT - Latvia		2	0	3	0	3	1	0	0	3	X		12

Play-offs Bracket



Legend:
 >C To C-Division LSFE(*) Last Stone First End X Unplayed/unfinished end due to concession

Competition Matrix

Group A

Team	ENG	EST	FIN	IRL	LTU	SVK	UKR	WAL
ENG		8 - 7	4 - 10	9 - 10	8 - 6	6 - 4	10 - 5	7 - 9
EST	7 - 8		4 - 11	6 - 16	5 - 9	6 - 4	6 - 10	2 - 6
FIN	10 - 4	11 - 4		11 - 2	7 - 3	6 - 3	7 - 4	7 - 8
IRL	10 - 9	16 - 6	2 - 11		11 - 6	13 - 5	5 - 6	5 - 7
LTU	6 - 8	9 - 5	3 - 7	6 - 11		6 - 12	5 - 3	6 - 5
SVK	4 - 6	4 - 6	3 - 6	5 - 13	12 - 6		7 - 6	10 - 9
UKR	5 - 10	10 - 6	4 - 7	6 - 5	3 - 5	6 - 7		8 - 7
WAL	9 - 7	6 - 2	8 - 7	7 - 5	5 - 6	9 - 10	7 - 8	

Standings after Round Robin

Rank	Team	Games	Wins	Losses	
1	FIN - Finland	7	6	1	Q
2	WAL - Wales	7	4	3	Q w2
3	IRL - Ireland	7	4	3	Q w1
4	ENG - England	7	4	3	w0
5	SVK - Slovakia	7	3	4	w2
6	LTU - Lithuania	7	3	4	w1
7	UKR - Ukraine	7	3	4	w0
8	EST - Estonia	7	1	6	

Competition Matrix

Group B

Team	AUT	BEL	FRA	HUN	LAT	NED	POR	SLO
AUT		3 - 10	6 - 8	9 - 1	7 - 12	2 - 9	7 - 4	9 - 4
BEL	10 - 3		3 - 6	6 - 9	2 - 9	5 - 12	6 - 7	9 - 8
FRA	8 - 6	6 - 3		8 - 2	6 - 4	4 - 11	10 - 4	8 - 4
HUN	1 - 9	9 - 6	2 - 8		5 - 12	1 - 7	11 - 3	9 - 4
LAT	12 - 7	9 - 2	4 - 6	12 - 5		7 - 6	10 - 8	5 - 8
NED	9 - 2	12 - 5	11 - 4	7 - 1	6 - 7		8 - 2	10 - 4
POR	4 - 7	7 - 6	4 - 10	3 - 11	8 - 10	2 - 8		7 - 5
SLO	4 - 9	8 - 9	4 - 8	4 - 9	8 - 5	4 - 10	5 - 7	

Standings after Round Robin

Rank	Team	Games	Wins	Losses		
1	NED - Netherlands	7	6	1	Q	w1
2	FRA - France	7	6	1	Q	w0
3	LAT - Latvia	7	5	2	Q	
4	AUT - Austria	7	3	4		w1
5	HUN - Hungary	7	3	4		w0
6	POR - Portugal	7	2	5		w1
7	BEL - Belgium	7	2	5		w0
8	SLO - Slovenia	7	1	6		

Legend:

Q Qualified for the play-offs

wn Number of wins (n) against tied teams

Draw Shot Challenge by Group

Group A		Stone Rotation	Last Stone Draw in each Round Robin Game							DSC
Rank	Team		1	2	3	4	5	6	7	
1	FIN - Finland	↻	5.3	135.3	14.8	21.7	48.3	25.2	51.7	38.73cm
		↻	40.4	1.5	7.3	102.0	73.8	102.9	72.8	
2	SVK - Slovakia	↻	49.8	53.5	53.9	18.1	55.4	66.5	100.9	40.33cm
		↻	48.4	62.7	53.1	29.8	21.0	24.0	14.2	
3	IRL - Ireland	↻	36.9	83.3	122.0	3.1	103.9	75.6	16.2	59.50cm
		↻	114.1	145.7	36.9	188.5	75.8	9.8	36.4	
4	WAL - Wales	↻	138.6	19.5	83.2	199.6	84.1	158.8	58.6	60.36cm
		↻	17.7	113.8	20.3	17.6	86.6	70.9	13.4	
5	ENG - England	↻	70.5	32.2	74.0	8.3	44.0	171.5	97.1	60.52cm
		↻	127.2	61.1	19.7	110.9	127.2	21.5	59.7	
6	EST - Estonia	↻	33.6	17.2	128.4	199.6	44.6	17.8	161.6	65.28cm
		↻	199.6	46.7	192.9	17.4	49.3	28.7	45.1	
7	UKR - Ukraine	↻	199.6	35.4	165.8	4.3	17.2	130.3	199.6	69.00cm
		↻	116.5	64.8	70.2	69.4	16.6	55.4	82.1	
8	LTU - Lithuania	↻	115.8	131.5	10.4	95.8	92.2	71.0	199.6	80.21cm
		↻	56.0	45.0	84.8	65.5	183.3	99.4	95.1	

Group B		Stone Rotation	Last Stone Draw in each Round Robin Game							DSC
Rank	Team		1	2	3	4	5	6	7	
1	NED - Netherlands	↻	39.0	15.9	62.9	16.8	199.6	72.0	9.4	36.63cm
		↻	9.2	132.3	24.7	60.2	62.9	55.9	10.6	
2	BEL - Belgium	↻	28.6	65.5	98.8	66.6	38.1	38.9	28.7	50.94cm
		↻	88.1	72.4	104.8	29.2	33.9	28.5	92.8	
3	AUT - Austria	↻	199.6	62.2	33.1	65.7	93.5	82.9	11.5	55.73cm
		↻	35.3	42.0	36.7	124.1	199.6	47.0	34.8	
4	LAT - Latvia	↻	199.6	55.2	195.9	80.5	21.1	71.9	199.6	58.88cm
		↻	27.9	58.8	33.1	17.6	27.0	84.9	32.7	
5	FRA - France	↻	199.6	54.2	48.4	34.5	55.4	13.1	194.3	62.18cm
		↻	199.6	38.3	19.6	34.3	64.1	39.1	150.8	
6	HUN - Hungary	↻	131.6	74.8	44.8	199.6	22.5	24.3	199.6	71.77cm
		↻	42.0	199.6	31.7	12.5	44.3	33.5	199.6	
7	SLO - Slovenia	↻	174.5	109.1	169.8	39.7	55.6	32.9	199.6	79.39cm
		↻	18.1	40.2	148.7	119.9	39.5	156.4	22.8	
8	POR - Portugal	↻	57.1	199.6	199.6	188.3	138.4	171.2	137.9	134.62cm
		↻	199.6	199.6	199.6	67.7	12.1	199.6	44.3	

Note:

The Draw Shot Challenge (DSC) is the average distance of all the individual Last Stone Draws (LSD), which were delivered by a team during the round robin. The two least favourable results will be eliminated before calculating the average distance. The team with the lesser DSC receives the higher ranking. If the DSCs are equal then the team with the best non-equal counting LSD receives the higher ranking. In the case where all counting LSDs are equal, the team ranked higher in the official WCF World Rankings is ranked higher.

Legend:

↻ Clockwise

↻ Counter-clockwise

DSC Draw Shot Challenge

Scoring Analysis

Team	Games	LSFE	Stolen Ends	Last Stone Eff.	Force Eff.	Points Scored							Total	Plus / Minus
						0	1	2	3	4	>4			
NED	For	5	18	58%	57%	2	14	14	4	1	1	63	+38	
	Against	2	3			2	9	8	0	0	0	25		
FIN	For	5	12	57%	69%	4	12	7	7	3	0	59	+31	
	Against	2	4			6	14	4	2	0	0	28		
LAT	For	4	8	39%	45%	1	18	5	4	2	2	59	+17	
	Against	3	5			5	14	12	0	1	0	42		
FRA	For	5	7	44%	65%	11	11	10	5	1	0	50	+16	
	Against	2	5			3	13	8	0	0	1	34		
IRL	For	4	7	54%	32%	3	12	9	5	3	1	62	+12	
	Against	3	5			3	9	13	5	0	0	50		
WAL	For	5	8	50%	57%	7	15	9	6	0	0	51	+6	
	Against	2	6			4	14	9	3	1	0	45		
ENG	For	4	5	43%	54%	3	14	13	4	0	0	52	+1	
	Against	3	9			0	21	7	4	1	0	51		
AUT	For	4	5	37%	58%	1	12	7	3	2	0	43	-5	
	Against	3	8			1	16	5	4	0	2	48		
UKR	For	3	7	28%	38%	5	16	10	2	0	0	42	-5	
	Against	4	8			7	15	10	4	0	0	47		
SVK	For	3	5	44%	48%	4	14	8	2	1	1	45	-7	
	Against	4	6			7	13	11	4	0	1	52		
LTU	For	2	5	31%	50%	5	15	7	4	0	0	41	-10	
	Against	5	8			3	17	8	3	1	1	51		
HUN	For	1	4	38%	59%	0	7	7	3	2	0	38	-11	
	Against	6	11			7	15	7	4	2	0	49		
BEL	For	3	6	28%	41%	1	16	7	2	0	1	41	-13	
	Against	4	9			4	17	7	5	2	0	54		
SLO	For	5	5	28%	40%	4	15	8	2	0	0	37	-20	
	Against	2	12			1	15	10	6	1	0	57		
POR	For	1	6	26%	43%	3	19	8	0	0	0	35	-22	
	Against	6	6			0	13	9	4	2	1	57		
EST	For	2	6	24%	27%	2	17	8	1	0	0	36	-28	
	Against	5	9			3	12	9	6	4	0	64		
Total	56		114			56	227	137	54	15	6	754		

Note:

Stolen ends are the ends won without the last stone advantage.
Last Stone Efficiency: Scoring two or more points with last stone advantage.
Force Efficiency: Forcing the opponent team to score only one point when they have the last stone advantage.

Legend:

>4 More than four points scored **Eff.** Efficiency **LSFE** Last Stone First End

Summary of Big Ends

Points Scored	By	Against	Session	End	Game Result
6	LAT - Latvia	POR - Portugal	1	1	10 : 8
5	BEL - Belgium	AUT - Austria	20	2	10 : 3
5	IRL - Ireland	SVK - Slovakia	21	5	13 : 5
5	LAT - Latvia	AUT - Austria	18	6	12 : 7
5	NED - Netherlands	FRA - France	20	8	11 : 4
5	SVK - Slovakia	LTU - Lithuania	16	3	12 : 6
4	FIN - Finland	EST - Estonia	21	5	11 : 4
4	FIN - Finland	EST - Estonia	21	1	11 : 4
4	FIN - Finland	ENG - England	16	1	10 : 4
4	IRL - Ireland	EST - Estonia	16	8	16 : 6
4	IRL - Ireland	EST - Estonia	16	3	16 : 6
4	IRL - Ireland	LTU - Lithuania	11	4	11 : 6
4	AUT - Austria	LAT - Latvia	18	7	7 : 12
4	AUT - Austria	SLO - Slovenia	14	2	9 : 4
4	HUN - Hungary	POR - Portugal	20	3	11 : 3
4	HUN - Hungary	BEL - Belgium	1	4	9 : 6
4	LAT - Latvia	HUN - Hungary	11	9	12 : 5
4	LAT - Latvia	HUN - Hungary	11	4	12 : 5
4	FRA - France	POR - Portugal	14	1	10 : 4
4	NED - Netherlands	BEL - Belgium	9	9	12 : 5
4	SVK - Slovakia	WAL - Wales	9	2	10 : 9

Note:
Big ends are defined as ends with a score of four or more points.

Session Results and Standings

Sheet	Game	Team	LSFE	1	2	3	4	5	6	7	8	9	10	Extra Ends	Total
C	7	WAL - Wales	*	0	1	0	0	1	0	1	0	2	0		5
	7	LTU - Lithuania		0	0	1	2	0	0	0	1	0	2		6
D	7	UKR - Ukraine		0	1	0	1	0	1	0	2	0	X		5
	7	ENG - England	*	3	0	2	0	1	0	1	0	3	X		10
E	7	SVK - Slovakia		0	1	0	0	0	2	0	2	0	X		5
	7	IRL - Ireland	*	2	0	3	0	5	0	2	0	1	X		13
F	7	FIN - Finland	*	4	0	3	0	4	0	X	X	X	X		11
	7	EST - Estonia		0	2	0	1	0	1	X	X	X	X		4

Standings after Round Robin

Group A

Rank	Team	Games	Wins	Losses	
1	FIN - Finland	7	6	1	Q
2	WAL - Wales	7	4	3	Q w2
3	IRL - Ireland	7	4	3	Q w1
4	ENG - England	7	4	3	w0
5	SVK - Slovakia	7	3	4	w2
6	LTU - Lithuania	7	3	4	w1
7	UKR - Ukraine	7	3	4	w0
8	EST - Estonia	7	1	6	

Group B

Rank	Team	Games	Wins	Losses	
1	NED - Netherlands	7	6	1	Q w1
2	FRA - France	7	6	1	Q w0
3	LAT - Latvia	7	5	2	Q
4	AUT - Austria	7	3	4	w1
5	HUN - Hungary	7	3	4	w0
6	POR - Portugal	7	2	5	w1
7	BEL - Belgium	7	2	5	w0
8	SLO - Slovenia	7	1	6	

Legend:

LSFE(*) Last Stone First End

Q Qualified for the play-offs

wn Number of wins (n) against tied teams

X Unplayed/unfinished end due to concession



Session Results and Standings

Sheet	Game	Team	LSFE	1	2	3	4	5	6	7	8	9	10	Extra Ends	Total
B	7	FRA - France		0	2	0	0	0	0	2	0	X	X		4
	7	NED - Netherlands	*	2	0	1	1	0	2	0	5	X	X		11
D	7	LAT - Latvia		0	0	1	0	3	0	0	1	0	X		5
	7	SLO - Slovenia	*	2	0	0	1	0	2	1	0	2	X		8
E	7	BEL - Belgium		0	5	1	0	1	1	2	X	X	X		10
	7	AUT - Austria	*	1	0	0	2	0	0	0	X	X	X		3
F	7	HUN - Hungary		2	0	4	0	2	0	3	X	X	X		11
	7	POR - Portugal	*	0	1	0	1	0	1	0	X	X	X		3

Current Standings

Group A

Rank	Team	Games	Wins	Losses
1	FIN - Finland	6	5	1
2	WAL - Wales	6	4	2
3	ENG - England	6	3	3
3	IRL - Ireland	6	3	3
3	SVK - Slovakia	6	3	3
3	UKR - Ukraine	6	3	3
7	LTU - Lithuania	6	2	4
8	EST - Estonia	6	1	5

Group B

Rank	Team	Games	Wins	Losses
1	NED - Netherlands	7	6	1
2	FRA - France	7	6	1
3	LAT - Latvia	7	5	2
4	AUT - Austria	7	3	4
5	HUN - Hungary	7	3	4
6	POR - Portugal	7	2	5
7	BEL - Belgium	7	2	5
8	SLO - Slovenia	7	1	6

Note:

Under WCF rules, tie-breaking rules for standings are not applied until after the last game of the round robin.

Legend:

LSFE(*) Last Stone First End Q Qualified for the play-offs wn Number of wins (n) against tied teams
X Unplayed/unfinished end due to concession

Session Results and Standings

Sheet	Game	Team	LSFE	1	2	3	4	5	6	7	8	9	10	Extra Ends	Total
B	6	FIN - Finland	*	1	1	0	1	0	0	1	0	2	1		7
	6	UKR - Ukraine		0	0	0	0	1	1	0	2	0	0		4
C	6	SVK - Slovakia		0	1	1	0	1	0	1	0	0	X		4
	6	EST - Estonia	*	1	0	0	1	0	1	0	1	2	X		6
D	6	NED - Netherlands	*	1	2	0	2	3	0	X	X	X	X		8
	6	POR - Portugal		0	0	1	0	0	1	X	X	X	X		2
E	6	HUN - Hungary		0	0	0	0	2	0	0	0	0	X		2
	6	FRA - France	*	0	0	0	1	0	0	2	2	3	X		8
F	6	LAT - Latvia		1	0	3	0	0	5	0	3	X	X		12
	6	AUT - Austria	*	0	1	0	1	1	0	4	0	X	X		7

Current Standings

Group A

Rank	Team	Games	Wins	Losses	
1	FIN - Finland	6	5	1	Q
2	WAL - Wales	6	4	2	
3	ENG - England	6	3	3	
3	IRL - Ireland	6	3	3	
3	SVK - Slovakia	6	3	3	
3	UKR - Ukraine	6	3	3	
7	LTU - Lithuania	6	2	4	
8	EST - Estonia	6	1	5	

Group B

Rank	Team	Games	Wins	Losses	
1	FRA - France	6	6	0	Q
2	LAT - Latvia	6	5	1	Q
2	NED - Netherlands	6	5	1	Q
4	AUT - Austria	6	3	3	
5	HUN - Hungary	6	2	4	
5	POR - Portugal	6	2	4	
7	BEL - Belgium	6	1	5	
8	SLO - Slovenia	6	0	6	

Note:

Under WCF rules, tie-breaking rules for standings are not applied until after the last game of the round robin.

Legend:

LSFE(*) Last Stone First End Q Qualified for the play-offs X Unplayed/unfinished end due to concession

Session Results and Standings

Sheet	Game	Team	LSFE	1	2	3	4	5	6	7	8	9	10	Extra Ends	Total
B	6	SLO - Slovenia		0	1	0	3	1	0	1	0	2	0		8
	6	BEL - Belgium	*	2	0	1	0	0	3	0	2	0	1		9
C	6	ENG - England		0	1	0	0	0	3	X	X	X	X		4
	5	FIN - Finland	*	4	0	3	1	2	0	X	X	X	X		10
D	6	IRL - Ireland	*	3	0	4	0	2	3	0	4	X	X		16
	5	EST - Estonia		0	2	0	2	0	0	2	0	X	X		6
E	6	WAL - Wales		0	0	0	1	1	0	2	0	3	0		7
	5	UKR - Ukraine	*	1	2	2	0	0	1	0	1	0	1		8
F	6	LTU - Lithuania		0	1	0	2	0	0	3	0	X	X		6
	5	SVK - Slovakia	*	2	0	5	0	1	1	0	3	X	X		12

Current Standings

Group A

Rank	Team	Games	Wins	Losses
1	FIN - Finland	5	4	1
2	WAL - Wales	6	4	2
3	SVK - Slovakia	5	3	2
3	UKR - Ukraine	5	3	2
5	ENG - England	6	3	3
5	IRL - Ireland	6	3	3
7	LTU - Lithuania	6	2	4
8	EST - Estonia	5	0	5

Group B

Rank	Team	Games	Wins	Losses	
1	FRA - France	5	5	0	Q
2	LAT - Latvia	5	4	1	
2	NED - Netherlands	5	4	1	
4	AUT - Austria	5	3	2	
5	HUN - Hungary	5	2	3	
5	POR - Portugal	5	2	3	
7	BEL - Belgium	6	1	5	
8	SLO - Slovenia	6	0	6	

Note:

Under WCF rules, tie-breaking rules for standings are not applied until after the last game of the round robin.

Legend:

LSFE(*) Last Stone First End Q Qualified for the play-offs X Unplayed/unfinished end due to concession

Session Results and Standings

Sheet	Game	Team	LSFE	1	2	3	4	5	6	7	8	9	10	Extra Ends	Total
B	5	POR - Portugal		0	0	2	0	1	0	1	0	X	X		4
	5	FRA - France	*	4	0	0	2	0	1	0	3	X	X		10
C	5	NED - Netherlands		1	1	2	1	2	0	X	X	X	X		7
	5	HUN - Hungary	*	0	0	0	0	0	1	X	X	X	X		1
D	5	BEL - Belgium		0	1	0	0	0	1	0	0	X	X		2
	5	LAT - Latvia	*	1	0	3	1	1	0	2	1	X	X		9
E	5	AUT - Austria		0	4	0	2	0	0	3	X	X	X		9
	5	SLO - Slovenia	*	1	0	1	0	1	1	0	X	X	X		4
F	5	WAL - Wales	*	0	2	1	0	3	0	1	0	2	X		9
	5	ENG - England		1	0	0	1	0	2	0	3	0	X		7

Current Standings

Group A

Rank	Team	Games	Wins	Losses
1	WAL - Wales	5	4	1
2	FIN - Finland	4	3	1
3	ENG - England	5	3	2
4	SVK - Slovakia	4	2	2
4	UKR - Ukraine	4	2	2
6	IRL - Ireland	5	2	3
6	LTU - Lithuania	5	2	3
8	EST - Estonia	4	0	4

Group B

Rank	Team	Games	Wins	Losses	
1	FRA - France	5	5	0	Q
2	LAT - Latvia	5	4	1	
2	NED - Netherlands	5	4	1	
4	AUT - Austria	5	3	2	
5	HUN - Hungary	5	2	3	
5	POR - Portugal	5	2	3	
7	BEL - Belgium	5	0	5	
7	SLO - Slovenia	5	0	5	

Note:

Under WCF rules, tie-breaking rules for standings are not applied until after the last game of the round robin.

Legend:

LSFE(*) Last Stone First End Q Qualified for the play-offs X Unplayed/unfinished end due to concession

Session Results and Standings

Sheet	Game	Team	LSFE	1	2	3	4	5	6	7	8	9	10	Extra Ends	Total
B	4	SVK - Slovakia	*	0	2	0	0	1	0	0	0	0	X		3
	4	FIN - Finland		2	0	0	0	0	3	1	0	0	X		6
C	5	LTU - Lithuania		0	0	3	0	1	0	1	0	1	0		6
	4	ENG - England	*	1	1	0	2	0	2	0	1	0	1		8
D	4	WAL - Wales		0	0	2	0	2	0	0	0	3	X		7
	5	IRL - Ireland	*	0	1	0	2	0	1	1	0	0	X		5
F	4	EST - Estonia		2	0	0	0	1	0	0	3	0	0		6
	4	UKR - Ukraine	*	0	2	0	2	0	2	1	0	0	3		10

Current Standings

Group A

Rank	Team	Games	Wins	Losses
1	ENG - England	4	3	1
1	FIN - Finland	4	3	1
1	WAL - Wales	4	3	1
4	SVK - Slovakia	4	2	2
4	UKR - Ukraine	4	2	2
6	IRL - Ireland	5	2	3
6	LTU - Lithuania	5	2	3
8	EST - Estonia	4	0	4

Group B

Rank	Team	Games	Wins	Losses
1	FRA - France	4	4	0
2	LAT - Latvia	4	3	1
2	NED - Netherlands	4	3	1
4	AUT - Austria	4	2	2
4	HUN - Hungary	4	2	2
4	POR - Portugal	4	2	2
7	BEL - Belgium	4	0	4
7	SLO - Slovenia	4	0	4

Note:

Under WCF rules, tie-breaking rules for standings are not applied until after the last game of the round robin.

Legend:

LSFE(*) Last Stone First End

X

Unplayed/unfinished end due to concession

Session Results and Standings

Sheet	Game	Team	LSFE	1	2	3	4	5	6	7	8	9	10	Extra Ends	Total
B	4	HUN - Hungary		0	1	0	0	0	2	0	2	0	X		5
	4	LAT - Latvia	*	1	0	1	4	1	0	1	0	4	X		12
C	4	POR - Portugal		0	0	1	1	1	0	1	2	1	0		7
	4	SLO - Slovenia	*	1	1	0	0	0	2	0	0	0	1		5
D	4	FRA - France	*	0	2	3	0	0	1	0	2	0	X		8
	4	AUT - Austria		2	0	0	1	0	0	1	0	2	X		6
F	4	IRL - Ireland		1	3	0	4	0	1	0	2	X	X		11
	4	LTU - Lithuania	*	0	0	3	0	2	0	1	0	X	X		6

Current Standings

Group A

Rank	Team	Games	Wins	Losses
1	ENG - England	3	2	1
1	FIN - Finland	3	2	1
1	SVK - Slovakia	3	2	1
1	WAL - Wales	3	2	1
5	IRL - Ireland	4	2	2
5	LTU - Lithuania	4	2	2
7	UKR - Ukraine	3	1	2
8	EST - Estonia	3	0	3

Group B

Rank	Team	Games	Wins	Losses
1	FRA - France	4	4	0
2	LAT - Latvia	4	3	1
2	NED - Netherlands	4	3	1
4	AUT - Austria	4	2	2
4	HUN - Hungary	4	2	2
4	POR - Portugal	4	2	2
7	BEL - Belgium	4	0	4
7	SLO - Slovenia	4	0	4

Note:
Under WCF rules, tie-breaking rules for standings are not applied until after the last game of the round robin.

Legend:
LSFE(*) Last Stone First End X Unplayed/unfinished end due to concession

Session Results and Standings

Sheet	Game	Team	LSFE	1	2	3	4	5	6	7	8	9	10	Extra Ends	Total
B	3	UKR - Ukraine		0	0	0	3	0	0	0	0	0	0		3
	3	LTU - Lithuania	*	0	2	0	0	0	0	0	1	1	1		5
C	3	FIN - Finland	*	3	0	0	3	1	0	1	3	X	X		11
	3	IRL - Ireland		0	0	1	0	0	1	0	0	X	X		2
D	3	SVK - Slovakia		0	4	0	1	0	0	0	3	0	2		10
	3	WAL - Wales	*	1	0	2	0	0	2	1	0	3	0		9
E	3	ENG - England	*	0	2	1	0	2	0	0	0	2	0	1	8
	3	EST - Estonia		1	0	0	1	0	2	1	1	0	1	0	7
F	4	NED - Netherlands	*	0	0	3	0	2	1	0	2	4	X		12
	4	BEL - Belgium		0	2	0	1	0	0	2	0	0	X		5

Current Standings

Group A

Rank	Team	Games	Wins	Losses
1	ENG - England	3	2	1
1	FIN - Finland	3	2	1
1	LTU - Lithuania	3	2	1
1	SVK - Slovakia	3	2	1
1	WAL - Wales	3	2	1
6	IRL - Ireland	3	1	2
6	UKR - Ukraine	3	1	2
8	EST - Estonia	3	0	3

Group B

Rank	Team	Games	Wins	Losses
1	FRA - France	3	3	0
2	NED - Netherlands	4	3	1
3	AUT - Austria	3	2	1
3	HUN - Hungary	3	2	1
3	LAT - Latvia	3	2	1
6	POR - Portugal	3	1	2
7	SLO - Slovenia	3	0	3
8	BEL - Belgium	4	0	4

Note:

Under WCF rules, tie-breaking rules for standings are not applied until after the last game of the round robin.

Legend:

LSFE(*) Last Stone First End X Unplayed/unfinished end due to concession

Session Results and Standings

Sheet	Game	Team	LSFE	1	2	3	4	5	6	7	8	9	10	Extra Ends	Total
B	3	AUT - Austria	*	0	2	3	1	0	3	X	X	X	X		9
	3	HUN - Hungary		0	0	0	0	1	0	X	X	X	X		1
C	3	FRA - France	*	0	0	0	1	0	1	1	0	1	0	2	6
	3	LAT - Latvia		0	0	0	0	2	0	0	1	0	1	0	4
D	3	POR - Portugal		1	1	0	0	1	0	0	2	0	2		7
	3	BEL - Belgium	*	0	0	3	0	0	1	1	0	1	0		6
E	2	FIN - Finland		0	3	0	0	0	2	0	0	0	2	0	7
	2	WAL - Wales	*	0	0	0	1	1	0	3	0	2	0	1	8
F	3	SLO - Slovenia		0	2	0	2	0	0	0	0	0	X		4
	3	NED - Netherlands	*	3	0	1	0	2	0	1	1	2	X		10

Current Standings

Group A

Rank	Team	Games	Wins	Losses
1	WAL - Wales	2	2	0
2	ENG - England	2	1	1
2	FIN - Finland	2	1	1
2	IRL - Ireland	2	1	1
2	LTU - Lithuania	2	1	1
2	SVK - Slovakia	2	1	1
2	UKR - Ukraine	2	1	1
8	EST - Estonia	2	0	2

Group B

Rank	Team	Games	Wins	Losses
1	FRA - France	3	3	0
2	AUT - Austria	3	2	1
2	HUN - Hungary	3	2	1
2	LAT - Latvia	3	2	1
2	NED - Netherlands	3	2	1
6	POR - Portugal	3	1	2
7	BEL - Belgium	3	0	3
7	SLO - Slovenia	3	0	3

Note:

Under WCF rules, tie-breaking rules for standings are not applied until after the last game of the round robin.

Legend:

LSFE(*) Last Stone First End X Unplayed/unfinished end due to concession



Session Results and Standings

Sheet	Game	Team	LSFE	1	2	3	4	5	6	7	8	9	10	Extra Ends	Total	
B	2	IRL - Ireland		0	1	0	2	0	0	3	1	0	2	1		10
	2	ENG - England	*	2	0	2	0	2	2	0	0	1	0	0		9
C	2	UKR - Ukraine	*	0	1	0	0	2	0	1	0	0	2			6
	2	SVK - Slovakia		0	0	0	2	0	2	0	2	1	0			7
D	2	SLO - Slovenia	*	0	0	3	0	0	0	1	0	X	X			4
	2	HUN - Hungary		2	0	0	3	1	1	0	2	X	X			9
E	2	EST - Estonia	*	1	0	2	0	0	0	1	1	0	X			5
	2	LTU - Lithuania		0	2	0	1	1	2	0	0	3	X			9
F	2	BEL - Belgium		0	0	0	1	0	1	1	0	0	X			3
	2	FRA - France	*	0	0	3	0	1	0	0	1	1	X			6

Current Standings

Group A

Rank	Team	Games	Wins	Losses
1	FIN - Finland	1	1	0
1	WAL - Wales	1	1	0
3	ENG - England	2	1	1
3	IRL - Ireland	2	1	1
3	LTU - Lithuania	2	1	1
3	SVK - Slovakia	2	1	1
3	UKR - Ukraine	2	1	1
8	EST - Estonia	2	0	2

Group B

Rank	Team	Games	Wins	Losses
1	FRA - France	2	2	0
1	HUN - Hungary	2	2	0
1	LAT - Latvia	2	2	0
4	AUT - Austria	2	1	1
4	NED - Netherlands	2	1	1
6	BEL - Belgium	2	0	2
6	POR - Portugal	2	0	2
6	SLO - Slovenia	2	0	2

Note:

Under WCF rules, tie-breaking rules for standings are not applied until after the last game of the round robin.

Legend:

LSFE(*) Last Stone First End **X** Unplayed/unfinished end due to concession

Session Results and Standings

Sheet	Game	Team	LSFE	1	2	3	4	5	6	7	8	9	10	Extra Ends	Total
B	1	ENG - England		0	0	1	0	0	2	0	0	0	1	2	6
	1	SVK - Slovakia	*	1	0	0	1	0	0	1	1	0	0	0	4
C	2	AUT - Austria	*	2	0	2	1	0	1	0	1	0	X		7
	2	POR - Portugal		0	1	0	0	1	0	1	0	1	X		4
D	1	LTU - Lithuania		0	1	0	0	0	1	0	0	1	X		3
	1	FIN - Finland	*	1	0	1	1	2	0	0	2	0	X		7
E	2	LAT - Latvia	*	0	2	2	0	1	0	0	1	0	1		7
	2	NED - Netherlands		1	0	0	2	0	1	2	0	0	0		6
F	1	UKR - Ukraine		0	1	2	0	0	0	1	0	1	1		6
	1	IRL - Ireland	*	1	0	0	0	2	0	0	2	0	0		5

Current Standings

Group A

Rank	Team	Games	Wins	Losses
1	ENG - England	1	1	0
1	FIN - Finland	1	1	0
1	UKR - Ukraine	1	1	0
1	WAL - Wales	1	1	0
5	EST - Estonia	1	0	1
5	IRL - Ireland	1	0	1
5	LTU - Lithuania	1	0	1
5	SVK - Slovakia	1	0	1

Group B

Rank	Team	Games	Wins	Losses
1	LAT - Latvia	2	2	0
2	FRA - France	1	1	0
2	HUN - Hungary	1	1	0
4	AUT - Austria	2	1	1
4	NED - Netherlands	2	1	1
6	BEL - Belgium	1	0	1
6	SLO - Slovenia	1	0	1
8	POR - Portugal	2	0	2

Note:

Under WCF rules, tie-breaking rules for standings are not applied until after the last game of the round robin.

Legend:

LSFE(*) Last Stone First End **X** Unplayed/unfinished end due to concession

Session Results and Standings

Sheet	Game	Team	LSFE	1	2	3	4	5	6	7	8	9	10	Extra Ends	Total
B	1	EST - Estonia		0	1	0	0	0	0	0	0	1	X		2
	1	WAL - Wales	*	1	0	0	0	3	1	0	1	0	X		6
C	1	HUN - Hungary		0	1	0	4	0	0	3	0	1	X		9
	1	BEL - Belgium	*	2	0	1	0	0	2	0	1	0	X		6
D	1	AUT - Austria		0	0	1	0	0	1	0	X	X	X		2
	1	NED - Netherlands	*	2	1	0	1	3	0	2	X	X	X		9
E	1	POR - Portugal		0	0	2	0	2	0	2	0	2	X		8
	1	LAT - Latvia	*	6	0	0	1	0	1	0	2	0	X		10
F	1	FRA - France		0	0	2	0	2	0	0	1	3	X		8
	1	SLO - Slovenia	*	0	0	0	1	0	1	2	0	0	X		4

Current Standings

Group A

Rank	Team	Games	Wins	Losses
1	WAL - Wales	1	1	0
2	EST - Estonia	1	0	1
	ENG - England	0		
	FIN - Finland	0		
	IRL - Ireland	0		
	LTU - Lithuania	0		
	SVK - Slovakia	0		
	UKR - Ukraine	0		

Group B

Rank	Team	Games	Wins	Losses
1	FRA - France	1	1	0
1	HUN - Hungary	1	1	0
1	LAT - Latvia	1	1	0
1	NED - Netherlands	1	1	0
5	AUT - Austria	1	0	1
5	BEL - Belgium	1	0	1
5	POR - Portugal	1	0	1
5	SLO - Slovenia	1	0	1

Note:

Under WCF rules, tie-breaking rules for standings are not applied until after the last game of the round robin.

Legend:

LSFE(*) Last Stone First End X Unplayed/unfinished end due to concession

Entry List by Country

REVISED
21 NOV 11:34

As of MON 21 NOV 2022

AUT - Austria		Group B
4 S	GENNER Mathias	L
3 V	BACKOFEN Jonas	R
2	REICHEL Martin	R
1	MAVEC Florian	R
A	NOTHEGGER Philipp	L
C	SCHROEDER Bjoern (GER)	
2C	WINKLER Andreas	
O	RUETSCHJE Jean-Pierre	

BEL - Belgium		Group B
4 V	SPRUYT Jeroen	R
3 S	VERREYCKEN Timothy	R
2	VAN LOOY Bram	R
1	YSKOUT Daan	L
A	VERMEIREN Tuur	R
C	NEELEMAN Wim (NED)	
T	VERREYCKEN Joris	
O	-	

ENG - England		Group A
4 S	WOOLSTON Andrew	R
3 V	REED Andrew	R
2	GIBSON Scott	R
1	WHITTLE James	L
A	GREGORY Martin	R
C	-	
O	-	
O	-	

EST - Estonia		Group A
4 V	VLASSOV Mihhail	R
3 S	VELTSMAN Eduard	L
2	KIZIRIDI Janis	R
1	DZENDZELJUK Igor	R
A	DOTSENKO Konstantin	R
C	BROWN Derek (GBR)	
O	-	
O	-	

FIN - Finland		Group A
4 S	KIISKINEN Kalle	R
3 V	SALO Teemu	L
2	POELLAENEN Jermu	R
1	KUOSMANEN Paavo	R
A	MIKKONEN Jouni	R
C	-	
O	-	
O	-	

FRA - France		Group B
4 V	MORARD Quentin	R
3 S	MERCIER Eddy	R
2	VALVASSORI Yannick	R
1	GAUDIN Killian	R
A	-	
C	MERCIER Thierry	
O	-	
O	-	

HUN - Hungary		Group B
4 V	KISS Zsolt	R
3 S	CZERMANN Kristof	L
2	BALAZS David	R
1	KALOCSAY Otto	L
A	MacFARLANE Callum	R
C	ROKUSFALVY Andras	
O	-	
O	-	

IRL - Ireland		Group A
4 S	WILSON John	R
3 V	PARADIS Kyle	L
2	RUSSELL James	L
1	WHYTE Craig	R
A	McCROSSAN Eoin	R
C	-	
O	-	
O	-	

LAT - Latvia		Group B
4 S	TRUKSANS Martins	R
3	KLIVE Janis	R
2 V	VEIDEMANIS Arnis	R
1	BUHOLCS Sandris	R
A	AVOTINS Aivars	R
C	SMILGA Karlis	
O	-	
O	-	

LTU - Lithuania		Group A
4 S	RYKOV Konstantin	R
3 V	RYMEIKIS Paulius	R
2	KULAKAUSKAS Vytis	R
1	KIUDYS Donatas	R
A	JUNEVICIUS Matas	R
C	RYKOVE Akvile	
O	-	
O	-	

Entry List by Country

REVISED
21 NOV 11:34

As of MON 21 NOV 2022

NED - Netherlands		Group B
4 S	GOESGENS Wouter	R
3 V	VAN DORP Jaap	R
2	HOEKMAN Laurens	R
1	VAN DEN HURK Tobias	R
A	MAGAN Alexander	R
C	LEIBBRANDT Shari	
O	TEELING Esmee	
O	-	

SVK - Slovakia		Group A
4	CERVENKA Jakub	R
3	POLAK Jakub	R
2 V	MORAVCIK Milan	R
1 S	GALLO Juraj	R
A	-	
C	MATULOVA Daniela	
O	-	
O	-	

POR - Portugal		Group B
4 V	RIBAU Chris	R
3 S	SEIXEIRO Steve	R
2	RIBAU Jose	R
1	SANTOS Victor	R
A	SANTOS Ramiro	L
C	RAFAEL Daniel	
NC	SIMPSON Fiona (GBR)	
O	MARTINS Pedro Flavio	

UKR - Ukraine		Group A
4 S	NIKOLOV Eduard	R
3	SHCHUR Yaroslav	R
2 V	VELYCHKO Mykyta	R
1	SUHAK Artem	R
A	-	
C	LILL Erkki (EST)	
O	MENZHEHA Nataliia	
O	KOCHYK Iryna	

SLO - Slovenia		Group B
4 S	SEVER Stefan	R
3 V	HARB Marko	R
2	LANGUS Simon	R
1	BABIC Ziga	R
A	RAZINGER Martin	R
C	ARH Grega	
O	-	
O	-	

WAL - Wales		Group A
4 S	POUGHER James	L
3	PHILLIPS Rhys	R
2 V	COOMBS Garry	R
1	POUGHER Simon	R
A	LLOYD Martin	R
C	-	
O	-	
O	-	

Note:

Position and function for each team member:

4 = Fourth, **3** = Third, **2** = Second, **1** = Lead, **A** = Alternate, **S** = Skip, **V** = Vice-Skip

C = Coach, **2C** = 2nd Team Coach, **NC** = National Coach, **T** = Translator, **O** = Team Official

Legend:

L Left-handed

R Right-handed

REVISED

Team SVK: Alternate player has been removed.



Competition Officials

As of FRI 18 NOV 2022

Function	Name	Organisation
WCF President:	WELLING Beau	USA - United States
WCF Head of Competitions:	ROETHLISBERGER Eeva	SUI - Switzerland
WCF Deputy Technical Delegate:	MUTCH Laura	SCO - Scotland
Chief Umpire:	McGOWAN John	SCO - Scotland
Deputy Chief Umpire:	CHRIST BUETTLER Franziska	SUI - Switzerland
Game Umpires:	CHIMIEL-NOWAK Magdalena	NED - Netherlands
	GRUFMAN Ingemar	SWE - Sweden
	MONZO Bernat	ESP - Spain
	PAUTSCH Thomas	GER - Germany
	SYKORA Marek	SVK - Slovakia
Chief Ice Technician:	HENDERSON Scott	SCO - Scotland
Deputy Chief Ice Technician:	ENGQVIST Johan	SWE - Sweden
Chief Timer:	KIESCHE Thomas	DEN - Denmark
Deputy Chief Timer:	BACHMAN Markus	SUI - Switzerland

Competition Schedule

REVISED
25 NOV 17:01

As of FRI 25 NOV 2022

Date	Start Time	Session	Sheet B	Sheet C	Sheet D	Sheet E	Sheet F	
SAT 19 NOV	9:00	1	EST - WAL	HUN - BEL	AUT - NED	POR - LAT	FRA - SLO	
	13:30	2	cze - ltu	fin - est	svk - slo	esp - eng	bel - aut	
	19:00	3	ENG - SVK	AUT - POR	LTU - FIN	LAT - NED	UKR - IRL	
SUN 20 NOV	8:00	4	est - esp	ltu - eng	bel - cze	aut - slo	fin - svk	
	12:00	5	IRL - ENG	UKR - SVK	SLO - HUN	EST - LTU	BEL - FRA	
	16:00	6	slo - fin	cze - aut	ltu - esp	svk - bel	est - eng	
	20:00	7	AUT - HUN	FRA - LAT	POR - BEL	FIN - WAL	SLO - NED	
MON 21 NOV	8:00	8	eng - bel	svk - esp	aut - est	slo - cze	ltu - fin	
	12:00	9	UKR - LTU	FIN - IRL	SVK - WAL	ENG - EST	NED - BEL	
	16:00	10	svk - est	bel - ltu	cze - eng	fin - aut	esp - slo	
	20:00	11	HUN - LAT	POR - SLO	FRA - AUT		IRL - LTU	
TUE 22 NOV	9:00	12	SVK - FIN	LTU - ENG	WAL - IRL		EST - UKR	
	13:30	13	bel - slo	est - cze	esp - fin	eng - svk	aut - ltu	
	19:00	14	POR - FRA	NED - HUN	BEL - LAT	AUT - SLO	WAL - ENG	
WED 23 NOV	8:00	15	fin - eng	aut - svk	slo - ltu	bel - est	cze - esp	
	12:00	16	SLO - BEL	ENG - FIN	IRL - EST	WAL - UKR	LTU - SVK	
	16:00	17	ltu - svk	esp - bel	eng - aut	cze - fin	slo - est	
	20:00	18	FIN - UKR	SVK - EST	NED - POR	HUN - FRA	LAT - AUT	
THU 24 NOV	9:00	19	esp - aut	eng - slo	fin - bel	est - ltu	svk - cze	
	13:30	20	FRA - NED		LAT - SLO	BEL - AUT	HUN - POR	
	19:00	21		WAL - LTU	UKR - ENG	SVK - IRL	FIN - EST	
FRI 25 NOV	13:00	Men's Qualification and Relegation						
	19:30	Men's Semi-finals and Relegation; Women's Semi-finals						
SAT 26 NOV	9:00	Men's and Women's Finals						

Note:

Lowercase - women UPPERCASE - MEN
First named team in each game plays red-handled stones and wears dark coloured upper playing garments.
Please check online for more details and the latest updates.

REVISED

Evening session on Friday 25 November has been rescheduled.