



RESULTS BOOK



**European Curling
Championships B-Division 2024
Women
Östersund, Sweden**

16 - 23 November 2024





Medallists

Medal	Country	Name	Position - Function
GOLD	CZE - Czechia	PAULOVA Zuzana	4 S
		ZELINGROVA Alzbeta	3
		BAUDYSOVA Michaela	2
		MUELLERNOVA Aneta	1
		SPUNDOVA Karolina	A
		KUBESKA Karel	C
SILVER	GER - Germany	MESSENZEHL Sara	3 S
		SUTOR Kim	4
		ANTES Zoe	2
		SUTOR Joy	1
		SCHOELL Pia-Lisa	A
		CHARETTE Daniel	C
BRONZE	POL - Poland	LIPINSKA Aneta	4 S
		NOGLY Ewa	3
		LESZCZYNSKA Marta	2
		KOŁODZIEJ Magdalena	1
		DYDERSKA Julia	A
		GRAY Brian	C

Note:
Position and function for each team member:
4 = Fourth, **3** = Third, **2** = Second, **1** = Lead, **A** = Alternate, **S** = Skip, **C** = Coach



Final Standings

Rank	Team	Players	Position - Function	
1	CZE - Czechia	PAULOVA Zuzana	4 S	>A
		ZELINGROVA Alzbeta	3 V	
		BAUDYSOVA Michaela	2	
		MUELLERNOVA Aneta	1	
		SPUNDOVA Karolina	A	
		KUBESKA Karel	C	
2	GER - Germany	SUTOR Kim	4 V	>A
		MESSENZEHL Sara	3 S	
		ANTES Zoe	2	
		SUTOR Joy	1	
		SCHOELL Pia-Lisa	A	
		CHARETTE Daniel	C	
3	POL - Poland	LIPINSKA Aneta	4 S	
		NOGLY Ewa	3 V	
		LESZCZYNSKA Marta	2	
		KOŁODZIEJ Magdalena	1	
		DYDERSKA Julia	A	
		GRAY Brian	C	
4	NED - Netherlands	TONOLI Vanessa	4 V	
		BOMAS Lisenka	3 S	
		NAS Linde	2	
		VAN VALKENHOEF Marit	1	
		BOMAS Anandi	A	
		KLEIBRINK Shannon	C	
5	ENG - England	FOWLER Anna	4 V	
		GARNIER Hetty	3 S	
		WARD Angharad	2	
		FARNELL Lisa	1	
		ROBINSON Naomi	A	
		FARNELL Jamie	C	
6	SLO - Slovenia	GORISEK Marusa	4 S	
		PIPAN Nadja	3	
		ZAVRTANIK DRGLIN Ajda	2 V	
		GREGORI Liza	1	
		KREMZAR Nina	A	
		ROUGE Frederic	C	
7	LAT - Latvia	REGZA Agate	4 V	
		REGZA Darta	3	
		ZABERE Anete	2	
		REGZA Evita	1 S	
		REGZA Dace	A	
		REGZA Ansis	C	
8	AUT - Austria	AUGUSTIN Hannah	4 V	
		PFLUEGLER Verena	3 S	
		TREICHL Teresa	2	
		HOESS Johanna	1	
		MUELLER Emma	A	
		JENTSCH Daniela	C	



Final Standings

Rank	Team	Players	Position - Function	
9	FIN - Finland	EIVOLA Ella	4 S	>C
		MUSTAJOKI Inka	3	
		KIISKINEN Mariia	2 V	
		SAJANIEMI Lara	1	
		AHRENBORG Miiia	A	
10	UKR - Ukraine	KOKKONEN Ida	C	>C
		KALINICHENKO Yaroslava	4 V	
		MOSKALENKO Diana	3 S	
		KONONENKO Oleksandra	2	
		MOSOL Anastasiia	1	
		-	A	
GOW Harry	C			

Note:

Position and function for each team member:

4 = Fourth, **3** = Third, **2** = Second, **1** = Lead, **A** = Alternate, **S** = Skip, **V** = Vice-Skip, **C** = Coach

Legend:

>A To A-Division

>C To C-Division



Competition Summary

Session	Date Time	Sheet B	Sheet C	Sheet D	Sheet E	Sheet F
Session 2	16 NOV 13:30	ENG 3 - 8 GER	AUT 12 - 4 UKR	SLO 4 - 8 NED	FIN 5 - 7 LAT	POL 7 - 11 CZE
Session 4	17 NOV 8:00	UKR 9 - 10 ^{EE} FIN	GER 13 - 3 LAT	POL 4 - 5 ENG	CZE 8 - 7 NED	AUT 4 - 11 SLO
Session 6	17 NOV 16:00	NED 8 - 7 AUT	ENG 4 - 9 CZE	GER 8 - 6 FIN		UKR 6 - 9 LAT
Session 7	17 NOV 20:00				SLO 3 - 8 POL	
Session 8	18 NOV 9:00			CZE 10 - 1 UKR	NED 7 - 6 ^{EE} ENG	GER 6 - 3 AUT
Session 9	18 NOV 13:30	LAT 4 - 8 POL	SLO 11 - 5 FIN			
Session 12	19 NOV 13:30	POL 9 - 5 NED	UKR 3 - 5 ENG	FIN 4 - 7 AUT	LAT 5 - 6 SLO	CZE 7 - 4 GER
Session 14	20 NOV 8:00	AUT 5 - 9 LAT	CZE 7 - 5 SLO	NED 2 - 10 GER	POL 9 - 8 UKR	ENG 10 - 2 FIN
Session 16	20 NOV 16:00	GER 9 - 6 SLO	FIN 2 - 12 POL	LAT 1 - 11 CZE	ENG 9 - 5 AUT	NED 7 - 6 UKR
Session 18	21 NOV 9:00	FIN 4 - 10 CZE	LAT 6 - 8 NED	AUT 1 - 6 POL	UKR 3 - 10 GER	SLO 7 - 12 ENG
Session 21	22 NOV 13:30	SLO 10 - 7 UKR	POL 5 - 7 GER	ENG 10 ^{EE} - 8 LAT	AUT 9 - 4 CZE	FIN 5 - 12 NED
Semi-finals	23 NOV 9:00			POL 6 - 9 CZE	NED 6 - 12 GER	
Finals	23 NOV 14:30	NED 4 - 11 POL	CZE 8 - 5 GER			

Standings after Round Robin

Rank	Team	Games	Wins	Losses			
1	CZE - Czechia	9	8	1	Q	w1	
2	GER - Germany	9	8	1	Q	w0	
3	NED - Netherlands	9	6	3	Q	w1	DSC 43.77cm
4	POL - Poland	9	6	3	Q	w1	DSC 53.48cm
5	ENG - England	9	6	3		w1	DSC 74.79cm
6	SLO - Slovenia	9	4	5			
7	LAT - Latvia	9	3	6		w1	
8	AUT - Austria	9	3	6		w0	
9	FIN - Finland	9	1	8		>C	
10	UKR - Ukraine	9	0	9		>C	

Play-offs Bracket



Legend:	>A To A-Division	>C To C-Division	DSC Draw Shot Challenge
EE Extra End	Q Qualified for the play-offs	wn Number of wins (n) against tied teams	





Session Results and Standings

Sheet	Team	LSFE	1	2	3	4	5	6	7	8	9	10	Extra Ends	Total
B	NED - Netherlands	*	1	0	0	1	0	2	0	0	X	X		4
	POL - Poland		0	0	1	0	3	0	4	3	X	X		11
C	CZE - Czechia	*	0	0	0	1	0	2	0	1	2	2		8
	GER - Germany		0	2	2	0	1	0	0	0	0	0		5

Play-offs Bracket

Semi-finals	Finals	Final Standings
<p>1 CZE 9</p> <p>Sheet D</p> <p>4 POL 6</p> <p>2 GER 12</p> <p>Sheet E</p> <p>3 NED 6</p>	<p>CZE 8</p> <p>Sheet C</p> <p>CZE 1st</p> <p>GER 2nd</p> <p>POL 11</p> <p>Sheet B</p> <p>POL 3rd</p> <p>NED 4th</p> <p>NED 4</p>	<p>1 CZE - Czechia >A</p> <p>2 GER - Germany >A</p> <p>3 POL - Poland</p> <p>4 NED - Netherlands</p> <p>5 ENG - England</p> <p>6 SLO - Slovenia</p> <p>7 LAT - Latvia</p> <p>8 AUT - Austria</p> <p>9 FIN - Finland >C</p> <p>10 UKR - Ukraine >C</p>

Legend:	>A To A-Division	>C To C-Division	LSFE(*) Last Stone First End
	X Unplayed/unfinished end due to concession		



ECC-B 2024
Östersund, Sweden

SAT 23 NOV 2024
Start Time 14:30

European Curling Championships 2024
Östersund Curling Hall
B-Division Women



Bronze Medal Game

**WORLD
CURLING**

Game Results

Sheet	Team	LSFE	1	2	3	4	5	6	7	8	9	10	Extra Ends	Total
B	NED - Netherlands	*	1	0	0	1	0	2	0	0	X	X		4
	POL - Poland		0	0	1	0	3	0	4	3	X	X		11

NED - Netherlands	
4 V	TONOLI Vanessa
3 S	BOMAS Lisenka
2	BOMAS Anandi
1	VAN VALKENHOEF Marit
A	NAS Linde

POL - Poland	
4 S	LIPINSKA Aneta
3 V	NOGLY Ewa
2	LESZCZYNSKA Marta
1	KOŁODZIEJ Magdalena
A	DYDERSKA Julia

Note:
Position and function for each team member:
4 = Fourth, **3** = Third, **2** = Second, **1** = Lead, **A** = Alternate, **S** = Skip, **V** = Vice-Skip

Legend:
LSFE(*) Last Stone First End **X** Unplayed/unfinished end due to concession



Game Results

Sheet	Team	LSFE	1	2	3	4	5	6	7	8	9	10	Extra Ends	Total
C	CZE - Czechia	*	0	0	0	1	0	2	0	1	2	2		8
	GER - Germany		0	2	2	0	1	0	0	0	0	0		5

CZE - Czechia	
4 S	PAULOVA Zuzana
3 V	ZELINGROVA Alzbeta
2	BAUDYSOVA Michaela
1	MUELLERNOVA Aneta
A	SPUNDOVA Karolina

GER - Germany	
4 V	SUTOR Kim
3 S	MESSENZEHL Sara
2	ANTES Zoe
1	SCHOELL Pia-Lisa
A	SUTOR Joy

Note:
Position and function for each team member:
4 = Fourth, 3 = Third, 2 = Second, 1 = Lead, A = Alternate, S = Skip, V = Vice-Skip

Legend:
LSFE(*) Last Stone First End



Scoring Analysis

Team	Games	LSFE	Stolen Ends	Last Stone Eff.	Force Eff.	Points Scored							Total	Plus / Minus
						0	1	2	3	4	>4			
CZE	For	9	16	46%	75%	4	20	17	9	2	1	94	+41	
	Against	2	13			3	30	10	1	0	0	53		
GER	For	7	18	44%	62%	6	21	19	6	1	2	92	+40	
	Against	4	10			5	23	11	1	1	0	52		
POL	For	4	19	43%	58%	2	30	9	11	1	0	85	+26	
	Against	7	5			7	23	11	3	0	1	59		
ENG	For	5	7	46%	54%	7	19	11	5	2	0	64	+11	
	Against	4	5			9	19	9	4	1	0	53		
SLO	For	6	8	41%	24%	7	18	8	7	2	0	63	-2	
	Against	3	10			7	14	13	7	1	0	65		
AUT	For	5	9	33%	61%	7	13	14	4	0	0	53	-8	
	Against	4	23			0	34	9	3	0	0	61		
NED	For	7	13	32%	40%	3	33	15	2	0	1	74	-10	
	Against	4	9			4	17	18	6	2	1	84		
LAT	For	1	14	31%	25%	1	25	9	3	0	0	52	-20	
	Against	8	9			5	12	19	4	1	1	72		
UKR	For	3	11	22%	48%	4	23	9	2	0	0	47	-35	
	Against	6	18			1	23	9	12	0	1	82		
FIN	For	2	3	27%	42%	1	16	11	0	0	1	43	-43	
	Against	7	16			1	23	13	8	2	1	86		
Total	49		118			42	218	122	49	8	5	667		

Note:
 Stolen ends are the ends won without the last stone advantage.
 Last Stone Efficiency: Scoring two or more points with last stone advantage.
 Force Efficiency: Forcing the opponent team to score only one point when they have the last stone advantage.

Legend:
 >4 More than four points scored **Eff.** Efficiency **LSFE** Last Stone First End





Summary of Big Ends

Points Scored	By	Against	Session	End	Game Result
6	GER - Germany	LAT - Latvia	4	7	13 : 3
5	CZE - Czechia	POL - Poland	2	3	11 : 7
5	FIN - Finland	UKR - Ukraine	4	8	10 : 9
5	GER - Germany	NED - Netherlands	SF	3	12 : 6
5	NED - Netherlands	FIN - Finland	21	3	12 : 5
4	CZE - Czechia	LAT - Latvia	16	5	11 : 1
4	CZE - Czechia	ENG - England	6	8	9 : 4
4	ENG - England	SLO - Slovenia	18	8	12 : 7
4	ENG - England	FIN - Finland	14	3	10 : 2
4	SLO - Slovenia	GER - Germany	16	3	6 : 9
4	SLO - Slovenia	FIN - Finland	9	4	11 : 5
4	GER - Germany	NED - Netherlands	SF	7	12 : 6
4	POL - Poland	NED - Netherlands	F	7	11 : 4

Note:
Big ends are defined as ends with a score of four or more points.

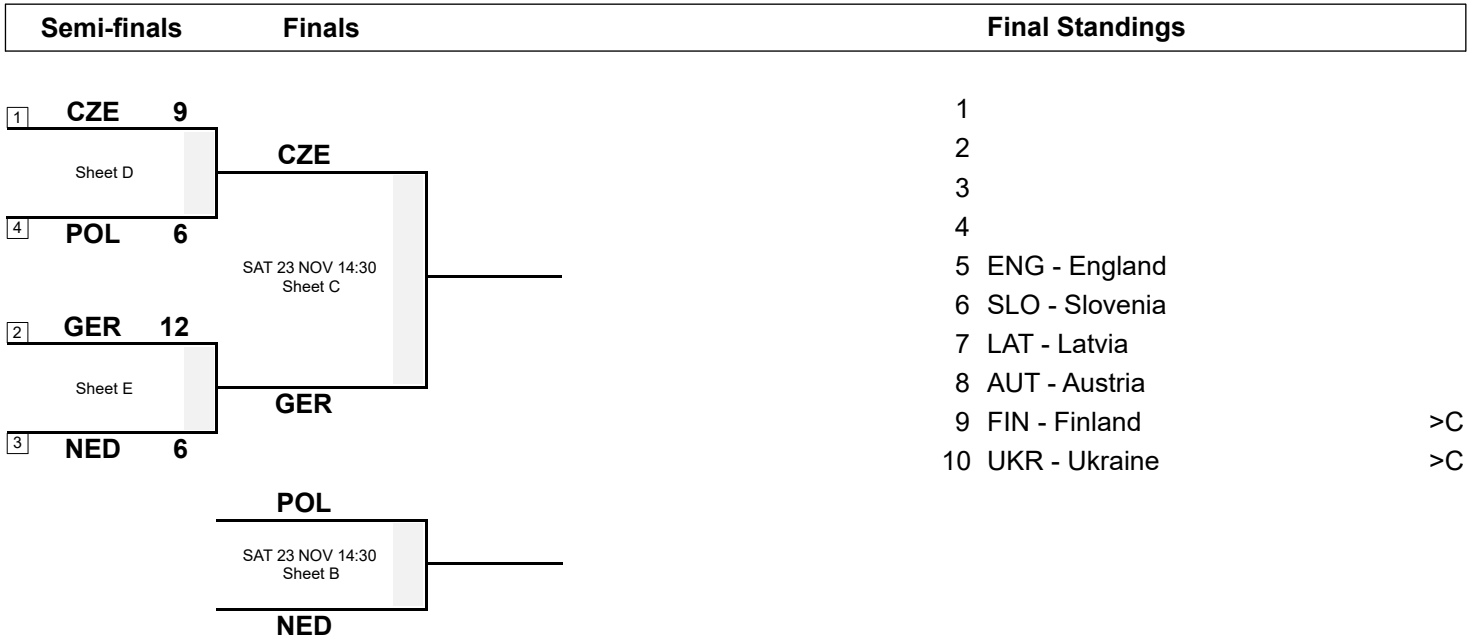
Legend:
BM Bronze Medal Game **SF** Semi-finals



Session Results and Standings

Sheet	Team	LSFE	1	2	3	4	5	6	7	8	9	10	Extra Ends	Total
D	POL - Poland		1	0	1	2	1	0	0	0	1	X		6
	CZE - Czechia	*	0	3	0	0	0	2	3	1	0	X		9
E	NED - Netherlands		0	1	0	3	0	0	0	2	X	X		6
	GER - Germany	*	2	0	5	0	0	1	4	0	X	X		12

Play-offs Bracket



Legend:

>A To A-Division

>C To C-Division

LSFE(*) Last Stone First End

X Unplayed/unfinished end due to concession



ECC-B 2024
Östersund, Sweden

SAT 23 NOV 2024
Start Time 9:00

European Curling Championships 2024
Östersund Curling Hall
B-Division Women



Semi-final - Sheet D



Game Results

Sheet	Team	LSFE	1	2	3	4	5	6	7	8	9	10	Extra Ends	Total
D	POL - Poland		1	0	1	2	1	0	0	0	1	X		6
	CZE - Czechia	*	0	3	0	0	0	2	3	1	0	X		9

POL - Poland	
4 S	LIPINSKA Aneta
3 V	NOGLY Ewa
2	LESZCZYNSKA Marta
1	KOŁODZIEJ Magdalena
A	DYDERSKA Julia

CZE - Czechia	
4 S	PAULOVA Zuzana
3 V	ZELINGROVA Alzbeta
2	BAUDYSOVA Michaela
1	MUELLERNOVA Aneta
A	SPUNDOVA Karolina

Note:
Position and function for each team member:
4 = Fourth, 3 = Third, 2 = Second, 1 = Lead, A = Alternate, S = Skip, V = Vice-Skip

Legend:
LSFE(*) Last Stone First End X Unplayed/unfinished end due to concession



ECC-B 2024
Östersund, Sweden

SAT 23 NOV 2024
Start Time 9:00

European Curling Championships 2024
Östersund Curling Hall
B-Division Women



Semi-final - Sheet E

WORLD CURLING

Game Results

Sheet	Team	LSFE	1	2	3	4	5	6	7	8	9	10	Extra Ends	Total
E	NED - Netherlands		0	1	0	3	0	0	0	2	X	X		6
	GER - Germany	*	2	0	5	0	0	1	4	0	X	X		12

NED - Netherlands	
4 V	TONOLI Vanessa
3 S	BOMAS Lisenka
2	BOMAS Anandi
1	NAS Linde
A	VAN VALKENHOEF Marit

GER - Germany	
4 V	SUTOR Kim
3 S	MESSENZEHL Sara
2	ANTES Zoe
1	SCHOELL Pia-Lisa
A	SUTOR Joy

Note:
Position and function for each team member:
4 = Fourth, **3** = Third, **2** = Second, **1** = Lead, **A** = Alternate, **S** = Skip, **V** = Vice-Skip

Legend:
LSFE(*) Last Stone First End **X** Unplayed/unfinished end due to concession

Competition Matrix

Team	AUT	CZE	ENG	FIN	GER	LAT	NED	POL	SLO	UKR
AUT		9 - 4	5 - 9	7 - 4	3 - 6	5 - 9	7 - 8	1 - 6	4 - 11	12 - 4
CZE	4 - 9		9 - 4	10 - 4	7 - 4	11 - 1	8 - 7	11 - 7	7 - 5	10 - 1
ENG	9 - 5	4 - 9		10 - 2	3 - 8	10 - 8	6 - 7	5 - 4	12 - 7	5 - 3
FIN	4 - 7	4 - 10	2 - 10		6 - 8	5 - 7	5 - 12	2 - 12	5 - 11	10 - 9
GER	6 - 3	4 - 7	8 - 3	8 - 6		13 - 3	10 - 2	7 - 5	9 - 6	10 - 3
LAT	9 - 5	1 - 11	8 - 10	7 - 5	3 - 13		6 - 8	4 - 8	5 - 6	9 - 6
NED	8 - 7	7 - 8	7 - 6	12 - 5	2 - 10	8 - 6		5 - 9	8 - 4	7 - 6
POL	6 - 1	7 - 11	4 - 5	12 - 2	5 - 7	8 - 4	9 - 5		8 - 3	9 - 8
SLO	11 - 4	5 - 7	7 - 12	11 - 5	6 - 9	6 - 5	4 - 8	3 - 8		10 - 7
UKR	4 - 12	1 - 10	3 - 5	9 - 10	3 - 10	6 - 9	6 - 7	8 - 9	7 - 10	

Standings after Round Robin

Rank	Team	Games	Wins	Losses				
1	CZE - Czechia	9	8	1	Q	w1		
2	GER - Germany	9	8	1	Q	w0		
3	NED - Netherlands	9	6	3	Q	w1	DSC	43.77cm
4	POL - Poland	9	6	3	Q	w1	DSC	53.48cm
5	ENG - England	9	6	3		w1	DSC	74.79cm
6	SLO - Slovenia	9	4	5				
7	LAT - Latvia	9	3	6		w1		
8	AUT - Austria	9	3	6		w0		
9	FIN - Finland	9	1	8	>C			
10	UKR - Ukraine	9	0	9	>C			

Legend:

>C To C-Division

DSC Draw Shot Challenge

Q Qualified for the play-offs

wn Number of wins (n) against tied teams

Draw Shot Challenge by Group

Rank	Team	Stone Rotation	Last Stone Draw in each Round Robin Game									DSC
			1	2	3	4	5	6	7	8	9	
1	CZE - Czechia	🕒	39.8	31.8	31.3	14.0	124.3	79.7	57.0	144.0	7.5	42.88cm
		🕒	34.2	29.2	55.2	32.9	33.6	109.7	41.3	47.3	41.5	
2	NED - Netherlands	🕒	52.9	199.6	45.1	199.6	76.1	15.9	68.8	7.8	44.4	43.77cm
		🕒	20.2	106.8	25.8	21.0	100.8	16.2	18.2	21.6	58.7	
3	GER - Germany	🕒	13.9	18.4	39.0	135.1	36.7	81.1	115.2	11.1	16.8	47.98cm
		🕒	160.4	47.2	16.5	44.6	131.1	22.1	112.0	39.8	22.1	
4	POL - Poland	🕒	60.7	14.4	37.9	14.8	98.7	58.2	7.1	153.9	50.7	53.48cm
		🕒	54.5	90.6	1.3	159.9	4.3	199.6	126.1	3.7	78.8	
5	AUT - Austria	🕒	13.9	89.1	12.8	47.5	15.1	199.6	33.8	50.5	18.6	57.07cm
		🕒	115.4	181.5	11.3	36.4	0.5	188.2	199.6	64.0	34.5	
6	SLO - Slovenia	🕒	17.8	12.2	17.5	26.0	107.0	71.7	90.6	36.2	199.6	66.48cm
		🕒	199.6	155.0	96.6	8.1	32.0	50.9	177.1	119.2	45.7	
7	ENG - England	🕒	45.6	40.0	29.1	199.6	119.2	47.8	31.3	192.2	75.9	74.79cm
		🕒	185.9	29.8	50.7	65.9	96.8	110.0	91.2	167.8	9.6	
8	LAT - Latvia	🕒	123.9	8.0	32.7	91.7	199.6	79.9	58.0	130.5	19.0	82.51cm
		🕒	105.7	105.1	183.9	112.2	88.8	149.1	86.9	52.1	76.6	
9	FIN - Finland	🕒	57.9	186.7	23.6	70.7	30.0	94.0	199.6	199.6	38.6	87.69cm
		🕒	7.7	110.4	103.3	112.6	55.4	128.6	69.5	186.7	127.3	
10	UKR - Ukraine	🕒	126.2	199.6	106.6	199.6	55.6	199.6	199.6	199.6	167.1	134.84cm
		🕒	199.6	133.7	30.4	199.6	40.4	47.2	199.6	155.1	97.6	

Note:

The Draw Shot Challenge (DSC) is the average distance of all the individual Last Stone Draws (LSD), which were delivered by a team during the round robin. The two least favourable results will be eliminated before calculating the average distance. The team with the lesser DSC receives the higher ranking. If the DSCs are equal then the team with the best non-equal counting LSD receives the higher ranking. In the case where all counting LSDs are equal, the team ranked higher in the official World Curling World Ranking is ranked higher.

Legend:

🕒 Clockwise

🕒 Counter-clockwise

DSC Draw Shot Challenge

nnn.n Eliminated Last Stone Draw



Scoring Analysis

Team	Games	LSFE	Stolen Ends	Last Stone Eff.	Force Eff.	Points Scored							Total	Plus / Minus
						0	1	2	3	4	>4			
GER	For	6	15	47%	67%	4	19	16	6	0	1	75	+37	
	Against	3	7			4	20	7	0	1	0	38		
CZE	For	7	11	49%	72%	3	17	13	7	2	1	77	+35	
	Against	2	8			2	25	7	1	0	0	42		
POL	For	4	15	47%	61%	1	25	8	9	0	0	68	+22	
	Against	5	3			7	20	9	1	0	1	46		
ENG	For	5	7	46%	54%	7	19	11	5	2	0	64	+11	
	Against	4	5			9	19	9	4	1	0	53		
NED	For	6	13	31%	41%	3	30	13	1	0	1	64	+3	
	Against	3	7			2	15	17	4	0	0	61		
SLO	For	6	8	41%	24%	7	18	8	7	2	0	63	-2	
	Against	3	10			7	14	13	7	1	0	65		
AUT	For	5	9	33%	61%	7	13	14	4	0	0	53	-8	
	Against	4	23			0	34	9	3	0	0	61		
LAT	For	1	14	31%	25%	1	25	9	3	0	0	52	-20	
	Against	8	9			5	12	19	4	1	1	72		
UKR	For	3	11	22%	48%	4	23	9	2	0	0	47	-35	
	Against	6	18			1	23	9	12	0	1	82		
FIN	For	2	3	27%	42%	1	16	11	0	0	1	43	-43	
	Against	7	16			1	23	13	8	2	1	86		
Total	45		106			38	205	112	44	6	4	606		

Note:

Stolen ends are the ends won without the last stone advantage.
 Last Stone Efficiency: Scoring two or more points with last stone advantage.
 Force Efficiency: Forcing the opponent team to score only one point when they have the last stone advantage.

Legend:

>4 More than four points scored **Eff.** Efficiency **LSFE** Last Stone First End





Summary of Big Ends

Points Scored	By	Against	Session	End	Game Result
6	GER - Germany	LAT - Latvia	4	7	13 : 3
5	CZE - Czechia	POL - Poland	2	3	11 : 7
5	FIN - Finland	UKR - Ukraine	4	8	10 : 9
5	NED - Netherlands	FIN - Finland	21	3	12 : 5
4	CZE - Czechia	LAT - Latvia	16	5	11 : 1
4	CZE - Czechia	ENG - England	6	8	9 : 4
4	ENG - England	SLO - Slovenia	18	8	12 : 7
4	ENG - England	FIN - Finland	14	3	10 : 2
4	SLO - Slovenia	GER - Germany	16	3	6 : 9
4	SLO - Slovenia	FIN - Finland	9	4	11 : 5

Note:
Big ends are defined as ends with a score of four or more points.



Session Results and Standings

Sheet	Team	LSD/LSFE	1	2	3	4	5	6	7	8	9	10	Extra Ends	Total
B	SLO - Slovenia	245.3cm *	0	1	1	0	0	1	0	3	3	1		10
	UKR - Ukraine	264.7cm	1	0	0	2	1	0	3	0	0	0		7
C	POL - Poland	129.5cm	1	0	2	0	1	0	0	1	0	X		5
	GER - Germany	38.9cm *	0	1	0	2	0	0	2	0	2	X		7
D	ENG - England	85.5cm *	0	0	3	0	0	3	0	0	2	0	2	10
	LAT - Latvia	95.6cm	0	0	0	1	1	0	2	1	0	3	0	8
E	AUT - Austria	53.1cm	1	1	0	1	0	1	1	2	0	2		9
	CZE - Czechia	49.0cm *	0	0	1	0	2	0	0	0	1	0		4
F	FIN - Finland	165.9cm	0	2	0	1	0	0	2	0	0	X		5
	NED - Netherlands	103.1cm *	2	0	5	0	1	1	0	2	1	X		12

Standings after Round Robin

Rank	Team	Games	Wins	Losses			
1	CZE - Czechia	9	8	1	Q	w1	
2	GER - Germany	9	8	1	Q	w0	
3	NED - Netherlands	9	6	3	Q	w1	DSC 43.77cm
4	POL - Poland	9	6	3	Q	w1	DSC 53.48cm
5	ENG - England	9	6	3		w1	DSC 74.79cm
6	SLO - Slovenia	9	4	5			
7	LAT - Latvia	9	3	6		w1	
8	AUT - Austria	9	3	6		w0	
9	FIN - Finland	9	1	8		>C	
10	UKR - Ukraine	9	0	9		>C	

Legend:	>C To C-Division	DSC Draw Shot Challenge	LSD Last Stone Draw
LSFE(*) Last Stone First End	Q Qualified for the play-offs	wn Number of wins (n) against tied teams	
X Unplayed/unfinished end due to concession			



ECC-B 2024
Östersund, Sweden

FRI 22 NOV 2024
Start Time 13:30

European Curling Championships 2024
Östersund Curling Hall
B-Division Women



**WORLD
CURLING**

Round Robin Session 21 - Sheet B

Game Results

Sheet	Team	LSFE	1	2	3	4	5	6	7	8	9	10	Extra Ends	Total
B	SLO - Slovenia	*	0	1	1	0	0	1	0	3	3	1		10
	UKR - Ukraine		1	0	0	2	1	0	3	0	0	0		7

SLO - Slovenia	
4 S	GORISEK Marusa
3	PIPAN Nadja
2 V	ZAVRTANIK DRGLIN Ajda
1	GREGORI Liza
A	KREMZAR Nina

UKR - Ukraine	
4 V	KALINICHENKO Yaroslava
3 S	MOSKALENKO Diana
2	KONONENKO Oleksandra
1	MOSOL Anastasiia
A	-

Last Stone Draw		Distance
↻	GREGORI Liza	199.6cm
↻	GORISEK Marusa	45.7cm
Total		245.3cm

Last Stone Draw		Distance
↻	MOSOL Anastasiia	167.1cm
↻	KALINICHENKO Yaroslava	97.6cm
Total		264.7cm

Note:
Position and function for each team member:
4 = Fourth, 3 = Third, 2 = Second, 1 = Lead, A = Alternate, S = Skip, V = Vice-Skip

Legend:
↻ Clockwise ↻ Counter-clockwise **LSFE(*)** Last Stone First End



Game Results

Sheet	Team	LSFE	1	2	3	4	5	6	7	8	9	10	Extra Ends	Total
C	POL - Poland		1	0	2	0	1	0	0	1	0	X		5
	GER - Germany	*	0	1	0	2	0	0	2	0	2	X		7

POL - Poland	
4 S	LIPINSKA Aneta
3 V	NOGLY Ewa
2	LESZCZYNSKA Marta
1	KOŁODZIEJ Magdalena
A	DYDERSKA Julia

GER - Germany	
4 V	SUTOR Kim
3 S	MESSENZEHL Sara
2	ANTES Zoe
1	SCHOELL Pia-Lisa
A	SUTOR Joy

Last Stone Draw	Distance
↻ LIPINSKA Aneta	50.7cm
↻ NOGLY Ewa	78.8cm
Total	129.5cm

Last Stone Draw	Distance
↻ SUTOR Kim	16.8cm
↻ MESSENZEHL Sara	22.1cm
Total	38.9cm

Note:
Position and function for each team member:
4 = Fourth, **3** = Third, **2** = Second, **1** = Lead, **A** = Alternate, **S** = Skip, **V** = Vice-Skip

Legend:
↻ Clockwise ↻ Counter-clockwise **LSFE(*)** Last Stone First End
X Unplayed/unfinished end due to concession





ECC-B 2024
Östersund, Sweden

FRI 22 NOV 2024
Start Time 13:30

European Curling Championships 2024
Östersund Curling Hall
B-Division Women



**WORLD
CURLING**

Round Robin Session 21 - Sheet D

Game Results

Sheet	Team	LSFE	1	2	3	4	5	6	7	8	9	10	Extra Ends	Total
D	ENG - England	*	0	0	3	0	0	3	0	0	2	0	2	10
	LAT - Latvia		0	0	0	1	1	0	2	1	0	3	0	8

ENG - England	
4 V	FOWLER Anna
3 S	GARNIER Hetty
2	WARD Angharad
1	FARNELL Lisa
A	ROBINSON Naomi

LAT - Latvia	
4 V	REGZA Agate
3	REGZA Dace
2	REGZA Darta
1 S	REGZA Evita
A	ZABERE Anete

Last Stone Draw	Distance
↻ WARD Angharad	75.9cm
↻ GARNIER Hetty	9.6cm
Total	85.5cm

Last Stone Draw	Distance
↻ REGZA Agate	19.0cm
↻ REGZA Dace	76.6cm
Total	95.6cm

Note:
Position and function for each team member:
4 = Fourth, 3 = Third, 2 = Second, 1 = Lead, A = Alternate, S = Skip, V = Vice-Skip

Legend:
↻ Clockwise ↻ Counter-clockwise **LSFE(*)** Last Stone First End



Game Results

Sheet	Team	LSFE	1	2	3	4	5	6	7	8	9	10	Extra Ends	Total
E	AUT - Austria		1	1	0	1	0	1	1	2	0	2		9
	CZE - Czechia	*	0	0	1	0	2	0	0	0	1	0		4

AUT - Austria	
4 V	AUGUSTIN Hannah
3 S	PFLUEGLER Verena
2	MUELLER Emma
1	HOESS Johanna
A	TREICHL Teresa

CZE - Czechia	
4 S	PAULOVA Zuzana
3 V	ZELINGROVA Alzbeta
2	BAUDYSOVA Michaela
1	MUELLERNOVA Aneta
A	SPUNDOVA Karolina

Last Stone Draw		Distance
↻	MUELLER Emma	18.6cm
↻	AUGUSTIN Hannah	34.5cm
Total		53.1cm

Last Stone Draw		Distance
↻	MUELLERNOVA Aneta	7.5cm
↻	ZELINGROVA Alzbeta	41.5cm
Total		49.0cm

Note:
Position and function for each team member:
4 = Fourth, 3 = Third, 2 = Second, 1 = Lead, A = Alternate, S = Skip, V = Vice-Skip

Legend:
↻ Clockwise ↻ Counter-clockwise **LSFE(*)** Last Stone First End





Game Results

Sheet	Team	LSFE	1	2	3	4	5	6	7	8	9	10	Extra Ends	Total
F	FIN - Finland		0	2	0	1	0	0	2	0	0	X		5
	NED - Netherlands	*	2	0	5	0	1	1	0	2	1	X		12

FIN - Finland	
4 S	AHREBERG Miia
3	SAJANIEMI Lara
2	MUSTAJOKI Inka
1 V	KIISKINEN Mariia
A	EIVOLA Ella

NED - Netherlands	
4 V	TONOLI Vanessa
3 S	BOMAS Lisenka
2	NAS Linde
1	VAN VALKENHOEF Marit
A	BOMAS Anandi

Last Stone Draw		Distance
↻	SAJANIEMI Lara	38.6cm
↻	AHREBERG Miia	127.3cm
Total		165.9cm

Last Stone Draw		Distance
↻	TONOLI Vanessa	44.4cm
↻	VAN VALKENHOEF Marit	58.7cm
Total		103.1cm

Note:
Position and function for each team member:
4 = Fourth, 3 = Third, 2 = Second, 1 = Lead, A = Alternate, S = Skip, V = Vice-Skip

Legend:
↻ Clockwise ↻ Counter-clockwise LSFE(*) Last Stone First End
X Unplayed/unfinished end due to concession

Session Results and Standings

Sheet	Team	LSD/LSFE	1	2	3	4	5	6	7	8	9	10	Extra Ends	Total
B	FIN - Finland	386.3cm	0	2	0	0	1	0	1	0	X	X		4
	CZE - Czechia	161.3cm *	3	0	1	2	0	3	0	1	X	X		10
C	LAT - Latvia	182.6cm	0	0	2	0	0	0	2	0	2	0		6
	NED - Netherlands	29.4cm *	0	1	0	1	2	1	0	2	0	1		8
D	AUT - Austria	114.5cm *	0	0	0	0	0	0	1	0	0	X		1
	POL - Poland	157.6cm	0	1	1	1	1	0	0	1	1	X		6
E	UKR - Ukraine	354.7cm	0	1	0	1	1	0	0	0	X	X		3
	GER - Germany	50.9cm *	3	0	3	0	0	2	0	2	X	X		10
F	SLO - Slovenia	155.4cm *	0	0	0	0	2	0	3	0	2	0		7
	ENG - England	360.0cm	0	0	1	3	0	1	0	4	0	3		12

Current Standings

Rank	Team	Games	Wins	Losses	
1	CZE - Czechia	8	8	0	Q
2	GER - Germany	8	7	1	Q
3	POL - Poland	8	6	2	
4	ENG - England	8	5	3	
4	NED - Netherlands	8	5	3	
6	LAT - Latvia	8	3	5	
6	SLO - Slovenia	8	3	5	
8	AUT - Austria	8	2	6	
9	FIN - Finland	8	1	7	>C
10	UKR - Ukraine	8	0	8	>C

Note:
Under World Curling rules, tie-breaking rules for standings are not applied until after the last game of the round robin.

Legend:
 >C To C-Division **LSD** Last Stone Draw **LSFE(*)** Last Stone First End
 Q Qualified for the play-offs **X** Unplayed/unfinished end due to concession

Game Results

Sheet	Team	LSFE	1	2	3	4	5	6	7	8	9	10	Extra Ends	Total
B	FIN - Finland		0	2	0	0	1	0	1	0	X	X		4
	CZE - Czechia	*	3	0	1	2	0	3	0	1	X	X		10

FIN - Finland	
4 S	AHREBERG Miia
3	SAJANIEMI Lara
2 V	KIISKINEN Mariia
1	MUSTAJOKI Inka
A	EIVOLA Ella

CZE - Czechia	
4 S	PAULOVA Zuzana
3 V	ZELINGROVA Alzbeta
2	BAUDYSOVA Michaela
1	SPUNDOVA Karolina
A	MUELLERNOVA Aneta

Last Stone Draw	Distance
☺ MUSTAJOKI Inka	199.6cm
☹ KIISKINEN Mariia	186.7cm
Total	386.3cm

Last Stone Draw	Distance
☺ BAUDYSOVA Michaela	114.0cm
☹ PAULOVA Zuzana	47.3cm
Total	161.3cm

Note:
 Position and function for each team member:
4 = Fourth, **3** = Third, **2** = Second, **1** = Lead, **A** = Alternate, **S** = Skip, **V** = Vice-Skip

Legend:
 ☺ Clockwise ☹ Counter-clockwise **LSFE(*)** Last Stone First End
X Unplayed/unfinished end due to concession



Game Results

Sheet	Team	LSFE	1	2	3	4	5	6	7	8	9	10	Extra Ends	Total
C	LAT - Latvia		0	0	2	0	0	0	2	0	2	0		6
	NED - Netherlands	*	0	1	0	1	2	1	0	2	0	1		8

LAT - Latvia	
4 V	REGZA Agate
3	REGZA Darta
2	ZABERE Anete
1 S	REGZA Evita
A	REGZA Dace

NED - Netherlands	
4 V	TONOLI Vanessa
3 S	BOMAS Lisenka
2	BOMAS Anandi
1	NAS Linde
A	VAN VALKENHOEF Marit

Last Stone Draw		Distance
↻	REGZA Darta	130.5cm
↻	REGZA Agate	52.1cm
Total		182.6cm

Last Stone Draw		Distance
↻	TONOLI Vanessa	7.8cm
↻	BOMAS Anandi	21.6cm
Total		29.4cm

Note:
Position and function for each team member:
4 = Fourth, 3 = Third, 2 = Second, 1 = Lead, A = Alternate, S = Skip, V = Vice-Skip

Legend:
↻ Clockwise ↻ Counter-clockwise **LSFE(*)** Last Stone First End



ECC-B 2024
Östersund, Sweden

THU 21 NOV 2024
Start Time 9:00

European Curling Championships 2024
Östersund Curling Hall
B-Division Women



Round Robin Session 18 - Sheet D

WORLD CURLING

Game Results

Sheet	Team	LSFE	1	2	3	4	5	6	7	8	9	10	Extra Ends	Total
D	AUT - Austria	*	0	0	0	0	0	0	1	0	0	X		1
	POL - Poland		0	1	1	1	1	0	0	1	1	X		6

AUT - Austria	
4 V	AUGUSTIN Hannah
3 S	PFLUEGLER Verena
2	TREICHL Teresa
1	HOESS Johanna
A	MUELLER Emma

POL - Poland	
4 S	LIPINSKA Aneta
3 V	NOGLY Ewa
2	LESZCZYNSKA Marta
1	KOŁODZIEJ Magdalena
A	DYDERSKA Julia

Last Stone Draw		Distance
↻	TREICHL Teresa	50.5cm
↻	PFLUEGLER Verena	64.0cm
Total		114.5cm

Last Stone Draw		Distance
↻	LESZCZYNSKA Marta	153.9cm
↻	LIPINSKA Aneta	3.7cm
Total		157.6cm

Note:
Position and function for each team member:
4 = Fourth, 3 = Third, 2 = Second, 1 = Lead, A = Alternate, S = Skip, V = Vice-Skip

Legend:
↻ Clockwise ↻ Counter-clockwise **LSFE(*)** Last Stone First End
X Unplayed/unfinished end due to concession



Game Results

Sheet	Team	LSFE	1	2	3	4	5	6	7	8	9	10	Extra Ends	Total
E	UKR - Ukraine		0	1	0	1	1	0	0	0	X	X		3
	GER - Germany	*	3	0	3	0	0	2	0	2	X	X		10

UKR - Ukraine

4 V KALINICHENKO Yaroslava
3 S MOSKALENKO Diana
2 KONONENKO Oleksandra
1 MOSOL Anastasiia
A -

GER - Germany

4 V SUTOR Kim
3 S MESSENZEHL Sara
2 ANTES Zoe
1 SCHOELL Pia-Lisa
A SUTOR Joy

Last Stone Draw

↻	KONONENKO Oleksandra	Distance	199.6cm
↻	MOSKALENKO Diana	Distance	155.1cm
Total		Distance	354.7cm

Last Stone Draw

↻	SCHOELL Pia-Lisa	Distance	11.1cm
↻	MESSENZEHL Sara	Distance	39.8cm
Total		Distance	50.9cm

Note:

Position and function for each team member:

4 = Fourth, 3 = Third, 2 = Second, 1 = Lead, A = Alternate, S = Skip, V = Vice-Skip

Legend:

↻ Clockwise ↻ Counter-clockwise

X Unplayed/unfinished end due to concession

LSFE(*) Last Stone First End



Game Results

Sheet	Team	LSFE	1	2	3	4	5	6	7	8	9	10	Extra Ends	Total
F	SLO - Slovenia	*	0	0	0	0	2	0	3	0	2	0		7
	ENG - England		0	0	1	3	0	1	0	4	0	3		12

SLO - Slovenia	
4 S	GORISEK Marusa
3	PIPAN Nadja
2	KREMZAR Nina
1 V	ZAVRTANIK DRGLIN Ajda
A	GREGORI Liza

ENG - England	
4 V	FOWLER Anna
3 S	GARNIER Hetty
2	WARD Angharad
1	FARNELL Lisa
A	ROBINSON Naomi

Last Stone Draw		Distance
↻	ZAVRTANIK DRGLIN Ajda	36.2cm
↻	GORISEK Marusa	119.2cm
Total		155.4cm

Last Stone Draw		Distance
↻	FOWLER Anna	192.2cm
↻	FARNELL Lisa	167.8cm
Total		360.0cm

Note:
Position and function for each team member:
4 = Fourth, 3 = Third, 2 = Second, 1 = Lead, A = Alternate, S = Skip, V = Vice-Skip

Legend:
↻ Clockwise ↻ Counter-clockwise **LSFE(*)** Last Stone First End

Session Results and Standings

Sheet	Team	LSD/LSFE	1	2	3	4	5	6	7	8	9	10	Extra Ends	Total
B	GER - Germany	227.2cm *	2	1	0	1	0	1	1	0	3	X		9
	SLO - Slovenia	267.7cm	0	0	4	0	1	0	0	1	0	X		6
C	FIN - Finland	269.1cm	0	1	0	0	0	1	0	0	X	X		2
	POL - Poland	133.2cm *	1	0	1	1	3	0	3	3	X	X		12
D	LAT - Latvia	144.9cm	0	1	0	0	0	0	X	X	X	X		1
	CZE - Czechia	98.3cm *	2	0	3	1	4	1	X	X	X	X		11
E	ENG - England	122.5cm *	1	0	2	0	2	1	1	1	0	1		9
	AUT - Austria	233.4cm	0	1	0	2	0	0	0	0	2	0		5
F	NED - Netherlands	87.0cm *	1	2	1	0	1	0	0	1	0	1		7
	UKR - Ukraine	399.2cm	0	0	0	1	0	3	1	0	1	0		6

Current Standings

Rank	Team	Games	Wins	Losses	
1	CZE - Czechia	7	7	0	Q
2	GER - Germany	7	6	1	
3	POL - Poland	7	5	2	
4	ENG - England	7	4	3	
4	NED - Netherlands	7	4	3	
6	LAT - Latvia	7	3	4	
6	SLO - Slovenia	7	3	4	
8	AUT - Austria	7	2	5	
9	FIN - Finland	7	1	6	
10	UKR - Ukraine	7	0	7	

Note:
 Under World Curling rules, tie-breaking rules for standings are not applied until after the last game of the round robin.

Legend:
LSD Last Stone Draw **LSFE(*)** Last Stone First End **Q** Qualified for the play-offs
X Unplayed/unfinished end due to concession



Game Results

Sheet	Team	LSFE	1	2	3	4	5	6	7	8	9	10	Extra Ends	Total
B	GER - Germany	*	2	1	0	1	0	1	1	0	3	X		9
	SLO - Slovenia		0	0	4	0	1	0	0	1	0	X		6

GER - Germany	
4 V	SUTOR Kim
3 S	MESSENZEHL Sara
2	ANTES Zoe
1	SCHOELL Pia-Lisa
A	SUTOR Joy

SLO - Slovenia	
4 S	GORISEK Marusa
3 V	ZAVRTANIK DRGLIN Ajda
2	KREMZAR Nina
1	GREGORI Liza
A	PIPAN Nadja

Last Stone Draw	Distance
⌚ ANTES Zoe	115.2cm
⌚ SUTOR Kim	112.0cm
Total	227.2cm

Last Stone Draw	Distance
⌚ GORISEK Marusa	90.6cm
⌚ GREGORI Liza	177.1cm
Total	267.7cm

Note:
 Position and function for each team member:
4 = Fourth, **3** = Third, **2** = Second, **1** = Lead, **A** = Alternate, **S** = Skip, **V** = Vice-Skip

Legend:
 ⌚ Clockwise ⌚ Counter-clockwise **LSFE(*)** Last Stone First End
X Unplayed/unfinished end due to concession





Game Results

Sheet	Team	LSFE	1	2	3	4	5	6	7	8	9	10	Extra Ends	Total
D	LAT - Latvia		0	1	0	0	0	0	X	X	X	X		1
	CZE - Czechia	*	2	0	3	1	4	1	X	X	X	X		11

LAT - Latvia	
4 V	REGZA Agate
3	REGZA Darta
2	ZABERE Anete
1 S	REGZA Evita
A	REGZA Dace

CZE - Czechia	
4 S	PAULOVA Zuzana
3 V	ZELINGROVA Alzbeta
2	BAUDYSOVA Michaela
1	MUELLERNOVA Aneta
A	SPUNDOVA Karolina

Last Stone Draw

☺	REGZA Agate	Distance	58.0cm
☻	REGZA Darta	Distance	86.9cm

Total 144.9cm

Last Stone Draw

☺	BAUDYSOVA Michaela	Distance	57.0cm
☻	PAULOVA Zuzana	Distance	41.3cm

Total 98.3cm

Note:
Position and function for each team member:
4 = Fourth, 3 = Third, 2 = Second, 1 = Lead, A = Alternate, S = Skip, V = Vice-Skip

Legend:
☺ Clockwise ☻ Counter-clockwise **LSFE(*)** Last Stone First End
X Unplayed/unfinished end due to concession



Game Results

Sheet	Team	LSFE	1	2	3	4	5	6	7	8	9	10	Extra Ends	Total
E	ENG - England	*	1	0	2	0	2	1	1	1	0	1		9
	AUT - Austria		0	1	0	2	0	0	0	0	2	0		5

ENG - England	
4 V	FOWLER Anna
3 S	GARNIER Hetty
2	WARD Angharad
1	FARNELL Lisa
A	ROBINSON Naomi

AUT - Austria	
4 V	AUGUSTIN Hannah
3 S	PFLUEGLER Verena
2	MUELLER Emma
1	TREICHL Teresa
A	HOESS Johanna

Last Stone Draw		Distance
↻	WARD Angharad	31.3cm
↻	GARNIER Hetty	91.2cm
Total		122.5cm

Last Stone Draw		Distance
↻	TREICHL Teresa	33.8cm
↻	AUGUSTIN Hannah	199.6cm
Total		233.4cm

Note:
Position and function for each team member:
4 = Fourth, **3** = Third, **2** = Second, **1** = Lead, **A** = Alternate, **S** = Skip, **V** = Vice-Skip

Legend:
↻ Clockwise ↻ Counter-clockwise **LSFE(*)** Last Stone First End

Game Results

Sheet	Team	LSFE	1	2	3	4	5	6	7	8	9	10	Extra Ends	Total
F	NED - Netherlands	*	1	2	1	0	1	0	0	1	0	1		7
	UKR - Ukraine		0	0	0	1	0	3	1	0	1	0		6

NED - Netherlands	
4 V	TONOLI Vanessa
3 S	BOMAS Lisenka
2	NAS Linde
1	VAN VALKENHOEF Marit
A	BOMAS Anandi

UKR - Ukraine	
4 V	KALINICHENKO Yaroslava
3 S	MOSKALENKO Diana
2	KONONENKO Oleksandra
1	MOSOL Anastasiia
A	-

Last Stone Draw		Distance
↻	BOMAS Lisenka	68.8cm
↺	TONOLI Vanessa	18.2cm
Total		87.0cm

Last Stone Draw		Distance
↻	KALINICHENKO Yaroslava	199.6cm
↺	MOSOL Anastasiia	199.6cm
Total		399.2cm

Note:
Position and function for each team member:
4 = Fourth, 3 = Third, 2 = Second, 1 = Lead, A = Alternate, S = Skip, V = Vice-Skip

Legend:
↻ Clockwise ↺ Counter-clockwise **LSFE(*)** Last Stone First End



Session Results and Standings

Sheet	Team	LSD/LSFE	1	2	3	4	5	6	7	8	9	10	Extra Ends	Total
B	AUT - Austria	387.8cm	1	0	0	0	2	0	0	2	0	X		5
	LAT - Latvia	229.0cm *	0	1	2	1	0	3	1	0	1	X		9
C	CZE - Czechia	189.4cm	0	2	0	0	2	0	2	0	0	1		7
	SLO - Slovenia	122.6cm *	0	0	1	1	0	1	0	2	0	0		5
D	NED - Netherlands	32.1cm *	1	1	0	0	0	0	0	0	X	X		2
	GER - Germany	103.2cm	0	0	1	1	1	2	2	3	X	X		10
E	POL - Poland	257.8cm	1	0	2	0	3	0	0	3	0	0		9
	UKR - Ukraine	246.8cm *	0	1	0	2	0	1	1	0	2	1		8
F	ENG - England	157.8cm *	2	0	4	0	3	1	X	X	X	X		10
	FIN - Finland	222.6cm	0	1	0	1	0	0	X	X	X	X		2

Current Standings

Rank	Team	Games	Wins	Losses
1	CZE - Czechia	6	6	0
2	GER - Germany	6	5	1
3	POL - Poland	6	4	2
4	ENG - England	6	3	3
4	LAT - Latvia	6	3	3
4	NED - Netherlands	6	3	3
4	SLO - Slovenia	6	3	3
8	AUT - Austria	6	2	4
9	FIN - Finland	6	1	5
10	UKR - Ukraine	6	0	6

Note:
Under World Curling rules, tie-breaking rules for standings are not applied until after the last game of the round robin.

Legend:
LSD Last Stone Draw **LSFE(*)** Last Stone First End **X** Unplayed/unfinished end due to concession



Game Results

Sheet	Team	LSFE	1	2	3	4	5	6	7	8	9	10	Extra Ends	Total
B	AUT - Austria		1	0	0	0	2	0	0	2	0	X		5
	LAT - Latvia	*	0	1	2	1	0	3	1	0	1	X		9

AUT - Austria	
4 V	AUGUSTIN Hannah
3 S	PFLUEGLER Verena
2	MUELLER Emma
1	HOESS Johanna
A	TREICHL Teresa

LAT - Latvia	
4 V	REGZA Agate
3	REGZA Darta
2	ZABERE Anete
1 S	REGZA Evita
A	REGZA Dace

Last Stone Draw		Distance
↻	PFLUEGLER Verena	199.6cm
↻	MUELLER Emma	188.2cm
Total		387.8cm

Last Stone Draw		Distance
↻	ZABERE Anete	79.9cm
↻	REGZA Evita	149.1cm
Total		229.0cm

Note:
Position and function for each team member:
4 = Fourth, 3 = Third, 2 = Second, 1 = Lead, A = Alternate, S = Skip, V = Vice-Skip

Legend:
↻ Clockwise ↻ Counter-clockwise **LSFE(*)** Last Stone First End
X Unplayed/unfinished end due to concession



Game Results

Sheet	Team	LSFE	1	2	3	4	5	6	7	8	9	10	Extra Ends	Total
C	CZE - Czechia		0	2	0	0	2	0	2	0	0	1		7
	SLO - Slovenia	*	0	0	1	1	0	1	0	2	0	0		5

CZE - Czechia	
4 S	PAULOVA Zuzana
3 V	ZELINGROVA Alzbeta
2	BAUDYSOVA Michaela
1	MUELLERNOVA Aneta
A	SPUNDOVA Karolina

SLO - Slovenia	
4 S	GORISEK Marusa
3	PIPAN Nadja
2 V	ZAVRTANIK DRGLIN Ajda
1	GREGORI Liza
A	KREMZAR Nina

Last Stone Draw		Distance
↻	ZELINGROVA Alzbeta	79.7cm
↻	MUELLERNOVA Aneta	109.7cm
Total		189.4cm

Last Stone Draw		Distance
↻	ZAVRTANIK DRGLIN Ajda	71.7cm
↻	PIPAN Nadja	50.9cm
Total		122.6cm

Note:
Position and function for each team member:
4 = Fourth, 3 = Third, 2 = Second, 1 = Lead, A = Alternate, S = Skip, V = Vice-Skip

Legend:
↻ Clockwise ↻ Counter-clockwise **LSFE(*)** Last Stone First End



WED 20 NOV 2024
Start Time 8:00

Round Robin Session 14 - Sheet D

Game Results

Sheet	Team	LSFE	1	2	3	4	5	6	7	8	9	10	Extra Ends	Total
D	NED - Netherlands	*	1	1	0	0	0	0	0	0	X	X		2
	GER - Germany		0	0	1	1	1	2	2	3	X	X		10

NED - Netherlands	
4 V	TONOLI Vanessa
3 S	BOMAS Lisenka
2	NAS Linde
1	BOMAS Anandi
A	VAN VALKENHOEF Marit

GER - Germany	
4 V	SUTOR Kim
3 S	MESSENZEHL Sara
2	ANTES Zoe
1	SCHOELL Pia-Lisa
A	SUTOR Joy

Last Stone Draw		Distance
⌚	TONOLI Vanessa	15.9cm
⌚	NAS Linde	16.2cm
Total		32.1cm

Last Stone Draw		Distance
⌚	MESSENZEHL Sara	81.1cm
⌚	SCHOELL Pia-Lisa	22.1cm
Total		103.2cm

Note:
Position and function for each team member:
4 = Fourth, 3 = Third, 2 = Second, 1 = Lead, A = Alternate, S = Skip, V = Vice-Skip

Legend:
 ⌚ Clockwise ⌚ Counter-clockwise LSFE(*) Last Stone First End
 X Unplayed/unfinished end due to concession





Game Results

Sheet	Team	LSFE	1	2	3	4	5	6	7	8	9	10	Extra Ends	Total
E	POL - Poland		1	0	2	0	3	0	0	3	0	0		9
	UKR - Ukraine	*	0	1	0	2	0	1	1	0	2	1		8

POL - Poland	
4 S	LIPINSKA Aneta
3 V	NOGLY Ewa
2	LESZCZYNSKA Marta
1	KOŁODZIEJ Magdalena
A	DYDERSKA Julia

UKR - Ukraine	
4 V	KALINICHENKO Yaroslava
3 S	MOSKALENKO Diana
2	KONONENKO Oleksandra
1	MOSOL Anastasiia
A	-

Last Stone Draw		Distance
↻	LIPINSKA Aneta	58.2cm
↻	LESZCZYNSKA Marta	199.6cm
Total		257.8cm

Last Stone Draw		Distance
↻	MOSOL Anastasiia	199.6cm
↻	KALINICHENKO Yaroslava	47.2cm
Total		246.8cm

Note:
Position and function for each team member:
4 = Fourth, 3 = Third, 2 = Second, 1 = Lead, A = Alternate, S = Skip, V = Vice-Skip

Legend:
↻ Clockwise ↻ Counter-clockwise **LSFE(*)** Last Stone First End



Game Results

Sheet	Team	LSFE	1	2	3	4	5	6	7	8	9	10	Extra Ends	Total
F	ENG - England	*	2	0	4	0	3	1	X	X	X	X		10
	FIN - Finland		0	1	0	1	0	0	X	X	X	X		2

ENG - England	
4 V	FOWLER Anna
3 S	GARNIER Hetty
2	WARD Angharad
1	ROBINSON Naomi
A	FARNELL Lisa

FIN - Finland	
4 S	AHREMBERG Miia
3	SAJANIEMI Lara
2	MUSTAJOKI Inka
1 V	KIISKINEN Mariia
A	EIVOLA Ella

Last Stone Draw		Distance
🕒	GARNIER Hetty	47.8cm
🕒	WARD Angharad	110.0cm
Total		157.8cm

Last Stone Draw		Distance
🕒	MUSTAJOKI Inka	94.0cm
🕒	KIISKINEN Mariia	128.6cm
Total		222.6cm

Note:
 Position and function for each team member:
4 = Fourth, **3** = Third, **2** = Second, **1** = Lead, **A** = Alternate, **S** = Skip, **V** = Vice-Skip

Legend:
 🕒 Clockwise 🕒 Counter-clockwise LSFE(*) Last Stone First End
X Unplayed/unfinished end due to concession



Session Results and Standings

Sheet	Team	LSD/LSFE	1	2	3	4	5	6	7	8	9	10	Extra Ends	Total
B	POL - Poland	103.0cm *	2	0	1	0	1	0	3	0	2	X		9
	NED - Netherlands	176.9cm	0	2	0	1	0	1	0	1	0	X		5
C	UKR - Ukraine	96.0cm *	0	0	1	0	1	0	0	0	1	0		3
	ENG - England	216.0cm	0	0	0	1	0	1	0	2	0	1		5
D	FIN - Finland	85.4cm	0	0	2	0	0	1	0	1	0	X		4
	AUT - Austria	15.6cm *	2	1	0	0	1	0	1	0	2	X		7
E	LAT - Latvia	288.4cm	0	1	0	1	0	2	0	0	1	0		5
	SLO - Slovenia	139.0cm *	0	0	0	0	2	0	2	0	0	2		6
F	CZE - Czechia	157.9cm *	2	1	0	2	0	1	0	1	0	X		7
	GER - Germany	167.8cm	0	0	1	0	1	0	1	0	1	X		4

Current Standings

Rank	Team	Games	Wins	Losses
1	CZE - Czechia	5	5	0
2	GER - Germany	5	4	1
3	NED - Netherlands	5	3	2
3	POL - Poland	5	3	2
3	SLO - Slovenia	5	3	2
6	AUT - Austria	5	2	3
6	ENG - England	5	2	3
6	LAT - Latvia	5	2	3
9	FIN - Finland	5	1	4
10	UKR - Ukraine	5	0	5

Note:
Under World Curling rules, tie-breaking rules for standings are not applied until after the last game of the round robin.

Legend:
LSD Last Stone Draw **LSFE(*)** Last Stone First End **X** Unplayed/unfinished end due to concession



ECC-B 2024
Östersund, Sweden

European Curling Championships 2024
Östersund Curling Hall
B-Division Women



TUE 19 NOV 2024
Start Time 13:30

Round Robin Session 12 - Sheet B

**WORLD
CURLING**

Game Results

Sheet	Team	LSFE	1	2	3	4	5	6	7	8	9	10	Extra Ends	Total
B	POL - Poland	*	2	0	1	0	1	0	3	0	2	X		9
	NED - Netherlands		0	2	0	1	0	1	0	1	0	X		5

POL - Poland

4 S LIPINSKA Aneta
3 V NOGLY Ewa
2 LESZCZYNSKA Marta
1 KOLODZIEJ Magdalena
A DYDERSKA Julia

NED - Netherlands

4 V TONOLI Vanessa
3 S BOMAS Lisenka
2 BOMAS Anandi
1 VAN VALKENHOEF Marit
A NAS Linde

Last Stone Draw

⌚ KOLODZIEJ Magdalena
⌚ NOGLY Ewa

Distance

98.7cm
4.3cm

Total

103.0cm

Last Stone Draw

⌚ BOMAS Anandi
⌚ BOMAS Lisenka

Distance

76.1cm
100.8cm

Total

176.9cm

Note:

Position and function for each team member:

4 = Fourth, 3 = Third, 2 = Second, 1 = Lead, A = Alternate, S = Skip, V = Vice-Skip

Legend:

⌚ Clockwise

⌚ Counter-clockwise

LSFE(*) Last Stone First End

X Unplayed/unfinished end due to concession



Game Results

Sheet	Team	LSFE	1	2	3	4	5	6	7	8	9	10	Extra Ends	Total
C	UKR - Ukraine	*	0	0	1	0	1	0	0	0	1	0		3
	ENG - England		0	0	0	1	0	1	0	2	0	1		5

UKR - Ukraine	
4 V	KALINICHENKO Yaroslava
3 S	MOSKALENKO Diana
2	KONONENKO Oleksandra
1	MOSOL Anastasiia
A	-

ENG - England	
4 V	FOWLER Anna
3 S	GARNIER Hetty
2	WARD Angharad
1	ROBINSON Naomi
A	FARNELL Lisa

Last Stone Draw		Distance
↻	MOSKALENKO Diana	55.6cm
↻	KONONENKO Oleksandra	40.4cm
Total		96.0cm

Last Stone Draw		Distance
↻	FOWLER Anna	119.2cm
↻	ROBINSON Naomi	96.8cm
Total		216.0cm

Note:
Position and function for each team member:
4 = Fourth, 3 = Third, 2 = Second, 1 = Lead, A = Alternate, S = Skip, V = Vice-Skip

Legend:
↻ Clockwise ↻ Counter-clockwise **LSFE(*)** Last Stone First End



ECC-B 2024
Östersund, Sweden

TUE 19 NOV 2024
Start Time 13:30

European Curling Championships 2024
Östersund Curling Hall
B-Division Women



Round Robin Session 12 - Sheet D

**WORLD
CURLING**

Game Results

Sheet	Team	LSFE	1	2	3	4	5	6	7	8	9	10	Extra Ends	Total
D	FIN - Finland		0	0	2	0	0	1	0	1	0	X		4
	AUT - Austria	*	2	1	0	0	1	0	1	0	2	X		7

FIN - Finland	
4 S	AHRENBURG Miia
3	SAJANIEMI Lara
2	MUSTAJOKI Inka
1 V	KIISKINEN Mariia
A	EIVOLA Ella

AUT - Austria	
4 V	AUGUSTIN Hannah
3 S	PFLUEGLER Verena
2	TREICHL Teresa
1	HOESS Johanna
A	MUELLER Emma

Last Stone Draw	Distance
↻ AHRENBURG Miia	30.0cm
↻ MUSTAJOKI Inka	55.4cm
Total	85.4cm

Last Stone Draw	Distance
↻ AUGUSTIN Hannah	15.1cm
↻ TREICHL Teresa	0.5cm
Total	15.6cm

Note:
Position and function for each team member:
4 = Fourth, 3 = Third, 2 = Second, 1 = Lead, A = Alternate, S = Skip, V = Vice-Skip

Legend:
↻ Clockwise ↻ Counter-clockwise **LSFE(*)** Last Stone First End
X Unplayed/unfinished end due to concession





Game Results

Sheet	Team	LSFE	1	2	3	4	5	6	7	8	9	10	Extra Ends	Total
E	LAT - Latvia		0	1	0	1	0	2	0	0	1	0		5
	SLO - Slovenia	*	0	0	0	0	2	0	2	0	0	2		6

LAT - Latvia	
4 V	REGZA Agate
3	REGZA Darta
2	ZABERE Anete
1 S	REGZA Evita
A	REGZA Dace

SLO - Slovenia	
4 S	GORISEK Marusa
3	PIPAN Nadja
2 V	ZAVRTANIK DRGLIN Ajda
1	GREGORI Liza
A	KREMZAR Nina

Last Stone Draw	Distance
↻ REGZA Evita	199.6cm
↻ ZABERE Anete	88.8cm
Total	288.4cm

Last Stone Draw	Distance
↻ PIPAN Nadja	107.0cm
↻ ZAVRTANIK DRGLIN Ajda	32.0cm
Total	139.0cm

Note:
Position and function for each team member:
4 = Fourth, 3 = Third, 2 = Second, 1 = Lead, A = Alternate, S = Skip, V = Vice-Skip

Legend:
↻ Clockwise ↻ Counter-clockwise **LSFE(*)** Last Stone First End



Game Results

Sheet	Team	LSFE	1	2	3	4	5	6	7	8	9	10	Extra Ends	Total
F	CZE - Czechia	*	2	1	0	2	0	1	0	1	0	X		7
	GER - Germany		0	0	1	0	1	0	1	0	1	X		4

CZE - Czechia	
4 S	PAULOVA Zuzana
3 V	ZELINGROVA Alzbeta
2	BAUDYSOVA Michaela
1	MUELLERNOVA Aneta
A	SPUNDOVA Karolina

GER - Germany	
4 V	SUTOR Kim
3 S	MESSENZEHL Sara
2	ANTES Zoe
1	SCHOELL Pia-Lisa
A	SUTOR Joy

Last Stone Draw		Distance
↻	PAULOVA Zuzana	124.3cm
↻	BAUDYSOVA Michaela	33.6cm
Total		157.9cm

Last Stone Draw		Distance
↻	SUTOR Kim	36.7cm
↻	ANTES Zoe	131.1cm
Total		167.8cm

Note:
Position and function for each team member:
4 = Fourth, 3 = Third, 2 = Second, 1 = Lead, A = Alternate, S = Skip, V = Vice-Skip

Legend:
↻ Clockwise ↻ Counter-clockwise LSFE(*) Last Stone First End
X Unplayed/unfinished end due to concession



Session Results and Standings

Sheet	Team	LSD/LSFE	1	2	3	4	5	6	7	8	9	10	Extra Ends	Total
B	LAT - Latvia	203.9cm	0	1	0	0	1	0	0	2	X	X		4
	POL - Poland	174.7cm *	2	0	1	1	0	2	2	0	X	X		8
C	SLO - Slovenia	34.1cm *	3	0	0	4	0	3	0	1	X	X		11
	FIN - Finland	183.3cm	0	0	2	0	1	0	2	0	X	X		5

Current Standings

Rank	Team	Games	Wins	Losses
1	CZE - Czechia	4	4	0
1	GER - Germany	4	4	0
3	NED - Netherlands	4	3	1
4	LAT - Latvia	4	2	2
4	POL - Poland	4	2	2
4	SLO - Slovenia	4	2	2
7	AUT - Austria	4	1	3
7	ENG - England	4	1	3
7	FIN - Finland	4	1	3
10	UKR - Ukraine	4	0	4

Note:
Under World Curling rules, tie-breaking rules for standings are not applied until after the last game of the round robin.

Legend:
LSD Last Stone Draw LSFE(*) Last Stone First End X Unplayed/unfinished end due to concession



Game Results

Sheet	Team	LSFE	1	2	3	4	5	6	7	8	9	10	Extra Ends	Total
B	LAT - Latvia		0	1	0	0	1	0	0	2	X	X		4
	POL - Poland	*	2	0	1	1	0	2	2	0	X	X		8

LAT - Latvia	
4 V	REGZA Agate
3	REGZA Darta
2	ZABERE Anete
1 S	REGZA Evita
A	REGZA Dace

POL - Poland	
4 S	LIPINSKA Aneta
3 V	NOGLY Ewa
2	LESZCZYNSKA Marta
1	KOŁODZIEJ Magdalena
A	DYDERSKA Julia

Last Stone Draw	Distance
↻ REGZA Darta	91.7cm
↻ REGZA Agate	112.2cm
Total	203.9cm

Last Stone Draw	Distance
↻ LESZCZYNSKA Marta	14.8cm
↻ LIPINSKA Aneta	159.9cm
Total	174.7cm

Note:
Position and function for each team member:
4 = Fourth, 3 = Third, 2 = Second, 1 = Lead, A = Alternate, S = Skip, V = Vice-Skip

Legend:
↻ Clockwise ↻ Counter-clockwise **LSFE(*)** Last Stone First End
X Unplayed/unfinished end due to concession

Game Results

Sheet	Team	LSFE	1	2	3	4	5	6	7	8	9	10	Extra Ends	Total
C	SLO - Slovenia	*	3	0	0	4	0	3	0	1	X	X		11
	FIN - Finland		0	0	2	0	1	0	2	0	X	X		5

SLO - Slovenia	
4 S	GORISEK Marusa
3	PIPAN Nadja
2 V	ZAVRTANIK DRGLIN Ajda
1	GREGORI Liza
A	KREMZAR Nina

FIN - Finland	
4 S	AHREBERG Miiia
3	SAJANIEMI Lara
2	MUSTAJOKI Inka
1 V	KIISKINEN Mariia
A	EIVOLA Ella

Last Stone Draw		Distance
🕒	GREGORI Liza	26.0cm
🕒	GORISEK Marusa	8.1cm
Total		34.1cm

Last Stone Draw		Distance
🕒	KIISKINEN Mariia	70.7cm
🕒	SAJANIEMI Lara	112.6cm
Total		183.3cm

Note:
Position and function for each team member:
4 = Fourth, 3 = Third, 2 = Second, 1 = Lead, A = Alternate, S = Skip, V = Vice-Skip

Legend:
🕒 Clockwise 🕒 Counter-clockwise **LSFE(*)** Last Stone First End
X Unplayed/unfinished end due to concession



Session Results and Standings

Sheet	Team	LSD/LSFE	1	2	3	4	5	6	7	8	9	10	Extra Ends	Total
D	CZE - Czechia	46.9cm *	0	3	1	1	2	0	3	X	X	X		10
	UKR - Ukraine	399.2cm	0	0	0	0	0	1	0	X	X	X		1
E	NED - Netherlands	220.6cm *	1	0	0	2	0	2	0	1	0	0	1	7
	ENG - England	265.5cm	0	0	1	0	2	0	2	0	0	1	0	6
F	GER - Germany	179.7cm	0	0	1	1	0	2	0	0	1	1		6
	AUT - Austria	83.9cm *	0	0	0	0	1	0	0	2	0	0		3

Current Standings

Rank	Team	Games	Wins	Losses
1	CZE - Czechia	4	4	0
1	GER - Germany	4	4	0
3	NED - Netherlands	4	3	1
4	LAT - Latvia	3	2	1
5	FIN - Finland	3	1	2
5	POL - Poland	3	1	2
5	SLO - Slovenia	3	1	2
8	AUT - Austria	4	1	3
8	ENG - England	4	1	3
10	UKR - Ukraine	4	0	4

Note:
Under World Curling rules, tie-breaking rules for standings are not applied until after the last game of the round robin.

Legend:
LSD Last Stone Draw **LSFE(*)** Last Stone First End **X** Unplayed/unfinished end due to concession



ECC-B 2024
Östersund, Sweden

MON 18 NOV 2024
Start Time 9:00

European Curling Championships 2024
Östersund Curling Hall
B-Division Women



WORLD CURLING

Round Robin Session 8 - Sheet D

Game Results

Sheet	Team	LSFE	1	2	3	4	5	6	7	8	9	10	Extra Ends	Total
D	CZE - Czechia	*	0	3	1	1	2	0	3	X	X	X		10
	UKR - Ukraine		0	0	0	0	0	1	0	X	X	X		1

CZE - Czechia	
4 S	PAULOVA Zuzana
3 V	ZELINGROVA Alzbeta
2	BAUDYSOVA Michaela
1	MUELLERNOVA Aneta
A	SPUNDOVA Karolina

UKR - Ukraine	
4 V	KALINICHENKO Yaroslava
3 S	MOSKALENKO Diana
2	KONONENKO Oleksandra
1	MOSOL Anastasiia
A	-

Last Stone Draw	Distance
↻ MUELLERNOVA Aneta	14.0cm
↻ ZELINGROVA Alzbeta	32.9cm
Total	46.9cm

Last Stone Draw	Distance
↻ KALINICHENKO Yaroslava	199.6cm
↻ MOSOL Anastasiia	199.6cm
Total	399.2cm

Note:
Position and function for each team member:
4 = Fourth, 3 = Third, 2 = Second, 1 = Lead, A = Alternate, S = Skip, V = Vice-Skip

Legend:
↻ Clockwise ↻ Counter-clockwise LSFE(*) Last Stone First End
X Unplayed/unfinished end due to concession



MON 18 NOV 2024
Start Time 9:00

Round Robin Session 8 - Sheet E



Game Results

Sheet	Team	LSFE	1	2	3	4	5	6	7	8	9	10	Extra Ends	Total
E	NED - Netherlands	*	1	0	0	2	0	2	0	1	0	0	1	7
	ENG - England		0	0	1	0	2	0	2	0	0	1	0	6

NED - Netherlands	
4 V	TONOLI Vanessa
3 S	BOMAS Lisenka
2	NAS Linde
1	VAN VALKENHOEF Marit
A	BOMAS Anandi

ENG - England	
4 V	FOWLER Anna
3 S	GARNIER Hetty
2	WARD Angharad
1	FARNELL Lisa
A	ROBINSON Naomi

Last Stone Draw		Distance	Last Stone Draw		Distance
🕒	NAS Linde	199.6cm	🕒	FARNELL Lisa	199.6cm
🕒	TONOLI Vanessa	21.0cm	🕒	FOWLER Anna	65.9cm
Total		220.6cm	Total		265.5cm

Note:
Position and function for each team member:
4 = Fourth, 3 = Third, 2 = Second, 1 = Lead, A = Alternate, S = Skip, V = Vice-Skip

Legend:
🕒 Clockwise 🕒 Counter-clockwise LSFE(*) Last Stone First End



ECC-B 2024
Östersund, Sweden

MON 18 NOV 2024
Start Time 9:00

European Curling Championships 2024
Östersund Curling Hall
B-Division Women



WORLD
CURLING

Round Robin Session 8 - Sheet F

Game Results

Sheet	Team	LSFE	1	2	3	4	5	6	7	8	9	10	Extra Ends	Total
F	GER - Germany		0	0	1	1	0	2	0	0	1	1		6
	AUT - Austria	*	0	0	0	0	1	0	0	2	0	0		3

GER - Germany	
4 V	SUTOR Kim
3 S	MESSENZEHL Sara
2	ANTES Zoe
1	SCHOELL Pia-Lisa
A	SUTOR Joy

AUT - Austria	
4 V	AUGUSTIN Hannah
3 S	PFLUEGLER Verena
2	MUELLER Emma
1	TREICHL Teresa
A	HOESS Johanna

Last Stone Draw

↻	SCHOELL Pia-Lisa
↻	MESSENZEHL Sara

Distance

135.1cm
44.6cm

Total

179.7cm

Last Stone Draw

↻	MUELLER Emma
↻	AUGUSTIN Hannah

Distance

47.5cm
36.4cm

Total

83.9cm

Note:

Position and function for each team member:

4 = Fourth, 3 = Third, 2 = Second, 1 = Lead, A = Alternate, S = Skip, V = Vice-Skip

Legend:

↻ Clockwise

↻ Counter-clockwise

LSFE(*) Last Stone First End



Session Results and Standings

Sheet	Team	LSD/LSFE	1	2	3	4	5	6	7	8	9	10	Extra Ends	Total
E	SLO - Slovenia	114.1cm	0	1	0	0	1	0	0	1	0	X		3
	POL - Poland	39.2cm *	0	0	2	0	0	3	0	0	3	X		8

Current Standings

Rank	Team	Games	Wins	Losses
1	CZE - Czechia	3	3	0
1	GER - Germany	3	3	0
3	LAT - Latvia	3	2	1
3	NED - Netherlands	3	2	1
5	AUT - Austria	3	1	2
5	ENG - England	3	1	2
5	FIN - Finland	3	1	2
5	POL - Poland	3	1	2
5	SLO - Slovenia	3	1	2
10	UKR - Ukraine	3	0	3

Note:
Under World Curling rules, tie-breaking rules for standings are not applied until after the last game of the round robin.

Legend:
LSD Last Stone Draw **LSFE(*)** Last Stone First End **X** Unplayed/unfinished end due to concession



Game Results

Sheet	Team	LSFE	1	2	3	4	5	6	7	8	9	10	Extra Ends	Total
E	SLO - Slovenia		0	1	0	0	1	0	0	1	0	X		3
	POL - Poland	*	0	0	2	0	0	3	0	0	3	X		8



SLO - Slovenia	
4 S	GORISEK Marusa
3	PIPAN Nadja
2 V	ZAVRTANIK DRGLIN Ajda
1	GREGORI Liza
A	KREMZAR Nina

POL - Poland	
4 S	LIPINSKA Aneta
3 V	NOGLY Ewa
2	LESZCZYNSKA Marta
1	KOLODZIEJ Magdalena
A	DYDERSKA Julia

Last Stone Draw		Distance
	ZAVRTANIK DRGLIN Ajda	17.5cm
	PIPAN Nadja	96.6cm
Total		114.1cm

Last Stone Draw		Distance
	NOGLY Ewa	37.9cm
	KOLODZIEJ Magdalena	1.3cm
Total		39.2cm

Note:
Position and function for each team member:
4 = Fourth, **3** = Third, **2** = Second, **1** = Lead, **A** = Alternate, **S** = Skip, **V** = Vice-Skip

Legend:
 Clockwise
 Counter-clockwise
LSFE(*) Last Stone First End
X Unplayed/unfinished end due to concession



Session Results and Standings

REVISED
18 NOV 9:50

Sheet	Team	LSD/LSFE	1	2	3	4	5	6	7	8	9	10	Extra Ends	Total
B	NED - Netherlands	70.9cm	0	1	2	1	1	1	0	1	0	1		8
	AUT - Austria	24.1cm *	2	0	0	0	0	0	2	0	3	0		7
C	ENG - England	79.8cm *	2	0	0	1	0	1	0	0	0	X		4
	CZE - Czechia	86.5cm	0	1	0	0	3	0	0	4	1	X		9
D	GER - Germany	55.5cm *	2	0	0	0	1	1	0	2	2	X		8
	FIN - Finland	126.9cm	0	2	1	2	0	0	1	0	0	X		6
F	UKR - Ukraine	137.0cm *	1	0	0	0	2	0	0	2	0	1		6
	LAT - Latvia	216.6cm	0	2	1	1	0	1	3	0	1	0		9

Current Standings

Rank	Team	Games	Wins	Losses
1	CZE - Czechia	3	3	0
1	GER - Germany	3	3	0
3	LAT - Latvia	3	2	1
3	NED - Netherlands	3	2	1
5	SLO - Slovenia	2	1	1
6	AUT - Austria	3	1	2
6	ENG - England	3	1	2
6	FIN - Finland	3	1	2
9	POL - Poland	2	0	2
10	UKR - Ukraine	3	0	3

Note:
Under World Curling rules, tie-breaking rules for standings are not applied until after the last game of the round robin.

Legend:
LSD Last Stone Draw LSFE(*) Last Stone First End X Unplayed/unfinished end due to concession

REVISED Sheet C: Score of end 8 revised



Game Results

Sheet	Team	LSFE	1	2	3	4	5	6	7	8	9	10	Extra Ends	Total
B	NED - Netherlands		0	1	2	1	1	1	0	1	0	1		8
	AUT - Austria	*	2	0	0	0	0	0	2	0	3	0		7

NED - Netherlands	
4 V	TONOLI Vanessa
3 S	BOMAS Lisenka
2	BOMAS Anandi
1	NAS Linde
A	VAN VALKENHOEF Marit

AUT - Austria	
4 V	AUGUSTIN Hannah
3 S	PFLUEGLER Verena
2	MUELLER Emma
1	TREICHL Teresa
A	HOESS Johanna

Last Stone Draw		Distance
↻	BOMAS Lisenka	45.1cm
↻	NAS Linde	25.8cm
Total		70.9cm

Last Stone Draw		Distance
↻	AUGUSTIN Hannah	12.8cm
↻	TREICHL Teresa	11.3cm
Total		24.1cm

Note:
Position and function for each team member:
4 = Fourth, **3** = Third, **2** = Second, **1** = Lead, **A** = Alternate, **S** = Skip, **V** = Vice-Skip

Legend:
↻ Clockwise ↻ Counter-clockwise **LSFE(*)** Last Stone First End





ECC-B 2024
Östersund, Sweden

SUN 17 NOV 2024
Start Time 16:00

European Curling Championships 2024
Östersund Curling Hall
B-Division Women



WORLD CURLING

Round Robin Session 6 - Sheet C

Game Results

REVISED
18 NOV 9:39

Sheet	Team	LSFE	1	2	3	4	5	6	7	8	9	10	Extra Ends	Total
C	ENG - England	*	2	0	0	1	0	1	0	0	0	X		4
	CZE - Czechia		0	1	0	0	3	0	0	4	1	X		9

ENG - England	
4 V	FOWLER Anna
3 S	GARNIER Hetty
2	WARD Angharad
1	ROBINSON Naomi
A	FARNELL Lisa

CZE - Czechia	
4 S	PAULOVA Zuzana
3 V	ZELINGROVA Alzbeta
2	BAUDYSOVA Michaela
1	MUELLERNOVA Aneta
A	SPUNDOVA Karolina

Last Stone Draw		Distance
↻	GARNIER Hetty	29.1cm
↻	WARD Angharad	50.7cm
Total		79.8cm

Last Stone Draw		Distance
↻	BAUDYSOVA Michaela	31.3cm
↻	PAULOVA Zuzana	55.2cm
Total		86.5cm

Note:
Position and function for each team member:
4 = Fourth, **3** = Third, **2** = Second, **1** = Lead, **A** = Alternate, **S** = Skip, **V** = Vice-Skip

Legend:
↻ Clockwise ↻ Counter-clockwise **LSFE(*)** Last Stone First End
X Unplayed/unfinished end due to concession

REVISED Score of end 8 revised





Game Results

Sheet	Team	LSFE	1	2	3	4	5	6	7	8	9	10	Extra Ends	Total
D	GER - Germany	*	2	0	0	0	1	1	0	2	2	X		8
	FIN - Finland		0	2	1	2	0	0	1	0	0	X		6

GER - Germany	
4 V	SUTOR Kim
3 S	MESSENZEHL Sara
2	ANTES Zoe
1	SCHOELL Pia-Lisa
A	SUTOR Joy

FIN - Finland	
4 S	AHRENBURG Miia
3	SAJANIEMI Lara
2	MUSTAJOKI Inka
1 V	KIISKINEN Mariia
A	EIVOLA Ella

Last Stone Draw	Distance
↻ ANTES Zoe	39.0cm
↻ SUTOR Kim	16.5cm
Total	55.5cm

Last Stone Draw	Distance
↻ KIISKINEN Mariia	23.6cm
↻ MUSTAJOKI Inka	103.3cm
Total	126.9cm

Note:
Position and function for each team member:
4 = Fourth, 3 = Third, 2 = Second, 1 = Lead, A = Alternate, S = Skip, V = Vice-Skip

Legend:
↻ Clockwise ↻ Counter-clockwise LSFE(*) Last Stone First End
X Unplayed/unfinished end due to concession



Game Results

Sheet	Team	LSFE	1	2	3	4	5	6	7	8	9	10	Extra Ends	Total
F	UKR - Ukraine	*	1	0	0	0	2	0	0	2	0	1		6
	LAT - Latvia		0	2	1	1	0	1	3	0	1	0		9

UKR - Ukraine	
4 S	KALINICHENKO Yaroslava
3 V	KONONENKO Oleksandra
2	MOSKALENKO Diana
1	MOSOL Anastasiia
A	-

LAT - Latvia	
4 V	REGZA Agate
3	REGZA Darta
2	ZABERE Anete
1 S	REGZA Evita
A	REGZA Dace

Last Stone Draw		Distance
↻	KONONENKO Oleksandra	106.6cm
↻	MOSKALENKO Diana	30.4cm
Total		137.0cm

Last Stone Draw		Distance
↻	REGZA Agate	32.7cm
↻	REGZA Darta	183.9cm
Total		216.6cm

Note:
Position and function for each team member:
4 = Fourth, 3 = Third, 2 = Second, 1 = Lead, A = Alternate, S = Skip, V = Vice-Skip

Legend:
↻ Clockwise ↻ Counter-clockwise **LSFE(*)** Last Stone First End



Session Results and Standings

Sheet	Team	LSD/LSFE	1	2	3	4	5	6	7	8	9	10	Extra Ends	Total
B	UKR - Ukraine	333.3cm	0	1	0	0	2	2	2	0	1	1	0	9
	FIN - Finland	297.1cm *	2	0	1	1	0	0	0	5	0	0	1	10
C	GER - Germany	65.6cm *	0	2	2	0	3	0	6	X	X	X		13
	LAT - Latvia	113.1cm	1	0	0	1	0	1	0	X	X	X		3
D	POL - Poland	105.0cm	0	1	0	0	0	1	1	0	1	0		4
	ENG - England	69.8cm *	2	0	0	0	1	0	0	1	0	1		5
E	CZE - Czechia	61.0cm *	2	0	1	0	1	0	0	2	2	0		8
	NED - Netherlands	306.4cm	0	2	0	2	0	1	1	0	0	1		7
F	AUT - Austria	270.6cm	0	2	0	0	0	0	0	2	0	X		4
	SLO - Slovenia	167.2cm *	3	0	1	1	0	2	1	0	3	X		11

Current Standings

Rank	Team	Games	Wins	Losses
1	CZE - Czechia	2	2	0
1	GER - Germany	2	2	0
3	AUT - Austria	2	1	1
3	ENG - England	2	1	1
3	FIN - Finland	2	1	1
3	LAT - Latvia	2	1	1
3	NED - Netherlands	2	1	1
3	SLO - Slovenia	2	1	1
9	POL - Poland	2	0	2
9	UKR - Ukraine	2	0	2

Note:
Under World Curling rules, tie-breaking rules for standings are not applied until after the last game of the round robin.

Legend:
LSD Last Stone Draw **LSFE(*)** Last Stone First End **X** Unplayed/unfinished end due to concession



Game Results

REVISED
17 NOV 21:41

Sheet	Team	LSFE	1	2	3	4	5	6	7	8	9	10	Extra Ends	Total
B	UKR - Ukraine		0	1	0	0	2	2	2	0	1	1	0	9
	FIN - Finland	*	2	0	1	1	0	0	0	5	0	0	1	10

UKR - Ukraine	
4 V	KALINICHENKO Yaroslava
3 S	MOSKALENKO Diana
2	KONONENKO Oleksandra
1	MOSOL Anastasiia
A	-

FIN - Finland	
4 S	AHRENBURG Miia
3	SAJANIEMI Lara
2	MUSTAJOKI Inka
1 V	KIISKINEN Mariia
A	EIVOLA Ella

Last Stone Draw		Distance
↻	KONONENKO Oleksandra	199.6cm
↻	MOSKALENKO Diana	133.7cm
Total		333.3cm

Last Stone Draw		Distance
↻	SAJANIEMI Lara	186.7cm
↻	AHRENBURG Miia	110.4cm
Total		297.1cm

Note:
Position and function for each team member:
4 = Fourth, 3 = Third, 2 = Second, 1 = Lead, A = Alternate, S = Skip, V = Vice-Skip

Legend:
↻ Clockwise ↻ Counter-clockwise **LSFE(*)** Last Stone First End

REVISED FIN: Last Stone Draw player assignment has been revised.



Game Results

Sheet	Team	LSFE	1	2	3	4	5	6	7	8	9	10	Extra Ends	Total
C	GER - Germany	*	0	2	2	0	3	0	6	X	X	X		13
	LAT - Latvia		1	0	0	1	0	1	0	X	X	X		3

GER - Germany	
4 V	SUTOR Kim
3 S	MESSENZEHL Sara
2	ANTES Zoe
1	SCHOELL Pia-Lisa
A	SUTOR Joy

LAT - Latvia	
4 V	REGZA Agate
3	REGZA Darta
2	ZABERE Anete
1 S	REGZA Evita
A	REGZA Dace

Last Stone Draw		Distance	Last Stone Draw		Distance
↻	MESSENZEHL Sara	18.4cm	↻	REGZA Evita	8.0cm
↻	SCHOELL Pia-Lisa	47.2cm	↻	ZABERE Anete	105.1cm
Total		65.6cm	Total		113.1cm

Note: Position and function for each team member: 4 = Fourth, 3 = Third, 2 = Second, 1 = Lead, A = Alternate, S = Skip, V = Vice-Skip		
Legend: ↻ Clockwise X Unplayed/unfinished end due to concession	↻ Counter-clockwise	LSFE(*) Last Stone First End





Game Results

Sheet	Team	LSFE	1	2	3	4	5	6	7	8	9	10	Extra Ends	Total
D	POL - Poland		0	1	0	0	0	1	1	0	1	0		4
	ENG - England	*	2	0	0	0	1	0	0	1	0	1		5

POL - Poland	
4 S	LIPINSKA Aneta
3 V	NOGLY Ewa
2	LESZCZYNSKA Marta
1	KOŁODZIEJ Magdalena
A	DYDERSKA Julia

ENG - England	
4 V	FOWLER Anna
3 S	GARNIER Hetty
2	WARD Angharad
1	FARNELL Lisa
A	ROBINSON Naomi

Last Stone Draw		Distance
↻	LIPINSKA Aneta	14.4cm
↻	LESZCZYNSKA Marta	90.6cm
Total		105.0cm

Last Stone Draw		Distance
↻	FARNELL Lisa	40.0cm
↻	FOWLER Anna	29.8cm
Total		69.8cm

Note:
Position and function for each team member:
4 = Fourth, **3** = Third, **2** = Second, **1** = Lead, **A** = Alternate, **S** = Skip, **V** = Vice-Skip

Legend:
↻ Clockwise ↻ Counter-clockwise **LSFE(*)** Last Stone First End



Game Results

Sheet	Team	LSFE	1	2	3	4	5	6	7	8	9	10	Extra Ends	Total
E	CZE - Czechia	*	2	0	1	0	1	0	0	2	2	0		8
	NED - Netherlands		0	2	0	2	0	1	1	0	0	1		7

CZE - Czechia

4 S	PAULOVA Zuzana
3 V	ZELINGROVA Alzbeta
2	BAUDYSOVA Michaela
1	MUELLERNOVA Aneta
A	SPUNDOVA Karolina

NED - Netherlands

4 V	TONOLI Vanessa
3 S	BOMAS Lisenka
2	BOMAS Anandi
1	VAN VALKENHOEF Marit
A	NAS Linde

Last Stone Draw

	Distance
↻ ZELINGROVA Alzbeta	31.8cm
↻ MUELLERNOVA Aneta	29.2cm
Total	61.0cm

Last Stone Draw

	Distance
↻ VAN VALKENHOEF Marit	199.6cm
↻ TONOLI Vanessa	106.8cm
Total	306.4cm

Note:
Position and function for each team member:
4 = Fourth, **3** = Third, **2** = Second, **1** = Lead, **A** = Alternate, **S** = Skip, **V** = Vice-Skip

Legend:
↻ Clockwise ↻ Counter-clockwise **LSFE(*)** Last Stone First End

Game Results

Sheet	Team	LSFE	1	2	3	4	5	6	7	8	9	10	Extra Ends	Total
F	AUT - Austria		0	2	0	0	0	0	0	2	0	X		4
	SLO - Slovenia	*	3	0	1	1	0	2	1	0	3	X		11

AUT - Austria	
4 V	AUGUSTIN Hannah
3 S	PFLUEGLER Verena
2	TREICHL Teresa
1	HOESS Johanna
A	MUELLER Emma

SLO - Slovenia	
4 S	GORISEK Marusa
3	PIPAN Nadja
2 V	ZAVRTANIK DRGLIN Ajda
1	GREGORI Liza
A	KREMZAR Nina

Last Stone Draw	Distance
☺ TREICHL Teresa	89.1cm
☺ PFLUEGLER Verena	181.5cm
Total	270.6cm

Last Stone Draw	Distance
☺ GORISEK Marusa	12.2cm
☺ GREGORI Liza	155.0cm
Total	167.2cm

MUELLER E replaced TREICHL T at the beginning of End 4

Note:
Position and function for each team member:
4 = Fourth, 3 = Third, 2 = Second, 1 = Lead, A = Alternate, S = Skip, V = Vice-Skip

Legend:
☺ Clockwise ☺ Counter-clockwise **LSFE(*)** Last Stone First End
X Unplayed/unfinished end due to concession



Session Results and Standings

Sheet	Team	LSD/LSFE	1	2	3	4	5	6	7	8	9	10	Extra Ends	Total
B	ENG - England	231.5cm	0	0	0	0	0	2	0	1	0	X		3
	GER - Germany	174.3cm *	0	0	0	1	2	0	3	0	2	X		8
C	AUT - Austria	129.3cm *	0	2	0	0	3	1	3	3	X	X		12
	UKR - Ukraine	325.8cm	1	0	2	1	0	0	0	0	X	X		4
D	SLO - Slovenia	217.4cm	0	0	0	1	0	2	0	0	1	X		4
	NED - Netherlands	73.1cm *	0	2	1	0	3	0	0	2	0	X		8
E	FIN - Finland	65.6cm *	0	0	2	0	0	1	0	2	0	X		5
	LAT - Latvia	229.6cm	1	1	0	1	1	0	2	0	1	X		7
F	POL - Poland	115.2cm	0	1	0	1	1	0	3	1	0	X		7
	CZE - Czechia	74.0cm *	1	0	5	0	0	2	0	0	3	X		11

Current Standings

Rank	Team	Games	Wins	Losses
1	AUT - Austria	1	1	0
1	CZE - Czechia	1	1	0
1	GER - Germany	1	1	0
1	LAT - Latvia	1	1	0
1	NED - Netherlands	1	1	0
6	ENG - England	1	0	1
6	FIN - Finland	1	0	1
6	POL - Poland	1	0	1
6	SLO - Slovenia	1	0	1
6	UKR - Ukraine	1	0	1

Note:
Under World Curling rules, tie-breaking rules for standings are not applied until after the last game of the round robin.

Legend:
LSD Last Stone Draw **LSFE(*)** Last Stone First End **X** Unplayed/unfinished end due to concession



Game Results

Sheet	Team	LSFE	1	2	3	4	5	6	7	8	9	10	Extra Ends	Total
B	ENG - England		0	0	0	0	0	2	0	1	0	X		3
	GER - Germany	*	0	0	0	1	2	0	3	0	2	X		8

ENG - England	
4 V	FOWLER Anna
3 S	GARNIER Hetty
2	WARD Angharad
1	FARNELL Lisa
A	ROBINSON Naomi

GER - Germany	
4 V	SUTOR Kim
3 S	MESSENZEHL Sara
2	ANTES Zoe
1	SCHOELL Pia-Lisa
A	SUTOR Joy

Last Stone Draw	Distance
↻ FOWLER Anna	45.6cm
↻ FARNELL Lisa	185.9cm
Total	231.5cm

Last Stone Draw	Distance
↻ SUTOR Kim	13.9cm
↻ ANTES Zoe	160.4cm
Total	174.3cm

Note:
Position and function for each team member:
4 = Fourth, **3** = Third, **2** = Second, **1** = Lead, **A** = Alternate, **S** = Skip, **V** = Vice-Skip

Legend:
↻ Clockwise ↻ Counter-clockwise **LSFE(*)** Last Stone First End
X Unplayed/unfinished end due to concession



Game Results

Sheet	Team	LSFE	1	2	3	4	5	6	7	8	9	10	Extra Ends	Total
C	AUT - Austria	*	0	2	0	0	3	1	3	3	X	X		12
	UKR - Ukraine		1	0	2	1	0	0	0	0	X	X		4

AUT - Austria	
4 V	AUGUSTIN Hannah
3 S	PFLUEGLER Verena
2	MUELLER Emma
1	HOESS Johanna
A	TREICHL Teresa

UKR - Ukraine	
4 V	KALINICHENKO Yaroslava
3 S	MOSKALENKO Diana
2	KONONENKO Oleksandra
1	MOSOL Anastasiia
A	-

Last Stone Draw	Distance
↻ PFLUEGLER Verena	13.9cm
↻ MUELLER Emma	115.4cm
Total	129.3cm

Last Stone Draw	Distance
↻ MOSKALENKO Diana	126.2cm
↻ KONONENKO Oleksandra	199.6cm
Total	325.8cm

Note:
Position and function for each team member:
4 = Fourth, 3 = Third, 2 = Second, 1 = Lead, A = Alternate, S = Skip, V = Vice-Skip

Legend:
↻ Clockwise ↻ Counter-clockwise **LSFE(*)** Last Stone First End
X Unplayed/unfinished end due to concession





Game Results

Sheet	Team	LSFE	1	2	3	4	5	6	7	8	9	10	Extra Ends	Total
D	SLO - Slovenia		0	0	0	1	0	2	0	0	1	X		4
	NED - Netherlands	*	0	2	1	0	3	0	0	2	0	X		8

SLO - Slovenia	
4 S	GORISEK Marusa
3	PIPAN Nadja
2 V	ZAVRTANIK DRGLIN Ajda
1	GREGORI Liza
A	KREMZAR Nina

NED - Netherlands	
4 V	TONOLI Vanessa
3 S	BOMAS Lisenka
2	NAS Linde
1	VAN VALKENHOEF Marit
A	BOMAS Anandi

Last Stone Draw		Distance
↻	PIPAN Nadja	17.8cm
↻	ZAVRTANIK DRGLIN Ajda	199.6cm
Total		217.4cm

Last Stone Draw		Distance
↻	NAS Linde	52.9cm
↻	BOMAS Lisenka	20.2cm
Total		73.1cm

Note:
Position and function for each team member:
4 = Fourth, 3 = Third, 2 = Second, 1 = Lead, A = Alternate, S = Skip, V = Vice-Skip

Legend:
↻ Clockwise ↻ Counter-clockwise **LSFE(*)** Last Stone First End
X Unplayed/unfinished end due to concession



Game Results

Sheet	Team	LSFE	1	2	3	4	5	6	7	8	9	10	Extra Ends	Total
E	FIN - Finland	*	0	0	2	0	0	1	0	2	0	X		5
	LAT - Latvia		1	1	0	1	1	0	2	0	1	X		7

FIN - Finland	
4 V	AHREMBERG Miia
3 S	EIVOLA Ella
2	MUSTAJOKI Inka
1	KIISKINEN Mariia
A	SAJANIEMI Lara

LAT - Latvia	
4 V	REGZA Agate
3	REGZA Darta
2	ZABERE Anete
1 S	REGZA Evita
A	REGZA Dace

Last Stone Draw	Distance
↻ AHREMBERG Miia	57.9cm
↻ EIVOLA Ella	7.7cm
Total	65.6cm

Last Stone Draw	Distance
↻ ZABERE Anete	123.9cm
↻ REGZA Evita	105.7cm
Total	229.6cm

Note:
Position and function for each team member:
4 = Fourth, **3** = Third, **2** = Second, **1** = Lead, **A** = Alternate, **S** = Skip, **V** = Vice-Skip

Legend:
↻ Clockwise ↻ Counter-clockwise **LSFE(*)** Last Stone First End
X Unplayed/unfinished end due to concession



ECC-B 2024
Östersund, Sweden

SAT 16 NOV 2024
Start Time 13:30

European Curling Championships 2024
Östersund Curling Hall
B-Division Women



Round Robin Session 2 - Sheet F

WORLD CURLING

Game Results

Sheet	Team	LSFE	1	2	3	4	5	6	7	8	9	10	Extra Ends	Total
F	POL - Poland		0	1	0	1	1	0	3	1	0	X		7
	CZE - Czechia	*	1	0	5	0	0	2	0	0	3	X		11

POL - Poland	
4 S	LIPINSKA Aneta
3 V	NOGLY Ewa
2	LESZCZYNSKA Marta
1	KOLODZIEJ Magdalena
A	DYDERSKA Julia

CZE - Czechia	
4 S	PAULOVA Zuzana
3 V	ZELINGROVA Alzbeta
2	BAUDYSOVA Michaela
1	MUELLERNOVA Aneta
A	SPUNDOVA Karolina

Last Stone Draw		Distance
↻	KOLODZIEJ Magdalena	60.7cm
↻	NOGLY Ewa	54.5cm
Total		115.2cm

Last Stone Draw		Distance
↻	PAULOVA Zuzana	39.8cm
↻	BAUDYSOVA Michaela	34.2cm
Total		74.0cm

Note:
Position and function for each team member:
4 = Fourth, 3 = Third, 2 = Second, 1 = Lead, A = Alternate, S = Skip, V = Vice-Skip

Legend:
↻ Clockwise ↻ Counter-clockwise **LSFE(*)** Last Stone First End
X Unplayed/unfinished end due to concession

Entry List by Event

As of FRI 15 NOV 2024

AUT - Austria		
4 V	AUGUSTIN Hannah	R
3 S	PFLUEGLER Verena	R
2	TREICHL Teresa	L
1	HOESS Johanna	R
A	MUELLER Emma	R
C	JENTSCH Daniela (GER)	
O	FAROVA Michaela (CZE)	
O	-	

CZE - Czechia		
4 S	PAULOVA Zuzana	L
3 V	ZELINGROVA Alzbeta	R
2	BAUDYSOVA Michaela	R
1	MUELLERNOVA Aneta	R
A	SPUNDOVA Karolina	R
C	KUBESKA Karel	
O	BENEDIKTOVA Petra	
O	-	

ENG - England		
4 V	FOWLER Anna	R
3 S	GARNIER Hetty	R
2	WARD Angharad	R
1	FARNELL Lisa	R
A	ROBINSON Naomi	R
C	FARNELL Jamie (CAN)	
O	-	
O	-	

FIN - Finland		
4 S	EIVOLA Ella	R
3	MUSTAJOKI Inka	R
2 V	KIISKINEN Mariia	R
1	SAJANIEMI Lara	L
A	AHRENBERG Miia	R
C	KOKKONEN Ida	
NC	NILHAMN-KUOSMANEN Bonnie (SWE)	
O	-	

GER - Germany		
4 V	SUTOR Kim	R
3 S	MESSENZEHL Sara	R
2	ANTES Zoe	R
1	SUTOR Joy	R
A	SCHOELL Pia-Lisa	R
C	CHARETTE Daniel (CAN)	
O	FRITSCH Lukas	
O	-	

LAT - Latvia		
4 V	REGZA Agate	L
3	REGZA Darta	R
2	ZABERE Anete	R
1 S	REGZA Evita	R
A	REGZA Dace	R
C	REGZA Ansis	
O	-	
O	-	

NED - Netherlands		
4 V	TONOLI Vanessa	R
3 S	BOMAS Lisenka	R
2	NAS Linde	R
1	VAN VALKENHOEF Marit	R
A	BOMAS Anandi	L
C	KLEIBRINK Shannon (CAN)	
O	-	
O	-	

POL - Poland		
4 S	LIPINSKA Aneta	R
3 V	NOGLY Ewa	R
2	LESZCZYNSKA Marta	R
1	KOŁODZIEJ Magdalena	R
A	DYDERSKA Julia	R
C	GRAY Brian (SUI)	
O	-	
O	-	

SLO - Slovenia		
4 S	GORISEK Marusa	L
3	PIPAN Nadja	R
2 V	ZAVRTANIK DRGLIN Ajda	R
1	GREGORI Liza	R
A	KREMZAR Nina	R
C	ROUGE Frederic (SUI)	
O	-	
O	-	

UKR - Ukraine		
4 V	KALINICHENKO Yaroslava	R
3 S	MOSKALENKO Diana	R
2	KONONENKO Oleksandra	R
1	MOSOL Anastasiia	R
A	-	
C	GOW Harry (SCO)	
O	-	
O	-	

Note:

Position and function for each team member:

4 = Fourth, **3** = Third, **2** = Second, **1** = Lead, **A** = Alternate, **S** = Skip, **V** = Vice-Skip

C = Coach, **2C** = 2nd Team Coach, **NC** = National Coach, **T** = Translator, **O** = Team Official

Legend:

L Left-handed

R Right-handed



Competition Officials

As of TUE 29 OCT 2024

Function	Name	Organisation
WCF President:	WELLING Beau	USA - United States
World Curling Head of Competitions & TD:	ROETHLISBERGER Eeva	SUI - Switzerland
Chief Umpire:	BOMAS Bob	NED - Netherlands
Deputy Chief Umpire:	MATAU Cristian	ROU - Romania
Timing Supervisors:	CHMIEL-NOWAK Magdalena	POL - Poland
	DE LOTTO Giorgia	ITA - Italy
	KOKKONEN Kari	FIN - Finland
Chief Ice Technician:	MOGLIA Ivan	ITA - Italy
Deputy Chief Ice Technician:	HERON John	SCO - Scotland

Legend:
TD Technical Delegate



Competition Schedule

As of TUE 29 OCT 2024

Date	Start Time	Session	Sheet B	Sheet C	Sheet D	Sheet E	Sheet F
SAT 16 NOV	9:00	1	UKR - SVK	WAL - POL	FIN - IRL	EST - BUL	DEN - FRA
	13:30	2	eng - ger	aut - ukr	slo - ned	fin - lat	pol - cze
	18:00	3	LAT - ESP	FIN - EST	HUN - ISR	BUL - IRL	TUR - BEL
SUN 17 NOV	8:00	4	ukr - fin	ger - lat	pol - eng	cze - ned	aut - slo
	12:00	5	BEL - LAT	TUR - ESP	FRA - WAL	UKR - HUN	POL - DEN
	16:00	6	ned - aut	eng - cze	ger - fin	ISR - SVK	ukr - lat
MON 18 NOV	20:00	7	FIN - WAL	DEN - BUL	EST - POL	slo - pol	FRA - IRL
	9:00	8	TUR - HUN	ISR - BEL	cze - ukr	ned - eng	ger - aut
	13:30	9	lat - pol	slo - fin	ESP - SVK	LAT - UKR	IRL - POL
TUE 19 NOV	18:00	10	WAL - BUL	EST - FRA	DEN - FIN		BEL - HUN
	9:00	11	ESP - ISR	HUN - LAT	SVK - BEL		UKR - TUR
	13:30	12	pol - ned	ukr - eng	fin - aut	lat - slo	cze - ger
WED 20 NOV	18:00	13	EST - DEN	IRL - WAL	POL - BUL	FIN - FRA	SVK - LAT
	8:00	14	aut - lat	cze - slo	ned - ger	pol - ukr	eng - fin
	12:00	15	FRA - POL	LAT - ISR	BEL - UKR	SVK - TUR	HUN - ESP
THU 21 NOV	16:00	16	ger - slo	fin - pol	lat - cze	eng - aut	ned - ukr
	20:00	17	ISR - TUR	ESP - UKR	IRL - EST	WAL - DEN	BUL - FIN
	9:00	18	fin - cze	lat - ned	aut - pol	ukr - ger	slo - eng
FRI 22 NOV	13:30	19	DEN - IRL		BUL - FRA	POL - FIN	WAL - EST
	18:00	20		SVK - HUN	TUR - LAT	ESP - BEL	ISR - UKR
	13:30	21	slo - ukr	pol - ger	eng - lat	aut - cze	fin - ned
SAT 23 NOV	18:00	Men's Qualification					
	9:00	Men's and Women's Semi-finals					
	14:30	Men's and Women's Finals					

Note:

For NOC codes, lowercase is used for Women, and uppercase is used for Men.
First named team in each game plays red-handled stones and wears dark coloured upper playing garments.
Please check online for more details and the latest updates.