




RESULTS SUMMARY



**European Curling
Championships C-Division 2024
Women
Dumfries, Scotland**

28 April - 4 May 2024





ECC-C 2024
Dumfries, Scotland

European Curling Championships C-Division 2024

Dumfries Ice Bowl

Women



SAT 4 MAY 2024

Medallists

Medal	Country	Name	Position - Function
GOLD	NED - Netherlands	BOMAS Lisenka	3 S
		TONOLI Vanessa	4
		BOMAS Anandi	2
		NAS Linde	1
		VAN VALKENHOEF Marit	A
		LEIBBRANDT Shari	C
SILVER	WAL - Wales	BEEVER Laura	4 S
		GLAZIER Judith	3
		SIMPSON Emily	2
		CARRUTHERS Anna	1
		COOMBS Garry	C
		BRONZE	UKR - Ukraine
KALINICHENKO Yaroslava	4		
KONONENKO Oleksandra	2		
MOSOL Anastasiia	1		
GOW Harry	C		

Note:

Position and function for each team member:

4 = Fourth, **3** = Third, **2** = Second, **1** = Lead, **A** = Alternate, **S** = Skip, **C** = Coach

Final Standings

Rank	Team	Players	Position - Function
1	NED - Netherlands	TONOLI Vanessa	4 V
		BOMAS Lisenka	3 S
		BOMAS Anandi	2
		NAS Linde	1
		VAN VALKENHOEF Marit	A
		LEIBBRANDT Shari	C
2	WAL - Wales	BEEVER Laura	4 S
		GLAZIER Judith	3 V
		SIMPSON Emily	2
		CARRUTHERS Anna	1
		-	A
		COOMBS Garry	C
3	UKR - Ukraine	KALINICHENKO Yaroslava	4 V
		MOSKALENKO Diana	3 S
		KONONENKO Oleksandra	2
		MOSOL Anastasiia	1
		-	A
		GOW Harry	C
4	SVK - Slovakia	KAJANOVA Gabriela	4 S
		SYKOROVA Silvia	3 V
		HAFEROVA Linda	2
		MATULOVA Daniela	1
		AXAMITOVA Zuzana	A
		-	C
5	ESP - Spain	OLIVAN SALVADOR Paula	4 S
		ARIAS CORDOBA Marisol	3
		RODRIGUEZ ROMEO Laura	2 V
		LOPEZ PEREZ Emma	1
		AINSA GALINDO Maria Victoria	A
		OLIVAN SANFRANCISCO Joaquin	C
6	POR - Portugal	MARTINS ETHIER Antonieta	4 V
		SIMPSON Fiona Grace	3 S
		PITA-GOODIS Irene	2
		MARTINS FOLSTER Graciete	1
		TRINDADE Susana	A
		RAFAEL Daniel	C
7	BEL - Belgium	CATTECEUR Kim	4
		GEERINCKX Veerle	3 S
		MEYHI Yana	2
		MEYHI Britt	1 V
		-	A
		HEYLEN Dirk	C
8	FRA - France	BRAGEUL Allison	4 V
		FUCHS Elodie	3 S
		VERGER Elodie	2
		REIST Sylvie	1
		WALTER Lise	A
		MERCIER Thierry	C



ECC-C 2024
Dumfries, Scotland

European Curling Championships C-Division 2024
Dumfries Ice Bowl
Women



Final Standings

Rank	Team	Players	Position - Function
9	ROU - Romania	TRAILA Iulia	4 S
		BOBOC Crina	3 V
		BACALI Ania	2
		TRAILA Octavia	1
		-	A
		COLCERIU Bogdan	C
10	CRO - Croatia	PENAVA Iva	4 S
		ROSO Iva	3 V
		MUHEK Zrinka	2
		CUZELA Morana	1
		PAVELKA Luci Ana	A
		-	C

Note:

Position and function for each team member:

4 = Fourth, **3** = Third, **2** = Second, **1** = Lead, **A** = Alternate, **S** = Skip, **V** = Vice-Skip, **C** = Coach

Competition Summary

Session	Date Time	Sheet A	Sheet B	Sheet C	Sheet D	Sheet E
Session 1	28 APR 19:00	BEL 4 - 14 NED	ESP 9 - 5 POR	UKR 7 - 4 ROU	WAL 9 - 2 CRO	SVK 5 - 2 FRA
Session 2	29 APR 10:00	UKR 10 - 3 WAL	FRA 6 - 4 CRO	POR 9 - 5 BEL	SVK 6 - 4 NED	ROU 3 - 10 ESP
Session 3	29 APR 19:00	POR 1 - 12 SVK	NED 11 - 2 ROU	WAL 6 - 5 ESP	UKR 6 - 3 FRA	CRO 7 - 8 BEL
Session 4	30 APR 14:30	ESP 3 - 6 FRA	BEL 2 - 9 UKR	SVK 8 - 5 CRO	ROU 3 - 9 POR	WAL 3 - 6 NED
Session 5	1 MAY 10:00	ROU 7 - 5 CRO	SVK 8 - 7 WAL	FRA 3 - 11 NED	ESP 8 - 5 BEL	POR 4 - 3 UKR
Session 6	1 MAY 19:00	FRA 3 - 5 BEL	POR 5 - 7 NED	ROU 3 - 11 WAL	CRO 3 - 10 UKR	ESP 11 - 4 SVK
Session 7	2 MAY 14:30	WAL 5 - 4 POR	UKR 4 - 3 ESP	BEL 2 - 8 SVK	FRA 6 - 4 ROU	NED ^{EE} 6 - 4 CRO
Session 8	3 MAY 10:00	SVK 7 - 6 UKR	WAL 7 - 6 FRA	CRO 4 - 6 POR	NED 9 - 4 ESP	BEL 6 - 3 ROU
Session 9	3 MAY 19:00	CRO 6 - 7 ESP	ROU 3 - 7 SVK	NED 9 - 3 UKR	BEL 1 - 6 WAL	FRA 2 - 8 POR
Semi-finals	4 MAY 9:00	UKR 7 - 8 NED		SVK 1 - 11 WAL		
Finals	4 MAY 14:30		NED 10 - 3 WAL		SVK 8 - ^{EE} 9 UKR	

Standings after Round Robin

Rank	Team	Games	Wins	Losses		
1	SVK - Slovakia	9	8	1	Q	w1
2	NED - Netherlands	9	8	1	Q	w0
3	UKR - Ukraine	9	6	3	Q	w1
4	WAL - Wales	9	6	3	Q	w0
5	ESP - Spain	9	5	4		w1
6	POR - Portugal	9	5	4		w0
7	BEL - Belgium	9	3	6		w1
8	FRA - France	9	3	6		w0
9	ROU - Romania	9	1	8		
10	CRO - Croatia	9	0	9		

Play-offs Bracket

Semi-finals	Finals	Final Standings
<p>1 SVK 1</p> <p>Sheet C</p> <p>4 WAL 11</p> <p>2 NED 8</p> <p>Sheet A</p> <p>3 UKR 7</p>	<p>WAL 3</p> <p>Sheet B</p> <p>NED 1st</p> <p>WAL 2nd</p> <p>NED 10</p> <p>SVK 8</p> <p>Sheet D</p> <p>UKR 3rd</p> <p>SVK 4th</p> <p>UKR 9</p>	<p>1 NED - Netherlands</p> <p>2 WAL - Wales</p> <p>3 UKR - Ukraine</p> <p>4 SVK - Slovakia</p> <p>5 ESP - Spain</p> <p>6 POR - Portugal</p> <p>7 BEL - Belgium</p> <p>8 FRA - France</p> <p>9 ROU - Romania</p> <p>10 CRO - Croatia</p>

Legend:

EE Extra End

Q Qualified for the play-offs

wn Number of wins (n) against tied teams



ECC-C 2024
Dumfries, Scotland

European Curling Championships C-Division 2024

Dumfries Ice Bowl
Women



SAT 4 MAY 2024
Start Time 14:30

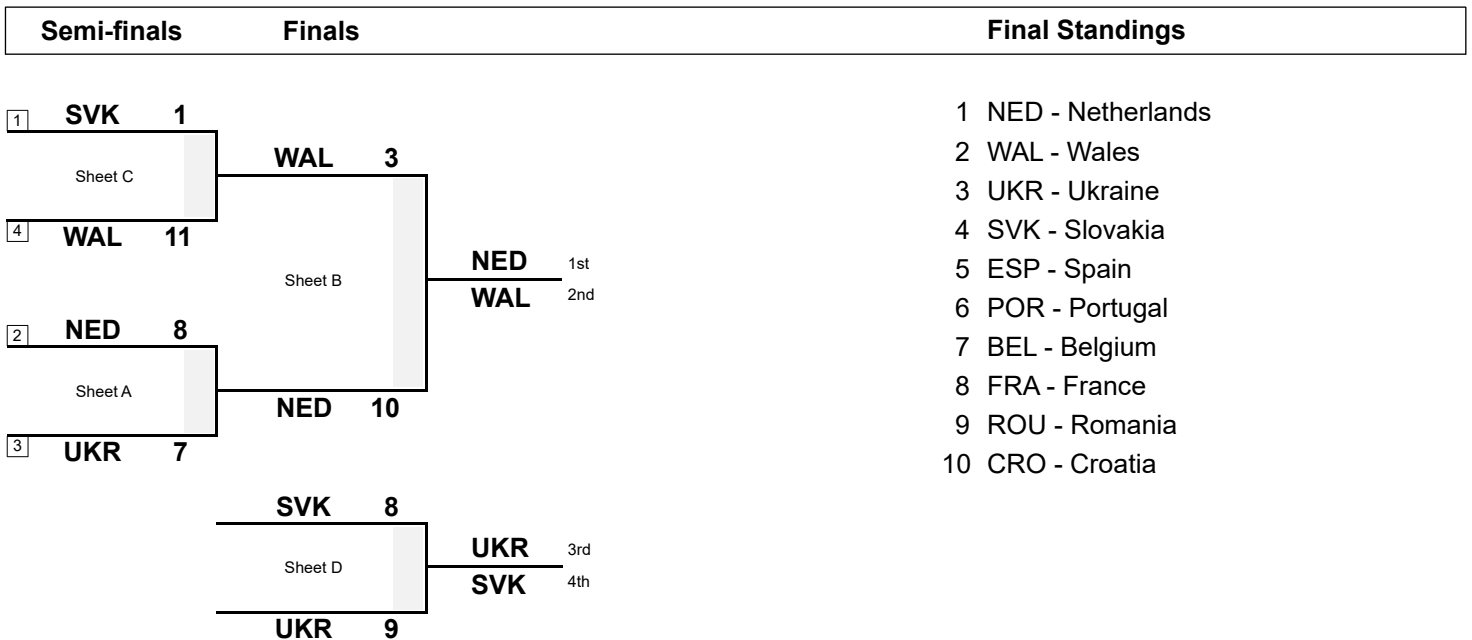
Finals



Session Results and Standings

Sheet	Team	LSFE	1	2	3	4	5	6	7	8	Extra Ends	Total
B	NED - Netherlands	*	3	5	0	1	0	1	X	X		10
	WAL - Wales		0	0	1	0	2	0	X	X		3
D	SVK - Slovakia	*	0	0	0	3	0	2	0	3	0	8
	UKR - Ukraine		2	1	0	0	3	0	2	0	1	9

Play-offs Bracket



Legend:

LSFE(*) Last Stone First End

X Unplayed/unfinished end due to concession



ECC-C 2024
Dumfries, Scotland

European Curling Championships C-Division 2024

Dumfries Ice Bowl
Women



SAT 4 MAY 2024
Start Time 9:00

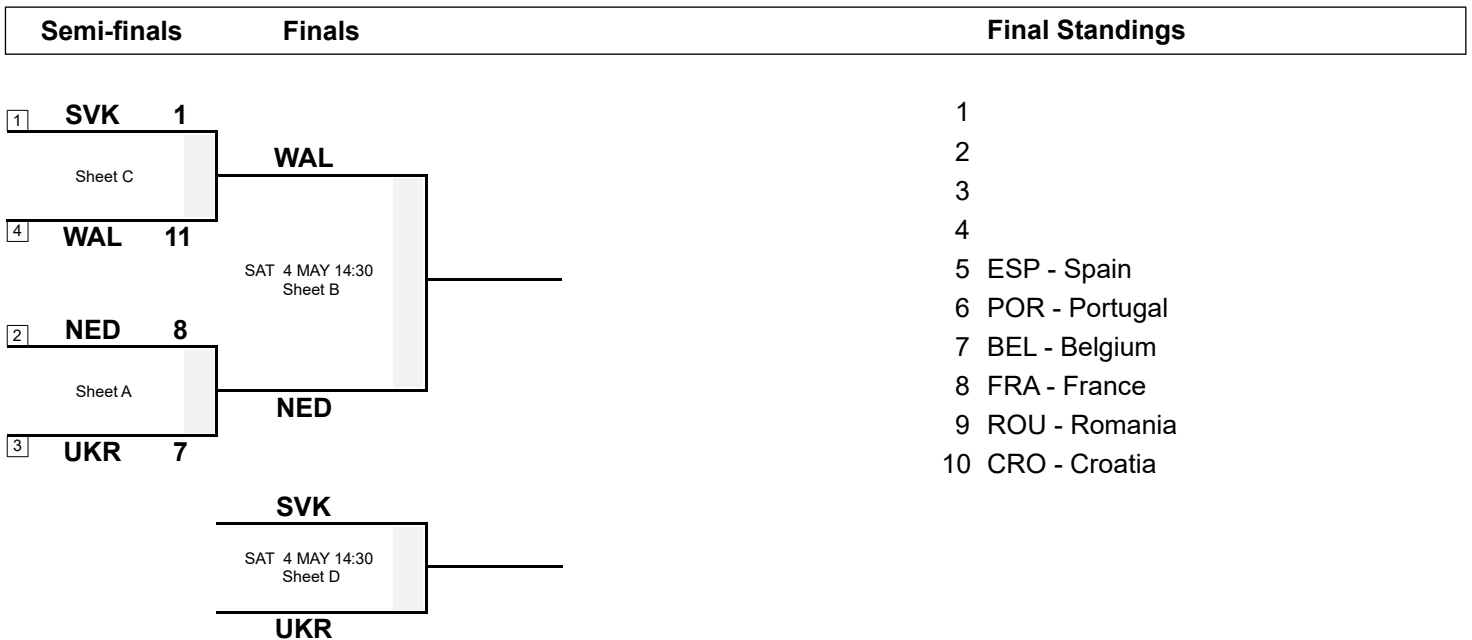
Semi-finals



Session Results and Standings

Sheet	Team	LSFE	1	2	3	4	5	6	7	8	Extra Ends	Total
A	UKR - Ukraine		1	2	0	1	0	3	0	0		7
	NED - Netherlands	*	0	0	2	0	4	0	1	1		8
C	SVK - Slovakia	*	0	0	0	1	0	0	X	X		1
	WAL - Wales		3	4	1	0	2	1	X	X		11

Play-offs Bracket



Legend:

LSFE(*) Last Stone First End

X Unplayed/unfinished end due to concession

Competition Matrix

Team	BEL	CRO	ESP	FRA	NED	POR	ROU	SVK	UKR	WAL
BEL		8 - 7	5 - 8	5 - 3	4 - 14	5 - 9	6 - 3	2 - 8	2 - 9	1 - 6
CRO	7 - 8		6 - 7	4 - 6	4 - 6	4 - 6	5 - 7	5 - 8	3 - 10	2 - 9
ESP	8 - 5	7 - 6		3 - 6	4 - 9	9 - 5	10 - 3	11 - 4	3 - 4	5 - 6
FRA	3 - 5	6 - 4	6 - 3		3 - 11	2 - 8	6 - 4	2 - 5	3 - 6	6 - 7
NED	14 - 4	6 - 4	9 - 4	11 - 3		7 - 5	11 - 2	4 - 6	9 - 3	6 - 3
POR	9 - 5	6 - 4	5 - 9	8 - 2	5 - 7		9 - 3	1 - 12	4 - 3	4 - 5
ROU	3 - 6	7 - 5	3 - 10	4 - 6	2 - 11	3 - 9		3 - 7	4 - 7	3 - 11
SVK	8 - 2	8 - 5	4 - 11	5 - 2	6 - 4	12 - 1	7 - 3		7 - 6	8 - 7
UKR	9 - 2	10 - 3	4 - 3	6 - 3	3 - 9	3 - 4	7 - 4	6 - 7		10 - 3
WAL	6 - 1	9 - 2	6 - 5	7 - 6	3 - 6	5 - 4	11 - 3	7 - 8	3 - 10	

Standings after Round Robin

Rank	Team	Games	Wins	Losses		
1	SVK - Slovakia	9	8	1	Q	w1
2	NED - Netherlands	9	8	1	Q	w0
3	UKR - Ukraine	9	6	3	Q	w1
4	WAL - Wales	9	6	3	Q	w0
5	ESP - Spain	9	5	4		w1
6	POR - Portugal	9	5	4		w0
7	BEL - Belgium	9	3	6		w1
8	FRA - France	9	3	6		w0
9	ROU - Romania	9	1	8		
10	CRO - Croatia	9	0	9		

Legend:
Q Qualified for the play-offs
wn Number of wins (n) against tied teams

Draw Shot Challenge

Rank	Team	Stone Rotation	Last Stone Draw in each Round Robin Game									DSC
			1	2	3	4	5	6	7	8	9	
1	NED - Netherlands	↻	41.1	122.4	36.1	65.6	122.7	88.5	48.4	38.8	3.7	44.21cm
		↻	31.2	59.1	53.5	33.1	54.1	8.7	89.7	35.9	19.9	
2	UKR - Ukraine	↻	24.5	112.5	36.7	63.7	55.0	62.6	45.4	29.5	96.4	64.89cm
		↻	165.1	12.0	5.0	199.6	76.5	95.3	199.6	110.9	47.2	
3	ESP - Spain	↻	106.9	22.2	129.6	199.6	52.5	31.7	48.2	80.6	97.7	80.62cm
		↻	199.6	69.3	158.7	153.5	32.2	9.7	199.6	80.6	16.9	
4	POR - Portugal	↻	60.7	178.8	31.1	14.7	66.6	46.8	157.7	163.7	113.1	82.83cm
		↻	106.8	5.5	93.4	55.6	112.0	199.6	22.2	181.8	96.5	
5	SVK - Slovakia	↻	151.9	75.6	199.6	131.7	30.5	26.4	199.6	30.1	26.4	99.86cm
		↻	86.9	57.2	199.6	91.2	110.0	166.9	75.7	138.1	199.6	
6	BEL - Belgium	↻	21.2	199.6	33.5	51.1	176.9	199.6	31.8	182.6	88.5	106.67cm
		↻	199.6	20.7	106.0	128.8	192.6	68.5	150.6	199.6	54.7	
7	FRA - France	↻	199.6	177.6	50.2	25.2	39.6	55.6	102.8	199.6	199.6	109.98cm
		↻	57.5	199.6	108.4	82.0	171.3	44.1	47.0	199.6	199.6	
8	WAL - Wales	↻	171.1	199.6	50.8	154.6	199.6	168.9	161.8	164.3	149.8	120.08cm
		↻	174.2	59.7	199.6	18.7	64.4	82.0	199.6	66.5	35.2	
9	CRO - Croatia	↻	199.6	58.2	45.8	163.7	199.6	181.0	56.7	56.1	133.2	139.94cm
		↻	199.6	147.8	170.6	199.6	145.3	199.6	141.2	199.6	141.0	
10	ROU - Romania	↻	199.6	199.6	199.6	139.8	43.9	186.1	199.6	128.6	89.2	145.42cm
		↻	199.6	86.1	199.6	199.6	70.9	64.7	199.6	163.5	156.3	

Note:

The Draw Shot Challenge (DSC) is the average distance of all the individual Last Stone Draws (LSD), which were delivered by a team during the round robin. The two least favourable results will be eliminated before calculating the average distance. The team with the lesser DSC receives the higher ranking. If the DSCs are equal then the team with the best non-equal counting LSD receives the higher ranking. In the case where all counting LSDs are equal, the team ranked higher in the official WCF World Rankings is ranked higher.

Legend:

↻ Clockwise

↻ Counter-clockwise

DSC Draw Shot Challenge

~~nnn.n~~ Eliminated Last Stone Draw

Scoring Analysis

Team	Games	LSFE	Stolen Ends	Last Stone Eff.	Force Eff.	Points Scored							Total	Plus / Minus
						0	1	2	3	4	>4			
NED	For	8	14	50%	65%	0	12	14	3	2	4	77	+43	
	Against	1	9			2	18	8	0	0	0	34		
SVK	For	5	13	52%	38%	8	11	11	4	5	0	65	+24	
	Against	4	9			2	14	7	3	1	0	41		
UKR	For	7	14	30%	47%	4	19	10	5	1	0	58	+20	
	Against	2	6			1	13	7	2	0	1	38		
ESP	For	4	11	34%	55%	0	13	9	3	5	0	60	+12	
	Against	5	10			4	19	10	3	0	0	48		
WAL	For	3	17	23%	55%	0	23	7	4	2	0	57	+12	
	Against	6	7			1	13	11	2	1	0	45		
POR	For	6	14	29%	59%	2	17	10	2	2	0	51	+1	
	Against	3	14			1	20	6	2	3	0	50		
FRA	For	3	9	19%	59%	2	17	7	2	0	0	37	-16	
	Against	6	15			6	18	9	3	2	0	53		
CRO	For	2	10	23%	67%	4	16	7	2	1	0	40	-27	
	Against	7	19			0	20	7	7	3	0	67		
BEL	For	4	8	21%	42%	0	19	5	3	0	0	38	-29	
	Against	5	14			3	16	8	3	4	2	67		
ROU	For	3	8	9%	48%	1	21	2	1	1	0	32	-40	
	Against	6	15			1	17	9	4	5	1	72		
Total	45		118			21	168	82	29	19	4	515		

Note:

Stolen ends are the ends won without the last stone advantage.

Last Stone Efficiency: Scoring two or more points with last stone advantage.

Force Efficiency: Forcing the opponent team to score only one point when they have the last stone advantage.

Legend:

>4 More than four points scored

Eff. Efficiency

LSFE Last Stone First End



Summary of Big Ends

Points Scored	By	Against	Session	End	Game Result
5	NED - Netherlands	UKR - Ukraine	9	4	9 : 3
5	NED - Netherlands	ROU - Romania	3	6	11 : 2
5	NED - Netherlands	BEL - Belgium	1	3	14 : 4
5	NED - Netherlands	BEL - Belgium	1	1	14 : 4
4	ESP - Spain	CRO - Croatia	9	7	7 : 6
4	ESP - Spain	BEL - Belgium	5	1	8 : 5
4	ESP - Spain	ROU - Romania	2	3	10 : 3
4	ESP - Spain	ROU - Romania	2	2	10 : 3
4	ESP - Spain	POR - Portugal	1	6	9 : 5
4	SVK - Slovakia	ROU - Romania	9	6	7 : 3
4	SVK - Slovakia	BEL - Belgium	7	5	8 : 2
4	SVK - Slovakia	CRO - Croatia	4	1	8 : 5
4	SVK - Slovakia	POR - Portugal	3	3	12 : 1
4	SVK - Slovakia	POR - Portugal	3	2	12 : 1
4	NED - Netherlands	FRA - France	5	4	11 : 3
4	NED - Netherlands	BEL - Belgium	1	5	14 : 4
4	POR - Portugal	ROU - Romania	4	8	9 : 3
4	POR - Portugal	BEL - Belgium	2	1	9 : 5
4	WAL - Wales	ROU - Romania	6	4	11 : 3
4	WAL - Wales	SVK - Slovakia	5	7	7 : 8
4	CRO - Croatia	FRA - France	2	5	4 : 6
4	ROU - Romania	CRO - Croatia	5	7	7 : 5
4	UKR - Ukraine	WAL - Wales	2	4	10 : 3

Note:

Big ends are defined as ends with a score of four or more points.

Session Results and Standings

Sheet	Team	LSD/LSFE	1	2	3	4	5	6	7	8	Extra Ends	Total
A	CRO - Croatia	274.2cm	2	0	0	2	1	0	0	1		6
	ESP - Spain	114.6cm *	0	1	1	0	0	1	4	0		7
B	ROU - Romania	245.5cm	0	1	1	0	1	0	0	X		3
	SVK - Slovakia	226.0cm *	2	0	0	0	0	4	1	X		7
C	NED - Netherlands	23.6cm *	2	0	0	5	0	2	X	X		9
	UKR - Ukraine	143.6cm	0	1	1	0	1	0	X	X		3
D	BEL - Belgium	143.2cm *	0	1	0	0	0	0	X	X		1
	WAL - Wales	185.0cm	1	0	1	1	1	2	X	X		6
E	FRA - France	399.2cm	0	2	0	0	0	0	X	X		2
	POR - Portugal	209.6cm *	1	0	2	2	2	1	X	X		8

Standings after Round Robin

Rank	Team	Games	Wins	Losses		
1	SVK - Slovakia	9	8	1	Q	w1
2	NED - Netherlands	9	8	1	Q	w0
3	UKR - Ukraine	9	6	3	Q	w1
4	WAL - Wales	9	6	3	Q	w0
5	ESP - Spain	9	5	4		w1
6	POR - Portugal	9	5	4		w0
7	BEL - Belgium	9	3	6		w1
8	FRA - France	9	3	6		w0
9	ROU - Romania	9	1	8		
10	CRO - Croatia	9	0	9		

Legend:

LSD Last Stone Draw

LSFE(*) Last Stone First End

Q Qualified for the play-offs

wn Number of wins (n) against tied teams

X Unplayed/unfinished end due to concession



Session Results and Standings

Sheet	Team	LSD/LSFE	1	2	3	4	5	6	7	8	Extra Ends	Total
A	WAL - Wales	361.4cm	1	1	0	0	1	1	0	1		5
	POR - Portugal	179.9cm *	0	0	1	2	0	0	1	0		4
B	UKR - Ukraine	245.0cm *	1	0	0	1	1	0	0	1		4
	ESP - Spain	247.8cm	0	1	1	0	0	1	0	0		3
C	BEL - Belgium	182.4cm *	0	1	1	0	0	0	0	X		2
	SVK - Slovakia	275.3cm	1	0	0	0	4	1	2	X		8
D	FRA - France	149.8cm *	3	0	1	0	2	0	0	X		6
	ROU - Romania	399.2cm	0	1	0	1	0	1	1	X		4
E	NED - Netherlands	138.1cm *	0	0	1	0	0	0	1	2	2	6
	CRO - Croatia	197.9cm	1	1	0	0	1	1	0	0	0	4

Current Standings

Rank	Team	Games	Wins	Losses
1	NED - Netherlands	7	6	1
1	SVK - Slovakia	7	6	1
1	UKR - Ukraine	7	6	1
4	ESP - Spain	7	4	3
4	WAL - Wales	7	4	3
6	FRA - France	7	3	4
6	POR - Portugal	7	3	4
8	BEL - Belgium	7	2	5
9	ROU - Romania	7	1	6
10	CRO - Croatia	7	0	7

Note:
Under WCF rules, tie-breaking rules for standings are not applied until after the last game of the round robin.

Legend:
LSD Last Stone Draw **LSFE(*)** Last Stone First End **X** Unplayed/unfinished end due to concession



Session Results and Standings

Sheet	Team	LSD/LSFE	1	2	3	4	5	6	7	8	Extra Ends	Total
A	FRA - France	99.7cm *	0	1	0	0	1	1	0	0		3
	BEL - Belgium	268.1cm	1	0	1	1	0	0	1	1		5
B	POR - Portugal	246.4cm	1	0	2	2	0	0	0	0		5
	NED - Netherlands	97.2cm *	0	1	0	0	2	1	1	2		7
C	ROU - Romania	250.8cm *	0	3	0	0	0	0	X	X		3
	WAL - Wales	250.9cm	2	0	1	4	1	3	X	X		11
D	CRO - Croatia	380.6cm	0	3	0	0	0	0	X	X		3
	UKR - Ukraine	157.9cm *	3	0	1	2	3	1	X	X		10
E	ESP - Spain	41.4cm *	2	1	3	0	3	0	2	X		11
	SVK - Slovakia	193.3cm	0	0	0	2	0	2	0	X		4

Current Standings

Rank	Team	Games	Wins	Losses
1	NED - Netherlands	6	5	1
1	SVK - Slovakia	6	5	1
1	UKR - Ukraine	6	5	1
4	ESP - Spain	6	4	2
5	POR - Portugal	6	3	3
5	WAL - Wales	6	3	3
7	BEL - Belgium	6	2	4
7	FRA - France	6	2	4
9	ROU - Romania	6	1	5
10	CRO - Croatia	6	0	6

Note:
Under WCF rules, tie-breaking rules for standings are not applied until after the last game of the round robin.

Legend:
LSD Last Stone Draw **LSFE(*)** Last Stone First End **X** Unplayed/unfinished end due to concession

Session Results and Standings

Sheet	Team	LSD/LSFE	1	2	3	4	5	6	7	8	Extra Ends	Total
A	ROU - Romania	114.8cm *	1	1	0	0	0	1	4	0		7
	CRO - Croatia	344.9cm	0	0	1	1	2	0	0	1		5
B	SVK - Slovakia	140.5cm *	0	2	0	2	0	1	0	3		8
	WAL - Wales	264.0cm	0	0	1	0	2	0	4	0		7
C	FRA - France	210.9cm	0	0	0	0	2	1	X	X		3
	NED - Netherlands	176.8cm *	2	2	3	4	0	0	X	X		11
D	ESP - Spain	84.7cm *	4	0	0	0	1	2	1	X		8
	BEL - Belgium	369.5cm	0	2	1	2	0	0	0	X		5
E	POR - Portugal	178.6cm	1	0	1	1	0	1	0	0		4
	UKR - Ukraine	131.5cm *	0	0	0	0	1	0	1	1		3

Current Standings

Rank	Team	Games	Wins	Losses
1	SVK - Slovakia	5	5	0
2	NED - Netherlands	5	4	1
2	UKR - Ukraine	5	4	1
4	ESP - Spain	5	3	2
4	POR - Portugal	5	3	2
6	FRA - France	5	2	3
6	WAL - Wales	5	2	3
8	BEL - Belgium	5	1	4
8	ROU - Romania	5	1	4
10	CRO - Croatia	5	0	5

Note:

Under WCF rules, tie-breaking rules for standings are not applied until after the last game of the round robin.

Legend:

LSD Last Stone Draw

LSFE(*) Last Stone First End

X Unplayed/unfinished end due to concession



Session Results and Standings

Sheet	Team	LSD/LSFE	1	2	3	4	5	6	7	8	Extra Ends	Total
A	ESP - Spain	353.1cm	0	0	0	2	0	1	0	0		3
	FRA - France	107.2cm *	0	0	1	0	1	0	1	3		6
B	BEL - Belgium	179.9cm *	0	0	2	0	0	0	X	X		2
	UKR - Ukraine	263.3cm	2	2	0	0	3	2	X	X		9
C	SVK - Slovakia	222.9cm *	4	2	0	1	1	0	0	X		8
	CRO - Croatia	363.3cm	0	0	2	0	0	2	1	X		5
D	ROU - Romania	339.4cm	1	0	0	1	0	0	1	0		3
	POR - Portugal	70.3cm *	0	2	1	0	1	1	0	4		9
E	WAL - Wales	173.3cm	0	1	0	0	1	0	1	X		3
	NED - Netherlands	98.7cm *	1	0	2	1	0	2	0	X		6

Current Standings

Rank	Team	Games	Wins	Losses
1	SVK - Slovakia	4	4	0
1	UKR - Ukraine	4	4	0
3	NED - Netherlands	4	3	1
4	ESP - Spain	4	2	2
4	FRA - France	4	2	2
4	POR - Portugal	4	2	2
4	WAL - Wales	4	2	2
8	BEL - Belgium	4	1	3
9	CRO - Croatia	4	0	4
9	ROU - Romania	4	0	4

Note:
Under WCF rules, tie-breaking rules for standings are not applied until after the last game of the round robin.

Legend:
LSD Last Stone Draw **LSFE(*)** Last Stone First End **X** Unplayed/unfinished end due to concession



Session Results and Standings

Sheet	Team	LSD/LSFE	1	2	3	4	5	6	7	8	Extra Ends	Total
A	POR - Portugal	124.5cm *	0	0	0	0	1	0	X	X		1
	SVK - Slovakia	399.2cm	0	4	4	1	0	3	X	X		12
B	NED - Netherlands	89.6cm *	2	0	0	2	2	5	X	X		11
	ROU - Romania	399.2cm	0	1	1	0	0	0	X	X		2
C	WAL - Wales	250.4cm *	2	1	1	0	1	0	0	1		6
	ESP - Spain	288.3cm	0	0	0	2	0	1	2	0		5
D	UKR - Ukraine	41.7cm *	1	2	0	2	0	1	0	X		6
	FRA - France	158.6cm	0	0	1	0	1	0	1	X		3
E	CRO - Croatia	216.4cm	0	1	1	0	3	0	2	0		7
	BEL - Belgium	139.5cm *	3	0	0	3	0	1	0	1		8

Current Standings

Rank	Team	Games	Wins	Losses
1	SVK - Slovakia	3	3	0
1	UKR - Ukraine	3	3	0
3	ESP - Spain	3	2	1
3	NED - Netherlands	3	2	1
3	WAL - Wales	3	2	1
6	BEL - Belgium	3	1	2
6	FRA - France	3	1	2
6	POR - Portugal	3	1	2
9	CRO - Croatia	3	0	3
9	ROU - Romania	3	0	3

Note:
Under WCF rules, tie-breaking rules for standings are not applied until after the last game of the round robin.

Legend:
LSD Last Stone Draw **LSFE(*)** Last Stone First End **X** Unplayed/unfinished end due to concession

Session Results and Standings

Sheet	Team	LSD/LSFE	1	2	3	4	5	6	7	8	Extra Ends	Total
A	UKR - Ukraine	124.5cm *	1	0	2	4	0	1	2	X		10
	WAL - Wales	259.3cm	0	1	0	0	2	0	0	X		3
B	FRA - France	377.2cm	2	0	0	1	0	2	0	1		6
	CRO - Croatia	206.0cm *	0	0	0	0	4	0	0	0		4
C	POR - Portugal	184.3cm *	4	0	3	0	2	0	0	X		9
	BEL - Belgium	220.3cm	0	1	0	1	0	2	1	X		5
D	SVK - Slovakia	132.8cm *	0	0	1	0	1	0	2	2		6
	NED - Netherlands	181.5cm	0	1	0	2	0	1	0	0		4
E	ROU - Romania	285.7cm	0	0	0	2	0	1	X	X		3
	ESP - Spain	91.5cm *	1	4	4	0	1	0	X	X		10

Current Standings

Rank	Team	Games	Wins	Losses
1	ESP - Spain	2	2	0
1	SVK - Slovakia	2	2	0
1	UKR - Ukraine	2	2	0
4	FRA - France	2	1	1
4	NED - Netherlands	2	1	1
4	POR - Portugal	2	1	1
4	WAL - Wales	2	1	1
8	BEL - Belgium	2	0	2
8	CRO - Croatia	2	0	2
8	ROU - Romania	2	0	2

Note:

Under WCF rules, tie-breaking rules for standings are not applied until after the last game of the round robin.

Legend:

LSD Last Stone Draw

LSFE(*) Last Stone First End

X Unplayed/unfinished end due to concession

Entry List by Event

REVISED
29 APR 10:53

As of MON 29 APR 2024

BEL - Belgium		
4	CATTECEUR Kim	R
3 S	GEERINCKX Veerle	R
2	MEYHI Yana	R
1 V	MEYHI Britt	R
A	-	
C	HEYLEN Dirk	
O	-	
O	-	

POR - Portugal		
4 V	MARTINS ETHIER Antonieta	R
3 S	SIMPSON Fiona Grace	R
2	PITA-GOODIS Irene	R
1	MARTINS FOLSTER Graciete	R
A	TRINDADE Susana	L
C	RAFAEL Daniel	
O	-	
O	-	

CRO - Croatia		
4 S	PENAVA Iva	R
3 V	ROSO Iva	R
2	MUHEK Zrinka	R
1	CUZELA Morana	R
A	PAVELKA Luci Ana	R
C	-	
O	-	
O	-	

ROU - Romania		
4 S	TRAILA Iulia	R
3 V	BOBOC Crina	R
2	BACALI Ania	R
1	TRAILA Octavia	R
A	-	
C	COLCERIU Bogdan	
O	BANGHI Matei	
O	-	

ESP - Spain		
4 S	OLIVAN SALVADOR Paula	R
3	ARIAS CORDOBA Marisol	R
2 V	RODRIGUEZ ROMEO Laura	R
1	LOPEZ PEREZ Emma	R
A	AINSA GALINDO Maria Victoria	R
C	OLIVAN SANFRANCISCO Joaquin	
O	MARTIN ACOSTA Sergio	
O	-	

SVK - Slovakia		
4 S	KAJANOVA Gabriela	R
3 V	SYKOROVA Silvia	L
2	HAFAEROVA Linda	R
1	MATULOVA Daniela	R
A	AXAMITOVA Zuzana	L
C	-	
O	-	
O	-	

FRA - France		
4 V	BRAGEUL Allison	R
3 S	FUCHS Elodie	R
2	VERGER Elodie	R
1	REIST Sylvie	R
A	WALTER Lise	L
C	MERCIER Thierry	
O	-	
O	-	

UKR - Ukraine		
4 V	KALINICHENKO Yaroslava	R
3 S	MOSKALENKO Diana	R
2	KONONENKO Oleksandra	R
1	MOSOL Anastasiia	R
A	-	
C	GOW Harry (SCO)	
O	-	
O	-	

NED - Netherlands		
4 V	TONOLI Vanessa	R
3 S	BOMAS Lisenka	R
2	BOMAS Anandi	L
1	NAS Linde	R
A	VAN VALKENHOEF Marit	R
C	LEIBBRANDT Shari	
2C	MAGAN Alexander	
O	-	

WAL - Wales		
4 S	BEEVER Laura	R
3 V	GLAZIER Judith	R
2	SIMPSON Emily	R
1	CARRUTHERS Anna	R
A	-	
C	COOMBS Garry	
NC	POUGHER Simon	
O	-	

Note:

Position and function for each team member:

4 = Fourth, **3** = Third, **2** = Second, **1** = Lead, **A** = Alternate, **S** = Skip, **V** = Vice-Skip

C = Coach, **2C** = 2nd Team Coach, **NC** = National Coach, **T** = Translator, **O** = Team Official

Legend:

L Left-handed

R Right-handed

REVISED

As per rule C2(j) team members who were not present at the start of an event have been removed.



Competition Officials

As of TUE 30 APR 2024

Function	Name	Organisation
WCF President:	WELLING Beau	USA - United States
WCF Head of Competitions:	ROETHLISBERGER Eeva	SUI - Switzerland
World Curling Technical Delegate:	WILLMS Karri	CAN - Canada
Chief Umpire:	BRODIE Harry	SCO - Scotland
Deputy Chief Umpire:	PATERSON Kaye	SCO - Scotland
Timing Supervisors:	FAIRWEATHER Kirstina HOGG Jim	SCO - Scotland SCO - Scotland
Chief Ice Technician:	CALLAN Mark	SCO - Scotland
Deputy Chief Ice Technician:	KAPRALIK Patrik	SVK - Slovakia

Competition Schedule

As of SAT 27 APR 2024

Date	Start Time	Session	Sheet A	Sheet B	Sheet C	Sheet D	Sheet E	
SUN 28 APR	19:00	w1	bel - ned	esp - por	ukr - rou	wal - cro	svk - fra	
MON 29 APR	10:00	w2	ukr - wal	fra - cro	por - bel	svk - ned	rou - esp	
	14:30	M1	BIH - SLO	BUL - ISR	AND - CRO	ROU - GEO		
	19:00	w3	por - svk	ned - rou	wal - esp	ukr - fra	cro - bel	
TUE 30 APR	10:00	M2	CRO - ROU	AND - GEO	ISR - BIH	BUL - SLO		
	14:30	w4	esp - fra	bel - ukr	svk - cro	rou - por	wal - ned	
	19:00	M3	GEO - ISR	ROU - BUL	SLO - AND	BIH - CRO		
WED 1 MAY	10:00	w5	rou - cro	svk - wal	fra - ned	esp - bel	por - ukr	
	14:30	M4	AND - BIH	CRO - SLO	BUL - GEO	ISR - ROU		
	19:00	w6	fra - bel	por - ned	rou - wal	cro - ukr	esp - svk	
THU 2 MAY	10:00	M5	SLO - GEO	BIH - ROU	CRO - ISR	AND - BUL		
	14:30	w7	wal - por	ukr - esp	bel - svk	fra - rou	ned - cro	
	19:00	M6	BUL - CRO	ISR - AND	ROU - SLO	GEO - BIH		
FRI 3 MAY	10:00	w8	svk - ukr	wal - fra	cro - por	ned - esp	bel - rou	
	14:30	M7	ROU - AND	GEO - CRO	BIH - BUL	SLO - ISR		
	19:00	w9	cro - esp	rou - svk	ned - ukr	bel - wal	fra - por	
SAT 4 MAY	9:00	Men's and Women's Semi-finals						
	14:30	Men's and Women's Finals						

Note:

Lowercase - women UPPERCASE - MEN

First named team in each game plays red-handled stones and wears dark coloured upper playing garments.

Please check online for more details and the latest updates.

Legend:

Mn Men's session n

wn Women's session n