



RESULTS BOOK



**European Curling
Championships C-Division 2025
Women
Östersund, Sweden**

26 April - 1 May 2025





Medallists

Medal	Country	Name	Position - Function
GOLD	SVK - Slovakia	KAJANOVA Gabriela	4 S
		SYKOROVA Silvia	3
		MATULOVA Daniela	2
		HAFEROVA Linda	1
		KAPOLKOVA Greta	A
SILVER	ISR - Israel	SONE Elana	4 S
		STARK Andrea	3
		NEZNAMOV Ada	2
		POKRAS Helen	1
BRONZE	ESP - Spain	TORRALBA VIELA Leyre	4 S
		TORRALBA VIELA Elena	3
		TORRALBA VIELA Nerea	2
		SAEZ DE OCARIZ Izaro	1
		KHROMCHENKOVA Olga	A
		SANGUESA ANZANO Jose Manuel	C

Note:

Position and function for each team member:

4 = Fourth, **3** = Third, **2** = Second, **1** = Lead, **A** = Alternate, **S** = Skip, **C** = Coach

Final Standings

Rank	Team	Players	Position - Function
1	SVK - Slovakia	KAJANOVA Gabriela	4 S
		SYKOROVA Silvia	3 V
		MATULOVA Daniela	2
		HAFEROVA Linda	1
		KAPOLKOVA Greta	A
		-	C
2	ISR - Israel	SONE Elana	4 S
		STARK Andrea	3 V
		NEZNAMOV Ada	2
		POKRAS Helen	1
		-	A
		-	C
3	ESP - Spain	TORRALBA VIELA Leyre	4 S
		TORRALBA VIELA Elena	3
		TORRALBA VIELA Nerea	2 V
		SAEZ DE OCARIZ Izaro	1
		KHROMCHENKOVA Olga	A
		SANGUESA ANZANO Jose Manuel	C
4	UKR - Ukraine	KALINICHENKO Yaroslava	4 V
		MOSKALENKO Diana	3 S
		KONONENKO Oleksandra	2
		MOSOL Anastasiia	1
		-	A
		RAMSAY David	C
5	FIN - Finland	BACKMAN Jenni	4 S
		SANTTI Susanna	3 V
		LEMETTINEN Valentina	2
		NORDSTROEM Emilia	1
		VIRTAALA Elina	A
		-	C
6	BEL - Belgium	BERUS Danielle	4
		MICHIELS Mirte	3 V
		CATTECEUR Kim	2 S
		ROSSIE Elisabeth	1
		ZIEGLER Valerie	A
		-	C
7	LUX - Luxembourg	HANSEN Virginie	4 S
		KUBOKI Shiori	3 V
		SPURGEON Betty	2
		BJERG-PETERSEN Maja	1
		REMESCH Carole	A
		COLLINS Rick	C

Note:

Position and function for each team member:

4 = Fourth, 3 = Third, 2 = Second, 1 = Lead, A = Alternate, S = Skip, V = Vice-Skip, C = Coach


Competition Summary

Session	Date	Time	Sheet B	Sheet C	Sheet D	Sheet E
Session 1	SAT 26 APR	13:30	ESP 6 - 4 ISR	FIN 8 - 1 LUX	SVK 5 - 1 BEL	
Session 2	SUN 27 APR	9:00	BEL 3 - 10 FIN		ESP 2 - 9 UKR	SVK 9 - 3 LUX
Session 3	SUN 27 APR	18:00	ISR 9 - 3 UKR	LUX 5 - 7 BEL	FIN 7 - 10 SVK	
Session 4	MON 28 APR	13:30	FIN 4 - 7 ESP	ISR 5 - 8 ^{EE} SVK		UKR 12 - 4 BEL
Session 5	TUE 29 APR	13:30		BEL 6 - 7 ESP	UKR 6 - 2 FIN	LUX 5 - 7 ISR
Session 6	WED 30 APR	8:00	UKR 10 - 3 LUX		BEL 3 - 6 ISR	ESP 4 - 7 SVK
Session 7	WED 30 APR	16:00		SVK 3 - 5 UKR	LUX 0 - 14 ESP	ISR 8 - 3 FIN
Semi-finals	THU 1 MAY	10:00	ESP 5 - 6 SVK		ISR 7 - 4 UKR	
Finals	THU 1 MAY	15:00		SVK 9 - 2 ISR		UKR 3 - 7 ESP

Standings after Round Robin

Rank	Team	Games	Wins	Losses		
1	UKR - Ukraine	6	5	1	Q	w1
2	SVK - Slovakia	6	5	1	Q	w0
3	ESP - Spain	6	4	2	Q	w1
4	ISR - Israel	6	4	2	Q	w0
5	FIN - Finland	6	2	4		
6	BEL - Belgium	6	1	5		
7	LUX - Luxembourg	6	0	6		

Play-offs Bracket



Legend:

EE Extra End

Q Qualified for the play-offs

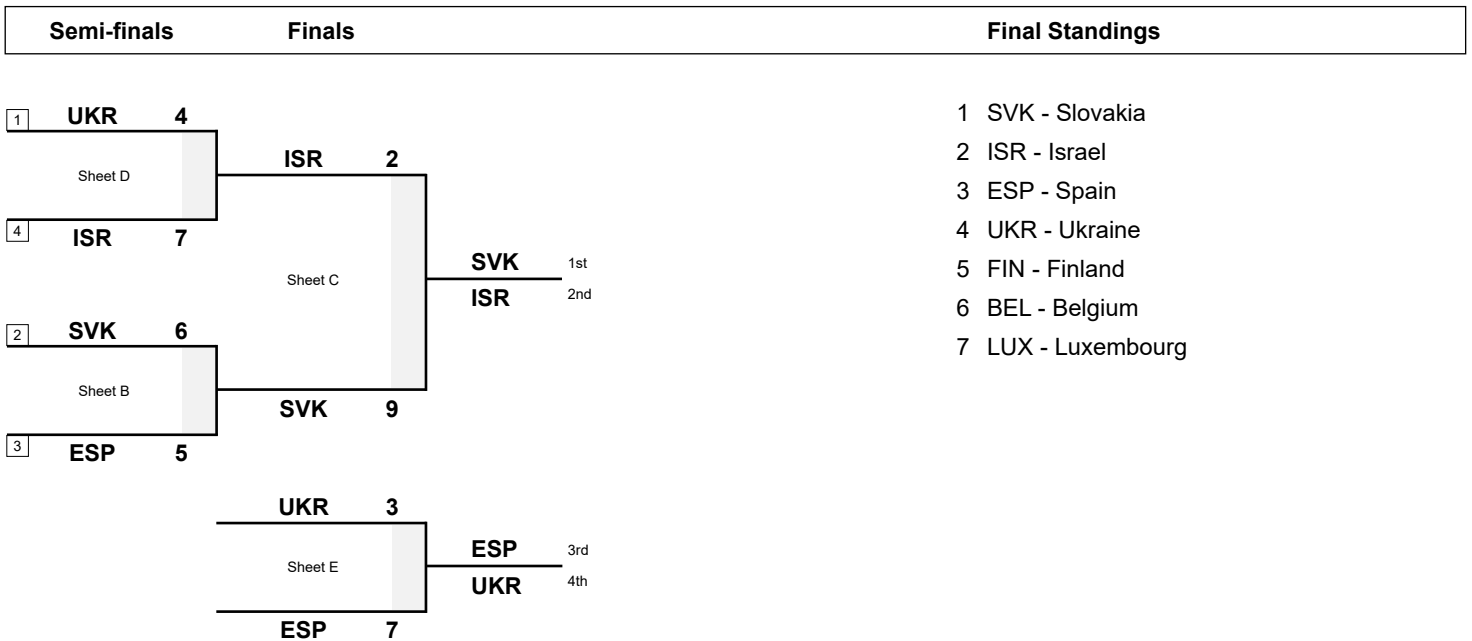
wn Number of wins (n) against tied teams



Session Results and Standings

Sheet	Team	LSFE	1	2	3	4	5	6	7	8	Extra Ends	Total
C	SVK - Slovakia	*	2	2	0	0	2	0	3	X		9
	ISR - Israel		0	0	0	1	0	1	0	X		2
E	UKR - Ukraine	*	0	0	1	1	0	0	1	X		3
	ESP - Spain		3	1	0	0	1	2	0	X		7

Play-offs Bracket



Legend:
 LSFE(*) Last Stone First End X Unplayed/unfinished end due to concession





Game Results

Sheet	Team	LSFE	1	2	3	4	5	6	7	8	Extra Ends	Total
C	SVK - Slovakia	*	2	2	0	0	2	0	3	X		9
	ISR - Israel		0	0	0	1	0	1	0	X		2

SVK - Slovakia	
4 S	KAJANOVA Gabriela
3 V	SYKOROVA Silvia
2	MATULOVA Daniela
1	HAFEROVA Linda
A	KAPOLKOVA Greta

ISR - Israel	
4 S	SONE Elana
3 V	STARK Andrea
2	NEZNAMOV Ada
1	POKRAS Helen
A	-

Note:

Position and function for each team member:

4 = Fourth, **3** = Third, **2** = Second, **1** = Lead, **A** = Alternate, **S** = Skip, **V** = Vice-Skip

Legend:

LSFE(*) Last Stone First End

X Unplayed/unfinished end due to concession



Game Results

Sheet	Team	LSFE	1	2	3	4	5	6	7	8	Extra Ends	Total
E	UKR - Ukraine	*	0	0	1	1	0	0	1	X		3
	ESP - Spain		3	1	0	0	1	2	0	X		7

UKR - Ukraine	
4 V	KALINICHENKO Yaroslava
3 S	MOSKALENKO Diana
2	KONONENKO Oleksandra
1	MOSOL Anastasiia
A	-

ESP - Spain	
4 S	TORRALBA VIELA Leyre
3	TORRALBA VIELA Elena
2 V	TORRALBA VIELA Nerea
1	SAEZ DE OCARIZ Izaro
A	KHROMCHENKOVA Olga

Note:

Position and function for each team member:

4 = Fourth, **3** = Third, **2** = Second, **1** = Lead, **A** = Alternate, **S** = Skip, **V** = Vice-Skip

Legend:

LSFE(*) Last Stone First End

X Unplayed/unfinished end due to concession

Scoring Analysis

Team	Games		LSFE	Stolen Ends	Last Stone Eff.	Force Eff.	Points Scored						Total	Plus / Minus
							0	1	2	3	4	>4		
SVK	8	For	5	17	48%	67%	3	15	13	4	1	0	57	+25
		Against	3	5			2	13	2	5	0	0	32	
UKR	8	For	4	12	27%	54%	2	16	5	3	3	1	52	+15
		Against	4	10			3	12	8	3	0	0	37	
ESP	8	For	4	15	23%	60%	0	17	7	4	1	1	52	+13
		Against	4	11			2	17	7	0	2	0	39	
ISR	8	For	3	9	31%	61%	2	16	9	2	2	0	48	+7
		Against	5	6			0	19	8	2	0	0	41	
FIN	6	For	4	9	10%	33%	2	12	5	4	0	0	34	-1
		Against	2	8			1	6	6	3	2	0	35	
BEL	6	For	3	4	19%	75%	0	8	6	0	1	0	24	-21
		Against	3	16			1	17	6	4	1	0	45	
LUX	6	For	2	5	13%	45%	0	10	2	1	0	0	17	-38
		Against	4	15			0	10	10	1	3	2	55	
Total	25			71			9	94	47	18	8	2	284	

Note:

Stolen ends are the ends won without the last stone advantage.

Last Stone Efficiency: Scoring two or more points with last stone advantage.

Force Efficiency: Forcing the opponent team to score only one point when they have the last stone advantage.

Legend:

>4 More than four points scored

Eff. Efficiency

LSFE Last Stone First End



Summary of Big Ends

Points Scored	By	Against	Session	End	Game Result
5	ESP - Spain	LUX - Luxembourg	7	1	14 : 0
5	UKR - Ukraine	LUX - Luxembourg	6	6	10 : 3
4	UKR - Ukraine	FIN - Finland	5	7	6 : 2
4	UKR - Ukraine	BEL - Belgium	4	5	12 : 4
4	UKR - Ukraine	ESP - Spain	2	6	9 : 2
4	ISR - Israel	FIN - Finland	7	6	8 : 3
4	ISR - Israel	LUX - Luxembourg	5	4	7 : 5
4	BEL - Belgium	LUX - Luxembourg	3	2	7 : 5
4	ESP - Spain	LUX - Luxembourg	7	5	14 : 0
4	SVK - Slovakia	ESP - Spain	6	6	7 : 4

Note:

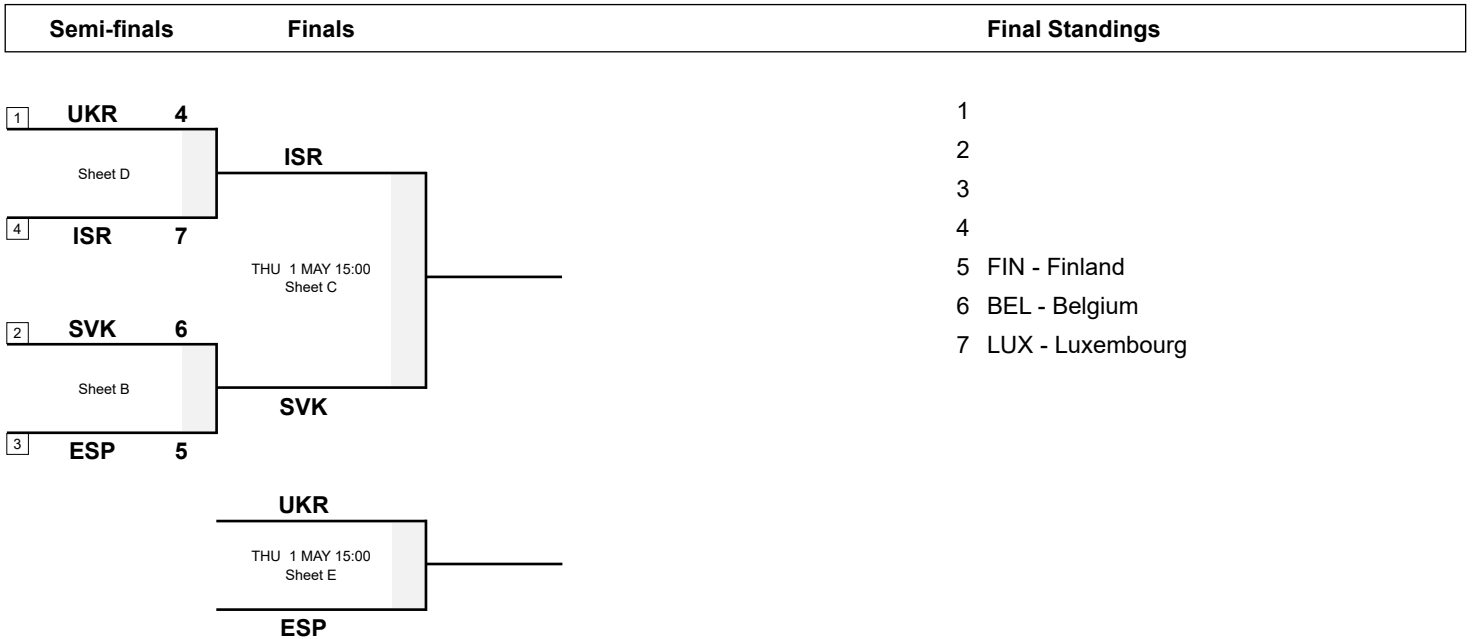
Big ends are defined as ends with a score of four or more points.



Session Results and Standings

Sheet	Team	LSFE	1	2	3	4	5	6	7	8	Extra Ends	Total
B	ESP - Spain		0	0	0	1	3	1	0	0		5
	SVK - Slovakia	*	0	2	2	0	0	0	1	1		6
D	ISR - Israel		1	2	2	0	0	0	2	0		7
	UKR - Ukraine	*	0	0	0	1	1	1	0	1		4

Play-offs Bracket



Legend:
LSFE(*) Last Stone First End



Game Results

Sheet	Team	LSFE	1	2	3	4	5	6	7	8	Extra Ends	Total
B	ESP - Spain		0	0	0	1	3	1	0	0		5
	SVK - Slovakia	*	0	2	2	0	0	0	1	1		6

ESP - Spain	
4 S	TORRALBA VIELA Leyre
3	TORRALBA VIELA Elena
2 V	TORRALBA VIELA Nerea
1	SAEZ DE OCARIZ Izaro
A	KHROMCHENKOVA Olga

SVK - Slovakia	
4 S	KAJANOVA Gabriela
3 V	SYKOROVA Silvia
2	MATULOVA Daniela
1	HAFEROVA Linda
A	KAPOLKOVA Greta

Note:
Position and function for each team member:
4 = Fourth, 3 = Third, 2 = Second, 1 = Lead, A = Alternate, S = Skip, V = Vice-Skip

Legend:
LSFE(*) Last Stone First End



Game Results

Sheet	Team	LSFE	1	2	3	4	5	6	7	8	Extra Ends	Total
D	ISR - Israel		1	2	2	0	0	0	2	0		7
	UKR - Ukraine	*	0	0	0	1	1	1	0	1		4

ISR - Israel	
4 S	SONE Elana
3 V	STARK Andrea
2	NEZNAMOV Ada
1	POKRAS Helen
A	-

UKR - Ukraine	
4 V	KALINICHENKO Yaroslava
3 S	MOSKALENKO Diana
2	KONONENKO Oleksandra
1	MOSOL Anastasiia
A	-

Note:

Position and function for each team member:

4 = Fourth, 3 = Third, 2 = Second, 1 = Lead, A = Alternate, S = Skip, V = Vice-Skip

Legend:

LSFE(*) Last Stone First End

Competition Matrix

Team	BEL	ESP	FIN	ISR	LUX	SVK	UKR
BEL		6 - 7	3 - 10	3 - 6	7 - 5	1 - 5	4 - 12
ESP	7 - 6		7 - 4	6 - 4	14 - 0	4 - 7	2 - 9
FIN	10 - 3	4 - 7		3 - 8	8 - 1	7 - 10	2 - 6
ISR	6 - 3	4 - 6	8 - 3		7 - 5	5 - 8	9 - 3
LUX	5 - 7	0 - 14	1 - 8	5 - 7		3 - 9	3 - 10
SVK	5 - 1	7 - 4	10 - 7	8 - 5	9 - 3		3 - 5
UKR	12 - 4	9 - 2	6 - 2	3 - 9	10 - 3	5 - 3	

Standings after Round Robin

Rank	Team	Games	Wins	Losses		
1	UKR - Ukraine	6	5	1	Q	w1
2	SVK - Slovakia	6	5	1	Q	w0
3	ESP - Spain	6	4	2	Q	w1
4	ISR - Israel	6	4	2	Q	w0
5	FIN - Finland	6	2	4		
6	BEL - Belgium	6	1	5		
7	LUX - Luxembourg	6	0	6		

Legend:

Q Qualified for the play-offs

wn Number of wins (n) against tied teams



Draw Shot Challenge

Rank	Team	Stone Rotation	Last Stone Draw in each Round Robin Game						DSC
			1	2	3	4	5	6	
1	FIN - Finland	↻	161.3	6.6	30.4	94.2	80.4	102.9	61.99cm
		↻	86.8	15.6	19.2	199.6	117.6	66.2	
2	BEL - Belgium	↻	199.6	126.8	31.0	21.1	109.9	56.8	70.43cm
		↻	33.0	199.6	121.4	35.7	71.7	96.9	
3	ESP - Spain	↻	54.4	199.6	73.9	24.2	72.4	199.6	71.57cm
		↻	73.8	34.3	75.5	160.6	41.4	105.2	
4	ISR - Israel	↻	41.1	132.6	109.3	20.9	120.4	199.6	78.35cm
		↻	199.6	50.1	18.6	63.4	27.5	199.6	
5	UKR - Ukraine	↻	64.6	161.5	139.9	115.5	64.2	199.6	98.71cm
		↻	59.4	41.2	166.6	110.3	95.8	134.7	
6	SVK - Slovakia	↻	135.2	199.6	127.1	7.0	68.6	97.8	102.86cm
		↻	82.4	141.9	93.9	75.1	199.6	199.6	
7	LUX - Luxembourg	↻	3.7	64.2	140.4	199.6	142.0	199.6	112.06cm
		↻	13.4	82.3	75.8	199.6	199.6	199.6	

Note:

The Draw Shot Challenge (DSC) is the average distance of all the individual Last Stone Draws (LSD), which were delivered by a team during the round robin. The two least favourable results will be eliminated before calculating the average distance. The team with the lesser DSC receives the higher ranking. If the DSCs are equal then the team with the best non-equal counting LSD receives the higher ranking. In the case where all counting LSDs are equal, the team ranked higher in the official World Curling World Ranking is ranked higher.

Legend:

↻ Clockwise

↻ Counter-clockwise

DSC Draw Shot Challenge

nnn.n Eliminated Last Stone Draw

Scoring Analysis

Team	Games		LSFE	Stolen Ends	Last Stone Eff.	Force Eff.	Points Scored						Total	Plus / Minus
							0	1	2	3	4	>4		
UKR	6	For	2	9	44%	55%	2	9	5	3	3	1	45	+22
		Against	4	4			3	9	4	2	0	0	23	
SVK	6	For	3	14	43%	58%	2	13	8	3	1	0	42	+17
		Against	3	3			1	9	2	4	0	0	25	
ISR	6	For	3	6	35%	67%	1	13	6	2	2	0	39	+11
		Against	3	3			0	15	5	1	0	0	28	
ESP	6	For	4	10	29%	55%	0	13	6	2	1	1	40	+10
		Against	2	8			1	12	5	0	2	0	30	
FIN	6	For	4	9	10%	33%	2	12	5	4	0	0	34	-1
		Against	2	8			1	6	6	3	2	0	35	
BEL	6	For	3	4	19%	75%	0	8	6	0	1	0	24	-21
		Against	3	16			1	17	6	4	1	0	45	
LUX	6	For	2	5	13%	45%	0	10	2	1	0	0	17	-38
		Against	4	15			0	10	10	1	3	2	55	
Total	21			57			7	78	38	15	8	2	241	

Note:

Stolen ends are the ends won without the last stone advantage.

Last Stone Efficiency: Scoring two or more points with last stone advantage.

Force Efficiency: Forcing the opponent team to score only one point when they have the last stone advantage.

Legend:

>4 More than four points scored

Eff. Efficiency

LSFE Last Stone First End



Summary of Big Ends

Points Scored	By	Against	Session	End	Game Result
5	ESP - Spain	LUX - Luxembourg	7	1	14 : 0
5	UKR - Ukraine	LUX - Luxembourg	6	6	10 : 3
4	UKR - Ukraine	FIN - Finland	5	7	6 : 2
4	UKR - Ukraine	BEL - Belgium	4	5	12 : 4
4	UKR - Ukraine	ESP - Spain	2	6	9 : 2
4	ISR - Israel	FIN - Finland	7	6	8 : 3
4	ISR - Israel	LUX - Luxembourg	5	4	7 : 5
4	BEL - Belgium	LUX - Luxembourg	3	2	7 : 5
4	ESP - Spain	LUX - Luxembourg	7	5	14 : 0
4	SVK - Slovakia	ESP - Spain	6	6	7 : 4

Note:
Big ends are defined as ends with a score of four or more points.



Session Results and Standings

Sheet	Team	LSD/LSFE	1	2	3	4	5	6	7	8	Extra Ends	Total
C	SVK - Slovakia	297.4cm *	2	0	0	0	1	0	0	X		3
	UKR - Ukraine	334.3cm	0	0	1	0	0	3	1	X		5
D	LUX - Luxembourg	399.2cm	0	0	0	0	0	0	X	X		0
	ESP - Spain	304.8cm *	5	1	1	1	4	2	X	X		14
E	ISR - Israel	399.2cm	0	2	2	0	0	4	0	X		8
	FIN - Finland	169.1cm *	1	0	0	1	0	0	1	X		3

Standings after Round Robin

Rank	Team	Games	Wins	Losses		
1	UKR - Ukraine	6	5	1	Q	w1
2	SVK - Slovakia	6	5	1	Q	w0
3	ESP - Spain	6	4	2	Q	w1
4	ISR - Israel	6	4	2	Q	w0
5	FIN - Finland	6	2	4		
6	BEL - Belgium	6	1	5		
7	LUX - Luxembourg	6	0	6		

Legend:	LSD Last Stone Draw	LSFE(*) Last Stone First End	Q Qualified for the play-offs
wn Number of wins (n) against tied teams	X Unplayed/unfinished end due to concession		

Game Results

Sheet	Team	LSFE	1	2	3	4	5	6	7	8	Extra Ends	Total
D	LUX - Luxembourg		0	0	0	0	0	0	X	X		0
	ESP - Spain	*	5	1	1	1	4	2	X	X		14

LUX - Luxembourg	
4	S HANSEN Virginie
3	V SPURGEON Betty
2	REMESCH Carole
1	BJERG-PETERSEN Maja
A	KUBOKI Shiori

ESP - Spain	
4	S TORRALBA VIELA Leyre
3	TORRALBA VIELA Elena
2	V TORRALBA VIELA Nerea
1	SAEZ DE OCARIZ Izaro
A	KHROMCHENKOVA Olga

Last Stone Draw		Distance
<input type="checkbox"/>	HANSEN Virginie	199.6cm
<input type="checkbox"/>	REMESCH Carole	199.6cm
Total		399.2cm

Last Stone Draw		Distance
<input type="checkbox"/>	TORRALBA VIELA Elena	199.6cm
<input type="checkbox"/>	TORRALBA VIELA Nerea	105.2cm
Total		304.8cm

Note:
Position and function for each team member:
4 = Fourth, 3 = Third, 2 = Second, 1 = Lead, A = Alternate, S = Skip, V = Vice-Skip

Legend:
 Clockwise Counter-clockwise **LSFE(*)** Last Stone First End
X Unplayed/unfinished end due to concession



WED 30 APR 2025
Start Time 16:00

Round Robin Session 7 - Sheet E

Game Results

Sheet	Team	LSFE	1	2	3	4	5	6	7	8	Extra Ends	Total
E	ISR - Israel		0	2	2	0	0	4	0	X		8
	FIN - Finland	*	1	0	0	1	0	0	1	X		3

ISR - Israel	
4	S SONE Elana
3	V STARK Andrea
2	NEZNAMOV Ada
1	POKRAS Helen
A	-

FIN - Finland	
4	V VIRTAALA Elina
3	S BACKMAN Jenni
2	SANTTI Susanna
1	LEMETTINEN Valentina
A	NORDSTROEM Emilia

Last Stone Draw		Distance
<input type="checkbox"/>	STARK Andrea	199.6cm
<input type="checkbox"/>	NEZNAMOV Ada	199.6cm
Total		399.2cm

Last Stone Draw		Distance
<input type="checkbox"/>	VIRTAALA Elina	102.9cm
<input type="checkbox"/>	LEMETTINEN Valentina	66.2cm
Total		169.1cm

Note:
Position and function for each team member:
4 = Fourth, **3** = Third, **2** = Second, **1** = Lead, **A** = Alternate, **S** = Skip, **V** = Vice-Skip

Legend:
 Clockwise Counter-clockwise **LSFE(*)** Last Stone First End
X Unplayed/unfinished end due to concession



Session Results and Standings

Sheet	Team	LSD/LSFE	1	2	3	4	5	6	7	8	Extra Ends	Total
B	UKR - Ukraine	160.0cm *	0	0	3	2	0	5	X	X		10
	LUX - Luxembourg	341.6cm	1	1	0	0	1	0	X	X		3
D	BEL - Belgium	153.7cm	0	1	0	0	0	2	0	X		3
	ISR - Israel	147.9cm *	1	0	1	2	1	0	1	X		6
E	ESP - Spain	113.8cm *	2	0	0	0	1	0	1	X		4
	SVK - Slovakia	268.2cm	0	1	1	1	0	4	0	X		7

Current Standings

Rank	Team	Games	Wins	Losses	
1	SVK - Slovakia	5	5	0	Q
2	UKR - Ukraine	5	4	1	Q
3	ESP - Spain	5	3	2	
3	ISR - Israel	5	3	2	
5	FIN - Finland	5	2	3	
6	BEL - Belgium	6	1	5	
7	LUX - Luxembourg	5	0	5	

Note:

Under World Curling rules, tie-breaking rules for standings are not applied until after the last game of the round robin.

Legend:

LSD Last Stone Draw

LSFE(*) Last Stone First End

Q Qualified for the play-offs

X Unplayed/unfinished end due to concession



Game Results

Sheet	Team	LSFE	1	2	3	4	5	6	7	8	Extra Ends	Total
B	UKR - Ukraine	*	0	0	3	2	0	5	X	X		10
	LUX - Luxembourg		1	1	0	0	1	0	X	X		3

UKR - Ukraine	
4	V KALINICHENKO Yaroslava
3	S MOSKALENKO Diana
2	KONONENKO Oleksandra
1	MOSOL Anastasiia
A	-

LUX - Luxembourg	
4	S HANSEN Virginie
3	V KUBOKI Shiori
2	SPURGEON Betty
1	BJERG-PETERSEN Maja
A	REMESCH Carole

Last Stone Draw	Distance
<input type="checkbox"/> MOSOL Anastasiia	64.2cm
<input type="checkbox"/> KALINICHENKO Yaroslava	95.8cm
Total	160.0cm

Last Stone Draw	Distance
<input type="checkbox"/> HANSEN Virginie	142.0cm
<input type="checkbox"/> SPURGEON Betty	199.6cm
Total	341.6cm

Note:
Position and function for each team member:
4 = Fourth, 3 = Third, 2 = Second, 1 = Lead, A = Alternate, S = Skip, V = Vice-Skip

Legend:
 Clockwise Counter-clockwise **LSFE(*)** Last Stone First End
X Unplayed/unfinished end due to concession



Game Results

Sheet	Team	LSFE	1	2	3	4	5	6	7	8	Extra Ends	Total
D	BEL - Belgium		0	1	0	0	0	2	0	X		3
	ISR - Israel	*	1	0	1	2	1	0	1	X		6

BEL - Belgium	
4	BERUS Danielle
3 V	MICHIELS Mirte
2 S	CATTECEUR Kim
1	ROSSIE Elisabeth
A	ZIEGLER Valerie

ISR - Israel	
4 S	SONE Elana
3 V	STARK Andrea
2	NEZNAMOV Ada
1	POKRAS Helen
A	-

Last Stone Draw	Distance
<input type="checkbox"/> ROSSIE Elisabeth	56.8cm
<input type="checkbox"/> CATTECEUR Kim	96.9cm
Total	153.7cm

Last Stone Draw	Distance
<input type="checkbox"/> SONE Elana	120.4cm
<input type="checkbox"/> POKRAS Helen	27.5cm
Total	147.9cm

Note:
Position and function for each team member:
4 = Fourth, 3 = Third, 2 = Second, 1 = Lead, A = Alternate, S = Skip, V = Vice-Skip

Legend:
 Clockwise Counter-clockwise **LSFE(*)** Last Stone First End
X Unplayed/unfinished end due to concession



Game Results

Sheet	Team	LSFE	1	2	3	4	5	6	7	8	Extra Ends	Total
E	ESP - Spain	*	2	0	0	0	1	0	1	X		4
	SVK - Slovakia		0	1	1	1	0	4	0	X		7

ESP - Spain	
4 S	TORRALBA VIELA Leyre
3	TORRALBA VIELA Elena
2 V	TORRALBA VIELA Nerea
1	SAEZ DE OCARIZ Izaro
A	KHROMCHENKOVA Olga

SVK - Slovakia	
4 S	KAJANOVA Gabriela
3 V	SYKOROVA Silvia
2	MATULOVA Daniela
1	HAFEROVA Linda
A	KAPOLKOVA Greta

Last Stone Draw	Distance
<input type="checkbox"/> TORRALBA VIELA Elena	72.4cm
<input type="checkbox"/> SAEZ DE OCARIZ Izaro	41.4cm
Total	113.8cm

Last Stone Draw	Distance
<input type="checkbox"/> MATULOVA Daniela	68.6cm
<input type="checkbox"/> KAJANOVA Gabriela	199.6cm
Total	268.2cm

Note:
Position and function for each team member:
4 = Fourth, 3 = Third, 2 = Second, 1 = Lead, A = Alternate, S = Skip, V = Vice-Skip

Legend:
 Clockwise Counter-clockwise **LSFE(*)** Last Stone First End
X Unplayed/unfinished end due to concession



Session Results and Standings

Sheet	Team	LSD/LSFE	1	2	3	4	5	6	7	8	Extra Ends	Total
C	BEL - Belgium	181.6cm *	0	0	2	2	1	0	1	0		6
	ESP - Spain	184.8cm	3	1	0	0	0	2	0	1		7
D	UKR - Ukraine	225.8cm	0	0	1	0	1	0	4	X		6
	FIN - Finland	198.0cm *	0	0	0	1	0	1	0	X		2
E	LUX - Luxembourg	399.2cm	0	2	1	0	1	0	1	X		5
	ISR - Israel	84.3cm *	2	0	0	4	0	1	0	X		7

Current Standings

Rank	Team	Games	Wins	Losses	
1	SVK - Slovakia	4	4	0	Q
2	ESP - Spain	4	3	1	
2	UKR - Ukraine	4	3	1	
4	ISR - Israel	4	2	2	
5	FIN - Finland	5	2	3	
6	BEL - Belgium	5	1	4	
7	LUX - Luxembourg	4	0	4	

Note:

Under World Curling rules, tie-breaking rules for standings are not applied until after the last game of the round robin.

Legend:

LSD Last Stone Draw

LSFE(*) Last Stone First End

Q Qualified for the play-offs

X Unplayed/unfinished end due to concession



Game Results

Sheet	Team	LSFE	1	2	3	4	5	6	7	8	Extra Ends	Total
C	BEL - Belgium	*	0	0	2	2	1	0	1	0		6
	ESP - Spain		3	1	0	0	0	2	0	1		7

BEL - Belgium	
4	BERUS Danielle
3	V MICHIELS Mirte
2	S CATTECEUR Kim
1	ZIEGLER Valerie
A	ROSSIE Elisabeth

ESP - Spain	
4	S TORRALBA VIELA Leyre
3	TORRALBA VIELA Elena
2	V TORRALBA VIELA Nerea
1	SAEZ DE OCARIZ Izaro
A	KHROMCHENKOVA Olga

Last Stone Draw	Distance
<input type="checkbox"/> BERUS Danielle	109.9cm
<input type="checkbox"/> MICHIELS Mirte	71.7cm
Total	181.6cm

Last Stone Draw	Distance
<input type="checkbox"/> SAEZ DE OCARIZ Izaro	24.2cm
<input type="checkbox"/> TORRALBA VIELA Leyre	160.6cm
Total	184.8cm

Note:
Position and function for each team member:
4 = Fourth, 3 = Third, 2 = Second, 1 = Lead, A = Alternate, S = Skip, V = Vice-Skip

Legend:
 Clockwise Counter-clockwise **LSFE(*)** Last Stone First End



Game Results

Sheet	Team	LSFE	1	2	3	4	5	6	7	8	Extra Ends	Total
D	UKR - Ukraine		0	0	1	0	1	0	4	X		6
	FIN - Finland	*	0	0	0	1	0	1	0	X		2

UKR - Ukraine	
4	V KALINICHENKO Yaroslava
3	S MOSKALENKO Diana
2	KONONENKO Oleksandra
1	MOSOL Anastasiia
A	-

FIN - Finland	
4	S BACKMAN Jenni
3	V VIRTAALA Elina
2	SANTTI Susanna
1	NORDSTROEM Emilia
A	LEMETTINEN Valentina

Last Stone Draw	Distance
<input type="checkbox"/> KONONENKO Oleksandra	115.5cm
<input type="checkbox"/> MOSKALENKO Diana	110.3cm
Total	225.8cm

Last Stone Draw	Distance
<input type="checkbox"/> SANTTI Susanna	80.4cm
<input type="checkbox"/> VIRTAALA Elina	117.6cm
Total	198.0cm

Note:
Position and function for each team member:
4 = Fourth, 3 = Third, 2 = Second, 1 = Lead, A = Alternate, S = Skip, V = Vice-Skip

Legend:
 Clockwise Counter-clockwise **LSFE(*)** Last Stone First End
X Unplayed/unfinished end due to concession

Game Results

Sheet	Team	LSFE	1	2	3	4	5	6	7	8	Extra Ends	Total
E	LUX - Luxembourg		0	2	1	0	1	0	1	X		5
	ISR - Israel	*	2	0	0	4	0	1	0	X		7

LUX - Luxembourg	
4 S	HANSEN Virginie
3 V	KUBOKI Shiori
2	REMESCH Carole
1	BJERG-PETERSEN Maja
A	SPURGEON Betty

ISR - Israel	
4 S	SONE Elana
3 V	STARK Andrea
2	NEZNAMOV Ada
1	POKRAS Helen
A	-

Last Stone Draw

	Distance
<input type="checkbox"/> HANSEN Virginie	199.6cm
<input type="checkbox"/> KUBOKI Shiori	199.6cm
Total	399.2cm

Last Stone Draw

	Distance
<input type="checkbox"/> STARK Andrea	20.9cm
<input type="checkbox"/> NEZNAMOV Ada	63.4cm
Total	84.3cm

Note:
Position and function for each team member:
4 = Fourth, 3 = Third, 2 = Second, 1 = Lead, A = Alternate, S = Skip, V = Vice-Skip

Legend:
 Clockwise Counter-clockwise **LSFE(*)** Last Stone First End
X Unplayed/unfinished end due to concession



Session Results and Standings

Sheet	Team	LSD/LSFE	1	2	3	4	5	6	7	8	Extra Ends	Total
B	FIN - Finland	293.8cm	1	0	1	0	0	0	2	X		4
	ESP - Spain	149.4cm *	0	1	0	3	2	1	0	X		7
C	ISR - Israel	127.9cm	0	2	0	1	0	0	1	1	0	5
	SVK - Slovakia	82.1cm *	2	0	1	0	1	1	0	0	3	8
E	UKR - Ukraine	306.5cm	3	2	0	1	4	0	2	X		12
	BEL - Belgium	56.8cm *	0	0	2	0	0	2	0	X		4

Current Standings

Rank	Team	Games	Wins	Losses
1	SVK - Slovakia	4	4	0
2	ESP - Spain	3	2	1
2	UKR - Ukraine	3	2	1
4	FIN - Finland	4	2	2
5	ISR - Israel	3	1	2
6	BEL - Belgium	4	1	3
7	LUX - Luxembourg	3	0	3

Note:
Under World Curling rules, tie-breaking rules for standings are not applied until after the last game of the round robin.

Legend:
LSD Last Stone Draw **LSFE(*)** Last Stone First End **X** Unplayed/unfinished end due to concession



ECC-C 2025
Östersund, Sweden

MON 28 APR 2025
Start Time 13:30

European Curling Championships C-Division 2025
Östersund Curling Hall

Women



Round Robin Session 4 - Sheet B

**WORLD
CURLING**

Game Results

Sheet	Team	LSFE	1	2	3	4	5	6	7	8	Extra Ends	Total
B	FIN - Finland		1	0	1	0	0	0	2	X		4
	ESP - Spain	*	0	1	0	3	2	1	0	X		7

FIN - Finland	
4 S	BACKMAN Jenni
3 V	VIRTAALA Elina
2	LEMETTINEN Valentina
1	NORDSTROEM Emilia
A	SANTTI Susanna

ESP - Spain	
4 S	TORRALBA VIELA Leyre
3	TORRALBA VIELA Elena
2 V	TORRALBA VIELA Nerea
1	SAEZ DE OCARIZ Izaro
A	KHROMCHENKOVA Olga

Last Stone Draw	Distance
<input type="checkbox"/> LEMETTINEN Valentina	94.2cm
<input type="checkbox"/> NORDSTROEM Emilia	199.6cm
Total	293.8cm

Last Stone Draw	Distance
<input type="checkbox"/> TORRALBA VIELA Leyre	73.9cm
<input type="checkbox"/> SAEZ DE OCARIZ Izaro	75.5cm
Total	149.4cm

Note:
Position and function for each team member:
4 = Fourth, 3 = Third, 2 = Second, 1 = Lead, A = Alternate, S = Skip, V = Vice-Skip

Legend:
 Clockwise Counter-clockwise **LSFE(*)** Last Stone First End
X Unplayed/unfinished end due to concession





Game Results

Sheet	Team	LSFE	1	2	3	4	5	6	7	8	Extra Ends	Total
C	ISR - Israel		0	2	0	1	0	0	1	1	0	5
	SVK - Slovakia	*	2	0	1	0	1	1	0	0	3	8

ISR - Israel	
4 S	SONE Elana
3 V	STARK Andrea
2	NEZNAMOV Ada
1	POKRAS Helen
A	-

SVK - Slovakia	
4 S	KAJANOVA Gabriela
3 V	SYKOROVA Silvia
2	MATULOVA Daniela
1	HAFEROVA Linda
A	KAPOLKOVA Greta

Last Stone Draw	Distance
<input type="checkbox"/> POKRAS Helen	109.3cm
<input type="checkbox"/> SONE Elana	18.6cm
Total	127.9cm

Last Stone Draw	Distance
<input type="checkbox"/> HAFEROVA Linda	7.0cm
<input type="checkbox"/> SYKOROVA Silvia	75.1cm
Total	82.1cm

Note:
Position and function for each team member:
4 = Fourth, 3 = Third, 2 = Second, 1 = Lead, A = Alternate, S = Skip, V = Vice-Skip

Legend:
 Clockwise Counter-clockwise **LSFE(*)** Last Stone First End

MON 28 APR 2025

Start Time 13:30

Round Robin Session 4 - Sheet E

Game Results

Sheet	Team	LSFE	1	2	3	4	5	6	7	8	Extra Ends	Total
E	UKR - Ukraine		3	2	0	1	4	0	2	X		12
	BEL - Belgium	*	0	0	2	0	0	2	0	X		4

UKR - Ukraine	
4	V KALINICHENKO Yaroslava
3	S MOSKALENKO Diana
2	KONONENKO Oleksandra
1	MOSOL Anastasiia
A	-

BEL - Belgium	
4	BERUS Danielle
3	V MICHIELS Mirte
2	S CATTECEUR Kim
1	ROSSIE Elisabeth
A	ZIEGLER Valerie

Last Stone Draw	Distance
<input type="checkbox"/> MOSKALENKO Diana	139.9cm
<input type="checkbox"/> KONONENKO Oleksandra	166.6cm
Total	306.5cm

Last Stone Draw	Distance
<input type="checkbox"/> BERUS Danielle	21.1cm
<input type="checkbox"/> CATTECEUR Kim	35.7cm
Total	56.8cm

Note:
Position and function for each team member:
4 = Fourth, 3 = Third, 2 = Second, 1 = Lead, A = Alternate, S = Skip, V = Vice-Skip

Legend:
 Clockwise Counter-clockwise **LSFE(*)** Last Stone First End
X Unplayed/unfinished end due to concession



Session Results and Standings

Sheet	Team	LSD/LSFE	1	2	3	4	5	6	7	8	Extra Ends	Total
B	ISR - Israel	182.7cm *	1	0	3	3	1	0	1	X		9
	UKR - Ukraine	202.7cm	0	1	0	0	0	2	0	X		3
C	LUX - Luxembourg	216.2cm	0	0	1	0	2	1	1	0		5
	BEL - Belgium	152.4cm *	1	4	0	1	0	0	0	1		7
D	FIN - Finland	49.6cm *	0	0	3	3	0	0	1	X		7
	SVK - Slovakia	221.0cm	3	2	0	0	2	3	0	X		10

Current Standings

Rank	Team	Games	Wins	Losses
1	SVK - Slovakia	3	3	0
2	FIN - Finland	3	2	1
3	ESP - Spain	2	1	1
3	ISR - Israel	2	1	1
3	UKR - Ukraine	2	1	1
6	BEL - Belgium	3	1	2
7	LUX - Luxembourg	3	0	3

Note:
Under World Curling rules, tie-breaking rules for standings are not applied until after the last game of the round robin.

Legend:
LSD Last Stone Draw **LSFE(*)** Last Stone First End **X** Unplayed/unfinished end due to concession

Game Results

Sheet	Team	LSFE	1	2	3	4	5	6	7	8	Extra Ends	Total
B	ISR - Israel	*	1	0	3	3	1	0	1	X		9
	UKR - Ukraine		0	1	0	0	0	2	0	X		3

ISR - Israel	
4	S SONE Elana
3	V STARK Andrea
2	NEZNAMOV Ada
1	POKRAS Helen
A	-

UKR - Ukraine	
4	V KALINICHENKO Yaroslava
3	S MOSKALENKO Diana
2	KONONENKO Oleksandra
1	MOSOL Anastasiia
A	-

Last Stone Draw

Distance

<input type="checkbox"/>	NEZNAMOV Ada	132.6cm
<input type="checkbox"/>	STARK Andrea	50.1cm
Total		182.7cm

Last Stone Draw

Distance

<input type="checkbox"/>	MOSOL Anastasiia	161.5cm
<input type="checkbox"/>	KALINICHENKO Yaroslava	41.2cm
Total		202.7cm

Note:

Position and function for each team member:

4 = Fourth, 3 = Third, 2 = Second, 1 = Lead, A = Alternate, S = Skip, V = Vice-Skip

Legend:

<input type="checkbox"/>	Clockwise	<input type="checkbox"/>	Counter-clockwise
X	Unplayed/unfinished end due to concession		

LSFE(*) Last Stone First End



Game Results

Sheet	Team	LSFE	1	2	3	4	5	6	7	8	Extra Ends	Total
C	LUX - Luxembourg		0	0	1	0	2	1	1	0		5
	BEL - Belgium	*	1	4	0	1	0	0	0	1		7

LUX - Luxembourg	
4 V	SPURGEON Betty
3 S	KUBOKI Shiori
2	REMESCH Carole
1	BJERG-PETERSEN Maja
A	HANSEN Virginie

BEL - Belgium	
4	BERUS Danielle
3 V	MICHIELS Mirte
2 S	CATTECEUR Kim
1	ZIEGLER Valerie
A	ROSSIE Elisabeth

Last Stone Draw		Distance
<input type="checkbox"/>	BJERG-PETERSEN Maja	140.4cm
<input type="checkbox"/>	SPURGEON Betty	75.8cm
Total		216.2cm

Last Stone Draw		Distance
<input type="checkbox"/>	ZIEGLER Valerie	31.0cm
<input type="checkbox"/>	MICHIELS Mirte	121.4cm
Total		152.4cm

Note:
Position and function for each team member:
4 = Fourth, 3 = Third, 2 = Second, 1 = Lead, A = Alternate, S = Skip, V = Vice-Skip

Legend:
 Clockwise Counter-clockwise **LSFE(*)** Last Stone First End



Game Results

Sheet	Team	LSFE	1	2	3	4	5	6	7	8	Extra Ends	Total
D	FIN - Finland	*	0	0	3	3	0	0	1	X		7
	SVK - Slovakia		3	2	0	0	2	3	0	X		10

FIN - Finland	
4 S	BACKMAN Jenni
3 V	VIRTAALA Elina
2	SANTTI Susanna
1	LEMETTINEN Valentina
A	NORDSTROEM Emilia

SVK - Slovakia	
4 S	KAJANOVA Gabriela
3 V	SYKOROVA Silvia
2	MATULOVA Daniela
1	HAFEROVA Linda
A	KAPOLKOVA Greta

Last Stone Draw	Distance
<input type="checkbox"/> VIRTAALA Elina	30.4cm
<input type="checkbox"/> BACKMAN Jenni	19.2cm
Total	49.6cm

Last Stone Draw	Distance
<input type="checkbox"/> KAJANOVA Gabriela	127.1cm
<input type="checkbox"/> MATULOVA Daniela	93.9cm
Total	221.0cm

Note:
Position and function for each team member:
4 = Fourth, **3** = Third, **2** = Second, **1** = Lead, **A** = Alternate, **S** = Skip, **V** = Vice-Skip

Legend:
 Clockwise Counter-clockwise **LSFE(*)** Last Stone First End
X Unplayed/unfinished end due to concession





Session Results and Standings

Sheet	Team	LSD/LSFE	1	2	3	4	5	6	7	8	Extra Ends	Total
B	BEL - Belgium	326.4cm	0	0	0	2	1	0	0	X		3
	FIN - Finland	22.2cm *	1	3	2	0	0	1	3	X		10
D	ESP - Spain	233.9cm	0	0	0	0	2	0	0	X		2
	UKR - Ukraine	124.0cm *	0	1	1	1	0	4	2	X		9
E	SVK - Slovakia	341.5cm	2	1	2	2	0	2	X	X		9
	LUX - Luxembourg	146.5cm *	0	0	0	0	3	0	X	X		3

Current Standings

Rank	Team	Games	Wins	Losses
1	FIN - Finland	2	2	0
1	SVK - Slovakia	2	2	0
3	UKR - Ukraine	1	1	0
4	ESP - Spain	2	1	1
5	ISR - Israel	1	0	1
6	BEL - Belgium	2	0	2
6	LUX - Luxembourg	2	0	2

Note:

Under World Curling rules, tie-breaking rules for standings are not applied until after the last game of the round robin.

Legend:

LSD Last Stone Draw

LSFE(*) Last Stone First End

X Unplayed/unfinished end due to concession

Game Results

Sheet	Team	LSFE	1	2	3	4	5	6	7	8	Extra Ends	Total
B	BEL - Belgium		0	0	0	2	1	0	0	X		3
	FIN - Finland	*	1	3	2	0	0	1	3	X		10

BEL - Belgium	
4	BERUS Danielle
3	V MICHELS Mirte
2	S CATTECEUR Kim
1	ROSSIE Elisabeth
A	ZIEGLER Valerie

FIN - Finland	
4	S BACKMAN Jenni
3	SANTTI Susanna
2	LEMETTINEN Valentina
1	V NORDSTROEM Emilia
A	VIRTAALA Elna

Last Stone Draw	Distance
<input type="checkbox"/> MICHELS Mirte	126.8cm
<input type="checkbox"/> ROSSIE Elisabeth	199.6cm
Total	326.4cm

Last Stone Draw	Distance
<input type="checkbox"/> BACKMAN Jenni	6.6cm
<input type="checkbox"/> LEMETTINEN Valentina	15.6cm
Total	22.2cm

Note:
Position and function for each team member:
4 = Fourth, 3 = Third, 2 = Second, 1 = Lead, A = Alternate, S = Skip, V = Vice-Skip

Legend:
 Clockwise Counter-clockwise **LSFE(*)** Last Stone First End
X Unplayed/unfinished end due to concession



ECC-C 2025
Östersund, Sweden

SUN 27 APR 2025
Start Time 9:00

European Curling Championships C-Division 2025
Östersund Curling Hall

Women



Round Robin Session 2 - Sheet D



Game Results

Sheet	Team	LSFE	1	2	3	4	5	6	7	8	Extra Ends	Total
D	ESP - Spain		0	0	0	0	2	0	0	X		2
	UKR - Ukraine	*	0	1	1	1	0	4	2	X		9

ESP - Spain	
4 S	TORRALBA VIELA Leyre
3	TORRALBA VIELA Elena
2 V	TORRALBA VIELA Nerea
1	SAEZ DE OCARIZ Iزارو
A	KHROMCHENKOVA Olga

UKR - Ukraine	
4 V	KALINICHENKO Yaroslava
3 S	MOSKALENKO Diana
2	KONONENKO Oleksandra
1	MOSOL Anastasiia
A	-

Last Stone Draw		Distance
<input type="checkbox"/>	TORRALBA VIELA Nerea	199.6cm
<input type="checkbox"/>	TORRALBA VIELA Elena	34.3cm
Total		233.9cm

Last Stone Draw		Distance
<input type="checkbox"/>	KALINICHENKO Yaroslava	64.6cm
<input type="checkbox"/>	MOSOL Anastasiia	59.4cm
Total		124.0cm

Note:
Position and function for each team member:
4 = Fourth, 3 = Third, 2 = Second, 1 = Lead, A = Alternate, S = Skip, V = Vice-Skip

Legend:
 Clockwise Counter-clockwise **LSFE(*)** Last Stone First End
X Unplayed/unfinished end due to concession





Game Results

Sheet	Team	LSFE	1	2	3	4	5	6	7	8	Extra Ends	Total
E	SVK - Slovakia		2	1	2	2	0	2	X	X		9
	LUX - Luxembourg	*	0	0	0	0	3	0	X	X		3

SVK - Slovakia	
4 S	KAJANOVA Gabriela
3 V	SYKOROVA Silvia
2	MATULOVA Daniela
1	HAFEROVA Linda
A	KAPOLKOVA Greta

LUX - Luxembourg	
4 S	HANSEN Virginie
3 V	KUBOKI Shiori
2	SPURGEON Betty
1	BJERG-PETERSEN Maja
A	REMESCH Carole

Last Stone Draw	Distance
<input type="checkbox"/> SYKOROVA Silvia	199.6cm
<input type="checkbox"/> HAFEROVA Linda	141.9cm
Total	341.5cm

Last Stone Draw	Distance
<input type="checkbox"/> SPURGEON Betty	64.2cm
<input type="checkbox"/> HANSEN Virginie	82.3cm
Total	146.5cm

Note:
Position and function for each team member:
4 = Fourth, 3 = Third, 2 = Second, 1 = Lead, A = Alternate, S = Skip, V = Vice-Skip

Legend:
 Clockwise Counter-clockwise **LSFE(*)** Last Stone First End
X Unplayed/unfinished end due to concession



Session Results and Standings

Sheet	Team	LSD/LSFE	1	2	3	4	5	6	7	8	Extra Ends	Total
B	ESP - Spain	128.2cm *	1	1	0	1	0	1	0	2		6
	ISR - Israel	240.7cm	0	0	2	0	1	0	1	0		4
C	FIN - Finland	248.1cm	0	1	2	1	2	2	X	X		8
	LUX - Luxembourg	17.1cm *	1	0	0	0	0	0	X	X		1
D	SVK - Slovakia	217.6cm *	0	1	1	1	1	1	0	X		5
	BEL - Belgium	232.6cm	0	0	0	0	0	0	1	X		1

Current Standings

Rank	Team	Games	Wins	Losses
1	ESP - Spain	1	1	0
1	FIN - Finland	1	1	0
1	SVK - Slovakia	1	1	0
4	BEL - Belgium	1	0	1
4	ISR - Israel	1	0	1
4	LUX - Luxembourg	1	0	1
	UKR - Ukraine	0		

Note:
Under World Curling rules, tie-breaking rules for standings are not applied until after the last game of the round robin.

Legend:
LSD Last Stone Draw **LSFE(*)** Last Stone First End **X** Unplayed/unfinished end due to concession



Game Results

Sheet	Team	LSFE	1	2	3	4	5	6	7	8	Extra Ends	Total
B	ESP - Spain	*	1	1	0	1	0	1	0	2		6
	ISR - Israel		0	0	2	0	1	0	1	0		4

ESP - Spain	
4 S	TORRALBA VIELA Leyre
3	TORRALBA VIELA Elena
2 V	TORRALBA VIELA Nerea
1	SAEZ DE OCARIZ Izaro
A	KHROMCHENKOVA Olga

ISR - Israel	
4 S	SONE Elana
3 V	STARK Andrea
2	NEZNAMOV Ada
1	POKRAS Helen
A	-

Last Stone Draw	Distance
<input type="checkbox"/> TORRALBA VIELA Elena	54.4cm
<input type="checkbox"/> TORRALBA VIELA Nerea	73.8cm
Total	128.2cm

Last Stone Draw	Distance
<input type="checkbox"/> SONE Elana	41.1cm
<input type="checkbox"/> POKRAS Helen	199.6cm
Total	240.7cm

Note:
Position and function for each team member:
4 = Fourth, 3 = Third, 2 = Second, 1 = Lead, A = Alternate, S = Skip, V = Vice-Skip

Legend:
 Clockwise Counter-clockwise **LSFE(*)** Last Stone First End





SAT 26 APR 2025
Start Time 13:30

Round Robin Session 1 - Sheet C

Game Results

Sheet	Team	LSFE	1	2	3	4	5	6	7	8	Extra Ends	Total
C	FIN - Finland		0	1	2	1	2	2	X	X		8
	LUX - Luxembourg	*	1	0	0	0	0	0	X	X		1

FIN - Finland	
4 S	BACKMAN Jenni
3 V	VIRTAALA Elina
2	SANTTI Susanna
1	NORDSTROEM Emilia
A	LEMETTINEN Valentina

LUX - Luxembourg	
4 S	HANSEN Virginie
3 V	KUBOKI Shiori
2	SPURGEON Betty
1	REMESCH Carole
A	BJERG-PETERSEN Maja

Last Stone Draw	Distance
<input type="checkbox"/> NORDSTROEM Emilia	161.3cm
<input type="checkbox"/> SANTTI Susanna	86.8cm
Total	248.1cm

Last Stone Draw	Distance
<input type="checkbox"/> KUBOKI Shiori	3.7cm
<input type="checkbox"/> HANSEN Virginie	13.4cm
Total	17.1cm

Note:
Position and function for each team member:
4 = Fourth, 3 = Third, 2 = Second, 1 = Lead, A = Alternate, S = Skip, V = Vice-Skip

Legend:
 Clockwise Counter-clockwise **LSFE(*)** Last Stone First End
X Unplayed/unfinished end due to concession



Game Results

Sheet	Team	LSFE	1	2	3	4	5	6	7	8	Extra Ends	Total
D	SVK - Slovakia	*	0	1	1	1	1	1	0	X		5
	BEL - Belgium		0	0	0	0	0	0	1	X		1

SVK - Slovakia	
4 S	KAJANOVA Gabriela
3 V	SYKOROVA Silvia
2	MATULOVA Daniela
1	HAFEROVA Linda
A	KAPOLKOVA Greta

BEL - Belgium	
4	BERUS Danielle
3 V	MICHIELS Mirte
2 S	CATTECEUR Kim
1	ZIEGLER Valerie
A	ROSSIE Elisabeth

Last Stone Draw	Distance
<input type="checkbox"/> MATULOVA Daniela	135.2cm
<input type="checkbox"/> KAJANOVA Gabriela	82.4cm
Total	217.6cm

Last Stone Draw	Distance
<input type="checkbox"/> CATTECEUR Kim	199.6cm
<input type="checkbox"/> BERUS Danielle	33.0cm
Total	232.6cm

Note:
Position and function for each team member:
4 = Fourth, 3 = Third, 2 = Second, 1 = Lead, A = Alternate, S = Skip, V = Vice-Skip

Legend:
 Clockwise Counter-clockwise **LSFE(*)** Last Stone First End
X Unplayed/unfinished end due to concession

Entry List by Event

REVISED

26 APR 13:09

As of SAT 26 APR 2025

BEL - Belgium		
4	BERUS Danielle	R
3 V	MICHELIS Mirte	R
2 S	CATTECEUR Kim	R
1	ROSSIE Elisabeth	R
A	ZIEGLER Valerie	R
C	-	
O	KLOMP Bart (NED)	
O	-	

LUX - Luxembourg		
4 S	HANSEN Virginie	R
3 V	KUBOKI Shiori	R
2	SPURGEON Betty	L
1	BJERG-PETERSEN Maja	R
A	REMESCH Carole	R
C	COLLINS Rick (CAN)	
O	WAUTERS Karen (CAN)	
O	-	

ESP - Spain		
4 S	TORRALBA VIELA Leyre	R
3	TORRALBA VIELA Elena	R
2 V	TORRALBA VIELA Nerea	L
1	SAEZ DE OCARIZ Izaro	R
A	KHROMCHENKOVA Olga	R
C	SANGUESA ANZANO Jose Manuel	
O	VIELA IRALDE Maria Pilar	
O	-	

SVK - Slovakia		
4 S	KAJANOVA Gabriela	R
3 V	SYKOROVA Silvia	L
2	MATULOVA Daniela	R
1	HAFEROVA Linda	R
A	KAPOLKOVA Greta	R
C	-	
O	-	
O	-	

FIN - Finland		
4 S	BACKMAN Jenni	R
3 V	SANTTI Susanna	R
2	LEMETTINEN Valentina	R
1	NORDSTROEM Emilia	R
A	VIRTAALA Elina	R
C	-	
O	-	
O	-	

UKR - Ukraine		
4 V	KALINICHENKO Yaroslava	R
3 S	MOSKALENKO Diana	R
2	KONONENKO Oleksandra	R
1	MOSOL Anastasiia	R
A	-	
C	RAMSAY David (SCO)	
O	KHOKHLOV Illia	
O	MENZHEHA Nataliia	

ISR - Israel		
4 S	SONE Elana	R
3 V	STARK Andrea	L
2	NEZNAMOV Ada	R
1	POKRAS Helen	L
A	-	
C	-	
O	-	
O	-	

Note:

Position and function for each team member:

4 = Fourth, **3** = Third, **2** = Second, **1** = Lead, **A** = Alternate, **S** = Skip, **V** = Vice-Skip

C = Coach, **2C** = 2nd Team Coach, **NC** = National Coach, **T** = Translator, **O** = Team Official

Legend:

L Left-handed

R Right-handed

REVISED

Team ISR: Alternate removed



Competition Officials

As of TUE 25 MAR 2025

Function	Name	Organisation
WCF President:	WELLING Beau	USA - United States
WCF Head of Competitions:	ROETHLISBERGER Eeva	SUI - Switzerland
World Curling Technical Delegate:	MUTCH Laura	SCO - Scotland
Chief Umpire:	BARROWMAN Glenda	ENG - England
Deputy Chief Umpire:	BRODIE Harry	SCO - Scotland
Timing Supervisors:	GRUFMAN Ingemar STEWART Jim	SWE - Sweden SCO - Scotland
Chief Ice Technician:	HENDERSON Scott	SCO - Scotland
Deputy Chief Ice Technician:	SHAW Frazer	SCO - Scotland

