



RESULTS SUMMARY



**European Curling
Championships C-Division 2025
Men
Östersund, Sweden**

26 April - 1 May 2025





Medallists

Medal	Country	Name	Position - Function
GOLD	LAT - Latvia	GULBIS Ritvars	4 S
		KLIVE Janis	3
		AVOTINS Aivars	2
		BUHOLCS Sandris	1
SILVER	SLO - Slovenia	TISLER Tomas	4 S
		CULIC Jure	3
		ROUGE Frederic	2
		URSIC Gasper	1
		OMERZEL Jakob	A
		VERBINC Gregor	C
BRONZE	LIE - Liechtenstein	MATT Lukas	4 S
		PRASCH Peter	3
		LIESCH Mauro	2
		SPRENGER Harald	1
		SPRENGER Christian	A
		BRUNNER Brigitte	C

Note:

Position and function for each team member:

4 = Fourth, **3** = Third, **2** = Second, **1** = Lead, **A** = Alternate, **S** = Skip, **C** = Coach



Final Standings

Rank	Team	Players	Position - Function
1	LAT - Latvia	GULBIS Ritvars	4 S
		KLIVE Janis	3 V
		AVOTINS Aivars	2
		BUHOLCS Sandris	1
		-	A
2	SLO - Slovenia	-	C
		TISLER Tomas	4 S
		CULIC Jure	3 V
		ROUGE Frederic	2
		URSIC Gasper	1
3	LIE - Liechtenstein	OMERZEL Jakob	A
		VERBINC Gregor	C
		MATT Lukas	4 S
		PRASCH Peter	3
		LIESCH Mauro	2
4	SRB - Serbia	SPRENGER Harald	1 V
		SPRENGER Christian	A
		BRUNNER Brigitte	C
		NESKOVIC Djordje	4 S
		STOJANOVIC Filip	3 V
5	AND - Andorra	UNGUROVIC Goran	2
		SAVICEVIC Viktor	1
		-	A
		-	C
		GARCIA Josep	4 S
6	BIH - Bosnia and Herzegovina	MORRAL Enric	3 V
		MIALDEA Cesar	2
		ORTIZ Valentin	1
		-	A
		-	C
7	ROU - Romania	DORIC Mak	4 S
		SAVIC Vladan	3 V
		MALIS Bojan	2
		MACAR Bojan	1
		KARISIK Sinisa	A
8	CRO - Croatia	NIQUILLE Xavier	C
		COLIBAN Allen	4 S
		MATAU Cristian	3 V
		COLCERIU Bogdan	2
		MIHALCA Tudor	1
		-	A
		-	C
		SKENDROVIC Alberto	4 S
		GABRIC Bojan	3
		DZEPINA Davor	2 V
		KAPOVIC Ivan	1
		LOVRIC Zvonimir	A
		-	C



Final Standings

Rank	Team	Players	Position - Function
9	GEO - Georgia	JEIRANASHVILI Gocha	4 S
		KURTANIDZE Kakha	3
		MINASIANI Davit	2 V
		KALANDADZE Eduard	1
		KHECHUASHVILI Irakli	A
		-	C

Note:

Position and function for each team member:

4 = Fourth, **3** = Third, **2** = Second, **1** = Lead, **A** = Alternate, **S** = Skip, **V** = Vice-Skip, **C** = Coach



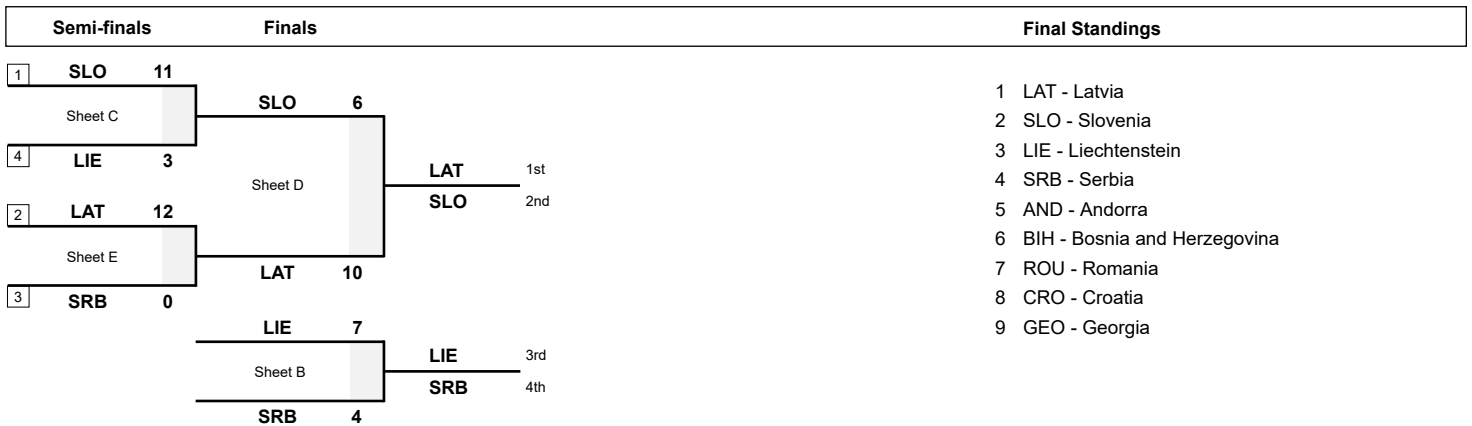
Competition Summary

Session	Date	Time	Sheet B	Sheet C	Sheet D	Sheet E
Session 1	SAT 26 APR	9:00	AND 7 - 5 BIH	CRO 15 - 2 GEO	LAT 13 - 2 LIE	ROU 8 - 3 SLO
Session 2	SAT 26 APR	18:00	ROU 6 - 7 LIE	BIH 2 - 11 SLO	GEO 0 - 13 AND	SRB 7 - 3 CRO
Session 3	SUN 27 APR	13:30	SLO 10 - 2 AND	LIE 8 - 3 CRO	SRB 8 - 7 BIH ^{EE}	LAT 12 - 2 ROU
Session 4	MON 28 APR	9:00	LAT 9 - 3 SRB	ROU 7 - 3 AND	CRO 2 - 13 SLO	BIH 11 - 4 GEO
Session 5	MON 28 APR	18:00	BIH 6 - 5 CRO	GEO 2 - 12 SRB	AND 4 - 8 LAT	SLO 8 - 5 LIE
Session 6	TUE 29 APR	9:00	GEO 1 - 13 ROU	LAT 8 - 2 BIH	LIE 4 - 5 SRB	CRO 4 - 9 AND
Session 7	TUE 29 APR	18:00	SRB 2 - 7 SLO	AND 5 - 6 LIE ^{EE}	ROU 2 - 8 CRO	GEO 0 - 26 LAT
Session 8	WED 30 APR	12:00	CRO 0 - 19 LAT	SRB 5 - 3 ROU	SLO 18 - 1 GEO	LIE 8 - 7 BIH
Session 9	WED 30 APR	20:00	LIE 12 - 6 GEO	SLO 8 - 6 LAT	BIH 8 - 4 ROU	AND 9 - 3 SRB
Semi-finals	THU 1 MAY	10:00		SLO 11 - 3 LIE		SRB 0 - 12 LAT
Finals	THU 1 MAY	15:00	SRB 4 - 7 LIE		LAT 10 - 6 SLO	

Standings after Round Robin

Rank	Team	Games	Wins	Losses		
1	SLO - Slovenia	8	7	1	Q	w1
2	LAT - Latvia	8	7	1	Q	w0
3	SRB - Serbia	8	5	3	Q	w1
4	LIE - Liechtenstein	8	5	3	Q	w0
5	AND - Andorra	8	4	4		
6	BIH - Bosnia and Herzegovina	8	3	5		w1
7	ROU - Romania	8	3	5		w0
8	CRO - Croatia	8	2	6		
9	GEO - Georgia	8	0	8		

Play-offs Bracket



Legend:	EE Extra End	Q Qualified for the play-offs	wn Number of wins (n) against tied teams
----------------	---------------------	--------------------------------------	---

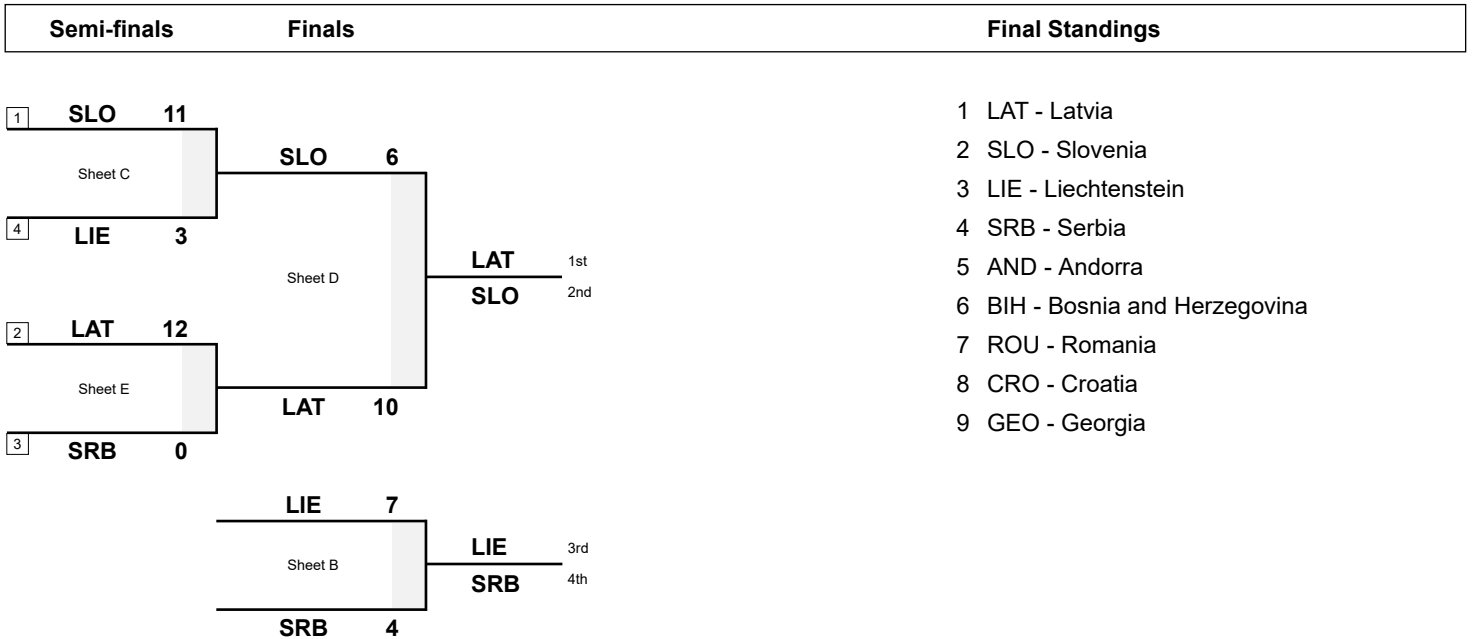




Session Results and Standings

Sheet	Team	LSFE	1	2	3	4	5	6	7	8	Extra Ends	Total
B	SRB - Serbia	*	0	1	2	0	0	1	0	0		4
	LIE - Liechtenstein		1	0	0	1	1	0	2	2		7
D	LAT - Latvia	*	0	0	2	0	4	0	4	X		10
	SLO - Slovenia		1	2	0	2	0	1	0	X		6

Play-offs Bracket



Legend:
LSFE(*) Last Stone First End **X** Unplayed/unfinished end due to concession

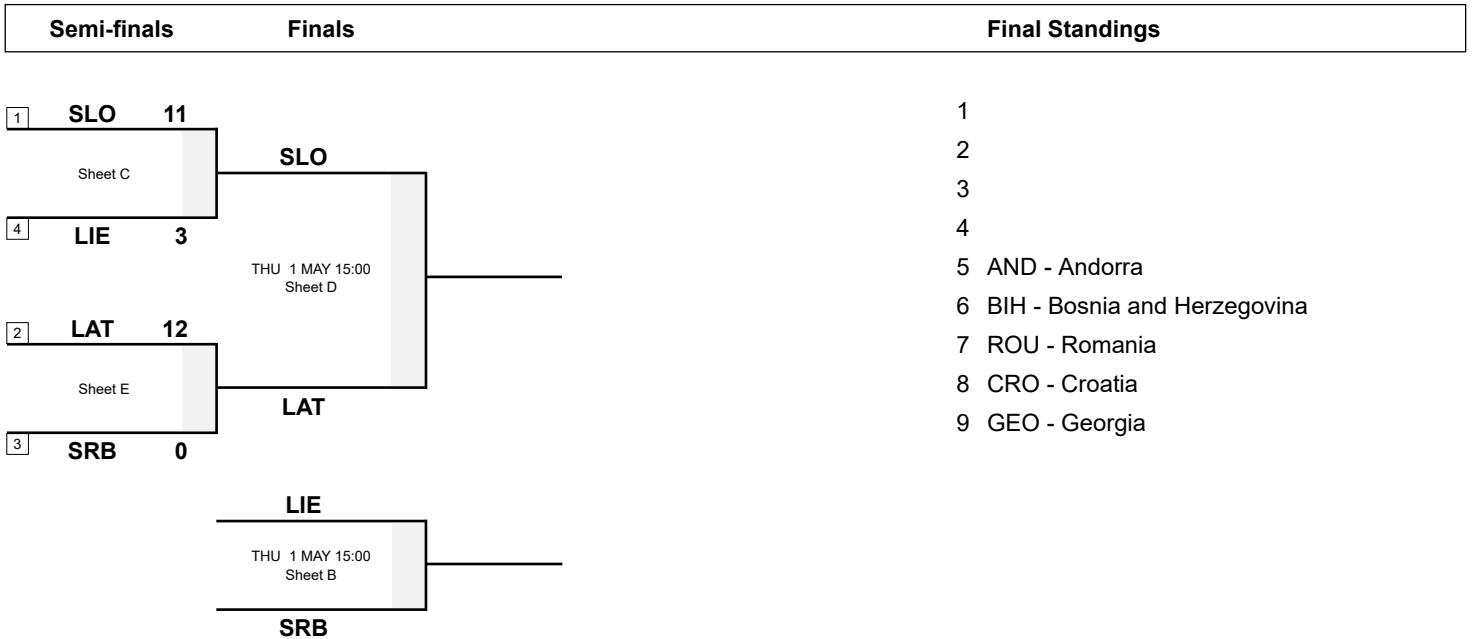




Session Results and Standings

Sheet	Team	LSFE	1	2	3	4	5	6	7	8	Extra Ends	Total
C	SLO - Slovenia	*	4	0	2	1	4	0	X	X		11
	LIE - Liechtenstein		0	2	0	0	0	1	X	X		3
E	SRB - Serbia		0	0	0	0	0	0	X	X		0
	LAT - Latvia	*	4	3	1	1	1	2	X	X		12

Play-offs Bracket



Legend:
 LSFE(*) Last Stone First End X Unplayed/unfinished end due to concession

Competition Matrix

Team	AND	BIH	CRO	GEO	LAT	LIE	ROU	SLO	SRB
AND		7 - 5	9 - 4	13 - 0	4 - 8	5 - 6	3 - 7	2 - 10	9 - 3
BIH	5 - 7		6 - 5	11 - 4	2 - 8	7 - 8	8 - 4	2 - 11	7 - 8
CRO	4 - 9	5 - 6		15 - 2	0 - 19	3 - 8	8 - 2	2 - 13	3 - 7
GEO	0 - 13	4 - 11	2 - 15		0 - 26	6 - 12	1 - 13	1 - 18	2 - 12
LAT	8 - 4	8 - 2	19 - 0	26 - 0		13 - 2	12 - 2	6 - 8	9 - 3
LIE	6 - 5	8 - 7	8 - 3	12 - 6	2 - 13		7 - 6	5 - 8	4 - 5
ROU	7 - 3	4 - 8	2 - 8	13 - 1	2 - 12	6 - 7		8 - 3	3 - 5
SLO	10 - 2	11 - 2	13 - 2	18 - 1	8 - 6	8 - 5	3 - 8		7 - 2
SRB	3 - 9	8 - 7	7 - 3	12 - 2	3 - 9	5 - 4	5 - 3	2 - 7	

Standings after Round Robin

Rank	Team	Games	Wins	Losses		
1	SLO - Slovenia	8	7	1	Q	w1
2	LAT - Latvia	8	7	1	Q	w0
3	SRB - Serbia	8	5	3	Q	w1
4	LIE - Liechtenstein	8	5	3	Q	w0
5	AND - Andorra	8	4	4		
6	BIH - Bosnia and Herzegovina	8	3	5		w1
7	ROU - Romania	8	3	5		w0
8	CRO - Croatia	8	2	6		
9	GEO - Georgia	8	0	8		

Legend:

Q Qualified for the play-offs

wn Number of wins (n) against tied teams



Draw Shot Challenge

Rank	Team	Stone Rotation	Last Stone Draw in each Round Robin Game								DSC
			1	2	3	4	5	6	7	8	
1	LAT - Latvia	↻	66.7	11.1	36.3	38.6	86.9	37.7	41.7	19.8	41.00cm
		↻	46.4	41.6	47.1	59.1	57.4	78.5	52.7	17.8	
2	SLO - Slovenia	↻	27.6	31.5	42.0	26.3	4.6	199.6	81.8	199.6	60.59cm
		↻	21.5	97.6	71.4	48.1	19.6	199.6	94.1	82.6	
3	ROU - Romania	↻	149.5	119.3	15.5	129.5	46.1	11.0	176.9	37.6	84.91cm
		↻	199.6	199.6	130.1	87.9	19.1	28.9	42.5	194.9	
4	CRO - Croatia	↻	31.9	119.6	152.7	179.1	199.6	17.4	135.4	199.6	103.25cm
		↻	55.8	199.6	18.9	150.4	69.2	43.1	72.8	199.6	
5	LIE - Liechtenstein	↻	199.6	199.6	199.6	199.6	5.4	142.3	169.0	86.7	132.76cm
		↻	186.1	199.6	31.8	72.0	45.9	199.6	121.4	199.6	
6	AND - Andorra	↻	151.3	133.2	199.6	199.6	176.1	110.0	178.7	199.6	142.79cm
		↻	46.3	199.6	199.6	83.6	134.4	34.0	199.6	153.0	
7	SRB - Serbia	↻	199.6	199.6	179.5	193.8	197.0	158.9	91.8	44.5	145.56cm
		↻	12.7	146.9	199.6	199.6	104.6	199.6	109.7	199.6	
8	BIH - Bosnia and Herzegovina	↻	199.6	199.6	195.6	199.6	199.6	119.1	199.6	178.9	154.45cm
		↻	22.8	195.4	199.6	199.6	199.6	71.6	101.6	79.7	
9	GEO - Georgia	↻	199.6	199.6	199.6	199.6	199.6	199.6	64.6	199.6	168.98cm
		↻	199.6	199.6	155.0	62.1	199.6	199.6	199.6	88.0	

Note:

The Draw Shot Challenge (DSC) is the average distance of all the individual Last Stone Draws (LSD), which were delivered by a team during the round robin. The two least favourable results will be eliminated before calculating the average distance. The team with the lesser DSC receives the higher ranking. If the DSCs are equal then the team with the best non-equal counting LSD receives the higher ranking. In the case where all counting LSDs are equal, the team ranked higher in the official World Curling World Ranking is ranked higher.

Legend:

↻ Clockwise

↻ Counter-clockwise

DSC Draw Shot Challenge

~~nnn.n~~ Eliminated Last Stone Draw



Scoring Analysis

Team	Games		LSFE	Stolen Ends	Last Stone Eff.	Force Eff.	Points Scored						Total	Plus / Minus
							0	1	2	3	4	>4		
LAT	8	For	8	17	57%	67%	0	8	10	7	3	7	101	+80
		Against	0	3			2	10	4	1	0	0	21	
SLO	8	For	6	14	65%	79%	3	8	9	7	4	3	78	+50
		Against	2	6			0	16	2	0	2	0	28	
AND	8	For	2	16	17%	50%	1	21	6	5	1	0	52	+9
		Against	6	6			0	13	6	3	1	1	43	
SRB	8	For	5	11	30%	64%	2	18	6	1	3	0	45	+1
		Against	3	10			4	12	6	4	2	0	44	
LIE	8	For	4	11	29%	44%	1	14	6	6	2	0	52	-1
		Against	4	14			3	14	10	5	1	0	53	
ROU	8	For	5	10	23%	47%	1	15	5	4	2	0	45	-2
		Against	3	10			1	14	8	4	0	1	47	
BIH	8	For	0	11	27%	43%	0	15	7	5	1	0	48	-7
		Against	8	9			0	17	4	7	1	1	55	
CRO	8	For	4	7	19%	50%	1	12	5	3	1	1	40	-26
		Against	4	17			0	15	8	7	1	2	66	
GEO	8	For	2	2	6%	38%	1	10	0	2	0	0	16	-104
		Against	6	24			0	10	6	9	9	6	120	
Total	36			99			10	121	54	40	17	11	477	

Note:
 Stolen ends are the ends won without the last stone advantage.
 Last Stone Efficiency: Scoring two or more points with last stone advantage.
 Force Efficiency: Forcing the opponent team to score only one point when they have the last stone advantage.

Legend:
 >4 More than four points scored Eff. Efficiency LSFE Last Stone First End

Summary of Big Ends

Points Scored	By	Against	Session	End	Game Result
7	LAT - Latvia	GEO - Georgia	7	5	26 : 0
7	LAT - Latvia	GEO - Georgia	7	2	26 : 0
6	LAT - Latvia	GEO - Georgia	7	4	26 : 0
5	LAT - Latvia	CRO - Croatia	8	4	19 : 0
5	LAT - Latvia	GEO - Georgia	7	3	26 : 0
5	LAT - Latvia	AND - Andorra	5	1	8 : 4
5	LAT - Latvia	ROU - Romania	3	6	12 : 2
5	SLO - Slovenia	GEO - Georgia	8	6	18 : 1
5	SLO - Slovenia	CRO - Croatia	4	7	13 : 2
5	SLO - Slovenia	BIH - Bosnia and Herzegovina	2	2	11 : 2
5	CRO - Croatia	GEO - Georgia	1	3	15 : 2
4	SLO - Slovenia	GEO - Georgia	8	5	18 : 1
4	SLO - Slovenia	GEO - Georgia	8	1	18 : 1
4	SLO - Slovenia	LIE - Liechtenstein	5	1	8 : 5
4	SLO - Slovenia	AND - Andorra	3	5	10 : 2
4	LAT - Latvia	SLO - Slovenia	9	3	6 : 8
4	LAT - Latvia	CRO - Croatia	8	6	19 : 0
4	LAT - Latvia	SRB - Serbia	4	1	9 : 3
4	SRB - Serbia	GEO - Georgia	5	7	12 : 2
4	SRB - Serbia	GEO - Georgia	5	2	12 : 2
4	SRB - Serbia	BIH - Bosnia and Herzegovina	3	7	8 : 7
4	LIE - Liechtenstein	GEO - Georgia	9	8	12 : 6
4	LIE - Liechtenstein	GEO - Georgia	9	1	12 : 6
4	ROU - Romania	GEO - Georgia	6	4	13 : 1
4	ROU - Romania	SLO - Slovenia	1	6	8 : 3
4	AND - Andorra	SRB - Serbia	9	7	9 : 3
4	BIH - Bosnia and Herzegovina	GEO - Georgia	4	6	11 : 4
4	CRO - Croatia	GEO - Georgia	1	5	15 : 2

Note:

Big ends are defined as ends with a score of four or more points.



Session Results and Standings

Sheet	Team	LSD/LSFE	1	2	3	4	5	6	7	8	Extra Ends	Total
B	LIE - Liechtenstein	286.3cm *	4	0	0	0	1	3	0	4		12
	GEO - Georgia	287.6cm	0	3	1	1	0	0	1	0		6
C	SLO - Slovenia	282.2cm	1	2	0	2	0	0	3	0		8
	LAT - Latvia	37.6cm *	0	0	4	0	1	0	0	1		6
D	BIH - Bosnia and Herzegovina	258.6cm	0	0	2	3	1	1	1	X		8
	ROU - Romania	232.5cm *	3	1	0	0	0	0	0	X		4
E	AND - Andorra	352.6cm	2	1	0	1	0	1	4	X		9
	SRB - Serbia	244.1cm *	0	0	2	0	1	0	0	X		3

Standings after Round Robin

Rank	Team	Games	Wins	Losses		
1	SLO - Slovenia	8	7	1	Q	w1
2	LAT - Latvia	8	7	1	Q	w0
3	SRB - Serbia	8	5	3	Q	w1
4	LIE - Liechtenstein	8	5	3	Q	w0
5	AND - Andorra	8	4	4		
6	BIH - Bosnia and Herzegovina	8	3	5		w1
7	ROU - Romania	8	3	5		w0
8	CRO - Croatia	8	2	6		
9	GEO - Georgia	8	0	8		

Legend:	LSD Last Stone Draw	LSFE(*) Last Stone First End	Q Qualified for the play-offs
wn Number of wins (n) against tied teams	X Unplayed/unfinished end due to concession		



Session Results and Standings

Sheet	Team	LSD/LSFE	1	2	3	4	5	6	7	8	Extra Ends	Total
B	CRO - Croatia	399.2cm	0	0	0	0	0	0	X	X		0
	LAT - Latvia	94.4cm *	3	2	2	5	3	4	X	X		19
C	SRB - Serbia	201.5cm *	2	0	0	0	2	0	1	X		5
	ROU - Romania	219.4cm	0	0	2	0	0	1	0	X		3
D	SLO - Slovenia	175.9cm *	4	3	0	2	4	5	X	X		18
	GEO - Georgia	264.2cm	0	0	1	0	0	0	X	X		1
E	LIE - Liechtenstein	290.4cm *	0	1	1	0	3	0	0	3		8
	BIH - Bosnia and Herzegovina	301.2cm	1	0	0	3	0	1	2	0		7

Current Standings

Rank	Team	Games	Wins	Losses	
1	LAT - Latvia	7	7	0	Q
2	SLO - Slovenia	7	6	1	Q
3	SRB - Serbia	7	5	2	Q
4	LIE - Liechtenstein	7	4	3	
5	AND - Andorra	7	3	4	
5	ROU - Romania	7	3	4	
7	BIH - Bosnia and Herzegovina	7	2	5	
8	CRO - Croatia	8	2	6	
9	GEO - Georgia	7	0	7	

Note:

Under World Curling rules, tie-breaking rules for standings are not applied until after the last game of the round robin.

Legend:

LSD Last Stone Draw

LSFE(*) Last Stone First End

Q Qualified for the play-offs

X Unplayed/unfinished end due to concession



Session Results and Standings

Sheet	Team	LSD/LSFE	1	2	3	4	5	6	7	8	Extra Ends	Total
B	SRB - Serbia	358.5cm *	0	0	0	2	0	0	0	X		2
	SLO - Slovenia	399.2cm	1	3	1	0	0	0	2	X		7
C	AND - Andorra	378.3cm	0	0	0	0	0	2	1	2	0	5
	LIE - Liechtenstein	341.9cm *	1	0	1	1	2	0	0	0	1	6
D	ROU - Romania	39.9cm *	1	0	0	0	1	0	0	X		2
	CRO - Croatia	208.2cm	0	1	1	2	0	3	1	X		8
E	GEO - Georgia	399.2cm	0	0	0	0	0	0	X	X		0
	LAT - Latvia	116.2cm *	1	7	5	6	7	0	X	X		26

Current Standings

Rank	Team	Games	Wins	Losses	
1	LAT - Latvia	6	6	0	Q
2	SLO - Slovenia	6	5	1	
3	SRB - Serbia	6	4	2	
4	LIE - Liechtenstein	6	3	3	
4	ROU - Romania	6	3	3	
6	AND - Andorra	7	3	4	
7	BIH - Bosnia and Herzegovina	6	2	4	
8	CRO - Croatia	7	2	5	
9	GEO - Georgia	6	0	6	

Note:

Under World Curling rules, tie-breaking rules for standings are not applied until after the last game of the round robin.

Legend:

LSD Last Stone Draw

LSFE(*) Last Stone First End

Q Qualified for the play-offs

X Unplayed/unfinished end due to concession



Session Results and Standings

Sheet	Team	LSD/LSFE	1	2	3	4	5	6	7	8	Extra Ends	Total
B	GEO - Georgia	399.2cm	0	1	0	0	0	0	X	X		1
	ROU - Romania	65.2cm *	1	0	3	4	2	3	X	X		13
C	LAT - Latvia	144.3cm *	3	0	2	1	0	2	X	X		8
	BIH - Bosnia and Herzegovina	190.7cm	0	1	0	0	1	0	X	X		2
D	LIE - Liechtenstein	51.3cm *	0	3	0	0	1	0	0	0		4
	SRB - Serbia	301.6cm	0	0	0	1	0	2	1	1		5
E	CRO - Croatia	60.5cm *	0	1	0	3	0	0	0	X		4
	AND - Andorra	144.0cm	1	0	1	0	3	3	1	X		9

Current Standings

Rank	Team	Games	Wins	Losses
1	LAT - Latvia	5	5	0
2	SLO - Slovenia	5	4	1
2	SRB - Serbia	5	4	1
4	ROU - Romania	5	3	2
5	AND - Andorra	6	3	3
6	LIE - Liechtenstein	5	2	3
7	BIH - Bosnia and Herzegovina	6	2	4
8	CRO - Croatia	6	1	5
9	GEO - Georgia	5	0	5

Note:

Under World Curling rules, tie-breaking rules for standings are not applied until after the last game of the round robin.

Legend:

LSD Last Stone Draw

LSFE(*) Last Stone First End

X Unplayed/unfinished end due to concession



Session Results and Standings

Sheet	Team	LSD/LSFE	1	2	3	4	5	6	7	8	Extra Ends	Total
B	BIH - Bosnia and Herzegovina	399.2cm	0	1	2	0	1	0	0	2		6
	CRO - Croatia	268.8cm *	1	0	0	2	0	1	1	0		5
C	GEO - Georgia	261.7cm *	1	0	1	0	0	0	0	X		2
	SRB - Serbia	393.4cm	0	4	0	1	2	1	4	X		12
D	AND - Andorra	310.5cm	0	1	0	2	0	0	1	X		4
	LAT - Latvia	97.7cm *	5	0	1	0	1	1	0	X		8
E	SLO - Slovenia	24.2cm *	4	0	0	3	0	1	0	X		8
	LIE - Liechtenstein	271.6cm	0	2	1	0	1	0	1	X		5

Current Standings

Rank	Team	Games	Wins	Losses
1	LAT - Latvia	4	4	0
2	SLO - Slovenia	5	4	1
3	SRB - Serbia	4	3	1
4	LIE - Liechtenstein	4	2	2
4	ROU - Romania	4	2	2
6	AND - Andorra	5	2	3
6	BIH - Bosnia and Herzegovina	5	2	3
8	CRO - Croatia	5	1	4
9	GEO - Georgia	4	0	4

Note:

Under World Curling rules, tie-breaking rules for standings are not applied until after the last game of the round robin.

Legend:

LSD Last Stone Draw

LSFE(*) Last Stone First End

X Unplayed/unfinished end due to concession



Session Results and Standings

Sheet	Team	LSD/LSFE	1	2	3	4	5	6	7	8	Extra Ends	Total
B	LAT - Latvia	83.4cm *	4	0	3	2	0	0	X	X		9
	SRB - Serbia	379.1cm	0	1	0	0	1	1	X	X		3
C	ROU - Romania	217.4cm *	1	0	3	0	1	0	2	X		7
	AND - Andorra	283.2cm	0	1	0	1	0	1	0	X		3
D	CRO - Croatia	329.5cm	0	1	0	0	0	1	0	X		2
	SLO - Slovenia	74.4cm *	2	0	2	3	1	0	5	X		13
E	BIH - Bosnia and Herzegovina	399.2cm	0	3	3	1	0	4	X	X		11
	GEO - Georgia	354.6cm *	3	0	0	0	1	0	X	X		4

Current Standings

Rank	Team	Games	Wins	Losses
1	LAT - Latvia	3	3	0
2	SLO - Slovenia	4	3	1
3	LIE - Liechtenstein	3	2	1
3	SRB - Serbia	3	2	1
5	AND - Andorra	4	2	2
5	ROU - Romania	4	2	2
7	BIH - Bosnia and Herzegovina	4	1	3
7	CRO - Croatia	4	1	3
9	GEO - Georgia	3	0	3

Note:

Under World Curling rules, tie-breaking rules for standings are not applied until after the last game of the round robin.

Legend:

LSD Last Stone Draw

LSFE(*) Last Stone First End

X Unplayed/unfinished end due to concession



Session Results and Standings

Sheet	Team	LSD/LSFE	1	2	3	4	5	6	7	8	Extra Ends	Total
B	SLO - Slovenia	113.4cm *	2	1	0	0	4	3	X	X		10
	AND - Andorra	399.2cm	0	0	1	1	0	0	X	X		2
C	LIE - Liechtenstein	231.4cm	0	2	1	0	2	3	0	X		8
	CRO - Croatia	171.6cm *	1	0	0	0	0	0	2	X		3
D	SRB - Serbia	346.5cm *	1	0	1	0	0	0	4	1	1	8
	BIH - Bosnia and Herzegovina	395.2cm	0	1	0	1	2	3	0	0	0	7
E	LAT - Latvia	52.7cm *	3	0	2	2	0	5	X	X		12
	ROU - Romania	145.6cm	0	1	0	0	1	0	X	X		2

Current Standings

Rank	Team	Games	Wins	Losses
1	LAT - Latvia	2	2	0
1	SRB - Serbia	2	2	0
3	AND - Andorra	3	2	1
3	LIE - Liechtenstein	3	2	1
3	SLO - Slovenia	3	2	1
6	CRO - Croatia	3	1	2
6	ROU - Romania	3	1	2
8	GEO - Georgia	2	0	2
9	BIH - Bosnia and Herzegovina	3	0	3

Note:

Under World Curling rules, tie-breaking rules for standings are not applied until after the last game of the round robin.

Legend:

LSD Last Stone Draw

LSFE(*) Last Stone First End

X Unplayed/unfinished end due to concession



Session Results and Standings

Sheet	Team	LSD/LSFE	1	2	3	4	5	6	7	8	Extra Ends	Total
B	ROU - Romania	318.9cm *	2	2	1	0	1	0	0	0		6
	LIE - Liechtenstein	399.2cm	0	0	0	3	0	1	2	1		7
C	BIH - Bosnia and Herzegovina	395.0cm	0	0	1	0	0	1	X	X		2
	SLO - Slovenia	129.1cm *	2	5	0	3	1	0	X	X		11
D	GEO - Georgia	399.2cm	0	0	0	0	0	0	0	X		0
	AND - Andorra	332.8cm *	1	2	1	3	2	1	3	X		13
E	SRB - Serbia	212.3cm *	3	1	1	0	0	1	1	X		7
	CRO - Croatia	319.2cm	0	0	0	1	2	0	0	X		3

Current Standings

Rank	Team	Games	Wins	Losses
1	AND - Andorra	2	2	0
2	LAT - Latvia	1	1	0
2	SRB - Serbia	1	1	0
4	CRO - Croatia	2	1	1
4	LIE - Liechtenstein	2	1	1
4	ROU - Romania	2	1	1
4	SLO - Slovenia	2	1	1
8	BIH - Bosnia and Herzegovina	2	0	2
8	GEO - Georgia	2	0	2

Note:

Under World Curling rules, tie-breaking rules for standings are not applied until after the last game of the round robin.

Legend:

LSD Last Stone Draw

LSFE(*) Last Stone First End

X Unplayed/unfinished end due to concession



Session Results and Standings

Sheet	Team	LSD/LSFE	1	2	3	4	5	6	7	8	Extra Ends	Total
B	AND - Andorra	197.6cm *	1	1	0	1	0	1	0	3		7
	BIH - Bosnia and Herzegovina	222.4cm	0	0	1	0	2	0	2	0		5
C	CRO - Croatia	87.7cm *	2	0	5	3	4	0	1	X		15
	GEO - Georgia	399.2cm	0	1	0	0	0	1	0	X		2
D	LAT - Latvia	113.1cm *	1	2	2	2	0	3	3	X		13
	LIE - Liechtenstein	385.7cm	0	0	0	0	2	0	0	X		2
E	ROU - Romania	349.1cm	1	1	1	0	1	4	0	X		8
	SLO - Slovenia	49.1cm *	0	0	0	2	0	0	1	X		3

Current Standings

Rank	Team	Games	Wins	Losses
1	AND - Andorra	1	1	0
1	CRO - Croatia	1	1	0
1	LAT - Latvia	1	1	0
1	ROU - Romania	1	1	0
5	BIH - Bosnia and Herzegovina	1	0	1
5	GEO - Georgia	1	0	1
5	LIE - Liechtenstein	1	0	1
5	SLO - Slovenia	1	0	1
	SRB - Serbia	0		

Note:
Under World Curling rules, tie-breaking rules for standings are not applied until after the last game of the round robin.

Legend:
LSD Last Stone Draw LSFE(*) Last Stone First End X Unplayed/unfinished end due to concession

Entry List by Event

As of FRI 25 APR 2025

AND - Andorra		
4 S	GARCIA Josep	R
3 V	MORRAL Enric	R
2	MIALDEA Cesar	R
1	ORTIZ Valentin	R
A	-	
C	-	
O	-	
O	-	

BIH - Bosnia and Herzegovina		
4 S	DORIC Mak	R
3 V	SAVIC Vladan	R
2	MALIS Bojan	R
1	MACAR Bojan	R
A	KARISIK Sinisa	R
C	NIQUILLE Xavier (SUI)	
O	KLEPIC Miro	
O	RUDIC Biljana	

CRO - Croatia		
4 S	SKENDROVIC Alberto	R
3	GABRIC Bojan	L
2 V	DZEPINA Davor	R
1	KAPOVIC Ivan	R
A	LOVRIC Zvonimir	R
C	-	
O	-	
O	-	

GEO - Georgia		
4 S	JEIRANASHVILI Gocha	L
3	KURTANIDZE Kakha	L
2 V	MINASIANI Davit	R
1	KALANDADZE Eduard	R
A	KHECHUASHVILI Irakli	R
C	-	
O	-	
O	-	

LAT - Latvia		
4 S	GULBIS Ritvars	R
3 V	KLIVE Janis	R
2	AVOTINS Aivars	R
1	BUHOLCS Sandris	R
A	-	
C	-	
O	-	
O	-	

LIE - Liechtenstein		
4 S	MATT Lukas	R
3	PRASCH Peter	R
2	LIESCH Mauro	R
1 V	SPRENGER Harald	R
A	SPRENGER Christian	R
C	BRUNNER Brigitte (SUI)	
O	-	
O	-	

ROU - Romania		
4 S	COLIBAN Allen	R
3 V	MATAU Cristian	R
2	COLCERIU Bogdan	R
1	MIHALCA Tudor	L
A	-	
C	-	
O	-	
O	-	

SLO - Slovenia		
4 S	TISLER Tomas	R
3 V	CULIC Jure	R
2	ROUGE Frederic	R
1	URSIC Gasper	R
A	OMERZEL Jakob	R
C	VERBINC Gregor	
O	-	
O	-	

SRB - Serbia		
4 S	NESKOVIC Djordje	L
3 V	STOJANOVIC Filip	R
2	UNGUROVIC Goran	R
1	SAVICEVIC Viktor	R
A	-	
C	-	
O	-	
O	-	

Note:

Position and function for each team member:

4 = Fourth, **3** = Third, **2** = Second, **1** = Lead, **A** = Alternate, **S** = Skip, **V** = Vice-Skip

C = Coach, **2C** = 2nd Team Coach, **NC** = National Coach, **T** = Translator, **O** = Team Official

Legend:

L Left-handed

R Right-handed



Competition Officials

As of TUE 25 MAR 2025

Function	Name	Organisation
WCF President:	WELLING Beau	USA - United States
WCF Head of Competitions:	ROETHLISBERGER Eeva	SUI - Switzerland
World Curling Technical Delegate:	MUTCH Laura	SCO - Scotland
Chief Umpire:	BARROWMAN Glenda	ENG - England
Deputy Chief Umpire:	BRODIE Harry	SCO - Scotland
Timing Supervisors:	GRUFMAN Ingemar STEWART Jim	SWE - Sweden SCO - Scotland
Chief Ice Technician:	HENDERSON Scott	SCO - Scotland
Deputy Chief Ice Technician:	SHAW Frazer	SCO - Scotland

