



**Pan Continental Curling Championships 2022  
Calgary, AB, Canada**

**31 October – 6 November 2022**

## **RESULTS SUMMARY**

### **A-Division Men**



**PCCC 2022**  
Calgary, AB, Canada

**Pan Continental Curling Championships 2022**  
WinSport Event Centre  
**A-Division Men**



SUN 6 NOV 2022

## Medallists

Medal	Country	Name	Position - Function
GOLD	CAN - Canada	GUSHUE Brad	4 S
		NICHOLS Mark	3 V
		HARNDEN EJ	2
		WALKER Geoff	1
		YOUNG Nathan	A
		OWCHAR Jules	C
SILVER	KOR - Korea	JEONG Byeongjin	4 S
		LEE Jeongjae	3 V
		KIM Minwoo	2
		KIM Taehwan	1
		KIM Ilho	C
BRONZE	USA - United States	DROPKIN Korey	4 S
		STOPERA Andrew	3 V
		FENNER Mark	2
		HOWELL Thomas	1
		RUOHONEN Rich	A
		LAZAR Mark	C

**Note:**

Position and function for each team member:

**4** = Fourth, **3** = Third, **2** = Second, **1** = Lead, **A** = Alternate, **S** = Skip, **V** = Vice-Skip, **C** = Coach



## Final Standings

Rank	Team	Players	Position - Function	
1	CAN - Canada	GUSHUE Brad	4 S	
		NICHOLS Mark	3 V	
		HARNDEN EJ	2	
		WALKER Geoff	1	
		YOUNG Nathan	A	
		OWCHAR Jules	C	
2	KOR - Korea	JEONG Byeongjin	4 S	
		LEE Jeongjae	3 V	
		KIM Minwoo	2	
		KIM Taehwan	1	
		-	A	
		KIM Ilho	C	
3	USA - United States	DROPKIN Korey	4 S	
		STOPERA Andrew	3 V	
		FENNER Mark	2	
		HOWELL Thomas	1	
		RUOHONEN Rich	A	
		LAZAR Mark	C	
4	JPN - Japan	YANAGISAWA Riku	4 S	
		YAMAGUCHI Tsuyoshi	3 V	
		YAMAMOTO Takeru	2	
		KOIZUMI Satoshi	1	
		TANIDA Yasumasa	AT	
		URSEL Bob	C	
5	NZL - New Zealand	HOOD Anton	4 S	
		SMITH Ben	3	
		SARGON Brett	2 V	
		WALKER Hunter	1	
		DE BOER Peter	A	
		DE BOER Peter	C	
6	TPE - Chinese Taipei	SHEN Randie	4 S	
		HSU Nicholas	3 V	
		HSU Ken	2	
		CHENG Henry	1	
		YIN LIU Luis	A	
		BURTON Bradley	C	
7	AUS - Australia	HEWITT Dean	4 V	
		MERCHANT Jay	3 S	
		DAVIS Tanner	2	
		GRUNDY Justin	1	
		GRUNDY Iain	A	
		MERCHANT Chad	C	
8	BRA - Brazil	CABRAL DE MELLO Marcelo	4 S	>B
		LOSSO Ricardo	3 V	
		VILELA Sergio Mitsuo	2	
		NUNES Filipe	1	
		RODRIGUES Marcio	A	
		BLAIS Amelie	C	



**PCCC 2022**  
Calgary, AB, Canada

**Pan Continental Curling Championships 2022**  
WinSport Event Centre  
**A-Division Men**



## Final Standings

**Note:**  
Position and function for each team member:  
**4** = Fourth, **3** = Third, **2** = Second, **1** = Lead, **A** = Alternate, **S** = Skip, **V** = Vice-Skip, **C** = Coach

**Legend:**  
>**B** To B-Division

**Rank 1-5 qualified for the World Men's Championship 2023 in Ottawa, ON, Canada**



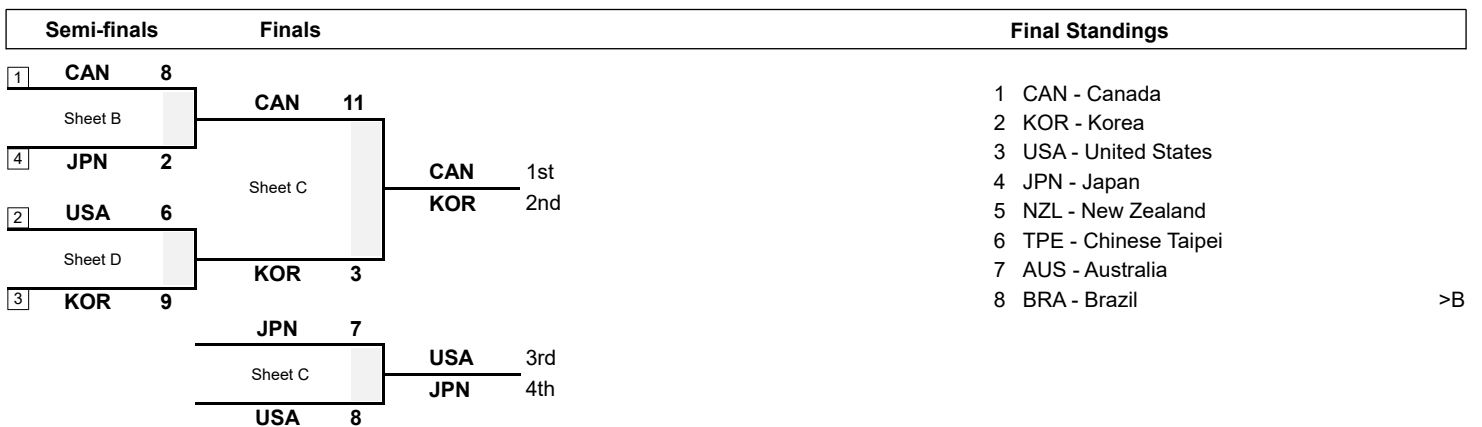
### Competition Summary

Session	Date	Time	Sheet A	Sheet B	Sheet C	Sheet D
Session 1	MON 31 OCT	14:00	CAN 8 - 10 USA <sup>EE</sup>	NZL 6 - 5 AUS	KOR 7 - 5 JPN	TPE 9 - 3 BRA
Session 2	TUE 1 NOV	14:00	AUS 6 - 5 JPN	CAN 7 - 1 BRA	USA 9 - 2 TPE	NZL 3 - 10 KOR
Session 3	WED 2 NOV	8:00	USA 6 - 10 KOR	AUS 4 - 9 TPE	NZL 13 - 3 BRA	CAN 11 - 2 JPN
Session 4	WED 2 NOV	16:00	TPE 3 - 6 NZL	KOR 3 - 11 CAN	JPN 7 - 10 USA	BRA 2 - 10 AUS
Session 5	THU 3 NOV	9:00	JPN 9 - 3 BRA	USA 6 - 2 NZL	CAN 11 - 5 AUS	KOR 11 - 5 TPE
Session 6	THU 3 NOV	19:00	NZL 5 - 10 CAN	TPE 1 - 10 JPN	BRA 1 - 10 KOR	AUS 3 - 8 USA
Session 7	FRI 4 NOV	14:00	KOR 9 - 4 AUS	BRA 3 - 9 USA	TPE 3 - 11 CAN	JPN 9 - 5 NZL
Semi-finals	SAT 5 NOV	9:00		JPN 2 - 8 CAN		KOR 9 - 6 USA
Bronze Medal	SAT 5 NOV	18:00			JPN 7 - 8 USA	
Gold Medal	SUN 6 NOV	9:00			KOR 3 - 11 CAN	

### Standings after Round Robin

Rank	Team	Games	Wins	Losses	Q	wn	DSC	cm
1	CAN - Canada	7	6	1	Q	w1	DSC	16.29cm
2	USA - United States	7	6	1	Q	w1	DSC	18.33cm
3	KOR - Korea	7	6	1	Q	w1	DSC	27.03cm
4	JPN - Japan	7	3	4	Q	w1		
5	NZL - New Zealand	7	3	4		w0		
6	TPE - Chinese Taipei	7	2	5		w1		
7	AUS - Australia	7	2	5		w0		
8	BRA - Brazil	7	0	7		>B		

### Play-offs Bracket



<b>Legend:</b>	<b>DSC</b> Draw Shot Challenge	<b>EE</b> Extra End
<b>&gt;B</b> To B-Division	<b>wn</b> Number of wins (n) against tied teams	
<b>Q</b> Qualified for the semi-finals		

Rank 1-5 qualified for the World Men's Championship 2023 in Ottawa, ON, Canada





**PCCC 2022**  
Calgary, AB, Canada

SUN 6 NOV 2022  
Start Time 9:00

**Pan Continental Curling Championships 2022**  
WinSport Event Centre  
**A-Division Men**

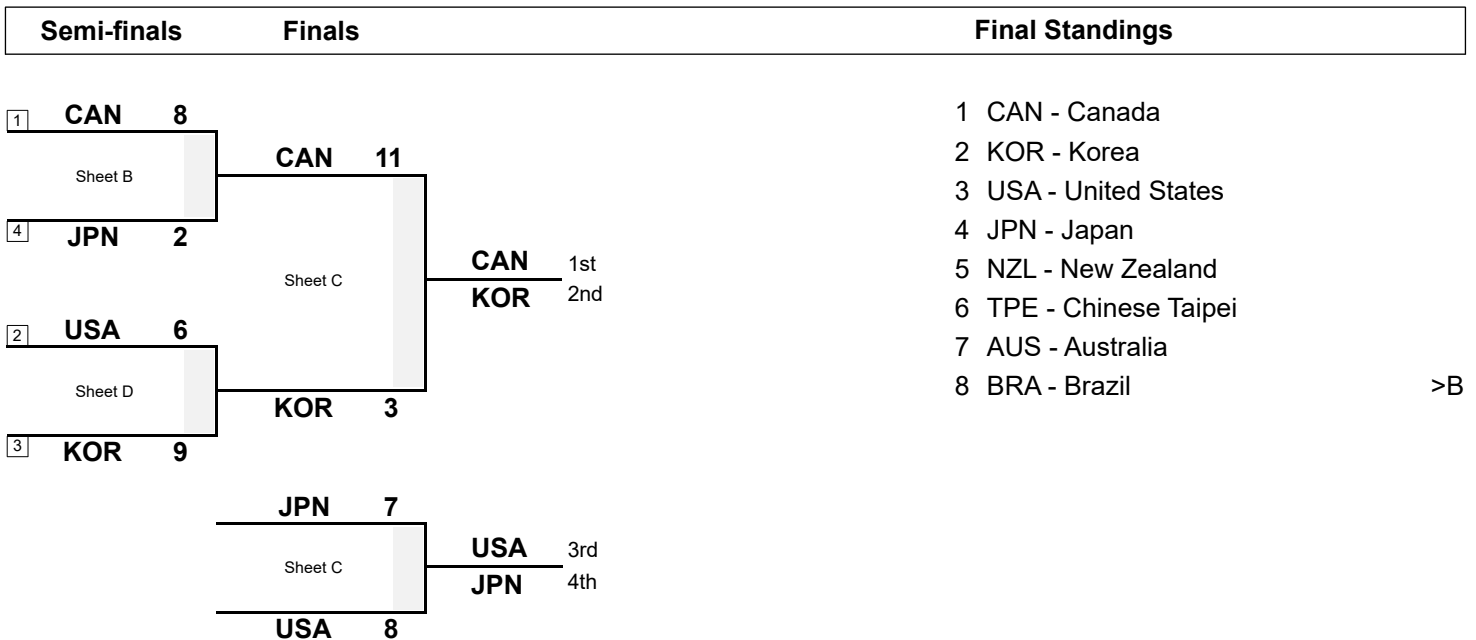
**Gold Medal Game**



### Session Results and Standings

Sheet	Game	Team	LSFE	1	2	3	4	5	6	7	8	9	10	Extra Ends	Total
C	9	KOR - Korea		0	0	1	0	0	1	0	1	X	X		3
	9	CAN - Canada	*	2	1	0	4	3	0	1	0	X	X		11

### Play-offs Bracket



**Legend:**  
>B To B-Division      LSFE(\*) Last Stone First End      X Unplayed/unfinished end due to concession





### Scoring Analysis

Team	Games	LSFE	Stolen Ends	Last Stone Eff.	Force Eff.	Points Scored							Total	Plus / Minus
						0	1	2	3	4	>4			
CAN	For	8	17	85%	65%	3	18	13	6	4	2	88	+54	
	Against	1	0			2	15	6	1	1	0	34		
USA	For	5	8	65%	56%	6	11	12	4	5	1	72	+21	
	Against	4	6			7	19	11	2	1	0	51		
KOR	For	6	13	42%	48%	2	20	10	9	0	1	72	+20	
	Against	3	6			4	15	4	4	3	1	52		
JPN	For	5	7	47%	38%	2	12	17	2	1	0	56	-3	
	Against	4	7			11	14	10	4	2	1	59		
NZL	For	1	5	45%	26%	9	10	5	4	2	0	40	-6	
	Against	6	6			7	8	13	4	0	0	46		
AUS	For	1	4	25%	36%	8	14	5	3	1	0	37	-13	
	Against	6	5			0	12	8	6	1	0	50		
TPE	For	3	7	25%	20%	1	11	6	3	0	0	32	-22	
	Against	4	11			4	8	11	5	1	1	54		
BRA	For	3	1	9%	9%	4	8	4	0	0	0	16	-51	
	Against	4	21			0	13	9	5	4	1	67		
<b>Total</b>	<b>32</b>		<b>62</b>			<b>35</b>	<b>104</b>	<b>72</b>	<b>31</b>	<b>13</b>	<b>4</b>	<b>413</b>		

**Note:**  
 Stolen ends are the ends won without the last stone advantage.  
 Last Stone Efficiency: Scoring two or more points with last stone advantage.  
 Force Efficiency: Forcing the opponent team to score only one point when they have the last stone advantage.

**Legend:**  
**>4** More than four points scored      **Eff.** Efficiency      **LSFE** Last Stone First End



### Summary of Big Ends

Points Scored	By	Against	Session	End	Game Result
5	CAN - Canada	TPE - Chinese Taipei	7	5	11: 3
5	CAN - Canada	KOR - Korea	4	4	11: 3
5	KOR - Korea	BRA - Brazil	6	6	10: 1
5	USA - United States	JPN - Japan	4	5	10: 7
4	USA - United States	JPN - Japan	BM	6	8: 7
4	USA - United States	BRA - Brazil	7	4	9: 3
4	USA - United States	KOR - Korea	3	7	6: 10
4	USA - United States	TPE - Chinese Taipei	2	1	9: 2
4	USA - United States	CAN - Canada	1	7	10: 8
4	CAN - Canada	KOR - Korea	GM	4	11: 3
4	CAN - Canada	AUS - Australia	5	5	11: 5
4	CAN - Canada	KOR - Korea	4	1	11: 3
4	CAN - Canada	JPN - Japan	3	4	11: 2
4	NZL - New Zealand	BRA - Brazil	3	7	13: 3
4	NZL - New Zealand	BRA - Brazil	3	1	13: 3
4	AUS - Australia	BRA - Brazil	4	4	10: 2
4	JPN - Japan	USA - United States	BM	5	7: 8

**Note:**  
Big ends are defined as ends with a score of four or more points.

**Legend:**  
**BM** Bronze medal game                      **GM** Gold medal game





**PCCC 2022**  
Calgary, AB, Canada

**Pan Continental Curling Championships 2022**  
WinSport Event Centre  
**A-Division Men**

**After Gold Medal Game**



## Time-out Statistics

Team	Games	Number of Time-outs	Average Shot Success on Next Stone
CAN - Canada	9	3	83%
USA - United States	9	5	80%
KOR - Korea	9	3	75%
NZL - New Zealand	7	3	75%
JPN - Japan	9	3	58%
AUS - Australia	7	1	50%
TPE - Chinese Taipei	7	2	50%
BRA - Brazil	7	2	37%
Total	32	22	68%



**PCCC 2022**  
Calgary, AB, Canada

SAT 5 NOV 2022  
Start Time 18:00

**Pan Continental Curling Championships 2022**  
WinSport Event Centre  
**A-Division Men**

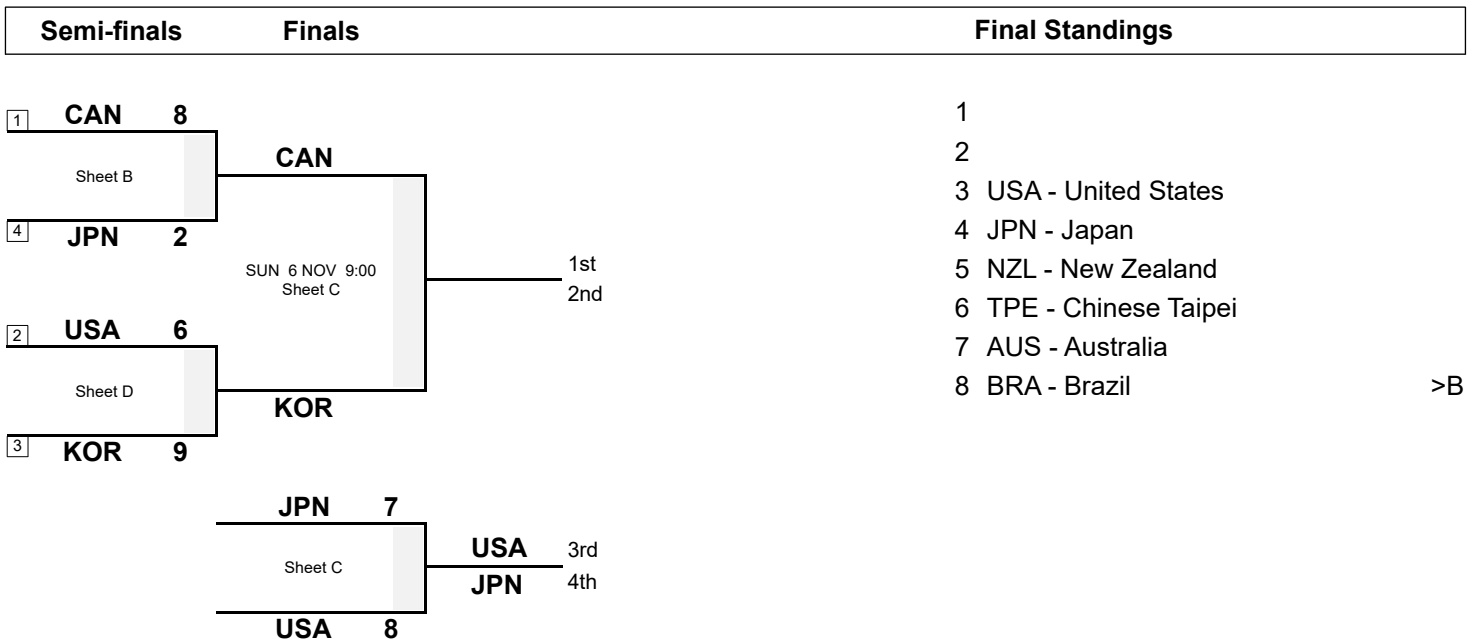
**Bronze Medal Game**



### Session Results and Standings

Sheet	Game	Team	LSFE	1	2	3	4	5	6	7	8	9	10	Extra Ends	Total
C	9	JPN - Japan		0	0	2	0	4	0	1	0	0	0		7
	9	USA - United States	*	2	0	0	2	0	4	0	0	0	0		8

### Play-offs Bracket



**Legend:**  
>B To B-Division  
LSFE(\*) Last Stone First End





**PCCC 2022**  
Calgary, AB, Canada

SAT 5 NOV 2022  
Start Time 9:00

**Pan Continental Curling Championships 2022**  
WinSport Event Centre  
**A-Division Men**

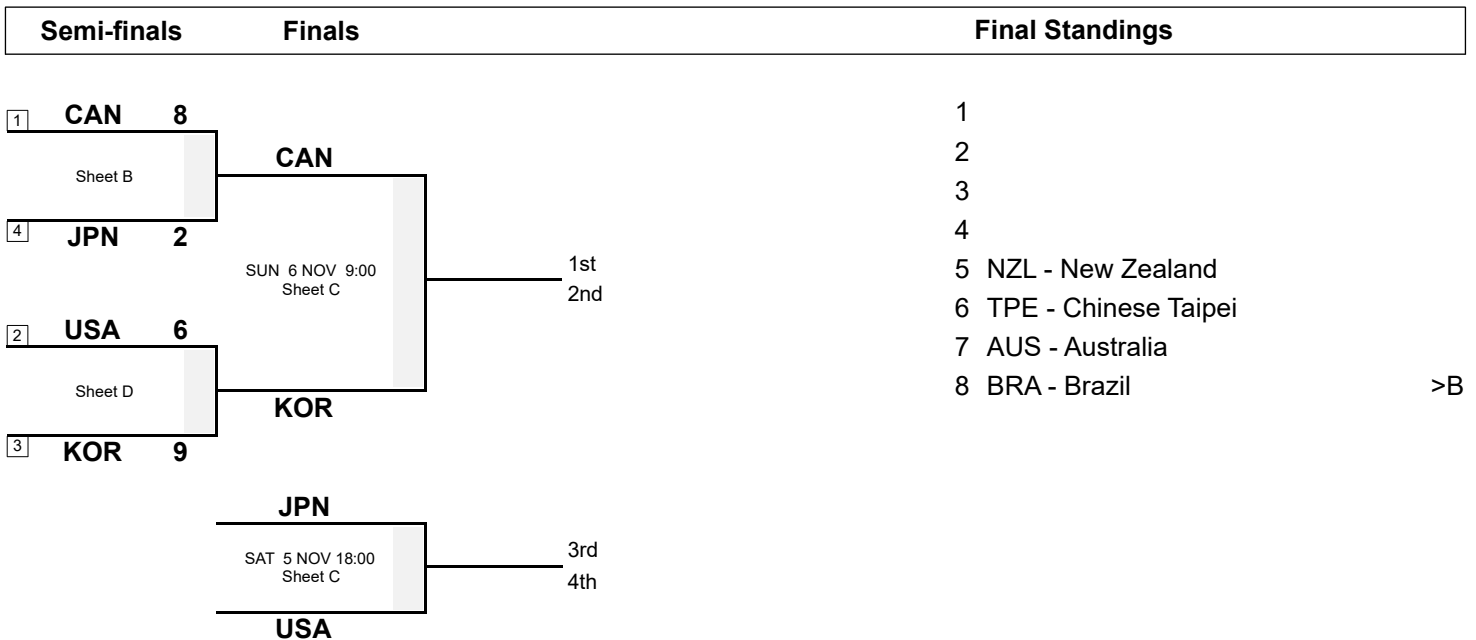
Semi-finals



### Session Results and Standings

Sheet	Game	Team	LSFE	1	2	3	4	5	6	7	8	9	10	Extra Ends	Total
B	8	JPN - Japan		0	0	2	0	0	0	0	0	X	X		2
	8	CAN - Canada	*	2	3	0	0	0	0	2	1	X	X		8
D	8	KOR - Korea	*	1	0	3	0	0	3	0	1	0	1		9
	8	USA - United States		0	1	0	3	1	0	1	0	0	0		6

### Play-offs Bracket



**Legend:**  
>B To B-Division      LSFE(\*) Last Stone First End      X Unplayed/unfinished end due to concession



### Competition Matrix

Team	AUS	BRA	CAN	JPN	KOR	NZL	TPE	USA
<b>AUS</b>		10 - 2	5 - 11	6 - 5	4 - 9	5 - 6	4 - 9	3 - 8
<b>BRA</b>	2 - 10		1 - 7	3 - 9	1 - 10	3 - 13	3 - 9	3 - 9
<b>CAN</b>	11 - 5	7 - 1		11 - 2	11 - 3	10 - 5	11 - 3	8 - 10
<b>JPN</b>	5 - 6	9 - 3	2 - 11		5 - 7	9 - 5	10 - 1	7 - 10
<b>KOR</b>	9 - 4	10 - 1	3 - 11	7 - 5		10 - 3	11 - 5	10 - 6
<b>NZL</b>	6 - 5	13 - 3	5 - 10	5 - 9	3 - 10		6 - 3	2 - 6
<b>TPE</b>	9 - 4	9 - 3	3 - 11	1 - 10	5 - 11	3 - 6		2 - 9
<b>USA</b>	8 - 3	9 - 3	10 - 8	10 - 7	6 - 10	6 - 2	9 - 2	

### Standings after Round Robin

Rank	Team	Games	Wins	Losses				
1	CAN - Canada	7	6	1	Q	w1	DSC	16.29cm
2	USA - United States	7	6	1	Q	w1	DSC	18.33cm
3	KOR - Korea	7	6	1	Q	w1	DSC	27.03cm
4	JPN - Japan	7	3	4	Q	w1		
5	NZL - New Zealand	7	3	4		w0		
6	TPE - Chinese Taipei	7	2	5		w1		
7	AUS - Australia	7	2	5		w0		
8	BRA - Brazil	7	0	7		>B		

<b>Legend:</b>	<b>&gt;B</b> To B-Division	<b>DSC</b> Draw Shot Challenge	<b>Q</b> Qualified for the semi-finals
	<b>wn</b> Number of wins (n) against tied teams		



### Shot Success Percentage by Position

Fourth		Game >	1	2	3	4	5	6	7	Avg.
1	GUSHUE Brad	CAN	84	93	95	84	84	93	70	85.9
2	DROPKIN Korey	USA	81	88	54	93	85	98	72	81.4
3	HOOD Anton	NZL	79	56	88	87	83	78	75	77.7
4	YANAGISAWA Riku	JPN	76	71	64	67	73	83	90	75.0
5	JEONG Byeongjin	KOR	71	76	78	50	79	73	78	72.9
6	HEWITT Dean	AUS	72	93	58	65	58	60	70	68.8
7	SHEN Randie	TPE	77	58	67	62	63	42	52	60.7
8	CABRAL DE MELLO M	BRA	46	58	50	48	63	45	58	53.0

Third		Game >	1	2	3	4	5	6	7	Avg.
1	NICHOLS Mark	CAN	88	86	96	88	80	99	73	87.3
2	STOPERA Andrew	USA	80	92	76	89	86	89	86	84.7
3	LEE Jeongjae	KOR	93	74	68	81	82	98	83	82.0
4	YAMAGUCHI Tsuyoshi	JPN	84	75	80	82	68	85	94	81.5
5	SMITH Ben	NZL	66	72	93	76	72	89	76	77.2
6	MERCHANT Jay	AUS	65	75	68	77	50	63	63	65.8
7	HSU Nicholas	TPE	71	46	72	59	61	52	61	61.2
8	LOSSO Ricardo	BRA	39	63	63	69	50		66	58.0

Second		Game >	1	2	3	4	5	6	7	Avg.
1	HARNDEN EJ	CAN	84	89	88	98	95	89	75	87.5
2	FENNER Mark	USA	85	83	76	82	94	88	75	83.5
3	KIM Minwoo	KOR	83	83	85	73	66	83	80	79.5
4	SARGON Brett	NZL	81	61	64	73	83	90	72	75.4
5	YAMAMOTO Takeru	JPN	78	66	79	81				75.3
6	HSU Ken	TPE	64	65	76	73		65	79	70.9
7	DAVIS Tanner	AUS	53	83	74	67	67	77	73	70.3
8	VILELA Sergio Mitsuo	BRA	30	52	42	42	55	40	60	45.5

Lead		Game >	1	2	3	4	5	6	7	Avg.
1	WALKER Geoff	CAN	90	95	86	79	97	100	90	91.5
2	HOWELL Thomas	USA	83	96	90	89	86	96	81	88.1
3	KIM Taehwan	KOR	90	90	94	100	63	85	86	87.3
4	KOIZUMI Satoshi	JPN	86	80	80	93	89	88	86	86.0
5	WALKER Hunter	NZL	79	88	89	86	76	83	85	83.5
6	GRUNDY Justin	AUS	73	80	90	78	89	82	89	83.0
7	CHENG Henry	TPE	75			71	(2) 75	52	89	73.0
8	NUNES Filipe	BRA	75	75	80	50	64	(3) 48	67	66.7



### Shot Success Percentage by Position

Alternate	Game >	1	2	3	4	5	6	7	Avg.
RUOHONEN Rich	USA							(1) 100	100.0
TANIDA Yasumasa	JPN					(2) 82	(2) 94	(2) 90	88.6
YOUNG Nathan	CAN	(1) 75			(1) 88	(1) 96		(1) 75	84.7
YIN LIU Luis	TPE	(1) 71	(1) 82			(1) 61			72.2
RODRIGUES Marcio	BRA		(2) 63	(1) 50			(1) 56	(1) 63	58.0
GRUNDY Iain	AUS				(1) 50				50.0

Team	Game >	1	2	3	4	5	6	7	Avg.
1 CAN - Canada		86	89	91	88	89	95	76	87.9
2 USA - United States		82	90	74	88	88	93	82	84.7
3 JPN - Japan		81	73	76	81	78	88	90	80.7
4 KOR - Korea		84	81	81	76	72	85	82	80.5
5 NZL - New Zealand		76	69	83	80	79	85	77	78.5
6 AUS - Australia		66	82	73	70	66	70	74	71.9
7 TPE - Chinese Taipei		72	60	74	66	65	53	70	66.4
8 BRA - Brazil		47	62	59	52	58	47	63	56.0

**Note:**

"(n)" denotes a position different from original line-up position: (4) - Fourth, (3) - Third, (2) - Second, (1) - Lead

To be eligible to be ranked, a player must have played in the original position for more than half of the number of games that the team played.

**Legend:**

**Avg.** Average



### Scoring Analysis

Team	Games	LSFE	Stolen Ends	Last Stone Eff.	Force Eff.	Points Scored							Total	Plus / Minus
						0	1	2	3	4	>4			
CAN	For	6	13	86%	63%	0	15	10	4	3	2	69	+40	
	Against	1	0			2	12	5	1	1	0	29		
KOR	For	5	12	52%	47%	2	14	10	7	0	1	60	+25	
	Against	2	3			3	10	3	2	2	1	35		
USA	For	4	7	67%	60%	2	8	10	3	4	1	58	+23	
	Against	3	5			6	15	10	0	0	0	35		
JPN	For	5	7	46%	47%	1	11	15	2	0	0	47	+4	
	Against	2	5			5	13	6	3	1	1	43		
NZL	For	1	5	45%	26%	9	10	5	4	2	0	40	-6	
	Against	6	6			7	8	13	4	0	0	46		
AUS	For	1	4	25%	36%	8	14	5	3	1	0	37	-13	
	Against	6	5			0	12	8	6	1	0	50		
TPE	For	3	7	25%	20%	1	11	6	3	0	0	32	-22	
	Against	4	11			4	8	11	5	1	1	54		
BRA	For	3	1	9%	9%	4	8	4	0	0	0	16	-51	
	Against	4	21			0	13	9	5	4	1	67		
<b>Total</b>	<b>28</b>		<b>56</b>			<b>27</b>	<b>91</b>	<b>65</b>	<b>26</b>	<b>10</b>	<b>4</b>	<b>359</b>		

**Note:**  
 Stolen ends are the ends won without the last stone advantage.  
 Last Stone Efficiency: Scoring two or more points with last stone advantage.  
 Force Efficiency: Forcing the opponent team to score only one point when they have the last stone advantage.

**Legend:**  
**>4** More than four points scored      **Eff.** Efficiency      **LSFE** Last Stone First End







## Summary of Big Ends

Points Scored	By	Against	Session	End	Game Result
5	CAN - Canada	TPE - Chinese Taipei	7	5	11: 3
5	CAN - Canada	KOR - Korea	4	4	11: 3
5	KOR - Korea	BRA - Brazil	6	6	10: 1
5	USA - United States	JPN - Japan	4	5	10: 7
4	USA - United States	BRA - Brazil	7	4	9: 3
4	USA - United States	KOR - Korea	3	7	6: 10
4	USA - United States	TPE - Chinese Taipei	2	1	9: 2
4	USA - United States	CAN - Canada	1	7	10: 8
4	CAN - Canada	AUS - Australia	5	5	11: 5
4	CAN - Canada	KOR - Korea	4	1	11: 3
4	CAN - Canada	JPN - Japan	3	4	11: 2
4	NZL - New Zealand	BRA - Brazil	3	7	13: 3
4	NZL - New Zealand	BRA - Brazil	3	1	13: 3
4	AUS - Australia	BRA - Brazil	4	4	10: 2

**Note:**  
Big ends are defined as ends with a score of four or more points.



**PCCC 2022**  
Calgary, AB, Canada

**Pan Continental Curling Championships 2022**  
WinSport Event Centre  
**A-Division Men**

After Round Robin



## Time-out Statistics

Team	Games	Number of Time-outs	Average Shot Success on Next Stone
CAN - Canada	7	3	83%
USA - United States	7	3	83%
JPN - Japan	7	2	75%
NZL - New Zealand	7	3	75%
KOR - Korea	7	2	62%
AUS - Australia	7	1	50%
TPE - Chinese Taipei	7	2	50%
BRA - Brazil	7	2	37%
Total	28	18	68%



### Session Results and Standings

Sheet	Game	Team	LSFE	1	2	3	4	5	6	7	8	9	10	Extra Ends	Total
A	7	KOR - Korea	*	2	0	1	2	0	1	0	3	X	X		9
	7	AUS - Australia		0	1	0	0	2	0	1	0	X	X		4
B	7	BRA - Brazil	*	0	0	2	0	0	0	0	1	X	X		3
	7	USA - United States		1	3	0	4	0	1	0	0	X	X		9
C	7	TPE - Chinese Taipei		0	0	0	2	0	1	0	X	X	X		3
	7	CAN - Canada	*	2	1	1	0	5	0	2	X	X	X		11
D	7	JPN - Japan	*	2	0	0	2	2	0	1	0	2	X		9
	7	NZL - New Zealand		0	0	1	0	0	2	0	2	0	X		5

### Standings after Round Robin

Rank	Team	Games	Wins	Losses				
1	CAN - Canada	7	6	1	Q	w1	DSC	16.29cm
2	USA - United States	7	6	1	Q	w1	DSC	18.33cm
3	KOR - Korea	7	6	1	Q	w1	DSC	27.03cm
4	JPN - Japan	7	3	4	Q	w1		
5	NZL - New Zealand	7	3	4		w0		
6	TPE - Chinese Taipei	7	2	5		w1		
7	AUS - Australia	7	2	5		w0		
8	BRA - Brazil	7	0	7		>B		

<b>Legend:</b>	<b>DSC</b> Draw Shot Challenge	<b>LSFE(*)</b> Last Stone First End
<b>&gt;B</b> To B-Division	<b>wn</b> Number of wins (n) against tied teams	<b>X</b> Unplayed/unfinished end due to concession
<b>Q</b> Qualified for the semi-finals		



### Session Results and Standings

Sheet	Game	Team	LSFE	1	2	3	4	5	6	7	8	9	10	Extra Ends	Total
A	6	NZL - New Zealand		0	0	3	0	0	1	0	1	0	X		5
	6	CAN - Canada	*	1	1	0	2	1	0	2	0	3	X		10
B	6	TPE - Chinese Taipei	*	0	1	0	0	0	0	X	X	X	X		1
	6	JPN - Japan		1	0	2	2	2	3	X	X	X	X		10
C	6	BRA - Brazil		0	1	0	0	0	0	X	X	X	X		1
	6	KOR - Korea	*	2	0	1	1	1	5	X	X	X	X		10
D	6	AUS - Australia		0	1	0	0	1	0	1	X	X	X		3
	6	USA - United States	*	2	0	3	0	0	3	0	X	X	X		8

### Current Standings

Rank	Team	Games	Wins	Losses	
1	CAN - Canada	6	5	1	Q
1	KOR - Korea	6	5	1	Q
1	USA - United States	6	5	1	Q
4	NZL - New Zealand	6	3	3	
5	AUS - Australia	6	2	4	
5	JPN - Japan	6	2	4	
5	TPE - Chinese Taipei	6	2	4	
8	BRA - Brazil	6	0	6	

**Note:**  
Under WCF rules, tie-breaking rules for standings are not applied until after the last game of the round robin.

**Legend:**  
**LSFE(\*)** Last Stone First End     
**Q** Qualified for the semi-finals     
**X** Unplayed/unfinished end due to concession



### Session Results and Standings

Sheet	Game	Team	LSFE	1	2	3	4	5	6	7	8	9	10	Extra Ends	Total
A	5	JPN - Japan	*	2	0	2	0	2	2	1	X	X	X		9
	5	BRA - Brazil		0	1	0	2	0	0	0	X	X	X		3
B	5	USA - United States	*	1	0	1	0	2	0	0	0	2	X		6
	5	NZL - New Zealand		0	0	0	1	0	0	0	1	0	X		2
C	5	CAN - Canada	*	3	0	2	0	4	0	2	0	X	X		11
	5	AUS - Australia		0	2	0	1	0	1	0	1	X	X		5
D	5	KOR - Korea	*	3	0	3	3	0	0	2	X	X	X		11
	5	TPE - Chinese Taipei		0	1	0	0	3	1	0	X	X	X		5

### Current Standings

Rank	Team	Games	Wins	Losses
1	CAN - Canada	5	4	1
1	KOR - Korea	5	4	1
1	USA - United States	5	4	1
4	NZL - New Zealand	5	3	2
5	AUS - Australia	5	2	3
5	TPE - Chinese Taipei	5	2	3
7	JPN - Japan	5	1	4
8	BRA - Brazil	5	0	5

**Note:**  
Under WCF rules, tie-breaking rules for standings are not applied until after the last game of the round robin.

**Legend:**  
LSFE(\*) Last Stone First End                      X    Unplayed/unfinished end due to concession



### Session Results and Standings

Sheet	Game	Team	LSFE	1	2	3	4	5	6	7	8	9	10	Extra Ends	Total
A	4	TPE - Chinese Taipei	*	0	1	0	2	0	0	0	0	0	X		3
	4	NZL - New Zealand		0	0	3	0	0	0	0	2	1	X		6
B	4	KOR - Korea		0	0	2	0	0	1	X	X	X	X		3
	4	CAN - Canada	*	4	1	0	5	1	0	X	X	X	X		11
C	4	JPN - Japan	*	2	0	0	2	0	1	0	0	2	X		7
	4	USA - United States		0	0	2	0	5	0	2	1	0	X		10
D	4	BRA - Brazil	*	1	0	0	0	0	1	X	X	X	X		2
	4	AUS - Australia		0	3	1	4	2	0	X	X	X	X		10

### Current Standings

Rank	Team	Games	Wins	Losses
1	CAN - Canada	4	3	1
1	KOR - Korea	4	3	1
1	NZL - New Zealand	4	3	1
1	USA - United States	4	3	1
5	AUS - Australia	4	2	2
5	TPE - Chinese Taipei	4	2	2
7	BRA - Brazil	4	0	4
7	JPN - Japan	4	0	4

**Note:**  
Under WCF rules, tie-breaking rules for standings are not applied until after the last game of the round robin.

**Legend:**  
LSFE(\*) Last Stone First End                      X    Unplayed/unfinished end due to concession



### Session Results and Standings

Sheet	Game	Team	LSFE	1	2	3	4	5	6	7	8	9	10	Extra Ends	Total
A	3	USA - United States		0	0	0	2	0	0	4	0	0	X		6
	3	KOR - Korea	*	2	2	2	0	1	1	0	1	1	X		10
B	3	AUS - Australia		0	0	1	0	0	1	2	0	0	X		4
	3	TPE - Chinese Taipei	*	2	1	0	1	1	0	0	3	1	X		9
C	3	NZL - New Zealand	*	4	0	0	3	1	1	4	X	X	X		13
	3	BRA - Brazil		0	1	2	0	0	0	0	X	X	X		3
D	3	CAN - Canada	*	3	1	0	4	0	1	2	X	X	X		11
	3	JPN - Japan		0	0	1	0	1	0	0	X	X	X		2

### Current Standings

Rank	Team	Games	Wins	Losses
1	KOR - Korea	3	3	0
2	CAN - Canada	3	2	1
2	NZL - New Zealand	3	2	1
2	TPE - Chinese Taipei	3	2	1
2	USA - United States	3	2	1
6	AUS - Australia	3	1	2
7	BRA - Brazil	3	0	3
7	JPN - Japan	3	0	3

**Note:**  
Under WCF rules, tie-breaking rules for standings are not applied until after the last game of the round robin.

**Legend:**  
LSFE(\*) Last Stone First End                      X    Unplayed/unfinished end due to concession



### Session Results and Standings

Sheet	Game	Team	LSFE	1	2	3	4	5	6	7	8	9	10	Extra Ends	Total
A	2	AUS - Australia		0	1	0	0	1	0	0	3	0	1		6
	2	JPN - Japan	*	1	0	1	0	0	1	0	0	2	0		5
B	2	CAN - Canada	*	3	1	0	1	1	1	0	X	X	X		7
	2	BRA - Brazil		0	0	0	0	0	0	1	X	X	X		1
C	2	USA - United States	*	4	1	0	2	2	0	X	X	X	X		9
	2	TPE - Chinese Taipei		0	0	1	0	0	1	X	X	X	X		2
D	2	NZL - New Zealand		0	0	0	2	0	0	1	0	0	X		3
	2	KOR - Korea	*	0	2	0	0	2	0	0	3	3	X		10

### Current Standings

Rank	Team	Games	Wins	Losses
1	KOR - Korea	2	2	0
1	USA - United States	2	2	0
3	AUS - Australia	2	1	1
3	CAN - Canada	2	1	1
3	NZL - New Zealand	2	1	1
3	TPE - Chinese Taipei	2	1	1
7	BRA - Brazil	2	0	2
7	JPN - Japan	2	0	2

**Note:**  
Under WCF rules, tie-breaking rules for standings are not applied until after the last game of the round robin.

**Legend:**  
LSFE(\*) Last Stone First End                      X    Unplayed/unfinished end due to concession





**PCCC 2022**  
Calgary, AB, Canada

**Pan Continental Curling Championships 2022**  
WinSport Event Centre  
**A-Division Men**



MON 31 OCT 2022  
Start Time 14:00

Round Robin Session 1

### Session Results and Standings

Sheet	Game	Team	LSFE	1	2	3	4	5	6	7	8	9	10	Extra Ends	Total
A	1	CAN - Canada		1	0	0	2	0	1	0	2	0	2	0	8
	1	USA - United States	*	0	0	2	0	1	0	4	0	1	0	2	10
B	1	NZL - New Zealand		0	2	0	0	3	0	0	0	0	1		6
	1	AUS - Australia	*	2	0	0	3	0	0	0	0	0	0		5
C	1	KOR - Korea		0	1	1	0	1	0	1	0	0	3		7
	1	JPN - Japan	*	0	0	0	1	0	3	0	1	0	0		5
D	1	TPE - Chinese Taipei		0	0	2	2	3	2	0	X	X	X		9
	1	BRA - Brazil	*	0	2	0	0	0	0	1	X	X	X		3

### Current Standings

Rank	Team	Games	Wins	Losses
1	KOR - Korea	1	1	0
1	NZL - New Zealand	1	1	0
1	TPE - Chinese Taipei	1	1	0
1	USA - United States	1	1	0
5	AUS - Australia	1	0	1
5	BRA - Brazil	1	0	1
5	CAN - Canada	1	0	1
5	JPN - Japan	1	0	1

**Note:**  
Under WCF rules, tie-breaking rules for standings are not applied until after the last game of the round robin.

**Legend:**  
LSFE(\*) Last Stone First End                      X    Unplayed/unfinished end due to concession

## Entry List by Country

As of SUN 30 OCT 2022

AUS - Australia		
4 V	HEWITT Dean	R
3 S	MERCHANT Jay	R
2	DAVIS Tanner	R
1	GRUNDY Justin	R
A	GRUNDY Iain	L
C	MERCHANT Chad (CAN)	
2C	MERCHANT Archie	
O	-	

BRA - Brazil		
4 S	CABRAL DE MELLO Marcelo	R
3 V	LOSSO Ricardo	R
2	VILELA Sergio Mitsuo	R
1	NUNES Filipe	L
A	RODRIGUES Marcio	R
C	BLAIS Amelie	
O	ALVES Claudio	
O	AQUINO Mariana	

CAN - Canada		
4 S	GUSHUE Brad	R
3 V	NICHOLS Mark	R
2	HARDEN EJ	R
1	WALKER Geoff	R
A	YOUNG Nathan	R
C	OWCHAR Jules	
NC	STOUGHTON Jeff	
O	-	

JPN - Japan		
4 S	YANAGISAWA Riku	R
3 V	YAMAGUCHI Tsuyoshi	R
2	YAMAMOTO Takeru	R
1	KOIZUMI Satoshi	R
A/T	TANIDA Yasumasa	R
C	URSEL Bob (CAN)	
2C	NISHIMURO Yuji	
O	KITANO Tomohisa	

KOR - Korea		
4 S	JEONG Byeongjin	R
3 V	LEE Jeongjae	R
2	KIM Minwoo	R
1	KIM Taehwan	R
A	-	
C	KIM Ilho	
NC	YANG Jaebong	
O	KIM Taeseong	

NZL - New Zealand		
4 S	HOOD Anton	R
3	SMITH Ben	R
2 V	SARGON Brett	R
1	WALKER Hunter	R
A	DE BOER Peter	R
C	DE BOER Peter	
O	EDE Nelson	
O	-	

TPE - Chinese Taipei		
4 S	SHEN Randie	R
3 V	HSU Nicholas	R
2	HSU Ken	R
1	CHENG Henry	L
A	YIN LIU Luis	R
C	BURTON Bradley (CAN)	
O	-	
O	-	

USA - United States		
4 S	DROPKIN Korey	R
3 V	STOPERA Andrew	R
2	FENNER Mark	R
1	HOWELL Thomas	R
A	RUOHONEN Rich	R
C	LAZAR Mark	
NC	DROBNICK Phill	
O	ANDERSON Carly	

**Note:**

Position and function for each team member:

**4** = Fourth, **3** = Third, **2** = Second, **1** = Lead, **A** = Alternate, **S** = Skip, **V** = Vice-Skip

**C** = Coach, **2C** = 2nd Team Coach, **NC** = National Coach, **T** = Translator, **O** = Team Official

**Legend:**

**L** Left-handed

**R** Right-handed



## Competition Officials

As of SUN 30 OCT 2022

Function	Name	Organisation
<b>WCF President:</b>	WELLING Beau	USA - United States
<b>WCF Head of Competitions:</b>	ROETHLISBERGER Eeva	SUI - Switzerland
<b>WCF Head of Development &amp; TD:</b>	ARNOLD Scott	CAN - Canada
<b>Chief Umpire:</b>	WALDROFF Brett	CAN - Canada
<b>Deputy Chief Umpire:</b>	CARSON Darren	NZL - New Zealand
<b>Game Umpires:</b>	BUTLER Donna GAGNON Sandy HONG Junpyo LESSARD Andy MINNS Cheryl	CAN - Canada AUS - Australia KOR - Korea CAN - Canada CAN - Canada
<b>Chief Ice Technician:</b>	EWASKO Greg	CAN - Canada
<b>Deputy Chief Ice Technicians:</b>	HALL Cody MERKLINGER Mike RANKIN Matt	CAN - Canada CAN - Canada CAN - Canada
<b>Chief Timer:</b>	SMITH Paul	CAN - Canada
<b>Deputy Chief Timer:</b>	HAYS Sharon	CAN - Canada

**Legend:**  
TD Technical Delegate



## Competition Schedule

As of SUN 30 OCT 2022

Date	Start Time	Session	Sheet A	Sheet B	Sheet C	Sheet D
MON 31 OCT	9:00	w1	aus - bra	usa - jpn	can - nzl	kaz - kor
	14:00	M1	CAN - USA	NZL - AUS	KOR - JPN	TPE - BRA
	19:00	w2	kaz - nzl	bra - kor	usa - aus	jpn - hkg
TUE 1 NOV	9:00	w3	kor - aus	jpn - nzl	hkg - bra	can - kaz
	14:00	M2	AUS - JPN	CAN - BRA	USA - TPE	NZL - KOR
	19:00	w4	can - hkg	aus - kaz	jpn - kor	bra - usa
WED 2 NOV	8:00	M3	USA - KOR	AUS - TPE	NZL - BRA	CAN - JPN
	12:00	w5	bra - jpn	hkg - usa	aus - can	kor - nzl
	16:00	M4	TPE - NZL	KOR - CAN	JPN - USA	BRA - AUS
	20:00	w6	usa - kaz	can - bra	nzl - hkg	aus - jpn
THU 3 NOV	9:00	M5	JPN - BRA	USA - NZL	CAN - AUS	KOR - TPE
	14:00	w7	hkg - kor	nzl - aus	kaz - jpn	usa - can
	19:00	M6	NZL - CAN	TPE - JPN	BRA - KOR	AUS - USA
FRI 4 NOV	9:00	w8	jpn - can	kaz - hkg	kor - usa	nzl - bra
	14:00	M7	KOR - AUS	BRA - USA	TPE - CAN	JPN - NZL
	19:00	w9	nzl - usa	kor - can	bra - kaz	hkg - aus
SAT 5 NOV	9:00	Men's Semi-finals				
	13:00	Women's Semi-finals				
	18:00	Men's Bronze Medal Game				
SUN 6 NOV	9:00	Men's Gold Medal Game				
	13:00	Women's Bronze Medal Game				
	18:00	Women's Gold Medal Game				

**Note:**

Lowercase - women      UPPERCASE - MEN

First named team in each game plays red-handled stones and wears dark coloured upper playing garments.

Please check online for more details and the latest updates.

**Legend:**

**Mn** Men's session n

**wn** Women's session n