


**Pan Continental Curling Championships 2023
Kelowna, BC, Canada**

29 October - 4 November 2023

**RESULTS SUMMARY
B-Division Men**



PCCC 2023
Kelowna, BC, Canada

Pan Continental Curling Championships 2023
Kelowna Curling Club
B-Division Men



SAT 4 NOV 2023

Medallists

Medal	Country	Name	Position - Function
GOLD	CHN - China	MA Xiuyue	4 S
		ZOU Qiang	3
		WANG Zhiyu	2
		TIAN Jiafeng	1
		LI Zhichao	A
		LIU Rui	C
SILVER	PHI - Philippines	PFISTER Marc	4 S
		HALLER Christian	3
		PFISTER Enrico	2
		FREI Alan	1
		DELARMENTE Benjo	A
		GUTIERREZ Miguel	C
BRONZE	HKG - Hong Kong	CHANG Jason	4 S
		YAN Martin	3
		CHENG Ching Nam	2
		CHUNG Cheuk Hei	1
		MA Chi Lap	A
		SMALL Nathan	C

Note:

Position and function for each team member:

4 = Fourth, **3** = Third, **2** = Second, **1** = Lead, **A** = Alternate, **S** = Skip, **V** = Vice-Skip, **C** = Coach



Final Standings

Rank	Team	Players	Position - Function
1	CHN - China	MA Xiuyue	4 S
		ZOU Qiang	3 V
		WANG Zhiyu	2
		TIAN Jiafeng	1
		LI Zhichao	A
		LIU Rui	C
2	PHI - Philippines	PFISTER Marc	4 S
		HALLER Christian	3 V
		PFISTER Enrico	2
		FREI Alan	1
		DELARMENTE Benjo	A
		GUTIERREZ Miguel	C
3	HKG - Hong Kong	CHANG Jason	4 S
		YAN Martin	3
		CHENG Ching Nam	2
		CHUNG Cheuk Hei	1 V
		MA Chi Lap	A
		SMALL Nathan	C
4	MEX - Mexico	TOMPKINS Diego	4 S
		ABREU Ismael	3 V
		BARAJAS Chris	2
		TOMPKINS Mateo	1
		-	A
		TOMPKINS Doug	C
5	IND - India	RAJU P. N.	4 S
		ANTHAY SUTHAKARAN Girithar	3 V
		VASANT Kishan	2
		GOENKA Vinay	1
		REDDY Sudheer	A
		MOULDING Darren	C
6	KSA - Saudi Arabia	MASALMEH Amar	4 S
		HAGAWI Hussain	3 V
		ALDARAAN Mohammad	2
		ALAQEL Suleiman	1
		ALYUZBASHI Mohammad Sulaiman	A
		WILLS David	C
7	BRA - Brazil	RODRIGUES Marcio	4 S
		MELO Vitor	3 V
		SUHAN Kyron	2
		RODRIGUES Nuno	1
		CABRAL DE MELLO Marcelo	A
		GALLAUGHER Robbie	C
8	KEN - Kenya	ECHENJE Oliver	4 S
		KARANJA Simon	3 V
		ODHIAMBO Daniel	2
		KABOCHI Joseph	1
		KINOTI Evans	A
		OGUTA Laventer	C

Note:

Position and function for each team member:

4 = Fourth, 3 = Third, 2 = Second, 1 = Lead, A = Alternate, S = Skip, V = Vice-Skip, C = Coach



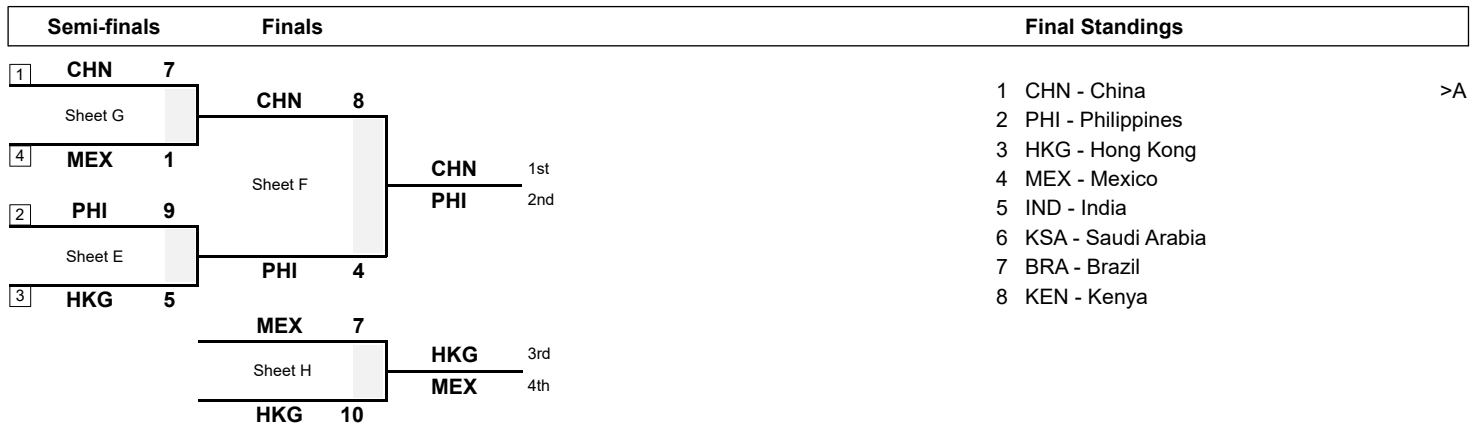
Competition Summary

Session	Date	Time	Sheet E	Sheet F	Sheet G	Sheet H
Session 1	SUN 29 OCT	13:30	IND 9-2 BRA	MEX 4-12 PHI	KSA 18-4 KEN	CHN 13-3 HKG
Session 2	MON 30 OCT	9:00	KEN 1-14 CHN	KSA 8-11 HKG	PHI 12-5 IND	MEX 12-1 BRA
Session 3	MON 30 OCT	19:00	HKG 5-12 PHI	CHN 10-4 MEX	BRA 7-12 KSA	IND 11-0 KEN
Session 4	TUE 31 OCT	14:00	KSA 3-11 IND	KEN 2-16 BRA	MEX 3-6 HKG	PHI 4-9 CHN
Session 5	WED 1 NOV	9:00	BRA 4-13 HKG	IND 3-11 CHN	KEN 1-16 PHI	KSA 4-6 MEX
Session 6	WED 1 NOV	19:00	MEX 16-2 KEN	PHI 16-0 KSA	CHN 9-3 BRA	HKG 8-6 IND
Session 7	THU 2 NOV	14:00	CHN 8-2 KSA	HKG 11-2 KEN	IND 1-12 MEX	BRA 2-11 PHI
Semi-finals	FRI 3 NOV	19:00	HKG 5-9 PHI		CHN 7-1 MEX	
Finals	SAT 4 NOV	10:00		PHI 4-8 CHN		HKG 10-7 MEX

Standings after Round Robin

Rank	Team	Games	Wins	Losses	
1	CHN - China	7	7	0	Q
2	PHI - Philippines	7	6	1	Q
3	HKG - Hong Kong	7	5	2	Q
4	MEX - Mexico	7	4	3	Q
5	IND - India	7	3	4	
6	KSA - Saudi Arabia	7	2	5	
7	BRA - Brazil	7	1	6	
8	KEN - Kenya	7	0	7	

Play-offs Bracket



Legend:

>A To A-Division

Q Qualified for the play-offs



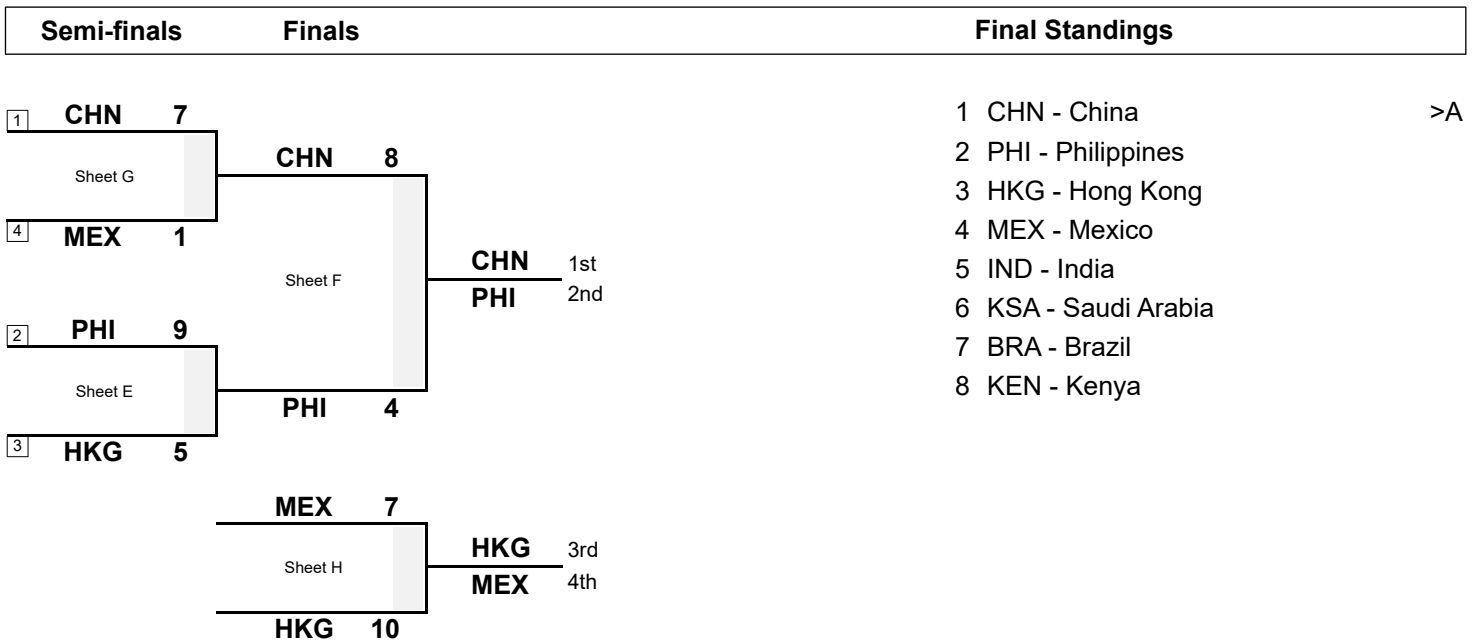
SAT 4 NOV 2023
Start Time 10:00

Finals

Session Results and Standings

Sheet	Game	Team	LSFE	1	2	3	4	5	6	7	8	9	10	Extra Ends	Total
F	9	PHI - Philippines		0	0	0	0	3	0	1	0	0	0		4
	9	CHN - China	*	0	2	0	1	0	1	0	2	0	2		8
H	9	HKG - Hong Kong	*	2	0	4	0	2	0	2	0	0	X		10
	9	MEX - Mexico		0	1	0	2	0	2	0	1	1	X		7

Play-offs Bracket



Legend:
 >A To A-Division LSFE(*) Last Stone First End X Unplayed/unfinished end due to concession





Scoring Analysis

Team	Games	LSFE	Stolen Ends	Last Stone Eff.	Force Eff.	Points Scored							Total	Plus / Minus
						0	1	2	3	4	>4			
CHN	For	7	20	75%	74%	3	15	16	11	1	1	89	+64	
	Against	2	0			6	14	4	1	0	0	25		
PHI	For	8	15	61%	65%	3	9	14	7	7	2	96	+57	
	Against	1	7			2	18	7	1	1	0	39		
MEX	For	3	13	27%	50%	6	18	8	5	0	3	65	+12	
	Against	6	9			3	17	8	4	2	0	53		
HKG	For	3	13	44%	42%	1	13	14	4	3	1	72	+8	
	Against	6	12			4	17	12	5	2	0	64		
IND	For	3	14	25%	33%	4	13	9	1	3	0	46	-2	
	Against	4	12			3	11	6	5	0	2	48		
KSA	For	3	9	21%	35%	0	16	2	4	1	2	47	-16	
	Against	4	12			2	9	13	3	3	1	63		
BRA	For	3	6	17%	15%	4	12	3	2	1	1	35	-33	
	Against	4	16			0	8	9	8	3	1	68		
KEN	For	2	1	10%	0%	0	6	3	0	0	0	12	-90	
	Against	5	23			1	8	10	7	5	6	102		
Total	32		91			21	102	69	34	16	10	462		

Note:

Stolen ends are the ends won without the last stone advantage.
 Last Stone Efficiency: Scoring two or more points with last stone advantage.
 Force Efficiency: Forcing the opponent team to score only one point when they have the last stone advantage.

Legend:

>4 More than four points scored **Eff.** Efficiency **LSFE** Last Stone First End





Summary of Big Ends

Points Scored	By	Against	Session	End	Game Result
7	BRA - Brazil	KEN - Kenya	4	1	16 : 2
7	HKG - Hong Kong	KSA - Saudi Arabia	2	5	11 : 8
6	KSA - Saudi Arabia	KEN - Kenya	1	5	18 : 4
6	MEX - Mexico	BRA - Brazil	2	7	12 : 1
5	MEX - Mexico	IND - India	7	3	12 : 1
5	MEX - Mexico	KEN - Kenya	6	4	16 : 2
5	PHI - Philippines	KEN - Kenya	5	6	16 : 1
5	PHI - Philippines	IND - India	2	3	12 : 5
5	CHN - China	KEN - Kenya	2	3	14 : 1
5	KSA - Saudi Arabia	KEN - Kenya	1	3	18 : 4
4	PHI - Philippines	BRA - Brazil	7	1	11 : 2
4	PHI - Philippines	KSA - Saudi Arabia	6	3	16 : 0
4	PHI - Philippines	KSA - Saudi Arabia	6	1	16 : 0
4	PHI - Philippines	KEN - Kenya	5	3	16 : 1
4	PHI - Philippines	KEN - Kenya	5	2	16 : 1
4	PHI - Philippines	HKG - Hong Kong	3	7	12 : 5
4	PHI - Philippines	MEX - Mexico	1	5	12 : 4
4	HKG - Hong Kong	MEX - Mexico	F	3	10 : 7
4	HKG - Hong Kong	KEN - Kenya	7	2	11 : 2
4	HKG - Hong Kong	BRA - Brazil	5	8	13 : 4
4	IND - India	HKG - Hong Kong	6	7	6 : 8
4	IND - India	KSA - Saudi Arabia	4	8	11 : 3
4	IND - India	BRA - Brazil	1	8	9 : 2
4	BRA - Brazil	KEN - Kenya	4	4	16 : 2
4	CHN - China	PHI - Philippines	4	7	9 : 4
4	KSA - Saudi Arabia	KEN - Kenya	1	1	18 : 4

Note:
Big ends are defined as ends with a score of four or more points.

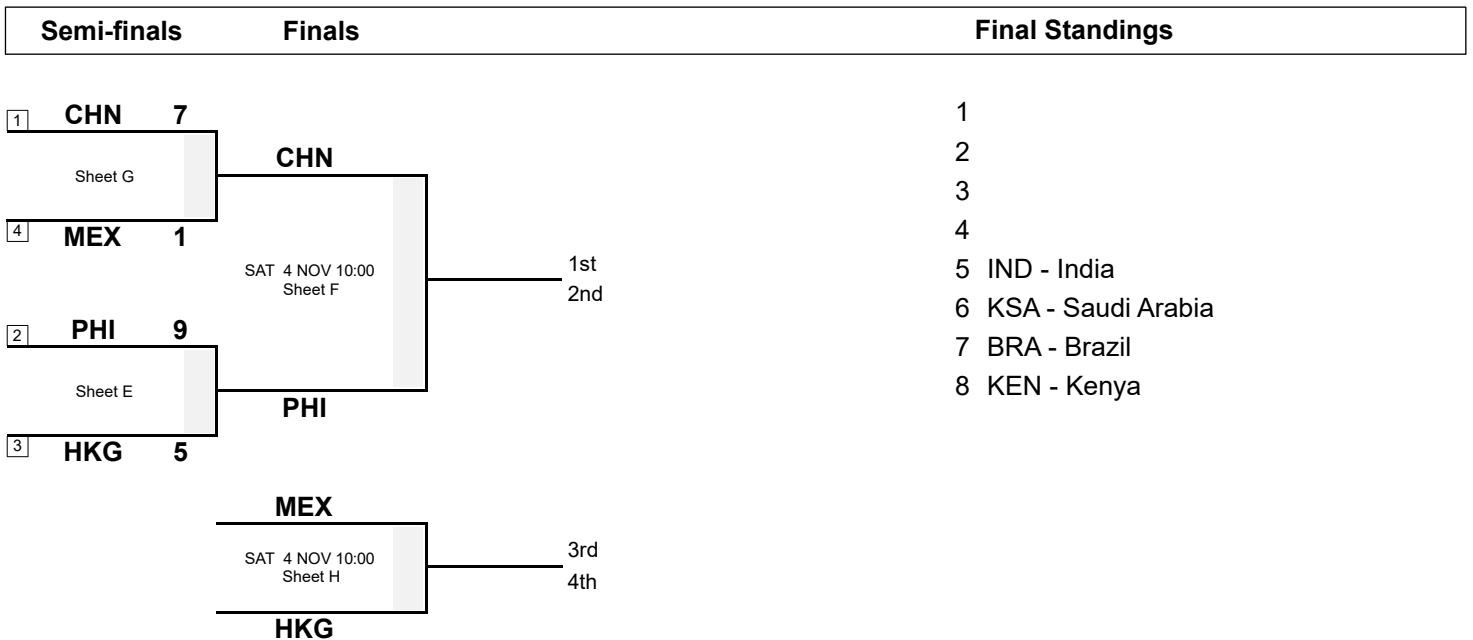
Legend:
BM Bronze medal game



Session Results and Standings

Sheet	Game	Team	LSFE	1	2	3	4	5	6	7	8	9	10	Extra Ends	Total
E	8	HKG - Hong Kong		0	2	0	0	0	1	0	2	0	X		5
	8	PHI - Philippines	*	2	0	1	0	2	0	2	0	2	X		9
G	8	CHN - China	*	2	0	2	0	0	3	0	0	X	X		7
	8	MEX - Mexico		0	0	0	1	0	0	0	0	X	X		1

Play-offs Bracket



Legend:
LSFE(*) Last Stone First End **X** Unplayed/unfinished end due to concession





Competition Matrix

Team	BRA	CHN	HKG	IND	KEN	KSA	MEX	PHI
BRA		3 - 9	4 - 13	2 - 9	16 - 2	7 - 12	1 - 12	2 - 11
CHN	9 - 3		13 - 3	11 - 3	14 - 1	8 - 2	10 - 4	9 - 4
HKG	13 - 4	3 - 13		8 - 6	11 - 2	11 - 8	6 - 3	5 - 12
IND	9 - 2	3 - 11	6 - 8		11 - 0	11 - 3	1 - 12	5 - 12
KEN	2 - 16	1 - 14	2 - 11	0 - 11		4 - 18	2 - 16	1 - 16
KSA	12 - 7	2 - 8	8 - 11	3 - 11	18 - 4		4 - 6	0 - 16
MEX	12 - 1	4 - 10	3 - 6	12 - 1	16 - 2	6 - 4		4 - 12
PHI	11 - 2	4 - 9	12 - 5	12 - 5	16 - 1	16 - 0	12 - 4	

Standings after Round Robin

Rank	Team	Games	Wins	Losses	
1	CHN - China	7	7	0	Q
2	PHI - Philippines	7	6	1	Q
3	HKG - Hong Kong	7	5	2	Q
4	MEX - Mexico	7	4	3	Q
5	IND - India	7	3	4	
6	KSA - Saudi Arabia	7	2	5	
7	BRA - Brazil	7	1	6	
8	KEN - Kenya	7	0	7	

Legend:

Q Qualified for the play-offs



Scoring Analysis

Team	Games	LSFE	Stolen Ends	Last Stone Eff.	Force Eff.	Points Scored							Total	Plus / Minus
						0	1	2	3	4	>4			
PHI	For	7	14	65%	79%	1	7	10	6	7	2	83	+57	
	Against	0	5			0	15	2	1	1	0	26		
CHN	For	5	17	74%	75%	1	13	11	10	1	1	74	+54	
	Against	2	0			1	12	4	0	0	0	20		
MEX	For	3	12	25%	69%	3	14	6	5	0	3	57	+21	
	Against	4	8			2	17	3	3	1	0	36		
HKG	For	2	13	36%	44%	0	12	9	4	2	1	57	+9	
	Against	5	10			4	13	6	5	2	0	48		
IND	For	3	14	25%	33%	4	13	9	1	3	0	46	-2	
	Against	4	12			3	11	6	5	0	2	48		
KSA	For	3	9	21%	35%	0	16	2	4	1	2	47	-16	
	Against	4	12			2	9	13	3	3	1	63		
BRA	For	3	6	17%	15%	4	12	3	2	1	1	35	-33	
	Against	4	16			0	8	9	8	3	1	68		
KEN	For	2	1	10%	0%	0	6	3	0	0	0	12	-90	
	Against	5	23			1	8	10	7	5	6	102		
Total	28		86			13	93	53	32	15	10	411		

Note:

Stolen ends are the ends won without the last stone advantage.
 Last Stone Efficiency: Scoring two or more points with last stone advantage.
 Force Efficiency: Forcing the opponent team to score only one point when they have the last stone advantage.

Legend:

>4 More than four points scored **Eff.** Efficiency **LSFE** Last Stone First End



Summary of Big Ends

Points Scored	By	Against	Session	End	Game Result
7	BRA - Brazil	KEN - Kenya	4	1	16 : 2
7	HKG - Hong Kong	KSA - Saudi Arabia	2	5	11 : 8
6	KSA - Saudi Arabia	KEN - Kenya	1	5	18 : 4
6	MEX - Mexico	BRA - Brazil	2	7	12 : 1
5	MEX - Mexico	IND - India	7	3	12 : 1
5	MEX - Mexico	KEN - Kenya	6	4	16 : 2
5	PHI - Philippines	KEN - Kenya	5	6	16 : 1
5	PHI - Philippines	IND - India	2	3	12 : 5
5	CHN - China	KEN - Kenya	2	3	14 : 1
5	KSA - Saudi Arabia	KEN - Kenya	1	3	18 : 4
4	PHI - Philippines	BRA - Brazil	7	1	11 : 2
4	PHI - Philippines	KSA - Saudi Arabia	6	3	16 : 0
4	PHI - Philippines	KSA - Saudi Arabia	6	1	16 : 0
4	PHI - Philippines	KEN - Kenya	5	3	16 : 1
4	PHI - Philippines	KEN - Kenya	5	2	16 : 1
4	PHI - Philippines	HKG - Hong Kong	3	7	12 : 5
4	PHI - Philippines	MEX - Mexico	1	5	12 : 4
4	IND - India	HKG - Hong Kong	6	7	6 : 8
4	IND - India	KSA - Saudi Arabia	4	8	11 : 3
4	IND - India	BRA - Brazil	1	8	9 : 2
4	HKG - Hong Kong	KEN - Kenya	7	2	11 : 2
4	HKG - Hong Kong	BRA - Brazil	5	8	13 : 4
4	BRA - Brazil	KEN - Kenya	4	4	16 : 2
4	CHN - China	PHI - Philippines	4	7	9 : 4
4	KSA - Saudi Arabia	KEN - Kenya	1	1	18 : 4

Note:
Big ends are defined as ends with a score of four or more points.



Session Results and Standings

Sheet	Game	Team	LSFE	1	2	3	4	5	6	7	8	9	10	Extra Ends	Total
E	7	CHN - China	*	3	1	1	0	3	0	X	X	X	X		8
	7	KSA - Saudi Arabia		0	0	0	1	0	1	X	X	X	X		2
F	7	HKG - Hong Kong		1	4	0	3	0	3	X	X	X	X		11
	7	KEN - Kenya	*	0	0	1	0	1	0	X	X	X	X		2
G	7	IND - India	*	0	0	0	0	0	1	X	X	X	X		1
	7	MEX - Mexico		2	1	5	1	3	0	X	X	X	X		12
H	7	BRA - Brazil		0	0	0	1	0	1	X	X	X	X		2
	7	PHI - Philippines	*	4	2	2	0	3	0	X	X	X	X		11

Standings after Round Robin

Rank	Team	Games	Wins	Losses	
1	CHN - China	7	7	0	Q
2	PHI - Philippines	7	6	1	Q
3	HKG - Hong Kong	7	5	2	Q
4	MEX - Mexico	7	4	3	Q
5	IND - India	7	3	4	
6	KSA - Saudi Arabia	7	2	5	
7	BRA - Brazil	7	1	6	
8	KEN - Kenya	7	0	7	

Legend:	LSD Last Stone Draw	LSFE(*) Last Stone First End	Q Qualified for the play-offs
	X Unplayed/unfinished end due to concession		



Entry List by Event

As of SAT 28 OCT 2023

BRA - Brazil		
4 S	RODRIGUES Marcio	R
3 V	MELO Vitor	R
2	SUHAN Kyron	R
1	RODRIGUES Nuno	R
A	CABRAL DE MELLO Marcelo	R
C	GALLAUGHER Robbie (CAN)	
O	YAMASHITA Arnaldo	
O	-	

CHN - China		
4 S	MA Xiuyue	R
3 V	ZOU Qiang	R
2	WANG Zhiyu	R
1	TIAN Jiafeng	R
A	LI Zhichao	R
C	LIU Rui	
T	WU Meng	
O	LI Dongyan	

HKG - Hong Kong		
4 S	CHANG Jason	R
3	YAN Martin	R
2	CHENG Ching Nam	R
1 V	CHUNG Cheuk Hei	R
A	MA Chi Lap	R
C	SMALL Nathan (CAN)	
O	COLLINS Rick (CAN)	
O	-	

IND - India		
4 S	RAJU P. N.	R
3 V	ANTHAY SUTHAKARAN Girithar	R
2	VASANT Kishan	R
1	GOENKA Vinay	R
A	REDDY Sudheer	R
C	MOULDING Darren (CAN)	
O	-	
O	-	

KEN - Kenya		
4 S	ECHENJE Oliver	R
3 V	KARANJA Simon	R
2	ODHIAMBO Daniel	L
1	KABOCHI Joseph	L
A	KINOTI Evans	R
C	OGUTA Laventer	
O	TIELEN Keegan	
O	-	

KSA - Saudi Arabia		
4 S	MASALMEH Amar	R
3 V	HAGAWI Hussain	R
2	ALDARAAN Mohammad	R
1	ALAQEL Suleiman	R
A	ALYUZBASHI Mohammad Sulaiman	R
C	WILLS David (CAN)	
T	AZHAR Shahira	
O	ALAQEL Karrie (USA)	

MEX - Mexico		
4 S	TOMPKINS Diego	R
3 V	ABREU Ismael	R
2	BARAJAS Chris	R
1	TOMPKINS Mateo	R
A	-	
C	TOMPKINS Doug	
O	DIEZ Monica	
O	ORDIALES Fernanda	

PHI - Philippines		
4 S	PFISTER Marc	R
3 V	HALLER Christian	R
2	PFISTER Enrico	R
1	FREI Alan	R
A	DELARMENTE Benjo	R
C	GUTIERREZ Miguel (USA)	
2C	JAEGGI Jessica Sarah (SUI)	
O	-	

Note:

Position and function for each team member:

4 = Fourth, **3** = Third, **2** = Second, **1** = Lead, **A** = Alternate, **S** = Skip, **V** = Vice-Skip

C = Coach, **2C** = 2nd Team Coach, **NC** = National Coach, **T** = Translator, **O** = Team Official

Legend:

L Left-handed

R Right-handed



PCCC 2023
Kelowna, BC, Canada

Pan Continental Curling Championships 2023
Kelowna Curling Club
B-Division



Competition Officials

As of TUE 31 OCT 2023

Function	Name	Organisation
WCF President:	WELLING Beau	USA - United States
WCF Head of Competitions:	ROETHLISBERGER Eeva	SUI - Switzerland
WCF Technical Delegate:	WILLMS Karri	CAN - Canada
Chief Umpire:	WALDROFF Brett	CAN - Canada
Deputy Chief Umpire:	CARSON Darren	NZL - New Zealand
Game Umpires:	GAGNON Rob	AUS - Australia
	MORRISON Sharon	CAN - Canada
	WHITE Marg	CAN - Canada
	WONG Herb	CAN - Canada
Chief Timer:	LANKISCH-LISTER Susan	CAN - Canada
Deputy Chief Timer:	DEMICK Darrell	CAN - Canada
Chief Ice Technician:	WUTHRICH Hans	CAN - Canada
Deputy Chief Ice Technicians:	LEE Hyoungseok	KOR - Korea
	SLATTERY Mike	CAN - Canada



Competition Schedule

As of SAT 28 OCT 2023

Date	Start Time	Session	Sheet E	Sheet F	Sheet G	Sheet H	
SUN 29 OCT	13:30	M1	IND - BRA	MEX - PHI	KSA - KEN	CHN - HKG	
	19:30	w1	chn - hkg	jam - ken	bra - phi		
MON 30 OCT	9:00	M2	KEN - CHN	KSA - HKG	PHI - IND	MEX - BRA	
	14:00	w2	phi - jam	bra - chn		ken - hkg	
	19:00	M3	HKG - PHI	CHN - MEX	BRA - KSA	IND - KEN	
TUE 31 OCT	9:00	w3		phi - hkg	ken - chn	jam - bra	
	14:00	M4	KSA - IND	KEN - BRA	MEX - HKG	PHI - CHN	
WED 1 NOV	9:00	M5	BRA - HKG	IND - CHN	KEN - PHI	KSA - MEX	
	14:00	w4		ken - bra	hkg - jam	chn - phi	
	19:00	M6	MEX - KEN	PHI - KSA	CHN - BRA	HKG - IND	
THU 2 NOV	9:00	w5	hkg - bra	chn - jam	phi - ken		
	14:00	M7	CHN - KSA	HKG - KEN	IND - MEX	BRA - PHI	
FRI 3 NOV	14:00	Women's Semi-final					
	19:00	Men's Semi-finals					
SAT 4 NOV	10:00	Men's and Women's Final					

Note:

Lowercase - women UPPERCASE - MEN

First named team in each game plays red-handled stones and wears dark coloured upper playing garments.

Please check online for more details and the latest updates.

Legend:

Mn Men's session n

wn Women's session n