

## RESULTS SUMMARY



**Pan Continental  
Curling Championships 2024  
A-Division - Women  
Lacombe, AB, Canada**

**27 October - 2 November 2024**





**PCCC-A 2024**  
Lacombe, AB, Canada

**Pan Continental Curling Championships 2024**  
Gary Moe Sportsplex  
**A-Division Women**



SAT 2 NOV 2024

## Medallists

Medal	Country	Name	Position - Function
GOLD	CAN - Canada	HOMAN Rachel	4 S
		FLEURY Tracy	3
		MISKEW Emma	2
		WILKES Sarah	1
		BROWN Rachel	A
		KJELL Viktor	C
SILVER	KOR - Korea	GIM Eunji	4 S
		KIM Minji	3
		KIM Suji	2
		SEOL Yeeun	1
		SEOL Yeji	A
		SHIN Dong Ho	C
BRONZE	CHN - China	WANG Rui	4 S
		HAN Yu	3
		DONG Ziqi	2
		JIANG Jiayi	1
		SU Tingyu	A
		ZANG Jialiang	C

**Note:**

Position and function for each team member:

**4** = Fourth, **3** = Third, **2** = Second, **1** = Lead, **A** = Alternate, **S** = Skip, **C** = Coach



## Final Standings

Rank	Team	Players	Position - Function	
1	CAN - Canada	HOMAN Rachel	4 S	
		FLEURY Tracy	3 V	
		MISKEW Emma	2	
		WILKES Sarah	1	
		BROWN Rachel	A	
		KJELL Viktor	C	
2	KOR - Korea	GIM Eunji	4 S	
		KIM Minji	3 V	
		KIM Suji	2	
		SEOL Yeeun	1	
		SEOL Yeji	A	
		SHIN Dong Ho	C	
3	CHN - China	WANG Rui	4 S	
		HAN Yu	3 V	
		DONG Ziqi	2	
		JIANG Jiayi	1	
		SU Tingyu	A	
		ZANG Jialiang	C	
4	JPN - Japan	UENO Miyu	4 S	
		UENO Yui	3	
		NISHIMURO Junko	2	
		KANAI Asuka	1 V	
		ONODERA Kaho	A	
		NISHIMURO Yuji	C	
5	USA - United States	THIESSE Cory	4 S	
		PERSINGER Vicky	3	
		PETERSON Tara	2 V	
		ANDERSON-HEIDE Taylor	1	
		GEVING Aileen	A	
		OVERTON-CLAPHAM Cathy	C	
6	NZL - New Zealand	SUDDENS Chelsea	4 S	
		HEALD Eleanor	3 V	
		TRAN Sophie	2	
		WEBER Ariel	1	
		APUWAI-BISHOP Grace	A	
		WEBER Jim	C	
7	MEX - Mexico	CAMARENA Adriana	4 S	
		KNEPPER Karla	3 V	
		HUERTA Veronica	2	
		MARTINEZ Karla	1	
		QUINTERO Estefana	A	
		DALZIEL Doug	C	
8	TPE - Chinese Taipei	YANG Ko	4 S	>B
		LEE Stephanie	3 V	
		LIU I Ling	2	
		CHANG Chia-Chi	1	
		LEE Ming Chieh	A	
		MELLERUP Dennis	C	

**Note:**

Position and function for each team member:

**4** = Fourth, **3** = Third, **2** = Second, **1** = Lead, **A** = Alternate, **S** = Skip, **V** = Vice-Skip, **C** = Coach

**Legend:**

**>B** To B-Division




### Competition Summary

Session	Date	Time	Sheet A	Sheet B	Sheet C	Sheet D
Session 1	SUN 27 OCT	13:30	USA 2-9 CAN	MEX 9-8 TPE	KOR 5-2 CHN	NZL 4-7 JPN
Session 2	MON 28 OCT	9:00	CHN 6-11 JPN	KOR 13-3 NZL	CAN 13-0 TPE	USA 10-2 MEX
Session 3	MON 28 OCT	19:00	KOR 11-1 TPE	USA 5-6 <sup>EE</sup> JPN	NZL 10-9 <sup>EE</sup> MEX	CAN 7-5 CHN
Session 4	TUE 29 OCT	14:00	MEX 0-14 CHN	NZL 2-9 CAN	USA 8-10 KOR	JPN 12-1 TPE
Session 5	WED 30 OCT	9:00	NZL 2-6 USA	TPE 2-14 CHN	MEX 3-11 JPN	KOR 2-8 CAN
Session 6	WED 30 OCT	19:00	CAN 10-1 MEX	JPN 6-4 KOR	TPE 0-19 USA	CHN 9-4 NZL
Session 7	THU 31 OCT	14:00	TPE 3-10 NZL	CHN 9-4 USA	JPN 6-8 CAN	MEX 4-11 KOR
Semi-finals	FRI 1 NOV	9:00	CHN 5-6 <sup>EE</sup> CAN		JPN 6-7 KOR	
Bronze Medal	FRI 1 NOV	19:00		JPN 3-7 CHN		
Gold Medal	SAT 2 NOV	15:00		KOR 5-6 CAN		

### Standings after Round Robin

Rank	Team	Games	Wins	Losses	
1	CAN - Canada	7	7	0	Q
2	JPN - Japan	7	6	1	Q
3	KOR - Korea	7	5	2	Q
4	CHN - China	7	4	3	Q
5	USA - United States	7	3	4	
6	NZL - New Zealand	7	2	5	
7	MEX - Mexico	7	1	6	
8	TPE - Chinese Taipei	7	0	7	>B

### Play-offs Bracket



**Legend:**

>B To B-Division

EE Extra End

Q Qualified for the play-offs





**PCCC-A 2024**  
Lacombe, AB, Canada

**Pan Continental Curling Championships 2024**  
Gary Moe Sportsplex  
**A-Division Women**



SAT 2 NOV 2024  
Start Time 15:00

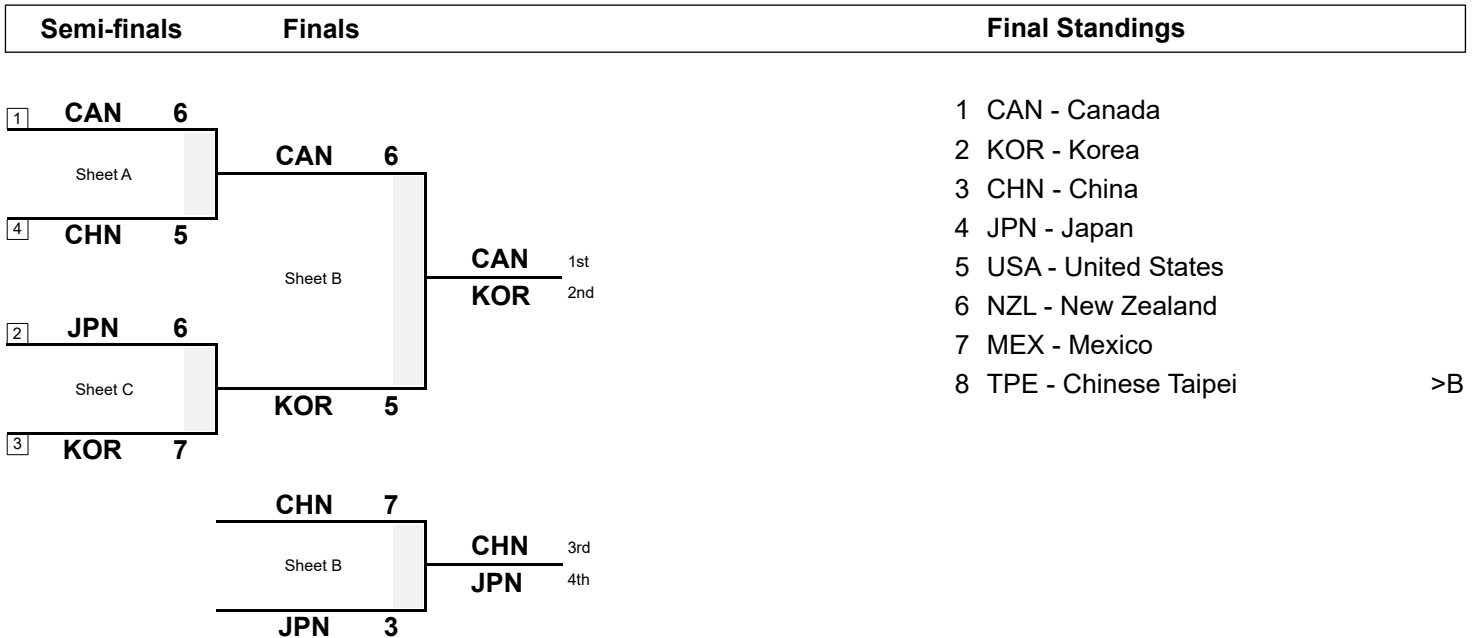
**Gold Medal Game**



### Session Results and Standings

Sheet	Team	LSFE	1	2	3	4	5	6	7	8	9	10	Extra Ends	Total
B	KOR - Korea		0	2	0	0	0	1	0	2	0	0		5
	CAN - Canada	*	2	0	0	0	1	0	1	0	1	1		6

### Play-offs Bracket



**Legend:**  
>B To B-Division      LSFE(\*) Last Stone First End

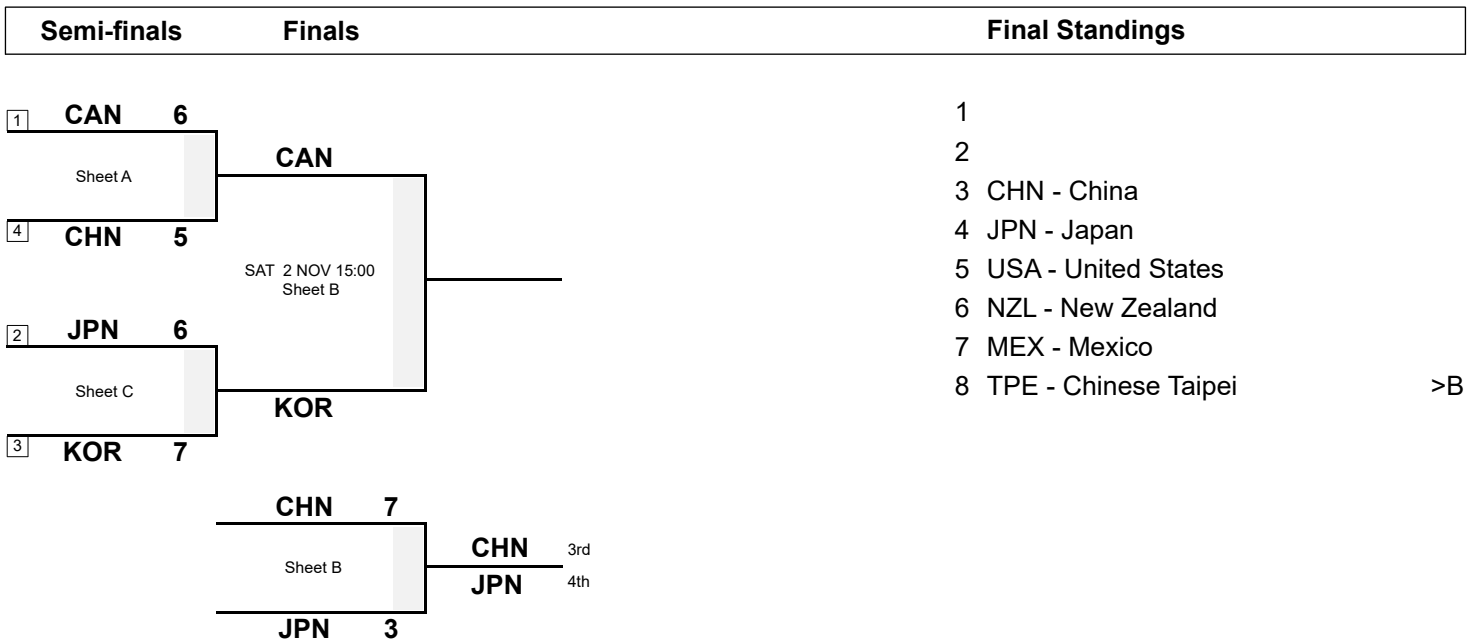




### Session Results and Standings

Sheet	Team	LSFE	1	2	3	4	5	6	7	8	9	10	Extra Ends	Total
B	JPN - Japan	*	1	0	0	1	0	1	0	0	0	X		3
	CHN - China		0	2	0	0	0	0	2	1	2	X		7

### Play-offs Bracket



**Legend:**  
 >B To B-Division      LSFE(\*) Last Stone First End      X Unplayed/unfinished end due to concession

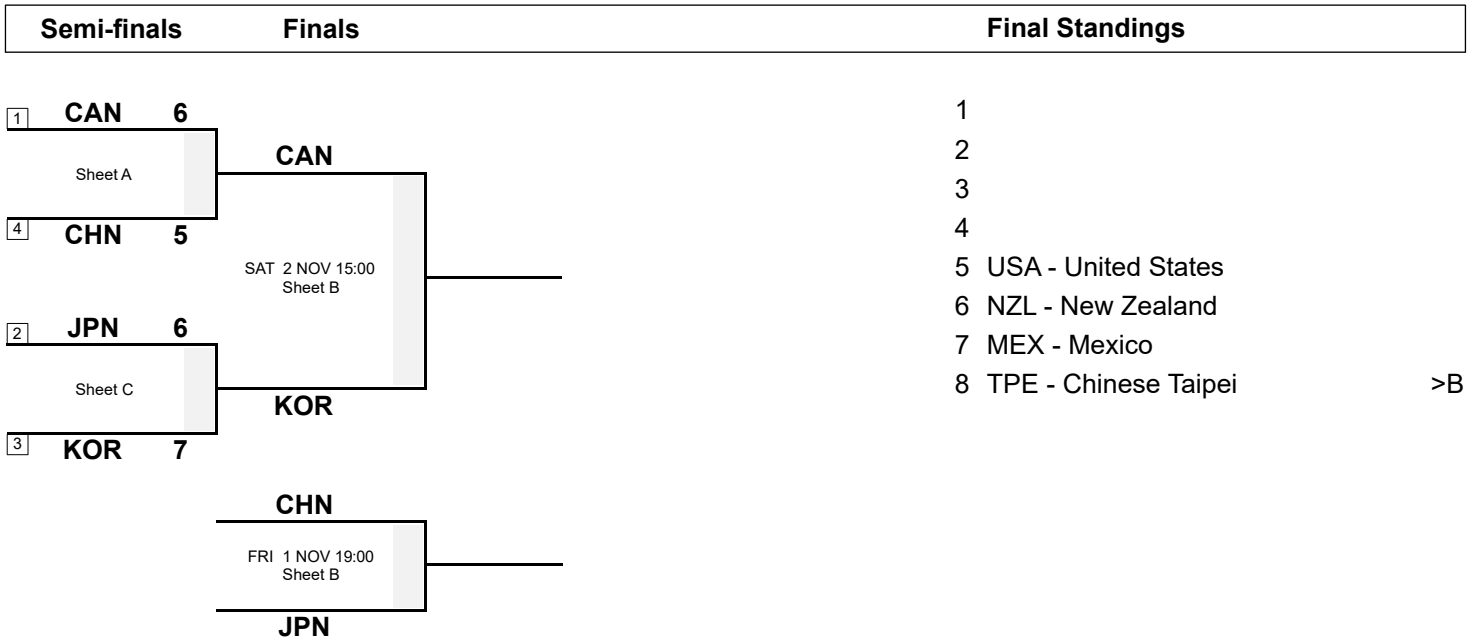




### Session Results and Standings

Sheet	Team	LSFE	1	2	3	4	5	6	7	8	9	10	Extra Ends	Total
A	CHN - China		0	0	0	0	2	0	0	1	0	2	0	5
	CAN - Canada	*	0	1	0	1	0	1	0	0	2	0	1	6
C	JPN - Japan	*	0	2	1	0	0	1	1	0	1	0		6
	KOR - Korea		0	0	0	3	1	0	0	2	0	1		7

### Play-offs Bracket



**Legend:**  
>B To B-Division      LSFE(\*) Last Stone First End





### Competition Matrix

Team	CAN	CHN	JPN	KOR	MEX	NZL	TPE	USA
<b>CAN</b>		7 - 5	8 - 6	8 - 2	10 - 1	9 - 2	13 - 0	9 - 2
<b>CHN</b>	5 - 7		6 - 11	2 - 5	14 - 0	9 - 4	14 - 2	9 - 4
<b>JPN</b>	6 - 8	11 - 6		6 - 4	11 - 3	7 - 4	12 - 1	6 - 5
<b>KOR</b>	2 - 8	5 - 2	4 - 6		11 - 4	13 - 3	11 - 1	10 - 8
<b>MEX</b>	1 - 10	0 - 14	3 - 11	4 - 11		9 - 10	9 - 8	2 - 10
<b>NZL</b>	2 - 9	4 - 9	4 - 7	3 - 13	10 - 9		10 - 3	2 - 6
<b>TPE</b>	0 - 13	2 - 14	1 - 12	1 - 11	8 - 9	3 - 10		0 - 19
<b>USA</b>	2 - 9	4 - 9	5 - 6	8 - 10	10 - 2	6 - 2	19 - 0	

### Standings after Round Robin

Rank	Team	Games	Wins	Losses	
1	CAN - Canada	7	7	0	Q
2	JPN - Japan	7	6	1	Q
3	KOR - Korea	7	5	2	Q
4	CHN - China	7	4	3	Q
5	USA - United States	7	3	4	
6	NZL - New Zealand	7	2	5	
7	MEX - Mexico	7	1	6	
8	TPE - Chinese Taipei	7	0	7	>B

**Legend:**

>B To B-Division

Q Qualified for the play-offs







### Shot Success Percentage by Position

Fourth		Game >	1	2	3	4	5	6	7	Avg.
1	HOMAN Rachel	CAN	88	98	82	83	96	96	78	87.1
2	UENO Miyu	JPN	89	81	77	100	80	81	74	82.3
3	THIESSE Cory	USA	73	96	58	76	78	96	75	76.6
4	GIM Eunji	KOR	75	81	79	74	69	65	75	73.4
5	WANG Rui	CHN	69	58	69	85	82	78	78	73.3
6	SUDDENS Chelsea	NZL	75	48	50	61	42		58	56.1
7	CAMARENA Adriana	MEX	53	56	39	27	48	42	66	47.4
8	YANG Ko	TPE	43	17	38	46	34	21	35	34.0

Third		Game >	1	2	3	4	5	6	7	Avg.
1	FLEURY Tracy	CAN	100	92	78	96	92		75	86.4
2	KIM Minji	KOR	93	88	98	68	75	83	84	83.3
3	HAN Yu	CHN	83	85	75	81	73	86	86	81.4
4	PERSINGER Vicky	USA	71	94	83	76	83	92	63	79.2
5	UENO Yui	JPN	83	89	86	73	61	75	66	77.0
6	HEALD Eleanor	NZL	54	50	51	63	66	(4) 56	73	58.6
7	KNEPPER Karla	MEX	31	56	50	44	38	44	47	43.8
8	LEE Stephanie	TPE	38	17	50	50	29	40	55	39.8

Second		Game >	1	2	3	4	5	6	7	Avg.
1	PETERSON Tara	USA	79	98		75	97		79	84.6
2	MISKEW Emma	CAN	83	88	86	90	69	90	84	84.3
3	KIM Suji	KOR	84	98		83	81	79		83.9
4	NISHIMURO Junko	JPN	90	81	76	79				81.6
5	DONG Ziqi	CHN	86	85	71	81	70	94	74	80.5
6	TRAN Sophie	NZL	70	42	57		56	83	64	62.7
7	HUERTA Veronica	MEX	60	52	40	44	82	67	71	59.6
	LIU I Ling	TPE	(1) 33	(1) 54			48	(1) 71		48.7

Lead		Game >	1	2	3	4	5	6	7	Avg.
1	JIANG Jiayi	CHN	85	97	95	92	93	89	88	91.1
2	SEOL Yeeun	KOR	84	90	90	91	96	91	88	89.5
3	WILKES Sarah	CAN	94	83	88	88	75	98	93	88.5
4	ANDERSON-HEIDE T	USA	90	85	98	95	80	73	86	87.9
4	KANAI Asuka	JPN	88	85	88	88	89	93	86	87.9
6	WEBER Ariel	NZL	56	71	56	69	59	67		61.7
7	CHANG Chia-Chi	TPE			54	73	61		56	60.6
8	MARTINEZ Karla	MEX	51	75	61	25	57	54	61	54.0



### Shot Success Percentage by Position

Alternate	Game >	1	2	3	4	5	6	7	Avg.
ONODERA Kaho	JPN					(2) 77	(2) 98	(2) 93	90.3
SU Tingyu	CHN					(2) 88			87.5
GEVING Aileen	USA			(2) 83			(2) 77		80.9
SEOL Yeji	KOR			(2) 75				(2) 78	76.8
BROWN Rachel	CAN						(3) 71		70.8
APUWAI-BISHOP Grace	NZL				(2) 60		(3) 69	(1) 77	69.3
QUINTERO Estefana	MEX		(1) 50	(2) 50			(1) 58	(2) 65	55.6
LEE Ming Chieh	TPE	(2) 43	(2) 31	(2) 44	(2) 46		(2) 27	(2) 44	39.6

Team	Game >	1	2	3	4	5	6	7	Avg.
1 CAN - Canada		91	90	83	89	83	89	82	86.1
2 JPN - Japan		87	84	82	85	77	87	80	83.1
3 KOR - Korea		84	89	85	79	80	79	81	82.1
4 USA - United States		78	93	80	81	84	84	76	81.8
5 CHN - China		81	81	78	85	81	87	81	81.6
6 NZL - New Zealand		64	53	53	63	56	69	68	60.7
7 MEX - Mexico		49	56	49	35	56	52	60	51.0
8 TPE - Chinese Taipei		39	30	46	54	43	40	48	42.5

**Note:**

"(n)" denotes a position different from original line-up position: (4) - Fourth, (3) - Third, (2) - Second, (1) - Lead

To be eligible to be ranked, a player must have played in the original position for more than half of the number of games that the team played.

**Legend:**

**Avg.** Average



### Scoring Analysis

Team	Games	LSFE	Stolen Ends	Last Stone Eff.	Force Eff.	Points Scored							Total	Plus / Minus
						0	1	2	3	4	>4			
CAN	For	6	12	55%	79%	2	13	5	12	0	1	64	+46	
	Against	1	1			2	12	3	0	0	0	18		
JPN	For	6	9	56%	65%	4	16	15	1	1	1	59	+28	
	Against	1	2			2	15	5	2	0	0	31		
CHN	For	4	14	33%	44%	2	15	8	5	2	1	59	+26	
	Against	3	4			6	10	7	3	0	0	33		
KOR	For	6	10	44%	57%	3	10	12	3	2	1	56	+24	
	Against	1	7			4	14	4	2	1	0	32		
USA	For	2	15	33%	50%	2	17	6	3	1	2	54	+16	
	Against	5	4			3	10	8	4	0	0	38		
NZL	For	2	7	22%	41%	3	14	7	1	1	0	35	-21	
	Against	5	11			1	12	8	5	2	1	56		
MEX	For	1	3	22%	33%	1	10	5	0	2	0	28	-46	
	Against	6	18			0	12	14	7	2	1	74		
TPE	For	1	0	16%	20%	1	4	4	1	0	0	15	-73	
	Against	6	23			0	14	13	3	4	4	88		
Total	28		70			18	99	62	26	9	6	370		

**Note:**

Stolen ends are the ends won without the last stone advantage.

Last Stone Efficiency: Scoring two or more points with last stone advantage.

Force Efficiency: Forcing the opponent team to score only one point when they have the last stone advantage.

**Legend:**

>4 More than four points scored

Eff. Efficiency

LSFE Last Stone First End



### Summary of Big Ends

Points Scored	By	Against	Session	End	Game Result
7	USA - United States	TPE - Chinese Taipei	6	1	19 : 0
6	JPN - Japan	TPE - Chinese Taipei	4	1	12 : 1
5	CAN - Canada	TPE - Chinese Taipei	2	1	13 : 0
5	CHN - China	MEX - Mexico	4	5	14 : 0
5	KOR - Korea	NZL - New Zealand	2	1	13 : 3
5	USA - United States	TPE - Chinese Taipei	6	5	19 : 0
4	CHN - China	TPE - Chinese Taipei	5	7	14 : 2
4	CHN - China	TPE - Chinese Taipei	5	2	14 : 2
4	KOR - Korea	MEX - Mexico	7	2	11 : 4
4	KOR - Korea	TPE - Chinese Taipei	3	2	11 : 1
4	MEX - Mexico	NZL - New Zealand	3	10	9 : 10
4	MEX - Mexico	NZL - New Zealand	3	8	9 : 10
4	JPN - Japan	MEX - Mexico	5	5	11 : 3
4	NZL - New Zealand	TPE - Chinese Taipei	7	1	10 : 3
4	USA - United States	KOR - Korea	4	6	8 : 10

**Note:**  
Big ends are defined as ends with a score of four or more points.



### Session Results and Standings

Sheet	Team	LSD/LSFE	1	2	3	4	5	6	7	8	9	10	Extra Ends	Total
A	TPE - Chinese Taipei	170.2cm	0	0	2	0	1	0	0	X	X	X		3
	NZL - New Zealand	152.7cm *	4	1	0	1	0	2	2	X	X	X		10
B	CHN - China	19.1cm *	1	1	0	2	0	1	0	2	2	X		9
	USA - United States	27.6cm	0	0	1	0	2	0	1	0	0	X		4
C	JPN - Japan	26.3cm *	1	0	1	0	2	0	1	0	1	0		6
	CAN - Canada	60.2cm	0	1	0	3	0	2	0	1	0	1		8
D	MEX - Mexico	219.7cm	0	0	1	1	0	2	0	0	X	X		4
	KOR - Korea	59.4cm *	2	4	0	0	2	0	1	2	X	X		11

### Standings after Round Robin

Rank	Team	Games	Wins	Losses	
1	CAN - Canada	7	7	0	Q
2	JPN - Japan	7	6	1	Q
3	KOR - Korea	7	5	2	Q
4	CHN - China	7	4	3	Q
5	USA - United States	7	3	4	
6	NZL - New Zealand	7	2	5	
7	MEX - Mexico	7	1	6	
8	TPE - Chinese Taipei	7	0	7	>B

<b>Legend:</b>		
>B To B-Division	LSD Last Stone Draw	LSFE(*) Last Stone First End
Q Qualified for the play-offs	X Unplayed/unfinished end due to concession	



### Session Results and Standings

Sheet	Team	LSD/LSFE	1	2	3	4	5	6	7	8	9	10	Extra Ends	Total
A	CAN - Canada	26.8cm *	3	1	0	2	3	1	X	X	X	X		10
	MEX - Mexico	244.6cm	0	0	1	0	0	0	X	X	X	X		1
B	JPN - Japan	85.5cm	1	1	0	1	1	0	0	1	0	1		6
	KOR - Korea	40.7cm *	0	0	1	0	0	2	0	0	1	0		4
C	TPE - Chinese Taipei	234.2cm	0	0	0	0	0	0	X	X	X	X		0
	USA - United States	22.1cm *	7	1	1	3	5	2	X	X	X	X		19
D	CHN - China	42.4cm *	0	1	3	2	0	1	1	1	X	X		9
	NZL - New Zealand	134.8cm	1	0	0	0	3	0	0	0	X	X		4

### Current Standings

Rank	Team	Games	Wins	Losses	
1	CAN - Canada	6	6	0	Q
1	JPN - Japan	6	6	0	Q
3	KOR - Korea	6	4	2	Q
4	CHN - China	6	3	3	
4	USA - United States	6	3	3	
6	MEX - Mexico	6	1	5	
6	NZL - New Zealand	6	1	5	
8	TPE - Chinese Taipei	6	0	6	

**Note:**  
Under World Curling rules, tie-breaking rules for standings are not applied until after the last game of the round robin.

**Legend:**  
**LSD** Last Stone Draw                      **LSFE(\*)** Last Stone First End                      **Q** Qualified for the play-offs  
**X** Unplayed/unfinished end due to concession



### Session Results and Standings

Sheet	Team	LSD/LSFE	1	2	3	4	5	6	7	8	9	10	Extra Ends	Total
A	NZL - New Zealand	58.1cm	0	0	0	1	0	0	0	1	X	X		2
	USA - United States	38.4cm *	1	1	0	0	2	1	1	0	X	X		6
B	TPE - Chinese Taipei	184.3cm	0	0	2	0	0	0	0	X	X	X		2
	CHN - China	172.2cm *	3	4	0	1	2	0	4	X	X	X		14
C	MEX - Mexico	134.3cm	0	0	0	1	0	2	0	X	X	X		3
	JPN - Japan	114.3cm *	2	2	1	0	4	0	2	X	X	X		11
D	KOR - Korea	31.1cm	0	0	0	1	0	1	X	X	X	X		2
	CAN - Canada	28.7cm *	0	2	3	0	3	0	X	X	X	X		8

### Current Standings

Rank	Team	Games	Wins	Losses	
1	CAN - Canada	5	5	0	Q
1	JPN - Japan	5	5	0	Q
3	KOR - Korea	5	4	1	Q
4	CHN - China	5	2	3	
4	USA - United States	5	2	3	
6	MEX - Mexico	5	1	4	
6	NZL - New Zealand	5	1	4	
8	TPE - Chinese Taipei	5	0	5	

**Note:**  
Under World Curling rules, tie-breaking rules for standings are not applied until after the last game of the round robin.

**Legend:**  
**LSD** Last Stone Draw                      **LSFE(\*)** Last Stone First End                      **Q** Qualified for the play-offs  
**X** Unplayed/unfinished end due to concession





### Session Results and Standings

Sheet	Team	LSD/LSFE	1	2	3	4	5	6	7	8	9	10	Extra Ends	Total
A	MEX - Mexico	209.6cm	0	0	0	0	0	0	X	X	X	X		0
	CHN - China	75.0cm *	2	3	3	1	5	0	X	X	X	X		14
B	NZL - New Zealand	116.3cm	0	0	0	0	2	0	X	X	X	X		2
	CAN - Canada	24.3cm *	3	2	0	3	0	1	X	X	X	X		9
C	USA - United States	26.0cm	0	0	1	1	0	4	0	2	0	0		8
	KOR - Korea	17.6cm *	0	2	0	0	2	0	1	0	3	2		10
D	JPN - Japan	79.0cm *	6	1	0	2	1	2	X	X	X	X		12
	TPE - Chinese Taipei	301.4cm	0	0	1	0	0	0	X	X	X	X		1

### Current Standings

Rank	Team	Games	Wins	Losses
1	CAN - Canada	4	4	0
1	JPN - Japan	4	4	0
1	KOR - Korea	4	4	0
4	CHN - China	4	1	3
4	MEX - Mexico	4	1	3
4	NZL - New Zealand	4	1	3
4	USA - United States	4	1	3
8	TPE - Chinese Taipei	4	0	4

**Note:**  
Under World Curling rules, tie-breaking rules for standings are not applied until after the last game of the round robin.

**Legend:**  
**LSD** Last Stone Draw                      **LSFE(\*)** Last Stone First End                      **X** Unplayed/unfinished end due to concession



### Session Results and Standings

Sheet	Team	LSD/LSFE	1	2	3	4	5	6	7	8	9	10	Extra Ends	Total
<b>A</b>	KOR - Korea	131.7cm *	2	4	2	1	0	2	X	X	X	X		11
	TPE - Chinese Taipei	154.2cm	0	0	0	0	1	0	X	X	X	X		1
<b>B</b>	USA - United States	105.7cm	0	1	0	1	1	0	1	0	0	1	0	5
	JPN - Japan	48.8cm *	0	0	2	0	0	2	0	1	0	0	1	6
<b>C</b>	NZL - New Zealand	131.6cm *	1	2	1	1	2	0	1	0	1	0	1	10
	MEX - Mexico	198.9cm	0	0	0	0	0	1	0	4	0	4	0	9
<b>D</b>	CAN - Canada	26.7cm *	3	0	1	0	0	1	0	1	0	1		7
	CHN - China	156.6cm	0	1	0	2	0	0	1	0	1	0		5

### Current Standings

Rank	Team	Games	Wins	Losses
1	CAN - Canada	3	3	0
1	JPN - Japan	3	3	0
1	KOR - Korea	3	3	0
4	MEX - Mexico	3	1	2
4	NZL - New Zealand	3	1	2
4	USA - United States	3	1	2
7	CHN - China	3	0	3
7	TPE - Chinese Taipei	3	0	3

**Note:**  
Under World Curling rules, tie-breaking rules for standings are not applied until after the last game of the round robin.

**Legend:**  
**LSD** Last Stone Draw                      **LSFE(\*)** Last Stone First End                      **X** Unplayed/unfinished end due to concession



### Session Results and Standings

Sheet	Team	LSD/LSFE	1	2	3	4	5	6	7	8	9	10	Extra Ends	Total
<b>A</b>	CHN - China	96.5cm	0	0	3	0	2	0	0	1	0	X		6
	JPN - Japan	55.6cm *	2	2	0	2	0	0	3	0	2	X		11
<b>B</b>	KOR - Korea	28.4cm *	5	3	3	0	2	0	X	X	X	X		13
	NZL - New Zealand	136.8cm	0	0	0	2	0	1	X	X	X	X		3
<b>C</b>	CAN - Canada	106.4cm *	5	2	1	1	3	1	X	X	X	X		13
	TPE - Chinese Taipei	292.5cm	0	0	0	0	0	0	X	X	X	X		0
<b>D</b>	USA - United States	239.6cm	0	2	3	2	3	0	X	X	X	X		10
	MEX - Mexico	175.6cm *	1	0	0	0	0	1	X	X	X	X		2

### Current Standings

Rank	Team	Games	Wins	Losses
1	CAN - Canada	2	2	0
1	JPN - Japan	2	2	0
1	KOR - Korea	2	2	0
4	MEX - Mexico	2	1	1
4	USA - United States	2	1	1
6	CHN - China	2	0	2
6	NZL - New Zealand	2	0	2
6	TPE - Chinese Taipei	2	0	2

**Note:**  
Under World Curling rules, tie-breaking rules for standings are not applied until after the last game of the round robin.

**Legend:**  
**LSD** Last Stone Draw                      **LSFE(\*)** Last Stone First End                      **X** Unplayed/unfinished end due to concession



### Session Results and Standings

Sheet	Team	LSD/LSFE	1	2	3	4	5	6	7	8	9	10	Extra Ends	Total
A	USA - United States	110.5cm	0	0	0	1	1	0	X	X	X	X		2
	CAN - Canada	108.4cm *	3	0	3	0	0	3	X	X	X	X		9
B	MEX - Mexico	217.3cm	0	1	1	0	2	0	2	1	0	2		9
	TPE - Chinese Taipei	119.7cm *	1	0	0	3	0	2	0	0	2	0		8
C	KOR - Korea	102.6cm *	0	0	0	2	0	0	1	1	0	1		5
	CHN - China	290.5cm	0	0	1	0	0	1	0	0	0	0		2
D	NZL - New Zealand	380.0cm	0	1	0	0	0	1	0	2	0	X		4
	JPN - Japan	68.8cm *	1	0	0	2	0	0	2	0	2	X		7

### Current Standings

Rank	Team	Games	Wins	Losses
1	CAN - Canada	1	1	0
1	JPN - Japan	1	1	0
1	KOR - Korea	1	1	0
1	MEX - Mexico	1	1	0
5	CHN - China	1	0	1
5	NZL - New Zealand	1	0	1
5	TPE - Chinese Taipei	1	0	1
5	USA - United States	1	0	1

**Note:**  
Under World Curling rules, tie-breaking rules for standings are not applied until after the last game of the round robin.

**Legend:**  
**LSD** Last Stone Draw                      **LSFE(\*)** Last Stone First End                      **X** Unplayed/unfinished end due to concession



## Entry List by Event

**REVISED**  
26 OCT 19:07

As of SAT 26 OCT 2024

CAN - Canada		
4 S	HOMAN Rachel	R
3 V	FLEURY Tracy	R
2	MISKEW Emma	R
1	WILKES Sarah	R
A	BROWN Rachel	R
C	KJELL Viktor (SWE)	
NC	SONNENBERG Renee	
O	-	

MEX - Mexico		
4 S	CAMARENA Adriana	R
3 V	KNEPPER Karla	R
2	HUERTA Veronica	R
1	MARTINEZ Karla	R
A	QUINTERO Estefana	R
C	DALZIEL Doug (CAN)	
O	-	
O	-	

CHN - China		
4 S	WANG Rui	R
3 V	HAN Yu	R
2	DONG Ziqi	R
1	JIANG Jiayi	R
A	SU Tingyu	R
C	ZANG Jialiang	
NC	TAN Weidong	
O	WU Di	

NZL - New Zealand		
4 S	SUDDENS Chelsea	R
3 V	HEALD Eleanor	R
2	TRAN Sophie	R
1	WEBER Ariel	R
A	APUWAI-BISHOP Grace	R
C	WEBER Jim (CAN)	
O	SHEARD William (CAN)	
O	-	

JPN - Japan		
4 S	UENO Miyu	R
3	UENO Yui	R
2	NISHIMURO Junko	R
1 V	KANAI Asuka	R
A	ONODERA Kaho	R
C	NISHIMURO Yuji	
NC	OGASAWARA Ayumi	
O	KITANO Tomohisa	

TPE - Chinese Taipei		
4 S	YANG Ko	R
3 V	LEE Stephanie	R
2	LIU I Ling	R
1	CHANG Chia-Chi	R
A	LEE Ming Chieh	R
C	MELLERUP Dennis (USA)	
2C	RAULIUK Lisa (USA)	
O	-	

KOR - Korea		
4 S	GIM Eunji	R
3 V	KIM Minji	R
2	KIM Suji	L
1	SEOL Yeeun	L
A	SEOL Yeji	R
C	SHIN Dong Ho	
2C	HEMMINGS Guy (CAN)	
O	KIM Geunhwa	

USA - United States		
4 S	THIESSE Cory	R
3	PERSINGER Vicky	R
2 V	PETERSON Tara	R
1	ANDERSON-HEIDE Taylor	R
A	GEVING Aileen	R
C	OVERTON-CLAPHAM Cathy (CAN)	
NC	DROBNICK Phill	
O	GULENCHYN Michael	

**Note:**

Position and function for each team member:

**4** = Fourth, **3** = Third, **2** = Second, **1** = Lead, **A** = Alternate, **S** = Skip, **V** = Vice-Skip

**C** = Coach, **2C** = 2nd Team Coach, **NC** = National Coach, **T** = Translator, **O** = Team Official

**Legend:**

**L** Left-handed

**R** Right-handed

**REVISED**

Team TPE: 2nd Team Coach added



## Competition Officials

As of SAT 26 OCT 2024

Function	Name	Organisation
<b>World Curling President:</b>	WELLING Beau	USA - United States
<b>World Curling Head of Competition:</b>	ROETHLISBERGER Eeva	SUI - Switzerland
<b>World Curling Technical Delegate:</b>	WILLMS Karri	CAN - Canada
<b>Chief Umpire:</b>	WALDROFF Brett	CAN - Canada
<b>Deputy Chief Umpire:</b>	CALDWELL Patti	CAN - Canada
<b>Game Umpires:</b>	LESSARD Andy	CAN - Canada
	MINNS Cheryl	CAN - Canada
	SAARIMAKI Karen	CAN - Canada
	TONIS Angela	USA - United States
<b>Chief Timer:</b>	DEMICK Darrell	CAN - Canada
<b>Deputy Chief Timer:</b>	JENSEN Larry	CAN - Canada
<b>Chief Ice Technician:</b>	WUTHRICH Hans	CAN - Canada
<b>Deputy Chief Ice Technician:</b>	RANKINE Matt	CAN - Canada

