



RESULTS SUMMARY



**Pan Continental
Curling Championships 2024
B-Division - Women
Lacombe, AB, Canada**

26 October - 2 November 2024





PCCC-B 2024
Lacombe, AB, Canada

Pan Continental Curling Championships 2024
Gary Moe Sportsplex
B-Division Women



SAT 2 NOV 2024

Medallists

Medal	Country	Name	Position - Function
GOLD	AUS - Australia	WILLIAMS Helen	4 S
		WESTMAN Sara	3
		TITHERIDGE Karen	2
		TSOURLENES Kristen	1
		FREDERICKS ARMSTRONG Michelle	A
		ARMSTRONG Dustin	C
SILVER	JAM - Jamaica	SHEPHERD-SPURGEON Margot	2 S
		SPURGEON Madeleine	4
		CHEN Stephanie	3
		MARRIOTT Alexandra	1
		CHEN Theresa	A
		LEGANCHUK Art	C
BRONZE	KAZ - Kazakhstan	EBAUYER Angelina	2 S
		ALLIYAROVA Tilsimay	4
		KOLYKHALOVA Yekaterina	3
		TASTEMIR Merrey	1
		EBAUYER Yana	A
		BATUGIN Anton	C

Note:

Position and function for each team member:

4 = Fourth, **3** = Third, **2** = Second, **1** = Lead, **A** = Alternate, **S** = Skip, **C** = Coach



Final Standings

Rank	Team	Players	Position - Function	
1	AUS - Australia	WILLIAMS Helen	4 S	>A
		WESTMAN Sara	3 V	
		TITHERIDGE Karen	2	
		TSOURLENES Kristen	1	
		FREDERICKS ARMSTRONG Michelle	A	
		ARMSTRONG Dustin	C	
2	JAM - Jamaica	SPURGEON Madeleine	4 V	
		CHEN Stephanie	3	
		SHEPHERD-SPURGEON Margot	2 S	
		MARRIOTT Alexandra	1	
		CHEN Theresa	A	
		LEGANCHUK Art	C	
3	KAZ - Kazakhstan	ALLIYAROVA Tilsimay	4	
		KOLYKHALOVA Yekaterina	3 V	
		EBAUYER Angelina	2 S	
		TASTEMIR Merey	1	
		EBAUYER Yana	A	
		BATUGIN Anton	C	
4	PHI - Philippines	DUBBERSTEIN Kathleen	4 S	
		DUBBERSTEIN Leilani	3	
		COLISAO Roselle	2	
		MARIANO Sheila	1 V	
		BONACHE Anne Marie	A	
		SUAREZ Micha	C	
5	BRA - Brazil	REGADAS ABREU Isis	4 S	
		BARRELLA Luciana	3 V	
		MELO Marcelia	2	
		TEODORO Ana	1	
		LADEIRA Rafaela	A	
		ZBEETNOFF Barbara	C	
6	HKG - Hong Kong, China	HUNG Ling-Yue	4 S	
		SHANG Ada	3 V	
		YAM May	2	
		LI Helen	1	
		-	A	
		COLLINS Rick	C	
7	NGR - Nigeria	HASHI Jasmin	4 S	
		WASHINGTON Anteequa	3 V	
		McKOY Kiana	2	
		-	1	
		-	A	
		JOHNSON Chad	C	
8	KEN - Kenya	OGUTA Laventer	4 S	
		OBILO Rose	3 V	
		KEMU Kyra Sheri	2	
		KIMATHI Grace	1	
		-	A	
		OGAK Haggai Odhiambo	C	

Note:

Position and function for each team member:

4 = Fourth, **3** = Third, **2** = Second, **1** = Lead, **A** = Alternate, **S** = Skip, **V** = Vice-Skip, **C** = Coach

Legend:

>A To A-Division




Competition Summary

Session	Date	Time	Sheet E	Sheet F	Sheet G	Sheet H
Session 1	SAT 26 OCT	14:00	NGR L - W PHI	AUS 8 - 7 KAZ	KEN 1 - 17 BRA	JAM 8 - 5 HKG
Session 2	SUN 27 OCT	13:30	BRA 5 - 6 ^{EE} JAM	KEN 1 - 14 HKG	KAZ W - L NGR	AUS 4 - 6 PHI
Session 3	MON 28 OCT	14:00	HKG 6 - 11 KAZ	JAM 4 - 5 AUS	PHI 19 - 2 KEN	NGR 3 - 10 BRA
Session 4	TUE 29 OCT	9:00	KEN 7 - 8 NGR	BRA 9 - 13 PHI ^{EE}	AUS 9 - 1 HKG	KAZ 7 - 4 JAM
Session 5	TUE 29 OCT	19:00	PHI 8 - 4 HKG	NGR 4 - 15 JAM	BRA 1 - 15 KAZ	KEN 1 - 13 AUS
Session 6	WED 30 OCT	14:00	AUS 11 - 3 BRA	KAZ 14 - 1 KEN	JAM 13 ^{EE} - 11 PHI	HKG 13 - 7 NGR
Session 7	THU 31 OCT	14:00	JAM 18 - 1 KEN	HKG 5 - 11 BRA	NGR 1 - 9 AUS	PHI 7 - 8 KAZ
Semi-finals	FRI 1 NOV	14:00		AUS 11 - 6 PHI		KAZ 8 - 9 JAM
Bronze Medal	SAT 2 NOV	10:00			PHI 4 - 10 KAZ	
Gold Medal	SAT 2 NOV	14:00			AUS 11 - 4 JAM	

Standings after Round Robin

Rank	Team	Games	Wins	Losses		
1	AUS - Australia	7	6	1	Q	w1
2	KAZ - Kazakhstan	7	6	1	Q	w0
3	JAM - Jamaica	7	5	2	Q	w1
4	PHI - Philippines	7	5	2	Q	w0
5	BRA - Brazil	7	3	4		
6	HKG - Hong Kong, China	7	2	5		
7	NGR - Nigeria	7	1	6		
8	KEN - Kenya	7	0	7		

Play-offs Bracket



Legend:	>A To A-Division	EE Extra End	L Loss
Q Qualified for the play-offs	W Win	wn Number of wins (n) against tied teams	

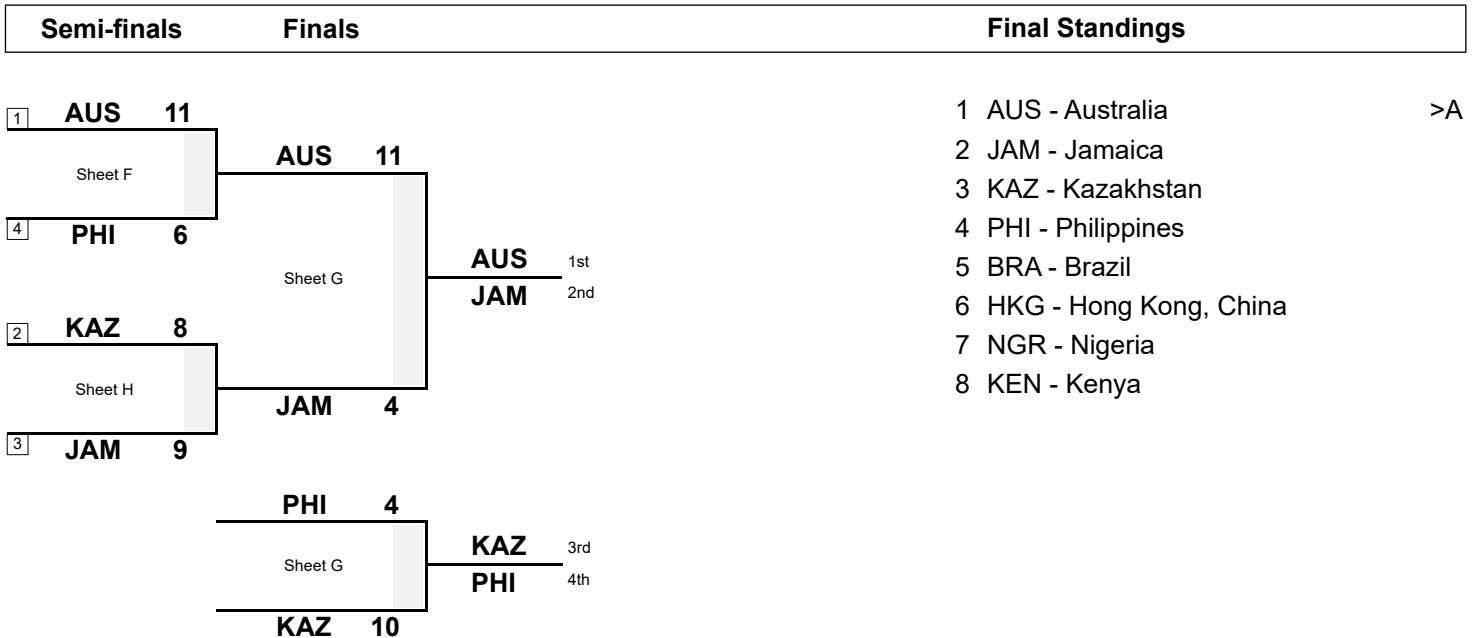




Session Results and Standings

Sheet	Team	LSFE	1	2	3	4	5	6	7	8	9	10	Extra Ends	Total
G	AUS - Australia	*	1	1	2	0	2	1	0	0	4	X		11
	JAM - Jamaica		0	0	0	1	0	0	2	1	0	X		4

Play-offs Bracket



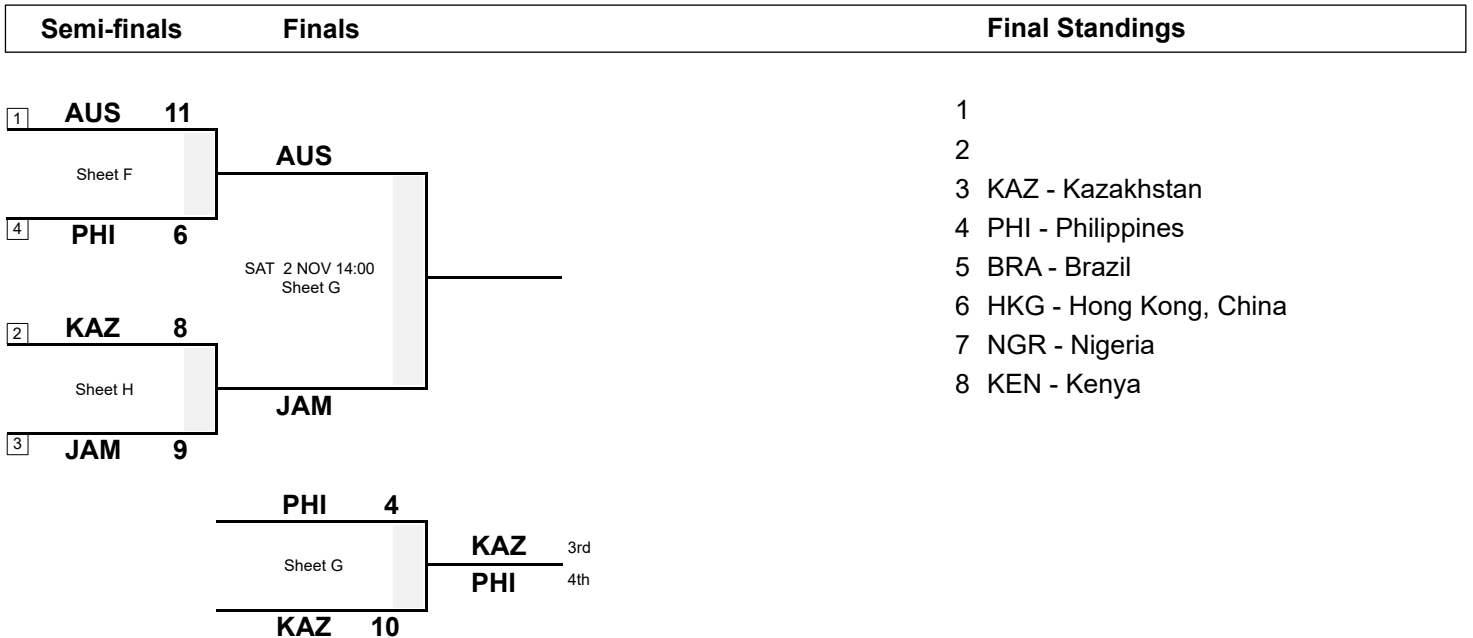
Legend:	LSFE(*) Last Stone First End	X Unplayed/unfinished end due to concession
>A To A-Division		



Session Results and Standings

Sheet	Team	LSFE	1	2	3	4	5	6	7	8	9	10	Extra Ends	Total
G	PHI - Philippines		0	2	0	0	0	0	2	0	0	X		4
	KAZ - Kazakhstan	*	3	0	2	0	0	1	0	3	1	X		10

Play-offs Bracket



Legend:
LSFE(*) Last Stone First End **X** Unplayed/unfinished end due to concession

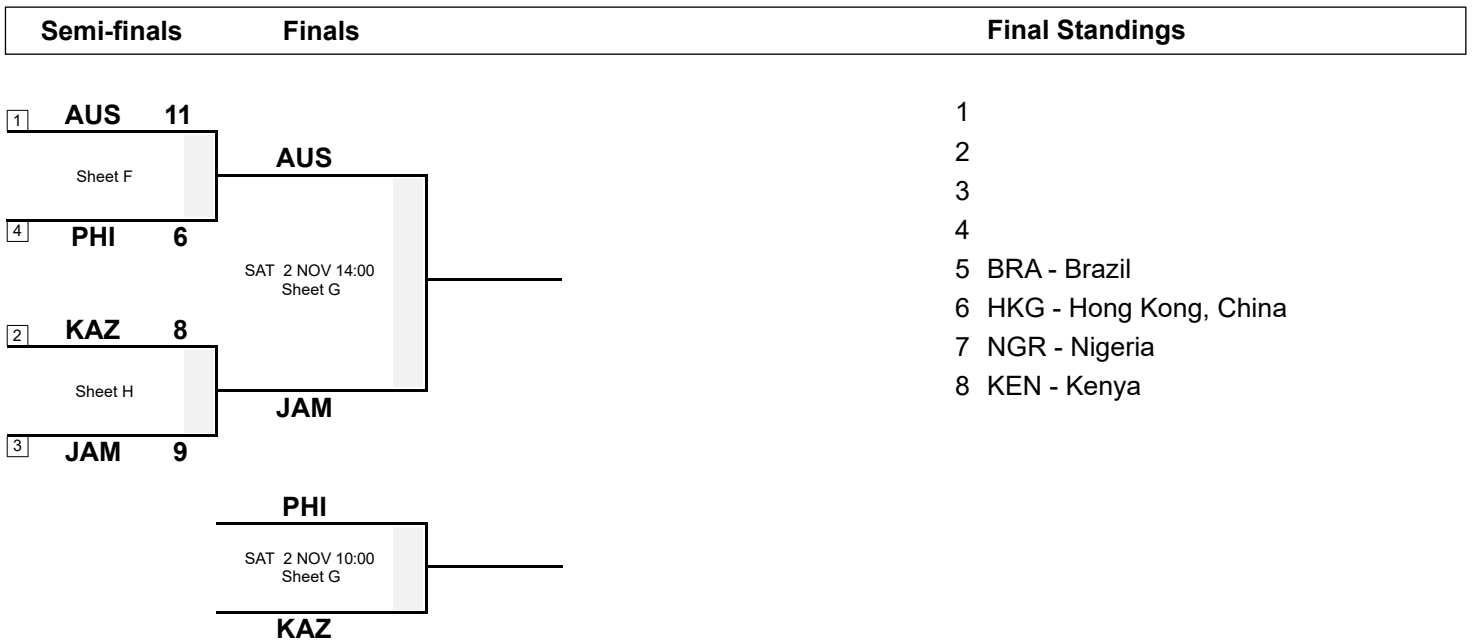




Session Results and Standings

Sheet	Team	LSFE	1	2	3	4	5	6	7	8	9	10	Extra Ends	Total
F	AUS - Australia	*	0	0	4	2	0	0	1	0	4	X		11
	PHI - Philippines		0	2	0	0	1	1	0	2	0	X		6
H	KAZ - Kazakhstan	*	1	0	0	0	1	0	3	0	2	1		8
	JAM - Jamaica		0	3	2	1	0	3	0	0	0	0		9

Play-offs Bracket



Legend:
 LSFE(*) Last Stone First End X Unplayed/unfinished end due to concession





Competition Matrix

Team	AUS	BRA	HKG	JAM	KAZ	KEN	NGR	PHI
AUS		11 - 3	9 - 1	5 - 4	8 - 7	13 - 1	9 - 1	4 - 6
BRA	3 - 11		11 - 5	5 - 6	1 - 15	17 - 1	10 - 3	9 - 13
HKG	1 - 9	5 - 11		5 - 8	6 - 11	14 - 1	13 - 7	4 - 8
JAM	4 - 5	6 - 5	8 - 5		4 - 7	18 - 1	15 - 4	13 - 11
KAZ	7 - 8	15 - 1	11 - 6	7 - 4		14 - 1	W - L	8 - 7
KEN	1 - 13	1 - 17	1 - 14	1 - 18	1 - 14		7 - 8	2 - 19
NGR	1 - 9	3 - 10	7 - 13	4 - 15	L - W	8 - 7		L - W
PHI	6 - 4	13 - 9	8 - 4	11 - 13	7 - 8	19 - 2	W - L	

Standings after Round Robin

Rank	Team	Games	Wins	Losses		
1	AUS - Australia	7	6	1	Q	w1
2	KAZ - Kazakhstan	7	6	1	Q	w0
3	JAM - Jamaica	7	5	2	Q	w1
4	PHI - Philippines	7	5	2	Q	w0
5	BRA - Brazil	7	3	4		
6	HKG - Hong Kong, China	7	2	5		
7	NGR - Nigeria	7	1	6		
8	KEN - Kenya	7	0	7		

Legend:			
L Loss	Q Qualified for the play-offs	W Win	
wn Number of wins (n) against tied teams			



Draw Shot Challenge

Rank	Team	Stone Rotation	Last Stone Draw in each Round Robin Game							DSC
			1	2	3	4	5	6	7	
1	KAZ - Kazakhstan	↻	499.6	17.6	19.9	54.8	50.9	48.6	449.6	43.97cm
		↻	20.7	20.9	15.6	133.0	49.2	31.3	65.1	
2	AUS - Australia	↻	82.3	415.7	11.4	81.5	115.0	37.2	97.0	57.08cm
		↻	31.3	42.3	42.2	47.7	447.5	34.1	63.0	
3	PHI - Philippines	↻	88.9	56.3	36.5	97.5	9.1	199.6	20.8	70.58cm
		↻	499.6	499.6	36.8	199.6	5.8	69.0	27.1	
4	JAM - Jamaica	↻	189.6	2.9	76.6	20.4	34.4	164.4	35.1	80.22cm
		↻	499.6	127.0	38.3	499.6	16.5	199.6	57.8	
5	HKG - Hong Kong, China	↻	52.2	499.6	39.8	20.8	199.6	110.5	125.5	96.89cm
		↻	499.6	115.4	82.1	112.6	199.6	25.3	79.3	
6	BRA - Brazil	↻	499.6	65.3	163.2	86.1	26.2	139.7	74.1	104.60cm
		↻	100.2	499.6	66.2	51.0	157.2	199.6	126.4	
7	NGR - Nigeria	↻	499.6	199.6	91.5	199.6	53.3	61.3	199.6	133.37cm
		↻	499.6	199.6	26.3	130.0	40.4	199.6	199.6	
8	KEN - Kenya	↻	499.6	127.8	199.6	199.6	199.6	49.2	140.5	161.34cm
		↻	499.6	199.6	199.6	185.8	199.6	130.4	104.8	

Note:
The Draw Shot Challenge (DSC) is the average distance of all the individual Last Stone Draws (LSD), which were delivered by a team during the round robin. The two least favourable results will be eliminated before calculating the average distance. The team with the lesser DSC receives the higher ranking. If the DSCs are equal then the team with the best non-equal counting LSD receives the higher ranking. In the case where all counting LSDs are equal, the team ranked higher in the official World Curling World Ranking is ranked higher.

Legend:
 ↻ Clockwise ↻ Counter-clockwise **DSC** Draw Shot Challenge
nnn.n Eliminated Last Stone Draw



Scoring Analysis

Team	Games		LSFE	Stolen Ends	Last Stone Eff.	Force Eff.	Points Scored						Total	Plus / Minus
							0	1	2	3	4	>4		
AUS	7	For	7	12	38%	67%	6	15	7	3	4	1	59	+36
		Against	0	6			3	14	3	1	0	0	23	
KAZ	7	For	5	10	55%	60%	6	10	7	5	2	3	62	+35
		Against	2	3			0	11	6	0	1	0	27	
JAM	7	For	3	15	36%	50%	4	13	7	6	3	2	68	+30
		Against	4	9			4	15	8	1	1	0	38	
PHI	7	For	5	12	58%	50%	0	11	13	3	2	2	64	+24
		Against	2	5			7	10	7	2	0	2	40	
BRA	7	For	3	16	12%	44%	2	21	2	2	5	1	56	+2
		Against	4	11			1	10	11	3	2	1	54	
HKG	7	For	3	9	25%	59%	2	9	7	4	2	1	48	-7
		Against	4	14			3	18	6	4	2	1	55	
NGR	7	For	2	5	14%	50%	0	9	4	2	0	0	23	-31
		Against	5	12			2	10	4	5	4	1	54	
KEN	7	For	0	2	3%	40%	0	11	0	1	0	0	14	-89
		Against	7	21			0	11	2	10	8	5	103	
Total	28			81			20	99	47	26	18	10	394	

Note:

Stolen ends are the ends won without the last stone advantage.

Last Stone Efficiency: Scoring two or more points with last stone advantage.

Force Efficiency: Forcing the opponent team to score only one point when they have the last stone advantage.

Legend:

>4 More than four points scored

Eff. Efficiency

LSFE Last Stone First End



Summary of Big Ends

Points Scored	By	Against	Session	End	Game Result
6	JAM - Jamaica	KEN - Kenya	7	3	18 : 1
5	KAZ - Kazakhstan	PHI - Philippines	7	4	8 : 7
5	KAZ - Kazakhstan	KEN - Kenya	6	6	14 : 1
5	KAZ - Kazakhstan	BRA - Brazil	5	3	15 : 1
5	PHI - Philippines	KEN - Kenya	3	8	19 : 2
5	PHI - Philippines	KEN - Kenya	3	1	19 : 2
5	AUS - Australia	HKG - Hong Kong, China	4	5	9 : 1
5	BRA - Brazil	PHI - Philippines	4	1	9 : 13
5	HKG - Hong Kong, China	NGR - Nigeria	6	9	13 : 7
5	JAM - Jamaica	KEN - Kenya	7	5	18 : 1
4	BRA - Brazil	NGR - Nigeria	3	6	10 : 3
4	BRA - Brazil	KEN - Kenya	1	6	17 : 1
4	BRA - Brazil	KEN - Kenya	1	5	17 : 1
4	BRA - Brazil	KEN - Kenya	1	4	17 : 1
4	BRA - Brazil	KEN - Kenya	1	2	17 : 1
4	AUS - Australia	BRA - Brazil	6	8	11 : 3
4	AUS - Australia	KEN - Kenya	5	2	13 : 1
4	AUS - Australia	KEN - Kenya	5	1	13 : 1
4	AUS - Australia	KAZ - Kazakhstan	1	1	8 : 7
4	JAM - Jamaica	NGR - Nigeria	5	5	15 : 4
4	JAM - Jamaica	NGR - Nigeria	5	3	15 : 4
4	JAM - Jamaica	HKG - Hong Kong, China	1	9	8 : 5
4	HKG - Hong Kong, China	NGR - Nigeria	6	4	13 : 7
4	HKG - Hong Kong, China	KEN - Kenya	2	5	14 : 1
4	KAZ - Kazakhstan	KEN - Kenya	6	5	14 : 1
4	KAZ - Kazakhstan	HKG - Hong Kong, China	3	3	11 : 6
4	PHI - Philippines	JAM - Jamaica	6	10	11 : 13
4	PHI - Philippines	BRA - Brazil	4	11	13 : 9

Note:
Big ends are defined as ends with a score of four or more points.



Session Results and Standings

Sheet	Team	LSD/LSFE	1	2	3	4	5	6	7	8	9	10	Extra Ends	Total
E	JAM - Jamaica	92.9cm *	1	3	6	3	5	0	X	X	X	X		18
	KEN - Kenya	245.3cm	0	0	0	0	0	1	X	X	X	X		1
F	HKG - Hong Kong, China	204.8cm	0	1	0	0	0	2	2	0	0	0		5
	BRA - Brazil	200.5cm *	1	0	1	1	1	0	0	1	3	3		11
G	NGR - Nigeria	399.2cm	0	0	1	0	0	0	X	X	X	X		1
	AUS - Australia	160.0cm *	2	3	0	0	1	3	X	X	X	X		9
H	PHI - Philippines	47.9cm *	2	0	0	0	0	1	1	1	0	2		7
	KAZ - Kazakhstan	214.7cm	0	0	0	5	2	0	0	0	1	0		8

Standings after Round Robin

Rank	Team	Games	Wins	Losses		
1	AUS - Australia	7	6	1	Q	w1
2	KAZ - Kazakhstan	7	6	1	Q	w0
3	JAM - Jamaica	7	5	2	Q	w1
4	PHI - Philippines	7	5	2	Q	w0
5	BRA - Brazil	7	3	4		
6	HKG - Hong Kong, China	7	2	5		
7	NGR - Nigeria	7	1	6		
8	KEN - Kenya	7	0	7		

Legend:	LSD Last Stone Draw	LSFE(*) Last Stone First End	Q Qualified for the play-offs
wn Number of wins (n) against tied teams	X Unplayed/unfinished end due to concession		



Session Results and Standings

Sheet	Team	LSD/LSFE	1	2	3	4	5	6	7	8	9	10	Extra Ends	Total
E	AUS - Australia	71.3cm *	2	0	1	2	2	0	0	4	X	X		11
	BRA - Brazil	339.3cm	0	1	0	0	0	1	1	0	X	X		3
F	KAZ - Kazakhstan	79.9cm *	3	0	1	1	4	5	X	X	X	X		14
	KEN - Kenya	179.6cm	0	1	0	0	0	0	X	X	X	X		1
G	JAM - Jamaica	364.0cm	0	3	0	1	2	0	2	0	3	0	2	13
	PHI - Philippines	268.6cm *	2	0	1	0	0	2	0	2	0	4	0	11
H	HKG - Hong Kong, China	135.8cm *	0	0	1	4	0	0	3	0	5	X		13
	NGR - Nigeria	260.9cm	2	2	0	0	1	1	0	1	0	X		7

Current Standings

Rank	Team	Games	Wins	Losses	
1	AUS - Australia	6	5	1	Q
1	KAZ - Kazakhstan	6	5	1	Q
1	PHI - Philippines	6	5	1	Q
4	JAM - Jamaica	6	4	2	Q
5	BRA - Brazil	6	2	4	
5	HKG - Hong Kong, China	6	2	4	
7	NGR - Nigeria	6	1	5	
8	KEN - Kenya	6	0	6	

Note:
Under World Curling rules, tie-breaking rules for standings are not applied until after the last game of the round robin.

Legend:
LSD Last Stone Draw **LSFE(*)** Last Stone First End **Q** Qualified for the play-offs
X Unplayed/unfinished end due to concession





Session Results and Standings

Sheet	Team	LSD/LSFE	1	2	3	4	5	6	7	8	9	10	Extra Ends	Total
E	PHI - Philippines	14.9cm *	2	2	0	0	1	1	0	2	0	X		8
	HKG - Hong Kong, China	399.2cm	0	0	2	2	0	0	0	0	0	X		4
F	NGR - Nigeria	93.7cm	1	0	0	0	0	3	0	X	X	X		4
	JAM - Jamaica	50.9cm *	0	2	4	2	4	0	3	X	X	X		15
G	BRA - Brazil	183.4cm	0	0	0	1	0	0	X	X	X	X		1
	KAZ - Kazakhstan	100.1cm *	2	3	5	0	2	3	X	X	X	X		15
H	KEN - Kenya	399.2cm	0	0	0	0	1	0	X	X	X	X		1
	AUS - Australia	262.5cm *	4	4	1	1	0	3	X	X	X	X		13

Current Standings

Rank	Team	Games	Wins	Losses	
1	PHI - Philippines	5	5	0	Q
2	AUS - Australia	5	4	1	
2	KAZ - Kazakhstan	5	4	1	
4	JAM - Jamaica	5	3	2	
5	BRA - Brazil	5	2	3	
6	HKG - Hong Kong, China	5	1	4	
6	NGR - Nigeria	5	1	4	
8	KEN - Kenya	5	0	5	

Note:
Under World Curling rules, tie-breaking rules for standings are not applied until after the last game of the round robin.

Legend:
LSD Last Stone Draw **LSFE(*)** Last Stone First End **Q** Qualified for the play-offs
X Unplayed/unfinished end due to concession



Session Results and Standings

Sheet	Team	LSD/LSFE	1	2	3	4	5	6	7	8	9	10	Extra Ends	Total
E	KEN - Kenya	385.4cm	0	1	0	0	1	1	0	3	1	0		7
	NGR - Nigeria	329.6cm *	1	0	1	2	0	0	3	0	0	1		8
F	BRA - Brazil	137.1cm *	5	0	1	1	0	0	0	0	0	2	0	9
	PHI - Philippines	297.1cm	0	2	0	0	1	2	1	3	0	0	4	13
G	AUS - Australia	129.2cm *	1	1	0	0	5	1	1	X	X	X		9
	HKG - Hong Kong, China	133.4cm	0	0	1	0	0	0	0	X	X	X		1
H	KAZ - Kazakhstan	187.8cm *	0	2	0	0	0	2	1	0	1	1		7
	JAM - Jamaica	220.0cm	0	0	1	2	0	0	0	1	0	0		4

Current Standings

Rank	Team	Games	Wins	Losses
1	PHI - Philippines	4	4	0
2	AUS - Australia	4	3	1
2	KAZ - Kazakhstan	4	3	1
4	BRA - Brazil	4	2	2
4	JAM - Jamaica	4	2	2
6	HKG - Hong Kong, China	4	1	3
6	NGR - Nigeria	4	1	3
8	KEN - Kenya	4	0	4

Note:
Under World Curling rules, tie-breaking rules for standings are not applied until after the last game of the round robin.

Legend:
LSD Last Stone Draw **LSFE(*)** Last Stone First End **X** Unplayed/unfinished end due to concession



PCCC-B 2024
Lacombe, AB, Canada

Pan Continental Curling Championships 2024
Gary Moe Sportsplex
B-Division Women



MON 28 OCT 2024
Start Time 14:00

Round Robin Session 3

**WORLD
CURLING**

Session Results and Standings

Sheet	Team	LSD/LSFE	1	2	3	4	5	6	7	8	9	10	Extra Ends	Total
E	HKG - Hong Kong, China	121.9cm	0	1	0	2	0	1	0	2	0	X		6
	KAZ - Kazakhstan	35.5cm *	2	0	4	0	1	0	1	0	3	X		11
F	JAM - Jamaica	114.9cm	0	0	0	0	1	0	1	1	1	0		4
	AUS - Australia	53.6cm *	0	1	0	2	0	0	0	0	0	2		5
G	PHI - Philippines	73.3cm *	5	1	0	3	3	2	0	5	X	X		19
	KEN - Kenya	399.2cm	0	0	1	0	0	0	1	0	X	X		2
H	NGR - Nigeria	117.8cm *	0	1	0	0	0	0	0	2	0	X		3
	BRA - Brazil	229.4cm	2	0	0	1	1	4	1	0	1	X		10

Current Standings

Rank	Team	Games	Wins	Losses
1	PHI - Philippines	3	3	0
2	AUS - Australia	3	2	1
2	BRA - Brazil	3	2	1
2	JAM - Jamaica	3	2	1
2	KAZ - Kazakhstan	3	2	1
6	HKG - Hong Kong, China	3	1	2
7	KEN - Kenya	3	0	3
7	NGR - Nigeria	3	0	3

Note:
Under World Curling rules, tie-breaking rules for standings are not applied until after the last game of the round robin.

Legend:
LSD Last Stone Draw LSFE(*) Last Stone First End X Unplayed/unfinished end due to concession

Team NGR permitted to play with three athletes, see Official Communication #1



PCCC-B 2024
Lacombe, AB, Canada

Pan Continental Curling Championships 2024
Gary Moe Sportsplex
B-Division Women



SUN 27 OCT 2024
Start Time 13:30

Round Robin Session 2

WORLD CURLING

Session Results and Standings

Sheet	Team	LSD/LSFE	1	2	3	4	5	6	7	8	9	10	Extra Ends	Total
E	BRA - Brazil	264.9cm	0	0	1	0	1	0	0	1	1	1	0	5
	JAM - Jamaica	129.9cm *	1	1	0	0	0	2	1	0	0	0	1	6
F	KEN - Kenya	327.4cm	0	0	0	0	0	1	X	X	X	X		1
	HKG - Hong Kong, China	315.0cm *	3	3	1	3	4	0	X	X	X	X		14
G	KAZ - Kazakhstan	38.5cm *												W
	NGR - Nigeria	399.2cm												L
H	AUS - Australia	158.0cm *	0	0	1	1	0	1	0	1	0	0		4
	PHI - Philippines	255.9cm	0	0	0	0	2	0	2	0	1	1		6

Current Standings

Rank	Team	Games	Wins	Losses
1	JAM - Jamaica	2	2	0
1	PHI - Philippines	2	2	0
3	AUS - Australia	2	1	1
3	BRA - Brazil	2	1	1
3	HKG - Hong Kong, China	2	1	1
3	KAZ - Kazakhstan	2	1	1
7	KEN - Kenya	2	0	2
DNS	NGR - Nigeria	2	0	2

Note:
Under World Curling rules, tie-breaking rules for standings are not applied until after the last game of the round robin.

Legend:
DNS Did Not Start **L** Loss **LSD** Last Stone Draw
LSFE(*) Last Stone First End **W** Win **X** Unplayed/unfinished end due to concession





Session Results and Standings

Sheet	Team	LSD/LSFE	1	2	3	4	5	6	7	8	9	10	Extra Ends	Total
E	NGR - Nigeria	399.2cm												L
	PHI - Philippines	288.5cm *												W
F	AUS - Australia	113.6cm *	4	0	0	1	0	0	2	0	0	1		8
	KAZ - Kazakhstan	220.3cm	0	0	2	0	1	1	0	0	3	0		7
G	KEN - Kenya	399.2cm	0	0	1	0	0	0	X	X	X	X		1
	BRA - Brazil	299.8cm *	1	4	0	4	4	4	X	X	X	X		17
H	JAM - Jamaica	389.2cm	1	0	0	0	3	0	0	0	4	X		8
	HKG - Hong Kong, China	251.8cm *	0	1	1	2	0	1	0	0	0	X		5

Current Standings

Rank	Team	Games	Wins	Losses
1	AUS - Australia	1	1	0
1	BRA - Brazil	1	1	0
1	JAM - Jamaica	1	1	0
1	PHI - Philippines	1	1	0
5	HKG - Hong Kong, China	1	0	1
5	KAZ - Kazakhstan	1	0	1
5	KEN - Kenya	1	0	1
DNS	NGR - Nigeria	1	0	1

Note:
Under World Curling rules, tie-breaking rules for standings are not applied until after the last game of the round robin.

Legend:
DNS Did Not Start **L** Loss **LSD** Last Stone Draw
LSFE(*) Last Stone First End **W** Win **X** Unplayed/unfinished end due to concession



Entry List by Event

REVISED
1 NOV 17:33

As of FRI 1 NOV 2024

AUS - Australia		
4 S	WILLIAMS Helen	R
3 V	WESTMAN Sara	R
2	TITHERIDGE Karen	R
1	TSOURLENES Kristen	R
A	FREDERICKS ARMSTRONG Michelle	R
C	ARMSTRONG Dustin	
2C	WESTMAN Barry	
NC	MARSHALL Perry (CAN)	

KAZ - Kazakhstan		
4	ALLIYAROVA Tilsimay	R
3 V	KOLYKHALOVA Yekaterina	R
2 S	EBAUYER Angelina	R
1	TASTEMIR Meroy	R
A	EBAUYER Yana	R
C	BATUGIN Anton (RUS)	
O	ZHUZBAY Abylaikhan	
O	-	

BRA - Brazil		
4 S	REGADAS ABREU Isis	L
3 V	BARRELLA Luciana	R
2	MELO Marcelia	R
1	TEODORO Ana	R
A	LADEIRA Rafaela	R
C	ZBEETNOFF Barbara (CAN)	
O	-	
O	-	

KEN - Kenya		
4 S	OGUTA Laventer	R
3 V	OBILO Rose	R
2	KEMU Kyra Sheri	R
1	KIMATHI Grace	R
A	-	
C	OGAK Haggai Odhiambo	
O	-	
O	-	

HKG - Hong Kong, China		
4 S	HUNG Ling-Yue	R
3 V	SHANG Ada	R
2	YAM May	R
1	LI Helen	R
A	-	
C	COLLINS Rick (CAN)	
2C	CHANG Jason	
2C	SMALL Nathan (CAN)	

NGR - Nigeria		
4 S	HASHI Jasmin	R
3 V	WASHINGTON Anteequa	R
2	McKOY Kiana	R
1	-	
A	-	
C	JOHNSON Chad	
O	-	
O	-	

JAM - Jamaica		
4 V	SPURGEON Madeleine	R
3	CHEN Stephanie	R
2 S	SHEPHERD-SPURGEON Margot	R
1	MARRIOTT Alexandra	R
A	CHEN Theresa	R
C	LEGANCHUK Art (CAN)	
O	-	
O	-	

PHI - Philippines		
4 S	DUBBERSTEIN Kathleen	R
3	DUBBERSTEIN Leilani	R
2	COLISAO Roselle	R
1 V	MARIANO Sheila	R
A	BONACHE Anne Marie	R
C	SUAREZ Micha	
2C	CLAWSON Hunter (USA)	
O	GUTIERREZ Miguel (USA)	

Note:

Position and function for each team member:

4 = Fourth, **3** = Third, **2** = Second, **1** = Lead, **A** = Alternate, **S** = Skip, **V** = Vice-Skip

C = Coach, **2C** = 2nd Team Coach, **NC** = National Coach, **T** = Translator, **O** = Team Official

Legend:

L Left-handed

R Right-handed

REVISED

Team NGR permitted to play with three athletes, see Official Communication #1



Competition Officials

As of FRI 25 OCT 2024

Function	Name	Organisation
World Curling President:	WELLING Beau	USA - United States
World Curling Head of Competition:	ROETHLISBERGER Eeva	SUI - Switzerland
World Curling Head of Development & TD:	ARNOLD Scott	CAN - Canada
Chief Umpire:	GOWER Michele	CAN - Canada
Deputy Chief Umpire:	CZARNETZKI Randy	USA - United States
Game Umpires:	CORMIER Sherry	CAN - Canada
	DESMARAIS Alexandre	CAN - Canada
	GLESSING Kevin	CAN - Canada
	HASHIMUKAI Toshikatsu	JPN - Japan
	WHITE Marg	CAN - Canada
Chief Timer:	DEMICK Darrell	CAN - Canada
Deputy Chief Timer:	FETZER Fred	USA - United States
Chief Ice Technician:	MERKLINGER Mike	CAN - Canada
Deputy Chief Ice Technician:	CUTHBERTSON Lewis	CAN - Canada

Legend:
TD Technical Delegate

