



RESULTS BOOK



**Pan Continental
Curling Championships 2025
A-Division - Men
Virginia, MN, USA**

20 - 26 October 2025





PCCC-A 2025
Virginia, Minnesota, USA

U.S. Steel Pan Continental Curling Championships 2025
Iron Trail Motors Event Center
A-Division Men



SUN 26 OCT 2025

Medallists

Medal	Country	Name	Position - Function
GOLD	CAN - Canada	JACOBS Brad	4 S
		KENNEDY Marc	3
		GALLANT Brett	2
		HEBERT Ben	1
		TARDI Tyler	A
		WEBSTER Paul	C
SILVER	USA - United States	SHUSTER John	4 S
		PLYS Christopher	3
		HUFMAN Colin	2
		HAMILTON Matt	1
		CASPER Daniel	A
		MICHAELIS Theran	C
BRONZE	JPN - Japan	YAMAGUCHI Tsuyoshi	3 S
		YANAGISAWA Riku	4
		YAMAMOTO Takeru	2
		KOIZUMI Satoshi	1
		USUI Shingo	A
		URSEL Bob	C

Note:

Position and function for each team member:

4 = Fourth, **3** = Third, **2** = Second, **1** = Lead, **A** = Alternate, **S** = Skip, **C** = Coach



Final Standings

Rank	Team	Players	Position - Function
1	CAN - Canada	JACOBS Brad	4 S
		KENNEDY Marc	3 V
		GALLANT Brett	2
		HEBERT Ben	1
		TARDI Tyler	A
		WEBSTER Paul	C
2	USA - United States	SHUSTER John	4 S
		PLYS Christopher	3 V
		HUFMAN Colin	2
		HAMILTON Matt	1
		CASPER Daniel	A
		MICHAELIS Theran	C
3	JPN - Japan	YANAGISAWA Riku	4 V
		YAMAGUCHI Tsuyoshi	3 S
		YAMAMOTO Takeru	2
		KOIZUMI Satoshi	1
		USUI Shingo	A
		URSEL Bob	C
4	CHN - China	XU Xiaoming	4 S
		FEI Xueqing	3 V
		LI Zhichao	2
		XU Jingtao	1
		YANG Bohao	A
		TAN Weidong	C
5	KOR - Korea	KIM Soo-Hyuk	4 S
		KIM Changmin	3 V
		YOO Minhyeon	2
		KIM Hak Kyun	1
		JEON Jae Ik	A
		YOON So Min	C
6	PHI - Philippines	PFISTER Marc	4 S
		HALLER Christian	3 V
		PFISTER Enrico	2
		CARPENTER Brayden	1
		FREI Alan	A
		WERTHEMANN Bernhard	C
7	NZL - New Zealand	BECKER Sean	4 S
		PALANUIK Jared	3
		DOBSON Warren	2 V
		BECKER Scott	1
		BECKER James	A
		BECKER Bridget	C
8	AUS - Australia	DAVIS Tanner	4 V
		PANOUSI Matt	3
		JOHNS Steve	2
		MILLIKIN Hugh	1 S
		DAVIS Geoff	A
		-	C

Note:

Position and function for each team member:

4 = Fourth, **3** = Third, **2** = Second, **1** = Lead, **A** = Alternate, **S** = Skip, **V** = Vice-Skip, **C** = Coach

The top 5 ranked teams are qualified for the World Men's Curling Championship 2026 in Ogden, UT, USA




Competition Summary

Session	Date	Time	Sheet A	Sheet B	Sheet C	Sheet D
Session 1	MON 20 OCT	19:00	AUS 3-9 PHI	KOR 11-4 NZL	CAN 10-4 CHN	JPN 3-8 USA
Session 2	TUE 21 OCT	14:00	NZL 2-8 CHN	JPN 9-3 AUS	USA 7-3 KOR	PHI 3-10 CAN
Session 3	WED 22 OCT	9:00	KOR 6-14 CAN	USA 9-2 PHI	CHN 9-3 AUS	NZL 3-7 JPN
Session 4	WED 22 OCT	19:00	USA 13-2 AUS	NZL 1-7 CAN	PHI 4-7 JPN	CHN 10-3 KOR
Session 5	THU 23 OCT	14:00	JPN 7-6 KOR	PHI 5-7 CHN	NZL 4-11 USA	CAN 8-2 AUS
Session 6	FRI 24 OCT	9:00	PHI 7-3 NZL	AUS 2-9 KOR	JPN 3-8 CAN	USA 8-5 CHN
Session 7	FRI 24 OCT	19:00	CHN 7-9 JPN	CAN ⁶ / _{EE} -5 USA	AUS 5-9 NZL	KOR ⁹ / _{EE} -8 PHI
Semi-finals	SAT 25 OCT	14:00	CAN 5-4 CHN			USA 9-3 JPN
Bronze Medal	SUN 26 OCT	8:30		JPN 6-5 CHN		
Gold Medal	SUN 26 OCT	12:30		CAN 7-3 USA		

Standings after Round Robin

Rank	Team	Games	Wins	Losses	
1	CAN - Canada	7	7	0	Q
2	USA - United States	7	6	1	Q
3	JPN - Japan	7	5	2	Q
4	CHN - China	7	4	3	Q
5	KOR - Korea	7	3	4	
6	PHI - Philippines	7	2	5	
7	NZL - New Zealand	7	1	6	
8	AUS - Australia	7	0	7	

Play-offs Bracket



Legend:

EE Extra End

Q Qualified for the play-offs

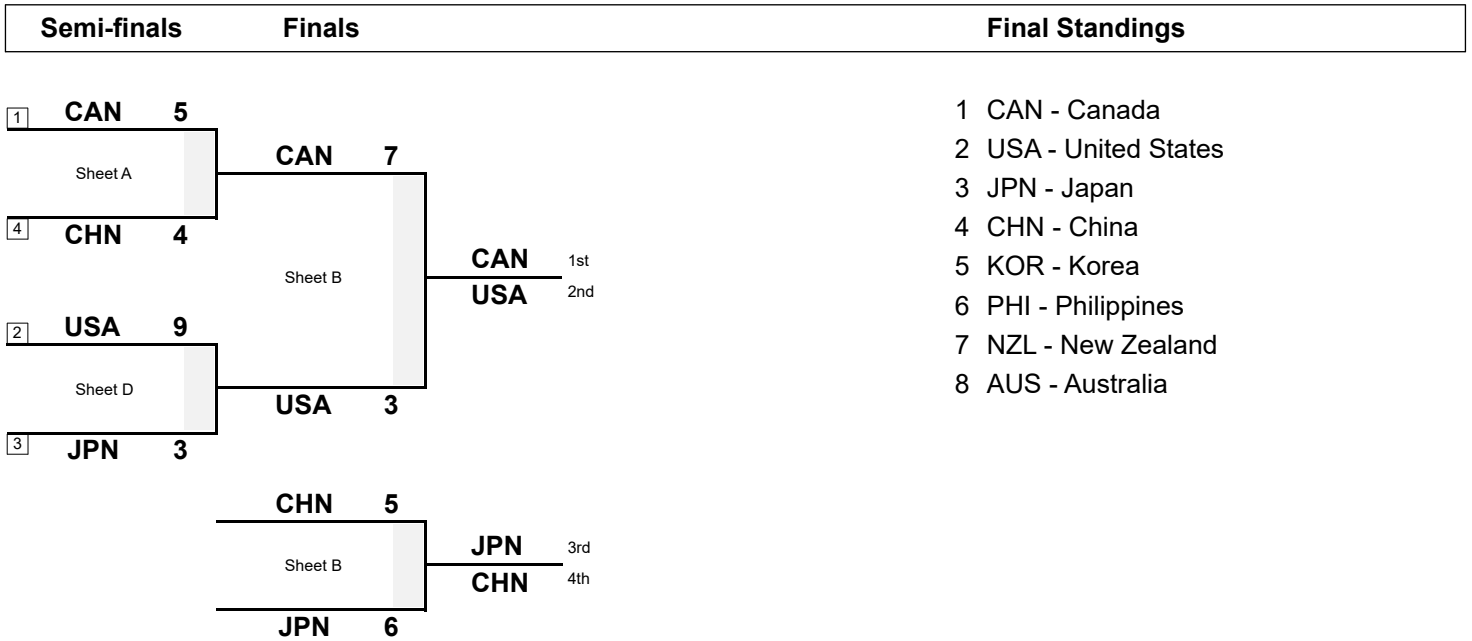
The top 5 ranked teams are qualified for the World Men's Curling Championship 2026 in Ogden, UT, USA



Session Results and Standings

Sheet	Team	LSFE	1	2	3	4	5	6	7	8	9	10	Extra Ends	Total
B	CAN - Canada	*	0	0	0	1	0	2	0	0	2	2		7
	USA - United States		0	0	0	0	2	0	0	1	0	0		3

Play-offs Bracket



Legend:
LSFE(*) Last Stone First End





SUN 26 OCT 2025
Start Time 12:30

Gold Medal Game



Game Results

Sheet	Team	LSFE	1	2	3	4	5	6	7	8	9	10	Extra Ends	Total
B	CAN - Canada	*	0	0	0	1	0	2	0	0	2	2		7
	USA - United States		0	0	0	0	2	0	0	1	0	0		3

CAN - Canada		Shot Success	Game	All
4 S	JACOBS Brad	89%	91%	
3 V	KENNEDY Marc	91%	91%	
2	GALLANT Brett	90%	91%	
1	HEBERT Ben	96%	92%	
A	TARDI Tyler	-	86%	
Team Total		92%	91%	

USA - United States		Shot Success	Game	All
4 S	SHUSTER John	91%	88%	
3 V	PLYS Christopher	83%	90%	
2	HUFMAN Colin	90%	85%	
1	HAMILTON Matt	85%	88%	
A	CASPER Daniel	-	81%	
Team Total		87%	87%	

Time remaining: 1 minute 53 seconds

Time remaining: 3 minutes 0 seconds

Time-out: End 10 - CAN stone 8

Shot Success Analysis

CAN - Canada		↻	↺	Game
4 JACOBS Brad	Draws	1 100%	2 50%	3 67%
	Take-outs	7 93%	10 93%	17 93%
	Total	8 94%	12 85%	20 89%
3 KENNEDY Marc	Draws	0 -	1 100%	1 100%
	Take-outs	9 89%	10 93%	19 91%
	Total	9 89%	11 93%	20 91%
2 GALLANT Brett	Draws	1 100%	4 100%	5 100%
	Take-outs	8 81%	7 93%	15 87%
	Total	9 83%	11 95%	20 90%
1 HEBERT Ben	Draws	1 100%	18 97%	19 97%
	Take-outs	1 75%	0 -	1 75%
	Total	2 88%	18 97%	20 96%
A TARDI Tyler	Draws	0 -	0 -	0 -
	Take-outs	0 -	0 -	0 -
	Total	0 -	0 -	0 -
Team	Draws	3 100%	25 94%	28 95%
	Take-outs	25 87%	27 93%	52 90%
	Total	28 88%	52 93%	80 92%

USA - United States		↻	↺	Game
4 SHUSTER John	Draws	1 50%	6 88%	7 82%
	Take-outs	4 100%	8 94%	12 96%
	Total	5 90%	14 91%	19 91%
3 PLYS Christopher	Draws	2 75%	4 75%	6 75%
	Take-outs	6 100%	8 75%	14 86%
	Total	8 94%	12 75%	20 83%
2 HUFMAN Colin	Draws	7 96%	3 67%	10 88%
	Take-outs	7 96%	3 83%	10 93%
	Total	14 96%	6 75%	20 90%
1 HAMILTON Matt	Draws	15 87%	4 75%	19 84%
	Take-outs	0 -	1 100%	1 100%
	Total	15 87%	5 80%	20 85%
A CASPER Daniel	Draws	0 -	0 -	0 -
	Take-outs	0 -	0 -	0 -
	Total	0 -	0 -	0 -
Team	Draws	25 87%	17 78%	42 83%
	Take-outs	17 99%	20 85%	37 91%
	Total	42 92%	37 82%	79 87%

Note:
Position and function for each team member:
4 = Fourth, 3 = Third, 2 = Second, 1 = Lead, A = Alternate, S = Skip, V = Vice-Skip

Legend:
↻ Clockwise ↺ Counter-clockwise LSFE(*) Last Stone First End





Game - Shot by Shot

End 1 **CAN - Canada 0 + 0 (this end) = 0** **USA - United States 0 + 0 (this end) = 0**



	CAN	USA
Total Score	0	0
Time left	34:59	35:29

Legend:
 ↻ Clockwise ↺ Counter-clockwise - Not considered





PCC-A 2025
Virginia, Minnesota, USA

U.S. Steel Pan Continental Curling Championships 2025
Iron Trail Motors Event Center
A-Division Men



SUN 26 OCT 2025
Start Time 12:30

Gold Medal Game

WORLD CURLING

Game - Shot by Shot

End 2 ● **CAN - Canada** 0 + 0 (this end) = 0 ● **USA - United States** 0 + 0 (this end) = 0



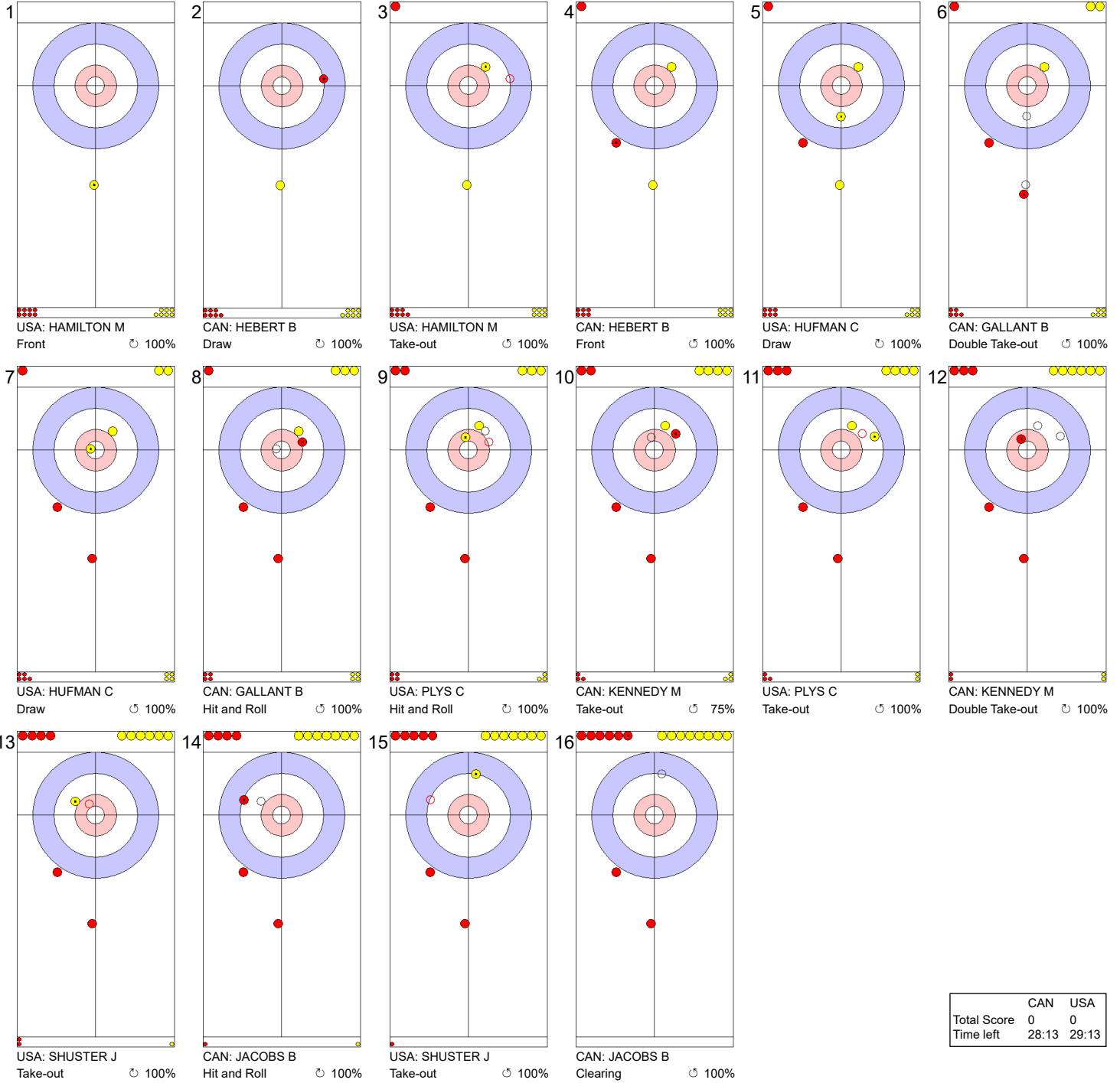
Legend:
 ↻ Clockwise ↺ Counter-clockwise - Not considered





Game - Shot by Shot

End 3 **CAN - Canada 0 + 0 (this end) = 0** **USA - United States 0 + 0 (this end) = 0**



	CAN	USA
Total Score	0	0
Time left	28:13	29:13

Legend:
 ↻ Clockwise ↺ Counter-clockwise - Not considered





Game - Shot by Shot

End 4 **CAN - Canada 0 + 1 (this end) = 1** **USA - United States 0 + 0 (this end) = 0**



	CAN	USA
Total Score	1	0
Time left	24:01	25:10

Legend:
 ↻ Clockwise ↺ Counter-clockwise - Not considered





Game - Shot by Shot

End 5 **CAN - Canada 1 + 0 (this end) = 1** **USA - United States 0 + 2 (this end) = 2**



	CAN	USA
Total Score	1	2
Time left	19:25	21:21

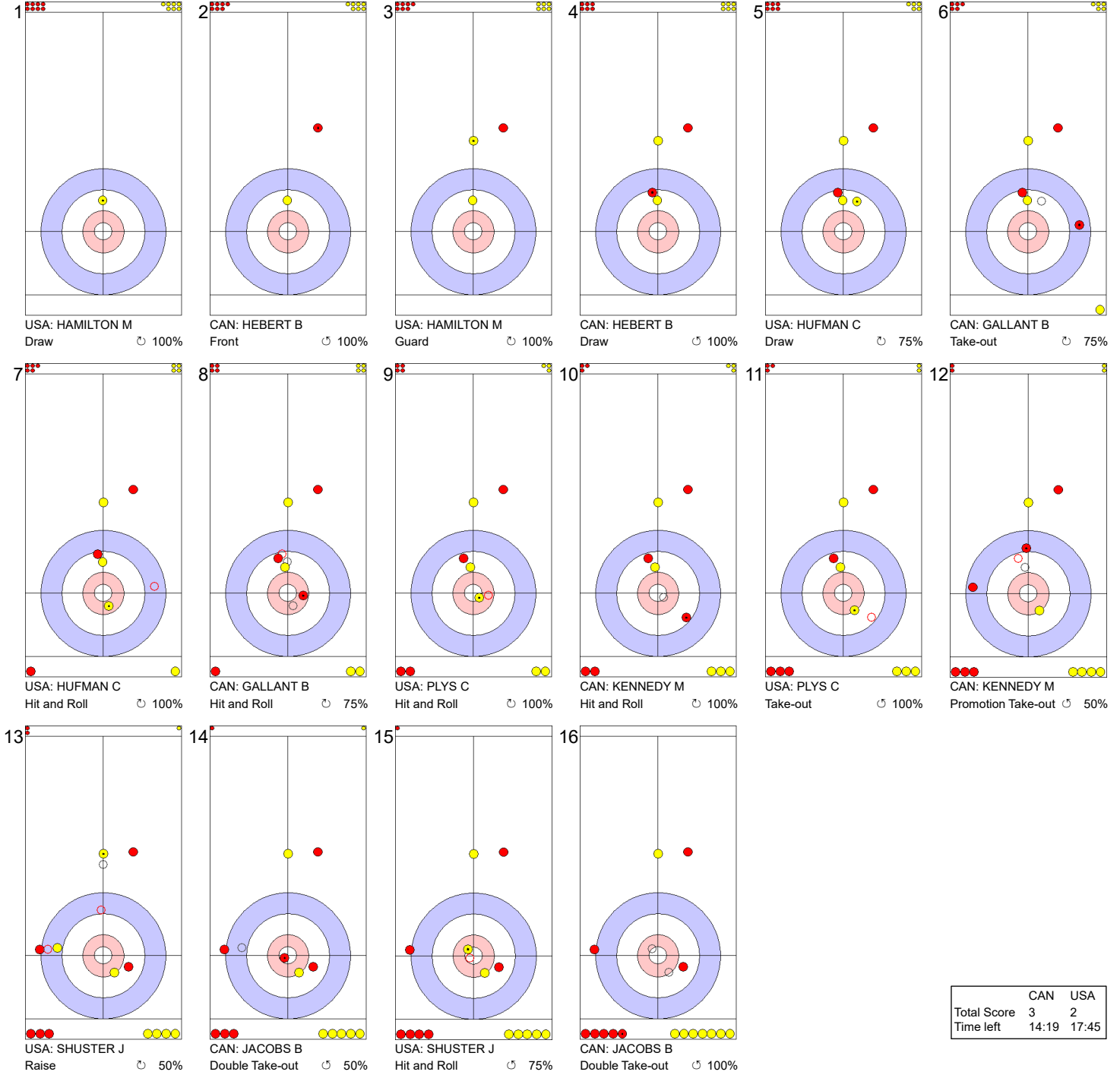
Legend:
 ↻ Clockwise ↺ Counter-clockwise - Not considered





Game - Shot by Shot

End 6 ● **CAN - Canada** 1 + 2 (this end) = 3 ● **USA - United States** 2 + 0 (this end) = 2



	CAN	USA
Total Score	3	2
Time left	14:19	17:45

Legend:
 ↻ Clockwise ↺ Counter-clockwise - Not considered





Game - Shot by Shot

End 7 **CAN - Canada 3 + 0 (this end) = 3** **USA - United States 2 + 0 (this end) = 2**



	CAN	USA
Total Score	3	2
Time left	11:19	14:26

Legend:
 ↻ Clockwise ↺ Counter-clockwise - Not considered





Game - Shot by Shot

End 8 **CAN - Canada 3 + 0 (this end) = 3** **USA - United States 2 + 1 (this end) = 3**



	CAN	USA
Total Score	3	3
Time left	8:20	10:48

Legend:
 ↻ Clockwise ↺ Counter-clockwise - Not considered





Game - Shot by Shot

End 9 **CAN - Canada 3 + 2 (this end) = 5** **USA - United States 3 + 0 (this end) = 3**



	CAN	USA
Total Score	5	3
Time left	5:26	6:13

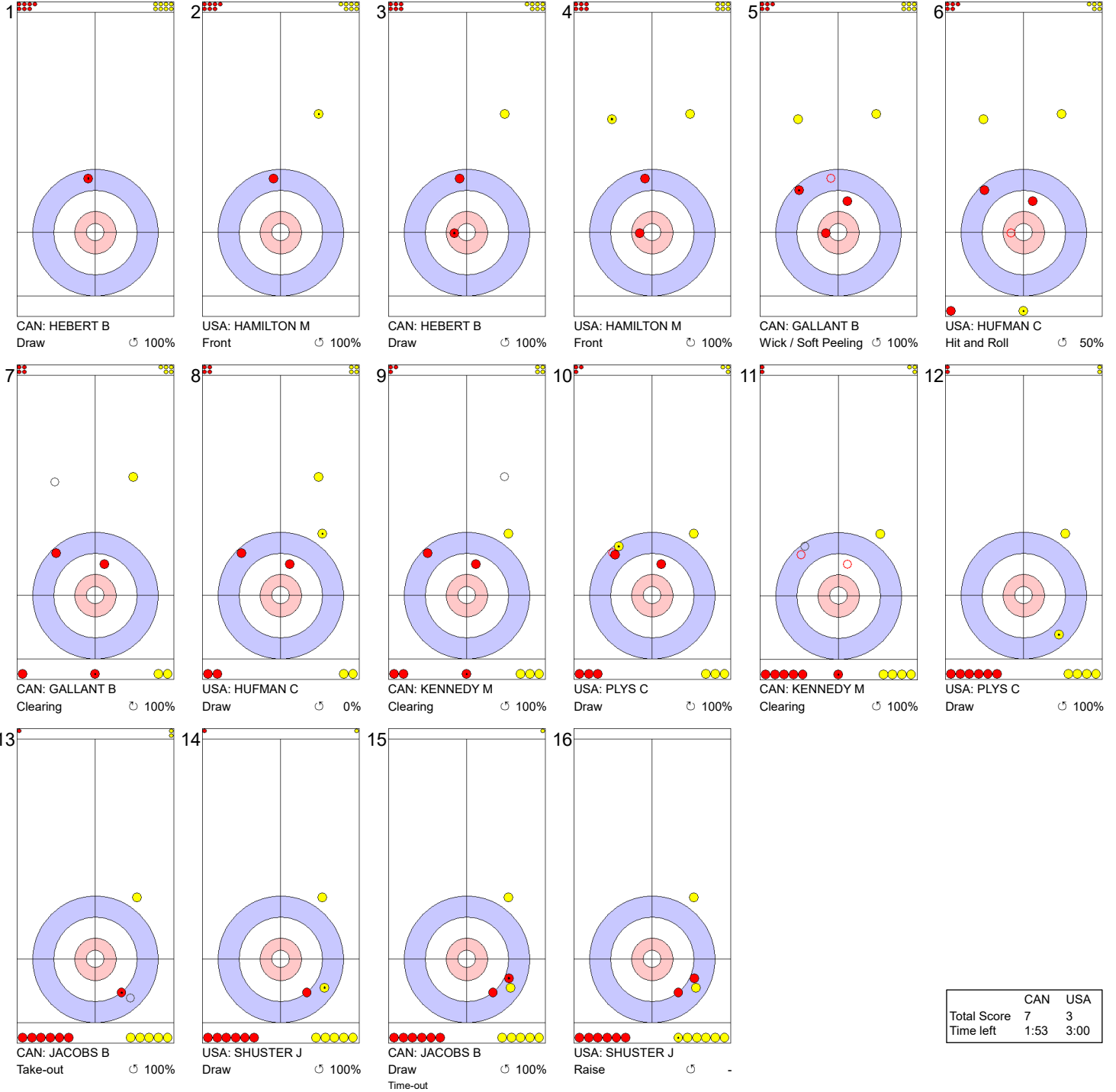
Legend:
 ↻ Clockwise ↺ Counter-clockwise - Not considered





Game - Shot by Shot

End 10 ● **CAN - Canada** 5 + 2 (this end) = 7 ● **USA - United States** 3 + 0 (this end) = 3



	CAN	USA
Total Score	7	3
Time left	1:53	3:00

Legend:
 ↻ Clockwise ↺ Counter-clockwise - Not considered





Cumulative Player Statistics by Team

CAN - Canada

JACOBS Brad 4 S Right-handed

Type	↻	%	↺	%	Total	%
Draw	19	95	21	81	40	88
Front	0	-	0	-	0	-
Guard	4	94	4	100	8	97
Raise	4	100	3	100	7	100
Wick / Soft Peeling	2	50	1	50	3	50
Freeze	0	-	0	-	0	-
Take-out	15	97	24	98	39	97
Hit and Roll	14	86	9	89	23	87
Clearing	4	100	6	100	10	100
Double Take-out	7	86	7	71	14	79
Promotion Take-out	2	100	3	100	5	100
All Draws	29	92	29	84	58	88
All Take-outs	42	92	49	93	91	92
Total	71	92	78	90	149	91
Not considered					0	-

HEBERT Ben 1 Right-handed

Type	↻	%	↺	%	Total	%
Draw	25	94	41	88	66	90
Front	20	91	44	97	64	95
Guard	0	-	1	100	1	100
Raise	0	-	1	100	1	100
Wick / Soft Peeling	0	-	1	100	1	100
Freeze	0	-	0	-	0	-
Take-out	0	-	3	83	3	83
Hit and Roll	1	75	1	50	2	63
Clearing	0	-	0	-	0	-
Double Take-out	0	-	0	-	0	-
Promotion Take-out	0	-	0	-	0	-
All Draws	45	93	88	93	133	93
All Take-outs	1	75	4	75	5	75
Total	46	92	92	92	138	92
Not considered					0	-

KENNEDY Marc 3 V Left-handed

Type	↻	%	↺	%	Total	%
Draw	16	88	14	98	30	93
Front	0	-	0	-	0	-
Guard	8	100	4	100	12	100
Raise	1	50	0	-	1	50
Wick / Soft Peeling	1	100	0	-	1	100
Freeze	0	-	0	-	0	-
Take-out	17	87	18	93	35	90
Hit and Roll	12	90	12	88	24	89
Clearing	5	100	19	92	24	94
Double Take-out	9	89	7	86	16	88
Promotion Take-out	2	100	4	88	6	92
All Draws	26	90	18	99	44	94
All Take-outs	45	90	60	90	105	90
Total	71	90	78	92	149	91
Not considered					1	-

TARDI Tyler A Left-handed

Type	↻	%	↺	%	Total	%
Draw	2	100	8	88	10	90
Front	0	-	6	96	6	96
Guard	0	-	0	-	0	-
Raise	1	0	0	-	1	0
Wick / Soft Peeling	0	-	0	-	0	-
Freeze	0	-	0	-	0	-
Take-out	2	100	3	67	5	80
Hit and Roll	0	-	0	-	0	-
Clearing	1	100	1	100	2	100
Double Take-out	0	-	0	-	0	-
Promotion Take-out	0	-	0	-	0	-
All Draws	3	67	14	91	17	87
All Take-outs	3	100	4	75	7	86
Total	6	83	18	88	24	86
Not considered					0	-

GALLANT Brett 2 Right-handed

Type	↻	%	↺	%	Total	%
Draw	19	92	20	94	39	93
Front	1	100	2	100	3	100
Guard	0	-	1	100	1	100
Raise	2	63	1	100	3	75
Wick / Soft Peeling	0	-	2	100	2	100
Freeze	0	-	0	-	0	-
Take-out	8	84	12	90	20	88
Hit and Roll	6	71	8	88	14	80
Clearing	10	100	25	93	35	95
Double Take-out	7	86	10	90	17	88
Promotion Take-out	2	88	2	100	4	94
All Draws	22	90	26	95	48	93
All Take-outs	33	87	57	91	90	90
Total	55	88	83	92	138	91
Not considered					0	-

Team: CAN - Canada

Type	↻	%	↺	%	Total	%
Draw	81	93	104	89	185	91
Front	21	92	52	97	73	96
Guard	12	98	10	100	22	99
Raise	8	72	5	100	13	83
Wick / Soft Peeling	3	67	4	88	7	79
Freeze	0	-	0	-	0	-
Take-out	42	90	60	93	102	92
Hit and Roll	33	84	30	87	63	85
Clearing	20	100	51	94	71	95
Double Take-out	23	87	24	83	47	85
Promotion Take-out	6	96	9	94	15	95
All Draws	125	91	175	92	300	92
All Take-outs	124	90	174	91	298	90
Total	249	90	349	91	598	91
Not considered					1	-

Note:
Position and function for each team member:
4 = Fourth, 3 = Third, 2 = Second, 1 = Lead, A = Alternate, S = Skip, V = Vice-Skip

Legend:
↻ Clockwise ↺ Counter-clockwise



Cumulative Player Statistics by Team

USA - United States

SHUSTER John 4 S Right-handed

Type	↻	%	↺	%	Total	%
Draw	27	87	23	89	50	88
Front	0	-	0	-	0	-
Guard	4	100	0	-	4	100
Raise	4	63	4	100	8	81
Wick / Soft Peeling	1	50	2	100	3	83
Freeze	0	-	1	25	1	25
Take-out	18	94	27	98	45	97
Hit and Roll	6	83	8	84	14	84
Clearing	5	100	9	81	14	88
Double Take-out	7	82	3	67	10	78
Promotion Take-out	5	80	2	50	7	71
All Draws	36	85	30	89	66	87
All Take-outs	41	90	49	89	90	89
Total	77	87	79	89	156	88
Not considered					2	-

HAMILTON Matt 1 Right-handed

Type	↻	%	↺	%	Total	%
Draw	56	86	6	79	62	85
Front	39	93	16	92	55	93
Guard	3	75	1	50	4	69
Raise	2	75	0	-	2	75
Wick / Soft Peeling	1	100	1	50	2	75
Freeze	0	-	0	-	0	-
Take-out	7	93	6	100	13	96
Hit and Roll	2	100	0	-	2	100
Clearing	1	50	0	-	1	50
Double Take-out	1	50	0	-	1	50
Promotion Take-out	0	-	0	-	0	-
All Draws	101	88	24	85	125	88
All Take-outs	11	86	6	100	17	91
Total	112	88	30	88	142	88
Not considered					0	-

PLYS Christopher 3 V Right-handed

Type	↻	%	↺	%	Total	%
Draw	20	94	17	96	37	95
Front	3	83	2	100	5	90
Guard	5	85	1	100	6	88
Raise	3	75	4	75	7	75
Wick / Soft Peeling	0	-	0	-	0	-
Freeze	0	-	0	-	0	-
Take-out	17	88	19	97	36	93
Hit and Roll	14	86	23	86	37	86
Clearing	9	83	5	90	14	86
Double Take-out	2	100	10	85	12	88
Promotion Take-out	1	100	3	92	4	94
All Draws	31	90	24	93	55	91
All Take-outs	43	87	60	90	103	89
Total	74	88	84	91	158	90
Not considered					0	-

CASPER Daniel A Right-handed

Type	↻	%	↺	%	Total	%
Draw	7	79	5	70	12	75
Front	0	-	2	100	2	100
Guard	0	-	0	-	0	-
Raise	0	-	1	100	1	100
Wick / Soft Peeling	1	0	0	-	1	0
Freeze	0	-	0	-	0	-
Take-out	2	100	8	91	10	93
Hit and Roll	0	-	0	-	0	-
Clearing	0	-	1	100	1	100
Double Take-out	0	-	1	50	1	50
Promotion Take-out	0	-	0	-	0	-
All Draws	8	69	8	81	16	75
All Take-outs	2	100	10	88	12	90
Total	10	75	18	85	28	81
Not considered					0	-

HUFMAN Colin 2 Right-handed

Type	↻	%	↺	%	Total	%
Draw	22	86	10	88	32	87
Front	6	100	1	100	7	100
Guard	7	100	2	88	9	97
Raise	0	-	4	94	4	94
Wick / Soft Peeling	1	100	0	-	1	100
Freeze	0	-	0	-	0	-
Take-out	19	83	7	71	26	80
Hit and Roll	9	75	10	88	19	82
Clearing	14	80	16	92	30	87
Double Take-out	5	100	8	69	13	81
Promotion Take-out	2	75	3	50	5	60
All Draws	36	92	17	90	53	91
All Take-outs	49	82	44	81	93	81
Total	85	86	61	83	146	85
Not considered					0	-

Team: USA - United States

Type	↻	%	↺	%	Total	%
Draw	132	87	61	88	193	87
Front	48	93	21	94	69	93
Guard	19	92	4	81	23	90
Raise	9	69	13	90	22	82
Wick / Soft Peeling	4	63	3	83	7	71
Freeze	0	-	1	25	1	25
Take-out	63	89	67	94	130	92
Hit and Roll	31	83	41	86	72	85
Clearing	29	84	31	89	60	86
Double Take-out	15	88	22	75	37	80
Promotion Take-out	8	81	8	66	16	73
All Draws	212	88	103	89	315	88
All Take-outs	146	86	169	87	315	87
Total	358	87	272	88	630	87
Not considered					2	-

Note:
Position and function for each team member:
4 = Fourth, **3** = Third, **2** = Second, **1** = Lead, **A** = Alternate, **S** = Skip, **V** = Vice-Skip

Legend:
↻ Clockwise ↺ Counter-clockwise





Scoring Analysis

Team	Games	LSFE	Stolen Ends	Last Stone Eff.	Force Eff.	Points Scored							Total	Plus / Minus
						0	1	2	3	4	>4			
CAN	For	9	9	61%	74%	6	17	12	7	2	1	75	+44	
	Against	0	1			6	18	5	1	0	0	31		
USA	For	7	10	55%	70%	7	15	9	7	2	2	73	+38	
	Against	2	4			10	19	8	0	0	0	35		
CHN	For	3	9	52%	60%	4	17	15	4	0	0	59	+8	
	Against	6	4			7	22	7	5	0	0	51		
JPN	For	5	6	47%	40%	10	17	12	3	1	0	54	+1	
	Against	4	5			5	14	11	4	0	1	53		
KOR	For	4	10	30%	39%	4	18	5	5	1	0	47	-5	
	Against	3	11			1	16	7	3	2	1	52		
PHI	For	2	6	36%	46%	2	18	7	2	0	0	38	-10	
	Against	5	4			5	13	11	3	1	0	48		
NZL	For	0	3	18%	35%	2	13	5	1	0	0	26	-30	
	Against	7	12			3	17	8	5	2	0	56		
AUS	For	2	0	10%	21%	2	14	3	0	0	0	20	-46	
	Against	5	12			0	10	11	8	1	1	66		
Total	32		53			37	129	68	29	6	3	392		

Note:

Stolen ends are the ends won without the last stone advantage.

Last Stone Efficiency: Scoring two or more points with last stone advantage.

Force Efficiency: Forcing the opponent team to score only one point when they have the last stone advantage.

Legend:

>4 More than four points scored

Eff. Efficiency

LSFE Last Stone First End



Summary of Big Ends

Points Scored	By	Against	Session	End	Game Result
6	USA - United States	AUS - Australia	4	5	13 : 2
5	CAN - Canada	KOR - Korea	3	8	14 : 6
5	USA - United States	JPN - Japan	SF	7	9 : 3
4	CAN - Canada	KOR - Korea	3	6	14 : 6
4	CAN - Canada	PHI - Philippines	2	9	10 : 3
4	USA - United States	NZL - New Zealand	5	8	11 : 4
4	USA - United States	AUS - Australia	4	2	13 : 2
4	JPN - Japan	KOR - Korea	5	8	7 : 6
4	KOR - Korea	NZL - New Zealand	1	10	11 : 4

Note:
Big ends are defined as ends with a score of four or more points.

Legend:
SF Semi-finals



Time-out Statistics

Team	Games	Number of Time-outs	Average Shot Success on Next Stone
CAN - Canada	9	4	100%
JPN - Japan	9	5	100%
NZL - New Zealand	7	3	83%
USA - United States	9	2	75%
PHI - Philippines	7	4	68%
CHN - China	9	5	60%
AUS - Australia	7	1	50%
KOR - Korea	7	5	45%
Total	32	29	74%



PCCCA 2025
Virginia, Minnesota, USA

U.S. Steel Pan Continental Curling Championships 2025
Iron Trail Motors Event Center
A-Division Men



SUN 26 OCT 2025
Start Time 8:30

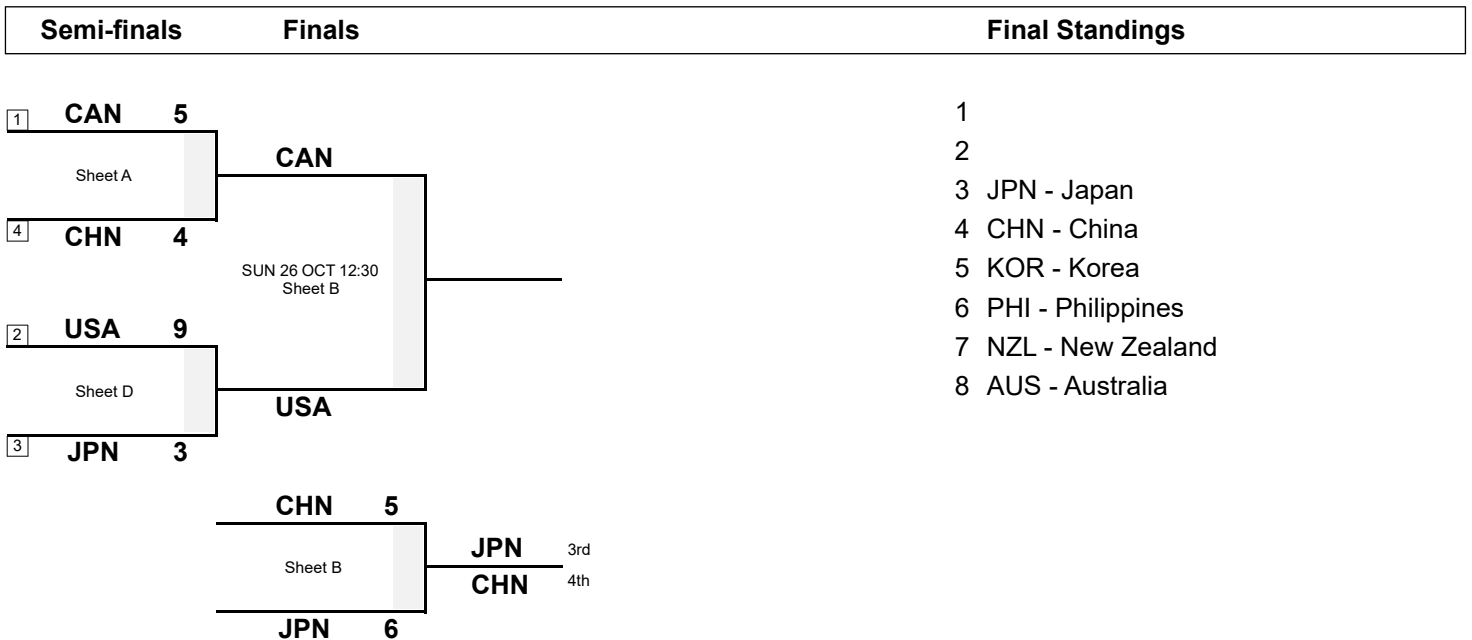
Bronze Medal Game



Session Results and Standings

Sheet	Team	LSFE	1	2	3	4	5	6	7	8	9	10	Extra Ends	Total
B	JPN - Japan	*	0	1	0	0	1	0	1	1	0	2		6
	CHN - China		1	0	2	0	0	0	0	0	2	0		5

Play-offs Bracket



Legend:
LSFE(*) Last Stone First End



Game Results

Sheet	Team	LSFE	1	2	3	4	5	6	7	8	9	10	Extra Ends	Total
B	JPN - Japan	*	0	1	0	0	1	0	1	1	0	2		6
	CHN - China		1	0	2	0	0	0	0	0	2	0		5

JPN - Japan		Shot Success	Game	All
4 V	YANAGISAWA Riku	82%	82%	81%
3 S	YAMAGUCHI Tsuyoshi	94%	94%	88%
2	YAMAMOTO Takeru	85%	85%	84%
1	KOIZUMI Satoshi	94%	94%	92%
A	USUI Shingo	-	-	-
Team Total		89%	89%	86%

CHN - China		Shot Success	Game	All
4 S	XU Xiaoming	79%	79%	86%
3 V	FEI Xueqing	81%	81%	82%
2	LI Zhichao	89%	89%	84%
1	XU Jingtao	94%	94%	89%
A	YANG Bohao	-	-	-
Team Total		86%	86%	85%

Time remaining: 0 minutes 28 seconds

Time-out: End 9 - JPN stone 5

Time remaining: 0 minutes 22 seconds

Time-out: End 9 - CHN stone 6

Shot Success Analysis

JPN - Japan		↻	↺	Game
4	YANAGISAWA Riku	Draws 3 92%	4 81%	7 86%
		Take-outs 3 92%	9 75%	12 79%
		Total 6 92%	13 77%	19 82%
3	YAMAGUCHI Tsuyoshi	Draws 2 100%	5 100%	7 100%
		Take-outs 6 88%	7 93%	13 90%
		Total 8 91%	12 96%	20 94%
2	YAMAMOTO Takeru	Draws 5 60%	5 100%	10 80%
		Take-outs 7 86%	3 100%	10 90%
		Total 12 75%	8 100%	20 85%
1	KOIZUMI Satoshi	Draws 11 93%	5 100%	16 95%
		Take-outs 3 100%	1 50%	4 88%
		Total 14 95%	6 92%	20 94%
A	USUI Shingo	Draws 0 -	0 -	0 -
		Take-outs 0 -	0 -	0 -
		Total 0 -	0 -	0 -
Team		Draws 21 86%	19 96%	40 91%
		Take-outs 19 89%	20 84%	39 87%
		Total 40 88%	39 90%	79 89%

CHN - China		↻	↺	Game
4	XU Xiaoming	Draws 1 100%	3 75%	4 81%
		Take-outs 9 67%	7 93%	16 78%
		Total 10 70%	10 88%	20 79%
3	FEI Xueqing	Draws 5 70%	0 -	5 70%
		Take-outs 8 97%	7 71%	15 85%
		Total 13 87%	7 71%	20 81%
2	LI Zhichao	Draws 5 95%	3 83%	8 91%
		Take-outs 4 100%	8 81%	12 88%
		Total 9 97%	11 82%	20 89%
1	XU Jingtao	Draws 15 93%	3 92%	18 93%
		Take-outs 2 100%	0 -	2 100%
		Total 17 94%	3 92%	20 94%
A	YANG Bohao	Draws 0 -	0 -	0 -
		Take-outs 0 -	0 -	0 -
		Total 0 -	0 -	0 -
Team		Draws 26 89%	9 83%	35 88%
		Take-outs 23 86%	22 82%	45 84%
		Total 49 88%	31 82%	80 86%

Note:

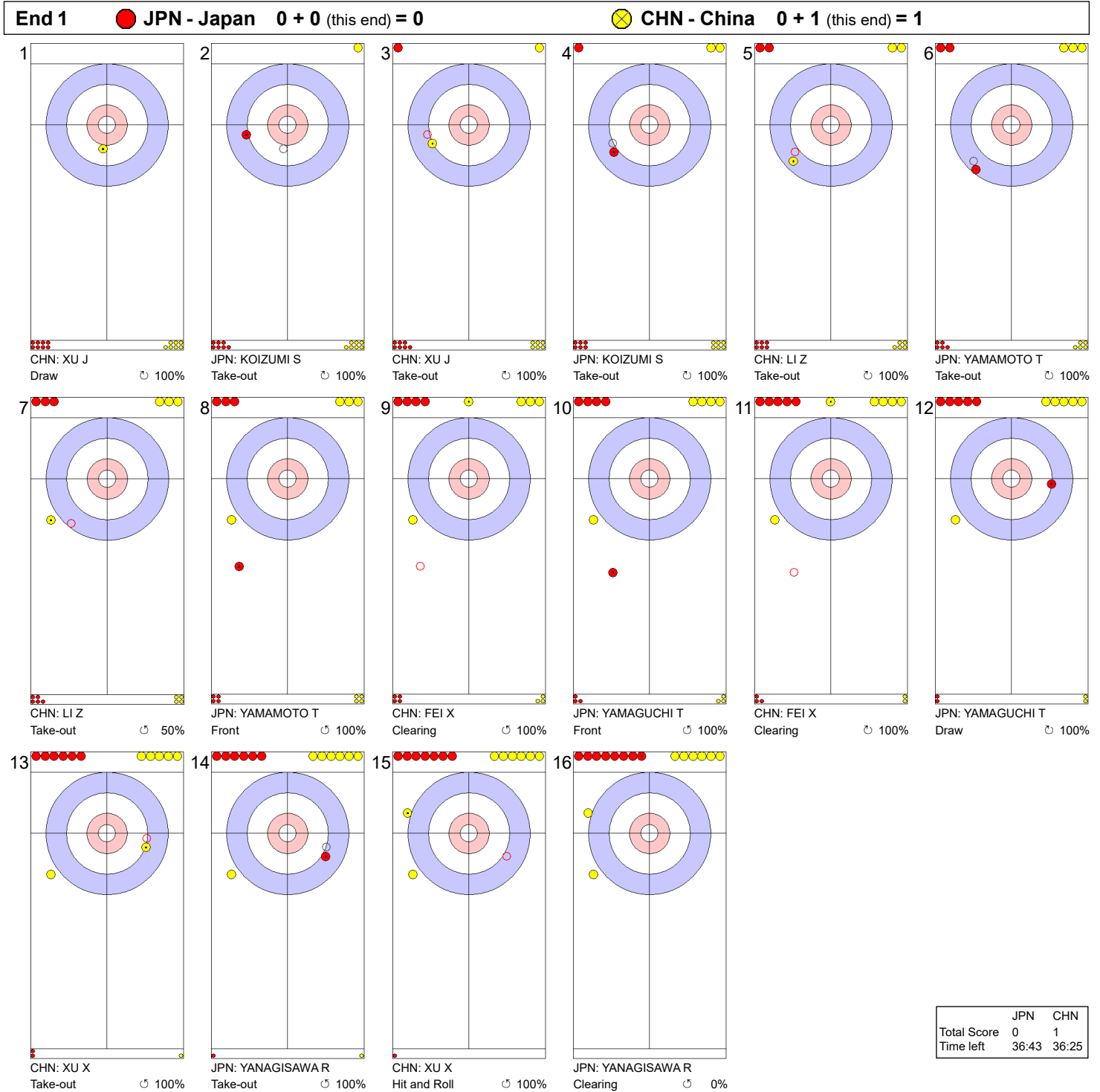
Position and function for each team member:
4 = Fourth, **3** = Third, **2** = Second, **1** = Lead, **A** = Alternate, **S** = Skip, **V** = Vice-Skip

Legend:

↻ Clockwise ↺ Counter-clockwise LSFE(*) Last Stone First End



Game - Shot by Shot



Legend:
 ↻ Clockwise ↺ Counter-clockwise - Not considered





Game - Shot by Shot

End 2 ● JPN - Japan 0 + 1 (this end) = 1 ⊗ CHN - China 1 + 0 (this end) = 1



	JPN	CHN
Total Score	1	1
Time left	31:58	33:18

Legend:
 ↻ Clockwise ↺ Counter-clockwise - Not considered





Game - Shot by Shot

End 3 ● **JPN - Japan 1 + 0 (this end) = 1** ⊗ **CHN - China 1 + 2 (this end) = 3**



	JPN	CHN
Total Score	1	3
Time left	28:03	29:05

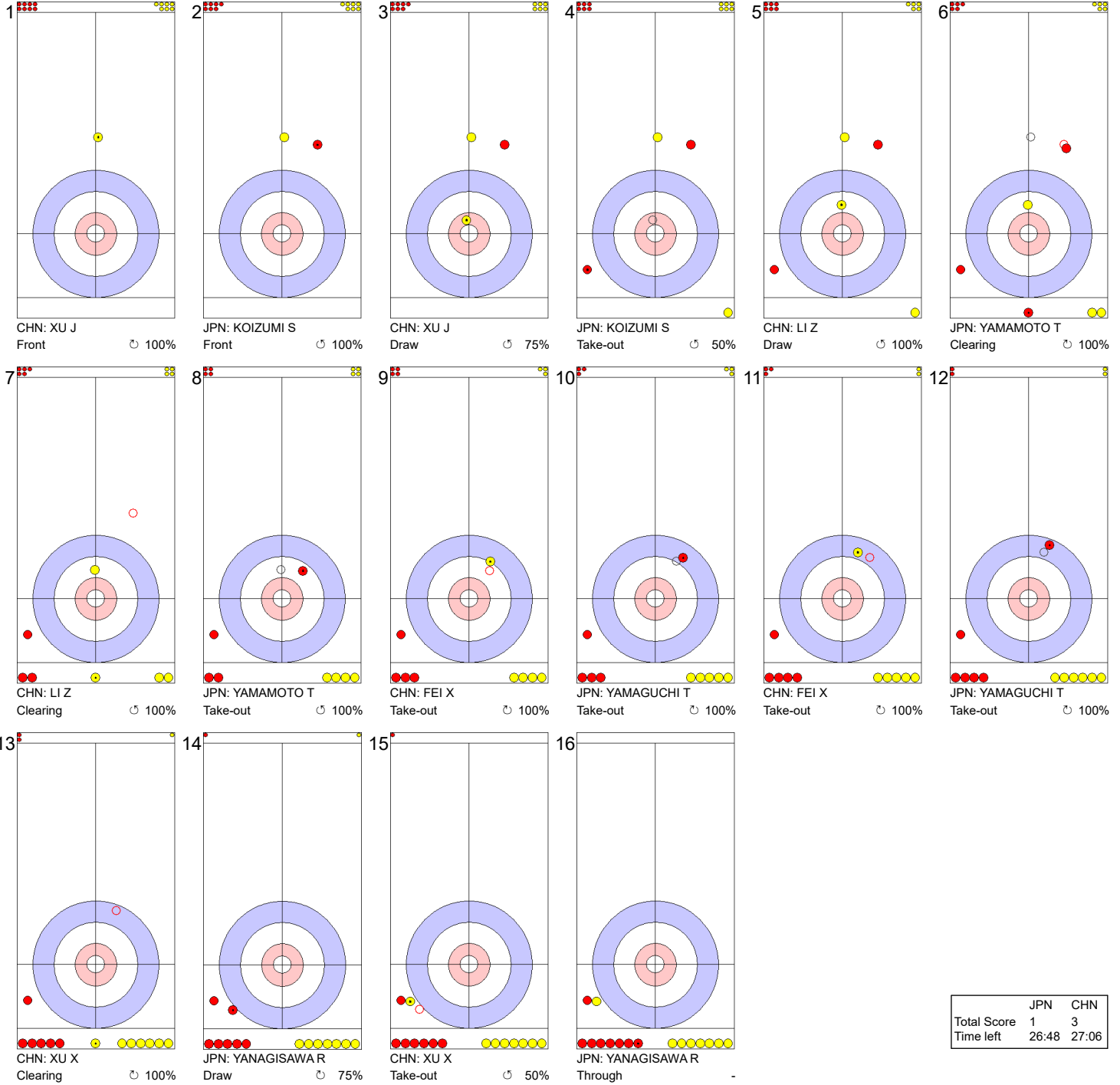
Legend:
 ↻ Clockwise ↺ Counter-clockwise - Not considered





Game - Shot by Shot

End 4 ● **JPN - Japan 1 + 0 (this end) = 1** ⊗ **CHN - China 3 + 0 (this end) = 3**



	JPN	CHN
Total Score	1	3
Time left	26:48	27:06

Legend:
 ↻ Clockwise ↺ Counter-clockwise - Not considered





Game - Shot by Shot

End 5 ● **JPN - Japan 1 + 1 (this end) = 2** ● CHN - China 3 + 0 (this end) = 3

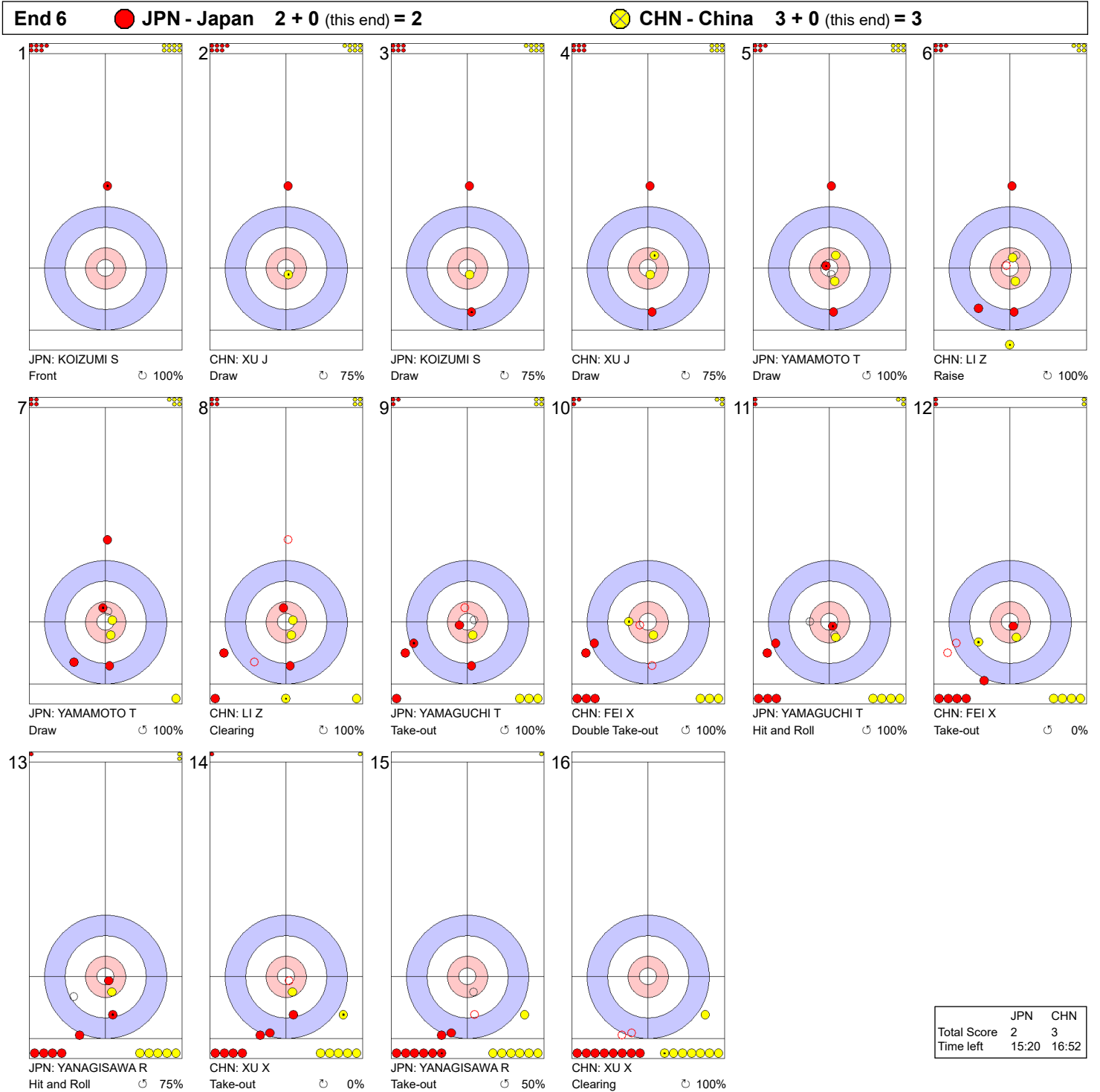


Legend:
 ↻ Clockwise ↺ Counter-clockwise - Not considered





Game - Shot by Shot



Legend:
 ↻ Clockwise ↺ Counter-clockwise - Not considered





Game - Shot by Shot

End 7 ● JPN - Japan 2 + 1 (this end) = 3 ⊗ CHN - China 3 + 0 (this end) = 3



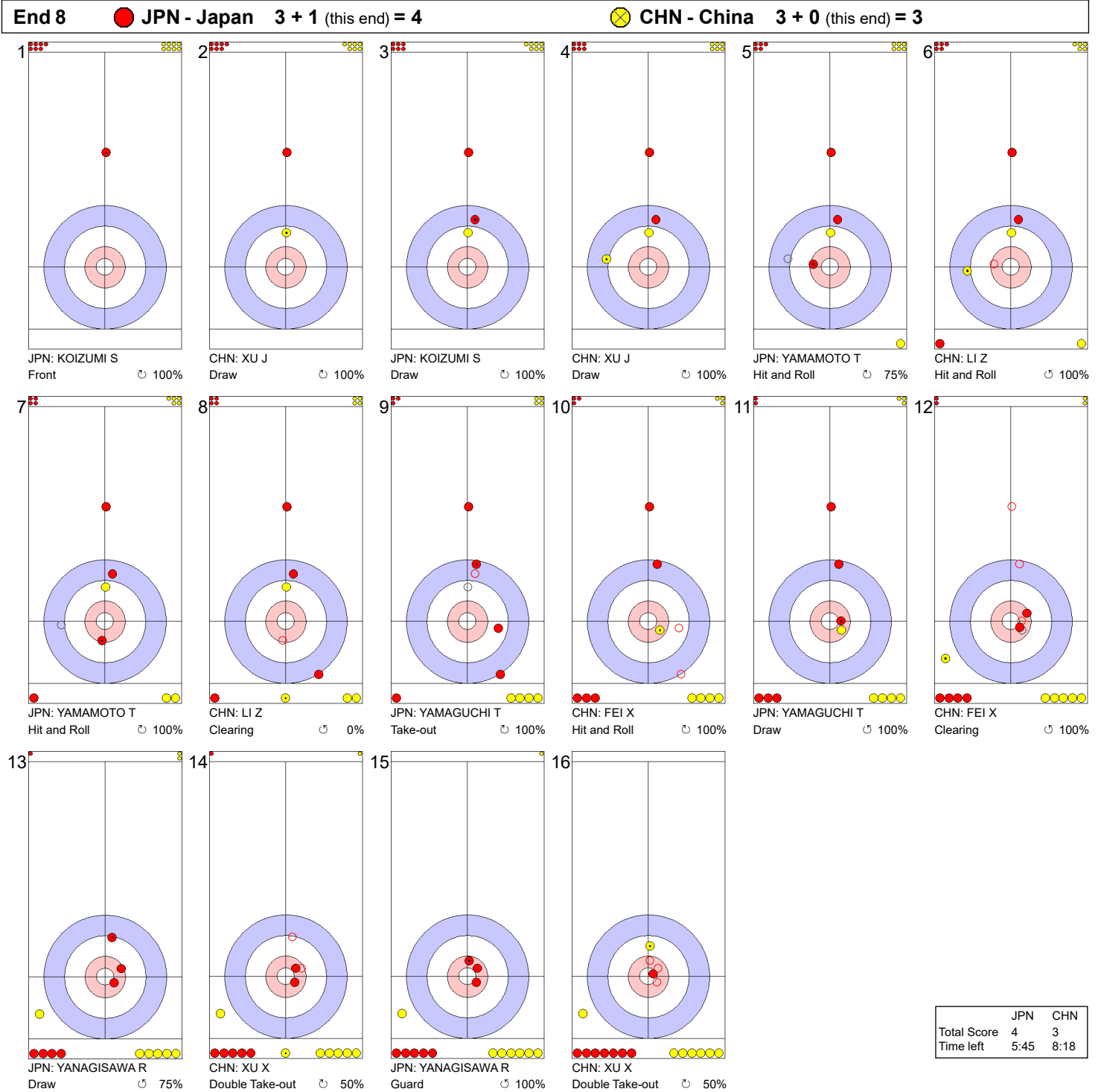
	JPN	CHN
Total Score	3	3
Time left	10:13	13:27

Legend:
 ↻ Clockwise ↺ Counter-clockwise - Not considered





Game - Shot by Shot



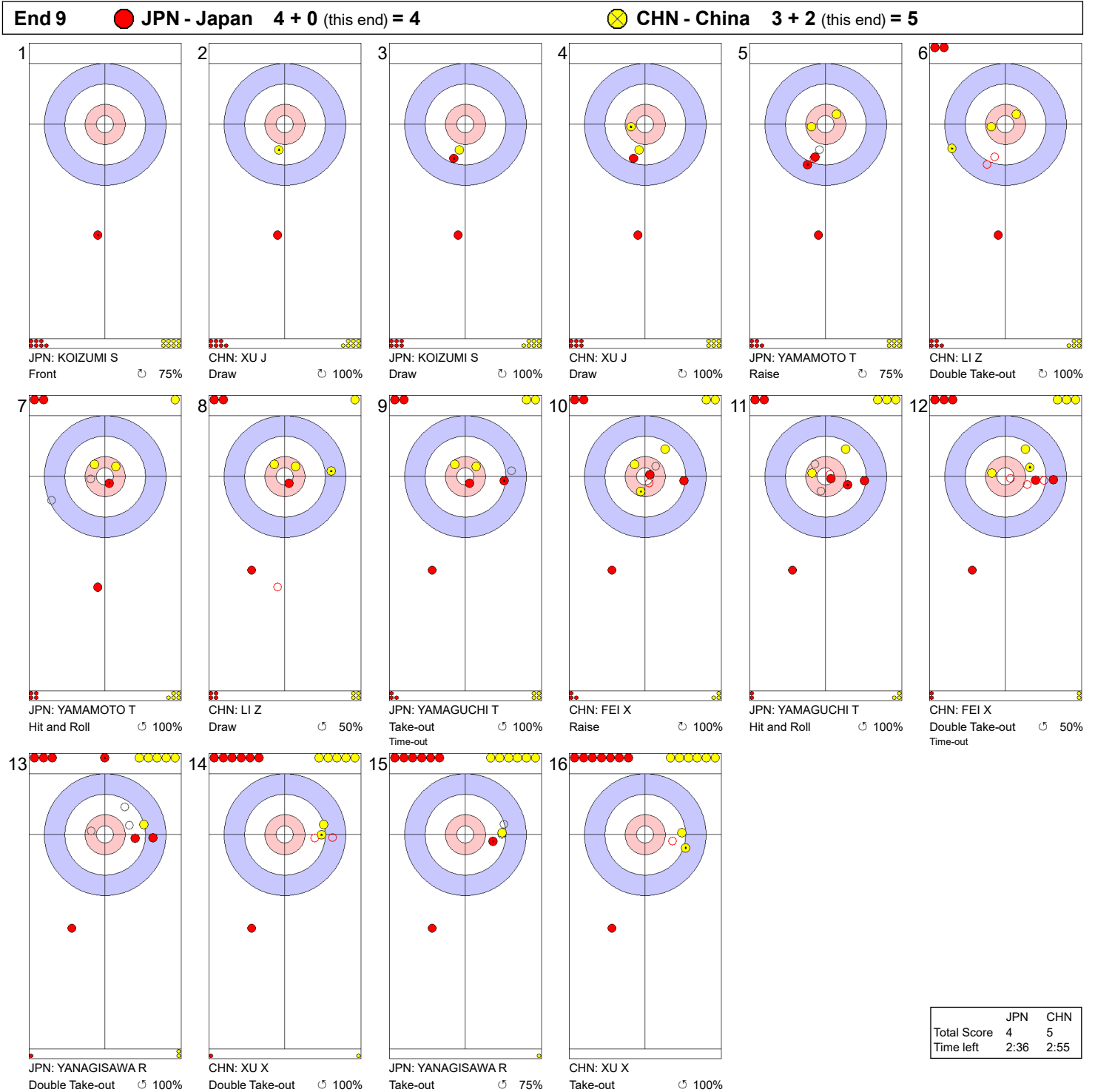
	JPN	CHN
Total Score	4	3
Time left	5:45	8:18

Legend:
 ↻ Clockwise ↺ Counter-clockwise - Not considered





Game - Shot by Shot



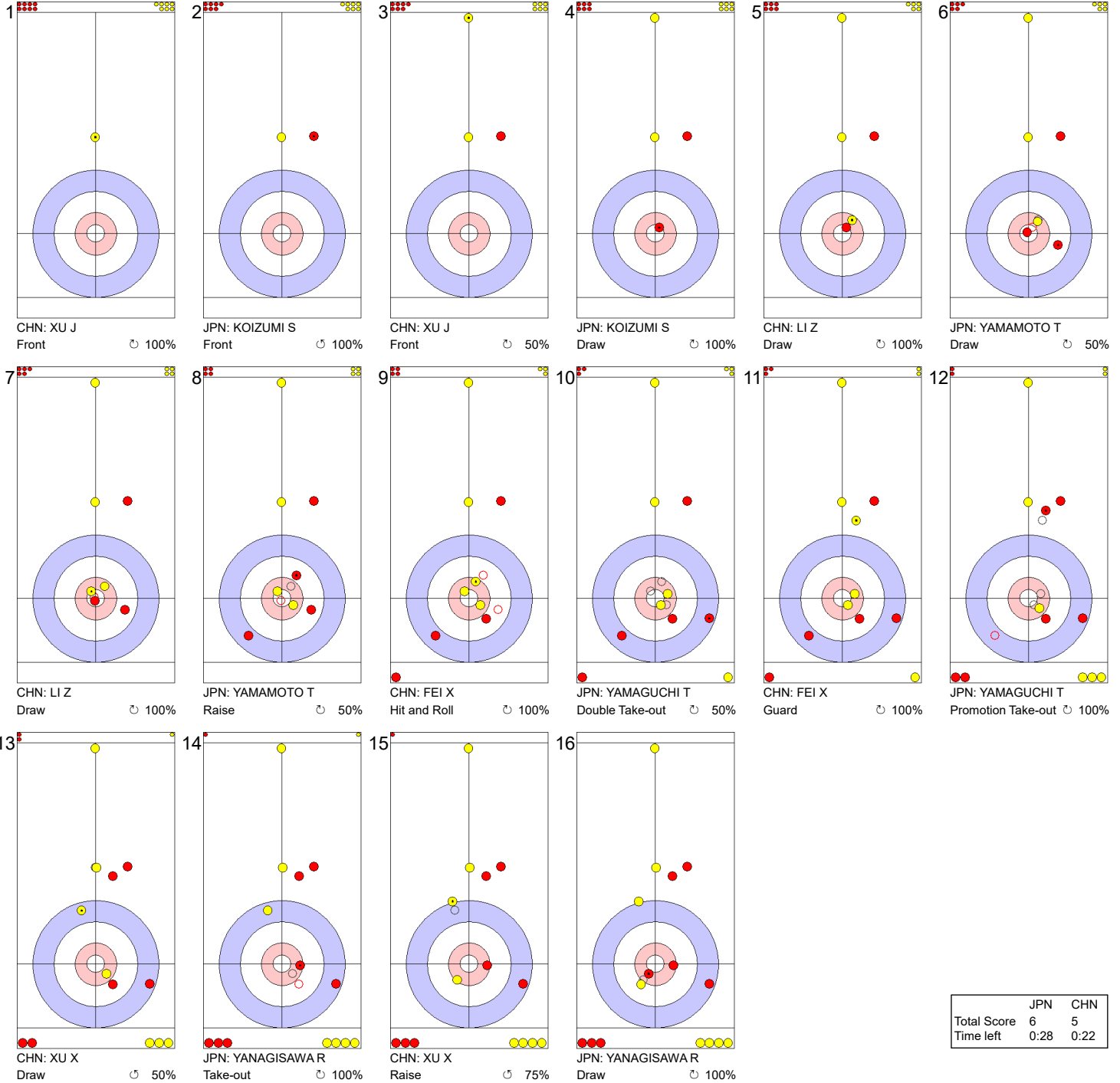
Legend:
 ↻ Clockwise ↺ Counter-clockwise - Not considered





Game - Shot by Shot

End 10 ● JPN - Japan 4 + 2 (this end) = 6 ⊗ CHN - China 5 + 0 (this end) = 5



	JPN	CHN
Total Score	6	5
Time left	0:28	0:22

Legend:
 ↻ Clockwise ↺ Counter-clockwise - Not considered





Cumulative Player Statistics by Team

CHN - China

XU Xiaoming

4 S Right-handed

Type	↻	%	↺	%	Total	%
Draw	30	91	17	81	47	87
Front	0	-	0	-	0	-
Guard	1	100	0	-	1	100
Raise	2	50	10	85	12	79
Wick / Soft Peeling	0	-	0	-	0	-
Freeze	0	-	1	0	1	0
Take-out	23	86	30	93	53	90
Hit and Roll	10	85	4	100	14	89
Clearing	5	90	5	90	10	90
Double Take-out	13	83	7	86	20	84
Promotion Take-out	6	67	0	-	6	67
All Draws	33	89	28	79	61	84
All Take-outs	57	83	46	92	103	87
Total	90	85	74	88	164	86
Not considered					0	-

XU Jingtao

1 Right-handed

Type	↻	%	↺	%	Total	%
Draw	62	90	13	85	75	89
Front	57	88	6	100	63	89
Guard	4	88	0	-	4	88
Raise	2	88	1	100	3	92
Wick / Soft Peeling	0	-	0	-	0	-
Freeze	0	-	0	-	0	-
Take-out	8	94	6	100	14	96
Hit and Roll	2	88	2	63	4	75
Clearing	0	-	0	-	0	-
Double Take-out	0	-	0	-	0	-
Promotion Take-out	0	-	0	-	0	-
All Draws	125	89	20	90	145	89
All Take-outs	10	93	8	91	18	92
Total	135	89	28	90	163	89
Not considered					1	-

FEI Xueqing

3 V Right-handed

Type	↻	%	↺	%	Total	%
Draw	19	83	9	83	28	83
Front	4	100	0	-	4	100
Guard	10	90	2	63	12	85
Raise	4	44	4	88	8	66
Wick / Soft Peeling	0	-	1	100	1	100
Freeze	0	-	0	-	0	-
Take-out	26	85	22	80	48	82
Hit and Roll	14	79	4	88	18	81
Clearing	12	98	15	90	27	94
Double Take-out	5	80	9	69	14	73
Promotion Take-out	2	38	2	50	4	44
All Draws	37	82	16	83	53	83
All Take-outs	59	84	52	80	111	82
Total	96	83	68	81	164	82
Not considered					0	-

YANG Bohao

A Right-handed

Type	↻	%	↺	%	Total	%
Draw	0	-	0	-	0	-
Front	0	-	0	-	0	-
Guard	0	-	0	-	0	-
Raise	0	-	0	-	0	-
Wick / Soft Peeling	0	-	0	-	0	-
Freeze	0	-	0	-	0	-
Take-out	0	-	0	-	0	-
Hit and Roll	0	-	0	-	0	-
Clearing	0	-	0	-	0	-
Double Take-out	0	-	0	-	0	-
Promotion Take-out	0	-	0	-	0	-
All Draws	0	-	0	-	0	-
All Take-outs	0	-	0	-	0	-
Total	0	-	0	-	0	-
Not considered					0	-

LI Zhichao

2 Right-handed

Type	↻	%	↺	%	Total	%
Draw	26	85	25	84	51	84
Front	12	90	2	88	14	89
Guard	10	83	3	83	13	83
Raise	2	100	2	100	4	100
Wick / Soft Peeling	0	-	0	-	0	-
Freeze	0	-	0	-	0	-
Take-out	20	79	14	84	34	81
Hit and Roll	7	86	4	63	11	77
Clearing	12	88	12	92	24	90
Double Take-out	6	83	3	67	9	78
Promotion Take-out	3	83	1	50	4	75
All Draws	50	86	32	85	82	86
All Take-outs	48	83	34	82	82	82
Total	98	84	66	83	164	84
Not considered					0	-

Team: CHN - China

Type	↻	%	↺	%	Total	%
Draw	137	88	64	83	201	87
Front	73	89	8	97	81	90
Guard	25	87	5	75	30	85
Raise	10	65	17	88	27	80
Wick / Soft Peeling	0	-	1	100	1	100
Freeze	0	-	1	0	1	0
Take-out	77	84	72	88	149	86
Hit and Roll	33	83	14	80	47	82
Clearing	29	92	32	91	61	91
Double Take-out	24	82	19	75	43	79
Promotion Take-out	11	66	3	50	14	63
All Draws	245	87	96	84	341	86
All Take-outs	174	84	140	85	314	84
Total	419	86	236	85	655	85
Not considered					1	-

Note:

Position and function for each team member:
4 = Fourth, 3 = Third, 2 = Second, 1 = Lead, A = Alternate, S = Skip, V = Vice-Skip

Legend:

↻ Clockwise ↺ Counter-clockwise



Cumulative Player Statistics by Team

JPN - Japan

YANAGISAWA Riku 4 V Right-handed

Type	↻	%	↺	%	Total	%
Draw	19	78	26	79	45	78
Front	0	-	0	-	0	-
Guard	1	100	1	100	2	100
Raise	4	56	6	63	10	60
Wick / Soft Peeling	1	50	0	-	1	50
Freeze	0	-	0	-	0	-
Take-out	21	96	26	79	47	87
Hit and Roll	7	79	9	78	16	78
Clearing	8	100	9	83	17	91
Double Take-out	7	82	4	88	11	84
Promotion Take-out	3	67	1	50	4	63
All Draws	25	74	33	77	58	75
All Take-outs	46	90	49	80	95	85
Total	71	85	82	78	153	81
Not considered					2	-

KOIZUMI Satoshi 1 Right-handed

Type	↻	%	↺	%	Total	%
Draw	63	90	12	83	75	89
Front	34	96	17	94	51	95
Guard	4	81	1	50	5	75
Raise	0	-	1	100	1	100
Wick / Soft Peeling	0	-	1	100	1	100
Freeze	0	-	0	-	0	-
Take-out	7	93	13	96	20	95
Hit and Roll	3	92	0	-	3	92
Clearing	0	-	0	-	0	-
Double Take-out	0	-	0	-	0	-
Promotion Take-out	0	-	0	-	0	-
All Draws	101	92	32	89	133	91
All Take-outs	10	93	13	96	23	95
Total	111	92	45	91	156	92
Not considered					0	-

YAMAGUCHI Tsuyoshi 3 S Right-handed

Type	↻	%	↺	%	Total	%
Draw	16	77	16	94	32	85
Front	2	100	1	100	3	100
Guard	5	100	4	75	9	89
Raise	3	50	3	75	6	63
Wick / Soft Peeling	0	-	0	-	0	-
Freeze	0	-	0	-	0	-
Take-out	23	96	23	92	46	94
Hit and Roll	10	65	8	94	18	78
Clearing	11	91	12	100	23	96
Double Take-out	8	81	6	83	14	82
Promotion Take-out	2	100	3	83	5	90
All Draws	26	80	24	89	50	84
All Take-outs	54	87	52	93	106	90
Total	80	85	76	91	156	88
Not considered					0	-

USUI Shingo A Right-handed

Type	↻	%	↺	%	Total	%
Draw	0	-	0	-	0	-
Front	0	-	0	-	0	-
Guard	0	-	0	-	0	-
Raise	0	-	0	-	0	-
Wick / Soft Peeling	0	-	0	-	0	-
Freeze	0	-	0	-	0	-
Take-out	0	-	0	-	0	-
Hit and Roll	0	-	0	-	0	-
Clearing	0	-	0	-	0	-
Double Take-out	0	-	0	-	0	-
Promotion Take-out	0	-	0	-	0	-
All Draws	0	-	0	-	0	-
All Take-outs	0	-	0	-	0	-
Total	0	-	0	-	0	-
Not considered					0	-

YAMAMOTO Takeru 2 Right-handed

Type	↻	%	↺	%	Total	%
Draw	24	76	29	82	53	79
Front	2	100	1	100	3	100
Guard	4	100	1	100	5	100
Raise	4	81	1	100	5	85
Wick / Soft Peeling	0	-	1	0	1	0
Freeze	0	-	0	-	0	-
Take-out	13	67	17	96	30	83
Hit and Roll	10	85	8	88	18	86
Clearing	18	97	12	90	30	94
Double Take-out	5	60	4	75	9	67
Promotion Take-out	2	88	0	-	2	88
All Draws	34	81	33	81	67	81
All Take-outs	48	82	41	90	89	86
Total	82	82	74	86	156	84
Not considered					0	-

Team: JPN - Japan

Type	↻	%	↺	%	Total	%
Draw	122	84	83	83	205	84
Front	38	96	19	95	57	96
Guard	14	95	7	79	21	89
Raise	11	64	11	73	22	68
Wick / Soft Peeling	1	50	2	50	3	50
Freeze	0	-	0	-	0	-
Take-out	64	90	79	89	143	90
Hit and Roll	30	78	25	86	55	81
Clearing	37	96	33	92	70	94
Double Take-out	20	76	14	82	34	79
Promotion Take-out	7	82	4	75	11	80
All Draws	186	86	122	83	308	85
All Take-outs	158	87	155	88	313	88
Total	344	86	277	86	621	86
Not considered					2	-

Note:
Position and function for each team member:
4 = Fourth, 3 = Third, 2 = Second, 1 = Lead, A = Alternate, S = Skip, V = Vice-Skip

Legend:
↻ Clockwise ↺ Counter-clockwise

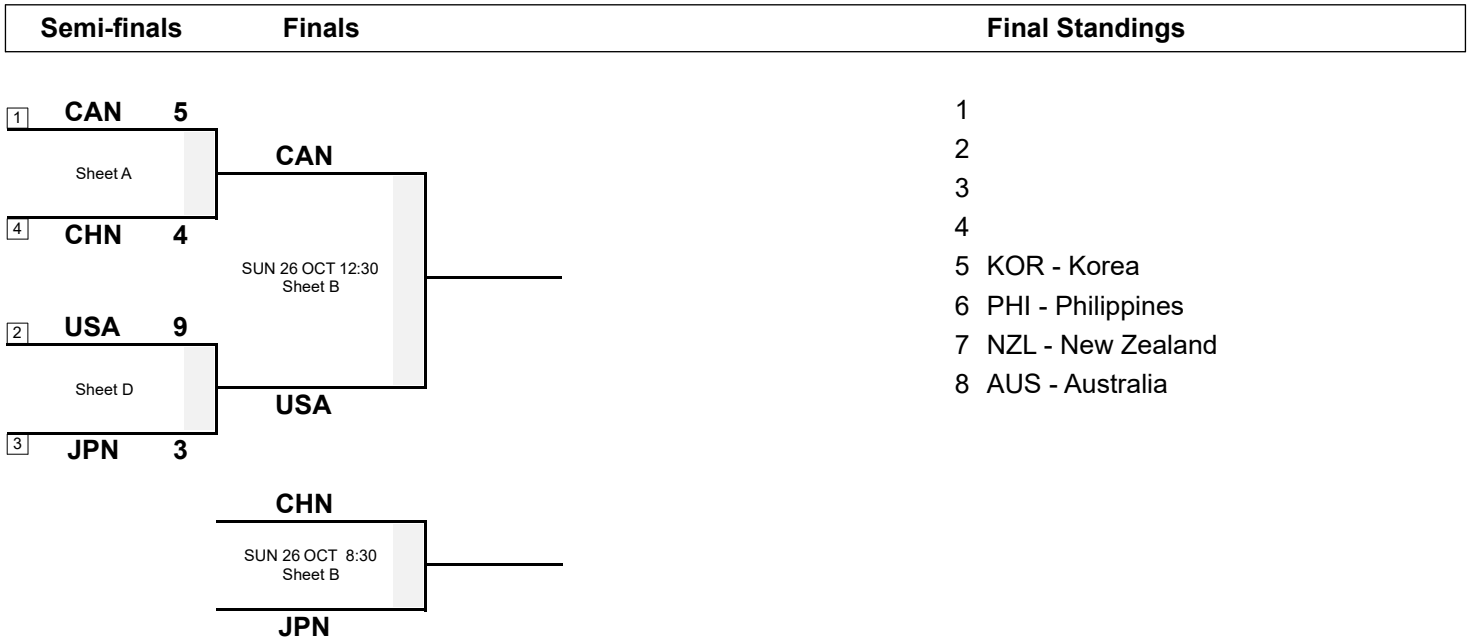




Session Results and Standings

Sheet	Team	LSFE	1	2	3	4	5	6	7	8	9	10	Extra Ends	Total
A	CAN - Canada	*	1	0	1	0	1	0	1	0	0	1		5
	CHN - China		0	1	0	1	0	1	0	1	0	0		4
D	USA - United States	*	1	0	0	0	3	0	5	0	X	X		9
	JPN - Japan		0	0	0	1	0	1	0	1	X	X		3

Play-offs Bracket



Legend:
LSFE(*) Last Stone First End **X** Unplayed/unfinished end due to concession



Game Results

Sheet	Team	LSFE	1	2	3	4	5	6	7	8	9	10	Extra Ends	Total
A	CAN - Canada	*	1	0	1	0	1	0	1	0	0	1		5
	CHN - China		0	1	0	1	0	1	0	1	0	0		4

CAN - Canada		Shot Success Game	All
4 S	JACOBS Brad	93%	91%
3 V	KENNEDY Marc	100%	91%
2	GALLANT Brett	90%	91%
1	HEBERT Ben	94%	92%
A	TARDI Tyler	-	86%
Team Total		94%	91%

CHN - China		Shot Success Game	All
4 S	XU Xiaoming	88%	87%
3 V	FEI Xueqing	78%	82%
2	LI Zhichao	91%	83%
1	XU Jingtao	91%	89%
A	YANG Bohao	-	-
Team Total		87%	85%

Time remaining: 2 minutes 38 seconds

Time-out: End 10 - CAN stone 7

Time remaining: 2 minutes 7 seconds

Time-out: End 10 - CHN stone 8

Shot Success Analysis

CAN - Canada		↻	↺	Game
4	JACOBS Brad	Draws 1 100%	9 94%	10 95%
		Take-outs 4 94%	5 90%	9 92%
		Total 5 95%	14 93%	19 93%
3	KENNEDY Marc	Draws 6 100%	4 100%	10 100%
		Take-outs 3 100%	6 100%	9 100%
		Total 9 100%	10 100%	19 100%
2	GALLANT Brett	Draws 6 88%	3 100%	9 92%
		Take-outs 4 100%	7 82%	11 89%
		Total 10 93%	10 88%	20 90%
1	HEBERT Ben	Draws 7 96%	11 95%	18 96%
		Take-outs 0 -	2 75%	2 75%
		Total 7 96%	13 92%	20 94%
A	TARDI Tyler	Draws 0 -	0 -	0 -
		Take-outs 0 -	0 -	0 -
		Total 0 -	0 -	0 -
Team		Draws 20 95%	27 96%	47 96%
		Take-outs 11 98%	20 89%	31 92%
		Total 31 96%	47 93%	78 94%

CHN - China		↻	↺	Game
4	XU Xiaoming	Draws 4 88%	7 93%	11 91%
		Take-outs 4 88%	5 80%	9 83%
		Total 8 88%	12 88%	20 88%
3	FEI Xueqing	Draws 4 88%	4 63%	8 75%
		Take-outs 10 83%	2 63%	12 79%
		Total 14 84%	6 63%	20 78%
2	LI Zhichao	Draws 6 92%	6 100%	12 96%
		Take-outs 4 81%	4 88%	8 84%
		Total 10 88%	10 95%	20 91%
1	XU Jingtao	Draws 17 91%	1 75%	18 90%
		Take-outs 0 -	2 100%	2 100%
		Total 17 91%	3 92%	20 91%
A	YANG Bohao	Draws 0 -	0 -	0 -
		Take-outs 0 -	0 -	0 -
		Total 0 -	0 -	0 -
Team		Draws 31 90%	18 88%	49 89%
		Take-outs 18 83%	13 83%	31 83%
		Total 49 88%	31 85%	80 87%

Note:
Position and function for each team member:
4 = Fourth, 3 = Third, 2 = Second, 1 = Lead, A = Alternate, S = Skip, V = Vice-Skip

Legend:
↻ Clockwise ↺ Counter-clockwise LSFE(*) Last Stone First End





Game - Shot by Shot



Legend:
↻ Clockwise ↺ Counter-clockwise - Not considered





Game - Shot by Shot



Legend:
 ↻ Clockwise ↺ Counter-clockwise - Not considered





Game - Shot by Shot

End 3 ● **CAN - Canada** 1 + 1 (this end) = 2 ⊗ **CHN - China** 1 + 0 (this end) = 1



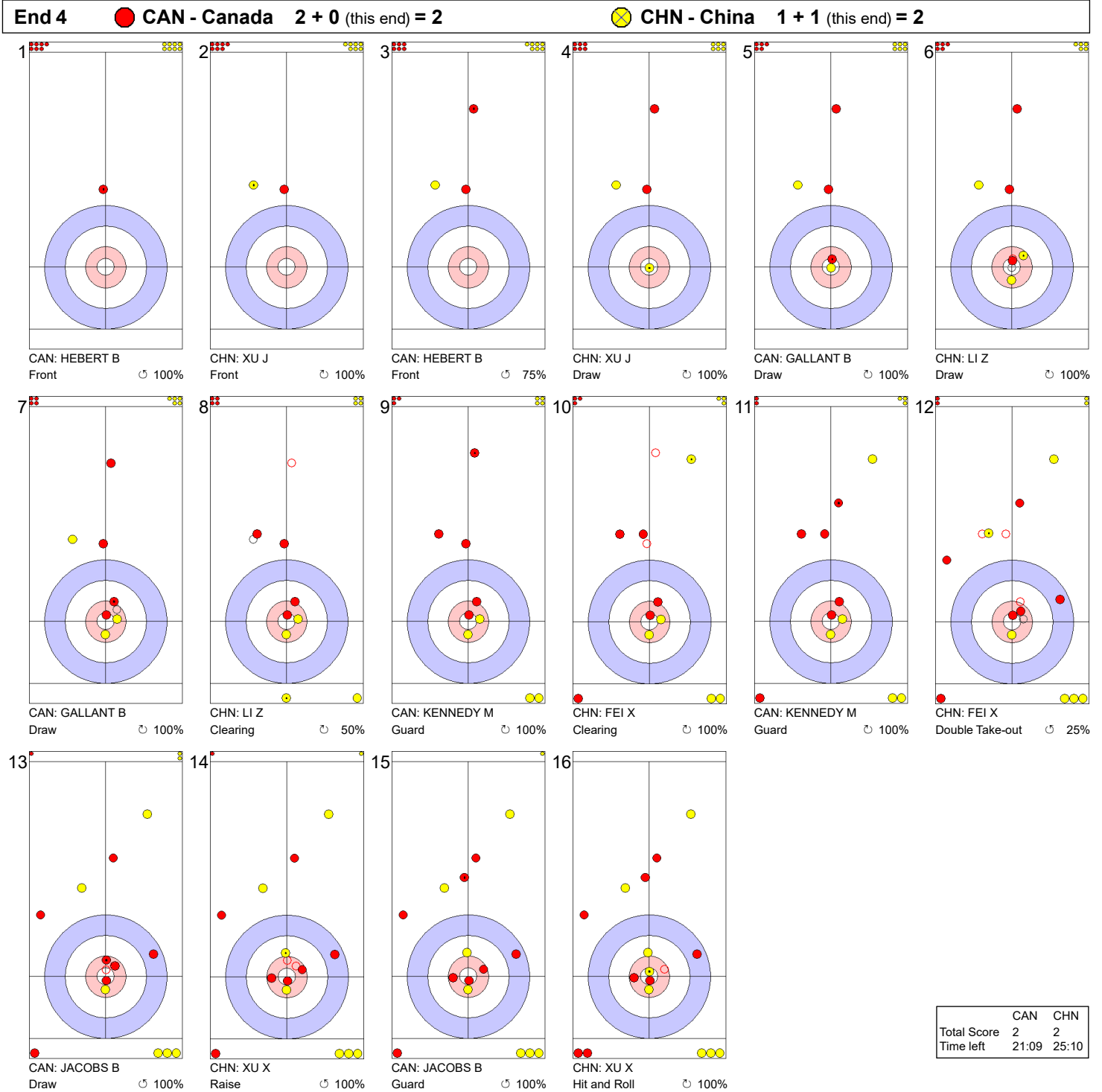
	CAN	CHN
Total Score	2	1
Time left	26:37	28:37

Legend:
 ↻ Clockwise ↺ Counter-clockwise - Not considered





Game - Shot by Shot



Legend:
 ↻ Clockwise ↺ Counter-clockwise - Not considered

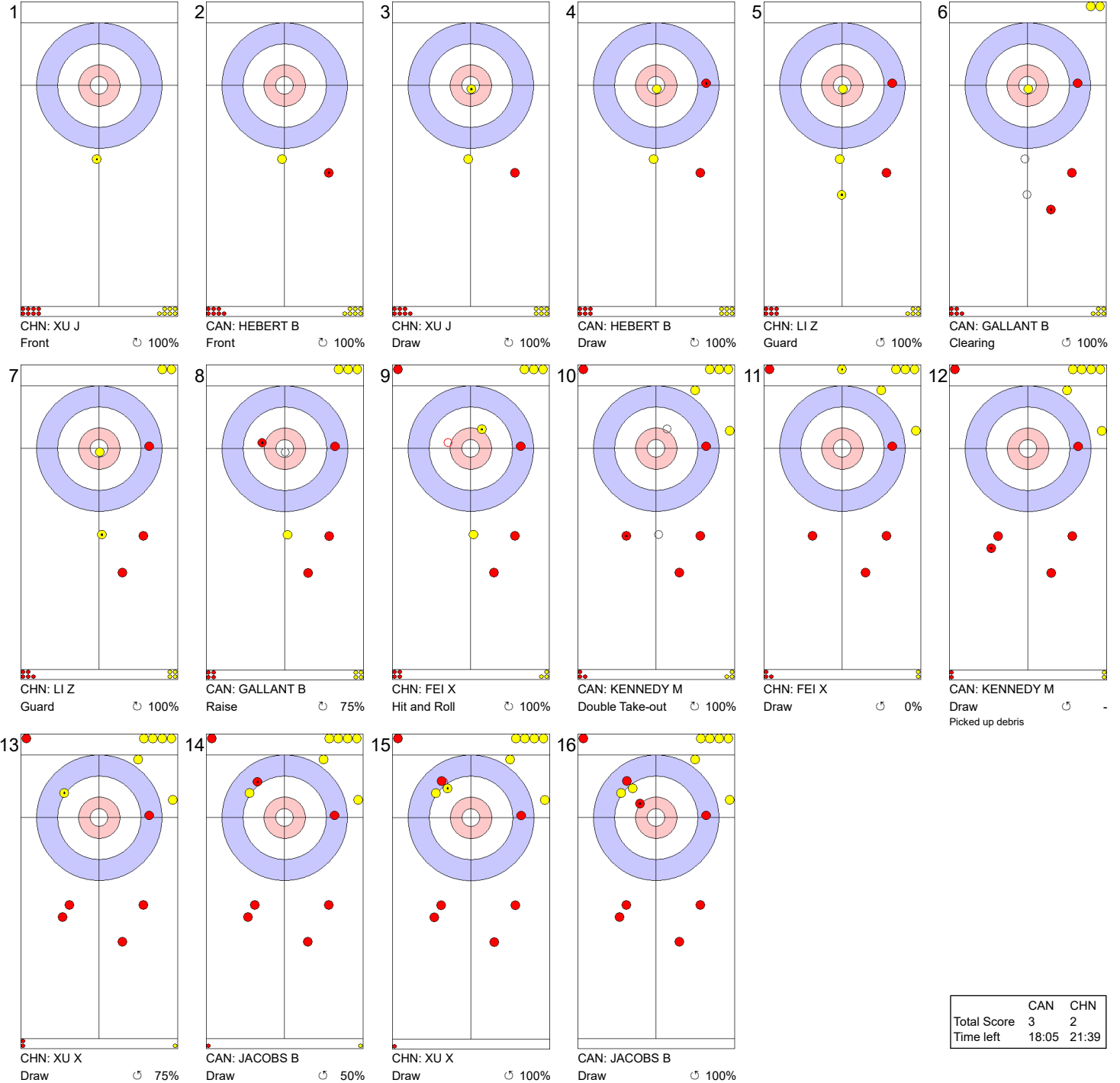




Game - Shot by Shot

End 5 ● **CAN - Canada** 2 + 1 (this end) = 3

⊗ **CHN - China** 2 + 0 (this end) = 2



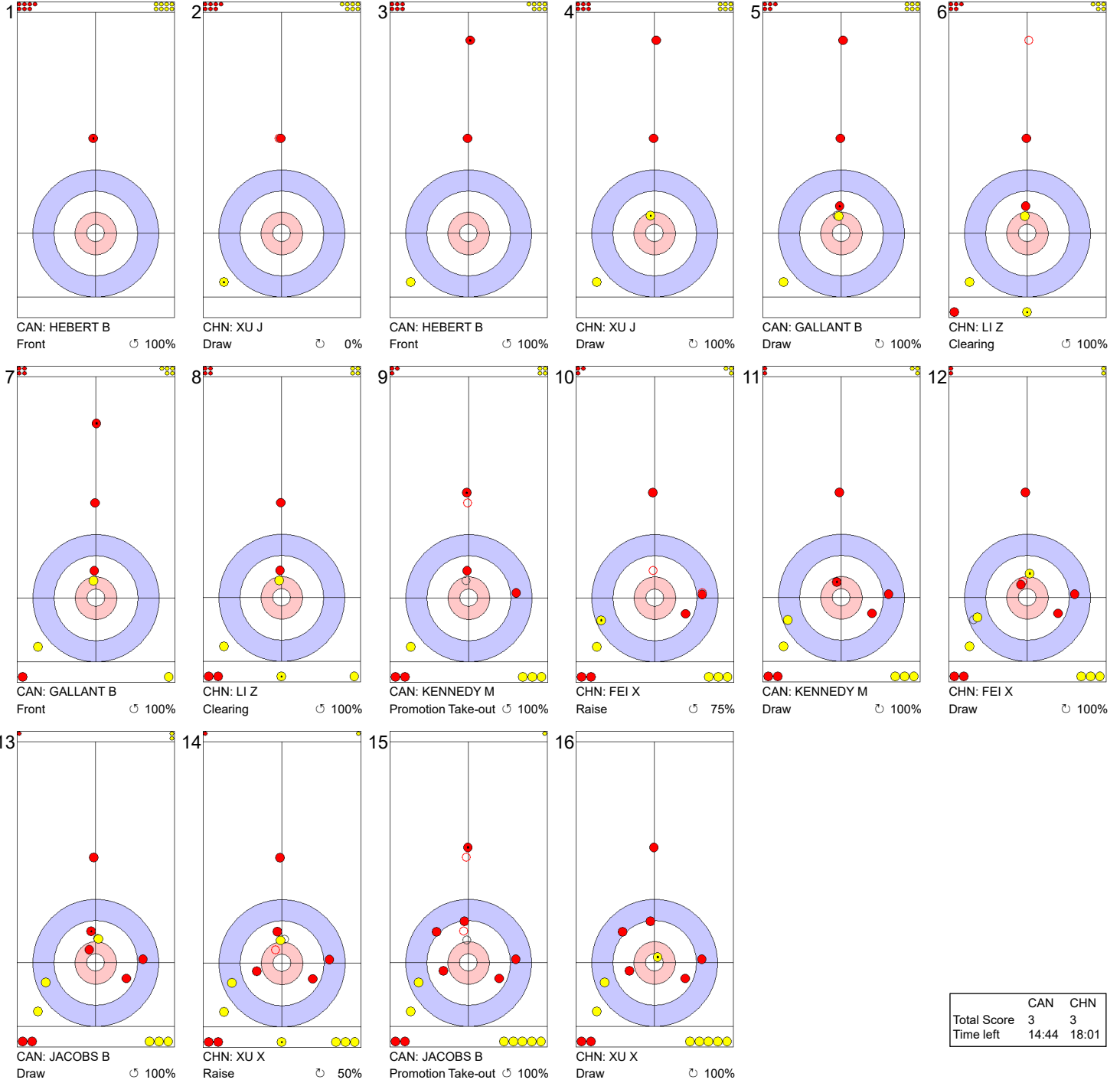
Legend:
 ⤵ Clockwise ⤴ Counter-clockwise - Not considered





Game - Shot by Shot

End 6 ● **CAN - Canada** 3 + 0 (this end) = 3 ⊗ **CHN - China** 2 + 1 (this end) = 3



	CAN	CHN
Total Score	3	3
Time left	14:44	18:01

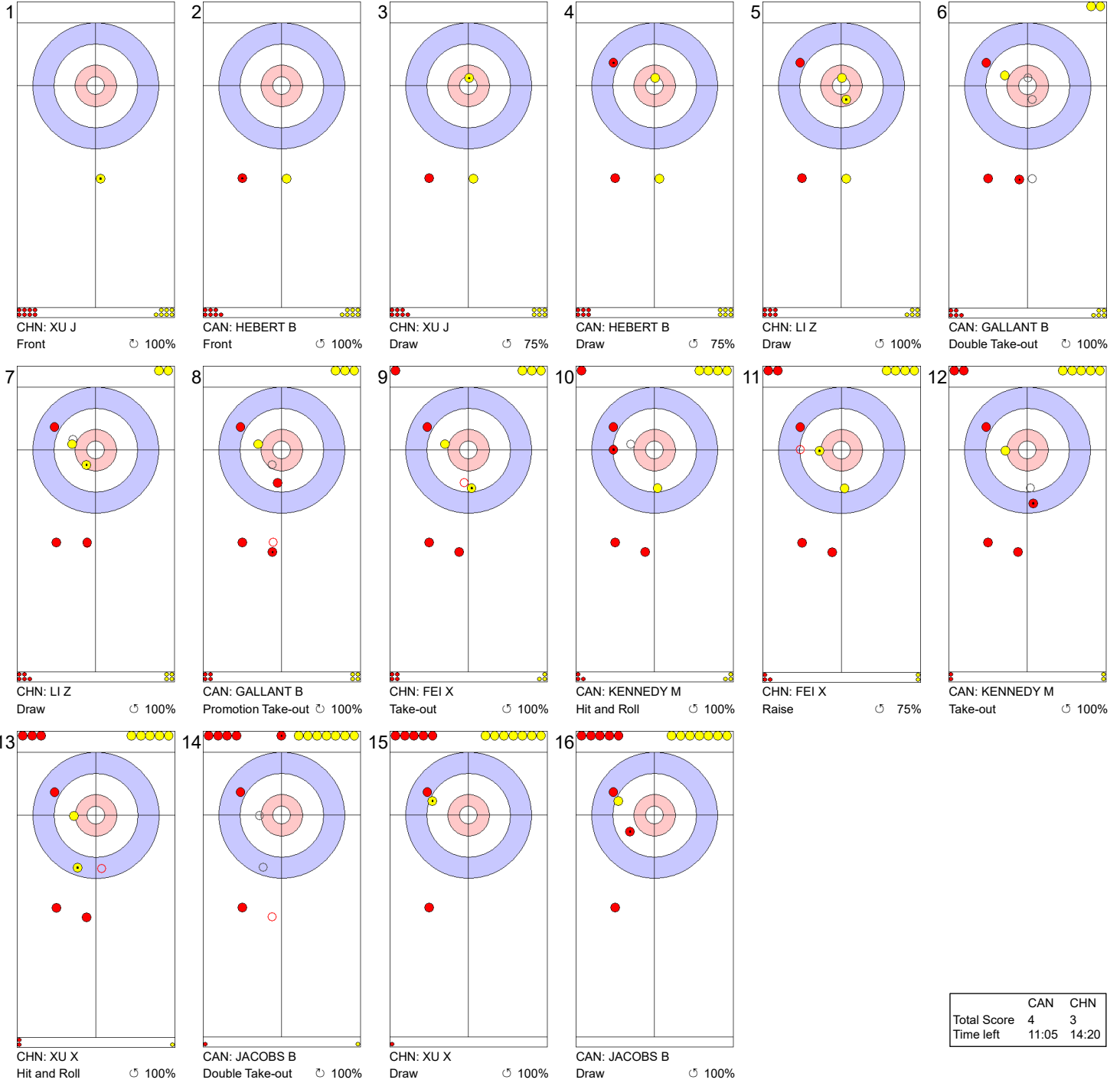
Legend:
 ⤴ Clockwise ⤵ Counter-clockwise - Not considered





Game - Shot by Shot

End 7 **CAN - Canada 3 + 1 (this end) = 4** **CHN - China 3 + 0 (this end) = 3**



Legend:
 ↻ Clockwise ↺ Counter-clockwise - Not considered





PCCC-A 2025
Virginia, Minnesota, USA

U.S. Steel Pan Continental Curling Championships 2025
Iron Trail Motors Event Center
A-Division Men



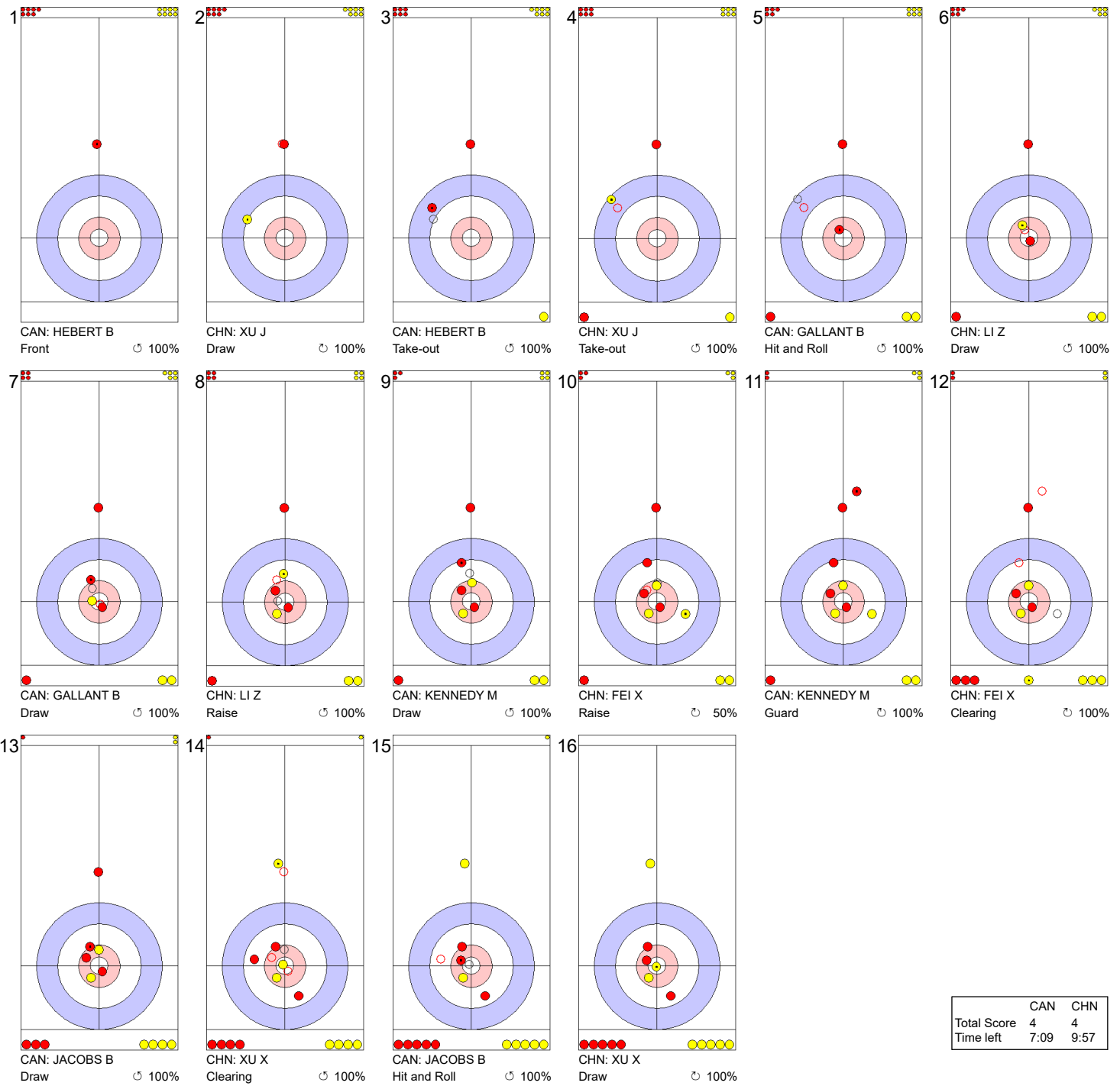
SAT 25 OCT 2025
Start Time 14:00

Semi-final - Sheet A

**WORLD
CURLING**

Game - Shot by Shot

End 8 ● **CAN - Canada 4 + 0 (this end) = 4** ⊗ **CHN - China 3 + 1 (this end) = 4**



	CAN	CHN
Total Score	4	4
Time left	7:09	9:57

Legend:
↻ Clockwise ↻ Counter-clockwise - Not considered





Game - Shot by Shot

End 9 **CAN - Canada 4 + 0 (this end) = 4** **CHN - China 4 + 0 (this end) = 4**



	CAN	CHN
Total Score	4	4
Time left	4:16	5:00

Legend:
 ↻ Clockwise ↺ Counter-clockwise - Not considered





Game - Shot by Shot

End 10 ● **CAN - Canada** 4 + 1 (this end) = 5 ⊗ **CHN - China** 4 + 0 (this end) = 4



	CAN	CHN
Total Score	5	4
Time left	2:38	2:07

Legend:
 ↻ Clockwise ↺ Counter-clockwise - Not considered





Game Results

Sheet	Team	LSFE	1	2	3	4	5	6	7	8	9	10	Extra Ends	Total
D	USA - United States	*	1	0	0	0	3	0	5	0	X	X		9
	JPN - Japan		0	0	0	1	0	1	0	1	X	X		3

USA - United States	Shot Success Game	All
4 S SHUSTER John	100%	88%
3 V PLYS Christopher	94%	91%
2 HUFMAN Colin	70%	84%
1 HAMILTON Matt	89%	89%
A CASPER Daniel	-	81%
Team Total	88%	88%

JPN - Japan	Shot Success Game	All
4 V YANAGISAWA Riku	78%	81%
3 S YAMAGUCHI Tsuyoshi	95%	87%
2 YAMAMOTO Takeru	66%	84%
1 KOIZUMI Satoshi	86%	91%
A USUI Shingo	-	-
Team Total	81%	86%

Time remaining: 13 minutes 9 seconds

Time remaining: 5 minutes 51 seconds

Shot Success Analysis

USA - United States		↻	↺	Game
4 SHUSTER John	Draws	0	3	100% 3 100%
	Take-outs	7	6	100% 13 100%
	Total	7	9	100% 16 100%
3 PLYS Christopher	Draws	4	1	100% 5 100%
	Take-outs	4	7	88% 11 91%
	Total	8	8	94% 16 94%
2 HUFMAN Colin	Draws	3	1	100% 4 100%
	Take-outs	4	8	75% 12 60%
	Total	7	9	86% 16 70%
1 HAMILTON Matt	Draws	12	2	85% 14 88%
	Take-outs	1	1	100% 2 100%
	Total	13	3	87% 16 89%
A CASPER Daniel	Draws	0	0	- 0 -
	Take-outs	0	0	- 0 -
	Total	0	0	- 0 -
Team	Draws	19	7	91% 26 93%
	Take-outs	16	22	91% 38 85%
	Total	35	29	91% 64 88%

JPN - Japan		↻	↺	Game
4 YANAGISAWA Riku	Draws	3	3	75% 6 63%
	Take-outs	8	2	88% 10 88%
	Total	11	5	84% 16 78%
3 YAMAGUCHI Tsuyoshi	Draws	3	4	100% 7 93%
	Take-outs	5	4	100% 9 97%
	Total	8	8	100% 16 95%
2 YAMAMOTO Takeru	Draws	6	4	67% 10 75%
	Take-outs	4	2	50% 6 50%
	Total	10	6	60% 16 66%
1 KOIZUMI Satoshi	Draws	11	3	91% 14 86%
	Take-outs	1	1	75% 2 88%
	Total	12	4	90% 16 86%
A USUI Shingo	Draws	0	0	- 0 -
	Take-outs	0	0	- 0 -
	Total	0	0	- 0 -
Team	Draws	23	14	84% 37 80%
	Take-outs	18	9	82% 27 82%
	Total	41	23	83% 64 81%

Note:
Position and function for each team member:
4 = Fourth, 3 = Third, 2 = Second, 1 = Lead, A = Alternate, S = Skip, V = Vice-Skip

Legend:
↻ Clockwise ↺ Counter-clockwise LSFE(*) Last Stone First End
X Unplayed/unfinished end due to concession





Game - Shot by Shot

End 1 USA - United States 0 + 1 (this end) = 1 JPN - Japan 0 + 0 (this end) = 0



	USA	JPN
Total Score	1	0
Time left	35:21	35:09

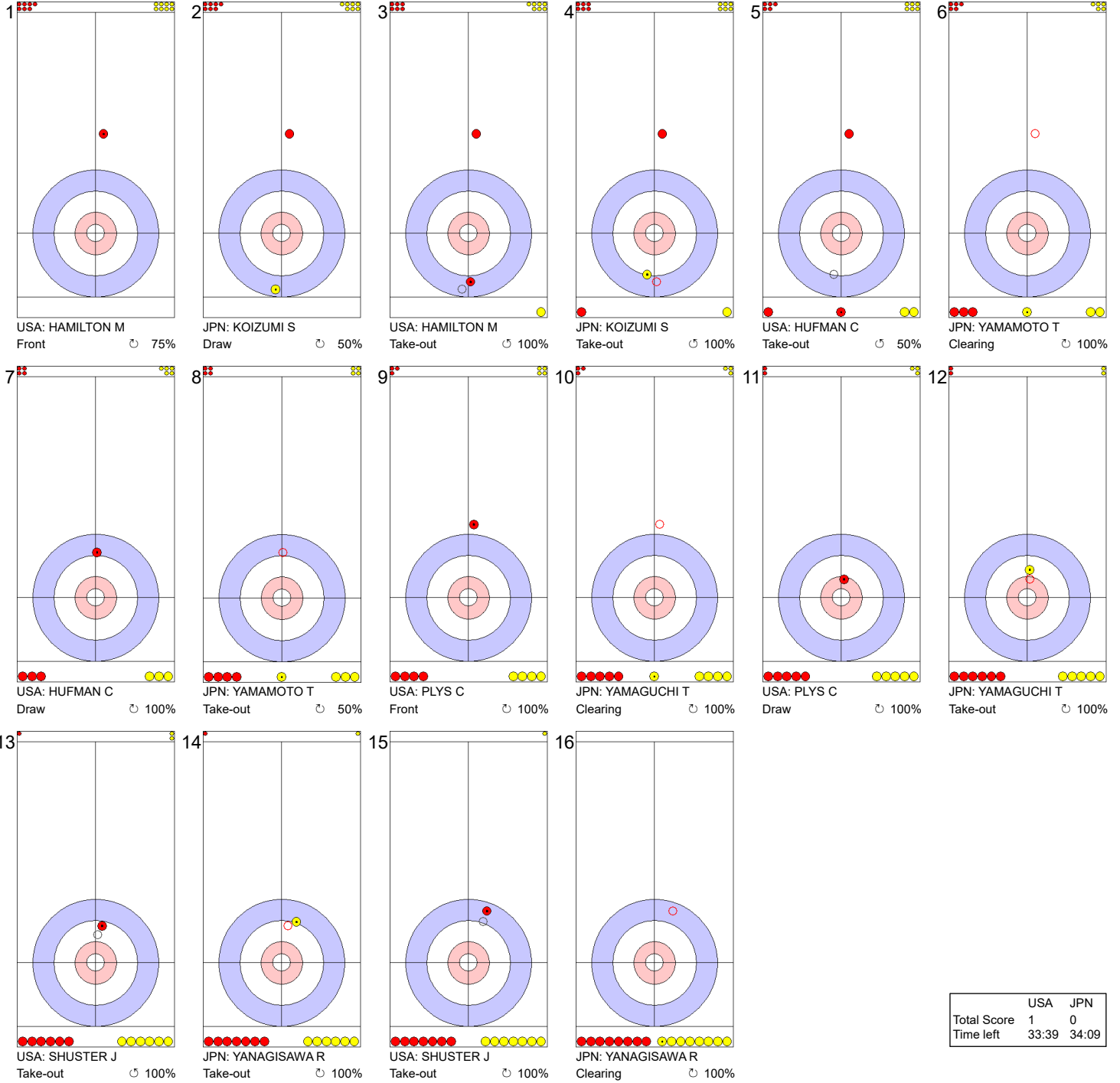
Legend:
 ↻ Clockwise ↺ Counter-clockwise - Not considered





Game - Shot by Shot

End 2 USA - United States 1 + 0 (this end) = 1 JPN - Japan 0 + 0 (this end) = 0



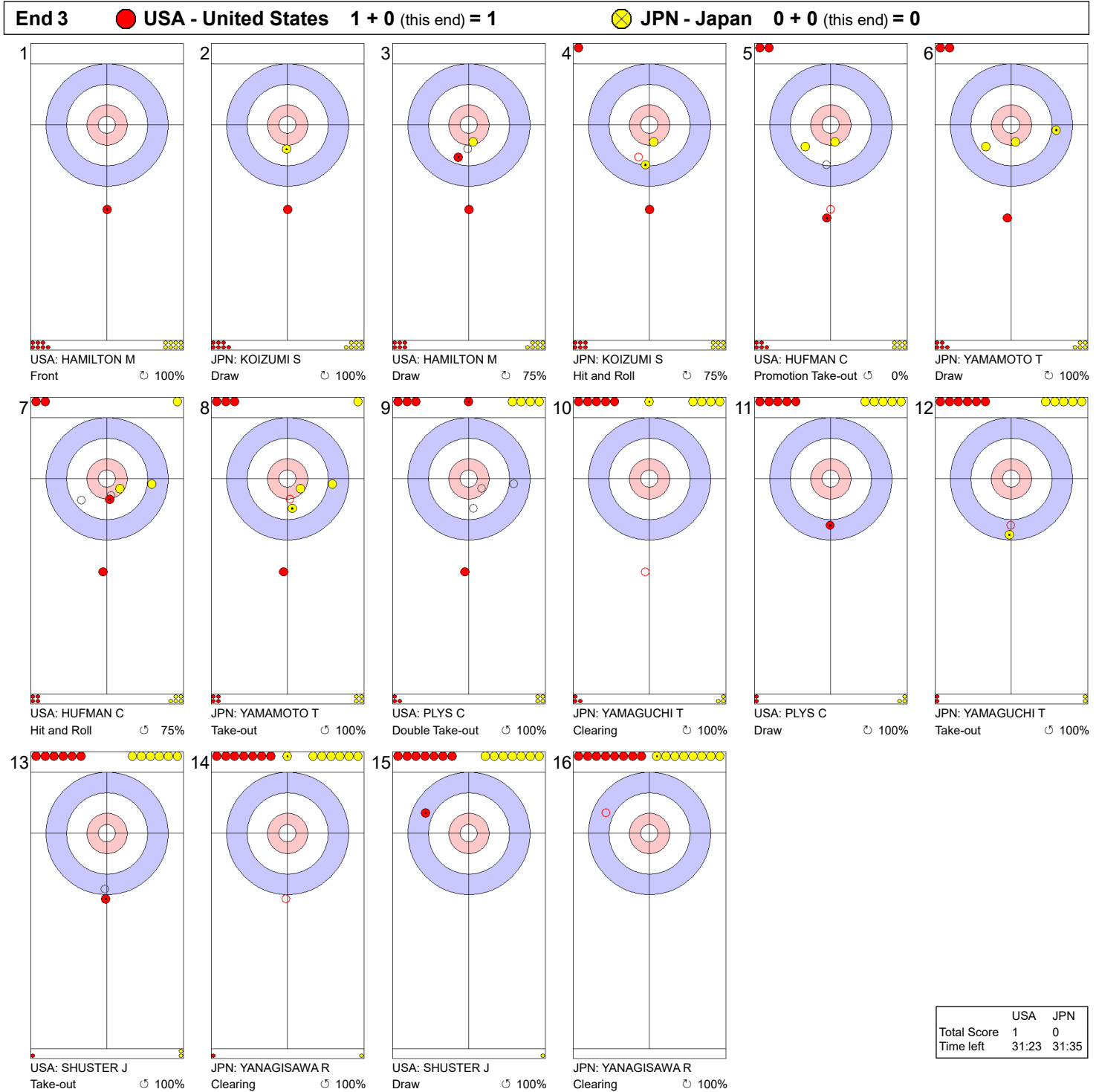
	USA	JPN
Total Score	1	0
Time left	33:39	34:09

Legend:
 ↻ Clockwise ↺ Counter-clockwise - Not considered





Game - Shot by Shot



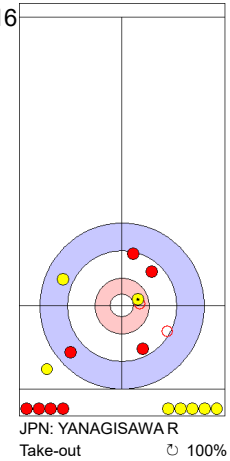
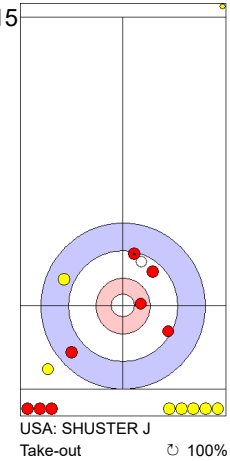
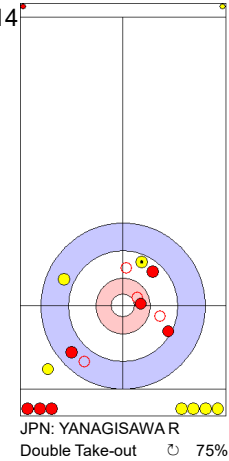
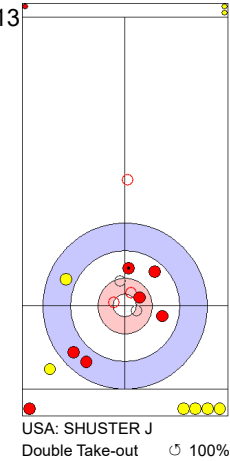
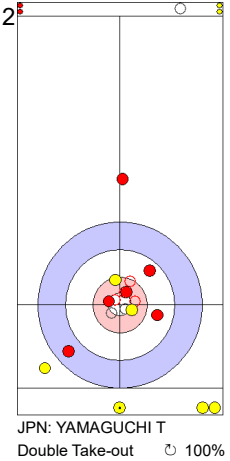
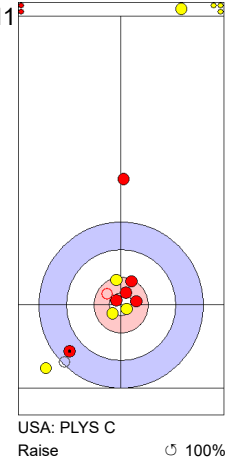
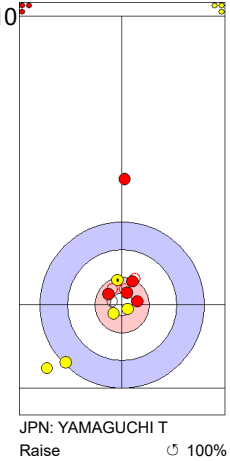
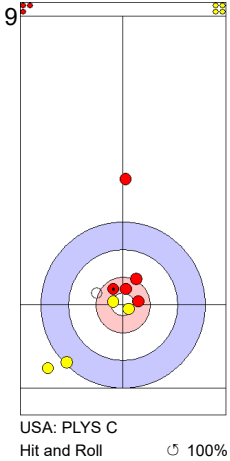
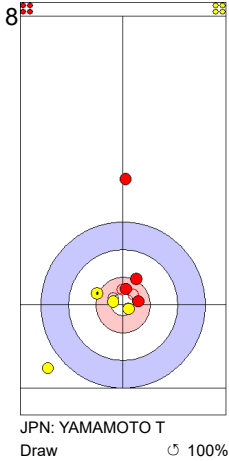
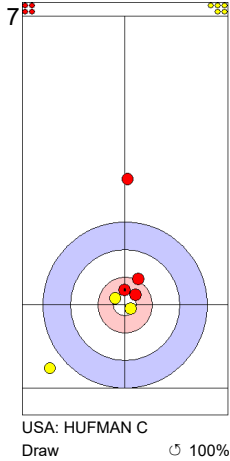
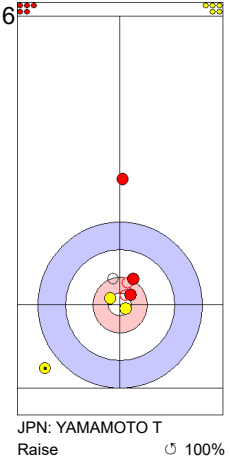
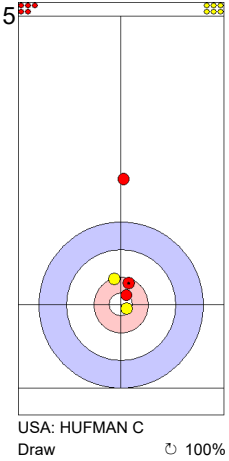
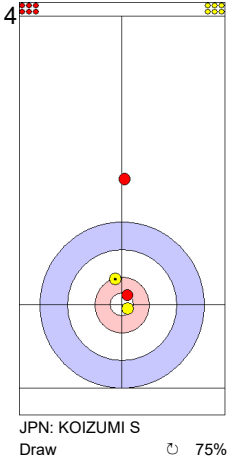
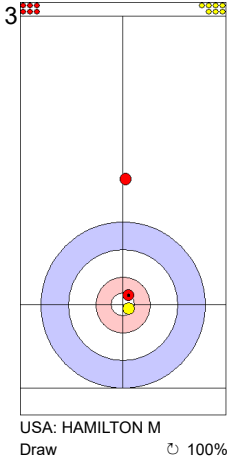
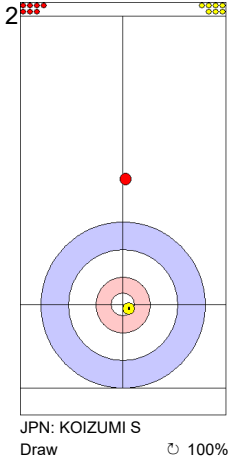
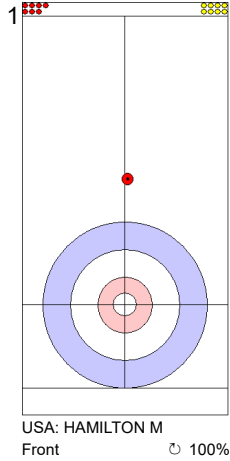
Legend:
 ↻ Clockwise ↺ Counter-clockwise - Not considered





Game - Shot by Shot

End 4 ● USA - United States 1 + 0 (this end) = 1 ⊗ JPN - Japan 0 + 1 (this end) = 1



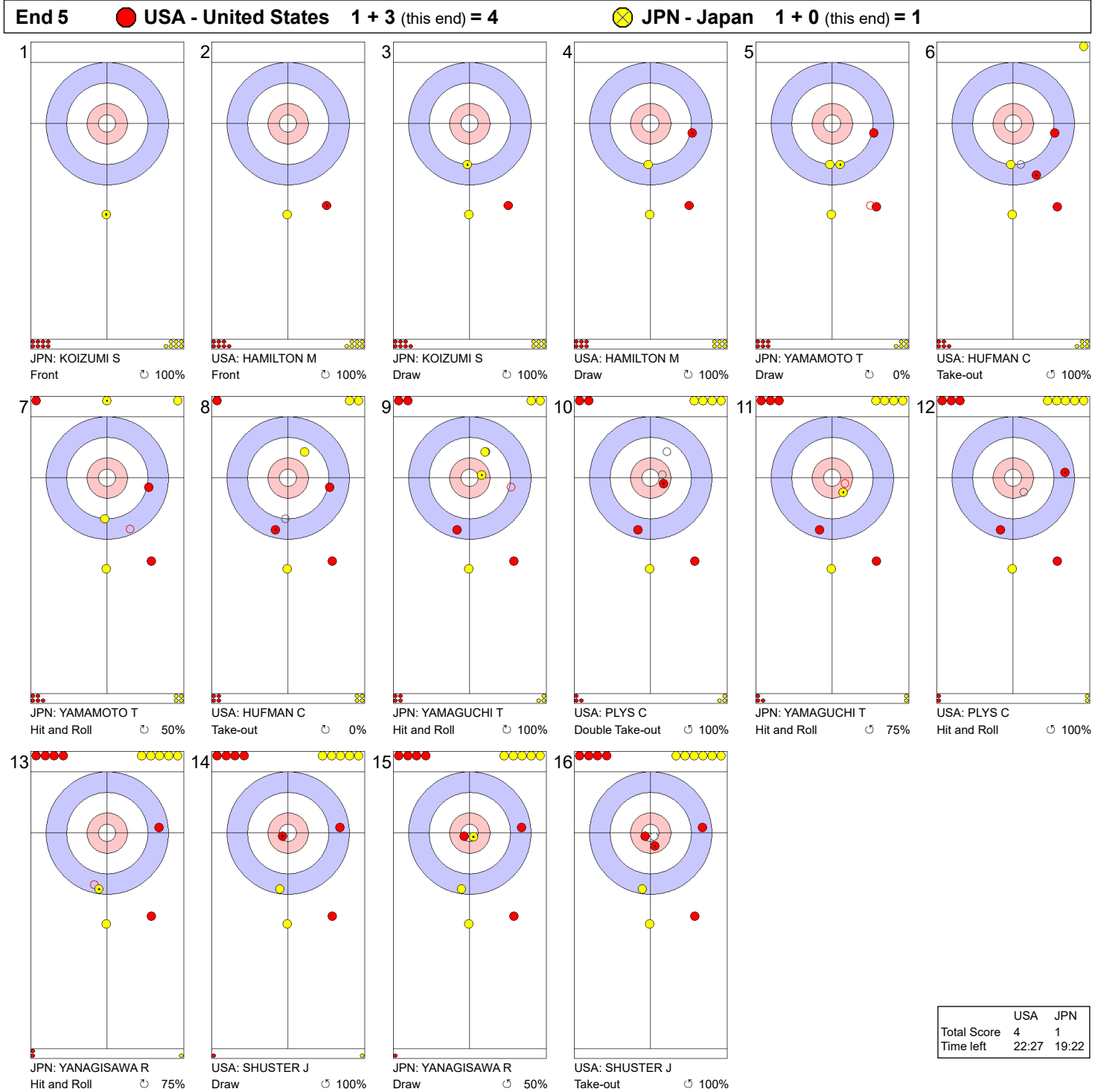
	USA	JPN
Total Score	1	1
Time left	25:51	23:53

Legend:
 ⌚ Clockwise ⌚ Counter-clockwise - Not considered





Game - Shot by Shot



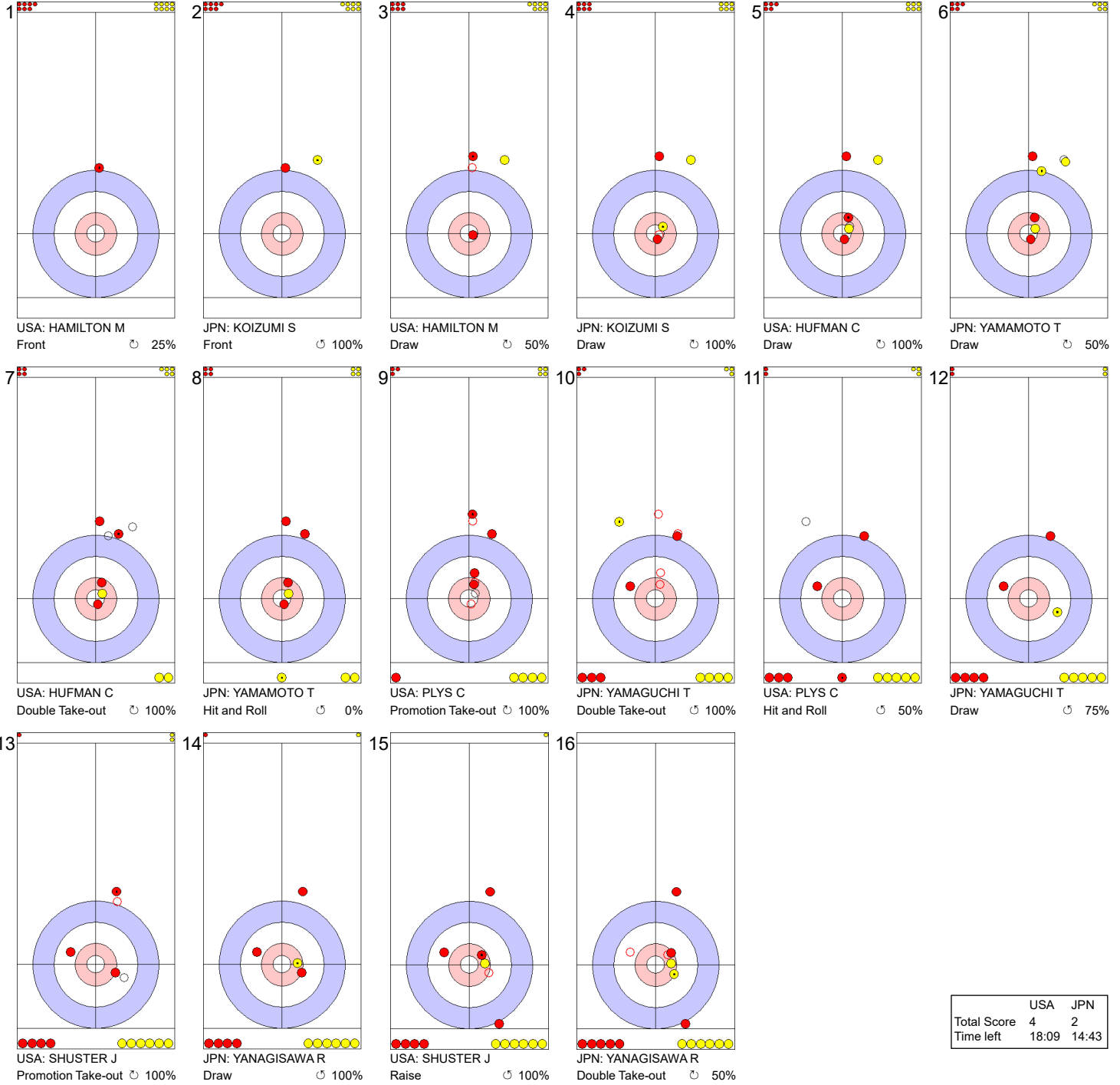
Legend:
 ↻ Clockwise ↺ Counter-clockwise - Not considered





Game - Shot by Shot

End 6 ● **USA - United States 4 + 0 (this end) = 4** ● **JPN - Japan 1 + 1 (this end) = 2**



	USA	JPN
Total Score	4	2
Time left	18:09	14:43

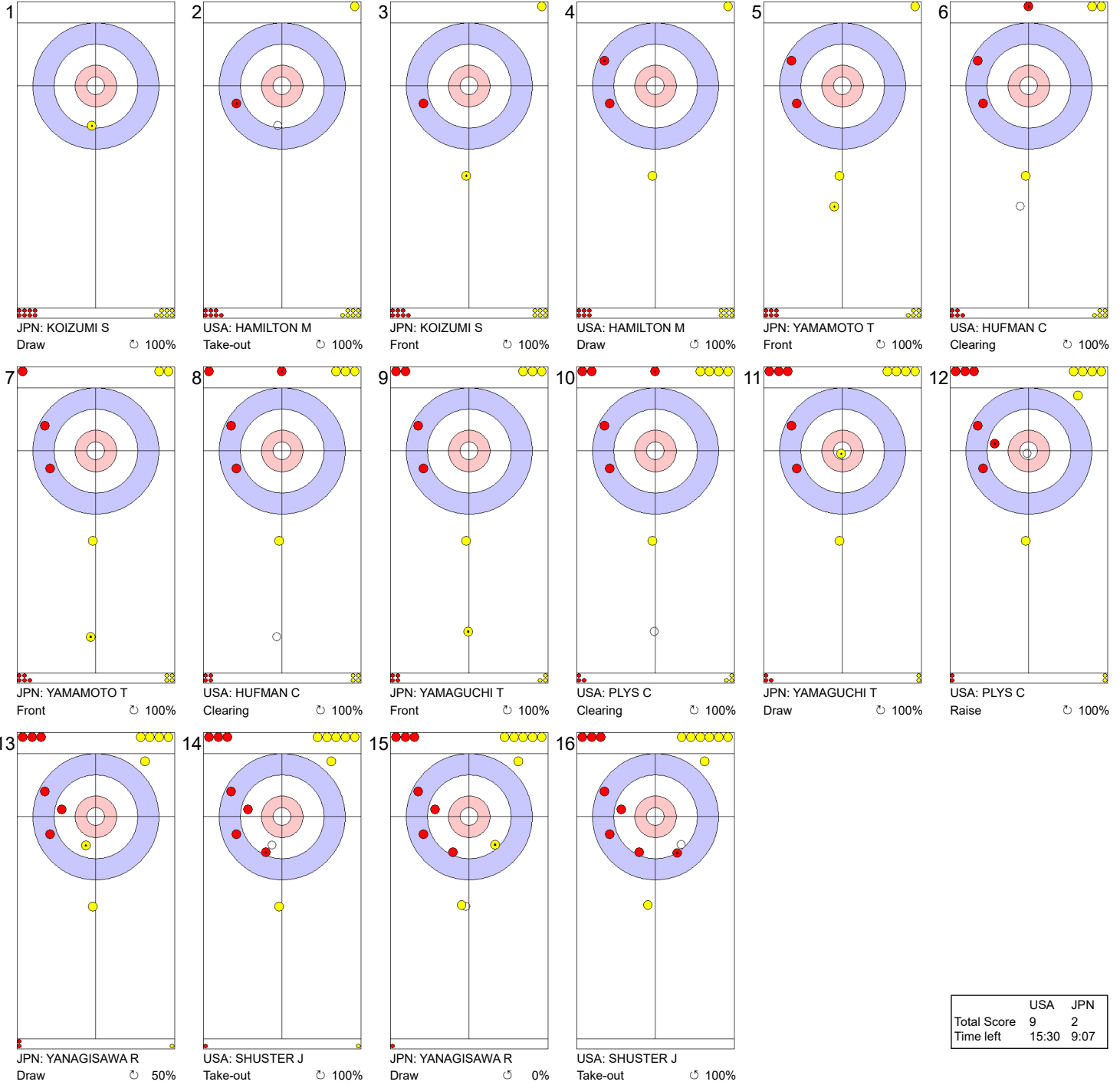
Legend:
 ↻ Clockwise ↺ Counter-clockwise - Not considered





Game - Shot by Shot

End 7 **USA - United States 4 + 5 (this end) = 9** **JPN - Japan 2 + 0 (this end) = 2**



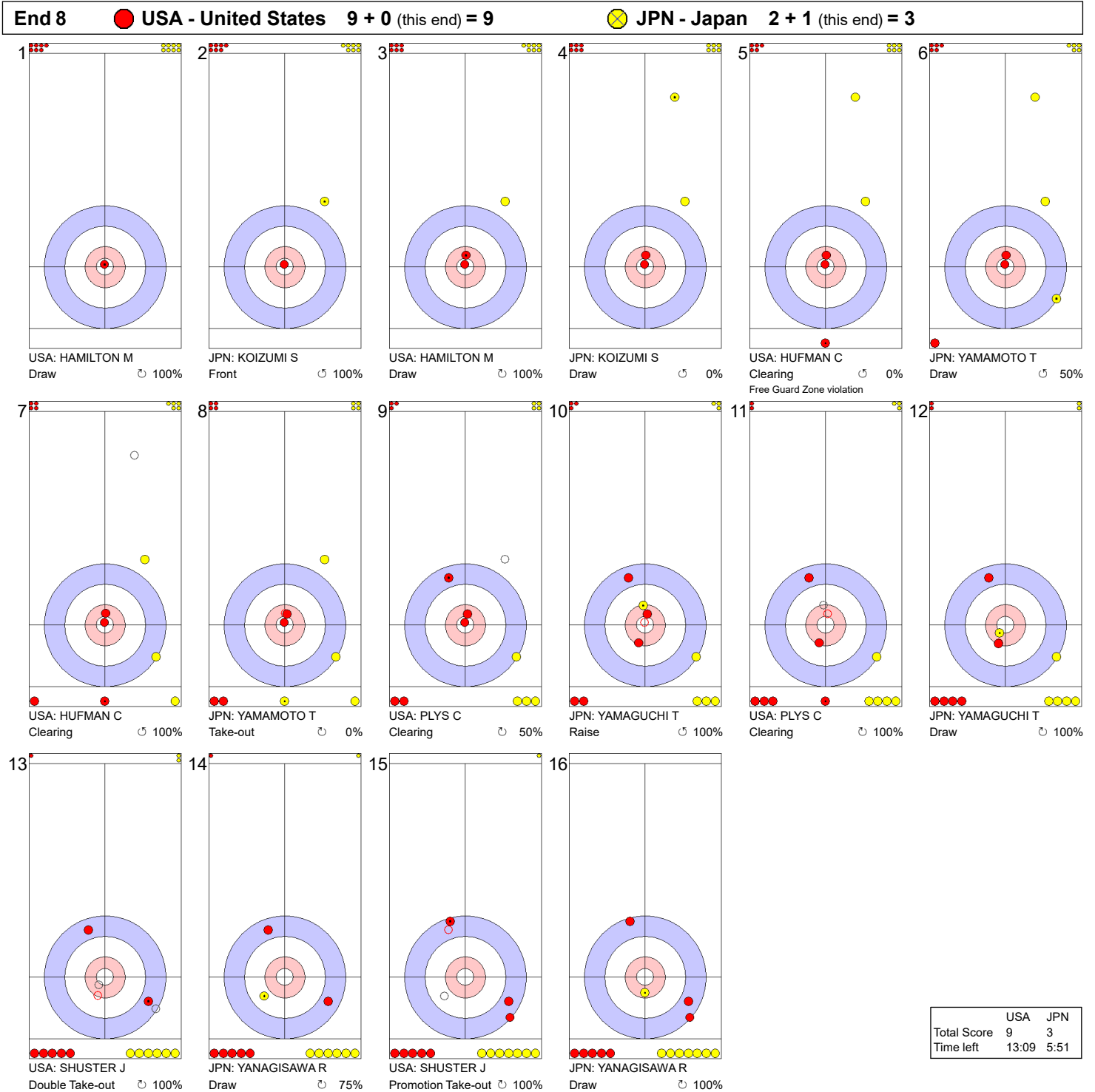
	USA	JPN
Total Score	9	2
Time left	15:30	9:07

Legend:
 ↻ Clockwise ↺ Counter-clockwise - Not considered





Game - Shot by Shot



Legend:
 ↻ Clockwise ↺ Counter-clockwise - Not considered





Competition Matrix

Team	AUS	CAN	CHN	JPN	KOR	NZL	PHI	USA
AUS		2 - 8	3 - 9	3 - 9	2 - 9	5 - 9	3 - 9	2 - 13
CAN	8 - 2		10 - 4	8 - 3	14 - 6	7 - 1	10 - 3	6 - 5
CHN	9 - 3	4 - 10		7 - 9	10 - 3	8 - 2	7 - 5	5 - 8
JPN	9 - 3	3 - 8	9 - 7		7 - 6	7 - 3	7 - 4	3 - 8
KOR	9 - 2	6 - 14	3 - 10	6 - 7		11 - 4	9 - 8	3 - 7
NZL	9 - 5	1 - 7	2 - 8	3 - 7	4 - 11		3 - 7	4 - 11
PHI	9 - 3	3 - 10	5 - 7	4 - 7	8 - 9	7 - 3		2 - 9
USA	13 - 2	5 - 6	8 - 5	8 - 3	7 - 3	11 - 4	9 - 2	

Standings after Round Robin

Rank	Team	Games	Wins	Losses	
1	CAN - Canada	7	7	0	Q
2	USA - United States	7	6	1	Q
3	JPN - Japan	7	5	2	Q
4	CHN - China	7	4	3	Q
5	KOR - Korea	7	3	4	
6	PHI - Philippines	7	2	5	
7	NZL - New Zealand	7	1	6	
8	AUS - Australia	7	0	7	

Legend:

Q Qualified for the play-offs



Draw Shot Challenge

Rank	Team	Stone Rotation	Last Stone Draw in each Round Robin Game							DSC
			1	2	3	4	5	6	7	
1	USA - United States	⌚	14.5	4.0	21.0	13.7	5.4	13.9	7.4	15.075cm
		⌚	11.4	64.2	27.4	8.7	30.2	52.3	23.3	
2	CAN - Canada	⌚	20.5	17.5	7.1	62.1	16.0	12.5	8.0	15.717cm
		⌚	30.6	6.8	28.4	23.8	19.9	10.8	17.3	
3	JPN - Japan	⌚	23.5	92.2	44.1	22.6	6.3	20.9	11.4	19.608cm
		⌚	22.3	20.3	11.0	18.1	24.9	40.3	13.7	
4	KOR - Korea	⌚	22.7	13.1	1.5	146.3	20.3	12.8	16.9	36.292cm
		⌚	43.6	145.3	47.1	55.6	10.2	199.6	46.4	
5	PHI - Philippines	⌚	40.1	54.5	67.6	42.7	27.3	33.6	78.6	37.675cm
		⌚	36.2	25.4	139.5	32.0	28.3	40.1	24.3	
6	AUS - Australia	⌚	50.0	86.3	47.4	26.5	26.8	36.8	61.0	48.008cm
		⌚	192.4	35.2	125.8	98.9	30.5	50.3	26.4	
7	CHN - China	⌚	108.2	32.7	20.9	127.7	28.5	152.5	82.9	56.367cm
		⌚	98.3	32.5	68.7	188.6	13.5	43.3	19.2	
8	NZL - New Zealand	⌚	19.6	29.1	13.4	80.0	104.1	199.6	52.2	61.475cm
		⌚	104.8	43.4	59.2	159.0	101.3	62.8	67.8	

Note:

The Draw Shot Challenge (DSC) is the average distance of all the individual Last Stone Draws (LSD), which were delivered by a team during the round robin. The two least favourable results will be eliminated before calculating the average distance. The team with the lesser DSC receives the higher ranking. If the DSCs are equal then the team with the best non-equal counting LSD receives the higher ranking. In the case where all counting LSDs are equal, the team ranked higher in the official World Curling World Ranking is ranked higher.

Legend:

⌚ Clockwise

⌚ Counter-clockwise

DSC Draw Shot Challenge

~~nnn.n~~ Eliminated Last Stone Draw



Shot Success Percentage by Position

Fourth		Game >	1	2	3	4	5	6	7	Avg.
1	JACOBS Brad	CAN	94	89	94	94	94	79	90	90.7
2	XU Xiaoming	CHN	81	100	88	94	85	93	76	87.3
3	SHUSTER John	USA	94	72	85	100	86	81	89	86.2
4	YANAGISAWA Riku	JPN	78	71	88	97	79	71	82	81.6
5	PFISTER Marc	PHI	88	75	66	74	83	95	85	80.8
6	KIM Soo-Hyuk	KOR	88	69	66	78	65	93	77	76.2
7	BECKER Sean	NZL	73	59	76	60	83	63	69	69.6
	DAVIS Tanner	AUS	66	64	(3) 80	(3) 50	(3) 69	(3) 66	(3) 75	67.6

Third		Game >	1	2	3	4	5	6	7	Avg.
1	PLYS Christopher	USA	82	96	91	88	92	94	89	90.2
2	KENNEDY Marc	CAN	86	85	95	96	92	92	88	89.8
3	KIM Changmin	KOR	85	83	78	93	84	96	88	86.0
3	YAMAGUCHI Tsuyoshi	JPN	75	82	90	99	89	71	90	86.0
5	FEI Xueqing	CHN	72	93	88	92	84	76	83	83.3
6	HALLER Christian	PHI	83	65	61	85	88	86	91	80.4
7	PALANUIK Jared	NZL	74	84	61	77	73	(1) 88	(1) 80	76.1
	PANOUSI Matt	AUS	56	80	(4) 64	(4) 58	(4) 75	(4) 64	(4) 58	65.2

Second		Game >	1	2	3	4	5	6	7	Avg.
1	GALLANT Brett	CAN	85	89	94	96		92	93	91.1
2	HUFMAN Colin	USA	86	94	95		83	81	80	86.1
3	YAMAMOTO Takeru	JPN	76	93	83	85	86	92	90	86.0
4	PFISTER Enrico	PHI	77	83	80	82	95	84	91	85.1
5	YOO Minhyeon	KOR	66	93	88	67	86	88	90	82.5
6	LI Zhichao	CHN	82	89	88	91	69	76	85	82.1
7	DOBSON Warren	NZL	71	75	67	79		69	70	71.3
8	JOHNS Steve	AUS	75	75		67	71	45	70	67.3

Lead		Game >	1	2	3	4	5	6	7	Avg.
1	KOIZUMI Satoshi	JPN	92	96	88	89	93	98	93	92.1
2	HEBERT Ben	CAN	92	97	89		92	75	95	91.1
3	HAMILTON Matt	USA	88	85	91	90		86	93	88.7
4	XU Jingtao	CHN	86	84	86	94	89	87	93	88.4
5	KIM Hak Kyun	KOR	88	94	88	88	88	82	90	88.3
6	CARPENTER Brayden	PHI	73		91	97	88	88	86	87.6
7	BECKER Scott	NZL	83	82	79	77	(2) 80	(3) 75	(3) 82	79.7
8	MILLIKIN Hugh	AUS	81	84	84	83	75	75	72	79.3



Shot Success Percentage by Position

Alternate	Game >	1	2	3	4	5	6	7	Avg.
TARDI Tyler	CAN				(1) 98	(2) 75			86.5
CASPER Daniel	USA				(2) 88	(1) 77			81.3
JEON Jae Ik	KOR				(1) 75				75.0
BECKER James	NZL					(1) 72			71.9
FREI Alan	PHI	(1) 69	(1) 69						69.3
DAVIS Geoff	AUS			(2) 61				(2) 42	55.7

Team	Game >	1	2	3	4	5	6	7	Avg.
1 CAN - Canada		89	90	93	96	88	84	91	90.4
2 USA - United States		88	87	90	91	84	86	88	87.4
3 JPN - Japan		80	86	87	92	87	83	89	86.5
4 CHN - China		80	92	87	93	82	83	84	85.3
5 KOR - Korea		82	85	80	80	81	90	86	83.2
6 PHI - Philippines		80	73	74	84	88	88	88	82.7
7 NZL - New Zealand		75	75	71	73	77	73	75	74.2
8 AUS - Australia		70	76	72	65	72	63	67	69.2

Note:
"(n)" denotes a position different from original line-up position: (4) - Fourth, (3) - Third, (2) - Second, (1) - Lead
To be eligible to be ranked, a player must have played in the original position for more than half of the number of games that the team played.

Legend:
Avg. Average



Scoring Analysis

Team	Games	LSFE	Stolen Ends	Last Stone Eff.	Force Eff.	Points Scored							Total	Plus / Minus
						0	1	2	3	4	>4			
CAN	For	7	8	74%	71%	2	11	9	7	2	1	63	+39	
	Against	0	1			5	13	4	1	0	0	24		
USA	For	6	10	57%	71%	6	13	8	6	2	1	61	+36	
	Against	1	3			5	15	5	0	0	0	25		
CHN	For	3	8	61%	50%	3	12	13	4	0	0	50	+10	
	Against	4	2			5	13	6	5	0	0	40		
JPN	For	4	4	56%	45%	7	10	11	3	1	0	45	+6	
	Against	3	4			4	12	9	3	0	0	39		
KOR	For	4	10	30%	39%	4	18	5	5	1	0	47	-5	
	Against	3	11			1	16	7	3	2	1	52		
PHI	For	2	6	36%	46%	2	18	7	2	0	0	38	-10	
	Against	5	4			5	13	11	3	1	0	48		
NZL	For	0	3	18%	35%	2	13	5	1	0	0	26	-30	
	Against	7	12			3	17	8	5	2	0	56		
AUS	For	2	0	10%	21%	2	14	3	0	0	0	20	-46	
	Against	5	12			0	10	11	8	1	1	66		
Total	28		49			28	109	61	28	6	2	350		

Note:
 Stolen ends are the ends won without the last stone advantage.
 Last Stone Efficiency: Scoring two or more points with last stone advantage.
 Force Efficiency: Forcing the opponent team to score only one point when they have the last stone advantage.

Legend:
>4 More than four points scored **Eff.** Efficiency **LSFE** Last Stone First End





Summary of Big Ends

Points Scored	By	Against	Session	End	Game Result
6	USA - United States	AUS - Australia	4	5	13 : 2
5	CAN - Canada	KOR - Korea	3	8	14 : 6
4	CAN - Canada	KOR - Korea	3	6	14 : 6
4	CAN - Canada	PHI - Philippines	2	9	10 : 3
4	USA - United States	NZL - New Zealand	5	8	11 : 4
4	USA - United States	AUS - Australia	4	2	13 : 2
4	JPN - Japan	KOR - Korea	5	8	7 : 6
4	KOR - Korea	NZL - New Zealand	1	10	11 : 4

Note:
Big ends are defined as ends with a score of four or more points.



Time-out Statistics

Team	Games	Number of Time-outs	Average Shot Success on Next Stone
CAN - Canada	7	2	100%
JPN - Japan	7	4	100%
CHN - China	7	3	83%
NZL - New Zealand	7	3	83%
USA - United States	7	2	75%
PHI - Philippines	7	4	68%
AUS - Australia	7	1	50%
KOR - Korea	7	5	45%
Total	28	24	75%



Cumulative Player Statistics by Team

AUS - Australia

DAVIS Tanner

4 V Right-handed

Type	↻	%	↺	%	Total	%
Draw	19	57	15	67	34	61
Front	1	75	1	100	2	88
Guard	2	63	3	100	5	85
Raise	0	-	1	100	1	100
Wick / Soft Peeling	0	-	0	-	0	-
Freeze	0	-	0	-	0	-
Take-out	12	77	12	77	24	77
Hit and Roll	4	56	6	67	10	63
Clearing	1	0	0	-	1	0
Double Take-out	8	88	10	50	18	67
Promotion Take-out	2	38	1	100	3	58
All Draws	22	58	20	75	42	66
All Take-outs	27	71	29	66	56	69
Total	49	65	49	70	98	68
Not considered					2	-

MILLIKIN Hugh

1 S Right-handed

Type	↻	%	↺	%	Total	%
Draw	21	74	24	74	45	74
Front	12	83	30	88	42	87
Guard	0	-	2	100	2	100
Raise	0	-	1	0	1	0
Wick / Soft Peeling	0	-	0	-	0	-
Freeze	0	-	0	-	0	-
Take-out	1	75	3	100	4	94
Hit and Roll	1	75	2	75	3	75
Clearing	0	-	0	-	0	-
Double Take-out	1	50	2	50	3	50
Promotion Take-out	0	-	0	-	0	-
All Draws	33	77	57	81	90	80
All Take-outs	3	67	7	79	10	75
Total	36	76	64	81	100	79
Not considered					0	-

PANOUSI Matt

3 Right-handed

Type	↻	%	↺	%	Total	%
Draw	16	70	26	63	42	65
Front	0	-	2	100	2	100
Guard	1	100	2	0	3	33
Raise	2	75	1	0	3	50
Wick / Soft Peeling	0	-	1	0	1	0
Freeze	0	-	0	-	0	-
Take-out	9	61	9	58	18	60
Hit and Roll	8	75	5	75	13	75
Clearing	2	100	0	-	2	100
Double Take-out	3	67	3	100	6	83
Promotion Take-out	4	44	0	-	4	44
All Draws	19	72	32	57	51	63
All Take-outs	26	66	17	71	43	68
Total	45	69	49	62	94	65
Not considered					0	-

DAVIS Geoff

A Right-handed

Type	↻	%	↺	%	Total	%
Draw	4	63	7	57	11	59
Front	0	-	0	-	0	-
Guard	0	-	0	-	0	-
Raise	0	-	0	-	0	-
Wick / Soft Peeling	0	-	0	-	0	-
Freeze	0	-	0	-	0	-
Take-out	7	46	3	67	10	53
Hit and Roll	1	50	0	-	1	50
Clearing	0	-	0	-	0	-
Double Take-out	0	-	0	-	0	-
Promotion Take-out	0	-	0	-	0	-
All Draws	4	63	7	57	11	59
All Take-outs	8	47	3	67	11	52
Total	12	52	10	60	22	56
Not considered					0	-

JOHNS Steve

2 Right-handed

Type	↻	%	↺	%	Total	%
Draw	12	58	28	78	40	72
Front	1	100	2	88	3	92
Guard	3	67	4	81	7	75
Raise	2	75	1	100	3	83
Wick / Soft Peeling	0	-	1	50	1	50
Freeze	0	-	0	-	0	-
Take-out	7	86	9	25	16	52
Hit and Roll	0	-	4	38	4	38
Clearing	0	-	1	100	1	100
Double Take-out	3	83	5	70	8	75
Promotion Take-out	0	-	1	0	1	0
All Draws	18	64	36	78	54	74
All Take-outs	10	85	20	41	30	56
Total	28	71	56	65	84	67
Not considered					0	-

Team: AUS - Australia

Type	↻	%	↺	%	Total	%
Draw	72	65	100	70	172	68
Front	14	84	35	89	49	88
Guard	6	71	11	75	17	74
Raise	4	75	4	50	8	63
Wick / Soft Peeling	0	-	2	25	2	25
Freeze	0	-	0	-	0	-
Take-out	36	69	36	60	72	65
Hit and Roll	14	68	17	63	31	65
Clearing	3	67	1	100	4	75
Double Take-out	15	80	20	63	35	70
Promotion Take-out	6	42	2	50	8	44
All Draws	96	69	152	74	248	72
All Take-outs	74	69	76	62	150	65
Total	170	69	228	70	398	69
Not considered					2	-

Note:
Position and function for each team member:
4 = Fourth, **3** = Third, **2** = Second, **1** = Lead, **A** = Alternate, **S** = Skip, **V** = Vice-Skip

Legend:
↻ Clockwise ↺ Counter-clockwise





Cumulative Player Statistics by Team

CAN - Canada

JACOBS Brad 4 S Right-handed

Type	↻	%	↺	%	Total	%
Draw	17	94	12	79	29	88
Front	0	-	0	-	0	-
Guard	4	94	3	100	7	96
Raise	4	100	2	100	6	100
Wick / Soft Peeling	2	50	1	50	3	50
Freeze	0	-	0	-	0	-
Take-out	13	100	21	98	34	99
Hit and Roll	10	83	6	88	16	84
Clearing	1	100	2	100	3	100
Double Take-out	6	83	3	67	9	78
Promotion Take-out	1	100	2	100	3	100
All Draws	27	92	18	83	45	88
All Take-outs	31	91	34	93	65	92
Total	58	91	52	90	110	91
Not considered					0	-

HEBERT Ben 1 Right-handed

Type	↻	%	↺	%	Total	%
Draw	21	93	27	84	48	88
Front	16	91	29	97	45	94
Guard	0	-	1	100	1	100
Raise	0	-	1	100	1	100
Wick / Soft Peeling	0	-	1	100	1	100
Freeze	0	-	0	-	0	-
Take-out	0	-	1	100	1	100
Hit and Roll	0	-	1	50	1	50
Clearing	0	-	0	-	0	-
Double Take-out	0	-	0	-	0	-
Promotion Take-out	0	-	0	-	0	-
All Draws	37	92	59	91	96	91
All Take-outs	0	-	2	75	2	75
Total	37	92	61	91	98	91
Not considered					0	-

KENNEDY Marc 3 V Left-handed

Type	↻	%	↺	%	Total	%
Draw	14	86	9	97	23	90
Front	0	-	0	-	0	-
Guard	4	100	4	100	8	100
Raise	1	50	0	-	1	50
Wick / Soft Peeling	1	100	0	-	1	100
Freeze	0	-	0	-	0	-
Take-out	13	87	13	92	26	89
Hit and Roll	8	91	9	83	17	87
Clearing	5	100	14	89	19	92
Double Take-out	5	80	7	86	12	83
Promotion Take-out	2	100	1	100	3	100
All Draws	20	88	13	98	33	92
All Take-outs	33	89	44	89	77	89
Total	53	89	57	91	110	90
Not considered					0	-

TARDI Tyler A Left-handed

Type	↻	%	↺	%	Total	%
Draw	2	100	8	88	10	90
Front	0	-	6	96	6	96
Guard	0	-	0	-	0	-
Raise	1	0	0	-	1	0
Wick / Soft Peeling	0	-	0	-	0	-
Freeze	0	-	0	-	0	-
Take-out	2	100	3	67	5	80
Hit and Roll	0	-	0	-	0	-
Clearing	1	100	1	100	2	100
Double Take-out	0	-	0	-	0	-
Promotion Take-out	0	-	0	-	0	-
All Draws	3	67	14	91	17	87
All Take-outs	3	100	4	75	7	86
Total	6	83	18	88	24	86
Not considered					0	-

GALLANT Brett 2 Right-handed

Type	↻	%	↺	%	Total	%
Draw	13	92	16	92	29	92
Front	1	100	1	100	2	100
Guard	0	-	1	100	1	100
Raise	1	50	0	-	1	50
Wick / Soft Peeling	0	-	1	100	1	100
Freeze	0	-	0	-	0	-
Take-out	6	83	11	89	17	87
Hit and Roll	4	63	4	94	8	78
Clearing	8	100	20	91	28	94
Double Take-out	2	100	6	100	8	100
Promotion Take-out	1	75	2	100	3	92
All Draws	15	90	19	93	34	92
All Take-outs	21	87	43	92	64	91
Total	36	88	62	93	98	91
Not considered					0	-

Team: CAN - Canada

Type	↻	%	↺	%	Total	%
Draw	67	92	72	87	139	89
Front	17	91	36	97	53	95
Guard	8	97	9	100	17	99
Raise	7	71	3	100	10	80
Wick / Soft Peeling	3	67	3	83	6	75
Freeze	0	-	0	-	0	-
Take-out	34	92	49	92	83	92
Hit and Roll	22	82	20	85	42	83
Clearing	15	100	37	91	52	94
Double Take-out	13	85	16	88	29	86
Promotion Take-out	4	94	5	100	9	97
All Draws	102	90	123	91	225	91
All Take-outs	88	90	127	91	215	90
Total	190	90	250	91	440	90
Not considered					0	-

Note:
Position and function for each team member:
4 = Fourth, **3** = Third, **2** = Second, **1** = Lead, **A** = Alternate, **S** = Skip, **V** = Vice-Skip

Legend:
↻ Clockwise ↺ Counter-clockwise





Cumulative Player Statistics by Team

CHN - China

XU Xiaoming 4 S Right-handed

Type	↻	%	↺	%	Total	%
Draw	26	89	11	77	37	86
Front	0	-	0	-	0	-
Guard	1	100	0	-	1	100
Raise	1	50	6	83	7	79
Wick / Soft Peeling	0	-	0	-	0	-
Freeze	0	-	1	0	1	0
Take-out	19	88	23	98	42	93
Hit and Roll	8	81	1	100	9	83
Clearing	3	83	4	88	7	86
Double Take-out	9	100	6	83	15	93
Promotion Take-out	5	65	0	-	5	65
All Draws	28	88	18	75	46	83
All Take-outs	44	86	34	94	78	90
Total	72	87	52	88	124	87
Not considered					0	-

XU Jingtao 1 Right-handed

Type	↻	%	↺	%	Total	%
Draw	41	88	9	83	50	88
Front	47	87	6	100	53	89
Guard	3	92	0	-	3	92
Raise	2	88	1	100	3	92
Wick / Soft Peeling	0	-	0	-	0	-
Freeze	0	-	0	-	0	-
Take-out	6	92	4	100	10	95
Hit and Roll	2	88	2	63	4	75
Clearing	0	-	0	-	0	-
Double Take-out	0	-	0	-	0	-
Promotion Take-out	0	-	0	-	0	-
All Draws	93	88	16	91	109	88
All Take-outs	8	91	6	88	14	89
Total	101	88	22	90	123	88
Not considered					1	-

FEI Xueqing 3 V Right-handed

Type	↻	%	↺	%	Total	%
Draw	17	87	7	93	24	89
Front	2	100	0	-	2	100
Guard	7	93	2	63	9	86
Raise	2	13	2	100	4	56
Wick / Soft Peeling	0	-	1	100	1	100
Freeze	0	-	0	-	0	-
Take-out	21	83	20	83	41	83
Hit and Roll	8	66	4	88	12	73
Clearing	7	96	12	88	19	91
Double Take-out	5	80	6	75	11	77
Promotion Take-out	0	-	1	50	1	50
All Draws	28	84	12	90	40	86
All Take-outs	41	82	43	83	84	82
Total	69	83	55	84	124	83
Not considered					0	-

YANG Bohao A Right-handed

Type	↻	%	↺	%	Total	%
Draw	0	-	0	-	0	-
Front	0	-	0	-	0	-
Guard	0	-	0	-	0	-
Raise	0	-	0	-	0	-
Wick / Soft Peeling	0	-	0	-	0	-
Freeze	0	-	0	-	0	-
Take-out	0	-	0	-	0	-
Hit and Roll	0	-	0	-	0	-
Clearing	0	-	0	-	0	-
Double Take-out	0	-	0	-	0	-
Promotion Take-out	0	-	0	-	0	-
All Draws	0	-	0	-	0	-
All Take-outs	0	-	0	-	0	-
Total	0	-	0	-	0	-
Not considered					0	-

LI Zhichao 2 Right-handed

Type	↻	%	↺	%	Total	%
Draw	22	82	19	82	41	82
Front	10	88	2	88	12	88
Guard	6	83	2	75	8	81
Raise	1	100	0	-	1	100
Wick / Soft Peeling	0	-	0	-	0	-
Freeze	0	-	0	-	0	-
Take-out	19	78	10	83	29	79
Hit and Roll	5	85	3	50	8	72
Clearing	8	88	6	100	14	93
Double Take-out	5	80	2	75	7	79
Promotion Take-out	3	83	1	50	4	75
All Draws	39	84	23	82	62	83
All Take-outs	40	81	22	81	62	81
Total	79	83	45	81	124	82
Not considered					0	-

Team: CHN - China

Type	↻	%	↺	%	Total	%
Draw	106	87	46	83	152	86
Front	59	88	8	97	67	89
Guard	17	90	4	69	21	86
Raise	6	58	9	89	15	77
Wick / Soft Peeling	0	-	1	100	1	100
Freeze	0	-	1	0	1	0
Take-out	65	84	57	90	122	87
Hit and Roll	23	77	10	73	33	76
Clearing	18	90	22	91	40	91
Double Take-out	19	89	14	79	33	85
Promotion Take-out	8	72	2	50	10	68
All Draws	188	87	69	83	257	86
All Take-outs	133	84	105	86	238	85
Total	321	85	174	85	495	85
Not considered					1	-

Note:
Position and function for each team member:
4 = Fourth, 3 = Third, 2 = Second, 1 = Lead, A = Alternate, S = Skip, V = Vice-Skip

Legend:
↻ Clockwise ↺ Counter-clockwise





Cumulative Player Statistics by Team

JPN - Japan

YANAGISAWA Riku 4 V Right-handed

Type	↻	%	↺	%	Total	%
Draw	13	75	21	82	34	79
Front	0	-	0	-	0	-
Guard	1	100	0	-	1	100
Raise	4	56	5	65	9	61
Wick / Soft Peeling	1	50	0	-	1	50
Freeze	0	-	0	-	0	-
Take-out	17	96	23	79	40	86
Hit and Roll	5	80	5	75	10	78
Clearing	6	100	6	92	12	96
Double Take-out	5	90	3	83	8	88
Promotion Take-out	2	50	1	50	3	50
All Draws	19	71	26	79	45	76
All Take-outs	35	91	38	80	73	85
Total	54	84	64	80	118	82
Not considered					1	-

KOIZUMI Satoshi 1 Right-handed

Type	↻	%	↺	%	Total	%
Draw	50	91	10	90	60	90
Front	25	96	11	91	36	94
Guard	4	81	1	50	5	75
Raise	0	-	1	100	1	100
Wick / Soft Peeling	0	-	1	100	1	100
Freeze	0	-	0	-	0	-
Take-out	4	88	11	100	15	97
Hit and Roll	2	100	0	-	2	100
Clearing	0	-	0	-	0	-
Double Take-out	0	-	0	-	0	-
Promotion Take-out	0	-	0	-	0	-
All Draws	79	92	24	90	103	91
All Take-outs	6	92	11	100	17	97
Total	85	92	35	93	120	92
Not considered					0	-

YAMAGUCHI Tsuyoshi 3 S Right-handed

Type	↻	%	↺	%	Total	%
Draw	12	69	13	94	25	82
Front	1	100	0	-	1	100
Guard	5	100	1	25	6	88
Raise	3	50	1	25	4	44
Wick / Soft Peeling	0	-	0	-	0	-
Freeze	0	-	0	-	0	-
Take-out	19	95	19	91	38	93
Hit and Roll	8	59	5	95	13	73
Clearing	9	89	11	100	20	95
Double Take-out	6	83	4	88	10	85
Promotion Take-out	1	100	2	75	3	83
All Draws	21	75	15	85	36	79
All Take-outs	43	85	41	93	84	89
Total	64	82	56	91	120	86
Not considered					0	-

USUI Shingo A Right-handed

Type	↻	%	↺	%	Total	%
Draw	0	-	0	-	0	-
Front	0	-	0	-	0	-
Guard	0	-	0	-	0	-
Raise	0	-	0	-	0	-
Wick / Soft Peeling	0	-	0	-	0	-
Freeze	0	-	0	-	0	-
Take-out	0	-	0	-	0	-
Hit and Roll	0	-	0	-	0	-
Clearing	0	-	0	-	0	-
Double Take-out	0	-	0	-	0	-
Promotion Take-out	0	-	0	-	0	-
All Draws	0	-	0	-	0	-
All Take-outs	0	-	0	-	0	-
Total	0	-	0	-	0	-
Not considered					0	-

YAMAMOTO Takeru 2 Right-handed

Type	↻	%	↺	%	Total	%
Draw	17	85	23	79	40	82
Front	0	-	0	-	0	-
Guard	4	100	0	-	4	100
Raise	2	100	0	-	2	100
Wick / Soft Peeling	0	-	1	0	1	0
Freeze	0	-	0	-	0	-
Take-out	10	73	15	95	25	86
Hit and Roll	7	89	5	100	12	94
Clearing	15	97	12	90	27	94
Double Take-out	4	63	4	75	8	69
Promotion Take-out	1	100	0	-	1	100
All Draws	23	89	24	76	47	82
All Take-outs	37	85	36	92	73	88
Total	60	87	60	85	120	86
Not considered					0	-

Team: JPN - Japan

Type	↻	%	↺	%	Total	%
Draw	92	85	67	85	159	85
Front	26	96	11	91	37	95
Guard	14	95	2	38	16	88
Raise	9	64	7	64	16	64
Wick / Soft Peeling	1	50	2	50	3	50
Freeze	0	-	0	-	0	-
Take-out	50	90	68	89	118	90
Hit and Roll	22	77	15	90	37	82
Clearing	30	95	29	94	59	94
Double Take-out	15	80	11	82	26	81
Promotion Take-out	4	75	3	67	7	71
All Draws	142	86	89	82	231	85
All Take-outs	121	87	126	89	247	88
Total	263	87	215	86	478	86
Not considered					1	-

Note:
Position and function for each team member:
4 = Fourth, 3 = Third, 2 = Second, 1 = Lead, A = Alternate, S = Skip, V = Vice-Skip

Legend:
↻ Clockwise ↺ Counter-clockwise





Cumulative Player Statistics by Team

KOR - Korea

KIM Soo-Hyuk 4 S Right-handed

Type	↻	%	↺	%	Total	%
Draw	32	82	17	88	49	84
Front	0	-	0	-	0	-
Guard	2	75	2	38	4	56
Raise	1	0	5	60	6	50
Wick / Soft Peeling	1	100	1	100	2	100
Freeze	0	-	0	-	0	-
Take-out	6	79	19	83	25	82
Hit and Roll	6	83	9	78	15	80
Clearing	4	100	5	40	9	67
Double Take-out	6	58	2	50	8	56
Promotion Take-out	1	75	6	50	7	54
All Draws	36	80	25	79	61	80
All Take-outs	23	78	41	70	64	73
Total	59	79	66	73	125	76
Not considered					0	-

KIM Hak Kyun 1 Right-handed

Type	↻	%	↺	%	Total	%
Draw	48	87	15	95	63	89
Front	32	94	18	83	50	90
Guard	4	75	1	100	5	80
Raise	0	-	0	-	0	-
Wick / Soft Peeling	1	100	0	-	1	100
Freeze	0	-	0	-	0	-
Take-out	3	92	1	100	4	94
Hit and Roll	0	-	1	50	1	50
Clearing	0	-	0	-	0	-
Double Take-out	1	50	1	50	2	50
Promotion Take-out	0	-	0	-	0	-
All Draws	85	89	34	89	119	89
All Take-outs	4	81	3	67	7	75
Total	89	89	37	87	126	88
Not considered					0	-

KIM Changmin 3 V Right-handed

Type	↻	%	↺	%	Total	%
Draw	10	75	16	89	26	84
Front	0	-	0	-	0	-
Guard	5	95	5	90	10	93
Raise	2	38	0	-	2	38
Wick / Soft Peeling	1	100	3	75	4	81
Freeze	0	-	0	-	0	-
Take-out	15	97	18	85	33	90
Hit and Roll	2	50	12	88	14	82
Clearing	6	100	4	100	10	100
Double Take-out	4	88	12	90	16	89
Promotion Take-out	1	25	4	63	5	55
All Draws	18	78	24	88	42	83
All Take-outs	28	90	50	86	78	88
Total	46	85	74	86	120	86
Not considered					0	-

JEON Jae Ik A Right-handed

Type	↻	%	↺	%	Total	%
Draw	0	-	0	-	0	-
Front	0	-	6	75	6	75
Guard	0	-	0	-	0	-
Raise	0	-	0	-	0	-
Wick / Soft Peeling	0	-	0	-	0	-
Freeze	0	-	0	-	0	-
Take-out	0	-	0	-	0	-
Hit and Roll	0	-	0	-	0	-
Clearing	0	-	0	-	0	-
Double Take-out	0	-	0	-	0	-
Promotion Take-out	0	-	0	-	0	-
All Draws	0	-	6	75	6	75
All Take-outs	0	-	0	-	0	-
Total	0	-	6	75	6	75
Not considered					0	-

YOO Minhyeon 2 Right-handed

Type	↻	%	↺	%	Total	%
Draw	22	78	13	77	35	78
Front	1	100	2	88	3	92
Guard	9	89	2	63	11	84
Raise	1	100	3	100	4	100
Wick / Soft Peeling	0	-	0	-	0	-
Freeze	0	-	0	-	0	-
Take-out	13	87	15	77	28	81
Hit and Roll	4	100	5	90	9	94
Clearing	11	100	5	100	16	100
Double Take-out	7	71	12	69	19	70
Promotion Take-out	0	-	1	25	1	25
All Draws	33	83	20	80	53	82
All Take-outs	35	89	38	78	73	83
Total	68	86	58	78	126	83
Not considered					0	-

Team: KOR - Korea

Type	↻	%	↺	%	Total	%
Draw	112	83	61	88	173	85
Front	33	94	26	82	59	89
Guard	20	86	10	75	30	83
Raise	4	44	8	75	12	65
Wick / Soft Peeling	3	100	4	81	7	89
Freeze	0	-	0	-	0	-
Take-out	37	90	53	82	90	85
Hit and Roll	12	83	27	83	39	83
Clearing	21	100	14	79	35	91
Double Take-out	18	69	27	76	45	73
Promotion Take-out	2	50	11	52	13	52
All Draws	172	85	109	84	281	84
All Take-outs	90	86	132	78	222	82
Total	262	85	241	81	503	83
Not considered					0	-

Note:
Position and function for each team member:
4 = Fourth, **3** = Third, **2** = Second, **1** = Lead, **A** = Alternate, **S** = Skip, **V** = Vice-Skip

Legend:
↻ Clockwise ↺ Counter-clockwise





Cumulative Player Statistics by Team

NZL - New Zealand

BECKER Sean 4 S Right-handed

Type	↻	%	↺	%	Total	%
Draw	17	75	23	66	40	70
Front	0	-	0	-	0	-
Guard	0	-	1	75	1	75
Raise	2	100	4	63	6	75
Wick / Soft Peeling	0	-	2	25	2	25
Freeze	0	-	0	-	0	-
Take-out	14	75	25	77	39	76
Hit and Roll	2	75	3	75	5	75
Clearing	1	100	0	-	1	100
Double Take-out	7	68	6	63	13	65
Promotion Take-out	4	31	1	0	5	25
All Draws	19	78	30	63	49	69
All Take-outs	28	68	35	72	63	70
Total	47	72	65	68	112	70
Not considered					0	-

BECKER Scott 1 Right-handed

Type	↻	%	↺	%	Total	%
Draw	18	78	23	83	41	80
Front	20	88	15	83	35	86
Guard	2	38	2	75	4	56
Raise	0	-	0	-	0	-
Wick / Soft Peeling	0	-	0	-	0	-
Freeze	0	-	0	-	0	-
Take-out	9	81	14	63	23	70
Hit and Roll	0	-	0	-	0	-
Clearing	0	-	3	83	3	83
Double Take-out	2	88	3	100	5	95
Promotion Take-out	0	-	0	-	0	-
All Draws	40	81	40	83	80	82
All Take-outs	11	82	20	71	31	75
Total	51	81	60	79	111	80
Not considered					1	-

PALANUIK Jared 3 Right-handed

Type	↻	%	↺	%	Total	%
Draw	18	82	12	77	30	80
Front	13	79	6	92	19	83
Guard	2	63	8	84	10	80
Raise	3	83	3	58	6	71
Wick / Soft Peeling	0	-	0	-	0	-
Freeze	0	-	0	-	0	-
Take-out	9	81	14	57	23	66
Hit and Roll	1	100	6	92	7	93
Clearing	1	100	2	75	3	83
Double Take-out	3	100	8	50	11	64
Promotion Take-out	1	50	2	75	3	67
All Draws	36	80	29	80	65	80
All Take-outs	15	85	32	64	47	71
Total	51	81	61	72	112	76
Not considered					0	-

BECKER James A Right-handed

Type	↻	%	↺	%	Total	%
Draw	2	63	2	88	4	75
Front	9	81	1	100	10	83
Guard	1	25	0	-	1	25
Raise	0	-	0	-	0	-
Wick / Soft Peeling	0	-	0	-	0	-
Freeze	0	-	0	-	0	-
Take-out	0	-	1	0	1	0
Hit and Roll	0	-	0	-	0	-
Clearing	0	-	0	-	0	-
Double Take-out	0	-	0	-	0	-
Promotion Take-out	0	-	0	-	0	-
All Draws	12	73	3	92	15	77
All Take-outs	0	-	1	0	1	0
Total	12	73	4	69	16	72
Not considered					0	-

DOBSON Warren 2 V Right-handed

Type	↻	%	↺	%	Total	%
Draw	11	64	22	82	33	76
Front	4	100	0	-	4	100
Guard	0	-	4	63	4	63
Raise	4	81	3	83	7	82
Wick / Soft Peeling	0	-	0	-	0	-
Freeze	0	-	0	-	0	-
Take-out	12	67	12	46	24	56
Hit and Roll	3	75	6	79	9	78
Clearing	1	100	5	90	6	92
Double Take-out	4	50	2	50	6	50
Promotion Take-out	1	100	1	50	2	75
All Draws	19	75	29	79	48	78
All Take-outs	21	68	26	63	47	65
Total	40	71	55	71	95	71
Not considered					1	-

Team: NZL - New Zealand

Type	↻	%	↺	%	Total	%
Draw	66	75	82	77	148	76
Front	46	85	22	86	68	85
Guard	5	45	15	77	20	69
Raise	9	86	10	68	19	76
Wick / Soft Peeling	0	-	2	25	2	25
Freeze	0	-	0	-	0	-
Take-out	44	75	66	63	110	68
Hit and Roll	6	79	15	83	21	82
Clearing	3	100	10	85	13	88
Double Take-out	16	72	19	62	35	66
Promotion Take-out	6	46	4	50	10	48
All Draws	126	78	131	77	257	78
All Take-outs	75	73	114	67	189	69
Total	201	76	245	72	446	74
Not considered					2	-

Note:
Position and function for each team member:
4 = Fourth, 3 = Third, 2 = Second, 1 = Lead, A = Alternate, S = Skip, V = Vice-Skip

Legend:
↻ Clockwise ↺ Counter-clockwise



Cumulative Player Statistics by Team

PHI - Philippines

PFISTER Marc 4 S Right-handed

Type	↻	%	↺	%	Total	%
Draw	20	84	28	80	48	82
Front	1	100	0	-	1	100
Guard	3	75	3	100	6	88
Raise	4	81	3	42	7	64
Wick / Soft Peeling	1	50	0	-	1	50
Freeze	1	25	1	0	2	13
Take-out	7	93	23	91	30	92
Hit and Roll	4	94	4	38	8	66
Clearing	2	100	4	100	6	100
Double Take-out	4	88	8	69	12	75
Promotion Take-out	2	50	2	75	4	63
All Draws	30	80	35	76	65	78
All Take-outs	19	88	41	82	60	84
Total	49	83	76	79	125	81
Not considered					0	-

CARPENTER Brayden 1 Right-handed

Type	↻	%	↺	%	Total	%
Draw	28	89	19	80	47	86
Front	28	86	22	99	50	92
Guard	1	75	0	-	1	75
Raise	0	-	0	-	0	-
Wick / Soft Peeling	0	-	0	-	0	-
Freeze	0	-	0	-	0	-
Take-out	2	100	2	75	4	88
Hit and Roll	0	-	1	0	1	0
Clearing	0	-	0	-	0	-
Double Take-out	0	-	0	-	0	-
Promotion Take-out	0	-	0	-	0	-
All Draws	57	87	41	90	98	89
All Take-outs	2	100	3	50	5	70
Total	59	88	44	88	103	88
Not considered					1	-

HALLER Christian 3 V Right-handed

Type	↻	%	↺	%	Total	%
Draw	17	72	14	79	31	75
Front	1	100	0	-	1	100
Guard	4	75	11	91	15	87
Raise	1	100	1	75	2	88
Wick / Soft Peeling	0	-	0	-	0	-
Freeze	0	-	0	-	0	-
Take-out	13	75	23	92	36	86
Hit and Roll	7	79	9	58	16	67
Clearing	4	94	5	100	9	97
Double Take-out	4	75	6	75	10	75
Promotion Take-out	1	50	5	75	6	71
All Draws	23	75	26	84	49	80
All Take-outs	29	78	48	83	77	81
Total	52	76	74	83	126	80
Not considered					0	-

FREI Alan A Right-handed

Type	↻	%	↺	%	Total	%
Draw	5	60	2	50	7	57
Front	12	83	1	0	13	77
Guard	1	25	0	-	1	25
Raise	0	-	0	-	0	-
Wick / Soft Peeling	0	-	0	-	0	-
Freeze	0	-	0	-	0	-
Take-out	0	-	1	100	1	100
Hit and Roll	0	-	0	-	0	-
Clearing	0	-	0	-	0	-
Double Take-out	0	-	0	-	0	-
Promotion Take-out	0	-	0	-	0	-
All Draws	18	74	3	33	21	68
All Take-outs	0	-	1	100	1	100
Total	18	74	4	50	22	69
Not considered					0	-

PFISTER Enrico 2 Right-handed

Type	↻	%	↺	%	Total	%
Draw	15	75	21	93	36	85
Front	2	100	2	100	4	100
Guard	4	100	10	90	14	93
Raise	3	100	2	50	5	80
Wick / Soft Peeling	0	-	0	-	0	-
Freeze	0	-	0	-	0	-
Take-out	6	100	16	78	22	84
Hit and Roll	5	65	5	70	10	68
Clearing	9	97	15	92	24	94
Double Take-out	3	67	6	75	9	72
Promotion Take-out	1	25	1	100	2	63
All Draws	24	84	35	90	59	88
All Take-outs	24	84	43	82	67	83
Total	48	84	78	86	126	85
Not considered					0	-

Team: PHI - Philippines

Type	↻	%	↺	%	Total	%
Draw	85	80	84	82	169	81
Front	44	86	25	95	69	89
Guard	13	79	24	92	37	87
Raise	8	91	6	50	14	73
Wick / Soft Peeling	1	50	0	-	1	50
Freeze	1	25	1	0	2	13
Take-out	28	87	65	88	93	88
Hit and Roll	16	78	19	54	35	65
Clearing	15	97	24	95	39	96
Double Take-out	11	77	20	73	31	74
Promotion Take-out	4	44	8	78	12	67
All Draws	152	82	140	84	292	83
All Take-outs	74	83	136	82	210	82
Total	226	82	276	83	502	83
Not considered					1	-

Note:
Position and function for each team member:
4 = Fourth, 3 = Third, 2 = Second, 1 = Lead, A = Alternate, S = Skip, V = Vice-Skip

Legend:
↻ Clockwise ↺ Counter-clockwise





Cumulative Player Statistics by Team

USA - United States

SHUSTER John 4 S Right-handed

Type	↻	%	↺	%	Total	%
Draw	27	87	17	85	44	86
Front	0	-	0	-	0	-
Guard	4	100	0	-	4	100
Raise	3	67	2	100	5	80
Wick / Soft Peeling	1	50	2	100	3	83
Freeze	0	-	0	-	0	-
Take-out	12	92	18	97	30	95
Hit and Roll	6	83	5	85	11	84
Clearing	5	100	8	78	13	87
Double Take-out	5	75	2	50	7	68
Promotion Take-out	2	50	2	50	4	50
All Draws	35	86	21	88	56	87
All Take-outs	30	86	35	86	65	86
Total	65	86	56	87	121	86
Not considered					1	-

HAMILTON Matt 1 Right-handed

Type	↻	%	↺	%	Total	%
Draw	43	87	5	75	48	85
Front	27	94	11	98	38	95
Guard	2	63	1	50	3	58
Raise	1	100	0	-	1	100
Wick / Soft Peeling	1	100	1	50	2	75
Freeze	0	-	0	-	0	-
Take-out	6	92	4	100	10	95
Hit and Roll	2	100	0	-	2	100
Clearing	1	50	0	-	1	50
Double Take-out	1	50	0	-	1	50
Promotion Take-out	0	-	0	-	0	-
All Draws	74	89	18	86	92	89
All Take-outs	10	85	4	100	14	89
Total	84	89	22	89	106	89
Not considered					0	-

PLYS Christopher 3 V Right-handed

Type	↻	%	↺	%	Total	%
Draw	17	93	14	95	31	94
Front	1	100	2	100	3	100
Guard	5	85	1	100	6	88
Raise	2	63	2	100	4	81
Wick / Soft Peeling	0	-	0	-	0	-
Freeze	0	-	0	-	0	-
Take-out	15	87	15	97	30	92
Hit and Roll	11	82	17	90	28	87
Clearing	5	80	5	90	10	85
Double Take-out	2	100	5	90	7	93
Promotion Take-out	0	-	3	92	3	92
All Draws	25	89	19	96	44	92
All Take-outs	33	85	45	92	78	89
Total	58	87	64	93	122	90
Not considered					0	-

CASPER Daniel A Right-handed

Type	↻	%	↺	%	Total	%
Draw	7	79	5	70	12	75
Front	0	-	2	100	2	100
Guard	0	-	0	-	0	-
Raise	0	-	1	100	1	100
Wick / Soft Peeling	1	0	0	-	1	0
Freeze	0	-	0	-	0	-
Take-out	2	100	8	91	10	93
Hit and Roll	0	-	0	-	0	-
Clearing	0	-	1	100	1	100
Double Take-out	0	-	1	50	1	50
Promotion Take-out	0	-	0	-	0	-
All Draws	8	69	8	81	16	75
All Take-outs	2	100	10	88	12	90
Total	10	75	18	85	28	81
Not considered					0	-

HUFMAN Colin 2 Right-handed

Type	↻	%	↺	%	Total	%
Draw	17	84	6	96	23	87
Front	2	100	1	100	3	100
Guard	7	100	2	88	9	97
Raise	0	-	4	94	4	94
Wick / Soft Peeling	0	-	0	-	0	-
Freeze	0	-	0	-	0	-
Take-out	16	86	5	70	21	82
Hit and Roll	7	71	7	93	14	82
Clearing	12	77	13	98	25	88
Double Take-out	2	100	6	75	8	81
Promotion Take-out	1	50	2	75	3	67
All Draws	26	89	13	94	39	91
All Take-outs	38	80	33	87	71	83
Total	64	84	46	89	110	86
Not considered					0	-

Team: USA - United States

Type	↻	%	↺	%	Total	%
Draw	111	87	47	87	158	87
Front	30	95	16	98	46	96
Guard	18	92	4	81	22	90
Raise	6	71	9	97	15	87
Wick / Soft Peeling	3	50	3	83	6	67
Freeze	0	-	0	-	0	-
Take-out	51	89	50	94	101	91
Hit and Roll	26	81	29	90	55	85
Clearing	23	82	27	91	50	87
Double Take-out	10	83	14	75	24	78
Promotion Take-out	3	50	7	75	10	68
All Draws	168	88	79	90	247	88
All Take-outs	113	84	127	89	240	87
Total	281	86	206	89	487	87
Not considered					1	-

Note:
Position and function for each team member:
4 = Fourth, 3 = Third, 2 = Second, 1 = Lead, A = Alternate, S = Skip, V = Vice-Skip

Legend:
↻ Clockwise ↺ Counter-clockwise



Game Results

Sheet	Team	LSFE	1	2	3	4	5	6	7	8	9	10	Extra Ends	Total
A	CHN - China		0	0	2	0	2	0	1	0	2	0		7
	JPN - Japan	*	0	2	0	2	0	3	0	1	0	1		9

CHN - China		Shot Success Game	All
4 S	XU Xiaoming	76%	87%
3 V	FEI Xueqing	83%	83%
2	LI Zhichao	85%	82%
1	XU Jingtao	93%	88%
A	YANG Bohao	-	-
Team Total		84%	85%

JPN - Japan		Shot Success Game	All
4 V	YANAGISAWA Riku	82%	82%
3 S	YAMAGUCHI Tsuyoshi	90%	86%
2	YAMAMOTO Takeru	90%	86%
1	KOIZUMI Satoshi	93%	92%
A	USUI Shingo	-	-
Team Total		89%	86%

Last Stone Draw		Distance
☺	FEI Xueqing	82.9cm
☹	XU Xiaoming	19.2cm
Total		102.1cm

Last Stone Draw		Distance
☺	KOIZUMI Satoshi	11.4cm
☹	YANAGISAWA Riku	13.7cm
Total		25.1cm

Time remaining: 2 minutes 4 seconds

Time-out: End 9 - CHN stone 8

Time remaining: 2 minutes 22 seconds

Time-out: End 10 - JPN stone 7

Shot Success Analysis

CHN - China		☺	☹	Game
4	XU Xiaoming	6 83%	5 55%	11 70%
	Take-outs	3 67%	6 92%	9 83%
	Total	9 78%	11 75%	20 76%
3	FEI Xueqing	4 94%	4 81%	8 88%
	Take-outs	5 85%	7 75%	12 79%
	Total	9 89%	11 77%	20 83%
2	LI Zhichao	6 75%	6 92%	12 83%
	Take-outs	5 90%	3 83%	8 88%
	Total	11 82%	9 89%	20 85%
1	XU Jingtao	13 88%	5 100%	18 92%
	Take-outs	0 -	2 100%	2 100%
	Total	13 88%	7 100%	20 93%
A	YANG Bohao	0 -	0 -	0 -
	Take-outs	0 -	0 -	0 -
	Total	0 -	0 -	0 -
Team	Draws	29 85%	20 83%	49 84%
	Take-outs	13 83%	18 85%	31 84%
	Total	42 85%	38 84%	80 84%

JPN - Japan		☺	☹	Game
4	YANAGISAWA Riku	2 63%	3 50%	5 55%
	Take-outs	6 100%	7 86%	13 92%
	Total	8 91%	10 75%	18 82%
3	YAMAGUCHI Tsuyoshi	1 75%	1 50%	2 63%
	Take-outs	9 86%	9 100%	18 93%
	Total	10 85%	10 95%	20 90%
2	YAMAMOTO Takeru	2 50%	3 100%	5 80%
	Take-outs	7 93%	8 94%	15 93%
	Total	9 83%	11 95%	20 90%
1	KOIZUMI Satoshi	12 90%	4 94%	16 91%
	Take-outs	1 100%	3 100%	4 100%
	Total	13 90%	7 96%	20 93%
A	USUI Shingo	0 -	0 -	0 -
	Take-outs	0 -	0 -	0 -
	Total	0 -	0 -	0 -
Team	Draws	17 81%	11 80%	28 80%
	Take-outs	23 92%	27 94%	50 94%
	Total	40 88%	38 90%	78 89%

Note:
Position and function for each team member:
4 = Fourth, 3 = Third, 2 = Second, 1 = Lead, A = Alternate, S = Skip, V = Vice-Skip

Legend:
☺ Clockwise ☹ Counter-clockwise LSFE(*) Last Stone First End





Game - Shot by Shot

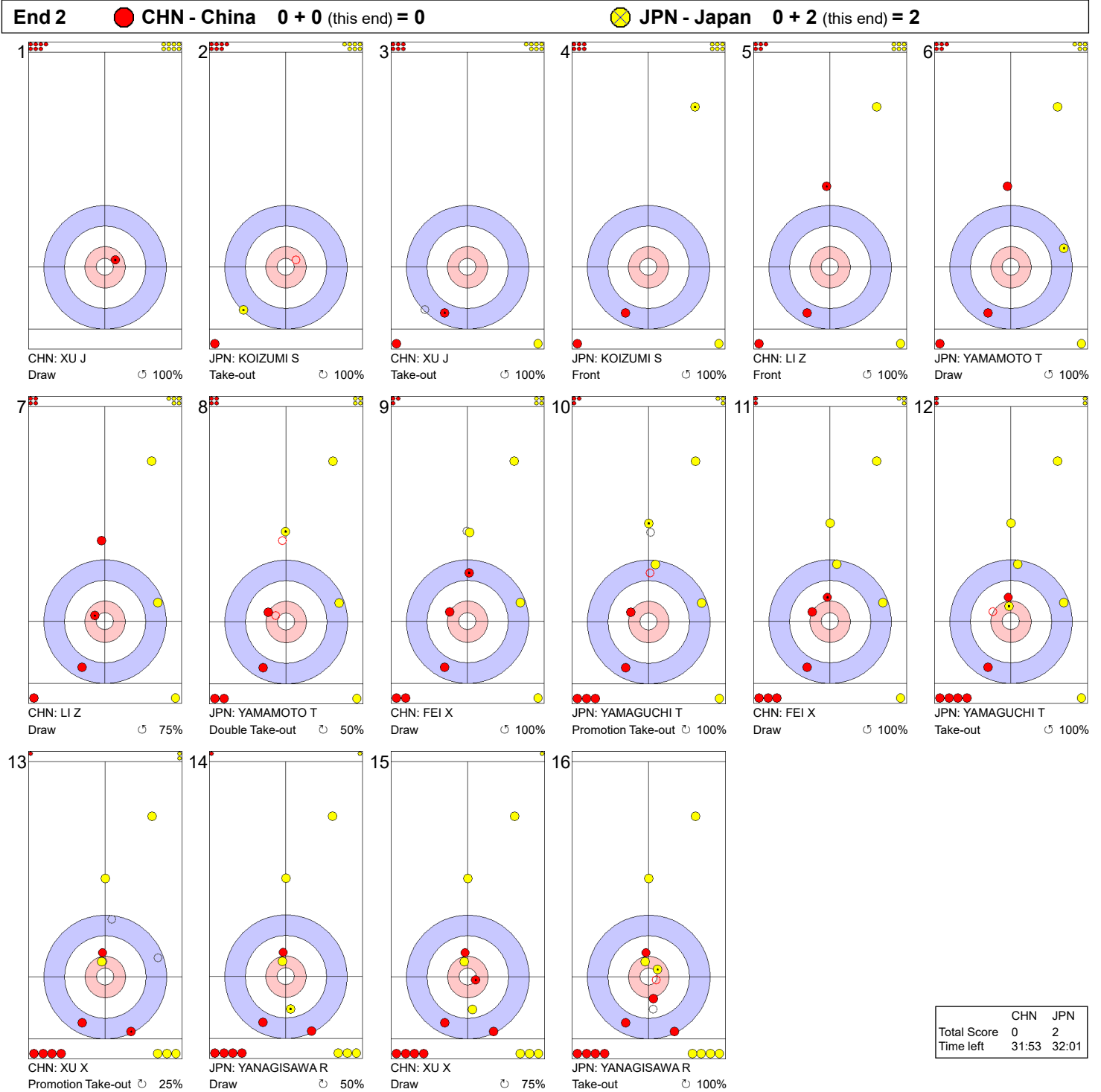


Legend:
 ↻ Clockwise ↺ Counter-clockwise - Not considered





Game - Shot by Shot



Legend:
 ↻ Clockwise ↺ Counter-clockwise - Not considered





Game - Shot by Shot

End 3 **● CHN - China 0 + 2 (this end) = 2** **⊗ JPN - Japan 2 + 0 (this end) = 2**



	CHN	JPN
Total Score	2	2
Time left	28:09	28:40

Legend:
 ↻ Clockwise ↺ Counter-clockwise - Not considered





Game - Shot by Shot



Legend:
 ↻ Clockwise ↺ Counter-clockwise - Not considered





Game - Shot by Shot

End 5 ● CHN - China 2 + 2 (this end) = 4 ⊗ JPN - Japan 4 + 0 (this end) = 4



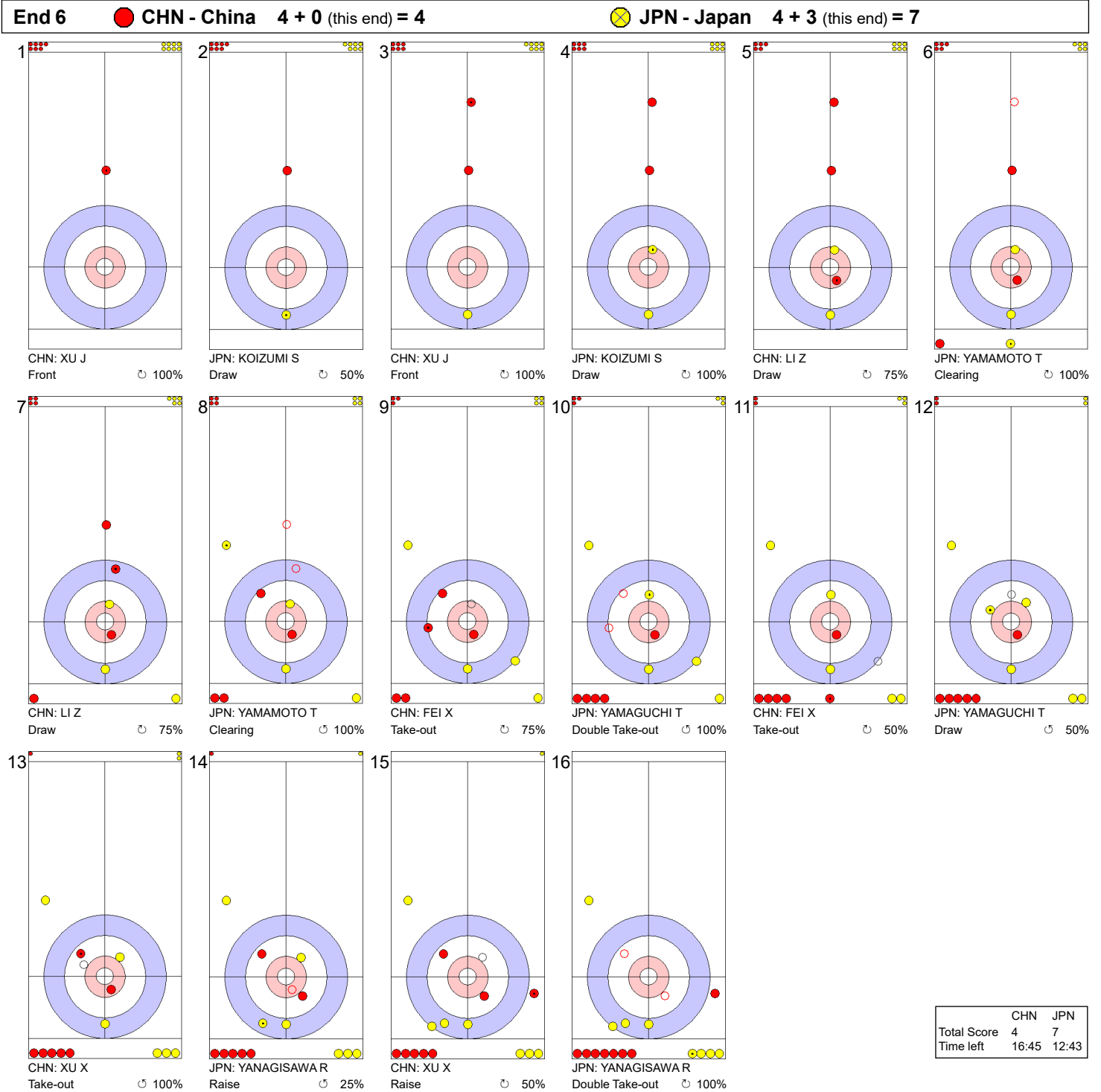
	CHN	JPN
Total Score	4	4
Time left	19:55	19:47

Legend:
 ↻ Clockwise ↺ Counter-clockwise - Not considered





Game - Shot by Shot

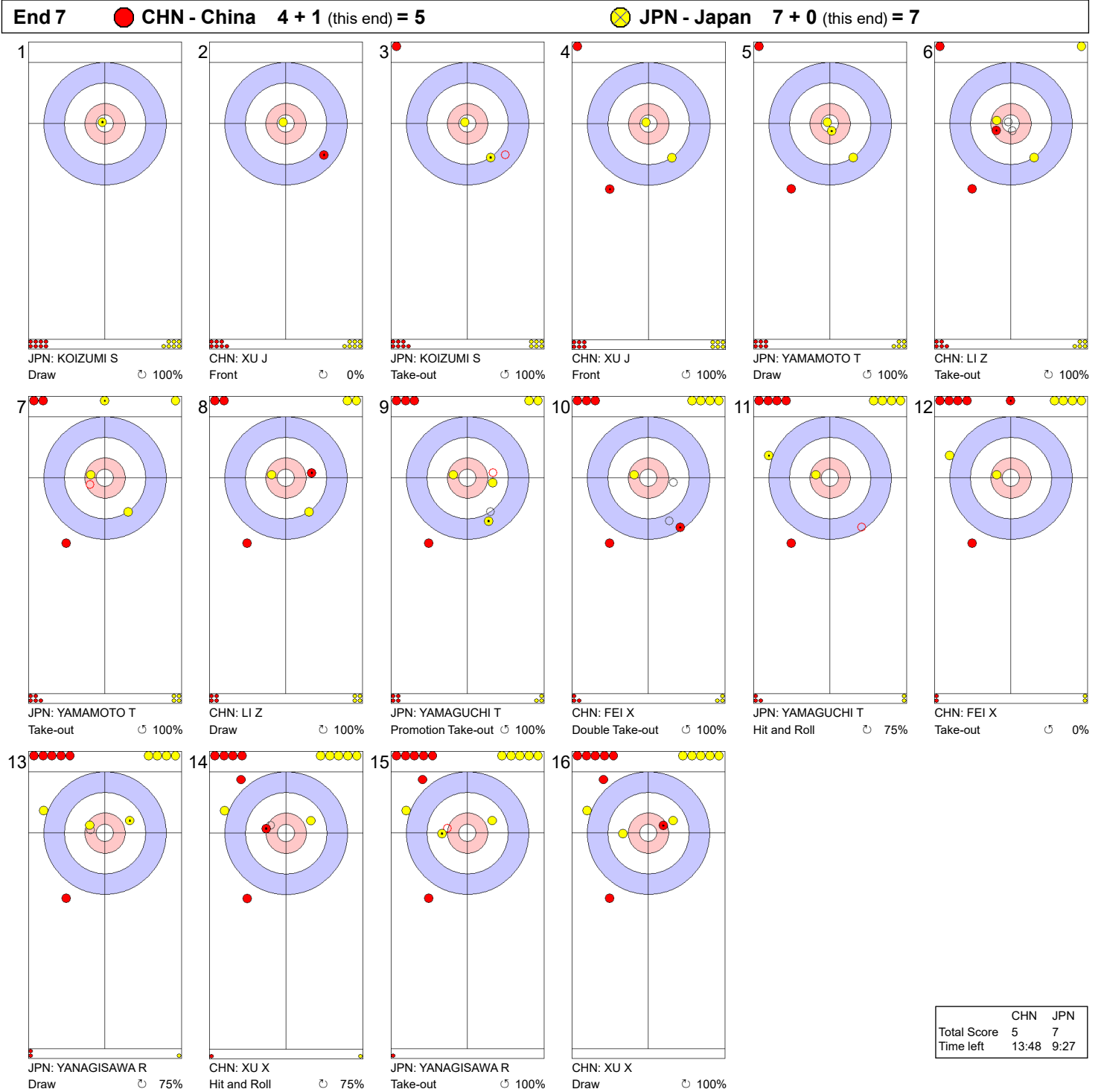


Legend:
 ↻ Clockwise ↺ Counter-clockwise - Not considered





Game - Shot by Shot

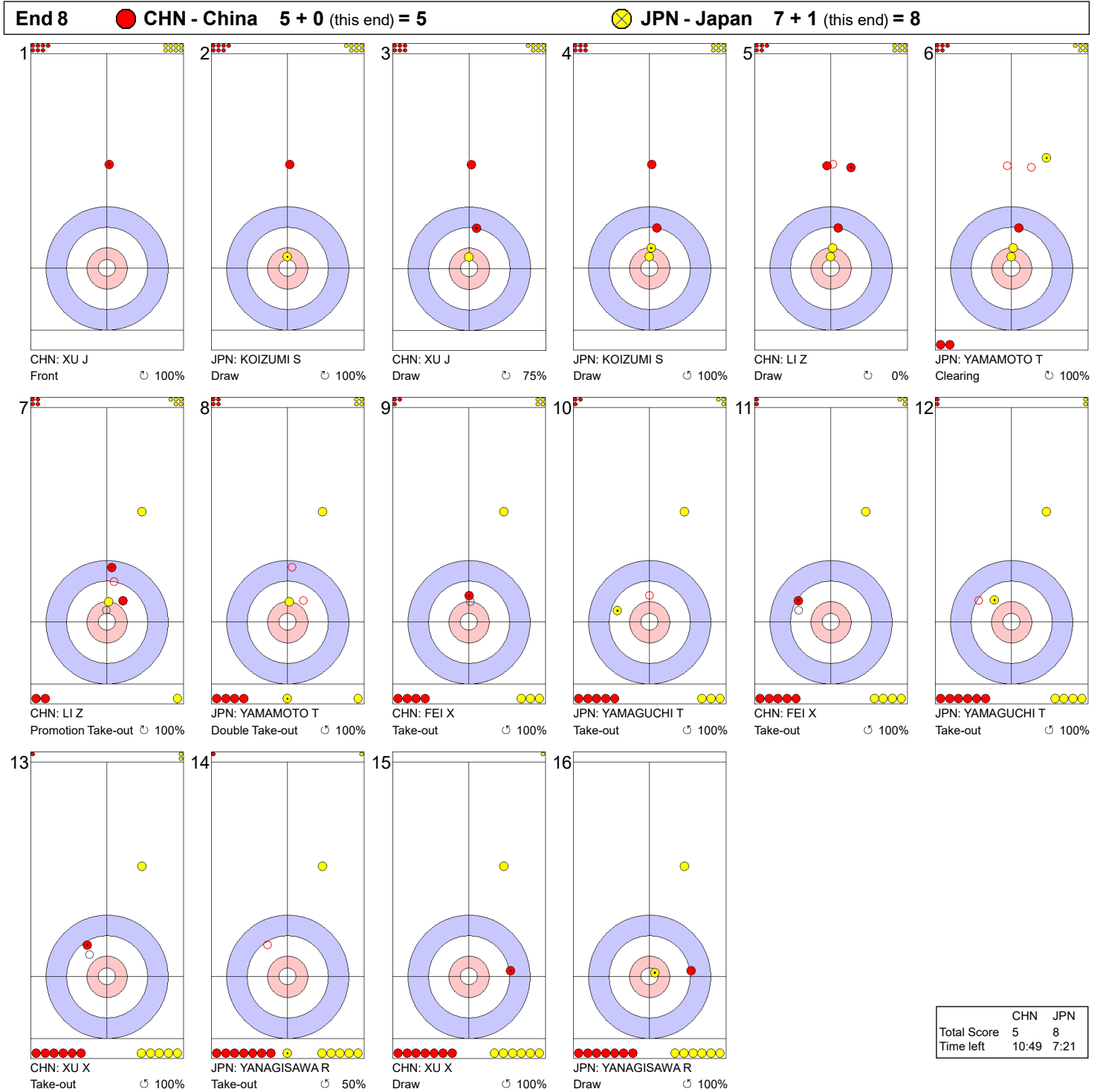


Legend:
 ↻ Clockwise ↺ Counter-clockwise - Not considered





Game - Shot by Shot



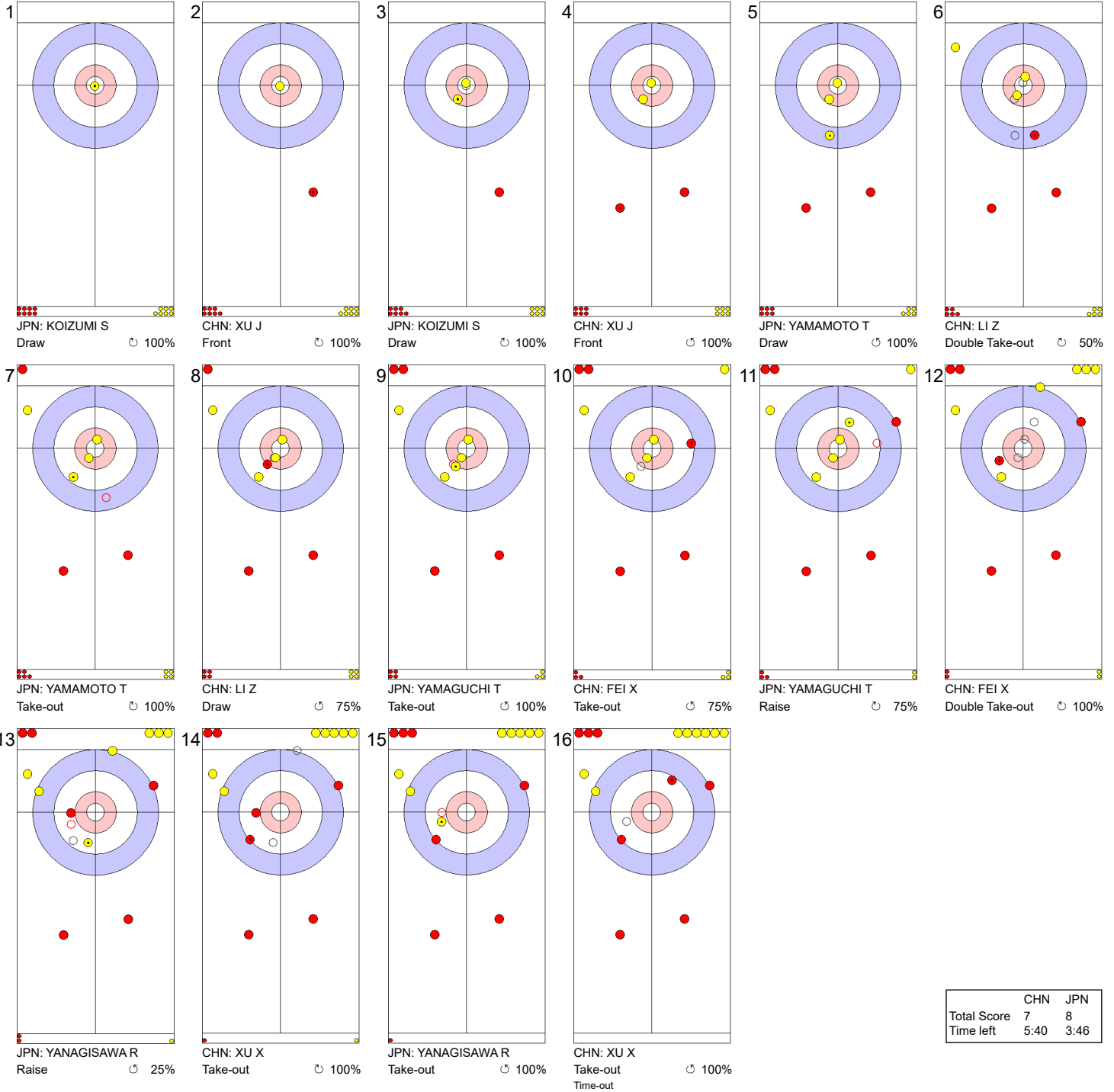
Legend:
 ↻ Clockwise ↺ Counter-clockwise - Not considered





Game - Shot by Shot

End 9 ● CHN - China 5 + 2 (this end) = 7 ● JPN - Japan 8 + 0 (this end) = 8



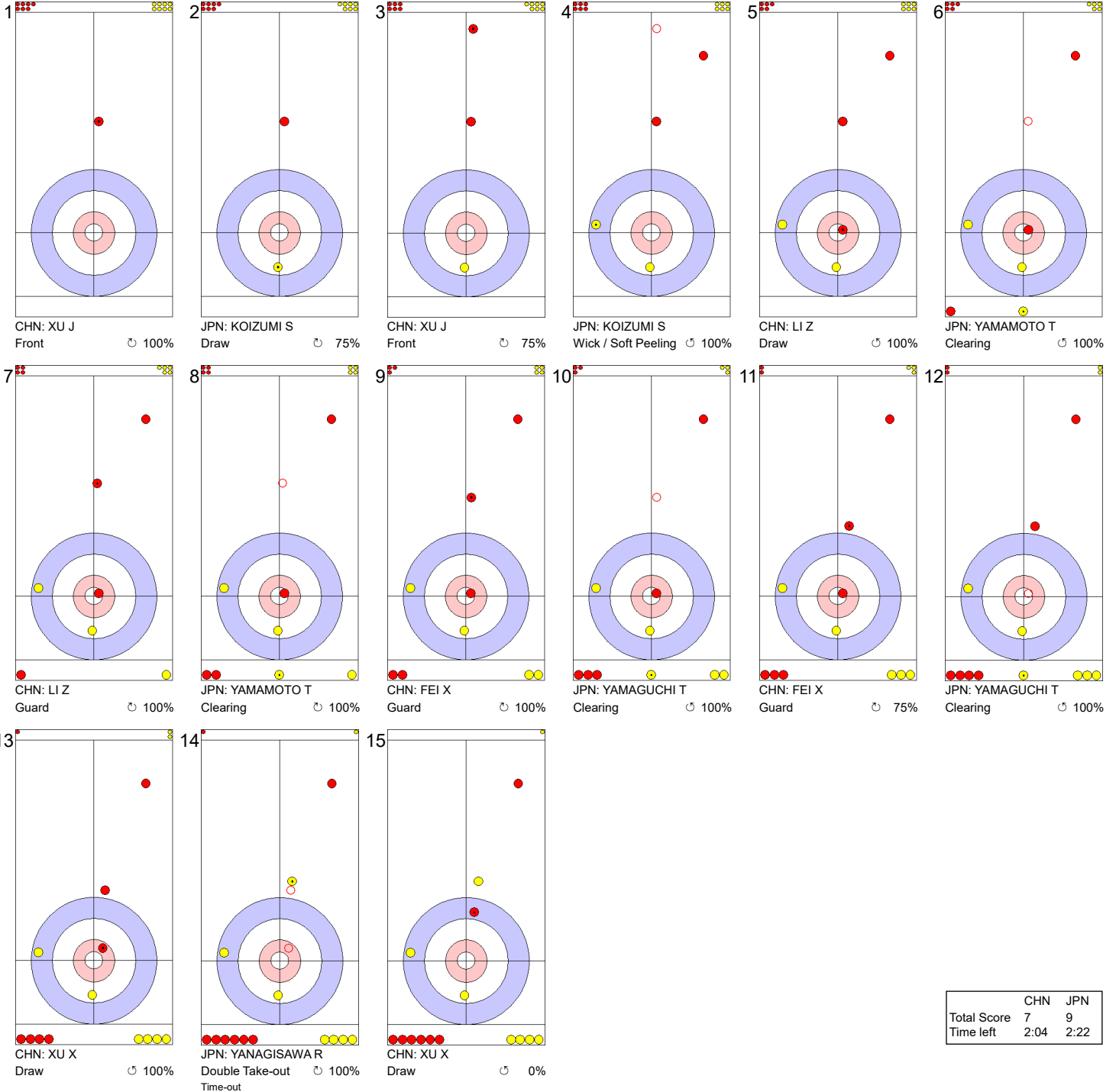
Legend: ↻ Clockwise ↺ Counter-clockwise - Not considered





Game - Shot by Shot

End 10 **CHN - China 7 + 0 (this end) = 7** **JPN - Japan 8 + 1 (this end) = 9**



	CHN	JPN
Total Score	7	9
Time left	2:04	2:22

Legend:
 ↻ Clockwise ↺ Counter-clockwise - Not considered





Game Results

Sheet	Team	LSFE	1	2	3	4	5	6	7	8	9	10	Extra Ends	Total
B	CAN - Canada	*	0	0	2	0	0	2	0	1	0	0	1	6
	USA - United States		0	0	0	0	2	0	1	0	1	1	0	5

CAN - Canada		Shot Success Game	All
4 S	JACOBS Brad	90%	91%
3 V	KENNEDY Marc	88%	90%
2	GALLANT Brett	93%	91%
1	HEBERT Ben	95%	91%
A	TARDI Tyler	-	86%
Team Total		91%	90%

USA - United States		Shot Success Game	All
4 S	SHUSTER John	89%	86%
3 V	PLYS Christopher	89%	90%
2	HUFMAN Colin	80%	86%
1	HAMILTON Matt	93%	89%
A	CASPER Daniel	-	81%
Team Total		88%	87%

Last Stone Draw		Distance
⌚	KENNEDY Marc	8.0cm
⌚	GALLANT Brett	17.3cm
Total		25.3cm

Last Stone Draw		Distance
⌚	PLYS Christopher	7.4cm
⌚	SHUSTER John	23.3cm
Total		30.7cm

Time remaining: 2 minutes 46 seconds
0 minutes 56 seconds (after extra end)

Time remaining: 4 minutes 13 seconds
1 minute 11 seconds (after extra end)

Time-out: End 7 - CAN stone 8; End 11 - CAN stone 8

Time-out: End 11 - USA stone 7

Shot Success Analysis

CAN - Canada		⌚	⌚	Game
4 JACOBS Brad	Draws	5 100%	1 0%	6 83%
	Take-outs	8 88%	8 97%	16 92%
	Total	13 92%	9 86%	22 90%
3 KENNEDY Marc	Draws	3 67%	3 100%	6 83%
	Take-outs	5 85%	11 91%	16 89%
	Total	8 78%	14 93%	22 88%
2 GALLANT Brett	Draws	4 100%	2 100%	6 100%
	Take-outs	5 95%	11 89%	16 91%
	Total	9 97%	13 90%	22 93%
1 HEBERT Ben	Draws	10 98%	12 94%	22 95%
	Take-outs	0 -	0 -	0 -
	Total	10 98%	12 94%	22 95%
A TARDI Tyler	Draws	0 -	0 -	0 -
	Take-outs	0 -	0 -	0 -
	Total	0 -	0 -	0 -
Team	Draws	22 94%	18 90%	40 93%
	Take-outs	18 89%	30 92%	48 91%
	Total	40 92%	48 91%	88 91%

USA - United States		⌚	⌚	Game
4 SHUSTER John	Draws	7 100%	3 83%	10 95%
	Take-outs	5 90%	7 79%	12 83%
	Total	12 96%	10 80%	22 89%
3 PLYS Christopher	Draws	8 84%	3 92%	11 86%
	Take-outs	4 94%	7 89%	11 91%
	Total	12 88%	10 90%	22 89%
2 HUFMAN Colin	Draws	10 73%	6 100%	16 83%
	Take-outs	2 75%	4 69%	6 71%
	Total	12 73%	10 88%	22 80%
1 HAMILTON Matt	Draws	17 91%	4 100%	21 93%
	Take-outs	0 -	1 100%	1 100%
	Total	17 91%	5 100%	22 93%
A CASPER Daniel	Draws	0 -	0 -	0 -
	Take-outs	0 -	0 -	0 -
	Total	0 -	0 -	0 -
Team	Draws	42 87%	16 95%	58 89%
	Take-outs	11 89%	19 82%	30 84%
	Total	53 87%	35 88%	88 88%

Note:
Position and function for each team member:
4 = Fourth, 3 = Third, 2 = Second, 1 = Lead, A = Alternate, S = Skip, V = Vice-Skip

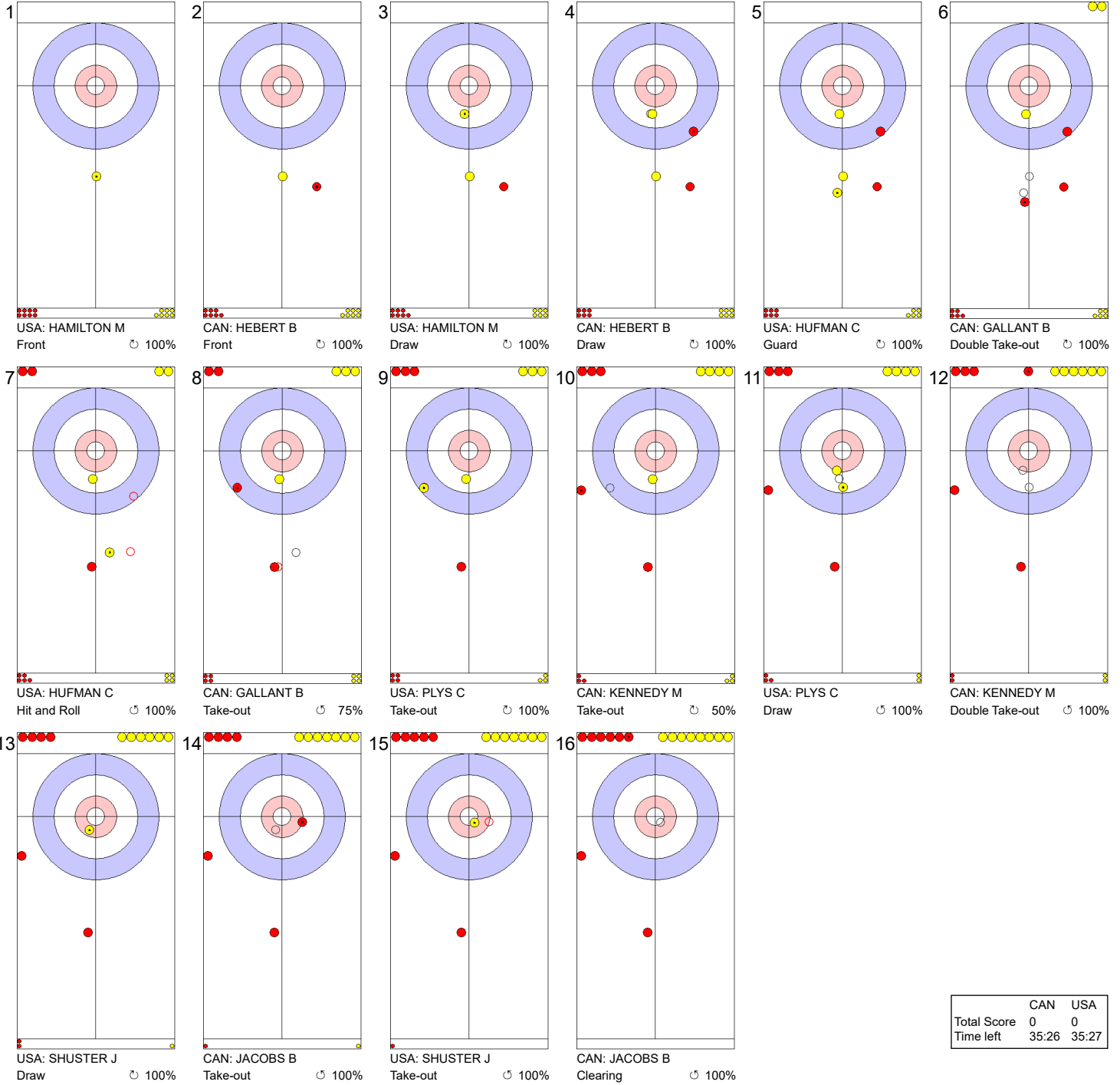
Legend:
⌚ Clockwise ⌚ Counter-clockwise LSFE(*) Last Stone First End





Game - Shot by Shot

End 1 ● CAN - Canada 0 + 0 (this end) = 0 ● USA - United States 0 + 0 (this end) = 0



	CAN	USA
Total Score	0	0
Time left	35:26	35:27

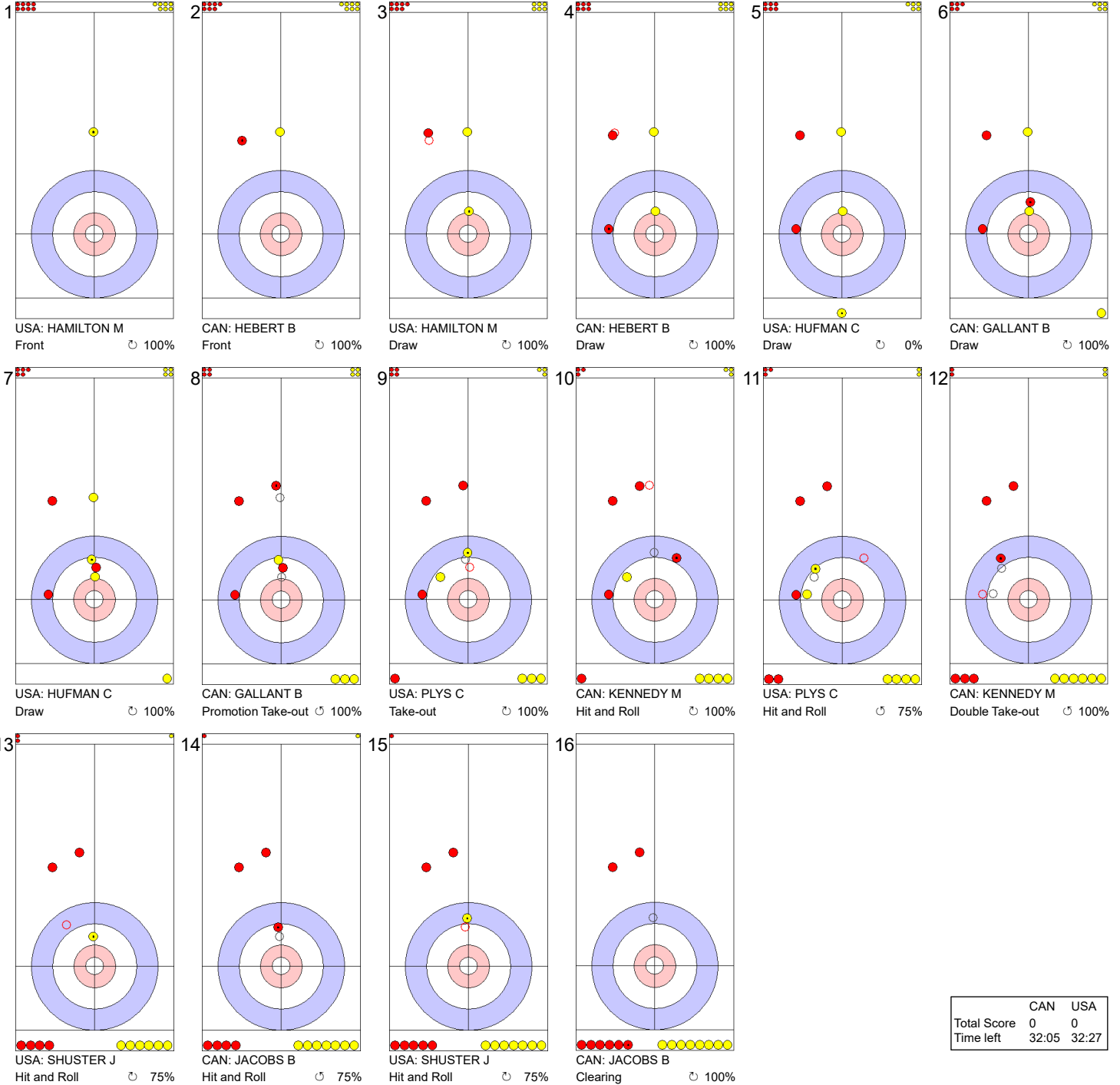
Legend:
 ↻ Clockwise ↺ Counter-clockwise - Not considered





Game - Shot by Shot

End 2 **CAN - Canada 0 + 0 (this end) = 0** **USA - United States 0 + 0 (this end) = 0**



Legend:
 Clockwise
 Counter-clockwise
- Not considered





Game - Shot by Shot

End 3 **CAN - Canada 0 + 2 (this end) = 2** **USA - United States 0 + 0 (this end) = 0**



	CAN	USA
Total Score	2	0
Time left	27:59	30:12

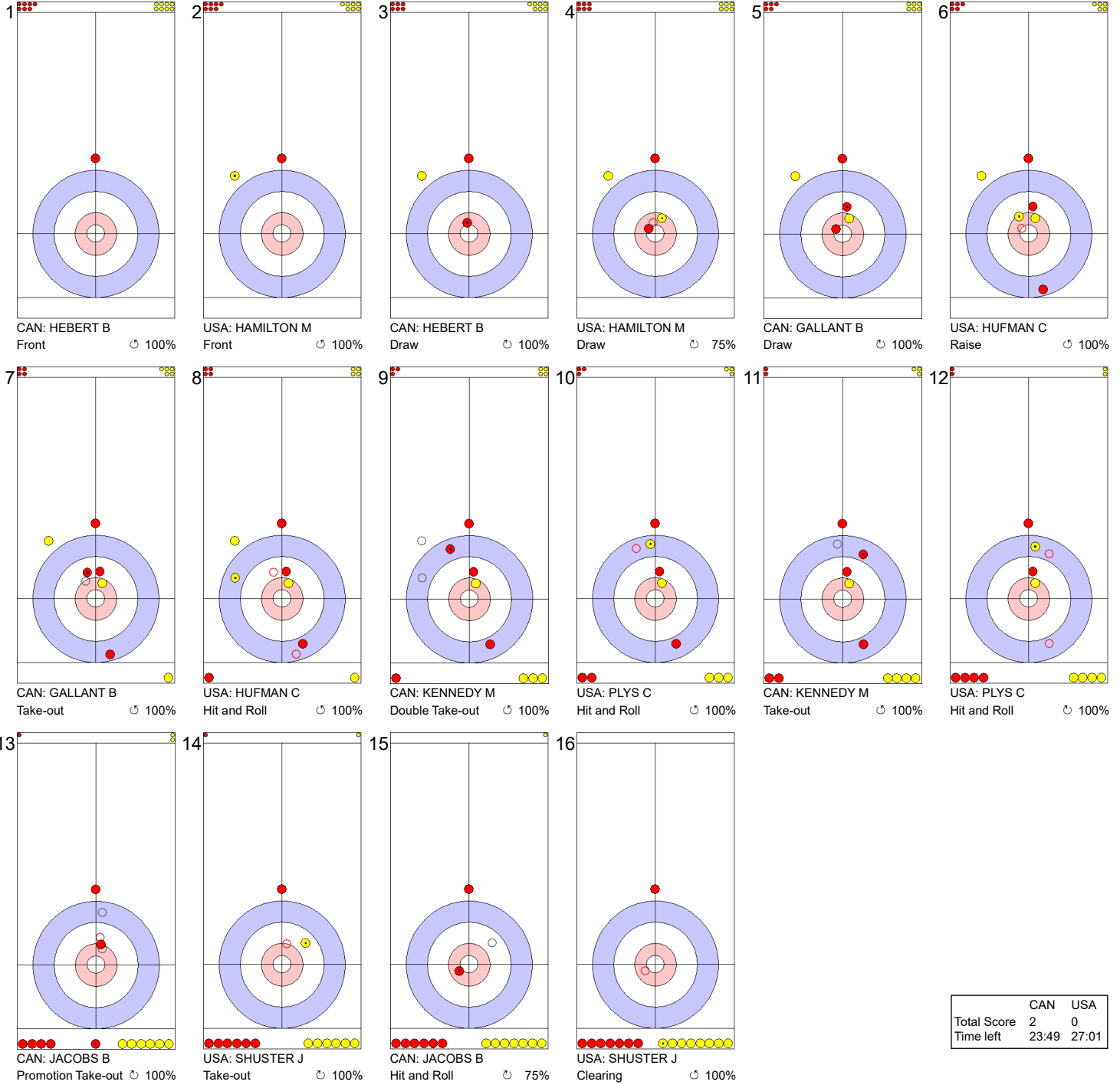
Legend:
 ↻ Clockwise ↺ Counter-clockwise - Not considered





Game - Shot by Shot

End 4 **CAN - Canada 2 + 0 (this end) = 2** **USA - United States 0 + 0 (this end) = 0**



	CAN	USA
Total Score	2	0
Time left	23:49	27:01

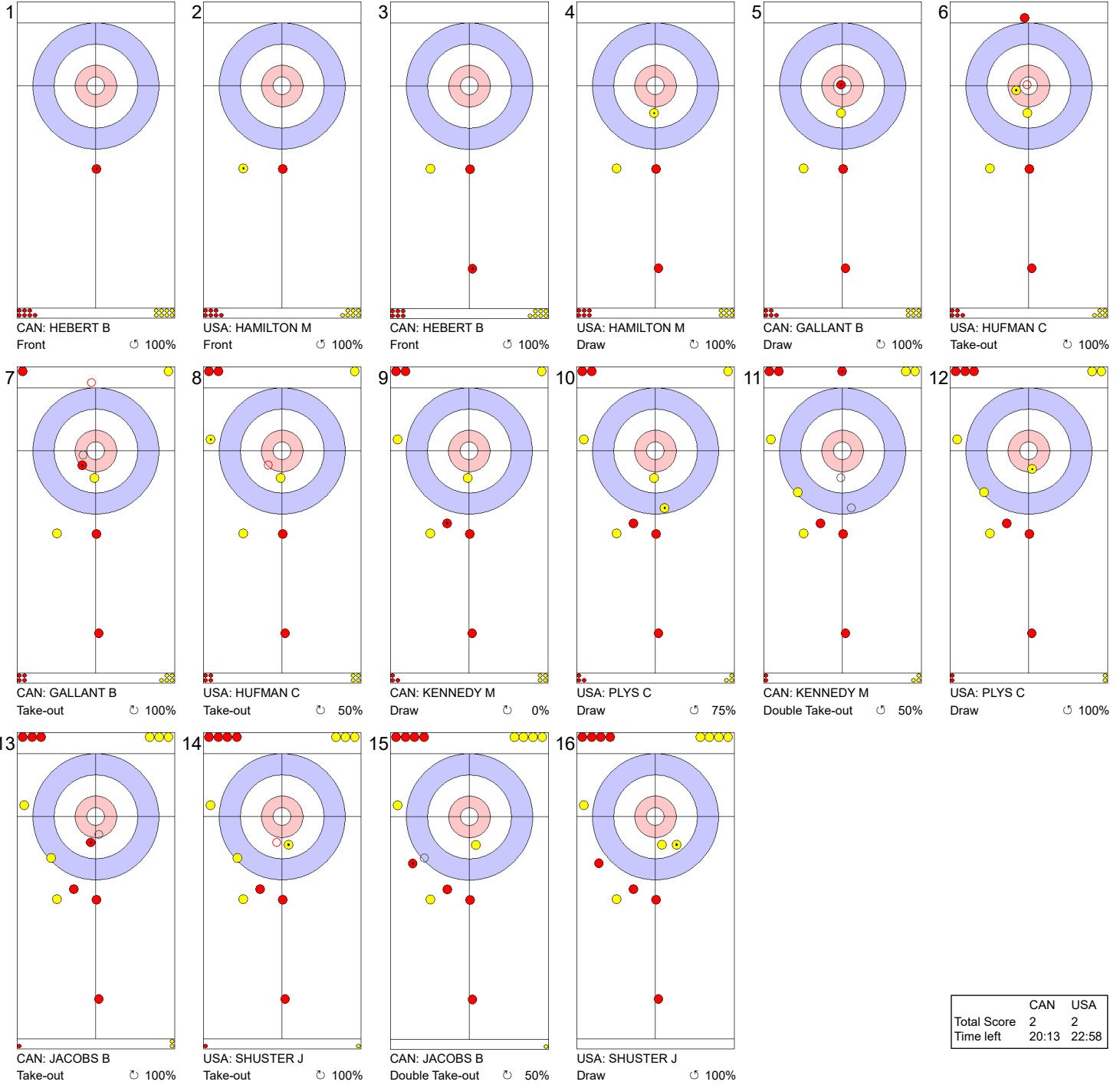
Legend:
 ↻ Clockwise ↺ Counter-clockwise - Not considered





Game - Shot by Shot

End 5 **CAN - Canada 2 + 0 (this end) = 2** **USA - United States 0 + 2 (this end) = 2**



	CAN	USA
Total Score	2	2
Time left	20:13	22:58

Legend:
 ↻ Clockwise ↺ Counter-clockwise - Not considered





Game - Shot by Shot

End 6 **CAN - Canada 2 + 2 (this end) = 4** **USA - United States 2 + 0 (this end) = 2**



	CAN	USA
Total Score	4	2
Time left	15:58	18:51

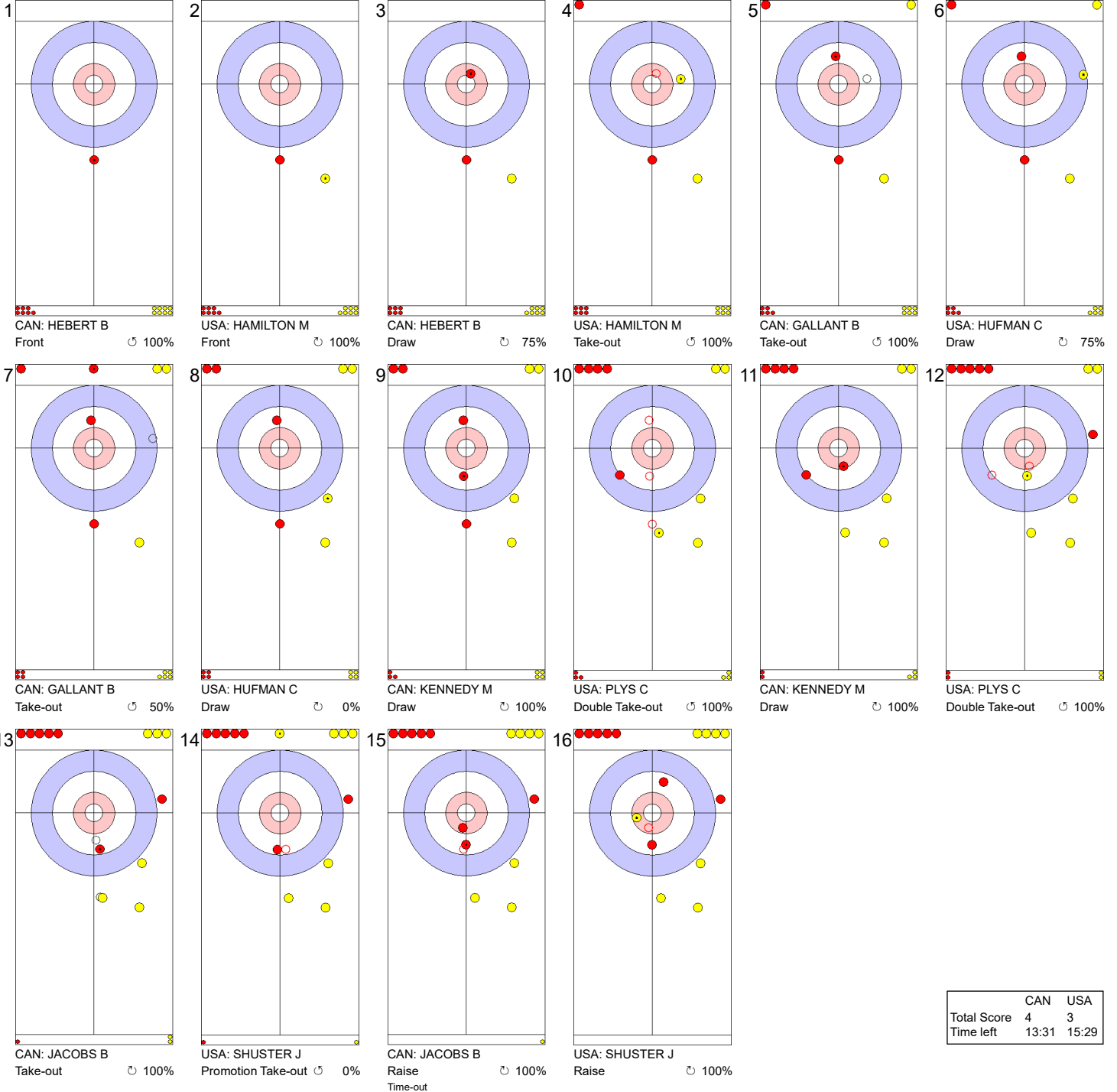
Legend:
 ↻ Clockwise ↺ Counter-clockwise - Not considered





Game - Shot by Shot

End 7 **CAN - Canada 4 + 0 (this end) = 4** **USA - United States 2 + 1 (this end) = 3**



	CAN	USA
Total Score	4	3
Time left	13:31	15:29

Legend:
 ↻ Clockwise ↺ Counter-clockwise - Not considered





Game - Shot by Shot



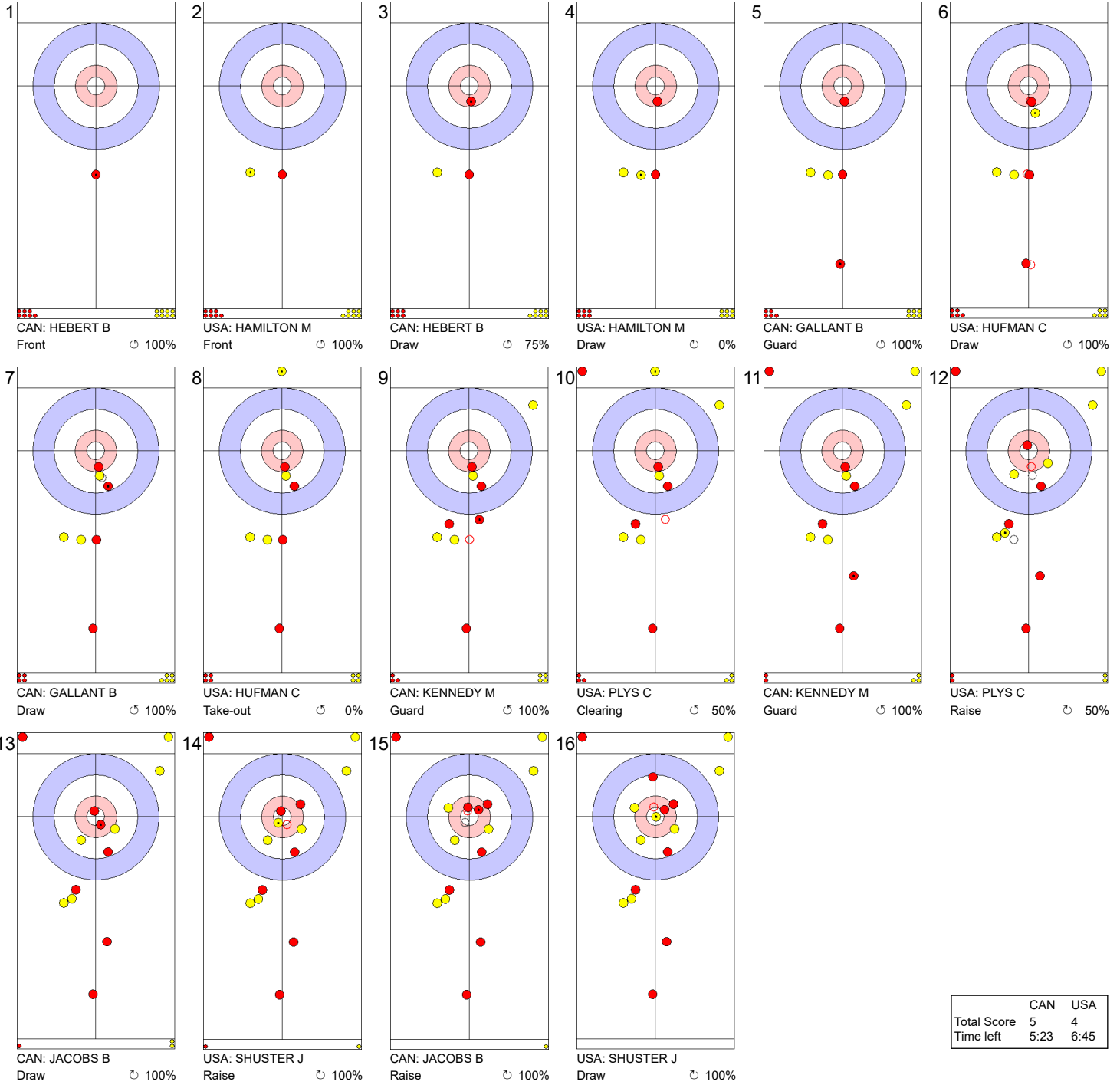
Legend:
 Clockwise Counter-clockwise - Not considered





Game - Shot by Shot

End 9 ● CAN - Canada 5 + 0 (this end) = 5 ⊗ USA - United States 3 + 1 (this end) = 4



	CAN	USA
Total Score	5	4
Time left	5:23	6:45

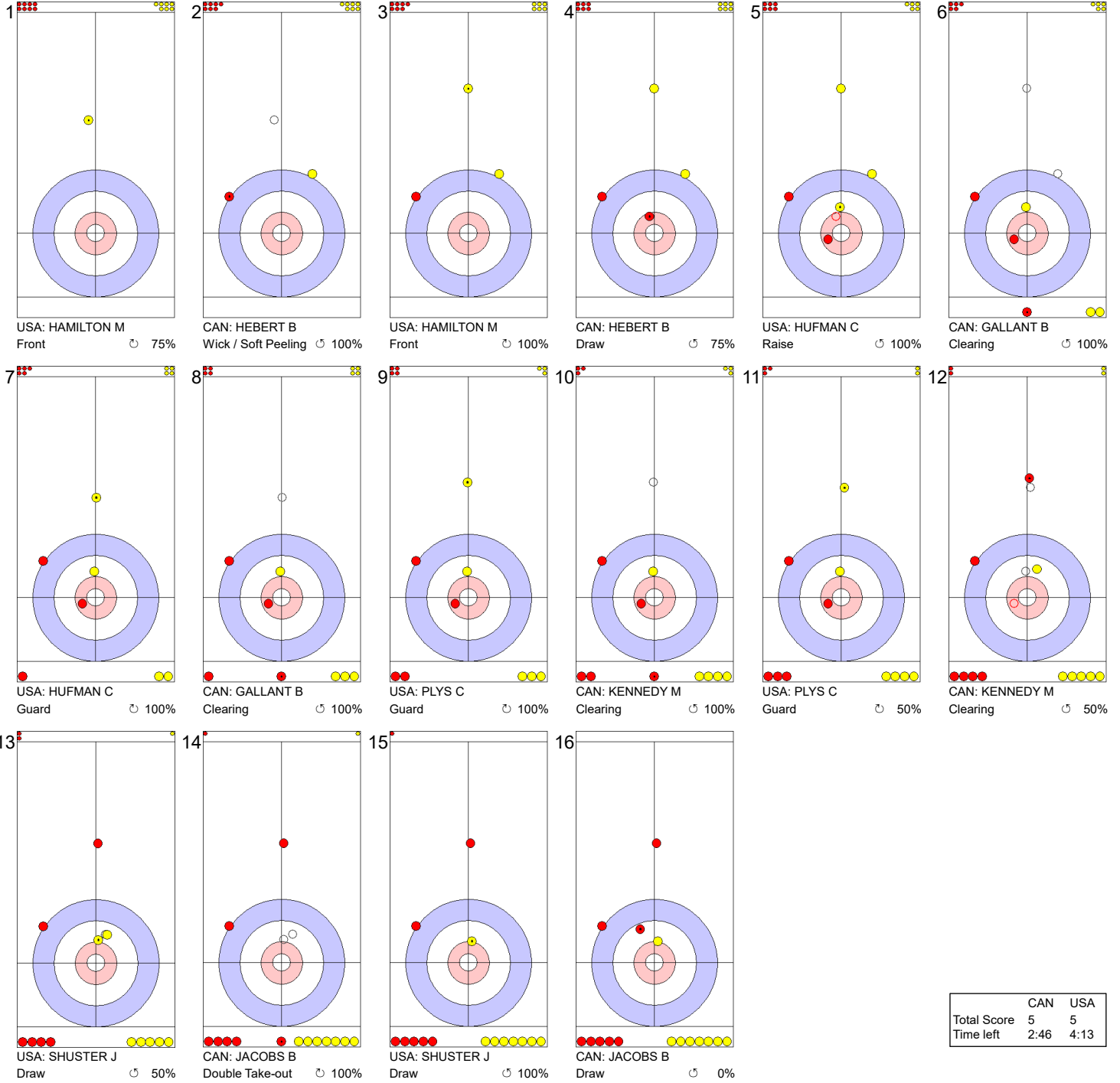
Legend:
↻ Clockwise ↺ Counter-clockwise - Not considered





Game - Shot by Shot

End 10 **CAN - Canada 5 + 0 (this end) = 5** **USA - United States 4 + 1 (this end) = 5**



	CAN	USA
Total Score	5	5
Time left	2:46	4:13

Legend:
 ↻ Clockwise ↺ Counter-clockwise - Not considered





Game - Shot by Shot

End 11 **CAN - Canada 5 + 1 (this end) = 6** **USA - United States 5 + 0 (this end) = 5**



	CAN	USA
Total Score	6	5
Time left	0:56	1:11

Legend:
 ↻ Clockwise ↺ Counter-clockwise - Not considered





Game Results

Sheet	Team	LSFE	1	2	3	4	5	6	7	8	9	10	Extra Ends	Total
C	AUS - Australia	*	1	0	0	1	0	2	0	1	X	X		5
	NZL - New Zealand		0	2	3	0	2	0	2	0	X	X		9

AUS - Australia		Shot Success	Game	All
4 V	PANOUSI Matt	58%	65%	
3	DAVIS Tanner	75%	68%	
2	JOHNS Steve	70%	67%	
1 S	MILLIKIN Hugh	72%	79%	
A	DAVIS Geoff	42%	56%	
Team Total		67%	69%	

NZL - New Zealand		Shot Success	Game	All
4 S	BECKER Sean	69%	70%	
3 V	BECKER Scott	82%	80%	
2	DOBSON Warren	70%	71%	
1	PALANUIK Jared	80%	76%	
A	BECKER James	-	72%	
Team Total		75%	74%	

Last Stone Draw		Distance
↻	DAVIS Tanner	61.0cm
↻	JOHNS Steve	26.4cm
Total		87.4cm

Last Stone Draw		Distance
↻	BECKER Sean	52.2cm
↻	DOBSON Warren	67.8cm
Total		120.0cm

Time remaining: 7 minutes 19 seconds

Time remaining: 10 minutes 32 seconds

DAVIS G replaced PANOUSI M at the beginning of End 6
Revised line-up: (4 V) DAVIS T, (3) JOHNS S, (2) DAVIS G, (1 S) MILLIKIN H

Shot Success Analysis

AUS - Australia		↻	↻	Game
4	PANOUSI Matt	Draws 3 92%	2 38%	5 70%
		Take-outs 3 58%	2 25%	5 45%
		Total 6 75%	4 31%	10 58%
3	DAVIS Tanner	Draws 3 58%	4 81%	7 71%
		Take-outs 3 83%	4 75%	7 79%
		Total 6 71%	8 78%	14 75%
2	JOHNS Steve	Draws 2 100%	8 78%	10 83%
		Take-outs 2 75%	4 38%	6 50%
		Total 4 88%	12 65%	16 70%
1	MILLIKIN Hugh	Draws 4 56%	11 77%	15 72%
		Take-outs 1 75%	0 -	1 75%
		Total 5 60%	11 77%	16 72%
A	DAVIS Geoff	Draws 0 -	2 75%	2 75%
		Take-outs 2 0%	2 50%	4 25%
		Total 2 0%	4 63%	6 42%
Team		Draws 12 73%	27 75%	39 74%
		Take-outs 11 59%	12 50%	23 54%
		Total 23 66%	39 67%	62 67%

NZL - New Zealand		↻	↻	Game
4	BECKER Sean	Draws 2 88%	6 71%	8 75%
		Take-outs 1 50%	7 64%	8 63%
		Total 3 75%	13 67%	16 69%
3	BECKER Scott	Draws 1 100%	3 92%	4 94%
		Take-outs 3 92%	8 72%	11 77%
		Total 4 94%	11 77%	15 82%
2	DOBSON Warren	Draws 1 75%	5 95%	6 92%
		Take-outs 1 100%	8 50%	9 56%
		Total 2 88%	13 67%	15 70%
1	PALANUIK Jared	Draws 11 86%	3 83%	14 86%
		Take-outs 0 -	2 38%	2 38%
		Total 11 86%	5 65%	16 80%
A	BECKER James	Draws 0 -	0 -	0 -
		Take-outs 0 -	0 -	0 -
		Total 0 -	0 -	0 -
Team		Draws 15 87%	17 84%	32 85%
		Take-outs 5 85%	25 60%	30 64%
		Total 20 86%	42 70%	62 75%

Note:
Position and function for each team member:
4 = Fourth, 3 = Third, 2 = Second, 1 = Lead, A = Alternate, S = Skip, V = Vice-Skip

Legend:
↻ Clockwise ↻ Counter-clockwise LSFE(*) Last Stone First End
X Unplayed/unfinished end due to concession



Game - Shot by Shot

End 1 ● AUS - Australia 0 + 1 (this end) = 1 ● NZL - New Zealand 0 + 0 (this end) = 0



	AUS	NZL
Total Score	1	0
Time left	32:33	34:12

Legend:
 ↻ Clockwise ↺ Counter-clockwise - Not considered





Game - Shot by Shot

End 2 ● AUS - Australia 1 + 0 (this end) = 1 ● NZL - New Zealand 0 + 2 (this end) = 2



	AUS	NZL
Total Score	1	2
Time left	29:11	30:21

Legend:
 ↻ Clockwise ↺ Counter-clockwise - Not considered





Game - Shot by Shot

End 3 **AUS - Australia 1 + 0 (this end) = 1** **NZL - New Zealand 2 + 3 (this end) = 5**



	AUS	NZL
Total Score	1	5
Time left	24:54	27:42

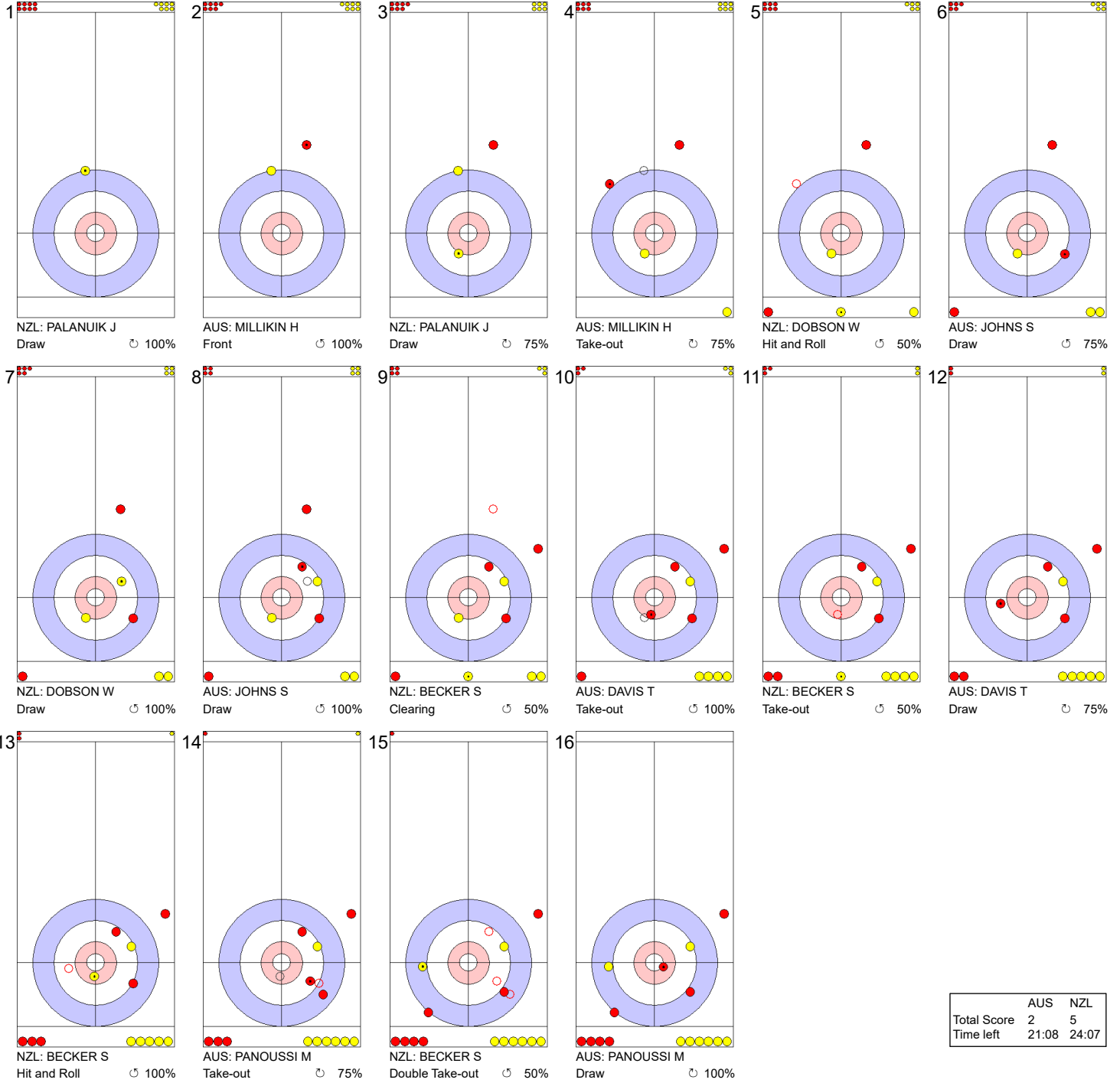
Legend:
 ↻ Clockwise ↺ Counter-clockwise - Not considered





Game - Shot by Shot

End 4 **AUS - Australia 1 + 1 (this end) = 2** **NZL - New Zealand 5 + 0 (this end) = 5**



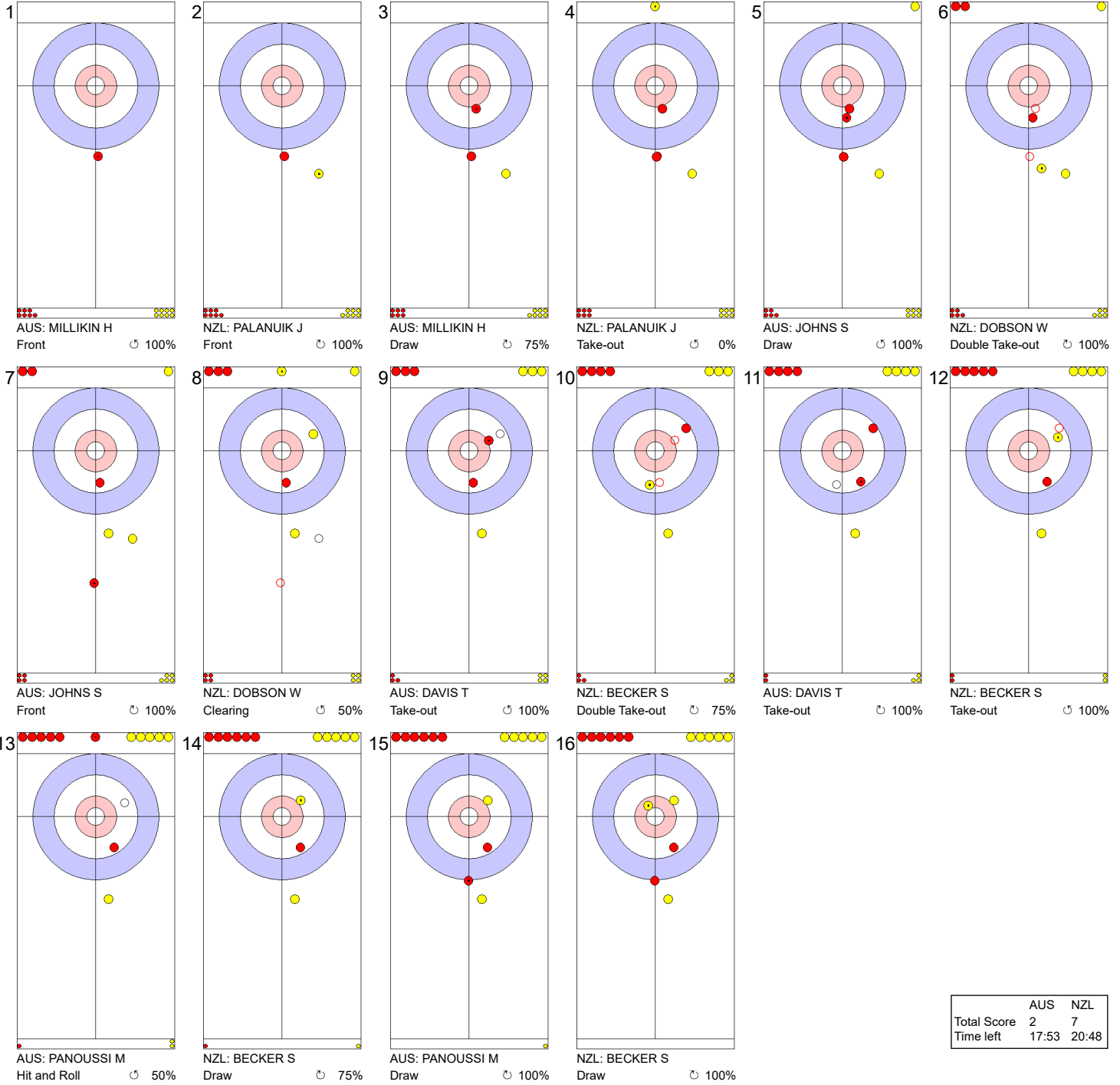
Legend:
 ↻ Clockwise ↺ Counter-clockwise - Not considered





Game - Shot by Shot

End 5 ● **AUS - Australia** 2 + 0 (this end) = 2 ● **NZL - New Zealand** 5 + 2 (this end) = 7



	AUS	NZL
Total Score	2	7
Time left	17:53	20:48

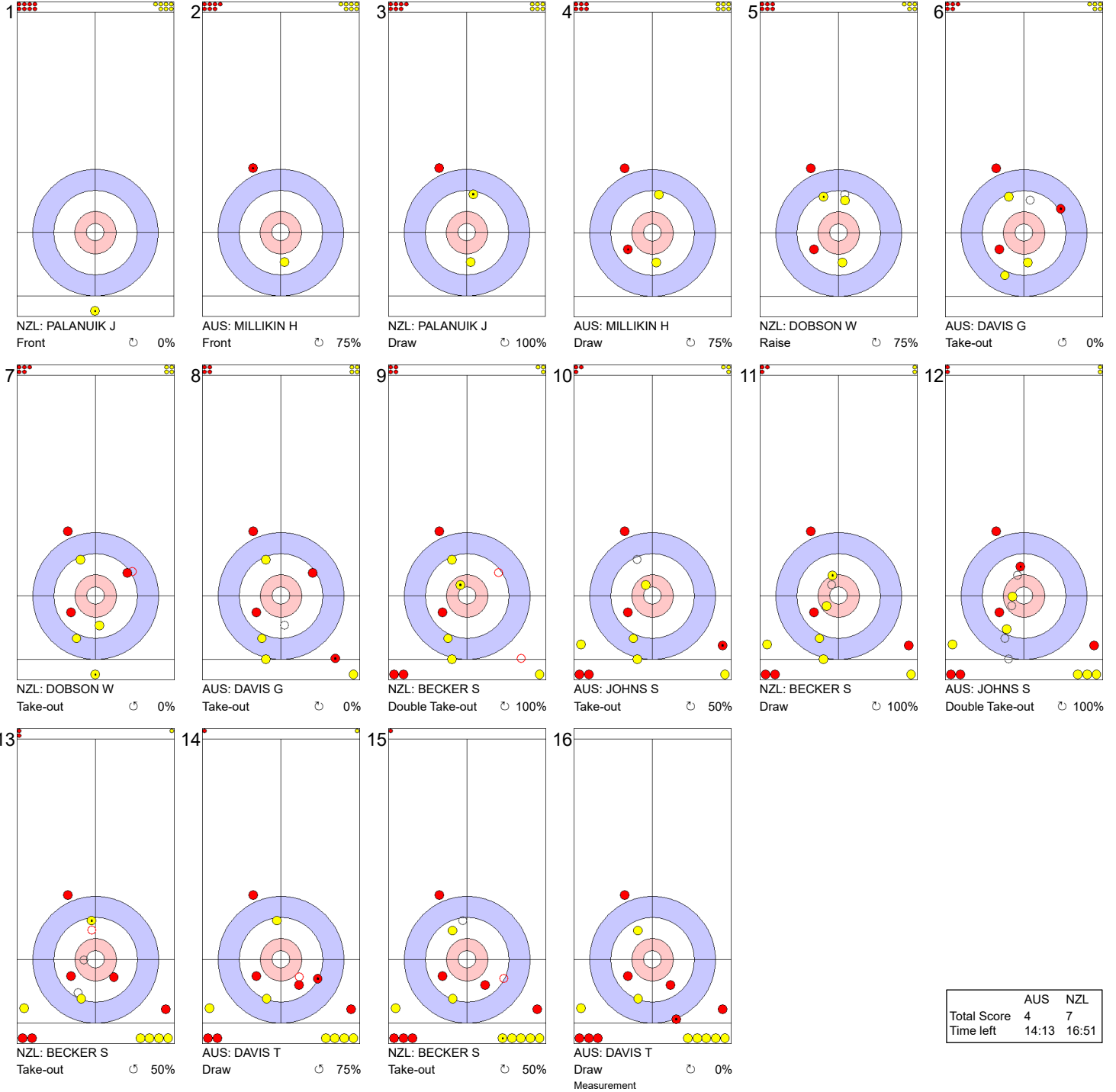
Legend:
 ↻ Clockwise ↺ Counter-clockwise - Not considered





Game - Shot by Shot

End 6 ● **AUS - Australia** 2 + 2 (this end) = 4 ● **NZL - New Zealand** 7 + 0 (this end) = 7



	AUS	NZL
Total Score	4	7
Time left	14:13	16:51

Legend:
 ↻ Clockwise ↺ Counter-clockwise - Not considered





Game - Shot by Shot

End 7 **AUS - Australia 4 + 0 (this end) = 4** **NZL - New Zealand 7 + 2 (this end) = 9**



	AUS	NZL
Total Score	4	9
Time left	11:21	13:50

Legend:
 ↻ Clockwise ↺ Counter-clockwise - Not considered





Game - Shot by Shot

End 8 ● AUS - Australia 4 + 1 (this end) = 5 ● NZL - New Zealand 9 + 0 (this end) = 9



	AUS	NZL
Total Score	5	9
Time left	7:19	10:32

Legend:
 ↻ Clockwise ↺ Counter-clockwise - Not considered





Game Results

Sheet	Team	LSFE	1	2	3	4	5	6	7	8	9	10	Extra Ends	Total
D	KOR - Korea	*	0	1	0	3	0	1	0	3	0	0	1	9
	PHI - Philippines		0	0	1	0	2	0	2	0	2	1	0	8

KOR - Korea		Shot Success	Game	All
4 S	KIM Soo-Hyuk	77%	76%	
3 V	KIM Changmin	88%	86%	
2	YOO Minhyeon	90%	83%	
1	KIM Hak Kyun	90%	88%	
A	JEON Jae Ik	-	75%	
Team Total		86%	83%	

PHI - Philippines		Shot Success	Game	All
4 S	PFISTER Marc	85%	81%	
3 V	HALLER Christian	91%	80%	
2	PFISTER Enrico	91%	85%	
1	CARPENTER Brayden	86%	88%	
A	FREI Alan	-	69%	
Team Total		88%	83%	

Last Stone Draw Distance

⌚	YOO Minhyeon	16.9cm
⌚	KIM Soo-Hyuk	46.4cm
Total		63.3cm

Last Stone Draw Distance

⌚	PFISTER Enrico	78.6cm
⌚	PFISTER Marc	24.3cm
Total		102.9cm

Time remaining: 1 minute 21 seconds
1 minute 57 seconds (after extra end)

Time remaining: 0 minutes 55 seconds
0 minutes 55 seconds (after extra end)

Time-out: End 7 - KOR stone 8; End 11 - KOR stone 3

Time-out: End 9 - PHI stone 5; End 11 - PHI stone 6

Shot Success Analysis

KOR - Korea		⌚	⌚	Game
4	KIM Soo-Hyuk	Draws 4 75%	6 79%	10 78%
		Take-outs 4 100%	7 64%	11 77%
		Total 8 88%	13 71%	21 77%
3	KIM Changmin	Draws 2 50%	4 94%	6 79%
		Take-outs 6 100%	10 85%	16 91%
		Total 8 88%	14 88%	22 88%
2	YOO Minhyeon	Draws 2 100%	5 85%	7 89%
		Take-outs 7 93%	8 88%	15 90%
		Total 9 94%	13 87%	22 90%
1	KIM Hak Kyun	Draws 9 100%	10 88%	19 93%
		Take-outs 1 50%	2 75%	3 67%
		Total 10 95%	12 85%	22 90%
A	JEON Jae Ik	Draws 0 -	0 -	0 -
		Take-outs 0 -	0 -	0 -
		Total 0 -	0 -	0 -
Team		Draws 17 88%	25 86%	42 87%
		Take-outs 18 94%	27 80%	45 86%
		Total 35 91%	52 83%	87 86%

PHI - Philippines		⌚	⌚	Game
4	PFISTER Marc	Draws 8 84%	7 86%	15 85%
		Take-outs 1 100%	6 83%	7 86%
		Total 9 86%	13 85%	22 85%
3	HALLER Christian	Draws 4 94%	5 85%	9 89%
		Take-outs 2 100%	11 91%	13 92%
		Total 6 96%	16 89%	22 91%
2	PFISTER Enrico	Draws 4 100%	9 92%	13 94%
		Take-outs 3 67%	6 96%	9 86%
		Total 7 86%	15 93%	22 91%
1	CARPENTER Brayden	Draws 15 80%	5 100%	20 85%
		Take-outs 1 100%	0 -	1 100%
		Total 16 81%	5 100%	21 86%
A	FREI Alan	Draws 0 -	0 -	0 -
		Take-outs 0 -	0 -	0 -
		Total 0 -	0 -	0 -
Team		Draws 31 85%	26 90%	57 88%
		Take-outs 7 86%	23 90%	30 89%
		Total 38 86%	49 90%	87 88%

Note:
Position and function for each team member:
4 = Fourth, **3** = Third, **2** = Second, **1** = Lead, **A** = Alternate, **S** = Skip, **V** = Vice-Skip

Legend:
⌚ Clockwise ⌚ Counter-clockwise **LSFE(*)** Last Stone First End



Game - Shot by Shot

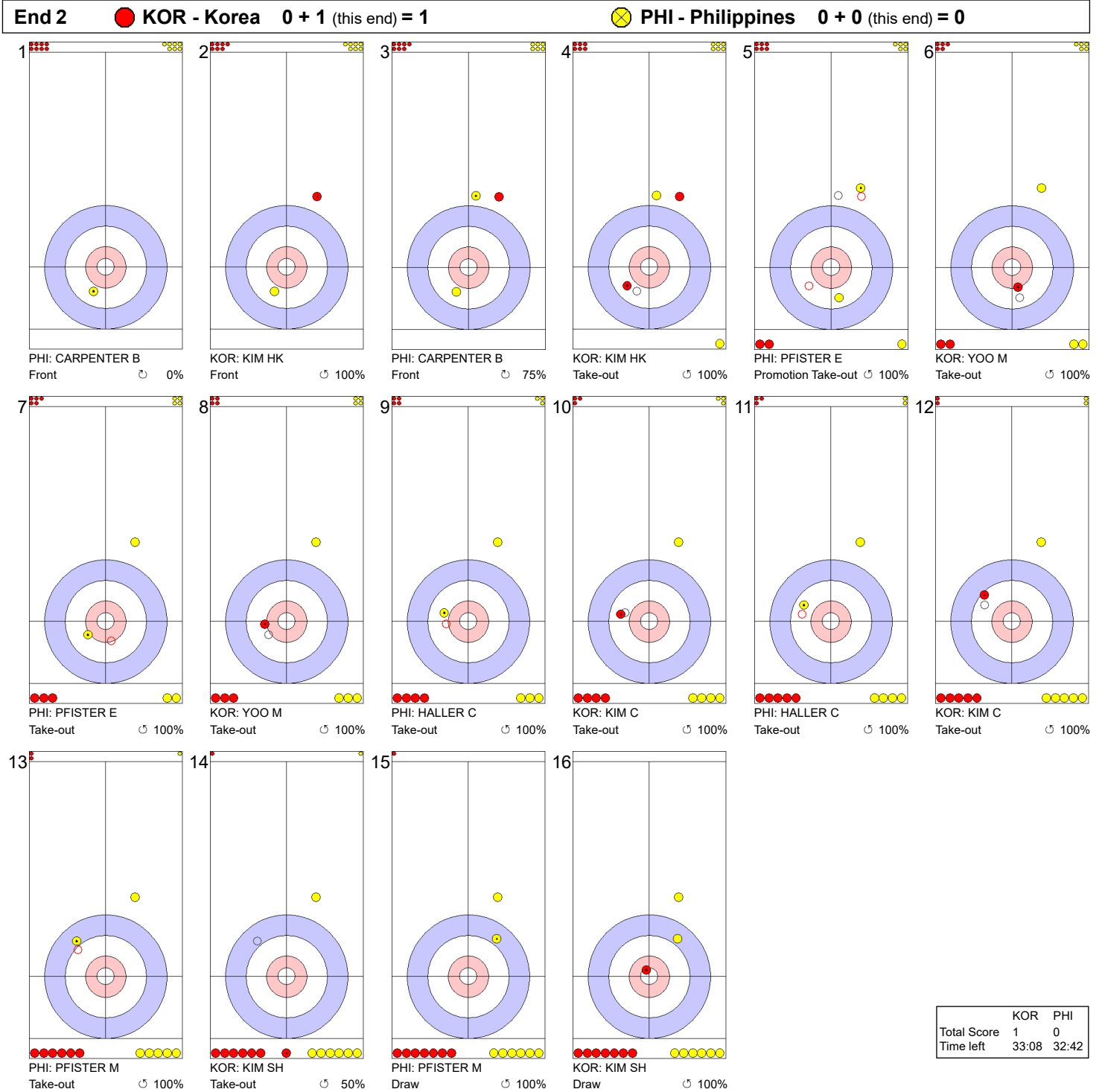


Legend:
 ↻ Clockwise ↺ Counter-clockwise - Not considered





Game - Shot by Shot



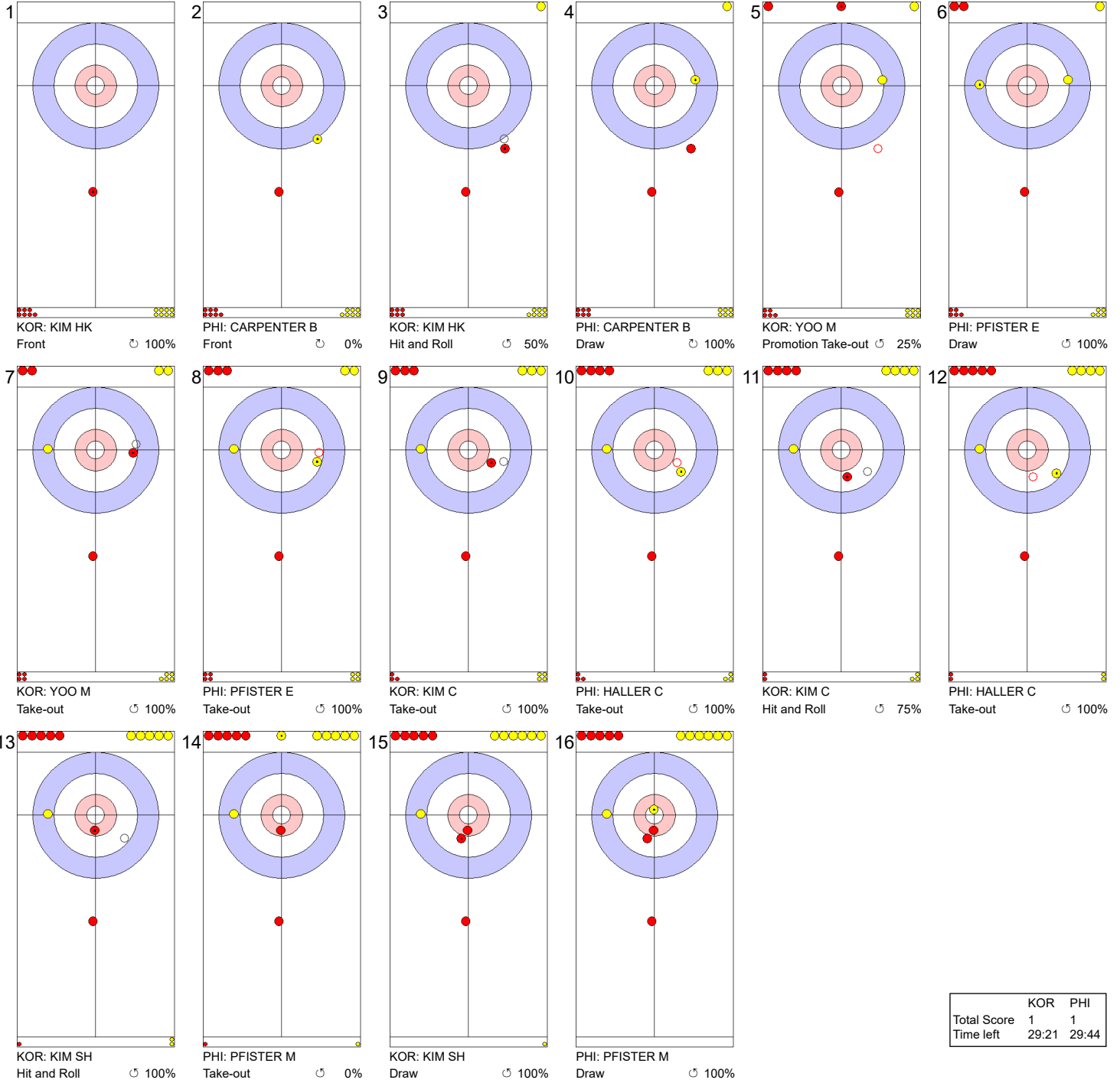
Legend:
 ↻ Clockwise ↺ Counter-clockwise - Not considered





Game - Shot by Shot

End 3 **KOR - Korea 1 + 0 (this end) = 1** **PHI - Philippines 0 + 1 (this end) = 1**



	KOR	PHI
Total Score	1	1
Time left	29:21	29:44

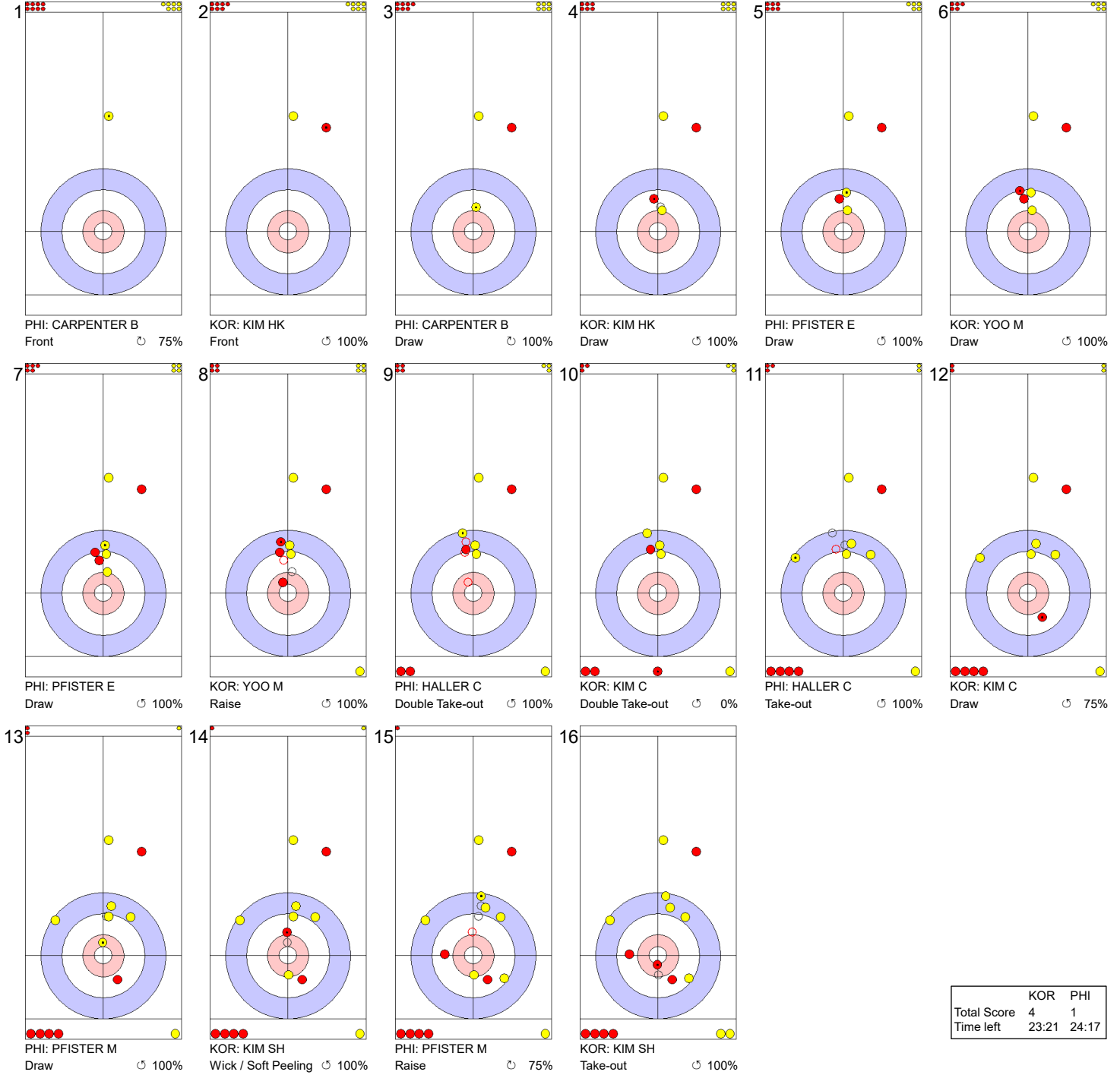
Legend:
 ↻ Clockwise ↺ Counter-clockwise - Not considered





Game - Shot by Shot

End 4 ● KOR - Korea 1 + 3 (this end) = 4 ● PHI - Philippines 1 + 0 (this end) = 1



	KOR	PHI
Total Score	4	1
Time left	23:21	24:17

Legend:
 ↻ Clockwise ↺ Counter-clockwise - Not considered





Game - Shot by Shot

End 5 **KOR - Korea 4 + 0 (this end) = 4** **PHI - Philippines 1 + 2 (this end) = 3**



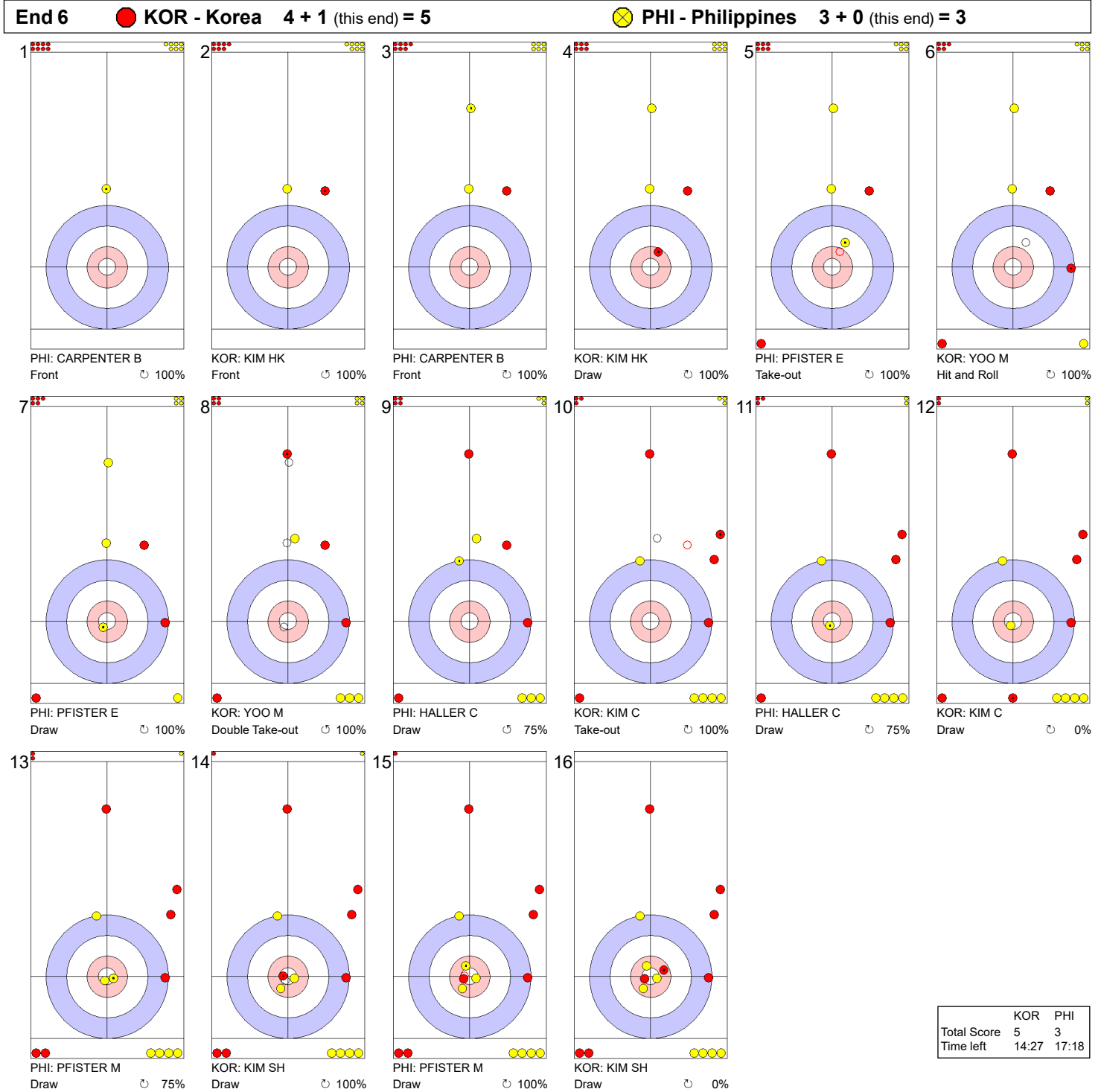
	KOR	PHI
Total Score	4	3
Time left	19:08	20:41

Legend:
 ↻ Clockwise ↺ Counter-clockwise - Not considered





Game - Shot by Shot



Legend:
 ↻ Clockwise ↺ Counter-clockwise - Not considered





Game - Shot by Shot

End 7 ● **KOR - Korea** **5 + 0 (this end) = 5** ● **PHI - Philippines** **3 + 2 (this end) = 5**



	KOR	PHI
Total Score	5	5
Time left	12:02	10:03

Legend:
 ↻ Clockwise ↺ Counter-clockwise - Not considered





Game - Shot by Shot

End 8 **KOR - Korea 5 + 3 (this end) = 8** **PHI - Philippines 5 + 0 (this end) = 5**



	KOR	PHI
Total Score	8	5
Time left	7:49	7:10

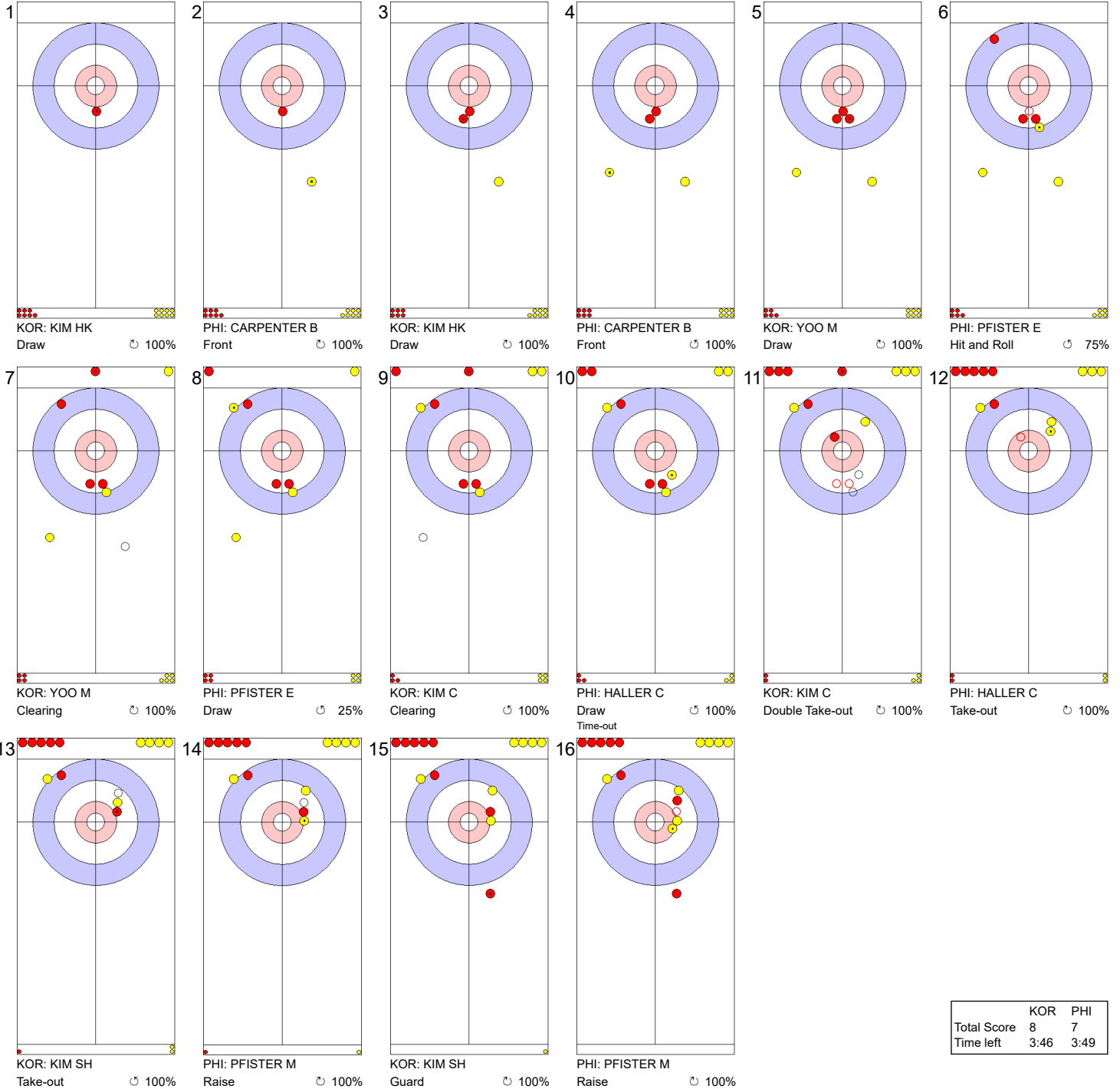
Legend:
 Clockwise Counter-clockwise - Not considered





Game - Shot by Shot

End 9 ● **KOR - Korea** 8 + 0 (this end) = 8 ● **PHI - Philippines** 5 + 2 (this end) = 7



	KOR	PHI
Total Score	8	7
Time left	3:46	3:49

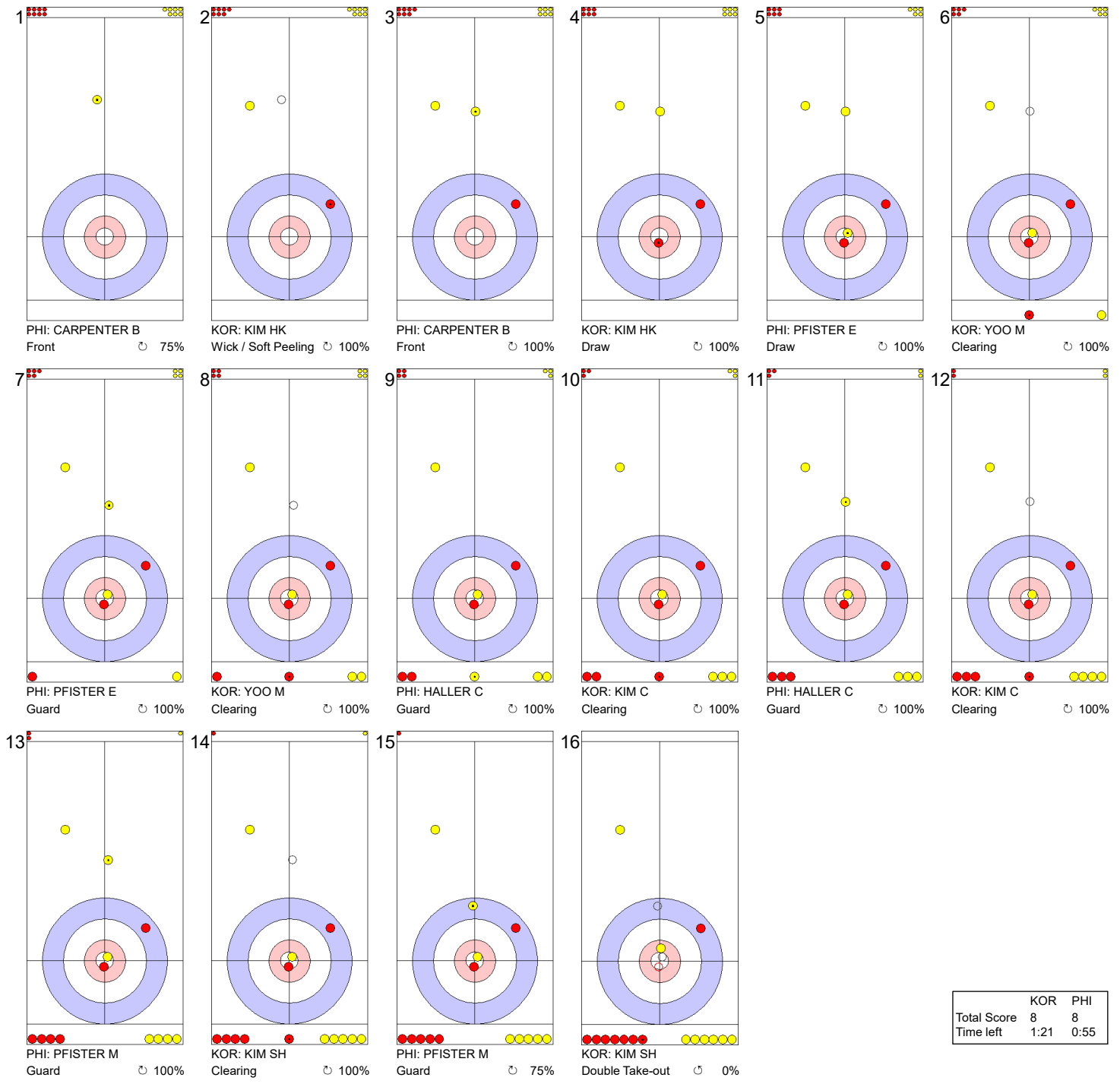
Legend:
 ↻ Clockwise ↺ Counter-clockwise - Not considered





Game - Shot by Shot

End 10 ● **KOR - Korea** 8 + 0 (this end) = 8 ● **PHI - Philippines** 7 + 1 (this end) = 8



	KOR	PHI
Total Score	8	8
Time left	1:21	0:55

Legend:
 ↻ Clockwise ↺ Counter-clockwise - Not considered





Game - Shot by Shot

End 11 **KOR - Korea 8 + 1 (this end) = 9**

PHI - Philippines 8 + 0 (this end) = 8



	KOR	PHI
Total Score	9	8
Time left	1:57	0:55

Legend:
 ↻ Clockwise ↺ Counter-clockwise - Not considered





Session Results and Standings

Sheet	Team	LSD/LSFE	1	2	3	4	5	6	7	8	9	10	Extra Ends	Total
A	PHI - Philippines	73.7cm *	2	1	1	1	0	0	2	0	X	X		7
	NZL - New Zealand	262.4cm	0	0	0	0	2	0	0	1	X	X		3
B	AUS - Australia	87.1cm *	1	0	0	0	1	0	0	X	X	X		2
	KOR - Korea	212.4cm	0	3	3	1	0	1	1	X	X	X		9
C	JPN - Japan	61.2cm	0	0	2	0	1	0	X	X	X	X		3
	CAN - Canada	23.3cm *	2	0	0	3	0	3	X	X	X	X		8
D	USA - United States	66.2cm *	0	1	0	3	0	0	1	0	0	3		8
	CHN - China	195.8cm	0	0	2	0	1	0	0	0	2	0		5

Current Standings

Rank	Team	Games	Wins	Losses	
1	CAN - Canada	6	6	0	Q
1	USA - United States	6	6	0	Q
3	CHN - China	6	4	2	Q
3	JPN - Japan	6	4	2	Q
5	KOR - Korea	6	2	4	
5	PHI - Philippines	6	2	4	
7	AUS - Australia	6	0	6	
7	NZL - New Zealand	6	0	6	

Note:
Under World Curling rules, tie-breaking rules for standings are not applied until after the last game of the round robin.

Legend:
LSD Last Stone Draw **LSFE(*)** Last Stone First End **Q** Qualified for the play-offs
X Unplayed/unfinished end due to concession



Game Results

Sheet	Team	LSFE	1	2	3	4	5	6	7	8	9	10	Extra Ends	Total
A	PHI - Philippines	*	2	1	1	1	0	0	2	0	X	X		7
	NZL - New Zealand		0	0	0	0	2	0	0	1	X	X		3

PHI - Philippines		Shot Success	Game	All
4 S	PFISTER Marc	95%	80%	
3 V	HALLER Christian	86%	78%	
2	PFISTER Enrico	84%	84%	
1	CARPENTER Brayden	88%	88%	
A	FREI Alan	-	69%	
Team Total		88%	82%	

NZL - New Zealand		Shot Success	Game	All
4 S	BECKER Sean	63%	70%	
3 V	BECKER Scott	75%	79%	
2	DOBSON Warren	69%	72%	
1	PALANUIK Jared	88%	76%	
A	BECKER James	-	72%	
Team Total		73%	74%	

Last Stone Draw Distance

☺	PFISTER Enrico	33.6cm
☹	PFISTER Marc	40.1cm
Total		73.7cm

Last Stone Draw Distance

☺	PALANUIK Jared	199.6cm
☹	DOBSON Warren	62.8cm
Total		262.4cm

Time remaining: 10 minutes 28 seconds

Time remaining: 4 minutes 57 seconds

Shot Success Analysis

PHI - Philippines		☺	☹	Game
4 PFISTER Marc	Draws	1 75%	4 88%	5 85%
	Take-outs	2 100%	9 100%	11 100%
	Total	3 92%	13 96%	16 95%
3 HALLER Christian	Draws	4 63%	4 88%	8 75%
	Take-outs	4 94%	4 100%	8 97%
	Total	8 78%	8 94%	16 86%
2 PFISTER Enrico	Draws	0 -	6 83%	6 83%
	Take-outs	5 95%	5 75%	10 85%
	Total	5 95%	11 80%	16 84%
1 CARPENTER Brayden	Draws	14 91%	1 75%	15 90%
	Take-outs	0 -	1 50%	1 50%
	Total	14 91%	2 63%	16 88%
A FREI Alan	Draws	0 -	0 -	0 -
	Take-outs	0 -	0 -	0 -
	Total	0 -	0 -	0 -
Team	Draws	19 84%	15 85%	34 85%
	Take-outs	11 95%	19 91%	30 93%
	Total	30 88%	34 88%	64 88%

NZL - New Zealand		☺	☹	Game
4 BECKER Sean	Draws	2 75%	5 40%	7 50%
	Take-outs	6 83%	3 50%	9 72%
	Total	8 81%	8 44%	16 63%
3 BECKER Scott	Draws	2 50%	7 82%	9 75%
	Take-outs	2 88%	5 70%	7 75%
	Total	4 69%	12 77%	16 75%
2 DOBSON Warren	Draws	3 92%	6 58%	9 69%
	Take-outs	3 67%	4 69%	7 68%
	Total	6 79%	10 63%	16 69%
1 PALANUIK Jared	Draws	9 86%	6 92%	15 88%
	Take-outs	0 -	1 75%	1 75%
	Total	9 86%	7 89%	16 88%
A BECKER James	Draws	0 -	0 -	0 -
	Take-outs	0 -	0 -	0 -
	Total	0 -	0 -	0 -
Team	Draws	16 81%	24 70%	40 74%
	Take-outs	11 80%	13 65%	24 72%
	Total	27 81%	37 68%	64 73%

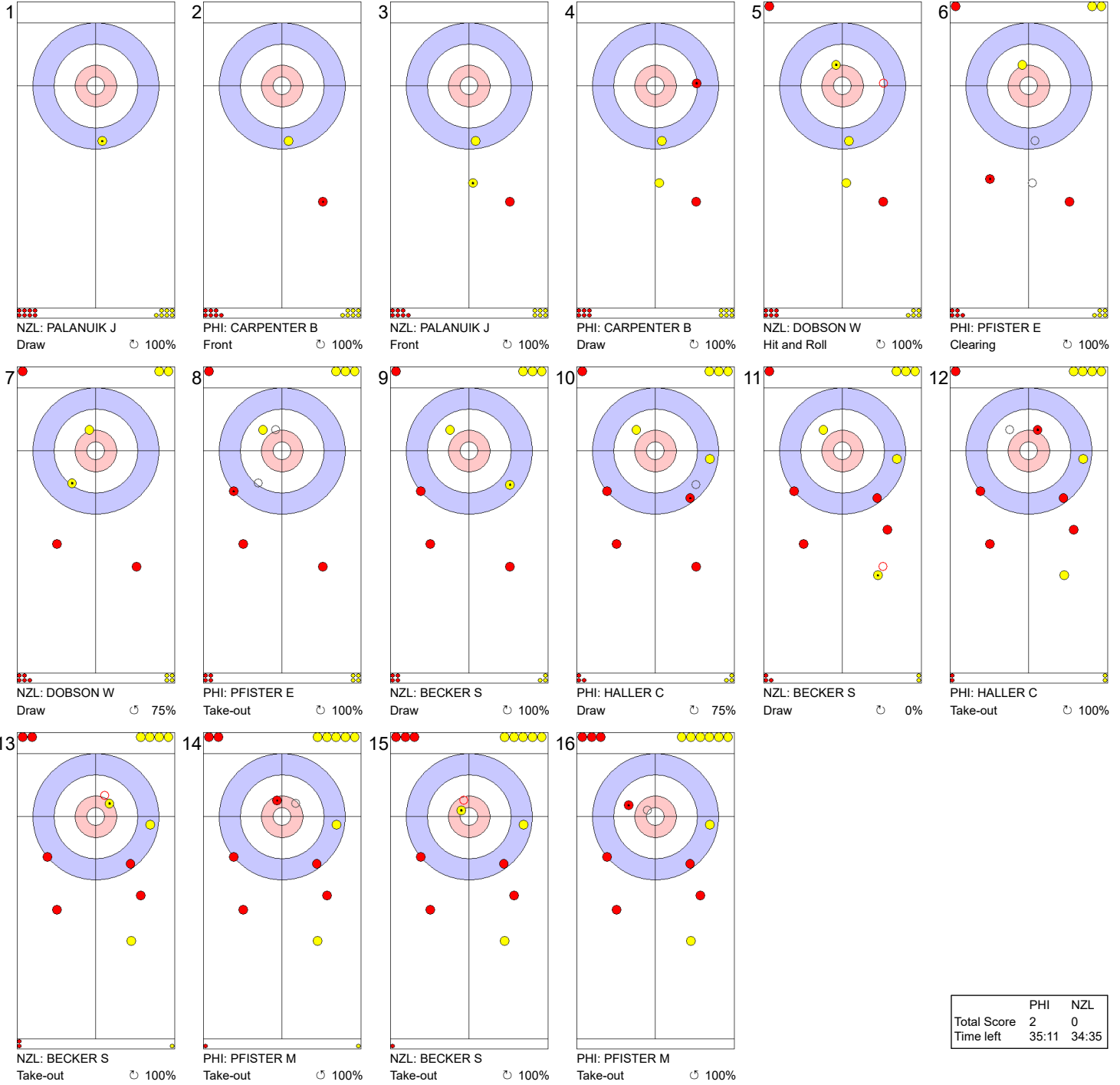
Note:
Position and function for each team member:
4 = Fourth, 3 = Third, 2 = Second, 1 = Lead, A = Alternate, S = Skip, V = Vice-Skip

Legend:
☺ Clockwise ☹ Counter-clockwise LSFE(*) Last Stone First End
X Unplayed/unfinished end due to concession



Game - Shot by Shot

End 1 ● PHI - Philippines 0 + 2 (this end) = 2 ● NZL - New Zealand 0 + 0 (this end) = 0



	PHI	NZL
Total Score	2	0
Time left	35:11	34:35

Legend:
 ↻ Clockwise ↺ Counter-clockwise - Not considered





Game - Shot by Shot

End 2 ● PHI - Philippines 2 + 1 (this end) = 3 ● NZL - New Zealand 0 + 0 (this end) = 0



	PHI	NZL
Total Score	3	0
Time left	32:04	30:54

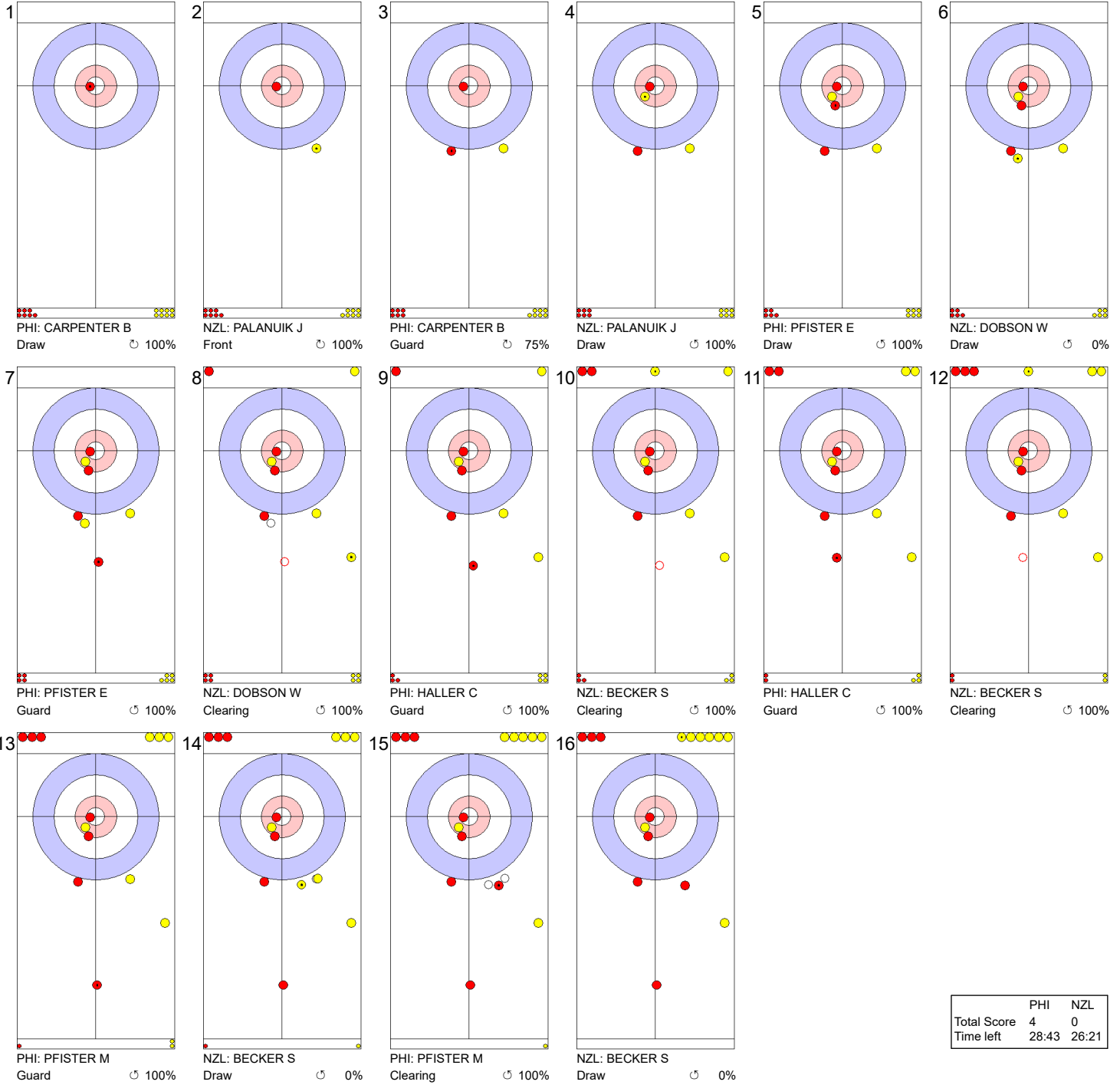
Legend:
 ↻ Clockwise ↺ Counter-clockwise - Not considered





Game - Shot by Shot

End 3 **PHI - Philippines 3 + 1 (this end) = 4** **NZL - New Zealand 0 + 0 (this end) = 0**



	PHI	NZL
Total Score	4	0
Time left	28:43	26:21

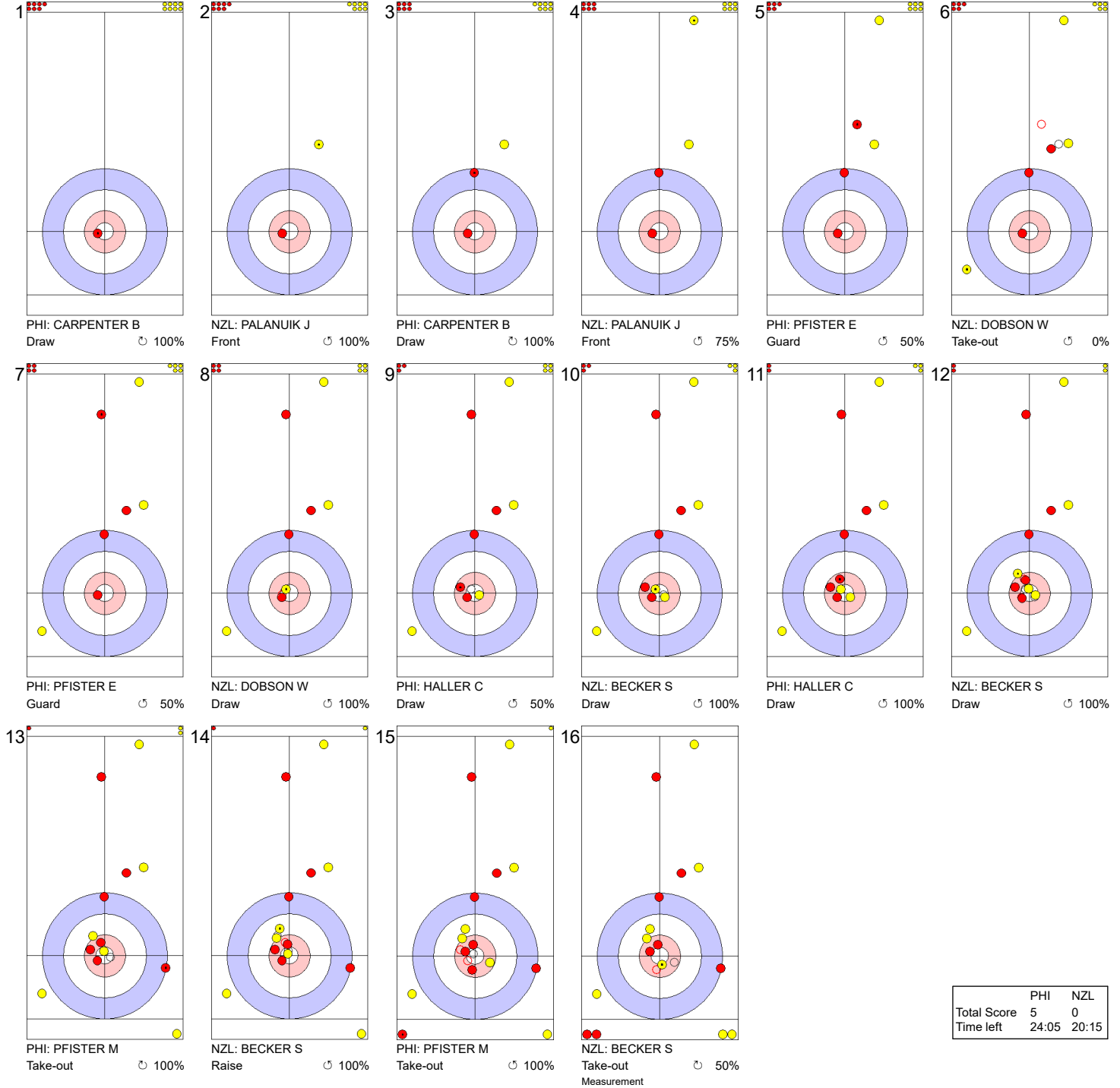
Legend:
 ↻ Clockwise ↺ Counter-clockwise - Not considered





Game - Shot by Shot

End 4 ● **PHI - Philippines** **4 + 1 (this end) = 5** ● **NZL - New Zealand** **0 + 0 (this end) = 0**



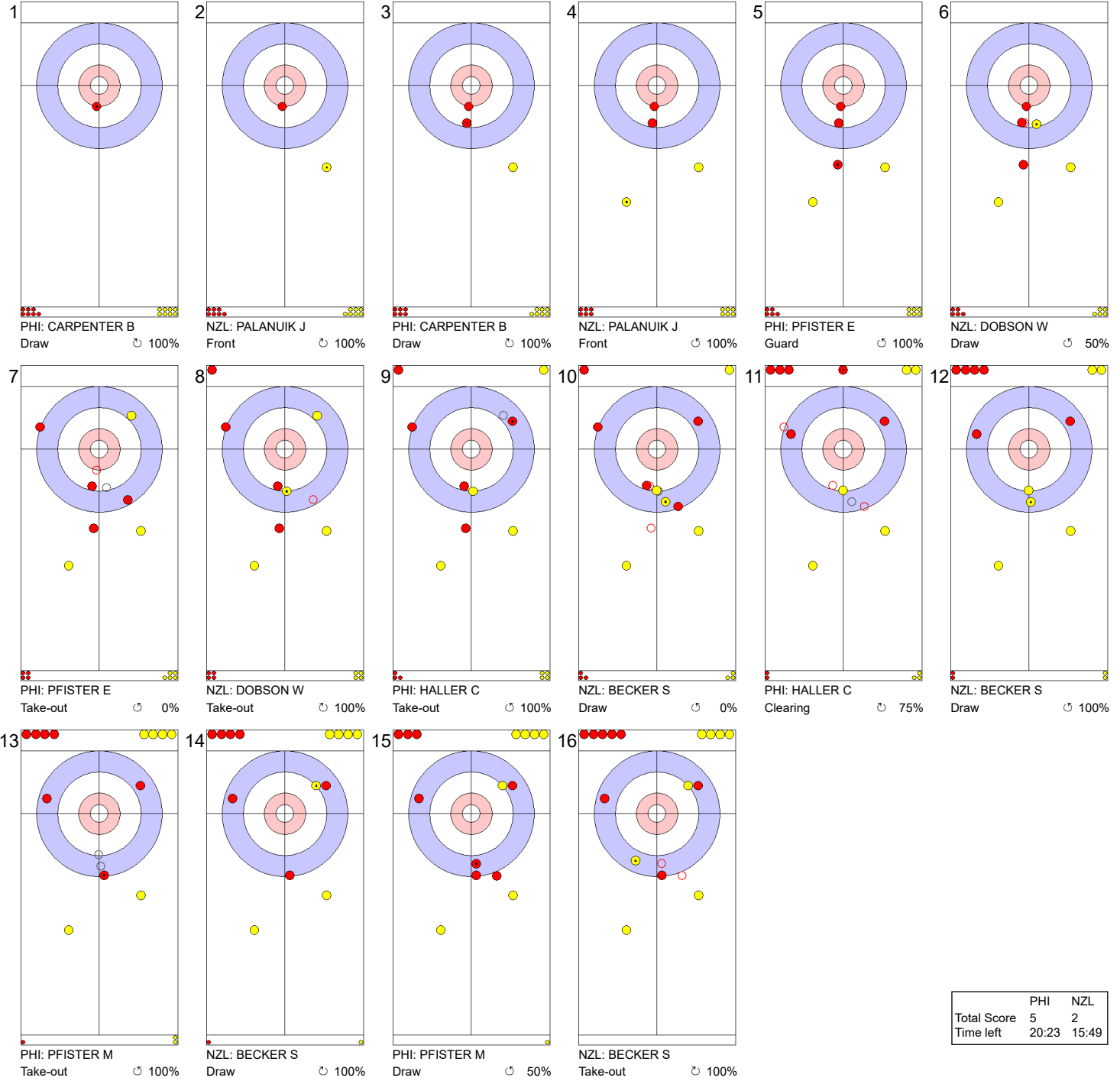
Legend:
 ↻ Clockwise ↺ Counter-clockwise - Not considered





Game - Shot by Shot

End 5 **PHI - Philippines 5 + 0 (this end) = 5** **NZL - New Zealand 0 + 2 (this end) = 2**



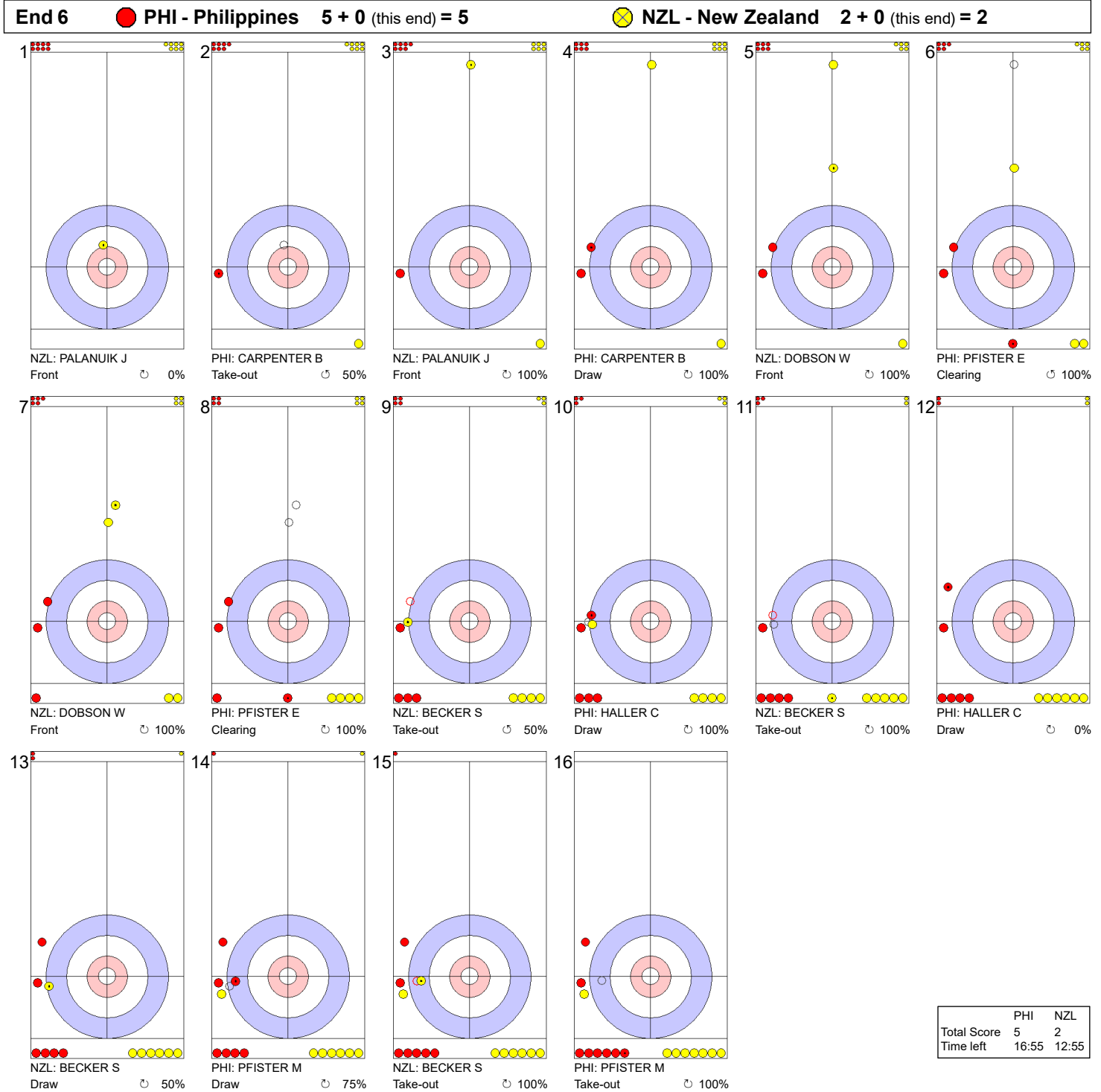
	PHI	NZL
Total Score	5	2
Time left	20:23	15:49

Legend:
 ↻ Clockwise ↺ Counter-clockwise - Not considered





Game - Shot by Shot



Legend:
 ↻ Clockwise ↺ Counter-clockwise - Not considered





Game - Shot by Shot

End 7 ● **PHI - Philippines** 5 + 2 (this end) = 7 ● **NZL - New Zealand** 2 + 0 (this end) = 2



	PHI	NZL
Total Score	7	2
Time left	13:23	8:44

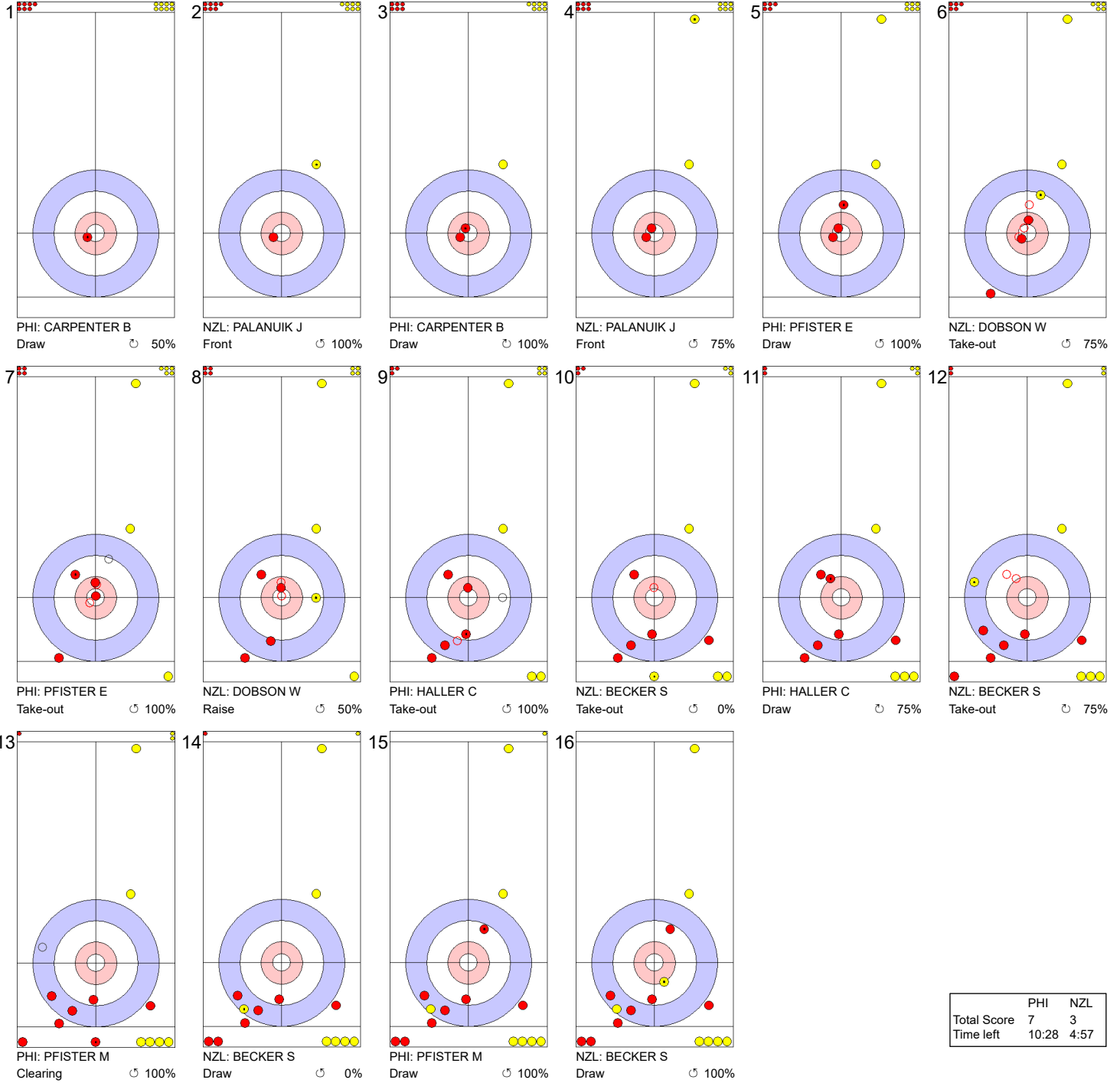
Legend:
 ↻ Clockwise ↺ Counter-clockwise - Not considered





Game - Shot by Shot

End 8 **PHI - Philippines 7 + 0 (this end) = 7** **NZL - New Zealand 2 + 1 (this end) = 3**



	PHI	NZL
Total Score	7	3
Time left	10:28	4:57

Legend:
 Clockwise
 Counter-clockwise
 - Not considered





Game Results

Sheet	Team	LSFE	1	2	3	4	5	6	7	8	9	10	Extra Ends	Total
B	AUS - Australia	*	1	0	0	0	1	0	0	X	X	X		2
	KOR - Korea		0	3	3	1	0	1	1	X	X	X		9

AUS - Australia		Shot Success Game	All
4 V	PANOUSI Matt	64%	66%
3	DAVIS Tanner	66%	66%
2	JOHNS Steve	45%	67%
1 S	MILLIKIN Hugh	75%	81%
A	DAVIS Geoff	-	61%
Team Total		63%	70%

KOR - Korea		Shot Success Game	All
4 S	KIM Soo-Hyuk	93%	76%
3 V	KIM Changmin	96%	86%
2	YOO Minhyeon	88%	81%
1	KIM Hak Kyun	82%	88%
A	JEON Jae Ik	-	75%
Team Total		90%	83%

Last Stone Draw		Distance
↻	MILLIKIN Hugh	36.8cm
↻	PANOUSI Matt	50.3cm
Total		87.1cm

Last Stone Draw		Distance
↻	YOO Minhyeon	12.8cm
↻	KIM Hak Kyun	199.6cm
Total		212.4cm

Time remaining: 5 minutes 35 seconds

Time remaining: 6 minutes 19 seconds

Time-out: End 7 - AUS stone 6

Shot Success Analysis

AUS - Australia		↻	↻	Game
4	PANOUSI Matt	Draws 3 67%	5 70%	8 69%
		Take-outs 3 33%	3 83%	6 58%
		Total 6 50%	8 75%	14 64%
3	DAVIS Tanner	Draws 4 63%	1 100%	5 70%
		Take-outs 6 58%	3 75%	9 64%
		Total 10 60%	4 81%	14 66%
2	JOHNS Steve	Draws 6 46%	3 50%	9 47%
		Take-outs 2 75%	3 17%	5 40%
		Total 8 53%	6 33%	14 45%
1	MILLIKIN Hugh	Draws 10 78%	2 88%	12 79%
		Take-outs 0 -	2 50%	2 50%
		Total 10 78%	4 69%	14 75%
A	DAVIS Geoff	Draws 0 -	0 -	0 -
		Take-outs 0 -	0 -	0 -
		Total 0 -	0 -	0 -
Team		Draws 23 65%	11 70%	34 67%
		Take-outs 11 55%	11 57%	22 56%
		Total 34 62%	22 64%	56 63%

KOR - Korea		↻	↻	Game
4	KIM Soo-Hyuk	Draws 4 100%	4 88%	8 94%
		Take-outs 4 88%	2 100%	6 92%
		Total 8 94%	6 92%	14 93%
3	KIM Changmin	Draws 1 100%	4 100%	5 100%
		Take-outs 5 90%	4 100%	9 94%
		Total 6 92%	8 100%	14 96%
2	YOO Minhyeon	Draws 3 75%	2 88%	5 80%
		Take-outs 5 90%	4 94%	9 92%
		Total 8 84%	6 92%	14 88%
1	KIM Hak Kyun	Draws 10 78%	3 92%	13 81%
		Take-outs 1 100%	0 -	1 100%
		Total 11 80%	3 92%	14 82%
A	JEON Jae Ik	Draws 0 -	0 -	0 -
		Take-outs 0 -	0 -	0 -
		Total 0 -	0 -	0 -
Team		Draws 18 83%	13 92%	31 87%
		Take-outs 15 90%	10 98%	25 93%
		Total 33 86%	23 95%	56 90%

Note:
Position and function for each team member:
4 = Fourth, 3 = Third, 2 = Second, 1 = Lead, A = Alternate, S = Skip, V = Vice-Skip

Legend:
↻ Clockwise ↻ Counter-clockwise LSFE(*) Last Stone First End
X Unplayed/unfinished end due to concession



Game - Shot by Shot

End 1 ● AUS - Australia 0 + 1 (this end) = 1 ⊗ KOR - Korea 0 + 0 (this end) = 0



	AUS	KOR
Total Score	1	0
Time left	34:29	34:33

Legend:
 ↻ Clockwise ↺ Counter-clockwise - Not considered





Game - Shot by Shot

End 2 **AUS - Australia 1 + 0 (this end) = 1** **KOR - Korea 0 + 3 (this end) = 3**



	AUS	KOR
Total Score	1	3
Time left	30:14	27:35

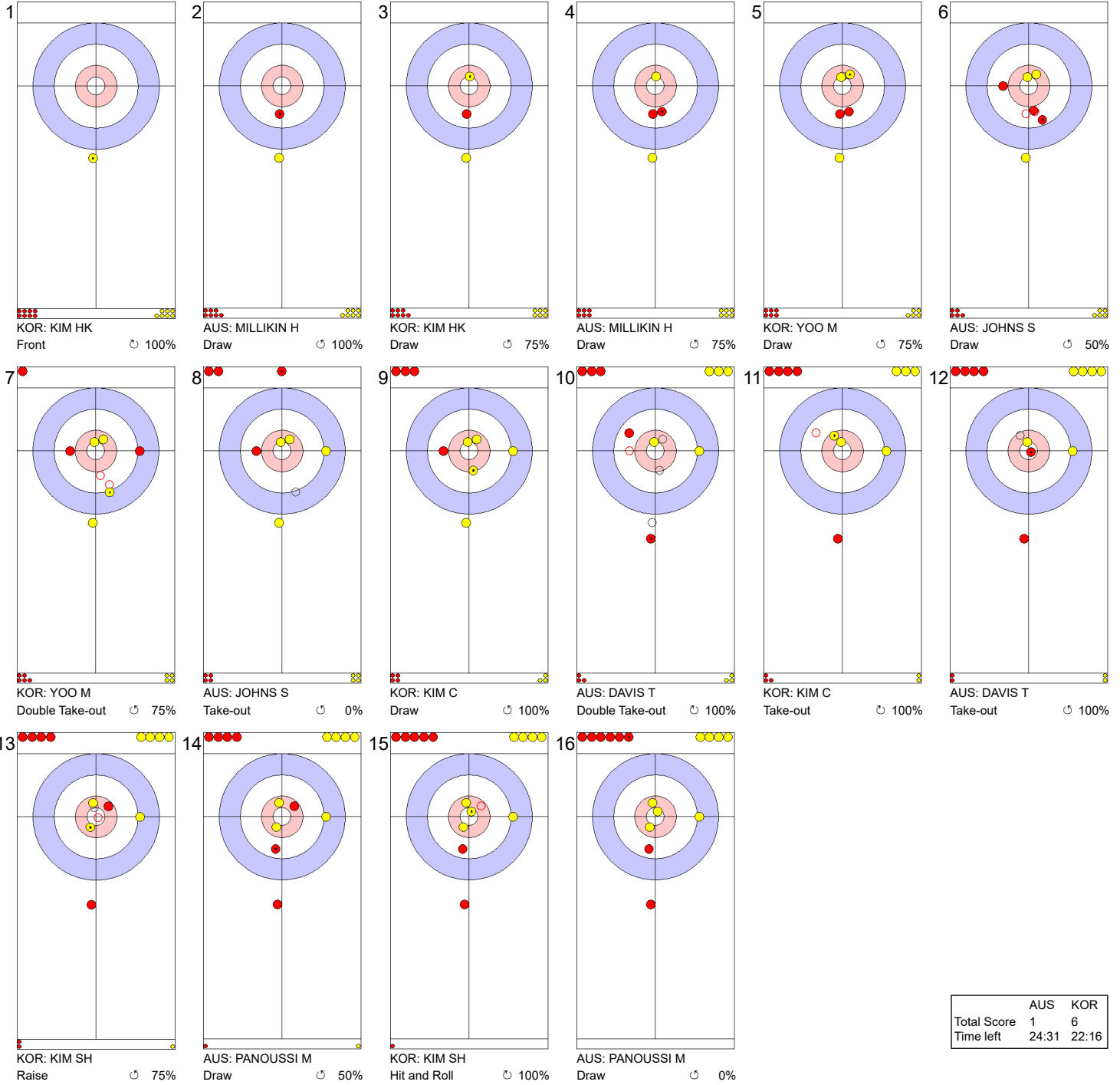
Legend:
 ↻ Clockwise ↺ Counter-clockwise - Not considered





Game - Shot by Shot

End 3 ● **AUS - Australia** 1 + 0 (this end) = 1 ● **KOR - Korea** 3 + 3 (this end) = 6



	AUS	KOR
Total Score	1	6
Time left	24:31	22:16

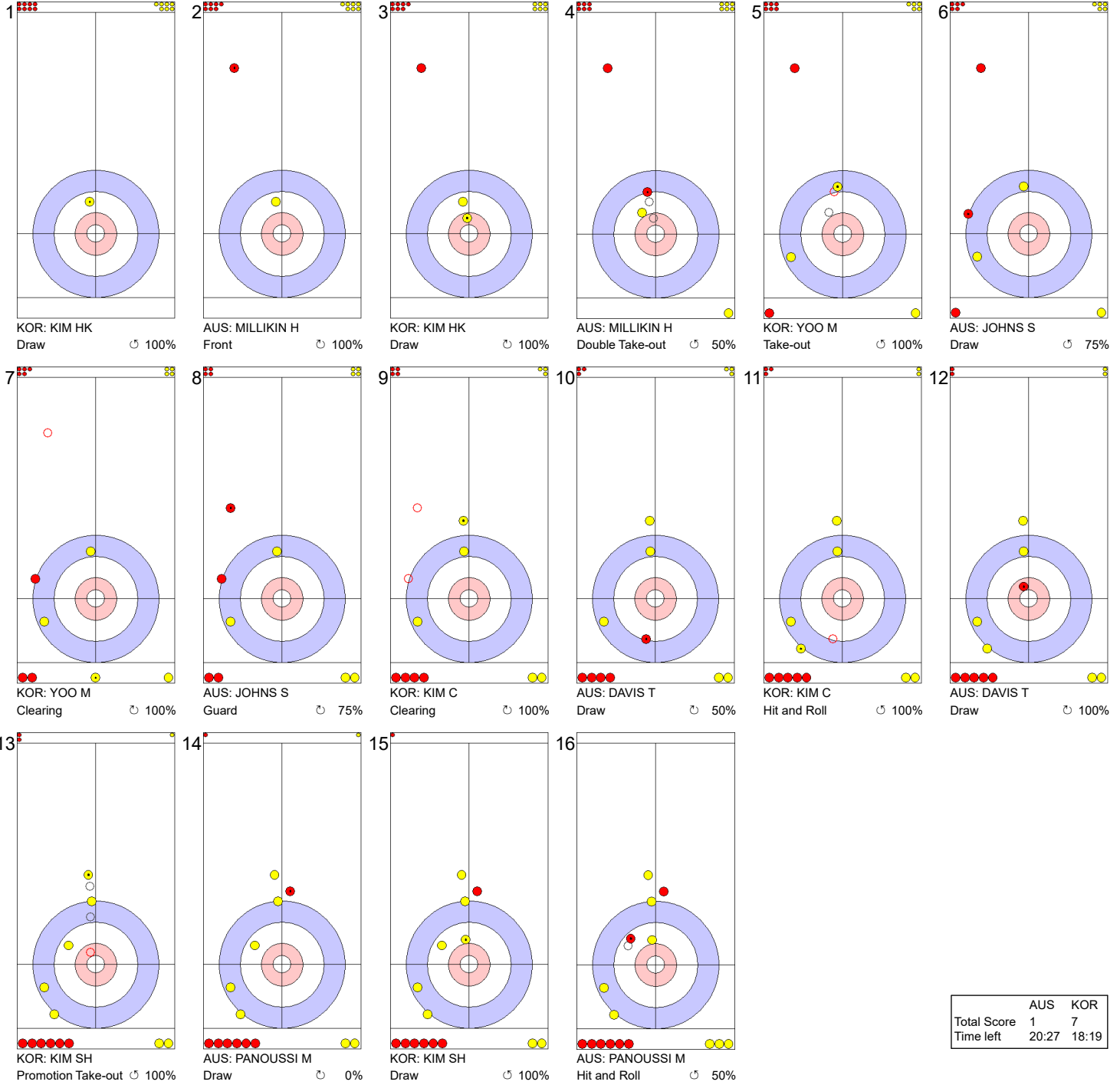
Legend:
 ↻ Clockwise ↺ Counter-clockwise - Not considered





Game - Shot by Shot

End 4 **AUS - Australia 1 + 0 (this end) = 1** **KOR - Korea 6 + 1 (this end) = 7**



	AUS	KOR
Total Score	1	7
Time left	20:27	18:19

Legend:
 ↻ Clockwise ↺ Counter-clockwise - Not considered





Game - Shot by Shot

End 5 **AUS - Australia 1 + 1 (this end) = 2** **KOR - Korea 7 + 0 (this end) = 7**



	AUS	KOR
Total Score	2	7
Time left	15:16	13:29

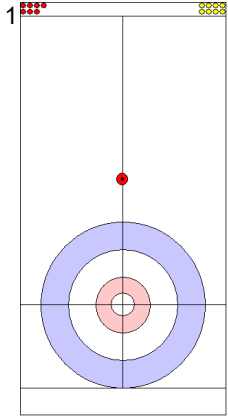
Legend:
 ↻ Clockwise ↺ Counter-clockwise - Not considered



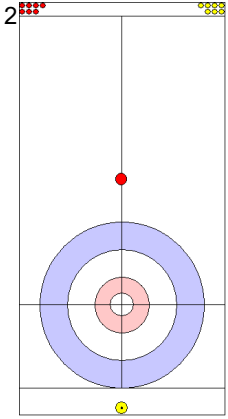


Game - Shot by Shot

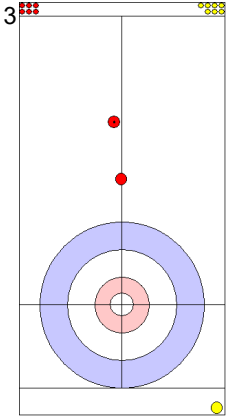
End 6 **AUS - Australia 2 + 0 (this end) = 2** **KOR - Korea 7 + 1 (this end) = 8**



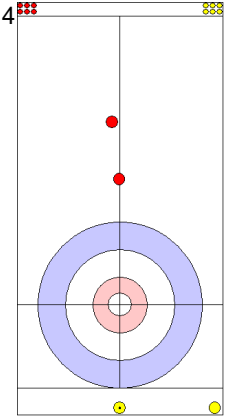
AUS: MILLIKIN H
Front 100%



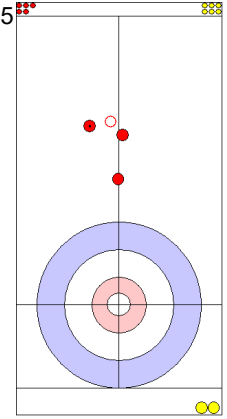
KOR: KIM HK
Draw 0%



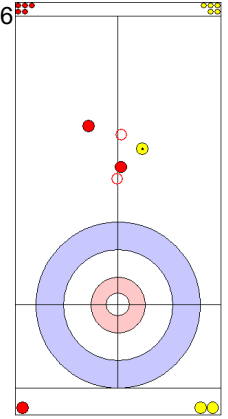
AUS: MILLIKIN H
Front 75%



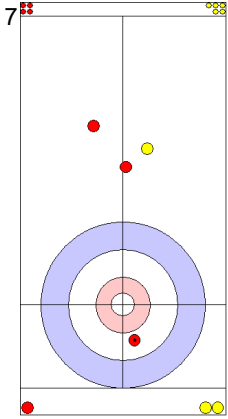
KOR: KIM HK
Draw 0%



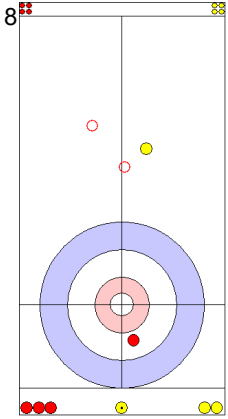
AUS: JOHNS S
Draw 25%



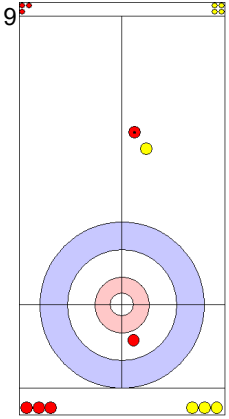
KOR: YOO M
Double Take-out 50%



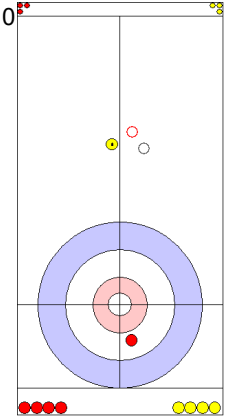
AUS: JOHNS S
Draw 50%



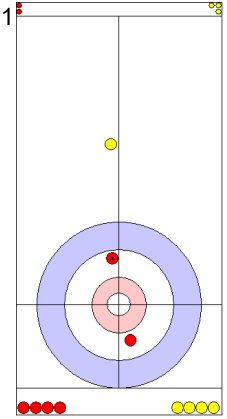
KOR: YOO M
Double Take-out 100%



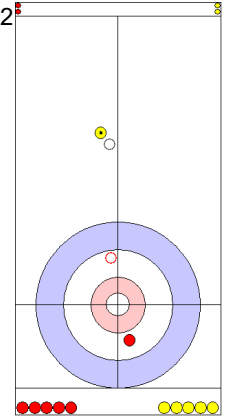
AUS: DAVIS T
Guard 100%



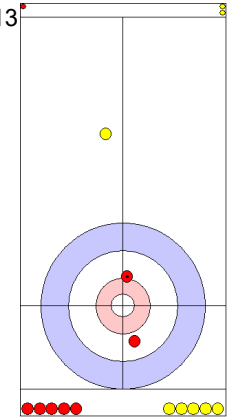
KOR: KIM C
Take-out 100%



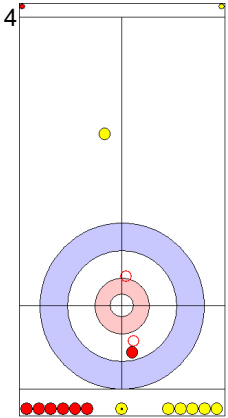
AUS: DAVIS T
Draw 100%



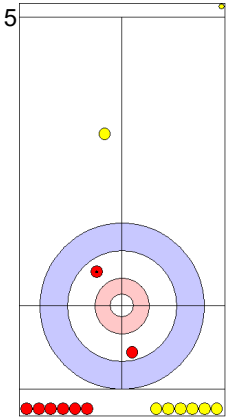
KOR: KIM C
Double Take-out 100%



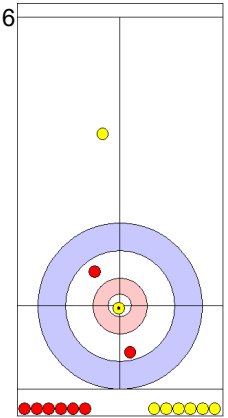
AUS: PANOUSI M
Draw 100%



KOR: KIM SH
Double Take-out 50%



AUS: PANOUSI M
Draw 100%



KOR: KIM SH
Draw 100%

	AUS	KOR
Total Score	2	8
Time left	12:18	10:24

Legend:
 Clockwise
 Counter-clockwise
- Not considered





Game - Shot by Shot

End 7 ● **AUS - Australia** 2 + 0 (this end) = 2 ● **KOR - Korea** 8 + 1 (this end) = 9



	AUS	KOR
Total Score	2	9
Time left	5:35	6:19

Legend:
 ↻ Clockwise ↺ Counter-clockwise - Not considered





Game - Shot by Shot

End 1 ● **JPN - Japan 0 + 0 (this end) = 0** ● **CAN - Canada 0 + 2 (this end) = 2**



	JPN	CAN
Total Score	0	2
Time left	33:51	32:49

Legend:
 ↻ Clockwise ↺ Counter-clockwise - Not considered





Game - Shot by Shot

End 2 ● JPN - Japan 0 + 0 (this end) = 0 ● CAN - Canada 2 + 0 (this end) = 2



	JPN	CAN
Total Score	0	2
Time left	31:51	30:55

Legend:
 ↻ Clockwise ↺ Counter-clockwise - Not considered





Game - Shot by Shot

End 3 ● **JPN - Japan 0 + 2 (this end) = 2** ● **CAN - Canada 2 + 0 (this end) = 2**



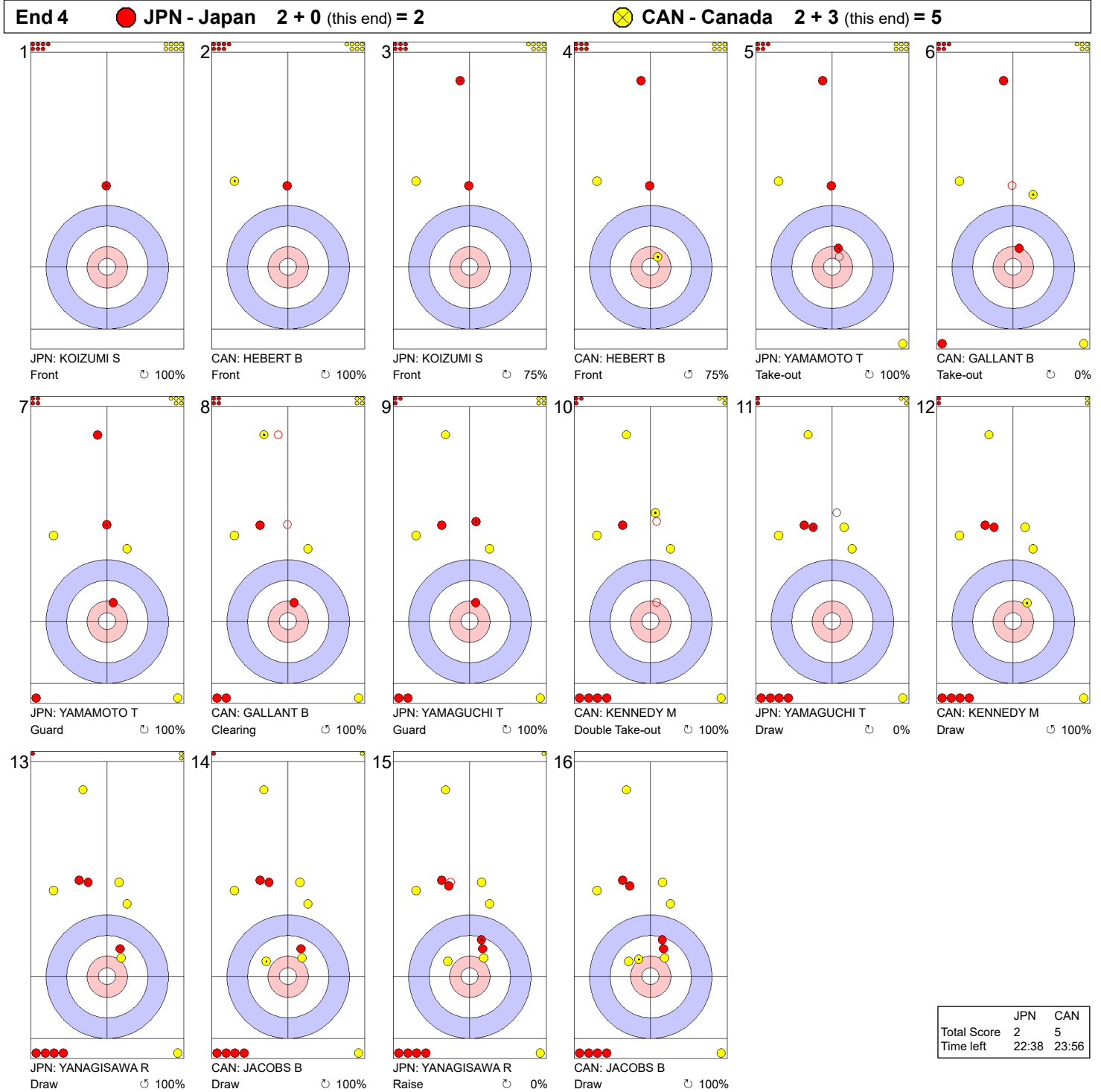
	JPN	CAN
Total Score	2	2
Time left	27:43	27:10

Legend:
 ↻ Clockwise ↺ Counter-clockwise - Not considered





Game - Shot by Shot



Legend:
 ↻ Clockwise ↺ Counter-clockwise - Not considered





Game - Shot by Shot

End 5 ● JPN - Japan 2 + 1 (this end) = 3 ● CAN - Canada 5 + 0 (this end) = 5



	JPN	CAN
Total Score	3	5
Time left	19:16	20:56

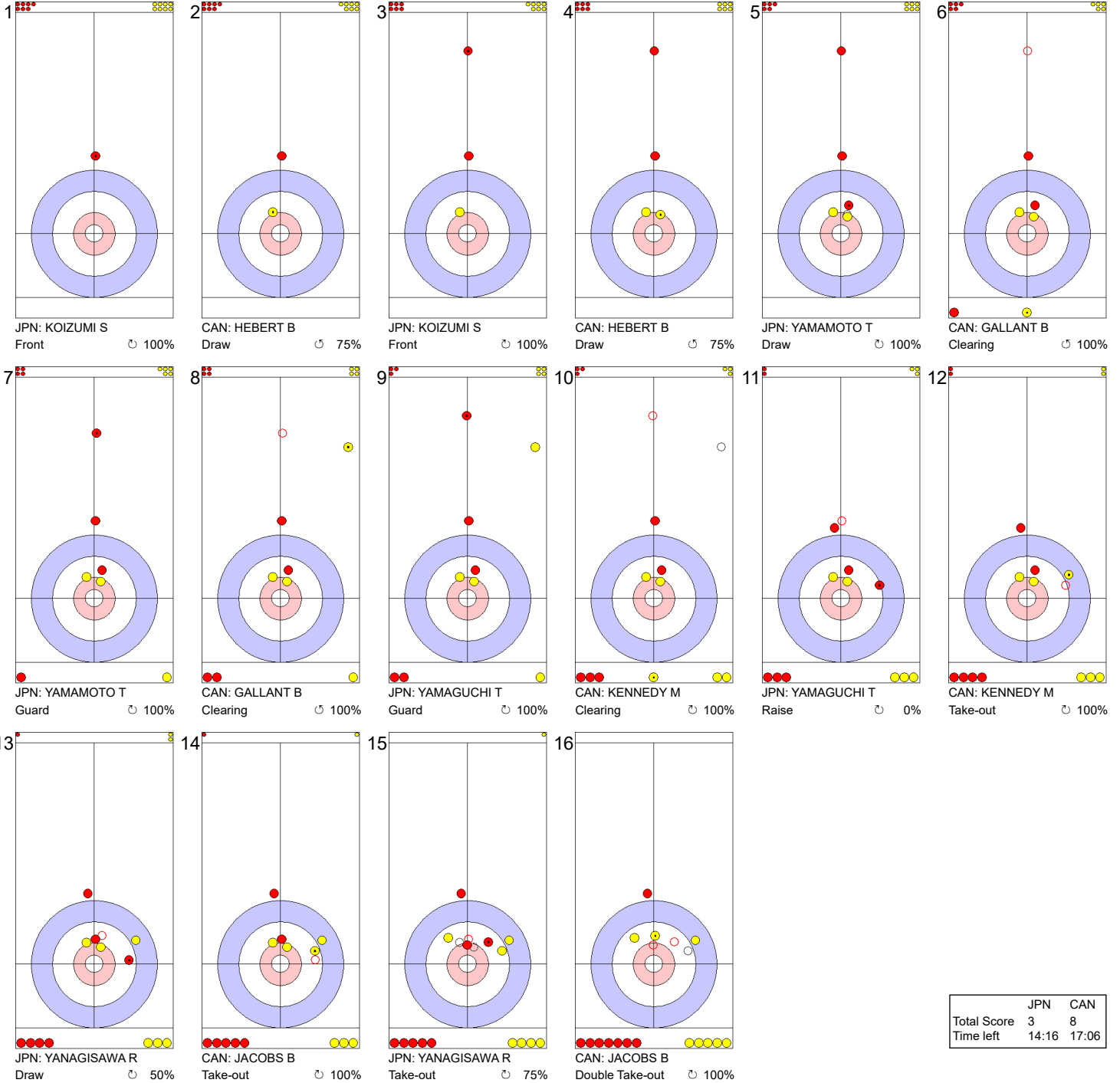
Legend:
 ↻ Clockwise ↺ Counter-clockwise - Not considered





Game - Shot by Shot

End 6 ● JPN - Japan 3 + 0 (this end) = 3 ⊗ CAN - Canada 5 + 3 (this end) = 8



Legend: ↻ Clockwise ↺ Counter-clockwise - Not considered





Game Results

Sheet	Team	LSFE	1	2	3	4	5	6	7	8	9	10	Extra Ends	Total
D	USA - United States	*	0	1	0	3	0	0	1	0	0	3		8
	CHN - China		0	0	2	0	1	0	0	0	2	0		5

USA - United States		Shot Success	Game	All
4 S	SHUSTER John	81%		86%
3 V	PLYS Christopher	94%		91%
2	HUFMAN Colin	81%		88%
1	HAMILTON Matt	86%		88%
A	CASPER Daniel	-		81%
Team Total		86%		87%

CHN - China		Shot Success	Game	All
4 S	XU Xiaoming	93%		89%
3 V	FEI Xueqing	76%		83%
2	LI Zhichao	76%		81%
1	XU Jingtao	87%		88%
A	YANG Bohao	-		-
Team Total		83%		85%

Last Stone Draw Distance

⌚	HAMILTON Matt	13.9cm
⌚	HUFMAN Colin	52.3cm
Total		66.2cm

Last Stone Draw Distance

⌚	FEI Xueqing	152.5cm
⌚	XU Xiaoming	43.3cm
Total		195.8cm

Time remaining: 3 minutes 35 seconds

Time-out: End 10 - USA stone 7

Time remaining: 1 minute 51 seconds

Time-out: End 4 - CHN stone 7

Shot Success Analysis

USA - United States		⌚	⌚	Game
4	SHUSTER John	Draws 8 75%	2 75%	10 75%
		Take-outs 5 80%	5 95%	10 88%
		Total 13 77%	7 89%	20 81%
3	PLYS Christopher	Draws 2 100%	0 -	2 100%
		Take-outs 8 94%	10 93%	18 93%
		Total 10 95%	10 93%	20 94%
2	HUFMAN Colin	Draws 4 100%	0 -	4 100%
		Take-outs 9 75%	7 79%	16 77%
		Total 13 83%	7 79%	20 81%
1	HAMILTON Matt	Draws 15 88%	2 50%	17 84%
		Take-outs 3 100%	0 -	3 100%
		Total 18 90%	2 50%	20 86%
A	CASPER Daniel	Draws 0 -	0 -	0 -
		Take-outs 0 -	0 -	0 -
		Total 0 -	0 -	0 -
Team		Draws 29 87%	4 63%	33 84%
		Take-outs 25 85%	22 89%	47 87%
		Total 54 86%	26 85%	80 86%

CHN - China		⌚	⌚	Game
4	XU Xiaoming	Draws 3 83%	3 100%	6 92%
		Take-outs 6 100%	8 88%	14 93%
		Total 9 94%	11 91%	20 93%
3	FEI Xueqing	Draws 4 75%	2 100%	6 83%
		Take-outs 5 65%	9 78%	14 73%
		Total 9 69%	11 82%	20 76%
2	LI Zhichao	Draws 10 88%	2 75%	12 85%
		Take-outs 6 67%	2 50%	8 63%
		Total 16 80%	4 63%	20 76%
1	XU Jingtao	Draws 15 88%	0 -	15 88%
		Take-outs 3 92%	1 50%	4 81%
		Total 18 89%	1 50%	19 87%
A	YANG Bohao	Draws 0 -	0 -	0 -
		Take-outs 0 -	0 -	0 -
		Total 0 -	0 -	0 -
Team		Draws 32 86%	7 93%	39 87%
		Take-outs 20 80%	20 78%	40 79%
		Total 52 84%	27 81%	79 83%

Note:
Position and function for each team member:
4 = Fourth, 3 = Third, 2 = Second, 1 = Lead, A = Alternate, S = Skip, V = Vice-Skip

Legend:
⌚ Clockwise ⌚ Counter-clockwise LSFE(*) Last Stone First End



Game - Shot by Shot

End 1 ● USA - United States 0 + 0 (this end) = 0 ● CHN - China 0 + 0 (this end) = 0



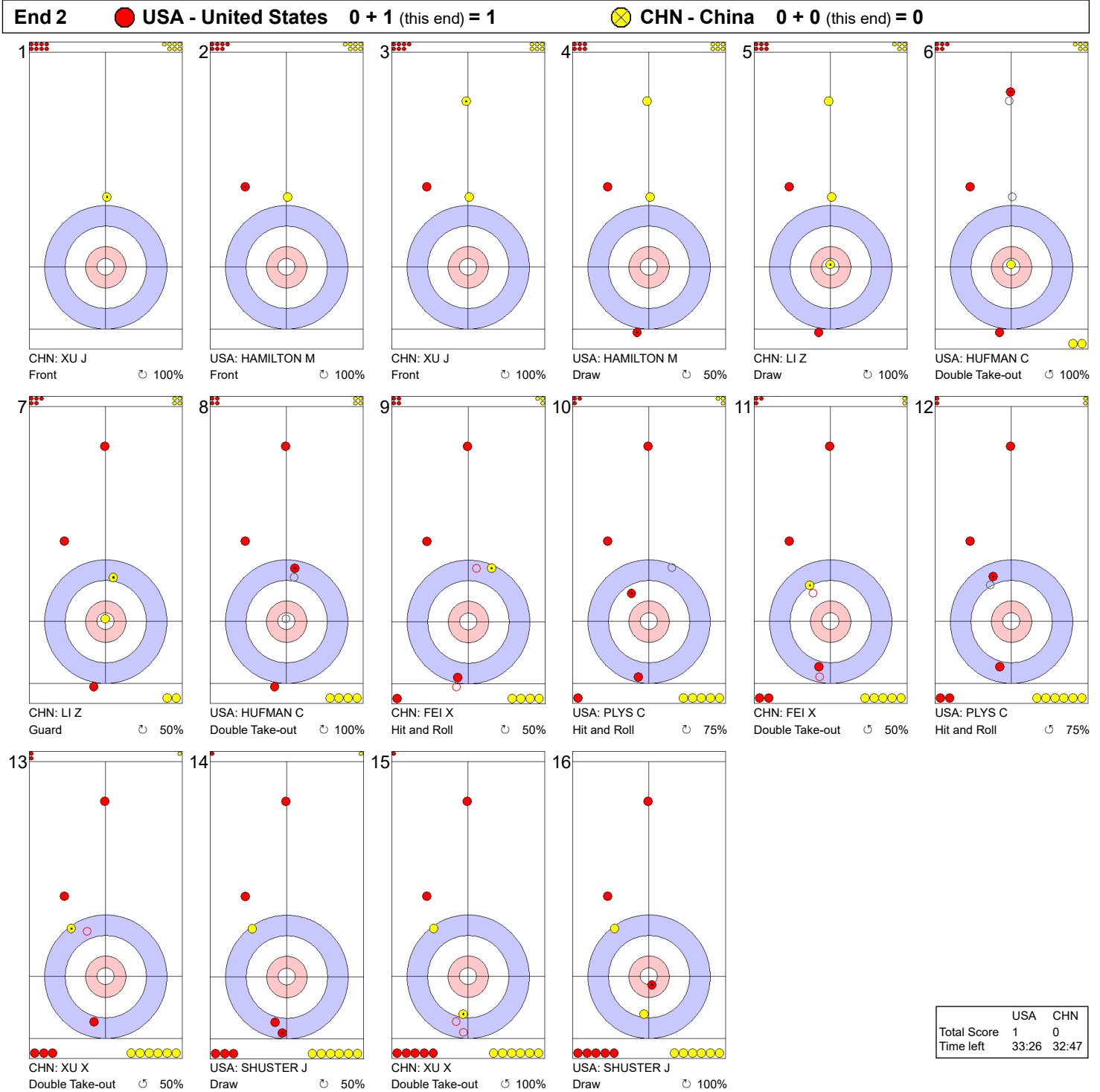
	USA	CHN
Total Score	0	0
Time left	35:49	35:35

Legend:
 ↻ Clockwise ↺ Counter-clockwise - Not considered





Game - Shot by Shot



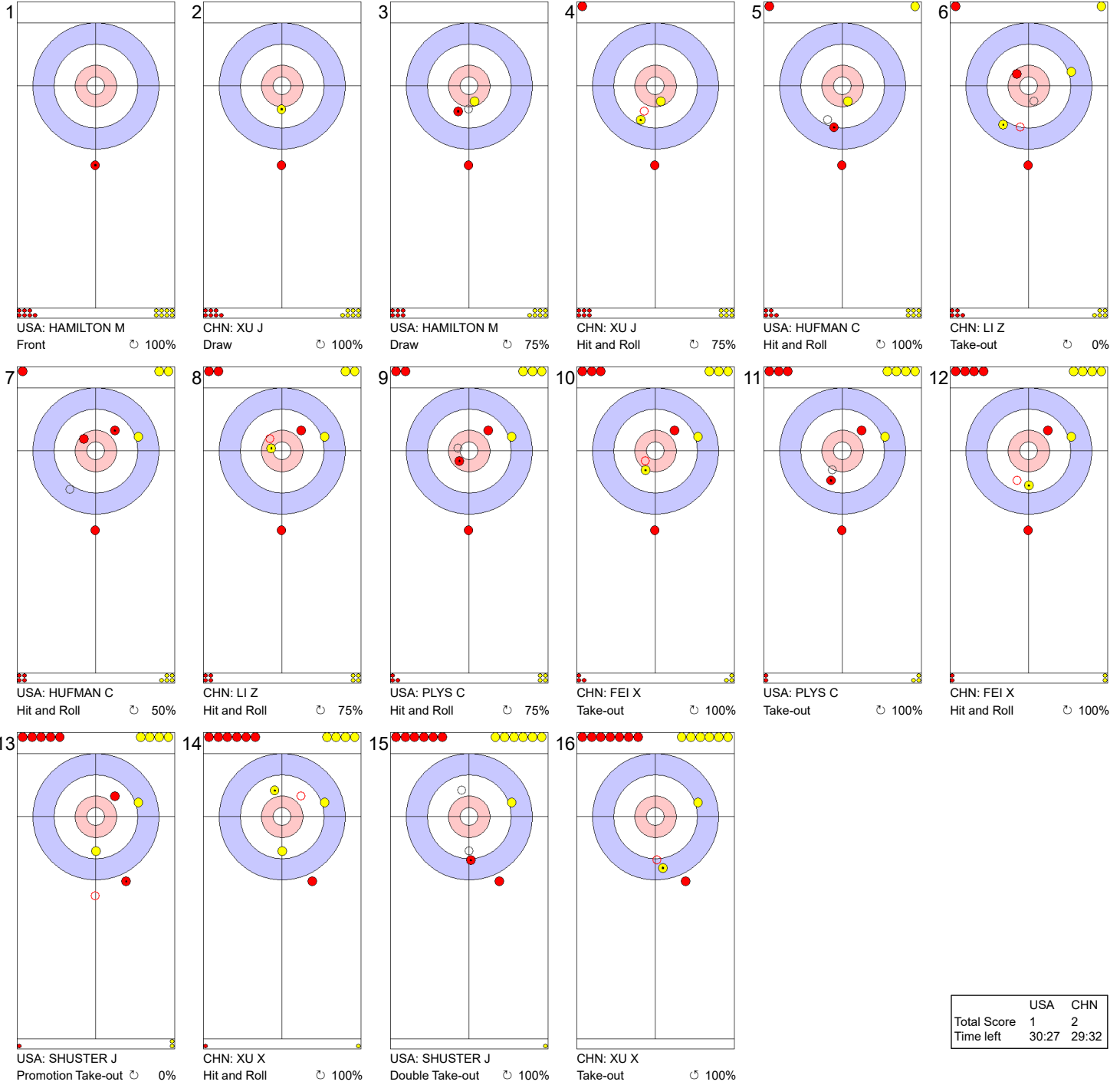
Legend:
 ↻ Clockwise ↺ Counter-clockwise - Not considered





Game - Shot by Shot

End 3 ● **USA - United States 1 + 0 (this end) = 1** ● **CHN - China 0 + 2 (this end) = 2**



	USA	CHN
Total Score	1	2
Time left	30:27	29:32

Legend:
 ↻ Clockwise ↺ Counter-clockwise - Not considered





Game - Shot by Shot

End 4 ● USA - United States 1 + 3 (this end) = 4 ● CHN - China 2 + 0 (this end) = 2



	USA	CHN
Total Score	4	2
Time left	25:27	24:38

Legend:
 ↻ Clockwise ↺ Counter-clockwise - Not considered





Game - Shot by Shot

End 5 ● **USA - United States 4 + 0 (this end) = 4** ● **CHN - China 2 + 1 (this end) = 3**



	USA	CHN
Total Score	4	3
Time left	21:33	20:42

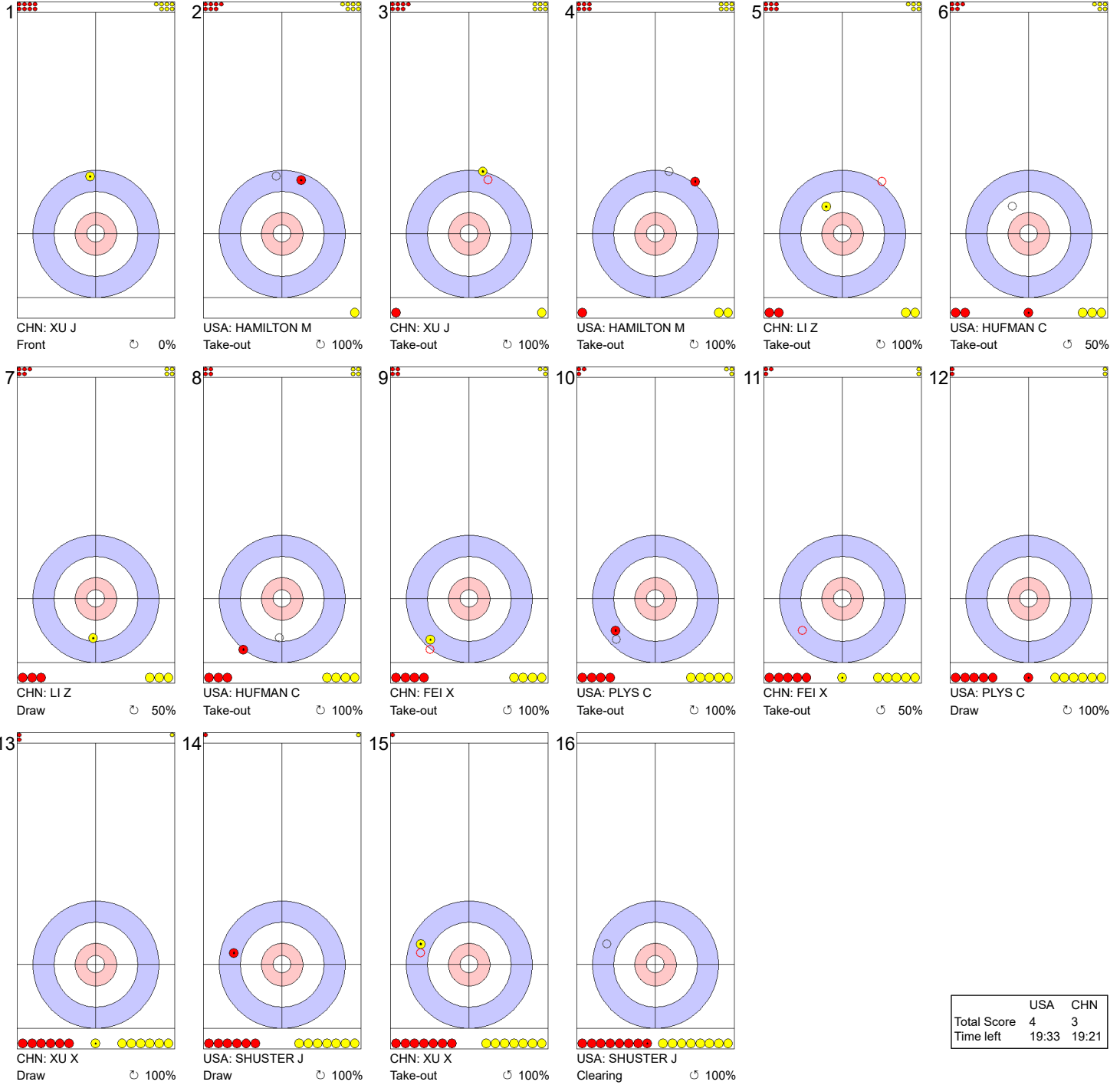
Legend:
 ↻ Clockwise ↺ Counter-clockwise - Not considered





Game - Shot by Shot

End 6 **USA - United States 4 + 0 (this end) = 4** **CHN - China 3 + 0 (this end) = 3**



	USA	CHN
Total Score	4	3
Time left	19:33	19:21

Legend:
 ↻ Clockwise ↺ Counter-clockwise - Not considered





Game - Shot by Shot

End 7 **USA - United States 4 + 1 (this end) = 5** **CHN - China 3 + 0 (this end) = 3**



	USA	CHN
Total Score	5	3
Time left	15:22	14:58

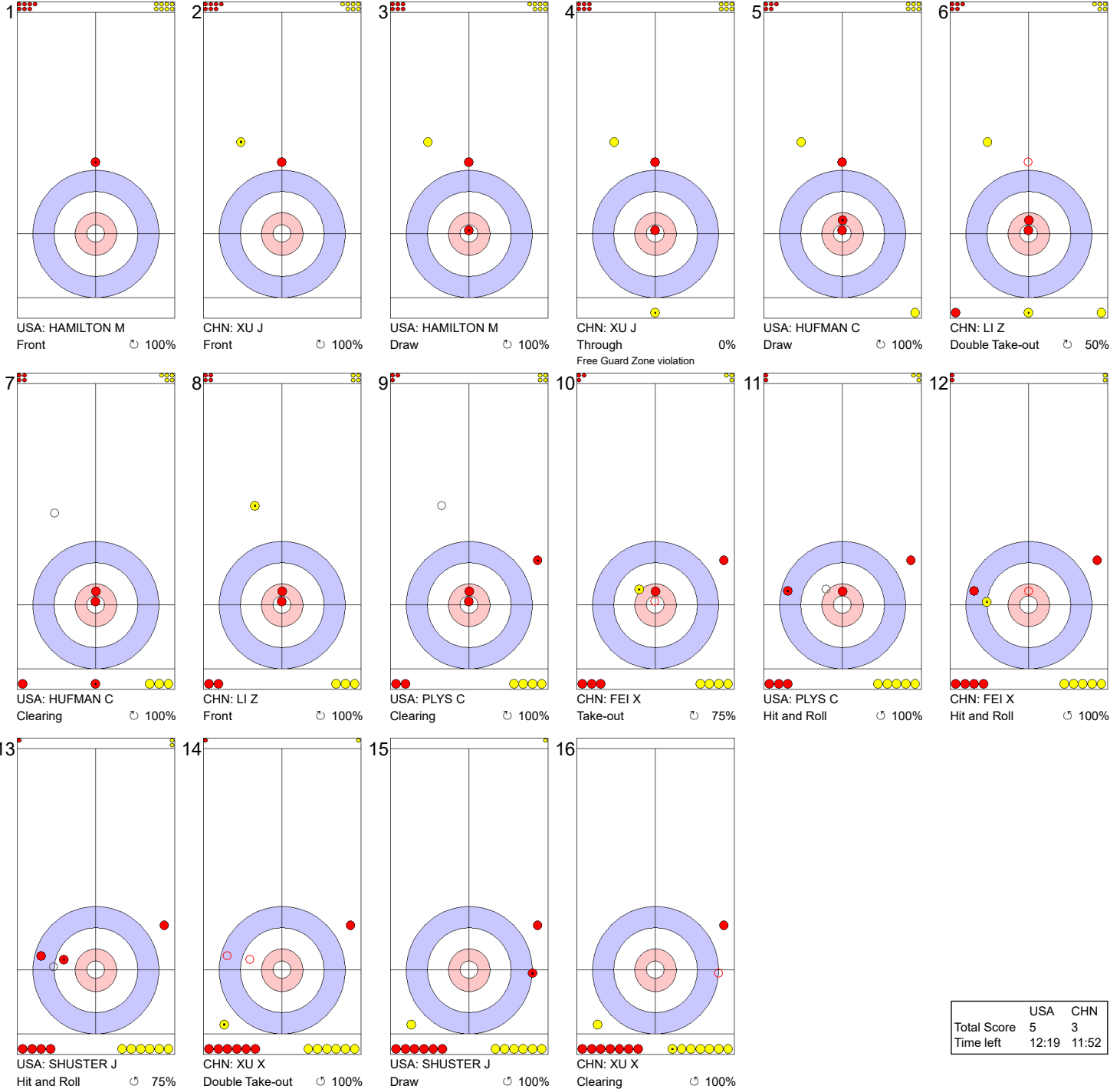
Legend:
 ↻ Clockwise ↺ Counter-clockwise - Not considered





Game - Shot by Shot

End 8 **USA - United States 5 + 0 (this end) = 5** **CHN - China 3 + 0 (this end) = 3**



	USA	CHN
Total Score	5	3
Time left	12:19	11:52

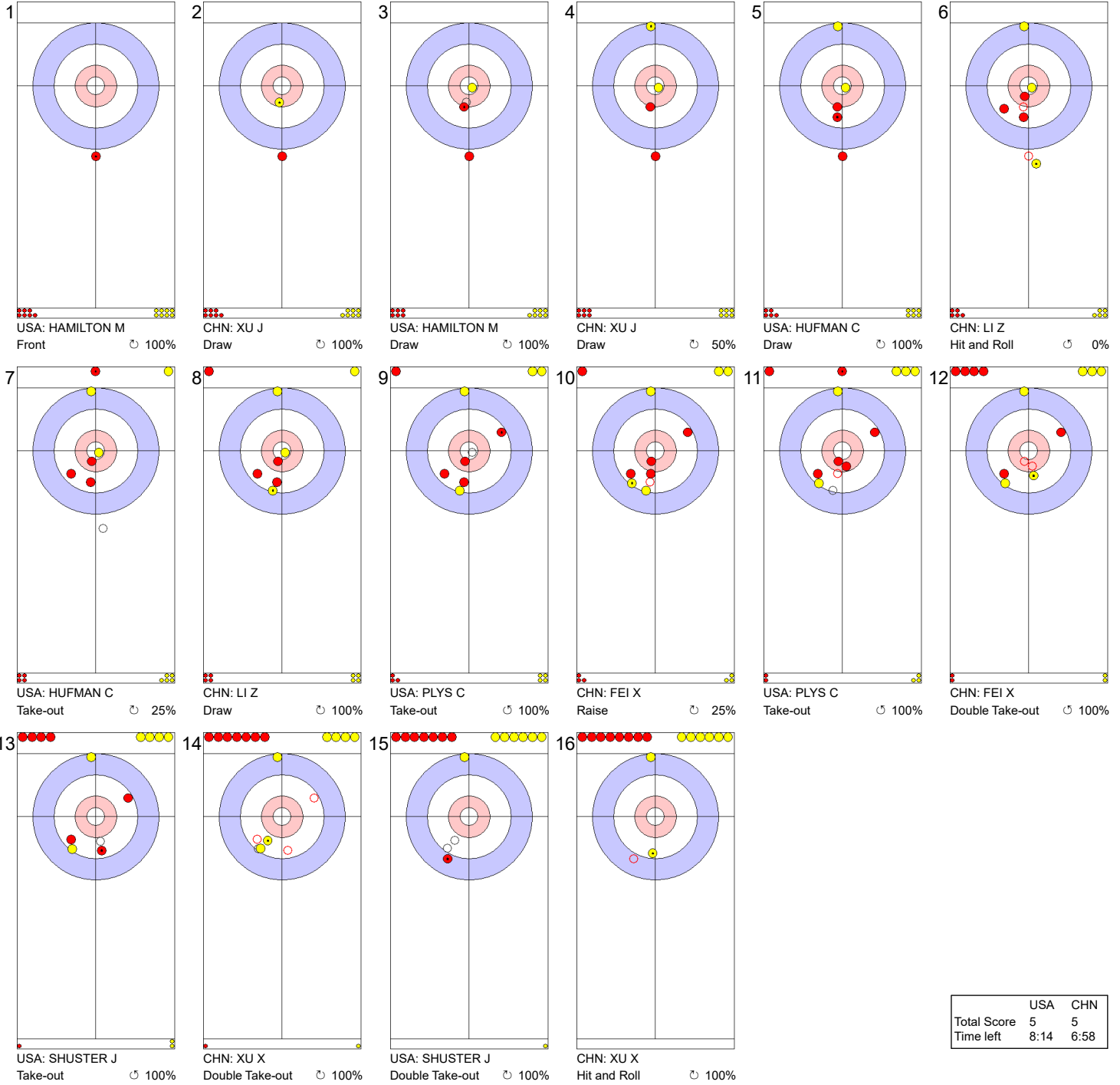
Legend:
 ↻ Clockwise ↺ Counter-clockwise - Not considered





Game - Shot by Shot

End 9 **USA - United States 5 + 0 (this end) = 5** **CHN - China 3 + 2 (this end) = 5**



	USA	CHN
Total Score	5	5
Time left	8:14	6:58

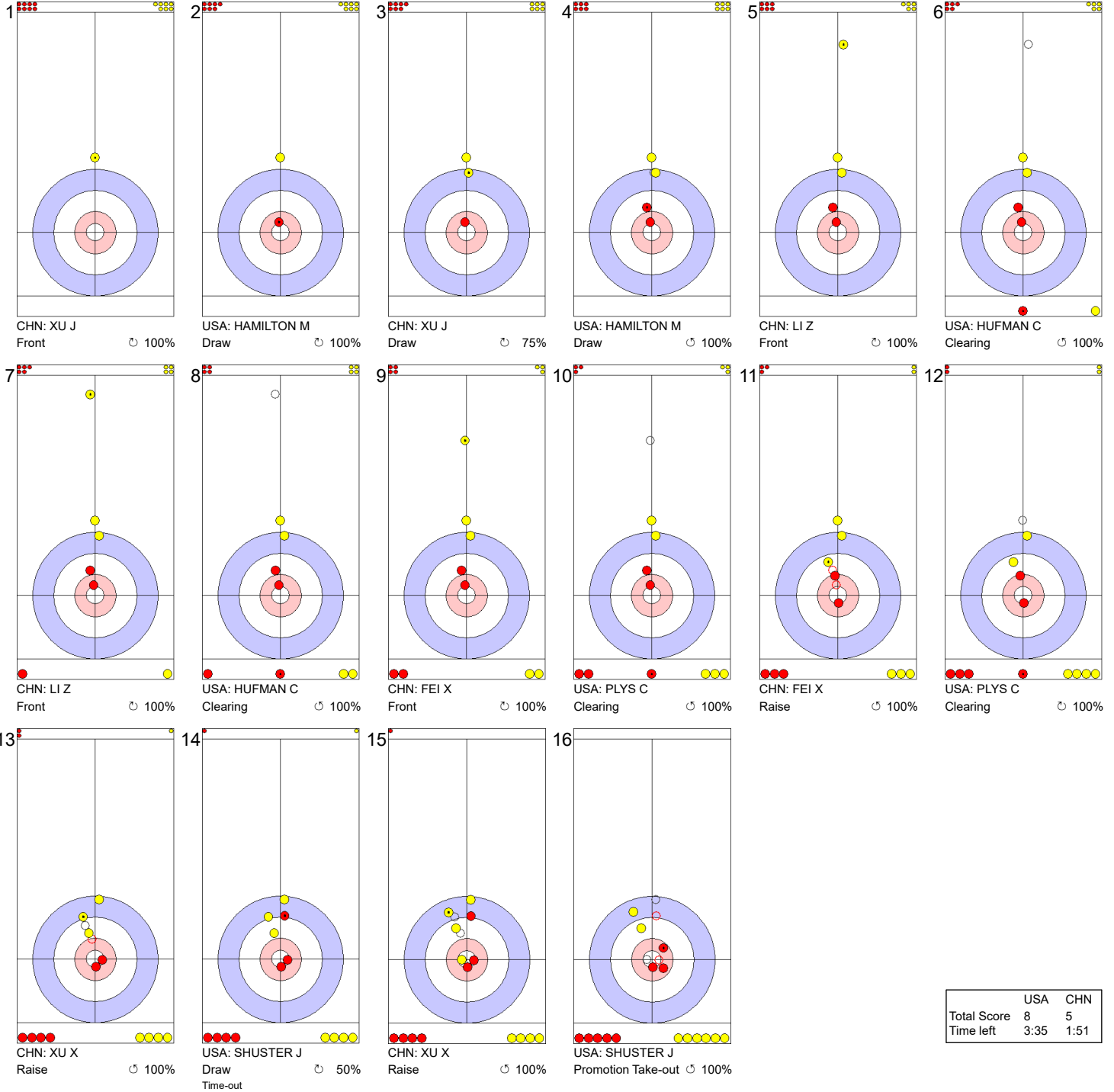
Legend:
 ↻ Clockwise ↺ Counter-clockwise - Not considered





Game - Shot by Shot

End 10 **USA - United States 5 + 3 (this end) = 8** **CHN - China 5 + 0 (this end) = 5**



	USA	CHN
Total Score	8	5
Time left	3:35	1:51

Legend:
 ↻ Clockwise ↺ Counter-clockwise - Not considered





Session Results and Standings

Sheet	Team	LSD/LSFE	1	2	3	4	5	6	7	8	9	10	Extra Ends	Total
A	JPN - Japan	31.2cm	0	1	0	2	0	0	0	4	0	0		7
	KOR - Korea	30.5cm *	0	0	1	0	0	2	1	0	1	1		6
B	PHI - Philippines	55.6cm	0	2	0	1	1	0	0	1	0	X		5
	CHN - China	42.0cm *	1	0	1	0	0	1	2	0	2	X		7
C	NZL - New Zealand	205.4cm	0	1	0	1	1	0	1	0	X	X		4
	USA - United States	35.6cm *	3	0	3	0	0	1	0	4	X	X		11
D	CAN - Canada	35.9cm *	2	0	2	1	3	0	X	X	X	X		8
	AUS - Australia	57.3cm	0	1	0	0	0	1	X	X	X	X		2

Current Standings

Rank	Team	Games	Wins	Losses	
1	CAN - Canada	5	5	0	Q
1	USA - United States	5	5	0	Q
3	CHN - China	5	4	1	Q
3	JPN - Japan	5	4	1	Q
5	KOR - Korea	5	1	4	
5	PHI - Philippines	5	1	4	
7	AUS - Australia	5	0	5	
7	NZL - New Zealand	5	0	5	

Note:
Under World Curling rules, tie-breaking rules for standings are not applied until after the last game of the round robin.

Legend:
LSD Last Stone Draw **LSFE(*)** Last Stone First End **Q** Qualified for the play-offs
X Unplayed/unfinished end due to concession



THU 23 OCT 2025
Start Time 14:00

Round Robin Session 5 - Sheet A



Game Results

Sheet	Team	LSFE	1	2	3	4	5	6	7	8	9	10	Extra Ends	Total
A	JPN - Japan		0	1	0	2	0	0	0	4	0	0		7
	KOR - Korea	*	0	0	1	0	0	2	1	0	1	1		6

JPN - Japan		Shot Success	Game	All
4 V	YANAGISAWA Riku	79%	83%	
3 S	YAMAGUCHI Tsuyoshi	89%	87%	
2	YAMAMOTO Takeru	86%	84%	
1	KOIZUMI Satoshi	93%	91%	
A	USUI Shingo	-	-	
Team Total		87%	86%	

KOR - Korea		Shot Success	Game	All
4 S	KIM Soo-Hyuk	65%	73%	
3 V	KIM Changmin	84%	84%	
2	YOO Minhyeon	86%	80%	
1	KIM Hak Kyun	88%	89%	
A	JEON Jae Ik	-	75%	
Team Total		81%	81%	

Last Stone Draw		Distance
☺	KOIZUMI Satoshi	6.3cm
☹	YANAGISAWA Riku	24.9cm
Total		31.2cm

Last Stone Draw		Distance
☺	KIM Changmin	20.3cm
☹	KIM Soo-Hyuk	10.2cm
Total		30.5cm

Time remaining: 0 minutes 21 seconds

Time-out: End 10 - JPN stone 6

Time remaining: 0 minutes 28 seconds

Time-out: End 7 - KOR stone 8

Shot Success Analysis

JPN - Japan		☺	☹	Game
4	YANAGISAWA Riku	Draws 3 100%	4 63%	7 79%
		Take-outs 7 79%	6 79%	13 79%
		Total 10 85%	10 73%	20 79%
3	YAMAGUCHI Tsuyoshi	Draws 7 86%	1 100%	8 88%
		Take-outs 8 84%	4 100%	12 90%
		Total 15 85%	5 100%	20 89%
2	YAMAMOTO Takeru	Draws 4 75%	2 75%	6 75%
		Take-outs 5 90%	9 92%	14 91%
		Total 9 83%	11 89%	20 86%
1	KOIZUMI Satoshi	Draws 13 94%	4 81%	17 91%
		Take-outs 1 100%	2 100%	3 100%
		Total 14 95%	6 88%	20 93%
A	USUI Shingo	Draws 0 -	0 -	0 -
		Take-outs 0 -	0 -	0 -
		Total 0 -	0 -	0 -
Team		Draws 27 90%	11 75%	38 86%
		Take-outs 21 85%	21 90%	42 88%
		Total 48 88%	32 85%	80 87%

KOR - Korea		☺	☹	Game
4	KIM Soo-Hyuk	Draws 3 33%	4 44%	7 39%
		Take-outs 7 68%	6 92%	13 79%
		Total 10 58%	10 73%	20 65%
3	KIM Changmin	Draws 5 90%	2 88%	7 89%
		Take-outs 4 69%	9 86%	13 81%
		Total 9 81%	11 86%	20 84%
2	YOO Minhyeon	Draws 8 94%	0 -	8 94%
		Take-outs 6 88%	6 75%	12 81%
		Total 14 91%	6 75%	20 86%
1	KIM Hak Kyun	Draws 13 85%	6 92%	19 87%
		Take-outs 1 100%	0 -	1 100%
		Total 14 86%	6 92%	20 88%
A	JEON Jae Ik	Draws 0 -	0 -	0 -
		Take-outs 0 -	0 -	0 -
		Total 0 -	0 -	0 -
Team		Draws 29 83%	12 75%	41 80%
		Take-outs 18 76%	21 85%	39 81%
		Total 47 80%	33 81%	80 81%

Note:
Position and function for each team member:
4 = Fourth, 3 = Third, 2 = Second, 1 = Lead, A = Alternate, S = Skip, V = Vice-Skip

Legend:
☺ Clockwise ☹ Counter-clockwise LSFE(*) Last Stone First End





Game - Shot by Shot

End 1 ● JPN - Japan 0 + 0 (this end) = 0 ⊗ KOR - Korea 0 + 0 (this end) = 0



	JPN	KOR
Total Score	0	0
Time left	36:38	36:13

Legend:
 ↻ Clockwise ↺ Counter-clockwise - Not considered





Game - Shot by Shot

End 2 ● JPN - Japan 0 + 1 (this end) = 1 ⊗ KOR - Korea 0 + 0 (this end) = 0



	JPN	KOR
Total Score	1	0
Time left	31:49	31:44

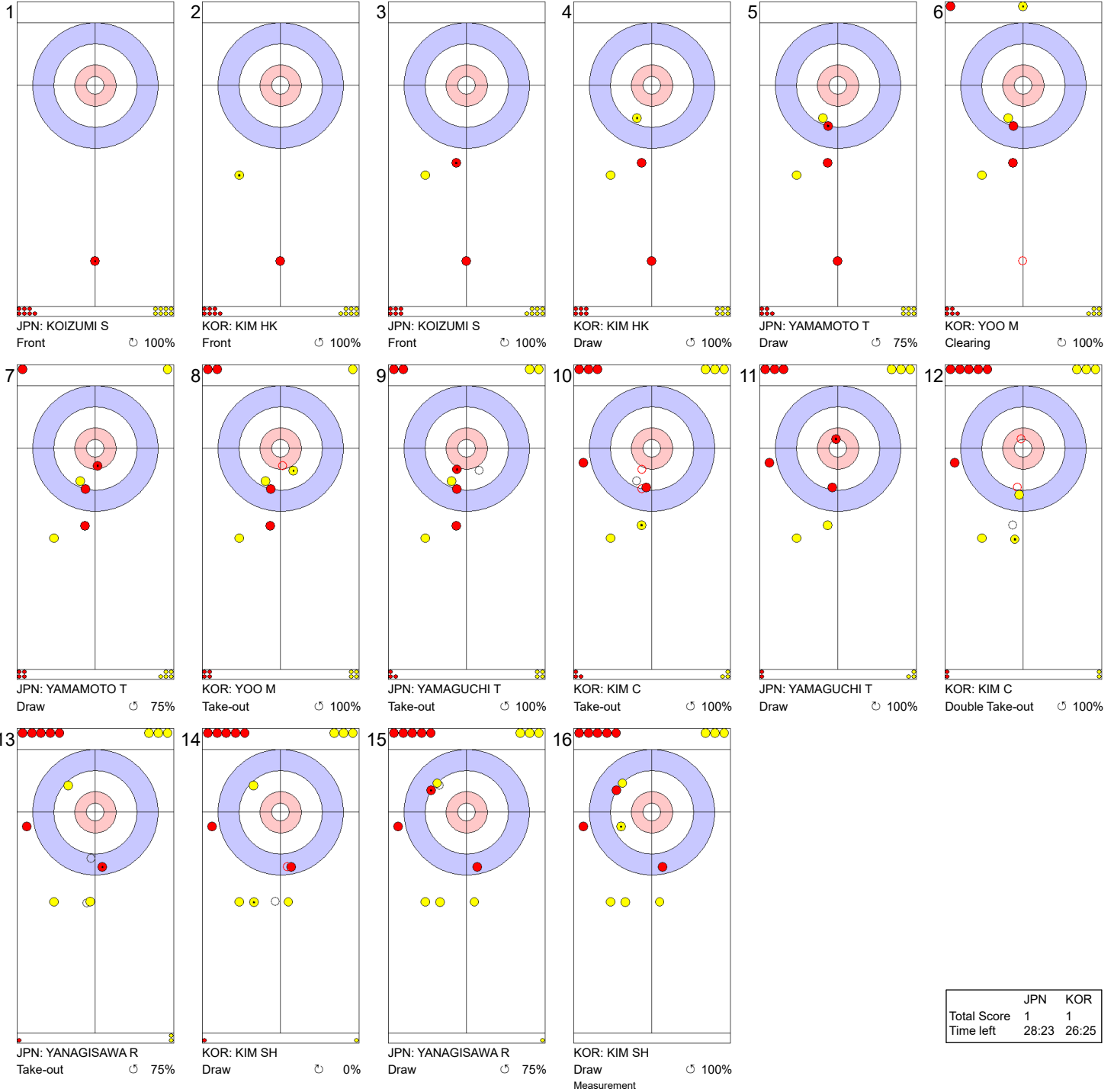
Legend:
 ↻ Clockwise ↺ Counter-clockwise - Not considered





Game - Shot by Shot

End 3 ● JPN - Japan 1 + 0 (this end) = 1 ● KOR - Korea 0 + 1 (this end) = 1



	JPN	KOR
Total Score	1	1
Time left	28:23	26:25

Legend:
 ↻ Clockwise ↺ Counter-clockwise - Not considered





Game - Shot by Shot

End 4 ● JPN - Japan 1 + 2 (this end) = 3 ⊗ KOR - Korea 1 + 0 (this end) = 1



	JPN	KOR
Total Score	3	1
Time left	25:07	22:40

Legend:
 ↻ Clockwise ↺ Counter-clockwise - Not considered





Game - Shot by Shot

End 5 ● JPN - Japan 3 + 0 (this end) = 3 ● KOR - Korea 1 + 0 (this end) = 1



	JPN	KOR
Total Score	3	1
Time left	21:37	19:19

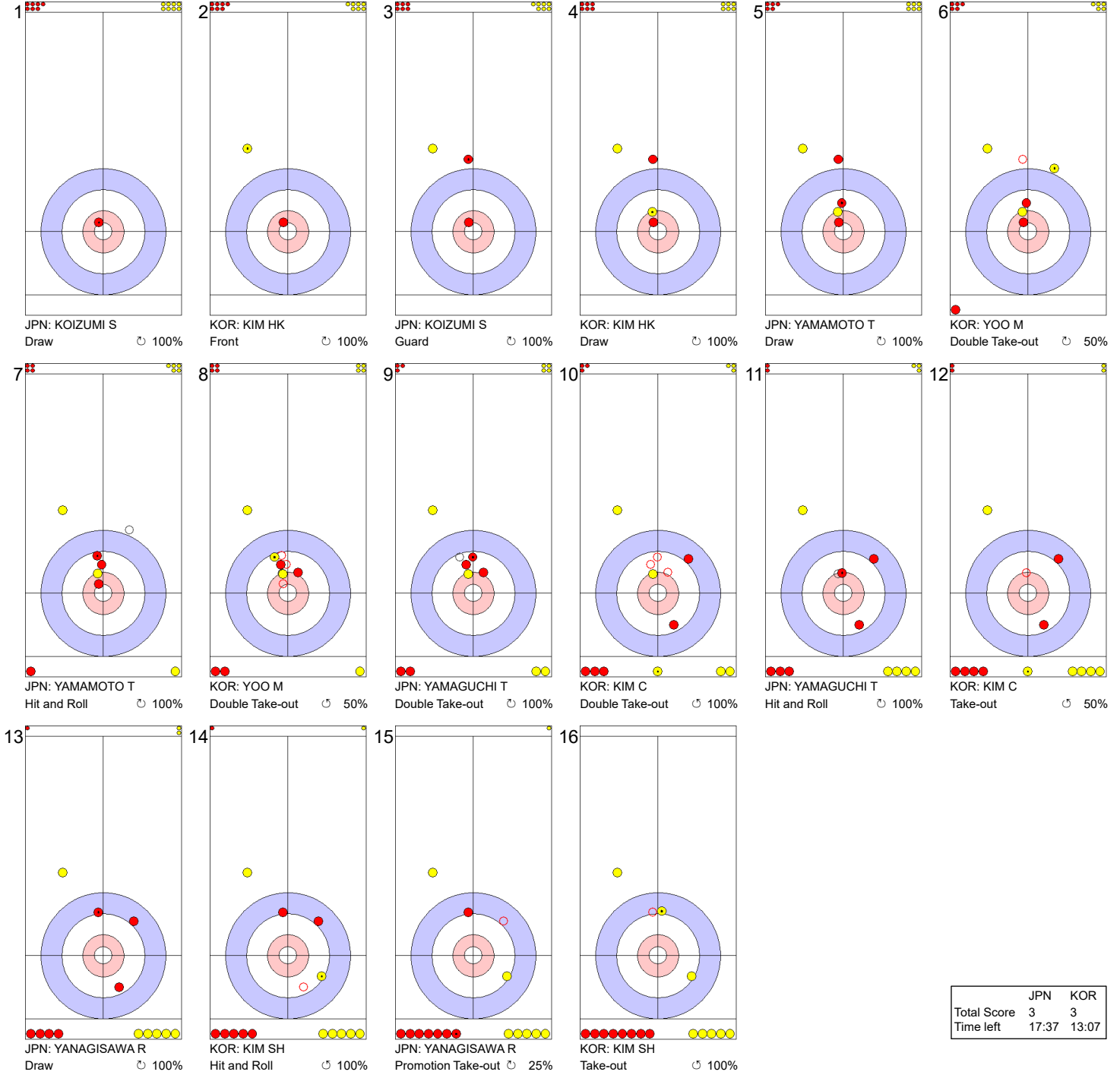
Legend:
 ↻ Clockwise ↺ Counter-clockwise - Not considered





Game - Shot by Shot

End 6 ● **JPN - Japan 3 + 0 (this end) = 3** ● **KOR - Korea 1 + 2 (this end) = 3**



	JPN	KOR
Total Score	3	3
Time left	17:37	13:07

Legend:
 ↻ Clockwise ↺ Counter-clockwise - Not considered





Game - Shot by Shot

End 7 ● **JPN - Japan 3 + 0 (this end) = 3** ● **KOR - Korea 3 + 1 (this end) = 4**



	JPN	KOR
Total Score	3	4
Time left	12:17	9:47

Legend:
 ↻ Clockwise ↺ Counter-clockwise - Not considered





Game - Shot by Shot

End 8 ● JPN - Japan 3 + 4 (this end) = 7 ● KOR - Korea 4 + 0 (this end) = 4



	JPN	KOR
Total Score	7	4
Time left	6:27	5:21

Legend:
 ↻ Clockwise ↺ Counter-clockwise - Not considered





Game - Shot by Shot

End 9 ● JPN - Japan 7 + 0 (this end) = 7 ⊗ KOR - Korea 4 + 1 (this end) = 5



	JPN	KOR
Total Score	7	5
Time left	2:38	2:52

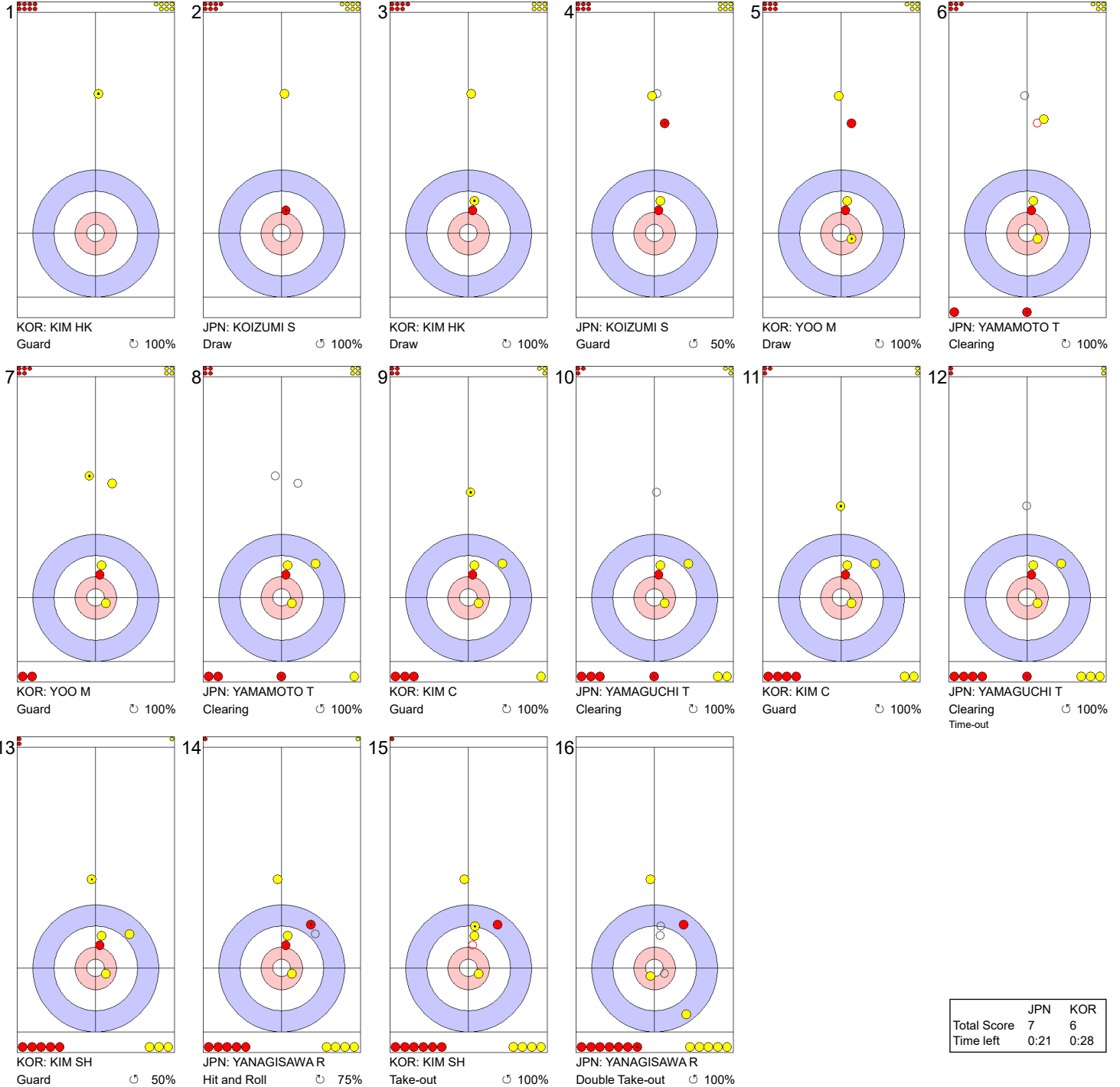
Legend:
 ↻ Clockwise ↺ Counter-clockwise - Not considered





Game - Shot by Shot

End 10 ● JPN - Japan 7 + 0 (this end) = 7 ⊗ KOR - Korea 5 + 1 (this end) = 6



Legend: ↻ Clockwise ↺ Counter-clockwise - Not considered





Game - Shot by Shot

End 1 ● PHI - Philippines 0 + 0 (this end) = 0 ● CHN - China 0 + 1 (this end) = 1



	PHI	CHN
Total Score	0	1
Time left	34:34	35:08

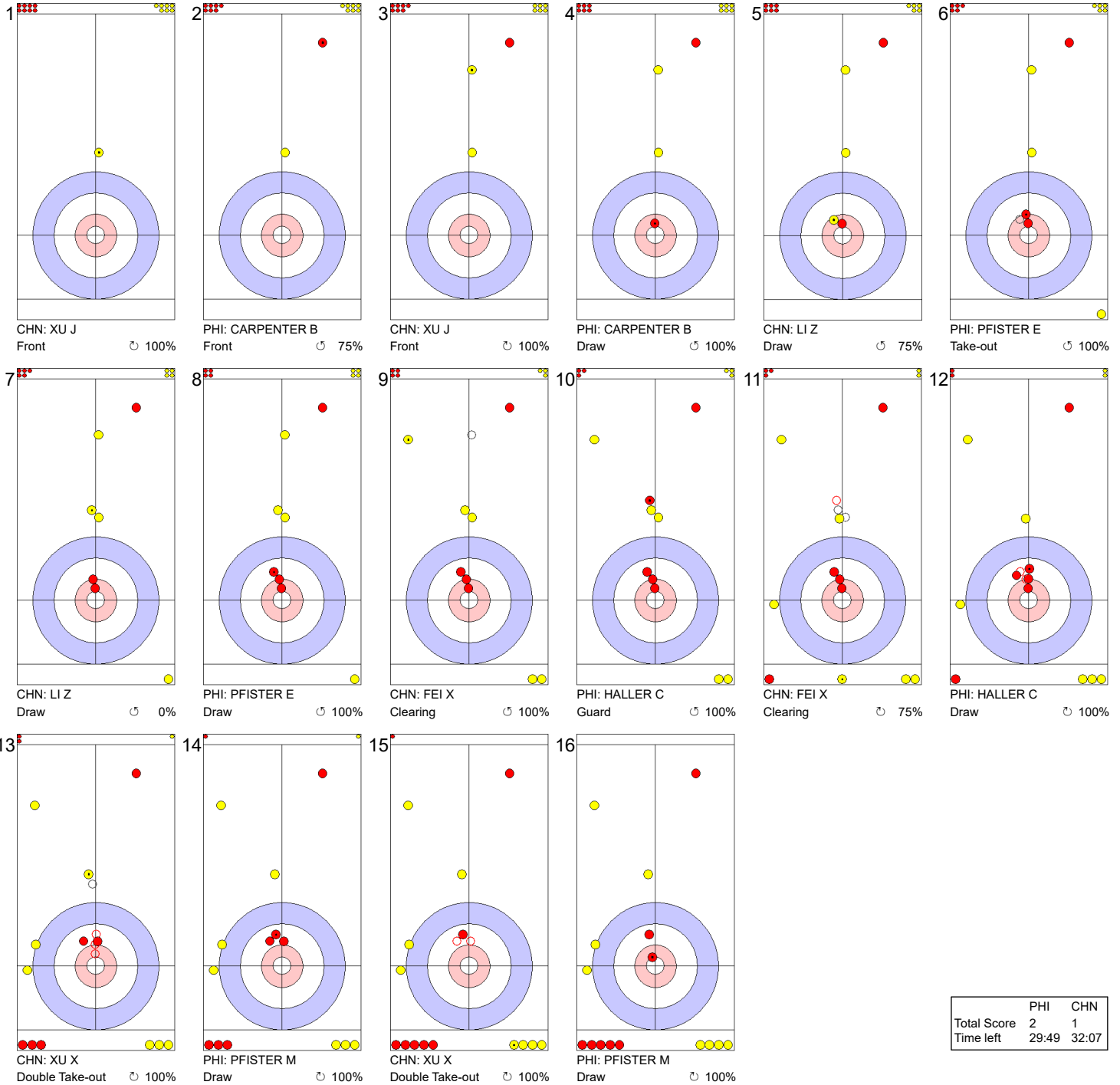
Legend:
 ↻ Clockwise ↺ Counter-clockwise - Not considered





Game - Shot by Shot

End 2 **PHI - Philippines 0 + 2 (this end) = 2** **CHN - China 1 + 0 (this end) = 1**



Legend:
 Clockwise Counter-clockwise - Not considered





Game - Shot by Shot

End 3 **PHI - Philippines 2 + 0 (this end) = 2** **CHN - China 1 + 1 (this end) = 2**



	PHI	CHN
Total Score	2	2
Time left	26:36	28:28

Legend:
 ↻ Clockwise ↺ Counter-clockwise - Not considered





Game - Shot by Shot

End 4 **PHI - Philippines 2 + 1 (this end) = 3** **CHN - China 2 + 0 (this end) = 2**



	PHI	CHN
Total Score	3	2
Time left	23:02	25:29

Legend:
 ↻ Clockwise ↺ Counter-clockwise - Not considered





Game - Shot by Shot

End 5 ● **PHI - Philippines** **3 + 1 (this end) = 4** ● **CHN - China** **2 + 0 (this end) = 2**



	PHI	CHN
Total Score	4	2
Time left	18:42	20:21

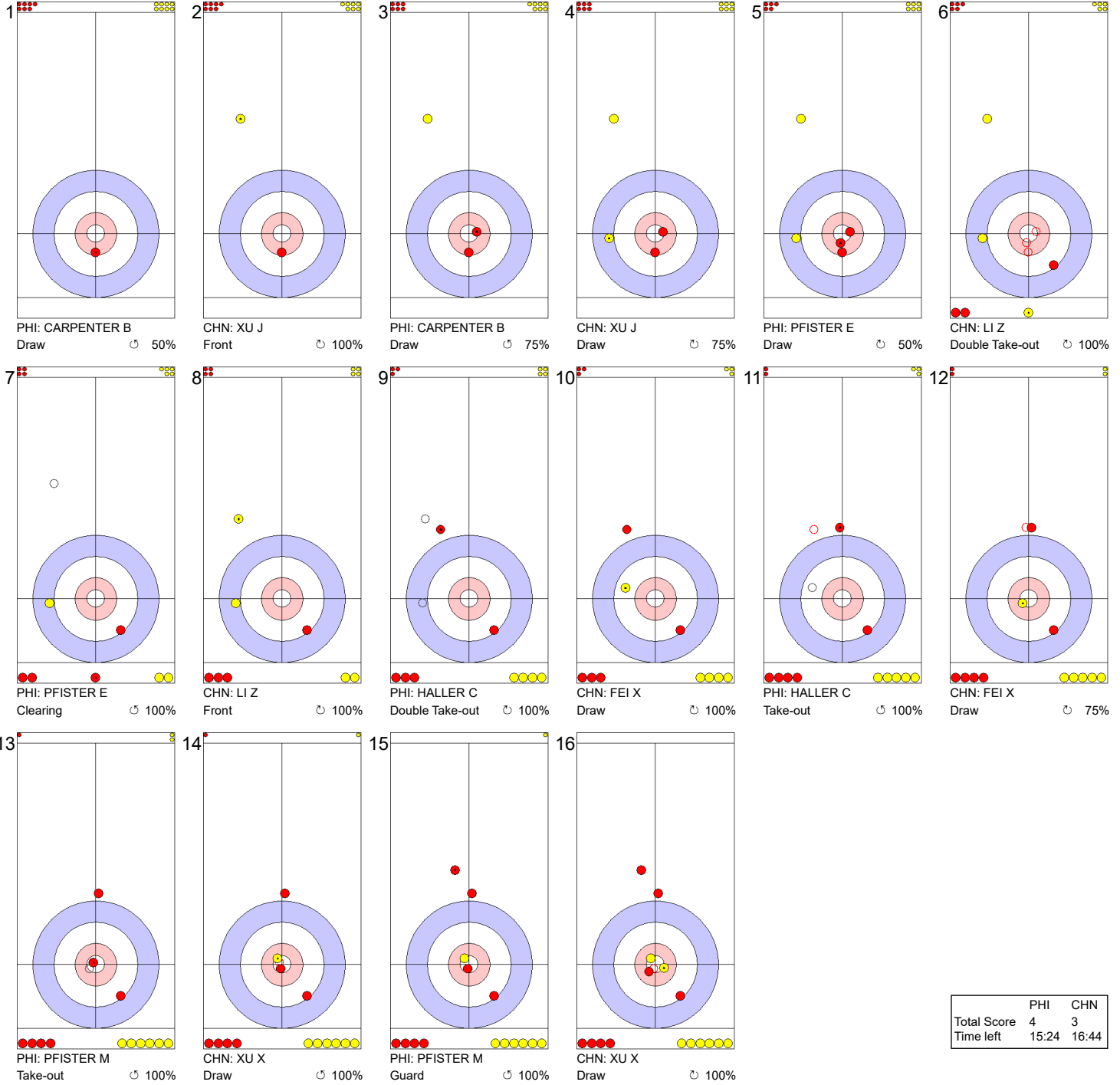
Legend:
 ↻ Clockwise ↺ Counter-clockwise - Not considered





Game - Shot by Shot

End 6 **PHI - Philippines 4 + 0 (this end) = 4** **CHN - China 2 + 1 (this end) = 3**



	PHI	CHN
Total Score	4	3
Time left	15:24	16:44

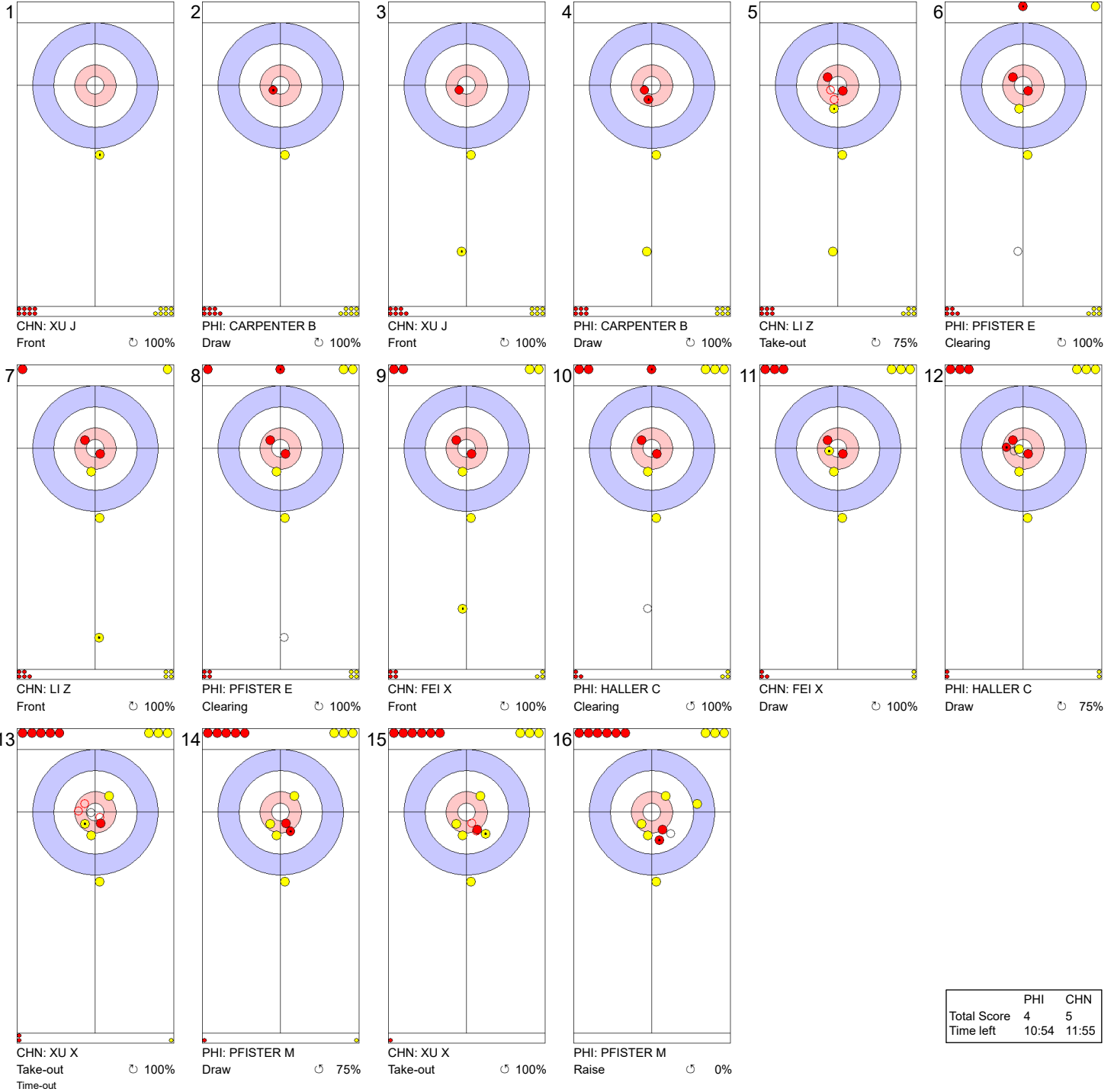
Legend:
 ↻ Clockwise ↺ Counter-clockwise - Not considered





Game - Shot by Shot

End 7 ● **PHI - Philippines** 4 + 0 (this end) = 4 ● **CHN - China** 3 + 2 (this end) = 5



	PHI	CHN
Total Score	4	5
Time left	10:54	11:55

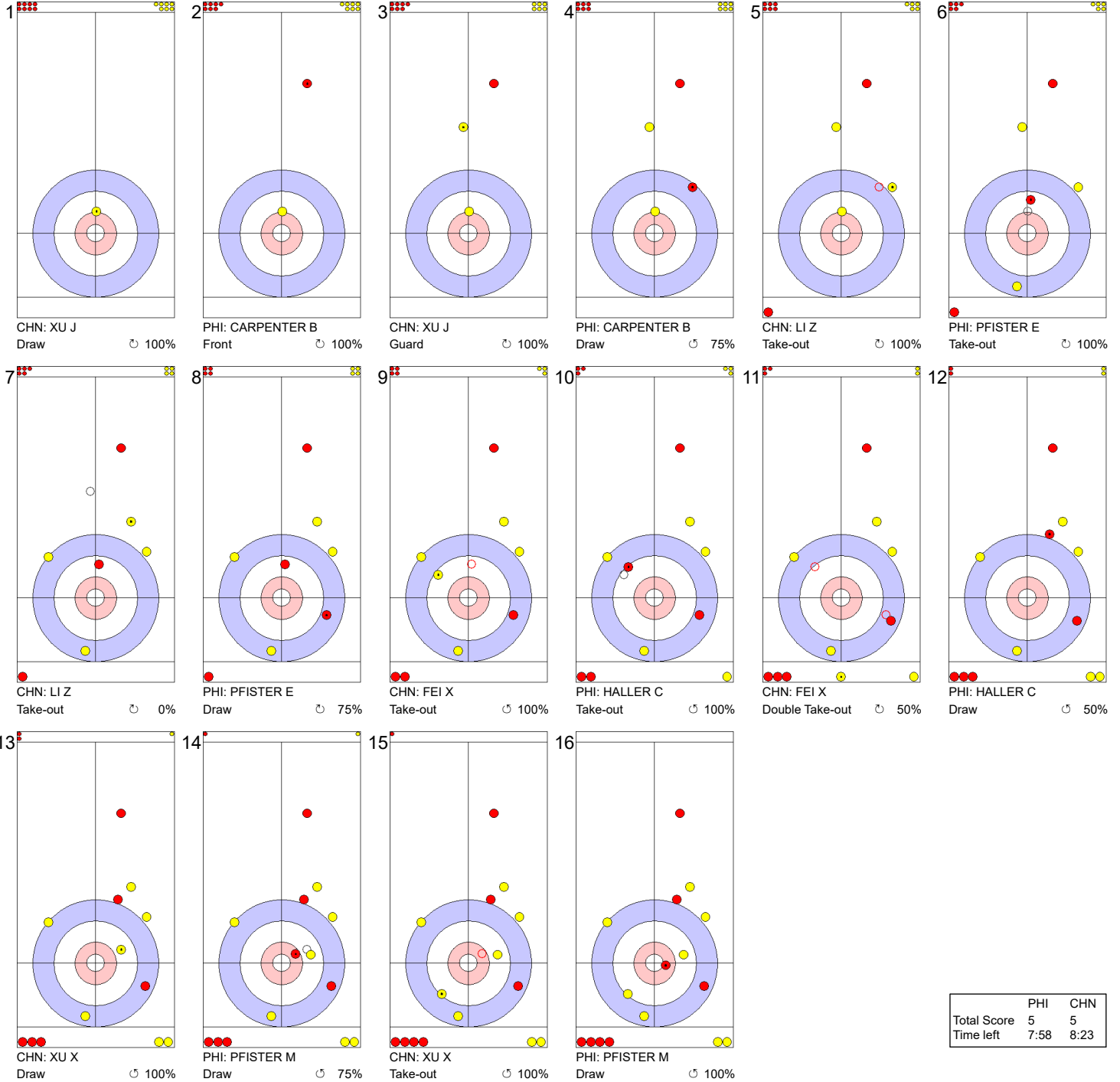
Legend:
 ↻ Clockwise ↺ Counter-clockwise - Not considered





Game - Shot by Shot

End 8 **PHI - Philippines 4 + 1 (this end) = 5** **CHN - China 5 + 0 (this end) = 5**



	PHI	CHN
Total Score	5	5
Time left	7:58	8:23

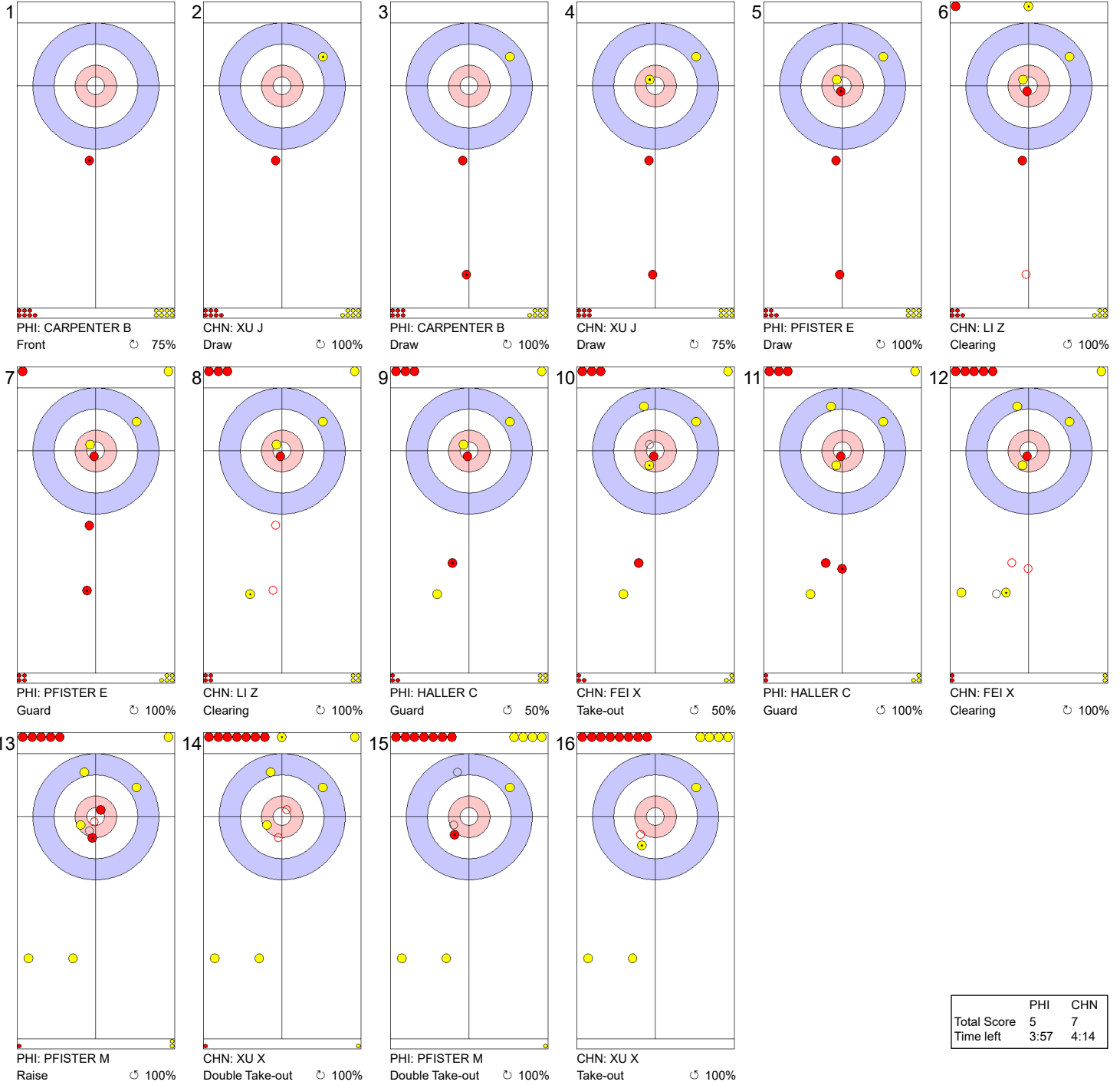
Legend:
 ↻ Clockwise ↺ Counter-clockwise - Not considered





Game - Shot by Shot

End 9 ● PHI - Philippines 5 + 0 (this end) = 5 ⊗ CHN - China 5 + 2 (this end) = 7



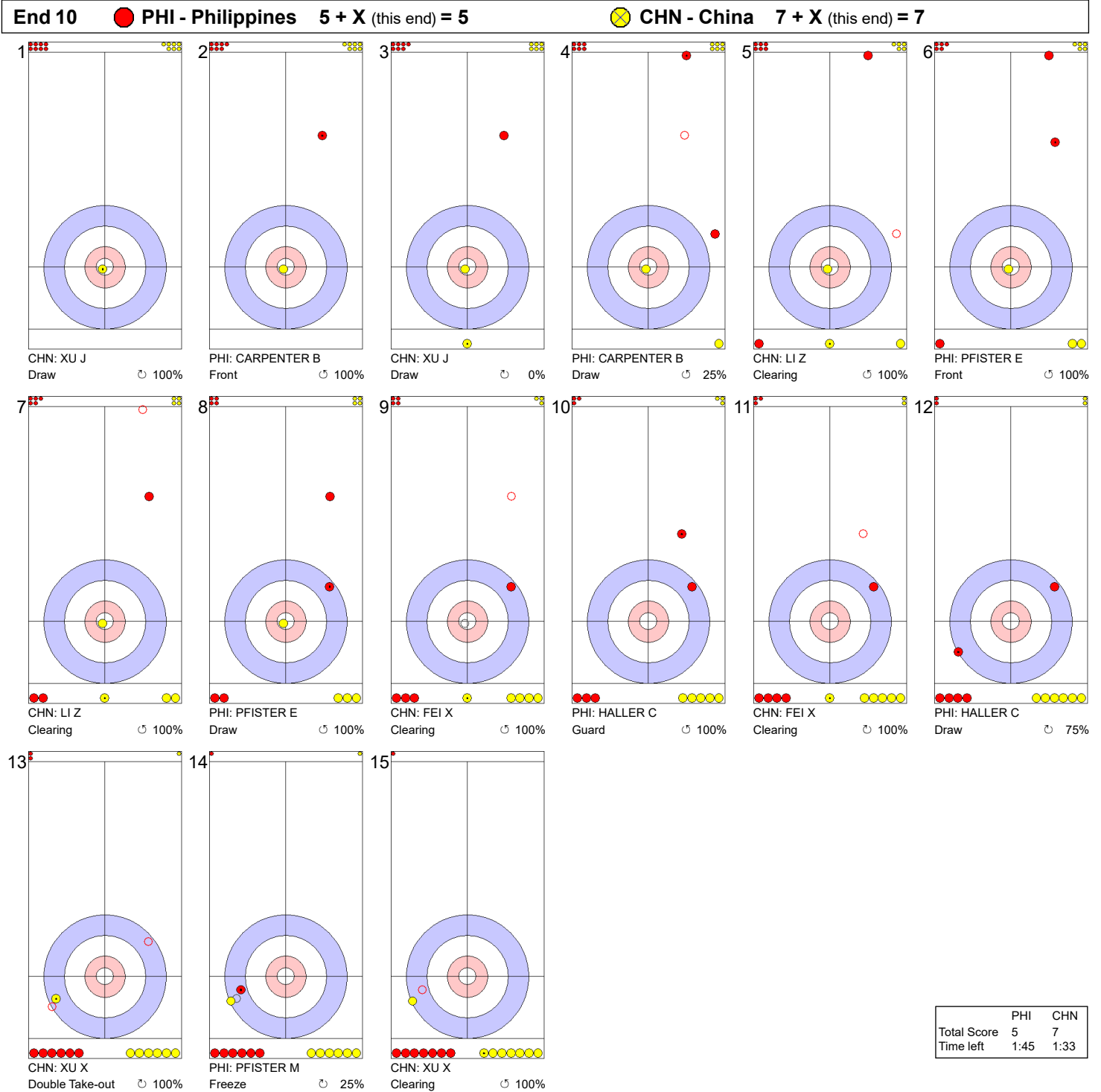
	PHI	CHN
Total Score	5	7
Time left	3:57	4:14

Legend:
↻ Clockwise ↺ Counter-clockwise - Not considered





Game - Shot by Shot



Legend:
 ↻ Clockwise ↺ Counter-clockwise - Not considered
 X Unfinished end due to concession





Game Results

Sheet	Team	LSFE	1	2	3	4	5	6	7	8	9	10	Extra Ends	Total
C	NZL - New Zealand		0	1	0	1	1	0	1	0	X	X		4
	USA - United States	*	3	0	3	0	0	1	0	4	X	X		11

NZL - New Zealand		Shot Success Game	All
4 S	BECKER Sean	83%	71%
3	PALANUIK Jared	73%	73%
2 V	BECKER Scott	80%	80%
1	BECKER James	72%	72%
A	DOBSON Warren	-	72%
Team Total		77%	74%

USA - United States		Shot Success Game	All
4 S	SHUSTER John	86%	87%
3 V	PLYS Christopher	92%	90%
2	HUFMAN Colin	83%	90%
1	CASPER Daniel	77%	81%
A	HAMILTON Matt	-	88%
Team Total		84%	88%

Last Stone Draw		Distance
⌚	BECKER Scott	104.1cm
⌚	BECKER Sean	101.3cm
Total		205.4cm

Last Stone Draw		Distance
⌚	PLYS Christopher	5.4cm
⌚	HUFMAN Colin	30.2cm
Total		35.6cm

Time remaining: 9 minutes 20 seconds

Time remaining: 13 minutes 8 seconds

Shot Success Analysis

NZL - New Zealand		⌚	⌚	Game
4	BECKER Sean	Draws 5 80%	3 75%	8 78%
		Take-outs 1 100%	7 86%	8 88%
		Total 6 83%	10 83%	16 83%
3	PALANUIK Jared	Draws 4 75%	5 55%	9 64%
		Take-outs 5 90%	2 75%	7 86%
		Total 9 83%	7 61%	16 73%
2	BECKER Scott	Draws 6 83%	3 92%	9 86%
		Take-outs 2 75%	5 70%	7 71%
		Total 8 81%	8 78%	16 80%
1	BECKER James	Draws 12 73%	3 92%	15 77%
		Take-outs 0 -	1 0%	1 0%
		Total 12 73%	4 69%	16 72%
A	DOBSON Warren	Draws 0 -	0 -	0 -
		Take-outs 0 -	0 -	0 -
		Total 0 -	0 -	0 -
Team		Draws 27 77%	14 75%	41 76%
		Take-outs 8 88%	15 73%	23 78%
		Total 35 79%	29 74%	64 77%

USA - United States		⌚	⌚	Game
4	SHUSTER John	Draws 4 94%	4 75%	8 84%
		Take-outs 2 100%	6 83%	8 88%
		Total 6 96%	10 80%	16 86%
3	PLYS Christopher	Draws 5 80%	4 100%	9 89%
		Take-outs 5 100%	2 88%	7 96%
		Total 10 90%	6 96%	16 92%
2	HUFMAN Colin	Draws 2 100%	2 100%	4 100%
		Take-outs 10 73%	2 100%	12 77%
		Total 12 77%	4 100%	16 83%
1	CASPER Daniel	Draws 7 71%	6 83%	13 77%
		Take-outs 1 100%	2 63%	3 75%
		Total 8 75%	8 78%	16 77%
A	HAMILTON Matt	Draws 0 -	0 -	0 -
		Take-outs 0 -	0 -	0 -
		Total 0 -	0 -	0 -
Team		Draws 18 82%	16 88%	34 85%
		Take-outs 18 85%	12 83%	30 84%
		Total 36 83%	28 86%	64 84%

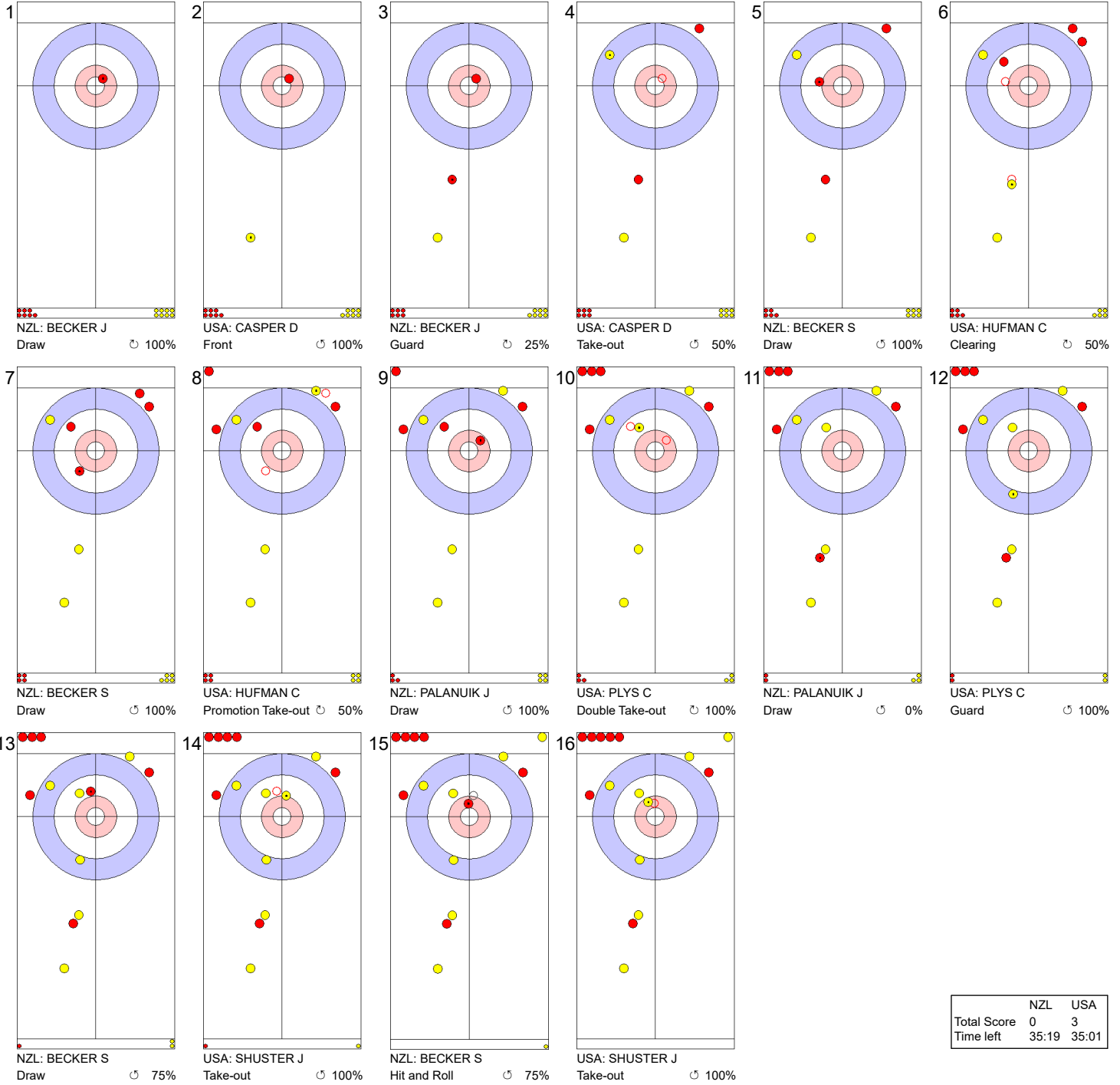
Note:
Position and function for each team member:
4 = Fourth, 3 = Third, 2 = Second, 1 = Lead, A = Alternate, S = Skip, V = Vice-Skip

Legend:
⌚ Clockwise ⌚ Counter-clockwise LSFE(*) Last Stone First End
X Unplayed/unfinished end due to concession



Game - Shot by Shot

End 1 ● **NZL - New Zealand** 0 + 0 (this end) = 0 ● **USA - United States** 0 + 3 (this end) = 3



	NZL	USA
Total Score	0	3
Time left	35:19	35:01

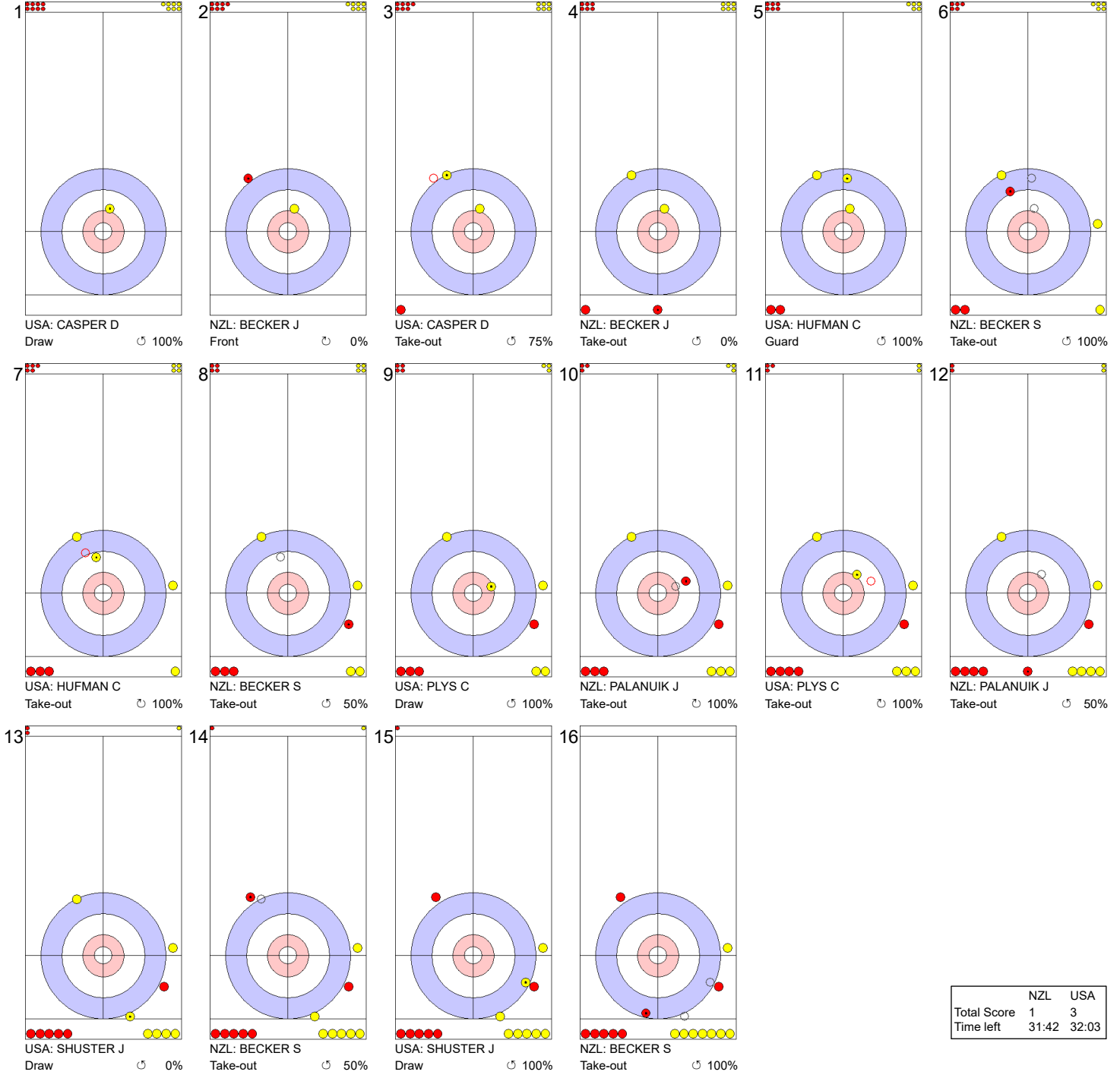
Legend:
 ↻ Clockwise ↺ Counter-clockwise - Not considered





Game - Shot by Shot

End 2 NZL - New Zealand 0 + 1 (this end) = 1 USA - United States 3 + 0 (this end) = 3



	NZL	USA
Total Score	1	3
Time left	31:42	32:03

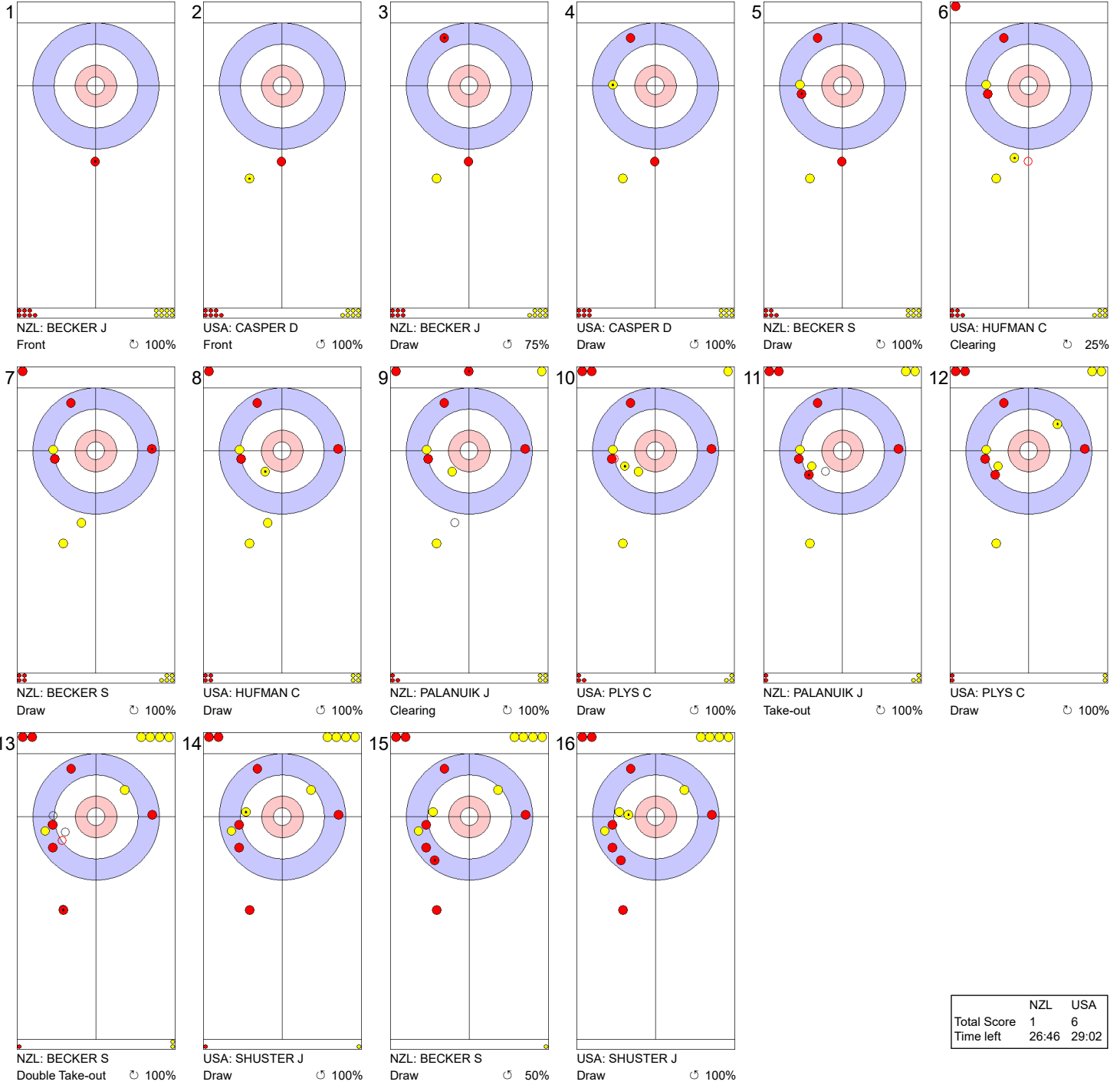
Legend:
 ↻ Clockwise ↺ Counter-clockwise - Not considered





Game - Shot by Shot

End 3 **NZL - New Zealand 1 + 0 (this end) = 1** **USA - United States 3 + 3 (this end) = 6**



	NZL	USA
Total Score	1	6
Time left	26:46	29:02

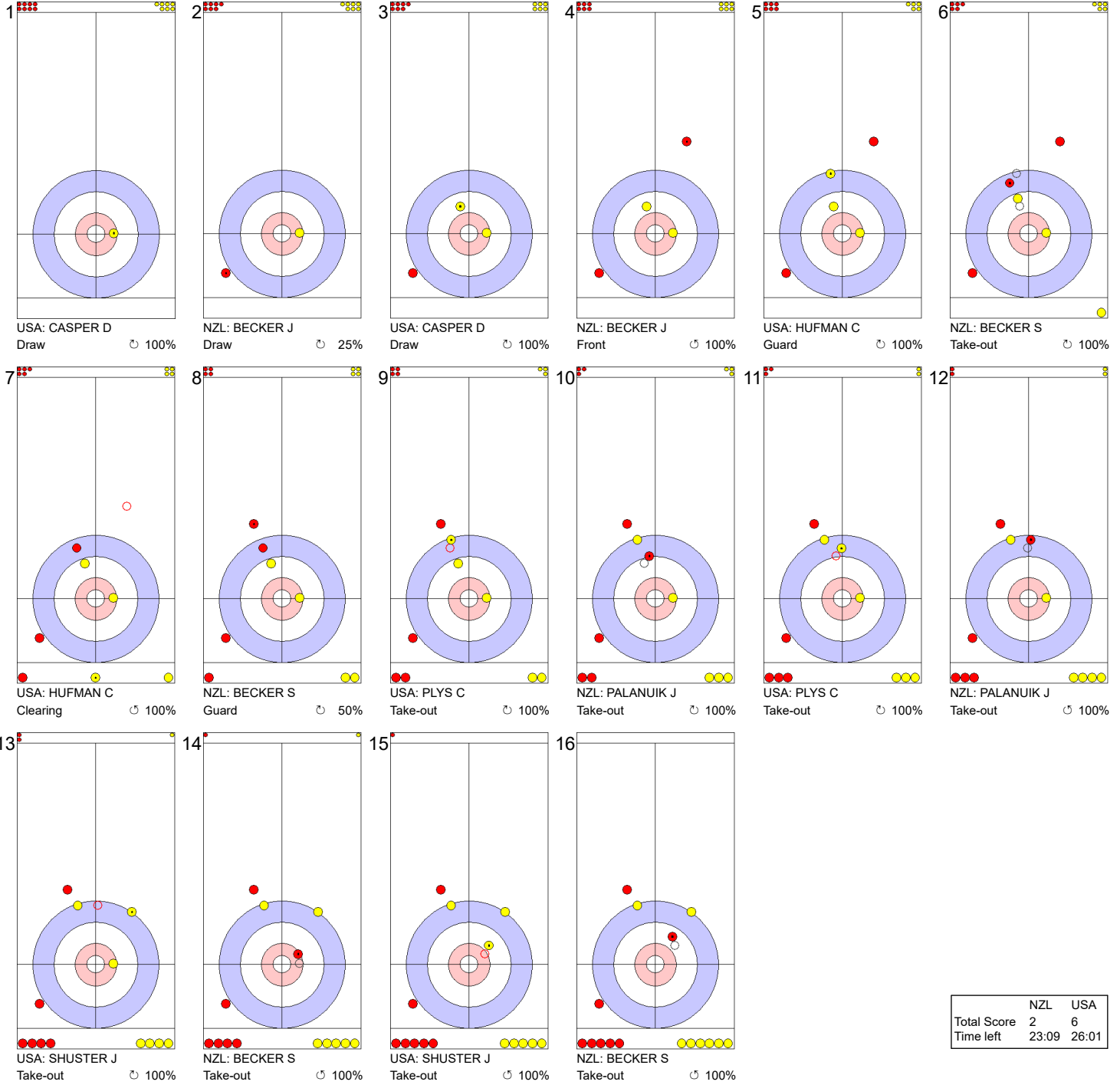
Legend:
 ↻ Clockwise ↺ Counter-clockwise - Not considered





Game - Shot by Shot

End 4 **NZL - New Zealand 1 + 1 (this end) = 2** **USA - United States 6 + 0 (this end) = 6**



	NZL	USA
Total Score	2	6
Time left	23:09	26:01

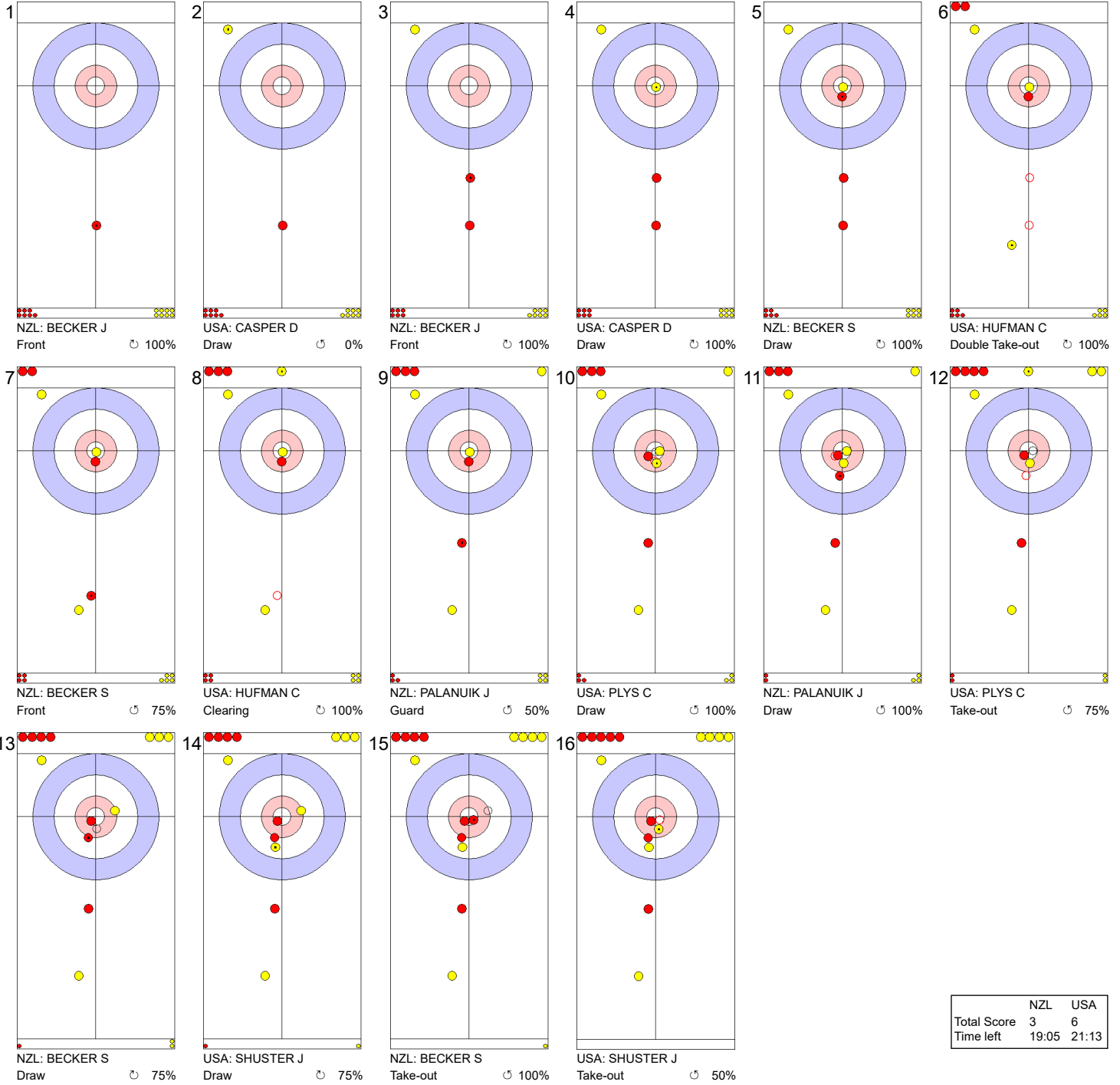
Legend:
 ↻ Clockwise ↺ Counter-clockwise - Not considered





Game - Shot by Shot

End 5 ● NZL - New Zealand 2 + 1 (this end) = 3 ⊗ USA - United States 6 + 0 (this end) = 6



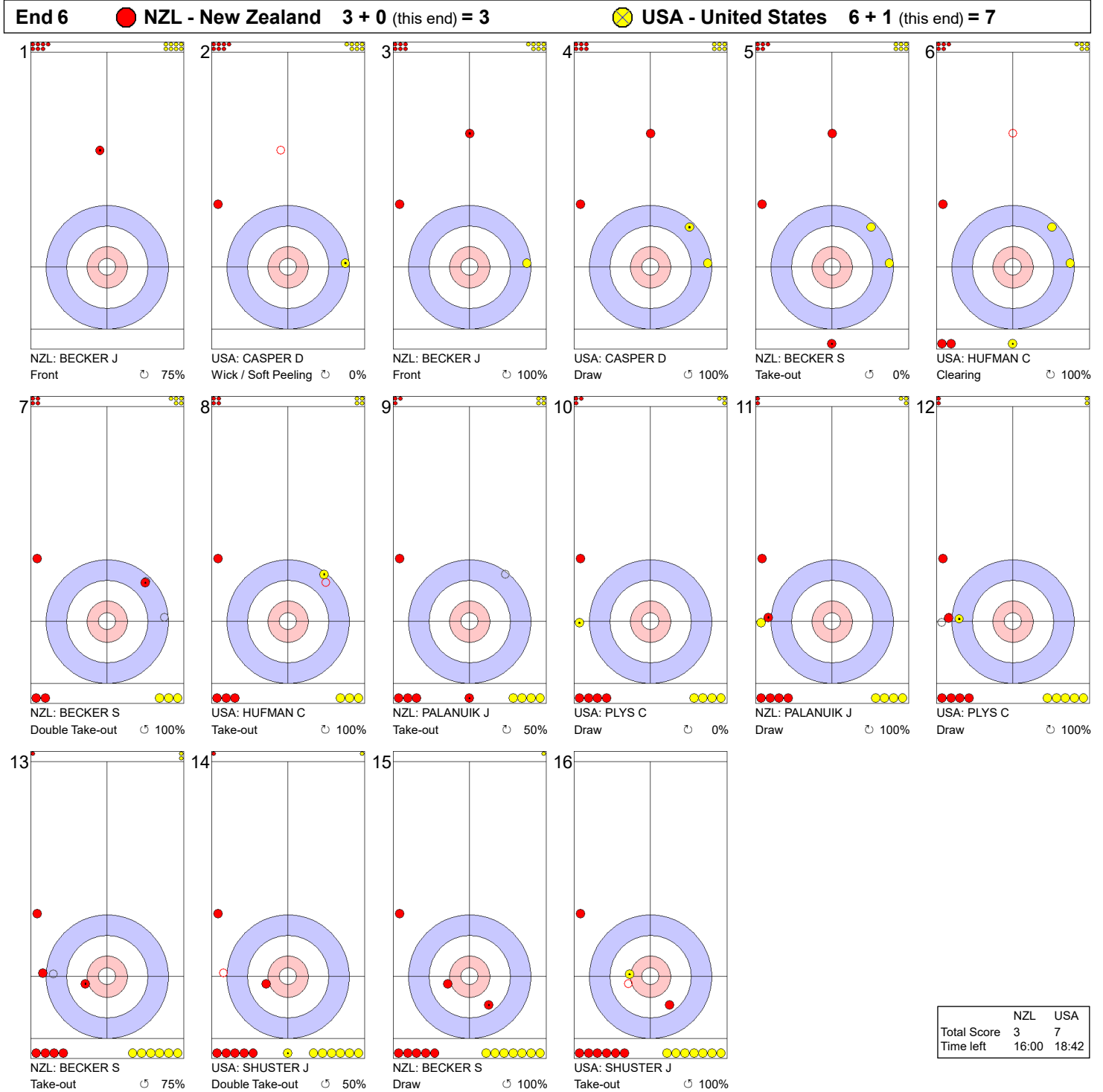
	NZL	USA
Total Score	3	6
Time left	19:05	21:13

Legend:
↻ Clockwise ↺ Counter-clockwise - Not considered





Game - Shot by Shot



Legend:
 ↻ Clockwise ↺ Counter-clockwise - Not considered





Game - Shot by Shot

End 7 **NZL - New Zealand 3 + 1 (this end) = 4** **USA - United States 7 + 0 (this end) = 7**



	NZL	USA
Total Score	4	7
Time left	12:19	15:46

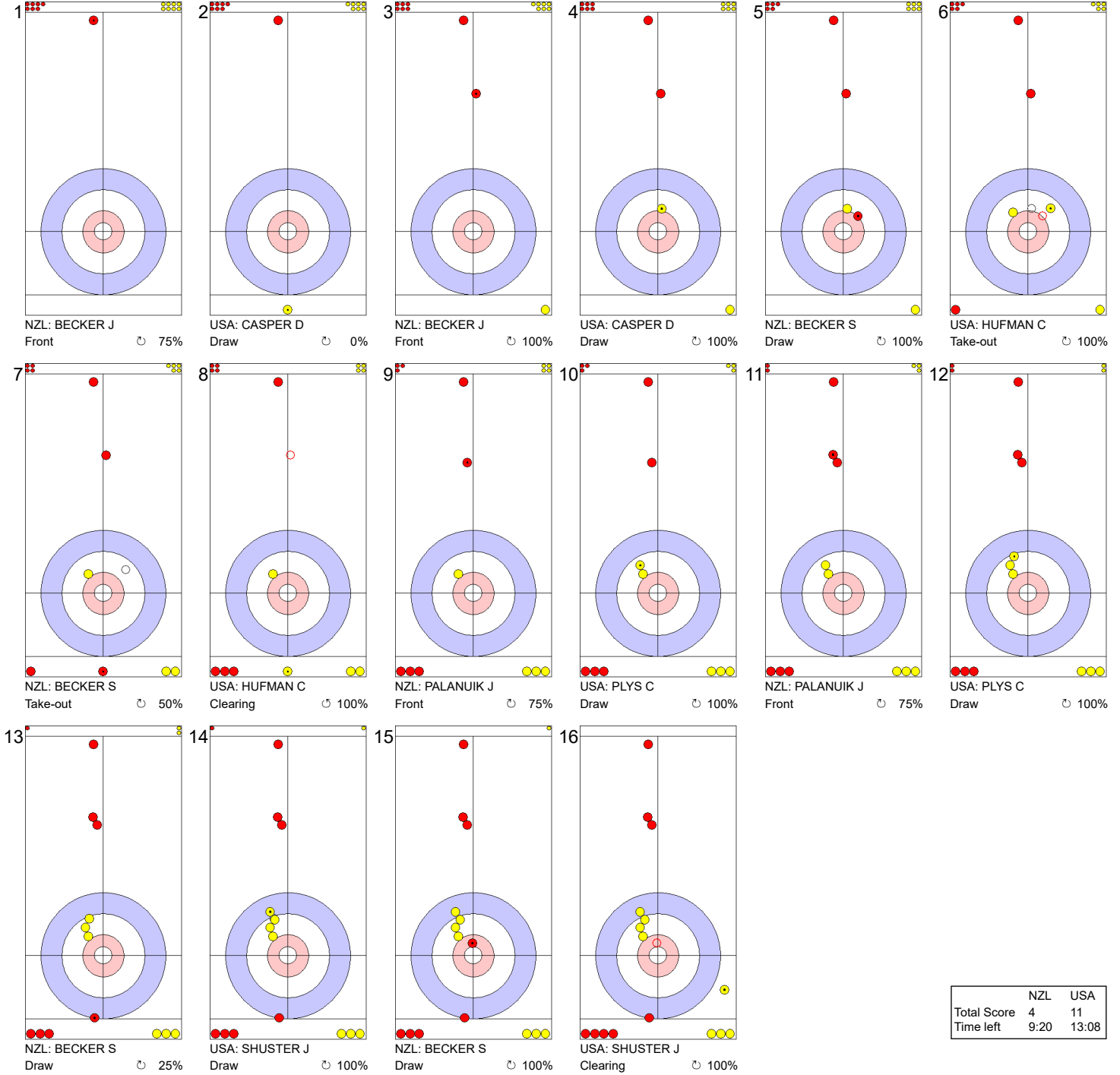
Legend:
 ↻ Clockwise ↺ Counter-clockwise - Not considered





Game - Shot by Shot

End 8 **NZL - New Zealand 4 + 0 (this end) = 4** **USA - United States 7 + 4 (this end) = 11**



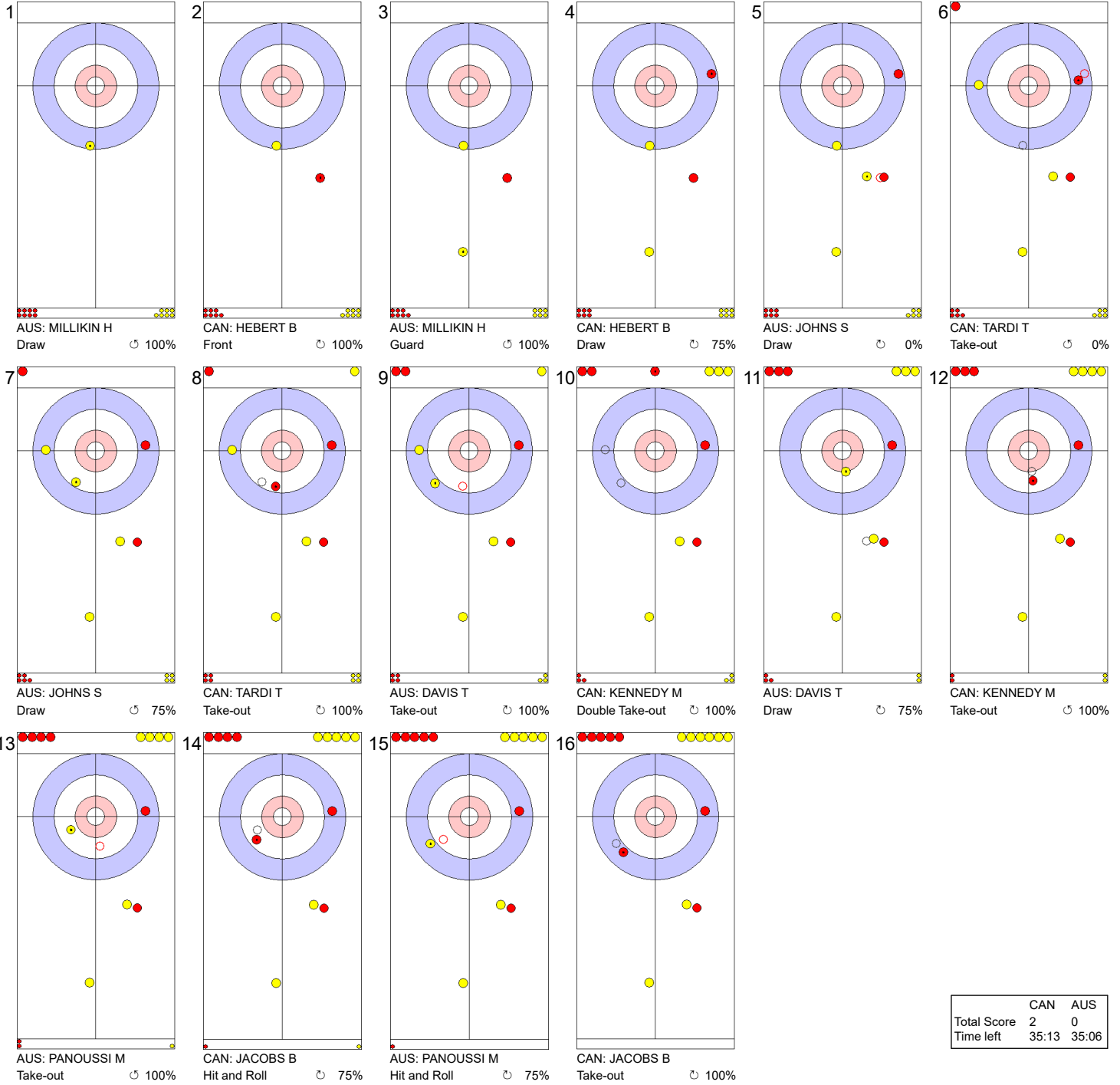
Legend:
 Clockwise
 Counter-clockwise
 - Not considered





Game - Shot by Shot

End 1 ● CAN - Canada 0 + 2 (this end) = 2 ● AUS - Australia 0 + 0 (this end) = 0



	CAN	AUS
Total Score	2	0
Time left	35:13	35:06

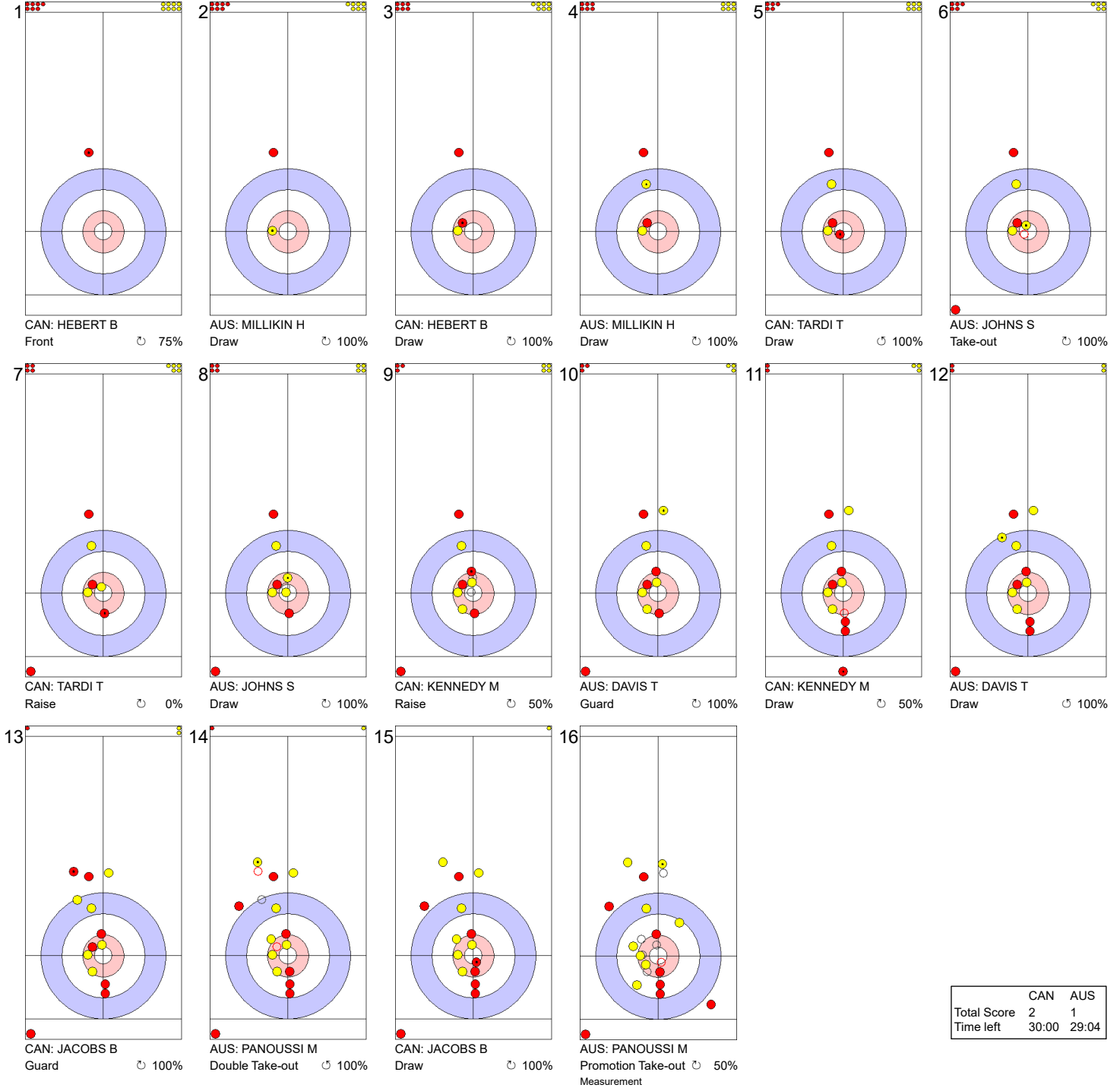
Legend:
 ↻ Clockwise ↺ Counter-clockwise - Not considered





Game - Shot by Shot

End 2 ● CAN - Canada 2 + 0 (this end) = 2 ● AUS - Australia 0 + 1 (this end) = 1



	CAN	AUS
Total Score	2	1
Time left	30:00	29:04

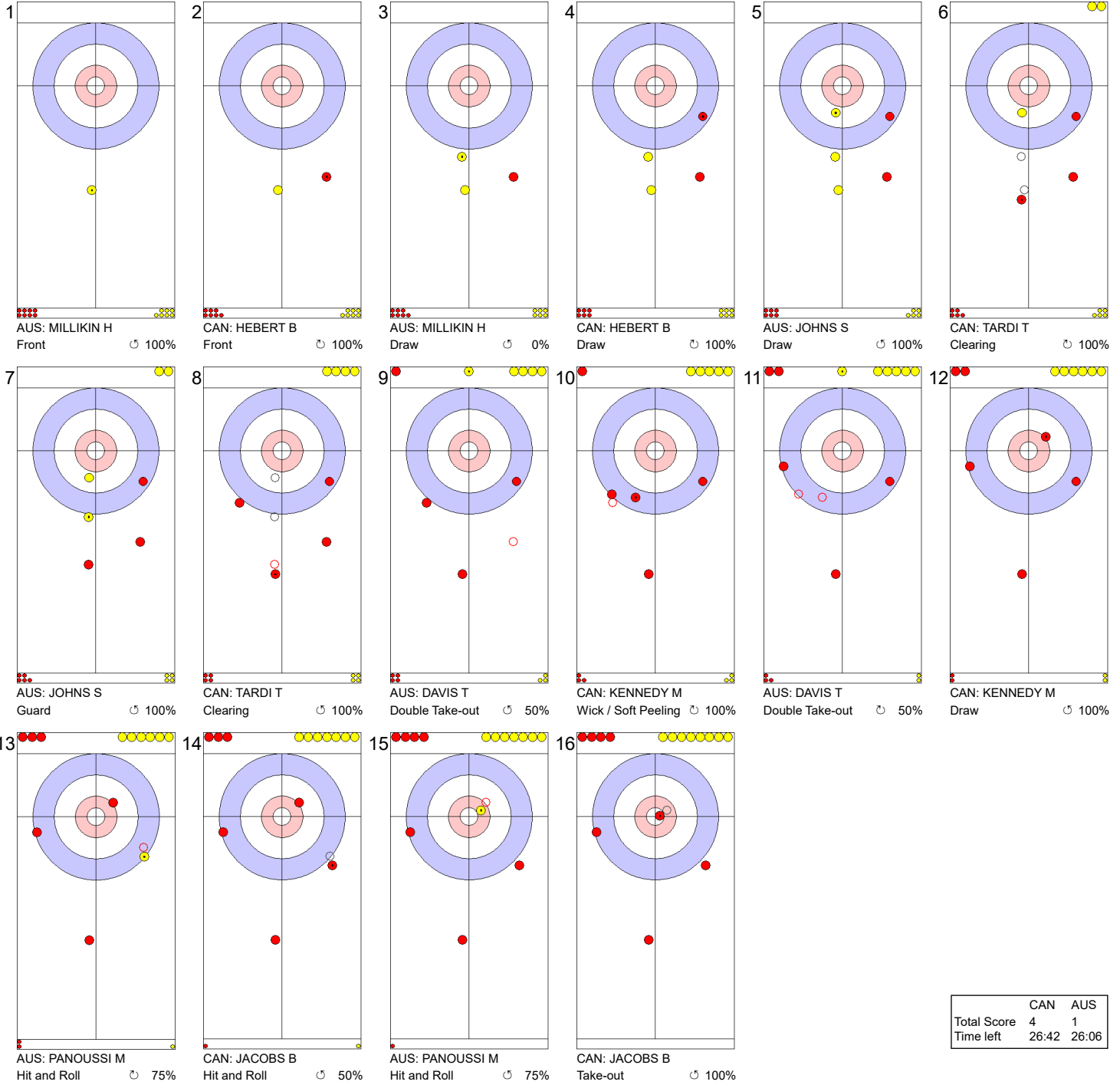
Legend:
 ↻ Clockwise ↺ Counter-clockwise - Not considered





Game - Shot by Shot

End 3 ● **CAN - Canada** 2 + 2 (this end) = 4 ● **AUS - Australia** 1 + 0 (this end) = 1



	CAN	AUS
Total Score	4	1
Time left	26:42	26:06

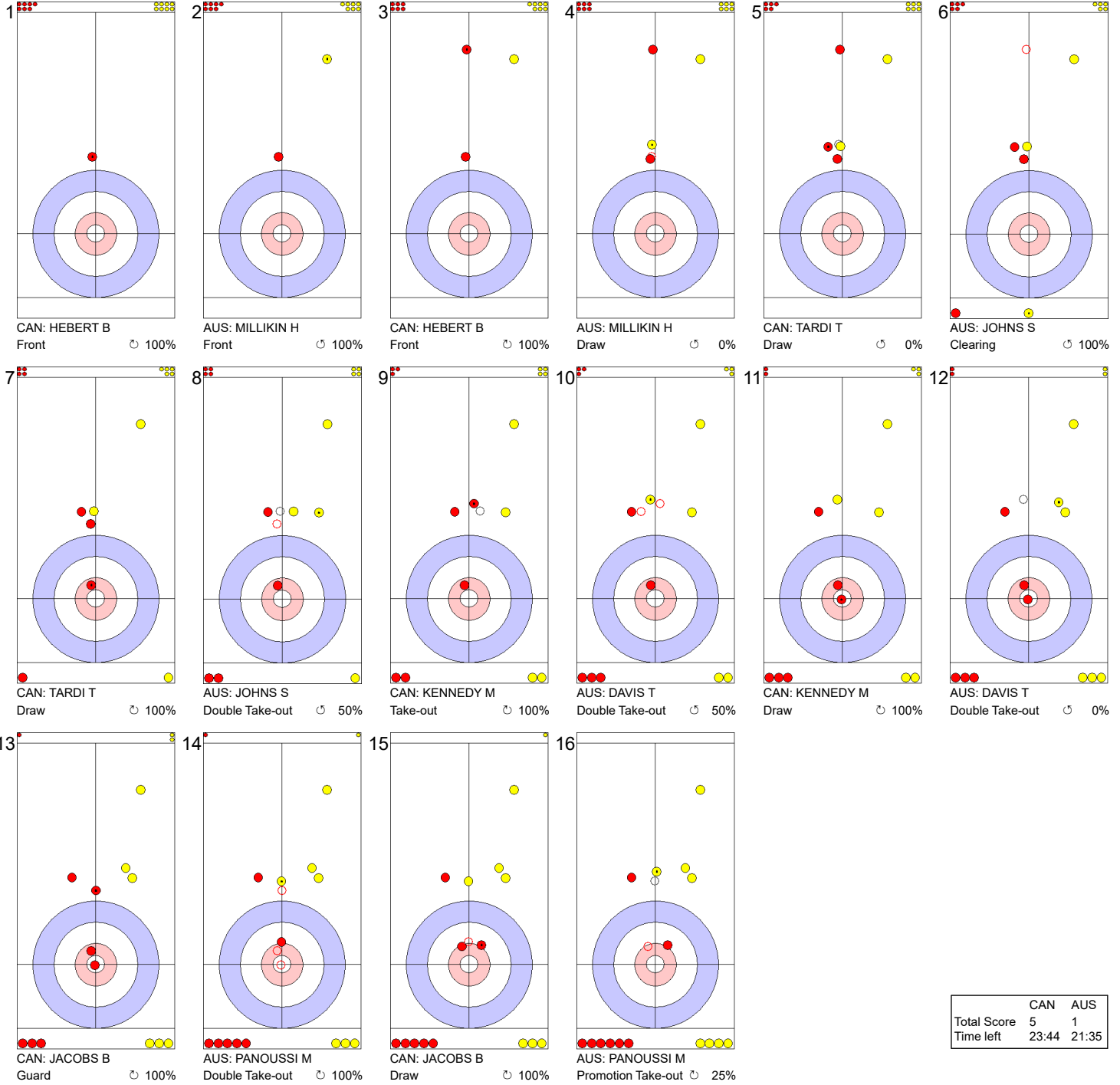
Legend:
 ↻ Clockwise ↺ Counter-clockwise - Not considered





Game - Shot by Shot

End 4 ● CAN - Canada 4 + 1 (this end) = 5 ● AUS - Australia 1 + 0 (this end) = 1



	CAN	AUS
Total Score	5	1
Time left	23:44	21:35

Legend:
 ↻ Clockwise ↺ Counter-clockwise - Not considered





Game - Shot by Shot

End 5 ● CAN - Canada 5 + 3 (this end) = 8 ● AUS - Australia 1 + 0 (this end) = 1



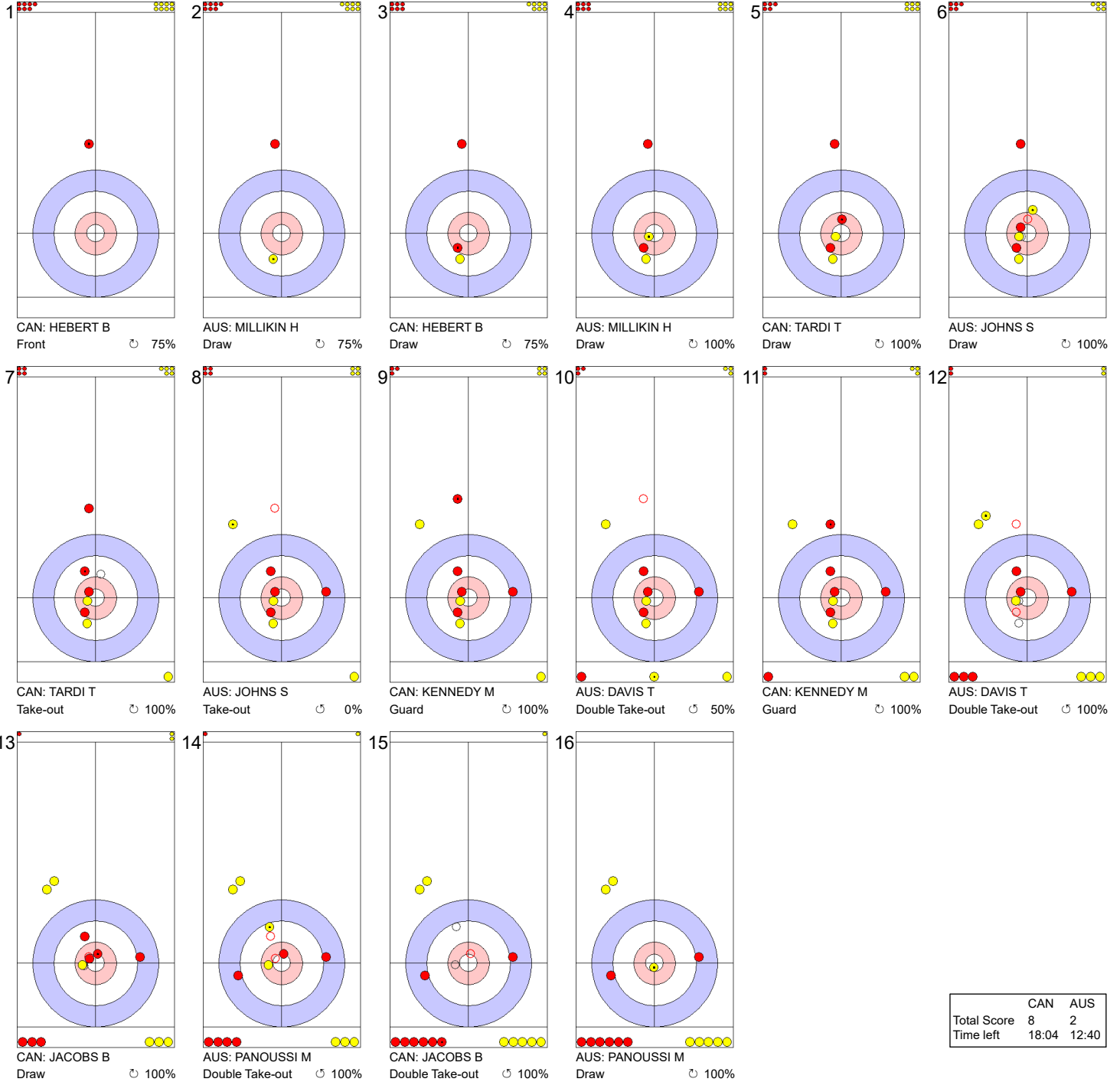
Legend: ↻ Clockwise ↺ Counter-clockwise - Not considered





Game - Shot by Shot

End 6 **CAN - Canada 8 + 0 (this end) = 8** **AUS - Australia 1 + 1 (this end) = 2**



	CAN	AUS
Total Score	8	2
Time left	18:04	12:40

Legend:
 ↻ Clockwise ↺ Counter-clockwise - Not considered





Session Results and Standings

Sheet	Team	LSD/LSFE	1	2	3	4	5	6	7	8	9	10	Extra Ends	Total
A	USA - United States	22.4cm *	3	4	0	0	6	0	X	X	X	X		13
	AUS - Australia	125.4cm	0	0	0	1	0	1	X	X	X	X		2
B	NZL - New Zealand	239.0cm	0	0	0	0	0	1	X	X	X	X		1
	CAN - Canada	85.9cm *	3	2	0	1	1	0	X	X	X	X		7
C	PHI - Philippines	74.7cm	0	0	0	0	1	0	2	0	1	X		4
	JPN - Japan	40.7cm *	0	0	0	2	0	3	0	2	0	X		7
D	CHN - China	316.3cm	0	1	1	3	0	2	0	3	X	X		10
	KOR - Korea	201.9cm *	0	0	0	0	1	0	2	0	X	X		3

Current Standings

Rank	Team	Games	Wins	Losses
1	CAN - Canada	4	4	0
1	USA - United States	4	4	0
3	CHN - China	4	3	1
3	JPN - Japan	4	3	1
5	KOR - Korea	4	1	3
5	PHI - Philippines	4	1	3
7	AUS - Australia	4	0	4
7	NZL - New Zealand	4	0	4

Note:
Under World Curling rules, tie-breaking rules for standings are not applied until after the last game of the round robin.

Legend:
LSD Last Stone Draw **LSFE(*)** Last Stone First End **X** Unplayed/unfinished end due to concession



WED 22 OCT 2025
Start Time 19:00

Round Robin Session 4 - Sheet A



Game Results

Sheet	Team	LSFE	1	2	3	4	5	6	7	8	9	10	Extra Ends	Total
A	USA - United States	*	3	4	0	0	6	0	X	X	X	X		13
	AUS - Australia		0	0	0	1	0	1	X	X	X	X		2

USA - United States		Shot Success	Game	All
4 S	SHUSTER John	100%		87%
3 V	PLYS Christopher	88%		89%
2	CASPER Daniel	88%		88%
1	HAMILTON Matt	90%		88%
A	HUFMAN Colin	-		92%
Team Total		91%		89%

AUS - Australia		Shot Success	Game	All
4 V	PANOUSI Matt	58%		65%
3	DAVIS Tanner	50%		66%
2	JOHNS Steve	67%		73%
1 S	MILLIKIN Hugh	83%		83%
A	DAVIS Geoff	-		61%
Team Total		65%		71%

Last Stone Draw		Distance
↻	HAMILTON Matt	13.7cm
↻	SHUSTER John	8.7cm
Total		22.4cm

Last Stone Draw		Distance
↻	MILLIKIN Hugh	26.5cm
↻	PANOUSI Matt	98.9cm
Total		125.4cm

Time remaining: 20 minutes 36 seconds

Time remaining: 16 minutes 39 seconds

Shot Success Analysis

USA - United States		↻	↻	Game
4	SHUSTER John	Draws 2 100%	3 100%	5 100%
		Take-outs 4 100%	3 100%	7 100%
		Total 6 100%	6 100%	12 100%
3	PLYS Christopher	Draws 2 88%	2 88%	4 88%
		Take-outs 3 67%	5 100%	8 88%
		Total 5 75%	7 96%	12 88%
2	CASPER Daniel	Draws 1 50%	2 75%	3 67%
		Take-outs 1 100%	8 94%	9 94%
		Total 2 75%	10 90%	12 88%
1	HAMILTON Matt	Draws 7 96%	4 88%	11 93%
		Take-outs 1 50%	0 -	1 50%
		Total 8 91%	4 88%	12 90%
A	HUFMAN Colin	Draws 0 -	0 -	0 -
		Take-outs 0 -	0 -	0 -
		Total 0 -	0 -	0 -
Team		Draws 12 92%	11 89%	23 90%
		Take-outs 9 83%	16 97%	25 92%
		Total 21 88%	27 94%	48 91%

AUS - Australia		↻	↻	Game
4	PANOUSI Matt	Draws 1 25%	8 53%	9 50%
		Take-outs 3 83%	0 -	3 83%
		Total 4 69%	8 53%	12 58%
3	DAVIS Tanner	Draws 2 38%	2 38%	4 38%
		Take-outs 6 58%	2 50%	8 56%
		Total 8 53%	4 44%	12 50%
2	JOHNS Steve	Draws 2 25%	5 80%	7 64%
		Take-outs 3 83%	2 50%	5 70%
		Total 5 60%	7 71%	12 67%
1	MILLIKIN Hugh	Draws 1 50%	11 86%	12 83%
		Take-outs 0 -	0 -	0 -
		Total 1 50%	11 86%	12 83%
A	DAVIS Geoff	Draws 0 -	0 -	0 -
		Take-outs 0 -	0 -	0 -
		Total 0 -	0 -	0 -
Team		Draws 6 33%	26 71%	32 64%
		Take-outs 12 71%	4 50%	16 66%
		Total 18 58%	30 68%	48 65%

Note:
Position and function for each team member:
4 = Fourth, 3 = Third, 2 = Second, 1 = Lead, A = Alternate, S = Skip, V = Vice-Skip

Legend:
↻ Clockwise ↻ Counter-clockwise LSFE(*) Last Stone First End
X Unplayed/unfinished end due to concession





Game - Shot by Shot

End 1 ● **USA - United States** 0 + 3 (this end) = 3 ● **AUS - Australia** 0 + 0 (this end) = 0



	USA	AUS
Total Score	3	0
Time left	35:07	34:48

Legend:
 ↻ Clockwise ↺ Counter-clockwise - Not considered





Game - Shot by Shot



Legend:
 ↻ Clockwise ↺ Counter-clockwise - Not considered





Game - Shot by Shot



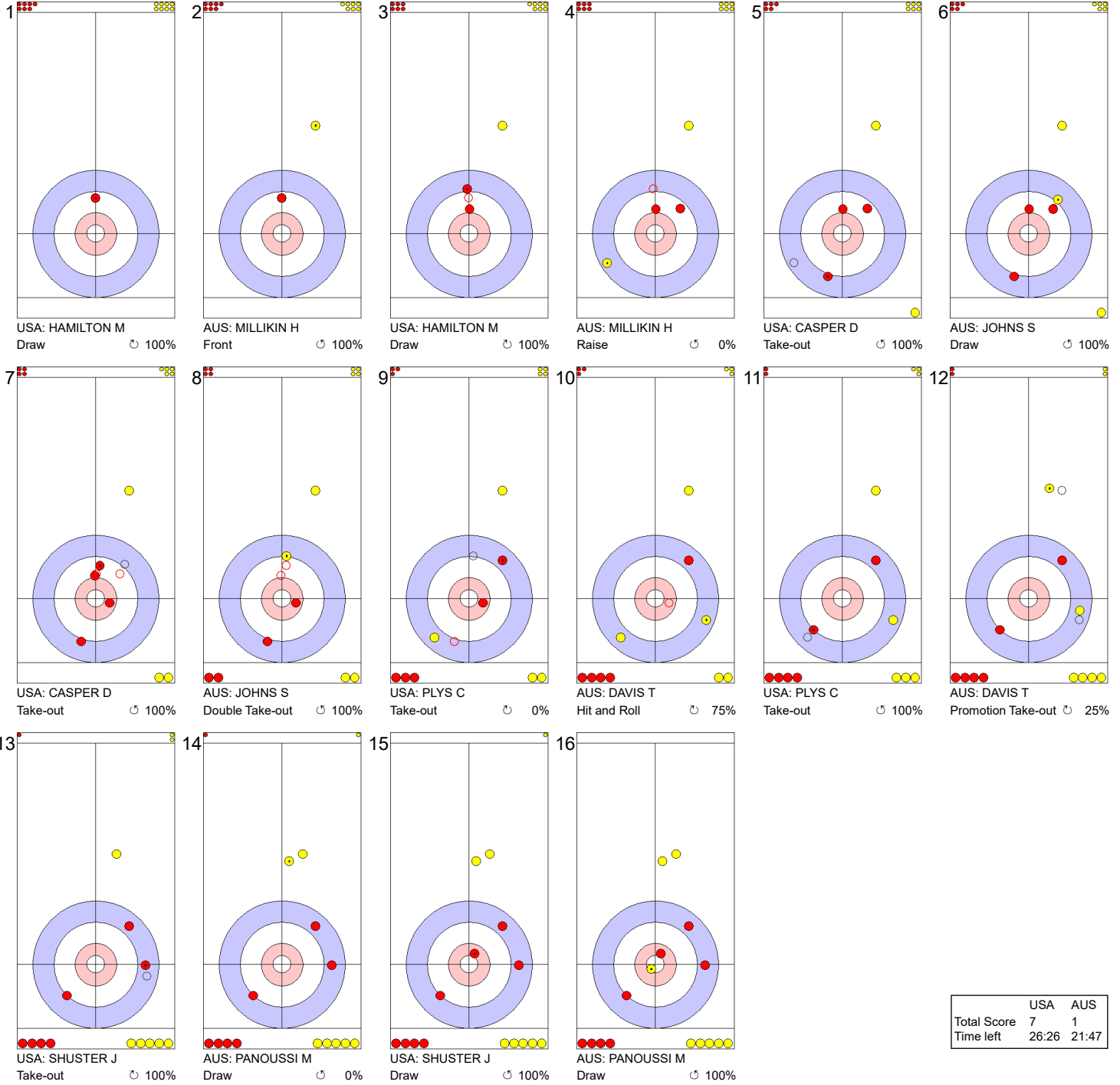
Legend:
 ↻ Clockwise ↺ Counter-clockwise - Not considered





Game - Shot by Shot

End 4 **USA - United States 7 + 0 (this end) = 7** **AUS - Australia 0 + 1 (this end) = 1**



	USA	AUS
Total Score	7	1
Time left	26:26	21:47

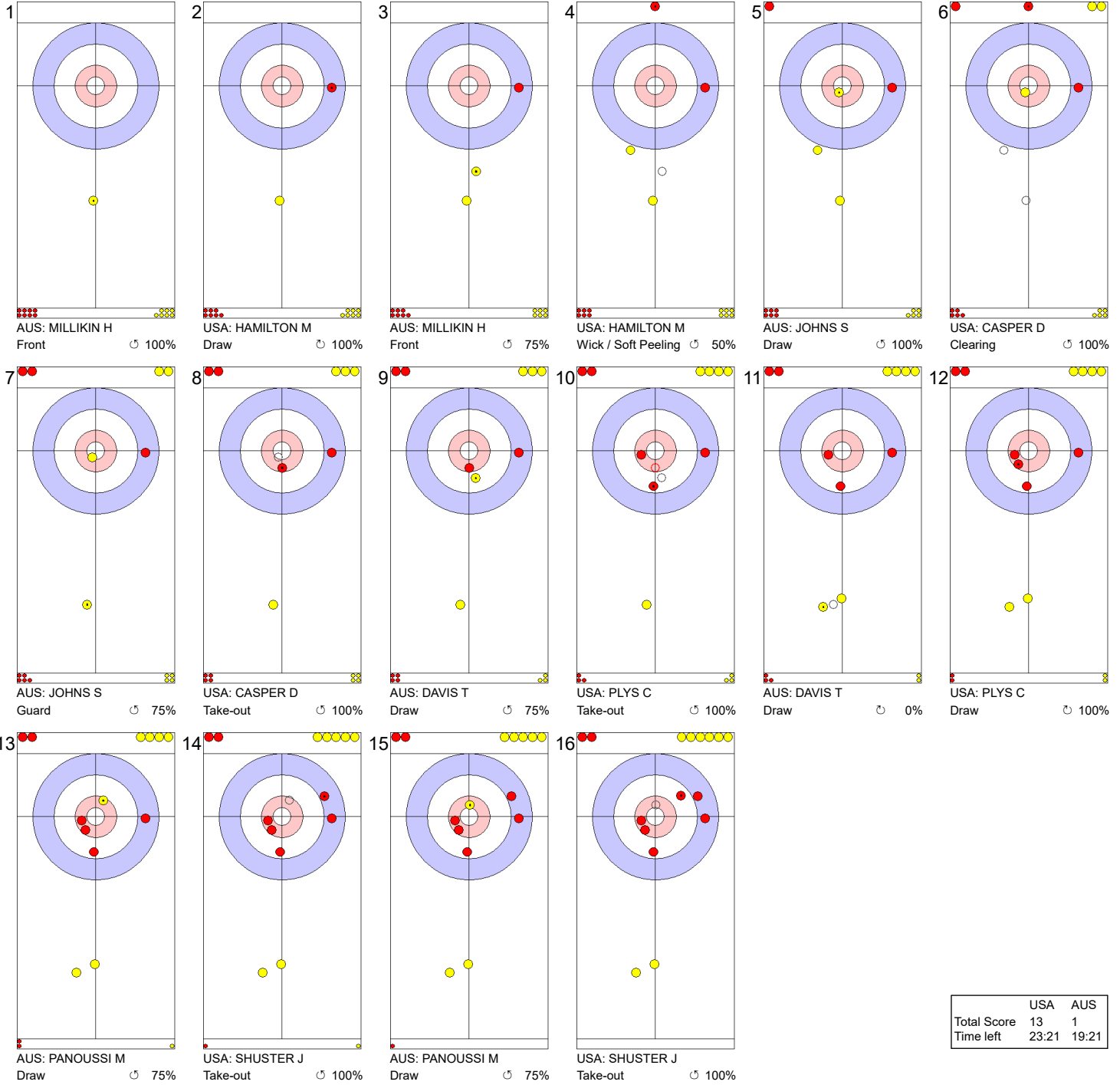
Legend:
 Clockwise Counter-clockwise - Not considered





Game - Shot by Shot

End 5 ● USA - United States 7 + 6 (this end) = 13 ● AUS - Australia 1 + 0 (this end) = 1



	USA	AUS
Total Score	13	1
Time left	23:21	19:21

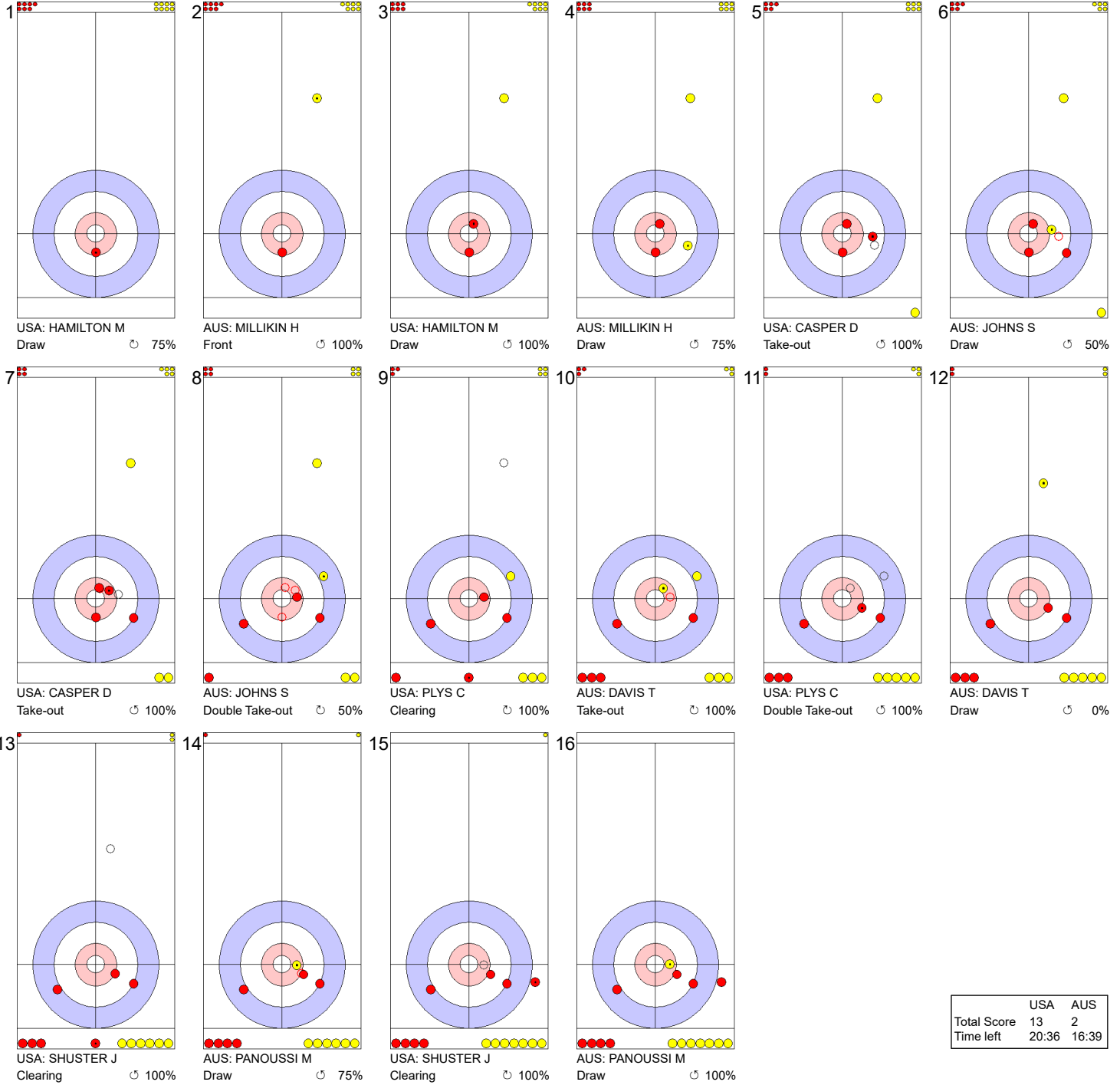
Legend:
 ↻ Clockwise ↺ Counter-clockwise - Not considered





Game - Shot by Shot

End 6 **USA - United States 13 + 0 (this end) = 13** **AUS - Australia 1 + 1 (this end) = 2**



	USA	AUS
Total Score	13	2
Time left	20:36	16:39

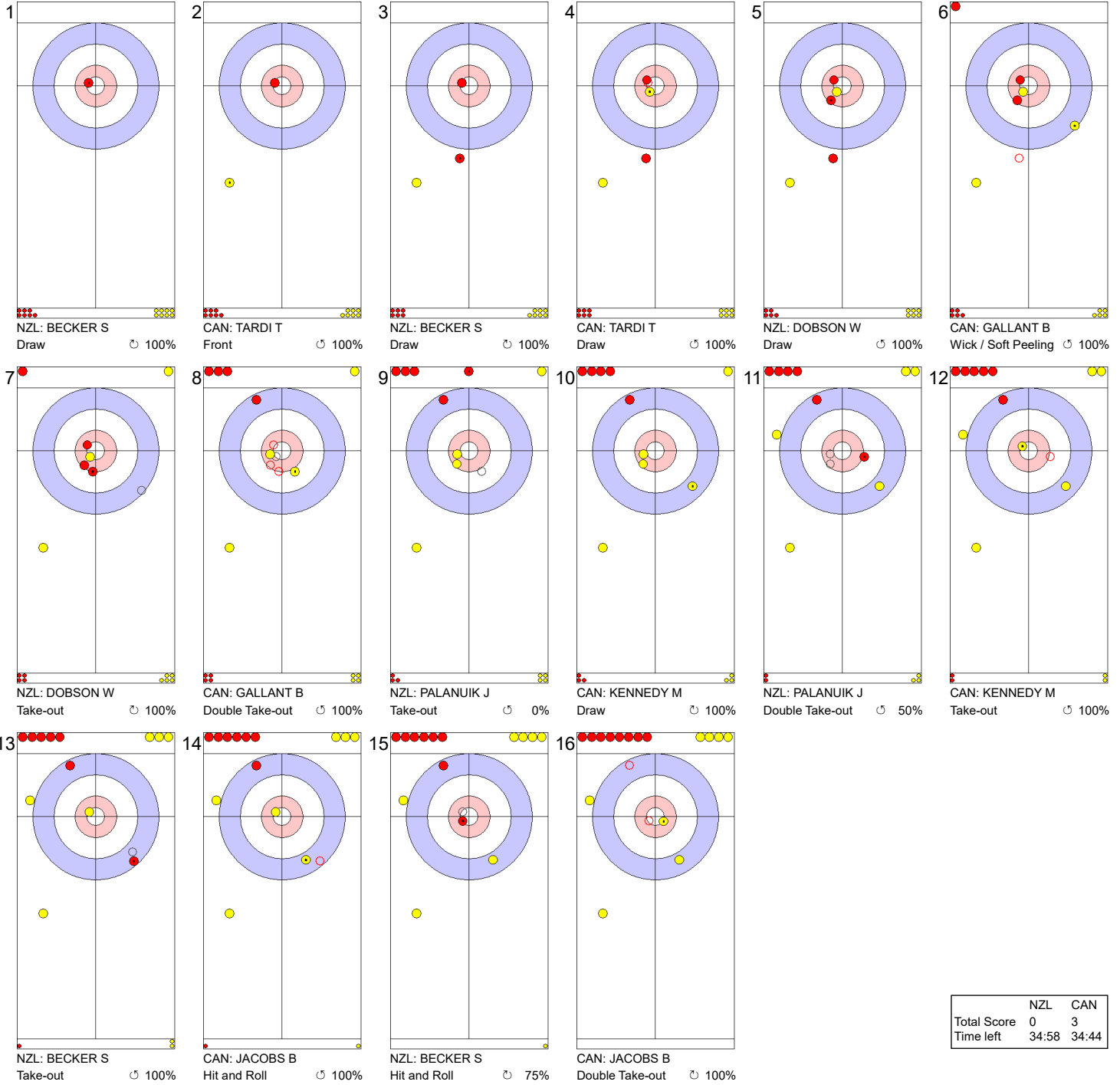
Legend:
 ↻ Clockwise ↺ Counter-clockwise - Not considered





Game - Shot by Shot

End 1 **NZL - New Zealand 0 + 0 (this end) = 0** **CAN - Canada 0 + 3 (this end) = 3**



	NZL	CAN
Total Score	0	3
Time left	34:58	34:44

Legend:
 ↻ Clockwise ↺ Counter-clockwise - Not considered





Game - Shot by Shot

End 2 NZL - New Zealand 0 + 0 (this end) = 0 CAN - Canada 3 + 2 (this end) = 5



	NZL	CAN
Total Score	0	5
Time left	31:19	31:08

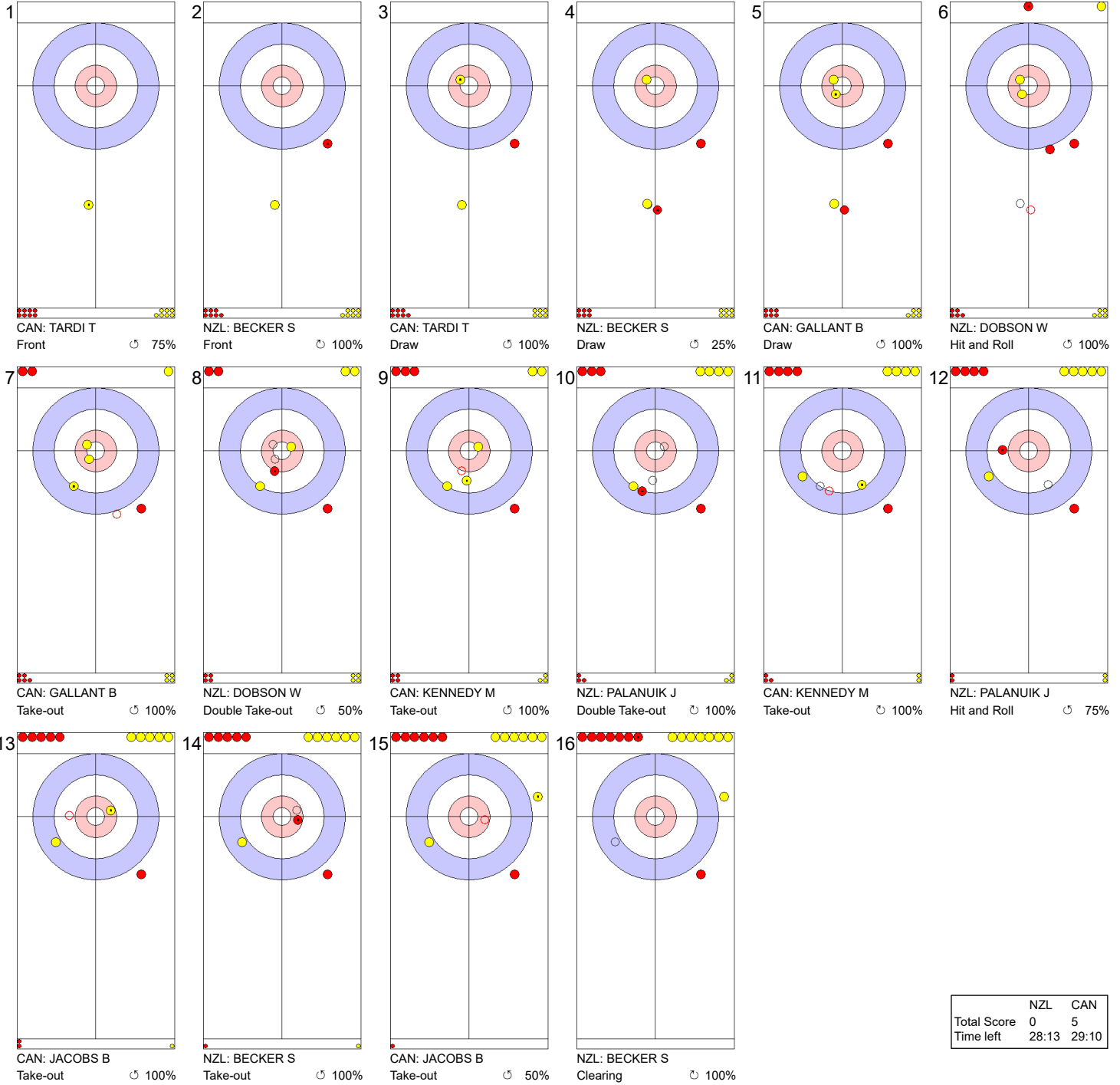
Legend:
 ↻ Clockwise ↺ Counter-clockwise - Not considered





Game - Shot by Shot

End 3 **NZL - New Zealand 0 + 0 (this end) = 0** **CAN - Canada 5 + 0 (this end) = 5**



	NZL	CAN
Total Score	0	5
Time left	28:13	29:10

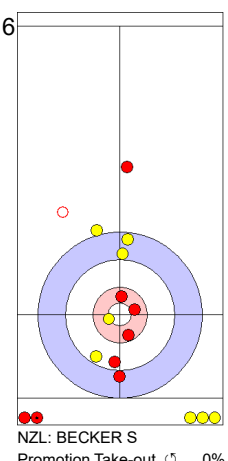
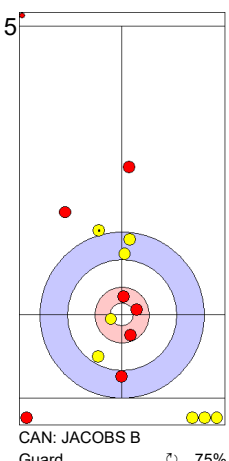
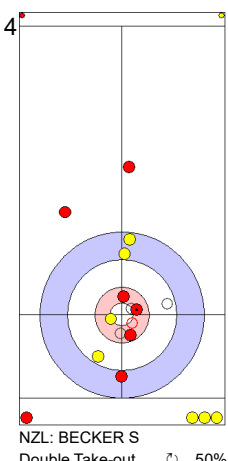
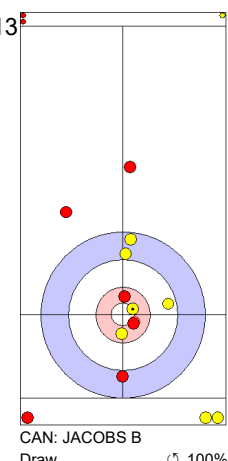
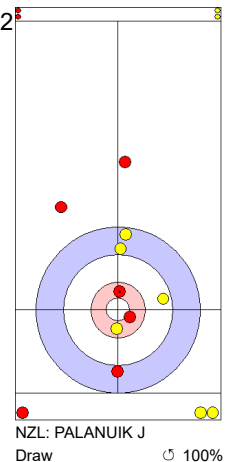
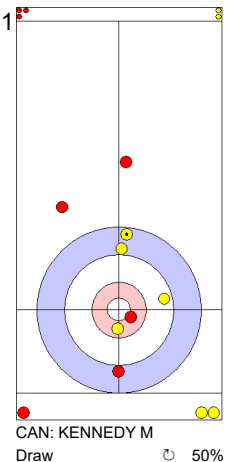
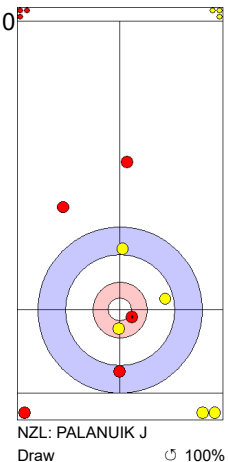
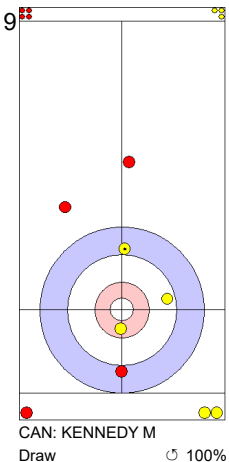
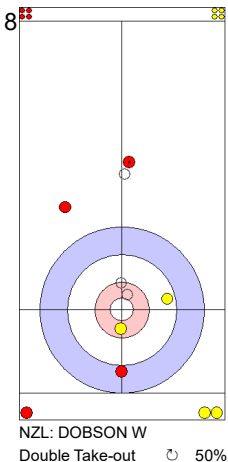
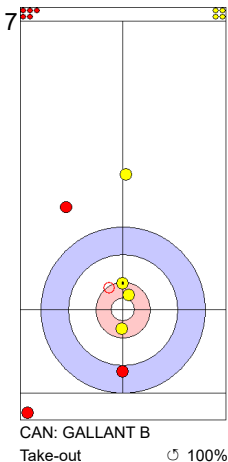
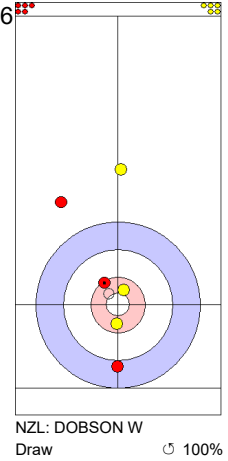
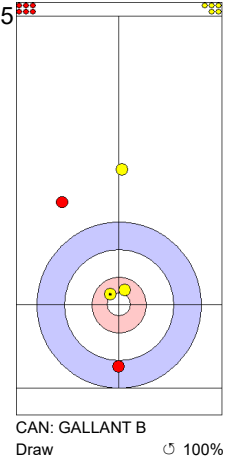
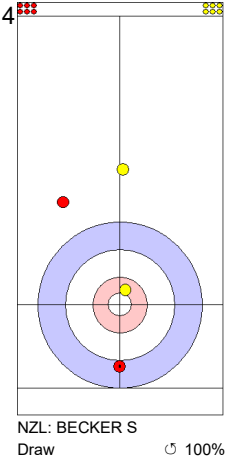
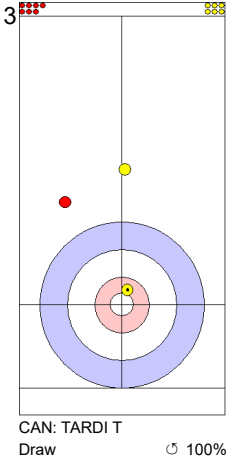
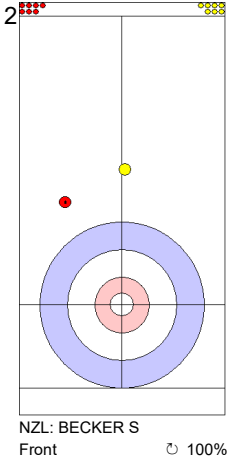
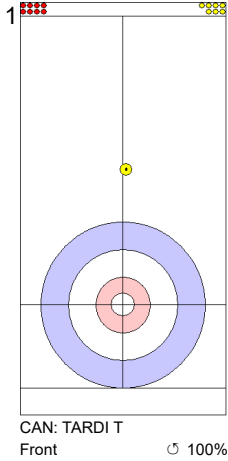
Legend:
 ↻ Clockwise ↺ Counter-clockwise - Not considered





Game - Shot by Shot

End 4 **NZL - New Zealand 0 + 0 (this end) = 0** **CAN - Canada 5 + 1 (this end) = 6**



	NZL	CAN
Total Score	0	6
Time left	23:58	24:26

Legend:
 ↻ Clockwise ↺ Counter-clockwise - Not considered





Game - Shot by Shot

End 5 **NZL - New Zealand 0 + 0 (this end) = 0** **CAN - Canada 6 + 1 (this end) = 7**



	NZL	CAN
Total Score	0	7
Time left	20:06	21:37

Legend:
 ↻ Clockwise ↺ Counter-clockwise - Not considered





Game - Shot by Shot



Legend:
 ↻ Clockwise ↺ Counter-clockwise - Not considered





Game Results

Sheet	Team	LSFE	1	2	3	4	5	6	7	8	9	10	Extra Ends	Total
C	PHI - Philippines		0	0	0	0	1	0	2	0	1	X		4
	JPN - Japan	*	0	0	0	2	0	3	0	2	0	X		7

PHI - Philippines		Shot Success	Game	All
4 S	PFISTER Marc	74%	75%	
3 V	HALLER Christian	85%	74%	
2	PFISTER Enrico	82%	81%	
1	CARPENTER Brayden	97%	89%	
A	FREI Alan	-	69%	
Team Total		84%	78%	

JPN - Japan		Shot Success	Game	All
4 V	YANAGISAWA Riku	97%	84%	
3 S	YAMAGUCHI Tsuyoshi	99%	87%	
2	YAMAMOTO Takeru	85%	84%	
1	KOIZUMI Satoshi	89%	91%	
A	USUI Shingo	-	-	
Team Total		92%	86%	

Last Stone Draw Distance

☺	PFISTER Marc	42.7cm
☹	PFISTER Enrico	32.0cm
Total		74.7cm

Last Stone Draw Distance

☺	YAMAMOTO Takeru	22.6cm
☹	YAMAGUCHI Tsuyoshi	18.1cm
Total		40.7cm

Time remaining: 2 minutes 14 seconds

Time-out: End 7 - PHI stone 6

Time remaining: 2 minutes 54 seconds

Time-out: End 8 - JPN stone 7

Shot Success Analysis

PHI - Philippines		☺	☹	Game
4 PFISTER Marc	Draws	3 83%	4 31%	7 54%
	Take-outs	3 92%	8 84%	11 86%
	Total	6 88%	12 67%	18 74%
3 HALLER Christian	Draws	4 75%	4 81%	8 78%
	Take-outs	7 93%	3 83%	10 90%
	Total	11 86%	7 82%	18 85%
2 PFISTER Enrico	Draws	5 55%	5 100%	10 78%
	Take-outs	4 100%	4 75%	8 88%
	Total	9 75%	9 89%	18 82%
1 CARPENTER Brayden	Draws	8 94%	8 100%	16 97%
	Take-outs	1 100%	1 100%	2 100%
	Total	9 94%	9 100%	18 97%
A FREI Alan	Draws	0 -	0 -	0 -
	Take-outs	0 -	0 -	0 -
	Total	0 -	0 -	0 -
Team	Draws	20 79%	21 83%	41 81%
	Take-outs	15 95%	16 83%	31 89%
	Total	35 86%	37 83%	72 84%

JPN - Japan		☺	☹	Game
4 YANAGISAWA Riku	Draws	4 100%	3 100%	7 100%
	Take-outs	5 95%	6 96%	11 95%
	Total	9 97%	9 97%	18 97%
3 YAMAGUCHI Tsuyoshi	Draws	1 75%	2 100%	3 92%
	Take-outs	8 100%	7 100%	15 100%
	Total	9 97%	9 100%	18 99%
2 YAMAMOTO Takeru	Draws	2 100%	2 88%	4 94%
	Take-outs	8 72%	6 96%	14 82%
	Total	10 78%	8 94%	18 85%
1 KOIZUMI Satoshi	Draws	12 88%	4 88%	16 88%
	Take-outs	1 100%	1 100%	2 100%
	Total	13 88%	5 90%	18 89%
A USUI Shingo	Draws	0 -	0 -	0 -
	Take-outs	0 -	0 -	0 -
	Total	0 -	0 -	0 -
Team	Draws	19 91%	11 93%	30 92%
	Take-outs	22 89%	20 98%	42 93%
	Total	41 90%	31 96%	72 92%

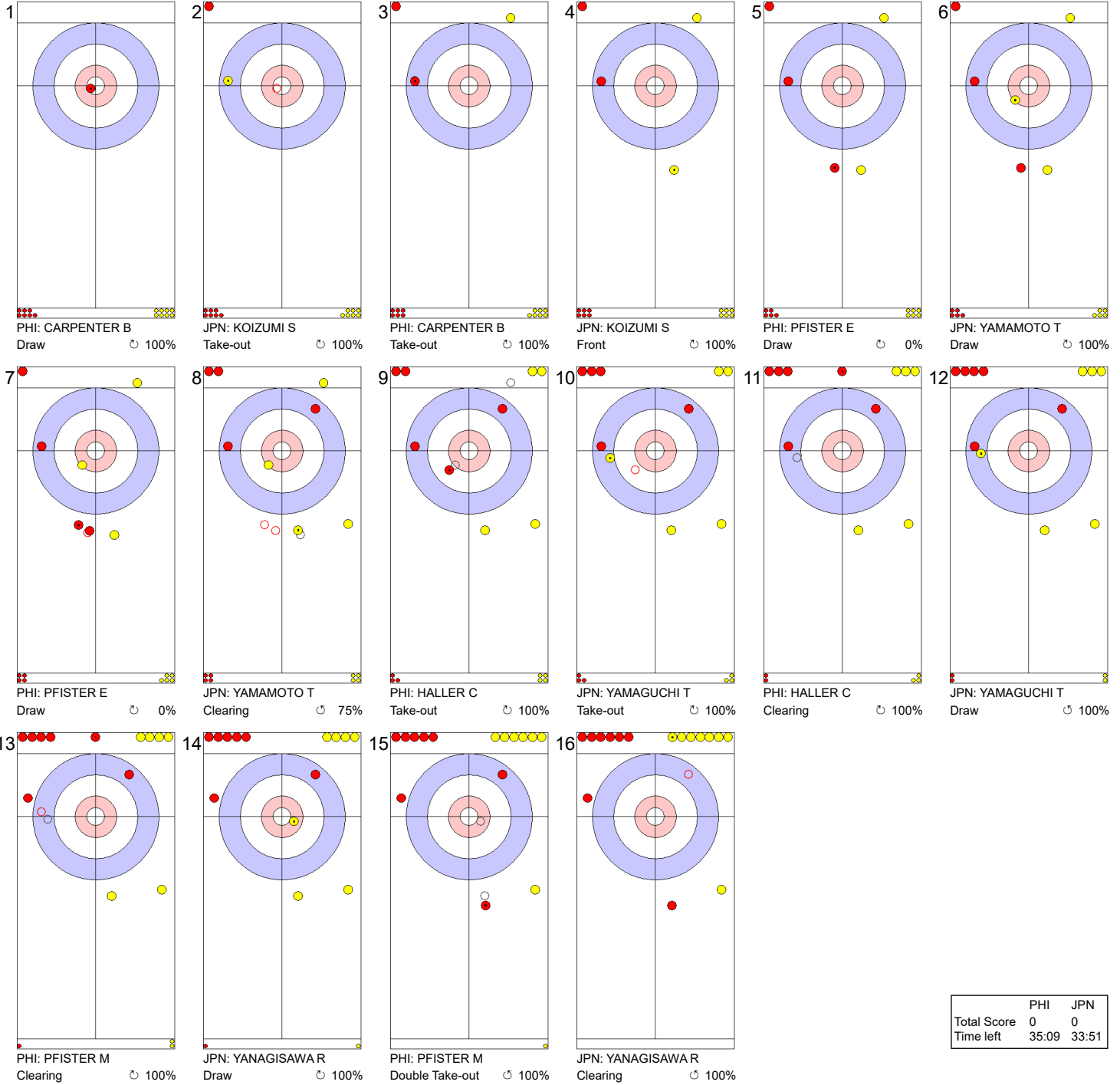
Note:
Position and function for each team member:
4 = Fourth, 3 = Third, 2 = Second, 1 = Lead, A = Alternate, S = Skip, V = Vice-Skip

Legend:
☺ Clockwise ☹ Counter-clockwise LSFE(*) Last Stone First End
X Unplayed/unfinished end due to concession



Game - Shot by Shot

End 1 **PHI - Philippines 0 + 0 (this end) = 0** **JPN - Japan 0 + 0 (this end) = 0**



	PHI	JPN
Total Score	0	0
Time left	35:09	33:51

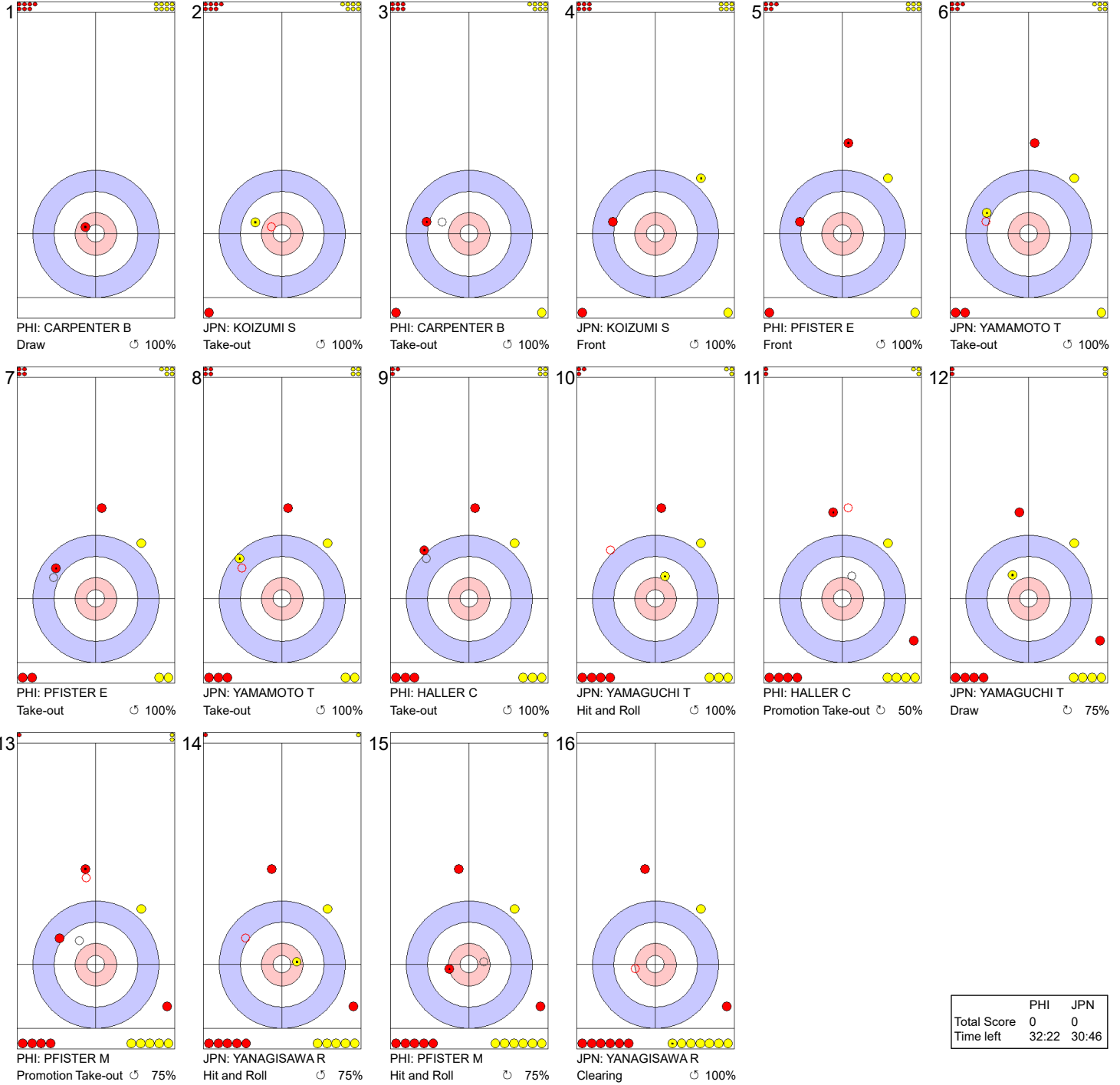
Legend:
 ↻ Clockwise ↺ Counter-clockwise - Not considered





Game - Shot by Shot

End 2 **PHI - Philippines 0 + 0 (this end) = 0** **JPN - Japan 0 + 0 (this end) = 0**



	PHI	JPN
Total Score	0	0
Time left	32:22	30:46

Legend:
 ↻ Clockwise ↺ Counter-clockwise - Not considered





Game - Shot by Shot

End 3 ● **PHI - Philippines** 0 + 0 (this end) = 0 ⊗ **JPN - Japan** 0 + 0 (this end) = 0



	PHI	JPN
Total Score	0	0
Time left	29:32	28:16

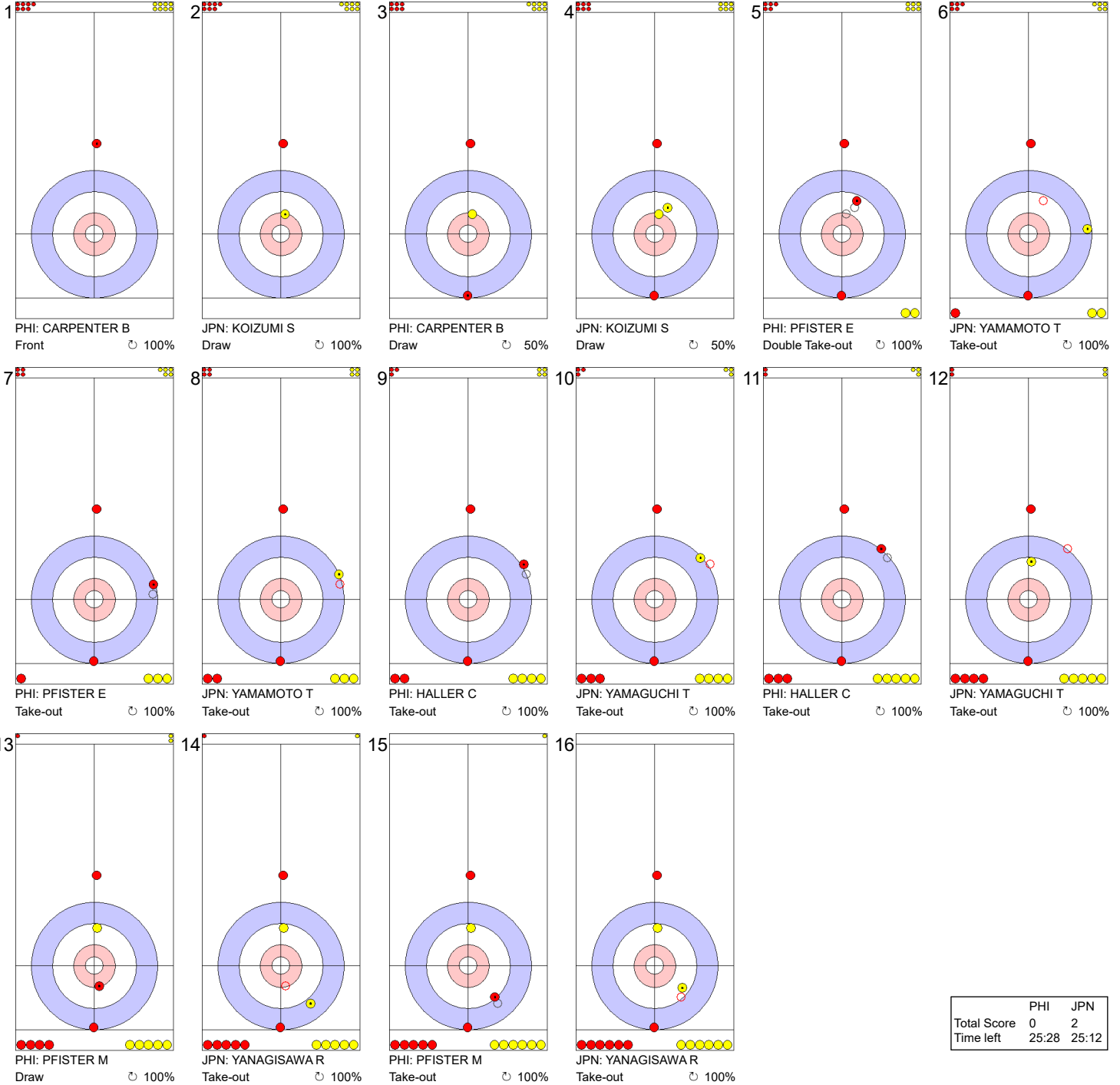
Legend:
 ↻ Clockwise ↺ Counter-clockwise - Not considered





Game - Shot by Shot

End 4 **PHI - Philippines 0 + 0 (this end) = 0** **JPN - Japan 0 + 2 (this end) = 2**



	PHI	JPN
Total Score	0	2
Time left	25:28	25:12

Legend:
 ↻ Clockwise ↺ Counter-clockwise - Not considered





Game - Shot by Shot

End 5 ● PHI - Philippines 0 + 1 (this end) = 1 ⊗ JPN - Japan 2 + 0 (this end) = 2



	PHI	JPN
Total Score	1	2
Time left	22:35	20:54

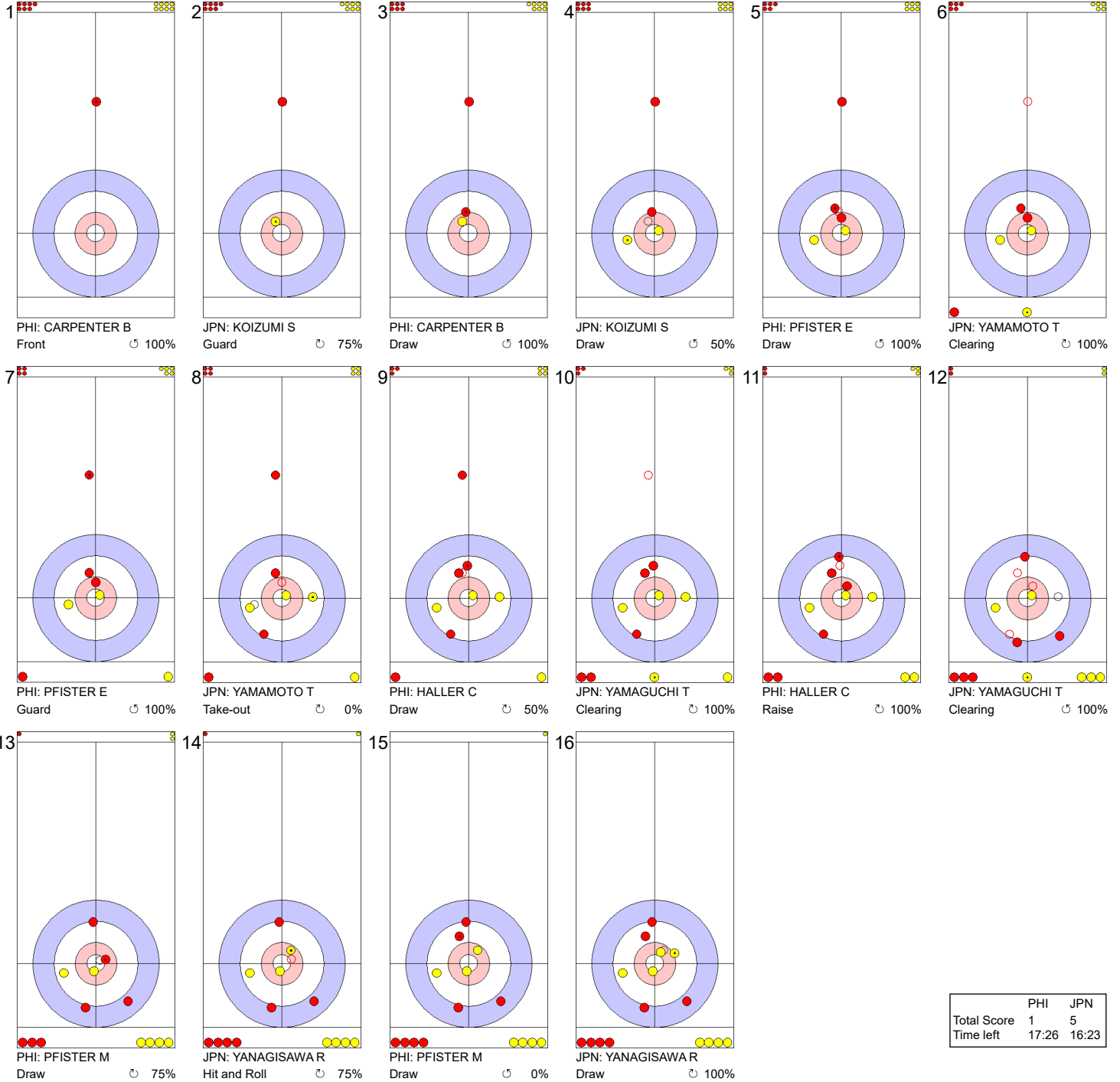
Legend:
↻ Clockwise ↺ Counter-clockwise - Not considered





Game - Shot by Shot

End 6 **PHI - Philippines 1 + 0 (this end) = 1** **JPN - Japan 2 + 3 (this end) = 5**



	PHI	JPN
Total Score	1	5
Time left	17:26	16:23

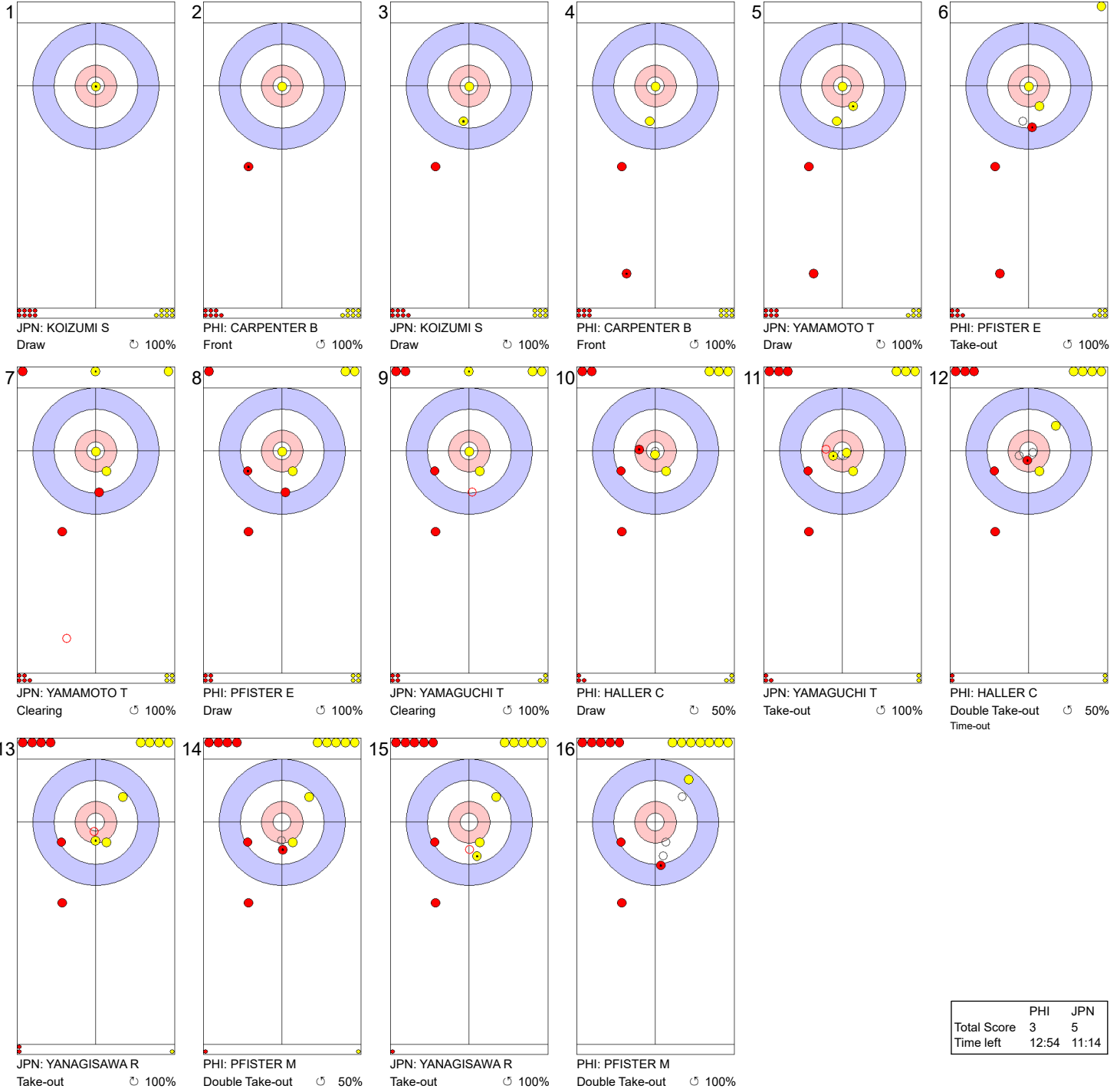
Legend:
 Clockwise
 Counter-clockwise
- Not considered





Game - Shot by Shot

End 7 **PHI - Philippines 1 + 2 (this end) = 3** **JPN - Japan 5 + 0 (this end) = 5**



	PHI	JPN
Total Score	3	5
Time left	12:54	11:14

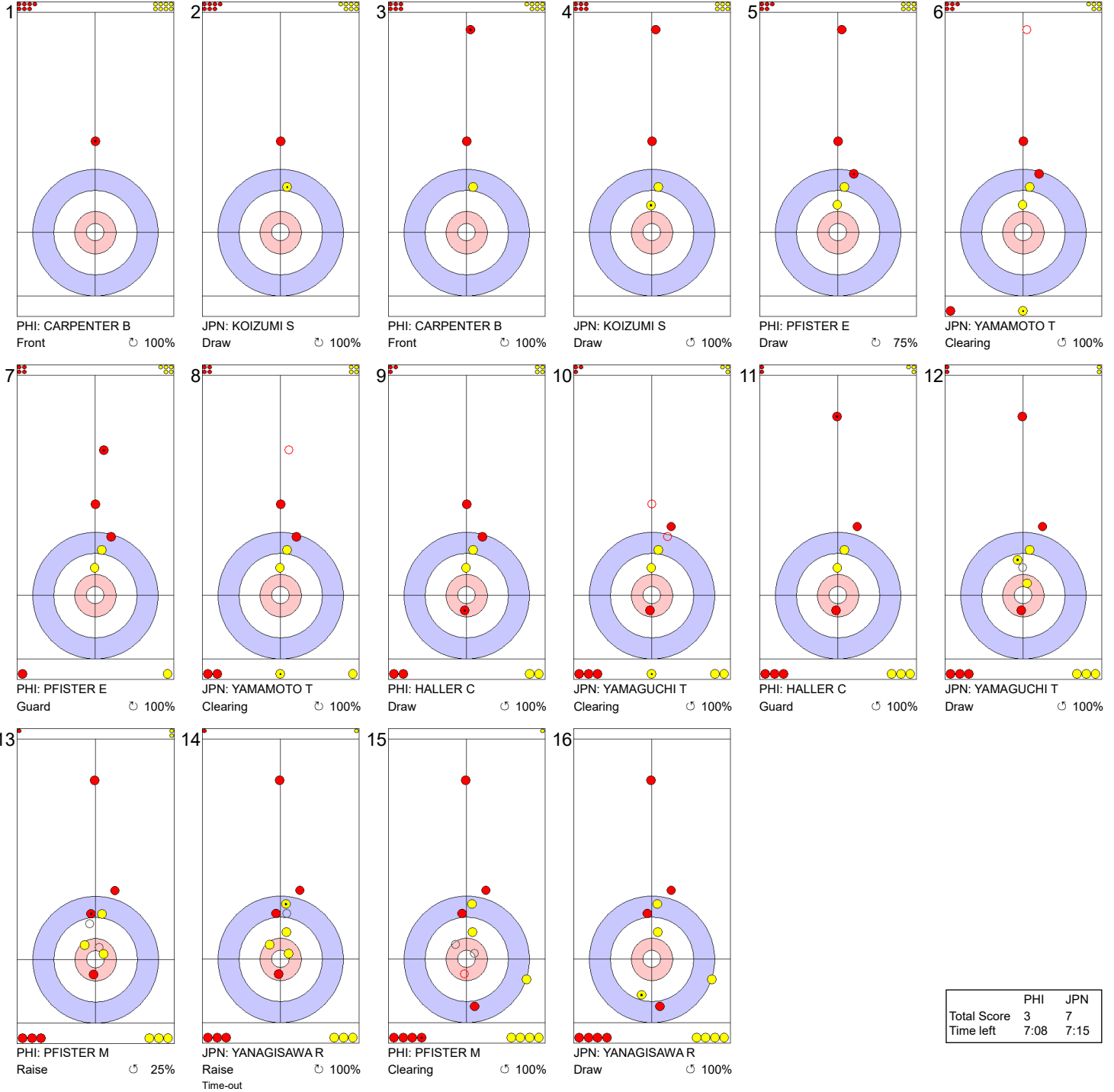
Legend:
 ↻ Clockwise ↺ Counter-clockwise - Not considered





Game - Shot by Shot

End 8 **PHI - Philippines 3 + 0 (this end) = 3** **JPN - Japan 5 + 2 (this end) = 7**



	PHI	JPN
Total Score	3	7
Time left	7:08	7:15

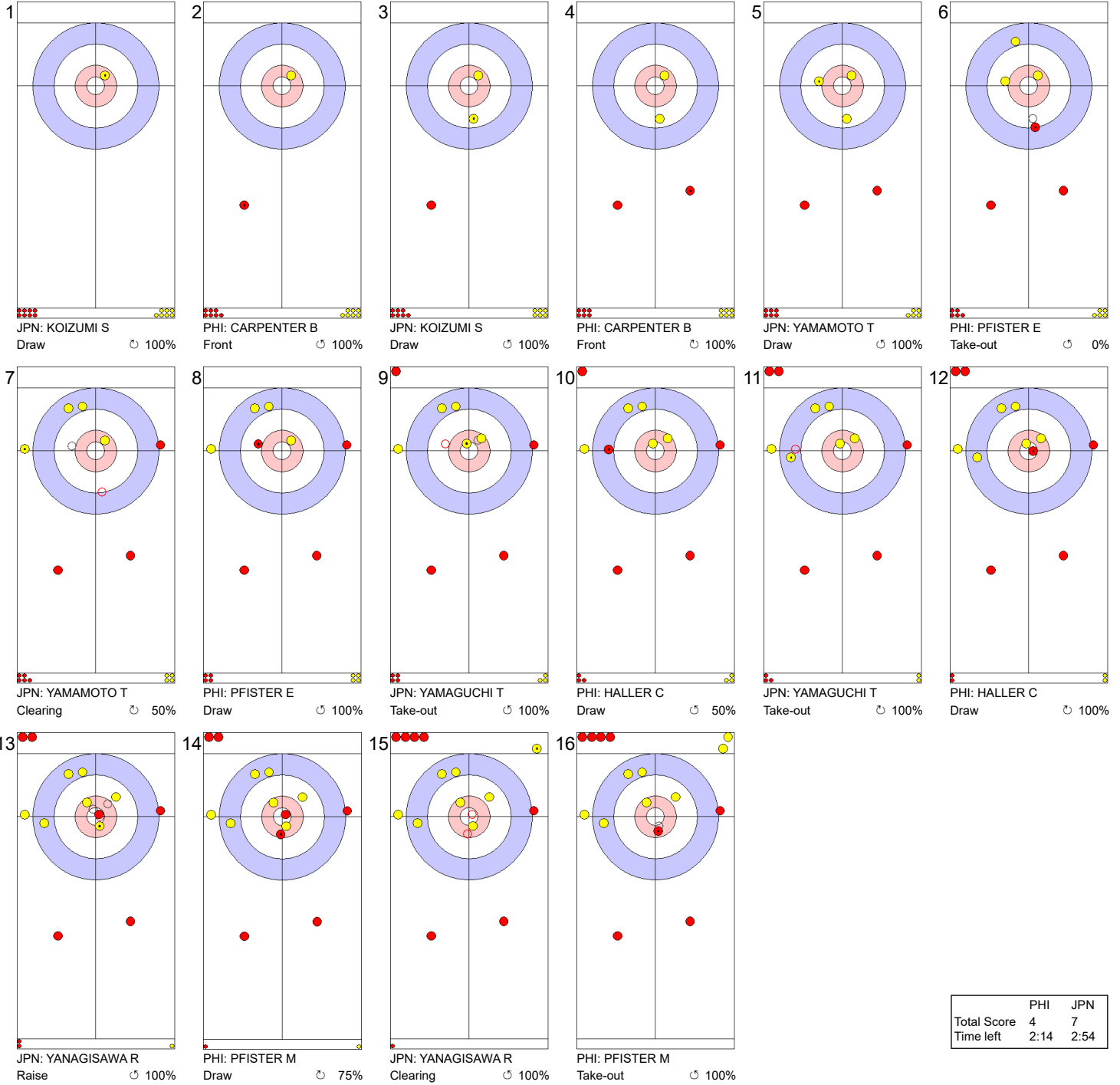
Legend:
 ↻ Clockwise ↺ Counter-clockwise - Not considered





Game - Shot by Shot

End 9 **PHI - Philippines 3 + 1 (this end) = 4** **JPN - Japan 7 + 0 (this end) = 7**



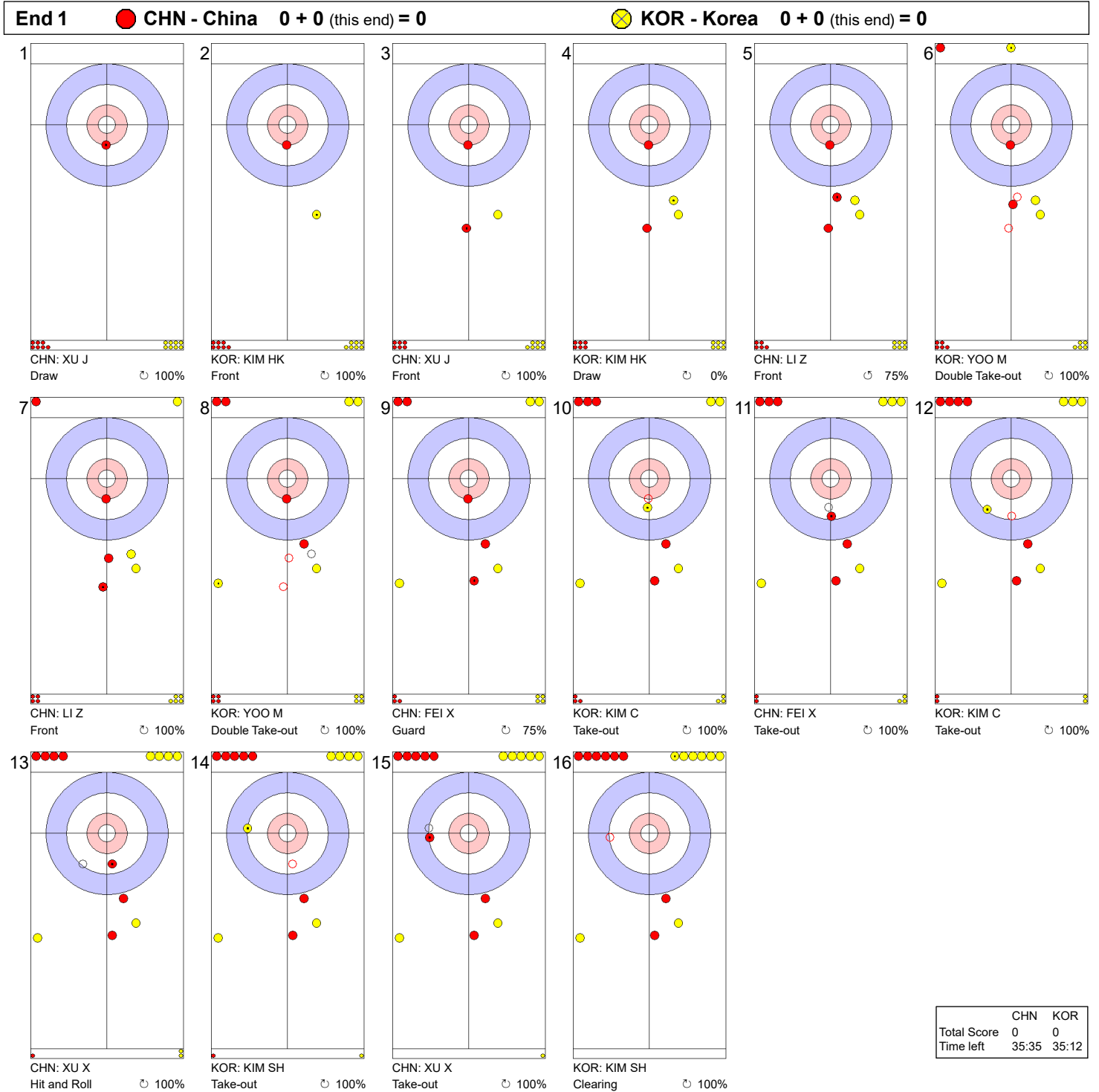
	PHI	JPN
Total Score	4	7
Time left	2:14	2:54

Legend:
 ↻ Clockwise ↺ Counter-clockwise - Not considered





Game - Shot by Shot

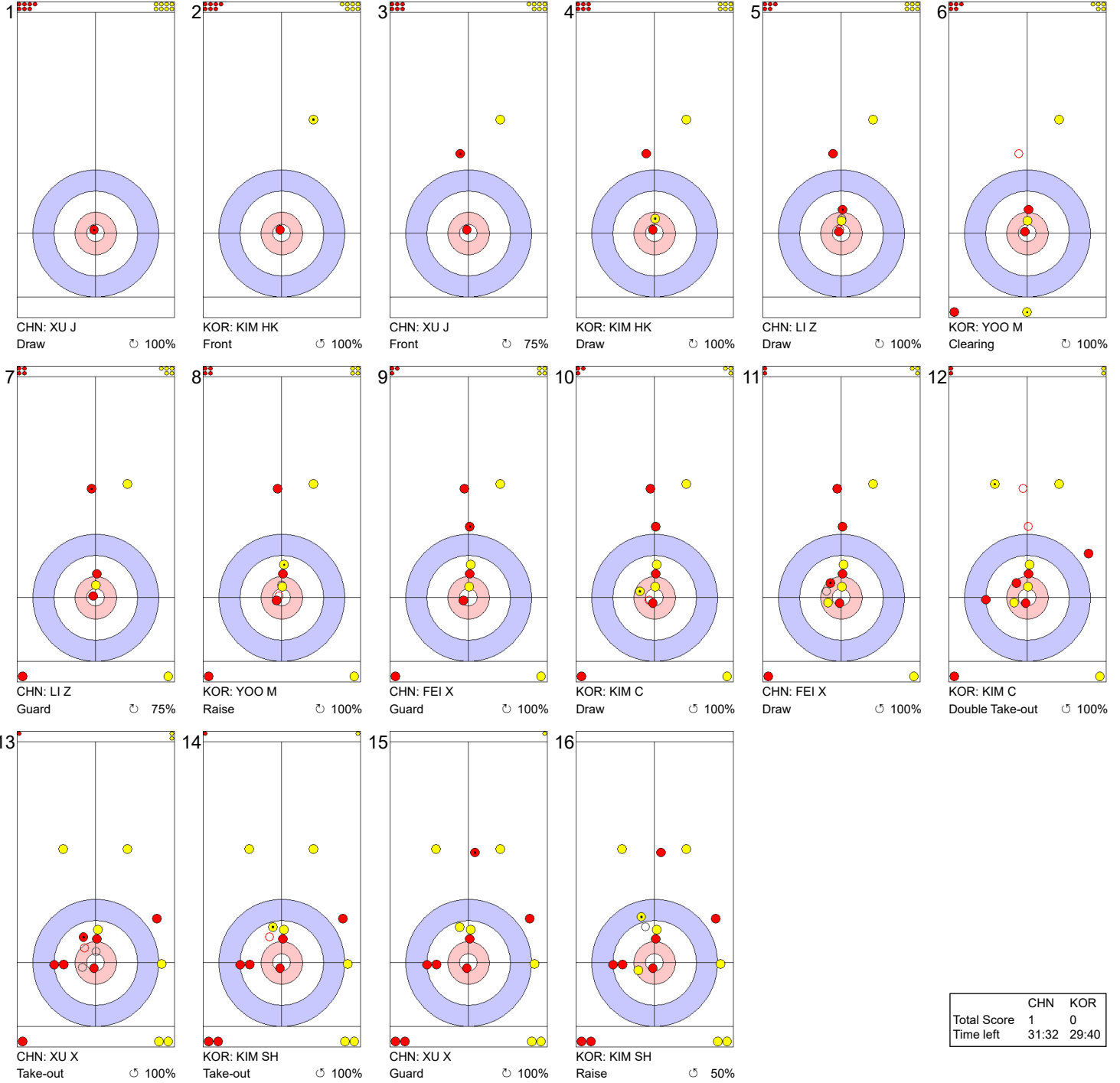


Legend:
 ↻ Clockwise ↺ Counter-clockwise - Not considered



Game - Shot by Shot

End 2 ● CHN - China 0 + 1 (this end) = 1 ● KOR - Korea 0 + 0 (this end) = 0



	CHN	KOR
Total Score	1	0
Time left	31:32	29:40

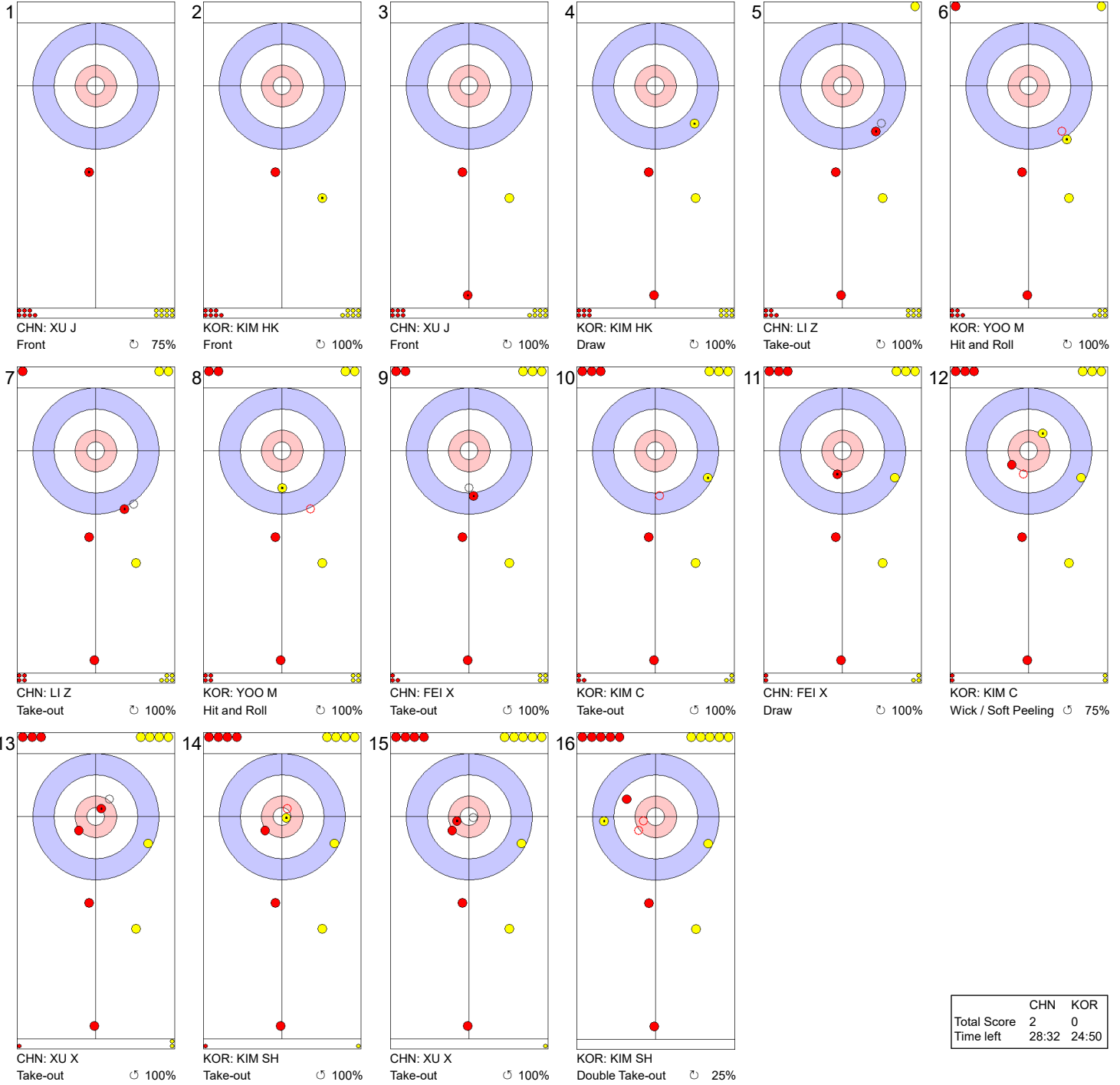
Legend:
 ↻ Clockwise ↺ Counter-clockwise - Not considered





Game - Shot by Shot

End 3 ● **CHN - China** 1 + 1 (this end) = 2 ● **KOR - Korea** 0 + 0 (this end) = 0



	CHN	KOR
Total Score	2	0
Time left	28:32	24:50

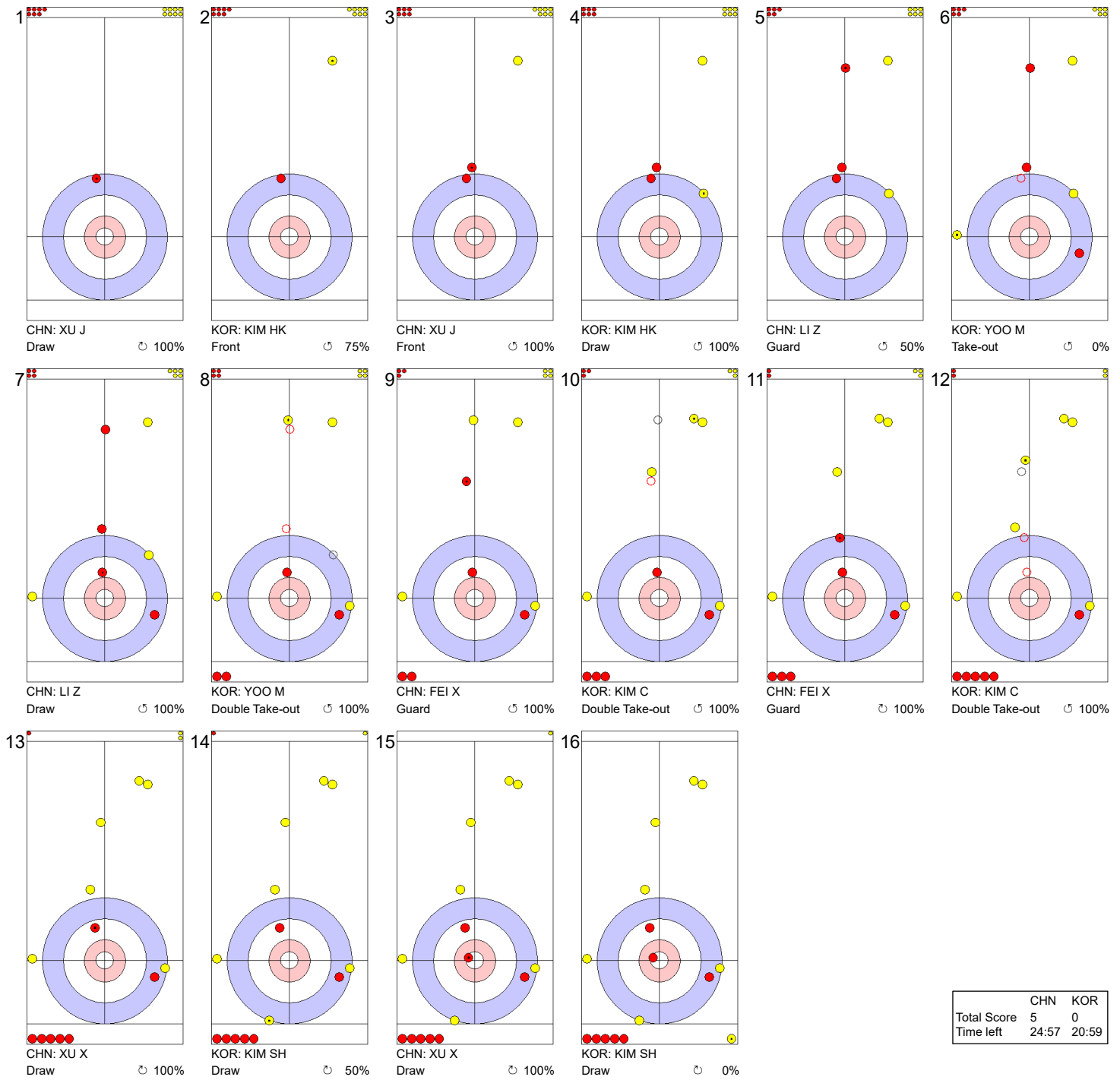
Legend:
 ↻ Clockwise ↺ Counter-clockwise - Not considered





Game - Shot by Shot

End 4 ● CHN - China 2 + 3 (this end) = 5 ⊗ KOR - Korea 0 + 0 (this end) = 0



	CHN	KOR
Total Score	5	0
Time left	24:57	20:59

Legend:
↻ Clockwise ↺ Counter-clockwise - Not considered





Game - Shot by Shot

End 5 **CHN - China 5 + 0 (this end) = 5** **KOR - Korea 0 + 1 (this end) = 1**



	CHN	KOR
Total Score	5	1
Time left	21:34	18:22

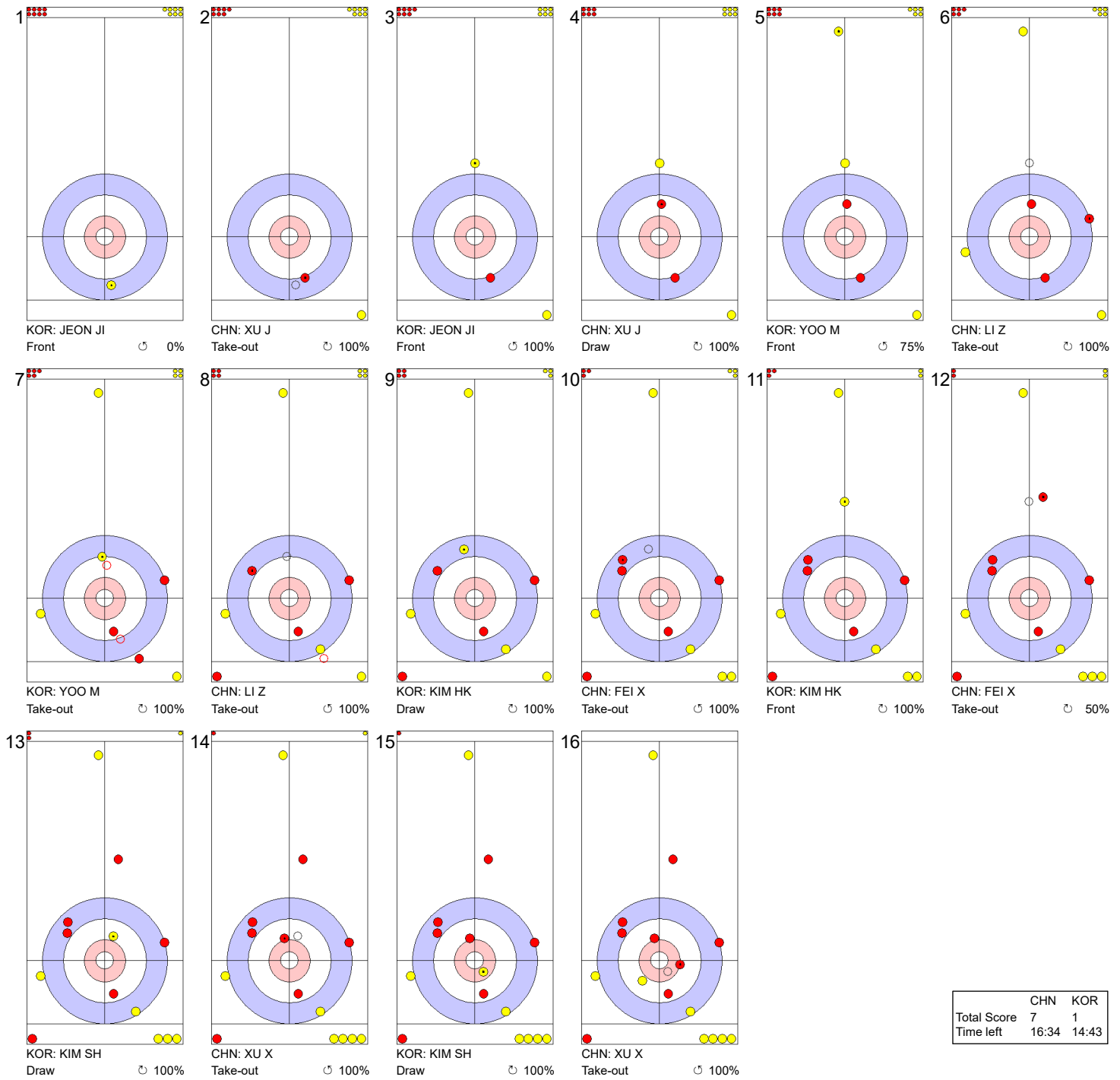
Legend:
 ↻ Clockwise ↺ Counter-clockwise - Not considered





Game - Shot by Shot

End 6 ● **CHN - China** 5 + 2 (this end) = 7 ● **KOR - Korea** 1 + 0 (this end) = 1



	CHN	KOR
Total Score	7	1
Time left	16:34	14:43

Legend:
 ↻ Clockwise ↺ Counter-clockwise - Not considered





Game - Shot by Shot

End 7 ● CHN - China 7 + 0 (this end) = 7 ⊗ KOR - Korea 1 + 2 (this end) = 3



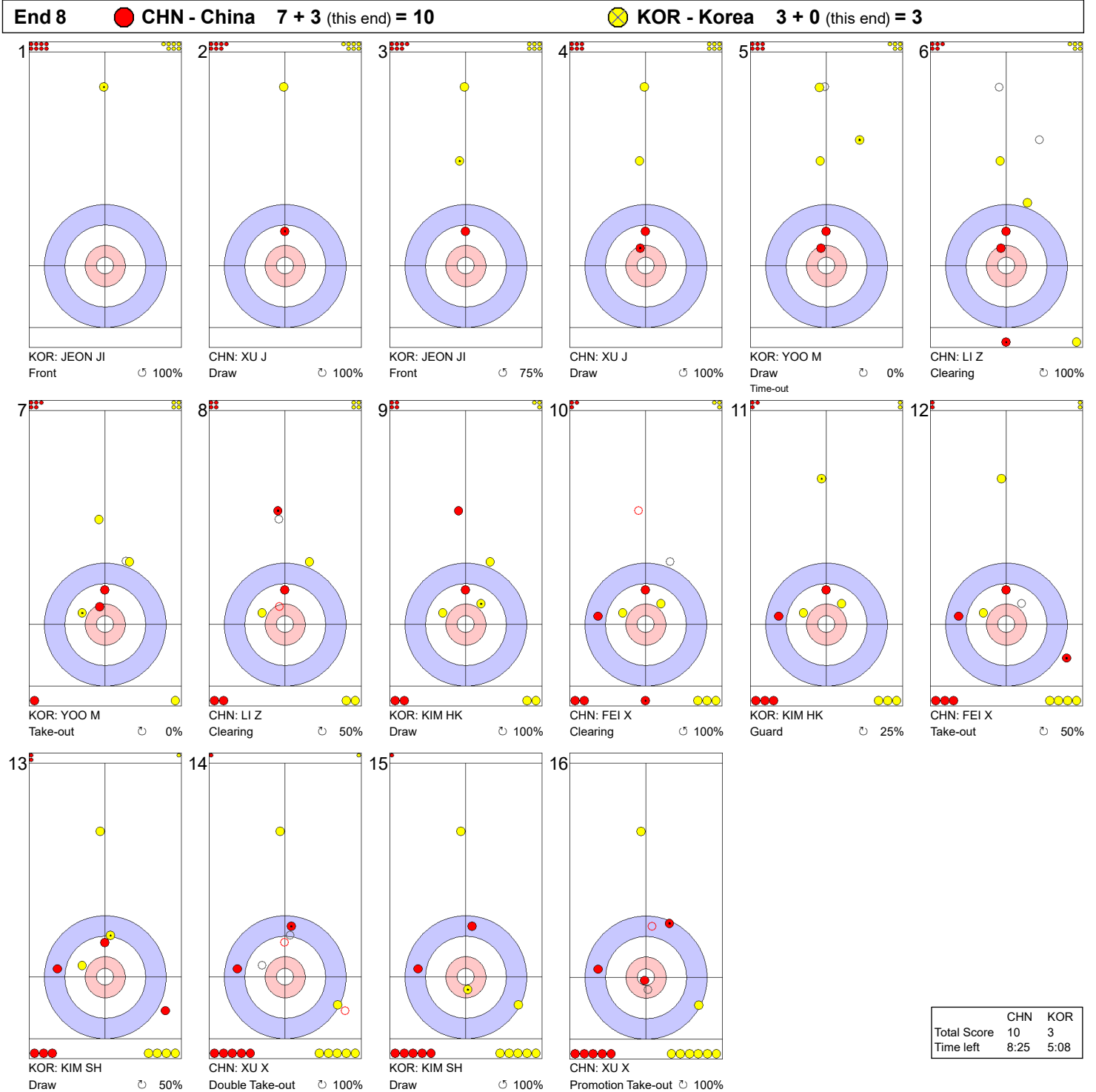
	CHN	KOR
Total Score	7	3
Time left	12:37	9:45

Legend:
↻ Clockwise ↺ Counter-clockwise - Not considered





Game - Shot by Shot



Legend:
 ↻ Clockwise ↺ Counter-clockwise - Not considered





Session Results and Standings

Sheet	Team	LSD/LSFE	1	2	3	4	5	6	7	8	9	10	Extra Ends	Total
A	KOR - Korea	48.6cm	0	3	0	0	2	0	1	0	X	X		6
	CAN - Canada	35.5cm *	3	0	1	1	0	4	0	5	X	X		14
B	USA - United States	48.4cm *	2	0	0	2	0	2	1	2	X	X		9
	PHI - Philippines	207.1cm	0	1	0	0	1	0	0	0	X	X		2
C	CHN - China	89.6cm *	2	0	1	0	2	0	2	2	X	X		9
	AUS - Australia	173.2cm	0	0	0	1	0	2	0	0	X	X		3
D	NZL - New Zealand	72.6cm	0	1	0	1	0	0	0	1	0	X		3
	JPN - Japan	55.1cm *	2	0	1	0	0	2	1	0	1	X		7

Current Standings

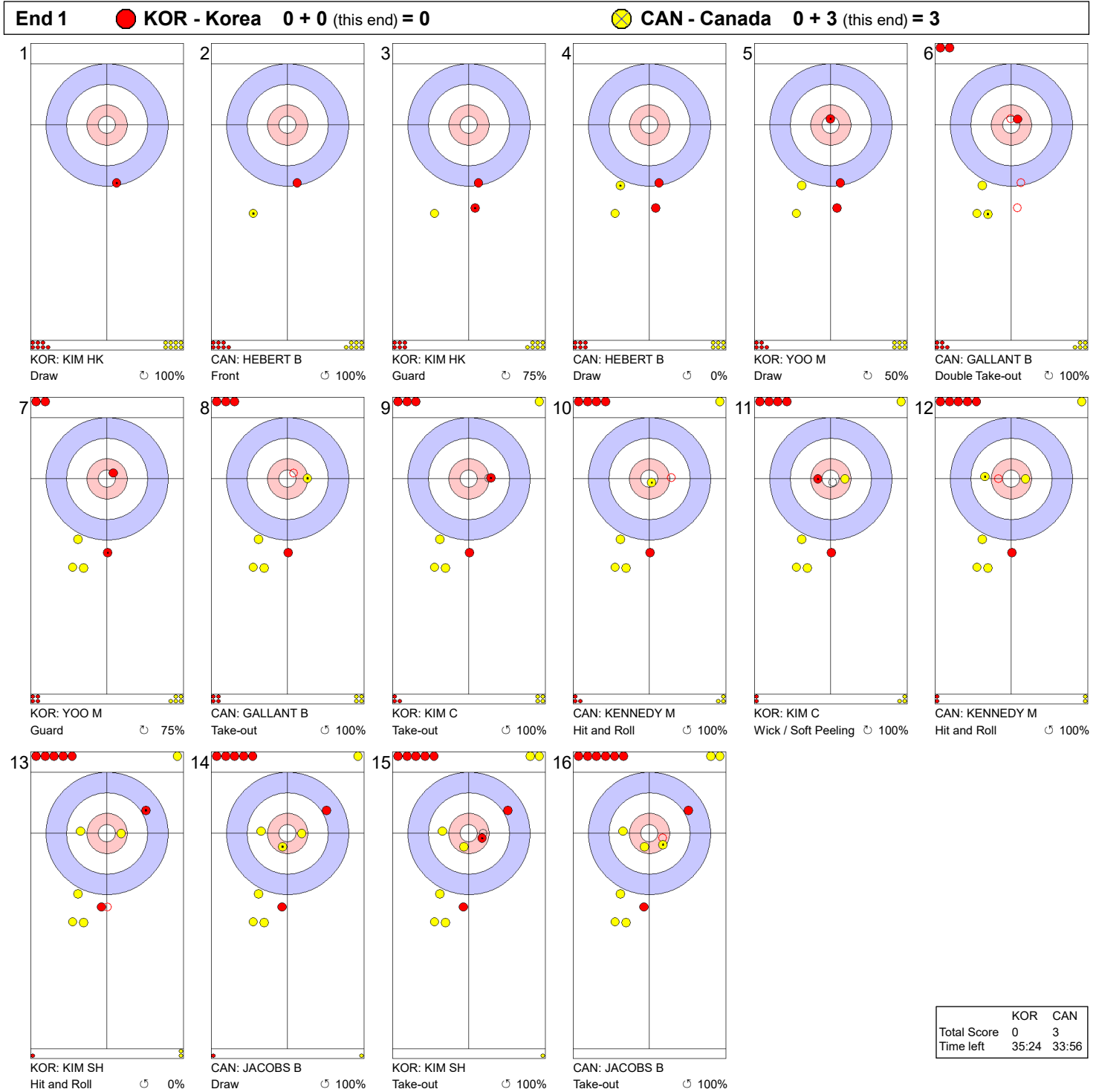
Rank	Team	Games	Wins	Losses
1	CAN - Canada	3	3	0
1	USA - United States	3	3	0
3	CHN - China	3	2	1
3	JPN - Japan	3	2	1
5	KOR - Korea	3	1	2
5	PHI - Philippines	3	1	2
7	AUS - Australia	3	0	3
7	NZL - New Zealand	3	0	3

Note:
Under World Curling rules, tie-breaking rules for standings are not applied until after the last game of the round robin.

Legend:
LSD Last Stone Draw **LSFE(*)** Last Stone First End **X** Unplayed/unfinished end due to concession



Game - Shot by Shot



Legend:
 ↻ Clockwise ↺ Counter-clockwise - Not considered





Game - Shot by Shot

End 3 **KOR - Korea 3 + 0 (this end) = 3** **CAN - Canada 3 + 1 (this end) = 4**



Legend:
 Clockwise
 Counter-clockwise
- Not considered





Game - Shot by Shot



Legend:
 ↻ Clockwise ↺ Counter-clockwise - Not considered





Game - Shot by Shot

End 5 ● KOR - Korea 3 + 2 (this end) = 5 ● CAN - Canada 5 + 0 (this end) = 5



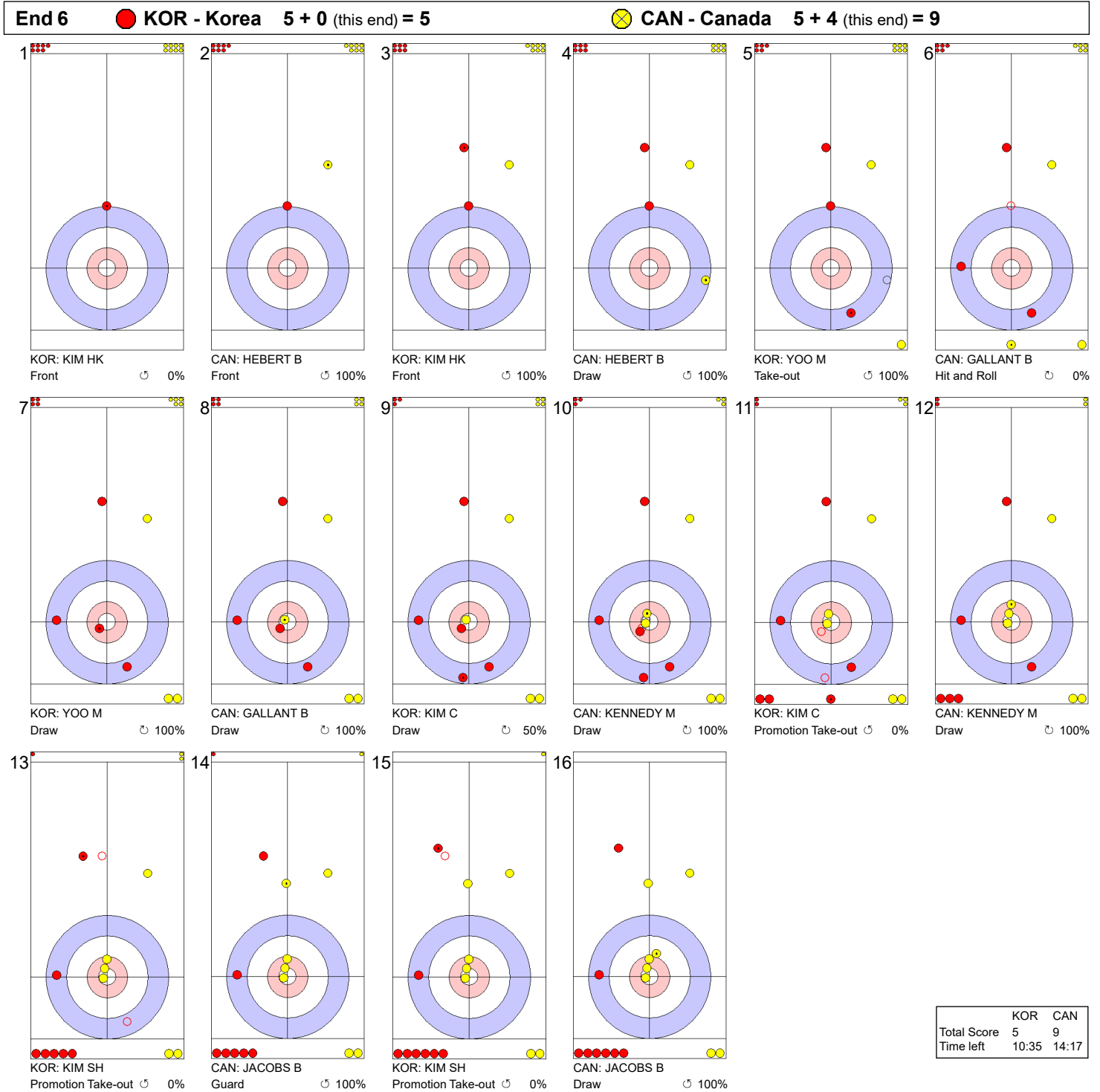
	KOR	CAN
Total Score	5	5
Time left	14:02	17:38

Legend:
 ↻ Clockwise ↺ Counter-clockwise - Not considered





Game - Shot by Shot



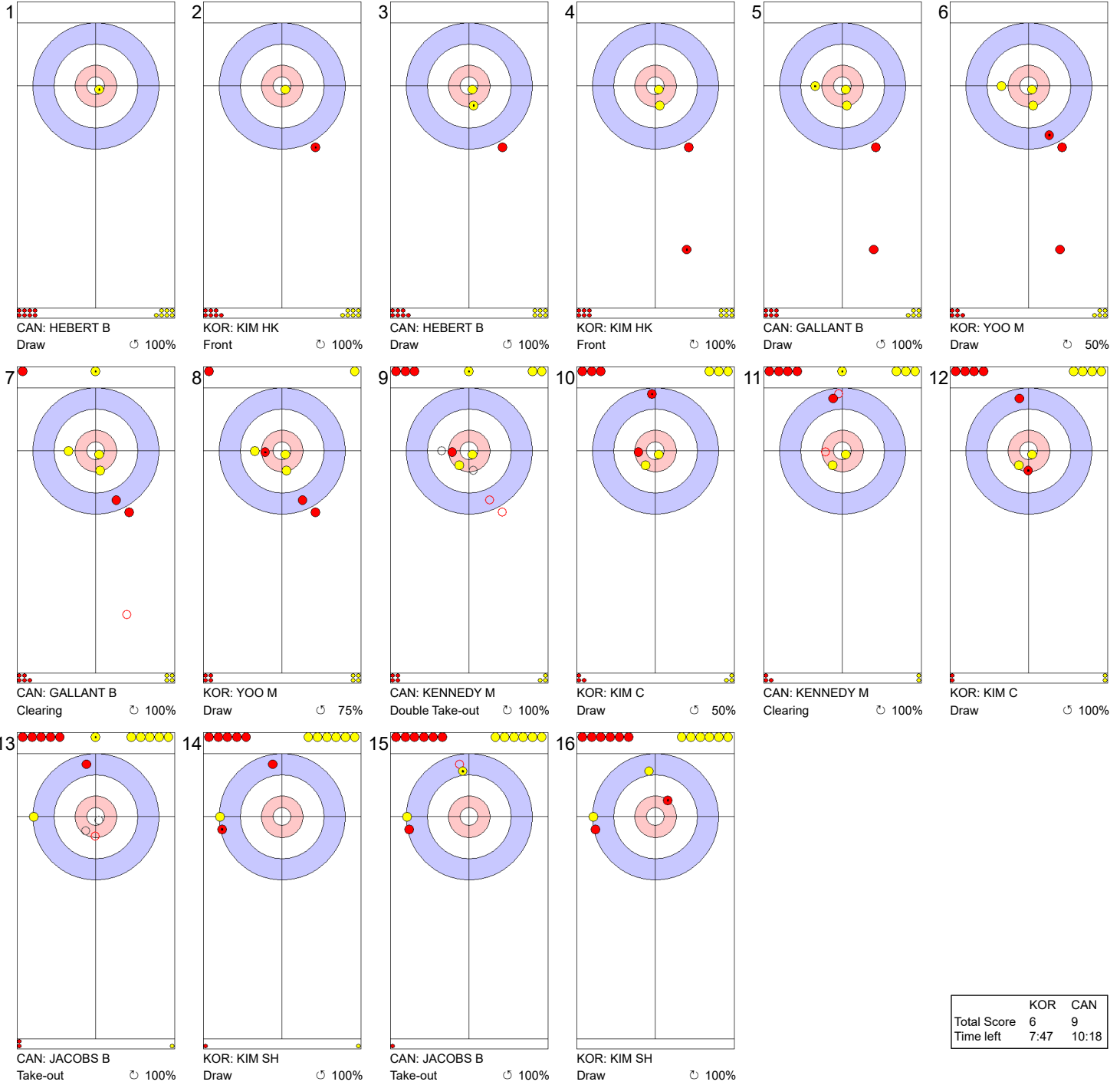
Legend:
 ↻ Clockwise ↺ Counter-clockwise - Not considered





Game - Shot by Shot

End 7 **KOR - Korea 5 + 1 (this end) = 6** **CAN - Canada 9 + 0 (this end) = 9**



	KOR	CAN
Total Score	6	9
Time left	7:47	10:18

Legend:
 ↻ Clockwise ↺ Counter-clockwise - Not considered





Game - Shot by Shot

End 8 **KOR - Korea 6 + 0 (this end) = 6** **CAN - Canada 9 + 5 (this end) = 14**



Legend:
↻ Clockwise ↺ Counter-clockwise - Not considered





Game - Shot by Shot

End 1 ● USA - United States 0 + 2 (this end) = 2 ● PHI - Philippines 0 + 0 (this end) = 0



	USA	PHI
Total Score	2	0
Time left	34:10	34:41

Legend:
 ↻ Clockwise ↺ Counter-clockwise - Not considered





Game - Shot by Shot

End 2 ● **USA - United States** **2 + 0** (this end) = **2** ● **PHI - Philippines** **0 + 1** (this end) = **1**



	USA	PHI
Total Score	2	1
Time left	31:43	31:33

Legend:
 ↻ Clockwise ↺ Counter-clockwise - Not considered





Game - Shot by Shot

End 3 **USA - United States 2 + 0 (this end) = 2** **PHI - Philippines 1 + 0 (this end) = 1**



	USA	PHI
Total Score	2	1
Time left	28:51	28:18

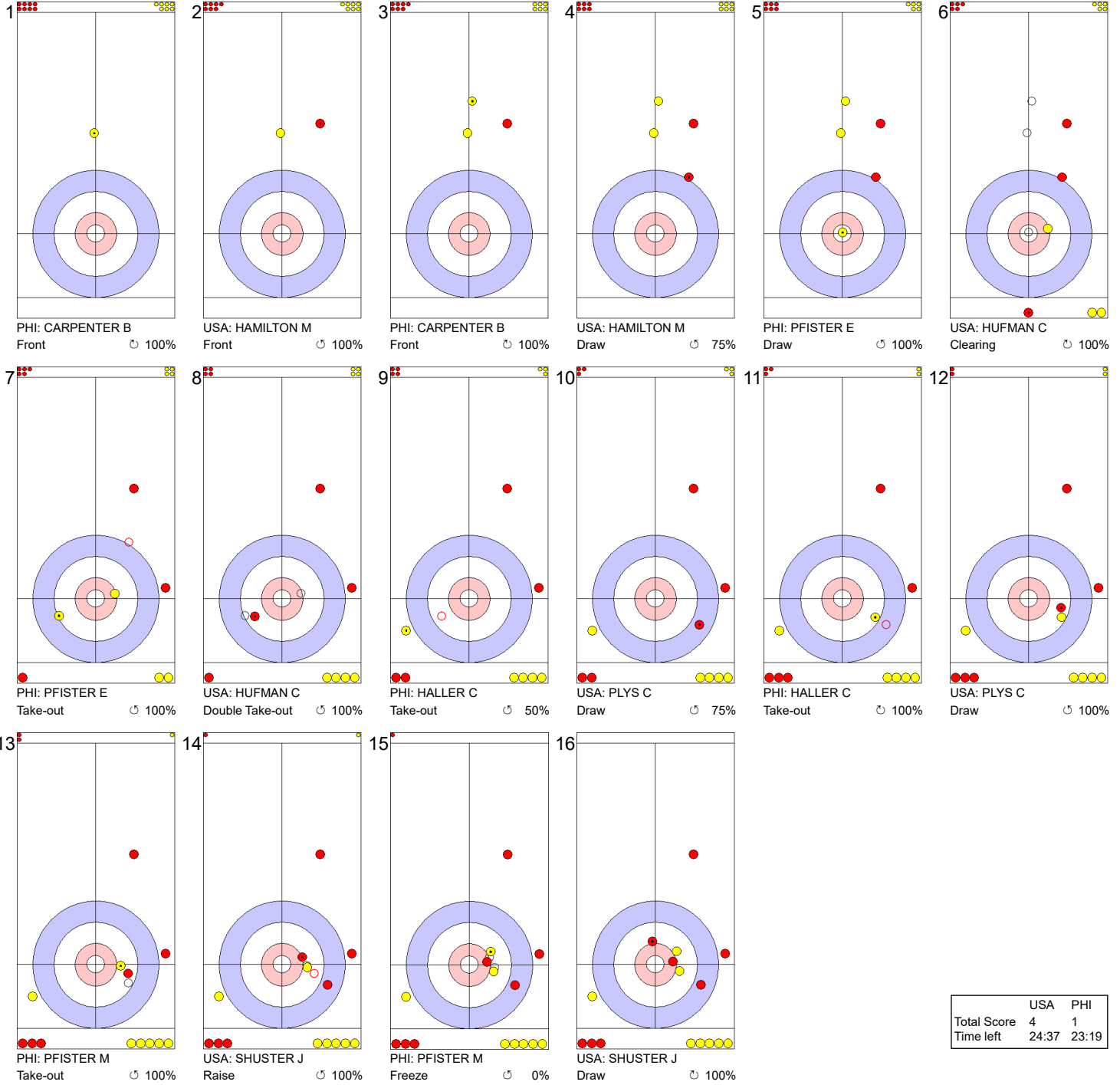
Legend:
 ↻ Clockwise ↺ Counter-clockwise - Not considered





Game - Shot by Shot

End 4 **USA - United States 2 + 2 (this end) = 4** **PHI - Philippines 1 + 0 (this end) = 1**



	USA	PHI
Total Score	4	1
Time left	24:37	23:19

Legend:
 ↻ Clockwise ↺ Counter-clockwise - Not considered





Game - Shot by Shot

End 5 **USA - United States 4 + 0 (this end) = 4** **PHI - Philippines 1 + 1 (this end) = 2**



	USA	PHI
Total Score	4	2
Time left	19:15	19:38

Legend:
 ↻ Clockwise ↺ Counter-clockwise - Not considered





Game - Shot by Shot

End 6 ● USA - United States 4 + 2 (this end) = 6 ● PHI - Philippines 2 + 0 (this end) = 2



	USA	PHI
Total Score	6	2
Time left	14:58	16:00

Legend:
 ↻ Clockwise ↺ Counter-clockwise - Not considered





Game - Shot by Shot

End 7 ● **USA - United States** **6 + 1 (this end) = 7** ● **PHI - Philippines** **2 + 0 (this end) = 2**



	USA	PHI
Total Score	7	2
Time left	11:44	11:10

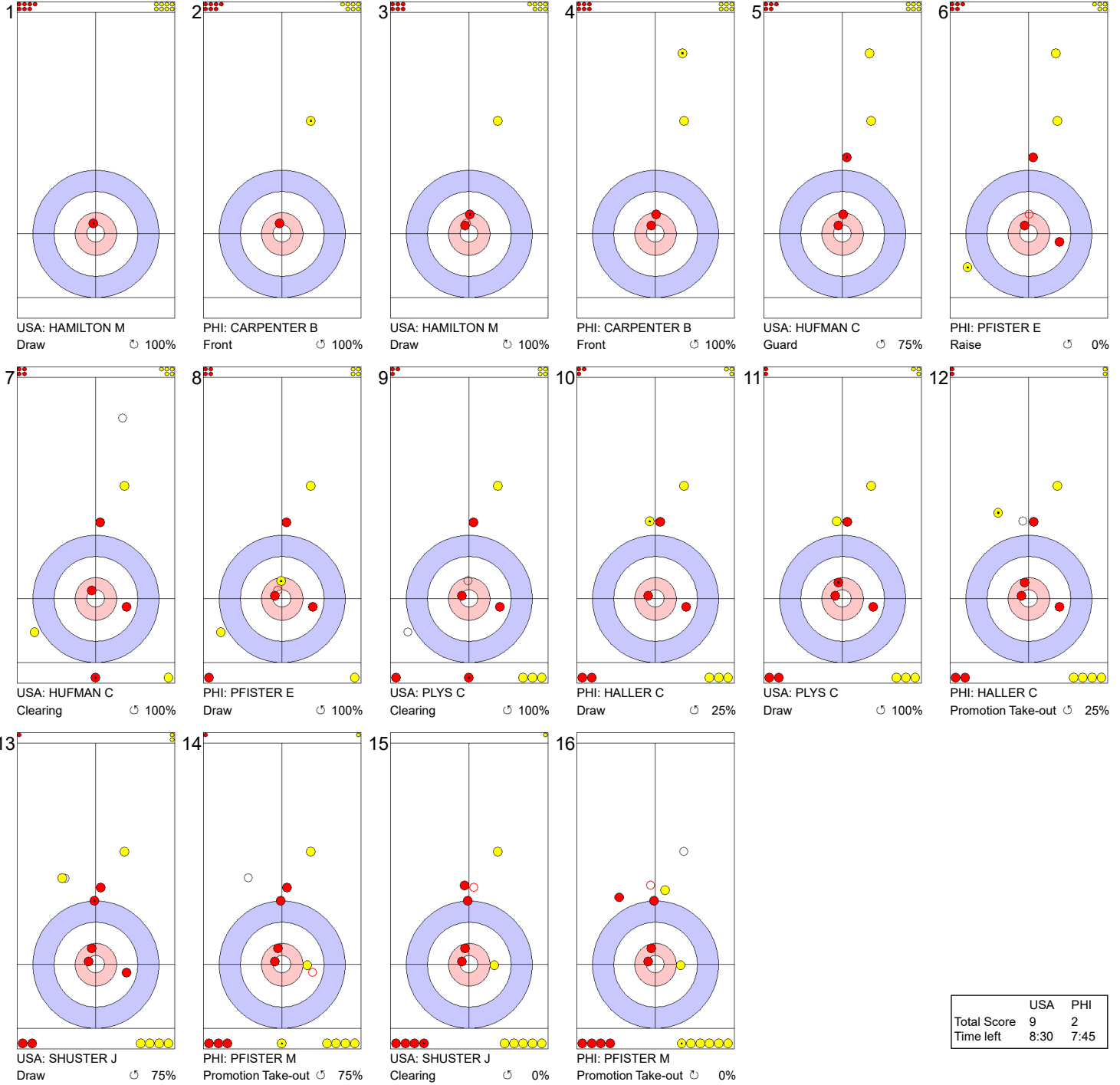
Legend:
 ↻ Clockwise ↺ Counter-clockwise - Not considered





Game - Shot by Shot

End 8 **USA - United States 7 + 2 (this end) = 9** **PHI - Philippines 2 + 0 (this end) = 2**



	USA	PHI
Total Score	9	2
Time left	8:30	7:45

Legend:
 ↻ Clockwise ↺ Counter-clockwise - Not considered





Game - Shot by Shot



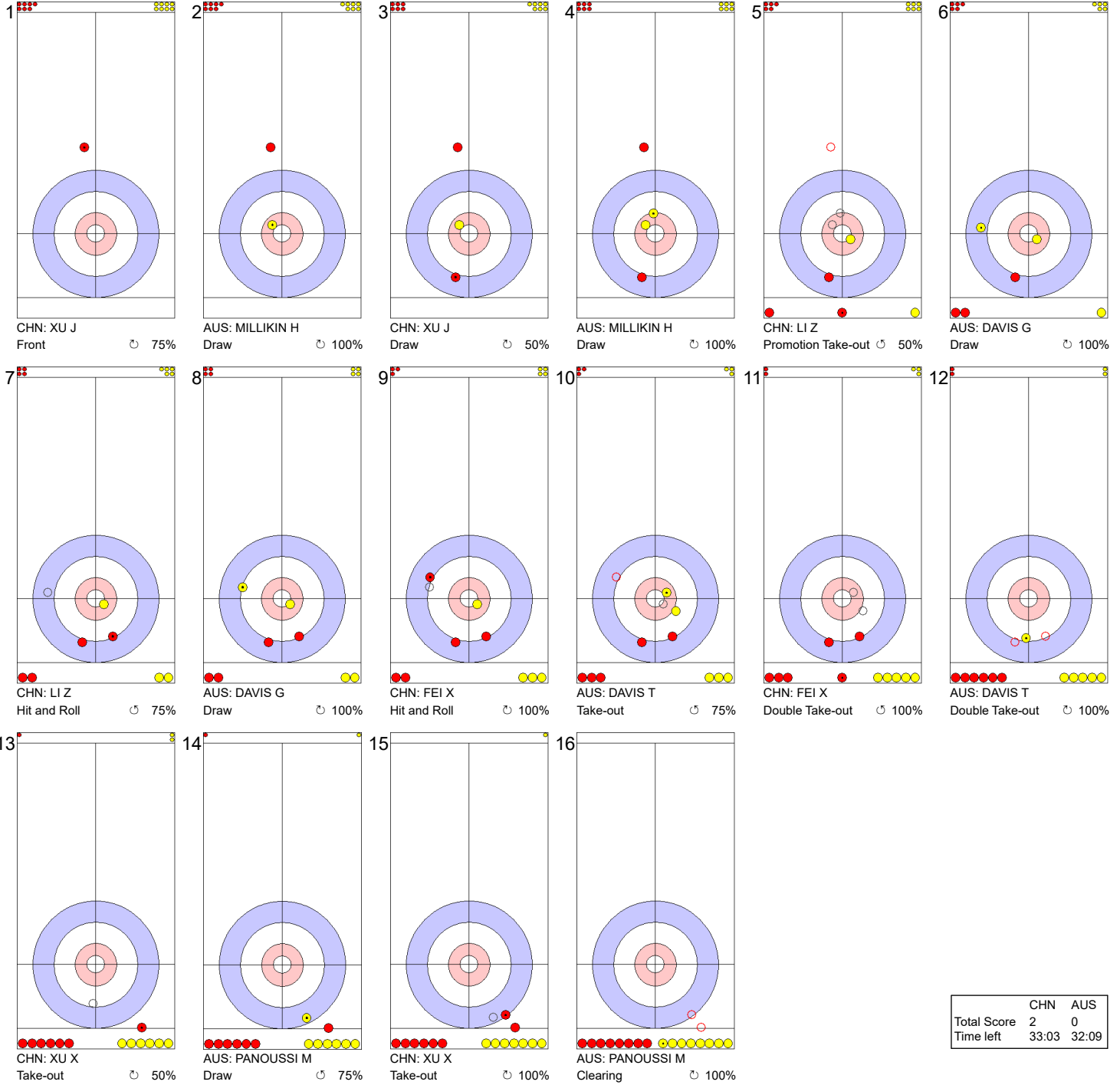
Legend:
 ↻ Clockwise ↺ Counter-clockwise - Not considered





Game - Shot by Shot

End 2 ● CHN - China 2 + 0 (this end) = 2 ● AUS - Australia 0 + 0 (this end) = 0



	CHN	AUS
Total Score	2	0
Time left	33:03	32:09

Legend:
 ↻ Clockwise ↺ Counter-clockwise - Not considered





Game - Shot by Shot

End 5 **CHN - China 3 + 2 (this end) = 5** **AUS - Australia 1 + 0 (this end) = 1**



	CHN	AUS
Total Score	5	1
Time left	21:52	19:56

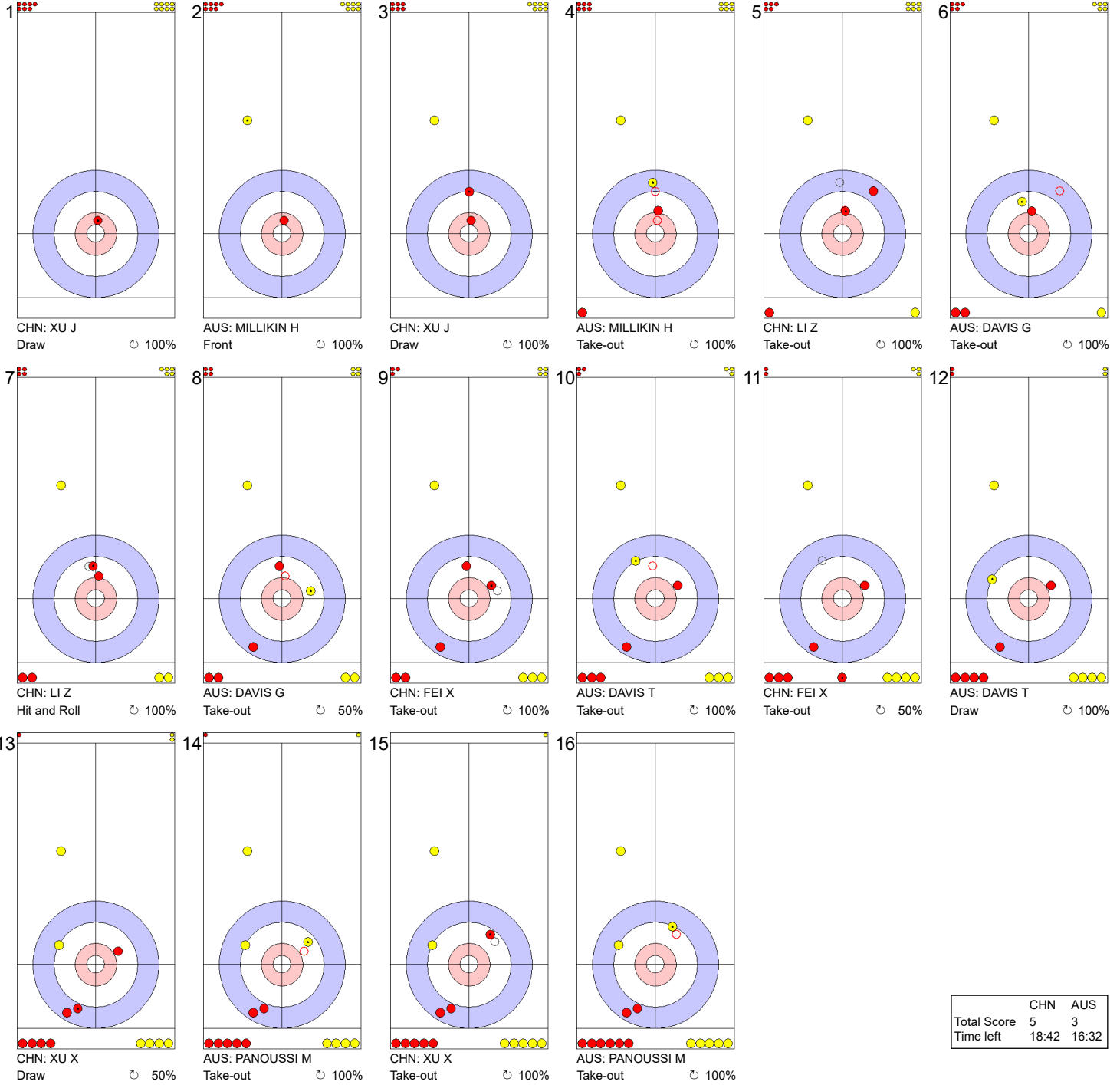
Legend:
 ↻ Clockwise ↺ Counter-clockwise - Not considered





Game - Shot by Shot

End 6 **CHN - China 5 + 0 (this end) = 5** **AUS - Australia 1 + 2 (this end) = 3**



	CHN	AUS
Total Score	5	3
Time left	18:42	16:32

Legend:
 ↻ Clockwise ↺ Counter-clockwise - Not considered





Game - Shot by Shot

End 7 **CHN - China 5 + 2 (this end) = 7** **AUS - Australia 3 + 0 (this end) = 3**



	CHN	AUS
Total Score	7	3
Time left	15:11	13:00

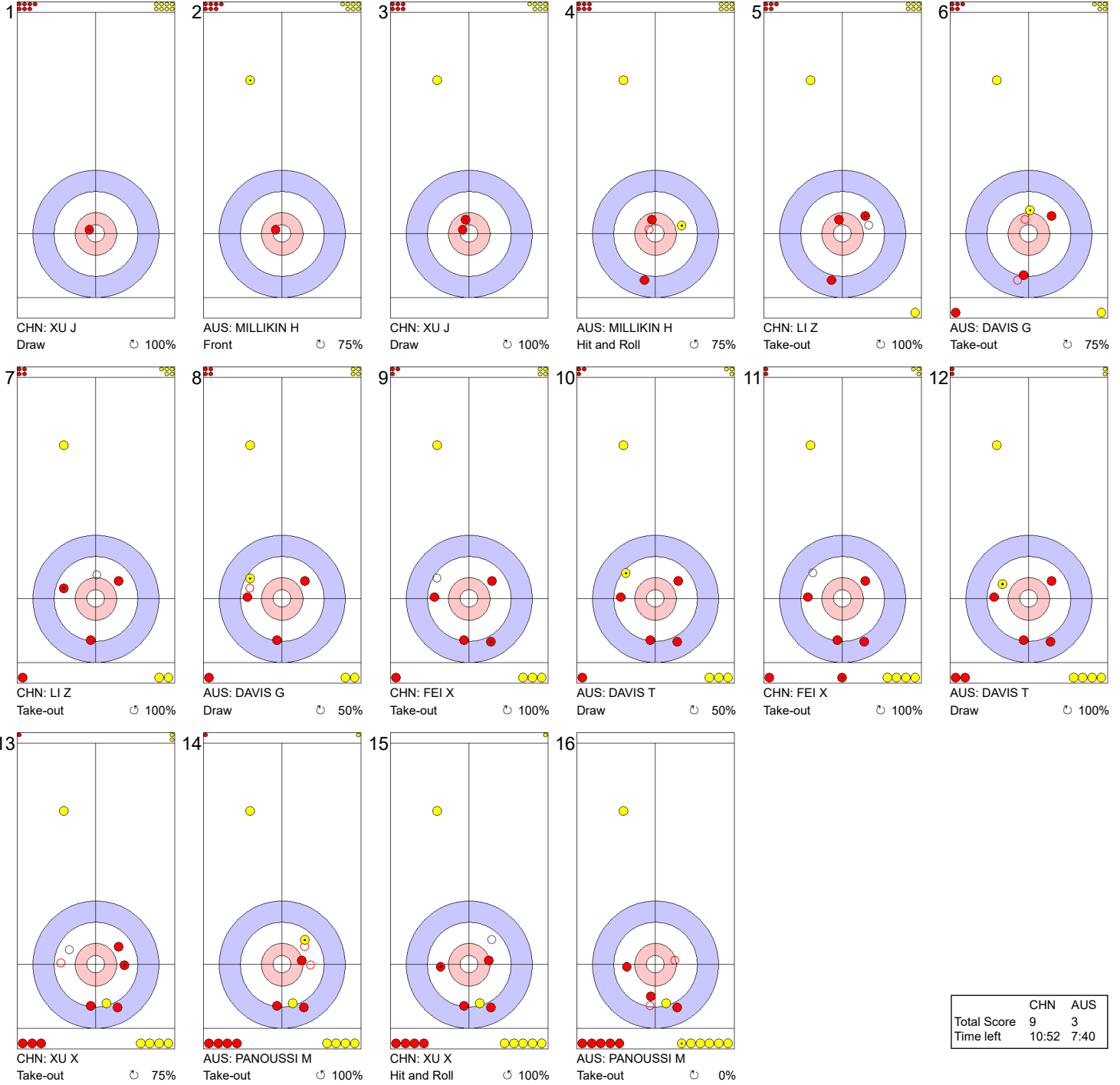
Legend:
 ↻ Clockwise ↺ Counter-clockwise - Not considered





Game - Shot by Shot

End 8 **CHN - China 7 + 2 (this end) = 9** **AUS - Australia 3 + 0 (this end) = 3**



	CHN	AUS
Total Score	9	3
Time left	10:52	7:40

Legend:
 ↻ Clockwise ↺ Counter-clockwise - Not considered





Game - Shot by Shot

End 1 NZL - New Zealand 0 + 0 (this end) = 0 JPN - Japan 0 + 2 (this end) = 2



	NZL	JPN
Total Score	0	2
Time left	34:34	34:36

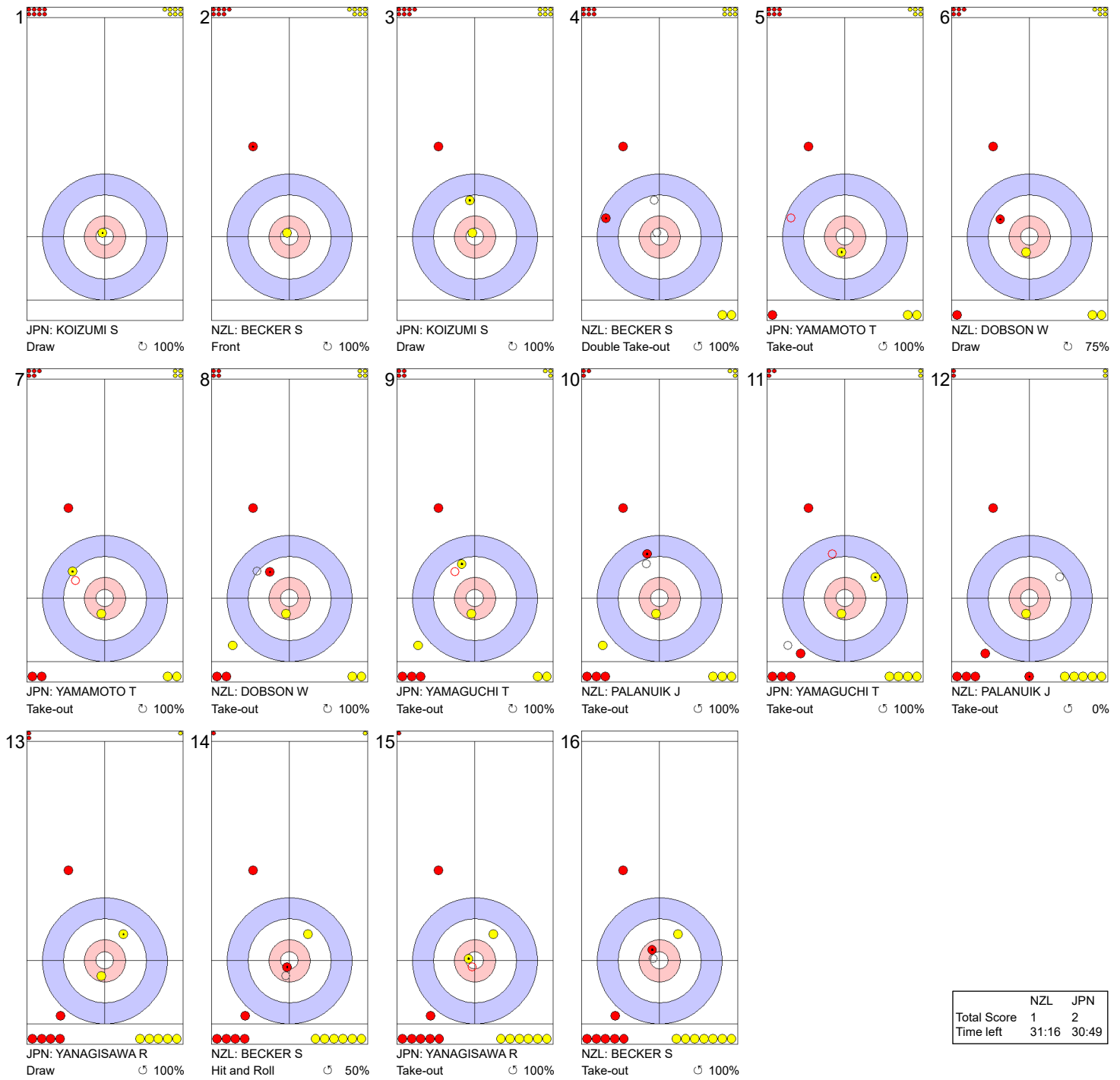
Legend:
 ↻ Clockwise ↺ Counter-clockwise - Not considered





Game - Shot by Shot

End 2 **NZL - New Zealand 0 + 1 (this end) = 1** **JPN - Japan 2 + 0 (this end) = 2**



Legend:
 Clockwise Counter-clockwise - Not considered





Game - Shot by Shot

End 3 ● **NZL - New Zealand** 1 + 0 (this end) = 1 ● **JPN - Japan** 2 + 1 (this end) = 3



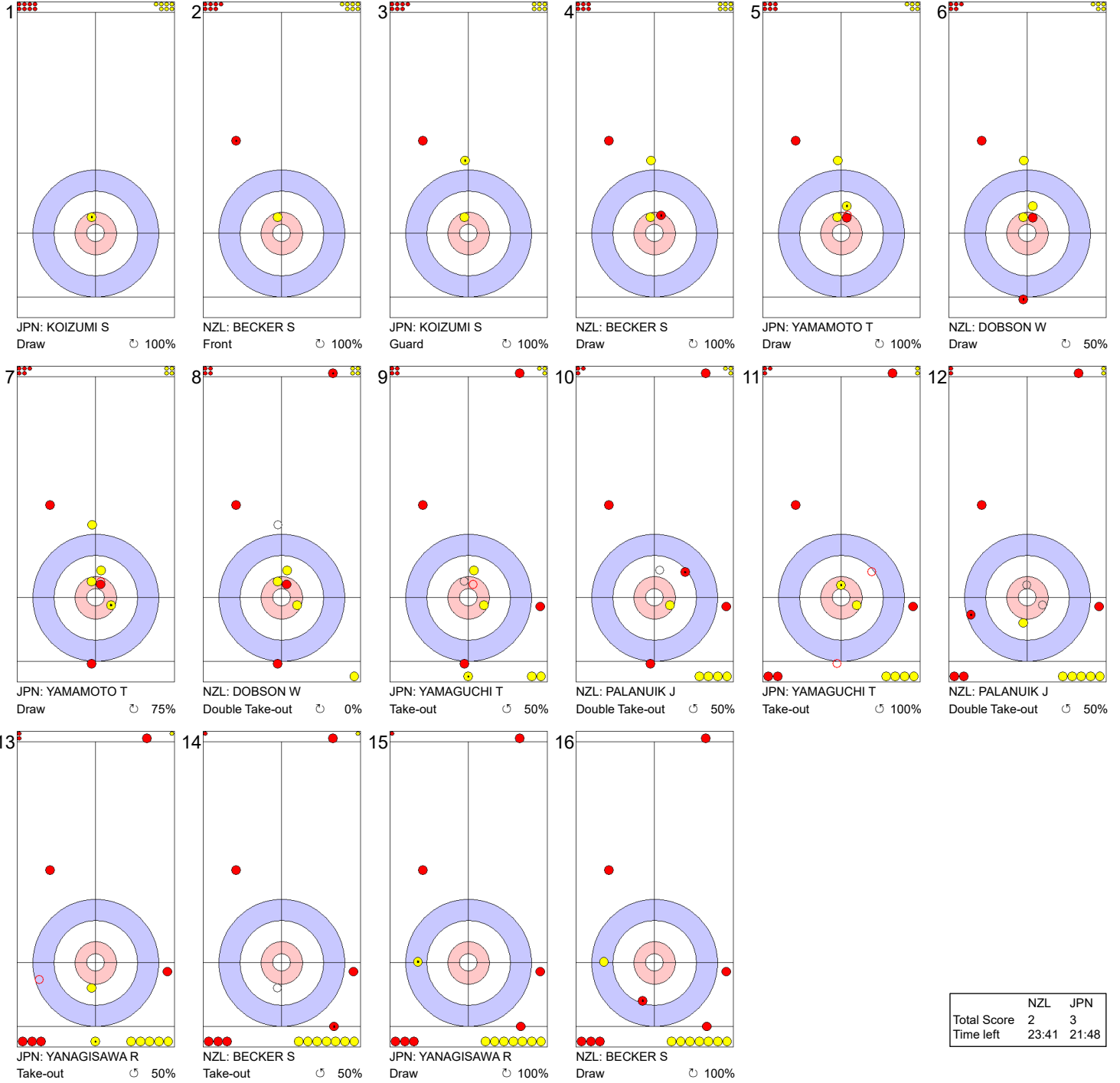
	NZL	JPN
Total Score	1	3
Time left	27:26	26:52

Legend:
 ↻ Clockwise ↺ Counter-clockwise - Not considered



Game - Shot by Shot

End 4 **NZL - New Zealand 1 + 1 (this end) = 2** **JPN - Japan 3 + 0 (this end) = 3**



	NZL	JPN
Total Score	2	3
Time left	23:41	21:48

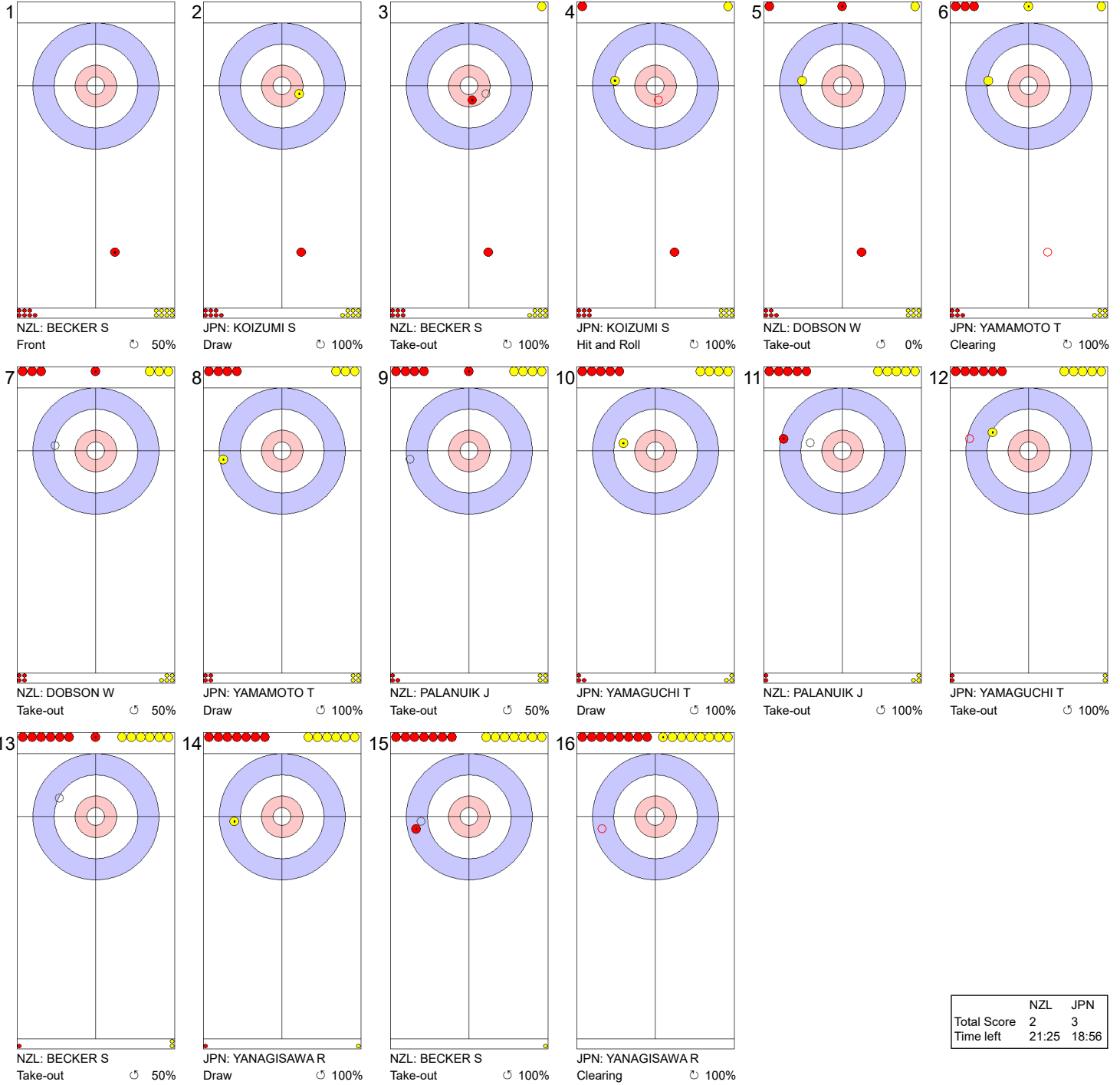
Legend:
 ↻ Clockwise ↺ Counter-clockwise - Not considered





Game - Shot by Shot

End 5 **NZL - New Zealand 2 + 0 (this end) = 2** **JPN - Japan 3 + 0 (this end) = 3**



	NZL	JPN
Total Score	2	3
Time left	21:25	18:56

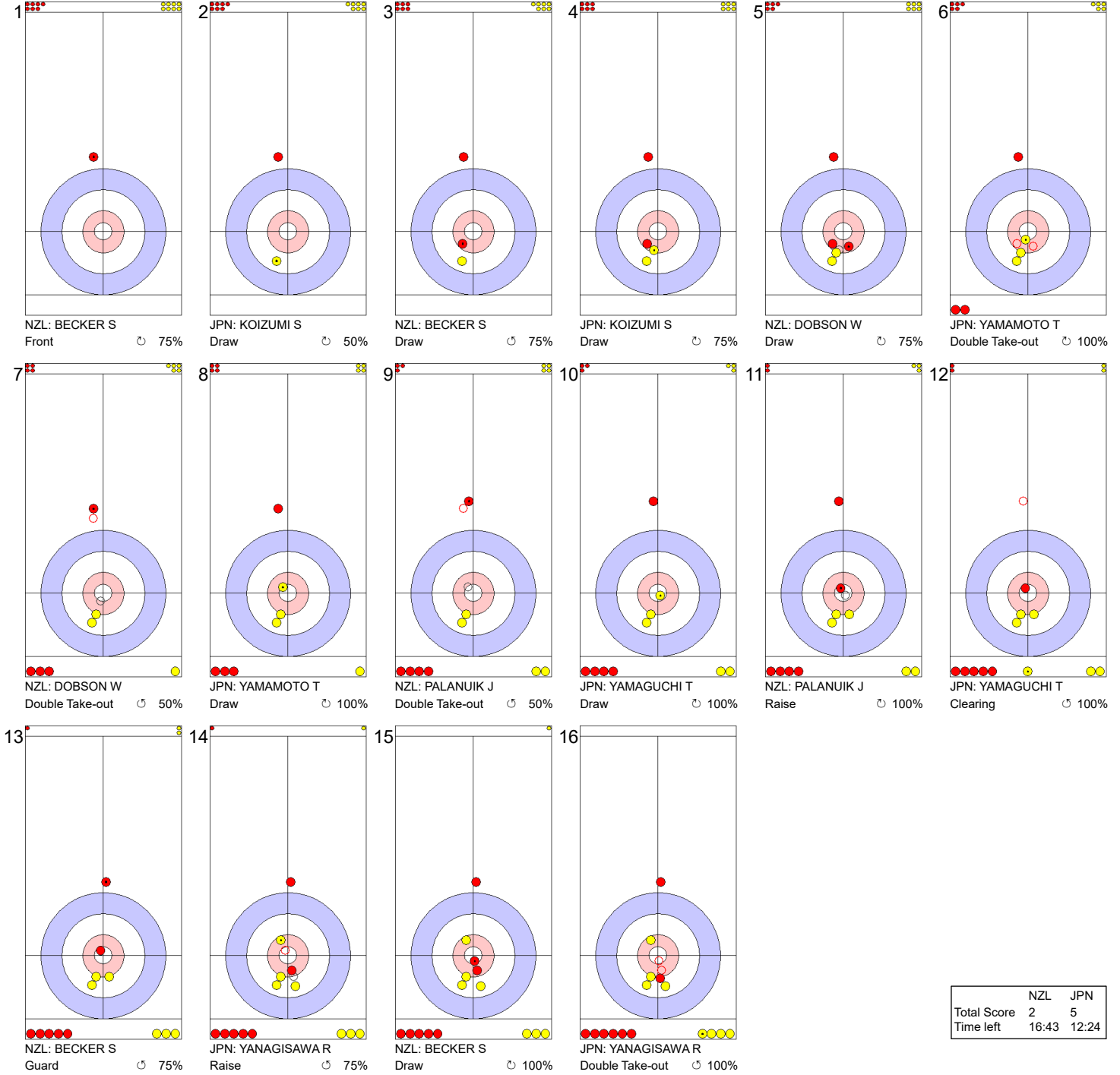
Legend:
 ↻ Clockwise ↺ Counter-clockwise - Not considered





Game - Shot by Shot

End 6 ● **NZL - New Zealand** 2 + 0 (this end) = 2 ● **JPN - Japan** 3 + 2 (this end) = 5



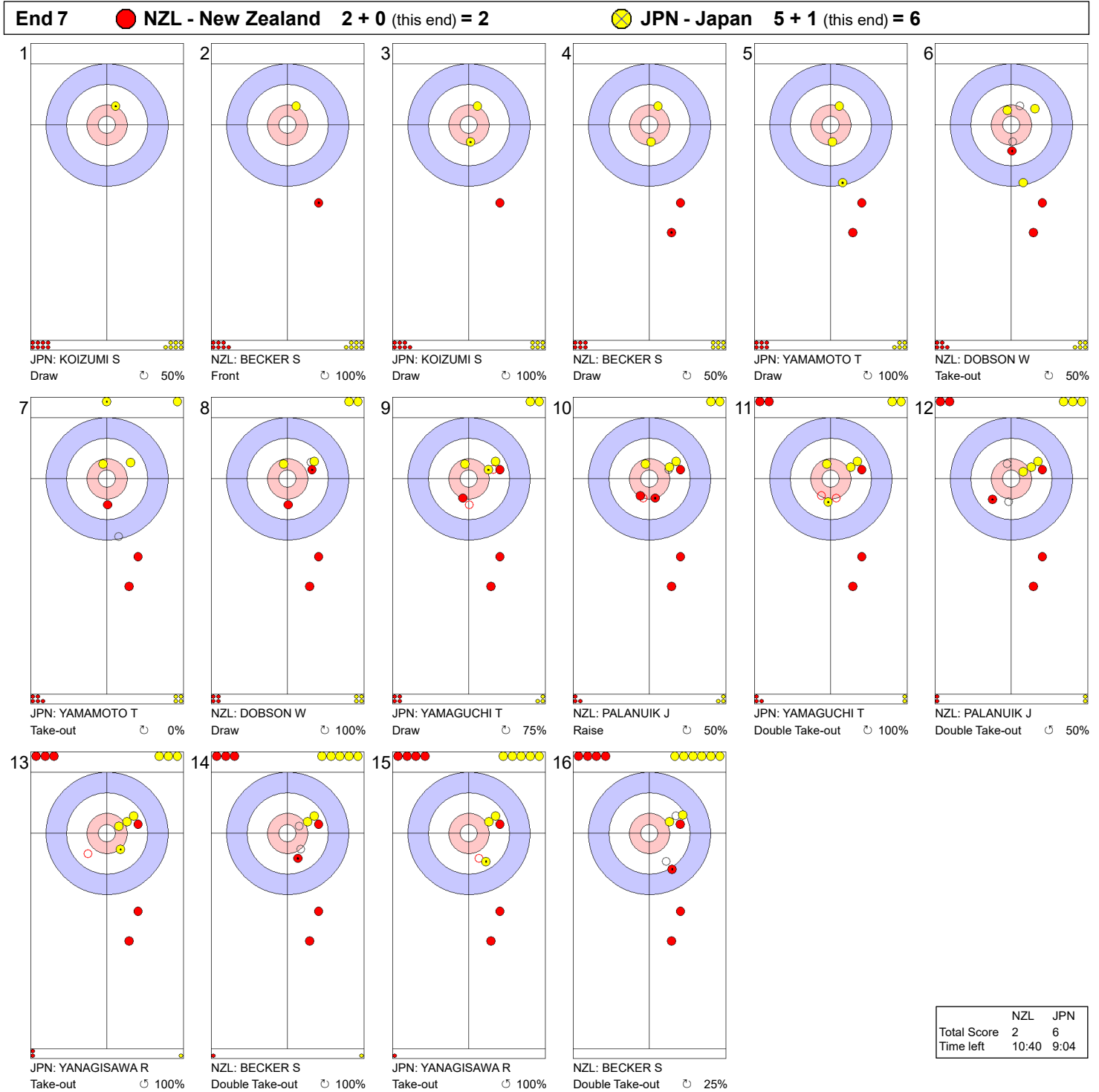
	NZL	JPN
Total Score	2	5
Time left	16:43	12:24

Legend:
 ↻ Clockwise ↺ Counter-clockwise - Not considered





Game - Shot by Shot



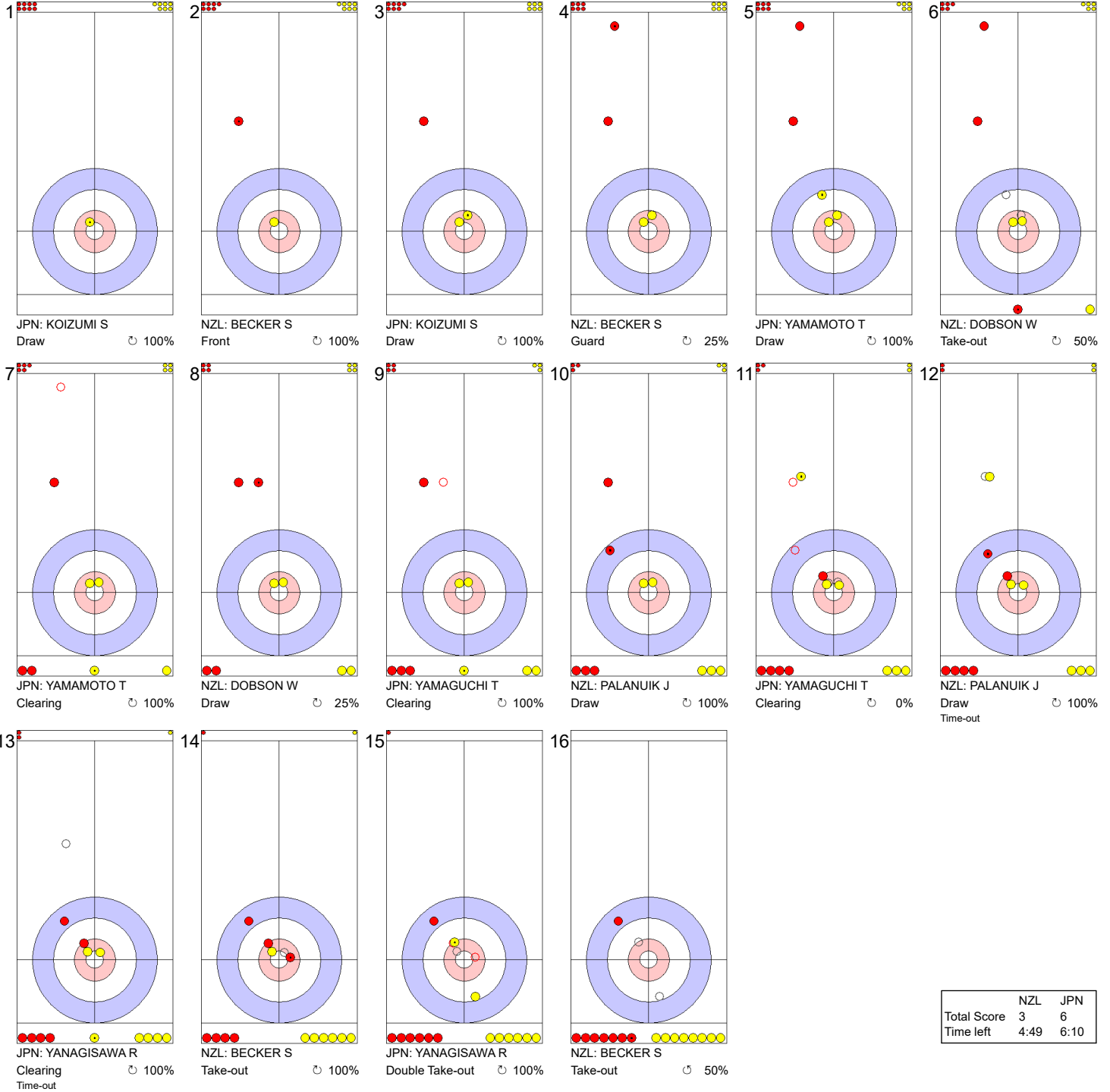
Legend:
 ↻ Clockwise ↺ Counter-clockwise - Not considered





Game - Shot by Shot

End 8 **NZL - New Zealand 2 + 1 (this end) = 3** **JPN - Japan 6 + 0 (this end) = 6**



	NZL	JPN
Total Score	3	6
Time left	4:49	6:10

Legend:
 ↻ Clockwise ↺ Counter-clockwise - Not considered





Game - Shot by Shot

End 9 ● **NZL - New Zealand 3 + 0 (this end) = 3** ● **JPN - Japan 6 + 1 (this end) = 7**



	NZL	JPN
Total Score	3	7
Time left	2:04	2:41

Legend:
 ↻ Clockwise ↺ Counter-clockwise - Not considered





Session Results and Standings

Sheet	Team	LSD/LSFE	1	2	3	4	5	6	7	8	9	10	Extra Ends	Total
A	NZL - New Zealand	72.5cm	0	0	0	1	0	0	1	X	X	X		2
	CHN - China	65.2cm *	0	3	1	0	3	1	0	X	X	X		8
B	JPN - Japan	112.5cm *	1	0	3	0	2	1	2	X	X	X		9
	AUS - Australia	121.5cm	0	1	0	2	0	0	0	X	X	X		3
C	USA - United States	68.2cm *	0	1	1	1	1	2	0	0	1	X		7
	KOR - Korea	158.4cm	1	0	0	0	0	0	1	1	0	X		3
D	PHI - Philippines	79.9cm	0	1	0	0	0	1	0	1	0	X		3
	CAN - Canada	24.3cm *	2	0	1	1	0	0	2	0	4	X		10

Current Standings

Rank	Team	Games	Wins	Losses
1	CAN - Canada	2	2	0
1	USA - United States	2	2	0
3	CHN - China	2	1	1
3	JPN - Japan	2	1	1
3	KOR - Korea	2	1	1
3	PHI - Philippines	2	1	1
7	AUS - Australia	2	0	2
7	NZL - New Zealand	2	0	2

Note:
Under World Curling rules, tie-breaking rules for standings are not applied until after the last game of the round robin.

Legend:
LSD Last Stone Draw **LSFE(*)** Last Stone First End **X** Unplayed/unfinished end due to concession



TUE 21 OCT 2025
Start Time 14:00

Round Robin Session 2 - Sheet A



Game Results

Sheet	Team	LSFE	1	2	3	4	5	6	7	8	9	10	Extra Ends	Total
A	NZL - New Zealand		0	0	0	1	0	0	1	X	X	X		2
	CHN - China	*	0	3	1	0	3	1	0	X	X	X		8

NZL - New Zealand		Shot Success Game	All
4 S	BECKER Sean	59%	67%
3	PALANUIK Jared	84%	78%
2 V	DOBSON Warren	75%	73%
1	BECKER Scott	82%	82%
A	BECKER James	-	-
Team Total		75%	75%

CHN - China		Shot Success Game	All
4 S	XU Xiaoming	100%	89%
3 V	FEI Xueqing	93%	81%
2	LI Zhichao	89%	85%
1	XU Jingtao	84%	85%
A	YANG Bohao	-	-
Team Total		92%	85%

Last Stone Draw		Distance
↻	PALANUIK Jared	29.1cm
↻	DOBSON Warren	43.4cm
Total		72.5cm

Last Stone Draw		Distance
↻	XU Xiaoming	32.7cm
↻	XU Jingtao	32.5cm
Total		65.2cm

Time remaining: 10 minutes 17 seconds

Time remaining: 18 minutes 53 seconds

Time-out: End 7 - NZL stone 6

Shot Success Analysis

NZL - New Zealand		↻	↻	Game
4	BECKER Sean	Draws 2 63%	4 38%	6 46%
		Take-outs 6 67%	2 75%	8 69%
		Total 8 66%	6 50%	14 59%
3	PALANUIK Jared	Draws 2 50%	5 85%	7 75%
		Take-outs 1 100%	6 92%	7 93%
		Total 3 67%	11 89%	14 84%
2	DOBSON Warren	Draws 2 63%	6 88%	8 81%
		Take-outs 3 67%	3 67%	6 67%
		Total 5 65%	9 81%	14 75%
1	BECKER Scott	Draws 4 94%	9 75%	13 81%
		Take-outs 1 100%	0 -	1 100%
		Total 5 95%	9 75%	14 82%
A	BECKER James	Draws 0 -	0 -	0 -
		Take-outs 0 -	0 -	0 -
		Total 0 -	0 -	0 -
Team		Draws 10 73%	24 74%	34 74%
		Take-outs 11 73%	11 82%	22 77%
		Total 21 73%	35 76%	56 75%

CHN - China		↻	↻	Game
4	XU Xiaoming	Draws 5 100%	0 -	5 100%
		Take-outs 4 100%	5 100%	9 100%
		Total 9 100%	5 100%	14 100%
3	FEI Xueqing	Draws 2 100%	0 -	2 100%
		Take-outs 4 100%	8 88%	12 92%
		Total 6 100%	8 88%	14 93%
2	LI Zhichao	Draws 3 67%	4 94%	7 82%
		Take-outs 3 100%	4 94%	7 96%
		Total 6 83%	8 94%	14 89%
1	XU Jingtao	Draws 9 83%	2 88%	11 84%
		Take-outs 2 75%	1 100%	3 83%
		Total 11 82%	3 92%	14 84%
A	YANG Bohao	Draws 0 -	0 -	0 -
		Take-outs 0 -	0 -	0 -
		Total 0 -	0 -	0 -
Team		Draws 19 87%	6 92%	25 88%
		Take-outs 13 96%	18 93%	31 94%
		Total 32 91%	24 93%	56 92%

Note:
Position and function for each team member:
4 = Fourth, 3 = Third, 2 = Second, 1 = Lead, A = Alternate, S = Skip, V = Vice-Skip

Legend:
↻ Clockwise ↻ Counter-clockwise LSFE(*) Last Stone First End
X Unplayed/unfinished end due to concession





Game - Shot by Shot



Legend:
 ↻ Clockwise ↺ Counter-clockwise - Not considered





Game - Shot by Shot



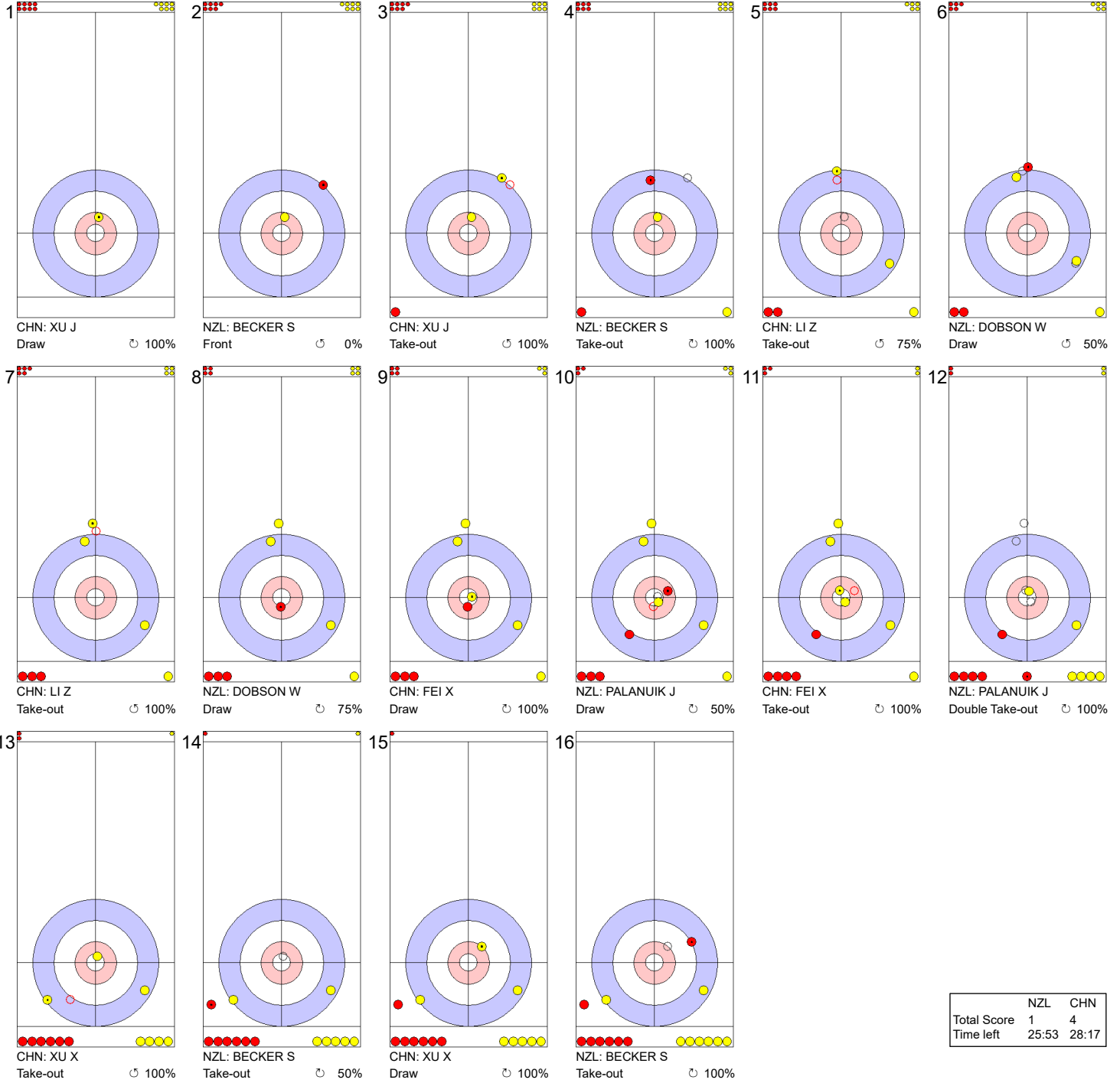
Legend:
 ↻ Clockwise ↺ Counter-clockwise - Not considered





Game - Shot by Shot

End 4 **NZL - New Zealand 0 + 1 (this end) = 1** **CHN - China 4 + 0 (this end) = 4**



	NZL	CHN
Total Score	1	4
Time left	25:53	28:17

Legend:
 ↻ Clockwise ↺ Counter-clockwise - Not considered





Game - Shot by Shot



Legend:
 ↻ Clockwise ↺ Counter-clockwise - Not considered





Game - Shot by Shot

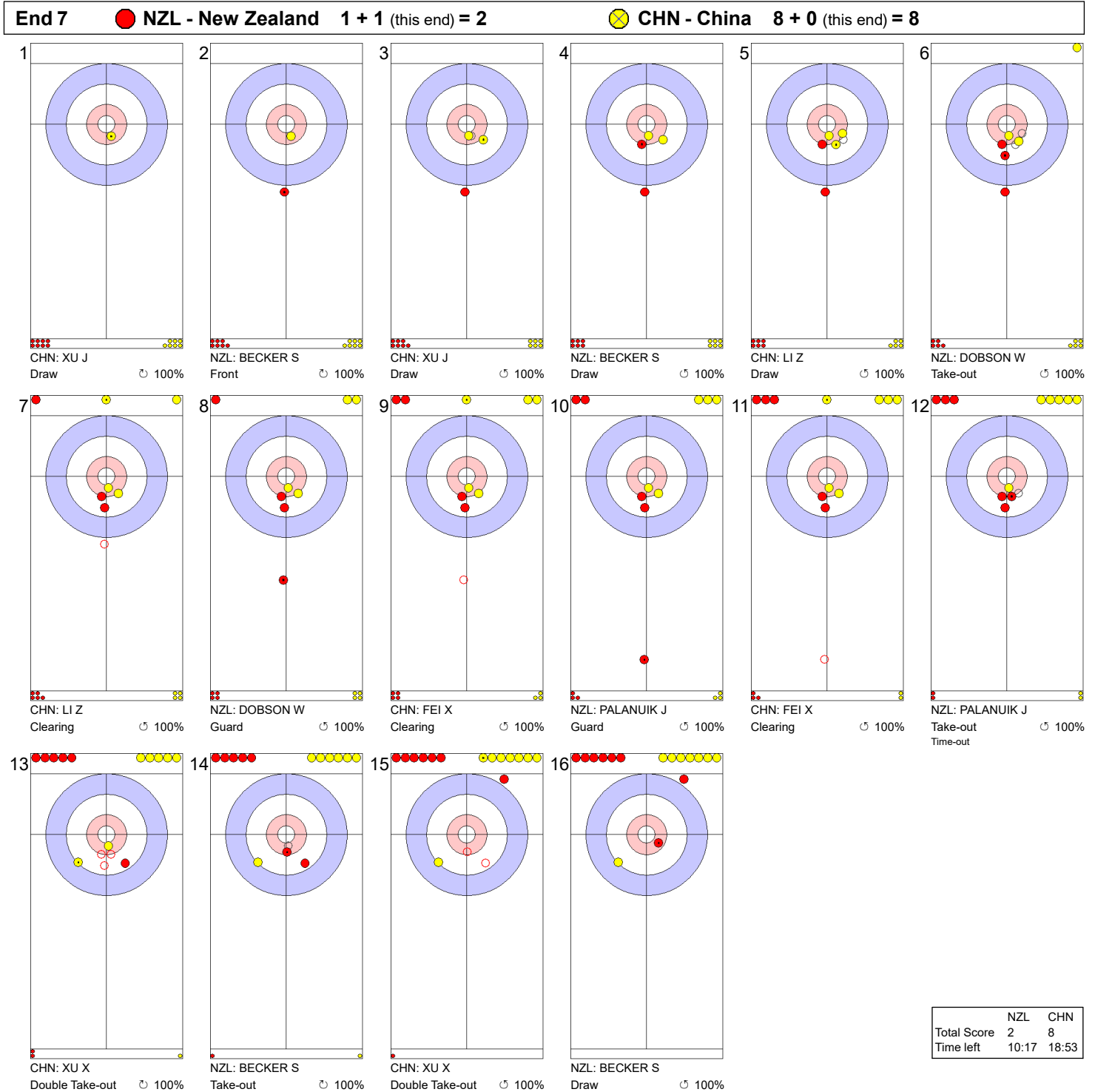


Legend:
 ↻ Clockwise ↺ Counter-clockwise - Not considered





Game - Shot by Shot



Legend:
 ↻ Clockwise ↺ Counter-clockwise - Not considered





Game - Shot by Shot

End 1 ● JPN - Japan 0 + 1 (this end) = 1 ⊗ AUS - Australia 0 + 0 (this end) = 0



	JPN	AUS
Total Score	1	0
Time left	33:56	34:57

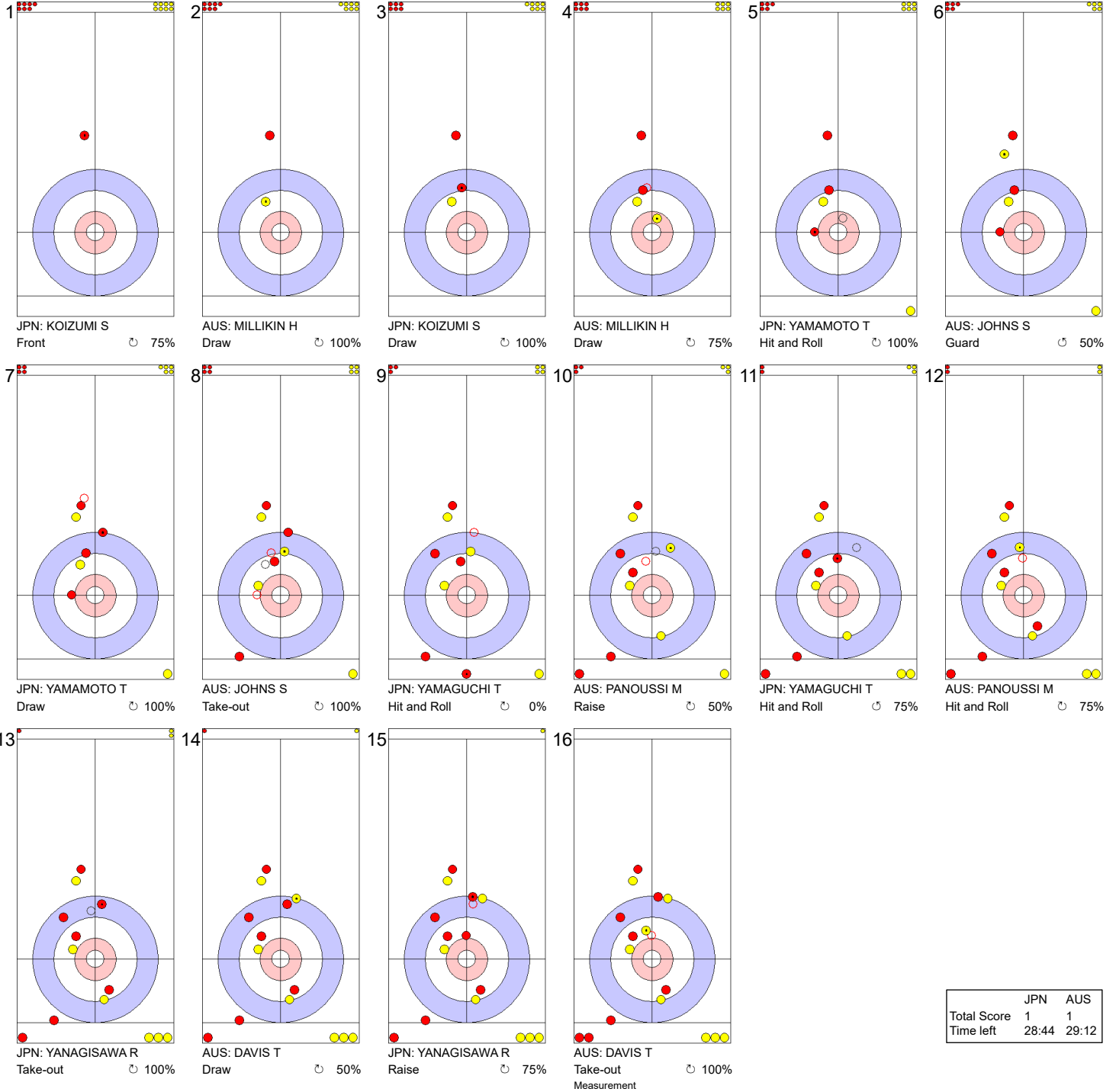
Legend:
 ↻ Clockwise ↺ Counter-clockwise - Not considered





Game - Shot by Shot

End 2 ● JPN - Japan 1 + 0 (this end) = 1 ● AUS - Australia 0 + 1 (this end) = 1



	JPN	AUS
Total Score	1	1
Time left	28:44	29:12

Legend:
 ↻ Clockwise ↺ Counter-clockwise - Not considered





Game - Shot by Shot

End 3 ● **JPN - Japan** 1 + 3 (this end) = 4 ● **AUS - Australia** 1 + 0 (this end) = 1



	JPN	AUS
Total Score	4	1
Time left	23:44	23:45

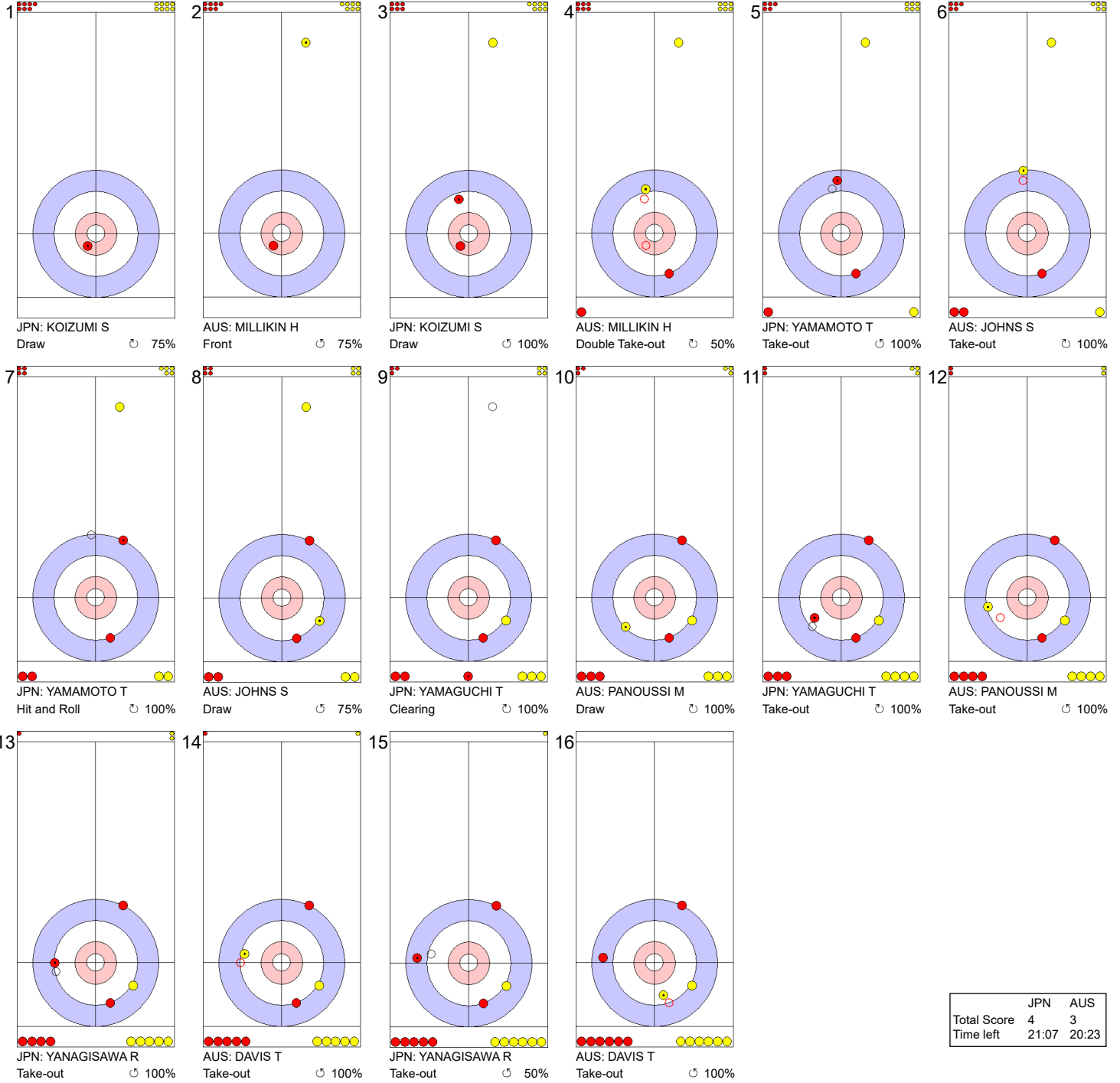
Legend:
 ↻ Clockwise ↺ Counter-clockwise - Not considered





Game - Shot by Shot

End 4 **JPN - Japan 4 + 0 (this end) = 4** **AUS - Australia 1 + 2 (this end) = 3**



	JPN	AUS
Total Score	4	3
Time left	21:07	20:23

Legend:
 ↻ Clockwise ↺ Counter-clockwise - Not considered





Game - Shot by Shot

End 5 ● **JPN - Japan 4 + 2 (this end) = 6** ● **AUS - Australia 3 + 0 (this end) = 3**



	JPN	AUS
Total Score	6	3
Time left	17:24	17:39

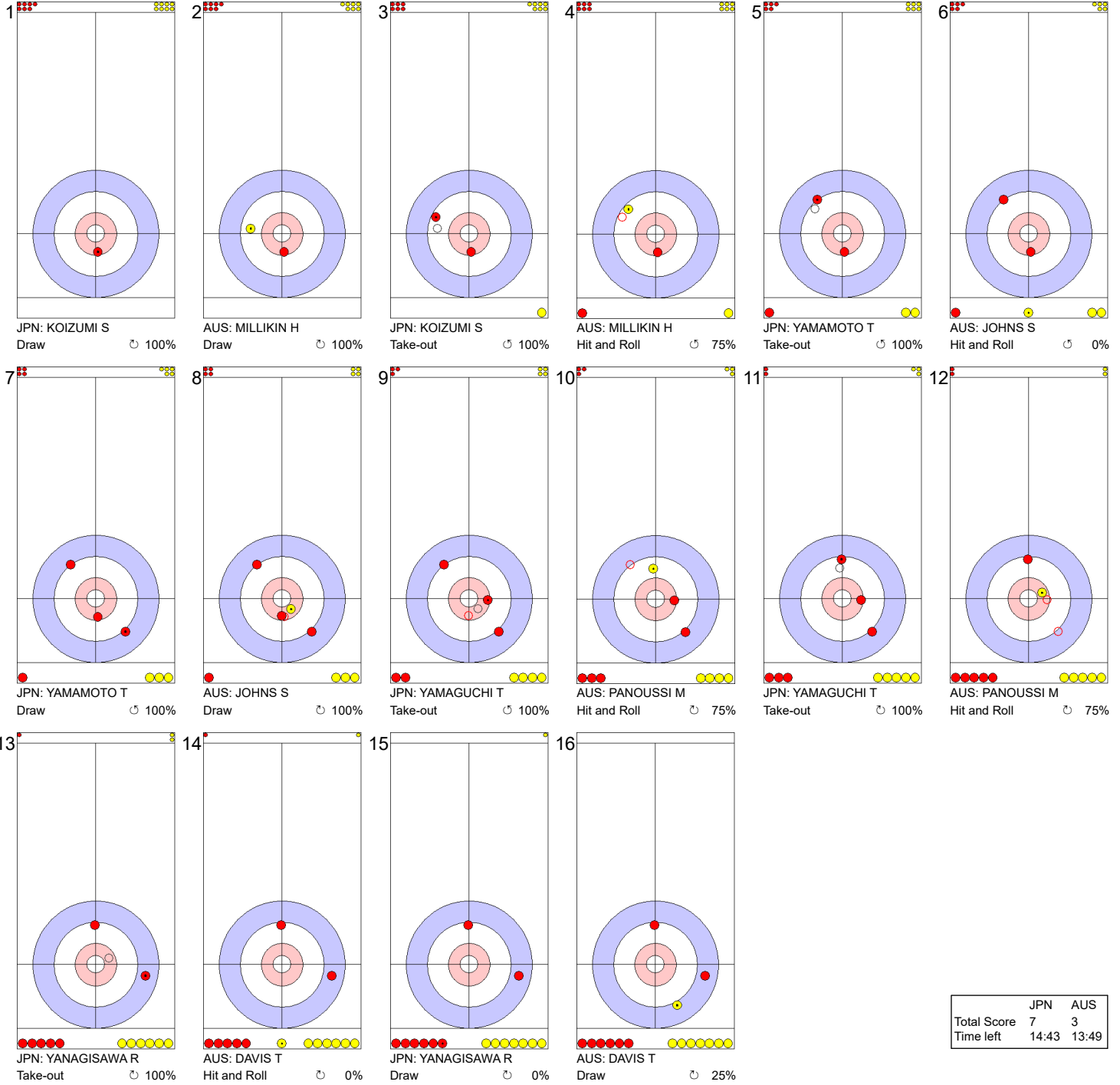
Legend:
 ↻ Clockwise ↺ Counter-clockwise - Not considered





Game - Shot by Shot

End 6 **JPN - Japan 6 + 1 (this end) = 7** **AUS - Australia 3 + 0 (this end) = 3**



	JPN	AUS
Total Score	7	3
Time left	14:43	13:49

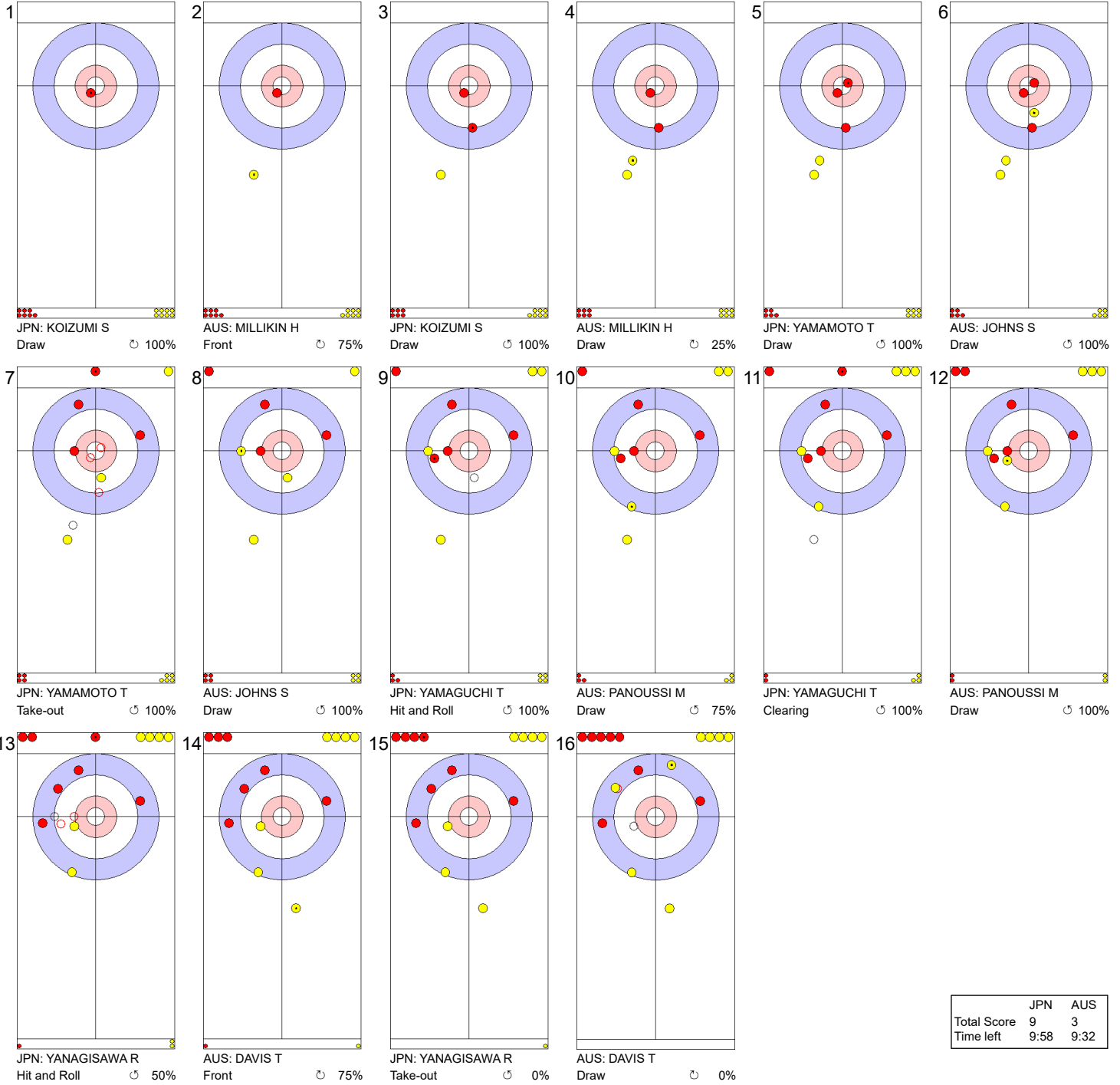
Legend:
 ↻ Clockwise ↺ Counter-clockwise - Not considered





Game - Shot by Shot

End 7 ● **JPN - Japan 7 + 2 (this end) = 9** ● **AUS - Australia 3 + 0 (this end) = 3**



	JPN	AUS
Total Score	9	3
Time left	9:58	9:32

Legend:
 ↻ Clockwise ↺ Counter-clockwise - Not considered





Game Results

Sheet	Team	LSFE	1	2	3	4	5	6	7	8	9	10	Extra Ends	Total
C	USA - United States	*	0	1	1	1	1	2	0	0	1	X		7
	KOR - Korea		1	0	0	0	0	0	1	1	0	X		3

USA - United States		Shot Success	Game	All
4 S	SHUSTER John	72%		83%
3 V	PLYS Christopher	96%		89%
2	HUFMAN Colin	94%		90%
1	HAMILTON Matt	85%		86%
A	CASPER Daniel	-		-
Team Total		87%		87%

KOR - Korea		Shot Success	Game	All
4 S	KIM Soo-Hyuk	69%		79%
3 V	KIM Changmin	83%		84%
2	YOO Minhyeon	93%		79%
1	KIM Hak Kyun	94%		91%
A	JEON Jae Ik	-		-
Team Total		85%		83%

Last Stone Draw Distance

↻	SHUSTER John	4.0cm
↺	HAMILTON Matt	64.2cm
Total		68.2cm

Last Stone Draw Distance

↻	KIM Soo-Hyuk	13.1cm
↺	YOO Minhyeon	145.3cm
Total		158.4cm

Time remaining: 8 minutes 38 seconds

Time remaining: 3 minutes 6 seconds

Shot Success Analysis

USA - United States		↻	↺	Game
4	SHUSTER John	Draws 6 63%	2 100%	8 72%
		Take-outs 5 55%	5 90%	10 73%
		Total 11 59%	7 93%	18 72%
3	PLYS Christopher	Draws 4 100%	3 100%	7 100%
		Take-outs 4 94%	7 93%	11 93%
		Total 8 97%	10 95%	18 96%
2	HUFMAN Colin	Draws 3 100%	0 -	3 100%
		Take-outs 9 89%	6 100%	15 93%
		Total 12 92%	6 100%	18 94%
1	HAMILTON Matt	Draws 12 83%	3 75%	15 82%
		Take-outs 2 100%	1 100%	3 100%
		Total 14 86%	4 81%	18 85%
A	CASPER Daniel	Draws 0 -	0 -	0 -
		Take-outs 0 -	0 -	0 -
		Total 0 -	0 -	0 -
Team		Draws 25 83%	8 91%	33 85%
		Take-outs 20 83%	19 95%	39 88%
		Total 45 83%	27 94%	72 87%

KOR - Korea		↻	↺	Game
4	KIM Soo-Hyuk	Draws 8 84%	2 100%	10 88%
		Take-outs 1 50%	7 46%	8 47%
		Total 9 81%	9 58%	18 69%
3	KIM Changmin	Draws 3 75%	5 85%	8 81%
		Take-outs 4 75%	6 92%	10 85%
		Total 7 75%	11 89%	18 83%
2	YOO Minhyeon	Draws 8 88%	2 100%	10 90%
		Take-outs 2 100%	6 96%	8 97%
		Total 10 90%	8 97%	18 93%
1	KIM Hak Kyun	Draws 15 95%	3 92%	18 94%
		Take-outs 0 -	0 -	0 -
		Total 15 95%	3 92%	18 94%
A	JEON Jae Ik	Draws 0 -	0 -	0 -
		Take-outs 0 -	0 -	0 -
		Total 0 -	0 -	0 -
Team		Draws 34 89%	12 92%	46 90%
		Take-outs 7 79%	19 76%	26 77%
		Total 41 87%	31 82%	72 85%

Note:
Position and function for each team member:
4 = Fourth, 3 = Third, 2 = Second, 1 = Lead, A = Alternate, S = Skip, V = Vice-Skip

Legend:
↻ Clockwise ↺ Counter-clockwise LSFE(*) Last Stone First End
X Unplayed/unfinished end due to concession





Game - Shot by Shot

End 1 ● USA - United States 0 + 0 (this end) = 0 ● KOR - Korea 0 + 1 (this end) = 1



	USA	KOR
Total Score	0	1
Time left	34:55	34:17

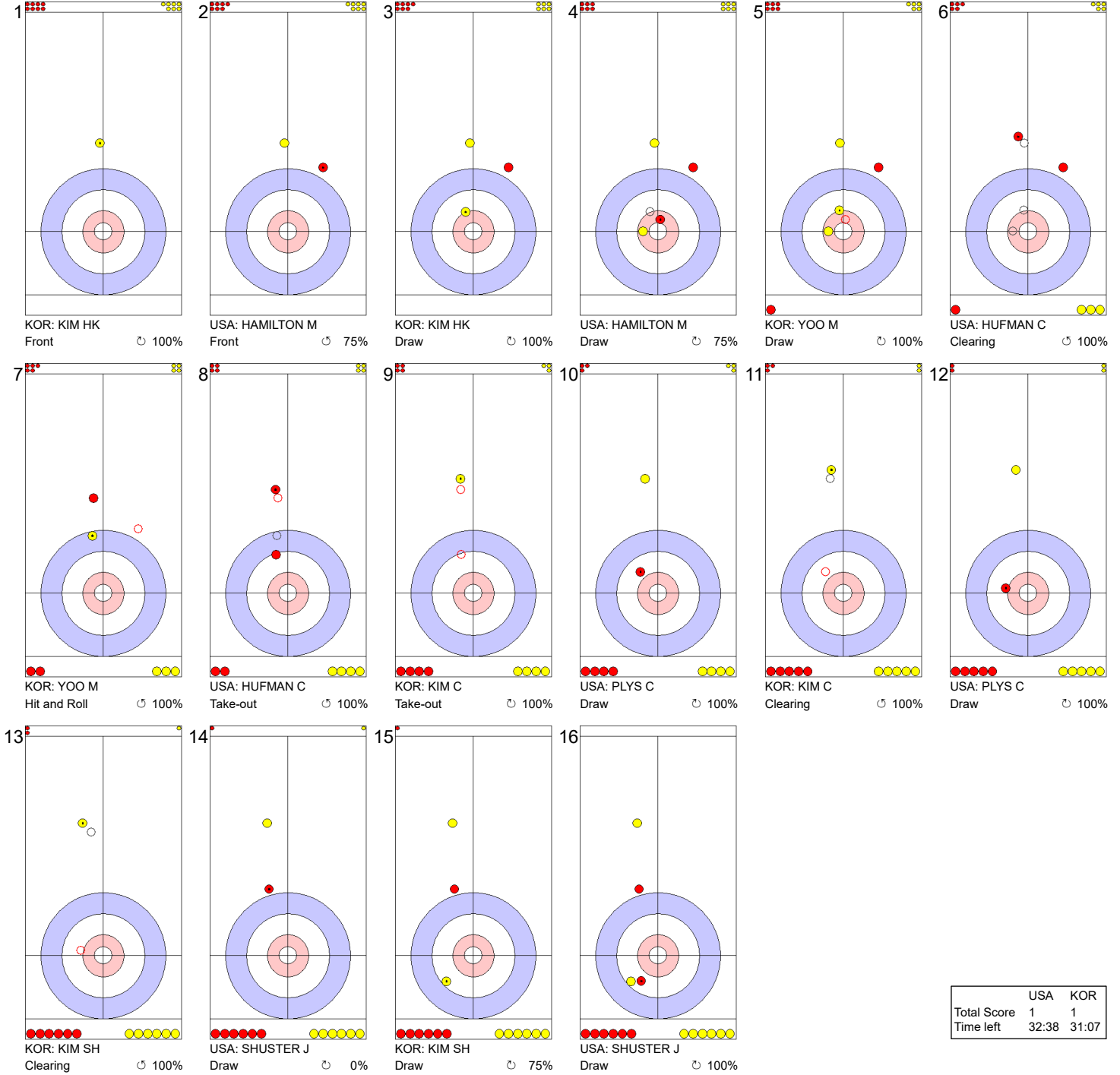
Legend:
 ↻ Clockwise ↺ Counter-clockwise - Not considered





Game - Shot by Shot

End 2 ● USA - United States 0 + 1 (this end) = 1 ● KOR - Korea 1 + 0 (this end) = 1



	USA	KOR
Total Score	1	1
Time left	32:38	31:07

Legend:
 ↻ Clockwise ↺ Counter-clockwise - Not considered





Game - Shot by Shot

End 3 ● **USA - United States** 1 + 1 (this end) = 2 ● **KOR - Korea** 1 + 0 (this end) = 1

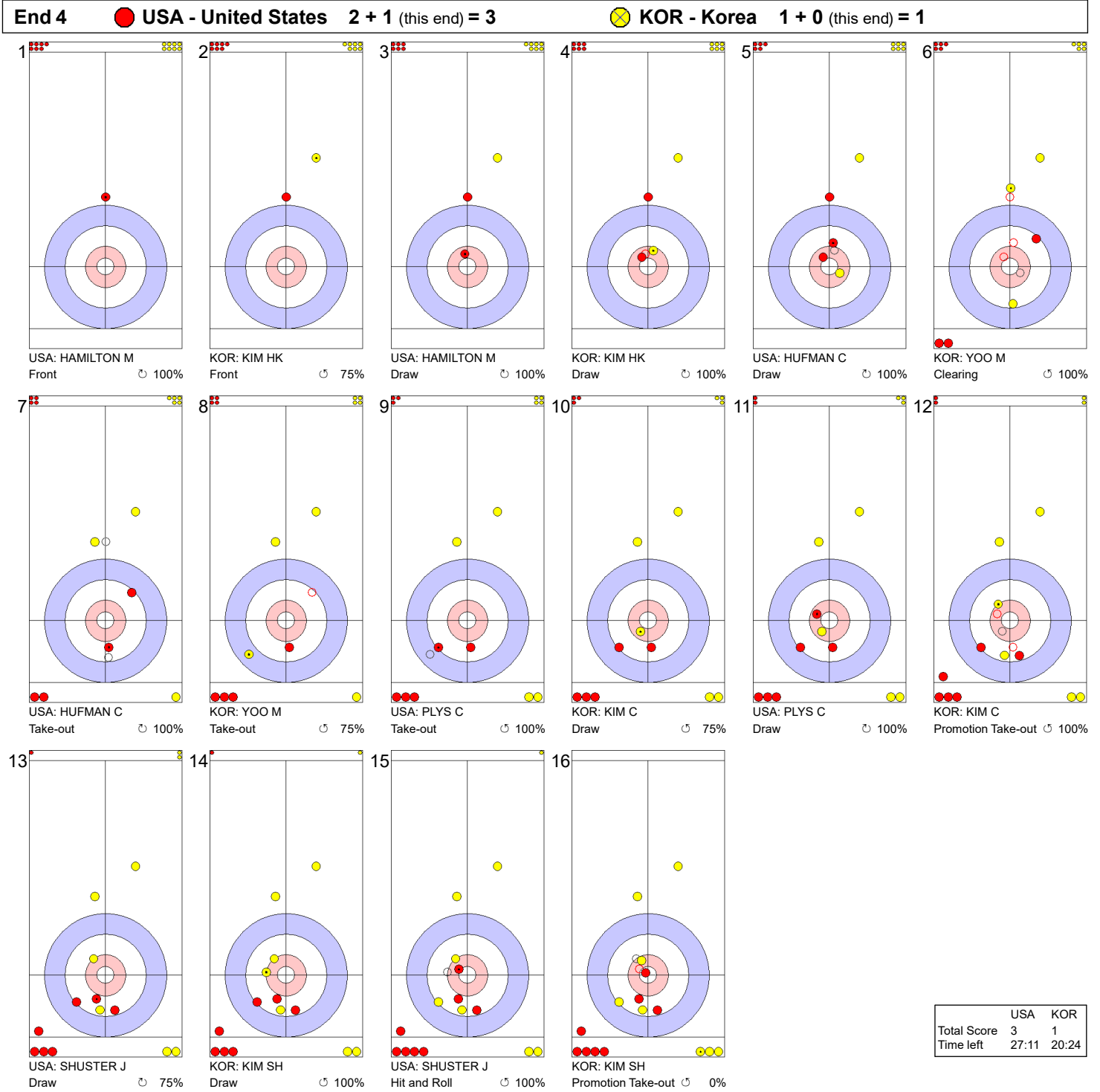


Legend:
 ↻ Clockwise ↺ Counter-clockwise - Not considered





Game - Shot by Shot



Legend:
 ⌚ Clockwise ⌚ Counter-clockwise - Not considered





Game - Shot by Shot

End 5 ● USA - United States 3 + 1 (this end) = 4 ● KOR - Korea 1 + 0 (this end) = 1



	USA	KOR
Total Score	4	1
Time left	23:05	14:19

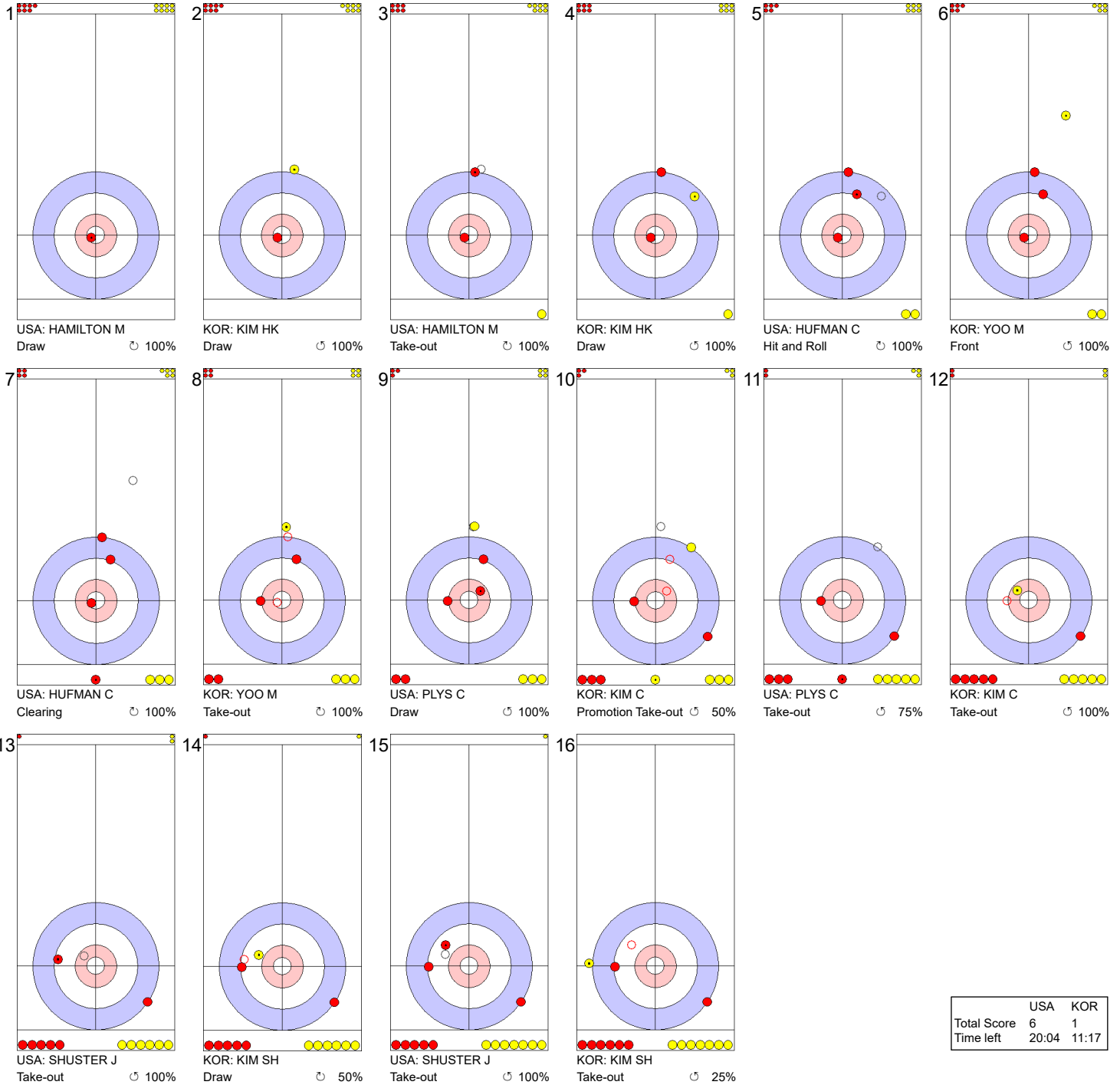
Legend:
 ↻ Clockwise ↺ Counter-clockwise - Not considered





Game - Shot by Shot

End 6 **USA - United States 4 + 2 (this end) = 6** **KOR - Korea 1 + 0 (this end) = 1**



	USA	KOR
Total Score	6	1
Time left	20:04	11:17

Legend:
 ↻ Clockwise ↺ Counter-clockwise - Not considered





Game - Shot by Shot

End 7 **USA - United States 6 + 0 (this end) = 6** **KOR - Korea 1 + 1 (this end) = 2**



	USA	KOR
Total Score	6	2
Time left	15:18	7:43

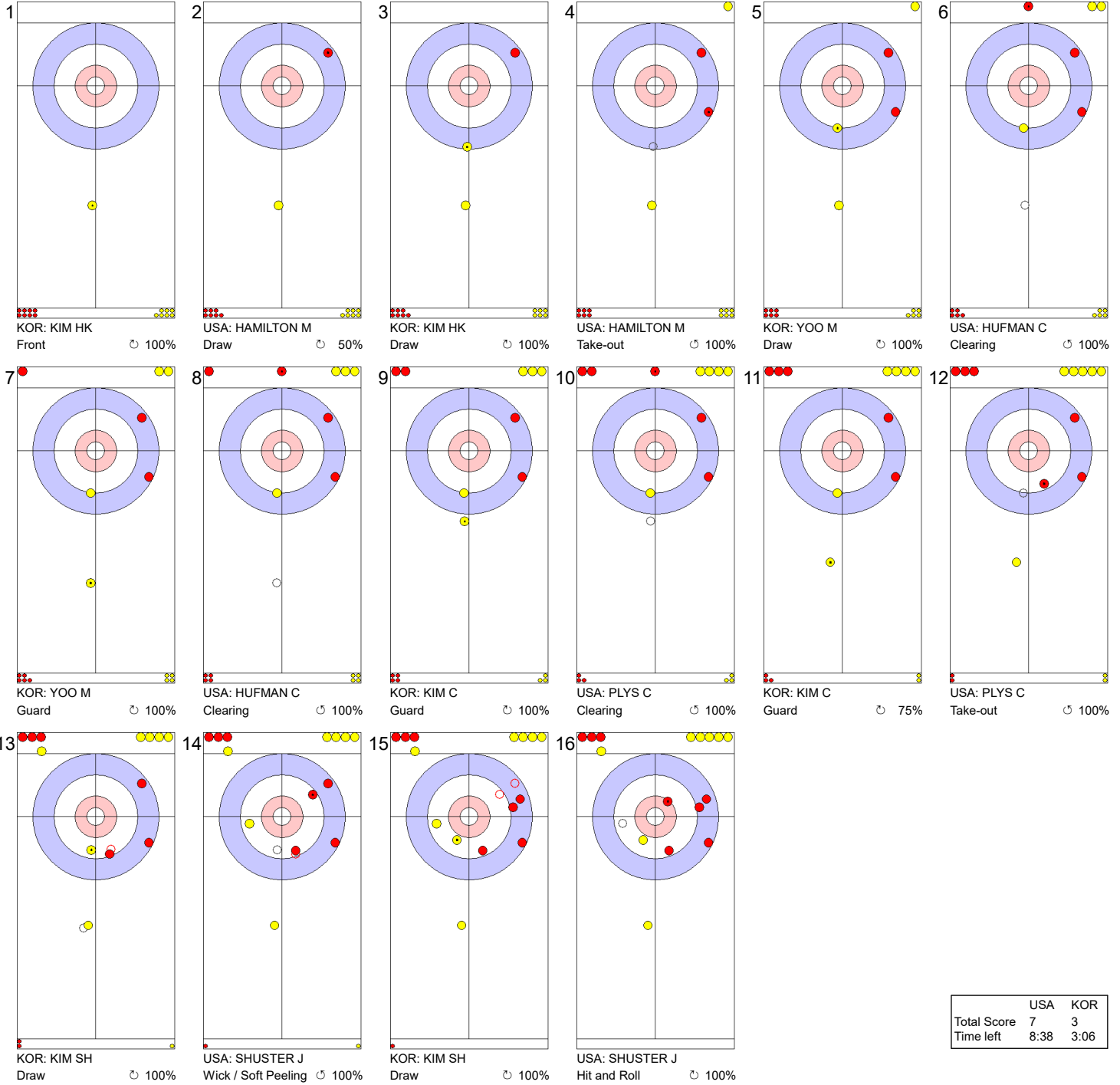
Legend:
 ↻ Clockwise ↺ Counter-clockwise - Not considered





Game - Shot by Shot

End 9 **USA - United States 6 + 1 (this end) = 7** **KOR - Korea 3 + 0 (this end) = 3**



	USA	KOR
Total Score	7	3
Time left	8:38	3:06

Legend:
 ↻ Clockwise ↺ Counter-clockwise - Not considered





Game - Shot by Shot

End 1 **PHI - Philippines 0 + 0 (this end) = 0** **CAN - Canada 0 + 2 (this end) = 2**



	PHI	CAN
Total Score	0	2
Time left	34:56	34:47

Legend:
 ↻ Clockwise ↺ Counter-clockwise - Not considered





Game - Shot by Shot

End 2 **PHI - Philippines 0 + 1 (this end) = 1** **CAN - Canada 2 + 0 (this end) = 2**



	PHI	CAN
Total Score	1	2
Time left	30:08	31:42

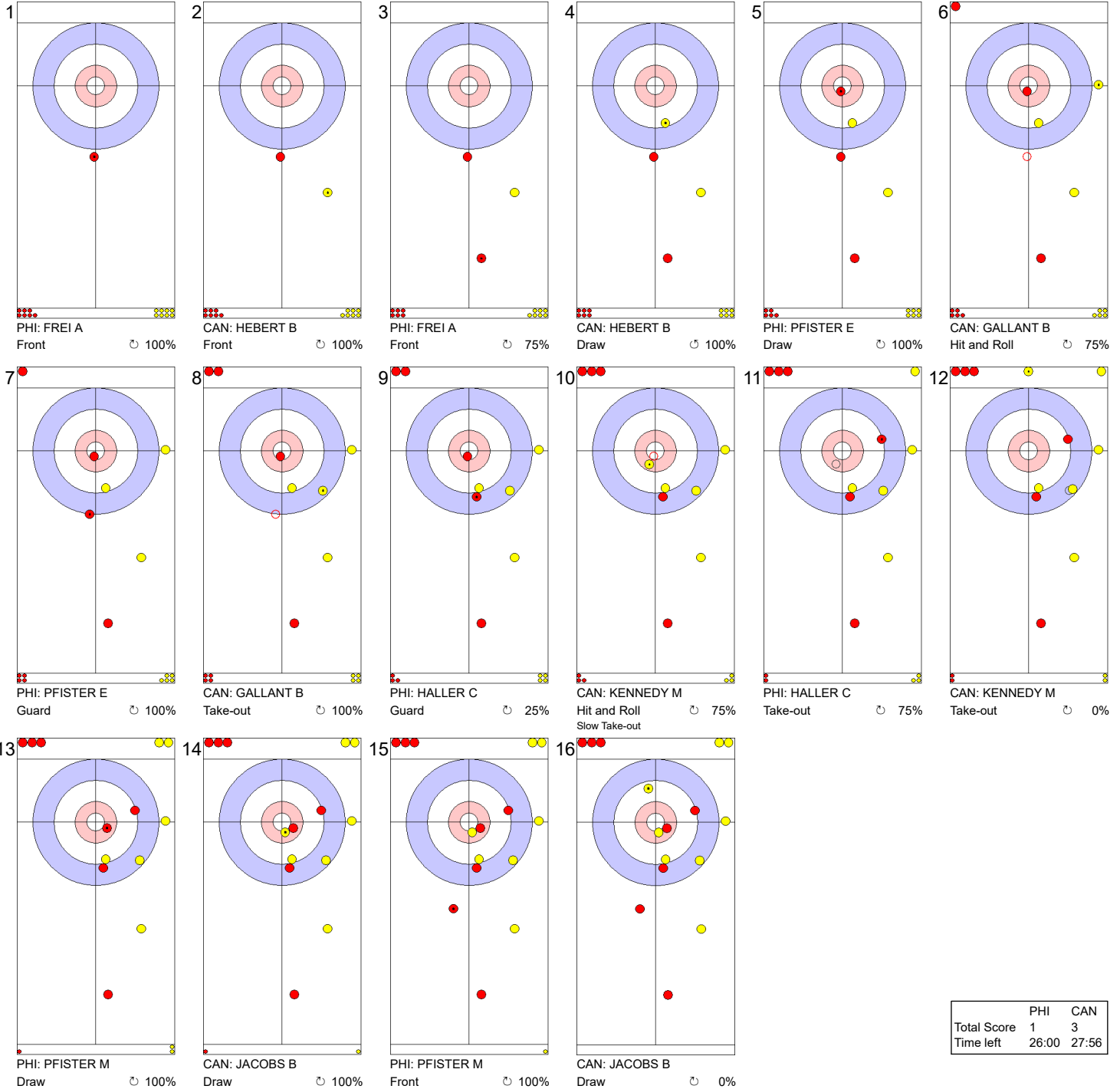
Legend:
 ↻ Clockwise ↺ Counter-clockwise - Not considered





Game - Shot by Shot

End 3 **PHI - Philippines 1 + 0 (this end) = 1** **CAN - Canada 2 + 1 (this end) = 3**



	PHI	CAN
Total Score	1	3
Time left	26:00	27:56

Legend:
 ↻ Clockwise ↺ Counter-clockwise - Not considered





Game - Shot by Shot

End 4 **PHI - Philippines 1 + 0 (this end) = 1** **CAN - Canada 3 + 1 (this end) = 4**



	PHI	CAN
Total Score	1	4
Time left	22:20	24:30

Legend:
 Clockwise Counter-clockwise - Not considered





Game - Shot by Shot

End 5 **PHI - Philippines 1 + 0 (this end) = 1** **CAN - Canada 4 + 0 (this end) = 4**



	PHI	CAN
Total Score	1	4
Time left	19:42	22:11

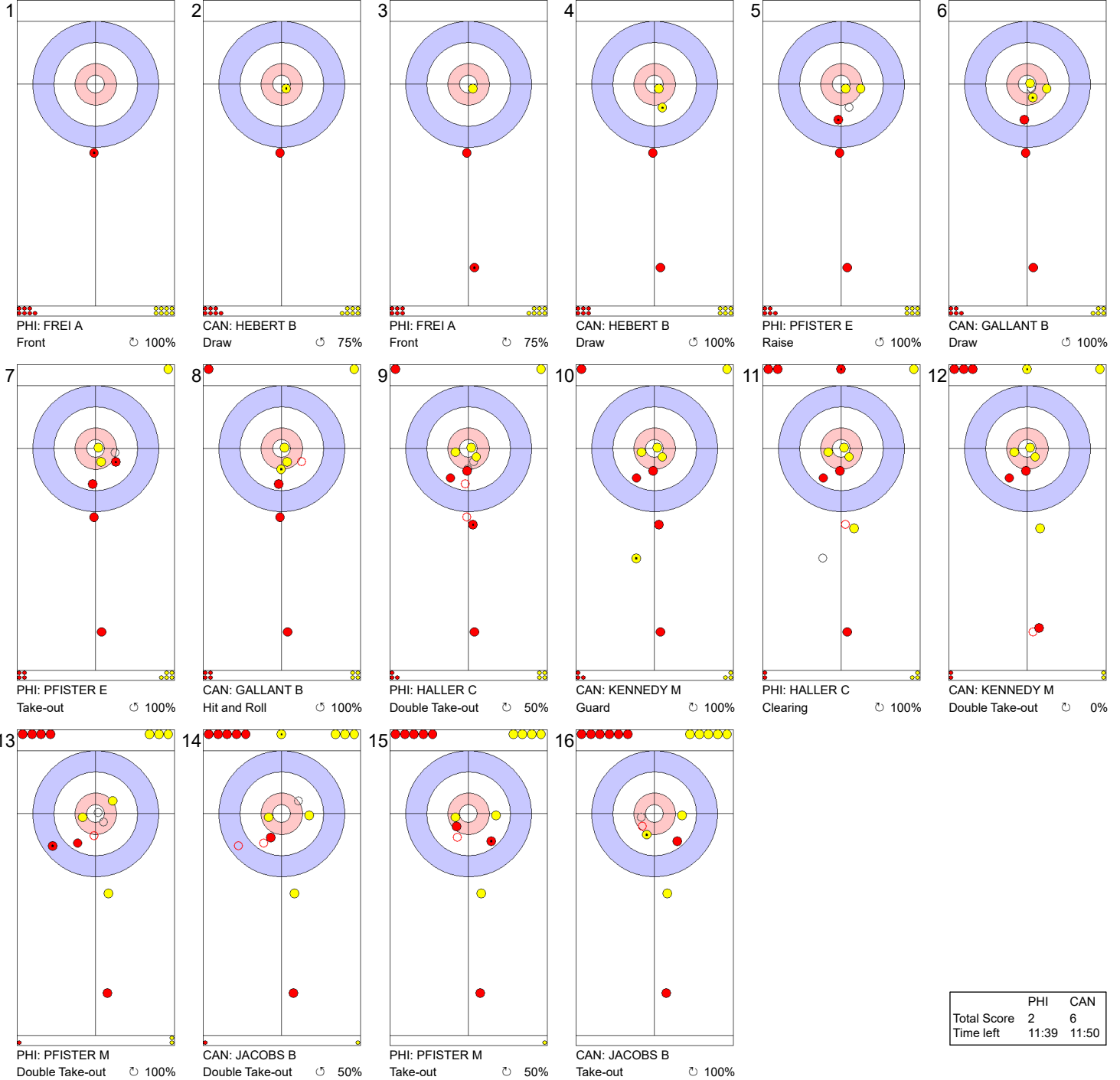
Legend:
 ↻ Clockwise ↺ Counter-clockwise - Not considered





Game - Shot by Shot

End 7 **PHI - Philippines 2 + 0 (this end) = 2** **CAN - Canada 4 + 2 (this end) = 6**



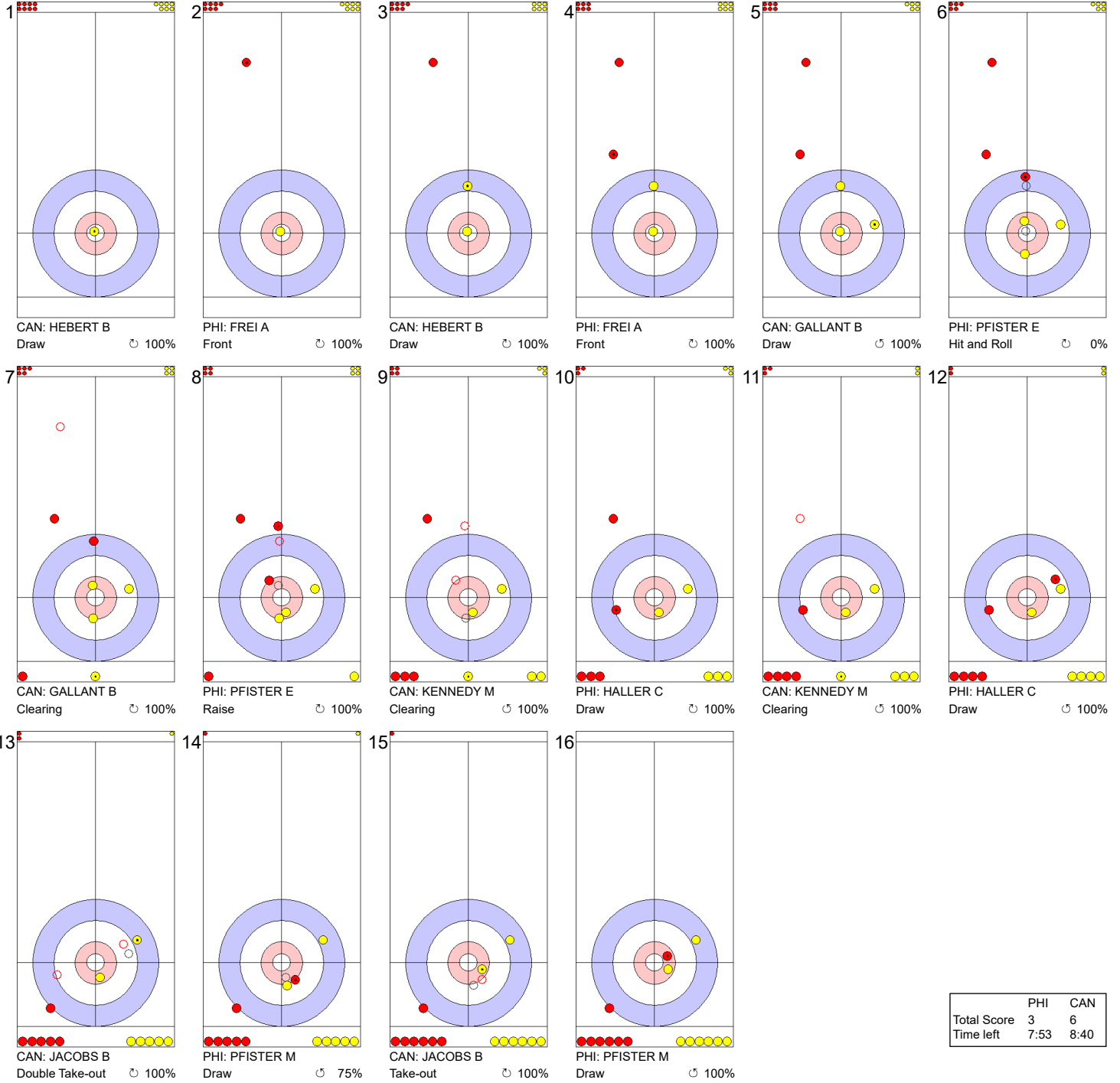
Legend:
 Clockwise
 Counter-clockwise
 - Not considered





Game - Shot by Shot

End 8 **PHI - Philippines 2 + 1 (this end) = 3** **CAN - Canada 6 + 0 (this end) = 6**



Legend:
 Clockwise
 Counter-clockwise
- Not considered





Game - Shot by Shot

End 9 **PHI - Philippines 3 + 0 (this end) = 3** **CAN - Canada 6 + 4 (this end) = 10**



	PHI	CAN
Total Score	3	10
Time left	4:38	6:14

Legend:
 ↻ Clockwise ↺ Counter-clockwise - Not considered





Session Results and Standings

Sheet	Team	LSD/LSFE	1	2	3	4	5	6	7	8	9	10	Extra Ends	Total
A	AUS - Australia	242.4cm	0	1	0	0	1	0	1	0	X	X		3
	PHI - Philippines	76.3cm *	3	0	3	1	0	1	0	1	X	X		9
B	KOR - Korea	66.3cm *	1	1	0	2	0	1	0	0	2	4		11
	NZL - New Zealand	124.4cm	0	0	2	0	0	0	1	1	0	0		4
C	CAN - Canada	51.1cm *	1	1	0	2	0	0	3	0	3	X		10
	CHN - China	206.5cm	0	0	2	0	0	1	0	1	0	X		4
D	JPN - Japan	45.8cm	0	0	0	0	0	1	0	0	2	X		3
	USA - United States	25.9cm *	0	0	2	0	1	0	3	2	0	X		8

Current Standings

Rank	Team	Games	Wins	Losses
1	CAN - Canada	1	1	0
1	KOR - Korea	1	1	0
1	PHI - Philippines	1	1	0
1	USA - United States	1	1	0
5	AUS - Australia	1	0	1
5	CHN - China	1	0	1
5	JPN - Japan	1	0	1
5	NZL - New Zealand	1	0	1

Note:
Under World Curling rules, tie-breaking rules for standings are not applied until after the last game of the round robin.

Legend:
LSD Last Stone Draw **LSFE(*)** Last Stone First End **X** Unplayed/unfinished end due to concession



Game - Shot by Shot



Legend:
 ↻ Clockwise ↺ Counter-clockwise - Not considered





Game - Shot by Shot

End 2 ● AUS - Australia 0 + 1 (this end) = 1 ● PHI - Philippines 3 + 0 (this end) = 3



	AUS	PHI
Total Score	1	3
Time left	31:09	30:34

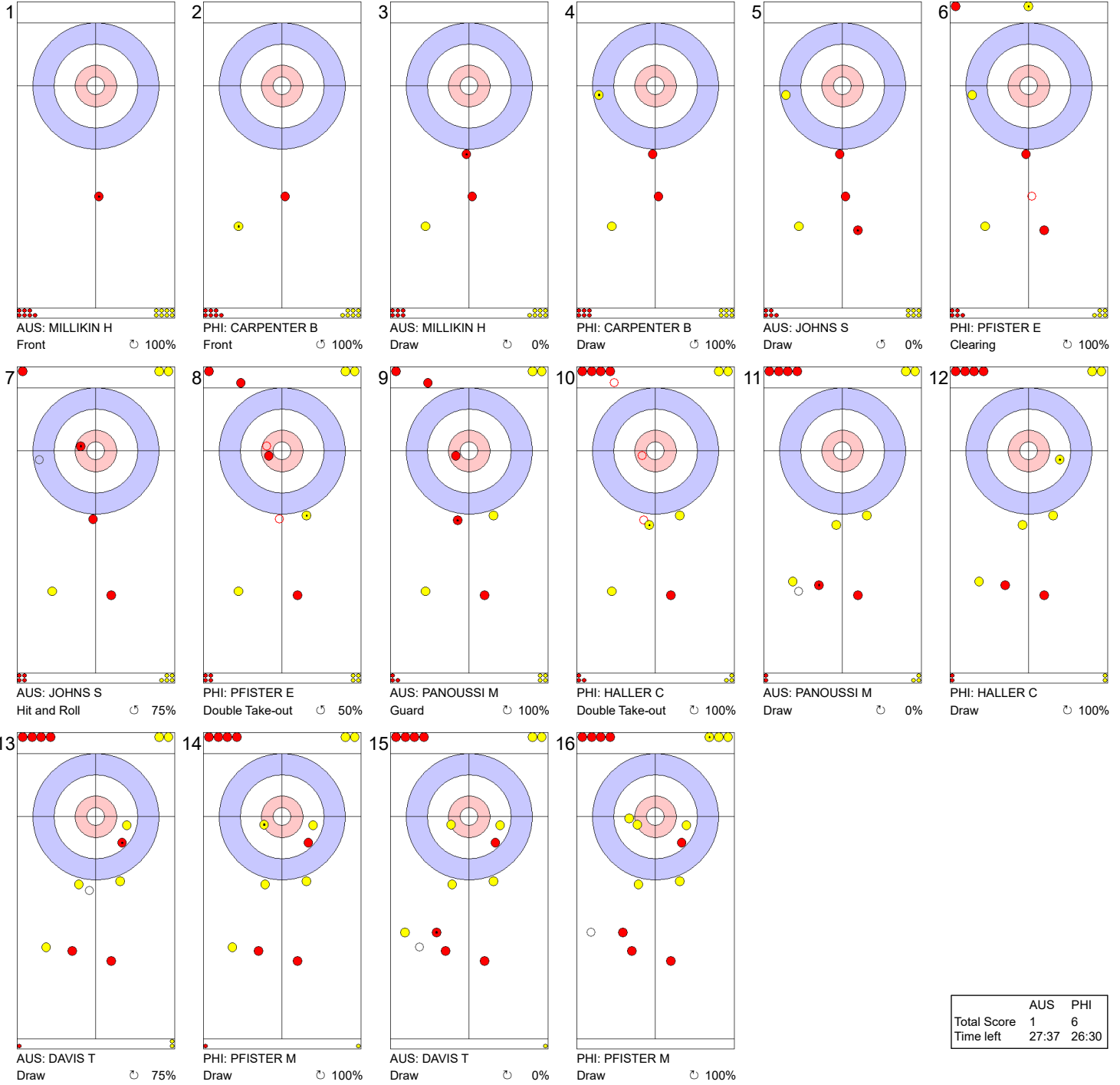
Legend:
 ↻ Clockwise ↺ Counter-clockwise - Not considered





Game - Shot by Shot

End 3 ● AUS - Australia 1 + 0 (this end) = 1 ● PHI - Philippines 3 + 3 (this end) = 6



	AUS	PHI
Total Score	1	6
Time left	27:37	26:30

Legend:
 ↻ Clockwise ↺ Counter-clockwise - Not considered





Game - Shot by Shot

End 4 **AUS - Australia 1 + 0 (this end) = 1** **PHI - Philippines 6 + 1 (this end) = 7**



	AUS	PHI
Total Score	1	7
Time left	23:24	23:31

Legend:
 ↻ Clockwise ↺ Counter-clockwise - Not considered





Game - Shot by Shot

End 5 **AUS - Australia 1 + 1 (this end) = 2** **PHI - Philippines 7 + 0 (this end) = 7**



	AUS	PHI
Total Score	2	7
Time left	19:56	20:01

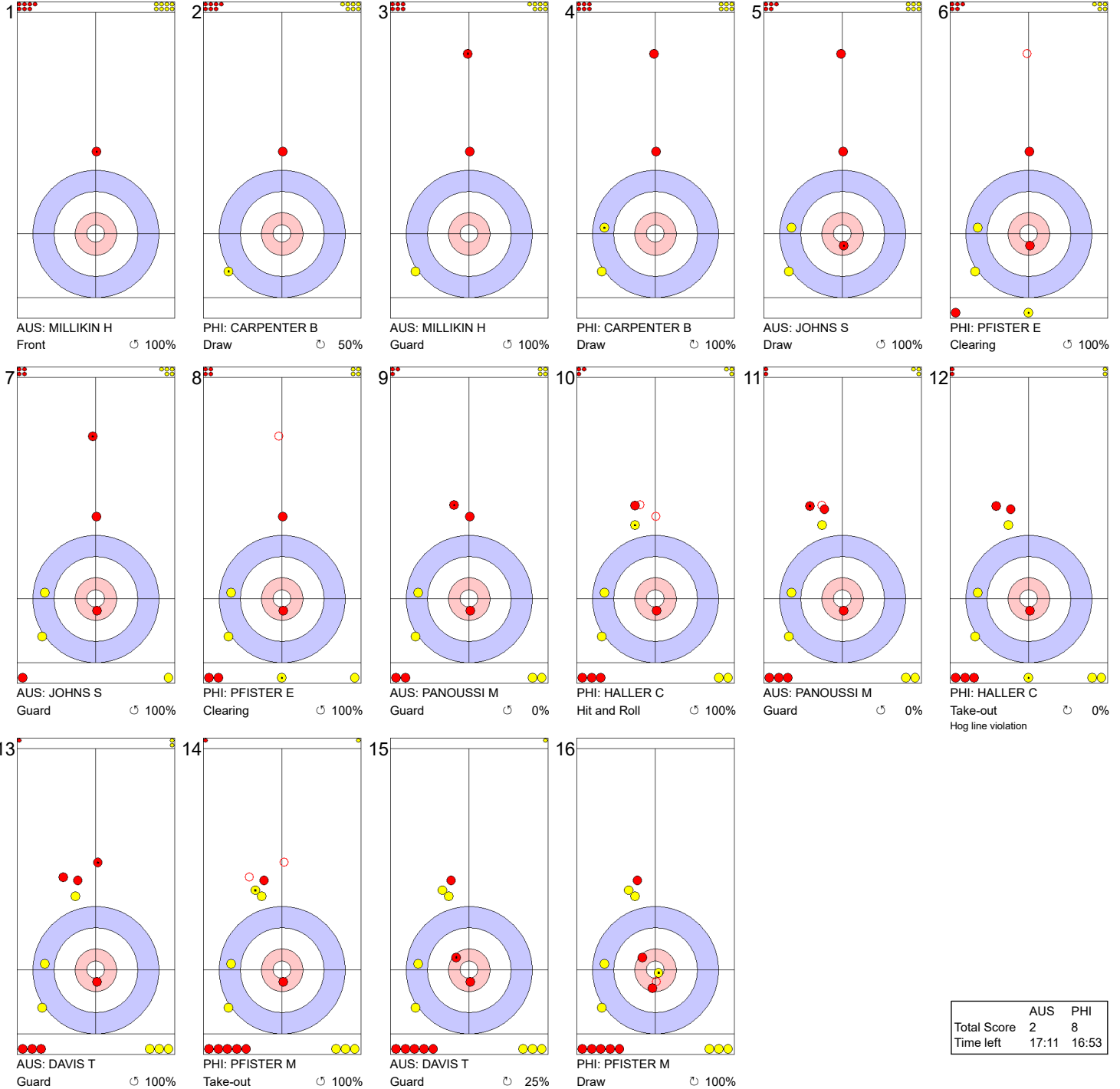
Legend:
 ↻ Clockwise ↺ Counter-clockwise - Not considered





Game - Shot by Shot

End 6 **AUS - Australia 2 + 0 (this end) = 2** **PHI - Philippines 7 + 1 (this end) = 8**



	AUS	PHI
Total Score	2	8
Time left	17:11	16:53

Legend:
 ↻ Clockwise ↺ Counter-clockwise - Not considered





Game - Shot by Shot

End 7 **AUS - Australia 2 + 1 (this end) = 3** **PHI - Philippines 8 + 0 (this end) = 8**



	AUS	PHI
Total Score	3	8
Time left	13:05	14:17

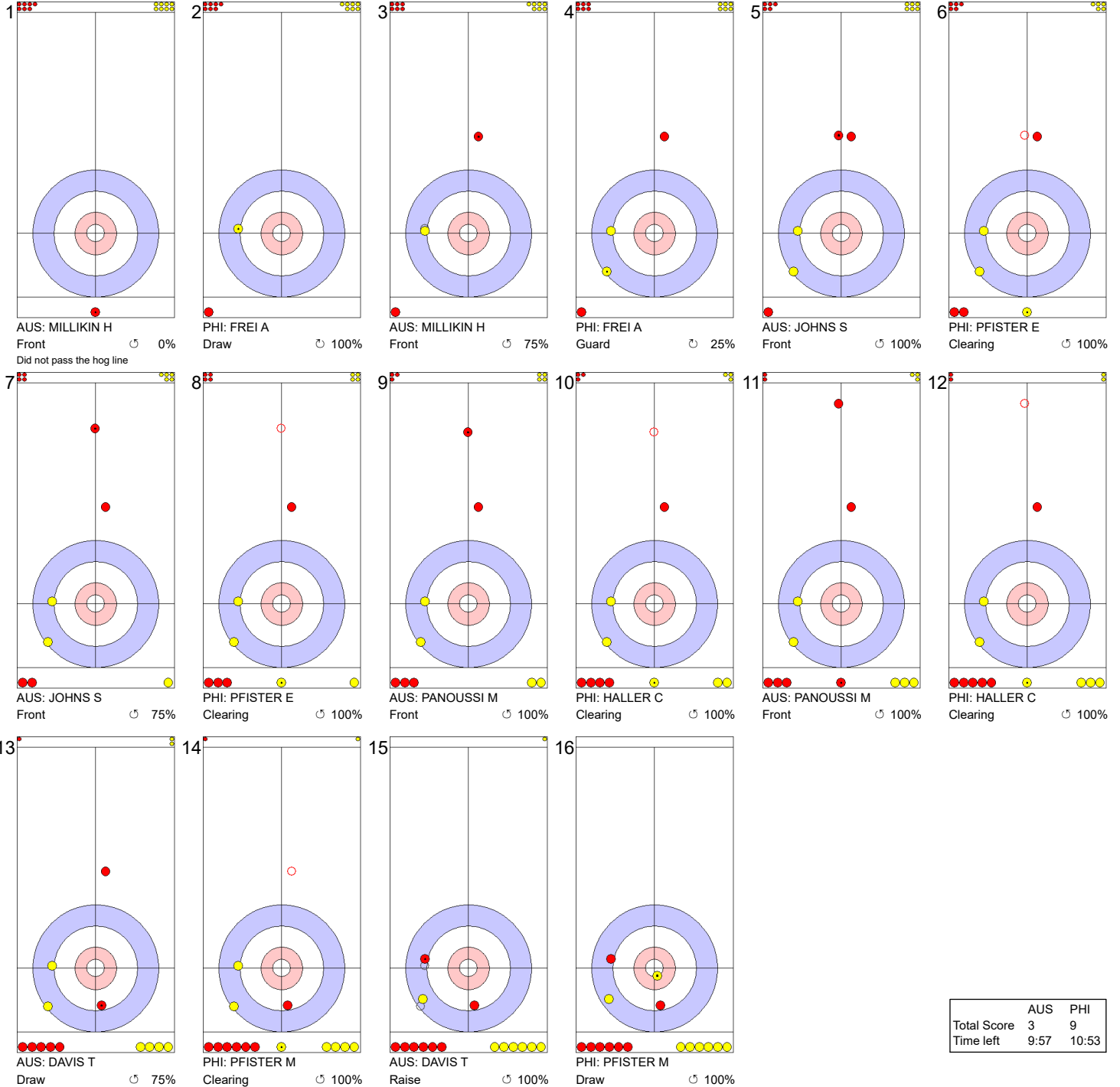
Legend:
 ↻ Clockwise ↺ Counter-clockwise - Not considered





Game - Shot by Shot

End 8 **AUS - Australia 3 + 0 (this end) = 3** **PHI - Philippines 8 + 1 (this end) = 9**



	AUS	PHI
Total Score	3	9
Time left	9:57	10:53

Legend:
 Clockwise Counter-clockwise - Not considered





MON 20 OCT 2025
Start Time 19:00

Round Robin Session 1 - Sheet B



Game Results

Sheet	Team	LSFE	1	2	3	4	5	6	7	8	9	10	Extra Ends	Total
B	KOR - Korea	*	1	1	0	2	0	1	0	0	2	4		11
	NZL - New Zealand		0	0	2	0	0	0	1	1	0	0		4

KOR - Korea		Shot Success	Game	All
4 S	KIM Soo-Hyuk	88%	88%	88%
3 V	KIM Changmin	85%	85%	85%
2	YOO Minhyeon	66%	66%	66%
1	KIM Hak Kyun	88%	88%	88%
A	JEON Jae Ik	-	-	-
Team Total		82%	82%	82%

NZL - New Zealand		Shot Success	Game	All
4 S	BECKER Sean	73%	73%	73%
3	PALANUIK Jared	74%	74%	74%
2 V	DOBSON Warren	71%	71%	71%
1	BECKER Scott	83%	83%	83%
A	BECKER James	-	-	-
Team Total		75%	75%	75%

Last Stone Draw		Distance
⌚	KIM Hak Kyun	22.7cm
⌚	KIM Soo-Hyuk	43.6cm
Total		66.3cm

Last Stone Draw		Distance
⌚	BECKER Sean	19.6cm
⌚	BECKER Scott	104.8cm
Total		124.4cm

Time remaining: 1 minute 7 seconds

Time-out: End 3 - KOR stone 8

Time remaining: 0 minutes 19 seconds

Time-out: End 10 - NZL stone 6

Shot Success Analysis

KOR - Korea		⌚	⌚	Game
4	KIM Soo-Hyuk	Draws 5 80%	4 100%	9 89%
		Take-outs 3 67%	8 94%	11 86%
		Total 8 75%	12 96%	20 88%
3	KIM Changmin	Draws 5 75%	2 63%	7 71%
		Take-outs 5 100%	8 88%	13 92%
		Total 10 88%	10 83%	20 85%
2	YOO Minhyeon	Draws 5 75%	3 58%	8 69%
		Take-outs 5 80%	7 54%	12 65%
		Total 10 78%	10 55%	20 66%
1	KIM Hak Kyun	Draws 16 89%	2 100%	18 90%
		Take-outs 1 75%	1 50%	2 63%
		Total 17 88%	3 83%	20 88%
A	JEON Jae Ik	Draws 0 -	0 -	0 -
		Take-outs 0 -	0 -	0 -
		Total 0 -	0 -	0 -
Team		Draws 31 83%	11 82%	42 83%
		Take-outs 14 84%	24 78%	38 80%
		Total 45 83%	35 79%	80 82%

NZL - New Zealand		⌚	⌚	Game
4	BECKER Sean	Draws 5 65%	3 83%	8 72%
		Take-outs 5 60%	7 82%	12 73%
		Total 10 63%	10 83%	20 73%
3	PALANUIK Jared	Draws 4 69%	4 63%	8 66%
		Take-outs 5 85%	7 75%	12 79%
		Total 9 78%	11 70%	20 74%
2	DOBSON Warren	Draws 5 80%	5 60%	10 70%
		Take-outs 6 67%	4 81%	10 73%
		Total 11 73%	9 69%	20 71%
1	BECKER Scott	Draws 4 88%	14 86%	18 86%
		Take-outs 2 50%	0 -	2 50%
		Total 6 75%	14 86%	20 83%
A	BECKER James	Draws 0 -	0 -	0 -
		Take-outs 0 -	0 -	0 -
		Total 0 -	0 -	0 -
Team		Draws 18 75%	26 77%	44 76%
		Take-outs 18 68%	18 79%	36 74%
		Total 36 72%	44 78%	80 75%

Note:
Position and function for each team member:
4 = Fourth, 3 = Third, 2 = Second, 1 = Lead, A = Alternate, S = Skip, V = Vice-Skip

Legend:
⌚ Clockwise ⌚ Counter-clockwise LSFE(*) Last Stone First End





Game - Shot by Shot



Legend:
 ↻ Clockwise ↺ Counter-clockwise - Not considered





Game - Shot by Shot



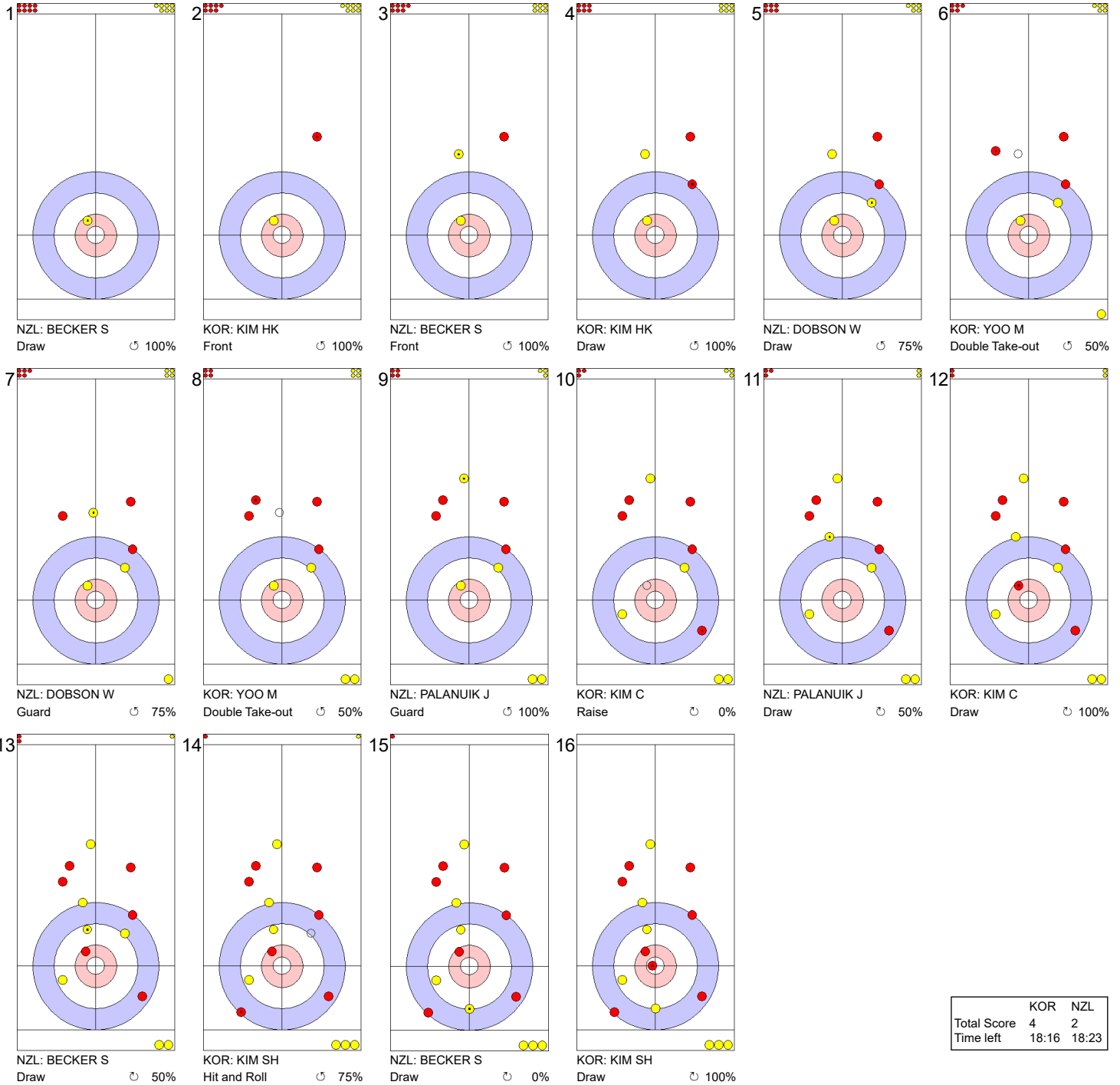
Legend:
 ↻ Clockwise ↺ Counter-clockwise - Not considered





Game - Shot by Shot

End 4 **KOR - Korea 2 + 2 (this end) = 4** **NZL - New Zealand 2 + 0 (this end) = 2**



	KOR	NZL
Total Score	4	2
Time left	18:16	18:23

Legend:
 ↻ Clockwise ↺ Counter-clockwise - Not considered





Game - Shot by Shot

End 5 **KOR - Korea 4 + 0 (this end) = 4** **NZL - New Zealand 2 + 0 (this end) = 2**



	KOR	NZL
Total Score	4	2
Time left	16:29	15:17

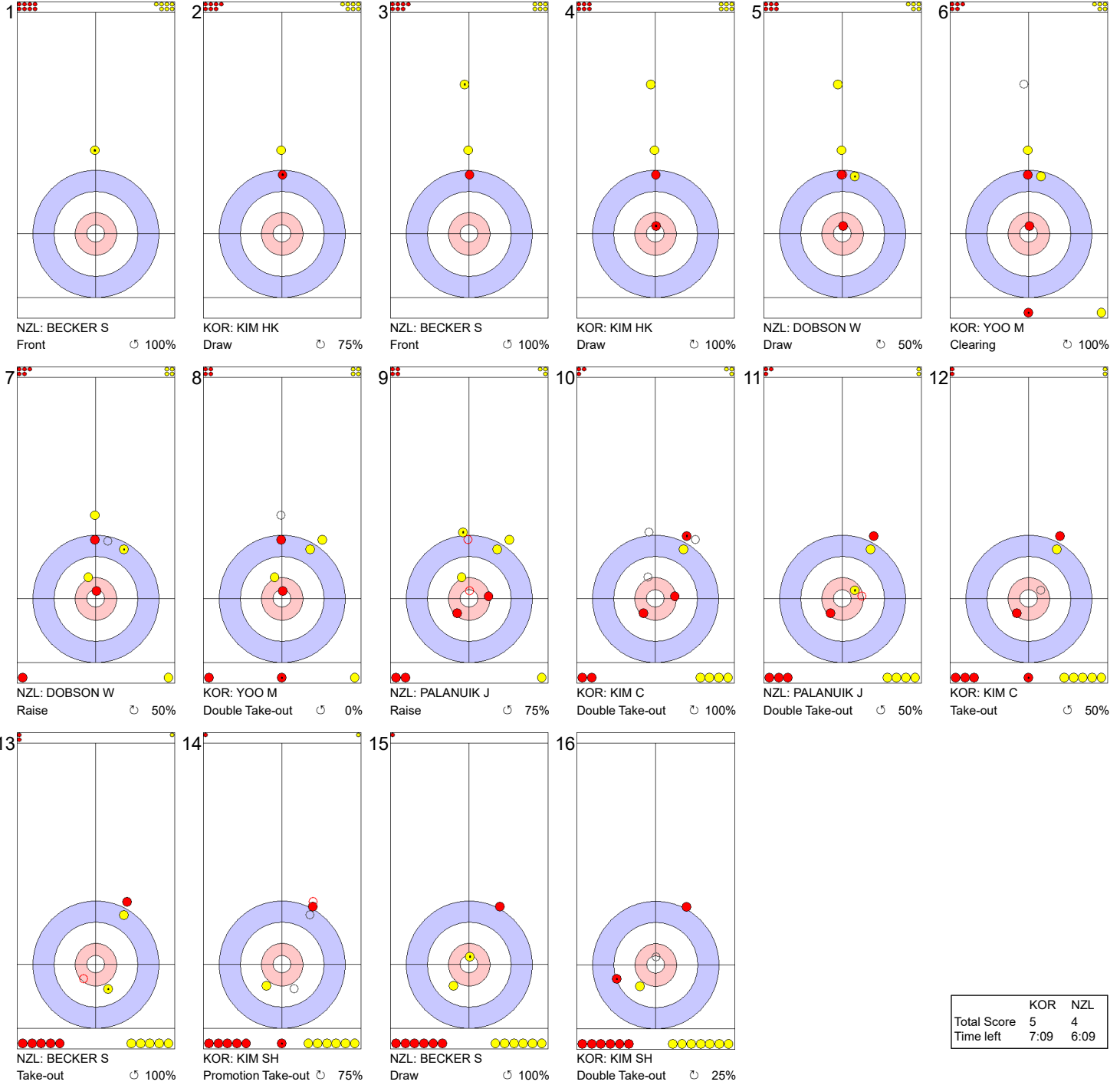
Legend:
 ↻ Clockwise ↺ Counter-clockwise - Not considered





Game - Shot by Shot

End 8 **KOR - Korea 5 + 0 (this end) = 5** **NZL - New Zealand 3 + 1 (this end) = 4**



	KOR	NZL
Total Score	5	4
Time left	7:09	6:09

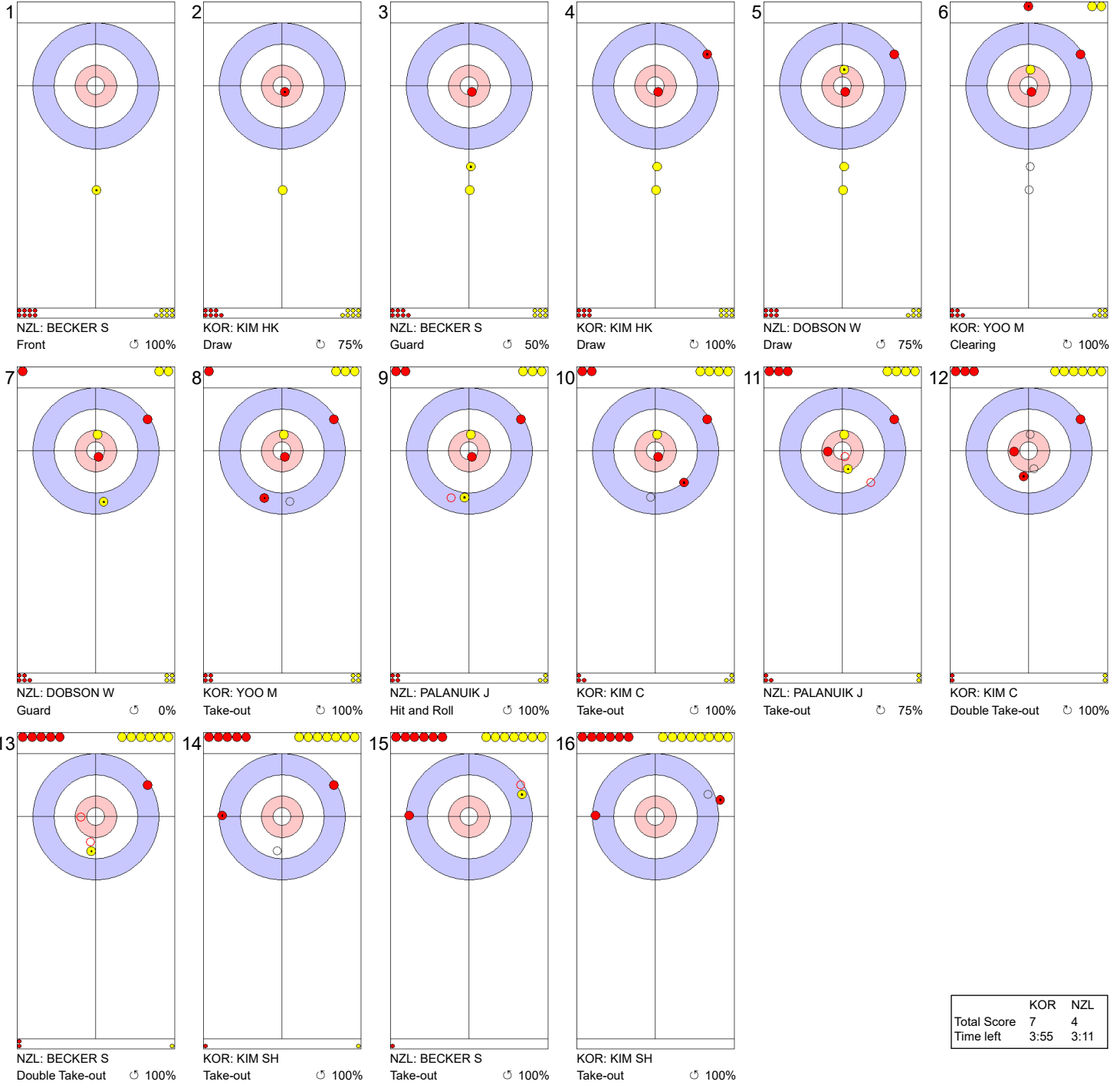
Legend:
 ↻ Clockwise ↺ Counter-clockwise - Not considered





Game - Shot by Shot

End 9 ● **KOR - Korea** 5 + 2 (this end) = 7 ● **NZL - New Zealand** 4 + 0 (this end) = 4



	KOR	NZL
Total Score	7	4
Time left	3:55	3:11

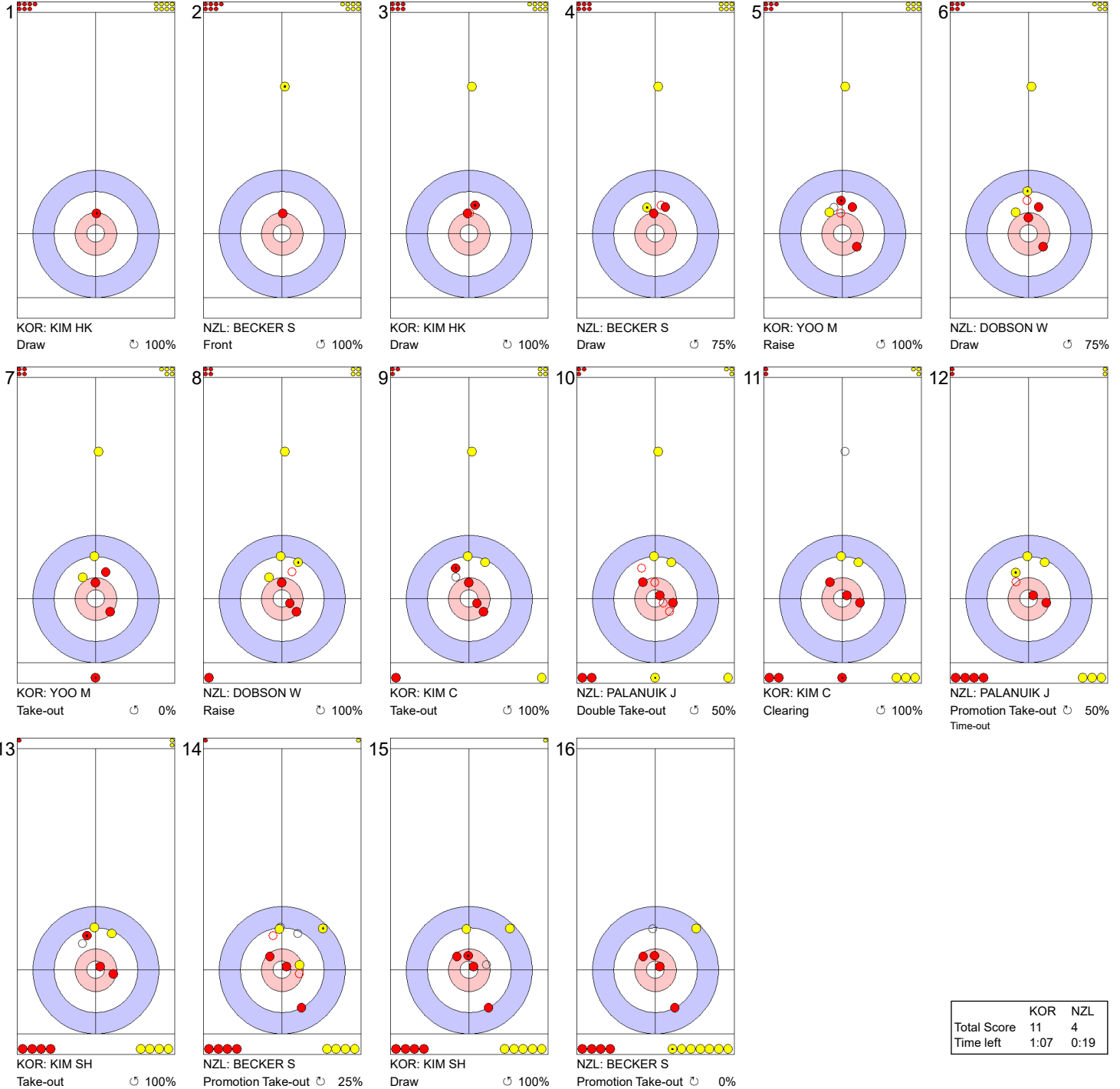
Legend:
 ↻ Clockwise ↺ Counter-clockwise - Not considered





Game - Shot by Shot

End 10 **KOR - Korea** **7 + 4 (this end) = 11** **NZL - New Zealand** **4 + 0 (this end) = 4**



	KOR	NZL
Total Score	11	4
Time left	1:07	0:19

Legend:
 Clockwise Counter-clockwise - Not considered





MON 20 OCT 2025
Start Time 19:00

Round Robin Session 1 - Sheet C



Game Results

Sheet	Team	LSFE	1	2	3	4	5	6	7	8	9	10	Extra Ends	Total
C	CAN - Canada	*	1	1	0	2	0	0	3	0	3	X		10
	CHN - China		0	0	2	0	0	1	0	1	0	X		4

CAN - Canada		Shot Success	Game	All
4 S	JACOBS Brad	94%	94%	
3 V	KENNEDY Marc	86%	86%	
2	GALLANT Brett	85%	85%	
1	HEBERT Ben	92%	92%	
A	TARDI Tyler	-	-	
Team Total		89%	89%	

CHN - China		Shot Success	Game	All
4 S	XU Xiaoming	81%	81%	
3 V	FEI Xueqing	72%	72%	
2	LI Zhichao	82%	82%	
1	XU Jingtao	86%	86%	
A	YANG Bohao	-	-	
Team Total		80%	80%	

Last Stone Draw		Distance
↻	JACOBS Brad	20.5cm
↻	HEBERT Ben	30.6cm
Total		51.1cm

Last Stone Draw		Distance
↻	XU Jingtao	108.2cm
↻	XU Xiaoming	98.3cm
Total		206.5cm

Time remaining: 5 minutes 47 seconds

Time remaining: 5 minutes 6 seconds

Shot Success Analysis

CAN - Canada		↻	↻	Game
4 JACOBS Brad	Draws	4 100%	3 100%	7 100%
	Take-outs	4 88%	7 93%	11 91%
	Total	8 94%	10 95%	18 94%
3 KENNEDY Marc	Draws	0 -	0 -	0 -
	Take-outs	7 93%	11 82%	18 86%
	Total	7 93%	11 82%	18 86%
2 GALLANT Brett	Draws	3 100%	3 58%	6 79%
	Take-outs	4 94%	8 84%	12 88%
	Total	7 96%	11 77%	18 85%
1 HEBERT Ben	Draws	5 95%	12 94%	17 94%
	Take-outs	0 -	1 50%	1 50%
	Total	5 95%	13 90%	18 92%
A TARDI Tyler	Draws	0 -	0 -	0 -
	Take-outs	0 -	0 -	0 -
	Total	0 -	0 -	0 -
Team	Draws	12 98%	18 89%	30 93%
	Take-outs	15 92%	27 84%	42 87%
	Total	27 94%	45 86%	72 89%

CHN - China		↻	↻	Game
4 XU Xiaoming	Draws	1 100%	7 68%	8 72%
	Take-outs	8 91%	2 75%	10 88%
	Total	9 92%	9 69%	18 81%
3 FEI Xueqing	Draws	7 71%	2 88%	9 75%
	Take-outs	6 79%	3 50%	9 69%
	Total	13 75%	5 65%	18 72%
2 LI Zhichao	Draws	11 82%	1 100%	12 83%
	Take-outs	6 79%	0 -	6 79%
	Total	17 81%	1 100%	18 82%
1 XU Jingtao	Draws	17 85%	1 100%	18 86%
	Take-outs	0 -	0 -	0 -
	Total	17 85%	1 100%	18 86%
A YANG Bohao	Draws	0 -	0 -	0 -
	Take-outs	0 -	0 -	0 -
	Total	0 -	0 -	0 -
Team	Draws	36 82%	11 77%	47 81%
	Take-outs	20 84%	5 60%	25 79%
	Total	56 83%	16 72%	72 80%

Note:
Position and function for each team member:
4 = Fourth, 3 = Third, 2 = Second, 1 = Lead, A = Alternate, S = Skip, V = Vice-Skip

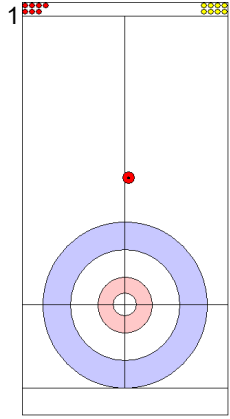
Legend:
↻ Clockwise ↻ Counter-clockwise LSFE(*) Last Stone First End
X Unplayed/unfinished end due to concession



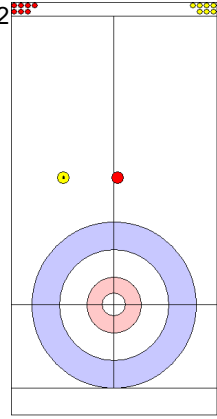


Game - Shot by Shot

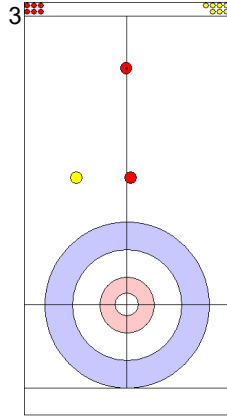
End 2 ● CAN - Canada 1 + 1 (this end) = 2 ⊗ CHN - China 0 + 0 (this end) = 0



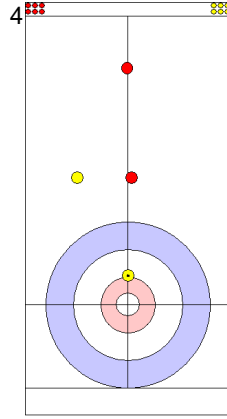
CAN: HEBERT B
Front 100%



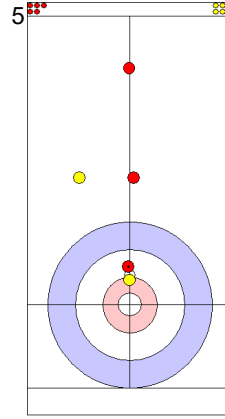
CHN: XU J
Front 100%



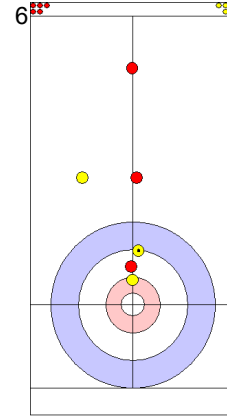
CAN: HEBERT B
Front 100%



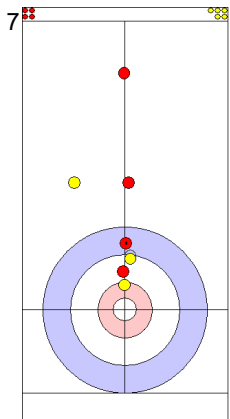
CHN: XU J
Draw 100%



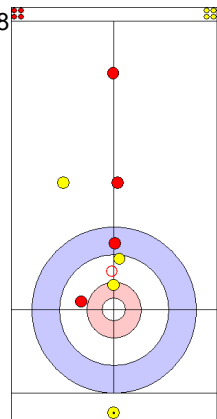
CAN: GALLANT B
Draw 100%



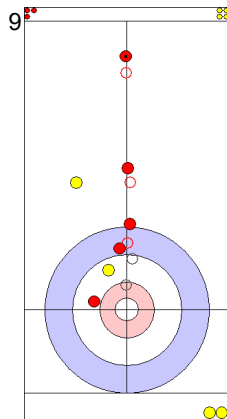
CHN: LI Z
Draw 75%



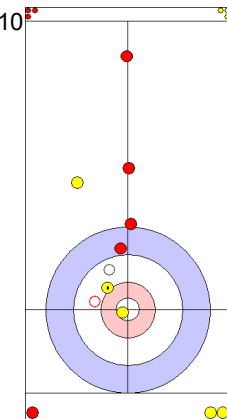
CAN: GALLANT B
Draw 100%



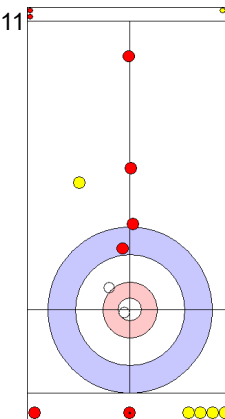
CHN: LI Z
Take-out 0%



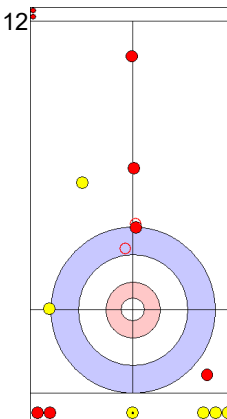
CAN: KENNEDY M
Promotion Take-out 100%



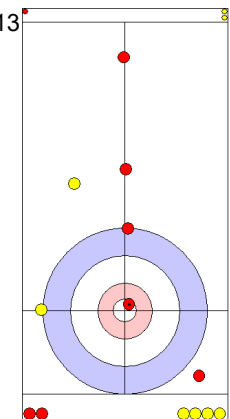
CHN: FEI X
Hit and Roll 100%



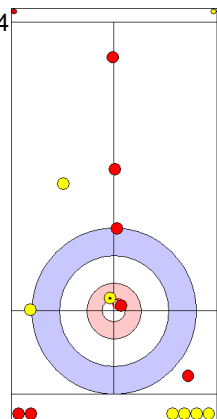
CAN: KENNEDY M
Double Take-out 100%



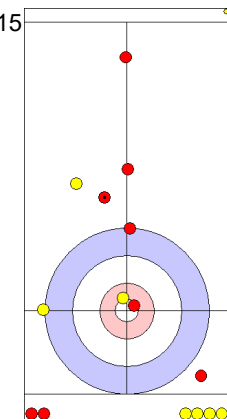
CHN: FEI X
Hit and Roll 75%



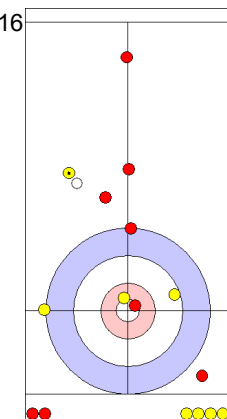
CAN: JACOBS B
Draw 100%



CHN: XU X
Draw 100%



CAN: JACOBS B
Guard 100%



CHN: XU X
Raise 0%

	CAN	CHN
Total Score	2	0
Time left	30:20	30:56

Legend: ↻ Clockwise ↺ Counter-clockwise - Not considered





Game - Shot by Shot

End 3 ● **CAN - Canada** 2 + 0 (this end) = 2 ⊗ **CHN - China** 0 + 2 (this end) = 2



	CAN	CHN
Total Score	2	2
Time left	24:56	25:07

Legend:
 ↻ Clockwise ↺ Counter-clockwise - Not considered





Game - Shot by Shot

End 4 **CAN - Canada 2 + 2 (this end) = 4** **CHN - China 2 + 0 (this end) = 2**



	CAN	CHN
Total Score	4	2
Time left	21:32	22:09

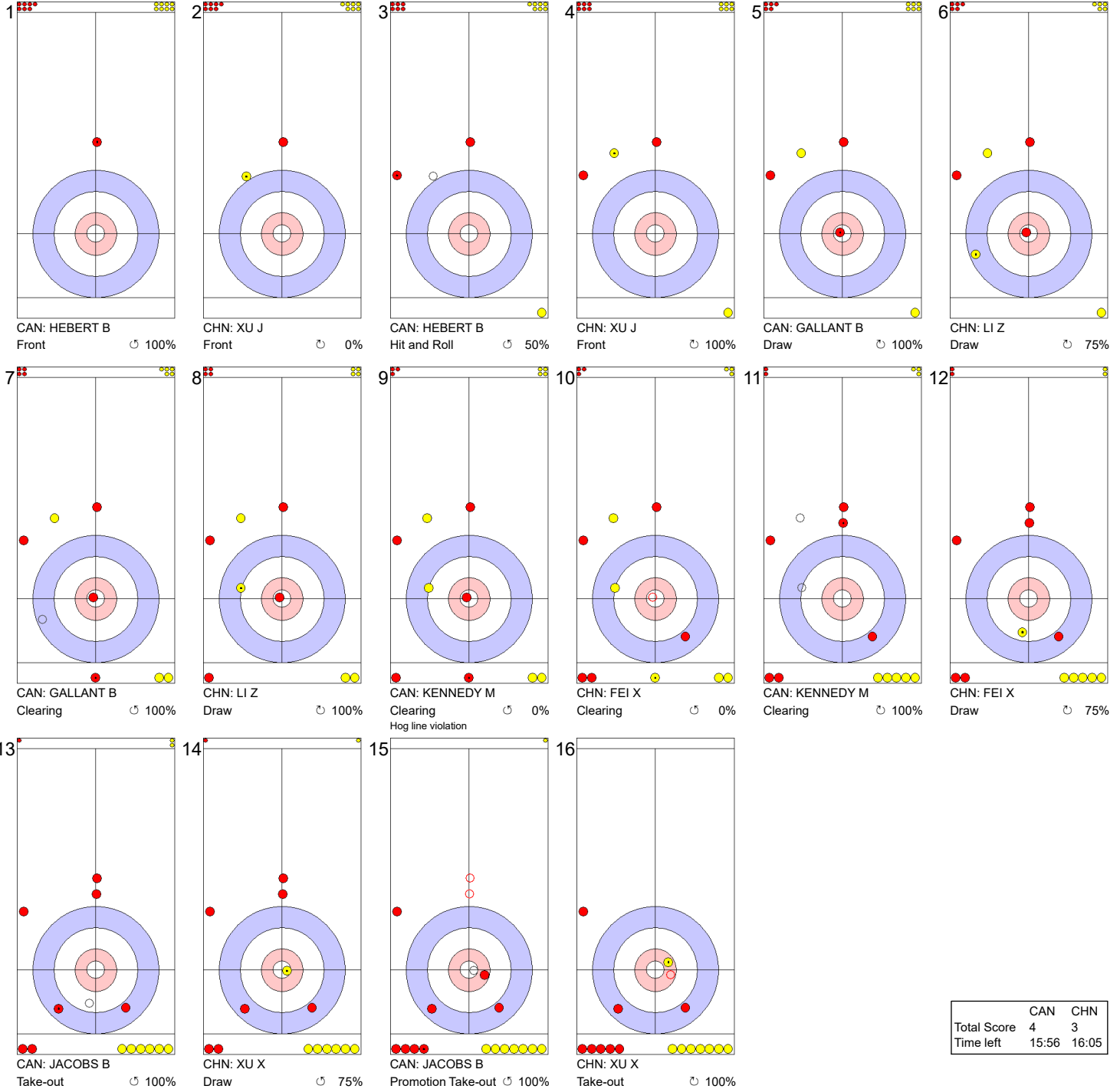
Legend:
 ↻ Clockwise ↺ Counter-clockwise - Not considered





Game - Shot by Shot

End 6 **CAN - Canada 4 + 0 (this end) = 4** **CHN - China 2 + 1 (this end) = 3**



	CAN	CHN
Total Score	4	3
Time left	15:56	16:05

Legend:
 ↻ Clockwise ↺ Counter-clockwise - Not considered





Game - Shot by Shot

End 7 **CAN - Canada** 4 + 3 (this end) = 7 **CHN - China** 3 + 0 (this end) = 3



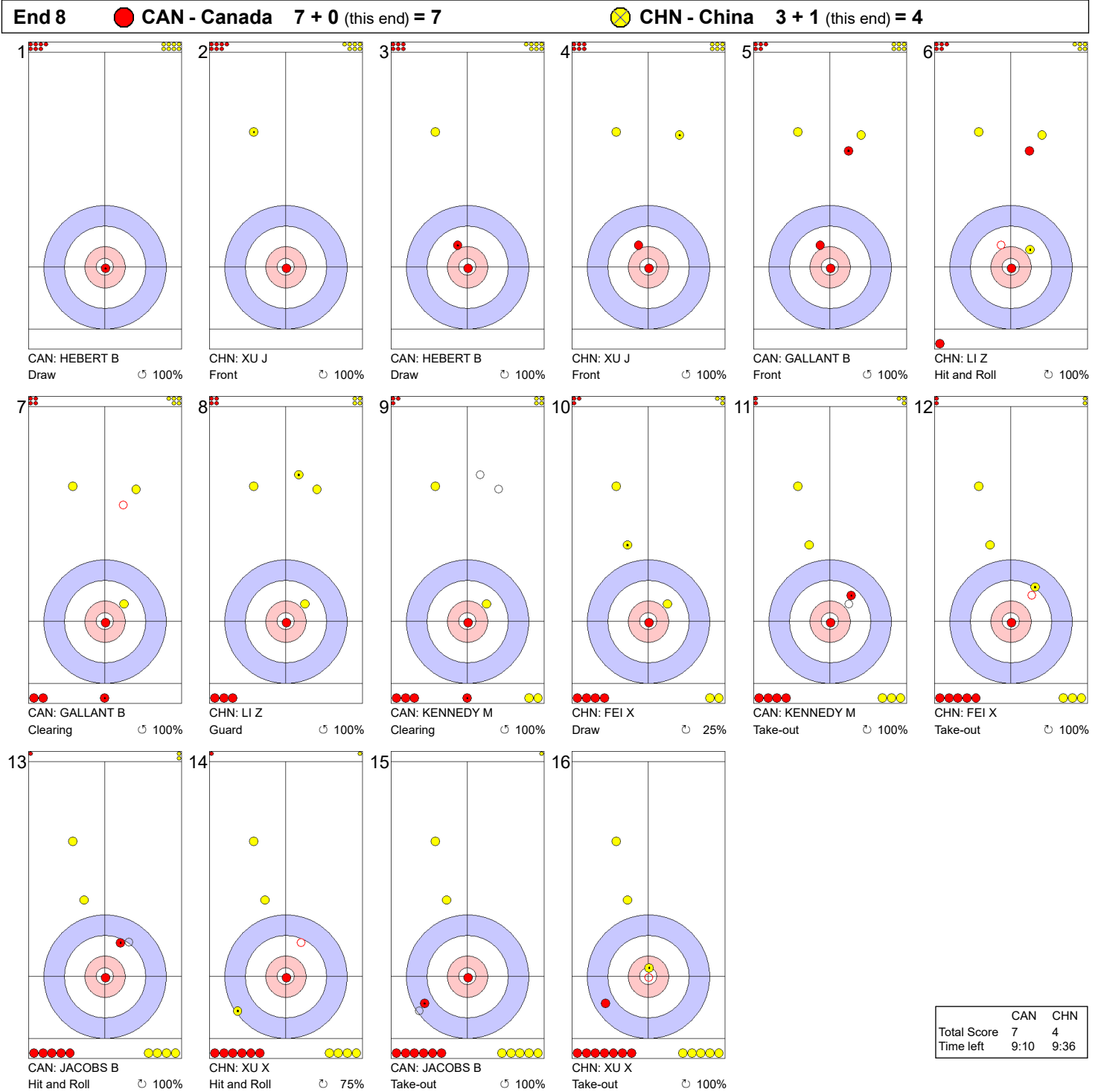
	CAN	CHN
Total Score	7	3
Time left	11:42	12:05

Legend:
 ↻ Clockwise ↺ Counter-clockwise - Not considered





Game - Shot by Shot



Legend:
 ↻ Clockwise ↺ Counter-clockwise - Not considered





Game - Shot by Shot

End 9 ● **CAN - Canada** 7 + 3 (this end) = 10 ⊗ **CHN - China** 4 + 0 (this end) = 4



	CAN	CHN
Total Score	10	4
Time left	5:47	5:06

Legend:
 ↻ Clockwise ↺ Counter-clockwise - Not considered





MON 20 OCT 2025
Start Time 19:00

Round Robin Session 1 - Sheet D



Game Results

Sheet	Team	LSFE	1	2	3	4	5	6	7	8	9	10	Extra Ends	Total
D	JPN - Japan		0	0	0	0	0	1	0	0	2	X		3
	USA - United States	*	0	0	2	0	1	0	3	2	0	X		8

JPN - Japan		Shot Success	Game	All
4 V	YANAGISAWA Riku	78 %	78 %	
3 S	YAMAGUCHI Tsuyoshi	75 %	75 %	
2	YAMAMOTO Takeru	76 %	76 %	
1	KOIZUMI Satoshi	92 %	92 %	
A	USUI Shingo	-	-	
Team Total		80 %	80 %	

USA - United States		Shot Success	Game	All
4 S	SHUSTER John	94 %	94 %	
3 V	PLYS Christopher	82 %	82 %	
2	HUFMAN Colin	86 %	86 %	
1	HAMILTON Matt	88 %	88 %	
A	CASPER Daniel	-	-	
Team Total		88 %	88 %	

Last Stone Draw Distance

↻	KOIZUMI Satoshi	23.5cm
↻	YANAGISAWA Riku	22.3cm
Total		45.8cm

Last Stone Draw Distance

↻	PLYS Christopher	14.5cm
↻	SHUSTER John	11.4cm
Total		25.9cm

Time remaining: 6 minutes 12 seconds

Time remaining: 14 minutes 12 seconds

Shot Success Analysis

JPN - Japan		↻	↻	Game	
4	YANAGISAWA Riku	Draws	1 50%	8 81%	9 78%
		Take-outs	5 85%	4 69%	9 78%
		Total	6 79%	12 77%	18 78%
3	YAMAGUCHI Tsuyoshi	Draws	2 100%	5 80%	7 86%
		Take-outs	6 71%	5 65%	11 68%
		Total	8 78%	10 73%	18 75%
2	YAMAMOTO Takeru	Draws	6 96%	6 46%	12 71%
		Take-outs	5 85%	1 100%	6 88%
		Total	11 91%	7 54%	18 76%
1	KOIZUMI Satoshi	Draws	11 95%	6 83%	17 91%
		Take-outs	0 -	1 100%	1 100%
		Total	11 95%	7 86%	18 92%
A	USUI Shingo	Draws	0 -	0 -	0 -
		Take-outs	0 -	0 -	0 -
		Total	0 -	0 -	0 -
Team		Draws	20 94%	25 73%	45 82%
		Take-outs	16 80%	11 73%	27 77%
		Total	36 88%	36 73%	72 80%

USA - United States		↻	↻	Game	
4	SHUSTER John	Draws	4 94%	2 100%	6 96%
		Take-outs	5 100%	7 89%	12 94%
		Total	9 97%	9 92%	18 94%
3	PLYS Christopher	Draws	1 75%	4 100%	5 95%
		Take-outs	5 65%	8 84%	13 77%
		Total	6 67%	12 90%	18 82%
2	HUFMAN Colin	Draws	2 100%	3 83%	5 90%
		Take-outs	3 75%	10 88%	13 85%
		Total	5 85%	13 87%	18 86%
1	HAMILTON Matt	Draws	13 90%	1 100%	14 91%
		Take-outs	3 67%	1 100%	4 75%
		Total	16 86%	2 100%	18 88%
A	CASPER Daniel	Draws	0 -	0 -	0 -
		Take-outs	0 -	0 -	0 -
		Total	0 -	0 -	0 -
Team		Draws	20 91%	10 95%	30 93%
		Take-outs	16 78%	26 88%	42 84%
		Total	36 85%	36 90%	72 88%

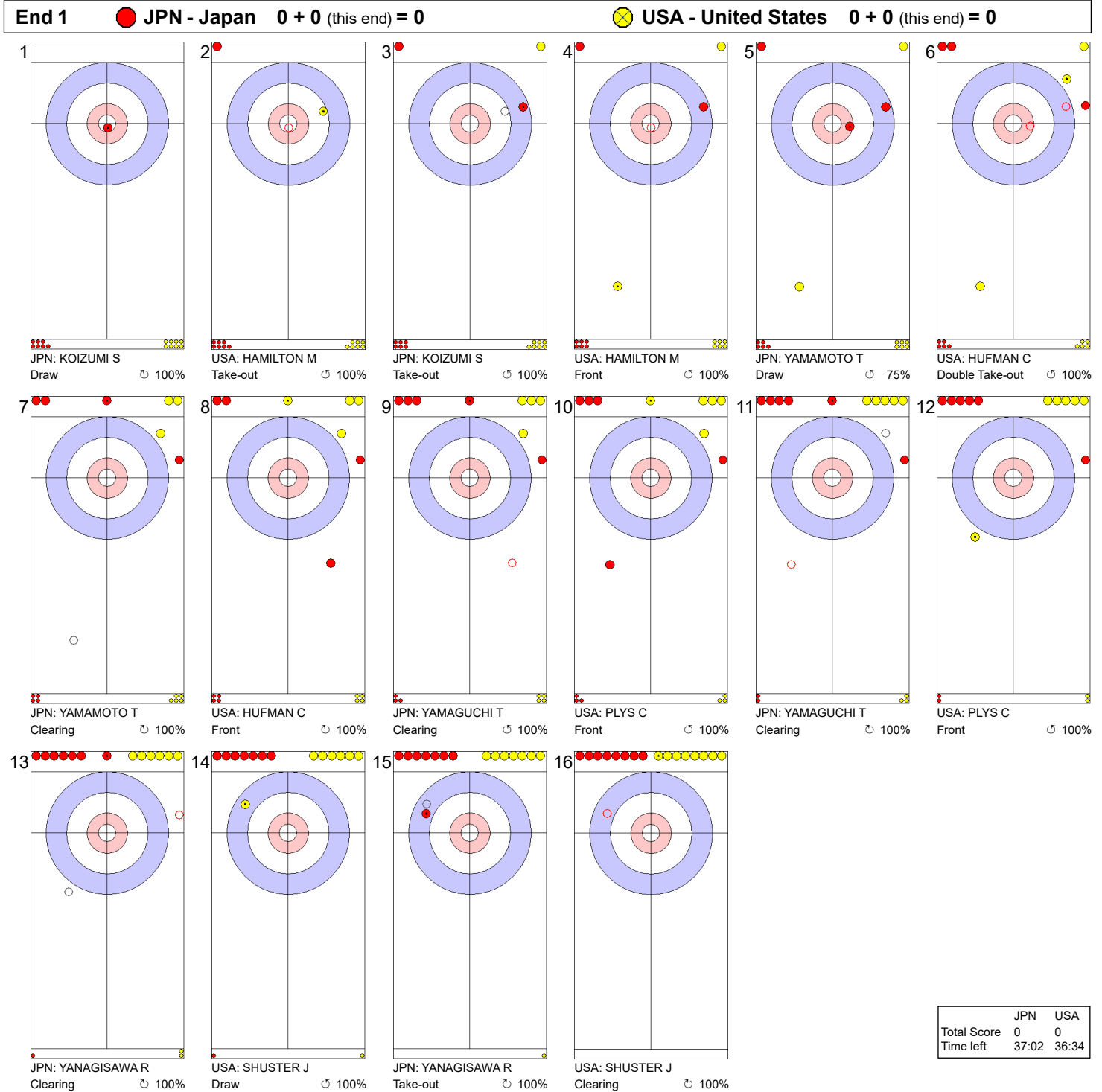
Note:
Position and function for each team member:
4 = Fourth, 3 = Third, 2 = Second, 1 = Lead, A = Alternate, S = Skip, V = Vice-Skip

Legend:
↻ Clockwise ↻ Counter-clockwise LSFE(*) Last Stone First End
X Unplayed/unfinished end due to concession





Game - Shot by Shot



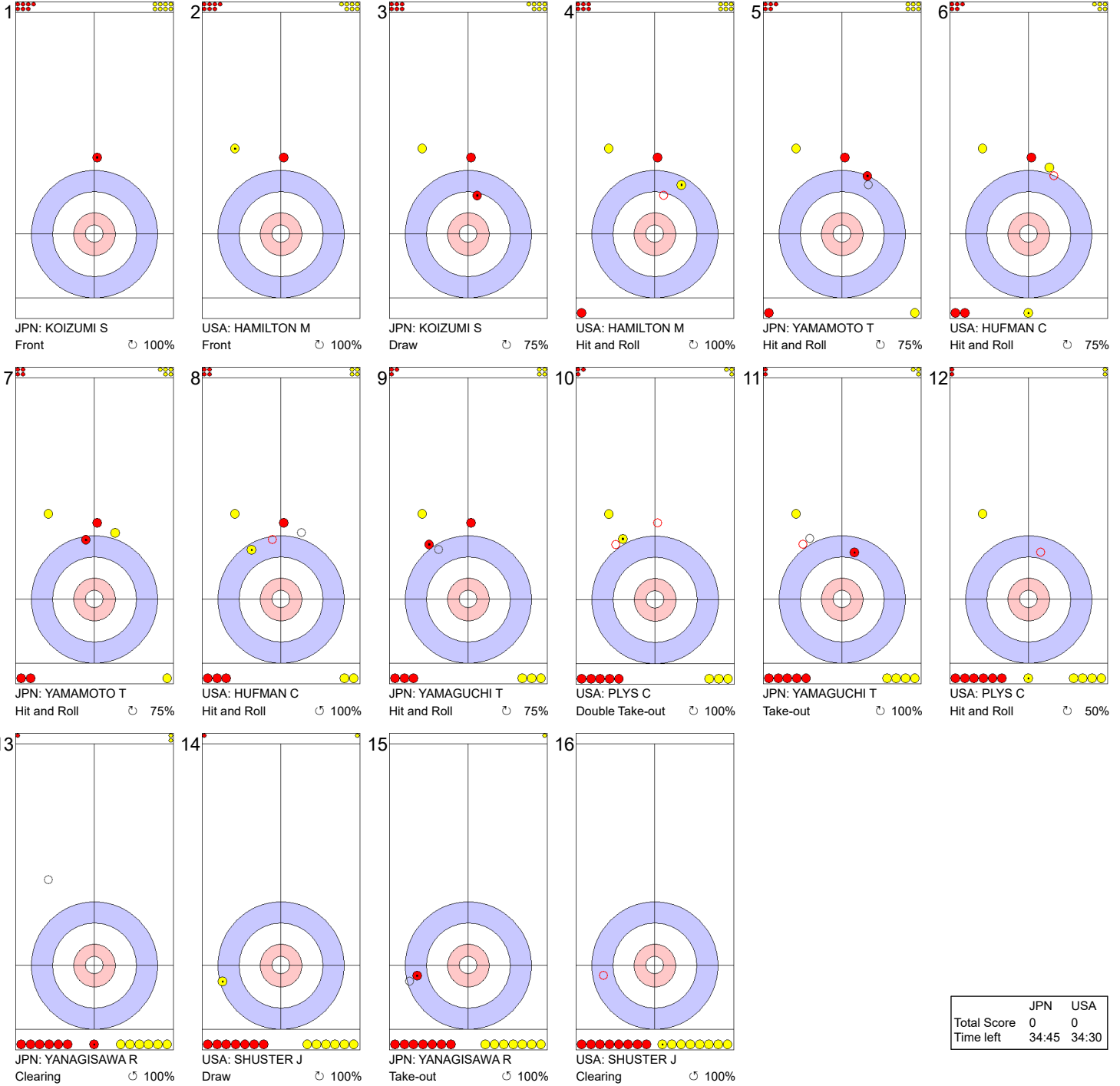
Legend:
 ↻ Clockwise ↺ Counter-clockwise - Not considered





Game - Shot by Shot

End 2 **JPN - Japan 0 + 0 (this end) = 0** **USA - United States 0 + 0 (this end) = 0**



	JPN	USA
Total Score	0	0
Time left	34:45	34:30

Legend:
 ↻ Clockwise ↺ Counter-clockwise - Not considered





Game - Shot by Shot

End 4 ● JPN - Japan 0 + 0 (this end) = 0 ● USA - United States 2 + 0 (this end) = 2



	JPN	USA
Total Score	0	2
Time left	27:59	28:43

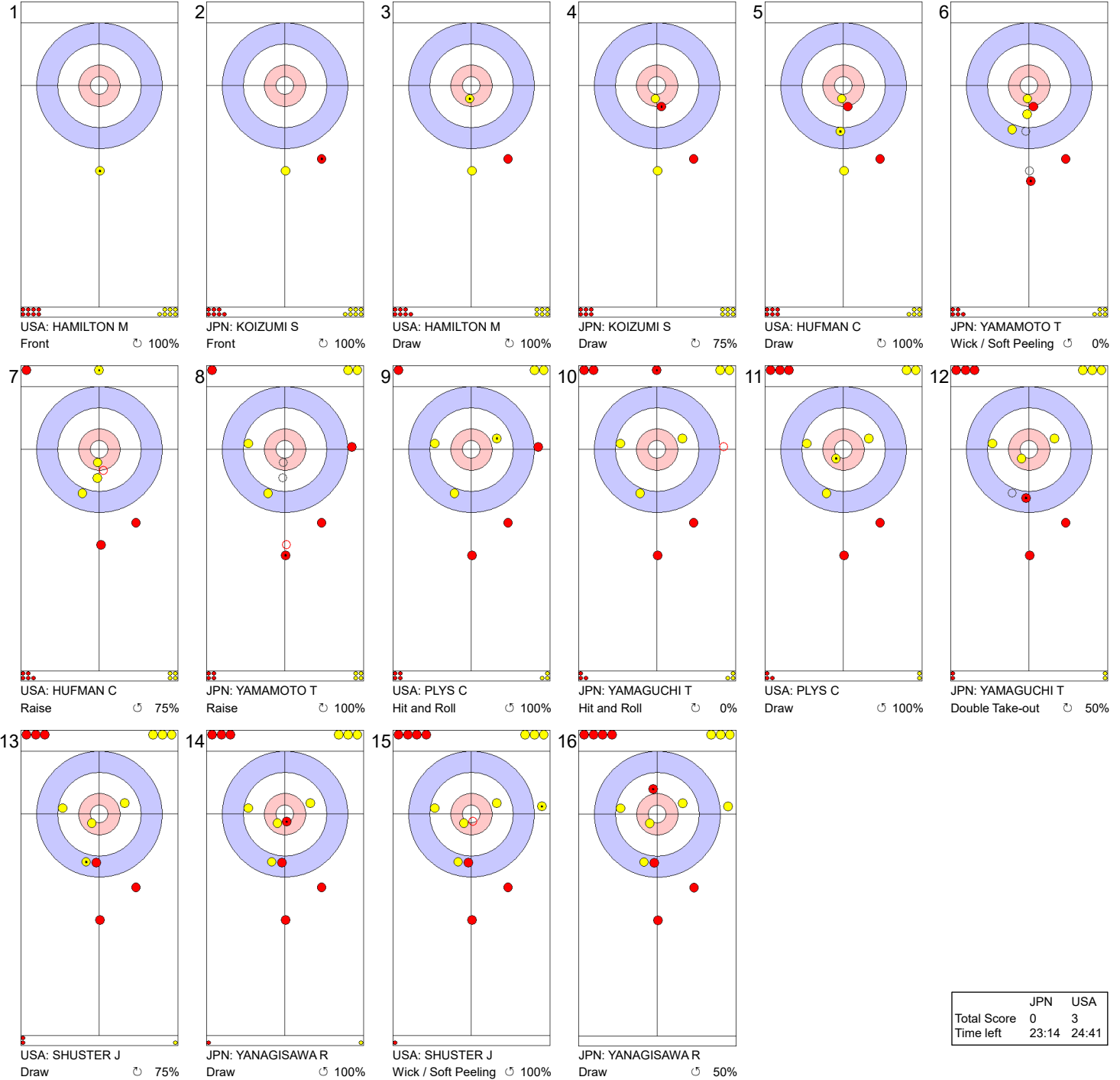
Legend:
 ↻ Clockwise ↺ Counter-clockwise - Not considered





Game - Shot by Shot

End 5 ● JPN - Japan 0 + 0 (this end) = 0 ● USA - United States 2 + 1 (this end) = 3



	JPN	USA
Total Score	0	3
Time left	23:14	24:41

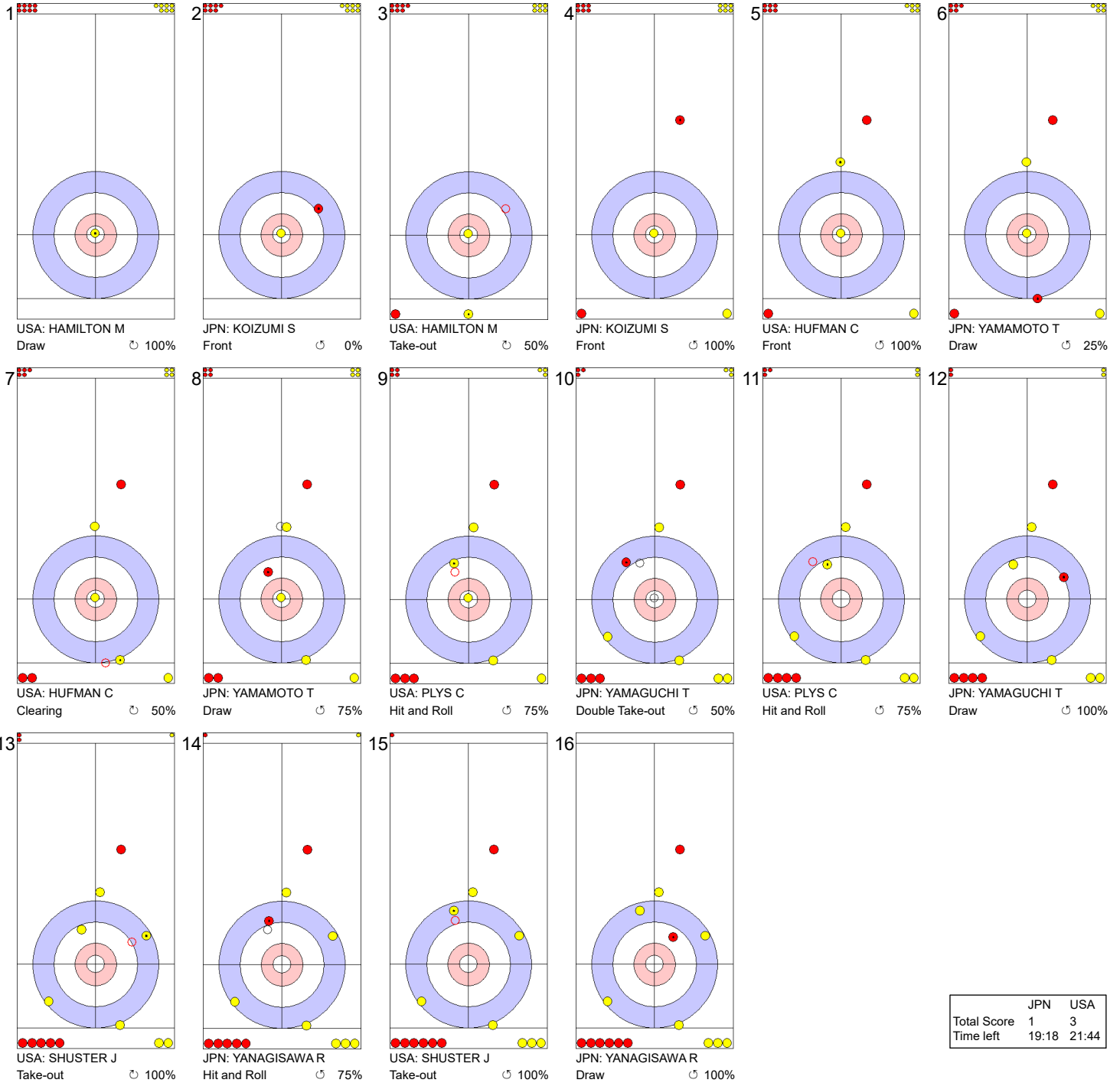
Legend:
 ↻ Clockwise ↺ Counter-clockwise - Not considered





Game - Shot by Shot

End 6 ● JPN - Japan 0 + 1 (this end) = 1 ⊗ USA - United States 3 + 0 (this end) = 3



	JPN	USA
Total Score	1	3
Time left	19:18	21:44

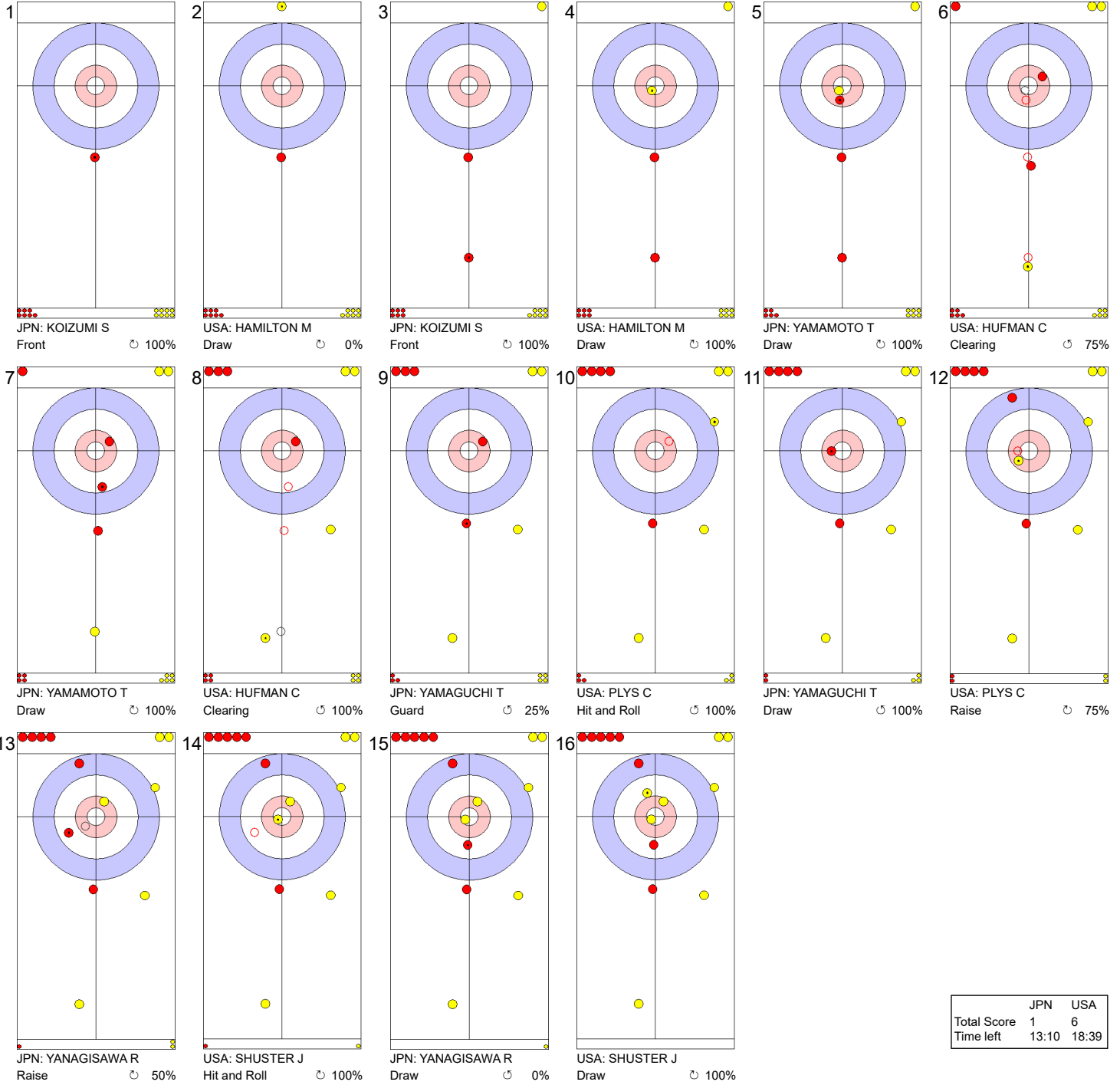
Legend:
 ↻ Clockwise ↺ Counter-clockwise - Not considered





Game - Shot by Shot

End 7 **JPN - Japan 1 + 0 (this end) = 1** **USA - United States 3 + 3 (this end) = 6**



	JPN	USA
Total Score	1	6
Time left	13:10	18:39

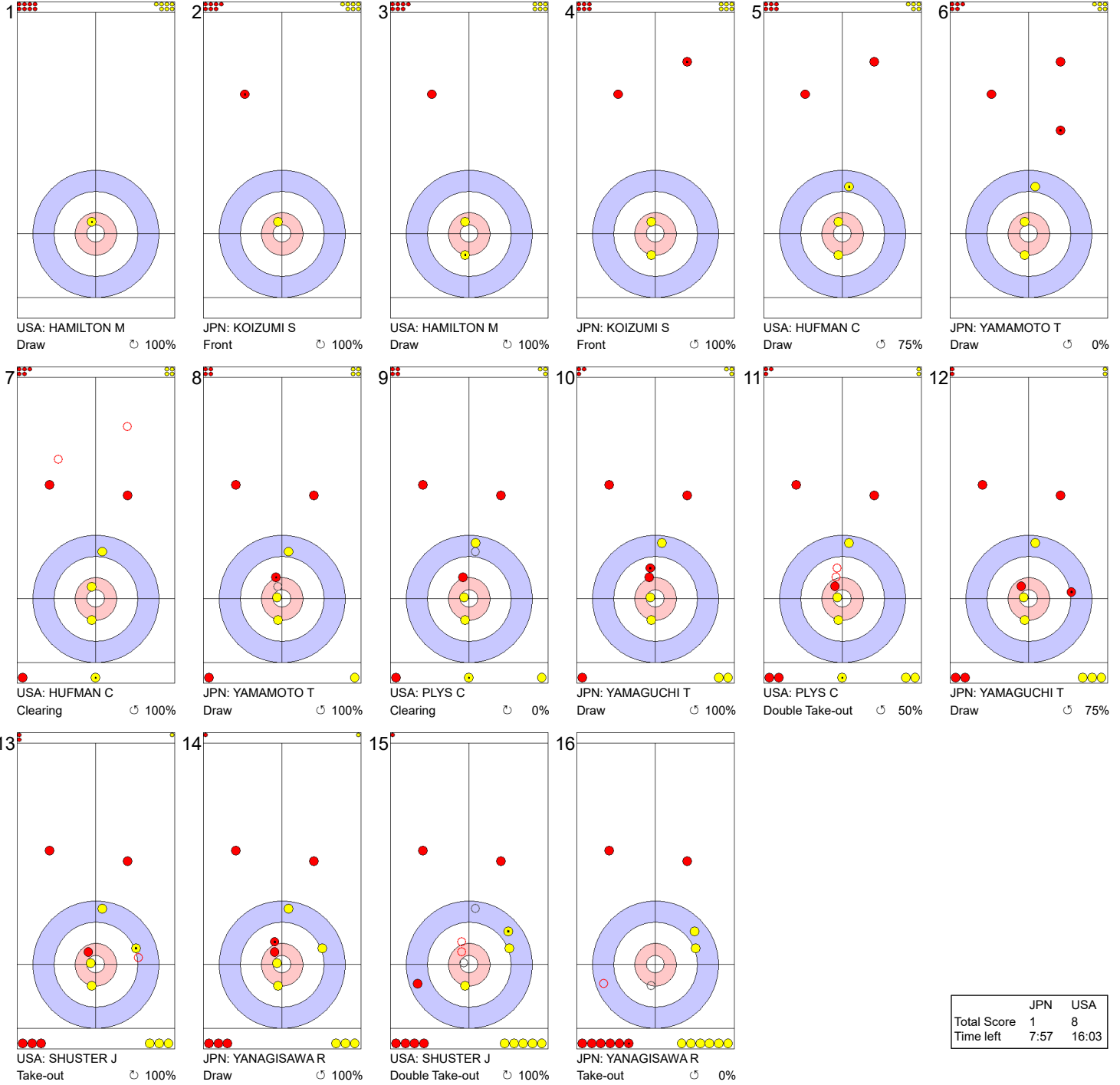
Legend:
 ↻ Clockwise ↺ Counter-clockwise - Not considered





Game - Shot by Shot

End 8 ● JPN - Japan 1 + 0 (this end) = 1 ⊗ USA - United States 6 + 2 (this end) = 8



	JPN	USA
Total Score	1	8
Time left	7:57	16:03

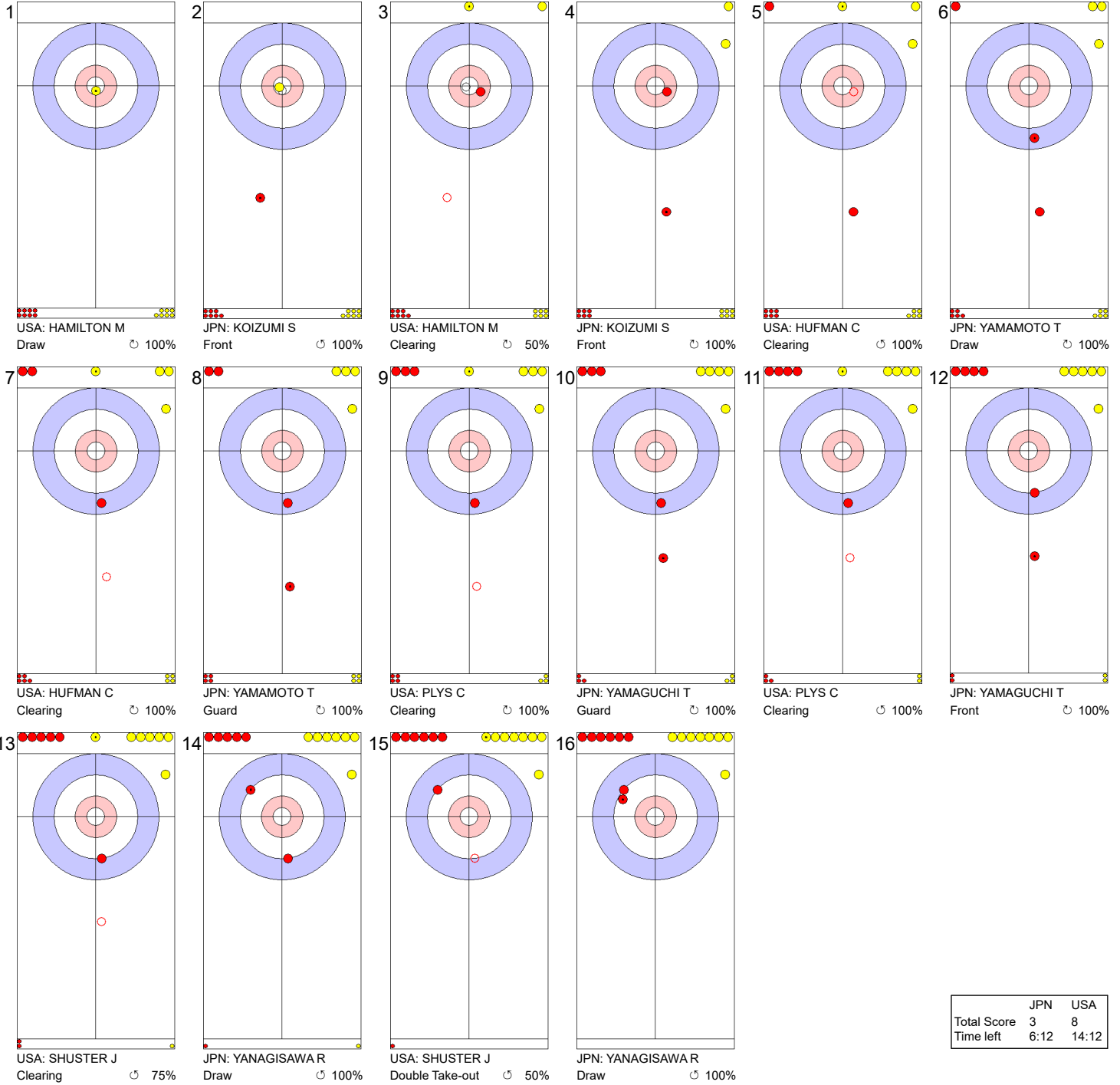
Legend:
 ↻ Clockwise ↺ Counter-clockwise - Not considered





Game - Shot by Shot

End 9 ● JPN - Japan 1 + 2 (this end) = 3 ⊗ USA - United States 8 + 0 (this end) = 8



	JPN	USA
Total Score	3	8
Time left	6:12	14:12

Legend:
↻ Clockwise ↺ Counter-clockwise - Not considered





Entry List by Event

As of SUN 19 OCT 2025

AUS - Australia		
4 V	DAVIS Tanner	R
3	PANOUSI Matt	R
2	JOHNS Steve	R
1 S	MILLIKIN Hugh	R
A	DAVIS Geoff	R
C	-	
O	WESTHAGEN Jennifer	
O	-	

KOR - Korea		
4 S	KIM Soo-Hyuk	R
3 V	KIM Changmin	R
2	YOO Minhyeon	R
1	KIM Hak Kyun	R
A	JEON Jae Ik	R
C	YOON So Min	
2C	GALLANT Peter (CAN)	
T	LEE Min (CAN)	

CAN - Canada		
4 S	JACOBS Brad	R
3 V	KENNEDY Marc	L
2	GALLANT Brett	R
1	HEBERT Ben	R
A	TARDI Tyler	L
C	WEBSTER Paul	
NC	STOUGHTON Jeff	
O	RICHARDSON Kim	

NZL - New Zealand		
4 S	BECKER Sean	R
3	PALANUIK Jared	R
2 V	DOBSON Warren	R
1	BECKER Scott	R
A	BECKER James	R
C	BECKER Bridget	
O	PALMER Jody	
O	WALKER Hunter	

CHN - China		
4 S	XU Xiaoming	R
3 V	FEI Xueqing	R
2	LI Zhichao	R
1	XU Jingtao	R
A	YANG Bohao	R
C	TAN Weidong	
O	LI Dongyan	
O	ZHANG Lewei	

PHI - Philippines		
4 S	PFISTER Marc	R
3 V	HALLER Christian	R
2	PFISTER Enrico	R
1	CARPENTER Brayden	R
A	FREI Alan	R
C	WERTHEMANN Bernhard (SUI)	
O	GUTIERREZ Miguel (USA)	
O	-	

JPN - Japan		
4 V	YANAGISAWA Riku	R
3 S	YAMAGUCHI Tsuyoshi	R
2	YAMAMOTO Takeru	R
1	KOIZUMI Satoshi	R
A	USUI Shingo	R
C	URSEL Bob (CAN)	
O	KITANO Tomohisa	
O	YANAGI Hitoshi	

USA - United States		
4 S	SHUSTER John	R
3 V	PLYS Christopher	R
2	HUFMAN Colin	R
1	HAMILTON Matt	R
A	CASPER Daniel	R
C	MICHAELIS Theran	
NC	DROBNICK Phill	
O	MOULTON Jordan	

Note:

Position and function for each team member:

4 = Fourth, **3** = Third, **2** = Second, **1** = Lead, **A** = Alternate, **S** = Skip, **V** = Vice-Skip

C = Coach, **2C** = 2nd Team Coach, **NC** = National Coach, **T** = Translator, **O** = Team Official

Legend:

L Left-handed

R Right-handed



Competition Officials

As of THU 16 OCT 2025

Function	Name	Organisation
World Curling President:	WELLING Beau	USA - United States
World Curling Head of Competition:	ROETHLISBERGER Eeva	SUI - Switzerland
World Curling Technical Delegates:	SNITIL Jiri	CZE - Czechia
	TRAILA Octavia	ROU - Romania
Chief Umpire:	BOMAS Bob	NED - Netherlands
Deputy Chief Umpire:	CARSON Darren	NZL - New Zealand
Game Umpires:	SAARIMAKI Karen	CAN - Canada
	SCHEEL Steve	USA - United States
	SCHUDER Mike	USA - United States
	TONIS Angela	USA - United States
Chief Timer:	LANKISCH-LISTER Susan	CAN - Canada
Deputy Chief Timer:	SWANDBY Mark	USA - United States
Chief Ice Technician:	RANKINE Matt	CAN - Canada
Deputy Chief Ice Technician:	BELVITCH Scott	USA - United States

