



Pre-Olympic Qualification Event 2021
Erzurum, Turkey

5 – 15 October 2021

RESULTS BOOK

Men

Competition Summary

Session	Date	Time	Sheet A	Sheet B	Sheet C	Sheet D	Sheet E
Session 1	10 OCT	14:00		CZE 15 - 1 NGR	AUT 5 - 9 HUN	TPE 10 - 2 BRA	TUR 14 - 5 KGZ
Session 2	10 OCT	19:00	SVK 4 - 8 LAT	BEL 1 - 7 ESP		FIN 7 - 3 SLO	EST 13 - 1 ROU
Session 3	11 OCT	9:00				NGR 4 - 13 AUT	HUN 5 - 6 FIN
Session 4	11 OCT	14:00	SLO 4 - 8 CZE	LAT 8 - 5 ROU	BEL 9 - 11 SVK		
Session 5	11 OCT	19:00	ESP 7 - 6 _{EE} EST	KGZ 7 - 6 TPE			KAZ 10 - 2 BRA
Session 6	12 OCT	9:00			SLO 17 - 2 NGR	HUN 2 - 8 CZE	
Session 7	12 OCT	14:00	KGZ 7 - 4 KAZ	ESP 10 - 2 LAT			
Session 8	12 OCT	19:00	TPE 4 - 9 TUR		FIN 4 - 2 AUT	EST 6 - 9 BEL	ROU 3 - 15 SVK
Session 9	13 OCT	9:00		ROU 4 - 8 BEL	LAT 0 - 9 EST	SVK 5 - 10 ESP	
Session 11	13 OCT	19:00	CZE 7 - 4 AUT	SLO 7 - 8 _{EE} HUN	TUR 10 - 4 KAZ	BRA 6 - 7 _{EE} KGZ	FIN 24 - 2 NGR
Session 12	14 OCT	9:00		BRA 5 - 10 TUR	ESP 10 - 4 ROU		
Session 13	14 OCT	14:00	NGR 2 - 15 HUN	EST 11 - 6 SVK	CZE 2 - 6 FIN	KAZ 6 - 5 TPE	BEL 9 - 7 LAT
Session 14	14 OCT	19:00					AUT 6 - 5 SLO
Play-off 1	15 OCT	9:00			BEL 3 - 14 CZE	TUR 10 - 3 KGZ	
Play-off 2	15 OCT	16:00		FIN 10 - 9 _{EE} TUR		CZE 7 - 6 ESP	

Standings after Round Robin

Group A					Group B						
Rank	Team	Games	Wins	Losses	Rank	Team	Games	Wins	Losses		
1	TUR - Turkey	4	4	0	Q	1	FIN - Finland	5	5	0	Q
2	KGZ - Kyrgyzstan	4	3	1	Q	2	CZE - Czech Republic	5	4	1	Q
3	KAZ - Kazakhstan	4	2	2		3	HUN - Hungary	5	3	2	
4	TPE - Chinese Taipei	4	1	3		4	AUT - Austria	5	2	3	
5	BRA - Brazil	4	0	4		5	SLO - Slovenia	5	1	4	
						6	NGR - Nigeria	5	0	5	

Group C					
Rank	Team	Games	Wins	Losses	
1	ESP - Spain	5	5	0	Q
2	BEL - Belgium	5	3	2	Q w1
3	EST - Estonia	5	3	2	w0
4	LAT - Latvia	5	2	3	w1
5	SVK - Slovakia	5	2	3	w0
6	ROU - Romania	5	0	5	


Merged Group Standings

Rank	Team	Round Robin Results			Rank	Team	Round Robin Results		
		Group	Rank	DSC			Group	Rank	DSC
1	ESP - Spain	C	1	29.70cm	10	AUT - Austria	B	4	41.56cm
2	FIN - Finland	B	1	34.63cm	11	LAT - Latvia	C	4	42.71cm
3	TUR - Turkey	A	1	34.86cm	12	TPE - Chinese Taipei	A	4	60.37cm
4	CZE - Czech Republic	B	2	59.40cm	13	SLO - Slovenia	B	5	63.87cm
5	BEL - Belgium	C	2	65.63cm	14	SVK - Slovakia	C	5	88.76cm
6	KGZ - Kyrgyzstan	A	2	91.31cm	15	BRA - Brazil	A	5	102.04cm
7	EST - Estonia	C	3	41.94cm	16	ROU - Romania	C	6	94.63cm
8	KAZ - Kazakhstan	A	3	44.96cm	17	NGR - Nigeria	B	6	132.84cm
9	HUN - Hungary	B	3	78.76cm					

Session Results and Standings

Sheet	Game	Team	LSFE	1	2	3	4	5	6	7	8	9	10	Extra Ends	Total
B	6	FIN - Finland		0	2	2	1	0	1	0	3	0	0	1	10
	6	TUR - Turkey	*	3	0	0	0	1	0	2	0	2	1	0	9
D	7	CZE - Czech Republic	*	0	0	1	0	2	0	1	0	2	1		7
	6	ESP - Spain		0	2	0	1	0	2	0	1	0	0		6

Play-offs Bracket



Legend:
LSFE(*) Last Stone First End

Game Results

Sheet	Game	Team	LSFE	1	2	3	4	5	6	7	8	9	10	Extra Ends	Total
B	6	FIN - Finland		0	2	2	1	0	1	0	3	0	0	1	10
	6	TUR - Turkey	*	3	0	0	0	1	0	2	0	2	1	0	9

FIN - Finland	
4 S	KIISKINEN Kalle
3 V	SALO Teemu
2	OUNI Leo
1	KUOSMANEN Paavo
A	POLLANEN Jermu

TUR - Turkey	
4 S	KARAGOZ Ugurcan
3 V	KARAKURT Oguzhan
2	UCAN Muhammed Zeki
1	YUCE Orhun
A	DEMIREL Muhammet Haydar

Last Stone Draw		Distance
☺	KIISKINEN Kalle	73.5cm
☹	SALO Teemu	17.6cm
Total		91.1cm

Time remaining: 3 minutes 6 seconds
2 minutes 18 seconds (after extra end)

Last Stone Draw		Distance
☺	KARAGOZ Ugurcan	16.3cm
☹	YUCE Orhun	7.2cm
Total		23.5cm

Time remaining: 1 minute 30 seconds
1 minute 29 seconds (after extra end)

Note:
Position and function for each team member:
4 = Fourth, 3 = Third, 2 = Second, 1 = Lead, A = Alternate, S = Skip, V = Vice-Skip

Legend:
☺ Clockwise ☹ Counter-clockwise **LSFE(*)** Last Stone First End

Game Results

Sheet	Game	Team	LSFE	1	2	3	4	5	6	7	8	9	10	Extra Ends	Total
D	7	CZE - Czech Republic	*	0	0	1	0	2	0	1	0	2	1		7
	6	ESP - Spain		0	2	0	1	0	2	0	1	0	0		6

CZE - Czech Republic	
4 S	KLIMA Lukas
3 V	CERNOVSKY Marek
2	CANDRA Jiri
1	MOKRIS Samuel
A	BOHAC Radek

ESP - Spain	
4 S	VEZ Sergio
3	UNANUE Mikel
2	DE PAZ Eduardo
1 V	SHAW Nicholas
A	GOMEZ Luis

Last Stone Draw		Distance
☺	KLIMA Lukas	75.0cm
☹	CERNOVSKY Marek	32.7cm
Total		107.7cm

Time remaining: 1 minute 16 seconds

Last Stone Draw		Distance
☺	VEZ Sergio	29.7cm
☹	SHAW Nicholas	199.6cm
Total		229.3cm

Time remaining: 0 minutes 18 seconds

Note:
Position and function for each team member:
4 = Fourth, **3** = Third, **2** = Second, **1** = Lead, **A** = Alternate, **S** = Skip, **V** = Vice-Skip

Legend:
☺ Clockwise ☹ Counter-clockwise **LSFE(*)** Last Stone First End

Scoring Analysis

Team	Games	LSFE	Stolen Ends	Last Stone Eff.	Force Eff.	Points Scored						Total	Plus / Minus
						0	1	2	3	4	>4		
CZE	For	6	15	48%	57%	8	17	7	7	1	1	61	+35
	Against	1	3			1	10	6	0	1	0	26	
FIN	For	4	10	56%	75%	7	12	4	4	5	1	57	+34
	Against	2	2			4	14	3	1	0	0	23	
TUR	For	5	4	73%	77%	2	8	10	6	4	0	62	+31
	Against	1	2			0	18	5	1	0	0	31	
ESP	For	4	11	43%	50%	4	14	8	4	2	0	50	+25
	Against	2	4			4	11	7	0	0	0	25	
EST	For	4	10	47%	73%	3	11	7	1	3	1	45	+22
	Against	1	4			3	10	3	1	1	0	23	
HUN	For	1	9	42%	60%	1	14	6	3	1	0	39	+11
	Against	4	4			2	13	3	3	0	0	28	
SLO	For	3	4	32%	56%	2	11	5	2	1	1	36	+5
	Against	2	3			5	11	5	2	1	0	31	
AUT	For	3	5	29%	45%	2	8	7	1	0	1	30	+1
	Against	2	9			7	13	5	2	0	0	29	
TPE	For	2	5	18%	62%	0	12	5	1	0	0	25	+1
	Against	2	4			2	12	4	0	1	0	24	
KAZ	For	2	4	24%	64%	2	11	1	2	0	1	24	0
	Against	2	6			0	12	3	2	0	0	24	
SVK	For	1	5	56%	24%	1	6	8	1	4	0	41	0
	Against	4	4			4	5	14	1	0	1	41	
BEL	For	3	5	36%	35%	4	11	11	2	0	0	39	-10
	Against	3	9			2	11	10	3	1	1	49	
KGZ	For	2	7	23%	33%	1	17	6	0	0	0	29	-11
	Against	3	6			3	10	6	2	3	0	40	
LAT	For	2	4	26%	67%	1	7	6	2	0	0	25	-12
	Against	3	12			2	16	5	1	2	0	37	
BRA	For	1	5	6%	42%	0	13	1	0	0	0	15	-22
	Against	3	8			0	10	5	4	0	1	37	
ROU	For	1	4	15%	29%	2	11	3	0	0	0	17	-37
	Against	4	10			1	9	5	5	5	0	54	
NGR	For	0	1	4%	15%	0	9	1	0	0	0	11	-73
	Against	5	18			0	7	7	8	6	3	84	
Total	44		108			40	192	96	36	21	6	606	

Scoring Analysis

Note:

Stolen ends are the ends won without the last stone advantage.

Last Stone Efficiency: Scoring two or more points with last stone advantage.

Force Efficiency: Forcing the opponent team to score only one point when they have the last stone advantage.

Legend:

>4 More than four points scored

Eff. Efficiency

LSFE Last Stone First End

Summary of Big Ends

Points Scored	By	Against	Session	End	Game Result
5	AUT - Austria	NGR - Nigeria	3	1	13 : 4
5	CZE - Czech Republic	BEL - Belgium	PO1	4	14 : 3
5	EST - Estonia	SVK - Slovakia	13	3	11 : 6
5	FIN - Finland	NGR - Nigeria	11	4	24 : 2
5	KAZ - Kazakhstan	BRA - Brazil	5	6	10 : 2
5	SLO - Slovenia	NGR - Nigeria	6	1	17 : 2
4	FIN - Finland	CZE - Czech Republic	13	5	6 : 2
4	FIN - Finland	NGR - Nigeria	11	7	24 : 2
4	FIN - Finland	NGR - Nigeria	11	6	24 : 2
4	FIN - Finland	NGR - Nigeria	11	2	24 : 2
4	FIN - Finland	NGR - Nigeria	11	1	24 : 2
4	SVK - Slovakia	EST - Estonia	13	4	6 : 11
4	SVK - Slovakia	ROU - Romania	8	5	15 : 3
4	SVK - Slovakia	ROU - Romania	8	3	15 : 3
4	SVK - Slovakia	ROU - Romania	8	1	15 : 3
4	TUR - Turkey	KGZ - Kyrgyzstan	PO1	6	10 : 3
4	TUR - Turkey	TPE - Chinese Taipei	8	1	9 : 4
4	TUR - Turkey	KGZ - Kyrgyzstan	1	7	14 : 5
4	TUR - Turkey	KGZ - Kyrgyzstan	1	1	14 : 5
4	EST - Estonia	BEL - Belgium	8	7	6 : 9
4	EST - Estonia	ROU - Romania	2	2	13 : 1
4	EST - Estonia	ROU - Romania	2	1	13 : 1
4	ESP - Spain	LAT - Latvia	7	6	10 : 2
4	ESP - Spain	LAT - Latvia	7	3	10 : 2
4	CZE - Czech Republic	SLO - Slovenia	4	6	8 : 4
4	HUN - Hungary	NGR - Nigeria	13	1	15 : 2
4	SLO - Slovenia	NGR - Nigeria	6	6	17 : 2

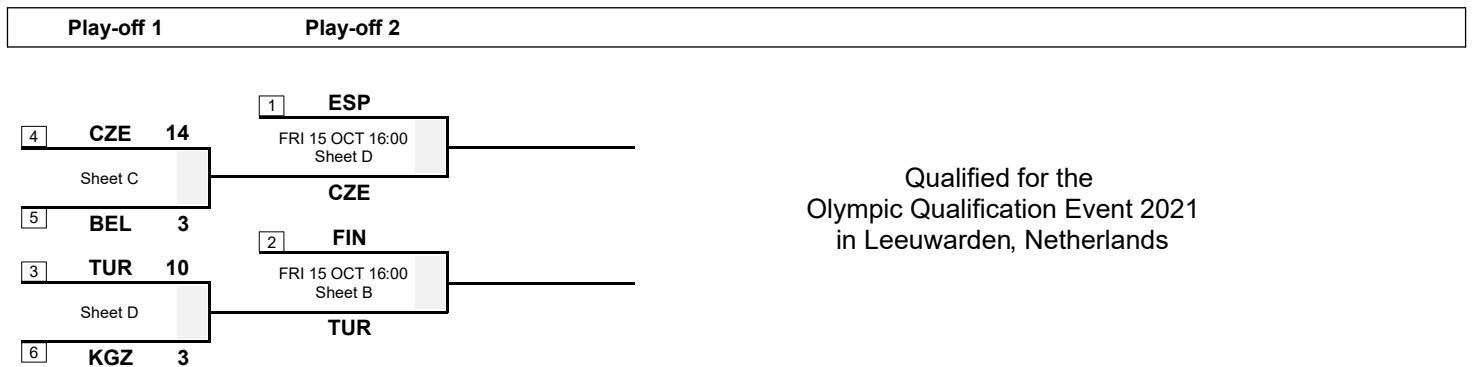
Note:
Big ends are defined as ends with a score of four or more points.

Legend:
PO1 Play-off 1

Session Results and Standings

Sheet	Game	Team	LSFE	1	2	3	4	5	6	7	8	9	10	Extra Ends	Total
C	6	BEL - Belgium		0	0	0	0	2	0	0	1	X	X		3
	6	CZE - Czech Republic	*	2	3	1	5	0	2	1	0	X	X		14
D	5	TUR - Turkey	*	2	0	0	2	0	4	2	0	X	X		10
	5	KGZ - Kyrgyzstan		0	1	0	0	1	0	0	1	X	X		3

Play-offs Bracket



Legend:

LSFE(*) Last Stone First End

X Unplayed/unfinished end due to concession

Game Results

Sheet	Game	Team	LSFE	1	2	3	4	5	6	7	8	9	10	Extra Ends	Total
D	5	TUR - Turkey	*	2	0	0	2	0	4	2	0	X	X		10
	5	KGZ - Kyrgyzstan		0	1	0	0	1	0	0	1	X	X		3

TUR - Turkey

4 S KARAGOZ Ugurcan
3 V KARAKURT Oguzhan
2 UCAN Muhammed Zeki
1 YUCE Orhun
A DEMIREL Muhammet Haydar

Time remaining: 14 minutes 17 seconds

KGZ - Kyrgyzstan

4 S DMITRIEV Danil
3 V OSOLODKOV Ivan
2 ASANALIEV Aibek
1 DASIFU Muhamed
A -

Time remaining: 14 minutes 30 seconds

Note:

Position and function for each team member:

4 = Fourth, 3 = Third, 2 = Second, 1 = Lead, A = Alternate, S = Skip, V = Vice-Skip

Legend:

LSFE(*) Last Stone First End

X Unplayed/unfinished end due to concession

Competition Matrix

Group A

Team	BRA	KAZ	KGZ	TPE	TUR
BRA		2 - 10	6 - 7	2 - 10	5 - 10
KAZ	10 - 2		4 - 7	6 - 5	4 - 10
KGZ	7 - 6	7 - 4		7 - 6	5 - 14
TPE	10 - 2	5 - 6	6 - 7		4 - 9
TUR	10 - 5	10 - 4	14 - 5	9 - 4	

Standings after Round Robin

Rank	Team	Games	Wins	Losses	
1	TUR - Turkey	4	4	0	Q
2	KGZ - Kyrgyzstan	4	3	1	Q
3	KAZ - Kazakhstan	4	2	2	
4	TPE - Chinese Taipei	4	1	3	
5	BRA - Brazil	4	0	4	

Group B

Team	AUT	CZE	FIN	HUN	NGR	SLO
AUT		4 - 7	2 - 4	5 - 9	13 - 4	6 - 5
CZE	7 - 4		2 - 6	8 - 2	15 - 1	8 - 4
FIN	4 - 2	6 - 2		6 - 5	24 - 2	7 - 3
HUN	9 - 5	2 - 8	5 - 6		15 - 2	8 - 7
NGR	4 - 13	1 - 15	2 - 24	2 - 15		2 - 17
SLO	5 - 6	4 - 8	3 - 7	7 - 8	17 - 2	

Standings after Round Robin

Rank	Team	Games	Wins	Losses	
1	FIN - Finland	5	5	0	Q
2	CZE - Czech Republic	5	4	1	Q
3	HUN - Hungary	5	3	2	
4	AUT - Austria	5	2	3	
5	SLO - Slovenia	5	1	4	
6	NGR - Nigeria	5	0	5	

Competition Matrix

Group C

Team	BEL	ESP	EST	LAT	ROU	SVK
BEL		1 - 7	9 - 6	9 - 7	8 - 4	9 - 11
ESP	7 - 1		7 - 6	10 - 2	10 - 4	10 - 5
EST	6 - 9	6 - 7		9 - 0	13 - 1	11 - 6
LAT	7 - 9	2 - 10	0 - 9		8 - 5	8 - 4
ROU	4 - 8	4 - 10	1 - 13	5 - 8		3 - 15
SVK	11 - 9	5 - 10	6 - 11	4 - 8	15 - 3	

Standings after Round Robin

Rank	Team	Games	Wins	Losses		
1	ESP - Spain	5	5	0	Q	
2	BEL - Belgium	5	3	2	Q	w1
3	EST - Estonia	5	3	2		w0
4	LAT - Latvia	5	2	3		w1
5	SVK - Slovakia	5	2	3		w0
6	ROU - Romania	5	0	5		

Legend:

Q Qualified for the play-offs

wn Number of wins (n) against tied teams

Draw Shot Challenge by Group

Group A		Stone Rotation	Last Stone Draw in each Round Robin Game				DSC
Rank	Team		1	2	3	4	
1	TUR - Turkey	☺	22.3	23.1	29.0	7.6	34.86cm
		☹	140.8	7.9	58.8	95.3	
2	KAZ - Kazakhstan	☺	56.3	9.9	55.6	17.0	44.96cm
		☹	147.7	84.8	41.6	49.5	
3	TPE - Chinese Taipei	☺	116.3	63.7	81.3	3.8	60.37cm
		☹	51.5	63.5	182.7	42.5	
4	KGZ - Kyrgyzstan	☺	49.9	71.9	30.6	175.3	91.31cm
		☹	199.6	41.2	70.7	199.6	
5	BRA - Brazil	☺	89.9	36.9	199.6	45.4	102.04cm
		☹	138.7	199.6	199.6	4.2	

Group B		Stone Rotation	Last Stone Draw in each Round Robin Game					DSC
Rank	Team		1	2	3	4	5	
1	FIN - Finland	☺	32.8	42.6	15.4	38.9	14.8	34.63cm
		☹	42.1	55.1	16.0	54.6	124.5	
2	AUT - Austria	☺	34.0	37.9	140.2	28.7	35.5	41.56cm
		☹	25.7	106.0	40.9	17.7	33.5	
3	CZE - Czech Republic	☺	164.7	72.2	67.1	95.4	33.1	59.40cm
		☹	67.0	22.7	66.8	24.6	24.3	
4	SLO - Slovenia	☺	52.4	74.9	79.0	56.5	40.8	63.87cm
		☹	125.9	45.1	104.7	34.5	7.7	
5	HUN - Hungary	☺	126.4	199.6	50.2	84.9	46.2	78.76cm
		☹	4.6	112.8	153.3	19.1	45.3	
6	NGR - Nigeria	☺	66.6	59.3	199.6	37.9	134.2	132.84cm
		☹	167.3	199.6	199.6	199.6	199.6	


Group C		Stone Rotation	Last Stone Draw in each Round Robin Game					DSC
Rank	Team		1	2	3	4	5	
1	ESP - Spain	☺	87.6	25.4	5.0	144.4	123.8	29.70cm
		☹	19.2	16.8	17.5	36.4	38.5	
2	EST - Estonia	☺	32.2	12.9	61.1	51.8	6.6	41.94cm
		☹	52.2	18.0	147.0	65.4	33.7	
3	LAT - Latvia	☺	77.3	24.9	13.9	147.3	78.6	42.71cm
		☹	38.4	37.5	59.6	47.4	55.0	
4	BEL - Belgium	☺	138.5	168.7	76.3	116.2	6.2	65.63cm
		☹	13.5	11.2	49.0	54.7	64.4	
5	SVK - Slovakia	☺	199.6	37.0	39.3	90.6	18.6	88.76cm
		☹	60.8	149.5	44.5	199.6	99.9	
6	ROU - Romania	☺	129.4	41.6	112.8	101.4	140.8	94.63cm
		☹	85.5	122.9	199.6	68.8	147.8	

Draw Shot Challenge by Group

Note:

The Draw Shot Challenge (DSC) is the average distance of all the individual Last Stone Draws (LSD), which were delivered by a team during the round robin. Since the groups are of differing sizes, to ensure the DSC is calculated the same way, only the LSDs from the first 'equal number' of games will be used. The least favourable result will be eliminated before calculating the average distance. The team with the lesser DSC receives the higher ranking. If the DSCs are equal then the team with the best non-equal counting LSD receives the higher ranking. In the case where all counting LSDs are equal, the team ranked higher in the official WCF World Rankings is ranked higher.

Legend:

 Clockwise

 Counter-clockwise

DSC Draw Shot Challenge

Scoring Analysis

Team	Games	LSFE	Stolen Ends	Last Stone Eff.	Force Eff.	Points Scored							Total	Plus / Minus
						0	1	2	3	4	>4			
FIN	For	4	8	62%	92%	7	9	2	3	5	1	47	+33	
	Against	1	1			4	12	1	0	0	0	14		
ESP	For	4	10	47%	50%	4	12	6	4	2	0	44	+26	
	Against	1	3			3	8	5	0	0	0	18		
TUR	For	3	2	76%	80%	1	6	5	5	3	0	43	+25	
	Against	1	0			0	12	3	0	0	0	18		
CZE	For	4	10	43%	56%	7	12	3	6	1	0	40	+23	
	Against	1	2			1	7	3	0	1	0	17		
EST	For	4	10	47%	73%	3	11	7	1	3	1	45	+22	
	Against	1	4			3	10	3	1	1	0	23		
HUN	For	1	9	42%	60%	1	14	6	3	1	0	39	+11	
	Against	4	4			2	13	3	3	0	0	28		
SLO	For	3	4	32%	56%	2	11	5	2	1	1	36	+5	
	Against	2	3			5	11	5	2	1	0	31		
AUT	For	3	5	29%	45%	2	8	7	1	0	1	30	+1	
	Against	2	9			7	13	5	2	0	0	29		
BEL	For	3	5	41%	40%	4	10	10	2	0	0	36	+1	
	Against	2	5			2	9	8	2	1	0	35		
TPE	For	2	5	18%	62%	0	12	5	1	0	0	25	+1	
	Against	2	4			2	12	4	0	1	0	24		
KAZ	For	2	4	24%	64%	2	11	1	2	0	1	24	0	
	Against	2	6			0	12	3	2	0	0	24		
SVK	For	1	5	56%	24%	1	6	8	1	4	0	41	0	
	Against	4	4			4	5	14	1	0	1	41		
KGZ	For	2	7	28%	42%	1	14	6	0	0	0	26	-4	
	Against	2	5			2	10	3	2	2	0	30		
LAT	For	2	4	26%	67%	1	7	6	2	0	0	25	-12	
	Against	3	12			2	16	5	1	2	0	37		
BRA	For	1	5	6%	42%	0	13	1	0	0	0	15	-22	
	Against	3	8			0	10	5	4	0	1	37		
ROU	For	1	4	15%	29%	2	11	3	0	0	0	17	-37	
	Against	4	10			1	9	5	5	5	0	54		
NGR	For	0	1	4%	15%	0	9	1	0	0	0	11	-73	
	Against	5	18			0	7	7	8	6	3	84		
Total	40		98			38	176	82	33	20	5	544		

Scoring Analysis

Note:

Stolen ends are the ends won without the last stone advantage.

Last Stone Efficiency: Scoring two or more points with last stone advantage.

Force Efficiency: Forcing the opponent team to score only one point when they have the last stone advantage.

Legend:

>4 More than four points scored

Eff. Efficiency

LSFE Last Stone First End

Summary of Big Ends

Points Scored	By	Against	Session	End	Game Result
5	AUT - Austria	NGR - Nigeria	3	1	13 : 4
5	EST - Estonia	SVK - Slovakia	13	3	11 : 6
5	FIN - Finland	NGR - Nigeria	11	4	24 : 2
5	KAZ - Kazakhstan	BRA - Brazil	5	6	10 : 2
5	SLO - Slovenia	NGR - Nigeria	6	1	17 : 2
4	FIN - Finland	CZE - Czech Republic	13	5	6 : 2
4	FIN - Finland	NGR - Nigeria	11	7	24 : 2
4	FIN - Finland	NGR - Nigeria	11	6	24 : 2
4	FIN - Finland	NGR - Nigeria	11	2	24 : 2
4	FIN - Finland	NGR - Nigeria	11	1	24 : 2
4	SVK - Slovakia	EST - Estonia	13	4	6 : 11
4	SVK - Slovakia	ROU - Romania	8	5	15 : 3
4	SVK - Slovakia	ROU - Romania	8	3	15 : 3
4	SVK - Slovakia	ROU - Romania	8	1	15 : 3
4	EST - Estonia	BEL - Belgium	8	7	6 : 9
4	EST - Estonia	ROU - Romania	2	2	13 : 1
4	EST - Estonia	ROU - Romania	2	1	13 : 1
4	TUR - Turkey	TPE - Chinese Taipei	8	1	9 : 4
4	TUR - Turkey	KGZ - Kyrgyzstan	1	7	14 : 5
4	TUR - Turkey	KGZ - Kyrgyzstan	1	1	14 : 5
4	ESP - Spain	LAT - Latvia	7	6	10 : 2
4	ESP - Spain	LAT - Latvia	7	3	10 : 2
4	CZE - Czech Republic	SLO - Slovenia	4	6	8 : 4
4	HUN - Hungary	NGR - Nigeria	13	1	15 : 2
4	SLO - Slovenia	NGR - Nigeria	6	6	17 : 2

Note:
Big ends are defined as ends with a score of four or more points.

Session Results and Standings

Sheet	Game	Team	LSFE	1	2	3	4	5	6	7	8	9	10	Extra Ends	Total
E	5	AUT - Austria		0	0	1	2	1	0	1	0	0	1		6
	5	SLO - Slovenia	*	0	2	0	0	0	1	0	0	2	0		5

Standings after Round Robin

Group A					Group B				
Rank	Team	Games	Wins	Losses	Rank	Team	Games	Wins	Losses
1	TUR - Turkey	4	4	0	1	FIN - Finland	5	5	0
2	KGZ - Kyrgyzstan	4	3	1	2	CZE - Czech Republic	5	4	1
3	KAZ - Kazakhstan	4	2	2	3	HUN - Hungary	5	3	2
4	TPE - Chinese Taipei	4	1	3	4	AUT - Austria	5	2	3
5	BRA - Brazil	4	0	4	5	SLO - Slovenia	5	1	4
					6	NGR - Nigeria	5	0	5

Group C				
Rank	Team	Games	Wins	Losses
1	ESP - Spain	5	5	0
2	BEL - Belgium	5	3	2
3	EST - Estonia	5	3	2
4	LAT - Latvia	5	2	3
5	SVK - Slovakia	5	2	3
6	ROU - Romania	5	0	5

Legend:	LSFE(*) Last Stone First End	Q Qualified for the play-offs	wn Number of wins (n) against tied teams
----------------	-------------------------------------	--------------------------------------	---

Game Results

Sheet	Game	Team	LSFE	1	2	3	4	5	6	7	8	9	10	Extra Ends	Total
E	5	AUT - Austria		0	0	1	2	1	0	1	0	0	1		6
	5	SLO - Slovenia	*	0	2	0	0	0	1	0	0	2	0		5

AUT - Austria	
4 S	BACKOFEN Jonas
3 V	HOFER Matthaus
2	KARG Johann
1	JOECHL Moritz
A	HIGATZBERGER Gernot

SLO - Slovenia	
4 S	SEVER Stefan
3	LANGUS Simon
2	OMERZEL Jakob
1 V	ZELINKA Gaber Bor
A	SEVER Bine

Last Stone Draw		Distance
↻	HOFER Matthaus	35.5cm
↻	BACKOFEN Jonas	33.5cm
Total		69.0cm

Time remaining: 2 minutes 10 seconds

Last Stone Draw		Distance
↻	ZELINKA Gaber Bor	40.8cm
↻	SEVER Stefan	7.7cm
Total		48.5cm

Time remaining: 4 minutes 5 seconds

Note:
Position and function for each team member:
4 = Fourth, **3** = Third, **2** = Second, **1** = Lead, **A** = Alternate, **S** = Skip, **V** = Vice-Skip

Legend:
↻ Clockwise ↻ Counter-clockwise **LSFE(*)** Last Stone First End

Session Results and Standings

Sheet	Game	Team	LSFE	1	2	3	4	5	6	7	8	9	10	Extra Ends	Total
A	5	NGR - Nigeria		0	1	0	1	0	0	0	0	0	X		2
	5	HUN - Hungary	*	4	0	3	0	2	1	3	1	1	X		15
B	5	EST - Estonia	*	0	0	5	0	2	0	2	0	2	X		11
	5	SVK - Slovakia		0	0	0	4	0	1	0	1	0	X		6
C	5	CZE - Czech Republic	*	0	0	0	1	0	0	0	1	X	X		2
	5	FIN - Finland		0	0	1	0	4	0	1	0	X	X		6
D	4	KAZ - Kazakhstan		1	0	2	0	1	1	0	0	1	0		6
	4	TPE - Chinese Taipei	*	0	1	0	1	0	0	1	1	0	1		5
E	5	BEL - Belgium	*	0	0	1	1	0	3	0	2	0	2		9
	5	LAT - Latvia		0	1	0	0	2	0	2	0	2	0		7

Current Standings

Group A					Group B						
Rank	Team	Games	Wins	Losses	Rank	Team	Games	Wins	Losses		
1	TUR - Turkey	4	4	0	Q	1	FIN - Finland	5	5	0	Q
2	KGZ - Kyrgyzstan	4	3	1	Q	2	CZE - Czech Republic	5	4	1	Q
3	KAZ - Kazakhstan	4	2	2		3	HUN - Hungary	5	3	2	
4	TPE - Chinese Taipei	4	1	3		4	AUT - Austria	4	1	3	
5	BRA - Brazil	4	0	4		4	SLO - Slovenia	4	1	3	
						6	NGR - Nigeria	5	0	5	

Group C					
Rank	Team	Games	Wins	Losses	
1	ESP - Spain	5	5	0	Q
2	BEL - Belgium	5	3	2	Q w1
3	EST - Estonia	5	3	2	w0
4	LAT - Latvia	5	2	3	w1
5	SVK - Slovakia	5	2	3	w0
6	ROU - Romania	5	0	5	

Note:
Under WCF rules, tie-breaking rules for standings are not applied until after the last game of the round robin.

Legend:
LSFE(*) Last Stone First End **Q** Qualified for the play-offs **wn** Number of wins (n) against tied teams
X Unplayed/unfinished end due to concession

Game Results

Sheet	Game	Team	LSFE	1	2	3	4	5	6	7	8	9	10	Extra Ends	Total
D	4	KAZ - Kazakhstan		1	0	2	0	1	1	0	0	1	0		6
	4	TPE - Chinese Taipei	*	0	1	0	1	0	0	1	1	0	1		5

KAZ - Kazakhstan	
4 S	KORABAYEV Madiyar
3	ALLIYAR Aidos
2	ZHUMAGOZHA Adil
1 V	GARAGUL Dmitriy
A	SKUPNEVSKIY Georgiy

TPE - Chinese Taipei	
4 S	LIN Ting-Li
3 V	WANG Nelson
2	YIN LIU Luis
1	CHENG Kai-Wen
A	-

Last Stone Draw		Distance
☺	ALLIYAR Aidos	17.0cm
☹	GARAGUL Dmitriy	49.5cm
Total		66.5cm
Time remaining: 1 minute 57 seconds		

Last Stone Draw		Distance
☺	LIN Ting-Li	3.8cm
☹	WANG Nelson	42.5cm
Total		46.3cm
Time remaining: 0 minutes 44 seconds		

Note:
Position and function for each team member:
4 = Fourth, **3** = Third, **2** = Second, **1** = Lead, **A** = Alternate, **S** = Skip, **V** = Vice-Skip

Legend:
☺ Clockwise ☹ Counter-clockwise **LSFE(*)** Last Stone First End

Game Results

Sheet	Game	Team	LSFE	1	2	3	4	5	6	7	8	9	10	Extra Ends	Total
E	5	BEL - Belgium	*	0	0	1	1	0	3	0	2	0	2		9
	5	LAT - Latvia		0	1	0	0	2	0	2	0	2	0		7

BEL - Belgium	
4 V	VAN WATERSCHOOT Tom
3	SPRUYT Jeroen
2 S	VERREYCKEN Timo
1	VAN LOOY Bram
A	-

LAT - Latvia	
4 S	VONDA Kriss
3	VONDA Janis
2 V	BUNCIS Roberts Reinis
1	PETERSONS Didzis
A	VONDA Ricards

Last Stone Draw		Distance
↻	VAN LOOY Bram	6.2cm
↻	VAN WATERSCHOOT Tom	64.4cm
Total		70.6cm

Time remaining: 1 minute 36 seconds

Last Stone Draw		Distance
↻	VONDA Kriss	78.6cm
↻	BUNCIS Roberts Reinis	55.0cm
Total		133.6cm

Time remaining: 2 minutes 26 seconds

Note:
Position and function for each team member:
4 = Fourth, 3 = Third, 2 = Second, 1 = Lead, A = Alternate, S = Skip, V = Vice-Skip

Legend:
↻ Clockwise ↻ Counter-clockwise **LSFE(*)** Last Stone First End

Session Results and Standings

Sheet	Game	Team	LSFE	1	2	3	4	5	6	7	8	9	10	Extra Ends	Total
B	4	BRA - Brazil	*	2	0	1	0	0	1	0	1	0	X		5
	4	TUR - Turkey		0	3	0	2	1	0	1	0	3	X		10
C	5	ESP - Spain	*	0	0	3	2	1	1	0	2	1	X		10
	5	ROU - Romania		1	1	0	0	0	0	2	0	0	X		4

Current Standings

Group A					Group B						
Rank	Team	Games	Wins	Losses	Rank	Team	Games	Wins	Losses		
1	TUR - Turkey	4	4	0	Q	1	CZE - Czech Republic	4	4	0	Q
2	KGZ - Kyrgyzstan	4	3	1	Q	1	FIN - Finland	4	4	0	Q
3	KAZ - Kazakhstan	3	1	2		3	HUN - Hungary	4	2	2	
3	TPE - Chinese Taipei	3	1	2		4	AUT - Austria	4	1	3	
5	BRA - Brazil	4	0	4		4	SLO - Slovenia	4	1	3	
						6	NGR - Nigeria	4	0	4	

Group C					
Rank	Team	Games	Wins	Losses	
1	ESP - Spain	5	5	0	Q
2	BEL - Belgium	4	2	2	
2	EST - Estonia	4	2	2	
2	LAT - Latvia	4	2	2	
2	SVK - Slovakia	4	2	2	
6	ROU - Romania	5	0	5	

Note:
Under WCF rules, tie-breaking rules for standings are not applied until after the last game of the round robin.

Legend:
LSFE(*) Last Stone First End **Q** Qualified for the play-offs **X** Unplayed/unfinished end due to concession

Session Results and Standings

Sheet	Game	Team	LSFE	1	2	3	4	5	6	7	8	9	10	Extra Ends	Total
A	4	CZE - Czech Republic		1	0	2	1	0	1	1	0	1	X		7
	4	AUT - Austria	*	0	2	0	0	0	0	0	2	0	X		4
B	4	SLO - Slovenia	*	1	0	1	0	1	0	2	0	1	1	0	7
	4	HUN - Hungary		0	2	0	2	0	2	0	1	0	0	1	8
C	3	TUR - Turkey	*	3	0	2	0	3	0	2	0	X	X		10
	3	KAZ - Kazakhstan		0	1	0	1	0	1	0	1	X	X		4
D	3	BRA - Brazil		0	0	0	1	1	0	1	1	1	1	0	6
	4	KGZ - Kyrgyzstan	*	2	1	1	0	0	2	0	0	0	0	1	7
E	4	FIN - Finland	*	4	4	0	5	0	4	4	3	X	X		24
	4	NGR - Nigeria		0	0	1	0	1	0	0	0	X	X		2

Current Standings

Group A					Group B				
Rank	Team	Games	Wins	Losses	Rank	Team	Games	Wins	Losses
1	TUR - Turkey	3	3	0	1	CZE - Czech Republic	4	4	0
2	KGZ - Kyrgyzstan	4	3	1	1	FIN - Finland	4	4	0
3	KAZ - Kazakhstan	3	1	2	3	HUN - Hungary	4	2	2
3	TPE - Chinese Taipei	3	1	2	4	AUT - Austria	4	1	3
5	BRA - Brazil	3	0	3	4	SLO - Slovenia	4	1	3
					6	NGR - Nigeria	4	0	4

Group C				
Rank	Team	Games	Wins	Losses
1	ESP - Spain	4	4	0
2	BEL - Belgium	4	2	2
2	EST - Estonia	4	2	2
2	LAT - Latvia	4	2	2
2	SVK - Slovakia	4	2	2
6	ROU - Romania	4	0	4

Note:
Under WCF rules, tie-breaking rules for standings are not applied until after the last game of the round robin.

Legend:
LSFE(*) Last Stone First End **Q** Qualified for the play-offs **X** Unplayed/unfinished end due to concession

Game Results

Sheet	Game	Team	LSFE	1	2	3	4	5	6	7	8	9	10	Extra Ends	Total
B	4	SLO - Slovenia	*	1	0	1	0	1	0	2	0	1	1	0	7
	4	HUN - Hungary		0	2	0	2	0	2	0	1	0	0	1	8

SLO - Slovenia	
4 S	SEVER Stefan
3 V	SEVER Bine
2	OMERZEL Jakob
1	ZELINKA Gaber Bor
A	LANGUS Simon

HUN - Hungary	
4 S	CZERMANN Kristof
3	KALOCSAY Otto
2	BALAZS David
1 V	MacFARLANE Callum
A	TATAR Lorinc

Last Stone Draw		Distance
↻	SEVER Bine	56.5cm
↻	SEVER Stefan	34.5cm
Total		91.0cm

Last Stone Draw		Distance
↻	MacFARLANE Callum	84.9cm
↻	BALAZS David	19.1cm
Total		104.0cm

Time remaining: 9 minutes 23 seconds
1 minute 43 seconds (after extra end)

Time remaining: 5 minutes 30 seconds
1 minute 42 seconds (after extra end)

Note:
Position and function for each team member:
4 = Fourth, **3** = Third, **2** = Second, **1** = Lead, **A** = Alternate, **S** = Skip, **V** = Vice-Skip

Legend:
↻ Clockwise ↻ Counter-clockwise **LSFE(*)** Last Stone First End

Game Results

Sheet	Game	Team	LSFE	1	2	3	4	5	6	7	8	9	10	Extra Ends	Total
C	3	TUR - Turkey	*	3	0	2	0	3	0	2	0	X	X		10
	3	KAZ - Kazakhstan		0	1	0	1	0	1	0	1	X	X		4

TUR - Turkey	
4 S	KARAGOZ Ugurcan
3 V	KARAKURT Oguzhan
2	UCAN Muhammed Zeki
1	YUCE Orhun
A	DEMIREL Muhammet Haydar

KAZ - Kazakhstan	
4 S	GARAGUL Dmitriy
3	ZHUMAGOZHA Adil
2	ALLIYAR Aidos
1 V	KORABAYEV Madiyar
A	SKUPNEVSKIY Georgiy

Last Stone Draw		Distance
⌚	UCAN Muhammed Zeki	29.0cm
⌚	KARAGOZ Ugurcan	58.8cm
Total		87.8cm

Time remaining: 14 minutes 32 seconds

Last Stone Draw		Distance
⌚	GARAGUL Dmitriy	55.6cm
⌚	ALLIYAR Aidos	41.6cm
Total		97.2cm

Time remaining: 11 minutes 39 seconds

Note:
Position and function for each team member:
4 = Fourth, 3 = Third, 2 = Second, 1 = Lead, A = Alternate, S = Skip, V = Vice-Skip

Legend:
⌚ Clockwise ⌚ Counter-clockwise LSFE(*) Last Stone First End
X Unplayed/unfinished end due to concession

Game Results

Sheet	Game	Team	LSFE	1	2	3	4	5	6	7	8	9	10	Extra Ends	Total
D	3	BRA - Brazil		0	0	0	1	1	0	1	1	1	1	0	6
	4	KGZ - Kyrgyzstan	*	2	1	1	0	0	2	0	0	0	0	1	7

BRA - Brazil	
4 S	KRAEHENBUEHL Michael
3 V	McMULLAN Scott
2	VILELA Sergio Mitsuo
1	ALVES Claudio
A	-

KGZ - Kyrgyzstan	
4 S	DMITRIEV Danil
3 V	OSOLODKOV Ivan
2	ASANALIEV Aibek
1	DASIFU Muhamed
A	-

Last Stone Draw		Distance
☺	ALVES Claudio	199.6cm
☹	KRAEHENBUEHL Michael	199.6cm
Total		399.2cm

Last Stone Draw		Distance
☺	DMITRIEV Danil	175.3cm
☹	ASANALIEV Aibek	199.6cm
Total		374.9cm

Time remaining: 6 minutes 13 seconds
1 minute 36 seconds (after extra end)

Time remaining: 11 minutes 9 seconds
2 minutes 50 seconds (after extra end)

Note:
Position and function for each team member:
4 = Fourth, 3 = Third, 2 = Second, 1 = Lead, A = Alternate, S = Skip, V = Vice-Skip

Legend:
☺ Clockwise ☹ Counter-clockwise LSFE(*) Last Stone First End

Session Results and Standings

Sheet	Game	Team	LSFE	1	2	3	4	5	6	7	8	9	10	Extra Ends	Total
B	4	ROU - Romania	*	0	1	0	2	0	1	0	0	0	X		4
	4	BEL - Belgium		0	0	3	0	1	0	0	2	2	X		8
C	4	LAT - Latvia		0	0	0	0	0	0	0	X	X	X		0
	4	EST - Estonia	*	1	1	1	2	2	1	1	X	X	X		9
D	4	SVK - Slovakia		0	0	2	0	1	0	0	2	0	X		5
	4	ESP - Spain	*	0	2	0	1	0	3	2	0	2	X		10

Current Standings

Group A					Group B				
Rank	Team	Games	Wins	Losses	Rank	Team	Games	Wins	Losses
1	TUR - Turkey	2	2	0	1	CZE - Czech Republic	3	3	0
2	KGZ - Kyrgyzstan	3	2	1	1	FIN - Finland	3	3	0
3	KAZ - Kazakhstan	2	1	1	3	AUT - Austria	3	1	2
4	TPE - Chinese Taipei	3	1	2	3	HUN - Hungary	3	1	2
5	BRA - Brazil	2	0	2	3	SLO - Slovenia	3	1	2
					6	NGR - Nigeria	3	0	3

Group C				
Rank	Team	Games	Wins	Losses
1	ESP - Spain	4	4	0 Q
2	BEL - Belgium	4	2	2
2	EST - Estonia	4	2	2
2	LAT - Latvia	4	2	2
2	SVK - Slovakia	4	2	2
6	ROU - Romania	4	0	4

Note:
Under WCF rules, tie-breaking rules for standings are not applied until after the last game of the round robin.

Legend:
LSFE(*) Last Stone First End **Q** Qualified for the semi-finals **X** Unplayed/unfinished end due to concession

Game Results

Sheet	Game	Team	LSFE	1	2	3	4	5	6	7	8	9	10	Extra Ends	Total
B	4	ROU - Romania	*	0	1	0	2	0	1	0	0	0	X		4
	4	BEL - Belgium		0	0	3	0	1	0	0	2	2	X		8

ROU - Romania	
4 S	ANGHELINEI VG
3	BOULEANU Razvan
2 V	POSTELNICU Cristian Cezar
1	MAZILU Marius
A	-

BEL - Belgium	
4 V	VAN WATERSCHOOT Tom
3	SPRUYT Jeroen
2 S	VERREYCKEN Timo
1	VAN LOOY Bram
A	-

Last Stone Draw

⌚	ANGHELINEI Valentin Gheorghe
⌚	MAZILU Marius

Distance

101.4cm
68.8cm

Total

170.2cm

Time remaining: 1 minute 29 seconds

Last Stone Draw

⌚	VERREYCKEN Timo
⌚	SPRUYT Jeroen

Distance

116.2cm
54.7cm

Total

170.9cm

Time remaining: 2 minutes 51 seconds

Note:

Position and function for each team member:

4 = Fourth, 3 = Third, 2 = Second, 1 = Lead, A = Alternate, S = Skip, V = Vice-Skip

Legend:

⌚	Clockwise	⌚	Counter-clockwise
X	Unplayed/unfinished end due to concession		

LSFE(*) Last Stone First End

Session Results and Standings

Sheet	Game	Team	LSFE	1	2	3	4	5	6	7	8	9	10	Extra Ends	Total
A	3	TPE - Chinese Taipei		0	0	2	0	1	0	0	1	0	X		4
	2	TUR - Turkey	*	4	1	0	1	0	0	2	0	1	X		9
C	3	FIN - Finland	*	1	0	0	0	0	0	0	3	0	X		4
	3	AUT - Austria		0	1	0	0	0	0	0	0	1	X		2
D	3	EST - Estonia		0	0	1	0	1	0	4	0	0	0		6
	3	BEL - Belgium	*	1	2	0	1	0	1	0	1	1	2		9
E	3	ROU - Romania		0	2	0	0	0	1	0	X	X	X		3
	3	SVK - Slovakia	*	4	0	4	1	4	0	2	X	X	X		15

Current Standings

Group A					Group B				
Rank	Team	Games	Wins	Losses	Rank	Team	Games	Wins	Losses
1	TUR - Turkey	2	2	0	1	CZE - Czech Republic	3	3	0
2	KGZ - Kyrgyzstan	3	2	1	1	FIN - Finland	3	3	0
3	KAZ - Kazakhstan	2	1	1	3	AUT - Austria	3	1	2
4	TPE - Chinese Taipei	3	1	2	3	HUN - Hungary	3	1	2
5	BRA - Brazil	2	0	2	3	SLO - Slovenia	3	1	2
					6	NGR - Nigeria	3	0	3

Group C				
Rank	Team	Games	Wins	Losses
1	ESP - Spain	3	3	0
2	LAT - Latvia	3	2	1
2	SVK - Slovakia	3	2	1
4	BEL - Belgium	3	1	2
4	EST - Estonia	3	1	2
6	ROU - Romania	3	0	3

Note:
Under WCF rules, tie-breaking rules for standings are not applied until after the last game of the round robin.

Legend:
LSFE(*) Last Stone First End X Unplayed/unfinished end due to concession

Game Results

Sheet	Game	Team	LSFE	1	2	3	4	5	6	7	8	9	10	Extra Ends	Total
C	3	FIN - Finland	*	1	0	0	0	0	0	0	3	0	X		4
	3	AUT - Austria		0	1	0	0	0	0	0	0	1	X		2

FIN - Finland	
4 S	KIISKINEN Kalle
3 V	SALO Teemu
2	OUNI Leo
1	KUOSMANEN Paavo
A	POLLANEN Jermu

AUT - Austria	
4 V	BACKOFEN Jonas
3	HOFER Matthaus
2 S	HIGATZBERGER Gernot
1	JOECHL Moritz
A	KARG Johann

Last Stone Draw		Distance
⌚	OUNI Leo	15.4cm
⌚	KIISKINEN Kalle	16.0cm
Total		31.4cm

Time remaining: 10 minutes 33 seconds

Last Stone Draw		Distance
⌚	BACKOFEN Jonas	110.2cm
⌚	HOFER Matthaus	40.9cm
Total		151.1cm

Time remaining: 3 minutes 1 second

Note:
Position and function for each team member:
4 = Fourth, 3 = Third, 2 = Second, 1 = Lead, A = Alternate, S = Skip, V = Vice-Skip

Legend:
⌚ Clockwise ⌚ Counter-clockwise LSFE(*) Last Stone First End
X Unplayed/unfinished end due to concession

Game Results

Sheet	Game	Team	LSFE	1	2	3	4	5	6	7	8	9	10	Extra Ends	Total
D	3	EST - Estonia		0	0	1	0	1	0	4	0	0	0		6
	3	BEL - Belgium	*	1	2	0	1	0	1	0	1	1	2		9

EST - Estonia	
4 V	VLASSOV Mihhail
3 S	VELTSMAN Eduard
2	KIZIRIDI Janis
1	DZENDZELJUK Igor
A	-

BEL - Belgium	
4 V	VAN WATERSCHOOT Tom
3	SPRUYT Jeroen
2 S	VERREYCKEN Timo
1	VAN LOOY Bram
A	-

Last Stone Draw

- ⌚ DZENDZELJUK Igor
- ⌚ KIZIRIDI Janis

Total

Distance

- 61.1cm
- 147.0cm

208.1cm

Time remaining: 0 minutes 9 seconds

Last Stone Draw

- ⌚ VAN WATERSCHOOT Tom
- ⌚ VAN LOOY Bram

Total

Distance

- 76.3cm
- 49.0cm

125.3cm

Time remaining: 0 minutes 17 seconds

Note:

Position and function for each team member:

4 = Fourth, 3 = Third, 2 = Second, 1 = Lead, A = Alternate, S = Skip, V = Vice-Skip

Legend:

⌚ Clockwise

⌚ Counter-clockwise

LSFE(*) Last Stone First End

Session Results and Standings

Sheet	Game	Team	LSFE	1	2	3	4	5	6	7	8	9	10	Extra Ends	Total
A	3	KGZ - Kyrgyzstan		1	1	0	0	1	0	1	0	1	2		7
	2	KAZ - Kazakhstan	*	0	0	0	1	0	3	0	0	0	0		4
B	3	ESP - Spain	*	1	0	4	0	1	4	X	X	X	X		10
	3	LAT - Latvia		0	1	0	1	0	0	X	X	X	X		2

Current Standings

Group A					Group B				
Rank	Team	Games	Wins	Losses	Rank	Team	Games	Wins	Losses
1	KGZ - Kyrgyzstan	3	2	1	1	CZE - Czech Republic	3	3	0
2	TUR - Turkey	1	1	0	2	FIN - Finland	2	2	0
3	KAZ - Kazakhstan	2	1	1	3	AUT - Austria	2	1	1
3	TPE - Chinese Taipei	2	1	1	4	HUN - Hungary	3	1	2
5	BRA - Brazil	2	0	2	4	SLO - Slovenia	3	1	2
					6	NGR - Nigeria	3	0	3

Group C				
Rank	Team	Games	Wins	Losses
1	ESP - Spain	3	3	0
2	LAT - Latvia	3	2	1
3	EST - Estonia	2	1	1
3	SVK - Slovakia	2	1	1
5	BEL - Belgium	2	0	2
5	ROU - Romania	2	0	2

Note:
Under WCF rules, tie-breaking rules for standings are not applied until after the last game of the round robin.

Legend:
LSFE(*) Last Stone First End X Unplayed/unfinished end due to concession

Game Results

Sheet	Game	Team	LSFE	1	2	3	4	5	6	7	8	9	10	Extra Ends	Total
A	3	KGZ - Kyrgyzstan		1	1	0	0	1	0	1	0	1	2		7
	2	KAZ - Kazakhstan	*	0	0	0	1	0	3	0	0	0	0		4

KGZ - Kyrgyzstan	
4 S	DMITRIEV Danil
3 V	OSOLODKOV Ivan
2	ASANALIEV Aibek
1	DASIFU Muhamed
A	-

KAZ - Kazakhstan	
4 S	KORABAYEV Madiyar
3	ZHUMAGOZHA Adil
2	ALLIYAR Aidos
1 V	GARAGUL Dmitriy
A	SKUPNEVSKIY Georgiy

Last Stone Draw		Distance
↻	OSOLODKOV Ivan	30.6cm
↻	DASIFU Muhamed	70.7cm
Total		101.3cm

Time remaining: 11 minutes 45 seconds

Last Stone Draw		Distance
↻	ZHUMAGOZHA Adil	9.9cm
↻	KORABAYEV Madiyar	84.8cm
Total		94.7cm

Time remaining: 6 minutes 4 seconds

Note:
Position and function for each team member:
4 = Fourth, 3 = Third, 2 = Second, 1 = Lead, A = Alternate, S = Skip, V = Vice-Skip

Legend:
↻ Clockwise ↻ Counter-clockwise **LSFE(*)** Last Stone First End

Session Results and Standings

Sheet	Game	Team	LSFE	1	2	3	4	5	6	7	8	9	10	Extra Ends	Total
C	3	SLO - Slovenia	*	5	3	2	0	3	4	0	X	X	X		17
	3	NGR - Nigeria		0	0	0	1	0	0	1	X	X	X		2
D	3	HUN - Hungary		0	0	1	0	1	0	0	X	X	X		2
	3	CZE - Czech Republic	*	1	1	0	3	0	0	3	X	X	X		8

Current Standings

Group A					Group B				
Rank	Team	Games	Wins	Losses	Rank	Team	Games	Wins	Losses
1	KAZ - Kazakhstan	1	1	0	1	CZE - Czech Republic	3	3	0
1	TUR - Turkey	1	1	0	2	FIN - Finland	2	2	0
3	KGZ - Kyrgyzstan	2	1	1	3	AUT - Austria	2	1	1
3	TPE - Chinese Taipei	2	1	1	4	HUN - Hungary	3	1	2
5	BRA - Brazil	2	0	2	4	SLO - Slovenia	3	1	2
					6	NGR - Nigeria	3	0	3

Group C				
Rank	Team	Games	Wins	Losses
1	ESP - Spain	2	2	0
1	LAT - Latvia	2	2	0
3	EST - Estonia	2	1	1
3	SVK - Slovakia	2	1	1
5	BEL - Belgium	2	0	2
5	ROU - Romania	2	0	2

Note:
Under WCF rules, tie-breaking rules for standings are not applied until after the last game of the round robin.

Legend:
LSFE(*) Last Stone First End X Unplayed/unfinished end due to concession

Session Results and Standings

Sheet	Game	Team	LSFE	1	2	3	4	5	6	7	8	9	10	Extra Ends	Total
A	2	ESP - Spain		0	0	2	1	0	0	0	0	3	0	1	7
	2	EST - Estonia	*	1	0	0	0	0	2	0	1	0	2	0	6
B	2	KGZ - Kyrgyzstan	*	1	0	2	0	1	0	0	0	2	1		7
	2	TPE - Chinese Taipei		0	2	0	2	0	1	1	0	0	0		6
E	1	KAZ - Kazakhstan	*	3	1	1	0	0	5	X	X	X	X		10
	2	BRA - Brazil		0	0	0	1	1	0	X	X	X	X		2

Current Standings

Group A					Group B				
Rank	Team	Games	Wins	Losses	Rank	Team	Games	Wins	Losses
1	KAZ - Kazakhstan	1	1	0	1	CZE - Czech Republic	2	2	0
1	TUR - Turkey	1	1	0	1	FIN - Finland	2	2	0
3	KGZ - Kyrgyzstan	2	1	1	3	AUT - Austria	2	1	1
3	TPE - Chinese Taipei	2	1	1	3	HUN - Hungary	2	1	1
5	BRA - Brazil	2	0	2	5	NGR - Nigeria	2	0	2
					5	SLO - Slovenia	2	0	2

Group C				
Rank	Team	Games	Wins	Losses
1	ESP - Spain	2	2	0
1	LAT - Latvia	2	2	0
3	EST - Estonia	2	1	1
3	SVK - Slovakia	2	1	1
5	BEL - Belgium	2	0	2
5	ROU - Romania	2	0	2

Note:
Under WCF rules, tie-breaking rules for standings are not applied until after the last game of the round robin.

Legend:
LSFE(*) Last Stone First End X Unplayed/unfinished end due to concession

Game Results

Sheet	Game	Team	LSFE	1	2	3	4	5	6	7	8	9	10	Extra Ends	Total
A	2	ESP - Spain		0	0	2	1	0	0	0	0	3	0	1	7
	2	EST - Estonia	*	1	0	0	0	0	2	0	1	0	2	0	6

ESP - Spain	
4 S	VEZ Sergio
3	UNANUE Mikel
2	DE PAZ Eduardo
1 V	SHAW Nicholas
A	GOMEZ Luis

EST - Estonia	
4 V	VLASSOV Mihhail
3 S	VELTSMAN Eduard
2	KIZIRIDI Janis
1	DZENDZELJUK Igor
A	-

Last Stone Draw		Distance
☺	DE PAZ Eduardo	25.4cm
☹	SHAW Nicholas	16.8cm
Total		42.2cm
Time remaining:	1 minute 55 seconds	
	1 minute 56 seconds (after extra end)	

Last Stone Draw		Distance
☺	KIZIRIDI Janis	12.9cm
☹	DZENDZELJUK Igor	18.0cm
Total		30.9cm
Time remaining:	1 minute 32 seconds	
	0 minutes 39 seconds (after extra end)	

Note:
Position and function for each team member:
4 = Fourth, 3 = Third, 2 = Second, 1 = Lead, A = Alternate, S = Skip, V = Vice-Skip

Legend:
☺ Clockwise ☹ Counter-clockwise LSFE(*) Last Stone First End

Game Results

Sheet	Game	Team	LSFE	1	2	3	4	5	6	7	8	9	10	Extra Ends	Total
B	2	KGZ - Kyrgyzstan	*	1	0	2	0	1	0	0	0	2	1		7
	2	TPE - Chinese Taipei		0	2	0	2	0	1	1	0	0	0		6

KGZ - Kyrgyzstan	
4 S	DMITRIEV Danil
3 V	OSOLODKOV Ivan
2	ASANALIEV Aibek
1	DASIFU Muhamed
A	-

TPE - Chinese Taipei	
4 S	LIN Ting-Li
3 V	WANG Nelson
2	YIN LIU Luis
1	CHENG Kai-Wen
A	-

Last Stone Draw		Distance
☺	ASANALIEV Aibek	71.9cm
☹	DMITRIEV Danil	41.2cm
Total		113.1cm

Time remaining: 8 minutes 47 seconds

Last Stone Draw		Distance
☺	WANG Nelson	63.7cm
☹	LIN Ting-Li	63.5cm
Total		127.2cm

Time remaining: 1 minute 41 seconds

Note:
Position and function for each team member:
4 = Fourth, 3 = Third, 2 = Second, 1 = Lead, A = Alternate, S = Skip, V = Vice-Skip

Legend:
☺ Clockwise ☹ Counter-clockwise LSFE(*) Last Stone First End

Session Results and Standings

Sheet	Game	Team	LSFE	1	2	3	4	5	6	7	8	9	10	Extra Ends	Total
A	2	SLO - Slovenia		0	0	0	0	1	0	2	0	1	X		4
	2	CZE - Czech Republic	*	0	0	0	3	0	4	0	1	0	X		8
B	2	LAT - Latvia	*	0	3	0	1	0	3	0	0	1	X		8
	2	ROU - Romania		1	0	1	0	1	0	1	1	0	X		5
C	2	BEL - Belgium	*	2	0	2	0	2	0	0	1	0	2		9
	2	SVK - Slovakia		0	2	0	2	0	2	3	0	2	0		11

Current Standings

Group A					Group B				
Rank	Team	Games	Wins	Losses	Rank	Team	Games	Wins	Losses
1	TPE - Chinese Taipei	1	1	0	1	CZE - Czech Republic	2	2	0
1	TUR - Turkey	1	1	0	1	FIN - Finland	2	2	0
3	BRA - Brazil	1	0	1	3	AUT - Austria	2	1	1
3	KGZ - Kyrgyzstan	1	0	1	3	HUN - Hungary	2	1	1
	KAZ - Kazakhstan	0			5	NGR - Nigeria	2	0	2
					5	SLO - Slovenia	2	0	2

Group C				
Rank	Team	Games	Wins	Losses
1	LAT - Latvia	2	2	0
2	ESP - Spain	1	1	0
2	EST - Estonia	1	1	0
4	SVK - Slovakia	2	1	1
5	BEL - Belgium	2	0	2
5	ROU - Romania	2	0	2

Note:
Under WCF rules, tie-breaking rules for standings are not applied until after the last game of the round robin.

Legend:
LSFE(*) Last Stone First End X Unplayed/unfinished end due to concession

Game Results

Sheet	Game	Team	LSFE	1	2	3	4	5	6	7	8	9	10	Extra Ends	Total
C	2	BEL - Belgium	*	2	0	2	0	2	0	0	1	0	2		9
	2	SVK - Slovakia		0	2	0	2	0	2	3	0	2	0		11

BEL - Belgium	
4 V	VAN WATERSCHOOT Tom
3	SPRUYT Jeroen
2 S	VERREYCKEN Timo
1	VAN LOOY Bram
A	-

SVK - Slovakia	
4 V	CERVENKA Jakub
3	PITONAK Tomas
2 S	GALLO Juraj
1	PITONAK Peter
A	-

Last Stone Draw		Distance
↻	VAN LOOY Bram	168.7cm
↻	VAN WATERSCHOOT Tom	11.2cm
Total		179.9cm

Time remaining: 3 minutes 24 seconds

Last Stone Draw		Distance
↻	CERVENKA Jakub	37.0cm
↻	GALLO Juraj	149.5cm
Total		186.5cm

Time remaining: 2 minutes 12 seconds

Note:
Position and function for each team member:
4 = Fourth, 3 = Third, 2 = Second, 1 = Lead, A = Alternate, S = Skip, V = Vice-Skip

Legend:
↻ Clockwise ↻ Counter-clockwise LSFE(*) Last Stone First End

Session Results and Standings

Sheet	Game	Team	LSFE	1	2	3	4	5	6	7	8	9	10	Extra Ends	Total
D	2	NGR - Nigeria		0	0	1	0	0	0	2	1	0	X		4
	2	AUT - Austria	*	5	2	0	2	1	2	0	0	1	X		13
E	2	HUN - Hungary		0	1	0	0	0	0	2	0	1	1		5
	2	FIN - Finland	*	1	0	2	1	1	0	0	1	0	0		6

Current Standings

Group A					Group B				
Rank	Team	Games	Wins	Losses	Rank	Team	Games	Wins	Losses
1	TPE - Chinese Taipei	1	1	0	1	FIN - Finland	2	2	0
1	TUR - Turkey	1	1	0	2	CZE - Czech Republic	1	1	0
3	BRA - Brazil	1	0	1	3	AUT - Austria	2	1	1
3	KGZ - Kyrgyzstan	1	0	1	3	HUN - Hungary	2	1	1
	KAZ - Kazakhstan	0			5	SLO - Slovenia	1	0	1
					6	NGR - Nigeria	2	0	2

Group C				
Rank	Team	Games	Wins	Losses
1	ESP - Spain	1	1	0
1	EST - Estonia	1	1	0
1	LAT - Latvia	1	1	0
4	BEL - Belgium	1	0	1
4	ROU - Romania	1	0	1
4	SVK - Slovakia	1	0	1

Note:
Under WCF rules, tie-breaking rules for standings are not applied until after the last game of the round robin.

Legend:
LSFE(*) Last Stone First End X Unplayed/unfinished end due to concession

Game Results

Sheet	Game	Team	LSFE	1	2	3	4	5	6	7	8	9	10	Extra Ends	Total
E	2	HUN - Hungary		0	1	0	0	0	0	2	0	1	1		5
	2	FIN - Finland	*	1	0	2	1	1	0	0	1	0	0		6

HUN - Hungary	
4 S	CZERMANN Kristof
3	TATAR Lorinc
2	KALOCSAY Otto
1 V	MacFARLANE Callum
A	BALAZS David

FIN - Finland	
4 S	KIISKINEN Kalle
3 V	SALO Teemu
2	OUNI Leo
1	KUOSMANEN Paavo
A	POLLANEN Jermu

Last Stone Draw		Distance
⌚	TATAR Lorinc	199.6cm
⌚	KALOCSAY Otto	112.8cm
Total		312.4cm

Time remaining: 2 minutes 30 seconds

Last Stone Draw		Distance
⌚	KIISKINEN Kalle	42.6cm
⌚	KUOSMANEN Paavo	55.1cm
Total		97.7cm

Time remaining: 7 minutes 49 seconds

Note:
Position and function for each team member:
4 = Fourth, **3** = Third, **2** = Second, **1** = Lead, **A** = Alternate, **S** = Skip, **V** = Vice-Skip

Legend:
⌚ Clockwise ⌚ Counter-clockwise **LSFE(*)** Last Stone First End

Session Results and Standings

Sheet	Game	Team	LSFE	1	2	3	4	5	6	7	8	9	10	Extra Ends	Total
A	1	SVK - Slovakia		0	0	0	1	2	1	0	0	0	0		4
	1	LAT - Latvia	*	0	1	0	0	0	0	2	1	2	2		8
B	1	BEL - Belgium		0	0	0	0	1	0	0	0	0	X		1
	1	ESP - Spain	*	1	0	1	0	0	0	1	1	3	X		7
D	1	FIN - Finland	*	0	1	1	0	2	0	3	0	0	X		7
	1	SLO - Slovenia		0	0	0	1	0	1	0	1	0	X		3
E	1	EST - Estonia	*	4	4	3	0	1	0	1	X	X	X		13
	1	ROU - Romania		0	0	0	1	0	0	0	X	X	X		1

Current Standings

Group A					Group B				
Rank	Team	Games	Wins	Losses	Rank	Team	Games	Wins	Losses
1	TPE - Chinese Taipei	1	1	0	1	CZE - Czech Republic	1	1	0
1	TUR - Turkey	1	1	0	1	FIN - Finland	1	1	0
3	BRA - Brazil	1	0	1	1	HUN - Hungary	1	1	0
3	KGZ - Kyrgyzstan	1	0	1	4	AUT - Austria	1	0	1
	KAZ - Kazakhstan	0			4	NGR - Nigeria	1	0	1
					4	SLO - Slovenia	1	0	1

Group C				
Rank	Team	Games	Wins	Losses
1	ESP - Spain	1	1	0
1	EST - Estonia	1	1	0
1	LAT - Latvia	1	1	0
4	BEL - Belgium	1	0	1
4	ROU - Romania	1	0	1
4	SVK - Slovakia	1	0	1

Note:
Under WCF rules, tie-breaking rules for standings are not applied until after the last game of the round robin.

Legend:
LSFE(*) Last Stone First End X Unplayed/unfinished end due to concession

Game Results

Sheet	Game	Team	LSFE	1	2	3	4	5	6	7	8	9	10	Extra Ends	Total
A	1	SVK - Slovakia		0	0	0	1	2	1	0	0	0	0		4
	1	LAT - Latvia	*	0	1	0	0	0	0	2	1	2	2		8

SVK - Slovakia	
4	PITONAK Peter
3 S	GALLO Juraj
2	PITONAK Tomas
1 V	CERVENKA Jakub
A	-

LAT - Latvia	
4 S	VONDA Kriss
3	VONDA Janis
2 V	BUNCIS Roberts Reinis
1	PETERSONS Didzis
A	VONDA Ricards

Last Stone Draw		Distance
⌚	PITONAK Tomas	199.6cm
⌚	PITONAK Peter	60.8cm
Total		260.4cm

Time remaining: 0 minutes 12 seconds

Last Stone Draw		Distance
⌚	VONDA Kriss	77.3cm
⌚	BUNCIS Roberts Reinis	38.4cm
Total		115.7cm

Time remaining: 7 minutes 7 seconds

Note:
Position and function for each team member:
4 = Fourth, 3 = Third, 2 = Second, 1 = Lead, A = Alternate, S = Skip, V = Vice-Skip

Legend:
⌚ Clockwise ⌚ Counter-clockwise **LSFE(*)** Last Stone First End

Session Results and Standings

Sheet	Game	Team	LSFE	1	2	3	4	5	6	7	8	9	10	Extra Ends	Total
B	1	CZE - Czech Republic	*	3	3	0	1	1	2	2	3	X	X		15
	1	NGR - Nigeria		0	0	1	0	0	0	0	0	X	X		1
C	1	AUT - Austria	*	0	0	3	0	0	2	0	0	0	X		5
	1	HUN - Hungary		0	1	0	3	1	0	1	2	1	X		9
D	1	TPE - Chinese Taipei	*	1	0	1	2	2	3	0	1	X	X		10
	1	BRA - Brazil		0	1	0	0	0	0	1	0	X	X		2
E	1	TUR - Turkey	*	4	0	1	0	3	0	4	0	2	X		14
	1	KGZ - Kyrgyzstan		0	2	0	1	0	1	0	1	0	X		5

Current Standings

Group A					Group B				
Rank	Team	Games	Wins	Losses	Rank	Team	Games	Wins	Losses
1	TPE - Chinese Taipei	1	1	0	1	CZE - Czech Republic	1	1	0
1	TUR - Turkey	1	1	0	1	HUN - Hungary	1	1	0
3	BRA - Brazil	1	0	1	3	AUT - Austria	1	0	1
3	KGZ - Kyrgyzstan	1	0	1	3	NGR - Nigeria	1	0	1
	KAZ - Kazakhstan	0				FIN - Finland	0		
						SLO - Slovenia	0		

Group C				
Rank	Team	Games	Wins	Losses
	BEL - Belgium			
	ESP - Spain			
	EST - Estonia			
	LAT - Latvia			
	ROU - Romania			
	SVK - Slovakia			

Note:
Under WCF rules, tie-breaking rules for standings are not applied until after the last game of the round robin.

Legend:
LSFE(*) Last Stone First End X Unplayed/unfinished end due to concession

Game Results

Sheet	Game	Team	LSFE	1	2	3	4	5	6	7	8	9	10	Extra Ends	Total
C	1	AUT - Austria	*	0	0	3	0	0	2	0	0	0	X		5
	1	HUN - Hungary		0	1	0	3	1	0	1	2	1	X		9

AUT - Austria	
4 V	BACKOFEN Jonas
3	HOFER Matthaus
2 S	HIGATZBERGER Gernot
1	JOECHL Moritz
A	KARG Johann

HUN - Hungary	
4 S	CZERMANN Kristof
3	TATAR Lorinc
2	BALAZS David
1 V	MacFARLANE Callum
A	KALOCSAY Otto

Last Stone Draw		Distance
↻	HOFER Matthaus	34.0cm
↻	BACKOFEN Jonas	25.7cm
Total		59.7cm

Time remaining: 6 minutes 49 seconds

Last Stone Draw		Distance
↻	CZERMANN Kristof	126.4cm
↻	MacFARLANE Callum	4.6cm
Total		131.0cm

Time remaining: 7 minutes 5 seconds

Note:
Position and function for each team member:
4 = Fourth, 3 = Third, 2 = Second, 1 = Lead, A = Alternate, S = Skip, V = Vice-Skip

Legend:
↻ Clockwise ↻ Counter-clockwise LSFE(*) Last Stone First End
X Unplayed/unfinished end due to concession

Game Results

Sheet	Game	Team	LSFE	1	2	3	4	5	6	7	8	9	10	Extra Ends	Total
E	1	TUR - Turkey	*	4	0	1	0	3	0	4	0	2	X		14
	1	KGZ - Kyrgyzstan		0	2	0	1	0	1	0	1	0	X		5

TUR - Turkey	
4 S	KARAGOZ Ugurcan
3 V	KARAKURT Oguzhan
2	UCAN Muhammed Zeki
1	YUCE Orhun
A	DEMIREL Muhammet Haydar

KGZ - Kyrgyzstan	
4 S	DMITRIEV Danil
3 V	OSOLODKOV Ivan
2	ASANALIEV Aibek
1	DASIFU Muhamed
A	-

Last Stone Draw		Distance
⌚	KARAGOZ Ugurcan	22.3cm
⌚	UCAN Muhammed Zeki	110.8cm
Total		133.1cm

Time remaining: 14 minutes 2 seconds

Last Stone Draw		Distance
⌚	DASIFU Muhamed	49.9cm
⌚	OSOLODKOV Ivan	199.6cm
Total		249.5cm

Time remaining: 11 minutes 6 seconds

Note:
Position and function for each team member:
4 = Fourth, 3 = Third, 2 = Second, 1 = Lead, A = Alternate, S = Skip, V = Vice-Skip

Legend:
⌚ Clockwise ⌚ Counter-clockwise LSFE(*) Last Stone First End
X Unplayed/unfinished end due to concession

Entry List by Country

REVISED
10 OCT 13:38

As of SUN 10 OCT 2021

AUT - Austria		Group B
4 V	BACKOFEN Jonas	R
3	HOFER Matthaus	R
2 S	HIGATZBERGER Gernot	R
1	JOEHL Moritz	R
A	KARG Johann	R
C	SCHROEDER Bjoern (GER)	
O	-	
O	-	

BEL - Belgium		Group C
4 V	VAN WATERSCHOOT Tom	R
3	SPRUYT Jeroen	R
2 S	VERREYCKEN Timo	R
1	VAN LOOY Bram	R
A	-	
C	NEELEMAN Wim	
O	-	
O	-	

BRA - Brazil		Group A
4 S	KRAEHENBUEHL Michael	R
3 V	McMULLAN Scott	R
2	VILELA Sergio Mitsuo	R
1	ALVES Claudio	L
A	-	
C	KRAEHENBUEHL Heinz (SUI)	
O	-	
O	-	

CZE - Czech Republic		Group B
4 S	KLIMA Lukas	R
3 V	CERNOVSKY Marek	R
2	CANDRA Jiri	R
1	MOKRIS Samuel	R
A	BOHAC Radek	R
C	ASKEW Brad (CAN)	
2C	ZELINGR Jan	
O	-	

ESP - Spain		Group C
4 S	VEZ Sergio	R
3	UNANUE Mikel	R
2	DE PAZ Eduardo	R
1 V	SHAW Nicholas	R
A	GOMEZ Luis	R
C	-	
O	-	
O	-	

EST - Estonia		Group C
4 V	VLASSOV Mihhail	R
3 S	VELTSMAN Eduard	L
2	KIZIRIDI Janis	R
1	DZENDZELJUK Igor	R
A	-	
C	-	
O	-	
O	-	

FIN - Finland		Group B
4 S	KIISKINEN Kalle	R
3 V	SALO Teemu	L
2	OUNI Leo	R
1	KUOSMANEN Paavo	R
A	POLLANEN Jermu	R
C	POLLANEN Jermu	
O	-	
O	-	

HUN - Hungary		Group B
4 S	CZERMANN Kristof	L
3	TATAR Lorinc	R
2	KALOCSAY Otto	L
1 V	MacFARLANE Callum	R
A	BALAZS David	R
C	ROKUSFALVY Andras	
O	-	
O	-	

KAZ - Kazakhstan		Group A
4 S	KORABAYEV Madiyar	R
3	ZHUMAGOZHA Adil	R
2	ALLIYAR Aidos	R
1 V	GARAGUL Dmitriy	R
A	SKUPNEVSKIY Georgiy	R
C	LILL Erkki (EST)	
O	EBAUYER Angelina	
O	ALLIYAROVA Sitora	

KGZ - Kyrgyzstan		Group A
4 S	DMITRIEV Danil	R
3 V	OSOLODKOV Ivan	R
2	ASANALIEV Aibek	R
1	DASIFU Muhamed	R
A	-	
C	FROLOVA Anastasiia (RUS)	
O	-	
O	-	

Entry List by Country

REVISED
10 OCT 13:38

As of SUN 10 OCT 2021

LAT - Latvia		Group C
4 S	VONDA Kriss	R
3	VONDA Janis	R
2 V	BUNCIS Roberts Reinis	R
1	PETERSONS Didzis	L
A	VONDA Ricards	R
C	PETERSONE Anita	
O	-	
O	-	

SVK - Slovakia		Group C
4 V	CERVENKA Jakub	R
3 S	GALLO Juraj	R
2	PITONAK Tomas	R
1	PITONAK Peter	R
A	-	
C	-	
O	-	
O	-	

NGR - Nigeria		Group B
4 S	WOODS III Harold	R
3 V	COLE T.J.	L
2	NEIMETH Chris	R
1	PAYNE Robert	R
A	-	
C	-	
O	NEIMETH Charles	
O	McGREGOR Suzanne	

TPE - Chinese Taipei		Group A
4 S	LIN Ting-Li	R
3 V	WANG Nelson	R
2	YIN LIU Luis	R
1	CHENG Kai-Wen	R
A	-	
C	-	
O	-	
O	-	

ROU - Romania		Group C
4 S	ANGHELINEL Valentin Gheorghe	R
3 V	BOULEANU Razvan	R
2	POSTELNICU Cristian Cezar	R
1	MAZILU Marius	R
A	-	
C	-	
O	-	
O	-	

TUR - Turkey		Group A
4 S	KARAGOZ Ugurcan	R
3 V	KARAKURT Oguzhan	R
2	UCAN Muhammed Zeki	R
1	YUCE Orhun	R
A	DEMIREL Muhammed Haydar	R
C	CELIK Ahmet	
O	CAGLAYAN Muhammed Enes	
O	KAVAZ Muhammed Faruk	

SLO - Slovenia		Group B
4 S	SEVER Stefan	R
3	LANGUS Simon	R
2 V	SEVER Bine	R
1	OMERZEL Jakob	R
A	ZELINKA Gaber Bor	R
C	SEVER Eva	
2C	ZELINKA Urban	
O	-	

Note:

Position and function for each team member:

4 = Fourth, **3** = Third, **2** = Second, **1** = Lead, **A** = Alternate, **S** = Skip, **V** = Vice-Skip

C = Coach, **2C** = 2nd Team Coach, **NC** = National Coach, **T** = Translator, **O** = Team Official

Legend:

L Left-handed

R Right-handed

REVISED

Team AUT: original line-up revised

Competition Officials

As of TUE 5 OCT 2021

Function	Name	Organisation
WCF President:	CAITHNESS Kate	SCO - Scotland
WCF Head of Competitions:	ROETHLISBERGER Eeva	SUI - Switzerland
WCF Technical Delegate:	WILLMS Karri	CAN - Canada
Chief Umpire:	CZARNETZKI Susie	USA - United States
Deputy Chief Umpire:	CZARNETZKI Randy	USA - United States
Game Umpires:	DASDEN Murat	TUR - Turkey
	DUMLU Yusuf	TUR - Turkey
	MATAU Gheorghe	ROU - Romania
	SOKOLOVA Evgenia	RUS - Russia
	YETIMOGULLARI Tuba Betul	TUR - Turkey
Chief Ice Technician:	FRITZ Joe	GER - Germany
Deputy Chief Ice Technician:	MOGLIA Ivan	ITA - Italy
Chief Timer:	ERIKSSON Ingemar	SWE - Sweden
Deputy Chief Timer:	DURMUS Mustafa	TUR - Turkey

Competition Schedule

As of THU 30 SEP 2021

Date	Start Time	Session	Sheet A	Sheet B	Sheet C	Sheet D	Sheet E
TUE 5 OCT	9:00	MD1			DEN - MEX	KAZ - BRA	
	14:00	MD2		KGZ - POR	BLR - LAT	SVK - LTU	
	19:00	MD3	SLO - TUR	NGR - KAZ	AUT - TPE	DEN - BEL	
WED 6 OCT	9:00	MD4	KGZ - SVK	TPE - BEL	SLO - NGR	POR - LAT	LTU - BLR
	14:00	MD5		TUR - BRA			KAZ - SLO
	19:00	MD6	LTU - LAT	BEL - MEX	KGZ - BLR	AUT - DEN	SVK - POR
THU 7 OCT	9:00	MD7	MEX - AUT	POR - BLR	LAT - SVK	LTU - KGZ	TPE - DEN
	14:00	MD8		MEX - TPE	BRA - SLO	NGR - TUR	BEL - AUT
	19:00	MD9	BRA - NGR	LAT - KGZ	POR - LTU	BLR - SVK	TUR - KAZ
FRI 8 OCT	9:00	Mixed Doubles Play-off Session 1					
	15:00	Mixed Doubles Play-off Session 2					
SUN 10 OCT	14:00	1		CZE - NGR	AUT - HUN	TPE - BRA	TUR - KGZ
	19:00	2	SVK - LAT	BEL - ESP		FIN - SLO	EST - ROU
MON 11 OCT	9:00	3	kaz - hun	bra - tur	lat - slo	NGR - AUT	HUN - FIN
	14:00	4	SLO - CZE	LAT - ROU	BEL - SVK		aut - svk
	19:00	5	ESP - EST	KGZ - TPE	tur - aut	esp - lat	KAZ - BRA
TUE 12 OCT	9:00	6	bra - aut		SLO - NGR	HUN - CZE	
	14:00	7	KGZ - KAZ	ESP - LAT	esp - hun	slo - kaz	nor - tur
	19:00	8	TPE - TUR	hun - slo	FIN - AUT	EST - BEL	ROU - SVK
WED 13 OCT	9:00	9	svk - nor	ROU - BEL	LAT - EST	SVK - ESP	
	14:00	10		kaz - esp	svk - bra	aut - nor	hun - lat
	19:00	11	CZE - AUT	SLO - HUN	TUR - KAZ	BRA - KGZ	FIN - NGR
THU 14 OCT	9:00	12		BRA - TUR	ESP - ROU		slo - esp
	14:00	13	NGR - HUN	EST - SVK	CZE - FIN	KAZ - TPE	BEL - LAT
	19:00	14	lat - kaz	nor - bra		tur - svk	AUT - SLO
FRI 15 OCT	9:00	Men's and Women's Play-off Session 1					
	16:00	Men's and Women's Play-off Session 2					

Note:

Lowercase - women UPPERCASE - MEN, MIXED DOUBLES
First named team in each game plays red-handled stones and wears dark coloured upper playing garments.
Please check online for more details and the latest updates.

Legend:

MDn Mixed Doubles session n