




RESULTS BOOK



**World Championship
Pre-Qualifier (Europe) 2026
Men
Ljubljana, Slovenia**

5 - 11 May 2026





Medallists

Medal	Country	Name	Position - Function
GOLD	SLO - Slovenia	SEVER Stefan	4 S
		SEVER Bine	3
		LANGUS Simon	2
		GREGORI Noel	1
		HARB Marko	A
		RESMAN Mitja	C
SILVER	LAT - Latvia	VEIDEMANIS Arnis	4 S
		BUNCIS Roberts Reinis	3
		BARANOVSKIS Aleksandrs	2
		JESKE Rihards	1
		KLIVE Janis	A
BRONZE	FIN - Finland	KIISKINEN Kalle	4 S
		SULLANMAA Jani	3
		SALO Teemu	2
		KUOSMANEN Paavo	1
		SIPOLA Iiro	A
		MIKKONEN Jouni	C

Note:

Position and function for each team member:

4 = Fourth, 3 = Third, 2 = Second, 1 = Lead, A = Alternate, S = Skip, C = Coach



Final Standings

Rank	Team	Players	Position - Function	Group Rank	DSC
1	SLO - Slovenia	SEVER Stefan	4 S		>WCQ
		SEVER Bine	3 V		
		LANGUS Simon	2		
		GREGORI Noel	1		
		HARB Marko	A		
		RESMAN Mitja	C		
2	LAT - Latvia	VEIDEMANIS Arnis	4 S		>WCQ
		BUNCIS Roberts Reinis	3 V		
		BARANOVSKIS Aleksandrs	2		
		JESKE Rihards	1		
		KLIVE Janis	A		
		-	C		
3	FIN - Finland	KIISKINEN Kalle	4 S		
		SULLANMAA Jani	3 V		
		SALO Teemu	2		
		KUOSMANEN Paavo	1		
		SIPOLA Iiro	A		
		MIKKONEN Jouni	C		
4	ENG - England	REED Andrew	4 S		
		WHITTLE James	3		
		McLAIN Callum	2		
		MOUAT Colin	1 V		
		HOLCOMBE Benjamin	A		
		CALLANDER Andy	C		
5	HUN - Hungary	SZABO Gergely	4 S	A3	45.050 cm
		GUBANYI Attila	3		
		MIKLOS Nandor	2 V		
		FERENCI Bajan Kan	1		
		-	A		
		-	C		
6	ROU - Romania	COLIBAN Allen	4 S	B3	72.383 cm
		MATAU Cristian	3 V		
		MIHALCA Tudor	2		
		BOULEANU Razvan	1		
		-	A		
		-	C		
7	EST - Estonia	LILL Erkki	4 S	B4	41.617 cm
		SEIN Siim	3 V		
		JAKOBSON Andres	2		
		KALVIK Olari	1		
		LINDRE Jaanus	A		
		UUSIPAVALNIEMI Markku	C		



Final Standings

Rank	Team	Players	Position - Function	Group Rank	DSC
8	UKR - Ukraine	SUHAK Artem	4 S	A4	99.983 cm
		SHCHUR Yaroslav	3		
		HASYNETS Artem	2 V		
		KHOKHLOV Illia	1		
		-	A		
		KEILLER Russell	C		
9	SVK - Slovakia	JURKOVIC Jakub	4 S	B5	51.992 cm
		HORACEK Jan	3 V		
		CERVENKA Jakub	2		
		KAPRALIK Patrik	1		
		MISUN David	A		
		-	C		
10	LTU - Lithuania	JUNEVICIUS Matas	4 S	A5	54.383 cm
		RAMAZAUSKAS Domas	3 V		
		KIUDYS Donatas	2		
		SADAUSKAS Rokas	1		
		-	A		
		-	C		
11	CRO - Croatia	TOLIC Hrvoje	4	A6	57.217 cm
		BAUS Ante	3 S		
		JURKOVIC Miroslav	2		
		SAMARDZIC Bruno	1 V		
		HORVAT Vedran	A		
		CUTIC Drazen	C		
12	POR - Portugal	FENECH Eric	4 S	B6	118.175 cm
		RIBAU Chris	3 V		
		CHAVES Allan	2		
		BARBOSA William	1		
		SILVA Benjamin	A		
		SZYMANSKI Steven	C		
13	LIE - Liechtenstein	MATT Lukas	4 S	B7	78.667 cm
		SPRENGER Christian	3		
		PRASCH Peter	2		
		SPRENGER Harald	1 V		
		ZIMMERMANN Johannes	A		
		BRUNNER Brigitte	C		
14	SRB - Serbia	NESKOVIC Djordje	4 S	A7	152.575 cm
		STOJANOVIC Filip	3 V		
		UNGUROVIC Goran	2		
		SAVICEVIC Viktor	1		
		-	A		
		-	C		



Final Standings

Rank	Team	Players	Position - Function	Group Rank	DSC
15	BUL - Bulgaria	SEILER Reto	4 S	B8	60.933 cm
		PETROV Stanimir	3 V		
		GEORGIEV Stoil	2		
		TODOROV Tihomir	1		
		-	A		
		-	C		
16	GEO - Georgia	ENUKIDZE Irakli	4 S	A8	153.233 cm
		KHECHUASHVILI Irakli	3 V		
		ARABIDZE Kakhaber	2		
		KALANDADZE Koka	1		
		BUJIASHVILI Mikheil	A		
		MAKHATADZE Manuchar	C		
17	BIH - Bosnia Herzegovina	DIMIC Vedran	4 S	A9	165.858 cm
		MRKOVIC Aleksa	3		
		RAKIC Zeljko	2		
		CEREMIDZIC Dejan	1 V		
		-	A		
		-	C		

Note:

Final standings are based on play-off results and group standings (group rank and Draw Shot Challenge).

Position and function for each team member:

4 = Fourth, **3** = Third, **2** = Second, **1** = Lead, **A** = Alternate, **S** = Skip, **V** = Vice-Skip, **C** = Coach

SLO and LAT are qualified for the World Championship Qualifier 2026.



Competition Summary

Session	Date Time	Sheet A	Sheet B	Sheet C	Sheet D	Sheet E	Sheet F
Session 1	5 MAY 9:00	LTU 4 - 7 UKR		BIH 3-8 SRB	LAT 5-4 ^{EE} FIN		SVK 6-3 BUL
Session 2	5 MAY 13:30		HUN 19-3 GEO		CRO 4-8 ENG		
Session 3	5 MAY 19:30	ROU 8 - 3 EST	SVK 10-3 LIE	BUL 2-9 POR			SLO 15-1 BIH
Session 4	6 MAY 8:00		FIN 7-4 POR	GEO 1-19 UKR	LTU 2-6 HUN		ROU 4-7 LAT
Session 5	6 MAY 12:00	CRO 8 - 4 SRB					
Session 6	6 MAY 16:00	BUL 5 - 6 FIN	ENG 12-1 BIH	EST 8-3 LIE	UKR 0-5 SLO	ROU 9-5 SVK	
Session 7	6 MAY 20:00						CRO 4-8 LTU
Session 8	7 MAY 9:00	LAT 5 - 2 LIE	SLO 7-1 SRB	CRO 2-7 HUN		LTU 17-1 GEO	EST 7-5 ^{EE} POR
Session 9	7 MAY 14:00					UKR 6-9 ENG	
Session 10	7 MAY 19:00	BIH 1 - 17 HUN	ROU 4 - 13 FIN	POR 3-8 SVK	EST 8-2 BUL		SRB 9-2 GEO
Session 11	8 MAY 9:00	LIE 7 - 5 BUL	SRB 2-12 UKR	SLO 13-2 GEO		BIH 1-11 CRO	
Session 12	8 MAY 14:00	ENG 8 - 5 LTU					
Session 13	8 MAY 19:00		EST 4-8 LAT	UKR 12-1 BIH	FIN 7-3 SVK	POR 6-5 ROU	HUN 5-8 SLO
Session 14	9 MAY 9:00			HUN 5-7 ENG	BUL 2-8 ROU		UKR 6-3 CRO
Session 15	9 MAY 14:00	POR 2 - 14 LAT					LIE 3-6 FIN
Session 16	9 MAY 19:00	SLO 8 - 3 CRO	GEO 1 - 11 ENG	SVK 5-6 ^{EE} EST	BIH 1-6 LTU	SRB 1-6 HUN	
Session 17	10 MAY 9:00	GEO 8 - 3 BIH	LAT 6-3 SVK	SRB 1-6 LTU	LIE 3-8 POR	ENG 6-8 SLO	
Session 18	10 MAY 14:00				HUN 6-5 ^{EE} UKR		FIN 7-4 EST
Session 19	10 MAY 19:00		LTU 2-5 SLO	LIE 2-13 ROU	GEO 4-10 CRO	BUL 4-6 LAT	ENG 9-1 SRB
Qual. 1	11 MAY 9:00		LAT 3-7 SLO	FIN 9-3 ENG			
Qual. 2	11 MAY 14:00				LAT 8-7 FIN		

Standings after Round Robin

Group A

Rank	Team	Games	Wins	Losses	
1	SLO - Slovenia	8	8	0	Q
2	ENG - England	8	7	1	Q
3	HUN - Hungary	8	6	2	
4	UKR - Ukraine	8	5	3	
5	LTU - Lithuania	8	4	4	
6	CRO - Croatia	8	3	5	
7	SRB - Serbia	8	2	6	
8	GEO - Georgia	8	1	7	
9	BIH - Bosnia and Herzegovina	8	0	8	

Group B

Rank	Team	Games	Wins	Losses	
1	LAT - Latvia	7	7	0	Q
2	FIN - Finland	7	6	1	Q
3	ROU - Romania	7	4	3	w1
4	EST - Estonia	7	4	3	w0
5	SVK - Slovakia	7	3	4	w1
6	POR - Portugal	7	3	4	w0
7	LIE - Liechtenstein	7	1	6	
8	BUL - Bulgaria	7	0	7	




Competition Summary

Merged Group Standings

Rank	Team	Round Robin Results			Rank	Team	Round Robin Results		
		Group	Rank	DSC			Group	Rank	DSC
1	SLO - Slovenia	A	1	43.483cm	10	LTU - Lithuania	A	5	54.383cm
2	LAT - Latvia	B	1	64.367cm	11	CRO - Croatia	A	6	57.217cm
3	FIN - Finland	B	2	40.350cm	12	POR - Portugal	B	6	118.175cm
4	ENG - England	A	2	43.925cm	13	LIE - Liechtenstein	B	7	78.667cm
5	HUN - Hungary	A	3	45.050cm	14	SRB - Serbia	A	7	152.575cm
6	ROU - Romania	B	3	72.383cm	15	BUL - Bulgaria	B	8	60.933cm
7	EST - Estonia	B	4	41.617cm	16	GEO - Georgia	A	8	153.233cm
8	UKR - Ukraine	A	4	99.983cm	17	BIH - Bos&Herzeg.	A	9	165.858cm
9	SVK - Slovakia	B	5	51.992cm					

Play-offs Bracket



Legend:

>WCQ To World Championship Qualifier

EE Extra End

Q Qualified for the play-offs

wn Number of wins (n) against tied teams


SLO and LAT are qualified for the World Championship Qualifier 2026.



Session Results and Standings

Sheet	Team	LSFE	1	2	3	4	5	6	7	8	Extra Ends	Total
D	LAT - Latvia	*	2	0	0	2	3	0	0	1		8
	FIN - Finland		0	1	3	0	0	2	1	0		7

Play-offs Bracket



Legend:
LSFE(*) Last Stone First End



Game Results

Sheet	Team	LSFE	1	2	3	4	5	6	7	8	Extra	Ends	Total
D	LAT - Latvia	*	2	0	0	2	3	0	0	1			8
	FIN - Finland		0	1	3	0	0	2	1	0			7

LAT - Latvia	
4 S	VEIDEMANIS Arnis
3 V	BUNCIS Roberts Reinis
2	KLIVE Janis
1	BARANOVSKIS Aleksandrs
A	JESKE Rihards

FIN - Finland	
4 S	KIISKINEN Kalle
3 V	SULLANMAA Jani
2	SIPOLA Iiro
1	SALO Teemu
A	KUOSMANEN Paavo

Note:

Position and function for each team member:

4 = Fourth, 3 = Third, 2 = Second, 1 = Lead, A = Alternate, S = Skip, V = Vice-Skip

Legend:

LSFE(*) Last Stone First End



Scoring Analysis

Team	Games	LSFE	Stolen Ends	Last Stone Eff.	Force Eff.	Points Scored							Total	Plus / Minus
						0	1	2	3	4	>4			
SLO	For	8	15	64%	82%	4	16	9	4	6	1	76	+53	
	Against	1	1			2	14	3	1	0	0	23		
HUN	For	7	14	42%	57%	1	16	10	2	3	3	71	+42	
	Against	1	4			4	12	3	1	2	0	29		
UKR	For	3	13	58%	63%	2	7	10	4	4	2	67	+36	
	Against	5	5			6	14	6	0	0	1	31		
ENG	For	5	14	54%	48%	1	15	10	8	1	2	73	+33	
	Against	4	4			0	12	11	2	0	0	40		
FIN	For	5	10	55%	68%	3	11	17	4	1	1	66	+27	
	Against	4	7			2	21	6	2	0	0	39		
LAT	For	5	6	50%	67%	3	13	10	8	0	1	62	+25	
	Against	4	4			6	17	5	2	1	0	37		
LTU	For	5	11	36%	47%	4	15	7	3	3	0	50	+17	
	Against	3	5			4	10	7	3	0	0	33		
ROU	For	3	12	33%	47%	1	14	7	3	2	1	51	+13	
	Against	4	6			1	11	6	2	1	1	38		
SVK	For	3	10	32%	69%	2	13	5	4	0	1	40	+3	
	Against	4	9			2	16	7	1	1	0	37		
EST	For	6	8	32%	43%	2	14	8	2	1	0	40	+2	
	Against	1	8			4	11	7	3	1	0	38		
CRO	For	5	10	32%	27%	2	14	7	3	2	0	45	-1	
	Against	3	9			1	9	10	3	2	0	46		
POR	For	2	10	24%	40%	1	14	4	2	1	1	37	-9	
	Against	5	9			3	10	8	5	0	1	46		
SRB	For	2	6	13%	60%	2	13	4	2	0	0	27	-26	
	Against	6	17			1	19	7	4	2	0	53		
BUL	For	3	3	16%	47%	6	14	3	1	0	0	23	-27	
	Against	4	10			0	13	7	5	2	0	50		
LIE	For	3	3	12%	35%	1	15	4	0	0	0	23	-32	
	Against	4	9			2	11	8	4	0	3	55		
BIH	For	2	2	3%	31%	3	10	1	0	0	0	12	-77	
	Against	6	24			0	10	12	8	5	2	89		
GEO	For	0	5	9%	17%	0	11	4	1	0	0	22	-79	
	Against	8	21			0	15	7	5	7	5	101		
Total	67		152			38	225	120	51	24	13	785		



Scoring Analysis

Note:

Stolen ends are the ends won without the last stone advantage.

Last Stone Efficiency: Scoring two or more points with last stone advantage.

Force Efficiency: Forcing the opponent team to score only one point when they have the last stone advantage.

Legend:

>4 More than four points scored

Eff. Efficiency

LSFE Last Stone First End



Summary of Big Ends

Points Scored	By	Against	Session	End	Game Result
7	HUN - Hungary	GEO - Georgia	2	7	19 : 3
7	UKR - Ukraine	GEO - Georgia	4	1	19 : 1
6	ROU - Romania	LIE - Liechtenstein	19	4	13 : 2
6	SLO - Slovenia	BIH - Bosnia and Herzegovina	3	1	15 : 1
5	ENG - England	UKR - Ukraine	9	6	9 : 6
5	ENG - England	BIH - Bosnia and Herzegovina	6	1	12 : 1
5	HUN - Hungary	GEO - Georgia	2	3	19 : 3
5	HUN - Hungary	GEO - Georgia	2	1	19 : 3
5	FIN - Finland	ROU - Romania	10	6	13 : 4
5	LAT - Latvia	POR - Portugal	15	3	14 : 2
5	POR - Portugal	LIE - Liechtenstein	17	3	8 : 3
5	SVK - Slovakia	LIE - Liechtenstein	3	1	10 : 3
5	UKR - Ukraine	GEO - Georgia	4	2	19 : 1
4	SLO - Slovenia	LAT - Latvia	PO1	1	7 : 3
4	SLO - Slovenia	CRO - Croatia	16	5	8 : 3
4	SLO - Slovenia	HUN - Hungary	13	3	8 : 5
4	SLO - Slovenia	GEO - Georgia	11	7	13 : 2
4	SLO - Slovenia	GEO - Georgia	11	2	13 : 2
4	SLO - Slovenia	BIH - Bosnia and Herzegovina	3	6	15 : 1
4	UKR - Ukraine	CRO - Croatia	14	7	6 : 3
4	UKR - Ukraine	BIH - Bosnia and Herzegovina	13	2	12 : 1
4	UKR - Ukraine	SRB - Serbia	11	3	12 : 2
4	UKR - Ukraine	SRB - Serbia	11	1	12 : 2
4	HUN - Hungary	BIH - Bosnia and Herzegovina	10	5	17 : 1
4	HUN - Hungary	BIH - Bosnia and Herzegovina	10	3	17 : 1
4	HUN - Hungary	BIH - Bosnia and Herzegovina	10	1	17 : 1
4	LTU - Lithuania	GEO - Georgia	8	6	17 : 1
4	LTU - Lithuania	GEO - Georgia	8	5	17 : 1
4	LTU - Lithuania	GEO - Georgia	8	1	17 : 1
4	CRO - Croatia	GEO - Georgia	19	7	10 : 4
4	CRO - Croatia	GEO - Georgia	19	3	10 : 4
4	ROU - Romania	SVK - Slovakia	6	8	9 : 5
4	ROU - Romania	EST - Estonia	3	7	8 : 3
4	ENG - England	HUN - Hungary	14	8	7 : 5
4	EST - Estonia	BUL - Bulgaria	10	1	8 : 2
4	FIN - Finland	ROU - Romania	10	7	13 : 4
4	POR - Portugal	BUL - Bulgaria	3	1	9 : 2



World Championship
Pre Qualifier
2026 Europe
Ljubljana
Slovenia

World Championship Pre-Qualifier (Europe) 2026

Ledena Dvorana Zalog, Ljubljana, Slovenia

Men



After Qualification Round 2

**WORLD
CURLING**

Summary of Big Ends

Note:
Big ends are defined as ends with a score of four or more points.


Legend:
PO1 Play-off 1



Session Results and Standings

Sheet	Team	LSD/LSFE	1	2	3	4	5	6	7	8	Extra Ends	Total
B	LAT - Latvia	166.7cm	0	2	0	0	0	0	1	X		3
	SLO - Slovenia	149.5cm *	4	0	0	1	1	1	0	X		7
C	FIN - Finland	45.1cm *	2	2	0	2	1	0	2	X		9
	ENG - England	169.2cm	0	0	1	0	0	2	0	X		3

Play-offs Bracket



Legend:
LSD Last Stone Draw **LSFE(*)** Last Stone First End **X** Unplayed/unfinished end due to concession



Competition Matrix

Group A

Team	BIH	CRO	ENG	GEO	HUN	LTU	SLO	SRB	UKR
BIH		1 - 11	1 - 12	3 - 8	1 - 17	1 - 6	1 - 15	3 - 8	1 - 12
CRO	11 - 1		4 - 8	10 - 4	2 - 7	4 - 8	3 - 8	8 - 4	3 - 6
ENG	12 - 1	8 - 4		11 - 1	7 - 5	8 - 5	6 - 8	9 - 1	9 - 6
GEO	8 - 3	4 - 10	1 - 11		3 - 19	1 - 17	2 - 13	2 - 9	1 - 19
HUN	17 - 1	7 - 2	5 - 7	19 - 3		6 - 2	5 - 8	6 - 1	6 - 5
LTU	6 - 1	8 - 4	5 - 8	17 - 1	2 - 6		2 - 5	6 - 1	4 - 7
SLO	15 - 1	8 - 3	8 - 6	13 - 2	8 - 5	5 - 2		7 - 1	5 - 0
SRB	8 - 3	4 - 8	1 - 9	9 - 2	1 - 6	1 - 6	1 - 7		2 - 12
UKR	12 - 1	6 - 3	6 - 9	19 - 1	5 - 6	7 - 4	0 - 5	12 - 2	

Standings after Round Robin

Rank	Team	Games	Wins	Losses	
1	SLO - Slovenia	8	8	0	Q
2	ENG - England	8	7	1	Q
3	HUN - Hungary	8	6	2	
4	UKR - Ukraine	8	5	3	
5	LTU - Lithuania	8	4	4	
6	CRO - Croatia	8	3	5	
7	SRB - Serbia	8	2	6	
8	GEO - Georgia	8	1	7	
9	BIH - Bosnia and Herzegovina	8	0	8	



Competition Matrix

Group B

Team	BUL	EST	FIN	LAT	LIE	POR	ROU	SVK
BUL		2 - 8	5 - 6	4 - 6	5 - 7	2 - 9	2 - 8	3 - 6
EST	8 - 2		4 - 7	4 - 8	8 - 3	7 - 5	3 - 8	6 - 5
FIN	6 - 5	7 - 4		4 - 5	6 - 3	7 - 4	13 - 4	7 - 3
LAT	6 - 4	8 - 4	5 - 4		5 - 2	14 - 2	7 - 4	6 - 3
LIE	7 - 5	3 - 8	3 - 6	2 - 5		3 - 8	2 - 13	3 - 10
POR	9 - 2	5 - 7	4 - 7	2 - 14	8 - 3		6 - 5	3 - 8
ROU	8 - 2	8 - 3	4 - 13	4 - 7	13 - 2	5 - 6		9 - 5
SVK	6 - 3	5 - 6	3 - 7	3 - 6	10 - 3	8 - 3	5 - 9	

Standings after Round Robin

Rank	Team	Games	Wins	Losses	
1	LAT - Latvia	7	7	0	Q
2	FIN - Finland	7	6	1	Q
3	ROU - Romania	7	4	3	w1
4	EST - Estonia	7	4	3	w0
5	SVK - Slovakia	7	3	4	w1
6	POR - Portugal	7	3	4	w0
7	LIE - Liechtenstein	7	1	6	
8	BUL - Bulgaria	7	0	7	

Legend:

Q Qualified for the play-offs

wn Number of wins (n) against tied teams



Draw Shot Challenge by Group

Group A		Stone Rotation	Last Stone Draw in each Round Robin Game								DSC
Rank	Team		1	2	3	4	5	6	7	8	
1	SLO - Slovenia	⌚	95.2	46.2	74.2	86.3	112.1	30.7	7.0	54.2	43.483cm
		⌚	90.1	20.8	46.8	16.6	38.6	9.9	54.6	199.6	
2	ENG - England	⌚	54.5	4.2	28.4	9.8	178.0	7.3	113.2	49.0	43.925cm
		⌚	81.1	47.0	9.9	96.1	71.4	60.1	57.3	106.8	
3	HUN - Hungary	⌚	28.9	94.9	32.6	24.7	63.9	80.2	33.7	42.3	45.050cm
		⌚	33.7	17.6	31.2	177.4	60.4	38.8	101.4	34.1	
4	LTU - Lithuania	⌚	174.0	29.3	19.5	89.1	77.6	12.0	62.4	199.6	54.383cm
		⌚	82.1	54.2	56.1	116.4	41.7	199.6	12.2	79.6	
5	CRO - Croatia	⌚	19.7	65.0	199.6	89.8	84.0	71.5	14.3	105.5	57.217cm
		⌚	55.3	24.8	142.8	38.7	58.6	67.0	97.9	147.6	
6	UKR - Ukraine	⌚	199.6	86.4	117.5	92.1	90.8	51.9	199.6	146.1	99.983cm
		⌚	97.6	6.8	143.6	190.9	90.7	199.6	31.9	199.6	
7	SRB - Serbia	⌚	199.6	107.5	60.6	142.3	199.6	199.6	199.6	199.6	152.575cm
		⌚	101.5	100.6	120.8	199.6	199.6	199.6	199.6	42.2	
8	GEO - Georgia	⌚	199.6	199.6	199.6	157.1	199.6	137.6	199.6	199.6	153.233cm
		⌚	199.6	25.0	125.0	199.6	199.6	105.7	90.8	199.6	
9	BIH - Bosnia and Herzegovina	⌚	199.6	199.6	199.6	199.6	199.6	199.6	90.1	199.6	165.858cm
		⌚	199.6	199.6	100.2	199.6	199.6	199.6	3.6	48.0	

Group B		Stone Rotation	Last Stone Draw in each Round Robin Game							DSC
Rank	Team		1	2	3	4	5	6	7	
1	FIN - Finland	⌚	40.5	106.3	97.0	20.6	12.7	121.4	79.6	40.350cm
		⌚	15.6	139.1	25.3	10.6	42.4	24.5	9.1	
2	EST - Estonia	⌚	34.5	87.5	59.7	13.5	51.4	41.8	16.5	41.617cm
		⌚	57.1	54.1	95.1	32.1	195.1	23.4	27.8	
3	SVK - Slovakia	⌚	74.2	23.6	139.3	174.0	16.8	49.3	10.6	51.992cm
		⌚	122.8	39.3	137.4	62.0	40.5	42.7	4.7	
4	BUL - Bulgaria	⌚	15.2	139.4	85.3	28.5	75.0	199.6	30.2	60.933cm
		⌚	34.2	199.6	37.8	33.7	53.0	130.6	68.3	
5	LAT - Latvia	⌚	98.2	8.0	10.8	26.5	170.1	66.9	121.0	64.367cm
		⌚	144.8	26.2	81.1	56.7	92.9	105.8	78.3	
6	ROU - Romania	⌚	49.2	151.3	54.9	19.8	67.0	91.0	69.1	72.383cm
		⌚	88.1	195.1	27.3	102.8	47.2	199.6	100.9	
7	LIE - Liechtenstein	⌚	26.5	74.9	18.2	199.6	41.3	74.5	36.4	78.667cm
		⌚	199.6	70.2	81.5	199.6	53.6	162.3	105.0	
8	POR - Portugal	⌚	76.6	14.9	82.5	187.3	114.5	199.6	199.6	118.175cm
		⌚	140.6	43.8	103.5	116.3	199.6	199.6	138.9	

Note:

The Draw Shot Challenge (DSC) is the average distance of all the individual Last Stone Draws (LSD), which were delivered by a team during the round robin. Since the groups are of differing sizes, to ensure the DSC is calculated the same way, only the LSDs from the first 'equal number' of games will be used. The two least favourable results will be eliminated before calculating the average distance. The team with the lesser DSC receives the higher ranking. If the DSCs are equal then the team with the best non-equal counting LSD receives the higher ranking. In the case where all counting LSDs are equal, the team ranked higher in the official World Curling World Ranking is ranked higher.

Legend:

⌚ Clockwise

⌚ Counter-clockwise

DSC Draw Shot Challenge

nnn.n Eliminated Last Stone Draw



Scoring Analysis

Team	Games	LSFE	Stolen Ends	Last Stone Eff.	Force Eff.	Points Scored							Total	Plus / Minus
						0	1	2	3	4	>4			
SLO	8	For	7	13	65%	87%	3	13	9	4	5	1	69	+49
		Against	1	1			2	13	2	1	0	0	20	
HUN	8	For	7	14	42%	57%	1	16	10	2	3	3	71	+42
		Against	1	4			4	12	3	1	2	0	29	
ENG	8	For	5	14	59%	56%	1	14	9	8	1	2	70	+39
		Against	3	2			0	11	7	2	0	0	31	
UKR	8	For	3	13	58%	63%	2	7	10	4	4	2	67	+36
		Against	5	5			6	14	6	0	0	1	31	
LAT	7	For	4	5	57%	71%	3	11	7	7	0	1	51	+28
		Against	3	0			5	12	4	1	0	0	23	
FIN	7	For	4	6	52%	76%	3	8	12	3	1	1	50	+22
		Against	3	6			2	19	3	1	0	0	28	
LTU	8	For	5	11	36%	47%	4	15	7	3	3	0	50	+17
		Against	3	5			4	10	7	3	0	0	33	
ROU	7	For	3	12	33%	47%	1	14	7	3	2	1	51	+13
		Against	4	6			1	11	6	2	1	1	38	
SVK	7	For	3	10	32%	69%	2	13	5	4	0	1	40	+3
		Against	4	9			2	16	7	1	1	0	37	
EST	7	For	6	8	32%	43%	2	14	8	2	1	0	40	+2
		Against	1	8			4	11	7	3	1	0	38	
CRO	8	For	5	10	32%	27%	2	14	7	3	2	0	45	-1
		Against	3	9			1	9	10	3	2	0	46	
POR	7	For	2	10	24%	40%	1	14	4	2	1	1	37	-9
		Against	5	9			3	10	8	5	0	1	46	
SRB	8	For	2	6	13%	60%	2	13	4	2	0	0	27	-26
		Against	6	17			1	19	7	4	2	0	53	
BUL	7	For	3	3	16%	47%	6	14	3	1	0	0	23	-27
		Against	4	10			0	13	7	5	2	0	50	
LIE	7	For	3	3	12%	35%	1	15	4	0	0	0	23	-32
		Against	4	9			2	11	8	4	0	3	55	
BIH	8	For	2	2	3%	31%	3	10	1	0	0	0	12	-77
		Against	6	24			0	10	12	8	5	2	89	
GEO	8	For	0	5	9%	17%	0	11	4	1	0	0	22	-79
		Against	8	21			0	15	7	5	7	5	101	
Total	64			145			37	216	111	49	23	13	748	



Scoring Analysis

Note:

Stolen ends are the ends won without the last stone advantage.

Last Stone Efficiency: Scoring two or more points with last stone advantage.

Force Efficiency: Forcing the opponent team to score only one point when they have the last stone advantage.

Legend:

>4 More than four points scored

Eff. Efficiency

LSFE Last Stone First End



Summary of Big Ends

Points Scored	By	Against	Session	End	Game Result
7	HUN - Hungary	GEO - Georgia	2	7	19 : 3
7	UKR - Ukraine	GEO - Georgia	4	1	19 : 1
6	ROU - Romania	LIE - Liechtenstein	19	4	13 : 2
6	SLO - Slovenia	BIH - Bosnia and Herzegovina	3	1	15 : 1
5	ENG - England	UKR - Ukraine	9	6	9 : 6
5	ENG - England	BIH - Bosnia and Herzegovina	6	1	12 : 1
5	HUN - Hungary	GEO - Georgia	2	3	19 : 3
5	HUN - Hungary	GEO - Georgia	2	1	19 : 3
5	FIN - Finland	ROU - Romania	10	6	13 : 4
5	LAT - Latvia	POR - Portugal	15	3	14 : 2
5	POR - Portugal	LIE - Liechtenstein	17	3	8 : 3
5	SVK - Slovakia	LIE - Liechtenstein	3	1	10 : 3
5	UKR - Ukraine	GEO - Georgia	4	2	19 : 1
4	SLO - Slovenia	CRO - Croatia	16	5	8 : 3
4	SLO - Slovenia	HUN - Hungary	13	3	8 : 5
4	SLO - Slovenia	GEO - Georgia	11	7	13 : 2
4	SLO - Slovenia	GEO - Georgia	11	2	13 : 2
4	SLO - Slovenia	BIH - Bosnia and Herzegovina	3	6	15 : 1
4	UKR - Ukraine	CRO - Croatia	14	7	6 : 3
4	UKR - Ukraine	BIH - Bosnia and Herzegovina	13	2	12 : 1
4	UKR - Ukraine	SRB - Serbia	11	3	12 : 2
4	UKR - Ukraine	SRB - Serbia	11	1	12 : 2
4	HUN - Hungary	BIH - Bosnia and Herzegovina	10	5	17 : 1
4	HUN - Hungary	BIH - Bosnia and Herzegovina	10	3	17 : 1
4	HUN - Hungary	BIH - Bosnia and Herzegovina	10	1	17 : 1
4	LTU - Lithuania	GEO - Georgia	8	6	17 : 1
4	LTU - Lithuania	GEO - Georgia	8	5	17 : 1
4	LTU - Lithuania	GEO - Georgia	8	1	17 : 1
4	CRO - Croatia	GEO - Georgia	19	7	10 : 4
4	CRO - Croatia	GEO - Georgia	19	3	10 : 4
4	ROU - Romania	SVK - Slovakia	6	8	9 : 5
4	ROU - Romania	EST - Estonia	3	7	8 : 3
4	ENG - England	HUN - Hungary	14	8	7 : 5
4	EST - Estonia	BUL - Bulgaria	10	1	8 : 2
4	FIN - Finland	ROU - Romania	10	7	13 : 4
4	POR - Portugal	BUL - Bulgaria	3	1	9 : 2

Note:

Big ends are defined as ends with a score of four or more points.



Session Results and Standings

Sheet	Team	LSD/LSFE	1	2	3	4	5	6	7	8	Extra Ends	Total
B	LTU - Lithuania	279.2cm	0	1	0	0	0	1	0	X		2
	SLO - Slovenia	253.8cm *	1	0	1	1	0	0	2	X		5
C	LIE - Liechtenstein	141.4cm *	0	1	0	0	1	0	X	X		2
	ROU - Romania	170.0cm	2	0	3	6	0	2	X	X		13
D	GEO - Georgia	399.2cm	1	1	0	0	0	2	0	X		4
	CRO - Croatia	253.1cm *	0	0	4	1	1	0	4	X		10
E	BUL - Bulgaria	98.5cm *	2	0	1	0	0	0	1	0		4
	LAT - Latvia	199.3cm	0	3	0	1	0	1	0	1		6
F	ENG - England	155.8cm *	1	0	2	2	1	3	X	X		9
	SRB - Serbia	211.8cm	0	1	0	0	0	0	X	X		1

Standings after Round Robin

Group A

Rank	Team	Games	Wins	Losses	
1	SLO - Slovenia	8	8	0	Q
2	ENG - England	8	7	1	Q
3	HUN - Hungary	8	6	2	
4	UKR - Ukraine	8	5	3	
5	LTU - Lithuania	8	4	4	
6	CRO - Croatia	8	3	5	
7	SRB - Serbia	8	2	6	
8	GEO - Georgia	8	1	7	
9	BIH - Bosnia and Herzegovina	8	0	8	

Group B

Rank	Team	Games	Wins	Losses	
1	LAT - Latvia	7	7	0	Q
2	FIN - Finland	7	6	1	Q
3	ROU - Romania	7	4	3	w1
4	EST - Estonia	7	4	3	w0
5	SVK - Slovakia	7	3	4	w1
6	POR - Portugal	7	3	4	w0
7	LIE - Liechtenstein	7	1	6	
8	BUL - Bulgaria	7	0	7	

Legend:

LSD Last Stone Draw

LSFE(*) Last Stone First End

Q Qualified for the play-offs

wn Number of wins (n) against tied teams

X Unplayed/unfinished end due to concession



Game Results

Sheet	Team	LSFE	1	2	3	4	5	6	7	8	Extra Ends	Total
D	GEO - Georgia		1	1	0	0	0	2	0	X		4
	CRO - Croatia	*	0	0	4	1	1	0	4	X		10

GEO - Georgia	
4 S	ENUKIDZE Irakli
3 V	BUJIASHVILI Mikheil
2	ARABIDZE Kakhaber
1	KALANDADZE Koka
A	KHECHUASHVILI Irakli

CRO - Croatia	
4	TOLIC Hrvoje
3 S	BAUS Ante
2	HORVAT Vedran
1 V	SAMARDZIC Bruno
A	JURKOVIC Miroslav

Last Stone Draw		Distance
↻	ARABIDZE Kakhaber	199.6cm
↻	KALANDADZE Koka	199.6cm
Total		399.2cm

Last Stone Draw		Distance
↻	TOLIC Hrvoje	105.5cm
↻	SAMARDZIC Bruno	147.6cm
Total		253.1cm

KHECHUASHVILI I replaced BUJIASHVILI M at the beginning of End 5
Revised line-up: (4 S) ENUKIDZE I, (3 V) KHECHUASHVILI I, (2)
ARABIDZE K, (1) KALANDADZE K

Note: Position and function for each team member: 4 = Fourth, 3 = Third, 2 = Second, 1 = Lead, A = Alternate, S = Skip, V = Vice-Skip		
Legend:	↻ Clockwise	↻ Counter-clockwise
X	Unplayed/unfinished end due to concession	
	LSFE(*) Last Stone First End	



Game Results

Sheet	Team	LSFE	1	2	3	4	5	6	7	8	Extra Ends	Total
E	BUL - Bulgaria	*	2	0	1	0	0	0	1	0		4
	LAT - Latvia		0	3	0	1	0	1	0	1		6

BUL - Bulgaria

4 S SEILER Reto
3 V PETROV Stanimir
2 GEORGIEV Stoil
1 TODOROV Tihomir
A -

LAT - Latvia

4 S VEIDEMANIS Arnis
3 V BUNCIS Roberts Reinis
2 BARANOVSKIS Aleksandrs
1 JESKE Rihards
A KLIVE Janis

Last Stone Draw

↻ PETROV Stanimir
↻ SEILER Reto

Distance

30.2cm
68.3cm

Total

98.5cm

Last Stone Draw

↻ BARANOVSKIS Aleksandrs
↻ BUNCIS Roberts Reinis

Distance

121.0cm
78.3cm

Total

199.3cm

Note:

Position and function for each team member:

4 = Fourth, 3 = Third, 2 = Second, 1 = Lead, A = Alternate, S = Skip, V = Vice-Skip

Legend:

↻ Clockwise

↻ Counter-clockwise

LSFE(*) Last Stone First End



Game Results

Sheet	Team	LSFE	1	2	3	4	5	6	7	8	Extra Ends	Total
F	ENG - England	*	1	0	2	2	1	3	X	X		9
	SRB - Serbia		0	1	0	0	0	0	X	X		1

ENG - England	
4 S	REED Andrew
3 V	MOUAT Colin
2	McLAIN Callum
1	HOLCOMBE Benjamin
A	WHITTLE James

SRB - Serbia	
4 S	STOJANOVIC Filip
3 V	UNGUROVIC Goran
2	NESKOVIC Djordje
1	SAVICEVIC Viktor
A	-

Last Stone Draw		Distance	Last Stone Draw		Distance
↻	REED Andrew	49.0cm	↻	NESKOVIC Djordje	199.6cm
↻	McLAIN Callum	106.8cm	↻	UNGUROVIC Goran	12.2cm
Total		155.8cm	Total		211.8cm

Note:
Position and function for each team member:
4 = Fourth, 3 = Third, 2 = Second, 1 = Lead, A = Alternate, S = Skip, V = Vice-Skip

Legend:
↻ Clockwise ↻ Counter-clockwise LSFE(*) Last Stone First End
X Unplayed/unfinished end due to concession



Session Results and Standings

Sheet	Team	LSD/LSFE	1	2	3	4	5	6	7	8	Extra Ends	Total
D	HUN - Hungary	76.4cm *	2	0	0	0	1	0	2	0	1	6
	UKR - Ukraine	345.7cm	0	0	0	2	0	2	0	1	0	5
F	FIN - Finland	88.7cm	1	0	2	0	3	0	1	X		7
	EST - Estonia	44.3cm *	0	1	0	1	0	2	0	X		4

Current Standings

Group A

Rank	Team	Games	Wins	Losses	
1	SLO - Slovenia	7	7	0	Q
2	ENG - England	7	6	1	Q
3	HUN - Hungary	8	6	2	
4	UKR - Ukraine	8	5	3	
5	LTU - Lithuania	7	4	3	
6	CRO - Croatia	7	2	5	
6	SRB - Serbia	7	2	5	
8	GEO - Georgia	7	1	6	
9	BIH - Bosnia and Herzegovina	8	0	8	

Group B

Rank	Team	Games	Wins	Losses	
1	LAT - Latvia	6	6	0	Q
2	FIN - Finland	7	6	1	Q
3	EST - Estonia	7	4	3	
4	ROU - Romania	6	3	3	
5	POR - Portugal	7	3	4	
5	SVK - Slovakia	7	3	4	
7	LIE - Liechtenstein	6	1	5	
8	BUL - Bulgaria	6	0	6	

Note:

Under World Curling rules, tie-breaking rules for standings are not applied until after the last game of the round robin.

Legend:

LSD Last Stone Draw

LSFE(*) Last Stone First End

Q Qualified for the play-offs

X Unplayed/unfinished end due to concession



Game Results

Sheet	Team	LSFE	1	2	3	4	5	6	7	8	Extra Ends	Total
D	HUN - Hungary	*	2	0	0	0	1	0	2	0	1	6
	UKR - Ukraine		0	0	0	2	0	2	0	1	0	5

HUN - Hungary	
4 S	SZABO Gergely
3	GUBANYI Attila
2 V	MIKLOS Nandor
1	FERENCI Bajan Kan
A	-

UKR - Ukraine	
4 S	SUHAK Artem
3	SHCHUR Yaroslav
2 V	HASYNETS Artem
1	KHOKHLOV Illia
A	-

Last Stone Draw

↻	SZABO Gergely
↻	GUBANYI Attila

Distance

42.3cm
34.1cm

Total

76.4cm

Last Stone Draw

↻	SUHAK Artem
↻	SHCHUR Yaroslav

Distance

146.1cm
199.6cm

Total

345.7cm

Note:

Position and function for each team member:

4 = Fourth, 3 = Third, 2 = Second, 1 = Lead, A = Alternate, S = Skip, V = Vice-Skip

Legend:

↻ Clockwise

↻ Counter-clockwise

LSFE(*) Last Stone First End



Session Results and Standings

Sheet	Team	LSD/LSFE	1	2	3	4	5	6	7	8	Extra Ends	Total
A	GEO - Georgia	290.4cm	3	1	2	0	1	0	1	X		8
	BIH - Bosnia and Herzegovina	247.6cm *	0	0	0	1	0	2	0	X		3
B	LAT - Latvia	172.7cm	0	0	1	2	1	0	2	X		6
	SVK - Slovakia	15.3cm *	0	1	0	0	0	2	0	X		3
C	SRB - Serbia	399.2cm	0	0	0	0	0	0	1	X		1
	LTU - Lithuania	74.6cm *	3	1	1	1	0	0	0	X		6
D	LIE - Liechtenstein	236.8cm *	2	0	0	0	0	1	X	X		3
	POR - Portugal	338.5cm	0	1	5	1	1	0	X	X		8
E	ENG - England	170.5cm	0	0	1	0	2	0	3	X		6
	SLO - Slovenia	61.6cm *	1	2	0	2	0	3	0	X		8

Current Standings

Group A

Rank	Team	Games	Wins	Losses	
1	SLO - Slovenia	7	7	0	Q
2	ENG - England	7	6	1	Q
3	HUN - Hungary	7	5	2	
3	UKR - Ukraine	7	5	2	
5	LTU - Lithuania	7	4	3	
6	CRO - Croatia	7	2	5	
6	SRB - Serbia	7	2	5	
8	GEO - Georgia	7	1	6	
9	BIH - Bosnia and Herzegovina	8	0	8	

Group B

Rank	Team	Games	Wins	Losses	
1	LAT - Latvia	6	6	0	Q
2	FIN - Finland	6	5	1	
3	EST - Estonia	6	4	2	
4	ROU - Romania	6	3	3	
5	POR - Portugal	7	3	4	
5	SVK - Slovakia	7	3	4	
7	LIE - Liechtenstein	6	1	5	
8	BUL - Bulgaria	6	0	6	

Note:

Under World Curling rules, tie-breaking rules for standings are not applied until after the last game of the round robin.

Legend:

LSD Last Stone Draw

LSFE(*) Last Stone First End

Q Qualified for the play-offs

X Unplayed/unfinished end due to concession



Game Results

Sheet	Team	LSFE	1	2	3	4	5	6	7	8	Extra Ends	Total
B	LAT - Latvia		0	0	1	2	1	0	2	X		6
	SVK - Slovakia	*	0	1	0	0	0	2	0	X		3

LAT - Latvia	
4 S	VEIDEMANIS Arnis
3 V	BUNCIS Roberts Reinis
2	KLIVE Janis
1	JESKE Rihards
A	BARANOVSKIS Aleksandrs

SVK - Slovakia	
4 S	JURKOVIC Jakub
3 V	HORACEK Jan
2	CERVENKA Jakub
1	MISUN David
A	KAPRALIK Patrik

Last Stone Draw		Distance
↻	VEIDEMANIS Arnis	66.9cm
↻	KLIVE Janis	105.8cm
Total		172.7cm

Last Stone Draw		Distance
↻	JURKOVIC Jakub	10.6cm
↻	MISUN David	4.7cm
Total		15.3cm

Note:
Position and function for each team member:
4 = Fourth, 3 = Third, 2 = Second, 1 = Lead, A = Alternate, S = Skip, V = Vice-Skip

Legend:
↻ Clockwise ↻ Counter-clockwise LSFE(*) Last Stone First End
X Unplayed/unfinished end due to concession



Game Results

Sheet	Team	LSFE	1	2	3	4	5	6	7	8	Extra Ends	Total
C	SRB - Serbia		0	0	0	0	0	0	1	X		1
	LTU - Lithuania	*	3	1	1	1	0	0	0	X		6

SRB - Serbia	
4 S	NESKOVIC Djordje
3 V	STOJANOVIC Filip
2	UNGUROVIC Goran
1	SAVICEVIC Viktor
A	-

LTU - Lithuania	
4 S	JUNEVICIUS Matas
3 V	RAMAZAUSKAS Domas
2	KIUDYS Donatas
1	SADAUSKAS Rokas
A	-

Last Stone Draw		Distance
↻	STOJANOVIC Filip	199.6cm
↻	UNGUROVIC Goran	199.6cm
Total		399.2cm

Last Stone Draw		Distance
↻	KIUDYS Donatas	62.4cm
↻	JUNEVICIUS Matas	12.2cm
Total		74.6cm

Note:
Position and function for each team member:
4 = Fourth, 3 = Third, 2 = Second, 1 = Lead, A = Alternate, S = Skip, V = Vice-Skip

Legend:
↻ Clockwise ↻ Counter-clockwise LSFE(*) Last Stone First End
X Unplayed/unfinished end due to concession



Game Results

Sheet	Team	LSFE	1	2	3	4	5	6	7	8	Extra Ends	Total
E	ENG - England		0	0	1	0	2	0	3	X		6
	SLO - Slovenia	*	1	2	0	2	0	3	0	X		8

ENG - England	
4 S	REED Andrew
3	WHITTLE James
2	McLAIN Callum
1 V	MOUAT Colin
A	HOLCOMBE Benjamin

SLO - Slovenia	
4 S	SEVER Stefan
3 V	SEVER Bine
2	LANGUS Simon
1	GREGORI Noel
A	HARB Marko

Last Stone Draw		Distance
↻	McLAIN Callum	113.2cm
↻	MOUAT Colin	57.3cm
Total		170.5cm

Last Stone Draw		Distance
↻	SEVER Stefan	7.0cm
↻	LANGUS Simon	54.6cm
Total		61.6cm

Note:
Position and function for each team member:
4 = Fourth, 3 = Third, 2 = Second, 1 = Lead, A = Alternate, S = Skip, V = Vice-Skip

Legend:
↻ Clockwise ↻ Counter-clockwise LSFE(*) Last Stone First End
X Unplayed/unfinished end due to concession



Session Results and Standings

Sheet	Team	LSD/LSFE	1	2	3	4	5	6	7	8	Extra Ends	Total
A	SLO - Slovenia	40.6cm *	2	0	2	0	4	0	X	X		8
	CRO - Croatia	112.2cm	0	1	0	1	0	1	X	X		3
B	GEO - Georgia	243.3cm	0	0	0	0	1	0	0	X		1
	ENG - England	67.4cm *	3	1	3	2	0	1	1	X		11
C	SVK - Slovakia	92.0cm	0	1	1	0	0	0	2	1	0	5
	EST - Estonia	65.2cm *	1	0	0	1	1	2	0	0	1	6
D	BIH - Bosnia and Herzegovina	93.7cm *	0	0	1	0	0	0	0	X		1
	LTU - Lithuania	211.6cm	0	3	0	1	0	1	1	X		6
E	SRB - Serbia	399.2cm	0	0	0	0	1	0	0	X		1
	HUN - Hungary	135.1cm *	1	1	2	1	0	0	1	X		6

Current Standings

Group A

Rank	Team	Games	Wins	Losses	
1	ENG - England	6	6	0	Q
1	SLO - Slovenia	6	6	0	Q
3	HUN - Hungary	7	5	2	
3	UKR - Ukraine	7	5	2	
5	LTU - Lithuania	6	3	3	
6	SRB - Serbia	6	2	4	
7	CRO - Croatia	7	2	5	
8	GEO - Georgia	6	0	6	
9	BIH - Bosnia and Herzegovina	7	0	7	

Group B

Rank	Team	Games	Wins	Losses
1	LAT - Latvia	5	5	0
2	FIN - Finland	6	5	1
3	EST - Estonia	6	4	2
4	ROU - Romania	6	3	3
4	SVK - Slovakia	6	3	3
6	POR - Portugal	6	2	4
7	LIE - Liechtenstein	5	1	4
8	BUL - Bulgaria	6	0	6

Note:
Under World Curling rules, tie-breaking rules for standings are not applied until after the last game of the round robin.

Legend:
LSD Last Stone Draw **LSFE(*)** Last Stone First End **Q** Qualified for the play-offs
X Unplayed/unfinished end due to concession



Game Results

Sheet	Team	LSFE	1	2	3	4	5	6	7	8	Extra Ends	Total
B	GEO - Georgia		0	0	0	0	1	0	0	X		1
	ENG - England	*	3	1	3	2	0	1	1	X		11

GEO - Georgia	
4 S	ENUKIDZE Irakli
3 V	KHECHUASHVILI Irakli
2	BUJIASHVILI Mikheil
1	KALANDADZE Koka
A	ARABIDZE Kakhaber

ENG - England	
4 S	REED Andrew
3	WHITTLE James
2	McLAIN Callum
1 V	MOUAT Colin
A	HOLCOMBE Benjamin

Last Stone Draw		Distance
↻	BUJIASHVILI Mikheil	137.6cm
↻	KHECHUASHVILI Irakli	105.7cm
Total		243.3cm

Last Stone Draw		Distance
↻	REED Andrew	7.3cm
↻	WHITTLE James	60.1cm
Total		67.4cm

HOLCOMBE B replaced MOUAT C at the beginning of End 5
Revised line-up: (4 S) REED A, (3) WHITTLE J, (2) McLAIN C, (1 V)
HOLCOMBE B

Note:
Position and function for each team member:
4 = Fourth, **3** = Third, **2** = Second, **1** = Lead, **A** = Alternate, **S** = Skip, **V** = Vice-Skip

Legend:
↻ Clockwise ↻ Counter-clockwise LSFE(*) Last Stone First End
X Unplayed/unfinished end due to concession



Game Results

Sheet	Team	LSFE	1	2	3	4	5	6	7	8	Extra Ends	Total
C	SVK - Slovakia		0	1	1	0	0	0	2	1	0	5
	EST - Estonia	*	1	0	0	1	1	2	0	0	1	6

SVK - Slovakia	
4 S	JURKOVIC Jakub
3 V	HORACEK Jan
2	CERVENKA Jakub
1	KAPRALIK Patrik
A	MISUN David

EST - Estonia	
4 S	LILL Erkki
3 V	SEIN Siim
2	JAKOBSON Andres
1	KALVIK Olari
A	LINDRE Jaanus

Last Stone Draw		Distance
↻	KAPRALIK Patrik	49.3cm
↻	CERVENKA Jakub	42.7cm
Total		92.0cm

Last Stone Draw		Distance
↻	KALVIK Olari	41.8cm
↻	LILL Erkki	23.4cm
Total		65.2cm

Note:
Position and function for each team member:
4 = Fourth, **3** = Third, **2** = Second, **1** = Lead, **A** = Alternate, **S** = Skip, **V** = Vice-Skip

Legend:
↻ Clockwise ↻ Counter-clockwise **LSFE(*)** Last Stone First End



Game Results

Sheet	Team	LSFE	1	2	3	4	5	6	7	8	Extra Ends	Total
E	SRB - Serbia		0	0	0	0	1	0	0	X		1
	HUN - Hungary	*	1	1	2	1	0	0	1	X		6

SRB - Serbia	
4 S	NESKOVIC Djordje
3 V	STOJANOVIC Filip
2	UNGUROVIC Goran
1	SAVICEVIC Viktor
A	-

HUN - Hungary	
4 S	SZABO Gergely
3	GUBANYI Attila
2 V	MIKLOS Nandor
1	FERENCI Bajan Kan
A	-

Last Stone Draw

↻	NESKOVIC Djordje
↻	SAVICEVIC Viktor

Distance

199.6cm
199.6cm

Total

399.2cm

Last Stone Draw

↻	MIKLOS Nandor
↻	FERENCI Bajan Kan

Distance

33.7cm
101.4cm

Total

135.1cm

Note:

Position and function for each team member:

4 = Fourth, 3 = Third, 2 = Second, 1 = Lead, A = Alternate, S = Skip, V = Vice-Skip

Legend:

↻	Clockwise	↻	Counter-clockwise
X	Unplayed/unfinished end due to concession		

LSFE(*) Last Stone First End



Session Results and Standings

Sheet	Team	LSD/LSFE	1	2	3	4	5	6	7	8	Extra Ends	Total
A	POR - Portugal	399.2cm	0	1	0	1	0	0	X	X		2
	LAT - Latvia	263.0cm *	3	0	5	0	3	3	X	X		14
F	LIE - Liechtenstein	94.9cm *	1	0	0	2	0	0	0	X		3
	FIN - Finland	145.9cm	0	2	2	0	0	1	1	X		6

Current Standings

Group A

Rank	Team	Games	Wins	Losses
1	ENG - England	5	5	0
1	SLO - Slovenia	5	5	0
3	UKR - Ukraine	7	5	2
4	HUN - Hungary	6	4	2
5	LTU - Lithuania	5	2	3
5	SRB - Serbia	5	2	3
7	CRO - Croatia	6	2	4
8	GEO - Georgia	5	0	5
9	BIH - Bosnia and Herzegovina	6	0	6

Group B

Rank	Team	Games	Wins	Losses
1	LAT - Latvia	5	5	0
2	FIN - Finland	6	5	1
3	EST - Estonia	5	3	2
3	SVK - Slovakia	5	3	2
5	ROU - Romania	6	3	3
6	POR - Portugal	6	2	4
7	LIE - Liechtenstein	5	1	4
8	BUL - Bulgaria	6	0	6

Note:

Under World Curling rules, tie-breaking rules for standings are not applied until after the last game of the round robin.

Legend:

LSD Last Stone Draw

LSFE(*) Last Stone First End

X Unplayed/unfinished end due to concession



Game Results

Sheet	Team	LSFE	1	2	3	4	5	6	7	8	Extra Ends	Total
F	LIE - Liechtenstein	*	1	0	0	2	0	0	0	X		3
	FIN - Finland		0	2	2	0	0	1	1	X		6

LIE - Liechtenstein	
4 S	MATT Lukas
3	SPRENGER Christian
2	PRASCH Peter
1 V	SPRENGER Harald
A	ZIMMERMANN Johannes

FIN - Finland	
4 S	KIISKINEN Kalle
3 V	SULLANMAA Jani
2	SIPOLA Iiro
1	KUOSMANEN Paavo
A	SALO Teemu

Last Stone Draw	Distance
↻ PRASCH Peter	41.3cm
↻ SPRENGER Christian	53.6cm
Total	94.9cm

Last Stone Draw	Distance
↻ KIISKINEN Kalle	121.4cm
↻ KUOSMANEN Paavo	24.5cm
Total	145.9cm

Note:
Position and function for each team member:
4 = Fourth, 3 = Third, 2 = Second, 1 = Lead, A = Alternate, S = Skip, V = Vice-Skip

Legend:
↻ Clockwise ↻ Counter-clockwise **LSFE(*)** Last Stone First End
X Unplayed/unfinished end due to concession



Session Results and Standings

Sheet	Team	LSD/LSFE	1	2	3	4	5	6	7	8	Extra Ends	Total
C	HUN - Hungary	119.0cm *	0	1	1	0	1	0	2	0		5
	ENG - England	249.4cm	1	0	0	1	0	1	0	4		7
D	BUL - Bulgaria	330.2cm	0	0	0	0	0	2	0	X		2
	ROU - Romania	290.6cm *	1	1	2	2	1	0	1	X		8
F	UKR - Ukraine	231.5cm	0	0	1	1	0	0	4	X		6
	CRO - Croatia	138.5cm *	0	0	0	0	2	1	0	X		3

Current Standings

Group A

Rank	Team	Games	Wins	Losses
1	ENG - England	5	5	0
1	SLO - Slovenia	5	5	0
3	UKR - Ukraine	7	5	2
4	HUN - Hungary	6	4	2
5	LTU - Lithuania	5	2	3
5	SRB - Serbia	5	2	3
7	CRO - Croatia	6	2	4
8	GEO - Georgia	5	0	5
9	BIH - Bosnia and Herzegovina	6	0	6

Group B

Rank	Team	Games	Wins	Losses
1	LAT - Latvia	4	4	0
2	FIN - Finland	5	4	1
3	EST - Estonia	5	3	2
3	SVK - Slovakia	5	3	2
5	ROU - Romania	6	3	3
6	POR - Portugal	5	2	3
7	LIE - Liechtenstein	4	1	3
8	BUL - Bulgaria	6	0	6

Note:
Under World Curling rules, tie-breaking rules for standings are not applied until after the last game of the round robin.

Legend:
LSD Last Stone Draw LSFE(*) Last Stone First End X Unplayed/unfinished end due to concession



Game Results

Sheet	Team	LSFE	1	2	3	4	5	6	7	8	Extra Ends	Total
C	HUN - Hungary	*	0	1	1	0	1	0	2	0		5
	ENG - England		1	0	0	1	0	1	0	4		7

HUN - Hungary	
4 S	SZABO Gergely
3	GUBANYI Attila
2 V	MIKLOS Nandor
1	FERENCI Bajan Kan
A	-

ENG - England	
4 S	REED Andrew
3	WHITTLE James
2	McLAIN Callum
1 V	MOUAT Colin
A	HOLCOMBE Benjamin

Last Stone Draw		Distance
↻	GUBANYI Attila	80.2cm
↻	SZABO Gergely	38.8cm
Total		119.0cm

Last Stone Draw		Distance
↻	MOUAT Colin	178.0cm
↻	McLAIN Callum	71.4cm
Total		249.4cm

Note:
Position and function for each team member:
4 = Fourth, 3 = Third, 2 = Second, 1 = Lead, A = Alternate, S = Skip, V = Vice-Skip

Legend:
↻ Clockwise ↻ Counter-clockwise **LSFE(*)** Last Stone First End



Game Results

Sheet	Team	LSFE	1	2	3	4	5	6	7	8	Extra Ends	Total
D	BUL - Bulgaria		0	0	0	0	0	2	0	X		2
	ROU - Romania	*	1	1	2	2	1	0	1	X		8

BUL - Bulgaria

4 S SEILER Reto
3 V PETROV Stanimir
2 GEORGIEV Stoil
1 TODOROV Tihomir
A -

ROU - Romania

4 S COLIBAN Allen
3 V MATAU Cristian
2 MIHALCA Tudor
1 BOULEANU Razvan
A -

Last Stone Draw

↻ GEORGIEV Stoil
↻ TODOROV Tihomir

Distance

199.6cm
130.6cm

Total

330.2cm

Last Stone Draw

↻ BOULEANU Razvan
↻ MIHALCA Tudor

Distance

91.0cm
199.6cm

Total

290.6cm

Note:

Position and function for each team member:

4 = Fourth, 3 = Third, 2 = Second, 1 = Lead, A = Alternate, S = Skip, V = Vice-Skip

Legend:

↻ Clockwise

↻ Counter-clockwise

LSFE(*) Last Stone First End

X Unplayed/unfinished end due to concession



World Championship
Pre Qualifier
2026 Europe
Ljubljana
Slovenia

SAT 9 MAY 2026
Start Time 9:00

World Championship Pre-Qualifier (Europe) 2026

Ledena Dvorana Zalog, Ljubljana, Slovenia

Men



Round Robin Session 14
Group A - Sheet F

**WORLD
CURLING**

Game Results

Sheet	Team	LSFE	1	2	3	4	5	6	7	8	Extra Ends	Total
F	UKR - Ukraine		0	0	1	1	0	0	4	X		6
	CRO - Croatia	*	0	0	0	0	2	1	0	X		3

UKR - Ukraine	
4 S	SUHAK Artem
3	SHCHUR Yaroslav
2 V	HASYNETS Artem
1	KHOKHLOV Illia
A	-

CRO - Croatia	
4	TOLIC Hrvoje
3 S	BAUS Ante
2	JURKOVIC Miroslav
1 V	HORVAT Vedran
A	SAMARDZIC Bruno

Last Stone Draw		Distance
↻	HASYNETS Artem	199.6cm
↻	SHCHUR Yaroslav	31.9cm
Total		231.5cm

Last Stone Draw		Distance
↻	TOLIC Hrvoje	71.5cm
↻	HORVAT Vedran	67.0cm
Total		138.5cm

Note:
Position and function for each team member:
4 = Fourth, 3 = Third, 2 = Second, 1 = Lead, A = Alternate, S = Skip, V = Vice-Skip

Legend:
↻ Clockwise ↻ Counter-clockwise **LSFE(*)** Last Stone First End
X Unplayed/unfinished end due to concession



Session Results and Standings

Sheet	Team	LSD/LSFE	1	2	3	4	5	6	7	8	Extra Ends	Total
B	EST - Estonia	246.5cm	0	1	0	0	3	0	0	X		4
	LAT - Latvia	83.2cm *	2	0	1	3	0	0	2	X		8
C	UKR - Ukraine	251.5cm *	0	4	2	2	1	3	X	X		12
	BIH - Bosnia and Herzegovina	399.2cm	1	0	0	0	0	0	X	X		1
D	FIN - Finland	55.1cm *	2	0	0	0	3	0	2	X		7
	SVK - Slovakia	57.3cm	0	0	1	1	0	1	0	X		3
E	POR - Portugal	314.1cm	1	0	0	0	1	0	3	1		6
	ROU - Romania	114.2cm *	0	1	0	1	0	3	0	0		5
F	HUN - Hungary	124.3cm *	1	2	0	1	0	0	1	X		5
	SLO - Slovenia	150.7cm	0	0	4	0	3	1	0	X		8

Current Standings

Group A

Rank	Team	Games	Wins	Losses
1	SLO - Slovenia	5	5	0
2	ENG - England	4	4	0
3	HUN - Hungary	5	4	1
4	UKR - Ukraine	6	4	2
5	CRO - Croatia	5	2	3
5	LTU - Lithuania	5	2	3
5	SRB - Serbia	5	2	3
8	GEO - Georgia	5	0	5
9	BIH - Bosnia and Herzegovina	6	0	6

Group B

Rank	Team	Games	Wins	Losses
1	LAT - Latvia	4	4	0
2	FIN - Finland	5	4	1
3	EST - Estonia	5	3	2
3	SVK - Slovakia	5	3	2
5	POR - Portugal	5	2	3
5	ROU - Romania	5	2	3
7	LIE - Liechtenstein	4	1	3
8	BUL - Bulgaria	5	0	5

Note:

Under World Curling rules, tie-breaking rules for standings are not applied until after the last game of the round robin.

Legend:

LSD Last Stone Draw

LSFE(*) Last Stone First End

X Unplayed/unfinished end due to concession



Game Results

Sheet	Team	LSFE	1	2	3	4	5	6	7	8	Extra Ends	Total
E	POR - Portugal		1	0	0	0	1	0	3	1		6
	ROU - Romania	*	0	1	0	1	0	3	0	0		5

POR - Portugal	
4 S	FENECH Eric
3 V	RIBAU Chris
2	CHAVES Allan
1	BARBOSA William
A	SILVA Benjamin

ROU - Romania	
4 S	COLIBAN Allen
3 V	MATAU Cristian
2	MIHALCA Tudor
1	BOULEANU Razvan
A	-

Last Stone Draw

↻	FENECH Eric
↻	CHAVES Allan

Distance

114.5cm
199.6cm

Total

314.1cm

Last Stone Draw

↻	MATAU Cristian
↻	COLIBAN Allen

Distance

67.0cm
47.2cm

Total

114.2cm

Note:

Position and function for each team member:

4 = Fourth, 3 = Third, 2 = Second, 1 = Lead, A = Alternate, S = Skip, V = Vice-Skip

Legend:

↻ Clockwise

↻ Counter-clockwise

LSFE(*) Last Stone First End



Session Results and Standings

Sheet	Team	LSD/LSFE	1	2	3	4	5	6	7	8	Extra Ends	Total
A	ENG - England	105.9cm *	2	1	0	2	0	3	0	X		8
	LTU - Lithuania	119.3cm	0	0	1	0	2	0	2	X		5

Current Standings

Group A

Rank	Team	Games	Wins	Losses
1	ENG - England	4	4	0
1	HUN - Hungary	4	4	0
1	SLO - Slovenia	4	4	0
4	UKR - Ukraine	5	3	2
5	CRO - Croatia	5	2	3
5	LTU - Lithuania	5	2	3
5	SRB - Serbia	5	2	3
8	BIH - Bosnia and Herzegovina	5	0	5
8	GEO - Georgia	5	0	5

Group B

Rank	Team	Games	Wins	Losses
1	LAT - Latvia	3	3	0
2	EST - Estonia	4	3	1
2	FIN - Finland	4	3	1
2	SVK - Slovakia	4	3	1
5	ROU - Romania	4	2	2
6	LIE - Liechtenstein	4	1	3
6	POR - Portugal	4	1	3
8	BUL - Bulgaria	5	0	5

Note:
Under World Curling rules, tie-breaking rules for standings are not applied until after the last game of the round robin.

Legend:
LSD Last Stone Draw LSFE(*) Last Stone First End X Unplayed/unfinished end due to concession



Session Results and Standings

Sheet	Team	LSD/LSFE	1	2	3	4	5	6	7	8	Extra Ends	Total
A	LIE - Liechtenstein	399.2cm	1	0	1	0	2	2	0	1		7
	BUL - Bulgaria	128.0cm *	0	1	0	1	0	0	3	0		5
B	SRB - Serbia	399.2cm	0	0	0	1	0	1	X	X		2
	UKR - Ukraine	181.5cm *	4	3	4	0	1	0	X	X		12
C	SLO - Slovenia	102.9cm *	1	4	1	0	3	0	4	X		13
	GEO - Georgia	399.2cm	0	0	0	1	0	1	0	X		2
E	BIH - Bosnia and Herzegovina	399.2cm	0	0	0	1	0	0	X	X		1
	CRO - Croatia	142.6cm *	2	2	2	0	2	3	X	X		11

Current Standings

Group A

Rank	Team	Games	Wins	Losses
1	HUN - Hungary	4	4	0
1	SLO - Slovenia	4	4	0
3	ENG - England	3	3	0
4	UKR - Ukraine	5	3	2
5	LTU - Lithuania	4	2	2
6	CRO - Croatia	5	2	3
6	SRB - Serbia	5	2	3
8	BIH - Bosnia and Herzegovina	5	0	5
8	GEO - Georgia	5	0	5

Group B

Rank	Team	Games	Wins	Losses
1	LAT - Latvia	3	3	0
2	EST - Estonia	4	3	1
2	FIN - Finland	4	3	1
2	SVK - Slovakia	4	3	1
5	ROU - Romania	4	2	2
6	LIE - Liechtenstein	4	1	3
6	POR - Portugal	4	1	3
8	BUL - Bulgaria	5	0	5

Note:
Under World Curling rules, tie-breaking rules for standings are not applied until after the last game of the round robin.

Legend:
LSD Last Stone Draw LSFE(*) Last Stone First End X Unplayed/unfinished end due to concession



Game Results

Sheet	Team	LSFE	1	2	3	4	5	6	7	8	Extra Ends	Total
A	LIE - Liechtenstein		1	0	1	0	2	2	0	1		7
	BUL - Bulgaria	*	0	1	0	1	0	0	3	0		5

LIE - Liechtenstein	
4 S	MATT Lukas
3	SPRENGER Christian
2	PRASCH Peter
1 V	SPRENGER Harald
A	ZIMMERMANN Johannes

BUL - Bulgaria	
4 S	SEILER Reto
3 V	PETROV Stanimir
2	GEORGIEV Stoil
1	TODOROV Tihomir
A	-

Last Stone Draw		Distance
↻	PRASCH Peter	199.6cm
↻	SPRENGER Christian	199.6cm
Total		399.2cm

Last Stone Draw		Distance
↻	PETROV Stanimir	75.0cm
↻	SEILER Reto	53.0cm
Total		128.0cm

Note:
Position and function for each team member:
4 = Fourth, 3 = Third, 2 = Second, 1 = Lead, A = Alternate, S = Skip, V = Vice-Skip

Legend:
↻ Clockwise ↻ Counter-clockwise LSFE(*) Last Stone First End



Game Results

Sheet	Team	LSFE	1	2	3	4	5	6	7	8	Extra Ends	Total
C	SLO - Slovenia	*	1	4	1	0	3	0	4	X		13
	GEO - Georgia		0	0	0	1	0	1	0	X		2

SLO - Slovenia	
4 S	SEVER Stefan
3 V	SEVER Bine
2	LANGUS Simon
1	HARB Marko
A	GREGORI Noel

GEO - Georgia	
4 S	ENUKIDZE Irakli
3 V	KHECHUASHVILI Irakli
2	BUJIASHVILI Mikheil
1	KALANDADZE Koka
A	ARABIDZE Kakhaber

Last Stone Draw	Distance
↻ LANGUS Simon	86.3cm
↻ SEVER Stefan	16.6cm
Total	102.9cm

Last Stone Draw	Distance
↻ KHECHUASHVILI Irakli	199.6cm
↻ ENUKIDZE Irakli	199.6cm
Total	399.2cm

Note:
Position and function for each team member:
4 = Fourth, 3 = Third, 2 = Second, 1 = Lead, A = Alternate, S = Skip, V = Vice-Skip

Legend:
↻ Clockwise ↻ Counter-clockwise **LSFE(*)** Last Stone First End
X Unplayed/unfinished end due to concession



Game Results

Sheet	Team	LSFE	1	2	3	4	5	6	7	8	Extra Ends	Total
E	BIH - Bosnia and Herzegovina		0	0	0	1	0	0	X	X		1
	CRO - Croatia	*	2	2	2	0	2	3	X	X		11

BIH - Bosnia and Herzegovina	
4 S	DIMIC Vedran
3 V	CEREMIDZIC Dejan
2	RAKIC Zeljko
1	MRKOVIC Aleksa
A	-

CRO - Croatia	
4	TOLIC Hrvoje
3 S	BAUS Ante
2	HORVAT Vedran
1 V	SAMARDZIC Bruno
A	JURKOVIC Miroslav

Last Stone Draw		Distance
↻	CEREMIDZIC Dejan	199.6cm
↻	DIMIC Vedran	199.6cm
Total		399.2cm

Last Stone Draw		Distance
↻	BAUS Ante	84.0cm
↻	SAMARDZIC Bruno	58.6cm
Total		142.6cm

Note:
Position and function for each team member:
4 = Fourth, 3 = Third, 2 = Second, 1 = Lead, A = Alternate, S = Skip, V = Vice-Skip

Legend:
↻ Clockwise ↻ Counter-clockwise **LSFE(*)** Last Stone First End
X Unplayed/unfinished end due to concession



Session Results and Standings

Sheet	Team	LSD/LSFE	1	2	3	4	5	6	7	8	Extra Ends	Total
A	BIH - Bosnia and Herzegovina	399.2cm	0	1	0	0	0	0	X	X		1
	HUN - Hungary	202.1cm *	4	0	4	3	4	2	X	X		17
B	ROU - Romania	122.6cm	0	1	0	2	1	0	0	X		4
	FIN - Finland	31.2cm *	2	0	2	0	0	5	4	X		13
C	POR - Portugal	303.6cm	2	0	0	1	0	0	0	X		3
	SVK - Slovakia	236.0cm *	0	3	2	0	1	1	1	X		8
D	EST - Estonia	45.6cm *	4	2	0	0	1	0	1	X		8
	BUL - Bulgaria	62.2cm	0	0	0	0	0	2	0	X		2
F	SRB - Serbia	341.9cm *	3	1	1	1	0	2	1	X		9
	GEO - Georgia	356.7cm	0	0	0	0	2	0	0	X		2

Current Standings

Group A

Rank	Team	Games	Wins	Losses
1	HUN - Hungary	4	4	0
2	ENG - England	3	3	0
2	SLO - Slovenia	3	3	0
4	LTU - Lithuania	4	2	2
4	SRB - Serbia	4	2	2
4	UKR - Ukraine	4	2	2
7	CRO - Croatia	4	1	3
8	BIH - Bosnia and Herzegovina	4	0	4
8	GEO - Georgia	4	0	4

Group B

Rank	Team	Games	Wins	Losses
1	LAT - Latvia	3	3	0
2	EST - Estonia	4	3	1
2	FIN - Finland	4	3	1
2	SVK - Slovakia	4	3	1
5	ROU - Romania	4	2	2
6	POR - Portugal	4	1	3
7	LIE - Liechtenstein	3	0	3
8	BUL - Bulgaria	4	0	4

Note:
Under World Curling rules, tie-breaking rules for standings are not applied until after the last game of the round robin.

Legend:
LSD Last Stone Draw LSFE(*) Last Stone First End X Unplayed/unfinished end due to concession



World Championship
Pre Qualifier
2026 Europe
Ljubljana
Slovenia

THU 7 MAY 2026
Start Time 19:00

World Championship Pre-Qualifier (Europe) 2026

Ledena Dvorana Zalog, Ljubljana, Slovenia

Men



Round Robin Session 10
Group A - Sheet A

**WORLD
CURLING**

Game Results

Sheet	Team	LSFE	1	2	3	4	5	6	7	8	Extra Ends	Total
A	BIH - Bosnia and Herzegovina		0	1	0	0	0	0	X	X		1
	HUN - Hungary	*	4	0	4	3	4	2	X	X		17

BIH - Bosnia and Herzegovina	
4 S	DIMIC Vedran
3 V	CEREMIDZIC Dejan
2	RAKIC Zeljko
1	MRKOVIC Aleksa
A	-

HUN - Hungary	
4 S	SZABO Gergely
3	GUBANYI Attila
2 V	MIKLOS Nandor
1	FERENCI Bajan Kan
A	-

Last Stone Draw	Distance
⌚ MRKOVIC Aleksa	199.6cm
⌚ RAKIC Zeljko	199.6cm
Total	399.2cm

Last Stone Draw	Distance
⌚ SZABO Gergely	24.7cm
⌚ GUBANYI Attila	177.4cm
Total	202.1cm

Note:
Position and function for each team member:
4 = Fourth, **3** = Third, **2** = Second, **1** = Lead, **A** = Alternate, **S** = Skip, **V** = Vice-Skip

Legend:
⌚ Clockwise ⌚ Counter-clockwise **LSFE(*)** Last Stone First End
X Unplayed/unfinished end due to concession



Game Results

Sheet	Team	LSFE	1	2	3	4	5	6	7	8	Extra Ends	Total
B	ROU - Romania		0	1	0	2	1	0	0	X		4
	FIN - Finland	*	2	0	2	0	0	5	4	X		13

ROU - Romania	
4 S	COLIBAN Allen
3 V	MATAU Cristian
2	MIHALCA Tudor
1	BOULEANU Razvan
A	-

FIN - Finland	
4 S	KIISKINEN Kalle
3 V	SULLANMAA Jani
2	SALO Teemu
1	KUOSMANEN Paavo
A	SIPOLA Iiro

Last Stone Draw		Distance	Last Stone Draw		Distance
↻	MIHALCA Tudor	19.8cm	↻	SALO Teemu	20.6cm
↻	BOULEANU Razvan	102.8cm	↻	KUOSMANEN Paavo	10.6cm
Total		122.6cm	Total		31.2cm

Note:
Position and function for each team member:
4 = Fourth, 3 = Third, 2 = Second, 1 = Lead, A = Alternate, S = Skip, V = Vice-Skip

Legend:
↻ Clockwise ↻ Counter-clockwise LSFE(*) Last Stone First End
X Unplayed/unfinished end due to concession



Game Results

Sheet	Team	LSFE	1	2	3	4	5	6	7	8	Extra Ends	Total
D	EST - Estonia	*	4	2	0	0	1	0	1	X		8
	BUL - Bulgaria		0	0	0	0	0	2	0	X		2

EST - Estonia

4 S	LILL Erkki
3 V	SEIN Siim
2	JAKOBSON Andres
1	KALVIK Olari
A	LINDRE Jaanus

BUL - Bulgaria

4 S	SEILER Reto
3 V	PETROV Stanimir
2	GEORGIEV Stoil
1	TODOROV Tihomir
A	-

Last Stone Draw

↻	KALVIK Olari
↻	SEIN Siim

Distance

13.5cm
32.1cm

Total

45.6cm

Last Stone Draw

↻	TODOROV Tihomir
↻	PETROV Stanimir

Distance

28.5cm
33.7cm

Total

62.2cm

Note:

Position and function for each team member:

4 = Fourth, 3 = Third, 2 = Second, 1 = Lead, A = Alternate, S = Skip, V = Vice-Skip

Legend:

↻	Clockwise	↻	Counter-clockwise
X	Unplayed/unfinished end due to concession		

LSFE(*) Last Stone First End



Game Results

Sheet	Team	LSFE	1	2	3	4	5	6	7	8	Extra Ends	Total
F	SRB - Serbia	*	3	1	1	1	0	2	1	X		9
	GEO - Georgia		0	0	0	0	2	0	0	X		2

SRB - Serbia	
4 S	NESKOVIC Djordje
3 V	STOJANOVIC Filip
2	UNGUROVIC Goran
1	SAVICEVIC Viktor
A	-

GEO - Georgia	
4	KALANDADZE Koka
3 V	KHECHUASHVILI Irakli
2	ARABIDZE Kakhaber
1 S	ENUKIDZE Irakli
A	BUJIASHVILI Mikheil

Last Stone Draw	Distance
⌚ SAVICEVIC Viktor	142.3cm
⌚ STOJANOVIC Filip	199.6cm
Total	341.9cm

Last Stone Draw	Distance
⌚ ENUKIDZE Irakli	157.1cm
⌚ KALANDADZE Koka	199.6cm
Total	356.7cm

Note:
Position and function for each team member:
4 = Fourth, 3 = Third, 2 = Second, 1 = Lead, A = Alternate, S = Skip, V = Vice-Skip

Legend:
⌚ Clockwise ⌚ Counter-clockwise LSFE(*) Last Stone First End
X Unplayed/unfinished end due to concession



Session Results and Standings

Sheet	Team	LSD/LSFE	1	2	3	4	5	6	7	8	Extra Ends	Total
E	UKR - Ukraine	283.0cm	0	0	3	0	2	0	1	0		6
	ENG - England	38.3cm *	0	1	0	2	0	5	0	1		9

Current Standings

Group A

Rank	Team	Games	Wins	Losses
1	ENG - England	3	3	0
1	HUN - Hungary	3	3	0
1	SLO - Slovenia	3	3	0
4	LTU - Lithuania	4	2	2
4	UKR - Ukraine	4	2	2
6	SRB - Serbia	3	1	2
7	CRO - Croatia	4	1	3
8	BIH - Bosnia and Herzegovina	3	0	3
8	GEO - Georgia	3	0	3

Group B

Rank	Team	Games	Wins	Losses
1	LAT - Latvia	3	3	0
2	EST - Estonia	3	2	1
2	FIN - Finland	3	2	1
2	ROU - Romania	3	2	1
2	SVK - Slovakia	3	2	1
6	POR - Portugal	3	1	2
7	BUL - Bulgaria	3	0	3
7	LIE - Liechtenstein	3	0	3

Note:

Under World Curling rules, tie-breaking rules for standings are not applied until after the last game of the round robin.

Legend:

LSD Last Stone Draw

LSFE(*) Last Stone First End



Game Results

Sheet	Team	LSFE	1	2	3	4	5	6	7	8	Extra Ends	Total
E	UKR - Ukraine		0	0	3	0	2	0	1	0		6
	ENG - England	*	0	1	0	2	0	5	0	1		9

UKR - Ukraine	
4 S	SUHAK Artem
3	SHCHUR Yaroslav
2 V	HASYNETS Artem
1	KHOKHLOV Illia
A	-

ENG - England	
4 S	REED Andrew
3	WHITTLE James
2	McLAIN Callum
1 V	MOUAT Colin
A	HOLCOMBE Benjamin

Last Stone Draw		Distance
↻	SUHAK Artem	92.1cm
↻	HASYNETS Artem	190.9cm
Total		283.0cm

Last Stone Draw		Distance
↻	McLAIN Callum	28.4cm
↻	MOUAT Colin	9.9cm
Total		38.3cm

Note:
Position and function for each team member:
4 = Fourth, 3 = Third, 2 = Second, 1 = Lead, A = Alternate, S = Skip, V = Vice-Skip

Legend:
↻ Clockwise ↻ Counter-clockwise LSFE(*) Last Stone First End



Session Results and Standings

Sheet	Team	LSD/LSFE	1	2	3	4	5	6	7	8	Extra Ends	Total
A	LAT - Latvia	91.9cm *	2	0	0	2	0	0	1	X		5
	LIE - Liechtenstein	99.7cm	0	0	1	0	1	0	0	X		2
B	SLO - Slovenia	121.0cm *	2	1	1	0	1	2	X	X		7
	SRB - Serbia	181.4cm	0	0	0	1	0	0	X	X		1
C	CRO - Croatia	128.5cm	1	1	0	0	0	0	X	X		2
	HUN - Hungary	63.8cm *	0	0	2	2	1	2	X	X		7
E	LTU - Lithuania	205.5cm *	4	1	2	0	4	4	2	X		17
	GEO - Georgia	324.6cm	0	0	0	1	0	0	0	X		1
F	EST - Estonia	154.8cm *	0	0	2	2	1	0	0	0	2	7
	POR - Portugal	186.0cm	2	1	0	0	0	2	0	0	0	5

Current Standings

Group A

Rank	Team	Games	Wins	Losses
1	HUN - Hungary	3	3	0
1	SLO - Slovenia	3	3	0
3	ENG - England	2	2	0
4	UKR - Ukraine	3	2	1
5	LTU - Lithuania	4	2	2
6	SRB - Serbia	3	1	2
7	CRO - Croatia	4	1	3
8	BIH - Bosnia and Herzegovina	3	0	3
8	GEO - Georgia	3	0	3

Group B

Rank	Team	Games	Wins	Losses
1	LAT - Latvia	3	3	0
2	EST - Estonia	3	2	1
2	FIN - Finland	3	2	1
2	ROU - Romania	3	2	1
2	SVK - Slovakia	3	2	1
6	POR - Portugal	3	1	2
7	BUL - Bulgaria	3	0	3
7	LIE - Liechtenstein	3	0	3

Note:
Under World Curling rules, tie-breaking rules for standings are not applied until after the last game of the round robin.

Legend:
LSD Last Stone Draw LSFE(*) Last Stone First End X Unplayed/unfinished end due to concession



Game Results

Sheet	Team	LSFE	1	2	3	4	5	6	7	8	Extra Ends	Total
B	SLO - Slovenia	*	2	1	1	0	1	2	X	X		7
	SRB - Serbia		0	0	0	1	0	0	X	X		1

SLO - Slovenia	
4 S	SEVER Stefan
3 V	SEVER Bine
2	HARB Marko
1	GREGORI Noel
A	LANGUS Simon

SRB - Serbia	
4 V	STOJANOVIC Filip
3 S	NESKOVIC Djordje
2	UNGUROVIC Goran
1	SAVICEVIC Viktor
A	-

Last Stone Draw		Distance
↻	SEVER Bine	74.2cm
↻	GREGORI Noel	46.8cm
Total		121.0cm

Last Stone Draw		Distance
↻	STOJANOVIC Filip	60.6cm
↻	SAVICEVIC Viktor	120.8cm
Total		181.4cm

Note:
Position and function for each team member:
4 = Fourth, 3 = Third, 2 = Second, 1 = Lead, A = Alternate, S = Skip, V = Vice-Skip

Legend:
↻ Clockwise ↻ Counter-clockwise LSFE(*) Last Stone First End
X Unplayed/unfinished end due to concession



Game Results

Sheet	Team	LSFE	1	2	3	4	5	6	7	8	Extra Ends	Total
C	CRO - Croatia		1	1	0	0	0	0	X	X		2
	HUN - Hungary	*	0	0	2	2	1	2	X	X		7

CRO - Croatia	
4	TOLIC Hrvoje
3 S	BAUS Ante
2	JURKOVIC Miroslav
1 V	HORVAT Vedran
A	SAMARDZIC Bruno

HUN - Hungary	
4 S	SZABO Gergely
3	GUBANYI Attila
2 V	MIKLOS Nandor
1	FERENCI Bajan Kan
A	-

Last Stone Draw		Distance
↻	TOLIC Hrvoje	89.8cm
↻	HORVAT Vedran	38.7cm
Total		128.5cm

Last Stone Draw		Distance
↻	MIKLOS Nandor	32.6cm
↻	FERENCI Bajan Kan	31.2cm
Total		63.8cm

Note:
Position and function for each team member:
4 = Fourth, **3** = Third, **2** = Second, **1** = Lead, **A** = Alternate, **S** = Skip, **V** = Vice-Skip

Legend:
↻ Clockwise ↻ Counter-clockwise **LSFE(*)** Last Stone First End
X Unplayed/unfinished end due to concession



Game Results

Sheet	Team	LSFE	1	2	3	4	5	6	7	8	Extra Ends	Total
E	LTU - Lithuania	*	4	1	2	0	4	4	2	X		17
	GEO - Georgia		0	0	0	1	0	0	0	X		1

LTU - Lithuania	
4 S	JUNEVICIUS Matas
3 V	RAMAZAUSKAS Domas
2	KIUDYS Donatas
1	SADAUSKAS Rokas
A	-

GEO - Georgia	
4 S	ENUKIDZE Irakli
3 V	BUJIASHVILI Mikheil
2	ARABIDZE Kakhaber
1	KALANDADZE Koka
A	KHECHUASHVILI Irakli

Last Stone Draw

⌚	KIUDYS Donatas	89.1cm
⌚	RAMAZAUSKAS Domas	116.4cm

Total

Distance

205.5cm

Last Stone Draw

⌚	ARABIDZE Kakhaber	199.6cm
⌚	ENUKIDZE Irakli	125.0cm

Total

Distance

324.6cm

Note:

Position and function for each team member:

4 = Fourth, 3 = Third, 2 = Second, 1 = Lead, A = Alternate, S = Skip, V = Vice-Skip

Legend:

⌚	Clockwise	⌚	Counter-clockwise
X	Unplayed/unfinished end due to concession		

LSFE(*) Last Stone First End



Game Results

Sheet	Team	LSFE	1	2	3	4	5	6	7	8	Extra Ends	Total
F	EST - Estonia	*	0	0	2	2	1	0	0	0	2	7
	POR - Portugal		2	1	0	0	0	2	0	0	0	5

EST - Estonia	
4 S	LILL Erkki
3 V	SEIN Siim
2	JAKOBSON Andres
1	KALVIK Olari
A	LINDRE Jaanus

POR - Portugal	
4 S	FENECH Eric
3 V	RIBAU Chris
2	CHAVES Allan
1	BARBOSA William
A	SILVA Benjamin

Last Stone Draw		Distance
↻	SEIN Siim	59.7cm
↻	KALVIK Olari	95.1cm
Total		154.8cm

Last Stone Draw		Distance
↻	CHAVES Allan	82.5cm
↻	FENECH Eric	103.5cm
Total		186.0cm

Note:
Position and function for each team member:
4 = Fourth, 3 = Third, 2 = Second, 1 = Lead, A = Alternate, S = Skip, V = Vice-Skip

Legend:
↻ Clockwise ↻ Counter-clockwise **LSFE(*)** Last Stone First End



Session Results and Standings

Sheet	Team	LSD/LSFE	1	2	3	4	5	6	7	8	Extra Ends	Total
F	CRO - Croatia	342.4cm	0	0	1	0	0	3	0	X		4
	LTU - Lithuania	75.6cm *	0	1	0	3	2	0	2	X		8

Current Standings

Group A

Rank	Team	Games	Wins	Losses
1	ENG - England	2	2	0
1	HUN - Hungary	2	2	0
1	SLO - Slovenia	2	2	0
4	UKR - Ukraine	3	2	1
5	SRB - Serbia	2	1	1
6	CRO - Croatia	3	1	2
6	LTU - Lithuania	3	1	2
8	GEO - Georgia	2	0	2
9	BIH - Bosnia and Herzegovina	3	0	3

Group B

Rank	Team	Games	Wins	Losses
1	LAT - Latvia	2	2	0
2	FIN - Finland	3	2	1
2	ROU - Romania	3	2	1
2	SVK - Slovakia	3	2	1
5	EST - Estonia	2	1	1
5	POR - Portugal	2	1	1
7	LIE - Liechtenstein	2	0	2
8	BUL - Bulgaria	3	0	3

Note:

Under World Curling rules, tie-breaking rules for standings are not applied until after the last game of the round robin.

Legend:

LSD Last Stone Draw

LSFE(*) Last Stone First End

X Unplayed/unfinished end due to concession



Session Results and Standings

Sheet	Team	LSD/LSFE	1	2	3	4	5	6	7	8	Extra Ends	Total
A	BUL - Bulgaria	123.1cm	1	0	1	0	1	0	1	1		5
	FIN - Finland	122.3cm *	0	3	0	2	0	1	0	0		6
B	ENG - England	51.2cm *	5	2	1	3	1	0	X	X		12
	BIH - Bosnia and Herzegovina	299.8cm	0	0	0	0	0	1	X	X		1
C	EST - Estonia	141.6cm *	2	0	0	2	0	3	1	X		8
	LIE - Liechtenstein	145.1cm	0	1	1	0	1	0	0	X		3
D	UKR - Ukraine	261.1cm	0	0	0	0	0	0	0	X		0
	SLO - Slovenia	67.0cm *	0	0	0	1	1	1	2	X		5
E	ROU - Romania	82.2cm *	0	0	2	1	0	1	1	4		9
	SVK - Slovakia	276.7cm	1	2	0	0	2	0	0	0		5

Current Standings

Group A

Rank	Team	Games	Wins	Losses
1	ENG - England	2	2	0
1	HUN - Hungary	2	2	0
1	SLO - Slovenia	2	2	0
4	UKR - Ukraine	3	2	1
5	CRO - Croatia	2	1	1
5	SRB - Serbia	2	1	1
7	GEO - Georgia	2	0	2
7	LTU - Lithuania	2	0	2
9	BIH - Bosnia and Herzegovina	3	0	3

Group B

Rank	Team	Games	Wins	Losses
1	LAT - Latvia	2	2	0
2	FIN - Finland	3	2	1
2	ROU - Romania	3	2	1
2	SVK - Slovakia	3	2	1
5	EST - Estonia	2	1	1
5	POR - Portugal	2	1	1
7	LIE - Liechtenstein	2	0	2
8	BUL - Bulgaria	3	0	3

Note:
Under World Curling rules, tie-breaking rules for standings are not applied until after the last game of the round robin.

Legend:
LSD Last Stone Draw LSFE(*) Last Stone First End X Unplayed/unfinished end due to concession



Game Results

Sheet	Team	LSFE	1	2	3	4	5	6	7	8	Extra Ends	Total
A	BUL - Bulgaria		1	0	1	0	1	0	1	1		5
	FIN - Finland	*	0	3	0	2	0	1	0	0		6

BUL - Bulgaria	
4 S	SEILER Reto
3 V	PETROV Stanimir
2	GEORGIEV Stoil
1	TODOROV Tihomir
A	-

FIN - Finland	
4 S	KIISKINEN Kalle
3 V	SULLANMAA Jani
2	SIPOLA Iiro
1	KUOSMANEN Paavo
A	SALO Teemu

Last Stone Draw		Distance
↻	SEILER Reto	85.3cm
↻	GEORGIEV Stoil	37.8cm
Total		123.1cm

Last Stone Draw		Distance
↻	KUOSMANEN Paavo	97.0cm
↻	SULLANMAA Jani	25.3cm
Total		122.3cm

Note:
Position and function for each team member:
4 = Fourth, 3 = Third, 2 = Second, 1 = Lead, A = Alternate, S = Skip, V = Vice-Skip

Legend:
↻ Clockwise ↻ Counter-clockwise **LSFE(*)** Last Stone First End



Game Results

Sheet	Team	LSFE	1	2	3	4	5	6	7	8	Extra Ends	Total
C	EST - Estonia	*	2	0	0	2	0	3	1	X		8
	LIE - Liechtenstein		0	1	1	0	1	0	0	X		3

EST - Estonia

4 S LILL Erkki
3 V SEIN Siim
2 JAKOBSON Andres
1 LINDRE Jaanus
A KALVIK Olari

LIE - Liechtenstein

4 S MATT Lukas
3 SPRENGER Christian
2 PRASCH Peter
1 V SPRENGER Harald
A ZIMMERMANN Johannes

Last Stone Draw

⌚ SEIN Siim
⌚ JAKOBSON Andres

Total

Distance

87.5cm
54.1cm

141.6cm

Last Stone Draw

⌚ SPRENGER Harald
⌚ MATT Lukas

Total

Distance

74.9cm
70.2cm

145.1cm

Note:

Position and function for each team member:

4 = Fourth, 3 = Third, 2 = Second, 1 = Lead, A = Alternate, S = Skip, V = Vice-Skip

Legend:

⌚ Clockwise

⌚ Counter-clockwise

LSFE(*) Last Stone First End

X Unplayed/unfinished end due to concession



WED 6 MAY 2026
Start Time 16:00

Game Results

Sheet	Team	LSFE	1	2	3	4	5	6	7	8	Extra Ends	Total
D	UKR - Ukraine		0	0	0	0	0	0	0	X		0
	SLO - Slovenia	*	0	0	0	1	1	1	2	X		5

UKR - Ukraine	
4 S	SUHAK Artem
3	SHCHUR Yaroslav
2 V	HASYNETS Artem
1	KHOKHLOV Illia
A	-

SLO - Slovenia	
4 S	SEVER Stefan
3 V	SEVER Bine
2	LANGUS Simon
1	GREGORI Noel
A	HARB Marko

Last Stone Draw

	Distance
↻ SHCHUR Yaroslav	117.5cm
↻ SUHAK Artem	143.6cm
Total	261.1cm

Last Stone Draw

	Distance
↻ SEVER Stefan	46.2cm
↻ LANGUS Simon	20.8cm
Total	67.0cm

Note:

Position and function for each team member:

4 = Fourth, 3 = Third, 2 = Second, 1 = Lead, A = Alternate, S = Skip, V = Vice-Skip

Legend:

↻ Clockwise ↻ Counter-clockwise

X Unplayed/unfinished end due to concession

LSFE(*) Last Stone First End



Game Results

Sheet	Team	LSFE	1	2	3	4	5	6	7	8	Extra Ends	Total
E	ROU - Romania	*	0	0	2	1	0	1	1	4		9
	SVK - Slovakia		1	2	0	0	2	0	0	0		5

ROU - Romania	
4 S	COLIBAN Allen
3 V	MATAU Cristian
2	MIHALCA Tudor
1	BOULEANU Razvan
A	-

SVK - Slovakia	
4 S	JURKOVIC Jakub
3 V	HORACEK Jan
2	CERVENKA Jakub
1	MISUN David
A	KAPRALIK Patrik

Last Stone Draw		Distance
↻	COLIBAN Allen	54.9cm
↻	MATAU Cristian	27.3cm
Total		82.2cm

Last Stone Draw		Distance
↻	HORACEK Jan	139.3cm
↻	CERVENKA Jakub	137.4cm
Total		276.7cm

Note:
Position and function for each team member:
4 = Fourth, 3 = Third, 2 = Second, 1 = Lead, A = Alternate, S = Skip, V = Vice-Skip

Legend:
↻ Clockwise ↻ Counter-clockwise LSFE(*) Last Stone First End



Session Results and Standings

Sheet	Team	LSD/LSFE	1	2	3	4	5	6	7	8	Extra Ends	Total
A	CRO - Croatia	89.8cm *	1	0	1	2	0	3	1	0		8
	SRB - Serbia	208.1cm	0	1	0	0	2	0	0	1		4

Current Standings

Group A

Rank	Team	Games	Wins	Losses
1	HUN - Hungary	2	2	0
1	UKR - Ukraine	2	2	0
3	ENG - England	1	1	0
3	SLO - Slovenia	1	1	0
5	CRO - Croatia	2	1	1
5	SRB - Serbia	2	1	1
7	BIH - Bosnia and Herzegovina	2	0	2
7	GEO - Georgia	2	0	2
7	LTU - Lithuania	2	0	2

Group B

Rank	Team	Games	Wins	Losses
1	LAT - Latvia	2	2	0
1	SVK - Slovakia	2	2	0
3	FIN - Finland	2	1	1
3	POR - Portugal	2	1	1
3	ROU - Romania	2	1	1
6	EST - Estonia	1	0	1
6	LIE - Liechtenstein	1	0	1
8	BUL - Bulgaria	2	0	2

Note:

Under World Curling rules, tie-breaking rules for standings are not applied until after the last game of the round robin.

Legend:

LSD Last Stone Draw

LSFE(*) Last Stone First End



Game Results

Sheet	Team	LSFE	1	2	3	4	5	6	7	8	Extra Ends	Total
A	CRO - Croatia	*	1	0	1	2	0	3	1	0		8
	SRB - Serbia		0	1	0	0	2	0	0	1		4

CRO - Croatia	
4	TOLIC Hrvoje
3 S	BAUS Ante
2	JURKOVIC Miroslav
1 V	HORVAT Vedran
A	SAMARDZIC Bruno

SRB - Serbia	
4 S	NESKOVIC Djordje
3 V	STOJANOVIC Filip
2	UNGUROVIC Goran
1	SAVICEVIC Viktor
A	-

Last Stone Draw		Distance
↻	HORVAT Vedran	65.0cm
↻	TOLIC Hrvoje	24.8cm
Total		89.8cm

Last Stone Draw		Distance
↻	NESKOVIC Djordje	107.5cm
↻	UNGUROVIC Goran	100.6cm
Total		208.1cm

Note:
Position and function for each team member:
4 = Fourth, 3 = Third, 2 = Second, 1 = Lead, A = Alternate, S = Skip, V = Vice-Skip

Legend:
↻ Clockwise ↻ Counter-clockwise **LSFE(*)** Last Stone First End



Session Results and Standings

Sheet	Team	LSD/LSFE	1	2	3	4	5	6	7	8	Extra Ends	Total
B	FIN - Finland	245.4cm	2	2	0	2	0	0	0	1		7
	POR - Portugal	58.7cm *	0	0	1	0	1	1	1	0		4
C	GEO - Georgia	224.6cm	0	0	0	1	0	0	X	X		1
	UKR - Ukraine	93.2cm *	7	5	3	0	2	2	X	X		19
D	LTU - Lithuania	83.5cm *	0	0	0	1	0	1	0	X		2
	HUN - Hungary	112.5cm	2	0	0	0	3	0	1	X		6
F	ROU - Romania	346.4cm	0	1	0	1	0	2	0	X		4
	LAT - Latvia	34.2cm *	1	0	2	0	1	0	3	X		7

Current Standings

Group A

Rank	Team	Games	Wins	Losses
1	HUN - Hungary	2	2	0
1	UKR - Ukraine	2	2	0
3	ENG - England	1	1	0
3	SLO - Slovenia	1	1	0
3	SRB - Serbia	1	1	0
6	CRO - Croatia	1	0	1
7	BIH - Bosnia and Herzegovina	2	0	2
7	GEO - Georgia	2	0	2
7	LTU - Lithuania	2	0	2

Group B

Rank	Team	Games	Wins	Losses
1	LAT - Latvia	2	2	0
1	SVK - Slovakia	2	2	0
3	FIN - Finland	2	1	1
3	POR - Portugal	2	1	1
3	ROU - Romania	2	1	1
6	EST - Estonia	1	0	1
6	LIE - Liechtenstein	1	0	1
8	BUL - Bulgaria	2	0	2

Note:
Under World Curling rules, tie-breaking rules for standings are not applied until after the last game of the round robin.

Legend:
LSD Last Stone Draw LSFE(*) Last Stone First End X Unplayed/unfinished end due to concession



Game Results

Sheet	Team	LSFE	1	2	3	4	5	6	7	8	Extra Ends	Total
B	FIN - Finland		2	2	0	2	0	0	0	1		7
	POR - Portugal	*	0	0	1	0	1	1	1	0		4

FIN - Finland	
4 S	KIISKINEN Kalle
3 V	SULLANMAA Jani
2	SIPOLA Iiro
1	SALO Teemu
A	KUOSMANEN Paavo

POR - Portugal	
4 S	FENECH Eric
3 V	RIBAU Chris
2	SILVA Benjamin
1	BARBOSA William
A	CHAVES Allan

Last Stone Draw		Distance
↻	KIISKINEN Kalle	106.3cm
↻	SALO Teemu	139.1cm
Total		245.4cm

Last Stone Draw		Distance
↻	RIBAU Chris	14.9cm
↻	BARBOSA William	43.8cm
Total		58.7cm

Note:
Position and function for each team member:
4 = Fourth, 3 = Third, 2 = Second, 1 = Lead, A = Alternate, S = Skip, V = Vice-Skip

Legend:
↻ Clockwise ↻ Counter-clockwise LSFE(*) Last Stone First End



World Championship
Pre Qualifier
2026 Europe
Ljubljana
Slovenia

WED 6 MAY 2026
Start Time 8:00

World Championship Pre-Qualifier (Europe) 2026

Ledena Dvorana Zalog, Ljubljana, Slovenia

Men



Round Robin Session 4
Group A - Sheet C

WORLD
CURLING

Game Results

Sheet	Team	LSFE	1	2	3	4	5	6	7	8	Extra Ends	Total
C	GEO - Georgia		0	0	0	1	0	0	X	X		1
	UKR - Ukraine	*	7	5	3	0	2	2	X	X		19

GEO - Georgia	
4 S	ENUKIDZE Irakli
3 V	KHECHUASHVILI Irakli
2	ARABIDZE Kakhaber
1	KALANDADZE Koka
A	BUJIASHVILI Mikheil

UKR - Ukraine	
4 S	SUHAK Artem
3	SHCHUR Yaroslav
2 V	HASYNETS Artem
1	KHOKHLOV Illia
A	-

Last Stone Draw	Distance
🕒 KALANDADZE Koka	199.6cm
🕒 ARABIDZE Kakhaber	25.0cm
Total	224.6cm

Last Stone Draw	Distance
🕒 KHOKHLOV Illia	86.4cm
🕒 SUHAK Artem	6.8cm
Total	93.2cm

BUJIASHVILI M replaced ENUKIDZE I at the beginning of End 5
Revised line-up: (4 S) BUJIASHVILI M, (3 V) KHECHUASHVILI I, (2) ARABIDZE K, (1) KALANDADZE K

Note:
Position and function for each team member:
4 = Fourth, 3 = Third, 2 = Second, 1 = Lead, A = Alternate, S = Skip, V = Vice-Skip

Legend:
🕒 Clockwise 🕒 Counter-clockwise LSFE(*) Last Stone First End
X Unplayed/unfinished end due to concession



World Championship
Pre Qualifier
2026 Europe
Ljubljana
Slovenia

WED 6 MAY 2026
Start Time 8:00

World Championship Pre-Qualifier (Europe) 2026

Ledena Dvorana Zalog, Ljubljana, Slovenia

Men



Round Robin Session 4
Group A - Sheet D

**WORLD
CURLING**

Game Results

Sheet	Team	LSFE	1	2	3	4	5	6	7	8	Extra Ends	Total
D	LTU - Lithuania	*	0	0	0	1	0	1	0	X		2
	HUN - Hungary		2	0	0	0	3	0	1	X		6

LTU - Lithuania	
4 S	JUNEVICIUS Matas
3 V	RAMAZAUSKAS Domas
2	KIUDYS Donatas
1	SADAUSKAS Rokas
A	-

HUN - Hungary	
4 S	SZABO Gergely
3	GUBANYI Attila
2 V	MIKLOS Nandor
1	FERENCI Bajan Kan
A	-

Last Stone Draw	Distance
⌚ RAMAZAUSKAS Domas	29.3cm
⌚ KIUDYS Donatas	54.2cm
Total	83.5cm

Last Stone Draw	Distance
⌚ GUBANYI Attila	94.9cm
⌚ SZABO Gergely	17.6cm
Total	112.5cm

Note:
Position and function for each team member:
4 = Fourth, **3** = Third, **2** = Second, **1** = Lead, **A** = Alternate, **S** = Skip, **V** = Vice-Skip

Legend:
⌚ Clockwise ⌚ Counter-clockwise **LSFE(*)** Last Stone First End
X Unplayed/unfinished end due to concession



Session Results and Standings

Sheet	Team	LSD/LSFE	1	2	3	4	5	6	7	8	Extra Ends	Total
A	ROU - Romania	137.3cm	0	0	0	1	0	3	4	X		8
	EST - Estonia	91.6cm *	1	1	0	0	1	0	0	X		3
B	SVK - Slovakia	62.9cm *	5	1	0	3	0	1	0	X		10
	LIE - Liechtenstein	226.1cm	0	0	1	0	1	0	1	X		3
C	BUL - Bulgaria	339.0cm	0	0	1	0	1	0	X	X		2
	POR - Portugal	217.2cm *	4	0	0	3	0	2	X	X		9
F	SLO - Slovenia	185.3cm *	6	0	3	2	0	4	X	X		15
	BIH - Bosnia and Herzegovina	399.2cm	0	0	0	0	1	0	X	X		1

Current Standings

Group A

Rank	Team	Games	Wins	Losses
1	ENG - England	1	1	0
1	HUN - Hungary	1	1	0
1	SLO - Slovenia	1	1	0
1	SRB - Serbia	1	1	0
1	UKR - Ukraine	1	1	0
6	CRO - Croatia	1	0	1
6	GEO - Georgia	1	0	1
6	LTU - Lithuania	1	0	1
9	BIH - Bosnia and Herzegovina	2	0	2

Group B

Rank	Team	Games	Wins	Losses
1	SVK - Slovakia	2	2	0
2	LAT - Latvia	1	1	0
2	POR - Portugal	1	1	0
2	ROU - Romania	1	1	0
5	EST - Estonia	1	0	1
5	FIN - Finland	1	0	1
5	LIE - Liechtenstein	1	0	1
8	BUL - Bulgaria	2	0	2

Note:
Under World Curling rules, tie-breaking rules for standings are not applied until after the last game of the round robin.

Legend:
LSD Last Stone Draw LSFE(*) Last Stone First End X Unplayed/unfinished end due to concession



World Championship
Pre Qualifier
2026 Europe
Ljubljana
Slovenia

TUE 5 MAY 2026
Start Time 19:30

World Championship Pre-Qualifier (Europe) 2026

Ledena Dvorana Zalog, Ljubljana, Slovenia

Men



Round Robin Session 3
Group B - Sheet B

**WORLD
CURLING**

Game Results

Sheet	Team	LSFE	1	2	3	4	5	6	7	8	Extra Ends	Total
B	SVK - Slovakia	*	5	1	0	3	0	1	0	X		10
	LIE - Liechtenstein		0	0	1	0	1	0	1	X		3

SVK - Slovakia	
4 S	JURKOVIC Jakub
3 V	HORACEK Jan
2	CERVENKA Jakub
1	KAPRALIK Patrik
A	MISUN David

LIE - Liechtenstein	
4 S	MATT Lukas
3	SPRENGER Christian
2	PRASCH Peter
1 V	SPRENGER Harald
A	ZIMMERMANN Johannes

Last Stone Draw	Distance
↻ CERVENKA Jakub	23.6cm
↻ HORACEK Jan	39.3cm
Total	62.9cm

Last Stone Draw	Distance
↻ SPRENGER Harald	26.5cm
↻ MATT Lukas	199.6cm
Total	226.1cm

Note:
Position and function for each team member:
4 = Fourth, **3** = Third, **2** = Second, **1** = Lead, **A** = Alternate, **S** = Skip, **V** = Vice-Skip

Legend:
↻ Clockwise ↻ Counter-clockwise **LSFE(*)** Last Stone First End
X Unplayed/unfinished end due to concession



Game Results

Sheet	Team	LSFE	1	2	3	4	5	6	7	8	Extra Ends	Total
C	BUL - Bulgaria		0	0	1	0	1	0	X	X		2
	POR - Portugal	*	4	0	0	3	0	2	X	X		9

BUL - Bulgaria

4 S SEILER Reto
3 V PETROV Stanimir
2 GEORGIEV Stoil
1 TODOROV Tihomir
A -

POR - Portugal

4 S FENECH Eric
3 V RIBAU Chris
2 CHAVES Allan
1 BARBOSA William
A SILVA Benjamin

Last Stone Draw

⌚ PETROV Stanimir
⌚ TODOROV Tihomir

Distance

139.4cm
199.6cm

Total

339.0cm

Last Stone Draw

⌚ FENECH Eric
⌚ CHAVES Allan

Distance

76.6cm
140.6cm

Total

217.2cm

Note:

Position and function for each team member:

4 = Fourth, 3 = Third, 2 = Second, 1 = Lead, A = Alternate, S = Skip, V = Vice-Skip

Legend:

⌚ Clockwise

⌚ Counter-clockwise

LSFE(*) Last Stone First End

X Unplayed/unfinished end due to concession



Session Results and Standings

Sheet	Team	LSD/LSFE	1	2	3	4	5	6	7	8	Extra Ends	Total
B	HUN - Hungary	62.6cm *	5	0	5	1	1	0	7	X		19
	GEO - Georgia	399.2cm	0	2	0	0	0	1	0	X		3
D	CRO - Croatia	75.0cm *	0	2	0	1	0	1	X	X		4
	ENG - England	135.6cm	3	0	3	0	2	0	X	X		8

Current Standings

Group A

Rank	Team	Games	Wins	Losses
1	ENG - England	1	1	0
1	HUN - Hungary	1	1	0
1	SRB - Serbia	1	1	0
1	UKR - Ukraine	1	1	0
5	BIH - Bosnia and Herzegovina	1	0	1
5	CRO - Croatia	1	0	1
5	GEO - Georgia	1	0	1
5	LTU - Lithuania	1	0	1
	SLO - Slovenia	0		

Group B

Rank	Team	Games	Wins	Losses
1	LAT - Latvia	1	1	0
1	SVK - Slovakia	1	1	0
3	BUL - Bulgaria	1	0	1
3	FIN - Finland	1	0	1
	EST - Estonia	0		
	LIE - Liechtenstein	0		
	POR - Portugal	0		
	ROU - Romania	0		

Note:
Under World Curling rules, tie-breaking rules for standings are not applied until after the last game of the round robin.

Legend:
LSD Last Stone Draw LSFE(*) Last Stone First End X Unplayed/unfinished end due to concession



Game Results

Sheet	Team	LSFE	1	2	3	4	5	6	7	8	Extra Ends	Total
B	HUN - Hungary	*	5	0	5	1	1	0	7	X		19
	GEO - Georgia		0	2	0	0	0	1	0	X		3

HUN - Hungary	
4 S	SZABO Gergely
3	GUBANYI Attila
2 V	MIKLOS Nandor
1	FERENCI Bajan Kan
A	-

GEO - Georgia	
4 S	ENUKIDZE Irakli
3 V	KHECHUASHVILI Irakli
2	ARABIDZE Kakhaber
1	KALANDADZE Koka
A	BUJIASHVILI Mikheil

Last Stone Draw	Distance
↻ FERENCI Bajan Kan	28.9cm
↻ MIKLOS Nandor	33.7cm
Total	62.6cm

Last Stone Draw	Distance
↻ KALANDADZE Koka	199.6cm
↻ ARABIDZE Kakhaber	199.6cm
Total	399.2cm

Note:
Position and function for each team member:
4 = Fourth, **3** = Third, **2** = Second, **1** = Lead, **A** = Alternate, **S** = Skip, **V** = Vice-Skip

Legend:
↻ Clockwise ↻ Counter-clockwise LSFE(*) Last Stone First End
X Unplayed/unfinished end due to concession



Game Results

Sheet	Team	LSFE	1	2	3	4	5	6	7	8	Extra Ends	Total
D	CRO - Croatia	*	0	2	0	1	0	1	X	X		4
	ENG - England		3	0	3	0	2	0	X	X		8

CRO - Croatia

4 TOLIC Hrvoje
3 V HORVAT Vedran
2 JURKOVIC Miroslav
1 S SAMARDZIC Bruno
A BAUS Ante

ENG - England

4 S REED Andrew
3 WHITTLE James
2 McLAIN Callum
1 V MOUAT Colin
A HOLCOMBE Benjamin

Last Stone Draw

⌚ SAMARDZIC Bruno
⌚ JURKOVIC Miroslav

Distance

19.7cm
55.3cm

Total

75.0cm

Last Stone Draw

⌚ MOUAT Colin
⌚ McLAIN Callum

Distance

54.5cm
81.1cm

Total

135.6cm

Note:

Position and function for each team member:

4 = Fourth, 3 = Third, 2 = Second, 1 = Lead, A = Alternate, S = Skip, V = Vice-Skip

Legend:

⌚ Clockwise

⌚ Counter-clockwise

LSFE(*) Last Stone First End

X Unplayed/unfinished end due to concession



Session Results and Standings

Sheet	Team	LSD/LSFE	1	2	3	4	5	6	7	8	Extra Ends	Total
A	LTU - Lithuania	256.1cm *	1	0	2	0	0	0	1	X		4
	UKR - Ukraine	297.2cm	0	2	0	2	1	2	0	X		7
C	BIH - Bosnia and Herzegovina	399.2cm	0	0	1	0	0	1	1	X		3
	SRB - Serbia	301.1cm *	1	3	0	2	2	0	0	X		8
D	LAT - Latvia	243.0cm	0	3	0	0	0	1	0	0	1	5
	FIN - Finland	56.1cm *	2	0	0	1	0	0	0	1	0	4
F	SVK - Slovakia	197.0cm	0	3	3	0	0	0	0	X		6
	BUL - Bulgaria	49.4cm *	1	0	0	0	0	1	1	X		3

Current Standings

Group A

Rank	Team	Games	Wins	Losses
1	SRB - Serbia	1	1	0
1	UKR - Ukraine	1	1	0
3	BIH - Bosnia and Herzegovina	1	0	1
3	LTU - Lithuania	1	0	1
	CRO - Croatia	0		
	ENG - England	0		
	GEO - Georgia	0		
	HUN - Hungary	0		
	SLO - Slovenia	0		

Group B

Rank	Team	Games	Wins	Losses
1	LAT - Latvia	1	1	0
1	SVK - Slovakia	1	1	0
3	BUL - Bulgaria	1	0	1
3	FIN - Finland	1	0	1
	EST - Estonia	0		
	LIE - Liechtenstein	0		
	POR - Portugal	0		
	ROU - Romania	0		

Note:
Under World Curling rules, tie-breaking rules for standings are not applied until after the last game of the round robin.

Legend:
LSD Last Stone Draw LSFE(*) Last Stone First End X Unplayed/unfinished end due to concession



Game Results

Sheet	Team	LSFE	1	2	3	4	5	6	7	8	Extra Ends	Total
D	LAT - Latvia		0	3	0	0	0	1	0	0	1	5
	FIN - Finland	*	2	0	0	1	0	0	0	1	0	4

LAT - Latvia	
4 S	VEIDEMANIS Arnis
3 V	BUNCIS Roberts Reinis
2	KLIVE Janis
1	BARANOVSKIS Aleksandrs
A	JESKE Rihards

FIN - Finland	
4 S	KIISKINEN Kalle
3 V	SULLANMAA Jani
2	SALO Teemu
1	KUOSMANEN Paavo
A	SIPOLA Iiro

Last Stone Draw		Distance
↻	KLIVE Janis	98.2cm
↻	VEIDEMANIS Arnis	144.8cm
Total		243.0cm

Last Stone Draw		Distance
↻	SULLANMAA Jani	40.5cm
↻	KIISKINEN Kalle	15.6cm
Total		56.1cm

Note:
Position and function for each team member:
4 = Fourth, 3 = Third, 2 = Second, 1 = Lead, A = Alternate, S = Skip, V = Vice-Skip

Legend:
↻ Clockwise ↻ Counter-clockwise **LSFE(*)** Last Stone First End



Entry List by Event

REVISED

8 MAY 13:49

As of FRI 8 MAY 2026

BIH - Bosnia and Herzegovina		Group A
4 S	DIMIC Vedran	R
3	MRKOVIC Aleksa	L
2	RAKIC Zeljko	R
1 V	CEREMIDZIC Dejan	R
A	-	
C	-	
O	SIKIMA Marko	
O	-	

FIN - Finland		Group B
4 S	KIISKINEN Kalle	R
3 V	SULLANMAA Jani	R
2	SALO Teemu	L
1	KUOSMANEN Paavo	R
A	SIPOLA Iiro	R
C	MIKKONEN Jouni	
O	-	
O	-	

BUL - Bulgaria		Group B
4 S	SEILER Reto	R
3 V	PETROV Stanimir	R
2	GEORGIEV Stoil	R
1	TODOROV Tihomir	L
A	-	
C	-	
O	RUNTOV Nikolay	
O	-	

GEO - Georgia		Group A
4 S	ENUKIDZE Irakli	R
3 V	KHECHUASHVILI Irakli	L
2	ARABIDZE Kakhaber	R
1	KALANDADZE Koka	L
A	BUJIASHVILI Mikheil	R
C	MAKHATADZE Manuchar	
O	-	
O	-	

CRO - Croatia		Group A
4	TOLIC Hrvoje	R
3 S	BAUS Ante	R
2	JURKOVIC Miroslav	R
1 V	SAMARDZIC Bruno	R
A	HORVAT Vedran	R
C	CUTIC Drazen	
O	-	
O	-	

HUN - Hungary		Group A
4 S	SZABO Gergely	R
3	GUBANYI Attila	R
2 V	MIKLOS Nandor	R
1	FERENCI Bajan Kan	R
A	-	
C	-	
O	-	
O	-	

ENG - England		Group A
4 S	REED Andrew	R
3	WHITTLE James	L
2	McLAIN Callum	R
1 V	MOUAT Colin	R
A	HOLCOMBE Benjamin	R
C	CALLANDER Andy (SCO)	
O	-	
O	-	

LAT - Latvia		Group B
4 S	VEIDEMANIS Arnis	R
3 V	BUNCIS Roberts Reinis	R
2	BARANOVSKIS Aleksandrs	R
1	JESKE Rihards	R
A	KLIVE Janis	R
C	-	
O	-	
O	-	

EST - Estonia		Group B
4 S	LILL Erkki	R
3 V	SEIN Siim	R
2	JAKOBSON Andres	R
1	KALVIK Olari	R
A	LINDRE Jaanus	R
C	UUSIPAAVALNIEMI Markku (FIN)	
O	VALL Andrus	
O	-	

LIE - Liechtenstein		Group B
4 S	MATT Lukas	R
3	SPRENGER Christian	R
2	PRASCH Peter	R
1 V	SPRENGER Harald	R
A	ZIMMERMANN Johannes	R
C	BRUNNER Brigitte (SUI)	
O	-	
O	-	



Entry List by Event

REVISED

8 MAY 13:49

As of FRI 8 MAY 2026

LTU - Lithuania		Group A
4 S	JUNEVICIUS Matas	R
3 V	RAMAZAUSKAS Domas	R
2	KIUDYS Donatas	R
1	SADAUSKAS Rokas	R
A	-	
C	-	
O	-	
O	-	

SRB - Serbia		Group A
4 S	NESKOVIC Djordje	L
3 V	STOJANOVIC Filip	R
2	UNGUROVIC Goran	R
1	SAVICEVIC Viktor	R
A	-	
C	-	
O	-	
O	-	

POR - Portugal		Group B
4 S	FENECH Eric	R
3 V	RIBAU Chris	R
2	CHAVES Allan	R
1	BARBOSA William	R
A	SILVA Benjamin	R
C	SZYMANSKI Steven (CAN)	
O	SIMPSON Fiona Grace (SCO)	
O	-	

SVK - Slovakia		Group B
4 S	JURKOVIC Jakub	R
3 V	HORACEK Jan	R
2	CERVENKA Jakub	R
1	KAPRALIK Patrik	L
A	MISUN David	R
C	-	
O	-	
O	-	

ROU - Romania		Group B
4 S	COLIBAN Allen	R
3 V	MATAU Cristian	R
2	MIHALCA Tudor	L
1	BOULEANU Razvan	R
A	-	
C	-	
O	-	
O	-	

UKR - Ukraine		Group A
4 S	SUHAK Artem	R
3	SHCHUR Yaroslav	R
2 V	HASYNETS Artem	R
1	KHOKHLOV Illia	R
A	-	
C	KEILLER Russell (SCO)	
O	-	
O	-	

SLO - Slovenia		Group A
4 S	SEVER Stefan	R
3 V	SEVER Bine	R
2	LANGUS Simon	R
1	GREGORI Noel	R
A	HARB Marko	R
C	RESMAN Mitja	
2C	BABIC Ziga	
O	-	

Note:

Position and function for each team member:

4 = Fourth, 3 = Third, 2 = Second, 1 = Lead, A = Alternate, S = Skip, V = Vice-Skip

C = Coach, 2C = 2nd Team Coach, NC = National Coach, T = Translator, O = Team Official

Legend:

L Left-handed

R Right-handed

REVISED

Team BIH, BUL, LAT and SRB: Alternate and/or Team Official removed according to rule C2(k).
Team UKR: Vice-Skip assignment adjusted.



Competition Officials

As of SUN 3 MAY 2026

Function	Name	Organisation
World Curling President:	WELLING Beau	USA - United States
World Curling Head of Competitions:	ROETHLISBERGER Eeva	SUI - Switzerland
World Curling Technical Delegates:	TRAILA Octavia SNITIL Jiri	ROU - Romania CZE - Czechia
Chief Umpire:	McGOWAN John	SCO - Scotland
Deputy Chief Umpire:	TRAILA Iulia	ROU - Romania
Timing Supervisors:	CHIMIEL-NOWAK Magdalena KOKKONEN Kari SYKORA Marek	POL - Poland FIN - Finland SVK - Slovakia
Chief Ice Technician:	JOERGENSEN Asmus	DEN - Denmark
Deputy Chief Ice Technician:	TISLER Tomas	SLO - Slovenia



Competition Schedule

As of SUN 3 MAY 2026

Date	Start Time	Session	Sheet A	Sheet B	Sheet C	Sheet D	Sheet E	Sheet F
TUE 5 MAY	9:00	1	LTU - UKR	srb - mon	BIH - SRB	LAT - FIN		SVK - BUL
	13:30	2	pol - fin	HUN - GEO	esp - fra	CRO - ENG	isr - bel	aut - lux
	19:30	3	ROU - EST	SVK - LIE	BUL - POR	svk - slo	eng - srb	SLO - BIH
WED 6 MAY	8:00	4	slo - isr	FIN - POR	GEO - UKR	LTU - HUN	mon - esp	ROU - LAT
	12:00	5	CRO - SRB	svk - lux		eng - fin		fra - srb
	16:00	6	BUL - FIN	ENG - BIH	EST - LIE	UKR - SLO	ROU - SVK	esp - pol
	20:00	7			bel - aut	mon - fra		CRO - LTU
THU 7 MAY	9:00	8	LAT - LIE	SLO - SRB	CRO - HUN	lux - isr	LTU - GEO	EST - POR
	14:00	9	mon - eng	fra - pol	fin - srb	slo - bel	UKR - ENG	
	19:00	10	BIH - HUN	ROU - FIN	POR - SVK	EST - BUL	svk - aut	SRB - GEO
FRI 8 MAY	9:00	11	LIE - BUL	SRB - UKR	SLO - GEO		BIH - CRO	
	14:00	12	ENG - LTU	esp - eng	isr - svk	srb - pol		fin - mon
	19:00	13	lux - bel	EST - LAT	UKR - BIH	FIN - SVK	POR - ROU	HUN - SLO
SAT 9 MAY	9:00	14			HUN - ENG	BUL - ROU	pol - mon	UKR - CRO
	14:00	15	POR - LAT	isr - aut		fin - esp	slo - lux	LIE - FIN
	19:00	16	SLO - CRO	GEO - ENG	SVK - EST	BIH - LTU	SRB - HUN	eng - fra
SUN 10 MAY	9:00	17	GEO - BIH	LAT - SVK	SRB - LTU	LIE - POR	ENG - SLO	bel - svk
	14:00	18	srb - esp		pol - eng	HUN - UKR	fra - fin	FIN - EST
	19:00	19	aut - slo	LTU - SLO	LIE - ROU	GEO - CRO	BUL - LAT	ENG - SRB
MON 11 MAY	9:00	Men's and Women's Qualification Round 1						
	14:00	Men's and Women's Qualification Round 2						

Note:

For NOC codes, lowercase is used for Women, and uppercase is used for Men.
First named team in each game plays red-handled stones and wears dark coloured upper playing garments.
Please check online for more details and the latest updates.