




RESULTS BOOK



**World Championship
Pre-Qualifier (Europe) 2026
Women
Ljubljana, Slovenia**

5 - 11 May 2026





Medallists

| Medal | Country | Name | Position - Function |
|--------|----------------|----------------------|---------------------|
| GOLD | FRA - France | JEANNERET Pauline | 3 S |
| | | LI-MARCHETTI Anna | 4 |
| | | ROSSI Mathilde | 2 |
| | | CHARLET Delphine | 1 |
| | | BIDAUD Laurence | C |
| SILVER | POL - Poland | SZELIGA-FRYNIA Marta | 3 S |
| | | PLUTA Marta | 4 |
| | | JAWIEN Julia | 2 |
| | | DABROWSKA Marietta | 1 |
| | | HERMAN Magdalena | A |
| | | CESARZ Maciej | C |
| BRONZE | SVK - Slovakia | SYKOROVA Silvia | 4 S |
| | | MATULOVA Daniela | 3 |
| | | HAFEROVA Linda | 2 |
| | | OROKOCKA Lucia | 1 |

Note:

Position and function for each team member:

4 = Fourth, 3 = Third, 2 = Second, 1 = Lead, A = Alternate, S = Skip, C = Coach



Final Standings

| Rank | Team | Players | Position - Function | Group Rank | DSC |
|------|----------------|---------------------------|---------------------|------------|-----------|
| 1 | FRA - France | LI-MARCHETTI Anna | 4 V | | >WCQ |
| | | JEANNERET Pauline | 3 S | | |
| | | ROSSI Mathilde | 2 | | |
| | | CHARLET Delphine | 1 | | |
| | | - | A | | |
| | | BIDAUD Laurence | C | | |
| 2 | POL - Poland | PLUTA Marta | 4 V | | >WCQ |
| | | SZELIGA-FRYNIA Marta | 3 S | | |
| | | JAWIEN Julia | 2 | | |
| | | DABROWSKA Marietta | 1 | | |
| | | HERMAN Magdalena | A | | |
| | | CESARZ Maciej | C | | |
| 3 | SVK - Slovakia | SYKOROVA Silvia | 4 S | | |
| | | MATULOVA Daniela | 3 V | | |
| | | HAFEROVA Linda | 2 | | |
| | | OROKOCKA Lucia | 1 | | |
| | | - | A | | |
| | | - | C | | |
| 4 | AUT - Austria | PFLUEGLER Verena | 4 S | | |
| | | AUGUSTIN Hannah | 3 V | | |
| | | HOESS Johanna | 2 | | |
| | | KOTEK Julia | 1 | | |
| | | GRAF-KRAMLINGER Christina | A | | |
| | | JENTSCH Daniela | C | | |
| 5 | ESP - Spain | OTAEGI Oihane | 4 S | A3 | 86.433 cm |
| | | GARCIA REVUELTO Daniela | 3 V | | |
| | | OTAEGI Leire | 2 | | |
| | | GOMEZ Maria | 1 | | |
| | | RUIZ Patricia | A | | |
| | | UNANUE Mikel | C | | |
| 6 | SLO - Slovenia | GORISEK Marusa | 4 V | B3 | 97.767 cm |
| | | ZAVRTANIK DRGLIN Ajda | 3 S | | |
| | | KREMZAR Nina | 2 | | |
| | | GREGORI Liza | 1 | | |
| | | PECAVER Anja | A | | |
| | | ROUGE Frederic | C | | |
| 7 | FIN - Finland | BACKMAN Jenni | 4 S | A4 | 71.967 cm |
| | | VIRTAALA Elina | 3 V | | |
| | | SANTTI Susanna | 2 | | |
| | | LEMETTINEN Valentina | 1 | | |
| | | NORDSTROEM Emilia | A | | |
| | | VIRTAALA Matti | C | | |



Final Standings

| Rank | Team | Players | Position - Function | Group Rank | DSC |
|------|------------------|-------------------------|---------------------|------------|------------|
| 8 | ISR - Israel | SONE Elana | 4 S | B4 | 80.667 cm |
| | | STARK Andrea | 3 V | | |
| | | NEZNAMOV Ada | 2 | | |
| | | SOLODKAYA Elena | 1 | | |
| | | - | A | | |
| | | - | C | | |
| 9 | ENG - England | WARD Angharad | 4 S | A5 | 69.167 cm |
| | | MARTIN Annabelle | 3 V | | |
| | | HOWEY Anna | 2 | | |
| | | ROBINSON Naomi | 1 | | |
| | | - | A | | |
| | | PRICE Felix | C | | |
| 10 | BEL - Belgium | CATTECEUR Kim | 4 S | B5 | 126.289 cm |
| | | MICHIELS Mirte | 3 | | |
| | | BERUS Danielle | 2 V | | |
| | | ROSSIE Elisabeth | 1 | | |
| | | - | A | | |
| | | - | C | | |
| 11 | LUX - Luxembourg | HANSEN Virginie | 4 S | B6 | 84.056 cm |
| | | KUBOKI Shiori | 3 V | | |
| | | SPURGEON Betty | 2 | | |
| | | BJERG-PETERSEN Maja | 1 | | |
| | | LOUIE Monica | A | | |
| | | COLLINS Rick | C | | |
| 12 | MON - Monaco | FOREST Magali | 4 S | A6 | 138.867 cm |
| | | TIBAUT Nathalie | 3 | | |
| | | COHEN Yonah | 2 | | |
| | | DO COUTO Christine | 1 V | | |
| | | - | A | | |
| | | - | C | | |
| 13 | SRB - Serbia | GRAVARA-STOJANOVIC Dara | 4 S | A7 | 199.600 cm |
| | | KURESEVIC Tamara | 3 V | | |
| | | PSARAKI Irini | 2 | | |
| | | TRIFUNOVIC Lena | 1 | | |
| | | - | A | | |
| | | - | C | | |

Note:

Final standings are based on play-off results and group standings (group rank and Draw Shot Challenge).

Position and function for each team member:

4 = Fourth, 3 = Third, 2 = Second, 1 = Lead, A = Alternate, S = Skip, V = Vice-Skip, C = Coach

FRA and POL are qualified for the World Championship Qualifier 2026.



Competition Summary

| Session | Date Time | Sheet A | Sheet B | Sheet C | Sheet D | Sheet E | Sheet F |
|------------|--------------|---------------------------|--------------|--------------|---------------------------|--------------|---------------------------|
| Session 1 | 5 MAY 9:00 | | SRB 3-7 MON | | | | |
| Session 2 | 5 MAY 13:30 | POL 13-4 FIN | | ESP 7-11 FRA | | ISR 9-5 BEL | AUT ^{EE} 7-6 LUX |
| Session 3 | 5 MAY 19:30 | | | | SVK 3-5 SLO | ENG 18-0 SRB | |
| Session 4 | 6 MAY 8:00 | SLO 4-9 ISR | | | | MON 2-19 ESP | |
| Session 5 | 6 MAY 12:00 | | SVK 12-3 LUX | | ENG 3-4 FIN | | FRA 10-1 SRB |
| Session 6 | 6 MAY 16:00 | | | | | | ESP 8-9 POL |
| Session 7 | 6 MAY 20:00 | | | BEL 3-9 AUT | MON 1-12 FRA | | |
| Session 8 | 7 MAY 9:00 | | | | LUX 8-7 ISR ^{EE} | | |
| Session 9 | 7 MAY 14:00 | MON 2-17 ENG | FRA 6-5 POL | FIN 13-3 SRB | SLO 7-3 BEL | | |
| Session 10 | 7 MAY 19:00 | | | | | SVK 6-4 AUT | |
| Session 12 | 8 MAY 14:00 | | ESP 8-5 ENG | ISR 4-11 SVK | SRB L-W POL | | FIN 14-2 MON |
| Session 13 | 8 MAY 19:00 | LUX 7-8 ^{EE} BEL | | | | | |
| Session 14 | 9 MAY 9:00 | | | | | POL 16-3 MON | |
| Session 15 | 9 MAY 14:00 | | ISR 5-8 AUT | | FIN 8-10 ESP | SLO 7-3 LUX | |
| Session 16 | 9 MAY 19:00 | | | | | | ENG ^{EE} 9-8 FRA |
| Session 17 | 10 MAY 9:00 | | | | | | BEL 3-9 SVK |
| Session 18 | 10 MAY 14:00 | SRB 0-16 ESP | | POL 8-5 ENG | | FRA 7-5 FIN | |
| Session 19 | 10 MAY 19:00 | AUT 8-4 SLO | | | | | |
| Qual. 1 | 11 MAY 9:00 | | | | AUT 4-5 ^{EE} POL | FRA 10-1 SVK | |
| Qual. 2 | 11 MAY 14:00 | | | POL 9-3 SVK | | | |

Standings after Round Robin

Group A

| Rank | Team | Games | Wins | Losses | | |
|------|---------------|-------|------|--------|---|----|
| 1 | FRA - France | 6 | 5 | 1 | Q | w1 |
| 2 | POL - Poland | 6 | 5 | 1 | Q | w0 |
| 3 | ESP - Spain | 6 | 4 | 2 | | |
| 4 | FIN - Finland | 6 | 3 | 3 | | w1 |
| 5 | ENG - England | 6 | 3 | 3 | | w0 |
| 6 | MON - Monaco | 6 | 1 | 5 | | |
| 7 | SRB - Serbia | 6 | 0 | 6 | | |

Group B

| Rank | Team | Games | Wins | Losses | | |
|------|------------------|-------|------|--------|---|----|
| 1 | SVK - Slovakia | 5 | 4 | 1 | Q | w1 |
| 2 | AUT - Austria | 5 | 4 | 1 | Q | w0 |
| 3 | SLO - Slovenia | 5 | 3 | 2 | | |
| 4 | ISR - Israel | 5 | 2 | 3 | | |
| 5 | BEL - Belgium | 5 | 1 | 4 | | w1 |
| 6 | LUX - Luxembourg | 5 | 1 | 4 | | w0 |




Competition Summary

Merged Group Standings

| Rank | Team | Round Robin Results | | | Rank | Team | Round Robin Results | | |
|------|----------------|---------------------|------|----------|------|------------------|---------------------|------|-----------|
| | | Group | Rank | DSC | | | Group | Rank | DSC |
| 1 | FRA - France | A | 1 | 39.778cm | 8 | ISR - Israel | B | 4 | 80.667cm |
| 2 | SVK - Slovakia | B | 1 | 54.933cm | 9 | ENG - England | A | 5 | 69.167cm |
| 3 | AUT - Austria | B | 2 | 40.289cm | 10 | BEL - Belgium | B | 5 | 126.289cm |
| 4 | POL - Poland | A | 2 | 88.344cm | 11 | LUX - Luxembourg | B | 6 | 84.056cm |
| 5 | ESP - Spain | A | 3 | 86.433cm | 12 | MON - Monaco | A | 6 | 138.867cm |
| 6 | SLO - Slovenia | B | 3 | 97.767cm | 13 | SRB - Serbia | A | 7 | 199.600cm |
| 7 | FIN - Finland | A | 4 | 71.967cm | | | | | |

Play-offs Bracket



| | | | |
|----------------|--|---------------------|---|
| Legend: | >WCQ To World Championship Qualifier | EE Extra End | L Loss |
| | Q Qualified for the play-offs | W Win | wn Number of wins (n) against tied teams |


FRA and POL are qualified for the World Championship Qualifier 2026.



Session Results and Standings

| Sheet | Team | LSFE | 1 | 2 | 3 | 4 | 5 | 6 | 7 | 8 | Extra Ends | Total |
|-------|----------------|------|---|---|---|---|---|---|---|---|------------|-------|
| C | POL - Poland | | 2 | 0 | 2 | 1 | 0 | 3 | 1 | X | | 9 |
| | SVK - Slovakia | * | 0 | 2 | 0 | 0 | 1 | 0 | 0 | X | | 3 |

Play-offs Bracket



Legend:
LSFE(*) Last Stone First End **X** Unplayed/unfinished end due to concession



Game Results

| Sheet | Team | LSFE | 1 | 2 | 3 | 4 | 5 | 6 | 7 | 8 | Extra Ends | Total |
|-------|----------------|------|---|---|---|---|---|---|---|---|------------|-------|
| C | POL - Poland | | 2 | 0 | 2 | 1 | 0 | 3 | 1 | X | | 9 |
| | SVK - Slovakia | * | 0 | 2 | 0 | 0 | 1 | 0 | 0 | X | | 3 |

POL - Poland

4 V PLUTA Marta
3 S SZELIGA-FRYNIA Marta
2 HERMAN Magdalena
1 DABROWSKA Marietta
A JAWIEN Julia

SVK - Slovakia

4 S SYKOROVA Silvia
3 V MATULOVA Daniela
2 HAFEROVA Linda
1 OROKOCKA Lucia
A -

Note:

Position and function for each team member:

4 = Fourth, 3 = Third, 2 = Second, 1 = Lead, A = Alternate, S = Skip, V = Vice-Skip

Legend:

LSFE(*) Last Stone First End

X Unplayed/unfinished end due to concession



Scoring Analysis

| Team | Games | LSFE | Stolen Ends | Last Stone Eff. | Force Eff. | Points Scored | | | | | | | Total | Plus / Minus |
|-------|-------|---------|-------------|-----------------|------------|---------------|----|-----|----|----|----|---|-------|--------------|
| | | | | | | 0 | 1 | 2 | 3 | 4 | >4 | | | |
| FRA | 7 | For | 6 | 13 | 62% | 40% | 1 | 10 | 12 | 6 | 3 | 0 | 64 | +35 |
| | | Against | 1 | 3 | | | 0 | 9 | 7 | 2 | 0 | 0 | 29 | |
| POL | 8 | For | 6 | 8 | 62% | 44% | 1 | 11 | 6 | 7 | 6 | 0 | 68 | +35 |
| | | Against | 2 | 4 | | | 2 | 10 | 8 | 1 | 1 | 0 | 33 | |
| ESP | 6 | For | 2 | 13 | 76% | 31% | 0 | 6 | 8 | 9 | 2 | 2 | 68 | +33 |
| | | Against | 4 | 3 | | | 1 | 6 | 4 | 3 | 3 | 0 | 35 | |
| ENG | 6 | For | 3 | 10 | 53% | 40% | 2 | 8 | 10 | 2 | 3 | 2 | 57 | +27 |
| | | Against | 3 | 2 | | | 1 | 8 | 6 | 2 | 1 | 0 | 30 | |
| AUT | 6 | For | 5 | 4 | 42% | 76% | 1 | 12 | 7 | 2 | 2 | 0 | 40 | +11 |
| | | Against | 1 | 5 | | | 2 | 17 | 3 | 2 | 0 | 0 | 29 | |
| FIN | 6 | For | 4 | 7 | 55% | 50% | 1 | 6 | 8 | 6 | 2 | 0 | 48 | +10 |
| | | Against | 2 | 5 | | | 2 | 9 | 3 | 5 | 2 | 0 | 38 | |
| SVK | 7 | For | 4 | 8 | 24% | 38% | 2 | 11 | 6 | 4 | 0 | 2 | 45 | +7 |
| | | Against | 3 | 10 | | | 0 | 11 | 9 | 3 | 0 | 0 | 38 | |
| SLO | 5 | For | 1 | 5 | 50% | 67% | 2 | 7 | 7 | 2 | 0 | 0 | 27 | +1 |
| | | Against | 4 | 1 | | | 2 | 10 | 3 | 2 | 1 | 0 | 26 | |
| ISR | 5 | For | 3 | 6 | 35% | 31% | 0 | 9 | 6 | 3 | 1 | 0 | 34 | -2 |
| | | Against | 2 | 7 | | | 0 | 9 | 8 | 2 | 0 | 1 | 36 | |
| LUX | 5 | For | 3 | 1 | 29% | 53% | 0 | 9 | 3 | 4 | 0 | 0 | 27 | -14 |
| | | Against | 2 | 9 | | | 0 | 13 | 7 | 3 | 0 | 1 | 41 | |
| BEL | 5 | For | 0 | 8 | 25% | 18% | 1 | 12 | 5 | 0 | 0 | 0 | 22 | -19 |
| | | Against | 5 | 7 | | | 1 | 4 | 7 | 5 | 2 | 0 | 41 | |
| SRB | 6 | For | 0 | 1 | 4% | 22% | 0 | 3 | 2 | 0 | 0 | 0 | 7 | -60 |
| | | Against | 6 | 19 | | | 0 | 5 | 11 | 9 | 2 | 1 | 67 | |
| MON | 6 | For | 2 | 4 | 9% | 7% | 0 | 11 | 3 | 0 | 0 | 0 | 17 | -64 |
| | | Against | 4 | 13 | | | 0 | 4 | 7 | 6 | 7 | 3 | 81 | |
| Total | 39 | | | 88 | | | 11 | 115 | 83 | 45 | 19 | 6 | 524 | |

Note:

Stolen ends are the ends won without the last stone advantage.

Last Stone Efficiency: Scoring two or more points with last stone advantage.

Force Efficiency: Forcing the opponent team to score only one point when they have the last stone advantage.

Legend:

>4 More than four points scored

Eff. Efficiency

LSFE Last Stone First End



Summary of Big Ends

| Points Scored | By | Against | Session | End | Game Result |
|---------------|----------------|------------------|---------|-----|-------------|
| 6 | ENG - England | MON - Monaco | 9 | 7 | 17 : 2 |
| 6 | ESP - Spain | MON - Monaco | 4 | 5 | 19 : 2 |
| 5 | SVK - Slovakia | ISR - Israel | 12 | 2 | 11 : 4 |
| 5 | SVK - Slovakia | LUX - Luxembourg | 5 | 5 | 12 : 3 |
| 5 | ENG - England | SRB - Serbia | 3 | 4 | 18 : 0 |
| 5 | ESP - Spain | MON - Monaco | 4 | 7 | 19 : 2 |
| 4 | POL - Poland | ENG - England | 18 | 1 | 8 : 5 |
| 4 | POL - Poland | MON - Monaco | 14 | 6 | 16 : 3 |
| 4 | POL - Poland | MON - Monaco | 14 | 3 | 16 : 3 |
| 4 | POL - Poland | MON - Monaco | 14 | 1 | 16 : 3 |
| 4 | POL - Poland | ESP - Spain | 6 | 8 | 9 : 8 |
| 4 | POL - Poland | FIN - Finland | 2 | 5 | 13 : 4 |
| 4 | ENG - England | MON - Monaco | 9 | 1 | 17 : 2 |
| 4 | ENG - England | SRB - Serbia | 3 | 5 | 18 : 0 |
| 4 | ENG - England | SRB - Serbia | 3 | 2 | 18 : 0 |
| 4 | FRA - France | FIN - Finland | 18 | 6 | 7 : 5 |
| 4 | FRA - France | ESP - Spain | 2 | 6 | 11 : 7 |
| 4 | FRA - France | ESP - Spain | 2 | 4 | 11 : 7 |
| 4 | AUT - Austria | SLO - Slovenia | 19 | 4 | 8 : 4 |
| 4 | AUT - Austria | BEL - Belgium | 7 | 1 | 9 : 3 |
| 4 | ESP - Spain | POL - Poland | 6 | 1 | 8 : 9 |
| 4 | ESP - Spain | MON - Monaco | 4 | 1 | 19 : 2 |
| 4 | FIN - Finland | MON - Monaco | 12 | 7 | 14 : 2 |
| 4 | FIN - Finland | MON - Monaco | 12 | 3 | 14 : 2 |
| 4 | ISR - Israel | BEL - Belgium | 2 | 2 | 9 : 5 |

Note:


Big ends are defined as ends with a score of four or more points.



Session Results and Standings

| Sheet | Team | LSD/LSFE | 1 | 2 | 3 | 4 | 5 | 6 | 7 | 8 | Extra Ends | Total |
|-------|----------------|-----------|---|---|---|---|---|---|---|---|------------|-------|
| D | AUT - Austria | 164.1cm | 0 | 1 | 0 | 0 | 0 | 1 | 0 | 2 | 0 | 4 |
| | POL - Poland | 158.5cm * | 1 | 0 | 1 | 0 | 1 | 0 | 1 | 0 | 1 | 5 |
| E | FRA - France | 164.8cm * | 3 | 2 | 0 | 2 | 2 | 1 | X | X | | 10 |
| | SVK - Slovakia | 221.9cm | 0 | 0 | 1 | 0 | 0 | 0 | X | X | | 1 |

Play-offs Bracket



Legend:
LSD Last Stone Draw **LSFE(*)** Last Stone First End **X** Unplayed/unfinished end due to concession



Game Results

| Sheet | Team | LSFE | 1 | 2 | 3 | 4 | 5 | 6 | 7 | 8 | Extra | Ends | Total |
|-------|---------------|------|---|---|---|---|---|---|---|---|-------|------|-------|
| D | AUT - Austria | | 0 | 1 | 0 | 0 | 0 | 1 | 0 | 2 | 0 | | 4 |
| | POL - Poland | * | 1 | 0 | 1 | 0 | 1 | 0 | 1 | 0 | 1 | | 5 |

| AUT - Austria | |
|---------------|---------------------------|
| 4 S | PFLUEGLER Verena |
| 3 V | AUGUSTIN Hannah |
| 2 | HOESS Johanna |
| 1 | KOTEK Julia |
| A | GRAF-KRAMLINGER Christina |

| POL - Poland | |
|--------------|----------------------|
| 4 V | PLUTA Marta |
| 3 S | SZELIGA-FRYNIA Marta |
| 2 | JAWIEN Julia |
| 1 | DABROWSKA Marietta |
| A | HERMAN Magdalena |

| Last Stone Draw | | Distance |
|-----------------|------------------|----------------|
| ↻ | PFLUEGLER Verena | 30.5cm |
| ↻ | KOTEK Julia | 133.6cm |
| Total | | 164.1cm |

| Last Stone Draw | | Distance |
|-----------------|----------------------|----------------|
| ↻ | SZELIGA-FRYNIA Marta | 26.8cm |
| ↻ | DABROWSKA Marietta | 131.7cm |
| Total | | 158.5cm |

Note:
Position and function for each team member:
4 = Fourth, **3** = Third, **2** = Second, **1** = Lead, **A** = Alternate, **S** = Skip, **V** = Vice-Skip

Legend:
↻ Clockwise ↻ Counter-clockwise **LSFE(*)** Last Stone First End



Competition Matrix

Group A

| Team | ENG | ESP | FIN | FRA | MON | POL | SRB |
|------|--------|--------|--------|--------|--------|--------|--------|
| ENG | | 5 - 8 | 3 - 4 | 9 - 8 | 17 - 2 | 5 - 8 | 18 - 0 |
| ESP | 8 - 5 | | 10 - 8 | 7 - 11 | 19 - 2 | 8 - 9 | 16 - 0 |
| FIN | 4 - 3 | 8 - 10 | | 5 - 7 | 14 - 2 | 4 - 13 | 13 - 3 |
| FRA | 8 - 9 | 11 - 7 | 7 - 5 | | 12 - 1 | 6 - 5 | 10 - 1 |
| MON | 2 - 17 | 2 - 19 | 2 - 14 | 1 - 12 | | 3 - 16 | 7 - 3 |
| POL | 8 - 5 | 9 - 8 | 13 - 4 | 5 - 6 | 16 - 3 | | W - L |
| SRB | 0 - 18 | 0 - 16 | 3 - 13 | 1 - 10 | 3 - 7 | L - W | |

Standings after Round Robin

| Rank | Team | Games | Wins | Losses | | |
|------|---------------|-------|------|--------|---|----|
| 1 | FRA - France | 6 | 5 | 1 | Q | w1 |
| 2 | POL - Poland | 6 | 5 | 1 | Q | w0 |
| 3 | ESP - Spain | 6 | 4 | 2 | | |
| 4 | FIN - Finland | 6 | 3 | 3 | | w1 |
| 5 | ENG - England | 6 | 3 | 3 | | w0 |
| 6 | MON - Monaco | 6 | 1 | 5 | | |
| 7 | SRB - Serbia | 6 | 0 | 6 | | |



Competition Matrix

Group B

| Team | AUT | BEL | ISR | LUX | SLO | SVK |
|------|-------|-------|--------|--------|-------|--------|
| AUT | | 9 - 3 | 8 - 5 | 7 - 6 | 8 - 4 | 4 - 6 |
| BEL | 3 - 9 | | 5 - 9 | 8 - 7 | 3 - 7 | 3 - 9 |
| ISR | 5 - 8 | 9 - 5 | | 7 - 8 | 9 - 4 | 4 - 11 |
| LUX | 6 - 7 | 7 - 8 | 8 - 7 | | 3 - 7 | 3 - 12 |
| SLO | 4 - 8 | 7 - 3 | 4 - 9 | 7 - 3 | | 5 - 3 |
| SVK | 6 - 4 | 9 - 3 | 11 - 4 | 12 - 3 | 3 - 5 | |

Standings after Round Robin

| Rank | Team | Games | Wins | Losses | | |
|------|------------------|-------|------|--------|---|----|
| 1 | SVK - Slovakia | 5 | 4 | 1 | Q | w1 |
| 2 | AUT - Austria | 5 | 4 | 1 | Q | w0 |
| 3 | SLO - Slovenia | 5 | 3 | 2 | | |
| 4 | ISR - Israel | 5 | 2 | 3 | | |
| 5 | BEL - Belgium | 5 | 1 | 4 | | w1 |
| 6 | LUX - Luxembourg | 5 | 1 | 4 | | w0 |

Legend:

L Loss

Q Qualified for the play-offs

W Win

wn Number of wins (n) against tied teams



Draw Shot Challenge by Group

| Group A | | Stone Rotation | Last Stone Draw in each Round Robin Game | | | | | | DSC |
|---------|---------------|----------------|--|-------|-------|-------|-------|-------|-----------|
| Rank | Team | | 1 | 2 | 3 | 4 | 5 | 6 | |
| 1 | FRA - France | ⌚ | 52.8 | 21.5 | 23.9 | 49.0 | 45.9 | 27.7 | 39.778cm |
| | | ⌚ | 58.5 | 52.4 | 42.8 | 64.3 | 11.2 | 3.9 | |
| 2 | ENG - England | ⌚ | 61.8 | 91.1 | 107.7 | 3.1 | 42.2 | 29.0 | 69.167cm |
| | | ⌚ | 67.1 | 114.9 | 187.3 | 88.4 | 46.2 | 199.6 | |
| 3 | FIN - Finland | ⌚ | 199.6 | 66.8 | 175.8 | 199.6 | 16.1 | 13.3 | 71.967cm |
| | | ⌚ | 5.2 | 32.7 | 29.8 | 115.2 | 6.5 | 199.6 | |
| 4 | ESP - Spain | ⌚ | 36.6 | 95.0 | 5.1 | 199.6 | 88.8 | 26.2 | 86.433cm |
| | | ⌚ | 109.9 | 75.5 | 119.0 | 199.6 | 48.4 | 63.0 | |
| 5 | POL - Poland | ⌚ | 110.8 | 144.0 | 73.4 | 137.3 | 94.6 | 145.1 | 88.344cm |
| | | ⌚ | 30.1 | 89.1 | 20.6 | 114.9 | 124.3 | 35.6 | |
| 6 | MON - Monaco | ⌚ | 29.3 | 49.9 | 199.6 | 95.6 | 199.6 | 199.6 | 138.867cm |
| | | ⌚ | 199.6 | 77.0 | 199.6 | 199.6 | 199.6 | 34.6 | |
| 7 | SRB - Serbia | ⌚ | 199.6 | 199.6 | 199.6 | 199.6 | 199.6 | 199.6 | 199.600cm |
| | | ⌚ | 199.6 | 199.6 | 199.6 | 199.6 | 199.6 | 199.6 | |

| Group B | | Stone Rotation | Last Stone Draw in each Round Robin Game | | | | | DSC |
|---------|------------------|----------------|--|-------|-------|-------|-------|-----------|
| Rank | Team | | 1 | 2 | 3 | 4 | 5 | |
| 1 | AUT - Austria | ⌚ | 85.4 | 76.0 | 20.2 | 29.4 | 7.9 | 40.289cm |
| | | ⌚ | 82.3 | 28.1 | 5.6 | 199.6 | 27.7 | |
| 2 | SVK - Slovakia | ⌚ | 89.6 | 56.0 | 7.5 | 199.6 | 15.0 | 54.933cm |
| | | ⌚ | 57.6 | 5.4 | 199.6 | 15.2 | 48.5 | |
| 3 | ISR - Israel | ⌚ | 33.8 | 52.2 | 116.9 | 151.7 | 199.6 | 80.667cm |
| | | ⌚ | 89.3 | 28.1 | 190.0 | 15.4 | 48.6 | |
| 4 | LUX - Luxembourg | ⌚ | 102.6 | 199.6 | 28.6 | 56.5 | 53.1 | 84.056cm |
| | | ⌚ | 199.6 | 61.9 | 16.8 | 199.6 | 37.8 | |
| 5 | SLO - Slovenia | ⌚ | 73.8 | 146.5 | 17.4 | 141.6 | 112.0 | 97.767cm |
| | | ⌚ | 184.7 | 32.4 | 36.1 | 143.7 | 176.4 | |
| 6 | BEL - Belgium | ⌚ | 49.2 | 199.6 | 109.3 | 199.6 | 199.6 | 126.289cm |
| | | ⌚ | 100.2 | 199.6 | 41.5 | 199.6 | 38.0 | |

Note:

The Draw Shot Challenge (DSC) is the average distance of all the individual Last Stone Draws (LSD), which were delivered by a team during the round robin. Since the groups are of differing sizes, to ensure the DSC is calculated the same way, only the LSDs from the first 'equal number' of games will be used. The single least favourable result will be eliminated before calculating the average distance. The team with the lesser DSC receives the higher ranking. If the DSCs are equal then the team with the best non-equal counting LSD receives the higher ranking. In the case where all counting LSDs are equal, the team ranked higher in the official World Curling World Ranking is ranked higher.

Legend:

⌚ Clockwise

⌚ Counter-clockwise

DSC Draw Shot Challenge

nnn.n Eliminated Last Stone Draw



Scoring Analysis

| Team | Games | LSFE | Stolen Ends | Last Stone Eff. | Force Eff. | Points Scored | | | | | | | Total | Plus / Minus |
|--------------|-----------|---------|-------------|-----------------|------------|---------------|-----------|------------|-----------|-----------|-----------|----------|------------|--------------|
| | | | | | | 0 | 1 | 2 | 3 | 4 | >4 | | | |
| ESP | 6 | For | 2 | 13 | 76% | 31% | 0 | 6 | 8 | 9 | 2 | 2 | 68 | +33 |
| | | Against | 4 | 3 | | | 1 | 6 | 4 | 3 | 3 | 0 | 35 | |
| POL | 6 | For | 5 | 4 | 70% | 36% | 1 | 4 | 4 | 6 | 6 | 0 | 54 | +28 |
| | | Against | 1 | 4 | | | 1 | 7 | 6 | 1 | 1 | 0 | 26 | |
| ENG | 6 | For | 3 | 10 | 53% | 40% | 2 | 8 | 10 | 2 | 3 | 2 | 57 | +27 |
| | | Against | 3 | 2 | | | 1 | 8 | 6 | 2 | 1 | 0 | 30 | |
| FRA | 6 | For | 5 | 10 | 58% | 36% | 1 | 9 | 9 | 5 | 3 | 0 | 54 | +26 |
| | | Against | 1 | 3 | | | 0 | 8 | 7 | 2 | 0 | 0 | 28 | |
| SVK | 5 | For | 3 | 8 | 31% | 56% | 2 | 9 | 5 | 4 | 0 | 2 | 41 | +22 |
| | | Against | 2 | 4 | | | 0 | 8 | 4 | 1 | 0 | 0 | 19 | |
| AUT | 5 | For | 5 | 4 | 45% | 69% | 0 | 10 | 6 | 2 | 2 | 0 | 36 | +12 |
| | | Against | 0 | 4 | | | 2 | 12 | 3 | 2 | 0 | 0 | 24 | |
| FIN | 6 | For | 4 | 7 | 55% | 50% | 1 | 6 | 8 | 6 | 2 | 0 | 48 | +10 |
| | | Against | 2 | 5 | | | 2 | 9 | 3 | 5 | 2 | 0 | 38 | |
| SLO | 5 | For | 1 | 5 | 50% | 67% | 2 | 7 | 7 | 2 | 0 | 0 | 27 | +1 |
| | | Against | 4 | 1 | | | 2 | 10 | 3 | 2 | 1 | 0 | 26 | |
| ISR | 5 | For | 3 | 6 | 35% | 31% | 0 | 9 | 6 | 3 | 1 | 0 | 34 | -2 |
| | | Against | 2 | 7 | | | 0 | 9 | 8 | 2 | 0 | 1 | 36 | |
| LUX | 5 | For | 3 | 1 | 29% | 53% | 0 | 9 | 3 | 4 | 0 | 0 | 27 | -14 |
| | | Against | 2 | 9 | | | 0 | 13 | 7 | 3 | 0 | 1 | 41 | |
| BEL | 5 | For | 0 | 8 | 25% | 18% | 1 | 12 | 5 | 0 | 0 | 0 | 22 | -19 |
| | | Against | 5 | 7 | | | 1 | 4 | 7 | 5 | 2 | 0 | 41 | |
| SRB | 6 | For | 0 | 1 | 4% | 22% | 0 | 3 | 2 | 0 | 0 | 0 | 7 | -60 |
| | | Against | 6 | 19 | | | 0 | 5 | 11 | 9 | 2 | 1 | 67 | |
| MON | 6 | For | 2 | 4 | 9% | 7% | 0 | 11 | 3 | 0 | 0 | 0 | 17 | -64 |
| | | Against | 4 | 13 | | | 0 | 4 | 7 | 6 | 7 | 3 | 81 | |
| Total | 36 | | | 81 | | | 10 | 103 | 76 | 43 | 19 | 6 | 492 | |

Note:

Stolen ends are the ends won without the last stone advantage.

Last Stone Efficiency: Scoring two or more points with last stone advantage.

Force Efficiency: Forcing the opponent team to score only one point when they have the last stone advantage.

Legend:

>4 More than four points scored

Eff. Efficiency

LSFE Last Stone First End



Summary of Big Ends

| Points Scored | By | Against | Session | End | Game Result |
|---------------|----------------|------------------|---------|-----|-------------|
| 6 | ENG - England | MON - Monaco | 9 | 7 | 17 : 2 |
| 6 | ESP - Spain | MON - Monaco | 4 | 5 | 19 : 2 |
| 5 | SVK - Slovakia | ISR - Israel | 12 | 2 | 11 : 4 |
| 5 | SVK - Slovakia | LUX - Luxembourg | 5 | 5 | 12 : 3 |
| 5 | ENG - England | SRB - Serbia | 3 | 4 | 18 : 0 |
| 5 | ESP - Spain | MON - Monaco | 4 | 7 | 19 : 2 |
| 4 | POL - Poland | ENG - England | 18 | 1 | 8 : 5 |
| 4 | POL - Poland | MON - Monaco | 14 | 6 | 16 : 3 |
| 4 | POL - Poland | MON - Monaco | 14 | 3 | 16 : 3 |
| 4 | POL - Poland | MON - Monaco | 14 | 1 | 16 : 3 |
| 4 | POL - Poland | ESP - Spain | 6 | 8 | 9 : 8 |
| 4 | POL - Poland | FIN - Finland | 2 | 5 | 13 : 4 |
| 4 | ENG - England | MON - Monaco | 9 | 1 | 17 : 2 |
| 4 | ENG - England | SRB - Serbia | 3 | 5 | 18 : 0 |
| 4 | ENG - England | SRB - Serbia | 3 | 2 | 18 : 0 |
| 4 | FRA - France | FIN - Finland | 18 | 6 | 7 : 5 |
| 4 | FRA - France | ESP - Spain | 2 | 6 | 11 : 7 |
| 4 | FRA - France | ESP - Spain | 2 | 4 | 11 : 7 |
| 4 | AUT - Austria | SLO - Slovenia | 19 | 4 | 8 : 4 |
| 4 | AUT - Austria | BEL - Belgium | 7 | 1 | 9 : 3 |
| 4 | ESP - Spain | POL - Poland | 6 | 1 | 8 : 9 |
| 4 | ESP - Spain | MON - Monaco | 4 | 1 | 19 : 2 |
| 4 | FIN - Finland | MON - Monaco | 12 | 7 | 14 : 2 |
| 4 | FIN - Finland | MON - Monaco | 12 | 3 | 14 : 2 |
| 4 | ISR - Israel | BEL - Belgium | 2 | 2 | 9 : 5 |

Note:

Big ends are defined as ends with a score of four or more points.



Session Results and Standings

| Sheet | Team | LSD/LSFE | 1 | 2 | 3 | 4 | 5 | 6 | 7 | 8 | Extra Ends | Total |
|-------|----------------|----------|---|---|---|---|---|---|---|---|------------|-------|
| A | AUT - Austria | 35.6cm * | 1 | 0 | 0 | 4 | 0 | 2 | 0 | 1 | | 8 |
| | SLO - Slovenia | 288.4cm | 0 | 0 | 2 | 0 | 1 | 0 | 1 | 0 | | 4 |

Standings after Round Robin

Group A

| Rank | Team | Games | Wins | Losses | | |
|------|---------------|-------|------|--------|---|----|
| 1 | FRA - France | 6 | 5 | 1 | Q | w1 |
| 2 | POL - Poland | 6 | 5 | 1 | Q | w0 |
| 3 | ESP - Spain | 6 | 4 | 2 | | |
| 4 | FIN - Finland | 6 | 3 | 3 | | w1 |
| 5 | ENG - England | 6 | 3 | 3 | | w0 |
| 6 | MON - Monaco | 6 | 1 | 5 | | |
| 7 | SRB - Serbia | 6 | 0 | 6 | | |

Group B

| Rank | Team | Games | Wins | Losses | | |
|------|------------------|-------|------|--------|---|----|
| 1 | SVK - Slovakia | 5 | 4 | 1 | Q | w1 |
| 2 | AUT - Austria | 5 | 4 | 1 | Q | w0 |
| 3 | SLO - Slovenia | 5 | 3 | 2 | | |
| 4 | ISR - Israel | 5 | 2 | 3 | | |
| 5 | BEL - Belgium | 5 | 1 | 4 | | w1 |
| 6 | LUX - Luxembourg | 5 | 1 | 4 | | w0 |

Legend:

LSD Last Stone Draw

LSFE(*) Last Stone First End

Q Qualified for the play-offs

wn Number of wins (n) against tied teams



Game Results

| Sheet | Team | LSFE | 1 | 2 | 3 | 4 | 5 | 6 | 7 | 8 | Extra Ends | Total |
|-------|----------------|------|---|---|---|---|---|---|---|---|------------|-------|
| A | AUT - Austria | * | 1 | 0 | 0 | 4 | 0 | 2 | 0 | 1 | | 8 |
| | SLO - Slovenia | | 0 | 0 | 2 | 0 | 1 | 0 | 1 | 0 | | 4 |

| AUT - Austria | |
|---------------|---------------------------|
| 4 S | PFLUEGLER Verena |
| 3 V | AUGUSTIN Hannah |
| 2 | HOESS Johanna |
| 1 | GRAF-KRAMLINGER Christina |
| A | KOTEK Julia |

| SLO - Slovenia | |
|----------------|-----------------------|
| 4 S | GORISEK Marusa |
| 3 V | ZAVRTANIK DRGLIN Ajda |
| 2 | KREMZAR Nina |
| 1 | GREGORI Liza |
| A | PECAVER Anja |

| Last Stone Draw | | Distance |
|-----------------|-----------------|---------------|
| ↻ | AUGUSTIN Hannah | 7.9cm |
| ↻ | HOESS Johanna | 27.7cm |
| Total | | 35.6cm |

| Last Stone Draw | | Distance |
|-----------------|-----------------------|----------------|
| ↻ | GORISEK Marusa | 112.0cm |
| ↻ | ZAVRTANIK DRGLIN Ajda | 176.4cm |
| Total | | 288.4cm |

Note:
Position and function for each team member:
4 = Fourth, 3 = Third, 2 = Second, 1 = Lead, A = Alternate, S = Skip, V = Vice-Skip

Legend:
↻ Clockwise ↻ Counter-clockwise **LSFE(*)** Last Stone First End



Session Results and Standings

| Sheet | Team | LSD/LSFE | 1 | 2 | 3 | 4 | 5 | 6 | 7 | 8 | Extra Ends | Total |
|-------|---------------|-----------|---|---|---|---|---|---|---|---|------------|-------|
| A | SRB - Serbia | 399.2cm | 0 | 0 | 0 | 0 | 0 | 0 | X | X | | 0 |
| | ESP - Spain | 89.2cm * | 2 | 3 | 3 | 3 | 3 | 2 | X | X | | 16 |
| C | POL - Poland | 180.7cm * | 4 | 0 | 2 | 0 | 0 | 1 | 1 | X | | 8 |
| | ENG - England | 228.6cm | 0 | 2 | 0 | 1 | 2 | 0 | 0 | X | | 5 |
| E | FRA - France | 31.6cm * | 1 | 0 | 0 | 1 | 0 | 4 | 0 | 1 | | 7 |
| | FIN - Finland | 212.9cm | 0 | 1 | 1 | 0 | 1 | 0 | 2 | 0 | | 5 |

Current Standings

Group A

| Rank | Team | Games | Wins | Losses | | |
|------|---------------|-------|------|--------|---|----|
| 1 | FRA - France | 6 | 5 | 1 | Q | w1 |
| 2 | POL - Poland | 6 | 5 | 1 | Q | w0 |
| 3 | ESP - Spain | 6 | 4 | 2 | | |
| 4 | FIN - Finland | 6 | 3 | 3 | | w1 |
| 5 | ENG - England | 6 | 3 | 3 | | w0 |
| 6 | MON - Monaco | 6 | 1 | 5 | | |
| 7 | SRB - Serbia | 6 | 0 | 6 | | |

Group B

| Rank | Team | Games | Wins | Losses | |
|------|------------------|-------|------|--------|---|
| 1 | SVK - Slovakia | 5 | 4 | 1 | Q |
| 2 | AUT - Austria | 4 | 3 | 1 | |
| 2 | SLO - Slovenia | 4 | 3 | 1 | |
| 4 | ISR - Israel | 5 | 2 | 3 | |
| 5 | BEL - Belgium | 5 | 1 | 4 | |
| 5 | LUX - Luxembourg | 5 | 1 | 4 | |

Note:

Under World Curling rules, tie-breaking rules for standings are not applied until after the last game of the round robin.

Legend:

LSD Last Stone Draw

LSFE(*) Last Stone First End

Q Qualified for the play-offs

wn Number of wins (n) against tied teams

X Unplayed/unfinished end due to concession



Game Results

| Sheet | Team | LSFE | 1 | 2 | 3 | 4 | 5 | 6 | 7 | 8 | Extra Ends | Total |
|-------|---------------|------|---|---|---|---|---|---|---|---|------------|-------|
| E | FRA - France | * | 1 | 0 | 0 | 1 | 0 | 4 | 0 | 1 | | 7 |
| | FIN - Finland | | 0 | 1 | 1 | 0 | 1 | 0 | 2 | 0 | | 5 |

| FRA - France | |
|--------------|-------------------|
| 4 V | LI-MARCHETTI Anna |
| 3 S | JEANNERET Pauline |
| 2 | ROSSI Mathilde |
| 1 | CHARLET Delphine |
| A | - |

| FIN - Finland | |
|---------------|----------------------|
| 4 S | BACKMAN Jenni |
| 3 V | VIRTAALA Elina |
| 2 | SANTTI Susanna |
| 1 | LEMETTINEN Valentina |
| A | NORDSTROEM Emilia |

| Last Stone Draw | | Distance |
|-----------------|-------------------|---------------|
| ↻ | ROSSI Mathilde | 27.7cm |
| ↻ | LI-MARCHETTI Anna | 3.9cm |
| Total | | 31.6cm |

| Last Stone Draw | | Distance |
|-----------------|----------------------|----------------|
| ↻ | VIRTAALA Elina | 13.3cm |
| ↻ | LEMETTINEN Valentina | 199.6cm |
| Total | | 212.9cm |

Note:
Position and function for each team member:
4 = Fourth, 3 = Third, 2 = Second, 1 = Lead, A = Alternate, S = Skip, V = Vice-Skip

Legend:
↻ Clockwise ↻ Counter-clockwise **LSFE(*)** Last Stone First End



Session Results and Standings

| Sheet | Team | LSD/LSFE | 1 | 2 | 3 | 4 | 5 | 6 | 7 | 8 | Extra Ends | Total |
|-------|----------------|----------|---|---|---|---|---|---|---|---|------------|-------|
| F | BEL - Belgium | 237.6cm | 1 | 0 | 0 | 1 | 1 | 0 | 0 | X | | 3 |
| | SVK - Slovakia | 63.5cm * | 0 | 1 | 3 | 0 | 0 | 3 | 2 | X | | 9 |

Current Standings

Group A

| Rank | Team | Games | Wins | Losses |
|------|---------------|-------|------|--------|
| 1 | FRA - France | 5 | 4 | 1 |
| 1 | POL - Poland | 5 | 4 | 1 |
| 3 | ENG - England | 5 | 3 | 2 |
| 3 | ESP - Spain | 5 | 3 | 2 |
| 3 | FIN - Finland | 5 | 3 | 2 |
| 6 | MON - Monaco | 6 | 1 | 5 |
| 7 | SRB - Serbia | 5 | 0 | 5 |

Group B

| Rank | Team | Games | Wins | Losses | |
|------|------------------|-------|------|--------|---|
| 1 | SVK - Slovakia | 5 | 4 | 1 | Q |
| 2 | AUT - Austria | 4 | 3 | 1 | |
| 2 | SLO - Slovenia | 4 | 3 | 1 | |
| 4 | ISR - Israel | 5 | 2 | 3 | |
| 5 | BEL - Belgium | 5 | 1 | 4 | |
| 5 | LUX - Luxembourg | 5 | 1 | 4 | |

Note:

Under World Curling rules, tie-breaking rules for standings are not applied until after the last game of the round robin.

Legend:

LSD Last Stone Draw

LSFE(*) Last Stone First End

Q Qualified for the play-offs

X Unplayed/unfinished end due to concession



Session Results and Standings

| Sheet | Team | LSD/LSFE | 1 | 2 | 3 | 4 | 5 | 6 | 7 | 8 | Extra Ends | Total |
|-------|---------------|----------|---|---|---|---|---|---|---|---|------------|-------|
| F | ENG - England | 88.4cm | 0 | 3 | 0 | 2 | 1 | 0 | 2 | 0 | 1 | 9 |
| | FRA - France | 57.1cm * | 2 | 0 | 3 | 0 | 0 | 1 | 0 | 2 | 0 | 8 |

Current Standings

Group A

| Rank | Team | Games | Wins | Losses |
|------|---------------|-------|------|--------|
| 1 | FRA - France | 5 | 4 | 1 |
| 1 | POL - Poland | 5 | 4 | 1 |
| 3 | ENG - England | 5 | 3 | 2 |
| 3 | ESP - Spain | 5 | 3 | 2 |
| 3 | FIN - Finland | 5 | 3 | 2 |
| 6 | MON - Monaco | 6 | 1 | 5 |
| 7 | SRB - Serbia | 5 | 0 | 5 |

Group B

| Rank | Team | Games | Wins | Losses |
|------|------------------|-------|------|--------|
| 1 | AUT - Austria | 4 | 3 | 1 |
| 1 | SLO - Slovenia | 4 | 3 | 1 |
| 1 | SVK - Slovakia | 4 | 3 | 1 |
| 4 | ISR - Israel | 5 | 2 | 3 |
| 5 | BEL - Belgium | 4 | 1 | 3 |
| 6 | LUX - Luxembourg | 5 | 1 | 4 |

Note:
Under World Curling rules, tie-breaking rules for standings are not applied until after the last game of the round robin.

Legend:
LSD Last Stone Draw LSFE(*) Last Stone First End



Game Results

| Sheet | Team | LSFE | 1 | 2 | 3 | 4 | 5 | 6 | 7 | 8 | Extra Ends | Total |
|-------|---------------|------|---|---|---|---|---|---|---|---|------------|-------|
| F | ENG - England | | 0 | 3 | 0 | 2 | 1 | 0 | 2 | 0 | 1 | 9 |
| | FRA - France | * | 2 | 0 | 3 | 0 | 0 | 1 | 0 | 2 | 0 | 8 |

| ENG - England | |
|---------------|------------------|
| 4 S | WARD Angharad |
| 3 V | MARTIN Annabelle |
| 2 | HOWEY Anna |
| 1 | ROBINSON Naomi |
| A | - |

| FRA - France | |
|--------------|-------------------|
| 4 V | LI-MARCHETTI Anna |
| 3 S | JEANNERET Pauline |
| 2 | ROSSI Mathilde |
| 1 | CHARLET Delphine |
| A | - |

| Last Stone Draw | | Distance |
|-----------------|----------------|---------------|
| ↻ | WARD Angharad | 42.2cm |
| ↻ | ROBINSON Naomi | 46.2cm |
| Total | | 88.4cm |

| Last Stone Draw | | Distance |
|-----------------|-------------------|---------------|
| ↻ | CHARLET Delphine | 45.9cm |
| ↻ | JEANNERET Pauline | 11.2cm |
| Total | | 57.1cm |

Note:
Position and function for each team member:
4 = Fourth, 3 = Third, 2 = Second, 1 = Lead, A = Alternate, S = Skip, V = Vice-Skip

Legend:
↻ Clockwise ↻ Counter-clockwise **LSFE(*)** Last Stone First End



Session Results and Standings

| Sheet | Team | LSD/LSFE | 1 | 2 | 3 | 4 | 5 | 6 | 7 | 8 | Extra Ends | Total |
|-------|------------------|-----------|---|---|---|---|---|---|---|---|------------|-------|
| B | ISR - Israel | 248.2cm | 1 | 0 | 1 | 0 | 2 | 0 | 1 | 0 | | 5 |
| | AUT - Austria | 229.0cm * | 0 | 1 | 0 | 2 | 0 | 2 | 0 | 3 | | 8 |
| D | FIN - Finland | 22.6cm * | 0 | 3 | 0 | 3 | 2 | 0 | 0 | 0 | | 8 |
| | ESP - Spain | 137.2cm | 1 | 0 | 3 | 0 | 0 | 3 | 1 | 2 | | 10 |
| E | SLO - Slovenia | 285.3cm | 1 | 0 | 3 | 2 | 0 | 1 | 0 | X | | 7 |
| | LUX - Luxembourg | 90.9cm * | 0 | 1 | 0 | 0 | 1 | 0 | 1 | X | | 3 |

Current Standings

Group A

| Rank | Team | Games | Wins | Losses |
|------|---------------|-------|------|--------|
| 1 | FRA - France | 4 | 4 | 0 |
| 2 | POL - Poland | 5 | 4 | 1 |
| 3 | ESP - Spain | 5 | 3 | 2 |
| 3 | FIN - Finland | 5 | 3 | 2 |
| 5 | ENG - England | 4 | 2 | 2 |
| 6 | MON - Monaco | 6 | 1 | 5 |
| 7 | SRB - Serbia | 5 | 0 | 5 |

Group B

| Rank | Team | Games | Wins | Losses |
|------|------------------|-------|------|--------|
| 1 | AUT - Austria | 4 | 3 | 1 |
| 1 | SLO - Slovenia | 4 | 3 | 1 |
| 1 | SVK - Slovakia | 4 | 3 | 1 |
| 4 | ISR - Israel | 5 | 2 | 3 |
| 5 | BEL - Belgium | 4 | 1 | 3 |
| 6 | LUX - Luxembourg | 5 | 1 | 4 |

Note:
Under World Curling rules, tie-breaking rules for standings are not applied until after the last game of the round robin.

Legend:
LSD Last Stone Draw LSFE(*) Last Stone First End X Unplayed/unfinished end due to concession



Game Results

| Sheet | Team | LSFE | 1 | 2 | 3 | 4 | 5 | 6 | 7 | 8 | Extra Ends | Total |
|-------|---------------|------|---|---|---|---|---|---|---|---|------------|-------|
| B | ISR - Israel | | 1 | 0 | 1 | 0 | 2 | 0 | 1 | 0 | | 5 |
| | AUT - Austria | * | 0 | 1 | 0 | 2 | 0 | 2 | 0 | 3 | | 8 |

| ISR - Israel | |
|--------------|-----------------|
| 4 S | SONE Elana |
| 3 V | STARK Andrea |
| 2 | NEZNAMOV Ada |
| 1 | SOLODKAYA Elena |
| A | - |

| AUT - Austria | |
|---------------|---------------------------|
| 4 S | PFLUEGLER Verena |
| 3 V | AUGUSTIN Hannah |
| 2 | HOESS Johanna |
| 1 | KOTEK Julia |
| A | GRAF-KRAMLINGER Christina |

| Last Stone Draw | | Distance |
|-----------------|--------------|----------------|
| ↻ | STARK Andrea | 199.6cm |
| ↻ | NEZNAMOV Ada | 48.6cm |
| Total | | 248.2cm |

| Last Stone Draw | | Distance |
|-----------------|------------------|----------------|
| ↻ | PFLUEGLER Verena | 29.4cm |
| ↻ | KOTEK Julia | 199.6cm |
| Total | | 229.0cm |

Note:
Position and function for each team member:
4 = Fourth, 3 = Third, 2 = Second, 1 = Lead, A = Alternate, S = Skip, V = Vice-Skip

Legend:
↻ Clockwise ↻ Counter-clockwise **LSFE(*)** Last Stone First End



Game Results

| Sheet | Team | LSFE | 1 | 2 | 3 | 4 | 5 | 6 | 7 | 8 | Extra Ends | Total |
|-------|---------------|------|---|---|---|---|---|---|---|---|------------|-------|
| D | FIN - Finland | * | 0 | 3 | 0 | 3 | 2 | 0 | 0 | 0 | | 8 |
| | ESP - Spain | | 1 | 0 | 3 | 0 | 0 | 3 | 1 | 2 | | 10 |

| FIN - Finland | |
|---------------|----------------------|
| 4 S | BACKMAN Jenni |
| 3 V | VIRTAALA Elina |
| 2 | SANTTI Susanna |
| 1 | LEMETTINEN Valentina |
| A | NORDSTROEM Emilia |

| ESP - Spain | |
|-------------|-------------------------|
| 4 S | OTAEGI Oihane |
| 3 V | GARCIA REVUELTO Daniela |
| 2 | OTAEGI Leire |
| 1 | GOMEZ Maria |
| A | RUIZ Patricia |

| Last Stone Draw | | Distance |
|-----------------|----------------|---------------|
| ↻ | SANTTI Susanna | 16.1cm |
| ↻ | BACKMAN Jenni | 6.5cm |
| Total | | 22.6cm |

| Last Stone Draw | | Distance |
|-----------------|---------------|----------------|
| ↻ | OTAEGI Oihane | 88.8cm |
| ↻ | GOMEZ Maria | 48.4cm |
| Total | | 137.2cm |

RUIZ P replaced OTAEGI L at the beginning of End 7

Note:
Position and function for each team member:
4 = Fourth, 3 = Third, 2 = Second, 1 = Lead, A = Alternate, S = Skip, V = Vice-Skip

Legend:
↻ Clockwise ↻ Counter-clockwise **LSFE(*)** Last Stone First End



Session Results and Standings

| Sheet | Team | LSD/LSFE | 1 | 2 | 3 | 4 | 5 | 6 | 7 | 8 | Extra Ends | Total |
|-------|--------------|-----------|---|---|---|---|---|---|---|---|------------|-------|
| E | POL - Poland | 218.9cm * | 4 | 0 | 4 | 3 | 0 | 4 | 1 | X | | 16 |
| | MON - Monaco | 234.2cm | 0 | 1 | 0 | 0 | 2 | 0 | 0 | X | | 3 |

Current Standings

Group A

| Rank | Team | Games | Wins | Losses |
|------|---------------|-------|------|--------|
| 1 | FRA - France | 4 | 4 | 0 |
| 2 | POL - Poland | 5 | 4 | 1 |
| 3 | FIN - Finland | 4 | 3 | 1 |
| 4 | ENG - England | 4 | 2 | 2 |
| 4 | ESP - Spain | 4 | 2 | 2 |
| 6 | MON - Monaco | 6 | 1 | 5 |
| 7 | SRB - Serbia | 5 | 0 | 5 |

Group B

| Rank | Team | Games | Wins | Losses |
|------|------------------|-------|------|--------|
| 1 | SVK - Slovakia | 4 | 3 | 1 |
| 2 | AUT - Austria | 3 | 2 | 1 |
| 2 | SLO - Slovenia | 3 | 2 | 1 |
| 4 | ISR - Israel | 4 | 2 | 2 |
| 5 | BEL - Belgium | 4 | 1 | 3 |
| 5 | LUX - Luxembourg | 4 | 1 | 3 |

Note:

Under World Curling rules, tie-breaking rules for standings are not applied until after the last game of the round robin.

Legend:

LSD Last Stone Draw

LSFE(*) Last Stone First End

X Unplayed/unfinished end due to concession



Session Results and Standings

| Sheet | Team | LSD/LSFE | 1 | 2 | 3 | 4 | 5 | 6 | 7 | 8 | Extra Ends | Total |
|-------|------------------|-----------|---|---|---|---|---|---|---|---|------------|-------|
| A | LUX - Luxembourg | 256.1cm * | 3 | 0 | 3 | 0 | 0 | 0 | 0 | 1 | 0 | 7 |
| | BEL - Belgium | 399.2cm | 0 | 2 | 0 | 1 | 1 | 1 | 2 | 0 | 1 | 8 |

Current Standings

Group A

| Rank | Team | Games | Wins | Losses |
|------|---------------|-------|------|--------|
| 1 | FRA - France | 4 | 4 | 0 |
| 2 | FIN - Finland | 4 | 3 | 1 |
| 2 | POL - Poland | 4 | 3 | 1 |
| 4 | ENG - England | 4 | 2 | 2 |
| 4 | ESP - Spain | 4 | 2 | 2 |
| 6 | MON - Monaco | 5 | 1 | 4 |
| 7 | SRB - Serbia | 5 | 0 | 5 |

Group B

| Rank | Team | Games | Wins | Losses |
|------|------------------|-------|------|--------|
| 1 | SVK - Slovakia | 4 | 3 | 1 |
| 2 | AUT - Austria | 3 | 2 | 1 |
| 2 | SLO - Slovenia | 3 | 2 | 1 |
| 4 | ISR - Israel | 4 | 2 | 2 |
| 5 | BEL - Belgium | 4 | 1 | 3 |
| 5 | LUX - Luxembourg | 4 | 1 | 3 |

Note:
Under World Curling rules, tie-breaking rules for standings are not applied until after the last game of the round robin.

Legend:
LSD Last Stone Draw LSFE(*) Last Stone First End



Game Results

| Sheet | Team | LSFE | 1 | 2 | 3 | 4 | 5 | 6 | 7 | 8 | Extra Ends | Total |
|-------|------------------|------|---|---|---|---|---|---|---|---|------------|-------|
| A | LUX - Luxembourg | * | 3 | 0 | 3 | 0 | 0 | 0 | 0 | 1 | 0 | 7 |
| | BEL - Belgium | | 0 | 2 | 0 | 1 | 1 | 1 | 2 | 0 | 1 | 8 |

| LUX - Luxembourg | |
|------------------|---------------------|
| 4 S | HANSEN Virginie |
| 3 V | KUBOKI Shiori |
| 2 | SPURGEON Betty |
| 1 | LOUIE Monica |
| A | BJERG-PETERSEN Maja |

| BEL - Belgium | |
|---------------|------------------|
| 4 S | CATTECEUR Kim |
| 3 | MICHIELS Mirte |
| 2 V | BERUS Danielle |
| 1 | ROSSIE Elisabeth |
| A | - |

| Last Stone Draw | | Distance |
|-----------------|-----------------|----------------|
| ↻ | HANSEN Virginie | 56.5cm |
| ↻ | SPURGEON Betty | 199.6cm |
| Total | | 256.1cm |

| Last Stone Draw | | Distance |
|-----------------|------------------|----------------|
| ↻ | ROSSIE Elisabeth | 199.6cm |
| ↻ | BERUS Danielle | 199.6cm |
| Total | | 399.2cm |

Note:
Position and function for each team member:
4 = Fourth, 3 = Third, 2 = Second, 1 = Lead, A = Alternate, S = Skip, V = Vice-Skip

Legend:
↻ Clockwise ↻ Counter-clockwise **LSFE(*)** Last Stone First End



Session Results and Standings

| Sheet | Team | LSD/LSFE | 1 | 2 | 3 | 4 | 5 | 6 | 7 | 8 | Extra Ends | Total |
|-------|----------------|-----------|---|---|---|---|---|---|---|---|------------|-------|
| B | ESP - Spain | 399.2cm | 0 | 3 | 0 | 0 | 2 | 1 | 0 | 2 | | 8 |
| | ENG - England | 91.5cm * | 1 | 0 | 2 | 1 | 0 | 0 | 1 | 0 | | 5 |
| C | ISR - Israel | 167.1cm * | 0 | 0 | 3 | 0 | 0 | 1 | 0 | X | | 4 |
| | SVK - Slovakia | 214.8cm | 2 | 5 | 0 | 2 | 1 | 0 | 1 | X | | 11 |
| D | SRB - Serbia | 399.2cm | 0 | | | | | | | | | L |
| | POL - Poland | 252.2cm * | 3 | | | | | | | | | W |
| F | FIN - Finland | 314.8cm * | 3 | 0 | 4 | 1 | 2 | 0 | 4 | X | | 14 |
| | MON - Monaco | 399.2cm | 0 | 1 | 0 | 0 | 0 | 1 | 0 | X | | 2 |

Current Standings

Group A

| Rank | Team | Games | Wins | Losses |
|------|---------------|-------|------|--------|
| 1 | FRA - France | 4 | 4 | 0 |
| 2 | FIN - Finland | 4 | 3 | 1 |
| 2 | POL - Poland | 4 | 3 | 1 |
| 4 | ENG - England | 4 | 2 | 2 |
| 4 | ESP - Spain | 4 | 2 | 2 |
| 6 | MON - Monaco | 5 | 1 | 4 |
| 7 | SRB - Serbia | 5 | 0 | 5 |

Group B

| Rank | Team | Games | Wins | Losses |
|------|------------------|-------|------|--------|
| 1 | SVK - Slovakia | 4 | 3 | 1 |
| 2 | AUT - Austria | 3 | 2 | 1 |
| 2 | SLO - Slovenia | 3 | 2 | 1 |
| 4 | ISR - Israel | 4 | 2 | 2 |
| 5 | LUX - Luxembourg | 3 | 1 | 2 |
| 6 | BEL - Belgium | 3 | 0 | 3 |

Note:

Under World Curling rules, tie-breaking rules for standings are not applied until after the last game of the round robin.

Legend:

L Loss
W Win

LSD Last Stone Draw
X Unplayed/unfinished end due to concession

LSFE(*) Last Stone First End

SRB forfeited the game (deliberately changing the function during the game), rule R3(b).



Game Results

| Sheet | Team | LSFE | 1 | 2 | 3 | 4 | 5 | 6 | 7 | 8 | Extra Ends | Total |
|-------|---------------|------|---|---|---|---|---|---|---|---|------------|-------|
| B | ESP - Spain | | 0 | 3 | 0 | 0 | 2 | 1 | 0 | 2 | | 8 |
| | ENG - England | * | 1 | 0 | 2 | 1 | 0 | 0 | 1 | 0 | | 5 |

| ESP - Spain | |
|-------------|-------------------------|
| 4 S | OTAEGI Oihane |
| 3 V | GARCIA REVUELTO Daniela |
| 2 | OTAEGI Leire |
| 1 | RUIZ Patricia |
| A | GOMEZ Maria |

| ENG - England | |
|---------------|------------------|
| 4 S | WARD Angharad |
| 3 V | MARTIN Annabelle |
| 2 | HOWEY Anna |
| 1 | ROBINSON Naomi |
| A | - |

| Last Stone Draw | | Distance |
|-----------------|-------------------------|----------------|
| ↻ | OTAEGI Leire | 199.6cm |
| ↻ | GARCIA REVUELTO Daniela | 199.6cm |
| Total | | 399.2cm |

| Last Stone Draw | | Distance |
|-----------------|----------------|---------------|
| ↻ | WARD Angharad | 3.1cm |
| ↻ | ROBINSON Naomi | 88.4cm |
| Total | | 91.5cm |

Note:
Position and function for each team member:
4 = Fourth, 3 = Third, 2 = Second, 1 = Lead, A = Alternate, S = Skip, V = Vice-Skip

Legend:
↻ Clockwise ↻ Counter-clockwise LSFE(*) Last Stone First End



Game Results

| Sheet | Team | LSFE | 1 | 2 | 3 | 4 | 5 | 6 | 7 | 8 | Extra Ends | Total |
|-------|----------------|------|---|---|---|---|---|---|---|---|------------|-------|
| C | ISR - Israel | * | 0 | 0 | 3 | 0 | 0 | 1 | 0 | X | | 4 |
| | SVK - Slovakia | | 2 | 5 | 0 | 2 | 1 | 0 | 1 | X | | 11 |

ISR - Israel

4 S SONE Elana
3 V STARK Andrea
2 NEZNAMOV Ada
1 SOLODKAYA Elena
A -

SVK - Slovakia

4 S SYKOROVA Silvia
3 V MATULOVA Daniela
2 HAFEROVA Linda
1 OROKOCKA Lucia
A -

Last Stone Draw

↻ STARK Andrea
↻ NEZNAMOV Ada

Distance

151.7cm
15.4cm

Total

167.1cm

Last Stone Draw

↻ MATULOVA Daniela
↻ HAFEROVA Linda

Distance

199.6cm
15.2cm

Total

214.8cm

Note:

Position and function for each team member:

4 = Fourth, 3 = Third, 2 = Second, 1 = Lead, A = Alternate, S = Skip, V = Vice-Skip

Legend:

↻ Clockwise

↻ Counter-clockwise

LSFE(*) Last Stone First End

X Unplayed/unfinished end due to concession



Game Results

| Sheet | Team | LSFE | 1 | 2 | 3 | 4 | 5 | 6 | 7 | 8 | Extra Ends | Total |
|-------|--------------|------|---|---|---|---|---|---|---|---|------------|-------|
| D | SRB - Serbia | | 0 | | | | | | | | | L |
| | POL - Poland | * | 3 | | | | | | | | | W |

| SRB - Serbia | |
|--------------|-------------------------|
| 4 S | GRAVARA-STOJANOVIC Dara |
| 3 | PSARAKI Irini |
| 2 V | KURESEVIC Tamara |
| 1 | TRIFUNOVIC Lena |
| A | - |

| POL - Poland | |
|--------------|----------------------|
| 4 S | PLUTA Marta |
| 3 V | JAWIEN Julia |
| 2 | DABROWSKA Marietta |
| 1 | HERMAN Magdalena |
| A | SZELIGA-FRYNIA Marta |

| Last Stone Draw | Distance |
|---------------------------|----------------|
| ↻ KURESEVIC Tamara | 199.6cm |
| ↻ GRAVARA-STOJANOVIC Dara | 199.6cm |
| Total | 399.2cm |

| Last Stone Draw | Distance |
|----------------------|----------------|
| ↻ DABROWSKA Marietta | 137.3cm |
| ↻ HERMAN Magdalena | 114.9cm |
| Total | 252.2cm |

SRB forfeited the game (deliberatly changing the function during the game), rule R3(b).

Note:
Position and function for each team member:
4 = Fourth, 3 = Third, 2 = Second, 1 = Lead, A = Alternate, S = Skip, V = Vice-Skip

Legend:
↻ Clockwise ↻ Counter-clockwise L Loss
LSFE(*) Last Stone First End W Win



Session Results and Standings

| Sheet | Team | LSD/LSFE | 1 | 2 | 3 | 4 | 5 | 6 | 7 | 8 | Extra Ends | Total |
|-------|----------------|----------|---|---|---|---|---|---|---|---|------------|-------|
| E | SVK - Slovakia | 207.1cm | 0 | 1 | 3 | 0 | 0 | 0 | 1 | 1 | | 6 |
| | AUT - Austria | 25.8cm * | 1 | 0 | 0 | 2 | 1 | 0 | 0 | 0 | | 4 |

Current Standings

Group A

| Rank | Team | Games | Wins | Losses |
|------|---------------|-------|------|--------|
| 1 | FRA - France | 4 | 4 | 0 |
| 2 | ENG - England | 3 | 2 | 1 |
| 2 | FIN - Finland | 3 | 2 | 1 |
| 2 | POL - Poland | 3 | 2 | 1 |
| 5 | ESP - Spain | 3 | 1 | 2 |
| 6 | MON - Monaco | 4 | 1 | 3 |
| 7 | SRB - Serbia | 4 | 0 | 4 |

Group B

| Rank | Team | Games | Wins | Losses |
|------|------------------|-------|------|--------|
| 1 | AUT - Austria | 3 | 2 | 1 |
| 1 | ISR - Israel | 3 | 2 | 1 |
| 1 | SLO - Slovenia | 3 | 2 | 1 |
| 1 | SVK - Slovakia | 3 | 2 | 1 |
| 5 | LUX - Luxembourg | 3 | 1 | 2 |
| 6 | BEL - Belgium | 3 | 0 | 3 |

Note:

Under World Curling rules, tie-breaking rules for standings are not applied until after the last game of the round robin.

Legend:

LSD Last Stone Draw

LSFE(*) Last Stone First End



Game Results

| Sheet | Team | LSFE | 1 | 2 | 3 | 4 | 5 | 6 | 7 | 8 | Extra Ends | Total |
|-------|----------------|------|---|---|---|---|---|---|---|---|------------|-------|
| E | SVK - Slovakia | | 0 | 1 | 3 | 0 | 0 | 0 | 1 | 1 | | 6 |
| | AUT - Austria | * | 1 | 0 | 0 | 2 | 1 | 0 | 0 | 0 | | 4 |

| SVK - Slovakia | |
|----------------|------------------|
| 4 S | SYKOROVA Silvia |
| 3 V | MATULOVA Daniela |
| 2 | HAFEROVA Linda |
| 1 | OROKOCKA Lucia |
| A | - |

| AUT - Austria | |
|---------------|---------------------------|
| 4 S | PFLUEGLER Verena |
| 3 V | AUGUSTIN Hannah |
| 2 | HOESS Johanna |
| 1 | GRAF-KRAMLINGER Christina |
| A | KOTEK Julia |

| Last Stone Draw | | Distance |
|-----------------|-----------------|----------------|
| ↻ | OROKOCKA Lucia | 7.5cm |
| ↻ | SYKOROVA Silvia | 199.6cm |
| Total | | 207.1cm |

| Last Stone Draw | | Distance |
|-----------------|-----------------|---------------|
| ↻ | AUGUSTIN Hannah | 20.2cm |
| ↻ | HOESS Johanna | 5.6cm |
| Total | | 25.8cm |

Note:
Position and function for each team member:
4 = Fourth, 3 = Third, 2 = Second, 1 = Lead, A = Alternate, S = Skip, V = Vice-Skip

Legend:
↻ Clockwise ↻ Counter-clockwise **LSFE(*)** Last Stone First End



Session Results and Standings

| Sheet | Team | LSD/LSFE | 1 | 2 | 3 | 4 | 5 | 6 | 7 | 8 | Extra Ends | Total |
|-------|----------------|-----------|---|---|---|---|---|---|---|---|------------|-------|
| A | MON - Monaco | 295.2cm | 0 | 0 | 0 | 1 | 0 | 1 | 0 | X | | 2 |
| | ENG - England | 295.0cm * | 4 | 3 | 2 | 0 | 2 | 0 | 6 | X | | 17 |
| B | FRA - France | 110.3cm | 0 | 0 | 3 | 1 | 0 | 1 | 1 | 0 | | 6 |
| | POL - Poland | 94.0cm * | 2 | 0 | 0 | 0 | 1 | 0 | 0 | 2 | | 5 |
| C | FIN - Finland | 205.6cm * | 0 | 3 | 2 | 2 | 0 | 3 | 3 | X | | 13 |
| | SRB - Serbia | 399.2cm | 2 | 0 | 0 | 0 | 1 | 0 | 0 | X | | 3 |
| D | SLO - Slovenia | 53.5cm * | 0 | 2 | 0 | 3 | 0 | 2 | 0 | X | | 7 |
| | BEL - Belgium | 150.8cm | 0 | 0 | 0 | 0 | 2 | 0 | 1 | X | | 3 |

Current Standings

Group A

| Rank | Team | Games | Wins | Losses |
|------|---------------|-------|------|--------|
| 1 | FRA - France | 4 | 4 | 0 |
| 2 | ENG - England | 3 | 2 | 1 |
| 2 | FIN - Finland | 3 | 2 | 1 |
| 2 | POL - Poland | 3 | 2 | 1 |
| 5 | ESP - Spain | 3 | 1 | 2 |
| 6 | MON - Monaco | 4 | 1 | 3 |
| 7 | SRB - Serbia | 4 | 0 | 4 |

Group B

| Rank | Team | Games | Wins | Losses |
|------|------------------|-------|------|--------|
| 1 | AUT - Austria | 2 | 2 | 0 |
| 2 | ISR - Israel | 3 | 2 | 1 |
| 2 | SLO - Slovenia | 3 | 2 | 1 |
| 4 | SVK - Slovakia | 2 | 1 | 1 |
| 5 | LUX - Luxembourg | 3 | 1 | 2 |
| 6 | BEL - Belgium | 3 | 0 | 3 |

Note:
Under World Curling rules, tie-breaking rules for standings are not applied until after the last game of the round robin.

Legend:
LSD Last Stone Draw LSFE(*) Last Stone First End X Unplayed/unfinished end due to concession



Game Results

| Sheet | Team | LSFE | 1 | 2 | 3 | 4 | 5 | 6 | 7 | 8 | Extra Ends | Total |
|-------|--------------|------|---|---|---|---|---|---|---|---|------------|-------|
| B | FRA - France | | 0 | 0 | 3 | 1 | 0 | 1 | 1 | 0 | | 6 |
| | POL - Poland | * | 2 | 0 | 0 | 0 | 1 | 0 | 0 | 2 | | 5 |

| FRA - France | |
|--------------|-------------------|
| 4 V | LI-MARCHETTI Anna |
| 3 S | JEANNERET Pauline |
| 2 | ROSSI Mathilde |
| 1 | CHARLET Delphine |
| A | - |

| POL - Poland | |
|--------------|----------------------|
| 4 V | PLUTA Marta |
| 3 S | SZELIGA-FRYNIA Marta |
| 2 | JAWIEN Julia |
| 1 | DABROWSKA Marietta |
| A | HERMAN Magdalena |

| Last Stone Draw | | Distance |
|-----------------|-------------------|----------------|
| ↻ | LI-MARCHETTI Anna | 49.0cm |
| ↻ | ROSSI Mathilde | 61.3cm |
| Total | | 110.3cm |

| Last Stone Draw | | Distance |
|-----------------|--------------|---------------|
| ↻ | JAWIEN Julia | 73.4cm |
| ↻ | PLUTA Marta | 20.6cm |
| Total | | 94.0cm |

Note:
Position and function for each team member:
4 = Fourth, 3 = Third, 2 = Second, 1 = Lead, A = Alternate, S = Skip, V = Vice-Skip

Legend:
↻ Clockwise ↻ Counter-clockwise **LSFE(*)** Last Stone First End



Session Results and Standings

| Sheet | Team | LSD/LSFE | 1 | 2 | 3 | 4 | 5 | 6 | 7 | 8 | Extra Ends | Total |
|-------|------------------|----------|---|---|---|---|---|---|---|---|------------|-------|
| D | LUX - Luxembourg | 45.4cm * | 0 | 0 | 3 | 0 | 2 | 0 | 2 | 0 | 1 | 8 |
| | ISR - Israel | 306.9cm | 1 | 2 | 0 | 1 | 0 | 1 | 0 | 2 | 0 | 7 |

Current Standings

Group A

| Rank | Team | Games | Wins | Losses |
|------|---------------|-------|------|--------|
| 1 | FRA - France | 3 | 3 | 0 |
| 2 | POL - Poland | 2 | 2 | 0 |
| 3 | ENG - England | 2 | 1 | 1 |
| 3 | FIN - Finland | 2 | 1 | 1 |
| 5 | ESP - Spain | 3 | 1 | 2 |
| 5 | MON - Monaco | 3 | 1 | 2 |
| 7 | SRB - Serbia | 3 | 0 | 3 |

Group B

| Rank | Team | Games | Wins | Losses |
|------|------------------|-------|------|--------|
| 1 | AUT - Austria | 2 | 2 | 0 |
| 2 | ISR - Israel | 3 | 2 | 1 |
| 3 | SLO - Slovenia | 2 | 1 | 1 |
| 3 | SVK - Slovakia | 2 | 1 | 1 |
| 5 | LUX - Luxembourg | 3 | 1 | 2 |
| 6 | BEL - Belgium | 2 | 0 | 2 |

Note:

Under World Curling rules, tie-breaking rules for standings are not applied until after the last game of the round robin.

Legend:

LSD Last Stone Draw

LSFE(*) Last Stone First End



Game Results

| Sheet | Team | LSFE | 1 | 2 | 3 | 4 | 5 | 6 | 7 | 8 | Extra Ends | Total |
|-------|------------------|------|---|---|---|---|---|---|---|---|------------|-------|
| D | LUX - Luxembourg | * | 0 | 0 | 3 | 0 | 2 | 0 | 2 | 0 | 1 | 8 |
| | ISR - Israel | | 1 | 2 | 0 | 1 | 0 | 1 | 0 | 2 | 0 | 7 |

| LUX - Luxembourg | |
|------------------|---------------------|
| 4 S | HANSEN Virginie |
| 3 V | KUBOKI Shiori |
| 2 | SPURGEON Betty |
| 1 | BJERG-PETERSEN Maja |
| A | LOUIE Monica |

| ISR - Israel | |
|--------------|-----------------|
| 4 S | SONE Elana |
| 3 V | STARK Andrea |
| 2 | NEZNAMOV Ada |
| 1 | SOLODKAYA Elena |
| A | - |

| Last Stone Draw | | Distance |
|-----------------|-----------------|---------------|
| ↻ | KUBOKI Shiori | 28.6cm |
| ↻ | HANSEN Virginie | 16.8cm |
| Total | | 45.4cm |

| Last Stone Draw | | Distance |
|-----------------|-----------------|----------------|
| ↻ | SONE Elana | 116.9cm |
| ↻ | SOLODKAYA Elena | 190.0cm |
| Total | | 306.9cm |

Note:
Position and function for each team member:
4 = Fourth, 3 = Third, 2 = Second, 1 = Lead, A = Alternate, S = Skip, V = Vice-Skip

Legend:
↻ Clockwise ↻ Counter-clockwise **LSFE(*)** Last Stone First End



Session Results and Standings

| Sheet | Team | LSD/LSFE | 1 | 2 | 3 | 4 | 5 | 6 | 7 | 8 | Extra Ends | Total |
|-------|---------------|-----------|---|---|---|---|---|---|---|---|------------|-------|
| C | BEL - Belgium | 399.2cm | 0 | 0 | 1 | 0 | 0 | 2 | X | X | | 3 |
| | AUT - Austria | 104.1cm * | 4 | 2 | 0 | 2 | 1 | 0 | X | X | | 9 |
| D | MON - Monaco | 399.2cm | 1 | 0 | 0 | 0 | 0 | 0 | X | X | | 1 |
| | FRA - France | 66.7cm * | 0 | 3 | 2 | 2 | 2 | 3 | X | X | | 12 |

Current Standings

Group A

| Rank | Team | Games | Wins | Losses |
|------|---------------|-------|------|--------|
| 1 | FRA - France | 3 | 3 | 0 |
| 2 | POL - Poland | 2 | 2 | 0 |
| 3 | ENG - England | 2 | 1 | 1 |
| 3 | FIN - Finland | 2 | 1 | 1 |
| 5 | ESP - Spain | 3 | 1 | 2 |
| 5 | MON - Monaco | 3 | 1 | 2 |
| 7 | SRB - Serbia | 3 | 0 | 3 |

Group B

| Rank | Team | Games | Wins | Losses |
|------|------------------|-------|------|--------|
| 1 | AUT - Austria | 2 | 2 | 0 |
| 1 | ISR - Israel | 2 | 2 | 0 |
| 3 | SLO - Slovenia | 2 | 1 | 1 |
| 3 | SVK - Slovakia | 2 | 1 | 1 |
| 5 | BEL - Belgium | 2 | 0 | 2 |
| 5 | LUX - Luxembourg | 2 | 0 | 2 |

Note:
Under World Curling rules, tie-breaking rules for standings are not applied until after the last game of the round robin.

Legend:
LSD Last Stone Draw LSFE(*) Last Stone First End X Unplayed/unfinished end due to concession



World Championship
Pre Qualifier
2026 Europe
Ljubljana
Slovenia

WED 6 MAY 2026
Start Time 20:00

World Championship Pre-Qualifier (Europe) 2026

Ledena Dvorana Zalog, Ljubljana, Slovenia

Women



Round Robin Session 7
Group B - Sheet C

WORLD
CURLING

Game Results

| Sheet | Team | LSFE | 1 | 2 | 3 | 4 | 5 | 6 | 7 | 8 | Extra Ends | Total |
|-------|---------------|------|---|---|---|---|---|---|---|---|------------|-------|
| C | BEL - Belgium | | 0 | 0 | 1 | 0 | 0 | 2 | X | X | | 3 |
| | AUT - Austria | * | 4 | 2 | 0 | 2 | 1 | 0 | X | X | | 9 |

BEL - Belgium

4 S CATTECEUR Kim
3 MICHIELS Mirte
2 V BERUS Danielle
1 ROSSIE Elisabeth
A -

AUT - Austria

4 S PFLUEGLER Verena
3 V AUGUSTIN Hannah
2 HOESS Johanna
1 KOTEK Julia
A GRAF-KRAMLINGER Christina

Last Stone Draw

Distance
 ↻ BERUS Danielle 199.6cm
 ↻ ROSSIE Elisabeth 199.6cm
Total 399.2cm

Last Stone Draw

Distance
 ↻ KOTEK Julia 76.0cm
 ↻ PFLUEGLER Verena 28.1cm
Total 104.1cm

Note:

Position and function for each team member:

4 = Fourth, 3 = Third, 2 = Second, 1 = Lead, A = Alternate, S = Skip, V = Vice-Skip

Legend:

↻ Clockwise ↻ Counter-clockwise
 X Unplayed/unfinished end due to concession

LSFE(*) Last Stone First End



Session Results and Standings

| Sheet | Team | LSD/LSFE | 1 | 2 | 3 | 4 | 5 | 6 | 7 | 8 | Extra Ends | Total |
|-------|--------------|-----------|---|---|---|---|---|---|---|---|------------|-------|
| F | ESP - Spain | 124.1cm * | 4 | 0 | 0 | 1 | 1 | 0 | 2 | 0 | | 8 |
| | POL - Poland | 233.1cm | 0 | 0 | 3 | 0 | 0 | 2 | 0 | 4 | | 9 |

Current Standings

Group A

| Rank | Team | Games | Wins | Losses |
|------|---------------|-------|------|--------|
| 1 | FRA - France | 2 | 2 | 0 |
| 1 | POL - Poland | 2 | 2 | 0 |
| 3 | ENG - England | 2 | 1 | 1 |
| 3 | FIN - Finland | 2 | 1 | 1 |
| 3 | MON - Monaco | 2 | 1 | 1 |
| 6 | ESP - Spain | 3 | 1 | 2 |
| 7 | SRB - Serbia | 3 | 0 | 3 |

Group B

| Rank | Team | Games | Wins | Losses |
|------|------------------|-------|------|--------|
| 1 | ISR - Israel | 2 | 2 | 0 |
| 2 | AUT - Austria | 1 | 1 | 0 |
| 3 | SLO - Slovenia | 2 | 1 | 1 |
| 3 | SVK - Slovakia | 2 | 1 | 1 |
| 5 | BEL - Belgium | 1 | 0 | 1 |
| 6 | LUX - Luxembourg | 2 | 0 | 2 |

Note:

Under World Curling rules, tie-breaking rules for standings are not applied until after the last game of the round robin.

Legend:

LSD Last Stone Draw

LSFE(*) Last Stone First End



Game Results

| Sheet | Team | LSFE | 1 | 2 | 3 | 4 | 5 | 6 | 7 | 8 | Extra Ends | Total |
|-------|--------------|------|---|---|---|---|---|---|---|---|------------|-------|
| F | ESP - Spain | * | 4 | 0 | 0 | 1 | 1 | 0 | 2 | 0 | | 8 |
| | POL - Poland | | 0 | 0 | 3 | 0 | 0 | 2 | 0 | 4 | | 9 |

| ESP - Spain | |
|-------------|-------------------------|
| 4 S | OTAEGI Oihane |
| 3 V | GARCIA REVUELTO Daniela |
| 2 | OTAEGI Leire |
| 1 | RUIZ Patricia |
| A | GOMEZ Maria |

| POL - Poland | |
|--------------|----------------------|
| 4 V | PLUTA Marta |
| 3 S | SZELIGA-FRYNIA Marta |
| 2 | JAWIEN Julia |
| 1 | DABROWSKA Marietta |
| A | HERMAN Magdalena |

| Last Stone Draw | | Distance |
|-----------------|---------------|----------------|
| ↻ | OTAEGI Oihane | 5.1cm |
| ↻ | RUIZ Patricia | 119.0cm |
| Total | | 124.1cm |

| Last Stone Draw | | Distance |
|-----------------|----------------------|----------------|
| ↻ | DABROWSKA Marietta | 144.0cm |
| ↻ | SZELIGA-FRYNIA Marta | 89.1cm |
| Total | | 233.1cm |

Note:
Position and function for each team member:
4 = Fourth, 3 = Third, 2 = Second, 1 = Lead, A = Alternate, S = Skip, V = Vice-Skip

Legend:
↻ Clockwise ↻ Counter-clockwise **LSFE(*)** Last Stone First End



Session Results and Standings

| Sheet | Team | LSD/LSFE | 1 | 2 | 3 | 4 | 5 | 6 | 7 | 8 | Extra Ends | Total |
|-------|------------------|----------|---|---|---|---|---|---|---|---|------------|-------|
| B | SVK - Slovakia | 61.4cm * | 2 | 0 | 3 | 0 | 5 | 2 | X | X | | 12 |
| | LUX - Luxembourg | 261.5cm | 0 | 1 | 0 | 2 | 0 | 0 | X | X | | 3 |
| D | ENG - England | 206.0cm | 0 | 0 | 1 | 0 | 2 | 0 | 0 | 0 | | 3 |
| | FIN - Finland | 99.5cm * | 2 | 0 | 0 | 1 | 0 | 0 | 1 | 0 | | 4 |
| F | FRA - France | 73.9cm * | 2 | 1 | 3 | 0 | 2 | 2 | X | X | | 10 |
| | SRB - Serbia | 399.2cm | 0 | 0 | 0 | 1 | 0 | 0 | X | X | | 1 |

Current Standings

Group A

| Rank | Team | Games | Wins | Losses |
|------|---------------|-------|------|--------|
| 1 | FRA - France | 2 | 2 | 0 |
| 2 | POL - Poland | 1 | 1 | 0 |
| 3 | ENG - England | 2 | 1 | 1 |
| 3 | ESP - Spain | 2 | 1 | 1 |
| 3 | FIN - Finland | 2 | 1 | 1 |
| 3 | MON - Monaco | 2 | 1 | 1 |
| 7 | SRB - Serbia | 3 | 0 | 3 |

Group B

| Rank | Team | Games | Wins | Losses |
|------|------------------|-------|------|--------|
| 1 | ISR - Israel | 2 | 2 | 0 |
| 2 | AUT - Austria | 1 | 1 | 0 |
| 3 | SLO - Slovenia | 2 | 1 | 1 |
| 3 | SVK - Slovakia | 2 | 1 | 1 |
| 5 | BEL - Belgium | 1 | 0 | 1 |
| 6 | LUX - Luxembourg | 2 | 0 | 2 |

Note:
Under World Curling rules, tie-breaking rules for standings are not applied until after the last game of the round robin.

Legend:
LSD Last Stone Draw LSFE(*) Last Stone First End X Unplayed/unfinished end due to concession



Game Results

| Sheet | Team | LSFE | 1 | 2 | 3 | 4 | 5 | 6 | 7 | 8 | Extra Ends | Total |
|-------|---------------|------|---|---|---|---|---|---|---|---|------------|-------|
| D | ENG - England | | 0 | 0 | 1 | 0 | 2 | 0 | 0 | 0 | | 3 |
| | FIN - Finland | * | 2 | 0 | 0 | 1 | 0 | 0 | 1 | 0 | | 4 |

| ENG - England | |
|---------------|------------------|
| 4 S | WARD Angharad |
| 3 V | MARTIN Annabelle |
| 2 | HOWEY Anna |
| 1 | ROBINSON Naomi |
| A | - |

| FIN - Finland | |
|---------------|----------------------|
| 4 S | BACKMAN Jenni |
| 3 V | VIRTAALA Elina |
| 2 | SANTTI Susanna |
| 1 | LEMETTINEN Valentina |
| A | NORDSTROEM Emilia |

| Last Stone Draw | | Distance |
|-----------------|------------------|----------------|
| ↻ | HOWEY Anna | 91.1cm |
| ↻ | MARTIN Annabelle | 114.9cm |
| Total | | 206.0cm |

| Last Stone Draw | | Distance |
|-----------------|----------------|---------------|
| ↻ | VIRTAALA Elina | 66.8cm |
| ↻ | SANTTI Susanna | 32.7cm |
| Total | | 99.5cm |

Note:
Position and function for each team member:
4 = Fourth, 3 = Third, 2 = Second, 1 = Lead, A = Alternate, S = Skip, V = Vice-Skip

Legend:
↻ Clockwise ↻ Counter-clockwise **LSFE(*)** Last Stone First End



Session Results and Standings

| Sheet | Team | LSD/LSFE | 1 | 2 | 3 | 4 | 5 | 6 | 7 | 8 | Extra Ends | Total |
|-------|----------------|-----------|---|---|---|---|---|---|---|---|------------|-------|
| A | SLO - Slovenia | 178.9cm | 1 | 0 | 1 | 0 | 2 | 0 | 0 | X | | 4 |
| | ISR - Israel | 80.3cm * | 0 | 1 | 0 | 3 | 0 | 2 | 3 | X | | 9 |
| E | MON - Monaco | 126.9cm * | 0 | 1 | 0 | 1 | 0 | 0 | 0 | X | | 2 |
| | ESP - Spain | 170.5cm | 4 | 0 | 3 | 0 | 6 | 1 | 5 | X | | 19 |

Current Standings

Group A

| Rank | Team | Games | Wins | Losses |
|------|---------------|-------|------|--------|
| 1 | ENG - England | 1 | 1 | 0 |
| 1 | FRA - France | 1 | 1 | 0 |
| 1 | POL - Poland | 1 | 1 | 0 |
| 4 | ESP - Spain | 2 | 1 | 1 |
| 4 | MON - Monaco | 2 | 1 | 1 |
| 6 | FIN - Finland | 1 | 0 | 1 |
| 7 | SRB - Serbia | 2 | 0 | 2 |

Group B

| Rank | Team | Games | Wins | Losses |
|------|------------------|-------|------|--------|
| 1 | ISR - Israel | 2 | 2 | 0 |
| 2 | AUT - Austria | 1 | 1 | 0 |
| 3 | SLO - Slovenia | 2 | 1 | 1 |
| 4 | BEL - Belgium | 1 | 0 | 1 |
| 4 | LUX - Luxembourg | 1 | 0 | 1 |
| 4 | SVK - Slovakia | 1 | 0 | 1 |

Note:
Under World Curling rules, tie-breaking rules for standings are not applied until after the last game of the round robin.

Legend:
LSD Last Stone Draw LSFE(*) Last Stone First End X Unplayed/unfinished end due to concession



Game Results

| Sheet | Team | LSFE | 1 | 2 | 3 | 4 | 5 | 6 | 7 | 8 | Extra Ends | Total |
|-------|----------------|------|---|---|---|---|---|---|---|---|------------|-------|
| A | SLO - Slovenia | | 1 | 0 | 1 | 0 | 2 | 0 | 0 | X | | 4 |
| | ISR - Israel | * | 0 | 1 | 0 | 3 | 0 | 2 | 3 | X | | 9 |

SLO - Slovenia

4 V GORISEK Marusa
3 S ZAVRTANIK DRGLIN Ajda
2 GREGORI Liza
1 PECAVER Anja
A KREMZAR Nina

ISR - Israel

4 S SONE Elana
3 V STARK Andrea
2 NEZNAMOV Ada
1 SOLODKAYA Elena
A -

Last Stone Draw

↻ GREGORI Liza
↻ ZAVRTANIK DRGLIN Ajda

Distance

146.5cm
32.4cm

Total

178.9cm

Last Stone Draw

↻ NEZNAMOV Ada
↻ STARK Andrea

Distance

52.2cm
28.1cm

Total

80.3cm

Note:

Position and function for each team member:

4 = Fourth, 3 = Third, 2 = Second, 1 = Lead, A = Alternate, S = Skip, V = Vice-Skip

Legend:

↻ Clockwise

↻ Counter-clockwise

LSFE(*) Last Stone First End

X Unplayed/unfinished end due to concession



Session Results and Standings

| Sheet | Team | LSD/LSFE | 1 | 2 | 3 | 4 | 5 | 6 | 7 | 8 | Extra Ends | Total |
|-------|----------------|-----------|---|---|---|---|---|---|---|---|------------|-------|
| D | SVK - Slovakia | 147.2cm * | 0 | 1 | 0 | 1 | 0 | 0 | 1 | X | | 3 |
| | SLO - Slovenia | 258.5cm | 2 | 0 | 2 | 0 | 1 | 0 | 0 | X | | 5 |
| E | ENG - England | 128.9cm * | 1 | 4 | 2 | 5 | 4 | 2 | X | X | | 18 |
| | SRB - Serbia | 399.2cm | 0 | 0 | 0 | 0 | 0 | 0 | X | X | | 0 |

Current Standings

Group A

| Rank | Team | Games | Wins | Losses |
|------|---------------|-------|------|--------|
| 1 | ENG - England | 1 | 1 | 0 |
| 1 | FRA - France | 1 | 1 | 0 |
| 1 | MON - Monaco | 1 | 1 | 0 |
| 1 | POL - Poland | 1 | 1 | 0 |
| 5 | ESP - Spain | 1 | 0 | 1 |
| 5 | FIN - Finland | 1 | 0 | 1 |
| 7 | SRB - Serbia | 2 | 0 | 2 |

Group B

| Rank | Team | Games | Wins | Losses |
|------|------------------|-------|------|--------|
| 1 | AUT - Austria | 1 | 1 | 0 |
| 1 | ISR - Israel | 1 | 1 | 0 |
| 1 | SLO - Slovenia | 1 | 1 | 0 |
| 4 | BEL - Belgium | 1 | 0 | 1 |
| 4 | LUX - Luxembourg | 1 | 0 | 1 |
| 4 | SVK - Slovakia | 1 | 0 | 1 |

Note:
Under World Curling rules, tie-breaking rules for standings are not applied until after the last game of the round robin.

Legend:
LSD Last Stone Draw LSFE(*) Last Stone First End X Unplayed/unfinished end due to concession



Session Results and Standings

| Sheet | Team | LSD/LSFE | 1 | 2 | 3 | 4 | 5 | 6 | 7 | 8 | Extra Ends | Total |
|-------|------------------|-----------|---|---|---|---|---|---|---|---|------------|-------|
| A | POL - Poland | 140.9cm * | 3 | 0 | 3 | 0 | 4 | 3 | X | X | | 13 |
| | FIN - Finland | 204.8cm | 0 | 2 | 0 | 2 | 0 | 0 | X | X | | 4 |
| C | ESP - Spain | 146.5cm | 0 | 0 | 2 | 0 | 2 | 0 | 3 | X | | 7 |
| | FRA - France | 111.3cm * | 2 | 1 | 0 | 4 | 0 | 4 | 0 | X | | 11 |
| E | ISR - Israel | 123.1cm * | 0 | 4 | 1 | 2 | 0 | 0 | 0 | 2 | | 9 |
| | BEL - Belgium | 149.4cm | 1 | 0 | 0 | 0 | 2 | 1 | 1 | 0 | | 5 |
| F | AUT - Austria | 167.7cm * | 3 | 0 | 0 | 1 | 1 | 0 | 1 | 0 | 1 | 7 |
| | LUX - Luxembourg | 302.2cm | 0 | 1 | 1 | 0 | 0 | 1 | 0 | 3 | 0 | 6 |

Current Standings

Group A

| Rank | Team | Games | Wins | Losses |
|------|---------------|-------|------|--------|
| 1 | FRA - France | 1 | 1 | 0 |
| 1 | MON - Monaco | 1 | 1 | 0 |
| 1 | POL - Poland | 1 | 1 | 0 |
| 4 | ESP - Spain | 1 | 0 | 1 |
| 4 | FIN - Finland | 1 | 0 | 1 |
| 4 | SRB - Serbia | 1 | 0 | 1 |
| | ENG - England | 0 | | |

Group B

| Rank | Team | Games | Wins | Losses |
|------|------------------|-------|------|--------|
| 1 | AUT - Austria | 1 | 1 | 0 |
| 1 | ISR - Israel | 1 | 1 | 0 |
| 3 | BEL - Belgium | 1 | 0 | 1 |
| 3 | LUX - Luxembourg | 1 | 0 | 1 |
| | SLO - Slovenia | 0 | | |
| | SVK - Slovakia | 0 | | |

Note:
Under World Curling rules, tie-breaking rules for standings are not applied until after the last game of the round robin.

Legend:
LSD Last Stone Draw LSFE(*) Last Stone First End X Unplayed/unfinished end due to concession



Game Results

| Sheet | Team | LSFE | 1 | 2 | 3 | 4 | 5 | 6 | 7 | 8 | Extra Ends | Total |
|-------|--------------|------|---|---|---|---|---|---|---|---|------------|-------|
| C | ESP - Spain | | 0 | 0 | 2 | 0 | 2 | 0 | 3 | X | | 7 |
| | FRA - France | * | 2 | 1 | 0 | 4 | 0 | 4 | 0 | X | | 11 |

| ESP - Spain | |
|-------------|-------------------------|
| 4 S | OTAEGI Oihane |
| 3 V | GARCIA REVUELTO Daniela |
| 2 | OTAEGI Leire |
| 1 | RUIZ Patricia |
| A | GOMEZ Maria |

| FRA - France | |
|--------------|-------------------|
| 4 V | LI-MARCHETTI Anna |
| 3 S | JEANNERET Pauline |
| 2 | ROSSI Mathilde |
| 1 | CHARLET Delphine |
| A | - |

| Last Stone Draw | | Distance |
|-----------------|---------------|----------------|
| ↻ | RUIZ Patricia | 36.6cm |
| ↻ | OTAEGI Oihane | 109.9cm |
| Total | | 146.5cm |

| Last Stone Draw | | Distance |
|-----------------|-------------------|----------------|
| ↻ | CHARLET Delphine | 52.8cm |
| ↻ | JEANNERET Pauline | 58.5cm |
| Total | | 111.3cm |

Note:
Position and function for each team member:
4 = Fourth, **3** = Third, **2** = Second, **1** = Lead, **A** = Alternate, **S** = Skip, **V** = Vice-Skip

Legend:
↻ Clockwise ↻ Counter-clockwise **LSFE(*)** Last Stone First End
X Unplayed/unfinished end due to concession



Game Results

| Sheet | Team | LSFE | 1 | 2 | 3 | 4 | 5 | 6 | 7 | 8 | Extra Ends | Total |
|-------|---------------|------|---|---|---|---|---|---|---|---|------------|-------|
| E | ISR - Israel | * | 0 | 4 | 1 | 2 | 0 | 0 | 0 | 2 | | 9 |
| | BEL - Belgium | | 1 | 0 | 0 | 0 | 2 | 1 | 1 | 0 | | 5 |

| ISR - Israel | |
|--------------|-----------------|
| 4 S | SONE Elana |
| 3 V | STARK Andrea |
| 2 | NEZNAMOV Ada |
| 1 | SOLODKAYA Elena |
| A | - |

| BEL - Belgium | |
|---------------|------------------|
| 4 S | CATTECEUR Kim |
| 3 | MICHIELS Mirte |
| 2 V | BERUS Danielle |
| 1 | ROSSIE Elisabeth |
| A | - |

| Last Stone Draw | | Distance |
|-----------------|-----------------|----------------|
| ↻ | SOLODKAYA Elena | 33.8cm |
| ↻ | SONE Elana | 89.3cm |
| Total | | 123.1cm |

| Last Stone Draw | | Distance |
|-----------------|----------------|----------------|
| ↻ | CATTECEUR Kim | 49.2cm |
| ↻ | MICHIELS Mirte | 100.2cm |
| Total | | 149.4cm |

Note:
Position and function for each team member:
4 = Fourth, **3** = Third, **2** = Second, **1** = Lead, **A** = Alternate, **S** = Skip, **V** = Vice-Skip

Legend:
↻ Clockwise ↻ Counter-clockwise **LSFE(*)** Last Stone First End



Game Results

| Sheet | Team | LSFE | 1 | 2 | 3 | 4 | 5 | 6 | 7 | 8 | Extra | Ends | Total |
|-------|------------------|------|---|---|---|---|---|---|---|---|-------|------|-------|
| F | AUT - Austria | * | 3 | 0 | 0 | 1 | 1 | 0 | 1 | 0 | 1 | | 7 |
| | LUX - Luxembourg | | 0 | 1 | 1 | 0 | 0 | 1 | 0 | 3 | 0 | | 6 |

| AUT - Austria | |
|---------------|---------------------------|
| 4 S | PFLUEGLER Verena |
| 3 V | AUGUSTIN Hannah |
| 2 | HOESS Johanna |
| 1 | GRAF-KRAMLINGER Christina |
| A | KOTEK Julia |

| LUX - Luxembourg | |
|------------------|---------------------|
| 4 S | HANSEN Virginie |
| 3 V | KUBOKI Shiori |
| 2 | SPURGEON Betty |
| 1 | BJERG-PETERSEN Maja |
| A | LOUIE Monica |

| Last Stone Draw | | Distance |
|-----------------|-----------------|----------------|
| ↻ | HOESS Johanna | 85.4cm |
| ↻ | AUGUSTIN Hannah | 82.3cm |
| Total | | 167.7cm |

| Last Stone Draw | | Distance |
|-----------------|---------------------|----------------|
| ↻ | BJERG-PETERSEN Maja | 102.6cm |
| ↻ | HANSEN Virginie | 199.6cm |
| Total | | 302.2cm |

Note:
Position and function for each team member:
4 = Fourth, 3 = Third, 2 = Second, 1 = Lead, A = Alternate, S = Skip, V = Vice-Skip

Legend:
↻ Clockwise ↻ Counter-clockwise **LSFE(*)** Last Stone First End



Session Results and Standings

| Sheet | Team | LSD/LSFE | 1 | 2 | 3 | 4 | 5 | 6 | 7 | 8 | Extra Ends | Total |
|-------|--------------|-----------|---|---|---|---|---|---|---|---|------------|-------|
| B | SRB - Serbia | 399.2cm | 0 | 0 | 1 | 0 | 0 | 0 | 2 | X | | 3 |
| | MON - Monaco | 228.9cm * | 2 | 1 | 0 | 1 | 1 | 2 | 0 | X | | 7 |

Current Standings

Group A

| Rank | Team | Games | Wins | Losses |
|------|---------------|-------|------|--------|
| 1 | MON - Monaco | 1 | 1 | 0 |
| 2 | SRB - Serbia | 1 | 0 | 1 |
| | ENG - England | 0 | | |
| | ESP - Spain | 0 | | |
| | FIN - Finland | 0 | | |
| | FRA - France | 0 | | |
| | POL - Poland | 0 | | |

Group B

| Rank | Team | Games | Wins | Losses |
|------|------------------|-------|------|--------|
| | AUT - Austria | | | |
| | BEL - Belgium | | | |
| | ISR - Israel | | | |
| | LUX - Luxembourg | | | |
| | SLO - Slovenia | | | |
| | SVK - Slovakia | | | |

Note:
Under World Curling rules, tie-breaking rules for standings are not applied until after the last game of the round robin.

Legend:
LSD Last Stone Draw LSFE(*) Last Stone First End X Unplayed/unfinished end due to concession



Entry List by Event

As of MON 4 MAY 2026

| AUT - Austria | | Group B |
|---------------|---------------------------|---------|
| 4 S | PFLUEGLER Verena | R |
| 3 V | AUGUSTIN Hannah | R |
| 2 | HOESS Johanna | R |
| 1 | KOTEK Julia | R |
| A | GRAF-KRAMLINGER Christina | R |
| C | JENTSCH Daniela (GER) | |
| O | - | |
| O | - | |

| FRA - France | | Group A |
|--------------|-----------------------|---------|
| 4 V | LI-MARCHETTI Anna | R |
| 3 S | JEANNERET Pauline | R |
| 2 | ROSSI Mathilde | R |
| 1 | CHARLET Delphine | R |
| A | - | |
| C | BIDAUD Laurence (SUI) | |
| O | - | |
| O | - | |

| BEL - Belgium | | Group B |
|---------------|------------------|---------|
| 4 S | CATTECEUR Kim | R |
| 3 | MICHIELS Mirte | R |
| 2 V | BERUS Danielle | R |
| 1 | ROSSIE Elisabeth | R |
| A | - | |
| C | - | |
| O | - | |
| O | - | |

| ISR - Israel | | Group B |
|--------------|-----------------|---------|
| 4 S | SONE Elana | R |
| 3 V | STARK Andrea | L |
| 2 | NEZNAMOV Ada | R |
| 1 | SOLODKAYA Elena | R |
| A | - | |
| C | - | |
| O | - | |
| O | - | |

| ENG - England | | Group A |
|---------------|------------------|---------|
| 4 S | WARD Angharad | R |
| 3 V | MARTIN Annabelle | R |
| 2 | HOWEY Anna | R |
| 1 | ROBINSON Naomi | R |
| A | - | |
| C | PRICE Felix | |
| O | - | |
| O | - | |

| LUX - Luxembourg | | Group B |
|------------------|---------------------|---------|
| 4 S | HANSEN Virginie | R |
| 3 V | KUBOKI Shiori | R |
| 2 | SPURGEON Betty | L |
| 1 | BJERG-PETERSEN Maja | R |
| A | LOUIE Monica | R |
| C | COLLINS Rick (CAN) | |
| O | WAUTERS Karen (CAN) | |
| O | - | |

| ESP - Spain | | Group A |
|-------------|-------------------------|---------|
| 4 S | OTAEGI Oihane | R |
| 3 V | GARCIA REVUELTO Daniela | R |
| 2 | OTAEGI Leire | R |
| 1 | GOMEZ Maria | R |
| A | RUIZ Patricia | R |
| C | UNANUE Mikel | |
| O | - | |
| O | - | |

| MON - Monaco | | Group A |
|--------------|--------------------|---------|
| 4 S | FOREST Magali | R |
| 3 | TIBAUT Nathalie | R |
| 2 | COHEN Yonah | R |
| 1 V | DO COUTO Christine | R |
| A | - | |
| C | - | |
| O | - | |
| O | - | |

| FIN - Finland | | Group A |
|---------------|----------------------|---------|
| 4 S | BACKMAN Jenni | R |
| 3 V | VIRTAALA Elina | R |
| 2 | SANTTI Susanna | R |
| 1 | LEMETTINEN Valentina | R |
| A | NORDSTROEM Emilia | R |
| C | VIRTAALA Matti | |
| O | - | |
| O | - | |

| POL - Poland | | Group A |
|--------------|----------------------|---------|
| 4 V | PLUTA Marta | R |
| 3 S | SZELIGA-FRYNIA Marta | R |
| 2 | JAWIEN Julia | R |
| 1 | DABROWSKA Marietta | R |
| A | HERMAN Magdalena | R |
| C | CESARZ Maciej | |
| O | - | |
| O | - | |



Entry List by Event

As of MON 4 MAY 2026

| SLO - Slovenia | | Group B |
|----------------|-----------------------|---------|
| 4 V | GORISEK Marusa | L |
| 3 S | ZAVRTANIK DRGLIN Ajda | R |
| 2 | KREMZAR Nina | R |
| 1 | GREGORI Liza | R |
| A | PECAVER Anja | R |
| C | ROUGE Frederic (SUI) | |
| 2C | CULIC Jure | |
| O | - | |

| SVK - Slovakia | | Group B |
|----------------|------------------|---------|
| 4 S | SYKOROVA Silvia | L |
| 3 V | MATULOVA Daniela | R |
| 2 | HAFEROVA Linda | R |
| 1 | OROKOCKA Lucia | L |
| A | - | |
| C | - | |
| O | - | |
| O | - | |

| SRB - Serbia | | Group A |
|--------------|-------------------------|---------|
| 4 S | GRAVARA-STOJANOVIC Dara | R |
| 3 V | KURESEVIC Tamara | R |
| 2 | PSARAKI Irini | R |
| 1 | TRIFUNOVIC Lena | R |
| A | - | |
| C | - | |
| O | RADOVIC Sergej | |
| O | - | |

Note:

Position and function for each team member:

4 = Fourth, **3** = Third, **2** = Second, **1** = Lead, **A** = Alternate, **S** = Skip, **V** = Vice-Skip

C = Coach, **2C** = 2nd Team Coach, **NC** = National Coach, **T** = Translator, **O** = Team Official

Legend:

L Left-handed

R Right-handed



Competition Officials

As of SUN 3 MAY 2026

| Function | Name | Organisation |
|--|--|---|
| World Curling President: | WELLING Beau | USA - United States |
| World Curling Head of Competitions: | ROETHLISBERGER Eeva | SUI - Switzerland |
| World Curling Technical Delegates: | TRAILA Octavia SNITIL Jiri | ROU - Romania CZE - Czechia |
| Chief Umpire: | McGOWAN John | SCO - Scotland |
| Deputy Chief Umpire: | TRAILA Iulia | ROU - Romania |
| Timing Supervisors: | CHIMIEL-NOWAK Magdalena KOKKONEN Kari SYKORA Marek | POL - Poland FIN - Finland SVK - Slovakia |
| Chief Ice Technician: | JOERGENSEN Asmus | DEN - Denmark |
| Deputy Chief Ice Technician: | TISLER Tomas | SLO - Slovenia |



Competition Schedule

As of SUN 3 MAY 2026

| Date | Start Time | Session | Sheet A | Sheet B | Sheet C | Sheet D | Sheet E | Sheet F |
|------------|------------|---|-----------|-----------|-----------|-----------|-----------|-----------|
| TUE 5 MAY | 9:00 | 1 | LTU - UKR | srb - mon | BIH - SRB | LAT - FIN | | SVK - BUL |
| | 13:30 | 2 | pol - fin | HUN - GEO | esp - fra | CRO - ENG | isr - bel | aut - lux |
| | 19:30 | 3 | ROU - EST | SVK - LIE | BUL - POR | svk - slo | eng - srb | SLO - BIH |
| WED 6 MAY | 8:00 | 4 | slo - isr | FIN - POR | GEO - UKR | LTU - HUN | mon - esp | ROU - LAT |
| | 12:00 | 5 | CRO - SRB | svk - lux | | eng - fin | | fra - srb |
| | 16:00 | 6 | BUL - FIN | ENG - BIH | EST - LIE | UKR - SLO | ROU - SVK | esp - pol |
| | 20:00 | 7 | | | bel - aut | mon - fra | | CRO - LTU |
| THU 7 MAY | 9:00 | 8 | LAT - LIE | SLO - SRB | CRO - HUN | lux - isr | LTU - GEO | EST - POR |
| | 14:00 | 9 | mon - eng | fra - pol | fin - srb | slo - bel | UKR - ENG | |
| | 19:00 | 10 | BIH - HUN | ROU - FIN | POR - SVK | EST - BUL | svk - aut | SRB - GEO |
| FRI 8 MAY | 9:00 | 11 | LIE - BUL | SRB - UKR | SLO - GEO | | BIH - CRO | |
| | 14:00 | 12 | ENG - LTU | esp - eng | isr - svk | srb - pol | | fin - mon |
| | 19:00 | 13 | lux - bel | EST - LAT | UKR - BIH | FIN - SVK | POR - ROU | HUN - SLO |
| SAT 9 MAY | 9:00 | 14 | | | HUN - ENG | BUL - ROU | pol - mon | UKR - CRO |
| | 14:00 | 15 | POR - LAT | isr - aut | | fin - esp | slo - lux | LIE - FIN |
| | 19:00 | 16 | SLO - CRO | GEO - ENG | SVK - EST | BIH - LTU | SRB - HUN | eng - fra |
| SUN 10 MAY | 9:00 | 17 | GEO - BIH | LAT - SVK | SRB - LTU | LIE - POR | ENG - SLO | bel - svk |
| | 14:00 | 18 | srb - esp | | pol - eng | HUN - UKR | fra - fin | FIN - EST |
| | 19:00 | 19 | aut - slo | LTU - SLO | LIE - ROU | GEO - CRO | BUL - LAT | ENG - SRB |
| MON 11 MAY | 9:00 | Men's and Women's Qualification Round 1 | | | | | | |
| | 14:00 | Men's and Women's Qualification Round 2 | | | | | | |

Note:

For NOC codes, lowercase is used for Women, and uppercase is used for Men.
First named team in each game plays red-handled stones and wears dark coloured upper playing garments.
Please check online for more details and the latest updates.