



**World Junior-B Curling Championships 2023
Lohja, Finland**

14 - 19 December 2023

RESULTS SUMMARY

Men



Medallists

Medal	Country	Name	Position - Function
GOLD	CAN - Canada	TAO Johnson	4 S
		NEUERT Jaedon	3
		DAVIES Zach	2
		NAUGLER Adam	1
		WILSON Skip	C
SILVER	USA - United States	WENDLING Wesley	4 S
		BESTLAND Jackson	3
		TUMA Kevin	2
		ARMSTRONG Jackson	1
		HEBERT Caden	A
		SWISSELM Ann	C
BRONZE	DEN - Denmark	SCHMIDT Jacob	3 S
		VILANDT Jonathan	4
		QVIST Alexander	2
		JURLANDER BOEGE Kasper	1
		JENSEN Nikki	A
		VILANDT Lars	C

Note:
Position and function for each team member:
4 = Fourth, **3** = Third, **2** = Second, **1** = Lead, **A** = Alternate, **S** = Skip, **C** = Coach



Final Standings

Rank	Team	Players	Position - Function	Group Rank	DSC
1	CAN - Canada	TAO Johnson	4 S		>A
		NEUERT Jaedon	3 V		
		DAVIES Zach	2		
		NAUGLER Adam	1		
		-	A		
		WILSON Skip	C		
2	USA - United States	WENDLING Wesley	4 S		>A
		BESTLAND Jackson	3 V		
		TUMA Kevin	2		
		ARMSTRONG Jackson	1		
		HEBERT Caden	A		
		SWISSHELM Ann	C		
3	DEN - Denmark	VILANDT Jonathan	4 V		>A
		SCHMIDT Jacob	3 S		
		QVIST Alexander	2		
		JURLANDER BOEGE Kasper	1		
		JENSEN Nikki	A		
		VILANDT Lars	C		
4	NZL - New Zealand	BECKER William	4 V		>A
		FLANAGAN Sam	3 S		
		NEVILL Darcy	2		
		BURKE Hunter	1		
		NEVILL Jed	A		
		EDE Nelson	C		
5	HUN - Hungary	TATAR Lorinc	4 S		
		KARASZ Raul	3		
		SZARVAS Kristof	2 V		
		TUSKE Milan	1		
		-	A		
		KISS Zsolt	C		
5	JPN - Japan	AOKI Ryo	4 S		
		OUCHI Takuto	3		
		HAYASHI Rio	2 V		
		KANAZAWA Naoki	1		
		OUCHI Haruto	A		
		OGASAWARA Ayumi	C		
5	SWE - Sweden	LANDELIUS Axel	4 S		
		PALM Alexander	3		
		MOBERG Olle	2 V		
		ALEXANDER Dante	1		
		NYGREN Vilmer	A		
		GRANBOM Simon	C		



Final Standings

Rank	Team	Players	Position - Function	Group Rank	DSC
5	UKR - Ukraine	NIKOLOV Eduard	4 S		
		SHCHUR Yaroslav	3		
		SUHAK Artem	2		
		KOVAL Vladyslav	1 V		
		SHLYK Artem	A		
		LILL Erkki	C		
9	KOR - Korea	KIM Daehyun	4 S	A3	47.04 cm
		LEE Woojung	3 V		
		PARK Seongmin	2		
		KWON Juni	1		
		SHIN Eunjun	A		
		KIM Chigu	C		
10	AUT - Austria	HOFER Matthaeus	4 S	B4	41.49 cm
		KARG Johann	3 V		
		ZOTT David	2		
		JOECHL Moritz	1		
		-	A		
		SMITH Greig	C		
11	CZE - Czechia	CHABICOVSKY Vit	4 S	A4	68.60 cm
		BODLAK Ondrej	3 V		
		ZDARSKY Krystof	2		
		SKACHA David	1		
		MATEJICEK Jakub	A		
		KUBESKA Karel	C		
12	LAT - Latvia	BUNCIS Roberts Reinis	4 S	C4	72.76 cm
		ZASS Kristaps	3 V		
		SONDORS Toms	2		
		BARANOVSKIS Aleksandrs	1		
		SMIRNOVS Deniss	A		
		VEIDEMANIS Arnis	C		
13	BRA - Brazil	MELO Vitor	4 S	C5	67.57 cm
		RODRIGUES Nuno	3 V		
		CAMELO Arthur	2		
		SUHAN Kyron	1		
		-	A		
		RODRIGUES Marcio	C		
14	TUR - Türkiye	ESER Selahattin	4 S	B5	70.12 cm
		BAYRAMOGLU Mehmet Fatih	3 V		
		NERSE Bilal Emre	2		
		ATMACA Yunus Emre	1		
		ZENIT Muhammed Taha	A		
		CAKIR Bilal Omer	C		

Final Standings

Rank	Team	Players	Position - Function	Group Rank	DSC
15	ESP - Spain	RAUBERT Aleix MINGORANCE Ismael CARASA Javier SAEZ DE OCARIZ Eneko GASTO Oriol VEZ Alberto	4 S 3 V 2 1 A C	A5	76.16 cm
16	HKG - Hong Kong	CHENG Ching Nam CHENG Ching Him CHENG Ching Kiu LAI Chung Hei Jonas CHUNG Kwan Chak SEIDL Boris	4 S 3 2 V 1 A C	C6	31.64 cm
17	KAZ - Kazakhstan	ALLIYAR Aidos IRJANOV Arman TASTEMIR Ibragim SKUPNEVSKIY Georgiy - ALLIYAROVA Sitora	4 S 3 2 V 1 A C	B6	73.13 cm
18	AUS - Australia	BENCE Thomas RYAN Charlie WAYMAN Benjamin COLLINS Flynn RYAN Bailey POWELL Anne	4 V 3 S 2 1 A C	A6	80.41 cm
19	POL - Poland	FRYNIA Antoni MUCHA Kacper MOSIOLEK Bartlomiej WITKOWSKI Jan KOLANO Michal SZELIGA-FRYNIA Marta	4 S 3 V 2 1 A C	B7	40.97 cm
20	ENG - England	HOLCOMBE Benjamin MARTIN Toby BRACKPOOL Owen BLAKELEY Isaac MECHEM Robert PRICE Felix	4 S 3 V 2 1 A C	C7	83.80 cm
21	ROU - Romania	POP Tudor FELECAN Toma Matei GHERGIE Dan MIHALCA Tudor VANCEA Catalin COLCERIU Bogdan	4 3 V 2 S 1 A C	A7	182.80 cm



Final Standings

Rank	Team	Players	Position - Function	Group Rank	DSC
22	SLO - Slovenia	ERJAVEC BIZJAK Ernest	4 S	A8	149.38 cm
		KRAPEZ Zan	3 V		
		MAVRIC Jure	2		
		KELEMINA Bor	1		
		-	A		
		KRAPEZ Sasa	C		

Note:

Position and function for each team member:

4 = Fourth, **3** = Third, **2** = Second, **1** = Lead, **A** = Alternate, **S** = Skip, **V** = Vice-Skip, **C** = Coach

Legend:

>**A** To A-Division



Competition Summary

Session	Date Time	Sheet A	Sheet B	Sheet C	Sheet D	Sheet E	Sheet F
Session 1	14 DEC 8:00	TUR 9-4 KAZ	NZL 5-6 LAT			USA 8-6 HKG ^{EE}	ENG 6-8 BRA
Session 2	14 DEC 12:00	CAN 3-6 UKR	ESP 15-1 SLO	AUS 12-3 ROU	SWE 5-4 CZE		KOR 4-3 HUN
Session 3	14 DEC 16:00	DEN 7-8 NZL	USA 10-4 ENG	KAZ 1-4 AUT	POL 2-10 JPN		BRA 8-7 HKG ^{EE}
Session 4	14 DEC 20:00	SLO 3-10 ROU	SWE 5-4 KOR	CAN 11-2 TUR		ESP 6-2 AUS	HUN 6-3 CZE
Session 5	15 DEC 9:00	LAT 8-5 HKG	AUT 6-7 JPN ^{EE}	POL 4-5 KAZ	ENG 1-11 DEN		NZL 9-7 USA ^{EE}
Session 6	15 DEC 14:00	AUS 1-12 KOR	TUR 2-10 UKR	HUN 6-7 SWE		SLO 1-19 CZE	ESP 14-1 ROU
Session 7	15 DEC 19:00	KAZ 2-7 CAN	DEN 10-3 BRA	AUT 4-6 POL	LAT 5-8 USA	NZL 10-1 ENG	
Session 8	16 DEC 8:00	CZE 7-1 ESP	HUN 9-4 AUS	ROU 0-17 KOR	UKR 9-5 AUT	JPN 6-3 CAN	SLO 1-22 SWE
Session 9	16 DEC 12:00		HKG 2-9 DEN	BRA 4-10 NZL	TUR 6-5 POL	ENG 1-9 LAT	
Session 10	16 DEC 16:00		AUS 1-9 CZE	ESP 3-9 HUN	ROU 0-25 SWE	KOR 10-1 SLO	CAN 7-5 AUT
Session 11	16 DEC 20:00	JPN 8-5 TUR		HKG 9-5 ENG ^{EE}	USA 10-5 BRA	KAZ 2-6 UKR	LAT 2-9 DEN
Session 12	17 DEC 9:00	UKR 3-7 JPN	ROU 1-16 HUN	SLO 2-14 AUS	CZE 5-2 KOR	SWE 10-4 ESP	POL 2-7 CAN
Session 13	17 DEC 14:00	BRA 4-5 LAT		DEN 3-6 USA	HKG 4-5 NZL	AUT 11-5 TUR	
Session 14	17 DEC 19:00	SWE 8-1 AUS	CZE 15-1 ROU	KOR 6-2 ESP	HUN 16-0 SLO	UKR 8-3 POL	JPN 9-2 KAZ
Quarter-finals	18 DEC 10:00	USA 7-2 HUN	DEN 7-6 JPN			SWE 4-6 CAN	NZL 7-5 UKR
Semi-finals	18 DEC 17:00		CAN 7-4 NZL			DEN 2-7 USA	
Finals	19 DEC 10:00			DEN 7-5 NZL	CAN 7-4 USA		

Standings after Round Robin

Group A				Group B			
Rank	Team	Games	Wins Losses	Rank	Team	Games	Wins Losses
1	SWE - Sweden	7	7 0 Q	1	JPN - Japan	6	6 0 Q
2	HUN - Hungary	7	5 2 Q	2	UKR - Ukraine	6	5 1 Q
3	KOR - Korea	7	5 2 w1	3	CAN - Canada	6	4 2 Q
4	CZE - Czechia	7	5 2 w1	4	AUT - Austria	6	2 4 w1
5	ESP - Spain	7	3 4	5	TUR - Türkiye	6	2 4 w0
6	AUS - Australia	7	2 5	6	KAZ - Kazakhstan	6	1 5 w1
7	ROU - Romania	7	1 6	7	POL - Poland	6	1 5 w0
8	SLO - Slovenia	7	0 7				

Group C			
Rank	Team	Games	Wins Losses
1	NZL - New Zealand	6	5 1 Q w1
2	USA - United States	6	5 1 Q w0
3	DEN - Denmark	6	4 2 Q w1
4	LAT - Latvia	6	4 2 w0
5	BRA - Brazil	6	2 4
6	HKG - Hong Kong	6	1 5
7	ENG - England	6	0 6

Competition Summary

Merged Group Standings

Rank	Team	Round Robin Results			Rank	Team	Round Robin Results		
		Group	Rank	DSC			Group	Rank	DSC
1	JPN - Japan	B	1	41.04cm	12	LAT - Latvia	C	4	72.76cm
2	SWE - Sweden	A	1	47.07cm	13	BRA - Brazil	C	5	67.57cm
3	NZL - New Zealand	C	1	53.05cm	14	TUR - Türkiye	B	5	70.12cm
4	HUN - Hungary	A	2	46.73cm	15	ESP - Spain	A	5	76.16cm
5	USA - United States	C	2	47.84cm	16	HKG - Hong Kong	C	6	31.64cm
6	UKR - Ukraine	B	2	74.40cm	17	KAZ - Kazakhstan	B	6	73.13cm
7	CAN - Canada	B	3	37.83cm	18	AUS - Australia	A	6	80.41cm
8	DEN - Denmark	C	3	39.80cm	19	POL - Poland	B	7	40.97cm
9	KOR - Korea	A	3	47.04cm	20	ENG - England	C	7	83.80cm
10	AUT - Austria	B	4	41.49cm	21	ROU - Romania	A	7	182.80cm
11	CZE - Czechia	A	4	68.60cm	22	SLO - Slovenia	A	8	149.38cm

Play-offs Bracket

Quarter-finals	Semi-finals	Finals	Final Standings
<p>1 JPN 6 Sheet B</p> <p>8 DEN 7 Sheet E</p> <p>4 HUN 2 Sheet A</p> <p>5 USA 7 Sheet D</p> <p>3 NZL 7 Sheet F</p> <p>6 UKR 5 Sheet B</p> <p>2 SWE 4 Sheet E</p> <p>7 CAN 6 Sheet C</p>	<p>DEN 2</p> <p>USA 7</p> <p>NZL 4</p> <p>CAN 7</p>	<p>USA 4</p> <p>CAN 7</p> <p>DEN 7</p> <p>NZL 5</p>	<p>1 CAN - Canada >A</p> <p>2 USA - United States >A</p> <p>3 DEN - Denmark >A</p> <p>4 NZL - New Zealand >A</p> <p>5 HUN - Hungary</p> <p>5 JPN - Japan</p> <p>5 SWE - Sweden</p> <p>5 UKR - Ukraine</p> <p>9 KOR - Korea</p> <p>10 AUT - Austria</p> <p>11 CZE - Czechia</p> <p>12 LAT - Latvia</p> <p>13 BRA - Brazil</p> <p>14 TUR - Türkiye</p> <p>15 ESP - Spain</p> <p>16 HKG - Hong Kong</p> <p>17 KAZ - Kazakhstan</p> <p>18 AUS - Australia</p> <p>19 POL - Poland</p> <p>20 ENG - England</p> <p>21 ROU - Romania</p> <p>22 SLO - Slovenia</p>
		<p>CAN 1st</p> <p>USA 2nd</p> <p>DEN 3rd</p> <p>NZL 4th</p>	

Legend:

>A To A-Division

Q Qualified for the play-offs

DSC Draw Shot Challenge

wn Number of wins (n) against tied teams

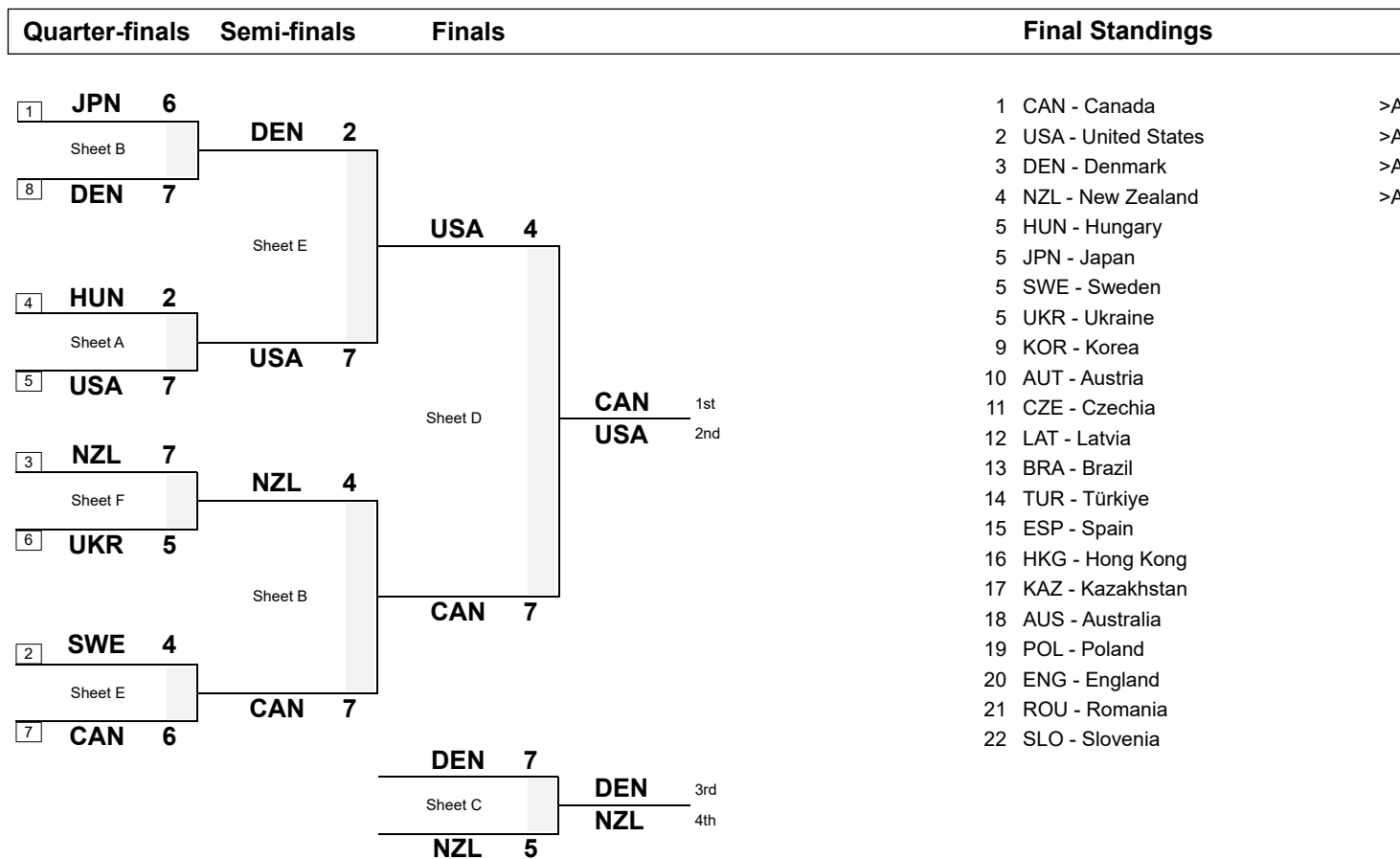
EE Extra End



Session Results and Standings

Sheet	Team	LSD/LSFE	1	2	3	4	5	6	7	8	Extra Ends	Total
C	DEN - Denmark	60.5cm *	0	0	2	1	0	2	2	0		7
	NZL - New Zealand	67.6cm	1	1	0	0	2	0	0	1		5
D	CAN - Canada	9.7cm *	2	0	2	0	1	0	0	2		7
	USA - United States	221.1cm	0	1	0	1	0	1	1	0		4

Play-offs Bracket



Legend:

>A To A-Division

LSD Last Stone Draw

LSFE(*) Last Stone First End



Scoring Analysis

Team	Games	LSFE	Stolen Ends	Last Stone Eff.	Force Eff.	Points Scored						Total	Plus / Minus
						0	1	2	3	4	>4		
SWE	For	7	16	41%	53%	2	14	9	4	6	3	86	+60
	Against	1	2			2	9	7	1	0	0	26	
CZE	For	5	15	27%	77%	2	16	4	2	4	3	62	+45
	Against	2	1			1	11	3	0	0	0	17	
HUN	For	5	15	39%	85%	2	9	10	3	6	1	67	+38
	Against	3	9			1	15	7	0	0	0	29	
KOR	For	5	14	47%	91%	3	13	7	3	2	2	55	+38
	Against	2	4			4	13	2	0	0	0	17	
DEN	For	6	10	56%	68%	1	11	12	6	3	0	65	+25
	Against	3	5			3	18	6	2	1	0	40	
JPN	For	5	10	58%	53%	2	10	12	2	2	1	53	+25
	Against	2	2			5	10	4	2	1	0	28	
USA	For	6	11	40%	57%	3	17	10	4	2	2	67	+24
	Against	3	6			1	18	8	3	0	0	43	
CAN	For	4	8	58%	71%	4	11	15	4	0	1	58	+23
	Against	5	3			5	20	6	1	0	0	35	
UKR	For	2	9	53%	65%	0	11	10	4	1	0	47	+18
	Against	5	2			5	13	4	0	2	0	29	
NZL	For	5	9	44%	30%	4	17	10	6	2	0	63	+15
	Against	4	6			1	11	17	1	0	0	48	
ESP	For	3	8	24%	50%	0	11	5	3	1	2	45	+9
	Against	4	7			2	12	5	3	0	1	36	
LAT	For	1	6	37%	53%	2	12	7	3	0	0	35	+3
	Against	5	3			0	11	7	1	1	0	32	
AUT	For	2	4	38%	50%	3	9	7	0	3	0	35	0
	Against	4	6			3	12	7	3	0	0	35	
HKG	For	4	7	24%	39%	2	17	6	0	1	0	33	-10
	Against	2	4			2	8	9	4	0	1	43	
AUS	For	3	3	30%	43%	2	8	3	3	3	0	35	-14
	Against	4	9			3	9	6	4	4	0	49	
BRA	For	2	4	27%	54%	0	9	7	3	0	0	32	-16
	Against	4	11			2	10	7	4	3	0	48	
POL	For	5	1	16%	57%	5	12	3	0	1	0	22	-18
	Against	1	10			0	13	7	3	1	0	40	
TUR	For	3	3	48%	31%	1	6	7	3	0	0	29	-20
	Against	3	8			3	6	8	2	4	1	49	
KAZ	For	2	2	6%	23%	6	13	0	1	0	0	16	-23
	Against	4	6			3	6	8	4	0	1	39	
ENG	For	2	3	17%	23%	1	8	5	0	0	0	18	-39
	Against	4	13			1	8	9	6	2	1	57	



Scoring Analysis

Team	Games	LSFE	Stolen Ends	Last Stone Eff.	Force Eff.	Points Scored						Total	Plus / Minus	
						0	1	2	3	4	>4			
ROU	7	For	0	4	7%	9%	1	7	1	1	1	0	16	-86
		Against	7	22			0	7	8	4	7	7	102	
SLO	7	For	1	1	3%	25%	1	7	1	0	0	0	9	-97
		Against	6	24			0	8	6	7	12	3	106	
Total	78			163			47	248	151	55	38	15	948	

Note:

Stolen ends are the ends won without the last stone advantage.

Last Stone Efficiency: Scoring two or more points with last stone advantage.

Force Efficiency: Forcing the opponent team to score only one point when they have the last stone advantage.

Legend:

>4 More than four points scored

Eff. Efficiency

LSFE Last Stone First End



Summary of Big Ends

Points Scored	By	Against	Session	End	Game Result
6	SWE - Sweden	ROU - Romania	10	2	25 : 0
6	SWE - Sweden	ROU - Romania	10	1	25 : 0
6	SWE - Sweden	SLO - Slovenia	8	2	22 : 1
6	CZE - Czechia	SLO - Slovenia	6	1	19 : 1
6	ESP - Spain	ROU - Romania	6	1	14 : 1
6	KOR - Korea	ROU - Romania	8	1	17 : 0
5	CZE - Czechia	ROU - Romania	14	4	15 : 1
5	CZE - Czechia	ROU - Romania	14	1	15 : 1
5	USA - United States	ENG - England	3	2	10 : 4
5	USA - United States	HKG - Hong Kong	1	3	8 : 6
5	CAN - Canada	TUR - Türkiye	4	3	11 : 2
5	ESP - Spain	SLO - Slovenia	2	6	15 : 1
5	HUN - Hungary	ESP - Spain	10	6	9 : 3
5	JPN - Japan	KAZ - Kazakhstan	14	3	9 : 2
5	KOR - Korea	ROU - Romania	8	6	17 : 0
4	HUN - Hungary	SLO - Slovenia	14	5	16 : 0
4	HUN - Hungary	SLO - Slovenia	14	3	16 : 0
4	HUN - Hungary	ROU - Romania	12	4	16 : 1
4	HUN - Hungary	ROU - Romania	12	2	16 : 1
4	HUN - Hungary	ROU - Romania	12	1	16 : 1
4	HUN - Hungary	AUS - Australia	8	4	9 : 4
4	SWE - Sweden	ROU - Romania	10	6	25 : 0
4	SWE - Sweden	ROU - Romania	10	3	25 : 0
4	SWE - Sweden	SLO - Slovenia	8	6	22 : 1
4	SWE - Sweden	SLO - Slovenia	8	4	22 : 1
4	SWE - Sweden	SLO - Slovenia	8	3	22 : 1
4	SWE - Sweden	SLO - Slovenia	8	1	22 : 1
4	CZE - Czechia	AUS - Australia	10	6	9 : 1
4	CZE - Czechia	AUS - Australia	10	2	9 : 1
4	CZE - Czechia	SLO - Slovenia	6	3	19 : 1
4	CZE - Czechia	SLO - Slovenia	6	2	19 : 1
4	AUS - Australia	SLO - Slovenia	12	2	14 : 2
4	AUS - Australia	ROU - Romania	2	7	12 : 3
4	AUS - Australia	ROU - Romania	2	1	12 : 3
4	AUT - Austria	TUR - Türkiye	13	4	11 : 5
4	AUT - Austria	UKR - Ukraine	8	4	5 : 9
4	AUT - Austria	JPN - Japan	5	7	6 : 7
4	DEN - Denmark	LAT - Latvia	11	5	9 : 2



Summary of Big Ends

Points Scored	By	Against	Session	End	Game Result
4	DEN - Denmark	BRA - Brazil	7	3	10 : 3
4	DEN - Denmark	ENG - England	5	4	11 : 1
4	JPN - Japan	TUR - Türkiye	11	3	8 : 5
4	JPN - Japan	POL - Poland	3	4	10 : 2
4	KOR - Korea	SLO - Slovenia	10	1	10 : 1
4	KOR - Korea	AUS - Australia	6	1	12 : 1
4	NZL - New Zealand	UKR - Ukraine	QF	3	7 : 5
4	NZL - New Zealand	DEN - Denmark	3	8	8 : 7
4	USA - United States	BRA - Brazil	11	3	10 : 5
4	USA - United States	BRA - Brazil	11	2	10 : 5
4	ESP - Spain	SLO - Slovenia	2	2	15 : 1
4	HKG - Hong Kong	ENG - England	11	9	9 : 5
4	POL - Poland	TUR - Türkiye	9	7	5 : 6
4	ROU - Romania	SLO - Slovenia	4	2	10 : 3
4	UKR - Ukraine	TUR - Türkiye	6	3	10 : 2

Note:
Big ends are defined as ends with a score of four or more points.

Legend:
QF Quarter-final



WJBCC 2023
Lohja, Finland

MON 18 DEC 2023
Start Time 17:00

World Junior-B Curling Championships 2023
Kisakallio Sports Institute

Men

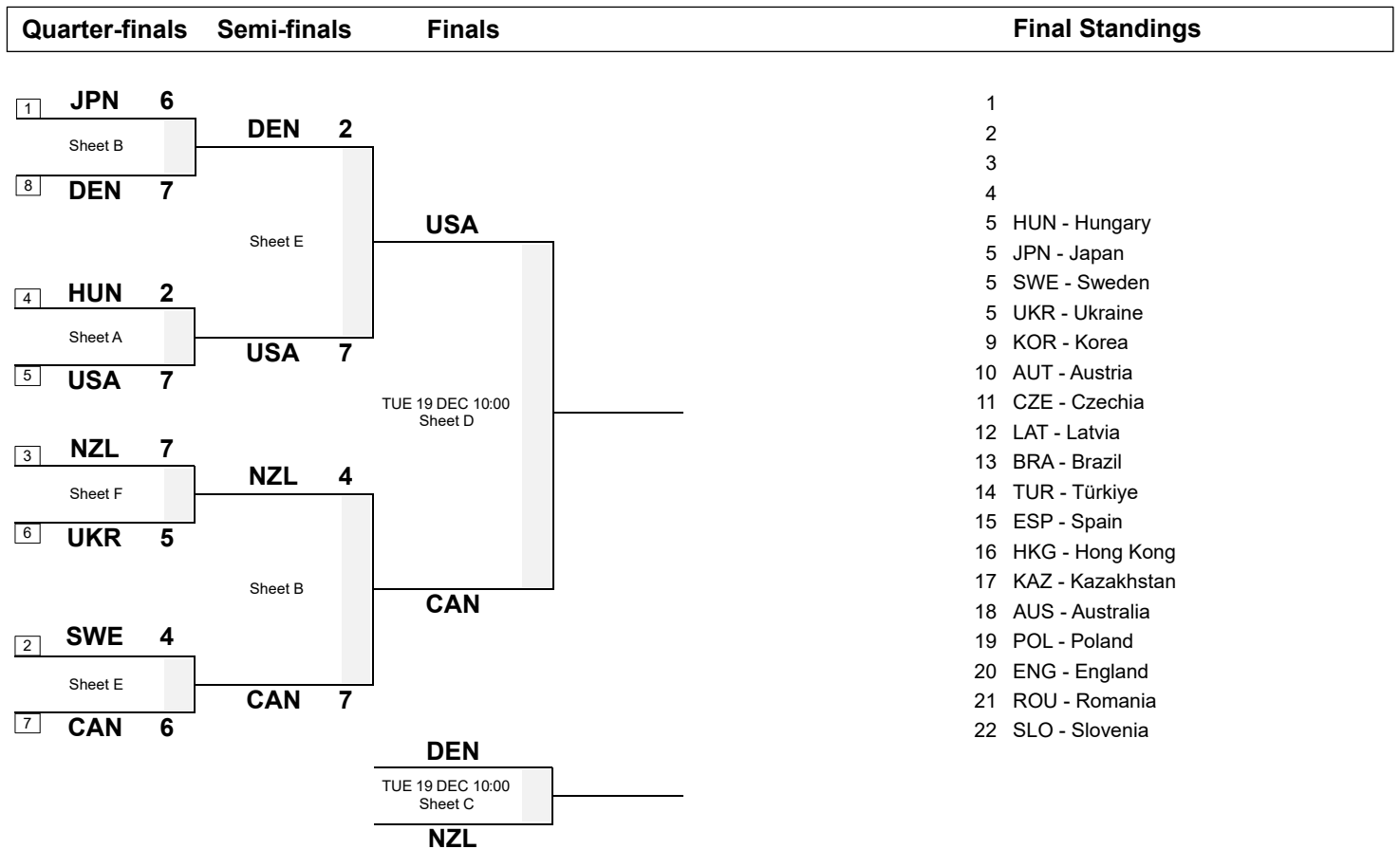
Semi-finals



Session Results and Standings

Sheet	Team	LSD/LSFE	1	2	3	4	5	6	7	8	Extra Ends	Total
B	CAN - Canada	86.2cm	0	0	2	2	0	3	0	X		7
	NZL - New Zealand	76.8cm *	0	1	0	0	1	0	2	X		4
E	DEN - Denmark	209.9cm	0	1	0	0	0	1	X	X		2
	USA - United States	80.6cm *	3	0	0	3	1	0	X	X		7

Play-offs Bracket



Legend:
 >A To A-Division **LSD** Last Stone Draw **LSFE(*)** Last Stone First End
 X Unplayed/unfinished end due to concession





WJBCC 2023
Lohja, Finland

MON 18 DEC 2023
Start Time 10:00

World Junior-B Curling Championships 2023
Kisakallio Sports Institute

Men

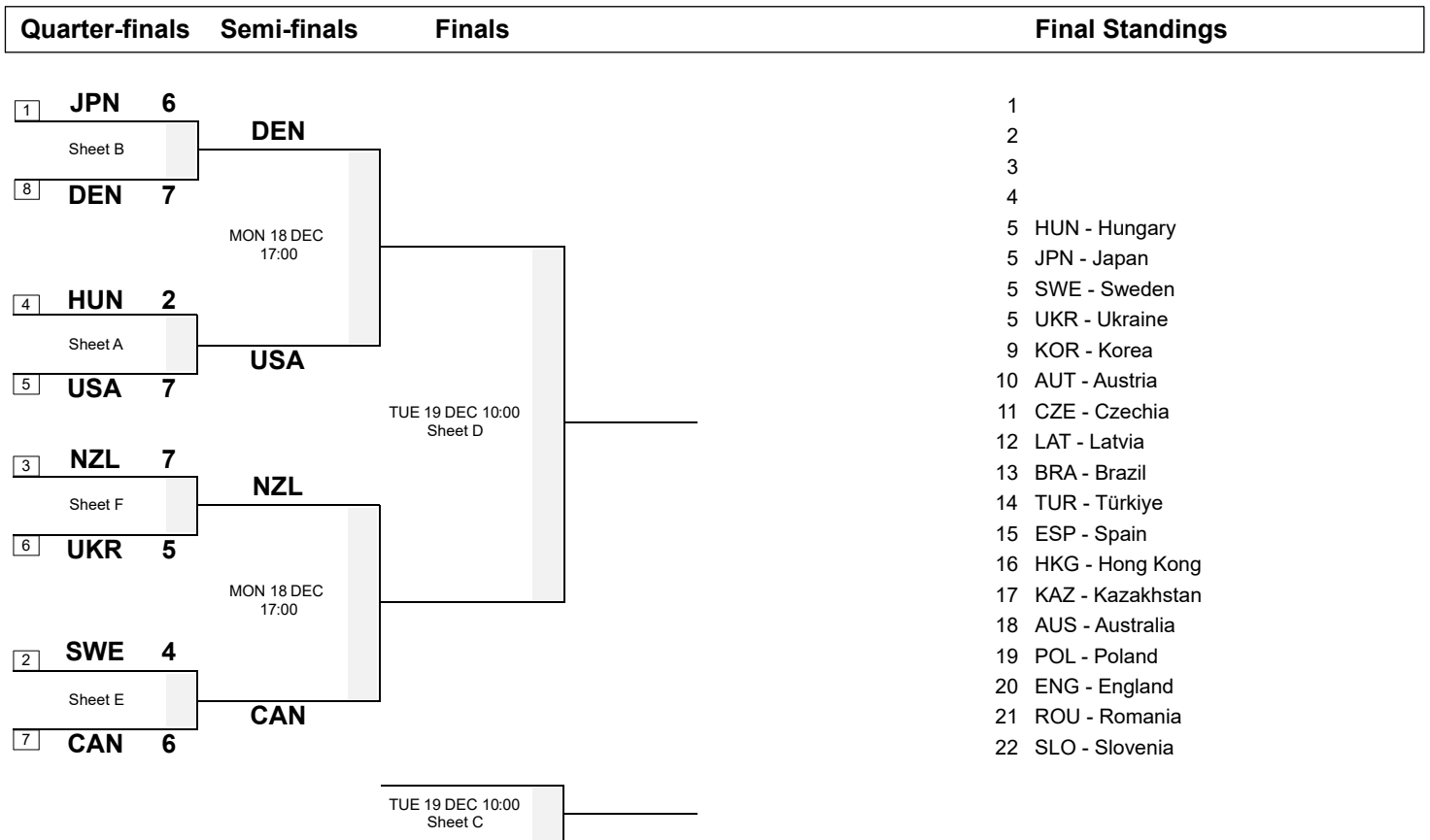
Quarter-finals



Session Results and Standings

Sheet	Team	LSD/LSFE	1	2	3	4	5	6	7	8	Extra Ends	Total
A	USA - United States	149.1cm *	0	1	2	2	1	0	1	X		7
	HUN - Hungary	180.4cm	1	0	0	0	0	1	0	X		2
B	DEN - Denmark	18.6cm *	3	0	1	0	0	3	0	0		7
	JPN - Japan	20.3cm	0	1	0	1	2	0	2	0		6
E	SWE - Sweden	27.4cm *	0	1	0	1	1	0	1	0		4
	CAN - Canada	180.6cm	1	0	2	0	0	1	0	2		6
F	NZL - New Zealand	224.8cm	0	0	4	0	1	1	0	1		7
	UKR - Ukraine	49.4cm *	2	0	0	1	0	0	2	0		5

Play-offs Bracket



Legend:

>A To A-Division

LSD Last Stone Draw

LSFE(*) Last Stone First End

X Unplayed/unfinished end due to concession

Competition Matrix

Group A

Team	AUS	CZE	ESP	HUN	KOR	ROU	SLO	SWE
AUS		1 - 9	2 - 6	4 - 9	1 - 12	12 - 3	14 - 2	1 - 8
CZE	9 - 1		7 - 1	3 - 6	5 - 2	15 - 1	19 - 1	4 - 5
ESP	6 - 2	1 - 7		3 - 9	2 - 6	14 - 1	15 - 1	4 - 10
HUN	9 - 4	6 - 3	9 - 3		3 - 4	16 - 1	16 - 0	6 - 7
KOR	12 - 1	2 - 5	6 - 2	4 - 3		17 - 0	10 - 1	4 - 5
ROU	3 - 12	1 - 15	1 - 14	1 - 16	0 - 17		10 - 3	0 - 25
SLO	2 - 14	1 - 19	1 - 15	0 - 16	1 - 10	3 - 10		1 - 22
SWE	8 - 1	5 - 4	10 - 4	7 - 6	5 - 4	25 - 0	22 - 1	

Standings after Round Robin

Rank	Team	Games	Wins	Losses		
1	SWE - Sweden	7	7	0	Q	DSC 47.07cm
2	HUN - Hungary	7	5	2	Q	w1 DSC 46.73cm
3	KOR - Korea	7	5	2		w1 DSC 47.04cm
4	CZE - Czechia	7	5	2		w1 DSC 68.60cm
5	ESP - Spain	7	3	4		
6	AUS - Australia	7	2	5		
7	ROU - Romania	7	1	6		
8	SLO - Slovenia	7	0	7		



Competition Matrix

Group B

Team	AUT	CAN	JPN	KAZ	POL	TUR	UKR
AUT		5 - 7	6 - 7	4 - 1	4 - 6	11 - 5	5 - 9
CAN	7 - 5		3 - 6	7 - 2	7 - 2	11 - 2	3 - 6
JPN	7 - 6	6 - 3		9 - 2	10 - 2	8 - 5	7 - 3
KAZ	1 - 4	2 - 7	2 - 9		5 - 4	4 - 9	2 - 6
POL	6 - 4	2 - 7	2 - 10	4 - 5		5 - 6	3 - 8
TUR	5 - 11	2 - 11	5 - 8	9 - 4	6 - 5		2 - 10
UKR	9 - 5	6 - 3	3 - 7	6 - 2	8 - 3	10 - 2	

Standings after Round Robin

Rank	Team	Games	Wins	Losses		
1	JPN - Japan	6	6	0	Q	DSC 41.04cm
2	UKR - Ukraine	6	5	1	Q	DSC 74.40cm
3	CAN - Canada	6	4	2	Q	DSC 37.83cm
4	AUT - Austria	6	2	4		w1
5	TUR - Türkiye	6	2	4		w0
6	KAZ - Kazakhstan	6	1	5		w1
7	POL - Poland	6	1	5		w0

Competition Matrix

Group C

Team	BRA	DEN	ENG	HKG	LAT	NZL	USA
BRA		3 - 10	8 - 6	8 - 7	4 - 5	4 - 10	5 - 10
DEN	10 - 3		11 - 1	9 - 2	9 - 2	7 - 8	3 - 6
ENG	6 - 8	1 - 11		5 - 9	1 - 9	1 - 10	4 - 10
HKG	7 - 8	2 - 9	9 - 5		5 - 8	4 - 5	6 - 8
LAT	5 - 4	2 - 9	9 - 1	8 - 5		6 - 5	5 - 8
NZL	10 - 4	8 - 7	10 - 1	5 - 4	5 - 6		9 - 7
USA	10 - 5	6 - 3	10 - 4	8 - 6	8 - 5	7 - 9	

Standings after Round Robin

Rank	Team	Games	Wins	Losses				
1	NZL - New Zealand	6	5	1	Q	w1	DSC	53.05cm
2	USA - United States	6	5	1	Q	w0	DSC	47.84cm
3	DEN - Denmark	6	4	2	Q	w1	DSC	39.80cm
4	LAT - Latvia	6	4	2		w0		
5	BRA - Brazil	6	2	4				
6	HKG - Hong Kong	6	1	5				
7	ENG - England	6	0	6				

Legend:

DSC Draw Shot Challenge

Q Qualified for the play-offs

wn Number of wins (n) against tied teams

Draw Shot Challenge by Group

Group A		Stone Rotation	Last Stone Draw in each Round Robin Game							DSC
Rank	Team		1	2	3	4	5	6	7	
1	HUN - Hungary	☺	144.4	89.5	36.0	84.4	20.3	10.1	21.9	46.73cm
		☹	199.6	109.6	14.0	38.0	62.1	3.3	199.6	
2	KOR - Korea	☺	199.6	120.0	6.3	42.4	42.0	199.6	24.8	47.04cm
		☹	71.2	78.2	18.8	4.2	31.7	55.6	82.2	
3	SWE - Sweden	☺	5.7	20.2	38.5	122.7	63.6	100.8	25.4	47.07cm
		☹	47.0	43.4	139.3	10.5	18.3	123.8	21.7	
4	CZE - Czechia	☺	13.5	145.1	56.3	97.6	86.2	45.2	3.0	68.60cm
		☹	199.6	199.6	15.4	69.8	55.2	101.7	29.2	
5	ESP - Spain	☺	39.1	40.8	45.6	12.7	108.8	199.6	15.4	76.16cm
		☹	57.0	117.0	30.7	199.6	140.2	169.7	175.1	
6	AUS - Australia	☺	29.0	113.2	138.1	10.5	35.6	30.6	110.4	80.41cm
		☹	199.6	151.6	199.6	49.4	151.7	94.4	40.3	
7	SLO - Slovenia	☺	86.4	199.6	170.8	199.6	91.6	199.6	199.6	149.38cm
		☹	89.1	71.8	199.6	199.6	185.7	199.6	199.6	
8	ROU - Romania	☺	199.6	199.6	165.2	199.6	199.6	199.6	199.6	182.80cm
		☹	199.6	199.6	164.5	199.6	199.6	101.1	76.5	

Group B		Stone Rotation	Last Stone Draw in each Round Robin Game						DSC
Rank	Team		1	2	3	4	5	6	
1	CAN - Canada	☺	2.2	37.3	76.7	148.2	25.8	7.8	37.83cm
		☹	28.5	7.8	8.5	136.3	77.4	106.3	
2	POL - Poland	☺	13.5	23.6	79.0	52.3	39.9	150.8	40.97cm
		☹	42.4	60.0	39.2	199.6	39.1	20.7	
3	JPN - Japan	☺	12.1	15.3	36.1	53.2	76.7	7.8	41.04cm
		☹	74.0	24.2	70.6	105.4	41.3	75.8	
4	AUT - Austria	☺	32.9	199.6	19.7	7.6	76.9	9.9	41.49cm
		☹	93.1	77.3	199.6	27.3	38.4	31.8	
5	TUR - Türkiye	☺	55.7	5.9	93.9	111.3	199.6	25.0	70.12cm
		☹	27.2	19.7	121.5	41.4	199.6	199.6	
6	KAZ - Kazakhstan	☺	100.8	40.7	22.4	199.6	57.7	199.6	73.13cm
		☹	151.6	20.5	199.6	51.1	49.5	37.4	
7	UKR - Ukraine	☺	27.5	99.1	31.8	102.0	51.9	5.9	74.40cm
		☹	166.0	55.9	28.8	175.1	187.3	199.6	



Draw Shot Challenge by Group

Group C Rank	Team	Stone Rotation	Last Stone Draw in each Round Robin Game						DSC
			1	2	3	4	5	6	
1	HKG - Hong Kong	↺	15.9	199.6	67.6	7.3	3.7	24.1	31.64cm
		↻	31.8	6.7	95.7	34.1	199.6	29.5	
2	DEN - Denmark	↺	199.6	33.5	78.6	7.8	13.5	35.4	39.80cm
		↻	41.5	72.5	186.0	28.3	69.5	17.4	
3	USA - United States	↺	33.3	199.6	34.1	13.6	94.3	140.3	47.84cm
		↻	68.5	4.7	14.9	79.6	109.9	25.5	
4	NZL - New Zealand	↺	58.0	106.4	36.0	184.8	76.7	55.3	53.05cm
		↻	87.2	40.4	37.8	26.7	99.5	12.9	
5	BRA - Brazil	↺	123.1	31.4	59.0	31.0	199.6	22.2	67.57cm
		↻	199.6	50.8	107.0	154.8	16.2	80.2	
6	LAT - Latvia	↺	199.6	51.3	43.2	199.6	156.2	20.9	72.76cm
		↻	29.5	118.2	104.7	69.9	55.3	78.4	
7	ENG - England	↺	42.2	199.6	9.4	199.6	30.0	199.6	83.80cm
		↻	14.9	199.6	178.7	12.3	66.2	85.1	

Note:
The Draw Shot Challenge (DSC) is the average distance of all the individual Last Stone Draws (LSD), which were delivered by a team during the round robin. Since the groups are of differing sizes, to ensure the DSC is calculated the same way, only the LSDs from the first 'equal number' of games will be used. The two least favourable results will be eliminated before calculating the average distance. The team with the lesser DSC receives the higher ranking. If the DSCs are equal then the team with the best non-equal counting LSD receives the higher ranking. In the case where all counting LSDs are equal, the team ranked higher in the official WCF World Rankings is ranked higher.

Legend:
 ↻ Clockwise ↺ Counter-clockwise **DSC** Draw Shot Challenge
nnn.n Eliminated Last Stone Draw





Scoring Analysis

Team	Games	LSFE	Stolen Ends	Last Stone Eff.	Force Eff.	Points Scored						Total	Plus / Minus
						0	1	2	3	4	>4		
SWE	For	6	15	50%	58%	2	10	9	4	6	3	82	+62
	Against	1	1			2	7	5	1	0	0	20	
CZE	For	5	15	27%	77%	2	16	4	2	4	3	62	+45
	Against	2	1			1	11	3	0	0	0	17	
HUN	For	5	14	47%	82%	2	7	10	3	6	1	65	+43
	Against	2	6			1	12	5	0	0	0	22	
KOR	For	5	14	47%	91%	3	13	7	3	2	2	55	+38
	Against	2	4			4	13	2	0	0	0	17	
DEN	For	4	8	69%	80%	0	7	9	4	3	0	49	+27
	Against	2	1			2	12	3	0	1	0	22	
JPN	For	5	9	63%	58%	2	8	10	2	2	1	47	+26
	Against	1	2			4	9	4	0	1	0	21	
UKR	For	1	9	53%	64%	0	10	8	4	1	0	42	+20
	Against	5	1			4	10	4	0	1	0	22	
NZL	For	4	6	52%	38%	2	9	8	6	1	0	47	+18
	Against	2	3			1	9	10	0	0	0	29	
USA	For	4	6	45%	56%	2	9	8	2	2	2	49	+17
	Against	2	5			1	13	5	3	0	0	32	
CAN	For	3	6	53%	60%	4	8	8	3	0	1	38	+15
	Against	3	1			4	10	5	1	0	0	23	
ESP	For	3	8	24%	50%	0	11	5	3	1	2	45	+9
	Against	4	7			2	12	5	3	0	1	36	
LAT	For	1	6	37%	53%	2	12	7	3	0	0	35	+3
	Against	5	3			0	11	7	1	1	0	32	
AUT	For	2	4	38%	50%	3	9	7	0	3	0	35	0
	Against	4	6			3	12	7	3	0	0	35	
HKG	For	4	7	24%	39%	2	17	6	0	1	0	33	-10
	Against	2	4			2	8	9	4	0	1	43	
AUS	For	3	3	30%	43%	2	8	3	3	3	0	35	-14
	Against	4	9			3	9	6	4	4	0	49	
BRA	For	2	4	27%	54%	0	9	7	3	0	0	32	-16
	Against	4	11			2	10	7	4	3	0	48	
POL	For	5	1	16%	57%	5	12	3	0	1	0	22	-18
	Against	1	10			0	13	7	3	1	0	40	
TUR	For	3	3	48%	31%	1	6	7	3	0	0	29	-20
	Against	3	8			3	6	8	2	4	1	49	
KAZ	For	2	2	6%	23%	6	13	0	1	0	0	16	-23
	Against	4	6			3	6	8	4	0	1	39	
ENG	For	2	3	17%	23%	1	8	5	0	0	0	18	-39
	Against	4	13			1	8	9	6	2	1	57	



Scoring Analysis

Team	Games		LSFE	Stolen Ends	Last Stone Eff.	Force Eff.	Points Scored						Total	Plus / Minus
							0	1	2	3	4	>4		
ROU	7	For	0	4	7%	9%	1	7	1	1	1	0	16	-86
		Against	7	22			0	7	8	4	7	7	102	
SLO	7	For	1	1	3%	25%	1	7	1	0	0	0	9	-97
		Against	6	24			0	8	6	7	12	3	106	
Total	70			148			43	216	133	50	37	15	861	

Note:

Stolen ends are the ends won without the last stone advantage.

Last Stone Efficiency: Scoring two or more points with last stone advantage.

Force Efficiency: Forcing the opponent team to score only one point when they have the last stone advantage.

Legend:

>4 More than four points scored

Eff. Efficiency

LSFE Last Stone First End



Summary of Big Ends

Points Scored	By	Against	Session	End	Game Result
6	SWE - Sweden	ROU - Romania	10	2	25 : 0
6	SWE - Sweden	ROU - Romania	10	1	25 : 0
6	SWE - Sweden	SLO - Slovenia	8	2	22 : 1
6	CZE - Czechia	SLO - Slovenia	6	1	19 : 1
6	ESP - Spain	ROU - Romania	6	1	14 : 1
6	KOR - Korea	ROU - Romania	8	1	17 : 0
5	CZE - Czechia	ROU - Romania	14	4	15 : 1
5	CZE - Czechia	ROU - Romania	14	1	15 : 1
5	USA - United States	ENG - England	3	2	10 : 4
5	USA - United States	HKG - Hong Kong	1	3	8 : 6
5	CAN - Canada	TUR - Türkiye	4	3	11 : 2
5	ESP - Spain	SLO - Slovenia	2	6	15 : 1
5	HUN - Hungary	ESP - Spain	10	6	9 : 3
5	JPN - Japan	KAZ - Kazakhstan	14	3	9 : 2
5	KOR - Korea	ROU - Romania	8	6	17 : 0
4	HUN - Hungary	SLO - Slovenia	14	5	16 : 0
4	HUN - Hungary	SLO - Slovenia	14	3	16 : 0
4	HUN - Hungary	ROU - Romania	12	4	16 : 1
4	HUN - Hungary	ROU - Romania	12	2	16 : 1
4	HUN - Hungary	ROU - Romania	12	1	16 : 1
4	HUN - Hungary	AUS - Australia	8	4	9 : 4
4	SWE - Sweden	ROU - Romania	10	6	25 : 0
4	SWE - Sweden	ROU - Romania	10	3	25 : 0
4	SWE - Sweden	SLO - Slovenia	8	6	22 : 1
4	SWE - Sweden	SLO - Slovenia	8	4	22 : 1
4	SWE - Sweden	SLO - Slovenia	8	3	22 : 1
4	SWE - Sweden	SLO - Slovenia	8	1	22 : 1
4	CZE - Czechia	AUS - Australia	10	6	9 : 1
4	CZE - Czechia	AUS - Australia	10	2	9 : 1
4	CZE - Czechia	SLO - Slovenia	6	3	19 : 1
4	CZE - Czechia	SLO - Slovenia	6	2	19 : 1
4	AUS - Australia	SLO - Slovenia	12	2	14 : 2
4	AUS - Australia	ROU - Romania	2	7	12 : 3
4	AUS - Australia	ROU - Romania	2	1	12 : 3
4	AUT - Austria	TUR - Türkiye	13	4	11 : 5
4	AUT - Austria	UKR - Ukraine	8	4	5 : 9
4	AUT - Austria	JPN - Japan	5	7	6 : 7
4	DEN - Denmark	LAT - Latvia	11	5	9 : 2



Summary of Big Ends

Points Scored	By	Against	Session	End	Game Result
4	DEN - Denmark	BRA - Brazil	7	3	10 : 3
4	DEN - Denmark	ENG - England	5	4	11 : 1
4	JPN - Japan	TUR - Türkiye	11	3	8 : 5
4	JPN - Japan	POL - Poland	3	4	10 : 2
4	KOR - Korea	SLO - Slovenia	10	1	10 : 1
4	KOR - Korea	AUS - Australia	6	1	12 : 1
4	USA - United States	BRA - Brazil	11	3	10 : 5
4	USA - United States	BRA - Brazil	11	2	10 : 5
4	ESP - Spain	SLO - Slovenia	2	2	15 : 1
4	HKG - Hong Kong	ENG - England	11	9	9 : 5
4	NZL - New Zealand	DEN - Denmark	3	8	8 : 7
4	POL - Poland	TUR - Türkiye	9	7	5 : 6
4	ROU - Romania	SLO - Slovenia	4	2	10 : 3
4	UKR - Ukraine	TUR - Türkiye	6	3	10 : 2

Note:

Big ends are defined as ends with a score of four or more points.



Session Results and Standings

Sheet	Team	LSD/LSFE	1	2	3	4	5	6	7	8	Extra Ends	Total
A	SWE - Sweden	47.1cm *	3	2	0	2	1	0	X	X		8
	AUS - Australia	150.7cm	0	0	0	0	0	1	X	X		1
B	CZE - Czechia	32.2cm *	5	1	2	5	2	0	X	X		15
	ROU - Romania	276.1cm	0	0	0	0	0	1	X	X		1
C	KOR - Korea	107.0cm *	0	2	0	2	1	1	0	X		6
	ESP - Spain	190.5cm	0	0	1	0	0	0	1	X		2
D	HUN - Hungary	221.5cm *	1	2	4	2	4	3	X	X		16
	SLO - Slovenia	399.2cm	0	0	0	0	0	0	X	X		0
E	UKR - Ukraine	205.5cm	0	2	0	1	3	0	2	X		8
	POL - Poland	171.5cm *	0	0	1	0	0	2	0	X		3
F	JPN - Japan	83.6cm *	3	0	5	0	1	0	X	X		9
	KAZ - Kazakhstan	237.0cm	0	1	0	0	0	1	X	X		2

Standings after Round Robin

Group A													Group B												
Rank	Team	Games	Wins	Losses									Rank	Team	Games	Wins	Losses								
1	SWE - Sweden	7	7	0	Q	DSC	47.07cm						1	JPN - Japan	6	6	0	Q	DSC	41.04cm					
2	HUN - Hungary	7	5	2	Q	w1 DSC	46.73cm						2	UKR - Ukraine	6	5	1	Q	DSC	74.40cm					
3	KOR - Korea	7	5	2		w1 DSC	47.04cm						3	CAN - Canada	6	4	2	Q	DSC	37.83cm					
4	CZE - Czechia	7	5	2		w1 DSC	68.60cm						4	AUT - Austria	6	2	4		w1						
5	ESP - Spain	7	3	4									5	TUR - Türkiye	6	2	4		w0						
6	AUS - Australia	7	2	5									6	KAZ - Kazakhstan	6	1	5		w1						
7	ROU - Romania	7	1	6									7	POL - Poland	6	1	5		w0						
8	SLO - Slovenia	7	0	7																					

Group C												
Rank	Team	Games	Wins	Losses								
1	NZL - New Zealand	6	5	1	Q	w1 DSC	53.05cm					
2	USA - United States	6	5	1	Q	w0 DSC	47.84cm					
3	DEN - Denmark	6	4	2	Q	w1 DSC	39.80cm					
4	LAT - Latvia	6	4	2		w0						
5	BRA - Brazil	6	2	4								
6	HKG - Hong Kong	6	1	5								
7	ENG - England	6	0	6								

Legend:
DSC Draw Shot Challenge **LSD** Last Stone Draw **LSFE(*)** Last Stone First End
Q Qualified for the play-offs **wn** Number of wins (n) against tied teams **X** Unplayed/unfinished end due to concession





Session Results and Standings

Sheet	Team	LSD/LSFE	1	2	3	4	5	6	7	8	Extra Ends	Total
A	BRA - Brazil	102.4cm	0	0	1	0	2	0	0	1		4
	LAT - Latvia	99.3cm *	0	1	0	1	0	1	2	0		5
C	DEN - Denmark	52.8cm *	0	1	0	1	0	1	0	0		3
	USA - United States	165.8cm	2	0	1	0	1	0	0	2		6
D	HKG - Hong Kong	53.6cm *	1	0	2	0	0	1	0	0		4
	NZL - New Zealand	68.2cm	0	1	0	0	3	0	0	1		5
E	AUT - Austria	41.7cm *	2	2	0	4	1	0	2	X		11
	TUR - Türkiye	224.6cm	0	0	2	0	0	3	0	X		5

Current Standings

Group A					Group B				
Rank	Team	Games	Wins	Losses	Rank	Team	Games	Wins	Losses
1	SWE - Sweden	6	6	0	1	JPN - Japan	5	5	0
2	CZE - Czechia	6	4	2	2	UKR - Ukraine	5	4	1
2	HUN - Hungary	6	4	2	3	CAN - Canada	6	4	2
2	KOR - Korea	6	4	2	4	AUT - Austria	6	2	4
5	ESP - Spain	6	3	3	4	TUR - Türkiye	6	2	4
6	AUS - Australia	6	2	4	6	KAZ - Kazakhstan	5	1	4
7	ROU - Romania	6	1	5	6	POL - Poland	5	1	4
8	SLO - Slovenia	6	0	6					

Group C										
Rank	Team	Games	Wins	Losses						
1	NZL - New Zealand	6	5	1	Q	w1	DSC	53.05cm		
2	USA - United States	6	5	1	Q	w0	DSC	47.84cm		
3	DEN - Denmark	6	4	2	Q	w1	DSC	39.80cm		
4	LAT - Latvia	6	4	2		w0				
5	BRA - Brazil	6	2	4						
6	HKG - Hong Kong	6	1	5						
7	ENG - England	6	0	6						

Note:
Under WCF rules, tie-breaking rules for standings are not applied until after the last game of the round robin.

Legend:
DSC Draw Shot Challenge **LSD** Last Stone Draw **LSFE(*)** Last Stone First End
Q Qualified for the play-offs **wn** Number of wins (n) against tied teams **X** Unplayed/unfinished end due to concession





Session Results and Standings

Sheet	Team	LSD/LSFE	1	2	3	4	5	6	7	8	Extra Ends	Total
A	UKR - Ukraine	239.2cm	0	0	1	0	2	0	X	X		3
	JPN - Japan	118.0cm *	2	1	0	2	0	2	X	X		7
B	ROU - Romania	300.7cm	0	0	0	0	1	0	X	X		1
	HUN - Hungary	13.4cm *	4	4	3	4	0	1	X	X		16
C	SLO - Slovenia	399.2cm	0	0	0	1	0	1	0	X		2
	AUS - Australia	125.0cm *	3	4	2	0	3	0	2	X		14
D	CZE - Czechia	146.9cm *	1	1	1	0	1	0	1	X		5
	KOR - Korea	255.2cm	0	0	0	1	0	1	0	X		2
E	SWE - Sweden	224.6cm *	2	0	3	0	2	0	3	X		10
	ESP - Spain	369.3cm	0	2	0	1	0	1	0	X		4
F	POL - Poland	79.0cm *	0	1	0	1	0	0	0	X		2
	CAN - Canada	114.1cm	0	0	3	0	3	1	0	X		7

Current Standings

Group A					Group B				
Rank	Team	Games	Wins	Losses	Rank	Team	Games	Wins	Losses
1	SWE - Sweden	6	6	0 Q	1	JPN - Japan	5	5	0 Q
2	CZE - Czechia	6	4	2	2	UKR - Ukraine	5	4	1 Q
2	HUN - Hungary	6	4	2	3	CAN - Canada	6	4	2
2	KOR - Korea	6	4	2	4	TUR - Türkiye	5	2	3
5	ESP - Spain	6	3	3	5	AUT - Austria	5	1	4
6	AUS - Australia	6	2	4	5	KAZ - Kazakhstan	5	1	4
7	ROU - Romania	6	1	5	5	POL - Poland	5	1	4
8	SLO - Slovenia	6	0	6					

Group C				
Rank	Team	Games	Wins	Losses
1	DEN - Denmark	5	4	1
1	NZL - New Zealand	5	4	1
1	USA - United States	5	4	1
4	LAT - Latvia	5	3	2
5	BRA - Brazil	5	2	3
6	HKG - Hong Kong	5	1	4
7	ENG - England	6	0	6

Note:
Under WCF rules, tie-breaking rules for standings are not applied until after the last game of the round robin.

Legend:
LSD Last Stone Draw **LSFE(*)** Last Stone First End **Q** Qualified for the play-offs
X Unplayed/unfinished end due to concession



Session Results and Standings

Sheet	Team	LSD/LSFE	1	2	3	4	5	6	7	8	Extra Ends	Total
A	JPN - Japan	158.6cm *	0	2	4	0	2	0	0	X		8
	TUR - Türkiye	399.2cm	0	0	0	2	0	2	1	X		5
C	HKG - Hong Kong	203.3cm *	1	0	2	1	0	0	1	0	4	9
	ENG - England	284.7cm	0	2	0	0	1	0	0	2	0	5
D	USA - United States	204.2cm *	1	4	4	0	1	0	0	X		10
	BRA - Brazil	215.8cm	0	0	0	3	0	2	0	X		5
E	KAZ - Kazakhstan	107.2cm *	0	0	0	1	0	1	0	X		2
	UKR - Ukraine	277.1cm	1	2	0	0	1	0	2	X		6
F	LAT - Latvia	211.5cm	0	0	0	1	0	1	X	X		2
	DEN - Denmark	83.0cm *	2	2	1	0	4	0	X	X		9

Current Standings

Group A					Group B				
Rank	Team	Games	Wins	Losses	Rank	Team	Games	Wins	Losses
1	SWE - Sweden	5	5	0	1	JPN - Japan	4	4	0
2	KOR - Korea	5	4	1	1	UKR - Ukraine	4	4	0
3	CZE - Czechia	5	3	2	3	CAN - Canada	5	3	2
3	ESP - Spain	5	3	2	4	TUR - Türkiye	5	2	3
3	HUN - Hungary	5	3	2	5	POL - Poland	4	1	3
6	AUS - Australia	5	1	4	6	AUT - Austria	5	1	4
6	ROU - Romania	5	1	4	6	KAZ - Kazakhstan	5	1	4
8	SLO - Slovenia	5	0	5					

Group C				
Rank	Team	Games	Wins	Losses
1	DEN - Denmark	5	4	1
1	NZL - New Zealand	5	4	1
1	USA - United States	5	4	1
4	LAT - Latvia	5	3	2
5	BRA - Brazil	5	2	3
6	HKG - Hong Kong	5	1	4
7	ENG - England	6	0	6

Note:
Under WCF rules, tie-breaking rules for standings are not applied until after the last game of the round robin.

Legend:
LSD Last Stone Draw **LSFE(*)** Last Stone First End **X** Unplayed/unfinished end due to concession



Session Results and Standings

Sheet	Team	LSD/LSFE	1	2	3	4	5	6	7	8	Extra Ends	Total
B	AUS - Australia	187.3cm	0	0	1	0	0	0	X	X		1
	CZE - Czechia	141.4cm *	0	4	0	0	1	4	X	X		9
C	ESP - Spain	249.0cm	0	0	0	1	2	0	X	X		3
	HUN - Hungary	82.4cm *	1	1	2	0	0	5	X	X		9
D	ROU - Romania	399.2cm	0	0	0	0	0	0	X	X		0
	SWE - Sweden	81.9cm *	6	6	4	2	3	4	X	X		25
E	KOR - Korea	73.7cm *	4	3	1	0	1	0	1	X		10
	SLO - Slovenia	277.3cm	0	0	0	1	0	0	0	X		1
F	CAN - Canada	103.2cm *	2	0	2	0	1	0	2	0		7
	AUT - Austria	115.3cm	0	1	0	2	0	1	0	1		5

Current Standings

Group A					Group B				
Rank	Team	Games	Wins	Losses	Rank	Team	Games	Wins	Losses
1	SWE - Sweden	5	5	0	1	JPN - Japan	3	3	0
2	KOR - Korea	5	4	1	1	UKR - Ukraine	3	3	0
3	CZE - Czechia	5	3	2	3	CAN - Canada	5	3	2
3	ESP - Spain	5	3	2	4	TUR - Türkiye	4	2	2
3	HUN - Hungary	5	3	2	5	KAZ - Kazakhstan	4	1	3
6	AUS - Australia	5	1	4	5	POL - Poland	4	1	3
6	ROU - Romania	5	1	4	7	AUT - Austria	5	1	4
8	SLO - Slovenia	5	0	5					

Group C				
Rank	Team	Games	Wins	Losses
1	NZL - New Zealand	5	4	1
2	DEN - Denmark	4	3	1
2	LAT - Latvia	4	3	1
2	USA - United States	4	3	1
5	BRA - Brazil	4	2	2
6	HKG - Hong Kong	4	0	4
7	ENG - England	5	0	5

Note:
Under WCF rules, tie-breaking rules for standings are not applied until after the last game of the round robin.

Legend:
LSD Last Stone Draw **LSFE(*)** Last Stone First End **X** Unplayed/unfinished end due to concession



Session Results and Standings

Sheet	Team	LSD/LSFE	1	2	3	4	5	6	7	8	Extra Ends	Total
B	HKG - Hong Kong	41.4cm	0	1	0	0	1	0	0	X		2
	DEN - Denmark	36.1cm *	1	0	3	2	0	2	1	X		9
C	BRA - Brazil	185.8cm	0	0	1	0	2	0	1	X		4
	NZL - New Zealand	176.2cm *	3	2	0	3	0	2	0	X		10
D	TUR - Türkiye	152.7cm *	1	0	1	0	2	0	0	2		6
	POL - Poland	251.9cm	0	0	0	1	0	0	4	0		5
E	ENG - England	96.2cm *	0	0	0	0	1	0	X	X		1
	LAT - Latvia	269.5cm	1	1	3	3	0	1	X	X		9

Current Standings

Group A					Group B				
Rank	Team	Games	Wins	Losses	Rank	Team	Games	Wins	Losses
1	SWE - Sweden	4	4	0	1	JPN - Japan	3	3	0
2	ESP - Spain	4	3	1	1	UKR - Ukraine	3	3	0
2	KOR - Korea	4	3	1	3	CAN - Canada	4	2	2
4	CZE - Czechia	4	2	2	3	TUR - Türkiye	4	2	2
4	HUN - Hungary	4	2	2	5	AUT - Austria	4	1	3
6	AUS - Australia	4	1	3	5	KAZ - Kazakhstan	4	1	3
6	ROU - Romania	4	1	3	5	POL - Poland	4	1	3
8	SLO - Slovenia	4	0	4					

Group C				
Rank	Team	Games	Wins	Losses
1	NZL - New Zealand	5	4	1
2	DEN - Denmark	4	3	1
2	LAT - Latvia	4	3	1
2	USA - United States	4	3	1
5	BRA - Brazil	4	2	2
6	HKG - Hong Kong	4	0	4
7	ENG - England	5	0	5

Note:
Under WCF rules, tie-breaking rules for standings are not applied until after the last game of the round robin.

Legend:
LSD Last Stone Draw **LSFE(*)** Last Stone First End **X** Unplayed/unfinished end due to concession



Session Results and Standings

Sheet	Team	LSD/LSFE	1	2	3	4	5	6	7	8	Extra Ends	Total
A	CZE - Czechia	167.4cm *	1	3	0	1	1	1	X	X		7
	ESP - Spain	212.3cm	0	0	1	0	0	0	X	X		1
B	HUN - Hungary	122.4cm	0	3	0	4	2	0	X	X		9
	AUS - Australia	59.9cm *	1	0	1	0	0	2	X	X		4
C	ROU - Romania	399.2cm	0	0	0	0	0	0	X	X		0
	KOR - Korea	46.6cm *	6	2	2	1	1	5	X	X		17
D	UKR - Ukraine	60.6cm	0	3	1	0	1	1	0	3		9
	AUT - Austria	34.9cm *	1	0	0	4	0	0	0	0		5
E	JPN - Japan	106.7cm *	0	3	0	0	0	1	0	2		6
	CAN - Canada	284.5cm	0	0	0	0	1	0	2	0		3
F	SLO - Slovenia	399.2cm	0	0	0	0	1	0	X	X		1
	SWE - Sweden	133.2cm *	4	6	4	4	0	4	X	X		22

Current Standings

Group A					Group B				
Rank	Team	Games	Wins	Losses	Rank	Team	Games	Wins	Losses
1	SWE - Sweden	4	4	0	1	JPN - Japan	3	3	0
2	ESP - Spain	4	3	1	1	UKR - Ukraine	3	3	0
2	KOR - Korea	4	3	1	3	CAN - Canada	4	2	2
4	CZE - Czechia	4	2	2	4	POL - Poland	3	1	2
4	HUN - Hungary	4	2	2	4	TUR - Türkiye	3	1	2
6	AUS - Australia	4	1	3	6	AUT - Austria	4	1	3
6	ROU - Romania	4	1	3	6	KAZ - Kazakhstan	4	1	3
8	SLO - Slovenia	4	0	4					

Group C				
Rank	Team	Games	Wins	Losses
1	NZL - New Zealand	4	3	1
1	USA - United States	4	3	1
3	BRA - Brazil	3	2	1
3	DEN - Denmark	3	2	1
3	LAT - Latvia	3	2	1
6	HKG - Hong Kong	3	0	3
7	ENG - England	4	0	4

Note:
Under WCF rules, tie-breaking rules for standings are not applied until after the last game of the round robin.

Legend:
LSD Last Stone Draw **LSFE(*)** Last Stone First End **X** Unplayed/unfinished end due to concession





Session Results and Standings

Sheet	Team	LSD/LSFE	1	2	3	4	5	6	7	8	Extra Ends	Total
A	KAZ - Kazakhstan	250.7cm	0	0	0	0	1	0	1	X		2
	CAN - Canada	85.2cm *	0	2	3	0	0	2	0	X		7
B	DEN - Denmark	264.6cm	3	0	4	0	3	0	X	X		10
	BRA - Brazil	166.0cm *	0	1	0	1	0	1	X	X		3
C	AUT - Austria	219.3cm	0	1	0	0	1	0	2	0		4
	POL - Poland	118.2cm *	1	0	1	1	0	2	0	1		6
D	LAT - Latvia	147.9cm	0	2	1	0	1	0	1	0		5
	USA - United States	93.2cm *	2	0	0	2	0	3	0	1		8
E	NZL - New Zealand	211.5cm *	2	1	0	3	2	2	X	X		10
	ENG - England	211.9cm	0	0	1	0	0	0	X	X		1

Current Standings

Group A					Group B				
Rank	Team	Games	Wins	Losses	Rank	Team	Games	Wins	Losses
1	ESP - Spain	3	3	0	1	JPN - Japan	2	2	0
1	SWE - Sweden	3	3	0	1	UKR - Ukraine	2	2	0
3	KOR - Korea	3	2	1	3	CAN - Canada	3	2	1
4	AUS - Australia	3	1	2	4	AUT - Austria	3	1	2
4	CZE - Czechia	3	1	2	4	POL - Poland	3	1	2
4	HUN - Hungary	3	1	2	4	TUR - Türkiye	3	1	2
4	ROU - Romania	3	1	2	7	KAZ - Kazakhstan	4	1	3
8	SLO - Slovenia	3	0	3					

Group C				
Rank	Team	Games	Wins	Losses
1	NZL - New Zealand	4	3	1
1	USA - United States	4	3	1
3	BRA - Brazil	3	2	1
3	DEN - Denmark	3	2	1
3	LAT - Latvia	3	2	1
6	HKG - Hong Kong	3	0	3
7	ENG - England	4	0	4

Note:
Under WCF rules, tie-breaking rules for standings are not applied until after the last game of the round robin.

Legend:
LSD Last Stone Draw **LSFE(*)** Last Stone First End **X** Unplayed/unfinished end due to concession





Session Results and Standings

Sheet	Team	LSD/LSFE	1	2	3	4	5	6	7	8	Extra Ends	Total
A	AUS - Australia	337.7cm	0	0	0	1	0	0	X	X		1
	KOR - Korea	25.1cm *	4	2	2	0	3	1	X	X		12
B	TUR - Türkiye	215.4cm	0	1	0	1	0	0	X	X		2
	UKR - Ukraine	155.0cm *	1	0	4	0	2	3	X	X		10
C	HUN - Hungary	50.0cm *	0	0	2	2	0	2	0	0		6
	SWE - Sweden	177.8cm	1	2	0	0	1	0	1	2		7
E	SLO - Slovenia	370.4cm	0	0	0	0	0	1	X	X		1
	CZE - Czechia	71.7cm *	6	4	4	2	3	0	X	X		19
F	ESP - Spain	76.3cm *	6	1	0	2	3	2	X	X		14
	ROU - Romania	329.7cm	0	0	1	0	0	0	X	X		1

Current Standings

Group A					Group B				
Rank	Team	Games	Wins	Losses	Rank	Team	Games	Wins	Losses
1	ESP - Spain	3	3	0	1	JPN - Japan	2	2	0
1	SWE - Sweden	3	3	0	1	UKR - Ukraine	2	2	0
3	KOR - Korea	3	2	1	3	AUT - Austria	2	1	1
4	AUS - Australia	3	1	2	3	CAN - Canada	2	1	1
4	CZE - Czechia	3	1	2	5	KAZ - Kazakhstan	3	1	2
4	HUN - Hungary	3	1	2	5	TUR - Türkiye	3	1	2
4	ROU - Romania	3	1	2	7	POL - Poland	2	0	2
8	SLO - Slovenia	3	0	3					

Group C				
Rank	Team	Games	Wins	Losses
1	BRA - Brazil	2	2	0
1	LAT - Latvia	2	2	0
3	NZL - New Zealand	3	2	1
3	USA - United States	3	2	1
5	DEN - Denmark	2	1	1
6	ENG - England	3	0	3
6	HKG - Hong Kong	3	0	3

Note:
Under WCF rules, tie-breaking rules for standings are not applied until after the last game of the round robin.

Legend:
LSD Last Stone Draw **LSFE(*)** Last Stone First End **X** Unplayed/unfinished end due to concession



Session Results and Standings

Sheet	Team	LSD/LSFE	1	2	3	4	5	6	7	8	Extra Ends	Total
A	LAT - Latvia	169.5cm	0	2	0	3	0	2	0	1		8
	HKG - Hong Kong	163.3cm *	1	0	1	0	2	0	1	0		5
B	AUT - Austria	276.9cm	0	0	1	0	0	0	4	1	0	6
	JPN - Japan	39.5cm *	2	1	0	1	0	2	0	0	1	7
C	POL - Poland	83.6cm *	0	0	1	0	2	0	1	0		4
	KAZ - Kazakhstan	222.0cm	1	1	0	1	0	1	0	1		5
D	ENG - England	188.1cm	0	0	1	0	0	0	X	X		1
	DEN - Denmark	106.0cm *	2	0	0	4	3	2	X	X		11
F	NZL - New Zealand	73.8cm	3	0	0	0	1	0	3	0	2	9
	USA - United States	49.0cm *	0	2	1	1	0	1	0	2	0	7

Current Standings

Group A					Group B				
Rank	Team	Games	Wins	Losses	Rank	Team	Games	Wins	Losses
1	ESP - Spain	2	2	0	1	JPN - Japan	2	2	0
1	SWE - Sweden	2	2	0	2	UKR - Ukraine	1	1	0
3	AUS - Australia	2	1	1	3	AUT - Austria	2	1	1
3	HUN - Hungary	2	1	1	3	CAN - Canada	2	1	1
3	KOR - Korea	2	1	1	3	TUR - Türkiye	2	1	1
3	ROU - Romania	2	1	1	6	KAZ - Kazakhstan	3	1	2
7	CZE - Czechia	2	0	2	7	POL - Poland	2	0	2
7	SLO - Slovenia	2	0	2					

Group C				
Rank	Team	Games	Wins	Losses
1	BRA - Brazil	2	2	0
1	LAT - Latvia	2	2	0
3	NZL - New Zealand	3	2	1
3	USA - United States	3	2	1
5	DEN - Denmark	2	1	1
6	ENG - England	3	0	3
6	HKG - Hong Kong	3	0	3

Note:
Under WCF rules, tie-breaking rules for standings are not applied until after the last game of the round robin.

Legend:
LSD Last Stone Draw **LSFE(*)** Last Stone First End **X** Unplayed/unfinished end due to concession





Session Results and Standings

Sheet	Team	LSD/LSFE	1	2	3	4	5	6	7	8	Extra Ends	Total
A	SLO - Slovenia	271.4cm *	0	0	0	2	1	0	0	X		3
	ROU - Romania	399.2cm	1	4	1	0	0	3	1	X		10
B	SWE - Sweden	63.6cm *	0	1	2	0	1	0	0	1		5
	KOR - Korea	198.2cm	0	0	0	3	0	0	1	0		4
C	CAN - Canada	45.1cm	2	1	5	2	0	1	X	X		11
	TUR - Türkiye	25.6cm *	0	0	0	0	2	0	X	X		2
E	ESP - Spain	157.8cm *	3	0	1	0	1	0	1	X		6
	AUS - Australia	264.8cm	0	1	0	1	0	0	0	X		2
F	HUN - Hungary	199.1cm *	2	1	0	0	1	0	2	X		6
	CZE - Czechia	344.7cm	0	0	1	1	0	1	0	X		3

Current Standings

Group A					Group B				
Rank	Team	Games	Wins	Losses	Rank	Team	Games	Wins	Losses
1	ESP - Spain	2	2	0	1	AUT - Austria	1	1	0
1	SWE - Sweden	2	2	0	1	JPN - Japan	1	1	0
3	AUS - Australia	2	1	1	1	UKR - Ukraine	1	1	0
3	HUN - Hungary	2	1	1	4	CAN - Canada	2	1	1
3	KOR - Korea	2	1	1	4	TUR - Türkiye	2	1	1
3	ROU - Romania	2	1	1	6	POL - Poland	1	0	1
7	CZE - Czechia	2	0	2	7	KAZ - Kazakhstan	2	0	2
7	SLO - Slovenia	2	0	2					

Group C				
Rank	Team	Games	Wins	Losses
1	BRA - Brazil	2	2	0
1	USA - United States	2	2	0
3	LAT - Latvia	1	1	0
4	NZL - New Zealand	2	1	1
5	DEN - Denmark	1	0	1
6	ENG - England	2	0	2
6	HKG - Hong Kong	2	0	2

Note:
Under WCF rules, tie-breaking rules for standings are not applied until after the last game of the round robin.

Legend:
LSD Last Stone Draw **LSFE(*)** Last Stone First End **X** Unplayed/unfinished end due to concession





Session Results and Standings

Sheet	Team	LSD/LSFE	1	2	3	4	5	6	7	8	Extra Ends	Total
A	DEN - Denmark	241.1cm	0	2	0	2	1	0	2	0		7
	NZL - New Zealand	146.8cm *	1	0	1	0	0	2	0	4		8
B	USA - United States	204.3cm *	0	5	3	0	2	0	X	X		10
	ENG - England	399.2cm	1	0	0	2	0	1	X	X		4
C	KAZ - Kazakhstan	61.2cm *	0	0	0	0	1	0	0	X		1
	AUT - Austria	126.0cm	0	0	0	2	0	0	2	X		4
D	POL - Poland	55.9cm *	0	0	0	0	1	0	1	X		2
	JPN - Japan	86.1cm	2	2	1	4	0	1	0	X		10
F	BRA - Brazil	82.2cm *	0	3	2	2	0	0	0	0	1	8
	HKG - Hong Kong	206.3cm	1	0	0	0	1	1	2	2	0	7

Current Standings

Group A					Group B				
Rank	Team	Games	Wins	Losses	Rank	Team	Games	Wins	Losses
1	AUS - Australia	1	1	0	1	AUT - Austria	1	1	0
1	ESP - Spain	1	1	0	1	JPN - Japan	1	1	0
1	KOR - Korea	1	1	0	1	TUR - Türkiye	1	1	0
1	SWE - Sweden	1	1	0	1	UKR - Ukraine	1	1	0
5	CZE - Czechia	1	0	1	5	CAN - Canada	1	0	1
5	HUN - Hungary	1	0	1	5	POL - Poland	1	0	1
5	ROU - Romania	1	0	1	7	KAZ - Kazakhstan	2	0	2
5	SLO - Slovenia	1	0	1					
Group C									
Rank	Team	Games	Wins	Losses					
1	BRA - Brazil	2	2	0					
1	USA - United States	2	2	0					
3	LAT - Latvia	1	1	0					
4	NZL - New Zealand	2	1	1					
5	DEN - Denmark	1	0	1					
6	ENG - England	2	0	2					
6	HKG - Hong Kong	2	0	2					

Note:
Under WCF rules, tie-breaking rules for standings are not applied until after the last game of the round robin.

Legend:
LSD Last Stone Draw **LSFE(*)** Last Stone First End **X** Unplayed/unfinished end due to concession





Session Results and Standings

Sheet	Team	LSD/LSFE	1	2	3	4	5	6	7	8	Extra Ends	Total
A	CAN - Canada	30.7cm *	0	1	0	1	0	0	1	0		3
	UKR - Ukraine	193.5cm	0	0	2	0	2	1	0	1		6
B	ESP - Spain	96.1cm *	1	4	2	0	3	5	X	X		15
	SLO - Slovenia	175.5cm	0	0	0	1	0	0	X	X		1
C	AUS - Australia	228.6cm *	4	1	0	3	0	0	4	X		12
	ROU - Romania	399.2cm	0	0	2	0	0	1	0	X		3
D	SWE - Sweden	52.7cm *	1	0	1	0	2	0	0	1		5
	CZE - Czechia	213.1cm	0	2	0	1	0	1	0	0		4
F	KOR - Korea	270.8cm *	1	0	0	1	0	0	0	2		4
	HUN - Hungary	344.0cm	0	0	0	0	2	1	0	0		3

Current Standings

Group A					Group B				
Rank	Team	Games	Wins	Losses	Rank	Team	Games	Wins	Losses
1	AUS - Australia	1	1	0	1	TUR - Türkiye	1	1	0
1	ESP - Spain	1	1	0	1	UKR - Ukraine	1	1	0
1	KOR - Korea	1	1	0	3	CAN - Canada	1	0	1
1	SWE - Sweden	1	1	0	3	KAZ - Kazakhstan	1	0	1
5	CZE - Czechia	1	0	1		AUT - Austria	0		
5	HUN - Hungary	1	0	1		JPN - Japan	0		
5	ROU - Romania	1	0	1		POL - Poland	0		
5	SLO - Slovenia	1	0	1					

Group C				
Rank	Team	Games	Wins	Losses
1	BRA - Brazil	1	1	0
1	LAT - Latvia	1	1	0
1	USA - United States	1	1	0
4	ENG - England	1	0	1
4	HKG - Hong Kong	1	0	1
4	NZL - New Zealand	1	0	1
	DEN - Denmark	0		

Note:
Under WCF rules, tie-breaking rules for standings are not applied until after the last game of the round robin.

Legend:
LSD Last Stone Draw **LSFE(*)** Last Stone First End **X** Unplayed/unfinished end due to concession

Session Results and Standings

Sheet	Team	LSD/LSFE	1	2	3	4	5	6	7	8	Extra Ends	Total
A	TUR - Türkiye	82.9cm *	0	3	1	0	2	0	3	X		9
	KAZ - Kazakhstan	252.4cm	0	0	0	3	0	1	0	X		4
B	NZL - New Zealand	145.2cm *	2	0	0	1	0	1	1	0		5
	LAT - Latvia	229.1cm	0	0	2	0	2	0	0	2		6
E	USA - United States	101.8cm	0	0	5	0	0	1	0	0	2	8
	HKG - Hong Kong	47.7cm *	0	2	0	1	1	0	1	1	0	6
F	ENG - England	57.1cm *	2	2	1	0	0	0	1	0		6
	BRA - Brazil	322.7cm	0	0	0	2	2	1	0	3		8

Current Standings

Group A

Rank	Team	Games	Wins	Losses
	AUS - Australia			
	CZE - Czechia			
	ESP - Spain			
	HUN - Hungary			
	KOR - Korea			
	ROU - Romania			
	SLO - Slovenia			
	SWE - Sweden			

Group B

Rank	Team	Games	Wins	Losses
1	TUR - Türkiye	1	1	0
2	KAZ - Kazakhstan	1	0	1
	AUT - Austria	0		
	CAN - Canada	0		
	JPN - Japan	0		
	POL - Poland	0		
	UKR - Ukraine	0		

Group C

Rank	Team	Games	Wins	Losses
1	BRA - Brazil	1	1	0
1	LAT - Latvia	1	1	0
1	USA - United States	1	1	0
4	ENG - England	1	0	1
4	HKG - Hong Kong	1	0	1
4	NZL - New Zealand	1	0	1
	DEN - Denmark	0		

Note:

Under WCF rules, tie-breaking rules for standings are not applied until after the last game of the round robin.

Legend:

LSD Last Stone Draw

LSFE(*) Last Stone First End

X Unplayed/unfinished end due to concession



Entry List by Event

REVISED
14 DEC 16:12

As of THU 14 DEC 2023

AUS - Australia		Group A
4 V	BENCE Thomas	R
3 S	RYAN Charlie	R
2	WAYMAN Benjamin	R
1	COLLINS Flynn	L
A	RYAN Bailey	R
C	POWELL Anne	
O	RYAN Melinda	
O	RYAN Bernie	

DEN - Denmark		Group C
4 V	VILANDT Jonathan	R
3 S	SCHMIDT Jacob	R
2	QVIST Alexander	R
1	JURLANDER BOEGE Kasper	R
A	JENSEN Nikki	R
C	VILANDT Lars	
NC	SCHMIDT Ulrik	
O	-	

AUT - Austria		Group B
4 S	HOFER Matthaeus	R
3 V	KARG Johann	R
2	ZOTT David	R
1	JOECHL Moritz	R
A	-	
C	SMITH Greig (SCO)	
NC	SCHROEDER Bjoern (GER)	
O	-	

ENG - England		Group C
4 S	HOLCOMBE Benjamin	R
3 V	MARTIN Toby	R
2	BRACKPOOL Owen	R
1	BLAKELEY Isaac	R
A	MECHEM Robert	R
C	PRICE Felix	
O	-	
O	-	

BRA - Brazil		Group C
4 S	MELO Vitor	R
3 V	RODRIGUES Nuno	R
2	CAMELO Arthur	R
1	SUHAN Kyron	R
A	-	
C	RODRIGUES Marcio	
O	ALVARES CAMELO FILHO Rodrigo	
O	-	

ESP - Spain		Group A
4 S	RAUBERT Aleix	R
3 V	MINGORANCE Ismael	L
2	CARASA Javier	R
1	SAEZ DE OCARIZ Eneko	R
A	GASTO Oriol	R
C	VEZ Alberto	
O	-	
O	-	

CAN - Canada		Group B
4 S	TAO Johnson	R
3 V	NEUERT Jaedon	R
2	DAVIES Zach	L
1	NAUGLER Adam	R
A	-	
C	WILSON Skip	
2C	MORIN Ben	
NC	KREPPS Rob	

HKG - Hong Kong		Group C
4 S	CHENG Ching Nam	R
3	CHENG Ching Him	R
2 V	CHENG Ching Kiu	R
1	LAI Chung Hei Jonas	R
A	CHUNG Kwan Chak	R
C	SEIDL Boris (AUT)	
O	-	
O	-	

CZE - Czechia		Group A
4 S	CHABICOVSKY Vit	R
3 V	BODLAK Ondrej	R
2	ZDARSKY Krystof	R
1	SKACHA David	L
A	MATEJICEK Jakub	R
C	KUBESKA Karel	
NC	SCOFFIN Wade (CAN)	
O	-	

HUN - Hungary		Group A
4 S	TATAR Lorinc	R
3	KARASZ Raul	R
2 V	SZARVAS Kristof	R
1	TUSKE Milan	R
A	-	
C	KISS Zsolt	
O	-	
O	-	



Entry List by Event

REVISED
14 DEC 16:12

As of THU 14 DEC 2023

JPN - Japan		Group B
4 S	AOKI Ryo	R
3	OUCHI Takuto	R
2 V	HAYASHI Rio	R
1	KANAZAWA Naoki	R
A	OUCHI Haruto	R
C	OGASAWARA Ayumi	
O	YADOIWA Takuo	
O	-	

POL - Poland		Group B
4 S	FRYNIA Antoni	R
3 V	MUCHA Kacper	R
2	MOSIOLEK Bartlomiej	R
1	WITKOWSKI Jan	R
A	KOLANO Michal	R
C	SZELIGA-FRYNIA Marta	
O	SZYLLER-WITKOWSKA Marta	
O	-	

KAZ - Kazakhstan		Group B
4 S	ALLIYAR Aidos	R
3	IRJANOV Arman	R
2 V	TASTEMIR Ibragim	R
1	SKUPNEVSKIY Georgiy	R
A	-	
C	ALLIYAROVA Sitara	
O	-	
O	-	

ROU - Romania		Group A
4	POP Tudor	R
3 V	FELECAN Toma Matei	R
2 S	GHERGIE Dan	R
1	MIHALCA Tudor	L
A	VANCEA Catalin	R
C	COLCERIU Bogdan	
O	-	
O	-	

KOR - Korea		Group A
4 S	KIM Daehyun	R
3 V	LEE Woojung	R
2	PARK Seongmin	R
1	KWON Juni	R
A	SHIN Eunjun	R
C	KIM Chigu	
O	MOON Jungsu	
O	-	

SLO - Slovenia		Group A
4 S	ERJAVEC BIZJAK Ernest	R
3 V	KRAPEZ Zan	L
2	MAVRIC Jure	R
1	KELEMINA Bor	L
A	-	
C	KRAPEZ Sasa	
O	-	
O	-	

LAT - Latvia		Group C
4 S	BUNCIS Roberts Reinis	R
3 V	ZASS Kristaps	R
2	SONDORS Toms	R
1	BARANOVSKIS Aleksandrs	R
A	SMIRNOVS Deniss	R
C	VEIDEMANIS Arnis	
O	-	
O	-	

SWE - Sweden		Group A
4 S	LANDELIUS Axel	R
3	PALM Alexander	R
2 V	MOBERG Olle	R
1	ALEXANDER Dante	R
A	NYGREN Vilmer	R
C	GRANBOM Simon	
NC	SJOEBERG Axel	
O	-	

NZL - New Zealand		Group C
4 V	BECKER William	R
3 S	FLANAGAN Sam	R
2	NEVILL Darcy	R
1	BURKE Hunter	R
A	NEVILL Jed	R
C	EDE Nelson	
O	-	
O	-	

TUR - Türkiye		Group B
4 S	ESER Selhattin	R
3 V	BAYRAMOGLU Mehmet Fatih	R
2	NERSE Bilal Emre	R
1	ATMACA Yunus Emre	R
A	ZENIT Muhammed Taha	R
C	CAKIR Bilal Omer	
O	ALA Zafer	
O	-	



Entry List by Event

REVISED
14 DEC 16:12

As of THU 14 DEC 2023

UKR - Ukraine		Group B
4 S	NIKOLOV Eduard	R
3	SHCHUR Yaroslav	R
2	SUHAK Artem	R
1 V	KOVAL Vladyslav	R
A	SHLYK Artem	R
C	LILL Erkki (EST)	
T	LYTVYNENKO Marharyta	
O	KHOKHLOV Illia	

USA - United States		Group C
4 S	WENDLING Wesley	R
3 V	BESTLAND Jackson	R
2	TUMA Kevin	R
1	ARMSTRONG Jackson	R
A	HEBERT Caden	R
C	SWISSHELM Ann	
O	PEPLINSKI Michael	
O	-	

Note:

Position and function for each team member:

4 = Fourth, **3** = Third, **2** = Second, **1** = Lead, **A** = Alternate, **S** = Skip, **V** = Vice-Skip

C = Coach, **2C** = 2nd Team Coach, **NC** = National Coach, **T** = Translator, **O** = Team Official

Legend:

L Left-handed

R Right-handed

REVISED

KOR: name spelling for PARK Seongmin has been revised.



Competition Officials

As of THU 7 DEC 2023

Function	Name	Organisation
WCF President:	WELLING Beau	USA - United States
WCF Head of Competitions & TD:	ROETHLISBERGER Eeva	SUI - Switzerland
Chief Umpire:	GOWER Michele	CAN - Canada
Deputy Chief Umpire:	RIGTORP Jens	SWE - Sweden
Game Umpires:	KLOMB Bart	NED - Netherlands
	OKSANEN Taru	FIN - Finland
	PIMPINI Denise	ITA - Italy
	REIMERTZ Joaquim	SWE - Sweden
	SOLA Fabio	ITA - Italy
Chief Timer:	CACCIVIO Guido	SUI - Switzerland
Deputy Chief Timer:	HUCKLE Anja	GER - Germany
Chief Ice Technician:	CALLAN Mark	SCO - Scotland
Deputy Chief Ice Technician:	MOGLIA Ivan	ITA - Italy

Legend:

TD Technical Delegate



Competition Schedule

REVISED
10 DEC 14:16

As of SUN 10 DEC 2023

Date	Start Time	Session	Sheet A	Sheet B	Sheet C	Sheet D	Sheet E	Sheet F
FRI 8 DEC	8:00	w1	can - rou	aus - slo	tur - chn	usa - pol	ned - ita	esp - bel
	12:00	w2	ukr - eng	lat - svk	nzl - hun	aut - kaz	bra - den	ger - cro
	16:00	w3	tur - aus	can - esp	slo - usa	rou - ita	bel - cze	chn - pol
	20:00	w4	svk - hun	den - aut	cro - kaz	bra - ger	lat - ukr	eng - nzl
SAT 9 DEC	9:00	w5	esp - ita	chn - usa	pol - aus	bel - ned	tur - slo	rou - cze
	14:00	w6	aut - cro	hun - ukr	den - ger	eng - lat	svk - nzl	kaz - bra
	19:00	w7	cze - ned	pol - tur	bel - rou	slo - chn	usa - aus	ita - can
SUN 10 DEC	8:00	w8	kaz - den	cro - bra	svk - eng	ukr - nzl	aut - ger	hun - lat
	12:00	w9			ita - cze	ned - can	esp - rou	
	16:00	w10	nzl - lat	ger - kaz	bra - aut	den - cro	eng - hun	ukr - svk
	20:00	w11	pol - slo	rou - ned	can - bel	cze - esp	aus - chn	usa - tur
MON 11 DEC	10:00	w12		ita - bel	ned - esp		cze - can	
	19:00	Women's Quarter-finals						
TUE 12 DEC	10:00	Women's Semi-finals						
	17:00	Women's Finals						
THU 14 DEC	8:00	M1	TUR - KAZ	NZL - LAT			USA - HKG	ENG - BRA
	12:00	M2	CAN - UKR	ESP - SLO	AUS - ROU	SWE - CZE		KOR - HUN
	16:00	M3	DEN - NZL	USA - ENG	KAZ - AUT	POL - JPN		BRA - HKG
	20:00	M4	SLO - ROU	SWE - KOR	CAN - TUR		ESP - AUS	HUN - CZE
FRI 15 DEC	9:00	M5	LAT - HKG	AUT - JPN	POL - KAZ	ENG - DEN		NZL - USA
	14:00	M6	AUS - KOR	TUR - UKR	HUN - SWE		SLO - CZE	ESP - ROU
	19:00	M7	KAZ - CAN	DEN - BRA	AUT - POL	LAT - USA	NZL - ENG	
SAT 16 DEC	8:00	M8	CZE - ESP	HUN - AUS	ROU - KOR	UKR - AUT	JPN - CAN	SLO - SWE
	12:00	M9		HKG - DEN	BRA - NZL	TUR - POL	ENG - LAT	
	16:00	M10		AUS - CZE	ESP - HUN	ROU - SWE	KOR - SLO	CAN - AUT
	20:00	M11	JPN - TUR		HKG - ENG	USA - BRA	KAZ - UKR	LAT - DEN
SUN 17 DEC	9:00	M12	UKR - JPN	ROU - HUN	SLO - AUS	CZE - KOR	SWE - ESP	POL - CAN
	14:00	M13	BRA - LAT		DEN - USA	HKG - NZL	AUT - TUR	
	19:00	M14	SWE - AUS	CZE - ROU	KOR - ESP	HUN - SLO	UKR - POL	JPN - KAZ
MON 18 DEC	10:00	Men's Quarter-finals						
	17:00	Men's Semi-finals						
TUE 19 DEC	10:00	Men's Finals						

Note:

For NOC codes, lowercase is used for Women, and uppercase is used for Men.
First named team in each game plays red-handled stones and wears dark coloured upper playing garments.
Please check online for more details and the latest updates.

Legend:

Mn Men's session n **wn** Women's session n

REVISED

Start time of Women's Finals revised.



Sports Communication: Increase in promoted teams to World Junior Curling Championships 2024

Following the decision of the Finnish Curling Association to decline their host spot at the World Junior Curling Championships 2024, four women's and four men's teams will now be promoted from the World Junior-B Championships 2023.

Both events are being held in Lohja, Finland. The World Junior-B Championships 2023 are underway and will end on Tuesday 19 December 2023. The World Junior Curling Championships 2024 run from Saturday 17 to Saturday 24 February 2024 in the Kisakallio Sports Institute.