



**World Junior-B Curling Championships 2023
Lohja, Finland**

8 - 12 December 2023

RESULTS SUMMARY

Women



Medallists

Medal	Country	Name	Position - Function
GOLD	CHN - China	LI Ziru	4 S
		ZHANG Jiaqi	3
		ZHANG Yujie	2
		GAO Ya	1
		ZHANG Yuning	A
		LI Hongchen	C
SILVER	CAN - Canada	PLETT Myla	4 S
		NEDOHIN Alyssa	3
		FEDIUK Chloe	2
		ISKIW Allie	1
		LENTON Blair	C
BRONZE	GER - Germany	MESSENZEHL Sara	3 S
		SUTOR Kim	4
		ANTES Zoe	2
		SUTOR Joy	1
		ABDEL HALIM Carolina	A
		CHARETTE Daniel	C

Note:
Position and function for each team member:
4 = Fourth, **3** = Third, **2** = Second, **1** = Lead, **A** = Alternate, **S** = Skip, **C** = Coach



Final Standings

Rank	Team	Players	Position - Function	Group Rank	DSC
1	CHN - China	LI Ziru ZHANG Jiaqi ZHANG Yujie GAO Ya ZHANG Yuning LI Hongchen	4 S 3 V 2 1 A C		>A
2	CAN - Canada	PLETT Myla NEDOHIN Alyssa FEDIUK Chloe ISKIW Allie - LENTON Blair	4 S 3 V 2 1 A C		>A
3	GER - Germany	SUTOR Kim MESSENZEHL Sara ANTES Zoe SUTOR Joy ABDEL HALIM Carolina CHARETTE Daniel	4 V 3 S 2 1 A C		>A
4	TUR - Türkiye	SENGUL Berfin KARAMAN Iclal CALIKUSU Ifayet Safak URUSAN Ilknur COMERT Melisa ZENGIN Muhammet Oguz	4 V 3 2 1 S A C		>A
5	DEN - Denmark	JENSEN Karolina QVIST Gabriella WIKSTEN Natalie SCHMIDT Katrine HOLTERMANN Emilie SCHMIDT Ulrik	4 S 3 2 V 1 A C		
5	HUN - Hungary	JOO Linda NAGY Laura Karolina LAUCHSZ Laura Ildiko ORBAN Hanna Regina DENCZO Dorina JAKAB Zoltan	4 S 3 V 2 1 A C		
5	ITA - Italy	MARIANI Rebecca MAURINO Giorgia GILBERTI Camilla GRANDE Lucrezia SCALESSE Rachele MARIANI Marco	4 S 3 V 2 1 A C		



Final Standings

Rank	Team	Players	Position - Function	Group Rank	DSC
5	LAT - Latvia	BARONE Evelina IEVINA Rezija APSE Veronika SELIVERSTOVA Marija IEVINA Leticija STASA-SARSUNE Iveta	4 S 3 V 2 1 A C		
9	CZE - Czechia	KRUPICKOVA Sofie VASAKOVA Veronika SEIFRIEDOVA Emma BAUDYSOVA Klara VOLFOVA Matylda REITMAJER Vojtech	4 S 3 V 2 1 A C	A3	29.26 cm
10	USA - United States	SCHEEL Miranda OLSON Sara JOHNSON Allory THURLOW Tessa - MOORE Michael	4 S 3 2 V 1 A C	D3	72.79 cm
11	UKR - Ukraine	KALINICHENKO Yaroslava MOSKALENKO Diana MOSOL Anastasiia LYTVYENENKO Marharyta - LILL Erkki	4 S 3 V 2 1 A C	B3	101.40 cm
12	AUT - Austria	TREICHL Teresa PFLUEGLER Astrid MUELLER Emma AUER Lisa WITTIBSCHLAEGER Hannah HIGATZBERGER Gernot	4 V 3 S 2 1 A C	C3	105.42 cm
13	KAZ - Kazakhstan	KOLYKHALOVA Yekaterina ALLIYAROVA Tilsimay TASTEMIR Merey EBAUYER Regina EBAUYER Yana ALLIYAROVA Sitara	4 S 3 V 2 1 A C	C4	48.28 cm
14	NED - Netherlands	BOMAS Lisenka VAN VALKENHOEF Marit BOMAS Anandi NAS Linde - LEIBBRANDT Shari	4 S 3 V 2 1 A C	A4	58.03 cm

Final Standings

Rank	Team	Players	Position - Function	Group Rank	DSC
15	NZL - New Zealand	PITTS Rachael KINNEY Ruby RUSSELL Olivia NEILSON Lucy PETERSEN Tahlia DUNCAN Mhairi-Bronte	4 S 3 V 2 1 A C	B4	78.13 cm
16	POL - Poland	FRYSZ Paulina HERMAN Magdalena JAWIEN Julia FRYSZ Malgorzata - HERMAN Damian	4 3 S 2 1 V A C	D4	107.23 cm
17	ESP - Spain	GARCIA REVUELTO Daniela TORRALBA VIELA Leyre TORRALBA VIELA Nerea CARASA LAZARO Leire ARIAS CORDOBA Marisol LABRADOR AMO Estrella	4 V 3 S 2 1 A C	A5	75.28 cm
18	SVK - Slovakia	KOVACIKOVA Melania SUMMEROVA Nina HAJDUK Paulina REILLY Zora - VANICKOVA Elena	4 S 3 V 2 1 A C	B5	79.10 cm
19	SLO - Slovenia	KAVCIC Ema KAVCIC Pavla ZAVELJCINA Lana KRAPEZ Nika - SEVER Stefan	4 V 3 2 S 1 A C	D5	123.46 cm
20	BRA - Brazil	ROGIC FARIAS Gabriela REGADAS ABREU Isis DE CASTRO SAMPAIO Melissa TEODORO Ana - ZBEETNOFF Barbara	4 S 3 V 2 1 A C	C5	142.43 cm
21	BEL - Belgium	MICHIELS Mirte MICHIELS Frauke GOUBERT Mona WATZEELS Tess WATZEELS Ziva HEYLEN Dirk	4 S 3 2 1 V A C	A6	73.57 cm



Final Standings

Rank	Team	Players	Position - Function	Group Rank	DSC
22	ENG - England	OPEL Lina MACDOUGALL Anna WARD Marianna KIGGELL Helena DAVIES Phoenix OPEL Michael	4 V 3 S 2 1 A C	B6	125.09 cm
23	AUS - Australia	DOUGLAS Holly FORGE Marcy BAKER Molly DUNMORE Sienna - DOUGLAS Elliott	4 S 3 V 2 1 A C	D6	128.38 cm
24	CRO - Croatia	PAVELKA Luci Ana PRINCIP Paula BUKVIC Jelena POSAVEC Ema MATANI Lucija PENAVA Iva	4 S 3 V 2 1 A C	C6	136.00 cm
25	ROU - Romania	PASLARU Ambra BACALI Ania GANEA Emma ROMANIUC Ariana POP Sorana COLCERIU Bogdan	4 S 3 V 2 1 A C	A7	164.20 cm

Note:

Position and function for each team member:

4 = Fourth, **3** = Third, **2** = Second, **1** = Lead, **A** = Alternate, **S** = Skip, **V** = Vice-Skip, **C** = Coach

Legend:

>**A** To A-Division



Competition Summary

Session	Date Time	Sheet A	Sheet B	Sheet C	Sheet D	Sheet E	Sheet F
Session 1	8 DEC 8:00	CAN 15-1 ROU	AUS 7-11 SLO	TUR 5-4 CHN	USA 12-4 POL	NED 4-7 ITA	ESP 12-2 BEL
Session 2	8 DEC 12:00	UKR 8-4 ENG	LAT 14-2 SVK	NZL 4-9 HUN	AUT 6-2 KAZ	BRA 4-8 DEN	GER 17-1 CRO
Session 3	8 DEC 16:00	TUR 12-2 AUS	CAN 7-3 ESP	SLO 4-11 USA	ROU 0-14 ITA	BEL 2-7 CZE	CHN 8-3 POL
Session 4	8 DEC 20:00	SVK 0-12 HUN	DEN 11-7 AUT	CRO 0-16 KAZ	BRA 2-10 GER	LAT 14-2 UKR	ENG 3-10 NZL
Session 5	9 DEC 9:00	ESP 3-10 ITA	CHN 7-4 USA	POL 10-6 AUS	BEL 2-16 NED	TUR 9-4 SLO	ROU 1-16 CZE
Session 6	9 DEC 14:00	AUT 10-1 CRO	HUN 10-8 UKR	DEN 3-9 GER	ENG 3-6 LAT	SVK 3-6 NZL	KAZ 9-6 BRA
Session 7	9 DEC 19:00	CZE 6-5 NED	POL 6-8 TUR	BEL 9-6 ROU	SLO 2-10 CHN	USA 9-6 AUS	ITA 3-7 CAN
Session 8	10 DEC 8:00	KAZ 4-7 DEN	CRO 4-8 BRA	SVK 8-4 ENG	UKR 10-2 NZL	AUT 6-10 GER	HUN 6-3 LAT
Session 9	10 DEC 12:00			ITA 8-3 CZE	NED 7-8 CAN	ESP 18-0 ROU	
Session 10	10 DEC 16:00	NZL 3-8 LAT	GER 7-1 KAZ	BRA 5-11 AUT	DEN 14-1 CRO	ENG 1-12 HUN	UKR 6-3 SVK
Session 11	10 DEC 20:00	POL 10-2 SLO	ROU 1-15 NED	CAN 12-3 BEL	CZE 3-8 ESP	AUS 1-12 CHN	USA 6-7 TUR
Session 12	11 DEC 10:00		ITA 15-5 BEL	NED 5-2 ESP		CZE 4-6 CAN	
Quarter-finals	11 DEC 19:00	HUN 3-5 CHN	GER 8-2 LAT			TUR 6-4 ITA	CAN 8-5 DEN
Semi-finals	12 DEC 10:00		CAN 9-4 TUR			GER 5-7 CHN	
Finals	12 DEC 17:00			GER 7-5 TUR	CAN 3-6 CHN		

Standings after Round Robin

Group A					Group B						
Rank	Team	Games	Wins	Losses	Rank	Team	Games	Wins	Losses		
1	CAN - Canada	6	6	0 Q	1	HUN - Hungary	5	5	0 Q		
2	ITA - Italy	6	5	1 Q	2	LAT - Latvia	5	4	1 Q		
3	CZE - Czechia	6	3	3	3	UKR - Ukraine	5	3	2		
4	NED - Netherlands	6	3	3	w1	DSC 29.26cm	4	NZL - New Zealand	5	2	3
5	ESP - Spain	6	3	3	w1	DSC 58.03cm	5	SVK - Slovakia	5	1	4
6	BEL - Belgium	6	1	5	w1	DSC 75.28cm	6	ENG - England	5	0	5
7	ROU - Romania	6	0	6							

Group C					Group D				
Rank	Team	Games	Wins	Losses	Rank	Team	Games	Wins	Losses
1	GER - Germany	5	5	0 Q	1	TUR - Türkiye	5	5	0 Q
2	DEN - Denmark	5	4	1 Q	2	CHN - China	5	4	1 Q
3	AUT - Austria	5	3	2	3	USA - United States	5	3	2
4	KAZ - Kazakhstan	5	2	3	4	POL - Poland	5	2	3
5	BRA - Brazil	5	1	4	5	SLO - Slovenia	5	1	4
6	CRO - Croatia	5	0	5	6	AUS - Australia	5	0	5

Merged Group Standings

Rank	Team	Round Robin Results		Rank	Team	Round Robin Results		Rank	Team	Round Robin Results				
		Group Rank	DSC			Group Rank	DSC			Group Rank	DSC			
1	GER - Germany	C	1	52.04cm	10	USA - United States	D	3	72.79cm	19	SLO - Slovenia	D	5	123.46cm
2	TUR - Türkiye	D	1	65.79cm	11	UKR - Ukraine	B	3	101.40cm	20	BRA - Brazil	C	5	142.43cm
3	CAN - Canada	A	1	72.27cm	12	AUT - Austria	C	3	105.42cm	21	BEL - Belgium	A	6	73.57cm
4	HUN - Hungary	B	1	72.38cm	13	KAZ - Kazakhstan	C	4	48.28cm	22	ENG - England	B	6	125.09cm
5	CHN - China	D	2	69.93cm	14	NED - Netherlands	A	4	58.03cm	23	AUS - Australia	D	6	128.38cm
6	DEN - Denmark	C	2	93.48cm	15	NZL - New Zealand	B	4	78.13cm	24	CRO - Croatia	C	6	136.00cm
7	ITA - Italy	A	2	102.79cm	16	POL - Poland	D	4	107.23cm	25	ROU - Romania	A	7	164.20cm
8	LAT - Latvia	B	2	107.92cm	17	ESP - Spain	A	5	75.28cm					
9	CZE - Czechia	A	3	29.26cm	18	SVK - Slovakia	B	5	79.10cm					

Competition Summary

Play-offs Bracket

Quarter-finals	Semi-finals	Finals	Final Standings
<p>1 GER 8 Sheet B</p> <p>8 LAT 2</p> <p>4 HUN 3 Sheet A</p> <p>5 CHN 5</p> <p>3 CAN 8 Sheet F</p> <p>6 DEN 5</p> <p>2 TUR 6 Sheet E</p> <p>7 ITA 4</p>	<p>GER 5 Sheet E</p> <p>CHN 7</p> <p>CAN 9 Sheet B</p> <p>TUR 4</p>	<p>CHN 6 Sheet D</p> <p>CHN 1st CAN 2nd</p> <p>GER 7 Sheet C</p> <p>TUR 5 GER 3rd TUR 4th</p>	<p>1 CHN - China >A</p> <p>2 CAN - Canada >A</p> <p>3 GER - Germany >A</p> <p>4 TUR - Türkiye >A</p> <p>5 DEN - Denmark</p> <p>5 HUN - Hungary</p> <p>5 ITA - Italy</p> <p>5 LAT - Latvia</p> <p>9 CZE - Czechia</p> <p>10 USA - United States</p> <p>11 UKR - Ukraine</p> <p>12 AUT - Austria</p> <p>13 KAZ - Kazakhstan</p> <p>14 NED - Netherlands</p> <p>15 NZL - New Zealand</p> <p>16 POL - Poland</p> <p>17 ESP - Spain</p> <p>18 SVK - Slovakia</p> <p>19 SLO - Slovenia</p> <p>20 BRA - Brazil</p> <p>21 BEL - Belgium</p> <p>22 ENG - England</p> <p>23 AUS - Australia</p> <p>24 CRO - Croatia</p> <p>25 ROU - Romania</p>

Legend:

>A To A-Division

Q Qualified for the play-offs

DSC Draw Shot Challenge

wn Number of wins (n) against tied teams

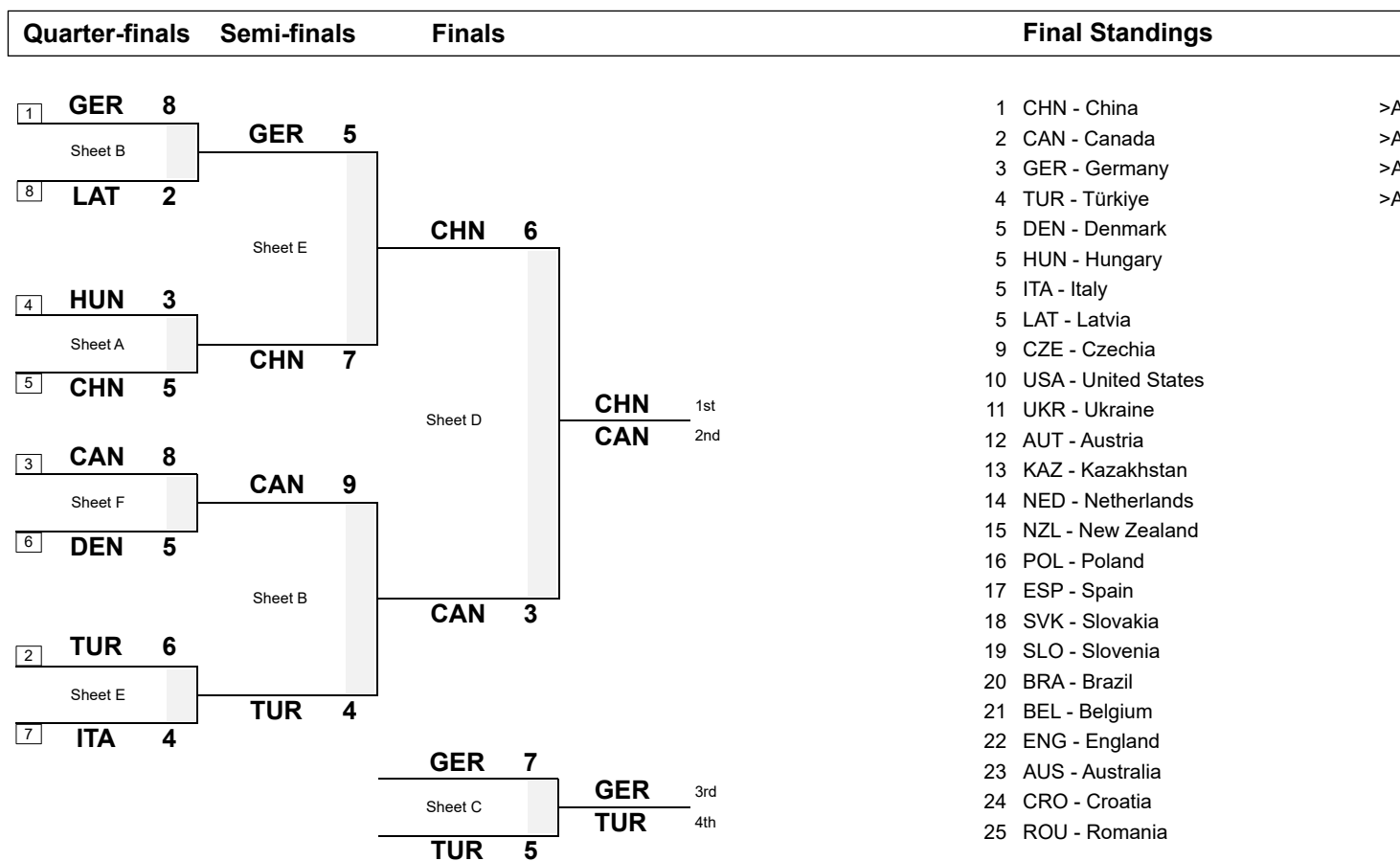
EE Extra End



Session Results and Standings

Sheet	Team	LSD/LSFE	1	2	3	4	5	6	7	8	Extra Ends	Total
C	GER - Germany	59.9cm *	1	0	3	0	2	1	0	X		7
	TUR - Türkiye	88.7cm	0	2	0	1	0	0	2	X		5
D	CAN - Canada	65.5cm *	1	0	1	0	0	0	1	X		3
	CHN - China	69.3cm	0	3	0	1	1	1	0	X		6

Play-offs Bracket



Legend:

>A To A-Division

LSD Last Stone Draw

LSFE(*) Last Stone First End

X Unplayed/unfinished end due to concession

Scoring Analysis

Team	Games	LSFE	Stolen Ends	Last Stone Eff.	Force Eff.	Points Scored						Total	Plus / Minus
						0	1	2	3	4	>4		
GER	For	7	18	55%	67%	1	17	13	2	2	3	73	+46
	Against	1	3			1	11	5	2	0	0	27	
CAN	For	4	12	45%	75%	2	15	7	8	4	1	75	+39
	Against	5	8			2	21	6	1	0	0	36	
CHN	For	5	12	38%	88%	2	15	8	6	1	1	59	+33
	Against	3	7			1	22	2	0	0	0	26	
ITA	For	3	14	56%	29%	3	11	7	6	2	2	61	+33
	Against	4	2			0	6	8	2	0	0	28	
HUN	For	4	17	33%	33%	1	13	11	3	2	0	52	+31
	Against	2	3			2	6	5	0	0	1	21	
NED	For	3	10	50%	77%	1	6	8	4	3	1	52	+26
	Against	3	4			5	12	2	2	1	0	26	
LAT	For	4	9	44%	75%	2	9	3	6	1	2	47	+23
	Against	2	6			1	12	6	0	0	0	24	
ESP	For	3	12	33%	83%	2	9	8	2	0	3	46	+19
	Against	3	5			0	12	2	1	2	0	27	
DEN	For	2	8	50%	50%	0	9	7	4	2	1	48	+15
	Against	4	5			1	11	8	2	0	0	33	
TUR	For	4	10	38%	53%	0	17	8	3	1	2	56	+14
	Against	4	8			1	17	6	3	1	0	42	
USA	For	2	5	50%	64%	0	5	5	2	4	1	42	+14
	Against	3	6			0	13	6	1	0	0	28	
AUT	For	3	10	50%	40%	0	7	10	3	1	0	40	+11
	Against	2	5			1	6	6	1	2	0	29	
CZE	For	5	8	18%	55%	1	18	2	2	0	2	39	+9
	Against	1	6			2	9	5	2	0	1	30	
KAZ	For	4	7	21%	50%	2	8	2	4	2	0	32	+6
	Against	1	10			0	12	4	2	0	0	26	
UKR	For	3	8	33%	50%	0	11	4	2	1	1	34	+1
	Against	2	7			0	9	4	2	0	2	33	
POL	For	2	8	25%	36%	0	11	5	1	1	1	33	-3
	Against	3	5			0	5	4	5	2	0	36	
NZL	For	2	8	22%	44%	0	8	5	1	1	0	25	-8
	Against	3	11			0	12	4	3	1	0	33	
BRA	For	1	6	17%	33%	0	11	4	2	0	0	25	-17
	Against	4	7			0	6	6	5	1	1	42	
SLO	For	1	4	24%	42%	0	9	5	0	1	0	23	-24
	Against	4	6			0	7	4	1	2	4	47	
SVK	For	1	5	10%	56%	0	8	4	0	0	0	16	-26
	Against	4	14			0	12	5	4	2	0	42	



Scoring Analysis

Team	Games	LSFE	Stolen Ends	Last Stone Eff.	Force Eff.	Points Scored							Total	Plus / Minus
						0	1	2	3	4	>4			
ENG	For	2	5	5%	30%	0	13	1	0	0	0	15	-29	
	Against	3	12			1	7	10	3	2	0	44		
AUS	For	4	2	18%	18%	0	9	1	2	0	1	22	-32	
	Against	1	11			0	6	7	4	3	2	54		
BEL	For	2	3	16%	14%	0	11	2	1	0	1	23	-45	
	Against	4	13			0	8	8	4	4	3	68		
CRO	For	1	2	0%	25%	0	5	1	0	0	0	7	-58	
	Against	4	18			0	10	4	5	4	3	65		
ROU	For	2	2	4%	13%	1	5	2	0	0	0	9	-78	
	Against	4	23			0	8	6	9	2	6	87		
Total	74		205			18	260	133	64	29	23	954		

Note:

Stolen ends are the ends won without the last stone advantage.

Last Stone Efficiency: Scoring two or more points with last stone advantage.

Force Efficiency: Forcing the opponent team to score only one point when they have the last stone advantage.

Legend:

>4 More than four points scored

Eff. Efficiency

LSFE Last Stone First End



Summary of Big Ends

Points Scored	By	Against	Session	End	Game Result
6	CAN - Canada	ROU - Romania	1	3	15 : 1
6	CHN - China	SLO - Slovenia	7	2	10 : 2
6	CZE - Czechia	ROU - Romania	5	7	16 : 1
6	GER - Germany	CRO - Croatia	2	6	17 : 1
6	NED - Netherlands	BEL - Belgium	5	1	16 : 2
5	ESP - Spain	ROU - Romania	9	6	18 : 0
5	ESP - Spain	ROU - Romania	9	4	18 : 0
5	ESP - Spain	BEL - Belgium	1	6	12 : 2
5	GER - Germany	BRA - Brazil	4	2	10 : 2
5	GER - Germany	CRO - Croatia	2	2	17 : 1
5	ITA - Italy	BEL - Belgium	12	6	15 : 5
5	ITA - Italy	CZE - Czechia	9	4	8 : 3
5	LAT - Latvia	UKR - Ukraine	4	4	14 : 2
5	LAT - Latvia	UKR - Ukraine	4	2	14 : 2
5	TUR - Türkiye	SLO - Slovenia	5	6	9 : 4
5	TUR - Türkiye	AUS - Australia	3	1	12 : 2
5	AUS - Australia	SLO - Slovenia	1	4	7 : 11
5	BEL - Belgium	ROU - Romania	7	4	9 : 6
5	CZE - Czechia	ROU - Romania	5	1	16 : 1
5	DEN - Denmark	CRO - Croatia	10	6	14 : 1
5	POL - Poland	AUS - Australia	5	6	10 : 6
5	UKR - Ukraine	HUN - Hungary	6	2	8 : 10
5	USA - United States	SLO - Slovenia	3	2	11 : 4
4	CAN - Canada	BEL - Belgium	11	6	12 : 3
4	CAN - Canada	BEL - Belgium	11	3	12 : 3
4	CAN - Canada	NED - Netherlands	9	4	8 : 7
4	CAN - Canada	ROU - Romania	1	4	15 : 1
4	USA - United States	TUR - Türkiye	11	7	6 : 7
4	USA - United States	AUS - Australia	7	4	9 : 6
4	USA - United States	SLO - Slovenia	3	5	11 : 4
4	USA - United States	POL - Poland	1	6	12 : 4
4	NED - Netherlands	ROU - Romania	11	4	15 : 1
4	NED - Netherlands	BEL - Belgium	5	4	16 : 2
4	NED - Netherlands	BEL - Belgium	5	2	16 : 2
4	DEN - Denmark	CRO - Croatia	10	1	14 : 1
4	DEN - Denmark	AUT - Austria	4	2	11 : 7
4	GER - Germany	AUT - Austria	8	9	10 : 6
4	GER - Germany	CRO - Croatia	2	1	17 : 1



Summary of Big Ends

Points Scored	By	Against	Session	End	Game Result
4	HUN - Hungary	ENG - England	10	2	12 : 1
4	HUN - Hungary	SVK - Slovakia	4	2	12 : 0
4	ITA - Italy	ESP - Spain	5	6	10 : 3
4	ITA - Italy	ESP - Spain	5	1	10 : 3
4	KAZ - Kazakhstan	CRO - Croatia	4	3	16 : 0
4	KAZ - Kazakhstan	CRO - Croatia	4	1	16 : 0
4	AUT - Austria	BRA - Brazil	10	5	11 : 5
4	CHN - China	AUS - Australia	11	3	12 : 1
4	LAT - Latvia	SVK - Slovakia	2	6	14 : 2
4	NZL - New Zealand	ENG - England	4	5	10 : 3
4	POL - Poland	SLO - Slovenia	11	6	10 : 2
4	SLO - Slovenia	AUS - Australia	1	6	11 : 7
4	TUR - Türkiye	POL - Poland	7	1	8 : 6
4	UKR - Ukraine	NZL - New Zealand	8	3	10 : 2

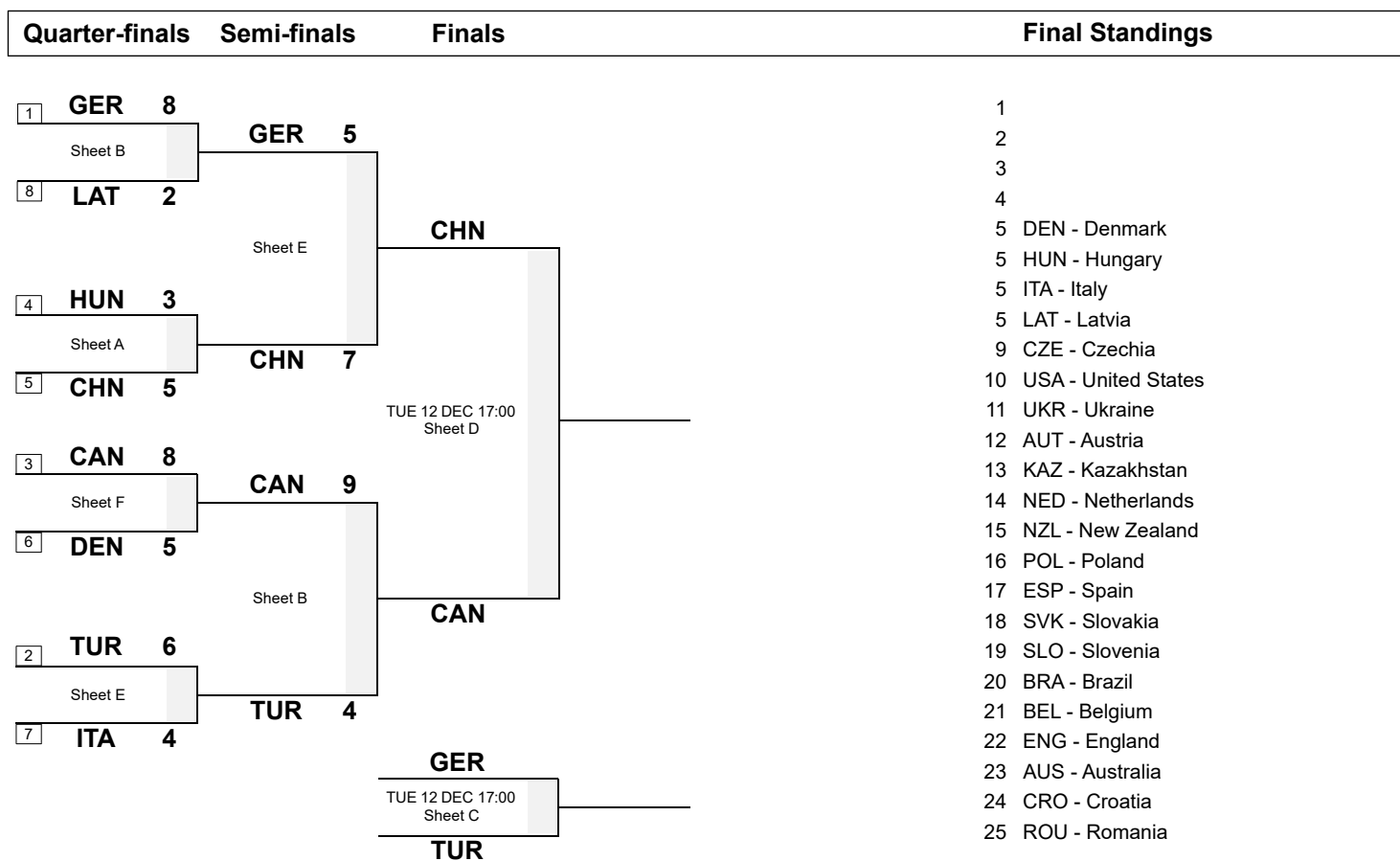
Note:
Big ends are defined as ends with a score of four or more points.



Session Results and Standings

Sheet	Team	LSD/LSFE	1	2	3	4	5	6	7	8	Extra Ends	Total
B	CAN - Canada	54.9cm	0	2	0	3	0	3	1	X		9
	TUR - Türkiye	32.0cm *	1	0	1	0	2	0	0	X		4
E	GER - Germany	106.2cm *	0	1	0	1	1	0	2	0		5
	CHN - China	172.1cm	0	0	1	0	0	3	0	3		7

Play-offs Bracket



Legend:

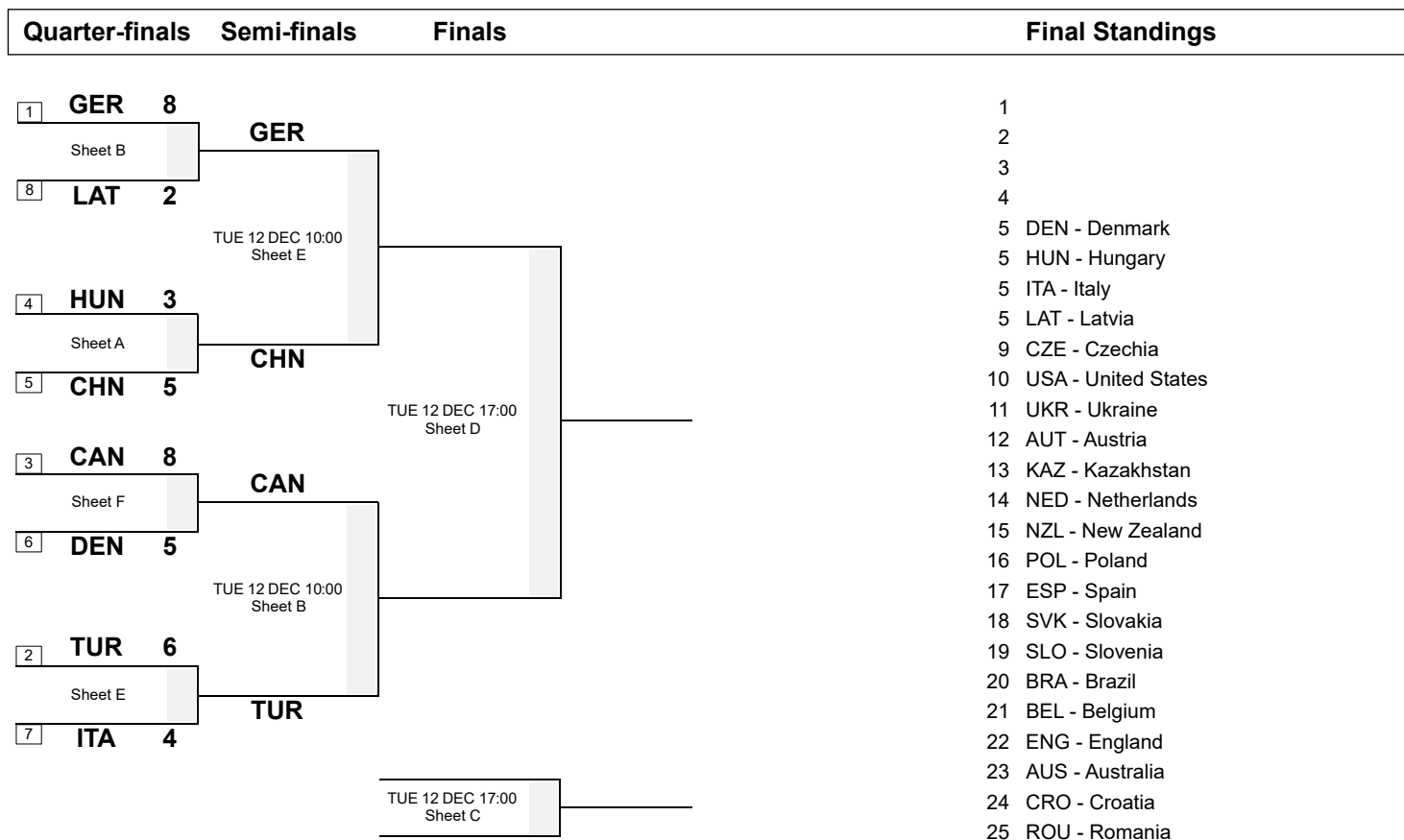
>A To A-Division **LSD** Last Stone Draw **LSFE(*)** Last Stone First End
X Unplayed/unfinished end due to concession



Session Results and Standings

Sheet	Team	LSD/LSFE	1	2	3	4	5	6	7	8	Extra Ends	Total
A	HUN - Hungary	204.0cm	0	1	0	1	0	0	1	0		3
	CHN - China	45.7cm *	0	0	2	0	0	1	0	2		5
B	GER - Germany	247.4cm	0	0	2	0	2	2	2	X		8
	LAT - Latvia	116.1cm *	0	1	0	1	0	0	0	X		2
E	TUR - Türkiye	73.1cm *	1	1	0	0	2	0	0	2		6
	ITA - Italy	110.1cm	0	0	0	2	0	1	1	0		4
F	CAN - Canada	205.2cm	0	2	1	0	1	0	1	0	3	8
	DEN - Denmark	128.5cm *	1	0	0	1	0	1	0	2	0	5

Play-offs Bracket



Legend:

>A To A-Division **LSD** Last Stone Draw **LSFE(*)** Last Stone First End
X Unplayed/unfinished end due to concession



Competition Matrix

Group A

Team	BEL	CAN	CZE	ESP	ITA	NED	ROU
BEL		3 - 12	2 - 7	2 - 12	5 - 15	2 - 16	9 - 6
CAN	12 - 3		6 - 4	7 - 3	7 - 3	8 - 7	15 - 1
CZE	7 - 2	4 - 6		3 - 8	3 - 8	6 - 5	16 - 1
ESP	12 - 2	3 - 7	8 - 3		3 - 10	2 - 5	18 - 0
ITA	15 - 5	3 - 7	8 - 3	10 - 3		7 - 4	14 - 0
NED	16 - 2	7 - 8	5 - 6	5 - 2	4 - 7		15 - 1
ROU	6 - 9	1 - 15	1 - 16	0 - 18	0 - 14	1 - 15	

Standings after Round Robin

Rank	Team	Games	Wins	Losses			
1	CAN - Canada	6	6	0			Q
2	ITA - Italy	6	5	1			Q
3	CZE - Czechia	6	3	3		w1	DSC 29.26cm
4	NED - Netherlands	6	3	3		w1	DSC 58.03cm
5	ESP - Spain	6	3	3		w1	DSC 75.28cm
6	BEL - Belgium	6	1	5			
7	ROU - Romania	6	0	6			

Competition Matrix

Group B

Team	ENG	HUN	LAT	NZL	SVK	UKR
ENG		1 - 12	3 - 6	3 - 10	4 - 8	4 - 8
HUN	12 - 1		6 - 3	9 - 4	12 - 0	10 - 8
LAT	6 - 3	3 - 6		8 - 3	14 - 2	14 - 2
NZL	10 - 3	4 - 9	3 - 8		6 - 3	2 - 10
SVK	8 - 4	0 - 12	2 - 14	3 - 6		3 - 6
UKR	8 - 4	8 - 10	2 - 14	10 - 2	6 - 3	

Standings after Round Robin

Rank	Team	Games	Wins	Losses	
1	HUN - Hungary	5	5	0	Q
2	LAT - Latvia	5	4	1	Q
3	UKR - Ukraine	5	3	2	
4	NZL - New Zealand	5	2	3	
5	SVK - Slovakia	5	1	4	
6	ENG - England	5	0	5	

Competition Matrix

Group C

Team	AUT	BRA	CRO	DEN	GER	KAZ
AUT		11 - 5	10 - 1	7 - 11	6 - 10	6 - 2
BRA	5 - 11		8 - 4	4 - 8	2 - 10	6 - 9
CRO	1 - 10	4 - 8		1 - 14	1 - 17	0 - 16
DEN	11 - 7	8 - 4	14 - 1		3 - 9	7 - 4
GER	10 - 6	10 - 2	17 - 1	9 - 3		7 - 1
KAZ	2 - 6	9 - 6	16 - 0	4 - 7	1 - 7	

Standings after Round Robin

Rank	Team	Games	Wins	Losses	
1	GER - Germany	5	5	0	Q
2	DEN - Denmark	5	4	1	Q
3	AUT - Austria	5	3	2	
4	KAZ - Kazakhstan	5	2	3	
5	BRA - Brazil	5	1	4	
6	CRO - Croatia	5	0	5	

Competition Matrix

Group D

Team	AUS	CHN	POL	SLO	TUR	USA
AUS		1 - 12	6 - 10	7 - 11	2 - 12	6 - 9
CHN	12 - 1		8 - 3	10 - 2	4 - 5	7 - 4
POL	10 - 6	3 - 8		10 - 2	6 - 8	4 - 12
SLO	11 - 7	2 - 10	2 - 10		4 - 9	4 - 11
TUR	12 - 2	5 - 4	8 - 6	9 - 4		7 - 6
USA	9 - 6	4 - 7	12 - 4	11 - 4	6 - 7	

Standings after Round Robin

Rank	Team	Games	Wins	Losses	
1	TUR - Türkiye	5	5	0	Q
2	CHN - China	5	4	1	Q
3	USA - United States	5	3	2	
4	POL - Poland	5	2	3	
5	SLO - Slovenia	5	1	4	
6	AUS - Australia	5	0	5	

Legend:

DSC Draw Shot Challenge

Q Qualified for the play-offs

wn Number of wins (n) against tied teams



Draw Shot Challenge by Group

Group A		Stone Rotation	Last Stone Draw in each Round Robin Game						DSC
Rank	Team		1	2	3	4	5	6	
1	CZE - Czechia	↻	21.6	49.2	63.8	25.8	8.1	68.5	29.26cm
		↻	106.9	15.8	14.8	14.1	50.1	41.5	
2	NED - Netherlands	↻	63.2	25.0	134.2	100.9	17.8	3.6	58.03cm
		↻	71.0	41.0	39.2	199.6	30.0	173.3	
3	CAN - Canada	↻	199.6	19.3	131.6	44.1	21.5	64.3	72.27cm
		↻	199.6	143.9	17.4	59.6	13.4	199.6	
4	BEL - Belgium	↻	157.9	28.0	40.5	199.6	39.6	199.6	73.57cm
		↻	118.5	63.9	64.3	111.2	38.2	199.6	
5	ESP - Spain	↻	199.6	5.7	27.3	61.3	45.7	22.3	75.28cm
		↻	141.0	62.7	168.9	81.1	83.8	65.9	
6	ITA - Italy	↻	199.6	167.5	102.5	152.9	9.4	47.6	102.79cm
		↻	199.6	104.4	59.6	39.7	89.5	68.9	
7	ROU - Romania	↻	184.8	199.6	199.6	85.9	199.6	65.3	164.20cm
		↻	142.4	199.6	199.6	66.7	199.6	199.6	

Group B		Stone Rotation	Last Stone Draw in each Round Robin Game					DSC
Rank	Team		1	2	3	4	5	
1	HUN - Hungary	↻	75.8	65.3	167.5	40.8	6.6	72.38cm
		↻	148.1	46.4	24.3	155.8	88.3	
2	NZL - New Zealand	↻	199.6	150.9	59.1	72.9	15.1	78.13cm
		↻	149.8	114.1	29.0	58.3	54.0	
3	SVK - Slovakia	↻	187.3	54.7	87.0	79.5	1.6	79.10cm
		↻	57.5	37.1	57.9	199.6	149.3	
4	UKR - Ukraine	↻	137.3	199.6	85.9	34.8	41.8	101.40cm
		↻	118.5	199.6	199.6	4.2	90.9	
5	LAT - Latvia	↻	199.6	199.6	51.9	32.0	31.2	107.92cm
		↻	12.7	192.3	167.8	199.6	84.2	
6	ENG - England	↻	136.5	110.8	199.6	74.4	177.2	125.09cm
		↻	199.6	42.8	199.6	63.8	121.1	



WJBCC 2023
Lohja, Finland

World Junior-B Curling Championships 2023

Kisakallio Sports Institute

Women

After Round Robin



Draw Shot Challenge by Group

Group C		Stone Rotation	Last Stone Draw in each Round Robin Game					DSC
Rank	Team		1	2	3	4	5	
1	KAZ - Kazakhstan	↻	15.9	33.3	57.8	73.5	34.5	48.28cm
		↻	114.6	45.0	16.2	43.7	150.3	
2	GER - Germany	↻	87.1	21.4	40.2	25.0	38.7	52.04cm
		↻	143.6	22.9	61.6	100.0	71.5	
3	DEN - Denmark	↻	91.8	58.4	62.0	78.4	199.6	93.48cm
		↻	131.8	26.6	199.6	152.0	40.7	
4	AUT - Austria	↻	199.6	27.7	49.8	49.9	41.4	105.42cm
		↻	199.6	52.1	199.6	129.1	199.6	
5	CRO - Croatia	↻	101.1	75.5	176.8	134.4	84.2	136.00cm
		↻	199.6	199.6	199.6	199.6	53.2	
6	BRA - Brazil	↻	133.7	181.1	199.6	78.9	68.2	142.43cm
		↻	199.6	108.0	113.2	199.6	199.6	

Group D		Stone Rotation	Last Stone Draw in each Round Robin Game					DSC
Rank	Team		1	2	3	4	5	
1	TUR - Türkiye	↻	62.6	37.7	199.6	103.1	51.6	65.79cm
		↻	187.3	35.5	28.9	69.0	16.4	
2	CHN - China	↻	199.6	82.2	36.2	82.1	77.2	69.93cm
		↻	34.1	67.5	26.6	23.9	199.6	
3	USA - United States	↻	73.6	44.7	159.2	199.6	128.7	72.79cm
		↻	60.0	17.1	32.5	32.2	107.1	
4	POL - Poland	↻	42.3	199.6	162.0	37.3	122.1	107.23cm
		↻	199.6	72.5	169.8	124.5	35.0	
5	SLO - Slovenia	↻	199.6	199.6	113.9	83.0	100.8	123.46cm
		↻	199.6	199.6	22.7	112.2	79.7	
6	AUS - Australia	↻	123.1	151.5	136.8	26.8	154.5	128.38cm
		↻	199.6	191.2	116.1	190.2	65.2	

Note:

The Draw Shot Challenge (DSC) is the average distance of all the individual Last Stone Draws (LSD), which were delivered by a team during the round robin. Since the groups are of differing sizes, to ensure the DSC is calculated the same way, only the LSDs from the first 'equal number' of games will be used. The single least favourable result will be eliminated before calculating the average distance. The team with the lesser DSC receives the higher ranking. If the DSCs are equal then the team with the best non-equal counting LSD receives the higher ranking. In the case where all counting LSDs are equal, the team ranked higher in the official WCF World Rankings is ranked higher.

Legend:

↻ Clockwise

↻ Counter-clockwise

DSC Draw Shot Challenge

~~nnn.n~~ Eliminated Last Stone Draw



Scoring Analysis

Team	Games	LSFE	Stolen Ends	Last Stone Eff.	Force Eff.	Points Scored							Total	Plus / Minus
						0	1	2	3	4	>4			
GER	For	5	14	50%	86%	0	12	7	1	2	3	53	+40	
	Against	0	3			0	7	3	0	0	0	13		
ITA	For	3	13	62%	27%	2	9	6	6	2	2	57	+35	
	Against	3	1			0	4	6	2	0	0	22		
CAN	For	3	10	47%	82%	2	8	5	5	4	1	55	+34	
	Against	3	6			2	13	4	0	0	0	21		
HUN	For	4	16	38%	33%	1	10	11	3	2	0	49	+33	
	Against	1	3			0	5	3	0	0	1	16		
LAT	For	3	9	57%	90%	1	7	3	6	1	2	45	+29	
	Against	2	4			1	12	2	0	0	0	16		
CHN	For	4	10	31%	89%	0	10	6	3	1	1	41	+26	
	Against	1	5			0	13	1	0	0	0	15		
NED	For	3	10	50%	77%	1	6	8	4	3	1	52	+26	
	Against	3	4			5	12	2	2	1	0	26		
ESP	For	3	12	33%	83%	2	9	8	2	0	3	46	+19	
	Against	3	5			0	12	2	1	2	0	27		
TUR	For	2	9	35%	73%	0	12	3	3	1	2	41	+19	
	Against	3	5			0	12	3	0	1	0	22		
DEN	For	1	8	60%	50%	0	6	6	4	2	1	43	+18	
	Against	4	4			1	8	7	1	0	0	25		
USA	For	2	5	50%	64%	0	5	5	2	4	1	42	+14	
	Against	3	6			0	13	6	1	0	0	28		
AUT	For	3	10	50%	40%	0	7	10	3	1	0	40	+11	
	Against	2	5			1	6	6	1	2	0	29		
CZE	For	5	8	18%	55%	1	18	2	2	0	2	39	+9	
	Against	1	6			2	9	5	2	0	1	30		
KAZ	For	4	7	21%	50%	2	8	2	4	2	0	32	+6	
	Against	1	10			0	12	4	2	0	0	26		
UKR	For	3	8	33%	50%	0	11	4	2	1	1	34	+1	
	Against	2	7			0	9	4	2	0	2	33		
POL	For	2	8	25%	36%	0	11	5	1	1	1	33	-3	
	Against	3	5			0	5	4	5	2	0	36		
NZL	For	2	8	22%	44%	0	8	5	1	1	0	25	-8	
	Against	3	11			0	12	4	3	1	0	33		
BRA	For	1	6	17%	33%	0	11	4	2	0	0	25	-17	
	Against	4	7			0	6	6	5	1	1	42		
SLO	For	1	4	24%	42%	0	9	5	0	1	0	23	-24	
	Against	4	6			0	7	4	1	2	4	47		
SVK	For	1	5	10%	56%	0	8	4	0	0	0	16	-26	
	Against	4	14			0	12	5	4	2	0	42		



Scoring Analysis

Team	Games	LSFE	Stolen Ends	Last Stone Eff.	Force Eff.	Points Scored							Total	Plus / Minus
						0	1	2	3	4	>4			
ENG	For	2	5	5%	30%	0	13	1	0	0	0	15	-29	
	Against	3	12			1	7	10	3	2	0	44		
AUS	For	4	2	18%	18%	0	9	1	2	0	1	22	-32	
	Against	1	11			0	6	7	4	3	2	54		
BEL	For	2	3	16%	14%	0	11	2	1	0	1	23	-45	
	Against	4	13			0	8	8	4	4	3	68		
CRO	For	1	2	0%	25%	0	5	1	0	0	0	7	-58	
	Against	4	18			0	10	4	5	4	3	65		
ROU	For	2	2	4%	13%	1	5	2	0	0	0	9	-78	
	Against	4	23			0	8	6	9	2	6	87		
Total	66		194			13	228	116	57	29	23	867		

Note:

Stolen ends are the ends won without the last stone advantage.

Last Stone Efficiency: Scoring two or more points with last stone advantage.

Force Efficiency: Forcing the opponent team to score only one point when they have the last stone advantage.

Legend:

>4 More than four points scored

Eff. Efficiency

LSFE Last Stone First End



Summary of Big Ends

Points Scored	By	Against	Session	End	Game Result
6	CAN - Canada	ROU - Romania	1	3	15 : 1
6	CHN - China	SLO - Slovenia	7	2	10 : 2
6	CZE - Czechia	ROU - Romania	5	7	16 : 1
6	GER - Germany	CRO - Croatia	2	6	17 : 1
6	NED - Netherlands	BEL - Belgium	5	1	16 : 2
5	ESP - Spain	ROU - Romania	9	6	18 : 0
5	ESP - Spain	ROU - Romania	9	4	18 : 0
5	ESP - Spain	BEL - Belgium	1	6	12 : 2
5	GER - Germany	BRA - Brazil	4	2	10 : 2
5	GER - Germany	CRO - Croatia	2	2	17 : 1
5	ITA - Italy	BEL - Belgium	12	6	15 : 5
5	ITA - Italy	CZE - Czechia	9	4	8 : 3
5	LAT - Latvia	UKR - Ukraine	4	4	14 : 2
5	LAT - Latvia	UKR - Ukraine	4	2	14 : 2
5	TUR - Türkiye	SLO - Slovenia	5	6	9 : 4
5	TUR - Türkiye	AUS - Australia	3	1	12 : 2
5	AUS - Australia	SLO - Slovenia	1	4	7 : 11
5	BEL - Belgium	ROU - Romania	7	4	9 : 6
5	CZE - Czechia	ROU - Romania	5	1	16 : 1
5	DEN - Denmark	CRO - Croatia	10	6	14 : 1
5	POL - Poland	AUS - Australia	5	6	10 : 6
5	UKR - Ukraine	HUN - Hungary	6	2	8 : 10
5	USA - United States	SLO - Slovenia	3	2	11 : 4
4	CAN - Canada	BEL - Belgium	11	6	12 : 3
4	CAN - Canada	BEL - Belgium	11	3	12 : 3
4	CAN - Canada	NED - Netherlands	9	4	8 : 7
4	CAN - Canada	ROU - Romania	1	4	15 : 1
4	USA - United States	TUR - Türkiye	11	7	6 : 7
4	USA - United States	AUS - Australia	7	4	9 : 6
4	USA - United States	SLO - Slovenia	3	5	11 : 4
4	USA - United States	POL - Poland	1	6	12 : 4
4	NED - Netherlands	ROU - Romania	11	4	15 : 1
4	NED - Netherlands	BEL - Belgium	5	4	16 : 2
4	NED - Netherlands	BEL - Belgium	5	2	16 : 2
4	DEN - Denmark	CRO - Croatia	10	1	14 : 1
4	DEN - Denmark	AUT - Austria	4	2	11 : 7
4	GER - Germany	AUT - Austria	8	9	10 : 6
4	GER - Germany	CRO - Croatia	2	1	17 : 1



Summary of Big Ends

Points Scored	By	Against	Session	End	Game Result
4	HUN - Hungary	ENG - England	10	2	12 : 1
4	HUN - Hungary	SVK - Slovakia	4	2	12 : 0
4	ITA - Italy	ESP - Spain	5	6	10 : 3
4	ITA - Italy	ESP - Spain	5	1	10 : 3
4	KAZ - Kazakhstan	CRO - Croatia	4	3	16 : 0
4	KAZ - Kazakhstan	CRO - Croatia	4	1	16 : 0
4	AUT - Austria	BRA - Brazil	10	5	11 : 5
4	CHN - China	AUS - Australia	11	3	12 : 1
4	LAT - Latvia	SVK - Slovakia	2	6	14 : 2
4	NZL - New Zealand	ENG - England	4	5	10 : 3
4	POL - Poland	SLO - Slovenia	11	6	10 : 2
4	SLO - Slovenia	AUS - Australia	1	6	11 : 7
4	TUR - Türkiye	POL - Poland	7	1	8 : 6
4	UKR - Ukraine	NZL - New Zealand	8	3	10 : 2

Note:
Big ends are defined as ends with a score of four or more points.



Session Results and Standings

Sheet	Team	LSD/LSFE	1	2	3	4	5	6	7	8	Extra Ends	Total
B	ITA - Italy	116.5cm *	2	2	0	3	0	5	3	X		15
	BEL - Belgium	399.2cm	0	0	3	0	2	0	0	X		5
C	NED - Netherlands	176.9cm	0	0	0	1	0	1	2	1		5
	ESP - Spain	88.2cm *	0	0	1	0	1	0	0	0		2
E	CZE - Czechia	110.0cm *	2	0	0	0	1	0	0	1		4
	CAN - Canada	263.9cm	0	2	0	1	0	1	2	0		6

Standings after Round Robin

Group A					Group B					
Rank	Team	Games	Wins	Losses	Rank	Team	Games	Wins	Losses	
1	CAN - Canada	6	6	0 Q	1	HUN - Hungary	5	5	0 Q	
2	ITA - Italy	6	5	1 Q	2	LAT - Latvia	5	4	1 Q	
3	CZE - Czechia	6	3	3	3	UKR - Ukraine	5	3	2	
4	NED - Netherlands	6	3	3	w1	DSC	29.26cm	5	2	3
5	ESP - Spain	6	3	3	w1	DSC	58.03cm	4	1	4
6	BEL - Belgium	6	1	5	w1	DSC	75.28cm	5	0	5
7	ROU - Romania	6	0	6	6	ENG - England	5	0	5	
Group C					Group D					
Rank	Team	Games	Wins	Losses	Rank	Team	Games	Wins	Losses	
1	GER - Germany	5	5	0 Q	1	TUR - Türkiye	5	5	0 Q	
2	DEN - Denmark	5	4	1 Q	2	CHN - China	5	4	1 Q	
3	AUT - Austria	5	3	2	3	USA - United States	5	3	2	
4	KAZ - Kazakhstan	5	2	3	4	POL - Poland	5	2	3	
5	BRA - Brazil	5	1	4	5	SLO - Slovenia	5	1	4	
6	CRO - Croatia	5	0	5	6	AUS - Australia	5	0	5	

Legend:	DSC Draw Shot Challenge	LSD Last Stone Draw	LSFE(*) Last Stone First End
Q Qualified for the play-offs	wn Number of wins (n) against tied teams	X Unplayed/unfinished end due to concession	



Session Results and Standings

Sheet	Team	LSD/LSFE	1	2	3	4	5	6	7	8	Extra Ends	Total
A	NZL - New Zealand	69.1cm *	0	0	2	0	1	0	0	X		3
	LAT - Latvia	115.4cm	1	1	0	3	0	2	1	X		8
B	GER - Germany	110.2cm *	1	1	1	2	1	0	1	X		7
	KAZ - Kazakhstan	184.8cm	0	0	0	0	0	1	0	X		1
C	BRA - Brazil	267.8cm	0	0	2	2	0	1	0	X		5
	AUT - Austria	241.0cm *	2	2	0	0	4	0	3	X		11
D	DEN - Denmark	240.3cm	4	3	1	1	0	5	X	X		14
	CRO - Croatia	137.4cm *	0	0	0	0	1	0	X	X		1
E	ENG - England	298.3cm	0	0	0	0	1	0	0	X		1
	HUN - Hungary	94.9cm *	2	4	1	3	0	1	1	X		12
F	UKR - Ukraine	132.7cm *	1	0	0	1	1	0	3	X		6
	SVK - Slovakia	150.9cm	0	1	1	0	0	1	0	X		3

Current Standings

Group A					Group B				
Rank	Team	Games	Wins	Losses	Rank	Team	Games	Wins	Losses
1	CAN - Canada	4	4	0	1	HUN - Hungary	5	5	0 Q
2	ITA - Italy	5	4	1	2	LAT - Latvia	5	4	1 Q
3	CZE - Czechia	4	3	1	3	UKR - Ukraine	5	3	2
4	ESP - Spain	4	2	2	4	NZL - New Zealand	5	2	3
5	BEL - Belgium	4	1	3	5	SVK - Slovakia	5	1	4
5	NED - Netherlands	4	1	3	6	ENG - England	5	0	5
7	ROU - Romania	5	0	5					
Group C					Group D				
Rank	Team	Games	Wins	Losses	Rank	Team	Games	Wins	Losses
1	GER - Germany	5	5	0 Q	1	TUR - Türkiye	4	4	0
2	DEN - Denmark	5	4	1 Q	2	CHN - China	4	3	1
3	AUT - Austria	5	3	2	2	USA - United States	4	3	1
4	KAZ - Kazakhstan	5	2	3	4	POL - Poland	4	1	3
5	BRA - Brazil	5	1	4	4	SLO - Slovenia	4	1	3
6	CRO - Croatia	5	0	5	6	AUS - Australia	4	0	4

Note:
Under WCF rules, tie-breaking rules for standings are not applied until after the last game of the round robin.

Legend:
LSD Last Stone Draw **LSFE(*)** Last Stone First End **Q** Qualified for the play-offs
X Unplayed/unfinished end due to concession



Session Results and Standings

Sheet	Team	LSD/LSFE	1	2	3	4	5	6	7	8	Extra Ends	Total
C	ITA - Italy	98.9cm	2	1	0	5	0	0	X	X		8
	CZE - Czechia	39.9cm *	0	0	1	0	1	1	X	X		3
D	NED - Netherlands	300.5cm	0	0	0	0	2	1	2	2	0	7
	CAN - Canada	103.7cm *	0	0	3	4	0	0	0	0	1	8
E	ESP - Spain	142.4cm *	2	2	3	5	1	5	X	X		18
	ROU - Romania	399.2cm	0	0	0	0	0	0	X	X		0

Current Standings

Group A					Group B				
Rank	Team	Games	Wins	Losses	Rank	Team	Games	Wins	Losses
1	CAN - Canada	4	4	0	1	HUN - Hungary	4	4	0 Q
2	ITA - Italy	5	4	1	2	LAT - Latvia	4	3	1
3	CZE - Czechia	4	3	1	3	NZL - New Zealand	4	2	2
4	ESP - Spain	4	2	2	3	UKR - Ukraine	4	2	2
5	BEL - Belgium	4	1	3	5	SVK - Slovakia	4	1	3
5	NED - Netherlands	4	1	3	6	ENG - England	4	0	4
7	ROU - Romania	5	0	5					
Group C					Group D				
Rank	Team	Games	Wins	Losses	Rank	Team	Games	Wins	Losses
1	GER - Germany	4	4	0 Q	1	TUR - Türkiye	4	4	0
2	DEN - Denmark	4	3	1 Q	2	CHN - China	4	3	1
3	AUT - Austria	4	2	2	2	USA - United States	4	3	1
3	KAZ - Kazakhstan	4	2	2	4	POL - Poland	4	1	3
5	BRA - Brazil	4	1	3	4	SLO - Slovenia	4	1	3
6	CRO - Croatia	4	0	4	6	AUS - Australia	4	0	4

Note:
Under WCF rules, tie-breaking rules for standings are not applied until after the last game of the round robin.

Legend:
LSD Last Stone Draw **LSFE(*)** Last Stone First End **Q** Qualified for the play-offs
X Unplayed/unfinished end due to concession



Session Results and Standings

Sheet	Team	LSD/LSFE	1	2	3	4	5	6	7	8	Extra Ends	Total
A	KAZ - Kazakhstan	117.2cm *	1	0	1	0	0	1	1	0		4
	DEN - Denmark	230.4cm	0	2	0	2	0	0	0	3		7
B	CRO - Croatia	334.0cm	2	0	0	0	0	1	1	0		4
	BRA - Brazil	278.5cm *	0	1	2	1	1	0	0	3		8
C	SVK - Slovakia	279.1cm	0	0	0	2	0	2	2	2		8
	ENG - England	138.2cm *	1	1	1	0	1	0	0	0		4
D	UKR - Ukraine	39.0cm *	0	3	4	0	1	1	1	X		10
	NZL - New Zealand	131.2cm	1	0	0	1	0	0	0	X		2
E	AUT - Austria	179.0cm	2	0	0	0	1	0	1	2	0	6
	GER - Germany	125.0cm *	0	2	1	2	0	1	0	0	4	10
F	HUN - Hungary	196.6cm *	1	0	1	1	0	0	1	2		6
	LAT - Latvia	231.6cm	0	2	0	0	1	0	0	0		3

Current Standings

Group A					Group B				
Rank	Team	Games	Wins	Losses	Rank	Team	Games	Wins	Losses
1	CAN - Canada	3	3	0	1	HUN - Hungary	4	4	0 Q
1	CZE - Czechia	3	3	0	2	LAT - Latvia	4	3	1
3	ITA - Italy	4	3	1	3	NZL - New Zealand	4	2	2
4	ESP - Spain	3	1	2	3	UKR - Ukraine	4	2	2
4	NED - Netherlands	3	1	2	5	SVK - Slovakia	4	1	3
6	BEL - Belgium	4	1	3	6	ENG - England	4	0	4
7	ROU - Romania	4	0	4					
Group C					Group D				
Rank	Team	Games	Wins	Losses	Rank	Team	Games	Wins	Losses
1	GER - Germany	4	4	0 Q	1	TUR - Türkiye	4	4	0
2	DEN - Denmark	4	3	1 Q	2	CHN - China	4	3	1
3	AUT - Austria	4	2	2	2	USA - United States	4	3	1
3	KAZ - Kazakhstan	4	2	2	4	POL - Poland	4	1	3
5	BRA - Brazil	4	1	3	4	SLO - Slovenia	4	1	3
6	CRO - Croatia	4	0	4	6	AUS - Australia	4	0	4

Note:
Under WCF rules, tie-breaking rules for standings are not applied until after the last game of the round robin.

Legend:
LSD Last Stone Draw **LSFE(*)** Last Stone First End **Q** Qualified for the play-offs
X Unplayed/unfinished end due to concession



WJBCC 2023
Lohja, Finland

SAT 9 DEC 2023
Start Time 19:00

World Junior-B Curling Championships 2023
Kisakallio Sports Institute
Women

Round Robin Session 7



Session Results and Standings

Sheet	Team	LSD/LSFE	1	2	3	4	5	6	7	8	Extra Ends	Total
A	CZE - Czechia	78.6cm *	1	0	2	1	0	0	1	0	1	6
	NED - Netherlands	173.4cm	0	1	0	0	0	1	0	3	0	5
B	POL - Poland	161.8cm *	0	1	1	0	1	2	1	0		6
	TUR - Türkiye	172.1cm	4	0	0	3	0	0	0	1		8
C	BEL - Belgium	310.8cm	1	0	0	5	1	0	0	2		9
	ROU - Romania	152.6cm *	0	1	1	0	0	2	2	0		6
D	SLO - Slovenia	195.2cm	0	0	0	1	0	1	X	X		2
	CHN - China	106.0cm *	1	6	1	0	2	0	X	X		10
E	USA - United States	231.8cm	2	0	0	4	0	1	0	2		9
	AUS - Australia	217.0cm *	0	3	1	0	1	0	1	0		6
F	ITA - Italy	192.6cm	0	0	1	0	1	1	0	X		3
	CAN - Canada	149.0cm *	2	0	0	3	0	0	2	X		7

Current Standings

Group A					Group B				
Rank	Team	Games	Wins	Losses	Rank	Team	Games	Wins	Losses
1	CAN - Canada	3	3	0	1	HUN - Hungary	3	3	0
1	CZE - Czechia	3	3	0	1	LAT - Latvia	3	3	0
3	ITA - Italy	4	3	1	3	NZL - New Zealand	3	2	1
4	ESP - Spain	3	1	2	4	UKR - Ukraine	3	1	2
4	NED - Netherlands	3	1	2	5	ENG - England	3	0	3
6	BEL - Belgium	4	1	3	5	SVK - Slovakia	3	0	3
7	ROU - Romania	4	0	4					
Group C					Group D				
Rank	Team	Games	Wins	Losses	Rank	Team	Games	Wins	Losses
1	GER - Germany	3	3	0	1	TUR - Türkiye	4	4	0
2	AUT - Austria	3	2	1	2	CHN - China	4	3	1
2	DEN - Denmark	3	2	1	2	USA - United States	4	3	1
2	KAZ - Kazakhstan	3	2	1	4	POL - Poland	4	1	3
5	BRA - Brazil	3	0	3	4	SLO - Slovenia	4	1	3
5	CRO - Croatia	3	0	3	6	AUS - Australia	4	0	4

Note:
Under WCF rules, tie-breaking rules for standings are not applied until after the last game of the round robin.

Legend:
LSD Last Stone Draw LSFE(*) Last Stone First End X Unplayed/unfinished end due to concession



Session Results and Standings

Sheet	Team	LSD/LSFE	1	2	3	4	5	6	7	8	Extra Ends	Total
A	AUT - Austria	249.4cm *	1	0	2	2	3	2	X	X		10
	CRO - Croatia	376.4cm	0	1	0	0	0	0	X	X		1
B	HUN - Hungary	191.8cm *	1	0	2	0	0	2	2	3		10
	UKR - Ukraine	285.5cm	0	5	0	2	1	0	0	0		8
C	DEN - Denmark	261.6cm	0	0	0	0	2	1	0	X		3
	GER - Germany	101.8cm *	2	2	2	1	0	0	2	X		9
D	ENG - England	399.2cm	0	0	1	0	1	0	1	X		3
	LAT - Latvia	219.7cm *	1	3	0	0	0	2	0	X		6
E	SVK - Slovakia	144.9cm	1	1	0	1	0	0	0	X		3
	NZL - New Zealand	88.1cm *	0	0	1	0	2	2	1	X		6
F	KAZ - Kazakhstan	74.0cm *	2	0	3	3	0	0	0	1		9
	BRA - Brazil	312.8cm	0	1	0	0	1	3	1	0		6

Current Standings

Group A					Group B				
Rank	Team	Games	Wins	Losses	Rank	Team	Games	Wins	Losses
1	ITA - Italy	3	3	0	1	HUN - Hungary	3	3	0
2	CAN - Canada	2	2	0	1	LAT - Latvia	3	3	0
2	CZE - Czechia	2	2	0	3	NZL - New Zealand	3	2	1
4	NED - Netherlands	2	1	1	4	UKR - Ukraine	3	1	2
5	ESP - Spain	3	1	2	5	ENG - England	3	0	3
6	BEL - Belgium	3	0	3	5	SVK - Slovakia	3	0	3
6	ROU - Romania	3	0	3					
Group C					Group D				
Rank	Team	Games	Wins	Losses	Rank	Team	Games	Wins	Losses
1	GER - Germany	3	3	0	1	TUR - Türkiye	3	3	0
2	AUT - Austria	3	2	1	2	CHN - China	3	2	1
2	DEN - Denmark	3	2	1	2	USA - United States	3	2	1
2	KAZ - Kazakhstan	3	2	1	4	POL - Poland	3	1	2
5	BRA - Brazil	3	0	3	4	SLO - Slovenia	3	1	2
5	CRO - Croatia	3	0	3	6	AUS - Australia	3	0	3

Note:
Under WCF rules, tie-breaking rules for standings are not applied until after the last game of the round robin.

Legend:
LSD Last Stone Draw **LSFE(*)** Last Stone First End **X** Unplayed/unfinished end due to concession

**WJBCC 2023**

Lohja, Finland

SAT 9 DEC 2023

Start Time 9:00

World Junior-B Curling Championships 2023

Kisakallio Sports Institute

Women**Round Robin Session 5****Session Results and Standings**

Sheet	Team	LSD/LSFE	1	2	3	4	5	6	7	8	Extra Ends	Total
A	ESP - Spain	196.2cm	0	0	2	0	1	0	X	X		3
	ITA - Italy	162.1cm *	4	1	0	1	0	4	X	X		10
B	CHN - China	62.8cm *	2	1	0	0	1	0	1	2		7
	USA - United States	191.7cm	0	0	1	1	0	2	0	0		4
C	POL - Poland	331.8cm	2	1	0	0	2	5	0	X		10
	AUS - Australia	252.9cm *	0	0	2	1	0	0	3	X		6
D	BEL - Belgium	104.8cm	0	0	1	0	1	0	X	X		2
	NED - Netherlands	66.0cm *	6	4	0	4	0	2	X	X		16
E	TUR - Türkiye	228.5cm	0	0	2	0	1	5	1	X		9
	SLO - Slovenia	136.6cm *	1	1	0	2	0	0	0	X		4
F	ROU - Romania	399.2cm	0	1	0	0	0	0	0	X		1
	CZE - Czechia	65.0cm *	5	0	1	1	0	3	6	X		16

Current Standings

Group A					Group B				
Rank	Team	Games	Wins	Losses	Rank	Team	Games	Wins	Losses
1	ITA - Italy	3	3	0	1	HUN - Hungary	2	2	0
2	CAN - Canada	2	2	0	1	LAT - Latvia	2	2	0
2	CZE - Czechia	2	2	0	3	NZL - New Zealand	2	1	1
4	NED - Netherlands	2	1	1	3	UKR - Ukraine	2	1	1
5	ESP - Spain	3	1	2	5	ENG - England	2	0	2
6	BEL - Belgium	3	0	3	5	SVK - Slovakia	2	0	2
6	ROU - Romania	3	0	3					
Group C					Group D				
Rank	Team	Games	Wins	Losses	Rank	Team	Games	Wins	Losses
1	DEN - Denmark	2	2	0	1	TUR - Türkiye	3	3	0
1	GER - Germany	2	2	0	2	CHN - China	3	2	1
3	AUT - Austria	2	1	1	2	USA - United States	3	2	1
3	KAZ - Kazakhstan	2	1	1	4	POL - Poland	3	1	2
5	BRA - Brazil	2	0	2	4	SLO - Slovenia	3	1	2
5	CRO - Croatia	2	0	2	6	AUS - Australia	3	0	3

Note:

Under WCF rules, tie-breaking rules for standings are not applied until after the last game of the round robin.

Legend:**LSD** Last Stone Draw**LSFE(*)** Last Stone First End**X** Unplayed/unfinished end due to concession

Session Results and Standings

Sheet	Team	LSD/LSFE	1	2	3	4	5	6	7	8	Extra Ends	Total
A	SVK - Slovakia	91.8cm *	0	0	0	0	0	0	X	X		0
	HUN - Hungary	111.7cm	1	4	1	2	2	2	X	X		12
B	DEN - Denmark	85.0cm	0	4	0	2	1	3	0	1		11
	AUT - Austria	79.8cm *	3	0	2	0	0	0	2	0		7
C	CRO - Croatia	275.1cm	0	0	0	0	0	0	X	X		0
	KAZ - Kazakhstan	78.3cm *	4	1	4	3	3	1	X	X		16
D	BRA - Brazil	289.1cm	0	0	1	0	0	1	X	X		2
	GER - Germany	44.3cm *	3	5	0	1	1	0	X	X		10
E	LAT - Latvia	391.9cm *	0	5	0	5	3	1	X	X		14
	UKR - Ukraine	399.2cm	1	0	1	0	0	0	X	X		2
F	ENG - England	153.6cm *	0	0	1	1	0	0	1	X		3
	NZL - New Zealand	265.0cm	3	1	0	0	4	2	0	X		10

Current Standings

Group A				Group B					
Rank	Team	Games	Wins	Losses	Rank	Team	Games	Wins	Losses
1	CAN - Canada	2	2	0	1	HUN - Hungary	2	2	0
1	ITA - Italy	2	2	0	1	LAT - Latvia	2	2	0
3	CZE - Czechia	1	1	0	3	NZL - New Zealand	2	1	1
4	ESP - Spain	2	1	1	3	UKR - Ukraine	2	1	1
5	NED - Netherlands	1	0	1	5	ENG - England	2	0	2
6	BEL - Belgium	2	0	2	5	SVK - Slovakia	2	0	2
6	ROU - Romania	2	0	2					
Group C				Group D					
Rank	Team	Games	Wins	Losses	Rank	Team	Games	Wins	Losses
1	DEN - Denmark	2	2	0	1	TUR - Türkiye	2	2	0
1	GER - Germany	2	2	0	1	USA - United States	2	2	0
3	AUT - Austria	2	1	1	3	CHN - China	2	1	1
3	KAZ - Kazakhstan	2	1	1	3	SLO - Slovenia	2	1	1
5	BRA - Brazil	2	0	2	5	AUS - Australia	2	0	2
5	CRO - Croatia	2	0	2	5	POL - Poland	2	0	2

Note:

Under WCF rules, tie-breaking rules for standings are not applied until after the last game of the round robin.

Legend:

LSD Last Stone Draw

LSFE(*) Last Stone First End

X Unplayed/unfinished end due to concession



Session Results and Standings

Sheet	Team	LSD/LSFE	1	2	3	4	5	6	7	8	Extra Ends	Total
A	TUR - Türkiye	73.2cm *	5	1	0	3	0	3	X	X		12
	AUS - Australia	342.7cm	0	0	1	0	1	0	X	X		2
B	CAN - Canada	163.2cm	0	1	0	0	1	2	3	X		7
	ESP - Spain	68.4cm *	1	0	1	1	0	0	0	X		3
C	SLO - Slovenia	399.2cm	0	0	2	1	0	1	X	X		4
	USA - United States	61.8cm *	2	5	0	0	4	0	X	X		11
D	ROU - Romania	399.2cm	0	0	0	0	0	0	X	X		0
	ITA - Italy	271.9cm *	3	3	1	3	2	2	X	X		14
E	BEL - Belgium	91.9cm *	1	0	0	0	0	1	0	X		2
	CZE - Czechia	128.5cm	0	1	1	1	1	0	3	X		7
F	CHN - China	149.7cm *	0	3	0	1	2	2	0	X		8
	POL - Poland	272.1cm	1	0	1	0	0	0	1	X		3

Current Standings

Group A					Group B				
Rank	Team	Games	Wins	Losses	Rank	Team	Games	Wins	Losses
1	CAN - Canada	2	2	0	1	HUN - Hungary	1	1	0
1	ITA - Italy	2	2	0	1	LAT - Latvia	1	1	0
3	CZE - Czechia	1	1	0	1	UKR - Ukraine	1	1	0
4	ESP - Spain	2	1	1	4	ENG - England	1	0	1
5	NED - Netherlands	1	0	1	4	NZL - New Zealand	1	0	1
6	BEL - Belgium	2	0	2	4	SVK - Slovakia	1	0	1
6	ROU - Romania	2	0	2					
Group C					Group D				
Rank	Team	Games	Wins	Losses	Rank	Team	Games	Wins	Losses
1	AUT - Austria	1	1	0	1	TUR - Türkiye	2	2	0
1	DEN - Denmark	1	1	0	1	USA - United States	2	2	0
1	GER - Germany	1	1	0	3	CHN - China	2	1	1
4	BRA - Brazil	1	0	1	3	SLO - Slovenia	2	1	1
4	CRO - Croatia	1	0	1	5	AUS - Australia	2	0	2
4	KAZ - Kazakhstan	1	0	1	5	POL - Poland	2	0	2

Note:
Under WCF rules, tie-breaking rules for standings are not applied until after the last game of the round robin.

Legend:
LSD Last Stone Draw **LSFE(*)** Last Stone First End **X** Unplayed/unfinished end due to concession



Session Results and Standings

Sheet	Team	LSD/LSFE	1	2	3	4	5	6	7	8	Extra Ends	Total
A	UKR - Ukraine	255.8cm *	0	2	0	1	1	0	2	2		8
	ENG - England	336.1cm	1	0	2	0	0	1	0	0		4
B	LAT - Latvia	212.3cm *	3	3	3	1	0	4	0	X		14
	SVK - Slovakia	244.8cm	0	0	0	0	1	0	1	X		2
C	NZL - New Zealand	349.4cm	1	0	0	0	2	1	0	X		4
	HUN - Hungary	223.9cm *	0	2	2	3	0	0	2	X		9
D	AUT - Austria	399.2cm	1	1	0	0	2	1	1	X		6
	KAZ - Kazakhstan	130.5cm *	0	0	0	2	0	0	0	X		2
E	BRA - Brazil	333.3cm	0	1	0	0	1	0	2	X		4
	DEN - Denmark	223.6cm *	1	0	2	2	0	3	0	X		8
F	GER - Germany	230.7cm *	4	5	1	1	0	6	X	X		17
	CRO - Croatia	300.7cm	0	0	0	0	1	0	X	X		1

Current Standings

Group A					Group B				
Rank	Team	Games	Wins	Losses	Rank	Team	Games	Wins	Losses
1	CAN - Canada	1	1	0	1	HUN - Hungary	1	1	0
1	ESP - Spain	1	1	0	1	LAT - Latvia	1	1	0
1	ITA - Italy	1	1	0	1	UKR - Ukraine	1	1	0
4	BEL - Belgium	1	0	1	4	ENG - England	1	0	1
4	NED - Netherlands	1	0	1	4	NZL - New Zealand	1	0	1
4	ROU - Romania	1	0	1	4	SVK - Slovakia	1	0	1
	CZE - Czechia	0							
Group C					Group D				
Rank	Team	Games	Wins	Losses	Rank	Team	Games	Wins	Losses
1	AUT - Austria	1	1	0	1	SLO - Slovenia	1	1	0
1	DEN - Denmark	1	1	0	1	TUR - Türkiye	1	1	0
1	GER - Germany	1	1	0	1	USA - United States	1	1	0
4	BRA - Brazil	1	0	1	4	AUS - Australia	1	0	1
4	CRO - Croatia	1	0	1	4	CHN - China	1	0	1
4	KAZ - Kazakhstan	1	0	1	4	POL - Poland	1	0	1

Note:
Under WCF rules, tie-breaking rules for standings are not applied until after the last game of the round robin.

Legend:
LSD Last Stone Draw **LSFE(*)** Last Stone First End **X** Unplayed/unfinished end due to concession



Session Results and Standings

Sheet	Team	LSD/LSFE	1	2	3	4	5	6	7	8	Extra Ends	Total
A	CAN - Canada	399.2cm	3	0	6	4	1	1	X	X		15
	ROU - Romania	327.2cm *	0	1	0	0	0	0	X	X		1
B	AUS - Australia	322.7cm *	0	1	0	5	0	0	1	0		7
	SLO - Slovenia	399.2cm	2	0	2	0	2	4	0	1		11
C	TUR - Türkiye	249.9cm	1	1	0	1	1	0	1	0		5
	CHN - China	233.7cm *	0	0	2	0	0	1	0	1		4
D	USA - United States	133.6cm *	3	0	2	0	3	4	0	X		12
	POL - Poland	241.9cm	0	1	0	2	0	0	1	X		4
E	NED - Netherlands	134.2cm *	2	0	0	2	0	0	0	X		4
	ITA - Italy	399.2cm	0	1	1	0	0	2	3	X		7
F	ESP - Spain	340.6cm	0	2	2	2	1	5	0	X		12
	BEL - Belgium	276.4cm *	1	0	0	0	0	0	1	X		2

Current Standings

Group A					Group B				
Rank	Team	Games	Wins	Losses	Rank	Team	Games	Wins	Losses
1	CAN - Canada	1	1	0		ENG - England			
1	ESP - Spain	1	1	0		HUN - Hungary			
1	ITA - Italy	1	1	0		LAT - Latvia			
4	BEL - Belgium	1	0	1		NZL - New Zealand			
4	NED - Netherlands	1	0	1		SVK - Slovakia			
4	ROU - Romania	1	0	1		UKR - Ukraine			
	CZE - Czechia	0							
Group C					Group D				
Rank	Team	Games	Wins	Losses	Rank	Team	Games	Wins	Losses
	AUT - Austria				1	SLO - Slovenia	1	1	0
	BRA - Brazil				1	TUR - Türkiye	1	1	0
	CRO - Croatia				1	USA - United States	1	1	0
	DEN - Denmark				4	AUS - Australia	1	0	1
	GER - Germany				4	CHN - China	1	0	1
	KAZ - Kazakhstan				4	POL - Poland	1	0	1

Note:

Under WCF rules, tie-breaking rules for standings are not applied until after the last game of the round robin.

Legend:

LSD Last Stone Draw **LSFE(*)** Last Stone First End **X** Unplayed/unfinished end due to concession



Entry List by Event

REVISED
9 DEC 11:40

As of SAT 9 DEC 2023

AUS - Australia		Group D
4 S	DOUGLAS Holly	R
3 V	FORGE Marcy	R
2	BAKER Molly	R
1	DUNMORE Sienna	R
A	-	
C	DOUGLAS Elliott	
O	DUNMORE Steve	
O	-	

CHN - China		Group D
4 S	LI Ziru	R
3 V	ZHANG Jiaqi	R
2	ZHANG Yujie	R
1	GAO Ya	R
A	ZHANG Yuning	R
C	LI Hongchen	
O	JIA Ye	
O	-	

AUT - Austria		Group C
4 V	TREICHL Teresa	L
3 S	PFLUEGLER Astrid	R
2	MUELLER Emma	R
1	AUER Lisa	R
A	WITTIBSCHLAEGER Hannah	R
C	HIGATZBERGER Gernot	
NC	SCHROEDER Bjoern (GER)	
O	-	

CRO - Croatia		Group C
4 S	PAVELKA Luci Ana	R
3 V	PRINCIP Paula	R
2	BUKVIC Jelena	R
1	POSAVEC Ema	R
A	MATANI Lucija	R
C	PENAVA Iva	
2C	ROSO Iva	
O	CUTIC Drazen	

BEL - Belgium		Group A
4 S	MICHIELS Mirte	R
3	MICHIELS Frauke	R
2	GOUBERT Mona	R
1 V	WATZEELS Tess	R
A	WATZEELS Ziva	R
C	HEYLEN Dirk	
2C	GOUBERT Frank	
O	-	

CZE - Czechia		Group A
4 S	KRUPICKOVA Sofie	R
3 V	VASAKOVA Veronika	L
2	SEIFRIEDOVA Emma	R
1	BAUDYSOVA Klara	R
A	VOLFOVA Matylida	R
C	REITMAJER Vojtech	
NC	SCOFFIN Wade (CAN)	
O	-	

BRA - Brazil		Group C
4 S	ROGIC FARIAS Gabriela	R
3 V	REGADAS ABREU Isis	L
2	DE CASTRO SAMPAIO Melissa	R
1	TEODORO Ana	R
A	-	
C	ZBEETNOFF Barbara (CAN)	
O	-	
O	-	

DEN - Denmark		Group C
4 S	JENSEN Karolina	R
3	QVIST Gabriella	L
2 V	WIKSTEN Natalie	R
1	SCHMIDT Katrine	R
A	HOLTERMANN Emilie	R
C	SCHMIDT Ulrik	
O	-	
O	-	

CAN - Canada		Group A
4 S	PLETT Myla	R
3 V	NEDOHIN Alyssa	R
2	FEDIUK Chloe	R
1	ISKIWI Allie	R
A	-	
C	LENTON Blair	
2C	NEDOHIN David	
NC	OLSON-JOHNS Lori	

ENG - England		Group B
4 V	OPEL Lina	R
3 S	MACDOUGALL Anna	R
2	WARD Marianna	R
1	KIGGELL Helena	R
A	DAVIES Phoenix	R
C	OPEL Michael	
O	KIGGELL Julia	
O	-	



Entry List by Event

REVISED
9 DEC 11:40

As of SAT 9 DEC 2023

ESP - Spain		Group A
4 V	GARCIA REVUELTO Daniela	R
3 S	TORRALBA VIELA Leyre	R
2	TORRALBA VIELA Nerea	L
1	CARASA LAZARO Leire	R
A	ARIAS CORDOBA Marisol	R
C	LABRADOR AMO Estrella	
O	-	
O	-	

LAT - Latvia		Group B
4 S	BARONE Evelina	R
3 V	IEVINA Rezija	R
2	APSE Veronika	R
1	SELIVERSTOVA Marija	R
A	IEVINA Leticija	R
C	STASA-SARSUNE Iveta	
O	-	
O	-	

GER - Germany		Group C
4 V	SUTOR Kim	R
3 S	MESSENZEHL Sara	R
2	ANTES Zoe	R
1	SUTOR Joy	R
A	ABDEL HALIM Carolina	R
C	CHARETTE Daniel (CAN)	
O	-	
O	-	

NED - Netherlands		Group A
4 S	BOMAS Lisenka	R
3 V	VAN VALKENHOEF Marit	R
2	BOMAS Anandi	L
1	NAS Linde	R
A	-	
C	LEIBBRANDT Shari	
O	-	
O	-	

HUN - Hungary		Group B
4 S	JOO Linda	R
3 V	NAGY Laura Karolina	R
2	LAUCHSZ Laura Ildiko	R
1	ORBAN Hanna Regina	R
A	DENCSE Dorina	R
C	JAKAB Zoltan	
2C	NAGY Gyoengyi	
O	-	

NZL - New Zealand		Group B
4 S	PITTS Rachael	R
3 V	KINNEY Ruby	L
2	RUSSELL Olivia	R
1	NEILSON Lucy	R
A	PETERSEN Tahlia	R
C	DUNCAN Mhairi-Bronte	
O	BECKER Lauren	
O	-	

ITA - Italy		Group A
4 S	MARIANI Rebecca	R
3 V	MAURINO Giorgia	R
2	GILBERTI Camilla	R
1	GRANDE Lucrezia	R
A	SCALESSE Rachele	R
C	MARIANI Marco	
NC	PESCIA Claudio (SUI)	
O	-	

POL - Poland		Group D
4	FRYSZ Paulina	R
3 S	HERMAN Magdalena	R
2	JAWIEN Julia	R
1 V	FRYSZ Malgorzata	R
A	-	
C	HERMAN Damian	
O	-	
O	-	

KAZ - Kazakhstan		Group C
4 S	KOLYKHALOVA Yekaterina	R
3 V	ALLIYAROVA Tilsimay	R
2	TASTEMIR Merey	R
1	EBAUYER Regina	R
A	EBAUYER Yana	R
C	ALLIYAROVA Sitora	
O	-	
O	-	

ROU - Romania		Group A
4 S	PASLARU Ambra	R
3 V	BACALI Ania	R
2	GANEA Emma	R
1	ROMANIUC Ariana	L
A	POP Sorana	L
C	COLCERIU Bogdan	
O	-	
O	-	



Entry List by Event

REVISED
9 DEC 11:40

As of SAT 9 DEC 2023

SLO - Slovenia		Group D
4 V	KAVCIC Ema	R
3	KAVCIC Pavla	R
2 S	ZAVELJCINA Lana	R
1	KRAPEZ Nika	R
A	-	
C	SEVER Stefan	
O	-	
O	-	

UKR - Ukraine		Group B
4 S	KALINICHENKO Yaroslava	R
3 V	MOSKALENKO Diana	R
2	MOSOL Anastasiia	R
1	LYTVYVENKO Marharyta	R
A	-	
C	LILL Erkki (EST)	
O	KHOKHLOV Illia	
O	SHLYK Artem	

SVK - Slovakia		Group B
4 S	KOVACIKOVA Melania	R
3 V	SUMMEROVA Nina	R
2	HAJDUK Paulina	R
1	REILLY Zora	R
A	-	
C	VANICKOVA Elena (CZE)	
O	-	
O	-	

USA - United States		Group D
4 S	SCHEEL Miranda	R
3	OLSON Sara	R
2 V	JOHNSON Allory	R
1	THURLOW Tessa	R
A	-	
C	MOORE Michael	
NC	SWISSHELM Ann	
O	HEIN Jordan	

TUR - Türkiye		Group D
4 V	SENGUL Berfin	R
3	KARAMAN Iclal	R
2	CALIKUSU Ifayet Safak	R
1 S	URUSAN Ilknur	L
A	COMERT Melisa	R
C	ZENGİN Muhammet Oguz	
O	GULTEKIN Mehmet	
O	-	

Note:

Position and function for each team member:

4 = Fourth, **3** = Third, **2** = Second, **1** = Lead, **A** = Alternate, **S** = Skip, **V** = Vice-Skip

C = Coach, **2C** = 2nd Team Coach, **NC** = National Coach, **T** = Translator, **O** = Team Official

Legend:

L Left-handed

R Right-handed

REVISED

ITA: name spelling for SCALESSE Rachele has been revised.



Competition Officials

As of THU 7 DEC 2023

Function	Name	Organisation
WCF President:	WELLING Beau	USA - United States
WCF Head of Competitions & TD:	ROETHLISBERGER Eeva	SUI - Switzerland
Chief Umpire:	GOWER Michele	CAN - Canada
Deputy Chief Umpire:	RIGTORP Jens	SWE - Sweden
Game Umpires:	KLOMB Bart	NED - Netherlands
	OKSANEN Taru	FIN - Finland
	PIMPINI Denise	ITA - Italy
	REIMERTZ Joaquim	SWE - Sweden
	SOLA Fabio	ITA - Italy
Chief Timer:	CACCIVIO Guido	SUI - Switzerland
Deputy Chief Timer:	HUCKLE Anja	GER - Germany
Chief Ice Technician:	CALLAN Mark	SCO - Scotland
Deputy Chief Ice Technician:	MOGLIA Ivan	ITA - Italy

Legend:

TD Technical Delegate



Sports Communication: Increase in promoted teams to World Junior Curling Championships 2024

Following the decision of the Finnish Curling Association to decline their host spot at the World Junior Curling Championships 2024, four women's and four men's teams will now be promoted from the World Junior-B Championships 2023.

Both events are being held in Lohja, Finland. The World Junior-B Championships 2023 are underway and will end on Tuesday 19 December 2023. The World Junior Curling Championships 2024 run from Saturday 17 to Saturday 24 February 2024 in the Kisakallio Sports Institute.