



RESULTS BOOK



**World Junior-B
Curling Championships 2024
Lohja, Finland
Men
8 - 13 December 2024**





WJBCC 2024
Lohja, Finland

FRI 13 DEC 2024

World Junior-B Curling Championships 2024
Kisakallio Sports Institute

Men



Medallists

| Medal | Country | Name | Position - Function |
|--------|-------------------|------------------|---------------------|
| GOLD | KOR - Korea | KIM Daehyun | 4 S |
| | | LEE Woojung | 3 |
| | | PARK Seongmin | 2 |
| | | KWON Juni | 1 |
| | | SHIN Eunjun | A |
| | | KIM Chigu | C |
| SILVER | SUI - Switzerland | LUETHOLD Felix | 4 S |
| | | WITTICH Leon | 3 |
| | | ERNST Livio | 2 |
| | | FEIERABEND Jonas | 1 |
| | | BIEHLE Timon | A |
| | | OBRIST Greg | C |
| BRONZE | JPN - Japan | NAKAHARA Toa | 4 S |
| | | MICHITANI Hinata | 3 |
| | | TAKEMURA Riku | 2 |
| | | KIMURA Yuta | 1 |
| | | KOBAYASHI Shunta | A |
| | | OGASAWARA Ayumi | C |

Note:

Position and function for each team member:

4 = Fourth, **3** = Third, **2** = Second, **1** = Lead, **A** = Alternate, **S** = Skip, **C** = Coach



Final Standings

| Rank | Team | Players | Position - Function | Group Rank | DSC |
|------|-------------------|--|--------------------------------|------------|-----|
| 1 | KOR - Korea | KIM Daehyun LEE Woojung PARK Seongmin KWON Juni SHIN Eunjun KIM Chigu | 4 S 3 V 2 1 A C | | >A |
| 2 | SUI - Switzerland | LUETHOLD Felix WITTICH Leon ERNST Livio FEIERABEND Jonas BIEHLE Timon OBRIST Greg | 4 S 3 V 2 1 A C | | >A |
| 3 | JPN - Japan | NAKAHARA Toa MICHITANI Hinata TAKEMURA Riku KIMURA Yuta KOBAYASHI Shunta OGASAWARA Ayumi | 4 S 3 V 2 1 A C | | >A |
| 4 | CHN - China | LIU Guangshen YU Sen ZHU Yupeng YAN Jisong LI Yang ZHANG Rongrui | 4 S 3 V 2 1 A C | | |
| 5 | ENG - England | WARING Matthew McLAIN Callum GILLARD Benjamin CAUNCE Troy HOLCOMBE Benjamin WHITTLE James | 4 S 3 2 V 1 A C | | |
| 5 | SWE - Sweden | NYGREN Vilmer DRYBURGH Alexander ALEXANDER Dante RODLING Ture MEYERSON Jonatan DRYBURGH James | 4 S 3 V 2 1 A C | | |
| 5 | TUR - Türkiye | BAYRAMOGLU Mehmet Fatih ZENIT Muhammed Taha KARAKURT Emre Can KAYA Oguzhan KARAHAN Muhammed Ali TOPALOGLU Sadik | 4 S 3 V 2 1 A C | | |



Final Standings

| Rank | Team | Players | Position - Function | Group Rank | DSC |
|------|-------------------|------------------------------|---------------------|------------|----------|
| 5 | UKR - Ukraine | NIKOLOV Eduard | 4 S | | |
| | | SUHAK Artem | 3 V | | |
| | | KOVAL Vladyslav | 2 | | |
| | | HASYNETS Artem | 1 | | |
| | | - | A | | |
| | | RAMSAY David | C | | |
| 9 | POL - Poland | FRYNIA Antoni | 4 S | A3 | 92.79 cm |
| | | MUCHA Kacper | 3 V | | |
| | | MOSIOLEK Bartlomiej | 2 | | |
| | | WITKOWSKI Jan | 1 | | |
| | | WOJCIECHOWSKI Filip | A | | |
| | | SZELIGA-FRYNIA Marta | C | | |
| 10 | CZE - Czechia | ZDARSKY Krystof | 4 V | C4 | 54.99 cm |
| | | PENICKA Simon | 3 S | | |
| | | KASKA Matej | 2 | | |
| | | KRATKY Tomas | 1 | | |
| | | TAHAL Daniel | A | | |
| | | BODLAK Ondrej | C | | |
| 11 | ESP - Spain | SAEZ DE OCARIZ Eneko | 4 V | B4 | 67.73 cm |
| | | CARASA Javier | 3 S | | |
| | | CARDONA SANCHEZ Alejandro | 2 | | |
| | | LOPEZ LABARTA Pablo | 1 | | |
| | | PALACIN KHROMCHENKOV Aleksei | A | | |
| | | VEZ Alberto | C | | |
| 12 | LAT - Latvia | ZASS Kristaps | 4 S | A4 | 70.73 cm |
| | | SELIVERSTOVVS Eduards | 3 V | | |
| | | SONDORS Toms | 2 | | |
| | | SMIRNOVS Deniss | 1 | | |
| | | JAVA Krisjanis | A | | |
| | | VAIVODS Raimonds | C | | |
| 13 | AUT - Austria | HOFER Matthaeus | 4 S | A5 | 72.63 cm |
| | | ZOTT David | 3 | | |
| | | KRAMLINGER Florian | 2 V | | |
| | | KRAMLINGER Johannes | 1 | | |
| | | NEUMAYR Christoph | A | | |
| | | JENTSCH Daniela | C | | |
| 14 | NZL - New Zealand | NEVILL Darcy | 4 S | C5 | 91.09 cm |
| | | LOE William | 3 V | | |
| | | STEELE Jack | 2 | | |
| | | MILLAR Jack | 1 | | |
| | | KINNEY Ben | A | | |
| | | QVIST Mikael | C | | |



Final Standings

| Rank | Team | Players | Position - Function | Group Rank | DSC |
|------|----------------------|---|--------------------------------|------------|-----------|
| 15 | AUS - Australia | BENCE Thomas COLLINS Flynn QUINN Matthew COLLINS Daniel - POWELL Anne | 4 V 3 S 2 1 A C | B5 | 100.49 cm |
| 16 | PHI - Philippines | SKAGGS Dylan SKAGGS Tyler HESTER Felix MOJADO Elijah - MALVAR Pedro | 4 S 3 2 V 1 A C | A6 | 90.88 cm |
| 17 | SVK - Slovakia | TRAJANOV Sebastian MASHUTIN Stanislav SCEVLIK Samuel VAVROVIC Samuel SCHULLER Radovan HORACEK Jan | 4 S 3 V 2 1 A C | C6 | 92.09 cm |
| 18 | ROU - Romania | POP Tudor FELECAN Toma Matei GHERGIE Dan MIHALCA Tudor VANCEA Catalin COLCERIU Bogdan | 4 V 3 2 S 1 A C | B6 | 134.73 cm |
| 19 | SLO - Slovenia | OMERZEL Maks GOSAR KOCEVAR Gasper BERLOT Vid GMAJNAR Bor - OMERZEL Jakob | 4 V 3 S 2 1 A C | B7 | 97.56 cm |
| 20 | BRA - Brazil | RIBEIRO ALVES Pedro RODRIGUES Nuno GARCEZ DORIA DE MELO Guilherme CAMELO Arthur GRAINGE John MIRON Logan | 4 S 3 V 2 1 A C | A7 | 132.78 cm |
| 21 | TPE - Chinese Taipei | CHANG Samuel JIN Hui-Lun CHEN Shou-Yi LIN Hui-En - WU Guo-Hao | 4 S 3 V 2 1 A C | C7 | 157.33 cm |



Final Standings

| Rank | Team | Players | Position - Function | Group Rank | DSC |
|------|---------------|------------------------------|---------------------|------------|-----------|
| 22 | BOL - Bolivia | ESPINOZA LECONA Jim Steven | 4 S | A8 | 199.60 cm |
| | | CASTRO FERNANDEZ Yerko Fidel | 3 V | | |
| | | BALBOA APAZA Emerson Jhamil | 2 | | |
| | | TINTA ESTRADA Cody Jefferson | 1 | | |
| | | - | A | | |
| | | - | C | | |

Note:

Position and function for each team member:

4 = Fourth, **3** = Third, **2** = Second, **1** = Lead, **A** = Alternate, **S** = Skip, **V** = Vice-Skip, **C** = Coach

Legend:

>**A** To A-Division



Competition Summary

| Session | Date | Time | Sheet A | Sheet B | Sheet C | Sheet D | Sheet E |
|----------------|--------|-------|----------------|-----------------------------|-----------------------------|----------------|----------------|
| Session 1 | 8 DEC | 9:00 | POL 6 - 3 LAT | SWE 11 - 1 AUT | BOL L - W PHI | ESP 9 - 5 AUS | BRA 2 - 14 KOR |
| Session 2 | 8 DEC | 14:00 | TUR 9 - 2 SLO | UKR 3 - 8 SUI | SVK 2 - 7 ENG | CHN 5 - 6 JPN | NZL 1 - 6 CZE |
| Session 3 | 8 DEC | 19:00 | BRA 2 - 10 SWE | POL W - L BOL | AUT 2 - 7 LAT | KOR 6 - 5 PHI | SLO 2 - 10 JPN |
| Session 4 | 9 DEC | 9:00 | CZE 2 - 8 SUI | NZL 9 - 2 SVK | ROU 4 - 8 TUR | TPE 1 - 10 ENG | ESP 2 - 9 CHN |
| Session 5 | 9 DEC | 14:00 | BOL L - W AUT | JPN 7 - 3 TUR | KOR 4 - 5 _{EE} POL | BRA 3 - 10 LAT | PHI 3 - 15 SWE |
| Session 6 | 9 DEC | 19:00 | TPE 4 - 13 SVK | ENG 7 - 3 CZE | ESP 8 - 6 SLO | UKR 9 - 3 NZL | ROU 1 - 7 AUS |
| Session 7 | 10 DEC | 9:00 | ENG 3 - 5 UKR | CHN 9 - 2 AUS | CZE 22 - 1 TPE | TUR 6 - 3 ESP | SUI 11 - 1 SVK |
| Session 8 | 10 DEC | 14:00 | LAT 2 - 5 KOR | AUT 4 - 3 PHI | SWE 15 - 1 BOL | SLO 5 - 10 ROU | POL 10 - 3 BRA |
| Session 9 | 10 DEC | 19:00 | AUS 2 - 10 TUR | SVK 2 - 12 UKR | JPN 4 - 2 ESP | ENG 5 - 7 SUI | TPE 3 - 11 NZL |
| Session 10 | 11 DEC | 9:00 | CHN 12 - 2 ROU | KOR 7 - 6 _{EE} SWE | PHI 7 - 6 BRA | AUT 4 - 3 POL | LAT 25 - 0 BOL |
| Session 11 | 11 DEC | 14:00 | UKR 19 - 4 TPE | AUS 7 - 6 SLO | SUI 8 - 2 NZL | SVK 1 - 11 CZE | JPN 7 - 1 ROU |
| Session 12 | 11 DEC | 19:00 | PHI 4 - 5 POL | BOL 2 - 18 BRA | TUR 3 - 7 CHN | LAT 4 - 6 SWE | KOR 9 - 2 AUT |
| Session 13 | 12 DEC | 8:00 | NZL 4 - 5 ENG | ROU 4 - 3 ESP | AUS 4 - 8 JPN | SUI 11 - 6 TPE | CZE 4 - 5 UKR |
| Session 14 | 12 DEC | 12:00 | SLO 2 - 8 CHN | PHI 2 - 10 LAT | BRA 2 - 9 AUT | BOL 1 - 22 KOR | SWE 7 - 4 POL |
| Quarter-finals | 12 DEC | 19:00 | KOR 4 - 2 SWE | ENG 3 - 6 JPN | SUI 6 - 3 TUR | UKR 1 - 10 CHN | |
| Semi-finals | 13 DEC | 10:00 | SUI 5 - 4 CHN | | | JPN 6 - 9 KOR | |
| Finals | 13 DEC | 16:00 | | CHN 2 - 7 JPN | KOR 4 - 3 SUI | | |

Standings after Round Robin

| Group A | | | | | | | | | | Group B | | | | | | | | | |
|---------|-------------------|-------|------|--------|---|----|-----|---------|--|---------|-----------------|-------|------|--------|---|-----|---------|----------|--|
| Rank | Team | Games | Wins | Losses | | | | | | Rank | Team | Games | Wins | Losses | | | | | |
| 1 | KOR - Korea | 7 | 6 | 1 | Q | w1 | DSC | 43.59cm | | 1 | JPN - Japan | 6 | 6 | 0 | Q | DSC | 39.01cm | | |
| 2 | SWE - Sweden | 7 | 6 | 1 | Q | w0 | DSC | 57.63cm | | 2 | CHN - China | 6 | 5 | 1 | Q | DSC | 53.84cm | | |
| 3 | POL - Poland | 7 | 5 | 2 | | | DSC | 92.79cm | | 3 | TUR - Türkiye | 6 | 4 | 2 | Q | DSC | 73.62cm | | |
| 4 | LAT - Latvia | 7 | 4 | 3 | | w1 | | | | 4 | ESP - Spain | 6 | 2 | 4 | | w1 | DSC | 67.73cm | |
| 5 | AUT - Austria | 7 | 4 | 3 | | w0 | | | | 5 | AUS - Australia | 6 | 2 | 4 | | w1 | DSC | 100.49cm | |
| 6 | PHI - Philippines | 7 | 2 | 5 | | | | | | 6 | ROU - Romania | 6 | 2 | 4 | | w1 | DSC | 134.73cm | |
| 7 | BRA - Brazil | 7 | 1 | 6 | | | | | | 7 | SLO - Slovenia | 6 | 0 | 6 | | | | | |
| 8 | BOL - Bolivia | 7 | 0 | 7 | | | | | | | | | | | | | | | |

Group C

| Rank | Team | Games | Wins | Losses | | | | |
|------|----------------------|-------|------|--------|---|-----|---------|--|
| 1 | SUI - Switzerland | 6 | 6 | 0 | Q | DSC | 27.63cm | |
| 2 | UKR - Ukraine | 6 | 5 | 1 | Q | DSC | 27.40cm | |
| 3 | ENG - England | 6 | 4 | 2 | Q | DSC | 43.42cm | |
| 4 | CZE - Czechia | 6 | 3 | 3 | | | | |
| 5 | NZL - New Zealand | 6 | 2 | 4 | | | | |
| 6 | SVK - Slovakia | 6 | 1 | 5 | | | | |
| 7 | TPE - Chinese Taipei | 6 | 0 | 6 | | | | |

Competition Summary

Merged Group Standings

| Rank | Team | Round Robin Results | | | Rank | Team | Round Robin Results | | |
|------|-------------------|---------------------|------|---------|------|----------------------|---------------------|------|----------|
| | | Group | Rank | DSC | | | Group | Rank | DSC |
| 1 | SUI - Switzerland | C | 1 | 27.63cm | 12 | LAT - Latvia | A | 4 | 70.73cm |
| 2 | JPN - Japan | B | 1 | 39.01cm | 13 | AUT - Austria | A | 5 | 72.63cm |
| 3 | KOR - Korea | A | 1 | 43.59cm | 14 | NZL - New Zealand | C | 5 | 91.09cm |
| 4 | UKR - Ukraine | C | 2 | 27.40cm | 15 | AUS - Australia | B | 5 | 100.49cm |
| 5 | CHN - China | B | 2 | 53.84cm | 16 | PHI - Philippines | A | 6 | 90.88cm |
| 6 | SWE - Sweden | A | 2 | 57.63cm | 17 | SVK - Slovakia | C | 6 | 92.09cm |
| 7 | ENG - England | C | 3 | 43.42cm | 18 | ROU - Romania | B | 6 | 134.73cm |
| 8 | TUR - Türkiye | B | 3 | 73.62cm | 19 | SLO - Slovenia | B | 7 | 97.56cm |
| 9 | POL - Poland | A | 3 | 92.79cm | 20 | BRA - Brazil | A | 7 | 132.78cm |
| 10 | CZE - Czechia | C | 4 | 54.99cm | 21 | TPE - Chinese Taipei | C | 7 | 157.33cm |
| 11 | ESP - Spain | B | 4 | 67.73cm | 22 | BOL - Bolivia | A | 8 | 199.60cm |

Play-offs Bracket

| Quarter-finals | Semi-finals | Finals | Final Standings |
|--|---|---|---|
| <p>1 SUI 6 Sheet C</p> <p>8 TUR 3 Sheet D</p> <p>4 UKR 1 Sheet D</p> <p>5 CHN 10</p> <p>3 KOR 4 Sheet A</p> <p>6 SWE 2 Sheet D</p> <p>2 JPN 6 Sheet B</p> <p>7 ENG 3</p> | <p>SUI 5 Sheet A</p> <p>CHN 4</p> <p>KOR 9 Sheet D</p> <p>JPN 6</p> | <p>SUI 3 Sheet C</p> <p>KOR 4</p> <p>CHN 2 Sheet B</p> <p>JPN 7</p> <p>KOR 1st SUI 2nd</p> <p>JPN 3rd CHN 4th</p> | <p>1 KOR - Korea >A</p> <p>2 SUI - Switzerland >A</p> <p>3 JPN - Japan >A</p> <p>4 CHN - China</p> <p>5 ENG - England</p> <p>5 SWE - Sweden</p> <p>5 TUR - Türkiye</p> <p>5 UKR - Ukraine</p> <p>9 POL - Poland</p> <p>10 CZE - Czechia</p> <p>11 ESP - Spain</p> <p>12 LAT - Latvia</p> <p>13 AUT - Austria</p> <p>14 NZL - New Zealand</p> <p>15 AUS - Australia</p> <p>16 PHI - Philippines</p> <p>17 SVK - Slovakia</p> <p>18 ROU - Romania</p> <p>19 SLO - Slovenia</p> <p>20 BRA - Brazil</p> <p>21 TPE - Chinese Taipei</p> <p>22 BOL - Bolivia</p> |

Legend:

>A To A-Division
L Loss
wn Number of wins (n) against tied teams

DSC Draw Shot Challenge
Q Qualified for the play-offs

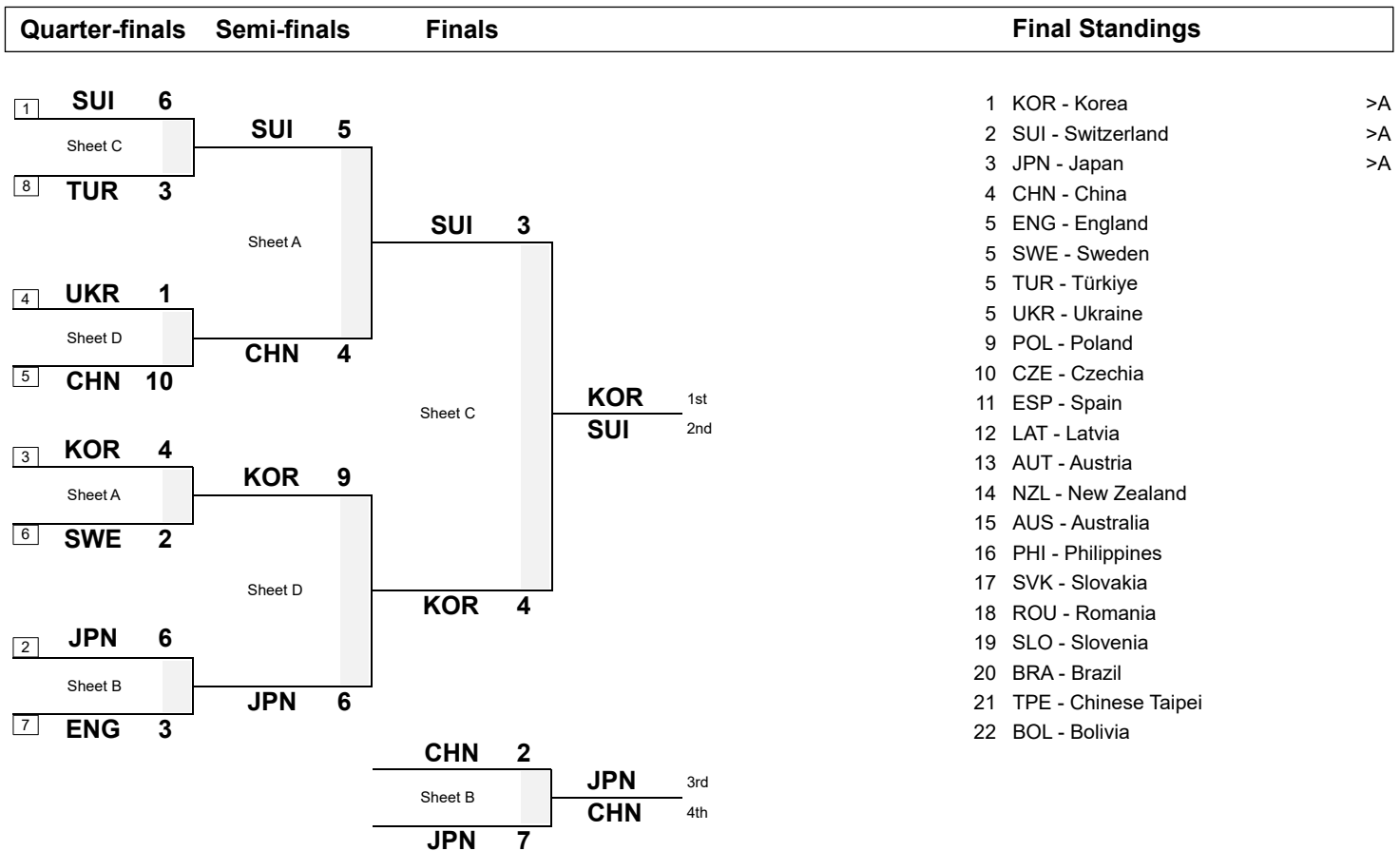
EE Extra End
W Win



Session Results and Standings

| Sheet | Team | LSD/LSFE | 1 | 2 | 3 | 4 | 5 | 6 | 7 | 8 | Extra Ends | Total |
|----------|-------------------|----------|---|---|---|---|---|---|---|---|------------|-------|
| B | CHN - China | 86.9cm | 0 | 0 | 0 | 0 | 0 | 2 | 0 | 0 | | 2 |
| | JPN - Japan | 65.0cm * | 0 | 1 | 0 | 1 | 1 | 0 | 1 | 3 | | 7 |
| C | KOR - Korea | 337.9cm | 0 | 0 | 3 | 0 | 0 | 0 | 0 | 1 | | 4 |
| | SUI - Switzerland | 80.0cm * | 0 | 1 | 0 | 0 | 2 | 0 | 0 | 0 | | 3 |

Play-offs Bracket



Legend:
 >A To A-Division **LSD** Last Stone Draw **LSFE(*)** Last Stone First End



Game Results

| Sheet | Team | LSFE | 1 | 2 | 3 | 4 | 5 | 6 | 7 | 8 | Extra Ends | Total |
|----------|-------------|------|---|---|---|---|---|---|---|---|------------|-------|
| B | CHN - China | | 0 | 0 | 0 | 0 | 0 | 2 | 0 | 0 | | 2 |
| | JPN - Japan | * | 0 | 1 | 0 | 1 | 1 | 0 | 1 | 3 | | 7 |

| CHN - China | |
|-------------|---------------|
| 4 S | LIU Guangshen |
| 3 V | YU Sen |
| 2 | ZHU Yupeng |
| 1 | LI Yang |
| A | YAN Jisong |

| JPN - Japan | |
|-------------|------------------|
| 4 S | NAKAHARA Toa |
| 3 V | MICHITANI Hinata |
| 2 | TAKEMURA Riku |
| 1 | KIMURA Yuta |
| A | KOBAYASHI Shunta |

| Last Stone Draw | | Distance |
|--------------------------------------|---------------|---------------|
| ↻ | ZHU Yupeng | 3.4cm |
| ↻ | LIU Guangshen | 83.5cm |
| Total | | 86.9cm |
| Time remaining: 0 minutes 25 seconds | | |
| Time-out: End 8 | | |

| Last Stone Draw | | Distance |
|------------------------------------|---------------|---------------|
| ↻ | NAKAHARA Toa | 24.9cm |
| ↻ | TAKEMURA Riku | 40.1cm |
| Total | | 65.0cm |
| Time remaining: 1 minute 6 seconds | | |
| Time-out: End 8 | | |

Note:
Position and function for each team member:
4 = Fourth, **3** = Third, **2** = Second, **1** = Lead, **A** = Alternate, **S** = Skip, **V** = Vice-Skip

Legend:
↻ Clockwise ↻ Counter-clockwise **LSFE(*)** Last Stone First End



Game Results

| Sheet | Team | LSFE | 1 | 2 | 3 | 4 | 5 | 6 | 7 | 8 | Extra Ends | Total |
|-------|-------------------|------|---|---|---|---|---|---|---|---|------------|-------|
| C | KOR - Korea | | 0 | 0 | 3 | 0 | 0 | 0 | 0 | 1 | | 4 |
| | SUI - Switzerland | * | 0 | 1 | 0 | 0 | 2 | 0 | 0 | 0 | | 3 |

| KOR - Korea | |
|-------------|---------------|
| 4 S | KIM Daehyun |
| 3 V | LEE Woojung |
| 2 | PARK Seongmin |
| 1 | SHIN Eunjun |
| A | KWON Juni |

| SUI - Switzerland | |
|-------------------|------------------|
| 4 S | LUETHOLD Felix |
| 3 V | WITTICH Leon |
| 2 | BIEHLE Timon |
| 1 | FEIERABEND Jonas |
| A | ERNST Livio |

| Last Stone Draw | | Distance |
|-----------------|---------------|----------------|
| ↻ | PARK Seongmin | 158.7cm |
| ↻ | SHIN Eunjun | 179.2cm |
| Total | | 337.9cm |

Time remaining: 1 minute 54 seconds

| Last Stone Draw | | Distance |
|-----------------|------------------|---------------|
| ↻ | FEIERABEND Jonas | 63.9cm |
| ↻ | LUETHOLD Felix | 16.1cm |
| Total | | 80.0cm |

Time remaining: 3 minutes 54 seconds
Time-out: End 8

Note:
Position and function for each team member:
4 = Fourth, 3 = Third, 2 = Second, 1 = Lead, A = Alternate, S = Skip, V = Vice-Skip

Legend:
↻ Clockwise ↻ Counter-clockwise **LSFE(*)** Last Stone First End



Scoring Analysis

| Team | Games | LSFE | Stolen Ends | Last Stone Eff. | Force Eff. | Points Scored | | | | | | Total | Plus / Minus | |
|------|-------|---------|-------------|-----------------|------------|---------------|---|----|----|---|----|-------|--------------|-----|
| | | | | | | 0 | 1 | 2 | 3 | 4 | >4 | | | |
| KOR | 10 | For | 4 | 18 | 40% | 71% | 8 | 17 | 10 | 6 | 3 | 3 | 84 | +50 |
| | | Against | 6 | 4 | | | 5 | 18 | 5 | 2 | 0 | 0 | 34 | |
| SWE | 8 | For | 7 | 15 | 45% | 71% | 3 | 12 | 8 | 9 | 3 | 1 | 72 | +46 |
| | | Against | 1 | 4 | | | 2 | 12 | 4 | 2 | 0 | 0 | 26 | |
| LAT | 7 | For | 5 | 11 | 35% | 67% | 1 | 14 | 5 | 3 | 4 | 2 | 61 | +37 |
| | | Against | 2 | 3 | | | 3 | 12 | 6 | 0 | 0 | 0 | 24 | |
| SUI | 9 | For | 7 | 13 | 52% | 72% | 5 | 12 | 14 | 4 | 0 | 3 | 67 | +37 |
| | | Against | 2 | 1 | | | 5 | 13 | 3 | 2 | 0 | 1 | 30 | |
| CHN | 9 | For | 5 | 17 | 48% | 71% | 4 | 15 | 13 | 3 | 4 | 0 | 66 | +36 |
| | | Against | 4 | 5 | | | 5 | 15 | 6 | 1 | 0 | 0 | 30 | |
| JPN | 9 | For | 8 | 13 | 44% | 72% | 4 | 20 | 10 | 3 | 3 | 0 | 61 | +30 |
| | | Against | 1 | 4 | | | 3 | 14 | 7 | 1 | 0 | 0 | 31 | |
| CZE | 6 | For | 4 | 8 | 33% | 55% | 3 | 10 | 3 | 3 | 3 | 2 | 48 | +25 |
| | | Against | 2 | 2 | | | 2 | 7 | 4 | 1 | 0 | 1 | 23 | |
| UKR | 7 | For | 4 | 9 | 48% | 33% | 2 | 6 | 10 | 3 | 1 | 3 | 54 | +20 |
| | | Against | 3 | 7 | | | 1 | 7 | 9 | 3 | 0 | 0 | 34 | |
| ENG | 7 | For | 3 | 10 | 33% | 64% | 2 | 16 | 6 | 4 | 0 | 0 | 40 | +12 |
| | | Against | 4 | 5 | | | 4 | 11 | 7 | 1 | 0 | 0 | 28 | |
| TUR | 7 | For | 4 | 10 | 30% | 64% | 0 | 13 | 8 | 3 | 1 | 0 | 42 | +11 |
| | | Against | 3 | 8 | | | 2 | 15 | 6 | 0 | 1 | 0 | 31 | |
| POL | 7 | For | 5 | 3 | 45% | 67% | 0 | 9 | 10 | 0 | 1 | 0 | 33 | +8 |
| | | Against | 2 | 3 | | | 7 | 12 | 5 | 1 | 0 | 0 | 25 | |
| NZL | 6 | For | 1 | 10 | 27% | 36% | 2 | 8 | 7 | 0 | 2 | 0 | 30 | -3 |
| | | Against | 5 | 8 | | | 1 | 9 | 6 | 4 | 0 | 0 | 33 | |
| ESP | 6 | For | 6 | 3 | 25% | 33% | 5 | 8 | 3 | 3 | 1 | 0 | 27 | -7 |
| | | Against | 0 | 12 | | | 4 | 11 | 8 | 1 | 1 | 0 | 34 | |
| AUT | 7 | For | 4 | 3 | 14% | 50% | 5 | 11 | 2 | 1 | 1 | 0 | 22 | -13 |
| | | Against | 3 | 9 | | | 1 | 11 | 6 | 4 | 0 | 0 | 35 | |
| AUS | 6 | For | 2 | 8 | 19% | 25% | 2 | 11 | 6 | 0 | 1 | 0 | 27 | -16 |
| | | Against | 4 | 11 | | | 0 | 11 | 6 | 4 | 2 | 0 | 43 | |
| ROU | 6 | For | 0 | 6 | 19% | 42% | 0 | 7 | 6 | 1 | 0 | 0 | 22 | -20 |
| | | Against | 6 | 13 | | | 4 | 12 | 10 | 2 | 1 | 0 | 42 | |
| PHI | 7 | For | 3 | 6 | 23% | 46% | 2 | 11 | 5 | 1 | 0 | 0 | 24 | -22 |
| | | Against | 4 | 11 | | | 2 | 10 | 8 | 4 | 2 | 0 | 46 | |
| BRA | 7 | For | 1 | 6 | 17% | 24% | 0 | 10 | 5 | 1 | 2 | 1 | 36 | -26 |
| | | Against | 6 | 11 | | | 0 | 10 | 8 | 5 | 4 | 1 | 62 | |
| SLO | 6 | For | 2 | 7 | 19% | 31% | 2 | 12 | 4 | 1 | 0 | 0 | 23 | -29 |
| | | Against | 4 | 11 | | | 0 | 9 | 7 | 3 | 5 | 0 | 52 | |
| SVK | 6 | For | 2 | 3 | 13% | 27% | 1 | 6 | 2 | 1 | 2 | 0 | 21 | -33 |
| | | Against | 4 | 15 | | | 1 | 10 | 8 | 5 | 2 | 1 | 54 | |



Scoring Analysis

| Team | Games | LSFE | Stolen Ends | Last Stone Eff. | Force Eff. | Points Scored | | | | | | Total | Plus / Minus | |
|--------------|-----------|---------|-------------|-----------------|------------|---------------|-----------|------------|------------|-----------|-----------|-----------|--------------|-----|
| | | | | | | 0 | 1 | 2 | 3 | 4 | >4 | | | |
| TPE | 6 | For | 1 | 0 | 19% | 27% | 0 | 4 | 2 | 2 | 0 | 1 | 19 | -67 |
| | | Against | 5 | 17 | | | 0 | 5 | 7 | 4 | 6 | 6 | 86 | |
| BOL | 7 | For | 0 | 1 | 6% | 0% | 1 | 2 | 1 | 0 | 0 | 0 | 4 | -76 |
| | | Against | 7 | 16 | | | 0 | 0 | 4 | 2 | 8 | 6 | 80 | |
| Total | 78 | | | 180 | | | 52 | 234 | 140 | 52 | 32 | 16 | 883 | |

Note:

Stolen ends are the ends won without the last stone advantage.

Last Stone Efficiency: Scoring two or more points with last stone advantage.

Force Efficiency: Forcing the opponent team to score only one point when they have the last stone advantage.

Legend:

>4 More than four points scored

Eff. Efficiency

LSFE Last Stone First End



Summary of Big Ends

| Points Scored | By | Against | Session | End | Game Result |
|---------------|----------------------|----------------------|---------|-----|-------------|
| 7 | LAT - Latvia | BOL - Bolivia | 10 | 5 | 25 : 0 |
| 6 | KOR - Korea | BOL - Bolivia | 14 | 6 | 22 : 1 |
| 6 | KOR - Korea | BOL - Bolivia | 14 | 2 | 22 : 1 |
| 6 | CZE - Czechia | TPE - Chinese Taipei | 7 | 5 | 22 : 1 |
| 5 | SUI - Switzerland | TPE - Chinese Taipei | 13 | 1 | 11 : 6 |
| 5 | SUI - Switzerland | SVK - Slovakia | 7 | 6 | 11 : 1 |
| 5 | SUI - Switzerland | CZE - Czechia | 4 | 5 | 8 : 2 |
| 5 | UKR - Ukraine | TPE - Chinese Taipei | 11 | 5 | 19 : 4 |
| 5 | UKR - Ukraine | TPE - Chinese Taipei | 11 | 2 | 19 : 4 |
| 5 | UKR - Ukraine | TPE - Chinese Taipei | 11 | 1 | 19 : 4 |
| 5 | BRA - Brazil | BOL - Bolivia | 12 | 3 | 18 : 2 |
| 5 | CZE - Czechia | TPE - Chinese Taipei | 7 | 1 | 22 : 1 |
| 5 | KOR - Korea | BRA - Brazil | 1 | 1 | 14 : 2 |
| 5 | LAT - Latvia | BOL - Bolivia | 10 | 4 | 25 : 0 |
| 5 | SWE - Sweden | BOL - Bolivia | 8 | 4 | 15 : 1 |
| 5 | TPE - Chinese Taipei | SUI - Switzerland | 13 | 6 | 6 : 11 |
| 4 | CHN - China | SLO - Slovenia | 14 | 1 | 8 : 2 |
| 4 | CHN - China | ROU - Romania | 10 | 1 | 12 : 2 |
| 4 | CHN - China | AUS - Australia | 7 | 4 | 9 : 2 |
| 4 | CHN - China | ESP - Spain | 4 | 1 | 9 : 2 |
| 4 | LAT - Latvia | PHI - Philippines | 14 | 1 | 10 : 2 |
| 4 | LAT - Latvia | BOL - Bolivia | 10 | 3 | 25 : 0 |
| 4 | LAT - Latvia | BOL - Bolivia | 10 | 1 | 25 : 0 |
| 4 | LAT - Latvia | BRA - Brazil | 5 | 5 | 10 : 3 |
| 4 | CZE - Czechia | SVK - Slovakia | 11 | 6 | 11 : 1 |
| 4 | CZE - Czechia | TPE - Chinese Taipei | 7 | 4 | 22 : 1 |
| 4 | CZE - Czechia | TPE - Chinese Taipei | 7 | 2 | 22 : 1 |
| 4 | JPN - Japan | TUR - Türkiye | 5 | 3 | 7 : 3 |
| 4 | JPN - Japan | SLO - Slovenia | 3 | 4 | 10 : 2 |
| 4 | JPN - Japan | SLO - Slovenia | 3 | 1 | 10 : 2 |
| 4 | KOR - Korea | BOL - Bolivia | 14 | 4 | 22 : 1 |
| 4 | KOR - Korea | BOL - Bolivia | 14 | 3 | 22 : 1 |
| 4 | KOR - Korea | BRA - Brazil | 1 | 3 | 14 : 2 |
| 4 | SWE - Sweden | BOL - Bolivia | 8 | 5 | 15 : 1 |
| 4 | SWE - Sweden | BOL - Bolivia | 8 | 1 | 15 : 1 |
| 4 | SWE - Sweden | PHI - Philippines | 5 | 3 | 15 : 3 |
| 4 | BRA - Brazil | BOL - Bolivia | 12 | 5 | 18 : 2 |
| 4 | BRA - Brazil | BOL - Bolivia | 12 | 1 | 18 : 2 |



Summary of Big Ends

| Points Scored | By | Against | Session | End | Game Result |
|---------------|-------------------|----------------------|---------|-----|-------------|
| 4 | NZL - New Zealand | TPE - Chinese Taipei | 9 | 3 | 11 : 3 |
| 4 | NZL - New Zealand | SVK - Slovakia | 4 | 7 | 9 : 2 |
| 4 | SVK - Slovakia | TPE - Chinese Taipei | 6 | 7 | 13 : 4 |
| 4 | SVK - Slovakia | TPE - Chinese Taipei | 6 | 2 | 13 : 4 |
| 4 | AUS - Australia | SLO - Slovenia | 11 | 4 | 7 : 6 |
| 4 | AUT - Austria | BRA - Brazil | 14 | 4 | 9 : 2 |
| 4 | ESP - Spain | SLO - Slovenia | 6 | 1 | 8 : 6 |
| 4 | POL - Poland | BRA - Brazil | 8 | 3 | 10 : 3 |
| 4 | TUR - Türkiye | AUS - Australia | 9 | 6 | 10 : 2 |
| 4 | UKR - Ukraine | TPE - Chinese Taipei | 11 | 3 | 19 : 4 |

Note:

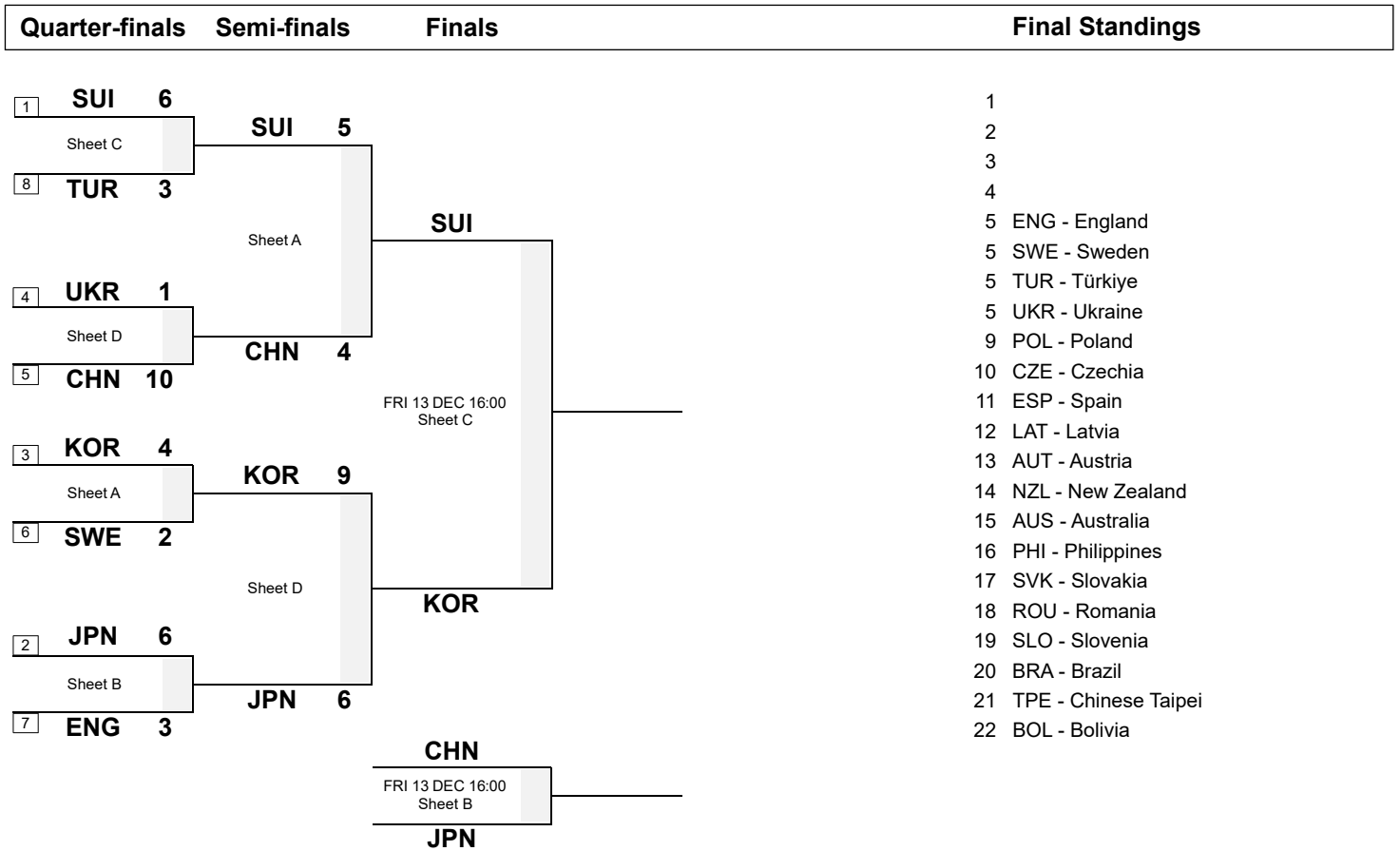
Big ends are defined as ends with a score of four or more points.



Session Results and Standings

| Sheet | Team | LSD/LSFE | 1 | 2 | 3 | 4 | 5 | 6 | 7 | 8 | Extra Ends | Total |
|-------|-------------------|-----------|---|---|---|---|---|---|---|---|------------|-------|
| A | SUI - Switzerland | 202.3cm | 0 | 2 | 0 | 0 | 0 | 2 | 0 | 1 | | 5 |
| | CHN - China | 58.0cm * | 1 | 0 | 0 | 2 | 0 | 0 | 1 | 0 | | 4 |
| D | JPN - Japan | 196.4cm * | 0 | 2 | 0 | 0 | 0 | 3 | 1 | 0 | | 6 |
| | KOR - Korea | 199.1cm | 2 | 0 | 2 | 3 | 1 | 0 | 0 | 1 | | 9 |

Play-offs Bracket



Legend:
 >A To A-Division **LSD** Last Stone Draw **LSFE(*)** Last Stone First End





Game Results

| Sheet | Team | LSFE | 1 | 2 | 3 | 4 | 5 | 6 | 7 | 8 | Extra Ends | Total |
|-------|-------------------|------|---|---|---|---|---|---|---|---|------------|-------|
| A | SUI - Switzerland | | 0 | 2 | 0 | 0 | 0 | 2 | 0 | 1 | | 5 |
| | CHN - China | * | 1 | 0 | 0 | 2 | 0 | 0 | 1 | 0 | | 4 |

| SUI - Switzerland | |
|-------------------|------------------|
| 4 S | LUETHOLD Felix |
| 3 V | WITTICH Leon |
| 2 | BIEHLE Timon |
| 1 | FEIERABEND Jonas |
| A | ERNST Livio |

| CHN - China | |
|-------------|---------------|
| 4 S | LIU Guangshen |
| 3 V | YU Sen |
| 2 | ZHU Yupeng |
| 1 | LI Yang |
| A | YAN Jisong |

| Last Stone Draw | | Distance |
|--------------------------------------|------------------|----------------|
| ↻ | FEIERABEND Jonas | 2.7cm |
| ↻ | LUETHOLD Felix | 199.6cm |
| Total | | 202.3cm |
| Time remaining: 8 minutes 12 seconds | | |
| Time-out: End 8 | | |

| Last Stone Draw | | Distance |
|--------------------------------------|---------------|---------------|
| ↻ | ZHU Yupeng | 37.0cm |
| ↻ | LIU Guangshen | 21.0cm |
| Total | | 58.0cm |
| Time remaining: 2 minutes 12 seconds | | |
| Time-out: End 8 | | |

Note:
Position and function for each team member:
4 = Fourth, 3 = Third, 2 = Second, 1 = Lead, A = Alternate, S = Skip, V = Vice-Skip

Legend:
↻ Clockwise ↻ Counter-clockwise **LSFE(*)** Last Stone First End



Game Results

| Sheet | Team | LSFE | 1 | 2 | 3 | 4 | 5 | 6 | 7 | 8 | Extra Ends | Total |
|----------|-------------|------|---|---|---|---|---|---|---|---|------------|-------|
| D | JPN - Japan | * | 0 | 2 | 0 | 0 | 0 | 3 | 1 | 0 | | 6 |
| | KOR - Korea | | 2 | 0 | 2 | 3 | 1 | 0 | 0 | 1 | | 9 |

| JPN - Japan | |
|-------------|------------------|
| 4 S | NAKAHARA Toa |
| 3 V | MICHITANI Hinata |
| 2 | TAKEMURA Riku |
| 1 | KIMURA Yuta |
| A | KOBAYASHI Shunta |

| KOR - Korea | |
|-------------|---------------|
| 4 S | KIM Daehyun |
| 3 V | LEE Woojung |
| 2 | PARK Seongmin |
| 1 | KWON Juni |
| A | SHIN Eunjun |

| Last Stone Draw | | Distance |
|-------------------------------------|------------------|----------------|
| ↻ | KIMURA Yuta | 87.2cm |
| ↻ | MICHITANI Hinata | 109.2cm |
| Total | | 196.4cm |
| Time remaining: 2 minutes 7 seconds | | |
| Time-out: End 8 | | |

| Last Stone Draw | | Distance |
|--------------------------------------|-------------|----------------|
| ↻ | LEE Woojung | 96.8cm |
| ↻ | KWON Juni | 102.3cm |
| Total | | 199.1cm |
| Time remaining: 0 minutes 35 seconds | | |
| Time-out: End 6 | | |

Note:
Position and function for each team member:
4 = Fourth, 3 = Third, 2 = Second, 1 = Lead, A = Alternate, S = Skip, V = Vice-Skip

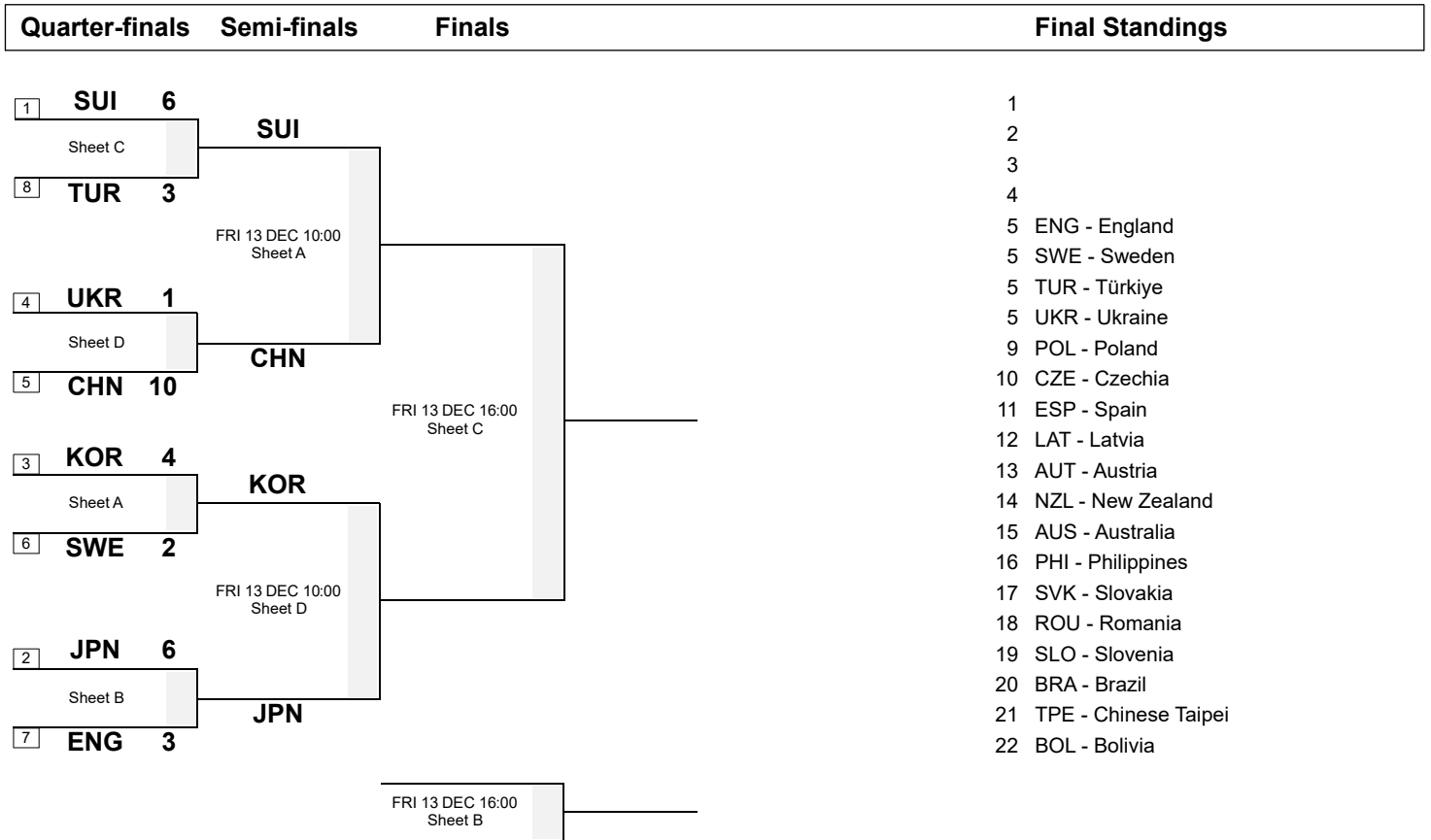
Legend:
↻ Clockwise ↻ Counter-clockwise **LSFE(*)** Last Stone First End



Session Results and Standings

| Sheet | Team | LSD/LSFE | 1 | 2 | 3 | 4 | 5 | 6 | 7 | 8 | Extra Ends | Total |
|----------|-------------------|-----------|---|---|---|---|---|---|---|---|------------|-------|
| A | KOR - Korea | 332.3cm | 0 | 1 | 0 | 1 | 0 | 2 | 0 | X | | 4 |
| | SWE - Sweden | 195.9cm * | 0 | 0 | 1 | 0 | 0 | 0 | 1 | X | | 2 |
| B | ENG - England | 129.2cm | 0 | 0 | 1 | 0 | 1 | 0 | 1 | 0 | | 3 |
| | JPN - Japan | 126.8cm * | 1 | 0 | 0 | 1 | 0 | 2 | 0 | 2 | | 6 |
| C | SUI - Switzerland | 61.8cm | 1 | 0 | 2 | 1 | 0 | 1 | 0 | 1 | | 6 |
| | TUR - Türkiye | 8.3cm * | 0 | 1 | 0 | 0 | 1 | 0 | 1 | 0 | | 3 |
| D | UKR - Ukraine | 280.9cm | 0 | 0 | 0 | 0 | 0 | 1 | X | X | | 1 |
| | CHN - China | 94.4cm * | 3 | 3 | 2 | 1 | 1 | 0 | X | X | | 10 |

Play-offs Bracket



Legend:
LSD Last Stone Draw **LSFE(*)** Last Stone First End **X** Unplayed/unfinished end due to concession



Game Results

| Sheet | Team | LSFE | 1 | 2 | 3 | 4 | 5 | 6 | 7 | 8 | Extra Ends | Total |
|-------|--------------|------|---|---|---|---|---|---|---|---|------------|-------|
| A | KOR - Korea | | 0 | 1 | 0 | 1 | 0 | 2 | 0 | X | | 4 |
| | SWE - Sweden | * | 0 | 0 | 1 | 0 | 0 | 0 | 1 | X | | 2 |

| KOR - Korea | |
|-------------|---------------|
| 4 S | KIM Daehyun |
| 3 V | LEE Woojung |
| 2 | PARK Seongmin |
| 1 | KWON Juni |
| A | SHIN Eunjun |

| SWE - Sweden | |
|--------------|--------------------|
| 4 S | NYGREN Vilmer |
| 3 V | DRYBURGH Alexander |
| 2 | ALEXANDER Dante |
| 1 | RODLING Ture |
| A | MEYERSON Jonatan |

| Last Stone Draw | | Distance |
|-----------------|---------------|----------------|
| ↻ | PARK Seongmin | 199.6cm |
| ↻ | KIM Daehyun | 132.7cm |
| Total | | 332.3cm |

| Last Stone Draw | | Distance |
|-----------------|-----------------|----------------|
| ↻ | RODLING Ture | 128.2cm |
| ↻ | ALEXANDER Dante | 67.7cm |
| Total | | 195.9cm |

Time remaining: 4 minutes 18 seconds
Time-out: End 7

Time remaining: 4 minutes 30 seconds

| | |
|--|-------------------------------------|
| Note: Position and function for each team member: 4 = Fourth, 3 = Third, 2 = Second, 1 = Lead, A = Alternate, S = Skip, V = Vice-Skip | |
| Legend: ↻ Clockwise ↻ Counter-clockwise X Unplayed/unfinished end due to concession | LSFE(*) Last Stone First End |



Game Results

| Sheet | Team | LSFE | 1 | 2 | 3 | 4 | 5 | 6 | 7 | 8 | Extra Ends | Total |
|----------|---------------|------|---|---|---|---|---|---|---|---|------------|-------|
| B | ENG - England | | 0 | 0 | 1 | 0 | 1 | 0 | 1 | 0 | | 3 |
| | JPN - Japan | * | 1 | 0 | 0 | 1 | 0 | 2 | 0 | 2 | | 6 |

| ENG - England | |
|---------------|-------------------|
| 4 S | WARING Matthew |
| 3 | McLAIN Callum |
| 2 V | GILLARD Benjamin |
| 1 | CAUNCE Troy |
| A | HOLCOMBE Benjamin |

| JPN - Japan | |
|-------------|------------------|
| 4 S | NAKAHARA Toa |
| 3 V | MICHITANI Hinata |
| 2 | TAKEMURA Riku |
| 1 | KIMURA Yuta |
| A | KOBAYASHI Shunta |

| Last Stone Draw | | Distance |
|-------------------------------------|----------------|----------------|
| ↻ | WARING Matthew | 27.2cm |
| ↻ | CAUNCE Troy | 102.0cm |
| Total | | 129.2cm |
| Time remaining: 3 minutes 0 seconds | | |
| Time-out: End 7 | | |

| Last Stone Draw | | Distance |
|--------------------------------------|------------------|----------------|
| ↻ | MICHITANI Hinata | 36.5cm |
| ↻ | KIMURA Yuta | 90.3cm |
| Total | | 126.8cm |
| Time remaining: 3 minutes 10 seconds | | |
| Time-out: End 6 | | |

Note:
Position and function for each team member:
4 = Fourth, 3 = Third, 2 = Second, 1 = Lead, A = Alternate, S = Skip, V = Vice-Skip

Legend:
↻ Clockwise ↻ Counter-clockwise **LSFE(*)** Last Stone First End



Game Results

| Sheet | Team | LSFE | 1 | 2 | 3 | 4 | 5 | 6 | 7 | 8 | Extra Ends | Total |
|-------|-------------------|------|---|---|---|---|---|---|---|---|------------|-------|
| C | SUI - Switzerland | | 1 | 0 | 2 | 1 | 0 | 1 | 0 | 1 | | 6 |
| | TUR - Türkiye | * | 0 | 1 | 0 | 0 | 1 | 0 | 1 | 0 | | 3 |

| SUI - Switzerland | |
|-------------------|------------------|
| 4 S | LUETHOLD Felix |
| 3 V | WITTICH Leon |
| 2 | BIEHLE Timon |
| 1 | FEIERABEND Jonas |
| A | ERNST Livio |

| TUR - Türkiye | |
|---------------|-------------------------|
| 4 S | BAYRAMOGLU Mehmet Fatih |
| 3 V | ZENIT Muhammed Taha |
| 2 | KAYA Oguzhan |
| 1 | KARAKURT Emre Can |
| A | KARAHAN Muhammed Ali |

| Last Stone Draw | | Distance |
|--------------------------------------|------------------|---------------|
| ↻ | FEIERABEND Jonas | 35.3cm |
| ↻ | LUETHOLD Felix | 26.5cm |
| Total | | 61.8cm |
| Time remaining: 11 minutes 8 seconds | | |
| Time-out: End 7 | | |

| Last Stone Draw | | Distance |
|--------------------------------------|-------------------------|--------------|
| ↻ | BAYRAMOGLU Mehmet Fatih | 4.7cm |
| ↻ | KAYA Oguzhan | 3.6cm |
| Total | | 8.3cm |
| Time remaining: 0 minutes 12 seconds | | |
| Time-out: End 8 | | |

Note:
Position and function for each team member:
4 = Fourth, 3 = Third, 2 = Second, 1 = Lead, A = Alternate, S = Skip, V = Vice-Skip

Legend:
↻ Clockwise ↻ Counter-clockwise **LSFE(*)** Last Stone First End



Game Results

| Sheet | Team | LSFE | 1 | 2 | 3 | 4 | 5 | 6 | 7 | 8 | Extra Ends | Total |
|-------|---------------|------|---|---|---|---|---|---|---|---|------------|-------|
| D | UKR - Ukraine | | 0 | 0 | 0 | 0 | 0 | 1 | X | X | | 1 |
| | CHN - China | * | 3 | 3 | 2 | 1 | 1 | 0 | X | X | | 10 |

UKR - Ukraine

| | |
|-----|-----------------|
| 4 S | NIKOLOV Eduard |
| 3 V | SUHAK Artem |
| 2 | KOVAL Vladyslav |
| 1 | HASYNETS Artem |
| A | - |

CHN - China

| | |
|-----|---------------|
| 4 S | LIU Guangshen |
| 3 V | YU Sen |
| 2 | ZHU Yupeng |
| 1 | LI Yang |
| A | YAN Jisong |

Last Stone Draw

| | Distance |
|------------------|----------------|
| ↻ NIKOLOV Eduard | 124.8cm |
| ↻ SUHAK Artem | 156.1cm |
| Total | 280.9cm |

Last Stone Draw

| | Distance |
|-----------------|---------------|
| ↻ ZHU Yupeng | 70.4cm |
| ↻ LIU Guangshen | 24.0cm |
| Total | 94.4cm |

Time remaining: 12 minutes 58 seconds

Time remaining: 12 minutes 24 seconds

Note:
Position and function for each team member:
4 = Fourth, 3 = Third, 2 = Second, 1 = Lead, A = Alternate, S = Skip, V = Vice-Skip

Legend:
↻ Clockwise ↻ Counter-clockwise **LSFE(*)** Last Stone First End
X Unplayed/unfinished end due to concession

Competition Matrix

Group A

| Team | AUT | BOL | BRA | KOR | LAT | PHI | POL | SWE |
|------|--------|--------|--------|--------|--------|--------|--------|--------|
| AUT | | W - L | 9 - 2 | 2 - 9 | 2 - 7 | 4 - 3 | 4 - 3 | 1 - 11 |
| BOL | L - W | | 2 - 18 | 1 - 22 | 0 - 25 | L - W | L - W | 1 - 15 |
| BRA | 2 - 9 | 18 - 2 | | 2 - 14 | 3 - 10 | 6 - 7 | 3 - 10 | 2 - 10 |
| KOR | 9 - 2 | 22 - 1 | 14 - 2 | | 5 - 2 | 6 - 5 | 4 - 5 | 7 - 6 |
| LAT | 7 - 2 | 25 - 0 | 10 - 3 | 2 - 5 | | 10 - 2 | 3 - 6 | 4 - 6 |
| PHI | 3 - 4 | W - L | 7 - 6 | 5 - 6 | 2 - 10 | | 4 - 5 | 3 - 15 |
| POL | 3 - 4 | W - L | 10 - 3 | 5 - 4 | 6 - 3 | 5 - 4 | | 4 - 7 |
| SWE | 11 - 1 | 15 - 1 | 10 - 2 | 6 - 7 | 6 - 4 | 15 - 3 | 7 - 4 | |

Standings after Round Robin

| Rank | Team | Games | Wins | Losses | | | | |
|------|-------------------|-------|------|--------|---|----|-----|---------|
| 1 | KOR - Korea | 7 | 6 | 1 | Q | w1 | DSC | 43.59cm |
| 2 | SWE - Sweden | 7 | 6 | 1 | Q | w0 | DSC | 57.63cm |
| 3 | POL - Poland | 7 | 5 | 2 | | | DSC | 92.79cm |
| 4 | LAT - Latvia | 7 | 4 | 3 | | w1 | | |
| 5 | AUT - Austria | 7 | 4 | 3 | | w0 | | |
| 6 | PHI - Philippines | 7 | 2 | 5 | | | | |
| 7 | BRA - Brazil | 7 | 1 | 6 | | | | |
| 8 | BOL - Bolivia | 7 | 0 | 7 | | | | |

Competition Matrix

Group B

| Team | AUS | CHN | ESP | JPN | ROU | SLO | TUR |
|------|--------|--------|-------|--------|--------|--------|--------|
| AUS | | 2 - 9 | 5 - 9 | 4 - 8 | 7 - 1 | 7 - 6 | 2 - 10 |
| CHN | 9 - 2 | | 9 - 2 | 5 - 6 | 12 - 2 | 8 - 2 | 7 - 3 |
| ESP | 9 - 5 | 2 - 9 | | 2 - 4 | 3 - 4 | 8 - 6 | 3 - 6 |
| JPN | 8 - 4 | 6 - 5 | 4 - 2 | | 7 - 1 | 10 - 2 | 7 - 3 |
| ROU | 1 - 7 | 2 - 12 | 4 - 3 | 1 - 7 | | 10 - 5 | 4 - 8 |
| SLO | 6 - 7 | 2 - 8 | 6 - 8 | 2 - 10 | 5 - 10 | | 2 - 9 |
| TUR | 10 - 2 | 3 - 7 | 6 - 3 | 3 - 7 | 8 - 4 | 9 - 2 | |

Standings after Round Robin

| Rank | Team | Games | Wins | Losses | | |
|------|-----------------|-------|------|--------|----|--------------|
| 1 | JPN - Japan | 6 | 6 | 0 | Q | DSC 39.01cm |
| 2 | CHN - China | 6 | 5 | 1 | Q | DSC 53.84cm |
| 3 | TUR - Türkiye | 6 | 4 | 2 | | DSC 73.62cm |
| 4 | ESP - Spain | 6 | 2 | 4 | w1 | DSC 67.73cm |
| 5 | AUS - Australia | 6 | 2 | 4 | w1 | DSC 100.49cm |
| 6 | ROU - Romania | 6 | 2 | 4 | w1 | DSC 134.73cm |
| 7 | SLO - Slovenia | 6 | 0 | 6 | | |

Competition Matrix

Group C

| Team | CZE | ENG | NZL | SUI | SVK | TPE | UKR |
|------|--------|--------|--------|--------|--------|--------|--------|
| CZE | | 3 - 7 | 6 - 1 | 2 - 8 | 11 - 1 | 22 - 1 | 4 - 5 |
| ENG | 7 - 3 | | 5 - 4 | 5 - 7 | 7 - 2 | 10 - 1 | 3 - 5 |
| NZL | 1 - 6 | 4 - 5 | | 2 - 8 | 9 - 2 | 11 - 3 | 3 - 9 |
| SUI | 8 - 2 | 7 - 5 | 8 - 2 | | 11 - 1 | 11 - 6 | 8 - 3 |
| SVK | 1 - 11 | 2 - 7 | 2 - 9 | 1 - 11 | | 13 - 4 | 2 - 12 |
| TPE | 1 - 22 | 1 - 10 | 3 - 11 | 6 - 11 | 4 - 13 | | 4 - 19 |
| UKR | 5 - 4 | 5 - 3 | 9 - 3 | 3 - 8 | 12 - 2 | 19 - 4 | |

Standings after Round Robin

| Rank | Team | Games | Wins | Losses | | |
|------|----------------------|-------|------|--------|---|-------------|
| 1 | SUI - Switzerland | 6 | 6 | 0 | Q | DSC 27.63cm |
| 2 | UKR - Ukraine | 6 | 5 | 1 | Q | DSC 27.40cm |
| 3 | ENG - England | 6 | 4 | 2 | | DSC 43.42cm |
| 4 | CZE - Czechia | 6 | 3 | 3 | | |
| 5 | NZL - New Zealand | 6 | 2 | 4 | | |
| 6 | SVK - Slovakia | 6 | 1 | 5 | | |
| 7 | TPE - Chinese Taipei | 6 | 0 | 6 | | |

Legend:

DSC Draw Shot Challenge

W Win

L Loss

wn Number of wins (n) against tied teams

Q Qualified for the play-offs

Draw Shot Challenge by Group

| Group A | | Stone Rotation | Last Stone Draw in each Round Robin Game | | | | | | | DSC |
|---------|-------------------|----------------|--|------------------|-------|-------|------------------|------------------|------------------|-----------------|
| Rank | Team | | 1 | 2 | 3 | 4 | 5 | 6 | 7 | |
| 1 | KOR - Korea | ☺ | 169.5 | 58.7 | 15.6 | 51.6 | 18.1 | 89.8 | 74.8 | 43.59cm |
| | | ☹ | 105.9 | 22.0 | 10.0 | 2.0 | 62.2 | 188.9 | 97.9 | |
| 2 | SWE - Sweden | ☺ | 199.6 | 129.5 | 31.1 | 62.3 | 26.0 | 27.3 | 10.6 | 57.63cm |
| | | ☹ | 176.1 | 90.0 | 90.5 | 45.0 | 1.6 | 73.0 | 199.6 | |
| 3 | LAT - Latvia | ☺ | 199.6 | 60.5 | 26.1 | 24.1 | 110.8 | 29.4 | 18.4 | 70.73cm |
| | | ☹ | 199.6 | 2.3 | 78.8 | 20.9 | 199.6 | 154.8 | 31.3 | |
| 4 | AUT - Austria | ☺ | 199.6 | 199.6 | 29.3 | 115.9 | 39.9 | 30.9 | 11.2 | 72.63cm |
| | | ☹ | 199.6 | 155.1 | 34.6 | 88.3 | 3.2 | 29.5 | 135.6 | |
| 5 | PHI - Philippines | ☺ | 58.6 | 199.6 | 89.7 | 181.8 | 50.3 | 108.6 | 190.6 | 90.88cm |
| | | ☹ | 177.5 | 199.6 | 133.6 | 13.4 | 19.0 | 76.3 | 68.8 | |
| 6 | POL - Poland | ☺ | 125.6 | 121.4 | 161.1 | 54.3 | 62.8 | 4.2 | 24.6 | 92.79cm |
| | | ☹ | 199.6 | 26.3 | 175.1 | 64.7 | 199.6 | 132.4 | 53.1 | |
| 7 | BRA - Brazil | ☺ | 199.6 | 185.2 | 123.6 | 75.3 | 48.8 | 199.6 | 14.9 | 132.78cm |
| | | ☹ | 199.6 | 152.7 | 74.3 | 179.4 | 116.3 | 172.6 | 199.6 | |
| 8 | BOL - Bolivia | ☺ | 199.6 | 199.6 | 199.6 | 199.6 | 199.6 | 199.6 | 199.6 | 199.60cm |
| | | ☹ | 199.6 | 199.6 | 199.6 | 199.6 | 199.6 | 199.6 | 199.6 | |

| Group B | | Stone Rotation | Last Stone Draw in each Round Robin Game | | | | | | DSC |
|---------|-----------------|----------------|--|------------------|------------------|------------------|-------|-----------------|-----------------|
| Rank | Team | | 1 | 2 | 3 | 4 | 5 | 6 | |
| 1 | JPN - Japan | ☺ | 15.3 | 83.0 | 16.1 | 25.1 | 68.4 | 84.3 | 39.01cm |
| | | ☹ | 23.7 | 53.5 | 30.0 | 66.9 | 76.0 | 15.1 | |
| 2 | CHN - China | ☺ | 155.5 | 92.9 | 25.0 | 20.2 | 8.1 | 116.6 | 53.84cm |
| | | ☹ | 142.1 | 18.1 | 54.8 | 42.8 | 91.1 | 68.8 | |
| 3 | ESP - Spain | ☺ | 75.3 | 17.2 | 61.3 | 199.6 | 45.9 | 57.6 | 67.73cm |
| | | ☹ | 111.4 | 9.6 | 181.1 | 199.6 | 30.1 | 87.8 | |
| 4 | TUR - Türkiye | ☺ | 5.0 | 98.9 | 63.0 | 199.6 | 46.3 | 34.3 | 73.62cm |
| | | ☹ | 199.6 | 38.8 | 199.6 | 199.6 | 31.4 | 19.3 | |
| 5 | SLO - Slovenia | ☺ | 141.7 | 63.2 | 199.6 | 44.1 | 199.6 | 102.2 | 97.56cm |
| | | ☹ | 42.4 | 84.8 | 199.6 | 65.5 | 120.6 | 111.5 | |
| 6 | AUS - Australia | ☺ | 199.6 | 90.2 | 4.8 | 199.6 | 93.4 | 70.7 | 100.49cm |
| | | ☹ | 199.6 | 40.3 | 199.6 | 99.6 | 49.7 | 157.0 | |
| 7 | ROU - Romania | ☺ | 199.6 | 135.0 | 41.5 | 27.4 | 199.6 | 199.6 | 134.73cm |
| | | ☹ | 143.5 | 199.6 | 199.6 | 179.7 | 199.6 | 21.8 | |



Draw Shot Challenge by Group

| Group C | | Stone Rotation | Last Stone Draw in each Round Robin Game | | | | | | DSC |
|---------|----------------------|----------------|--|------------------|------------------|------------------|------------------|------------------|-----------------|
| Rank | Team | | 1 | 2 | 3 | 4 | 5 | 6 | |
| 1 | UKR - Ukraine | ↻ | 9.3 | 22.8 | 16.8 | 33.8 | 103.2 | 23.6 | 27.40cm |
| | | ↻ | 199.6 | 31.1 | 27.5 | 25.8 | 61.9 | 21.4 | |
| 2 | SUI - Switzerland | ↻ | 60.3 | 7.7 | 62.5 | 57.7 | 33.3 | 27.9 | 27.63cm |
| | | ↻ | 14.9 | 28.3 | 30.1 | 18.3 | 13.5 | 44.6 | |
| 3 | ENG - England | ↻ | 39.8 | 21.1 | 24.6 | 43.4 | 42.3 | 21.9 | 43.42cm |
| | | ↻ | 199.6 | 94.3 | 72.3 | 48.7 | 145.5 | 25.8 | |
| 4 | CZE - Czechia | ↻ | 32.3 | 28.2 | 32.2 | 15.2 | 145.4 | 26.6 | 54.99cm |
| | | ↻ | 15.6 | 199.6 | 199.6 | 199.6 | 48.1 | 6.7 | |
| 5 | NZL - New Zealand | ↻ | 18.9 | 10.5 | 65.5 | 147.6 | 65.6 | 199.6 | 91.09cm |
| | | ↻ | 145.1 | 141.2 | 199.6 | 199.6 | 36.8 | 80.1 | |
| 6 | SVK - Slovakia | ↻ | 98.3 | 177.8 | 138.1 | 93.1 | 99.8 | 199.6 | 92.09cm |
| | | ↻ | 25.5 | 199.6 | 60.5 | 54.2 | 11.6 | 162.0 | |
| 7 | TPE - Chinese Taipei | ↻ | 123.7 | 199.6 | 157.9 | 110.9 | 189.4 | 199.6 | 157.33cm |
| | | ↻ | 65.2 | 199.6 | 127.8 | 199.6 | 199.6 | 199.6 | |

Note:

The Draw Shot Challenge (DSC) is the average distance of all the individual Last Stone Draws (LSD), which were delivered by a team during the round robin. Since the groups are of differing sizes, to ensure the DSC is calculated the same way, only the LSDs from the first 'equal number' of games will be used. The two least favourable results will be eliminated before calculating the average distance. The team with the lesser DSC receives the higher ranking. If the DSCs are equal then the team with the best non-equal counting LSD receives the higher ranking. In the case where all counting LSDs are equal, the team ranked higher in the official World Curling World Ranking is ranked higher.

Legend:

↻ Clockwise

↻ Counter-clockwise

DSC Draw Shot Challenge

~~nnn.n~~ Eliminated Last Stone Draw



Scoring Analysis

| Team | Games | LSFE | Stolen Ends | Last Stone Eff. | Force Eff. | Points Scored | | | | | | Total | Plus / Minus |
|------|---------|------|-------------|-----------------|------------|---------------|----|----|---|---|----|-------|--------------|
| | | | | | | 0 | 1 | 2 | 3 | 4 | >4 | | |
| SWE | For | 6 | 15 | 56% | 69% | 1 | 10 | 8 | 9 | 3 | 1 | 70 | +48 |
| | Against | 1 | 2 | | | 2 | 10 | 3 | 2 | 0 | 0 | 22 | |
| KOR | For | 4 | 13 | 42% | 80% | 6 | 12 | 7 | 4 | 3 | 3 | 67 | +44 |
| | Against | 3 | 3 | | | 1 | 14 | 3 | 1 | 0 | 0 | 23 | |
| LAT | For | 5 | 11 | 35% | 67% | 1 | 14 | 5 | 3 | 4 | 2 | 61 | +37 |
| | Against | 2 | 3 | | | 3 | 12 | 6 | 0 | 0 | 0 | 24 | |
| SUI | For | 6 | 11 | 54% | 70% | 2 | 6 | 10 | 4 | 0 | 3 | 53 | +34 |
| | Against | 0 | 1 | | | 2 | 7 | 2 | 1 | 0 | 1 | 19 | |
| CHN | For | 3 | 13 | 53% | 73% | 2 | 11 | 10 | 1 | 4 | 0 | 50 | +33 |
| | Against | 3 | 2 | | | 3 | 9 | 4 | 0 | 0 | 0 | 17 | |
| UKR | For | 4 | 9 | 63% | 36% | 2 | 5 | 10 | 3 | 1 | 3 | 53 | +29 |
| | Against | 2 | 3 | | | 1 | 5 | 8 | 1 | 0 | 0 | 24 | |
| CZE | For | 4 | 8 | 33% | 55% | 3 | 10 | 3 | 3 | 3 | 2 | 48 | +25 |
| | Against | 2 | 2 | | | 2 | 7 | 4 | 1 | 0 | 1 | 23 | |
| JPN | For | 5 | 9 | 50% | 75% | 3 | 13 | 7 | 1 | 3 | 0 | 42 | +25 |
| | Against | 1 | 1 | | | 1 | 9 | 4 | 0 | 0 | 0 | 17 | |
| ENG | For | 3 | 10 | 39% | 70% | 1 | 13 | 6 | 4 | 0 | 0 | 37 | +15 |
| | Against | 3 | 5 | | | 4 | 9 | 5 | 1 | 0 | 0 | 22 | |
| TUR | For | 3 | 10 | 39% | 64% | 0 | 10 | 8 | 3 | 1 | 0 | 39 | +14 |
| | Against | 3 | 6 | | | 2 | 11 | 5 | 0 | 1 | 0 | 25 | |
| POL | For | 5 | 3 | 45% | 67% | 0 | 9 | 10 | 0 | 1 | 0 | 33 | +8 |
| | Against | 2 | 3 | | | 7 | 12 | 5 | 1 | 0 | 0 | 25 | |
| NZL | For | 1 | 10 | 27% | 36% | 2 | 8 | 7 | 0 | 2 | 0 | 30 | -3 |
| | Against | 5 | 8 | | | 1 | 9 | 6 | 4 | 0 | 0 | 33 | |
| ESP | For | 6 | 3 | 25% | 33% | 5 | 8 | 3 | 3 | 1 | 0 | 27 | -7 |
| | Against | 0 | 12 | | | 4 | 11 | 8 | 1 | 1 | 0 | 34 | |
| AUT | For | 4 | 3 | 14% | 50% | 5 | 11 | 2 | 1 | 1 | 0 | 22 | -13 |
| | Against | 3 | 9 | | | 1 | 11 | 6 | 4 | 0 | 0 | 35 | |
| AUS | For | 2 | 8 | 19% | 25% | 2 | 11 | 6 | 0 | 1 | 0 | 27 | -16 |
| | Against | 4 | 11 | | | 0 | 11 | 6 | 4 | 2 | 0 | 43 | |
| ROU | For | 0 | 6 | 19% | 42% | 0 | 7 | 6 | 1 | 0 | 0 | 22 | -20 |
| | Against | 6 | 13 | | | 4 | 12 | 10 | 2 | 1 | 0 | 42 | |
| PHI | For | 3 | 6 | 23% | 46% | 2 | 11 | 5 | 1 | 0 | 0 | 24 | -22 |
| | Against | 4 | 11 | | | 2 | 10 | 8 | 4 | 2 | 0 | 46 | |
| BRA | For | 1 | 6 | 17% | 24% | 0 | 10 | 5 | 1 | 2 | 1 | 36 | -26 |
| | Against | 6 | 11 | | | 0 | 10 | 8 | 5 | 4 | 1 | 62 | |
| SLO | For | 2 | 7 | 19% | 31% | 2 | 12 | 4 | 1 | 0 | 0 | 23 | -29 |
| | Against | 4 | 11 | | | 0 | 9 | 7 | 3 | 5 | 0 | 52 | |
| SVK | For | 2 | 3 | 13% | 27% | 1 | 6 | 2 | 1 | 2 | 0 | 21 | -33 |
| | Against | 4 | 15 | | | 1 | 10 | 8 | 5 | 2 | 1 | 54 | |



Scoring Analysis

| Team | Games | LSFE | Stolen Ends | Last Stone Eff. | Force Eff. | Points Scored | | | | | | Total | Plus / Minus | |
|--------------|-----------|---------|-------------|-----------------|------------|---------------|-----------|------------|------------|-----------|-----------|-----------|--------------|-----|
| | | | | | | 0 | 1 | 2 | 3 | 4 | >4 | | | |
| TPE | 6 | For | 1 | 0 | 19% | 27% | 0 | 4 | 2 | 2 | 0 | 1 | 19 | -67 |
| | | Against | 5 | 17 | | | 0 | 5 | 7 | 4 | 6 | 6 | 86 | |
| BOL | 7 | For | 0 | 1 | 6% | 0% | 1 | 2 | 1 | 0 | 0 | 0 | 4 | -76 |
| | | Against | 7 | 16 | | | 0 | 0 | 4 | 2 | 8 | 6 | 80 | |
| Total | 70 | | | 165 | | | 41 | 203 | 127 | 46 | 32 | 16 | 808 | |

Note:

Stolen ends are the ends won without the last stone advantage.

Last Stone Efficiency: Scoring two or more points with last stone advantage.

Force Efficiency: Forcing the opponent team to score only one point when they have the last stone advantage.

Legend:

>4 More than four points scored

Eff. Efficiency

LSFE Last Stone First End



Summary of Big Ends

| Points Scored | By | Against | Session | End | Game Result |
|---------------|----------------------|----------------------|---------|-----|-------------|
| 7 | LAT - Latvia | BOL - Bolivia | 10 | 5 | 25 : 0 |
| 6 | KOR - Korea | BOL - Bolivia | 14 | 6 | 22 : 1 |
| 6 | KOR - Korea | BOL - Bolivia | 14 | 2 | 22 : 1 |
| 6 | CZE - Czechia | TPE - Chinese Taipei | 7 | 5 | 22 : 1 |
| 5 | SUI - Switzerland | TPE - Chinese Taipei | 13 | 1 | 11 : 6 |
| 5 | SUI - Switzerland | SVK - Slovakia | 7 | 6 | 11 : 1 |
| 5 | SUI - Switzerland | CZE - Czechia | 4 | 5 | 8 : 2 |
| 5 | UKR - Ukraine | TPE - Chinese Taipei | 11 | 5 | 19 : 4 |
| 5 | UKR - Ukraine | TPE - Chinese Taipei | 11 | 2 | 19 : 4 |
| 5 | UKR - Ukraine | TPE - Chinese Taipei | 11 | 1 | 19 : 4 |
| 5 | BRA - Brazil | BOL - Bolivia | 12 | 3 | 18 : 2 |
| 5 | CZE - Czechia | TPE - Chinese Taipei | 7 | 1 | 22 : 1 |
| 5 | KOR - Korea | BRA - Brazil | 1 | 1 | 14 : 2 |
| 5 | LAT - Latvia | BOL - Bolivia | 10 | 4 | 25 : 0 |
| 5 | SWE - Sweden | BOL - Bolivia | 8 | 4 | 15 : 1 |
| 5 | TPE - Chinese Taipei | SUI - Switzerland | 13 | 6 | 6 : 11 |
| 4 | CHN - China | SLO - Slovenia | 14 | 1 | 8 : 2 |
| 4 | CHN - China | ROU - Romania | 10 | 1 | 12 : 2 |
| 4 | CHN - China | AUS - Australia | 7 | 4 | 9 : 2 |
| 4 | CHN - China | ESP - Spain | 4 | 1 | 9 : 2 |
| 4 | LAT - Latvia | PHI - Philippines | 14 | 1 | 10 : 2 |
| 4 | LAT - Latvia | BOL - Bolivia | 10 | 3 | 25 : 0 |
| 4 | LAT - Latvia | BOL - Bolivia | 10 | 1 | 25 : 0 |
| 4 | LAT - Latvia | BRA - Brazil | 5 | 5 | 10 : 3 |
| 4 | CZE - Czechia | SVK - Slovakia | 11 | 6 | 11 : 1 |
| 4 | CZE - Czechia | TPE - Chinese Taipei | 7 | 4 | 22 : 1 |
| 4 | CZE - Czechia | TPE - Chinese Taipei | 7 | 2 | 22 : 1 |
| 4 | JPN - Japan | TUR - Türkiye | 5 | 3 | 7 : 3 |
| 4 | JPN - Japan | SLO - Slovenia | 3 | 4 | 10 : 2 |
| 4 | JPN - Japan | SLO - Slovenia | 3 | 1 | 10 : 2 |
| 4 | KOR - Korea | BOL - Bolivia | 14 | 4 | 22 : 1 |
| 4 | KOR - Korea | BOL - Bolivia | 14 | 3 | 22 : 1 |
| 4 | KOR - Korea | BRA - Brazil | 1 | 3 | 14 : 2 |
| 4 | SWE - Sweden | BOL - Bolivia | 8 | 5 | 15 : 1 |
| 4 | SWE - Sweden | BOL - Bolivia | 8 | 1 | 15 : 1 |
| 4 | SWE - Sweden | PHI - Philippines | 5 | 3 | 15 : 3 |
| 4 | BRA - Brazil | BOL - Bolivia | 12 | 5 | 18 : 2 |
| 4 | BRA - Brazil | BOL - Bolivia | 12 | 1 | 18 : 2 |



Summary of Big Ends

| Points Scored | By | Against | Session | End | Game Result |
|---------------|-------------------|----------------------|---------|-----|-------------|
| 4 | NZL - New Zealand | TPE - Chinese Taipei | 9 | 3 | 11 : 3 |
| 4 | NZL - New Zealand | SVK - Slovakia | 4 | 7 | 9 : 2 |
| 4 | SVK - Slovakia | TPE - Chinese Taipei | 6 | 7 | 13 : 4 |
| 4 | SVK - Slovakia | TPE - Chinese Taipei | 6 | 2 | 13 : 4 |
| 4 | AUS - Australia | SLO - Slovenia | 11 | 4 | 7 : 6 |
| 4 | AUT - Austria | BRA - Brazil | 14 | 4 | 9 : 2 |
| 4 | ESP - Spain | SLO - Slovenia | 6 | 1 | 8 : 6 |
| 4 | POL - Poland | BRA - Brazil | 8 | 3 | 10 : 3 |
| 4 | TUR - Türkiye | AUS - Australia | 9 | 6 | 10 : 2 |
| 4 | UKR - Ukraine | TPE - Chinese Taipei | 11 | 3 | 19 : 4 |

Note:
Big ends are defined as ends with a score of four or more points.



Session Results and Standings

REVISED
12 DEC 14:22

| Sheet | Team | LSD/LSFE | 1 | 2 | 3 | 4 | 5 | 6 | 7 | 8 | Extra Ends | Total |
|-------|-------------------|-----------|---|---|---|---|---|---|---|---|------------|-------|
| A | SLO - Slovenia | 213.7cm | 0 | 0 | 1 | 0 | 1 | 0 | 0 | X | | 2 |
| | CHN - China | 185.4cm * | 4 | 1 | 0 | 2 | 0 | 1 | 0 | X | | 8 |
| B | PHI - Philippines | 259.4cm | 0 | 0 | 2 | 0 | 0 | 0 | 0 | X | | 2 |
| | LAT - Latvia | 49.7cm * | 4 | 1 | 0 | 1 | 1 | 1 | 2 | X | | 10 |
| C | BRA - Brazil | 214.5cm | 1 | 0 | 0 | 0 | 1 | 0 | X | X | | 2 |
| | AUT - Austria | 146.8cm * | 0 | 3 | 1 | 4 | 0 | 1 | X | X | | 9 |
| D | BOL - Bolivia | 399.2cm | 1 | 0 | 0 | 0 | 0 | 0 | X | X | | 1 |
| | KOR - Korea | 172.7cm * | 0 | 6 | 4 | 4 | 2 | 6 | X | X | | 22 |
| E | SWE - Sweden | 210.2cm | 1 | 3 | 0 | 1 | 0 | 2 | 0 | X | | 7 |
| | POL - Poland | 77.7cm * | 0 | 0 | 2 | 0 | 1 | 0 | 1 | X | | 4 |

Standings after Round Robin

Group A

| Rank | Team | Games | Wins | Losses | Q | w | DSC | LSD |
|------|-------------------|-------|------|--------|---|----|-----|---------|
| 1 | KOR - Korea | 7 | 6 | 1 | Q | w1 | DSC | 43.59cm |
| 2 | SWE - Sweden | 7 | 6 | 1 | Q | w0 | DSC | 57.63cm |
| 3 | POL - Poland | 7 | 5 | 2 | | | DSC | 92.79cm |
| 4 | LAT - Latvia | 7 | 4 | 3 | | w1 | | |
| 5 | AUT - Austria | 7 | 4 | 3 | | w0 | | |
| 6 | PHI - Philippines | 7 | 2 | 5 | | | | |
| 7 | BRA - Brazil | 7 | 1 | 6 | | | | |
| 8 | BOL - Bolivia | 7 | 0 | 7 | | | | |

Group B

| Rank | Team | Games | Wins | Losses | Q | w | DSC | LSD |
|------|-----------------|-------|------|--------|---|----|-----|----------|
| 1 | JPN - Japan | 6 | 6 | 0 | Q | | DSC | 39.01cm |
| 2 | CHN - China | 6 | 5 | 1 | Q | | DSC | 53.84cm |
| 3 | TUR - Türkiye | 6 | 4 | 2 | | | DSC | 73.62cm |
| 4 | ESP - Spain | 6 | 2 | 4 | | w1 | DSC | 67.73cm |
| 5 | AUS - Australia | 6 | 2 | 4 | | w1 | DSC | 100.49cm |
| 6 | ROU - Romania | 6 | 2 | 4 | | w1 | DSC | 134.73cm |
| 7 | SLO - Slovenia | 6 | 0 | 6 | | | | |

Group C

| Rank | Team | Games | Wins | Losses | Q | DSC | LSD |
|------|----------------------|-------|------|--------|---|-----|---------|
| 1 | SUI - Switzerland | 6 | 6 | 0 | Q | DSC | 27.63cm |
| 2 | UKR - Ukraine | 6 | 5 | 1 | Q | DSC | 27.40cm |
| 3 | ENG - England | 6 | 4 | 2 | | DSC | 43.42cm |
| 4 | CZE - Czechia | 6 | 3 | 3 | | | |
| 5 | NZL - New Zealand | 6 | 2 | 4 | | | |
| 6 | SVK - Slovakia | 6 | 1 | 5 | | | |
| 7 | TPE - Chinese Taipei | 6 | 0 | 6 | | | |

| | | | |
|--------------------------------------|---|--|-------------------------------------|
| Legend: | DSC Draw Shot Challenge | LSD Last Stone Draw | LSFE(*) Last Stone First End |
| Q Qualified for the play-offs | wn Number of wins (n) against tied teams | X Unplayed/unfinished end due to concession | |

REVISED Sheet E: Score of end 8 revised



Game Results

| Sheet | Team | LSFE | 1 | 2 | 3 | 4 | 5 | 6 | 7 | 8 | Extra Ends | Total |
|----------|----------------|------|---|---|---|---|---|---|---|---|------------|-------|
| A | SLO - Slovenia | | 0 | 0 | 1 | 0 | 1 | 0 | 0 | X | | 2 |
| | CHN - China | * | 4 | 1 | 0 | 2 | 0 | 1 | 0 | X | | 8 |

| SLO - Slovenia | |
|----------------|----------------------|
| 4 V | OMERZEL Maks |
| 3 S | GOSAR KOCEVAR Gasper |
| 2 | BERLOT Vid |
| 1 | GMAJNAR Bor |
| A | - |

| CHN - China | |
|-------------|---------------|
| 4 S | LIU Guangshen |
| 3 V | YU Sen |
| 2 | ZHU Yupeng |
| 1 | LI Yang |
| A | YAN Jisong |

| Last Stone Draw | | Distance |
|-----------------|--------------|----------------|
| ↻ | OMERZEL Maks | 102.2cm |
| ↻ | BERLOT Vid | 111.5cm |
| Total | | 213.7cm |

| Last Stone Draw | | Distance |
|-----------------|---------------|----------------|
| ↻ | YU Sen | 116.6cm |
| ↻ | LIU Guangshen | 68.8cm |
| Total | | 185.4cm |

Time remaining: 9 minutes 21 seconds

Time remaining: 8 minutes 42 seconds

Note:
Position and function for each team member:
4 = Fourth, 3 = Third, 2 = Second, 1 = Lead, A = Alternate, S = Skip, V = Vice-Skip

Legend:
↻ Clockwise ↻ Counter-clockwise LSFE(*) Last Stone First End
X Unplayed/unfinished end due to concession



Game Results

| Sheet | Team | LSFE | 1 | 2 | 3 | 4 | 5 | 6 | 7 | 8 | Extra Ends | Total |
|----------|-------------------|------|---|---|---|---|---|---|---|---|------------|-------|
| B | PHI - Philippines | | 0 | 0 | 2 | 0 | 0 | 0 | 0 | X | | 2 |
| | LAT - Latvia | * | 4 | 1 | 0 | 1 | 1 | 1 | 2 | X | | 10 |

| PHI - Philippines | |
|-------------------|---------------|
| 4 S | SKAGGS Dylan |
| 3 | SKAGGS Tyler |
| 2 V | HESTER Felix |
| 1 | MOJADO Elijah |
| A | - |

| LAT - Latvia | |
|--------------|----------------------|
| 4 S | ZASS Kristaps |
| 3 V | SELIVERSTOVS Eduards |
| 2 | SMIRNOVS Deniss |
| 1 | JAVA Krisjanis |
| A | SONDORS Toms |

| Last Stone Draw | | Distance |
|-----------------|--------------|----------------|
| ↻ | HESTER Felix | 190.6cm |
| ↻ | SKAGGS Dylan | 68.8cm |
| Total | | 259.4cm |

Time remaining: 2 minutes 16 seconds
Time-out: End 7

| Last Stone Draw | | Distance |
|-----------------|----------------------|---------------|
| ↻ | SELIVERSTOVS Eduards | 18.4cm |
| ↻ | ZASS Kristaps | 31.3cm |
| Total | | 49.7cm |

Time remaining: 5 minutes 24 seconds
SONDORS T replaced JAVA K at the beginning of End 4

Note:
Position and function for each team member:
4 = Fourth, 3 = Third, 2 = Second, 1 = Lead, A = Alternate, S = Skip, V = Vice-Skip

Legend:
↻ Clockwise ↻ Counter-clockwise LSFE(*) Last Stone First End
X Unplayed/unfinished end due to concession



Game Results

| Sheet | Team | LSFE | 1 | 2 | 3 | 4 | 5 | 6 | 7 | 8 | Extra Ends | Total |
|-------|---------------|------|---|---|---|---|---|---|---|---|------------|-------|
| C | BRA - Brazil | | 1 | 0 | 0 | 0 | 1 | 0 | X | X | | 2 |
| | AUT - Austria | * | 0 | 3 | 1 | 4 | 0 | 1 | X | X | | 9 |

| BRA - Brazil | |
|--------------|--------------------------------|
| 4 S | RIBEIRO ALVES Pedro |
| 3 V | RODRIGUES Nuno |
| 2 | GARCEZ DORIA DE MELO Guilherme |
| 1 | CAMELO Arthur |
| A | GRAINGE John |

| AUT - Austria | |
|---------------|---------------------|
| 4 V | HOFER Matthaesus |
| 3 | ZOTT David |
| 2 S | KRAMLINGER Florian |
| 1 | NEUMAYR Christoph |
| A | KRAMLINGER Johannes |

| Last Stone Draw | | Distance |
|-----------------|----------------|----------------|
| ⌚ | CAMELO Arthur | 14.9cm |
| ⌚ | RODRIGUES Nuno | 199.6cm |
| Total | | 214.5cm |

| Last Stone Draw | | Distance |
|-----------------|-------------------|----------------|
| ⌚ | NEUMAYR Christoph | 11.2cm |
| ⌚ | HOFER Matthaesus | 135.6cm |
| Total | | 146.8cm |

Time remaining: 12 minutes 28 seconds

Time remaining: 12 minutes 23 seconds

| |
|---|
| <p>Note: Position and function for each team member: 4 = Fourth, 3 = Third, 2 = Second, 1 = Lead, A = Alternate, S = Skip, V = Vice-Skip</p> <p>Legend: ⌚ Clockwise ⌚ Counter-clockwise LSFE(*) Last Stone First End X Unplayed/unfinished end due to concession</p> |
|---|



Game Results

| Sheet | Team | LSFE | 1 | 2 | 3 | 4 | 5 | 6 | 7 | 8 | Extra Ends | Total |
|-------|---------------|------|---|---|---|---|---|---|---|---|------------|-------|
| D | BOL - Bolivia | | 1 | 0 | 0 | 0 | 0 | 0 | X | X | | 1 |
| | KOR - Korea | * | 0 | 6 | 4 | 4 | 2 | 6 | X | X | | 22 |

| BOL - Bolivia | |
|---------------|------------------------------|
| 4 S | ESPINOZA LECONA Jim Steven |
| 3 V | CASTRO FERNANDEZ Yerko Fidel |
| 2 | BALBOA APAZA Emerson Jhamil |
| 1 | TINTA ESTRADA Cody Jefferson |
| A | - |

| KOR - Korea | |
|-------------|---------------|
| 4 S | KIM Daehyun |
| 3 V | LEE Woojung |
| 2 | PARK Seongmin |
| 1 | SHIN Eunjun |
| A | KWON Juni |

Last Stone Draw

- ↻ CASTRO FERNANDEZ Yerko Fidel
- ↻ ESPINOZA LECONA Jim Steven

Distance

- 199.6cm
- 199.6cm

Total

399.2cm

Time remaining: 7 minutes 54 seconds

Last Stone Draw

- ↻ SHIN Eunjun
- ↻ LEE Woojung

Distance

- 74.8cm
- 97.9cm

Total

172.7cm

Time remaining: 10 minutes 3 seconds

Note:

Position and function for each team member:
4 = Fourth, **3** = Third, **2** = Second, **1** = Lead, **A** = Alternate, **S** = Skip, **V** = Vice-Skip

Legend:

- ↻ Clockwise
- ↻ Counter-clockwise
- X Unplayed/unfinished end due to concession

LSFE(*) Last Stone First End



Game Results

REVISED
12 DEC 14:21

| Sheet | Team | LSFE | 1 | 2 | 3 | 4 | 5 | 6 | 7 | 8 | Extra Ends | Total |
|----------|--------------|------|---|---|---|---|---|---|---|---|------------|-------|
| E | SWE - Sweden | | 1 | 3 | 0 | 1 | 0 | 2 | 0 | X | | 7 |
| | POL - Poland | * | 0 | 0 | 2 | 0 | 1 | 0 | 1 | X | | 4 |

| SWE - Sweden | |
|--------------|--------------------|
| 4 S | NYGREN Vilmer |
| 3 V | DRYBURGH Alexander |
| 2 | ALEXANDER Dante |
| 1 | RODLING Ture |
| A | MEYERSON Jonatan |

| POL - Poland | |
|--------------|---------------------|
| 4 S | FRYNIA Antoni |
| 3 V | MUCHA Kacper |
| 2 | WITKOWSKI Jan |
| 1 | MOSIOLEK Bartłomiej |
| A | WOJCIECHOWSKI Filip |

| Last Stone Draw | Distance |
|-------------------|----------------|
| ↻ ALEXANDER Dante | 10.6cm |
| ↻ RODLING Ture | 199.6cm |
| Total | 210.2cm |

Time remaining: 2 minutes 6 seconds

| Last Stone Draw | Distance |
|-----------------------|---------------|
| ↻ WITKOWSKI Jan | 24.6cm |
| ↻ MOSIOLEK Bartłomiej | 53.1cm |
| Total | 77.7cm |

Time remaining: 0 minutes 52 seconds

Note:
Position and function for each team member:
4 = Fourth, 3 = Third, 2 = Second, 1 = Lead, A = Alternate, S = Skip, V = Vice-Skip

Legend:
↻ Clockwise ↻ Counter-clockwise **LSFE(*)** Last Stone First End
X Unplayed/unfinished end due to concession

REVISED Score of end 8 revised



Session Results and Standings

| Sheet | Team | LSD/LSFE | 1 | 2 | 3 | 4 | 5 | 6 | 7 | 8 | Extra Ends | Total |
|-------|----------------------|-----------|---|---|---|---|---|---|---|---|------------|-------|
| A | NZL - New Zealand | 279.7cm | 0 | 2 | 0 | 0 | 0 | 1 | 1 | 0 | | 4 |
| | ENG - England | 47.7cm * | 0 | 0 | 3 | 1 | 0 | 0 | 0 | 1 | | 5 |
| B | ROU - Romania | 221.4cm | 0 | 0 | 1 | 0 | 1 | 0 | 0 | 2 | | 4 |
| | ESP - Spain | 145.4cm * | 0 | 2 | 0 | 0 | 0 | 0 | 1 | 0 | | 3 |
| C | AUS - Australia | 227.7cm | 0 | 1 | 0 | 0 | 2 | 0 | 1 | X | | 4 |
| | JPN - Japan | 99.4cm * | 2 | 0 | 3 | 1 | 0 | 2 | 0 | X | | 8 |
| D | SUI - Switzerland | 72.5cm * | 5 | 2 | 0 | 1 | 3 | 0 | X | X | | 11 |
| | TPE - Chinese Taipei | 399.2cm | 0 | 0 | 1 | 0 | 0 | 5 | X | X | | 6 |
| E | CZE - Czechia | 33.3cm * | 0 | 0 | 0 | 1 | 0 | 0 | 3 | 0 | | 4 |
| | UKR - Ukraine | 45.0cm | 0 | 2 | 1 | 0 | 0 | 1 | 0 | 1 | | 5 |

Current Standings

| Group A | | | | | Group B | | | | |
|---------|-------------------|-------|------|--------|---------|-----------------|-------|------|--------|
| Rank | Team | Games | Wins | Losses | Rank | Team | Games | Wins | Losses |
| 1 | KOR - Korea | 6 | 5 | 1 | 1 | JPN - Japan | 6 | 6 | 0 Q |
| 1 | POL - Poland | 6 | 5 | 1 | 2 | CHN - China | 5 | 4 | 1 Q |
| 1 | SWE - Sweden | 6 | 5 | 1 | 3 | TUR - Türkiye | 6 | 4 | 2 |
| 4 | AUT - Austria | 6 | 3 | 3 | 4 | AUS - Australia | 6 | 2 | 4 |
| 4 | LAT - Latvia | 6 | 3 | 3 | 4 | ESP - Spain | 6 | 2 | 4 |
| 6 | PHI - Philippines | 6 | 2 | 4 | 4 | ROU - Romania | 6 | 2 | 4 |
| 7 | BRA - Brazil | 6 | 1 | 5 | 7 | SLO - Slovenia | 5 | 0 | 5 |
| 8 | BOL - Bolivia | 6 | 0 | 6 | | | | | |

| Group C | | | | |
|---------|----------------------|-------|------|--------|
| Rank | Team | Games | Wins | Losses |
| 1 | SUI - Switzerland | 6 | 6 | 0 Q |
| 2 | UKR - Ukraine | 6 | 5 | 1 Q |
| 3 | ENG - England | 6 | 4 | 2 |
| 4 | CZE - Czechia | 6 | 3 | 3 |
| 5 | NZL - New Zealand | 6 | 2 | 4 |
| 6 | SVK - Slovakia | 6 | 1 | 5 |
| 7 | TPE - Chinese Taipei | 6 | 0 | 6 |

Note:
Under World Curling rules, tie-breaking rules for standings are not applied until after the last game of the round robin.

Legend:
DSC Draw Shot Challenge **LSD** Last Stone Draw **LSFE(*)** Last Stone First End
Q Qualified for the play-offs **X** Unplayed/unfinished end due to concession





Game Results

| Sheet | Team | LSFE | 1 | 2 | 3 | 4 | 5 | 6 | 7 | 8 | Extra Ends | Total |
|-------|-------------------|------|---|---|---|---|---|---|---|---|------------|-------|
| A | NZL - New Zealand | | 0 | 2 | 0 | 0 | 0 | 1 | 1 | 0 | | 4 |
| | ENG - England | * | 0 | 0 | 3 | 1 | 0 | 0 | 0 | 1 | | 5 |

| NZL - New Zealand | |
|-------------------|--------------|
| 4 S | NEVILL Darcy |
| 3 V | LOE William |
| 2 | STEELE Jack |
| 1 | KINNEY Ben |
| A | MILLAR Jack |

| ENG - England | |
|---------------|-------------------|
| 4 S | WARING Matthew |
| 3 | McLAIN Callum |
| 2 V | GILLARD Benjamin |
| 1 | CAUNCE Troy |
| A | HOLCOMBE Benjamin |

| Last Stone Draw | Distance |
|-----------------|----------------|
| ↻ NEVILL Darcy | 199.6cm |
| ↻ LOE William | 80.1cm |
| Total | 279.7cm |

Time remaining: 1 minute 26 seconds

| Last Stone Draw | Distance |
|------------------|---------------|
| ↻ WARING Matthew | 21.9cm |
| ↻ CAUNCE Troy | 25.8cm |
| Total | 47.7cm |

Time remaining: 1 minute 7 seconds

Time-out: End 7

Note:
Position and function for each team member:
4 = Fourth, 3 = Third, 2 = Second, 1 = Lead, A = Alternate, S = Skip, V = Vice-Skip

Legend:
↻ Clockwise ↻ Counter-clockwise **LSFE(*)** Last Stone First End



Game Results

| Sheet | Team | LSFE | 1 | 2 | 3 | 4 | 5 | 6 | 7 | 8 | Extra Ends | Total |
|----------|---------------|------|---|---|---|---|---|---|---|---|------------|-------|
| B | ROU - Romania | | 0 | 0 | 1 | 0 | 1 | 0 | 0 | 2 | | 4 |
| | ESP - Spain | * | 0 | 2 | 0 | 0 | 0 | 0 | 1 | 0 | | 3 |

| ROU - Romania | |
|---------------|--------------------|
| 4 V | POP Tudor |
| 3 | FELECAN Toma Matei |
| 2 S | GHERGIE Dan |
| 1 | MIHALCA Tudor |
| A | VANCEA Catalin |

| ESP - Spain | |
|-------------|-----------------------------|
| 4 V | SAEZ DE OCARIZ Eneko |
| 3 S | CARASA Javier |
| 2 | CARDONA SANCHEZ Alejandro |
| 1 | LOPEZ LABARTA Pablo |
| A | PALACiN KHRMCHENKOV Aleksei |

| Last Stone Draw | | Distance |
|-----------------|---------------|----------------|
| ↻ | POP Tudor | 199.6cm |
| ↻ | MIHALCA Tudor | 21.8cm |
| Total | | 221.4cm |

| Last Stone Draw | | Distance |
|-----------------|---------------------------|----------------|
| ↻ | LOPEZ LABARTA Pablo | 57.6cm |
| ↻ | CARDONA SANCHEZ Alejandro | 87.8cm |
| Total | | 145.4cm |

Time remaining: 5 minutes 18 seconds

Time remaining: 4 minutes 21 seconds

Note:
Position and function for each team member:
4 = Fourth, **3** = Third, **2** = Second, **1** = Lead, **A** = Alternate, **S** = Skip, **V** = Vice-Skip

Legend:
↻ Clockwise ↻ Counter-clockwise **LSFE(*)** Last Stone First End



Game Results

| Sheet | Team | LSFE | 1 | 2 | 3 | 4 | 5 | 6 | 7 | 8 | Extra Ends | Total |
|-------|-----------------|------|---|---|---|---|---|---|---|---|------------|-------|
| C | AUS - Australia | | 0 | 1 | 0 | 0 | 2 | 0 | 1 | X | | 4 |
| | JPN - Japan | * | 2 | 0 | 3 | 1 | 0 | 2 | 0 | X | | 8 |

AUS - Australia

4 S BENICE Thomas
3 V COLLINS Flynn
2 QUINN Matthew
1 COLLINS Daniel
A -

JPN - Japan

4 S NAKAHARA Toa
3 V MICHITANI Hinata
2 TAKEMURA Riku
1 KIMURA Yuta
A KOBAYASHI Shunta

Last Stone Draw

🕒 QUINN Matthew 70.7cm
🕒 COLLINS Flynn 157.0cm

Total 227.7cm

Time remaining: 2 minutes 56 seconds

Last Stone Draw

🕒 NAKAHARA Toa 84.3cm
🕒 TAKEMURA Riku 15.1cm

Total 99.4cm

Time remaining: 4 minutes 54 seconds

Time-out: End 6

Note:
Position and function for each team member:
4 = Fourth, **3** = Third, **2** = Second, **1** = Lead, **A** = Alternate, **S** = Skip, **V** = Vice-Skip

Legend:
🕒 Clockwise 🕒 Counter-clockwise **LSFE(*)** Last Stone First End
X Unplayed/unfinished end due to concession



WJBCC 2024
Lohja, Finland

THU 12 DEC 2024
Start Time 8:00

World Junior-B Curling Championships 2024
Kisakallio Sports Institute
Men



Round Robin Session 13
Group C - Sheet D **WORLD CURLING**

Game Results

| Sheet | Team | LSFE | 1 | 2 | 3 | 4 | 5 | 6 | 7 | 8 | Extra Ends | Total |
|-------|----------------------|------|---|---|---|---|---|---|---|---|------------|-------|
| D | SUI - Switzerland | * | 5 | 2 | 0 | 1 | 3 | 0 | X | X | | 11 |
| | TPE - Chinese Taipei | | 0 | 0 | 1 | 0 | 0 | 5 | X | X | | 6 |

| SUI - Switzerland | |
|-------------------|------------------|
| 4 S | LUETHOLD Felix |
| 3 V | WITTICH Leon |
| 2 | BIEHLE Timon |
| 1 | FEIERABEND Jonas |
| A | ERNST Livio |

| TPE - Chinese Taipei | |
|----------------------|--------------|
| 4 S | CHANG Samuel |
| 3 V | JIN Hui-Lun |
| 2 | CHEN Shou-Yi |
| 1 | LIN Hui-En |
| A | - |

| Last Stone Draw | Distance |
|--------------------|---------------|
| ↻ FEIERABEND Jonas | 27.9cm |
| ↻ LUETHOLD Felix | 44.6cm |
| Total | 72.5cm |

Time remaining: 15 minutes 8 seconds

| Last Stone Draw | Distance |
|-----------------|----------------|
| ↻ CHANG Samuel | 199.6cm |
| ↻ CHEN Shou-Yi | 199.6cm |
| Total | 399.2cm |

Time remaining: 6 minutes 32 seconds

Note:
Position and function for each team member:
4 = Fourth, 3 = Third, 2 = Second, 1 = Lead, A = Alternate, S = Skip, V = Vice-Skip

Legend:
 ↻ Clockwise ↻ Counter-clockwise LSFE(*) Last Stone First End
 X Unplayed/unfinished end due to concession





Game Results

| Sheet | Team | LSFE | 1 | 2 | 3 | 4 | 5 | 6 | 7 | 8 | Extra Ends | Total |
|----------|---------------|------|---|---|---|---|---|---|---|---|------------|-------|
| E | CZE - Czechia | * | 0 | 0 | 0 | 1 | 0 | 0 | 3 | 0 | | 4 |
| | UKR - Ukraine | | 0 | 2 | 1 | 0 | 0 | 1 | 0 | 1 | | 5 |

| CZE - Czechia | |
|---------------|-----------------|
| 4 V | ZDARSKY Krystof |
| 3 S | PENICKA Simon |
| 2 | KASKA Matej |
| 1 | KRATKY Tomas |
| A | TAHAL Daniel |

| UKR - Ukraine | |
|---------------|-----------------|
| 4 S | NIKOLOV Eduard |
| 3 V | SUHAK Artem |
| 2 | KOVAL Vladyslav |
| 1 | HASYNETS Artem |
| A | - |

| Last Stone Draw | | Distance |
|------------------------------------|-----------------|---------------|
| ↻ | ZDARSKY Krystof | 26.6cm |
| ↻ | KASKA Matej | 6.7cm |
| Total | | 33.3cm |
| Time remaining: 1 minute 5 seconds | | |
| Time-out: End 4 | | |

| Last Stone Draw | | Distance |
|--------------------------------------|----------------|---------------|
| ↻ | NIKOLOV Eduard | 23.6cm |
| ↻ | SUHAK Artem | 21.4cm |
| Total | | 45.0cm |
| Time remaining: 0 minutes 51 seconds | | |
| Time-out: End 8 | | |

Note:
Position and function for each team member:
4 = Fourth, **3** = Third, **2** = Second, **1** = Lead, **A** = Alternate, **S** = Skip, **V** = Vice-Skip

Legend:
↻ Clockwise ↻ Counter-clockwise **LSFE(*)** Last Stone First End



Session Results and Standings

| Sheet | Team | LSD/LSFE | 1 | 2 | 3 | 4 | 5 | 6 | 7 | 8 | Extra Ends | Total |
|----------|-------------------|-----------|---|---|---|---|---|---|---|---|------------|-------|
| A | PHI - Philippines | 184.9cm | 0 | 2 | 0 | 0 | 0 | 0 | 1 | 1 | | 4 |
| | POL - Poland | 136.6cm * | 2 | 0 | 1 | 0 | 0 | 2 | 0 | 0 | | 5 |
| B | BOL - Bolivia | 399.2cm | 0 | 0 | 0 | 0 | 0 | 2 | X | X | | 2 |
| | BRA - Brazil | 372.2cm * | 4 | 3 | 5 | 2 | 4 | 0 | X | X | | 18 |
| C | TUR - Türkiye | 53.6cm * | 0 | 1 | 0 | 1 | 0 | 1 | 0 | 0 | | 3 |
| | CHN - China | 99.2cm | 1 | 0 | 2 | 0 | 1 | 0 | 1 | 2 | | 7 |
| D | LAT - Latvia | 184.2cm | 0 | 0 | 1 | 2 | 0 | 0 | 1 | 0 | | 4 |
| | SWE - Sweden | 100.3cm * | 2 | 1 | 0 | 0 | 0 | 2 | 0 | 1 | | 6 |
| E | KOR - Korea | 278.7cm | 0 | 2 | 3 | 0 | 0 | 2 | 2 | X | | 9 |
| | AUT - Austria | 60.4cm * | 1 | 0 | 0 | 1 | 0 | 0 | 0 | X | | 2 |

Current Standings

| Group A | | | | | Group B | | | | |
|---------|----------------------|-------|------|--------|---------|-----------------|-------|------|--------|
| Rank | Team | Games | Wins | Losses | Rank | Team | Games | Wins | Losses |
| 1 | KOR - Korea | 6 | 5 | 1 | 1 | JPN - Japan | 5 | 5 | 0 Q |
| 1 | POL - Poland | 6 | 5 | 1 | 2 | CHN - China | 5 | 4 | 1 Q |
| 1 | SWE - Sweden | 6 | 5 | 1 | 3 | TUR - Türkiye | 6 | 4 | 2 |
| 4 | AUT - Austria | 6 | 3 | 3 | 4 | AUS - Australia | 5 | 2 | 3 |
| 4 | LAT - Latvia | 6 | 3 | 3 | 4 | ESP - Spain | 5 | 2 | 3 |
| 6 | PHI - Philippines | 6 | 2 | 4 | 6 | ROU - Romania | 5 | 1 | 4 |
| 7 | BRA - Brazil | 6 | 1 | 5 | 7 | SLO - Slovenia | 5 | 0 | 5 |
| 8 | BOL - Bolivia | 6 | 0 | 6 | | | | | |
| Group C | | | | | | | | | |
| Rank | Team | Games | Wins | Losses | | | | | |
| 1 | SUI - Switzerland | 5 | 5 | 0 Q | | | | | |
| 2 | UKR - Ukraine | 5 | 4 | 1 | | | | | |
| 3 | CZE - Czechia | 5 | 3 | 2 | | | | | |
| 3 | ENG - England | 5 | 3 | 2 | | | | | |
| 5 | NZL - New Zealand | 5 | 2 | 3 | | | | | |
| 6 | SVK - Slovakia | 6 | 1 | 5 | | | | | |
| 7 | TPE - Chinese Taipei | 5 | 0 | 5 | | | | | |

Note:
Under World Curling rules, tie-breaking rules for standings are not applied until after the last game of the round robin.

Legend:
LSD Last Stone Draw **LSFE(*)** Last Stone First End **Q** Qualified for the play-offs
X Unplayed/unfinished end due to concession



Game Results

| Sheet | Team | LSFE | 1 | 2 | 3 | 4 | 5 | 6 | 7 | 8 | Extra Ends | Total |
|-------|-------------------|------|---|---|---|---|---|---|---|---|------------|-------|
| A | PHI - Philippines | | 0 | 2 | 0 | 0 | 0 | 0 | 1 | 1 | | 4 |
| | POL - Poland | * | 2 | 0 | 1 | 0 | 0 | 2 | 0 | 0 | | 5 |

| PHI - Philippines | |
|-------------------|---------------|
| 4 S | SKAGGS Dylan |
| 3 | SKAGGS Tyler |
| 2 V | HESTER Felix |
| 1 | MOJADO Elijah |
| A | - |

| POL - Poland | |
|--------------|---------------------|
| 4 S | FRYNIA Antoni |
| 3 V | MUCHA Kacper |
| 2 | MOSIOLEK Bartlomiej |
| 1 | WITKOWSKI Jan |
| A | WOJCIECHOWSKI Filip |

| Last Stone Draw | | Distance |
|-----------------|---------------|----------------|
| ↻ | MOJADO Elijah | 108.6cm |
| ↻ | HESTER Felix | 76.3cm |
| Total | | 184.9cm |

| Last Stone Draw | | Distance |
|-----------------|---------------------|----------------|
| ↻ | WITKOWSKI Jan | 4.2cm |
| ↻ | MOSIOLEK Bartlomiej | 132.4cm |
| Total | | 136.6cm |

Time remaining: 4 minutes 31 seconds

Time remaining: 4 minutes 53 seconds

Time-out: End 6

Note:
Position and function for each team member:
4 = Fourth, 3 = Third, 2 = Second, 1 = Lead, A = Alternate, S = Skip, V = Vice-Skip

Legend:
↻ Clockwise ↻ Counter-clockwise **LSFE(*)** Last Stone First End



WJBCC 2024
Lohja, Finland

WED 11 DEC 2024
Start Time 19:00

World Junior-B Curling Championships 2024

Kisakallio Sports Institute

Men



Round Robin Session 12
Group A - Sheet B

WORLD CURLING

Game Results

| Sheet | Team | LSFE | 1 | 2 | 3 | 4 | 5 | 6 | 7 | 8 | Extra Ends | Total |
|-------|---------------|------|---|---|---|---|---|---|---|---|------------|-------|
| B | BOL - Bolivia | | 0 | 0 | 0 | 0 | 0 | 2 | X | X | | 2 |
| | BRA - Brazil | * | 4 | 3 | 5 | 2 | 4 | 0 | X | X | | 18 |

BOL - Bolivia

4 S ESPINOZA LECONA Jim Steven
3 V CASTRO FERNANDEZ Yerko Fidel
2 BALBOA APAZA Emerson Jhamil
1 TINTA ESTRADA Cody Jefferson
A -

BRA - Brazil

4 S GARCEZ DORIA DE MELO Guilherme
3 V RODRIGUES Nuno
2 RIBEIRO ALVES Pedro
1 GRAINGE John
A CAMELO Arthur

Last Stone Draw

☺ ESPINOZA LECONA Jim Steven
☹ CASTRO FERNANDEZ Yerko Fidel

Distance

199.6cm

199.6cm

Total

399.2cm

Time remaining: 8 minutes 11 seconds

Last Stone Draw

☺ GRAINGE John
☹ GARCEZ DORIA DE MELO Guilherme

Distance

199.6cm

172.6cm

Total

372.2cm

Time remaining: 14 minutes 27 seconds

Note:

Position and function for each team member:

4 = Fourth, 3 = Third, 2 = Second, 1 = Lead, A = Alternate, S = Skip, V = Vice-Skip

Legend:

☺ Clockwise

☹ Counter-clockwise

LSFE(*) Last Stone First End

X Unplayed/unfinished end due to concession



Game Results

| Sheet | Team | LSFE | 1 | 2 | 3 | 4 | 5 | 6 | 7 | 8 | Extra Ends | Total |
|-------|---------------|------|---|---|---|---|---|---|---|---|------------|-------|
| C | TUR - Türkiye | * | 0 | 1 | 0 | 1 | 0 | 1 | 0 | 0 | | 3 |
| | CHN - China | | 1 | 0 | 2 | 0 | 1 | 0 | 1 | 2 | | 7 |

| TUR - Türkiye | |
|---------------|-------------------------|
| 4 S | BAYRAMOGLU Mehmet Fatih |
| 3 V | ZENIT Muhammed Taha |
| 2 | KAYA Oguzhan |
| 1 | KARAKURT Emre Can |
| A | KARAHAN Muhammed Ali |

| CHN - China | |
|-------------|---------------|
| 4 S | LIU Guangshen |
| 3 V | YU Sen |
| 2 | ZHU Yupeng |
| 1 | LI Yang |
| A | YAN Jisong |

| Last Stone Draw | | Distance |
|-------------------------------------|---------------------|---------------|
| ↻ | ZENIT Muhammed Taha | 34.3cm |
| ↻ | KAYA Oguzhan | 19.3cm |
| Total | | 53.6cm |
| Time remaining: 1 minute 11 seconds | | |
| Time-out: End 7 | | |

| Last Stone Draw | | Distance |
|--------------------------------------|------------|---------------|
| ↻ | ZHU Yupeng | 8.1cm |
| ↻ | LI Yang | 91.1cm |
| Total | | 99.2cm |
| Time remaining: 4 minutes 11 seconds | | |
| Time-out: End 7 | | |

Note:
Position and function for each team member:
4 = Fourth, 3 = Third, 2 = Second, 1 = Lead, A = Alternate, S = Skip, V = Vice-Skip

Legend:
↻ Clockwise ↻ Counter-clockwise **LSFE(*)** Last Stone First End



Game Results

| Sheet | Team | LSFE | 1 | 2 | 3 | 4 | 5 | 6 | 7 | 8 | Extra Ends | Total |
|-------|--------------|------|---|---|---|---|---|---|---|---|------------|-------|
| D | LAT - Latvia | | 0 | 0 | 1 | 2 | 0 | 0 | 1 | 0 | | 4 |
| | SWE - Sweden | * | 2 | 1 | 0 | 0 | 0 | 2 | 0 | 1 | | 6 |

| LAT - Latvia | |
|--------------|----------------------|
| 4 S | ZASS Kristaps |
| 3 V | SELIVERSTOVS Eduards |
| 2 | SONDORS Toms |
| 1 | JAVA Krisjanis |
| A | SMIRNOVS Deniss |

| SWE - Sweden | |
|--------------|--------------------|
| 4 S | NYGREN Vilmer |
| 3 V | DRYBURGH Alexander |
| 2 | ALEXANDER Dante |
| 1 | RODLING Ture |
| A | MEYERSON Jonatan |

| Last Stone Draw | | Distance |
|-----------------|---------------|----------------|
| ↻ | ZASS Kristaps | 29.4cm |
| ↻ | SONDORS Toms | 154.8cm |
| Total | | 184.2cm |

| Last Stone Draw | | Distance |
|-----------------|-----------------|----------------|
| ↻ | RODLING Ture | 27.3cm |
| ↻ | ALEXANDER Dante | 73.0cm |
| Total | | 100.3cm |

Time remaining: 0 minutes 30 seconds

Time remaining: 7 minutes 25 seconds

Time-out: End 6

Note:
Position and function for each team member:
4 = Fourth, 3 = Third, 2 = Second, 1 = Lead, A = Alternate, S = Skip, V = Vice-Skip

Legend:
↻ Clockwise ↻ Counter-clockwise **LSFE(*)** Last Stone First End



Session Results and Standings

| Sheet | Team | LSD/LSFE | 1 | 2 | 3 | 4 | 5 | 6 | 7 | 8 | Extra Ends | Total |
|-------|----------------------|-----------|---|---|---|---|---|---|---|---|------------|-------|
| A | UKR - Ukraine | 165.1cm * | 5 | 5 | 4 | 0 | 5 | 0 | X | X | | 19 |
| | TPE - Chinese Taipei | 389.0cm | 0 | 0 | 0 | 2 | 0 | 2 | X | X | | 4 |
| B | AUS - Australia | 143.1cm * | 0 | 0 | 0 | 4 | 2 | 1 | 0 | 0 | | 7 |
| | SLO - Slovenia | 320.2cm | 1 | 1 | 2 | 0 | 0 | 0 | 1 | 1 | | 6 |
| C | SUI - Switzerland | 46.8cm * | 2 | 0 | 3 | 1 | 0 | 2 | X | X | | 8 |
| | NZL - New Zealand | 102.4cm | 0 | 2 | 0 | 0 | 0 | 0 | X | X | | 2 |
| D | SVK - Slovakia | 361.6cm | 0 | 0 | 0 | 0 | 1 | 0 | X | X | | 1 |
| | CZE - Czechia | 193.5cm * | 0 | 3 | 2 | 2 | 0 | 4 | X | X | | 11 |
| E | JPN - Japan | 144.4cm * | 2 | 1 | 2 | 1 | 0 | 0 | 1 | X | | 7 |
| | ROU - Romania | 399.2cm | 0 | 0 | 0 | 0 | 1 | 0 | 0 | X | | 1 |

Current Standings

| Group A | | | | | Group B | | | | |
|---------|----------------------|-------|------|--------|---------|-----------------|-------|------|--------|
| Rank | Team | Games | Wins | Losses | Rank | Team | Games | Wins | Losses |
| 1 | KOR - Korea | 5 | 4 | 1 | 1 | JPN - Japan | 5 | 5 | 0 Q |
| 1 | POL - Poland | 5 | 4 | 1 | 2 | TUR - Türkiye | 5 | 4 | 1 |
| 1 | SWE - Sweden | 5 | 4 | 1 | 3 | CHN - China | 4 | 3 | 1 |
| 4 | AUT - Austria | 5 | 3 | 2 | 4 | AUS - Australia | 5 | 2 | 3 |
| 4 | LAT - Latvia | 5 | 3 | 2 | 4 | ESP - Spain | 5 | 2 | 3 |
| 6 | PHI - Philippines | 5 | 2 | 3 | 6 | ROU - Romania | 5 | 1 | 4 |
| 7 | BOL - Bolivia | 5 | 0 | 5 | 7 | SLO - Slovenia | 5 | 0 | 5 |
| 7 | BRA - Brazil | 5 | 0 | 5 | | | | | |
| Group C | | | | | | | | | |
| Rank | Team | Games | Wins | Losses | | | | | |
| 1 | SUI - Switzerland | 5 | 5 | 0 Q | | | | | |
| 2 | UKR - Ukraine | 5 | 4 | 1 | | | | | |
| 3 | CZE - Czechia | 5 | 3 | 2 | | | | | |
| 3 | ENG - England | 5 | 3 | 2 | | | | | |
| 5 | NZL - New Zealand | 5 | 2 | 3 | | | | | |
| 6 | SVK - Slovakia | 6 | 1 | 5 | | | | | |
| 7 | TPE - Chinese Taipei | 5 | 0 | 5 | | | | | |

Note:
Under World Curling rules, tie-breaking rules for standings are not applied until after the last game of the round robin.

Legend:
LSD Last Stone Draw **LSFE(*)** Last Stone First End **Q** Qualified for the play-offs
X Unplayed/unfinished end due to concession



Game Results

| Sheet | Team | LSFE | 1 | 2 | 3 | 4 | 5 | 6 | 7 | 8 | Extra Ends | Total |
|----------|-----------------|------|---|---|---|---|---|---|---|---|------------|-------|
| B | AUS - Australia | * | 0 | 0 | 0 | 4 | 2 | 1 | 0 | 0 | | 7 |
| | SLO - Slovenia | | 1 | 1 | 2 | 0 | 0 | 0 | 1 | 1 | | 6 |

| AUS - Australia | |
|-----------------|----------------|
| 4 V | BENCE Thomas |
| 3 S | COLLINS Flynn |
| 2 | QUINN Matthew |
| 1 | COLLINS Daniel |
| A | - |

| SLO - Slovenia | |
|----------------|----------------------|
| 4 V | OMERZEL Maks |
| 3 S | GOSAR KOCEVAR Gasper |
| 2 | BERLOT Vid |
| 1 | GMAJNAR Bor |
| A | - |

| Last Stone Draw | Distance |
|-----------------|----------------|
| ↻ COLLINS Flynn | 93.4cm |
| ↻ QUINN Matthew | 49.7cm |
| Total | 143.1cm |

Time remaining: 1 minute 13 seconds

| Last Stone Draw | Distance |
|------------------------|----------------|
| ↻ GOSAR KOCEVAR Gasper | 199.6cm |
| ↻ GMAJNAR Bor | 120.6cm |
| Total | 320.2cm |

Time remaining: 5 minutes 19 seconds

Time-out: End 2

Note:
Position and function for each team member:
4 = Fourth, **3** = Third, **2** = Second, **1** = Lead, **A** = Alternate, **S** = Skip, **V** = Vice-Skip

Legend:
↻ Clockwise ↻ Counter-clockwise **LSFE(*)** Last Stone First End



Game Results

| Sheet | Team | LSFE | 1 | 2 | 3 | 4 | 5 | 6 | 7 | 8 | Extra Ends | Total |
|-------|-------------------|------|---|---|---|---|---|---|---|---|------------|-------|
| C | SUI - Switzerland | * | 2 | 0 | 3 | 1 | 0 | 2 | X | X | | 8 |
| | NZL - New Zealand | | 0 | 2 | 0 | 0 | 0 | 0 | X | X | | 2 |

| SUI - Switzerland | |
|-------------------|------------------|
| 4 S | LUETHOLD Felix |
| 3 V | WITTICH Leon |
| 2 | BIEHLE Timon |
| 1 | FEIERABEND Jonas |
| A | ERNST Livio |

| NZL - New Zealand | |
|-------------------|--------------|
| 4 S | NEVILL Darcy |
| 3 V | LOE William |
| 2 | STEELE Jack |
| 1 | MILLAR Jack |
| A | KINNEY Ben |

| Last Stone Draw | | Distance |
|-----------------|------------------|---------------|
| 🕒 | FEIERABEND Jonas | 33.3cm |
| 🕒 | LUETHOLD Felix | 13.5cm |
| Total | | 46.8cm |

| Last Stone Draw | | Distance |
|-----------------|-------------|----------------|
| 🕒 | STEELE Jack | 65.6cm |
| 🕒 | MILLAR Jack | 36.8cm |
| Total | | 102.4cm |

Time remaining: 13 minutes 22 seconds

Time remaining: 10 minutes 21 seconds

Time-out: End 4

Note:
Position and function for each team member:
4 = Fourth, 3 = Third, 2 = Second, 1 = Lead, A = Alternate, S = Skip, V = Vice-Skip

Legend:
🕒 Clockwise 🕒 Counter-clockwise **LSFE(*)** Last Stone First End
X Unplayed/unfinished end due to concession



Game Results

| Sheet | Team | LSFE | 1 | 2 | 3 | 4 | 5 | 6 | 7 | 8 | Extra Ends | Total |
|-------|----------------|------|---|---|---|---|---|---|---|---|------------|-------|
| D | SVK - Slovakia | | 0 | 0 | 0 | 0 | 1 | 0 | X | X | | 1 |
| | CZE - Czechia | * | 0 | 3 | 2 | 2 | 0 | 4 | X | X | | 11 |

| SVK - Slovakia | |
|----------------|--------------------|
| 4 S | TRAJANOV Sebastian |
| 3 V | MASHUTIN Stanislav |
| 2 | VAVROVIC Samuel |
| 1 | SCHULLER Radovan |
| A | SCEVLIK Samuel |

| CZE - Czechia | |
|---------------|-----------------|
| 4 V | ZDARSKY Krystof |
| 3 S | PENICKA Simon |
| 2 | KASKA Matej |
| 1 | KRATKY Tomas |
| A | TAHAL Daniel |

| Last Stone Draw | Distance |
|----------------------|----------------|
| ↻ TRAJANOV Sebastian | 199.6cm |
| ↻ MASHUTIN Stanislav | 162.0cm |
| Total | 361.6cm |

| Last Stone Draw | Distance |
|-----------------|----------------|
| ↻ KRATKY Tomas | 145.4cm |
| ↻ KASKA Matej | 48.1cm |
| Total | 193.5cm |

Time remaining: 5 minutes 53 seconds

SCEVLIK S replaced VAVROVIC S at the beginning of End 5

Time remaining: 9 minutes 23 seconds

TAHAL D replaced KRATKY T at the beginning of End 6

Note:
Position and function for each team member:
4 = Fourth, 3 = Third, 2 = Second, 1 = Lead, A = Alternate, S = Skip, V = Vice-Skip

Legend:
↻ Clockwise ↻ Counter-clockwise LSFE(*) Last Stone First End
X Unplayed/unfinished end due to concession



Session Results and Standings

| Sheet | Team | LSD/LSFE | 1 | 2 | 3 | 4 | 5 | 6 | 7 | 8 | Extra Ends | Total |
|-------|-------------------|-----------|---|---|---|---|---|---|---|---|------------|-------|
| A | CHN - China | 63.0cm * | 4 | 2 | 1 | 1 | 2 | 0 | 2 | X | | 12 |
| | ROU - Romania | 207.1cm | 0 | 0 | 0 | 0 | 0 | 2 | 0 | X | | 2 |
| B | KOR - Korea | 80.3cm | 0 | 0 | 3 | 0 | 0 | 2 | 1 | 0 | 1 | 7 |
| | SWE - Sweden | 27.6cm * | 1 | 3 | 0 | 1 | 0 | 0 | 0 | 1 | 0 | 6 |
| C | PHI - Philippines | 69.3cm * | 1 | 2 | 1 | 0 | 2 | 1 | 0 | 0 | | 7 |
| | BRA - Brazil | 165.1cm | 0 | 0 | 0 | 2 | 0 | 0 | 2 | 2 | | 6 |
| D | AUT - Austria | 43.1cm * | 1 | 0 | 2 | 0 | 0 | 0 | 0 | 1 | | 4 |
| | POL - Poland | 262.4cm | 0 | 1 | 0 | 1 | 0 | 1 | 0 | 0 | | 3 |
| E | LAT - Latvia | 310.4cm * | 4 | 3 | 4 | 5 | 7 | 2 | X | X | | 25 |
| | BOL - Bolivia | 399.2cm | 0 | 0 | 0 | 0 | 0 | 0 | X | X | | 0 |

Current Standings

| Group A | | | | | Group B | | | | |
|---------|-------------------|-------|------|--------|---------|-----------------|-------|------|--------|
| Rank | Team | Games | Wins | Losses | Rank | Team | Games | Wins | Losses |
| 1 | KOR - Korea | 5 | 4 | 1 | 1 | JPN - Japan | 4 | 4 | 0 |
| 1 | POL - Poland | 5 | 4 | 1 | 2 | TUR - Türkiye | 5 | 4 | 1 |
| 1 | SWE - Sweden | 5 | 4 | 1 | 3 | CHN - China | 4 | 3 | 1 |
| 4 | AUT - Austria | 5 | 3 | 2 | 4 | ESP - Spain | 5 | 2 | 3 |
| 4 | LAT - Latvia | 5 | 3 | 2 | 5 | AUS - Australia | 4 | 1 | 3 |
| 6 | PHI - Philippines | 5 | 2 | 3 | 5 | ROU - Romania | 4 | 1 | 3 |
| 7 | BOL - Bolivia | 5 | 0 | 5 | 7 | SLO - Slovenia | 4 | 0 | 4 |
| 7 | BRA - Brazil | 5 | 0 | 5 | | | | | |

| Group C | | | | |
|---------|----------------------|-------|------|--------|
| Rank | Team | Games | Wins | Losses |
| 1 | SUI - Switzerland | 4 | 4 | 0 |
| 2 | UKR - Ukraine | 4 | 3 | 1 |
| 3 | ENG - England | 5 | 3 | 2 |
| 4 | CZE - Czechia | 4 | 2 | 2 |
| 4 | NZL - New Zealand | 4 | 2 | 2 |
| 6 | SVK - Slovakia | 5 | 1 | 4 |
| 7 | TPE - Chinese Taipei | 4 | 0 | 4 |

Note:
Under World Curling rules, tie-breaking rules for standings are not applied until after the last game of the round robin.

Legend:
LSD Last Stone Draw **LSFE(*)** Last Stone First End **X** Unplayed/unfinished end due to concession





WJBCC 2024

Lohja, Finland

WED 11 DEC 2024

Start Time 9:00

World Junior-B Curling Championships 2024

Kisakallio Sports Institute

Men

Round Robin Session 10

Group B - Sheet A



WORLD CURLING

Game Results

| Sheet | Team | LSFE | 1 | 2 | 3 | 4 | 5 | 6 | 7 | 8 | Extra Ends | Total |
|-------|---------------|------|---|---|---|---|---|---|---|---|------------|-------|
| A | CHN - China | * | 4 | 2 | 1 | 1 | 2 | 0 | 2 | X | | 12 |
| | ROU - Romania | | 0 | 0 | 0 | 0 | 0 | 2 | 0 | X | | 2 |

| CHN - China | |
|-------------|---------------|
| 4 S | LIU Guangshen |
| 3 V | YU Sen |
| 2 | ZHU Yupeng |
| 1 | YAN Jisong |
| A | LI Yang |

| ROU - Romania | |
|---------------|--------------------|
| 4 V | POP Tudor |
| 3 | FELECAN Toma Matei |
| 2 S | GHERGIE Dan |
| 1 | VANCEA Catalin |
| A | MIHALCA Tudor |

Last Stone Draw

⌚ ZHU Yupeng
 ⌚ YAN Jisong

Distance

20.2cm
 42.8cm

Total

63.0cm

Time remaining: 9 minutes 53 seconds

Last Stone Draw

⌚ VANCEA Catalin
 ⌚ FELECAN Toma Matei

Distance

27.4cm
 179.7cm

Total

207.1cm

Time remaining: 5 minutes 41 seconds

Note:

Position and function for each team member:
4 = Fourth, **3** = Third, **2** = Second, **1** = Lead, **A** = Alternate, **S** = Skip, **V** = Vice-Skip

Legend:

⌚ Clockwise ⌚ Counter-clockwise
X Unplayed/unfinished end due to concession

LSFE(*) Last Stone First End



Game Results

| Sheet | Team | LSFE | 1 | 2 | 3 | 4 | 5 | 6 | 7 | 8 | Extra Ends | Total |
|----------|--------------|------|---|---|---|---|---|---|---|---|------------|-------|
| B | KOR - Korea | | 0 | 0 | 3 | 0 | 0 | 2 | 1 | 0 | 1 | 7 |
| | SWE - Sweden | * | 1 | 3 | 0 | 1 | 0 | 0 | 0 | 1 | 0 | 6 |

| KOR - Korea | |
|-------------|---------------|
| 4 S | KIM Daehyun |
| 3 V | LEE Woojung |
| 2 | PARK Seongmin |
| 1 | KWON Juni |
| A | SHIN Eunjun |

| SWE - Sweden | |
|--------------|--------------------|
| 4 S | NYGREN Vilmer |
| 3 V | DRYBURGH Alexander |
| 2 | ALEXANDER Dante |
| 1 | RODLING Ture |
| A | MEYERSON Jonatan |

| Last Stone Draw | | Distance |
|-----------------|-------------|---------------|
| ↻ | LEE Woojung | 18.1cm |
| ↻ | KWON Juni | 62.2cm |
| Total | | 80.3cm |

| Last Stone Draw | | Distance |
|-----------------|-----------------|---------------|
| ↻ | ALEXANDER Dante | 26.0cm |
| ↻ | RODLING Ture | 1.6cm |
| Total | | 27.6cm |

Time remaining: 0 minutes 19 seconds
1 minute 43 seconds (after extra end)

Time remaining: 0 minutes 58 seconds
0 minutes 20 seconds (after extra end)

Time-out: End 6; End 9

Time-out: End 6; End 9

Note:
Position and function for each team member:
4 = Fourth, 3 = Third, 2 = Second, 1 = Lead, A = Alternate, S = Skip, V = Vice-Skip

Legend:
↻ Clockwise ↻ Counter-clockwise **LSFE(*)** Last Stone First End



Game Results

| Sheet | Team | LSFE | 1 | 2 | 3 | 4 | 5 | 6 | 7 | 8 | Extra Ends | Total |
|-------|-------------------|------|---|---|---|---|---|---|---|---|------------|-------|
| C | PHI - Philippines | * | 1 | 2 | 1 | 0 | 2 | 1 | 0 | 0 | | 7 |
| | BRA - Brazil | | 0 | 0 | 0 | 2 | 0 | 0 | 2 | 2 | | 6 |

| PHI - Philippines | |
|-------------------|---------------|
| 4 S | SKAGGS Dylan |
| 3 | SKAGGS Tyler |
| 2 V | HESTER Felix |
| 1 | MOJADO Elijah |
| A | - |

| BRA - Brazil | |
|--------------|--------------------------------|
| 4 S | RIBEIRO ALVES Pedro |
| 3 V | RODRIGUES Nuno |
| 2 | GARCEZ DORIA DE MELO Guilherme |
| 1 | CAMELO Arthur |
| A | GRAINGE John |

| Last Stone Draw | | Distance |
|-----------------|--------------|---------------|
| ↻ | SKAGGS Tyler | 50.3cm |
| ↻ | SKAGGS Dylan | 19.0cm |
| Total | | 69.3cm |

| Last Stone Draw | | Distance |
|-----------------|----------------|----------------|
| ↻ | CAMELO Arthur | 48.8cm |
| ↻ | RODRIGUES Nuno | 116.3cm |
| Total | | 165.1cm |

Time remaining: 3 minutes 12 seconds

Time remaining: 1 minute 14 seconds

Time-out: End 8

Note:
Position and function for each team member:
4 = Fourth, 3 = Third, 2 = Second, 1 = Lead, A = Alternate, S = Skip, V = Vice-Skip

Legend:
↻ Clockwise ↻ Counter-clockwise **LSFE(*)** Last Stone First End



Game Results

| Sheet | Team | LSFE | 1 | 2 | 3 | 4 | 5 | 6 | 7 | 8 | Extra Ends | Total |
|-------|---------------|------|---|---|---|---|---|---|---|---|------------|-------|
| D | AUT - Austria | * | 1 | 0 | 2 | 0 | 0 | 0 | 0 | 1 | | 4 |
| | POL - Poland | | 0 | 1 | 0 | 1 | 0 | 1 | 0 | 0 | | 3 |

| AUT - Austria | |
|---------------|---------------------|
| 4 S | HOFER Matthaeus |
| 3 V | ZOTT David |
| 2 | KRAMLINGER Florian |
| 1 | KRAMLINGER Johannes |
| A | NEUMAYR Christoph |

| POL - Poland | |
|--------------|---------------------|
| 4 S | FRYNIA Antoni |
| 3 V | MUCHA Kacper |
| 2 | MOSIOLEK Bartlomiej |
| 1 | WITKOWSKI Jan |
| A | WOJCIECHOWSKI Filip |

| Last Stone Draw | | Distance |
|-----------------|--------------------|---------------|
| ↻ | ZOTT David | 39.9cm |
| ↻ | KRAMLINGER Florian | 3.2cm |
| Total | | 43.1cm |

Time remaining: 3 minutes 46 seconds

| Last Stone Draw | | Distance |
|-----------------|---------------|----------------|
| ↻ | WITKOWSKI Jan | 62.8cm |
| ↻ | FRYNIA Antoni | 199.6cm |
| Total | | 262.4cm |

Time remaining: 1 minute 21 seconds

Time-out: End 8

Note:
Position and function for each team member:
4 = Fourth, 3 = Third, 2 = Second, 1 = Lead, A = Alternate, S = Skip, V = Vice-Skip

Legend:
↻ Clockwise ↻ Counter-clockwise **LSFE(*)** Last Stone First End



TUE 10 DEC 2024
Start Time 19:00

Round Robin Session 9



Session Results and Standings

| Sheet | Team | LSD/LSFE | 1 | 2 | 3 | 4 | 5 | 6 | 7 | 8 | Extra Ends | Total |
|----------|----------------------|-----------|---|---|---|---|---|---|---|---|------------|-------|
| A | AUS - Australia | 299.2cm | 0 | 1 | 0 | 0 | 1 | 0 | X | X | | 2 |
| | TUR - Türkiye | 77.7cm * | 2 | 0 | 3 | 1 | 0 | 4 | X | X | | 10 |
| B | SVK - Slovakia | 111.4cm | 0 | 0 | 2 | 0 | 0 | 0 | X | X | | 2 |
| | UKR - Ukraine | 59.6cm * | 2 | 2 | 0 | 3 | 3 | 2 | X | X | | 12 |
| C | JPN - Japan | 92.0cm | 0 | 1 | 1 | 0 | 1 | 0 | 1 | X | | 4 |
| | ESP - Spain | 76.0cm * | 1 | 0 | 0 | 1 | 0 | 0 | 0 | X | | 2 |
| D | ENG - England | 187.8cm | 0 | 3 | 0 | 0 | 1 | 0 | 0 | 1 | | 5 |
| | SUI - Switzerland | 76.0cm * | 0 | 0 | 1 | 2 | 0 | 1 | 3 | 0 | | 7 |
| E | TPE - Chinese Taipei | 310.5cm * | 0 | 0 | 0 | 0 | 0 | 3 | X | X | | 3 |
| | NZL - New Zealand | 347.2cm | 2 | 2 | 4 | 2 | 1 | 0 | X | X | | 11 |

Current Standings

| Group A | | | | | Group B | | | | |
|---------|-------------------|-------|------|--------|---------|-----------------|-------|------|--------|
| Rank | Team | Games | Wins | Losses | Rank | Team | Games | Wins | Losses |
| 1 | POL - Poland | 4 | 4 | 0 | 1 | JPN - Japan | 4 | 4 | 0 |
| 1 | SWE - Sweden | 4 | 4 | 0 | 2 | TUR - Türkiye | 5 | 4 | 1 |
| 3 | KOR - Korea | 4 | 3 | 1 | 3 | CHN - China | 3 | 2 | 1 |
| 4 | AUT - Austria | 4 | 2 | 2 | 4 | ESP - Spain | 5 | 2 | 3 |
| 4 | LAT - Latvia | 4 | 2 | 2 | 5 | ROU - Romania | 3 | 1 | 2 |
| 6 | PHI - Philippines | 4 | 1 | 3 | 6 | AUS - Australia | 4 | 1 | 3 |
| 7 | BOL - Bolivia | 4 | 0 | 4 | 7 | SLO - Slovenia | 4 | 0 | 4 |
| 7 | BRA - Brazil | 4 | 0 | 4 | | | | | |

| Group C | | | | |
|---------|----------------------|-------|------|--------|
| Rank | Team | Games | Wins | Losses |
| 1 | SUI - Switzerland | 4 | 4 | 0 |
| 2 | UKR - Ukraine | 4 | 3 | 1 |
| 3 | ENG - England | 5 | 3 | 2 |
| 4 | CZE - Czechia | 4 | 2 | 2 |
| 4 | NZL - New Zealand | 4 | 2 | 2 |
| 6 | SVK - Slovakia | 5 | 1 | 4 |
| 7 | TPE - Chinese Taipei | 4 | 0 | 4 |

Note:
Under World Curling rules, tie-breaking rules for standings are not applied until after the last game of the round robin.

Legend:
LSD Last Stone Draw **LSFE(*)** Last Stone First End **X** Unplayed/unfinished end due to concession



Game Results

| Sheet | Team | LSFE | 1 | 2 | 3 | 4 | 5 | 6 | 7 | 8 | Extra Ends | Total |
|----------|-----------------|------|---|---|---|---|---|---|---|---|------------|-------|
| A | AUS - Australia | | 0 | 1 | 0 | 0 | 1 | 0 | X | X | | 2 |
| | TUR - Türkiye | * | 2 | 0 | 3 | 1 | 0 | 4 | X | X | | 10 |

| AUS - Australia | |
|-----------------|-----------------|
| 4 | V BENCE Thomas |
| 3 | S COLLINS Flynn |
| 2 | QUINN Matthew |
| 1 | COLLINS Daniel |
| A | - |

| TUR - Türkiye | |
|---------------|---------------------------|
| 4 | S BAYRAMOGLU Mehmet Fatih |
| 3 | V ZENIT Muhammed Taha |
| 2 | KAYA Oguzhan |
| 1 | KARAKURT Emre Can |
| A | KARAHAN Muhammed Ali |

| | |
|------------------------|----------------|
| Last Stone Draw | Distance |
| ↻ COLLINS Daniel | 199.6cm |
| ↻ QUINN Matthew | 99.6cm |
| Total | 299.2cm |

Time remaining: 5 minutes 21 seconds

| | |
|---------------------------|---------------|
| Last Stone Draw | Distance |
| ↻ BAYRAMOGLU Mehmet Fatih | 46.3cm |
| ↻ KARAKURT Emre Can | 31.4cm |
| Total | 77.7cm |

Time remaining: 6 minutes 6 seconds

KARAHAN MA replaced KARAKURT EC at the beginning of End 5

Note:
Position and function for each team member:
4 = Fourth, 3 = Third, 2 = Second, 1 = Lead, A = Alternate, S = Skip, V = Vice-Skip

Legend:
↻ Clockwise ↻ Counter-clockwise **LSFE(*)** Last Stone First End
X Unplayed/unfinished end due to concession



Game Results

| Sheet | Team | LSFE | 1 | 2 | 3 | 4 | 5 | 6 | 7 | 8 | Extra Ends | Total |
|-------|----------------|------|---|---|---|---|---|---|---|---|------------|-------|
| B | SVK - Slovakia | | 0 | 0 | 2 | 0 | 0 | 0 | X | X | | 2 |
| | UKR - Ukraine | * | 2 | 2 | 0 | 3 | 3 | 2 | X | X | | 12 |

| SVK - Slovakia | |
|----------------|--------------------|
| 4 V | MASHUTIN Stanislav |
| 3 S | TRAJANOV Sebastian |
| 2 | SCEVLIK Samuel |
| 1 | SCHULLER Radovan |
| A | VAVROVIC Samuel |

| UKR - Ukraine | |
|---------------|-----------------|
| 4 S | NIKOLOV Eduard |
| 3 V | SUHAK Artem |
| 2 | KOVAL Vladyslav |
| 1 | HASYNETS Artem |
| A | - |

| Last Stone Draw | | Distance |
|-----------------|--------------------|----------------|
| ↻ | MASHUTIN Stanislav | 99.8cm |
| ↻ | TRAJANOV Sebastian | 11.6cm |
| Total | | 111.4cm |

| Last Stone Draw | | Distance |
|-----------------|----------------|---------------|
| ↻ | NIKOLOV Eduard | 33.8cm |
| ↻ | HASYNETS Artem | 25.8cm |
| Total | | 59.6cm |

Time remaining: 5 minutes 49 seconds

Time remaining: 11 minutes 30 seconds

Time-out: End 4

VAVROVIC S replaced SCEVLIK S at the beginning of End 5

Note:
Position and function for each team member:
4 = Fourth, 3 = Third, 2 = Second, 1 = Lead, A = Alternate, S = Skip, V = Vice-Skip

Legend:
↻ Clockwise ↻ Counter-clockwise LSFE(*) Last Stone First End
X Unplayed/unfinished end due to concession



Game Results

| Sheet | Team | LSFE | 1 | 2 | 3 | 4 | 5 | 6 | 7 | 8 | Extra Ends | Total |
|-------|-------------|------|---|---|---|---|---|---|---|---|------------|-------|
| C | JPN - Japan | | 0 | 1 | 1 | 0 | 1 | 0 | 1 | X | | 4 |
| | ESP - Spain | * | 1 | 0 | 0 | 1 | 0 | 0 | 0 | X | | 2 |

| JPN - Japan | |
|-------------|------------------|
| 4 S | NAKAHARA Toa |
| 3 V | MICHITANI Hinata |
| 2 | TAKEMURA Riku |
| 1 | KIMURA Yuta |
| A | KOBAYASHI Shunta |

| ESP - Spain | |
|-------------|------------------------------|
| 4 V | SAEZ DE OCARIZ Eneko |
| 3 S | CARASA Javier |
| 2 | CARDONA SANCHEZ Alejandro |
| 1 | PALACiN KHRUMCHENKOV Aleksei |
| A | LOPEZ LABARTA Pablo |

| Last Stone Draw | | Distance | Last Stone Draw | | Distance |
|-----------------|---------------|---------------|-----------------|---------------------------|---------------|
| ↻ | TAKEMURA Riku | 25.1cm | ↻ | SAEZ DE OCARIZ Eneko | 45.9cm |
| ↺ | NAKAHARA Toa | 66.9cm | ↺ | CARDONA SANCHEZ Alejandro | 30.1cm |
| Total | | 92.0cm | Total | | 76.0cm |

Time remaining: 6 minutes 31 seconds

Time-out: End 8

Time remaining: 5 minutes 7 seconds

Note:
Position and function for each team member:
4 = Fourth, 3 = Third, 2 = Second, 1 = Lead, A = Alternate, S = Skip, V = Vice-Skip

Legend:
↻ Clockwise ↺ Counter-clockwise **LSFE(*)** Last Stone First End
X Unplayed/unfinished end due to concession



Game Results

| Sheet | Team | LSFE | 1 | 2 | 3 | 4 | 5 | 6 | 7 | 8 | Extra Ends | Total |
|-------|-------------------|------|---|---|---|---|---|---|---|---|------------|-------|
| D | ENG - England | | 0 | 3 | 0 | 0 | 1 | 0 | 0 | 1 | | 5 |
| | SUI - Switzerland | * | 0 | 0 | 1 | 2 | 0 | 1 | 3 | 0 | | 7 |

| ENG - England | |
|---------------|-------------------|
| 4 S | WARING Matthew |
| 3 | McLAIN Callum |
| 2 V | GILLARD Benjamin |
| 1 | HOLCOMBE Benjamin |
| A | CAUNCE Troy |

| SUI - Switzerland | |
|-------------------|------------------|
| 4 S | LUETHOLD Felix |
| 3 V | WITTICH Leon |
| 2 | BIEHLE Timon |
| 1 | FEIERABEND Jonas |
| A | ERNST Livio |

| Last Stone Draw | | Distance |
|-------------------------------------|-------------------|----------------|
| ↻ | WARING Matthew | 42.3cm |
| ↻ | HOLCOMBE Benjamin | 145.5cm |
| Total | | 187.8cm |
| Time remaining: 4 minutes 7 seconds | | |
| Time-out: End 7 | | |

| Last Stone Draw | | Distance |
|---------------------------------------|--------------|---------------|
| ↻ | WITTICH Leon | 57.7cm |
| ↻ | BIEHLE Timon | 18.3cm |
| Total | | 76.0cm |
| Time remaining: 10 minutes 17 seconds | | |
| Time-out: End 7 | | |

Note:
Position and function for each team member:
4 = Fourth, **3** = Third, **2** = Second, **1** = Lead, **A** = Alternate, **S** = Skip, **V** = Vice-Skip

Legend:
↻ Clockwise ↻ Counter-clockwise **LSFE(*)** Last Stone First End



Game Results

| Sheet | Team | LSFE | 1 | 2 | 3 | 4 | 5 | 6 | 7 | 8 | Extra Ends | Total |
|----------|----------------------|------|---|---|---|---|---|---|---|---|------------|-------|
| E | TPE - Chinese Taipei | * | 0 | 0 | 0 | 0 | 0 | 3 | X | X | | 3 |
| | NZL - New Zealand | | 2 | 2 | 4 | 2 | 1 | 0 | X | X | | 11 |

| TPE - Chinese Taipei | |
|----------------------|--------------|
| 4 S | CHANG Samuel |
| 3 V | JIN Hui-Lun |
| 2 | CHEN Shou-Yi |
| 1 | LIN Hui-En |
| A | - |

| NZL - New Zealand | |
|-------------------|--------------|
| 4 S | NEVILL Darcy |
| 3 V | LOE William |
| 2 | STEELE Jack |
| 1 | KINNEY Ben |
| A | MILLAR Jack |

| Last Stone Draw | | Distance |
|-----------------|--------------|----------------|
| ↻ | CHEN Shou-Yi | 110.9cm |
| ↻ | JIN Hui-Lun | 199.6cm |
| Total | | 310.5cm |

Time remaining: 8 minutes 54 seconds

| Last Stone Draw | | Distance |
|-----------------|-------------|----------------|
| ↻ | LOE William | 147.6cm |
| ↻ | KINNEY Ben | 199.6cm |
| Total | | 347.2cm |

Time remaining: 14 minutes 56 seconds

MILLAR J replaced STEELE J at the beginning of End 5

| | | |
|--|---------------------|-------------------------------------|
| Note: Position and function for each team member: 4 = Fourth, 3 = Third, 2 = Second, 1 = Lead, A = Alternate, S = Skip, V = Vice-Skip | | |
| Legend: ↻ Clockwise | ↻ Counter-clockwise | LSFE(*) Last Stone First End |
| X Unplayed/unfinished end due to concession | | |

Session Results and Standings

| Sheet | Team | LSD/LSFE | 1 | 2 | 3 | 4 | 5 | 6 | 7 | 8 | Extra Ends | Total |
|----------|-------------------|-----------|---|---|---|---|---|---|---|---|------------|-------|
| A | LAT - Latvia | 45.0cm * | 1 | 0 | 0 | 1 | 0 | 0 | 0 | 0 | | 2 |
| | KOR - Korea | 53.6cm | 0 | 1 | 1 | 0 | 0 | 1 | 0 | 2 | | 5 |
| B | AUT - Austria | 204.2cm | 0 | 0 | 0 | 0 | 1 | 0 | 2 | 1 | | 4 |
| | PHI - Philippines | 195.2cm * | 1 | 1 | 0 | 0 | 0 | 1 | 0 | 0 | | 3 |
| C | SWE - Sweden | 107.3cm * | 4 | 2 | 0 | 5 | 4 | 0 | X | X | | 15 |
| | BOL - Bolivia | 399.2cm | 0 | 0 | 0 | 0 | 0 | 1 | X | X | | 1 |
| D | SLO - Slovenia | 109.6cm * | 0 | 0 | 2 | 0 | 0 | 3 | 0 | X | | 5 |
| | ROU - Romania | 241.1cm | 2 | 1 | 0 | 3 | 2 | 0 | 2 | X | | 10 |
| E | POL - Poland | 119.0cm * | 2 | 0 | 4 | 0 | 2 | 2 | X | X | | 10 |
| | BRA - Brazil | 254.7cm | 0 | 2 | 0 | 1 | 0 | 0 | X | X | | 3 |

Current Standings

| Group A | | | | | Group B | | | | |
|---------|-------------------|-------|------|--------|---------|-----------------|-------|------|--------|
| Rank | Team | Games | Wins | Losses | Rank | Team | Games | Wins | Losses |
| 1 | POL - Poland | 4 | 4 | 0 | 1 | JPN - Japan | 3 | 3 | 0 |
| 1 | SWE - Sweden | 4 | 4 | 0 | 2 | TUR - Türkiye | 4 | 3 | 1 |
| 3 | KOR - Korea | 4 | 3 | 1 | 3 | CHN - China | 3 | 2 | 1 |
| 4 | AUT - Austria | 4 | 2 | 2 | 4 | ESP - Spain | 4 | 2 | 2 |
| 4 | LAT - Latvia | 4 | 2 | 2 | 5 | AUS - Australia | 3 | 1 | 2 |
| 6 | PHI - Philippines | 4 | 1 | 3 | 5 | ROU - Romania | 3 | 1 | 2 |
| 7 | BOL - Bolivia | 4 | 0 | 4 | 7 | SLO - Slovenia | 4 | 0 | 4 |
| 7 | BRA - Brazil | 4 | 0 | 4 | | | | | |

| Group C | | | | |
|---------|----------------------|-------|------|--------|
| Rank | Team | Games | Wins | Losses |
| 1 | SUI - Switzerland | 3 | 3 | 0 |
| 2 | ENG - England | 4 | 3 | 1 |
| 3 | UKR - Ukraine | 3 | 2 | 1 |
| 4 | CZE - Czechia | 4 | 2 | 2 |
| 5 | NZL - New Zealand | 3 | 1 | 2 |
| 6 | SVK - Slovakia | 4 | 1 | 3 |
| 7 | TPE - Chinese Taipei | 3 | 0 | 3 |

Note:
Under World Curling rules, tie-breaking rules for standings are not applied until after the last game of the round robin.

Legend:
LSD Last Stone Draw **LSFE(*)** Last Stone First End **X** Unplayed/unfinished end due to concession



Game Results

| Sheet | Team | LSFE | 1 | 2 | 3 | 4 | 5 | 6 | 7 | 8 | Extra Ends | Total |
|----------|--------------|------|---|---|---|---|---|---|---|---|------------|-------|
| A | LAT - Latvia | * | 1 | 0 | 0 | 1 | 0 | 0 | 0 | 0 | | 2 |
| | KOR - Korea | | 0 | 1 | 1 | 0 | 0 | 1 | 0 | 2 | | 5 |

| LAT - Latvia | |
|--------------|----------------------|
| 4 S | ZASS Kristaps |
| 3 V | SELIVERSTOVŠ Eduards |
| 2 | SONDORS Toms |
| 1 | JAVA Krisjanis |
| A | SMIRNOVS Deniss |

| KOR - Korea | |
|-------------|---------------|
| 4 S | KIM Daehyun |
| 3 V | LEE Woojung |
| 2 | PARK Seongmin |
| 1 | KWON Juni |
| A | SHIN Eunjun |

| Last Stone Draw | | Distance |
|-------------------------------------|----------------|---------------|
| ↻ | ZASS Kristaps | 24.1cm |
| ↻ | JAVA Krisjanis | 20.9cm |
| Total | | 45.0cm |
| Time remaining: 1 minute 30 seconds | | |
| Time-out: End 6 | | |

| Last Stone Draw | | Distance |
|--------------------------------------|---------------|---------------|
| ↻ | PARK Seongmin | 51.6cm |
| ↻ | KIM Daehyun | 2.0cm |
| Total | | 53.6cm |
| Time remaining: 5 minutes 16 seconds | | |
| Time-out: End 8 | | |

Note:
Position and function for each team member:
4 = Fourth, **3** = Third, **2** = Second, **1** = Lead, **A** = Alternate, **S** = Skip, **V** = Vice-Skip

Legend:
↻ Clockwise ↻ Counter-clockwise **LSFE(*)** Last Stone First End



Game Results

| Sheet | Team | LSFE | 1 | 2 | 3 | 4 | 5 | 6 | 7 | 8 | Extra Ends | Total |
|----------|-------------------|------|---|---|---|---|---|---|---|---|------------|-------|
| B | AUT - Austria | | 0 | 0 | 0 | 0 | 1 | 0 | 2 | 1 | | 4 |
| | PHI - Philippines | * | 1 | 1 | 0 | 0 | 0 | 1 | 0 | 0 | | 3 |

| AUT - Austria | |
|---------------|---------------------|
| 4 S | HOFER Matthaeus |
| 3 V | ZOTT David |
| 2 | KRAMLINGER Florian |
| 1 | NEUMAYR Christoph |
| A | KRAMLINGER Johannes |

| PHI - Philippines | |
|-------------------|---------------|
| 4 S | SKAGGS Dylan |
| 3 | SKAGGS Tyler |
| 2 V | HESTER Felix |
| 1 | MOJADO Elijah |
| A | - |

| Last Stone Draw | | Distance |
|--------------------------------------|--------------------|----------------|
| ↻ | KRAMLINGER Florian | 115.9cm |
| ↻ | ZOTT David | 88.3cm |
| Total | | 204.2cm |
| Time remaining: 10 minutes 7 seconds | | |
| Time-out: End 5 | | |

| Last Stone Draw | | Distance |
|--------------------------------------|--------------|----------------|
| ↻ | HESTER Felix | 181.8cm |
| ↻ | SKAGGS Tyler | 13.4cm |
| Total | | 195.2cm |
| Time remaining: 8 minutes 41 seconds | | |
| Time-out: End 7 | | |

Note:
Position and function for each team member:
4 = Fourth, **3** = Third, **2** = Second, **1** = Lead, **A** = Alternate, **S** = Skip, **V** = Vice-Skip

Legend:
↻ Clockwise ↻ Counter-clockwise **LSFE(*)** Last Stone First End



WJBCC 2024

Lohja, Finland

TUE 10 DEC 2024

Start Time 14:00

World Junior-B Curling Championships 2024

Kisakallio Sports Institute

Men

Round Robin Session 8

Group A - Sheet C



WORLD
CURLING

Game Results

| Sheet | Team | LSFE | 1 | 2 | 3 | 4 | 5 | 6 | 7 | 8 | Extra Ends | Total |
|-------|---------------|------|---|---|---|---|---|---|---|---|------------|-------|
| C | SWE - Sweden | * | 4 | 2 | 0 | 5 | 4 | 0 | X | X | | 15 |
| | BOL - Bolivia | | 0 | 0 | 0 | 0 | 0 | 1 | X | X | | 1 |

| SWE - Sweden | |
|--------------|--------------------|
| 4 S | NYGREN Vilmer |
| 3 V | DRYBURGH Alexander |
| 2 | ALEXANDER Dante |
| 1 | MEYERSON Jonatan |
| A | RODLING Ture |

| BOL - Bolivia | |
|---------------|------------------------------|
| 4 S | ESPINOZA LECONA Jim Steven |
| 3 V | CASTRO FERNANDEZ Yerko Fidel |
| 2 | BALBOA APAZA Emerson Jhamil |
| 1 | TINTA ESTRADA Cody Jefferson |
| A | - |

| Last Stone Draw | | Distance |
|-----------------|--------------------|----------------|
| ↻ | NYGREN Vilmer | 62.3cm |
| ↻ | DRYBURGH Alexander | 45.0cm |
| Total | | 107.3cm |

Time remaining: 17 minutes 2 seconds

| Last Stone Draw | | Distance |
|-----------------|------------------------------|----------------|
| ↻ | TINTA ESTRADA Cody Jefferson | 199.6cm |
| ↻ | BALBOA APAZA Emerson Jhamil | 199.6cm |
| Total | | 399.2cm |

Time remaining: 14 minutes 0 seconds

Note:
Position and function for each team member:
4 = Fourth, 3 = Third, 2 = Second, 1 = Lead, A = Alternate, S = Skip, V = Vice-Skip

Legend:
↻ Clockwise ↻ Counter-clockwise **LSFE(*)** Last Stone First End
X Unplayed/unfinished end due to concession



WJBCC 2024
Lohja, Finland

TUE 10 DEC 2024
Start Time 14:00

World Junior-B Curling Championships 2024
Kisakallio Sports Institute



Men

Round Robin Session 8
Group A - Sheet E

WORLD CURLING

Game Results

| Sheet | Team | LSFE | 1 | 2 | 3 | 4 | 5 | 6 | 7 | 8 | Extra Ends | Total |
|-------|--------------|------|---|---|---|---|---|---|---|---|------------|-------|
| E | POL - Poland | * | 2 | 0 | 4 | 0 | 2 | 2 | X | X | | 10 |
| | BRA - Brazil | | 0 | 2 | 0 | 1 | 0 | 0 | X | X | | 3 |

| POL - Poland | |
|--------------|---------------------|
| 4 S | FRYNIA Antoni |
| 3 | MOSIOLEK Bartlomiej |
| 2 V | WITKOWSKI Jan |
| 1 | WOJCIECHOWSKI Filip |
| A | MUCHA Kacper |

| BRA - Brazil | |
|--------------|--------------------------------|
| 4 S | RIBEIRO ALVES Pedro |
| 3 V | RODRIGUES Nuno |
| 2 | GARCEZ DORIA DE MELO Guilherme |
| 1 | CAMELO Arthur |
| A | GRAINGE John |

| Last Stone Draw | Distance |
|---------------------|----------------|
| WITKOWSKI Jan | 54.3cm |
| MOSIOLEK Bartlomiej | 64.7cm |
| Total | 119.0cm |

| Last Stone Draw | Distance |
|--------------------------------|----------------|
| RIBEIRO ALVES Pedro | 75.3cm |
| GARCEZ DORIA DE MELO Guilherme | 179.4cm |
| Total | 254.7cm |

Time remaining: 9 minutes 13 seconds
Time-out: End 6

Time remaining: 6 minutes 34 seconds

Note:
Position and function for each team member:
4 = Fourth, 3 = Third, 2 = Second, 1 = Lead, A = Alternate, S = Skip, V = Vice-Skip

Legend:
 Clockwise Counter-clockwise **LSFE(*)** Last Stone First End
X Unplayed/unfinished end due to concession





Session Results and Standings

| Sheet | Team | LSD/LSFE | 1 | 2 | 3 | 4 | 5 | 6 | 7 | 8 | Extra Ends | Total |
|-------|----------------------|-----------|---|---|---|---|---|---|---|---|------------|-------|
| A | ENG - England | 92.1cm | 0 | 1 | 0 | 0 | 1 | 0 | 1 | X | | 3 |
| | UKR - Ukraine | 44.3cm * | 0 | 0 | 2 | 1 | 0 | 2 | 0 | X | | 5 |
| B | CHN - China | 79.8cm * | 1 | 1 | 0 | 4 | 1 | 0 | 2 | X | | 9 |
| | AUS - Australia | 204.4cm | 0 | 0 | 2 | 0 | 0 | 0 | 0 | X | | 2 |
| C | CZE - Czechia | 214.8cm * | 5 | 4 | 0 | 4 | 6 | 3 | X | X | | 22 |
| | TPE - Chinese Taipei | 285.7cm | 0 | 0 | 1 | 0 | 0 | 0 | X | X | | 1 |
| D | TUR - Türkiye | 399.2cm | 0 | 1 | 2 | 0 | 2 | 1 | 0 | X | | 6 |
| | ESP - Spain | 399.2cm * | 0 | 0 | 0 | 2 | 0 | 0 | 1 | X | | 3 |
| E | SUI - Switzerland | 92.6cm * | 1 | 2 | 0 | 1 | 2 | 5 | X | X | | 11 |
| | SVK - Slovakia | 147.3cm | 0 | 0 | 1 | 0 | 0 | 0 | X | X | | 1 |

Current Standings

| Group A | | | | | Group B | | | | |
|---------|-------------------|-------|------|--------|---------|-----------------|-------|------|--------|
| Rank | Team | Games | Wins | Losses | Rank | Team | Games | Wins | Losses |
| 1 | POL - Poland | 3 | 3 | 0 | 1 | JPN - Japan | 3 | 3 | 0 |
| 1 | SWE - Sweden | 3 | 3 | 0 | 2 | TUR - Türkiye | 4 | 3 | 1 |
| 3 | KOR - Korea | 3 | 2 | 1 | 3 | CHN - China | 3 | 2 | 1 |
| 3 | LAT - Latvia | 3 | 2 | 1 | 4 | ESP - Spain | 4 | 2 | 2 |
| 5 | AUT - Austria | 3 | 1 | 2 | 5 | AUS - Australia | 3 | 1 | 2 |
| 5 | PHI - Philippines | 3 | 1 | 2 | 6 | ROU - Romania | 2 | 0 | 2 |
| 7 | BOL - Bolivia | 3 | 0 | 3 | 7 | SLO - Slovenia | 3 | 0 | 3 |
| 7 | BRA - Brazil | 3 | 0 | 3 | | | | | |

| Group C | | | | |
|---------|----------------------|-------|------|--------|
| Rank | Team | Games | Wins | Losses |
| 1 | SUI - Switzerland | 3 | 3 | 0 |
| 2 | ENG - England | 4 | 3 | 1 |
| 3 | UKR - Ukraine | 3 | 2 | 1 |
| 4 | CZE - Czechia | 4 | 2 | 2 |
| 5 | NZL - New Zealand | 3 | 1 | 2 |
| 6 | SVK - Slovakia | 4 | 1 | 3 |
| 7 | TPE - Chinese Taipei | 3 | 0 | 3 |

Note:
Under World Curling rules, tie-breaking rules for standings are not applied until after the last game of the round robin.

Legend:
LSD Last Stone Draw **LSFE(*)** Last Stone First End **X** Unplayed/unfinished end due to concession



Game Results

| Sheet | Team | LSFE | 1 | 2 | 3 | 4 | 5 | 6 | 7 | 8 | Extra Ends | Total |
|-------|---------------|------|---|---|---|---|---|---|---|---|------------|-------|
| A | ENG - England | | 0 | 1 | 0 | 0 | 1 | 0 | 1 | X | | 3 |
| | UKR - Ukraine | * | 0 | 0 | 2 | 1 | 0 | 2 | 0 | X | | 5 |

| ENG - England | |
|---------------|-------------------|
| 4 S | WARING Matthew |
| 3 | McLAIN Callum |
| 2 V | GILLARD Benjamin |
| 1 | CAUNCE Troy |
| A | HOLCOMBE Benjamin |

| UKR - Ukraine | |
|---------------|-----------------|
| 4 S | NIKOLOV Eduard |
| 3 V | SUHAK Artem |
| 2 | KOVAL Vladyslav |
| 1 | HASYNETS Artem |
| A | - |

| Last Stone Draw | | Distance |
|------------------------------------|------------------|---------------|
| ↻ | GILLARD Benjamin | 43.4cm |
| ↻ | CAUNCE Troy | 48.7cm |
| Total | | 92.1cm |
| Time remaining: 1 minute 4 seconds | | |

| Last Stone Draw | | Distance |
|-------------------------------------|----------------|---------------|
| ↻ | HASYNETS Artem | 16.8cm |
| ↻ | NIKOLOV Eduard | 27.5cm |
| Total | | 44.3cm |
| Time remaining: 1 minute 39 seconds | | |
| Time-out: End 6 | | |

Note:
Position and function for each team member:
4 = Fourth, **3** = Third, **2** = Second, **1** = Lead, **A** = Alternate, **S** = Skip, **V** = Vice-Skip

Legend:
 ↻ Clockwise ↻ Counter-clockwise **LSFE(*)** Last Stone First End
 X Unplayed/unfinished end due to concession



WJBCC 2024
Lohja, Finland

TUE 10 DEC 2024
Start Time 9:00

World Junior-B Curling Championships 2024
Kisakallio Sports Institute
Men



Round Robin Session 7
Group C - Sheet C



Game Results

| Sheet | Team | LSFE | 1 | 2 | 3 | 4 | 5 | 6 | 7 | 8 | Extra Ends | Total |
|----------|----------------------|------|---|---|---|---|---|---|---|---|------------|-------|
| C | CZE - Czechia | * | 5 | 4 | 0 | 4 | 6 | 3 | X | X | | 22 |
| | TPE - Chinese Taipei | | 0 | 0 | 1 | 0 | 0 | 0 | X | X | | 1 |

| CZE - Czechia | |
|---------------|-----------------|
| 4 V | ZDARSKY Krystof |
| 3 S | PENICKA Simon |
| 2 | KASKA Matej |
| 1 | KRATKY Tomas |
| A | TAHAL Daniel |

| TPE - Chinese Taipei | |
|----------------------|--------------|
| 4 S | CHANG Samuel |
| 3 V | JIN Hui-Lun |
| 2 | CHEN Shou-Yi |
| 1 | LIN Hui-En |
| A | - |

| Last Stone Draw | Distance |
|-------------------|----------------|
| ⌚ ZDARSKY Krystof | 15.2cm |
| ⌚ PENICKA Simon | 199.6cm |
| Total | 214.8cm |

Time remaining: 10 minutes 42 seconds
TAHAL D replaced KRATKY T at the beginning of End 5

| Last Stone Draw | Distance |
|-----------------|----------------|
| ⌚ CHANG Samuel | 157.9cm |
| ⌚ LIN Hui-En | 127.8cm |
| Total | 285.7cm |

Time remaining: 11 minutes 0 seconds
Time-out: End 6

Note:
Position and function for each team member:
4 = Fourth, **3** = Third, **2** = Second, **1** = Lead, **A** = Alternate, **S** = Skip, **V** = Vice-Skip

Legend:
⌚ Clockwise ⌚ Counter-clockwise **LSFE(*)** Last Stone First End
X Unplayed/unfinished end due to concession



Game Results

| Sheet | Team | LSFE | 1 | 2 | 3 | 4 | 5 | 6 | 7 | 8 | Extra Ends | Total |
|-------|-------------------|------|---|---|---|---|---|---|---|---|------------|-------|
| E | SUI - Switzerland | * | 1 | 2 | 0 | 1 | 2 | 5 | X | X | | 11 |
| | SVK - Slovakia | | 0 | 0 | 1 | 0 | 0 | 0 | X | X | | 1 |

| SUI - Switzerland | |
|-------------------|------------------|
| 4 S | LUETHOLD Felix |
| 3 V | WITTICH Leon |
| 2 | BIEHLE Timon |
| 1 | FEIERABEND Jonas |
| A | ERNST Livio |

| SVK - Slovakia | |
|----------------|--------------------|
| 4 S | TRAJANOV Sebastian |
| 3 V | MASHUTIN Stanislav |
| 2 | SCEVLIK Samuel |
| 1 | VAVROVIC Samuel |
| A | SCHULLER Radovan |

| Last Stone Draw | | Distance |
|-----------------|--------------|---------------|
| ⌚ | BIEHLE Timon | 62.5cm |
| ⌚ | WITTICH Leon | 30.1cm |
| Total | | 92.6cm |

| Last Stone Draw | | Distance |
|-----------------|--------------------|----------------|
| ⌚ | SCEVLIK Samuel | 93.1cm |
| ⌚ | MASHUTIN Stanislav | 54.2cm |
| Total | | 147.3cm |

Time remaining: 15 minutes 11 seconds

Time remaining: 8 minutes 20 seconds

Time-out: End 6

Note:
Position and function for each team member:
4 = Fourth, 3 = Third, 2 = Second, 1 = Lead, A = Alternate, S = Skip, V = Vice-Skip

Legend:
⌚ Clockwise ⌚ Counter-clockwise **LSFE(*)** Last Stone First End
X Unplayed/unfinished end due to concession



Session Results and Standings

| Sheet | Team | LSD/LSFE | 1 | 2 | 3 | 4 | 5 | 6 | 7 | 8 | Extra Ends | Total |
|-------|----------------------|-----------|---|---|---|---|---|---|---|---|------------|-------|
| A | TPE - Chinese Taipei | 399.2cm | 0 | 0 | 3 | 0 | 0 | 1 | 0 | X | | 4 |
| | SVK - Slovakia | 198.6cm * | 1 | 4 | 0 | 1 | 3 | 0 | 4 | X | | 13 |
| B | ENG - England | 96.9cm * | 2 | 0 | 2 | 0 | 2 | 0 | 1 | X | | 7 |
| | CZE - Czechia | 231.8cm | 0 | 1 | 0 | 1 | 0 | 1 | 0 | X | | 3 |
| C | ESP - Spain | 242.4cm * | 4 | 0 | 0 | 1 | 0 | 0 | 0 | 3 | | 8 |
| | SLO - Slovenia | 399.2cm | 0 | 0 | 2 | 0 | 2 | 1 | 1 | 0 | | 6 |
| D | UKR - Ukraine | 53.9cm * | 2 | 3 | 0 | 2 | 0 | 2 | X | X | | 9 |
| | NZL - New Zealand | 265.1cm | 0 | 0 | 2 | 0 | 1 | 0 | X | X | | 3 |
| E | ROU - Romania | 334.6cm | 0 | 1 | 0 | 0 | 0 | 0 | 0 | X | | 1 |
| | AUS - Australia | 130.5cm * | 1 | 0 | 1 | 1 | 2 | 1 | 1 | X | | 7 |

Current Standings

| Group A | | | | | Group B | | | | |
|---------|-------------------|-------|------|--------|---------|-----------------|-------|------|--------|
| Rank | Team | Games | Wins | Losses | Rank | Team | Games | Wins | Losses |
| 1 | POL - Poland | 3 | 3 | 0 | 1 | JPN - Japan | 3 | 3 | 0 |
| 1 | SWE - Sweden | 3 | 3 | 0 | 2 | ESP - Spain | 3 | 2 | 1 |
| 3 | KOR - Korea | 3 | 2 | 1 | 2 | TUR - Türkiye | 3 | 2 | 1 |
| 3 | LAT - Latvia | 3 | 2 | 1 | 4 | AUS - Australia | 2 | 1 | 1 |
| 5 | AUT - Austria | 3 | 1 | 2 | 4 | CHN - China | 2 | 1 | 1 |
| 5 | PHI - Philippines | 3 | 1 | 2 | 6 | ROU - Romania | 2 | 0 | 2 |
| 7 | BOL - Bolivia | 3 | 0 | 3 | 7 | SLO - Slovenia | 3 | 0 | 3 |
| 7 | BRA - Brazil | 3 | 0 | 3 | | | | | |

| Group C | | | | |
|---------|----------------------|-------|------|--------|
| Rank | Team | Games | Wins | Losses |
| 1 | ENG - England | 3 | 3 | 0 |
| 2 | SUI - Switzerland | 2 | 2 | 0 |
| 3 | UKR - Ukraine | 2 | 1 | 1 |
| 4 | CZE - Czechia | 3 | 1 | 2 |
| 4 | NZL - New Zealand | 3 | 1 | 2 |
| 4 | SVK - Slovakia | 3 | 1 | 2 |
| 7 | TPE - Chinese Taipei | 2 | 0 | 2 |

Note:
Under World Curling rules, tie-breaking rules for standings are not applied until after the last game of the round robin.

Legend:
LSD Last Stone Draw **LSFE(*)** Last Stone First End **X** Unplayed/unfinished end due to concession



Game Results

| Sheet | Team | LSFE | 1 | 2 | 3 | 4 | 5 | 6 | 7 | 8 | Extra Ends | Total |
|-------|----------------------|------|---|---|---|---|---|---|---|---|------------|-------|
| A | TPE - Chinese Taipei | | 0 | 0 | 3 | 0 | 0 | 1 | 0 | X | | 4 |
| | SVK - Slovakia | * | 1 | 4 | 0 | 1 | 3 | 0 | 4 | X | | 13 |

| TPE - Chinese Taipei | |
|----------------------|--------------|
| 4 S | CHANG Samuel |
| 3 V | JIN Hui-Lun |
| 2 | CHEN Shou-Yi |
| 1 | LIN Hui-En |
| A | - |

| SVK - Slovakia | |
|----------------|--------------------|
| 4 S | TRAJANOV Sebastian |
| 3 V | MASHUTIN Stanislav |
| 2 | SCEVLIK Samuel |
| 1 | VAVROVIC Samuel |
| A | SCHULLER Radovan |

| Last Stone Draw | Distance |
|-----------------|----------------|
| JIN Hui-Lun | 199.6cm |
| CHEN Shou-Yi | 199.6cm |
| Total | 399.2cm |

| Last Stone Draw | Distance |
|--------------------|----------------|
| TRAJANOV Sebastian | 138.1cm |
| VAVROVIC Samuel | 60.5cm |
| Total | 198.6cm |

Time remaining: 7 minutes 17 seconds

Time remaining: 9 minutes 58 seconds

Note:
Position and function for each team member:
4 = Fourth, **3** = Third, **2** = Second, **1** = Lead, **A** = Alternate, **S** = Skip, **V** = Vice-Skip

Legend:
 Clockwise Counter-clockwise **LSFE(*)** Last Stone First End
X Unplayed/unfinished end due to concession



Game Results

| Sheet | Team | LSFE | 1 | 2 | 3 | 4 | 5 | 6 | 7 | 8 | Extra Ends | Total |
|----------|---------------|------|---|---|---|---|---|---|---|---|------------|-------|
| B | ENG - England | * | 2 | 0 | 2 | 0 | 2 | 0 | 1 | X | | 7 |
| | CZE - Czechia | | 0 | 1 | 0 | 1 | 0 | 1 | 0 | X | | 3 |

| ENG - England | |
|---------------|-------------------|
| 4 S | WARING Matthew |
| 3 | McLAIN Callum |
| 2 V | GILLARD Benjamin |
| 1 | CAUNCE Troy |
| A | HOLCOMBE Benjamin |

| CZE - Czechia | |
|---------------|-----------------|
| 4 V | ZDARSKY Krystof |
| 3 S | PENICKA Simon |
| 2 | KASKA Matej |
| 1 | KRATKY Tomas |
| A | TAHAL Daniel |

| Last Stone Draw | Distance |
|------------------|---------------|
| ⤿ WARING Matthew | 24.6cm |
| ⤿ McLAIN Callum | 72.3cm |
| Total | 96.9cm |

| Last Stone Draw | Distance |
|-----------------|----------------|
| ⤿ KASKA Matej | 32.2cm |
| ⤿ KRATKY Tomas | 199.6cm |
| Total | 231.8cm |

Time remaining: 1 minute 27 seconds

Time remaining: 2 minutes 58 seconds

Time-out: End 8

Note:
Position and function for each team member:
4 = Fourth, 3 = Third, 2 = Second, 1 = Lead, A = Alternate, S = Skip, V = Vice-Skip

Legend:
⤿ Clockwise ⤿ Counter-clockwise LSFE(*) Last Stone First End
X Unplayed/unfinished end due to concession



Game Results

| Sheet | Team | LSFE | 1 | 2 | 3 | 4 | 5 | 6 | 7 | 8 | Extra Ends | Total |
|----------|----------------|------|---|---|---|---|---|---|---|---|------------|-------|
| C | ESP - Spain | * | 4 | 0 | 0 | 1 | 0 | 0 | 0 | 3 | | 8 |
| | SLO - Slovenia | | 0 | 0 | 2 | 0 | 2 | 1 | 1 | 0 | | 6 |

| ESP - Spain | |
|-------------|------------------------------|
| 4 V | SAEZ DE OCARIZ Eneko |
| 3 S | CARASA Javier |
| 2 | CARDONA SANCHEZ Alejandro |
| 1 | LOPEZ LABARTA Pablo |
| A | PALACiN KHROMCHENKOV Aleksei |

| SLO - Slovenia | |
|----------------|----------------------|
| 4 V | OMERZEL Maks |
| 3 S | GOSAR KOCEVAR Gasper |
| 2 | BERLOT Vid |
| 1 | GMAJNAR Bor |
| A | - |

| Last Stone Draw | | Distance |
|-------------------------------------|----------------------|----------------|
| ↻ | SAEZ DE OCARIZ Eneko | 61.3cm |
| ↻ | CARASA Javier | 181.1cm |
| Total | | 242.4cm |
| Time remaining: 1 minute 35 seconds | | |
| Time-out: End 7 | | |

| Last Stone Draw | | Distance |
|--------------------------------------|--------------|----------------|
| ↻ | OMERZEL Maks | 199.6cm |
| ↻ | GMAJNAR Bor | 199.6cm |
| Total | | 399.2cm |
| Time remaining: 8 minutes 25 seconds | | |
| Time-out: End 8 | | |

Note:
Position and function for each team member:
4 = Fourth, **3** = Third, **2** = Second, **1** = Lead, **A** = Alternate, **S** = Skip, **V** = Vice-Skip

Legend:
↻ Clockwise ↻ Counter-clockwise **LSFE(*)** Last Stone First End



WJBCC 2024
Lohja, Finland

MON 9 DEC 2024
Start Time 19:00

World Junior-B Curling Championships 2024

Kisakallio Sports Institute

Men



Round Robin Session 6
Group C - Sheet D

WORLD CURLING

Game Results

| Sheet | Team | LSFE | 1 | 2 | 3 | 4 | 5 | 6 | 7 | 8 | Extra Ends | Total |
|-------|-------------------|------|---|---|---|---|---|---|---|---|------------|-------|
| D | UKR - Ukraine | * | 2 | 3 | 0 | 2 | 0 | 2 | X | X | | 9 |
| | NZL - New Zealand | | 0 | 0 | 2 | 0 | 1 | 0 | X | X | | 3 |

UKR - Ukraine

| | | |
|---|---|-----------------|
| 4 | S | NIKOLOV Eduard |
| 3 | V | SUHAK Artem |
| 2 | | KOVAL Vladyslav |
| 1 | | HASYNETS Artem |
| A | | - |

NZL - New Zealand

| | | |
|---|---|--------------|
| 4 | S | NEVILL Darcy |
| 3 | V | LOE William |
| 2 | | MILLAR Jack |
| 1 | | KINNEY Ben |
| A | | STEELE Jack |

Last Stone Draw

| | Distance |
|-------------------|---------------|
| ⌚ SUHAK Artem | 22.8cm |
| ⌚ KOVAL Vladyslav | 31.1cm |
| Total | 53.9cm |

Last Stone Draw

| | Distance |
|----------------|----------------|
| ⌚ MILLAR Jack | 65.5cm |
| ⌚ NEVILL Darcy | 199.6cm |
| Total | 265.1cm |

Time remaining: 9 minutes 33 seconds

Time remaining: 12 minutes 25 seconds

Time-out: End 6

Note:
Position and function for each team member:
4 = Fourth, 3 = Third, 2 = Second, 1 = Lead, A = Alternate, S = Skip, V = Vice-Skip

Legend:
⌚ Clockwise ⌚ Counter-clockwise LSFE(*) Last Stone First End
X Unplayed/unfinished end due to concession

Game Results

| Sheet | Team | LSFE | 1 | 2 | 3 | 4 | 5 | 6 | 7 | 8 | Extra Ends | Total |
|----------|-----------------|------|---|---|---|---|---|---|---|---|------------|-------|
| E | ROU - Romania | | 0 | 1 | 0 | 0 | 0 | 0 | 0 | X | | 1 |
| | AUS - Australia | * | 1 | 0 | 1 | 1 | 2 | 1 | 1 | X | | 7 |

| ROU - Romania | |
|----------------------|--------------------|
| 4 V | POP Tudor |
| 3 | FELECAN Toma Matei |
| 2 S | GHERGIE Dan |
| 1 | MIHALCA Tudor |
| A | VANCEA Catalin |

| AUS - Australia | |
|------------------------|----------------|
| 4 V | BENCE Thomas |
| 3 S | COLLINS Flynn |
| 2 | QUINN Matthew |
| 1 | COLLINS Daniel |
| A | - |

| | |
|------------------------|----------------|
| Last Stone Draw | Distance |
| 🕒 GHERGIE Dan | 135.0cm |
| 🕒 POP Tudor | 199.6cm |
| Total | 334.6cm |

Time remaining: 4 minutes 6 seconds

| | |
|------------------------|----------------|
| Last Stone Draw | Distance |
| 🕒 BENCE Thomas | 90.2cm |
| 🕒 COLLINS Flynn | 40.3cm |
| Total | 130.5cm |

Time remaining: 3 minutes 40 seconds

Note:
Position and function for each team member:
4 = Fourth, **3** = Third, **2** = Second, **1** = Lead, **A** = Alternate, **S** = Skip, **V** = Vice-Skip

Legend:
🕒 Clockwise 🕒 Counter-clockwise **LSFE(*)** Last Stone First End
X Unplayed/unfinished end due to concession

Session Results and Standings

| Sheet | Team | LSD/LSFE | 1 | 2 | 3 | 4 | 5 | 6 | 7 | 8 | Extra Ends | Total |
|-------|-------------------|-----------|---|---|---|---|---|---|---|---|------------|-------|
| A | BOL - Bolivia | 399.2cm | | | | | | | | | | L |
| | AUT - Austria | 63.9cm * | | | | | | | | | | W |
| B | JPN - Japan | 46.1cm * | 2 | 0 | 4 | 1 | 0 | 0 | X | X | | 7 |
| | TUR - Türkiye | 262.6cm | 0 | 1 | 0 | 0 | 2 | 0 | X | X | | 3 |
| C | KOR - Korea | 25.6cm * | 0 | 0 | 0 | 1 | 0 | 2 | 0 | 1 | 0 | 4 |
| | POL - Poland | 336.2cm | 0 | 0 | 0 | 0 | 2 | 0 | 2 | 0 | 1 | 5 |
| D | BRA - Brazil | 197.9cm | 0 | 1 | 0 | 1 | 0 | 1 | 0 | X | | 3 |
| | LAT - Latvia | 104.9cm * | 3 | 0 | 2 | 0 | 4 | 0 | 1 | X | | 10 |
| E | PHI - Philippines | 223.3cm | 0 | 0 | 0 | 0 | 3 | 0 | X | X | | 3 |
| | SWE - Sweden | 121.6cm * | 2 | 3 | 4 | 3 | 0 | 3 | X | X | | 15 |

Current Standings

| Group A | | | | | Group B | | | | |
|---------|-------------------|-------|------|--------|---------|-----------------|-------|------|--------|
| Rank | Team | Games | Wins | Losses | Rank | Team | Games | Wins | Losses |
| 1 | POL - Poland | 3 | 3 | 0 | 1 | JPN - Japan | 3 | 3 | 0 |
| 1 | SWE - Sweden | 3 | 3 | 0 | 2 | TUR - Türkiye | 3 | 2 | 1 |
| 3 | KOR - Korea | 3 | 2 | 1 | 3 | CHN - China | 2 | 1 | 1 |
| 3 | LAT - Latvia | 3 | 2 | 1 | 3 | ESP - Spain | 2 | 1 | 1 |
| 5 | AUT - Austria | 3 | 1 | 2 | 5 | AUS - Australia | 1 | 0 | 1 |
| 5 | PHI - Philippines | 3 | 1 | 2 | 5 | ROU - Romania | 1 | 0 | 1 |
| 7 | BOL - Bolivia | 3 | 0 | 3 | 7 | SLO - Slovenia | 2 | 0 | 2 |
| 7 | BRA - Brazil | 3 | 0 | 3 | | | | | |

| Group C | | | | |
|---------|----------------------|-------|------|--------|
| Rank | Team | Games | Wins | Losses |
| 1 | ENG - England | 2 | 2 | 0 |
| 1 | SUI - Switzerland | 2 | 2 | 0 |
| 3 | CZE - Czechia | 2 | 1 | 1 |
| 3 | NZL - New Zealand | 2 | 1 | 1 |
| 5 | TPE - Chinese Taipei | 1 | 0 | 1 |
| 5 | UKR - Ukraine | 1 | 0 | 1 |
| 7 | SVK - Slovakia | 2 | 0 | 2 |

Note:
Under World Curling rules, tie-breaking rules for standings are not applied until after the last game of the round robin.

Legend:
L Loss
W Win
LSD Last Stone Draw
X Unplayed/unfinished end due to concession
LSFE(*) Last Stone First End



Game Results

| Sheet | Team | LSFE | 1 | 2 | 3 | 4 | 5 | 6 | 7 | 8 | Extra Ends | Total |
|-------|---------------|------|---|---|---|---|---|---|---|---|------------|-------|
| A | BOL - Bolivia | | | | | | | | | | | L |
| | AUT - Austria | * | | | | | | | | | | W |

BOL - Bolivia

| Last Stone Draw | Distance |
|--------------------------------|----------------|
| 🕒 CASTRO FERNANDEZ Yerko Fidel | 199.6cm |
| 🕒 TINTA ESTRADA Cody Jefferson | 199.6cm |
| Total | 399.2cm |

AUT - Austria

| Last Stone Draw | Distance |
|-----------------------|---------------|
| 🕒 KRAMLINGER Johannes | 29.3cm |
| 🕒 HOFER Matthaeus | 34.6cm |
| Total | 63.9cm |

DNS Team does not start

| | | | |
|------------------------------|-------------|---------------------|--------|
| Legend: | 🕒 Clockwise | 🕒 Counter-clockwise | L Loss |
| LSFE(*) Last Stone First End | W Win | | |



Game Results

| Sheet | Team | LSFE | 1 | 2 | 3 | 4 | 5 | 6 | 7 | 8 | Extra Ends | Total |
|-------|---------------|------|---|---|---|---|---|---|---|---|------------|-------|
| B | JPN - Japan | * | 2 | 0 | 4 | 1 | 0 | 0 | X | X | | 7 |
| | TUR - Türkiye | | 0 | 1 | 0 | 0 | 2 | 0 | X | X | | 3 |

JPN - Japan

| | |
|-----|------------------|
| 4 S | NAKAHARA Toa |
| 3 V | MICHITANI Hinata |
| 2 | TAKEMURA Riku |
| 1 | KIMURA Yuta |
| A | KOBAYASHI Shunta |

TUR - Türkiye

| | |
|-----|-------------------------|
| 4 S | BAYRAMOGLU Mehmet Fatih |
| 3 V | ZENIT Muhammed Taha |
| 2 | KARAKURT Emre Can |
| 1 | KAYA Oguzhan |
| A | KARAHAN Muhammed Ali |

Last Stone Draw

| | | | |
|--------------|------------------|-----------------|---------------|
| ↻ | MICHITANI Hinata | Distance | 16.1cm |
| ↻ | KIMURA Yuta | Distance | 30.0cm |
| Total | | Distance | 46.1cm |

Time remaining: 11 minutes 39 seconds

Last Stone Draw

| | | | |
|--------------|-------------------------|-----------------|----------------|
| ↻ | KARAKURT Emre Can | Distance | 63.0cm |
| ↻ | BAYRAMOGLU Mehmet Fatih | Distance | 199.6cm |
| Total | | Distance | 262.6cm |

Time remaining: 6 minutes 34 seconds

KARAHAN MA replaced KARAKURT EC at the beginning of End 4
Revised line-up: (4 S) BAYRAMOGLU MF, (3 V) ZENIT MT, (2) KAYA O,
(1) KARAHAN MA

Note:
Position and function for each team member:
4 = Fourth, 3 = Third, 2 = Second, 1 = Lead, A = Alternate, S = Skip, V = Vice-Skip

Legend:

| | | | | | |
|---|---|---|-------------------|----------------|----------------------|
| ↻ | Clockwise | ↻ | Counter-clockwise | LSFE(*) | Last Stone First End |
| X | Unplayed/unfinished end due to concession | | | | |



Game Results

| Sheet | Team | LSFE | 1 | 2 | 3 | 4 | 5 | 6 | 7 | 8 | Extra Ends | Total |
|-------|--------------|------|---|---|---|---|---|---|---|---|------------|-------|
| C | KOR - Korea | * | 0 | 0 | 0 | 1 | 0 | 2 | 0 | 1 | 0 | 4 |
| | POL - Poland | | 0 | 0 | 0 | 0 | 2 | 0 | 2 | 0 | 1 | 5 |

| KOR - Korea | |
|-------------|---------------|
| 4 S | KIM Daehyun |
| 3 V | LEE Woojung |
| 2 | PARK Seongmin |
| 1 | KWON Juni |
| A | SHIN Eunjun |

| POL - Poland | |
|--------------|---------------------|
| 4 S | FRYNIA Antoni |
| 3 V | MUCHA Kacper |
| 2 | MOSIOLEK Bartlomiej |
| 1 | WITKOWSKI Jan |
| A | WOJCIECHOWSKI Filip |

| Last Stone Draw | | Distance |
|-----------------|-------------|---------------|
| ↻ | KWON Juni | 15.6cm |
| ↻ | LEE Woojung | 10.0cm |
| Total | | 25.6cm |

| Last Stone Draw | | Distance |
|-----------------|---------------|----------------|
| ↻ | MUCHA Kacper | 161.1cm |
| ↻ | FRYNIA Antoni | 175.1cm |
| Total | | 336.2cm |

Time remaining: 1 minute 44 seconds
1 minute 9 seconds (after extra end)

Time remaining: 3 minutes 23 seconds
2 minutes 36 seconds (after extra end)

Time-out: End 7; End 9

Time-out: End 8; End 9

Note:
Position and function for each team member:
4 = Fourth, 3 = Third, 2 = Second, 1 = Lead, A = Alternate, S = Skip, V = Vice-Skip

Legend:
↻ Clockwise ↻ Counter-clockwise **LSFE(*)** Last Stone First End



Game Results

| Sheet | Team | LSFE | 1 | 2 | 3 | 4 | 5 | 6 | 7 | 8 | Extra Ends | Total |
|----------|--------------|------|---|---|---|---|---|---|---|---|------------|-------|
| D | BRA - Brazil | | 0 | 1 | 0 | 1 | 0 | 1 | 0 | X | | 3 |
| | LAT - Latvia | * | 3 | 0 | 2 | 0 | 4 | 0 | 1 | X | | 10 |

| BRA - Brazil | |
|--------------|--------------------------------|
| 4 S | RIBEIRO ALVES Pedro |
| 3 V | RODRIGUES Nuno |
| 2 | GARCEZ DORIA DE MELO Guilherme |
| 1 | CAMELO Arthur |
| A | GRAINGE John |

| LAT - Latvia | |
|--------------|-----------------------|
| 4 S | ZASS Kristaps |
| 3 V | SELIVERSTOVVS Eduards |
| 2 | SONDORS Toms |
| 1 | JAVA Krisjanis |
| A | SMIRNOVS Deniss |

| Last Stone Draw | | Distance |
|-----------------|----------------|----------------|
| ↻ | RODRIGUES Nuno | 123.6cm |
| ↻ | CAMELO Arthur | 74.3cm |
| Total | | 197.9cm |

| Last Stone Draw | | Distance |
|-----------------|----------------|----------------|
| ↻ | JAVA Krisjanis | 26.1cm |
| ↻ | SONDORS Toms | 78.8cm |
| Total | | 104.9cm |

Time remaining: 6 minutes 18 seconds

Time remaining: 6 minutes 52 seconds

| | |
|--|------------------------------|
| Note: Position and function for each team member: 4 = Fourth, 3 = Third, 2 = Second, 1 = Lead, A = Alternate, S = Skip, V = Vice-Skip | |
| Legend: | |
| ↻ Clockwise | ↻ Counter-clockwise |
| X Unplayed/unfinished end due to concession | LSFE(*) Last Stone First End |



WJBCC 2024
Lohja, Finland

MON 9 DEC 2024
Start Time 14:00

World Junior-B Curling Championships 2024
Kisakallio Sports Institute



Men

Round Robin Session 5
Group A - Sheet E

WORLD CURLING

Game Results

| Sheet | Team | LSFE | 1 | 2 | 3 | 4 | 5 | 6 | 7 | 8 | Extra Ends | Total |
|----------|-------------------|------|---|---|---|---|---|---|---|---|------------|-------|
| E | PHI - Philippines | | 0 | 0 | 0 | 0 | 3 | 0 | X | X | | 3 |
| | SWE - Sweden | * | 2 | 3 | 4 | 3 | 0 | 3 | X | X | | 15 |

| PHI - Philippines | |
|-------------------|---------------|
| 4 S | SKAGGS Dylan |
| 3 | SKAGGS Tyler |
| 2 V | HESTER Felix |
| 1 | MOJADO Elijah |
| A | - |

| SWE - Sweden | |
|--------------|--------------------|
| 4 S | NYGREN Vilmer |
| 3 V | DRYBURGH Alexander |
| 2 | ALEXANDER Dante |
| 1 | RODLING Ture |
| A | MEYERSON Jonatan |

Last Stone Draw Distance

| | |
|-----------------|----------------|
| ☺ SKAGGS Dylan | 89.7cm |
| ☺ MOJADO Elijah | 133.6cm |
| Total | 223.3cm |

Time remaining: 6 minutes 17 seconds

Last Stone Draw Distance

| | |
|----------------------|----------------|
| ☺ NYGREN Vilmer | 31.1cm |
| ☺ DRYBURGH Alexander | 90.5cm |
| Total | 121.6cm |

Time remaining: 12 minutes 36 seconds

Note:
Position and function for each team member:
4 = Fourth, **3** = Third, **2** = Second, **1** = Lead, **A** = Alternate, **S** = Skip, **V** = Vice-Skip

Legend:

| | | |
|--|---------------------|-------------------------------------|
| ☺ Clockwise | ☾ Counter-clockwise | LSFE(*) Last Stone First End |
| X Unplayed/unfinished end due to concession | | |



Session Results and Standings

| Sheet | Team | LSD/LSFE | 1 | 2 | 3 | 4 | 5 | 6 | 7 | 8 | Extra Ends | Total |
|-------|----------------------|-----------|---|---|---|---|---|---|---|---|------------|-------|
| A | CZE - Czechia | 227.8cm | 0 | 0 | 1 | 0 | 0 | 1 | X | X | | 2 |
| | SUI - Switzerland | 36.0cm * | 3 | 0 | 0 | 0 | 5 | 0 | X | X | | 8 |
| B | NZL - New Zealand | 151.7cm * | 2 | 1 | 1 | 1 | 0 | 0 | 4 | X | | 9 |
| | SVK - Slovakia | 377.4cm | 0 | 0 | 0 | 0 | 1 | 1 | 0 | X | | 2 |
| C | ROU - Romania | 343.1cm | 1 | 2 | 0 | 1 | 0 | 0 | 0 | X | | 4 |
| | TUR - Türkiye | 137.7cm * | 0 | 0 | 1 | 0 | 3 | 2 | 2 | X | | 8 |
| D | TPE - Chinese Taipei | 188.9cm | 0 | 0 | 0 | 1 | 0 | 0 | X | X | | 1 |
| | ENG - England | 115.4cm * | 2 | 2 | 3 | 0 | 2 | 1 | X | X | | 10 |
| E | ESP - Spain | 26.8cm * | 0 | 1 | 0 | 0 | 1 | 0 | 0 | X | | 2 |
| | CHN - China | 111.0cm | 4 | 0 | 0 | 0 | 0 | 2 | 3 | X | | 9 |

Current Standings

| Group A | | | | | Group B | | | | |
|---------|-------------------|-------|------|--------|---------|-----------------|-------|------|--------|
| Rank | Team | Games | Wins | Losses | Rank | Team | Games | Wins | Losses |
| 1 | KOR - Korea | 2 | 2 | 0 | 1 | JPN - Japan | 2 | 2 | 0 |
| 1 | POL - Poland | 2 | 2 | 0 | 1 | TUR - Türkiye | 2 | 2 | 0 |
| 1 | SWE - Sweden | 2 | 2 | 0 | 3 | CHN - China | 2 | 1 | 1 |
| 4 | LAT - Latvia | 2 | 1 | 1 | 3 | ESP - Spain | 2 | 1 | 1 |
| 4 | PHI - Philippines | 2 | 1 | 1 | 5 | AUS - Australia | 1 | 0 | 1 |
| 6 | AUT - Austria | 2 | 0 | 2 | 5 | ROU - Romania | 1 | 0 | 1 |
| 6 | BOL - Bolivia | 2 | 0 | 2 | 7 | SLO - Slovenia | 2 | 0 | 2 |
| 6 | BRA - Brazil | 2 | 0 | 2 | | | | | |

| Group C | | | | |
|---------|----------------------|-------|------|--------|
| Rank | Team | Games | Wins | Losses |
| 1 | ENG - England | 2 | 2 | 0 |
| 1 | SUI - Switzerland | 2 | 2 | 0 |
| 3 | CZE - Czechia | 2 | 1 | 1 |
| 3 | NZL - New Zealand | 2 | 1 | 1 |
| 5 | TPE - Chinese Taipei | 1 | 0 | 1 |
| 5 | UKR - Ukraine | 1 | 0 | 1 |
| 7 | SVK - Slovakia | 2 | 0 | 2 |

Note:
Under World Curling rules, tie-breaking rules for standings are not applied until after the last game of the round robin.

Legend:
LSD Last Stone Draw LSFE(*) Last Stone First End X Unplayed/unfinished end due to concession



Game Results

| Sheet | Team | LSFE | 1 | 2 | 3 | 4 | 5 | 6 | 7 | 8 | Extra Ends | Total |
|-------|-------------------|------|---|---|---|---|---|---|---|---|------------|-------|
| A | CZE - Czechia | | 0 | 0 | 1 | 0 | 0 | 1 | X | X | | 2 |
| | SUI - Switzerland | * | 3 | 0 | 0 | 0 | 5 | 0 | X | X | | 8 |

| CZE - Czechia | |
|---------------|-----------------|
| 4 V | ZDARSKY Krystof |
| 3 S | PENICKA Simon |
| 2 | KASKA Matej |
| 1 | KRATKY Tomas |
| A | TAHAL Daniel |

| SUI - Switzerland | |
|-------------------|------------------|
| 4 S | LUETHOLD Felix |
| 3 V | WITTICH Leon |
| 2 | ERNST Livio |
| 1 | FEIERABEND Jonas |
| A | BIEHLE Timon |

| Last Stone Draw | Distance |
|-------------------|----------------|
| ↻ PENICKA Simon | 28.2cm |
| ↻ ZDARSKY Krystof | 199.6cm |
| Total | 227.8cm |

| Last Stone Draw | Distance |
|--------------------|---------------|
| ↻ LUETHOLD Felix | 7.7cm |
| ↻ FEIERABEND Jonas | 28.3cm |
| Total | 36.0cm |

Time remaining: 10 minutes 17 seconds

Time remaining: 13 minutes 54 seconds

Note:
Position and function for each team member:
4 = Fourth, 3 = Third, 2 = Second, 1 = Lead, A = Alternate, S = Skip, V = Vice-Skip

Legend:
↻ Clockwise ↻ Counter-clockwise **LSFE(*)** Last Stone First End
X Unplayed/unfinished end due to concession



Game Results

| Sheet | Team | LSFE | 1 | 2 | 3 | 4 | 5 | 6 | 7 | 8 | Extra Ends | Total |
|----------|-------------------|------|---|---|---|---|---|---|---|---|------------|-------|
| B | NZL - New Zealand | * | 2 | 1 | 1 | 1 | 0 | 0 | 4 | X | | 9 |
| | SVK - Slovakia | | 0 | 0 | 0 | 0 | 1 | 1 | 0 | X | | 2 |

| NZL - New Zealand | |
|-------------------|--------------|
| 4 S | NEVILL Darcy |
| 3 V | LOE William |
| 2 | MILLAR Jack |
| 1 | KINNEY Ben |
| A | STEELE Jack |

| SVK - Slovakia | |
|----------------|--------------------|
| 4 S | TRAJANOV Sebastian |
| 3 V | MASHUTIN Stanislav |
| 2 | SCEVLIK Samuel |
| 1 | VAVROVIC Samuel |
| A | SCHULLER Radovan |

| Last Stone Draw | Distance |
|-----------------|----------------|
| ↻ KINNEY Ben | 10.5cm |
| ↻ LOE William | 141.2cm |
| Total | 151.7cm |

Time remaining: 8 minutes 34 seconds

Time-out: End 6

| Last Stone Draw | Distance |
|----------------------|----------------|
| ↻ MASHUTIN Stanislav | 177.8cm |
| ↻ SCEVLIK Samuel | 199.6cm |
| Total | 377.4cm |

Time remaining: 9 minutes 13 seconds

Time-out: End 4

Note:
Position and function for each team member:
4 = Fourth, 3 = Third, 2 = Second, 1 = Lead, A = Alternate, S = Skip, V = Vice-Skip

Legend:
↻ Clockwise ↻ Counter-clockwise **LSFE(*)** Last Stone First End
X Unplayed/unfinished end due to concession



Game Results

| Sheet | Team | LSFE | 1 | 2 | 3 | 4 | 5 | 6 | 7 | 8 | Extra Ends | Total |
|-------|---------------|------|---|---|---|---|---|---|---|---|------------|-------|
| C | ROU - Romania | | 1 | 2 | 0 | 1 | 0 | 0 | 0 | X | | 4 |
| | TUR - Türkiye | * | 0 | 0 | 1 | 0 | 3 | 2 | 2 | X | | 8 |

| ROU - Romania | |
|---------------|--------------------|
| 4 V | POP Tudor |
| 3 | FELECAN Toma Matei |
| 2 S | GHERGIE Dan |
| 1 | MIHALCA Tudor |
| A | VANCEA Catalin |

| TUR - Türkiye | |
|---------------|-------------------------|
| 4 S | BAYRAMOGLU Mehmet Fatih |
| 3 V | ZENIT Muhammed Taha |
| 2 | KARAKURT Emre Can |
| 1 | KAYA Oguzhan |
| A | KARAHAN Muhammed Ali |

| Last Stone Draw | | Distance |
|--------------------------------------|--------------------|----------------|
| ↻ | FELECAN Toma Matei | 199.6cm |
| ↻ | MIHALCA Tudor | 143.5cm |
| Total | | 343.1cm |
| Time remaining: 0 minutes 31 seconds | | |
| Time-out: End 7 | | |

| Last Stone Draw | | Distance |
|-------------------------------------|---------------------|----------------|
| ↻ | ZENIT Muhammed Taha | 98.9cm |
| ↻ | KAYA Oguzhan | 38.8cm |
| Total | | 137.7cm |
| Time remaining: 1 minute 11 seconds | | |

Note:
 Position and function for each team member:
4 = Fourth, **3** = Third, **2** = Second, **1** = Lead, **A** = Alternate, **S** = Skip, **V** = Vice-Skip

Legend:
 ↻ Clockwise ↻ Counter-clockwise **LSFE(*)** Last Stone First End
X Unplayed/unfinished end due to concession





Game Results

| Sheet | Team | LSFE | 1 | 2 | 3 | 4 | 5 | 6 | 7 | 8 | Extra Ends | Total |
|-------|----------------------|------|---|---|---|---|---|---|---|---|------------|-------|
| D | TPE - Chinese Taipei | | 0 | 0 | 0 | 1 | 0 | 0 | X | X | | 1 |
| | ENG - England | * | 2 | 2 | 3 | 0 | 2 | 1 | X | X | | 10 |

| TPE - Chinese Taipei | |
|----------------------|--------------|
| 4 S | CHANG Samuel |
| 3 V | JIN Hui-Lun |
| 2 | CHEN Shou-Yi |
| 1 | LIN Hui-En |
| A | - |

| ENG - England | |
|---------------|-------------------|
| 4 S | WARING Matthew |
| 3 | McLAIN Callum |
| 2 V | GILLARD Benjamin |
| 1 | CAUNCE Troy |
| A | HOLCOMBE Benjamin |

| | |
|------------------------|----------------|
| Last Stone Draw | Distance |
| ⌚ LIN Hui-En | 123.7cm |
| ⌚ CHANG Samuel | 65.2cm |
| Total | 188.9cm |

| | |
|------------------------|----------------|
| Last Stone Draw | Distance |
| ⌚ CAUNCE Troy | 21.1cm |
| ⌚ GILLARD Benjamin | 94.3cm |
| Total | 115.4cm |

Time remaining: 10 minutes 18 seconds

Time remaining: 14 minutes 30 seconds

HOLCOMBE B replaced CAUNCE T at the beginning of End 5

Note:
Position and function for each team member:
4 = Fourth, 3 = Third, 2 = Second, 1 = Lead, A = Alternate, S = Skip, V = Vice-Skip

Legend:
⌚ Clockwise ⌚ Counter-clockwise **LSFE(*)** Last Stone First End
X Unplayed/unfinished end due to concession





Game Results

| Sheet | Team | LSFE | 1 | 2 | 3 | 4 | 5 | 6 | 7 | 8 | Extra Ends | Total |
|----------|-------------|------|---|---|---|---|---|---|---|---|------------|-------|
| E | ESP - Spain | * | 0 | 1 | 0 | 0 | 1 | 0 | 0 | X | | 2 |
| | CHN - China | | 4 | 0 | 0 | 0 | 0 | 2 | 3 | X | | 9 |

| ESP - Spain | |
|-------------|------------------------------|
| 4 V | SAEZ DE OCARIZ Eneko |
| 3 S | CARASA Javier |
| 2 | CARDONA SANCHEZ Alejandro |
| 1 | PALACIN KHROMCHENKOV Aleksei |
| A | LOPEZ LABARTA Pablo |

| CHN - China | |
|-------------|---------------|
| 4 S | LIU Guangshen |
| 3 V | YU Sen |
| 2 | ZHU Yupeng |
| 1 | LI Yang |
| A | YAN Jisong |

| | | | |
|--------------------------------------|---------------|--------------------------------------|----------------|
| Last Stone Draw | Distance | Last Stone Draw | Distance |
| ↻ CARDONA SANCHEZ Alejandro | 17.2cm | ↻ YU Sen | 92.9cm |
| ↻ PALACIN KHROMCHENKOV Aleksei | 9.6cm | ↻ LIU Guangshen | 18.1cm |
| Total | 26.8cm | Total | 111.0cm |
| Time remaining: 7 minutes 19 seconds | | Time remaining: 6 minutes 53 seconds | |

Note:
Position and function for each team member:
4 = Fourth, 3 = Third, 2 = Second, 1 = Lead, A = Alternate, S = Skip, V = Vice-Skip

Legend:
↻ Clockwise ↻ Counter-clockwise **LSFE(*)** Last Stone First End
X Unplayed/unfinished end due to concession



Session Results and Standings

| Sheet | Team | LSD/LSFE | 1 | 2 | 3 | 4 | 5 | 6 | 7 | 8 | Extra Ends | Total |
|----------|-------------------|-----------|---|---|---|---|---|---|---|---|------------|-------|
| A | BRA - Brazil | 337.9cm | 0 | 1 | 0 | 0 | 1 | 0 | 0 | X | | 2 |
| | SWE - Sweden | 219.5cm * | 3 | 0 | 1 | 1 | 0 | 2 | 3 | X | | 10 |
| B | POL - Poland | 147.7cm * | | | | | | | | | | W |
| | BOL - Bolivia | 399.2cm | | | | | | | | | | L |
| C | AUT - Austria | 354.7cm | 0 | 0 | 1 | 0 | 1 | 0 | 0 | X | | 2 |
| | LAT - Latvia | 62.8cm * | 2 | 0 | 0 | 3 | 0 | 1 | 1 | X | | 7 |
| D | KOR - Korea | 80.7cm * | 1 | 0 | 1 | 0 | 1 | 3 | 0 | 0 | | 6 |
| | PHI - Philippines | 399.2cm | 0 | 1 | 0 | 1 | 0 | 0 | 2 | 1 | | 5 |
| E | SLO - Slovenia | 148.0cm | 0 | 1 | 0 | 0 | 1 | 0 | X | X | | 2 |
| | JPN - Japan | 136.5cm * | 4 | 0 | 1 | 4 | 0 | 1 | X | X | | 10 |

Current Standings

| Group A | | | | | Group B | | | | |
|---------|----------------------|-------|------|--------|---------|-----------------|-------|------|--------|
| Rank | Team | Games | Wins | Losses | Rank | Team | Games | Wins | Losses |
| 1 | KOR - Korea | 2 | 2 | 0 | 1 | JPN - Japan | 2 | 2 | 0 |
| 1 | POL - Poland | 2 | 2 | 0 | 2 | ESP - Spain | 1 | 1 | 0 |
| 1 | SWE - Sweden | 2 | 2 | 0 | 2 | TUR - Türkiye | 1 | 1 | 0 |
| 4 | LAT - Latvia | 2 | 1 | 1 | 4 | AUS - Australia | 1 | 0 | 1 |
| 4 | PHI - Philippines | 2 | 1 | 1 | 4 | CHN - China | 1 | 0 | 1 |
| 6 | AUT - Austria | 2 | 0 | 2 | 6 | SLO - Slovenia | 2 | 0 | 2 |
| 6 | BOL - Bolivia | 2 | 0 | 2 | | ROU - Romania | 0 | | |
| 6 | BRA - Brazil | 2 | 0 | 2 | | | | | |
| Group C | | | | | | | | | |
| Rank | Team | Games | Wins | Losses | | | | | |
| 1 | CZE - Czechia | 1 | 1 | 0 | | | | | |
| 1 | ENG - England | 1 | 1 | 0 | | | | | |
| 1 | SUI - Switzerland | 1 | 1 | 0 | | | | | |
| 4 | NZL - New Zealand | 1 | 0 | 1 | | | | | |
| 4 | SVK - Slovakia | 1 | 0 | 1 | | | | | |
| 4 | UKR - Ukraine | 1 | 0 | 1 | | | | | |
| | TPE - Chinese Taipei | 0 | | | | | | | |

Note:
Under World Curling rules, tie-breaking rules for standings are not applied until after the last game of the round robin.

Legend:
L Loss **LSD** Last Stone Draw **LSFE(*)** Last Stone First End
W Win **X** Unplayed/unfinished end due to concession



Game Results

| Sheet | Team | LSFE | 1 | 2 | 3 | 4 | 5 | 6 | 7 | 8 | Extra Ends | Total |
|-------|--------------|------|---|---|---|---|---|---|---|---|------------|-------|
| A | BRA - Brazil | | 0 | 1 | 0 | 0 | 1 | 0 | 0 | X | | 2 |
| | SWE - Sweden | * | 3 | 0 | 1 | 1 | 0 | 2 | 3 | X | | 10 |

| BRA - Brazil | |
|--------------|--------------------------------|
| 4 S | RIBEIRO ALVES Pedro |
| 3 V | RODRIGUES Nuno |
| 2 | GARCEZ DORIA DE MELO Guilherme |
| 1 | CAMELO Arthur |
| A | GRAINGE John |

| SWE - Sweden | |
|--------------|--------------------|
| 4 S | NYGREN Vilmer |
| 3 V | DRYBURGH Alexander |
| 2 | ALEXANDER Dante |
| 1 | RODLING Ture |
| A | MEYERSON Jonatan |

| Last Stone Draw | | Distance |
|--------------------------------------|--------------------------------|----------------|
| ↻ | GARCEZ DORIA DE MELO Guilherme | 185.2cm |
| ↻ | RIBEIRO ALVES Pedro | 152.7cm |
| Total | | 337.9cm |
| Time remaining: 3 minutes 38 seconds | | |
| Time-out: End 7 | | |

| Last Stone Draw | | Distance |
|--------------------------------------|--------------------|----------------|
| ↻ | DRYBURGH Alexander | 129.5cm |
| ↻ | NYGREN Vilmer | 90.0cm |
| Total | | 219.5cm |
| Time remaining: 6 minutes 40 seconds | | |

Note:
Position and function for each team member:
4 = Fourth, 3 = Third, 2 = Second, 1 = Lead, A = Alternate, S = Skip, V = Vice-Skip

Legend:
↻ Clockwise ↻ Counter-clockwise **LSFE(*)** Last Stone First End
X Unplayed/unfinished end due to concession



Game Results

| Sheet | Team | LSFE | 1 | 2 | 3 | 4 | 5 | 6 | 7 | 8 | Extra Ends | Total |
|-------|---------------|------|---|---|---|---|---|---|---|---|------------|-------|
| B | POL - Poland | * | | | | | | | | | | W |
| | BOL - Bolivia | | | | | | | | | | | L |

POL - Poland

| Last Stone Draw | Distance |
|-----------------------|----------------|
| ⌚ MOSIOLEK Bartlomiej | 121.4cm |
| ⌚ WITKOWSKI Jan | 26.3cm |
| Total | 147.7cm |

BOL - Bolivia

| Last Stone Draw | Distance |
|-------------------------------|----------------|
| ⌚ BALBOA APAZA Emerson Jhamil | 199.6cm |
| ⌚ ESPINOZA LECONA Jim Steven | 199.6cm |
| Total | 399.2cm |

DNS Team does not start

| | | | |
|----------------|------------------------------|---------------------|--------|
| Legend: | ⌚ Clockwise | ⌚ Counter-clockwise | L Loss |
| | LSFE(*) Last Stone First End | W Win | |



Game Results

| Sheet | Team | LSFE | 1 | 2 | 3 | 4 | 5 | 6 | 7 | 8 | Extra Ends | Total |
|----------|---------------|------|---|---|---|---|---|---|---|---|------------|-------|
| C | AUT - Austria | | 0 | 0 | 1 | 0 | 1 | 0 | 0 | X | | 2 |
| | LAT - Latvia | * | 2 | 0 | 0 | 3 | 0 | 1 | 1 | X | | 7 |

| AUT - Austria | |
|---------------|---------------------|
| 4 S | HOFER Mattheus |
| 3 V | ZOTT David |
| 2 | KRAMLINGER Florian |
| 1 | NEUMAYR Christoph |
| A | KRAMLINGER Johannes |

| LAT - Latvia | |
|--------------|----------------------|
| 4 S | ZASS Kristaps |
| 3 V | SELIVERSTOVS Eduards |
| 2 | SONDORS Toms |
| 1 | SMIRNOVS Deniss |
| A | JAVA Krisjanis |

| Last Stone Draw | | Distance |
|---------------------------------------|--------------------|----------------|
| ↻ | ZOTT David | 199.6cm |
| ↻ | KRAMLINGER Florian | 155.1cm |
| Total | | 354.7cm |
| Time remaining: 12 minutes 25 seconds | | |

| Last Stone Draw | | Distance |
|--------------------------------------|----------------------|---------------|
| ↻ | SONDORS Toms | 60.5cm |
| ↻ | SELIVERSTOVS Eduards | 2.3cm |
| Total | | 62.8cm |
| Time remaining: 8 minutes 48 seconds | | |

Note:
Position and function for each team member:
4 = Fourth, **3** = Third, **2** = Second, **1** = Lead, **A** = Alternate, **S** = Skip, **V** = Vice-Skip

Legend:
↻ Clockwise ↻ Counter-clockwise **LSFE(*)** Last Stone First End
X Unplayed/unfinished end due to concession



Game Results

| Sheet | Team | LSFE | 1 | 2 | 3 | 4 | 5 | 6 | 7 | 8 | Extra Ends | Total |
|----------|-------------------|------|---|---|---|---|---|---|---|---|------------|-------|
| D | KOR - Korea | * | 1 | 0 | 1 | 0 | 1 | 3 | 0 | 0 | | 6 |
| | PHI - Philippines | | 0 | 1 | 0 | 1 | 0 | 0 | 2 | 1 | | 5 |

| KOR - Korea | |
|-------------|---------------|
| 4 S | KIM Daehyun |
| 3 V | LEE Woojung |
| 2 | PARK Seongmin |
| 1 | SHIN Eunjun |
| A | KWON Juni |

| PHI - Philippines | |
|-------------------|---------------|
| 4 S | SKAGGS Dylan |
| 3 | SKAGGS Tyler |
| 2 V | HESTER Felix |
| 1 | MOJADO Elijah |
| A | - |

| Last Stone Draw | Distance |
|-----------------|---------------|
| ↻ KIM Daehyun | 58.7cm |
| ↻ PARK Seongmin | 22.0cm |
| Total | 80.7cm |

| Last Stone Draw | Distance |
|-----------------|----------------|
| ↻ MOJADO Elijah | 199.6cm |
| ↻ HESTER Felix | 199.6cm |
| Total | 399.2cm |

Time remaining: 3 minutes 46 seconds

Time remaining: 2 minutes 1 second

Time-out: End 6

Note:
Position and function for each team member:
4 = Fourth, **3** = Third, **2** = Second, **1** = Lead, **A** = Alternate, **S** = Skip, **V** = Vice-Skip

Legend:
↻ Clockwise ↻ Counter-clockwise **LSFE(*)** Last Stone First End



WJBCC 2024
Lohja, Finland

SUN 8 DEC 2024
Start Time 19:00

World Junior-B Curling Championships 2024
Kisakallio Sports Institute
Men



Round Robin Session 3
Group B - Sheet E

Game Results

| Sheet | Team | LSFE | 1 | 2 | 3 | 4 | 5 | 6 | 7 | 8 | Extra Ends | Total |
|-------|----------------|------|---|---|---|---|---|---|---|---|------------|-------|
| E | SLO - Slovenia | | 0 | 1 | 0 | 0 | 1 | 0 | X | X | | 2 |
| | JPN - Japan | * | 4 | 0 | 1 | 4 | 0 | 1 | X | X | | 10 |

| SLO - Slovenia | |
|----------------|----------------------|
| 4 V | OMERZEL Maks |
| 3 S | GOSAR KOCEVAR Gasper |
| 2 | BERLOT Vid |
| 1 | GMAJNAR Bor |
| A | - |

| JPN - Japan | |
|-------------|------------------|
| 4 S | NAKAHARA Toa |
| 3 V | MICHITANI Hinata |
| 2 | TAKEMURA Riku |
| 1 | KIMURA Yuta |
| A | KOBAYASHI Shunta |

| Last Stone Draw | | Distance |
|-----------------|----------------------|----------------|
| ↻ | GOSAR KOCEVAR Gasper | 63.2cm |
| ↻ | BERLOT Vid | 84.8cm |
| Total | | 148.0cm |

| Last Stone Draw | | Distance |
|-----------------|---------------|----------------|
| ↻ | NAKAHARA Toa | 83.0cm |
| ↻ | TAKEMURA Riku | 53.5cm |
| Total | | 136.5cm |

Time remaining: 13 minutes 12 seconds

Time remaining: 11 minutes 34 seconds

Note:
Position and function for each team member:
4 = Fourth, 3 = Third, 2 = Second, 1 = Lead, A = Alternate, S = Skip, V = Vice-Skip

Legend:
↻ Clockwise ↻ Counter-clockwise **LSFE(*)** Last Stone First End
X Unplayed/unfinished end due to concession



Session Results and Standings

| Sheet | Team | LSD/LSFE | 1 | 2 | 3 | 4 | 5 | 6 | 7 | 8 | Extra Ends | Total |
|----------|-------------------|-----------|---|---|---|---|---|---|---|---|------------|-------|
| A | TUR - Türkiye | 204.6cm | 1 | 3 | 2 | 0 | 0 | 2 | 1 | X | | 9 |
| | SLO - Slovenia | 184.1cm * | 0 | 0 | 0 | 1 | 1 | 0 | 0 | X | | 2 |
| B | UKR - Ukraine | 208.9cm | 0 | 1 | 0 | 0 | 0 | 2 | X | X | | 3 |
| | SUI - Switzerland | 75.2cm * | 2 | 0 | 2 | 2 | 2 | 0 | X | X | | 8 |
| C | SVK - Slovakia | 123.8cm * | 0 | 0 | 0 | 0 | 2 | 0 | 0 | X | | 2 |
| | ENG - England | 239.4cm | 1 | 0 | 1 | 1 | 0 | 3 | 1 | X | | 7 |
| D | CHN - China | 297.6cm | 2 | 0 | 0 | 1 | 0 | 0 | 2 | 0 | | 5 |
| | JPN - Japan | 39.0cm * | 0 | 2 | 2 | 0 | 0 | 1 | 0 | 1 | | 6 |
| E | NZL - New Zealand | 164.0cm | 0 | 0 | 0 | 1 | 0 | 0 | X | X | | 1 |
| | CZE - Czechia | 47.9cm * | 1 | 1 | 2 | 0 | 1 | 1 | X | X | | 6 |

Current Standings

| Group A | | | | | Group B | | | | |
|---------|-------------------|-------|------|--------|---------|-----------------|-------|------|--------|
| Rank | Team | Games | Wins | Losses | Rank | Team | Games | Wins | Losses |
| 1 | KOR - Korea | 1 | 1 | 0 | 1 | ESP - Spain | 1 | 1 | 0 |
| 1 | PHI - Philippines | 1 | 1 | 0 | 1 | JPN - Japan | 1 | 1 | 0 |
| 1 | POL - Poland | 1 | 1 | 0 | 1 | TUR - Türkiye | 1 | 1 | 0 |
| 1 | SWE - Sweden | 1 | 1 | 0 | 4 | AUS - Australia | 1 | 0 | 1 |
| 5 | AUT - Austria | 1 | 0 | 1 | 4 | CHN - China | 1 | 0 | 1 |
| 5 | BOL - Bolivia | 1 | 0 | 1 | 4 | SLO - Slovenia | 1 | 0 | 1 |
| 5 | BRA - Brazil | 1 | 0 | 1 | | ROU - Romania | 0 | | |
| 5 | LAT - Latvia | 1 | 0 | 1 | | | | | |

| Group C | | | | |
|---------|----------------------|-------|------|--------|
| Rank | Team | Games | Wins | Losses |
| 1 | CZE - Czechia | 1 | 1 | 0 |
| 1 | ENG - England | 1 | 1 | 0 |
| 1 | SUI - Switzerland | 1 | 1 | 0 |
| 4 | NZL - New Zealand | 1 | 0 | 1 |
| 4 | SVK - Slovakia | 1 | 0 | 1 |
| 4 | UKR - Ukraine | 1 | 0 | 1 |
| | TPE - Chinese Taipei | 0 | | |

Note:
Under World Curling rules, tie-breaking rules for standings are not applied until after the last game of the round robin.

Legend:
LSD Last Stone Draw **LSFE(*)** Last Stone First End **X** Unplayed/unfinished end due to concession



WJBCC 2024

Lohja, Finland

SUN 8 DEC 2024

Start Time 14:00

World Junior-B Curling Championships 2024

Kisakallio Sports Institute

Men



Round Robin Session 2

Group B - Sheet A



Game Results

| Sheet | Team | LSFE | 1 | 2 | 3 | 4 | 5 | 6 | 7 | 8 | Extra Ends | Total |
|-------|----------------|------|---|---|---|---|---|---|---|---|------------|-------|
| A | TUR - Türkiye | | 1 | 3 | 2 | 0 | 0 | 2 | 1 | X | | 9 |
| | SLO - Slovenia | * | 0 | 0 | 0 | 1 | 1 | 0 | 0 | X | | 2 |

| TUR - Türkiye | |
|---------------|-------------------------|
| 4 S | BAYRAMOGLU Mehmet Fatih |
| 3 V | ZENIT Muhammed Taha |
| 2 | KARAKURT Emre Can |
| 1 | KAYA Oguzhan |
| A | KARAHAN Muhammed Ali |

| SLO - Slovenia | |
|----------------|----------------------|
| 4 V | OMERZEL Maks |
| 3 S | GOSAR KOCEVAR Gasper |
| 2 | BERLOT Vid |
| 1 | GMAJNAR Bor |
| A | - |

| Last Stone Draw | Distance |
|---------------------------|----------------|
| 🕒 BAYRAMOGLU Mehmet Fatih | 5.0cm |
| 🕒 KARAKURT Emre Can | 199.6cm |
| Total | 204.6cm |

| Last Stone Draw | Distance |
|-----------------|----------------|
| 🕒 GMAJNAR Bor | 141.7cm |
| 🕒 OMERZEL Maks | 42.4cm |
| Total | 184.1cm |

Time remaining: 5 minutes 33 seconds

Time remaining: 12 minutes 29 seconds

KARAHAN MA replaced KAYA O at the beginning of End 5

Note:
Position and function for each team member:
4 = Fourth, 3 = Third, 2 = Second, 1 = Lead, A = Alternate, S = Skip, V = Vice-Skip

Legend:
🕒 Clockwise 🕒 Counter-clockwise LSFE(*) Last Stone First End
X Unplayed/unfinished end due to concession



WJBCC 2024
Lohja, Finland

SUN 8 DEC 2024
Start Time 14:00

World Junior-B Curling Championships 2024
Kisakallio Sports Institute
Men



Round Robin Session 2
Group C - Sheet B **WORLD CURLING**

Game Results

| Sheet | Team | LSFE | 1 | 2 | 3 | 4 | 5 | 6 | 7 | 8 | Extra Ends | Total |
|----------|-------------------|------|---|---|---|---|---|---|---|---|------------|-------|
| B | UKR - Ukraine | | 0 | 1 | 0 | 0 | 0 | 2 | X | X | | 3 |
| | SUI - Switzerland | * | 2 | 0 | 2 | 2 | 2 | 0 | X | X | | 8 |

| UKR - Ukraine | |
|---------------|-----------------|
| 4 S | NIKOLOV Eduard |
| 3 V | SUHAK Artem |
| 2 | KOVAL Vladyslav |
| 1 | HASYNETS Artem |
| A | - |

| SUI - Switzerland | |
|-------------------|------------------|
| 4 S | LUETHOLD Felix |
| 3 V | WITTICH Leon |
| 2 | ERNST Livio |
| 1 | FEIERABEND Jonas |
| A | BIEHLE Timon |

| Last Stone Draw | | Distance |
|-----------------|-----------------|----------------|
| ⌚ | KOVAL Vladyslav | 9.3cm |
| ⌚ | SUHAK Artem | 199.6cm |
| Total | | 208.9cm |

Time remaining: 8 minutes 59 seconds

| Last Stone Draw | | Distance |
|-----------------|------------------|---------------|
| ⌚ | FEIERABEND Jonas | 60.3cm |
| ⌚ | LUETHOLD Felix | 14.9cm |
| Total | | 75.2cm |

Time remaining: 16 minutes 22 seconds

Note:
Position and function for each team member:
4 = Fourth, **3** = Third, **2** = Second, **1** = Lead, **A** = Alternate, **S** = Skip, **V** = Vice-Skip

Legend:
 ⌚ Clockwise ⌚ Counter-clockwise **LSFE(*)** Last Stone First End
X Unplayed/unfinished end due to concession



Game Results

| Sheet | Team | LSFE | 1 | 2 | 3 | 4 | 5 | 6 | 7 | 8 | Extra Ends | Total |
|-------|----------------|------|---|---|---|---|---|---|---|---|------------|-------|
| C | SVK - Slovakia | * | 0 | 0 | 0 | 0 | 2 | 0 | 0 | X | | 2 |
| | ENG - England | | 1 | 0 | 1 | 1 | 0 | 3 | 1 | X | | 7 |

| SVK - Slovakia | |
|----------------|--------------------|
| 4 S | TRAJANOV Sebastian |
| 3 V | MASHUTIN Stanislav |
| 2 | SCEVLIK Samuel |
| 1 | VAVROVIC Samuel |
| A | SCHULLER Radovan |

| ENG - England | |
|---------------|-------------------|
| 4 S | WARING Matthew |
| 3 | McLAIN Callum |
| 2 V | GILLARD Benjamin |
| 1 | CAUNCE Troy |
| A | HOLCOMBE Benjamin |

| Last Stone Draw | | Distance |
|-----------------|--------------------|----------------|
| ↻ | VAVROVIC Samuel | 98.3cm |
| ↻ | TRAJANOV Sebastian | 25.5cm |
| Total | | 123.8cm |

| Last Stone Draw | | Distance |
|-----------------|----------------|----------------|
| ↻ | McLAIN Callum | 39.8cm |
| ↻ | WARING Matthew | 199.6cm |
| Total | | 239.4cm |

Time remaining: 8 minutes 7 seconds

Time remaining: 8 minutes 32 seconds

Note:
Position and function for each team member:
4 = Fourth, 3 = Third, 2 = Second, 1 = Lead, A = Alternate, S = Skip, V = Vice-Skip

Legend:
↻ Clockwise ↻ Counter-clockwise **LSFE(*)** Last Stone First End
X Unplayed/unfinished end due to concession



Game Results

| Sheet | Team | LSFE | 1 | 2 | 3 | 4 | 5 | 6 | 7 | 8 | Extra Ends | Total |
|-------|-------------|------|---|---|---|---|---|---|---|---|------------|-------|
| D | CHN - China | | 2 | 0 | 0 | 1 | 0 | 0 | 2 | 0 | | 5 |
| | JPN - Japan | * | 0 | 2 | 2 | 0 | 0 | 1 | 0 | 1 | | 6 |

| CHN - China | |
|-------------|---------------|
| 4 S | LIU Guangshen |
| 3 V | YU Sen |
| 2 | ZHU Yupeng |
| 1 | YAN Jisong |
| A | LI Yang |

| JPN - Japan | |
|-------------|------------------|
| 4 S | NAKAHARA Toa |
| 3 V | MICHITANI Hinata |
| 2 | TAKEMURA Riku |
| 1 | KIMURA Yuta |
| A | KOBAYASHI Shunta |

| Last Stone Draw | Distance |
|-----------------|----------------|
| ↻ LIU Guangshen | 155.5cm |
| ↻ YU Sen | 142.1cm |
| Total | 297.6cm |

| Last Stone Draw | Distance |
|--------------------|---------------|
| ↻ KIMURA Yuta | 15.3cm |
| ↻ MICHITANI Hinata | 23.7cm |
| Total | 39.0cm |

Time remaining: 4 minutes 15 seconds

Time remaining: 5 minutes 21 seconds

Note:
Position and function for each team member:
4 = Fourth, 3 = Third, 2 = Second, 1 = Lead, A = Alternate, S = Skip, V = Vice-Skip

Legend:
↻ Clockwise ↻ Counter-clockwise **LSFE(*)** Last Stone First End



Session Results and Standings

| Sheet | Team | LSD/LSFE | 1 | 2 | 3 | 4 | 5 | 6 | 7 | 8 | Extra Ends | Total |
|-------|-------------------|-----------|---|---|---|---|---|---|---|---|------------|-------|
| A | POL - Poland | 325.2cm * | 1 | 0 | 1 | 0 | 2 | 0 | 2 | X | | 6 |
| | LAT - Latvia | 399.2cm | 0 | 1 | 0 | 1 | 0 | 1 | 0 | X | | 3 |
| B | SWE - Sweden | 375.7cm * | 2 | 1 | 2 | 3 | 0 | 3 | X | X | | 11 |
| | AUT - Austria | 399.2cm | 0 | 0 | 0 | 0 | 1 | 0 | X | X | | 1 |
| C | BOL - Bolivia | 399.2cm | | | | | | | | | | L |
| | PHI - Philippines | 236.1cm * | | | | | | | | | | W |
| D | ESP - Spain | 186.7cm * | 0 | 0 | 2 | 0 | 3 | 0 | 1 | 3 | | 9 |
| | AUS - Australia | 399.2cm | 2 | 1 | 0 | 2 | 0 | 0 | 0 | 0 | | 5 |
| E | BRA - Brazil | 399.2cm | 0 | 0 | 0 | 1 | 0 | 0 | 1 | X | | 2 |
| | KOR - Korea | 275.4cm * | 5 | 1 | 4 | 0 | 3 | 1 | 0 | X | | 14 |

Current Standings

| Group A | | | | | Group B | | | | |
|---------|-------------------|-------|------|--------|---------|-----------------|-------|------|--------|
| Rank | Team | Games | Wins | Losses | Rank | Team | Games | Wins | Losses |
| 1 | KOR - Korea | 1 | 1 | 0 | 1 | ESP - Spain | 1 | 1 | 0 |
| 1 | PHI - Philippines | 1 | 1 | 0 | 2 | AUS - Australia | 1 | 0 | 1 |
| 1 | POL - Poland | 1 | 1 | 0 | | CHN - China | 0 | | |
| 1 | SWE - Sweden | 1 | 1 | 0 | | JPN - Japan | 0 | | |
| 5 | AUT - Austria | 1 | 0 | 1 | | ROU - Romania | 0 | | |
| 5 | BOL - Bolivia | 1 | 0 | 1 | | SLO - Slovenia | 0 | | |
| 5 | BRA - Brazil | 1 | 0 | 1 | | TUR - Türkiye | 0 | | |
| 5 | LAT - Latvia | 1 | 0 | 1 | | | | | |

| Group C | | | | |
|---------|----------------------|-------|------|--------|
| Rank | Team | Games | Wins | Losses |
| | CZE - Czechia | | | |
| | ENG - England | | | |
| | NZL - New Zealand | | | |
| | SUI - Switzerland | | | |
| | SVK - Slovakia | | | |
| | TPE - Chinese Taipei | | | |
| | UKR - Ukraine | | | |

Note:
Under World Curling rules, tie-breaking rules for standings are not applied until after the last game of the round robin.

Legend:
L Loss **LSD** Last Stone Draw **LSFE(*)** Last Stone First End
W Win **X** Unplayed/unfinished end due to concession



Game Results

| Sheet | Team | LSFE | 1 | 2 | 3 | 4 | 5 | 6 | 7 | 8 | Extra Ends | Total |
|-------|---------------|------|---|---|---|---|---|---|---|---|------------|-------|
| B | SWE - Sweden | * | 2 | 1 | 2 | 3 | 0 | 3 | X | X | | 11 |
| | AUT - Austria | | 0 | 0 | 0 | 0 | 1 | 0 | X | X | | 1 |

| SWE - Sweden | |
|--------------|--------------------|
| 4 S | NYGREN Vilmer |
| 3 V | DRYBURGH Alexander |
| 2 | ALEXANDER Dante |
| 1 | RODLING Ture |
| A | MEYERSON Jonatan |

| AUT - Austria | |
|---------------|---------------------|
| 4 S | HOFER Matthaeus |
| 3 V | ZOTT David |
| 2 | KRAMLINGER Florian |
| 1 | KRAMLINGER Johannes |
| A | NEUMAYR Christoph |

| Last Stone Draw | | Distance |
|-----------------|--------------------|----------------|
| 🕒 | DRYBURGH Alexander | 199.6cm |
| 🕒 | NYGREN Vilmer | 176.1cm |
| Total | | 375.7cm |

| Last Stone Draw | | Distance |
|-----------------|---------------------|----------------|
| 🕒 | HOFER Matthaeus | 199.6cm |
| 🕒 | KRAMLINGER Johannes | 199.6cm |
| Total | | 399.2cm |

Time remaining: 11 minutes 34 seconds

Time remaining: 10 minutes 42 seconds

Note:
Position and function for each team member:
4 = Fourth, 3 = Third, 2 = Second, 1 = Lead, A = Alternate, S = Skip, V = Vice-Skip

Legend:
 🕒 Clockwise 🕒 Counter-clockwise LSFE(*) Last Stone First End
 X Unplayed/unfinished end due to concession



Game Results

| Sheet | Team | LSFE | 1 | 2 | 3 | 4 | 5 | 6 | 7 | 8 | Extra Ends | Total |
|-------|-------------------|------|---|---|---|---|---|---|---|---|------------|-------|
| C | BOL - Bolivia | | | | | | | | | | | L |
| | PHI - Philippines | * | | | | | | | | | | W |

BOL - Bolivia

| Last Stone Draw | Distance |
|--------------------------------|----------------|
| 🕒 TINTA ESTRADA Cody Jefferson | 199.6cm |
| 🕒 CASTRO FERNANDEZ Yerko Fidel | 199.6cm |
| Total | 399.2cm |

PHI - Philippines

| Last Stone Draw | Distance |
|-----------------|----------------|
| 🕒 SKAGGS Tyler | 58.6cm |
| 🕒 SKAGGS Dylan | 177.5cm |
| Total | 236.1cm |

DNS Team does not start

| | | | |
|----------------|------------------------------|---------------------|--------|
| Legend: | 🕒 Clockwise | 🕒 Counter-clockwise | L Loss |
| | LSFE(*) Last Stone First End | W Win | |



Game Results

| Sheet | Team | LSFE | 1 | 2 | 3 | 4 | 5 | 6 | 7 | 8 | Extra Ends | Total |
|-------|-----------------|------|---|---|---|---|---|---|---|---|------------|-------|
| D | ESP - Spain | * | 0 | 0 | 2 | 0 | 3 | 0 | 1 | 3 | | 9 |
| | AUS - Australia | | 2 | 1 | 0 | 2 | 0 | 0 | 0 | 0 | | 5 |

| ESP - Spain | |
|-------------|------------------------------|
| 4 V | SAEZ DE OCARIZ Eneko |
| 3 S | CARASA Javier |
| 2 | CARDONA SANCHEZ Alejandro |
| 1 | LOPEZ LABARTA Pablo |
| A | PALACiN KHROMCHENKOV Aleksei |

| AUS - Australia | |
|-----------------|----------------|
| 4 V | BENCE Thomas |
| 3 S | COLLINS Flynn |
| 2 | QUINN Matthew |
| 1 | COLLINS Daniel |
| A | - |

| Last Stone Draw | | Distance |
|-----------------|----------------------|----------------|
| ↻ | CARASA Javier | 75.3cm |
| ↻ | SAEZ DE OCARIZ Eneko | 111.4cm |
| Total | | 186.7cm |

| Last Stone Draw | | Distance |
|-----------------|---------------|----------------|
| ↻ | COLLINS Flynn | 199.6cm |
| ↻ | BENCE Thomas | 199.6cm |
| Total | | 399.2cm |

Time remaining: 3 minutes 20 seconds

Time remaining: 2 minutes 15 seconds

Note:
Position and function for each team member:
4 = Fourth, **3** = Third, **2** = Second, **1** = Lead, **A** = Alternate, **S** = Skip, **V** = Vice-Skip

Legend:
↻ Clockwise ↻ Counter-clockwise **LSFE(*)** Last Stone First End



Game Results

| Sheet | Team | LSFE | 1 | 2 | 3 | 4 | 5 | 6 | 7 | 8 | Extra Ends | Total |
|-------|--------------|------|---|---|---|---|---|---|---|---|------------|-------|
| E | BRA - Brazil | | 0 | 0 | 0 | 1 | 0 | 0 | 1 | X | | 2 |
| | KOR - Korea | * | 5 | 1 | 4 | 0 | 3 | 1 | 0 | X | | 14 |

| BRA - Brazil | |
|--------------|--------------------------------|
| 4 S | RIBEIRO ALVES Pedro |
| 3 V | RODRIGUES Nuno |
| 2 | GARCEZ DORIA DE MELO Guilherme |
| 1 | CAMELO Arthur |
| A | GRAINGE John |

| KOR - Korea | |
|-------------|---------------|
| 4 S | KIM Daehyun |
| 3 V | LEE Woojung |
| 2 | PARK Seongmin |
| 1 | KWON Juni |
| A | SHIN Eunjun |

| Last Stone Draw | | Distance | Last Stone Draw | | Distance |
|-----------------|----------------|----------------|-----------------|-------------|----------------|
| | CAMELO Arthur | 199.6cm | | LEE Woojung | 169.5cm |
| | RODRIGUES Nuno | 199.6cm | | KWON Juni | 105.9cm |
| Total | | 399.2cm | Total | | 275.4cm |

Time remaining: 3 minutes 47 seconds

Time remaining: 5 minutes 9 seconds

| |
|---|
| Note: Position and function for each team member: 4 = Fourth, 3 = Third, 2 = Second, 1 = Lead, A = Alternate, S = Skip, V = Vice-Skip |
| Legend: Clockwise Counter-clockwise LSFE(*) Last Stone First End X Unplayed/unfinished end due to concession |



Entry List by Event

REVISED
9 DEC 14:24

As of MON 9 DEC 2024

| AUS - Australia | | Group B |
|------------------------|----------------|----------------|
| 4 V | BENCE Thomas | R |
| 3 S | COLLINS Flynn | L |
| 2 | QUINN Matthew | R |
| 1 | COLLINS Daniel | R |
| A | - | |
| C | POWELL Anne | |
| O | - | |
| O | - | |

| CZE - Czechia | | Group C |
|----------------------|--------------------|----------------|
| 4 V | ZDARSKY Krystof | R |
| 3 S | PENICKA Simon | R |
| 2 | KASKA Matej | L |
| 1 | KRATKY Tomas | R |
| A | TAHAL Daniel | L |
| C | BODLAK Ondrej | |
| NC | SCOFFIN Wade (CAN) | |
| O | - | |

| AUT - Austria | | Group A |
|----------------------|-----------------------|----------------|
| 4 S | HOFER Matthaeus | R |
| 3 | ZOTT David | R |
| 2 V | KRAMLINGER Florian | R |
| 1 | KRAMLINGER Johannes | R |
| A | NEUMAYR Christoph | R |
| C | JENTSCH Daniela (GER) | |
| 2C | KARG Johann | |
| O | - | |

| ENG - England | | Group C |
|----------------------|-------------------|----------------|
| 4 S | WARING Matthew | R |
| 3 | McLAIN Callum | R |
| 2 V | GILLARD Benjamin | R |
| 1 | CAUNCE Troy | R |
| A | HOLCOMBE Benjamin | R |
| C | WHITTLE James | |
| O | - | |
| O | - | |

| BOL - Bolivia | | Group A |
|----------------------|------------------------------|----------------|
| 4 S | ESPINOZA LECONA Jim Steven | L |
| 3 V | CASTRO FERNANDEZ Yerko Fidel | R |
| 2 | BALBOA APAZA Emerson Jhamil | R |
| 1 | TINTA ESTRADA Cody Jefferson | R |
| A | - | |
| C | - | |
| O | - | |
| O | - | |

| ESP - Spain | | Group B |
|--------------------|------------------------------|----------------|
| 4 V | SAEZ DE OCARIZ Eneko | R |
| 3 S | CARASA Javier | R |
| 2 | CARDONA SANCHEZ Alejandro | R |
| 1 | LOPEZ LABARTA Pablo | R |
| A | PALACIN KHROMCHENKOV Aleksei | R |
| C | VEZ Alberto | |
| O | - | |
| O | - | |

| BRA - Brazil | | Group A |
|---------------------|--------------------------------|----------------|
| 4 S | RIBEIRO ALVES Pedro | R |
| 3 V | RODRIGUES Nuno | R |
| 2 | GARCEZ DORIA DE MELO Guilherme | R |
| 1 | CAMELO Arthur | R |
| A | GRAINGE John | R |
| C | MIRON Logan (CAN) | |
| O | RODRIGUES Marcio | |
| O | - | |

| JPN - Japan | | Group B |
|--------------------|------------------|----------------|
| 4 S | NAKAHARA Toa | R |
| 3 V | MICHITANI Hinata | R |
| 2 | TAKEMURA Riku | R |
| 1 | KIMURA Yuta | R |
| A | KOBAYASHI Shunta | R |
| C | OGASAWARA Ayumi | |
| O | YADOIWA Takuo | |
| O | - | |

| CHN - China | | Group B |
|--------------------|---------------|----------------|
| 4 S | LIU Guangshen | R |
| 3 V | YU Sen | R |
| 2 | ZHU Yupeng | R |
| 1 | YAN Jisong | R |
| A | LI Yang | R |
| C | ZHANG Rongrui | |
| T | JIA Ye | |
| O | BAI Yanzhou | |

| KOR - Korea | | Group A |
|--------------------|---------------|----------------|
| 4 S | KIM Daehyun | R |
| 3 V | LEE Woojung | R |
| 2 | PARK Seongmin | R |
| 1 | KWON Juni | R |
| A | SHIN Eunjun | R |
| C | KIM Chigu | |
| T | JEONG Yerin | |
| O | - | |



Entry List by Event

REVISED
9 DEC 14:24

As of MON 9 DEC 2024

| LAT - Latvia | | Group A |
|---------------------|----------------------|----------------|
| 4 S | ZASS Kristaps | R |
| 3 V | SELIVERSTOVS Eduards | R |
| 2 | SONDORS Toms | R |
| 1 | SMIRNOVS Deniss | R |
| A | JAVA Krisjanis | R |
| C | VAIVODS Raimonds | |
| O | - | |
| O | - | |

| SLO - Slovenia | | Group B |
|-----------------------|----------------------|----------------|
| 4 V | OMERZEL Maks | R |
| 3 S | GOSAR KOCEVAR Gasper | R |
| 2 | BERLOT Vid | R |
| 1 | GMAJNAR Bor | R |
| A | - | |
| C | OMERZEL Jakob | |
| O | - | |
| O | - | |

| NZL - New Zealand | | Group C |
|--------------------------|--------------------|----------------|
| 4 S | NEVILL Darcy | R |
| 3 V | LOE William | R |
| 2 | STEELE Jack | R |
| 1 | MILLAR Jack | R |
| A | KINNEY Ben | R |
| C | QVIST Mikael (SWE) | |
| O | MORGAN Richard | |
| O | - | |

| SUI - Switzerland | | Group C |
|--------------------------|------------------|----------------|
| 4 S | LUETHOLD Felix | R |
| 3 V | WITTICH Leon | R |
| 2 | ERNST Livio | R |
| 1 | FEIERABEND Jonas | R |
| A | BIEHLE Timon | R |
| C | OBRIST Greg | |
| NC | RIOS Martin | |
| O | - | |

| PHI - Philippines | | Group A |
|--------------------------|--------------------|----------------|
| 4 S | SKAGGS Dylan | R |
| 3 | SKAGGS Tyler | R |
| 2 V | HESTER Felix | R |
| 1 | MOJADO Elijah | R |
| A | - | |
| C | MALVAR Pedro (CAN) | |
| O | MARIANO Sheila | |
| O | SKAGGS Jeffrey | |

| SVK - Slovakia | | Group C |
|-----------------------|--------------------|----------------|
| 4 S | TRAJANOV Sebastian | R |
| 3 V | MASHUTIN Stanislav | R |
| 2 | SCEVLIK Samuel | L |
| 1 | VAVROVIC Samuel | R |
| A | SCHULLER Radovan | R |
| C | HORACEK Jan | |
| O | - | |
| O | - | |

| POL - Poland | | Group A |
|---------------------|----------------------|----------------|
| 4 S | FRYNIA Antoni | R |
| 3 V | MUCHA Kacper | R |
| 2 | MOSIOLEK Bartlomiej | R |
| 1 | WITKOWSKI Jan | R |
| A | WOJCIECHOWSKI Filip | L |
| C | SZELIGA-FRYNIA Marta | |
| O | - | |
| O | - | |

| SWE - Sweden | | Group A |
|---------------------|----------------------|----------------|
| 4 S | NYGREN Vilmer | R |
| 3 V | DRYBURGH Alexander | L |
| 2 | ALEXANDER Dante | R |
| 1 | RODLING Ture | R |
| A | MEYERSON Jonatan | R |
| C | DRYBURGH James (SCO) | |
| O | - | |
| O | - | |

| ROU - Romania | | Group B |
|----------------------|--------------------|----------------|
| 4 V | POP Tudor | R |
| 3 | FELECAN Toma Matei | R |
| 2 S | GHERGIE Dan | R |
| 1 | MIHALCA Tudor | L |
| A | VANCEA Catalin | R |
| C | COLCERIU Bogdan | |
| O | - | |
| O | - | |

| TPE - Chinese Taipei | | Group C |
|-----------------------------|--------------|----------------|
| 4 S | CHANG Samuel | R |
| 3 V | JIN Hui-Lun | L |
| 2 | CHEN Shou-Yi | R |
| 1 | LIN Hui-En | R |
| A | - | |
| C | WU Guo-Hao | |
| O | - | |
| O | - | |



Entry List by Event

REVISED
9 DEC 14:24

As of MON 9 DEC 2024

| TUR - Türkiye | | Group B |
|---------------|-------------------------|---------|
| 4 S | BAYRAMOGLU Mehmet Fatih | R |
| 3 V | ZENIT Muhammed Taha | R |
| 2 | KARAKURT Emre Can | R |
| 1 | KAYA Oguzhan | R |
| A | KARAHAN Muhammed Ali | R |
| C | TOPALOGLU Sadik | |
| 2C | YUCE Orhun | |
| O | KISHALI Yusuf Sadri | |

| UKR - Ukraine | | Group C |
|---------------|--------------------|---------|
| 4 S | NIKOLOV Eduard | R |
| 3 V | SUHAK Artem | R |
| 2 | KOVAL Vladyslav | R |
| 1 | HASYNETS Artem | R |
| A | - | |
| C | RAMSAY David (SCO) | |
| O | KHOKHLOV Illia | |
| O | - | |

Note:

Position and function for each team member:

4 = Fourth, **3** = Third, **2** = Second, **1** = Lead, **A** = Alternate, **S** = Skip, **V** = Vice-Skip

C = Coach, **2C** = 2nd Team Coach, **NC** = National Coach, **T** = Translator, **O** = Team Official

Legend:

L Left-handed

R Right-handed

REVISED

Team BOL: Line-up adjusted and Coach removed



Competition Officials

REVISED
11 DEC 12:21

As of WED 11 DEC 2024

| Function | Name | Organisation |
|--|---------------------|---------------------|
| World Curling President: | WELLING Beau | USA - United States |
| World Curling Head of Competitions: | ROETHLISBERGER Eeva | SUI - Switzerland |
| World Curling Technical Delegate: | SNITIL Jiri | CZE - Czechia |
| Chief Umpire: | BOMAS Bob | NED - Netherlands |
| Deputy Chief Umpire: | GOWER Michele | CAN - Canada |
| Game Umpires: | AULD David | SCO - Scotland |
| | BOULEANU Razvan | ROU - Romania |
| | GRUFMAN Ingemar | SWE - Sweden |
| | SYKORA Marek | SVK - Slovakia |
| Game Umpire (Men): | TRAILA Octavia | ROU - Romania |
| Game Umpire (Women): | KADLEC Tomas | CZE - Czechia |
| Chief Timer: | ERIKSSON Ingemar | SWE - Sweden |
| Deputy Chief Timer: | SCHALLER Christian | SUI - Switzerland |
| Chief Ice Technician: | HERON John | SCO - Scotland |
| Deputy Chief Ice Technician: | RASMUSSEN Oliver | DEN - Denmark |

REVISED

OKSANEN Taru replaced by TRAILA Octavia (Men) and KADLEC Tomas (Women)

Competition Schedule

REVISED
13 DEC 19:28

As of FRI 13 DEC 2024

| Date | Start Time | Session | Sheet A | Sheet B | Sheet C | Sheet D | Sheet E | Sheet F |
|------------|------------|------------------------|-----------|-----------|-----------|-----------|-----------|-----------|
| SUN 8 DEC | 9:00 | M1 | POL - LAT | SWE - AUT | BOL - PHI | ESP - AUS | BRA - KOR | |
| | 14:00 | M2 | TUR - SLO | UKR - SUI | SVK - ENG | CHN - JPN | NZL - CZE | |
| | 19:00 | M3 | BRA - SWE | POL - BOL | AUT - LAT | KOR - PHI | SLO - JPN | |
| MON 9 DEC | 9:00 | M4 | CZE - SUI | NZL - SVK | ROU - TUR | TPE - ENG | ESP - CHN | |
| | 14:00 | M5 | BOL - AUT | JPN - TUR | KOR - POL | BRA - LAT | PHI - SWE | |
| | 19:00 | M6 | TPE - SVK | ENG - CZE | ESP - SLO | UKR - NZL | ROU - AUS | |
| TUE 10 DEC | 9:00 | M7 | ENG - UKR | CHN - AUS | CZE - TPE | TUR - ESP | SUI - SVK | |
| | 14:00 | M8 | LAT - KOR | AUT - PHI | SWE - BOL | SLO - ROU | POL - BRA | |
| | 19:00 | M9 | AUS - TUR | SVK - UKR | JPN - ESP | ENG - SUI | TPE - NZL | |
| WED 11 DEC | 9:00 | M10 | CHN - ROU | KOR - SWE | PHI - BRA | AUT - POL | LAT - BOL | |
| | 14:00 | M11 | UKR - TPE | AUS - SLO | SUI - NZL | SVK - CZE | JPN - ROU | |
| | 19:00 | M12 | PHI - POL | BOL - BRA | TUR - CHN | LAT - SWE | KOR - AUT | |
| THU 12 DEC | 8:00 | M13 | NZL - ENG | ROU - ESP | AUS - JPN | SUI - TPE | CZE - UKR | |
| | 12:00 | M14 | SLO - CHN | PHI - LAT | BRA - AUT | BOL - KOR | SWE - POL | |
| | 19:00 | Men's Quarter-finals | | | | | | |
| FRI 13 DEC | 10:00 | Men's Semi-finals | | | | | | |
| | 16:00 | Men's Finals | | | | | | |
| SUN 15 DEC | 8:00 | w1 | chn - rou | slo - cro | fin - bra | den - sco | hun - esp | aus - eng |
| | 12:00 | w2 | aut - cze | lat - pol | | | nzl - kor | |
| | 16:00 | w3 | tur - sco | eng - fin | usa - chn | esp - rou | bra - aus | slo - hun |
| | 20:00 | w4 | | | pol - nzl | ltu - cze | | kor - lat |
| MON 16 DEC | 8:00 | w5 | fin - den | aus - tur | rou - slo | cro - chn | sco - eng | esp - usa |
| | 12:00 | w6 | pol - ltu | kor - aut | | | cze - lat | |
| | 16:00 | w7 | eng - bra | chn - esp | aus - sco | hun - usa | tur - den | rou - cro |
| | 20:00 | w8 | | | aut - pol | cze - nzl | | ltu - kor |
| TUE 17 DEC | 8:00 | w9 | | nzl - ltu | | lat - aut | | cze - pol |
| | 12:00 | w10 | slo - esp | bra - den | cro - hun | eng - tur | usa - rou | sco - fin |
| | 16:00 | w11 | lat - nzl | | kor - cze | | aut - ltu | |
| | 20:00 | w12 | hun - chn | usa - slo | tur - fin | sco - bra | esp - cro | den - aus |
| WED 18 DEC | 8:00 | w13 | | | ltu - lat | pol - kor | | nzl - aut |
| | 12:00 | w14 | cro - usa | rou - hun | den - eng | fin - aus | chn - slo | bra - tur |
| | 19:00 | Women's Quarter-finals | | | | | | |
| THU 19 DEC | 10:00 | Women's Semi-finals | | | | | | |
| | 16:00 | Women's Finals | | | | | | |

Note:

For NOC codes, lowercase is used for Women, and uppercase is used for Men.
First named team in each game plays red-handled stones and wears dark coloured upper playing garments.
Please check online for more details and the latest updates.

Legend:

Mn Men's session n **wn** Women's session n

REVISED Adjusted schedule after withdrawal of Mongolia, Kenya and Bolivia (women)