



# World Junior Curling Championships Taarnby, Denmark

5 – 13 March 2016

## RESULTS BOOK

Men



## Medallists

As of SUN 13 MAR 2016

Medal	Country	Name
GOLD	SCO - Scotland	MOUAT Bruce LAMMIE Bobby CANNON Gregor DOWELL Angus BRYDONE Robin HANNAH Alan
SILVER	USA - United States	DROPKIN Korey HOWELL Thomas FENNER Mark FENSON Alex EVENSON Quinn HENRY Wally
BRONZE	CAN - Canada	DUNSTONE Matt LOTT Colton DOERING Kyle GORDON Rob FORD Wade EDIE Calvin

## Final Standings

	Team	Players	Position - Function
Gold	SCO - Scotland	MOUAT Bruce LAMMIE Bobby CANNON Gregor DOWELL Angus BRYDONE Robin	4 S 3 V 2 1 A
Silver	USA - United States	DROPKIN Korey HOWELL Thomas FENNER Mark FENSON Alex EVENSON Quinn	4 S 3 2 1 V A
Bronze	CAN - Canada	DUNSTONE Matt LOTT Colton DOERING Kyle GORDON Rob FORD Wade	4 S 3 2 V 1 A
4	SUI - Switzerland	SCHWALLER Yannick MEIER Romano WITSCHONKE Patrick PROBST Michael GLOOR Simon	4 S 3 V 2 1 A
5	NOR - Norway	RAMSFJELL Magnus RAMSFJELL Bendik VAAGBERG Magnus HOESTMAEHLINGEN Elias VINTERVOLD Eskil	4 S 3 2 1 V A
6	SWE - Sweden	WRANAA Rasmus NYMAN Fredrik WAAHLIN Jordan BAECK Max SJOEBERG Axel	4 S 3 V 2 1 A
7	RUS - Russia	GADZHIKHANOV Timur GORYACHEV Daniil SOLOMATIN Dmitry EREMIN Alexander PUZAKOV Lev	4 V 3 2 1 S A
8	DEN - Denmark	THUNE Tobias ENGELHARDT Tobias HOLTERMANN Henrik Hoehling SKAU Nikolaj Mink BORREGAARD Simon Klinck	4 S 3 V 2 1 A
9	TUR - Turkey	KARAGOZ Ugurcan KARAKURT Oguzhan KARAMAN Emre TASKESEN Enes UCAN Muhammed Zeki	4 S 3 2 1 V A
10	KOR - Korea	SEONG Yu Jin HONG Jun Yeong JEON Byeong Uk LEE Geon LEE Jae Ho	4 S 3 V 2 1 A

**Note:**

Team position and functions are attached to each team member's name as follows:  
**4** = Fourth, **3** = Third, **2** = Second, **1** = Lead, **A** = Alternate, **S** = Skip, **V** = Vice-Skip

**DEN, RUS and TUR are relegated to the World Junior B Curling Championship**  
**KOR stays in the World Junior Curling Championship as host country**

## Competition Summary

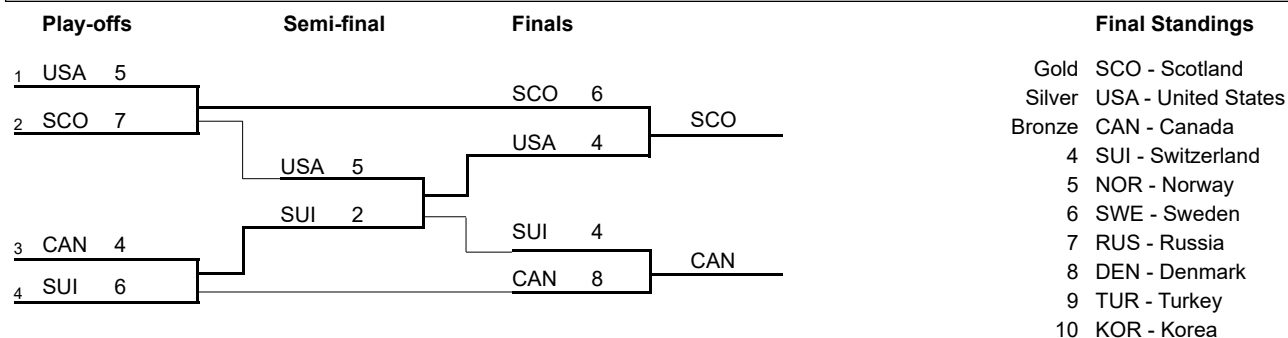
As of SUN 13 MAR 2016

Session	Date	Time	Sheet A	Sheet B	Sheet C	Sheet D	Sheet E
Session 1	6 MAR	14:00	SUI - TUR 9:2	SCO - NOR 7:4	USA - CAN 2:8	KOR - RUS 2:7	DEN - SWE 2:10
Session 2	7 MAR	9:00	NOR - KOR 10:2	TUR - RUS 8:7	DEN - SUI 4:6	SWE - CAN 4:5	SCO - USA 6:7
Session 3	7 MAR	19:00	CAN - SCO 7:10	SUI - SWE 4:5	TUR - KOR 9:2	USA - DEN 9:2	NOR - RUS 2:8
Session 4	8 MAR	14:00	RUS - DEN 8:3	USA - KOR 9:4	SWE - NOR 6:8	CAN - SUI 5:7	TUR - SCO 4:13
Session 5	9 MAR	9:00	USA - NOR 9:6	DEN - TUR 6:4	SUI - RUS 5:3	SCO - SWE 9:2	KOR - CAN 2:12
Session 6	9 MAR	19:00	DEN - CAN 1:9	NOR - SUI 6:3	KOR - SCO 3:10	RUS - USA 3:5	SWE - TUR 7:2
Session 7	10 MAR	14:00	SCO - RUS 10:2	SWE - USA 5:6	CAN - TUR 10:2	DEN - NOR 3:9	SUI - KOR 7:2
Session 8	11 MAR	9:00	TUR - USA 4:7	KOR - DEN 3:11	RUS - SWE 2:7	SUI - SCO 10:4	CAN - NOR 4:3
Session 9	11 MAR	19:00	KOR - SWE 2:9	RUS - CAN 4:6	SCO - DEN 8:2	NOR - TUR 11:4	USA - SUI 9:3
Play-offs	12 MAR	14:00		SCO - USA 7:5		CAN - SUI 4:6	
Semi-final	12 MAR	19:00	USA - SUI 5:2				
Finals	13 MAR	14:00		CAN - SUI 8:4	USA - SCO 4:6		

### Standings after Round Robin

Rank	Team	Games	Wins	Losses	
1	USA - United States	9	8	1	Q
2	SCO - Scotland	9	7	2	Q w1
3	CAN - Canada	9	7	2	Q w0
4	SUI - Switzerland	9	6	3	Q
5	NOR - Norway	9	5	4	w1
6	SWE - Sweden	9	5	4	w0
7	RUS - Russia	9	3	6	>B
8	DEN - Denmark	9	2	7	>B w1
9	TUR - Turkey	9	2	7	>B w0
10	KOR - Korea	9	0	9	

### Championship Bracket



**Legend:**  
**Q** Qualified for the play-offs      **wx** Number of wins (x) against tied teams

**DEN, RUS and TUR are relegated to the World Junior B Curling Championship**  
**KOR stays in the World Junior Curling Championship as host country**



## Summary of Big Ends

As of SUN 13 MAR 2016

Points Scored	By	Against	Session	End	Game Result
6	SCO - Scotland	TUR - Turkey	4	2	13 : 4
5	DEN - Denmark	KOR - Korea	8	7	11 : 3
5	SUI - Switzerland	CAN - Canada	4	8	7 : 5
5	SWE - Sweden	RUS - Russia	8	6	7 : 2
4	CAN - Canada	USA - United States	1	6	8 : 2
4	CAN - Canada	KOR - Korea	5	1	12 : 2
4	CAN - Canada	KOR - Korea	5	4	12 : 2
4	CAN - Canada	DEN - Denmark	6	6	9 : 1
4	CAN - Canada	TUR - Turkey	7	1	10 : 2
4	CAN - Canada	TUR - Turkey	7	5	10 : 2
4	NOR - Norway	KOR - Korea	2	4	10 : 2
4	NOR - Norway	TUR - Turkey	9	5	11 : 4
4	SCO - Scotland	TUR - Turkey	4	7	13 : 4
4	SCO - Scotland	RUS - Russia	7	3	10 : 2
4	SUI - Switzerland	TUR - Turkey	1	4	9 : 2
4	SUI - Switzerland	SCO - Scotland	8	3	10 : 4
4	SWE - Sweden	DEN - Denmark	1	9	10 : 2
4	SWE - Sweden	TUR - Turkey	6	8	7 : 2
4	TUR - Turkey	KOR - Korea	3	4	9 : 2
4	USA - United States	SUI - Switzerland	9	3	9 : 3

**Note:**  
Big ends are defined as ends with a score of four or more points





### Game Results

Sheet	Game	Team	LSFE	1	2	3	4	5	6	7	8	9	10	Extra Ends	Total
C	12	USA - United States		0	0	1	0	1	0	0	1	0	1		4
	11	SCO - Scotland	*	0	2	0	2	0	1	0	0	1	0		6

USA - United States			Game Accuracy
4	S	DROPKIN Korey	78 %
3		HOWELL Thomas	84 %
2		FENNER Mark	73 %
1	V	FENSON Alex	88 %
A		EVENSON Quinn	- %
Team Total			80 %

SCO - Scotland			Game Accuracy
4	S	MOUAT Bruce	92 %
3	V	LAMMIE Bobby	78 %
2		CANNON Gregor	80 %
1		DOWELL Angus	86 %
A		BRYDONE Robin	- %
Team Total			84 %

**Notes:**  
Team position and functions are attached to each team member's name as follows:  
4 = Fourth, 3 = Third, 2 = Second, 1 = Lead, A = Alternate, S = Skip, V = Vice-Skip

**Legend:**  
 Clockwise                      Counter-clockwise                      LSFE (\*) Last Stone First End





### Game Results

Sheet	Game	Team	LSFE	1	2	3	4	5	6	7	8	9	10	Extra Ends	Total
B	11	CAN - Canada		1	1	0	2	0	2	0	1	1	X		8
	12	SUI - Switzerland	*	0	0	1	0	1	0	2	0	0	X		4

CAN - Canada	
4 S	DUNSTONE Matt
3	LOTT Colton
2 V	DOERING Kyle
1	GORDON Rob
A	FORD Wade

SUI - Switzerland	
4 S	SCHWALLER Yannick
3 V	MEIER Romano
2	WITSCHONKE Patrick
1	PROBST Michael
A	GLOOR Simon

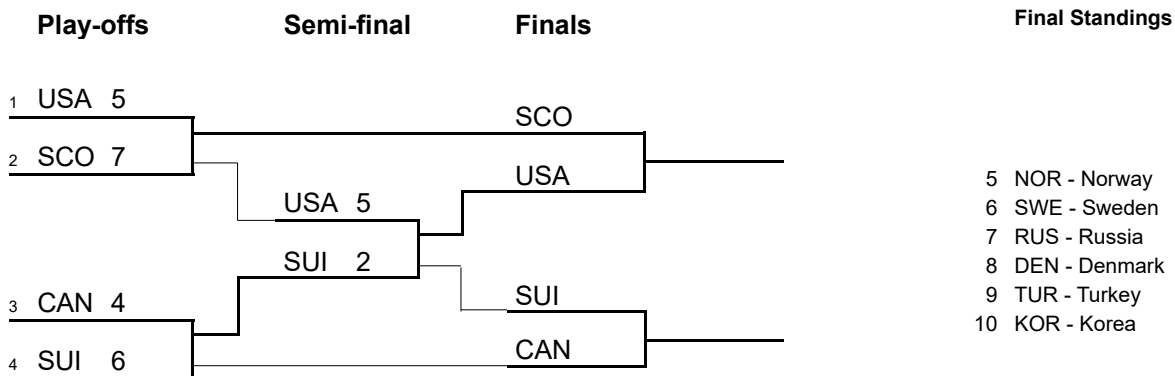
**Notes:**  
Team position and functions are attached to each team member's name as follows:  
4 = Fourth, 3 = Third, 2 = Second, 1 = Lead, A = Alternate, S = Skip, V = Vice-Skip

**Legend:**  
 Clockwise                      Counter-clockwise                      **LSFE (\*)** Last Stone First End  
**X** Unplayed/unfinished end due to concession

### Session Results and Standings

Sheet	Game	Team	LSFE	1	2	3	4	5	6	7	8	9	10	Extra Ends	Total
A	11	USA - United States	*	0	0	2	0	2	0	0	0	1	X		5
	11	SUI - Switzerland		0	0	0	1	0	0	0	1	0	X		2

### Championship Bracket



**Legend:**  
 LSFE (\*) Last Stone First End                      X    Unplayed/unfinished end due to concession



**Game Results**

Sheet	Game	Team	LSFE	1	2	3	4	5	6	7	8	9	10	Extra Ends	Total
A	11	USA - United States	*	0	0	2	0	2	0	0	0	1	X		5
	11	SUI - Switzerland		0	0	0	1	0	0	0	1	0	X		2

USA - United States			Game Accuracy
4	S	DROPKIN Korey	98 %
3		HOWELL Thomas	90 %
2		FENNER Mark	94 %
1	V	FENSON Alex	81 %
A		EVENSON Quinn	- %
Team Total			91 %

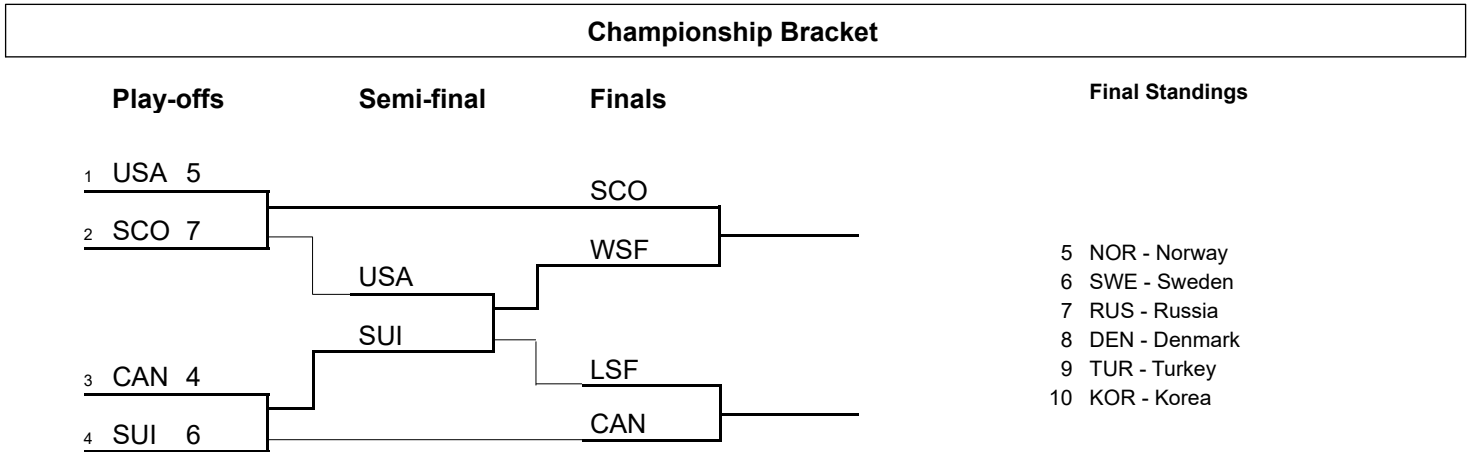
SUI - Switzerland			Game Accuracy
4	S	SCHWALLER Yannick	90 %
3	V	MEIER Romano	93 %
2		WITSCHONKE Patrick	80 %
1		PROBST Michael	98 %
A		GLOOR Simon	- %
Team Total			90 %

**Notes:**  
Team position and functions are attached to each team member's name as follows:  
4 = Fourth, 3 = Third, 2 = Second, 1 = Lead, A = Alternate, S = Skip, V = Vice-Skip

**Legend:**  
 Clockwise                      Counter-clockwise                      **LSFE (\*)** Last Stone First End  
**X** Unplayed/unfinished end due to concession

**Session Results and Standings**

Sheet	Game	Team	LSFE	1	2	3	4	5	6	7	8	9	10	Extra Ends	Total
<b>B</b>	10	SCO - Scotland		0	1	0	1	0	0	2	0	0	3		7
	10	USA - United States	*	1	0	1	0	1	0	0	0	2	0		5
<b>D</b>	10	CAN - Canada	*	0	2	0	1	0	0	0	1	0	X		4
	10	SUI - Switzerland		0	0	2	0	0	0	3	0	1	X		6



<b>Legend:</b>	<b>LSF</b> Loser of semi-final	<b>LSFE (*)</b> Last Stone First End	<b>WSF</b> Winner of semi-final
	<b>X</b> Unplayed/unfinished end due to concession		



## Game Results

Sheet	Game	Team	LSFE	1	2	3	4	5	6	7	8	9	10	Extra Ends	Total
B	10	SCO - Scotland		0	1	0	1	0	0	2	0	0	3		7
	10	USA - United States	*	1	0	1	0	1	0	0	0	2	0		5

SCO - Scotland	
4 S	MOUAT Bruce
3 V	LAMMIE Bobby
2	CANNON Gregor
1	DOWELL Angus
A	BRYDONE Robin

USA - United States	
4 S	DROPKIN Korey
3	HOWELL Thomas
2	FENNER Mark
1 V	FENSON Alex
A	EVENSON Quinn

**Notes:**  
Team position and functions are attached to each team member's name as follows:  
4 = Fourth, 3 = Third, 2 = Second, 1 = Lead, A = Alternate, S = Skip, V = Vice-Skip

**Legend:**  
 Clockwise     
  Counter-clockwise     
 LSFE (\*) Last Stone First End



**Game Results**

Sheet	Game	Team	LSFE	1	2	3	4	5	6	7	8	9	10	Extra Ends	Total
D	10	CAN - Canada	*	0	2	0	1	0	0	0	1	0	X		4
	10	SUI - Switzerland		0	0	2	0	0	0	3	0	1	X		6

CAN - Canada	
4 S	DUNSTONE Matt
3	LOTT Colton
2 V	DOERING Kyle
1	GORDON Rob
A	FORD Wade

SUI - Switzerland	
4 S	SCHWALLER Yannick
3 V	MEIER Romano
2	WITSCHONKE Patrick
1	PROBST Michael
A	GLOOR Simon

**Notes:**  
Team position and functions are attached to each team member's name as follows:  
4 = Fourth, 3 = Third, 2 = Second, 1 = Lead, A = Alternate, S = Skip, V = Vice-Skip

**Legend:**  
 Clockwise                      Counter-clockwise                      LSFE (\*) Last Stone First End  
X Unplayed/unfinished end due to concession



## Competition Matrix

As of FRI 11 MAR 2016

Team	CAN	DEN	KOR	NOR	RUS	SCO	SUI	SWE	TUR	USA
<b>CAN</b>		9 - 1	12 - 2	4 - 3	6 - 4	7 - 10	5 - 7	5 - 4	10 - 2	8 - 2
<b>DEN</b>	1 - 9		11 - 3	3 - 9	3 - 8	2 - 8	4 - 6	2 - 10	6 - 4	2 - 9
<b>KOR</b>	2 - 12	3 - 11		2 - 10	2 - 7	3 - 10	2 - 7	2 - 9	2 - 9	4 - 9
<b>NOR</b>	3 - 4	9 - 3	10 - 2		2 - 8	4 - 7	6 - 3	8 - 6	11 - 4	6 - 9
<b>RUS</b>	4 - 6	8 - 3	7 - 2	8 - 2		2 - 10	3 - 5	2 - 7	7 - 8	3 - 5
<b>SCO</b>	10 - 7	8 - 2	10 - 3	7 - 4	10 - 2		4 - 10	9 - 2	13 - 4	6 - 7
<b>SUI</b>	7 - 5	6 - 4	7 - 2	3 - 6	5 - 3	10 - 4		4 - 5	9 - 2	3 - 9
<b>SWE</b>	4 - 5	10 - 2	9 - 2	6 - 8	7 - 2	2 - 9	5 - 4		7 - 2	5 - 6
<b>TUR</b>	2 - 10	4 - 6	9 - 2	4 - 11	8 - 7	4 - 13	2 - 9	2 - 7		4 - 7
<b>USA</b>	2 - 8	9 - 2	9 - 4	9 - 6	5 - 3	7 - 6	9 - 3	6 - 5	7 - 4	

## Standings after Round Robin

Rank	Team	Games	Wins	Losses	
1	USA - United States	9	8	1	Q
2	SCO - Scotland	9	7	2	Q w1
3	CAN - Canada	9	7	2	Q w0
4	SUI - Switzerland	9	6	3	Q
5	NOR - Norway	9	5	4	w1
6	SWE - Sweden	9	5	4	w0
7	RUS - Russia	9	3	6	>B
8	DEN - Denmark	9	2	7	>B w1
9	TUR - Turkey	9	2	7	>B w0
10	KOR - Korea	9	0	9	

**Legend:**

**Q** Qualified for the play-offs      **wx** Number of wins (x) against tied teams

**DEN, TUR and RUS are relegated to the World Junior B Curling Championship**

## Draw Shot Challenge

As of FRI 11 MAR 2016

Rank	Team		Last Stone Draw in each Round Robin Game									DSC
			1	2	3	4	5	6	7	8	9	
1	CAN - Canada	↻	25.6	20.6	23.1	1.2	14.4	12.8	21.1	<del>43.2</del>	19.3	<b>17.88cm</b>
		↻	<del>43.7</del>	13.0	9.2	16.0	16.7	17.8	27.4	29.2	18.7	
2	SCO - Scotland	↻	19.5	34.5	24.4	0.7	51.7	51.4	4.0	18.9	26.0	<b>27.12cm</b>
		↻	15.5	43.3	13.5	<del>54.5</del>	47.8	<del>70.3</del>	16.7	32.6	33.4	
3	SUI - Switzerland	↻	20.6	32.2	32.7	59.5	79.0	<del>93.4</del>	18.5	44.2	23.2	<b>35.51cm</b>
		↻	14.3	<del>133.4</del>	35.6	37.3	19.8	35.1	24.6	3.9	87.6	
4	RUS - Russia	↻	6.5	49.3	23.2	9.7	64.6	15.0	9.4	23.3	59.7	<b>36.71cm</b>
		↻	85.7	79.1	47.5	<del>122.8</del>	<del>199.6</del>	57.6	25.4	16.0	15.4	
5	USA - United States	↻	99.1	<del>160.5</del>	26.7	26.7	27.1	24.4	12.2	44.7	<del>122.8</del>	<b>37.94cm</b>
		↻	33.4	54.6	41.4	26.2	21.6	22.2	63.0	76.2	7.5	
6	SWE - Sweden	↻	24.2	17.4	31.9	65.7	37.1	17.7	54.8	29.8	83.3	<b>47.81cm</b>
		↻	23.9	<del>193.2</del>	19.0	37.0	92.5	69.6	74.8	<del>199.6</del>	86.3	
7	NOR - Norway	↻	150.1	45.2	22.4	78.2	24.5	4.1	14.0	149.6	28.2	<b>49.83cm</b>
		↻	24.3	79.5	<del>199.6</del>	64.2	35.6	16.7	<del>178.1</del>	36.8	23.8	
8	DEN - Denmark	↻	40.4	53.9	64.5	41.6	23.3	41.1	35.4	86.0	15.9	<b>53.13cm</b>
		↻	<del>199.6</del>	86.4	26.5	71.7	116.9	17.1	<del>141.4</del>	27.5	101.9	
9	KOR - Korea	↻	21.0	137.7	85.8	80.4	141.4	<del>195.6</del>	47.6	53.6	156.5	<b>75.49cm</b>
		↻	116.9	60.2	99.2	40.0	36.7	<del>174.9</del>	46.7	10.7	73.4	
10	TUR - Turkey	↻	75.8	23.1	18.5	145.8	106.9	22.5	16.4	4.8	183.3	<b>94.98cm</b>
		↻	156.3	166.7	37.8	<del>199.6</del>	<del>199.6</del>	23.1	199.6	187.2	151.8	

**Note:**

The Draw Shot Challenge (DSC) is the average distance of all the individual Last Stone Draw stones, which were delivered by a team during the round robin. Where a total of 11 or fewer individual stones have been delivered, the single least favourable result is automatically eliminated before calculating the average distance. Where more than 11 individual stones have been delivered, the two least favourable results will be eliminated before calculating the average distance.

For teams with equal DSC, the team with the best non-equal counting LSD receives the higher ranking. In case all counting LSDs are equal, the team ranked higher in the WCF World Ranking is ranked higher.

**Legend:**

↻ Clockwise

↻ Counter-clockwise

**DSC** Draw Shot Challenge



## Scoring Analysis

As of FRI 11 MAR 2016

Team	Games	LSFE	Stolen		Points Scored					Total	Plus / Minus	
			Ends	0	1	2	3	4	>4			
SCO - Scotland	9	For	7	9	1	16	13	7	2	1	77	+36
			Against	2	3	1	20	7	1	1	0	
CAN - Canada	9	For	9	10	7	14	14	0	6	0	66	+31
			Against	0	6	6	20	2	2	0	1	
USA - United States	9	For	6	10	4	22	11	5	1	0	63	+22
			Against	3	5	6	22	6	1	1	0	
SWE - Sweden	9	For	4	9	8	18	9	2	2	1	55	+15
			Against	5	8	8	23	4	3	0	0	
SUI - Switzerland	9	For	5	8	1	17	6	4	2	1	54	+14
			Against	4	4	21	17	8	1	1	0	
NOR - Norway	9	For	3	13	6	20	8	5	2	0	59	+13
			Against	6	8	8	15	14	1	0	0	
RUS - Russia	9	For	4	9	12	24	7	2	0	0	44	-4
			Against	5	5	5	16	7	3	1	1	
DEN - Denmark	9	For	4	6	8	18	4	1	0	1	34	-32
			Against	5	14	3	16	12	6	2	0	
TUR - Turkey	9	For	2	7	10	17	6	2	1	0	39	-33
			Against	7	12	1	19	7	3	6	1	
KOR - Korea	9	For	1	3	6	14	4	0	0	0	22	-62
			Against	8	19	4	12	15	7	4	1	
Total	45			84	63	180	82	28	16	4	513	

**Note:**  
Stolen ends are the ends won without the last stone advantage

**Legend:**  
LSFE Last Stone First End                      >4 More than four points scored

## Summary of Big Ends

As of FRI 11 MAR 2016

Points Scored	By	Against	Session	End	Game Result
6	SCO - Scotland	TUR - Turkey	4	2	13 : 4
5	DEN - Denmark	KOR - Korea	8	7	11 : 3
5	SUI - Switzerland	CAN - Canada	4	8	7 : 5
5	SWE - Sweden	RUS - Russia	8	6	7 : 2
4	CAN - Canada	USA - United States	1	6	8 : 2
4	CAN - Canada	KOR - Korea	5	1	12 : 2
4	CAN - Canada	KOR - Korea	5	4	12 : 2
4	CAN - Canada	DEN - Denmark	6	6	9 : 1
4	CAN - Canada	TUR - Turkey	7	1	10 : 2
4	CAN - Canada	TUR - Turkey	7	5	10 : 2
4	NOR - Norway	KOR - Korea	2	4	10 : 2
4	NOR - Norway	TUR - Turkey	9	5	11 : 4
4	SCO - Scotland	TUR - Turkey	4	7	13 : 4
4	SCO - Scotland	RUS - Russia	7	3	10 : 2
4	SUI - Switzerland	TUR - Turkey	1	4	9 : 2
4	SUI - Switzerland	SCO - Scotland	8	3	10 : 4
4	SWE - Sweden	DEN - Denmark	1	9	10 : 2
4	SWE - Sweden	TUR - Turkey	6	8	7 : 2
4	TUR - Turkey	KOR - Korea	3	4	9 : 2
4	USA - United States	SUI - Switzerland	9	3	9 : 3

**Note:**  
Big ends are defined as ends with a score of four or more points

### Session Results and Standings

Sheet	Game	Team	LSFE	1	2	3	4	5	6	7	8	9	10	Extra Ends	Total
A	9	KOR - Korea		0	0	0	0	2	0	0	X	X	X		2
	9	SWE - Sweden	*	0	2	2	3	0	1	1	X	X	X		9
B	9	RUS - Russia		0	1	1	0	1	0	0	0	1	0		4
	9	CAN - Canada	*	1	0	0	1	0	2	0	0	0	2		6
C	9	SCO - Scotland	*	2	0	2	1	0	3	X	X	X	X		8
	9	DEN - Denmark		0	1	0	0	1	0	X	X	X	X		2
D	9	NOR - Norway	*	3	0	1	0	4	0	1	2	X	X		11
	9	TUR - Turkey		0	2	0	0	0	2	0	0	X	X		4
E	9	USA - United States		0	1	4	0	1	3	X	X	X	X		9
	9	SUI - Switzerland	*	2	0	0	1	0	0	X	X	X	X		3

### Standings after Round Robin

Rank	Team	Games	Wins	Losses	
1	USA - United States	9	8	1	Q
2	SCO - Scotland	9	7	2	Q w1
3	CAN - Canada	9	7	2	Q w0
4	SUI - Switzerland	9	6	3	Q
5	NOR - Norway	9	5	4	w1
6	SWE - Sweden	9	5	4	w0
7	RUS - Russia	9	3	6	>B
8	DEN - Denmark	9	2	7	>B w1
9	TUR - Turkey	9	2	7	>B w0
10	KOR - Korea	9	0	9	

**Legend:**

LSFE (\*) Last Stone First End      Q Qualified for the play-offs      wx Number of wins (x) against tied teams  
X Unplayed/unfinished end due to concession

**DEN, TUR and RUS are relegated to the World Junior B Curling Championship**



Game Results

Sheet	Game	Team	LSFE	1	2	3	4	5	6	7	8	9	10	Extra Ends	Total
A	9	KOR - Korea		0	0	0	0	2	0	0	X	X	X		2
	9	SWE - Sweden	*	0	2	2	3	0	1	1	X	X	X		9

**KOR - Korea**

4	S	HONG Jun Yeong
3		SEONG Yu Jin
2		JEON Byeong Uk
1		LEE Geon
A		LEE Jae Ho

**SWE - Sweden**

4	S	WRANAA Rasmus
3	V	NYMAN Fredrik
2		SJOEBERG Axel
1		BAECK Max
A		WAAHLIN Jordan

**Last Stone Draw** Distance

☺	SEONG Y	156.5cm
☺	JEON B	73.4cm
<b>Total</b>		<b>229.9cm</b>

**Last Stone Draw** Distance

☺	WRANAA R	83.3cm
☺	BAECK M	86.3cm
<b>Total</b>		<b>169.6cm</b>

**Notes:**  
Team position and functions are attached to each team member's name as follows:  
4 = Fourth, 3 = Third, 2 = Second, 1 = Lead, A = Alternate, S = Skip, V = Vice-Skip

**Legend:**

☺	Clockwise	☹	Counter-clockwise	<b>LSFE (*)</b> Last Stone First End
X	Unplayed/unfinished end due to concession			



**Game Results**

Sheet	Game	Team	LSFE	1	2	3	4	5	6	7	8	9	10	Extra Ends	Total
B	9	RUS - Russia		0	1	1	0	1	0	0	0	1	0		4
	9	CAN - Canada	*	1	0	0	1	0	2	0	0	0	2		6

RUS - Russia	
4 V	GADZHIKhanov Timur
3	GORYACHEV Daniil
2	PUZAKOV Lev
1 S	EREMIN Alexander
A	SOLOMATIN Dmitry


CAN - Canada	
4 S	DUNSTONE Matt
3	LOTT Colton
2 V	DOERING Kyle
1	GORDON Rob
A	FORD Wade

Last Stone Draw		Distance
⌚	EREMIN A	59.7cm
⌚	GADZHIKhanov T	15.4cm
<b>Total</b>		<b>75.1cm</b>

Last Stone Draw		Distance
⌚	DOERING K	19.3cm
⌚	GORDON R	18.7cm
<b>Total</b>		<b>38.0cm</b>

**Notes:**  
Team position and functions are attached to each team member's name as follows:  
4 = Fourth, 3 = Third, 2 = Second, 1 = Lead, A = Alternate, S = Skip, V = Vice-Skip

**Legend:**  
⌚ Clockwise      ⌚ Counter-clockwise      LSFE (\*) Last Stone First End



FRI 11 MAR 2016  
Start Time 19:00

Round Robin Session 9 - Sheet C

### Game Results

Sheet	Game	Team	LSFE	1	2	3	4	5	6	7	8	9	10	Extra Ends	Total
C	9	SCO - Scotland	*	2	0	2	1	0	3	X	X	X	X		8
	9	DEN - Denmark		0	1	0	0	1	0	X	X	X	X		2

SCO - Scotland	
4 S	MOUAT Bruce
3 V	BRYDONE Robin
2	CANNON Gregor
1	DOWELL Angus
A	LAMMIE Bobby

DEN - Denmark	
4 S	THUNE Tobias
3 V	ENGELHARDT Tobias
2	HOLTERMANN Henrik Hoehling
1	BORREGAARD Simon Klinck
A	SKAU Nikolaj Mink

Last Stone Draw		Distance
⌚	MOUAT B	26.0cm
⌚	DOWELL A	33.4cm
<b>Total</b>		<b>59.4cm</b>

Last Stone Draw		Distance
⌚	THUNE T	15.9cm
⌚	HOLTERMANN H	101.9cm
<b>Total</b>		<b>117.8cm</b>

**Notes:**  
Team position and functions are attached to each team member's name as follows:  
4 = Fourth, 3 = Third, 2 = Second, 1 = Lead, A = Alternate, S = Skip, V = Vice-Skip

**Legend:**  
⌚ Clockwise    ⌚ Counter-clockwise    LSFE (\*) Last Stone First End  
X Unplayed/unfinished end due to concession



**Game Results**

Sheet	Game	Team	LSFE	1	2	3	4	5	6	7	8	9	10	Extra Ends	Total
D	9	NOR - Norway	*	3	0	1	0	4	0	1	2	X	X		11
	9	TUR - Turkey		0	2	0	0	0	2	0	0	X	X		4

NOR - Norway	
4 S	RAMSFJELL Magnus
3	RAMSFJELL Bendik
2	VAAGBERG Magnus
1 V	HOESTMAEHLINGEN Elias
A	VINTERVOLD Eskil

TUR - Turkey	
4 S	KARAGOZ Ugurcan
3 V	KARAKURT Oguzhan
2	KARAMAN Emre
1	UCAN Muhammed Zeki
A	TASKESEN Enes

Last Stone Draw		Distance
↻	VAAGBERG M	28.2cm
↻	RAMSFJELL M	23.8cm
<b>Total</b>		<b>52.0cm</b>

Last Stone Draw		Distance
↻	KARAKURT O	183.3cm
↻	KARAGOZ U	151.8cm
<b>Total</b>		<b>335.1cm</b>

**Notes:**  
Team position and functions are attached to each team member's name as follows:  
4 = Fourth, 3 = Third, 2 = Second, 1 = Lead, A = Alternate, S = Skip, V = Vice-Skip

**Legend:**  
↻ Clockwise          ↻ Counter-clockwise          LSFE (\*) Last Stone First End  
X Unplayed/unfinished end due to concession





### Session Results and Standings

Sheet	Game	Team	LSFE	1	2	3	4	5	6	7	8	9	10	Extra Ends	Total
A	8	TUR - Turkey		0	1	0	0	0	1	0	0	2	0		4
	8	USA - United States	*	1	0	1	1	0	0	2	0	0	2		7
B	8	KOR - Korea	*	0	0	0	0	1	2	0	X	X	X		3
	8	DEN - Denmark		1	1	2	2	0	0	5	X	X	X		11
C	8	RUS - Russia	*	1	0	0	0	1	0	0	X	X	X		2
	8	SWE - Sweden		0	0	0	1	0	5	1	X	X	X		7
D	8	SUI - Switzerland	*	1	0	4	0	2	0	3	X	X	X		10
	8	SCO - Scotland		0	1	0	2	0	1	0	X	X	X		4
E	8	CAN - Canada	*	0	0	0	1	0	0	2	1	0	X		4
	8	NOR - Norway		0	0	0	0	1	1	0	0	1	X		3

### Standings after Round Robin Session 8

Rank	Team	Games	Wins	Losses	
1	USA - United States	8	7	1	Q
2	CAN - Canada	8	6	2	Q
2	SCO - Scotland	8	6	2	Q
2	SUI - Switzerland	8	6	2	Q
5	NOR - Norway	8	4	4	
5	SWE - Sweden	8	4	4	
7	RUS - Russia	8	3	5	
8	DEN - Denmark	8	2	6	
8	TUR - Turkey	8	2	6	
10	KOR - Korea	8	0	8	

**Legend:**  
 LSFE (\*) Last Stone First End                      Q    Qualified for the play-offs                      X    Unplayed/unfinished end due to concession



**Game Results**

Sheet	Game	Team	LSFE	1	2	3	4	5	6	7	8	9	10	Extra Ends	Total
B	8	KOR - Korea	*	0	0	0	0	1	2	0	X	X	X		3
	8	DEN - Denmark		1	1	2	2	0	0	5	X	X	X		11

KOR - Korea	
4 S	HONG Jun Yeong
3 V	JEON Byeong Uk
2	SEONG Yu Jin
1	LEE Jae Ho
A	LEE Geon

DEN - Denmark	
4 S	THUNE Tobias
3 V	ENGELHARDT Tobias
2	HOLTERMANN Henrik Hoehling
1	BORREGAARD Simon Klinck
A	SKAU Nikolaj Mink

Last Stone Draw	Distance
⌚ HONG J	53.6cm
⌚ SEONG Y	10.7cm
<b>Total</b>	<b>64.3cm</b>

Last Stone Draw	Distance
⌚ HOLTERMANN H	86.0cm
⌚ ENGELHARDT T	27.5cm
<b>Total</b>	<b>113.5cm</b>

**Notes:**  
Team position and functions are attached to each team member's name as follows:  
**4** = Fourth, **3** = Third, **2** = Second, **1** = Lead, **A** = Alternate, **S** = Skip, **V** = Vice-Skip

**Legend:**  
⌚ Clockwise                                      ⌚ Counter-clockwise                                      LSFE (\*) Last Stone First End  
X Unplayed/unfinished end due to concession

### Game Results

Sheet	Game	Team	LSFE	1	2	3	4	5	6	7	8	9	10	Extra Ends	Total
C	8	RUS - Russia	*	1	0	0	0	1	0	0	X	X	X		2
	8	SWE - Sweden		0	0	0	1	0	5	1	X	X	X		7

RUS - Russia	
4 V	GADZHIKHANOV Timur
3	GORYACHEV Daniil
2	SOLOMATIN Dmitry
1 S	EREMIN Alexander
A	PUZAKOV Lev

Last Stone Draw		Distance
↻	GORYACHEV D	23.3cm
↺	EREMIN A	16.0cm
<b>Total</b>		<b>39.3cm</b>

SWE - Sweden	
4 S	WRANAA Rasmus
3 V	NYMAN Fredrik
2	WAAHLIN Jordan
1	SJOEBERG Axel
A	BAECK Max

Last Stone Draw		Distance
↻	NYMAN F	29.8cm
↺	WAAHLIN J	199.6cm
<b>Total</b>		<b>229.4cm</b>

**Notes:**  
 Team position and functions are attached to each team member's name as follows:  
**4** = Fourth, **3** = Third, **2** = Second, **1** = Lead, **A** = Alternate, **S** = Skip, **V** = Vice-Skip

**Legend:**  
 ↻ Clockwise                          ↺ Counter-clockwise                          **LSFE (\*)** Last Stone First End  
**X** Unplayed/unfinished end due to concession



WJCC 2016  
Taarnby, Denmark

World Junior Curling Championships 2016  
Taarnby Curling Club

Men



FRI 11 MAR 2016  
Start Time 9:00

Round Robin Session 8 - Sheet D

### Game Results

Sheet	Game	Team	LSFE	1	2	3	4	5	6	7	8	9	10	Extra Ends	Total
D	8	SUI - Switzerland	*	1	0	4	0	2	0	3	X	X	X		10
	8	SCO - Scotland		0	1	0	2	0	1	0	X	X	X		4

SUI - Switzerland	
4 S	SCHWALLER Yannick
3 V	MEIER Romano
2	WITSCHONKE Patrick
1	PROBST Michael
A	GLOOR Simon

Last Stone Draw		Distance
⌚	SCHWALLER Y	44.2cm
⌚	WITSCHONKE P	3.9cm
<b>Total</b>		<b>48.1cm</b>

SCO - Scotland	
4 S	MOUAT Bruce
3 V	LAMMIE Bobby
2	CANNON Gregor
1	DOWELL Angus
A	BRYDONE Robin

Last Stone Draw		Distance
⌚	MOUAT B	18.9cm
⌚	LAMMIE B	32.6cm
<b>Total</b>		<b>51.5cm</b>

**Notes:**  
Team position and functions are attached to each team member's name as follows:  
4 = Fourth, 3 = Third, 2 = Second, 1 = Lead, A = Alternate, S = Skip, V = Vice-Skip

**Legend:**  
⌚ Clockwise                                      ⌚ Counter-clockwise                                      LSFE (\*) Last Stone First End  
X Unplayed/unfinished end due to concession



**Game Results**

Sheet	Game	Team	LSFE	1	2	3	4	5	6	7	8	9	10	Extra Ends	Total
E	8	CAN - Canada	*	0	0	0	1	0	0	2	1	0	X		4
	8	NOR - Norway		0	0	0	0	1	1	0	0	1	X		3

**CAN - Canada**

4 S DUNSTONE Matt  
3 LOTT Colton  
2 V DOERING Kyle  
1 GORDON Rob  
A FORD Wade

**Last Stone Draw**

↻	LOTT C	Distance	43.2cm
↻	DUNSTONE M	Distance	29.2cm
<b>Total</b>		<b>Distance</b>	<b>72.4cm</b>

**NOR - Norway**

4 S RAMSFJELL Magnus  
3 RAMSFJELL Bendik  
2 VAAGBERG Magnus  
1 V VINTERVOLD Eskil  
A HOESTMAEHLINGEN Elias

**Last Stone Draw**

↻	RAMSFJELL B	Distance	149.6cm
↻	VAAGBERG M	Distance	36.8cm
<b>Total</b>		<b>Distance</b>	<b>186.4cm</b>

**Notes:**

Team position and functions are attached to each team member's name as follows:  
4 = Fourth, 3 = Third, 2 = Second, 1 = Lead, A = Alternate, S = Skip, V = Vice-Skip

**Legend:**

↻ Clockwise  
↻ Counter-clockwise  
X Unplayed/unfinished end due to concession  
LSFE (\*) Last Stone First End

### Session Results and Standings

Sheet	Game	Team	LSFE	1	2	3	4	5	6	7	8	9	10	Extra Ends	Total
A	7	SCO - Scotland	*	2	0	4	3	0	1	X	X	X	X		10
	7	RUS - Russia		0	1	0	0	1	0	X	X	X	X		2
B	7	SWE - Sweden		0	1	0	0	1	0	1	1	0	1	0	5
	7	USA - United States	*	1	0	1	1	0	1	0	0	1	0	1	6
C	7	CAN - Canada	*	4	1	1	0	4	0	X	X	X	X		10
	7	TUR - Turkey		0	0	0	1	0	1	X	X	X	X		2
D	7	DEN - Denmark	*	1	0	0	0	2	0	0	X	X	X		3
	7	NOR - Norway		0	2	2	1	0	3	1	X	X	X		9
E	7	SUI - Switzerland	*	3	0	0	1	1	0	0	2	0	X		7
	7	KOR - Korea		0	0	1	0	0	0	0	0	1	X		2

### Standings after Round Robin Session 7

Rank	Team	Games	Wins	Losses
1	SCO - Scotland	7	6	1
1	USA - United States	7	6	1
3	CAN - Canada	7	5	2
3	SUI - Switzerland	7	5	2
5	NOR - Norway	7	4	3
6	RUS - Russia	7	3	4
6	SWE - Sweden	7	3	4
8	TUR - Turkey	7	2	5
9	DEN - Denmark	7	1	6
10	KOR - Korea	7	0	7

**Legend:**  
 LSFE (\*) Last Stone First End                      X    Unplayed/unfinished end due to concession





**Game Results**

Sheet	Game	Team	LSFE	1	2	3	4	5	6	7	8	9	10	Extra Ends	Total
<b>B</b>	7	SWE - Sweden		0	1	0	0	1	0	1	1	0	1		5
	7	USA - United States	*	1	0	1	1	0	1	0	0	1	0	1	6

**SWE - Sweden**

4 S	WRANAA Rasmus
3 V	NYMAN Fredrik
2	WAAHLIN Jordan
1	BAECK Max
A	SJOEBERG Axel

**USA - United States**

4 S	DROPKIN Korey
3	HOWELL Thomas
2	FENNER Mark
1 V	FENSON Alex
A	EVENSON Quinn

**Last Stone Draw** Distance

⌚	WRANAA R	54.8cm
⌚	BAECK M	74.8cm
<b>Total</b>		<b>129.6cm</b>

**Last Stone Draw** Distance

⌚	FENNER M	12.2cm
⌚	FENSON A	63.0cm
<b>Total</b>		<b>75.2cm</b>

**Notes:**  
Team position and functions are attached to each team member's name as follows:  
4 = Fourth, 3 = Third, 2 = Second, 1 = Lead, A = Alternate, S = Skip, V = Vice-Skip

**Legend:**  
⌚ Clockwise      ⌚ Counter-clockwise      LSFE (\*) Last Stone First End



**Game Results**

Sheet	Game	Team	LSFE	1	2	3	4	5	6	7	8	9	10	Extra Ends	Total
D	7	DEN - Denmark	*	1	0	0	0	2	0	0	X	X	X		3
	7	NOR - Norway		0	2	2	1	0	3	1	X	X	X		9

<b>DEN - Denmark</b>	
4 S	THUNE Tobias
3 V	ENGELHARDT Tobias
2	HOLTERMANN Henrik Hoehling
1	SKAU Nikolaj Mink
A	BORREGAARD Simon Klinck

<b>NOR - Norway</b>	
4 S	RAMSFJELL Magnus
3	RAMSFJELL Bendik
2	VAAGBERG Magnus
1 V	VINTERVOLD Eskil
A	HOESTMAEHLINGEN Elias

Last Stone Draw	Distance
⌚ SKAU N	35.4cm
⌚ THUNE T	141.4cm
<b>Total</b>	<b>176.8cm</b>

Last Stone Draw	Distance
⌚ VINTERVOLD E	14.0cm
⌚ RAMSFJELL M	178.1cm
<b>Total</b>	<b>192.1cm</b>

**Notes:**  
Team position and functions are attached to each team member's name as follows:  
4 = Fourth, 3 = Third, 2 = Second, 1 = Lead, A = Alternate, S = Skip, V = Vice-Skip

**Legend:**  
 ⌚ Clockwise                                      ⌚ Counter-clockwise                                      LSFE (\*) Last Stone First End  
 X Unplayed/unfinished end due to concession

### Game Results

Sheet	Game	Team	LSFE	1	2	3	4	5	6	7	8	9	10	Extra	Ends	Total
E	7	SUI - Switzerland	*	3	0	0	1	1	0	0	2	0	X			7
	7	KOR - Korea		0	0	1	0	0	0	0	0	1	X			2

SUI - Switzerland		Game Accuracy
4 S	SCHWALLER Yannick	89 %
3 V	MEIER Romano	90 %
2	WITSCHONKE Patrick	93 %
1	PROBST Michael	77 %
A	GLOOR Simon	- %
Team Total		88 %

KOR - Korea		Game Accuracy
4 S	HONG Jun Yeong	78 %
3 V	JEON Byeong Uk	76 %
2	LEE Geon	61 %
1	LEE Jae Ho	64 %
A	SEONG Yu Jin	- %
Team Total		70 %

Last Stone Draw		Distance
⌚	MEIER R	18.5cm
⌚	PROBST M	24.6cm
<b>Total</b>		<b>43.1cm</b>

Last Stone Draw		Distance
⌚	JEON B	47.6cm
⌚	HONG J	46.7cm
<b>Total</b>		<b>94.3cm</b>

**Notes:**  
Team position and functions are attached to each team member's name as follows:  
**4** = Fourth, **3** = Third, **2** = Second, **1** = Lead, **A** = Alternate, **S** = Skip, **V** = Vice-Skip

Legend:		
⌚	Clockwise	⌚
		⌚
		<b>LSFE (*)</b> Last Stone First End
X	Unplayed/unfinished end due to concession	

### Session Results and Standings

Sheet	Game	Team	LSFE	1	2	3	4	5	6	7	8	9	10	Extra Ends	Total
A	6	DEN - Denmark		0	0	0	0	1	0	X	X	X	X		1
	6	CAN - Canada	*	2	1	2	0	0	4	X	X	X	X		9
B	6	NOR - Norway	*	0	0	0	2	0	2	0	0	1	1		6
	6	SUI - Switzerland		0	0	0	0	1	0	1	1	0	0		3
C	6	KOR - Korea		0	0	1	0	1	0	1	0	X	X		3
	6	SCO - Scotland	*	2	1	0	2	0	2	0	3	X	X		10
D	6	RUS - Russia		0	0	1	0	0	0	1	0	1	X		3
	6	USA - United States	*	0	2	0	1	1	0	0	1	0	X		5
E	6	SWE - Sweden		0	0	0	0	0	3	0	4	X	X		7
	6	TUR - Turkey	*	0	0	0	0	1	0	1	0	X	X		2

### Standings after Round Robin Session 6

Rank	Team	Games	Wins	Losses
1	SCO - Scotland	6	5	1
1	USA - United States	6	5	1
3	CAN - Canada	6	4	2
3	SUI - Switzerland	6	4	2
5	NOR - Norway	6	3	3
5	RUS - Russia	6	3	3
5	SWE - Sweden	6	3	3
8	TUR - Turkey	6	2	4
9	DEN - Denmark	6	1	5
10	KOR - Korea	6	0	6

**Legend:**  
 LSFE (\*) Last Stone First End                      X    Unplayed/unfinished end due to concession

## Game Results

Sheet	Game	Team	LSFE	1	2	3	4	5	6	7	8	9	10	Extra Ends	Total
A	6	DEN - Denmark		0	0	0	0	1	0	X	X	X	X		1
	6	CAN - Canada	*	2	1	2	0	0	4	X	X	X	X		9

### DEN - Denmark

4 S THUNE Tobias  
3 V ENGELHARDT Tobias  
2 HOLTERMANN Henrik Hoehling  
1 BORREGAARD Simon Klinck  
A SKAU Nikolaj Mink

#### Last Stone Draw

⌚	BORREGAARD S	Distance	41.1cm
⌚	HOLTERMANN H	Distance	17.1cm
<b>Total</b>		<b>Distance</b>	<b>58.2cm</b>

### CAN - Canada

4 S DUNSTONE Matt  
3 LOTT Colton  
2 V DOERING Kyle  
1 GORDON Rob  
A FORD Wade

#### Last Stone Draw

⌚	GORDON R	Distance	12.8cm
⌚	DUNSTONE M	Distance	17.8cm
<b>Total</b>		<b>Distance</b>	<b>30.6cm</b>

#### Notes:

Team position and functions are attached to each team member's name as follows:  
4 = Fourth, 3 = Third, 2 = Second, 1 = Lead, A = Alternate, S = Skip, V = Vice-Skip

#### Legend:

⌚	Clockwise	⌚	Counter-clockwise	<b>LSFE (*)</b> Last Stone First End
X	Unplayed/unfinished end due to concession			

### Game Results

Sheet	Game	Team	LSFE	1	2	3	4	5	6	7	8	9	10	Extra Ends	Total
<b>B</b>	6	NOR - Norway	*	0	0	0	2	0	2	0	0	1	1		6
	6	SUI - Switzerland		0	0	0	0	1	0	1	1	0	0		3

NOR - Norway	
4 S	RAMSFJELL Magnus
3	RAMSFJELL Bendik
2	VAAGBERG Magnus
1 V	HOESTMAEHLINGEN Elias
A	VINTERVOLD Eskil

Last Stone Draw		Distance
☺	VAAGBERG M	4.1cm
☹	RAMSFJELL B	16.7cm
<b>Total</b>		<b>20.8cm</b>

SUI - Switzerland	
4 S	SCHWALLER Yannick
3 V	MEIER Romano
2	WITSCHONKE Patrick
1	PROBST Michael
A	GLOOR Simon

Last Stone Draw		Distance
☺	WITSCHONKE P	93.4cm
☹	SCHWALLER Y	35.1cm
<b>Total</b>		<b>128.5cm</b>

**Notes:**  
Team position and functions are attached to each team member's name as follows:  
4 = Fourth, 3 = Third, 2 = Second, 1 = Lead, A = Alternate, S = Skip, V = Vice-Skip

**Legend:**  
☺ Clockwise      ☹ Counter-clockwise      LSFE (\*) Last Stone First End

**Game Results**

Sheet	Game	Team	LSFE	1	2	3	4	5	6	7	8	9	10	Extra Ends	Total
C	6	KOR - Korea		0	0	1	0	1	0	1	0	X	X		3
	6	SCO - Scotland	*	2	1	0	2	0	2	0	3	X	X		10

**KOR - Korea**

4 S HONG Jun Yeong  
 3 V JEON Byeong Uk  
 2 LEE Geon  
 1 LEE Jae Ho  
 A SEONG Yu Jin

Last Stone Draw	Distance
⌚ LEE J	195.6cm
⌚ LEE G	171.9cm
<b>Total</b>	<b>367.5cm</b>

**SCO - Scotland**

4 S MOUAT Bruce  
 3 V LAMMIE Bobby  
 2 CANNON Gregor  
 1 DOWELL Angus  
 A BRYDONE Robin

Last Stone Draw	Distance
⌚ DOWELL A	51.4cm
⌚ CANNON G	70.3cm
<b>Total</b>	<b>121.7cm</b>

**Notes:**  
 Team position and functions are attached to each team member's name as follows:  
 4 = Fourth, 3 = Third, 2 = Second, 1 = Lead, A = Alternate, S = Skip, V = Vice-Skip

**Legend:**  
 ⌚ Clockwise      ⌚ Counter-clockwise      LSFE (\*) Last Stone First End  
 X Unplayed/unfinished end due to concession



## Game Results

Sheet	Game	Team	LSFE	1	2	3	4	5	6	7	8	9	10	Extra	Ends	Total
D	6	RUS - Russia		0	0	1	0	0	0	1	0	1	X			3
	6	USA - United States	*	0	2	0	1	1	0	0	1	0	X			5

RUS - Russia	
4 V	GADZHIKHANOV Timur
3	GORYACHEV Daniil
2	SOLOMATIN Dmitry
1 S	EREMIN Alexander
A	PUZAKOV Lev

Last Stone Draw	Distance
↻ GORYACHEV D	15.0cm
↻ EREMIN A	57.6cm
<b>Total</b>	<b>72.6cm</b>

USA - United States	
4 S	DROPKIN Korey
3	HOWELL Thomas
2	FENNER Mark
1 V	FENSON Alex
A	EVENSON Quinn

Last Stone Draw	Distance
↻ DROPKIN K	24.4cm
↻ HOWELL T	22.2cm
<b>Total</b>	<b>46.6cm</b>

## Notes:

Team position and functions are attached to each team member's name as follows:  
4 = Fourth, 3 = Third, 2 = Second, 1 = Lead, A = Alternate, S = Skip, V = Vice-Skip

## Legend:

↻ Clockwise

↻ Counter-clockwise

LSFE (\*) Last Stone First End

X Unplayed/unfinished end due to concession



**Session Results and Standings**

Sheet	Game	Team	LSFE	1	2	3	4	5	6	7	8	9	10	Extra Ends	Total
A	5	USA - United States	*	0	2	0	0	3	0	1	1	0	2		9
	5	NOR - Norway		3	0	1	1	0	1	0	0	0	0		6
B	5	DEN - Denmark	*	3	1	0	0	1	0	0	1	0	0		6
	5	TUR - Turkey		0	0	1	0	0	0	1	0	1	1		4
C	5	SUI - Switzerland	*	3	0	0	0	0	1	0	0	1	0		5
	5	RUS - Russia		0	0	0	0	1	0	0	1	0	1		3
D	5	SCO - Scotland	*	3	2	1	0	3	0	X	X	X	X		9
	5	SWE - Sweden		0	0	0	1	0	1	X	X	X	X		2
E	5	KOR - Korea		0	1	0	0	0	1	X	X	X	X		2
	5	CAN - Canada	*	4	0	2	4	2	0	X	X	X	X		12

**Standings after Round Robin Session 5**

Rank	Team	Games	Wins	Losses
1	SCO - Scotland	5	4	1
1	SUI - Switzerland	5	4	1
1	USA - United States	5	4	1
4	CAN - Canada	5	3	2
4	RUS - Russia	5	3	2
6	NOR - Norway	5	2	3
6	SWE - Sweden	5	2	3
6	TUR - Turkey	5	2	3
9	DEN - Denmark	5	1	4
10	KOR - Korea	5	0	5

**Legend:**  
 LSFE (\*) Last Stone First End                      X    Unplayed/unfinished end due to concession

**Game Results**

Sheet	Game	Team	LSFE	1	2	3	4	5	6	7	8	9	10	Extra Ends	Total
<b>A</b>	5	USA - United States	*	0	2	0	0	3	0	1	1	0	2		9
	5	NOR - Norway		3	0	1	1	0	1	0	0	0	0		6

USA - United States			Game Accuracy
4	S	DROPKIN Korey	79 %
3		HOWELL Thomas	73 %
2		FENNER Mark	66 %
1	V	FENSON Alex	80 %
A		EVENSON Quinn	- %
Team Total			74 %

NOR - Norway			Game Accuracy
4	S	RAMSFJELL Magnus	68 %
3		RAMSFJELL Bendik	71 %
2		VAAGBERG Magnus	71 %
1	V	VINTERVOLD Eskil	80 %
A		HOESTMAEHLINGEN Elias	- %
Team Total			72 %

Last Stone Draw		Distance
⌚	FENSON A	27.1cm
⌚	FENNER M	21.6cm
<b>Total</b>		<b>48.7cm</b>

Last Stone Draw		Distance
⌚	RAMSFJELL M	24.5cm
⌚	VINTERVOLD E	35.6cm
<b>Total</b>		<b>60.1cm</b>

**Notes:**  
Team position and functions are attached to each team member's name as follows:  
4 = Fourth, 3 = Third, 2 = Second, 1 = Lead, A = Alternate, S = Skip, V = Vice-Skip

**Legend:**  
⌚ Clockwise                      ⌚ Counter-clockwise                      **LSFE (\*)** Last Stone First End

### Game Results

Sheet	Game	Team	LSFE	1	2	3	4	5	6	7	8	9	10	Extra Ends	Total
B	5	DEN - Denmark	*	3	1	0	0	1	0	0	1	0	0		6
	5	TUR - Turkey		0	0	1	0	0	0	1	0	1	1		4

DEN - Denmark	
4 S	THUNE Tobias
3 V	ENGELHARDT Tobias
2	HOLTERMANN Henrik Hoehling
1	SKAU Nikolaj Mink
A	BORREGAARD Simon Klinck

TUR - Turkey	
4 V	KARAKURT Oguzhan
3 S	TASKESEN Enes
2	KARAMAN Emre
1	UCAN Muhammed Zeki
A	KARAGOZ Ugurcan

Last Stone Draw	Distance
🕒 ENGELHARDT T	23.3cm
🕒 SKAU N	116.9cm
<b>Total</b>	<b>140.2cm</b>

Last Stone Draw	Distance
🕒 TASKESEN E	106.9cm
🕒 UCAN M	199.6cm
<b>Total</b>	<b>306.5cm</b>

**Notes:**  
 Team position and functions are attached to each team member's name as follows:  
**4** = Fourth, **3** = Third, **2** = Second, **1** = Lead, **A** = Alternate, **S** = Skip, **V** = Vice-Skip

**Legend:**  
 🕒 Clockwise      🕒 Counter-clockwise      **LSFE (\*)** Last Stone First End

WED 9 MAR 2016  
 Start Time 9:00

**Men**
**Round Robin Session 5 - Sheet C**
**Game Results**

Sheet	Game	Team	LSFE	1	2	3	4	5	6	7	8	9	10	Extra Ends	Total
<b>C</b>	5	SUI - Switzerland	*	3	0	0	0	0	1	0	0	1	0		5
	5	RUS - Russia		0	0	0	0	1	0	0	1	0	1		3

SUI - Switzerland	
4 S	SCHWALLER Yannick
3 V	MEIER Romano
2	WITSCHONKE Patrick
1	PROBST Michael
A	GLOOR Simon

Last Stone Draw	Distance
☺ PROBST M	79.0cm
☺ MEIER R	19.8cm
<b>Total</b>	<b>98.8cm</b>

RUS - Russia	
4 V	GADZHIKHANOV Timur
3	GORYACHEV Daniil
2	PUZAKOV Lev
1 S	EREMIN Alexander
A	SOLOMATIN Dmitry

Last Stone Draw	Distance
☺ PUZAKOV L	64.6cm
☺ GADZHIKHANOV T	199.6cm
<b>Total</b>	<b>264.2cm</b>

**Notes:**  
 Team position and functions are attached to each team member's name as follows:  
**4** = Fourth, **3** = Third, **2** = Second, **1** = Lead, **A** = Alternate, **S** = Skip, **V** = Vice-Skip

**Legend:**  
 ☺ Clockwise                                    ☻ Counter-clockwise                                    LSFE (\*) Last Stone First End



**Game Results**

Sheet	Game	Team	LSFE	1	2	3	4	5	6	7	8	9	10	Extra Ends	Total
D	5	SCO - Scotland	*	3	2	1	0	3	0	X	X	X	X		9
	5	SWE - Sweden		0	0	0	1	0	1	X	X	X	X		2

SCO - Scotland	
4 S	MOUAT Bruce
3 V	LAMMIE Bobby
2	CANNON Gregor
1	DOWELL Angus
A	BRYDONE Robin

SWE - Sweden	
4 S	WRANAA Rasmus
3 V	NYMAN Fredrik
2	WAAHLIN Jordan
1	SJOEBERG Axel
A	BAECK Max

Last Stone Draw	Distance
☺ MOUAT B	51.7cm
☺ LAMMIE B	47.8cm
<b>Total</b>	<b>99.5cm</b>

Last Stone Draw	Distance
☺ WAAHLIN J	37.1cm
☺ WRANAA R	92.5cm
<b>Total</b>	<b>129.6cm</b>

BRYDONE R replaced DOWELL A at beginning of 6th end

**Notes:**  
Team position and functions are attached to each team member's name as follows:  
4 = Fourth, 3 = Third, 2 = Second, 1 = Lead, A = Alternate, S = Skip, V = Vice-Skip

**Legend:**  
☺ Clockwise ☹ Counter-clockwise LSFE (\*) Last Stone First End  
X Unplayed/unfinished end due to concession



### Game Results

Sheet	Game	Team	LSFE	1	2	3	4	5	6	7	8	9	10	Extra Ends	Total
<b>E</b>	5	KOR - Korea		0	1	0	0	0	1	X	X	X	X		2
	5	CAN - Canada	*	4	0	2	4	2	0	X	X	X	X		12

<b>KOR - Korea</b>	
4 S	SEONG Yu Jin
3 V	HONG Jun Yeong
2	JEON Byeong Uk
1	LEE Jae Ho
A	LEE Geon

Last Stone Draw	Distance
🕒 SEONG Y	141.4cm
🕒 HONG J	36.7cm
<b>Total</b>	<b>178.1cm</b>

<b>CAN - Canada</b>	
4 S	DUNSTONE Matt
3	LOTT Colton
2 V	DOERING Kyle
1	GORDON Rob
A	FORD Wade

Last Stone Draw	Distance
🕒 DUNSTONE M	14.4cm
🕒 GORDON R	16.7cm
<b>Total</b>	<b>31.1cm</b>

**Notes:**  
Team position and functions are attached to each team member's name as follows:  
**4** = Fourth, **3** = Third, **2** = Second, **1** = Lead, **A** = Alternate, **S** = Skip, **V** = Vice-Skip

**Legend:**  
 🕒 Clockwise                                      🕒 Counter-clockwise                                      **LSFE (\*)** Last Stone First End  
**X** Unplayed/unfinished end due to concession



### Session Results and Standings

Sheet	Game	Team	LSFE	1	2	3	4	5	6	7	8	9	10	Extra Ends	Total
A	4	RUS - Russia		1	0	1	1	0	0	2	0	3	X		8
	4	DEN - Denmark	*	0	1	0	0	1	0	0	1	0	X		3
B	4	USA - United States	*	0	2	0	0	2	0	2	0	3	X		9
	4	KOR - Korea		0	0	0	1	0	1	0	2	0	X		4
C	4	SWE - Sweden	*	0	0	2	0	2	0	0	2	0	0		6
	4	NOR - Norway		0	1	0	3	0	1	2	0	0	1		8
D	4	CAN - Canada	*	0	0	0	0	2	0	1	0	2	X		5
	4	SUI - Switzerland		0	0	0	0	0	2	0	5	0	X		7
E	4	TUR - Turkey		1	0	2	0	0	1	0	X	X	X		4
	4	SCO - Scotland	*	0	6	0	2	1	0	4	X	X	X		13

### Standings after Round Robin Session 4

Rank	Team	Games	Wins	Losses
1	RUS - Russia	4	3	1
1	SCO - Scotland	4	3	1
1	SUI - Switzerland	4	3	1
1	USA - United States	4	3	1
5	CAN - Canada	4	2	2
5	NOR - Norway	4	2	2
5	SWE - Sweden	4	2	2
5	TUR - Turkey	4	2	2
9	DEN - Denmark	4	0	4
9	KOR - Korea	4	0	4

**Legend:**  
 LSFE (\*) Last Stone First End                      X    Unplayed/unfinished end due to concession



Game Results

Sheet	Game	Team	LSFE	1	2	3	4	5	6	7	8	9	10	Extra Ends	Total
A	4	RUS - Russia		1	0	1	1	0	0	2	0	3	X		8
	4	DEN - Denmark	*	0	1	0	0	1	0	0	1	0	X		3

RUS - Russia		Game Accuracy
4 V	GADZHIKhanov Timur	88 %
3	GORYACHEV Daniil	82 %
2	SOLOMATIN Dmitry	72 %
1 S	EREMIN Alexander	69 %
A	PUZAKOV Lev	- %
Team Total		78 %

DEN - Denmark		Game Accuracy
4 S	THUNE Tobias	64 %
3 V	ENGELHARDT Tobias	74 %
2	HOLTERMANN Henrik Hoehling	63 %
1	SKAU Nikolaj Mink	75 %
A	BORREGAARD Simon Klinck	- %
Team Total		69 %

Last Stone Draw		Distance
☺	EREMINA	9.7cm
☹	GORYACHEV D	122.8cm
Total		132.5cm

Last Stone Draw		Distance
☺	THUNE T	41.6cm
☹	HOLTERMANN H	71.7cm
Total		113.3cm

**Notes:**  
Team position and functions are attached to each team member's name as follows:  
4 = Fourth, 3 = Third, 2 = Second, 1 = Lead, A = Alternate, S = Skip, V = Vice-Skip

**Legend:**  
☺ Clockwise    ☹ Counter-clockwise    LSFE (\*) Last Stone First End  
X Unplayed/unfinished end due to concession

**Game Results**

Sheet	Game	Team	LSFE	1	2	3	4	5	6	7	8	9	10	Extra Ends	Total
<b>B</b>	4	USA - United States	*	0	2	0	0	2	0	2	0	3	X		9
	4	KOR - Korea		0	0	0	1	0	1	0	2	0	X		4

USA - United States	
4 S	DROPKIN Korey
3 V	HOWELL Thomas
2	FENNER Mark
1	EVENSON Quinn
A	FENSON Alex

KOR - Korea	
4 S	HONG Jun Yeong
3 V	JEON Byeong Uk
2	LEE Geon
1	LEE Jae Ho
A	SEONG Yu Jin

Last Stone Draw		Distance
⌚	HOWELL T	26.7cm
⌚	DROPKIN K	26.2cm
<b>Total</b>		<b>52.9cm</b>

Last Stone Draw		Distance
⌚	LEE J	80.4cm
⌚	JEON B	40.0cm
<b>Total</b>		<b>120.4cm</b>

**Notes:**  
Team position and functions are attached to each team member's name as follows:  
**4** = Fourth, **3** = Third, **2** = Second, **1** = Lead, **A** = Alternate, **S** = Skip, **V** = Vice-Skip

**Legend:**  
 ⌚ Clockwise                                      ⌚ Counter-clockwise                                      LSFE (\*) Last Stone First End  
 X Unplayed/unfinished end due to concession

**Game Results**

Sheet	Game	Team	LSFE	1	2	3	4	5	6	7	8	9	10	Extra Ends	Total
C	4	SWE - Sweden	*	0	0	2	0	2	0	0	2	0	0		6
	4	NOR - Norway		0	1	0	3	0	1	2	0	0	1		8

**SWE - Sweden**

4 S	WRANAA Rasmus
3 V	NYMAN Fredrik
2	WAAHLIN Jordan
1	BAECK Max
A	SJOEBERG Axel

**Last Stone Draw** Distance

⌚	NYMAN F	65.7cm
⌚	WAAHLIN J	37.0cm
<b>Total</b>		<b>102.7cm</b>

**NOR - Norway**

4 S	RAMSFJELL Magnus
3	RAMSFJELL Bendik
2	VAAGBERG Magnus
1 V	VINTERVOLD Eskil
A	HOESTMAEHLINGEN Elias

**Last Stone Draw** Distance

⌚	RAMSFJELL B	78.2cm
⌚	VINTERVOLD E	64.2cm
<b>Total</b>		<b>142.4cm</b>

**Notes:**  
Team position and functions are attached to each team member's name as follows:  
4 = Fourth, 3 = Third, 2 = Second, 1 = Lead, A = Alternate, S = Skip, V = Vice-Skip

**Legend:**  
 ⌚ Clockwise ⌚ Counter-clockwise LSFE (\*) Last Stone First End



### Game Results

Sheet	Game	Team	LSFE	1	2	3	4	5	6	7	8	9	10	Extra Ends	Total
D	4	CAN - Canada	*	0	0	0	0	2	0	1	0	2	X		5
	4	SUI - Switzerland		0	0	0	0	0	2	0	5	0	X		7

CAN - Canada	
4 S	DUNSTONE Matt
3	LOTT Colton
2 V	DOERING Kyle
1	GORDON Rob
A	FORD Wade

SUI - Switzerland	
4 S	SCHWALLER Yannick
3 V	MEIER Romano
2	WITSCHONKE Patrick
1	PROBST Michael
A	GLOOR Simon

Last Stone Draw		Distance
⌚	DUNSTONE M	1.2cm
⌚	LOTT C	16.0cm
<b>Total</b>		<b>17.2cm</b>

Last Stone Draw		Distance
⌚	SCHWALLER Y	59.5cm
⌚	WITSCHONKE P	37.3cm
<b>Total</b>		<b>96.8cm</b>

**Notes:**  
Team position and functions are attached to each team member's name as follows:  
4 = Fourth, 3 = Third, 2 = Second, 1 = Lead, A = Alternate, S = Skip, V = Vice-Skip

**Legend:**  
 ⌚ Clockwise    ⌚ Counter-clockwise    LSFE (\*) Last Stone First End  
 X Unplayed/unfinished end due to concession



**Game Results**

Sheet	Game	Team	LSFE	1	2	3	4	5	6	7	8	9	10	Extra Ends	Total
E	4	TUR - Turkey		1	0	2	0	0	1	0	X	X	X		4
	4	SCO - Scotland	*	0	6	0	2	1	0	4	X	X	X		13

TUR - Turkey	
4 S	KARAGOZ Ugurcan
3	KARAKURT Oguzhan
2	KARAMAN Emre
1 V	TASKESEN Enes
A	UCAN Muhammed Zeki

SCO - Scotland	
4 S	MOUAT Bruce
3 V	LAMMIE Bobby
2	CANNON Gregor
1	DOWELL Angus
A	BRYDONE Robin

Last Stone Draw		Distance
⌚	KARAKURT O	145.8cm
⌚	KARAMAN E	199.6cm
<b>Total</b>		<b>345.4cm</b>

Last Stone Draw		Distance
⌚	CANNON G	0.7cm
⌚	DOWELL A	54.5cm
<b>Total</b>		<b>55.2cm</b>

UCAN MZ replaced KARAGOZ U at beginning of 5th end.  
Revised line-up: (4 S) TASKESEN E, (3 V) KARAKURT O, (2) KARAMAN E, (1) UCAN MZ

**Notes:**  
Team position and functions are attached to each team member's name as follows:  
4 = Fourth, 3 = Third, 2 = Second, 1 = Lead, A = Alternate, S = Skip, V = Vice-Skip

**Legend:**  
⌚ Clockwise      ⌚ Counter-clockwise      LSFE (\*) Last Stone First End  
X Unplayed/unfinished end due to concession

### Session Results and Standings

Sheet	Game	Team	LSFE	1	2	3	4	5	6	7	8	9	10	Extra Ends	Total
A	3	CAN - Canada	*	1	0	2	0	1	1	0	2	0	0		7
	3	SCO - Scotland		0	2	0	1	0	0	1	0	3	3		10
B	3	SUI - Switzerland		1	0	0	0	1	0	0	1	1	0		4
	3	SWE - Sweden	*	0	0	2	0	0	0	2	0	0	1		5
C	3	TUR - Turkey	*	0	1	3	4	1	0	X	X	X	X		9
	3	KOR - Korea		1	0	0	0	0	1	X	X	X	X		2
D	3	USA - United States	*	0	2	0	3	0	1	3	X	X	X		9
	3	DEN - Denmark		0	0	1	0	1	0	0	X	X	X		2
E	3	NOR - Norway		0	0	0	1	0	0	1	0	0	X		2
	3	RUS - Russia	*	0	0	1	0	2	2	0	2	1	X		8

### Standings after Round Robin Session 3

Rank	Team	Games	Wins	Losses
1	CAN - Canada	3	2	1
1	RUS - Russia	3	2	1
1	SCO - Scotland	3	2	1
1	SUI - Switzerland	3	2	1
1	SWE - Sweden	3	2	1
1	TUR - Turkey	3	2	1
1	USA - United States	3	2	1
8	NOR - Norway	3	1	2
9	DEN - Denmark	3	0	3
9	KOR - Korea	3	0	3

**Legend:**  
 LSFE (\*) Last Stone First End                      X    Unplayed/unfinished end due to concession





### Game Results

Sheet	Game	Team	LSFE	1	2	3	4	5	6	7	8	9	10	Extra Ends	Total
B	3	SUI - Switzerland		1	0	0	0	1	0	0	1	1	0		4
	3	SWE - Sweden	*	0	0	2	0	0	0	2	0	0	1		5

**SUI - Switzerland**

4 S	SCHWALLER Yannick
3 V	MEIER Romano
2	WITSCHONKE Patrick
1	PROBST Michael
A	GLOOR Simon

**SWE - Sweden**

4 S	WRANAA Rasmus
3 V	NYMAN Fredrik
2	BAECK Max
1	SJOEBERG Axel
A	WAAHLIN Jordan

**Last Stone Draw** Distance

☺	MEIER R	32.7cm
☹	PROBST M	35.6cm
<b>Total</b>		<b>68.3cm</b>

**Last Stone Draw** Distance

☺	WRANAA R	31.9cm
☹	BAECK M	19.0cm
<b>Total</b>		<b>50.9cm</b>

**Notes:**  
Team position and functions are attached to each team member's name as follows:  
4 = Fourth, 3 = Third, 2 = Second, 1 = Lead, A = Alternate, S = Skip, V = Vice-Skip

**Legend:**  
☺ Clockwise                          ☹ Counter-clockwise                          LSFE (\*) Last Stone First End

Game Results

REVISED  
7 MAR 20:42

Sheet	Game	Team	LSFE	1	2	3	4	5	6	7	8	9	10	Extra Ends	Total
C	3	TUR - Turkey	*	0	1	3	4	1	0	X	X	X	X		9
	3	KOR - Korea		1	0	0	0	0	1	X	X	X	X		2

TUR - Turkey	
4 S	KARAGOZ Ugurcan
3	KARAKURT Oguzhan
2	KARAMAN Emre
1 V	TASKESEN Enes
A	UCAN Muhammed Zeki

Last Stone Draw	Distance
⌚ KARAMAN E	18.5cm
⌚ TASKESEN E	37.8cm
<b>Total</b>	<b>56.3cm</b>

KOR - Korea	
4 S	SEONG Yu Jin
3 V	HONG Jun Yeong
2	JEON Byeong Uk
1	LEE Jae Ho
A	LEE Geon

Last Stone Draw	Distance
⌚ HONG J	85.8cm
⌚ SEONG Y	99.2cm
<b>Total</b>	<b>185.0cm</b>

UCAN MZ replaced TASKESEN E at the beginning of 6th end

Notes:

Team position and functions are attached to each team member's name as follows:  
**4** = Fourth, **3** = Third, **2** = Second, **1** = Lead, **A** = Alternate, **S** = Skip, **V** = Vice-Skip

Legend:

⌚ Clockwise      ⌚ Counter-clockwise      LSFE (\*) Last Stone First End  
 X Unplayed/unfinished end due to concession

Final score revised



**Game Results**

Sheet	Game	Team	LSFE	1	2	3	4	5	6	7	8	9	10	Extra Ends	Total
D	3	USA - United States	*	0	2	0	3	0	1	3	X	X	X		9
	3	DEN - Denmark		0	0	1	0	1	0	0	X	X	X		2

USA - United States	
4 S	DROPKIN Korey
3	HOWELL Thomas
2	FENNER Mark
1 V	FENSON Alex
A	EVENSON Quinn

DEN - Denmark	
4 S	THUNE Tobias
3 V	ENGELHARDT Tobias
2	HOLTERMANN Henrik Hoehling
1	SKAU Nikolaj Mink
A	BORREGAARD Simon Klinck

Last Stone Draw		Distance
↻	FENNER M	26.7cm
↺	FENSON A	41.4cm
<b>Total</b>		<b>68.1cm</b>

Last Stone Draw		Distance
↻	HOLTERMANN H	64.5cm
↺	SKAU N	26.5cm
<b>Total</b>		<b>91.0cm</b>

**Notes:**  
Team position and functions are attached to each team member's name as follows:  
4 = Fourth, 3 = Third, 2 = Second, 1 = Lead, A = Alternate, S = Skip, V = Vice-Skip

Legend:		
↻	Clockwise	↺ Counter-clockwise
X	Unplayed/unfinished end due to concession	
		LSFE (*) Last Stone First End



**Session Results and Standings**

Sheet	Game	Team	LSFE	1	2	3	4	5	6	7	8	9	10	Extra Ends	Total
A	2	NOR - Norway	*	0	2	1	4	0	0	3	X	X	X		10
	2	KOR - Korea		1	0	0	0	0	1	0	X	X	X		2
B	2	TUR - Turkey		1	0	0	2	2	0	3	0	0	0		8
	2	RUS - Russia	*	0	1	0	0	0	2	0	2	1	1		7
C	2	DEN - Denmark	*	0	0	1	1	0	0	0	0	2	0		4
	2	SUI - Switzerland		0	0	0	0	2	3	0	0	0	1		6
D	2	SWE - Sweden		1	0	0	0	0	1	1	0	1	0		4
	2	CAN - Canada	*	0	1	0	0	1	0	0	2	0	1		5
E	2	SCO - Scotland	*	1	0	2	1	0	0	0	1	0	1	0	6
	2	USA - United States		0	1	0	0	2	0	1	0	2	0	1	7

**Standings after Round Robin Session 2**

Rank	Team	Games	Wins	Losses
1	CAN - Canada	2	2	0
1	SUI - Switzerland	2	2	0
3	NOR - Norway	2	1	1
3	RUS - Russia	2	1	1
3	SCO - Scotland	2	1	1
3	SWE - Sweden	2	1	1
3	TUR - Turkey	2	1	1
3	USA - United States	2	1	1
9	DEN - Denmark	2	0	2
9	KOR - Korea	2	0	2

**Legend:**  
 LSFE (\*) Last Stone First End                      X    Unplayed/unfinished end due to concession

Game Results

Sheet	Game	Team	LSFE	1	2	3	4	5	6	7	8	9	10	Extra Ends	Total
A	2	NOR - Norway	*	0	2	1	4	0	0	3	X	X	X		10
	2	KOR - Korea		1	0	0	0	0	1	0	X	X	X		2

NOR - Norway	
4 S	RAMSFJELL Magnus
3	RAMSFJELL Bendik
2	VAAGBERG Magnus
1 V	VINTERVOLD Eskil
A	HOESTMAEHLINGEN Elias

Last Stone Draw	Distance
↻ VAAGBERG M	45.2cm
↻ RAMSFJELL B	79.5cm
<b>Total</b>	<b>124.7cm</b>

KOR - Korea	
4 S	SEONG Yu Jin
3 V	HONG Jun Yeong
2	JEON Byeong Uk
1	LEE Jae Ho
A	LEE Geon

Last Stone Draw	Distance
↻ JEON B	137.7cm
↻ LEE J	60.2cm
<b>Total</b>	<b>197.9cm</b>

**Notes:**  
Team position and functions are attached to each team member's name as follows:  
4 = Fourth, 3 = Third, 2 = Second, 1 = Lead, A = Alternate, S = Skip, V = Vice-Skip

**Legend:**  
↻ Clockwise                                  ↺ Counter-clockwise                                  LSFE (\*) Last Stone First End  
X Unplayed/unfinished end due to concession



**WJCC 2016**  
Taarnby, Denmark

**World Junior Curling Championships 2016**  
Taarnby Curling Club



**Men**

MON 7 MAR 2016  
Start Time 9:00

**Round Robin Session 2 - Sheet B**

### Game Results

Sheet	Game	Team	LSFE	1	2	3	4	5	6	7	8	9	10	Extra	Ends	Total
B	2	TUR - Turkey		1	0	0	2	2	0	3	0	0	0			8
	2	RUS - Russia	*	0	1	0	0	0	2	0	2	1	1			7

TUR - Turkey	
4 S	KARAGOZ Ugurcan
3	KARAKURT Oguzhan
2	KARAMAN Emre
1 V	TASKESEN Enes
A	UCAN Muhammed Zeki

RUS - Russia	
4 V	GADZHIKHANOV Timur
3	GORYACHEV Daniil
2	SOLOMATIN Dmitry
1 S	EREMIN Alexander
A	PUZAKOV Lev

Last Stone Draw		Distance
☺	KARAGOZ U	23.1cm
☺	KARAKURT O	166.7cm
<b>Total</b>		<b>189.8cm</b>

Last Stone Draw		Distance
☺	EREMIN A	49.3cm
☺	GORYACHEV D	79.1cm
<b>Total</b>		<b>128.4cm</b>

**Notes:**  
Team position and functions are attached to each team member's name as follows:  
4 = Fourth, 3 = Third, 2 = Second, 1 = Lead, A = Alternate, S = Skip, V = Vice-Skip

**Legend:**  
☺ Clockwise      ☻ Counter-clockwise      LSFE (\*) Last Stone First End

**Game Results**

Sheet	Game	Team	LSFE	1	2	3	4	5	6	7	8	9	10	Extra Ends	Total
<b>C</b>	2	DEN - Denmark	*	0	0	1	1	0	0	0	0	2	0		4
	2	SUI - Switzerland		0	0	0	0	2	3	0	0	0	1		6

DEN - Denmark	
4 S	THUNE Tobias
3 V	ENGELHARDT Tobias
2	HOLTERMANN Henrik Hoehling
1	SKAU Nikolaj Mink
A	BORREGAARD Simon Klinck

Last Stone Draw		Distance
⌚	ENGELHARDT T	53.9cm
⌚	THUNE T	86.4cm
<b>Total</b>		<b>140.3cm</b>

SUI - Switzerland	
4 S	SCHWALLER Yannick
3 V	MEIER Romano
2	WITSCHONKE Patrick
1	PROBST Michael
A	GLOOR Simon

Last Stone Draw		Distance
⌚	WITSCHONKE P	32.2cm
⌚	SCHWALLER Y	133.4cm
<b>Total</b>		<b>165.6cm</b>

**Notes:**  
 Team position and functions are attached to each team member's name as follows:  
**4** = Fourth, **3** = Third, **2** = Second, **1** = Lead, **A** = Alternate, **S** = Skip, **V** = Vice-Skip

**Legend:**  
 ⌚ Clockwise                                      ⌚ Counter-clockwise                                      LSFE (\*) Last Stone First End



**Game Results**

Sheet	Game	Team	LSFE	1	2	3	4	5	6	7	8	9	10	Extra Ends	Total
D	2	SWE - Sweden		1	0	0	0	0	1	1	0	1	0		4
	2	CAN - Canada	*	0	1	0	0	1	0	0	2	0	1		5

SWE - Sweden	
4 S	WRANAA Rasmus
3 V	NYMAN Fredrik
2	WAAHLIN Jordan
1	SJOEBERG Axel
A	BAECK Max

CAN - Canada	
4 S	DUNSTONE Matt
3	LOTT Colton
2 V	DOERING Kyle
1	GORDON Rob
A	FORD Wade

Last Stone Draw		Distance
⌚	WAAHLIN J	17.4cm
⌚	NYMAN F	193.2cm
<b>Total</b>		<b>210.6cm</b>

Last Stone Draw		Distance
⌚	DOERING K	20.6cm
⌚	LOTT C	13.0cm
<b>Total</b>		<b>33.6cm</b>

**Notes:**  
Team position and functions are attached to each team member's name as follows:  
4 = Fourth, 3 = Third, 2 = Second, 1 = Lead, A = Alternate, S = Skip, V = Vice-Skip

**Legend:**  
⌚ Clockwise      ⌚ Counter-clockwise      LSFE (\*) Last Stone First End

## Game Results

Sheet	Game	Team	LSFE	1	2	3	4	5	6	7	8	9	10	Extra Ends	Total
E	2	SCO - Scotland	*	1	0	2	1	0	0	0	1	0	1		6
	2	USA - United States		0	1	0	0	2	0	1	0	2	0	1	7

### SCO - Scotland

4 S MOUAT Bruce  
3 V LAMMIE Bobby  
2 CANNON Gregor  
1 DOWELL Angus  
A BRYDONE Robin

#### Last Stone Draw

⌚ DOWELL A  
⌚ CANNON G

#### Total

#### Distance

34.5cm  
43.3cm  
77.8cm

### USA - United States

4 S DROPKIN Korey  
3 HOWELL Thomas  
2 FENNER Mark  
1 V FENSON Alex  
A EVENSON Quinn

#### Last Stone Draw

⌚ DROPKIN K  
⌚ HOWELL T

#### Total

#### Distance

160.5cm  
54.6cm  
215.1cm

#### Notes:

Team position and functions are attached to each team member's name as follows:  
4 = Fourth, 3 = Third, 2 = Second, 1 = Lead, A = Alternate, S = Skip, V = Vice-Skip

#### Legend:

⌚ Clockwise

⌚ Counter-clockwise

LSFE (\*) Last Stone First End

### Session Results and Standings

Sheet	Game	Team	LSFE	1	2	3	4	5	6	7	8	9	10	Extra Ends	Total
A	1	SUI - Switzerland	*	1	0	0	4	1	1	0	2	X	X		9
	1	TUR - Turkey		0	0	1	0	0	0	1	0	X	X		2
B	1	SCO - Scotland	*	2	0	0	1	1	0	2	0	1	X		7
	1	NOR - Norway		0	0	1	0	0	1	0	2	0	X		4
C	1	USA - United States		0	0	0	1	1	0	X	X	X	X		2
	1	CAN - Canada	*	2	0	2	0	0	4	X	X	X	X		8
D	1	KOR - Korea		0	0	0	0	0	2	0	0	X	X		2
	1	RUS - Russia	*	0	0	3	0	1	0	1	2	X	X		7
E	1	DEN - Denmark		0	0	1	0	0	0	1	0	0	X		2
	1	SWE - Sweden	*	2	0	0	2	0	1	0	1	4	X		10

### Standings after Round Robin Session 1

Rank	Team	Games	Wins	Losses
1	CAN - Canada	1	1	0
1	RUS - Russia	1	1	0
1	SCO - Scotland	1	1	0
1	SUI - Switzerland	1	1	0
1	SWE - Sweden	1	1	0
6	DEN - Denmark	1	0	1
6	KOR - Korea	1	0	1
6	NOR - Norway	1	0	1
6	TUR - Turkey	1	0	1
6	USA - United States	1	0	1

**Legend:**  
 LSFE (\*) Last Stone First End                      X    Unplayed/unfinished end due to concession

## Game Results

Sheet	Game	Team	LSFE	1	2	3	4	5	6	7	8	9	10	Extra Ends	Total
A	1	SUI - Switzerland	*	1	0	0	4	1	1	0	2	X	X		9
	1	TUR - Turkey		0	0	1	0	0	0	1	0	X	X		2

### SUI - Switzerland

4 S SCHWALLER Yannick  
3 V MEIER Romano  
2 WITSCHONKE Patrick  
1 PROBST Michael  
A GLOOR Simon

#### Last Stone Draw

⌚ PROBST M  
⌚ MEIER R

#### Total

#### Distance

20.6cm  
14.3cm

**34.9cm**

### TUR - Turkey

4 S KARAGOZ Ugurcan  
3 KARAKURT Oguzhan  
2 KARAMAN Emre  
1 V TASKESSEN Enes  
A UCAN Muhammed Zeki

#### Last Stone Draw

⌚ TASKESSEN E  
⌚ KARAGOZ U

#### Total

#### Distance

75.8cm  
156.3cm

**232.1cm**

### Notes:

Team position and functions are attached to each team member's name as follows:  
4 = Fourth, 3 = Third, 2 = Second, 1 = Lead, A = Alternate, S = Skip, V = Vice-Skip

### Legend:

⌚ Clockwise ⌚ Counter-clockwise LSFE (\*) Last Stone First End  
X Unplayed/unfinished end due to concession



**Game Results**

Sheet	Game	Team	LSFE	1	2	3	4	5	6	7	8	9	10	Extra Ends	Total
B	1	SCO - Scotland	*	2	0	0	1	1	0	2	0	1	X		7
	1	NOR - Norway		0	0	1	0	0	1	0	2	0	X		4

SCO - Scotland	
4 S	MOUAT Bruce
3 V	LAMMIE Bobby
2	CANNON Gregor
1	DOWELL Angus
A	BRYDONE Robin

NOR - Norway	
4 S	RAMSFJELL Magnus
3	RAMSFJELL Bendik
2	VAAGBERG Magnus
1 V	HOESTMAEHLINGEN Elias
A	VINTERVOLD Eskil

Last Stone Draw		Distance
🕒	CANNON G	19.5cm
🕒	DOWELL A	15.5cm
<b>Total</b>		<b>35.0cm</b>

Last Stone Draw		Distance
🕒	HOESTMAEHLINGEN E	150.1cm
🕒	RAMSFJELL M	24.3cm
<b>Total</b>		<b>174.4cm</b>

**Notes:**  
Team position and functions are attached to each team member's name as follows:  
4 = Fourth, 3 = Third, 2 = Second, 1 = Lead, A = Alternate, S = Skip, V = Vice-Skip

**Legend:**  
 🕒 Clockwise                                      🕒 Counter-clockwise                                      LSFE (\*) Last Stone First End  
 X Unplayed/unfinished end due to concession





### Game Results

Sheet	Game	Team	LSFE	1	2	3	4	5	6	7	8	9	10	Extra Ends	Total
C	1	USA - United States		0	0	0	1	1	0	X	X	X	X		2
	1	CAN - Canada	*	2	0	2	0	0	4	X	X	X	X		8

USA - United States	
4 S	DROPKIN Korey
3	HOWELL Thomas
2	FENNER Mark
1 V	FENSON Alex
A	EVENSON Quinn

Last Stone Draw	Distance
FENSON A	99.1cm
FENNER M	33.4cm
<b>Total</b>	<b>132.5cm</b>

CAN - Canada	
4 S	DUNSTONE Matt
3	LOTT Colton
2 V	DOERING Kyle
1	GORDON Rob
A	FORD Wade

Last Stone Draw	Distance
DUNSTONE M	25.6cm
DOERING K	43.7cm
<b>Total</b>	<b>69.3cm</b>

**Notes:**  
Team position and functions are attached to each team member's name as follows:  
**4** = Fourth, **3** = Third, **2** = Second, **1** = Lead, **A** = Alternate, **S** = Skip, **V** = Vice-Skip

**Legend:**  
 Clockwise    Counter-clockwise    LSFE (\*) Last Stone First End  
**X** Unplayed/unfinished end due to concession



SUN 6 MAR 2016  
Start Time 14:00

**Men**

**Round Robin Session 1 - Sheet D**

### Game Results

Sheet	Game	Team	LSFE	1	2	3	4	5	6	7	8	9	10	Extra	Ends	Total
D	1	KOR - Korea		0	0	0	0	0	2	0	0	X	X			2
	1	RUS - Russia	*	0	0	3	0	1	0	1	2	X	X			7



KOR - Korea	
4 S	SEONG Yu Jin
3 V	HONG Jun Yeong
2	JEON Byeong Uk
1	LEE Geon
A	LEE Jae Ho

RUS - Russia	
4 V	GADZHIKhanov Timur
3	GORYACHEV Daniil
2	SOLOMATIN Dmitry
1 S	EREMIN Alexander
A	PUZAKOV Lev

Last Stone Draw		Distance
	SEONG Y	21.0cm
	HONG J	116.9cm
<b>Total</b>		<b>137.9cm</b>

Last Stone Draw		Distance
	GADZHIKhanov T	6.5cm
	SOLOMATIN D	85.7cm
<b>Total</b>		<b>92.2cm</b>

**Notes:**  
Team position and functions are attached to each team member's name as follows:  
**4** = Fourth, **3** = Third, **2** = Second, **1** = Lead, **A** = Alternate, **S** = Skip, **V** = Vice-Skip

**Legend:**  
 Clockwise         
  Counter-clockwise         
 **LSFE (\*)** Last Stone First End  
**X** Unplayed/unfinished end due to concession





**Game Results**

Sheet	Game	Team	LSFE	1	2	3	4	5	6	7	8	9	10	Extra Ends	Total
E	1	DEN - Denmark		0	0	1	0	0	0	1	0	0	X		2
	1	SWE - Sweden	*	2	0	0	2	0	1	0	1	4	X		10

DEN - Denmark		Game Accuracy
4 S	THUNE Tobias	65 %
3 V	ENGELHARDT Tobias	51 %
2	HOLTERMANN Henrik Hoehling	74 %
1	SKAU Nikolaj Mink	78 %
A	BORREGAARD Simon Klinck	- %
Team Total		67 %

SWE - Sweden		Game Accuracy
4 S	WRANAA Rasmus	93 %
3 V	NYMAN Fredrik	86 %
2	WAAHLIN Jordan	90 %
1	BAECK Max	76 %
A	SJOEBERG Axel	- %
Team Total		86 %

Last Stone Draw		Distance
🕒	THUNE T	40.4cm
🕒	ENGELHARDT T	199.6cm
<b>Total</b>		<b>240.0cm</b>

Last Stone Draw		Distance
🕒	BAECK M	24.2cm
🕒	WRANAA R	23.9cm
<b>Total</b>		<b>48.1cm</b>

**Notes:**  
Team position and functions are attached to each team member's name as follows:  
**4** = Fourth, **3** = Third, **2** = Second, **1** = Lead, **A** = Alternate, **S** = Skip, **V** = Vice-Skip

**Legend:**  
🕒 Clockwise    🕒 Counter-clockwise    LSFE (\*) Last Stone First End  
**X** Unplayed/unfinished end due to concession





## Entry List by Country

As of SAT 5 MAR 2016

<b>CAN - Canada</b>		
4 S	DUNSTONE Matt	R
3	LOTT Colton	R
2 V	DOERING Kyle	R
1	GORDON Rob	R
A	FORD Wade	R
C	EDIE Calvin	

<b>DEN - Denmark</b>		
4 S	THUNE Tobias	R
3 V	ENGELHARDT Tobias	R
2	HOLTERMANN Henrik Hoehling	R
1	SKAU Nikolaj Mink	R
A	BORREGAARD Simon Klinck	R
C	KLEIMANN Bo	

<b>KOR - Korea</b>		
4 S	SEONG Yu Jin	R
3 V	HONG Jun Yeong	R
2	JEON Byeong Uk	R
1	LEE Geon	R
A	LEE Jae Ho	R
C	CHOI Min Young	

<b>NOR - Norway</b>		
4 S	RAMSFJELL Magnus	R
3	RAMSFJELL Bendik	R
2	VAAGBERG Magnus	R
1 V	HOESTMAEHLINGEN Elias	R
A	VINTERVOLD Eskil	R
C	VAAGBERG Lars	

<b>RUS - Russia</b>		
4 V	GADZHIKHANOV Timur	R
3	GORYACHEV Daniil	R
2	SOLOMATIN Dmitry	R
1 S	EREMIN Alexander	R
A	PUZAKOV Lev	R
C	TSELOUSOV Alexey	

<b>SCO - Scotland</b>		
4 S	MOUAT Bruce	R
3 V	LAMMIE Bobby	R
2	CANNON Gregor	R
1	DOWELL Angus	R
A	BRYDONE Robin	R
C	HANNAH Alan	

<b>SUI - Switzerland</b>		
4 S	SCHWALLER Yannick	R
3 V	MEIER Romano	R
2	WITSCHONKE Patrick	R
1	PROBST Michael	R
A	GLOOR Simon	R
C	WERTHEMANN Bernhard	

<b>SWE - Sweden</b>		
4 S	WRANAA Rasmus	R
3 V	NYMAN Fredrik	R
2	WAAHLIN Jordan	R
1	BAECK Max	R
A	SJOEBERG Axel	R
C	WRANAA Mats	

<b>TUR - Turkey</b>		
4 S	KARAGOZ Ugurcan	R
3	KARAKURT Oguzhan	R
2	KARAMAN Emre	R
1 V	TASKESEN Enes	R
A	UCAN Muhammed Zeki	R
C	AGDUMAN Fatih	

<b>USA - United States</b>		
4 S	DROPKIN Korey	R
3	HOWELL Thomas	R
2	FENNER Mark	R
1 V	FENSON Alex	R
A	EVENSON Quinn	R
C	HENRY Wally	

**Note:**  
Team position and functions are attached to each team member's name as follows:  
**4** = Fourth, **3** = Third, **2** = Second, **1** = Lead, **A** = Alternate, **S** = Skip, **V** = Vice-Skip, **C** = Coach

**Legend:**  
**L** Left-handed                      **R** Right-handed



## Competition Officials

As of SAT 5 MAR 2016

Function	Name	Organisation
WCF President	CAITHNESS Kate	SCO
WCF Director of Competitions	WENDORF Keith	CAN
WCF Technical Delegate	ARNOLD Scott	CAN
Chief Umpire	BASTIAN Tim	GER
Deputy Chief Umpire	BARROWMAN Glenda	ENG
Game Umpire	FORBES Lawrence	CAN
	FOX Melissa	USA
	ORLOV Alexander	RUS
	MICHALKA Rastislav	SVK
Chief Ice Technician	CALLAN Mark	SCO
Deputy Chief Ice Technician	MUNRO George	SCO

## Competition Schedule

As of MON 7 MAR 2016

Date	Time	Session	Sheet A	Sheet B	Sheet C	Sheet D	Sheet E	
SUN 6 MAR	9:00	w-1	kor - rus	usa - swe	tur - hun	can - sui	jpn - sco	
	14:00	M-1	SUI - TUR	SCO - NOR	USA - CAN	KOR - RUS	DEN - SWE	
	19:00	w-2	swe - can	rus - sui	jpn - kor	sco - hun	usa - tur	
MON 7 MAR	9:00	M-2	NOR - KOR	TUR - RUS	DEN - SUI	SWE - CAN	SCO - USA	
	14:00	w-3	hun - usa	kor - sco	rus - can	tur - jpn	swe - sui	
	19:00	M-3	CAN - SCO	SUI - SWE	TUR - KOR	USA - DEN	NOR - RUS	
TUE 8 MAR	9:00	w-4	sui - jpn	tur - can	sco - swe	hun - kor	rus - usa	
	14:00	M-4	RUS - DEN	USA - KOR	SWE - NOR	CAN - SUI	TUR - SCO	
	19:00	w-5	tur - swe	jpn - rus	kor - sui	usa - sco	can - hun	
WED 9 MAR	9:00	M-5	USA - NOR	DEN - TUR	SUI - RUS	SCO - SWE	KOR - CAN	
	14:00	w-6	jpn - hun	swe - kor	can - usa	sui - tur	sco - rus	
	19:00	M-6	DEN - CAN	NOR - SUI	KOR - SCO	RUS - USA	SWE - TUR	
THU 10 MAR	9:00	w-7	usa - sui	sco - tur	hun - rus	jpn - swe	kor - can	
	14:00	M-7	SCO - RUS	SWE - USA	CAN - TUR	DEN - NOR	SUI - KOR	
	19:00	w-8	rus - tur	can - jpn	sui - sco	kor - usa	hun - swe	
FRI 11 MAR	9:00	M-8	TUR - USA	KOR - DEN	RUS - SWE	SUI - SCO	CAN - NOR	
	14:00	w-9	can - sco	sui - hun	usa - jpn	swe - rus	tur - kor	
	19:00	M-9	KOR - SWE	RUS - CAN	SCO - DEN	NOR - TUR	USA - SUI	
SAT 12 MAR	9:00	Tie-breaker Session						
	14:00	Men's and Women's Play-off Session (1 v 2 and 3 v 4)						
	19:00	Men's and Women's Semi-Finals						
SUN 13 MAR	9:00	Women's Finals						
	14:00	Men's Finals						

**Note:**

Lowercase - women                      UPPERCASE - MEN  
First named team in each game plays red-handled stones and wears dark coloured upper playing garments.

**Legend:**

**M-x (1,2,...,9)** Men's session x                      **w-x (1,2,...,9)** Women's session x