



## **World Junior Curling Championship 2023 Füssen, Germany**

**25 February - 4 March 2023**

## **RESULTS SUMMARY**

### **Women**



**WJCC 2023**  
Füssen, Germany

**World Junior Curling Championships 2023**  
Bundesstützpunkt Arena  
**Women**



SAT 4 MAR 2023

## Medallists

Medal	Country	Name	Position - Function
GOLD	SCO - Scotland	HENDERSON Fay	4 S
		MUNRO Robyn	3 V
		WILKIE-MILNE Holly	2
		WATT Laura	1
		MITCHELL Amy	A
		MORRISON Colin	C
SILVER	JPN - Japan	MIURA Yuina	4 S
		MATSUNAGA Ai	3 V
		UENO Yui	2
		OGIHARA Eri	1
		SAKUMA Yuna	A
		OGASAWARA Ayumi	C
BRONZE	NOR - Norway	BJOERNSTAD Torild	4 S
		OESTGAARD Nora	3 V
		FORBREGD Ingeborg	2
		KJAERLAND Eilin	1
		OESTGAARD Siri	A
		BJOERNSTAD Ingebrigt	C

**Note:**

Position and function for each team member:

**4** = Fourth, **3** = Third, **2** = Second, **1** = Lead, **A** = Alternate, **S** = Skip, **V** = Vice-Skip, **C** = Coach

## Final Standings

Rank	Team	Players	Position - Function	
1	SCO - Scotland	HENDERSON Fay	4 S	
		MUNRO Robyn	3 V	
		WILKIE-MILNE Holly	2	
		WATT Laura	1	
		MITCHELL Amy	A	
		MORRISON Colin	C	
2	JPN - Japan	MIURA Yuina	4 S	
		MATSUNAGA Ai	3 V	
		UENO Yui	2	
		OGIHARA Eri	1	
		SAKUMA Yuna	A	
		OGASAWARA Ayumi	C	
3	NOR - Norway	BJOERNSTAD Torild	4 S	
		OESTGAARD Nora	3 V	
		FORBREGD Ingeborg	2	
		KJAERLAND Eilin	1	
		OESTGAARD Siri	A	
		BJOERNSTAD Ingebrigt	C	
4	SUI - Switzerland	SCHWALLER Xenia	4 S	
		GAFNER Selina	3	
		RIEDER Fabienne	2 V	
		WUEEST Marion	1	
		RYCHIGER Selina	A	
		SCHWALLER Andreas	C	
5	SWE - Sweden	DRYBURGH Moa	4 S	
		OREFJORD Thea	3 V	
		TJAERNLUND Moa	2	
		NILSSON Moa	1	
		RYBERG Erika	A	
		DRYBURGH Margaretha	C	
6	KOR - Korea	KANG Bo Bae	4 S	
		JO Ju Hee	3	
		KIM Nayeon	2	
		LEE You Sun	1 V	
		CHEON Heeseo	A	
		LEE Hyein	C	
7	USA - United States	THURLOW Tessa	4 S	>B
		HEIN Jordan	3 V	
		SCHEEL Miranda	2	
		HINTZ Amelia	1	
		O'HARA Anne	A	
		HARNDEN Amy	C	
8	CAN - Canada	DESCHENES Emily	4 S	>B
		FERGUSON Lauren	3 V	
		UMLAH Alison	2	
		FITZGERALD Catherine	1	
		-	A	
		MATTATALL Mary	C	



**WJCC 2023**  
Füssen, Germany

**World Junior Curling Championships 2023**  
Bundesstützpunkt Arena  
**Women**



## Final Standings

Rank	Team	Players	Position - Function	
9	GER - Germany	SUTOR Kim	4 V	>B
		MESSENZEHL Sara	3 S	
		ANTES Zoe	2	
		KAPP Anne	1	
		SCHEUERL Elisa	A	
		AXNICK Oliver	C	
10	LAT - Latvia	BARONE Evelina	4 S	>B
		IEVINA Rezija	3 V	
		APSE Veronika	2	
		BITMETE Erika Patricija	1	
		SELIVERSTOVA Marija	A	
		STASA-SARSUNE Iveta	C	

**Note:**

Position and function for each team member:

**4** = Fourth, **3** = Third, **2** = Second, **1** = Lead, **A** = Alternate, **S** = Skip, **V** = Vice-Skip, **C** = Coach

**Legend:**

**>B** To B-Division



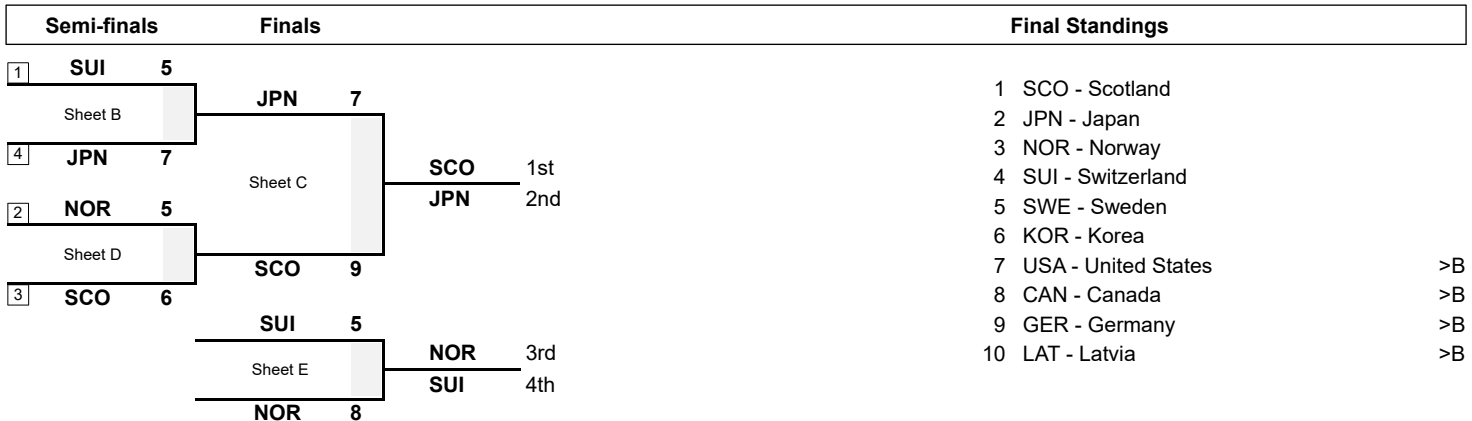
### Competition Summary

Session	Date	Time	Sheet A	Sheet B	Sheet C	Sheet D	Sheet E
Session 1	25 FEB	9:00	LAT 4 - 7 SWE	USA 10 - 3 KOR	JPN 4 - 5 SUI	NOR 7 - 4 CAN	SCO 7 - 5 GER
Session 2	25 FEB	19:30	KOR 3 - 7 NOR	SWE 7 - 5 CAN	SCO 8 - 5 LAT	GER 1 - 8 SUI	USA 4 - 10 JPN
Session 3	26 FEB	14:00	SUI 8 - 1 USA	LAT 3 - 8 GER	SWE 7 - 8 <sup>EE</sup> NOR	JPN 3 - 4 SCO	KOR 7 - 4 CAN
Session 4	27 FEB	9:00	CAN 7 - 6 SCO	JPN 9 - 3 NOR	GER 5 - 8 KOR	SUI 8 - 7 LAT	SWE 7 - 3 USA
Session 5	27 FEB	19:00	JPN 7 - 6 <sup>EE</sup> KOR	SCO 8 - 6 SWE	LAT 10 - 6 CAN	USA 2 - 10 GER	NOR 2 - 7 SUI
Session 6	28 FEB	14:00	SCO 2 - 10 SUI	KOR 8 - 4 LAT	NOR 8 - 5 USA	CAN 3 - 12 JPN	GER 4 - 13 SWE
Session 7	1 MAR	9:00	USA 9 - 7 CAN	GER 5 - 6 JPN	SUI 7 - 1 SWE	SCO 6 - 5 KOR	LAT 5 - 6 NOR
Session 8	1 MAR	19:00	SWE 8 - 5 JPN	NOR 7 - 6 SCO	CAN 7 - 6 <sup>EE</sup> GER	LAT 7 - 9 USA	SUI 7 - 6 KOR
Session 9	2 MAR	14:00	NOR 11 - 8 GER	CAN 6 - 8 SUI	USA 7 - 8 SCO	KOR 9 - 6 SWE	JPN 7 - 5 LAT
Semi-finals	3 MAR	14:00		JPN 7 - 5 SUI		NOR 5 - 6 SCO	
Finals	4 MAR	9:00			JPN 7 - 9 SCO		NOR 8 - 5 SUI

### Standings after Round Robin

Rank	Team	Games	Wins	Losses	
1	SUI - Switzerland	9	9	0	Q
2	NOR - Norway	9	7	2	Q
3	SCO - Scotland	9	6	3	Q w1
4	JPN - Japan	9	6	3	Q w0
5	SWE - Sweden	9	5	4	
6	KOR - Korea	9	4	5	
7	USA - United States	9	3	6	>B
8	CAN - Canada	9	2	7	>B w1
9	GER - Germany	9	2	7	>B w0
10	LAT - Latvia	9	1	8	>B

### Play-offs Bracket



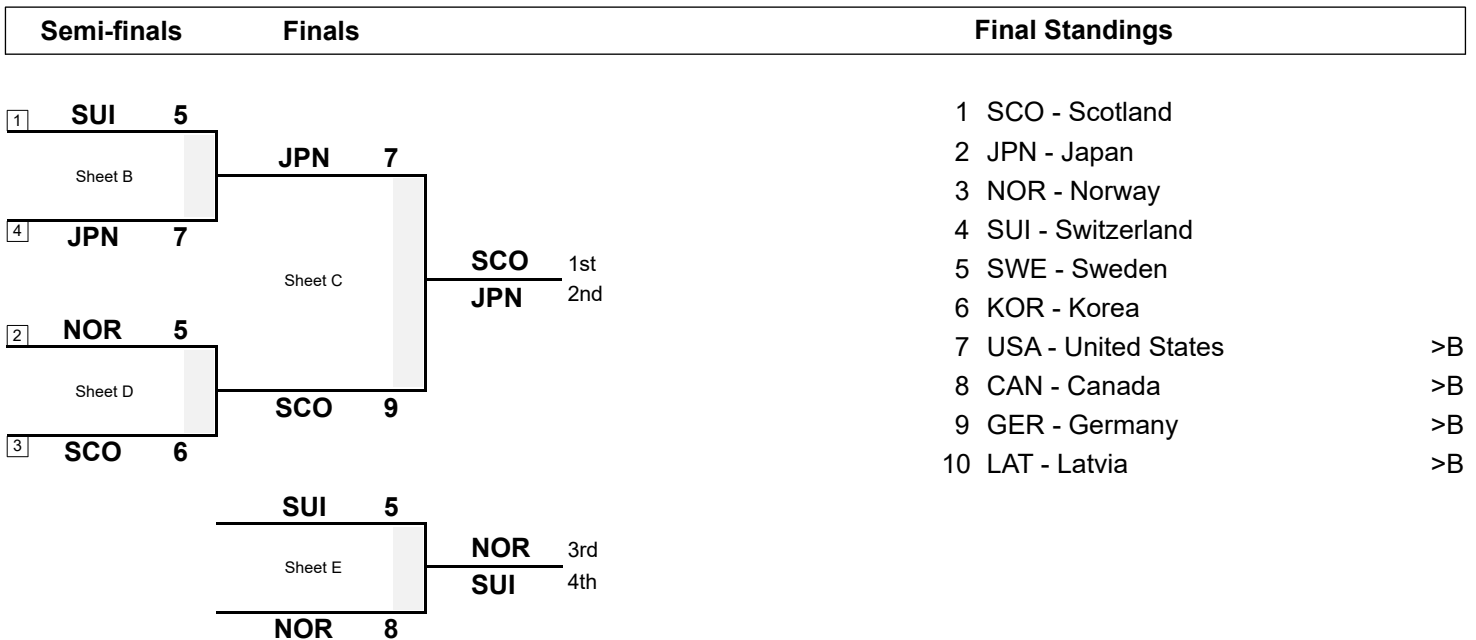
**Legend:**  
 >B To B-Division                                    EE Extra End                                    Q Qualified for the semi-finals  
 wn Number of wins (n) against tied teams



### Session Results and Standings

Sheet	Game	Team	LSFE	1	2	3	4	5	6	7	8	9	10	Extra Ends	Total
<b>C</b>	11	JPN - Japan		0	0	2	2	0	2	0	1	0	0		7
	11	SCO - Scotland	*	0	3	0	0	1	0	0	0	3	2		9
<b>E</b>	11	NOR - Norway		0	0	2	0	3	1	0	1	0	1		8
	11	SUI - Switzerland	*	0	2	0	1	0	0	1	0	1	0		5

### Play-offs Bracket



**Legend:**  
>B To B-Division  
LSFE(\*) Last Stone First End

## Scoring Analysis

Team	Games	LSFE	Stolen Ends	Last Stone Eff.	Force Eff.	Points Scored							Total	Plus / Minus
						0	1	2	3	4	>4			
SUI	For	8	16	39%	50%	10	24	16	2	4	0	78	+33	
	Against	3	6			10	17	11	2	0	0	45		
JPN	For	3	16	47%	61%	6	23	18	3	1	1	77	+20	
	Against	8	8			14	26	9	3	1	0	57		
SWE	For	3	15	34%	56%	3	20	12	2	3	0	62	+9	
	Against	6	10			5	22	10	2	0	1	53		
NOR	For	5	19	32%	53%	9	32	12	4	1	0	72	+7	
	Against	6	11			6	24	12	4	0	1	65		
SCO	For	6	12	36%	52%	8	26	13	6	0	0	70	+3	
	Against	5	11			10	23	15	2	2	0	67		
KOR	For	6	9	30%	63%	10	23	10	1	1	1	55	-1	
	Against	3	13			1	27	10	3	0	0	56		
GER	For	4	8	38%	46%	5	16	11	2	2	0	52	-13	
	Against	5	14			4	21	11	2	4	0	65		
LAT	For	6	8	24%	58%	3	20	12	2	0	0	50	-17	
	Against	3	16			7	25	11	4	2	0	67		
USA	For	5	6	24%	48%	7	17	7	5	1	0	50	-18	
	Against	4	17			0	22	16	2	2	0	68		
CAN	For	3	10	28%	36%	3	24	11	1	0	0	49	-23	
	Against	6	13			7	18	17	4	2	0	72		
Total	49		119			64	225	122	28	13	2	615		

**Note:**

Stolen ends are the ends won without the last stone advantage.

Last Stone Efficiency: Scoring two or more points with last stone advantage.

Force Efficiency: Forcing the opponent team to score only one point when they have the last stone advantage.

**Legend:**

>4 More than four points scored

Eff. Efficiency

LSFE Last Stone First End



**WJCC 2023**  
Füssen, Germany

**World Junior Curling Championships 2023**

Bundesstützpunkt Arena

**Women**

**After Finals**



## Summary of Big Ends

Points Scored	By	Against	Session	End	Game Result
5	JPN - Japan	NOR - Norway	4	4	9 : 3
5	KOR - Korea	SWE - Sweden	9	8	9 : 6
4	SUI - Switzerland	SCO - Scotland	6	6	10 : 2
4	SUI - Switzerland	SCO - Scotland	6	4	10 : 2
4	SUI - Switzerland	LAT - Latvia	4	5	8 : 7
4	SUI - Switzerland	USA - United States	3	6	8 : 1
4	SWE - Sweden	JPN - Japan	8	8	8 : 5
4	SWE - Sweden	GER - Germany	6	6	13 : 4
4	SWE - Sweden	GER - Germany	6	2	13 : 4
4	GER - Germany	USA - United States	5	6	10 : 2
4	GER - Germany	LAT - Latvia	3	8	8 : 3
4	JPN - Japan	CAN - Canada	6	6	12 : 3
4	KOR - Korea	GER - Germany	4	6	8 : 5
4	NOR - Norway	GER - Germany	9	8	11 : 8
4	USA - United States	CAN - Canada	7	5	9 : 7

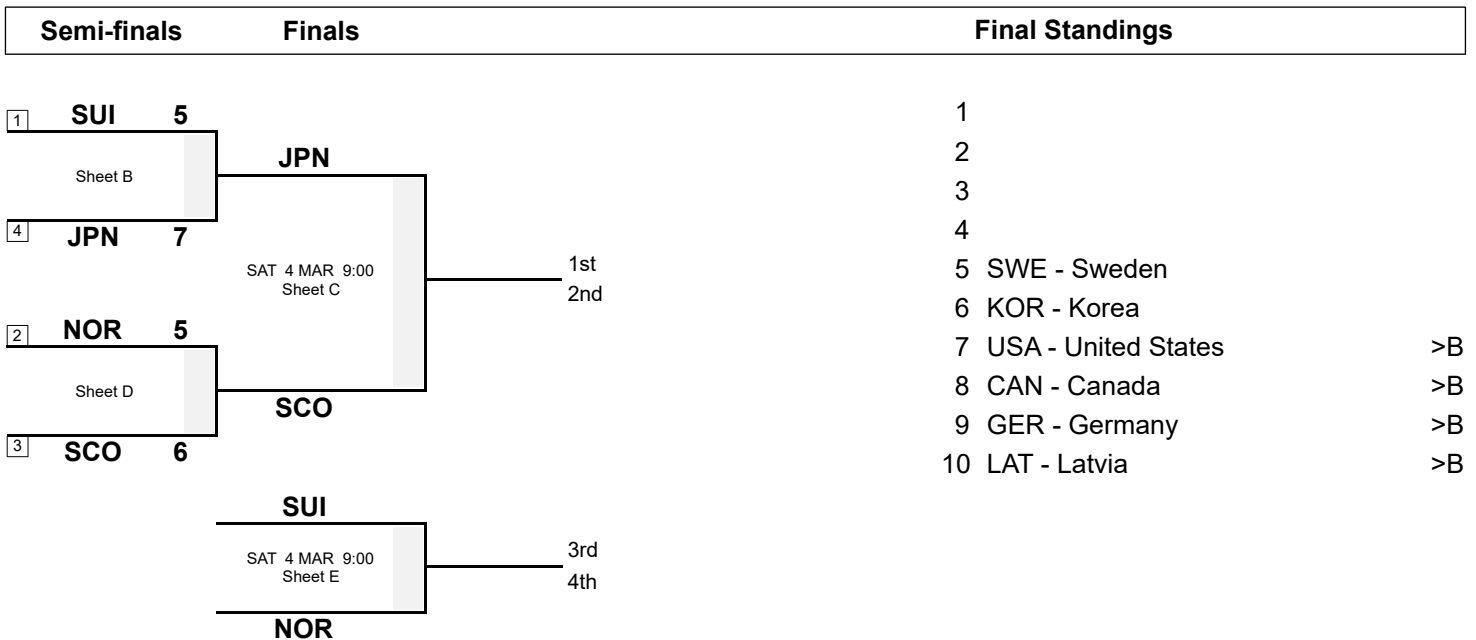
**Note:**  
Big ends are defined as ends with a score of four or more points.



### Session Results and Standings

Sheet	Game	Team	LSFE	1	2	3	4	5	6	7	8	9	10	Extra Ends	Total
<b>B</b>	10	JPN - Japan		1	0	2	0	0	0	0	1	0	3		7
	10	SUI - Switzerland	*	0	3	0	0	0	1	0	0	1	0		5
<b>D</b>	10	NOR - Norway	*	0	0	1	1	1	0	0	2	0	0		5
	10	SCO - Scotland		0	1	0	0	0	3	0	0	0	2		6

### Play-offs Bracket



**Legend:**  
>B To B-Division  
LSFE(\*) Last Stone First End

### Competition Matrix

Team	CAN	GER	JPN	KOR	LAT	NOR	SCO	SUI	SWE	USA
<b>CAN</b>		7 - 6	3 - 12	4 - 7	6 - 10	4 - 7	7 - 6	6 - 8	5 - 7	7 - 9
<b>GER</b>	6 - 7		5 - 6	5 - 8	8 - 3	8 - 11	5 - 7	1 - 8	4 - 13	10 - 2
<b>JPN</b>	12 - 3	6 - 5		7 - 6	7 - 5	9 - 3	3 - 4	4 - 5	5 - 8	10 - 4
<b>KOR</b>	7 - 4	8 - 5	6 - 7		8 - 4	3 - 7	5 - 6	6 - 7	9 - 6	3 - 10
<b>LAT</b>	10 - 6	3 - 8	5 - 7	4 - 8		5 - 6	5 - 8	7 - 8	4 - 7	7 - 9
<b>NOR</b>	7 - 4	11 - 8	3 - 9	7 - 3	6 - 5		7 - 6	2 - 7	8 - 7	8 - 5
<b>SCO</b>	6 - 7	7 - 5	4 - 3	6 - 5	8 - 5	6 - 7		2 - 10	8 - 6	8 - 7
<b>SUI</b>	8 - 6	8 - 1	5 - 4	7 - 6	8 - 7	7 - 2	10 - 2		7 - 1	8 - 1
<b>SWE</b>	7 - 5	13 - 4	8 - 5	6 - 9	7 - 4	7 - 8	6 - 8	1 - 7		7 - 3
<b>USA</b>	9 - 7	2 - 10	4 - 10	10 - 3	9 - 7	5 - 8	7 - 8	1 - 8	3 - 7	

### Standings after Round Robin

Rank	Team	Games	Wins	Losses	
1	SUI - Switzerland	9	9	0	Q
2	NOR - Norway	9	7	2	Q
3	SCO - Scotland	9	6	3	Q w1
4	JPN - Japan	9	6	3	Q w0
5	SWE - Sweden	9	5	4	
6	KOR - Korea	9	4	5	
7	USA - United States	9	3	6	>B
8	CAN - Canada	9	2	7	>B w1
9	GER - Germany	9	2	7	>B w0
10	LAT - Latvia	9	1	8	>B

**Legend:**  
**>B** To B-Division      **Q** Qualified for the semi-finals      **wn** Number of wins (n) against tied teams

### Draw Shot Challenge

Rank	Team	Stone Rotation	Last Stone Draw in each Round Robin Game									DSC
			1	2	3	4	5	6	7	8	9	
1	SUI - Switzerland	↻	35.7	39.5	3.9	41.2	<del>174.9</del>	7.2	17.0	8.7	24.9	<b>38.73cm</b>
		↻	23.6	74.8	69.1	<del>140.0</del>	16.5	39.5	90.7	31.5	95.8	
2	JPN - Japan	↻	94.5	37.3	<del>160.4</del>	68.6	59.6	21.5	63.3	38.7	<del>199.6</del>	<b>44.60cm</b>
		↻	66.8	18.4	18.7	42.8	29.9	15.0	10.7	69.9	57.9	
3	LAT - Latvia	↻	44.3	37.8	1.8	13.2	6.1	81.2	111.2	40.4	56.9	<b>46.47cm</b>
		↻	100.3	52.5	35.7	88.7	8.1	17.5	47.8	<del>199.6</del>	<del>183.4</del>	
4	USA - United States	↻	5.8	86.6	22.6	10.0	101.3	<del>160.3</del>	102.8	125.8	74.5	<b>48.93cm</b>
		↻	17.3	33.5	34.0	83.1	26.9	17.0	17.0	24.6	<del>199.6</del>	
5	NOR - Norway	↻	<del>199.6</del>	11.6	63.5	80.9	<del>199.6</del>	8.6	30.6	42.7	16.5	<b>53.30cm</b>
		↻	93.6	45.7	29.5	1.2	199.6	27.2	41.0	37.9	122.7	
6	SCO - Scotland	↻	27.7	143.8	30.4	55.1	15.3	19.8	33.2	35.5	11.1	<b>55.06cm</b>
		↻	51.7	22.6	40.6	<del>199.6</del>	90.7	191.3	<del>199.6</del>	32.9	79.3	
7	KOR - Korea	↻	134.3	41.3	31.2	80.3	12.8	31.9	144.0	35.1	199.6	<b>58.49cm</b>
		↻	<del>199.6</del>	5.2	29.9	<del>199.6</del>	12.6	23.9	36.5	86.8	30.5	
8	CAN - Canada	↻	33.7	80.8	40.0	71.4	68.3	92.2	129.7	81.4	41.6	<b>65.76cm</b>
		↻	47.7	84.9	157.7	55.7	42.2	13.5	<del>181.5</del>	11.4	<del>199.6</del>	
9	SWE - Sweden	↻	173.7	20.4	108.9	90.5	<del>199.6</del>	29.2	49.1	64.7	<del>199.6</del>	<b>70.14cm</b>
		↻	31.3	29.8	31.0	3.7	47.2	89.1	51.2	120.4	182.0	
10	GER - Germany	↻	130.2	109.2	<del>195.2</del>	37.4	21.1	121.8	44.1	<del>172.8</del>	25.3	<b>76.78cm</b>
		↻	98.2	142.9	39.4	117.0	96.5	102.3	21.6	9.6	111.8	

**Note:**  
The Draw Shot Challenge (DSC) is the average distance of all the individual Last Stone Draws (LSD), which were delivered by a team during the round robin. The two least favourable results will be eliminated before calculating the average distance. The team with the lesser DSC receives the higher ranking. If the DSCs are equal then the team with the best non-equal counting LSD receives the higher ranking. In the case where all counting LSDs are equal, the team ranked higher in the official WCF World Rankings is ranked higher.

**Legend:**  
↻ Clockwise      ↻ Counter-clockwise      **DSC** Draw Shot Challenge

## Scoring Analysis

Team	Games	LSFE	Stolen Ends	Last Stone Eff.	Force Eff.	Points Scored							Total	Plus / Minus
						0	1	2	3	4	>4			
SUI	For	6	16	44%	53%	7	19	15	1	4	0	68	+38	
	Against	3	4			9	12	9	0	0	0	30		
JPN	For	3	13	44%	64%	5	20	14	2	1	1	63	+20	
	Against	6	7			10	23	8	0	1	0	43		
SWE	For	3	15	34%	56%	3	20	12	2	3	0	62	+9	
	Against	6	10			5	22	10	2	0	1	53		
NOR	For	4	16	29%	54%	7	26	10	3	1	0	59	+5	
	Against	5	10			4	20	10	3	0	1	54		
SCO	For	5	10	34%	56%	5	24	11	3	0	0	55	0	
	Against	4	7			8	19	11	2	2	0	55		
KOR	For	6	9	30%	63%	10	23	10	1	1	1	55	-1	
	Against	3	13			1	27	10	3	0	0	56		
GER	For	4	8	38%	46%	5	16	11	2	2	0	52	-13	
	Against	5	14			4	21	11	2	4	0	65		
LAT	For	6	8	24%	58%	3	20	12	2	0	0	50	-17	
	Against	3	16			7	25	11	4	2	0	67		
USA	For	5	6	24%	48%	7	17	7	5	1	0	50	-18	
	Against	4	17			0	22	16	2	2	0	68		
CAN	For	3	10	28%	36%	3	24	11	1	0	0	49	-23	
	Against	6	13			7	18	17	4	2	0	72		
Total	45		111			55	209	113	22	13	2	563		

**Note:**

Stolen ends are the ends won without the last stone advantage.

Last Stone Efficiency: Scoring two or more points with last stone advantage.

Force Efficiency: Forcing the opponent team to score only one point when they have the last stone advantage.

**Legend:**

>4 More than four points scored

Eff. Efficiency

LSFE Last Stone First End



**WJCC 2023**  
Füssen, Germany

**World Junior Curling Championships 2023**  
Bundesstützpunkt Arena  
**Women**

After Round Robin



## Summary of Big Ends

Points Scored	By	Against	Session	End	Game Result
5	JPN - Japan	NOR - Norway	4	4	9 : 3
5	KOR - Korea	SWE - Sweden	9	8	9 : 6
4	SUI - Switzerland	SCO - Scotland	6	6	10 : 2
4	SUI - Switzerland	SCO - Scotland	6	4	10 : 2
4	SUI - Switzerland	LAT - Latvia	4	5	8 : 7
4	SUI - Switzerland	USA - United States	3	6	8 : 1
4	SWE - Sweden	JPN - Japan	8	8	8 : 5
4	SWE - Sweden	GER - Germany	6	6	13 : 4
4	SWE - Sweden	GER - Germany	6	2	13 : 4
4	GER - Germany	USA - United States	5	6	10 : 2
4	GER - Germany	LAT - Latvia	3	8	8 : 3
4	JPN - Japan	CAN - Canada	6	6	12 : 3
4	KOR - Korea	GER - Germany	4	6	8 : 5
4	NOR - Norway	GER - Germany	9	8	11 : 8
4	USA - United States	CAN - Canada	7	5	9 : 7

**Note:**  
Big ends are defined as ends with a score of four or more points.

### Session Results and Standings

Sheet	Game	Team	LSFE	1	2	3	4	5	6	7	8	9	10	Extra Ends	Total
A	9	NOR - Norway		0	0	2	0	3	0	2	4	0	X		11
	9	GER - Germany	*	0	2	0	1	0	3	0	0	2	X		8
B	9	CAN - Canada		0	0	2	0	0	0	2	0	2	0		6
	9	SUI - Switzerland	*	0	2	0	1	2	0	0	2	0	1		8
C	9	USA - United States		0	0	1	0	3	0	3	0	0	0		7
	9	SCO - Scotland	*	1	1	0	2	0	1	0	1	0	2		8
D	9	KOR - Korea	*	0	0	1	0	1	0	0	5	0	2		9
	9	SWE - Sweden		0	0	0	2	0	2	1	0	1	0		6
E	9	JPN - Japan		0	0	1	0	2	1	1	0	1	1		7
	9	LAT - Latvia	*	0	1	0	2	0	0	0	2	0	0		5

### Standings after Round Robin

Rank	Team	Games	Wins	Losses	
1	SUI - Switzerland	9	9	0	Q
2	NOR - Norway	9	7	2	Q
3	SCO - Scotland	9	6	3	Q w1
4	JPN - Japan	9	6	3	Q w0
5	SWE - Sweden	9	5	4	
6	KOR - Korea	9	4	5	
7	USA - United States	9	3	6	>B
8	CAN - Canada	9	2	7	>B w1
9	GER - Germany	9	2	7	>B w0
10	LAT - Latvia	9	1	8	>B

**Legend:**

>B To B-Division

LSFE(\*) Last Stone First End

Q Qualified for the semi-finals

wn Number of wins (n) against tied teams

X Unplayed/unfinished end due to concession

### Session Results and Standings

Sheet	Game	Team	LSFE	1	2	3	4	5	6	7	8	9	10	Extra Ends	Total
A	8	SWE - Sweden		1	0	0	1	0	1	0	4	1	X		8
	8	JPN - Japan	*	0	0	2	0	2	0	1	0	0	X		5
B	8	NOR - Norway		0	0	2	0	0	1	2	0	1	1		7
	8	SCO - Scotland	*	1	0	0	1	1	0	0	3	0	0		6
C	8	CAN - Canada	*	0	0	1	1	0	0	2	0	1	1	1	7
	8	GER - Germany		1	1	0	0	0	2	0	2	0	0	0	6
D	8	LAT - Latvia		1	0	0	1	0	0	2	0	3	0		7
	8	USA - United States	*	0	2	3	0	0	1	0	2	0	1		9
E	8	SUI - Switzerland	*	2	0	0	1	0	1	0	1	0	2		7
	8	KOR - Korea		0	2	1	0	1	0	1	0	1	0		6

### Current Standings

Rank	Team	Games	Wins	Losses	
1	SUI - Switzerland	8	8	0	Q
2	NOR - Norway	8	6	2	Q
3	JPN - Japan	8	5	3	
3	SCO - Scotland	8	5	3	
3	SWE - Sweden	8	5	3	
6	KOR - Korea	8	3	5	
6	USA - United States	8	3	5	
8	CAN - Canada	8	2	6	
8	GER - Germany	8	2	6	
10	LAT - Latvia	8	1	7	

**Note:**  
Under WCF rules, tie-breaking rules for standings are not applied until after the last game of the round robin.

**Legend:**  
**LSFE(\*)** Last Stone First End                      **Q** Qualified for the semi-finals                      **X** Unplayed/unfinished end due to concession

### Session Results and Standings

Sheet	Game	Team	LSFE	1	2	3	4	5	6	7	8	9	10	Extra Ends	Total
A	7	USA - United States	*	3	1	0	0	4	0	1	0	0	X		9
	7	CAN - Canada		0	0	2	1	0	2	0	1	1	X		7
B	7	GER - Germany	*	0	2	0	1	1	0	1	0	0	0		5
	7	JPN - Japan		0	0	1	0	0	1	0	2	1	1		6
C	7	SUI - Switzerland		1	1	2	1	0	0	2	X	X	X		7
	7	SWE - Sweden	*	0	0	0	0	0	1	0	X	X	X		1
D	7	SCO - Scotland		0	0	0	1	0	3	0	1	0	1		6
	7	KOR - Korea	*	0	0	0	0	1	0	2	0	2	0		5
E	7	LAT - Latvia		0	1	0	0	0	1	0	2	0	1		5
	7	NOR - Norway	*	0	0	2	1	1	0	1	0	1	0		6

### Current Standings

Rank	Team	Games	Wins	Losses	
1	SUI - Switzerland	7	7	0	Q
2	JPN - Japan	7	5	2	
2	NOR - Norway	7	5	2	
2	SCO - Scotland	7	5	2	
5	SWE - Sweden	7	4	3	
6	KOR - Korea	7	3	4	
7	GER - Germany	7	2	5	
7	USA - United States	7	2	5	
9	CAN - Canada	7	1	6	
9	LAT - Latvia	7	1	6	

**Note:**  
Under WCF rules, tie-breaking rules for standings are not applied until after the last game of the round robin.

**Legend:**  
**LSFE(\*)** Last Stone First End      **Q** Qualified for the semi-finals      **X** Unplayed/unfinished end due to concession



### Session Results and Standings

Sheet	Game	Team	LSFE	1	2	3	4	5	6	7	8	9	10	Extra Ends	Total
A	6	SCO - Scotland		0	0	1	0	1	0	X	X	X	X		2
	6	SUI - Switzerland	*	1	1	0	4	0	4	X	X	X	X		10
B	6	KOR - Korea	*	1	0	0	3	0	2	0	1	1	X		8
	6	LAT - Latvia		0	1	0	0	2	0	1	0	0	X		4
C	6	NOR - Norway	*	1	0	0	1	0	3	0	2	1	X		8
	6	USA - United States		0	0	1	0	2	0	2	0	0	X		5
D	6	CAN - Canada		0	0	0	1	0	0	2	0	X	X		3
	6	JPN - Japan	*	0	2	2	0	1	4	0	3	X	X		12
E	6	GER - Germany		0	0	3	0	1	0	X	X	X	X		4
	6	SWE - Sweden	*	2	4	0	3	0	4	X	X	X	X		13

### Current Standings

Rank	Team	Games	Wins	Losses
1	SUI - Switzerland	6	6	0
2	JPN - Japan	6	4	2
2	NOR - Norway	6	4	2
2	SCO - Scotland	6	4	2
2	SWE - Sweden	6	4	2
6	KOR - Korea	6	3	3
7	GER - Germany	6	2	4
8	CAN - Canada	6	1	5
8	LAT - Latvia	6	1	5
8	USA - United States	6	1	5

**Note:**  
Under WCF rules, tie-breaking rules for standings are not applied until after the last game of the round robin.

**Legend:**  
LSFE(\*) Last Stone First End                      X    Unplayed/unfinished end due to concession

### Session Results and Standings

Sheet	Game	Team	LSFE	1	2	3	4	5	6	7	8	9	10	Extra Ends	Total
A	5	JPN - Japan		0	0	2	0	0	0	0	0	3	1	1	7
	5	KOR - Korea	*	1	1	0	0	0	2	1	1	0	0	0	6
B	5	SCO - Scotland	*	0	2	0	2	0	0	2	1	0	1		8
	5	SWE - Sweden		0	0	1	0	1	2	0	0	2	0		6
C	5	LAT - Latvia	*	2	0	2	0	1	0	0	0	2	3		10
	5	CAN - Canada		0	0	0	1	0	1	3	1	0	0		6
D	5	USA - United States		0	0	0	0	1	0	1	0	X	X		2
	5	GER - Germany	*	1	1	0	2	0	4	0	2	X	X		10
E	5	NOR - Norway		0	0	1	0	1	0	0	0	0	X		2
	5	SUI - Switzerland	*	0	1	0	0	0	2	0	3	1	X		7

### Current Standings

Rank	Team	Games	Wins	Losses
1	SUI - Switzerland	5	5	0
2	SCO - Scotland	5	4	1
3	JPN - Japan	5	3	2
3	NOR - Norway	5	3	2
3	SWE - Sweden	5	3	2
6	GER - Germany	5	2	3
6	KOR - Korea	5	2	3
8	CAN - Canada	5	1	4
8	LAT - Latvia	5	1	4
8	USA - United States	5	1	4

**Note:**  
Under WCF rules, tie-breaking rules for standings are not applied until after the last game of the round robin.

**Legend:**  
LSFE(\*) Last Stone First End                      X    Unplayed/unfinished end due to concession

### Session Results and Standings

Sheet	Game	Team	LSFE	1	2	3	4	5	6	7	8	9	10	Extra Ends	Total
A	4	CAN - Canada	*	1	0	0	1	0	2	0	0	2	1		7
	4	SCO - Scotland		0	1	1	0	2	0	2	0	0	0		6
B	4	JPN - Japan		0	1	0	5	0	0	1	2	X	X		9
	4	NOR - Norway	*	1	0	1	0	0	1	0	0	X	X		3
C	4	GER - Germany	*	0	1	0	0	1	0	0	2	1	0		5
	4	KOR - Korea		0	0	0	1	0	4	1	0	0	2		8
D	4	SUI - Switzerland		0	1	0	0	4	2	0	0	0	1		8
	4	LAT - Latvia	*	2	0	2	2	0	0	0	1	0	0		7
E	4	SWE - Sweden		0	1	2	1	0	1	1	1	0	X		7
	4	USA - United States	*	1	0	0	0	1	0	0	0	1	X		3

### Current Standings

Rank	Team	Games	Wins	Losses
1	SUI - Switzerland	4	4	0
2	NOR - Norway	4	3	1
2	SCO - Scotland	4	3	1
2	SWE - Sweden	4	3	1
5	JPN - Japan	4	2	2
5	KOR - Korea	4	2	2
7	CAN - Canada	4	1	3
7	GER - Germany	4	1	3
7	USA - United States	4	1	3
10	LAT - Latvia	4	0	4

**Note:**  
Under WCF rules, tie-breaking rules for standings are not applied until after the last game of the round robin.

**Legend:**  
LSFE(\*) Last Stone First End                      X    Unplayed/unfinished end due to concession

### Session Results and Standings

Sheet	Game	Team	LSFE	1	2	3	4	5	6	7	8	9	10	Extra Ends	Total
A	3	SUI - Switzerland		0	0	0	2	0	4	2	X	X	X		8
	3	USA - United States	*	0	0	1	0	0	0	0	X	X	X		1
B	3	LAT - Latvia	*	0	1	0	0	1	0	1	0	X	X		3
	3	GER - Germany		1	0	0	1	0	2	0	4	X	X		8
C	3	SWE - Sweden		0	1	0	0	1	1	0	2	2	0	0	7
	3	NOR - Norway	*	0	0	1	3	0	0	1	0	0	2	1	8
D	3	JPN - Japan		0	0	1	0	0	1	0	0	1	0		3
	3	SCO - Scotland	*	0	0	0	2	0	0	0	1	0	1		4
E	3	KOR - Korea	*	0	1	0	2	1	0	2	0	1	0		7
	3	CAN - Canada		0	0	1	0	0	1	0	1	0	1		4

### Current Standings

Rank	Team	Games	Wins	Losses
1	NOR - Norway	3	3	0
1	SCO - Scotland	3	3	0
1	SUI - Switzerland	3	3	0
4	SWE - Sweden	3	2	1
5	GER - Germany	3	1	2
5	JPN - Japan	3	1	2
5	KOR - Korea	3	1	2
5	USA - United States	3	1	2
9	CAN - Canada	3	0	3
9	LAT - Latvia	3	0	3

**Note:**  
Under WCF rules, tie-breaking rules for standings are not applied until after the last game of the round robin.

**Legend:**  
LSFE(\*) Last Stone First End      X      Unplayed/unfinished end due to concession

### Session Results and Standings

Sheet	Game	Team	LSFE	1	2	3	4	5	6	7	8	9	10	Extra Ends	Total
A	2	KOR - Korea	*	1	1	0	0	1	0	0	0	0	X		3
	2	NOR - Norway		0	0	1	1	0	1	2	1	1	X		7
B	2	SWE - Sweden	*	3	0	1	0	0	0	2	0	1	X		7
	2	CAN - Canada		0	2	0	1	0	1	0	1	0	X		5
C	2	SCO - Scotland		0	0	0	2	1	0	1	0	1	3		8
	2	LAT - Latvia	*	0	1	2	0	0	1	0	1	0	0		5
D	2	GER - Germany		1	0	0	0	0	0	0	X	X	X		1
	2	SUI - Switzerland	*	0	0	2	1	2	2	1	X	X	X		8
E	2	USA - United States		0	1	0	0	1	0	0	2	0	X		4
	2	JPN - Japan	*	2	0	1	1	0	2	2	0	2	X		10

### Current Standings

Rank	Team	Games	Wins	Losses
1	NOR - Norway	2	2	0
1	SCO - Scotland	2	2	0
1	SUI - Switzerland	2	2	0
1	SWE - Sweden	2	2	0
5	JPN - Japan	2	1	1
5	USA - United States	2	1	1
7	CAN - Canada	2	0	2
7	GER - Germany	2	0	2
7	KOR - Korea	2	0	2
7	LAT - Latvia	2	0	2

**Note:**  
Under WCF rules, tie-breaking rules for standings are not applied until after the last game of the round robin.

**Legend:**  
LSFE(\*) Last Stone First End      X      Unplayed/unfinished end due to concession

### Session Results and Standings

Sheet	Game	Team	LSFE	1	2	3	4	5	6	7	8	9	10	Extra Ends	Total
A	1	LAT - Latvia	*	1	1	0	0	0	0	1	1	0	X		4
	1	SWE - Sweden		0	0	2	2	1	2	0	0	0	X		7
B	1	USA - United States	*	1	1	1	0	0	3	2	2	X	X		10
	1	KOR - Korea		0	0	0	1	2	0	0	0	X	X		3
C	1	JPN - Japan		0	0	0	0	0	2	0	0	2	0		4
	1	SUI - Switzerland	*	0	2	0	0	1	0	0	1	0	1		5
D	1	NOR - Norway		1	0	2	1	0	0	0	0	2	1		7
	1	CAN - Canada	*	0	1	0	0	2	0	0	1	0	0		4
E	1	SCO - Scotland	*	0	2	0	2	1	0	1	1	0	X		7
	1	GER - Germany		0	0	2	0	0	1	0	0	2	X		5

### Current Standings

Rank	Team	Games	Wins	Losses
1	NOR - Norway	1	1	0
1	SCO - Scotland	1	1	0
1	SUI - Switzerland	1	1	0
1	SWE - Sweden	1	1	0
1	USA - United States	1	1	0
6	CAN - Canada	1	0	1
6	GER - Germany	1	0	1
6	JPN - Japan	1	0	1
6	KOR - Korea	1	0	1
6	LAT - Latvia	1	0	1

**Note:**  
Under WCF rules, tie-breaking rules for standings are not applied until after the last game of the round robin.

**Legend:**  
LSFE(\*) Last Stone First End                      X    Unplayed/unfinished end due to concession

## Entry List by Country

**REVISED**  
24 FEB 15:34

As of FRI 24 FEB 2023

CAN - Canada		
4 S	DESCHENES Emily	R
3 V	FERGUSON Lauren	R
2	UMLAH Alison	R
1	FITZGERALD Catherine	R
A	-	
C	MATTATALL Mary	
2C	STEVENS Taylour	
NC	OLSON-JOHNS Lori	

GER - Germany		
4 V	SUTOR Kim	R
3 S	MESSENZEHL Sara	R
2	ANTES Zoe	R
1	KAPP Anne	R
A	SCHEUERL Elisa	R
C	AXNICK Oliver	
NC	CHARETTE Daniel (CAN)	
NC	KAPP Uli	

JPN - Japan		
4 S	MIURA Yuina	R
3 V	MATSUNAGA Ai	R
2	UENO Yui	R
1	OGIHARA Eri	R
A	SAKUMA Yuna	R
C	OGASAWARA Ayumi	
2C	MATSUMURA Hayato	
O	YADOIWA Takuo	

KOR - Korea		
4 S	KANG Bo Bae	R
3	JO Ju Hee	R
2	KIM Nayeon	R
1 V	LEE You Sun	R
A	CHEON Heeseo	R
C	LEE Hyein	
O	-	
O	-	

LAT - Latvia		
4 S	BARONE Evelina	R
3 V	IEVINA Rezija	R
2	APSE Veronika	R
1	BITMETE Erika Patricija	R
A	SELIVERSTOVA Marija	R
C	STASA-SARSUNE Iveta	
O	-	
O	-	

NOR - Norway		
4 S	BJOERNSTAD Torild	R
3 V	OESTGAARD Nora	R
2	FORBREGD Ingeborg	R
1	KJAERLAND Eilin	R
A	OESTGAARD Siri	R
C	BJOERNSTAD Ingebrigt	
O	-	
O	-	

SCO - Scotland		
4 S	HENDERSON Fay	R
3 V	MUNRO Robyn	R
2	WILKIE-MILNE Holly	R
1	WATT Laura	R
A	MITCHELL Amy	R
C	MORRISON Colin	
NC	AITKEN David	
O	-	

SUI - Switzerland		
4 S	SCHWALLER Xenia	R
3	GAFNER Selina	R
2 V	RIEDER Fabienne	R
1	WUEEST Marion	R
A	RYCHIGER Selina	R
C	SCHWALLER Andreas	
NC	NETZER Manuela	
O	MEIENBERG Stefan	

SWE - Sweden		
4 S	DRYBURGH Moa	R
3 V	OREFJORD Thea	R
2	TJAERNLUND Moa	R
1	NILSSON Moa	R
A	RYBERG Erika	R
C	DRYBURGH Margaretha	
2C	SJOEBERG Fanny	
O	-	

USA - United States		
4 S	THURLOW Tessa	R
3 V	HEIN Jordan	L
2	SCHEEL Miranda	R
1	HINTZ Amelia	R
A	O'HARA Anne	L
C	HARDEN Amy (CAN)	
O	PEPLINSKI Michael	
O	GULENCHYN Mike	

**Note:**

Position and function for each team member:

**4** = Fourth, **3** = Third, **2** = Second, **1** = Lead, **A** = Alternate, **S** = Skip, **V** = Vice-Skip

**C** = Coach, **2C** = 2nd Team Coach, **NC** = National Coach, **T** = Translator, **O** = Team Official

**Legend:**

**L** Left-handed

**R** Right-handed

**REVISED**

**GER: Line-up revised (Third and Second swapped)**

## Competition Officials

As of SAT 4 MAR 2023

Function	Name	Organisation
<b>WCF President:</b>	WELLING Beau	USA - United States
<b>WCF Head of Competitions:</b>	ROETHLISBERGER Eeva	SUI - Switzerland
<b>WCF Technical Delegate:</b>	MUTCH Laura	SCO - Scotland
<b>Chief Umpire:</b>	BASTIAN Tim	GER - Germany
<b>Deputy Chief Umpire:</b>	AUGUSTYNIAK Wojciech	POL - Poland
<b>Game Umpires:</b>	GENNEMARK Ki	SWE - Sweden
	HUCKLE Anja	GER - Germany
	LAURIDSEN Steen	DEN - Denmark
	RAMIREZ DE LA PISCINA Nagore	ESP - Spain
	TRAILA Iulia	ROU - Romania
<b>Chief Ice Technician:</b>	ROETHLISBERGER Stefan	SUI - Switzerland
<b>Deputy Chief Ice Technician:</b>	FRITZ Joe	GER - Germany
<b>Chief Timer:</b>	PAUTSCH Thomas	GER - Germany
<b>Deputy Chief Timer:</b>	SCHALLER Christian	SUI - Switzerland



## Competition Schedule

As of FRI 24 FEB 2023

Date	Start Time	Session	Sheet A	Sheet B	Sheet C	Sheet D	Sheet E	
SAT 25 FEB	9:00	w1	lat - swe	usa - kor	jpn - sui	nor - can	sco - ger	
	14:00	M1	CAN - SCO	GER - NOR	USA - KOR	ITA - TUR	CHN - SUI	
	19:30	w2	kor - nor	swe - can	sco - lat	ger - sui	usa - jpn	
SUN 26 FEB	9:00	M2	NOR - ITA	SCO - TUR	CHN - CAN	SUI - KOR	GER - USA	
	14:00	w3	sui - usa	lat - ger	swe - nor	jpn - sco	kor - can	
	19:00	M3	KOR - GER	CAN - SUI	SCO - ITA	USA - CHN	NOR - TUR	
MON 27 FEB	9:00	w4	can - sco	jpn - nor	ger - kor	sui - lat	swe - usa	
	14:00	M4	TUR - CHN	USA - ITA	SUI - NOR	KOR - CAN	SCO - GER	
	19:00	w5	jpn - kor	sco - swe	lat - can	usa - ger	nor - sui	
TUE 28 FEB	9:00	M5	USA - NOR	CHN - SCO	CAN - TUR	GER - SUI	ITA - KOR	
	14:00	w6	sco - sui	kor - lat	nor - usa	can - jpn	ger - swe	
	19:00	M6	CHN - KOR	NOR - CAN	ITA - GER	TUR - USA	SUI - SCO	
WED 1 MAR	9:00	w7	usa - can	ger - jpn	sui - swe	sco - kor	lat - nor	
	14:00	M7	GER - TUR	SUI - USA	KOR - SCO	CHN - NOR	CAN - ITA	
	19:00	w8	swe - jpn	nor - sco	can - ger	lat - usa	sui - kor	
THU 2 MAR	9:00	M8	SCO - USA	ITA - CHN	TUR - SUI	CAN - GER	KOR - NOR	
	14:00	w9	nor - ger	can - sui	usa - sco	kor - swe	jpn - lat	
	19:00	M9	ITA - SUI	TUR - KOR	GER - CHN	NOR - SCO	USA - CAN	
FRI 3 MAR	14:00	Women's Semi-finals						
	19:00	Men's Semi-finals						
SAT 4 MAR	9:00	Women's Finals						
	14:00	Men's Finals						

**Note:**

Lowercase - women      UPPERCASE - MEN

First named team in each game plays red-handled stones and wears dark coloured upper playing garments.

Please check online for more details and the latest updates.

**Legend:**

**Mn** Men's session n

**wn** Women's session n