



RESULTS BOOK

Men



**World Junior Curling Championships 2024
Lohja, Finland**

17 - 24 February 2024





WJCC 2024
Lohja, Finland

SAT 24 FEB 2024

World Junior Curling Championships 2024
Kisakallio Sports Institute
Men



Medallists

Medal	Country	Name	Position - Function
GOLD	NOR - Norway	HOESTMAELINGEN Lukas	4 S
		HASLEV NORDBYE Tinius	3
		LILLEBOE Magnus	2
		ERIKSEN Eskil	1
		DAEHLIN Harald	A
		HOESTMAELINGEN Johan	C
SILVER	ITA - Italy	GILLI Stefano	3 S
		DE ZANNA Francesco	4
		GILLI Andrea	2
		VIGLIANI Francesco	1
		CAVALLERO Alberto	A
		MARIANI Marco	C
BRONZE	DEN - Denmark	SCHMIDT Jacob	3 S
		VILANDT Jonathan	4
		QVIST Alexander	2
		JURLANDER BOEGE Kasper	1
		JENSEN Nikki	A
		VILANDT Lars	C

Note:

Position and function for each team member:

4 = Fourth, **3** = Third, **2** = Second, **1** = Lead, **A** = Alternate, **S** = Skip, **C** = Coach

Final Standings

Rank	Team	Players	Position - Function
1	NOR - Norway	HOESTMAELINGEN Lukas	4 S
		HASLEV NORDBYE Tinius	3 V
		LILLEBOE Magnus	2
		ERIKSEN Eskil	1
		DAEHLIN Harald	A
		HOESTMAELINGEN Johan	C
2	ITA - Italy	DE ZANNA Francesco	4 V
		GILLI Stefano	3 S
		GILLI Andrea	2
		VIGLIANI Francesco	1
		CAVALLERO Alberto	A
		MARIANI Marco	C
3	DEN - Denmark	VILANDT Jonathan	4 V
		SCHMIDT Jacob	3 S
		QVIST Alexander	2
		JURLANDER BOEGE Kasper	1
		JENSEN Nikki	A
		VILANDT Lars	C
4	USA - United States	WENDLING Wesley	4 S
		BESTLAND Jackson	3 V
		TUMA Kevin	2
		ARMSTRONG Jackson	1
		HEBERT Caden	A
		SWISSHELM Ann	C
5	GER - Germany	KAPP Benjamin	4 S
		MESSENZEHL Felix	3 V
		SCHEUERL Johannes	2
		TREVISIOL Mario	1
		ENDERS Adrian	A
		KAPP Andy	C
6	SCO - Scotland	CARSON Orrin	4 S
		CARSON Logan	3 V
		HYSLOP Archie	2
		GIBB Charlie	1
		GALLACHER Hamish	A
		CARSON Ryan	C
7	CAN - Canada	TAO Johnson	4 S
		NEUERT Jaedon	3 V
		DAVIES Zach	2
		NAUGLER Adam	1
		-	A
		WILSON Skip	C
8	SUI - Switzerland	JERMANN Manuel	4 S
		JERMANN Yannick	3
		VON ALLMEN Kenjo	2 V
		HANHART Simon	1
		SCHWALLER Kim	A
		HEINIMANN Alexander	C



Final Standings

Rank	Team	Players	Position - Function
9	CHN - China	TAO Liqunan	4 S
		XU Xin	3 V
		HE Bowen	2
		SHI Guixi	1
		LIU Chen Wen Jie	A
		ZHANG Zhong	C
10	NZL - New Zealand	BECKER William	4 V
		FLANAGAN Sam	3 S
		NEVILL Darcy	2
		NEVILL Jed	1
		-	A
		EDE Nelson	C

Note:

Position and function for each team member:

4 = Fourth, **3** = Third, **2** = Second, **1** = Lead, **A** = Alternate, **S** = Skip, **V** = Vice-Skip, **C** = Coach

A separate Sport Communication has been issued regarding the qualification for the WJCC 2025.


Competition Summary

Session	Date Time	Sheet A	Sheet B	Sheet C	Sheet D	Sheet E
Session 1	17 FEB 14:00	CAN 4 - 9 SCO	GER 7 - 8 _{EE} NOR	DEN 6 - 2 CHN	USA 6 - 10 ITA	NZL 4 - 11 SUI
Session 2	18 FEB 9:00	NOR 7 - 8 USA	SCO 6 - 10 ITA	NZL 3 - 9 CAN	SUI 7 - 5 CHN	GER 9 - 10 _{EE} DEN
Session 3	18 FEB 19:00	CHN 4 - 7 GER	CAN 8 - 4 SUI	SCO 6 - 10 USA	DEN 8 - 4 NZL	NOR 5 - 4 ITA
Session 4	19 FEB 14:00	ITA 8 - 3 NZL	DEN 11 - 3 USA	SUI 4 - 7 NOR	CHN 3 - 6 CAN	SCO 5 - 7 GER
Session 5	20 FEB 9:00	DEN 3 - 6 NOR	NZL 2 - 9 SCO	CAN 3 - 8 ITA	GER 6 - 4 SUI	USA 4 - 6 _{EE} CHN
Session 6	20 FEB 19:00	NZL 3 - 10 CHN	NOR 8 - 4 CAN	USA 7 - 3 GER	ITA 8 - 7 DEN	SUI 2 - 11 SCO
Session 7	21 FEB 14:00	GER 9 - 2 ITA	SUI 8 - 9 DEN	CHN 4 - 6 SCO	NZL 2 - 7 NOR	CAN 9 - 10 _{EE} USA
Session 8	22 FEB 9:00	SCO 7 - 9 DEN	USA 10 - 3 NZL	ITA 6 - 5 SUI	CAN 8 - 7 GER	CHN 3 - 9 NOR
Session 9	22 FEB 19:00	USA 11 - 8 SUI	ITA 9 - 1 CHN	GER 9 - 1 NZL	NOR 5 - 7 SCO	DEN 7 - 6 _{EE} CAN
Semi-finals	23 FEB 19:00		DEN 5 - 7 ITA		USA 4 - 10 NOR	
Finals	24 FEB 15:00			NOR 7 - 6 _{EE} ITA		USA 9 - 10 DEN

Standings after Round Robin

Rank	Team	Games	Wins	Losses		
1	NOR - Norway	9	7	2	Q	w2
2	ITA - Italy	9	7	2	Q	w1
3	DEN - Denmark	9	7	2	Q	w0
4	USA - United States	9	6	3	Q	
5	GER - Germany	9	5	4		w1
6	SCO - Scotland	9	5	4		w0
7	CAN - Canada	9	4	5		
8	SUI - Switzerland	9	2	7		w1
9	CHN - China	9	2	7		w0
10	NZL - New Zealand	9	0	9		

Play-offs Bracket



Legend:	EE Extra End	Q Qualified for the play-offs	wn Number of wins (n) against tied teams
----------------	---------------------	--------------------------------------	---

A separate Sport Communication has been issued regarding the qualification for the WJCC 2025.



WJCC 2024
Lohja, Finland

SAT 24 FEB 2024
Start Time 15:00

World Junior Curling Championships 2024
Kisakallio Sports Institute



Men

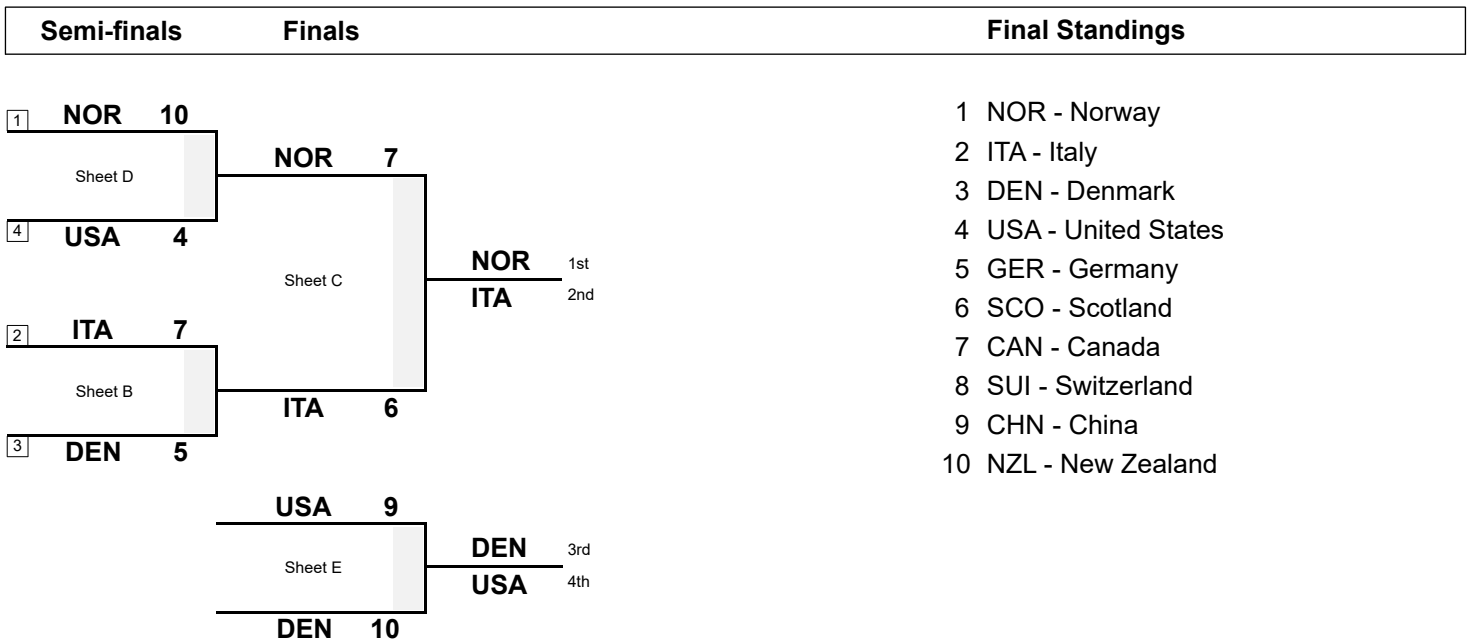
Finals



Session Results and Standings


Sheet	Team	LSFE	1	2	3	4	5	6	7	8	9	10	Extra Ends	Total	
C	NOR - Norway	*	1	0	2	1	0	0	1	0	1	0	0	1	7
	ITA - Italy		0	2	0	0	0	2	0	1	0	1	0	0	6
E	USA - United States		0	1	0	1	0	3	1	0	3	0			9
	DEN - Denmark	*	2	0	1	0	5	0	0	1	0	1			10

Play-offs Bracket



Legend:
LSFE(*) Last Stone First End





SAT 24 FEB 2024
Start Time 15:00

Gold Medal Game



Game Results

Sheet	Team	LSFE	1	2	3	4	5	6	7	8	9	10	Extra Ends	Total
C	NOR - Norway	*	1	0	2	1	0	0	1	0	1	0	1	7
	ITA - Italy		0	2	0	0	0	2	0	1	0	1	0	6

NOR - Norway		Shot Success Game
4 S	HOESTMAELINGEN Lukas	80%
3 V	HASLEV NORDBYE Tinius	90%
2	LILLEBOE Magnus	89%
1	ERIKSEN Eskil	89%
A	DAEHLIN Harald	-
Team Total		87%

ITA - Italy		Shot Success Game
4 V	DE ZANNA Francesco	67%
3 S	GILLI Stefano	80%
2	GILLI Andrea	84%
1	VIGLIANI Francesco	83%
A	CAVALLERO Alberto	-
Team Total		79%

Time remaining: 6 minutes 29 seconds
2 minutes 48 seconds (after extra end 1)
3 minutes 45 seconds (after extra end 2)

Time remaining: 0 minutes 55 seconds
0 minutes 58 seconds (after extra end 1)
0 minutes 19 seconds (after extra end 2)

Time-out: End 9 - NOR stone 4; End 11 - NOR stone 7; End 12 - NOR stone 7

Time-out: End 9 - ITA stone 5; End 11 - ITA stone 7; End 12 - ITA stone 6

Shot Success Analysis

NOR - Norway		↻	↺	Game
4	HOESTMAELINGEN Lukas	Draws 3 92%	5 95%	8 94%
		Take-outs 11 68%	3 83%	14 71%
		Total 14 73%	8 91%	22 80%
3	HASLEV NORDBYE Tinius	Draws 8 94%	3 100%	11 95%
		Take-outs 6 83%	7 86%	13 85%
		Total 14 89%	10 90%	24 90%
2	LILLEBOE Magnus	Draws 7 71%	3 83%	10 75%
		Take-outs 8 97%	6 100%	14 98%
		Total 15 85%	9 94%	24 89%
1	ERIKSEN Eskil	Draws 19 91%	2 50%	21 87%
		Take-outs 1 100%	2 100%	3 100%
		Total 20 91%	4 75%	24 89%
A	DAEHLIN Harald	Draws 0 -	0 -	0 -
		Take-outs 0 -	0 -	0 -
		Total 0 -	0 -	0 -
Team		Draws 37 88%	13 87%	50 88%
		Take-outs 26 82%	18 92%	44 86%
		Total 63 85%	31 90%	94 87%

ITA - Italy		↻	↺	Game
4	DE ZANNA Francesco	Draws 9 72%	5 35%	14 59%
		Take-outs 6 67%	4 94%	10 78%
		Total 15 70%	9 61%	24 67%
3	GILLI Stefano	Draws 8 94%	2 25%	10 80%
		Take-outs 9 83%	5 75%	14 80%
		Total 17 88%	7 61%	24 80%
2	GILLI Andrea	Draws 7 89%	1 50%	8 84%
		Take-outs 10 90%	6 75%	16 84%
		Total 17 90%	7 71%	24 84%
1	VIGLIANI Francesco	Draws 19 79%	2 100%	21 81%
		Take-outs 3 100%	0 -	3 100%
		Total 22 82%	2 100%	24 83%
A	CAVALLERO Alberto	Draws 0 -	0 -	0 -
		Take-outs 0 -	0 -	0 -
		Total 0 -	0 -	0 -
Team		Draws 43 82%	10 48%	53 75%
		Take-outs 28 84%	15 80%	43 83%
		Total 71 83%	25 67%	96 79%

Note:
Position and function for each team member:
4 = Fourth, 3 = Third, 2 = Second, 1 = Lead, A = Alternate, S = Skip, V = Vice-Skip

Legend:
↻ Clockwise ↺ Counter-clockwise LSFE(*) Last Stone First End

Game - Shot by Shot



Legend:
 ↻ Clockwise ↺ Counter-clockwise - Not considered

Game - Shot by Shot



Legend:
 ↻ Clockwise ↺ Counter-clockwise - Not considered

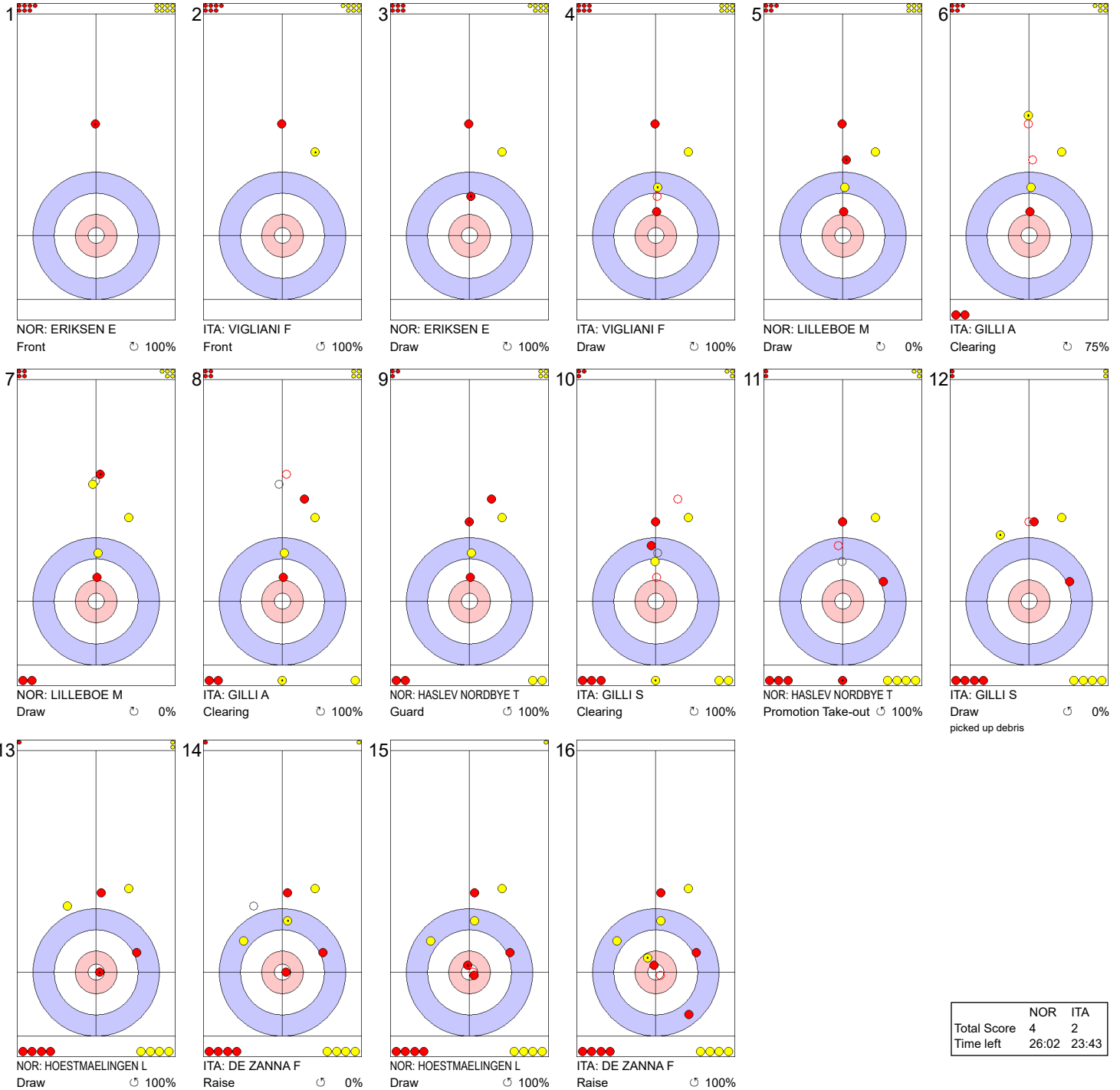
Game - Shot by Shot



Legend:
 ↻ Clockwise ↺ Counter-clockwise - Not considered

Game - Shot by Shot

End 4 ● **NOR - Norway** 3 + 1 (this end) = 4 ⊗ **ITA - Italy** 2 + 0 (this end) = 2



	NOR	ITA
Total Score	4	2
Time left	26:02	23:43

Legend:
 ↻ Clockwise ↺ Counter-clockwise - Not considered

Game - Shot by Shot



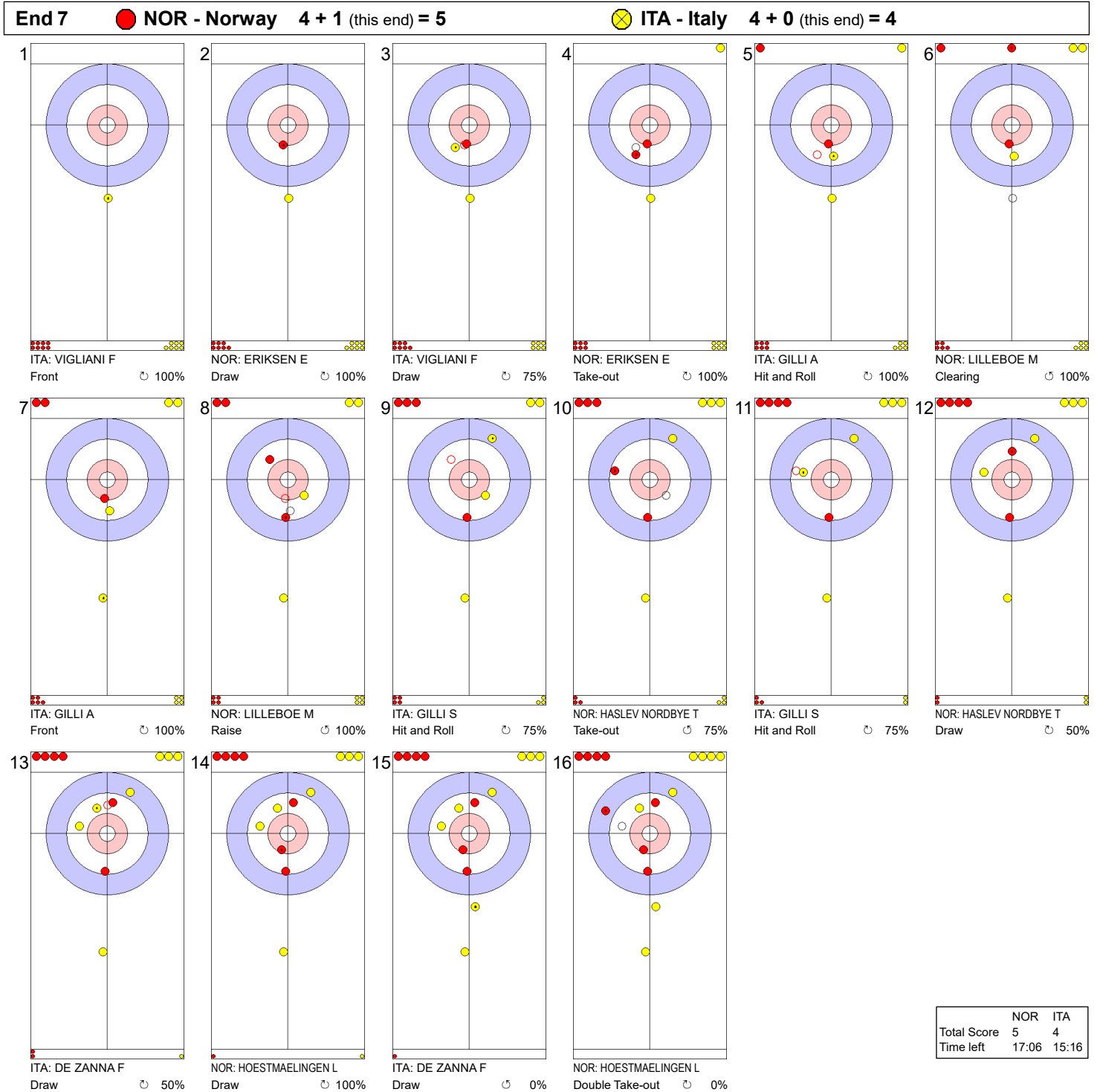
Legend:
 ↻ Clockwise ↺ Counter-clockwise - Not considered

Game - Shot by Shot



Legend:
 ↻ Clockwise ↺ Counter-clockwise - Not considered



Game - Shot by Shot



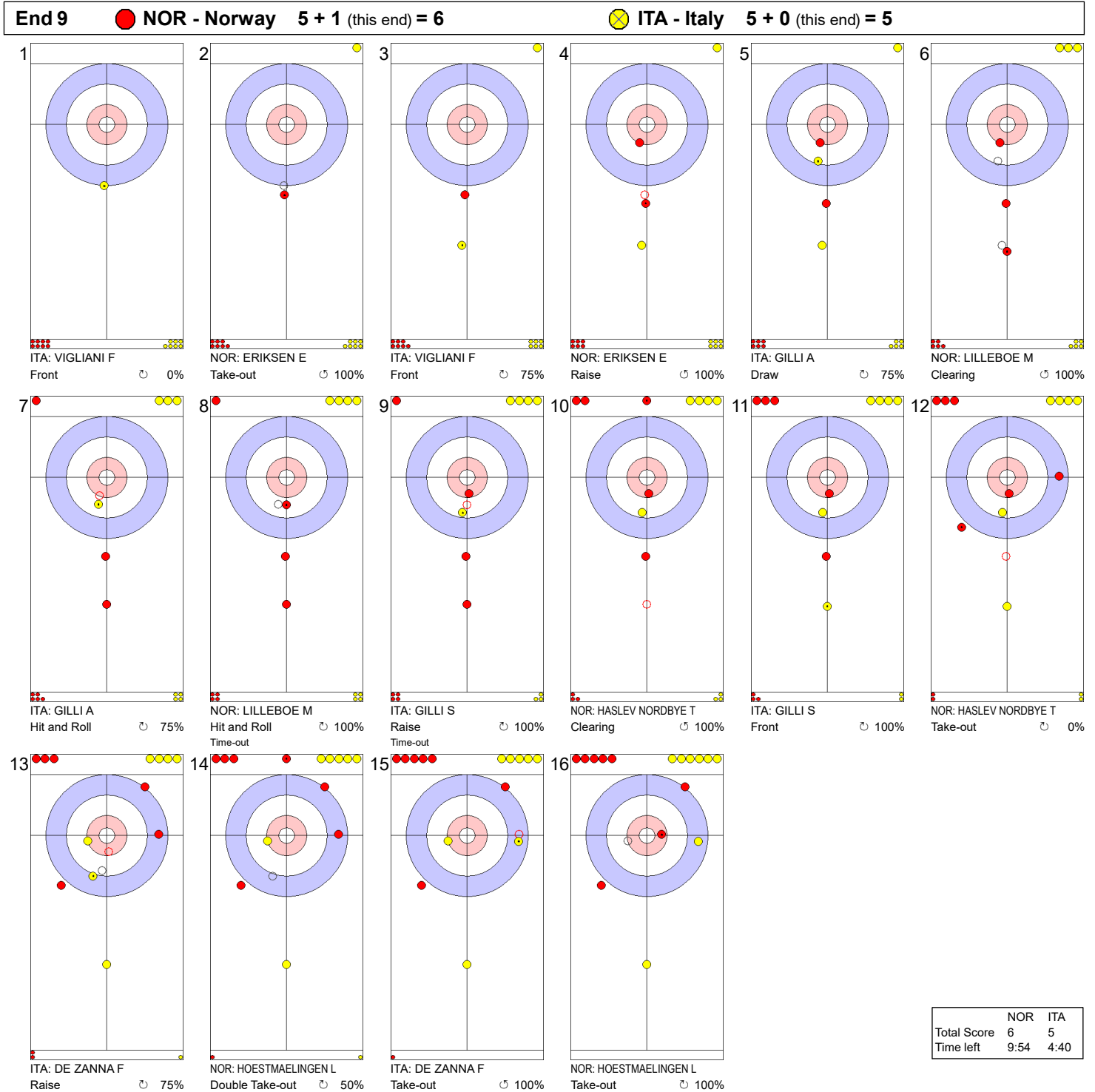
Legend:
 ↻ Clockwise ↺ Counter-clockwise - Not considered

Game - Shot by Shot



Legend:
 Clockwise
  Counter-clockwise
 - Not considered

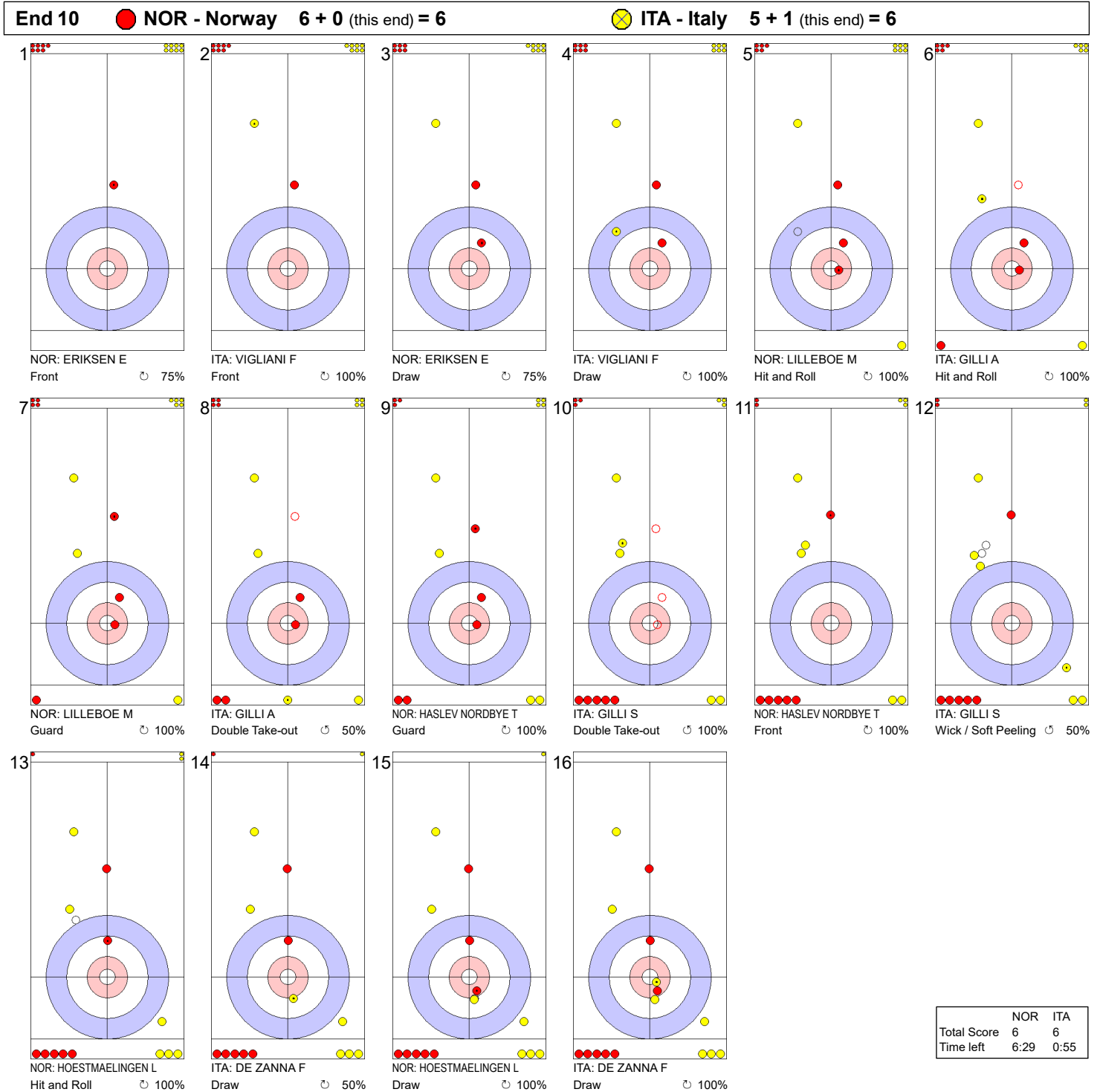
Game - Shot by Shot





	NOR	ITA
Total Score	6	5
Time left	9:54	4:40

Legend:
 ↻ Clockwise ↺ Counter-clockwise - Not considered

Game - Shot by Shot



Legend:
 Clockwise
  Counter-clockwise
 - Not considered

Game - Shot by Shot



	NOR	ITA
Total Score	6	6
Time left	2:48	0:58


Legend:
⌚ Clockwise ⌚ Counter-clockwise - Not considered

Game - Shot by Shot



	NOR	ITA
Total Score	7	6
Time left	3:45	0:19

Legend:
↻ Clockwise ↺ Counter-clockwise - Not considered



WJCC 2024
Lohja, Finland

SAT 24 FEB 2024
Start Time 15:00

World Junior Curling Championships 2024
Kisakallio Sports Institute
Men



Bronze Medal Game

**WORLD
CURLING**

Game Results

Sheet	Team	LSFE	1	2	3	4	5	6	7	8	9	10	Extra Ends	Total
E	USA - United States		0	1	0	1	0	3	1	0	3	0		9
	DEN - Denmark	*	2	0	1	0	5	0	0	1	0	1		10

USA - United States	
4 S	WENDLING Wesley
3 V	BESTLAND Jackson
2	HEBERT Caden
1	ARMSTRONG Jackson
A	TUMA Kevin

DEN - Denmark	
4 V	VILANDT Jonathan
3 S	SCHMIDT Jacob
2	QVIST Alexander
1	JURLANDER BOEGE Kasper
A	JENSEN Nikki

Time remaining: 5 minutes 17 seconds

Time-out: End 10

Time remaining: 0 minutes 16 seconds

Time-out: End 8

Note:
Position and function for each team member:
4 = Fourth, **3** = Third, **2** = Second, **1** = Lead, **A** = Alternate, **S** = Skip, **V** = Vice-Skip

Legend:
LSFE(*) Last Stone First End

Scoring Analysis

Team	Games	LSFE	Stolen Ends	Last Stone Eff.	Force Eff.	Points Scored							Total	Plus / Minus
						0	1	2	3	4	>4			
NOR	For	7	16	47%	58%	14	28	19	3	1	0	79	+27	
	Against	4	3			4	20	16	0	0	0	52		
ITA	For	6	13	45%	65%	7	24	14	6	2	0	78	+21	
	Against	5	7			5	27	12	2	0	0	57		
DEN	For	3	14	44%	51%	5	27	16	7	0	1	85	+16	
	Against	8	8			7	25	16	4	0	0	69		
GER	For	7	9	54%	48%	9	10	21	4	0	0	64	+15	
	Against	2	9			5	18	11	3	0	0	49		
SCO	For	5	11	55%	48%	4	17	17	5	0	0	66	+13	
	Against	4	5			6	17	10	4	1	0	53		
USA	For	6	10	49%	40%	5	20	16	7	1	1	82	-1	
	Against	5	12			6	21	18	7	0	1	83		
CAN	For	4	8	27%	62%	2	20	14	3	0	0	57	-2	
	Against	5	12			6	28	9	3	1	0	59		
SUI	For	3	8	36%	21%	3	21	10	4	0	0	53	-14	
	Against	6	6			10	10	15	9	0	0	67		
CHN	For	3	7	28%	30%	11	17	7	1	1	0	38	-19	
	Against	6	10			12	13	17	2	1	0	57		
NZL	For	5	1	9%	45%	5	17	4	0	0	0	25	-56	
	Against	4	25			4	22	14	6	2	1	81		
Total	49		97			65	201	138	40	5	2	627		

Note:

Stolen ends are the ends won without the last stone advantage.

Last Stone Efficiency: Scoring two or more points with last stone advantage.

Force Efficiency: Forcing the opponent team to score only one point when they have the last stone advantage.

Legend:

>4 More than four points scored

Eff. Efficiency

LSFE Last Stone First End



Summary of Big Ends

Points Scored	By	Against	Session	End	Game Result
5	DEN - Denmark	USA - United States	F	5	10 : 9
5	USA - United States	NZL - New Zealand	8	4	10 : 3
4	ITA - Italy	CAN - Canada	5	5	8 : 3
4	ITA - Italy	NZL - New Zealand	4	5	8 : 3
4	CHN - China	NZL - New Zealand	6	5	10 : 3
4	NOR - Norway	CHN - China	8	8	9 : 3
4	USA - United States	SCO - Scotland	3	2	10 : 6

Note:
Big ends are defined as ends with a score of four or more points.

Legend:
F Finals



WJCC 2024
Lohja, Finland

World Junior Curling Championships 2024
Kisakallio Sports Institute
Men



FRI 23 FEB 2024
Start Time 19:00

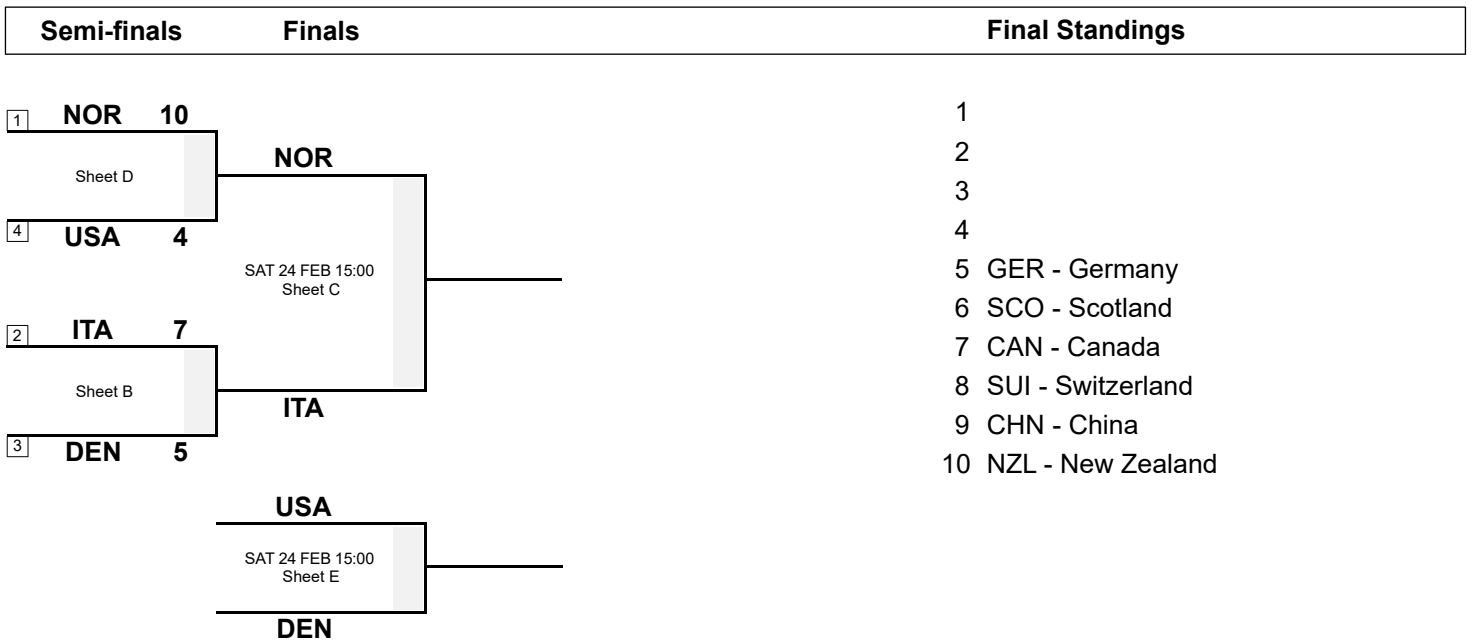
Semi-finals



Session Results and Standings


Sheet	Team	LSFE	1	2	3	4	5	6	7	8	9	10	Extra Ends	Total
B	DEN - Denmark		0	0	0	2	0	1	1	0	1	X		5
	ITA - Italy	*	0	1	1	0	2	0	0	3	0	X		7
D	USA - United States		0	0	2	0	0	2	0	0	X	X		4
	NOR - Norway	*	0	2	0	3	2	0	2	1	X	X		10

Play-offs Bracket



Legend:
LSFE(*) Last Stone First End **X** Unplayed/unfinished end due to concession





Game Results

Sheet	Team	LSFE	1	2	3	4	5	6	7	8	9	10	Extra Ends	Total
B	DEN - Denmark		0	0	0	2	0	1	1	0	1	X		5
	ITA - Italy	*	0	1	1	0	2	0	0	3	0	X		7

DEN - Denmark	
4 V	VILANDT Jonathan
3 S	SCHMIDT Jacob
2	QVIST Alexander
1	JURLANDER BOEGE Kasper
A	JENSEN Nikki

ITA - Italy	
4 V	DE ZANNA Francesco
3 S	GILLI Stefano
2	GILLI Andrea
1	VIGLIANI Francesco
A	CAVALLERO Alberto

Time remaining: 1 minute 22 seconds

Time-out: End 8


Time remaining: 3 minutes 32 seconds

Time-out: End 10

Note:
Position and function for each team member:
4 = Fourth, **3** = Third, **2** = Second, **1** = Lead, **A** = Alternate, **S** = Skip, **V** = Vice-Skip

Legend:
LSFE(*) Last Stone First End **X** Unplayed/unfinished end due to concession





WJCC 2024
Lohja, Finland

FRI 23 FEB 2024
Start Time 19:00

World Junior Curling Championships 2024
Kisakallio Sports Institute



Men

Semi-final - Sheet D



Game Results

Sheet	Team	LSFE	1	2	3	4	5	6	7	8	9	10	Extra Ends	Total
D	USA - United States		0	0	2	0	0	2	0	0	X	X		4
	NOR - Norway	*	0	2	0	3	2	0	2	1	X	X		10

USA - United States	Shot Success Game
4 S WENDLING Wesley	61%
3 V BESTLAND Jackson	75%
2 HEBERT Caden	81%
1 ARMSTRONG Jackson	81%
A TUMA Kevin	-
Team Total	75%

Time remaining: 7 minutes 32 seconds

NOR - Norway	Shot Success Game
4 S HOESTMAELINGEN Lukas	90%
3 V HASLEV NORDBYE Tinius	92%
2 LILLEBOE Magnus	86%
1 ERIKSEN Eskil	90%
A DAEHLIN Harald	-
Team Total	89%

Time remaining: 7 minutes 47 seconds

Time-out: End 8 - NOR stone 5

Shot Success Analysis

USA - United States		↻	↺	Game
4 WENDLING Wesley	Draws	3 67%	4 38%	7 50%
	Take-outs	5 50%	4 94%	9 69%
	Total	8 56%	8 66%	16 61%
3 BESTLAND Jackson	Draws	5 70%	4 75%	9 72%
	Take-outs	3 58%	6 88%	9 78%
	Total	8 66%	10 83%	18 75%
2 HEBERT Caden	Draws	4 88%	4 38%	8 63%
	Take-outs	7 93%	3 100%	10 95%
	Total	11 91%	7 64%	18 81%
1 ARMSTRONG Jackson	Draws	13 79%	4 81%	17 79%
	Take-outs	0 -	1 100%	1 100%
	Total	13 79%	5 85%	18 81%
A TUMA Kevin	Draws	0 -	0 -	0 -
	Take-outs	0 -	0 -	0 -
	Total	0 -	0 -	0 -
Team	Draws	25 77%	16 58%	41 70%
	Take-outs	15 72%	14 93%	29 82%
	Total	40 75%	30 74%	70 75%

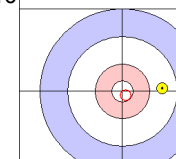
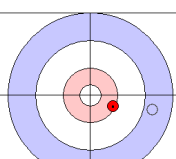
NOR - Norway		↻	↺	Game
4 HOESTMAELINGEN Lukas	Draws	3 58%	5 100%	8 84%
	Take-outs	1 100%	8 94%	9 94%
	Total	4 69%	13 96%	17 90%
3 HASLEV NORDBYE Tinius	Draws	3 83%	2 75%	5 80%
	Take-outs	2 88%	11 98%	13 96%
	Total	5 85%	13 94%	18 92%
2 LILLEBOE Magnus	Draws	6 92%	4 100%	10 95%
	Take-outs	7 71%	1 100%	8 75%
	Total	13 81%	5 100%	18 86%
1 ERIKSEN Eskil	Draws	12 85%	3 100%	15 88%
	Take-outs	1 100%	2 100%	3 100%
	Total	13 87%	5 100%	18 90%
A DAEHLIN Harald	Draws	0 -	0 -	0 -
	Take-outs	0 -	0 -	0 -
	Total	0 -	0 -	0 -
Team	Draws	24 83%	14 96%	38 88%
	Take-outs	11 80%	22 97%	33 91%
	Total	35 82%	36 97%	71 89%

Note:
Position and function for each team member:
4 = Fourth, **3** = Third, **2** = Second, **1** = Lead, **A** = Alternate, **S** = Skip, **V** = Vice-Skip



Legend:
↻ Clockwise ↺ Counter-clockwise LSFE(*) Last Stone First End
X Unplayed/unfinished end due to concession



Game - Shot by Shot

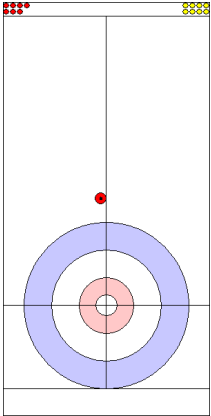
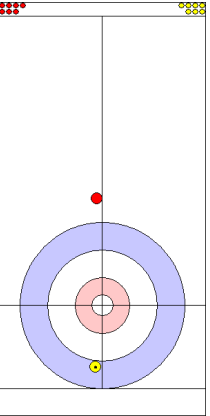
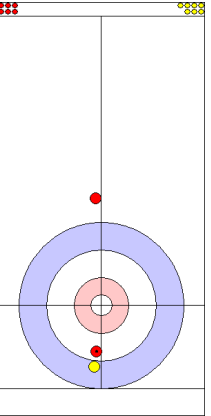
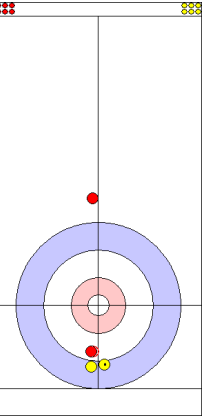
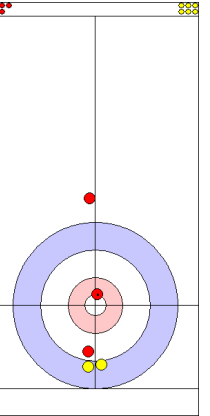
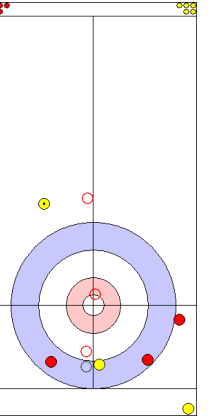
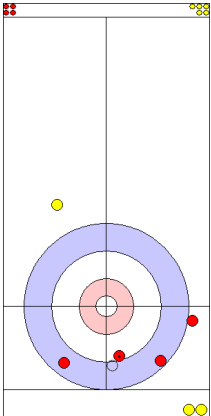
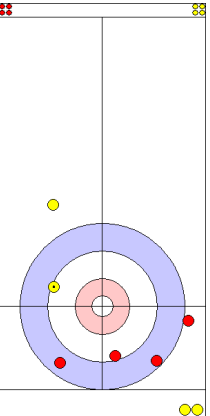
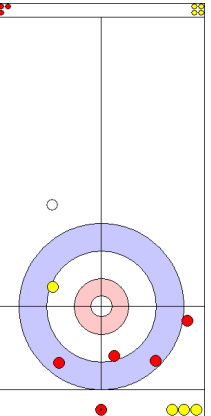
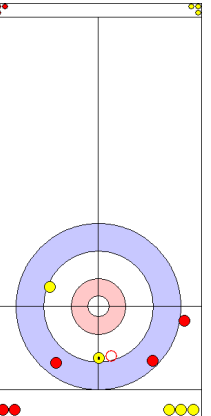
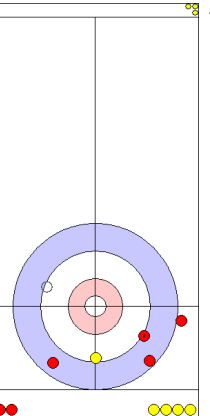
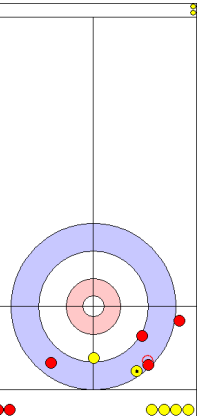
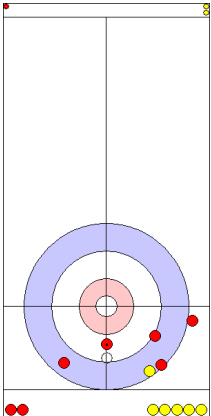
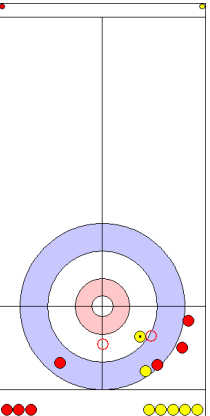
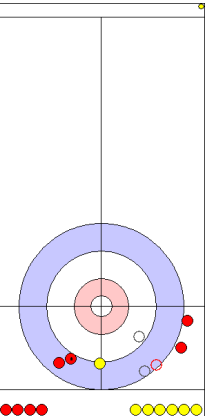
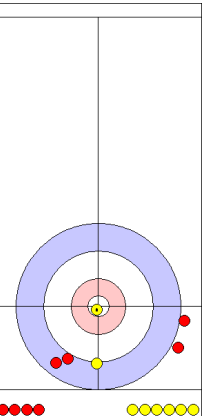
End 1			USA - United States 0 + 0 (this end) = 0			NOR - Norway 0 + 0 (this end) = 0											
1		USA: ARMSTRONG J Draw 100%	2		NOR: ERIKSEN E Take-out 100%	3		USA: ARMSTRONG J Take-out 100%	4		NOR: ERIKSEN E Take-out 100%	5		USA: HEBERT C Take-out 100%	6		NOR: LILLEBOE M Take-out 100%
7		USA: HEBERT C Take-out 100%	8		NOR: LILLEBOE M Take-out 100%	9		USA: BESTLAND J Take-out 100%	10		NOR: HASLEV NORDBYE T Take-out 100%	11		USA: BESTLAND J Take-out 100%	12		NOR: HASLEV NORDBYE T Take-out 100%
13		USA: WENDLING W Take-out 100%	14		NOR: HOESTMAELINGEN L Take-out 100%	15		USA: WENDLING W Take-out 100%	16		NOR: HOESTMAELINGEN L Clearing 100%						

	USA	NOR
Total Score	0	0
Time left	36:05	36:12

Legend:
 Clockwise
  Counter-clockwise
 - Not considered

Game - Shot by Shot

End 2 ● **USA - United States** 0 + 0 (this end) = 0 ● **NOR - Norway** 0 + 2 (this end) = 2

<p>1</p>  <p>USA: ARMSTRONG J Front ⤴ 100%</p>	<p>2</p>  <p>NOR: ERIKSEN E Draw ⤴ 50%</p>	<p>3</p>  <p>USA: ARMSTRONG J Draw ⤴ 100%</p>	<p>4</p>  <p>NOR: ERIKSEN E Draw ⤴ 50%</p>	<p>5</p>  <p>USA: HEBERT C Draw ⤴ 75%</p>	<p>6</p>  <p>NOR: LILLEBOE M Double Take-out ⤴ 50%</p>
<p>7</p>  <p>USA: HEBERT C Take-out ⤴ 100%</p>	<p>8</p>  <p>NOR: LILLEBOE M Draw ⤴ 100%</p>	<p>9</p>  <p>USA: BESTLAND J Clearing ⤴ 100%</p>	<p>10</p>  <p>NOR: HASLEV NORDBYE T Hit and Roll ⤴ 75%</p>	<p>11</p>  <p>USA: BESTLAND J Hit and Roll ⤴ 75%</p>	<p>12</p>  <p>NOR: HASLEV NORDBYE T Draw ⤴ 50%</p>
<p>13</p>  <p>USA: WENDLING W Take-out ⤴ 100%</p>	<p>14</p>  <p>NOR: HOESTMAELINGEN L Double Take-out ⤴ 100%</p>	<p>15</p>  <p>USA: WENDLING W Double Take-out ⤴ 0%</p>	<p>16</p>  <p>NOR: HOESTMAELINGEN L Draw ⤴ 100%</p>		



	USA	NOR
Total Score	0	2
Time left	33:12	33:09

Legend:
 ⤴ Clockwise ⤵ Counter-clockwise - Not considered

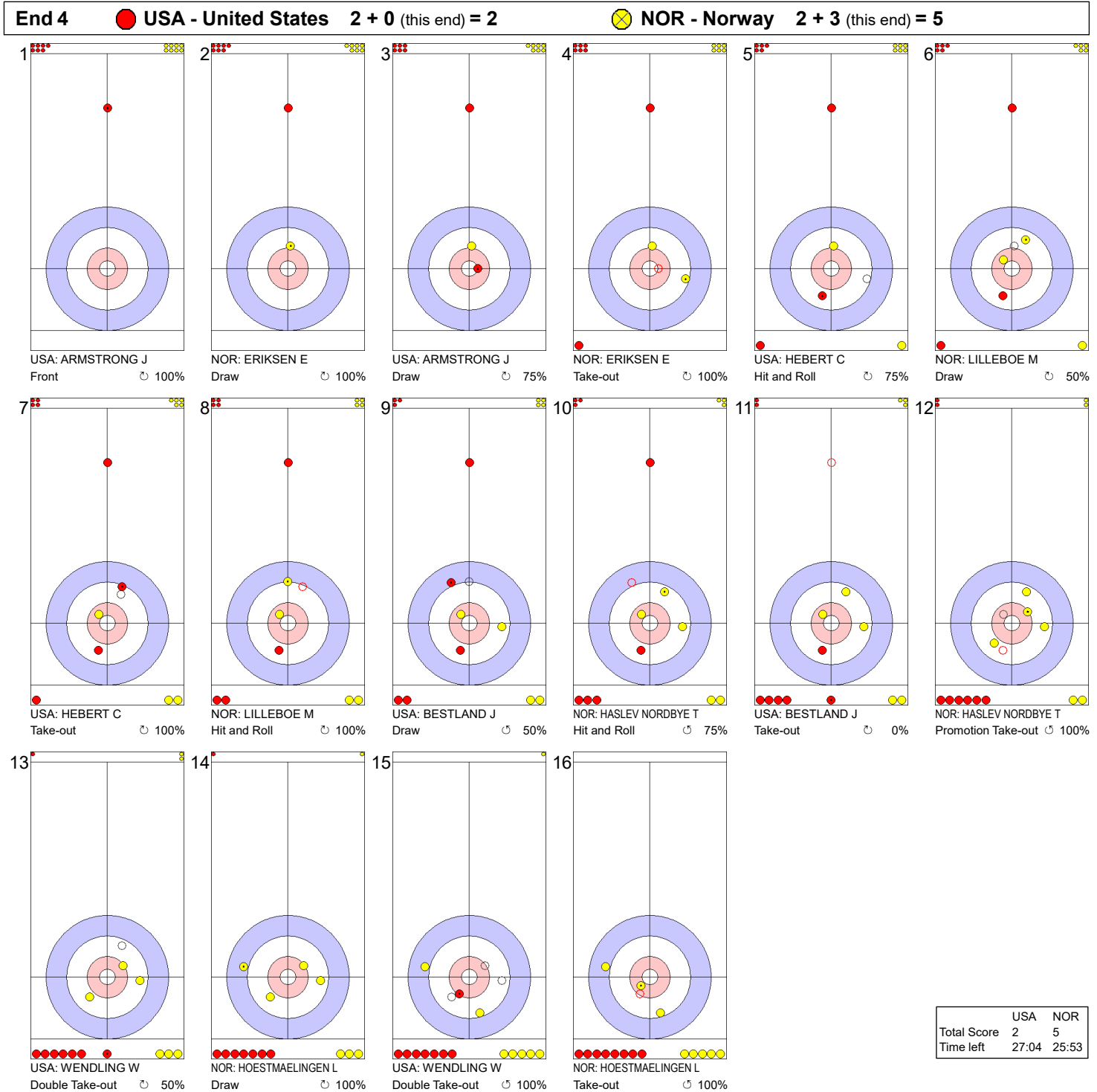
Game - Shot by Shot





	USA	NOR
Total Score	2	2
Time left	30:16	29:30

Legend:
 Clockwise
  Counter-clockwise
 - Not considered

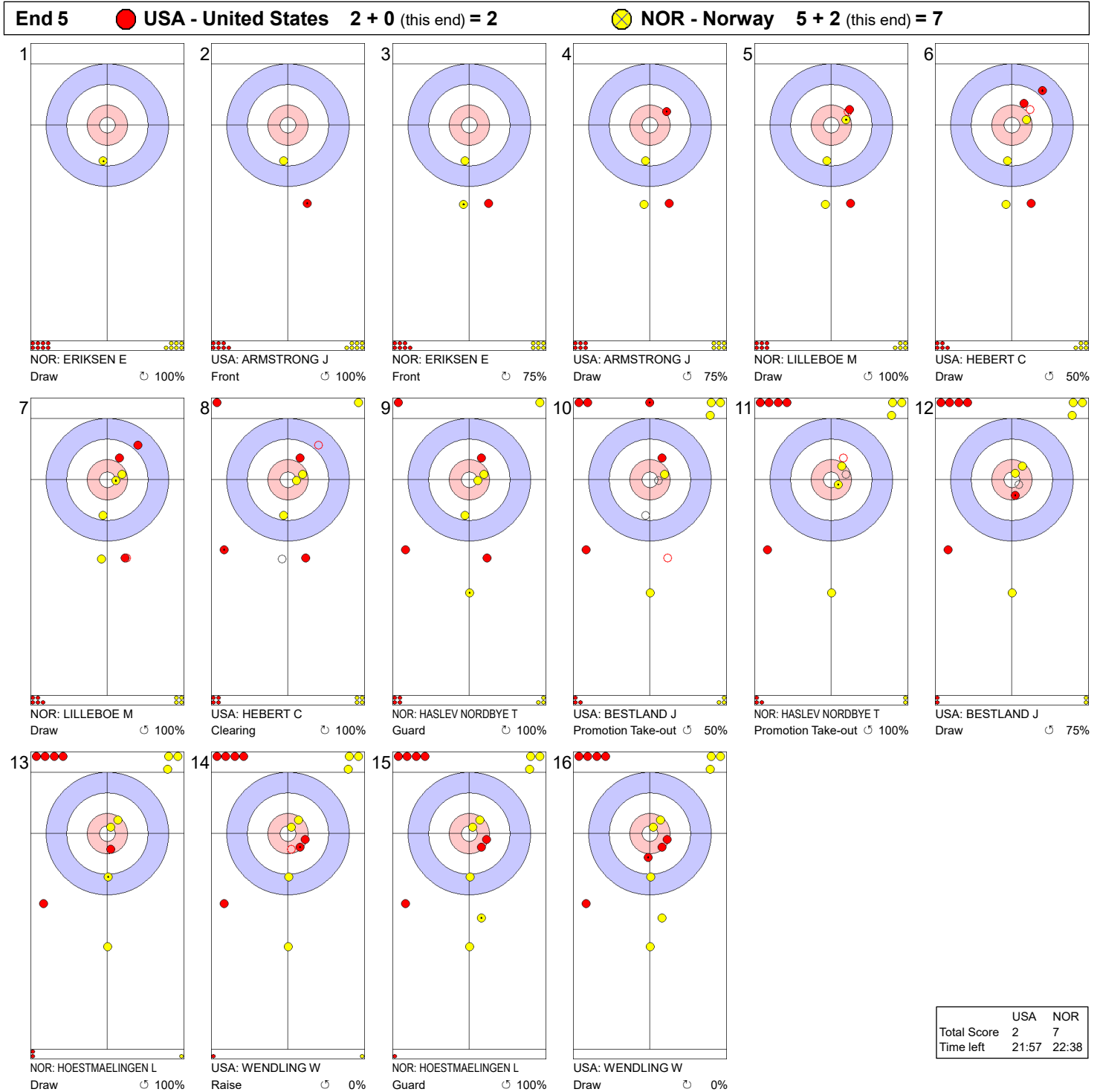
Game - Shot by Shot





	USA	NOR
Total Score	2	5
Time left	27:04	25:53

Legend:
 Clockwise
  Counter-clockwise
 - Not considered

Game - Shot by Shot



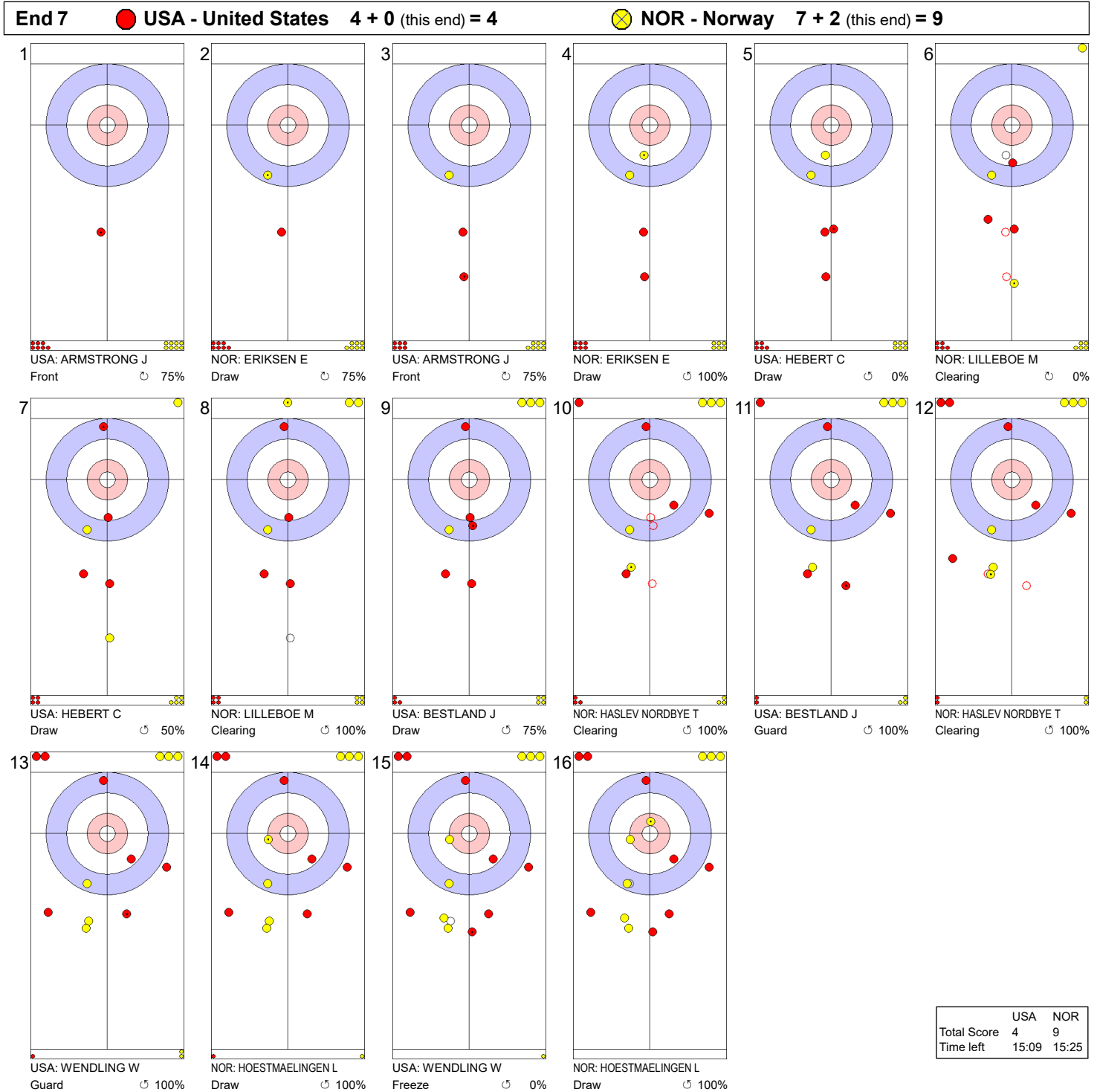
Legend:
 Clockwise
  Counter-clockwise
 - Not considered

Game - Shot by Shot



Legend:
 ↻ Clockwise ↺ Counter-clockwise - Not considered

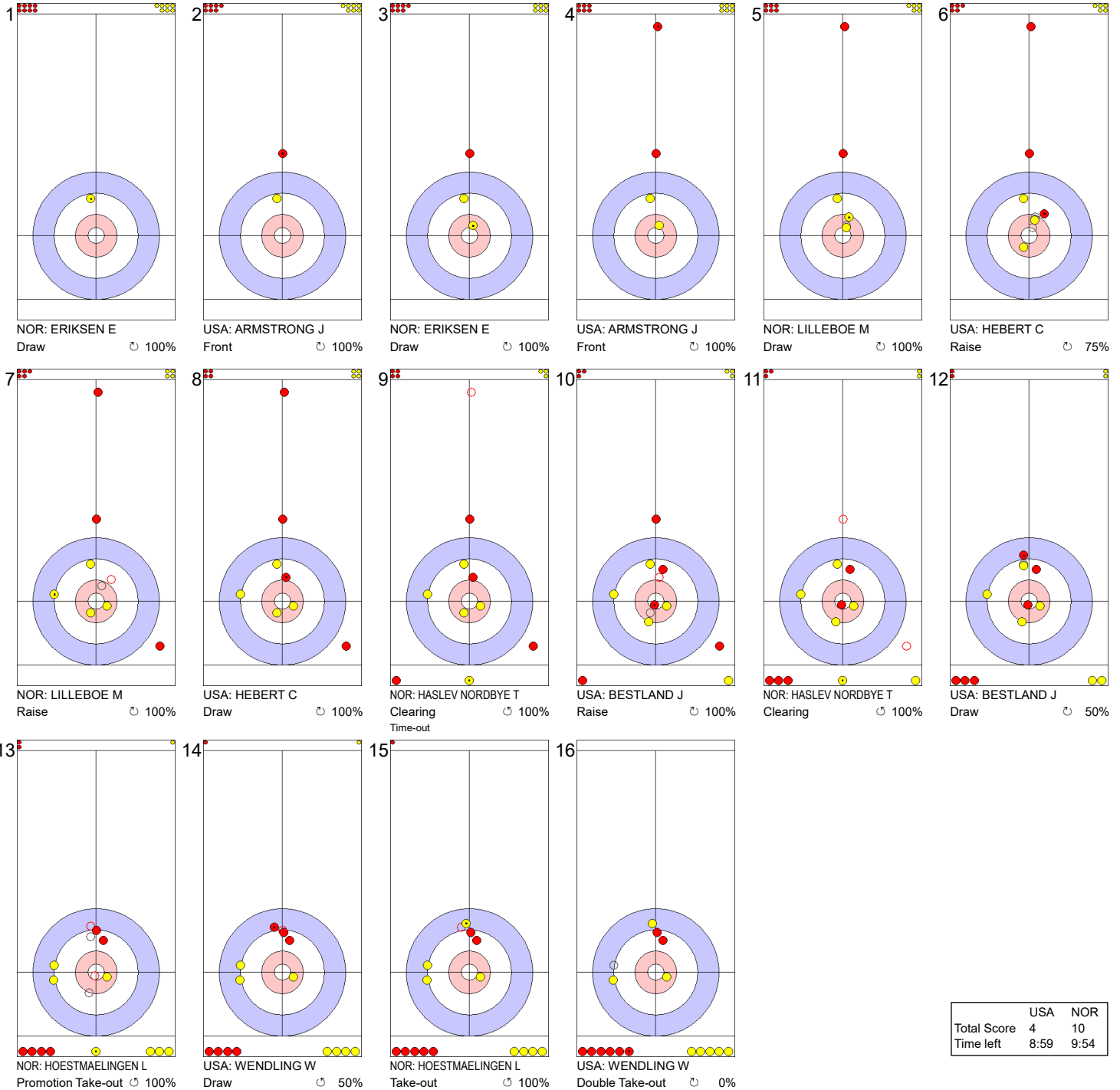
Game - Shot by Shot





Legend:
 ↻ Clockwise ↺ Counter-clockwise - Not considered

Game - Shot by Shot

End 8 **USA - United States 4 + 0 (this end) = 4** **NOR - Norway 9 + 1 (this end) = 10**



	USA	NOR
Total Score	4	10
Time left	8:59	9:54

Legend:
 Clockwise
  Counter-clockwise
 - Not considered

Game - Shot by Shot



Legend:
 ↻ Clockwise ↺ Counter-clockwise - Not considered
 X Unfinished end due to concession

Competition Matrix

Team	CAN	CHN	DEN	GER	ITA	NOR	NZL	SCO	SUI	USA
CAN		6 - 3	6 - 7	8 - 7	3 - 8	4 - 8	9 - 3	4 - 9	8 - 4	9 - 10
CHN	3 - 6		2 - 6	4 - 7	1 - 9	3 - 9	10 - 3	4 - 6	5 - 7	6 - 4
DEN	7 - 6	6 - 2		10 - 9	7 - 8	3 - 6	8 - 4	9 - 7	9 - 8	11 - 3
GER	7 - 8	7 - 4	9 - 10		9 - 2	7 - 8	9 - 1	7 - 5	6 - 4	3 - 7
ITA	8 - 3	9 - 1	8 - 7	2 - 9		4 - 5	8 - 3	10 - 6	6 - 5	10 - 6
NOR	8 - 4	9 - 3	6 - 3	8 - 7	5 - 4		7 - 2	5 - 7	7 - 4	7 - 8
NZL	3 - 9	3 - 10	4 - 8	1 - 9	3 - 8	2 - 7		2 - 9	4 - 11	3 - 10
SCO	9 - 4	6 - 4	7 - 9	5 - 7	6 - 10	7 - 5	9 - 2		11 - 2	6 - 10
SUI	4 - 8	7 - 5	8 - 9	4 - 6	5 - 6	4 - 7	11 - 4	2 - 11		8 - 11
USA	10 - 9	4 - 6	3 - 11	7 - 3	6 - 10	8 - 7	10 - 3	10 - 6	11 - 8	

Standings after Round Robin

Rank	Team	Games	Wins	Losses		
1	NOR - Norway	9	7	2	Q	w2
2	ITA - Italy	9	7	2	Q	w1
3	DEN - Denmark	9	7	2	Q	w0
4	USA - United States	9	6	3	Q	
5	GER - Germany	9	5	4		w1
6	SCO - Scotland	9	5	4		w0
7	CAN - Canada	9	4	5		
8	SUI - Switzerland	9	2	7		w1
9	CHN - China	9	2	7		w0
10	NZL - New Zealand	9	0	9		

Legend:
Q Qualified for the play-offs
wn Number of wins (n) against tied teams

Draw Shot Challenge

Rank	Team	Stone Rotation	Last Stone Draw in each Round Robin Game									DSC
			1	2	3	4	5	6	7	8	9	
1	USA - United States	↺	23.9	75.9	22.9	130.1	12.4	51.2	10.1	16.0	6.1	26.14cm
		↻	36.9	41.6	9.2	17.0	129.3	53.2	27.5	10.4	4.0	
2	GER - Germany	↺	14.8	5.7	22.9	25.5	11.9	25.9	50.0	15.5	26.3	29.14cm
		↻	77.8	53.3	92.3	12.9	109.3	61.2	19.7	17.7	25.1	
3	NOR - Norway	↺	40.2	193.9	98.8	63.9	52.9	7.5	23.2	7.5	89.8	33.72cm
		↻	76.8	18.9	2.1	20.3	11.1	14.5	85.8	13.1	11.9	
4	SCO - Scotland	↺	65.2	52.8	98.3	121.2	38.4	27.8	16.8	10.3	24.3	34.28cm
		↻	35.1	77.0	30.1	40.4	113.7	12.2	6.5	10.3	3.0	
5	CAN - Canada	↺	152.5	20.7	26.9	163.1	87.9	20.1	8.9	21.3	41.1	44.86cm
		↻	52.9	199.6	4.9	25.8	14.2	16.5	18.2	181.9	42.7	
6	ITA - Italy	↺	92.4	73.0	64.1	34.0	36.6	10.8	13.6	27.5	15.5	46.87cm
		↻	92.9	6.8	37.9	199.6	8.9	25.0	156.5	96.2	114.7	
7	CHN - China	↺	40.7	11.2	49.0	199.6	113.1	41.5	19.1	32.8	199.6	48.46cm
		↻	18.9	149.4	25.0	15.9	93.9	54.1	36.2	60.7	13.8	
8	DEN - Denmark	↺	40.9	84.1	130.2	37.1	167.2	199.6	89.5	24.1	29.0	53.99cm
		↻	11.3	12.1	161.8	16.7	67.9	12.5	36.0	15.7	94.9	
9	SUI - Switzerland	↺	159.3	51.9	113.5	26.7	56.2	58.9	12.4	86.5	68.9	59.52cm
		↻	164.6	199.6	46.1	143.5	23.2	28.3	12.7	24.2	40.0	
10	NZL - New Zealand	↺	199.6	147.2	67.7	37.0	52.3	114.6	7.0	3.5	156.8	66.84cm
		↻	85.2	27.1	88.8	199.6	23.8	85.4	38.8	33.1	101.1	

Note:
The Draw Shot Challenge (DSC) is the average distance of all the individual Last Stone Draws (LSD), which were delivered by a team during the round robin. The two least favourable results will be eliminated before calculating the average distance. The team with the lesser DSC receives the higher ranking. If the DSCs are equal then the team with the best non-equal counting LSD receives the higher ranking. In the case where all counting LSDs are equal, the team ranked higher in the official WCF World Rankings is ranked higher.

Legend:

↻ Clockwise

↺ Counter-clockwise

DSC Draw Shot Challenge

nnn.n Eliminated Last Stone Draw

Scoring Analysis

Team	Games	LSFE	Stolen Ends	Last Stone Eff.	Force Eff.	Points Scored							Total	Plus / Minus
						0	1	2	3	4	>4			
ITA	For	5	12	45%	62%	5	20	11	5	2	0	65	+20	
	Against	4	5			4	19	10	2	0	0	45		
NOR	For	5	13	47%	63%	12	22	15	2	1	0	62	+20	
	Against	4	3			3	18	12	0	0	0	42		
DEN	For	2	13	49%	53%	5	21	14	7	0	0	70	+17	
	Against	7	6			6	20	15	1	0	0	53		
GER	For	7	9	54%	48%	9	10	21	4	0	0	64	+15	
	Against	2	9			5	18	11	3	0	0	49		
SCO	For	5	11	55%	48%	4	17	17	5	0	0	66	+13	
	Against	4	5			6	17	10	4	1	0	53		
USA	For	6	9	49%	41%	5	17	14	5	1	1	69	+6	
	Against	3	10			5	17	14	6	0	0	63		
CAN	For	4	8	27%	62%	2	20	14	3	0	0	57	-2	
	Against	5	12			6	28	9	3	1	0	59		
SUI	For	3	8	36%	21%	3	21	10	4	0	0	53	-14	
	Against	6	6			10	10	15	9	0	0	67		
CHN	For	3	7	28%	30%	11	17	7	1	1	0	38	-19	
	Against	6	10			12	13	17	2	1	0	57		
NZL	For	5	1	9%	45%	5	17	4	0	0	0	25	-56	
	Against	4	25			4	22	14	6	2	1	81		
Total	45		91			61	182	127	36	5	1	569		

Note:

Stolen ends are the ends won without the last stone advantage.

Last Stone Efficiency: Scoring two or more points with last stone advantage.

Force Efficiency: Forcing the opponent team to score only one point when they have the last stone advantage.

Legend:

>4 More than four points scored

Eff. Efficiency

LSFE Last Stone First End



WJCC 2024
Lohja, Finland

World Junior Curling Championships 2024

Kisakallio Sports Institute

Men



After Round Robin

**WORLD
CURLING**

Summary of Big Ends

Points Scored	By	Against	Session	End	Game Result
5	USA - United States	NZL - New Zealand	8	4	10 : 3
4	ITA - Italy	CAN - Canada	5	5	8 : 3
4	ITA - Italy	NZL - New Zealand	4	5	8 : 3
4	CHN - China	NZL - New Zealand	6	5	10 : 3
4	NOR - Norway	CHN - China	8	8	9 : 3
4	USA - United States	SCO - Scotland	3	2	10 : 6

Note:

Big ends are defined as ends with a score of four or more points.

Session Results and Standings

Sheet	Team	LSD/LSFE	1	2	3	4	5	6	7	8	9	10	Extra Ends	Total
A	USA - United States	10.1cm *	1	0	2	0	2	0	3	0	2	1		11
	SUI - Switzerland	108.9cm	0	3	0	1	0	2	0	2	0	0		8
B	ITA - Italy	130.2cm *	0	2	1	1	0	0	2	3	X	X		9
	CHN - China	213.4cm	0	0	0	0	0	1	0	0	X	X		1
C	GER - Germany	51.4cm *	0	3	1	0	3	2	0	X	X	X		9
	NZL - New Zealand	257.9cm	0	0	0	0	0	0	1	X	X	X		1
D	NOR - Norway	101.7cm	0	0	0	0	2	0	2	0	1	0		5
	SCO - Scotland	27.3cm *	2	0	0	2	0	1	0	1	0	1		7
E	DEN - Denmark	123.9cm	0	0	2	1	0	0	1	0	1	1		7
	CAN - Canada	83.8cm *	2	0	0	0	1	2	0	1	0	0		6

Standings after Round Robin

Rank	Team	Games	Wins	Losses		
1	NOR - Norway	9	7	2	Q	w2
2	ITA - Italy	9	7	2	Q	w1
3	DEN - Denmark	9	7	2	Q	w0
4	USA - United States	9	6	3	Q	
5	GER - Germany	9	5	4		w1
6	SCO - Scotland	9	5	4		w0
7	CAN - Canada	9	4	5		
8	SUI - Switzerland	9	2	7		w1
9	CHN - China	9	2	7		w0
10	NZL - New Zealand	9	0	9		

Legend:	LSD Last Stone Draw	LSFE(*) Last Stone First End	Q Qualified for the play-offs
	wn Number of wins (n) against tied teams	X Unplayed/unfinished end due to concession	



Game Results

Sheet	Team	LSFE	1	2	3	4	5	6	7	8	9	10	Extra Ends	Total
A	USA - United States	*	1	0	2	0	2	0	3	0	2	1		11
	SUI - Switzerland		0	3	0	1	0	2	0	2	0	0		8

USA - United States	
4 S	WENDLING Wesley
3 V	BESTLAND Jackson
2	HEBERT Caden
1	ARMSTRONG Jackson
A	TUMA Kevin

SUI - Switzerland	
4 S	JERMANN Manuel
3 V	SCHWALLER Kim
2	VON ALLMEN Kenjo
1	HANHART Simon
A	JERMANN Yannick

Last Stone Draw		Distance
↻	ARMSTRONG Jackson	6.1cm
↻	BESTLAND Jackson	4.0cm
Total		10.1cm

Last Stone Draw		Distance
↻	JERMANN Manuel	68.9cm
↻	HANHART Simon	40.0cm
Total		108.9cm


Time remaining: 2 minutes 52 seconds
Time-out: End 9

Time remaining: 1 minute 39 seconds
Time-out: End 10

Note:
Position and function for each team member:
4 = Fourth, 3 = Third, 2 = Second, 1 = Lead, A = Alternate, S = Skip, V = Vice-Skip

Legend:
↻ Clockwise ↻ Counter-clockwise **LSFE(*)** Last Stone First End





Game Results

Sheet	Team	LSFE	1	2	3	4	5	6	7	8	9	10	Extra Ends	Total
B	ITA - Italy	*	0	2	1	1	0	0	2	3	X	X		9
	CHN - China		0	0	0	0	0	1	0	0	X	X		1

ITA - Italy	
4 V	DE ZANNA Francesco
3 S	GILLI Stefano
2	GILLI Andrea
1	VIGLIANI Francesco
A	CAVALLERO Alberto

CHN - China	
4 S	TAO Liqunan
3 V	XU Xin
2	HE Bowen
1	LIU Chen Wen Jie
A	SHI Guixi

Last Stone Draw		Distance
↻	VIGLIANI Francesco	15.5cm
↻	DE ZANNA Francesco	114.7cm
Total		130.2cm

Last Stone Draw		Distance
↻	TAO Liqunan	199.6cm
↻	LIU Chen Wen Jie	13.8cm
Total		213.4cm

Time remaining: 18 minutes 35 seconds

Time remaining: 14 minutes 48 seconds

Note: Position and function for each team member: 4 = Fourth, 3 = Third, 2 = Second, 1 = Lead, A = Alternate, S = Skip, V = Vice-Skip		
Legend: ↻ Clockwise X Unplayed/unfinished end due to concession	↻ Counter-clockwise	LSFE(*) Last Stone First End



Game Results

Sheet	Team	LSFE	1	2	3	4	5	6	7	8	9	10	Extra Ends	Total
C	GER - Germany	*	0	3	1	0	3	2	0	X	X	X		9
	NZL - New Zealand		0	0	0	0	0	0	1	X	X	X		1

GER - Germany	
4 S	KAPP Benjamin
3 V	MESSENZEHL Felix
2	SCHEUERL Johannes
1	TREVISIOL Mario
A	ENDERS Adrian

NZL - New Zealand	
4 V	BECKER William
3 S	FLANAGAN Sam
2	NEVILL Darcy
1	NEVILL Jed
A	-

Last Stone Draw	Distance
↻ MESSENZEHL Felix	26.3cm
↻ TREVISIOL Mario	25.1cm
Total	51.4cm

Last Stone Draw	Distance
↻ FLANAGAN Sam	156.8cm
↻ BECKER William	101.1cm
Total	257.9cm

Time remaining: 18 minutes 33 seconds

Time remaining: 13 minutes 44 seconds

ENDERS A replaced TREVISIOL M at the beginning of end 6

<p>Note: Position and function for each team member: 4 = Fourth, 3 = Third, 2 = Second, 1 = Lead, A = Alternate, S = Skip, V = Vice-Skip</p> <p>Legend: ↻ Clockwise ↻ Counter-clockwise LSFE(*) Last Stone First End X Unplayed/unfinished end due to concession</p>

Game Results

Sheet	Team	LSFE	1	2	3	4	5	6	7	8	9	10	Extra Ends	Total
D	NOR - Norway		0	0	0	0	2	0	2	0	1	0		5
	SCO - Scotland	*	2	0	0	2	0	1	0	1	0	1		7

NOR - Norway		Shot Success Game
4 S	HOESTMAELINGEN Lukas	76%
3 V	HASLEV NORDBYE Tinius	81%
2	LILLEBOE Magnus	70%
1	ERIKSEN Eskil	80%
A	DAEHLIN Harald	-
Team Total		77%

SCO - Scotland		Shot Success Game
4 S	CARSON Orrin	79%
3 V	CARSON Logan	85%
2	HYSLOP Archie	81%
1	GIBB Charlie	79%
A	GALLACHER Hamish	-
Team Total		81%

Last Stone Draw		Distance
↻	HOESTMAELINGEN Lukas	89.8cm
↺	LILLEBOE Magnus	11.9cm
Total		101.7cm

Last Stone Draw		Distance
↻	CARSON Orrin	24.3cm
↺	GIBB Charlie	3.0cm
Total		27.3cm

Time remaining: 3 minutes 58 seconds

Time remaining: 4 minutes 57 seconds

Time-out: End 9 - NOR stone 7

Time-out: End 10 - SCO stone 7

Shot Success Analysis

NOR - Norway		↻	↺	Game
4	HOESTMAELINGEN Lukas	Draws	7 82%	4 75% 11 80%
		Take-outs	5 90%	3 42% 8 72%
		Total	12 85%	7 61% 19 76%
3	HASLEV NORDBYE Tinius	Draws	7 93%	3 83% 10 90%
		Take-outs	7 68%	3 83% 10 73%
		Total	14 80%	6 83% 20 81%
2	LILLEBOE Magnus	Draws	9 78%	3 100% 12 83%
		Take-outs	3 33%	5 60% 8 50%
		Total	12 67%	8 75% 20 70%
1	ERIKSEN Eskil	Draws	17 79%	1 100% 18 81%
		Take-outs	1 100%	1 50% 2 75%
		Total	18 81%	2 75% 20 80%
A	DAEHLIN Harald	Draws	0 -	0 - 0 -
		Take-outs	0 -	0 - 0 -
		Total	0 -	0 - 0 -
Team		Draws	40 82%	11 86% 51 83%
		Take-outs	16 70%	12 60% 28 66%
		Total	56 79%	23 73% 79 77%

SCO - Scotland		↻	↺	Game
4	CARSON Orrin	Draws	4 69%	6 79% 10 75%
		Take-outs	6 79%	4 88% 10 83%
		Total	10 75%	10 83% 20 79%
3	CARSON Logan	Draws	4 69%	1 100% 5 75%
		Take-outs	5 80%	10 93% 15 88%
		Total	9 75%	11 93% 20 85%
2	HYSLOP Archie	Draws	6 79%	1 100% 7 82%
		Take-outs	5 90%	8 75% 13 81%
		Total	11 84%	9 78% 20 81%
1	GIBB Charlie	Draws	8 59%	9 92% 17 76%
		Take-outs	1 100%	1 100% 2 100%
		Total	9 64%	10 93% 19 79%
A	GALLACHER Hamish	Draws	0 -	0 - 0 -
		Take-outs	0 -	0 - 0 -
		Total	0 -	0 - 0 -
Team		Draws	22 68%	17 88% 39 77%
		Take-outs	17 84%	23 86% 40 85%
		Total	39 75%	40 87% 79 81%

Note:

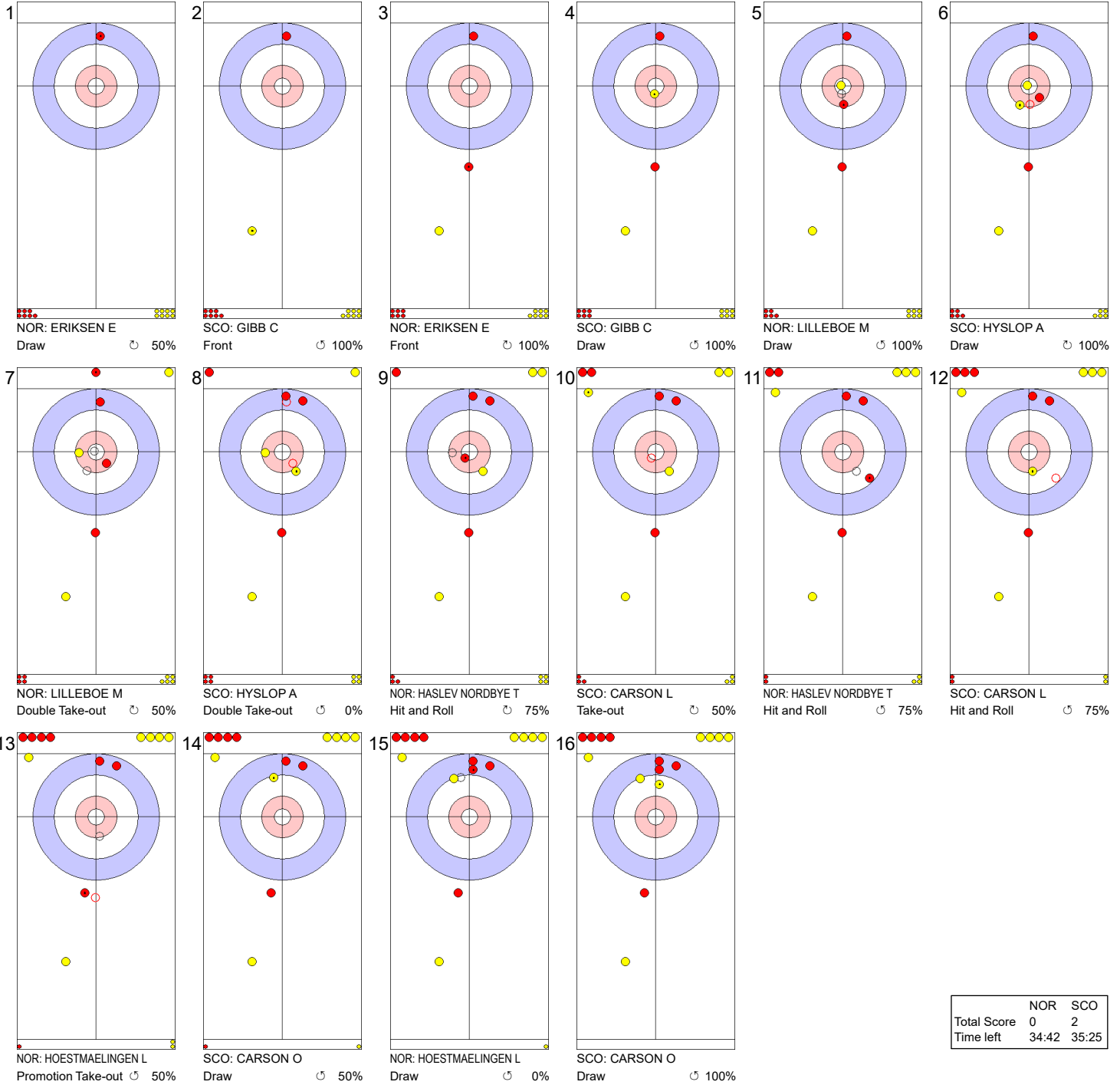
Position and function for each team member:
4 = Fourth, **3** = Third, **2** = Second, **1** = Lead, **A** = Alternate, **S** = Skip, **V** = Vice-Skip

Legend:

↻ Clockwise ↺ Counter-clockwise **LSFE(*)** Last Stone First End

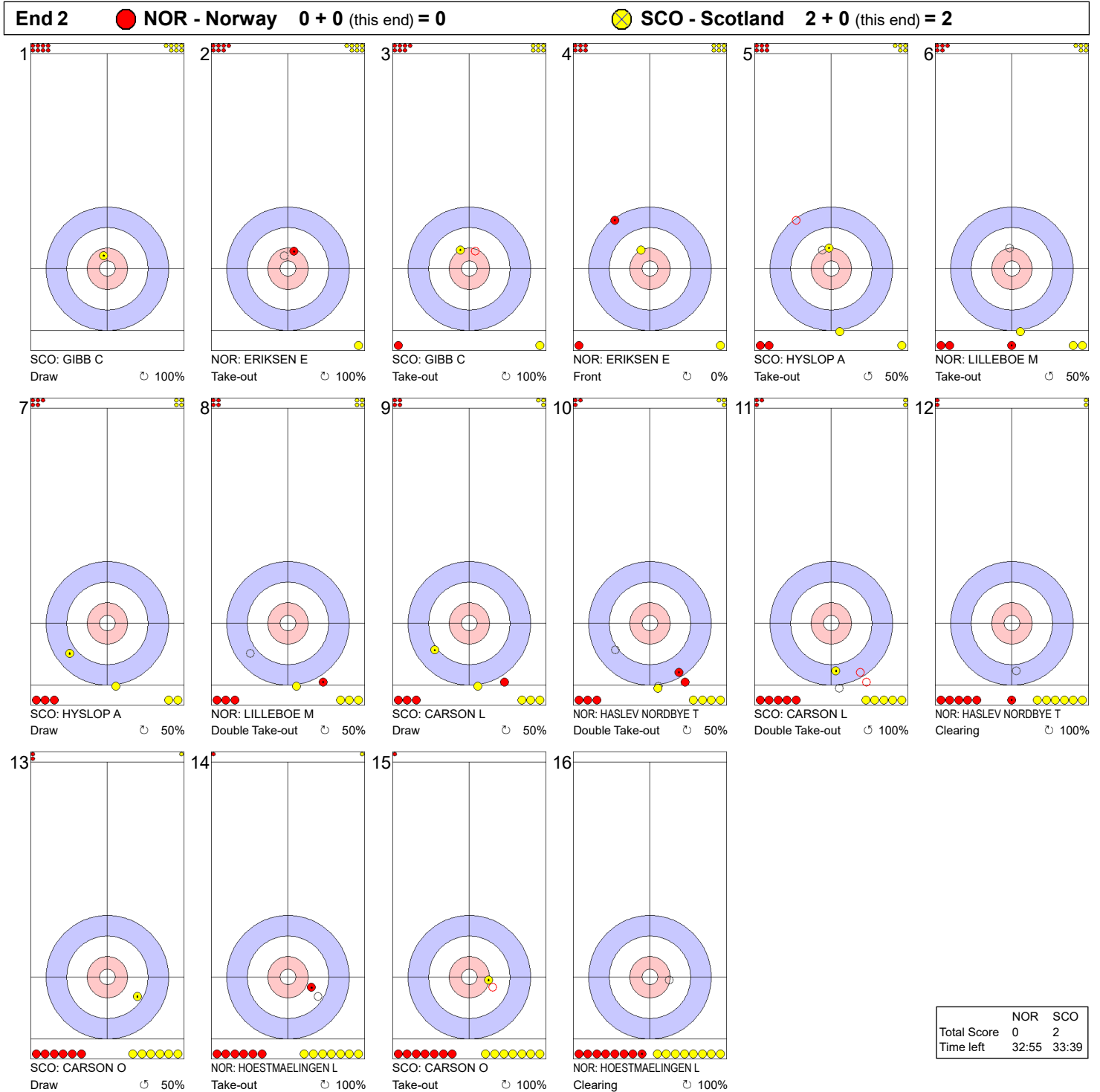
Game - Shot by Shot



End 1 **NOR - Norway** **0 + 0** (this end) = **0** **SCO - Scotland** **0 + 2** (this end) = **2**



Legend:
 Clockwise Counter-clockwise - Not considered

Game - Shot by Shot





Legend:
 Clockwise  Counter-clockwise - Not considered

Game - Shot by Shot

End 3 **NOR - Norway** 0 + 0 (this end) = 0 **SCO - Scotland** 2 + 0 (this end) = 2



	NOR	SCO
Total Score	0	2
Time left	30:01	29:44



Legend:
 Clockwise  Counter-clockwise - Not considered

Game - Shot by Shot

End 4 **NOR - Norway 0 + 0 (this end) = 0** **SCO - Scotland 2 + 2 (this end) = 4**

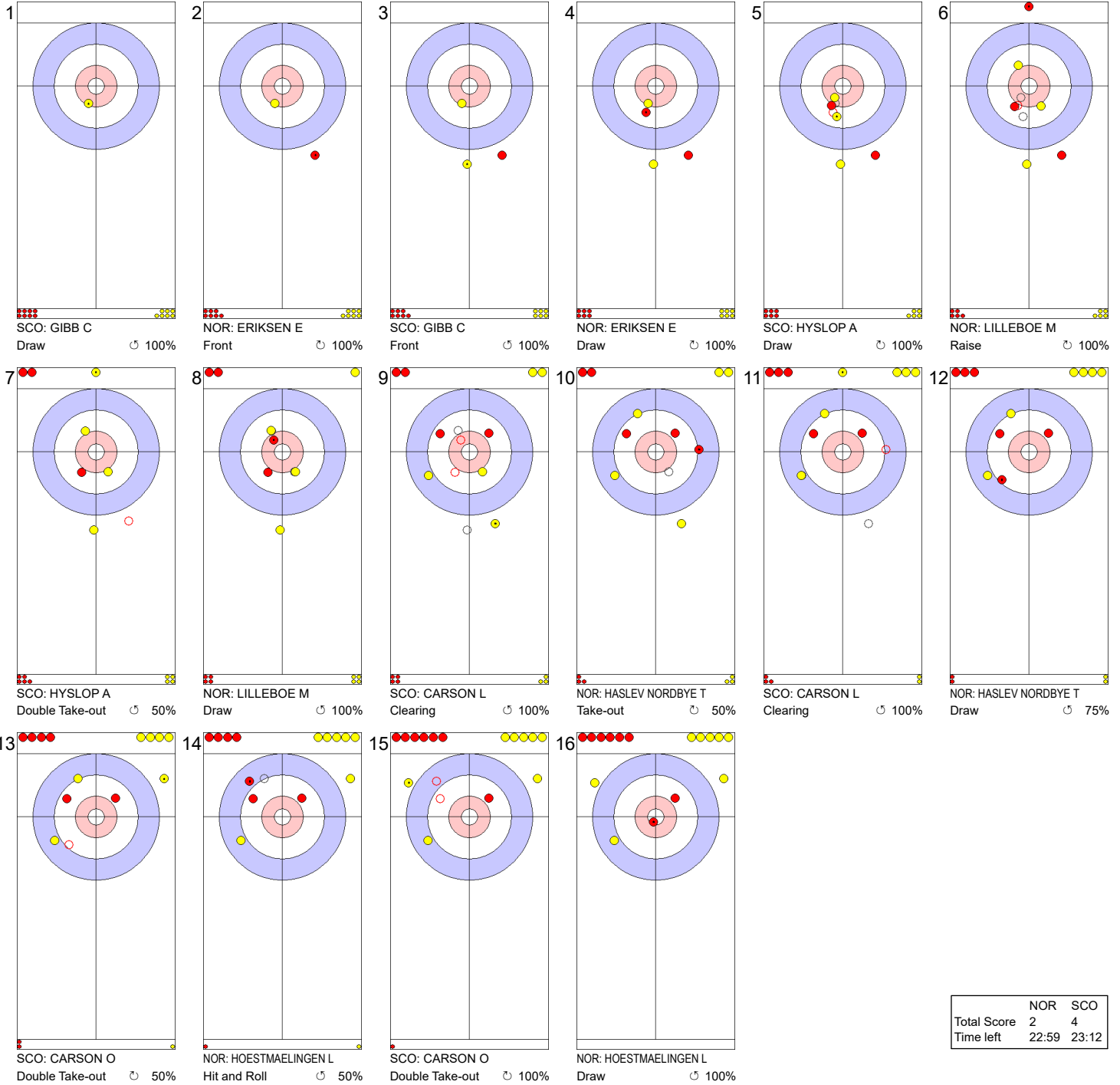


	NOR	SCO
Total Score	0	4
Time left	26:43	26:47



Legend:
 Clockwise
  Counter-clockwise
 - Not considered

Game - Shot by Shot

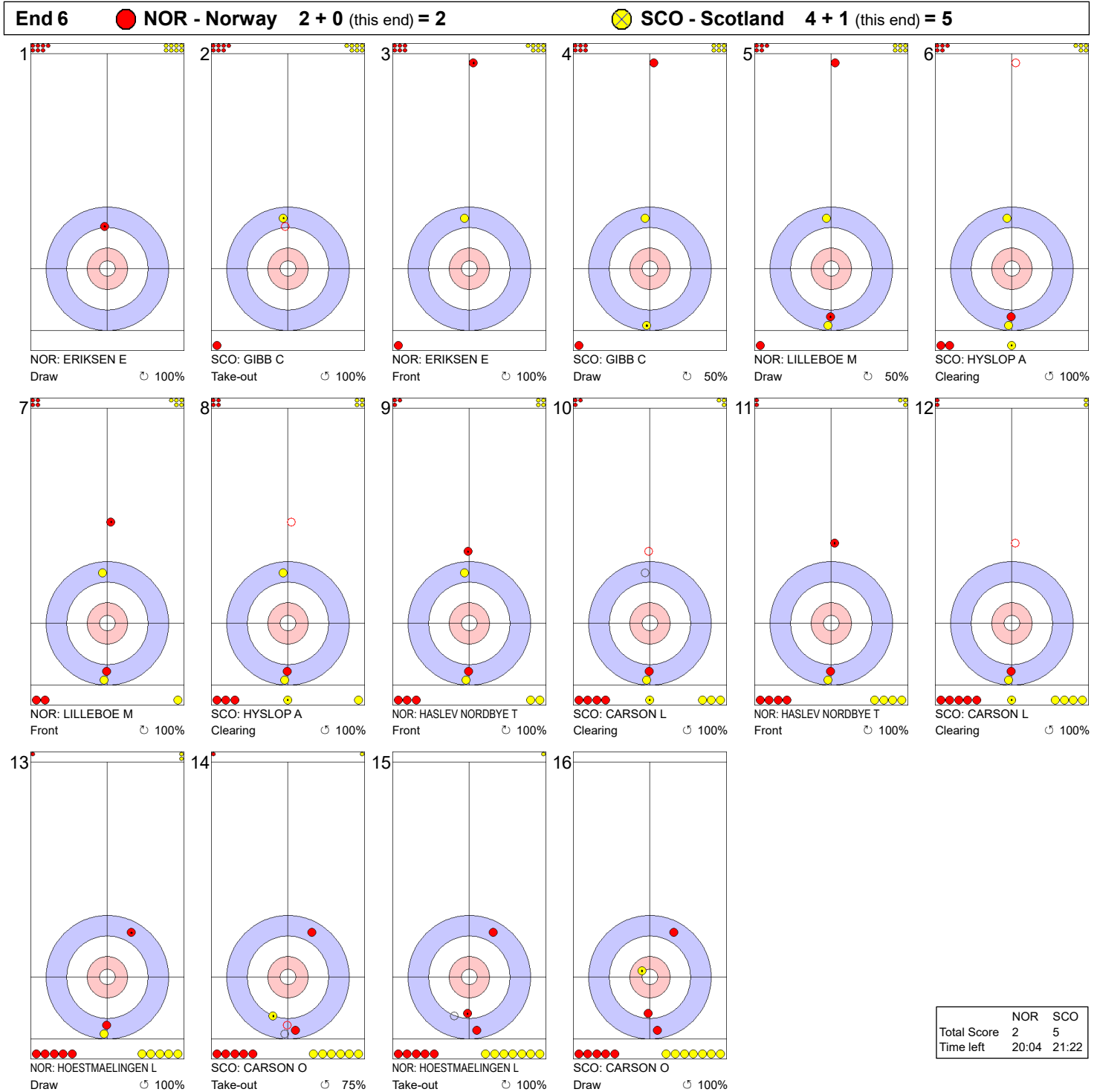
End 5 **NOR - Norway** 0 + 2 (this end) = 2 **SCO - Scotland** 4 + 0 (this end) = 4





	NOR	SCO
Total Score	2	4
Time left	22:59	23:12

Legend:
 Clockwise
  Counter-clockwise
 - Not considered

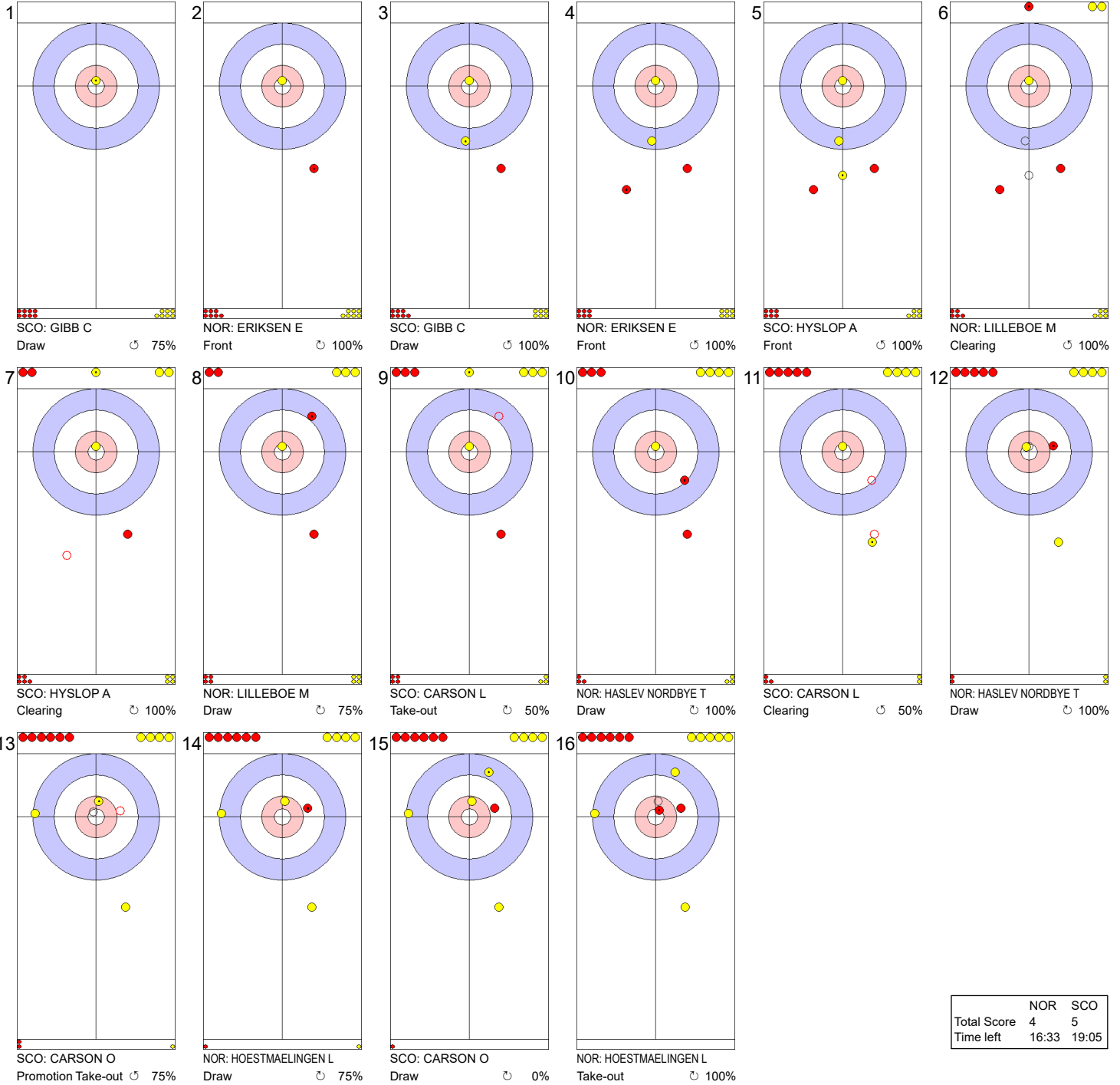
Game - Shot by Shot





Legend:
 Clockwise  Counter-clockwise - Not considered

Game - Shot by Shot

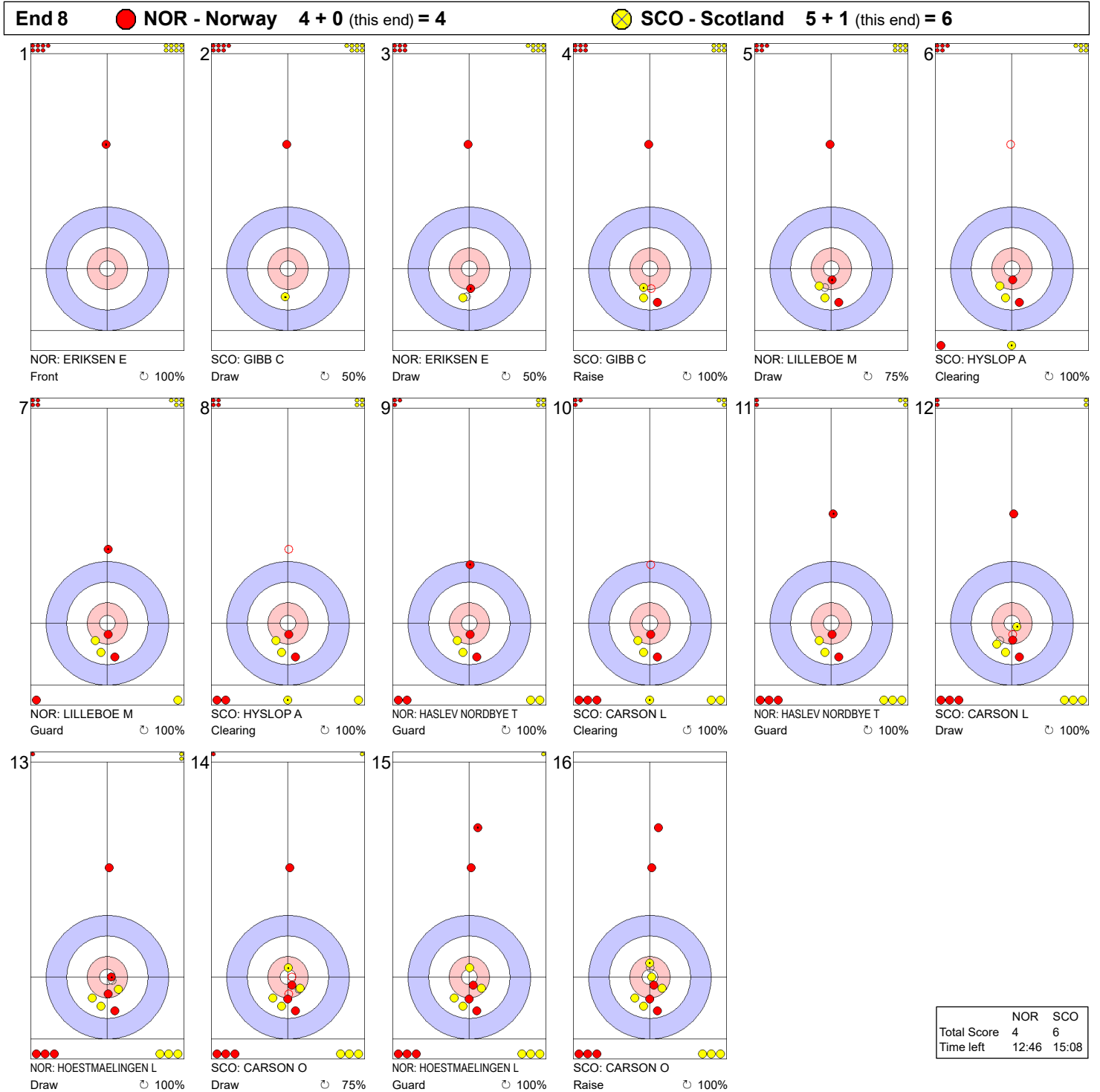
End 7  **NOR - Norway** **2 + 2 (this end) = 4**  **SCO - Scotland** **5 + 0 (this end) = 5**





	NOR	SCO
Total Score	4	5
Time left	16:33	19:05

Legend:
 Clockwise
  Counter-clockwise
 - Not considered

Game - Shot by Shot





Legend:
 Clockwise  Counter-clockwise - Not considered

Game - Shot by Shot

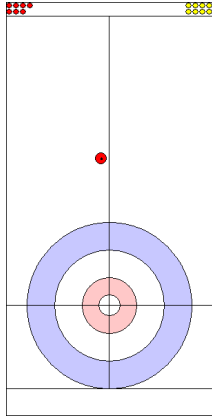
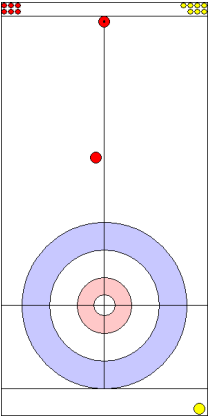
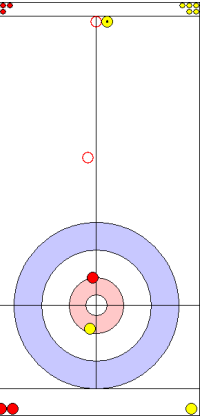
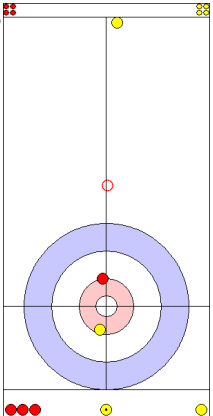
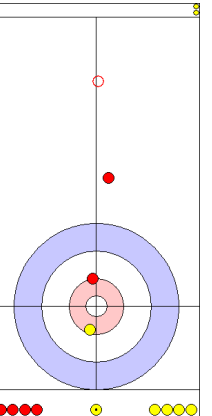
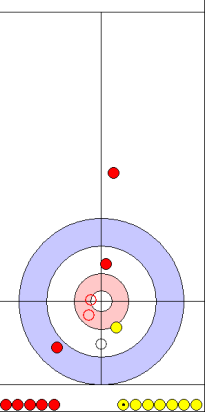
End 9 **NOR - Norway** 4 + 1 (this end) = 5 **SCO - Scotland** 6 + 0 (this end) = 6



	NOR	SCO
Total Score	5	6
Time left	8:03	11:33

Legend:
 Clockwise
  Counter-clockwise
 - Not considered

Game - Shot by Shot

End 10			● NOR - Norway 5 + 0 (this end) = 5			⊗ SCO - Scotland 6 + 1 (this end) = 7											
1		NOR: ERIKSEN E Front ⌚ 75%	2		SCO: GIBB C Wick / Soft Peeling burned stone -	3		NOR: ERIKSEN E Front ⌚ 100%	4		SCO: GIBB C Draw ⌚ 75%	5		NOR: LILLEBOE M Draw ⌚ 100%	6		SCO: HYSLOP A Clearing ⌚ 50%
7		NOR: LILLEBOE M Guard ⌚ 100%	8		SCO: HYSLOP A Clearing ⌚ 100%	9		NOR: HASLEV NORDBYE T Front ⌚ 50%	10		SCO: CARSON L Clearing ⌚ 100%	11		NOR: HASLEV NORDBYE T Front ⌚ 100%	12		SCO: CARSON L Clearing ⌚ 100%
13		NOR: HOESTMAELINGEN L Raise ⌚ 50%	14		SCO: CARSON O Raise Time-out ⌚ 100%	15		NOR: HOESTMAELINGEN L Raise ⌚ 100%	16		SCO: CARSON O Double Take-out ⌚ 100%						

	NOR	SCO
Total Score	5	7
Time left	3:58	4:57

Legend:
 ⌚ Clockwise ⌚ Counter-clockwise - Not considered



Game Results

Sheet	Team	LSFE	1	2	3	4	5	6	7	8	9	10	Extra Ends	Total
E	DEN - Denmark		0	0	2	1	0	0	1	0	1	1	1	7
	CAN - Canada	*	2	0	0	0	1	2	0	1	0	0	0	6

DEN - Denmark	
4 V	VILANDT Jonathan
3 S	SCHMIDT Jacob
2	QVIST Alexander
1	JURLANDER BOEGE Kasper
A	JENSEN Nikki

CAN - Canada	
4 S	TAO Johnson
3 V	NEUERT Jaedon
2	DAVIES Zach
1	NAUGLER Adam
A	-

Last Stone Draw		Distance
↻	JURLANDER BOEGE Kasper	29.0cm
↻	QVIST Alexander	94.9cm
Total		123.9cm

Last Stone Draw		Distance
↻	NEUERT Jaedon	41.1cm
↻	TAO Johnson	42.7cm
Total		83.8cm

Time remaining: 1 minute 20 seconds
1 minute 32 seconds (after extra end)

Time remaining: 0 minutes 20 seconds
1 minute 5 seconds (after extra end)

Time-out: End 10; End 11

Time-out: End 10; End 11

Note:
Position and function for each team member:
4 = Fourth, 3 = Third, 2 = Second, 1 = Lead, A = Alternate, S = Skip, V = Vice-Skip

Legend:
↻ Clockwise ↻ Counter-clockwise **LSFE(*)** Last Stone First End

Session Results and Standings

Sheet	Team	LSD/LSFE	1	2	3	4	5	6	7	8	9	10	Extra Ends	Total
A	SCO - Scotland	20.6cm *	1	0	2	0	1	0	1	0	2	0		7
	DEN - Denmark	39.8cm	0	1	0	3	0	2	0	2	0	1		9
B	USA - United States	26.4cm *	3	0	0	5	0	0	1	1	X	X		10
	NZL - New Zealand	36.6cm	0	0	1	0	1	1	0	0	X	X		3
C	ITA - Italy	123.7cm	0	3	0	0	0	0	0	2	1	0		6
	SUI - Switzerland	110.7cm *	1	0	1	0	1	0	0	0	0	2		5
D	CAN - Canada	203.2cm	0	1	0	0	1	0	3	0	2	1		8
	GER - Germany	33.2cm *	1	0	2	1	0	1	0	2	0	0		7
E	CHN - China	93.5cm	0	0	0	0	2	0	1	0	X	X		3
	NOR - Norway	20.6cm *	0	2	0	1	0	2	0	4	X	X		9

Current Standings

Rank	Team	Games	Wins	Losses	
1	NOR - Norway	8	7	1	Q
2	DEN - Denmark	8	6	2	Q
2	ITA - Italy	8	6	2	Q
4	USA - United States	8	5	3	Q
5	CAN - Canada	8	4	4	
5	GER - Germany	8	4	4	
5	SCO - Scotland	8	4	4	
8	CHN - China	8	2	6	
8	SUI - Switzerland	8	2	6	
10	NZL - New Zealand	8	0	8	

Note:

Under WCF rules, tie-breaking rules for standings are not applied until after the last game of the round robin.


Legend:

LSD Last Stone Draw

LSFE(*) Last Stone First End

Q Qualified for the play-offs

X Unplayed/unfinished end due to concession



WJCC 2024
Lohja, Finland

World Junior Curling Championships 2024
Kisakallio Sports Institute



Men

THU 22 FEB 2024
Start Time 9:00

Round Robin Session 8 - Sheet A



Game Results

Sheet	Team	LSFE	1	2	3	4	5	6	7	8	9	10	Extra Ends	Total
A	SCO - Scotland	*	1	0	2	0	1	0	1	0	2	0		7
	DEN - Denmark		0	1	0	3	0	2	0	2	0	1		9

SCO - Scotland	
4 S	CARSON Orrin
3 V	CARSON Logan
2	HYSLOP Archie
1	GIBB Charlie
A	GALLACHER Hamish

DEN - Denmark	
4 V	VILANDT Jonathan
3 S	SCHMIDT Jacob
2	QVIST Alexander
1	JURLANDER BOEGE Kasper
A	JENSEN Nikki

Last Stone Draw		Distance
↻	CARSON Logan	10.3cm
↻	HYSLOP Archie	10.3cm
Total		20.6cm

Last Stone Draw		Distance
↻	SCHMIDT Jacob	24.1cm
↻	VILANDT Jonathan	15.7cm
Total		39.8cm


Time remaining: 0 minutes 33 seconds
Time-out: End 8

Time remaining: 3 minutes 26 seconds
Time-out: End 10

Note:
Position and function for each team member:
4 = Fourth, 3 = Third, 2 = Second, 1 = Lead, A = Alternate, S = Skip, V = Vice-Skip

Legend:
↻ Clockwise ↻ Counter-clockwise **LSFE(*)** Last Stone First End





Game Results

Sheet	Team	LSFE	1	2	3	4	5	6	7	8	9	10	Extra Ends	Total
B	USA - United States	*	3	0	0	5	0	0	1	1	X	X		10
	NZL - New Zealand		0	0	1	0	1	1	0	0	X	X		3

USA - United States	
4 S	WENDLING Wesley
3 V	BESTLAND Jackson
2	HEBERT Caden
1	ARMSTRONG Jackson
A	TUMA Kevin

NZL - New Zealand	
4 V	BECKER William
3 S	FLANAGAN Sam
2	NEVILL Darcy
1	NEVILL Jed
A	-

Last Stone Draw		Distance
↻	BESTLAND Jackson	16.0cm
↻	HEBERT Caden	10.4cm
Total		26.4cm

Last Stone Draw		Distance
↻	FLANAGAN Sam	3.5cm
↻	NEVILL Darcy	33.1cm
Total		36.6cm

Time remaining: 12 minutes 0 seconds


Time remaining: 7 minutes 23 seconds

TUMA K replaced ARMSTRONG J at the beginning of end 6

Note:
Position and function for each team member:
4 = Fourth, 3 = Third, 2 = Second, 1 = Lead, A = Alternate, S = Skip, V = Vice-Skip

Legend:
↻ Clockwise ↻ Counter-clockwise LSFE(*) Last Stone First End
X Unplayed/unfinished end due to concession





Game Results

Sheet	Team	LSFE	1	2	3	4	5	6	7	8	9	10	Extra Ends	Total
C	ITA - Italy		0	3	0	0	0	0	0	2	1	0		6
	SUI - Switzerland	*	1	0	1	0	1	0	0	0	0	2		5

ITA - Italy	
4 V	DE ZANNA Francesco
3 S	GILLI Stefano
2	GILLI Andrea
1	VIGLIANI Francesco
A	CAVALLERO Alberto

SUI - Switzerland	
4 S	JERMANN Manuel
3	JERMANN Yannick
2 V	SCHWALLER Kim
1	HANHART Simon
A	VON ALLMEN Kenjo

Last Stone Draw		Distance
↻	GILLI Andrea	27.5cm
↻	GILLI Stefano	96.2cm
Total		123.7cm

Last Stone Draw		Distance
↻	JERMANN Manuel	86.5cm
↻	HANHART Simon	24.2cm
Total		110.7cm

Time remaining: 0 minutes 46 seconds
Time-out: End 8


Time remaining: 6 minutes 49 seconds
Time-out: End 10

VON ALLMEN K replaced JERMANN Y at the beginning of end 5
Revised line-up: (4 S) JERMANN M, (3 V) SCHWALLER K, (2) VON ALLMEN K, (1) HANHART S

Note:
Position and function for each team member:
4 = Fourth, 3 = Third, 2 = Second, 1 = Lead, A = Alternate, S = Skip, V = Vice-Skip

Legend:
↻ Clockwise ↻ Counter-clockwise **LSFE(*)** Last Stone First End





Game Results

Sheet	Team	LSFE	1	2	3	4	5	6	7	8	9	10	Extra Ends	Total
D	CAN - Canada		0	1	0	0	1	0	3	0	2	1		8
	GER - Germany	*	1	0	2	1	0	1	0	2	0	0		7

CAN - Canada	
4 S	TAO Johnson
3 V	NEUERT Jaedon
2	DAVIES Zach
1	NAUGLER Adam
A	-

GER - Germany	
4 S	KAPP Benjamin
3 V	MESSENZEHL Felix
2	SCHEUERL Johannes
1	TREVISIOL Mario
A	ENDERS Adrian

Last Stone Draw		Distance
↻	TAO Johnson	21.3cm
↻	DAVIES Zach	181.9cm
Total		203.2cm

Last Stone Draw		Distance
↻	SCHEUERL Johannes	15.5cm
↻	KAPP Benjamin	17.7cm
Total		33.2cm

Time remaining: 0 minutes 13 seconds
Time-out: End 8

Time remaining: 1 minute 36 seconds
Time-out: End 8

Note:
Position and function for each team member:
4 = Fourth, 3 = Third, 2 = Second, 1 = Lead, A = Alternate, S = Skip, V = Vice-Skip

Legend:
↻ Clockwise ↻ Counter-clockwise **LSFE(*)** Last Stone First End



Game Results

Sheet	Team	LSFE	1	2	3	4	5	6	7	8	9	10	Extra Ends	Total
E	CHN - China		0	0	0	0	2	0	1	0	X	X		3
	NOR - Norway	*	0	2	0	1	0	2	0	4	X	X		9

CHN - China	
4 S	TAO Liqunan
3 V	XU Xin
2	HE Bowen
1	SHI Guixi
A	LIU Chen Wen Jie

NOR - Norway	
4 S	HOESTMAELINGEN Lukas
3 V	HASLEV NORDBYE Tinus
2	LILLEBOE Magnus
1	ERIKSEN Eskil
A	DAEHLIN Harald

Last Stone Draw		Distance
↻ SHI Guixi		32.8cm
↻ XU Xin		60.7cm
Total		93.5cm

Last Stone Draw		Distance
↻ HOESTMAELINGEN Lukas		7.5cm
↻ LILLEBOE Magnus		13.1cm
Total		20.6cm

Time remaining: 7 minutes 36 seconds

Time remaining: 9 minutes 15 seconds

Note:
Position and function for each team member:
4 = Fourth, 3 = Third, 2 = Second, 1 = Lead, A = Alternate, S = Skip, V = Vice-Skip

Legend:
↻ Clockwise ↻ Counter-clockwise **LSFE(*)** Last Stone First End
X Unplayed/unfinished end due to concession

Session Results and Standings

Sheet	Team	LSD/LSFE	1	2	3	4	5	6	7	8	9	10	Extra Ends	Total
A	GER - Germany	69.7cm *	3	0	2	2	0	2	X	X	X	X		9
	ITA - Italy	170.1cm	0	1	0	0	1	0	X	X	X	X		2
B	SUI - Switzerland	25.1cm *	1	0	0	2	0	2	0	0	3	0		8
	DEN - Denmark	125.5cm	0	1	1	0	2	0	0	3	0	2		9
C	CHN - China	55.3cm	0	0	2	0	0	1	0	1	0	X		4
	SCO - Scotland	23.3cm *	0	2	0	0	0	0	2	0	2	X		6
D	NZL - New Zealand	45.8cm *	0	0	0	0	1	0	0	1	X	X		2
	NOR - Norway	109.0cm	2	1	2	0	0	1	1	0	X	X		7
E	CAN - Canada	27.1cm *	3	0	2	0	0	1	0	1	0	2	0	9
	USA - United States	37.6cm	0	3	0	0	1	0	3	0	2	0	1	10

Current Standings

Rank	Team	Games	Wins	Losses
1	NOR - Norway	7	6	1
2	DEN - Denmark	7	5	2
2	ITA - Italy	7	5	2
4	GER - Germany	7	4	3
4	SCO - Scotland	7	4	3
4	USA - United States	7	4	3
7	CAN - Canada	7	3	4
8	CHN - China	7	2	5
8	SUI - Switzerland	7	2	5
10	NZL - New Zealand	7	0	7

Note:

Under WCF rules, tie-breaking rules for standings are not applied until after the last game of the round robin.

Legend:

LSD Last Stone Draw

LSFE(*) Last Stone First End

X Unplayed/unfinished end due to concession

Game Results

Sheet	Team	LSFE	1	2	3	4	5	6	7	8	9	10	Extra Ends	Total
A	GER - Germany	*	3	0	2	2	0	2	X	X	X	X		9
	ITA - Italy		0	1	0	0	1	0	X	X	X	X		2

GER - Germany		Shot Success Game
4 S	KAPP Benjamin	92%
3 V	MESSENZEHL Felix	96%
2	SCHEUERL Johannes	90%
1	TREVISIOL Mario	90%
A	ENDERS Adrian	-
Team Total		92%

ITA - Italy		Shot Success Game
4 V	DE ZANNA Francesco	65%
3 S	GILLI Stefano	67%
2	GILLI Andrea	73%
1	VIGLIANI Francesco	66%
A	CAVALLERO Alberto	100%
Team Total		70%

Last Stone Draw		Distance
↻	TREVISIOL Mario	50.0cm
↻	MESSENZEHL Felix	19.7cm
Total		69.7cm

Last Stone Draw		Distance
↻	DE ZANNA Francesco	13.6cm
↻	VIGLIANI Francesco	156.5cm
Total		170.1cm

Time remaining: 15 minutes 14 seconds
 Time-out: End 6 - GER stone 7

Time remaining: 10 minutes 48 seconds
 Time-out: End 5 - ITA stone 6

CAVALLERO A replaced VIGLIANI F at the beginning of end 5

Shot Success Analysis

GER - Germany		↻	↻	Game	
4	KAPP Benjamin	Draws	3 100%	3 100%	6 100%
		Take-outs	3 83%	3 83%	6 83%
		Total	6 92%	6 92%	12 92%
3	MESSENZEHL Felix	Draws	1 75%	1 100%	2 88%
		Take-outs	3 100%	7 96%	10 98%
		Total	4 94%	8 97%	12 96%
2	SCHEUERL Johannes	Draws	4 100%	1 100%	5 100%
		Take-outs	2 75%	5 85%	7 82%
		Total	6 92%	6 88%	12 90%
1	TREVISIOL Mario	Draws	11 89%	0 -	11 89%
		Take-outs	1 100%	0 -	1 100%
		Total	12 90%	0 -	12 90%
A	ENDERS Adrian	Draws	0 -	0 -	0 -
		Take-outs	0 -	0 -	0 -
		Total	0 -	0 -	0 -
Team		Draws	19 92%	5 100%	24 94%
		Take-outs	9 89%	15 90%	24 90%
		Total	28 91%	20 93%	48 92%

ITA - Italy		↻	↻	Game	
4	DE ZANNA Francesco	Draws	3 58%	4 88%	7 75%
		Take-outs	3 83%	2 0%	5 50%
		Total	6 71%	6 58%	12 65%
3	GILLI Stefano	Draws	4 81%	4 63%	8 72%
		Take-outs	0 -	4 56%	4 56%
		Total	4 81%	8 59%	12 67%
2	GILLI Andrea	Draws	4 63%	2 88%	6 71%
		Take-outs	1 75%	5 75%	6 75%
		Total	5 65%	7 79%	12 73%
1	VIGLIANI Francesco	Draws	7 75%	1 0%	8 66%
		Take-outs	0 -	0 -	0 -
		Total	7 75%	1 0%	8 66%
A	CAVALLERO Alberto	Draws	3 100%	1 100%	4 100%
		Take-outs	0 -	0 -	0 -
		Total	3 100%	1 100%	4 100%
Team		Draws	21 75%	12 73%	33 74%
		Take-outs	4 81%	11 55%	15 62%
		Total	25 76%	23 64%	48 70%

Note:
 Position and function for each team member:
4 = Fourth, **3** = Third, **2** = Second, **1** = Lead, **A** = Alternate, **S** = Skip, **V** = Vice-Skip

Legend:
 ↻ Clockwise ↻ Counter-clockwise **LSFE(*)** Last Stone First End
X Unplayed/unfinished end due to concession

Game - Shot by Shot

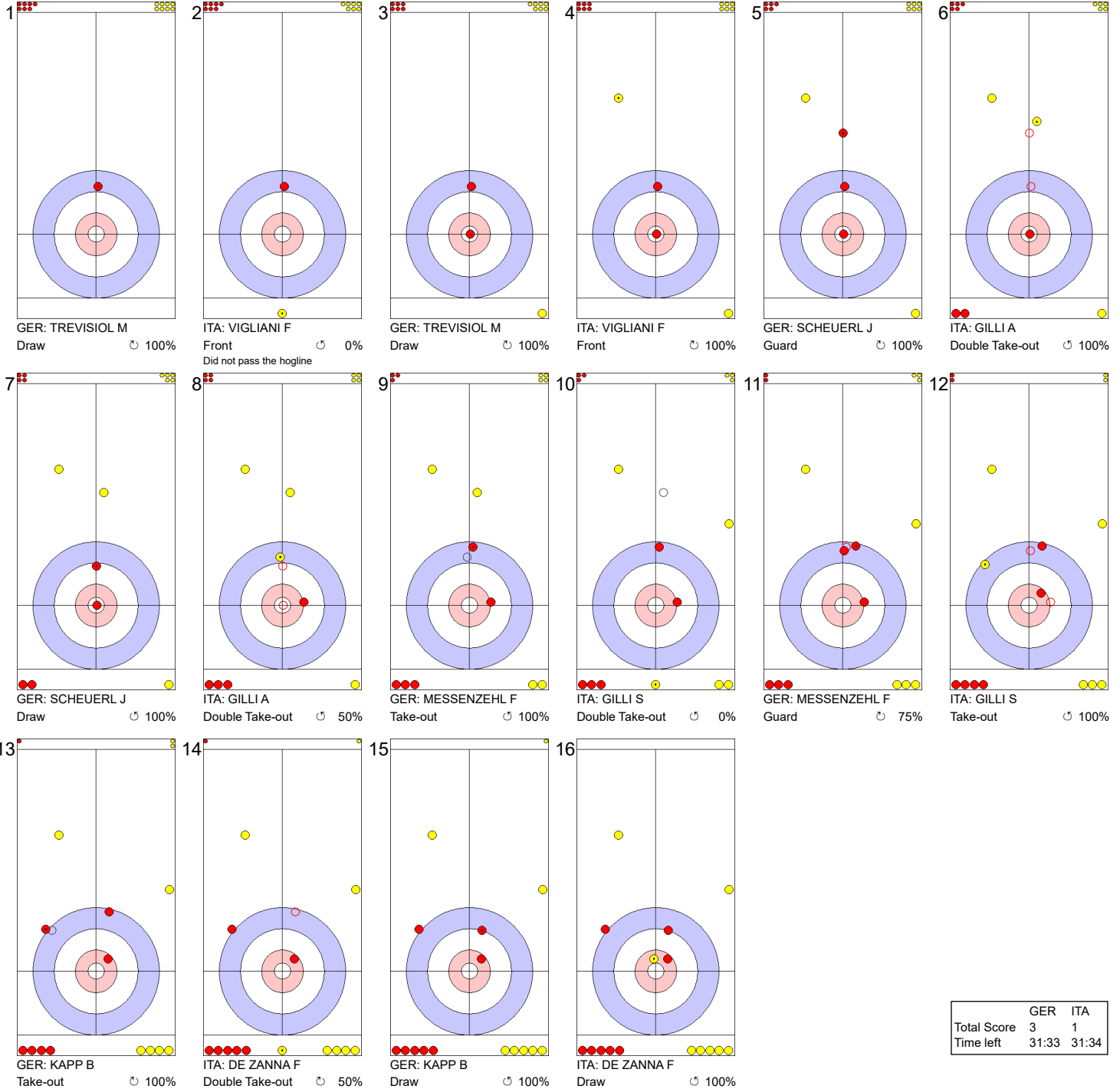
End 1			GER - Germany 0 + 3 (this end) = 3			ITA - Italy 0 + 0 (this end) = 0											
1		ITA: VIGLIANI F Front 75%	2		GER: TREVISIOL M Draw 100%	3		ITA: VIGLIANI F Draw 75%	4		GER: TREVISIOL M Draw 100%	5		ITA: GILLI A Promotion Take-out 100%	6		GER: SCHEUERL J Hit and Roll 75%
7		ITA: GILLI A Hit and Roll 75%	8		GER: SCHEUERL J Take-out 100%	9		ITA: GILLI S Clearing 50%	10		GER: MESSENZEHL F Draw 100%	11		ITA: GILLI S Hit and Roll 75%	12		GER: MESSENZEHL F Hit and Roll 75%
13		ITA: DE ZANNA F Take-out 100%	14		GER: KAPP B Hit and Roll 100%	15		ITA: DE ZANNA F Promotion Take-out 0%	16		GER: KAPP B Draw 100%						

	GER	ITA
Total Score	3	0
Time left	34:48	35:14



Legend:	Clockwise	Counter-clockwise	- Not considered
----------------	-----------	-------------------	------------------

Game - Shot by Shot

End 2 **GER - Germany 3 + 0 (this end) = 3** **ITA - Italy 0 + 1 (this end) = 1**





	GER	ITA
Total Score	3	1
Time left	31:33	31:34

Legend:
 Clockwise
  Counter-clockwise
 - Not considered

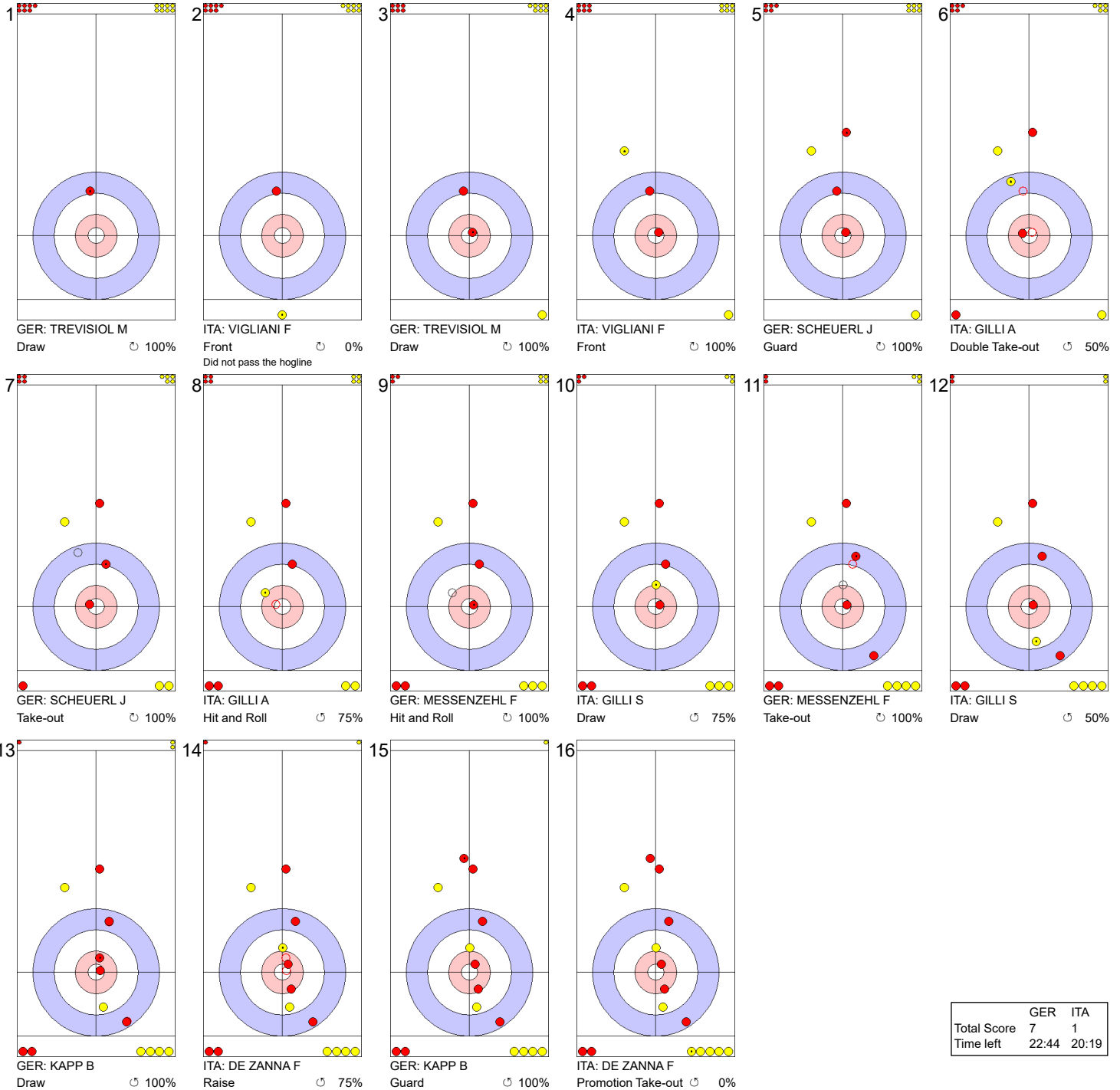
Game - Shot by Shot





Legend:
 Clockwise
  Counter-clockwise
 - Not considered

Game - Shot by Shot

End 4 **GER - Germany 5 + 2 (this end) = 7** **ITA - Italy 1 + 0 (this end) = 1**



	GER	ITA
Total Score	7	1
Time left	22:44	20:19

Legend:
 Clockwise
  Counter-clockwise
 - Not considered

Game - Shot by Shot

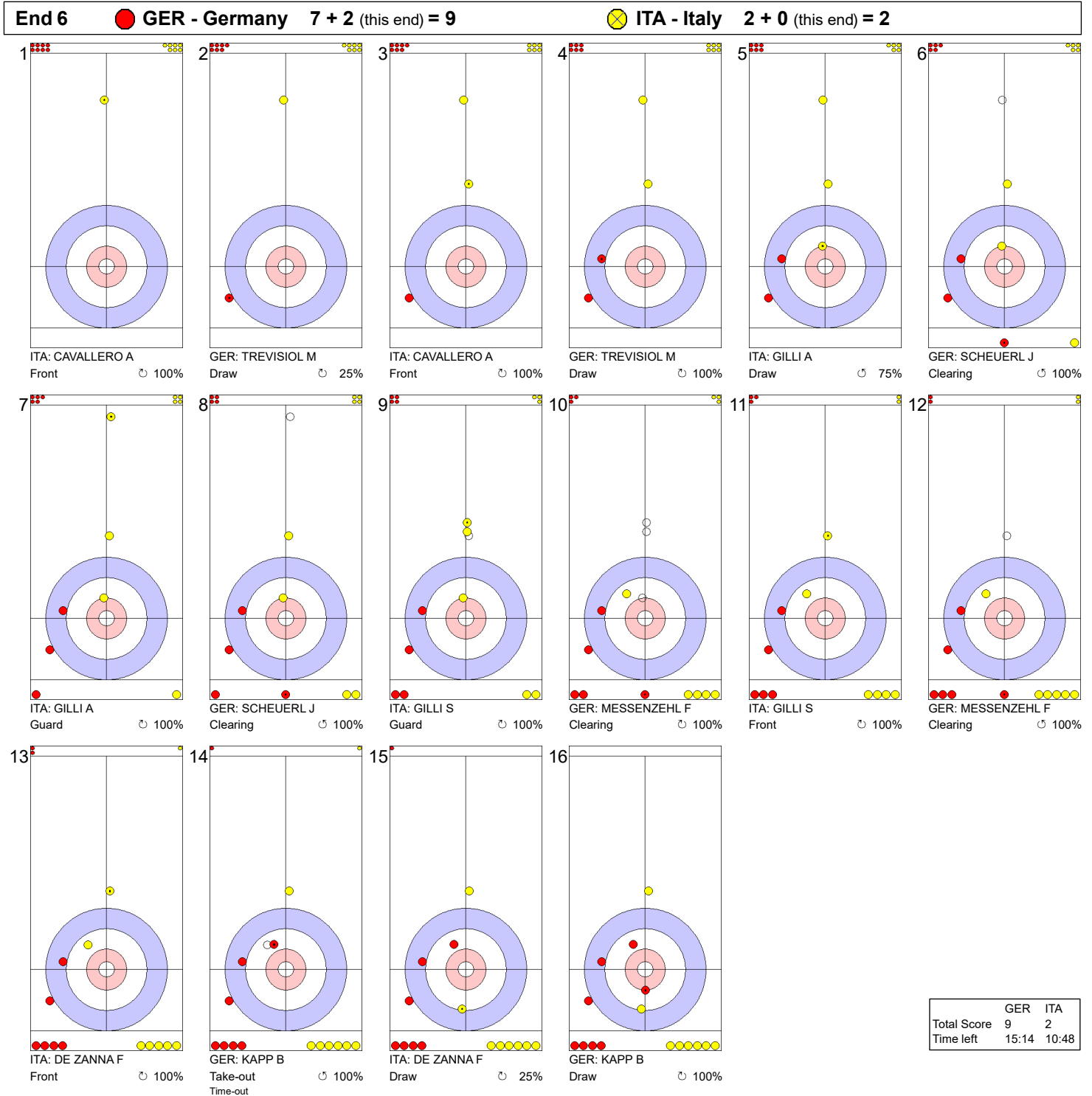
End 5 ● **GER - Germany** 7 + 0 (this end) = 7 ● **ITA - Italy** 1 + 1 (this end) = 2





	GER	ITA
Total Score	7	2
Time left	18:18	12:39

Legend:
 ↻ Clockwise ↺ Counter-clockwise - Not considered

Game - Shot by Shot



	GER	ITA
Total Score	9	2
Time left	15:14	10:48

Legend:
 Clockwise
  Counter-clockwise
 - Not considered

Game Results

Sheet	Team	LSFE	1	2	3	4	5	6	7	8	9	10	Extra Ends	Total
B	SUI - Switzerland	*	1	0	0	2	0	2	0	0	3	0		8
	DEN - Denmark		0	1	1	0	2	0	0	3	0	2		9

SUI - Switzerland	
4 S	JERMANN Manuel
3	JERMANN Yannick
2 V	SCHWALLER Kim
1	HANHART Simon
A	VON ALLMEN Kenjo

DEN - Denmark	
4 V	VILANDT Jonathan
3 S	SCHMIDT Jacob
2	QVIST Alexander
1	JURLANDER BOEGE Kasper
A	JENSEN Nikki

Last Stone Draw		Distance
↻	JERMANN Manuel	12.4cm
↻	HANHART Simon	12.7cm
Total		25.1cm

Last Stone Draw		Distance
↻	SCHMIDT Jacob	89.5cm
↻	JURLANDER BOEGE Kasper	36.0cm
Total		125.5cm

Time remaining: 0 minutes 8 seconds

Time-out: End 9

Time remaining: 0 minutes 37 seconds

Time-out: End 8

Note:
Position and function for each team member:
4 = Fourth, 3 = Third, 2 = Second, 1 = Lead, A = Alternate, S = Skip, V = Vice-Skip

Legend:
↻ Clockwise ↻ Counter-clockwise **LSFE(*)** Last Stone First End



WJCC 2024
Lohja, Finland

WED 21 FEB 2024
Start Time 14:00

World Junior Curling Championships 2024
Kisakallio Sports Institute

Men



WORLD CURLING

Round Robin Session 7 - Sheet C

Game Results

Sheet	Team	LSFE	1	2	3	4	5	6	7	8	9	10	Extra Ends	Total
C	CHN - China		0	0	2	0	0	1	0	1	0	X		4
	SCO - Scotland	*	0	2	0	0	0	0	2	0	2	X		6

CHN - China	
4 S	TAO Liqunan
3 V	XU Xin
2	HE Bowen
1	SHI Guixi
A	LIU Chen Wen Jie

SCO - Scotland	
4 S	CARSON Orrin
3 V	CARSON Logan
2	HYSLOP Archie
1	GIBB Charlie
A	GALLACHER Hamish

Last Stone Draw	Distance
↻ HE Bowen	19.1cm
↻ TAO Liqunan	36.2cm
Total	55.3cm

Time remaining: 2 minutes 53 seconds
Time-out: End 10

Last Stone Draw	Distance
↻ GIBB Charlie	16.8cm
↻ CARSON Orrin	6.5cm
Total	23.3cm

Time remaining: 7 minutes 44 seconds
Time-out: End 10

Note:
Position and function for each team member:
4 = Fourth, **3** = Third, **2** = Second, **1** = Lead, **A** = Alternate, **S** = Skip, **V** = Vice-Skip

Legend:
↻ Clockwise ↻ Counter-clockwise **LSFE(*)** Last Stone First End
X Unplayed/unfinished end due to concession



Game Results

Sheet	Team	LSFE	1	2	3	4	5	6	7	8	9	10	Extra Ends	Total
D	NZL - New Zealand	*	0	0	0	0	1	0	0	1	X	X		2
	NOR - Norway		2	1	2	0	0	1	1	0	X	X		7

NZL - New Zealand	
4 V	BECKER William
3 S	FLANAGAN Sam
2	NEVILL Darcy
1	NEVILL Jed
A	-

NOR - Norway	
4 S	HOESTMAELINGEN Lukas
3 V	HASLEV NORDBYE Tinius
2	LILLEBOE Magnus
1	ERIKSEN Eskil
A	DAEHLIN Harald

Last Stone Draw		Distance
🕒	BECKER William	7.0cm
🕒	NEVILL Jed	38.8cm
Total		45.8cm


Last Stone Draw		Distance
🕒	HASLEV NORDBYE Tinius	23.2cm
🕒	ERIKSEN Eskil	85.8cm
Total		109.0cm

Time remaining: 11 minutes 28 seconds

Time remaining: 14 minutes 49 seconds

Note:
Position and function for each team member:
4 = Fourth, 3 = Third, 2 = Second, 1 = Lead, A = Alternate, S = Skip, V = Vice-Skip

Legend:
🕒 Clockwise 🕒 Counter-clockwise **LSFE(*)** Last Stone First End
X Unplayed/unfinished end due to concession



Game Results

Sheet	Team	LSFE	1	2	3	4	5	6	7	8	9	10	Extra Ends	Total
E	CAN - Canada	*	3	0	2	0	0	1	0	1	0	2	0	9
	USA - United States		0	3	0	0	1	0	3	0	2	0	1	10

CAN - Canada	
4 S	TAO Johnson
3 V	NEUERT Jaedon
2	DAVIES Zach
1	NAUGLER Adam
A	-

USA - United States	
4 S	WENDLING Wesley
3 V	BESTLAND Jackson
2	HEBERT Caden
1	ARMSTRONG Jackson
A	TUMA Kevin

Last Stone Draw		Distance
↻	NAUGLER Adam	8.9cm
↻	NEUERT Jaedon	18.2cm
Total		27.1cm

Last Stone Draw		Distance
↻	HEBERT Caden	10.1cm
↻	WENDLING Wesley	27.5cm
Total		37.6cm

Time remaining: 0 minutes 46 seconds
0 minutes 54 seconds (after extra end)

Time remaining: 0 minutes 41 seconds
1 minute 18 seconds (after extra end)

Time-out: End 10; End 11

Time-out: End 10; End 11

Note:
Position and function for each team member:
4 = Fourth, 3 = Third, 2 = Second, 1 = Lead, A = Alternate, S = Skip, V = Vice-Skip

Legend:
↻ Clockwise ↻ Counter-clockwise **LSFE(*)** Last Stone First End



Session Results and Standings

Sheet	Team	LSD/LSFE	1	2	3	4	5	6	7	8	9	10	Extra Ends	Total
A	NZL - New Zealand	200.0cm	0	1	0	0	0	2	0	0	X	X		3
	CHN - China	95.6cm *	2	0	0	2	4	0	1	1	X	X		10
B	NOR - Norway	22.0cm *	0	2	1	0	0	2	0	3	0	X		8
	CAN - Canada	36.6cm	0	0	0	1	0	0	2	0	1	X		4
C	USA - United States	104.4cm	0	0	3	0	2	1	1	0	X	X		7
	GER - Germany	87.1cm *	2	0	0	0	0	0	0	1	X	X		3
D	ITA - Italy	35.8cm *	2	1	0	0	0	2	0	1	0	2		8
	DEN - Denmark	212.1cm	0	0	2	2	1	0	1	0	1	0		7
E	SUI - Switzerland	87.2cm	0	1	0	1	0	0	X	X	X	X		2
	SCO - Scotland	40.0cm *	3	0	3	0	2	3	X	X	X	X		11

Current Standings

Rank	Team	Games	Wins	Losses
1	ITA - Italy	6	5	1
1	NOR - Norway	6	5	1
3	DEN - Denmark	6	4	2
4	CAN - Canada	6	3	3
4	GER - Germany	6	3	3
4	SCO - Scotland	6	3	3
4	USA - United States	6	3	3
8	CHN - China	6	2	4
8	SUI - Switzerland	6	2	4
10	NZL - New Zealand	6	0	6

Note:

Under WCF rules, tie-breaking rules for standings are not applied until after the last game of the round robin.

Legend:

LSD Last Stone Draw

LSFE(*) Last Stone First End

X Unplayed/unfinished end due to concession



Game Results

Sheet	Team	LSFE	1	2	3	4	5	6	7	8	9	10	Extra Ends	Total
A	NZL - New Zealand		0	1	0	0	0	2	0	0	X	X		3
	CHN - China	*	2	0	0	2	4	0	1	1	X	X		10

NZL - New Zealand	
4 V	BECKER William
3 S	FLANAGAN Sam
2	NEVILL Darcy
1	NEVILL Jed
A	-

CHN - China	
4 S	TAO Liqunan
3 V	XU Xin
2	HE Bowen
1	SHI Guixi
A	LIU Chen Wen Jie

Last Stone Draw		Distance
↻	NEVILL Jed	114.6cm
↻	FLANAGAN Sam	85.4cm
Total		200.0cm

Last Stone Draw		Distance
↻	XU Xin	41.5cm
↻	SHI Guixi	54.1cm
Total		95.6cm


Time remaining: 12 minutes 4 seconds

Time remaining: 14 minutes 41 seconds

Note:
Position and function for each team member:
4 = Fourth, 3 = Third, 2 = Second, 1 = Lead, A = Alternate, S = Skip, V = Vice-Skip

Legend:
↻ Clockwise ↻ Counter-clockwise **LSFE(*)** Last Stone First End
X Unplayed/unfinished end due to concession





WJCC 2024

Lohja, Finland

World Junior Curling Championships 2024

Kisakallio Sports Institute

Men



TUE 20 FEB 2024

Start Time 19:00

Round Robin Session 6 - Sheet B

Game Results

Sheet	Team	LSFE	1	2	3	4	5	6	7	8	9	10	Extra Ends	Total
B	NOR - Norway	*	0	2	1	0	0	2	0	3	0	X		8
	CAN - Canada		0	0	0	1	0	0	2	0	1	X		4

NOR - Norway	
4 S	HOESTMAELINGEN Lukas
3 V	HASLEV NORDBYE Tinius
2	LILLEBOE Magnus
1	ERIKSEN Eskil
A	DAEHLIN Harald

CAN - Canada	
4 S	TAO Johnson
3 V	NEUERT Jaedon
2	DAVIES Zach
1	NAUGLER Adam
A	-

Last Stone Draw		Distance
	HASLEV NORDBYE Tinius	7.5cm
	ERIKSEN Eskil	14.5cm
Total		22.0cm

Last Stone Draw		Distance
	NAUGLER Adam	20.1cm
	TAO Johnson	16.5cm
Total		36.6cm

Time remaining: 11 minutes 7 seconds

Time remaining: 3 minutes 37 seconds

Time-out: End 8

Note:
Position and function for each team member:
4 = Fourth, **3** = Third, **2** = Second, **1** = Lead, **A** = Alternate, **S** = Skip, **V** = Vice-Skip

Legend:
 Clockwise Counter-clockwise **LSFE(*)** Last Stone First End
X Unplayed/unfinished end due to concession



Game Results

Sheet	Team	LSFE	1	2	3	4	5	6	7	8	9	10	Extra Ends	Total
C	USA - United States		0	0	3	0	2	1	1	0	X	X		7
	GER - Germany	*	2	0	0	0	0	0	0	1	X	X		3

USA - United States	
4 S	WENDLING Wesley
3 V	BESTLAND Jackson
2	HEBERT Caden
1	ARMSTRONG Jackson
A	TUMA Kevin

GER - Germany	
4 S	KAPP Benjamin
3 V	MESSENZEHL Felix
2	SCHEUERL Johannes
1	TREVISIOL Mario
A	ENDERS Adrian

Last Stone Draw		Distance
↻	WENDLING Wesley	51.2cm
↻	ARMSTRONG Jackson	53.2cm
Total		104.4cm

Last Stone Draw		Distance
↻	KAPP Benjamin	25.9cm
↻	SCHEUERL Johannes	61.2cm
Total		87.1cm

Time remaining: 10 minutes 22 seconds

Time-out: End 7

Time remaining: 8 minutes 3 seconds

Note:
 Position and function for each team member:
4 = Fourth, **3** = Third, **2** = Second, **1** = Lead, **A** = Alternate, **S** = Skip, **V** = Vice-Skip

Legend:
 ↻ Clockwise ↻ Counter-clockwise **LSFE(*)** Last Stone First End
X Unplayed/unfinished end due to concession



WJCC 2024
Lohja, Finland

World Junior Curling Championships 2024
Kisakallio Sports Institute
Men



TUE 20 FEB 2024
Start Time 19:00

Round Robin Session 6 - Sheet D



Game Results

Sheet	Team	LSFE	1	2	3	4	5	6	7	8	9	10	Extra Ends	Total
D	ITA - Italy	*	2	1	0	0	0	2	0	1	0	2		8
	DEN - Denmark		0	0	2	2	1	0	1	0	1	0		7

ITA - Italy	
4 V	DE ZANNA Francesco
3 S	GILLI Stefano
2	GILLI Andrea
1	VIGLIANI Francesco
A	CAVALLERO Alberto

DEN - Denmark	
4 V	VILANDT Jonathan
3 S	SCHMIDT Jacob
2	QVIST Alexander
1	JURLANDER BOEGE Kasper
A	JENSEN Nikki

Last Stone Draw		Distance
↻	GILLI Stefano	10.8cm
↻	GILLI Andrea	25.0cm
Total		35.8cm

Last Stone Draw		Distance
↻	VILANDT Jonathan	199.6cm
↻	SCHMIDT Jacob	12.5cm
Total		212.1cm

Time remaining: 0 minutes 42 seconds
Time-out: End 6

Time remaining: 1 minute 41 seconds
Time-out: End 9

Note:
Position and function for each team member:
4 = Fourth, **3** = Third, **2** = Second, **1** = Lead, **A** = Alternate, **S** = Skip, **V** = Vice-Skip

Legend:
↻ Clockwise ↻ Counter-clockwise **LSFE(*)** Last Stone First End



WJCC 2024
Lohja, Finland

TUE 20 FEB 2024
Start Time 19:00

World Junior Curling Championships 2024
Kisakallio Sports Institute
Men



Round Robin Session 6 - Sheet E

Game Results

Sheet	Team	LSFE	1	2	3	4	5	6	7	8	9	10	Extra Ends	Total
E	SUI - Switzerland		0	1	0	1	0	0	X	X	X	X		2
	SCO - Scotland	*	3	0	3	0	2	3	X	X	X	X		11

SUI - Switzerland	
4 S	JERMANN Manuel
3	JERMANN Yannick
2 V	SCHWALLER Kim
1	HANHART Simon
A	VON ALLMEN Kenjo

SCO - Scotland	
4 S	CARSON Orrin
3 V	CARSON Logan
2	HYSLOP Archie
1	GIBB Charlie
A	GALLACHER Hamish

Last Stone Draw	Distance
↻ HANHART Simon	58.9cm
↻ JERMANN Manuel	28.3cm
Total	87.2cm

Time remaining: 11 minutes 55 seconds

Last Stone Draw	Distance
↻ HYSLOP Archie	27.8cm
↻ CARSON Logan	12.2cm
Total	40.0cm

Time remaining: 15 minutes 47 seconds

Time-out: End 6

Note:
Position and function for each team member:
4 = Fourth, **3** = Third, **2** = Second, **1** = Lead, **A** = Alternate, **S** = Skip, **V** = Vice-Skip

Legend:
↻ Clockwise ↻ Counter-clockwise **LSFE(*)** Last Stone First End
X Unplayed/unfinished end due to concession

Session Results and Standings

Sheet	Team	LSD/LSFE	1	2	3	4	5	6	7	8	9	10	Extra Ends	Total
A	DEN - Denmark	235.1cm	0	0	1	0	1	0	1	0	0	0		3
	NOR - Norway	64.0cm *	0	1	0	1	0	2	0	1	0	1		6
B	NZL - New Zealand	76.1cm *	0	0	0	1	0	0	1	0	0	X		2
	SCO - Scotland	152.1cm	1	0	2	0	1	1	0	3	1	X		9
C	CAN - Canada	102.1cm	0	0	1	0	0	1	0	1	X	X		3
	ITA - Italy	45.5cm *	1	1	0	1	4	0	1	0	X	X		8
D	GER - Germany	121.2cm	0	0	0	2	0	0	2	0	2	X		6
	SUI - Switzerland	79.4cm *	0	2	0	0	0	1	0	1	0	X		4
E	USA - United States	141.7cm *	0	0	0	1	0	0	0	1	0	2	0	4
	CHN - China	207.0cm	0	0	1	0	2	0	1	0	0	0	2	6

Current Standings

Rank	Team	Games	Wins	Losses
1	DEN - Denmark	5	4	1
1	ITA - Italy	5	4	1
1	NOR - Norway	5	4	1
4	CAN - Canada	5	3	2
4	GER - Germany	5	3	2
6	SCO - Scotland	5	2	3
6	SUI - Switzerland	5	2	3
6	USA - United States	5	2	3
9	CHN - China	5	1	4
10	NZL - New Zealand	5	0	5

Note:


Under WCF rules, tie-breaking rules for standings are not applied until after the last game of the round robin.

Legend:

LSD Last Stone Draw

LSFE(*) Last Stone First End

X Unplayed/unfinished end due to concession



WJCC 2024
Lohja, Finland

TUE 20 FEB 2024
Start Time 9:00

World Junior Curling Championships 2024
Kisakallio Sports Institute
Men



WORLD CURLING

Round Robin Session 5 - Sheet A

Game Results

Sheet	Team	LSFE	1	2	3	4	5	6	7	8	9	10	Extra Ends	Total
A	DEN - Denmark		0	0	1	0	1	0	1	0	0	0		3
	NOR - Norway	*	0	1	0	1	0	2	0	1	0	1		6

DEN - Denmark	
4 V	VILANDT Jonathan
3 S	SCHMIDT Jacob
2	QVIST Alexander
1	JURLANDER BOEGE Kasper
A	JENSEN Nikki

NOR - Norway	
4 S	HOESTMAELINGEN Lukas
3 V	HASLEV NORDBYE Tinius
2	LILLEBOE Magnus
1	ERIKSEN Eskil
A	DAEHLIN Harald

Last Stone Draw		Distance
↻	QVIST Alexander	167.2cm
↻	JURLANDER BOEGE Kasper	67.9cm
Total		235.1cm
Time remaining: 4 minutes 29 seconds		
Time-out: End 10		

Last Stone Draw		Distance
↻	LILLEBOE Magnus	52.9cm
↻	HOESTMAELINGEN Lukas	11.1cm
Total		64.0cm
Time remaining: 3 minutes 12 seconds		
Time-out: End 8		

Note:
Position and function for each team member:
4 = Fourth, 3 = Third, 2 = Second, 1 = Lead, A = Alternate, S = Skip, V = Vice-Skip

Legend:
↻ Clockwise ↻ Counter-clockwise **LSFE(*)** Last Stone First End



Game Results

Sheet	Team	LSFE	1	2	3	4	5	6	7	8	9	10	Extra Ends	Total
B	NZL - New Zealand	*	0	0	0	1	0	0	1	0	0	X		2
	SCO - Scotland		1	0	2	0	1	1	0	3	1	X		9

NZL - New Zealand	
4 V	BECKER William
3 S	FLANAGAN Sam
2	NEVILL Darcy
1	NEVILL Jed
A	-

SCO - Scotland	
4 S	CARSON Orrin
3 V	CARSON Logan
2	HYSLOP Archie
1	GIBB Charlie
A	GALLACHER Hamish

Last Stone Draw

↺	NEVILL Darcy	Distance	52.3cm
↻	BECKER William	Distance	23.8cm
Total		Distance	76.1cm

Last Stone Draw

↺	CARSON Orrin	Distance	38.4cm
↻	GIBB Charlie	Distance	113.7cm
Total		Distance	152.1cm

Time remaining: 3 minutes 53 seconds
Time-out: End 8

Time remaining: 8 minutes 52 seconds

Note:
Position and function for each team member:
4 = Fourth, **3** = Third, **2** = Second, **1** = Lead, **A** = Alternate, **S** = Skip, **V** = Vice-Skip

Legend:
↺ Clockwise ↻ Counter-clockwise **LSFE(*)** Last Stone First End
X Unplayed/unfinished end due to concession

Game Results

Sheet	Team	LSFE	1	2	3	4	5	6	7	8	9	10	Extra Ends	Total
C	CAN - Canada		0	0	1	0	0	1	0	1	X	X		3
	ITA - Italy	*	1	1	0	1	4	0	1	0	X	X		8

CAN - Canada	
4 S	TAO Johnson
3 V	NEUERT Jaedon
2	DAVIES Zach
1	NAUGLER Adam
A	-

ITA - Italy	
4 V	DE ZANNA Francesco
3 S	GILLI Stefano
2	GILLI Andrea
1	VIGLIANI Francesco
A	CAVALLERO Alberto

Last Stone Draw		Distance
↻	NEUERT Jaedon	87.9cm
↻	DAVIES Zach	14.2cm
Total		102.1cm

Last Stone Draw		Distance
↻	VIGLIANI Francesco	36.6cm
↻	DE ZANNA Francesco	8.9cm
Total		45.5cm

Time remaining: 6 minutes 10 seconds

Time remaining: 7 minutes 13 seconds

Time-out: End 7

Note:
Position and function for each team member:
4 = Fourth, 3 = Third, 2 = Second, 1 = Lead, A = Alternate, S = Skip, V = Vice-Skip

Legend:
↻ Clockwise ↻ Counter-clockwise **LSFE(*)** Last Stone First End
X Unplayed/unfinished end due to concession

Game Results

Sheet	Team	LSFE	1	2	3	4	5	6	7	8	9	10	Extra Ends	Total
D	GER - Germany		0	0	0	2	0	0	2	0	2	X		6
	SUI - Switzerland	*	0	2	0	0	0	1	0	1	0	X		4

GER - Germany		Shot Success Game
4 S	KAPP Benjamin	94 %
3 V	MESSENZEHL Felix	76 %
2	SCHEUERL Johannes	86 %
1	TREVISIOL Mario	89 %
A	ENDERS Adrian	-
Team Total		86 %

SUI - Switzerland		Shot Success Game
4 S	JERMANN Manuel	83 %
3	JERMANN Yannick	83 %
2 V	SCHWALLER Kim	83 %
1	HANHART Simon	85 %
A	VON ALLMEN Kenjo	-
Team Total		83 %

Last Stone Draw Distance

⌚	MESSENZEHL Felix	11.9cm
⌚	TREVISIOL Mario	109.3cm
Total		121.2cm

Last Stone Draw Distance

⌚	HANHART Simon	56.2cm
⌚	JERMANN Manuel	23.2cm
Total		79.4cm

Time remaining: 5 minutes 27 seconds

Time remaining: 1 minute 16 seconds

Time-out: End 10 - GER stone 5

Time-out: End 8 - SUI stone 5

Shot Success Analysis

GER - Germany		⌚	⌚	Game
4	KAPP Benjamin	Draws	3 92%	3 83% 6 88%
		Take-outs	6 92%	8 100% 14 96%
		Total	9 92%	11 95% 20 94%
3	MESSENZEHL Felix	Draws	3 83%	3 83% 6 83%
		Take-outs	10 80%	4 56% 14 73%
		Total	13 81%	7 68% 20 76%
2	SCHEUERL Johannes	Draws	7 61%	2 100% 9 69%
		Take-outs	4 100%	7 100% 11 100%
		Total	11 75%	9 100% 20 86%
1	TREVISIOL Mario	Draws	13 85%	4 94% 17 87%
		Take-outs	0 -	3 100% 3 100%
		Total	13 85%	7 96% 20 89%
A	ENDERS Adrian	Draws	0 -	0 - 0 -
		Take-outs	0 -	0 - 0 -
		Total	0 -	0 - 0 -
Team		Draws	26 79%	12 90% 38 82%
		Take-outs	20 88%	22 92% 42 90%
		Total	46 83%	34 91% 80 86%

SUI - Switzerland		⌚	⌚	Game
4	JERMANN Manuel	Draws	1 100%	0 - 1 100%
		Take-outs	6 79%	12 83% 18 82%
		Total	7 82%	12 83% 19 83%
3	JERMANN Yannick	Draws	3 83%	3 92% 6 88%
		Take-outs	9 83%	5 75% 14 80%
		Total	12 83%	8 81% 20 83%
2	SCHWALLER Kim	Draws	4 75%	3 83% 7 79%
		Take-outs	7 89%	6 79% 13 85%
		Total	11 84%	9 81% 20 83%
1	HANHART Simon	Draws	12 85%	6 79% 18 83%
		Take-outs	2 100%	0 - 2 100%
		Total	14 88%	6 79% 20 85%
A	VON ALLMEN Kenjo	Draws	0 -	0 - 0 -
		Take-outs	0 -	0 - 0 -
		Total	0 -	0 - 0 -
Team		Draws	20 84%	12 83% 32 84%
		Take-outs	24 85%	23 80% 47 83%
		Total	44 85%	35 81% 79 83%

Note:
Position and function for each team member:
4 = Fourth, 3 = Third, 2 = Second, 1 = Lead, A = Alternate, S = Skip, V = Vice-Skip

Legend:
⌚ Clockwise ⌚ Counter-clockwise LSFE(*) Last Stone First End
X Unplayed/unfinished end due to concession

Game - Shot by Shot

End 1 ● GER - Germany 0 + 0 (this end) = 0			⊗ SUI - Switzerland 0 + 0 (this end) = 0											
1	2	3	4	5	6									
<p>GER: TREVISIOL M Front ⌚ 50%</p>	<p>SUI: HANHART S Take-out ⌚ 100%</p>	<p>GER: TREVISIOL M Take-out ⌚ 100%</p>	<p>SUI: HANHART S Take-out ⌚ 100%</p>	<p>GER: SCHEUERL J Take-out ⌚ 100%</p>	<p>SUI: SCHWALLER K Take-out ⌚ 100%</p>									
7	8	9	10	11	12									
<p>GER: SCHEUERL J Take-out ⌚ 100%</p>	<p>SUI: SCHWALLER K Take-out ⌚ 100%</p>	<p>GER: MESSENZEHL F Take-out ⌚ 100%</p>	<p>SUI: JERMANN Y Take-out ⌚ 50%</p>	<p>GER: MESSENZEHL F Draw ⌚ 100%</p>	<p>SUI: JERMANN Y Take-out ⌚ 100%</p>									
13	14	15	16											
<p>GER: KAPP B Take-out ⌚ 100%</p>	<p>SUI: JERMANN M Take-out ⌚ 100%</p>	<p>GER: KAPP B Take-out ⌚ 100%</p>	<p>SUI: JERMANN M Clearing ⌚ 100%</p>											
					<table border="1"> <thead> <tr> <th></th> <th>GER</th> <th>SUI</th> </tr> </thead> <tbody> <tr> <td>Total Score</td> <td>0</td> <td>0</td> </tr> <tr> <td>Time left</td> <td>36:08</td> <td>36:10</td> </tr> </tbody> </table>		GER	SUI	Total Score	0	0	Time left	36:08	36:10
	GER	SUI												
Total Score	0	0												
Time left	36:08	36:10												

Legend:

⌚ Clockwise ⌚ Counter-clockwise - Not considered

Game - Shot by Shot



Legend:
 ↻ Clockwise ↺ Counter-clockwise - Not considered

Game - Shot by Shot

End 3 ● **GER - Germany** 0 + 0 (this end) = 0 ● **SUI - Switzerland** 2 + 0 (this end) = 2

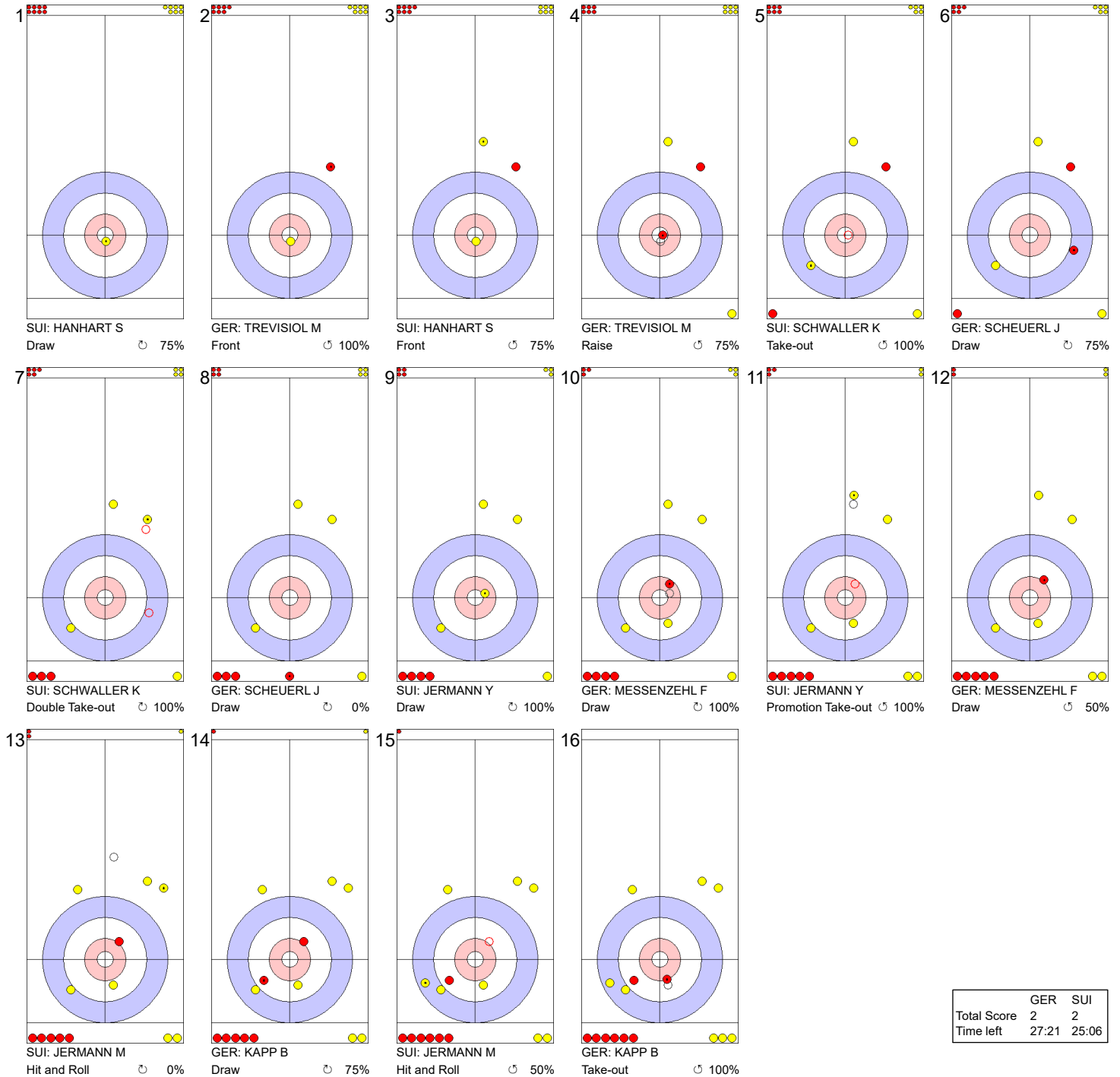


	GER	SUI
Total Score	0	2
Time left	30:57	29:34

Legend:
 ↻ Clockwise ↺ Counter-clockwise - Not considered

Game - Shot by Shot

End 4 ● GER - Germany 0 + 2 (this end) = 2 ● SUI - Switzerland 2 + 0 (this end) = 2



	GER	SUI
Total Score	2	2
Time left	27:21	25:06



Legend:
 ↻ Clockwise ↺ Counter-clockwise - Not considered

Game - Shot by Shot

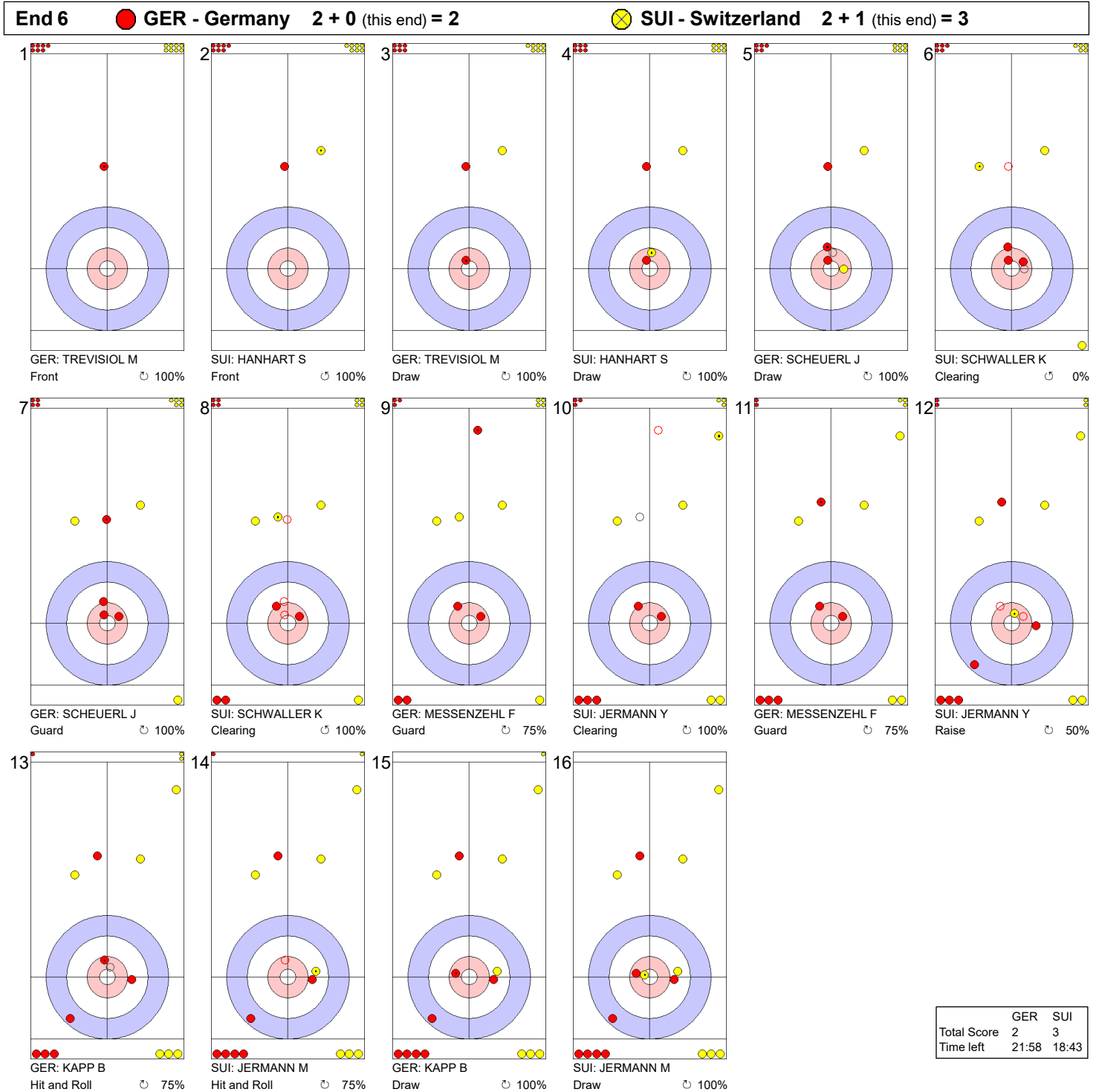
End 5 **GER - Germany 2 + 0 (this end) = 2** **SUI - Switzerland 2 + 0 (this end) = 2**



	GER	SUI
Total Score	2	2
Time left	25:21	22:56

Legend:
 Clockwise
  Counter-clockwise
 - Not considered

Game - Shot by Shot



	GER	SUI
Total Score	2	3
Time left	21:58	18:43

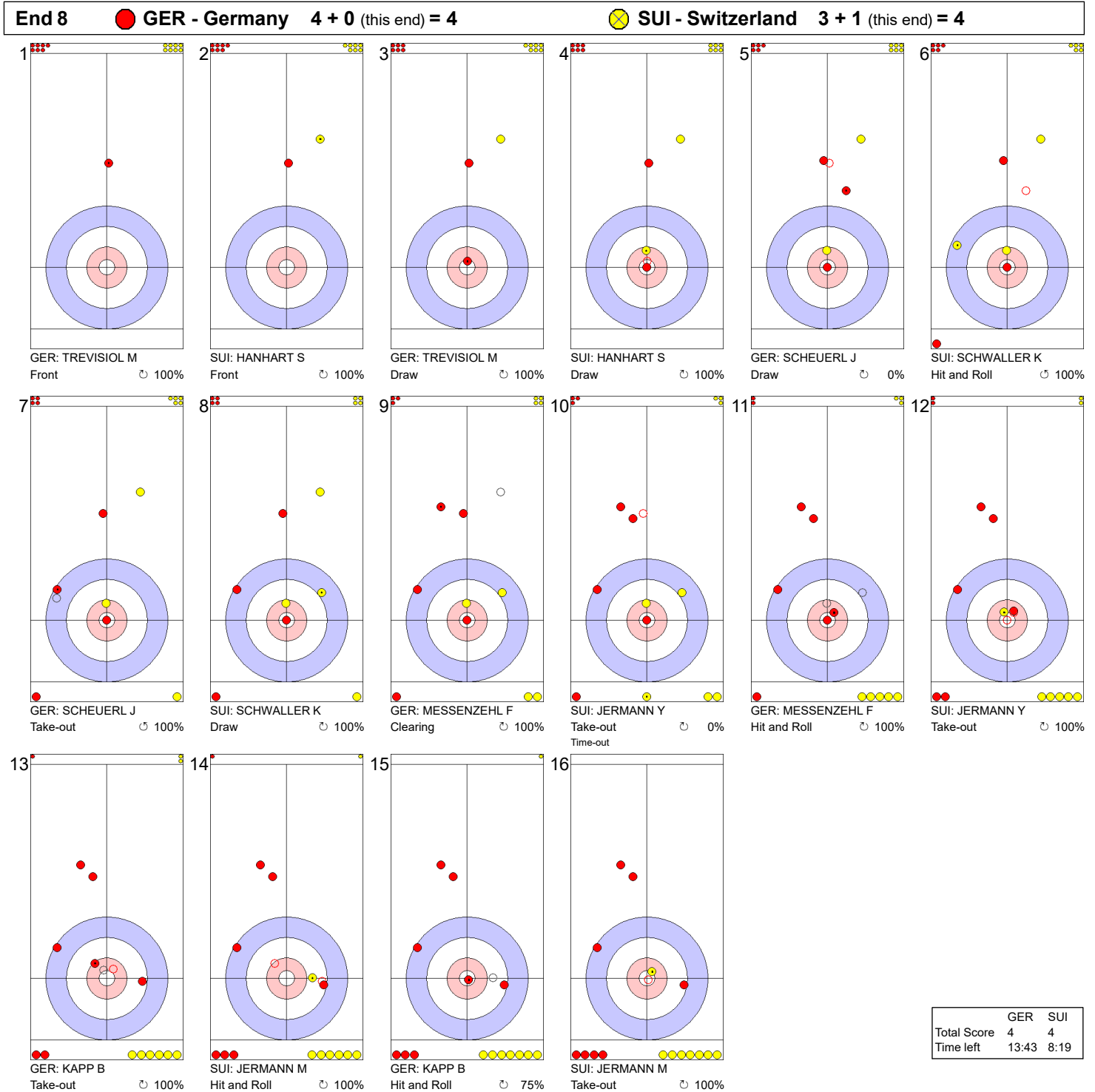
Legend:
 ⌚ Clockwise ⌚ Counter-clockwise - Not considered

Game - Shot by Shot



Legend:
 ↻ Clockwise ↺ Counter-clockwise - Not considered

Game - Shot by Shot



Legend:
 ↻ Clockwise ↺ Counter-clockwise - Not considered

Game - Shot by Shot

End 9 ● **GER - Germany 4 + 2 (this end) = 6** ● **SUI - Switzerland 4 + 0 (this end) = 4**

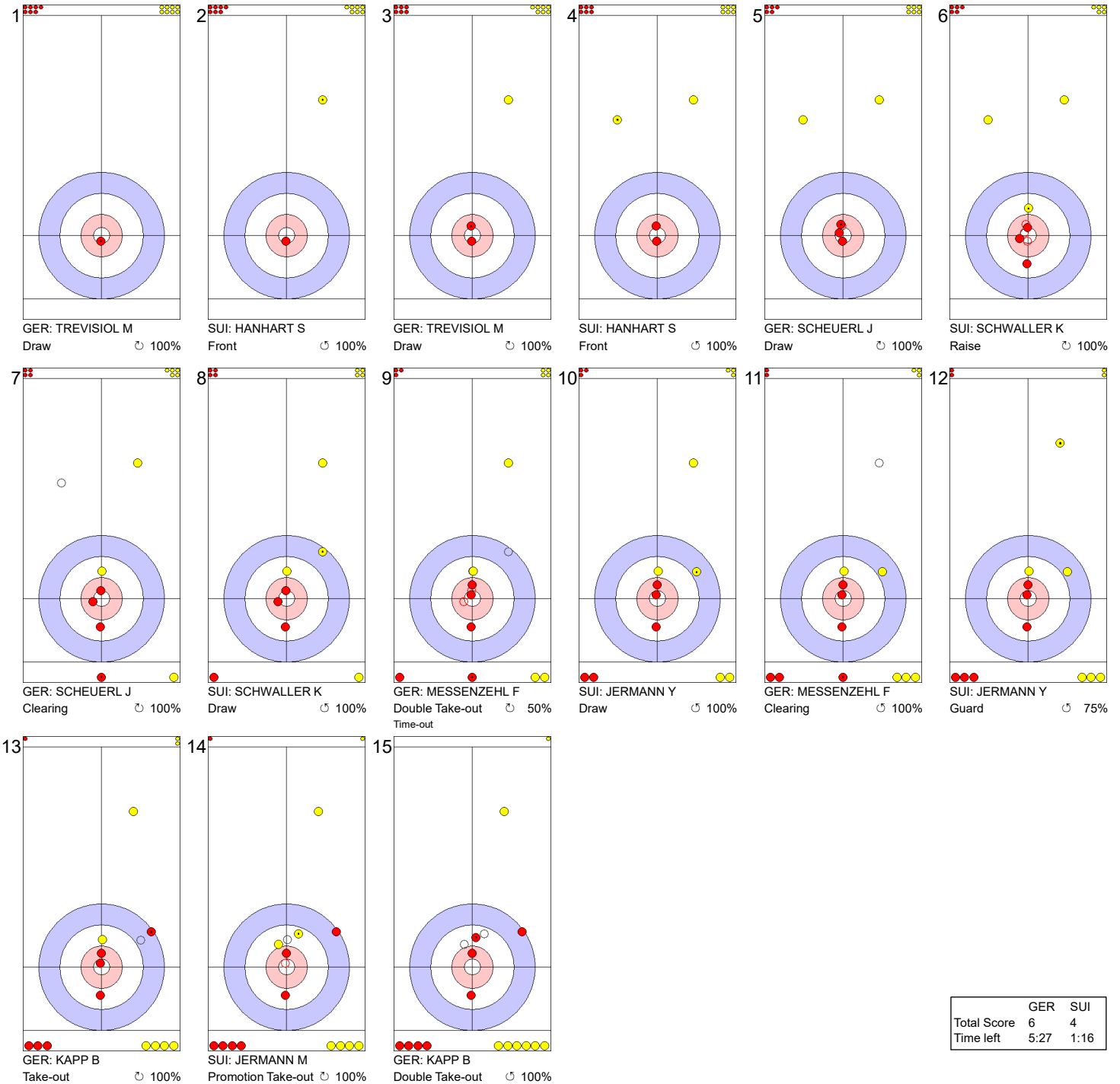


	GER	SUI
Total Score	6	4
Time left	9:17	4:25

Legend:
 ↻ Clockwise ↺ Counter-clockwise - Not considered

Game - Shot by Shot

End 10 ● **GER - Germany** **6 + X** (this end) = **6** ● **SUI - Switzerland** **4 + X** (this end) = **4**



Legend:
 ↻ Clockwise ↻ Counter-clockwise - Not considered
 X Unfinished end due to concession



WJCC 2024
Lohja, Finland

World Junior Curling Championships 2024
Kisakallio Sports Institute
Men



TUE 20 FEB 2024
Start Time 9:00

Round Robin Session 5 - Sheet E



Game Results

Sheet	Team	LSFE	1	2	3	4	5	6	7	8	9	10	Extra Ends	Total
E	USA - United States	*	0	0	0	1	0	0	0	1	0	2	0	4
	CHN - China		0	0	1	0	2	0	1	0	0	0	2	6

USA - United States	
4 S	WENDLING Wesley
3 V	BESTLAND Jackson
2	HEBERT Caden
1	ARMSTRONG Jackson
A	TUMA Kevin

CHN - China	
4 S	TAO Liqiunan
3 V	XU Xin
2	HE Bowen
1	SHI Guixi
A	LIU Chen Wen Jie

Last Stone Draw		Distance
↻	BESTLAND Jackson	12.4cm
↻	WENDLING Wesley	129.3cm
Total		141.7cm

Last Stone Draw		Distance
↻	TAO Liqiunan	113.1cm
↻	HE Bowen	93.9cm
Total		207.0cm

Time remaining: 5 minutes 45 seconds
1 minute 55 seconds (after extra end)

Time remaining: 6 minutes 53 seconds
0 minutes 21 seconds (after extra end)

Time-out: End 7; End 11

Time-out: End 10; End 11

Note:
Position and function for each team member:
4 = Fourth, 3 = Third, 2 = Second, 1 = Lead, A = Alternate, S = Skip, V = Vice-Skip

Legend:
↻ Clockwise ↻ Counter-clockwise **LSFE(*)** Last Stone First End



Session Results and Standings

Sheet	Team	LSD/LSFE	1	2	3	4	5	6	7	8	9	10	Extra Ends	Total
A	ITA - Italy	233.6cm *	0	1	1	0	4	0	2	0	X	X		8
	NZL - New Zealand	236.6cm	0	0	0	1	0	1	0	1	X	X		3
B	DEN - Denmark	53.8cm *	0	1	0	3	1	0	0	3	3	X		11
	USA - United States	147.1cm	0	0	1	0	0	1	1	0	0	X		3
C	SUI - Switzerland	170.2cm	0	0	0	1	0	0	1	0	2	X		4
	NOR - Norway	84.2cm *	0	0	3	0	2	1	0	1	0	X		7
D	CHN - China	215.5cm	0	0	0	1	1	0	0	1	0	0		3
	CAN - Canada	188.9cm *	1	0	0	0	0	2	1	0	0	2		6
E	SCO - Scotland	161.6cm	1	0	0	2	0	2	0	0	0	0		5
	GER - Germany	38.4cm *	0	3	1	0	2	0	0	0	0	1		7

Current Standings

Rank	Team	Games	Wins	Losses
1	DEN - Denmark	4	4	0
2	CAN - Canada	4	3	1
2	ITA - Italy	4	3	1
2	NOR - Norway	4	3	1
5	GER - Germany	4	2	2
5	SUI - Switzerland	4	2	2
5	USA - United States	4	2	2
8	SCO - Scotland	4	1	3
9	CHN - China	4	0	4
9	NZL - New Zealand	4	0	4

Note:
Under WCF rules, tie-breaking rules for standings are not applied until after the last game of the round robin.

Legend:
LSD Last Stone Draw **LSFE(*)** Last Stone First End **X** Unplayed/unfinished end due to concession



WJCC 2024
Lohja, Finland

World Junior Curling Championships 2024
Kisakallio Sports Institute



Men

MON 19 FEB 2024
Start Time 14:00

Round Robin Session 4 - Sheet A



Game Results

Sheet	Team	LSFE	1	2	3	4	5	6	7	8	9	10	Extra Ends	Total
A	ITA - Italy	*	0	1	1	0	4	0	2	0	X	X		8
	NZL - New Zealand		0	0	0	1	0	1	0	1	X	X		3

ITA - Italy	
4 V	DE ZANNA Francesco
3 S	GILLI Stefano
2	GILLI Andrea
1	VIGLIANI Francesco
A	CAVALLERO Alberto

NZL - New Zealand	
4 V	BECKER William
3 S	FLANAGAN Sam
2	NEVILL Darcy
1	NEVILL Jed
A	-

Last Stone Draw		Distance
↻	GILLI Andrea	34.0cm
↻	GILLI Stefano	199.6cm
Total		233.6cm

Last Stone Draw		Distance
↻	FLANAGAN Sam	37.0cm
↻	NEVILL Jed	199.6cm
Total		236.6cm

Time remaining: 10 minutes 32 seconds

Time remaining: 11 minutes 12 seconds

Time-out: End 8

Note:
Position and function for each team member:
4 = Fourth, **3** = Third, **2** = Second, **1** = Lead, **A** = Alternate, **S** = Skip, **V** = Vice-Skip

Legend:
↻ Clockwise ↻ Counter-clockwise **LSFE(*)** Last Stone First End
X Unplayed/unfinished end due to concession



WJCC 2024

Lohja, Finland

MON 19 FEB 2024

Start Time 14:00

World Junior Curling Championships 2024

Kisakallio Sports Institute

Men

Round Robin Session 4 - Sheet B



Game Results

Sheet	Team	LSFE	1	2	3	4	5	6	7	8	9	10	Extra Ends	Total
B	DEN - Denmark	*	0	1	0	3	1	0	0	3	3	X		11
	USA - United States		0	0	1	0	0	1	1	0	0	X		3

DEN - Denmark	
4 V	VILANDT Jonathan
3 S	SCHMIDT Jacob
2	QVIST Alexander
1	JURLANDER BOEGE Kasper
A	JENSEN Nikki

USA - United States	
4 S	WENDLING Wesley
3 V	BESTLAND Jackson
2	TUMA Kevin
1	ARMSTRONG Jackson
A	HEBERT Caden

Last Stone Draw		Distance
	QVIST Alexander	37.1cm
	JURLANDER BOEGE Kasper	16.7cm
Total		53.8cm
Time remaining:	4 minutes 47 seconds	
Time-out:	End 8	

Last Stone Draw		Distance
	WENDLING Wesley	130.1cm
	TUMA Kevin	17.0cm
Total		147.1cm
Time remaining:	2 minutes 54 seconds	
Time-out:	End 7	

Note:
 Position and function for each team member:
4 = Fourth, **3** = Third, **2** = Second, **1** = Lead, **A** = Alternate, **S** = Skip, **V** = Vice-Skip

Legend:
 Clockwise Counter-clockwise **LSFE(*)** Last Stone First End
X Unplayed/unfinished end due to concession





WJCC 2024
Lohja, Finland

World Junior Curling Championships 2024
Kisakallio Sports Institute
Men



MON 19 FEB 2024
Start Time 14:00

Round Robin Session 4 - Sheet C

WORLD CURLING

Game Results

Sheet	Team	LSFE	1	2	3	4	5	6	7	8	9	10	Extra Ends	Total
C	SUI - Switzerland		0	0	0	1	0	0	1	0	2	X		4
	NOR - Norway	*	0	0	3	0	2	1	0	1	0	X		7

SUI - Switzerland	
4 S	JERMANN Manuel
3	JERMANN Yannick
2 V	VON ALLMEN Kenjo
1	HANHART Simon
A	SCHWALLER Kim

NOR - Norway	
4 S	HOESTMAELINGEN Lukas
3 V	HASLEV NORDBYE Tinius
2	LILLEBOE Magnus
1	ERIKSEN Eskil
A	DAEHLIN Harald

Last Stone Draw		Distance
↻	VON ALLMEN Kenjo	26.7cm
↻	JERMANN Yannick	143.5cm
Total		170.2cm
Time remaining:	1 minute 48 seconds	
Time-out:	End 9	

Last Stone Draw		Distance
↻	ERIKSEN Eskil	63.9cm
↻	HASLEV NORDBYE Tinius	20.3cm
Total		84.2cm
Time remaining:	2 minutes 24 seconds	
Time-out:	End 8	

Note:
Position and function for each team member:
4 = Fourth, **3** = Third, **2** = Second, **1** = Lead, **A** = Alternate, **S** = Skip, **V** = Vice-Skip

Legend:
↻ Clockwise ↻ Counter-clockwise **LSFE(*)** Last Stone First End
X Unplayed/unfinished end due to concession



Game Results

Sheet	Team	LSFE	1	2	3	4	5	6	7	8	9	10	Extra Ends	Total
D	CHN - China		0	0	0	1	1	0	0	1	0	0		3
	CAN - Canada	*	1	0	0	0	0	2	1	0	0	2		6

CHN - China		Shot Success Game
4 S	TAO Liqunan	64%
3 V	XU Xin	86%
2	HE Bowen	73%
1	SHI Guixi	81%
A	LIU Chen Wen Jie	-
Team Total		76%

CAN - Canada		Shot Success Game
4 S	TAO Johnson	87%
3 V	NEUERT Jaedon	73%
2	DAVIES Zach	78%
1	NAUGLER Adam	73%
A	-	-
Team Total		77%

Last Stone Draw		Distance
↻	SHI Guixi	199.6cm
↻	XU Xin	15.9cm
Total		215.5cm

Last Stone Draw		Distance
↻	TAO Johnson	163.1cm
↻	NAUGLER Adam	25.8cm
Total		188.9cm

Time remaining: 7 minutes 18 seconds

Time remaining: 3 minutes 14 seconds

Time-out: End 10 - CHN stone 6

Time-out: End 10 - CAN stone 7

Shot Success Analysis

CHN - China		↻	↻	Game
4	TAO Liqunan	Draws 5 30%	6 54%	11 43%
		Take-outs 3 100%	6 83%	9 89%
		Total 8 56%	12 69%	20 64%
3	XU Xin	Draws 5 90%	4 81%	9 86%
		Take-outs 4 81%	7 89%	11 86%
		Total 9 86%	11 86%	20 86%
2	HE Bowen	Draws 4 69%	6 63%	10 65%
		Take-outs 6 83%	4 75%	10 80%
		Total 10 78%	10 68%	20 73%
1	SHI Guixi	Draws 10 78%	5 85%	15 80%
		Take-outs 3 92%	2 75%	5 85%
		Total 13 81%	7 82%	20 81%
A	LIU Chen Wen Jie	Draws 0 -	0 -	0 -
		Take-outs 0 -	0 -	0 -
		Total 0 -	0 -	0 -
Team		Draws 24 69%	21 69%	45 69%
		Take-outs 16 88%	19 83%	35 85%
		Total 40 76%	40 76%	80 76%

CAN - Canada		↻	↻	Game
4	TAO Johnson	Draws 3 75%	2 50%	5 65%
		Take-outs 4 100%	8 94%	12 96%
		Total 7 89%	10 85%	17 87%
3	NEUERT Jaedon	Draws 1 0%	0 -	1 0%
		Take-outs 11 70%	8 84%	19 76%
		Total 12 65%	8 84%	20 73%
2	DAVIES Zach	Draws 4 50%	1 0%	5 40%
		Take-outs 7 82%	8 97%	15 90%
		Total 11 70%	9 86%	20 78%
1	NAUGLER Adam	Draws 5 75%	10 78%	15 77%
		Take-outs 1 50%	4 63%	5 60%
		Total 6 71%	14 73%	20 73%
A	-	Draws 0 -	0 -	0 -
		Take-outs 0 -	0 -	0 -
		Total 0 -	0 -	0 -
Team		Draws 13 62%	13 67%	26 64%
		Take-outs 23 78%	28 88%	51 83%
		Total 36 72%	41 81%	77 77%

Note:
Position and function for each team member:
4 = Fourth, 3 = Third, 2 = Second, 1 = Lead, A = Alternate, S = Skip, V = Vice-Skip

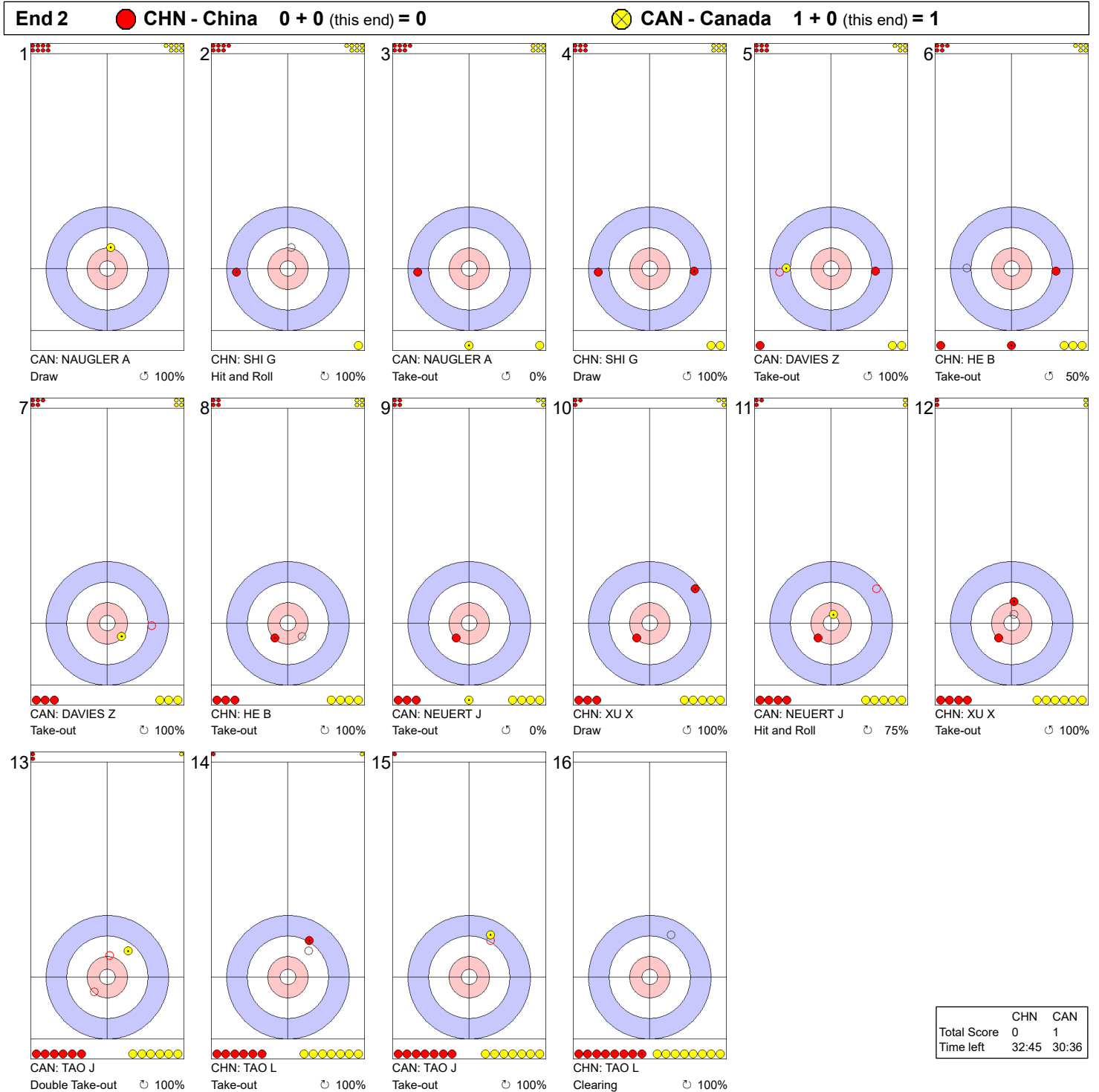
Legend:
↻ Clockwise ↻ Counter-clockwise LSFE(*) Last Stone First End

Game - Shot by Shot



Legend:
 ↻ Clockwise ↺ Counter-clockwise - Not considered

Game - Shot by Shot



Legend:
 Clockwise Counter-clockwise - Not considered

MON 19 FEB 2024

Start Time 14:00

Round Robin Session 4 - Sheet D

Game - Shot by Shot



Legend:

↻ Clockwise ↺ Counter-clockwise - Not considered

Game - Shot by Shot



Legend:
 ↻ Clockwise ↻ Counter-clockwise - Not considered

Game - Shot by Shot

End 5 ● **CHN - China** 1 + 1 (this end) = 2 ● **CAN - Canada** 1 + 0 (this end) = 1

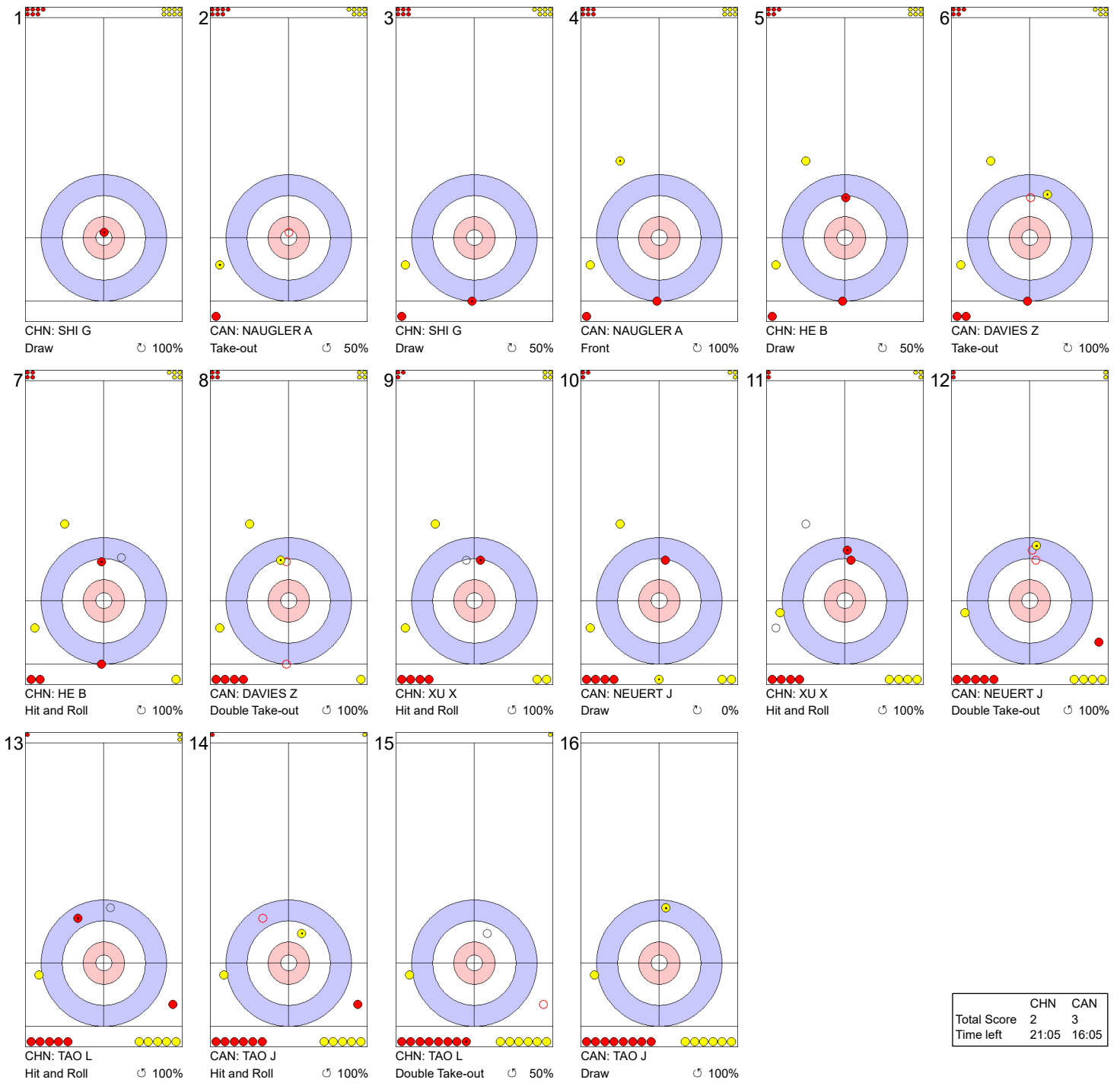


	CHN	CAN
Total Score	2	1
Time left	23:48	19:58

Legend:
 ↻ Clockwise ↺ Counter-clockwise - Not considered

Game - Shot by Shot

End 6 ● CHN - China 2 + 0 (this end) = 2 ⊗ CAN - Canada 1 + 2 (this end) = 3



	CHN	CAN
Total Score	2	3
Time left	21:05	16:05

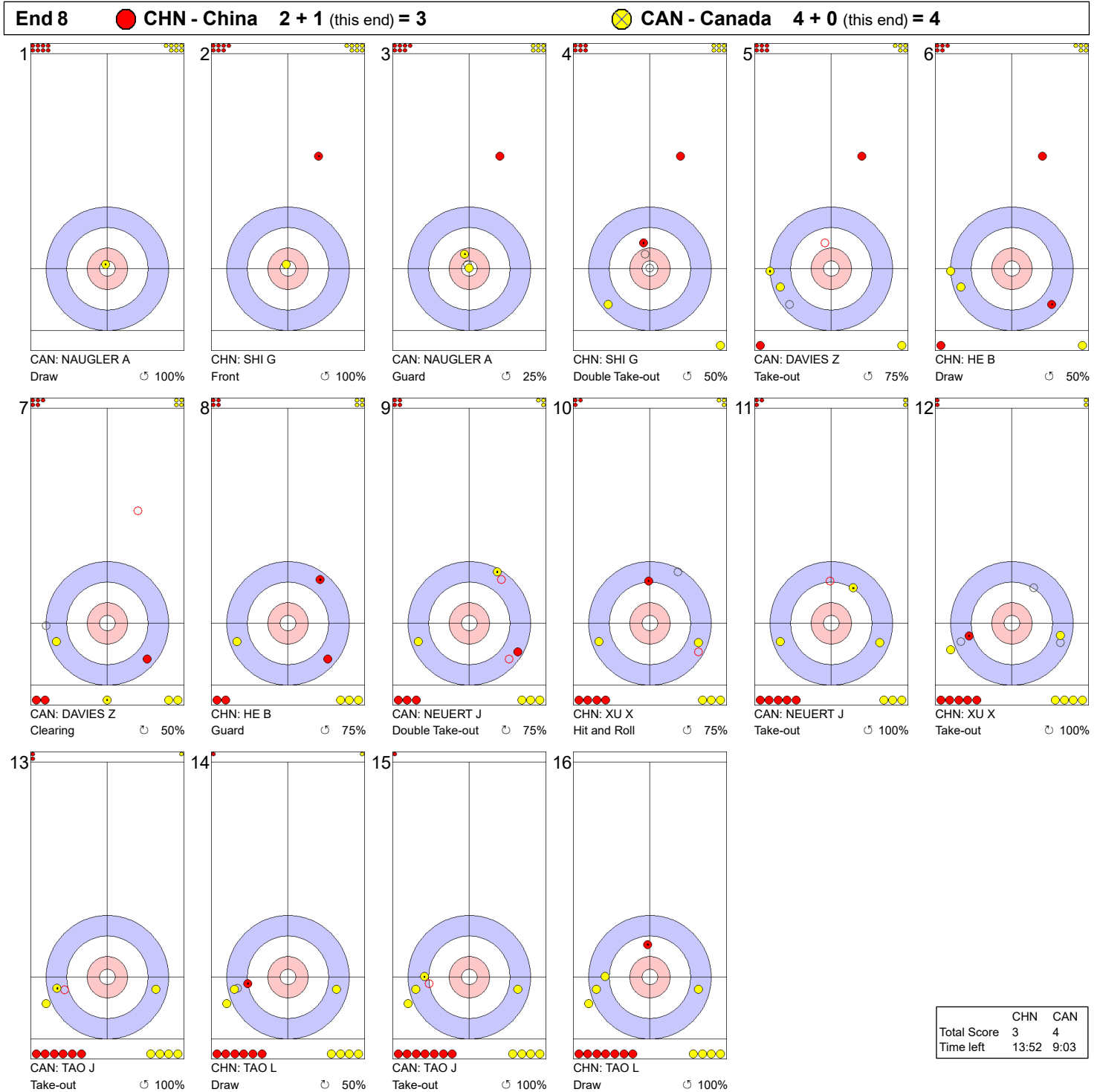
Legend:
 ⤵ Clockwise ⤴ Counter-clockwise - Not considered

Game - Shot by Shot



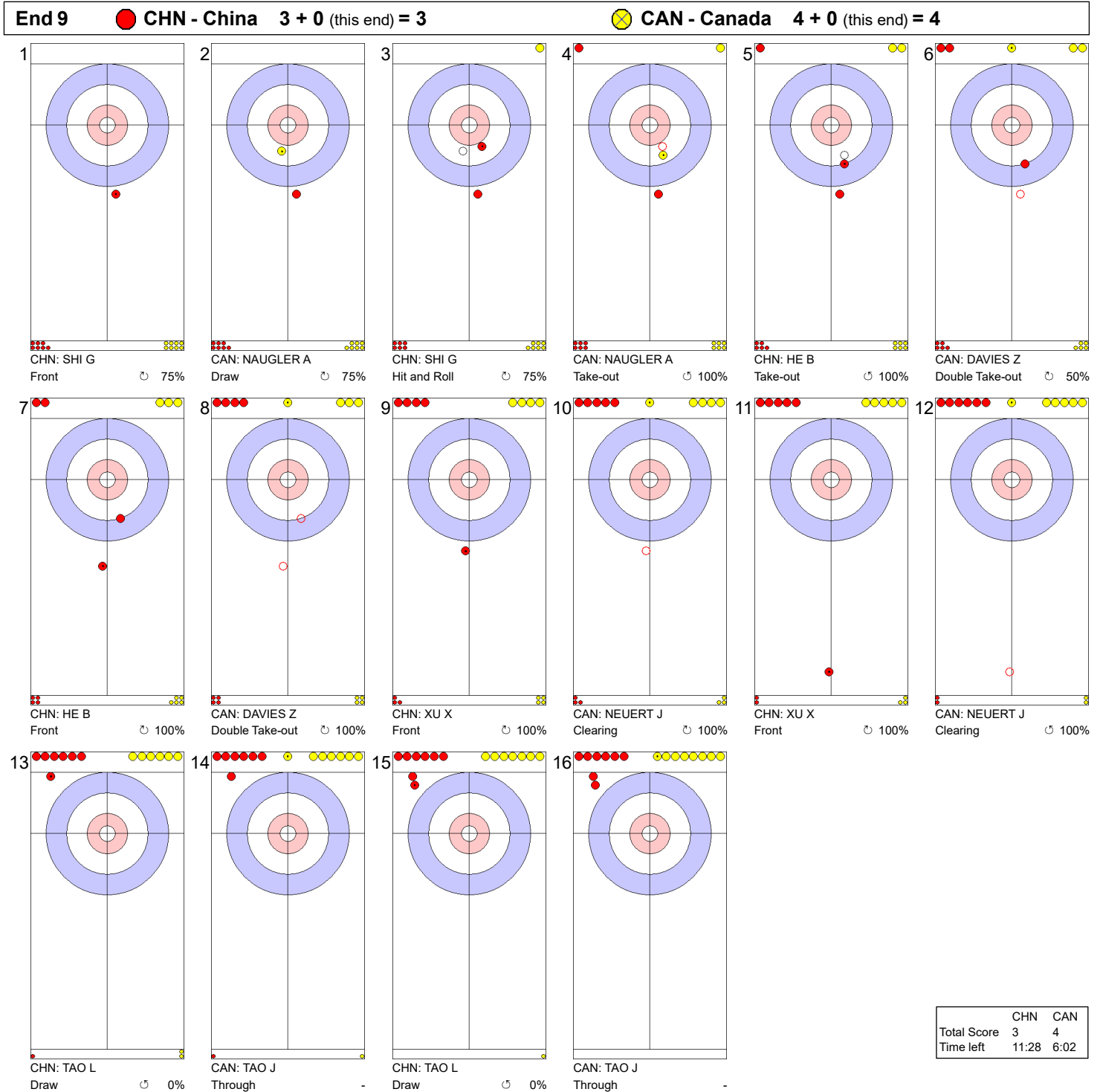
Legend:
 ↻ Clockwise ↺ Counter-clockwise - Not considered

Game - Shot by Shot



Legend:
 ↻ Clockwise ↺ Counter-clockwise - Not considered

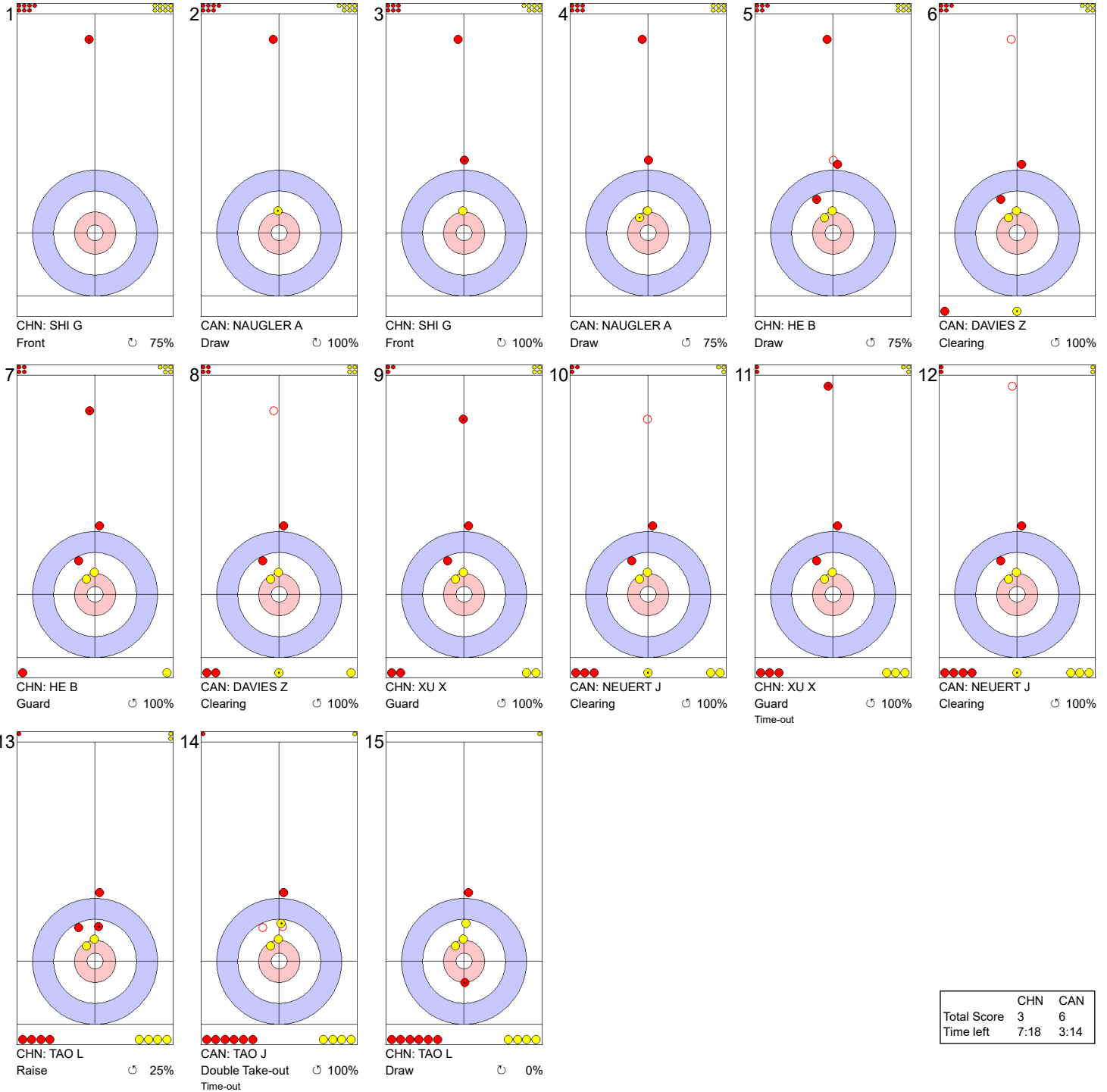
Game - Shot by Shot





Legend:
 ↻ Clockwise ↺ Counter-clockwise - Not considered

Game - Shot by Shot

End 10 **CHN - China** 3 + 0 (this end) = 3 **CAN - Canada** 4 + 2 (this end) = 6



Legend:
 Clockwise
  Counter-clockwise
 - Not considered



WJCC 2024
Lohja, Finland

World Junior Curling Championships 2024
Kisakallio Sports Institute
Men



MON 19 FEB 2024
Start Time 14:00

Round Robin Session 4 - Sheet E



Game Results

Sheet	Team	LSFE	1	2	3	4	5	6	7	8	9	10	Extra Ends	Total
E	SCO - Scotland		1	0	0	2	0	2	0	0	0	0		5
	GER - Germany	*	0	3	1	0	2	0	0	0	0	1		7

SCO - Scotland	
4 S	CARSON Orrin
3 V	CARSON Logan
2	HYSLOP Archie
1	GIBB Charlie
A	GALLACHER Hamish

GER - Germany	
4 S	KAPP Benjamin
3 V	MESSENZEHL Felix
2	SCHEUERL Johannes
1	TREVISIOL Mario
A	ENDERS Adrian

Last Stone Draw		Distance
↻	CARSON Logan	121.2cm
↻	HYSLOP Archie	40.4cm
Total		161.6cm

Last Stone Draw		Distance
↻	SCHEUERL Johannes	25.5cm
↻	KAPP Benjamin	12.9cm
Total		38.4cm

Time remaining: 0 minutes 45 seconds
Time-out: End 8

Time remaining: 1 minute 3 seconds
Time-out: End 8

Note:
Position and function for each team member:
4 = Fourth, **3** = Third, **2** = Second, **1** = Lead, **A** = Alternate, **S** = Skip, **V** = Vice-Skip

Legend:
↻ Clockwise ↻ Counter-clockwise **LSFE(*)** Last Stone First End



Session Results and Standings

Sheet	Team	LSD/LSFE	1	2	3	4	5	6	7	8	9	10	Extra Ends	Total
A	CHN - China	74.0cm *	0	1	0	1	0	0	0	2	0	X		4
	GER - Germany	115.2cm	2	0	1	0	0	0	2	0	2	X		7
B	CAN - Canada	31.8cm *	2	0	0	0	1	0	2	3	0	X		8
	SUI - Switzerland	159.6cm	0	1	1	0	0	1	0	0	1	X		4
C	SCO - Scotland	128.4cm	1	0	2	0	2	0	1	0	0	X		6
	USA - United States	32.1cm *	0	4	0	2	0	1	0	2	1	X		10
D	DEN - Denmark	292.0cm	0	0	0	3	1	2	0	2	0	X		8
	NZL - New Zealand	156.5cm *	0	1	0	0	0	0	2	0	1	X		4
E	NOR - Norway	100.9cm *	1	0	0	1	1	0	0	1	0	1		5
	ITA - Italy	102.0cm	0	1	0	0	0	2	0	0	1	0		4

Current Standings

Rank	Team	Games	Wins	Losses
1	DEN - Denmark	3	3	0
2	CAN - Canada	3	2	1
2	ITA - Italy	3	2	1
2	NOR - Norway	3	2	1
2	SUI - Switzerland	3	2	1
2	USA - United States	3	2	1
7	GER - Germany	3	1	2
7	SCO - Scotland	3	1	2
9	CHN - China	3	0	3
9	NZL - New Zealand	3	0	3

Note:

Under WCF rules, tie-breaking rules for standings are not applied until after the last game of the round robin.

Legend:

LSD Last Stone Draw

LSFE(*) Last Stone First End

X Unplayed/unfinished end due to concession

Game Results

Sheet	Team	LSFE	1	2	3	4	5	6	7	8	9	10	Extra Ends	Total
A	CHN - China	*	0	1	0	1	0	0	0	2	0	X		4
	GER - Germany		2	0	1	0	0	0	2	0	2	X		7


CHN - China	
4 S	TAO Liqunan
3 V	XU Xin
2	HE Bowen
1	SHI Guixi
A	LIU Chen Wen Jie

GER - Germany	
4 S	KAPP Benjamin
3 V	MESSENZEHL Felix
2	SCHEUERL Johannes
1	TREVISIOL Mario
A	ENDERS Adrian

Last Stone Draw		Distance
↻	HE Bowen	49.0cm
↻	TAO Liqunan	25.0cm
Total		74.0cm
Time remaining: 4 minutes 39 seconds		
Time-out: End 10		

Last Stone Draw		Distance
↻	KAPP Benjamin	22.9cm
↻	SCHEUERL Johannes	92.3cm
Total		115.2cm
Time remaining: 8 minutes 50 seconds		
Time-out: End 10		

Note: Position and function for each team member: 4 = Fourth, 3 = Third, 2 = Second, 1 = Lead, A = Alternate, S = Skip, V = Vice-Skip		
Legend:	↻ Clockwise	↻ Counter-clockwise
X	Unplayed/unfinished end due to concession	
		LSFE(*) Last Stone First End



WJCC 2024
Lohja, Finland

World Junior Curling Championships 2024
Kisakallio Sports Institute
Men



SUN 18 FEB 2024
Start Time 19:00

Round Robin Session 3 - Sheet B

WORLD CURLING

Game Results

Sheet	Team	LSFE	1	2	3	4	5	6	7	8	9	10	Extra Ends	Total
B	CAN - Canada	*	2	0	0	0	1	0	2	3	0	X		8
	SUI - Switzerland		0	1	1	0	0	1	0	0	1	X		4

CAN - Canada	
4 S	TAO Johnson
3 V	NEUERT Jaedon
2	DAVIES Zach
1	NAUGLER Adam
A	-

SUI - Switzerland	
4 S	JERMANN Manuel
3	JERMANN Yannick
2 V	VON ALLMEN Kenjo
1	HANHART Simon
A	SCHWALLER Kim

Last Stone Draw		Distance
↻	DAVIES Zach	26.9cm
↻	TAO Johnson	4.9cm
Total		31.8cm

Last Stone Draw		Distance
↻	JERMANN Yannick	113.5cm
↻	VON ALLMEN Kenjo	46.1cm
Total		159.6cm

Time remaining: 6 minutes 40 seconds

Time remaining: 10 minutes 10 seconds

Note:
Position and function for each team member:
4 = Fourth, 3 = Third, 2 = Second, 1 = Lead, A = Alternate, S = Skip, V = Vice-Skip

Legend:
↻ Clockwise ↻ Counter-clockwise **LSFE(*)** Last Stone First End
X Unplayed/unfinished end due to concession



Game Results

Sheet	Team	LSFE	1	2	3	4	5	6	7	8	9	10	Extra Ends	Total
C	SCO - Scotland		1	0	2	0	2	0	1	0	0	X		6
	USA - United States	*	0	4	0	2	0	1	0	2	1	X		10

SCO - Scotland	
4 S	CARSON Orrin
3 V	CARSON Logan
2	HYSLOP Archie
1	GIBB Charlie
A	GALLACHER Hamish

USA - United States	
4 S	WENDLING Wesley
3 V	BESTLAND Jackson
2	HEBERT Caden
1	ARMSTRONG Jackson
A	TUMA Kevin

Last Stone Draw		Distance
↻	GIBB Charlie	98.3cm
↻	CARSON Orrin	30.1cm
Total		128.4cm
Time remaining: 4 minutes 42 seconds		
Time-out: End 8		

Last Stone Draw		Distance
↻	ARMSTRONG Jackson	22.9cm
↻	BESTLAND Jackson	9.2cm
Total		32.1cm
Time remaining: 3 minutes 43 seconds		

Note:
Position and function for each team member:
4 = Fourth, 3 = Third, 2 = Second, 1 = Lead, A = Alternate, S = Skip, V = Vice-Skip

Legend:
↻ Clockwise ↻ Counter-clockwise **LSFE(*)** Last Stone First End
X Unplayed/unfinished end due to concession

Game Results

Sheet	Team	LSFE	1	2	3	4	5	6	7	8	9	10	Extra Ends	Total
D	DEN - Denmark		0	0	0	3	1	2	0	2	0	X		8
	NZL - New Zealand	*	0	1	0	0	0	0	2	0	1	X		4

DEN - Denmark	
4 V	VILANDT Jonathan
3 S	SCHMIDT Jacob
2	QVIST Alexander
1	JURLANDER BOEGE Kasper
A	JENSEN Nikki

NZL - New Zealand	
4 V	BECKER William
3 S	FLANAGAN Sam
2	NEVILL Darcy
1	NEVILL Jed
A	-

Last Stone Draw

	Distance
↻ JURLANDER BOEGE Kasper	130.2cm
↻ QVIST Alexander	161.8cm
Total	292.0cm

Last Stone Draw


	Distance
↻ BECKER William	67.7cm
↻ NEVILL Darcy	88.8cm
Total	156.5cm

Time remaining: 11 minutes 37 seconds

Time remaining: 8 minutes 38 seconds

Note:
Position and function for each team member:
4 = Fourth, 3 = Third, 2 = Second, 1 = Lead, A = Alternate, S = Skip, V = Vice-Skip

Legend:
↻ Clockwise ↻ Counter-clockwise LSFE(*) Last Stone First End
X Unplayed/unfinished end due to concession



WJCC 2024
Lohja, Finland

World Junior Curling Championships 2024
Kisakallio Sports Institute



Men

SUN 18 FEB 2024
Start Time 19:00

Round Robin Session 3 - Sheet E



Game Results

Sheet	Team	LSFE	1	2	3	4	5	6	7	8	9	10	Extra Ends	Total
E	NOR - Norway	*	1	0	0	1	1	0	0	1	0	1		5
	ITA - Italy		0	1	0	0	0	2	0	0	1	0		4

NOR - Norway	
4 S	HOESTMAELINGEN Lukas
3 V	HASLEV NORDBYE Tinius
2	LILLEBOE Magnus
1	ERIKSEN Eskil
A	DAEHLIN Harald

ITA - Italy	
4 V	DE ZANNA Francesco
3 S	GILLI Stefano
2	GILLI Andrea
1	VIGLIANI Francesco
A	CAVALLERO Alberto

Last Stone Draw		Distance
↻	HOESTMAELINGEN Lukas	98.8cm
↻	LILLEBOE Magnus	2.1cm
Total		100.9cm

Last Stone Draw		Distance
↻	DE ZANNA Francesco	64.1cm
↻	VIGLIANI Francesco	37.9cm
Total		102.0cm

Time remaining: 7 minutes 1 second
Time-out: End 8

Time remaining: 3 minutes 55 seconds
Time-out: End 10

Note:
Position and function for each team member:
4 = Fourth, 3 = Third, 2 = Second, 1 = Lead, A = Alternate, S = Skip, V = Vice-Skip

Legend:
↻ Clockwise ↻ Counter-clockwise **LSFE(*)** Last Stone First End



Session Results and Standings

Sheet	Team	LSD/LSFE	1	2	3	4	5	6	7	8	9	10	Extra Ends	Total
A	NOR - Norway	212.8cm	0	2	0	0	0	2	0	1	2	0		7
	USA - United States	117.5cm *	2	0	2	0	1	0	2	0	0	1		8
B	SCO - Scotland	129.8cm	0	0	1	0	3	0	2	0	0	X		6
	ITA - Italy	79.8cm *	1	0	0	3	0	3	0	2	1	X		10
C	NZL - New Zealand	174.3cm *	1	0	1	0	0	0	0	1	0	X		3
	CAN - Canada	220.3cm	0	1	0	1	2	2	2	0	1	X		9
D	SUI - Switzerland	251.5cm	1	0	0	1	0	0	2	0	0	3		7
	CHN - China	160.6cm *	0	0	3	0	0	1	0	1	0	0		5
E	GER - Germany	59.0cm *	0	1	2	0	2	0	2	0	2	0	0	9
	DEN - Denmark	96.2cm	0	0	0	2	0	2	0	3	0	2	1	10

Current Standings

Rank	Team	Games	Wins	Losses
1	DEN - Denmark	2	2	0
1	ITA - Italy	2	2	0
1	SUI - Switzerland	2	2	0
4	CAN - Canada	2	1	1
4	NOR - Norway	2	1	1
4	SCO - Scotland	2	1	1
4	USA - United States	2	1	1
8	CHN - China	2	0	2
8	GER - Germany	2	0	2
8	NZL - New Zealand	2	0	2

Note:

Under WCF rules, tie-breaking rules for standings are not applied until after the last game of the round robin.

Legend:

LSD Last Stone Draw

LSFE(*) Last Stone First End

X Unplayed/unfinished end due to concession

Game Results

Sheet	Team	LSFE	1	2	3	4	5	6	7	8	9	10	Extra Ends	Total
A	NOR - Norway		0	2	0	0	0	2	0	1	2	0		7
	USA - United States	*	2	0	2	0	1	0	2	0	0	1		8

NOR - Norway		Shot Success Game
4 S	HOESTMAELINGEN Lukas	68%
3 V	HASLEV NORDBYE Tinius	88%
2	LILLEBOE Magnus	81%
1	ERIKSEN Eskil	76%
A	DAEHLIN Harald	-
Team Total		78%

USA - United States		Shot Success Game
4 S	WENDLING Wesley	71%
3 V	BESTLAND Jackson	76%
2	TUMA Kevin	81%
1	ARMSTRONG Jackson	71%
A	HEBERT Caden	-
Team Total		75%

Last Stone Draw		Distance
☺	ERIKSEN Eskil	193.9cm
☹	HASLEV NORDBYE Tinius	18.9cm
Total		212.8cm

Last Stone Draw		Distance
☺	BESTLAND Jackson	75.9cm
☹	ARMSTRONG Jackson	41.6cm
Total		117.5cm

Time remaining: 1 minute 23 seconds

Time remaining: 5 minutes 56 seconds

Time-out: End 8 - NOR stone 7

Time-out: End 9 - USA stone 7

Shot Success Analysis



NOR - Norway		☺	☹	Game	
4	HOESTMAELINGEN Lukas	Draws	6 75%	6 75%	12 75%
		Take-outs	3 50%	5 60%	8 56%
		Total	9 67%	11 68%	20 68%
3	HASLEV NORDBYE Tinius	Draws	6 88%	4 75%	10 83%
		Take-outs	6 100%	4 81%	10 93%
		Total	12 94%	8 78%	20 88%
2	LILLEBOE Magnus	Draws	5 80%	5 80%	10 80%
		Take-outs	6 83%	4 81%	10 83%
		Total	11 82%	9 81%	20 81%
1	ERIKSEN Eskil	Draws	11 73%	9 81%	20 76%
		Take-outs	0 -	0 -	0 -
		Total	11 73%	9 81%	20 76%
A	DAEHLIN Harald	Draws	0 -	0 -	0 -
		Take-outs	0 -	0 -	0 -
		Total	0 -	0 -	0 -
Team		Draws	28 78%	24 78%	52 78%
		Take-outs	15 83%	13 73%	28 79%
		Total	43 80%	37 76%	80 78%

USA - United States		☺	☹	Game	
4	WENDLING Wesley	Draws	1 0%	9 75%	10 68%
		Take-outs	5 75%	4 75%	9 75%
		Total	6 63%	13 75%	19 71%
3	BESTLAND Jackson	Draws	1 50%	5 75%	6 71%
		Take-outs	9 94%	5 50%	14 79%
		Total	10 90%	10 63%	20 76%
2	TUMA Kevin	Draws	4 69%	2 88%	6 75%
		Take-outs	6 88%	8 81%	14 84%
		Total	10 80%	10 83%	20 81%
1	ARMSTRONG Jackson	Draws	8 75%	8 84%	16 80%
		Take-outs	2 0%	2 75%	4 38%
		Total	10 60%	10 83%	20 71%
A	HEBERT Caden	Draws	0 -	0 -	0 -
		Take-outs	0 -	0 -	0 -
		Total	0 -	0 -	0 -
Team		Draws	14 66%	24 79%	38 74%
		Take-outs	22 80%	19 71%	41 76%
		Total	36 74%	43 76%	79 75%

Note:
Position and function for each team member:
4 = Fourth, 3 = Third, 2 = Second, 1 = Lead, A = Alternate, S = Skip, V = Vice-Skip




Legend:
☺ Clockwise ☹ Counter-clockwise LSFE(*) Last Stone First End

Game - Shot by Shot

End 1  **NOR - Norway** **0 + 0** (this end) = **0**  **USA - United States** **0 + 2** (this end) = **2**



	NOR	USA
Total Score	0	2
Time left	35:14	34:49

Legend:
 Clockwise
 Counter-clockwise
 Not considered

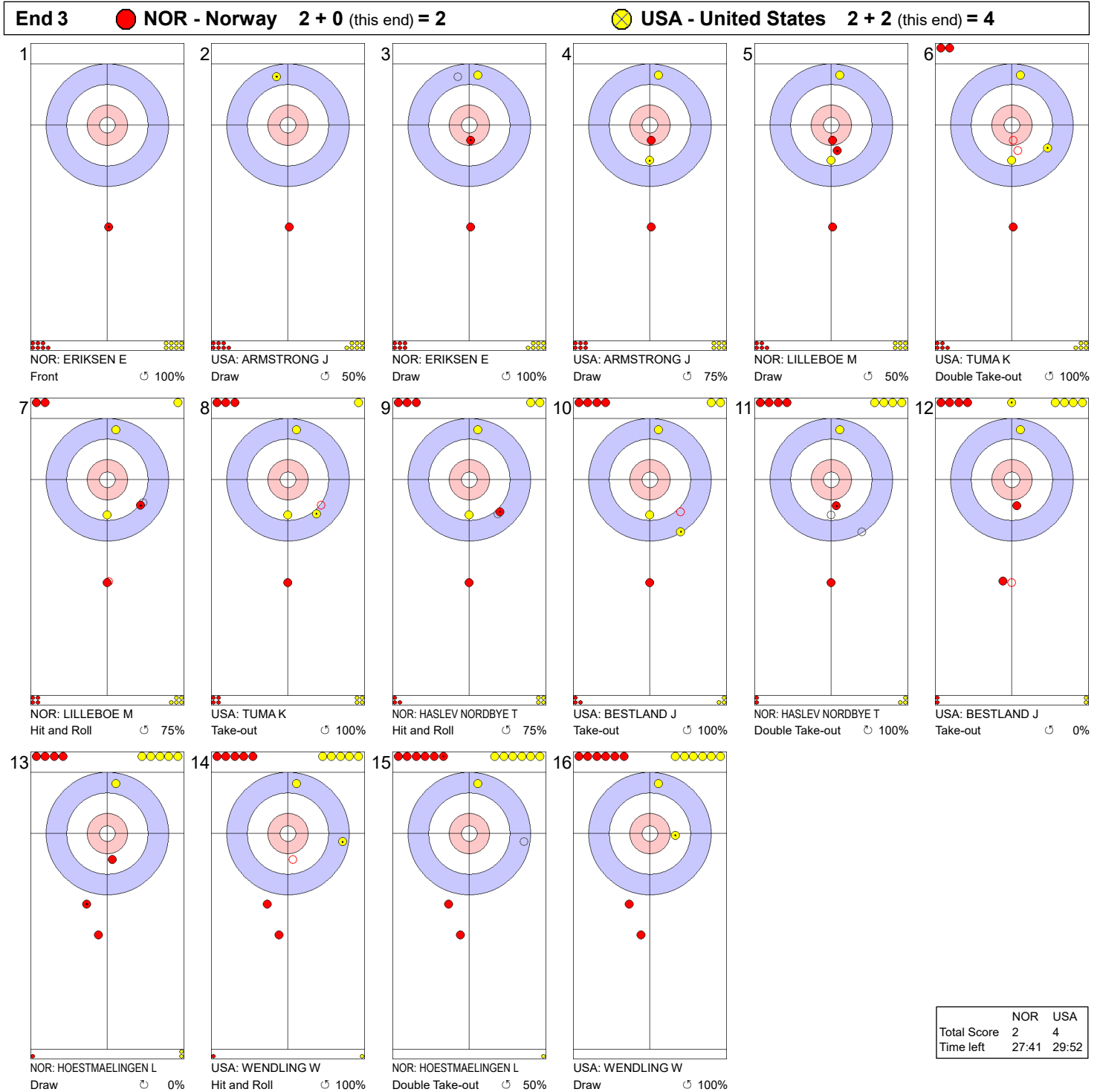
Game - Shot by Shot

End 2 ● NOR - Norway 0 + 2 (this end) = 2			⊗ USA - United States 2 + 0 (this end) = 2		
<p>1</p> <p>USA: ARMSTRONG J Front ⌚ 100%</p>	<p>2</p> <p>NOR: ERIKSEN E Draw ⌚ 75%</p>	<p>3</p> <p>USA: ARMSTRONG J Hit and Roll ⌚ 0%</p>	<p>4</p> <p>NOR: ERIKSEN E Front ⌚ 100%</p>	<p>5</p> <p>USA: TUMA K Take-out ⌚ 100%</p>	<p>6</p> <p>NOR: LILLEBOE M Hit and Roll ⌚ 75%</p>
<p>7</p> <p>USA: TUMA K Take-out ⌚ 100%</p>	<p>8</p> <p>NOR: LILLEBOE M Take-out ⌚ 100%</p>	<p>9</p> <p>USA: BESTLAND J Double Take-out ⌚ 50%</p>	<p>10</p> <p>NOR: HASLEV NORDBYE T Draw ⌚ 75%</p>	<p>11</p> <p>USA: BESTLAND J Take-out ⌚ 100%</p>	<p>12</p> <p>NOR: HASLEV NORDBYE T Take-out ⌚ 100%</p>
<p>13</p> <p>USA: WENDLING W Take-out ⌚ 50%</p>	<p>14</p> <p>NOR: HOESTMAELINGEN L Draw ⌚ 75%</p>	<p>15</p> <p>USA: WENDLING W Take-out ⌚ 100%</p>	<p>16</p> <p>NOR: HOESTMAELINGEN L Take-out ⌚ 100%</p>		

	NOR	USA
Total Score	2	2
Time left	32:12	32:28

Legend:
⌚ Clockwise ⌚ Counter-clockwise - Not considered

Game - Shot by Shot



Legend:
↻ Clockwise ↺ Counter-clockwise - Not considered

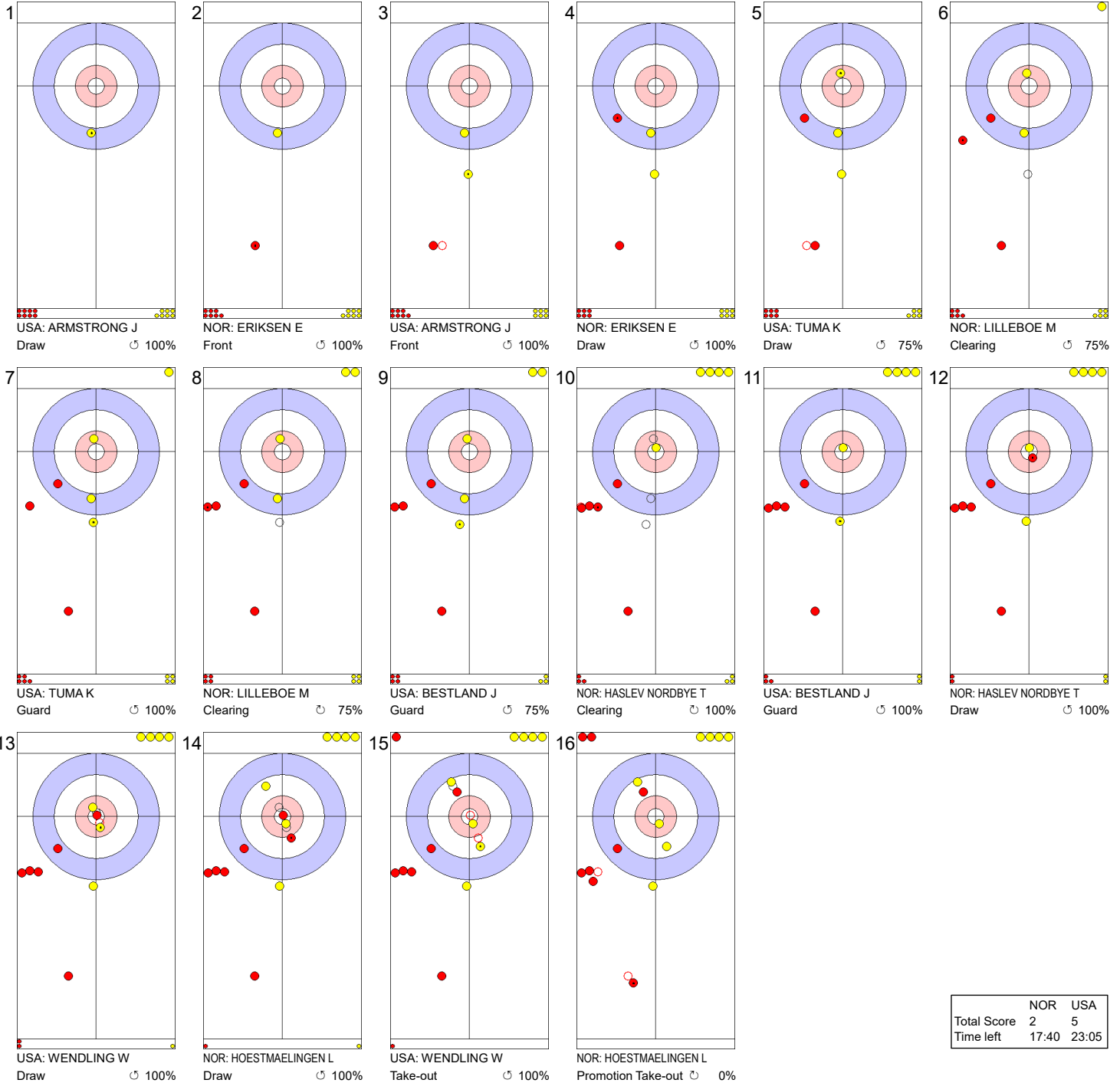
Game - Shot by Shot





Legend:
 Clockwise Counter-clockwise - Not considered

Game - Shot by Shot

End 5 **NOR - Norway 2 + 0 (this end) = 2** **USA - United States 4 + 1 (this end) = 5**



	NOR	USA
Total Score	2	5
Time left	17:40	23:05

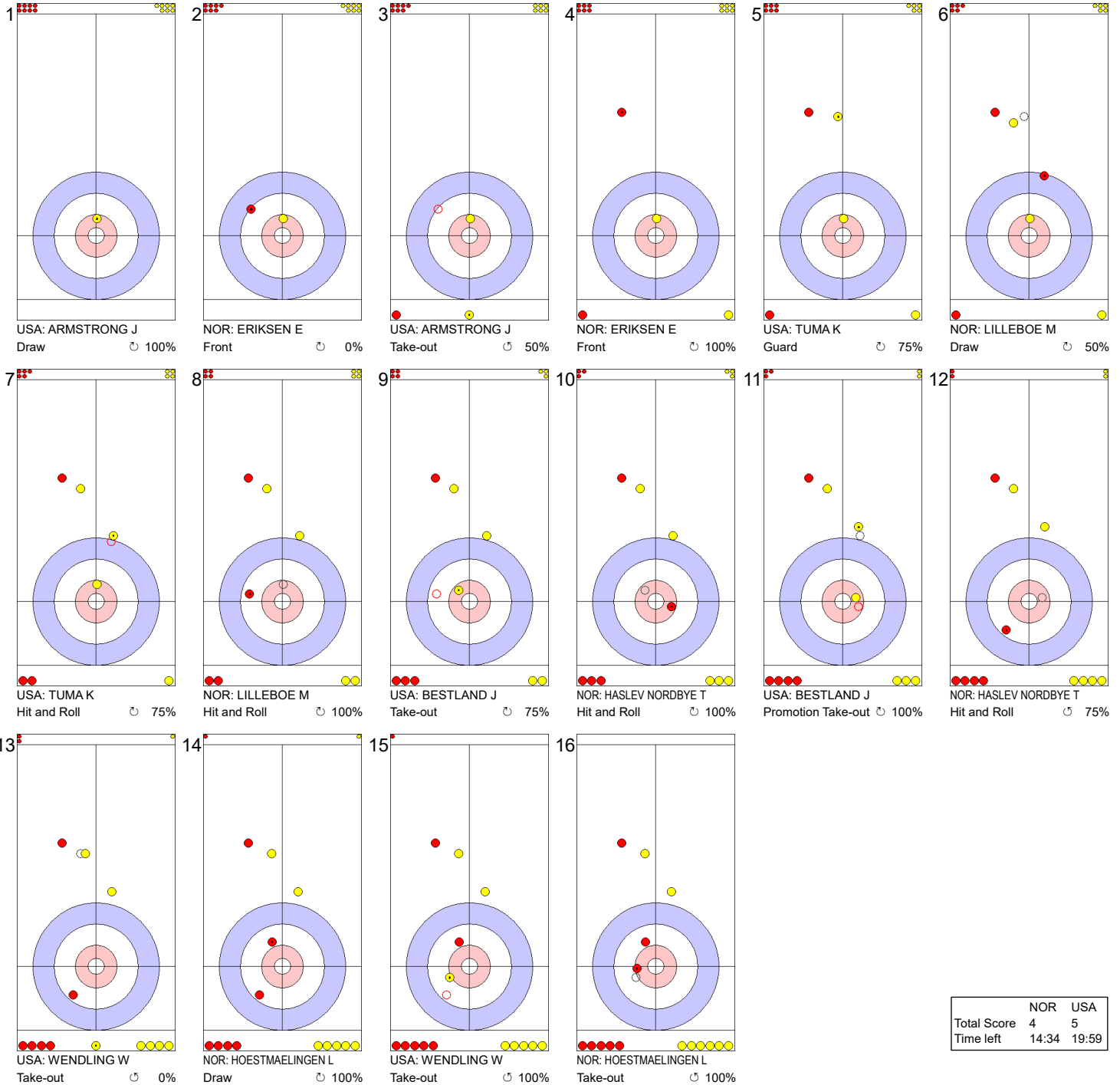
Legend:
 Clockwise  Counter-clockwise - Not considered

SUN 18 FEB 2024
Start Time 9:00



Round Robin Session 2 - Sheet A

Game - Shot by Shot

End 6 **NOR - Norway 2 + 2 (this end) = 4** **USA - United States 5 + 0 (this end) = 5**



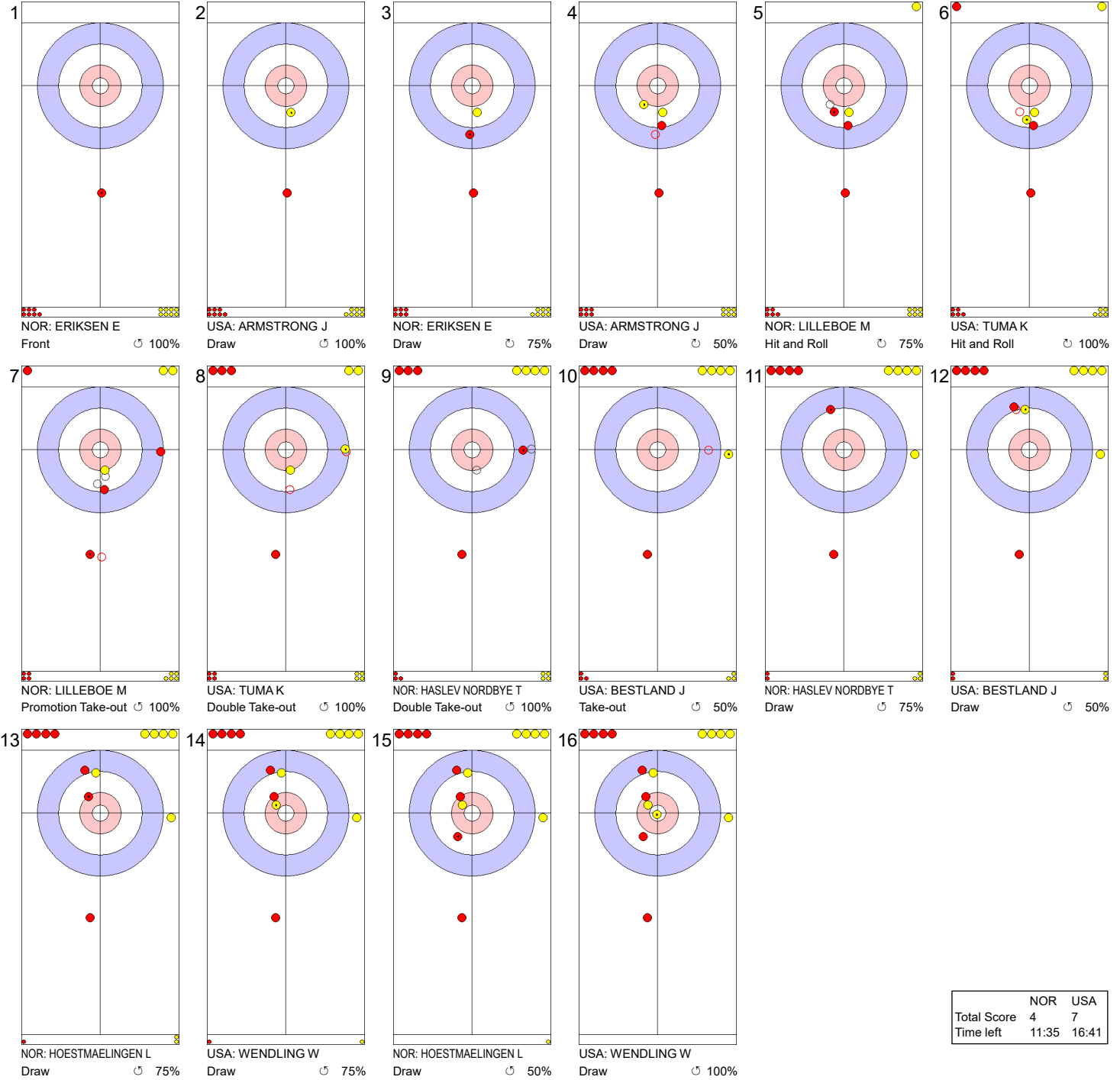
	NOR	USA
Total Score	4	5
Time left	14:34	19:59

Legend:
 Clockwise
  Counter-clockwise
 - Not considered

Game - Shot by Shot

End 7 ● NOR - Norway 4 + 0 (this end) = 4

⊗ USA - United States 5 + 2 (this end) = 7



Legend:
 ⤵ Clockwise ⤴ Counter-clockwise - Not considered

Game - Shot by Shot





Legend:
 ↻ Clockwise ↺ Counter-clockwise - Not considered

Game - Shot by Shot

End 9			End 10			End 11			End 12			End 13			End 14			End 15			End 16																										
● NOR - Norway 5 + 2 (this end) = 7						⊗ USA - United States 7 + 0 (this end) = 7																																									
1			2			3			4			5			6			7			8			9			10			11			12			13			14			15			16		
NOR: ERIKSEN E Guard Did not pass the hogline 0%			USA: ARMSTRONG J Draw 50%			NOR: ERIKSEN E Front 100%			USA: ARMSTRONG J Draw 100%			NOR: LILLEBOE M Draw 75%			USA: TUMA K Clearing 100%			NOR: LILLEBOE M Guard 100%			USA: TUMA K Clearing 0%			NOR: HASLEV NORDBYE T Draw 100%			USA: BESTLAND J Take-out 100%			NOR: HASLEV NORDBYE T Draw 75%			USA: BESTLAND J Clearing 100%														
NOR: HOESTMAELINGEN L Guard 100%			USA: WENDLING W Draw Time-out 50%			NOR: HOESTMAELINGEN L Draw 100%			USA: WENDLING W Draw 0%																																						

	NOR	USA
Total Score	7	7
Time left	5:53	10:10



Legend:
 Clockwise
  Counter-clockwise
 - Not considered


Game - Shot by Shot

End 10 **NOR - Norway 7 + 0 (this end) = 7** **USA - United States 7 + 1 (this end) = 8**



	NOR	USA
Total Score	7	8
Time left	1:23	5:56

Legend:
 Clockwise
  Counter-clockwise
 - Not considered



WJCC 2024
Lohja, Finland

World Junior Curling Championships 2024
Kisakallio Sports Institute
Men



**WORLD
CURLING**

SUN 18 FEB 2024
Start Time 9:00

Round Robin Session 2 - Sheet B

Game Results

Sheet	Team	LSFE	1	2	3	4	5	6	7	8	9	10	Extra Ends	Total
B	SCO - Scotland		0	0	1	0	3	0	2	0	0	X		6
	ITA - Italy	*	1	0	0	3	0	3	0	2	1	X		10

SCO - Scotland	
4 S	CARSON Orrin
3 V	CARSON Logan
2	HYSLOP Archie
1	GIBB Charlie
A	GALLACHER Hamish

ITA - Italy	
4 V	DE ZANNA Francesco
3 S	GILLI Stefano
2	GILLI Andrea
1	VIGLIANI Francesco
A	CAVALLERO Alberto

Last Stone Draw		Distance
↻	HYSLOP Archie	52.8cm
↻	CARSON Logan	77.0cm
Total		129.8cm


Last Stone Draw		Distance
↻	GILLI Stefano	73.0cm
↻	GILLI Andrea	6.8cm
Total		79.8cm

Time remaining: 3 minutes 37 seconds

Time remaining: 3 minutes 59 seconds

Time-out: End 8

Note: Position and function for each team member: 4 = Fourth, 3 = Third, 2 = Second, 1 = Lead, A = Alternate, S = Skip, V = Vice-Skip
Legend: ↻ Clockwise ↻ Counter-clockwise X Unplayed/unfinished end due to concession LSFE(*) Last Stone First End



WJCC 2024
Lohja, Finland

World Junior Curling Championships 2024
Kisakallio Sports Institute
Men



SUN 18 FEB 2024
Start Time 9:00

Round Robin Session 2 - Sheet D



Game Results

Sheet	Team	LSFE	1	2	3	4	5	6	7	8	9	10	Extra Ends	Total
D	SUI - Switzerland		1	0	0	1	0	0	2	0	0	3		7
	CHN - China	*	0	0	3	0	0	1	0	1	0	0		5

SUI - Switzerland	
4 S	JERMANN Manuel
3	JERMANN Yannick
2 V	VON ALLMEN Kenjo
1	HANHART Simon
A	SCHWALLER Kim

CHN - China	
4 S	TAO Liqunan
3 V	XU Xin
2	HE Bowen
1	SHI Guixi
A	LIU Chen Wen Jie


Last Stone Draw		Distance
↻	JERMANN Yannick	51.9cm
↻	VON ALLMEN Kenjo	199.6cm
Total		251.5cm
Time remaining: 1 minute 8 seconds		
Time-out: End 10		

Last Stone Draw		Distance
↻	XU Xin	11.2cm
↻	SHI Guixi	149.4cm
Total		160.6cm
Time remaining: 2 minutes 3 seconds		
Time-out: End 10		

Note:
Position and function for each team member:
4 = Fourth, 3 = Third, 2 = Second, 1 = Lead, A = Alternate, S = Skip, V = Vice-Skip

Legend:
↻ Clockwise ↻ Counter-clockwise **LSFE(*)** Last Stone First End





Game Results

Sheet	Team	LSFE	1	2	3	4	5	6	7	8	9	10	Extra Ends	Total
E	GER - Germany	*	0	1	2	0	2	0	2	0	2	0	0	9
	DEN - Denmark		0	0	0	2	0	2	0	3	0	2	1	10

GER - Germany	
4 S	KAPP Benjamin
3 V	MESSENZEHL Felix
2	SCHEUERL Johannes
1	TREVISIOL Mario
A	ENDERS Adrian

DEN - Denmark	
4 V	VILANDT Jonathan
3 S	SCHMIDT Jacob
2	QVIST Alexander
1	JURLANDER BOEGE Kasper
A	JENSEN Nikki

Last Stone Draw		Distance
↻	TREVISIOL Mario	5.7cm
↻	MESSENZEHL Felix	53.3cm
Total		59.0cm

Last Stone Draw		Distance
↻	SCHMIDT Jacob	84.1cm
↻	VILANDT Jonathan	12.1cm
Total		96.2cm

Time remaining: 0 minutes 51 seconds
0 minutes 52 seconds (after extra end)
Time-out: End 9; End 11

Time remaining: 0 minutes 58 seconds
1 minute 27 seconds (after extra end)
Time-out: End 9; End 11

Note:
Position and function for each team member:
4 = Fourth, **3** = Third, **2** = Second, **1** = Lead, **A** = Alternate, **S** = Skip, **V** = Vice-Skip

Legend:
↻ Clockwise ↻ Counter-clockwise **LSFE(*)** Last Stone First End



Session Results and Standings

Sheet	Team	LSD/LSFE	1	2	3	4	5	6	7	8	9	10	Extra Ends	Total
A	CAN - Canada	205.4cm	0	0	0	1	0	0	1	2	0	X		4
	SCO - Scotland	100.3cm *	2	2	1	0	1	1	0	0	2	X		9
B	GER - Germany	92.6cm *	2	0	0	2	0	0	0	0	1	2	0	7
	NOR - Norway	117.0cm	0	0	2	0	1	2	1	1	0	0	1	8
C	DEN - Denmark	52.2cm *	0	1	0	0	0	2	0	2	1	X		6
	CHN - China	59.6cm	1	0	0	0	1	0	0	0	0	X		2
D	USA - United States	60.8cm *	2	0	0	2	0	2	0	0	0	X		6
	ITA - Italy	185.3cm	0	3	1	0	1	0	1	2	2	X		10
E	NZL - New Zealand	284.8cm *	2	0	0	2	0	0	0	0	0	X		4
	SUI - Switzerland	323.9cm	0	2	1	0	1	2	3	1	1	X		11

Current Standings

Rank	Team	Games	Wins	Losses
1	DEN - Denmark	1	1	0
1	ITA - Italy	1	1	0
1	NOR - Norway	1	1	0
1	SCO - Scotland	1	1	0
1	SUI - Switzerland	1	1	0
6	CAN - Canada	1	0	1
6	CHN - China	1	0	1
6	GER - Germany	1	0	1
6	NZL - New Zealand	1	0	1
6	USA - United States	1	0	1

Note:
Under WCF rules, tie-breaking rules for standings are not applied until after the last game of the round robin.

Legend:
LSD Last Stone Draw **LSFE(*)** Last Stone First End **X** Unplayed/unfinished end due to concession



Game Results

Sheet	Team	LSFE	1	2	3	4	5	6	7	8	9	10	Extra Ends	Total
A	CAN - Canada		0	0	0	1	0	0	1	2	0	X		4
	SCO - Scotland	*	2	2	1	0	1	1	0	0	2	X		9

CAN - Canada		Shot Success Game
4 S	TAO Johnson	64%
3 V	NEUERT Jaedon	81%
2	DAVIES Zach	83%
1	NAUGLER Adam	85%
A	-	-
Team Total		78%

SCO - Scotland		Shot Success Game
4 S	CARSON Orrin	76%
3 V	CARSON Logan	94%
2	HYSLOP Archie	75%
1	GIBB Charlie	83%
A	GALLACHER Hamish	-
Team Total		82%

Last Stone Draw		Distance
☺	TAO Johnson	152.5cm
☹	NAUGLER Adam	52.9cm
Total		205.4cm

Last Stone Draw		Distance
☺	CARSON Orrin	65.2cm
☹	GIBB Charlie	35.1cm
Total		100.3cm

Time remaining: 3 minutes 22 seconds

Time remaining: 7 minutes 52 seconds

Shot Success Analysis

CAN - Canada		☺	☹	Game
4	TAO Johnson	8 78%	2 75%	10 78%
	Take-outs	6 58%	2 13%	8 47%
	Total	14 70%	4 44%	18 64%
3	NEUERT Jaedon	11 84%	3 100%	14 88%
	Take-outs	4 56%	0 -	4 56%
	Total	15 77%	3 100%	18 81%
2	DAVIES Zach	7 86%	6 83%	13 85%
	Take-outs	2 63%	3 92%	5 80%
	Total	9 81%	9 86%	18 83%
1	NAUGLER Adam	6 88%	12 83%	18 85%
	Take-outs	0 -	0 -	0 -
	Total	6 88%	12 83%	18 85%
A -	Draws	0 -	0 -	0 -
	Take-outs	0 -	0 -	0 -
	Total	0 -	0 -	0 -
Team	Draws	32 84%	23 85%	55 84%
	Take-outs	12 58%	5 60%	17 59%
	Total	44 77%	28 80%	72 78%

SCO - Scotland		☺	☹	Game
4	CARSON Orrin	3 58%	3 67%	6 63%
	Take-outs	9 89%	3 67%	12 83%
	Total	12 81%	6 67%	18 76%
3	CARSON Logan	1 100%	0 -	1 100%
	Take-outs	11 95%	6 92%	17 94%
	Total	12 96%	6 92%	18 94%
2	HYSLOP Archie	0 -	1 50%	1 50%
	Take-outs	9 69%	8 84%	17 76%
	Total	9 69%	9 81%	18 75%
1	GIBB Charlie	7 79%	9 86%	16 83%
	Take-outs	1 100%	1 75%	2 88%
	Total	8 81%	10 85%	18 83%
A GALLACHER Hamish	Draws	0 -	0 -	0 -
	Take-outs	0 -	0 -	0 -
	Total	0 -	0 -	0 -
Team	Draws	11 75%	13 79%	24 77%
	Take-outs	30 86%	18 83%	48 85%
	Total	41 83%	31 81%	72 82%

Note:
Position and function for each team member:
4 = Fourth, 3 = Third, 2 = Second, 1 = Lead, A = Alternate, S = Skip, V = Vice-Skip

Legend:
☺ Clockwise ☹ Counter-clockwise LSFE(*) Last Stone First End
X Unplayed/unfinished end due to concession

Game - Shot by Shot

End 1 ● **CAN - Canada 0 + 0 (this end) = 0** ⊗ **SCO - Scotland 0 + 2 (this end) = 2**

1 **CAN: NAUGLER A**
Guard ⌚ 100%

2 **SCO: GIBB C**
Front ⌚ 75%

3 **CAN: NAUGLER A**
Guard ⌚ 100%

4 **SCO: GIBB C**
Take-out ⌚ 75%

5 **CAN: DAVIES Z**
Guard ⌚ 100%

6 **SCO: HYSLOP A**
Clearing ⌚ 100%

7 **CAN: DAVIES Z**
Guard ⌚ 100%

8 **SCO: HYSLOP A**
Draw ⌚ 50%

9 **CAN: NEUERT J**
Guard ⌚ 100%

10 **SCO: CARSON L**
Take-out ⌚ 100%

11 **CAN: NEUERT J**
Hit and Roll ⌚ 100%

12 **SCO: CARSON L**
Take-out ⌚ 100%

13 **CAN: TAO J**
Take-out ⌚ 0%

14 **SCO: CARSON O**
Guard ⌚ 75%

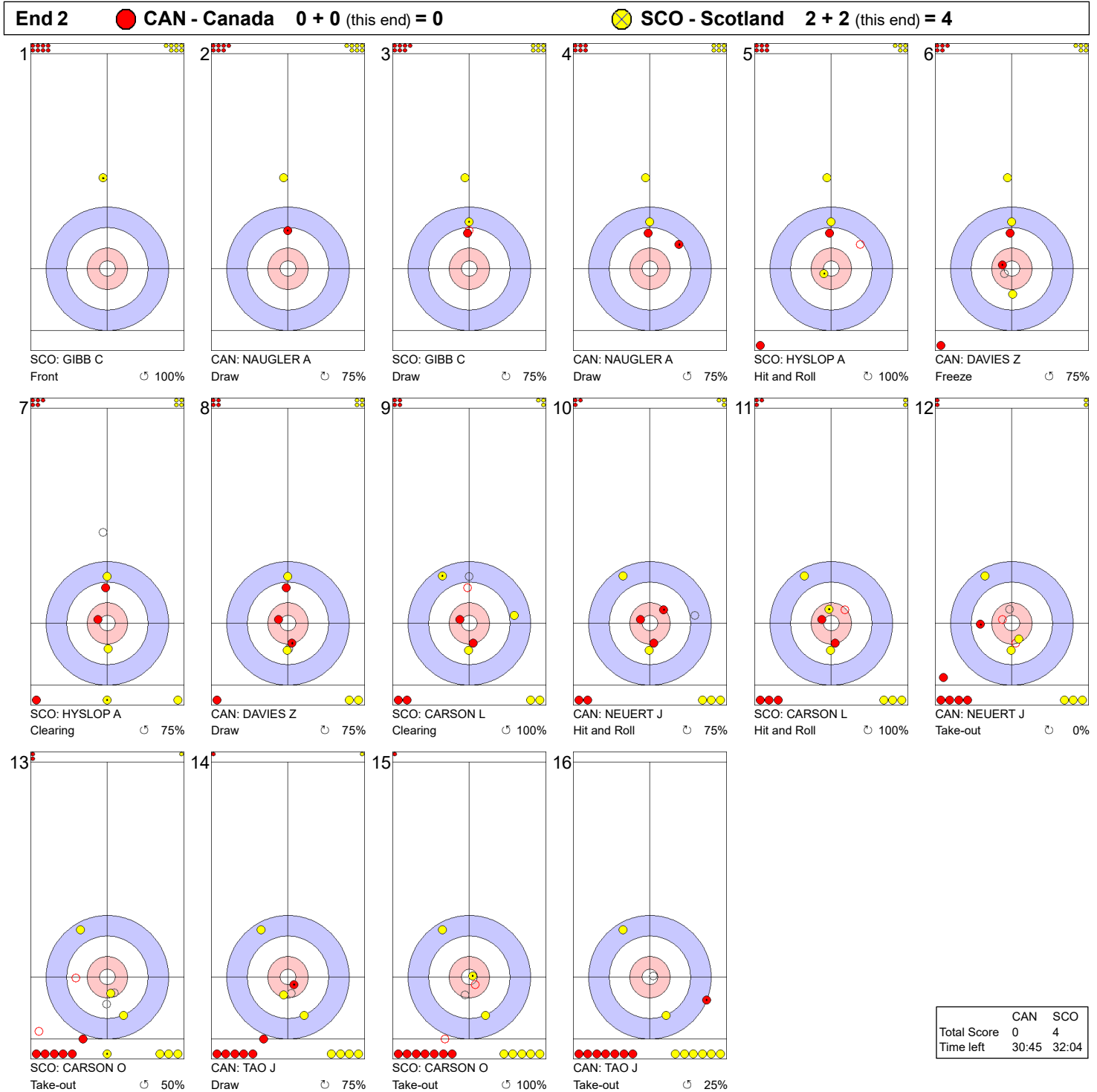
15 **CAN: TAO J**
Double Take-out ⌚ 50%

16 **SCO: CARSON O**
Draw ⌚ 100%



	CAN	SCO
Total Score	0	2
Time left	34:39	35:11

Legend:
⌚ Clockwise ⌚ Counter-clockwise - Not considered

Game - Shot by Shot



	CAN	SCO
Total Score	0	4
Time left	30:45	32:04

Legend:
 Clockwise
  Counter-clockwise
 - Not considered

Game - Shot by Shot

End 3 ● **CAN - Canada** 0 + 0 (this end) = 0

● **SCO - Scotland** 4 + 1 (this end) = 5



	CAN	SCO
Total Score	0	5
Time left	26:16	28:53

Legend:
 ↻ Clockwise ↺ Counter-clockwise - Not considered

Game - Shot by Shot

End 4 **CAN - Canada** 0 + 1 (this end) = 1 **SCO - Scotland** 5 + 0 (this end) = 5



	CAN	SCO
Total Score	1	5
Time left	21:49	25:51

Legend:
 Clockwise Counter-clockwise - Not considered

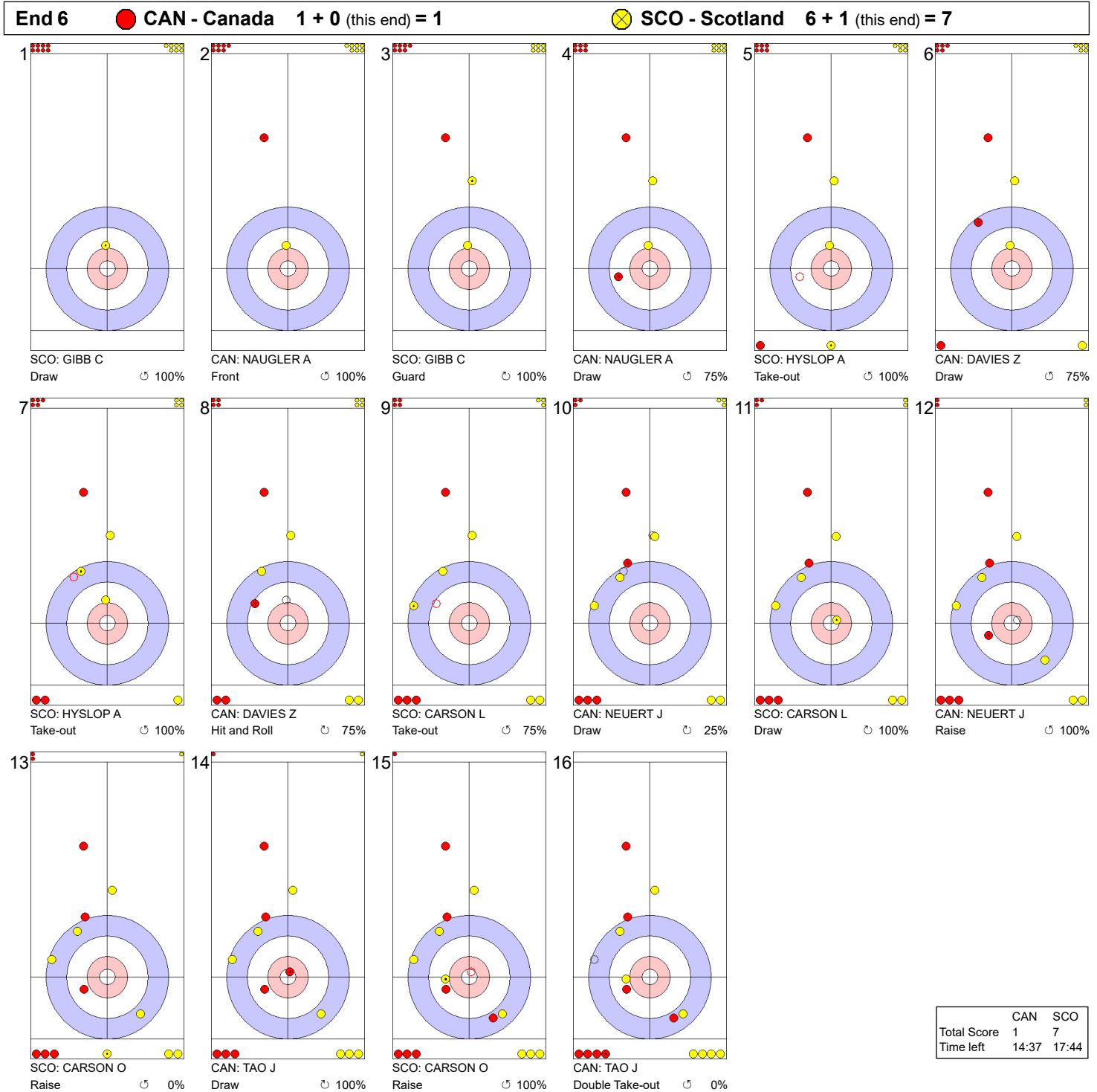
Game - Shot by Shot





	CAN	SCO
Total Score	1	6
Time left	18:58	23:08

Legend:
 Clockwise
  Counter-clockwise
 - Not considered

Game - Shot by Shot



Legend:
 Clockwise
  Counter-clockwise
 - Not considered

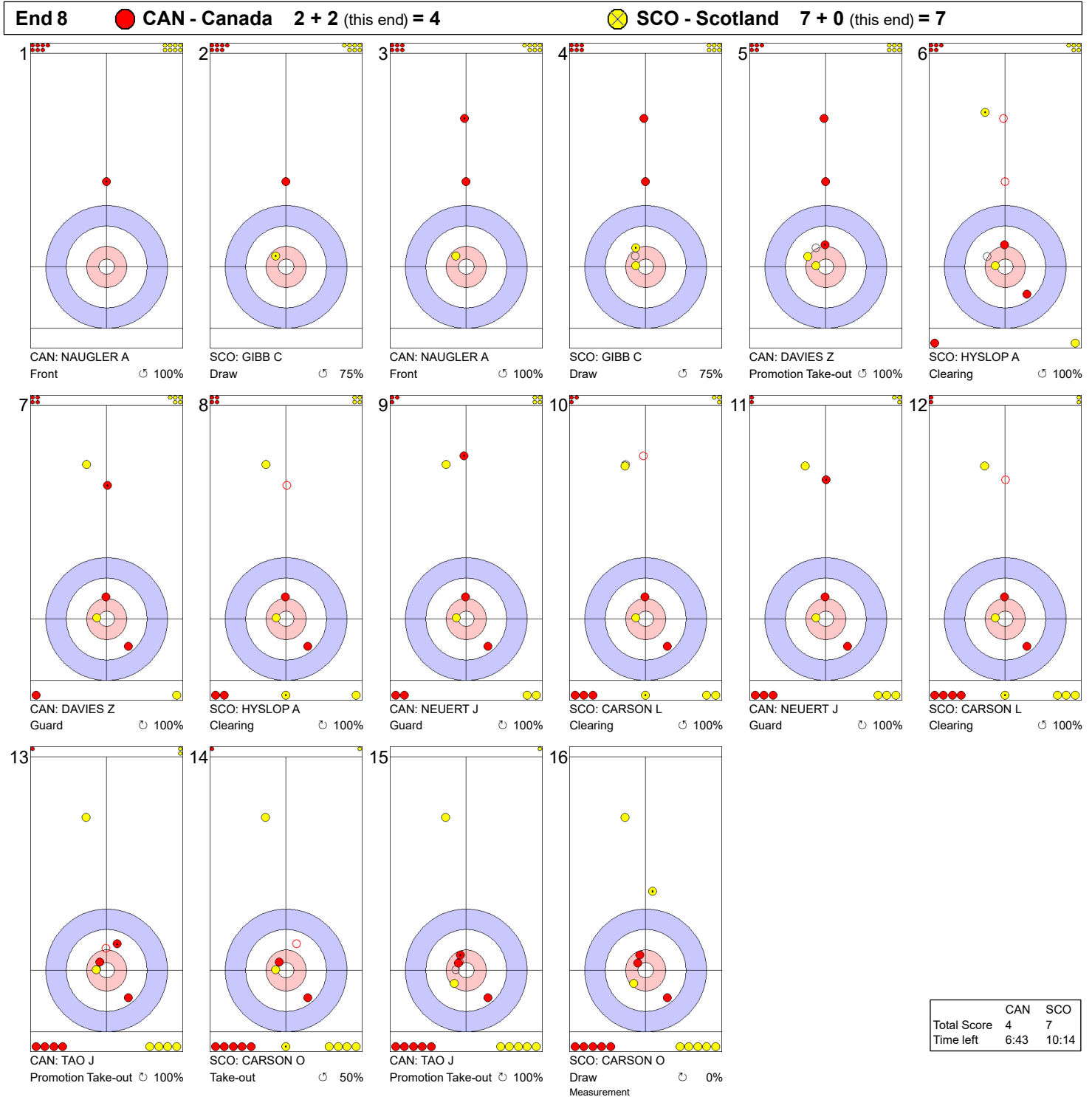
Game - Shot by Shot

End 7			CAN - Canada 1 + 1 (this end) = 2			SCO - Scotland 7 + 0 (this end) = 7									
1	2	3	4	5	6	7	8	9	10	11	12	13	14	15	16
SCO: GIBB C Draw	CAN: NAUGLER A Front	SCO: GIBB C Guard	CAN: NAUGLER A Draw	SCO: HYSLOP A Take-out	CAN: DAVIES Z Draw	SCO: HYSLOP A Take-out	CAN: DAVIES Z Draw	SCO: CARSON L Take-out	CAN: NEUERT J Draw	SCO: CARSON L Double Take-out	CAN: NEUERT J Freeze	SCO: CARSON O Clearing	CAN: TAO J Freeze	SCO: CARSON O Take-out	CAN: TAO J Hit and Roll
100%	100%	50%	100%	0%	100%	75%	100%	75%	50%	100%	100%	100%	100%	75%	50%

	CAN	SCO
Total Score	2	7
Time left	10:12	14:06

Legend:
 Clockwise
 Counter-clockwise
 - Not considered

Game - Shot by Shot



Legend:
 Clockwise Counter-clockwise - Not considered

Game - Shot by Shot



Legend:
 ↻ Clockwise ↺ Counter-clockwise - Not considered



SAT 17 FEB 2024
Start Time 14:00

Round Robin Session 1 - Sheet B



Game Results

Sheet	Team	LSFE	1	2	3	4	5	6	7	8	9	10	Extra Ends	Total
B	GER - Germany	*	2	0	0	2	0	0	0	0	1	2	0	7
	NOR - Norway		0	0	2	0	1	2	1	1	0	0	1	8

GER - Germany	
4 S	KAPP Benjamin
3 V	MESSENZEHL Felix
2	SCHEUERL Johannes
1	TREVISIOL Mario
A	ENDERS Adrian

NOR - Norway	
4 S	HOESTMAELINGEN Lukas
3 V	HASLEV NORDBYE Tinius
2	LILLEBOE Magnus
1	ERIKSEN Eskil
A	DAEHLIN Harald

Last Stone Draw		Distance
↻	SCHEUERL Johannes	14.8cm
↻	KAPP Benjamin	77.8cm
Total		92.6cm

Last Stone Draw		Distance
↻	LILLEBOE Magnus	40.2cm
↻	HOESTMAELINGEN Lukas	76.8cm
Total		117.0cm

Time remaining: 0 minutes 44 seconds
1 minute 1 second (after extra end)

Time remaining: 4 minutes 29 seconds
1 minute 48 seconds (after extra end)

Time-out: End 9; End 11

Time-out: End 9; End 11

Note:
Position and function for each team member:
4 = Fourth, **3** = Third, **2** = Second, **1** = Lead, **A** = Alternate, **S** = Skip, **V** = Vice-Skip

Legend:
↻ Clockwise ↻ Counter-clockwise **LSFE(*)** Last Stone First End

Game Results

Sheet	Team	LSFE	1	2	3	4	5	6	7	8	9	10	Extra Ends	Total
C	DEN - Denmark	*	0	1	0	0	0	2	0	2	1	X		6
	CHN - China		1	0	0	0	1	0	0	0	0	X		2

DEN - Denmark	
4 V	VILANDT Jonathan
3 S	SCHMIDT Jacob
2	QVIST Alexander
1	JURLANDER BOEGE Kasper
A	JENSEN Nikki

CHN - China	
4 S	TAO Liqunan
3 V	XU Xin
2	HE Bowen
1	SHI Guixi
A	LIU Chen Wen Jie

Last Stone Draw		Distance
↻	VILANDT Jonathan	40.9cm
↻	SCHMIDT Jacob	11.3cm
Total		52.2cm
Time remaining: 10 minutes 38 seconds		
Time-out: End 10		

Last Stone Draw		Distance
↻	TAO Liqunan	40.7cm
↻	HE Bowen	18.9cm
Total		59.6cm
Time remaining: 11 minutes 52 seconds		
Time-out: End 10		

Note: Position and function for each team member: 4 = Fourth, 3 = Third, 2 = Second, 1 = Lead, A = Alternate, S = Skip, V = Vice-Skip		
Legend:	↻ Clockwise	↻ Counter-clockwise
X	Unplayed/unfinished end due to concession	
		LSFE(*) Last Stone First End



SAT 17 FEB 2024
Start Time 14:00

Round Robin Session 1 - Sheet D



Game Results

Sheet	Team	LSFE	1	2	3	4	5	6	7	8	9	10	Extra Ends	Total
D	USA - United States	*	2	0	0	2	0	2	0	0	0	X		6
	ITA - Italy		0	3	1	0	1	0	1	2	2	X		10

USA - United States	
4 S	WENDLING Wesley
3 V	BESTLAND Jackson
2	TUMA Kevin
1	ARMSTRONG Jackson
A	HEBERT Caden

ITA - Italy	
4 V	DE ZANNA Francesco
3 S	GILLI Stefano
2	GILLI Andrea
1	VIGLIANI Francesco
A	CAVALLERO Alberto

Last Stone Draw		Distance
↻	TUMA Kevin	23.9cm
↻	WENDLING Wesley	36.9cm
Total		60.8cm

Last Stone Draw		Distance
↻	VIGLIANI Francesco	92.4cm
↻	DE ZANNA Francesco	92.9cm
Total		185.3cm

Time remaining: 2 minutes 4 seconds
HEBERT C replaced TUMA K at the beginning of end 7

Time remaining: 2 minutes 12 seconds
Time-out: End 4

Note:
Position and function for each team member:
4 = Fourth, 3 = Third, 2 = Second, 1 = Lead, A = Alternate, S = Skip, V = Vice-Skip

Legend:
↻ Clockwise ↻ Counter-clockwise **LSFE(*)** Last Stone First End
X Unplayed/unfinished end due to concession

Game Results

Sheet	Team	LSFE	1	2	3	4	5	6	7	8	9	10	Extra Ends	Total
E	NZL - New Zealand	*	2	0	0	2	0	0	0	0	0	X		4
	SUI - Switzerland		0	2	1	0	1	2	3	1	1	X		11

NZL - New Zealand	
4 V	BECKER William
3 S	FLANAGAN Sam
2	NEVILL Darcy
1	NEVILL Jed
A	-

SUI - Switzerland	
4 S	JERMANN Manuel
3	JERMANN Yannick
2 V	VON ALLMEN Kenjo
1	HANHART Simon
A	SCHWALLER Kim

Last Stone Draw	Distance
↻ NEVILL Darcy	199.6cm
↻ BECKER William	85.2cm
Total	284.8cm

Time remaining: 9 minutes 36 seconds

Last Stone Draw	Distance
↻ VON ALLMEN Kenjo	159.3cm
↻ JERMANN Yannick	164.6cm
Total	323.9cm

Time remaining: 6 minutes 15 seconds

Time-out: End 8

Note:
Position and function for each team member:
4 = Fourth, 3 = Third, 2 = Second, 1 = Lead, A = Alternate, S = Skip, V = Vice-Skip

Legend:
↻ Clockwise ↻ Counter-clockwise **LSFE(*)** Last Stone First End
X Unplayed/unfinished end due to concession

SPORTS COMMUNICATION

SUMMARY

Qualification for the World Junior Curling Championships 2025

DETAILS

World Curling has not yet received confirmation from Italy about the status of the test event for the Olympic Winter Games 2026. The test event is normally the World Junior Championships the season before the Olympic Winter Games.

World Curling rules state that the host plus the top six Member Associations of the previous World Junior Curling Championships will qualify (excluding the host). The remaining three Member Associations will be qualified from the previous World Junior-B Curling Championships.

This means that from the World Junior Curling Championships 2024 only the top six Member Associations are guaranteed entry to the World Junior Curling Championships 2025.

The remaining spots can only be decided following confirmation that Italy will host the World Junior Curling Championships in 2025 as the official test event for the Olympic Winter Games 2026.

As soon as this is decided, all World Curling Member Associations will be informed.

Issued by: Eeva Röthlisberger, Head of Competitions

Time: 17:00

Date: 19 February 2024

Entry List by Event

As of FRI 16 FEB 2024

CAN - Canada		
4 S	TAO Johnson	R
3 V	NEUERT Jaedon	R
2	DAVIES Zach	L
1	NAUGLER Adam	R
A	-	
C	WILSON Skip	
2C	MORIN Ben	
NC	KREPPS Rob	

CHN - China		
4 S	TAO Liqunan	R
3 V	XU Xin	R
2	HE Bowen	R
1	SHI Guixi	R
A	LIU Chen Wen Jie	R
C	ZHANG Zhong	
T	NING Bowen	
O	LI Dongyan	

DEN - Denmark		
4 V	VILANDT Jonathan	R
3 S	SCHMIDT Jacob	R
2	QVIST Alexander	R
1	JURLANDER BOEGE Kasper	R
A	JENSEN Nikki	R
C	VILANDT Lars	
NC	SCHMIDT Ulrik	
O	-	

GER - Germany		
4 S	KAPP Benjamin	R
3 V	MESSENZEHL Felix	R
2	SCHEUERL Johannes	R
1	TREVISIOL Mario	R
A	ENDERS Adrian	R
C	KAPP Andy	
NC	CHARETTE Daniel (CAN)	
O	FRITSCH Lukas	

ITA - Italy		
4 V	DE ZANNA Francesco	R
3 S	GILLI Stefano	R
2	GILLI Andrea	R
1	VIGLIANI Francesco	L
A	CAVALLERO Alberto	R
C	MARIANI Marco	
NC	PESCIA Claudio (SUI)	
O	-	

NOR - Norway		
4 S	HOESTMAELINGEN Lukas	R
3 V	HASLEV NORDBYE Tinius	R
2	LILLEBOE Magnus	R
1	ERIKSEN Eskil	R
A	DAEHLIN Harald	R
C	HOESTMAELINGEN Johan	
O	-	
O	-	

NZL - New Zealand		
4 V	BECKER William	R
3 S	FLANAGAN Sam	R
2	NEVILL Darcy	R
1	NEVILL Jed	R
A	-	
C	EDE Nelson	
O	NEVILL Russell	
O	-	

SCO - Scotland		
4 S	CARSON Orrin	R
3 V	CARSON Logan	R
2	HYSLOP Archie	R
1	GIBB Charlie	R
A	GALLACHER Hamish	R
C	CARSON Ryan	
NC	SMITH Nancy	
O	CLARK Aimee	

SUI - Switzerland		
4 S	JERMANN Manuel	R
3	JERMANN Yannick	R
2 V	VON ALLMEN Kenjo	R
1	HANHART Simon	R
A	SCHWALLER Kim	R
C	HEINIMANN Alexander	
NC	NETZER Manuela	
NC	RIOS Martin	

USA - United States		
4 S	WENDLING Wesley	R
3 V	BESTLAND Jackson	R
2	TUMA Kevin	R
1	ARMSTRONG Jackson	R
A	HEBERT Caden	R
C	SWISSHELM Ann	
2C	MOORE Michael	
O	-	

Note:

Position and function for each team member:

4 = Fourth, **3** = Third, **2** = Second, **1** = Lead, **A** = Alternate, **S** = Skip, **V** = Vice-Skip

C = Coach, **2C** = 2nd Team Coach, **NC** = National Coach, **T** = Translator, **O** = Team Official

Legend:

L Left-handed

R Right-handed

Competition Officials

As of TUE 13 FEB 2024

Function	Name	Organisation
World Curling President:	WELLING Beau	USA - United States
World Curling Head of Competitions:	ROETHLISBERGER Eeva	SUI - Switzerland
World Curling Technical Delegate:	MUTCH Laura	SCO - Scotland
Chief Umpire:	AUGUSTYNIAK Wojciech	POL - Poland
Deputy Chief Umpire:	McGOWAN John	SCO - Scotland
Game Umpires:	BRODIE Harry	SCO - Scotland
	KLOMP Bart	NED - Netherlands
	KOKKONEN Kari	FIN - Finland
	MICHALKA Rastislav	SVK - Slovakia
	PLUTA Marta	POL - Poland
Chief Timer:	ERIKSSON Ingemar	SWE - Sweden
Deputy Chief Timer:	SCHOENEICH Brigitte	SUI - Switzerland
Chief Ice Technician:	OLLIKAINEN Mika	FIN - Finland
Deputy Chief Ice Technician:	MOGLIA Ivan	ITA - Italy

