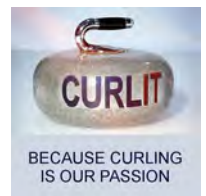




BASEL
ST. JAKOBSHALLE

CURLING

MEN
HOMMES



MEDALLISTS

As of SUN 8 APR 2012 / En date du DIM 8 AVR 2012

Medal	Country	Name	
Gold	CAN - Canada	HOWARD Glenn	Skip
		MIDDAUGH Wayne	Vice-Skip
		LAING Brent	Second
		SAVILL Craig	Lead
		HOWARD Scott	Alternate
		TAYLOR Scott	Coach
Silver	SCO - Scotland	BREWSTER Tom	Skip
		DRUMMOND Greg	Vice-Skip
		ANDREWS Scott	Second
		GOODFELLOW Michael	Lead
		EDWARDS David	Alternate
		BREWSTER Ron	Coach
Bronze	SWE - Sweden	KRAUPP Sebastian	Skip
		LINDBERG Fredrik	Third
		ERIKSSON Oskar	Vice-Skip
		KJAELL Viktor	Lead
		EDIN Niklas	Alternate
		LUND Eva	Coach



FINAL STANDINGS

Rank	Team	Players	Position
1	CAN - Canada	HOWARD Glenn MIDDAUGH Wayne LAING Brent SAVILL Craig HOWARD Scott	Skip Third Second Lead Alternate
2	SCO - Scotland	BREWSTER Tom DRUMMOND Greg ANDREWS Scott GOODFELLOW Michael EDWARDS David	Skip Third Second Lead Alternate
3	SWE - Sweden	KRAUPP Sebastian LINDBERG Fredrik ERIKSSON Oskar KJALL Viktor EDIN Niklas	Skip Third Second Lead Alternate
4	NOR - Norway	ULSRUD Thomas NERGAARD Torger SVAE Christoffer PETERSSON Haavard Vad LOEVOLD Thomas	Skip Third Second Lead Alternate
5	NZL - New Zealand	de BOER Peter BECKER Sean BECKER Scott THOMSON Kenny DOWLING Philip	Skip Third Second Lead Alternate
6	CHN - China	LIU Rui XU Xiaoming BA Dexin ZANG Jialiang CHEN Lu An	Skip Third Second Lead Alternate
7	DEN - Denmark	STJERNE Rasmus FREDERIKSEN Johnny POULSEN Mikkel HARRY Troels VILANDT Lars	Skip Third Second Lead Alternate
8	USA - United States of America	McCORMICK Heath STOPERA Bill SATHER Martin GEMMELL Dean BROWN Craig	Skip Third Second Lead Alternate
9	SUI - Switzerland	MUELLER Toni HAUSER Jan RAMSTEIN Marco BAMERT Juerg SCHWARZ Benoit	Fourth Skip Second Lead Alternate
10	FRA - France	ANGIBOUST Tony DUFOUR Thomas ROUX Lionel COULOT Wilfrid FRARIER Jeremy	Fourth Skip Second Lead Alternate
11	GER - Germany	SCHULZE Felix JAHR John RICKMERS Peter GOLDEMANN Sven DAASE Christoph	Fourth Skip Second Lead Alternate
12	CZE - Czech Republic	SNITIL Jiri SNITIL Martin KITZBERGER Jindrich VYDRA Marek MOKRIS Samuel	Skip Third Second Lead Alternate

SESSION RESULTS AND STANDINGS

SUN 8 APR 2012 / DIM 8 AVR 2012 START TIME / DÉBUT 16:00

Sheet	Team	LSFE	1	2	3	4	5	6	7	8	9	10	Extra	Ends	Total
B	SCO - Scotland		1	0	0	2	0	1	0	2	0	1	0		7
	CAN - Canada	*	0	0	3	0	1	0	2	0	1	0	1		8

Championship Bracket											
Play-offs		Semifinal		Finals		Final Standings					
1	CAN 7					Gold	CAN				
2	SCO 6					Silver	SCO				
		SCO 7				Bronze	SWE				
			SWE 6			4	NOR				
3	NOR 6					5	NZL				
4	SWE 8					6	CHN				
				SWE 9		7	DEN				
					NOR 8	8	USA				
						9	SUI				
						10	FRA				
						11	GER				
						12	CZE				

LEGEND

LSFE (*) Last stone first end

GAME RESULTS

SUN 8 APR 2012 / DIM 8 AVR 2012 START TIME / DÉBUT 16:00

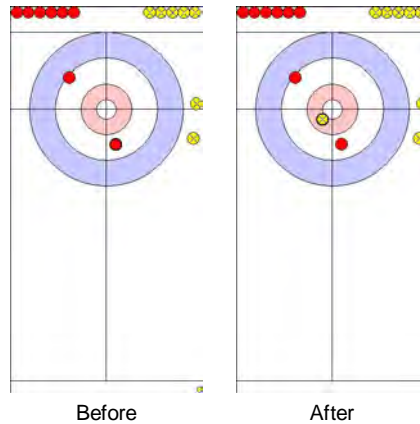
Sheet	Round	Team	LSFE	1	2	3	4	5	6	7	8	9	10	Extra	Ends	Total
B	14	SCO - Scotland		1	0	0	2	0	1	0	2	0	1	0		7
	13	CAN - Canada	*	0	0	3	0	1	0	2	0	1	0	1		8

SCO - Scotland		Game	All
4 S	BREWSTER Tom	89%	82%
3 V	DRUMMOND Greg	84%	84%
2	ANDREWS Scott	81%	82%
1	GOODFELLOW Michael	89%	86%
A	EDWARDS David	-%	-%
Team Total		86%	84%

CAN - Canada		Game	All
4 S	HOWARD Glenn	81%	83%
3 V	MIDDAUGH Wayne	85%	89%
2	LAING Brent	76%	83%
1	SAVILL Craig	90%	91%
A	HOWARD Scott	-%	88%
Team Total		83%	87%

Most Important Shot:

Canadian Skip HOWARD G delivered a Draw to the 4 foot to win the game in the extra end.



End: 11
Team: CAN
Player: HOWARD G
Stone: Fourth, 2nd stone
Task: Draw
Handle: In-turn
Points: 100%

● : SCO
● : CAN

NOTES

Team position and functions are attached to each team member's name as follows:
4 = Fourth, 3 = Third, 2 = Second, 1 = Lead, A = Alternate, S = Skip, V = Vice-Skip

LEGEND

LSFE (*) Last stone first end

CUMULATIVE PLAYER STATISTICS BY TEAM

As of SUN 8 APR 2012 / En date du DIM 8 AVR 2012

CAN - Canada

HOWARD Glenn

Type	Skip		Right-handed		Total	
	In-turn	%	Out-turn	%	Total	%
Draw	35	88	52	87	87	87
Front	0	-	2	100	2	100
Guard	2	100	2	75	4	88
Raise	6	50	5	65	11	57
Wick / Soft Peeling	0	-	0	-	0	-
Freeze	0	-	0	-	0	-
Take-out	24	92	46	90	70	91
Hit and Roll	11	82	9	69	20	76
Clearing	7	93	15	93	22	93
Double Take-out	10	53	16	77	26	67
Promotion Take-out	3	17	4	69	7	46
not considered	0	-	3	-	3	-
All Draws	43	83	61	85	104	84
All Take-outs	55	79	90	85	145	83
Total	98	81	151	85	249	83

MIDDAUGH Wayne

Type	Third		Right-handed		Total	
	In-turn	%	Out-turn	%	Total	%
Draw	33	90	28	81	61	86
Front	1	0	3	100	4	75
Guard	4	100	7	96	11	98
Raise	5	60	9	72	14	68
Wick / Soft Peeling	0	-	1	100	1	100
Freeze	0	-	0	-	0	-
Take-out	20	98	26	90	46	93
Hit and Roll	17	85	20	95	37	91
Clearing	20	90	24	97	44	94
Double Take-out	8	88	21	82	29	84
Promotion Take-out	3	100	2	88	5	95
not considered	0	-	0	-	0	-
All Draws	43	85	48	83	91	84
All Take-outs	68	91	93	91	161	91
Total	111	89	141	88	252	89

LAING Brent

Type	Second		Right-handed		Total	
	In-turn	%	Out-turn	%	Total	%
Draw	38	89	21	82	59	87
Front	2	100	3	100	5	100
Guard	7	100	9	94	16	97
Raise	3	83	3	83	6	83
Wick / Soft Peeling	0	-	0	-	0	-
Freeze	0	-	0	-	0	-
Take-out	20	75	22	80	42	77
Hit and Roll	12	81	15	70	27	75
Clearing	26	79	32	93	58	87
Double Take-out	9	75	11	73	20	74
Promotion Take-out	3	83	7	75	10	78
not considered	0	-	1	-	1	-
All Draws	50	91	36	87	86	89
All Take-outs	70	78	87	82	157	80
Total	120	83	123	83	243	83

SAVILL Craig

Type	Lead		Right-handed		Total	
	In-turn	%	Out-turn	%	Total	%
Draw	64	91	59	93	123	92
Front	39	98	35	94	74	96
Guard	4	81	6	96	10	90
Raise	3	92	1	100	4	94
Wick / Soft Peeling	0	-	12	81	12	81
Freeze	0	-	0	-	0	-
Take-out	6	83	10	90	16	88
Hit and Roll	1	75	2	100	3	92
Clearing	1	25	2	100	3	75
Double Take-out	0	-	2	25	2	25
Promotion Take-out	0	-	2	75	2	75
not considered	0	-	3	-	3	-
All Draws	110	93	113	92	223	93
All Take-outs	8	75	18	83	26	81
Total	118	92	131	91	249	91

HOWARD Scott

Type	Alternate		Right-handed		Total	
	In-turn	%	Out-turn	%	Total	%
Draw	0	-	0	-	0	-
Front	0	-	0	-	0	-
Guard	0	-	0	-	0	-
Raise	0	-	0	-	0	-
Wick / Soft Peeling	0	-	0	-	0	-
Freeze	0	-	0	-	0	-
Take-out	0	-	0	-	0	-
Hit and Roll	1	100	0	-	1	100
Clearing	3	83	3	100	6	92
Double Take-out	1	50	0	-	1	50
Promotion Take-out	0	-	0	-	0	-
not considered	0	-	0	-	0	-
All Draws	0	-	0	-	0	-
All Take-outs	5	80	3	100	8	88
Total	5	80	3	100	8	88

Team: CAN - Canada

Type	In-turn	%	Out-turn	%	Total	%
Draw	170	90	160	87	330	89
Front	42	96	43	95	85	96
Guard	17	96	24	94	41	95
Raise	17	66	18	74	35	70
Wick / Soft Peeling	0	-	13	83	13	83
Freeze	0	-	0	-	0	-
Take-out	70	88	104	88	174	88
Hit and Roll	42	83	46	82	88	83
Clearing	57	84	76	95	133	90
Double Take-out	28	70	50	76	78	74
Promotion Take-out	9	67	15	75	24	72
not considered	0	-	7	-	7	-
All Draws	246	90	258	88	504	89
All Take-outs	206	82	291	86	497	85
Total	452	86	549	87	1001	87

CUMULATIVE PLAYER STATISTICS BY TEAM

As of SUN 8 APR 2012 / En date du DIM 8 AVR 2012

SCO - Scotland

BREWSTER Tom

Type	In-turn		Skip		Right-handed	
	In-turn	%	Out-turn	%	Total	%
Draw	49	80	49	89	98	84
Front	1	100	1	100	2	100
Guard	6	92	8	72	14	80
Raise	6	33	4	100	10	60
Wick / Soft Peeling	0	-	0	-	0	-
Freeze	0	-	0	-	0	-
Take-out	37	86	37	91	74	89
Hit and Roll	13	94	7	50	20	79
Clearing	10	90	10	100	20	95
Double Take-out	12	79	11	68	23	74
Promotion Take-out	8	50	7	57	15	53
not considered	0	-	2	-	2	-
All Draws	62	77	62	88	124	82
All Take-outs	80	83	72	82	152	82
Total	142	80	134	84	276	82

DRUMMOND Greg

Type	In-turn		Third		Right-handed	
	In-turn	%	Out-turn	%	Total	%
Draw	23	91	38	80	61	84
Front	2	100	5	75	7	82
Guard	8	81	3	83	11	82
Raise	10	78	6	79	16	78
Wick / Soft Peeling	0	-	0	-	0	-
Freeze	0	-	0	-	0	-
Take-out	39	79	30	88	69	83
Hit and Roll	18	85	23	85	41	85
Clearing	23	99	14	77	37	91
Double Take-out	13	88	7	75	20	84
Promotion Take-out	7	68	9	75	16	72
not considered	0	-	0	-	0	-
All Draws	43	87	52	80	95	83
All Take-outs	100	85	83	83	183	84
Total	143	86	135	81	278	84

ANDREWS Scott

Type	In-turn		Second		Right-handed	
	In-turn	%	Out-turn	%	Total	%
Draw	32	75	25	61	57	69
Front	4	81	7	100	11	93
Guard	5	80	6	83	11	82
Raise	5	90	1	100	6	92
Wick / Soft Peeling	1	50	0	-	1	50
Freeze	0	-	0	-	0	-
Take-out	30	78	32	88	62	83
Hit and Roll	13	81	15	72	28	76
Clearing	30	95	45	93	75	94
Double Take-out	7	71	8	69	15	70
Promotion Take-out	6	75	6	96	12	85
not considered	0	-	0	-	0	-
All Draws	47	77	39	72	86	75
All Take-outs	86	84	106	87	192	85
Total	133	81	145	83	278	82

GOODFELLOW Michael

Type	In-turn		Lead		Right-handed	
	In-turn	%	Out-turn	%	Total	%
Draw	52	80	89	91	141	87
Front	24	93	43	98	67	96
Guard	5	75	21	69	26	70
Raise	1	0	3	92	4	69
Wick / Soft Peeling	3	67	2	0	5	40
Freeze	0	-	1	100	1	100
Take-out	8	81	14	88	22	85
Hit and Roll	2	63	3	83	5	75
Clearing	0	-	0	-	0	-
Double Take-out	3	83	0	-	3	83
Promotion Take-out	0	-	0	-	0	-
not considered	0	-	4	-	4	-
All Draws	85	82	159	89	244	86
All Take-outs	13	79	17	87	30	83
Total	98	81	176	89	274	86

EDWARDS David

Type	In-turn		Alternate		Right-handed	
	In-turn	%	Out-turn	%	Total	%
Draw	0	-	0	-	0	-
Front	0	-	0	-	0	-
Guard	0	-	0	-	0	-
Raise	0	-	0	-	0	-
Wick / Soft Peeling	0	-	0	-	0	-
Freeze	0	-	0	-	0	-
Take-out	0	-	0	-	0	-
Hit and Roll	0	-	0	-	0	-
Clearing	0	-	0	-	0	-
Double Take-out	0	-	0	-	0	-
Promotion Take-out	0	-	0	-	0	-
not considered	0	-	0	-	0	-
All Draws	0	-	0	-	0	-
All Take-outs	0	-	0	-	0	-
Total	0	-	0	-	0	-

Team: SCO - Scotland

Type	In-turn	%	Out-turn	%	Total	%
Draw	156	80	201	85	357	83
Front	31	92	56	96	87	95
Guard	24	82	38	73	62	77
Raise	22	65	14	89	36	74
Wick / Soft Peeling	4	63	2	0	6	42
Freeze	0	-	1	100	1	100
Take-out	114	81	113	89	227	85
Hit and Roll	46	85	48	76	94	80
Clearing	63	96	69	91	132	93
Double Take-out	35	81	26	70	61	77
Promotion Take-out	21	63	22	75	43	69
not considered	0	-	6	-	6	-
All Draws	237	80	312	85	549	83
All Take-outs	279	84	278	84	557	84
Total	516	82	590	85	1106	84

SESSION RESULTS AND STANDINGS

SUN 8 APR 2012 / DIM 8 AVR 2012 START TIME / DÉBUT 11:00

Sheet	Team	LSFE	1	2	3	4	5	6	7	8	9	10	Extra	Ends	Total
B	NOR - Norway		0	0	1	0	2	0	2	1	0	2	0		8
	SWE - Sweden	*	2	0	0	2	0	3	0	0	1	0	1		9

Championship Bracket				Final Standings
Play-offs	Semifinal	Finals		
1 CAN 7		CAN		
2 SCO 6		SCO		Bronze SWE
	SCO 7			4 NOR
	SWE 6			5 NZL
3 NOR 6		SWE 9		6 CHN
4 SWE 8		NOR 8	SWE (bronze)	7 DEN
				8 USA
				9 SUI
				10 FRA
				11 GER
				12 CZE

LEGEND

LSFE (*) Last stone first end

GAME RESULTS

SUN 8 APR 2012 / DIM 8 AVR 2012 START TIME / DÉBUT 11:00

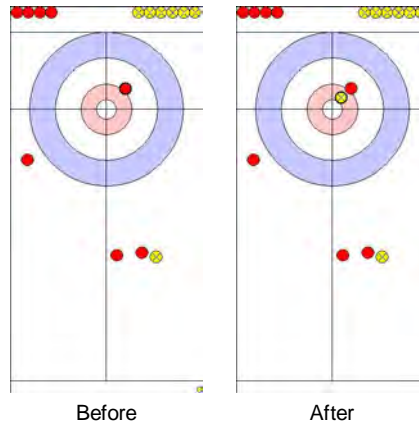
Sheet	Round	Team	LSFE	1	2	3	4	5	6	7	8	9	10	Extra	Ends	Total
B	13	NOR - Norway		0	0	1	0	2	0	2	1	0	2	0		8
	15	SWE - Sweden	*	2	0	0	2	0	3	0	0	1	0	1		9

NOR - Norway		Game	All
4 S	ULSRUD Thomas	76 %	79 %
3 V	NERGAARD Torger	85 %	85 %
2	LOEVOLD Thomas	91 %	89 %
1	PETERSSON Haavard Vad	78 %	85 %
A	SVAE Christoffer	- %	79 %
Team Total		83 %	84 %

SWE - Sweden		Game	All
4 S	KRAUPP Sebastian	83 %	78 %
3	LINDBERG Fredrik	91 %	78 %
2 V	ERIKSSON Oskar	90 %	86 %
1	KJAEELL Viktor	90 %	88 %
A	EDIN Niklas	- %	83 %
Team Total		88 %	82 %

Most Important Shot:

Swedish Skip KRAUPP S draws the full 4ft to win the game in the extra end



End: 11
Team: SWE
Player: KRAUPP S
Stone: Fourth, 2nd stone
Task: Draw
Handle: In-turn
Points: 100%

● : NOR
● : SWE

NOTES

Team position and functions are attached to each team member's name as follows:
4 = Fourth, 3 = Third, 2 = Second, 1 = Lead, A = Alternate, S = Skip, V = Vice-Skip

LEGEND

LSFE (*) Last stone first end

CUMULATIVE PLAYER STATISTICS BY TEAM

As of SUN 8 APR 2012 / En date du DIM 8 AVR 2012

NOR - Norway

ULSRUD Thomas

Type	In-turn		Skip		Right-handed	
	In-turn	%	Out-turn	%	Total	%
Draw	37	76	47	81	84	79
Front	0	-	1	100	1	100
Guard	5	100	11	93	16	95
Raise	10	73	3	100	13	79
Wick / Soft Peeling	0	-	3	33	3	33
Freeze	0	-	0	-	0	-
Take-out	33	83	34	90	67	87
Hit and Roll	13	83	12	63	25	73
Clearing	7	86	5	95	12	90
Double Take-out	10	58	8	63	18	60
Promotion Take-out	5	55	3	67	8	59
not considered	0	-	4	-	4	-
All Draws	52	78	65	82	117	80
All Take-outs	68	78	62	80	130	79
Total	120	78	127	81	247	79

NERGAARD Torger

Type	In-turn		Third		Right-handed	
	In-turn	%	Out-turn	%	Total	%
Draw	29	82	32	84	61	83
Front	1	100	1	100	2	100
Guard	19	95	12	94	31	94
Raise	6	75	4	50	10	65
Wick / Soft Peeling	0	-	0	-	0	-
Freeze	0	-	1	75	1	75
Take-out	35	90	23	77	58	85
Hit and Roll	13	79	17	82	30	81
Clearing	17	85	11	91	28	88
Double Take-out	8	88	10	93	18	90
Promotion Take-out	6	67	8	88	14	79
not considered	0	-	1	-	1	-
All Draws	55	86	50	84	105	85
All Take-outs	79	85	69	84	148	85
Total	134	85	119	84	253	85

SVAE Christoffer

Type	In-turn		Second		Right-handed	
	In-turn	%	Out-turn	%	Total	%
Draw	9	72	10	98	19	86
Front	2	50	2	100	4	75
Guard	0	-	3	92	3	92
Raise	1	25	1	0	2	13
Wick / Soft Peeling	0	-	0	-	0	-
Freeze	0	-	0	-	0	-
Take-out	9	72	10	78	19	75
Hit and Roll	6	75	8	91	14	84
Clearing	8	94	11	86	19	89
Double Take-out	2	100	1	50	3	83
Promotion Take-out	6	63	3	42	9	56
not considered	0	-	0	-	0	-
All Draws	12	65	16	91	28	79
All Take-outs	31	78	33	80	64	79
Total	43	74	49	83	92	79

PETERSSON Haavard Vad

Type	In-turn		Lead		Right-handed	
	In-turn	%	Out-turn	%	Total	%
Draw	24	72	50	91	74	85
Front	35	87	69	90	104	89
Guard	2	75	8	75	10	75
Raise	0	-	3	75	3	75
Wick / Soft Peeling	2	50	10	68	12	65
Freeze	0	-	0	-	0	-
Take-out	15	77	14	96	29	86
Hit and Roll	4	81	5	85	9	83
Clearing	1	100	2	100	3	100
Double Take-out	0	-	2	50	2	50
Promotion Take-out	0	-	2	100	2	100
not considered	1	-	5	-	6	-
All Draws	63	80	140	88	203	85
All Take-outs	20	79	25	91	45	86
Total	83	80	165	88	248	85

LOEVOLD Thomas

Type	In-turn		Alternate		Right-handed	
	In-turn	%	Out-turn	%	Total	%
Draw	28	88	17	79	45	85
Front	6	100	4	100	10	100
Guard	6	96	5	95	11	95
Raise	4	81	5	60	9	69
Wick / Soft Peeling	0	-	0	-	0	-
Freeze	0	-	0	-	0	-
Take-out	20	94	15	98	35	96
Hit and Roll	8	81	6	79	14	80
Clearing	14	89	8	100	22	93
Double Take-out	4	100	6	67	10	80
Promotion Take-out	3	100	1	75	4	94
not considered	1	-	1	-	2	-
All Draws	44	90	31	81	75	87
All Take-outs	49	91	36	90	85	91
Total	93	91	67	86	160	89

Team: NOR - Norway

Type	In-turn	%	Out-turn	%	Total	%
Draw	127	79	156	86	283	83
Front	44	88	77	91	121	90
Guard	32	95	39	90	71	92
Raise	21	73	16	64	37	69
Wick / Soft Peeling	2	50	13	60	15	58
Freeze	0	-	1	75	1	75
Take-out	112	85	96	88	208	87
Hit and Roll	44	80	48	79	92	79
Clearing	47	88	37	93	84	90
Double Take-out	24	78	27	73	51	75
Promotion Take-out	20	68	17	76	37	72
not considered	2	-	11	-	13	-
All Draws	226	82	302	85	528	84
All Take-outs	247	83	225	84	472	83
Total	473	83	527	85	1000	84

CUMULATIVE PLAYER STATISTICS BY TEAM

As of SUN 8 APR 2012 / En date du DIM 8 AVR 2012

SWE - Sweden

KRAUPP Sebastian

Skip Right-handed

Type	In-turn	%	Out-turn	%	Total	%
Draw	43	74	34	82	77	78
Front	3	67	2	100	5	80
Guard	3	58	3	92	6	75
Raise	3	83	7	57	10	65
Wick / Soft Peeling	1	50	1	50	2	50
Freeze	0	-	0	-	0	-
Take-out	32	82	30	87	62	84
Hit and Roll	17	84	14	75	31	80
Clearing	15	100	20	90	35	94
Double Take-out	9	53	11	77	20	66
Promotion Take-out	8	69	18	57	26	61
not considered	0	-	2	-	2	-
All Draws	53	73	47	79	100	76
All Take-outs	81	81	93	79	174	80
Total	134	78	140	79	274	78

LINDBERG Fredrik

Third Right-handed

Type	In-turn	%	Out-turn	%	Total	%
Draw	35	74	24	69	59	72
Front	4	75	4	100	8	88
Guard	7	57	6	79	13	67
Raise	5	15	5	65	10	40
Wick / Soft Peeling	0	-	0	-	0	-
Freeze	0	-	1	100	1	100
Take-out	31	81	33	95	64	88
Hit and Roll	19	80	17	63	36	72
Clearing	26	88	23	93	49	91
Double Take-out	10	73	9	83	19	78
Promotion Take-out	6	58	11	70	17	66
not considered	0	-	0	-	0	-
All Draws	51	66	40	74	91	69
All Take-outs	92	80	93	85	185	83
Total	143	75	133	81	276	78

ERIKSSON Oskar

Second Left-handed

Type	In-turn	%	Out-turn	%	Total	%
Draw	25	83	18	81	43	82
Front	0	-	11	95	11	95
Guard	10	70	2	63	12	69
Raise	3	83	3	75	6	79
Wick / Soft Peeling	2	75	0	-	2	75
Freeze	0	-	0	-	0	-
Take-out	18	99	23	88	41	93
Hit and Roll	12	81	4	63	16	77
Clearing	38	95	32	92	70	94
Double Take-out	6	83	10	65	16	72
Promotion Take-out	1	0	4	69	5	55
not considered	0	-	0	-	0	-
All Draws	40	79	34	84	74	81
All Take-outs	75	91	73	84	148	88
Total	115	87	107	84	222	86

KJAELL Viktor

Lead Right-handed

Type	In-turn	%	Out-turn	%	Total	%
Draw	98	89	28	88	126	89
Front	54	97	20	100	74	98
Guard	17	65	3	67	20	65
Raise	5	80	2	88	7	82
Wick / Soft Peeling	6	58	1	100	7	64
Freeze	0	-	0	-	0	-
Take-out	16	69	12	92	28	79
Hit and Roll	3	92	2	88	5	90
Clearing	1	100	1	100	2	100
Double Take-out	0	-	0	-	0	-
Promotion Take-out	1	100	0	-	1	100
not considered	1	-	7	-	8	-
All Draws	180	88	54	91	234	89
All Take-outs	21	75	15	92	36	82
Total	201	87	69	91	270	88

EDIN Niklas

Alternate Right-handed

Type	In-turn	%	Out-turn	%	Total	%
Draw	10	85	13	83	23	84
Front	0	-	0	-	0	-
Guard	0	-	3	100	3	100
Raise	1	100	0	-	1	100
Wick / Soft Peeling	0	-	0	-	0	-
Freeze	0	-	0	-	0	-
Take-out	6	83	6	92	12	88
Hit and Roll	3	75	3	92	6	83
Clearing	0	-	2	100	2	100
Double Take-out	3	50	2	50	5	50
Promotion Take-out	1	50	3	83	4	75
not considered	0	-	0	-	0	-
All Draws	11	86	16	86	27	86
All Take-outs	13	71	16	86	29	79
Total	24	78	32	86	56	83

Team: SWE - Sweden

Type	In-turn	%	Out-turn	%	Total	%
Draw	211	83	117	81	328	82
Front	61	94	37	99	98	96
Guard	37	64	17	81	54	69
Raise	17	63	17	66	34	65
Wick / Soft Peeling	9	61	2	75	11	64
Freeze	0	-	1	100	1	100
Take-out	103	83	104	90	207	86
Hit and Roll	54	82	40	71	94	77
Clearing	80	94	78	92	158	93
Double Take-out	28	66	32	73	60	70
Promotion Take-out	17	62	36	65	53	64
not considered	1	-	9	-	10	-
All Draws	335	81	191	83	526	82
All Take-outs	282	83	290	83	572	83
Total	617	82	481	83	1098	82

SESSION RESULTS AND STANDINGS

SAT 7 APR 2012 / SAM 7 AVR 2012 START TIME / DÉBUT 20:00

Sheet	Team	LSFE	1	2	3	4	5	6	7	8	9	10	Extra	Ends	Total
B	SWE - Sweden		0	1	0	1	0	1	1	0	1	1			6
	SCO - Scotland	*	1	0	1	0	3	0	0	2	0	0			7

Championship Bracket				
Play-offs	Semifinal	Finals	Final Standings	
1 CAN 7		CAN		
2 SCO 6		SCO		
	SCO 7			
	SWE 6			
3 NOR 6		SWE		
4 SWE 8		NOR		
			5 NZL	
			6 CHN	
			7 DEN	
			8 USA	
			9 SUI	
			10 FRA	
			11 GER	
			12 CZE	

LEGEND

LSFE (*) Last stone first end

GAME RESULTS

SAT 7 APR 2012 / SAM 7 AVR 2012 START TIME / DÉBUT 20:00

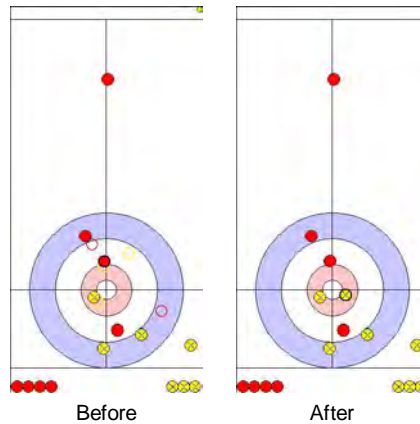
Sheet	Round	Team	LSFE	1	2	3	4	5	6	7	8	9	10	Extra	Ends	Total
B	14	SWE - Sweden		0	1	0	1	0	1	1	0	1	1			6
	13	SCO - Scotland	*	1	0	1	0	3	0	0	2	0	0			7

SWE - Sweden		Game	All
4 S	KRAUPP Sebastian	64%	78%
3	LINDBERG Fredrik	55%	77%
2 V	ERIKSSON Oskar	81%	85%
1	KJAELL Viktor	93%	88%
A	EDIN Niklas	-%	83%
Team Total		73%	82%

SCO - Scotland		Game	All
4 S	BREWSTER Tom	80%	82%
3 V	DRUMMOND Greg	96%	84%
2	ANDREWS Scott	80%	82%
1	GOODFELLOW Michael	81%	86%
A	EDWARDS David	-%	-%
Team Total		84%	83%

Most Important Shot:

Scottish Skip BREWSTER T draws the 4ft to take 2 and have a 3 point lead into 9th end



End: 8
Team: SCO
Player: BREWSTER T
Stone: Fourth, 2nd stone
Task: Draw
Handle: In-turn
Points: 100%

● : SWE
● : SCO

NOTES

Team position and functions are attached to each team member's name as follows:
4 = Fourth, 3 = Third, 2 = Second, 1 = Lead, A = Alternate, S = Skip, V = Vice-Skip

LEGEND

LSFE (*) Last stone first end

SESSION RESULTS AND STANDINGS

SAT 7 APR 2012 / SAM 7 AVR 2012 START TIME / DÉBUT 14:00

Sheet	Team	LSFE	1	2	3	4	5	6	7	8	9	10	Extra	Ends	Total
B	SCO - Scotland		0	0	0	1	1	0	1	0	2	1	0		6
	CAN - Canada	*	0	0	1	0	0	1	0	4	0	0	1		7

Championship Bracket

Play-offs	Semifinal	Finals	Final Standings
1 CAN 7		CAN	
2 SCO 6	SCO	WSF	
	SWE		5 NZL
3 NOR 6		LSF	6 CHN
4 SWE 8		NOR	7 DEN
			8 USA
			9 SUI
			10 FRA
			11 GER
			12 CZE

LEGEND

LSF Loser of semifinal

LSFE (*) Last stone first end

WSFWinner of semifinal

GAME RESULTS

SAT 7 APR 2012 / SAM 7 AVR 2012 START TIME / DÉBUT 14:00

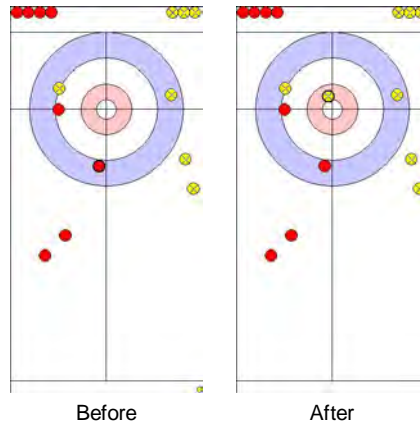
Sheet	Round	Team	LSFE	1	2	3	4	5	6	7	8	9	10	Extra	Ends	Total
B	12	SCO - Scotland		0	0	0	1	1	0	1	0	2	1	0		6
	12	CAN - Canada	*	0	0	1	0	0	1	0	4	0	0	1		7

SCO - Scotland		Game	All
4 S	BREWSTER Tom	80 %	82 %
3 V	DRUMMOND Greg	82 %	83 %
2	ANDREWS Scott	77 %	83 %
1	GOODFELLOW Michael	80 %	86 %
A	EDWARDS David	- %	- %
Team Total		80 %	83 %

CAN - Canada		Game	All
4 S	HOWARD Glenn	85 %	84 %
3 V	MIDDAUGH Wayne	83 %	89 %
2	LAING Brent	80 %	84 %
1	SAVILL Craig	83 %	92 %
A	HOWARD Scott	- %	88 %
Team Total		83 %	87 %

Most Important Shot:

The skip of team Canada HOWARD G had to draw the four foot to win a tight game in the extra end.



End: 11
Team: CAN
Player: HOWARD G
Stone: Fourth, 2nd stone
Task: Draw
Handle: Out-turn
Points: 100%

● : SCO
● : CAN

NOTES

Team position and functions are attached to each team member's name as follows:
4 = Fourth, 3 = Third, 2 = Second, 1 = Lead, A = Alternate, S = Skip, V = Vice-Skip

LEGEND

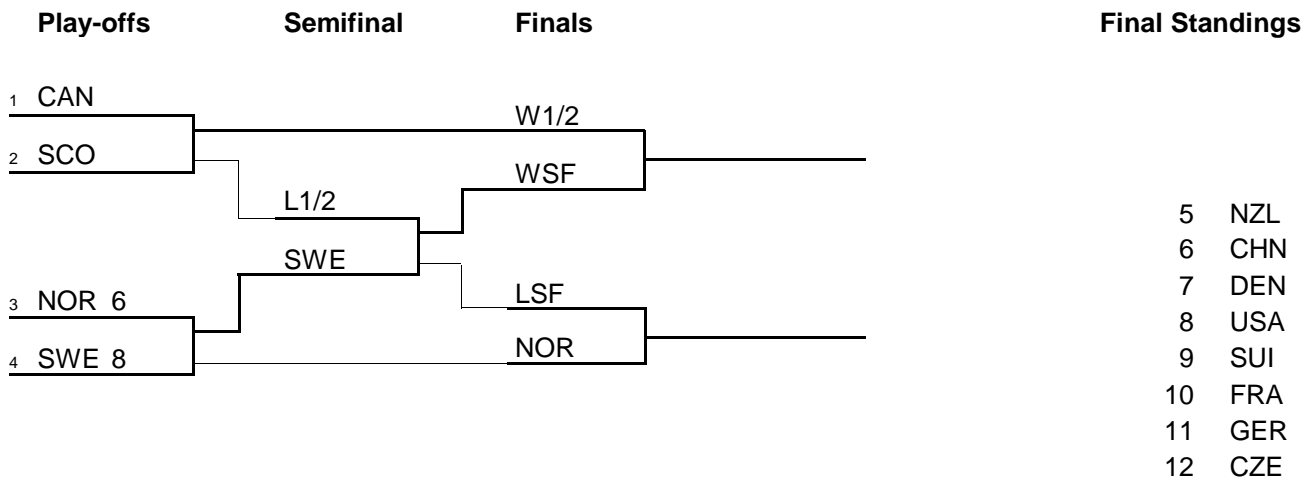
LSFE (*) Last stone first end

SESSION RESULTS AND STANDINGS

SAT 7 APR 2012 / SAM 7 AVR 2012 START TIME / DÉBUT 9:00

Sheet	Team	LSFE	1	2	3	4	5	6	7	8	9	10	Extra	Ends	Total
B	SWE - Sweden		0	1	2	2	0	0	2	0	1	0			8
	NOR - Norway	*	1	0	0	0	1	1	0	2	0	1			6

Championship Bracket



LEGEND

L1/2 Loser of play-off 1 v 2
W1/2 Winner of play-off 1 v 2

LSF Loser of semifinal
WSF Winner of semifinal

LSFE (*) Last stone first end

GAME RESULTS

SAT 7 APR 2012 / SAM 7 AVR 2012 START TIME / DÉBUT 9:00

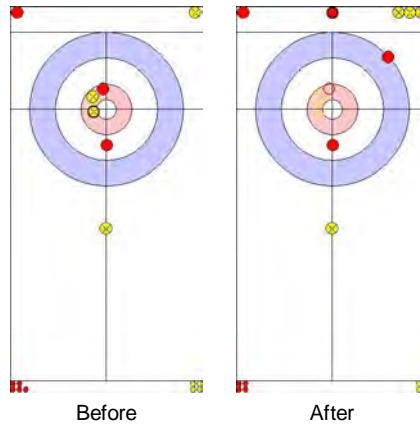
Sheet	Round	Team	LSFE	1	2	3	4	5	6	7	8	9	10	Extra Ends	Total
B	13	SWE - Sweden		0	1	2	2	0	0	2	0	1	0		8
	12	NOR - Norway	*	1	0	0	0	1	1	0	2	0	1		6

SWE - Sweden		Game	All
4 S	KRAUPP Sebastian	86 %	79 %
3	LINDBERG Fredrik	83 %	79 %
2 V	ERIKSSON Oskar	100 %	86 %
1	KJAELL Viktor	93 %	87 %
A	EDIN Niklas	- %	83 %
Team Total		90 %	83 %

NOR - Norway		Game	All
4 S	ULSRUD Thomas	71 %	80 %
3 V	NERGAARD Torger	88 %	85 %
2	LOEVOLD Thomas	95 %	88 %
1	PETERSSON Haavard Vad	96 %	86 %
A	SVAE Christoffer	- %	79 %
Team Total		88 %	84 %

Most Important Shot:

Swedish Second ERIKSSON O played a nice Double Takeout to get the Swedish team out of trouble.



End: 7
Team: SWE
Player: ERIKSSON O
Stone: Second, 2nd stone
Task: Double Take-out
Handle: In-turn
Points: 100%

● : SWE
● : NOR

NOTES

Team position and functions are attached to each team member's name as follows:
4 = Fourth, 3 = Third, 2 = Second, 1 = Lead, A = Alternate, S = Skip, V = Vice-Skip

LEGEND

LSFE (*) Last stone first end

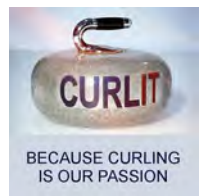


BASEL
ST. JAKOBSHALLE

CURLING

MEN
HOMMES

TIE-BREAKER SESSION 1
JEU DÉCISIF. 1ÈRE SESSION



SESSION RESULTS AND STANDINGS

FRI 6 APR 2012 / VEN 6 AVR 2012 START TIME / DÉBUT 14:00

Sheet	Team	LSFE	1	2	3	4	5	6	7	8	9	10	Extra	Ends	Total
A	SWE - Sweden	*	2	1	0	2	0	0	5	X	X	X			10
	NZL - New Zealand		0	0	0	0	2	0	0	X	X	X			2

Standings After Tie-breaker Session 1

Rank	Team	Games	Wins	Losses	TB W-L
1	CAN - Canada	11	10	1	Q
2	SCO - Scotland	11	8	3	Q w1
3	NOR - Norway	11	8	3	Q w0
4	SWE - Sweden	11	7	4	1 - 0 Q
5	NZL - New Zealand	11	7	4	0 - 1
6	CHN - China	11	6	5	w1
7	DEN - Denmark	11	6	5	w0
8	USA - United States of America	11	4	7	
9	SUI - Switzerland	11	3	8	w1
10	FRA - France	11	3	8	w0
11	GER - Germany	11	2	9	w1
12	CZE - Czech Republic	11	2	9	w0

LEGEND

LSFE (*) Last stone first end

Q Qualified for the play-offs

TB W-Tie-breaker Wins-Losses

wx Number of wins (x) against tied teams

X Unplayed/unfinished end due to concession



GAME RESULTS

FRI 6 APR 2012 / VEN 6 AVR 2012 START TIME / DÉBUT 14:00

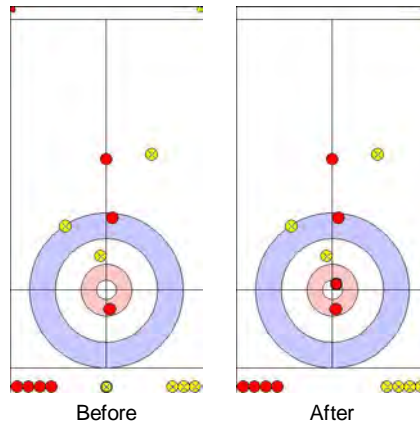
Sheet	Round	Team	LSFE	1	2	3	4	5	6	7	8	9	10	Extra Ends	Total
A	12	SWE - Sweden	*	2	1	0	2	0	0	5	X	X	X		10
	12	NZL - New Zealand		0	0	0	0	2	0	0	X	X	X		2

SWE - Sweden		Game	All
4 S	KRAUPP Sebastian	79%	79%
3	LINDBERG Fredrik	73%	79%
2 V	ERIKSSON Oskar	79%	84%
1	KJAELL Viktor	96%	87%
A	EDIN Niklas	-%	83%
Team Total		81%	82%

NZL - New Zealand		Game	All
4 S	de BOER Peter	55%	75%
3 V	BECKER Sean	75%	78%
2	BECKER Scott	84%	80%
1	THOMSON Kenny	61%	79%
A	DOWLING Philip	-%	-%
Team Total		69%	78%

Most Important Shot:

The Swedish Skip KRAUPP S played a well placed Draw to the 4 foot to block the New Zealand team, forcing a steal of two points.



End: 4
Team: SWE
Player: KRAUPP S
Stone: Fourth, 2nd stone
Task: Draw
Handle: In-turn
Points: 100%

● : SWE
● : NZL

NOTES

Team position and functions are attached to each team member's name as follows:
4 = Fourth, 3 = Third, 2 = Second, 1 = Lead, A = Alternate, S = Skip, V = Vice-Skip

LEGEND

LSFE (*) Last stone first end X Unplayed/unfinished end due to concession

COMPETITION MATRIX

As of THU 5 APR 2012 / En date du JEU 5 AVR 2012

Team	CAN	CHN	CZE	DEN	FRA	GER	NOR	NZL	SCO	SUI	SWE	USA
CAN	*	8 - 7	9 - 3	8 - 5	7 - 5	9 - 2	8 - 3	7 - 9	7 - 5	7 - 6	10 - 6	8 - 7
CHN	7 - 8	*	9 - 5	7 - 6	8 - 2	7 - 6	5 - 7	4 - 6	6 - 7	7 - 4	6 - 7	7 - 5
CZE	3 - 9	5 - 9	*	8 - 9	11 - 9	3 - 4	4 - 6	5 - 8	6 - 9	5 - 3	5 - 8	6 - 7
DEN	5 - 8	6 - 7	9 - 8	*	8 - 3	6 - 4	3 - 6	11 - 4	9 - 7	9 - 4	3 - 6	6 - 7
FRA	5 - 7	2 - 8	9 - 11	3 - 8	*	6 - 5	6 - 9	L - W	5 - 3	6 - 10	8 - 10	8 - 6
GER	2 - 9	6 - 7	4 - 3	4 - 6	5 - 6	*	6 - 7	6 - 8	3 - 8	4 - 9	4 - 7	8 - 6
NOR	3 - 8	7 - 5	6 - 4	6 - 3	9 - 6	7 - 6	*	4 - 7	6 - 11	6 - 4	8 - 3	9 - 4
NZL	9 - 7	6 - 4	8 - 5	4 - 11	W - L	8 - 6	7 - 4	*	3 - 5	9 - 6	3 - 8	4 - 10
SCO	5 - 7	7 - 6	9 - 6	7 - 9	3 - 5	8 - 3	11 - 6	5 - 3	*	7 - 4	7 - 4	8 - 6
SUI	6 - 7	4 - 7	3 - 5	4 - 9	10 - 6	9 - 4	4 - 6	6 - 9	4 - 7	*	4 - 8	7 - 5
SWE	6 - 10	7 - 6	8 - 5	6 - 3	10 - 8	7 - 4	3 - 8	8 - 3	4 - 7	8 - 4	*	1 - 10
USA	7 - 8	5 - 7	7 - 6	7 - 6	6 - 8	6 - 8	4 - 9	10 - 4	6 - 8	5 - 7	10 - 1	*

Standings After Round Robin

Rank	Team	Games	Wins	Losses	
1	CAN - Canada	11	10	1	Q
2	SCO - Scotland	11	8	3	Q w1
3	NOR - Norway	11	8	3	Q w0
4	SWE - Sweden	11	7	4	TB w1
4	NZL - New Zealand	11	7	4	TB w0
6	CHN - China	11	6	5	w1
7	DEN - Denmark	11	6	5	w0
8	USA - United States of America	11	4	7	
9	SUI - Switzerland	11	3	8	w1
10	FRA - France	11	3	8	w0
11	GER - Germany	11	2	9	w1
12	CZE - Czech Republic	11	2	9	w0

LEGEND

L Loss
W Win

Q Qualified for the play-offs

wx Number of wins (x) against tied teams

TB Involved in the tie-breaker

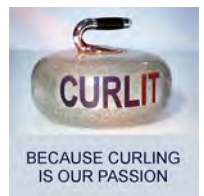


BASEL
ST. JAKOBSHALLE

CURLING

MEN
HOMMES

AFTER ROUND ROBIN SESSION 17
APRÈS PHASE PRÉLIMINAIRE. 17E SESSION



DRAW SHOT CHALLENGE

As of THU 5 APR 2012 / En date du JEU 5 AVR 2012

Rank	Team	Last Stone Draw in each Round Robin Game											DSC
		1	2	3	4	5	6	7	8	9	10	11	
1	FRA - France	0.0	19.2	0.0	16.8	3.2	16.0	0.0	21.5	7.6	59.6	0.0	8.43 cm
2	CAN - Canada	13.5	3.8	24.2	0.0	5.1	10.3	8.8	0.0	443.2	28.5	4.2	9.84 cm
3	SUI - Switzerland	11.1	3.6	22.2	44.2	22.2	11.1	1.5	0.0	7.9	0.0	22.3	10.19 cm
4	SWE - Sweden	10.9	14.3	0.0	185.4	10.1	84.5	2.6	9.1	0.0	12.3	0.0	14.38 cm
5	GER - Germany	38.5	35.6	11.0	0.0	6.4	25.1	0.0	29.3	35.8	0.7	13.0	15.69 cm
6	DEN - Denmark	19.6	28.1	31.1	45.0	6.6	6.2	0.0	24.1	24.8	10.3	119.2	19.58 cm
7	CHN - China	7.1	32.4	7.1	0.0	20.2	0.7	53.7	7.6	90.0	64.6	30.5	22.39 cm
8	NOR - Norway	82.4	24.7	12.0	107.0	13.0	0.0	24.0	0.0	25.9	47.0	27.3	25.63 cm
9	NZL - New Zealand	18.7	38.3	47.0	185.4	38.6	38.1	0.0	26.4	60.8	30.0	2.5	30.04 cm
10	USA - United States of America	42.4	18.1	0.0	17.7	48.0	7.4	45.6	112.0	11.4	149.6	2.2	30.48 cm
11	CZE - Czech Republic	136.9	135.2	48.8	6.8	0.0	185.4	49.0	106.0	6.7	1.2	92.6	58.32 cm
12	SCO - Scotland	110.3	25.9	152.5	158.7	33.2	185.4	8.0	12.2	51.7	0.0	66.9	61.94 cm

NOTES

The Draw Shot Challenge (DSC) is the average distance of the Last Stone Draws (LSD) which were played by a team during the round robin. The single least favourable LSD result is automatically eliminated before calculating this average distance. The team with the lesser DSC receives the higher ranking.

For teams with equal DSC, the team with the best non-equal LSD receives the higher ranking. In case all LSD are equal, the team ranked higher in the WCF World Ranking is ranked higher.

LEGEND

DSC Draw Shot Challenge



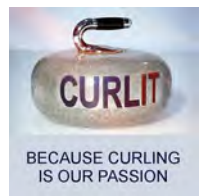


BASEL
ST. JAKOBSHALLE

CURLING

MEN
HOMMES

AFTER ROUND ROBIN SESSION 17
APRÈS PHASE PRÉLIMINAIRE, 17E SESSION



SCORING ANALYSIS

As of THU 5 APR 2012 / En date du JEU 5 AVR 2012

Team	Games	LSFE	Stolen		Points Scored						Total	Plus / Minus
			Ends	0	1	2	3	4	>4			
CAN - Canada	11	For	5	9	4	21	22	5	2	0	88	+30
		Against	6	7	5	33	11	1	0	0	58	
SCO - Scotland	11	For	5	12	9	21	21	3	0	1	77	+18
		Against	6	10	7	32	9	3	0	0	59	
DEN - Denmark	11	For	7	12	9	28	13	7	0	0	75	+11
		Against	4	9	4	26	16	2	0	0	64	
CHN - China	11	For	5	13	7	21	23	2	0	0	73	+10
		Against	6	13	8	32	11	3	0	0	63	
NOR - Norway	11	For	6	11	6	30	10	7	0	0	71	+10
		Against	5	5	13	19	17	1	0	1	61	
USA - United States of America	11	For	6	14	3	32	12	3	2	0	73	+1
		Against	5	12	3	24	18	4	0	0	72	
SWE - Sweden	11	For	6	10	12	21	15	4	0	1	68	0
		Against	5	8	7	20	13	6	1	0	68	
NZL - New Zealand	11	For	5	9	7	24	14	5	0	0	67	-4
		Against	6	8	9	19	18	4	1	0	71	
SUI - Switzerland	11	For	4	7	3	22	16	1	1	0	61	-12
		Against	7	13	10	25	18	4	0	0	73	
CZE - Czech Republic	11	For	3	6	8	23	16	2	0	0	61	-20
		Against	8	10	7	24	19	5	1	0	81	
FRA - France	11	For	7	8	7	30	13	1	1	0	63	-20
		Against	4	11	6	24	16	6	1	1	83	
GER - Germany	11	For	7	5	11	28	9	2	0	0	52	-24
		Against	4	10	7	23	18	3	2	0	76	
Total	66			116	86	301	184	42	6	2	829	

NOTES

Stolen ends are the ends won without the last stone advantage

LEGEND

>4 More than four points scored





BASEL
ST. JAKOBSHALLE

CURLING

MEN
HOMMES

AFTER ROUND ROBIN SESSION 17
APRÈS PHASE PRÉLIMINAIRE. 17E SESSION



SUMMARY OF BIG ENDS

As of THU 5 APR 2012 / En date du JEU 5 AVR 2012

Points Scored	By	Against	Session	End	Game Score
5	SCO - Scotland	NOR - Norway	2	9	11 : 6
5	SWE - Sweden	FRA - France	8	3	10 : 8
4	CAN - Canada	GER - Germany	3	1	9 : 2
4	CAN - Canada	CZE - Czech Republic	8	9	9 : 3
4	FRA - France	SWE - Sweden	8	7	8 : 10
4	SUI - Switzerland	FRA - France	17	3	10 : 6
4	USA - United States of America	GER - Germany	1	4	6 : 8
4	USA - United States of America	NZL - New Zealand	14	5	10 : 4

NOTES

Big ends are defined as ends with a score of four or more points.



CUMULATIVE PERCENTAGE BY POSITION

As of THU 5 APR 2012 / En date du JEU 5 AVR 2012

Fourths	Round -->	1	2	3	4	5	6	7	8	9	10	11	AVG
1 HOWARD Glenn	CAN	86	88	91	88	93	74	86	81	87	67	84	83
2 BREWSTER Tom	SCO	90	94	89	83	78	68	89	92	68	73	81	82
3 ULSRUD Thomas	NOR	76	71	86	56	100	83	91	88	73	82	78	81
4 MUELLER Toni	SUI	74	82	72 (1)	90 (1)	77 (1)	80 (1)	93 (1)	85 (1)	76	72 (1)	82 (1)	80
5 KRAUPP Sebastian	SWE	81	86	84	92	83	50	72 (3)	81 (3)	69 (3)	76 (3)	81	79
5 STJERNE Rasmus	DEN	77	78	83	81	70	82	92	71	82	68	91	79
7 LIU Rui	CHN	79	76	78	68	79	88	79	71	82	71	90	78
8 de BOER Peter	NZL	71	53	93	81	68	83	89	78	75	69	80	77
8 SNITIL Jiri	CZE	69	91	61	75	85	84	84	78	69	82	68	77
10 SCHULZE Felix	GER	75	69	79	63	80	88	76	64	76	70	78	74
11 ANGIBOUST Tony	FRA	68	89	95	78	56	64	82	68	64	76	67	73
11 McCORMICK Heath	USA	70	78	79	63	67	83	67	70	73	72	83	73

Thirds	Round -->	1	2	3	4	5	6	7	8	9	10	11	AVG
1 MIDDGAUGH Wayne	CAN	88	92	93	84	94	97	95	82	81	86	94	90
2 NERGAARD Torger	NOR	80	69	85	85	76	94	93	85	95	90	78	84
3 DRUMMOND Greg	SCO	84	68	89	85	78	83	80	93	79	80	91	83
3 XU Xiaoming	CHN	82	69	95	91	80	84	89	89	85	73	54	83
5 DUFOUR Thomas	FRA	70	86	86	91	69	86	74	76	64	86	79	79
5 FREDERIKSEN Johnny	DEN	65	94	94	84	63	79	96	73	88	60	78	79
5 LINDBERG Fredrik	SWE	86	91	81	76	88	75	75 (2)	68 (2)	61 (2)	75 (2)	89	79
8 BECKER Sean	NZL	69	69	81	81	67	88	85	88	75	74	78	78
8 SNITIL Martin	CZE	74	75	79	86	76	79	84	73	70	81	79	78
10 STOPERA Bill	USA	78	63	78	65	74	75	70	84 (2)	94 (2)	93 (2)	78 (2)	77
11 HAUSER Jan	SUI	88	83	61	74	84	76	82	81	74	76	58	76
12 JAHR John	GER	71	75	75	64	80	74	73	93	76	63	73	74

Seconds	Round -->	1	2	3	4	5	6	7	8	9	10	11	AVG
1 BA Dexin	CHN	67	94	86	78	84	100	89	89	88	81	90	86
2 ERIKSSON Oskar	SWE	86	85	80	79	89	83	82				90	84
2 LAING Brent	CAN	70	98	78	91	81	95	86	89	74	90	83	84
4 ANDREWS Scott	SCO	81	82	90	86	75	81	85	100	73	83	80	83
5 POULSEN Mikkel	DEN	69	83	86	88	85	85	81	88	88	73	79	82
6 RAMSTEIN Marco	SUI	69	88	76	69	88	80	94	78	85	76	86	81
7 BECKER Scott	NZL	69	78	86	79	65	95	76	74	78	89	86	80
8 ROUX Lionel	FRA	64	79	84	84	88	81	81	78	79	88	60	79
8 SVAE Christoffer	NOR		72		81			74		74	94		79
10 SATHER Martin	USA	74	93	61	66		79	73	62		(1)100		76
11 RICKMERS Peter	GER	63		83		(1)66			83	86	54	75	73
12 KITZBERGER Jindrich	CZE	54	80	69	93	76	51	81	79	64	74	68	72

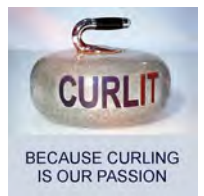


BASEL
ST. JAKOBSHALLE

CURLING

MEN
HOMMES

AFTER ROUND ROBIN SESSION 17
APRÈS PHASE PRÉLIMINAIRE. 17E SESSION



CUMULATIVE PERCENTAGE BY POSITION

As of THU 5 APR 2012 / En date du JEU 5 AVR 2012

Leads	Round -->	1	2	3	4	5	6	7	8	9	10	11	AVG
1 SAVILL Craig	CAN	86	98	89	100	94	98	94	97	89	86	91	93
2 ZANG Jialiang	CHN	76	94	76	98	86	92	88	91	88	96	89	89
3 GOLDEMANN Sven	GER	90	94	94	81		79	87	90	89	74	91	87
3 GOODFELLOW Michael	SCO	91	83	90	86	83	85	85	94	91	93	75	87
5 KJAELL Viktor	SWE	88	83	64	92	81	94	94	96	100	80	83	86
6 COULOT Wilfrid	FRA	85	85	86	91	74	92	71	96	79	91	86	85
6 PETERSSON Haavard Vad	NOR	76	71	93	88	90	82	81	95	84	90	84	85
6 VYDRA Marek	CZE	88	74	90	93	82	79	90	86	83	89	85	85
9 GEMMELL Dean	USA	75	88	81	84	79	75	91	74	92		83	82
9 HARRY Troels	DEN	63	92	79	80	80	90	86	89	81	85	80	82
11 BAMERT Juerg	SUI	78	91	79						74	81		81
11 THOMSON Kenny	NZL	74	78	66	89	65	94	87	72	98	83	81	81

Alternates	Round -->	1	2	3	4	5	6	7	8	9	10	11	AVG
1 CHEN Lu An	CHN											(2)88	88
1 HOWARD Scott	CAN											(2)88	88
3 LOEVOLD Thomas	NOR	(2) 71		(2) 90		(2) 94	(2) 98		(2) 82			(2)91	87
4 EDIN Niklas	SWE								(4) 79	(4) 79	(4) 89		83
5 BROWN Craig	USA					(2) 58				(3) 81	(3) 86	(3) 91	79
6 SCHWARZ Benoit	SUI				(4) 75	(4) 91	(4) 86	(4) 66	(4) 64			(4) 82	77
7 DAASE Christoph	GER		(2) 56		(2) 83	(2) 75	(2) 76	(2) 80					76

Teams	Round -->	1	2	3	4	5	6	7	8	9	10	11	AVG
1 CAN - Canada		83	94	88	91	91	91	90	87	83	82	88	88
2 CHN - China		76	83	84	84	82	91	86	85	86	80	87	84
2 SCO - Scotland		87	82	89	85	78	79	85	95	78	82	82	84
4 NOR - Norway		76	71	88	77	90	90	85	88	81	89	83	83
5 SWE - Sweden		85	86	77	85	85	76	81	81	77	80	86	82
6 DEN - Denmark		68	87	85	83	74	84	89	80	85	71	82	80
7 FRA - France		72	85	88	86	72	81	77	79	72	85	73	79
7 NZL - New Zealand		71	70	82	82	66	90	84	78	82	78	81	79
7 SUI - Switzerland		77	86	72	77	85	80	84	77	77	77	77	79
10 CZE - Czech Republic		71	80	75	87	80	73	85	79	71	81	75	78
11 GER - Germany		75	73	83	73	75	79	79	82	82	65	79	77
11 USA - United States of America		74	80	75	70	69	78	75	72	85	88	83	77

NOTES

"(n)" denotes a position different from original line-up position: (4) - Fourth, (3) - Third, (2) - Second, (1) - Lead



CUMULATIVE PLAYER STATISTICS BY TEAM

As of THU 5 APR 2012 / En date du JEU 5 AVR 2012

CAN - Canada

HOWARD Glenn

Type	In-turn		Skip		Right-handed	
	In-turn	%	Out-turn	%	Total	%
Draw	29	87	46	88	75	88
Front	0	-	2	100	2	100
Guard	2	100	2	75	4	88
Raise	3	33	5	65	8	53
Wick / Soft Peeling	0	-	0	-	0	-
Freeze	0	-	0	-	0	-
Take-out	20	90	38	89	58	90
Hit and Roll	8	84	9	69	17	76
Clearing	6	92	12	92	18	92
Double Take-out	5	55	13	75	18	69
Promotion Take-out	3	17	4	69	7	46
not considered	0	-	1	-	1	-
All Draws	34	83	55	86	89	85
All Take-outs	42	80	76	84	118	82
Total	76	81	131	85	207	83

MIDDAUGH Wayne

Type	In-turn		Third		Right-handed	
	In-turn	%	Out-turn	%	Total	%
Draw	27	93	23	83	50	88
Front	1	0	3	100	4	75
Guard	4	100	7	96	11	98
Raise	5	60	8	75	13	69
Wick / Soft Peeling	0	-	1	100	1	100
Freeze	0	-	0	-	0	-
Take-out	17	97	20	88	37	92
Hit and Roll	15	87	19	95	34	91
Clearing	16	97	18	96	34	96
Double Take-out	7	86	13	87	20	86
Promotion Take-out	2	100	2	88	4	94
not considered	0	-	0	-	0	-
All Draws	37	86	42	85	79	86
All Take-outs	57	93	72	91	129	92
Total	94	90	114	89	208	90

LAING Brent

Type	In-turn		Second		Right-handed	
	In-turn	%	Out-turn	%	Total	%
Draw	31	92	18	86	49	90
Front	2	100	3	100	5	100
Guard	7	100	9	94	16	97
Raise	3	83	3	83	6	83
Wick / Soft Peeling	0	-	0	-	0	-
Freeze	0	-	0	-	0	-
Take-out	17	76	20	80	37	78
Hit and Roll	6	83	10	68	16	73
Clearing	22	80	23	97	45	88
Double Take-out	9	75	11	73	20	74
Promotion Take-out	1	100	4	56	5	65
not considered	0	-	1	-	1	-
All Draws	43	93	33	89	76	91
All Take-outs	55	79	68	81	123	80
Total	98	85	101	84	199	84

SAVILL Craig

Type	In-turn		Lead		Right-handed	
	In-turn	%	Out-turn	%	Total	%
Draw	57	93	51	94	108	93
Front	30	98	31	94	61	96
Guard	4	81	5	100	9	92
Raise	2	88	1	100	3	92
Wick / Soft Peeling	0	-	6	88	6	88
Freeze	0	-	0	-	0	-
Take-out	3	100	8	88	11	91
Hit and Roll	1	75	1	100	2	88
Clearing	1	25	1	100	2	63
Double Take-out	0	-	1	0	1	0
Promotion Take-out	0	-	2	75	2	75
not considered	0	-	3	-	3	-
All Draws	93	94	94	94	187	94
All Take-outs	5	80	13	81	18	81
Total	98	93	107	92	205	93

HOWARD Scott

Type	In-turn		Alternate		Right-handed	
	In-turn	%	Out-turn	%	Total	%
Draw	0	-	0	-	0	-
Front	0	-	0	-	0	-
Guard	0	-	0	-	0	-
Raise	0	-	0	-	0	-
Wick / Soft Peeling	0	-	0	-	0	-
Freeze	0	-	0	-	0	-
Take-out	0	-	0	-	0	-
Hit and Roll	1	100	0	-	1	100
Clearing	3	83	3	100	6	92
Double Take-out	1	50	0	-	1	50
Promotion Take-out	0	-	0	-	0	-
not considered	0	-	0	-	0	-
All Draws	0	-	0	-	0	-
All Take-outs	5	80	3	100	8	88
Total	5	80	3	100	8	88

Team: CAN - Canada

Type	In-turn	%	Out-turn	%	Total	%
Draw	144	91	138	89	282	90
Front	33	95	39	95	72	95
Guard	17	96	23	95	40	95
Raise	13	63	17	75	30	70
Wick / Soft Peeling	0	-	7	89	7	89
Freeze	0	-	0	-	0	-
Take-out	57	89	86	87	143	87
Hit and Roll	31	85	39	82	70	84
Clearing	48	86	57	96	105	91
Double Take-out	22	73	38	76	60	75
Promotion Take-out	6	58	12	69	18	65
not considered	0	-	5	-	5	-
All Draws	207	91	224	90	431	90
All Take-outs	164	84	232	85	396	85
Total	371	88	456	87	827	88

CUMULATIVE PLAYER STATISTICS BY TEAM

As of THU 5 APR 2012 / En date du JEU 5 AVR 2012

CHN - China

Type	LIU Rui		Skip		Right-handed	
	In-turn	%	Out-turn	%	Total	%
Draw	34	76	26	80	60	78
Front	0	-	0	-	0	-
Guard	3	75	3	75	6	75
Raise	4	69	10	65	14	66
Wick / Soft Peeling	0	-	1	50	1	50
Freeze	0	-	1	0	1	0
Take-out	28	88	38	89	66	89
Hit and Roll	8	78	11	84	19	82
Clearing	9	94	9	56	18	75
Double Take-out	7	57	10	85	17	74
Promotion Take-out	5	40	5	55	10	48
not considered	0	-	1	-	1	-
All Draws	41	76	41	73	82	74
All Take-outs	57	79	73	82	130	81
Total	98	78	114	79	212	78

Type	XU Xiaoming		Third		Right-handed	
	In-turn	%	Out-turn	%	Total	%
Draw	19	80	17	90	36	85
Front	1	100	0	-	1	100
Guard	9	92	10	60	19	75
Raise	3	75	3	83	6	79
Wick / Soft Peeling	0	-	1	25	1	25
Freeze	1	0	0	-	1	0
Take-out	29	89	32	88	61	88
Hit and Roll	12	81	12	69	24	75
Clearing	16	88	8	88	24	88
Double Take-out	12	88	10	85	22	86
Promotion Take-out	2	38	5	80	7	68
not considered	0	-	0	-	0	-
All Draws	33	81	31	77	64	79
All Take-outs	71	86	67	83	138	84
Total	104	84	98	81	202	83

Type	BA Dexin		Second		Right-handed	
	In-turn	%	Out-turn	%	Total	%
Draw	13	92	26	88	39	90
Front	4	94	6	92	10	93
Guard	7	79	6	92	13	85
Raise	4	94	3	67	7	82
Wick / Soft Peeling	0	-	0	-	0	-
Freeze	0	-	0	-	0	-
Take-out	32	92	23	80	55	87
Hit and Roll	9	86	6	79	15	83
Clearing	25	88	20	83	45	86
Double Take-out	9	81	16	77	25	78
Promotion Take-out	4	88	3	75	7	82
not considered	0	-	0	-	0	-
All Draws	28	89	41	88	69	88
All Take-outs	79	89	68	80	147	85
Total	107	89	109	83	216	86

Type	ZANG Jialiang		Lead		Right-handed	
	In-turn	%	Out-turn	%	Total	%
Draw	47	90	55	86	102	88
Front	34	94	30	93	64	93
Guard	5	55	3	83	8	66
Raise	2	100	0	-	2	100
Wick / Soft Peeling	0	-	2	75	2	75
Freeze	0	-	0	-	0	-
Take-out	15	97	11	86	26	92
Hit and Roll	2	63	2	100	4	81
Clearing	1	100	0	-	1	100
Double Take-out	0	-	2	50	2	50
Promotion Take-out	0	-	0	-	0	-
not considered	1	-	4	-	5	-
All Draws	88	90	90	88	178	89
All Take-outs	18	93	15	83	33	89
Total	106	90	105	87	211	89

Type	CHEN Lu An		Alternate		Right-handed	
	In-turn	%	Out-turn	%	Total	%
Draw	2	100	2	50	4	75
Front	0	-	3	100	3	100
Guard	1	75	1	100	2	88
Raise	2	75	0	-	2	75
Wick / Soft Peeling	0	-	0	-	0	-
Freeze	0	-	1	100	1	100
Take-out	0	-	0	-	0	-
Hit and Roll	0	-	0	-	0	-
Clearing	1	100	0	-	1	100
Double Take-out	0	-	1	100	1	100
Promotion Take-out	0	-	0	-	0	-
not considered	0	-	0	-	0	-
All Draws	5	85	7	86	12	85
All Take-outs	1	100	1	100	2	100
Total	6	88	8	88	14	88

Type	Team: CHN - China					
	In-turn	%	Out-turn	%	Total	%
Draw	115	85	126	85	241	85
Front	39	94	39	93	78	94
Guard	25	78	23	75	48	77
Raise	15	82	16	69	31	75
Wick / Soft Peeling	0	-	4	56	4	56
Freeze	1	0	2	50	3	33
Take-out	104	91	104	87	208	89
Hit and Roll	31	81	31	78	62	79
Clearing	52	89	37	77	89	84
Double Take-out	28	78	39	80	67	79
Promotion Take-out	11	57	13	69	24	64
not considered	1	-	5	-	6	-
All Draws	195	85	210	83	405	84
All Take-outs	226	86	224	82	450	84
Total	421	85	434	82	855	84

CUMULATIVE PLAYER STATISTICS BY TEAM

As of THU 5 APR 2012 / En date du JEU 5 AVR 2012

CZE - Czech Republic

SNITIL Jiri

Type	In-turn		Skip		Right-handed	
	In-turn	%	Out-turn	%	Total	%
Draw	17	79	48	83	65	82
Front	0	-	0	-	0	-
Guard	0	-	8	78	8	78
Raise	4	56	5	95	9	78
Wick / Soft Peeling	1	100	1	100	2	100
Freeze	0	-	0	-	0	-
Take-out	20	75	37	84	57	81
Hit and Roll	12	73	19	75	31	74
Clearing	1	100	7	86	8	88
Double Take-out	8	56	10	68	18	63
Promotion Take-out	3	83	9	33	12	46
not considered	0	-	3	-	3	-
All Draws	22	76	62	84	84	82
All Take-outs	44	72	82	74	126	74
Total	66	73	144	78	210	77

SNITIL Martin

Type	In-turn		Third		Right-handed	
	In-turn	%	Out-turn	%	Total	%
Draw	33	80	31	81	64	80
Front	1	100	2	100	3	100
Guard	0	-	14	89	14	89
Raise	3	75	6	92	9	86
Wick / Soft Peeling	0	-	0	-	0	-
Freeze	1	25	0	-	1	25
Take-out	26	82	30	86	56	84
Hit and Roll	14	73	20	68	34	70
Clearing	5	80	6	88	11	84
Double Take-out	4	50	10	55	14	54
Promotion Take-out	1	50	7	50	8	50
not considered	0	-	0	-	0	-
All Draws	38	79	53	85	91	82
All Take-outs	50	76	73	73	123	74
Total	88	77	126	78	214	78

KITZBERGER Jindrich

Type	In-turn		Second		Right-handed	
	In-turn	%	Out-turn	%	Total	%
Draw	23	54	27	65	50	60
Front	5	100	20	89	25	91
Guard	3	83	4	100	7	93
Raise	5	75	6	63	11	68
Wick / Soft Peeling	0	-	0	-	0	-
Freeze	1	0	1	0	2	0
Take-out	22	65	39	81	61	75
Hit and Roll	13	67	15	58	28	63
Clearing	3	100	11	84	14	88
Double Take-out	1	100	9	72	10	75
Promotion Take-out	2	88	6	54	8	63
not considered	0	-	0	-	0	-
All Draws	37	64	58	74	95	70
All Take-outs	41	70	80	74	121	73
Total	78	67	138	74	216	72

VYDRA Marek

Type	In-turn		Lead		Right-handed	
	In-turn	%	Out-turn	%	Total	%
Draw	20	80	62	87	82	85
Front	26	92	71	86	97	88
Guard	0	-	5	75	5	75
Raise	1	100	1	0	2	50
Wick / Soft Peeling	0	-	0	-	0	-
Freeze	0	-	0	-	0	-
Take-out	8	94	11	86	19	89
Hit and Roll	3	83	4	94	7	89
Clearing	0	-	0	-	0	-
Double Take-out	0	-	4	25	4	25
Promotion Take-out	0	-	0	-	0	-
not considered	0	-	0	-	0	-
All Draws	47	87	139	85	186	86
All Take-outs	11	91	19	75	30	81
Total	58	88	158	84	216	85

MOKRIS Samuel

Type	In-turn		Alternate		Right-handed	
	In-turn	%	Out-turn	%	Total	%
Draw	0	-	0	-	0	-
Front	0	-	0	-	0	-
Guard	0	-	0	-	0	-
Raise	0	-	0	-	0	-
Wick / Soft Peeling	0	-	0	-	0	-
Freeze	0	-	0	-	0	-
Take-out	0	-	0	-	0	-
Hit and Roll	0	-	0	-	0	-
Clearing	0	-	0	-	0	-
Double Take-out	0	-	0	-	0	-
Promotion Take-out	0	-	0	-	0	-
not considered	0	-	0	-	0	-
All Draws	0	-	0	-	0	-
All Take-outs	0	-	0	-	0	-
Total	0	-	0	-	0	-

Team: CZE - Czech Republic

Type	In-turn	%	Out-turn	%	Total	%
Draw	93	74	168	81	261	78
Front	32	94	93	87	125	89
Guard	3	83	31	85	34	85
Raise	13	71	18	78	31	75
Wick / Soft Peeling	1	100	1	100	2	100
Freeze	2	13	1	0	3	8
Take-out	76	76	117	84	193	81
Hit and Roll	42	72	58	69	100	71
Clearing	9	89	24	85	33	86
Double Take-out	13	58	33	60	46	59
Promotion Take-out	6	79	22	44	28	52
not considered	0	-	3	-	3	-
All Draws	144	77	312	83	456	81
All Take-outs	146	74	254	74	400	74
Total	290	76	566	79	856	78

CUMULATIVE PLAYER STATISTICS BY TEAM

As of THU 5 APR 2012 / En date du JEU 5 AVR 2012

DEN - Denmark

STJERNE Rasmus

Type	In-turn		Skip		Right-handed	
	In-turn	%	Out-turn	%	Total	%
Draw	26	66	46	85	72	78
Front	0	-	0	-	0	-
Guard	2	100	10	83	12	85
Raise	3	50	5	85	8	72
Wick / Soft Peeling	0	-	0	-	0	-
Freeze	1	0	1	100	2	50
Take-out	15	92	37	83	52	86
Hit and Roll	8	81	22	74	30	76
Clearing	4	100	11	91	15	93
Double Take-out	4	69	12	73	16	72
Promotion Take-out	2	13	2	50	4	31
not considered	0	-	3	-	3	-
All Draws	32	65	62	85	94	78
All Take-outs	33	83	84	79	117	80
Total	65	74	146	82	211	79

FREDERIKSEN Johnny

Type	In-turn		Third		Right-handed	
	In-turn	%	Out-turn	%	Total	%
Draw	20	59	24	69	44	64
Front	2	0	1	100	3	33
Guard	3	83	12	79	15	80
Raise	3	83	3	83	6	83
Wick / Soft Peeling	0	-	0	-	0	-
Freeze	0	-	2	25	2	25
Take-out	13	83	45	91	58	89
Hit and Roll	8	69	19	80	27	77
Clearing	10	90	22	94	32	93
Double Take-out	3	75	18	78	21	77
Promotion Take-out	2	88	4	25	6	46
not considered	0	-	0	-	0	-
All Draws	28	60	42	71	70	67
All Take-outs	36	81	108	85	144	84
Total	64	72	150	81	214	79

POULSEN Mikkel

Type	In-turn		Second		Right-handed	
	In-turn	%	Out-turn	%	Total	%
Draw	16	59	29	76	45	70
Front	3	100	3	92	6	96
Guard	2	63	12	96	14	91
Raise	2	88	4	44	6	58
Wick / Soft Peeling	0	-	1	75	1	75
Freeze	0	-	0	-	0	-
Take-out	14	91	28	75	42	80
Hit and Roll	5	80	17	75	22	76
Clearing	29	93	26	89	55	91
Double Take-out	3	83	9	89	12	88
Promotion Take-out	2	100	8	88	10	90
not considered	0	-	1	-	1	-
All Draws	23	67	49	79	72	75
All Take-outs	53	91	88	82	141	85
Total	76	84	137	81	213	82

HARRY Troels

Type	In-turn		Lead		Right-handed	
	In-turn	%	Out-turn	%	Total	%
Draw	43	80	68	84	111	82
Front	14	89	28	92	42	91
Guard	3	83	14	79	17	79
Raise	1	100	0	-	1	100
Wick / Soft Peeling	2	50	5	40	7	43
Freeze	0	-	0	-	0	-
Take-out	8	88	11	86	19	87
Hit and Roll	1	75	7	64	8	66
Clearing	0	-	0	-	0	-
Double Take-out	0	-	5	55	5	55
Promotion Take-out	0	-	0	-	0	-
not considered	0	-	4	-	4	-
All Draws	63	82	115	83	178	83
All Take-outs	9	86	23	73	32	77
Total	72	82	138	82	210	82

VILANDT Lars

Type	In-turn		Alternate		Right-handed	
	In-turn	%	Out-turn	%	Total	%
Draw	0	-	0	-	0	-
Front	0	-	0	-	0	-
Guard	0	-	0	-	0	-
Raise	0	-	0	-	0	-
Wick / Soft Peeling	0	-	0	-	0	-
Freeze	0	-	0	-	0	-
Take-out	0	-	0	-	0	-
Hit and Roll	0	-	0	-	0	-
Clearing	0	-	0	-	0	-
Double Take-out	0	-	0	-	0	-
Promotion Take-out	0	-	0	-	0	-
not considered	0	-	0	-	0	-
All Draws	0	-	0	-	0	-
All Take-outs	0	-	0	-	0	-
Total	0	-	0	-	0	-

Team: DEN - Denmark

Type	In-turn	%	Out-turn	%	Total	%
Draw	105	70	167	81	272	76
Front	19	82	32	92	51	88
Guard	10	83	48	84	58	84
Raise	9	75	12	71	21	73
Wick / Soft Peeling	2	50	6	46	8	47
Freeze	1	0	3	50	4	38
Take-out	50	89	121	85	171	86
Hit and Roll	22	76	65	75	87	75
Clearing	43	93	59	92	102	92
Double Take-out	10	75	44	76	54	76
Promotion Take-out	6	67	14	64	20	65
not considered	0	-	8	-	8	-
All Draws	146	72	268	81	414	78
All Take-outs	131	86	303	82	434	83
Total	277	78	571	81	848	80

CUMULATIVE PLAYER STATISTICS BY TEAM

As of THU 5 APR 2012 / En date du JEU 5 AVR 2012

FRA - France

ANGIBOUST Tony

Type	Fourth		Right-handed		Total	
	In-turn	%	Out-turn	%	Total	%
Draw	42	69	48	77	90	73
Front	1	75	1	75	2	75
Guard	4	94	5	65	9	78
Raise	2	0	4	25	6	17
Wick / Soft Peeling	1	100	0	-	1	100
Freeze	2	25	2	38	4	31
Take-out	25	82	20	86	45	84
Hit and Roll	9	78	6	83	15	80
Clearing	8	81	3	100	11	86
Double Take-out	7	57	8	69	15	63
Promotion Take-out	1	25	7	64	8	59
not considered	0	-	4	-	4	-
All Draws	52	67	60	71	112	69
All Take-outs	50	77	44	80	94	78
Total	102	72	104	75	206	73

DUFOUR Thomas

Type	Skip		Right-handed		Total	
	In-turn	%	Out-turn	%	Total	%
Draw	31	73	36	83	67	78
Front	4	94	2	100	6	96
Guard	12	79	9	92	21	85
Raise	7	46	6	88	13	65
Wick / Soft Peeling	1	0	0	-	1	0
Freeze	0	-	1	100	1	100
Take-out	23	92	28	87	51	89
Hit and Roll	12	69	14	71	26	70
Clearing	4	100	6	71	10	83
Double Take-out	5	70	7	79	12	75
Promotion Take-out	5	50	1	25	6	46
not considered	0	-	0	-	0	-
All Draws	55	71	54	86	109	78
All Take-outs	49	81	56	79	105	80
Total	104	75	110	82	214	79

ROUX Lionel

Type	Second		Right-handed		Total	
	In-turn	%	Out-turn	%	Total	%
Draw	32	77	24	76	56	77
Front	5	95	7	86	12	90
Guard	9	67	12	81	21	75
Raise	8	84	3	17	11	66
Wick / Soft Peeling	2	38	0	-	2	38
Freeze	0	-	0	-	0	-
Take-out	28	84	19	80	47	82
Hit and Roll	10	85	13	83	23	84
Clearing	5	60	18	82	23	77
Double Take-out	4	75	9	81	13	79
Promotion Take-out	5	95	1	25	6	83
not considered	0	-	0	-	0	-
All Draws	56	77	46	75	102	76
All Take-outs	52	82	60	80	112	81
Total	108	79	106	78	214	79

COULOT Wilfrid

Type	Lead		Right-handed		Total	
	In-turn	%	Out-turn	%	Total	%
Draw	36	81	53	87	89	85
Front	30	94	40	93	70	94
Guard	6	83	6	75	12	79
Raise	0	-	4	88	4	88
Wick / Soft Peeling	5	25	4	81	9	50
Freeze	0	-	0	-	0	-
Take-out	9	83	9	78	18	81
Hit and Roll	4	88	5	75	9	81
Clearing	0	-	0	-	0	-
Double Take-out	1	50	2	75	3	67
Promotion Take-out	0	-	0	-	0	-
not considered	0	-	0	-	0	-
All Draws	77	83	107	89	184	86
All Take-outs	14	82	16	77	30	79
Total	91	83	123	87	214	85

FRARIER Jeremy

Type	Alternate		Right-handed		Total	
	In-turn	%	Out-turn	%	Total	%
Draw	0	-	0	-	0	-
Front	0	-	0	-	0	-
Guard	0	-	0	-	0	-
Raise	0	-	0	-	0	-
Wick / Soft Peeling	0	-	0	-	0	-
Freeze	0	-	0	-	0	-
Take-out	0	-	0	-	0	-
Hit and Roll	0	-	0	-	0	-
Clearing	0	-	0	-	0	-
Double Take-out	0	-	0	-	0	-
Promotion Take-out	0	-	0	-	0	-
not considered	0	-	0	-	0	-
All Draws	0	-	0	-	0	-
All Take-outs	0	-	0	-	0	-
Total	0	-	0	-	0	-

Team: FRA - France

Type	In-turn	%	Out-turn	%	Total	%
Draw	141	75	161	82	302	78
Front	40	94	50	92	90	93
Guard	31	78	32	80	63	79
Raise	17	59	17	60	34	60
Wick / Soft Peeling	9	33	4	81	13	48
Freeze	2	25	3	58	5	45
Take-out	85	86	76	84	161	85
Hit and Roll	35	78	38	78	73	78
Clearing	17	79	27	81	44	81
Double Take-out	17	65	26	76	43	72
Promotion Take-out	11	68	9	56	20	63
not considered	0	-	4	-	4	-
All Draws	240	75	267	82	507	79
All Take-outs	165	80	176	80	341	80
Total	405	77	443	81	848	79

CUMULATIVE PLAYER STATISTICS BY TEAM

As of THU 5 APR 2012 / En date du JEU 5 AVR 2012

GER - Germany

SCHULZE Felix

Type	In-turn		Fourth		Right-handed	
	In-turn	%	Out-turn	%	Total	%
Draw	31	60	37	83	68	72
Front	0	-	0	-	0	-
Guard	7	64	4	94	11	75
Raise	3	92	6	71	9	78
Wick / Soft Peeling	2	75	0	-	2	75
Freeze	0	-	1	0	1	0
Take-out	20	78	31	85	51	82
Hit and Roll	12	56	17	63	29	60
Clearing	4	63	9	100	13	88
Double Take-out	4	88	10	73	14	77
Promotion Take-out	0	-	6	63	6	63
not considered	0	-	3	-	3	-
All Draws	43	63	48	81	91	73
All Take-outs	40	71	73	78	113	76
Total	83	67	121	79	204	74

JAHN John

Type	In-turn		Skip		Right-handed	
	In-turn	%	Out-turn	%	Total	%
Draw	34	79	46	61	80	68
Front	2	100	5	90	7	93
Guard	10	88	9	89	19	88
Raise	6	88	8	44	14	63
Wick / Soft Peeling	1	0	0	-	1	0
Freeze	0	-	0	-	0	-
Take-out	16	77	22	85	38	82
Hit and Roll	10	75	12	73	22	74
Clearing	3	100	7	93	10	95
Double Take-out	3	50	10	80	13	73
Promotion Take-out	1	50	3	33	4	38
not considered	0	-	0	-	0	-
All Draws	53	81	68	65	121	72
All Take-outs	33	75	54	80	87	78
Total	86	78	122	71	208	74

RICKMERS Peter

Type	In-turn		Second		Right-handed	
	In-turn	%	Out-turn	%	Total	%
Draw	15	70	23	76	38	74
Front	11	73	8	88	19	79
Guard	3	83	13	81	16	81
Raise	3	50	4	81	7	68
Wick / Soft Peeling	0	-	0	-	0	-
Freeze	0	-	0	-	0	-
Take-out	6	92	16	63	22	70
Hit and Roll	6	83	11	73	17	76
Clearing	3	100	2	50	5	80
Double Take-out	2	75	6	54	8	59
Promotion Take-out	3	42	3	50	6	46
not considered	0	-	0	-	0	-
All Draws	32	70	48	80	80	76
All Take-outs	20	81	38	63	58	69
Total	52	75	86	72	138	73

GOLDEMANN Sven

Type	In-turn		Lead		Right-handed	
	In-turn	%	Out-turn	%	Total	%
Draw	28	87	49	87	77	87
Front	26	95	35	94	61	95
Guard	3	92	12	79	15	82
Raise	2	75	0	-	2	75
Wick / Soft Peeling	0	-	2	50	2	50
Freeze	0	-	0	-	0	-
Take-out	5	50	20	83	25	76
Hit and Roll	3	92	5	65	8	75
Clearing	0	-	0	-	0	-
Double Take-out	1	100	0	-	1	100
Promotion Take-out	0	-	0	-	0	-
not considered	0	-	1	-	1	-
All Draws	59	90	98	88	157	89
All Take-outs	9	69	25	79	34	76
Total	68	88	123	86	191	87

DAASE Christoph

Type	In-turn		Alternate		Right-handed	
	In-turn	%	Out-turn	%	Total	%
Draw	5	75	13	63	18	67
Front	5	90	7	71	12	79
Guard	3	92	3	75	6	83
Raise	3	83	2	75	5	80
Wick / Soft Peeling	0	-	0	-	0	-
Freeze	0	-	0	-	0	-
Take-out	7	79	18	88	25	85
Hit and Roll	1	100	3	67	4	75
Clearing	1	75	9	72	10	73
Double Take-out	0	-	5	60	5	60
Promotion Take-out	1	0	0	-	1	0
not considered	0	-	0	-	0	-
All Draws	16	84	25	68	41	74
All Take-outs	10	73	35	78	45	77
Total	26	80	60	74	86	76

Team: GER - Germany

Type	In-turn	%	Out-turn	%	Total	%
Draw	113	74	168	76	281	75
Front	44	89	55	90	99	90
Guard	26	82	41	83	67	82
Raise	17	79	20	63	37	70
Wick / Soft Peeling	3	50	2	50	5	50
Freeze	0	-	1	0	1	0
Take-out	54	76	107	82	161	80
Hit and Roll	32	72	48	68	80	70
Clearing	11	84	27	85	38	85
Double Take-out	10	75	31	69	41	71
Promotion Take-out	5	35	12	52	17	47
not considered	0	-	4	-	4	-
All Draws	203	78	287	78	490	78
All Take-outs	112	74	225	76	337	75
Total	315	77	512	77	827	77

CUMULATIVE PLAYER STATISTICS BY TEAM

As of THU 5 APR 2012 / En date du JEU 5 AVR 2012

NOR - Norway

ULSRUD Thomas		Skip		Right-handed		
Type	In-turn	%	Out-turn	%	Total	%
Draw	33	77	37	82	70	80
Front	0	-	1	100	1	100
Guard	2	100	7	96	9	97
Raise	5	90	3	100	8	94
Wick / Soft Peeling	0	-	3	33	3	33
Freeze	0	-	0	-	0	-
Take-out	27	83	31	89	58	86
Hit and Roll	13	83	11	68	24	76
Clearing	6	83	5	95	11	89
Double Take-out	9	53	5	90	14	66
Promotion Take-out	5	55	3	67	8	59
not considered	0	-	4	-	4	-
All Draws	40	80	51	82	91	81
All Take-outs	60	76	55	84	115	80
Total	100	78	106	83	206	81

NERGAARD Torger		Third		Right-handed		
Type	In-turn	%	Out-turn	%	Total	%
Draw	24	81	26	82	50	82
Front	0	-	1	100	1	100
Guard	9	92	7	89	16	91
Raise	5	80	2	50	7	71
Wick / Soft Peeling	0	-	0	-	0	-
Freeze	0	-	1	75	1	75
Take-out	31	89	21	80	52	85
Hit and Roll	12	81	17	82	29	82
Clearing	17	85	11	91	28	88
Double Take-out	7	86	7	93	14	89
Promotion Take-out	6	67	7	100	13	85
not considered	0	-	1	-	1	-
All Draws	38	84	37	82	75	83
All Take-outs	73	85	63	86	136	85
Total	111	84	100	85	211	84

SVAE Christoffer		Second		Right-handed		
Type	In-turn	%	Out-turn	%	Total	%
Draw	9	72	10	98	19	86
Front	2	50	2	100	4	75
Guard	0	-	3	92	3	92
Raise	1	25	1	0	2	13
Wick / Soft Peeling	0	-	0	-	0	-
Freeze	0	-	0	-	0	-
Take-out	9	72	10	78	19	75
Hit and Roll	6	75	8	91	14	84
Clearing	8	94	11	86	19	89
Double Take-out	2	100	1	50	3	83
Promotion Take-out	6	63	3	42	9	56
not considered	0	-	0	-	0	-
All Draws	12	65	16	91	28	79
All Take-outs	31	78	33	80	64	79
Total	43	74	49	83	92	79

PETERSSON Haavard Vad		Lead		Right-handed		
Type	In-turn	%	Out-turn	%	Total	%
Draw	21	75	46	91	67	86
Front	24	92	49	88	73	89
Guard	2	75	8	75	10	75
Raise	0	-	3	75	3	75
Wick / Soft Peeling	2	50	10	68	12	65
Freeze	0	-	0	-	0	-
Take-out	14	75	13	96	27	85
Hit and Roll	3	75	4	88	7	82
Clearing	1	100	2	100	3	100
Double Take-out	0	-	2	50	2	50
Promotion Take-out	0	-	2	100	2	100
not considered	1	-	5	-	6	-
All Draws	49	82	116	86	165	85
All Take-outs	18	76	23	91	41	85
Total	67	81	139	87	206	85

LOEVOLD Thomas		Alternate		Right-handed		
Type	In-turn	%	Out-turn	%	Total	%
Draw	15	83	11	70	26	78
Front	2	100	2	100	4	100
Guard	3	100	5	95	8	97
Raise	1	100	3	42	4	56
Wick / Soft Peeling	0	-	0	-	0	-
Freeze	0	-	0	-	0	-
Take-out	17	96	14	98	31	97
Hit and Roll	7	79	4	75	11	77
Clearing	14	89	8	100	22	93
Double Take-out	2	100	6	67	8	75
Promotion Take-out	3	100	1	75	4	94
not considered	1	-	1	-	2	-
All Draws	21	88	21	75	42	82
All Take-outs	43	91	33	89	76	90
Total	64	90	54	84	118	87

Team: NOR - Norway

Type	In-turn	%	Out-turn	%	Total	%
Draw	102	78	130	85	232	82
Front	28	89	55	89	83	89
Guard	16	92	30	88	46	90
Raise	12	81	12	63	24	72
Wick / Soft Peeling	2	50	13	60	15	58
Freeze	0	-	1	75	1	75
Take-out	98	85	89	88	187	86
Hit and Roll	41	80	44	80	85	80
Clearing	46	88	37	93	83	90
Double Take-out	20	74	21	79	41	76
Promotion Take-out	20	68	16	81	36	74
not considered	2	-	11	-	13	-
All Draws	160	81	241	84	401	83
All Take-outs	225	82	207	86	432	84
Total	385	82	448	85	833	83

CUMULATIVE PLAYER STATISTICS BY TEAM

As of THU 5 APR 2012 / En date du JEU 5 AVR 2012

NZL - New Zealand

de BOER Peter

Type	In-turn		Skip		Right-handed	
	In-turn	%	Out-turn	%	Total	%
Draw	34	63	23	76	57	68
Front	0	-	0	-	0	-
Guard	4	100	3	75	7	89
Raise	1	100	5	60	6	67
Wick / Soft Peeling	0	-	0	-	0	-
Freeze	0	-	1	25	1	25
Take-out	21	88	36	91	57	90
Hit and Roll	11	80	14	79	25	79
Clearing	8	75	5	90	13	81
Double Take-out	12	65	22	63	34	63
Promotion Take-out	3	100	1	100	4	100
not considered	0	-	4	-	4	-
All Draws	39	68	32	72	71	70
All Take-outs	55	80	78	81	133	80
Total	94	75	110	78	204	77

BECKER Sean

Type	In-turn		Third		Right-handed	
	In-turn	%	Out-turn	%	Total	%
Draw	33	76	27	77	60	76
Front	0	-	1	50	1	50
Guard	7	75	7	75	14	75
Raise	3	58	3	100	6	79
Wick / Soft Peeling	2	75	0	-	2	75
Freeze	0	-	0	-	0	-
Take-out	24	83	27	83	51	83
Hit and Roll	12	75	20	70	32	72
Clearing	9	100	13	90	22	94
Double Take-out	6	83	17	62	23	67
Promotion Take-out	1	50	0	-	1	50
not considered	0	-	0	-	0	-
All Draws	45	74	38	78	83	76
All Take-outs	52	84	77	76	129	79
Total	97	79	115	77	212	78

BECKER Scott

Type	In-turn		Second		Right-handed	
	In-turn	%	Out-turn	%	Total	%
Draw	27	77	21	67	48	72
Front	3	83	5	100	8	94
Guard	5	85	6	71	11	77
Raise	3	42	7	93	10	78
Wick / Soft Peeling	1	100	0	-	1	100
Freeze	0	-	0	-	0	-
Take-out	25	90	23	93	48	92
Hit and Roll	7	64	23	71	30	69
Clearing	16	83	21	88	37	86
Double Take-out	5	80	9	72	14	75
Promotion Take-out	3	67	2	38	5	55
not considered	0	-	0	-	0	-
All Draws	39	76	39	76	78	76
All Take-outs	56	83	78	81	134	82
Total	95	80	117	80	212	80

THOMSON Kenny

Type	In-turn		Lead		Left-handed	
	In-turn	%	Out-turn	%	Total	%
Draw	28	72	67	81	95	79
Front	28	89	24	92	52	90
Guard	3	83	12	79	15	80
Raise	0	-	1	75	1	75
Wick / Soft Peeling	5	70	5	0	10	35
Freeze	1	0	0	-	1	0
Take-out	13	81	17	94	30	88
Hit and Roll	0	-	2	88	2	88
Clearing	0	-	0	-	0	-
Double Take-out	0	-	0	-	0	-
Promotion Take-out	0	-	0	-	0	-
not considered	0	-	6	-	6	-
All Draws	65	79	109	80	174	79
All Take-outs	13	81	19	93	32	88
Total	78	79	128	82	206	81

DOWLING Philip

Type	In-turn		Alternate		Right-handed	
	In-turn	%	Out-turn	%	Total	%
Draw	0	-	0	-	0	-
Front	0	-	0	-	0	-
Guard	0	-	0	-	0	-
Raise	0	-	0	-	0	-
Wick / Soft Peeling	0	-	0	-	0	-
Freeze	0	-	0	-	0	-
Take-out	0	-	0	-	0	-
Hit and Roll	0	-	0	-	0	-
Clearing	0	-	0	-	0	-
Double Take-out	0	-	0	-	0	-
Promotion Take-out	0	-	0	-	0	-
not considered	0	-	0	-	0	-
All Draws	0	-	0	-	0	-
All Take-outs	0	-	0	-	0	-
Total	0	-	0	-	0	-

Team: NZL - New Zealand

Type	In-turn	%	Out-turn	%	Total	%
Draw	122	72	138	77	260	75
Front	31	89	30	92	61	90
Guard	19	84	28	76	47	79
Raise	7	57	16	83	23	75
Wick / Soft Peeling	8	75	5	0	13	46
Freeze	1	0	1	25	2	13
Take-out	83	86	103	90	186	88
Hit and Roll	30	74	59	73	89	73
Clearing	33	86	39	89	72	88
Double Take-out	23	73	48	64	71	67
Promotion Take-out	7	79	3	58	10	73
not considered	0	-	10	-	10	-
All Draws	188	75	218	78	406	76
All Take-outs	176	82	252	81	428	81
Total	364	78	470	79	834	79

CUMULATIVE PLAYER STATISTICS BY TEAM

As of THU 5 APR 2012 / En date du JEU 5 AVR 2012

SCO - Scotland

BREWSTER Tom

Type	In-turn		Skip		Right-handed	
	In-turn	%	Out-turn	%	Total	%
Draw	31	81	39	87	70	85
Front	1	100	0	-	1	100
Guard	6	92	6	71	12	81
Raise	5	20	3	100	8	50
Wick / Soft Peeling	0	-	0	-	0	-
Freeze	0	-	0	-	0	-
Take-out	31	85	27	94	58	89
Hit and Roll	9	100	5	40	14	79
Clearing	9	100	9	100	18	100
Double Take-out	9	78	10	65	19	71
Promotion Take-out	6	50	6	50	12	50
not considered	0	-	2	-	2	-
All Draws	43	76	48	86	91	81
All Take-outs	64	85	57	80	121	83
Total	107	81	105	83	212	82

DRUMMOND Greg

Type	In-turn		Third		Right-handed	
	In-turn	%	Out-turn	%	Total	%
Draw	18	93	25	79	43	85
Front	2	100	2	50	4	75
Guard	6	75	2	88	8	78
Raise	7	79	6	79	13	79
Wick / Soft Peeling	0	-	0	-	0	-
Freeze	0	-	0	-	0	-
Take-out	32	80	24	89	56	83
Hit and Roll	12	83	18	82	30	83
Clearing	19	99	13	75	32	89
Double Take-out	10	85	5	70	15	80
Promotion Take-out	5	60	8	72	13	67
not considered	0	-	0	-	0	-
All Draws	33	87	35	78	68	82
All Take-outs	78	84	68	81	146	83
Total	111	85	103	80	214	83

ANDREWS Scott

Type	In-turn		Second		Right-handed	
	In-turn	%	Out-turn	%	Total	%
Draw	28	75	21	69	49	72
Front	3	75	2	100	5	85
Guard	3	67	4	88	7	79
Raise	4	88	0	-	4	88
Wick / Soft Peeling	1	50	0	-	1	50
Freeze	0	-	0	-	0	-
Take-out	24	79	24	86	48	83
Hit and Roll	6	96	10	73	16	81
Clearing	22	93	40	94	62	94
Double Take-out	5	90	7	71	12	79
Promotion Take-out	5	70	5	95	10	83
not considered	0	-	0	-	0	-
All Draws	39	75	27	74	66	75
All Take-outs	62	86	86	88	148	87
Total	101	82	113	84	214	83

GOODFELLOW Michael

Type	In-turn		Lead		Right-handed	
	In-turn	%	Out-turn	%	Total	%
Draw	40	81	74	90	114	87
Front	22	94	28	99	50	97
Guard	4	75	11	80	15	78
Raise	1	0	0	-	1	0
Wick / Soft Peeling	2	100	2	0	4	50
Freeze	0	-	1	100	1	100
Take-out	7	79	13	87	20	84
Hit and Roll	1	50	3	83	4	75
Clearing	0	-	0	-	0	-
Double Take-out	3	83	0	-	3	83
Promotion Take-out	0	-	0	-	0	-
not considered	0	-	2	-	2	-
All Draws	69	84	116	89	185	88
All Take-outs	11	77	16	86	27	82
Total	80	83	132	89	212	87

EDWARDS David

Type	In-turn		Alternate		Right-handed	
	In-turn	%	Out-turn	%	Total	%
Draw	0	-	0	-	0	-
Front	0	-	0	-	0	-
Guard	0	-	0	-	0	-
Raise	0	-	0	-	0	-
Wick / Soft Peeling	0	-	0	-	0	-
Freeze	0	-	0	-	0	-
Take-out	0	-	0	-	0	-
Hit and Roll	0	-	0	-	0	-
Clearing	0	-	0	-	0	-
Double Take-out	0	-	0	-	0	-
Promotion Take-out	0	-	0	-	0	-
not considered	0	-	0	-	0	-
All Draws	0	-	0	-	0	-
All Take-outs	0	-	0	-	0	-
Total	0	-	0	-	0	-

Team: SCO - Scotland

Type	In-turn	%	Out-turn	%	Total	%
Draw	117	82	159	85	276	83
Front	28	93	32	96	60	95
Guard	19	79	23	79	42	79
Raise	17	59	9	86	26	68
Wick / Soft Peeling	3	83	2	0	5	50
Freeze	0	-	1	100	1	100
Take-out	94	81	88	89	182	85
Hit and Roll	28	90	36	74	64	81
Clearing	50	97	62	91	112	93
Double Take-out	27	83	22	68	49	77
Promotion Take-out	16	59	19	71	35	66
not considered	0	-	4	-	4	-
All Draws	184	81	226	85	410	83
All Take-outs	215	85	227	84	442	84
Total	399	83	453	84	852	84

CUMULATIVE PLAYER STATISTICS BY TEAM

As of THU 5 APR 2012 / En date du JEU 5 AVR 2012

SUI - Switzerland

MUELLER Toni

Type	In-turn		Fourth		Right-handed	
	In-turn	%	Out-turn	%	Total	%
Draw	38	76	51	70	89	72
Front	22	97	15	93	37	95
Guard	7	96	5	90	12	94
Raise	1	100	7	64	8	69
Wick / Soft Peeling	1	0	0	-	1	0
Freeze	0	-	0	-	0	-
Take-out	9	89	20	93	29	91
Hit and Roll	5	80	5	85	10	83
Clearing	2	75	5	100	7	93
Double Take-out	3	83	5	10	8	38
Promotion Take-out	2	100	3	92	5	95
not considered	0	-	3	-	3	-
All Draws	69	84	78	75	147	79
All Take-outs	21	86	38	82	59	83
Total	90	84	116	77	206	80

HAUSER Jan

Type	In-turn		Skip		Right-handed	
	In-turn	%	Out-turn	%	Total	%
Draw	34	60	21	87	55	70
Front	3	75	7	86	10	83
Guard	2	100	7	89	9	92
Raise	5	85	3	50	8	72
Wick / Soft Peeling	0	-	0	-	0	-
Freeze	0	-	0	-	0	-
Take-out	30	70	32	84	62	77
Hit and Roll	7	82	13	75	20	78
Clearing	6	88	11	95	17	93
Double Take-out	8	66	9	67	17	66
Promotion Take-out	7	64	7	75	14	70
not considered	0	-	0	-	0	-
All Draws	44	66	38	84	82	74
All Take-outs	58	72	72	81	130	77
Total	102	69	110	82	212	76

RAMSTEIN Marco

Type	In-turn		Second		Right-handed	
	In-turn	%	Out-turn	%	Total	%
Draw	32	71	27	80	59	75
Front	4	100	18	99	22	99
Guard	3	75	8	88	11	84
Raise	2	100	5	50	7	64
Wick / Soft Peeling	0	-	1	25	1	25
Freeze	0	-	0	-	0	-
Take-out	14	70	28	82	42	78
Hit and Roll	8	63	11	73	19	68
Clearing	13	90	17	91	30	91
Double Take-out	7	82	6	79	13	81
Promotion Take-out	2	100	5	90	7	93
not considered	0	-	1	-	1	-
All Draws	41	76	59	83	100	80
All Take-outs	44	78	67	83	111	81
Total	85	77	126	83	211	81

BAMERT Juerg

Type	In-turn		Lead		Right-handed	
	In-turn	%	Out-turn	%	Total	%
Draw	12	75	25	78	37	77
Front	13	92	27	84	40	87
Guard	1	75	2	100	3	92
Raise	0	-	3	67	3	67
Wick / Soft Peeling	1	0	1	100	2	50
Freeze	0	-	0	-	0	-
Take-out	0	-	8	94	8	94
Hit and Roll	0	-	4	50	4	50
Clearing	0	-	0	-	0	-
Double Take-out	0	-	1	50	1	50
Promotion Take-out	0	-	0	-	0	-
not considered	0	-	0	-	0	-
All Draws	27	81	58	81	85	81
All Take-outs	0	-	13	77	13	77
Total	27	81	71	81	98	81

SCHWARZ Benoit

Type	In-turn		Alternate		Right-handed	
	In-turn	%	Out-turn	%	Total	%
Draw	26	83	20	70	46	77
Front	1	100	0	-	1	100
Guard	1	100	6	96	7	96
Raise	2	25	3	100	5	70
Wick / Soft Peeling	0	-	0	-	0	-
Freeze	0	-	0	-	0	-
Take-out	12	83	14	95	26	89
Hit and Roll	7	64	2	88	9	69
Clearing	3	83	4	75	7	79
Double Take-out	3	33	3	58	6	46
Promotion Take-out	3	42	2	50	5	45
not considered	0	-	0	-	0	-
All Draws	30	80	29	78	59	79
All Take-outs	28	69	25	83	53	75
Total	58	75	54	81	112	77

Team: SUI - Switzerland

Type	In-turn	%	Out-turn	%	Total	%
Draw	142	72	144	76	286	74
Front	43	94	67	90	110	92
Guard	14	91	28	91	42	91
Raise	10	78	21	64	31	69
Wick / Soft Peeling	2	0	2	63	4	31
Freeze	0	-	0	-	0	-
Take-out	65	75	102	87	167	82
Hit and Roll	27	71	35	74	62	73
Clearing	24	88	37	92	61	90
Double Take-out	21	69	24	56	45	62
Promotion Take-out	14	70	17	79	31	75
not considered	0	-	4	-	4	-
All Draws	211	77	262	80	473	79
All Take-outs	151	75	215	82	366	79
Total	362	76	477	81	839	79

CUMULATIVE PLAYER STATISTICS BY TEAM

As of THU 5 APR 2012 / En date du JEU 5 AVR 2012

SWE - Sweden

KRAUPP Sebastian

Skip Right-handed

Type	In-turn	%	Out-turn	%	Total	%
Draw	26	71	24	84	50	78
Front	3	67	2	100	5	80
Guard	3	58	2	88	5	70
Raise	2	88	3	83	5	85
Wick / Soft Peeling	1	50	1	50	2	50
Freeze	0	-	0	-	0	-
Take-out	28	82	21	83	49	83
Hit and Roll	12	83	11	73	23	78
Clearing	11	100	13	92	24	96
Double Take-out	8	47	6	92	14	66
Promotion Take-out	7	64	14	63	21	63
not considered	0	-	2	-	2	-
All Draws	35	70	32	84	67	77
All Take-outs	66	79	65	80	131	79
Total	101	76	97	81	198	79

LINDBERG Fredrik

Third Right-handed

Type	In-turn	%	Out-turn	%	Total	%
Draw	27	76	17	71	44	74
Front	4	75	4	100	8	88
Guard	5	60	3	83	8	69
Raise	3	0	4	63	7	36
Wick / Soft Peeling	0	-	0	-	0	-
Freeze	0	-	1	100	1	100
Take-out	25	86	27	95	52	91
Hit and Roll	15	77	13	63	28	71
Clearing	14	93	12	88	26	90
Double Take-out	9	75	7	79	16	77
Promotion Take-out	5	70	5	65	10	68
not considered	0	-	0	-	0	-
All Draws	39	68	29	76	68	71
All Take-outs	68	83	64	83	132	83
Total	107	77	93	81	200	79

ERIKSSON Oskar

Second Left-handed

Type	In-turn	%	Out-turn	%	Total	%
Draw	20	85	11	89	31	86
Front	0	-	9	94	9	94
Guard	5	65	1	25	6	58
Raise	2	75	0	-	2	75
Wick / Soft Peeling	1	50	0	-	1	50
Freeze	0	-	0	-	0	-
Take-out	15	98	14	84	29	91
Hit and Roll	9	78	3	58	12	73
Clearing	25	98	17	85	42	93
Double Take-out	3	83	7	57	10	65
Promotion Take-out	1	0	3	58	4	44
not considered	0	-	0	-	0	-
All Draws	28	79	21	88	49	83
All Take-outs	53	92	44	77	97	85
Total	81	88	65	80	146	84

KJAELL Viktor

Lead Right-handed

Type	In-turn	%	Out-turn	%	Total	%
Draw	66	88	19	83	85	87
Front	40	98	18	100	58	98
Guard	13	58	1	0	14	54
Raise	4	75	2	88	6	79
Wick / Soft Peeling	4	50	0	-	4	50
Freeze	0	-	0	-	0	-
Take-out	13	69	12	92	25	80
Hit and Roll	2	88	1	75	3	83
Clearing	1	100	1	100	2	100
Double Take-out	0	-	0	-	0	-
Promotion Take-out	1	100	0	-	1	100
not considered	1	-	3	-	4	-
All Draws	127	86	40	89	167	87
All Take-outs	17	75	14	91	31	82
Total	144	85	54	89	198	86

EDIN Niklas

Alternate Right-handed

Type	In-turn	%	Out-turn	%	Total	%
Draw	10	85	13	83	23	84
Front	0	-	0	-	0	-
Guard	0	-	3	100	3	100
Raise	1	100	0	-	1	100
Wick / Soft Peeling	0	-	0	-	0	-
Freeze	0	-	0	-	0	-
Take-out	6	83	6	92	12	88
Hit and Roll	3	75	3	92	6	83
Clearing	0	-	2	100	2	100
Double Take-out	3	50	2	50	5	50
Promotion Take-out	1	50	3	83	4	75
not considered	0	-	0	-	0	-
All Draws	11	86	16	86	27	86
All Take-outs	13	71	16	86	29	79
Total	24	78	32	86	56	83

Team: SWE - Sweden

Type	In-turn	%	Out-turn	%	Total	%
Draw	149	82	84	82	233	82
Front	47	94	33	98	80	96
Guard	26	60	10	75	36	64
Raise	12	60	9	75	21	67
Wick / Soft Peeling	6	50	1	50	7	50
Freeze	0	-	1	100	1	100
Take-out	87	84	80	89	167	87
Hit and Roll	41	79	31	69	72	75
Clearing	51	97	45	89	96	93
Double Take-out	23	63	22	73	45	68
Promotion Take-out	15	63	25	65	40	64
not considered	1	-	5	-	6	-
All Draws	240	80	138	85	378	82
All Take-outs	217	83	203	81	420	82
Total	457	81	341	83	798	82

CUMULATIVE PLAYER STATISTICS BY TEAM

As of THU 5 APR 2012 / En date du JEU 5 AVR 2012

USA - United States of America

McCORMICK Heath

Type	In-turn		Skip		Right-handed	
	In-turn	%	Out-turn	%	Total	%
Draw	42	74	29	70	71	72
Front	2	100	0	-	2	100
Guard	4	100	3	83	7	93
Raise	7	64	4	44	11	57
Wick / Soft Peeling	0	-	0	-	0	-
Freeze	2	38	1	0	3	25
Take-out	14	96	26	79	40	85
Hit and Roll	14	75	14	73	28	74
Clearing	4	50	4	88	8	69
Double Take-out	10	80	8	38	18	61
Promotion Take-out	5	60	5	70	10	65
not considered	1	-	2	-	3	-
All Draws	57	74	37	66	94	71
All Take-outs	47	79	57	71	104	75
Total	104	76	94	69	198	73

STOPERA Bill

Type	In-turn		Third		Right-handed	
	In-turn	%	Out-turn	%	Total	%
Draw	35	82	24	79	59	81
Front	6	83	3	100	9	89
Guard	11	86	5	70	16	81
Raise	10	73	4	63	14	70
Wick / Soft Peeling	0	-	0	-	0	-
Freeze	0	-	1	0	1	0
Take-out	14	82	18	68	32	74
Hit and Roll	8	63	19	75	27	71
Clearing	11	95	12	90	23	92
Double Take-out	8	59	8	56	16	58
Promotion Take-out	1	100	6	71	7	75
not considered	0	-	0	-	0	-
All Draws	62	81	37	76	99	79
All Take-outs	42	78	63	73	105	75
Total	104	80	100	74	204	77

SATHER Martin

Type	In-turn		Second		Right-handed	
	In-turn	%	Out-turn	%	Total	%
Draw	18	67	19	66	37	66
Front	18	100	11	100	29	100
Guard	5	85	5	75	10	80
Raise	5	75	4	88	9	81
Wick / Soft Peeling	0	-	0	-	0	-
Freeze	0	-	0	-	0	-
Take-out	3	50	17	56	20	55
Hit and Roll	7	68	6	83	13	75
Clearing	15	82	4	100	19	86
Double Take-out	6	50	2	100	8	63
Promotion Take-out	1	25	1	75	2	50
not considered	1	-	0	-	1	-
All Draws	46	83	39	79	85	81
All Take-outs	32	68	30	71	62	69
Total	78	77	69	75	147	76

GEMMELL Dean

Type	In-turn		Lead		Right-handed	
	In-turn	%	Out-turn	%	Total	%
Draw	37	76	47	81	84	79
Front	44	90	28	90	72	90
Guard	3	100	6	71	9	81
Raise	1	0	2	50	3	33
Wick / Soft Peeling	1	0	0	-	1	0
Freeze	0	-	0	-	0	-
Take-out	5	80	5	60	10	70
Hit and Roll	1	75	1	100	2	88
Clearing	0	-	0	-	0	-
Double Take-out	1	100	0	-	1	100
Promotion Take-out	1	75	0	-	1	75
not considered	0	-	1	-	1	-
All Draws	86	82	83	83	169	82
All Take-outs	8	81	6	67	14	75
Total	94	82	89	81	183	82

BROWN Craig

Type	In-turn		Alternate		Right-handed	
	In-turn	%	Out-turn	%	Total	%
Draw	14	73	3	75	17	74
Front	3	83	0	-	3	83
Guard	9	61	2	38	11	57
Raise	2	75	2	88	4	81
Wick / Soft Peeling	0	-	0	-	0	-
Freeze	0	-	0	-	0	-
Take-out	15	95	9	94	24	95
Hit and Roll	4	75	4	81	8	78
Clearing	2	100	1	100	3	100
Double Take-out	2	75	2	100	4	88
Promotion Take-out	0	-	2	0	2	0
not considered	0	-	0	-	0	-
All Draws	28	71	7	68	35	70
All Take-outs	23	90	18	82	41	87
Total	51	79	25	78	76	79

Team: USA - United States of America

Type	In-turn	%	Out-turn	%	Total	%
Draw	146	75	122	75	268	75
Front	73	92	42	93	115	93
Guard	32	82	21	70	53	77
Raise	25	68	16	66	41	67
Wick / Soft Peeling	1	0	0	-	1	0
Freeze	2	38	2	0	4	19
Take-out	51	88	75	72	126	78
Hit and Roll	34	71	44	77	78	74
Clearing	32	84	21	92	53	87
Double Take-out	27	68	20	58	47	63
Promotion Take-out	8	63	14	61	22	61
not considered	2	-	3	-	5	-
All Draws	279	79	203	77	482	78
All Take-outs	152	78	174	73	326	75
Total	431	79	377	75	808	77

SESSION RESULTS AND STANDINGS

THU 5 APR 2012 / JEU 5 AVR 2012 START TIME / DÉBUT 19:00

Sheet	Team	LSFE	1	2	3	4	5	6	7	8	9	10	Extra	Ends	Total
A	SUI - Switzerland		0	0	4	0	2	0	2	0	2	X			10
	FRA - France	*	1	1	0	1	0	1	0	2	0	X			6
B	CHN - China		0	1	0	1	0	0	1	0	2	2			7
	CAN - Canada	*	2	0	3	0	0	2	0	1	0	0			8
C	SWE - Sweden	*	2	0	0	0	1	0	0	2	0	2			7
	GER - Germany		0	0	0	1	0	0	2	0	1	0			4
D	CZE - Czech Republic		0	2	0	0	1	0	1	0	2	0			6
	USA - United States of America	*	1	0	1	1	0	2	0	1	0	1			7

Standings After Round Robin

Rank	Team	Games	Wins	Losses	
1	CAN - Canada	11	10	1	Q
2	SCO - Scotland	11	8	3	Q w1
3	NOR - Norway	11	8	3	Q w0
4	SWE - Sweden	11	7	4	TB w1
4	NZL - New Zealand	11	7	4	TB w0
6	CHN - China	11	6	5	w1
7	DEN - Denmark	11	6	5	w0
8	USA - United States of America	11	4	7	
9	SUI - Switzerland	11	3	8	w1
10	FRA - France	11	3	8	w0
11	GER - Germany	11	2	9	w1
12	CZE - Czech Republic	11	2	9	w0

Tie-breaker schedule:

FRI 6 APR 14:00 TB1 SWE - NZL

LEGEND

LSFE (*) Last stone first end

Q Qualified for the play-offs

TB Involved in the tie-breaker

wx Number of wins (x) against tied teams

X Unplayed/unfinished end due to concession

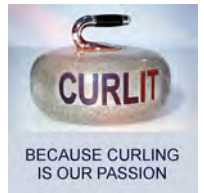


BASEL
ST. JAKOBSHALLE

CURLING

MEN
HOMMES

ROUND ROBIN SESSION 17
PHASE PRÉLIMINAIRE. 17E SESSION



PERCENTAGE SUMMARY

THU 5 APR 2012 / JEU 5 AVR 2012 START TIME / DÉBUT 19:00

Sheet A

SUI - Switzerland		Game	All
4 V	SCHWARZ Benoit	82 %	77 %
3 S	HAUSER Jan	58 %	76 %
2	RAMSTEIN Marco	86 %	81 %
1	MUELLER Toni	82 %	80 %
A	BAMERT Juerg	- %	81 %
Team Total		77 %	79 %

FRA - France		Game	All
4	ANGIBOUST Tony	67 %	73 %
3 S	DUFOUR Thomas	79 %	79 %
2 V	ROUX Lionel	60 %	79 %
1	COULOT Wilfrid	86 %	85 %
A	FRARIER Jeremy	- %	- %
Team Total		73 %	79 %

Sheet B

CHN - China		Game	All
4 S	LIU Rui	90 %	78 %
3 V	XU Xiaoming	54 %	83 %
2	BA Dexin	90 %	86 %
1	ZANG Jialiang	89 %	89 %
A	CHEN Lu An	88 %	88 %
Team Total		87 %	84 %

CAN - Canada		Game	All
4 S	HOWARD Glenn	84 %	83 %
3 V	MIDDAUGH Wayne	94 %	90 %
2	LAING Brent	83 %	84 %
1	SAVILL Craig	91 %	93 %
A	HOWARD Scott	88 %	88 %
Team Total		88 %	88 %

Sheet C

SWE - Sweden		Game	All
4 S	KRAUPP Sebastian	81 %	79 %
3	LINDBERG Fredrik	89 %	79 %
2 V	ERIKSSON Oskar	90 %	84 %
1	KJAELL Viktor	83 %	86 %
A	EDIN Niklas	- %	83 %
Team Total		86 %	82 %

GER - Germany		Game	All
4 V	SCHULZE Felix	78 %	74 %
3 S	JAHN John	73 %	74 %
2	RICKMERS Peter	75 %	73 %
1	GOLDEMANN Sven	91 %	87 %
A	DAASE Christoph	- %	76 %
Team Total		79 %	77 %

Sheet D

CZE - Czech Republic		Game	All
4 S	SNITIL Jiri	68 %	77 %
3 V	SNITIL Martin	79 %	78 %
2	KITZBERGER Jindrich	68 %	72 %
1	VYDRA Marek	85 %	85 %
A	MOKRIS Samuel	- %	- %
Team Total		75 %	78 %

USA - United States of America		Game	All
4 S	McCORMICK Heath	83 %	73 %
3 V	BROWN Craig	91 %	79 %
2	STOPERA Bill	78 %	77 %
1	GEMMELL Dean	83 %	82 %
A	SATHER Martin	- %	76 %
Team Total		83 %	77 %



SESSION RESULTS AND STANDINGS

THU 5 APR 2012 / JEU 5 AVR 2012 START TIME / DÉBUT 14:00

Sheet	Team	LSFE	1	2	3	4	5	6	7	8	9	10	Extra	Ends	Total
A	GER - Germany	*	1	0	2	0	0	0	1	0	0	X			4
	DEN - Denmark		0	1	0	2	1	1	0	0	1	X			6
B	USA - United States of America		0	0	0	2	1	1	0	1	0	1			6
	SCO - Scotland	*	2	1	2	0	0	0	1	0	2	0			8
C	FRA - France		0	2	0	1	1	0	1	0	0	1	0		6
	NOR - Norway	*	1	0	2	0	0	1	0	2	0	0	3		9
D	CAN - Canada		0	1	0	2	0	0	0	2	0	2	0		7
	NZL - New Zealand	*	1	0	1	0	2	1	1	0	1	0	2		9

Standings After Round Robin Session 16

Rank	Team	Games	Wins	Losses	
1	CAN - Canada	10	9	1	Q
2	NOR - Norway	11	8	3	Q
2	SCO - Scotland	11	8	3	Q
4	NZL - New Zealand	11	7	4	
5	CHN - China	10	6	4	
5	SWE - Sweden	10	6	4	
7	DEN - Denmark	11	6	5	
8	FRA - France	10	3	7	
8	USA - United States of America	10	3	7	
10	CZE - Czech Republic	10	2	8	
10	GER - Germany	10	2	8	
10	SUI - Switzerland	10	2	8	

LEGEND

LSFE (*) Last stone first end

Q Qualified for the play-offs

X Unplayed/unfinished end due to concession

PERCENTAGE SUMMARY

THU 5 APR 2012 / JEU 5 AVR 2012 START TIME / DÉBUT 14:00

Sheet A

GER - Germany		Game	All
4 V	SCHULZE Felix	70 %	74 %
3 S	JAHN John	63 %	74 %
2	RICKMERS Peter	54 %	73 %
1	GOLDEMANN Sven	74 %	86 %
A	DAASE Christoph	- %	76 %
Team Total		65 %	77 %

DEN - Denmark		Game	All
4 S	STJERNE Rasmus	91 %	79 %
3 V	FREDERIKSEN Johnny	78 %	79 %
2	POULSEN Mikkel	79 %	82 %
1	HARRY Troels	80 %	82 %
A	VILANDT Lars	- %	- %
Team Total		82 %	80 %

Sheet B

USA - United States of America		Game	All
4 S	McCORMICK Heath	72 %	72 %
3 V	BROWN Craig	86 %	75 %
2	STOPERA Bill	93 %	77 %
1	SATHER Martin	100 %	76 %
A	GEMMELL Dean	- %	82 %
Team Total		88 %	76 %

SCO - Scotland		Game	All
4 S	BREWSTER Tom	81 %	82 %
3 V	DRUMMOND Greg	91 %	83 %
2	ANDREWS Scott	80 %	83 %
1	GOODFELLOW Michael	75 %	87 %
A	EDWARDS David	- %	- %
Team Total		82 %	84 %

Sheet C

FRA - France		Game	All
4	ANGIBOUST Tony	76 %	74 %
3 S	DUFOUR Thomas	86 %	79 %
2 V	ROUX Lionel	88 %	80 %
1	COULOT Wilfrid	91 %	85 %
A	FRARIER Jeremy	- %	- %
Team Total		85 %	80 %

NOR - Norway		Game	All
4 S	ULSRUD Thomas	78 %	81 %
3 V	NERGAARD Torger	78 %	84 %
2	LOEVOLD Thomas	91 %	87 %
1	PETERSSON Haavard Vad	84 %	85 %
A	SVAE Christoffer	- %	79 %
Team Total		83 %	83 %

Sheet D

CAN - Canada		Game	All
4 S	HOWARD Glenn	67 %	83 %
3 V	MIDDAUGH Wayne	86 %	89 %
2	LAING Brent	90 %	84 %
1	SAVILL Craig	86 %	93 %
A	HOWARD Scott	- %	- %
Team Total		82 %	87 %

NZL - New Zealand		Game	All
4 S	de BOER Peter	80 %	77 %
3 V	BECKER Sean	78 %	78 %
2	BECKER Scott	86 %	80 %
1	THOMSON Kenny	81 %	81 %
A	DOWLING Philip	- %	- %
Team Total		81 %	79 %



BASEL
ST. JAKOBSHALLE

CURLING

MEN
HOMMES

ROUND ROBIN SESSION 15
PHASE PRÉLIMINAIRE. 15E SESSION



SESSION RESULTS AND STANDINGS

THU 5 APR 2012 / JEU 5 AVR 2012 START TIME / DÉBUT 9:00

Sheet	Team	LSFE	1	2	3	4	5	6	7	8	9	10	Extra	Ends	Total
A	SCO - Scotland	*	0	1	2	0	1	0	2	0	2	1			9
	CZE - Czech Republic		1	0	0	0	0	2	0	3	0	0			6
B	DEN - Denmark	*	0	0	1	0	1	0	1	0	0	0			3
	SWE - Sweden		0	1	0	1	0	1	0	0	2	1			6
C	NZL - New Zealand	*	1	0	1	0	1	0	1	0	1	1			6
	CHN - China		0	1	0	1	0	2	0	0	0	0			4
D	NOR - Norway		0	2	0	1	0	1	2	0	0	X			6
	SUI - Switzerland	*	0	0	1	0	1	0	0	1	1	X			4

Standings After Round Robin Session 15

Rank	Team	Games	Wins	Losses	
1	CAN - Canada	9	9	0	Q
2	NOR - Norway	10	7	3	
2	SCO - Scotland	10	7	3	
4	CHN - China	10	6	4	
4	NZL - New Zealand	10	6	4	
4	SWE - Sweden	10	6	4	
7	DEN - Denmark	10	5	5	
8	FRA - France	9	3	6	
8	USA - United States of America	9	3	6	
10	GER - Germany	9	2	7	
11	CZE - Czech Republic	10	2	8	
11	SUI - Switzerland	10	2	8	

LEGEND

LSFE (*) Last stone first end

Q Qualified for the play-offs



PERCENTAGE SUMMARY

THU 5 APR 2012 / JEU 5 AVR 2012 START TIME / DÉBUT 9:00

Sheet A

SCO - Scotland		Game	All
4 S	BREWSTER Tom	73 %	82 %
3 V	DRUMMOND Greg	80 %	82 %
2	ANDREWS Scott	83 %	83 %
1	GOODFELLOW Michael	93 %	88 %
A	EDWARDS David	- %	- %
Team Total		82 %	84 %

CZE - Czech Republic		Game	All
4 S	SNITIL Jiri	82 %	78 %
3 V	SNITIL Martin	81 %	78 %
2	KITZBERGER Jindrich	74 %	72 %
1	VYDRA Marek	89 %	85 %
A	MOKRIS Samuel	- %	- %
Team Total		81 %	78 %

Sheet B

DEN - Denmark		Game	All
4 S	STJERNE Rasmus	68 %	78 %
3 V	FREDERIKSEN Johnny	60 %	79 %
2	POULSEN Mikkel	73 %	82 %
1	HARRY Troels	85 %	82 %
A	VILANDT Lars	- %	- %
Team Total		71 %	80 %

SWE - Sweden		Game	All
4 S	EDIN Niklas	89 %	83 %
3 V	KRAUPP Sebastian	76 %	78 %
2	LINDBERG Fredrik	75 %	78 %
1	KJAELL Viktor	80 %	87 %
A	ERIKSSON Oskar	- %	84 %
Team Total		80 %	82 %

Sheet C

NZL - New Zealand		Game	All
4 S	de BOER Peter	69 %	76 %
3 V	BECKER Sean	74 %	78 %
2	BECKER Scott	89 %	79 %
1	THOMSON Kenny	83 %	81 %
A	DOWLING Philip	- %	- %
Team Total		78 %	79 %

CHN - China		Game	All
4 S	LIU Rui	71 %	77 %
3 V	XU Xiaoming	73 %	84 %
2	BA Dexin	81 %	85 %
1	ZANG Jialiang	96 %	89 %
A	CHEN Lu An	- %	- %
Team Total		80 %	84 %

Sheet D

NOR - Norway		Game	All
4 S	ULSRUD Thomas	82 %	81 %
3 V	NERGAARD Torger	90 %	85 %
2	SVAE Christoffer	94 %	79 %
1	PETERSSON Haavard Vad	90 %	85 %
A	LOEVOLD Thomas	- %	86 %
Team Total		89 %	83 %

SUI - Switzerland		Game	All
4 V	MUELLER Toni	72 %	80 %
3 S	HAUSER Jan	76 %	78 %
2	RAMSTEIN Marco	76 %	80 %
1	BAMERT Juerg	81 %	81 %
A	SCHWARZ Benoit	- %	77 %
Team Total		77 %	79 %

SESSION RESULTS AND STANDINGS

WED 4 APR 2012 / MER 4 AVR 2012 START TIME / DÉBUT 19:00

Sheet	Team	LSFE	1	2	3	4	5	6	7	8	9	10	Extra Ends	Total
A	USA - United States of America	*	0	2	0	0	4	2	0	2	X	X		10
	NZL - New Zealand		1	0	0	2	0	0	1	0	X	X		4
B	GER - Germany		0	0	2	0	1	0	1	0	2	0		6
	NOR - Norway	*	1	0	0	2	0	1	0	2	0	1		7
C	CAN - Canada		1	0	1	1	0	1	1	0	0	2		7
	SCO - Scotland	*	0	2	0	0	1	0	0	2	0	0		5
D	FRA - France	*	1	0	1	0	0	1	0	0	0	X		3
	DEN - Denmark		0	1	0	0	2	0	1	3	1	X		8

Standings After Round Robin Session 14

Rank	Team	Games	Wins	Losses	
1	CAN - Canada	9	9	0	Q
2	CHN - China	9	6	3	
2	NOR - Norway	9	6	3	
2	SCO - Scotland	9	6	3	
5	DEN - Denmark	9	5	4	
5	NZL - New Zealand	9	5	4	
5	SWE - Sweden	9	5	4	
8	FRA - France	9	3	6	
8	USA - United States of America	9	3	6	
10	CZE - Czech Republic	9	2	7	
10	GER - Germany	9	2	7	
10	SUI - Switzerland	9	2	7	

LEGEND

LSFE (*) Last stone first end

Q Qualified for the play-offs

X Unplayed/unfinished end due to concession




BASEL
ST. JAKOBSHALLE

CURLING

MEN
HOMMES

ROUND ROBIN SESSION 14
PHASE PRÉLIMINAIRE. 14E SESSION



PERCENTAGE SUMMARY

WED 4 APR 2012 / MER 4 AVR 2012 START TIME / DÉBUT 19:00

Sheet A

USA - United States of America		Game	All
4 S	McCORMICK Heath	73 %	72 %
3 V	BROWN Craig	81 %	68 %
2	STOPERA Bill	94 %	75 %
1	GEMMELL Dean	92 %	82 %
A	SATHER Martin	- %	72 %
Team Total		85 %	75 %

NZL - New Zealand		Game	All
4 S	de BOER Peter	75 %	77 %
3 V	BECKER Sean	75 %	78 %
2	BECKER Scott	78 %	78 %
1	THOMSON Kenny	98 %	80 %
A	DOWLING Philip	- %	- %
Team Total		82 %	79 %

Sheet B

GER - Germany		Game	All
4 V	SCHULZE Felix	76 %	74 %
3 S	JAHN John	76 %	76 %
2	RICKMERS Peter	86 %	77 %
1	GOLDEMANN Sven	89 %	88 %
A	DAASE Christoph	- %	76 %
Team Total		82 %	78 %

NOR - Norway		Game	All
4 S	ULSRUD Thomas	73 %	81 %
3 V	NERGAARD Torger	95 %	84 %
2	SVAE Christoffer	74 %	75 %
1	PETERSSON Haavard Vad	84 %	84 %
A	LOEVOLD Thomas	- %	86 %
Team Total		81 %	83 %

Sheet C

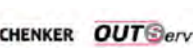
CAN - Canada		Game	All
4 S	HOWARD Glenn	87 %	86 %
3 V	MIDDAUGH Wayne	81 %	90 %
2	LAING Brent	74 %	84 %
1	SAVILL Craig	89 %	94 %
A	HOWARD Scott	- %	- %
Team Total		83 %	88 %

SCO - Scotland		Game	All
4 S	BREWSTER Tom	68 %	83 %
3 V	DRUMMOND Greg	79 %	82 %
2	ANDREWS Scott	73 %	83 %
1	GOODFELLOW Michael	91 %	88 %
A	EDWARDS David	- %	- %
Team Total		78 %	84 %

Sheet D

FRA - France		Game	All
4	ANGIBOUST Tony	64 %	74 %
3 S	DUFOUR Thomas	64 %	78 %
2 V	ROUX Lionel	79 %	80 %
1	COULOT Wilfrid	79 %	84 %
A	FRARIER Jeremy	- %	- %
Team Total		72 %	79 %

DEN - Denmark		Game	All
4 S	STJERNE Rasmus	82 %	79 %
3 V	FREDERIKSEN Johnny	88 %	81 %
2	POULSEN Mikkel	88 %	83 %
1	HARRY Troels	81 %	82 %
A	VILANDT Lars	- %	- %
Team Total		85 %	81 %



SESSION RESULTS AND STANDINGS

WED 4 APR 2012 / MER 4 AVR 2012 START TIME / DÉBUT 14:00

Sheet	Team	LSFE	1	2	3	4	5	6	7	8	9	10	Extra Ends	Total
A	SWE - Sweden		0	2	0	1	0	1	0	2	0	X		6
	CAN - Canada	*	2	0	2	0	1	0	3	0	2	X		10
B	CZE - Czech Republic	*	2	0	0	2	0	2	2	0	0	3		11
	FRA - France		0	2	1	0	2	0	0	2	2	0		9
C	SUI - Switzerland	*	2	0	0	0	0	2	1	0	2	X		7
	USA - United States of America		0	2	1	1	0	0	0	1	0	X		5
D	CHN - China		2	0	0	0	1	0	1	0	2	0	1	7
	GER - Germany	*	0	1	0	1	0	1	0	2	0	1	0	6

Standings After Round Robin Session 13

Rank	Team	Games	Wins	Losses	
1	CAN - Canada	8	8	0	Q
2	SCO - Scotland	8	6	2	
3	CHN - China	9	6	3	
4	NOR - Norway	8	5	3	
4	NZL - New Zealand	8	5	3	
6	SWE - Sweden	9	5	4	
7	DEN - Denmark	8	4	4	
8	FRA - France	8	3	5	
9	GER - Germany	8	2	6	
9	USA - United States of America	8	2	6	
11	CZE - Czech Republic	9	2	7	
11	SUI - Switzerland	9	2	7	

LEGEND

LSFE (*) Last stone first end

Q Qualified for the play-offs

X Unplayed/unfinished end due to concession

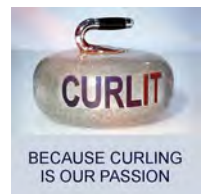


BASEL
ST. JAKOBSHALLE

CURLING

MEN
HOMMES

ROUND ROBIN SESSION 13
PHASE PRÉLIMINAIRE. 13E SESSION



PERCENTAGE SUMMARY

WED 4 APR 2012 / MER 4 AVR 2012 START TIME / DÉBUT 14:00

Sheet A

SWE - Sweden		Game	All
4 S	EDIN Niklas	79%	79%
3 V	KRAUPP Sebastian	69%	78%
2	LINDBERG Fredrik	61%	78%
1	KJAELL Viktor	100%	88%
A	ERIKSSON Oskar	-%	84%
Team Total		77%	82%

CAN - Canada		Game	All
4 S	HOWARD Glenn	81%	85%
3 V	MIDDAUGH Wayne	82%	91%
2	LAING Brent	89%	85%
1	SAVILL Craig	97%	94%
A	HOWARD Scott	-%	-%
Team Total		87%	89%

Sheet B

CZE - Czech Republic		Game	All
4 S	SNITIL Jiri	69%	77%
3 V	SNITIL Martin	70%	77%
2	KITZBERGER Jindrich	64%	72%
1	VYDRA Marek	83%	85%
A	MOKRIS Samuel	-%	-%
Team Total		71%	78%

FRA - France		Game	All
4	ANGIBOUST Tony	68%	75%
3 S	DUFOUR Thomas	76%	80%
2 V	ROUX Lionel	78%	80%
1	COULOT Wilfrid	96%	85%
A	FRARIER Jeremy	-%	-%
Team Total		79%	80%

Sheet C

SUI - Switzerland		Game	All
4 V	MUELLER Toni	76%	81%
3 S	HAUSER Jan	74%	78%
2	RAMSTEIN Marco	85%	80%
1	BAMERT Juerg	74%	80%
A	SCHWARZ Benoit	-%	77%
Team Total		77%	79%

USA - United States of America		Game	All
4 S	McCORMICK Heath	70%	72%
3 V	STOPERA Bill	84%	73%
2	SATHER Martin	62%	72%
1	GEMMELL Dean	74%	81%
A	BROWN Craig	-%	58%
Team Total		72%	74%

Sheet D

CHN - China		Game	All
4 S	LIU Rui	82%	78%
3 V	XU Xiaoming	85%	85%
2	BA Dexin	88%	86%
1	ZANG Jialiang	88%	88%
A	CHEN Lu An	-%	-%
Team Total		86%	84%

GER - Germany		Game	All
4 V	SCHULZE Felix	64%	74%
3 S	JAHN John	93%	76%
2	RICKMERS Peter	83%	74%
1	GOLDEMANN Sven	90%	87%
A	DAASE Christoph	-%	76%
Team Total		82%	78%



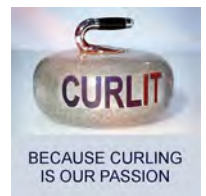


BASEL
ST. JAKOBSHALLE

CURLING

MEN
HOMMES

ROUND ROBIN SESSION 12
PHASE PRÉLIMINAIRE. 12E SESSION



SESSION RESULTS AND STANDINGS

WED 4 APR 2012 / MER 4 AVR 2012 START TIME / DÉBUT 9:00

Sheet	Team	LSFE	1	2	3	4	5	6	7	8	9	10	Extra Ends	Total
A	NOR - Norway	*	1	1	0	0	0	1	0	2	1	1		7
	CHN - China		0	0	2	1	0	0	2	0	0	0		5
B	NZL - New Zealand		0	1	0	3	1	0	3	0	1	X		9
	SUI - Switzerland	*	2	0	1	0	0	1	0	2	0	X		6
C	DEN - Denmark	*	0	1	0	2	0	3	0	1	0	2		9
	CZE - Czech Republic		1	0	2	0	1	0	2	0	2	0		8
D	SCO - Scotland		0	0	2	0	3	1	0	1	0	X		7
	SWE - Sweden	*	0	1	0	1	0	0	1	0	1	X		4

Standings After Round Robin Session 12

Rank	Team	Games	Wins	Losses
1	CAN - Canada	7	7	0
2	SCO - Scotland	8	6	2
3	CHN - China	8	5	3
3	NOR - Norway	8	5	3
3	NZL - New Zealand	8	5	3
3	SWE - Sweden	8	5	3
7	DEN - Denmark	8	4	4
8	FRA - France	7	3	4
9	GER - Germany	7	2	5
9	USA - United States of America	7	2	5
11	CZE - Czech Republic	8	1	7
11	SUI - Switzerland	8	1	7

LEGEND

LSFE (*) Last stone first end

X Unplayed/unfinished end due to concession



PERCENTAGE SUMMARY

WED 4 APR 2012 / MER 4 AVR 2012 START TIME / DÉBUT 9:00

Sheet A

NOR - Norway		Game	All
4 S	ULSRUD Thomas	88 %	82 %
3 V	NERGAARD Torger	85 %	83 %
2	LOEVOLD Thomas	82 %	86 %
1	PETERSSON Haavard Vad	95 %	85 %
A	SVAE Christoffer	- %	75 %
Team Total		88 %	83 %

CHN - China		Game	All
4 S	LIU Rui	71 %	77 %
3 V	XU Xiaoming	89 %	85 %
2	BA Dexin	89 %	86 %
1	ZANG Jialiang	91 %	88 %
A	CHEN Lu An	- %	- %
Team Total		85 %	84 %

Sheet B

NZL - New Zealand		Game	All
4 S	de BOER Peter	78 %	78 %
3 V	BECKER Sean	88 %	79 %
2	BECKER Scott	74 %	78 %
1	THOMSON Kenny	72 %	79 %
A	DOWLING Philip	- %	- %
Team Total		78 %	78 %

SUI - Switzerland		Game	All
4 V	SCHWARZ Benoit	64 %	77 %
3 S	HAUSER Jan	81 %	78 %
2	RAMSTEIN Marco	78 %	80 %
1	MUELLER Toni	85 %	82 %
A	BAMERT Juerg	- %	83 %
Team Total		77 %	80 %

Sheet C

DEN - Denmark		Game	All
4 S	STJERNE Rasmus	71 %	79 %
3 V	FREDERIKSEN Johnny	73 %	80 %
2	POULSEN Mikkel	88 %	83 %
1	HARRY Troels	89 %	82 %
A	VILANDT Lars	- %	- %
Team Total		80 %	81 %

CZE - Czech Republic		Game	All
4 S	SNITIL Jiri	78 %	79 %
3 V	SNITIL Martin	73 %	78 %
2	KITZBERGER Jindrich	79 %	73 %
1	VYDRA Marek	86 %	85 %
A	MOKRIS Samuel	- %	- %
Team Total		79 %	79 %

Sheet D

SCO - Scotland		Game	All
4 S	BREWSTER Tom	92 %	85 %
3 V	DRUMMOND Greg	93 %	82 %
2	ANDREWS Scott	100 %	85 %
1	GOODFELLOW Michael	94 %	87 %
A	EDWARDS David	- %	- %
Team Total		95 %	85 %

SWE - Sweden		Game	All
4 S	EDIN Niklas	79 %	79 %
3 V	KRAUPP Sebastian	81 %	80 %
2	LINDBERG Fredrik	68 %	80 %
1	KJAELL Viktor	96 %	86 %
A	ERIKSSON Oskar	- %	84 %
Team Total		81 %	82 %



BASEL
ST. JAKOBSHALLE

CURLING

MEN
HOMMES

ROUND ROBIN SESSION 11
PHASE PRÉLIMINAIRE. 11E SESSION



SESSION RESULTS AND STANDINGS

TUE 3 APR 2012 / MAR 3 AVR 2012 START TIME / DÉBUT 19:00

Sheet	Team	LSFE	1	2	3	4	5	6	7	8	9	10	Extra Ends	Total
A	DEN - Denmark	*	1	0	2	0	0	3	1	2	X	X		9
	SUI - Switzerland		0	2	0	1	1	0	0	0	X	X		4
B	SCO - Scotland	*	0	0	2	0	0	3	0	2	0	0		7
	CHN - China		1	0	0	2	0	0	2	0	0	1		6
C	NOR - Norway		0	1	0	0	0	3	1	0	3	X		8
	SWE - Sweden	*	0	0	0	1	0	0	0	2	0	X		3
D	NZL - New Zealand	*	2	0	0	1	0	0	3	0	2	X		8
	CZE - Czech Republic		0	2	0	0	2	0	0	1	0	X		5

Standings After Round Robin Session 11

Rank	Team	Games	Wins	Losses
1	CAN - Canada	7	7	0
2	CHN - China	7	5	2
2	SCO - Scotland	7	5	2
2	SWE - Sweden	7	5	2
5	NOR - Norway	7	4	3
5	NZL - New Zealand	7	4	3
7	DEN - Denmark	7	3	4
7	FRA - France	7	3	4
9	GER - Germany	7	2	5
9	USA - United States of America	7	2	5
11	CZE - Czech Republic	7	1	6
11	SUI - Switzerland	7	1	6

LEGEND

LSFE (*) Last stone first end X Unplayed/unfinished end due to concession



PERCENTAGE SUMMARY

TUE 3 APR 2012 / MAR 3 AVR 2012 START TIME / DÉBUT 19:00

Sheet A

DEN - Denmark		Game	All
4 S	STJERNE Rasmus	92 %	80 %
3 V	FREDERIKSEN Johnny	96 %	81 %
2	POULSEN Mikkel	81 %	82 %
1	HARRY Troels	86 %	81 %
A	VILANDT Lars	- %	- %
Team Total		89 %	81 %

SUI - Switzerland		Game	All
4 V	SCHWARZ Benoit	66 %	80 %
3 S	HAUSER Jan	82 %	78 %
2	RAMSTEIN Marco	94 %	80 %
1	MUELLER Toni	93 %	81 %
A	BAMERT Juerg	- %	83 %
Team Total		84 %	80 %

Sheet B

SCO - Scotland		Game	All
4 S	BREWSTER Tom	89 %	85 %
3 V	DRUMMOND Greg	80 %	81 %
2	ANDREWS Scott	85 %	83 %
1	GOODFELLOW Michael	85 %	86 %
A	EDWARDS David	- %	- %
Team Total		85 %	84 %

CHN - China		Game	All
4 S	LIU Rui	79 %	78 %
3 V	XU Xiaoming	89 %	84 %
2	BA Dexin	89 %	85 %
1	ZANG Jialiang	88 %	87 %
A	CHEN Lu An	- %	- %
Team Total		86 %	84 %

Sheet C

NOR - Norway		Game	All
4 S	ULSRUD Thomas	91 %	81 %
3 V	NERGAARD Torger	93 %	83 %
2	SVAE Christoffer	74 %	75 %
1	PETERSSON Haavard Vad	81 %	83 %
A	LOEVOLD Thomas	- %	88 %
Team Total		85 %	82 %

SWE - Sweden		Game	All
4 S	KRAUPP Sebastian	72 %	80 %
3	LINDBERG Fredrik	75 %	82 %
2 V	ERIKSSON Oskar	82 %	84 %
1	KJAEELL Viktor	94 %	84 %
A	EDIN Niklas	- %	- %
Team Total		81 %	82 %

Sheet D

NZL - New Zealand		Game	All
4 S	de BOER Peter	89 %	78 %
3 V	BECKER Sean	85 %	77 %
2	BECKER Scott	76 %	79 %
1	THOMSON Kenny	87 %	79 %
A	DOWLING Philip	- %	- %
Team Total		84 %	78 %

CZE - Czech Republic		Game	All
4 S	SNITIL Jiri	84 %	79 %
3 V	SNITIL Martin	84 %	79 %
2	KITZBERGER Jindrich	81 %	72 %
1	VYDRA Marek	90 %	85 %
A	MOKRIS Samuel	- %	- %
Team Total		85 %	79 %



BASEL
ST. JAKOBSHALLE

CURLING

MEN
HOMMES

ROUND ROBIN SESSION 10
PHASE PRÉLIMINAIRE. 10E SESSION



SESSION RESULTS AND STANDINGS

TUE 3 APR 2012 / MAR 3 AVR 2012 START TIME / DÉBUT 14:00

Sheet	Team	LSFE	1	2	3	4	5	6	7	8	9	10	Extra Ends	Total
A	FRA - France	*	1	0	0	0	1	1	0	1	0	1		5
	SCO - Scotland		0	1	0	1	0	0	1	0	0	0		3
B	CAN - Canada		0	3	0	0	0	2	0	0	2	1		8
	DEN - Denmark	*	2	0	1	0	1	0	0	1	0	0		5
C	GER - Germany	*	0	0	2	3	0	0	0	0	1	0		6
	NZL - New Zealand		0	0	0	0	2	2	0	1	0	3		8
D	USA - United States of America		0	1	0	0	2	0	1	0	X	X		4
	NOR - Norway	*	2	0	0	3	0	3	0	1	X	X		9

Standings After Round Robin Session 10

Rank	Team	Games	Wins	Losses
1	CAN - Canada	7	7	0
2	CHN - China	6	5	1
2	SWE - Sweden	6	5	1
4	SCO - Scotland	6	4	2
5	NOR - Norway	6	3	3
5	NZL - New Zealand	6	3	3
7	FRA - France	7	3	4
8	DEN - Denmark	6	2	4
9	GER - Germany	7	2	5
9	USA - United States of America	7	2	5
11	CZE - Czech Republic	6	1	5
11	SUI - Switzerland	6	1	5

LEGEND

LSFE (*) Last stone first end

X Unplayed/unfinished end due to concession



PERCENTAGE SUMMARY

TUE 3 APR 2012 / MAR 3 AVR 2012 START TIME / DÉBUT 14:00

Sheet A

FRA - France		Game	All
4	ANGIBOUST Tony	82 %	76 %
3 S	DUFOUR Thomas	74 %	80 %
2 V	ROUX Lionel	81 %	80 %
1	COULOT Wilfrid	71 %	83 %
A	FRARIER Jeremy	- %	- %
Team Total		77 %	80 %

SCO - Scotland		Game	All
4 S	BREWSTER Tom	68 %	84 %
3 V	DRUMMOND Greg	83 %	81 %
2	ANDREWS Scott	81 %	83 %
1	GOODFELLOW Michael	85 %	86 %
A	EDWARDS David	- %	- %
Team Total		79 %	83 %

Sheet B

CAN - Canada		Game	All
4 S	HOWARD Glenn	86 %	86 %
3 V	MIDDAUGH Wayne	95 %	92 %
2	LAING Brent	86 %	85 %
1	SAVILL Craig	94 %	94 %
A	HOWARD Scott	- %	- %
Team Total		90 %	89 %

DEN - Denmark		Game	All
4 S	STJERNE Rasmus	82 %	78 %
3 V	FREDERIKSEN Johnny	79 %	79 %
2	POULSEN Mikkel	85 %	82 %
1	HARRY Troels	90 %	80 %
A	VILANDT Lars	- %	- %
Team Total		84 %	80 %

Sheet C

GER - Germany		Game	All
4 V	SCHULZE Felix	76 %	76 %
3 S	JAHN John	73 %	73 %
2	DAASE Christoph	80 %	76 %
1	GOLDEMANN Sven	87 %	87 %
A	RICKMERS Peter	- %	71 %
Team Total		79 %	77 %

NZL - New Zealand		Game	All
4 S	de BOER Peter	83 %	75 %
3 V	BECKER Sean	88 %	76 %
2	BECKER Scott	95 %	79 %
1	THOMSON Kenny	94 %	78 %
A	DOWLING Philip	- %	- %
Team Total		90 %	77 %

Sheet D

USA - United States of America		Game	All
4 S	McCORMICK Heath	67 %	72 %
3 V	STOPERA Bill	70 %	71 %
2	SATHER Martin	73 %	74 %
1	GEMMELL Dean	91 %	82 %
A	BROWN Craig	- %	58 %
Team Total		75 %	74 %

NOR - Norway		Game	All
4 S	ULSRUD Thomas	83 %	79 %
3 V	NERGAARD Torger	94 %	81 %
2	LOEVOLD Thomas	98 %	88 %
1	PETERSSON Haavard Vad	82 %	83 %
A	SVAE Christoffer	- %	76 %
Team Total		90 %	82 %

SESSION RESULTS AND STANDINGS

TUE 3 APR 2012 / MAR 3 AVR 2012 START TIME / DÉBUT 9:00

Sheet	Team	LSFE	1	2	3	4	5	6	7	8	9	10	Extra Ends	Total
A	CZE - Czech Republic		0	0	1	0	0	1	0	1	0	0		3
	GER - Germany	*	1	0	0	1	0	0	1	0	0	1		4
B	SWE - Sweden		0	0	0	0	1	0	X	X	X	X		1
	USA - United States of America	*	1	2	3	3	0	1	X	X	X	X		10
C	CHN - China	*	0	0	1	1	1	0	2	3	X	X		8
	FRA - France		0	0	0	0	0	2	0	0	X	X		2
D	SUI - Switzerland		1	0	0	2	0	1	0	1	0	1	0	6
	CAN - Canada	*	0	2	1	0	1	0	0	0	2	0	1	7

Standings After Round Robin Session 9

Rank	Team	Games	Wins	Losses
1	CAN - Canada	6	6	0
2	CHN - China	6	5	1
2	SWE - Sweden	6	5	1
4	SCO - Scotland	5	4	1
5	DEN - Denmark	5	2	3
5	NOR - Norway	5	2	3
5	NZL - New Zealand	5	2	3
8	FRA - France	6	2	4
8	GER - Germany	6	2	4
8	USA - United States of America	6	2	4
11	CZE - Czech Republic	6	1	5
11	SUI - Switzerland	6	1	5

LEGEND

LSFE (*) Last stone first end

X Unplayed/unfinished end due to concession

PERCENTAGE SUMMARY

TUE 3 APR 2012 / MAR 3 AVR 2012 START TIME / DÉBUT 9:00

Sheet A

CZE - Czech Republic		Game	All
4 S	SNITIL Jiri	84 %	78 %
3 V	SNITIL Martin	79 %	78 %
2	KITZBERGER Jindrich	51 %	71 %
1	VYDRA Marek	79 %	84 %
A	MOKRIS Samuel	- %	- %
Team Total		73 %	78 %

GER - Germany		Game	All
4 V	SCHULZE Felix	88 %	76 %
3 S	JAHN John	74 %	73 %
2	DAASE Christoph	76 %	74 %
1	GOLDEMANN Sven	79 %	87 %
A	RICKMERS Peter	- %	71 %
Team Total		79 %	77 %

Sheet B

SWE - Sweden		Game	All
4 S	KRAUPP Sebastian	50 %	81 %
3	LINDBERG Fredrik	75 %	83 %
2 V	ERIKSSON Oskar	83 %	84 %
1	KJAELL Viktor	94 %	83 %
A	EDIN Niklas	- %	- %
Team Total		76 %	83 %

USA - United States of America		Game	All
4 S	McCORMICK Heath	83 %	73 %
3 V	STOPERA Bill	75 %	72 %
2	SATHER Martin	79 %	74 %
1	GEMMELL Dean	75 %	81 %
A	BROWN Craig	- %	58 %
Team Total		78 %	74 %

Sheet C

CHN - China		Game	All
4 S	LIU Rui	88 %	78 %
3 V	XU Xiaoming	84 %	84 %
2	BA Dexin	100 %	84 %
1	ZANG Jialiang	92 %	87 %
A	CHEN Lu An	- %	- %
Team Total		91 %	83 %

FRA - France		Game	All
4	ANGIBOUST Tony	64 %	75 %
3 S	DUFOUR Thomas	86 %	81 %
2 V	ROUX Lionel	81 %	80 %
1	COULOT Wilfrid	92 %	85 %
A	FRARIER Jeremy	- %	- %
Team Total		81 %	80 %

Sheet D

SUI - Switzerland		Game	All
4 V	SCHWARZ Benoit	86 %	84 %
3 S	HAUSER Jan	76 %	77 %
2	RAMSTEIN Marco	80 %	78 %
1	MUELLER Toni	80 %	79 %
A	BAMERT Juerg	- %	83 %
Team Total		80 %	79 %

CAN - Canada		Game	All
4 S	HOWARD Glenn	74 %	86 %
3 V	MIDDAUGH Wayne	97 %	91 %
2	LAING Brent	95 %	84 %
1	SAVILL Craig	98 %	94 %
A	HOWARD Scott	- %	- %
Team Total		91 %	89 %

SESSION RESULTS AND STANDINGS

MON 2 APR 2012 / LUN 2 AVR 2012 START TIME / DÉBUT 19:00

Sheet	Team	LSFE	1	2	3	4	5	6	7	8	9	10	Extra Ends	Total
A	CHN - China	*	2	0	1	0	2	0	0	0	2	0		7
	USA - United States of America		0	1	0	0	0	1	1	1	0	1		5
B	SUI - Switzerland		0	2	2	0	3	0	0	2	X	X		9
	GER - Germany	*	1	0	0	1	0	0	2	0	X	X		4
C	CZE - Czech Republic	*	1	0	1	0	0	0	0	1	0	X		3
	CAN - Canada		0	3	0	2	0	0	0	0	4	X		9
D	SWE - Sweden		1	0	5	0	0	2	0	1	1	0		10
	FRA - France	*	0	2	0	0	1	0	4	0	0	1		8

Standings After Round Robin Session 8

Rank	Team	Games	Wins	Losses
1	CAN - Canada	5	5	0
1	SWE - Sweden	5	5	0
3	CHN - China	5	4	1
3	SCO - Scotland	5	4	1
5	DEN - Denmark	5	2	3
5	FRA - France	5	2	3
5	NOR - Norway	5	2	3
5	NZL - New Zealand	5	2	3
9	CZE - Czech Republic	5	1	4
9	GER - Germany	5	1	4
9	SUI - Switzerland	5	1	4
9	USA - United States of America	5	1	4

LEGEND

LSFE (*) Last stone first end

X Unplayed/unfinished end due to concession




BASEL
ST. JAKOBSHALLE

CURLING

MEN
HOMMES

ROUND ROBIN SESSION 8
PHASE PRÉLIMINAIRE. 8E SESSION



PERCENTAGE SUMMARY

MON 2 APR 2012 / LUN 2 AVR 2012 START TIME / DÉBUT 19:00

Sheet A

CHN - China		Game	All
4 S	LIU Rui	79%	76%
3 V	XU Xiaoming	80%	83%
2	BA Dexin	84%	82%
1	ZANG Jialiang	86%	87%
A	CHEN Lu An	-%	-%
Team Total		82%	82%

USA - United States of America		Game	All
4 S	McCORMICK Heath	67%	71%
3 V	STOPERA Bill	74%	71%
2	BROWN Craig	58%	58%
1	GEMMELL Dean	79%	81%
A	SATHER Martin	-%	73%
Team Total		69%	74%

Sheet B

SUI - Switzerland		Game	All
4 V	SCHWARZ Benoit	91%	82%
3 S	HAUSER Jan	84%	77%
2	RAMSTEIN Marco	88%	78%
1	MUELLER Toni	77%	79%
A	BAMERT Juerg	-%	83%
Team Total		85%	79%

GER - Germany		Game	All
4 V	SCHULZE Felix	80%	73%
3 S	JAHN John	80%	73%
2	DAASE Christoph	75%	73%
1	RICKMERS Peter	66%	71%
A	GOLDEMANN Sven	-%	89%
Team Total		75%	76%

Sheet C

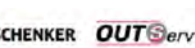
CZE - Czech Republic		Game	All
4 S	SNITIL Jiri	85%	77%
3 V	SNITIL Martin	76%	78%
2	KITZBERGER Jindrich	76%	75%
1	VYDRA Marek	82%	85%
A	MOKRIS Samuel	-%	-%
Team Total		80%	79%

CAN - Canada		Game	All
4 S	HOWARD Glenn	93%	89%
3 V	MIDDAUGH Wayne	94%	90%
2	LAING Brent	81%	81%
1	SAVILL Craig	94%	93%
A	HOWARD Scott	-%	-%
Team Total		91%	88%

Sheet D

SWE - Sweden		Game	All
4 S	KRAUPP Sebastian	83%	85%
3	LINDBERG Fredrik	88%	85%
2 V	ERIKSSON Oskar	89%	84%
1	KJAELL Viktor	81%	81%
A	EDIN Niklas	-%	-%
Team Total		85%	84%

FRA - France		Game	All
4	ANGIBOUST Tony	56%	77%
3 S	DUFOUR Thomas	69%	81%
2 V	ROUX Lionel	88%	80%
1	COULOT Wilfrid	74%	84%
A	FRARIER Jeremy	-%	-%
Team Total		72%	80%



SESSION RESULTS AND STANDINGS

MON 2 APR 2012 / LUN 2 AVR 2012 START TIME / DÉBUT 14:00

Sheet	Team	LSFE	1	2	3	4	5	6	7	8	9	10	Extra Ends	Total
A	NZL - New Zealand	*	0	2	0	0	1	0	0	0	0	X		3
	SWE - Sweden		0	0	3	1	0	0	0	2	2	X		8
B	NOR - Norway		1	0	1	0	1	0	0	2	0	1		6
	CZE - Czech Republic	*	0	1	0	0	0	2	0	0	1	0		4
C	SCO - Scotland	*	0	0	0	2	0	0	2	0	2	1		7
	SUI - Switzerland		0	1	0	0	2	0	0	1	0	0		4
D	DEN - Denmark		0	0	0	2	1	0	2	0	1	0		6
	CHN - China	*	1	0	1	0	0	2	0	1	0	2		7

Standings After Round Robin Session 7

Rank	Team	Games	Wins	Losses
1	CAN - Canada	4	4	0
1	SWE - Sweden	4	4	0
3	SCO - Scotland	5	4	1
4	CHN - China	4	3	1
5	FRA - France	4	2	2
6	DEN - Denmark	5	2	3
6	NOR - Norway	5	2	3
6	NZL - New Zealand	5	2	3
9	CZE - Czech Republic	4	1	3
9	GER - Germany	4	1	3
9	USA - United States of America	4	1	3
12	SUI - Switzerland	4	0	4

LEGEND

LSFE (*) Last stone first end

X Unplayed/unfinished end due to concession

PERCENTAGE SUMMARY

MON 2 APR 2012 / LUN 2 AVR 2012 START TIME / DÉBUT 14:00

Sheet A

NZL - New Zealand		Game	All
4 S	de BOER Peter	68 %	74 %
3 V	BECKER Sean	67 %	74 %
2	BECKER Scott	65 %	76 %
1	THOMSON Kenny	65 %	75 %
A	DOWLING Philip	- %	- %
Team Total		66 %	74 %

SWE - Sweden		Game	All
4 S	KRAUPP Sebastian	92 %	85 %
3	LINDBERG Fredrik	76 %	84 %
2 V	ERIKSSON Oskar	79 %	83 %
1	KJAEELL Viktor	92 %	81 %
A	EDIN Niklas	- %	- %
Team Total		85 %	83 %

Sheet B

NOR - Norway		Game	All
4 S	ULSRUD Thomas	100 %	79 %
3 V	NERGAARD Torger	76 %	79 %
2	LOEVOLD Thomas	94 %	85 %
1	PETERSSON Haavard Vad	90 %	83 %
A	SVAE Christoffer	- %	76 %
Team Total		90 %	81 %

CZE - Czech Republic		Game	All
4 S	SNITIL Jiri	75 %	75 %
3 V	SNITIL Martin	86 %	79 %
2	KITZBERGER Jindrich	93 %	74 %
1	VYDRA Marek	93 %	86 %
A	MOKRIS Samuel	- %	- %
Team Total		87 %	78 %

Sheet C

SCO - Scotland		Game	All
4 S	BREWSTER Tom	78 %	87 %
3 V	DRUMMOND Greg	78 %	81 %
2	ANDREWS Scott	75 %	83 %
1	GOODFELLOW Michael	83 %	87 %
A	EDWARDS David	- %	- %
Team Total		78 %	84 %

SUI - Switzerland		Game	All
4 V	SCHWARZ Benoit	75 %	75 %
3 S	HAUSER Jan	74 %	76 %
2	RAMSTEIN Marco	69 %	76 %
1	MUELLER Toni	90 %	80 %
A	BAMERT Juerg	- %	83 %
Team Total		77 %	78 %

Sheet D

DEN - Denmark		Game	All
4 S	STJERNE Rasmus	70 %	78 %
3 V	FREDERIKSEN Johnny	63 %	79 %
2	POULSEN Mikkel	85 %	82 %
1	HARRY Troels	80 %	78 %
A	VILANDT Lars	- %	- %
Team Total		74 %	79 %

CHN - China		Game	All
4 S	LIU Rui	68 %	75 %
3 V	XU Xiaoming	91 %	84 %
2	BA Dexin	78 %	81 %
1	ZANG Jialiang	98 %	87 %
A	CHEN Lu An	- %	- %
Team Total		84 %	82 %

PERCENTAGE SUMMARY

MON 2 APR 2012 / LUN 2 AVR 2012 START TIME / DÉBUT 9:00

Sheet A

CAN - Canada		Game	All
4 S	HOWARD Glenn	88 %	88 %
3 V	MIDDAUGH Wayne	84 %	89 %
2	LAING Brent	91 %	82 %
1	SAVILL Craig	100 %	92 %
A	HOWARD Scott	- %	- %
Team Total		91 %	88 %

NOR - Norway		Game	All
4 S	ULSRUD Thomas	56 %	73 %
3 V	NERGAARD Torger	85 %	80 %
2	SVAE Christoffer	81 %	76 %
1	PETERSSON Haavard Vad	88 %	82 %
A	LOEVOLD Thomas	- %	80 %
Team Total		77 %	78 %

Sheet B

FRA - France		Game	All
4	ANGIBOUST Tony	78 %	82 %
3 S	DUFOUR Thomas	91 %	83 %
2 V	ROUX Lionel	84 %	78 %
1	COULOT Wilfrid	91 %	87 %
A	FRARIER Jeremy	- %	- %
Team Total		86 %	83 %

NZL - New Zealand		Game	All
4 S	de BOER Peter	81 %	75 %
3 V	BECKER Sean	81 %	75 %
2	BECKER Scott	79 %	78 %
1	THOMSON Kenny	89 %	77 %
A	DOWLING Philip	- %	- %
Team Total		82 %	76 %

Sheet C

USA - United States of America		Game	All
4 S	McCORMICK Heath	63 %	72 %
3 V	STOPERA Bill	65 %	71 %
2	SATHER Martin	66 %	73 %
1	GEMMELL Dean	84 %	82 %
A	BROWN Craig	- %	- %
Team Total		70 %	75 %

DEN - Denmark		Game	All
4 S	STJERNE Rasmus	81 %	80 %
3 V	FREDERIKSEN Johnny	84 %	83 %
2	POULSEN Mikkel	88 %	81 %
1	HARRY Troels	80 %	77 %
A	VILANDT Lars	- %	- %
Team Total		83 %	80 %

Sheet D

GER - Germany		Game	All
4 V	SCHULZE Felix	63 %	72 %
3 S	JAHN John	64 %	71 %
2	DAASE Christoph	83 %	73 %
1	GOLDEMANN Sven	81 %	89 %
A	RICKMERS Peter	- %	73 %
Team Total		73 %	76 %

SCO - Scotland		Game	All
4 S	BREWSTER Tom	83 %	89 %
3 V	DRUMMOND Greg	85 %	82 %
2	ANDREWS Scott	86 %	85 %
1	GOODFELLOW Michael	86 %	88 %
A	EDWARDS David	- %	- %
Team Total		85 %	86 %

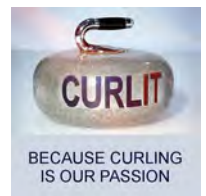


BASEL
ST. JAKOBSHALLE

CURLING

MEN
HOMMES

ROUND ROBIN SESSION 5
PHASE PRÉLIMINAIRE. 5E SESSION



SESSION RESULTS AND STANDINGS

SUN 1 APR 2012 / DIM 1 AVR 2012 START TIME / DÉBUT 19:00

Sheet	Team	LSFE	1	2	3	4	5	6	7	8	9	10	Extra Ends	Total
A	GER - Germany		0	0	1	0	1	0	0	0	3	0		5
	FRA - France	*	0	2	0	2	0	1	0	0	0	1		6
B	SUI - Switzerland		0	0	1	0	1	0	0	0	2	X		4
	CHN - China	*	0	2	0	2	0	0	1	2	0	X		7
C	SWE - Sweden	*	0	3	0	0	2	0	2	1	0	X		8
	CZE - Czech Republic		0	0	2	0	0	2	0	0	1	X		5
D	USA - United States of America	*	1	0	3	0	0	1	0	1	1	0		7
	CAN - Canada		0	2	0	2	1	0	2	0	0	1		8

Standings After Round Robin Session 5

Rank	Team	Games	Wins	Losses
1	CAN - Canada	3	3	0
1	SWE - Sweden	3	3	0
3	CHN - China	3	2	1
3	DEN - Denmark	3	2	1
3	FRA - France	3	2	1
3	SCO - Scotland	3	2	1
7	CZE - Czech Republic	3	1	2
7	GER - Germany	3	1	2
7	NOR - Norway	3	1	2
7	NZL - New Zealand	3	1	2
11	SUI - Switzerland	3	0	3
11	USA - United States of America	3	0	3

LEGEND

LSFE (*) Last stone first end

X Unplayed/unfinished end due to concession



PERCENTAGE SUMMARY

SUN 1 APR 2012 / DIM 1 AVR 2012 START TIME / DÉBUT 19:00

Sheet A

GER - Germany		Game	All
4 V	SCHULZE Felix	79%	75%
3 S	JAHN John	75%	74%
2	RICKMERS Peter	83%	73%
1	GOLDEMANN Sven	94%	92%
A	DAASE Christoph	-%	56%
Team Total		83%	77%

FRA - France		Game	All
4	ANGIBOUST Tony	95%	83%
3 S	DUFOUR Thomas	86%	81%
2 V	ROUX Lionel	84%	75%
1	COULOT Wilfrid	86%	85%
A	FRARIER Jeremy	-%	-%
Team Total		88%	81%

Sheet B

SUI - Switzerland		Game	All
4 V	MUELLER Toni	72%	76%
3 S	HAUSER Jan	61%	77%
2	RAMSTEIN Marco	76%	78%
1	BAMERT Juerg	79%	83%
A	SCHWARZ Benoit	-%	-%
Team Total		72%	78%

CHN - China		Game	All
4 S	LIU Rui	78%	78%
3 V	XU Xiaoming	95%	82%
2	BA Dexin	86%	83%
1	ZANG Jialiang	76%	83%
A	CHEN Lu An	-%	-%
Team Total		84%	81%

Sheet C

SWE - Sweden		Game	All
4 S	KRAUPP Sebastian	84%	83%
3	LINDBERG Fredrik	81%	86%
2 V	ERIKSSON Oskar	80%	84%
1	KJAELL Viktor	64%	78%
A	EDIN Niklas	-%	-%
Team Total		77%	83%

CZE - Czech Republic		Game	All
4 S	SNITIL Jiri	61%	75%
3 V	SNITIL Martin	79%	76%
2	KITZBERGER Jindrich	69%	68%
1	VYDRA Marek	90%	84%
A	MOKRIS Samuel	-%	-%
Team Total		75%	76%

Sheet D

USA - United States of America		Game	All
4 S	McCORMICK Heath	79%	75%
3 V	STOPERA Bill	78%	73%
2	SATHER Martin	61%	76%
1	GEMMELL Dean	81%	81%
A	BROWN Craig	-%	-%
Team Total		75%	76%

CAN - Canada		Game	All
4 S	HOWARD Glenn	91%	88%
3 V	MIDDAUGH Wayne	93%	90%
2	LAING Brent	78%	79%
1	SAVILL Craig	89%	90%
A	HOWARD Scott	-%	-%
Team Total		88%	87%

SESSION RESULTS AND STANDINGS

SUN 1 APR 2012 / DIM 1 AVR 2012 START TIME / DÉBUT 14:00

Sheet	Team	LSFE	1	2	3	4	5	6	7	8	9	10	Extra Ends	Total
A	CZE - Czech Republic		0	0	1	0	0	1	0	1	2	X		5
	SUI - Switzerland	*	0	1	0	1	0	0	1	0	0	X		3
B	SCO - Scotland		0	1	0	2	0	1	0	2	0	1		7
	DEN - Denmark	*	3	0	2	0	2	0	1	0	1	0		9
C	NZL - New Zealand		0	2	0	0	3	0	2	0	0	X		7
	NOR - Norway	*	1	0	1	0	0	1	0	1	0	X		4
D	CHN - China		0	0	0	0	0	2	2	0	1	1		6
	SWE - Sweden	*	0	0	3	1	2	0	0	1	0	0		7

Standings After Round Robin Session 4

Rank	Team	Games	Wins	Losses
1	CAN - Canada	2	2	0
1	SWE - Sweden	2	2	0
3	DEN - Denmark	3	2	1
3	SCO - Scotland	3	2	1
5	CHN - China	2	1	1
5	CZE - Czech Republic	2	1	1
5	FRA - France	2	1	1
5	GER - Germany	2	1	1
9	NOR - Norway	3	1	2
9	NZL - New Zealand	3	1	2
11	SUI - Switzerland	2	0	2
11	USA - United States of America	2	0	2

LEGEND

LSFE (*) Last stone first end

X Unplayed/unfinished end due to concession

PERCENTAGE SUMMARY

SUN 1 APR 2012 / DIM 1 AVR 2012 START TIME / DÉBUT 14:00

Sheet A

CZE - Czech Republic		Game	All
4 S	SNITIL Jiri	91%	81%
3 V	SNITIL Martin	75%	74%
2	KITZBERGER Jindrich	80%	68%
1	VYDRA Marek	74%	80%
A	MOKRIS Samuel	-%	-%
Team Total		80%	76%

SUI - Switzerland		Game	All
4 V	MUELLER Toni	82%	78%
3 S	HAUSER Jan	83%	85%
2	RAMSTEIN Marco	88%	79%
1	BAMERT Juerg	91%	85%
A	SCHWARZ Benoit	-%	-%
Team Total		86%	82%

Sheet B

SCO - Scotland		Game	All
4 S	BREWSTER Tom	89%	91%
3 V	DRUMMOND Greg	89%	81%
2	ANDREWS Scott	90%	84%
1	GOODFELLOW Michael	90%	88%
A	EDWARDS David	-%	-%
Team Total		89%	86%

DEN - Denmark		Game	All
4 S	STJERNE Rasmus	83%	79%
3 V	FREDERIKSEN Johnny	94%	83%
2	POULSEN Mikkel	86%	79%
1	HARRY Troels	79%	76%
A	VILANDT Lars	-%	-%
Team Total		85%	79%

Sheet C

NZL - New Zealand		Game	All
4 S	de BOER Peter	93%	74%
3 V	BECKER Sean	81%	73%
2	BECKER Scott	86%	78%
1	THOMSON Kenny	66%	73%
A	DOWLING Philip	-%	-%
Team Total		82%	74%

NOR - Norway		Game	All
4 S	ULSRUD Thomas	86%	78%
3 V	NERGAARD Torger	85%	78%
2	LOEVOLD Thomas	90%	80%
1	PETERSSON Haavard Vad	93%	80%
A	SVAE Christoffer	-%	72%
Team Total		88%	78%

Sheet D

CHN - China		Game	All
4 S	LIU Rui	76%	78%
3 V	XU Xiaoming	69%	75%
2	BA Dexin	94%	81%
1	ZANG Jialiang	94%	86%
A	CHEN Lu An	-%	-%
Team Total		83%	80%

SWE - Sweden		Game	All
4 S	KRAUPP Sebastian	86%	83%
3	LINDBERG Fredrik	91%	89%
2 V	ERIKSSON Oskar	85%	86%
1	KJAELL Viktor	83%	85%
A	EDIN Niklas	-%	-%
Team Total		86%	86%



BASEL
ST. JAKOBSHALLE

CURLING

MEN
HOMMES

ROUND ROBIN SESSION 3
PHASE PRÉLIMINAIRE. 3E SESSION



SESSION RESULTS AND STANDINGS

SUN 1 APR 2012 / DIM 1 AVR 2012 START TIME / DÉBUT 9:00

Sheet	Team	LSFE	1	2	3	4	5	6	7	8	9	10	Extra	Ends	Total
B	FRA - France		0	1	0	1	0	3	1	1	0	1			8
	USA - United States of America	*	1	0	2	0	2	0	0	0	1	0			6
C	CAN - Canada	*	4	0	2	2	0	1	X	X	X	X			9
	GER - Germany		0	1	0	0	1	0	X	X	X	X			2

Standings After Round Robin Session 3

Rank	Team	Games	Wins	Losses
1	CAN - Canada	2	2	0
1	SCO - Scotland	2	2	0
3	CHN - China	1	1	0
3	SWE - Sweden	1	1	0
5	DEN - Denmark	2	1	1
5	FRA - France	2	1	1
5	GER - Germany	2	1	1
5	NOR - Norway	2	1	1
9	CZE - Czech Republic	1	0	1
9	SUI - Switzerland	1	0	1
11	NZL - New Zealand	2	0	2
11	USA - United States of America	2	0	2

LEGEND

LSFE (*) Last stone first end X Unplayed/unfinished end due to concession





BASEL
ST. JAKOBSHALLE

CURLING

MEN
HOMMES

ROUND ROBIN SESSION 3
PHASE PRÉLIMINAIRE. 3E SESSION



PERCENTAGE SUMMARY

SUN 1 APR 2012 / DIM 1 AVR 2012 START TIME / DÉBUT 9:00

Sheet B

FRA - France		Game	All
4	ANGIBOUST Tony	89%	78%
3 S	DUFOUR Thomas	86%	78%
2 V	ROUX Lionel	79%	71%
1	COULOT Wilfrid	85%	85%
A	FRARIER Jeremy	-%	-%
Team Total		85%	78%

USA - United States of America		Game	All
4 S	McCORMICK Heath	78%	74%
3 V	STOPERA Bill	63%	70%
2	SATHER Martin	93%	83%
1	GEMMELL Dean	88%	81%
A	BROWN Craig	-%	-%
Team Total		80%	77%

Sheet C

CAN - Canada		Game	All
4 S	HOWARD Glenn	88%	87%
3 V	MIDDAUGH Wayne	92%	89%
2	LAING Brent	98%	80%
1	SAVILL Craig	98%	91%
A	HOWARD Scott	-%	-%
Team Total		94%	87%

GER - Germany		Game	All
4 V	SCHULZE Felix	69%	73%
3 S	JAHN John	75%	73%
2	DAASE Christoph	56%	56%
1	GOLDEMANN Sven	94%	91%
A	RICKMERS Peter	-%	63%
Team Total		73%	74%



SESSION RESULTS AND STANDINGS

SAT 31 MAR 2012 / SAM 31 MAR 2012 START TIME / DÉBUT 19:00

Sheet	Team	LSFE	1	2	3	4	5	6	7	8	9	10	Extra Ends	Total
A	DEN - Denmark	*	1	2	1	1	0	3	0	3	X	X		11
	NZL - New Zealand		0	0	0	0	2	0	2	0	X	X		4
B	CHN - China	*	2	2	0	0	2	0	0	3	0	X		9
	CZE - Czech Republic		0	0	1	1	0	1	1	0	1	X		5
C	SUI - Switzerland		0	0	0	0	2	0	1	0	1	X		4
	SWE - Sweden	*	0	0	1	2	0	3	0	2	0	X		8
D	NOR - Norway	*	0	3	0	0	1	0	0	2	0	X		6
	SCO - Scotland		0	0	2	2	0	0	2	0	5	X		11

Standings After Round Robin Session 2

Rank	Team	Games	Wins	Losses
1	SCO - Scotland	2	2	0
2	CAN - Canada	1	1	0
2	CHN - China	1	1	0
2	GER - Germany	1	1	0
2	SWE - Sweden	1	1	0
6	DEN - Denmark	2	1	1
6	NOR - Norway	2	1	1
8	CZE - Czech Republic	1	0	1
8	FRA - France	1	0	1
8	SUI - Switzerland	1	0	1
8	USA - United States of America	1	0	1
12	NZL - New Zealand	2	0	2

LEGEND

LSFE (*) Last stone first end

X Unplayed/unfinished end due to concession

PERCENTAGE SUMMARY

SAT 31 MAR 2012 / SAM 31 MAR 2012 START TIME / DÉBUT 19:00

Sheet A

DEN - Denmark		Game	All
4 S	STJERNE Rasmus	78 %	78 %
3 V	FREDERIKSEN Johnny	94 %	77 %
2	POULSEN Mikkel	83 %	75 %
1	HARRY Troels	92 %	75 %
A	VILANDT Lars	- %	- %
Team Total		87 %	76 %

NZL - New Zealand		Game	All
4 S	de BOER Peter	53 %	63 %
3 V	BECKER Sean	69 %	69 %
2	BECKER Scott	78 %	73 %
1	THOMSON Kenny	78 %	76 %
A	DOWLING Philip	- %	- %
Team Total		70 %	70 %

Sheet B

CHN - China		Game	All
4 S	LIU Rui	79 %	79 %
3 V	XU Xiaoming	82 %	82 %
2	BA Dexin	67 %	67 %
1	ZANG Jialiang	76 %	76 %
A	CHEN Lu An	- %	- %
Team Total		76 %	76 %

CZE - Czech Republic		Game	All
4 S	SNITIL Jiri	69 %	69 %
3 V	SNITIL Martin	74 %	74 %
2	KITZBERGER Jindrich	54 %	54 %
1	VYDRA Marek	88 %	88 %
A	MOKRIS Samuel	- %	- %
Team Total		71 %	71 %

Sheet C

SUI - Switzerland		Game	All
4 V	MUELLER Toni	74 %	74 %
3 S	HAUSER Jan	88 %	88 %
2	RAMSTEIN Marco	69 %	69 %
1	BAMERT Juerg	78 %	78 %
A	SCHWARZ Benoit	- %	- %
Team Total		77 %	77 %

SWE - Sweden		Game	All
4 S	KRAUPP Sebastian	81 %	81 %
3	LINDBERG Fredrik	86 %	86 %
2 V	ERIKSSON Oskar	86 %	86 %
1	KJAELL Viktor	88 %	88 %
A	EDIN Niklas	- %	- %
Team Total		85 %	85 %

Sheet D

NOR - Norway		Game	All
4 S	ULSRUD Thomas	71 %	74 %
3 V	NERGAARD Torger	69 %	75 %
2	SVAE Christoffer	72 %	72 %
1	PETERSSON Haavard Vad	71 %	74 %
A	LOEVOLD Thomas	- %	71 %
Team Total		71 %	74 %

SCO - Scotland		Game	All
4 S	BREWSTER Tom	94 %	92 %
3 V	DRUMMOND Greg	68 %	76 %
2	ANDREWS Scott	82 %	82 %
1	GOODFELLOW Michael	83 %	88 %
A	EDWARDS David	- %	- %
Team Total		82 %	84 %



BASEL
ST. JAKOBSHALLE

CURLING

MEN
HOMMES

ROUND ROBIN SESSION 1
PHASE PRÉLIMINAIRE. 1ÈRE SESSION



SESSION RESULTS AND STANDINGS

SAT 31 MAR 2012 / SAM 31 MAR 2012 START TIME / DÉBUT 14:00

Sheet	Team	LSFE	1	2	3	4	5	6	7	8	9	10	Extra Ends	Total
A	USA - United States of America		0	0	1	4	0	1	0	0	0	0		6
	GER - Germany	*	1	0	0	0	2	0	2	1	1	1		8
B	NZL - New Zealand	*	0	1	0	0	1	0	1	0	0	X		3
	SCO - Scotland		0	0	1	1	0	2	0	0	1	X		5
C	NOR - Norway		0	0	0	0	0	1	1	0	0	1	3	6
	DEN - Denmark	*	0	0	0	0	1	0	0	2	0	0	0	3
D	CAN - Canada		0	1	0	1	1	0	3	0	0	1		7
	FRA - France	*	1	0	2	0	0	1	0	0	1	0		5

Standings After Round Robin Session 1

Rank	Team	Games	Wins	Losses
1	CAN - Canada	1	1	0
1	GER - Germany	1	1	0
1	NOR - Norway	1	1	0
1	SCO - Scotland	1	1	0
5	CHN - China	0	0	0
5	CZE - Czech Republic	0	0	0
5	SUI - Switzerland	0	0	0
5	SWE - Sweden	0	0	0
9	DEN - Denmark	1	0	1
9	FRA - France	1	0	1
9	NZL - New Zealand	1	0	1
9	USA - United States of America	1	0	1

LEGEND

LSFE (*) Last stone first end

X Unplayed/unfinished end due to concession



PERCENTAGE SUMMARY

SAT 31 MAR 2012 / SAM 31 MAR 2012 START TIME / DÉBUT 14:00

Sheet A

USA - United States of America		Game	All
4 S	McCORMICK Heath	70%	70%
3 V	STOPERA Bill	78%	78%
2	SATHER Martin	74%	74%
1	GEMMELL Dean	75%	75%
A	BROWN Craig	-%	-%
Team Total		74%	74%

GER - Germany		Game	All
4 V	SCHULZE Felix	75%	75%
3 S	JAHN John	71%	71%
2	RICKMERS Peter	63%	63%
1	GOLDEMANN Sven	90%	90%
A	DAASE Christoph	-%	-%
Team Total		75%	75%

Sheet B

NZL - New Zealand		Game	All
4 S	de BOER Peter	71%	71%
3 V	BECKER Sean	69%	69%
2	BECKER Scott	69%	69%
1	THOMSON Kenny	74%	74%
A	DOWLING Philip	-%	-%
Team Total		71%	71%

SCO - Scotland		Game	All
4 S	BREWSTER Tom	90%	90%
3 V	DRUMMOND Greg	84%	84%
2	ANDREWS Scott	81%	81%
1	GOODFELLOW Michael	91%	91%
A	EDWARDS David	-%	-%
Team Total		87%	87%

Sheet C

NOR - Norway		Game	All
4 S	ULSRUD Thomas	76%	76%
3 V	NERGAARD Torger	80%	80%
2	LOEVOLD Thomas	71%	71%
1	PETERSSON Haavard Vad	76%	76%
A	SVAE Christoffer	-%	-%
Team Total		76%	76%

DEN - Denmark		Game	All
4 S	STJERNE Rasmus	77%	77%
3 V	FREDERIKSEN Johnny	65%	65%
2	POULSEN Mikkel	69%	69%
1	HARRY Troels	63%	63%
A	VILANDT Lars	-%	-%
Team Total		68%	68%

Sheet D

CAN - Canada		Game	All
4 S	HOWARD Glenn	86%	86%
3 V	MIDDAUGH Wayne	88%	88%
2	LAING Brent	70%	70%
1	SAVILL Craig	86%	86%
A	HOWARD Scott	-%	-%
Team Total		83%	83%

FRA - France		Game	All
4	ANGIBOUST Tony	68%	68%
3 S	DUFOUR Thomas	70%	70%
2 V	ROUX Lionel	64%	64%
1	COULOT Wilfrid	85%	85%
A	FRARIER Jeremy	-%	-%
Team Total		72%	72%

ENTRY LIST

As of FRI 30 MAR 2012 / En date du VEN 30 MAR 2012

CAN - Canada			
HOWARD Glenn	4 S	R	
MIDDAUGH Wayne	3 V	R	
LAING Brent	2	R	
SAVILL Craig	1	R	
HOWARD Scott	A	R	
TAYLOR Scott	Coach		

CHN - China			
LIU Rui	4 S	R	
XU Xiaoming	3 V	R	
BA Dexin	2	R	
ZANG Jialiang	1	R	
CHEN Lu An	A	R	
HAMBLIN Lorne	Coach		

CZE - Czech Republic			
SNITIL Jiri	4 S	R	
SNITIL Martin	3 V	R	
KITZBERGER Jindrich	2	R	
VYDRA Marek	1	R	
MOKRIS Samuel	A	R	
ROBICHAUD Ellery	Coach		

DEN - Denmark			
STJERNE Rasmus	4 S	R	
FREDERIKSEN Johnny	3 V	R	
POULSEN Mikkel	2	R	
HARRY Troels	1	R	
VILANDT Lars	A	R	
DRYBURGH James	Coach		

FRA - France			
ANGIBOUST Tony	4	R	
DUFOUR Thomas	3 S	R	
ROUX Lionel	2 V	R	
COULOT Wilfrid	1	R	
FRARIER Jeremy	A	R	
SCHROEDER Bjoern	Coach		

GER - Germany			
SCHULZE Felix	4 V	R	
JAHR John	3 S	R	
RICKMERS Peter	2	R	
GOLDEMANN Sven	1	R	
DAASE Christoph	A	R	
BEISER Martin	Coach		

NOR - Norway			
ULSRUD Thomas	4 S	R	
NERGAARD Torgjer	3 V	R	
SVAE Christoffer	2	R	
PETERSSON Haavard Vad	1	R	
LOEVOLD Thomas	A	R	
INGVALDSEN Ole	Coach		

NZL - New Zealand			
de BOER Peter	4 S	R	
BECKER Sean	3 V	R	
BECKER Scott	2	R	
THOMSON Kenny	1	L	
DOWLING Philip	A	R	
BECKER Peter	Coach		

SCO - Scotland			
BREWSTER Tom	4 S	R	
DRUMMOND Greg	3 V	R	
ANDREWS Scott	2	R	
GOODFELLOW Michael	1	R	
EDWARDS David	A	R	
BREWSTER Ron	Coach		

SUI - Switzerland			
MUELLER Toni	4 V	R	
HAUSER Jan	3 S	R	
RAMSTEIN Marco	2	R	
BAMERT Juerg	1	R	
SCHWARZ Benoit	A	R	
SCHWALLER Andreas	Coach		

SWE - Sweden			
KRAUPP Sebastian	4 S	R	
LINDBERG Fredrik	3	R	
ERIKSSON Oskar	2 V	L	
KJAELL Viktor	1	R	
EDIN Niklas	A	R	
LUND Eva	Coach		

USA - United States of America			
McCORMICK Heath	4 S	R	
STOPERA Bill	3 V	R	
SATHER Martin	2	R	
GEMMELL Dean	1	R	
BROWN Craig	A	R	
HAMES Matt	Coach		

LEGEND			
L	Left handed	R	Right handed
S	Skip	V	Vice-Skip

COMPETITION OFFICIALS

As of FRI 30 MAR 2012 / En date du VEN 30 MAR 2012

Function	Name	Country
Chief Umpire	STANFIELD Alan	GBR
Deputy Chief Umpire	MEISTER Freddy	SUI
Umpire	BASLER Roland	SUI
	BORTHWICK Dor	GBR
	FUCHS Rene	SUI
	GOWER Michele	CAN
	SCHLATTER Michael	SUI
Chief Timer	SMITH Paul	CAN
Deputy Chief Timer	VISCHER Christoph	SUI
Chief Ice Technician	WUTHRICH Hans	CAN
Deputy Chief Ice Technician	ROETHLISBERGER Stefan	SUI

COMPETITION SCHEDULE

As of FRI 30 MAR 2012 / En date du VEN 30 MAR 2012

Date	Time	Session	Sheet A	Sheet B	Sheet C	Sheet D
SAT 31 MAR	14:00	1	USA - GER	NZL - SCO	NOR - DEN	CAN - FRA
	19:00	2	DEN - NZL	CHN - CZE	SUI - SWE	NOR - SCO
SUN 1 APR	09:00	3		FRA - USA	CAN - GER	
	14:00	4	CZE - SUI	SCO - DEN	NZL - NOR	CHN - SWE
	19:00	5	GER - FRA	SUI - CHN	SWE - CZE	USA - CAN
MON 2 APR	09:00	6	CAN - NOR	FRA - NZL	USA - DEN	GER - SCO
	14:00	7	NZL - SWE	NOR - CZE	SCO - SUI	DEN - CHN
	19:00	8	CHN - USA	SUI - GER	CZE - CAN	SWE - FRA
TUE 3 APR	09:00	9	CZE - GER	SWE - USA	CHN - FRA	SUI - CAN
	14:00	10	FRA - SCO	CAN - DEN	GER - NZL	USA - NOR
	19:00	11	DEN - SUI	SCO - CHN	NOR - SWE	NZL - CZE
WED 4 APR	09:00	12	NOR - CHN	NZL - SUI	DEN - CZE	SCO - SWE
	14:00	13	SWE - CAN	CZE - FRA	SUI - USA	CHN - GER
	19:00	14	USA - NZL	GER - NOR	CAN - SCO	FRA - DEN
THU 5 APR	09:00	15	SCO - CZE	DEN - SWE	NZL - CHN	NOR - SUI
	14:00	16	GER - DEN	USA - SCO	FRA - NOR	CAN - NZL
	19:00	17	SUI - FRA	CHN - CAN	SWE - GER	CZE - USA
FRI 6 APR	14:00		Tie-breaker 1 (if required)			
SAT 7 APR	09:00		Play-off 3v4			
	14:00		Play-off 1v2			
	20:00		Semifinal			
SUN 8 APR	11:00		Bronze Medal Game			
	16:00		Gold Medal Game, followed by Medal Ceremony			