





**LGT World Men's Curling Championship 2022**
**Las Vegas, NV, United States**

**2 – 10 April 2022**

# RESULTS BOOK

lgt.com
NEW HOLLAND
LE GRUYÈRE SWITZERLAND
ZUG
CURLIT Curling Information Technology Ltd.

# Medallists

| Medal | Country | Name | Position - Function |
|---|---|---|---|
| GOLD | SWE - Sweden | EDIN Niklas | 4 S |
| | | ERIKSSON Oskar | 3 V |
| | | WRANAA Rasmus | 2 |
| | | SUNDGREN Christoffer | 1 |
| | | MAGNUSSON Daniel | A |
| | | LINDBERG Fredrik | C |
| SILVER | CAN - Canada | GUSHUE Brad | 4 S |
| | | NICHOLS Mark | 3 V |
| | | GALLANT Brett | 2 |
| | | WALKER Geoff | 1 |
| | | HARNDEN EJ | A |
| | | OWCHAR Jules | C |
| BRONZE | ITA - Italy | RETORNAZ Joel | 4 S |
| | | MOSANER Amos | 3 |
| | | ARMAN Sebastiano | 2 |
| | | GONIN Simone | 1 V |
| | | GIOVANELLA Mattia | A |
| | | PESCIA Claudio | C |

**Note:**
Position and function for each team member:
**4** = Fourth, **3** = Third, **2** = Second, **1** = Lead, **A** = Alternate, **S** = Skip, **V** = Vice-Skip, **C** = Coach



lgt.com NEW HOLLAND LE GRUYÈRE SWITZERLAND ZUG CURLIT Curling Information Technology Ltd.

# Final Standings

| Rank | Team | Players | Position - Function |
|---|---|---|---|
| 1 | SWE - Sweden | EDIN Niklas | 4 S |
| | | ERIKSSON Oskar | 3 V |
| | | WRANAA Rasmus | 2 |
| | | SUNDGREN Christoffer | 1 |
| | | MAGNUSSON Daniel | A |
| | | LINDBERG Fredrik | C |
| 2 | CAN - Canada | GUSHUE Brad | 4 S |
| | | NICHOLS Mark | 3 V |
| | | GALLANT Brett | 2 |
| | | WALKER Geoff | 1 |
| | | HARNDEN EJ | A |
| | | OWCHAR Jules | C |
| 3 | ITA - Italy | RETORNAZ Joel | 4 S |
| | | MOSANER Amos | 3 |
| | | ARMAN Sebastiano | 2 |
| | | GONIN Simone | 1 V |
| | | GIOVANELLA Mattia | A |
| | | PESCIA Claudio | C |
| 4 | USA - United States | DROPKIN Korey | 4 S |
| | | POLO Joe | 3 V |
| | | FENNER Mark | 2 |
| | | HOWELL Tom | 1 |
| | | FENSON Alex | A |
| | | SOLIN Tim | C |
| 5 | SCO - Scotland | PATERSON Ross | 4 V |
| | | WADDELL Kyle | 3 S |
| | | MENZIES Duncan | 2 |
| | | WADDELL Craig | 1 |
| | | KYLE Euan | A |
| | | BREWSTER Tom | C |
| 6 | SUI - Switzerland | SCHWALLER Yannick | 4 S |
| | | BRUNNER Michael | 3 V |
| | | MEIER Romano | 2 |
| | | KAEUFELER Marcel | 1 |
| | | GLOOR Simon | A |
| | | WERTHEMANN Bernhard | C |
| 7 | GER - Germany | TOTZEK Sixten | 4 S |
| | | MUSKATEWITZ Marc | 3 V |
| | | SUTOR Joshua | 2 |
| | | GREINDL Dominik | 1 |
| | | KAPP Benjamin | A |
| | | KAPP Uli | C |
| 8 | KOR - Korea | KIM Soo-Hyuk | 4 S |
| | | KIM Chang-Min | 3 V |
| | | SEONG Se Hyeon | 2 |
| | | KIM Hak Kyun | 1 |
| | | JEON Jae Ik | A |
| | | YOON So Min | C |



lgt.com NEW HOLLAND LE GRUYÈRE SWITZERLAND ZUG CURLIT Curling Information Technology Ltd.

# Final Standings

| Rank | Team | Players | Position - Function |
|---|---|---|---|
| 9 | CZE - Czech Republic | KLIMA Lukas | 4 S |
| | | CERNOVSKY Marek | 3 V |
| | | BOHAC Radek | 2 |
| | | CANDRA Jiri | 1 |
| | | KLIPA Lukas | A |
| | | SAVILL Craig | C |
| 10 | NOR - Norway | RAMSFJELL Magnus | 4 S |
| | | SESAKER Martin | 3 |
| | | RAMSFJELL Bendik | 2 |
| | | NEPSTAD Gaute | 1 V |
| | | BRAENDEN Mathias | A |
| | | TRULSEN Paal | C |
| 11 | FIN - Finland | KIISKINEN Kalle | 4 S |
| | | SALO Teemu | 3 V |
| | | OUNI Leo | 2 |
| | | KUOSMANEN Paavo | 1 |
| | | POLLANEN Jermu | A |
| | | MIKKONEN Jouni | C |
| 12 | NED - Netherlands | GOESGENS Wouter | 4 S |
| | | VAN DORP Jaap | 3 V |
| | | HOEKMAN Laurens | 2 |
| | | GLASBERGEN Carlo | 1 |
| | | VAN DEN HURK Tobias | A |
| | | LEIBBRANDT Shari | C |
| 13 | DEN - Denmark | THUNE Tobias | 4 S |
| | | WIKSTEN Kasper | 3 V |
| | | SOEE Oliver Rosenkrands | 2 |
| | | POULSEN Daniel | 1 |
| | | KRAUSE Mikkel | A |
| | | QVIST Mikael | C |

**Note:**
Position and function for each team member:
**4** = Fourth, **3** = Third, **2** = Second, **1** = Lead, **A** = Alternate, **S** = Skip, **V** = Vice-Skip, **C** = Coach



lgt.com
NEW HOLLAND
LE GRUYÈRE SWITZERLAND
ZUG
CURLIT Curling Information Technology Ltd.

# Competition Summary

| Session | Date | Time | Sheet A | Sheet B | Sheet C | Sheet D |
|---|---|---|---|---|---|---|
| Session 1 | SAT 2 APR | 14:00 | CAN 6 - 4 CZE | SWE 7 - 4 NED | DEN 2 - 8 USA | KOR 3 - 7 NOR |
| Session 2 | SAT 2 APR | 19:00 | ITA 4 - 5 SCO | CAN 8 - 7 NOR | FIN 6 - 4 SUI | GER 13 - 7 NED |
| Session 3 | SUN 3 APR | 9:00 | SUI 8 - 7 SWE | SCO 6 - 9 KOR | CZE 9 - 4 GER | FIN 10 - 6 DEN |
| Session 4 | SUN 3 APR | 14:00 | KOR 6 - 7 (EE) DEN | USA 7 - 5 CZE | NED 6 - 9 CAN | SWE 8 - 10 ITA |
| Session 5 | SUN 3 APR | 19:00 | GER 8 - 3 USA | ITA 10 - 7 FIN | NOR 7 - 4 SCO | SUI 6 - 10 CAN |
| Session 6 | MON 4 APR | 9:00 | CZE 7 - 4 NOR | DEN 4 - 11 SWE | GER 11 - 4 FIN | |
| Session 7 | MON 4 APR | 14:00 | DEN 3 - 7 SCO | NED 3 - 6 SUI | CAN 10 - 4 ITA | USA 7 - 9 KOR |
| Session 8 | MON 4 APR | 19:00 | FIN 2 - 7 SWE | NOR 8 - 10 USA | SUI 9 - 5 CZE | SCO 6 - 4 GER |
| Session 9 | TUE 5 APR | 9:00 | | SWE 8 - 4 CZE | KOR 4 - 11 FIN | ITA 9 - 11 NED |
| Session 10 | TUE 5 APR | 14:00 | SCO 9 - 7 USA | GER 7 - 11 CAN | ITA 7 - 3 DEN | NOR 3 - 9 SUI |
| Session 11 | TUE 5 APR | 19:00 | NED 3 - 8 NOR | FIN 5 - 10 SCO | SWE 7 - 2 GER | CZE 4 - 10 KOR |
| Session 12 | WED 6 APR | 9:00 | SUI 7 - 0 DEN | KOR 10 - 5 ITA | USA 8 - 3 NED | CAN 5 - 7 SWE |
| Session 13 | WED 6 APR | 14:00 | GER 8 - 11 ITA | SUI 4 - 7 USA | SCO 6 - 0 CZE | NOR 5 - 4 FIN |
| Session 14 | WED 6 APR | 19:00 | SWE 5 - 7 KOR | CZE 11 - 5 NED | FIN 3 - 8 CAN | DEN 7 - 10 (EE) GER |
| Session 15 | THU 7 APR | 9:00 | USA 10 - 6 CAN | NOR 10 - 6 DEN | ITA W - L SUI | NED 5 - 4 SCO |
| Session 16 | THU 7 APR | 14:00 | CZE 10 - 4 FIN | SCO 2 - 8 SWE | GER 10 - 6 NOR | KOR 7 - 9 SUI |
| Session 17 | THU 7 APR | 19:00 | DEN 7 - 2 NED | CAN 10 - 2 KOR | USA 3 - 5 SWE | ITA 6 - 5 (EE) CZE |
| Session 18 | FRI 8 APR | 9:00 | NOR 6 - 9 (EE) ITA | SUI 3 - 10 GER | CAN 8 - 6 SCO | FIN 2 - 7 USA |
| Session 19 | FRI 8 APR | 14:00 | KOR 9 - 4 GER | NED 8 - 9 (EE) FIN | CZE 9 - 2 DEN | SWE 7 - 6 NOR |
| Session 20 | FRI 8 APR | 19:00 | SCO 9 - 7 SUI | USA 4 - 8 ITA | NED 8 - 7 (EE) KOR | DEN 2 - 9 CAN |
| Qualification | SAT 9 APR | 14:00 | | SUI 4 - 10 ITA | | USA 6 - 4 SCO |
| Semi-finals | SAT 9 APR | 19:00 | | CAN 8 - 5 USA | | ITA 4 - 8 SWE |
| Bronze Medal | SUN 10 APR | 11:00 | | | USA 4 - 13 ITA | |
| Gold Medal | SUN 10 APR | 16:00 | | | CAN 6 - 8 SWE | |

## Standings after Round Robin

| Rank | Team | Games | Wins | Losses | | | | |
|---|---|---|---|---|---|---|---|---|
| 1 | CAN - Canada | 12 | 10 | 2 | Q | | | |
| 2 | SWE - Sweden | 12 | 9 | 3 | Q | | | |
| 3 | ITA - Italy | 12 | 8 | 4 | Q | | | |
| 4 | SCO - Scotland | 12 | 7 | 5 | Q | w1 | | |
| 5 | USA - United States | 12 | 7 | 5 | Q | w0 | | |
| 6 | SUI - Switzerland | 12 | 6 | 6 | Q | w1 | DSC | 18.75cm |
| 7 | GER - Germany | 12 | 6 | 6 | | w1 | DSC | 29.05cm |
| 8 | KOR - Korea | 12 | 6 | 6 | | w1 | DSC | 37.70cm |
| 9 | CZE - Czech Republic | 12 | 5 | 7 | | w1 | | |
| 10 | NOR - Norway | 12 | 5 | 7 | | w0 | | |
| 11 | FIN - Finland | 12 | 4 | 8 | | | | |
| 12 | NED - Netherlands | 12 | 3 | 9 | | | | |
| 13 | DEN - Denmark | 12 | 2 | 10 | | | | |



lgt.com NEW HOLLAND LE GRUYÈRE SWITZERLAND ZUG CURLIT Curling Information Technology Ltd.

# Competition Summary

## Play-offs Bracket

| Qualification | Semi-finals | Finals | Final Standings |
|---|---|---|---|

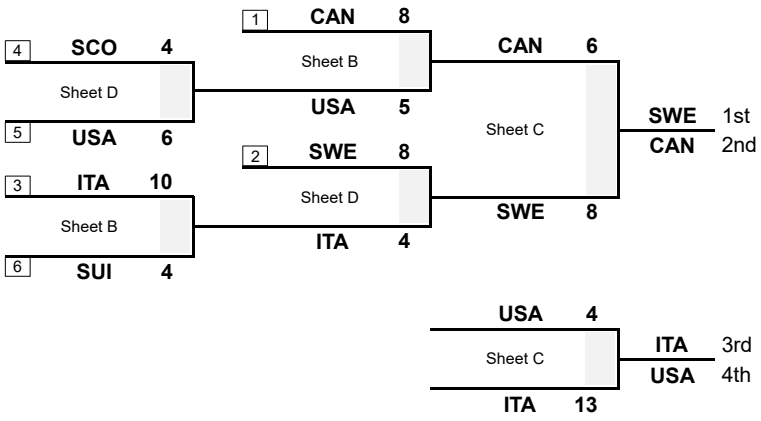


1 SWE - Sweden
2 CAN - Canada
3 ITA - Italy
4 USA - United States
5 SCO - Scotland
6 SUI - Switzerland
7 GER - Germany
8 KOR - Korea
9 CZE - Czech Republic
10 NOR - Norway
11 FIN - Finland
12 NED - Netherlands
13 DEN - Denmark

The teams ranked 1st and 2nd advance directly to the semi-finals.
The teams ranked 3rd to 6th play in the qualification games (3 v 6 and 4 v 5).
The winners of those qualification games advance to the semi-finals.

**Legend:**

| | | | | | |
|---|---|---|---|---|---|
| **DSC** | Draw Shot Challenge | **EE** | Extra End | **L** | Loss |
| **Q** | Qualified for the play-offs | **W** | Win | **wn** | Number of wins (n) against tied teams |



lgt.com NEW HOLLAND LE GRUYÈRE SWITZERLAND ZUG CURLIT Curling Information Technology Ltd.

# Session Results and Standings

| Sheet | Game | Team | LSFE | 1 | 2 | 3 | 4 | 5 | 6 | 7 | 8 | 9 | 10 | Extra Ends | | | | Total |
|---|---|---|---|---|---|---|---|---|---|---|---|---|---|---|---|---|---|---|
| C | 14 | CAN - Canada | * | 1 | 2 | 0 | 0 | 1 | 0 | 1 | 0 | 1 | 0 | | | | | 6 |
| | 14 | SWE - Sweden | | 0 | 0 | 2 | 1 | 0 | 2 | 0 | 1 | 0 | 2 | | | | | 8 |

## Play-offs Bracket

**Qualification** | **Semi-finals** | **Finals** | **Final Standings**

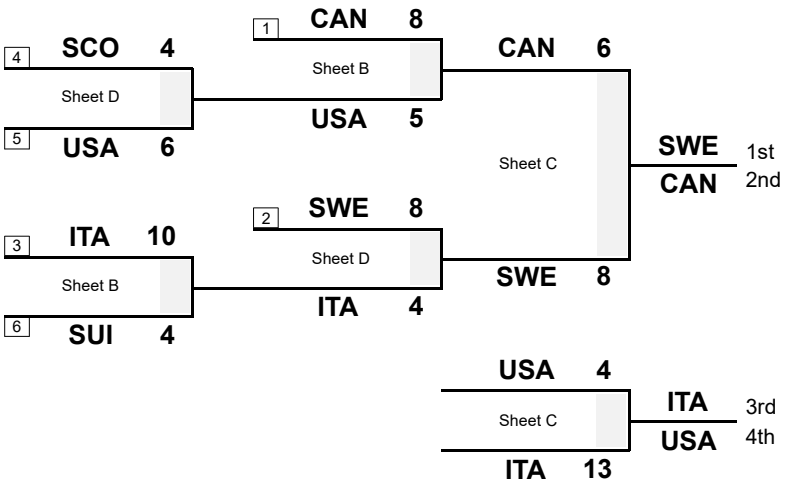


1 SWE - Sweden
2 CAN - Canada
3 ITA - Italy
4 USA - United States
5 SCO - Scotland
6 SUI - Switzerland
7 GER - Germany
8 KOR - Korea
9 CZE - Czech Republic
10 NOR - Norway
11 FIN - Finland
12 NED - Netherlands
13 DEN - Denmark

The teams ranked 1st and 2nd get a bye to the semi-finals.
The teams ranked 3rd to 6th play in qualification games (3 v 6 and 4 v 5).
The winners of those qualification games advance to the semi-finals.

**Legend:**
**LSFE(*)** Last Stone First End



lgt.com NEW HOLLAND LE GRUYÈRE SWITZERLAND ZUG CURLIT Curling Information Technology Ltd.

# Game Results

| Sheet | Game | Team | LSFE | 1 | 2 | 3 | 4 | 5 | 6 | 7 | 8 | 9 | 10 | Extra Ends | | | | Total |
|---|---|---|---|---|---|---|---|---|---|---|---|---|---|---|---|---|---|---|
| C | 14 | CAN - Canada | * | 1 | 2 | 0 | 0 | 1 | 0 | 1 | 0 | 1 | 0 | | | | | 6 |
| | 14 | SWE - Sweden | | 0 | 0 | 2 | 1 | 0 | 2 | 0 | 1 | 0 | 2 | | | | | 8 |

| CAN - Canada | | Shot Success Game | Shot Success All |
|---|---|---|---|
| 4 S | GUSHUE Brad | 62% | 81% |
| 3 V | NICHOLS Mark | 80% | 82% |
| 2 | GALLANT Brett | 93% | 85% |
| 1 | WALKER Geoff | 91% | 89% |
| A | HARNDEN EJ | - | 58% |
| | Team Total | 82% | 84% |

Time remaining: 0 minutes 31 seconds

Time-out: End 7 - CAN stone 8

| SWE - Sweden | | Shot Success Game | Shot Success All |
|---|---|---|---|
| 4 S | EDIN Niklas | 78% | 82% |
| 3 | ERIKSSON Oskar | 69% | 83% |
| 2 | WRANAA Rasmus | 79% | 85% |
| 1 V | MAGNUSSON Daniel | 86% | 85% |
| A | SUNDGREN Christoffer | - | 92% |
| | Team Total | 78% | 85% |

Time remaining: 0 minutes 51 seconds

Time-out: End 7 - SWE stone 7

## Shot Success Analysis

| CAN - Canada | | ↻ | | ↺ | | Game | |
|---|---|---|---|---|---|---|---|
| 4 GUSHUE Brad | Draws | 4 | 38% | 6 | 75% | 10 | 60% |
| | Take-outs | 4 | 56% | 5 | 70% | 9 | 64% |
| | Total | 8 | 47% | 11 | 73% | 19 | 62% |
| 3 NICHOLS Mark | Draws | 4 | 94% | 9 | 86% | 13 | 88% |
| | Take-outs | 3 | 67% | 4 | 63% | 7 | 64% |
| | Total | 7 | 82% | 13 | 79% | 20 | 80% |
| 2 GALLANT Brett | Draws | 4 | 81% | 5 | 100% | 9 | 92% |
| | Take-outs | 5 | 90% | 6 | 96% | 11 | 93% |
| | Total | 9 | 86% | 11 | 98% | 20 | 93% |
| 1 WALKER Geoff | Draws | 6 | 92% | 12 | 90% | 18 | 90% |
| | Take-outs | 0 | - | 2 | 100% | 2 | 100% |
| | Total | 6 | 92% | 14 | 91% | 20 | 91% |
| A HARNDEN EJ | Draws | 0 | - | 0 | - | 0 | - |
| | Take-outs | 0 | - | 0 | - | 0 | - |
| | Total | 0 | - | 0 | - | 0 | - |
| Team | Draws | 18 | 78% | 32 | 88% | 50 | 84% |
| | Take-outs | 12 | 73% | 17 | 81% | 29 | 78% |
| | Total | 30 | 76% | 49 | 85% | 79 | 82% |

| SWE - Sweden | | ↻ | | ↺ | | Game | |
|---|---|---|---|---|---|---|---|
| 4 EDIN Niklas | Draws | 5 | 95% | 3 | 75% | 8 | 88% |
| | Take-outs | 6 | 79% | 5 | 60% | 11 | 70% |
| | Total | 11 | 86% | 8 | 66% | 19 | 78% |
| 3 ERIKSSON Oskar | Draws | 4 | 63% | 1 | 100% | 5 | 70% |
| | Take-outs | 8 | 69% | 7 | 68% | 15 | 68% |
| | Total | 12 | 67% | 8 | 72% | 20 | 69% |
| 2 WRANAA Rasmus | Draws | 4 | 94% | 6 | 92% | 10 | 93% |
| | Take-outs | 5 | 60% | 5 | 70% | 10 | 65% |
| | Total | 9 | 75% | 11 | 82% | 20 | 79% |
| 1 MAGNUSSON Daniel | Draws | 10 | 90% | 10 | 83% | 20 | 86% |
| | Take-outs | 0 | - | 0 | - | 0 | - |
| | Total | 10 | 90% | 10 | 83% | 20 | 86% |
| A SUNDGREN Christoffer | Draws | 0 | - | 0 | - | 0 | - |
| | Take-outs | 0 | - | 0 | - | 0 | - |
| | Total | 0 | - | 0 | - | 0 | - |
| Team | Draws | 23 | 87% | 20 | 85% | 43 | 86% |
| | Take-outs | 19 | 70% | 17 | 66% | 36 | 68% |
| | Total | 42 | 79% | 37 | 76% | 79 | 78% |

**Note:**
Position and function for each team member:
**4** = Fourth, **3** = Third, **2** = Second, **1** = Lead, **A** = Alternate, **S** = Skip, **V** = Vice-Skip

**Legend:**
↻ Clockwise ↺ Counter-clockwise **LSFE(*)** Last Stone First End



lgt.com NEW HOLLAND LE GRUYÈRE SWITZERLAND ZUG CURLIT Curling Information Technology Ltd.

# Game - Shot by Shot

**End 1** — **CAN - Canada 0 + 1** (this end) **= 1** — **SWE - Sweden 0 + 0** (this end) **= 0**

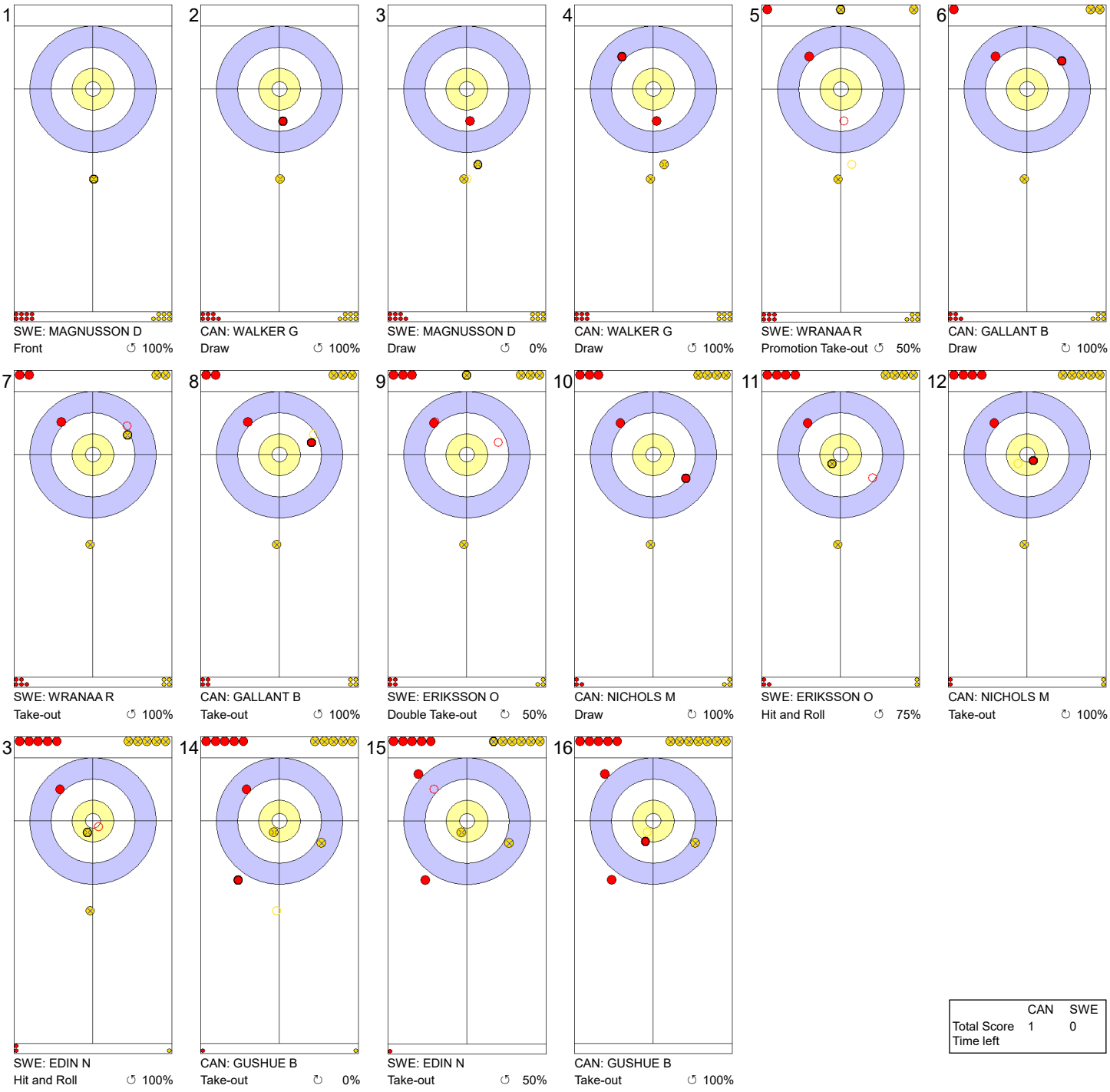


| | CAN | SWE |
|---|---|---|
| Total Score | 1 | 0 |
| Time left | | |

**Legend:**

↻ Clockwise ↺ Counter-clockwise - Not considered



lgt.com NEW HOLLAND LE GRUYÈRE SWITZERLAND V ZUG CURLIT Curling Information Technology Ltd.

# Game - Shot by Shot

**End 2** — **CAN - Canada 1 + 2** (this end) **= 3** — **SWE - Sweden 0 + 0** (this end) **= 0**

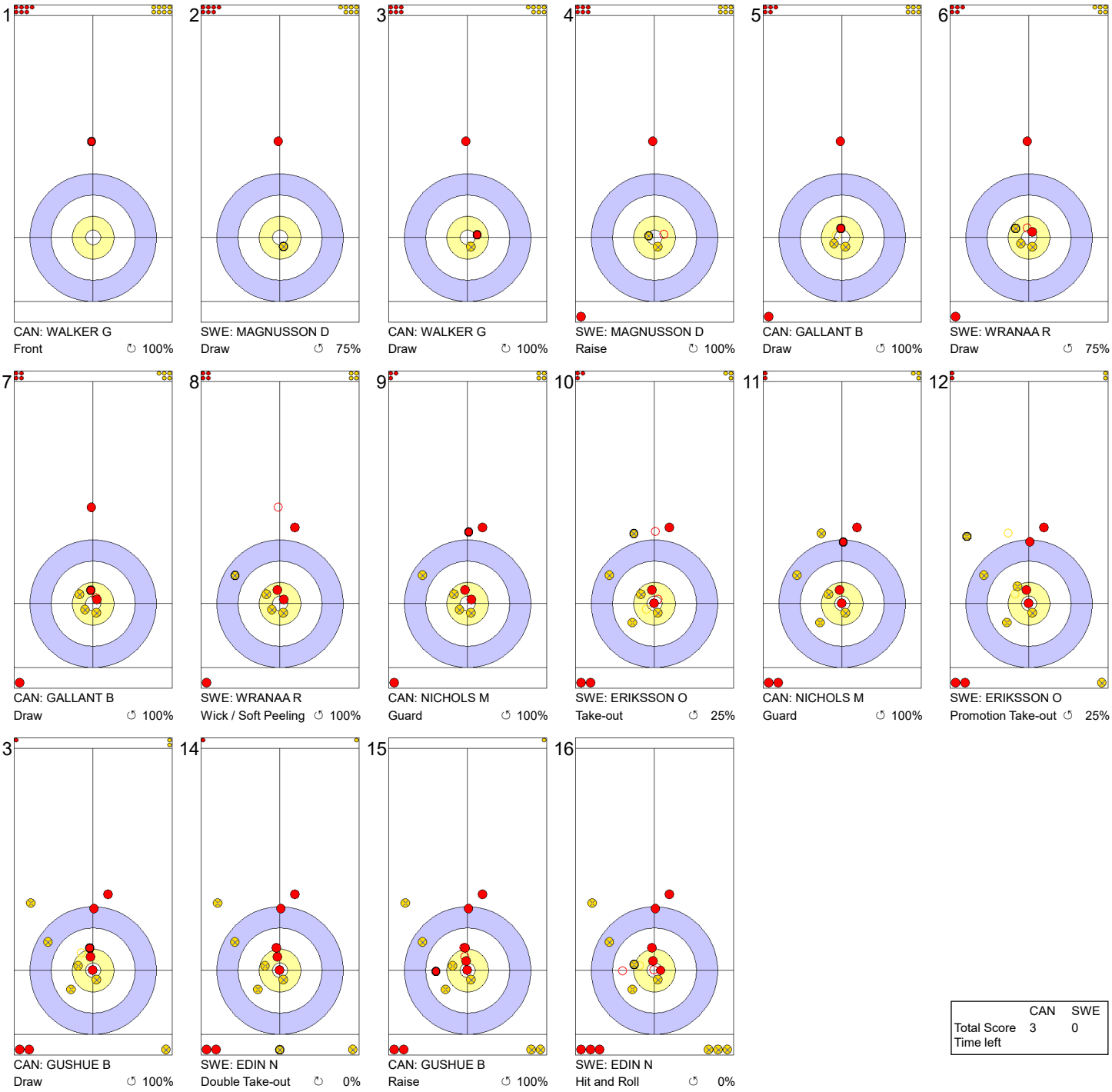


| | CAN | SWE |
|---|---|---|
| Total Score | 3 | 0 |
| Time left | | |

**Legend:**
↻ Clockwise ↺ Counter-clockwise - Not considered



lgt.com NEW HOLLAND LE GRUYÈRE SWITZERLAND ZUG CURLIT Curling Information Technology Ltd.

# Game - Shot by Shot

**End 3** — **CAN - Canada 3 + 0** (this end) **= 3** — **SWE - Sweden 0 + 2** (this end) **= 2**

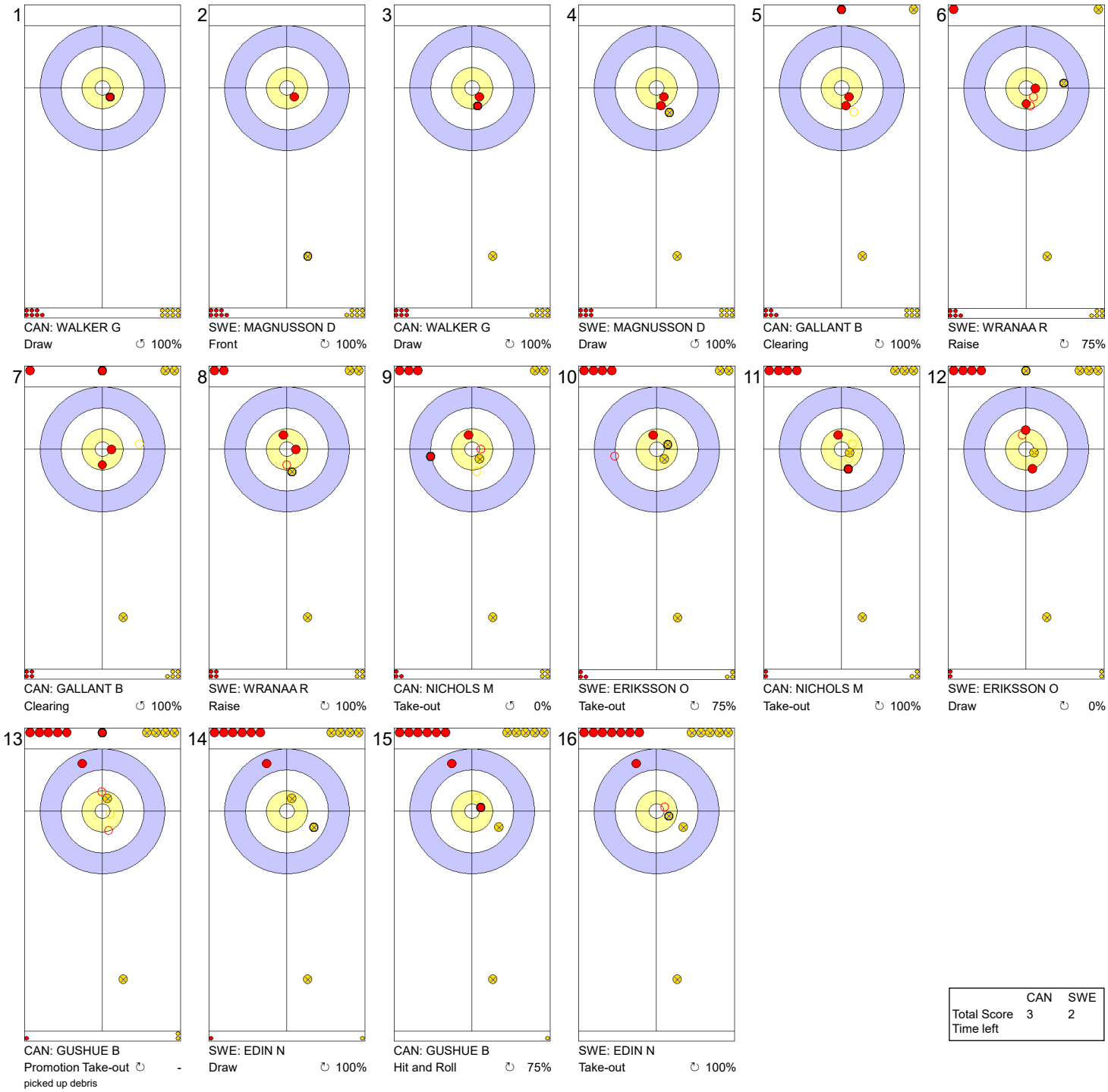


| | CAN | SWE |
|---|---|---|
| Total Score | 3 | 2 |
| Time left | | |

**Legend:**

↻ Clockwise ↺ Counter-clockwise - Not considered



lgt.com NEW HOLLAND LE GRUYÈRE SWITZERLAND V ZUG CURLIT Curling Information Technology Ltd.

# Game - Shot by Shot

**End 4** — **CAN - Canada 3 + 0** (this end) **= 3** — **SWE - Sweden 2 + 1** (this end) **= 3**

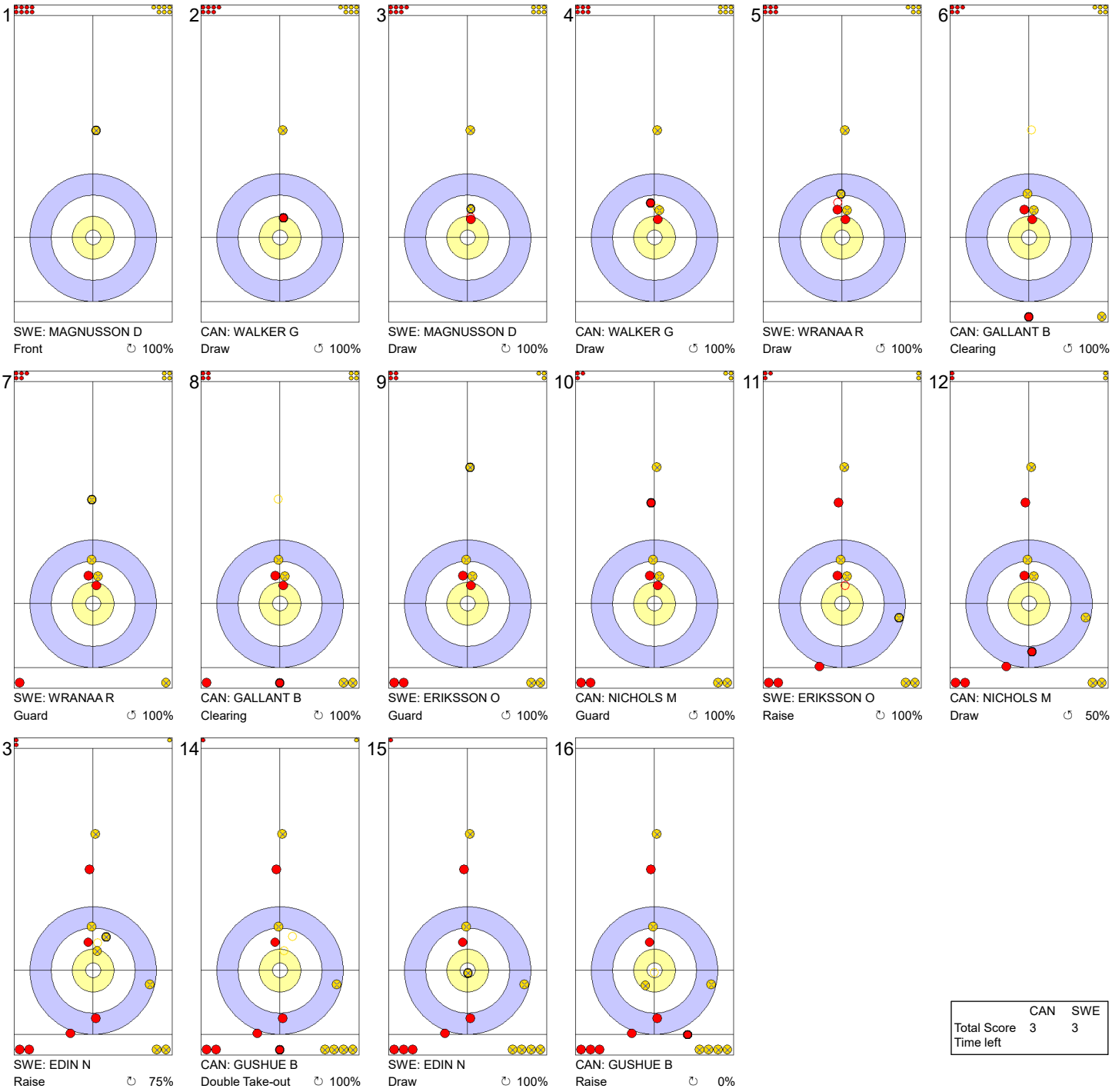


| | CAN | SWE |
|---|---|---|
| Total Score | 3 | 3 |
| Time left | | |

**Legend:**
↻ Clockwise ↺ Counter-clockwise - Not considered



lgt.com NEW HOLLAND LE GRUYÈRE SWITZERLAND ZUG CURLIT Curling Information Technology Ltd.

# Game - Shot by Shot

**End 5** — **CAN - Canada 3 + 1** (this end) **= 4** — **SWE - Sweden 3 + 0** (this end) **= 3**




| | CAN | SWE |
|---|---|---|
| Total Score | 4 | 3 |
| Time left | | |

**Legend:**

↻ Clockwise ↺ Counter-clockwise - Not considered



lgt.com NEW HOLLAND LE GRUYÈRE SWITZERLAND ZUG CURLIT Curling Information Technology Ltd.

# Game - Shot by Shot

**End 6** **CAN - Canada 4 + 0** (this end) **= 4** **SWE - Sweden 3 + 2** (this end) **= 5**

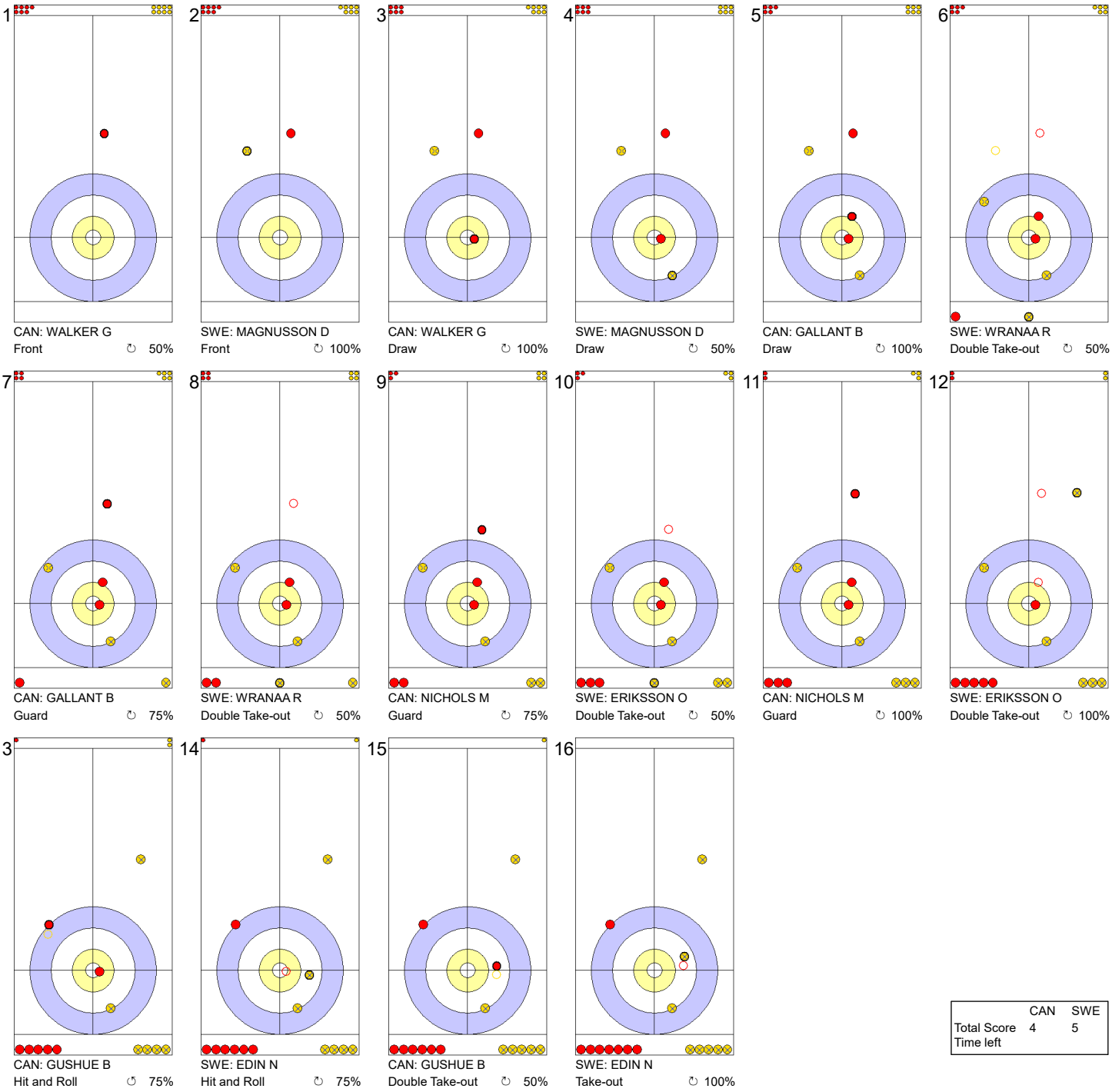


| | CAN | SWE |
|---|---|---|
| Total Score | 4 | 5 |
| Time left | | |

**Legend:**
↻ Clockwise ↺ Counter-clockwise - Not considered



lgt.com NEW HOLLAND LE GRUYÈRE SWITZERLAND ZUG CURLIT Curling Information Technology Ltd.

# Game - Shot by Shot

**End 7** — **CAN - Canada 4 + 1** (this end) **= 5** — **SWE - Sweden 5 + 0** (this end) **= 5**

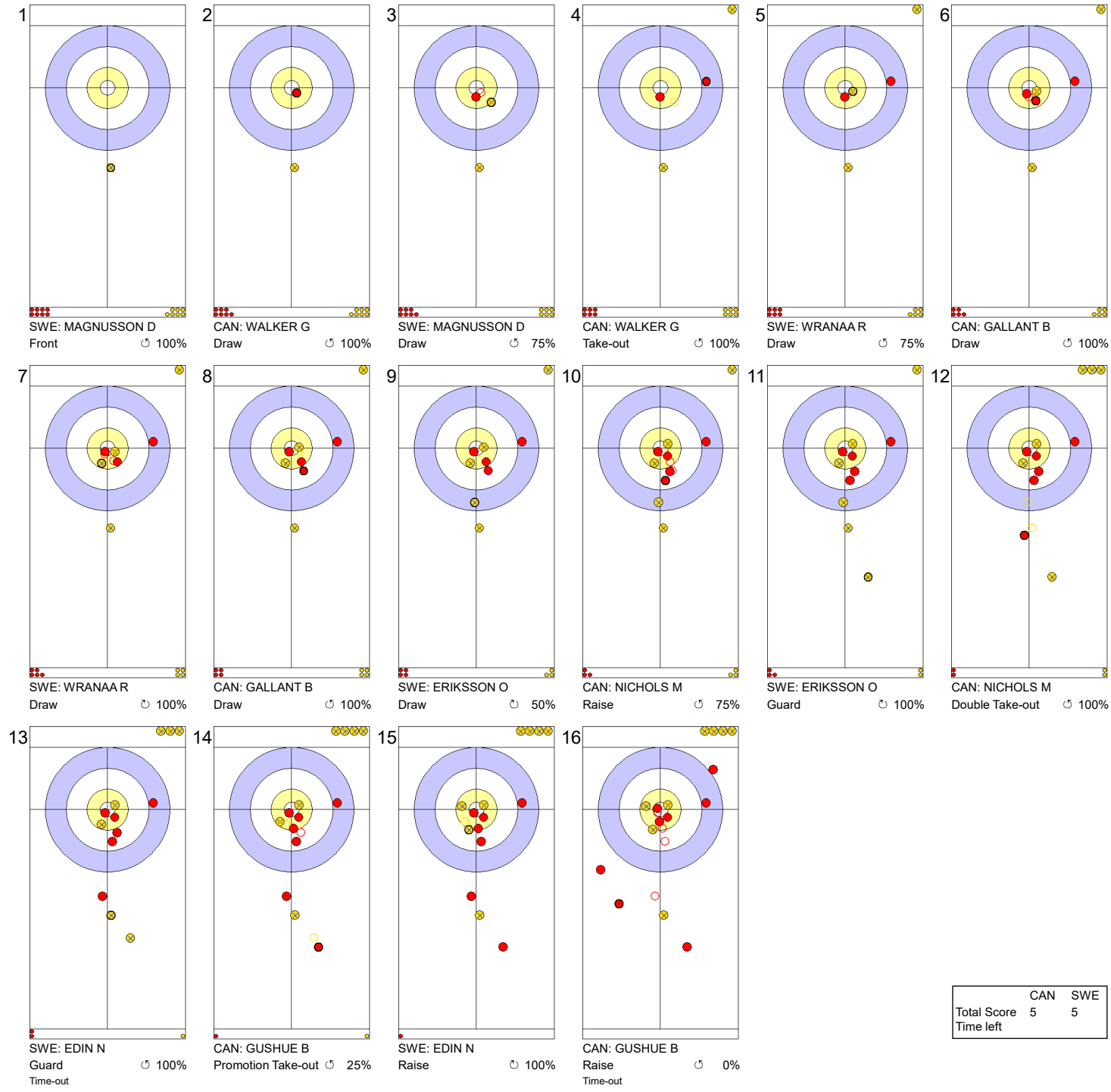


| | CAN | SWE |
|---|---|---|
| Total Score | 5 | 5 |
| Time left | | |

**Legend:**

↻ Clockwise ↺ Counter-clockwise - Not considered



lgt.com NEW HOLLAND LE GRUYÈRE SWITZERLAND V ZUG CURLIT Curling Information Technology Ltd.

# Game - Shot by Shot

**End 8** — **CAN - Canada 5 + 0** (this end) **= 5** — **SWE - Sweden 5 + 1** (this end) **= 6**




| | CAN | SWE |
|---|---|---|
| Total Score | 5 | 6 |
| Time left | | |

**Legend:**

↻ Clockwise ↺ Counter-clockwise - Not considered



lgt.com NEW HOLLAND LE GRUYÈRE SWITZERLAND ZUG CURLIT Curling Information Technology Ltd.

# Game - Shot by Shot

**End 9** — **CAN - Canada 5 + 1** (this end) **= 6** — **SWE - Sweden 6 + 0** (this end) **= 6**

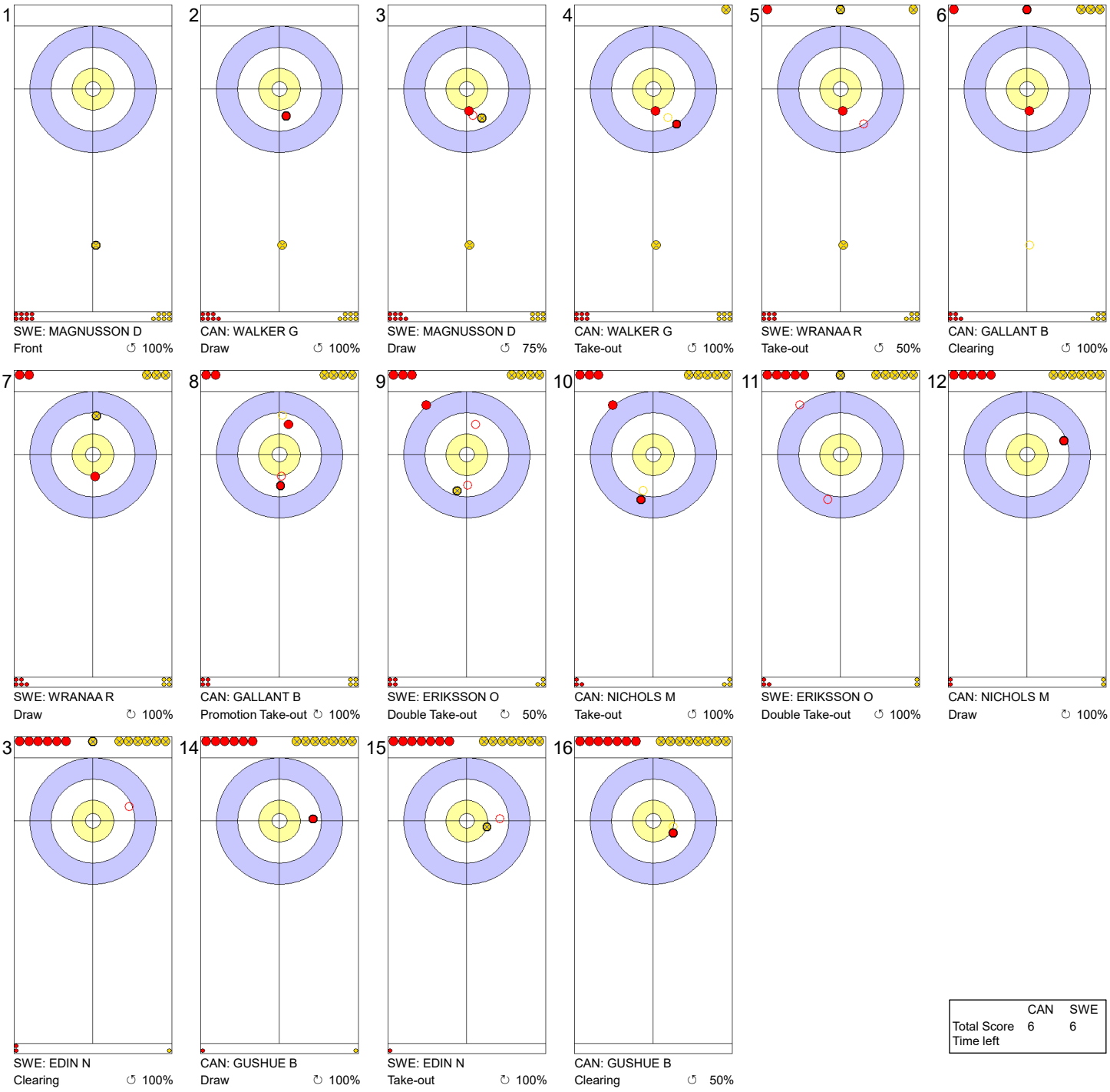


| | CAN | SWE |
|---|---|---|
| Total Score | 6 | 6 |
| Time left | | |

**Legend:**

↻ Clockwise ↺ Counter-clockwise - Not considered



lgt.com NEW HOLLAND LE GRUYÈRE SWITZERLAND V ZUG CURLIT Curling Information Technology Ltd.

# Game - Shot by Shot

**End 10** — **CAN - Canada** **6 + 0** (this end) **= 6** — **SWE - Sweden** **6 + 2** (this end) **= 8**

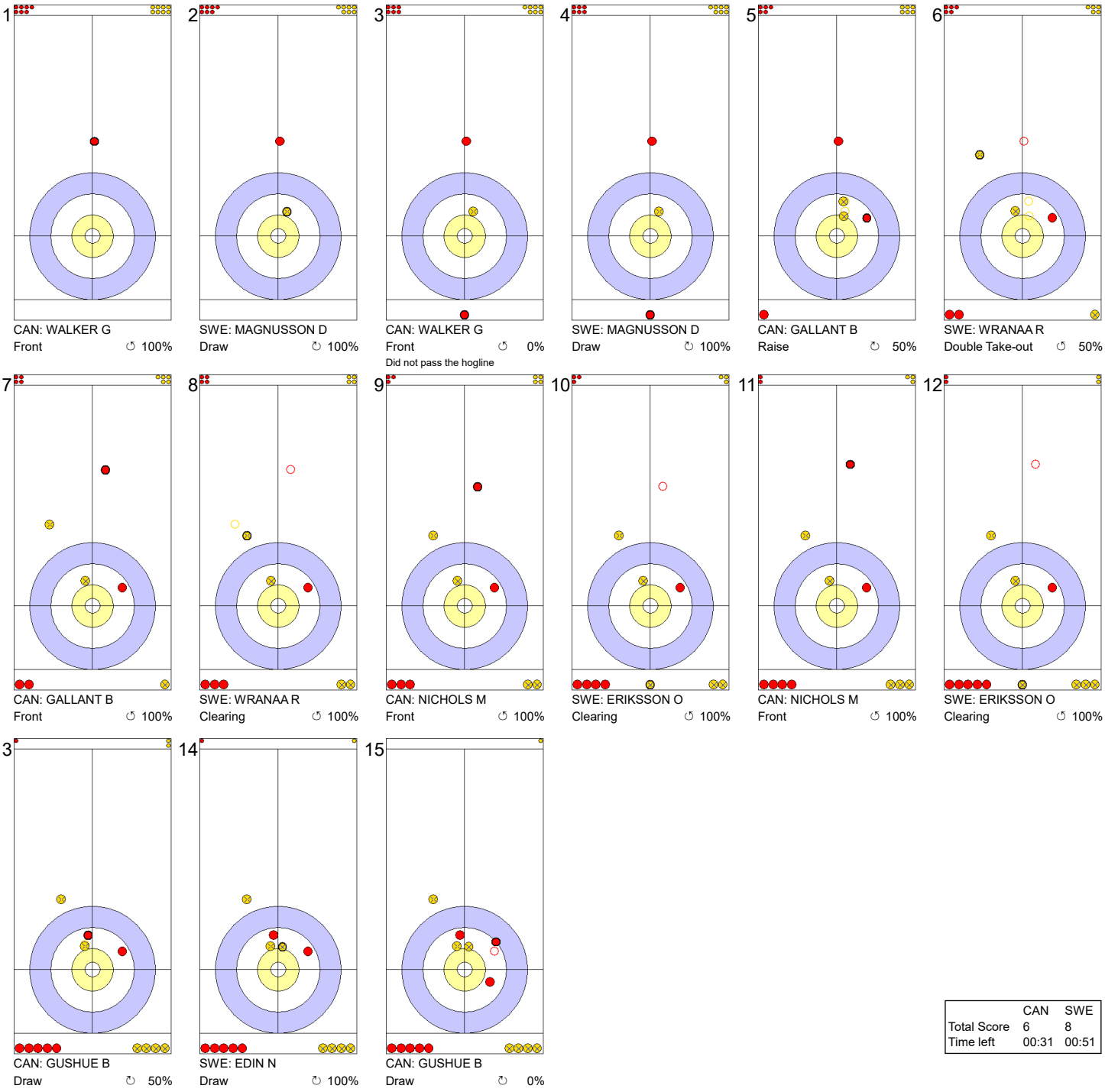


| | CAN | SWE |
|---|---|---|
| Total Score | 6 | 8 |
| Time left | 00:31 | 00:51 |

**Legend:**
↻ Clockwise ↺ Counter-clockwise - Not considered



lgt.com NEW HOLLAND LE GRUYÈRE SWITZERLAND ZUG CURLIT Curling Information Technology Ltd.

# Cumulative Player Statistics by Team

## CAN - Canada

### GUSHUE Brad — 4 S — Right-handed

| Type | ↻ | % | ↺ | % | Total | % |
|---|---|---|---|---|---|---|
| Draw | 44 | 79 | 48 | 87 | 92 | 83 |
| Front | 0 | - | 0 | - | 0 | - |
| Guard | 13 | 98 | 8 | 88 | 21 | 94 |
| Raise | 10 | 38 | 12 | 63 | 22 | 51 |
| Wick / Soft Peeling | 0 | - | 0 | - | 0 | - |
| Freeze | 0 | - | 1 | 25 | 1 | 25 |
| Take-out | 18 | 93 | 22 | 98 | 40 | 96 |
| Hit and Roll | 11 | 84 | 10 | 78 | 21 | 81 |
| Clearing | 7 | 93 | 4 | 88 | 11 | 91 |
| Double Take-out | 14 | 77 | 14 | 63 | 28 | 70 |
| Promotion Take-out | 3 | 67 | 7 | 68 | 10 | 68 |
| All Draws | 67 | 76 | 69 | 82 | 136 | 79 |
| All Take-outs | 53 | 85 | 57 | 81 | 110 | 83 |
| **Total** | **120** | **80** | **126** | **82** | **246** | **81** |
| Not considered | | | | | 2 | - |

### WALKER Geoff — 1 — Right-handed

| Type | ↻ | % | ↺ | % | Total | % |
|---|---|---|---|---|---|---|
| Draw | 62 | 86 | 60 | 93 | 122 | 90 |
| Front | 35 | 93 | 58 | 88 | 93 | 90 |
| Guard | 1 | 75 | 1 | 100 | 2 | 88 |
| Raise | 2 | 63 | 1 | 100 | 3 | 75 |
| Wick / Soft Peeling | 3 | 100 | 3 | 83 | 6 | 92 |
| Freeze | 0 | - | 0 | - | 0 | - |
| Take-out | 4 | 75 | 8 | 100 | 12 | 92 |
| Hit and Roll | 3 | 67 | 4 | 75 | 7 | 71 |
| Clearing | 0 | - | 2 | 100 | 2 | 100 |
| Double Take-out | 1 | 100 | 0 | - | 1 | 100 |
| Promotion Take-out | 1 | 75 | 0 | - | 1 | 75 |
| All Draws | 103 | 88 | 123 | 91 | 226 | 90 |
| All Take-outs | 9 | 75 | 14 | 93 | 23 | 86 |
| **Total** | **112** | **87** | **137** | **91** | **249** | **89** |
| Not considered | | | | | 1 | - |

### NICHOLS Mark — 3 V — Right-handed

| Type | ↻ | % | ↺ | % | Total | % |
|---|---|---|---|---|---|---|
| Draw | 30 | 81 | 35 | 84 | 65 | 83 |
| Front | 2 | 100 | 3 | 100 | 5 | 100 |
| Guard | 12 | 88 | 16 | 97 | 28 | 93 |
| Raise | 4 | 69 | 9 | 89 | 13 | 83 |
| Wick / Soft Peeling | 1 | 0 | 2 | 100 | 3 | 67 |
| Freeze | 0 | - | 0 | - | 0 | - |
| Take-out | 26 | 85 | 23 | 79 | 49 | 82 |
| Hit and Roll | 7 | 68 | 18 | 74 | 25 | 72 |
| Clearing | 8 | 100 | 13 | 94 | 21 | 96 |
| Double Take-out | 10 | 75 | 19 | 76 | 29 | 76 |
| Promotion Take-out | 6 | 38 | 8 | 84 | 14 | 64 |
| All Draws | 49 | 81 | 65 | 89 | 114 | 86 |
| All Take-outs | 57 | 78 | 81 | 80 | 138 | 79 |
| **Total** | **106** | **79** | **146** | **84** | **252** | **82** |
| Not considered | | | | | 0 | - |

### HARNDEN EJ — A — Right-handed

| Type | ↻ | % | ↺ | % | Total | % |
|---|---|---|---|---|---|---|
| Draw | 3 | 83 | 1 | 0 | 4 | 63 |
| Front | 0 | - | 0 | - | 0 | - |
| Guard | 0 | - | 1 | 0 | 1 | 0 |
| Raise | 0 | - | 0 | - | 0 | - |
| Wick / Soft Peeling | 0 | - | 0 | - | 0 | - |
| Freeze | 0 | - | 0 | - | 0 | - |
| Take-out | 0 | - | 0 | - | 0 | - |
| Hit and Roll | 0 | - | 0 | - | 0 | - |
| Clearing | 0 | - | 1 | 100 | 1 | 100 |
| Double Take-out | 0 | - | 0 | - | 0 | - |
| Promotion Take-out | 0 | - | 0 | - | 0 | - |
| All Draws | 3 | 83 | 2 | 0 | 5 | 50 |
| All Take-outs | 0 | - | 1 | 100 | 1 | 100 |
| **Total** | **3** | **83** | **3** | **33** | **6** | **58** |
| Not considered | | | | | 0 | - |

### GALLANT Brett — 2 — Right-handed

| Type | ↻ | % | ↺ | % | Total | % |
|---|---|---|---|---|---|---|
| Draw | 47 | 89 | 41 | 88 | 88 | 89 |
| Front | 2 | 100 | 5 | 100 | 7 | 100 |
| Guard | 14 | 88 | 8 | 91 | 22 | 89 |
| Raise | 10 | 65 | 5 | 75 | 15 | 68 |
| Wick / Soft Peeling | 1 | 0 | 2 | 75 | 3 | 50 |
| Freeze | 0 | - | 0 | - | 0 | - |
| Take-out | 9 | 83 | 15 | 93 | 24 | 90 |
| Hit and Roll | 6 | 50 | 6 | 71 | 12 | 60 |
| Clearing | 16 | 88 | 31 | 96 | 47 | 93 |
| Double Take-out | 9 | 72 | 7 | 79 | 16 | 75 |
| Promotion Take-out | 10 | 78 | 4 | 50 | 14 | 70 |
| All Draws | 74 | 85 | 61 | 88 | 135 | 86 |
| All Take-outs | 50 | 78 | 63 | 88 | 113 | 83 |
| **Total** | **124** | **82** | **124** | **88** | **248** | **85** |
| Not considered | | | | | 0 | - |

### Team: CAN - Canada

| Type | ↻ | % | ↺ | % | Total | % |
|---|---|---|---|---|---|---|
| Draw | 186 | 84 | 185 | 88 | 371 | 86 |
| Front | 39 | 94 | 66 | 90 | 105 | 91 |
| Guard | 40 | 91 | 34 | 90 | 74 | 91 |
| Raise | 26 | 55 | 27 | 75 | 53 | 65 |
| Wick / Soft Peeling | 5 | 60 | 7 | 86 | 12 | 75 |
| Freeze | 0 | - | 1 | 25 | 1 | 25 |
| Take-out | 57 | 86 | 68 | 91 | 125 | 89 |
| Hit and Roll | 27 | 70 | 38 | 74 | 65 | 73 |
| Clearing | 31 | 92 | 51 | 95 | 82 | 94 |
| Double Take-out | 34 | 76 | 40 | 72 | 74 | 74 |
| Promotion Take-out | 20 | 64 | 19 | 71 | 39 | 67 |
| All Draws | 296 | 83 | 320 | 88 | 616 | 86 |
| All Take-outs | 169 | 80 | 216 | 84 | 385 | 82 |
| **Total** | **465** | **82** | **536** | **86** | **1001** | **84** |
| Not considered | | | | | 3 | - |

**Note:**
Position and function for each team member:
**4** = Fourth, **3** = Third, **2** = Second, **1** = Lead, **A** = Alternate, **S** = Skip, **V** = Vice-Skip

**Legend:**
↻ Clockwise ↺ Counter-clockwise



lgt.com NEW HOLLAND LE GRUYÈRE SWITZERLAND ZUG CURLIT Curling Information Technology Ltd.

# Cumulative Player Statistics by Team

## SWE - Sweden

### EDIN Niklas — 4 S — Right-handed

| Type | ↻ | % | ↺ | % | Total | % |
|---|---|---|---|---|---|---|
| Draw | 33 | 84 | 58 | 88 | 91 | 86 |
| Front | 0 | - | 0 | - | 0 | - |
| Guard | 7 | 89 | 8 | 88 | 15 | 88 |
| Raise | 8 | 69 | 3 | 42 | 11 | 61 |
| Wick / Soft Peeling | 0 | - | 0 | - | 0 | - |
| Freeze | 0 | - | 0 | - | 0 | - |
| Take-out | 25 | 91 | 25 | 92 | 50 | 92 |
| Hit and Roll | 12 | 73 | 11 | 68 | 23 | 71 |
| Clearing | 9 | 94 | 12 | 100 | 21 | 98 |
| Double Take-out | 14 | 68 | 14 | 63 | 28 | 65 |
| Promotion Take-out | 7 | 46 | 6 | 83 | 13 | 63 |
| All Draws | 48 | 82 | 69 | 86 | 117 | 84 |
| All Take-outs | 67 | 79 | 68 | 83 | 135 | 81 |
| **Total** | **115** | **80** | **137** | **84** | **252** | **82** |
| Not considered | | | | | 1 | - |

### SUNDGREN Christoffer — 1 — Right-handed

| Type | ↻ | % | ↺ | % | Total | % |
|---|---|---|---|---|---|---|
| Draw | 28 | 90 | 61 | 95 | 89 | 94 |
| Front | 17 | 91 | 27 | 94 | 44 | 93 |
| Guard | 1 | 75 | 6 | 83 | 7 | 82 |
| Raise | 1 | 100 | 1 | 50 | 2 | 75 |
| Wick / Soft Peeling | 1 | 100 | 0 | - | 1 | 100 |
| Freeze | 0 | - | 0 | - | 0 | - |
| Take-out | 9 | 94 | 3 | 100 | 12 | 96 |
| Hit and Roll | 1 | 0 | 0 | - | 1 | 0 |
| Clearing | 1 | 100 | 0 | - | 1 | 100 |
| Double Take-out | 0 | - | 1 | 100 | 1 | 100 |
| Promotion Take-out | 0 | - | 0 | - | 0 | - |
| All Draws | 48 | 91 | 95 | 93 | 143 | 92 |
| All Take-outs | 11 | 86 | 4 | 100 | 15 | 90 |
| **Total** | **59** | **90** | **99** | **94** | **158** | **92** |
| Not considered | | | | | 2 | - |

### ERIKSSON Oskar — 3 V — Left-handed

| Type | ↻ | % | ↺ | % | Total | % |
|---|---|---|---|---|---|---|
| Draw | 32 | 80 | 28 | 84 | 60 | 82 |
| Front | 1 | 100 | 0 | - | 1 | 100 |
| Guard | 7 | 86 | 13 | 92 | 20 | 90 |
| Raise | 5 | 90 | 8 | 72 | 13 | 79 |
| Wick / Soft Peeling | 0 | - | 0 | - | 0 | - |
| Freeze | 0 | - | 0 | - | 0 | - |
| Take-out | 25 | 88 | 20 | 88 | 45 | 88 |
| Hit and Roll | 9 | 78 | 11 | 57 | 20 | 66 |
| Clearing | 25 | 98 | 15 | 100 | 40 | 99 |
| Double Take-out | 21 | 76 | 21 | 75 | 42 | 76 |
| Promotion Take-out | 4 | 69 | 8 | 69 | 12 | 69 |
| All Draws | 45 | 82 | 49 | 84 | 94 | 83 |
| All Take-outs | 84 | 86 | 75 | 80 | 159 | 83 |
| **Total** | **129** | **85** | **124** | **82** | **253** | **83** |
| Not considered | | | | | 1 | - |

### MAGNUSSON Daniel — A — Right-handed

| Type | ↻ | % | ↺ | % | Total | % |
|---|---|---|---|---|---|---|
| Draw | 22 | 86 | 39 | 81 | 61 | 83 |
| Front | 8 | 94 | 18 | 86 | 26 | 88 |
| Guard | 1 | 100 | 1 | 100 | 2 | 100 |
| Raise | 1 | 100 | 0 | - | 1 | 100 |
| Wick / Soft Peeling | 1 | 50 | 1 | 100 | 2 | 75 |
| Freeze | 0 | - | 0 | - | 0 | - |
| Take-out | 1 | 100 | 1 | 100 | 2 | 100 |
| Hit and Roll | 0 | - | 0 | - | 0 | - |
| Clearing | 0 | - | 0 | - | 0 | - |
| Double Take-out | 0 | - | 1 | 50 | 1 | 50 |
| Promotion Take-out | 0 | - | 0 | - | 0 | - |
| All Draws | 33 | 88 | 59 | 83 | 92 | 85 |
| All Take-outs | 1 | 100 | 2 | 75 | 3 | 83 |
| **Total** | **34** | **88** | **61** | **83** | **95** | **85** |
| Not considered | | | | | 1 | - |

### WRANAA Rasmus — 2 — Right-handed

| Type | ↻ | % | ↺ | % | Total | % |
|---|---|---|---|---|---|---|
| Draw | 32 | 83 | 36 | 87 | 68 | 85 |
| Front | 0 | - | 2 | 88 | 2 | 88 |
| Guard | 3 | 100 | 19 | 91 | 22 | 92 |
| Raise | 12 | 83 | 6 | 67 | 18 | 78 |
| Wick / Soft Peeling | 1 | 75 | 2 | 100 | 3 | 92 |
| Freeze | 0 | - | 0 | - | 0 | - |
| Take-out | 10 | 90 | 18 | 85 | 28 | 87 |
| Hit and Roll | 5 | 75 | 11 | 73 | 16 | 73 |
| Clearing | 30 | 93 | 20 | 99 | 50 | 95 |
| Double Take-out | 17 | 81 | 15 | 77 | 32 | 79 |
| Promotion Take-out | 7 | 75 | 6 | 54 | 13 | 65 |
| All Draws | 48 | 84 | 65 | 87 | 113 | 85 |
| All Take-outs | 69 | 86 | 70 | 83 | 139 | 84 |
| **Total** | **117** | **85** | **135** | **84** | **252** | **85** |
| Not considered | | | | | 0 | - |

### Team: SWE - Sweden

| Type | ↻ | % | ↺ | % | Total | % |
|---|---|---|---|---|---|---|
| Draw | 147 | 84 | 222 | 88 | 369 | 87 |
| Front | 26 | 92 | 47 | 90 | 73 | 91 |
| Guard | 19 | 89 | 47 | 90 | 66 | 90 |
| Raise | 27 | 81 | 18 | 64 | 45 | 74 |
| Wick / Soft Peeling | 3 | 75 | 3 | 100 | 6 | 88 |
| Freeze | 0 | - | 0 | - | 0 | - |
| Take-out | 70 | 90 | 67 | 89 | 137 | 90 |
| Hit and Roll | 27 | 72 | 33 | 66 | 60 | 69 |
| Clearing | 65 | 95 | 47 | 99 | 112 | 97 |
| Double Take-out | 52 | 75 | 52 | 72 | 104 | 74 |
| Promotion Take-out | 18 | 63 | 20 | 69 | 38 | 66 |
| All Draws | 222 | 85 | 337 | 87 | 559 | 87 |
| All Take-outs | 232 | 84 | 219 | 82 | 451 | 83 |
| **Total** | **454** | **85** | **556** | **85** | **1010** | **85** |
| Not considered | | | | | 5 | - |

**Note:**
Position and function for each team member:
**4** = Fourth, **3** = Third, **2** = Second, **1** = Lead, **A** = Alternate, **S** = Skip, **V** = Vice-Skip

**Legend:**
↻ Clockwise ↺ Counter-clockwise



lgt.com NEW HOLLAND LE GRUYÈRE SWITZERLAND ZUG CURLIT Curling Information Technology Ltd.

# Scoring Analysis

| Team | Games | | LSFE | Stolen Ends | Last Stone Eff. | Force Eff. | Points Scored 0 | 1 | 2 | 3 | 4 | >4 | Total | Plus / Minus |
|---|---|---|---|---|---|---|---|---|---|---|---|---|---|---|
| CAN | 14 | For | 5 | 19 | 53% | 63% | 2 | 29 | 27 | 9 | 1 | 0 | 114 | +37 |
| | | Against | 9 | 8 | | | 3 | 35 | 16 | 2 | 1 | 0 | 77 | |
| SWE | 14 | For | 11 | 13 | 49% | 74% | 8 | 29 | 22 | 3 | 4 | 1 | 103 | +36 |
| | | Against | 3 | 13 | | | 8 | 40 | 10 | 1 | 1 | 0 | 67 | |
| ITA | 15 | For | 7 | 19 | 44% | 51% | 6 | 40 | 17 | 6 | 3 | 2 | 115 | +19 |
| | | Against | 8 | 13 | | | 6 | 33 | 20 | 5 | 2 | 0 | 96 | |
| GER | 12 | For | 7 | 13 | 46% | 42% | 5 | 23 | 16 | 12 | 0 | 0 | 91 | +8 |
| | | Against | 5 | 10 | | | 3 | 23 | 16 | 8 | 1 | 0 | 83 | |
| SCO | 13 | For | 9 | 19 | 28% | 56% | 6 | 40 | 16 | 2 | 0 | 0 | 78 | +5 |
| | | Against | 4 | 14 | | | 11 | 30 | 17 | 3 | 0 | 0 | 73 | |
| CZE | 12 | For | 7 | 8 | 37% | 48% | 10 | 22 | 13 | 5 | 1 | 1 | 73 | +2 |
| | | Against | 5 | 15 | | | 4 | 28 | 18 | 1 | 1 | 0 | 71 | |
| USA | 15 | For | 6 | 17 | 37% | 51% | 9 | 38 | 18 | 6 | 1 | 0 | 96 | +2 |
| | | Against | 9 | 11 | | | 8 | 34 | 16 | 6 | 1 | 1 | 94 | |
| KOR | 12 | For | 6 | 14 | 44% | 43% | 7 | 24 | 22 | 5 | 0 | 0 | 83 | 0 |
| | | Against | 6 | 11 | | | 4 | 23 | 17 | 7 | 0 | 1 | 83 | |
| NOR | 12 | For | 5 | 11 | 38% | 55% | 7 | 22 | 19 | 4 | 0 | 1 | 77 | -3 |
| | | Against | 7 | 15 | | | 6 | 34 | 12 | 6 | 1 | 0 | 80 | |
| SUI | 13 | For | 9 | 10 | 35% | 50% | 7 | 29 | 15 | 4 | 2 | 0 | 79 | -3 |
| | | Against | 4 | 14 | | | 5 | 31 | 15 | 3 | 3 | 0 | 82 | |
| FIN | 12 | For | 5 | 9 | 24% | 32% | 6 | 30 | 8 | 4 | 1 | 1 | 67 | -23 |
| | | Against | 7 | 15 | | | 4 | 23 | 21 | 7 | 1 | 0 | 90 | |
| NED | 12 | For | 6 | 9 | 25% | 46% | 5 | 28 | 12 | 3 | 1 | 0 | 65 | -33 |
| | | Against | 6 | 17 | | | 11 | 30 | 11 | 10 | 0 | 3 | 98 | |
| DEN | 12 | For | 1 | 11 | 22% | 27% | 6 | 26 | 7 | 3 | 0 | 0 | 49 | -47 |
| | | Against | 11 | 16 | | | 11 | 16 | 23 | 7 | 2 | 1 | 96 | |
| Total | 84 | | | 172 | | | 84 | 380 | 212 | 66 | 14 | 6 | 1'090 | |

**Note:**
Stolen ends are the ends won without the last stone advantage.
Last Stone Efficiency: Scoring two or more points with last stone advantage.
Force Efficiency: Forcing the opponent team to score only one point when they have the last stone advantage.

**Legend:**
**>4** More than four points scored **Eff.** Efficiency **LSFE** Last Stone First End



lgt.com NEW HOLLAND LE GRUYÈRE SWITZERLAND ZUG CURLIT Curling Information Technology Ltd.

# Summary of Big Ends

| Points Scored | By | Against | Session | End | Game Result |
|---|---|---|---|---|---|
| 6 | CZE - Czech Republic | NED - Netherlands | 14 | 5 | 11 : 5 |
| 6 | ITA - Italy | USA - United States | BM | 7 | 13 : 4 |
| 5 | FIN - Finland | KOR - Korea | 9 | 7 | 11 : 4 |
| 5 | ITA - Italy | NED - Netherlands | 9 | 3 | 9 : 11 |
| 5 | NOR - Norway | NED - Netherlands | 11 | 3 | 8 : 3 |
| 5 | SWE - Sweden | DEN - Denmark | 6 | 8 | 11 : 4 |
| 4 | SWE - Sweden | ITA - Italy | SF | 5 | 8 : 4 |
| 4 | SWE - Sweden | FIN - Finland | 8 | 5 | 7 : 2 |
| 4 | SWE - Sweden | DEN - Denmark | 6 | 2 | 11 : 4 |
| 4 | SWE - Sweden | SUI - Switzerland | 3 | 5 | 7 : 8 |
| 4 | ITA - Italy | USA - United States | BM | 1 | 13 : 4 |
| 4 | ITA - Italy | SUI - Switzerland | Q | 1 | 10 : 4 |
| 4 | ITA - Italy | SWE - Sweden | 4 | 10 | 10 : 8 |
| 4 | SUI - Switzerland | NOR - Norway | 10 | 8 | 9 : 3 |
| 4 | SUI - Switzerland | CZE - Czech Republic | 8 | 1 | 9 : 5 |
| 4 | CAN - Canada | SUI - Switzerland | 5 | 4 | 10 : 6 |
| 4 | CZE - Czech Republic | DEN - Denmark | 19 | 4 | 9 : 2 |
| 4 | FIN - Finland | ITA - Italy | 5 | 4 | 7 : 10 |
| 4 | NED - Netherlands | GER - Germany | 2 | 5 | 7 : 13 |
| 4 | USA - United States | CAN - Canada | 15 | 5 | 10 : 6 |

**Note:**
Big ends are defined as ends with a score of four or more points.

**Legend:**
**BM** Bronze medal game **Q** Qualification **SF** Semi-final



lgt.com NEW HOLLAND LE GRUYÈRE SWITZERLAND ZUG CURLIT Curling Information Technology Ltd.

# Time-out Statistics

| Team | Games | Number of Time-outs | Average Shot Success on Next Stone |
|---|---|---|---|
| CZE - Czech Republic | 12 | 6 | 91% |
| SWE - Sweden | 14 | 7 | 89% |
| ITA - Italy | 15 | 8 | 84% |
| SCO - Scotland | 13 | 11 | 84% |
| CAN - Canada | 14 | 5 | 80% |
| NOR - Norway | 12 | 6 | 79% |
| KOR - Korea | 12 | 9 | 77% |
| NED - Netherlands | 12 | 9 | 75% |
| GER - Germany | 12 | 9 | 72% |
| SUI - Switzerland | 13 | 12 | 68% |
| DEN - Denmark | 12 | 7 | 60% |
| FIN - Finland | 12 | 6 | 58% |
| USA - United States | 15 | 8 | 56% |
| Total | 84 | 103 | 75% |



lgt.com NEW HOLLAND LE GRUYÈRE SWITZERLAND AOP ZUG CURLIT Curling Information Technology Ltd.

# Session Results and Standings

| Sheet | Game | Team | LSFE | 1 | 2 | 3 | 4 | 5 | 6 | 7 | 8 | 9 | 10 | Extra Ends | | | | Total |
|---|---|---|---|---|---|---|---|---|---|---|---|---|---|---|---|---|---|---|
| C | 15 | USA - United States | | 0 | 2 | 1 | 0 | 0 | 1 | 0 | 0 | X | X | | | | | 4 |
| | 15 | ITA - Italy | * | 4 | 0 | 0 | 2 | 1 | 0 | 6 | 0 | X | X | | | | | 13 |

## Play-offs Bracket

**Qualification** | **Semi-finals** | **Finals** | **Final Standings**

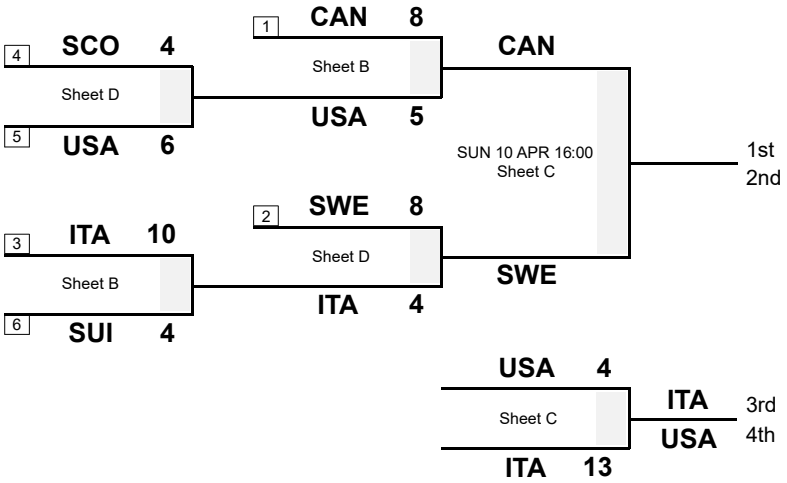


1
2
3 ITA - Italy
4 USA - United States
5 SCO - Scotland
6 SUI - Switzerland
7 GER - Germany
8 KOR - Korea
9 CZE - Czech Republic
10 NOR - Norway
11 FIN - Finland
12 NED - Netherlands
13 DEN - Denmark

The teams ranked 1st and 2nd get a bye to the semi-finals.
The teams ranked 3rd to 6th play in qualification games (3 v 6 and 4 v 5).
The winners of those qualification games advance to the semi-finals.

**Legend:**
**LSFE(*)** Last Stone First End
**X** Unplayed/unfinished end due to concession



lgt.com NEW HOLLAND LE GRUYÈRE SWITZERLAND ZUG CURLIT Curling Information Technology Ltd.

# Game Results

| Sheet | Game | Team | LSFE | 1 | 2 | 3 | 4 | 5 | 6 | 7 | 8 | 9 | 10 | Extra Ends | | | | Total |
|---|---|---|---|---|---|---|---|---|---|---|---|---|---|---|---|---|---|---|
| C | 15 | USA - United States | | 0 | 2 | 1 | 0 | 0 | 1 | 0 | 0 | X | X | | | | | 4 |
| | 15 | ITA - Italy | * | 4 | 0 | 0 | 2 | 1 | 0 | 6 | 0 | X | X | | | | | 13 |

| USA - United States | | Shot Success Game | Shot Success All |
|---|---|---|---|
| 4 S | DROPKIN Korey | 59 % | 75 % |
| 3 V | POLO Joe | 61% | 81% |
| 2 | FENNER Mark | 61% | 78 % |
| 1 | HOWELL Tom | 93 % | 83 % |
| A | FENSON Alex | - | - |
| | Team Total | 68 % | 79 % |

Time remaining: 9 minutes 46 seconds

| ITA - Italy | | Shot Success Game | Shot Success All |
|---|---|---|---|
| 4 S | RETORNAZ Joel | 77 % | 81% |
| 3 | MOSANER Amos | 88 % | 81% |
| 2 | ARMAN Sebastiano | 84 % | 85 % |
| 1 V | GONIN Simone | 86 % | 89 % |
| A | GIOVANELLA Mattia | - | - |
| | Team Total | 84 % | 84 % |

Time remaining: 12 minutes 33 seconds

## Shot Success Analysis

| USA - United States | | ↻ | | ↺ | | Game | |
|---|---|---|---|---|---|---|---|
| 4 DROPKIN Korey | Draws | 2 | 88 % | 8 | 56 % | 10 | 63 % |
| | Take-outs | 3 | 67 % | 1 | 0 % | 4 | 50 % |
| | Total | 5 | 75 % | 9 | 50 % | 14 | 59 % |
| 3 POLO Joe | Draws | 4 | 63 % | 5 | 50 % | 9 | 56 % |
| | Take-outs | 1 | 100 % | 4 | 63 % | 5 | 70 % |
| | Total | 5 | 70 % | 9 | 56 % | 14 | 61 % |
| 2 FENNER Mark | Draws | 3 | 58 % | 8 | 81 % | 11 | 75 % |
| | Take-outs | 2 | 13 % | 1 | 0 % | 3 | 8 % |
| | Total | 5 | 40 % | 9 | 72 % | 14 | 61 % |
| 1 HOWELL Tom | Draws | 1 | 100 % | 13 | 92 % | 14 | 93 % |
| | Take-outs | 0 | - | 0 | - | 0 | - |
| | Total | 1 | 100 % | 13 | 92 % | 14 | 93 % |
| A FENSON Alex | Draws | 0 | - | 0 | - | 0 | - |
| | Take-outs | 0 | - | 0 | - | 0 | - |
| | Total | 0 | - | 0 | - | 0 | - |
| Team | Draws | 10 | 70 % | 34 | 75 % | 44 | 74 % |
| | Take-outs | 6 | 54 % | 6 | 42 % | 12 | 48 % |
| | Total | 16 | 64 % | 40 | 70 % | 56 | 68 % |

| ITA - Italy | | ↻ | | ↺ | | Game | |
|---|---|---|---|---|---|---|---|
| 4 RETORNAZ Joel | Draws | 2 | 75 % | 5 | 95 % | 7 | 89 % |
| | Take-outs | 3 | 83 % | 3 | 42 % | 6 | 63 % |
| | Total | 5 | 80 % | 8 | 75 % | 13 | 77 % |
| 3 MOSANER Amos | Draws | 6 | 96 % | 1 | 100 % | 7 | 96 % |
| | Take-outs | 2 | 50 % | 5 | 90 % | 7 | 79 % |
| | Total | 8 | 84 % | 6 | 92 % | 14 | 88 % |
| 2 ARMAN Sebastiano | Draws | 1 | 75 % | 5 | 80 % | 6 | 79 % |
| | Take-outs | 2 | 75 % | 6 | 92 % | 8 | 88 % |
| | Total | 3 | 75 % | 11 | 86 % | 14 | 84 % |
| 1 GONIN Simone | Draws | 5 | 95 % | 9 | 81 % | 14 | 86 % |
| | Take-outs | 0 | - | 0 | - | 0 | - |
| | Total | 5 | 95 % | 9 | 81 % | 14 | 86 % |
| A GIOVANELLA Mattia | Draws | 0 | - | 0 | - | 0 | - |
| | Take-outs | 0 | - | 0 | - | 0 | - |
| | Total | 0 | - | 0 | - | 0 | - |
| Team | Draws | 14 | 91 % | 20 | 85 % | 34 | 88 % |
| | Take-outs | 7 | 71 % | 14 | 80 % | 21 | 77 % |
| | Total | 21 | 85 % | 34 | 83 % | 55 | 84 % |

**Note:**
Position and function for each team member:
**4** = Fourth, **3** = Third, **2** = Second, **1** = Lead, **A** = Alternate, **S** = Skip, **V** = Vice-Skip

**Legend:**
↻ Clockwise ↺ Counter-clockwise **LSFE(*)** Last Stone First End
**X** Unplayed/unfinished end due to concession



lgt.com NEW HOLLAND LE GRUYÈRE SWITZERLAND ZUG CURLIT Curling Information Technology Ltd.

# Game - Shot by Shot

**End 1** — **USA - United States** 0 + 0 (this end) = 0 — **ITA - Italy** 0 + 4 (this end) = 4




| | USA | ITA |
|---|---|---|
| Total Score | 0 | 4 |
| Time left | | |

**Legend:**
↻ Clockwise ↺ Counter-clockwise - Not considered



lgt.com NEW HOLLAND LE GRUYÈRE SWITZERLAND ZUG CURLIT Curling Information Technology Ltd.

# Game - Shot by Shot

**End 2** — **USA - United States** **0 + 2** (this end) **= 2** — **ITA - Italy** **4 + 0** (this end) **= 4**

1
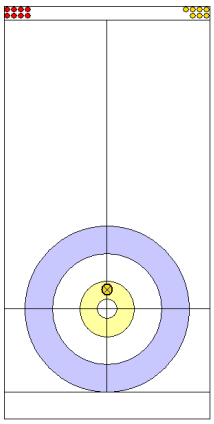
ITA: GONIN S
Draw ↻ 100%

2
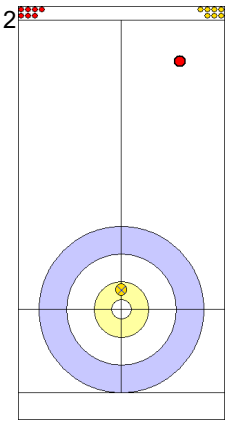
USA: HOWELL T
Front ↺ 100%

3
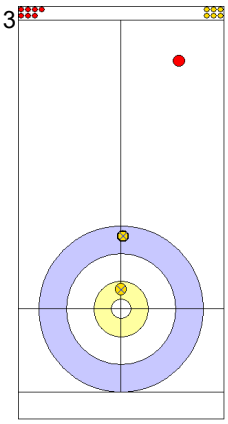
ITA: GONIN S
Draw ↻ 100%

4
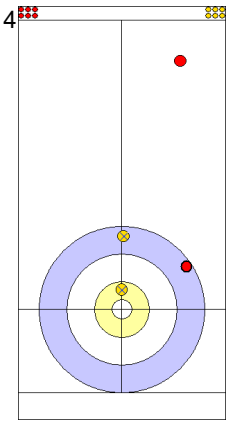
USA: HOWELL T
Front ↺ 50%

5
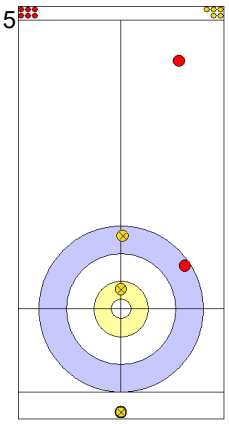
ITA: ARMAN S
Raise ↺ 0%
Free guard zone violation

6
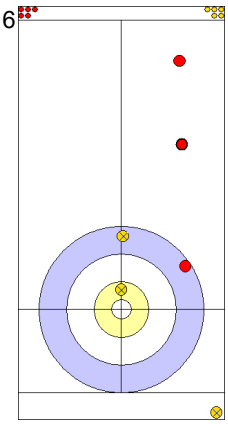
USA: FENNER M
Guard ↺ 100%

7
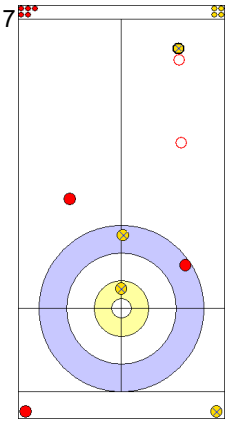
ITA: ARMAN S
Clearing ↻ 50%

8
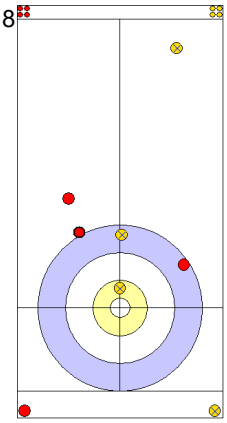
USA: FENNER M
Draw ↻ 50%

9
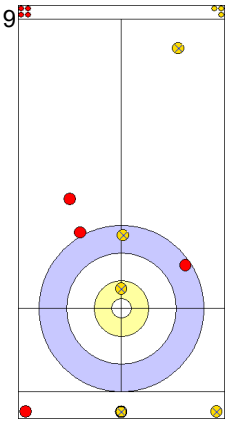
ITA: MOSANER A
Hit and Roll ↻ 0%

10
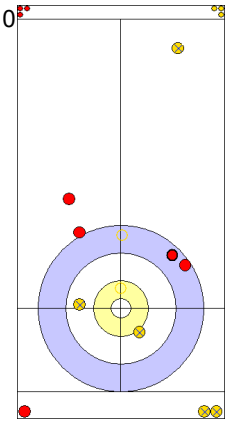
USA: POLO J
Raise ↺ 50%

11
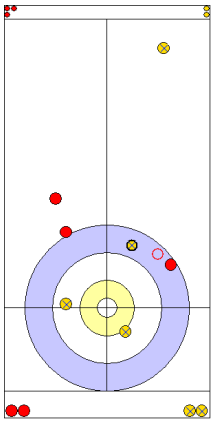
ITA: MOSANER A
Take-out ↺ 100%

12
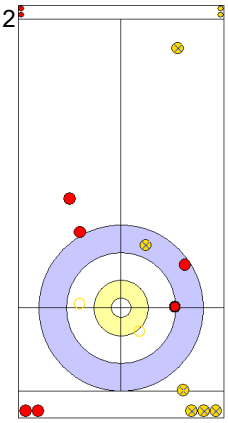
USA: POLO J
Double Take-out ↻ 100%

13
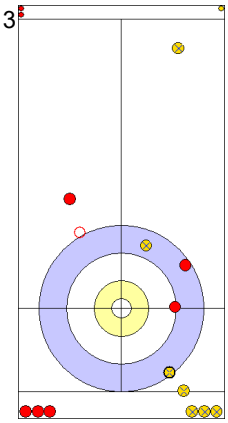
ITA: RETORNAZ J
Hit and Roll ↻ 50%

14
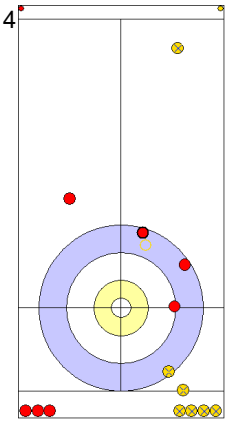
USA: DROPKIN K
Take-out ↺ 100%

15
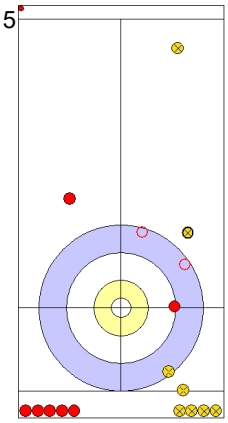
ITA: RETORNAZ J
Double Take-out ↻ 100%

16
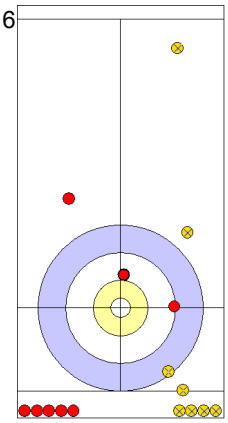
USA: DROPKIN K
Draw ↺ 100%

| | USA | ITA |
|---|---|---|
| Total Score | 2 | 4 |
| Time left | | |

**Legend:**
↻ Clockwise ↺ Counter-clockwise - Not considered



lgt.com NEW HOLLAND LE GRUYÈRE SWITZERLAND ZUG CURLIT Curling Information Technology Ltd.

# Game - Shot by Shot

**End 3** — **USA - United States** 2 + 1 (this end) = 3 — **ITA - Italy** 4 + 0 (this end) = 4

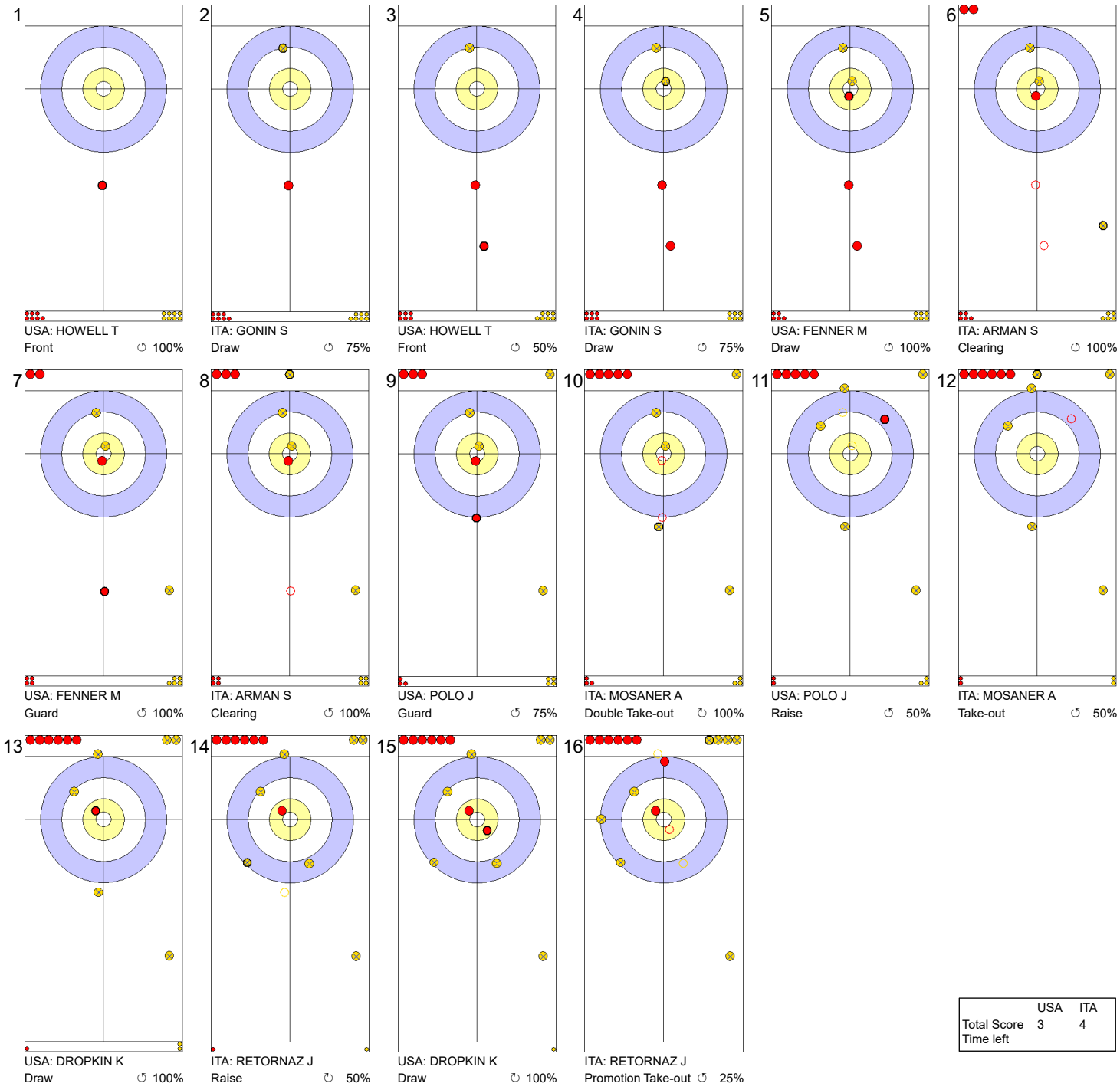


| | USA | ITA |
|---|---|---|
| Total Score | 3 | 4 |
| Time left | | |

**Legend:**
↻ Clockwise ↺ Counter-clockwise - Not considered



lgt.com NEW HOLLAND LE GRUYÈRE SWITZERLAND ZUG CURLIT Curling Information Technology Ltd.

# Game - Shot by Shot

**End 4** — **USA - United States 3 + 0** (this end) **= 3** — **ITA - Italy 4 + 2** (this end) **= 6**

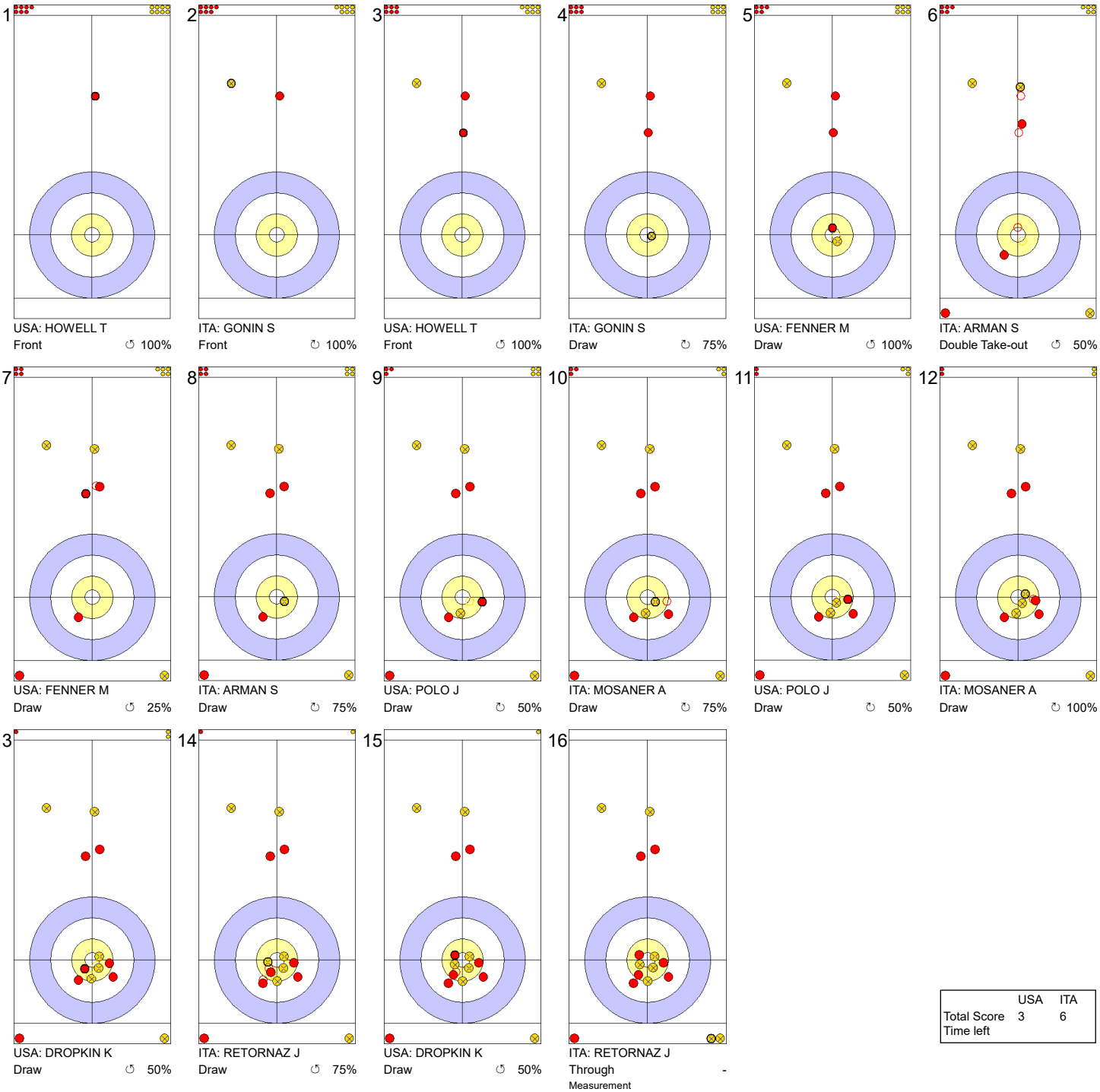


| | USA | ITA |
|---|---|---|
| Total Score | 3 | 6 |
| Time left | | |

**Legend:**

↻ Clockwise ↺ Counter-clockwise - Not considered



lgt.com NEW HOLLAND LE GRUYÈRE SWITZERLAND ZUG CURLIT Curling Information Technology Ltd.

# Game - Shot by Shot

**End 5** **USA - United States 3 + 0 (this end) = 3** **ITA - Italy 6 + 1 (this end) = 7**

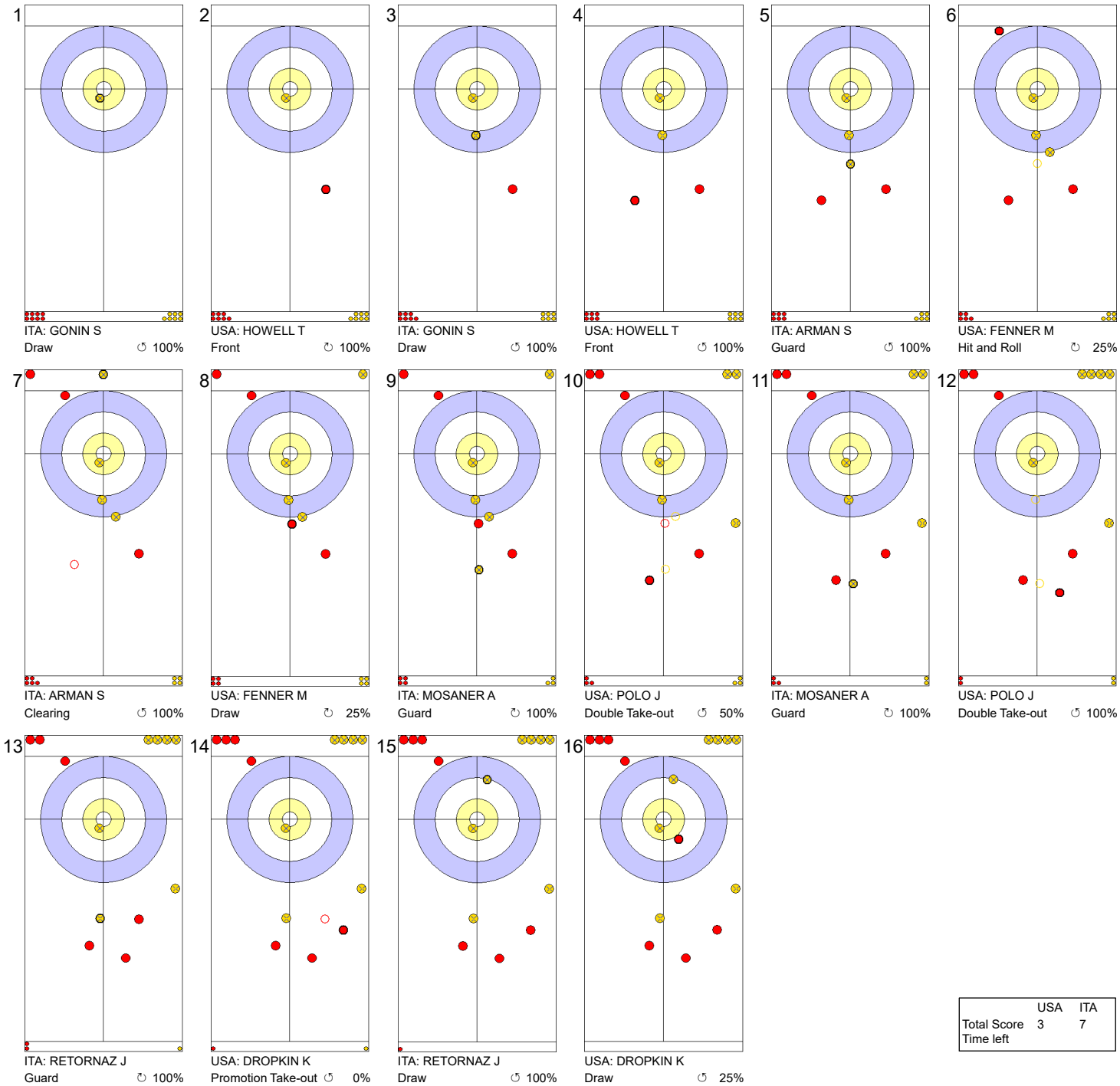


| | USA | ITA |
|---|---|---|
| Total Score | 3 | 7 |
| Time left | | |

**Legend:**

↻ Clockwise ↺ Counter-clockwise - Not considered



lgt.com NEW HOLLAND LE GRUYÈRE SWITZERLAND ZUG CURLIT Curling Information Technology Ltd.

# Game - Shot by Shot

**End 6** — **USA - United States 3 + 1** (this end) **= 4** — **ITA - Italy 7 + 0** (this end) **= 7**

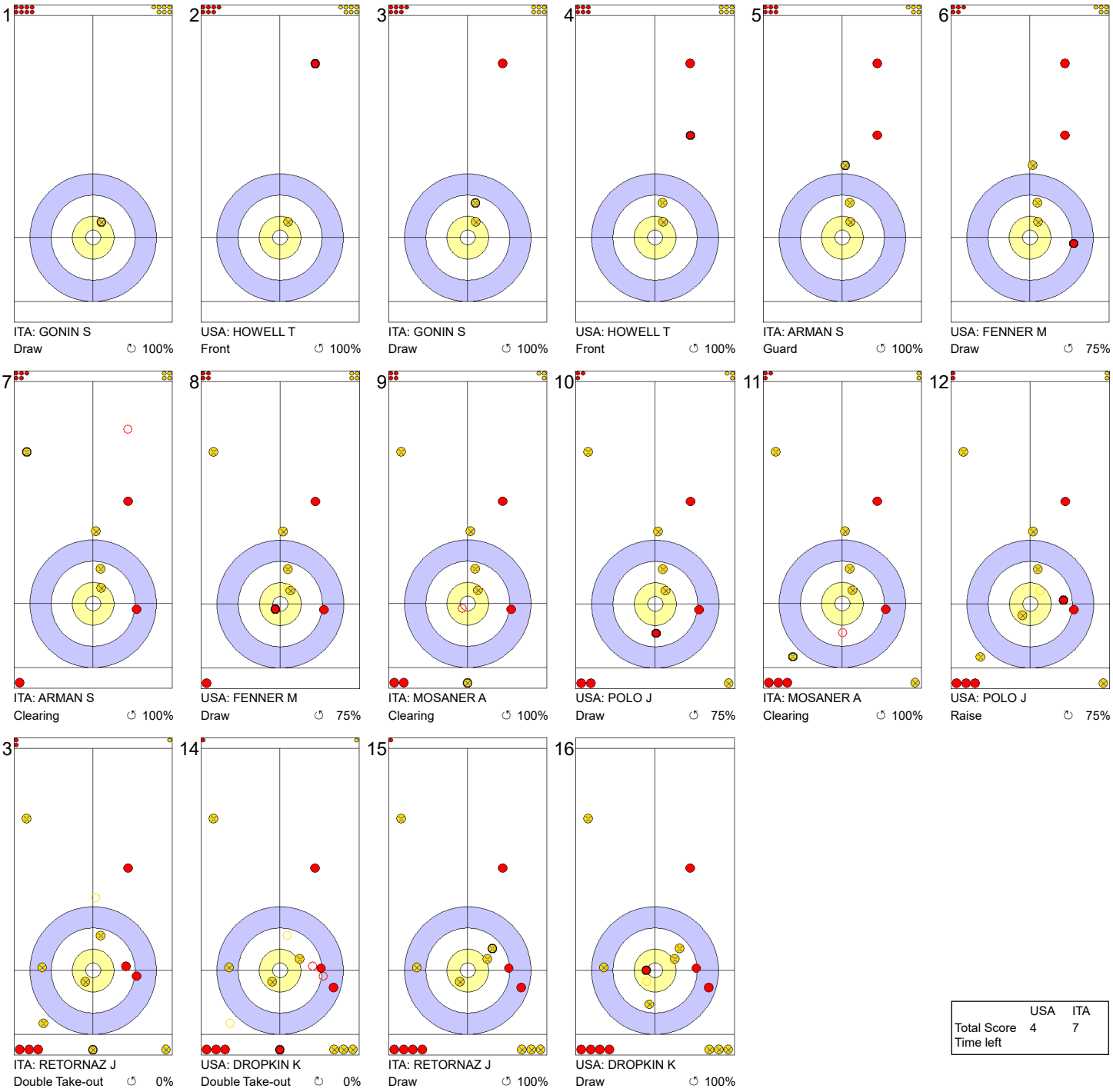


| | USA | ITA |
|---|---|---|
| Total Score | 4 | 7 |
| Time left | | |

**Legend:**

↻ Clockwise ↺ Counter-clockwise - Not considered



lgt.com NEW HOLLAND LE GRUYÈRE SWITZERLAND ZUG CURLIT Curling Information Technology Ltd.

# Game - Shot by Shot

**End 7** **USA - United States 4 + 0 (this end) = 4** **ITA - Italy 7 + 6 (this end) = 13**

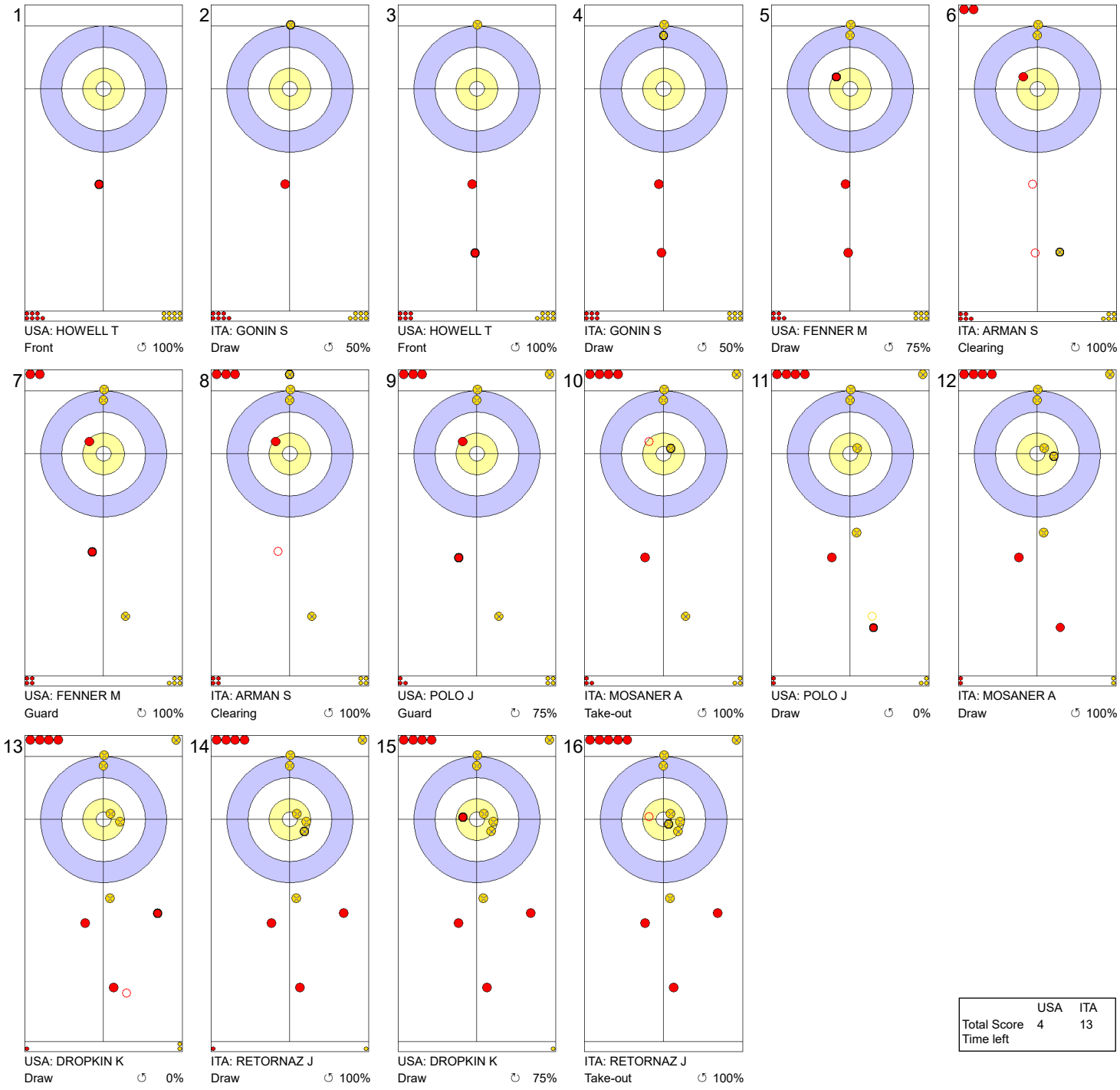


| | USA | ITA |
|---|---|---|
| Total Score | 4 | 13 |
| Time left | | |

**Legend:**

↻ Clockwise ↺ Counter-clockwise - Not considered



lgt.com NEW HOLLAND LE GRUYÈRE SWITZERLAND ZUG CURLIT Curling Information Technology Ltd.

# Game - Shot by Shot

**End 8** — **USA - United States 4 + 0** (this end) **= 4** — **ITA - Italy 13 + 0** (this end) **= 13**

| | | | | | |
|---|---|---|---|---|---|
| 1 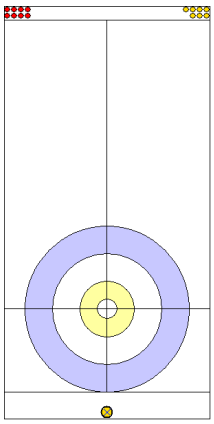 ITA: GONIN S Through - | 2 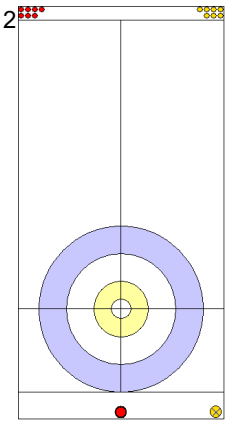 USA: HOWELL T Through - | 3 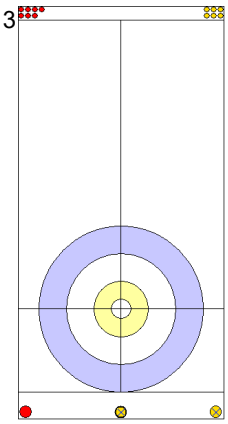 ITA: GONIN S Through - | 4 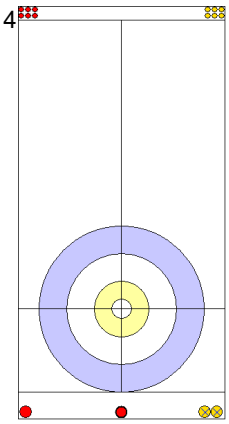 USA: HOWELL T Through - | 5 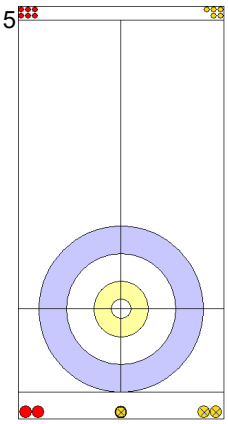 ITA: ARMAN S Through - | 6 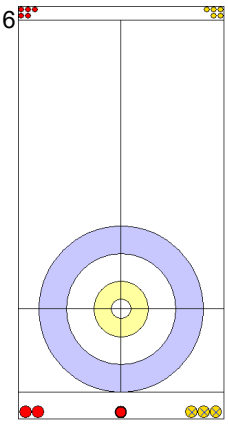 USA: FENNER M Through - |
| 7 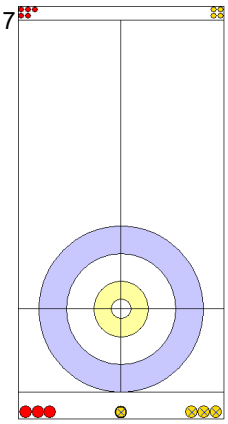 ITA: ARMAN S Through - | 8 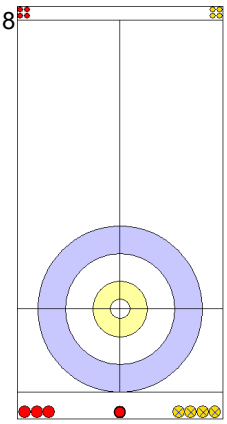 USA: FENNER M Through - | 9 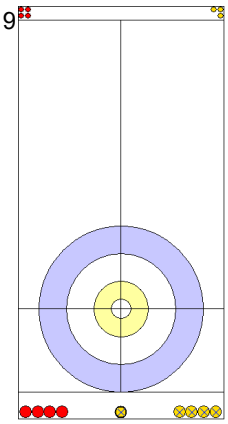 ITA: MOSANER A Through - | 10 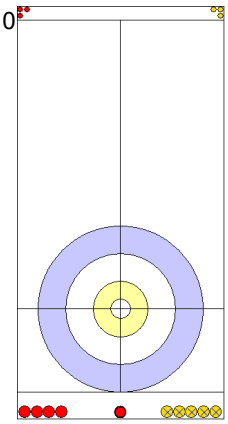 USA: POLO J Through - | 11 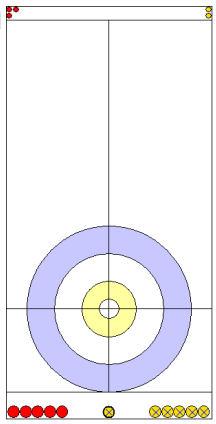 ITA: MOSANER A Through - | 12 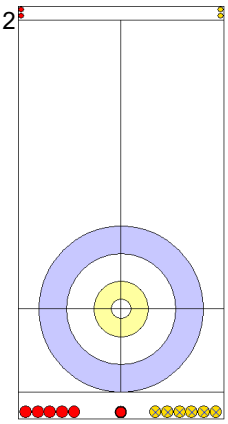 USA: POLO J Through - |
| 13 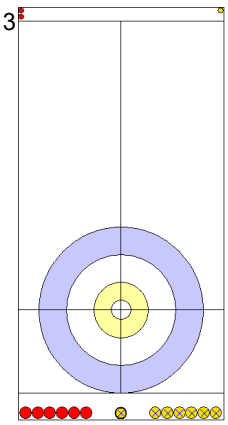 ITA: RETORNAZ J Through - | 14 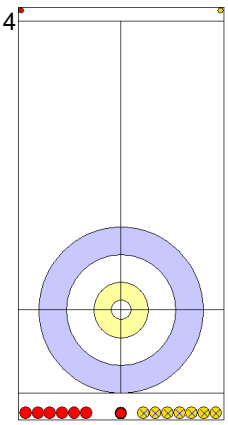 USA: DROPKIN K Through - | 15 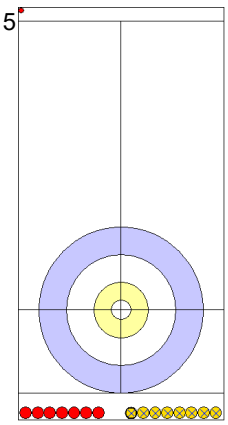 ITA: RETORNAZ J Through - | 16 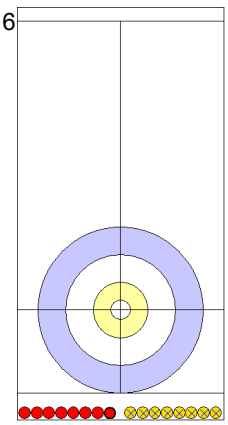 USA: DROPKIN K Through - | | |

| | USA | ITA |
|---|---|---|
| Total Score | 4 | 13 |
| Time left | 09:46 | 12:33 |

**Legend:**
↻ Clockwise ↺ Counter-clockwise - Not considered



lgt.com NEW HOLLAND LE GRUYÈRE SWITZERLAND ZUG CURLIT Curling Information Technology Ltd.

# Cumulative Player Statistics by Team

## ITA - Italy

### RETORNAZ Joel — 4 S — Right-handed

| Type | ↻ | % | ↺ | % | Total | % |
|---|---|---|---|---|---|---|
| Draw | 49 | 91 | 48 | 81 | 97 | 86 |
| Front | 0 | - | 0 | - | 0 | - |
| Guard | 14 | 95 | 9 | 100 | 23 | 97 |
| Raise | 12 | 67 | 10 | 80 | 22 | 73 |
| Wick / Soft Peeling | 0 | - | 0 | - | 0 | - |
| Freeze | 0 | - | 0 | - | 0 | - |
| Take-out | 22 | 83 | 21 | 81 | 43 | 82 |
| Hit and Roll | 19 | 78 | 9 | 81 | 28 | 79 |
| Clearing | 11 | 93 | 5 | 100 | 16 | 95 |
| Double Take-out | 19 | 83 | 11 | 59 | 30 | 74 |
| Promotion Take-out | 9 | 44 | 11 | 48 | 20 | 46 |
| All Draws | 75 | 88 | 67 | 84 | 142 | 86 |
| All Take-outs | 80 | 79 | 57 | 72 | 137 | 76 |
| **Total** | **155** | **83** | **124** | **78** | **279** | **81** |
| Not considered | | | | | 5 | - |

### GONIN Simone — 1 V — Right-handed

| Type | ↻ | % | ↺ | % | Total | % |
|---|---|---|---|---|---|---|
| Draw | 83 | 89 | 51 | 87 | 134 | 89 |
| Front | 74 | 95 | 39 | 94 | 113 | 95 |
| Guard | 2 | 88 | 6 | 83 | 8 | 84 |
| Raise | 0 | - | 3 | 67 | 3 | 67 |
| Wick / Soft Peeling | 1 | 0 | 1 | 50 | 2 | 25 |
| Freeze | 0 | - | 0 | - | 0 | - |
| Take-out | 8 | 81 | 5 | 60 | 13 | 73 |
| Hit and Roll | 2 | 63 | 3 | 83 | 5 | 75 |
| Clearing | 0 | - | 0 | - | 0 | - |
| Double Take-out | 0 | - | 0 | - | 0 | - |
| Promotion Take-out | 0 | - | 0 | - | 0 | - |
| All Draws | 160 | 92 | 100 | 89 | 260 | 90 |
| All Take-outs | 10 | 78 | 8 | 69 | 18 | 74 |
| **Total** | **170** | **91** | **108** | **87** | **278** | **89** |
| Not considered | | | | | 4 | - |

### MOSANER Amos — 3 — Right-handed

| Type | ↻ | % | ↺ | % | Total | % |
|---|---|---|---|---|---|---|
| Draw | 31 | 81 | 28 | 71 | 59 | 76 |
| Front | 1 | 100 | 6 | 100 | 7 | 100 |
| Guard | 24 | 90 | 14 | 96 | 38 | 92 |
| Raise | 7 | 89 | 10 | 65 | 17 | 75 |
| Wick / Soft Peeling | 2 | 100 | 0 | - | 2 | 100 |
| Freeze | 0 | - | 0 | - | 0 | - |
| Take-out | 25 | 95 | 18 | 83 | 43 | 90 |
| Hit and Roll | 16 | 73 | 17 | 76 | 33 | 75 |
| Clearing | 17 | 94 | 26 | 89 | 43 | 91 |
| Double Take-out | 16 | 64 | 7 | 64 | 23 | 64 |
| Promotion Take-out | 5 | 70 | 13 | 52 | 18 | 57 |
| All Draws | 65 | 86 | 58 | 79 | 123 | 83 |
| All Take-outs | 79 | 83 | 81 | 77 | 160 | 80 |
| **Total** | **144** | **84** | **139** | **78** | **283** | **81** |
| Not considered | | | | | 2 | - |

### GIOVANELLA Mattia — A — Right-handed

| Type | ↻ | % | ↺ | % | Total | % |
|---|---|---|---|---|---|---|
| Draw | 0 | - | 0 | - | 0 | - |
| Front | 0 | - | 0 | - | 0 | - |
| Guard | 0 | - | 0 | - | 0 | - |
| Raise | 0 | - | 0 | - | 0 | - |
| Wick / Soft Peeling | 0 | - | 0 | - | 0 | - |
| Freeze | 0 | - | 0 | - | 0 | - |
| Take-out | 0 | - | 0 | - | 0 | - |
| Hit and Roll | 0 | - | 0 | - | 0 | - |
| Clearing | 0 | - | 0 | - | 0 | - |
| Double Take-out | 0 | - | 0 | - | 0 | - |
| Promotion Take-out | 0 | - | 0 | - | 0 | - |
| All Draws | 0 | - | 0 | - | 0 | - |
| All Take-outs | 0 | - | 0 | - | 0 | - |
| **Total** | **0** | **-** | **0** | **-** | **0** | **-** |
| Not considered | | | | | 0 | - |

### ARMAN Sebastiano — 2 — Right-handed

| Type | ↻ | % | ↺ | % | Total | % |
|---|---|---|---|---|---|---|
| Draw | 41 | 84 | 40 | 92 | 81 | 88 |
| Front | 2 | 100 | 5 | 100 | 7 | 100 |
| Guard | 13 | 98 | 19 | 97 | 32 | 98 |
| Raise | 11 | 82 | 6 | 58 | 17 | 74 |
| Wick / Soft Peeling | 0 | - | 1 | 75 | 1 | 75 |
| Freeze | 0 | - | 0 | - | 0 | - |
| Take-out | 16 | 72 | 20 | 84 | 36 | 78 |
| Hit and Roll | 11 | 84 | 11 | 80 | 22 | 82 |
| Clearing | 15 | 83 | 28 | 90 | 43 | 88 |
| Double Take-out | 14 | 82 | 21 | 74 | 35 | 77 |
| Promotion Take-out | 5 | 80 | 4 | 63 | 9 | 72 |
| All Draws | 67 | 87 | 71 | 91 | 138 | 89 |
| All Take-outs | 61 | 80 | 84 | 82 | 145 | 81 |
| **Total** | **128** | **84** | **155** | **86** | **283** | **85** |
| Not considered | | | | | 2 | - |

### Team: ITA - Italy

| Type | ↻ | % | ↺ | % | Total | % |
|---|---|---|---|---|---|---|
| Draw | 204 | 88 | 167 | 84 | 371 | 86 |
| Front | 77 | 95 | 50 | 96 | 127 | 95 |
| Guard | 53 | 93 | 48 | 96 | 101 | 94 |
| Raise | 30 | 78 | 29 | 69 | 59 | 73 |
| Wick / Soft Peeling | 3 | 67 | 2 | 63 | 5 | 65 |
| Freeze | 0 | - | 0 | - | 0 | - |
| Take-out | 71 | 85 | 64 | 81 | 135 | 83 |
| Hit and Roll | 48 | 77 | 40 | 79 | 88 | 78 |
| Clearing | 43 | 90 | 59 | 91 | 102 | 90 |
| Double Take-out | 49 | 77 | 39 | 68 | 88 | 73 |
| Promotion Take-out | 19 | 61 | 28 | 52 | 47 | 55 |
| All Draws | 367 | 89 | 296 | 86 | 663 | 88 |
| All Take-outs | 230 | 80 | 230 | 77 | 460 | 79 |
| **Total** | **597** | **86** | **526** | **82** | **1123** | **84** |
| Not considered | | | | | 13 | - |

**Note:**
Position and function for each team member:
**4** = Fourth, **3** = Third, **2** = Second, **1** = Lead, **A** = Alternate, **S** = Skip, **V** = Vice-Skip

**Legend:**
↻ Clockwise ↺ Counter-clockwise



lgt.com NEW HOLLAND LE GRUYÈRE SWITZERLAND ZUG CURLIT Curling Information Technology Ltd.

# Cumulative Player Statistics by Team

## USA - United States

### DROPKIN Korey — 4 S — Right-handed

| Type | ↻ | % | ↺ | % | Total | % |
|---|---|---|---|---|---|---|
| Draw | 37 | 80 | 64 | 68 | 101 | 72 |
| Front | 0 | - | 1 | 100 | 1 | 100 |
| Guard | 6 | 96 | 7 | 89 | 13 | 92 |
| Raise | 8 | 50 | 7 | 64 | 15 | 57 |
| Wick / Soft Peeling | 0 | - | 0 | - | 0 | - |
| Freeze | 1 | 100 | 1 | 0 | 2 | 50 |
| Take-out | 32 | 92 | 23 | 89 | 55 | 91 |
| Hit and Roll | 13 | 71 | 10 | 88 | 23 | 78 |
| Clearing | 8 | 81 | 3 | 100 | 11 | 86 |
| Double Take-out | 12 | 48 | 17 | 71 | 29 | 61 |
| Promotion Take-out | 12 | 71 | 9 | 47 | 21 | 61 |
| All Draws | 52 | 77 | 80 | 69 | 132 | 72 |
| All Take-outs | 77 | 77 | 62 | 78 | 139 | 78 |
| **Total** | **129** | **77** | **142** | **73** | **271** | **75** |
| Not considered | | | | | 5 | - |

### HOWELL Tom — 1 — Right-handed

| Type | ↻ | % | ↺ | % | Total | % |
|---|---|---|---|---|---|---|
| Draw | 27 | 69 | 90 | 83 | 117 | 80 |
| Front | 18 | 93 | 112 | 87 | 130 | 88 |
| Guard | 0 | - | 4 | 75 | 4 | 75 |
| Raise | 2 | 88 | 0 | - | 2 | 88 |
| Wick / Soft Peeling | 4 | 50 | 3 | 58 | 7 | 54 |
| Freeze | 0 | - | 0 | - | 0 | - |
| Take-out | 2 | 100 | 8 | 75 | 10 | 80 |
| Hit and Roll | 3 | 92 | 3 | 83 | 6 | 88 |
| Clearing | 0 | - | 1 | 100 | 1 | 100 |
| Double Take-out | 0 | - | 0 | - | 0 | - |
| Promotion Take-out | 0 | - | 0 | - | 0 | - |
| All Draws | 51 | 76 | 209 | 85 | 260 | 83 |
| All Take-outs | 5 | 95 | 12 | 79 | 17 | 84 |
| **Total** | **56** | **78** | **221** | **84** | **277** | **83** |
| Not considered | | | | | 3 | - |

### POLO Joe — 3 V — Right-handed

| Type | ↻ | % | ↺ | % | Total | % |
|---|---|---|---|---|---|---|
| Draw | 35 | 79 | 32 | 84 | 67 | 81 |
| Front | 2 | 100 | 4 | 100 | 6 | 100 |
| Guard | 10 | 75 | 11 | 95 | 21 | 86 |
| Raise | 12 | 71 | 14 | 79 | 26 | 75 |
| Wick / Soft Peeling | 0 | - | 0 | - | 0 | - |
| Freeze | 0 | - | 0 | - | 0 | - |
| Take-out | 24 | 80 | 20 | 84 | 44 | 82 |
| Hit and Roll | 10 | 68 | 14 | 95 | 24 | 83 |
| Clearing | 18 | 89 | 21 | 88 | 39 | 88 |
| Double Take-out | 22 | 80 | 19 | 71 | 41 | 76 |
| Promotion Take-out | 2 | 38 | 8 | 69 | 10 | 63 |
| All Draws | 59 | 77 | 61 | 86 | 120 | 82 |
| All Take-outs | 76 | 79 | 82 | 82 | 158 | 81 |
| **Total** | **135** | **78** | **143** | **84** | **278** | **81** |
| Not considered | | | | | 2 | - |

### FENSON Alex — A — Right-handed

| Type | ↻ | % | ↺ | % | Total | % |
|---|---|---|---|---|---|---|
| Draw | 0 | - | 0 | - | 0 | - |
| Front | 0 | - | 0 | - | 0 | - |
| Guard | 0 | - | 0 | - | 0 | - |
| Raise | 0 | - | 0 | - | 0 | - |
| Wick / Soft Peeling | 0 | - | 0 | - | 0 | - |
| Freeze | 0 | - | 0 | - | 0 | - |
| Take-out | 0 | - | 0 | - | 0 | - |
| Hit and Roll | 0 | - | 0 | - | 0 | - |
| Clearing | 0 | - | 0 | - | 0 | - |
| Double Take-out | 0 | - | 0 | - | 0 | - |
| Promotion Take-out | 0 | - | 0 | - | 0 | - |
| All Draws | 0 | - | 0 | - | 0 | - |
| All Take-outs | 0 | - | 0 | - | 0 | - |
| **Total** | **0** | **-** | **0** | **-** | **0** | **-** |
| Not considered | | | | | 0 | - |

### FENNER Mark — 2 — Right-handed

| Type | ↻ | % | ↺ | % | Total | % |
|---|---|---|---|---|---|---|
| Draw | 42 | 74 | 62 | 79 | 104 | 77 |
| Front | 3 | 100 | 0 | - | 3 | 100 |
| Guard | 7 | 86 | 20 | 89 | 27 | 88 |
| Raise | 10 | 63 | 15 | 70 | 25 | 67 |
| Wick / Soft Peeling | 2 | 100 | 2 | 100 | 4 | 100 |
| Freeze | 0 | - | 0 | - | 0 | - |
| Take-out | 15 | 72 | 17 | 71 | 32 | 71 |
| Hit and Roll | 4 | 38 | 7 | 89 | 11 | 70 |
| Clearing | 21 | 92 | 21 | 89 | 42 | 90 |
| Double Take-out | 9 | 44 | 10 | 85 | 19 | 66 |
| Promotion Take-out | 3 | 100 | 7 | 79 | 10 | 85 |
| All Draws | 64 | 76 | 99 | 80 | 163 | 78 |
| All Take-outs | 52 | 74 | 62 | 82 | 114 | 79 |
| **Total** | **116** | **75** | **161** | **81** | **277** | **78** |
| Not considered | | | | | 3 | - |

### Team: USA - United States

| Type | ↻ | % | ↺ | % | Total | % |
|---|---|---|---|---|---|---|
| Draw | 141 | 76 | 248 | 78 | 389 | 77 |
| Front | 23 | 95 | 117 | 88 | 140 | 89 |
| Guard | 23 | 84 | 42 | 89 | 65 | 87 |
| Raise | 32 | 64 | 36 | 72 | 68 | 68 |
| Wick / Soft Peeling | 6 | 67 | 5 | 75 | 11 | 70 |
| Freeze | 1 | 100 | 1 | 0 | 2 | 50 |
| Take-out | 73 | 84 | 68 | 81 | 141 | 83 |
| Hit and Roll | 30 | 68 | 34 | 90 | 64 | 80 |
| Clearing | 47 | 89 | 46 | 90 | 93 | 89 |
| Double Take-out | 43 | 63 | 46 | 74 | 89 | 69 |
| Promotion Take-out | 17 | 72 | 24 | 64 | 41 | 67 |
| All Draws | 226 | 77 | 449 | 81 | 675 | 80 |
| All Take-outs | 210 | 78 | 218 | 81 | 428 | 79 |
| **Total** | **436** | **77** | **667** | **81** | **1103** | **79** |
| Not considered | | | | | 13 | - |

**Note:**
Position and function for each team member:
**4** = Fourth, **3** = Third, **2** = Second, **1** = Lead, **A** = Alternate, **S** = Skip, **V** = Vice-Skip

**Legend:**
↻ Clockwise ↺ Counter-clockwise



lgt.com NEW HOLLAND LE GRUYÈRE SWITZERLAND ZUG CURLIT Curling Information Technology Ltd.

# Session Results and Standings

| Sheet | Game | Team | LSFE | 1 | 2 | 3 | 4 | 5 | 6 | 7 | 8 | 9 | 10 | Extra Ends | | | | Total |
|---|---|---|---|---|---|---|---|---|---|---|---|---|---|---|---|---|---|---|
| B | 13 | CAN - Canada | * | 0 | 2 | 0 | 1 | 0 | 2 | 0 | 1 | 0 | 2 | | | | | 8 |
| | 14 | USA - United States | | 0 | 0 | 1 | 0 | 1 | 0 | 1 | 0 | 2 | 0 | | | | | 5 |
| D | 14 | ITA - Italy | | 0 | 0 | 0 | 1 | 0 | 1 | 1 | 1 | 0 | X | | | | | 4 |
| | 13 | SWE - Sweden | * | 0 | 2 | 1 | 0 | 4 | 0 | 0 | 0 | 1 | X | | | | | 8 |

## Play-offs Bracket

**Qualification** | **Semi-finals** | **Finals** | **Final Standings**

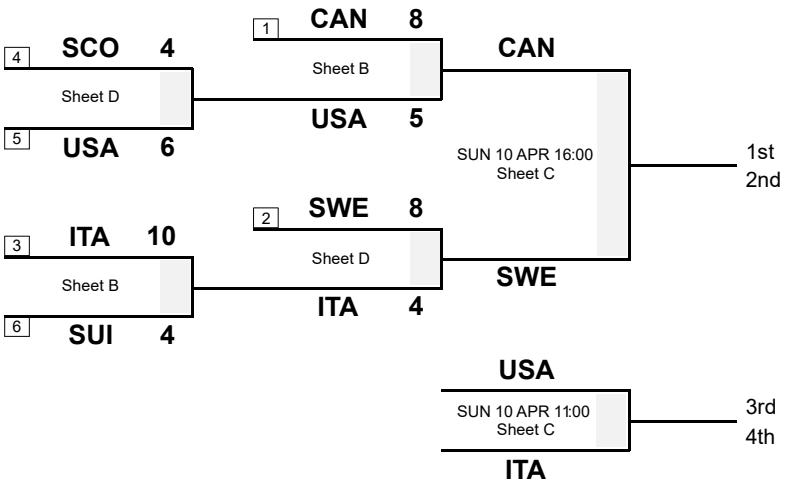


1
2
3
4
5 SCO - Scotland
6 SUI - Switzerland
7 GER - Germany
8 KOR - Korea
9 CZE - Czech Republic
10 NOR - Norway
11 FIN - Finland
12 NED - Netherlands
13 DEN - Denmark

The teams ranked 1st and 2nd get a bye to the semi-finals.
The teams ranked 3rd to 6th play in qualification games (3 v 6 and 4 v 5).
The winners of those qualification games advance to the semi-finals.

**Legend:**
**LSFE(*)** Last Stone First End
**X** Unplayed/unfinished end due to concession



lgt.com NEW HOLLAND LE GRUYÈRE SWITZERLAND V ZUG CURLIT Curling Information Technology Ltd.

# Game Results

| Sheet | Game | Team | LSFE | 1 | 2 | 3 | 4 | 5 | 6 | 7 | 8 | 9 | 10 | Extra Ends | | | | Total |
|---|---|---|---|---|---|---|---|---|---|---|---|---|---|---|---|---|---|---|
| B | 13 | CAN - Canada | * | 0 | 2 | 0 | 1 | 0 | 2 | 0 | 1 | 0 | 2 | | | | | 8 |
| | 14 | USA - United States | | 0 | 0 | 1 | 0 | 1 | 0 | 1 | 0 | 2 | 0 | | | | | 5 |

| CAN - Canada | | | Shot Success Game | Shot Success All |
|---|---|---|---|---|
| 4 | S | GUSHUE Brad | 71% | 83% |
| 3 | V | NICHOLS Mark | 75% | 82% |
| 2 | | GALLANT Brett | 74% | 84% |
| 1 | | WALKER Geoff | 85% | 89% |
| A | | HARNDEN EJ | - | 58% |
| | | Team Total | 76% | 84% |

Time remaining: 3 minutes 23 seconds

Time-out: End 9 - CAN stone 8

| USA - United States | | | Shot Success Game | Shot Success All |
|---|---|---|---|---|
| 4 | S | DROPKIN Korey | 66% | 76% |
| 3 | V | POLO Joe | 79% | 82% |
| 2 | | FENNER Mark | 80% | 79% |
| 1 | | HOWELL Tom | 78% | 83% |
| A | | FENSON Alex | - | - |
| | | Team Total | 76% | 80% |

Time remaining: 2 minutes 3 seconds

Time-out: End 9 - USA stone 7

## Shot Success Analysis

| CAN - Canada | | ↻ | | ↺ | | Game | |
|---|---|---|---|---|---|---|---|
| 4 GUSHUE Brad | Draws | 5 | 60% | 3 | 67% | 8 | 63% |
| | Take-outs | 5 | 80% | 6 | 75% | 11 | 77% |
| | Total | 10 | 70% | 9 | 72% | 19 | 71% |
| 3 NICHOLS Mark | Draws | 1 | 75% | 2 | 100% | 3 | 92% |
| | Take-outs | 5 | 60% | 12 | 77% | 17 | 72% |
| | Total | 6 | 63% | 14 | 80% | 20 | 75% |
| 2 GALLANT Brett | Draws | 5 | 70% | 3 | 100% | 8 | 81% |
| | Take-outs | 4 | 50% | 8 | 78% | 12 | 69% |
| | Total | 9 | 61% | 11 | 84% | 20 | 74% |
| 1 WALKER Geoff | Draws | 5 | 75% | 12 | 94% | 17 | 88% |
| | Take-outs | 2 | 50% | 1 | 100% | 3 | 67% |
| | Total | 7 | 68% | 13 | 94% | 20 | 85% |
| A HARNDEN EJ | Draws | 0 | - | 0 | - | 0 | - |
| | Take-outs | 0 | - | 0 | - | 0 | - |
| | Total | 0 | - | 0 | - | 0 | - |
| Team | Draws | 16 | 69% | 20 | 91% | 36 | 81% |
| | Take-outs | 16 | 63% | 27 | 78% | 43 | 72% |
| | Total | 32 | 66% | 47 | 84% | 79 | 76% |

| USA - United States | | ↻ | | ↺ | | Game | |
|---|---|---|---|---|---|---|---|
| 4 DROPKIN Korey | Draws | 6 | 58% | 7 | 75% | 13 | 67% |
| | Take-outs | 4 | 63% | 3 | 67% | 7 | 64% |
| | Total | 10 | 60% | 10 | 73% | 20 | 66% |
| 3 POLO Joe | Draws | 2 | 88% | 8 | 91% | 10 | 90% |
| | Take-outs | 4 | 69% | 6 | 67% | 10 | 68% |
| | Total | 6 | 75% | 14 | 80% | 20 | 79% |
| 2 FENNER Mark | Draws | 7 | 82% | 9 | 86% | 16 | 84% |
| | Take-outs | 0 | - | 4 | 63% | 4 | 63% |
| | Total | 7 | 82% | 13 | 79% | 20 | 80% |
| 1 HOWELL Tom | Draws | 2 | 75% | 17 | 76% | 19 | 76% |
| | Take-outs | 1 | 100% | 0 | - | 1 | 100% |
| | Total | 3 | 83% | 17 | 76% | 20 | 78% |
| A FENSON Alex | Draws | 0 | - | 0 | - | 0 | - |
| | Take-outs | 0 | - | 0 | - | 0 | - |
| | Total | 0 | - | 0 | - | 0 | - |
| Team | Draws | 17 | 74% | 41 | 81% | 58 | 79% |
| | Take-outs | 9 | 69% | 13 | 65% | 22 | 67% |
| | Total | 26 | 72% | 54 | 77% | 80 | 76% |

**Note:**
Position and function for each team member:
**4** = Fourth, **3** = Third, **2** = Second, **1** = Lead, **A** = Alternate, **S** = Skip, **V** = Vice-Skip

**Legend:**
↻ Clockwise ↺ Counter-clockwise **LSFE(*)** Last Stone First End



lgt.com NEW HOLLAND LE GRUYÈRE SWITZERLAND ZUG CURLIT Curling Information Technology Ltd.

# Game - Shot by Shot

**End 1** — **CAN - Canada 0 + 0** (this end) **= 0** — **USA - United States 0 + 0** (this end) **= 0**

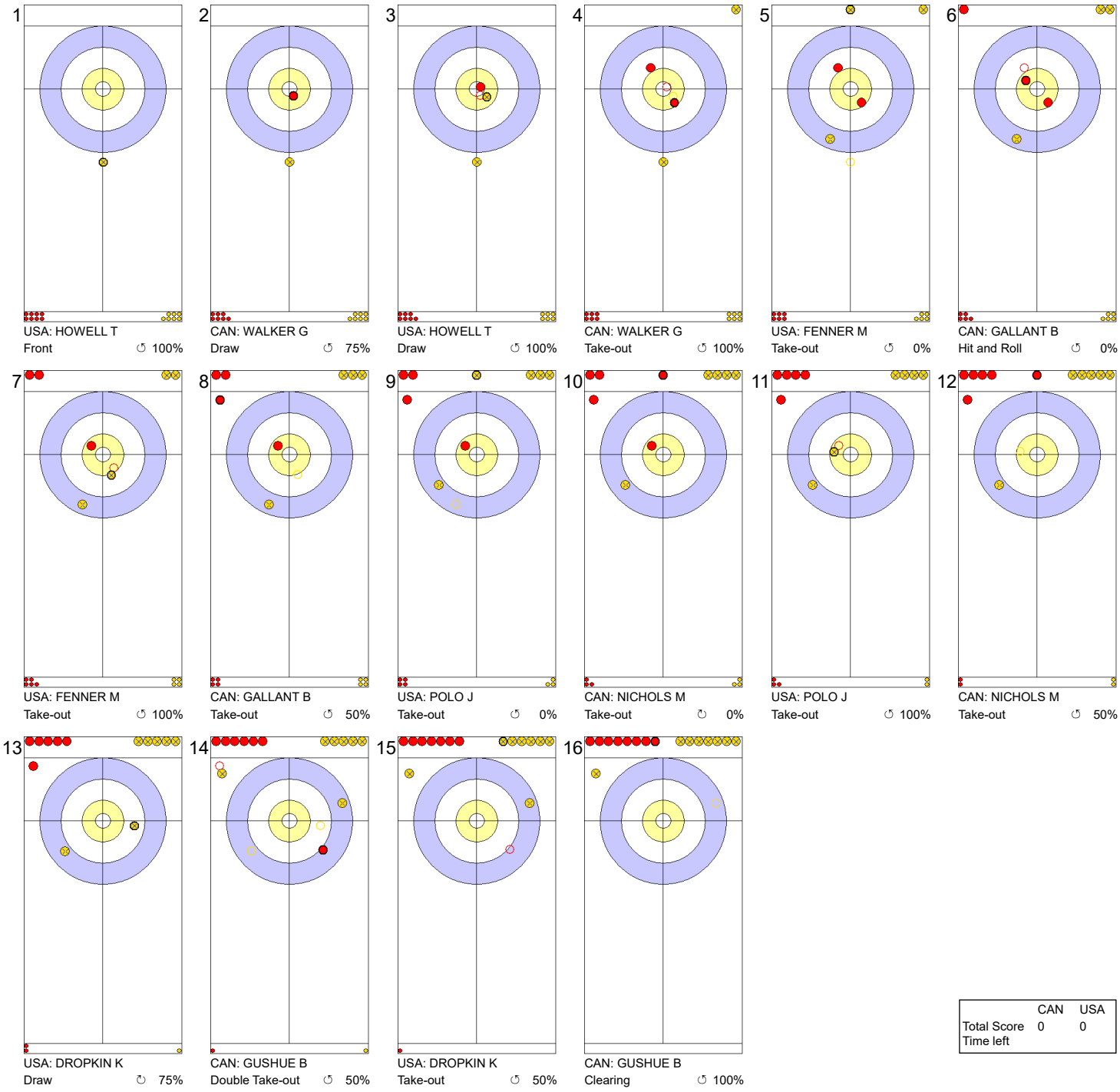


| | CAN | USA |
|---|---|---|
| Total Score | 0 | 0 |
| Time left | | |

**Legend:**
↻ Clockwise ↺ Counter-clockwise - Not considered



lgt.com NEW HOLLAND LE GRUYÈRE SWITZERLAND ZUG CURLIT Curling Information Technology Ltd.

# Game - Shot by Shot

**End 2** — **CAN - Canada 0 + 2** (this end) **= 2** — **USA - United States 0 + 0** (this end) **= 0**

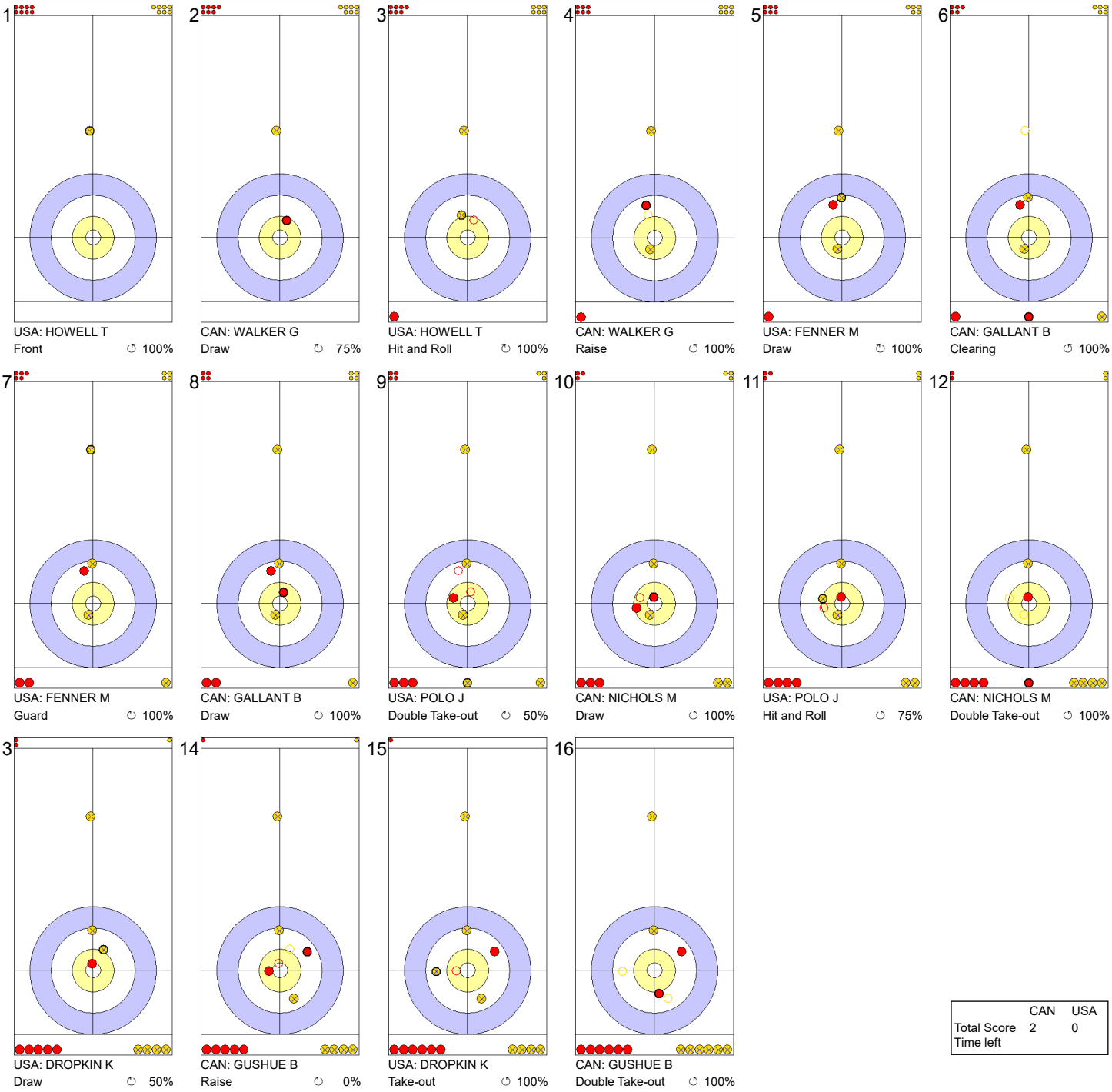


| | CAN | USA |
|---|---|---|
| Total Score | 2 | 0 |
| Time left | | |

**Legend:**

↻ Clockwise ↺ Counter-clockwise - Not considered



lgt.com NEW HOLLAND LE GRUYÈRE SWITZERLAND ZUG CURLIT Curling Information Technology Ltd.

# Game - Shot by Shot

**End 3** — **CAN - Canada 2 + 0** (this end) **= 2** — **USA - United States 0 + 1** (this end) **= 1**

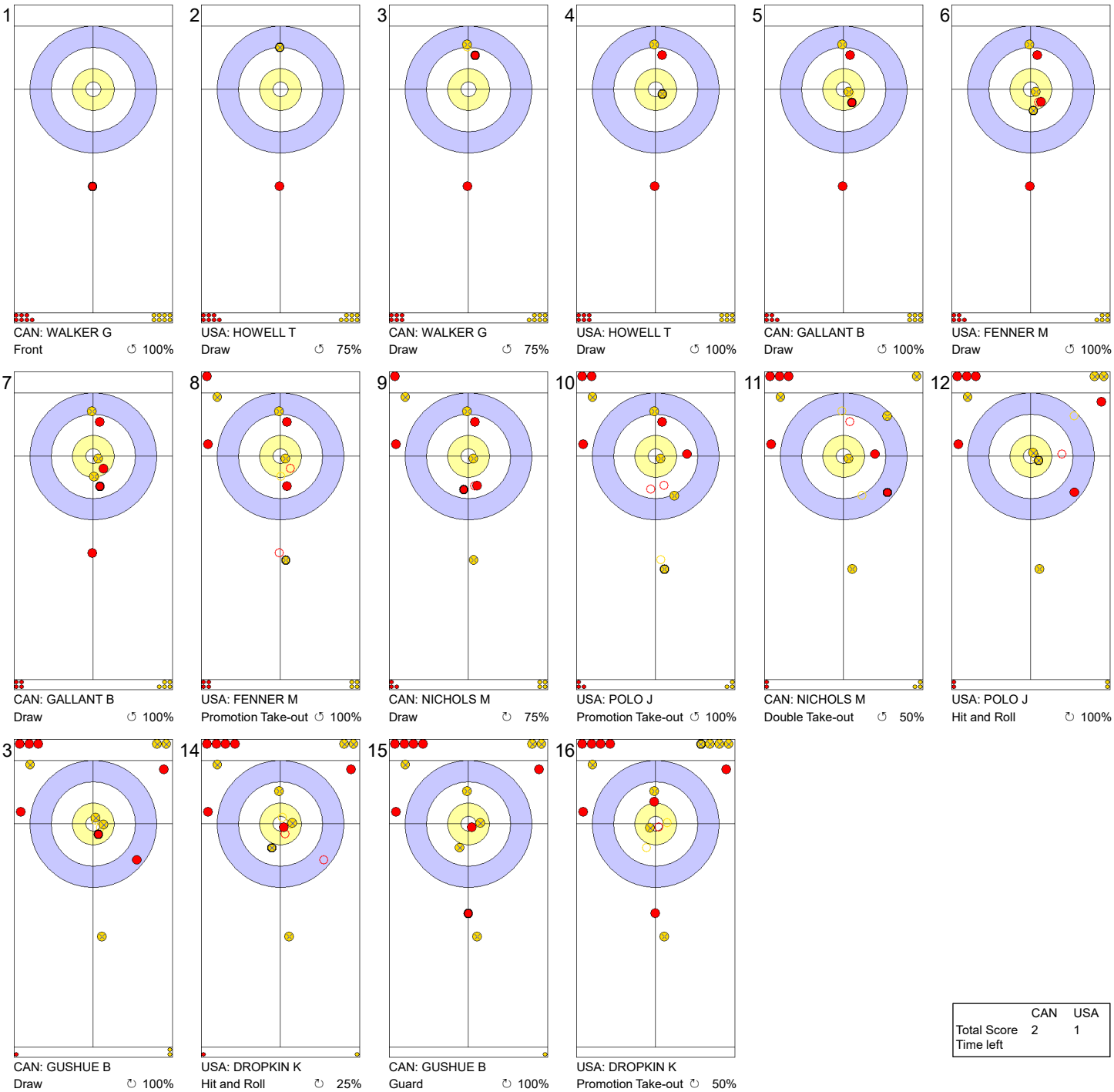


| | CAN | USA |
|---|---|---|
| Total Score | 2 | 1 |
| Time left | | |

**Legend:**

↻ Clockwise ↺ Counter-clockwise - Not considered



lgt.com NEW HOLLAND LE GRUYÈRE SWITZERLAND ZUG CURLIT Curling Information Technology Ltd.

# Game - Shot by Shot

**End 4** — **CAN - Canada 2 + 1** (this end) **= 3** — **USA - United States 1 + 0** (this end) **= 1**

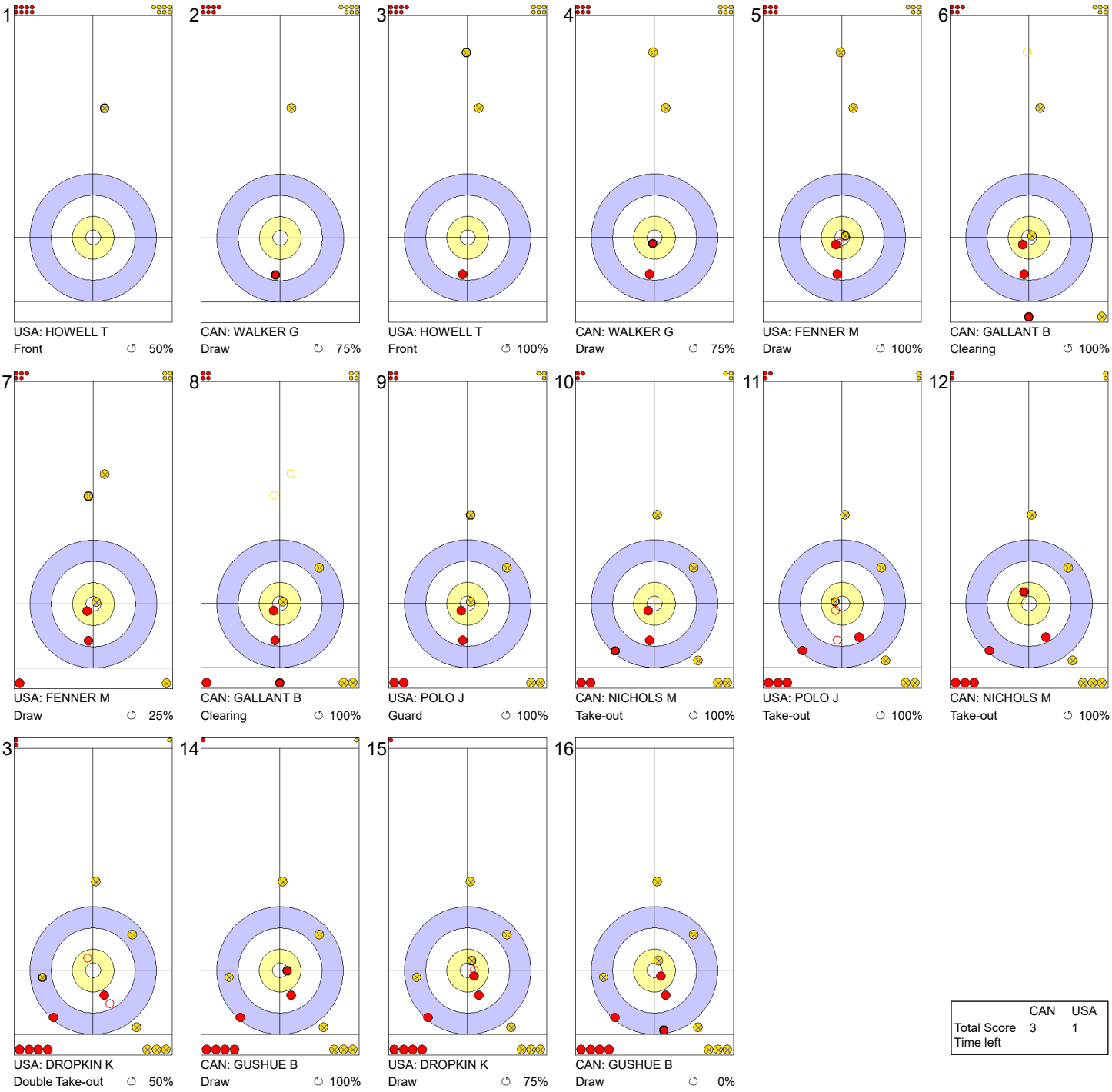


| | CAN | USA |
|---|---|---|
| Total Score | 3 | 1 |
| Time left | | |

**Legend:**

↻ Clockwise ↺ Counter-clockwise - Not considered



lgt.com NEW HOLLAND LE GRUYÈRE SWITZERLAND ZUG CURLIT Curling Information Technology Ltd.

# Game - Shot by Shot

**End 5** — **CAN - Canada 3 + 0 (this end) = 3** — **USA - United States 1 + 1 (this end) = 2**

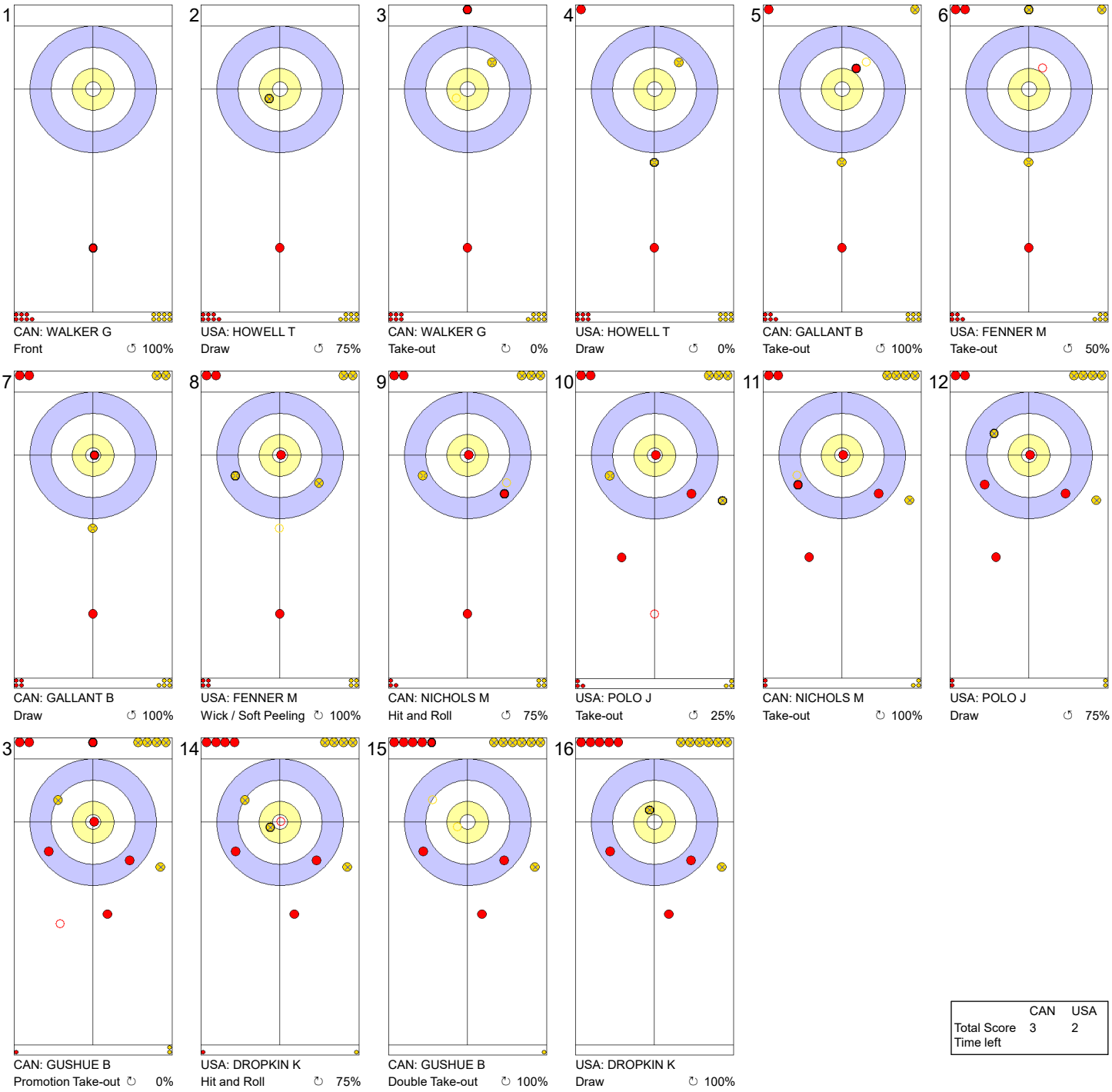


| | CAN | USA |
|---|---|---|
| Total Score | 3 | 2 |
| Time left | | |

**Legend:**

↻ Clockwise ↺ Counter-clockwise - Not considered



lgt.com NEW HOLLAND LE GRUYÈRE SWITZERLAND ZUG CURLIT Curling Information Technology Ltd.

# Game - Shot by Shot

**End 6** — **CAN - Canada 3 + 2** (this end) **= 5** — **USA - United States 2 + 0** (this end) **= 2**




| | CAN | USA |
|---|---|---|
| Total Score | 5 | 2 |
| Time left | | |

**Legend:**

↻ Clockwise ↺ Counter-clockwise - Not considered



lgt.com NEW HOLLAND LE GRUYÈRE SWITZERLAND ZUG CURLIT Curling Information Technology Ltd.

# Game - Shot by Shot

**End 7** — **CAN - Canada 5 + 0** (this end) **= 5** — **USA - United States 2 + 1** (this end) **= 3**

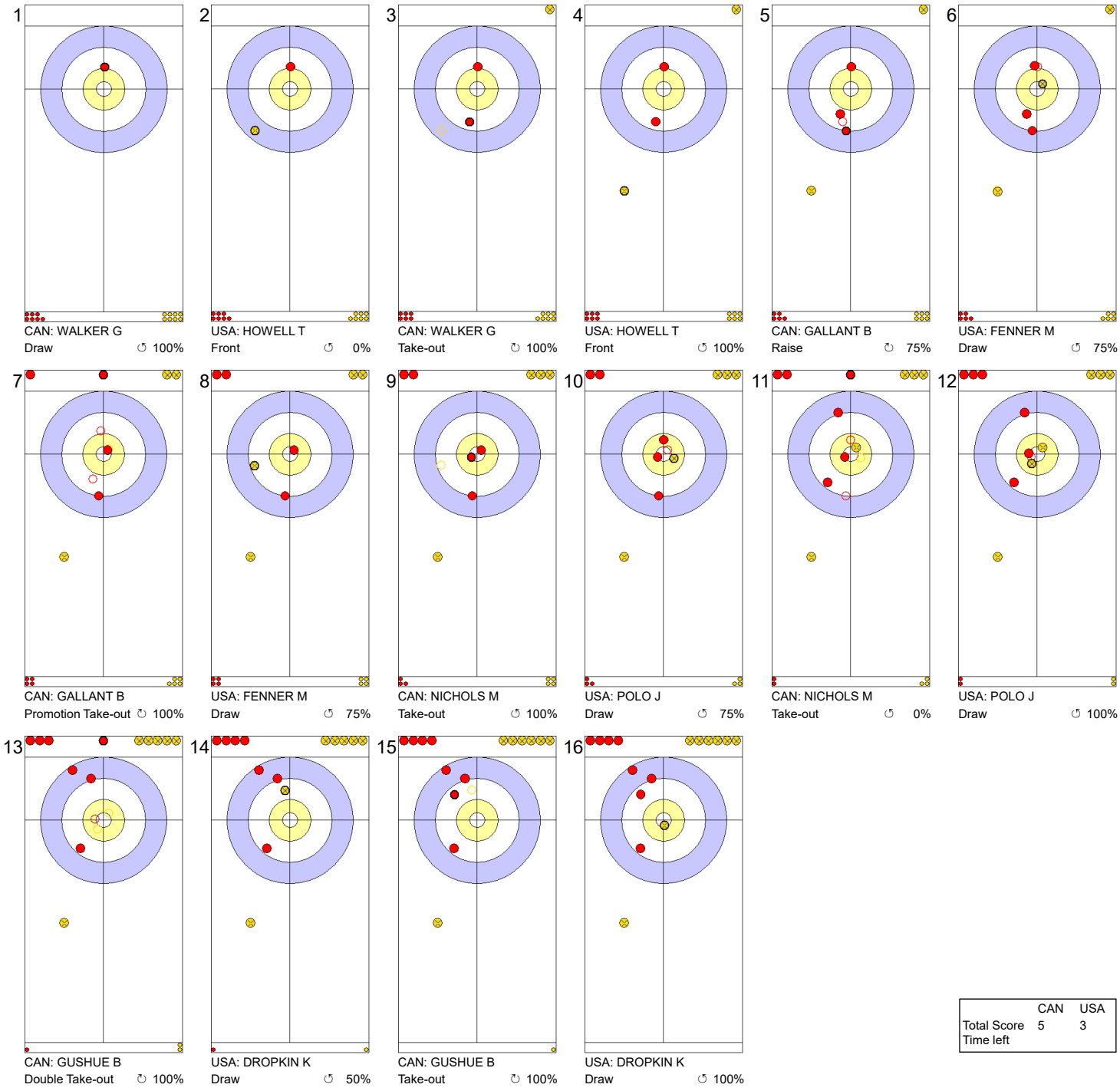


| | CAN | USA |
|---|---|---|
| Total Score | 5 | 3 |
| Time left | | |

**Legend:**

↻ Clockwise ↺ Counter-clockwise - Not considered



lgt.com NEW HOLLAND LE GRUYÈRE SWITZERLAND ZUG CURLIT Curling Information Technology Ltd.

# Game - Shot by Shot

**End 8** — **CAN - Canada 5 + 1** (this end) **= 6** — **USA - United States 3 + 0** (this end) **= 3**

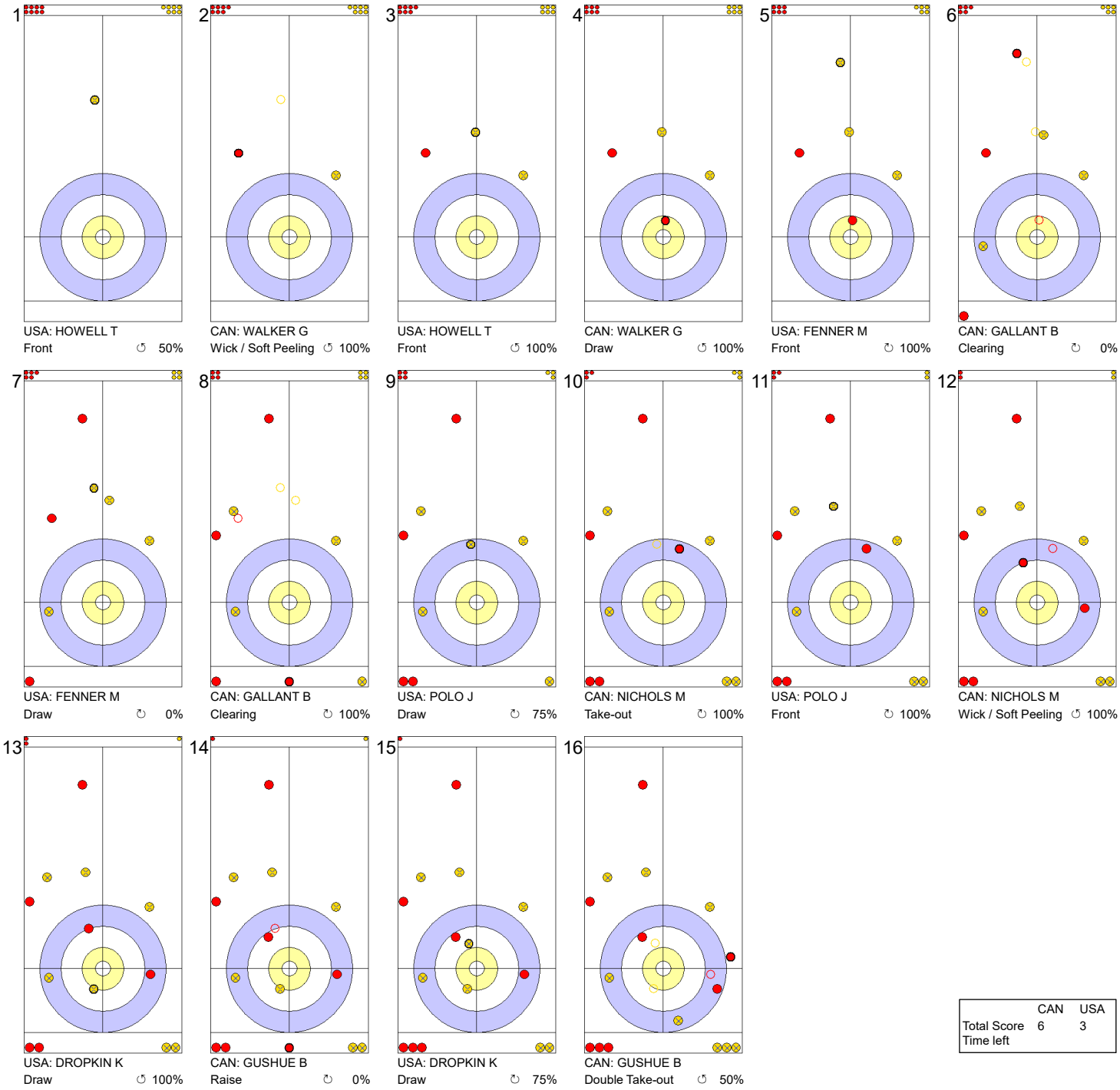


| | CAN | USA |
|---|---|---|
| Total Score | 6 | 3 |
| Time left | | |

**Legend:**
↻ Clockwise ↺ Counter-clockwise - Not considered



lgt.com NEW HOLLAND LE GRUYÈRE SWITZERLAND ZUG CURLIT Curling Information Technology Ltd.

# Game - Shot by Shot

**End 9** — **CAN - Canada 6 + 0** (this end) **= 6** — **USA - United States 3 + 2** (this end) **= 5**




| | CAN | USA |
|---|---|---|
| Total Score | 6 | 5 |
| Time left | | |

**Legend:**

↻ Clockwise ↺ Counter-clockwise - Not considered



lgt.com NEW HOLLAND LE GRUYÈRE SWITZERLAND ZUG CURLIT Curling Information Technology Ltd.

# Game - Shot by Shot

**End 10** — **CAN - Canada 6 + 2** (this end) **= 8** — **USA - United States 5 + 0** (this end) **= 5**

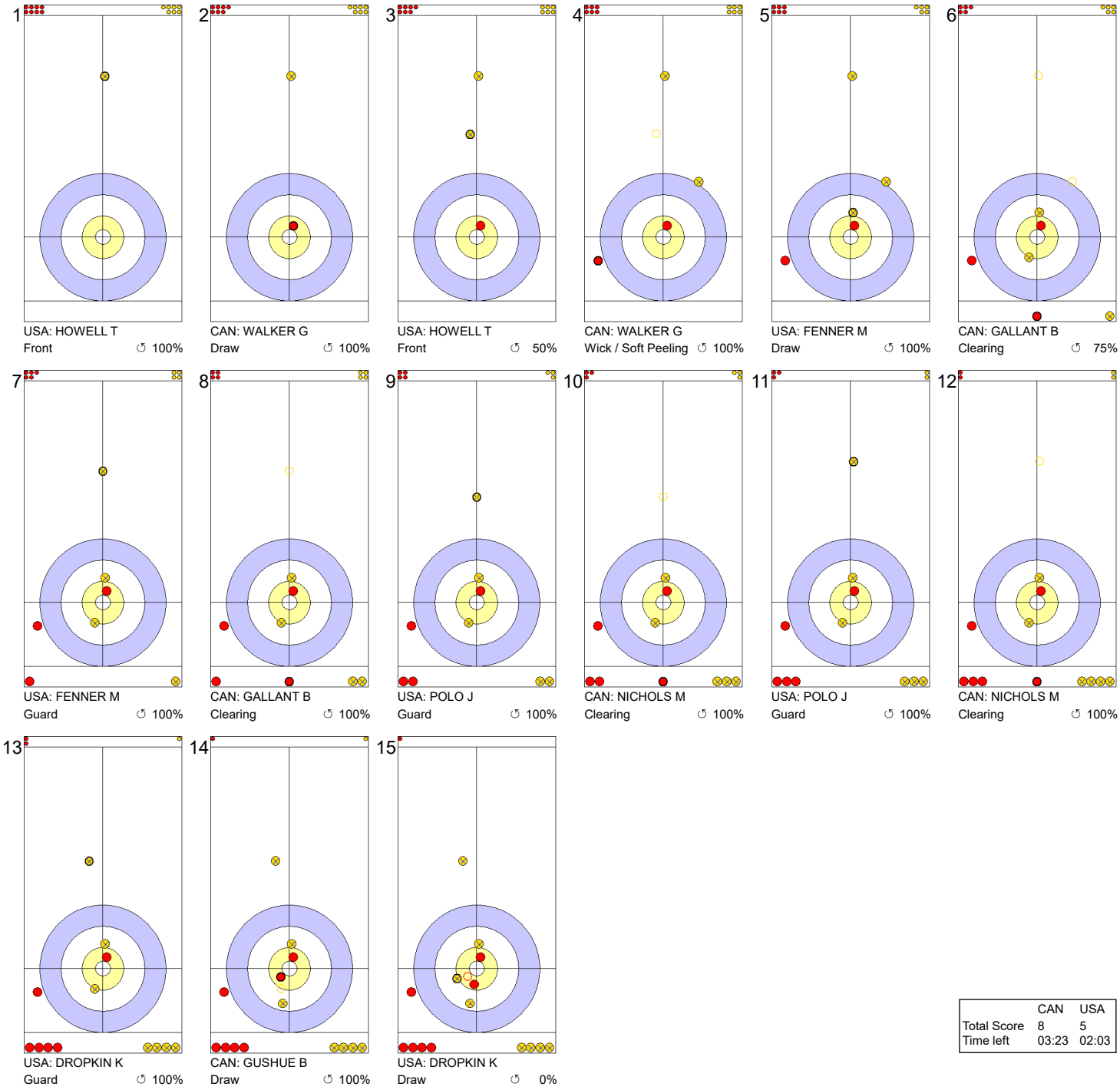


| | CAN | USA |
|---|---|---|
| Total Score | 8 | 5 |
| Time left | 03:23 | 02:03 |

**Legend:**
↻ Clockwise ↺ Counter-clockwise - Not considered



lgt.com NEW HOLLAND LE GRUYÈRE SWITZERLAND ZUG CURLIT Curling Information Technology Ltd.

# Game Results

| Sheet | Game | Team | LSFE | 1 | 2 | 3 | 4 | 5 | 6 | 7 | 8 | 9 | 10 | Extra Ends | | | | Total |
|---|---|---|---|---|---|---|---|---|---|---|---|---|---|---|---|---|---|---|
| D | 14 | ITA - Italy | | 0 | 0 | 0 | 1 | 0 | 1 | 1 | 1 | 0 | X | | | | | 4 |
| | 13 | SWE - Sweden | * | 0 | 2 | 1 | 0 | 4 | 0 | 0 | 0 | 1 | X | | | | | 8 |

| ITA - Italy | | Shot Success Game | All |
|---|---|---|---|
| 4 S | RETORNAZ Joel | 85 % | 81 % |
| 3 | MOSANER Amos | 89 % | 81 % |
| 2 | ARMAN Sebastiano | 89 % | 85 % |
| 1 V | GONIN Simone | 90 % | 90 % |
| A | GIOVANELLA Mattia | - | - |
| | Team Total | 88 % | 84 % |

Time remaining: 5 minutes 16 seconds

Time-out: End 8 - ITA stone 7

| SWE - Sweden | | Shot Success Game | All |
|---|---|---|---|
| 4 S | EDIN Niklas | 88 % | 83 % |
| 3 | ERIKSSON Oskar | 94 % | 84 % |
| 2 | WRANAA Rasmus | 88 % | 85 % |
| 1 V | MAGNUSSON Daniel | 89 % | 85 % |
| A | SUNDGREN Christoffer | - | 92 % |
| | Team Total | 90 % | 86 % |

Time remaining: 4 minutes 59 seconds

## Shot Success Analysis

| ITA - Italy | | ↻ | | ↺ | | Game | |
|---|---|---|---|---|---|---|---|
| 4 RETORNAZ Joel | Draws | 4 | 100 % | 5 | 95 % | 9 | 97 % |
| | Take-outs | 4 | 100 % | 4 | 44 % | 8 | 72 % |
| | Total | 8 | 100 % | 9 | 72 % | 17 | 85 % |
| 3 MOSANER Amos | Draws | 5 | 100 % | 6 | 96 % | 11 | 98 % |
| | Take-outs | 2 | 75 % | 5 | 75 % | 7 | 75 % |
| | Total | 7 | 93 % | 11 | 86 % | 18 | 89 % |
| 2 ARMAN Sebastiano | Draws | 8 | 97 % | 4 | 94 % | 12 | 96 % |
| | Take-outs | 2 | 75 % | 4 | 75 % | 6 | 75 % |
| | Total | 10 | 93 % | 8 | 84 % | 18 | 89 % |
| 1 GONIN Simone | Draws | 11 | 89 % | 7 | 93 % | 18 | 90 % |
| | Take-outs | 0 | - | 0 | - | 0 | - |
| | Total | 11 | 89 % | 7 | 93 % | 18 | 90 % |
| A GIOVANELLA Mattia | Draws | 0 | - | 0 | - | 0 | - |
| | Take-outs | 0 | - | 0 | - | 0 | - |
| | Total | 0 | - | 0 | - | 0 | - |
| Team | Draws | 28 | 95 % | 22 | 94 % | 50 | 95 % |
| | Take-outs | 8 | 88 % | 13 | 65 % | 21 | 74 % |
| | Total | 36 | 93 % | 35 | 84 % | 71 | 88 % |

| SWE - Sweden | | ↻ | | ↺ | | Game | |
|---|---|---|---|---|---|---|---|
| 4 EDIN Niklas | Draws | 4 | 100 % | 5 | 80 % | 9 | 89 % |
| | Take-outs | 4 | 81 % | 5 | 90 % | 9 | 86 % |
| | Total | 8 | 91 % | 10 | 85 % | 18 | 88 % |
| 3 ERIKSSON Oskar | Draws | 4 | 75 % | 1 | 100 % | 5 | 80 % |
| | Take-outs | 6 | 100 % | 7 | 100 % | 13 | 100 % |
| | Total | 10 | 90 % | 8 | 100 % | 18 | 94 % |
| 2 WRANAA Rasmus | Draws | 4 | 88 % | 3 | 100 % | 7 | 93 % |
| | Take-outs | 6 | 88 % | 5 | 80 % | 11 | 84 % |
| | Total | 10 | 88 % | 8 | 88 % | 18 | 88 % |
| 1 MAGNUSSON Daniel | Draws | 9 | 81 % | 9 | 97 % | 18 | 89 % |
| | Take-outs | 0 | - | 0 | - | 0 | - |
| | Total | 9 | 81 % | 9 | 97 % | 18 | 89 % |
| A SUNDGREN Christoffer | Draws | 0 | - | 0 | - | 0 | - |
| | Take-outs | 0 | - | 0 | - | 0 | - |
| | Total | 0 | - | 0 | - | 0 | - |
| Team | Draws | 21 | 85 % | 18 | 93 % | 39 | 88 % |
| | Take-outs | 16 | 91 % | 17 | 91 % | 33 | 91 % |
| | Total | 37 | 87 % | 35 | 92 % | 72 | 90 % |

**Note:**
Position and function for each team member:
**4** = Fourth, **3** = Third, **2** = Second, **1** = Lead, **A** = Alternate, **S** = Skip, **V** = Vice-Skip

**Legend:**
↻ Clockwise ↺ Counter-clockwise **LSFE(*)** Last Stone First End
**X** Unplayed/unfinished end due to concession



lgt.com NEW HOLLAND LE GRUYÈRE SWITZERLAND AOP ZUG CURLIT Curling Information Technology Ltd.

# Game - Shot by Shot

**End 1** — **ITA - Italy 0 + 0** (this end) **= 0** — **SWE - Sweden 0 + 0** (this end) **= 0**

1
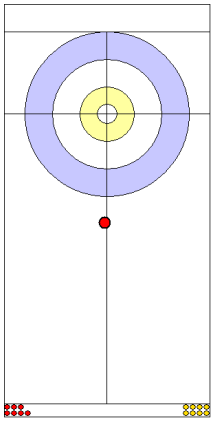
ITA: GONIN S
Front ↻ 100%

2
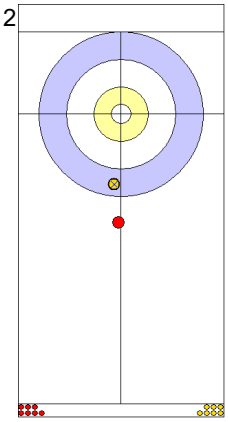
SWE: MAGNUSSON D
Draw ↻ 100%

3
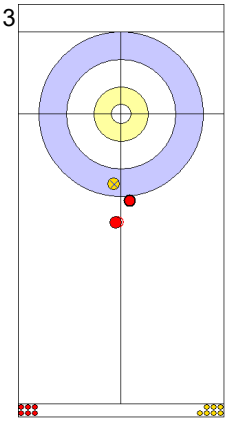
ITA: GONIN S
Draw ↺ 50%

4
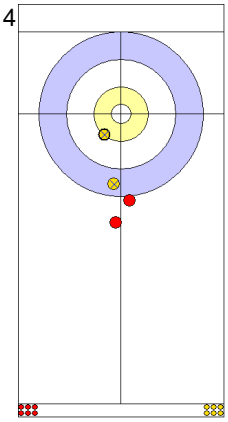
SWE: MAGNUSSON D
Draw ↻ 75%

5
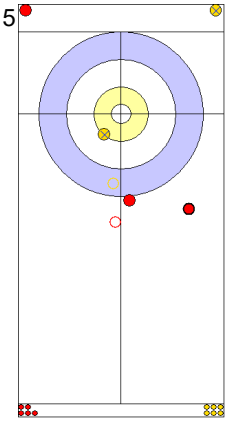
ITA: ARMAN S
Promotion Take-out ↺ 50%

6
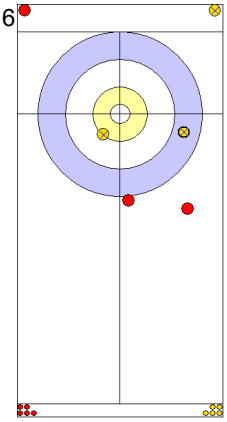
SWE: WRANAA R
Draw ↻ 100%

7
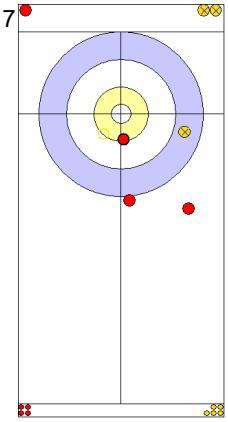
ITA: ARMAN S
Hit and Roll ↻ 100%

8
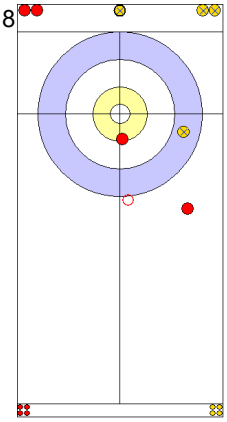
SWE: WRANAA R
Double Take-out ↺ 50%

9
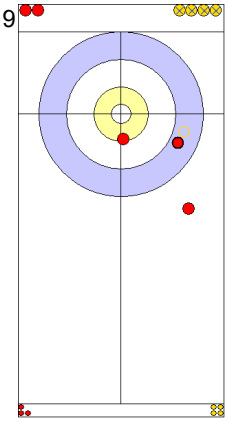
ITA: MOSANER A
Take-out ↻ 100%

10
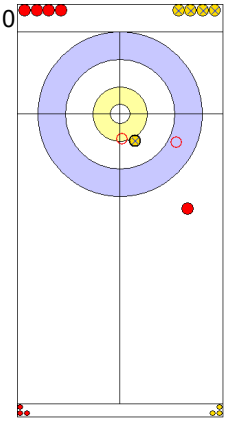
SWE: ERIKSSON O
Double Take-out ↻ 100%

11
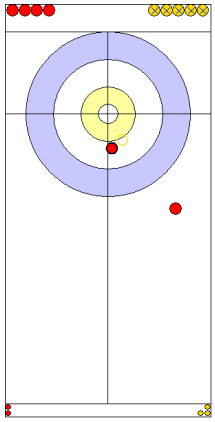
ITA: MOSANER A
Take-out ↻ 100%

12
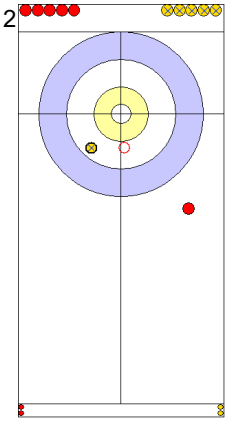
SWE: ERIKSSON O
Take-out ↻ 100%

13
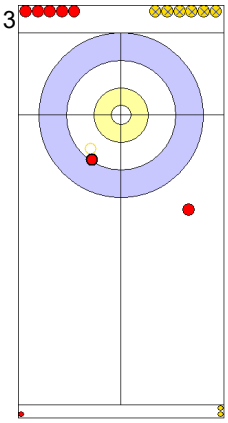
ITA: RETORNAZ J
Take-out ↻ 100%

14
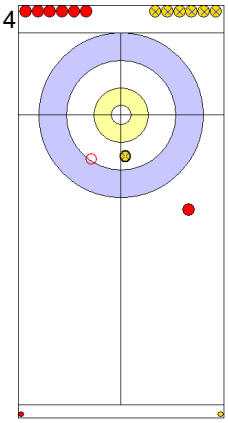
SWE: EDIN N
Take-out ↻ 100%

15
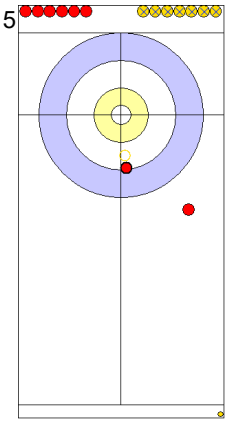
ITA: RETORNAZ J
Take-out ↺ 100%

16
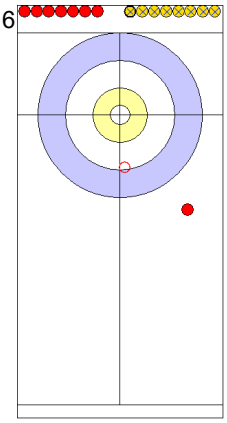
SWE: EDIN N
Clearing ↻ 100%

| | ITA | SWE |
|---|---|---|
| Total Score | 0 | 0 |
| Time left | | |

**Legend:**
↻ Clockwise ↺ Counter-clockwise - Not considered



lgt.com NEW HOLLAND LE GRUYÈRE SWITZERLAND ZUG CURLIT Curling Information Technology Ltd.

# Game - Shot by Shot

**End 2** — **ITA - Italy** 0 + 0 (this end) = 0 — **SWE - Sweden** 0 + 2 (this end) = 2

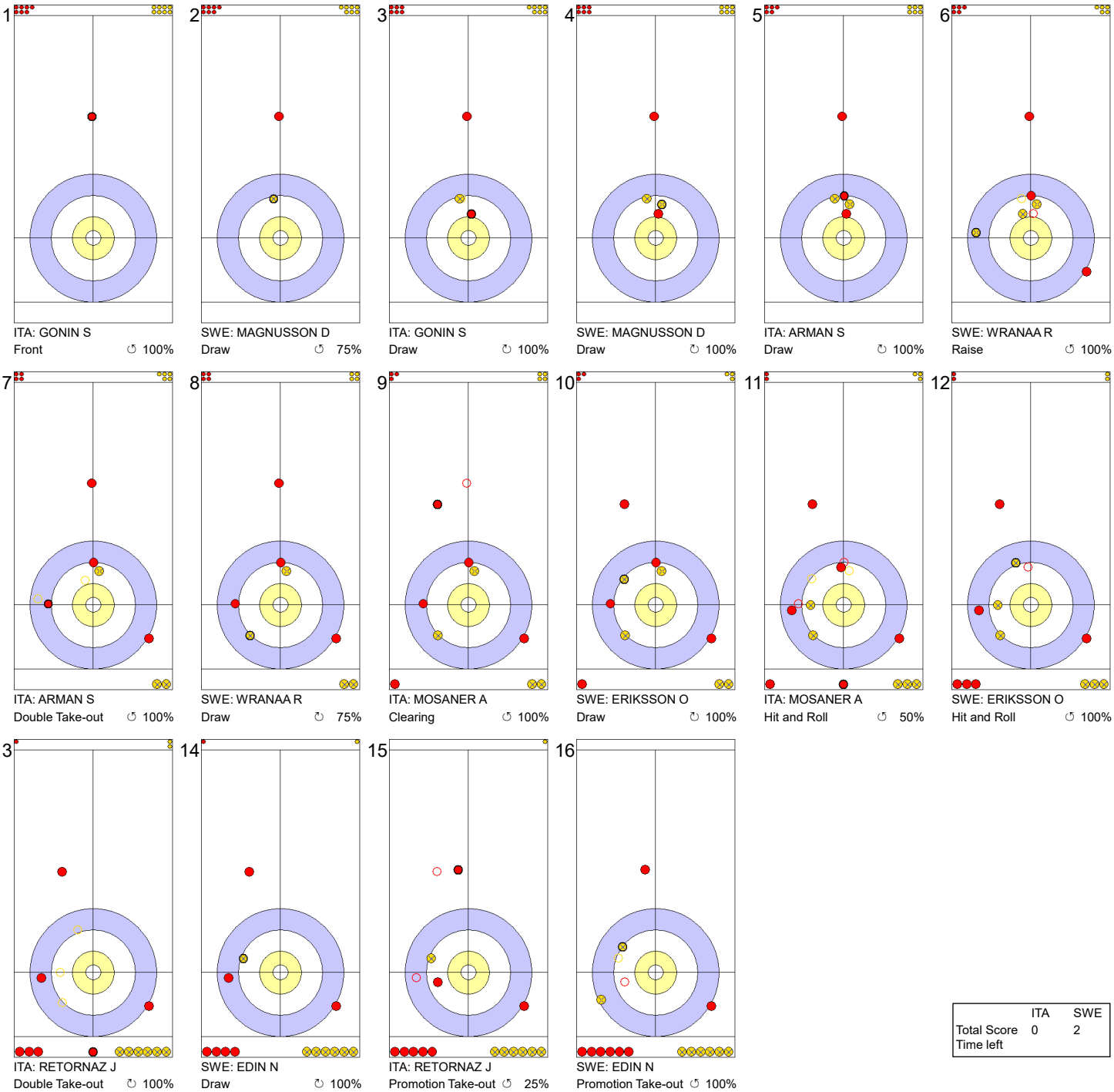


| | ITA | SWE |
|---|---|---|
| Total Score | 0 | 2 |
| Time left | | |

**Legend:**

↻ Clockwise ↺ Counter-clockwise - Not considered



lgt.com NEW HOLLAND LE GRUYÈRE SWITZERLAND ZUG CURLIT Curling Information Technology Ltd.

# Game - Shot by Shot

**End 3** — **ITA - Italy 0 + 0** (this end) **= 0** — **SWE - Sweden 2 + 1** (this end) **= 3**

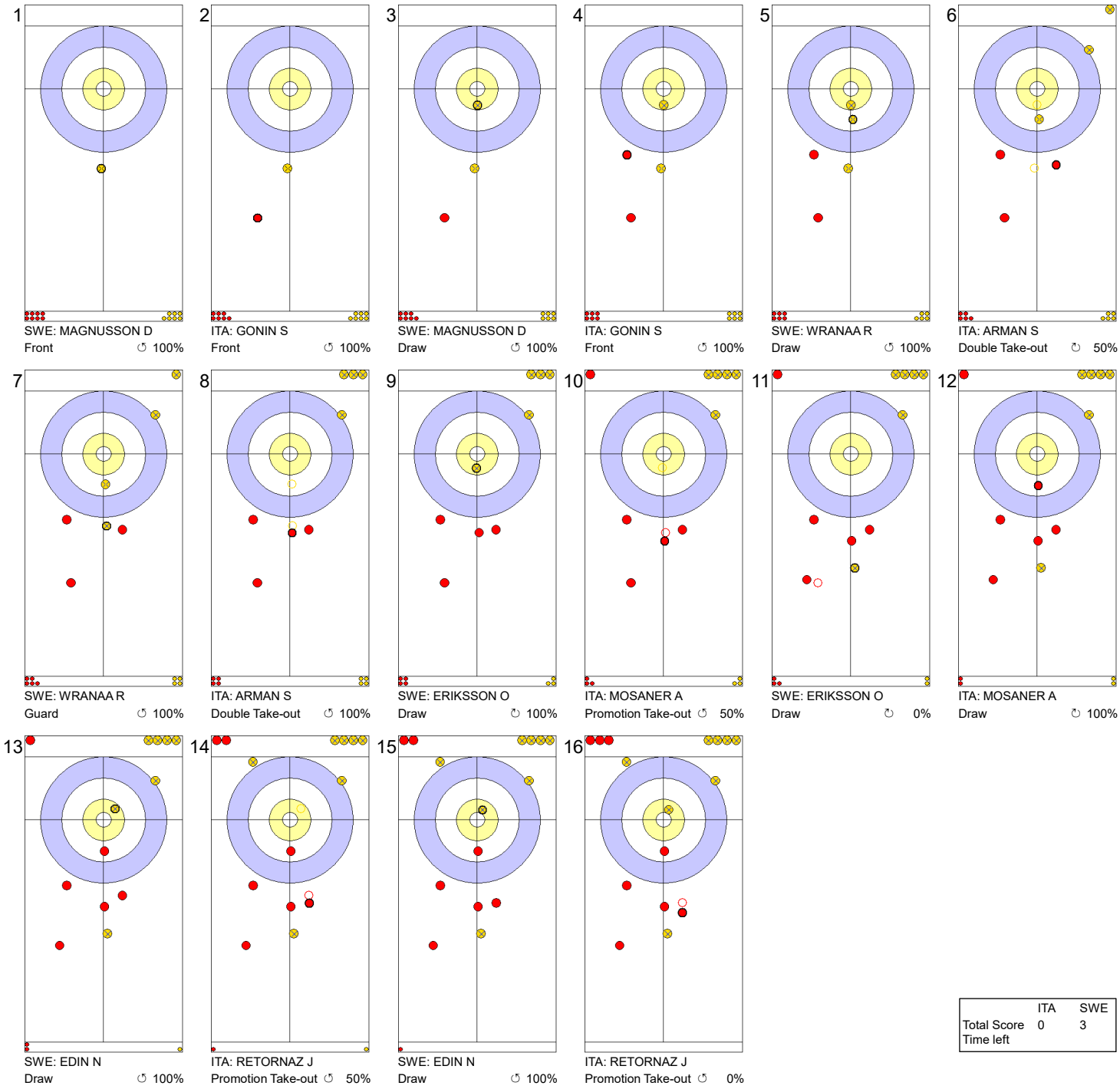


| | ITA | SWE |
|---|---|---|
| Total Score | 0 | 3 |
| Time left | | |

**Legend:**
↻ Clockwise ↺ Counter-clockwise - Not considered



lgt.com NEW HOLLAND LE GRUYÈRE SWITZERLAND V ZUG CURLIT Curling Information Technology Ltd.

# Game - Shot by Shot

**End 4** — **ITA - Italy** 0 + 1 (this end) = **1** — **SWE - Sweden** 3 + 0 (this end) = **3**




| | ITA | SWE |
|---|---|---|
| Total Score | 1 | 3 |
| Time left | | |

**Legend:**

↻ Clockwise ↺ Counter-clockwise - Not considered



lgt.com NEW HOLLAND LE GRUYÈRE SWITZERLAND V ZUG CURLIT Curling Information Technology Ltd.

# Game - Shot by Shot

**End 5** — **ITA - Italy 1 + 0** (this end) **= 1** — **SWE - Sweden 3 + 4** (this end) **= 7**

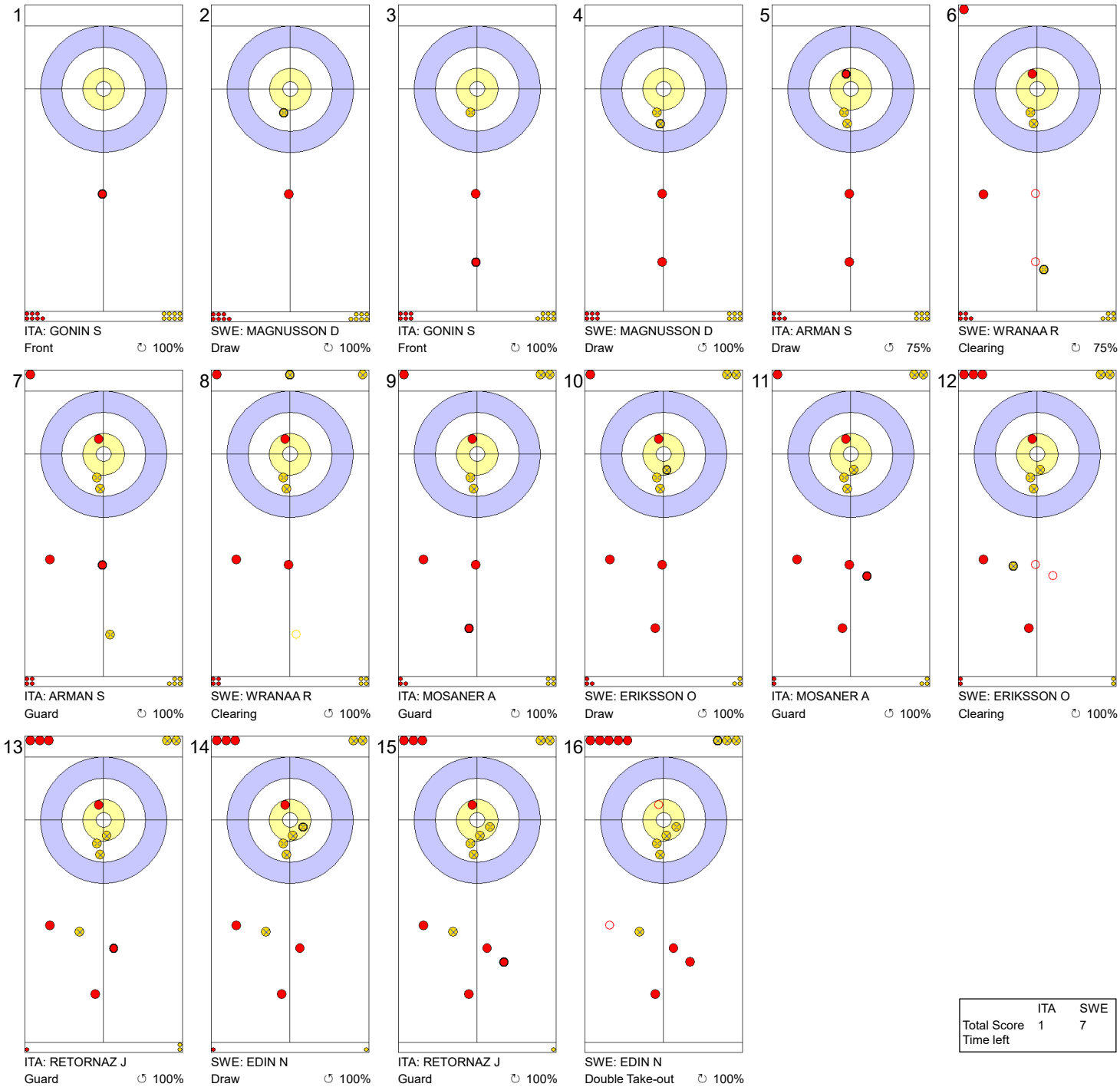


| | ITA | SWE |
|---|---|---|
| Total Score | 1 | 7 |
| Time left | | |

**Legend:**

↻ Clockwise ↺ Counter-clockwise - Not considered



lgt.com NEW HOLLAND LE GRUYÈRE SWITZERLAND ZUG CURLIT Curling Information Technology Ltd.

# Game - Shot by Shot

**End 6** — **ITA - Italy 1 + 1** (this end) **= 2** — **SWE - Sweden 7 + 0** (this end) **= 7**

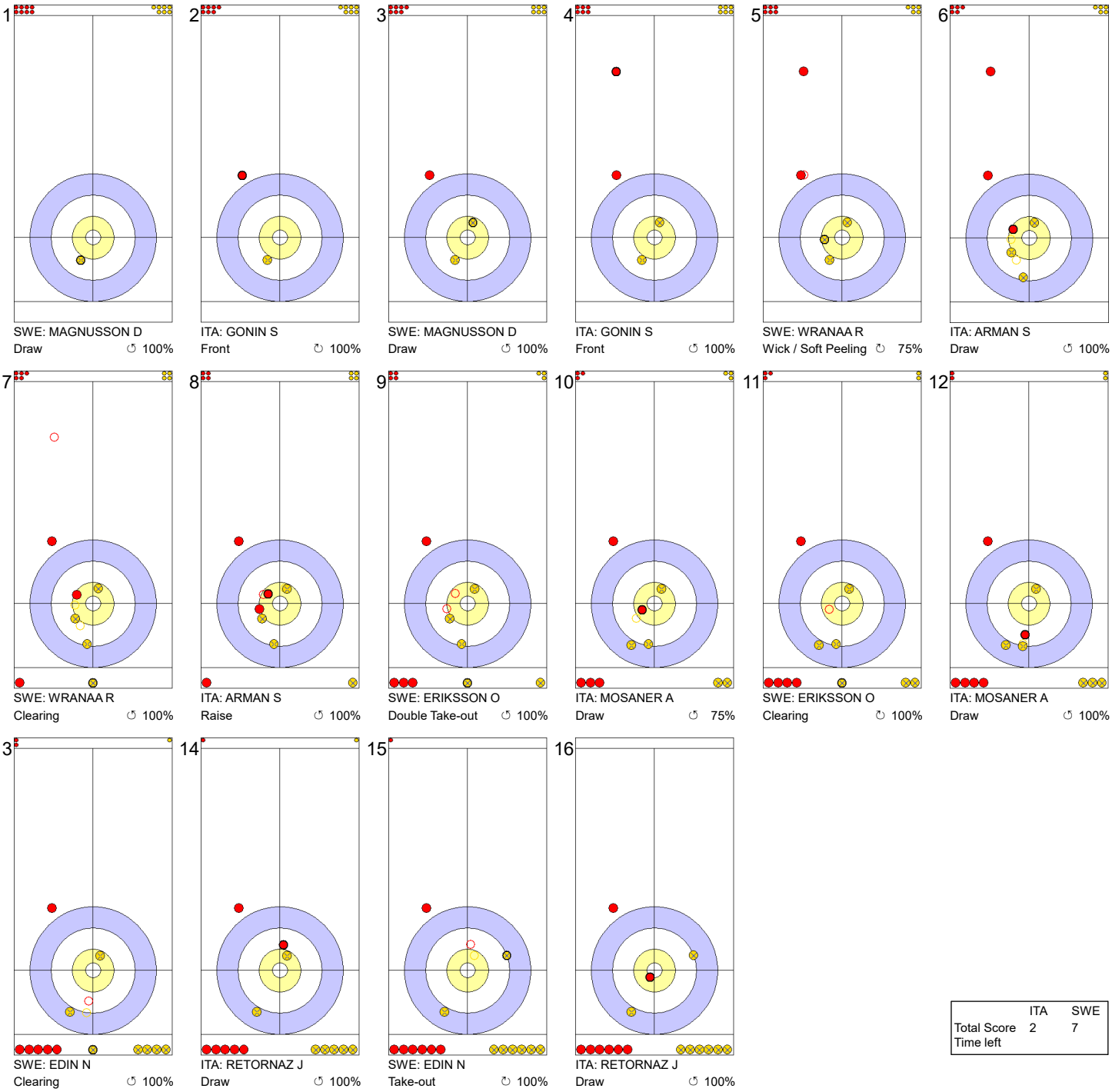


| | ITA | SWE |
|---|---|---|
| Total Score | 2 | 7 |
| Time left | | |

**Legend:**

↻ Clockwise ↺ Counter-clockwise - Not considered



lgt.com NEW HOLLAND LE GRUYÈRE SWITZERLAND ZUG CURLIT Curling Information Technology Ltd.

# Game - Shot by Shot

**End 7** — **ITA - Italy** 2 + 1 (this end) = 3 — **SWE - Sweden** 7 + 0 (this end) = 7

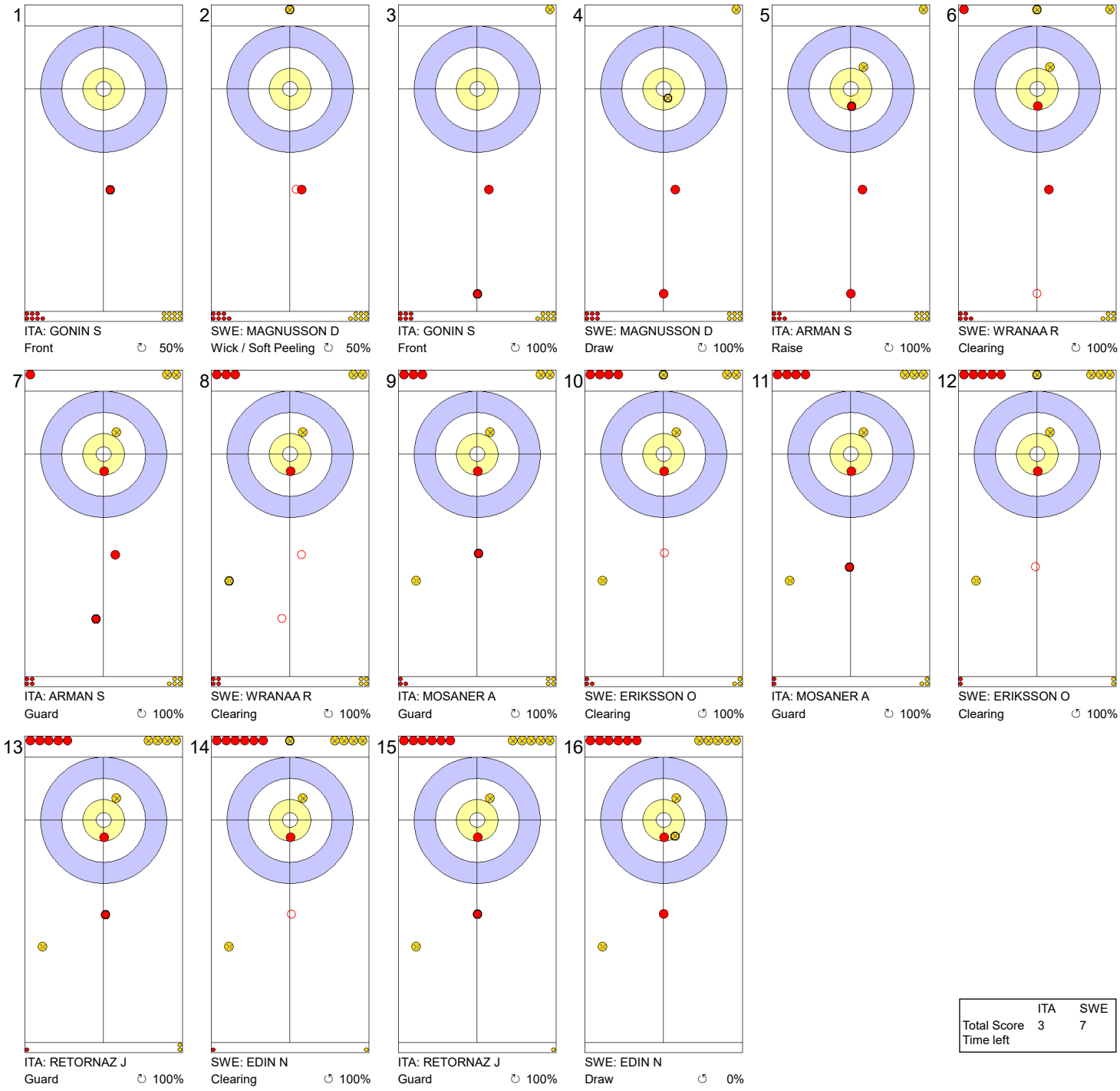


| | ITA | SWE |
|---|---|---|
| Total Score | 3 | 7 |
| Time left | | |

**Legend:**
↻ Clockwise ↺ Counter-clockwise - Not considered



lgt.com NEW HOLLAND LE GRUYÈRE SWITZERLAND ZUG CURLIT Curling Information Technology Ltd.

# Game - Shot by Shot

**End 8** — **ITA - Italy** 3 + 1 (this end) = 4 — **SWE - Sweden** 7 + 0 (this end) = 7

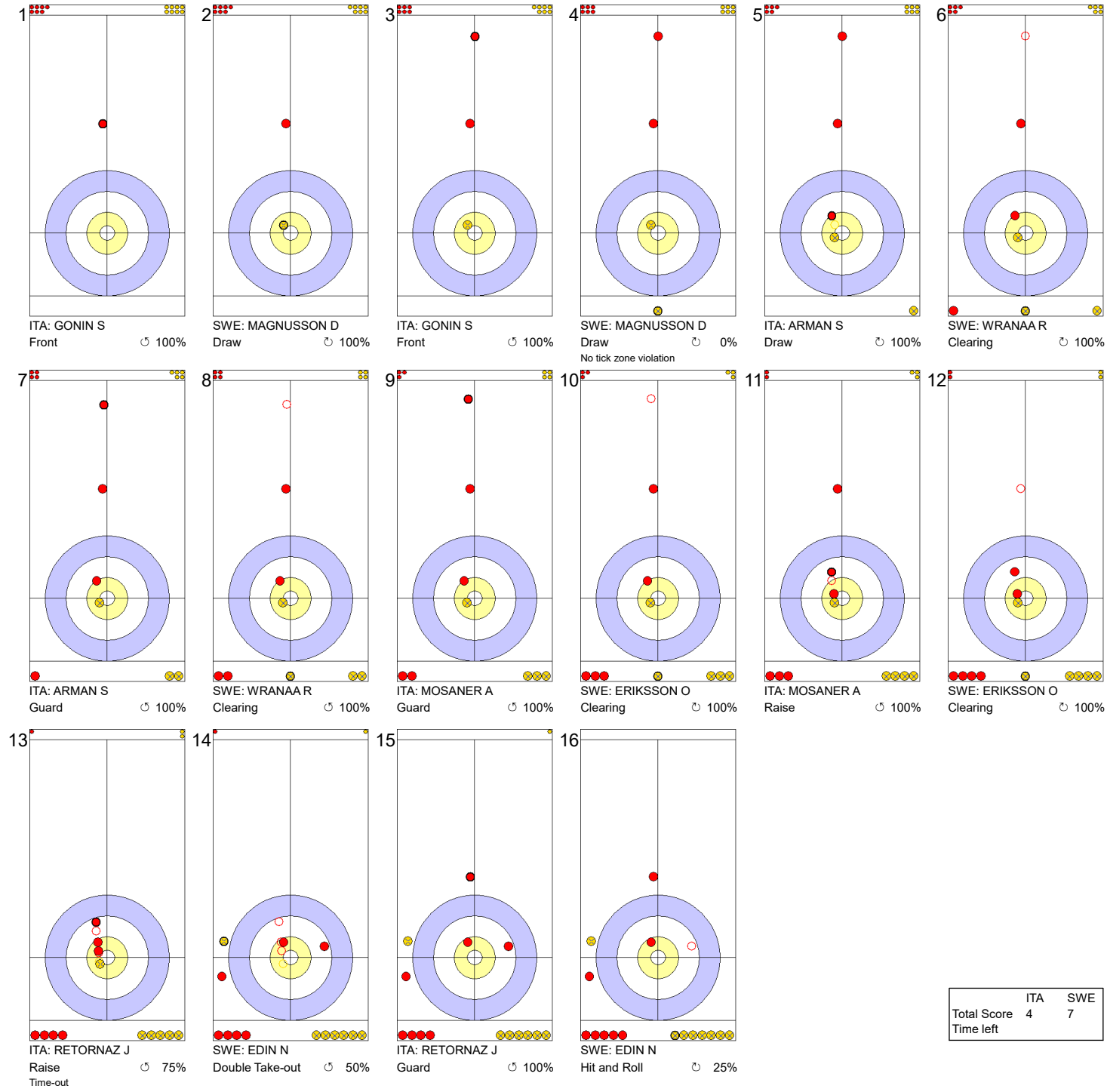


| | ITA | SWE |
|---|---|---|
| Total Score | 4 | 7 |
| Time left | | |

**Legend:**

↻ Clockwise ↺ Counter-clockwise - Not considered



lgt.com NEW HOLLAND LE GRUYÈRE SWITZERLAND ZUG CURLIT Curling Information Technology Ltd.

# Game - Shot by Shot

**End 9** — **ITA - Italy 4 + 0** (this end) **= 4** — **SWE - Sweden 7 + 1** (this end) **= 8**

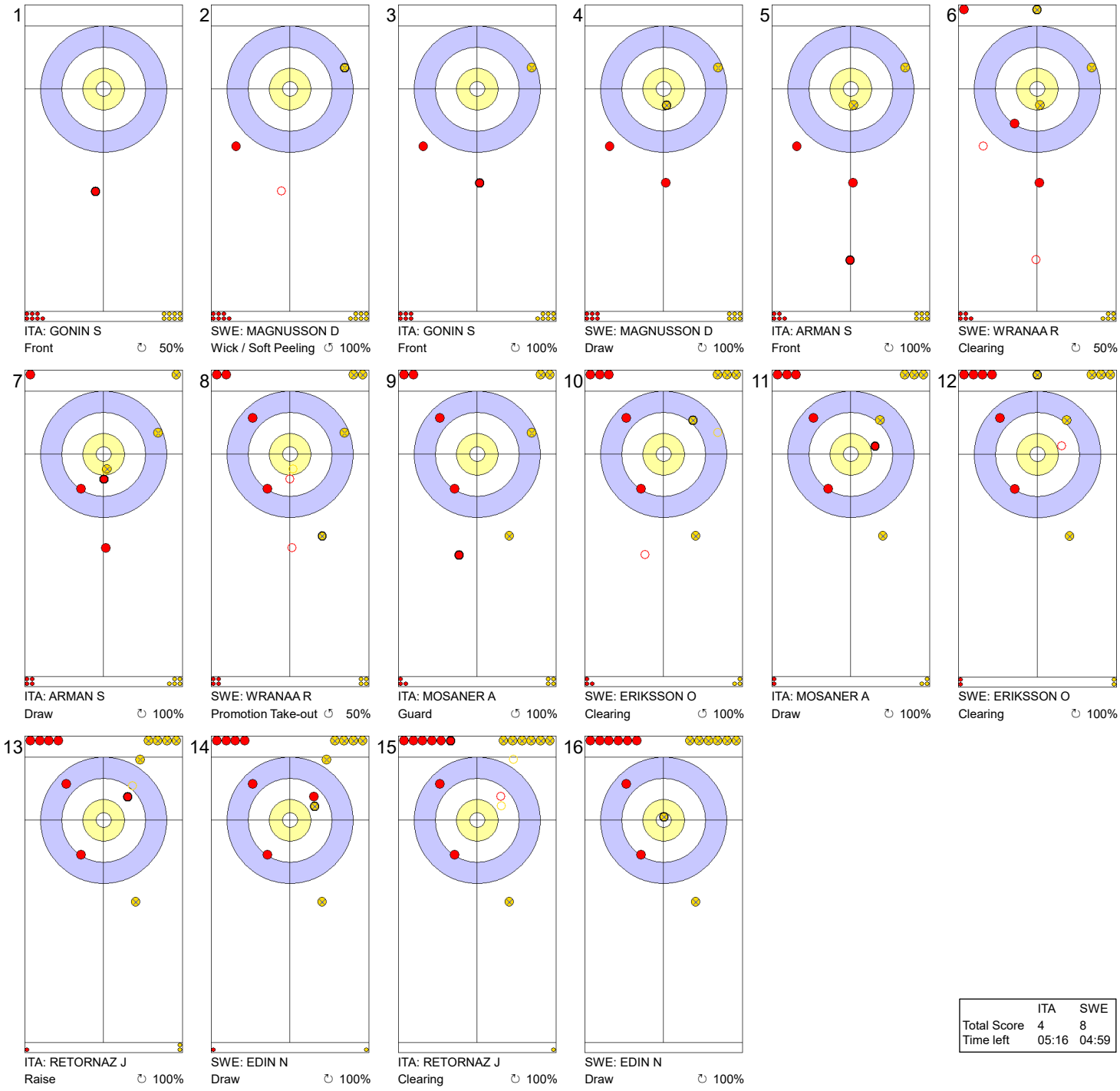


| | ITA | SWE |
|---|---|---|
| Total Score | 4 | 8 |
| Time left | 05:16 | 04:59 |

**Legend:**
↻ Clockwise ↺ Counter-clockwise - Not considered



lgt.com NEW HOLLAND LE GRUYÈRE SWITZERLAND ZUG CURLIT Curling Information Technology Ltd.

# Session Results and Standings

| Sheet | Game | Team | LSFE | 1 | 2 | 3 | 4 | 5 | 6 | 7 | 8 | 9 | 10 | Extra Ends | | | | Total |
|---|---|---|---|---|---|---|---|---|---|---|---|---|---|---|---|---|---|---|
| B | 13 | SUI - Switzerland | | 0 | 1 | 0 | 2 | 0 | 0 | 1 | 0 | X | X | | | | | 4 |
| | 13 | ITA - Italy | * | 4 | 0 | 1 | 0 | 2 | 1 | 0 | 2 | X | X | | | | | 10 |
| D | 13 | USA - United States | | 2 | 0 | 1 | 1 | 1 | 0 | 0 | 0 | 0 | 1 | | | | | 6 |
| | 13 | SCO - Scotland | * | 0 | 1 | 0 | 0 | 0 | 0 | 1 | 1 | 1 | 0 | | | | | 4 |

## Play-offs Bracket

**Qualification** | **Semi-finals** | **Finals** | **Final Standings**

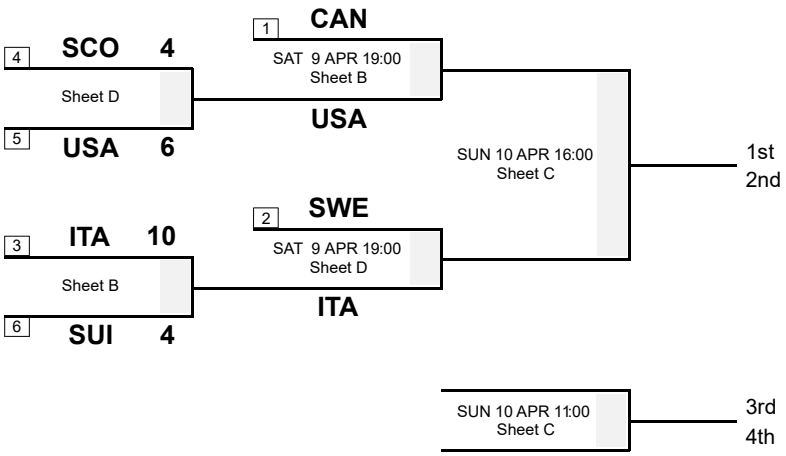


1
2
3
4
5 SCO - Scotland
6 SUI - Switzerland
7 GER - Germany
8 KOR - Korea
9 CZE - Czech Republic
10 NOR - Norway
11 FIN - Finland
12 NED - Netherlands
13 DEN - Denmark

The teams ranked 1st and 2nd get a bye to the semi-finals.
The teams ranked 3rd to 6th play in qualification games (3 v 6 and 4 v 5).
The winners of those qualification games advance to the semi-finals.

**Legend:**
**LSFE(*)** Last Stone First End
**X** Unplayed/unfinished end due to concession



lgt.com NEW HOLLAND LE GRUYÈRE SWITZERLAND ZUG CURLIT Curling Information Technology Ltd.

# Game Results

| Sheet | Game | Team | LSFE | 1 | 2 | 3 | 4 | 5 | 6 | 7 | 8 | 9 | 10 | Extra Ends | | | | Total |
|---|---|---|---|---|---|---|---|---|---|---|---|---|---|---|---|---|---|---|
| B | 13 | SUI - Switzerland | | 0 | 1 | 0 | 2 | 0 | 0 | 1 | 0 | X | X | | | | | 4 |
| | 13 | ITA - Italy | * | 4 | 0 | 1 | 0 | 2 | 1 | 0 | 2 | X | X | | | | | 10 |

| SUI - Switzerland | | | Shot Success Game | Shot Success All |
|---|---|---|---|---|
| 4 | S | SCHWALLER Yannick | 66 % | 75 % |
| 3 | V | BRUNNER Michael | 86 % | 79 % |
| 2 | | MEIER Romano | 56 % | 81 % |
| 1 | | GLOOR Simon | 92 % | 92 % |
| A | | KAEUFELER Marcel | - | 83 % |
| | | Team Total | 75 % | 80 % |

Time remaining: 7 minutes 43 seconds

| ITA - Italy | | | Shot Success Game | Shot Success All |
|---|---|---|---|---|
| 4 | S | RETORNAZ Joel | 92 % | 81% |
| 3 | | MOSANER Amos | 98 % | 80 % |
| 2 | | ARMAN Sebastiano | 91% | 85 % |
| 1 | V | GONIN Simone | 97 % | 90 % |
| A | | GIOVANELLA Mattia | - | - |
| | | Team Total | 95 % | 84 % |

Time remaining: 10 minutes 8 seconds

Time-out: End 3 - SUI stone 8

## Shot Success Analysis

| SUI - Switzerland | | ↻ | | ↺ | | Game | |
|---|---|---|---|---|---|---|---|
| 4 SCHWALLER Yannick | Draws | 6 | 63 % | 4 | 88 % | 10 | 73 % |
| | Take-outs | 3 | 58 % | 3 | 50 % | 6 | 54 % |
| | Total | 9 | 61 % | 7 | 71 % | 16 | 66 % |
| 3 BRUNNER Michael | Draws | 8 | 88 % | 5 | 95 % | 13 | 90 % |
| | Take-outs | 1 | 100 % | 2 | 50 % | 3 | 67 % |
| | Total | 9 | 89 % | 7 | 82 % | 16 | 86 % |
| 2 MEIER Romano | Draws | 8 | 53 % | 5 | 60 % | 13 | 56 % |
| | Take-outs | 2 | 63 % | 1 | 50 % | 3 | 58 % |
| | Total | 10 | 55 % | 6 | 58 % | 16 | 56 % |
| 1 GLOOR Simon | Draws | 12 | 90 % | 4 | 100 % | 16 | 92 % |
| | Take-outs | 0 | - | 0 | - | 0 | - |
| | Total | 12 | 90 % | 4 | 100 % | 16 | 92 % |
| A KAEUFELER Marcel | Draws | 0 | - | 0 | - | 0 | - |
| | Take-outs | 0 | - | 0 | - | 0 | - |
| | Total | 0 | - | 0 | - | 0 | - |
| Team | Draws | 34 | 76 % | 18 | 85 % | 52 | 79 % |
| | Take-outs | 6 | 67 % | 6 | 50 % | 12 | 58 % |
| | Total | 40 | 74 % | 24 | 76 % | 64 | 75 % |

| ITA - Italy | | ↻ | | ↺ | | Game | |
|---|---|---|---|---|---|---|---|
| 4 RETORNAZ Joel | Draws | 3 | 100 % | 5 | 80 % | 8 | 88 % |
| | Take-outs | 4 | 94 % | 4 | 100 % | 8 | 97 % |
| | Total | 7 | 96 % | 9 | 89 % | 16 | 92 % |
| 3 MOSANER Amos | Draws | 4 | 100 % | 0 | - | 4 | 100 % |
| | Take-outs | 2 | 100 % | 10 | 98 % | 12 | 98 % |
| | Total | 6 | 100 % | 10 | 98 % | 16 | 98 % |
| 2 ARMAN Sebastiano | Draws | 0 | - | 7 | 93 % | 7 | 93 % |
| | Take-outs | 5 | 90 % | 4 | 88 % | 9 | 89 % |
| | Total | 5 | 90 % | 11 | 91 % | 16 | 91 % |
| 1 GONIN Simone | Draws | 8 | 94 % | 8 | 100 % | 16 | 97 % |
| | Take-outs | 0 | - | 0 | - | 0 | - |
| | Total | 8 | 94 % | 8 | 100 % | 16 | 97 % |
| A GIOVANELLA Mattia | Draws | 0 | - | 0 | - | 0 | - |
| | Take-outs | 0 | - | 0 | - | 0 | - |
| | Total | 0 | - | 0 | - | 0 | - |
| Team | Draws | 15 | 97 % | 20 | 93 % | 35 | 94 % |
| | Take-outs | 11 | 93 % | 18 | 96 % | 29 | 95 % |
| | Total | 26 | 95 % | 38 | 94 % | 64 | 95 % |

**Note:**
Position and function for each team member:
**4** = Fourth, **3** = Third, **2** = Second, **1** = Lead, **A** = Alternate, **S** = Skip, **V** = Vice-Skip

**Legend:**
↻ Clockwise ↺ Counter-clockwise **LSFE(*)** Last Stone First End
**X** Unplayed/unfinished end due to concession



lgt.com NEW HOLLAND LE GRUYÈRE SWITZERLAND ZUG CURLIT Curling Information Technology Ltd.

# Game - Shot by Shot

**End 1** — **SUI - Switzerland** **0 + 0** (this end) **= 0** — **ITA - Italy** **0 + 4** (this end) **= 4**



1 SUI: GLOOR S — Draw ↻ 100%
2 ITA: GONIN S — Front ↻ 100%
3 SUI: GLOOR S — Guard ↻ 100%
4 ITA: GONIN S — Draw ↻ 100%
5 SUI: MEIER R — Draw ↻ 0%
6 ITA: ARMAN S — Double Take-out ↻ 100%
7 SUI: MEIER R — Raise ↻ 0%
8 ITA: ARMAN S — Draw ↻ 100%
9 SUI: BRUNNER M — Hit and Roll ↻ 100%
10 ITA: MOSANER A — Take-out ↻ 100%
11 SUI: BRUNNER M — Draw ↻ 75%
12 ITA: MOSANER A — Raise ↻ 100%
13 SUI: SCHWALLER Y — Draw ↻ 75%
14 ITA: RETORNAZ J — Promotion Take-out ↻ 100%
15 SUI: SCHWALLER Y — Hit and Roll ↻ 75%
16 ITA: RETORNAZ J — Take-out ↻ 100%

| | SUI | ITA |
|---|---|---|
| Total Score | 0 | 4 |
| Time left | | |

**Legend:**
↻ Clockwise ↺ Counter-clockwise - Not considered



lgt.com NEW HOLLAND LE GRUYÈRE SWITZERLAND ZUG CURLIT Curling Information Technology Ltd.

# Game - Shot by Shot

**End 2** — **SUI - Switzerland** **0 + 1** (this end) **= 1** — **ITA - Italy** **4 + 0** (this end) **= 4**

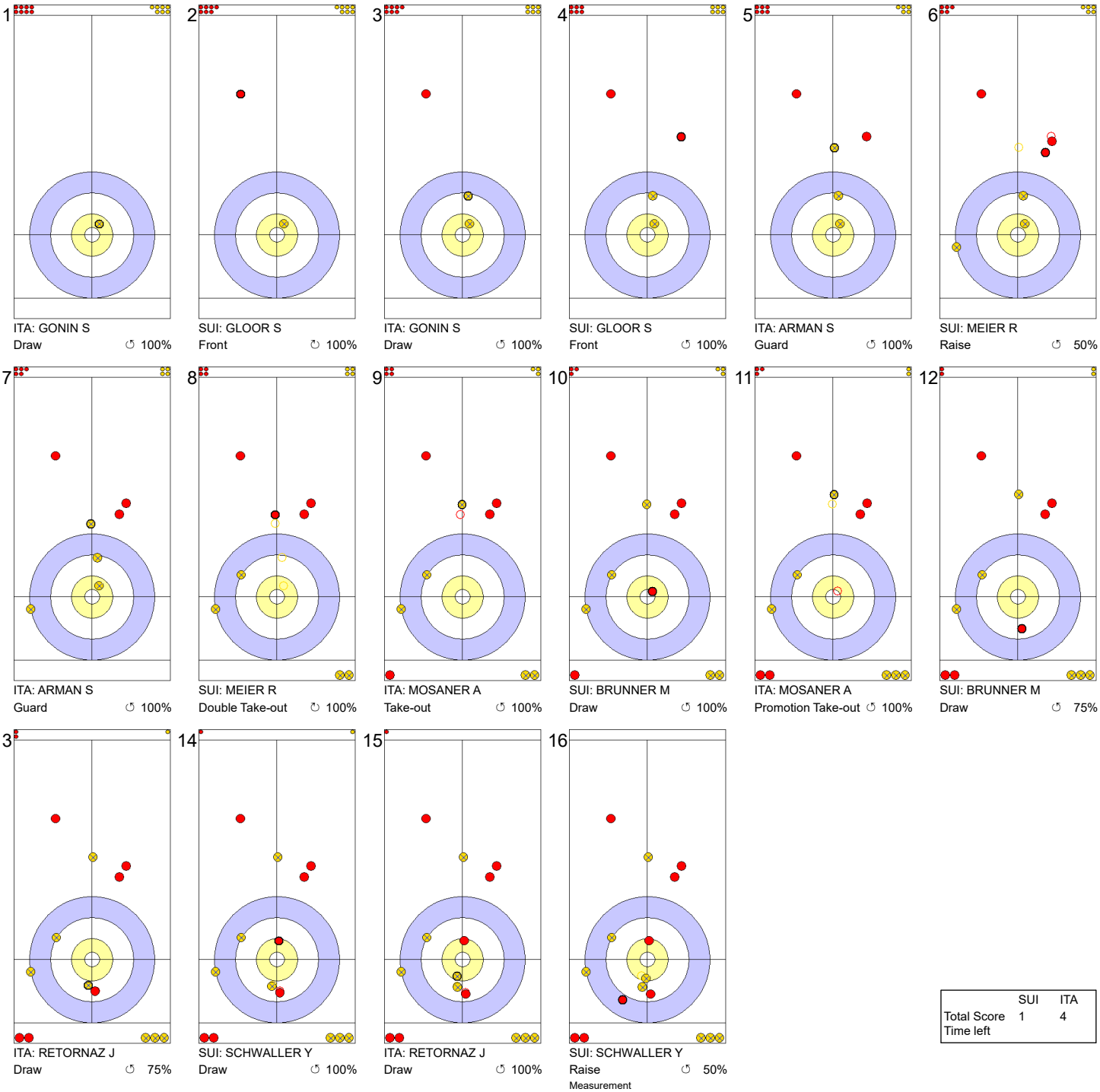


| | SUI | ITA |
|---|---|---|
| Total Score | 1 | 4 |
| Time left | | |

**Legend:**

↻ Clockwise ↺ Counter-clockwise - Not considered



lgt.com NEW HOLLAND LE GRUYÈRE SWITZERLAND ZUG CURLIT Curling Information Technology Ltd.

# Game - Shot by Shot

**End 3** **SUI - Switzerland 1 + 0** (this end) **= 1** **ITA - Italy 4 + 1** (this end) **= 5**

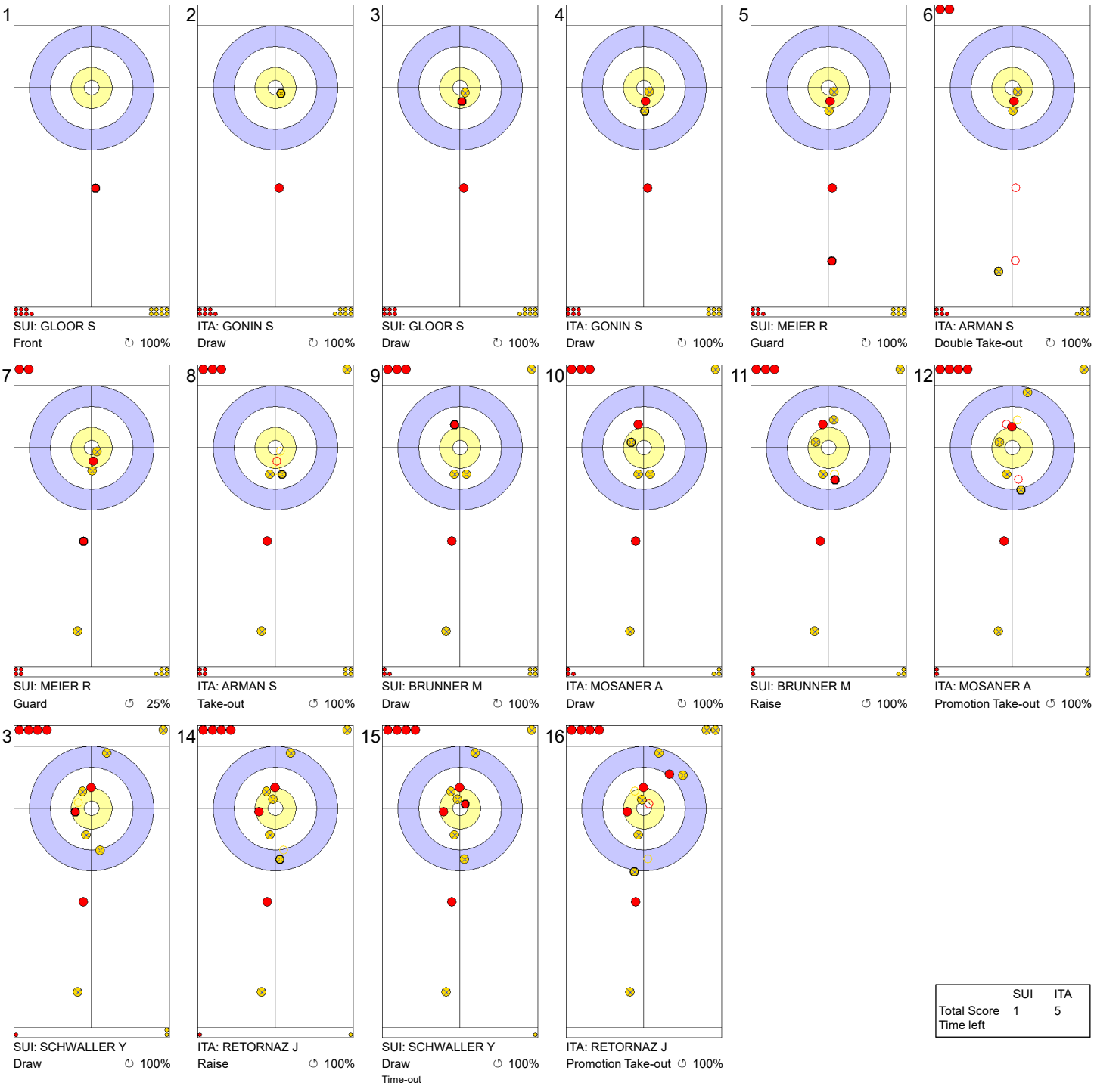


| | SUI | ITA |
|---|---|---|
| Total Score | 1 | 5 |
| Time left | | |

**Legend:**
↻ Clockwise ↺ Counter-clockwise - Not considered



lgt.com NEW HOLLAND LE GRUYÈRE SWITZERLAND ZUG CURLIT Curling Information Technology Ltd.

# Game - Shot by Shot

**End 4** — **SUI - Switzerland 1 + 2** (this end) **= 3** — **ITA - Italy 5 + 0** (this end) **= 5**

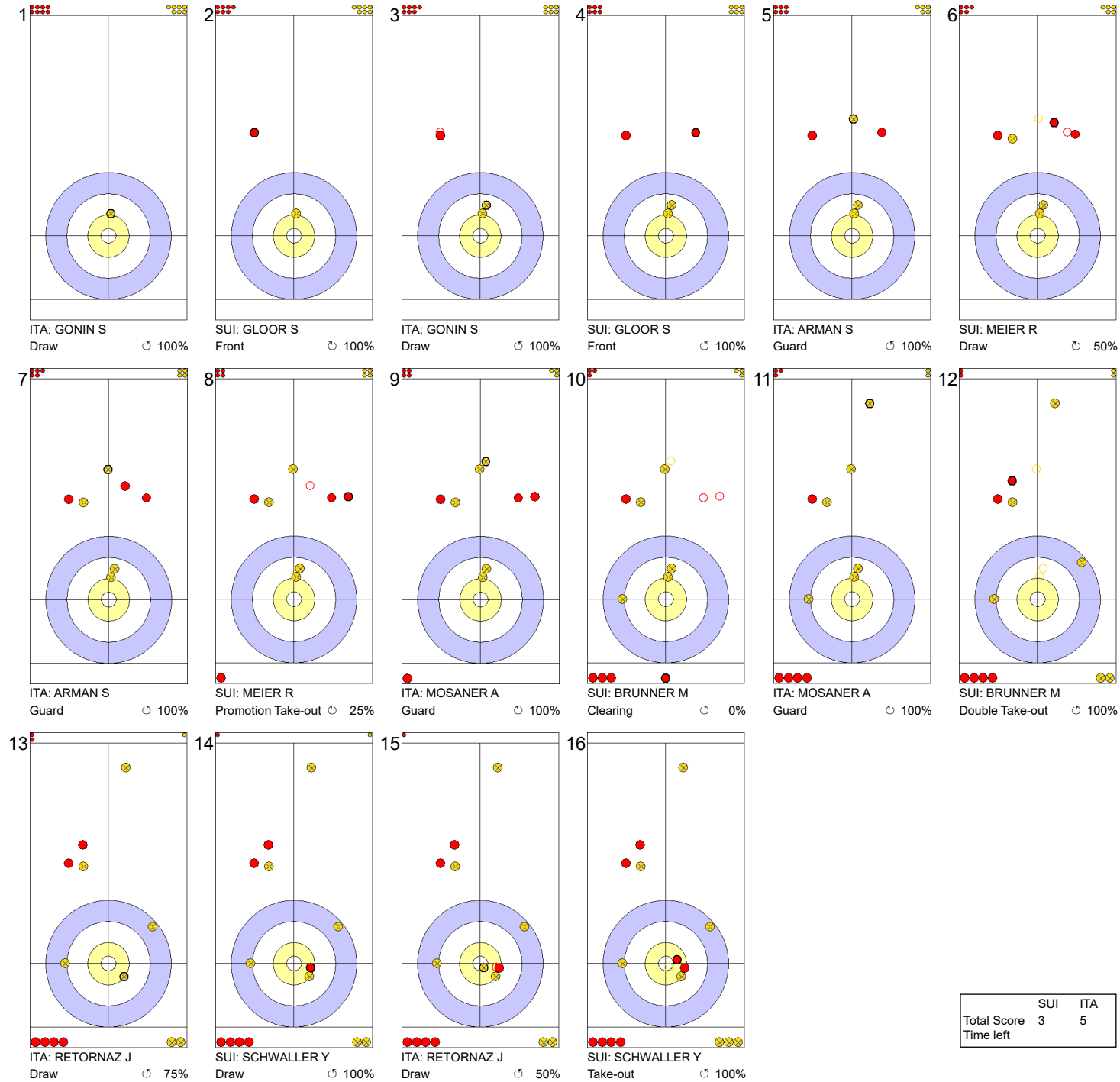


| | SUI | ITA |
|---|---|---|
| Total Score | 3 | 5 |
| Time left | | |

**Legend:**
↻ Clockwise ↺ Counter-clockwise - Not considered



lgt.com NEW HOLLAND LE GRUYÈRE SWITZERLAND ZUG CURLIT Curling Information Technology Ltd.

# Game - Shot by Shot

**End 5** — **SUI - Switzerland 3 + 0** (this end) **= 3** — **ITA - Italy 5 + 2** (this end) **= 7**

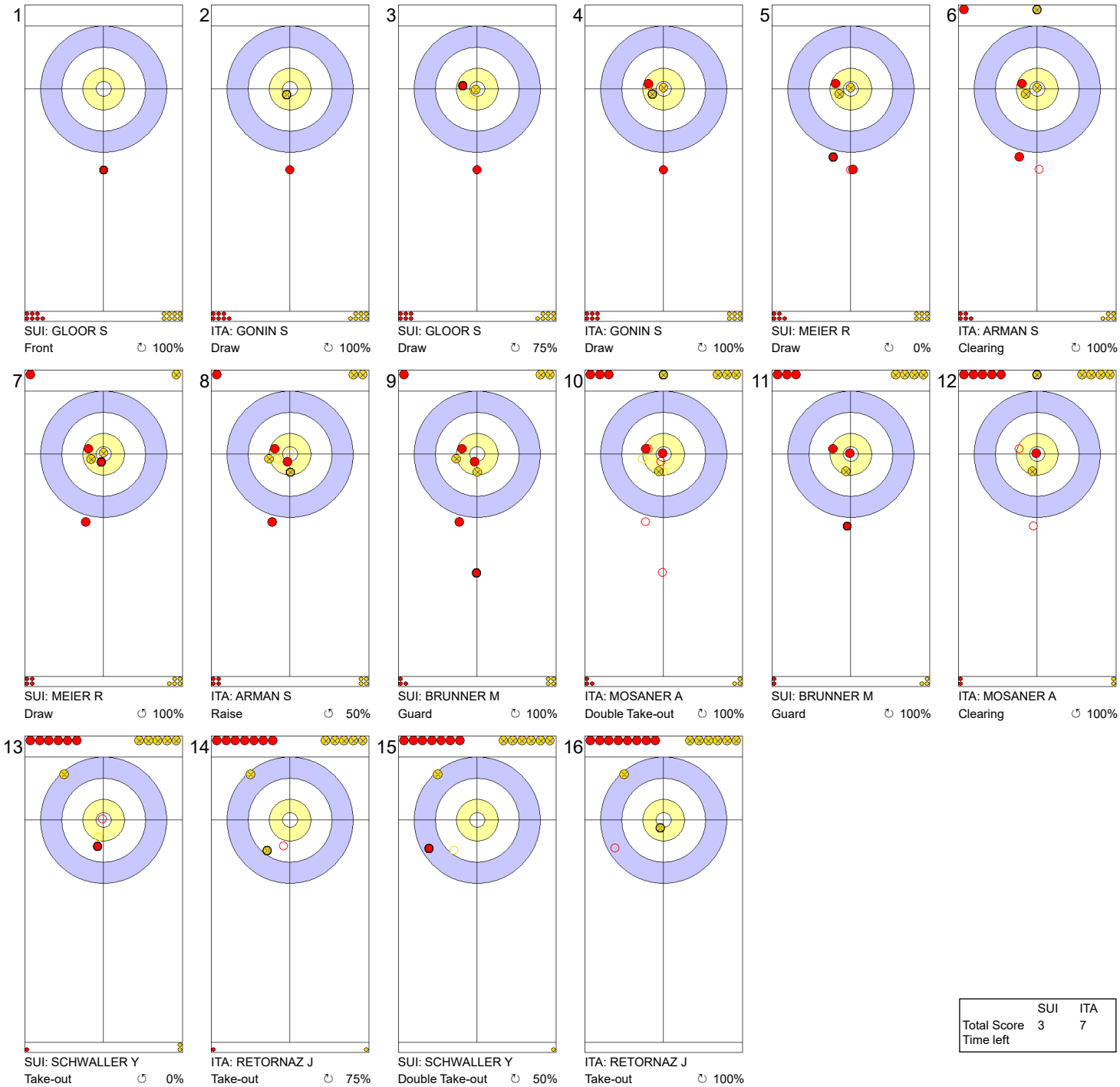


| | SUI | ITA |
|---|---|---|
| Total Score | 3 | 7 |
| Time left | | |

**Legend:**

↻ Clockwise ↺ Counter-clockwise - Not considered



lgt.com NEW HOLLAND LE GRUYÈRE SWITZERLAND ZUG CURLIT Curling Information Technology Ltd.

# Game - Shot by Shot

**End 6** — **SUI - Switzerland 3 + 0** (this end) **= 3** — **ITA - Italy 7 + 1** (this end) **= 8**

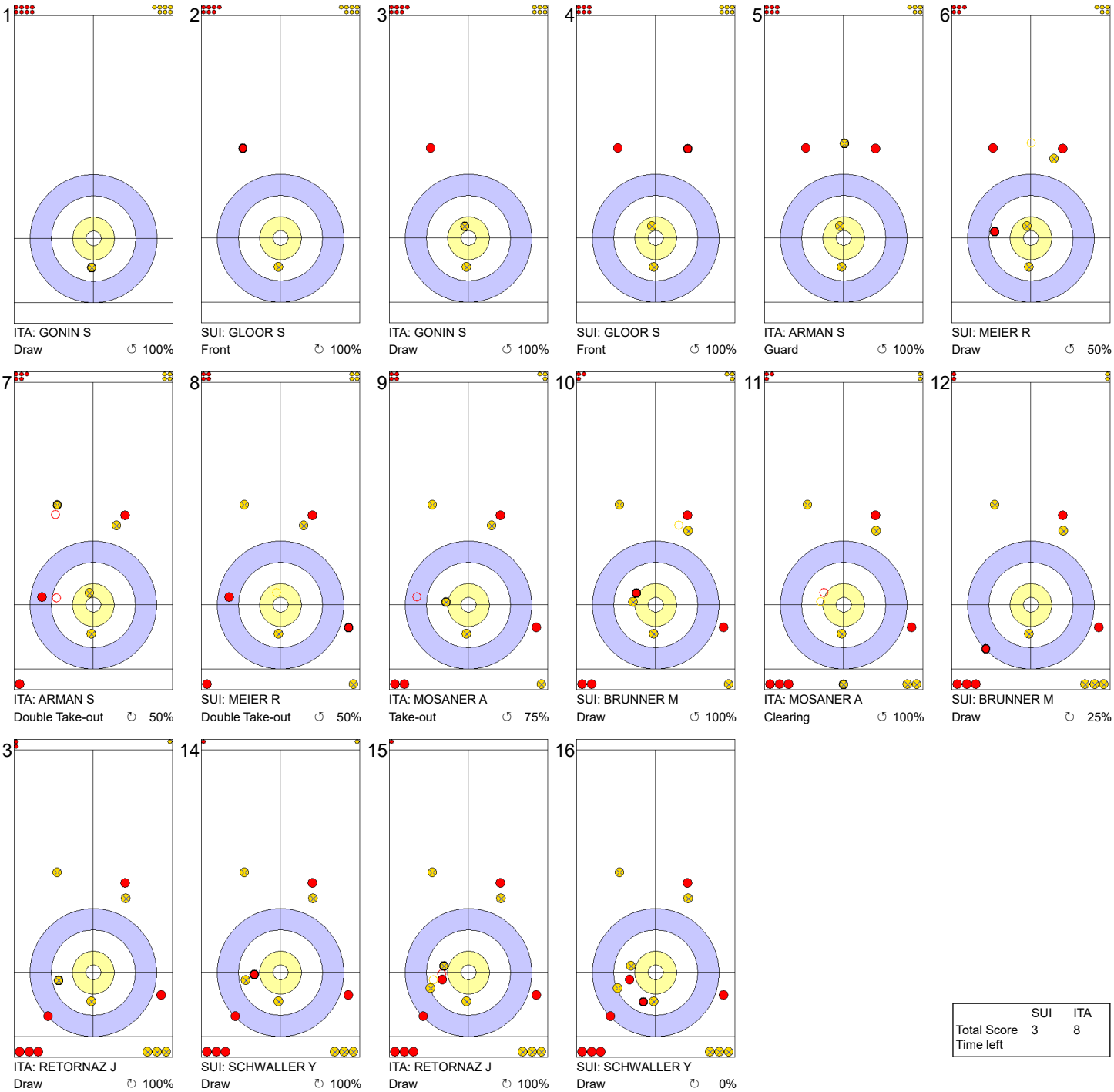


| | SUI | ITA |
|---|---|---|
| Total Score | 3 | 8 |
| Time left | | |

**Legend:**
↻ Clockwise ↺ Counter-clockwise - Not considered



lgt.com NEW HOLLAND LE GRUYÈRE SWITZERLAND ZUG CURLIT Curling Information Technology Ltd.

# Game - Shot by Shot

**End 7** — **SUI - Switzerland 3 + 1** (this end) **= 4** — **ITA - Italy 8 + 0** (this end) **= 8**

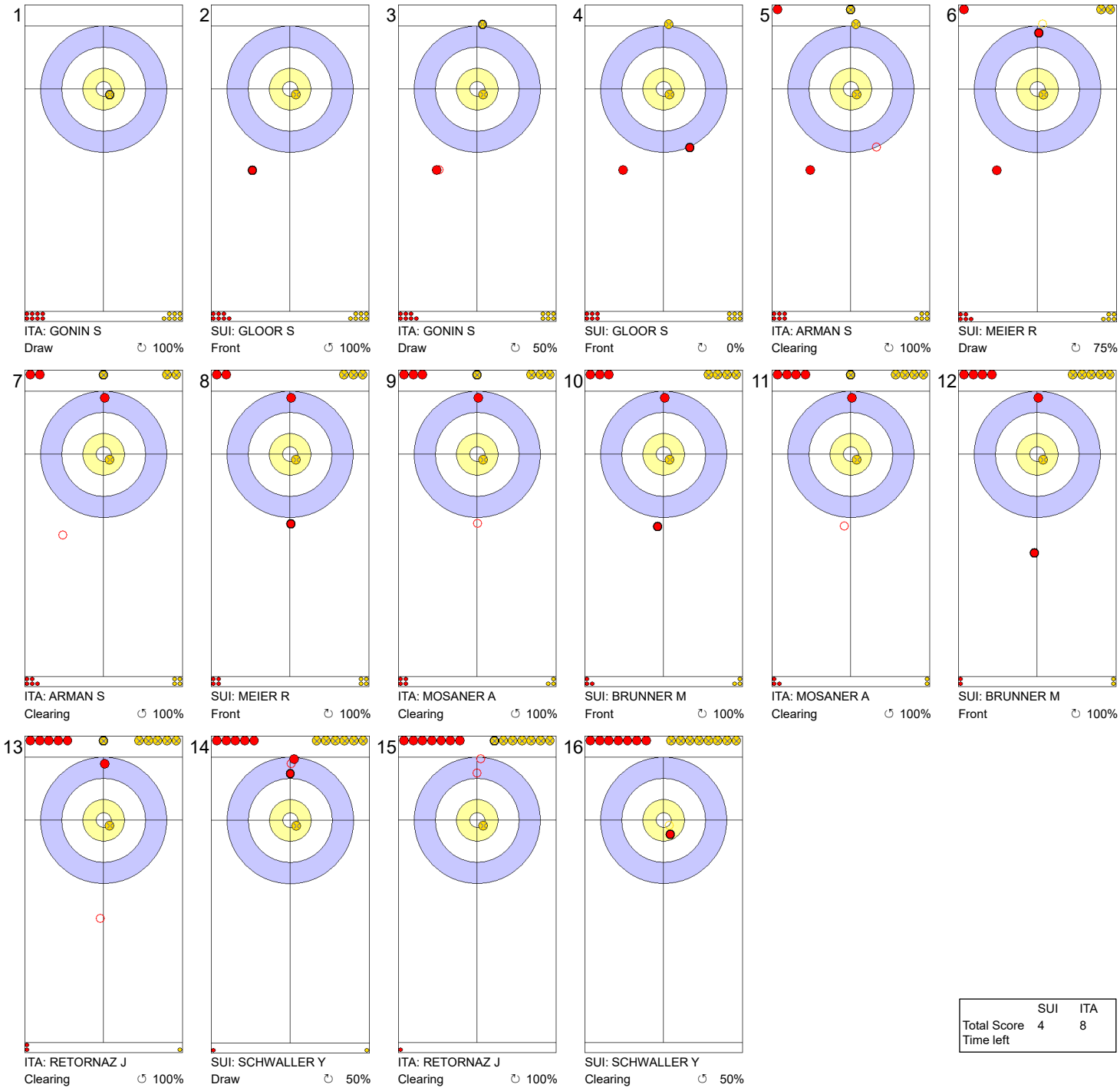


| | SUI | ITA |
|---|---|---|
| Total Score | 4 | 8 |
| Time left | | |

**Legend:**

↻ Clockwise ↺ Counter-clockwise - Not considered



lgt.com NEW HOLLAND LE GRUYÈRE SWITZERLAND ZUG CURLIT Curling Information Technology Ltd.

# Game - Shot by Shot

**End 8** — **SUI - Switzerland 4 + 0** (this end) **= 4** — **ITA - Italy 8 + 2** (this end) **= 10**

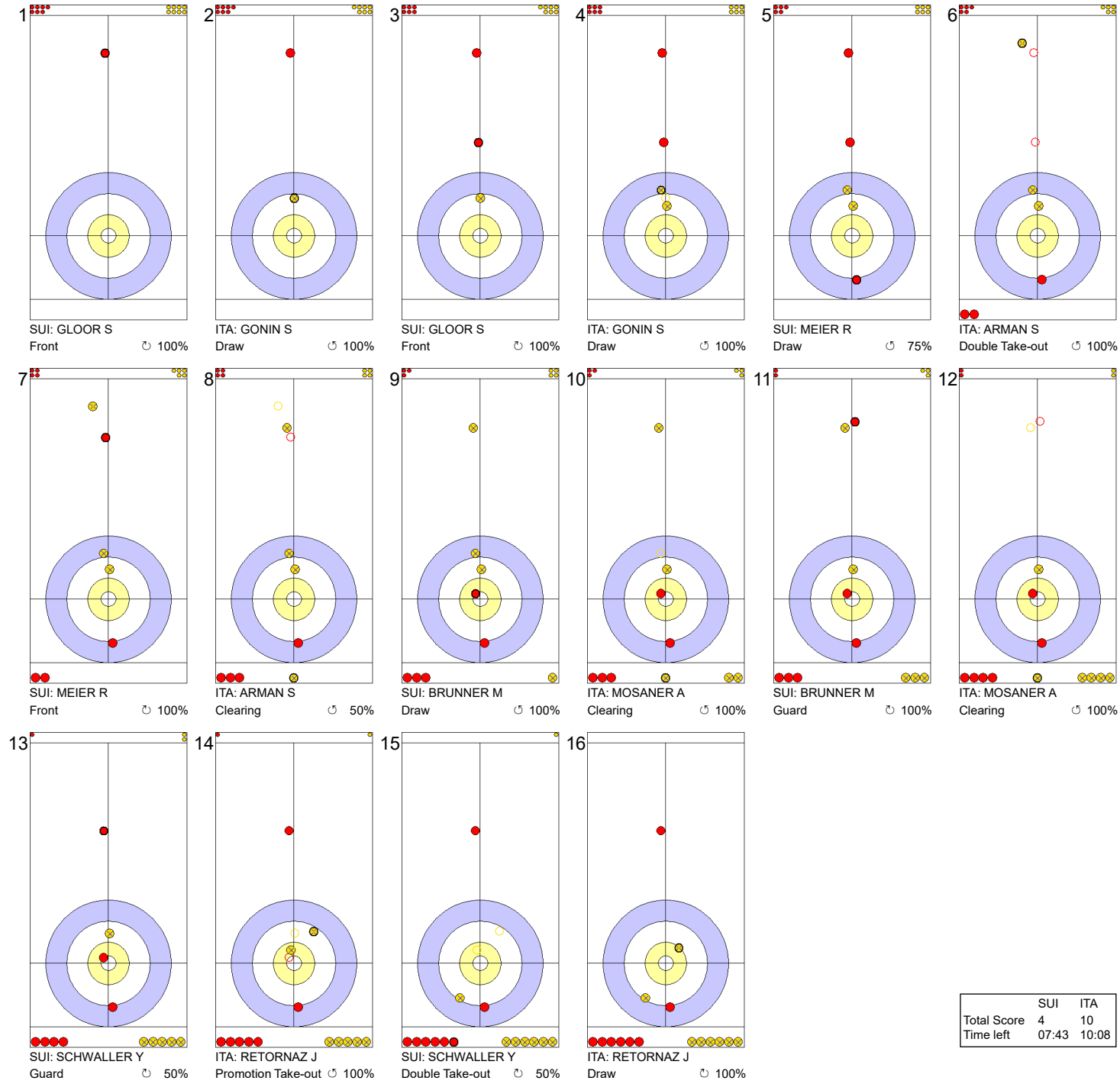


| | SUI | ITA |
|---|---|---|
| Total Score | 4 | 10 |
| Time left | 07:43 | 10:08 |

**Legend:**
↻ Clockwise ↺ Counter-clockwise - Not considered



lgt.com NEW HOLLAND LE GRUYÈRE SWITZERLAND ZUG CURLIT Curling Information Technology Ltd.

# Game Results

| Sheet | Game | Team | LSFE | 1 | 2 | 3 | 4 | 5 | 6 | 7 | 8 | 9 | 10 | Extra Ends | | | | Total |
|---|---|---|---|---|---|---|---|---|---|---|---|---|---|---|---|---|---|---|
| D | 13 | USA - United States | | 2 | 0 | 1 | 1 | 1 | 0 | 0 | 0 | 0 | 1 | | | | | 6 |
| | 13 | SCO - Scotland | * | 0 | 1 | 0 | 0 | 0 | 0 | 1 | 1 | 1 | 0 | | | | | 4 |

| USA - United States | | Shot Success Game | Shot Success All |
|---|---|---|---|
| 4 S | DROPKIN Korey | 71% | 77% |
| 3 V | POLO Joe | 88% | 83% |
| 2 | FENNER Mark | 81% | 79% |
| 1 | HOWELL Tom | 80% | 83% |
| A | FENSON Alex | - | - |
| | Team Total | 80% | 80% |

Time remaining: 1 minute 28 seconds

Time-out: End 10 - USA stone 7

| SCO - Scotland | | Shot Success Game | Shot Success All |
|---|---|---|---|
| 4 V | PATERSON Ross | 59% | 75% |
| 3 S | WADDELL Kyle | 79% | 84% |
| 2 | MENZIES Duncan | 78% | 84% |
| 1 | WADDELL Craig | 100% | 89% |
| A | KYLE Euan | - | - |
| | Team Total | 79% | 83% |

Time remaining: 0 minutes 35 seconds

Time-out: End 10 - SCO stone 7

## Shot Success Analysis

| USA - United States | | ↻ | | ↺ | | Game | |
|---|---|---|---|---|---|---|---|
| 4 DROPKIN Korey | Draws | 4 | 69% | 7 | 68% | 11 | 68% |
| | Take-outs | 0 | - | 8 | 75% | 8 | 75% |
| | Total | 4 | 69% | 15 | 72% | 19 | 71% |
| 3 POLO Joe | Draws | 1 | 100% | 3 | 100% | 4 | 100% |
| | Take-outs | 7 | 79% | 9 | 89% | 16 | 84% |
| | Total | 8 | 81% | 12 | 92% | 20 | 88% |
| 2 FENNER Mark | Draws | 2 | 100% | 7 | 71% | 9 | 78% |
| | Take-outs | 5 | 85% | 6 | 83% | 11 | 84% |
| | Total | 7 | 89% | 13 | 77% | 20 | 81% |
| 1 HOWELL Tom | Draws | 4 | 56% | 16 | 86% | 20 | 80% |
| | Take-outs | 0 | - | 0 | - | 0 | - |
| | Total | 4 | 56% | 16 | 86% | 20 | 80% |
| A FENSON Alex | Draws | 0 | - | 0 | - | 0 | - |
| | Take-outs | 0 | - | 0 | - | 0 | - |
| | Total | 0 | - | 0 | - | 0 | - |
| Team | Draws | 11 | 73% | 33 | 80% | 44 | 78% |
| | Take-outs | 12 | 81% | 23 | 83% | 35 | 82% |
| | Total | 23 | 77% | 56 | 81% | 79 | 80% |

| SCO - Scotland | | ↻ | | ↺ | | Game | |
|---|---|---|---|---|---|---|---|
| 4 PATERSON Ross | Draws | 3 | 42% | 8 | 78% | 11 | 68% |
| | Take-outs | 1 | 0% | 8 | 53% | 9 | 47% |
| | Total | 4 | 31% | 16 | 66% | 20 | 59% |
| 3 WADDELL Kyle | Draws | 2 | 100% | 9 | 81% | 11 | 84% |
| | Take-outs | 4 | 56% | 5 | 85% | 9 | 72% |
| | Total | 6 | 71% | 14 | 82% | 20 | 79% |
| 2 MENZIES Duncan | Draws | 4 | 100% | 8 | 72% | 12 | 81% |
| | Take-outs | 4 | 69% | 4 | 75% | 8 | 72% |
| | Total | 8 | 84% | 12 | 73% | 20 | 78% |
| 1 WADDELL Craig | Draws | 4 | 100% | 16 | 100% | 20 | 100% |
| | Take-outs | 0 | - | 0 | - | 0 | - |
| | Total | 4 | 100% | 16 | 100% | 20 | 100% |
| A KYLE Euan | Draws | 0 | - | 0 | - | 0 | - |
| | Take-outs | 0 | - | 0 | - | 0 | - |
| | Total | 0 | - | 0 | - | 0 | - |
| Team | Draws | 13 | 87% | 41 | 86% | 54 | 86% |
| | Take-outs | 9 | 56% | 17 | 68% | 26 | 63% |
| | Total | 22 | 74% | 58 | 81% | 80 | 79% |

**Note:**
Position and function for each team member:
**4** = Fourth, **3** = Third, **2** = Second, **1** = Lead, **A** = Alternate, **S** = Skip, **V** = Vice-Skip

**Legend:**
↻ Clockwise ↺ Counter-clockwise **LSFE(*)** Last Stone First End



lgt.com NEW HOLLAND LE GRUYÈRE SWITZERLAND ZUG CURLIT Curling Information Technology Ltd.

# Game - Shot by Shot

**End 1** — **USA - United States 0 + 2** (this end) **= 2** — **SCO - Scotland 0 + 0** (this end) **= 0**

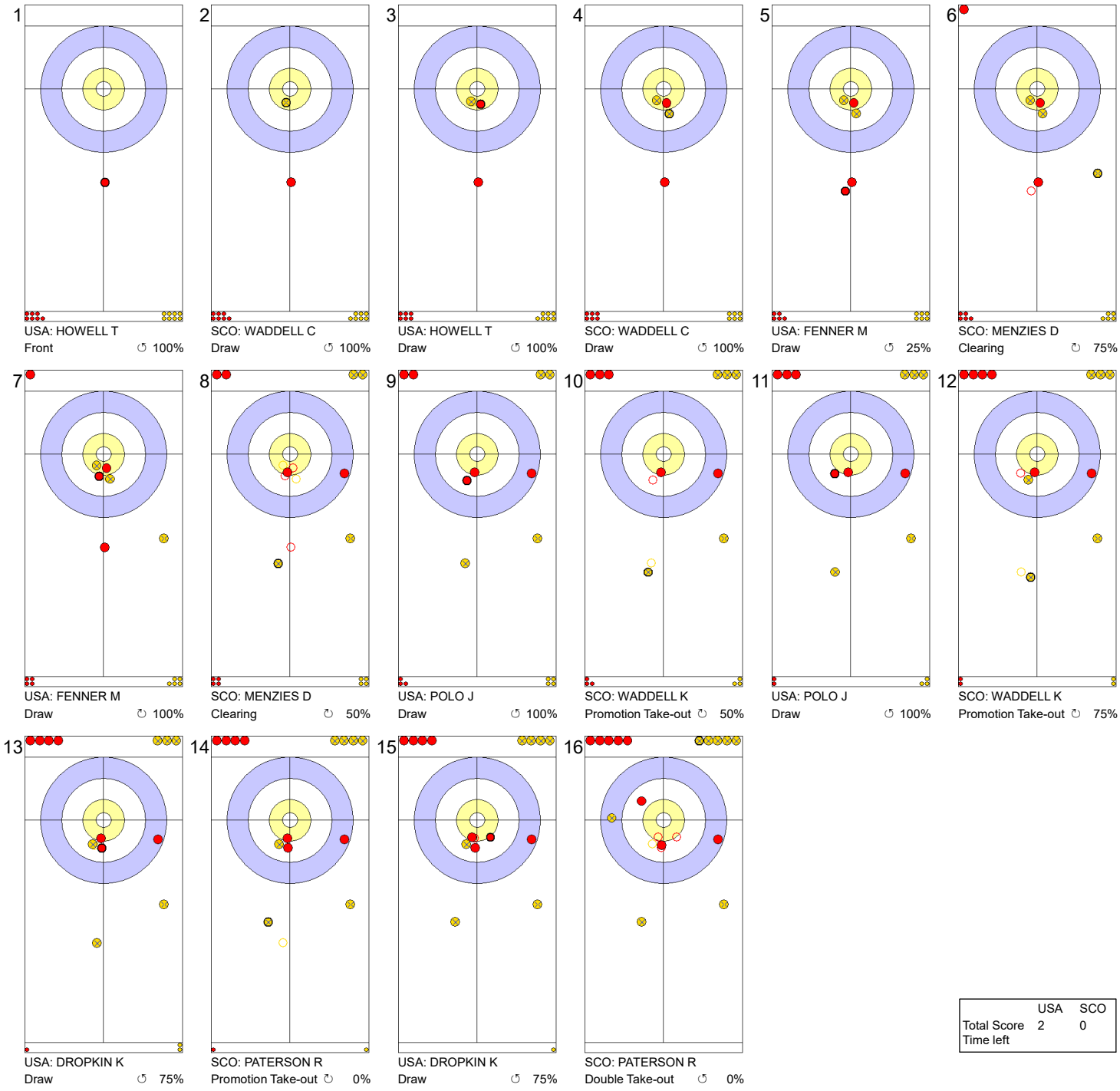


| | USA | SCO |
|---|---|---|
| Total Score | 2 | 0 |
| Time left | | |

**Legend:**

↻ Clockwise ↺ Counter-clockwise - Not considered



lgt.com NEW HOLLAND LE GRUYÈRE SWITZERLAND ZUG CURLIT Curling Information Technology Ltd.

# Game - Shot by Shot

**End 2** — **USA - United States 2 + 0** (this end) **= 2** — **SCO - Scotland 0 + 1** (this end) **= 1**




| | USA | SCO |
|---|---|---|
| Total Score | 2 | 1 |
| Time left | | |

**Legend:**

↻ Clockwise ↺ Counter-clockwise - Not considered



lgt.com NEW HOLLAND LE GRUYÈRE SWITZERLAND ZUG CURLIT Curling Information Technology Ltd.

# Game - Shot by Shot

**End 3** — **USA - United States 2 + 1** (this end) **= 3** — **SCO - Scotland 1 + 0** (this end) **= 1**




| | USA | SCO |
|---|---|---|
| Total Score | 3 | 1 |
| Time left | | |

**Legend:**
↻ Clockwise ↺ Counter-clockwise - Not considered



lgt.com NEW HOLLAND LE GRUYÈRE SWITZERLAND ZUG CURLIT Curling Information Technology Ltd.

# Game - Shot by Shot

**End 4** — **USA - United States 3 + 1** (this end) **= 4** — **SCO - Scotland 1 + 0** (this end) **= 1**

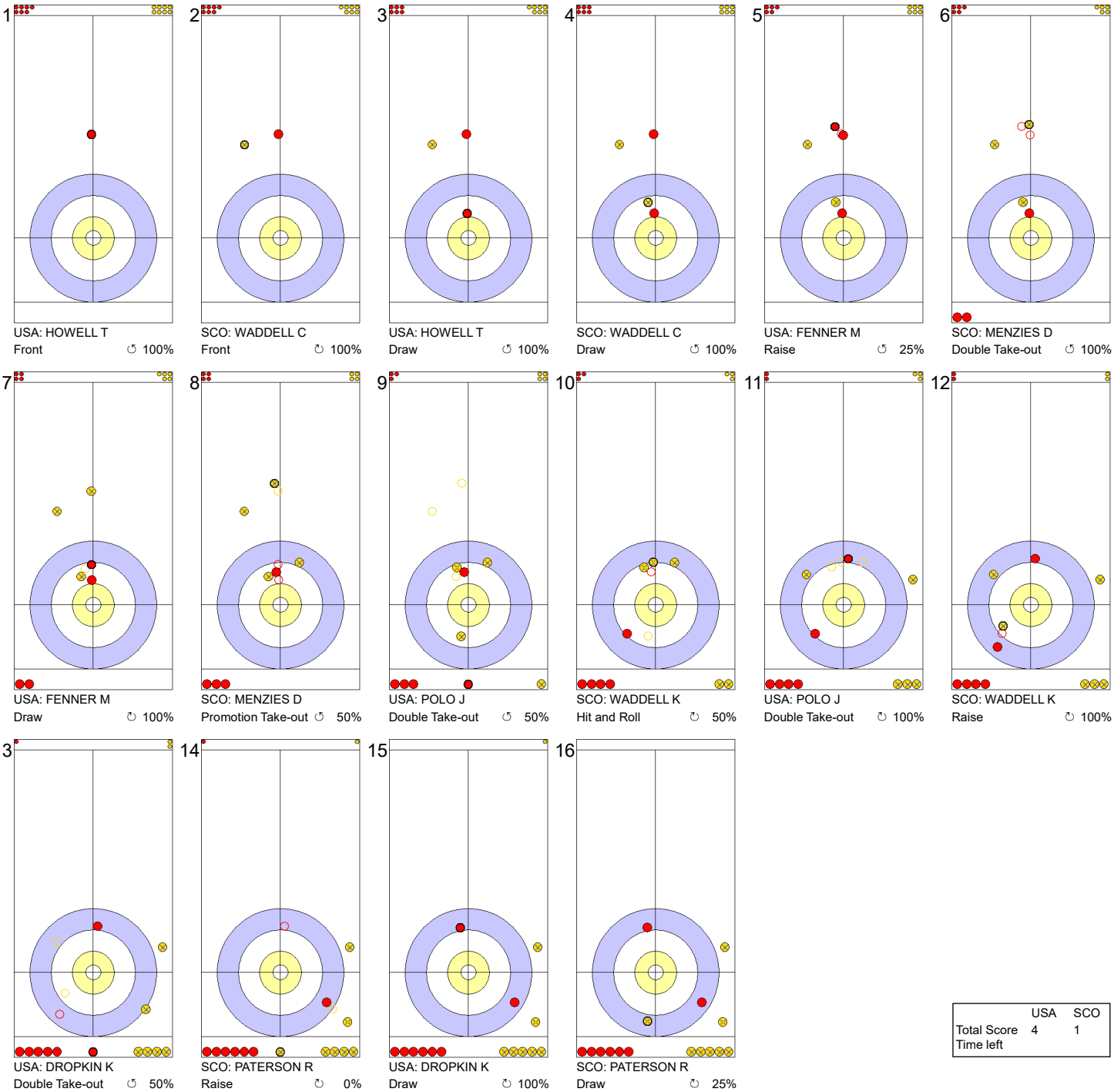


| | USA | SCO |
|---|---|---|
| Total Score | 4 | 1 |
| Time left | | |

**Legend:**

↻ Clockwise ↺ Counter-clockwise - Not considered



lgt.com NEW HOLLAND LE GRUYÈRE SWITZERLAND ZUG CURLIT Curling Information Technology Ltd.

# Game - Shot by Shot

**End 5** — **USA - United States 4 + 1** (this end) **= 5** — **SCO - Scotland 1 + 0** (this end) **= 1**

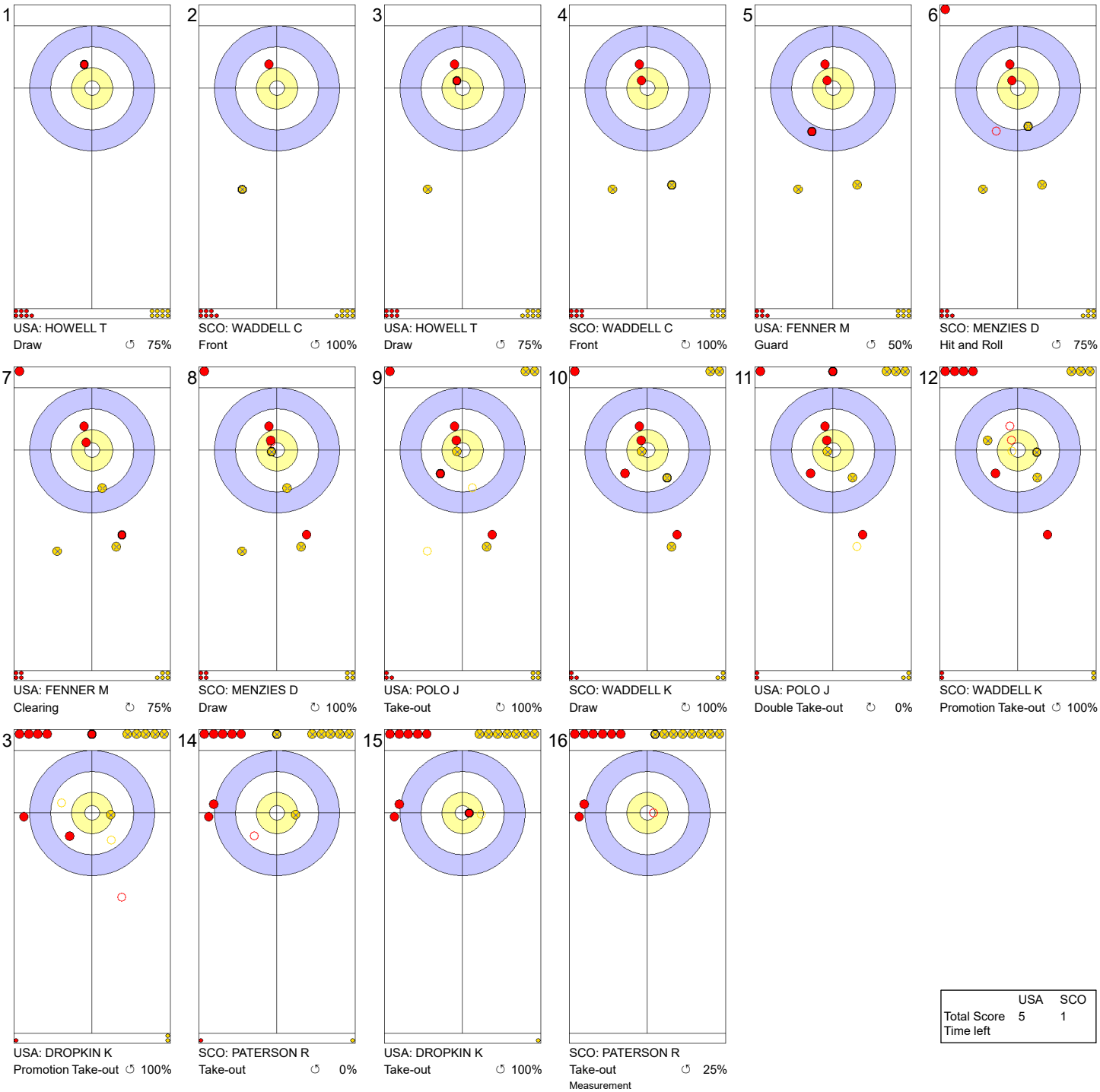


| | USA | SCO |
|---|---|---|
| Total Score | 5 | 1 |
| Time left | | |

**Legend:**

↻ Clockwise ↺ Counter-clockwise - Not considered



lgt.com NEW HOLLAND LE GRUYÈRE SWITZERLAND ZUG CURLIT Curling Information Technology Ltd.

# Game - Shot by Shot

**End 6** **USA - United States 5 + 0 (this end) = 5** **SCO - Scotland 1 + 0 (this end) = 1**

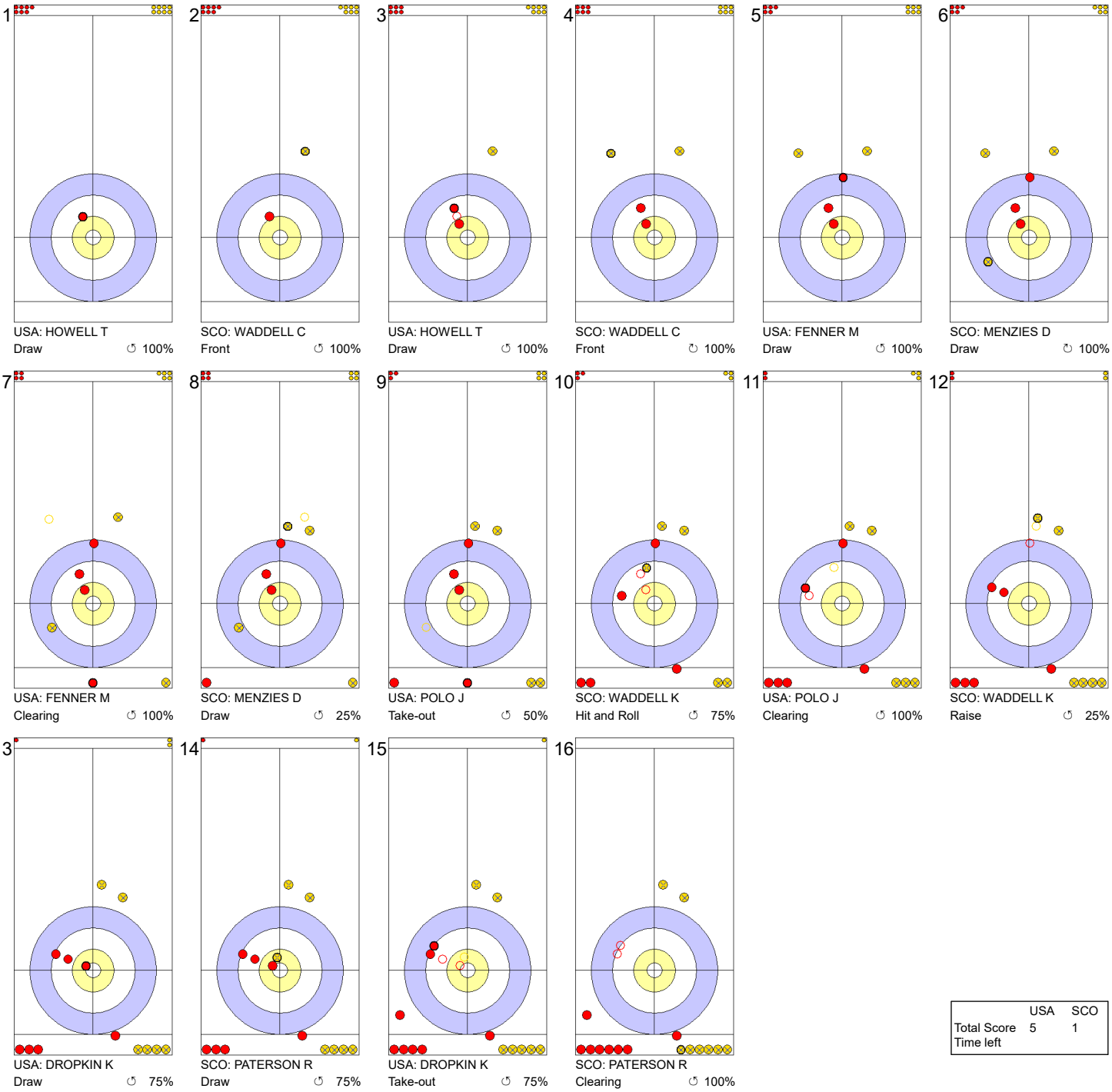


| | USA | SCO |
|---|---|---|
| Total Score | 5 | 1 |
| Time left | | |

**Legend:**
↻ Clockwise ↺ Counter-clockwise - Not considered



lgt.com NEW HOLLAND LE GRUYÈRE SWITZERLAND ZUG CURLIT Curling Information Technology Ltd.

# Game - Shot by Shot

**End 7** **USA - United States 5 + 0 (this end) = 5** **SCO - Scotland 1 + 1 (this end) = 2**




| | USA | SCO |
|---|---|---|
| Total Score | 5 | 2 |
| Time left | | |

**Legend:**

↻ Clockwise ↺ Counter-clockwise - Not considered



lgt.com NEW HOLLAND LE GRUYÈRE SWITZERLAND ZUG CURLIT Curling Information Technology Ltd.

# Game - Shot by Shot

**End 8** **USA - United States 5 + 0** (this end) **= 5** **SCO - Scotland 2 + 1** (this end) **= 3**

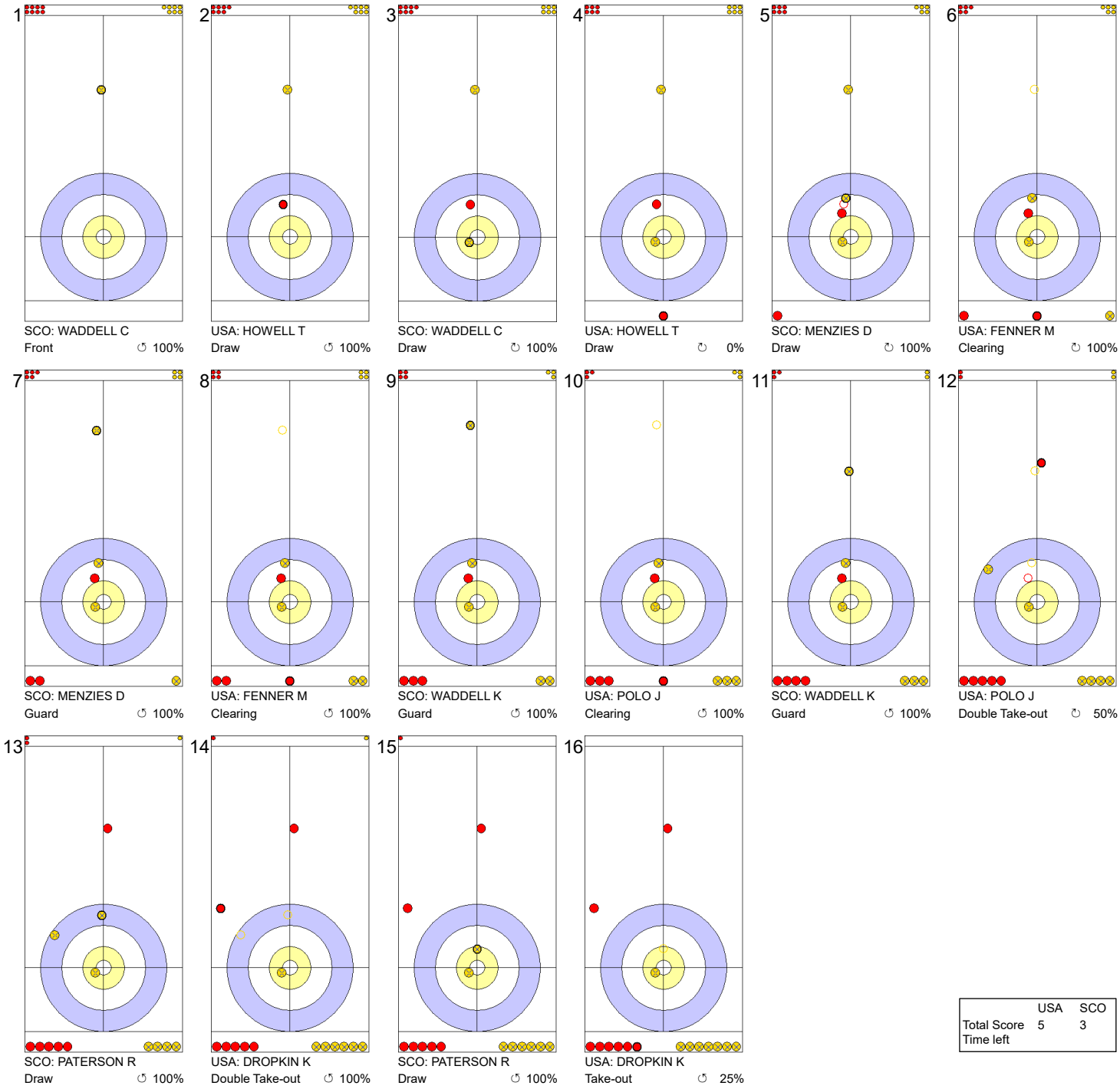


| | USA | SCO |
|---|---|---|
| Total Score | 5 | 3 |
| Time left | | |

**Legend:**

↻ Clockwise ↺ Counter-clockwise - Not considered



lgt.com NEW HOLLAND LE GRUYÈRE SWITZERLAND ZUG CURLIT Curling Information Technology Ltd.

# Game - Shot by Shot

**End 9** **USA - United States 5 + 0 (this end) = 5** **SCO - Scotland 3 + 1 (this end) = 4**

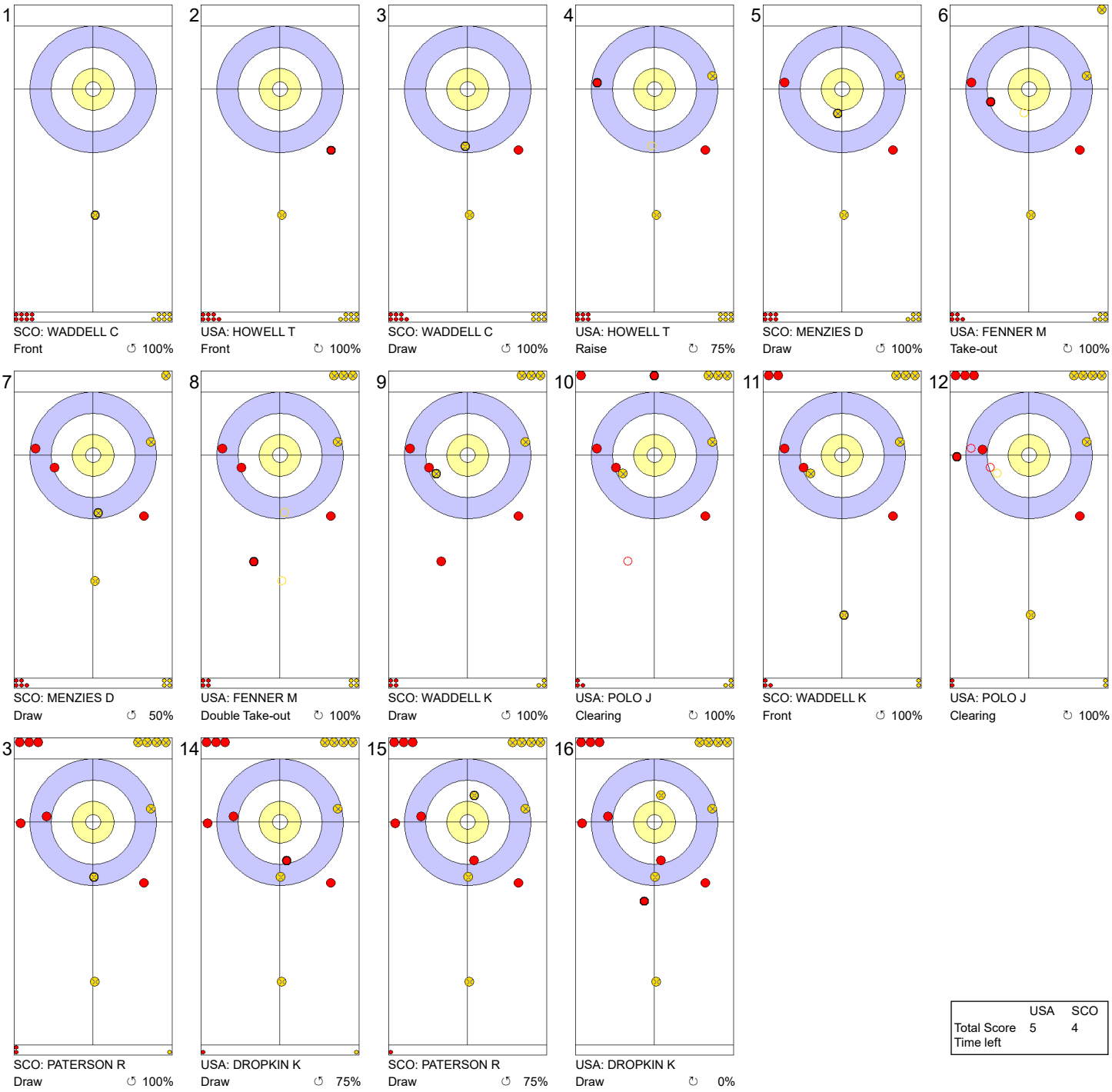


| | USA | SCO |
|---|---|---|
| Total Score | 5 | 4 |
| Time left | | |

**Legend:**
↻ Clockwise ↺ Counter-clockwise - Not considered



lgt.com NEW HOLLAND LE GRUYÈRE SWITZERLAND ZUG CURLIT Curling Information Technology Ltd.

# Game - Shot by Shot

**End 10** **USA - United States 5 + 1** (this end) **= 6** **SCO - Scotland 4 + 0** (this end) **= 4**

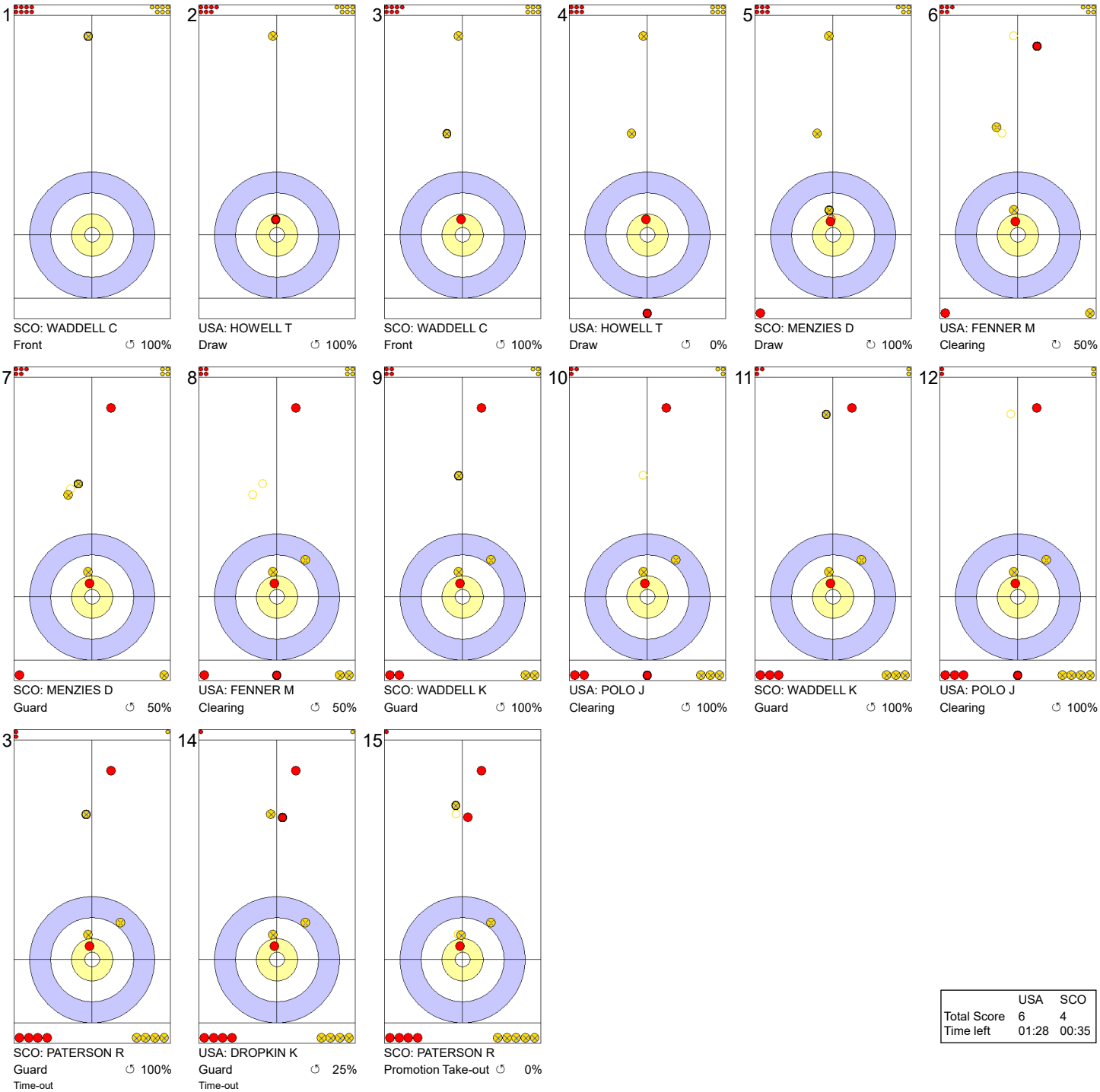


| | USA | SCO |
|---|---|---|
| Total Score | 6 | 4 |
| Time left | 01:28 | 00:35 |

**Legend:**
↻ Clockwise ↺ Counter-clockwise - Not considered



lgt.com NEW HOLLAND LE GRUYÈRE SWITZERLAND ZUG CURLIT Curling Information Technology Ltd.

## Competition Matrix

| Team | CAN | CZE | DEN | FIN | GER | ITA | KOR | NED | NOR | SCO | SUI | SWE | USA |
|---|---|---|---|---|---|---|---|---|---|---|---|---|---|
| CAN | | 6 - 4 | 9 - 2 | 8 - 3 | 11 - 7 | 10 - 4 | 10 - 2 | 9 - 6 | 8 - 7 | 8 - 6 | 10 - 6 | 5 - 7 | 6 - 10 |
| CZE | 4 - 6 | | 9 - 2 | 10 - 4 | 9 - 4 | 5 - 6 | 4 - 10 | 11 - 5 | 7 - 4 | 0 - 6 | 5 - 9 | 4 - 8 | 5 - 7 |
| DEN | 2 - 9 | 2 - 9 | | 6 - 10 | 7 - 10 | 3 - 7 | 7 - 6 | 7 - 2 | 6 - 10 | 3 - 7 | 0 - 7 | 4 - 11 | 2 - 8 |
| FIN | 3 - 8 | 4 - 10 | 10 - 6 | | 4 - 11 | 7 - 10 | 11 - 4 | 9 - 8 | 4 - 5 | 5 - 10 | 6 - 4 | 2 - 7 | 2 - 7 |
| GER | 7 - 11 | 4 - 9 | 10 - 7 | 11 - 4 | | 8 - 11 | 4 - 9 | 13 - 7 | 10 - 6 | 4 - 6 | 10 - 3 | 2 - 7 | 8 - 3 |
| ITA | 4 - 10 | 6 - 5 | 7 - 3 | 10 - 7 | 11 - 8 | | 5 - 10 | 9 - 11 | 9 - 6 | 4 - 5 | W - L | 10 - 8 | 8 - 4 |
| KOR | 2 - 10 | 10 - 4 | 6 - 7 | 4 - 11 | 9 - 4 | 10 - 5 | | 7 - 8 | 3 - 7 | 9 - 6 | 7 - 9 | 7 - 5 | 9 - 7 |
| NED | 6 - 9 | 5 - 11 | 2 - 7 | 8 - 9 | 7 - 13 | 11 - 9 | 8 - 7 | | 3 - 8 | 5 - 4 | 3 - 6 | 4 - 7 | 3 - 8 |
| NOR | 7 - 8 | 4 - 7 | 10 - 6 | 5 - 4 | 6 - 10 | 6 - 9 | 7 - 3 | 8 - 3 | | 7 - 4 | 3 - 9 | 6 - 7 | 8 - 10 |
| SCO | 6 - 8 | 6 - 0 | 7 - 3 | 10 - 5 | 6 - 4 | 5 - 4 | 6 - 9 | 4 - 5 | 4 - 7 | | 9 - 7 | 2 - 8 | 9 - 7 |
| SUI | 6 - 10 | 9 - 5 | 7 - 0 | 4 - 6 | 3 - 10 | L - W | 9 - 7 | 6 - 3 | 9 - 3 | 7 - 9 | | 8 - 7 | 4 - 7 |
| SWE | 7 - 5 | 8 - 4 | 11 - 4 | 7 - 2 | 7 - 2 | 8 - 10 | 5 - 7 | 7 - 4 | 7 - 6 | 8 - 2 | 7 - 8 | | 5 - 3 |
| USA | 10 - 6 | 7 - 5 | 8 - 2 | 7 - 2 | 3 - 8 | 4 - 8 | 7 - 9 | 8 - 3 | 10 - 8 | 7 - 9 | 7 - 4 | 3 - 5 | |

## Standings after Round Robin

| Rank | Team | Games | Wins | Losses | | | | |
|---|---|---|---|---|---|---|---|---|
| 1 | CAN - Canada | 12 | 10 | 2 | Q | | | |
| 2 | SWE - Sweden | 12 | 9 | 3 | Q | | | |
| 3 | ITA - Italy | 12 | 8 | 4 | Q | | | |
| 4 | SCO - Scotland | 12 | 7 | 5 | Q | w1 | | |
| 5 | USA - United States | 12 | 7 | 5 | Q | w0 | | |
| 6 | SUI - Switzerland | 12 | 6 | 6 | Q | w1 | DSC | 18.75cm |
| 7 | GER - Germany | 12 | 6 | 6 | | w1 | DSC | 29.05cm |
| 8 | KOR - Korea | 12 | 6 | 6 | | w1 | DSC | 37.70cm |
| 9 | CZE - Czech Republic | 12 | 5 | 7 | | w1 | | |
| 10 | NOR - Norway | 12 | 5 | 7 | | w0 | | |
| 11 | FIN - Finland | 12 | 4 | 8 | | | | |
| 12 | NED - Netherlands | 12 | 3 | 9 | | | | |
| 13 | DEN - Denmark | 12 | 2 | 10 | | | | |

**Legend:**
**DSC** Draw Shot Challenge
**W** Win
**L** Loss
**wn** Number of wins (n) against tied teams
**Q** Qualified for the play-offs



lgt.com NEW HOLLAND LE GRUYÈRE SWITZERLAND ZUG CURLIT Curling Information Technology Ltd.

# Draw Shot Challenge

| Rank | Team | Stone Rotation | Last Stone Draw in each Round Robin Game 1 | 2 | 3 | 4 | 5 | 6 | 7 | 8 | 9 | 10 | 11 | 12 | DSC |
|---|---|---|---|---|---|---|---|---|---|---|---|---|---|---|---|
| 1 | SWE - Sweden | ↻ | 8.2 | 4.5 | 2.9 | 17.6 | 9.1 | 7.7 | 12.3 | 1.3 | 13.0 | 18.3 | 11.4 | 13.3 | **12.09cm** |
| | | ↺ | ~~92.0~~ | 9.9 | 3.5 | ~~165.1~~ | 44.1 | 24.2 | 18.8 | 3.6 | 27.2 | 2.9 | 7.1 | 5.1 | |
| 2 | SUI - Switzerland | ↻ | 7.6 | 38.0 | 8.3 | 3.0 | 28.4 | 27.8 | ~~42.6~~ | 12.6 | 17.7 | 14.0 | 32.1 | 11.2 | **18.75cm** |
| | | ↺ | 30.3 | 6.5 | 8.0 | 28.7 | 27.6 | 3.4 | 28.0 | 8.5 | ~~38.9~~ | 27.0 | 26.7 | 17.1 | |
| 3 | SCO - Scotland | ↻ | 10.3 | ~~127.8~~ | 14.4 | 34.4 | 2.3 | 35.0 | 9.8 | 31.8 | 18.1 | 32.8 | 25.6 | 12.3 | **21.15cm** |
| | | ↺ | 7.5 | 24.3 | 12.6 | 8.1 | 44.2 | 2.6 | 6.5 | ~~107.9~~ | 18.5 | 55.0 | 47.7 | 11.6 | |
| 4 | NOR - Norway | ↻ | 11.2 | 32.8 | 69.0 | 5.5 | ~~122.7~~ | 17.4 | 42.5 | 38.2 | 27.6 | 60.4 | 10.5 | 13.2 | **28.61cm** |
| | | ↺ | 21.4 | 10.5 | 24.9 | ~~199.6~~ | 37.4 | 85.8 | 28.9 | 14.4 | 35.4 | 3.1 | 11.4 | 28.0 | |
| 5 | GER - Germany | ↻ | 20.3 | 54.9 | 20.5 | 15.4 | 15.7 | 11.4 | 16.7 | 12.5 | 21.4 | 12.9 | 15.4 | 35.8 | **29.05cm** |
| | | ↺ | 61.8 | 85.1 | ~~99.2~~ | 36.3 | 21.7 | 17.4 | 86.3 | 11.2 | ~~105.6~~ | 41.8 | 11.0 | 13.6 | |
| 6 | CAN - Canada | ↻ | 53.9 | 31.8 | ~~199.6~~ | 18.8 | 61.1 | 16.9 | 12.7 | 56.0 | 26.3 | 8.6 | 129.8 | 15.6 | **31.61cm** |
| | | ↺ | 16.6 | 33.1 | 1.1 | 84.4 | 13.6 | 41.2 | 5.3 | ~~199.6~~ | 25.7 | 9.9 | 6.2 | 26.8 | |
| 7 | USA - United States | ↻ | 3.2 | 28.6 | 30.7 | 28.6 | 45.0 | ~~118.2~~ | 29.3 | 12.3 | 24.1 | 12.8 | 8.9 | 30.7 | **31.63cm** |
| | | ↺ | 16.0 | 98.3 | 12.4 | 42.6 | 32.0 | 1.7 | 95.8 | 93.6 | 3.9 | ~~116.3~~ | 25.6 | 19.7 | |
| 8 | KOR - Korea | ↻ | 11.5 | 40.7 | 28.0 | 2.8 | 77.2 | 9.8 | 6.4 | 39.2 | 24.0 | 35.5 | 17.8 | 8.6 | **37.70cm** |
| | | ↺ | 35.9 | 83.0 | 15.1 | 9.9 | 46.5 | 3.5 | ~~154.3~~ | 130.1 | 132.5 | ~~141.6~~ | 2.1 | 69.2 | |
| 9 | CZE - Czech Republic | ↻ | 54.7 | 5.3 | 68.5 | 26.7 | 63.8 | 18.2 | 3.4 | 77.2 | 21.7 | 25.3 | 84.4 | 104.6 | **38.57cm** |
| | | ↺ | 78.8 | 25.2 | 27.7 | ~~145.3~~ | ~~136.5~~ | 21.9 | 22.1 | 38.4 | 26.1 | 14.4 | 15.7 | 24.4 | |
| 10 | NED - Netherlands | ↻ | 27.3 | 55.1 | 12.9 | 102.6 | 11.9 | 24.4 | ~~145.5~~ | 4.8 | 54.9 | 28.2 | 19.9 | 33.3 | **39.30cm** |
| | | ↺ | 6.5 | 74.2 | 25.2 | 92.6 | 6.0 | 37.9 | 15.7 | 107.6 | 26.2 | 66.4 | ~~153.7~~ | 31.1 | |
| 11 | ITA - Italy | ↻ | 58.0 | 47.6 | 12.0 | 42.6 | 30.3 | 25.7 | 12.0 | 142.8 | 9.0 | 24.1 | 65.4 | 8.0 | **41.08cm** |
| | | ↺ | 97.1 | 19.1 | 123.7 | 29.6 | ~~175.2~~ | 11.0 | 14.1 | ~~199.6~~ | 75.1 | 22.9 | 7.5 | 26.2 | |
| 12 | FIN - Finland | ↻ | 26.3 | 10.8 | 39.3 | 11.3 | 69.8 | 10.5 | 39.1 | 52.4 | 32.7 | 75.6 | 141.9 | 16.5 | **42.41cm** |
| | | ↺ | ~~199.6~~ | 21.0 | 65.2 | 35.9 | 20.5 | ~~199.6~~ | 128.2 | 26.4 | 22.3 | 49.0 | 6.7 | 31.6 | |
| 13 | DEN - Denmark | ↻ | 19.0 | 28.4 | 54.5 | 30.9 | 32.0 | 18.7 | ~~199.6~~ | 38.6 | 7.2 | 199.6 | 1.0 | 23.9 | **58.46cm** |
| | | ↺ | 14.4 | 23.9 | 32.7 | 107.2 | 148.5 | ~~199.6~~ | 35.7 | 130.1 | 79.7 | 58.8 | 170.4 | 31.0 | |

**Note:**
The Draw Shot Challenge (DSC) is the average distance of all the individual Last Stone Draws (LSD), which were delivered by a team during the round robin. The two least favourable results will be eliminated before calculating the average distance. The team with the lesser DSC receives the higher ranking. If the DSCs are equal then the team with the best non-equal counting LSD receives the higher ranking. In the case where all counting LSDs are equal, the team ranked higher in the official WCF World Rankings is ranked higher.

**Legend:**
↻ Clockwise ↺ Counter-clockwise **DSC** Draw Shot Challenge



lgt.com NEW HOLLAND LE GRUYÈRE SWITZERLAND ZUG CURLIT Curling Information Technology Ltd.

# Shot Success Percentage by Position

| Fourth | Game > | 1 | 2 | 3 | 4 | 5 | 6 | 7 | 8 | 9 | 10 | 11 | 12 | Avg. |
|---|---|---|---|---|---|---|---|---|---|---|---|---|---|---|
| 1 GUSHUE Brad | CAN | 78 | 75 | 80 | 85 | 91 | 86 | 78 | 90 | 86 | 98 | 83 | 83 | 83.7 |
| 2 EDIN Niklas | SWE | 83 | 69 | 81 | 89 | 93 | 81 | 96 | 83 | 64 | 89 | 93 | 80 | 82.3 |
| 3 RETORNAZ Joel | ITA | 81 | 86 | 88 | 67 | 78 | 74 | 66 | 84 | 85 | 78 | 81 | 90 | 80.2 |
| 4 DROPKIN Korey | USA | 65 | 86 | 68 | 70 | 85 | 63 | 82 | 74 | 94 | 89 | 88 | 64 | 77.3 |
| 5 PATERSON Ross | SCO | 79 | 78 | 64 | 75 | 70 | 89 | 85 | 94 | 79 | 59 | 65 | 81 | 76.6 |
| 6 SCHWALLER Yannick | SUI | 63 | 76 | 68 | 75 | 89 | 86 | 98 | 69 | 78 | 84 | 56 | 75 | 75.8 |
| 7 RAMSFJELL Magnus | NOR | 66 | 71 | 86 | 94 | 62 | 84 | 89 | 72 | 74 | 66 | 76 | 71 | 75.7 |
| 8 KLIMA Lukas | CZE | 64 | 79 | 79 | 83 | 69 | 76 | 59 | 59 | 91 | 86 | 79 | 73 | 75.0 |
| 9 TOTZEK Sixten | GER | 75 | 72 | 82 | 89 | 63 | 74 | 68 | 78 | 75 | 78 | 94 | 51 | 74.4 |
| 10 KIM Soo-Hyuk | KOR | 61 | 71 | 80 | 86 | 53 | 81 | 81 | 68 | 81 | 60 | 78 | 70 | 73.0 |
| 11 KIISKINEN Kalle | FIN | 61 | 75 | 64 | 56 | 75 | 89 | 69 | 75 | 78 | 73 | 66 | 83 | 71.9 |
| 12 GOESGENS Wouter | NED | 78 | 64 | 61 | 61 | 65 | 75 | 60 | 75 | 85 | 65 | 74 | 92 | 71.6 |
| 13 THUNE Tobias | DEN | 48 | 63 | 91 | 69 | 74 | 63 | 60 | 70 | 72 | 81 | 73 | 50 | 69.1 |

| Third | Game > | 1 | 2 | 3 | 4 | 5 | 6 | 7 | 8 | 9 | 10 | 11 | 12 | Avg. |
|---|---|---|---|---|---|---|---|---|---|---|---|---|---|---|
| 1 WADDELL Kyle | SCO | 81 | 90 | 71 | 88 | 88 | 85 | 92 | 90 | 79 | 80 | 76 | 93 | 84.3 |
| 2 ERIKSSON Oskar | SWE | 91 | 81 | 73 | 94 | 92 | 86 | 95 | 85 | 69 | 86 | 81 | 81 | 83.6 |
| 3 NICHOLS Mark | CAN | 81 | 81 | 89 | 81 | 98 | 71 | 85 | 75 | 78 | 94 | 80 | 92 | 83.0 |
| 4 MUSKATEWITZ Marc | GER | 89 | 79 | 94 | 86 | 83 | 65 | 88 | 75 | 83 | 83 | 75 | 90 | 82.5 |
| 5 POLO Joe | USA | 91 | 91 | 75 | 74 | 84 | 84 | 78 | 86 | 93 | 76 | 80 | 75 | 82.1 |
| 6 SESAKER Martin | NOR | 84 | 80 | 83 | 76 | 93 | 92 | 84 | 84 | 82 | 80 | 67 | 73 | 81.0 |
| 7 MOSANER Amos | ITA | 84 | 63 | 78 | 73 | 74 | 85 | 75 | 71 | 93 | 83 | 84 | 85 | 78.9 |
| 8 BRUNNER Michael | SUI | 63 | 83 | 72 | 86 | 88 | 91 | 92 | 66 | 75 | 79 | 79 | 76 | 78.3 |
| 9 KIM Chang-Min | KOR | 73 | 78 | 80 | 64 | 67 | 89 | 92 | 75 | 85 | 65 | 71 | 80 | 76.7 |
| 10 CERNOVSKY Marek | CZE | 76 | 69 | 65 | 84 | 70 | 65 | 80 | 74 | 91 | 86 | 75 | 85 | 76.2 |
| 11 VAN DORP Jaap | NED | 79 | 80 | 66 | 74 | 70 | 69 | 82 |  | 81 | 63 | 83 | 85 | 75.8 |
| 12 WIKSTEN Kasper | DEN | 63 | 76 | 73 | 55 | 88 | 75 | 77 | 77 | 81 | 78 | 54 | 70 | 73.1 |
| 13 SALO Teemu | FIN | 67 | 79 | 84 | 54 | 67 | 70 | 79 | 70 | 64 | 61 | 56 | 84 | 70.3 |

| Second | Game > | 1 | 2 | 3 | 4 | 5 | 6 | 7 | 8 | 9 | 10 | 11 | 12 | Avg. |
|---|---|---|---|---|---|---|---|---|---|---|---|---|---|---|
| 1 GALLANT Brett | CAN | 88 | 73 | 80 | 92 | 89 | 83 | 86 | 89 | 80 | 98 | 83 | 92 | 85.3 |
| 2 WRANAA Rasmus | SWE | 88 | 93 | 76 | 91 | 90 | 78 | 88 | 94 | 85 | 92 | 71 | 83 | 85.2 |
| 3 MENZIES Duncan | SCO | 89 | 78 | 80 | 79 | 86 | 81 | 89 | 93 | 88 | 80 | 83 | 89 | 84.4 |
| 4 ARMAN Sebastiano | ITA | 83 | 79 | 88 | 84 | 85 | 81 | 85 | 70 | 81 | 88 | 89 | 100 | 84.3 |
| 5 MEIER Romano | SUI | 69 | 80 | 75 | 88 | 88 | 92 | 100 | 83 | 83 | 80 | 94 | 83 | 83.3 |
| 6 RAMSFJELL Bendik | NOR | 78 | 81 | 85 | 85 | 91 | 88 | 91 | 78 | 90 | 78 | 81 | 71 | 82.7 |
| 7 SUTOR Joshua | GER | 83 | 85 | 85 | 81 | 84 | 86 | 64 | 71 | 80 | 83 | 80 | 88 | 80.9 |
| 8 BOHAC Radek | CZE | 76 | 88 | 84 | 78 | 88 | 68 | 81 | 82 | 84 | 81 | 81 | 69 | 80.1 |
| 9 FENNER Mark | USA | 52 | 88 | 63 | 70 | 81 | 89 | 79 | 95 | 94 | 71 | 88 | 75 | 79.0 |
| 10 SEONG Se Hyeon | KOR | 80 | 66 | 77 | 84 | 72 | 77 | 79 | 70 | 85 | 77 | 89 | 77 | 77.8 |
| 11 HOEKMAN Laurens | NED | 65 | 73 | 89 | 73 | 78 | 80 | 83 | (3)83 | 68 |  | 80 | 82 | 77.4 |
| SOEE OR | DEN | (1)92 | (1)86 | (1)83 | (1)73 | (1)83 | (1)81 |  |  | (1)71 |  | (1)79 | 67 | 79.9 |
| OUNI Leo | FIN | 61 | 72 | 93 | 76 | 71 | 84 |  |  |  |  |  |  | 76.4 |



lgt.com NEW HOLLAND LE GRUYÈRE SWITZERLAND ZUG CURLIT Curling Information Technology Ltd.

# Shot Success Percentage by Position

| Lead | Game > | 1 | 2 | 3 | 4 | 5 | 6 | 7 | 8 | 9 | 10 | 11 | 12 | Avg. |
|---|---|---|---|---|---|---|---|---|---|---|---|---|---|---|
| 1 SUNDGREN Christoffer | SWE | 93 | 88 | 94 | 92 | 98 | 96 | 93 | 85 | 95 | | | | 92.2 |
| 2 WALKER Geoff | CAN | 99 | 95 | 93 | 90 | 95 | 88 | 88 | 83 | 79 | 93 | 84 | 89 | 89.5 |
| 3 GONIN Simone | ITA | 86 | 91 | 95 | 80 | 78 | 88 | 90 | 91 | 93 | 89 | 93 | 94 | 89.0 |
| 4 GREINDL Dominik | GER | 83 | 83 | 92 | 94 | 85 | 82 | 93 | 79 | 92 | 89 | 100 | 94 | 88.3 |
| 5 WADDELL Craig | SCO | 85 | 94 | 93 | 83 | 79 | 85 | 86 | 93 | 94 | 91 | 93 | 85 | 88.1 |
| 6 GLASBERGEN Carlo | NED | 84 | 84 | | 90 | 95 | 81 | | 72 | 90 | 93 | 84 | 80 | 85.5 |
| 7 HOWELL Tom | USA | 73 | 74 | 86 | 91 | 76 | 81 | 78 | 83 | 85 | 84 | 92 | 97 | 83.3 |
| 8 KAEUFELER Marcel | SUI | 85 | 90 | 85 | 80 | 80 | 84 | 96 | 80 | 78 | | 79 | | 83.3 |
| 9 KIM Hak Kyun | KOR | 88 | 79 | 83 | 79 | 67 | 89 | 82 | 78 | 89 | 100 | 82 | 84 | 82.8 |
| 10 KUOSMANEN Paavo | FIN | 89 | 78 | 86 | 74 | 85 | 83 | (2)65 | (2)84 | 76 | 89 | (2)86 | (2)88 | 81.8 |
| 11 NEPSTAD Gaute | NOR | 78 | 85 | 79 | 88 | 68 | 81 | 70 | 69 | 91 | 80 | 95 | 83 | 80.6 |
| POULSEN Daniel | DEN | | | | | | | 79 | 84 | | 82 | | 83 | 82.4 |
| CANDRA Jiri | CZE | 78 | 90 | 89 | 76 | 75 | | | | | | | 81 | 82.0 |

| Alternate | Game > | 1 | 2 | 3 | 4 | 5 | 6 | 7 | 8 | 9 | 10 | 11 | 12 | Avg. |
|---|---|---|---|---|---|---|---|---|---|---|---|---|---|---|
| KAPP Benjamin | GER | | | | | | | | | | | (1)100 | | 100.0 |
| GLOOR Simon | SUI | | | | | | | | | | (1)91 | | (1)93 | 91.9 |
| MAGNUSSON Daniel | SWE | | | | | (2)63 | | | | | (1)82 | (1)83 | (1)88 | 83.3 |
| KLIPA Lukas | CZE | | | | | (1)79 | (1)79 | (1)77 | (1)86 | (1)80 | (1)83 | (1)84 | | 81.5 |
| KRAUSE Mikkel | DEN | (2)78 | (2)74 | (2)88 | (2)86 | (2)84 | (2)79 | (2)79 | (2)85 | (2)74 | (2)83 | (2)77 | (3)50 | 80.6 |
| POLLANEN Jermu | FIN | | | | | (1)25 | | (1)93 | (1)81 | (2)76 | (2)66 | (1)80 | (1)89 | 80.4 |
| VAN DEN HURK Tobias | NED | | | (1)88 | | | | (1)82 | (2)70 | | (2)69 | | | 77.8 |
| HARNDEN EJ | CAN | | | | | | | | | (2)38 | (2)100 | | | 58.3 |

| Team | Game > | 1 | 2 | 3 | 4 | 5 | 6 | 7 | 8 | 9 | 10 | 11 | 12 | Avg. |
|---|---|---|---|---|---|---|---|---|---|---|---|---|---|---|
| 1 CAN - Canada | | 86 | 81 | 85 | 87 | 93 | 82 | 84 | 84 | 78 | 96 | 82 | 89 | 85.2 |
| 2 SWE - Sweden | | 88 | 83 | 81 | 91 | 92 | 85 | 93 | 87 | 78 | 87 | 82 | 83 | 85.2 |
| 3 SCO - Scotland | | 83 | 85 | 77 | 81 | 81 | 85 | 88 | 93 | 85 | 77 | 79 | 87 | 83.4 |
| 4 ITA - Italy | | 83 | 80 | 87 | 76 | 78 | 82 | 79 | 79 | 88 | 84 | 86 | 92 | 83.1 |
| 5 GER - Germany | | 82 | 80 | 88 | 88 | 79 | 77 | 78 | 76 | 83 | 83 | 87 | 81 | 81.6 |
| 6 SUI - Switzerland | | 70 | 82 | 75 | 82 | 86 | 88 | 96 | 74 | 78 | 83 | 77 | 82 | 80.6 |
| 7 USA - United States | | 70 | 85 | 73 | 76 | 81 | 79 | 79 | 84 | 92 | 80 | 87 | 78 | 80.5 |
| 8 NOR - Norway | | 76 | 79 | 83 | 86 | 78 | 86 | 84 | 76 | 84 | 76 | 80 | 74 | 80.0 |
| 9 CZE - Czech Republic | | 74 | 82 | 79 | 80 | 76 | 72 | 74 | 76 | 87 | 84 | 80 | 77 | 78.3 |
| 10 KOR - Korea | | 75 | 73 | 80 | 78 | 65 | 84 | 83 | 73 | 85 | 76 | 80 | 78 | 77.6 |
| 11 NED - Netherlands | | 76 | 75 | 76 | 74 | 77 | 76 | 77 | 75 | 81 | 73 | 80 | 85 | 77.3 |
| 12 DEN - Denmark | | 70 | 75 | 84 | 71 | 82 | 74 | 74 | 79 | 74 | 81 | 71 | 67 | 75.9 |
| 13 FIN - Finland | | 70 | 76 | 82 | 65 | 72 | 82 | 77 | 78 | 74 | 72 | 72 | 86 | 75.6 |

**Note:**
"(n)" denotes a position different from original line-up position: (4) - Fourth, (3) - Third, (2) - Second, (1) - Lead
To be eligible to be ranked, a player must have played in the original position for more than half of the number of games that the team played.

**Legend:**
**Avg.** Average



lgt.com NEW HOLLAND LE GRUYÈRE SWITZERLAND ZUG CURLIT Curling Information Technology Ltd.

# Scoring Analysis

| Team | Games | | LSFE | Stolen Ends | Last Stone Eff. | Force Eff. | Points Scored 0 | 1 | 2 | 3 | 4 | >4 | Total | Plus / Minus |
|---|---|---|---|---|---|---|---|---|---|---|---|---|---|---|
| CAN | 12 | For | 3 | 18 | 58% | 66% | 1 | 23 | 23 | 9 | 1 | 0 | 100 | +36 |
| | | Against | 9 | 7 | | | 3 | 30 | 12 | 2 | 1 | 0 | 64 | |
| SWE | 12 | For | 10 | 11 | 49% | 70% | 7 | 25 | 18 | 3 | 3 | 1 | 87 | +30 |
| | | Against | 2 | 10 | | | 8 | 32 | 9 | 1 | 1 | 0 | 57 | |
| USA | 12 | For | 6 | 13 | 41% | 54% | 8 | 29 | 15 | 6 | 1 | 0 | 81 | +12 |
| | | Against | 6 | 8 | | | 6 | 27 | 12 | 6 | 0 | 0 | 69 | |
| GER | 12 | For | 7 | 13 | 46% | 42% | 5 | 23 | 16 | 12 | 0 | 0 | 91 | +8 |
| | | Against | 5 | 10 | | | 3 | 23 | 16 | 8 | 1 | 0 | 83 | |
| ITA | 12 | For | 5 | 15 | 41% | 51% | 6 | 33 | 14 | 6 | 1 | 1 | 88 | +8 |
| | | Against | 7 | 11 | | | 4 | 27 | 17 | 5 | 1 | 0 | 80 | |
| SCO | 12 | For | 8 | 17 | 31% | 53% | 5 | 36 | 16 | 2 | 0 | 0 | 74 | +7 |
| | | Against | 4 | 11 | | | 11 | 26 | 16 | 3 | 0 | 0 | 67 | |
| SUI | 12 | For | 9 | 10 | 36% | 53% | 7 | 27 | 14 | 4 | 2 | 0 | 75 | +3 |
| | | Against | 3 | 13 | | | 5 | 29 | 13 | 3 | 2 | 0 | 72 | |
| CZE | 12 | For | 7 | 8 | 37% | 48% | 10 | 22 | 13 | 5 | 1 | 1 | 73 | +2 |
| | | Against | 5 | 15 | | | 4 | 28 | 18 | 1 | 1 | 0 | 71 | |
| KOR | 12 | For | 6 | 14 | 44% | 43% | 7 | 24 | 22 | 5 | 0 | 0 | 83 | 0 |
| | | Against | 6 | 11 | | | 4 | 23 | 17 | 7 | 0 | 1 | 83 | |
| NOR | 12 | For | 5 | 11 | 38% | 55% | 7 | 22 | 19 | 4 | 0 | 1 | 77 | -3 |
| | | Against | 7 | 15 | | | 6 | 34 | 12 | 6 | 1 | 0 | 80 | |
| FIN | 12 | For | 5 | 9 | 24% | 32% | 6 | 30 | 8 | 4 | 1 | 1 | 67 | -23 |
| | | Against | 7 | 15 | | | 4 | 23 | 21 | 7 | 1 | 0 | 90 | |
| NED | 12 | For | 6 | 9 | 25% | 46% | 5 | 28 | 12 | 3 | 1 | 0 | 65 | -33 |
| | | Against | 6 | 17 | | | 11 | 30 | 11 | 10 | 0 | 3 | 98 | |
| DEN | 12 | For | 1 | 11 | 22% | 27% | 6 | 26 | 7 | 3 | 0 | 0 | 49 | -47 |
| | | Against | 11 | 16 | | | 11 | 16 | 23 | 7 | 2 | 1 | 96 | |
| Total | 78 | | | 159 | | | 80 | 348 | 197 | 66 | 11 | 5 | 1'010 | |

**Note:**
Stolen ends are the ends won without the last stone advantage.
Last Stone Efficiency: Scoring two or more points with last stone advantage.
Force Efficiency: Forcing the opponent team to score only one point when they have the last stone advantage.

**Legend:**
**>4** More than four points scored **Eff.** Efficiency **LSFE** Last Stone First End



lgt.com NEW HOLLAND LE GRUYÈRE SWITZERLAND ZUG CURLIT Curling Information Technology Ltd.

# Summary of Big Ends

| Points Scored | By | Against | Session | End | Game Result |
|---|---|---|---|---|---|
| 6 | CZE - Czech Republic | NED - Netherlands | 14 | 5 | 11 : 5 |
| 5 | FIN - Finland | KOR - Korea | 9 | 7 | 11 : 4 |
| 5 | ITA - Italy | NED - Netherlands | 9 | 3 | 9 : 11 |
| 5 | NOR - Norway | NED - Netherlands | 11 | 3 | 8 : 3 |
| 5 | SWE - Sweden | DEN - Denmark | 6 | 8 | 11 : 4 |
| 4 | SWE - Sweden | FIN - Finland | 8 | 5 | 7 : 2 |
| 4 | SWE - Sweden | DEN - Denmark | 6 | 2 | 11 : 4 |
| 4 | SWE - Sweden | SUI - Switzerland | 3 | 5 | 7 : 8 |
| 4 | SUI - Switzerland | NOR - Norway | 10 | 8 | 9 : 3 |
| 4 | SUI - Switzerland | CZE - Czech Republic | 8 | 1 | 9 : 5 |
| 4 | CAN - Canada | SUI - Switzerland | 5 | 4 | 10 : 6 |
| 4 | CZE - Czech Republic | DEN - Denmark | 19 | 4 | 9 : 2 |
| 4 | FIN - Finland | ITA - Italy | 5 | 4 | 7 : 10 |
| 4 | ITA - Italy | SWE - Sweden | 4 | 10 | 10 : 8 |
| 4 | NED - Netherlands | GER - Germany | 2 | 5 | 7 : 13 |
| 4 | USA - United States | CAN - Canada | 15 | 5 | 10 : 6 |

**Note:**
Big ends are defined as ends with a score of four or more points.



lgt.com NEW HOLLAND LE GRUYÈRE SWITZERLAND AOP V ZUG CURLIT Curling Information Technology Ltd.

# Time-out Statistics

| Team | Games | Number of Time-outs | Average Shot Success on Next Stone |
|---|---|---|---|
| CAN - Canada | 12 | 3 | 100% |
| CZE - Czech Republic | 12 | 6 | 91% |
| SWE - Sweden | 12 | 6 | 87% |
| ITA - Italy | 12 | 7 | 85% |
| SCO - Scotland | 12 | 10 | 82% |
| NOR - Norway | 12 | 6 | 79% |
| KOR - Korea | 12 | 9 | 77% |
| NED - Netherlands | 12 | 9 | 75% |
| GER - Germany | 12 | 9 | 72% |
| USA - United States | 12 | 6 | 70% |
| SUI - Switzerland | 12 | 11 | 65% |
| DEN - Denmark | 12 | 7 | 60% |
| FIN - Finland | 12 | 6 | 58% |
| Total | 78 | 95 | 76% |



lgt.com NEW HOLLAND LE GRUYÈRE SWITZERLAND ZUG CURLIT Curling Information Technology Ltd.

# Cumulative Player Statistics by Team

## CAN - Canada

### GUSHUE Brad — 4 S — Right-handed

| Type | ↻ | % | ↺ | % | Total | % |
|---|---|---|---|---|---|---|
| Draw | 39 | 80 | 43 | 89 | 82 | 85 |
| Front | 0 | - | 0 | - | 0 | - |
| Guard | 12 | 98 | 6 | 83 | 18 | 93 |
| Raise | 7 | 54 | 10 | 65 | 17 | 60 |
| Wick / Soft Peeling | 0 | - | 0 | - | 0 | - |
| Freeze | 0 | - | 1 | 25 | 1 | 25 |
| Take-out | 15 | 98 | 21 | 98 | 36 | 98 |
| Hit and Roll | 10 | 85 | 8 | 81 | 18 | 83 |
| Clearing | 7 | 93 | 2 | 100 | 9 | 94 |
| Double Take-out | 10 | 73 | 10 | 58 | 20 | 65 |
| Promotion Take-out | 2 | 100 | 5 | 70 | 7 | 79 |
| All Draws | 58 | 81 | 60 | 83 | 118 | 82 |
| All Take-outs | 44 | 89 | 46 | 83 | 90 | 86 |
| **Total** | **102** | **84** | **106** | **83** | **208** | **84** |
| Not considered | | | | | 1 | - |

### WALKER Geoff — 1 — Right-handed

| Type | ↻ | % | ↺ | % | Total | % |
|---|---|---|---|---|---|---|
| Draw | 55 | 85 | 43 | 93 | 98 | 89 |
| Front | 32 | 94 | 54 | 89 | 86 | 91 |
| Guard | 1 | 75 | 1 | 100 | 2 | 88 |
| Raise | 1 | 75 | 0 | - | 1 | 75 |
| Wick / Soft Peeling | 3 | 100 | 1 | 50 | 4 | 88 |
| Freeze | 0 | - | 0 | - | 0 | - |
| Take-out | 2 | 100 | 5 | 100 | 7 | 100 |
| Hit and Roll | 3 | 67 | 4 | 75 | 7 | 71 |
| Clearing | 0 | - | 2 | 100 | 2 | 100 |
| Double Take-out | 1 | 100 | 0 | - | 1 | 100 |
| Promotion Take-out | 1 | 75 | 0 | - | 1 | 75 |
| All Draws | 92 | 89 | 99 | 91 | 191 | 90 |
| All Take-outs | 7 | 82 | 11 | 91 | 18 | 88 |
| **Total** | **99** | **88** | **110** | **91** | **209** | **89** |
| Not considered | | | | | 1 | - |

### NICHOLS Mark — 3 V — Right-handed

| Type | ↻ | % | ↺ | % | Total | % |
|---|---|---|---|---|---|---|
| Draw | 27 | 80 | 32 | 85 | 59 | 83 |
| Front | 2 | 100 | 1 | 100 | 3 | 100 |
| Guard | 10 | 88 | 12 | 98 | 22 | 93 |
| Raise | 4 | 69 | 8 | 91 | 12 | 83 |
| Wick / Soft Peeling | 1 | 0 | 1 | 100 | 2 | 50 |
| Freeze | 0 | - | 0 | - | 0 | - |
| Take-out | 20 | 85 | 15 | 85 | 35 | 85 |
| Hit and Roll | 6 | 79 | 16 | 75 | 22 | 76 |
| Clearing | 8 | 100 | 11 | 93 | 19 | 96 |
| Double Take-out | 10 | 75 | 15 | 77 | 25 | 76 |
| Promotion Take-out | 5 | 45 | 8 | 84 | 13 | 69 |
| All Draws | 44 | 80 | 54 | 89 | 98 | 85 |
| All Take-outs | 49 | 81 | 65 | 82 | 114 | 81 |
| **Total** | **93** | **80** | **119** | **85** | **212** | **83** |
| Not considered | | | | | 0 | - |

### HARNDEN EJ — A — Right-handed

| Type | ↻ | % | ↺ | % | Total | % |
|---|---|---|---|---|---|---|
| Draw | 3 | 83 | 1 | 0 | 4 | 63 |
| Front | 0 | - | 0 | - | 0 | - |
| Guard | 0 | - | 1 | 0 | 1 | 0 |
| Raise | 0 | - | 0 | - | 0 | - |
| Wick / Soft Peeling | 0 | - | 0 | - | 0 | - |
| Freeze | 0 | - | 0 | - | 0 | - |
| Take-out | 0 | - | 0 | - | 0 | - |
| Hit and Roll | 0 | - | 0 | - | 0 | - |
| Clearing | 0 | - | 1 | 100 | 1 | 100 |
| Double Take-out | 0 | - | 0 | - | 0 | - |
| Promotion Take-out | 0 | - | 0 | - | 0 | - |
| All Draws | 3 | 83 | 2 | 0 | 5 | 50 |
| All Take-outs | 0 | - | 1 | 100 | 1 | 100 |
| **Total** | **3** | **83** | **3** | **33** | **6** | **58** |
| Not considered | | | | | 0 | - |

### GALLANT Brett — 2 — Right-handed

| Type | ↻ | % | ↺ | % | Total | % |
|---|---|---|---|---|---|---|
| Draw | 42 | 89 | 34 | 86 | 76 | 88 |
| Front | 2 | 100 | 4 | 100 | 6 | 100 |
| Guard | 13 | 88 | 8 | 91 | 21 | 89 |
| Raise | 8 | 66 | 5 | 75 | 13 | 69 |
| Wick / Soft Peeling | 0 | - | 2 | 75 | 2 | 75 |
| Freeze | 0 | - | 0 | - | 0 | - |
| Take-out | 8 | 94 | 12 | 96 | 20 | 95 |
| Hit and Roll | 6 | 50 | 3 | 83 | 9 | 61 |
| Clearing | 12 | 92 | 23 | 96 | 35 | 94 |
| Double Take-out | 8 | 75 | 7 | 79 | 15 | 77 |
| Promotion Take-out | 7 | 68 | 4 | 50 | 11 | 61 |
| All Draws | 65 | 86 | 53 | 86 | 118 | 86 |
| All Take-outs | 41 | 79 | 49 | 89 | 90 | 84 |
| **Total** | **106** | **83** | **102** | **88** | **208** | **85** |
| Not considered | | | | | 0 | - |

### Team: CAN - Canada

| Type | ↻ | % | ↺ | % | Total | % |
|---|---|---|---|---|---|---|
| Draw | 166 | 84 | 153 | 88 | 319 | 86 |
| Front | 36 | 94 | 59 | 90 | 95 | 92 |
| Guard | 36 | 91 | 28 | 89 | 64 | 90 |
| Raise | 20 | 63 | 23 | 76 | 43 | 70 |
| Wick / Soft Peeling | 4 | 75 | 4 | 75 | 8 | 75 |
| Freeze | 0 | - | 1 | 25 | 1 | 25 |
| Take-out | 45 | 92 | 53 | 94 | 98 | 93 |
| Hit and Roll | 25 | 73 | 31 | 77 | 56 | 75 |
| Clearing | 27 | 94 | 39 | 96 | 66 | 95 |
| Double Take-out | 29 | 75 | 32 | 71 | 61 | 73 |
| Promotion Take-out | 15 | 65 | 17 | 72 | 32 | 69 |
| All Draws | 262 | 85 | 268 | 87 | 530 | 86 |
| All Take-outs | 141 | 83 | 172 | 85 | 313 | 84 |
| **Total** | **403** | **84** | **440** | **86** | **843** | **85** |
| Not considered | | | | | 2 | - |

**Note:**
Position and function for each team member:
**4** = Fourth, **3** = Third, **2** = Second, **1** = Lead, **A** = Alternate, **S** = Skip, **V** = Vice-Skip

**Legend:**
↻ Clockwise ↺ Counter-clockwise



lgt.com NEW HOLLAND LE GRUYÈRE SWITZERLAND ZUG CURLIT Curling Information Technology Ltd.

# Cumulative Player Statistics by Team

## CZE - Czech Republic

### KLIMA Lukas — 4 S — Right-handed

| Type | ↻ | % | ↺ | % | Total | % |
|---|---|---|---|---|---|---|
| Draw | 25 | 73 | 41 | 66 | 66 | 69 |
| Front | 0 | - | 0 | - | 0 | - |
| Guard | 3 | 100 | 2 | 63 | 5 | 85 |
| Raise | 9 | 56 | 4 | 69 | 13 | 60 |
| Wick / Soft Peeling | 0 | - | 1 | 100 | 1 | 100 |
| Freeze | 0 | - | 0 | - | 0 | - |
| Take-out | 24 | 85 | 25 | 96 | 49 | 91 |
| Hit and Roll | 9 | 75 | 18 | 74 | 27 | 74 |
| Clearing | 8 | 88 | 6 | 83 | 14 | 86 |
| Double Take-out | 15 | 83 | 4 | 56 | 19 | 78 |
| Promotion Take-out | 11 | 41 | 3 | 67 | 14 | 46 |
| All Draws | 37 | 71 | 48 | 67 | 85 | 69 |
| All Take-outs | 67 | 76 | 56 | 83 | 123 | 79 |
| **Total** | **104** | **75** | **104** | **75** | **208** | **75** |
| Not considered | | | | | 3 | - |

### CANDRA Jiri — 1 — Right-handed

| Type | ↻ | % | ↺ | % | Total | % |
|---|---|---|---|---|---|---|
| Draw | 17 | 85 | 35 | 84 | 52 | 84 |
| Front | 6 | 83 | 27 | 76 | 33 | 77 |
| Guard | 1 | 75 | 3 | 83 | 4 | 81 |
| Raise | 2 | 100 | 0 | - | 2 | 100 |
| Wick / Soft Peeling | 0 | - | 1 | 50 | 1 | 50 |
| Freeze | 0 | - | 0 | - | 0 | - |
| Take-out | 4 | 88 | 3 | 100 | 7 | 93 |
| Hit and Roll | 0 | - | 1 | 50 | 1 | 50 |
| Clearing | 0 | - | 0 | - | 0 | - |
| Double Take-out | 0 | - | 0 | - | 0 | - |
| Promotion Take-out | 0 | - | 0 | - | 0 | - |
| All Draws | 26 | 86 | 66 | 80 | 92 | 82 |
| All Take-outs | 4 | 88 | 4 | 88 | 8 | 88 |
| **Total** | **30** | **86** | **70** | **80** | **100** | **82** |
| Not considered | | | | | 0 | - |

### CERNOVSKY Marek — 3 V — Right-handed

| Type | ↻ | % | ↺ | % | Total | % |
|---|---|---|---|---|---|---|
| Draw | 18 | 61 | 35 | 83 | 53 | 75 |
| Front | 5 | 100 | 5 | 100 | 10 | 100 |
| Guard | 9 | 83 | 4 | 94 | 13 | 87 |
| Raise | 9 | 42 | 6 | 67 | 15 | 52 |
| Wick / Soft Peeling | 0 | - | 0 | - | 0 | - |
| Freeze | 0 | - | 0 | - | 0 | - |
| Take-out | 16 | 84 | 20 | 73 | 36 | 78 |
| Hit and Roll | 15 | 68 | 14 | 66 | 29 | 67 |
| Clearing | 7 | 100 | 17 | 94 | 24 | 96 |
| Double Take-out | 17 | 85 | 10 | 53 | 27 | 73 |
| Promotion Take-out | 1 | 25 | 4 | 50 | 5 | 45 |
| All Draws | 41 | 66 | 50 | 84 | 91 | 76 |
| All Take-outs | 56 | 81 | 65 | 72 | 121 | 76 |
| **Total** | **97** | **75** | **115** | **77** | **212** | **76** |
| Not considered | | | | | 0 | - |

### KLIPA Lukas — A — Right-handed

| Type | ↻ | % | ↺ | % | Total | % |
|---|---|---|---|---|---|---|
| Draw | 4 | 81 | 43 | 81 | 47 | 81 |
| Front | 8 | 91 | 38 | 84 | 46 | 85 |
| Guard | 0 | - | 5 | 65 | 5 | 65 |
| Raise | 0 | - | 0 | - | 0 | - |
| Wick / Soft Peeling | 0 | - | 1 | 75 | 1 | 75 |
| Freeze | 0 | - | 0 | - | 0 | - |
| Take-out | 3 | 67 | 7 | 93 | 10 | 85 |
| Hit and Roll | 0 | - | 1 | 75 | 1 | 75 |
| Clearing | 0 | - | 1 | 0 | 1 | 0 |
| Double Take-out | 0 | - | 0 | - | 0 | - |
| Promotion Take-out | 0 | - | 0 | - | 0 | - |
| All Draws | 12 | 88 | 87 | 81 | 99 | 82 |
| All Take-outs | 3 | 67 | 9 | 81 | 12 | 77 |
| **Total** | **15** | **83** | **96** | **81** | **111** | **82** |
| Not considered | | | | | 1 | - |

### BOHAC Radek — 2 — Right-handed

| Type | ↻ | % | ↺ | % | Total | % |
|---|---|---|---|---|---|---|
| Draw | 24 | 78 | 36 | 86 | 60 | 83 |
| Front | 6 | 92 | 5 | 90 | 11 | 91 |
| Guard | 5 | 95 | 2 | 88 | 7 | 93 |
| Raise | 9 | 47 | 8 | 72 | 17 | 59 |
| Wick / Soft Peeling | 1 | 100 | 0 | - | 1 | 100 |
| Freeze | 0 | - | 0 | - | 0 | - |
| Take-out | 17 | 60 | 11 | 100 | 28 | 76 |
| Hit and Roll | 9 | 92 | 12 | 75 | 21 | 82 |
| Clearing | 22 | 83 | 16 | 91 | 38 | 86 |
| Double Take-out | 12 | 75 | 9 | 81 | 21 | 77 |
| Promotion Take-out | 6 | 67 | 2 | 50 | 8 | 63 |
| All Draws | 45 | 76 | 51 | 84 | 96 | 80 |
| All Take-outs | 66 | 75 | 50 | 86 | 116 | 80 |
| **Total** | **111** | **76** | **101** | **85** | **212** | **80** |
| Not considered | | | | | 0 | - |

### Team: CZE - Czech Republic

| Type | ↻ | % | ↺ | % | Total | % |
|---|---|---|---|---|---|---|
| Draw | 88 | 75 | 190 | 80 | 278 | 78 |
| Front | 25 | 91 | 75 | 82 | 100 | 85 |
| Guard | 18 | 89 | 16 | 78 | 34 | 84 |
| Raise | 29 | 52 | 18 | 69 | 47 | 59 |
| Wick / Soft Peeling | 1 | 100 | 3 | 75 | 4 | 81 |
| Freeze | 0 | - | 0 | - | 0 | - |
| Take-out | 64 | 78 | 66 | 89 | 130 | 84 |
| Hit and Roll | 33 | 77 | 46 | 71 | 79 | 73 |
| Clearing | 37 | 87 | 40 | 89 | 77 | 88 |
| Double Take-out | 44 | 82 | 23 | 64 | 67 | 76 |
| Promotion Take-out | 18 | 49 | 9 | 56 | 27 | 51 |
| All Draws | 161 | 75 | 302 | 80 | 463 | 78 |
| All Take-outs | 196 | 78 | 184 | 80 | 380 | 79 |
| **Total** | **357** | **76** | **486** | **80** | **843** | **78** |
| Not considered | | | | | 4 | - |

**Note:**
Position and function for each team member:
**4** = Fourth, **3** = Third, **2** = Second, **1** = Lead, **A** = Alternate, **S** = Skip, **V** = Vice-Skip

**Legend:**
↻ Clockwise ↺ Counter-clockwise



lgt.com NEW HOLLAND LE GRUYÈRE SWITZERLAND ZUG CURLIT Curling Information Technology Ltd.

# Cumulative Player Statistics by Team

## DEN - Denmark

### THUNE Tobias — 4 S — Right-handed

| Type | ↻ | % | ↺ | % | Total | % |
|---|---|---|---|---|---|---|
| Draw | 40 | 76 | 35 | 62 | 75 | 70 |
| Front | 0 | - | 1 | 100 | 1 | 100 |
| Guard | 8 | 78 | 3 | 100 | 11 | 84 |
| Raise | 4 | 63 | 3 | 25 | 7 | 46 |
| Wick / Soft Peeling | 0 | - | 1 | 0 | 1 | 0 |
| Freeze | 0 | - | 0 | - | 0 | - |
| Take-out | 15 | 72 | 16 | 75 | 31 | 73 |
| Hit and Roll | 10 | 65 | 13 | 71 | 23 | 68 |
| Clearing | 3 | 67 | 9 | 100 | 12 | 92 |
| Double Take-out | 15 | 68 | 16 | 55 | 31 | 61 |
| Promotion Take-out | 4 | 50 | 8 | 59 | 12 | 56 |
| All Draws | 52 | 75 | 43 | 62 | 95 | 69 |
| All Take-outs | 47 | 67 | 62 | 71 | 109 | 69 |
| **Total** | **99** | **71** | **105** | **67** | **204** | **69** |
| Not considered | | | | | 0 | - |

### POULSEN Daniel — 1 — Right-handed

| Type | ↻ | % | ↺ | % | Total | % |
|---|---|---|---|---|---|---|
| Draw | 11 | 93 | 15 | 87 | 26 | 89 |
| Front | 12 | 96 | 17 | 69 | 29 | 80 |
| Guard | 0 | - | 5 | 60 | 5 | 60 |
| Raise | 1 | 100 | 0 | - | 1 | 100 |
| Wick / Soft Peeling | 0 | - | 0 | - | 0 | - |
| Freeze | 0 | - | 0 | - | 0 | - |
| Take-out | 0 | - | 0 | - | 0 | - |
| Hit and Roll | 1 | 75 | 1 | 50 | 2 | 63 |
| Clearing | 0 | - | 1 | 100 | 1 | 100 |
| Double Take-out | 0 | - | 0 | - | 0 | - |
| Promotion Take-out | 0 | - | 0 | - | 0 | - |
| All Draws | 24 | 95 | 37 | 75 | 61 | 83 |
| All Take-outs | 1 | 75 | 2 | 75 | 3 | 75 |
| **Total** | **25** | **94** | **39** | **75** | **64** | **82** |
| Not considered | | | | | 0 | - |

### WIKSTEN Kasper — 3 V — Right-handed

| Type | ↻ | % | ↺ | % | Total | % |
|---|---|---|---|---|---|---|
| Draw | 28 | 80 | 36 | 69 | 64 | 74 |
| Front | 0 | - | 7 | 96 | 7 | 96 |
| Guard | 13 | 83 | 3 | 100 | 16 | 86 |
| Raise | 8 | 78 | 2 | 100 | 10 | 83 |
| Wick / Soft Peeling | 0 | - | 0 | - | 0 | - |
| Freeze | 0 | - | 0 | - | 0 | - |
| Take-out | 26 | 75 | 22 | 68 | 48 | 72 |
| Hit and Roll | 9 | 72 | 13 | 71 | 22 | 72 |
| Clearing | 1 | 50 | 9 | 100 | 10 | 95 |
| Double Take-out | 7 | 50 | 8 | 59 | 15 | 55 |
| Promotion Take-out | 6 | 33 | 4 | 38 | 10 | 35 |
| All Draws | 49 | 81 | 48 | 77 | 97 | 79 |
| All Take-outs | 49 | 65 | 56 | 71 | 105 | 68 |
| **Total** | **98** | **73** | **104** | **73** | **202** | **73** |
| Not considered | | | | | 0 | - |

### KRAUSE Mikkel — A — Right-handed

| Type | ↻ | % | ↺ | % | Total | % |
|---|---|---|---|---|---|---|
| Draw | 35 | 82 | 37 | 78 | 72 | 80 |
| Front | 3 | 100 | 8 | 100 | 11 | 100 |
| Guard | 5 | 95 | 9 | 86 | 14 | 89 |
| Raise | 7 | 50 | 2 | 100 | 9 | 61 |
| Wick / Soft Peeling | 1 | 100 | 0 | - | 1 | 100 |
| Freeze | 0 | - | 0 | - | 0 | - |
| Take-out | 20 | 86 | 6 | 71 | 26 | 83 |
| Hit and Roll | 10 | 75 | 6 | 88 | 16 | 80 |
| Clearing | 14 | 73 | 11 | 89 | 25 | 80 |
| Double Take-out | 10 | 70 | 6 | 88 | 16 | 77 |
| Promotion Take-out | 3 | 50 | 0 | - | 3 | 50 |
| All Draws | 51 | 80 | 56 | 83 | 107 | 82 |
| All Take-outs | 57 | 76 | 29 | 84 | 86 | 79 |
| **Total** | **108** | **78** | **85** | **84** | **193** | **81** |
| Not considered | | | | | 1 | - |

### SOEE Oliver Rosenkrands — 2 — Right-handed

| Type | ↻ | % | ↺ | % | Total | % |
|---|---|---|---|---|---|---|
| Draw | 28 | 82 | 48 | 86 | 76 | 85 |
| Front | 11 | 84 | 38 | 71 | 49 | 74 |
| Guard | 3 | 67 | 9 | 78 | 12 | 75 |
| Raise | 2 | 75 | 2 | 38 | 4 | 56 |
| Wick / Soft Peeling | 0 | - | 0 | - | 0 | - |
| Freeze | 0 | - | 0 | - | 0 | - |
| Take-out | 3 | 100 | 5 | 90 | 8 | 94 |
| Hit and Roll | 2 | 75 | 0 | - | 2 | 75 |
| Clearing | 0 | - | 0 | - | 0 | - |
| Double Take-out | 1 | 50 | 0 | - | 1 | 50 |
| Promotion Take-out | 0 | - | 0 | - | 0 | - |
| All Draws | 44 | 81 | 97 | 79 | 141 | 79 |
| All Take-outs | 6 | 83 | 5 | 90 | 11 | 86 |
| **Total** | **50** | **82** | **102** | **79** | **152** | **80** |
| Not considered | | | | | 0 | - |

### Team: DEN - Denmark

| Type | ↻ | % | ↺ | % | Total | % |
|---|---|---|---|---|---|---|
| Draw | 142 | 81 | 171 | 76 | 313 | 78 |
| Front | 26 | 91 | 71 | 77 | 97 | 81 |
| Guard | 29 | 82 | 29 | 82 | 58 | 82 |
| Raise | 22 | 67 | 9 | 61 | 31 | 65 |
| Wick / Soft Peeling | 1 | 100 | 1 | 0 | 2 | 50 |
| Freeze | 0 | - | 0 | - | 0 | - |
| Take-out | 64 | 79 | 49 | 73 | 113 | 76 |
| Hit and Roll | 32 | 71 | 33 | 73 | 65 | 72 |
| Clearing | 18 | 71 | 30 | 96 | 48 | 86 |
| Double Take-out | 33 | 64 | 30 | 63 | 63 | 63 |
| Promotion Take-out | 13 | 42 | 12 | 52 | 25 | 47 |
| All Draws | 220 | 81 | 281 | 76 | 501 | 78 |
| All Take-outs | 160 | 70 | 154 | 74 | 314 | 72 |
| **Total** | **380** | **77** | **435** | **75** | **815** | **76** |
| Not considered | | | | | 1 | - |

**Note:**
Position and function for each team member:
**4** = Fourth, **3** = Third, **2** = Second, **1** = Lead, **A** = Alternate, **S** = Skip, **V** = Vice-Skip

**Legend:**
↻ Clockwise ↺ Counter-clockwise



lgt.com NEW HOLLAND LE GRUYÈRE SWITZERLAND ZUG CURLIT Curling Information Technology Ltd.

# Cumulative Player Statistics by Team

## FIN - Finland

### KIISKINEN Kalle — 4 S — Right-handed

| Type | ↻ | % | ↺ | % | Total | % |
|---|---|---|---|---|---|---|
| Draw | 33 | 83 | 35 | 70 | 68 | 76 |
| Front | 0 | - | 0 | - | 0 | - |
| Guard | 3 | 100 | 5 | 85 | 8 | 91 |
| Raise | 13 | 71 | 11 | 50 | 24 | 61 |
| Wick / Soft Peeling | 0 | - | 1 | 50 | 1 | 50 |
| Freeze | 0 | - | 0 | - | 0 | - |
| Take-out | 18 | 88 | 16 | 84 | 34 | 86 |
| Hit and Roll | 12 | 48 | 12 | 63 | 24 | 55 |
| Clearing | 4 | 88 | 6 | 96 | 10 | 93 |
| Double Take-out | 10 | 68 | 15 | 63 | 25 | 65 |
| Promotion Take-out | 6 | 25 | 8 | 72 | 14 | 52 |
| All Draws | 49 | 81 | 52 | 67 | 101 | 74 |
| All Take-outs | 50 | 67 | 57 | 74 | 107 | 70 |
| **Total** | **99** | **73** | **109** | **70** | **208** | **72** |
| Not considered | | | | | 3 | - |

### KUOSMANEN Paavo — 1 — Right-handed

| Type | ↻ | % | ↺ | % | Total | % |
|---|---|---|---|---|---|---|
| Draw | 66 | 81 | 35 | 73 | 101 | 78 |
| Front | 32 | 88 | 20 | 86 | 52 | 88 |
| Guard | 9 | 83 | 2 | 100 | 11 | 86 |
| Raise | 4 | 63 | 3 | 92 | 7 | 75 |
| Wick / Soft Peeling | 1 | 50 | 0 | - | 1 | 50 |
| Freeze | 0 | - | 0 | - | 0 | - |
| Take-out | 10 | 80 | 13 | 87 | 23 | 84 |
| Hit and Roll | 2 | 88 | 4 | 88 | 6 | 88 |
| Clearing | 4 | 100 | 2 | 100 | 6 | 100 |
| Double Take-out | 0 | - | 4 | 63 | 4 | 63 |
| Promotion Take-out | 1 | 100 | 0 | - | 1 | 100 |
| All Draws | 112 | 82 | 60 | 79 | 172 | 81 |
| All Take-outs | 17 | 87 | 23 | 84 | 40 | 85 |
| **Total** | **129** | **83** | **83** | **80** | **212** | **82** |
| Not considered | | | | | 0 | - |

### SALO Teemu — 3 V — Left-handed

| Type | ↻ | % | ↺ | % | Total | % |
|---|---|---|---|---|---|---|
| Draw | 30 | 67 | 28 | 71 | 58 | 69 |
| Front | 3 | 83 | 1 | 100 | 4 | 88 |
| Guard | 9 | 86 | 12 | 79 | 21 | 82 |
| Raise | 9 | 58 | 6 | 42 | 15 | 52 |
| Wick / Soft Peeling | 1 | 50 | 0 | - | 1 | 50 |
| Freeze | 0 | - | 0 | - | 0 | - |
| Take-out | 13 | 81 | 22 | 70 | 35 | 74 |
| Hit and Roll | 12 | 77 | 15 | 70 | 27 | 73 |
| Clearing | 9 | 89 | 7 | 71 | 16 | 81 |
| Double Take-out | 11 | 68 | 10 | 65 | 21 | 67 |
| Promotion Take-out | 5 | 50 | 10 | 55 | 15 | 53 |
| All Draws | 52 | 69 | 47 | 70 | 99 | 70 |
| All Take-outs | 50 | 76 | 64 | 67 | 114 | 71 |
| **Total** | **102** | **72** | **111** | **68** | **213** | **70** |
| Not considered | | | | | 1 | - |

### POLLANEN Jermu — A — Right-handed

| Type | ↻ | % | ↺ | % | Total | % |
|---|---|---|---|---|---|---|
| Draw | 24 | 85 | 20 | 84 | 44 | 85 |
| Front | 18 | 76 | 17 | 84 | 35 | 80 |
| Guard | 6 | 83 | 2 | 100 | 8 | 88 |
| Raise | 6 | 75 | 4 | 50 | 10 | 65 |
| Wick / Soft Peeling | 1 | 100 | 0 | - | 1 | 100 |
| Freeze | 0 | - | 0 | - | 0 | - |
| Take-out | 3 | 67 | 3 | 100 | 6 | 83 |
| Hit and Roll | 3 | 50 | 1 | 75 | 4 | 56 |
| Clearing | 0 | - | 0 | - | 0 | - |
| Double Take-out | 2 | 75 | 2 | 75 | 4 | 75 |
| Promotion Take-out | 0 | - | 0 | - | 0 | - |
| All Draws | 55 | 81 | 43 | 81 | 98 | 81 |
| All Take-outs | 8 | 63 | 6 | 88 | 14 | 73 |
| **Total** | **63** | **79** | **49** | **82** | **112** | **80** |
| Not considered | | | | | 0 | - |

### OUNI Leo — 2 — Right-handed

| Type | ↻ | % | ↺ | % | Total | % |
|---|---|---|---|---|---|---|
| Draw | 24 | 80 | 17 | 82 | 41 | 81 |
| Front | 0 | - | 2 | 100 | 2 | 100 |
| Guard | 5 | 75 | 2 | 88 | 7 | 79 |
| Raise | 5 | 80 | 3 | 42 | 8 | 66 |
| Wick / Soft Peeling | 0 | - | 0 | - | 0 | - |
| Freeze | 0 | - | 0 | - | 0 | - |
| Take-out | 10 | 85 | 5 | 90 | 15 | 87 |
| Hit and Roll | 7 | 54 | 8 | 81 | 15 | 68 |
| Clearing | 0 | - | 6 | 75 | 6 | 75 |
| Double Take-out | 0 | - | 7 | 57 | 7 | 57 |
| Promotion Take-out | 2 | 75 | 1 | 25 | 3 | 58 |
| All Draws | 34 | 79 | 24 | 79 | 58 | 79 |
| All Take-outs | 19 | 72 | 27 | 73 | 46 | 73 |
| **Total** | **53** | **77** | **51** | **76** | **104** | **76** |
| Not considered | | | | | 0 | - |

### Team: FIN - Finland

| Type | ↻ | % | ↺ | % | Total | % |
|---|---|---|---|---|---|---|
| Draw | 177 | 79 | 135 | 75 | 312 | 77 |
| Front | 53 | 84 | 40 | 86 | 93 | 85 |
| Guard | 32 | 84 | 23 | 85 | 55 | 85 |
| Raise | 37 | 69 | 27 | 52 | 64 | 62 |
| Wick / Soft Peeling | 3 | 67 | 1 | 50 | 4 | 63 |
| Freeze | 0 | - | 0 | - | 0 | - |
| Take-out | 54 | 83 | 59 | 81 | 113 | 82 |
| Hit and Roll | 36 | 61 | 40 | 72 | 76 | 67 |
| Clearing | 17 | 91 | 21 | 82 | 38 | 86 |
| Double Take-out | 23 | 68 | 38 | 63 | 61 | 65 |
| Promotion Take-out | 14 | 46 | 19 | 61 | 33 | 55 |
| All Draws | 302 | 79 | 226 | 75 | 528 | 77 |
| All Take-outs | 144 | 73 | 177 | 73 | 321 | 73 |
| **Total** | **446** | **77** | **403** | **74** | **849** | **76** |
| Not considered | | | | | 4 | - |

**Note:**
Position and function for each team member:
**4** = Fourth, **3** = Third, **2** = Second, **1** = Lead, **A** = Alternate, **S** = Skip, **V** = Vice-Skip

**Legend:**
↻ Clockwise ↺ Counter-clockwise



lgt.com NEW HOLLAND LE GRUYÈRE SWITZERLAND ZUG CURLIT Curling Information Technology Ltd.

# Cumulative Player Statistics by Team

## GER - Germany

### TOTZEK Sixten — 4 S — Right-handed

| Type | ↻ | % | ↺ | % | Total | % |
|---|---|---|---|---|---|---|
| Draw | 38 | 82 | 48 | 68 | 86 | 74 |
| Front | 0 | - | 0 | - | 0 | - |
| Guard | 7 | 96 | 7 | 75 | 14 | 86 |
| Raise | 10 | 68 | 6 | 46 | 16 | 59 |
| Wick / Soft Peeling | 0 | - | 1 | 100 | 1 | 100 |
| Freeze | 0 | - | 0 | - | 0 | - |
| Take-out | 19 | 74 | 18 | 85 | 37 | 79 |
| Hit and Roll | 12 | 81 | 8 | 75 | 20 | 79 |
| Clearing | 8 | 75 | 3 | 100 | 11 | 82 |
| Double Take-out | 8 | 50 | 7 | 71 | 15 | 60 |
| Promotion Take-out | 7 | 71 | 3 | 67 | 10 | 70 |
| All Draws | 55 | 81 | 62 | 67 | 117 | 74 |
| All Take-outs | 54 | 72 | 39 | 80 | 93 | 75 |
| **Total** | **109** | **76** | **101** | **72** | **210** | **74** |
| Not considered | | | | | 3 | - |

### GREINDL Dominik — 1 — Right-handed

| Type | ↻ | % | ↺ | % | Total | % |
|---|---|---|---|---|---|---|
| Draw | 33 | 89 | 76 | 92 | 109 | 91 |
| Front | 22 | 94 | 46 | 85 | 68 | 88 |
| Guard | 3 | 92 | 5 | 85 | 8 | 88 |
| Raise | 2 | 88 | 1 | 100 | 3 | 92 |
| Wick / Soft Peeling | 2 | 100 | 0 | - | 2 | 100 |
| Freeze | 0 | - | 0 | - | 0 | - |
| Take-out | 5 | 90 | 10 | 65 | 15 | 73 |
| Hit and Roll | 1 | 100 | 6 | 71 | 7 | 75 |
| Clearing | 0 | - | 0 | - | 0 | - |
| Double Take-out | 0 | - | 0 | - | 0 | - |
| Promotion Take-out | 0 | - | 0 | - | 0 | - |
| All Draws | 62 | 91 | 128 | 89 | 190 | 90 |
| All Take-outs | 6 | 92 | 16 | 67 | 22 | 74 |
| **Total** | **68** | **91** | **144** | **87** | **212** | **88** |
| Not considered | | | | | 0 | - |

### MUSKATEWITZ Marc — 3 V — Right-handed

| Type | ↻ | % | ↺ | % | Total | % |
|---|---|---|---|---|---|---|
| Draw | 32 | 81 | 25 | 85 | 57 | 83 |
| Front | 0 | - | 0 | - | 0 | - |
| Guard | 11 | 98 | 10 | 98 | 21 | 98 |
| Raise | 9 | 97 | 11 | 57 | 20 | 75 |
| Wick / Soft Peeling | 0 | - | 0 | - | 0 | - |
| Freeze | 0 | - | 0 | - | 0 | - |
| Take-out | 15 | 63 | 21 | 80 | 36 | 73 |
| Hit and Roll | 13 | 67 | 13 | 71 | 26 | 69 |
| Clearing | 11 | 100 | 11 | 98 | 22 | 99 |
| Double Take-out | 15 | 88 | 11 | 86 | 26 | 88 |
| Promotion Take-out | 2 | 63 | 4 | 94 | 6 | 83 |
| All Draws | 52 | 88 | 46 | 81 | 98 | 84 |
| All Take-outs | 56 | 78 | 60 | 83 | 116 | 81 |
| **Total** | **108** | **83** | **106** | **82** | **214** | **82** |
| Not considered | | | | | 0 | - |

### KAPP Benjamin — A — Right-handed

| Type | ↻ | % | ↺ | % | Total | % |
|---|---|---|---|---|---|---|
| Draw | 0 | - | 0 | - | 0 | - |
| Front | 0 | - | 0 | - | 0 | - |
| Guard | 0 | - | 0 | - | 0 | - |
| Raise | 0 | - | 0 | - | 0 | - |
| Wick / Soft Peeling | 0 | - | 0 | - | 0 | - |
| Freeze | 0 | - | 0 | - | 0 | - |
| Take-out | 0 | - | 0 | - | 0 | - |
| Hit and Roll | 0 | - | 0 | - | 0 | - |
| Clearing | 0 | - | 1 | 100 | 1 | 100 |
| Double Take-out | 0 | - | 0 | - | 0 | - |
| Promotion Take-out | 0 | - | 0 | - | 0 | - |
| All Draws | 0 | - | 0 | - | 0 | - |
| All Take-outs | 0 | - | 1 | 100 | 1 | 100 |
| **Total** | **0** | **-** | **1** | **100** | **1** | **100** |
| Not considered | | | | | 1 | - |

### SUTOR Joshua — 2 — Right-handed

| Type | ↻ | % | ↺ | % | Total | % |
|---|---|---|---|---|---|---|
| Draw | 32 | 85 | 37 | 76 | 69 | 80 |
| Front | 2 | 75 | 1 | 100 | 3 | 83 |
| Guard | 11 | 91 | 11 | 93 | 22 | 92 |
| Raise | 7 | 71 | 9 | 58 | 16 | 64 |
| Wick / Soft Peeling | 1 | 50 | 0 | - | 1 | 50 |
| Freeze | 0 | - | 0 | - | 0 | - |
| Take-out | 16 | 84 | 13 | 100 | 29 | 91 |
| Hit and Roll | 6 | 67 | 11 | 75 | 17 | 72 |
| Clearing | 13 | 87 | 23 | 84 | 36 | 85 |
| Double Take-out | 7 | 79 | 4 | 63 | 11 | 73 |
| Promotion Take-out | 5 | 70 | 4 | 69 | 9 | 69 |
| All Draws | 53 | 83 | 58 | 77 | 111 | 80 |
| All Take-outs | 47 | 80 | 55 | 83 | 102 | 82 |
| **Total** | **100** | **82** | **113** | **80** | **213** | **81** |
| Not considered | | | | | 1 | - |

### Team: GER - Germany

| Type | ↻ | % | ↺ | % | Total | % |
|---|---|---|---|---|---|---|
| Draw | 135 | 84 | 186 | 82 | 321 | 83 |
| Front | 24 | 93 | 47 | 86 | 71 | 88 |
| Guard | 32 | 95 | 33 | 89 | 65 | 92 |
| Raise | 28 | 79 | 27 | 56 | 55 | 68 |
| Wick / Soft Peeling | 3 | 83 | 1 | 100 | 4 | 88 |
| Freeze | 0 | - | 0 | - | 0 | - |
| Take-out | 55 | 75 | 62 | 83 | 117 | 79 |
| Hit and Roll | 32 | 73 | 38 | 73 | 70 | 73 |
| Clearing | 32 | 88 | 38 | 89 | 70 | 89 |
| Double Take-out | 30 | 76 | 22 | 77 | 52 | 76 |
| Promotion Take-out | 14 | 70 | 11 | 77 | 25 | 73 |
| All Draws | 222 | 86 | 294 | 81 | 516 | 83 |
| All Take-outs | 163 | 77 | 171 | 81 | 334 | 79 |
| **Total** | **385** | **82** | **465** | **81** | **850** | **82** |
| Not considered | | | | | 5 | - |

**Note:**
Position and function for each team member:
**4** = Fourth, **3** = Third, **2** = Second, **1** = Lead, **A** = Alternate, **S** = Skip, **V** = Vice-Skip

**Legend:**
↻ Clockwise ↺ Counter-clockwise



lgt.com NEW HOLLAND LE GRUYÈRE SWITZERLAND ZUG CURLIT Curling Information Technology Ltd.

# Cumulative Player Statistics by Team

## ITA - Italy

### RETORNAZ Joel — 4 S — Right-handed

| Type | ↻ | % | ↺ | % | Total | % |
|---|---|---|---|---|---|---|
| Draw | 46 | 91 | 37 | 79 | 83 | 86 |
| Front | 0 | - | 0 | - | 0 | - |
| Guard | 10 | 93 | 7 | 100 | 17 | 96 |
| Raise | 10 | 65 | 8 | 78 | 18 | 71 |
| Wick / Soft Peeling | 0 | - | 0 | - | 0 | - |
| Freeze | 0 | - | 0 | - | 0 | - |
| Take-out | 18 | 81 | 19 | 79 | 37 | 80 |
| Hit and Roll | 16 | 77 | 9 | 81 | 25 | 78 |
| Clearing | 9 | 92 | 4 | 100 | 13 | 94 |
| Double Take-out | 17 | 81 | 10 | 65 | 27 | 75 |
| Promotion Take-out | 9 | 44 | 4 | 31 | 13 | 40 |
| All Draws | 66 | 87 | 52 | 82 | 118 | 85 |
| All Take-outs | 69 | 76 | 46 | 74 | 115 | 75 |
| **Total** | **135** | **82** | **98** | **78** | **233** | **80** |
| Not considered | | | | | 1 | - |

### GONIN Simone — 1 V — Right-handed

| Type | ↻ | % | ↺ | % | Total | % |
|---|---|---|---|---|---|---|
| Draw | 70 | 89 | 34 | 88 | 104 | 88 |
| Front | 63 | 96 | 32 | 93 | 95 | 95 |
| Guard | 2 | 88 | 6 | 83 | 8 | 84 |
| Raise | 0 | - | 3 | 67 | 3 | 67 |
| Wick / Soft Peeling | 1 | 0 | 1 | 50 | 2 | 25 |
| Freeze | 0 | - | 0 | - | 0 | - |
| Take-out | 8 | 81 | 5 | 60 | 13 | 73 |
| Hit and Roll | 2 | 63 | 3 | 83 | 5 | 75 |
| Clearing | 0 | - | 0 | - | 0 | - |
| Double Take-out | 0 | - | 0 | - | 0 | - |
| Promotion Take-out | 0 | - | 0 | - | 0 | - |
| All Draws | 136 | 92 | 76 | 88 | 212 | 90 |
| All Take-outs | 10 | 78 | 8 | 69 | 18 | 74 |
| **Total** | **146** | **91** | **84** | **86** | **230** | **89** |
| Not considered | | | | | 2 | - |

### MOSANER Amos — 3 — Right-handed

| Type | ↻ | % | ↺ | % | Total | % |
|---|---|---|---|---|---|---|
| Draw | 26 | 78 | 25 | 69 | 51 | 74 |
| Front | 1 | 100 | 6 | 100 | 7 | 100 |
| Guard | 15 | 83 | 11 | 95 | 26 | 88 |
| Raise | 6 | 88 | 9 | 61 | 15 | 72 |
| Wick / Soft Peeling | 2 | 100 | 0 | - | 2 | 100 |
| Freeze | 0 | - | 0 | - | 0 | - |
| Take-out | 23 | 95 | 12 | 81 | 35 | 90 |
| Hit and Roll | 15 | 78 | 16 | 78 | 31 | 78 |
| Clearing | 17 | 94 | 17 | 84 | 34 | 89 |
| Double Take-out | 13 | 60 | 7 | 64 | 20 | 61 |
| Promotion Take-out | 5 | 70 | 9 | 39 | 14 | 50 |
| All Draws | 50 | 82 | 51 | 77 | 101 | 79 |
| All Take-outs | 73 | 83 | 61 | 73 | 134 | 79 |
| **Total** | **123** | **83** | **112** | **75** | **235** | **79** |
| Not considered | | | | | 0 | - |

### GIOVANELLA Mattia — A — Right-handed

| Type | ↻ | % | ↺ | % | Total | % |
|---|---|---|---|---|---|---|
| Draw | 0 | - | 0 | - | 0 | - |
| Front | 0 | - | 0 | - | 0 | - |
| Guard | 0 | - | 0 | - | 0 | - |
| Raise | 0 | - | 0 | - | 0 | - |
| Wick / Soft Peeling | 0 | - | 0 | - | 0 | - |
| Freeze | 0 | - | 0 | - | 0 | - |
| Take-out | 0 | - | 0 | - | 0 | - |
| Hit and Roll | 0 | - | 0 | - | 0 | - |
| Clearing | 0 | - | 0 | - | 0 | - |
| Double Take-out | 0 | - | 0 | - | 0 | - |
| Promotion Take-out | 0 | - | 0 | - | 0 | - |
| All Draws | 0 | - | 0 | - | 0 | - |
| All Take-outs | 0 | - | 0 | - | 0 | - |
| **Total** | **0** | **-** | **0** | **-** | **0** | **-** |
| Not considered | | | | | 0 | - |

### ARMAN Sebastiano — 2 — Right-handed

| Type | ↻ | % | ↺ | % | Total | % |
|---|---|---|---|---|---|---|
| Draw | 36 | 83 | 35 | 91 | 71 | 87 |
| Front | 1 | 100 | 5 | 100 | 6 | 100 |
| Guard | 11 | 98 | 11 | 95 | 22 | 97 |
| Raise | 10 | 80 | 3 | 67 | 13 | 77 |
| Wick / Soft Peeling | 0 | - | 1 | 75 | 1 | 75 |
| Freeze | 0 | - | 0 | - | 0 | - |
| Take-out | 16 | 72 | 19 | 83 | 35 | 78 |
| Hit and Roll | 10 | 83 | 11 | 80 | 21 | 81 |
| Clearing | 11 | 82 | 21 | 89 | 32 | 87 |
| Double Take-out | 10 | 85 | 17 | 71 | 27 | 76 |
| Promotion Take-out | 5 | 80 | 2 | 75 | 7 | 79 |
| All Draws | 58 | 86 | 55 | 91 | 113 | 88 |
| All Take-outs | 52 | 79 | 70 | 81 | 122 | 80 |
| **Total** | **110** | **83** | **125** | **86** | **235** | **84** |
| Not considered | | | | | 0 | - |

### Team: ITA - Italy

| Type | ↻ | % | ↺ | % | Total | % |
|---|---|---|---|---|---|---|
| Draw | 178 | 87 | 131 | 83 | 309 | 85 |
| Front | 65 | 96 | 43 | 95 | 108 | 96 |
| Guard | 38 | 90 | 35 | 94 | 73 | 92 |
| Raise | 26 | 76 | 23 | 68 | 49 | 72 |
| Wick / Soft Peeling | 3 | 67 | 2 | 63 | 5 | 65 |
| Freeze | 0 | - | 0 | - | 0 | - |
| Take-out | 65 | 83 | 55 | 79 | 120 | 81 |
| Hit and Roll | 43 | 78 | 39 | 79 | 82 | 79 |
| Clearing | 37 | 90 | 42 | 88 | 79 | 89 |
| Double Take-out | 40 | 75 | 34 | 68 | 74 | 72 |
| Promotion Take-out | 19 | 61 | 15 | 42 | 34 | 52 |
| All Draws | 310 | 88 | 234 | 85 | 544 | 87 |
| All Take-outs | 204 | 80 | 185 | 76 | 389 | 78 |
| **Total** | **514** | **85** | **419** | **81** | **933** | **83** |
| Not considered | | | | | 3 | - |

**Note:**
Position and function for each team member:
**4** = Fourth, **3** = Third, **2** = Second, **1** = Lead, **A** = Alternate, **S** = Skip, **V** = Vice-Skip

**Legend:**
↻ Clockwise ↺ Counter-clockwise



lgt.com NEW HOLLAND LE GRUYÈRE SWITZERLAND ZUG CURLIT Curling Information Technology Ltd.

# Cumulative Player Statistics by Team

## KOR - Korea

### KIM Soo-Hyuk — 4 S — Right-handed

| Type | ↻ | % | ↺ | % | Total | % |
|---|---|---|---|---|---|---|
| Draw | 39 | 74 | 30 | 71 | 69 | 72 |
| Front | 0 | - | 0 | - | 0 | - |
| Guard | 6 | 100 | 3 | 83 | 9 | 94 |
| Raise | 9 | 56 | 19 | 72 | 28 | 67 |
| Wick / Soft Peeling | 0 | - | 0 | - | 0 | - |
| Freeze | 0 | - | 1 | 100 | 1 | 100 |
| Take-out | 19 | 76 | 23 | 74 | 42 | 75 |
| Hit and Roll | 12 | 75 | 8 | 81 | 20 | 78 |
| Clearing | 5 | 100 | 6 | 92 | 11 | 95 |
| Double Take-out | 8 | 69 | 19 | 70 | 27 | 69 |
| Promotion Take-out | 7 | 32 | 6 | 63 | 13 | 46 |
| All Draws | 54 | 74 | 53 | 73 | 107 | 73 |
| All Take-outs | 51 | 71 | 62 | 74 | 113 | 73 |
| **Total** | **105** | **72** | **115** | **73** | **220** | **73** |
| Not considered | | | | | 2 | - |

### KIM Hak Kyun — 1 — Right-handed

| Type | ↻ | % | ↺ | % | Total | % |
|---|---|---|---|---|---|---|
| Draw | 61 | 80 | 51 | 85 | 112 | 82 |
| Front | 28 | 80 | 53 | 91 | 81 | 87 |
| Guard | 3 | 67 | 2 | 88 | 5 | 75 |
| Raise | 2 | 100 | 1 | 75 | 3 | 92 |
| Wick / Soft Peeling | 2 | 50 | 2 | 25 | 4 | 38 |
| Freeze | 0 | - | 0 | - | 0 | - |
| Take-out | 9 | 72 | 5 | 80 | 14 | 75 |
| Hit and Roll | 1 | 100 | 2 | 75 | 3 | 83 |
| Clearing | 1 | 100 | 0 | - | 1 | 100 |
| Double Take-out | 0 | - | 1 | 100 | 1 | 100 |
| Promotion Take-out | 0 | - | 0 | - | 0 | - |
| All Draws | 96 | 79 | 109 | 87 | 205 | 83 |
| All Take-outs | 11 | 77 | 8 | 81 | 19 | 79 |
| **Total** | **107** | **79** | **117** | **86** | **224** | **83** |
| Not considered | | | | | 0 | - |

### KIM Chang-Min — 3 V — Right-handed

| Type | ↻ | % | ↺ | % | Total | % |
|---|---|---|---|---|---|---|
| Draw | 28 | 87 | 36 | 76 | 64 | 81 |
| Front | 0 | - | 1 | 100 | 1 | 100 |
| Guard | 11 | 93 | 9 | 92 | 20 | 93 |
| Raise | 6 | 67 | 8 | 53 | 14 | 59 |
| Wick / Soft Peeling | 0 | - | 0 | - | 0 | - |
| Freeze | 0 | - | 0 | - | 0 | - |
| Take-out | 12 | 88 | 20 | 89 | 32 | 88 |
| Hit and Roll | 8 | 81 | 12 | 77 | 20 | 79 |
| Clearing | 9 | 86 | 12 | 81 | 21 | 83 |
| Double Take-out | 13 | 60 | 16 | 63 | 29 | 61 |
| Promotion Take-out | 10 | 48 | 13 | 63 | 23 | 57 |
| All Draws | 45 | 86 | 54 | 76 | 99 | 80 |
| All Take-outs | 52 | 72 | 73 | 75 | 125 | 74 |
| **Total** | **97** | **78** | **127** | **76** | **224** | **77** |
| Not considered | | | | | 0 | - |

### JEON Jae Ik — A — Right-handed

| Type | ↻ | % | ↺ | % | Total | % |
|---|---|---|---|---|---|---|
| Draw | 0 | - | 0 | - | 0 | - |
| Front | 0 | - | 0 | - | 0 | - |
| Guard | 0 | - | 0 | - | 0 | - |
| Raise | 0 | - | 0 | - | 0 | - |
| Wick / Soft Peeling | 0 | - | 0 | - | 0 | - |
| Freeze | 0 | - | 0 | - | 0 | - |
| Take-out | 0 | - | 0 | - | 0 | - |
| Hit and Roll | 0 | - | 0 | - | 0 | - |
| Clearing | 0 | - | 0 | - | 0 | - |
| Double Take-out | 0 | - | 0 | - | 0 | - |
| Promotion Take-out | 0 | - | 0 | - | 0 | - |
| All Draws | 0 | - | 0 | - | 0 | - |
| All Take-outs | 0 | - | 0 | - | 0 | - |
| **Total** | **0** | **-** | **0** | **-** | **0** | **-** |
| Not considered | | | | | 0 | - |

### SEONG Se Hyeon — 2 — Right-handed

| Type | ↻ | % | ↺ | % | Total | % |
|---|---|---|---|---|---|---|
| Draw | 38 | 86 | 36 | 68 | 74 | 77 |
| Front | 1 | 100 | 2 | 50 | 3 | 67 |
| Guard | 6 | 100 | 9 | 92 | 15 | 95 |
| Raise | 10 | 88 | 5 | 85 | 15 | 87 |
| Wick / Soft Peeling | 0 | - | 1 | 100 | 1 | 100 |
| Freeze | 0 | - | 0 | - | 0 | - |
| Take-out | 11 | 68 | 16 | 84 | 27 | 78 |
| Hit and Roll | 9 | 83 | 9 | 53 | 18 | 68 |
| Clearing | 17 | 81 | 18 | 86 | 35 | 84 |
| Double Take-out | 11 | 82 | 16 | 53 | 27 | 65 |
| Promotion Take-out | 3 | 75 | 6 | 79 | 9 | 78 |
| All Draws | 55 | 88 | 53 | 74 | 108 | 81 |
| All Take-outs | 51 | 78 | 65 | 72 | 116 | 75 |
| **Total** | **106** | **83** | **118** | **73** | **224** | **78** |
| Not considered | | | | | 0 | - |

### Team: KOR - Korea

| Type | ↻ | % | ↺ | % | Total | % |
|---|---|---|---|---|---|---|
| Draw | 166 | 81 | 153 | 76 | 319 | 79 |
| Front | 29 | 81 | 56 | 90 | 85 | 87 |
| Guard | 26 | 93 | 23 | 90 | 49 | 92 |
| Raise | 27 | 73 | 33 | 70 | 60 | 71 |
| Wick / Soft Peeling | 2 | 50 | 3 | 50 | 5 | 50 |
| Freeze | 0 | - | 1 | 100 | 1 | 100 |
| Take-out | 51 | 76 | 64 | 82 | 115 | 79 |
| Hit and Roll | 30 | 80 | 31 | 71 | 61 | 75 |
| Clearing | 32 | 86 | 36 | 85 | 68 | 86 |
| Double Take-out | 32 | 70 | 52 | 63 | 84 | 65 |
| Promotion Take-out | 20 | 46 | 25 | 67 | 45 | 58 |
| All Draws | 250 | 81 | 269 | 79 | 519 | 80 |
| All Take-outs | 165 | 74 | 208 | 74 | 373 | 74 |
| **Total** | **415** | **78** | **477** | **77** | **892** | **78** |
| Not considered | | | | | 2 | - |

**Note:**
Position and function for each team member:
**4** = Fourth, **3** = Third, **2** = Second, **1** = Lead, **A** = Alternate, **S** = Skip, **V** = Vice-Skip

**Legend:**
↻ Clockwise ↺ Counter-clockwise



lgt.com NEW HOLLAND LE GRUYÈRE SWITZERLAND ZUG CURLIT Curling Information Technology Ltd.

# Cumulative Player Statistics by Team

## NED - Netherlands

### GOESGENS Wouter — 4 S — Right-handed

| Type | ↻ | % | ↺ | % | Total | % |
|---|---|---|---|---|---|---|
| Draw | 43 | 77 | 43 | 78 | 86 | 78 |
| Front | 0 | - | 0 | - | 0 | - |
| Guard | 6 | 96 | 4 | 88 | 10 | 93 |
| Raise | 5 | 70 | 14 | 34 | 19 | 43 |
| Wick / Soft Peeling | 0 | - | 1 | 100 | 1 | 100 |
| Freeze | 0 | - | 1 | 50 | 1 | 50 |
| Take-out | 20 | 73 | 22 | 92 | 42 | 83 |
| Hit and Roll | 10 | 73 | 13 | 69 | 23 | 71 |
| Clearing | 4 | 100 | 3 | 58 | 7 | 82 |
| Double Take-out | 9 | 53 | 16 | 50 | 25 | 51 |
| Promotion Take-out | 8 | 41 | 4 | 81 | 12 | 54 |
| All Draws | 54 | 78 | 63 | 69 | 117 | 73 |
| All Take-outs | 51 | 66 | 58 | 73 | 109 | 70 |
| **Total** | **105** | **72** | **121** | **71** | **226** | **72** |
| Not considered | | | | | 2 | - |

### GLASBERGEN Carlo — 1 — Right-handed

| Type | ↻ | % | ↺ | % | Total | % |
|---|---|---|---|---|---|---|
| Draw | 19 | 92 | 36 | 84 | 55 | 87 |
| Front | 46 | 96 | 63 | 82 | 109 | 88 |
| Guard | 4 | 94 | 5 | 80 | 9 | 86 |
| Raise | 1 | 50 | 0 | - | 1 | 50 |
| Wick / Soft Peeling | 0 | - | 3 | 33 | 3 | 33 |
| Freeze | 0 | - | 0 | - | 0 | - |
| Take-out | 2 | 50 | 3 | 100 | 5 | 80 |
| Hit and Roll | 2 | 75 | 4 | 81 | 6 | 79 |
| Clearing | 0 | - | 0 | - | 0 | - |
| Double Take-out | 0 | - | 2 | 50 | 2 | 50 |
| Promotion Take-out | 0 | - | 0 | - | 0 | - |
| All Draws | 70 | 94 | 107 | 81 | 177 | 86 |
| All Take-outs | 4 | 63 | 9 | 81 | 13 | 75 |
| **Total** | **74** | **92** | **116** | **81** | **190** | **86** |
| Not considered | | | | | 0 | - |

### VAN DORP Jaap — 3 V — Right-handed

| Type | ↻ | % | ↺ | % | Total | % |
|---|---|---|---|---|---|---|
| Draw | 22 | 86 | 33 | 73 | 55 | 79 |
| Front | 4 | 100 | 0 | - | 4 | 100 |
| Guard | 13 | 90 | 15 | 93 | 28 | 92 |
| Raise | 8 | 69 | 4 | 13 | 12 | 50 |
| Wick / Soft Peeling | 0 | - | 0 | - | 0 | - |
| Freeze | 0 | - | 0 | - | 0 | - |
| Take-out | 20 | 78 | 17 | 81 | 37 | 79 |
| Hit and Roll | 18 | 82 | 5 | 75 | 23 | 80 |
| Clearing | 8 | 69 | 7 | 71 | 15 | 70 |
| Double Take-out | 11 | 61 | 15 | 70 | 26 | 66 |
| Promotion Take-out | 5 | 50 | 7 | 54 | 12 | 52 |
| All Draws | 47 | 86 | 52 | 75 | 99 | 80 |
| All Take-outs | 62 | 73 | 51 | 72 | 113 | 72 |
| **Total** | **109** | **78** | **103** | **73** | **212** | **76** |
| Not considered | | | | | 0 | - |

### VAN DEN HURK Tobias — A — Right-handed

| Type | ↻ | % | ↺ | % | Total | % |
|---|---|---|---|---|---|---|
| Draw | 12 | 90 | 16 | 77 | 28 | 82 |
| Front | 11 | 77 | 9 | 94 | 20 | 85 |
| Guard | 2 | 75 | 5 | 85 | 7 | 82 |
| Raise | 0 | - | 1 | 100 | 1 | 100 |
| Wick / Soft Peeling | 0 | - | 0 | - | 0 | - |
| Freeze | 0 | - | 0 | - | 0 | - |
| Take-out | 0 | - | 7 | 50 | 7 | 50 |
| Hit and Roll | 0 | - | 1 | 100 | 1 | 100 |
| Clearing | 3 | 67 | 2 | 63 | 5 | 65 |
| Double Take-out | 1 | 50 | 2 | 50 | 3 | 50 |
| Promotion Take-out | 0 | - | 0 | - | 0 | - |
| All Draws | 25 | 83 | 31 | 84 | 56 | 83 |
| All Take-outs | 4 | 63 | 12 | 56 | 16 | 58 |
| **Total** | **29** | **80** | **43** | **76** | **72** | **78** |
| Not considered | | | | | 0 | - |

### HOEKMAN Laurens — 2 — Right-handed

| Type | ↻ | % | ↺ | % | Total | % |
|---|---|---|---|---|---|---|
| Draw | 34 | 74 | 36 | 76 | 70 | 75 |
| Front | 3 | 100 | 5 | 90 | 8 | 94 |
| Guard | 13 | 83 | 9 | 92 | 22 | 86 |
| Raise | 6 | 58 | 5 | 75 | 11 | 66 |
| Wick / Soft Peeling | 1 | 50 | 1 | 25 | 2 | 38 |
| Freeze | 0 | - | 0 | - | 0 | - |
| Take-out | 13 | 71 | 11 | 82 | 24 | 76 |
| Hit and Roll | 9 | 78 | 15 | 73 | 24 | 75 |
| Clearing | 8 | 94 | 15 | 88 | 23 | 90 |
| Double Take-out | 7 | 64 | 11 | 82 | 18 | 75 |
| Promotion Take-out | 3 | 92 | 5 | 40 | 8 | 59 |
| All Draws | 57 | 75 | 56 | 79 | 113 | 77 |
| All Take-outs | 40 | 78 | 57 | 78 | 97 | 78 |
| **Total** | **97** | **76** | **113** | **78** | **210** | **77** |
| Not considered | | | | | 0 | - |

### Team: NED - Netherlands

| Type | ↻ | % | ↺ | % | Total | % |
|---|---|---|---|---|---|---|
| Draw | 130 | 81 | 164 | 78 | 294 | 79 |
| Front | 64 | 93 | 77 | 84 | 141 | 88 |
| Guard | 38 | 88 | 38 | 89 | 76 | 89 |
| Raise | 20 | 65 | 24 | 42 | 44 | 52 |
| Wick / Soft Peeling | 1 | 50 | 5 | 45 | 6 | 46 |
| Freeze | 0 | - | 1 | 50 | 1 | 50 |
| Take-out | 55 | 73 | 60 | 83 | 115 | 78 |
| Hit and Roll | 39 | 78 | 38 | 74 | 77 | 76 |
| Clearing | 23 | 83 | 27 | 79 | 50 | 81 |
| Double Take-out | 28 | 59 | 46 | 64 | 74 | 62 |
| Promotion Take-out | 16 | 53 | 16 | 56 | 32 | 55 |
| All Draws | 253 | 84 | 309 | 78 | 562 | 80 |
| All Take-outs | 161 | 71 | 187 | 73 | 348 | 72 |
| **Total** | **414** | **79** | **496** | **76** | **910** | **77** |
| Not considered | | | | | 2 | - |

**Note:**
Position and function for each team member:
**4** = Fourth, **3** = Third, **2** = Second, **1** = Lead, **A** = Alternate, **S** = Skip, **V** = Vice-Skip

**Legend:**
↻ Clockwise ↺ Counter-clockwise



lgt.com NEW HOLLAND LE GRUYÈRE SWITZERLAND ZUG CURLIT Curling Information Technology Ltd.

# Cumulative Player Statistics by Team

## NOR - Norway

### RAMSFJELL Magnus — 4 S — Right-handed

| Type | ↻ | % | ↺ | % | Total | % |
|---|---|---|---|---|---|---|
| Draw | 63 | 79 | 31 | 79 | 94 | 79 |
| Front | 0 | - | 0 | - | 0 | - |
| Guard | 12 | 96 | 5 | 85 | 17 | 93 |
| Raise | 6 | 46 | 5 | 55 | 11 | 50 |
| Wick / Soft Peeling | 1 | 100 | 2 | 50 | 3 | 67 |
| Freeze | 0 | - | 0 | - | 0 | - |
| Take-out | 23 | 87 | 16 | 81 | 39 | 85 |
| Hit and Roll | 10 | 70 | 8 | 66 | 18 | 68 |
| Clearing | 8 | 100 | 7 | 50 | 15 | 77 |
| Double Take-out | 9 | 69 | 9 | 67 | 18 | 68 |
| Promotion Take-out | 7 | 50 | 5 | 30 | 12 | 42 |
| All Draws | 82 | 80 | 43 | 76 | 125 | 78 |
| All Take-outs | 57 | 79 | 45 | 65 | 102 | 73 |
| **Total** | **139** | **79** | **88** | **70** | **227** | **76** |
| Not considered | | | | | 1 | - |

### NEPSTAD Gaute — 1 V — Right-handed

| Type | ↻ | % | ↺ | % | Total | % |
|---|---|---|---|---|---|---|
| Draw | 76 | 89 | 22 | 84 | 98 | 88 |
| Front | 50 | 82 | 28 | 84 | 78 | 82 |
| Guard | 12 | 75 | 0 | - | 12 | 75 |
| Raise | 1 | 100 | 5 | 35 | 6 | 46 |
| Wick / Soft Peeling | 4 | 0 | 2 | 0 | 6 | 0 |
| Freeze | 0 | - | 0 | - | 0 | - |
| Take-out | 16 | 69 | 8 | 88 | 24 | 75 |
| Hit and Roll | 3 | 92 | 2 | 63 | 5 | 80 |
| Clearing | 0 | - | 0 | - | 0 | - |
| Double Take-out | 0 | - | 0 | - | 0 | - |
| Promotion Take-out | 0 | - | 0 | - | 0 | - |
| All Draws | 143 | 83 | 57 | 77 | 200 | 81 |
| All Take-outs | 19 | 72 | 10 | 83 | 29 | 76 |
| **Total** | **162** | **82** | **67** | **78** | **229** | **81** |
| Not considered | | | | | 3 | - |

### SESAKER Martin — 3 — Right-handed

| Type | ↻ | % | ↺ | % | Total | % |
|---|---|---|---|---|---|---|
| Draw | 32 | 83 | 29 | 67 | 61 | 75 |
| Front | 4 | 100 | 0 | - | 4 | 100 |
| Guard | 20 | 93 | 11 | 95 | 31 | 94 |
| Raise | 5 | 90 | 7 | 100 | 12 | 96 |
| Wick / Soft Peeling | 0 | - | 1 | 100 | 1 | 100 |
| Freeze | 0 | - | 0 | - | 0 | - |
| Take-out | 20 | 68 | 26 | 87 | 46 | 78 |
| Hit and Roll | 11 | 77 | 9 | 72 | 20 | 75 |
| Clearing | 7 | 79 | 18 | 88 | 25 | 85 |
| Double Take-out | 11 | 91 | 10 | 75 | 21 | 83 |
| Promotion Take-out | 4 | 69 | 7 | 57 | 11 | 61 |
| All Draws | 61 | 88 | 48 | 79 | 109 | 84 |
| All Take-outs | 53 | 76 | 70 | 80 | 123 | 78 |
| **Total** | **114** | **82** | **118** | **80** | **232** | **81** |
| Not considered | | | | | 0 | - |

### BRAENDEN Mathias — A — Right-handed

| Type | ↻ | % | ↺ | % | Total | % |
|---|---|---|---|---|---|---|
| Draw | 0 | - | 0 | - | 0 | - |
| Front | 0 | - | 0 | - | 0 | - |
| Guard | 0 | - | 0 | - | 0 | - |
| Raise | 0 | - | 0 | - | 0 | - |
| Wick / Soft Peeling | 0 | - | 0 | - | 0 | - |
| Freeze | 0 | - | 0 | - | 0 | - |
| Take-out | 0 | - | 0 | - | 0 | - |
| Hit and Roll | 0 | - | 0 | - | 0 | - |
| Clearing | 0 | - | 0 | - | 0 | - |
| Double Take-out | 0 | - | 0 | - | 0 | - |
| Promotion Take-out | 0 | - | 0 | - | 0 | - |
| All Draws | 0 | - | 0 | - | 0 | - |
| All Take-outs | 0 | - | 0 | - | 0 | - |
| **Total** | **0** | **-** | **0** | **-** | **0** | **-** |
| Not considered | | | | | 0 | - |

### RAMSFJELL Bendik — 2 — Right-handed

| Type | ↻ | % | ↺ | % | Total | % |
|---|---|---|---|---|---|---|
| Draw | 27 | 84 | 34 | 74 | 61 | 78 |
| Front | 8 | 94 | 5 | 100 | 13 | 96 |
| Guard | 12 | 96 | 5 | 95 | 17 | 96 |
| Raise | 10 | 65 | 7 | 79 | 17 | 71 |
| Wick / Soft Peeling | 2 | 75 | 3 | 33 | 5 | 50 |
| Freeze | 0 | - | 0 | - | 0 | - |
| Take-out | 27 | 81 | 20 | 91 | 47 | 85 |
| Hit and Roll | 9 | 89 | 9 | 78 | 18 | 83 |
| Clearing | 13 | 98 | 16 | 84 | 29 | 91 |
| Double Take-out | 5 | 70 | 10 | 88 | 15 | 82 |
| Promotion Take-out | 4 | 75 | 6 | 71 | 10 | 73 |
| All Draws | 59 | 84 | 54 | 76 | 113 | 81 |
| All Take-outs | 58 | 84 | 61 | 85 | 119 | 85 |
| **Total** | **117** | **84** | **115** | **81** | **232** | **83** |
| Not considered | | | | | 0 | - |

### Team: NOR - Norway

| Type | ↻ | % | ↺ | % | Total | % |
|---|---|---|---|---|---|---|
| Draw | 198 | 84 | 116 | 75 | 314 | 81 |
| Front | 62 | 84 | 33 | 86 | 95 | 85 |
| Guard | 56 | 90 | 21 | 93 | 77 | 91 |
| Raise | 22 | 67 | 24 | 71 | 46 | 69 |
| Wick / Soft Peeling | 7 | 36 | 8 | 38 | 15 | 37 |
| Freeze | 0 | - | 0 | - | 0 | - |
| Take-out | 86 | 77 | 70 | 87 | 156 | 81 |
| Hit and Roll | 33 | 80 | 28 | 71 | 61 | 76 |
| Clearing | 28 | 94 | 41 | 80 | 69 | 86 |
| Double Take-out | 25 | 79 | 29 | 77 | 54 | 78 |
| Promotion Take-out | 15 | 62 | 18 | 54 | 33 | 58 |
| All Draws | 345 | 83 | 202 | 77 | 547 | 81 |
| All Take-outs | 187 | 79 | 186 | 78 | 373 | 79 |
| **Total** | **532** | **82** | **388** | **78** | **920** | **80** |
| Not considered | | | | | 4 | - |

**Note:**
Position and function for each team member:
**4** = Fourth, **3** = Third, **2** = Second, **1** = Lead, **A** = Alternate, **S** = Skip, **V** = Vice-Skip

**Legend:**
↻ Clockwise ↺ Counter-clockwise



lgt.com NEW HOLLAND LE GRUYÈRE SWITZERLAND ZUG CURLIT Curling Information Technology Ltd.

# Cumulative Player Statistics by Team

## SCO - Scotland

### PATERSON Ross — 4 V — Right-handed

| Type | ↻ | % | ↺ | % | Total | % |
|---|---|---|---|---|---|---|
| Draw | 28 | 72 | 58 | 86 | 86 | 81 |
| Front | 0 | - | 0 | - | 0 | - |
| Guard | 0 | - | 5 | 85 | 5 | 85 |
| Raise | 6 | 67 | 8 | 50 | 14 | 57 |
| Wick / Soft Peeling | 1 | 100 | 0 | - | 1 | 100 |
| Freeze | 0 | - | 1 | 75 | 1 | 75 |
| Take-out | 9 | 94 | 38 | 86 | 47 | 88 |
| Hit and Roll | 7 | 64 | 14 | 70 | 21 | 68 |
| Clearing | 2 | 75 | 10 | 80 | 12 | 79 |
| Double Take-out | 5 | 80 | 15 | 65 | 20 | 69 |
| Promotion Take-out | 4 | 63 | 18 | 57 | 22 | 58 |
| All Draws | 35 | 72 | 72 | 82 | 107 | 79 |
| All Take-outs | 27 | 78 | 95 | 74 | 122 | 75 |
| **Total** | **62** | **75** | **167** | **77** | **229** | **77** |
| Not considered | | | | | 1 | - |

### WADDELL Craig — 1 — Right-handed

| Type | ↻ | % | ↺ | % | Total | % |
|---|---|---|---|---|---|---|
| Draw | 12 | 94 | 102 | 90 | 114 | 91 |
| Front | 7 | 100 | 70 | 88 | 77 | 89 |
| Guard | 1 | 50 | 12 | 88 | 13 | 85 |
| Raise | 1 | 50 | 3 | 67 | 4 | 63 |
| Wick / Soft Peeling | 1 | 100 | 3 | 0 | 4 | 25 |
| Freeze | 0 | - | 0 | - | 0 | - |
| Take-out | 1 | 100 | 13 | 98 | 14 | 98 |
| Hit and Roll | 0 | - | 4 | 88 | 4 | 88 |
| Clearing | 1 | 0 | 0 | - | 1 | 0 |
| Double Take-out | 1 | 100 | 0 | - | 1 | 100 |
| Promotion Take-out | 0 | - | 0 | - | 0 | - |
| All Draws | 22 | 92 | 190 | 87 | 212 | 88 |
| All Take-outs | 3 | 67 | 17 | 96 | 20 | 91 |
| **Total** | **25** | **89** | **207** | **88** | **232** | **88** |
| Not considered | | | | | 0 | - |

### WADDELL Kyle — 3 S — Right-handed

| Type | ↻ | % | ↺ | % | Total | % |
|---|---|---|---|---|---|---|
| Draw | 21 | 88 | 35 | 89 | 56 | 89 |
| Front | 0 | - | 2 | 50 | 2 | 50 |
| Guard | 3 | 92 | 15 | 95 | 18 | 94 |
| Raise | 0 | - | 6 | 79 | 6 | 79 |
| Wick / Soft Peeling | 0 | - | 1 | 100 | 1 | 100 |
| Freeze | 0 | - | 0 | - | 0 | - |
| Take-out | 11 | 93 | 33 | 91 | 44 | 91 |
| Hit and Roll | 10 | 65 | 20 | 85 | 30 | 78 |
| Clearing | 7 | 100 | 21 | 90 | 28 | 93 |
| Double Take-out | 15 | 72 | 10 | 78 | 25 | 74 |
| Promotion Take-out | 10 | 70 | 12 | 56 | 22 | 63 |
| All Draws | 24 | 89 | 59 | 89 | 83 | 89 |
| All Take-outs | 53 | 78 | 96 | 84 | 149 | 82 |
| **Total** | **77** | **81** | **155** | **86** | **232** | **84** |
| Not considered | | | | | 0 | - |

### KYLE Euan — A — Left-handed

| Type | ↻ | % | ↺ | % | Total | % |
|---|---|---|---|---|---|---|
| Draw | 0 | - | 0 | - | 0 | - |
| Front | 0 | - | 0 | - | 0 | - |
| Guard | 0 | - | 0 | - | 0 | - |
| Raise | 0 | - | 0 | - | 0 | - |
| Wick / Soft Peeling | 0 | - | 0 | - | 0 | - |
| Freeze | 0 | - | 0 | - | 0 | - |
| Take-out | 0 | - | 0 | - | 0 | - |
| Hit and Roll | 0 | - | 0 | - | 0 | - |
| Clearing | 0 | - | 0 | - | 0 | - |
| Double Take-out | 0 | - | 0 | - | 0 | - |
| Promotion Take-out | 0 | - | 0 | - | 0 | - |
| All Draws | 0 | - | 0 | - | 0 | - |
| All Take-outs | 0 | - | 0 | - | 0 | - |
| **Total** | **0** | **-** | **0** | **-** | **0** | **-** |
| Not considered | | | | | 0 | - |

### MENZIES Duncan — 2 — Right-handed

| Type | ↻ | % | ↺ | % | Total | % |
|---|---|---|---|---|---|---|
| Draw | 11 | 84 | 52 | 88 | 63 | 87 |
| Front | 0 | - | 6 | 100 | 6 | 100 |
| Guard | 2 | 100 | 17 | 91 | 19 | 92 |
| Raise | 5 | 60 | 4 | 56 | 9 | 58 |
| Wick / Soft Peeling | 0 | - | 0 | - | 0 | - |
| Freeze | 0 | - | 0 | - | 0 | - |
| Take-out | 11 | 86 | 25 | 82 | 36 | 83 |
| Hit and Roll | 7 | 75 | 17 | 71 | 24 | 72 |
| Clearing | 12 | 96 | 27 | 96 | 39 | 96 |
| Double Take-out | 15 | 78 | 13 | 71 | 28 | 75 |
| Promotion Take-out | 2 | 75 | 6 | 79 | 8 | 78 |
| All Draws | 18 | 79 | 79 | 88 | 97 | 86 |
| All Take-outs | 47 | 84 | 88 | 82 | 135 | 83 |
| **Total** | **65** | **83** | **167** | **85** | **232** | **84** |
| Not considered | | | | | 0 | - |

### Team: SCO - Scotland

| Type | ↻ | % | ↺ | % | Total | % |
|---|---|---|---|---|---|---|
| Draw | 72 | 82 | 247 | 89 | 319 | 87 |
| Front | 7 | 100 | 78 | 88 | 85 | 89 |
| Guard | 6 | 88 | 49 | 91 | 55 | 90 |
| Raise | 12 | 63 | 21 | 62 | 33 | 62 |
| Wick / Soft Peeling | 2 | 100 | 4 | 25 | 6 | 50 |
| Freeze | 0 | - | 1 | 75 | 1 | 75 |
| Take-out | 32 | 91 | 109 | 88 | 141 | 89 |
| Hit and Roll | 24 | 68 | 55 | 77 | 79 | 74 |
| Clearing | 22 | 91 | 58 | 91 | 80 | 91 |
| Double Take-out | 36 | 76 | 38 | 70 | 74 | 73 |
| Promotion Take-out | 16 | 69 | 36 | 60 | 52 | 63 |
| All Draws | 99 | 82 | 400 | 87 | 499 | 86 |
| All Take-outs | 130 | 80 | 296 | 81 | 426 | 81 |
| **Total** | **229** | **81** | **696** | **84** | **925** | **83** |
| Not considered | | | | | 1 | - |

**Note:**
Position and function for each team member:
**4** = Fourth, **3** = Third, **2** = Second, **1** = Lead, **A** = Alternate, **S** = Skip, **V** = Vice-Skip

**Legend:**
↻ Clockwise ↺ Counter-clockwise



lgt.com NEW HOLLAND LE GRUYÈRE SWITZERLAND ZUG CURLIT Curling Information Technology Ltd.

# Cumulative Player Statistics by Team

## SUI - Switzerland

### SCHWALLER Yannick — 4 S — Right-handed

| Type | ↻ | % | ↺ | % | Total | % |
|---|---|---|---|---|---|---|
| Draw | 44 | 77 | 27 | 60 | 71 | 71 |
| Front | 0 | - | 0 | - | 0 | - |
| Guard | 13 | 90 | 5 | 100 | 18 | 93 |
| Raise | 6 | 79 | 6 | 79 | 12 | 79 |
| Wick / Soft Peeling | 0 | - | 1 | 75 | 1 | 75 |
| Freeze | 1 | 0 | 0 | - | 1 | 0 |
| Take-out | 21 | 83 | 25 | 92 | 46 | 88 |
| Hit and Roll | 4 | 56 | 7 | 54 | 11 | 55 |
| Clearing | 7 | 86 | 8 | 100 | 15 | 93 |
| Double Take-out | 8 | 63 | 10 | 75 | 18 | 69 |
| Promotion Take-out | 6 | 42 | 11 | 59 | 17 | 53 |
| All Draws | 64 | 79 | 39 | 69 | 103 | 75 |
| All Take-outs | 46 | 72 | 61 | 80 | 107 | 77 |
| **Total** | **110** | **76** | **100** | **76** | **210** | **76** |
| Not considered | | | | | 3 | - |

### KAEUFELER Marcel — 1 — Right-handed

| Type | ↻ | % | ↺ | % | Total | % |
|---|---|---|---|---|---|---|
| Draw | 66 | 85 | 6 | 63 | 72 | 83 |
| Front | 60 | 91 | 9 | 100 | 69 | 92 |
| Guard | 7 | 82 | 0 | - | 7 | 82 |
| Raise | 3 | 75 | 4 | 63 | 7 | 68 |
| Wick / Soft Peeling | 3 | 17 | 1 | 0 | 4 | 13 |
| Freeze | 0 | - | 0 | - | 0 | - |
| Take-out | 8 | 81 | 4 | 50 | 12 | 71 |
| Hit and Roll | 2 | 50 | 0 | - | 2 | 50 |
| Clearing | 1 | 100 | 0 | - | 1 | 100 |
| Double Take-out | 0 | - | 0 | - | 0 | - |
| Promotion Take-out | 0 | - | 0 | - | 0 | - |
| All Draws | 139 | 86 | 20 | 76 | 159 | 85 |
| All Take-outs | 11 | 77 | 4 | 50 | 15 | 70 |
| **Total** | **150** | **85** | **24** | **72** | **174** | **83** |
| Not considered | | | | | 0 | - |

### BRUNNER Michael — 3 V — Right-handed

| Type | ↻ | % | ↺ | % | Total | % |
|---|---|---|---|---|---|---|
| Draw | 44 | 72 | 20 | 79 | 64 | 74 |
| Front | 1 | 100 | 0 | - | 1 | 100 |
| Guard | 18 | 89 | 10 | 100 | 28 | 93 |
| Raise | 7 | 82 | 6 | 58 | 13 | 71 |
| Wick / Soft Peeling | 0 | - | 0 | - | 0 | - |
| Freeze | 0 | - | 0 | - | 0 | - |
| Take-out | 20 | 66 | 17 | 87 | 37 | 76 |
| Hit and Roll | 10 | 70 | 11 | 86 | 21 | 79 |
| Clearing | 8 | 100 | 9 | 92 | 17 | 96 |
| Double Take-out | 12 | 58 | 9 | 81 | 21 | 68 |
| Promotion Take-out | 5 | 85 | 7 | 68 | 12 | 75 |
| All Draws | 70 | 78 | 36 | 81 | 106 | 79 |
| All Take-outs | 55 | 72 | 53 | 84 | 108 | 78 |
| **Total** | **125** | **75** | **89** | **83** | **214** | **78** |
| Not considered | | | | | 0 | - |

### GLOOR Simon — A — Right-handed

| Type | ↻ | % | ↺ | % | Total | % |
|---|---|---|---|---|---|---|
| Draw | 13 | 88 | 1 | 100 | 14 | 89 |
| Front | 18 | 92 | 4 | 100 | 22 | 93 |
| Guard | 2 | 88 | 0 | - | 2 | 88 |
| Raise | 0 | - | 0 | - | 0 | - |
| Wick / Soft Peeling | 0 | - | 0 | - | 0 | - |
| Freeze | 0 | - | 0 | - | 0 | - |
| Take-out | 0 | - | 1 | 100 | 1 | 100 |
| Hit and Roll | 1 | 100 | 0 | - | 1 | 100 |
| Clearing | 0 | - | 0 | - | 0 | - |
| Double Take-out | 0 | - | 0 | - | 0 | - |
| Promotion Take-out | 0 | - | 0 | - | 0 | - |
| All Draws | 33 | 90 | 5 | 100 | 38 | 91 |
| All Take-outs | 1 | 100 | 1 | 100 | 2 | 100 |
| **Total** | **34** | **90** | **6** | **100** | **40** | **92** |
| Not considered | | | | | 0 | - |

### MEIER Romano — 2 — Right-handed

| Type | ↻ | % | ↺ | % | Total | % |
|---|---|---|---|---|---|---|
| Draw | 41 | 86 | 25 | 80 | 66 | 84 |
| Front | 2 | 100 | 0 | - | 2 | 100 |
| Guard | 15 | 88 | 4 | 88 | 19 | 88 |
| Raise | 6 | 71 | 3 | 92 | 9 | 78 |
| Wick / Soft Peeling | 1 | 50 | 2 | 38 | 3 | 42 |
| Freeze | 1 | 100 | 0 | - | 1 | 100 |
| Take-out | 12 | 88 | 13 | 88 | 25 | 88 |
| Hit and Roll | 8 | 78 | 8 | 78 | 16 | 78 |
| Clearing | 13 | 100 | 16 | 91 | 29 | 95 |
| Double Take-out | 20 | 85 | 15 | 73 | 35 | 80 |
| Promotion Take-out | 6 | 42 | 3 | 83 | 9 | 56 |
| All Draws | 66 | 85 | 34 | 79 | 100 | 83 |
| All Take-outs | 59 | 83 | 55 | 83 | 114 | 83 |
| **Total** | **125** | **84** | **89** | **82** | **214** | **83** |
| Not considered | | | | | 0 | - |

### Team: SUI - Switzerland

| Type | ↻ | % | ↺ | % | Total | % |
|---|---|---|---|---|---|---|
| Draw | 208 | 81 | 79 | 72 | 287 | 78 |
| Front | 81 | 92 | 13 | 100 | 94 | 93 |
| Guard | 55 | 88 | 19 | 97 | 74 | 91 |
| Raise | 22 | 77 | 19 | 71 | 41 | 74 |
| Wick / Soft Peeling | 4 | 25 | 4 | 38 | 8 | 31 |
| Freeze | 2 | 50 | 0 | - | 2 | 50 |
| Take-out | 61 | 78 | 60 | 87 | 121 | 83 |
| Hit and Roll | 25 | 70 | 26 | 75 | 51 | 73 |
| Clearing | 29 | 97 | 33 | 93 | 62 | 95 |
| Double Take-out | 40 | 73 | 34 | 76 | 74 | 74 |
| Promotion Take-out | 17 | 54 | 21 | 65 | 38 | 61 |
| All Draws | 372 | 83 | 134 | 77 | 506 | 82 |
| All Take-outs | 172 | 76 | 174 | 82 | 346 | 79 |
| **Total** | **544** | **81** | **308** | **80** | **852** | **81** |
| Not considered | | | | | 3 | - |

**Note:**
Position and function for each team member:
**4** = Fourth, **3** = Third, **2** = Second, **1** = Lead, **A** = Alternate, **S** = Skip, **V** = Vice-Skip

**Legend:**
↻ Clockwise ↺ Counter-clockwise



lgt.com NEW HOLLAND LE GRUYÈRE SWITZERLAND ZUG CURLIT Curling Information Technology Ltd.

# Cumulative Player Statistics by Team

## SWE - Sweden

### EDIN Niklas — 4 S — Right-handed

| Type | ↻ | % | ↺ | % | Total | % |
|---|---|---|---|---|---|---|
| Draw | 26 | 80 | 52 | 89 | 78 | 86 |
| Front | 0 | - | 0 | - | 0 | - |
| Guard | 7 | 89 | 6 | 83 | 13 | 87 |
| Raise | 6 | 63 | 3 | 42 | 9 | 56 |
| Wick / Soft Peeling | 0 | - | 0 | - | 0 | - |
| Freeze | 0 | - | 0 | - | 0 | - |
| Take-out | 19 | 88 | 24 | 94 | 43 | 91 |
| Hit and Roll | 10 | 78 | 9 | 72 | 19 | 75 |
| Clearing | 9 | 94 | 8 | 100 | 17 | 97 |
| Double Take-out | 12 | 71 | 12 | 65 | 24 | 68 |
| Promotion Take-out | 7 | 46 | 5 | 80 | 12 | 60 |
| All Draws | 39 | 79 | 61 | 86 | 100 | 84 |
| All Take-outs | 57 | 79 | 58 | 84 | 115 | 81 |
| **Total** | **96** | **79** | **119** | **85** | **215** | **82** |
| Not considered | | | | | 1 | - |

### SUNDGREN Christoffer — 1 — Right-handed

| Type | ↻ | % | ↺ | % | Total | % |
|---|---|---|---|---|---|---|
| Draw | 28 | 90 | 61 | 95 | 89 | 94 |
| Front | 17 | 91 | 27 | 94 | 44 | 93 |
| Guard | 1 | 75 | 6 | 83 | 7 | 82 |
| Raise | 1 | 100 | 1 | 50 | 2 | 75 |
| Wick / Soft Peeling | 1 | 100 | 0 | - | 1 | 100 |
| Freeze | 0 | - | 0 | - | 0 | - |
| Take-out | 9 | 94 | 3 | 100 | 12 | 96 |
| Hit and Roll | 1 | 0 | 0 | - | 1 | 0 |
| Clearing | 1 | 100 | 0 | - | 1 | 100 |
| Double Take-out | 0 | - | 1 | 100 | 1 | 100 |
| Promotion Take-out | 0 | - | 0 | - | 0 | - |
| All Draws | 48 | 91 | 95 | 93 | 143 | 92 |
| All Take-outs | 11 | 86 | 4 | 100 | 15 | 90 |
| **Total** | **59** | **90** | **99** | **94** | **158** | **92** |
| Not considered | | | | | 2 | - |

### ERIKSSON Oskar — 3 V — Left-handed

| Type | ↻ | % | ↺ | % | Total | % |
|---|---|---|---|---|---|---|
| Draw | 27 | 85 | 27 | 83 | 54 | 84 |
| Front | 1 | 100 | 0 | - | 1 | 100 |
| Guard | 6 | 83 | 12 | 92 | 18 | 89 |
| Raise | 3 | 83 | 8 | 72 | 11 | 75 |
| Wick / Soft Peeling | 0 | - | 0 | - | 0 | - |
| Freeze | 0 | - | 0 | - | 0 | - |
| Take-out | 22 | 88 | 18 | 90 | 40 | 89 |
| Hit and Roll | 8 | 78 | 9 | 50 | 17 | 63 |
| Clearing | 20 | 98 | 10 | 100 | 30 | 98 |
| Double Take-out | 16 | 81 | 17 | 72 | 33 | 77 |
| Promotion Take-out | 4 | 69 | 7 | 75 | 11 | 73 |
| All Draws | 37 | 85 | 47 | 84 | 84 | 84 |
| All Take-outs | 70 | 87 | 61 | 79 | 131 | 83 |
| **Total** | **107** | **86** | **108** | **81** | **215** | **84** |
| Not considered | | | | | 1 | - |

### MAGNUSSON Daniel — A — Right-handed

| Type | ↻ | % | ↺ | % | Total | % |
|---|---|---|---|---|---|---|
| Draw | 8 | 91 | 27 | 81 | 35 | 83 |
| Front | 5 | 90 | 13 | 81 | 18 | 83 |
| Guard | 1 | 100 | 0 | - | 1 | 100 |
| Raise | 0 | - | 0 | - | 0 | - |
| Wick / Soft Peeling | 0 | - | 0 | - | 0 | - |
| Freeze | 0 | - | 0 | - | 0 | - |
| Take-out | 1 | 100 | 1 | 100 | 2 | 100 |
| Hit and Roll | 0 | - | 0 | - | 0 | - |
| Clearing | 0 | - | 0 | - | 0 | - |
| Double Take-out | 0 | - | 1 | 50 | 1 | 50 |
| Promotion Take-out | 0 | - | 0 | - | 0 | - |
| All Draws | 14 | 91 | 40 | 81 | 54 | 83 |
| All Take-outs | 1 | 100 | 2 | 75 | 3 | 83 |
| **Total** | **15** | **92** | **42** | **80** | **57** | **83** |
| Not considered | | | | | 1 | - |

### WRANAA Rasmus — 2 — Right-handed

| Type | ↻ | % | ↺ | % | Total | % |
|---|---|---|---|---|---|---|
| Draw | 27 | 81 | 31 | 86 | 58 | 84 |
| Front | 0 | - | 2 | 88 | 2 | 88 |
| Guard | 3 | 100 | 17 | 90 | 20 | 91 |
| Raise | 10 | 83 | 5 | 60 | 15 | 75 |
| Wick / Soft Peeling | 0 | - | 1 | 100 | 1 | 100 |
| Freeze | 0 | - | 0 | - | 0 | - |
| Take-out | 10 | 90 | 16 | 86 | 26 | 88 |
| Hit and Roll | 4 | 69 | 11 | 73 | 15 | 72 |
| Clearing | 24 | 94 | 16 | 98 | 40 | 96 |
| Double Take-out | 14 | 88 | 13 | 81 | 27 | 84 |
| Promotion Take-out | 6 | 79 | 4 | 56 | 10 | 70 |
| All Draws | 40 | 83 | 56 | 85 | 96 | 84 |
| All Take-outs | 58 | 88 | 60 | 84 | 118 | 86 |
| **Total** | **98** | **86** | **116** | **84** | **214** | **85** |
| Not considered | | | | | 0 | - |

### Team: SWE - Sweden

| Type | ↻ | % | ↺ | % | Total | % |
|---|---|---|---|---|---|---|
| Draw | 116 | 84 | 198 | 89 | 314 | 87 |
| Front | 23 | 91 | 42 | 89 | 65 | 90 |
| Guard | 18 | 89 | 41 | 88 | 59 | 89 |
| Raise | 20 | 78 | 17 | 62 | 37 | 70 |
| Wick / Soft Peeling | 1 | 100 | 1 | 100 | 2 | 100 |
| Freeze | 0 | - | 0 | - | 0 | - |
| Take-out | 61 | 89 | 62 | 91 | 123 | 90 |
| Hit and Roll | 23 | 73 | 29 | 66 | 52 | 69 |
| Clearing | 54 | 95 | 34 | 99 | 88 | 97 |
| Double Take-out | 42 | 80 | 44 | 73 | 86 | 76 |
| Promotion Take-out | 17 | 63 | 16 | 72 | 33 | 67 |
| All Draws | 178 | 85 | 299 | 87 | 477 | 86 |
| All Take-outs | 197 | 85 | 185 | 83 | 382 | 84 |
| **Total** | **375** | **85** | **484** | **85** | **859** | **85** |
| Not considered | | | | | 5 | - |

**Note:**
Position and function for each team member:
**4** = Fourth, **3** = Third, **2** = Second, **1** = Lead, **A** = Alternate, **S** = Skip, **V** = Vice-Skip

**Legend:**
↻ Clockwise ↺ Counter-clockwise



lgt.com NEW HOLLAND LE GRUYÈRE SWITZERLAND ZUG CURLIT Curling Information Technology Ltd.

# Cumulative Player Statistics by Team

## USA - United States

### DROPKIN Korey — 4 S — Right-handed

| Type | ↻ | % | ↺ | % | Total | % |
|---|---|---|---|---|---|---|
| Draw | 26 | 83 | 46 | 69 | 72 | 74 |
| Front | 0 | - | 1 | 100 | 1 | 100 |
| Guard | 6 | 96 | 4 | 100 | 10 | 98 |
| Raise | 7 | 57 | 6 | 67 | 13 | 62 |
| Wick / Soft Peeling | 0 | - | 0 | - | 0 | - |
| Freeze | 1 | 100 | 1 | 0 | 2 | 50 |
| Take-out | 30 | 92 | 17 | 94 | 47 | 93 |
| Hit and Roll | 10 | 73 | 10 | 88 | 20 | 80 |
| Clearing | 8 | 81 | 3 | 100 | 11 | 86 |
| Double Take-out | 11 | 52 | 13 | 73 | 24 | 64 |
| Promotion Take-out | 11 | 73 | 7 | 46 | 18 | 63 |
| All Draws | 40 | 81 | 58 | 70 | 98 | 74 |
| All Take-outs | 70 | 79 | 50 | 81 | 120 | 80 |
| **Total** | **110** | **79** | **108** | **75** | **218** | **77** |
| Not considered | | | | | 3 | - |

### HOWELL Tom — 1 — Right-handed

| Type | ↻ | % | ↺ | % | Total | % |
|---|---|---|---|---|---|---|
| Draw | 24 | 73 | 72 | 83 | 96 | 81 |
| Front | 15 | 92 | 84 | 88 | 99 | 88 |
| Guard | 0 | - | 4 | 75 | 4 | 75 |
| Raise | 1 | 100 | 0 | - | 1 | 100 |
| Wick / Soft Peeling | 4 | 50 | 3 | 58 | 7 | 54 |
| Freeze | 0 | - | 0 | - | 0 | - |
| Take-out | 2 | 100 | 8 | 75 | 10 | 80 |
| Hit and Roll | 2 | 88 | 3 | 83 | 5 | 85 |
| Clearing | 0 | - | 1 | 100 | 1 | 100 |
| Double Take-out | 0 | - | 0 | - | 0 | - |
| Promotion Take-out | 0 | - | 0 | - | 0 | - |
| All Draws | 44 | 78 | 163 | 85 | 207 | 83 |
| All Take-outs | 4 | 94 | 12 | 79 | 16 | 83 |
| **Total** | **48** | **79** | **175** | **84** | **223** | **83** |
| Not considered | | | | | 1 | - |

### POLO Joe — 3 V — Right-handed

| Type | ↻ | % | ↺ | % | Total | % |
|---|---|---|---|---|---|---|
| Draw | 31 | 80 | 24 | 86 | 55 | 83 |
| Front | 1 | 100 | 4 | 100 | 5 | 100 |
| Guard | 9 | 75 | 7 | 96 | 16 | 84 |
| Raise | 11 | 70 | 10 | 83 | 21 | 76 |
| Wick / Soft Peeling | 0 | - | 0 | - | 0 | - |
| Freeze | 0 | - | 0 | - | 0 | - |
| Take-out | 23 | 79 | 15 | 93 | 38 | 85 |
| Hit and Roll | 8 | 63 | 11 | 95 | 19 | 82 |
| Clearing | 16 | 88 | 15 | 85 | 31 | 86 |
| Double Take-out | 15 | 87 | 16 | 72 | 31 | 79 |
| Promotion Take-out | 2 | 38 | 6 | 71 | 8 | 63 |
| All Draws | 52 | 77 | 45 | 88 | 97 | 82 |
| All Take-outs | 64 | 80 | 63 | 84 | 127 | 82 |
| **Total** | **116** | **79** | **108** | **86** | **224** | **82** |
| Not considered | | | | | 0 | - |

### FENSON Alex — A — Right-handed

| Type | ↻ | % | ↺ | % | Total | % |
|---|---|---|---|---|---|---|
| Draw | 0 | - | 0 | - | 0 | - |
| Front | 0 | - | 0 | - | 0 | - |
| Guard | 0 | - | 0 | - | 0 | - |
| Raise | 0 | - | 0 | - | 0 | - |
| Wick / Soft Peeling | 0 | - | 0 | - | 0 | - |
| Freeze | 0 | - | 0 | - | 0 | - |
| Take-out | 0 | - | 0 | - | 0 | - |
| Hit and Roll | 0 | - | 0 | - | 0 | - |
| Clearing | 0 | - | 0 | - | 0 | - |
| Double Take-out | 0 | - | 0 | - | 0 | - |
| Promotion Take-out | 0 | - | 0 | - | 0 | - |
| All Draws | 0 | - | 0 | - | 0 | - |
| All Take-outs | 0 | - | 0 | - | 0 | - |
| **Total** | **0** | **-** | **0** | **-** | **0** | **-** |
| Not considered | | | | | 0 | - |

### FENNER Mark — 2 — Right-handed

| Type | ↻ | % | ↺ | % | Total | % |
|---|---|---|---|---|---|---|
| Draw | 34 | 76 | 46 | 79 | 80 | 78 |
| Front | 2 | 100 | 0 | - | 2 | 100 |
| Guard | 5 | 80 | 15 | 88 | 20 | 86 |
| Raise | 10 | 63 | 12 | 69 | 22 | 66 |
| Wick / Soft Peeling | 1 | 100 | 2 | 100 | 3 | 100 |
| Freeze | 0 | - | 0 | - | 0 | - |
| Take-out | 13 | 75 | 13 | 81 | 26 | 78 |
| Hit and Roll | 3 | 42 | 7 | 89 | 10 | 75 |
| Clearing | 18 | 94 | 16 | 91 | 34 | 93 |
| Double Take-out | 8 | 38 | 10 | 85 | 18 | 64 |
| Promotion Take-out | 3 | 100 | 5 | 75 | 8 | 84 |
| All Draws | 52 | 75 | 75 | 80 | 127 | 78 |
| All Take-outs | 45 | 76 | 51 | 85 | 96 | 81 |
| **Total** | **97** | **75** | **126** | **82** | **223** | **79** |
| Not considered | | | | | 1 | - |

### Team: USA - United States

| Type | ↻ | % | ↺ | % | Total | % |
|---|---|---|---|---|---|---|
| Draw | 115 | 78 | 188 | 79 | 303 | 79 |
| Front | 18 | 93 | 89 | 88 | 107 | 89 |
| Guard | 20 | 83 | 30 | 90 | 50 | 87 |
| Raise | 29 | 66 | 28 | 73 | 57 | 69 |
| Wick / Soft Peeling | 5 | 60 | 5 | 75 | 10 | 68 |
| Freeze | 1 | 100 | 1 | 0 | 2 | 50 |
| Take-out | 68 | 85 | 53 | 88 | 121 | 86 |
| Hit and Roll | 23 | 66 | 31 | 90 | 54 | 80 |
| Clearing | 42 | 89 | 35 | 89 | 77 | 89 |
| Double Take-out | 34 | 64 | 39 | 76 | 73 | 70 |
| Promotion Take-out | 16 | 73 | 18 | 63 | 34 | 68 |
| All Draws | 188 | 78 | 341 | 82 | 529 | 80 |
| All Take-outs | 183 | 79 | 176 | 83 | 359 | 81 |
| **Total** | **371** | **78** | **517** | **82** | **888** | **80** |
| Not considered | | | | | 5 | - |

**Note:**
Position and function for each team member:
**4** = Fourth, **3** = Third, **2** = Second, **1** = Lead, **A** = Alternate, **S** = Skip, **V** = Vice-Skip

**Legend:**
↻ Clockwise ↺ Counter-clockwise



lgt.com NEW HOLLAND LE GRUYÈRE SWITZERLAND ZUG CURLIT Curling Information Technology Ltd.

## Session Results and Standings

| Sheet | Game | Team | LSFE | 1 | 2 | 3 | 4 | 5 | 6 | 7 | 8 | 9 | 10 | Extra Ends | | | | Total |
|---|---|---|---|---|---|---|---|---|---|---|---|---|---|---|---|---|---|---|
| A | 12 | SCO - Scotland | * | 2 | 1 | 1 | 1 | 0 | 1 | 0 | 2 | 0 | 1 | | | | | 9 |
| | 12 | SUI - Switzerland | | 0 | 0 | 0 | 0 | 1 | 0 | 3 | 0 | 3 | 0 | | | | | 7 |
| B | 12 | USA - United States | | 0 | 0 | 0 | 0 | 2 | 0 | 2 | 0 | 0 | X | | | | | 4 |
| | 12 | ITA - Italy | * | 0 | 0 | 3 | 1 | 0 | 1 | 0 | 2 | 1 | X | | | | | 8 |
| C | 12 | NED - Netherlands | * | 1 | 0 | 0 | 2 | 0 | 2 | 0 | 0 | 2 | 0 | 1 | | | | 8 |
| | 12 | KOR - Korea | | 0 | 0 | 3 | 0 | 2 | 0 | 0 | 1 | 0 | 1 | 0 | | | | 7 |
| D | 12 | DEN - Denmark | | 0 | 1 | 0 | 1 | 0 | 0 | X | X | X | X | | | | | 2 |
| | 12 | CAN - Canada | * | 2 | 0 | 3 | 0 | 2 | 2 | X | X | X | X | | | | | 9 |

## Standings after Round Robin

| Rank | Team | Games | Wins | Losses | | | | |
|---|---|---|---|---|---|---|---|---|
| 1 | CAN - Canada | 12 | 10 | 2 | Q | | | |
| 2 | SWE - Sweden | 12 | 9 | 3 | Q | | | |
| 3 | ITA - Italy | 12 | 8 | 4 | Q | | | |
| 4 | SCO - Scotland | 12 | 7 | 5 | Q | w1 | | |
| 5 | USA - United States | 12 | 7 | 5 | Q | w0 | | |
| 6 | SUI - Switzerland | 12 | 6 | 6 | Q | w1 | DSC | 18.75cm |
| 7 | GER - Germany | 12 | 6 | 6 | | w1 | DSC | 29.05cm |
| 8 | KOR - Korea | 12 | 6 | 6 | | w1 | DSC | 37.70cm |
| 9 | CZE - Czech Republic | 12 | 5 | 7 | | w1 | | |
| 10 | NOR - Norway | 12 | 5 | 7 | | w0 | | |
| 11 | FIN - Finland | 12 | 4 | 8 | | | | |
| 12 | NED - Netherlands | 12 | 3 | 9 | | | | |
| 13 | DEN - Denmark | 12 | 2 | 10 | | | | |

**Legend:**
**DSC** Draw Shot Challenge
**wn** Number of wins (n) against tied teams
**LSFE(*)** Last Stone First End
**X** Unplayed/unfinished end due to concession
**Q** Qualified for the play-offs



lgt.com NEW HOLLAND LE GRUYÈRE SWITZERLAND AOP V-ZUG CURLIT Curling Information Technology Ltd.

# Game Results

| Sheet | Game | Team | LSFE | 1 | 2 | 3 | 4 | 5 | 6 | 7 | 8 | 9 | 10 | Extra Ends | | | | Total |
|---|---|---|---|---|---|---|---|---|---|---|---|---|---|---|---|---|---|---|
| A | 12 | SCO - Scotland | * | 2 | 1 | 1 | 1 | 0 | 1 | 0 | 2 | 0 | 1 | | | | | 9 |
| | 12 | SUI - Switzerland | | 0 | 0 | 0 | 0 | 1 | 0 | 3 | 0 | 3 | 0 | | | | | 7 |

| SCO - Scotland | | Shot Success Game | Shot Success All |
|---|---|---|---|
| 4 V | PATERSON Ross | 81% | 77% |
| 3 S | WADDELL Kyle | 93% | 84% |
| 2 | MENZIES Duncan | 89% | 84% |
| 1 | WADDELL Craig | 85% | 88% |
| A | KYLE Euan | - | - |
| | Team Total | 87% | 83% |

| Last Stone Draw | | Distance |
|---|---|---|
| ↻ | WADDELL Kyle | 12.3cm |
| ↺ | MENZIES Duncan | 11.6cm |
| **Total** | | **23.9cm** |

Time remaining: 1 minute 4 seconds

Time-out: End 8 - SCO stone 4

| SUI - Switzerland | | Shot Success Game | Shot Success All |
|---|---|---|---|
| 4 S | SCHWALLER Yannick | 75% | 76% |
| 3 V | BRUNNER Michael | 76% | 78% |
| 2 | MEIER Romano | 83% | 83% |
| 1 | GLOOR Simon | 93% | 92% |
| A | KAEUFELER Marcel | - | 83% |
| | Team Total | 82% | 81% |

| Last Stone Draw | | Distance |
|---|---|---|
| ↻ | SCHWALLER Yannick | 11.2cm |
| ↺ | MEIER Romano | 17.1cm |
| **Total** | | **28.3cm** |

Time remaining: 1 minute 27 seconds

Time-out: End 8 - SUI stone 5

## Shot Success Analysis

| SCO - Scotland | | ↻ | | ↺ | | Game | |
|---|---|---|---|---|---|---|---|
| 4 PATERSON Ross | Draws | 2 | 100% | 6 | 100% | 8 | 100% |
| | Take-outs | 3 | 67% | 9 | 69% | 12 | 69% |
| | Total | 5 | 80% | 15 | 82% | 20 | 81% |
| 3 WADDELL Kyle | Draws | 0 | - | 3 | 100% | 3 | 100% |
| | Take-outs | 8 | 81% | 9 | 100% | 17 | 91% |
| | Total | 8 | 81% | 12 | 100% | 20 | 93% |
| 2 MENZIES Duncan | Draws | 0 | - | 8 | 100% | 8 | 100% |
| | Take-outs | 4 | 100% | 8 | 72% | 12 | 81% |
| | Total | 4 | 100% | 16 | 86% | 20 | 89% |
| 1 WADDELL Craig | Draws | 0 | - | 19 | 89% | 19 | 89% |
| | Take-outs | 1 | 0% | 0 | - | 1 | 0% |
| | Total | 1 | 0% | 19 | 89% | 20 | 85% |
| A KYLE Euan | Draws | 0 | - | 0 | - | 0 | - |
| | Take-outs | 0 | - | 0 | - | 0 | - |
| | Total | 0 | - | 0 | - | 0 | - |
| Team | Draws | 2 | 100% | 36 | 94% | 38 | 95% |
| | Take-outs | 16 | 78% | 26 | 81% | 42 | 80% |
| | Total | 18 | 81% | 62 | 89% | 80 | 87% |

| SUI - Switzerland | | ↻ | | ↺ | | Game | |
|---|---|---|---|---|---|---|---|
| 4 SCHWALLER Yannick | Draws | 8 | 72% | 6 | 75% | 14 | 73% |
| | Take-outs | 2 | 50% | 4 | 94% | 6 | 79% |
| | Total | 10 | 68% | 10 | 83% | 20 | 75% |
| 3 BRUNNER Michael | Draws | 12 | 85% | 3 | 75% | 15 | 83% |
| | Take-outs | 2 | 88% | 3 | 33% | 5 | 55% |
| | Total | 14 | 86% | 6 | 54% | 20 | 76% |
| 2 MEIER Romano | Draws | 10 | 93% | 4 | 81% | 14 | 89% |
| | Take-outs | 3 | 33% | 3 | 100% | 6 | 67% |
| | Total | 13 | 79% | 7 | 89% | 20 | 83% |
| 1 GLOOR Simon | Draws | 17 | 91% | 3 | 100% | 20 | 93% |
| | Take-outs | 0 | - | 0 | - | 0 | - |
| | Total | 17 | 91% | 3 | 100% | 20 | 93% |
| A KAEUFELER Marcel | Draws | 0 | - | 0 | - | 0 | - |
| | Take-outs | 0 | - | 0 | - | 0 | - |
| | Total | 0 | - | 0 | - | 0 | - |
| Team | Draws | 47 | 87% | 16 | 81% | 63 | 85% |
| | Take-outs | 7 | 54% | 10 | 78% | 17 | 68% |
| | Total | 54 | 82% | 26 | 80% | 80 | 82% |

**Note:**
Position and function for each team member:
**4** = Fourth, **3** = Third, **2** = Second, **1** = Lead, **A** = Alternate, **S** = Skip, **V** = Vice-Skip

**Legend:**
↻ Clockwise ↺ Counter-clockwise **LSFE(*)** Last Stone First End



lgt.com NEW HOLLAND LE GRUYÈRE SWITZERLAND ZUG CURLIT Curling Information Technology Ltd.

# Game - Shot by Shot

**End 1** — **SCO - Scotland 0 + 2** (this end) **= 2** — **SUI - Switzerland 0 + 0** (this end) **= 0**

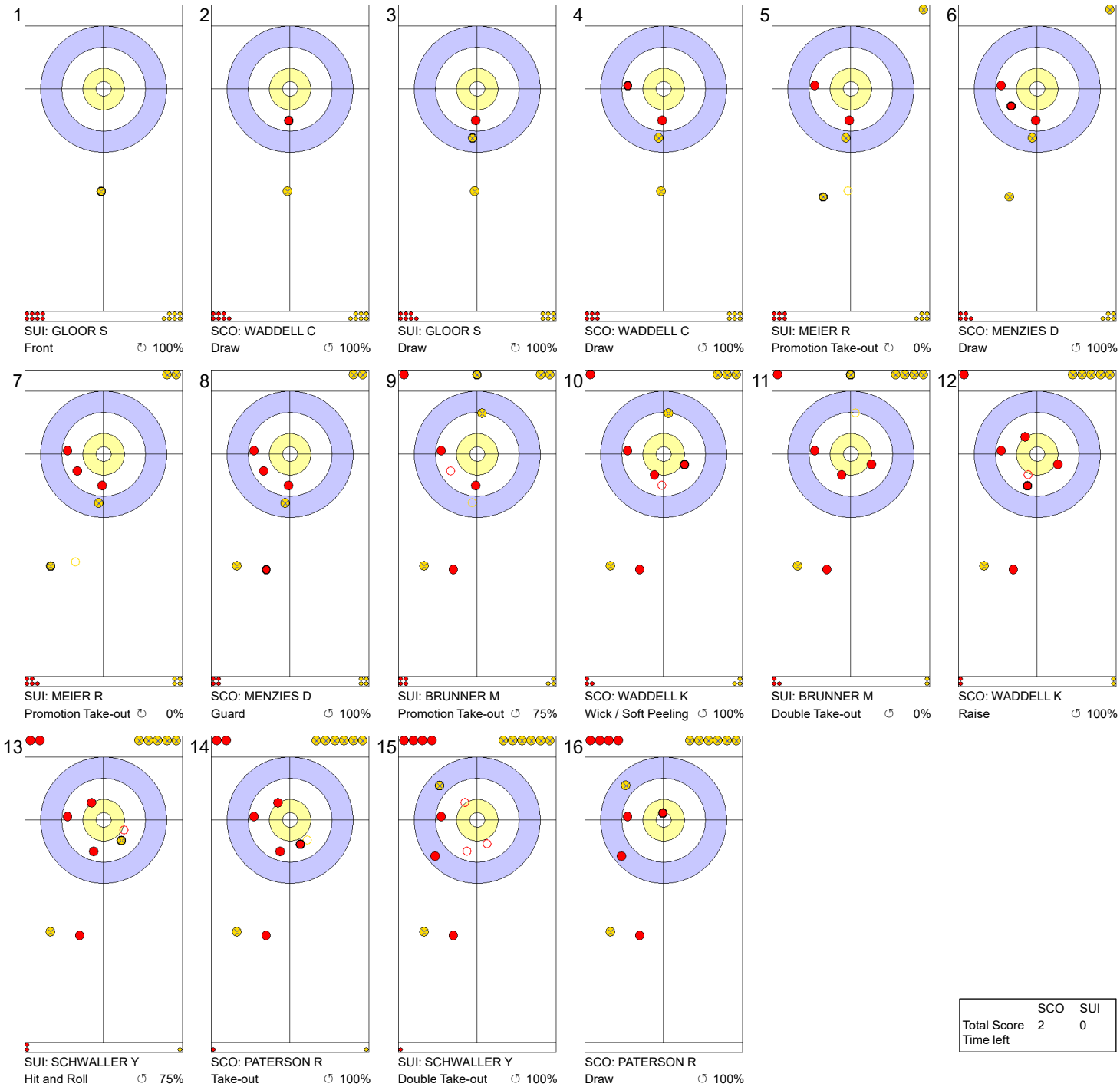


| | SCO | SUI |
|---|---|---|
| Total Score | 2 | 0 |
| Time left | | |

**Legend:**

↻ Clockwise ↺ Counter-clockwise - Not considered



lgt.com NEW HOLLAND LE GRUYÈRE SWITZERLAND ZUG CURLIT Curling Information Technology Ltd.

# Game - Shot by Shot

**End 2** — **SCO - Scotland 2 + 1** (this end) **= 3** — **SUI - Switzerland 0 + 0** (this end) **= 0**

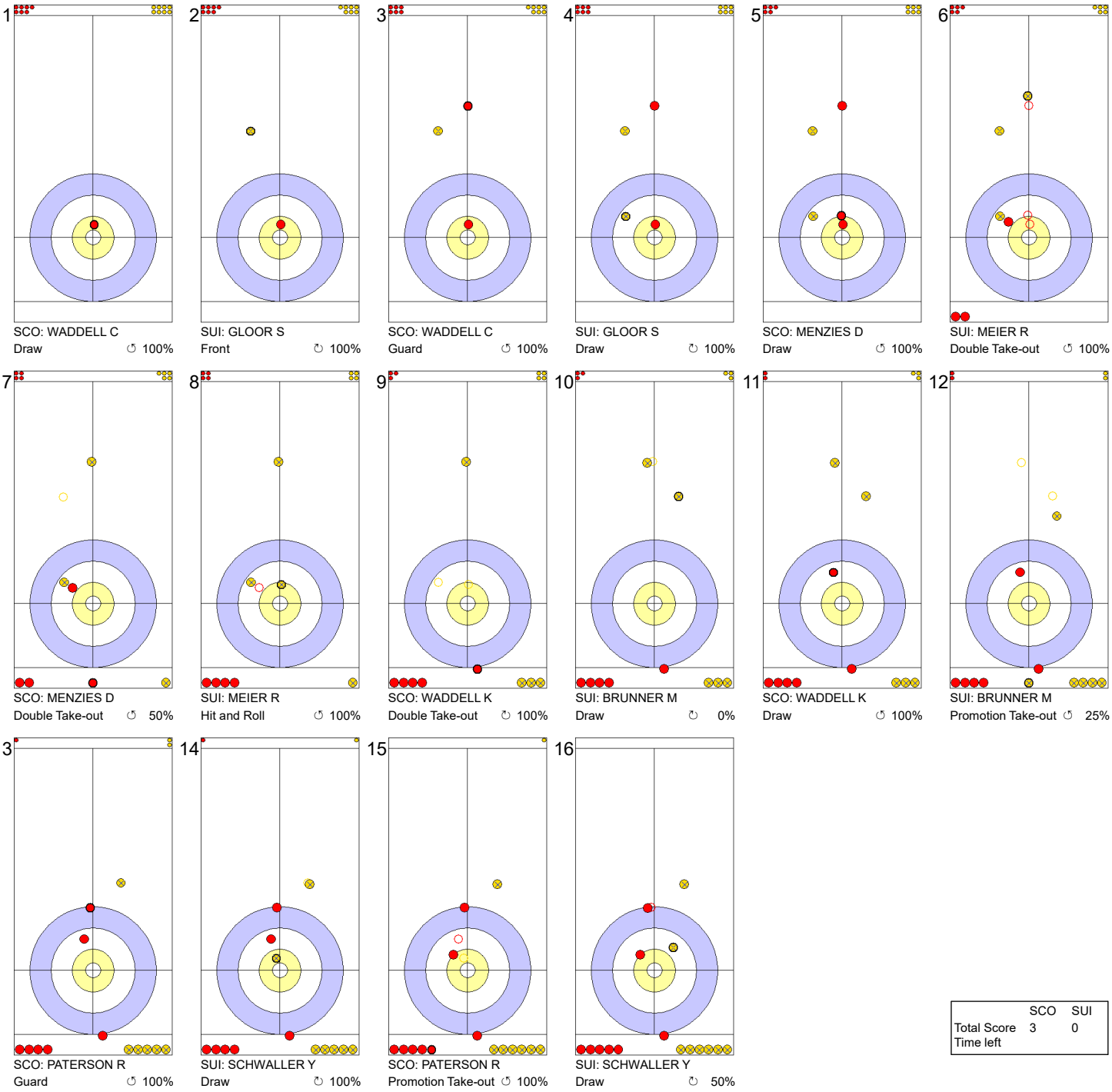


| | SCO | SUI |
|---|---|---|
| Total Score | 3 | 0 |
| Time left | | |

**Legend:**

↻ Clockwise ↺ Counter-clockwise - Not considered



lgt.com NEW HOLLAND LE GRUYÈRE SWITZERLAND ZUG CURLIT Curling Information Technology Ltd.

# Game - Shot by Shot

**End 3** — **SCO - Scotland 3 + 1** (this end) **= 4** — **SUI - Switzerland 0 + 0** (this end) **= 0**




| | SCO | SUI |
|---|---|---|
| Total Score | 4 | 0 |
| Time left | | |

**Legend:**

↻ Clockwise ↺ Counter-clockwise - Not considered



lgt.com NEW HOLLAND LE GRUYÈRE SWITZERLAND V ZUG CURLIT Curling Information Technology Ltd.

# Game - Shot by Shot

**End 4** — **SCO - Scotland** **4 + 1** (this end) **= 5** — **SUI - Switzerland** **0 + 0** (this end) **= 0**

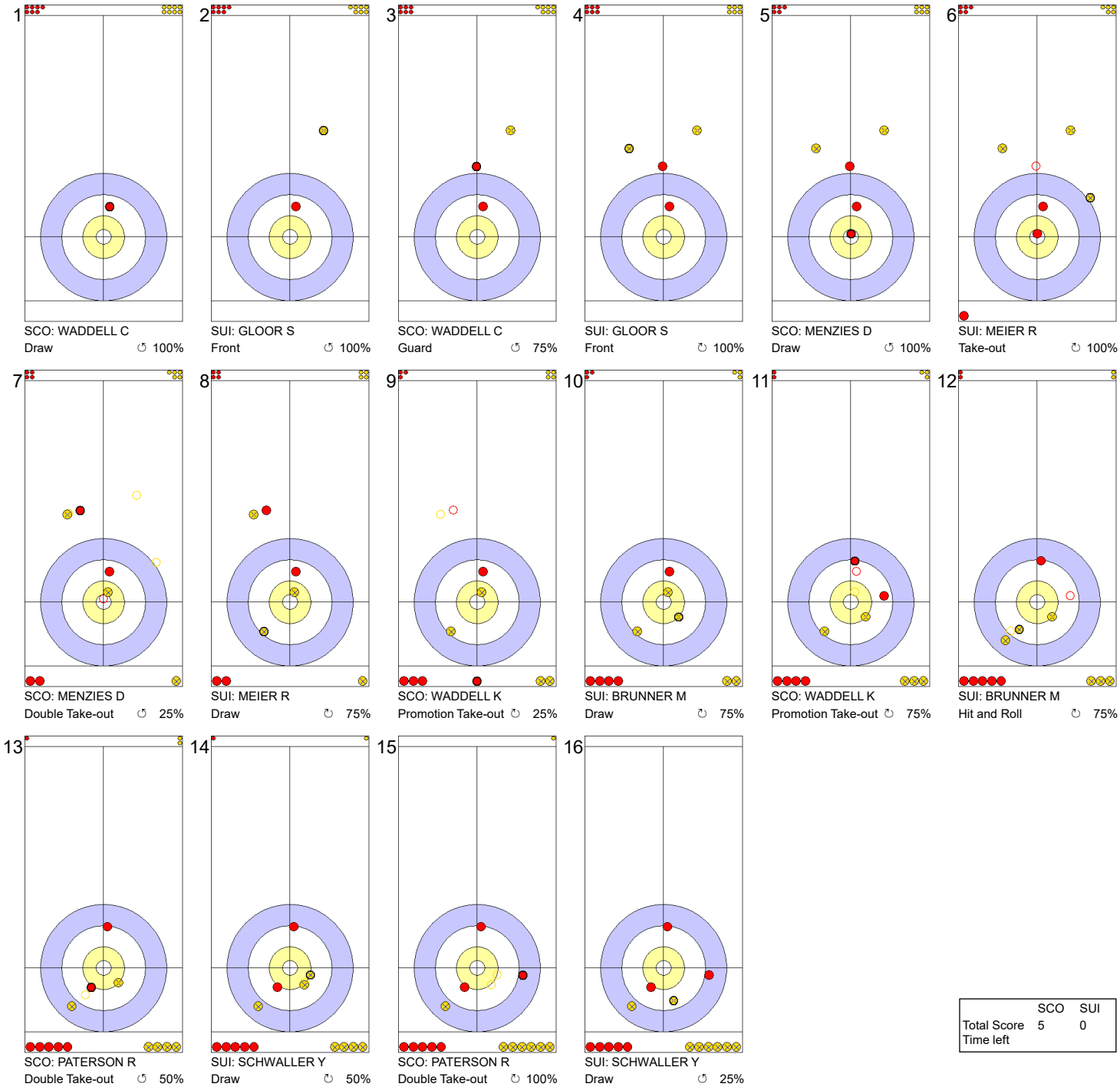


| | SCO | SUI |
|---|---|---|
| Total Score | 5 | 0 |
| Time left | | |

**Legend:**

↻ Clockwise ↺ Counter-clockwise - Not considered



lgt.com NEW HOLLAND LE GRUYÈRE SWITZERLAND ZUG CURLIT Curling Information Technology Ltd.

# Game - Shot by Shot

**End 5** — **SCO - Scotland 5 + 0** (this end) **= 5** — **SUI - Switzerland 0 + 1** (this end) **= 1**

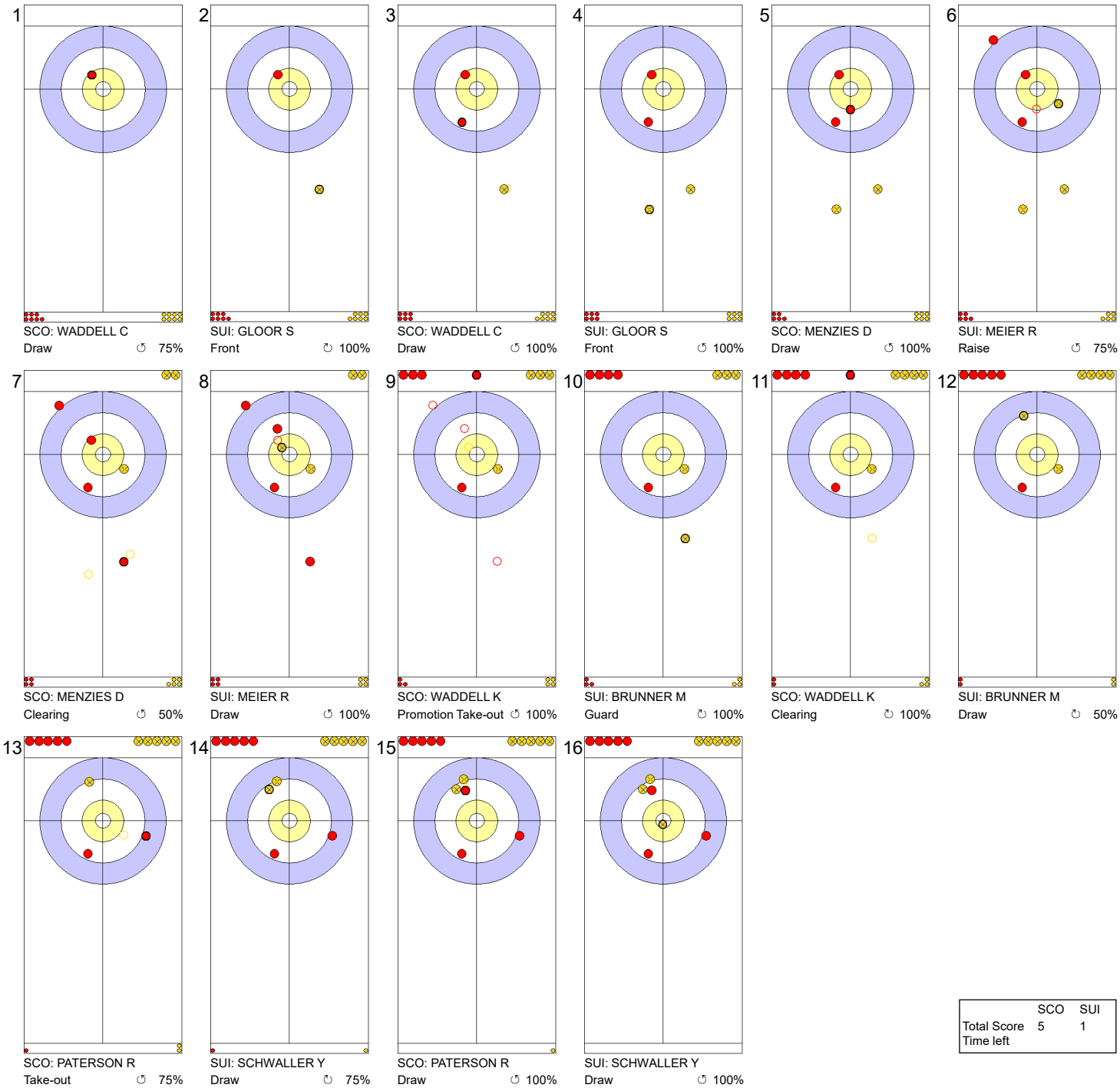


| | SCO | SUI |
|---|---|---|
| Total Score | 5 | 1 |
| Time left | | |

**Legend:**

↻ Clockwise ↺ Counter-clockwise - Not considered



lgt.com NEW HOLLAND LE GRUYÈRE SWITZERLAND V ZUG CURLIT Curling Information Technology Ltd.

# Game - Shot by Shot

**End 6** — **SCO - Scotland 5 + 1** (this end) **= 6** — **SUI - Switzerland 1 + 0** (this end) **= 1**

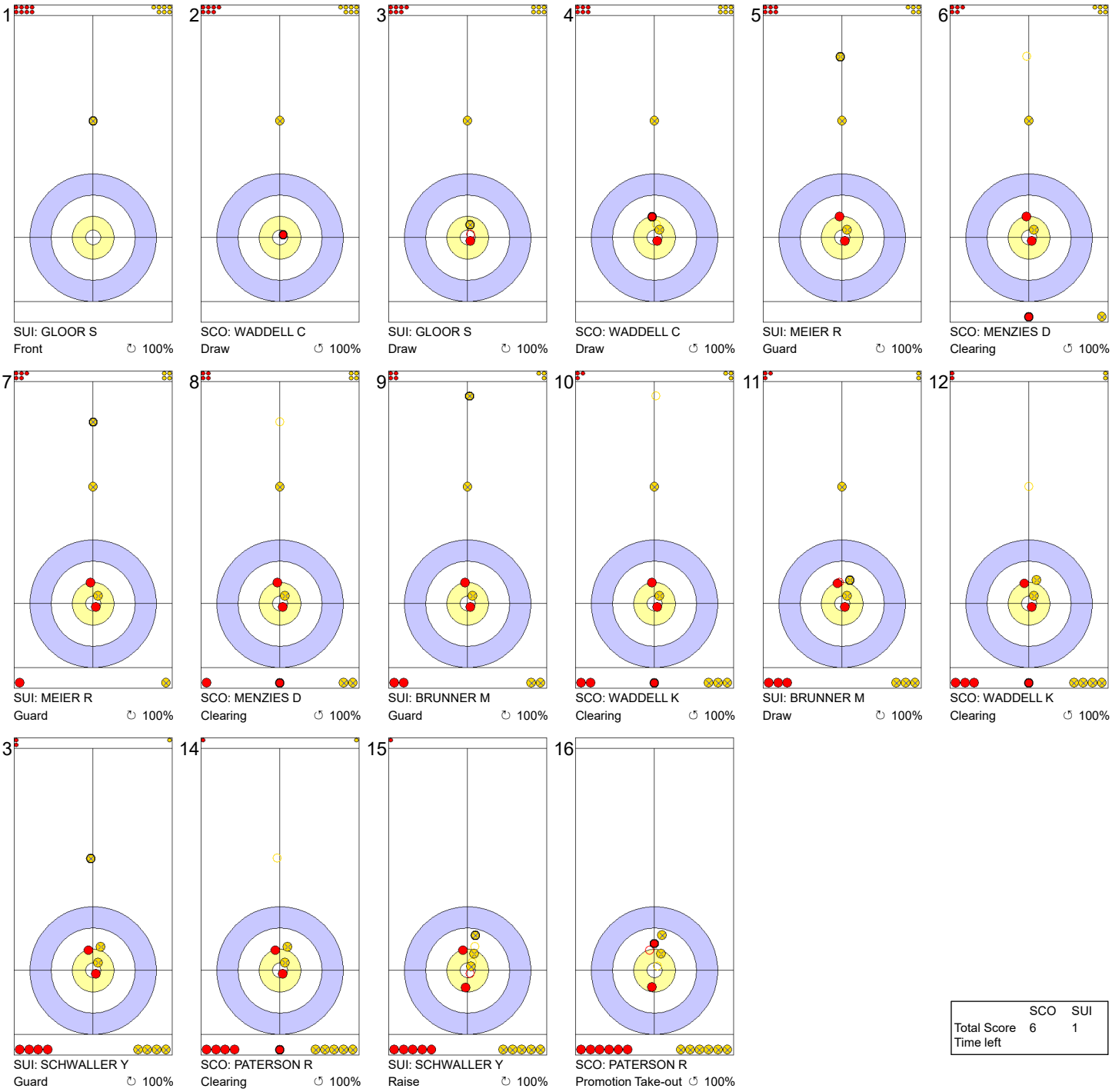


| | SCO | SUI |
|---|---|---|
| Total Score | 6 | 1 |
| Time left | | |

**Legend:**

↻ Clockwise ↺ Counter-clockwise - Not considered



lgt.com NEW HOLLAND LE GRUYÈRE SWITZERLAND ZUG CURLIT Curling Information Technology Ltd.

# Game - Shot by Shot

**End 7** — **SCO - Scotland 6 + 0 (this end) = 6** — **SUI - Switzerland 1 + 3 (this end) = 4**




| | SCO | SUI |
|---|---|---|
| Total Score | 6 | 4 |
| Time left | | |

**Legend:**

↻ Clockwise ↺ Counter-clockwise - Not considered



lgt.com NEW HOLLAND LE GRUYÈRE SWITZERLAND V ZUG CURLIT Curling Information Technology Ltd.

# Game - Shot by Shot

**End 8** — **SCO - Scotland 6 + 2** (this end) **= 8** — **SUI - Switzerland 4 + 0** (this end) **= 4**

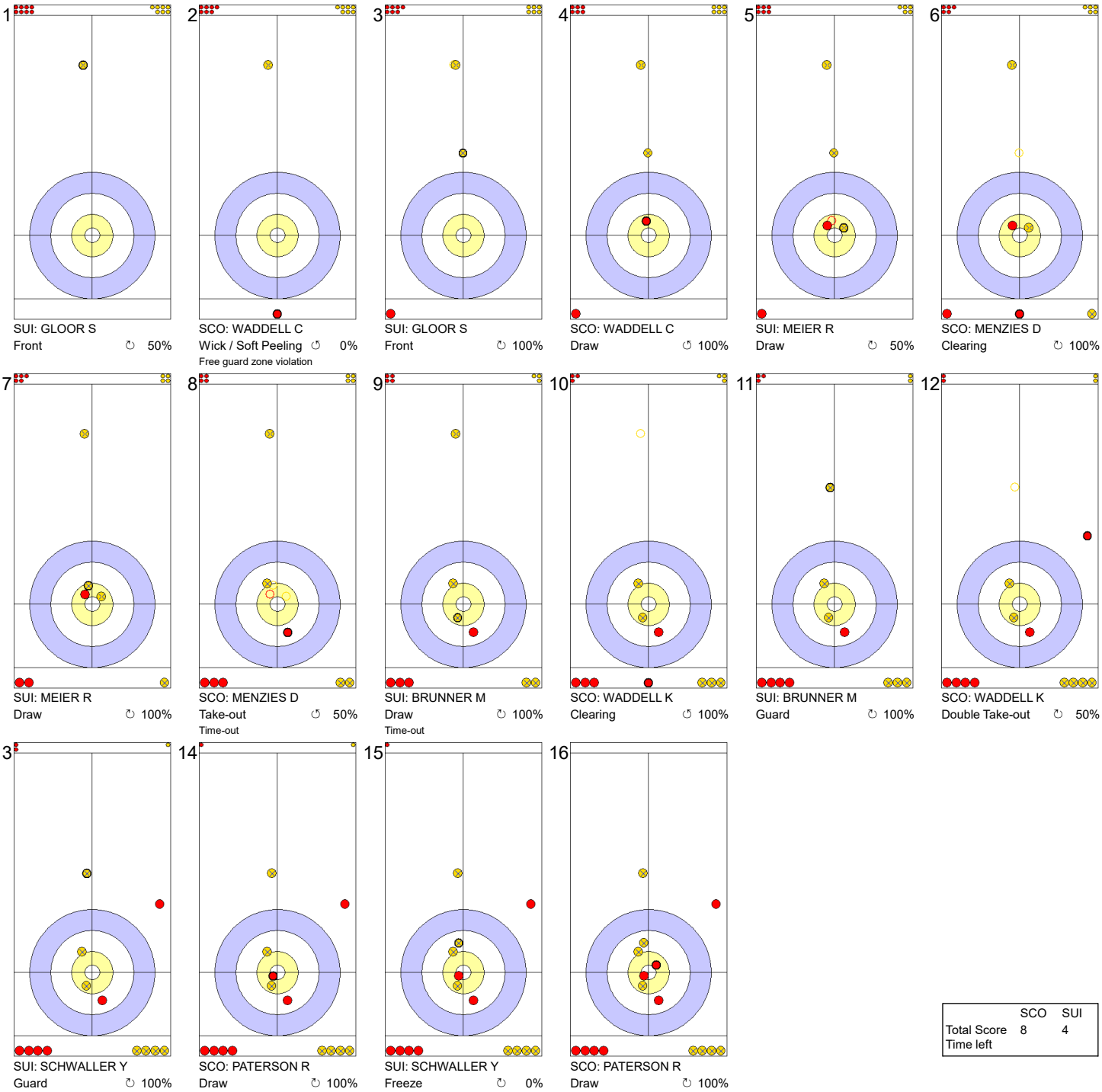

1 SUI: GLOOR S — Front ↻ 50%

2 SCO: WADDELL C — Wick / Soft Peeling ↺ 0% — Free guard zone violation

3 SUI: GLOOR S — Front ↻ 100%

4 SCO: WADDELL C — Draw ↺ 100%

5 SUI: MEIER R — Draw ↻ 50%

6 SCO: MENZIES D — Clearing ↻ 100%

7 SUI: MEIER R — Draw ↻ 100%

8 SCO: MENZIES D — Take-out ↺ 50% — Time-out

9 SUI: BRUNNER M — Draw ↻ 100% — Time-out

10 SCO: WADDELL K — Clearing ↺ 100%

11 SUI: BRUNNER M — Guard ↻ 100%

12 SCO: WADDELL K — Double Take-out ↻ 50%

13 SUI: SCHWALLER Y — Guard ↻ 100%

14 SCO: PATERSON R — Draw ↻ 100%

15 SUI: SCHWALLER Y — Freeze ↻ 0%

16 SCO: PATERSON R — Draw ↺ 100%

| | SCO | SUI |
|---|---|---|
| Total Score | 8 | 4 |
| Time left | | |

**Legend:**
↻ Clockwise ↺ Counter-clockwise - Not considered



lgt.com NEW HOLLAND LE GRUYÈRE SWITZERLAND ZUG CURLIT Curling Information Technology Ltd.

# Game - Shot by Shot

**End 9** — **SCO - Scotland 8 + 0** (this end) **= 8** — **SUI - Switzerland 4 + 3** (this end) **= 7**

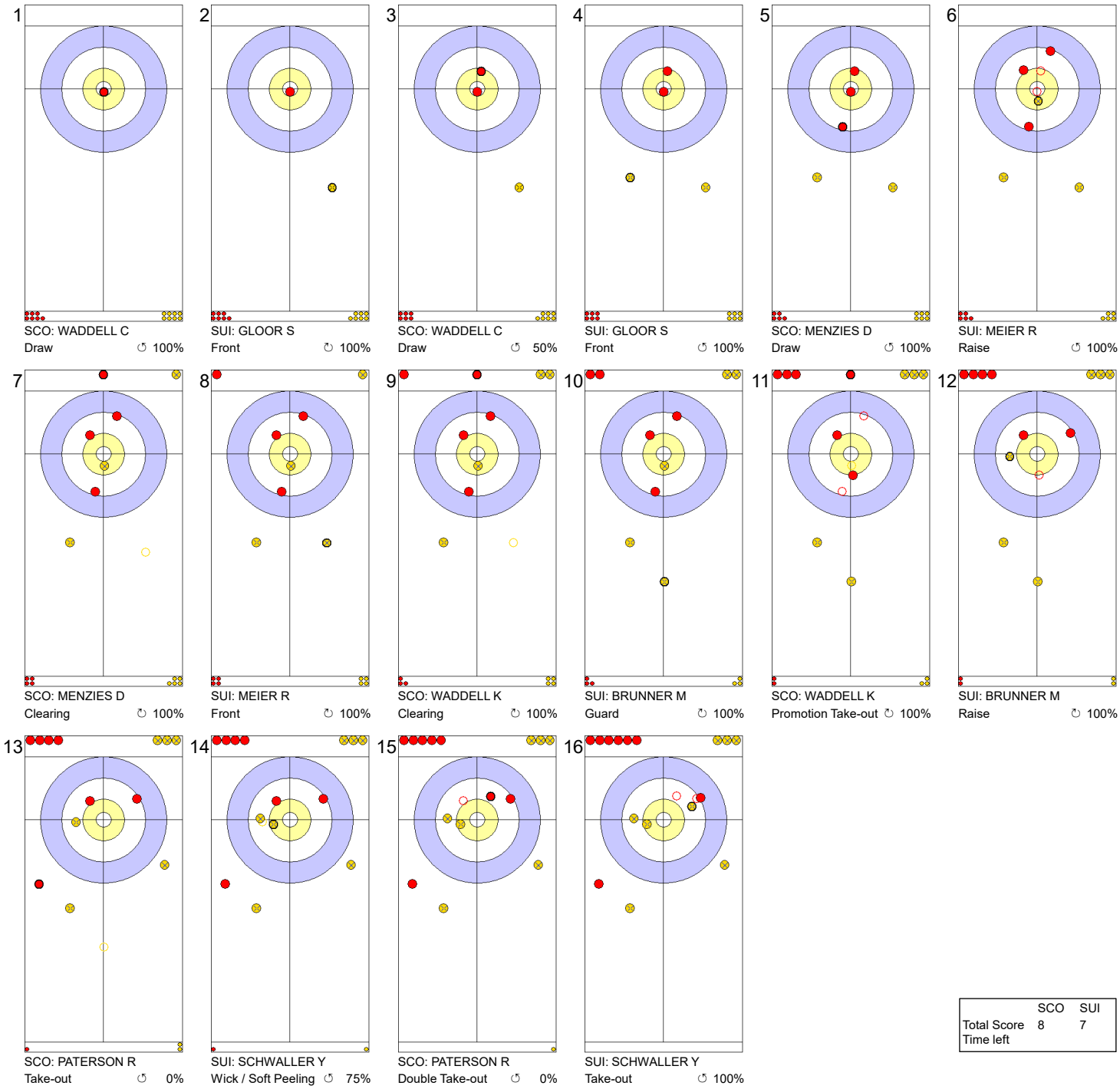

| | 1 | 2 | 3 | 4 | 5 | 6 |
|---|---|---|---|---|---|---|
| | SCO: WADDELL C | SUI: GLOOR S | SCO: WADDELL C | SUI: GLOOR S | SCO: MENZIES D | SUI: MEIER R |
| | Draw ↻ 100% | Front ↻ 100% | Draw ↺ 50% | Front ↻ 100% | Draw ↻ 100% | Raise ↻ 100% |
| | 7 | 8 | 9 | 10 | 11 | 12 |
| | SCO: MENZIES D | SUI: MEIER R | SCO: WADDELL K | SUI: BRUNNER M | SCO: WADDELL K | SUI: BRUNNER M |
| | Clearing ↻ 100% | Front ↻ 100% | Clearing ↻ 100% | Guard ↻ 100% | Promotion Take-out ↻ 100% | Raise ↻ 100% |
| | 13 | 14 | 15 | 16 | | |
| | SCO: PATERSON R | SUI: SCHWALLER Y | SCO: PATERSON R | SUI: SCHWALLER Y | | |
| | Take-out ↺ 0% | Wick / Soft Peeling ↺ 75% | Double Take-out ↺ 0% | Take-out ↻ 100% | | |

| | SCO | SUI |
|---|---|---|
| Total Score | 8 | 7 |
| Time left | | |

**Legend:**

↻ Clockwise ↺ Counter-clockwise - Not considered



lgt.com NEW HOLLAND LE GRUYÈRE SWITZERLAND V ZUG CURLIT Curling Information Technology Ltd.

# Game - Shot by Shot

**End 10** — **SCO - Scotland 8 + 1** (this end) **= 9** — **SUI - Switzerland 7 + 0** (this end) **= 7**

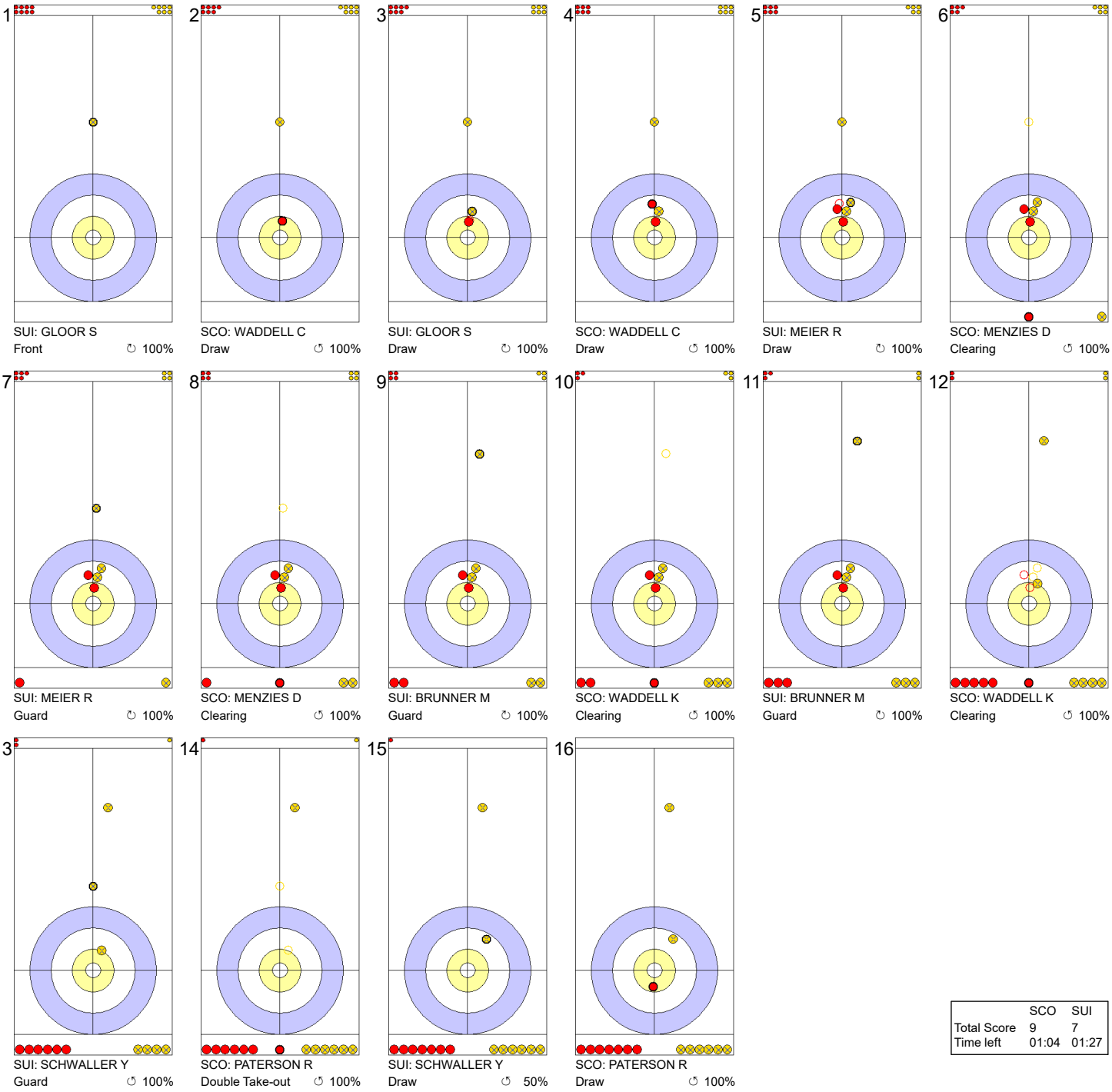


| | SCO | SUI |
|---|---|---|
| Total Score | 9 | 7 |
| Time left | 01:04 | 01:27 |

**Legend:**
↻ Clockwise ↺ Counter-clockwise - Not considered



lgt.com NEW HOLLAND LE GRUYÈRE SWITZERLAND ZUG CURLIT Curling Information Technology Ltd.

# Game Results

| Sheet | Game | Team | LSFE | 1 | 2 | 3 | 4 | 5 | 6 | 7 | 8 | 9 | 10 | Extra Ends | | | | Total |
|---|---|---|---|---|---|---|---|---|---|---|---|---|---|---|---|---|---|---|
| B | 12 | USA - United States | | 0 | 0 | 0 | 0 | 2 | 0 | 2 | 0 | 0 | X | | | | | 4 |
| | 12 | ITA - Italy | * | 0 | 0 | 3 | 1 | 0 | 1 | 0 | 2 | 1 | X | | | | | 8 |

| USA - United States | | Shot Success Game | Shot Success All |
|---|---|---|---|
| 4 S | DROPKIN Korey | 64% | 77% |
| 3 V | POLO Joe | 75% | 82% |
| 2 | FENNER Mark | 75% | 79% |
| 1 | HOWELL Tom | 97% | 83% |
| A | FENSON Alex | - | - |
| | Team Total | 78% | 80% |

| Last Stone Draw | | Distance |
|---|---|---|
| ↻ | FENNER Mark | 30.7cm |
| ↺ | DROPKIN Korey | 19.7cm |
| **Total** | | **50.4cm** |

Time remaining: 3 minutes 26 seconds

Time-out: End 7 - USA stone 5

| ITA - Italy | | Shot Success Game | Shot Success All |
|---|---|---|---|
| 4 S | RETORNAZ Joel | 90% | 80% |
| 3 | MOSANER Amos | 85% | 79% |
| 2 | ARMAN Sebastiano | 100% | 84% |
| 1 V | GONIN Simone | 94% | 89% |
| A | GIOVANELLA Mattia | - | - |
| | Team Total | 92% | 83% |

| Last Stone Draw | | Distance |
|---|---|---|
| ↻ | GONIN Simone | 8.0cm |
| ↺ | RETORNAZ Joel | 26.2cm |
| **Total** | | **34.2cm** |

Time remaining: 3 minutes 45 seconds

## Shot Success Analysis

| USA - United States | | ↻ | | ↺ | | Game | |
|---|---|---|---|---|---|---|---|
| 4 DROPKIN Korey | Draws | 2 | 25% | 3 | 58% | 5 | 45% |
| | Take-outs | 9 | 75% | 4 | 63% | 13 | 71% |
| | Total | 11 | 66% | 7 | 61% | 18 | 64% |
| 3 POLO Joe | Draws | 9 | 78% | 1 | 100% | 10 | 80% |
| | Take-outs | 5 | 65% | 3 | 75% | 8 | 69% |
| | Total | 14 | 73% | 4 | 81% | 18 | 75% |
| 2 FENNER Mark | Draws | 7 | 75% | 8 | 78% | 15 | 77% |
| | Take-outs | 2 | 50% | 1 | 100% | 3 | 67% |
| | Total | 9 | 69% | 9 | 81% | 18 | 75% |
| 1 HOWELL Tom | Draws | 4 | 100% | 14 | 96% | 18 | 97% |
| | Take-outs | 0 | - | 0 | - | 0 | - |
| | Total | 4 | 100% | 14 | 96% | 18 | 97% |
| A FENSON Alex | Draws | 0 | - | 0 | - | 0 | - |
| | Take-outs | 0 | - | 0 | - | 0 | - |
| | Total | 0 | - | 0 | - | 0 | - |
| Team | Draws | 22 | 76% | 26 | 87% | 48 | 82% |
| | Take-outs | 16 | 69% | 8 | 72% | 24 | 70% |
| | Total | 38 | 73% | 34 | 83% | 72 | 78% |

| ITA - Italy | | ↻ | | ↺ | | Game | |
|---|---|---|---|---|---|---|---|
| 4 RETORNAZ Joel | Draws | 8 | 94% | 4 | 75% | 12 | 88% |
| | Take-outs | 3 | 100% | 3 | 92% | 6 | 96% |
| | Total | 11 | 95% | 7 | 82% | 18 | 90% |
| 3 MOSANER Amos | Draws | 4 | 81% | 2 | 100% | 6 | 88% |
| | Take-outs | 8 | 91% | 4 | 69% | 12 | 83% |
| | Total | 12 | 88% | 6 | 79% | 18 | 85% |
| 2 ARMAN Sebastiano | Draws | 4 | 100% | 2 | 100% | 6 | 100% |
| | Take-outs | 4 | 100% | 8 | 100% | 12 | 100% |
| | Total | 8 | 100% | 10 | 100% | 18 | 100% |
| 1 GONIN Simone | Draws | 13 | 94% | 5 | 95% | 18 | 94% |
| | Take-outs | 0 | - | 0 | - | 0 | - |
| | Total | 13 | 94% | 5 | 95% | 18 | 94% |
| A GIOVANELLA Mattia | Draws | 0 | - | 0 | - | 0 | - |
| | Take-outs | 0 | - | 0 | - | 0 | - |
| | Total | 0 | - | 0 | - | 0 | - |
| Team | Draws | 29 | 93% | 13 | 90% | 42 | 92% |
| | Take-outs | 15 | 95% | 15 | 90% | 30 | 93% |
| | Total | 44 | 94% | 28 | 90% | 72 | 92% |

**Note:**
Position and function for each team member:
**4** = Fourth, **3** = Third, **2** = Second, **1** = Lead, **A** = Alternate, **S** = Skip, **V** = Vice-Skip

**Legend:**
↻ Clockwise ↺ Counter-clockwise **LSFE(*)** Last Stone First End
**X** Unplayed/unfinished end due to concession



lgt.com NEW HOLLAND LE GRUYÈRE SWITZERLAND ZUG CURLIT Curling Information Technology Ltd.

# Game - Shot by Shot

**End 1** — **USA - United States 0 + 0** (this end) **= 0** — **ITA - Italy 0 + 0** (this end) **= 0**




| | USA | ITA |
|---|---|---|
| Total Score | 0 | 0 |
| Time left | | |

**Legend:**
↻ Clockwise ↺ Counter-clockwise - Not considered



lgt.com NEW HOLLAND LE GRUYÈRE SWITZERLAND ZUG CURLIT Curling Information Technology Ltd.

# Game - Shot by Shot

**End 2** — **USA - United States 0 + 0** (this end) **= 0** — **ITA - Italy 0 + 0** (this end) **= 0**

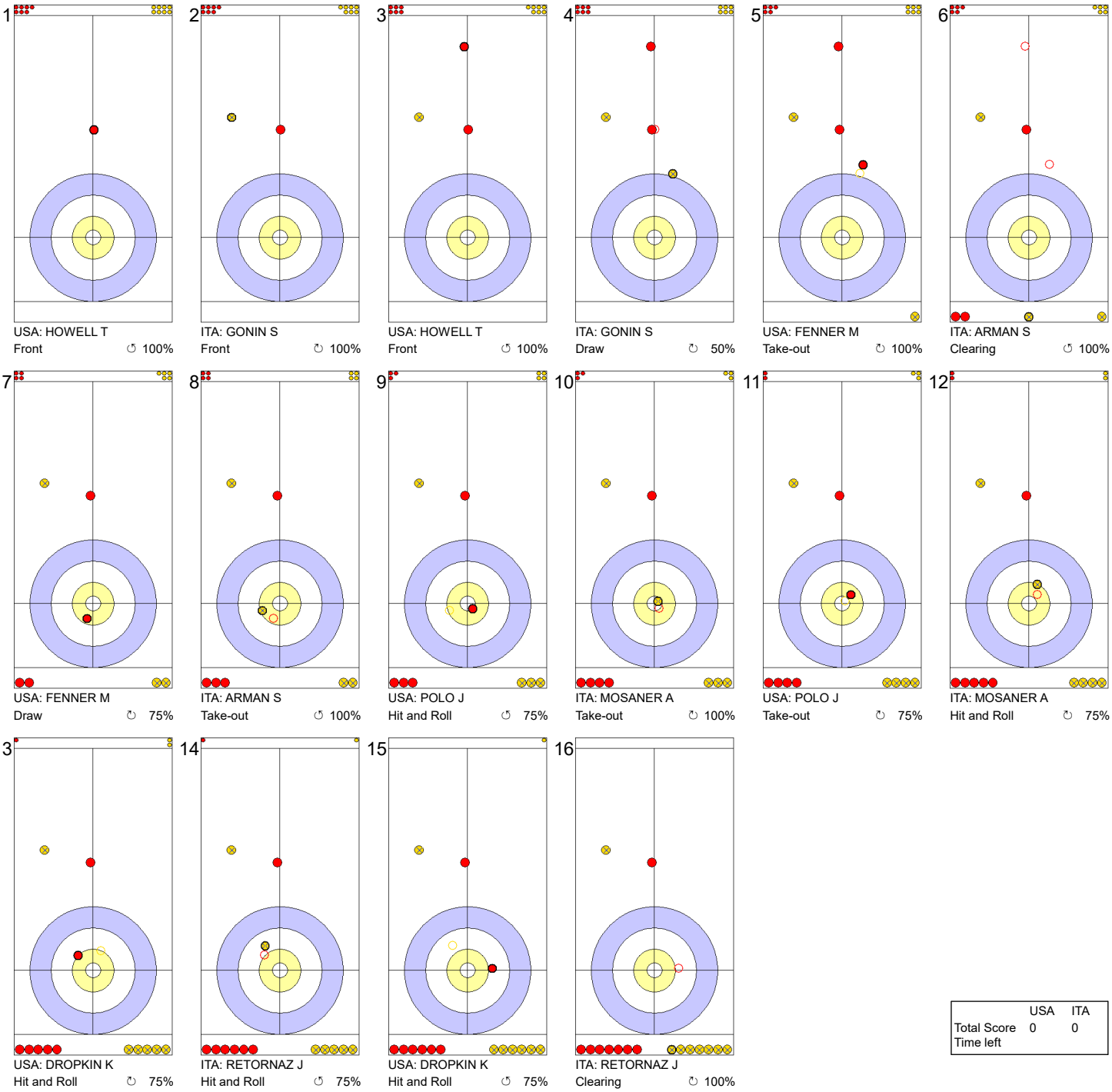


| | USA | ITA |
|---|---|---|
| Total Score | 0 | 0 |
| Time left | | |

**Legend:**

↻ Clockwise ↺ Counter-clockwise - Not considered



lgt.com NEW HOLLAND LE GRUYÈRE SWITZERLAND ZUG CURLIT Curling Information Technology Ltd.

# Game - Shot by Shot

**End 3** — **USA - United States** 0 + 0 (this end) = 0 — **ITA - Italy** 0 + 3 (this end) = 3

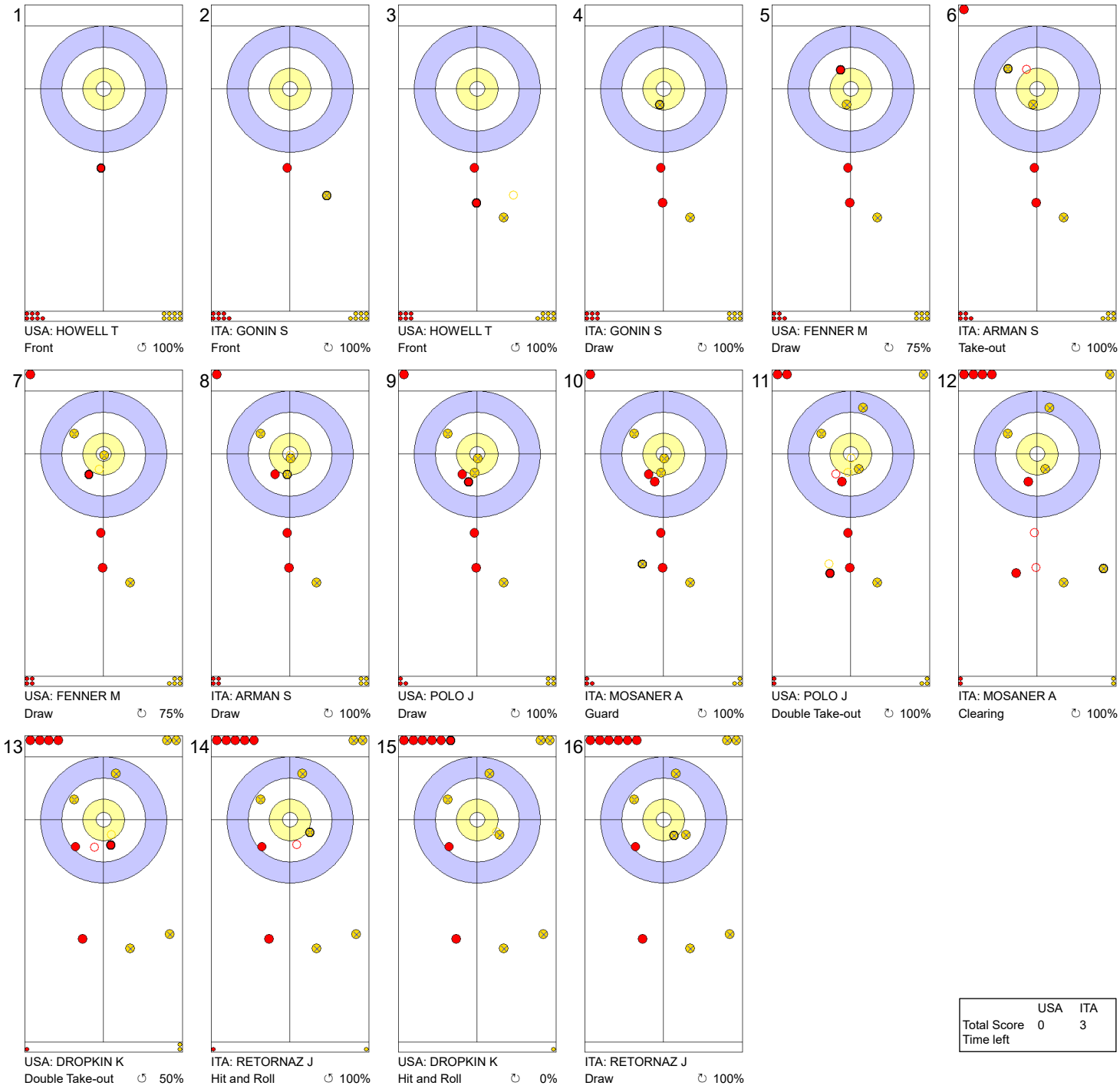


| | USA | ITA |
|---|---|---|
| Total Score | 0 | 3 |
| Time left | | |

**Legend:**
↻ Clockwise ↺ Counter-clockwise - Not considered



lgt.com NEW HOLLAND LE GRUYÈRE SWITZERLAND ZUG CURLIT Curling Information Technology Ltd.

# Game - Shot by Shot

**End 4** — **USA - United States** 0 + 0 (this end) = 0 — **ITA - Italy** 3 + 1 (this end) = 4

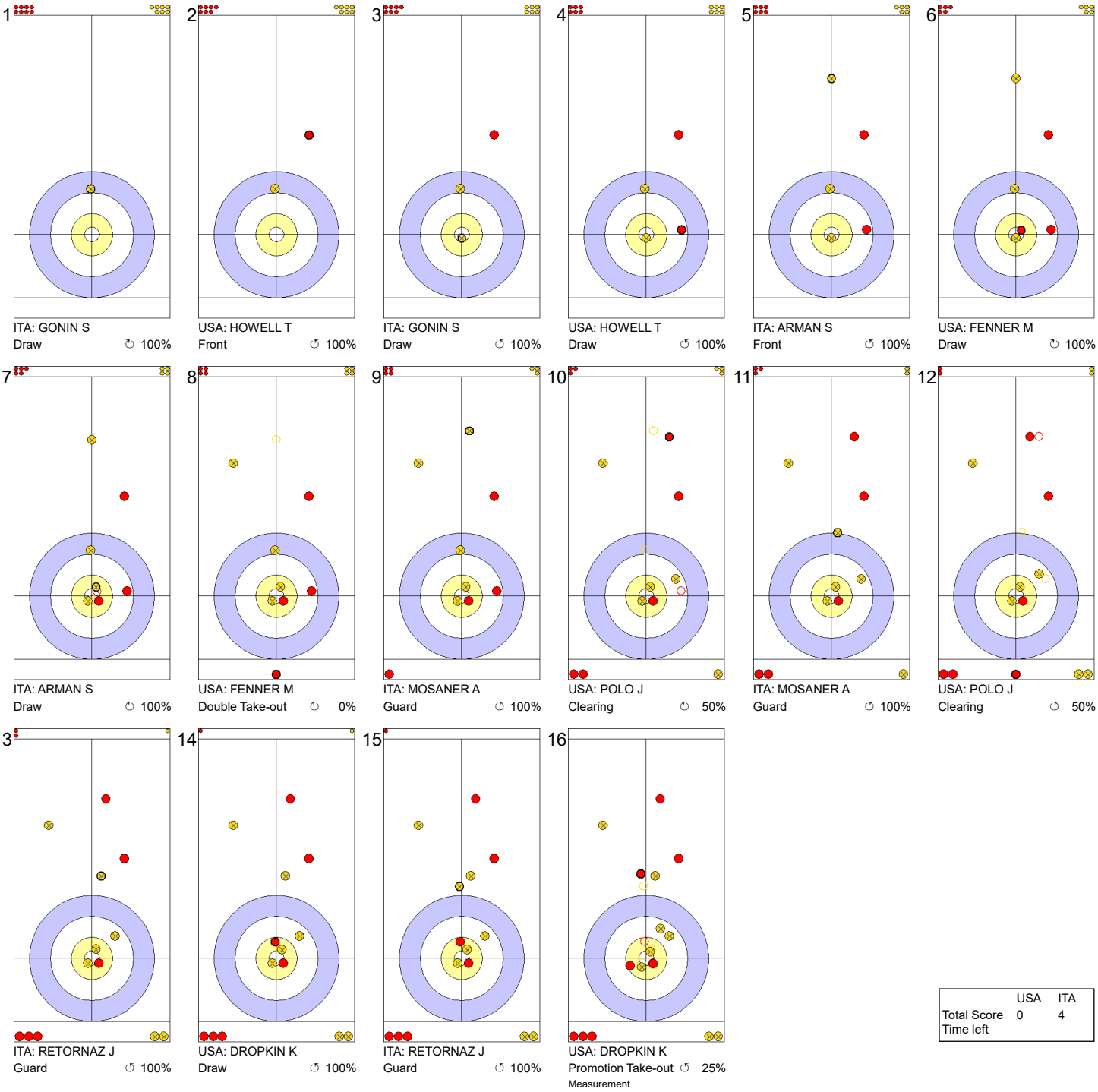


| | USA | ITA |
|---|---|---|
| Total Score | 0 | 4 |
| Time left | | |

**Legend:**

↻ Clockwise ↺ Counter-clockwise - Not considered



lgt.com NEW HOLLAND LE GRUYÈRE SWITZERLAND ZUG CURLIT Curling Information Technology Ltd.

# Game - Shot by Shot

**End 5** — **USA - United States** 0 + 2 (this end) = 2 — **ITA - Italy** 4 + 0 (this end) = 4

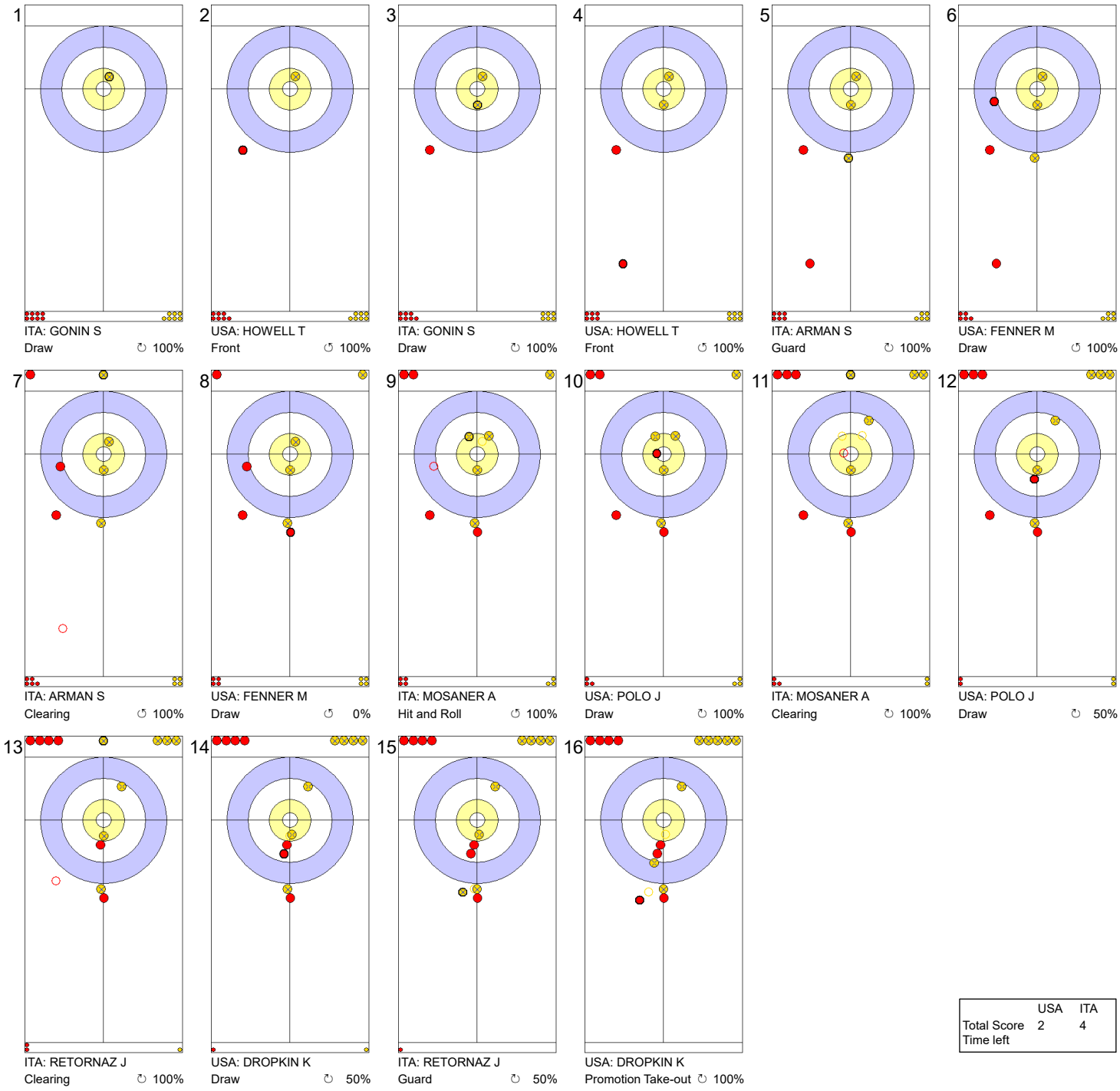


| | USA | ITA |
|---|---|---|
| Total Score | 2 | 4 |
| Time left | | |

**Legend:**
↻ Clockwise ↺ Counter-clockwise - Not considered



lgt.com NEW HOLLAND LE GRUYÈRE SWITZERLAND ZUG CURLIT Curling Information Technology Ltd.

# Game - Shot by Shot

**End 6** — **USA - United States 2 + 0** (this end) **= 2** — **ITA - Italy 4 + 1** (this end) **= 5**

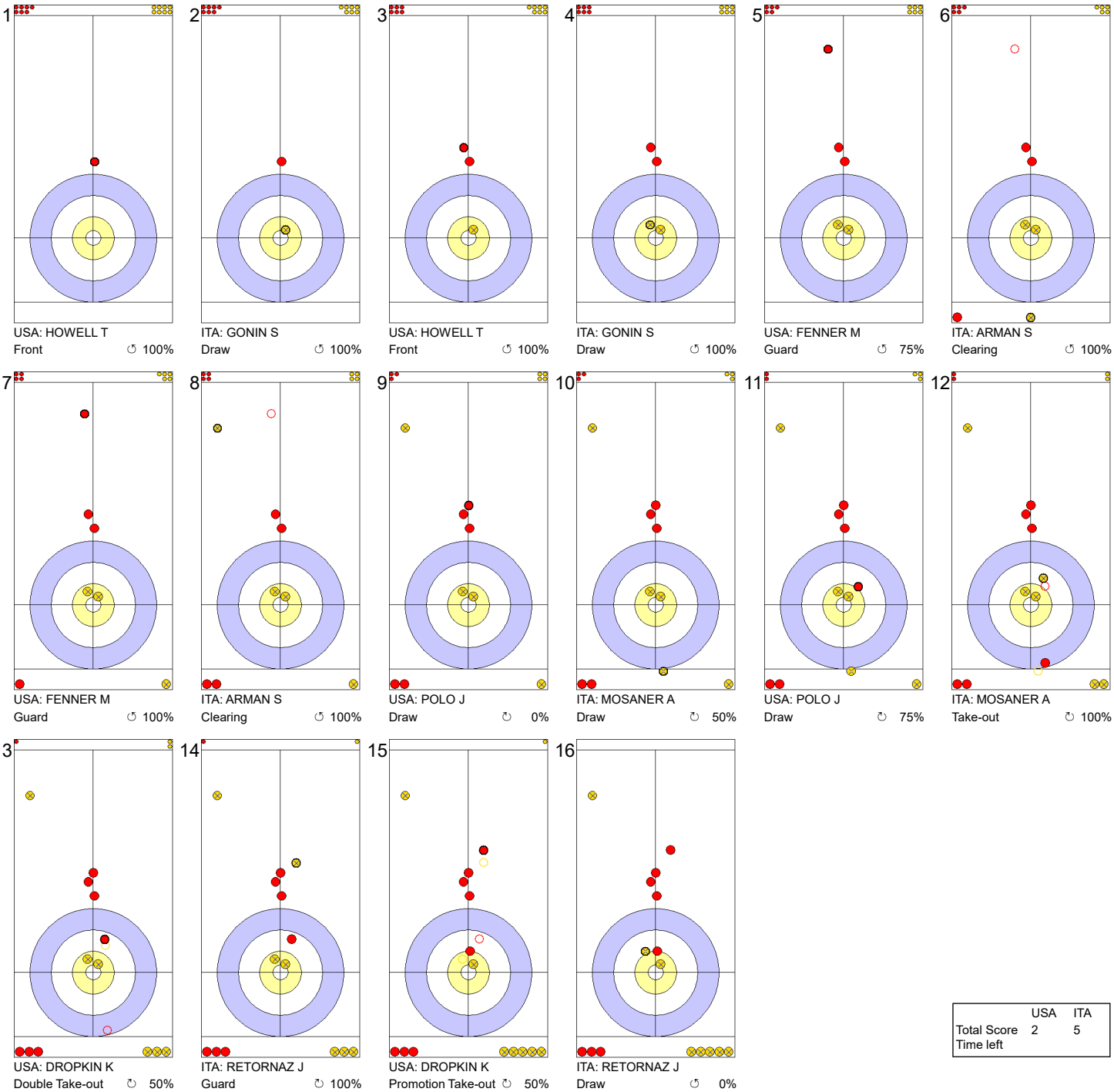


| | USA | ITA |
|---|---|---|
| Total Score | 2 | 5 |
| Time left | | |

**Legend:**
↻ Clockwise ↺ Counter-clockwise - Not considered



lgt.com NEW HOLLAND LE GRUYÈRE SWITZERLAND ZUG CURLIT Curling Information Technology Ltd.

# Game - Shot by Shot

**End 7** — **USA - United States** 2 + 2 (this end) = 4 — **ITA - Italy** 5 + 0 (this end) = 5

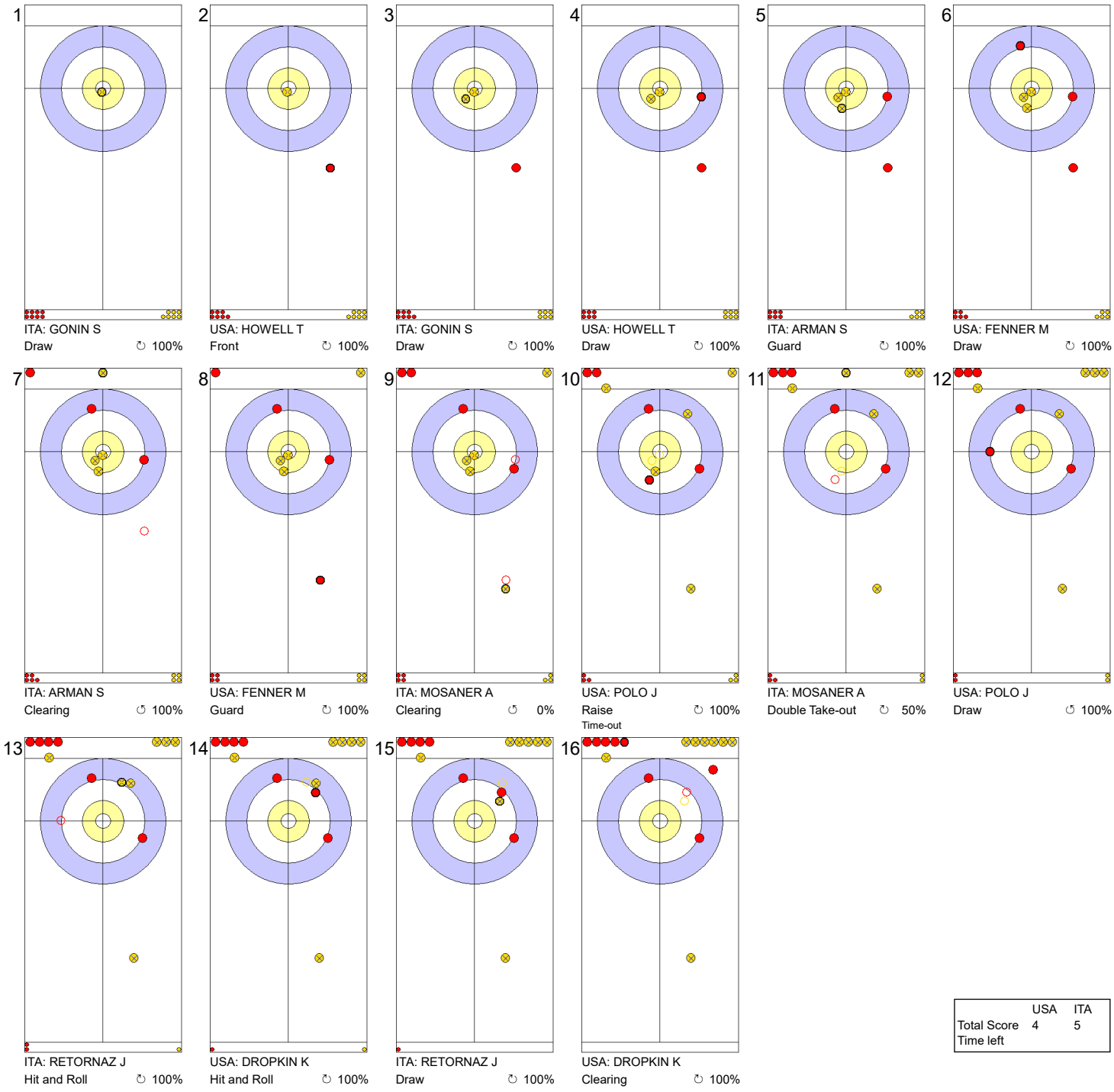


| | USA | ITA |
|---|---|---|
| Total Score | 4 | 5 |
| Time left | | |

**Legend:**

↻ Clockwise ↺ Counter-clockwise - Not considered



lgt.com NEW HOLLAND LE GRUYÈRE SWITZERLAND ZUG CURLIT Curling Information Technology Ltd.

# Game - Shot by Shot

**End 8** — **USA - United States** 4 + 0 (this end) = 4 — **ITA - Italy** 5 + 2 (this end) = 7

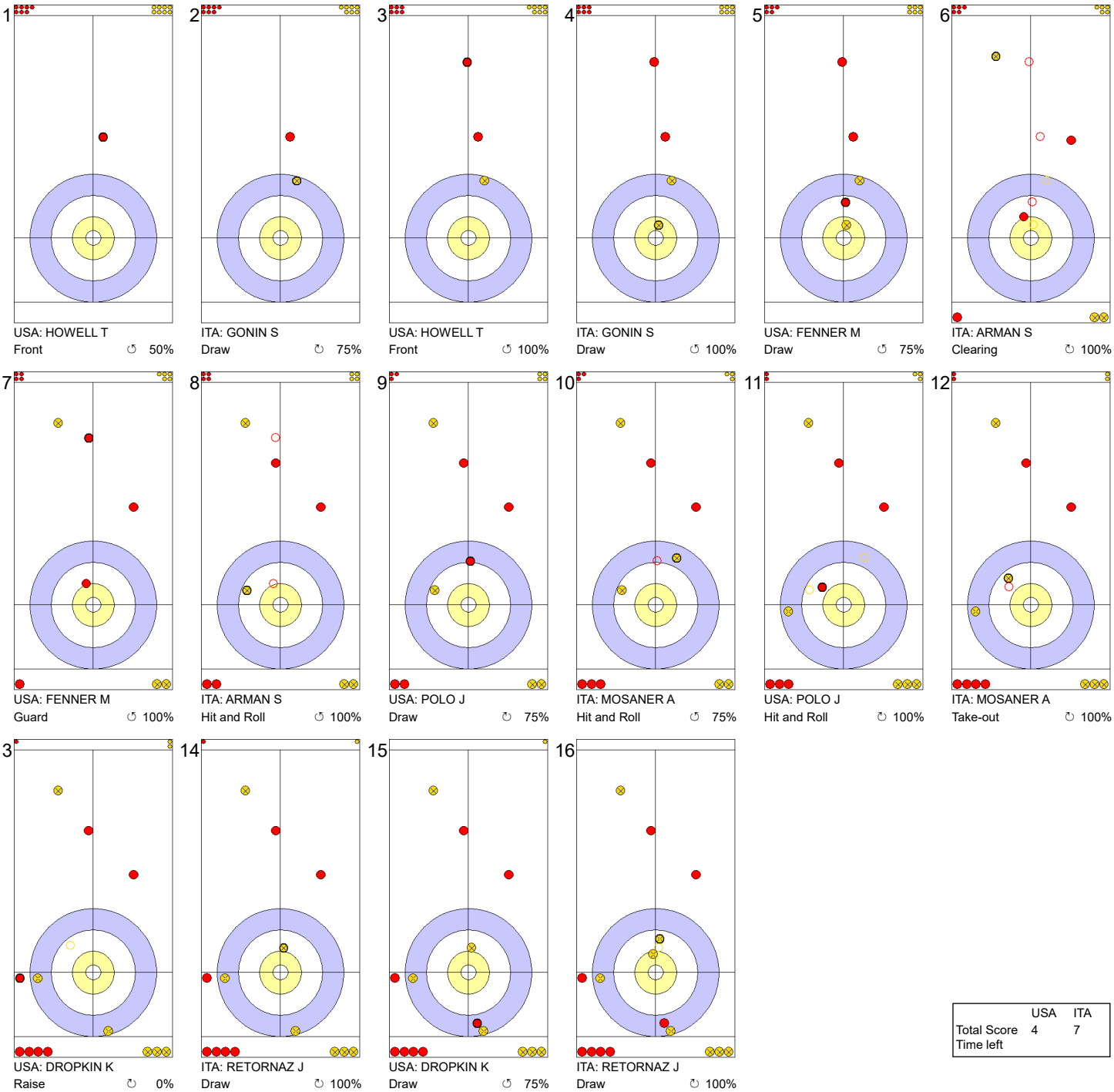


| | USA | ITA |
|---|---|---|
| Total Score | 4 | 7 |
| Time left | | |

**Legend:**
↻ Clockwise ↺ Counter-clockwise - Not considered



lgt.com NEW HOLLAND LE GRUYÈRE SWITZERLAND ZUG CURLIT Curling Information Technology Ltd.

# Game - Shot by Shot

**End 9** — **USA - United States 4 + 0** (this end) **= 4** — **ITA - Italy 7 + 1** (this end) **= 8**

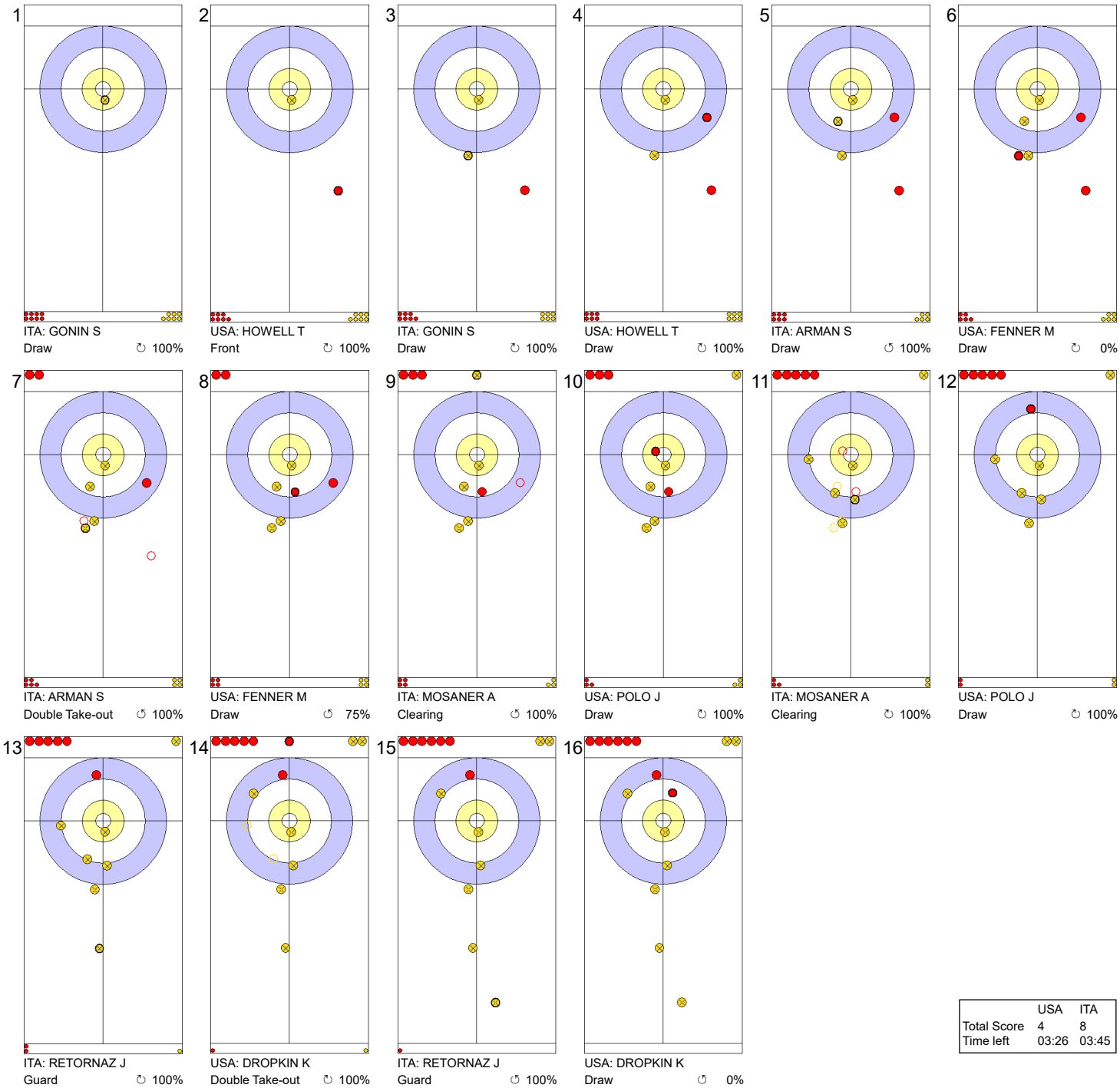


| | USA | ITA |
|---|---|---|
| Total Score | 4 | 8 |
| Time left | 03:26 | 03:45 |

**Legend:**
↻ Clockwise ↺ Counter-clockwise - Not considered



lgt.com NEW HOLLAND LE GRUYÈRE SWITZERLAND ZUG CURLIT Curling Information Technology Ltd.

# Game Results

| Sheet | Game | Team | LSFE | 1 | 2 | 3 | 4 | 5 | 6 | 7 | 8 | 9 | 10 | Extra Ends | | | Total |
|---|---|---|---|---|---|---|---|---|---|---|---|---|---|---|---|---|---|
| C | 12 | NED - Netherlands | * | 1 | 0 | 0 | 2 | 0 | 2 | 0 | 0 | 2 | 0 | 1 | | | | 8 |
| | 12 | KOR - Korea | | 0 | 0 | 3 | 0 | 2 | 0 | 0 | 1 | 0 | 1 | 0 | | | | 7 |

| NED - Netherlands | | Shot Success Game | Shot Success All |
|---|---|---|---|
| 4 S | GOESGENS Wouter | 92% | 72% |
| 3 V | VAN DORP Jaap | 85% | 76% |
| 2 | HOEKMAN Laurens | 82% | 77% |
| 1 | GLASBERGEN Carlo | 80% | 86% |
| A | VAN DEN HURK Tobias | - | 78% |
| | Team Total | 85% | 77% |

| Last Stone Draw | | Distance |
|---|---|---|
| ↻ | HOEKMAN Laurens | 33.3cm |
| ↺ | VAN DORP Jaap | 31.1cm |
| **Total** | | **64.4cm** |

Time remaining: 1 minute 57 seconds
2 minutes 29 seconds (after extra end)

Time-out: End 8 - NED stone 8; End 11 - NED stone 7

| KOR - Korea | | Shot Success Game | Shot Success All |
|---|---|---|---|
| 4 V | KIM Soo-Hyuk | 70% | 73% |
| 3 S | KIM Chang-Min | 80% | 77% |
| 2 | SEONG Se Hyeon | 77% | 78% |
| 1 | KIM Hak Kyun | 84% | 83% |
| A | JEON Jae Ik | - | - |
| | Team Total | 78% | 78% |

| Last Stone Draw | | Distance |
|---|---|---|
| ↻ | KIM Chang-Min | 8.6cm |
| ↺ | KIM Hak Kyun | 69.2cm |
| **Total** | | **77.8cm** |

Time remaining: 0 minutes 1 second
1 minute 10 seconds (after extra end)

Time-out: End 8 - KOR stone 7; End 11 - KOR stone 5

## Shot Success Analysis

| NED - Netherlands | | ↻ | | ↺ | | Game | |
|---|---|---|---|---|---|---|---|
| 4 GOESGENS Wouter | Draws | 5 | 90% | 8 | 94% | 13 | 92% |
| | Take-outs | 2 | 75% | 7 | 96% | 9 | 92% |
| | Total | 7 | 86% | 15 | 95% | 22 | 92% |
| 3 VAN DORP Jaap | Draws | 2 | 100% | 3 | 92% | 5 | 95% |
| | Take-outs | 8 | 91% | 9 | 75% | 17 | 82% |
| | Total | 10 | 93% | 12 | 79% | 22 | 85% |
| 2 HOEKMAN Laurens | Draws | 6 | 83% | 4 | 94% | 10 | 88% |
| | Take-outs | 4 | 75% | 8 | 78% | 12 | 77% |
| | Total | 10 | 80% | 12 | 83% | 22 | 82% |
| 1 GLASBERGEN Carlo | Draws | 2 | 100% | 17 | 78% | 19 | 80% |
| | Take-outs | 0 | - | 3 | 75% | 3 | 75% |
| | Total | 2 | 100% | 20 | 78% | 22 | 80% |
| A VAN DEN HURK Tobias | Draws | 0 | - | 0 | - | 0 | - |
| | Take-outs | 0 | - | 0 | - | 0 | - |
| | Total | 0 | - | 0 | - | 0 | - |
| Team | Draws | 15 | 90% | 32 | 85% | 47 | 87% |
| | Take-outs | 14 | 84% | 27 | 81% | 41 | 82% |
| | Total | 29 | 87% | 59 | 83% | 88 | 85% |

| KOR - Korea | | ↻ | | ↺ | | Game | |
|---|---|---|---|---|---|---|---|
| 4 KIM Soo-Hyuk | Draws | 4 | 69% | 2 | 50% | 6 | 63% |
| | Take-outs | 5 | 80% | 10 | 70% | 15 | 73% |
| | Total | 9 | 75% | 12 | 67% | 21 | 70% |
| 3 KIM Chang-Min | Draws | 4 | 69% | 6 | 88% | 10 | 80% |
| | Take-outs | 6 | 79% | 6 | 79% | 12 | 79% |
| | Total | 10 | 75% | 12 | 83% | 22 | 80% |
| 2 SEONG Se Hyeon | Draws | 4 | 75% | 6 | 71% | 10 | 73% |
| | Take-outs | 6 | 79% | 6 | 83% | 12 | 81% |
| | Total | 10 | 78% | 12 | 77% | 22 | 77% |
| 1 KIM Hak Kyun | Draws | 3 | 50% | 18 | 89% | 21 | 83% |
| | Take-outs | 0 | - | 1 | 100% | 1 | 100% |
| | Total | 3 | 50% | 19 | 89% | 22 | 84% |
| A JEON Jae Ik | Draws | 0 | - | 0 | - | 0 | - |
| | Take-outs | 0 | - | 0 | - | 0 | - |
| | Total | 0 | - | 0 | - | 0 | - |
| Team | Draws | 15 | 67% | 32 | 83% | 47 | 78% |
| | Take-outs | 17 | 79% | 23 | 77% | 40 | 78% |
| | Total | 32 | 73% | 55 | 80% | 87 | 78% |

**Note:**
Position and function for each team member:
**4** = Fourth, **3** = Third, **2** = Second, **1** = Lead, **A** = Alternate, **S** = Skip, **V** = Vice-Skip

**Legend:**
↻ Clockwise ↺ Counter-clockwise **LSFE(*)** Last Stone First End



lgt.com NEW HOLLAND LE GRUYÈRE SWITZERLAND ZUG CURLIT Curling Information Technology Ltd.

# Game - Shot by Shot

**End 1** — **NED - Netherlands 0 + 1** (this end) **= 1** — **KOR - Korea 0 + 0** (this end) **= 0**




| | NED | KOR |
|---|---|---|
| Total Score | 1 | 0 |
| Time left | | |

**Legend:**

↻ Clockwise ↺ Counter-clockwise - Not considered



lgt.com NEW HOLLAND LE GRUYÈRE SWITZERLAND ZUG CURLIT Curling Information Technology Ltd.

# Game - Shot by Shot

**End 2** — **NED - Netherlands 1 + 0** (this end) **= 1** — **KOR - Korea 0 + 0** (this end) **= 0**

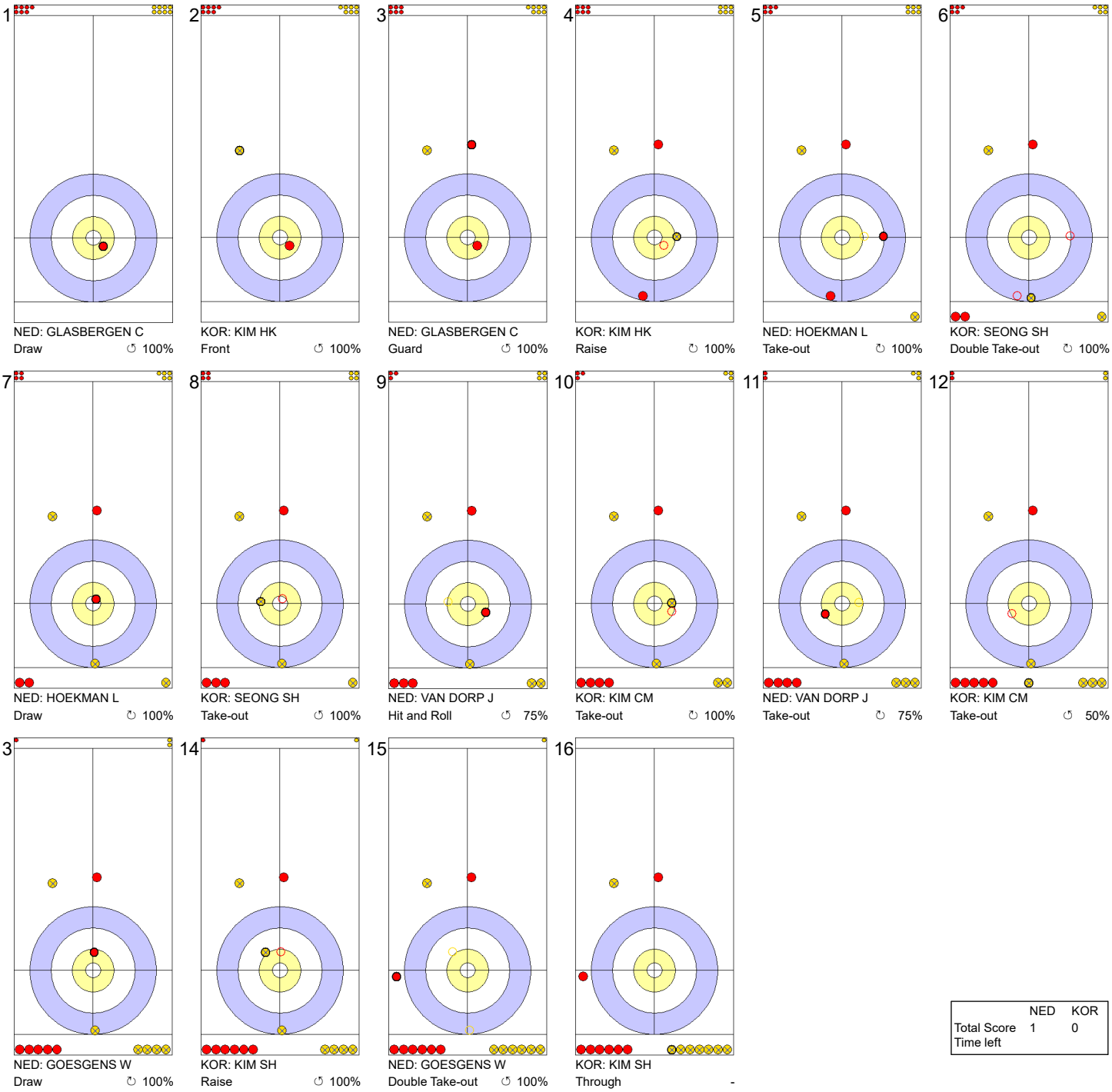


| | NED | KOR |
|---|---|---|
| Total Score | 1 | 0 |
| Time left | | |

**Legend:**

↻ Clockwise ↺ Counter-clockwise - Not considered



lgt.com NEW HOLLAND LE GRUYÈRE SWITZERLAND ZUG CURLIT Curling Information Technology Ltd.

# Game - Shot by Shot

**End 3** — **NED - Netherlands 1 + 0** (this end) **= 1** — **KOR - Korea 0 + 3** (this end) **= 3**




| | NED | KOR |
|---|---|---|
| Total Score | 1 | 3 |
| Time left | | |

**Legend:**

↻ Clockwise ↺ Counter-clockwise - Not considered



lgt.com NEW HOLLAND LE GRUYÈRE SWITZERLAND ZUG CURLIT Curling Information Technology Ltd.

# Game - Shot by Shot

**End 4** — **NED - Netherlands 1 + 2** (this end) **= 3** — **KOR - Korea 3 + 0** (this end) **= 3**

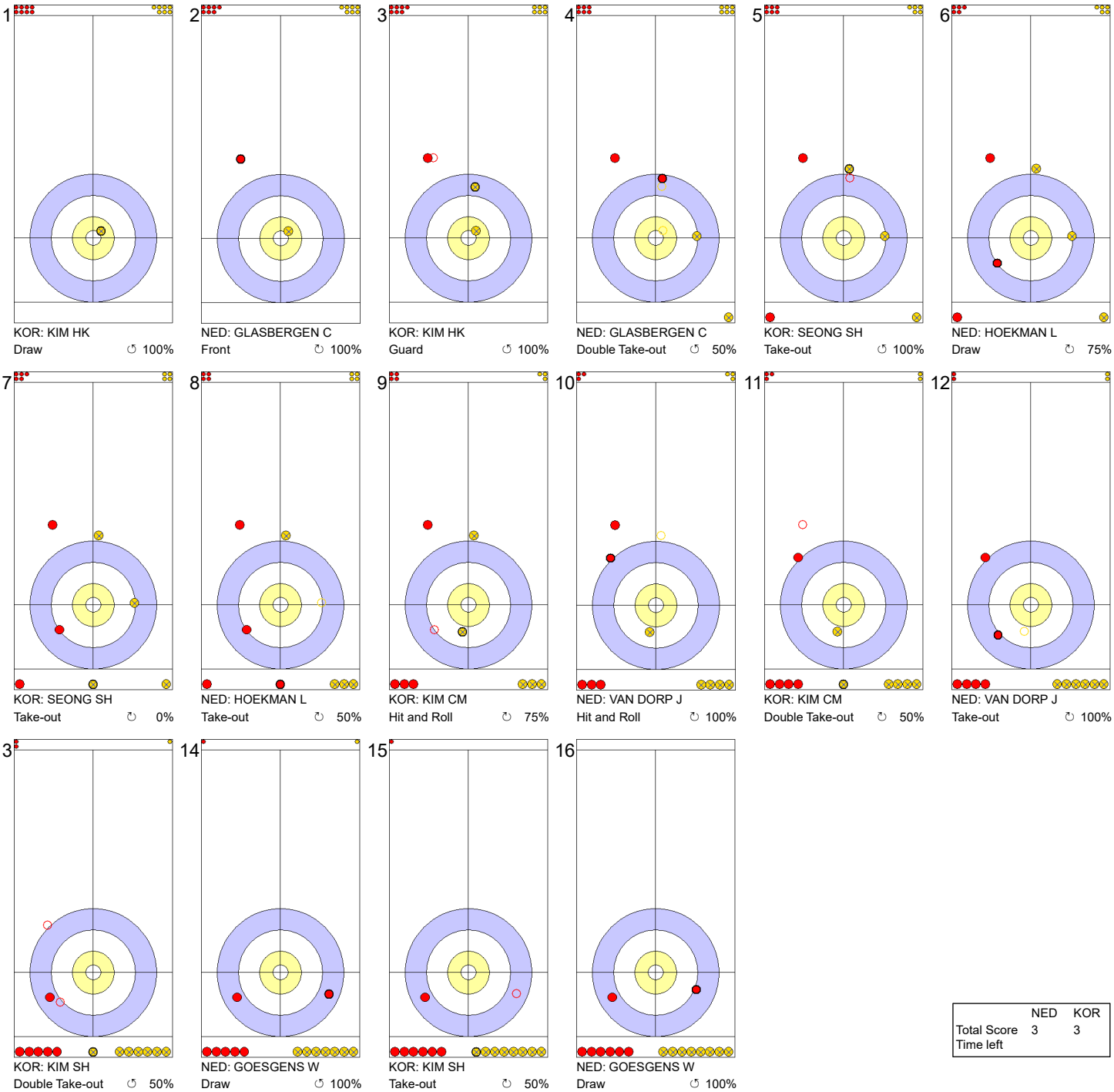


| | NED | KOR |
|---|---|---|
| Total Score | 3 | 3 |
| Time left | | |

**Legend:**
↻ Clockwise ↺ Counter-clockwise - Not considered



lgt.com NEW HOLLAND LE GRUYÈRE SWITZERLAND ZUG CURLIT Curling Information Technology Ltd.

# Game - Shot by Shot

**End 5** **NED - Netherlands 3 + 0** (this end) **= 3** **KOR - Korea 3 + 2** (this end) **= 5**

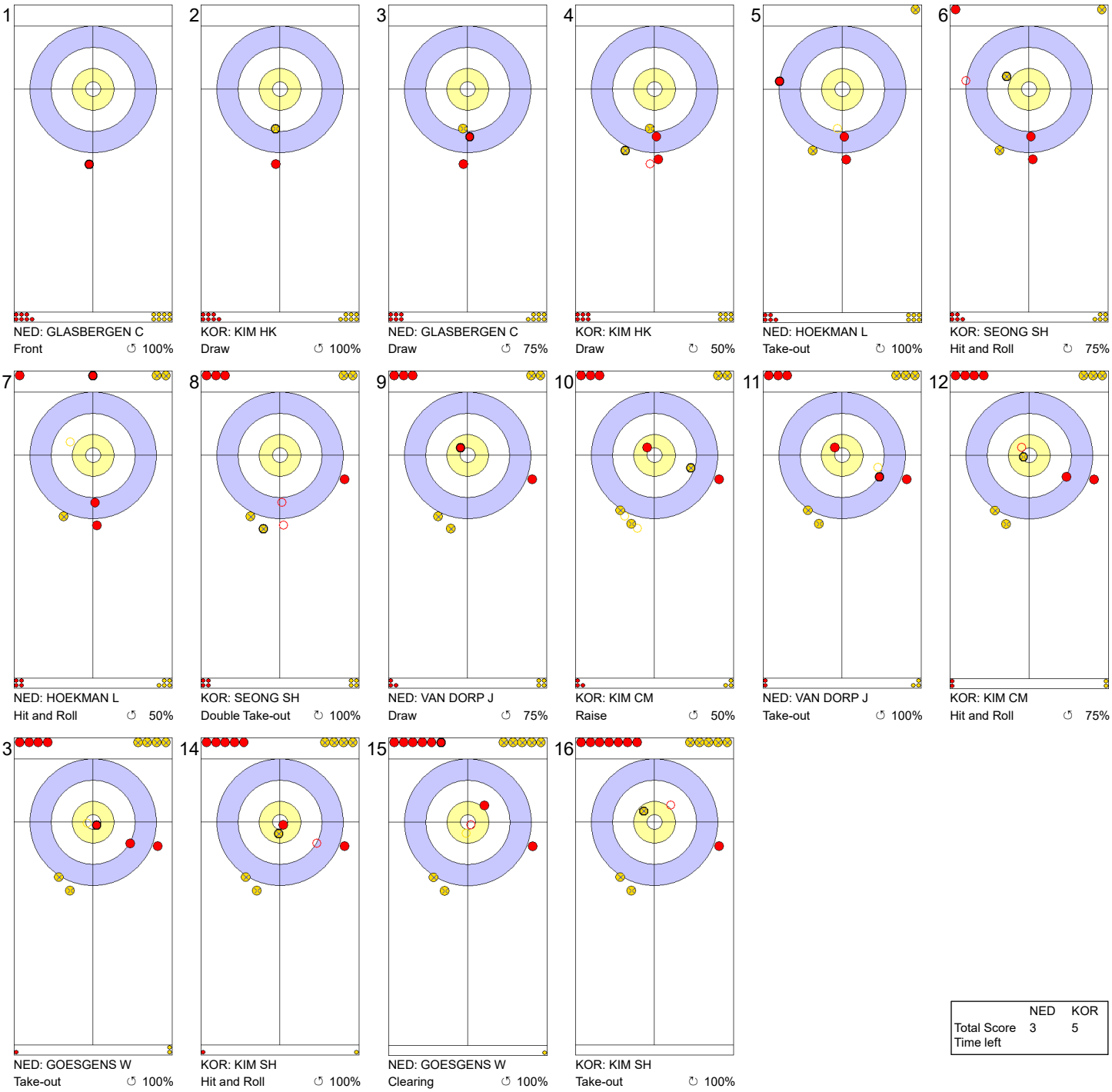


| | NED | KOR |
|---|---|---|
| Total Score | 3 | 5 |
| Time left | | |

**Legend:**
↻ Clockwise ↺ Counter-clockwise - Not considered



lgt.com NEW HOLLAND LE GRUYÈRE SWITZERLAND ZUG CURLIT Curling Information Technology Ltd.

# Game - Shot by Shot

**End 6** — **NED - Netherlands 3 + 2** (this end) **= 5** — **KOR - Korea 5 + 0** (this end) **= 5**

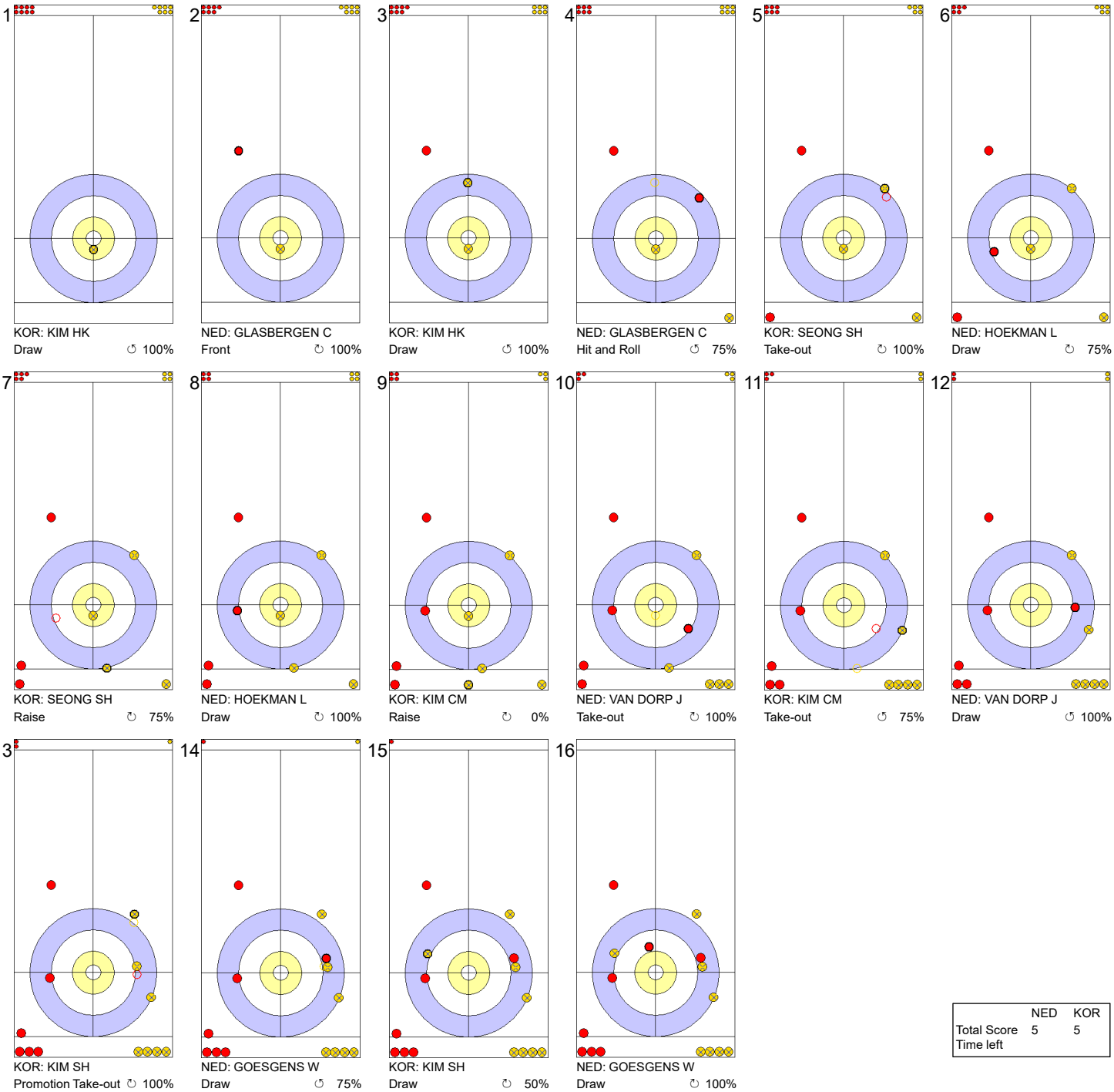


| | NED | KOR |
|---|---|---|
| Total Score | 5 | 5 |
| Time left | | |

**Legend:**
↻ Clockwise ↺ Counter-clockwise - Not considered



lgt.com NEW HOLLAND LE GRUYÈRE SWITZERLAND ZUG CURLIT Curling Information Technology Ltd.

# Game - Shot by Shot

**End 7** — **NED - Netherlands 5 + 0** (this end) **= 5** — **KOR - Korea 5 + 0** (this end) **= 5**

| 1 | 2 | 3 | 4 | 5 | 6 |
|---|---|---|---|---|---|
| 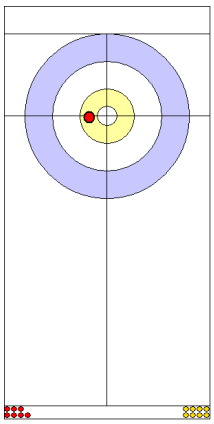 | 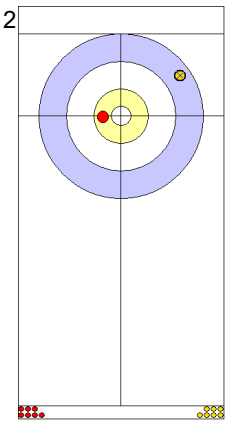 | 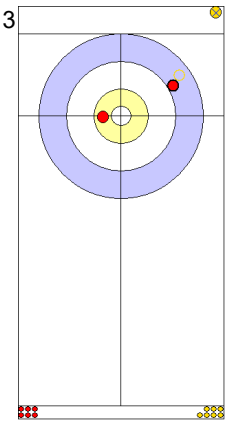 | 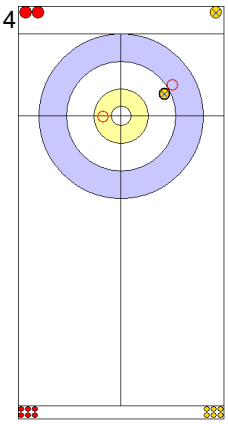 | 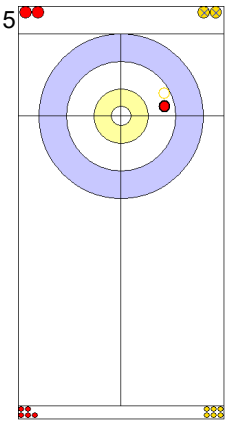 | 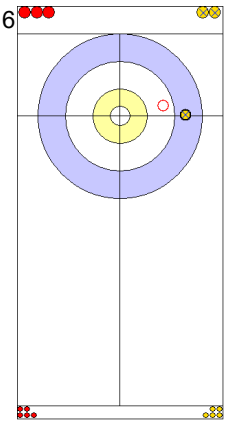 |
| NED: GLASBERGEN C<br>Draw ↺ 100% | KOR: KIM HK<br>Front ↻ 0% | NED: GLASBERGEN C<br>Take-out ↺ 100% | KOR: KIM HK<br>Double Take-out ↺ 100% | NED: HOEKMAN L<br>Take-out ↺ 100% | KOR: SEONG SH<br>Take-out ↺ 100% |
| **7** | **8** | **9** | **10** | **11** | **12** |
| 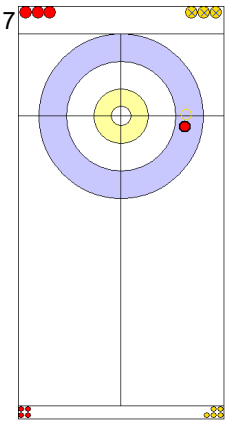 | 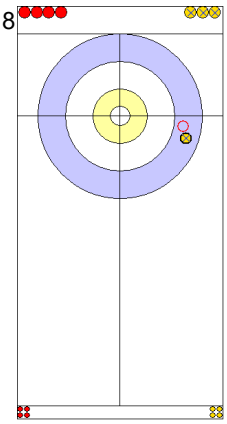 | 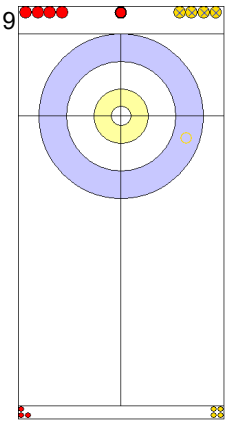 | 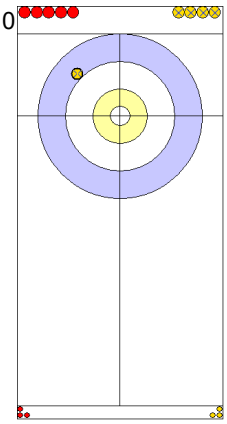 | 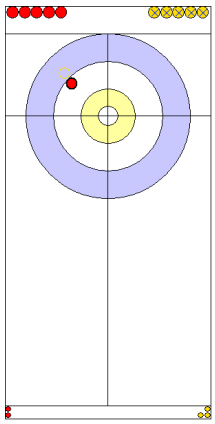 | 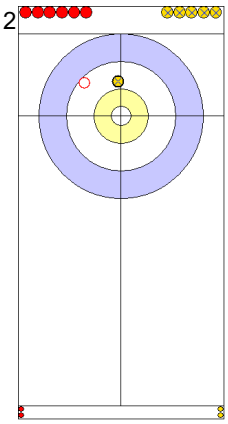 |
| NED: HOEKMAN L<br>Take-out ↺ 100% | KOR: SEONG SH<br>Take-out ↺ 100% | NED: VAN DORP J<br>Take-out ↺ 50% | KOR: KIM CM<br>Draw ↺ 100% | NED: VAN DORP J<br>Take-out ↻ 100% | KOR: KIM CM<br>Take-out ↻ 100% |
| **13** | **14** | **15** | **16** | | |
| 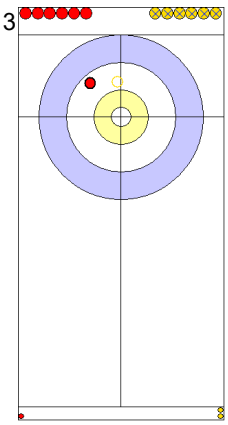 | 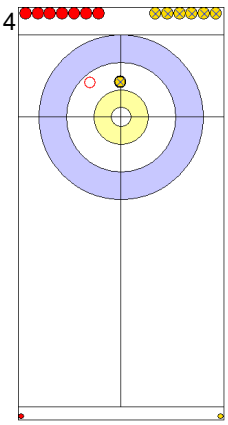 | 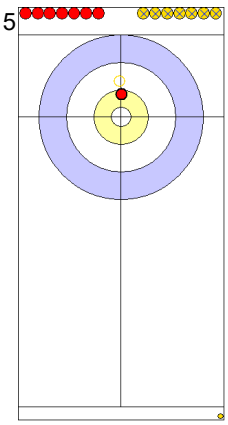 | 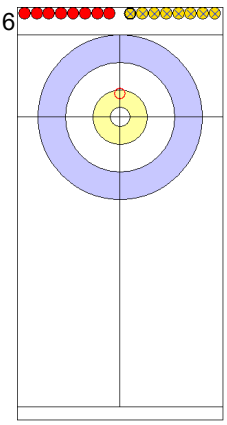 | | |
| NED: GOESGENS W<br>Take-out ↺ 100% | KOR: KIM SH<br>Take-out ↻ 100% | NED: GOESGENS W<br>Take-out ↺ 100% | KOR: KIM SH<br>Clearing ↺ 100% | | |

| | NED | KOR |
|---|---|---|
| Total Score | 5 | 5 |
| Time left | | |

**Legend:**
↻ Clockwise ↺ Counter-clockwise - Not considered



lgt.com NEW HOLLAND LE GRUYÈRE SWITZERLAND ZUG CURLIT Curling Information Technology Ltd.

# Game - Shot by Shot

**End 8** — **NED - Netherlands 5 + 0** (this end) **= 5** — **KOR - Korea 5 + 1** (this end) **= 6**

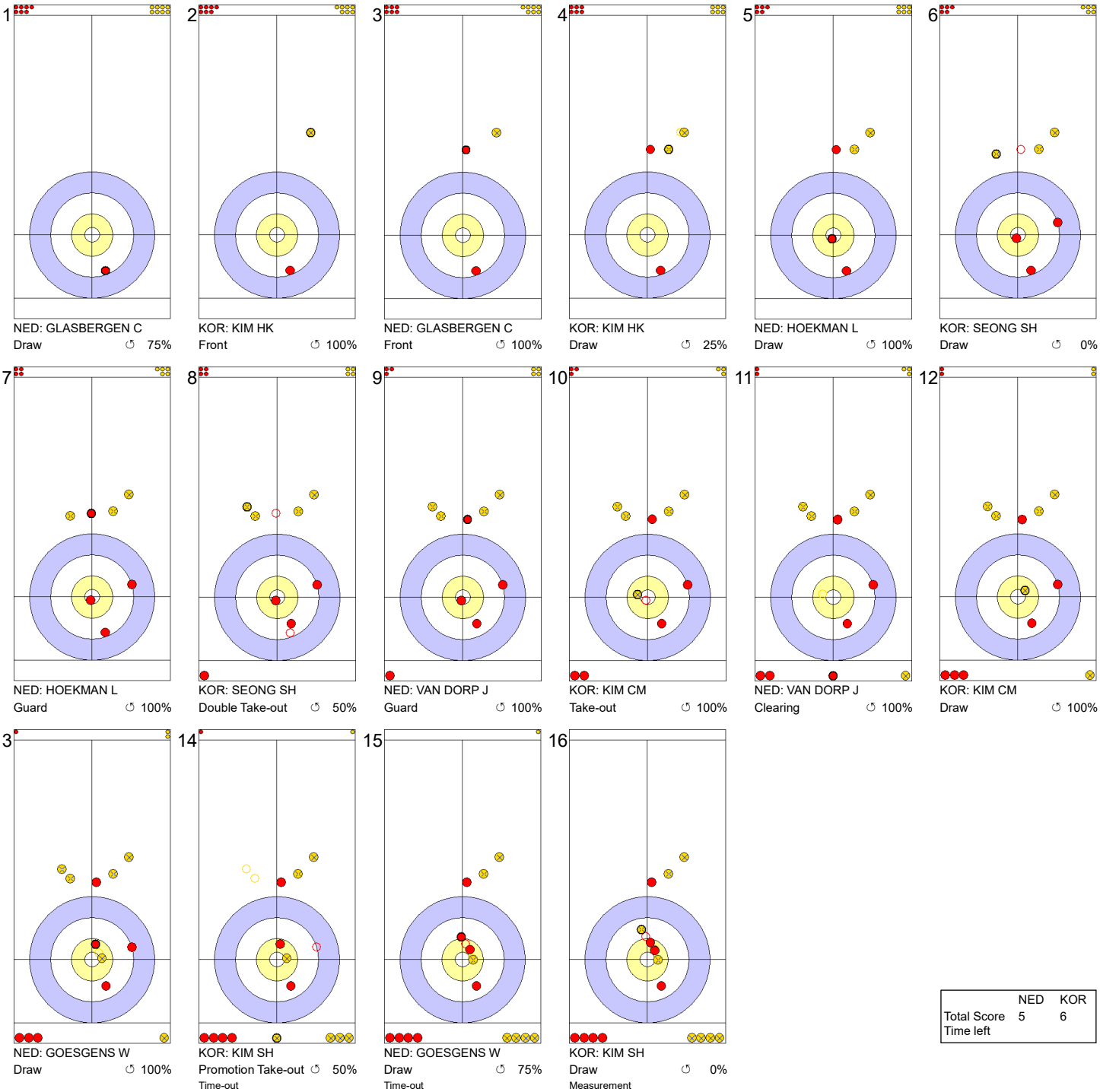


| | NED | KOR |
|---|---|---|
| Total Score | 5 | 6 |
| Time left | | |

**Legend:**

↻ Clockwise ↺ Counter-clockwise - Not considered



lgt.com NEW HOLLAND LE GRUYÈRE SWITZERLAND ZUG CURLIT Curling Information Technology Ltd.

# Game - Shot by Shot

**End 9** — **NED - Netherlands 5 + 2** (this end) **= 7** — **KOR - Korea 6 + 0** (this end) **= 6**

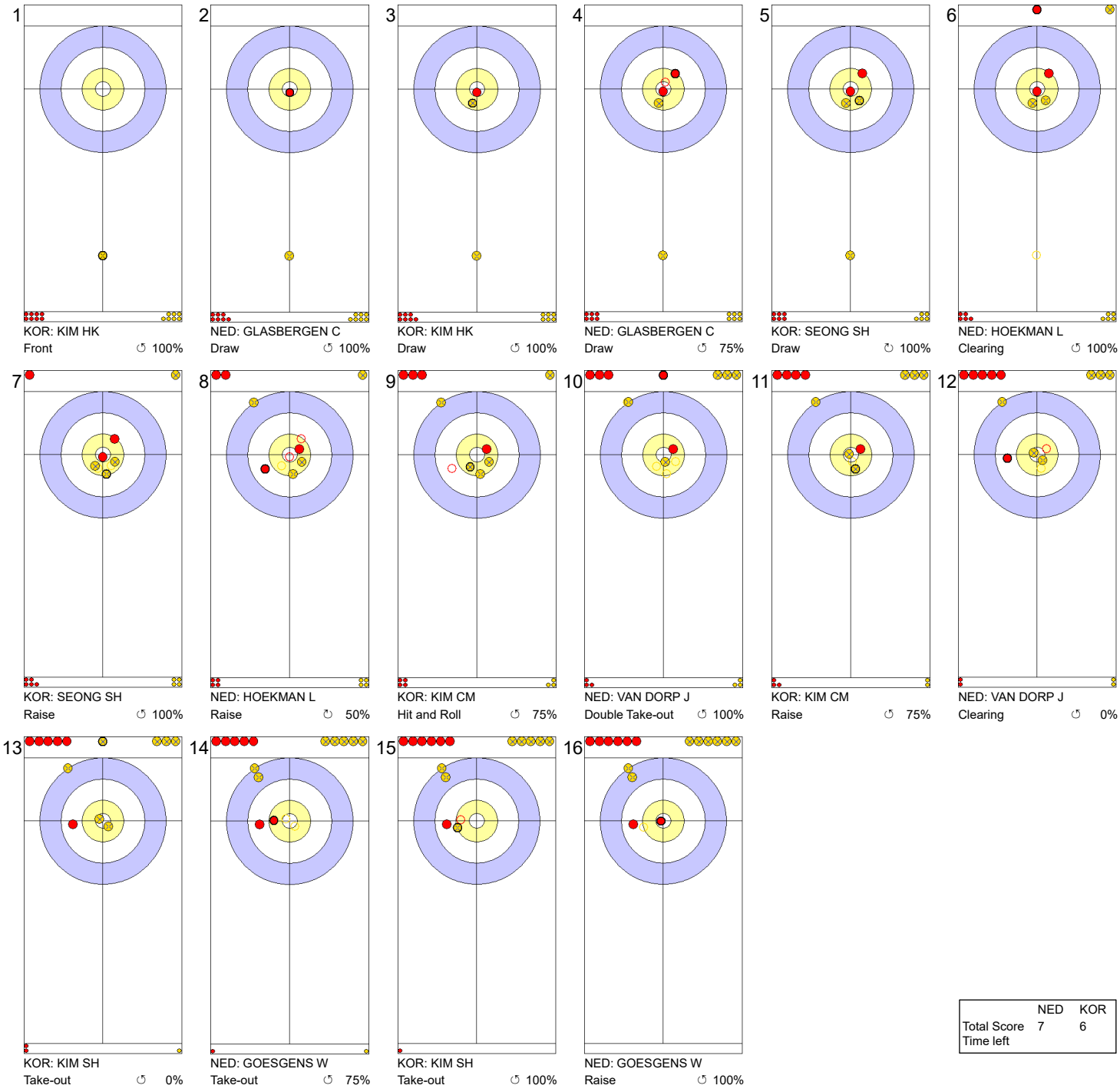


| | NED | KOR |
|---|---|---|
| Total Score | 7 | 6 |
| Time left | | |

**Legend:**

↻ Clockwise ↺ Counter-clockwise - Not considered



lgt.com NEW HOLLAND LE GRUYÈRE SWITZERLAND ZUG CURLIT Curling Information Technology Ltd.

# Game - Shot by Shot

**End 10** — **NED - Netherlands 7 + 0** (this end) **= 7** — **KOR - Korea 6 + 1** (this end) **= 7**

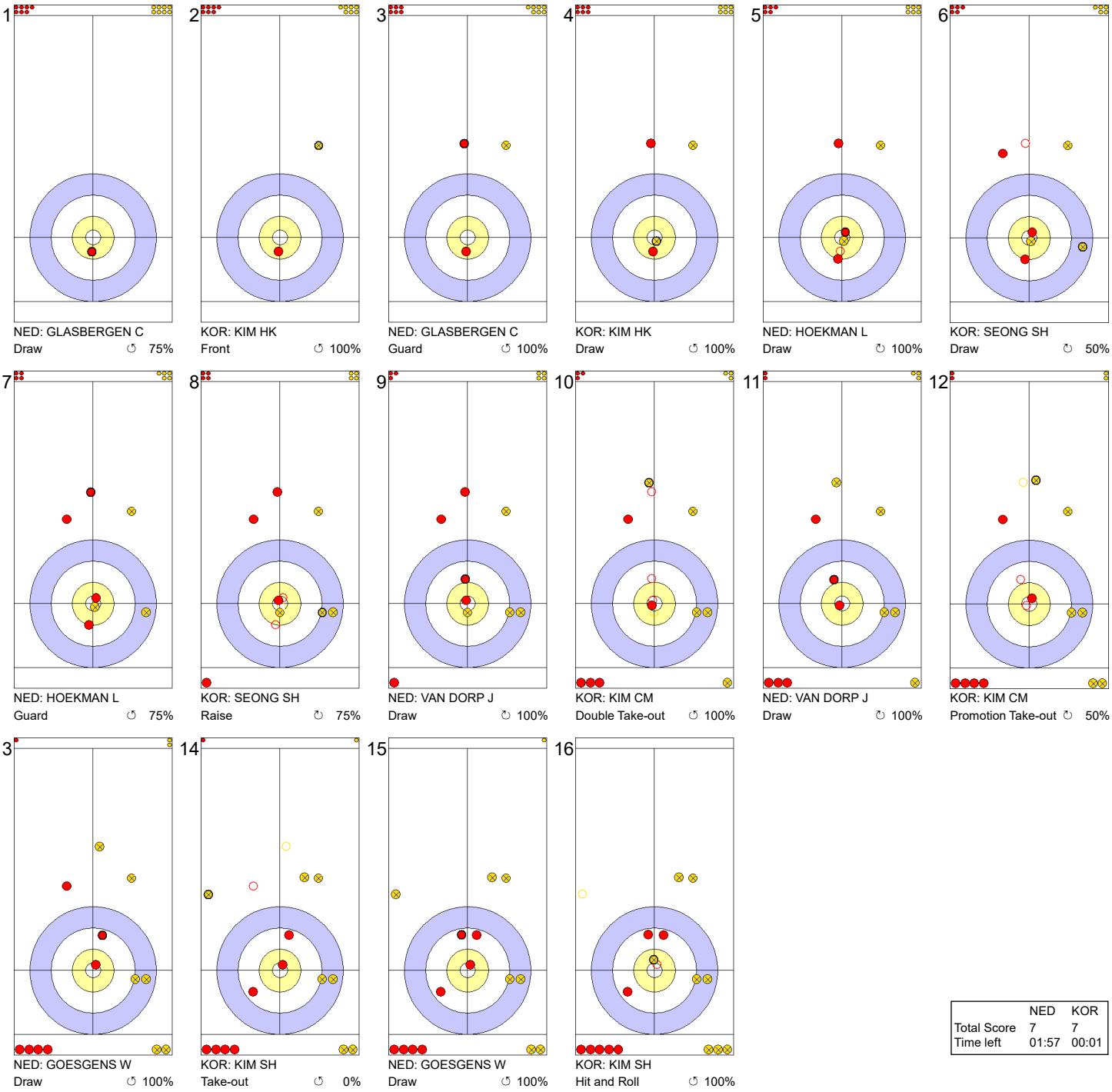


| | NED | KOR |
|---|---|---|
| Total Score | 7 | 7 |
| Time left | 01:57 | 00:01 |

**Legend:**
↻ Clockwise ↺ Counter-clockwise - Not considered



lgt.com NEW HOLLAND LE GRUYÈRE SWITZERLAND ZUG CURLIT Curling Information Technology Ltd.

# Game - Shot by Shot

**End 11** — **NED - Netherlands 7 + 1** (this end) **= 8** — **KOR - Korea 7 + 0** (this end) **= 7**

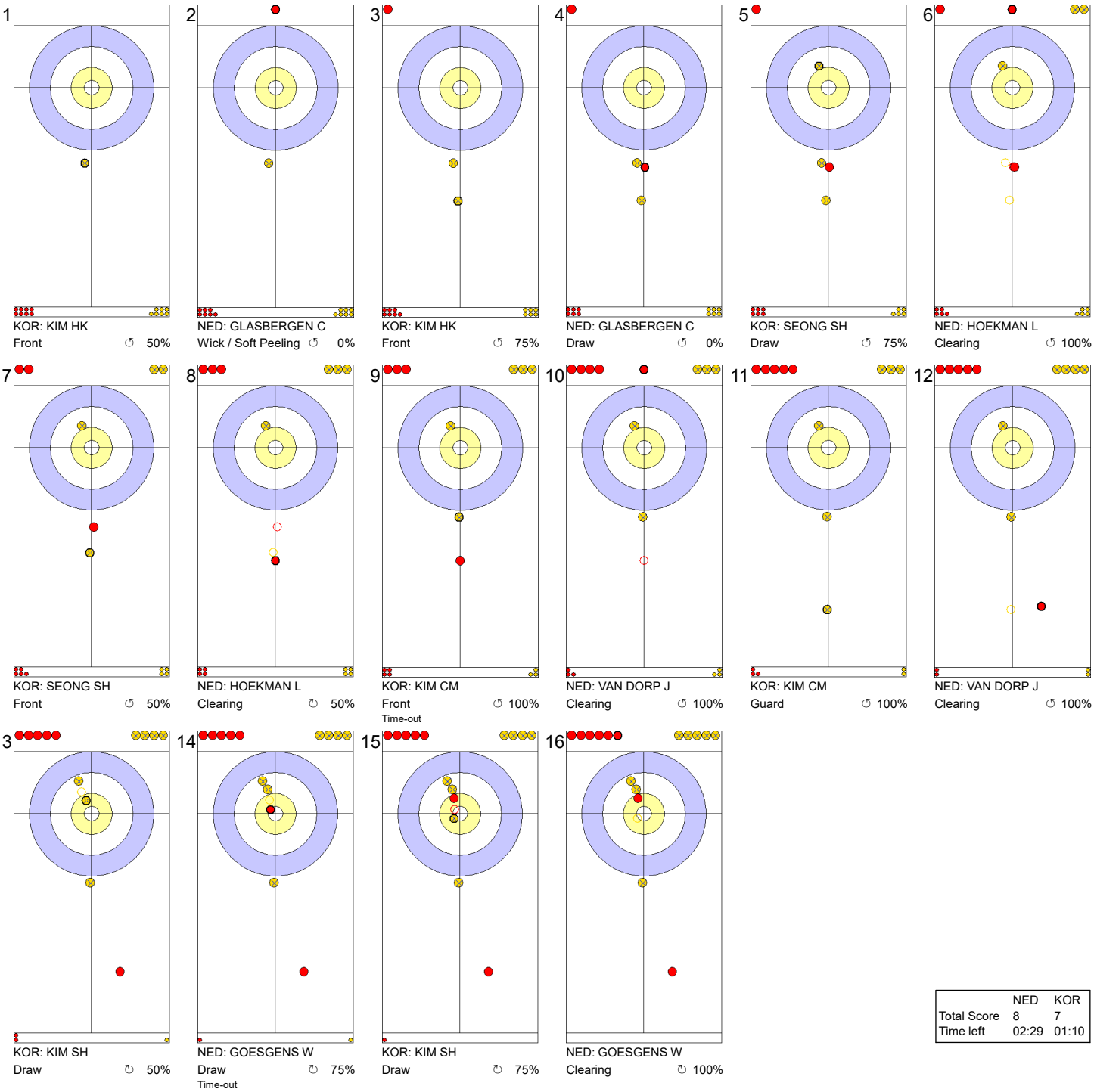


| | NED | KOR |
|---|---|---|
| Total Score | 8 | 7 |
| Time left | 02:29 | 01:10 |

**Legend:**
↻ Clockwise ↺ Counter-clockwise - Not considered



lgt.com NEW HOLLAND LE GRUYÈRE SWITZERLAND ZUG CURLIT Curling Information Technology Ltd.

# Game Results

| Sheet | Game | Team | LSFE | 1 | 2 | 3 | 4 | 5 | 6 | 7 | 8 | 9 | 10 | Extra Ends | | | | Total |
|---|---|---|---|---|---|---|---|---|---|---|---|---|---|---|---|---|---|---|
| D | 12 | DEN - Denmark | | 0 | 1 | 0 | 1 | 0 | 0 | X | X | X | X | | | | | 2 |
| | 12 | CAN - Canada | * | 2 | 0 | 3 | 0 | 2 | 2 | X | X | X | X | | | | | 9 |

| DEN - Denmark | | Shot Success Game | Shot Success All |
|---|---|---|---|
| 4 S | THUNE Tobias | 50 % | 69 % |
| 3 V | WIKSTEN Kasper | 70 % | 73 % |
| 2 | SOEE Oliver Rosenkrands | 67 % | 80 % |
| 1 | POULSEN Daniel | 83 % | 82 % |
| A | KRAUSE Mikkel | 50 % | 81 % |
| | Team Total | 67 % | 76 % |

| Last Stone Draw | | Distance |
|---|---|---|
| ↻ | POULSEN Daniel | 23.9cm |
| ↺ | WIKSTEN Kasper | 31.0cm |
| **Total** | | **54.9cm** |

Time remaining: 20 minutes 1 second

KRAUSE M replaced WIKSTEN K at the beginning of end 6
Revised line-up: (4 S) THUNE T, (3 V) KRAUSE M, (2) SOEE OR, (1) POULSEN D

| CAN - Canada | | Shot Success Game | Shot Success All |
|---|---|---|---|
| 4 S | GUSHUE Brad | 83 % | 84 % |
| 3 V | NICHOLS Mark | 92 % | 83 % |
| 2 | GALLANT Brett | 92 % | 85 % |
| 1 | WALKER Geoff | 89 % | 89 % |
| A | HARNDEN EJ | - | 58 % |
| | Team Total | 89 % | 85 % |

| Last Stone Draw | | Distance |
|---|---|---|
| ↻ | WALKER Geoff | 15.6cm |
| ↺ | GUSHUE Brad | 26.8cm |
| **Total** | | **42.4cm** |

Time remaining: 15 minutes 9 seconds

## Shot Success Analysis

| DEN - Denmark | | ↻ | | ↺ | | Game | |
|---|---|---|---|---|---|---|---|
| 4 THUNE Tobias | Draws | 5 | 55 % | 0 | - | 5 | 55 % |
| | Take-outs | 5 | 40 % | 2 | 63 % | 7 | 46 % |
| | Total | 10 | 48 % | 2 | 63 % | 12 | 50 % |
| 3 WIKSTEN Kasper | Draws | 3 | 75 % | 2 | 63 % | 5 | 70 % |
| | Take-outs | 3 | 83 % | 2 | 50 % | 5 | 70 % |
| | Total | 6 | 79 % | 4 | 56 % | 10 | 70 % |
| 2 SOEE Oliver Rosenkrands | Draws | 4 | 63 % | 5 | 65 % | 9 | 64 % |
| | Take-outs | 2 | 63 % | 1 | 100 % | 3 | 75 % |
| | Total | 6 | 63 % | 6 | 71 % | 12 | 67 % |
| 1 POULSEN Daniel | Draws | 4 | 100 % | 6 | 79 % | 10 | 88 % |
| | Take-outs | 1 | 75 % | 1 | 50 % | 2 | 63 % |
| | Total | 5 | 95 % | 7 | 75 % | 12 | 83 % |
| A KRAUSE Mikkel | Draws | 1 | 0 % | 0 | - | 1 | 0 % |
| | Take-outs | 0 | - | 1 | 100 % | 1 | 100 % |
| | Total | 1 | 0 % | 1 | 100 % | 2 | 50 % |
| Team | Draws | 17 | 68 % | 13 | 71 % | 30 | 69 % |
| | Take-outs | 11 | 59 % | 7 | 68 % | 18 | 63 % |
| | Total | 28 | 64 % | 20 | 70 % | 48 | 67 % |

| CAN - Canada | | ↻ | | ↺ | | Game | |
|---|---|---|---|---|---|---|---|
| 4 GUSHUE Brad | Draws | 7 | 100 % | 3 | 67 % | 10 | 90 % |
| | Take-outs | 1 | 50 % | 1 | 50 % | 2 | 50 % |
| | Total | 8 | 94 % | 4 | 63 % | 12 | 83 % |
| 3 NICHOLS Mark | Draws | 4 | 88 % | 2 | 100 % | 6 | 92 % |
| | Take-outs | 3 | 92 % | 3 | 92 % | 6 | 92 % |
| | Total | 7 | 89 % | 5 | 95 % | 12 | 92 % |
| 2 GALLANT Brett | Draws | 4 | 100 % | 2 | 100 % | 6 | 100 % |
| | Take-outs | 1 | 100 % | 5 | 80 % | 6 | 83 % |
| | Total | 5 | 100 % | 7 | 86 % | 12 | 92 % |
| 1 WALKER Geoff | Draws | 5 | 85 % | 4 | 100 % | 9 | 92 % |
| | Take-outs | 0 | - | 2 | 75 % | 2 | 75 % |
| | Total | 5 | 85 % | 6 | 92 % | 11 | 89 % |
| A HARNDEN EJ | Draws | 0 | - | 0 | - | 0 | - |
| | Take-outs | 0 | - | 0 | - | 0 | - |
| | Total | 0 | - | 0 | - | 0 | - |
| Team | Draws | 20 | 94 % | 11 | 91 % | 31 | 93 % |
| | Take-outs | 5 | 85 % | 11 | 80 % | 16 | 81 % |
| | Total | 25 | 92 % | 22 | 85 % | 47 | 89 % |

**Note:**
Position and function for each team member:
**4** = Fourth, **3** = Third, **2** = Second, **1** = Lead, **A** = Alternate, **S** = Skip, **V** = Vice-Skip

**Legend:**
↻ Clockwise ↺ Counter-clockwise **LSFE(*)** Last Stone First End
**X** Unplayed/unfinished end due to concession



lgt.com NEW HOLLAND LE GRUYÈRE SWITZERLAND ZUG CURLIT Curling Information Technology Ltd.

# Game - Shot by Shot

**End 1** — **DEN - Denmark** **0 + 0** (this end) **= 0** — **CAN - Canada** **0 + 2** (this end) **= 2**



1
DEN: POULSEN D
Draw ↺ 75%

2
CAN: WALKER G
Front ↺ 100%

3
DEN: POULSEN D
Guard ↺ 50%

4
CAN: WALKER G
Hit and Roll ↺ 50%

5
DEN: SOEE OR
Draw ↺ 75%

6
CAN: GALLANT B
Draw ↺ 100%

7
DEN: SOEE OR
Draw ↺ 75%

8
CAN: GALLANT B
Double Take-out ↺ 100%

9
DEN: WIKSTEN K
Draw ↺ 75%

10
CAN: NICHOLS M
Draw ↺ 100%

11
DEN: WIKSTEN K
Draw ↺ 50%

12
CAN: NICHOLS M
Draw ↺ 100%

13
DEN: THUNE T
Promotion Take-out ↺ 75%

14
CAN: GUSHUE B
Double Take-out ↺ 50%

15
DEN: THUNE T
Double Take-out ↺ 50%

16
CAN: GUSHUE B
Draw ↺ 100%

| | DEN | CAN |
|---|---|---|
| Total Score | 0 | 2 |
| Time left | | |

**Legend:**
↻ Clockwise ↺ Counter-clockwise - Not considered



lgt.com NEW HOLLAND LE GRUYÈRE SWITZERLAND ZUG CURLIT Curling Information Technology Ltd.

# Game - Shot by Shot

**End 2** — **DEN - Denmark 0 + 1** (this end) **= 1** — **CAN - Canada 2 + 0** (this end) **= 2**

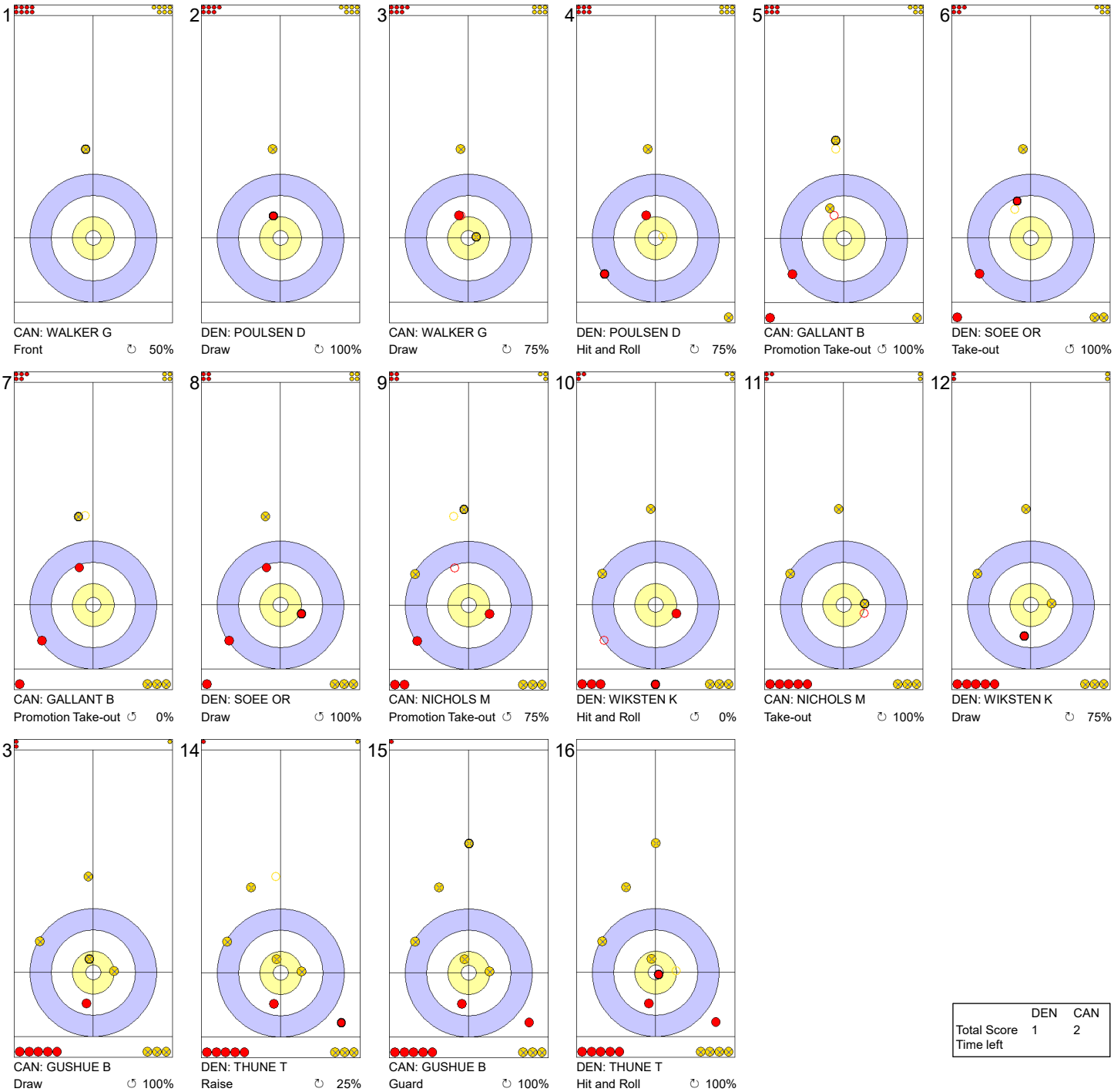


| | DEN | CAN |
|---|---|---|
| Total Score | 1 | 2 |
| Time left | | |

**Legend:**

↻ Clockwise ↺ Counter-clockwise - Not considered



lgt.com NEW HOLLAND LE GRUYÈRE SWITZERLAND V ZUG CURLIT Curling Information Technology Ltd.

# Game - Shot by Shot

**End 3** — **DEN - Denmark** **1 + 0** (this end) **= 1** — **CAN - Canada** **2 + 3** (this end) **= 5**




| | DEN | CAN |
|---|---|---|
| Total Score | 1 | 5 |
| Time left | | |

**Legend:**

↻ Clockwise ↺ Counter-clockwise - Not considered



lgt.com NEW HOLLAND LE GRUYÈRE SWITZERLAND ZUG CURLIT Curling Information Technology Ltd.

# Game - Shot by Shot

**End 4** — **DEN - Denmark 1 + 1** (this end) **= 2** — **CAN - Canada 5 + 0** (this end) **= 5**

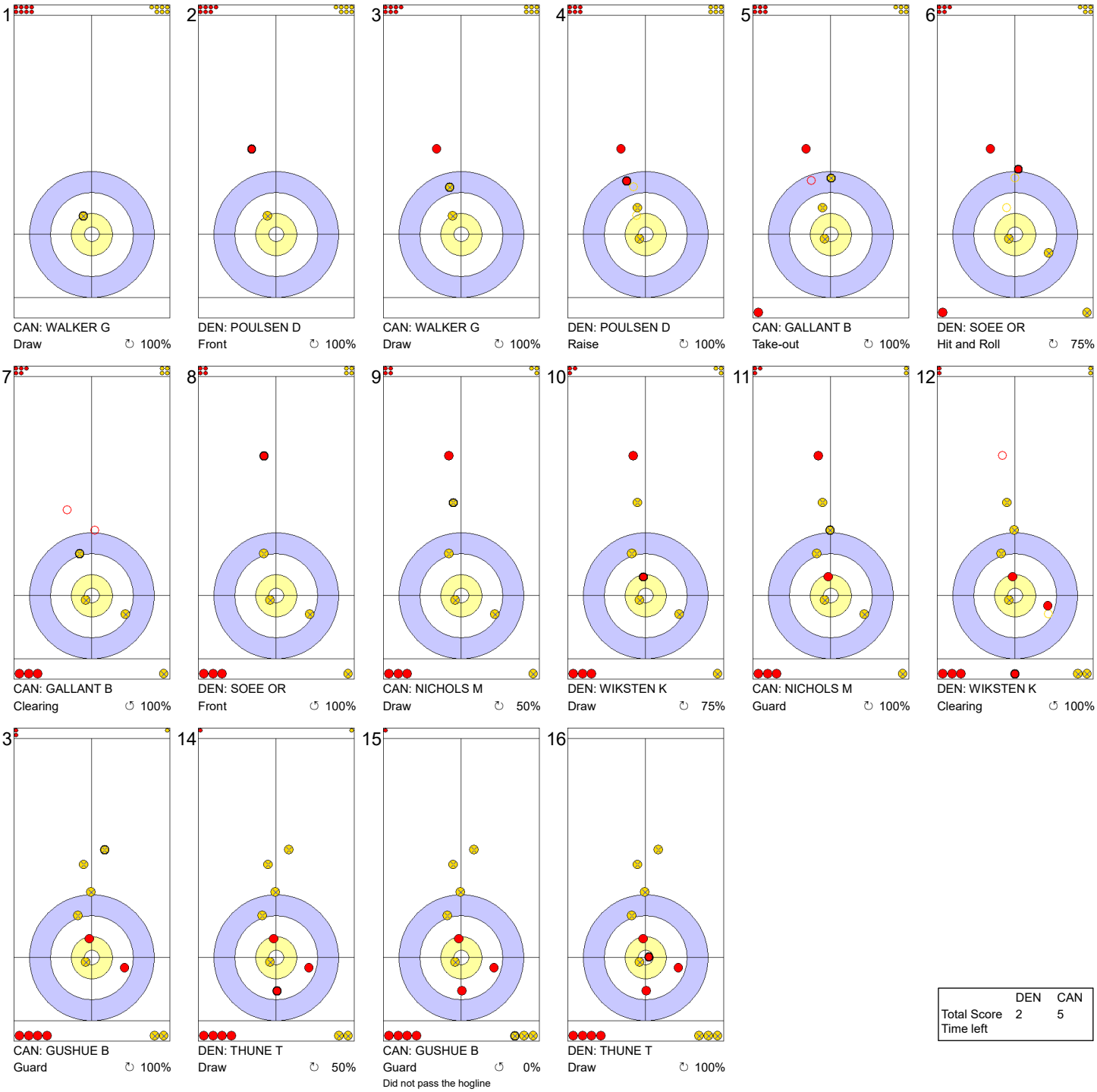


| | DEN | CAN |
|---|---|---|
| Total Score | 2 | 5 |
| Time left | | |

**Legend:**

↻ Clockwise ↺ Counter-clockwise - Not considered



lgt.com NEW HOLLAND LE GRUYÈRE SWITZERLAND ZUG CURLIT Curling Information Technology Ltd.

# Game - Shot by Shot

**End 5** — **DEN - Denmark 2 + 0** (this end) **= 2** — **CAN - Canada 5 + 2** (this end) **= 7**

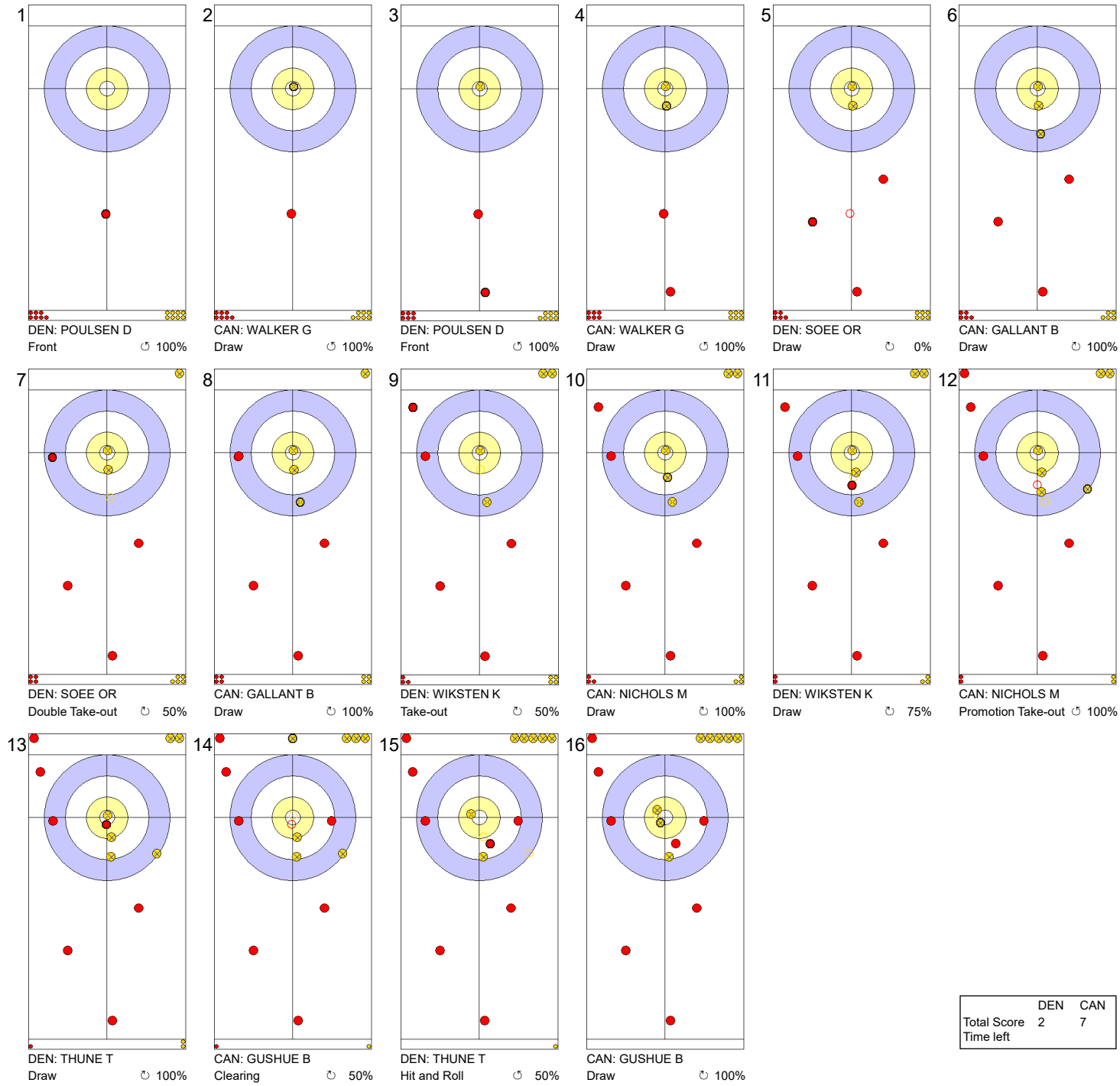


| | DEN | CAN |
|---|---|---|
| Total Score | 2 | 7 |
| Time left | | |

**Legend:**
↻ Clockwise ↺ Counter-clockwise - Not considered



lgt.com NEW HOLLAND LE GRUYÈRE SWITZERLAND ZUG CURLIT Curling Information Technology Ltd.

# Game - Shot by Shot

**End 6** — **DEN - Denmark 2 + 0** (this end) **= 2** — **CAN - Canada 7 + 2** (this end) **= 9**

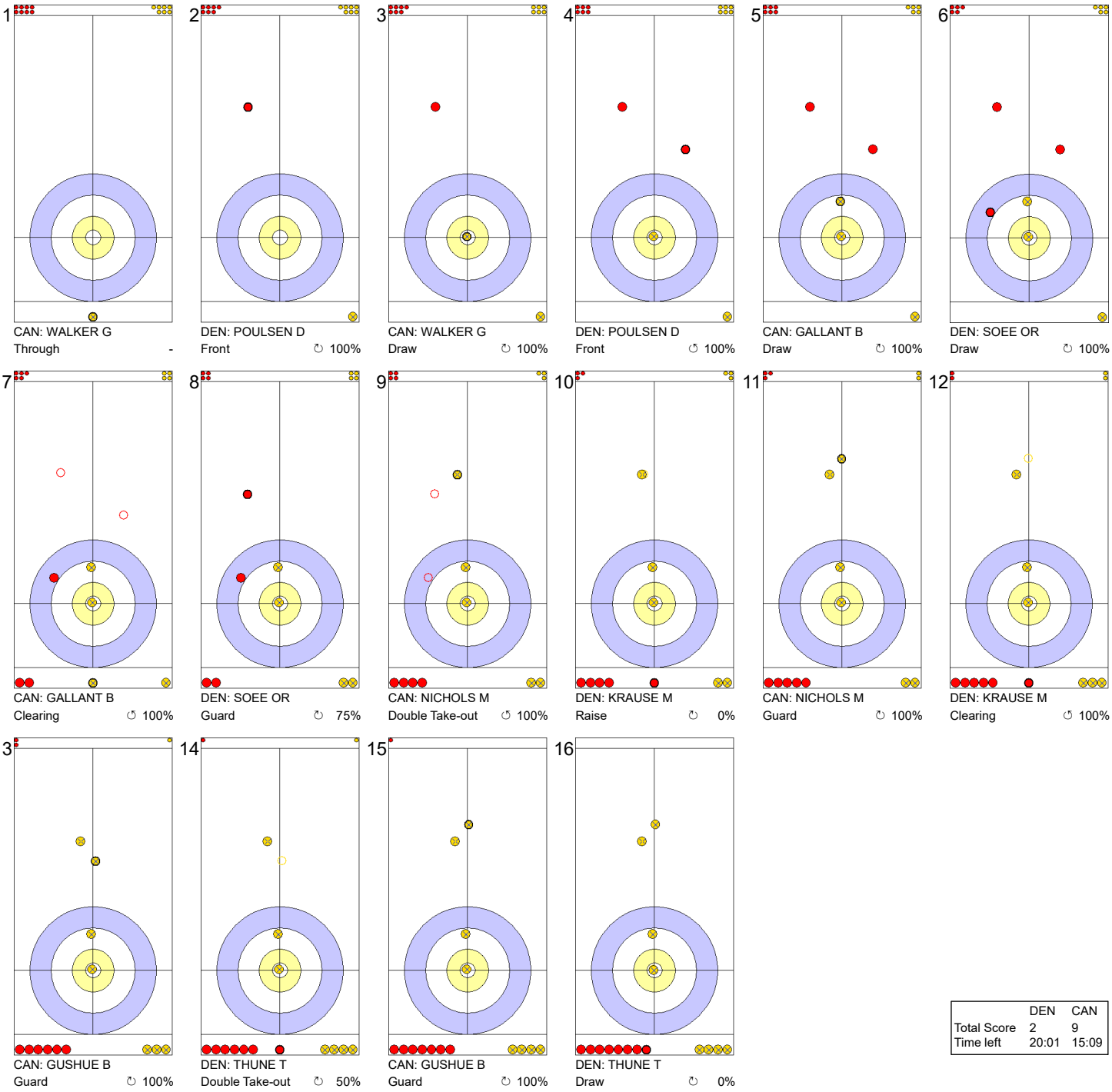


| | DEN | CAN |
|---|---|---|
| Total Score | 2 | 9 |
| Time left | 20:01 | 15:09 |

**Legend:**
↻ Clockwise ↺ Counter-clockwise - Not considered



lgt.com NEW HOLLAND LE GRUYÈRE SWITZERLAND ZUG CURLIT Curling Information Technology Ltd.

## Session Results and Standings

| Sheet | Game | Team | LSFE | 1 | 2 | 3 | 4 | 5 | 6 | 7 | 8 | 9 | 10 | Extra Ends | | | | Total |
|---|---|---|---|---|---|---|---|---|---|---|---|---|---|---|---|---|---|---|
| A | 11 | KOR - Korea | * | 0 | 2 | 2 | 0 | 2 | 0 | 0 | 1 | 2 | X | | | | | 9 |
| | 12 | GER - Germany | | 1 | 0 | 0 | 1 | 0 | 1 | 1 | 0 | 0 | X | | | | | 4 |
| B | 11 | NED - Netherlands | | 0 | 1 | 0 | 1 | 0 | 3 | 0 | 0 | 2 | 1 | 0 | | | | 8 |
| | 12 | FIN - Finland | * | 3 | 0 | 1 | 0 | 1 | 0 | 2 | 1 | 0 | 0 | 1 | | | | 9 |
| C | 12 | CZE - Czech Republic | * | 1 | 1 | 0 | 4 | 0 | 3 | X | X | X | X | | | | | 9 |
| | 11 | DEN - Denmark | | 0 | 0 | 1 | 0 | 1 | 0 | X | X | X | X | | | | | 2 |
| D | 12 | SWE - Sweden | * | 1 | 0 | 2 | 0 | 1 | 0 | 1 | 0 | 0 | 2 | | | | | 7 |
| | 12 | NOR - Norway | | 0 | 2 | 0 | 1 | 0 | 0 | 0 | 0 | 3 | 0 | | | | | 6 |

## Current Standings

| Rank | Team | Games | Wins | Losses | |
|---|---|---|---|---|---|
| 1 | CAN - Canada | 11 | 9 | 2 | Q |
| 2 | SWE - Sweden | 12 | 9 | 3 | Q |
| 3 | ITA - Italy | 11 | 7 | 4 | Q |
| 3 | USA - United States | 11 | 7 | 4 | Q |
| 5 | KOR - Korea | 11 | 6 | 5 | |
| 5 | SCO - Scotland | 11 | 6 | 5 | |
| 5 | SUI - Switzerland | 11 | 6 | 5 | |
| 8 | GER - Germany | 12 | 6 | 6 | |
| 9 | CZE - Czech Republic | 12 | 5 | 7 | |
| 9 | NOR - Norway | 12 | 5 | 7 | |
| 11 | FIN - Finland | 12 | 4 | 8 | |
| 12 | DEN - Denmark | 11 | 2 | 9 | |
| 12 | NED - Netherlands | 11 | 2 | 9 | |

**Note:**
Under WCF rules, tie-breaking rules for standings are not applied until after the last game of the round robin.

**Legend:**
**LSFE(*)** Last Stone First End **Q** Qualified for the play-offs **X** Unplayed/unfinished end due to concession



lgt.com NEW HOLLAND LE GRUYÈRE SWITZERLAND ZUG CURLIT Curling Information Technology Ltd.

# Game Results

| Sheet | Game | Team | LSFE | 1 | 2 | 3 | 4 | 5 | 6 | 7 | 8 | 9 | 10 | Extra Ends | | | | Total |
|---|---|---|---|---|---|---|---|---|---|---|---|---|---|---|---|---|---|---|
| A | 11 | KOR - Korea | * | 0 | 2 | 2 | 0 | 2 | 0 | 0 | 1 | 2 | X | | | | | 9 |
| | 12 | GER - Germany | | 1 | 0 | 0 | 1 | 0 | 1 | 1 | 0 | 0 | X | | | | | 4 |

| KOR - Korea | | Shot Success Game | All |
|---|---|---|---|
| 4 V | KIM Soo-Hyuk | 78% | 73% |
| 3 S | KIM Chang-Min | 71% | 76% |
| 2 | SEONG Se Hyeon | 89% | 78% |
| 1 | KIM Hak Kyun | 82% | 83% |
| A | JEON Jae Ik | - | - |
| | Team Total | 80% | 78% |

| Last Stone Draw | | Distance |
|---|---|---|
| ↻ | SEONG Se Hyeon | 17.8cm |
| ↺ | KIM Soo-Hyuk | 2.1cm |
| **Total** | | **19.9cm** |

Time remaining: 3 minutes 6 seconds

Time-out: End 8 - KOR stone 6

| GER - Germany | | Shot Success Game | All |
|---|---|---|---|
| 4 S | TOTZEK Sixten | 51% | 74% |
| 3 V | MUSKATEWITZ Marc | 90% | 82% |
| 2 | SUTOR Joshua | 88% | 81% |
| 1 | GREINDL Dominik | 94% | 88% |
| A | KAPP Benjamin | - | 100% |
| | Team Total | 81% | 82% |

| Last Stone Draw | | Distance |
|---|---|---|
| ↻ | SUTOR Joshua | 35.8cm |
| ↺ | MUSKATEWITZ Marc | 13.6cm |
| **Total** | | **49.4cm** |

Time remaining: 3 minutes 36 seconds

Time-out: End 8 - GER stone 8

## Shot Success Analysis

| KOR - Korea | | ↻ | | ↺ | | Game | |
|---|---|---|---|---|---|---|---|
| 4 KIM Soo-Hyuk | Draws | 4 | 75% | 8 | 78% | 12 | 77% |
| | Take-outs | 3 | 92% | 3 | 67% | 6 | 79% |
| | Total | 7 | 82% | 11 | 75% | 18 | 78% |
| 3 KIM Chang-Min | Draws | 5 | 90% | 3 | 67% | 8 | 81% |
| | Take-outs | 6 | 63% | 4 | 63% | 10 | 63% |
| | Total | 11 | 75% | 7 | 64% | 18 | 71% |
| 2 SEONG Se Hyeon | Draws | 7 | 86% | 2 | 100% | 9 | 89% |
| | Take-outs | 3 | 83% | 6 | 92% | 9 | 89% |
| | Total | 10 | 85% | 8 | 94% | 18 | 89% |
| 1 KIM Hak Kyun | Draws | 10 | 75% | 8 | 91% | 18 | 82% |
| | Take-outs | 0 | - | 0 | - | 0 | - |
| | Total | 10 | 75% | 8 | 91% | 18 | 82% |
| A JEON Jae Ik | Draws | 0 | - | 0 | - | 0 | - |
| | Take-outs | 0 | - | 0 | - | 0 | - |
| | Total | 0 | - | 0 | - | 0 | - |
| Team | Draws | 26 | 81% | 21 | 83% | 47 | 82% |
| | Take-outs | 12 | 75% | 13 | 77% | 25 | 76% |
| | Total | 38 | 79% | 34 | 81% | 72 | 80% |

| GER - Germany | | ↻ | | ↺ | | Game | |
|---|---|---|---|---|---|---|---|
| 4 TOTZEK Sixten | Draws | 4 | 63% | 7 | 39% | 11 | 48% |
| | Take-outs | 3 | 50% | 4 | 63% | 7 | 57% |
| | Total | 7 | 57% | 11 | 48% | 18 | 51% |
| 3 MUSKATEWITZ Marc | Draws | 7 | 100% | 4 | 81% | 11 | 93% |
| | Take-outs | 2 | 75% | 5 | 90% | 7 | 86% |
| | Total | 9 | 94% | 9 | 86% | 18 | 90% |
| 2 SUTOR Joshua | Draws | 7 | 89% | 7 | 79% | 14 | 84% |
| | Take-outs | 1 | 100% | 3 | 100% | 4 | 100% |
| | Total | 8 | 91% | 10 | 85% | 18 | 88% |
| 1 GREINDL Dominik | Draws | 6 | 100% | 12 | 92% | 18 | 94% |
| | Take-outs | 0 | - | 0 | - | 0 | - |
| | Total | 6 | 100% | 12 | 92% | 18 | 94% |
| A KAPP Benjamin | Draws | 0 | - | 0 | - | 0 | - |
| | Take-outs | 0 | - | 0 | - | 0 | - |
| | Total | 0 | - | 0 | - | 0 | - |
| Team | Draws | 24 | 91% | 30 | 75% | 54 | 82% |
| | Take-outs | 6 | 67% | 12 | 83% | 18 | 78% |
| | Total | 30 | 86% | 42 | 77% | 72 | 81% |

**Note:**
Position and function for each team member:
**4** = Fourth, **3** = Third, **2** = Second, **1** = Lead, **A** = Alternate, **S** = Skip, **V** = Vice-Skip

**Legend:**
↻ Clockwise ↺ Counter-clockwise **LSFE(*)** Last Stone First End
**X** Unplayed/unfinished end due to concession



lgt.com NEW HOLLAND LE GRUYÈRE SWITZERLAND ZUG CURLIT Curling Information Technology Ltd.

# Game - Shot by Shot

**End 1** — **KOR - Korea 0 + 0** (this end) **= 0** — **GER - Germany 0 + 1** (this end) **= 1**

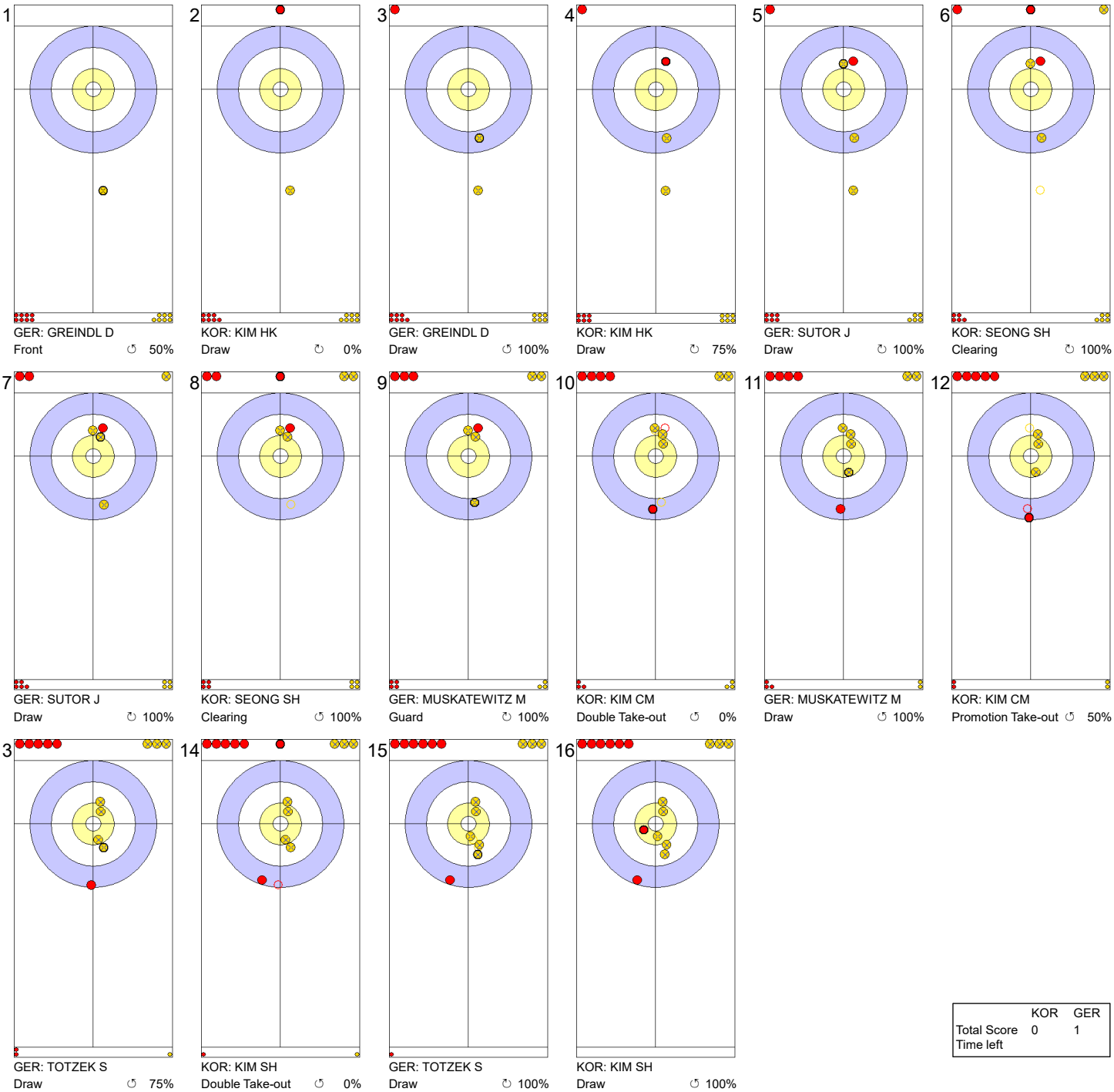


| | KOR | GER |
|---|---|---|
| Total Score | 0 | 1 |
| Time left | | |

**Legend:**

↻ Clockwise ↺ Counter-clockwise - Not considered



lgt.com NEW HOLLAND LE GRUYÈRE SWITZERLAND ZUG CURLIT Curling Information Technology Ltd.

# Game - Shot by Shot

**End 2** — **KOR - Korea** **0 + 2** (this end) **= 2** — **GER - Germany** **1 + 0** (this end) **= 1**




| | KOR | GER |
|---|---|---|
| Total Score | 2 | 1 |
| Time left | | |

**Legend:**

↻ Clockwise ↺ Counter-clockwise - Not considered



lgt.com NEW HOLLAND LE GRUYÈRE SWITZERLAND ZUG CURLIT Curling Information Technology Ltd.

# Game - Shot by Shot

**End 3** — **KOR - Korea 2 + 2** (this end) **= 4** — **GER - Germany 1 + 0** (this end) **= 1**

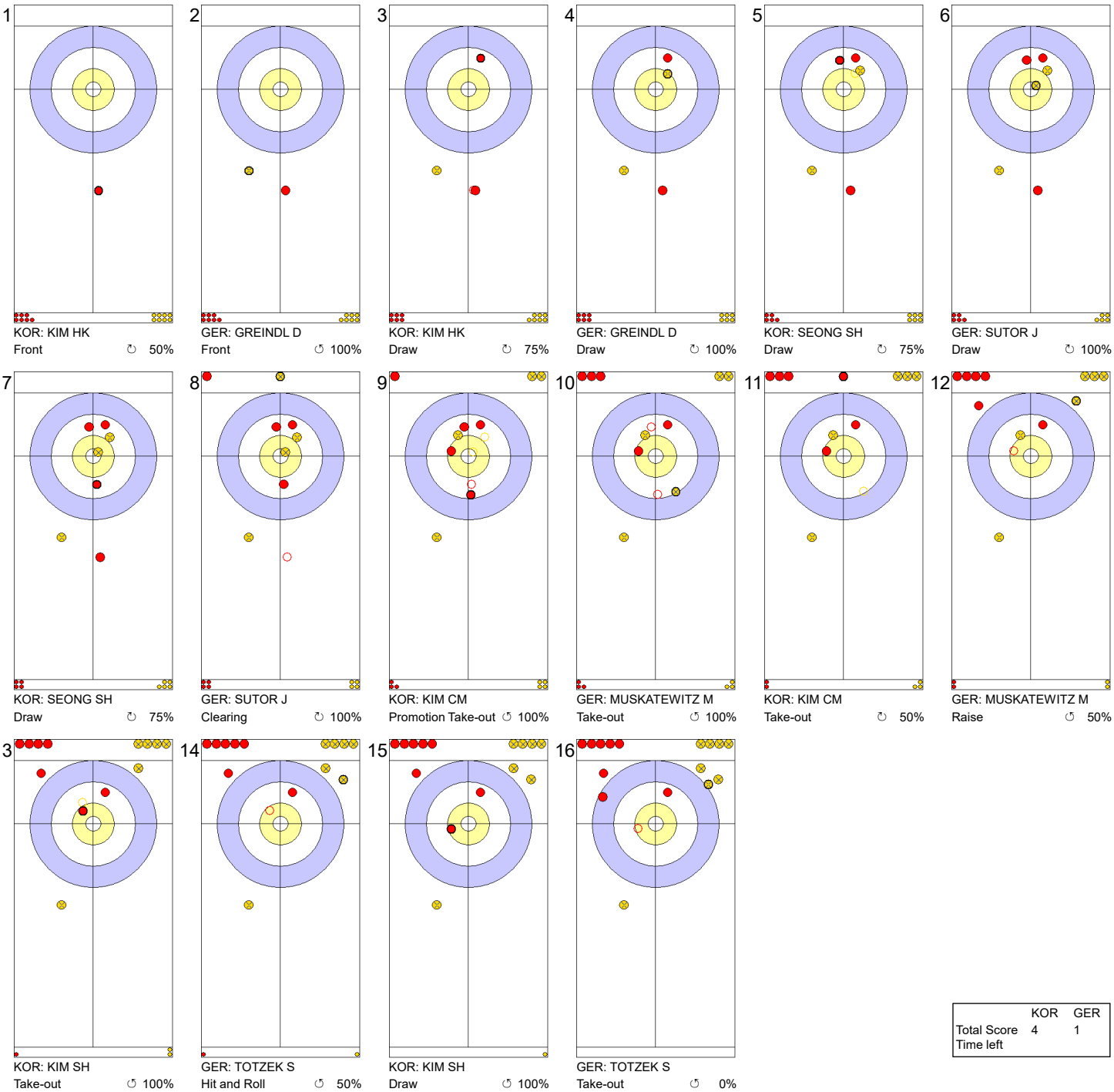


| | KOR | GER |
|---|---|---|
| Total Score | 4 | 1 |
| Time left | | |

**Legend:**

↻ Clockwise ↺ Counter-clockwise - Not considered



lgt.com NEW HOLLAND LE GRUYÈRE SWITZERLAND ZUG CURLIT Curling Information Technology Ltd.

# Game - Shot by Shot

**End 4** — **KOR - Korea 4 + 0** (this end) **= 4** — **GER - Germany 1 + 1** (this end) **= 2**

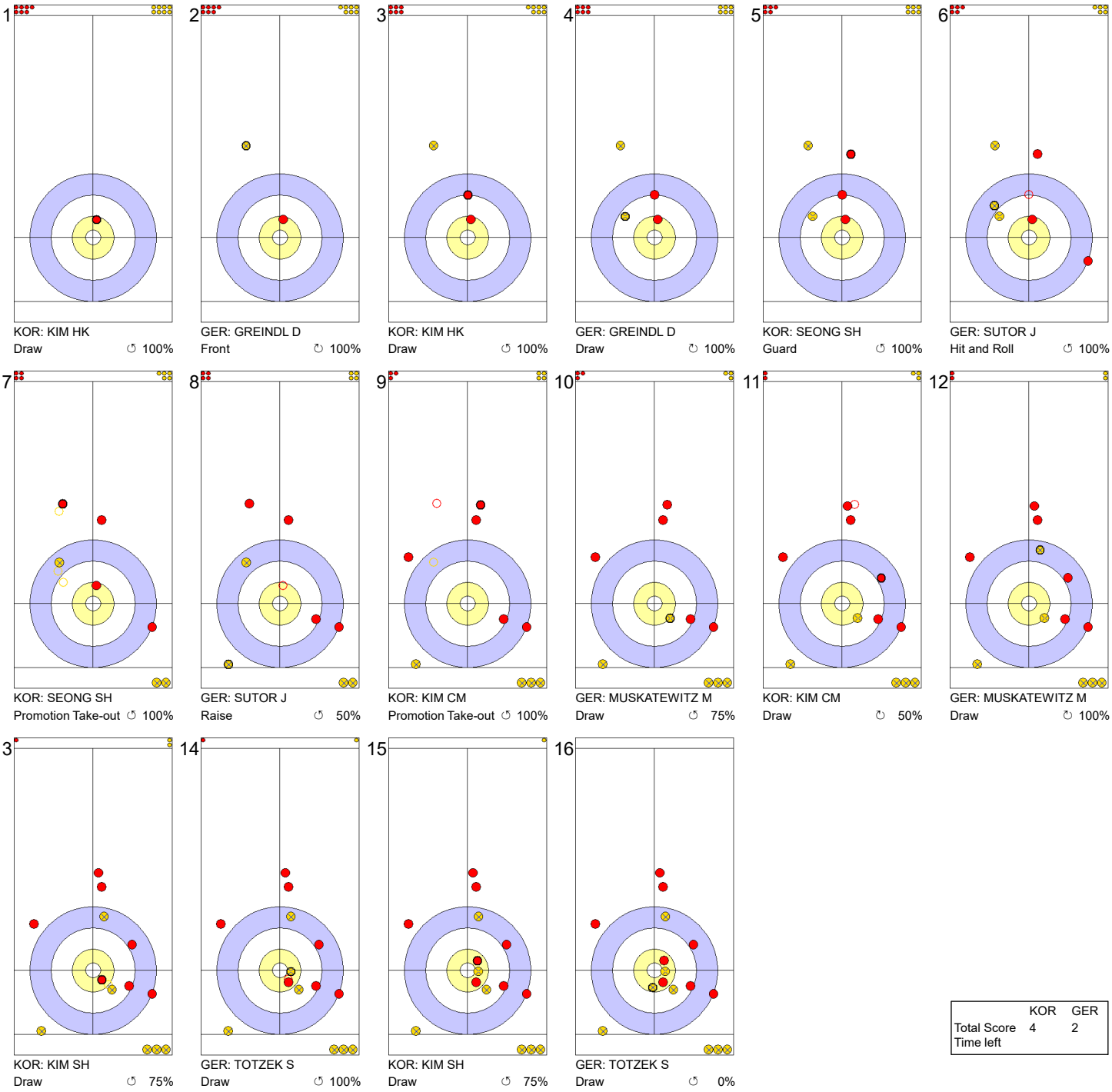


| | KOR | GER |
|---|---|---|
| Total Score | 4 | 2 |
| Time left | | |

**Legend:**

↻ Clockwise ↺ Counter-clockwise - Not considered



lgt.com NEW HOLLAND LE GRUYÈRE SWITZERLAND ZUG CURLIT Curling Information Technology Ltd.

# Game - Shot by Shot

**End 5** — **KOR - Korea 4 + 2** (this end) **= 6** — **GER - Germany 2 + 0** (this end) **= 2**

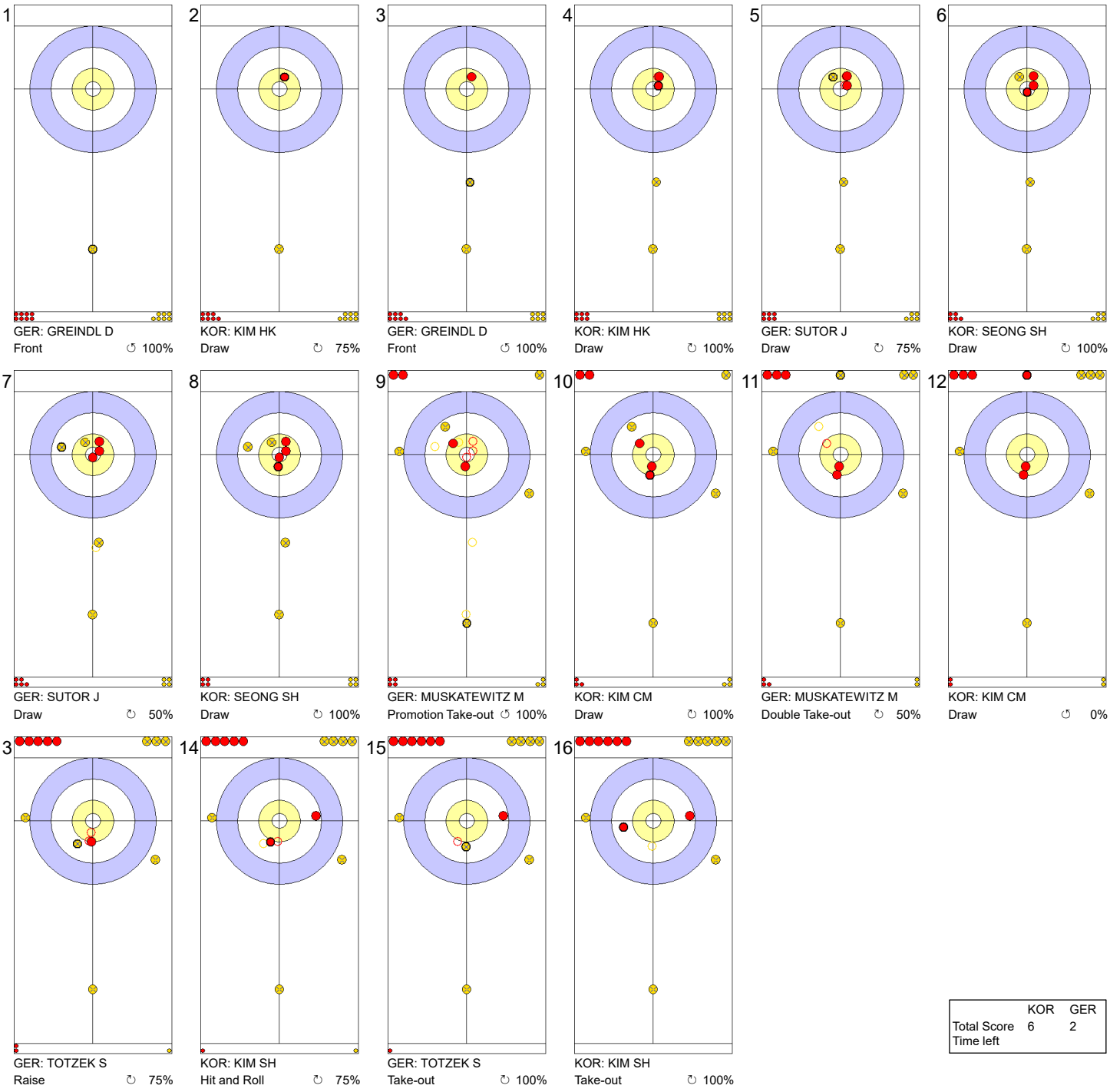


| | KOR | GER |
|---|---|---|
| Total Score | 6 | 2 |
| Time left | | |

**Legend:**

↻ Clockwise ↺ Counter-clockwise - Not considered



lgt.com NEW HOLLAND LE GRUYÈRE SWITZERLAND ZUG CURLIT Curling Information Technology Ltd.

# Game - Shot by Shot

**End 6** — **KOR - Korea 6 + 0** (this end) **= 6** — **GER - Germany 2 + 1** (this end) **= 3**

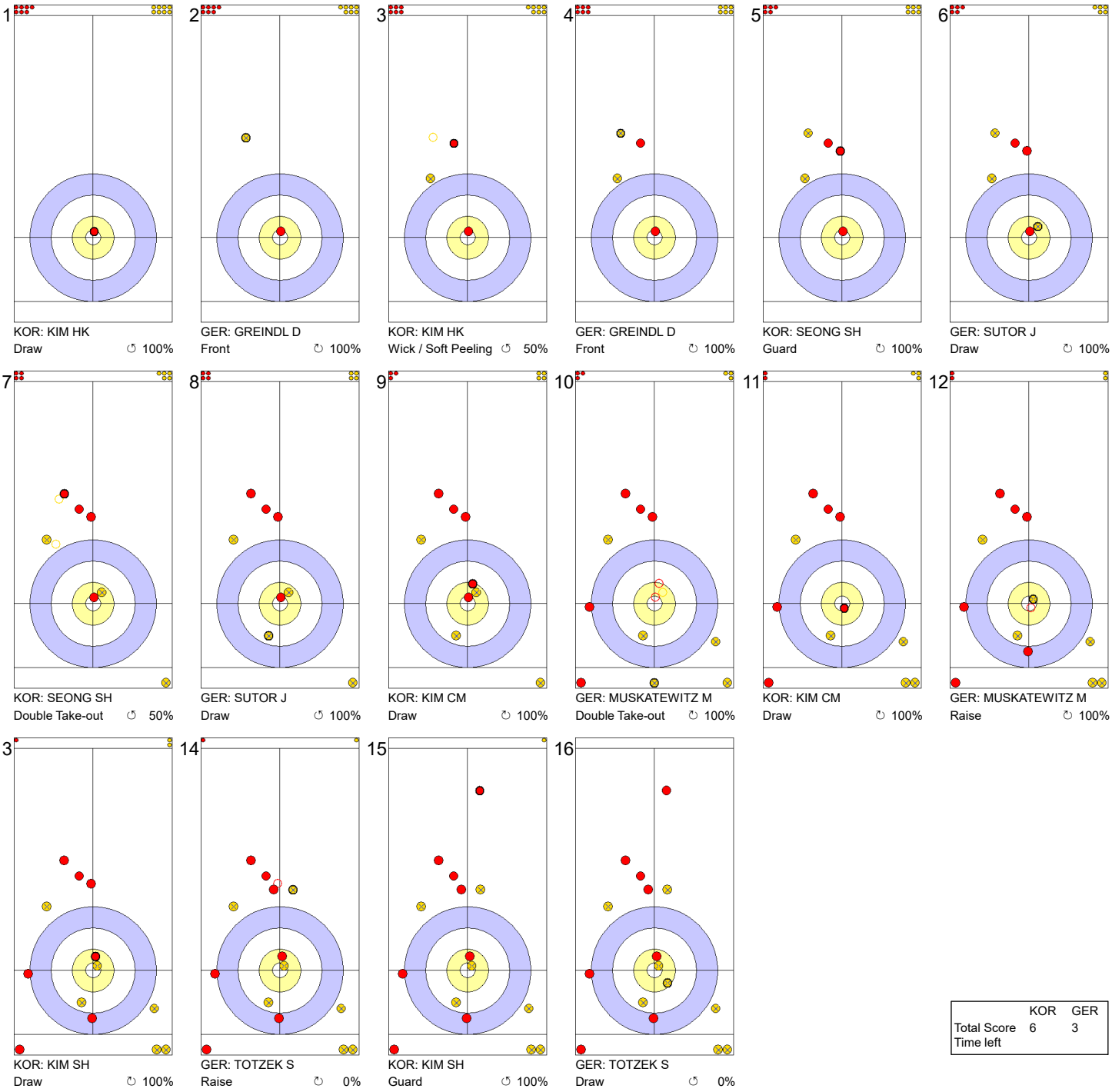


| | KOR | GER |
|---|---|---|
| Total Score | 6 | 3 |
| Time left | | |

**Legend:**

↻ Clockwise ↺ Counter-clockwise - Not considered



lgt.com NEW HOLLAND LE GRUYÈRE SWITZERLAND ZUG CURLIT Curling Information Technology Ltd.

# Game - Shot by Shot

**End 7** — **KOR - Korea 6 + 0** (this end) **= 6** — **GER - Germany 3 + 1** (this end) **= 4**

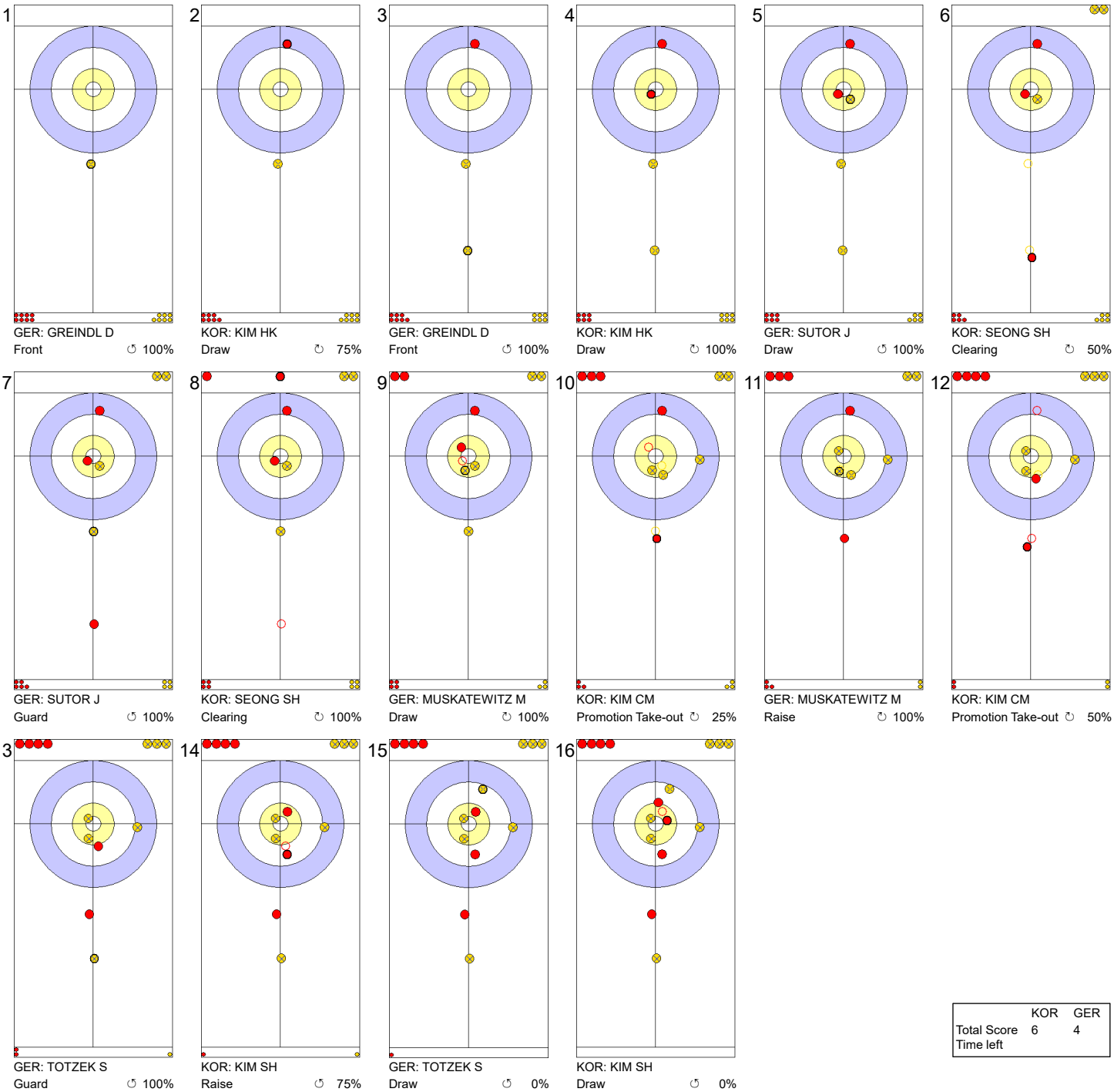


| | KOR | GER |
|---|---|---|
| Total Score | 6 | 4 |
| Time left | | |

**Legend:**
↻ Clockwise ↺ Counter-clockwise - Not considered



lgt.com NEW HOLLAND LE GRUYÈRE SWITZERLAND ZUG CURLIT Curling Information Technology Ltd.

# Game - Shot by Shot

**End 8** — **KOR - Korea 6 + 1** (this end) **= 7** — **GER - Germany 4 + 0** (this end) **= 4**

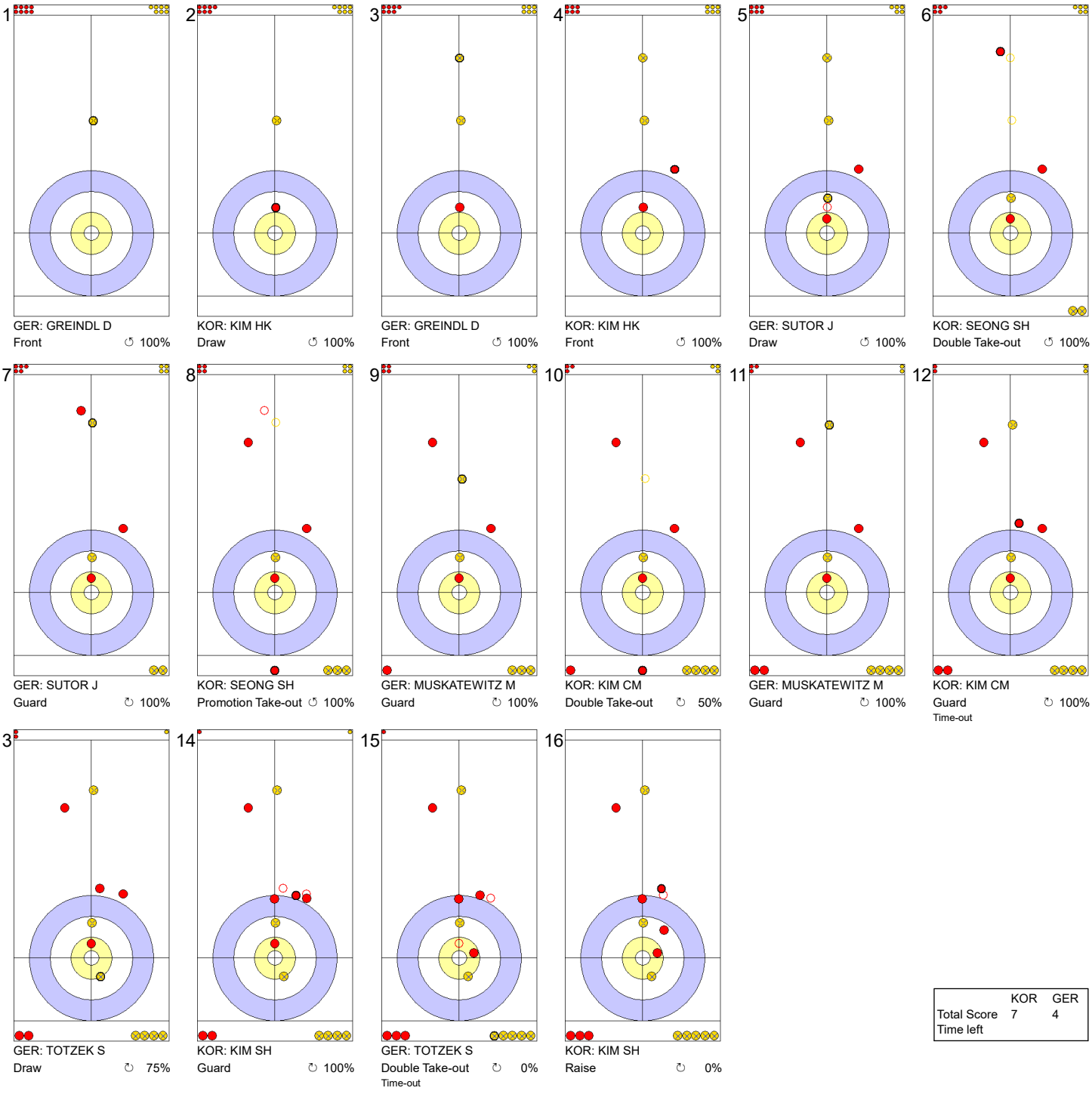


| | KOR | GER |
|---|---|---|
| Total Score | 7 | 4 |
| Time left | | |

**Legend:**

↻ Clockwise ↺ Counter-clockwise - Not considered



lgt.com NEW HOLLAND LE GRUYÈRE SWITZERLAND ZUG CURLIT Curling Information Technology Ltd.

# Game - Shot by Shot

**End 9** — **KOR - Korea 7 + 2** (this end) **= 9** — **GER - Germany 4 + 0** (this end) **= 4**

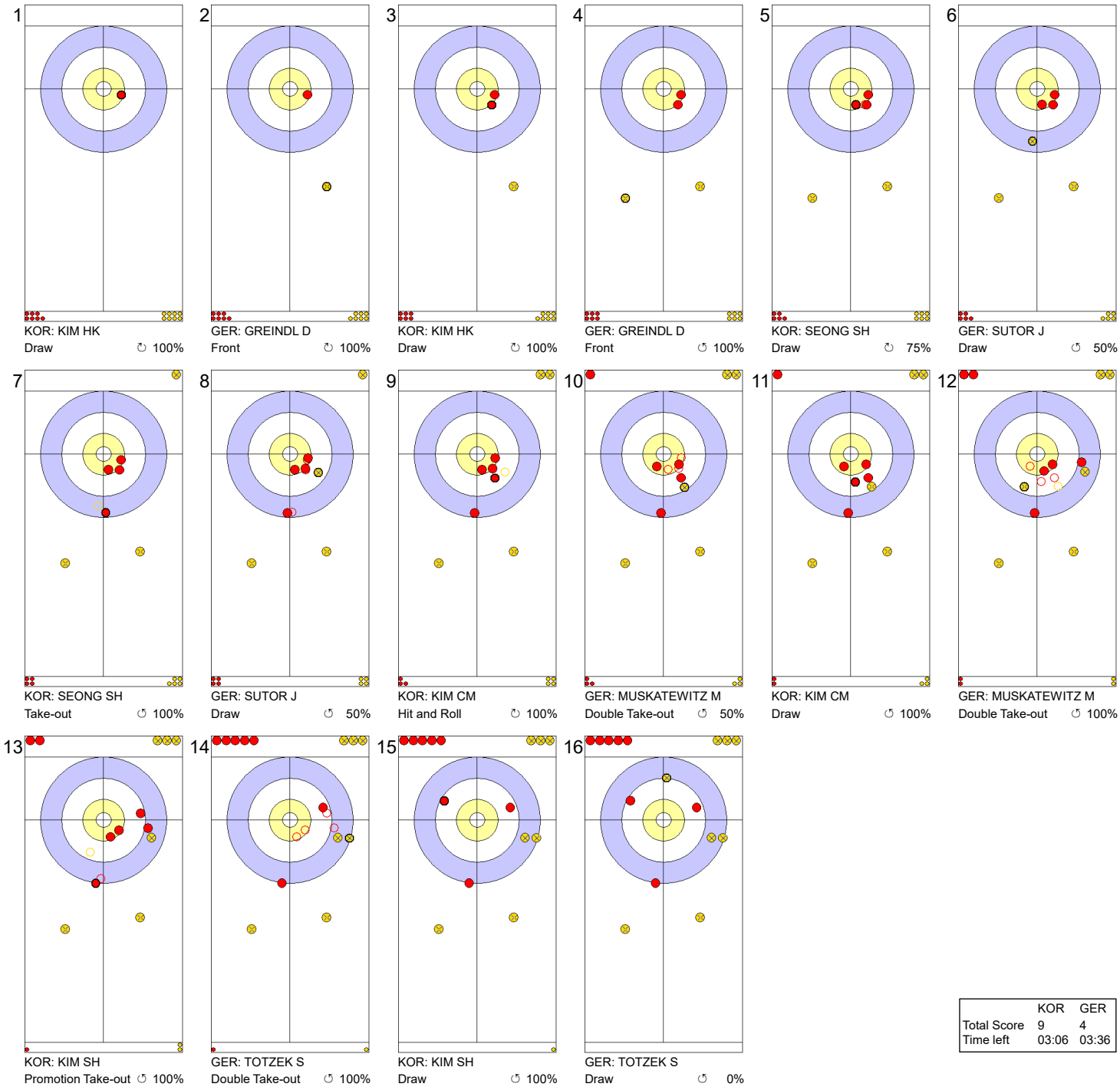


| | KOR | GER |
|---|---|---|
| Total Score | 9 | 4 |
| Time left | 03:06 | 03:36 |

**Legend:**
↻ Clockwise ↺ Counter-clockwise - Not considered



lgt.com NEW HOLLAND LE GRUYÈRE SWITZERLAND ZUG CURLIT Curling Information Technology Ltd.

# Game Results

| Sheet | Game | Team | LSFE | 1 | 2 | 3 | 4 | 5 | 6 | 7 | 8 | 9 | 10 | Extra Ends | | | Total |
|---|---|---|---|---|---|---|---|---|---|---|---|---|---|---|---|---|---|
| B | 11 | NED - Netherlands | | 0 | 1 | 0 | 1 | 0 | 3 | 0 | 0 | 2 | 1 | 0 | | | | 8 |
| | 12 | FIN - Finland | * | 3 | 0 | 1 | 0 | 1 | 0 | 2 | 1 | 0 | 0 | 1 | | | | 9 |

| NED - Netherlands | | | Shot Success Game | Shot Success All |
|---|---|---|---|---|
| 4 | S | GOESGENS Wouter | 74 % | 69 % |
| 3 | V | VAN DORP Jaap | 83 % | 75 % |
| 2 | | HOEKMAN Laurens | 80 % | 77 % |
| 1 | | GLASBERGEN Carlo | 84 % | 86 % |
| A | | VAN DEN HURK Tobias | - | 78 % |
| | | Team Total | 80 % | 77 % |

| Last Stone Draw | | Distance |
|---|---|---|
| ↻ | VAN DORP Jaap | 19.9cm |
| ↺ | HOEKMAN Laurens | 153.7cm |
| **Total** | | **173.6cm** |

Time remaining: 1 minute 17 seconds
1 minute 5 seconds (after extra end)

Time-out: End 10 - NED stone 7; End 11 - NED stone 7

| FIN - Finland | | | Shot Success Game | Shot Success All |
|---|---|---|---|---|
| 4 | S | KIISKINEN Kalle | 83 % | 72 % |
| 3 | V | SALO Teemu | 84 % | 70 % |
| 2 | | KUOSMANEN Paavo | 88 % | 82 % |
| 1 | | POLLANEN Jermu | 89 % | 80 % |
| A | | OUNI Leo | - | 76 % |
| | | Team Total | 86 % | 76 % |

| Last Stone Draw | | Distance |
|---|---|---|
| ↻ | KIISKINEN Kalle | 16.5cm |
| ↺ | KUOSMANEN Paavo | 31.6cm |
| **Total** | | **48.1cm** |

Time remaining: 4 minutes 20 seconds
1 minute 57 seconds (after extra end)

Time-out: End 11 - FIN stone 7

## Shot Success Analysis

| NED - Netherlands | | ↻ | | ↺ | | Game | |
|---|---|---|---|---|---|---|---|
| 4 GOESGENS Wouter | Draws | 8 | 81 % | 5 | 70 % | 13 | 77 % |
| | Take-outs | 5 | 55 % | 4 | 88 % | 9 | 69 % |
| | Total | 13 | 71 % | 9 | 78 % | 22 | 74 % |
| 3 VAN DORP Jaap | Draws | 6 | 92 % | 5 | 80 % | 11 | 86 % |
| | Take-outs | 6 | 63 % | 5 | 100 % | 11 | 80 % |
| | Total | 12 | 77 % | 10 | 90 % | 22 | 83 % |
| 2 HOEKMAN Laurens | Draws | 4 | 88 % | 7 | 89 % | 11 | 89 % |
| | Take-outs | 6 | 71 % | 5 | 70 % | 11 | 70 % |
| | Total | 10 | 78 % | 12 | 81 % | 22 | 80 % |
| 1 GLASBERGEN Carlo | Draws | 5 | 95 % | 16 | 83 % | 21 | 86 % |
| | Take-outs | 0 | - | 1 | 50 % | 1 | 50 % |
| | Total | 5 | 95 % | 17 | 81 % | 22 | 84 % |
| A VAN DEN HURK Tobias | Draws | 0 | - | 0 | - | 0 | - |
| | Take-outs | 0 | - | 0 | - | 0 | - |
| | Total | 0 | - | 0 | - | 0 | - |
| Team | Draws | 23 | 88 % | 33 | 82 % | 56 | 84 % |
| | Take-outs | 17 | 63 % | 15 | 83 % | 32 | 73 % |
| | Total | 40 | 78 % | 48 | 82 % | 88 | 80 % |

| FIN - Finland | | ↻ | | ↺ | | Game | |
|---|---|---|---|---|---|---|---|
| 4 KIISKINEN Kalle | Draws | 5 | 100 % | 3 | 92 % | 8 | 97 % |
| | Take-outs | 9 | 81 % | 4 | 63 % | 13 | 75 % |
| | Total | 14 | 88 % | 7 | 75 % | 21 | 83 % |
| 3 SALO Teemu | Draws | 8 | 81 % | 2 | 100 % | 10 | 85 % |
| | Take-outs | 11 | 82 % | 1 | 100 % | 12 | 83 % |
| | Total | 19 | 82 % | 3 | 100 % | 22 | 84 % |
| 2 KUOSMANEN Paavo | Draws | 6 | 96 % | 5 | 80 % | 11 | 89 % |
| | Take-outs | 7 | 86 % | 4 | 88 % | 11 | 86 % |
| | Total | 13 | 90 % | 9 | 83 % | 22 | 88 % |
| 1 POLLANEN Jermu | Draws | 8 | 94 % | 13 | 85 % | 21 | 88 % |
| | Take-outs | 0 | - | 1 | 100 % | 1 | 100 % |
| | Total | 8 | 94 % | 14 | 86 % | 22 | 89 % |
| A OUNI Leo | Draws | 0 | - | 0 | - | 0 | - |
| | Take-outs | 0 | - | 0 | - | 0 | - |
| | Total | 0 | - | 0 | - | 0 | - |
| Team | Draws | 27 | 92 % | 23 | 86 % | 50 | 89 % |
| | Take-outs | 27 | 82 % | 10 | 80 % | 37 | 82 % |
| | Total | 54 | 87 % | 33 | 84 % | 87 | 86 % |

**Note:**
Position and function for each team member:
**4** = Fourth, **3** = Third, **2** = Second, **1** = Lead, **A** = Alternate, **S** = Skip, **V** = Vice-Skip

**Legend:**
↻ Clockwise ↺ Counter-clockwise **LSFE(*)** Last Stone First End



lgt.com NEW HOLLAND LE GRUYÈRE SWITZERLAND ZUG CURLIT Curling Information Technology Ltd.

# Game - Shot by Shot

**End 1** — **NED - Netherlands 0 + 0** (this end) **= 0** — **FIN - Finland 0 + 3** (this end) **= 3**

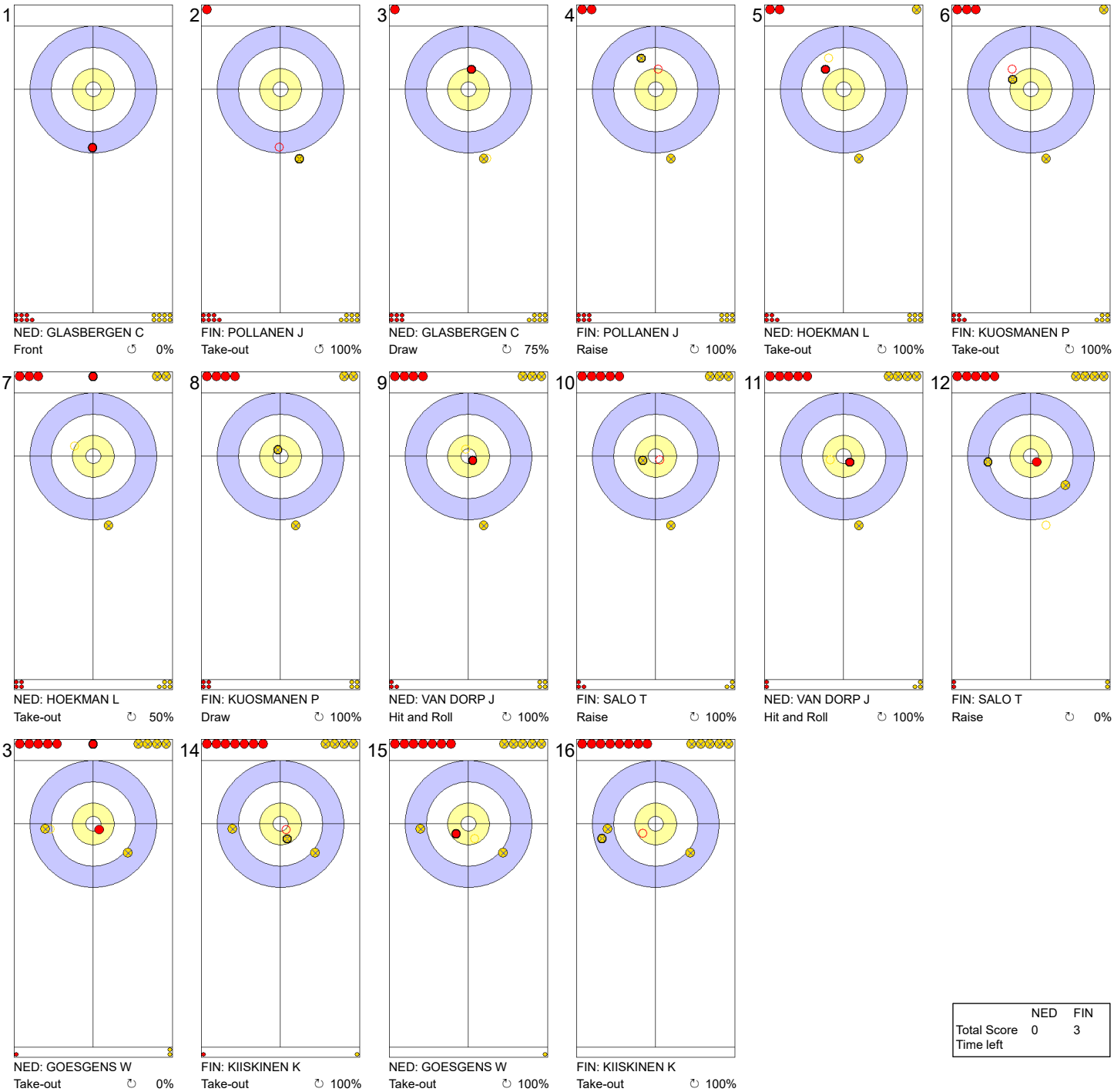


| | NED | FIN |
|---|---|---|
| Total Score | 0 | 3 |
| Time left | | |

**Legend:**

↻ Clockwise ↺ Counter-clockwise - Not considered



lgt.com NEW HOLLAND LE GRUYÈRE SWITZERLAND ZUG CURLIT Curling Information Technology Ltd.

# Game - Shot by Shot

**End 2** — **NED - Netherlands 0 + 1** (this end) **= 1** — **FIN - Finland 3 + 0** (this end) **= 3**

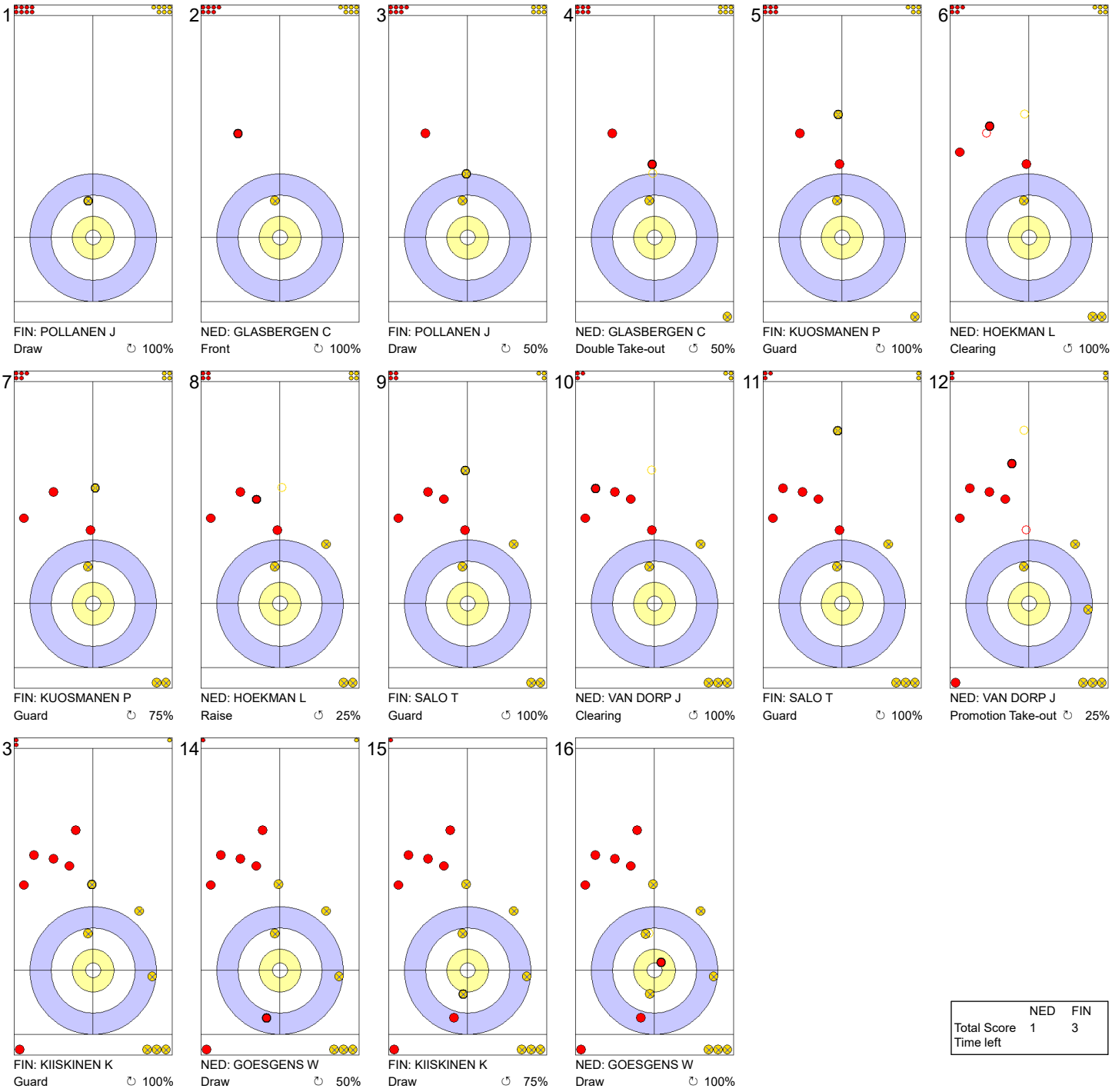


| | NED | FIN |
|---|---|---|
| Total Score | 1 | 3 |
| Time left | | |

**Legend:**

↻ Clockwise ↺ Counter-clockwise - Not considered



lgt.com NEW HOLLAND LE GRUYÈRE SWITZERLAND ZUG CURLIT Curling Information Technology Ltd.

# Game - Shot by Shot

**End 3** — **NED - Netherlands** 1 + 0 (this end) = 1 — **FIN - Finland** 3 + 1 (this end) = 4

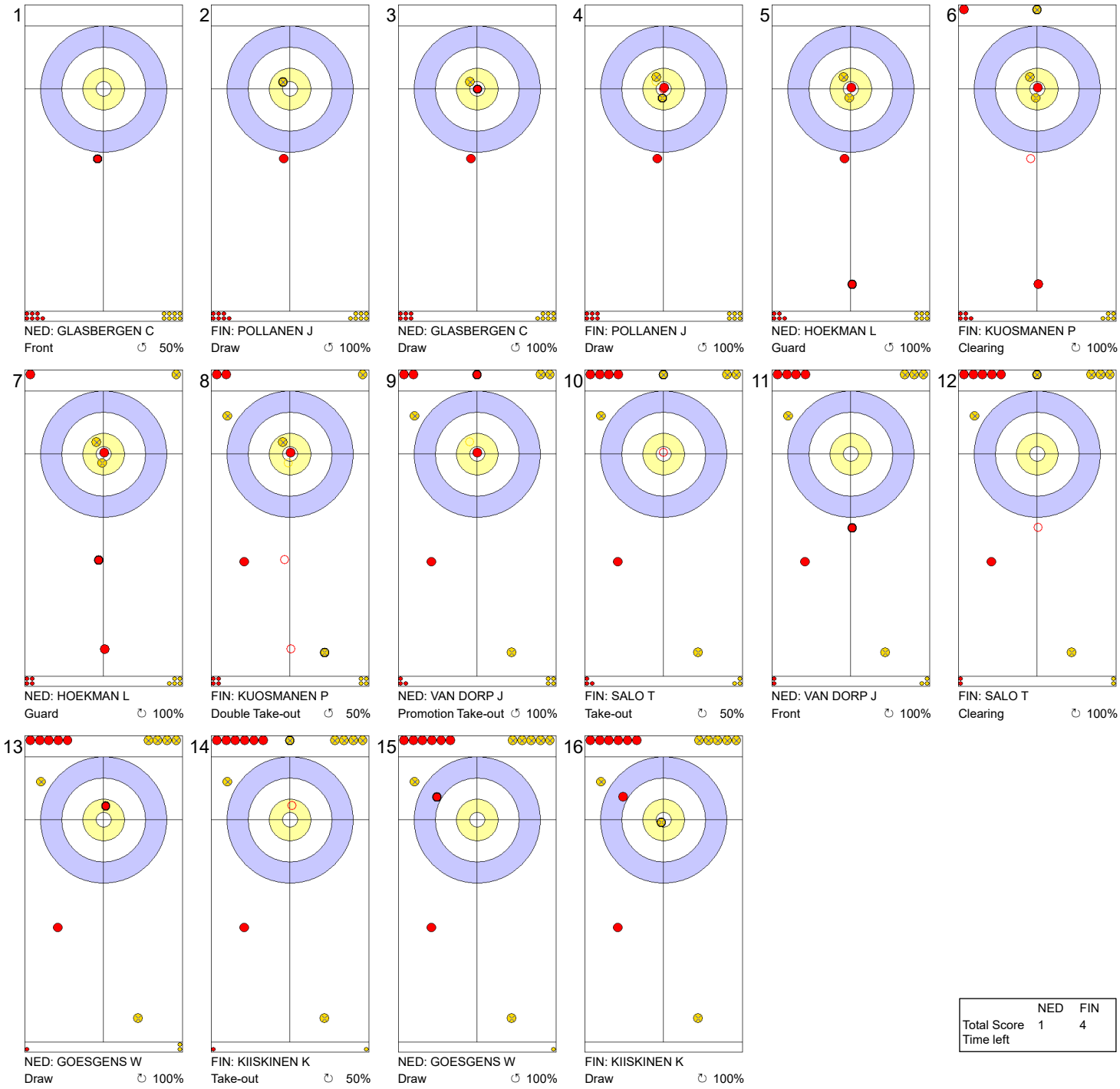


| | NED | FIN |
|---|---|---|
| Total Score | 1 | 4 |
| Time left | | |

**Legend:**

↻ Clockwise ↺ Counter-clockwise - Not considered



lgt.com NEW HOLLAND LE GRUYÈRE SWITZERLAND ZUG CURLIT Curling Information Technology Ltd.

# Game - Shot by Shot

**End 4** — **NED - Netherlands 1 + 1** (this end) **= 2** — **FIN - Finland 4 + 0** (this end) **= 4**

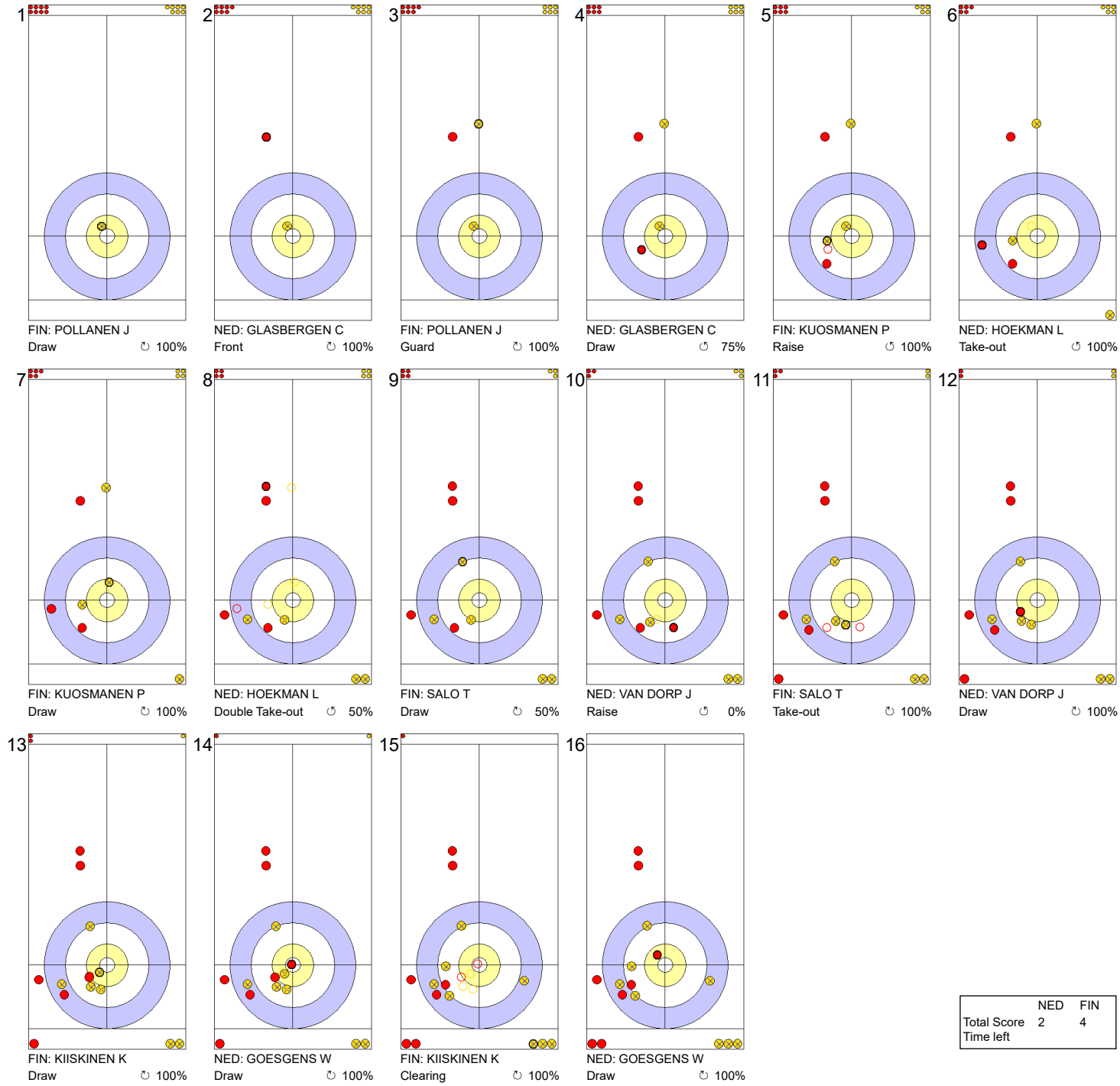


| | NED | FIN |
|---|---|---|
| Total Score | 2 | 4 |
| Time left | | |

**Legend:**

↻ Clockwise ↺ Counter-clockwise - Not considered



lgt.com NEW HOLLAND LE GRUYÈRE SWITZERLAND ZUG CURLIT Curling Information Technology Ltd.

# Game - Shot by Shot

**End 5** — **NED - Netherlands 2 + 0** (this end) **= 2** — **FIN - Finland 4 + 1** (this end) **= 5**

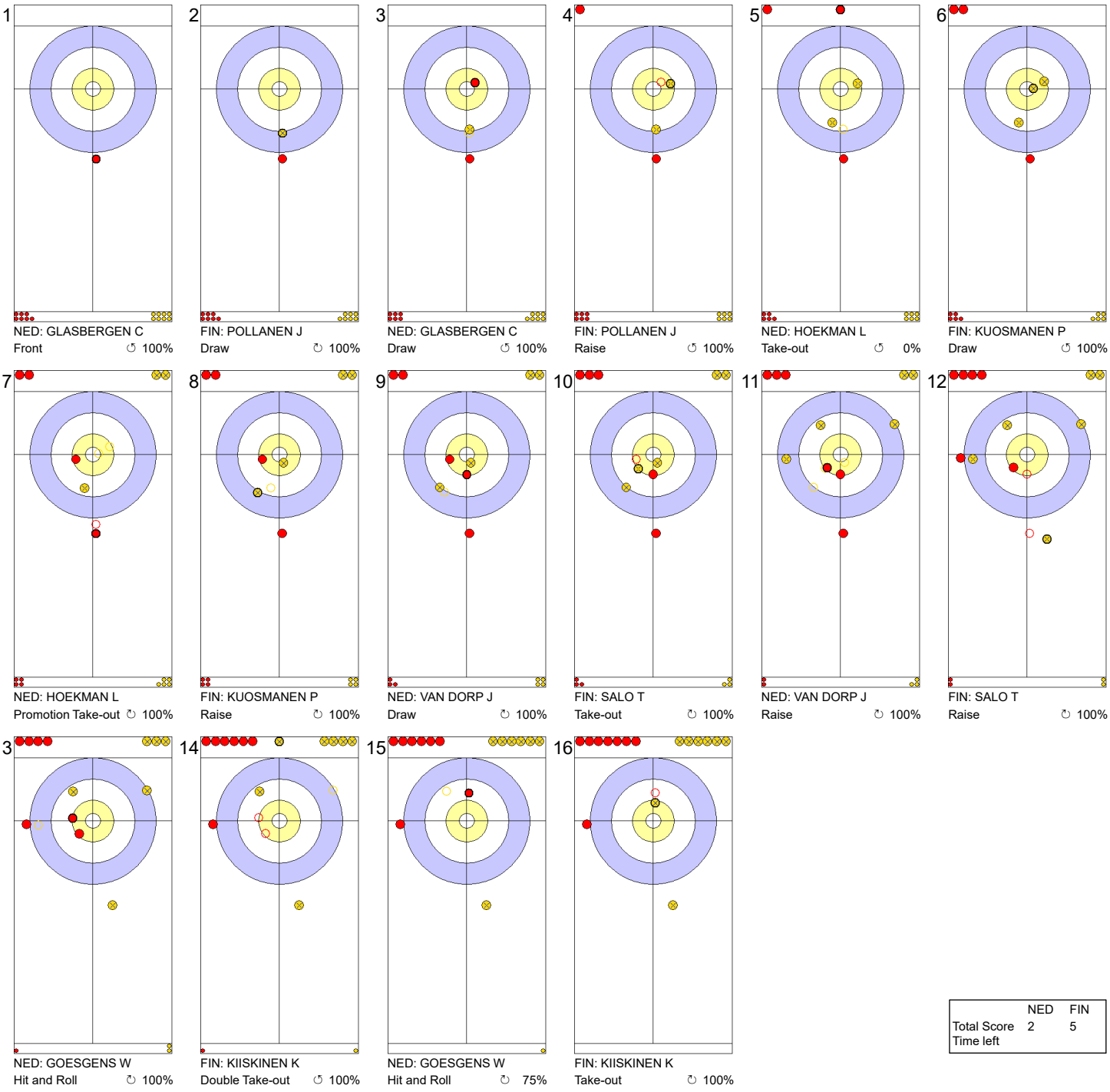

1 NED: GLASBERGEN C — Front ↻ 100%
2 FIN: POLLANEN J — Draw ↻ 100%
3 NED: GLASBERGEN C — Draw ↻ 100%
4 FIN: POLLANEN J — Raise ↻ 100%
5 NED: HOEKMAN L — Take-out ↺ 0%
6 FIN: KUOSMANEN P — Draw ↻ 100%
7 NED: HOEKMAN L — Promotion Take-out ↻ 100%
8 FIN: KUOSMANEN P — Raise ↻ 100%
9 NED: VAN DORP J — Draw ↻ 100%
10 FIN: SALO T — Take-out ↻ 100%
11 NED: VAN DORP J — Raise ↻ 100%
12 FIN: SALO T — Raise ↻ 100%
13 NED: GOESGENS W — Hit and Roll ↻ 100%
14 FIN: KIISKINEN K — Double Take-out ↺ 100%
15 NED: GOESGENS W — Hit and Roll ↻ 75%
16 FIN: KIISKINEN K — Take-out ↻ 100%

| | NED | FIN |
|---|---|---|
| Total Score | 2 | 5 |
| Time left | | |

**Legend:**
↻ Clockwise ↺ Counter-clockwise - Not considered



lgt.com NEW HOLLAND LE GRUYÈRE SWITZERLAND ZUG CURLIT Curling Information Technology Ltd.

# Game - Shot by Shot

**End 6** — **NED - Netherlands 2 + 3** (this end) **= 5** — **FIN - Finland 5 + 0** (this end) **= 5**

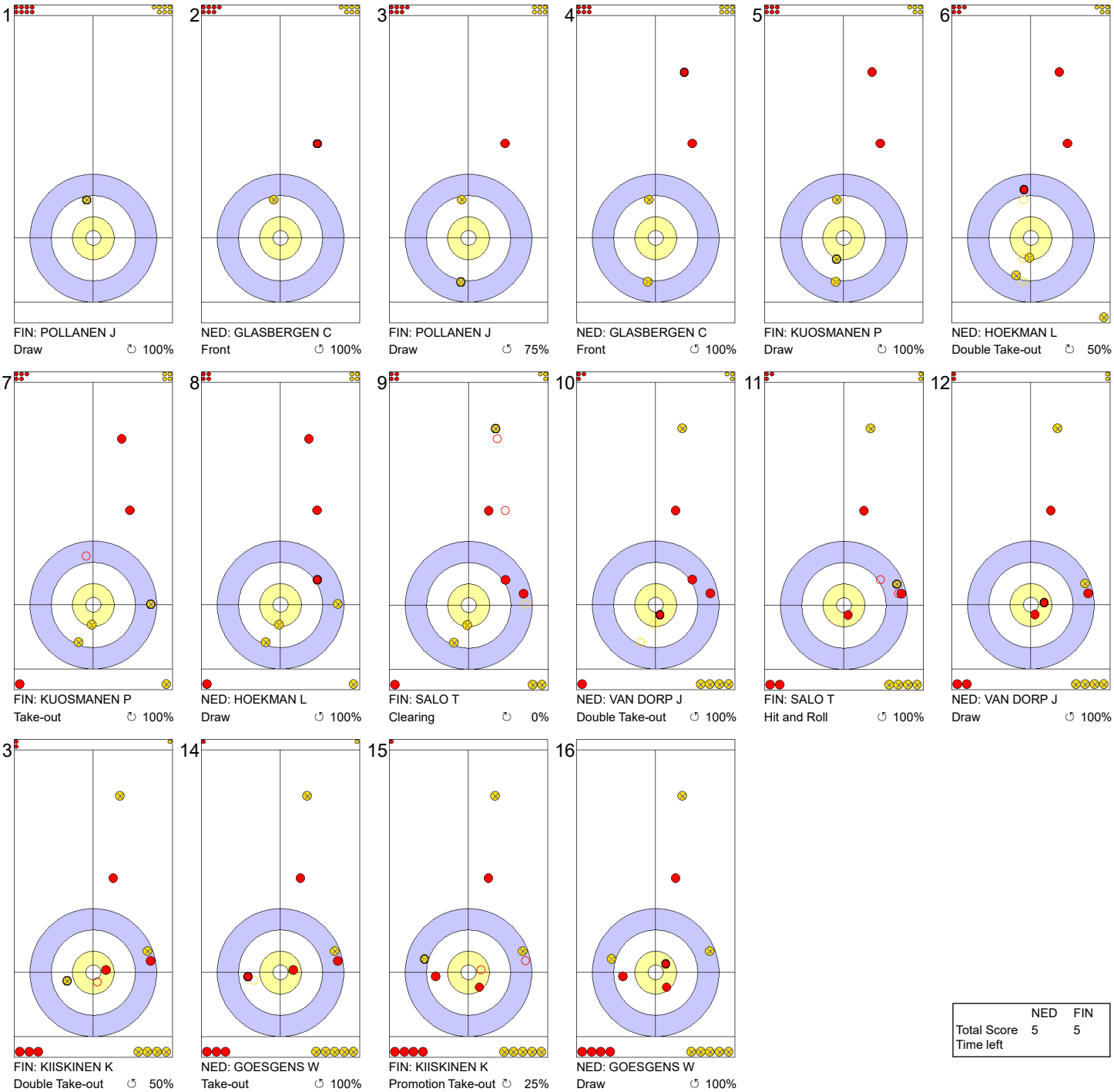

1 FIN: POLLANEN J — Draw ↻ 100%
2 NED: GLASBERGEN C — Front ↺ 100%
3 FIN: POLLANEN J — Draw ↻ 75%
4 NED: GLASBERGEN C — Front ↺ 100%
5 FIN: KUOSMANEN P — Draw ↻ 100%
6 NED: HOEKMAN L — Double Take-out ↻ 50%
7 FIN: KUOSMANEN P — Take-out ↻ 100%
8 NED: HOEKMAN L — Draw ↺ 100%
9 FIN: SALO T — Clearing ↻ 0%
10 NED: VAN DORP J — Double Take-out ↺ 100%
11 FIN: SALO T — Hit and Roll ↺ 100%
12 NED: VAN DORP J — Draw ↺ 100%
13 FIN: KIISKINEN K — Double Take-out ↺ 50%
14 NED: GOESGENS W — Take-out ↺ 100%
15 FIN: KIISKINEN K — Promotion Take-out ↻ 25%
16 NED: GOESGENS W — Draw ↺ 100%

| | NED | FIN |
|---|---|---|
| Total Score | 5 | 5 |
| Time left | | |

**Legend:**
↻ Clockwise ↺ Counter-clockwise - Not considered



lgt.com NEW HOLLAND LE GRUYÈRE SWITZERLAND ZUG CURLIT Curling Information Technology Ltd.

# Game - Shot by Shot

**End 7** — **NED - Netherlands 5 + 0** (this end) **= 5** — **FIN - Finland 5 + 2** (this end) **= 7**

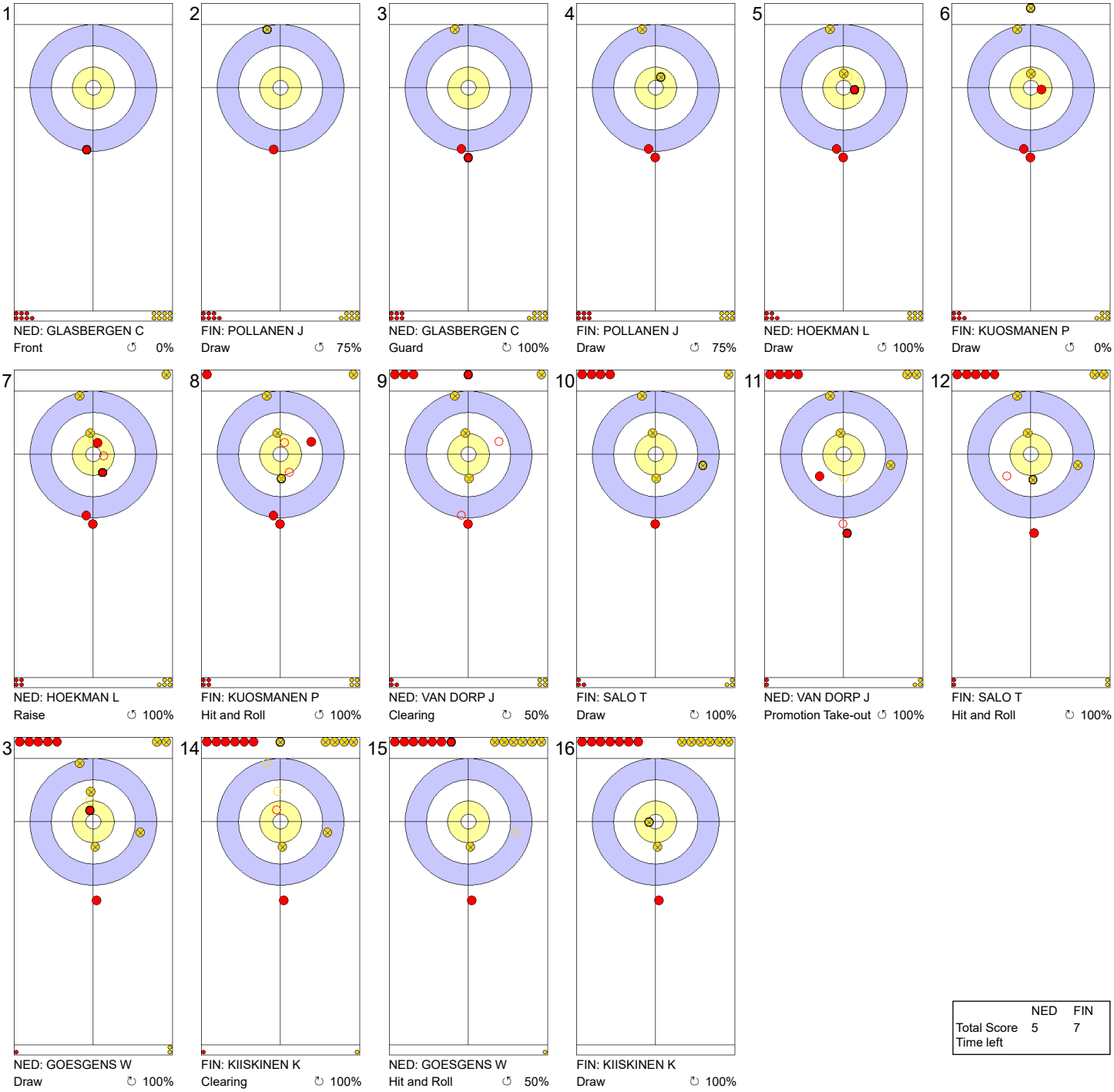


| | NED | FIN |
|---|---|---|
| Total Score | 5 | 7 |
| Time left | | |

**Legend:**

↻ Clockwise ↺ Counter-clockwise - Not considered



lgt.com NEW HOLLAND LE GRUYÈRE SWITZERLAND ZUG CURLIT Curling Information Technology Ltd.

# Game - Shot by Shot

**End 8** — **NED - Netherlands 5 + 0** (this end) **= 5** — **FIN - Finland 7 + 1** (this end) **= 8**

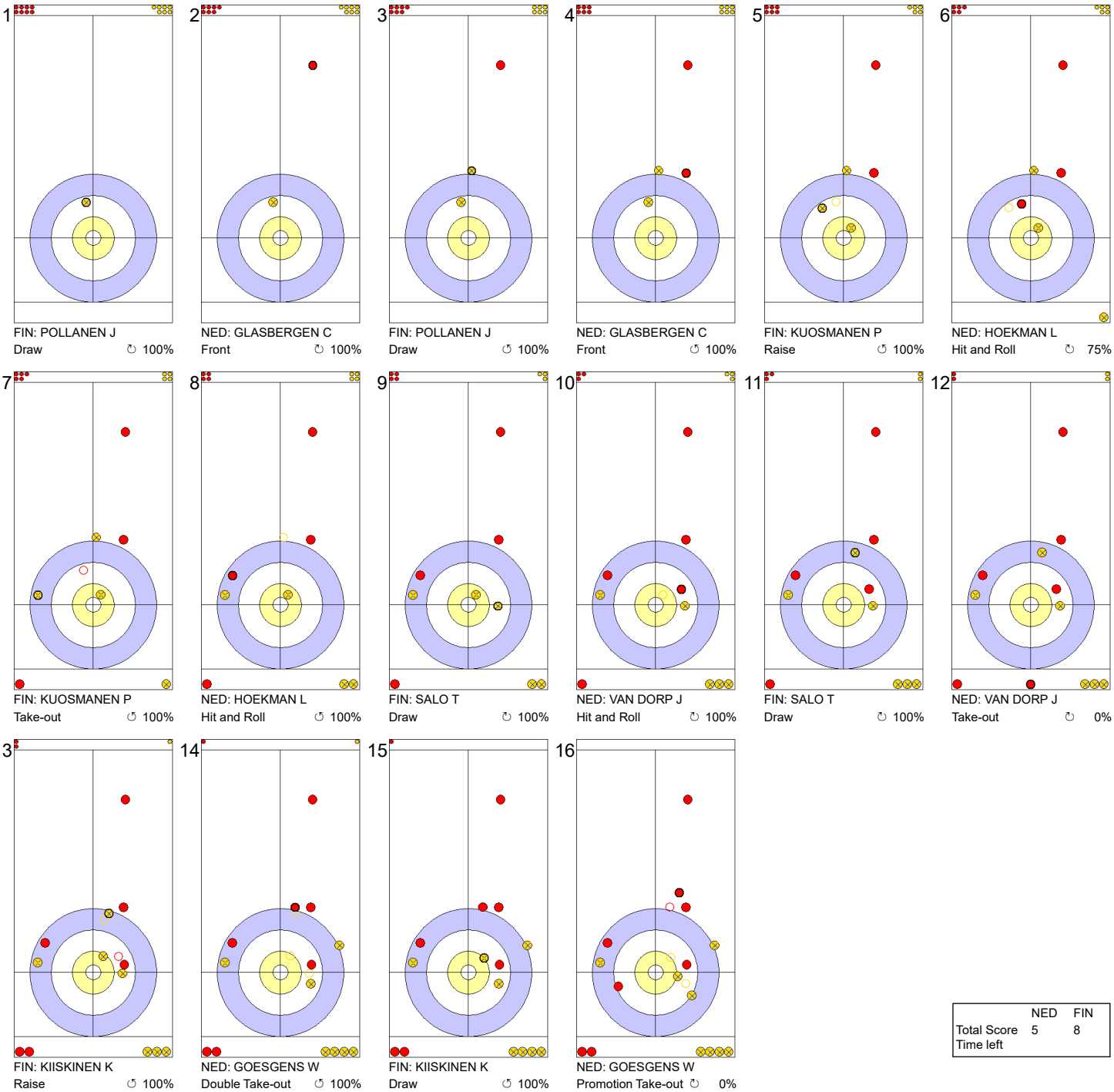

| | | | | | | | |
|---|---|---|---|---|---|---|---|
| 1 | FIN: POLLANEN J | Draw | ↻ 100% | 2 | NED: GLASBERGEN C | Front | ↺ 100% |
| 3 | FIN: POLLANEN J | Draw | ↻ 100% | 4 | NED: GLASBERGEN C | Front | ↺ 100% |
| 5 | FIN: KUOSMANEN P | Raise | ↻ 100% | 6 | NED: HOEKMAN L | Hit and Roll | ↻ 75% |
| 7 | FIN: KUOSMANEN P | Take-out | ↻ 100% | 8 | NED: HOEKMAN L | Hit and Roll | ↺ 100% |
| 9 | FIN: SALO T | Draw | ↻ 100% | 10 | NED: VAN DORP J | Hit and Roll | ↻ 100% |
| 11 | FIN: SALO T | Draw | ↻ 100% | 12 | NED: VAN DORP J | Take-out | ↻ 0% |
| 13 | FIN: KIISKINEN K | Raise | ↻ 100% | 14 | NED: GOESGENS W | Double Take-out | ↺ 100% |
| 15 | FIN: KIISKINEN K | Draw | ↻ 100% | 16 | NED: GOESGENS W | Promotion Take-out | ↻ 0% |

| | NED | FIN |
|---|---|---|
| Total Score | 5 | 8 |
| Time left | | |

**Legend:**

↻ Clockwise ↺ Counter-clockwise - Not considered



lgt.com NEW HOLLAND LE GRUYÈRE SWITZERLAND ZUG CURLIT Curling Information Technology Ltd.

# Game - Shot by Shot

**End 9** | **NED - Netherlands 5 + 2** (this end) **= 7** | **FIN - Finland 8 + 0** (this end) **= 8**

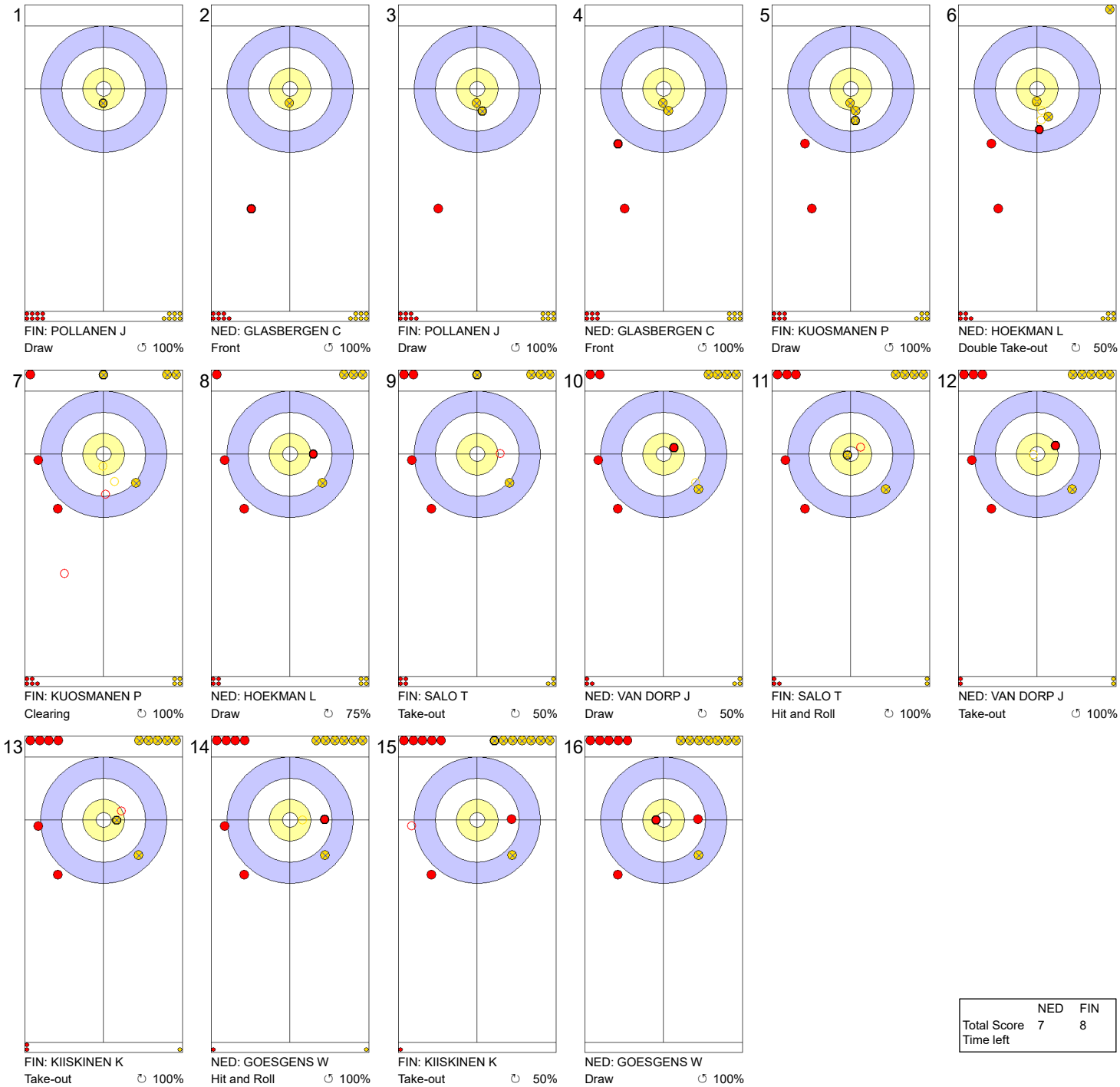


| | NED | FIN |
|---|---|---|
| Total Score | 7 | 8 |
| Time left | | |

**Legend:**

↻ Clockwise ↺ Counter-clockwise - Not considered



lgt.com NEW HOLLAND LE GRUYÈRE SWITZERLAND ZUG CURLIT Curling Information Technology Ltd.

# Game - Shot by Shot

**End 10** — **NED - Netherlands 7 + 1** (this end) **= 8** — **FIN - Finland 8 + 0** (this end) **= 8**

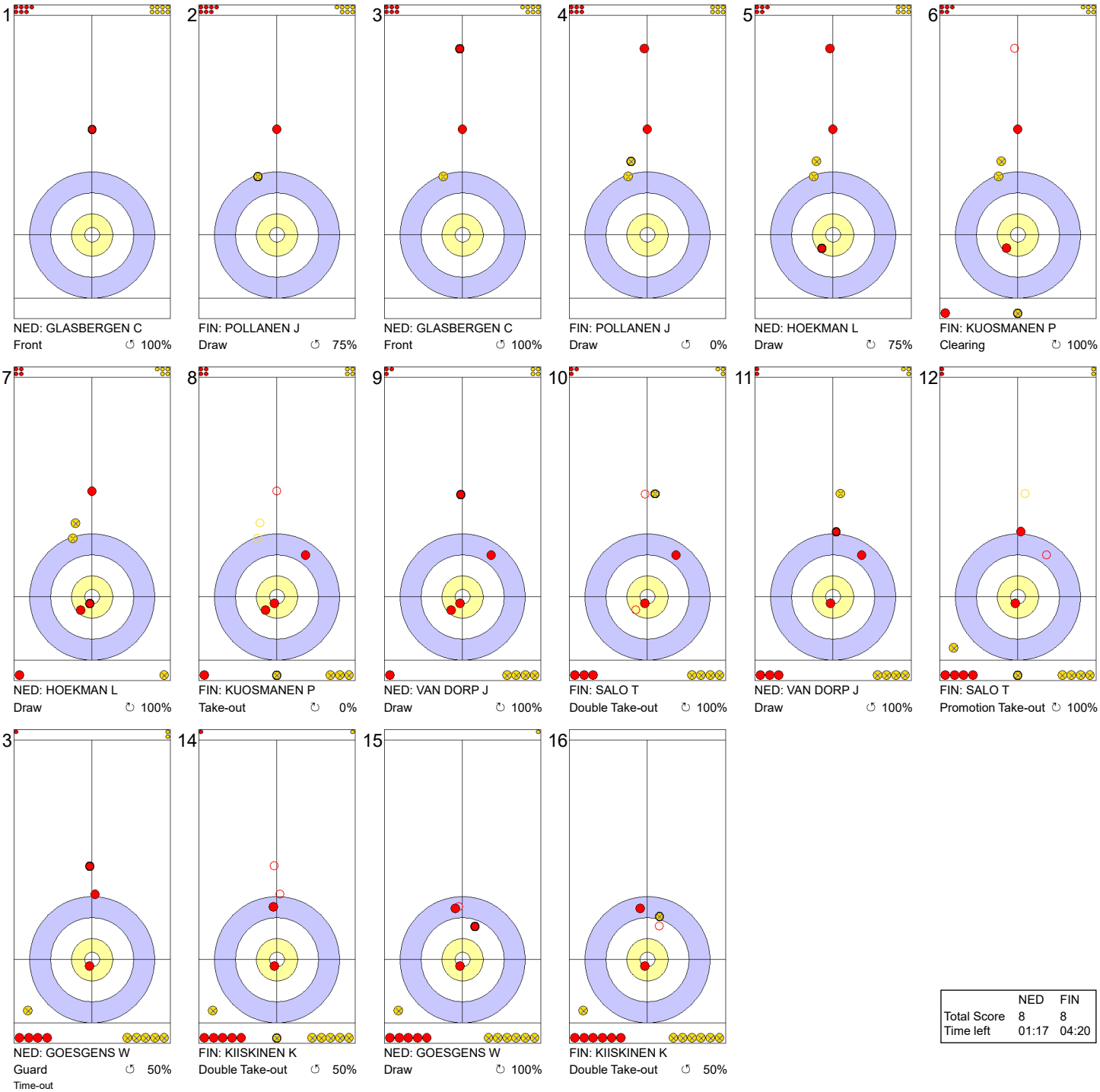


| | NED | FIN |
|---|---|---|
| Total Score | 8 | 8 |
| Time left | 01:17 | 04:20 |

**Legend:**

↻ Clockwise ↺ Counter-clockwise - Not considered



lgt.com NEW HOLLAND LE GRUYÈRE SWITZERLAND ZUG CURLIT Curling Information Technology Ltd.

# Game - Shot by Shot

**End 11** **NED - Netherlands 8 + 0** (this end) **= 8** **FIN - Finland 8 + 1** (this end) **= 9**

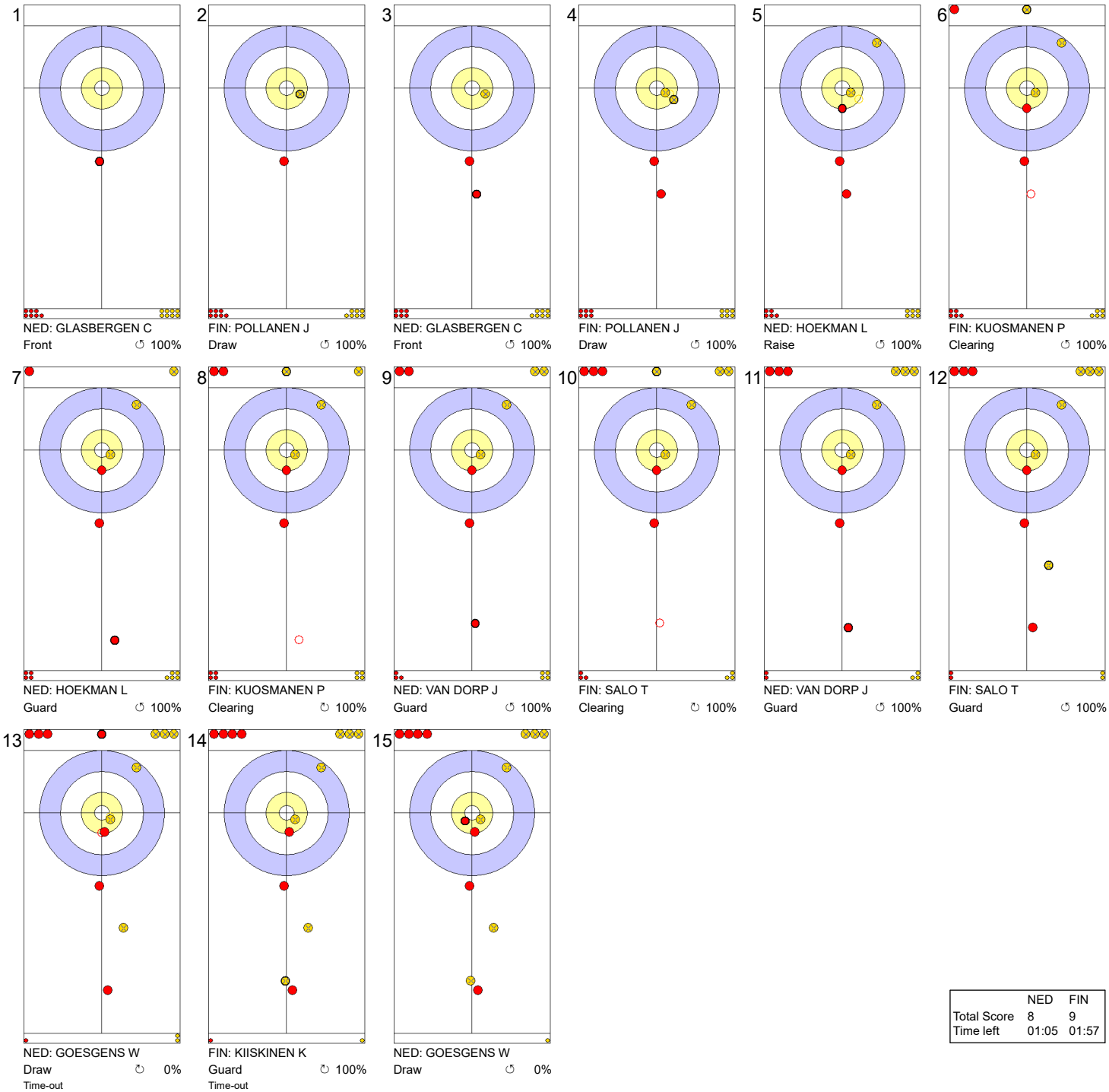


| | NED | FIN |
|---|---|---|
| Total Score | 8 | 9 |
| Time left | 01:05 | 01:57 |

**Legend:**
↻ Clockwise ↺ Counter-clockwise - Not considered



lgt.com NEW HOLLAND LE GRUYÈRE SWITZERLAND ZUG CURLIT Curling Information Technology Ltd.

# Game Results

| Sheet | Game | Team | LSFE | 1 | 2 | 3 | 4 | 5 | 6 | 7 | 8 | 9 | 10 | Extra Ends | Total |
|---|---|---|---|---|---|---|---|---|---|---|---|---|---|---|---|
| C | 12 | CZE - Czech Republic | * | 1 | 1 | 0 | 4 | 0 | 3 | X | X | X | X | | 9 |
| | 11 | DEN - Denmark | | 0 | 0 | 1 | 0 | 1 | 0 | X | X | X | X | | 2 |

| CZE - Czech Republic | | Shot Success Game | Shot Success All |
|---|---|---|---|
| 4 S | KLIMA Lukas | 73% | 75% |
| 3 V | CERNOVSKY Marek | 85% | 76% |
| 2 | BOHAC Radek | 69% | 80% |
| 1 | CANDRA Jiri | 81% | 82% |
| A | KLIPA Lukas | - | 82% |
| | Team Total | 77% | 78% |

| Last Stone Draw | | Distance |
|---|---|---|
| ↻ | KLIMA Lukas | 104.6cm |
| ↺ | CANDRA Jiri | 24.4cm |
| **Total** | | **129.0cm** |

Time remaining: 14 minutes 12 seconds

| DEN - Denmark | | Shot Success Game | Shot Success All |
|---|---|---|---|
| 4 S | THUNE Tobias | 73% | 70% |
| 3 V | WIKSTEN Kasper | 54% | 73% |
| 2 | KRAUSE Mikkel | 77% | 81% |
| 1 | SOEE Oliver Rosenkrands | 79% | 81% |
| A | POULSEN Daniel | - | 82% |
| | Team Total | 71% | 76% |

| Last Stone Draw | | Distance |
|---|---|---|
| ↻ | SOEE Oliver Rosenkrands | 1.0cm |
| ↺ | THUNE Tobias | 170.4cm |
| **Total** | | **171.4cm** |

Time remaining: 13 minutes 41 seconds

## Shot Success Analysis

| CZE - Czech Republic | | ↻ | ↺ | Game |
|---|---|---|---|---|
| 4 KLIMA Lukas | Draws | 4 63% | 2 100% | 6 75% |
| | Take-outs | 2 75% | 4 69% | 6 71% |
| | Total | 6 67% | 6 79% | 12 73% |
| 3 CERNOVSKY Marek | Draws | 2 100% | 1 100% | 3 100% |
| | Take-outs | 2 100% | 7 75% | 9 81% |
| | Total | 4 100% | 8 78% | 12 85% |
| 2 BOHAC Radek | Draws | 1 25% | 3 83% | 4 69% |
| | Take-outs | 6 58% | 2 100% | 8 69% |
| | Total | 7 54% | 5 90% | 12 69% |
| 1 CANDRA Jiri | Draws | 2 50% | 9 92% | 11 84% |
| | Take-outs | 0 - | 1 50% | 1 50% |
| | Total | 2 50% | 10 88% | 12 81% |
| A KLIPA Lukas | Draws | 0 - | 0 - | 0 - |
| | Take-outs | 0 - | 0 - | 0 - |
| | Total | 0 - | 0 - | 0 - |
| Team | Draws | 9 64% | 15 92% | 24 81% |
| | Take-outs | 10 70% | 14 75% | 24 73% |
| | Total | 19 67% | 29 84% | 48 77% |

| DEN - Denmark | | ↻ | ↺ | Game |
|---|---|---|---|---|
| 4 THUNE Tobias | Draws | 2 75% | 4 63% | 6 67% |
| | Take-outs | 2 75% | 4 81% | 6 79% |
| | Total | 4 75% | 8 72% | 12 73% |
| 3 WIKSTEN Kasper | Draws | 4 75% | 2 50% | 6 67% |
| | Take-outs | 3 33% | 3 50% | 6 42% |
| | Total | 7 57% | 5 50% | 12 54% |
| 2 KRAUSE Mikkel | Draws | 7 96% | 2 50% | 9 86% |
| | Take-outs | 3 50% | 0 - | 3 50% |
| | Total | 10 83% | 2 50% | 12 77% |
| 1 SOEE Oliver Rosenkrands | Draws | 8 81% | 3 67% | 11 77% |
| | Take-outs | 1 100% | 0 - | 1 100% |
| | Total | 9 83% | 3 67% | 12 79% |
| A POULSEN Daniel | Draws | 0 - | 0 - | 0 - |
| | Take-outs | 0 - | 0 - | 0 - |
| | Total | 0 - | 0 - | 0 - |
| Team | Draws | 21 85% | 11 59% | 32 76% |
| | Take-outs | 9 56% | 7 68% | 16 61% |
| | Total | 30 76% | 18 63% | 48 71% |

**Note:**
Position and function for each team member:
**4** = Fourth, **3** = Third, **2** = Second, **1** = Lead, **A** = Alternate, **S** = Skip, **V** = Vice-Skip

**Legend:**
↻ Clockwise ↺ Counter-clockwise **LSFE(*)** Last Stone First End
**X** Unplayed/unfinished end due to concession



lgt.com NEW HOLLAND LE GRUYÈRE SWITZERLAND ZUG CURLIT Curling Information Technology Ltd.

# Game - Shot by Shot

**End 1** — **CZE - Czech Republic 0 + 1 (this end) = 1** — **DEN - Denmark 0 + 0 (this end) = 0**

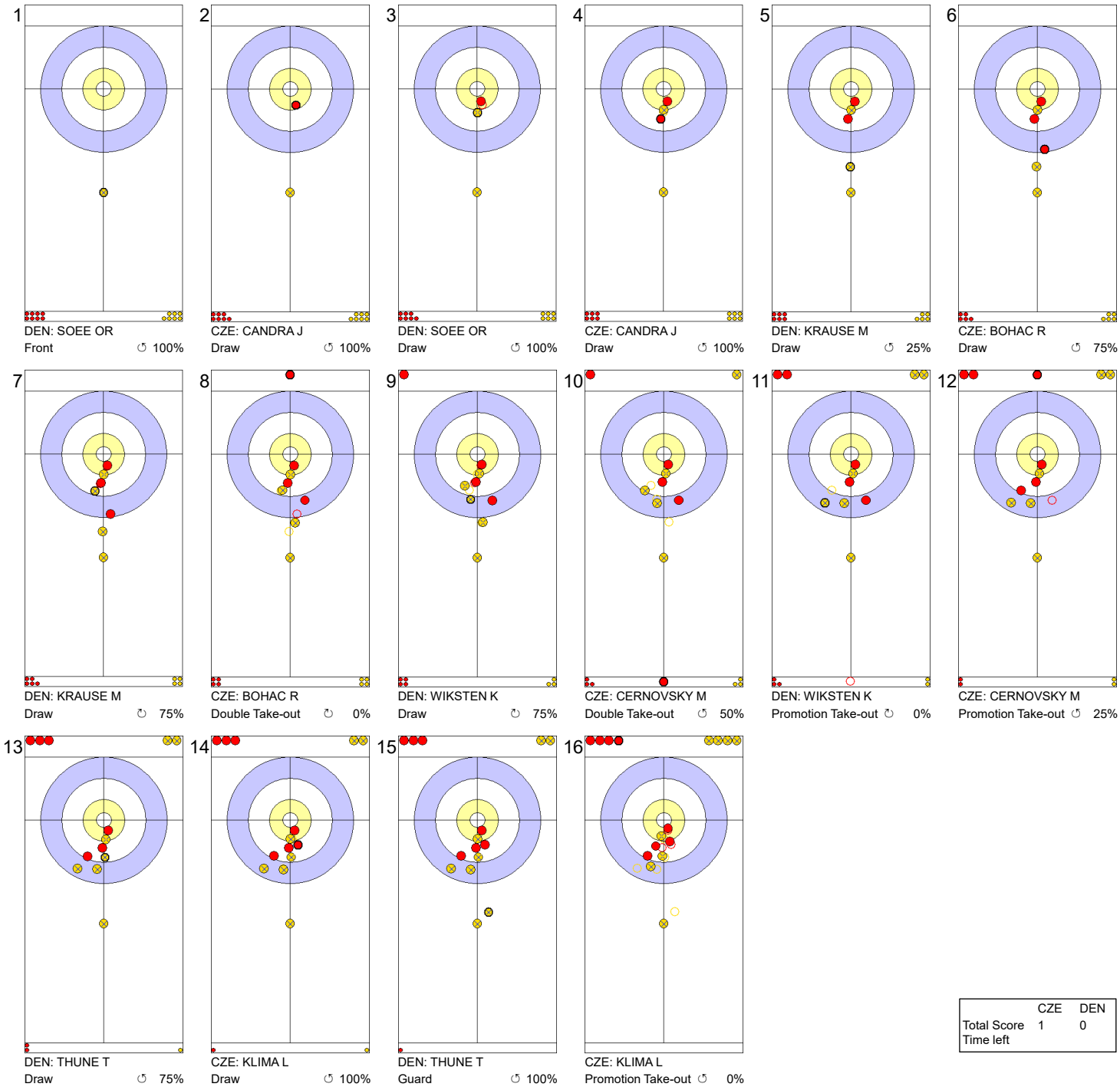


| | CZE | DEN |
|---|---|---|
| Total Score | 1 | 0 |
| Time left | | |

**Legend:**

↻ Clockwise ↺ Counter-clockwise - Not considered



lgt.com NEW HOLLAND LE GRUYÈRE SWITZERLAND ZUG CURLIT Curling Information Technology Ltd.

# Game - Shot by Shot

**End 2** — **CZE - Czech Republic 1 + 1** (this end) **= 2** — **DEN - Denmark 0 + 0** (this end) **= 0**

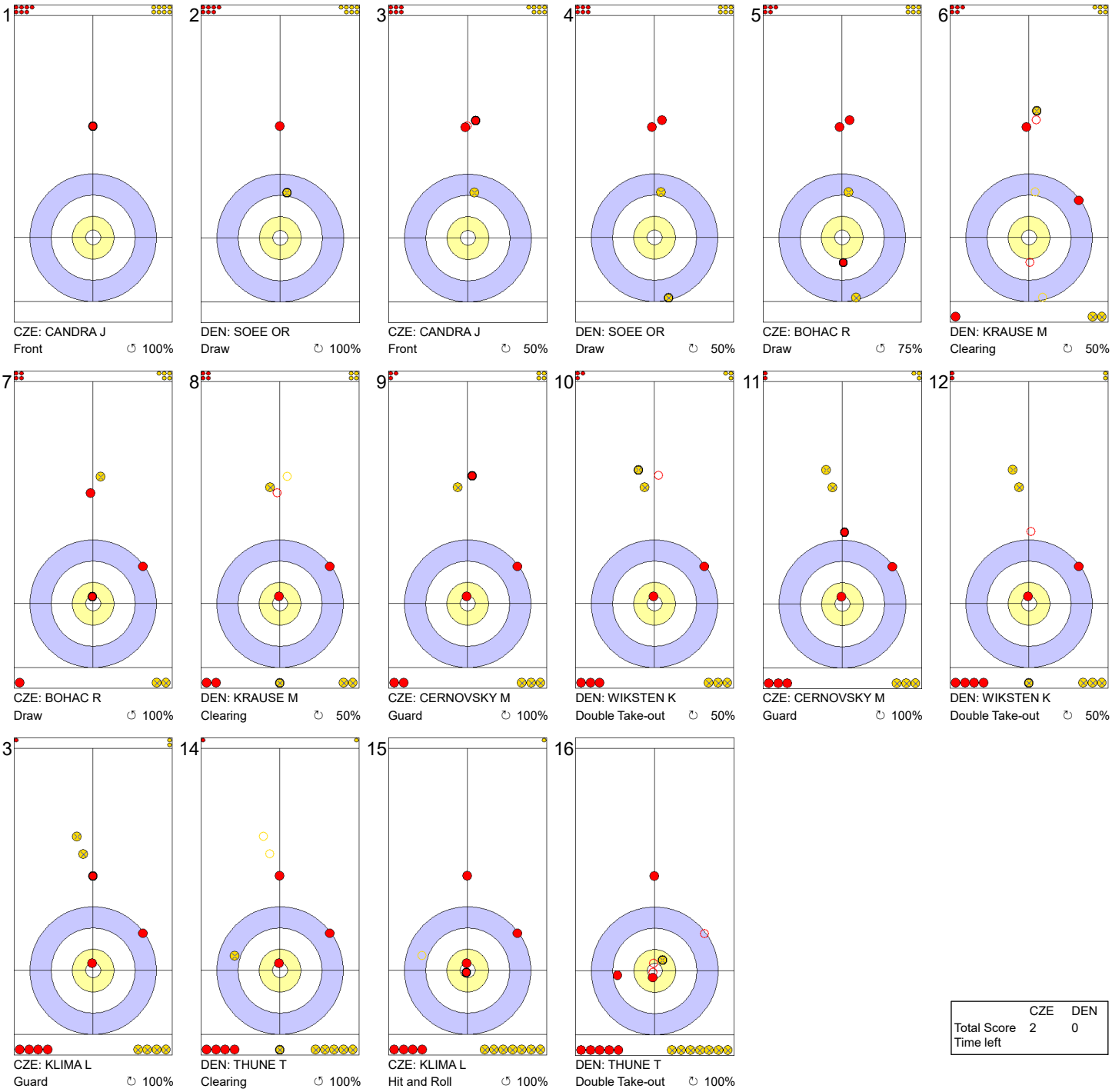


| | CZE | DEN |
|---|---|---|
| Total Score | 2 | 0 |
| Time left | | |

**Legend:**

↻ Clockwise ↺ Counter-clockwise - Not considered



lgt.com NEW HOLLAND LE GRUYÈRE SWITZERLAND ZUG CURLIT Curling Information Technology Ltd.

# Game - Shot by Shot

**End 3** — **CZE - Czech Republic 2 + 0** (this end) **= 2** — **DEN - Denmark 0 + 1** (this end) **= 1**

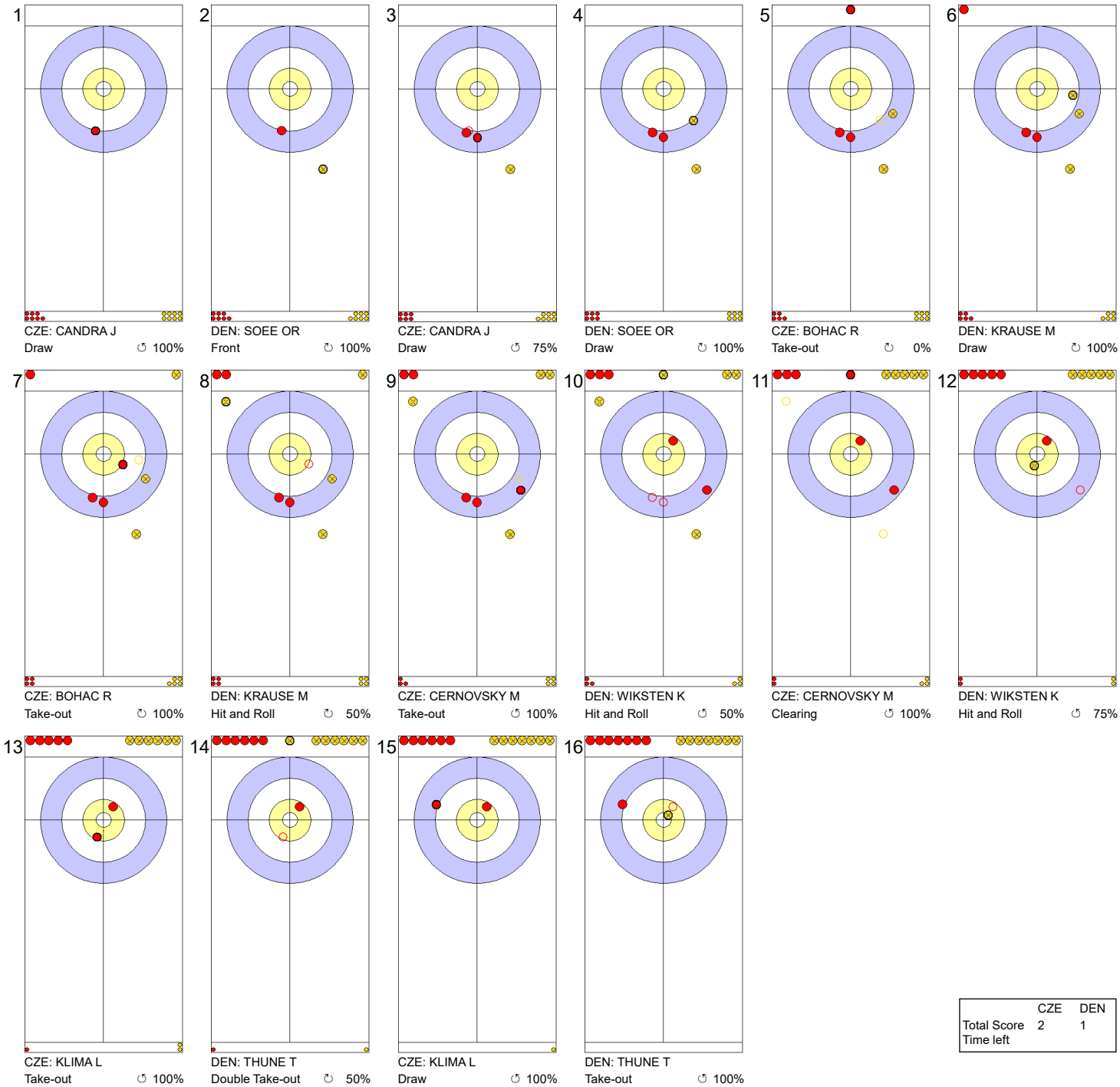


| | CZE | DEN |
|---|---|---|
| Total Score | 2 | 1 |
| Time left | | |

**Legend:**
↻ Clockwise ↺ Counter-clockwise - Not considered



lgt.com NEW HOLLAND LE GRUYÈRE SWITZERLAND ZUG CURLIT Curling Information Technology Ltd.

# Game - Shot by Shot

**End 4** — **CZE - Czech Republic 2 + 4** (this end) **= 6** — **DEN - Denmark 1 + 0** (this end) **= 1**

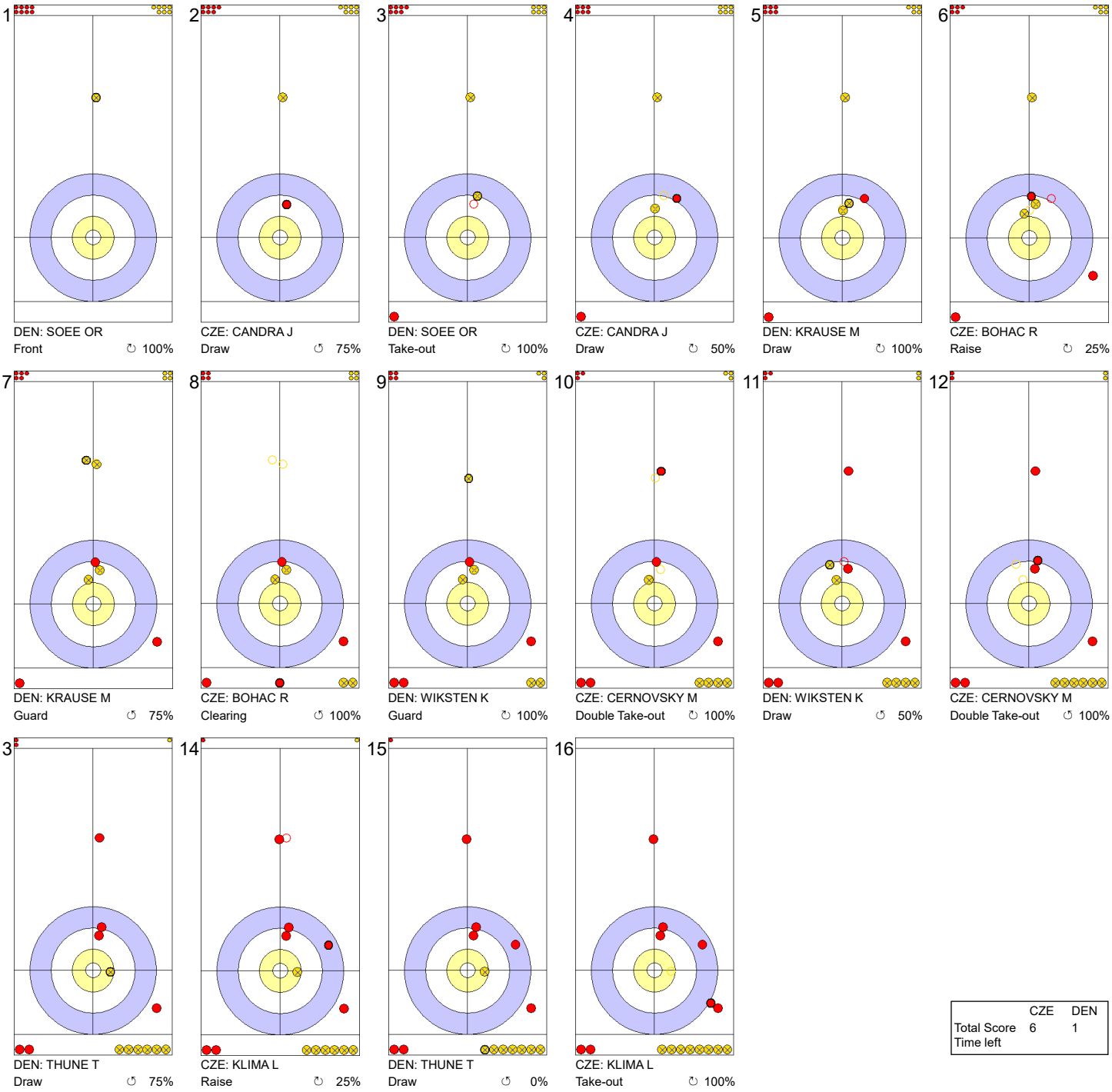


| | CZE | DEN |
|---|---|---|
| Total Score | 6 | 1 |
| Time left | | |

**Legend:**

↻ Clockwise ↺ Counter-clockwise - Not considered



lgt.com NEW HOLLAND LE GRUYÈRE SWITZERLAND ZUG CURLIT Curling Information Technology Ltd.

# Game - Shot by Shot

**End 5** — **CZE - Czech Republic 6 + 0 (this end) = 6** — **DEN - Denmark 1 + 1 (this end) = 2**

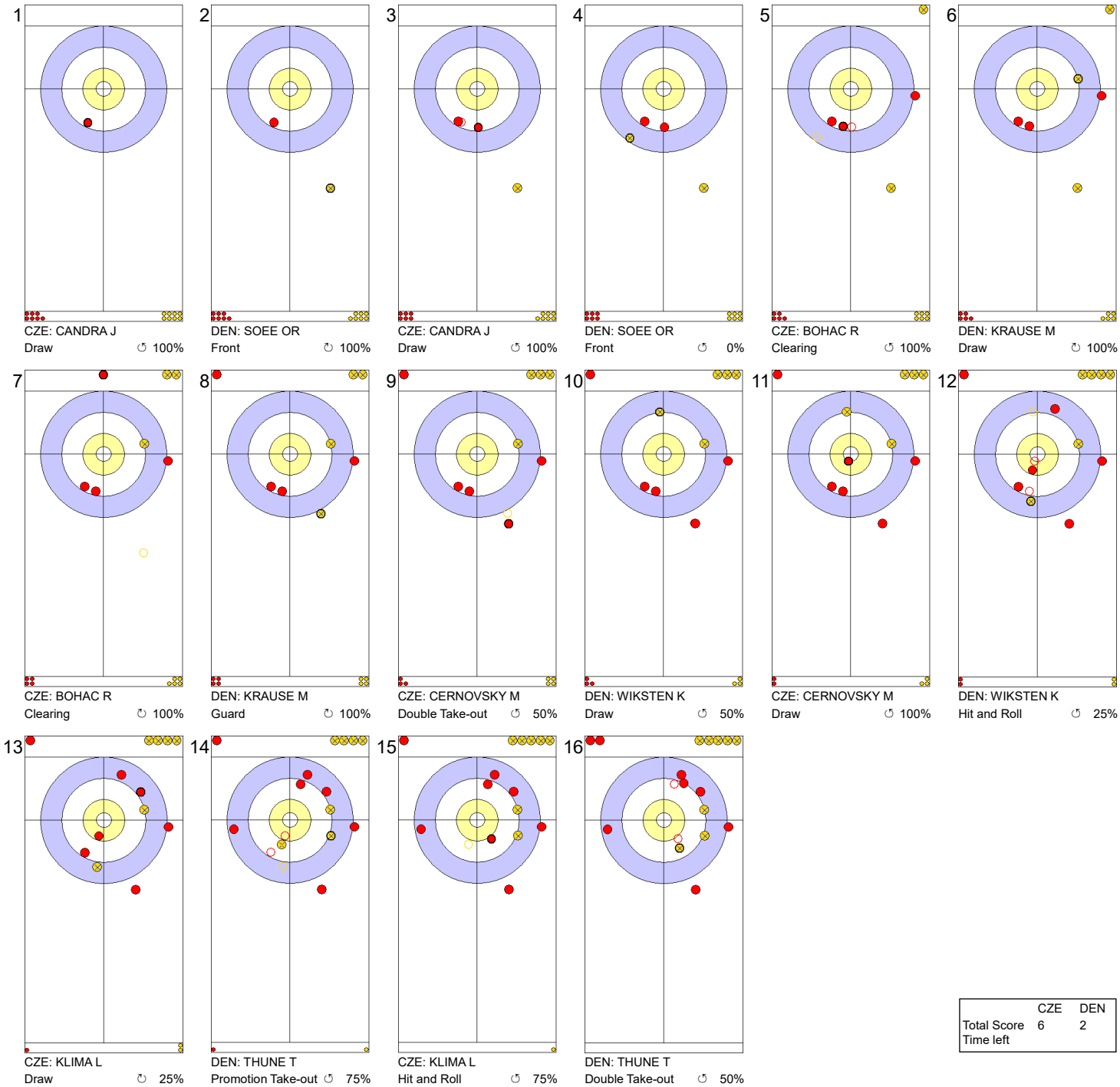


| | CZE | DEN |
|---|---|---|
| Total Score | 6 | 2 |
| Time left | | |

**Legend:**

↻ Clockwise ↺ Counter-clockwise - Not considered



lgt.com NEW HOLLAND LE GRUYÈRE SWITZERLAND ZUG CURLIT Curling Information Technology Ltd.

# Game - Shot by Shot

**End 6** — **CZE - Czech Republic 6 + 3** (this end) **= 9** — **DEN - Denmark 2 + 0** (this end) **= 2**

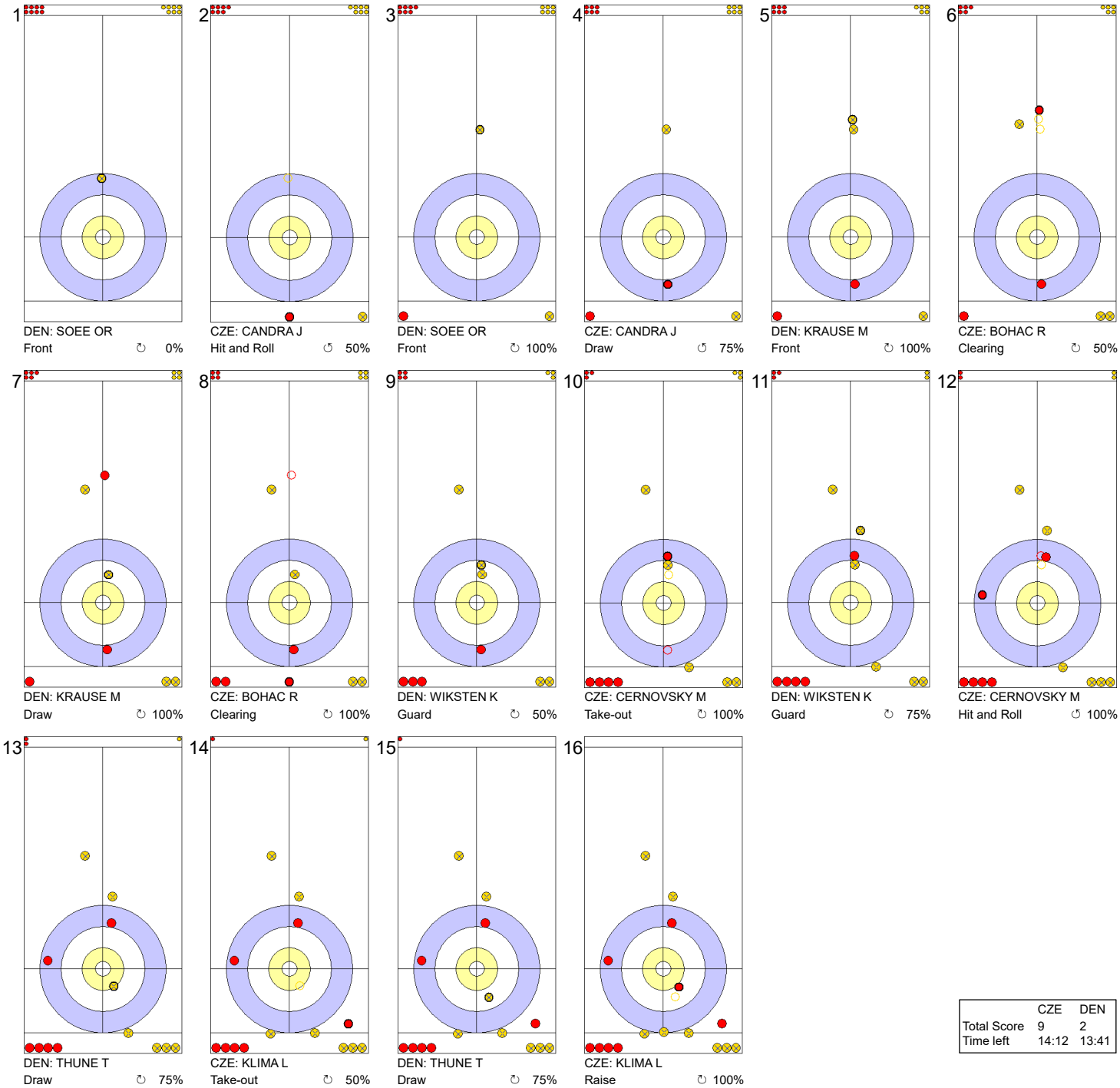


| | CZE | DEN |
|---|---|---|
| Total Score | 9 | 2 |
| Time left | 14:12 | 13:41 |

**Legend:**
↻ Clockwise ↺ Counter-clockwise - Not considered



lgt.com NEW HOLLAND LE GRUYÈRE SWITZERLAND ZUG CURLIT Curling Information Technology Ltd.

# Game Results

| Sheet | Game | Team | LSFE | 1 | 2 | 3 | 4 | 5 | 6 | 7 | 8 | 9 | 10 | Extra Ends | | | | Total |
|---|---|---|---|---|---|---|---|---|---|---|---|---|---|---|---|---|---|---|
| D | 12 | SWE - Sweden | * | 1 | 0 | 2 | 0 | 1 | 0 | 1 | 0 | 0 | 2 | | | | | 7 |
| | 12 | NOR - Norway | | 0 | 2 | 0 | 1 | 0 | 0 | 0 | 0 | 3 | 0 | | | | | 6 |

| SWE - Sweden | | Shot Success Game | All |
|---|---|---|---|
| 4 S | EDIN Niklas | 80 % | 82 % |
| 3 | ERIKSSON Oskar | 81% | 84 % |
| 2 | WRANAA Rasmus | 83 % | 85 % |
| 1 V | MAGNUSSON Daniel | 88 % | 83 % |
| A | SUNDGREN Christoffer | - | 92 % |
| | Team Total | 83 % | 85 % |

| Last Stone Draw | | Distance |
|---|---|---|
| ↻ | ERIKSSON Oskar | 13.3cm |
| ↺ | EDIN Niklas | 5.1cm |
| **Total** | | **18.4cm** |

Time remaining: 0 minutes 12 seconds

Time-out: End 10 - SWE stone 5

| NOR - Norway | | Shot Success Game | All |
|---|---|---|---|
| 4 S | RAMSFJELL Magnus | 71% | 76 % |
| 3 | SESAKER Martin | 73 % | 81% |
| 2 | RAMSFJELL Bendik | 71% | 83 % |
| 1 V | NEPSTAD Gaute | 83 % | 81% |
| A | BRAENDEN Mathias | - | - |
| | Team Total | 74 % | 80 % |

| Last Stone Draw | | Distance |
|---|---|---|
| ↻ | RAMSFJELL Magnus | 13.2cm |
| ↺ | SESAKER Martin | 28.0cm |
| **Total** | | **41.2cm** |

Time remaining: 0 minutes 43 seconds

Time-out: End 9 - NOR stone 8

## Shot Success Analysis

| SWE - Sweden | | ↻ | | ↺ | | Game | |
|---|---|---|---|---|---|---|---|
| 4 EDIN Niklas | Draws | 5 | 75 % | 6 | 79 % | 11 | 77 % |
| | Take-outs | 6 | 83 % | 3 | 83 % | 9 | 83 % |
| | Total | 11 | 80 % | 9 | 81 % | 20 | 80 % |
| 3 ERIKSSON Oskar | Draws | 6 | 75 % | 4 | 81 % | 10 | 78 % |
| | Take-outs | 1 | 50 % | 9 | 89 % | 10 | 85 % |
| | Total | 7 | 71 % | 13 | 87 % | 20 | 81 % |
| 2 WRANAA Rasmus | Draws | 4 | 56 % | 7 | 96 % | 11 | 82 % |
| | Take-outs | 7 | 86 % | 2 | 75 % | 9 | 83 % |
| | Total | 11 | 75 % | 9 | 92 % | 20 | 83 % |
| 1 MAGNUSSON Daniel | Draws | 10 | 88 % | 8 | 84 % | 18 | 86 % |
| | Take-outs | 1 | 100 % | 1 | 100 % | 2 | 100 % |
| | Total | 11 | 89 % | 9 | 86 % | 20 | 88 % |
| A SUNDGREN Christoffer | Draws | 0 | - | 0 | - | 0 | - |
| | Take-outs | 0 | - | 0 | - | 0 | - |
| | Total | 0 | - | 0 | - | 0 | - |
| Team | Draws | 25 | 77 % | 25 | 86 % | 50 | 82 % |
| | Take-outs | 15 | 83 % | 15 | 87 % | 30 | 85 % |
| | Total | 40 | 79 % | 40 | 86 % | 80 | 83 % |

| NOR - Norway | | ↻ | | ↺ | | Game | |
|---|---|---|---|---|---|---|---|
| 4 RAMSFJELL Magnus | Draws | 8 | 75 % | 3 | 67 % | 11 | 73 % |
| | Take-outs | 7 | 64 % | 2 | 88 % | 9 | 69 % |
| | Total | 15 | 70 % | 5 | 75 % | 20 | 71 % |
| 3 SESAKER Martin | Draws | 4 | 81 % | 3 | 67 % | 7 | 75 % |
| | Take-outs | 5 | 75 % | 8 | 69 % | 13 | 71 % |
| | Total | 9 | 78 % | 11 | 68 % | 20 | 73 % |
| 2 RAMSFJELL Bendik | Draws | 6 | 75 % | 3 | 67 % | 9 | 72 % |
| | Take-outs | 5 | 50 % | 6 | 88 % | 11 | 70 % |
| | Total | 11 | 64 % | 9 | 81 % | 20 | 71 % |
| 1 NEPSTAD Gaute | Draws | 14 | 88 % | 4 | 63 % | 18 | 82 % |
| | Take-outs | 0 | - | 2 | 88 % | 2 | 88 % |
| | Total | 14 | 88 % | 6 | 71 % | 20 | 83 % |
| A BRAENDEN Mathias | Draws | 0 | - | 0 | - | 0 | - |
| | Take-outs | 0 | - | 0 | - | 0 | - |
| | Total | 0 | - | 0 | - | 0 | - |
| Team | Draws | 32 | 81 % | 13 | 65 % | 45 | 77 % |
| | Take-outs | 17 | 63 % | 18 | 79 % | 35 | 71 % |
| | Total | 49 | 75 % | 31 | 73 % | 80 | 74 % |

**Note:**
Position and function for each team member:
**4** = Fourth, **3** = Third, **2** = Second, **1** = Lead, **A** = Alternate, **S** = Skip, **V** = Vice-Skip

**Legend:**
↻ Clockwise ↺ Counter-clockwise **LSFE(*)** Last Stone First End



lgt.com NEW HOLLAND LE GRUYÈRE SWITZERLAND AOP ZUG CURLIT Curling Information Technology Ltd.

# Game - Shot by Shot

**End 1** — **SWE - Sweden 0 + 1** (this end) **= 1** — **NOR - Norway 0 + 0** (this end) **= 0**

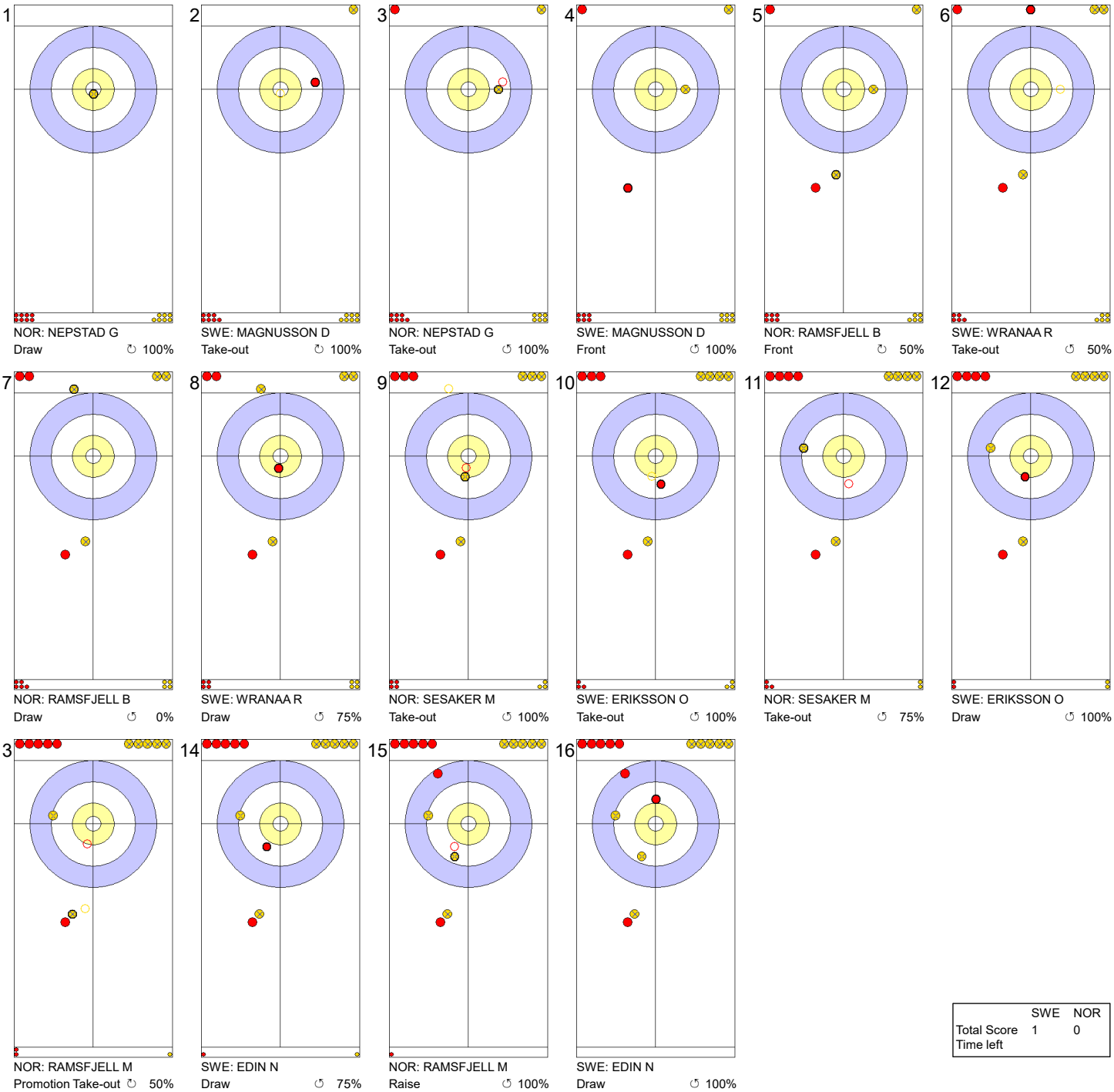


| | SWE | NOR |
|---|---|---|
| Total Score | 1 | 0 |
| Time left | | |

**Legend:**

↻ Clockwise ↺ Counter-clockwise - Not considered



lgt.com NEW HOLLAND LE GRUYÈRE SWITZERLAND ZUG CURLIT Curling Information Technology Ltd.

# Game - Shot by Shot

**End 2** **SWE - Sweden 1 + 0** (this end) **= 1** **NOR - Norway 0 + 2** (this end) **= 2**

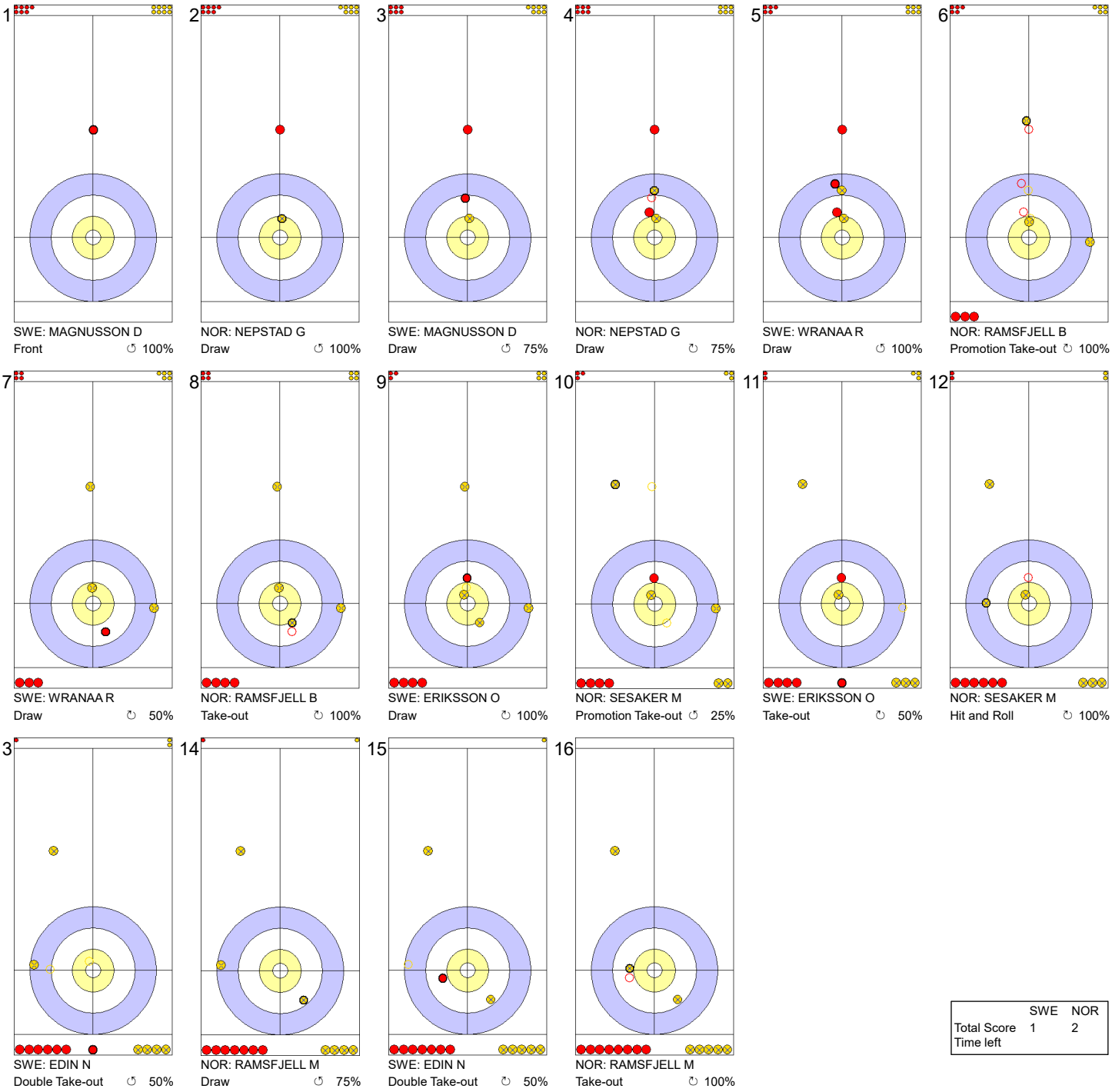


| | SWE | NOR |
|---|---|---|
| Total Score | 1 | 2 |
| Time left | | |

**Legend:**

↻ Clockwise ↺ Counter-clockwise - Not considered



lgt.com NEW HOLLAND LE GRUYÈRE SWITZERLAND V ZUG CURLIT Curling Information Technology Ltd.

# Game - Shot by Shot

**End 3** **SWE - Sweden 1 + 2** (this end) **= 3** **NOR - Norway 2 + 0** (this end) **= 2**

1
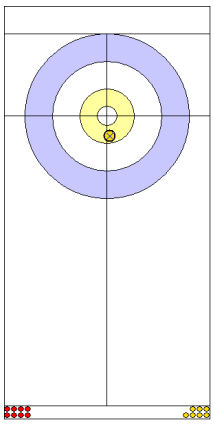
NOR: NEPSTAD G
Draw ↻ 100%

2
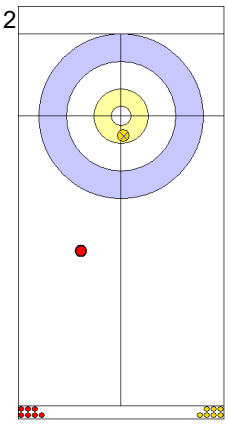
SWE: MAGNUSSON D
Front ↺ 100%

3
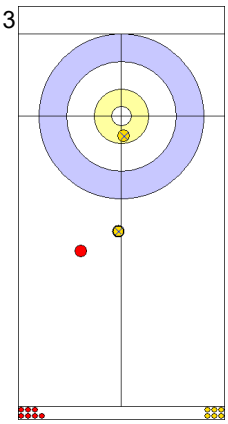
NOR: NEPSTAD G
Guard ↻ 100%

4
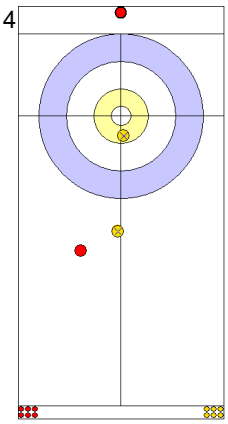
SWE: MAGNUSSON D
Draw ↺ 0%
No tick zone violation

5
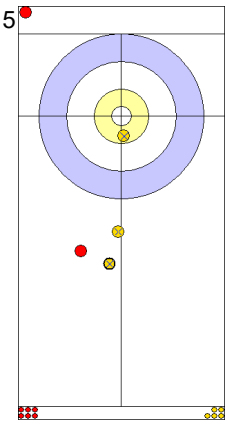
NOR: RAMSFJELL B
Draw ↻ 50%

6
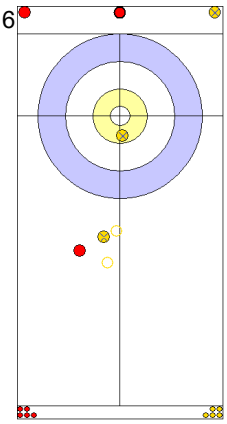
SWE: WRANAA R
Clearing ↻ 50%

7
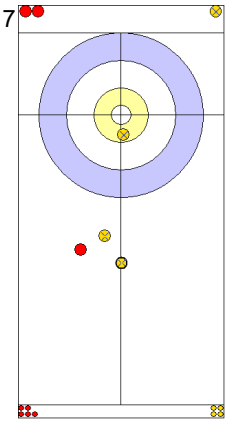
NOR: RAMSFJELL B
Guard ↻ 100%

8
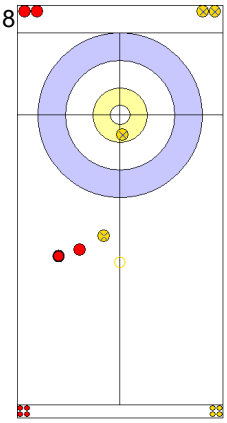
SWE: WRANAA R
Clearing ↻ 100%

9
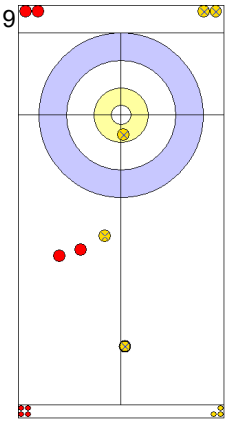
NOR: SESAKER M
Guard ↻ 100%

10
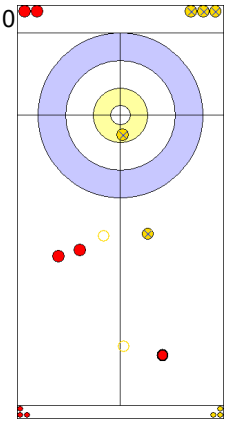
SWE: ERIKSSON O
Clearing ↻ 100%

11
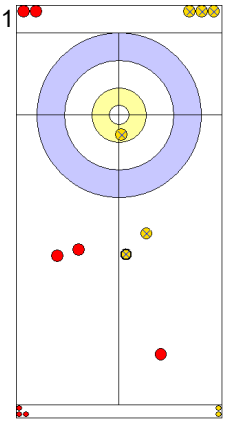
NOR: SESAKER M
Guard ↻ 75%

12
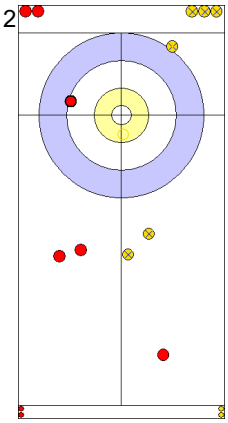
SWE: ERIKSSON O
Raise ↻ 100%

13
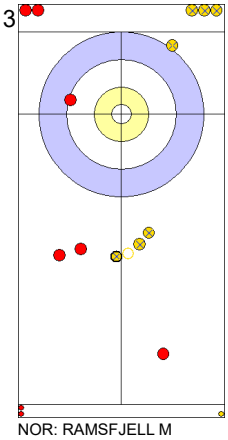
NOR: RAMSFJELL M
Draw ↻ 25%

14
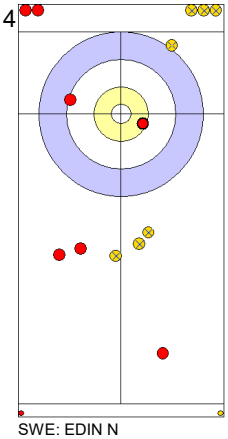
SWE: EDIN N
Draw ↺ 100%

15
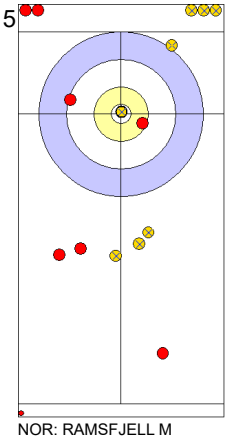
NOR: RAMSFJELL M
Draw ↻ 100%

16
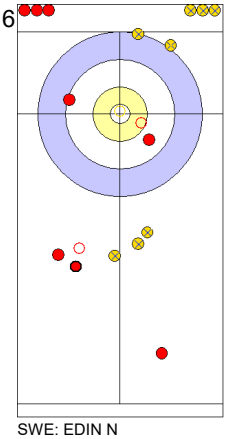
SWE: EDIN N
Promotion Take-out ↻ 100%

| | SWE | NOR |
|---|---|---|
| Total Score | 3 | 2 |
| Time left | | |

**Legend:**
↻ Clockwise ↺ Counter-clockwise - Not considered



lgt.com NEW HOLLAND LE GRUYÈRE SWITZERLAND ZUG CURLIT Curling Information Technology Ltd.

# Game - Shot by Shot

**End 4** — **SWE - Sweden 3 + 0** (this end) **= 3** — **NOR - Norway 2 + 1** (this end) **= 3**




| | SWE | NOR |
|---|---|---|
| Total Score | 3 | 3 |
| Time left | | |

**Legend:**
↻ Clockwise ↺ Counter-clockwise - Not considered



lgt.com NEW HOLLAND LE GRUYÈRE SWITZERLAND ZUG CURLIT Curling Information Technology Ltd.

# Game - Shot by Shot

**End 5** — **SWE - Sweden 3 + 1** (this end) **= 4** — **NOR - Norway 3 + 0** (this end) **= 3**

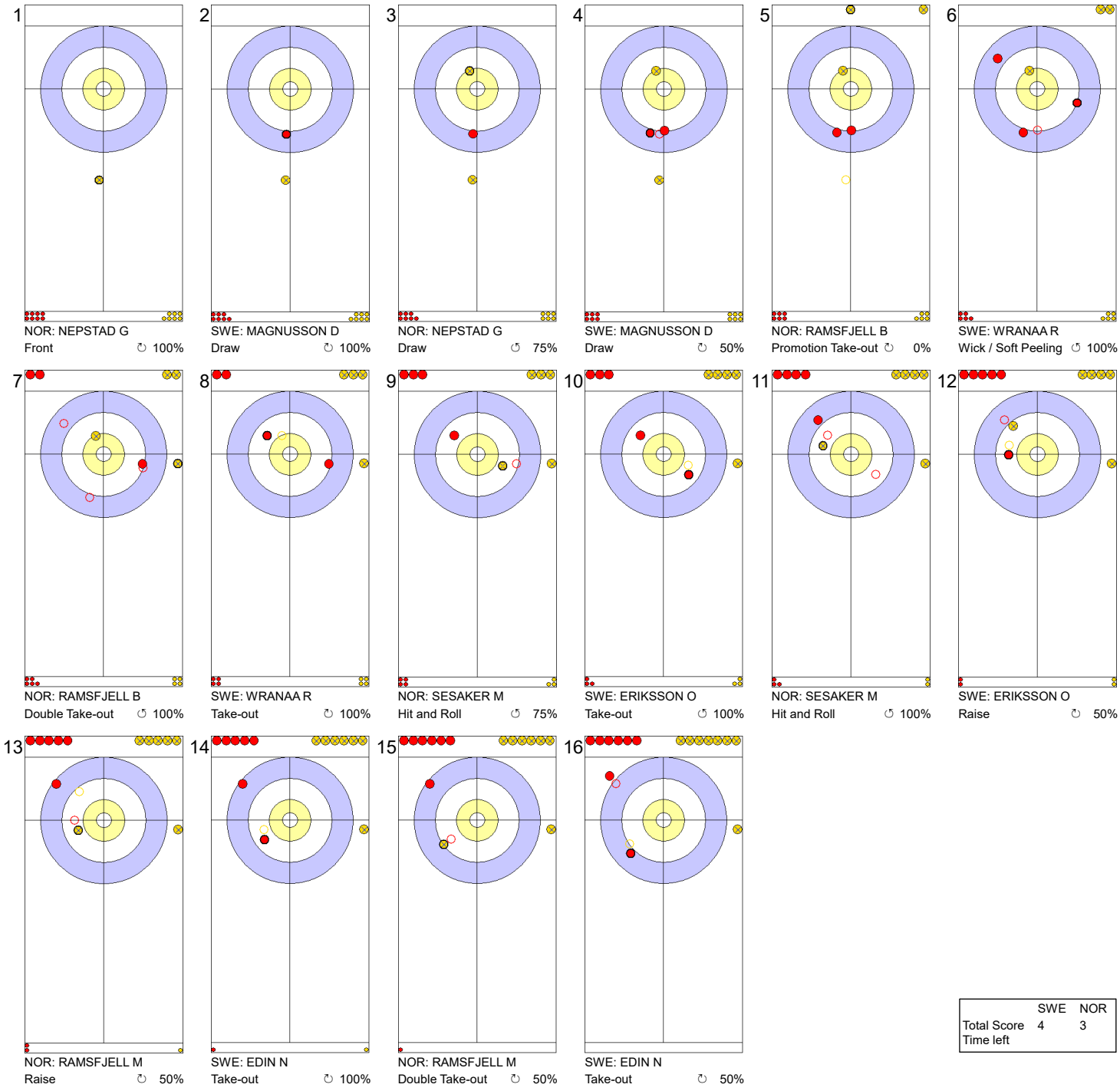


| | SWE | NOR |
|---|---|---|
| Total Score | 4 | 3 |
| Time left | | |

**Legend:**

↻ Clockwise ↺ Counter-clockwise - Not considered



lgt.com NEW HOLLAND LE GRUYÈRE SWITZERLAND ZUG CURLIT Curling Information Technology Ltd.

# Game - Shot by Shot

**End 6** — **SWE - Sweden 4 + 0** (this end) **= 4** — **NOR - Norway 3 + 0** (this end) **= 3**

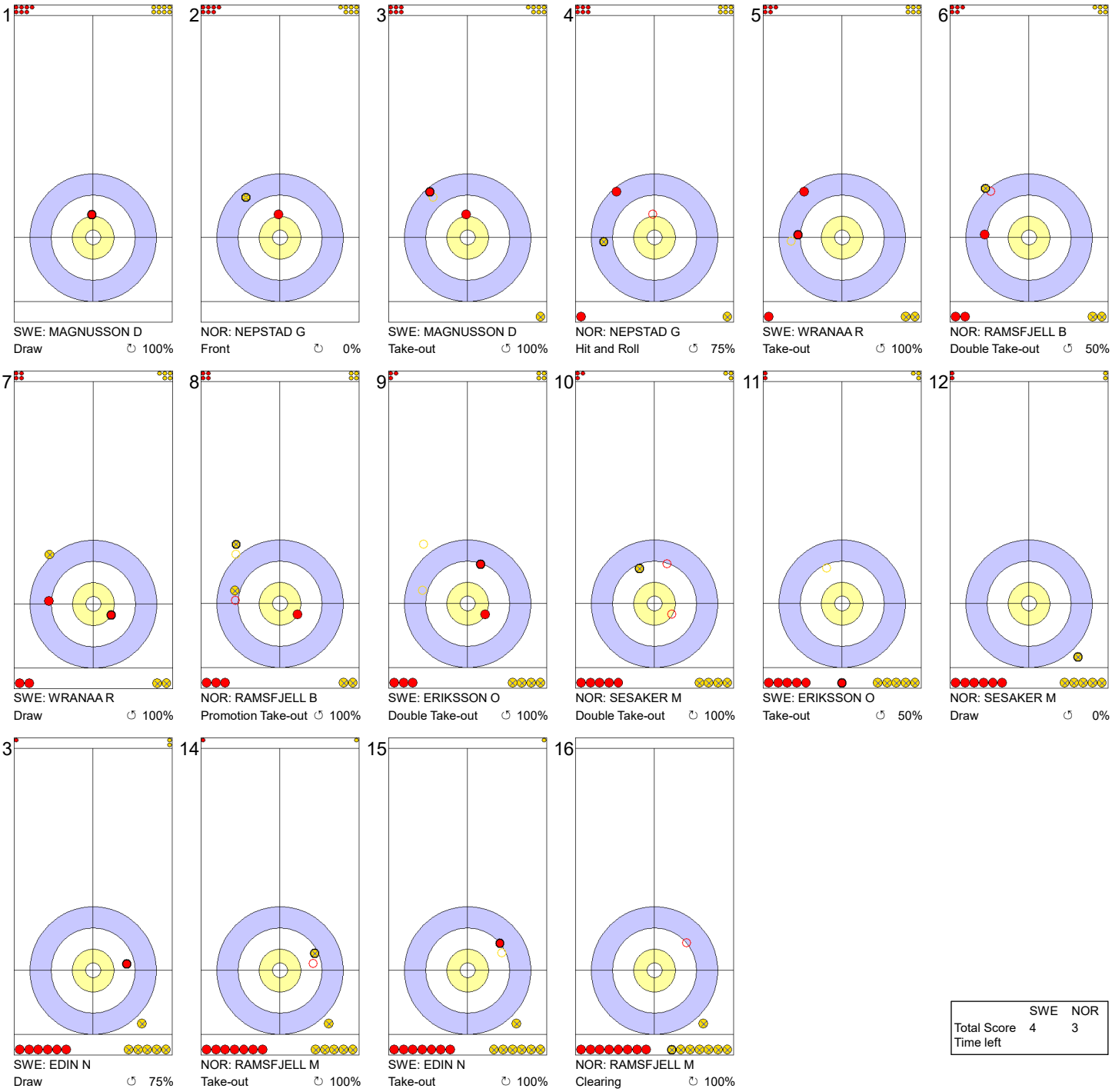


| | SWE | NOR |
|---|---|---|
| Total Score | 4 | 3 |
| Time left | | |

**Legend:**

↻ Clockwise ↺ Counter-clockwise - Not considered



lgt.com NEW HOLLAND LE GRUYÈRE SWITZERLAND ZUG CURLIT Curling Information Technology Ltd.

# Game - Shot by Shot

**End 7** — **SWE - Sweden 4 + 1** (this end) **= 5** — **NOR - Norway 3 + 0** (this end) **= 3**

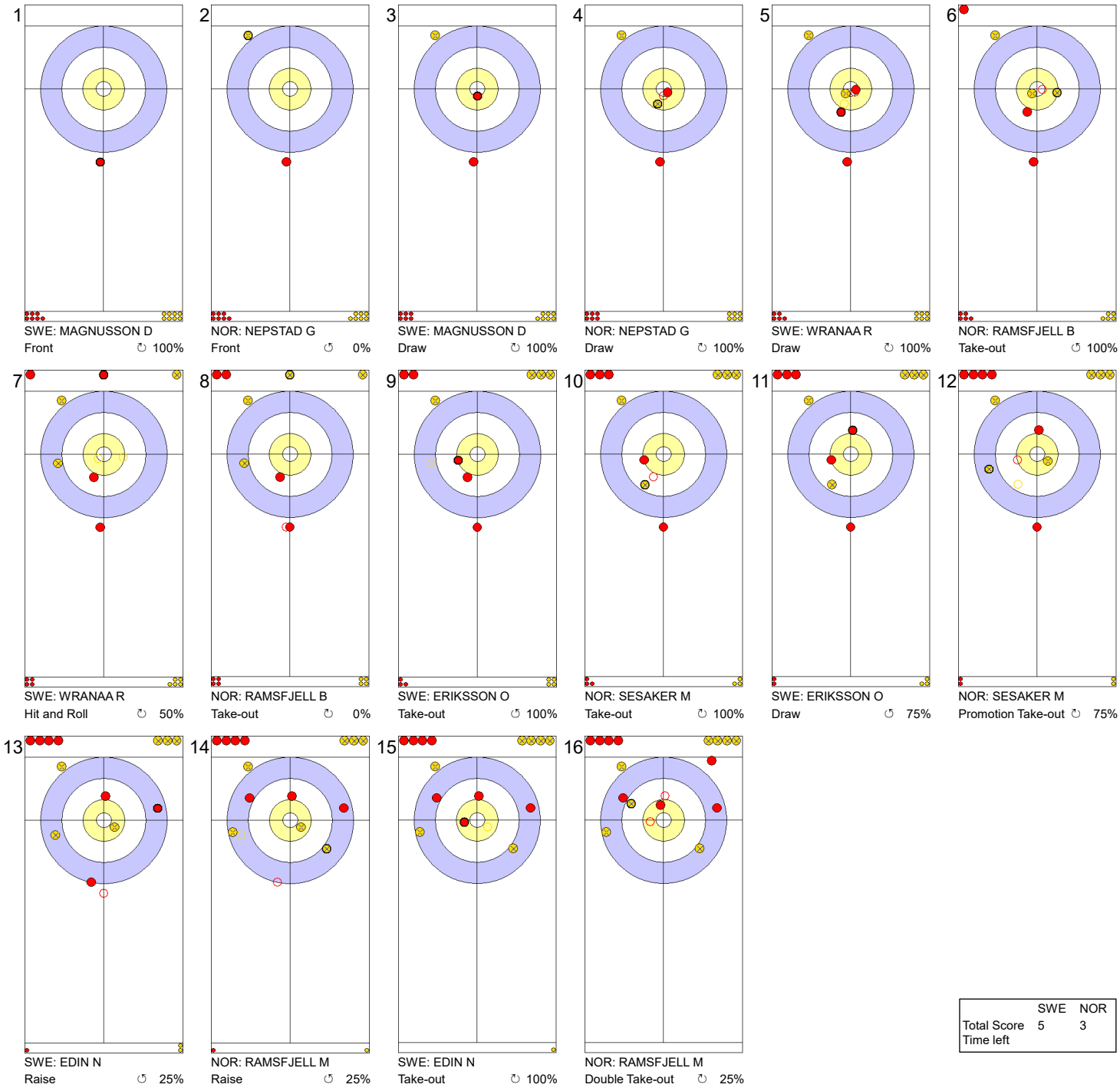


| | SWE | NOR |
|---|---|---|
| Total Score | 5 | 3 |
| Time left | | |

**Legend:**
↻ Clockwise ↺ Counter-clockwise - Not considered



lgt.com NEW HOLLAND LE GRUYÈRE SWITZERLAND ZUG CURLIT Curling Information Technology Ltd.

# Game - Shot by Shot

**End 8** — **SWE - Sweden 5 + 0** (this end) **= 5** — **NOR - Norway 3 + 0** (this end) **= 3**

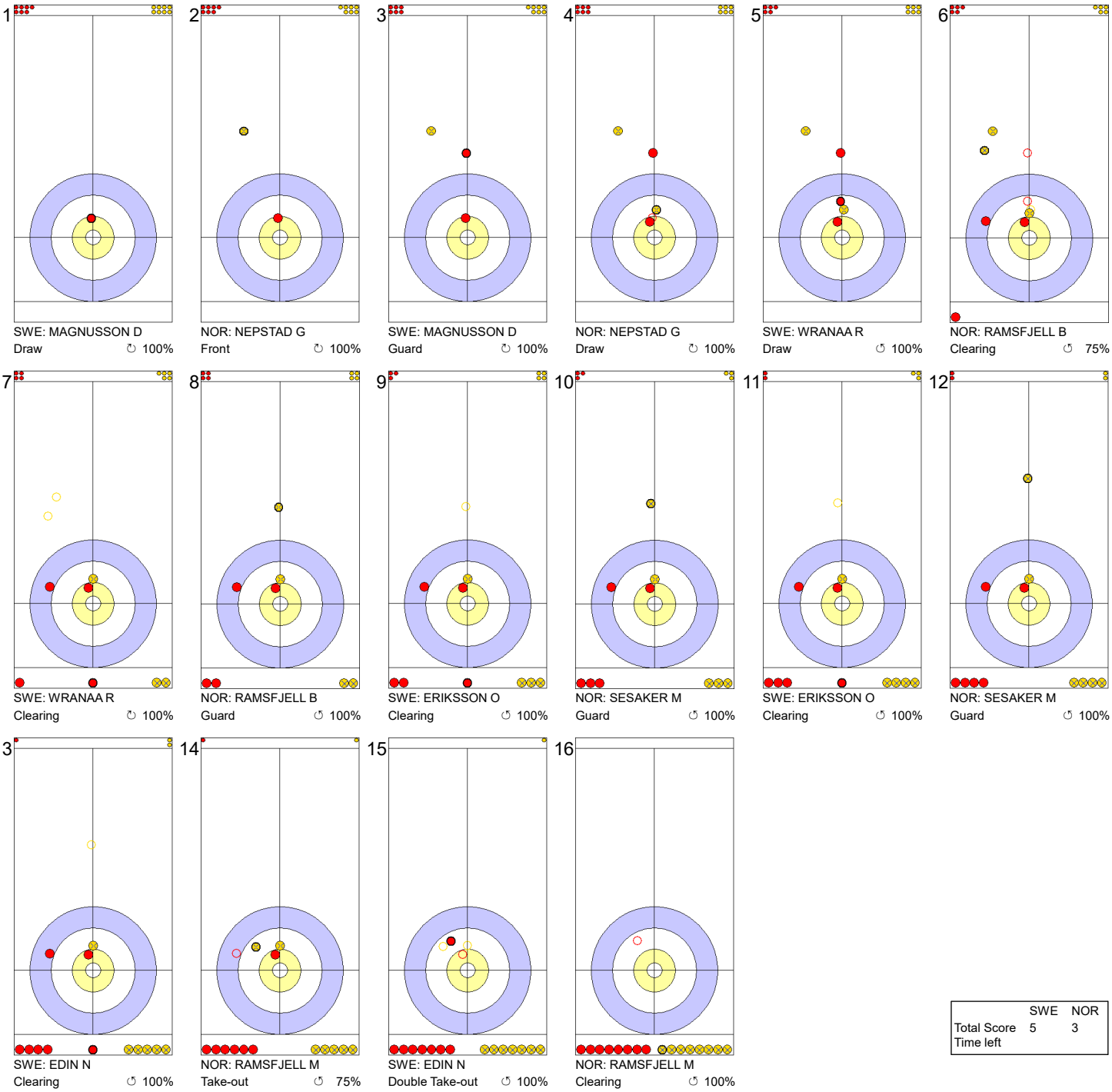


| | SWE | NOR |
|---|---|---|
| Total Score | 5 | 3 |
| Time left | | |

**Legend:**

↻ Clockwise ↺ Counter-clockwise - Not considered



lgt.com NEW HOLLAND LE GRUYÈRE SWITZERLAND ZUG CURLIT Curling Information Technology Ltd.

# Game - Shot by Shot

**End 9** — **SWE - Sweden 5 + 0** (this end) **= 5** — **NOR - Norway 3 + 3** (this end) **= 6**

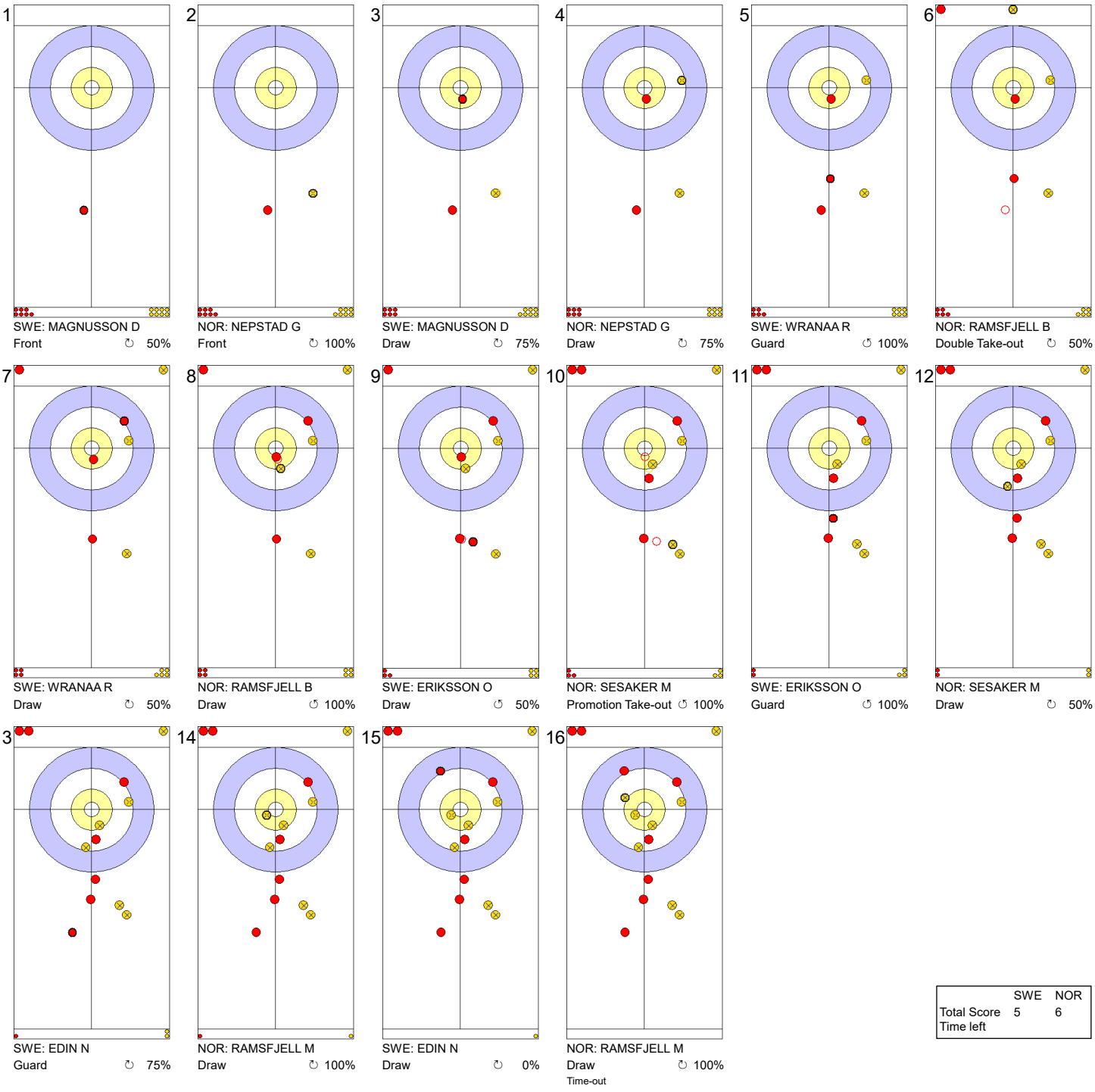


| | SWE | NOR |
|---|---|---|
| Total Score | 5 | 6 |
| Time left | | |

**Legend:**

↻ Clockwise ↺ Counter-clockwise - Not considered



lgt.com NEW HOLLAND LE GRUYÈRE SWITZERLAND ZUG CURLIT Curling Information Technology Ltd.

# Game - Shot by Shot

**End 10** — **SWE - Sweden 5 + 2** (this end) **= 7** — **NOR - Norway 6 + 0** (this end) **= 6**

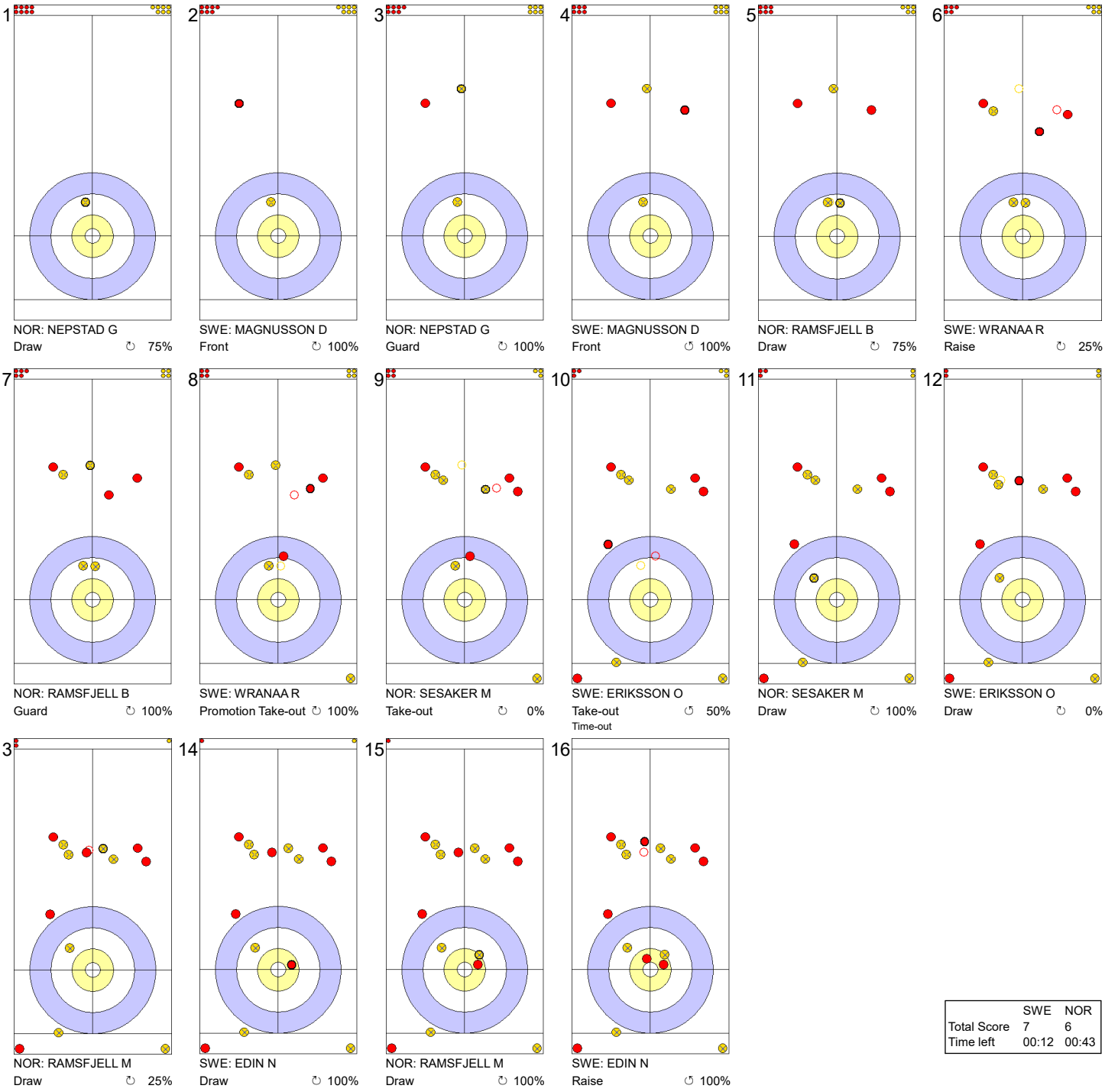


| | SWE | NOR |
|---|---|---|
| Total Score | 7 | 6 |
| Time left | 00:12 | 00:43 |

**Legend:**
↻ Clockwise ↺ Counter-clockwise - Not considered



lgt.com NEW HOLLAND LE GRUYÈRE SWITZERLAND ZUG CURLIT Curling Information Technology Ltd.

## Session Results and Standings

| Sheet | Game | Team | LSFE | 1 | 2 | 3 | 4 | 5 | 6 | 7 | 8 | 9 | 10 | Extra Ends | | | Total |
|---|---|---|---|---|---|---|---|---|---|---|---|---|---|---|---|---|---|
| A | 11 | NOR - Norway | * | 1 | 0 | 1 | 0 | 1 | 0 | 0 | 0 | 2 | 1 | 0 | | | | 6 |
| | 11 | ITA - Italy | | 0 | 1 | 0 | 1 | 0 | 2 | 1 | 1 | 0 | 0 | 3 | | | | 9 |
| B | 11 | SUI - Switzerland | | 0 | 0 | 0 | 2 | 0 | 1 | X | X | X | X | | | | | 3 |
| | 11 | GER - Germany | * | 3 | 3 | 1 | 0 | 3 | 0 | X | X | X | X | | | | | 10 |
| C | 11 | CAN - Canada | | 1 | 0 | 2 | 1 | 0 | 1 | 0 | 1 | 0 | 2 | | | | | 8 |
| | 11 | SCO - Scotland | * | 0 | 2 | 0 | 0 | 1 | 0 | 1 | 0 | 2 | 0 | | | | | 6 |
| D | 11 | FIN - Finland | | 0 | 0 | 0 | 1 | 0 | 1 | 0 | 0 | X | X | | | | | 2 |
| | 11 | USA - United States | * | 0 | 2 | 1 | 0 | 1 | 0 | 2 | 1 | X | X | | | | | 7 |

## Current Standings

| Rank | Team | Games | Wins | Losses | |
|---|---|---|---|---|---|
| 1 | CAN - Canada | 11 | 9 | 2 | Q |
| 2 | SWE - Sweden | 11 | 8 | 3 | Q |
| 3 | ITA - Italy | 11 | 7 | 4 | Q |
| 3 | USA - United States | 11 | 7 | 4 | Q |
| 5 | GER - Germany | 11 | 6 | 5 | |
| 5 | SCO - Scotland | 11 | 6 | 5 | |
| 5 | SUI - Switzerland | 11 | 6 | 5 | |
| 8 | KOR - Korea | 10 | 5 | 5 | |
| 9 | NOR - Norway | 11 | 5 | 6 | |
| 10 | CZE - Czech Republic | 11 | 4 | 7 | |
| 11 | FIN - Finland | 11 | 3 | 8 | |
| 12 | DEN - Denmark | 10 | 2 | 8 | |
| 12 | NED - Netherlands | 10 | 2 | 8 | |

**Note:**
Under WCF rules, tie-breaking rules for standings are not applied until after the last game of the round robin.

**Legend:**
**LSFE(*)** Last Stone First End **Q** Qualified for the play-offs **X** Unplayed/unfinished end due to concession



lgt.com NEW HOLLAND LE GRUYÈRE SWITZERLAND ZUG CURLIT Curling Information Technology Ltd.

# Game Results

| Sheet | Game | Team | LSFE | 1 | 2 | 3 | 4 | 5 | 6 | 7 | 8 | 9 | 10 | Extra Ends | | | Total |
|---|---|---|---|---|---|---|---|---|---|---|---|---|---|---|---|---|---|
| A | 11 | NOR - Norway | * | 1 | 0 | 1 | 0 | 1 | 0 | 0 | 0 | 2 | 1 | 0 | | | | 6 |
| | 11 | ITA - Italy | | 0 | 1 | 0 | 1 | 0 | 2 | 1 | 1 | 0 | 0 | 3 | | | | 9 |

| NOR - Norway | | Shot Success Game | Shot Success All |
|---|---|---|---|
| 4 S | RAMSFJELL Magnus | 76% | 76% |
| 3 | SESAKER Martin | 67% | 82% |
| 2 | RAMSFJELL Bendik | 81% | 84% |
| 1 V | NEPSTAD Gaute | 95% | 80% |
| A | BRAENDEN Mathias | - | - |
| | Team Total | 80% | 81% |

| Last Stone Draw | | Distance |
|---|---|---|
| ↻ | RAMSFJELL Magnus | 10.5cm |
| ↺ | SESAKER Martin | 11.4cm |
| **Total** | | **21.9cm** |

Time remaining: 0 minutes 46 seconds
0 minutes 48 seconds (after extra end)

Time-out: End 10 - NOR stone 6; End 11 - NOR stone 8

| ITA - Italy | | Shot Success Game | Shot Success All |
|---|---|---|---|
| 4 S | RETORNAZ Joel | 81% | 79% |
| 3 | MOSANER Amos | 84% | 78% |
| 2 | ARMAN Sebastiano | 89% | 83% |
| 1 V | GONIN Simone | 93% | 89% |
| A | GIOVANELLA Mattia | - | - |
| | Team Total | 86% | 82% |

| Last Stone Draw | | Distance |
|---|---|---|
| ↻ | RETORNAZ Joel | 65.4cm |
| ↺ | GONIN Simone | 7.5cm |
| **Total** | | **72.9cm** |

Time remaining: 0 minutes 34 seconds
0 minutes 59 seconds (after extra end)

Time-out: End 7 - ITA stone 5

## Shot Success Analysis

| NOR - Norway | | ↻ | | ↺ | | Game | |
|---|---|---|---|---|---|---|---|
| 4 RAMSFJELL Magnus | Draws | 9 | 86% | 5 | 100% | 14 | 91% |
| | Take-outs | 3 | 58% | 5 | 45% | 8 | 50% |
| | Total | 12 | 79% | 10 | 73% | 22 | 76% |
| 3 SESAKER Martin | Draws | 8 | 78% | 3 | 100% | 11 | 84% |
| | Take-outs | 4 | 56% | 7 | 46% | 11 | 50% |
| | Total | 12 | 71% | 10 | 63% | 22 | 67% |
| 2 RAMSFJELL Bendik | Draws | 5 | 85% | 7 | 82% | 12 | 83% |
| | Take-outs | 4 | 88% | 6 | 71% | 10 | 78% |
| | Total | 9 | 86% | 13 | 77% | 22 | 81% |
| 1 NEPSTAD Gaute | Draws | 18 | 94% | 3 | 100% | 21 | 95% |
| | Take-outs | 0 | - | 1 | 100% | 1 | 100% |
| | Total | 18 | 94% | 4 | 100% | 22 | 95% |
| A BRAENDEN Mathias | Draws | 0 | - | 0 | - | 0 | - |
| | Take-outs | 0 | - | 0 | - | 0 | - |
| | Total | 0 | - | 0 | - | 0 | - |
| Team | Draws | 40 | 88% | 18 | 93% | 58 | 90% |
| | Take-outs | 11 | 68% | 19 | 57% | 30 | 61% |
| | Total | 51 | 84% | 37 | 74% | 88 | 80% |

| ITA - Italy | | ↻ | | ↺ | | Game | |
|---|---|---|---|---|---|---|---|
| 4 RETORNAZ Joel | Draws | 6 | 96% | 4 | 75% | 10 | 88% |
| | Take-outs | 8 | 69% | 4 | 88% | 12 | 75% |
| | Total | 14 | 80% | 8 | 81% | 22 | 81% |
| 3 MOSANER Amos | Draws | 6 | 100% | 2 | 100% | 8 | 100% |
| | Take-outs | 8 | 94% | 6 | 50% | 14 | 75% |
| | Total | 14 | 96% | 8 | 63% | 22 | 84% |
| 2 ARMAN Sebastiano | Draws | 3 | 100% | 5 | 85% | 8 | 91% |
| | Take-outs | 7 | 96% | 7 | 79% | 14 | 88% |
| | Total | 10 | 98% | 12 | 81% | 22 | 89% |
| 1 GONIN Simone | Draws | 15 | 98% | 6 | 79% | 21 | 93% |
| | Take-outs | 0 | - | 0 | - | 0 | - |
| | Total | 15 | 98% | 6 | 79% | 21 | 93% |
| A GIOVANELLA Mattia | Draws | 0 | - | 0 | - | 0 | - |
| | Take-outs | 0 | - | 0 | - | 0 | - |
| | Total | 0 | - | 0 | - | 0 | - |
| Team | Draws | 30 | 98% | 17 | 82% | 47 | 93% |
| | Take-outs | 23 | 86% | 17 | 71% | 40 | 79% |
| | Total | 53 | 93% | 34 | 76% | 87 | 86% |

**Note:**
Position and function for each team member:
**4** = Fourth, **3** = Third, **2** = Second, **1** = Lead, **A** = Alternate, **S** = Skip, **V** = Vice-Skip

**Legend:**
↻ Clockwise ↺ Counter-clockwise **LSFE(*)** Last Stone First End



lgt.com NEW HOLLAND LE GRUYÈRE SWITZERLAND ZUG CURLIT Curling Information Technology Ltd.

# Game - Shot by Shot

**End 1** — **NOR - Norway 0 + 1** (this end) **= 1** — **ITA - Italy 0 + 0** (this end) **= 0**

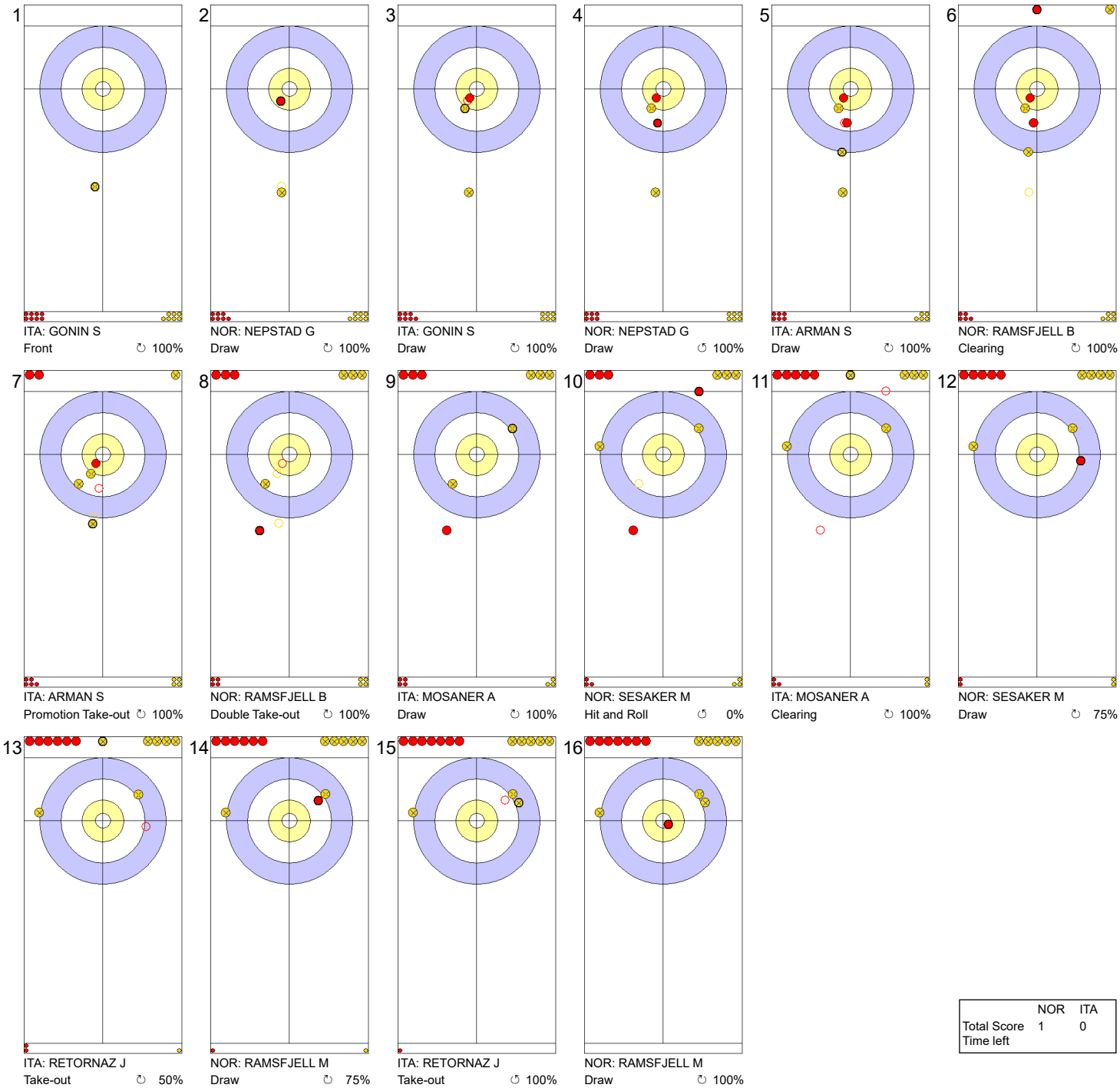


| | NOR | ITA |
|---|---|---|
| Total Score | 1 | 0 |
| Time left | | |

**Legend:**
↻ Clockwise ↺ Counter-clockwise - Not considered



lgt.com NEW HOLLAND LE GRUYÈRE SWITZERLAND ZUG CURLIT Curling Information Technology Ltd.

# Game - Shot by Shot

**End 2** — **NOR - Norway 1 + 0** (this end) **= 1** — **ITA - Italy 0 + 1** (this end) **= 1**

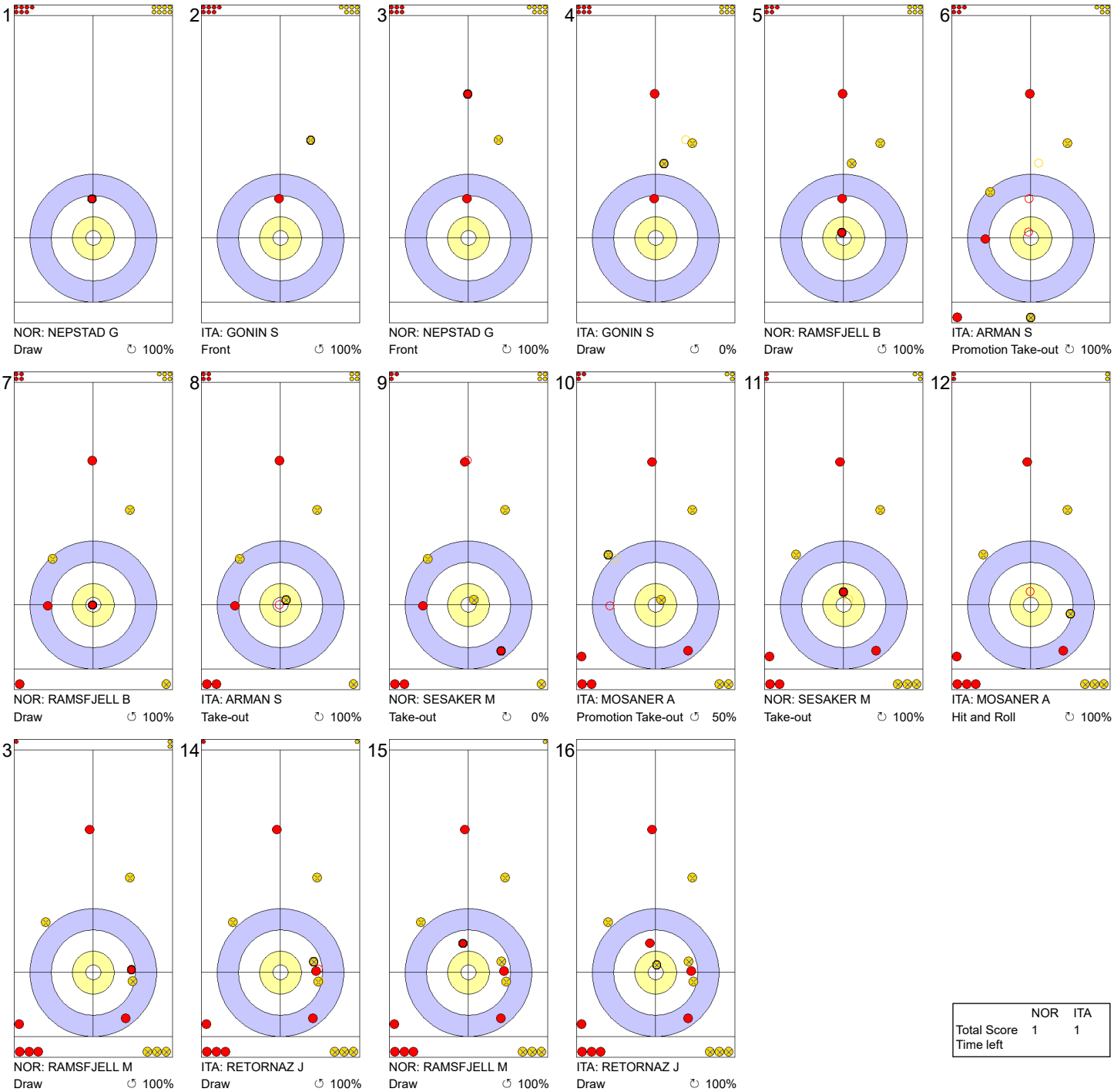


| | NOR | ITA |
|---|---|---|
| Total Score | 1 | 1 |
| Time left | | |

**Legend:**

↻ Clockwise ↺ Counter-clockwise - Not considered



lgt.com NEW HOLLAND LE GRUYÈRE SWITZERLAND ZUG CURLIT Curling Information Technology Ltd.

# Game - Shot by Shot

**End 3** **NOR - Norway 1 + 1** (this end) **= 2** **ITA - Italy 1 + 0** (this end) **= 1**

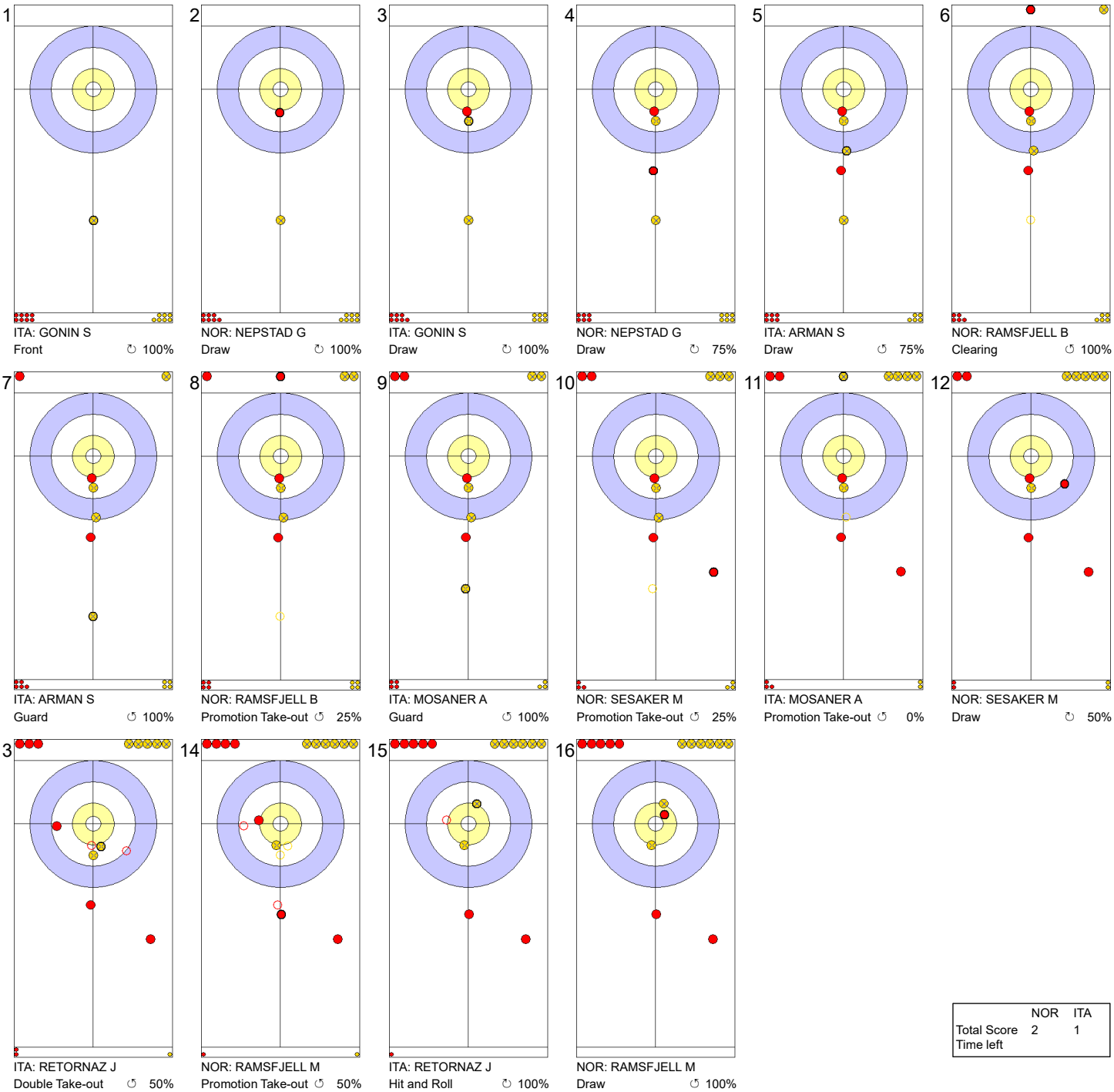

1 ITA: GONIN S — Front ↻ 100%
2 NOR: NEPSTAD G — Draw ↻ 100%
3 ITA: GONIN S — Draw ↻ 100%
4 NOR: NEPSTAD G — Draw ↻ 75%
5 ITA: ARMAN S — Draw ↺ 75%
6 NOR: RAMSFJELL B — Clearing ↺ 100%
7 ITA: ARMAN S — Guard ↺ 100%
8 NOR: RAMSFJELL B — Promotion Take-out ↺ 25%
9 ITA: MOSANER A — Guard ↺ 100%
10 NOR: SESAKER M — Promotion Take-out ↺ 25%
11 ITA: MOSANER A — Promotion Take-out ↺ 0%
12 NOR: SESAKER M — Draw ↻ 50%
13 ITA: RETORNAZ J — Double Take-out ↺ 50%
14 NOR: RAMSFJELL M — Promotion Take-out ↺ 50%
15 ITA: RETORNAZ J — Hit and Roll ↻ 100%
16 NOR: RAMSFJELL M — Draw ↺ 100%

| | NOR | ITA |
|---|---|---|
| Total Score | 2 | 1 |
| Time left | | |

**Legend:**
↻ Clockwise ↺ Counter-clockwise - Not considered



lgt.com NEW HOLLAND LE GRUYÈRE SWITZERLAND ZUG CURLIT Curling Information Technology Ltd.

# Game - Shot by Shot

**End 4** — **NOR - Norway 2 + 0** (this end) **= 2** — **ITA - Italy 1 + 1** (this end) **= 2**

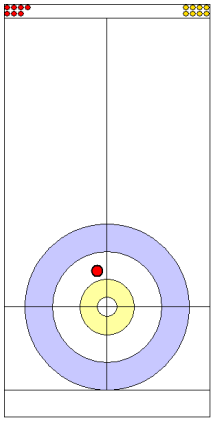

1 NOR: NEPSTAD G
Draw ↻ 100%

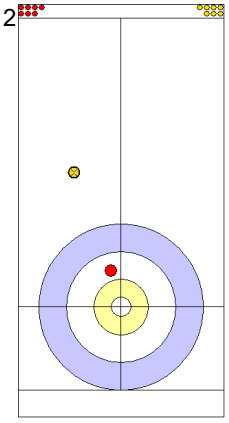

2 ITA: GONIN S
Front ↻ 100%

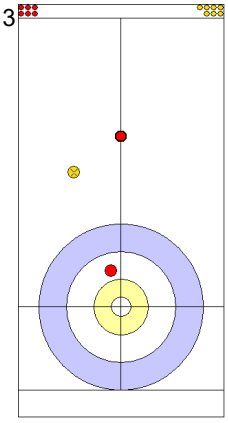

3 NOR: NEPSTAD G
Guard ↻ 75%

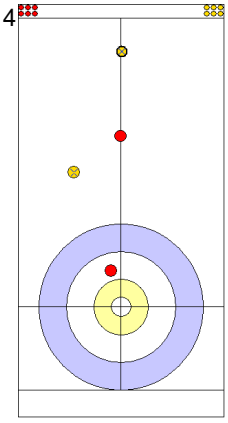

4 ITA: GONIN S
Draw ↺ -
picked up debris

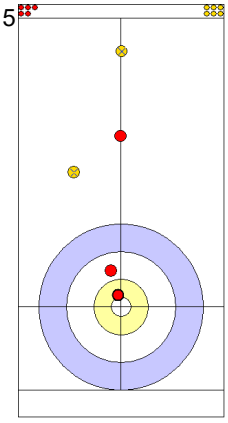

5 NOR: RAMSFJELL B
Draw ↻ 100%

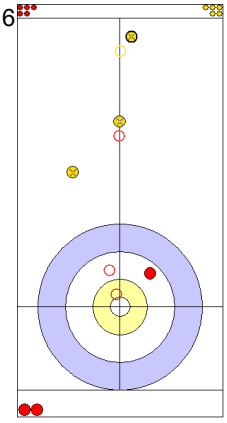

6 ITA: ARMAN S
Promotion Take-out ↻ 100%

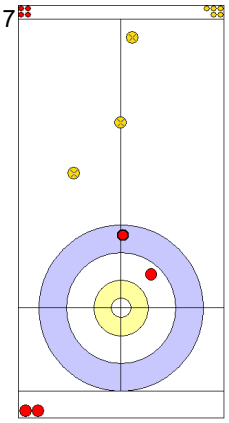

7 NOR: RAMSFJELL B
Draw ↻ 75%

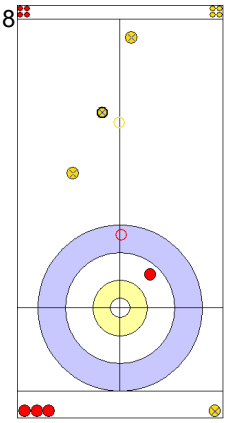

8 ITA: ARMAN S
Promotion Take-out ↺ 50%

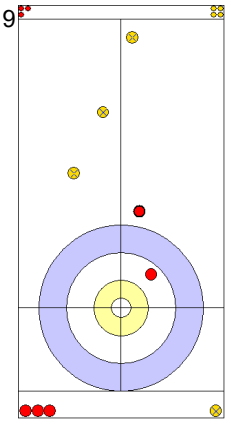

9 NOR: SESAKER M
Draw ↻ 50%

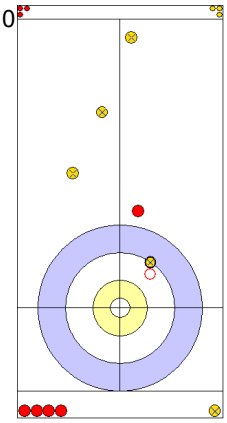

10 ITA: MOSANER A
Hit and Roll ↻ 75%

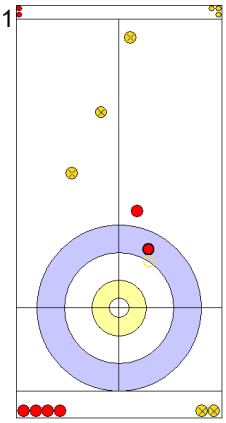

11 NOR: SESAKER M
Take-out ↻ 100%

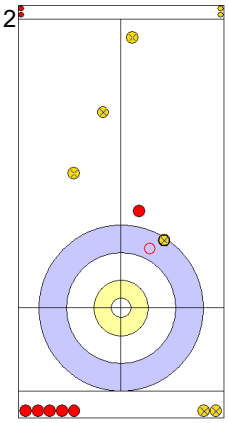

12 ITA: MOSANER A
Take-out ↻ 75%

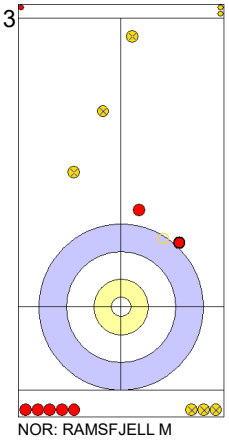

13 NOR: RAMSFJELL M
Hit and Roll ↻ 75%

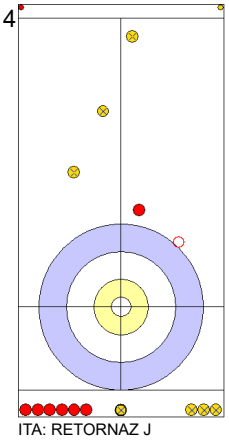

14 ITA: RETORNAZ J
Hit and Roll ↻ 50%

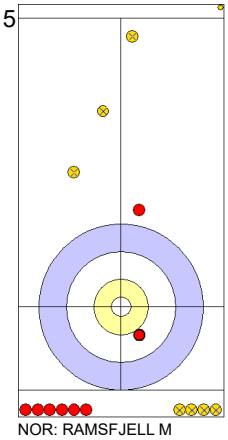

15 NOR: RAMSFJELL M
Draw ↻ 100%

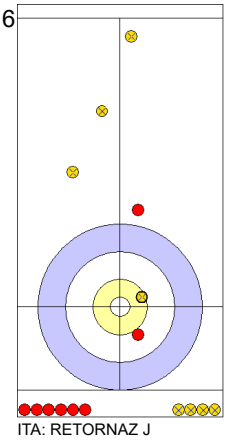

16 ITA: RETORNAZ J
Draw ↻ 100%

| | NOR | ITA |
|---|---|---|
| Total Score | 2 | 2 |
| Time left | | |

**Legend:**
↻ Clockwise ↺ Counter-clockwise - Not considered



lgt.com NEW HOLLAND LE GRUYÈRE SWITZERLAND ZUG CURLIT Curling Information Technology Ltd.

# Game - Shot by Shot

**End 5** — **NOR - Norway 2 + 1** (this end) **= 3** — **ITA - Italy 2 + 0** (this end) **= 2**

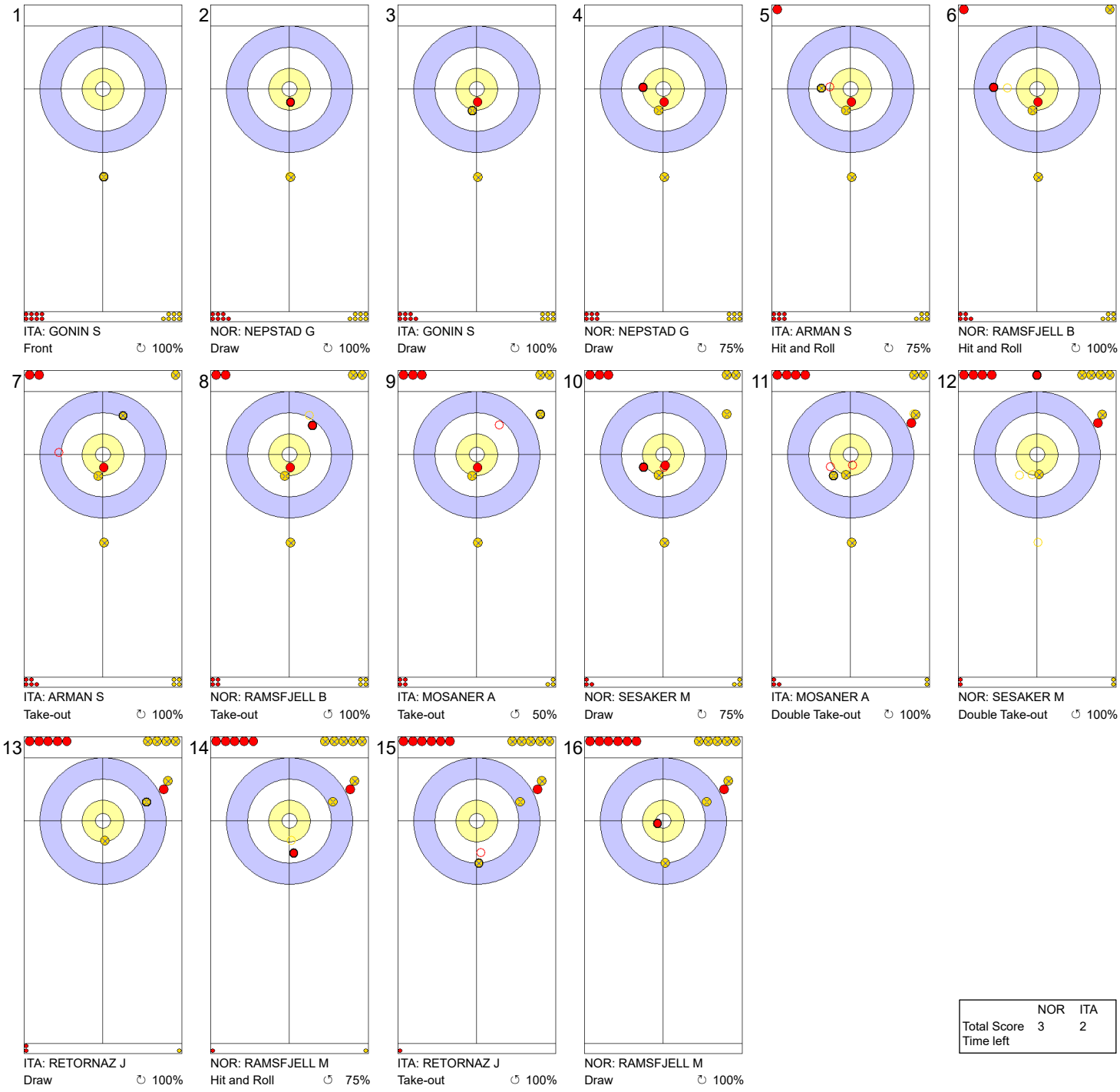


| | NOR | ITA |
|---|---|---|
| Total Score | 3 | 2 |
| Time left | | |

**Legend:**

↻ Clockwise ↺ Counter-clockwise - Not considered



lgt.com NEW HOLLAND LE GRUYÈRE SWITZERLAND ZUG CURLIT Curling Information Technology Ltd.

# Game - Shot by Shot

**End 6** — **NOR - Norway 3 + 0** (this end) **= 3** — **ITA - Italy 2 + 2** (this end) **= 4**

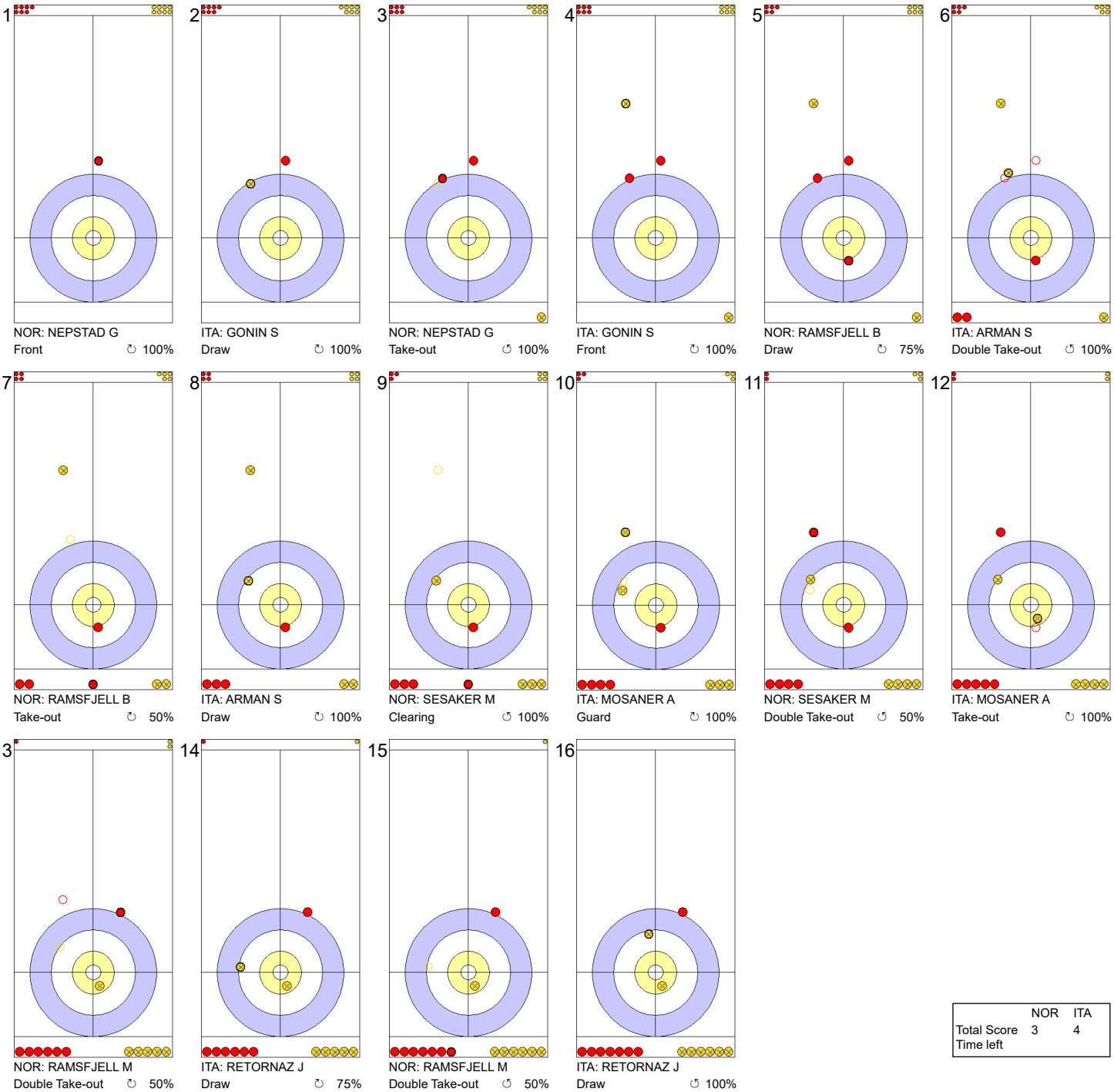


| | NOR | ITA |
|---|---|---|
| Total Score | 3 | 4 |
| Time left | | |

**Legend:**

↻ Clockwise ↺ Counter-clockwise - Not considered



lgt.com NEW HOLLAND LE GRUYÈRE SWITZERLAND ZUG CURLIT Curling Information Technology Ltd.

# Game - Shot by Shot

**End 7** — **NOR - Norway 3 + 0** (this end) **= 3** — **ITA - Italy 4 + 1** (this end) **= 5**

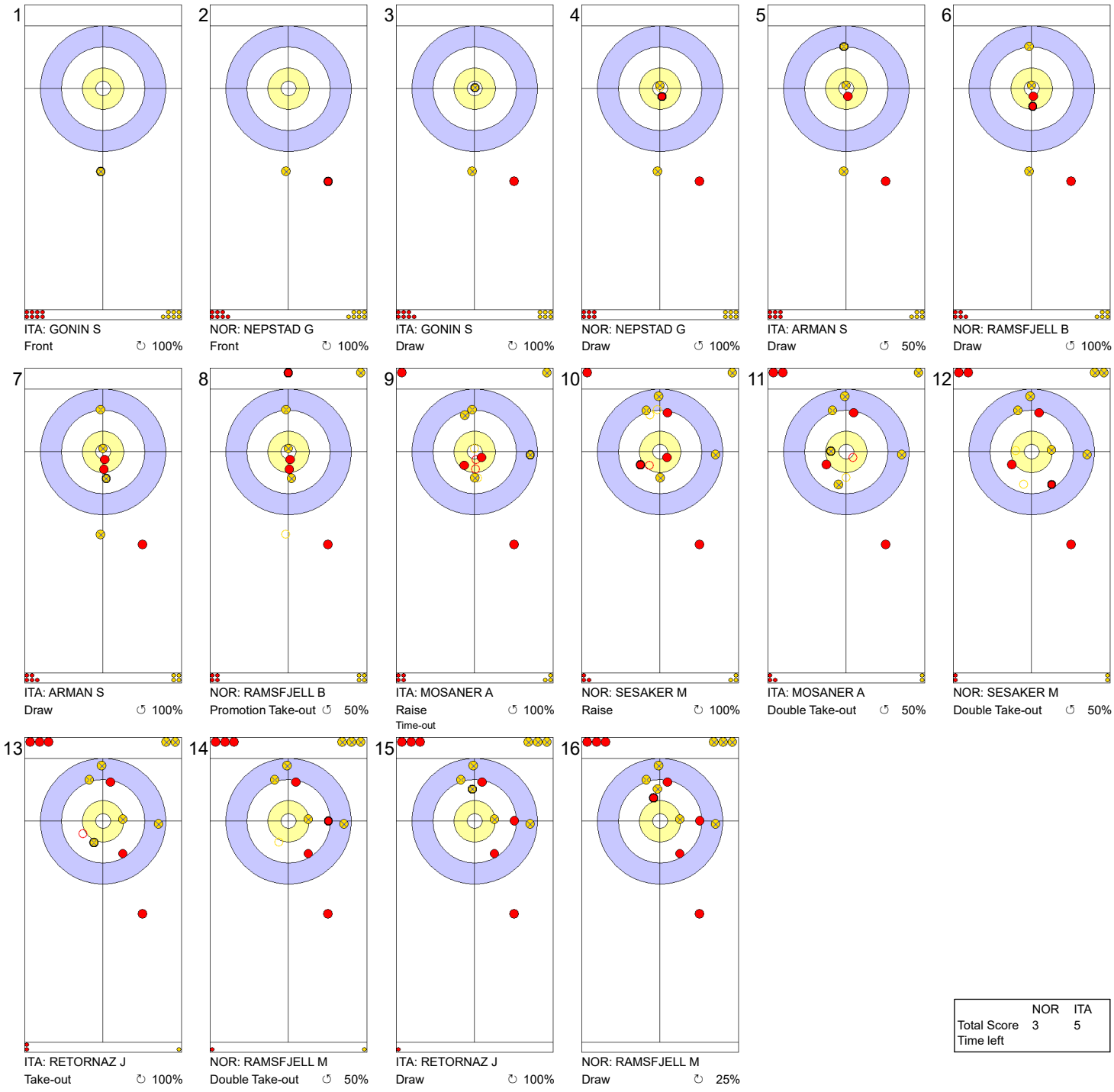


| | NOR | ITA |
|---|---|---|
| Total Score | 3 | 5 |
| Time left | | |

**Legend:**

↻ Clockwise ↺ Counter-clockwise - Not considered



lgt.com NEW HOLLAND LE GRUYÈRE SWITZERLAND ZUG CURLIT Curling Information Technology Ltd.

# Game - Shot by Shot

**End 8** — **NOR - Norway 3 + 0** (this end) **= 3** — **ITA - Italy 5 + 1** (this end) **= 6**

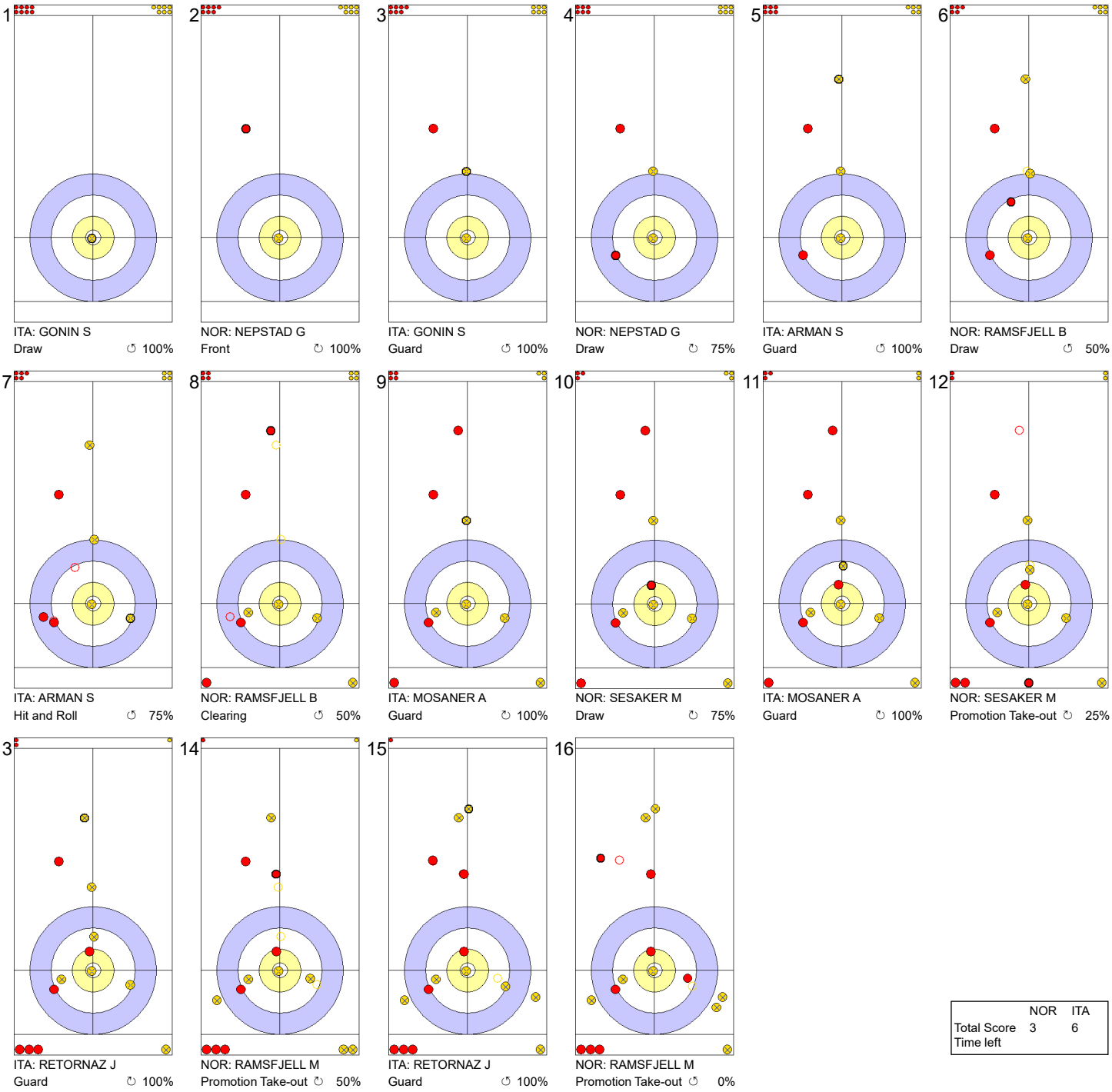


| | NOR | ITA |
|---|---|---|
| Total Score | 3 | 6 |
| Time left | | |

**Legend:**

↻ Clockwise ↺ Counter-clockwise - Not considered



lgt.com NEW HOLLAND LE GRUYÈRE SWITZERLAND ZUG CURLIT Curling Information Technology Ltd.

# Game - Shot by Shot

**End 9** — **NOR - Norway 3 + 2** (this end) **= 5** — **ITA - Italy 6 + 0** (this end) **= 6**

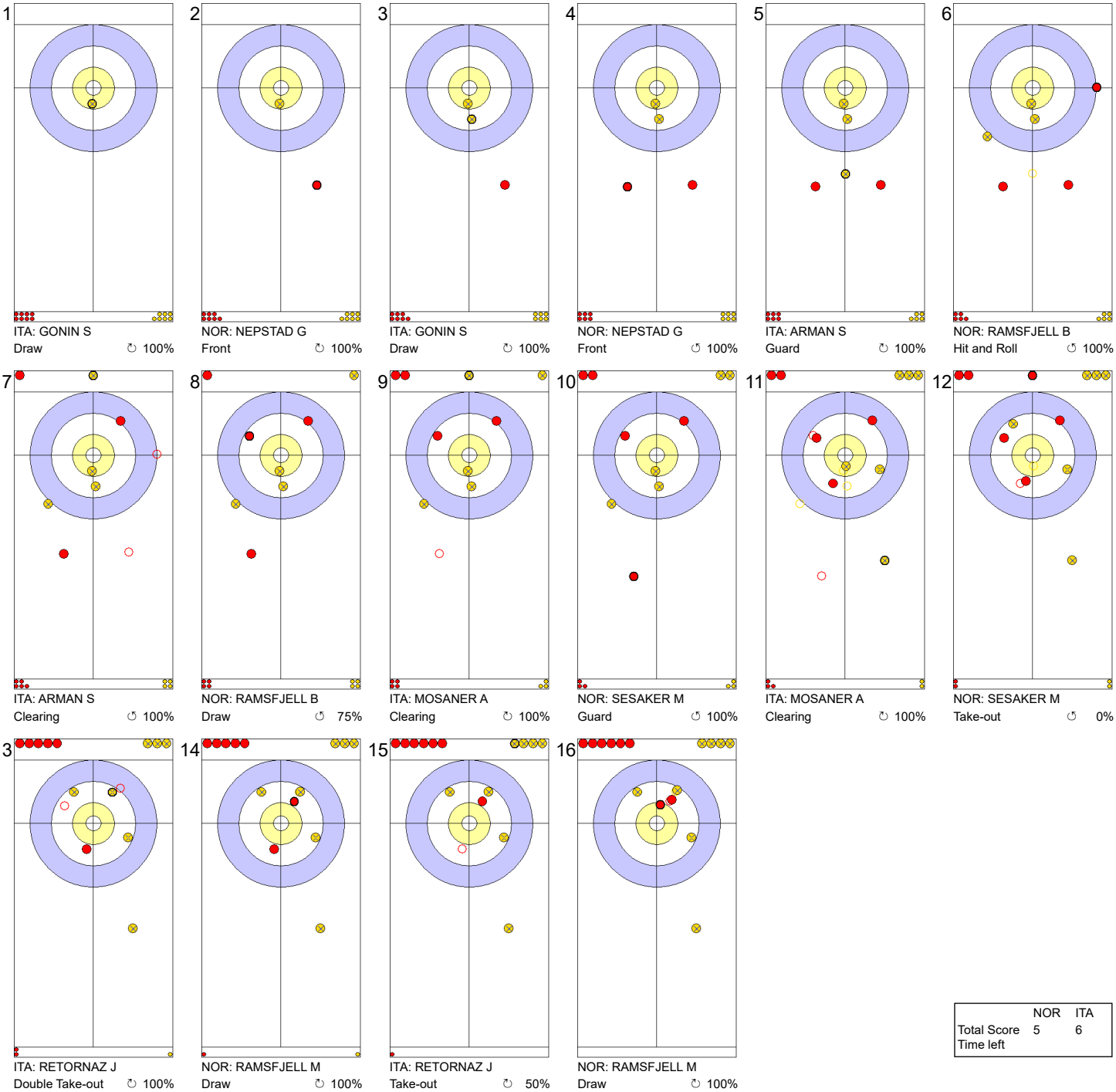


| | NOR | ITA |
|---|---|---|
| Total Score | 5 | 6 |
| Time left | | |

**Legend:**

↻ Clockwise ↺ Counter-clockwise - Not considered



lgt.com NEW HOLLAND LE GRUYÈRE SWITZERLAND ZUG CURLIT Curling Information Technology Ltd.

# Game - Shot by Shot

**End 10** — **NOR - Norway** **5 + 1** (this end) **= 6** — **ITA - Italy** **6 + 0** (this end) **= 6**

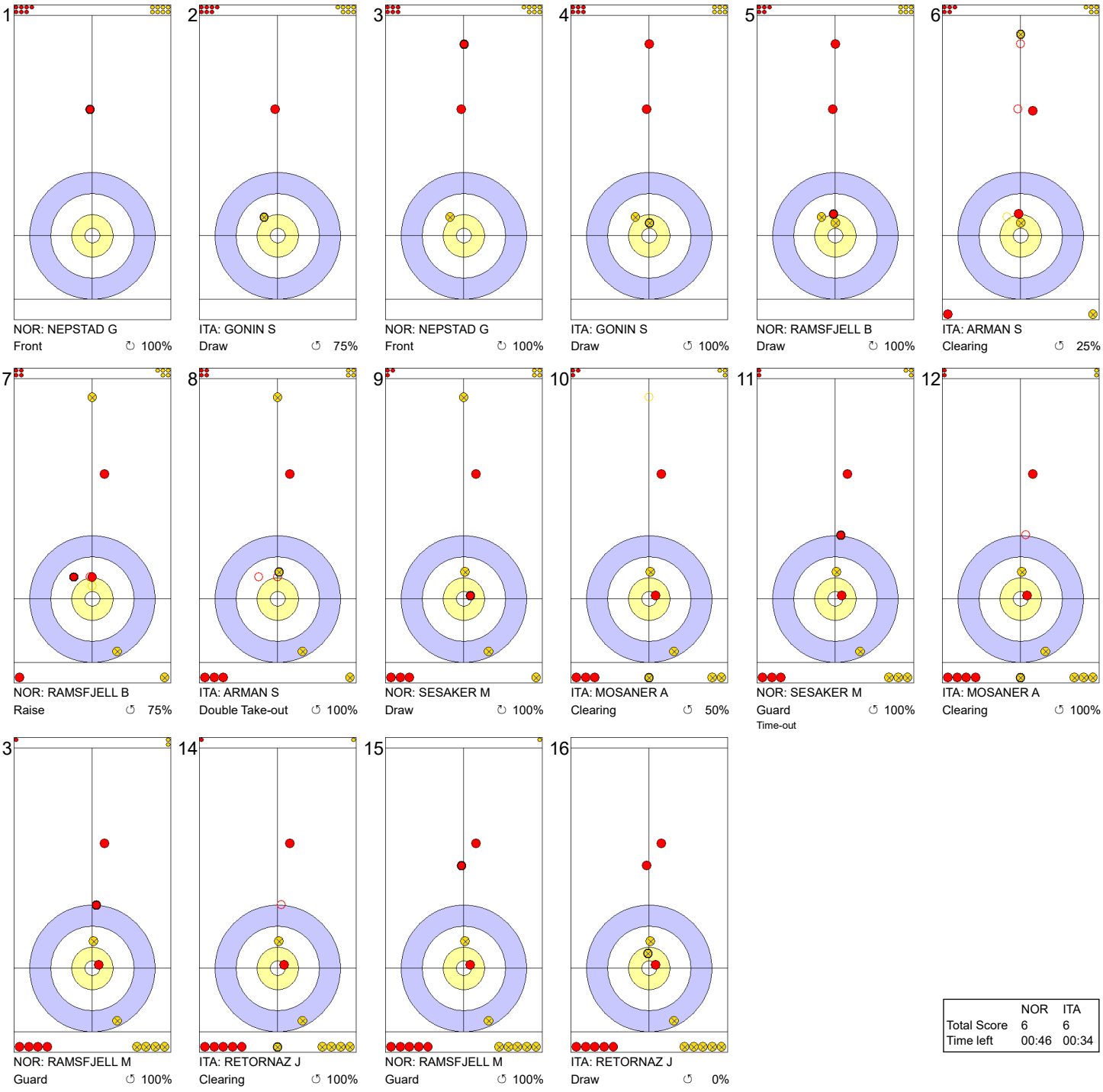


| | NOR | ITA |
|---|---|---|
| Total Score | 6 | 6 |
| Time left | 00:46 | 00:34 |

**Legend:**

↻ Clockwise ↺ Counter-clockwise - Not considered



lgt.com NEW HOLLAND LE GRUYÈRE SWITZERLAND ZUG CURLIT Curling Information Technology Ltd.

# Game - Shot by Shot

**End 11** — **NOR - Norway 6 + 0** (this end) **= 6** — **ITA - Italy 6 + 3** (this end) **= 9**

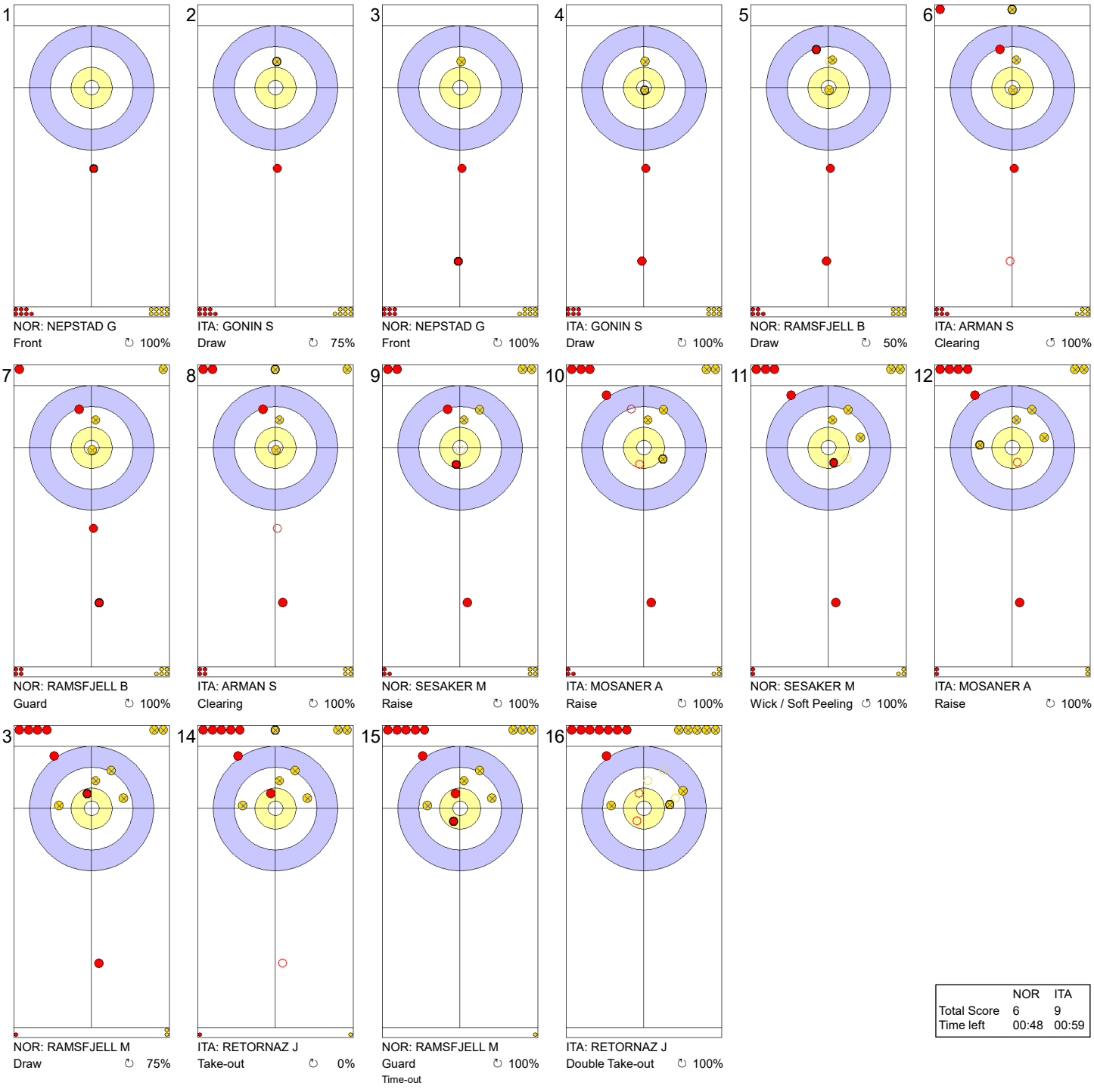


| | NOR | ITA |
|---|---|---|
| Total Score | 6 | 9 |
| Time left | 00:48 | 00:59 |

**Legend:**
↻ Clockwise ↺ Counter-clockwise - Not considered



lgt.com NEW HOLLAND LE GRUYÈRE SWITZERLAND V ZUG CURLIT Curling Information Technology Ltd.

# Game Results

| Sheet | Game | Team | LSFE | 1 | 2 | 3 | 4 | 5 | 6 | 7 | 8 | 9 | 10 | Extra Ends | | | | Total |
|---|---|---|---|---|---|---|---|---|---|---|---|---|---|---|---|---|---|---|
| B | 11 | SUI - Switzerland | | 0 | 0 | 0 | 2 | 0 | 1 | X | X | X | X | | | | | 3 |
| | 11 | GER - Germany | * | 3 | 3 | 1 | 0 | 3 | 0 | X | X | X | X | | | | | 10 |

| SUI - Switzerland | | Shot Success Game | All |
|---|---|---|---|
| 4 S | SCHWALLER Yannick | 56 % | 76 % |
| 3 V | BRUNNER Michael | 79 % | 78 % |
| 2 | MEIER Romano | 94 % | 83 % |
| 1 | KAEUFELER Marcel | 79 % | 83 % |
| A | GLOOR Simon | - | 91 % |
| | Team Total | 77 % | 81 % |

| Last Stone Draw | | Distance |
|---|---|---|
| ↻ | KAEUFELER Marcel | 32.1cm |
| ↺ | BRUNNER Michael | 26.7cm |
| **Total** | | **58.8cm** |

Time remaining: 17 minutes 53 seconds

| GER - Germany | | Shot Success Game | All |
|---|---|---|---|
| 4 S | TOTZEK Sixten | 94 % | 77 % |
| 3 V | MUSKATEWITZ Marc | 75 % | 82 % |
| 2 | SUTOR Joshua | 80 % | 80 % |
| 1 | GREINDL Dominik | 100 % | 88 % |
| A | KAPP Benjamin | 100 % | 100 % |
| | Team Total | 87 % | 82 % |

| Last Stone Draw | | Distance |
|---|---|---|
| ↻ | SUTOR Joshua | 15.4cm |
| ↺ | MUSKATEWITZ Marc | 11.0cm |
| **Total** | | **26.4cm** |

Time remaining: 16 minutes 36 seconds

KAPP B replaced GREINDL D at the beginning of end 6

## Shot Success Analysis

| SUI - Switzerland | | ↻ | ↺ | Game |
|---|---|---|---|---|
| 4 SCHWALLER Yannick | Draws | 4 94 % | 3 33 % | 7 68 % |
| | Take-outs | 3 17 % | 2 75 % | 5 40 % |
| | Total | 7 61 % | 5 50 % | 12 56 % |
| 3 BRUNNER Michael | Draws | 3 100 % | 4 75 % | 7 86 % |
| | Take-outs | 4 63 % | 1 100 % | 5 70 % |
| | Total | 7 79 % | 5 80 % | 12 79 % |
| 2 MEIER Romano | Draws | 5 100 % | 4 100 % | 9 100 % |
| | Take-outs | 3 75 % | 0 - | 3 75 % |
| | Total | 8 91 % | 4 100 % | 12 94 % |
| 1 KAEUFELER Marcel | Draws | 9 83 % | 2 100 % | 11 86 % |
| | Take-outs | 0 - | 1 0 % | 1 0 % |
| | Total | 9 83 % | 3 67 % | 12 79 % |
| A GLOOR Simon | Draws | 0 - | 0 - | 0 - |
| | Take-outs | 0 - | 0 - | 0 - |
| | Total | 0 - | 0 - | 0 - |
| Team | Draws | 21 92 % | 13 77 % | 34 86 % |
| | Take-outs | 10 53 % | 4 63 % | 14 55 % |
| | Total | 31 79 % | 17 74 % | 48 77 % |

| GER - Germany | | ↻ | ↺ | Game |
|---|---|---|---|---|
| 4 TOTZEK Sixten | Draws | 1 100 % | 2 100 % | 3 100 % |
| | Take-outs | 6 92 % | 3 92 % | 9 92 % |
| | Total | 7 93 % | 5 95 % | 12 94 % |
| 3 MUSKATEWITZ Marc | Draws | 2 75 % | 1 100 % | 3 83 % |
| | Take-outs | 3 33 % | 6 92 % | 9 72 % |
| | Total | 5 50 % | 7 93 % | 12 75 % |
| 2 SUTOR Joshua | Draws | 3 100 % | 3 100 % | 6 100 % |
| | Take-outs | 0 - | 5 55 % | 5 55 % |
| | Total | 3 100 % | 8 72 % | 11 80 % |
| 1 GREINDL Dominik | Draws | 3 100 % | 7 100 % | 10 100 % |
| | Take-outs | 0 - | 0 - | 0 - |
| | Total | 3 100 % | 7 100 % | 10 100 % |
| A KAPP Benjamin | Draws | 0 - | 0 - | 0 - |
| | Take-outs | 0 - | 1 100 % | 1 100 % |
| | Total | 0 - | 1 100 % | 1 100 % |
| Team | Draws | 9 94 % | 13 100 % | 22 98 % |
| | Take-outs | 9 72 % | 15 80 % | 24 77 % |
| | Total | 18 83 % | 28 89 % | 46 87 % |

**Note:**
Position and function for each team member:
**4** = Fourth, **3** = Third, **2** = Second, **1** = Lead, **A** = Alternate, **S** = Skip, **V** = Vice-Skip

**Legend:**
↻ Clockwise ↺ Counter-clockwise **LSFE(*)** Last Stone First End
**X** Unplayed/unfinished end due to concession



lgt.com NEW HOLLAND LE GRUYÈRE SWITZERLAND ZUG CURLIT Curling Information Technology Ltd.

# Game - Shot by Shot

**End 1** — **SUI - Switzerland 0 + 0** (this end) **= 0** — **GER - Germany 0 + 3** (this end) **= 3**

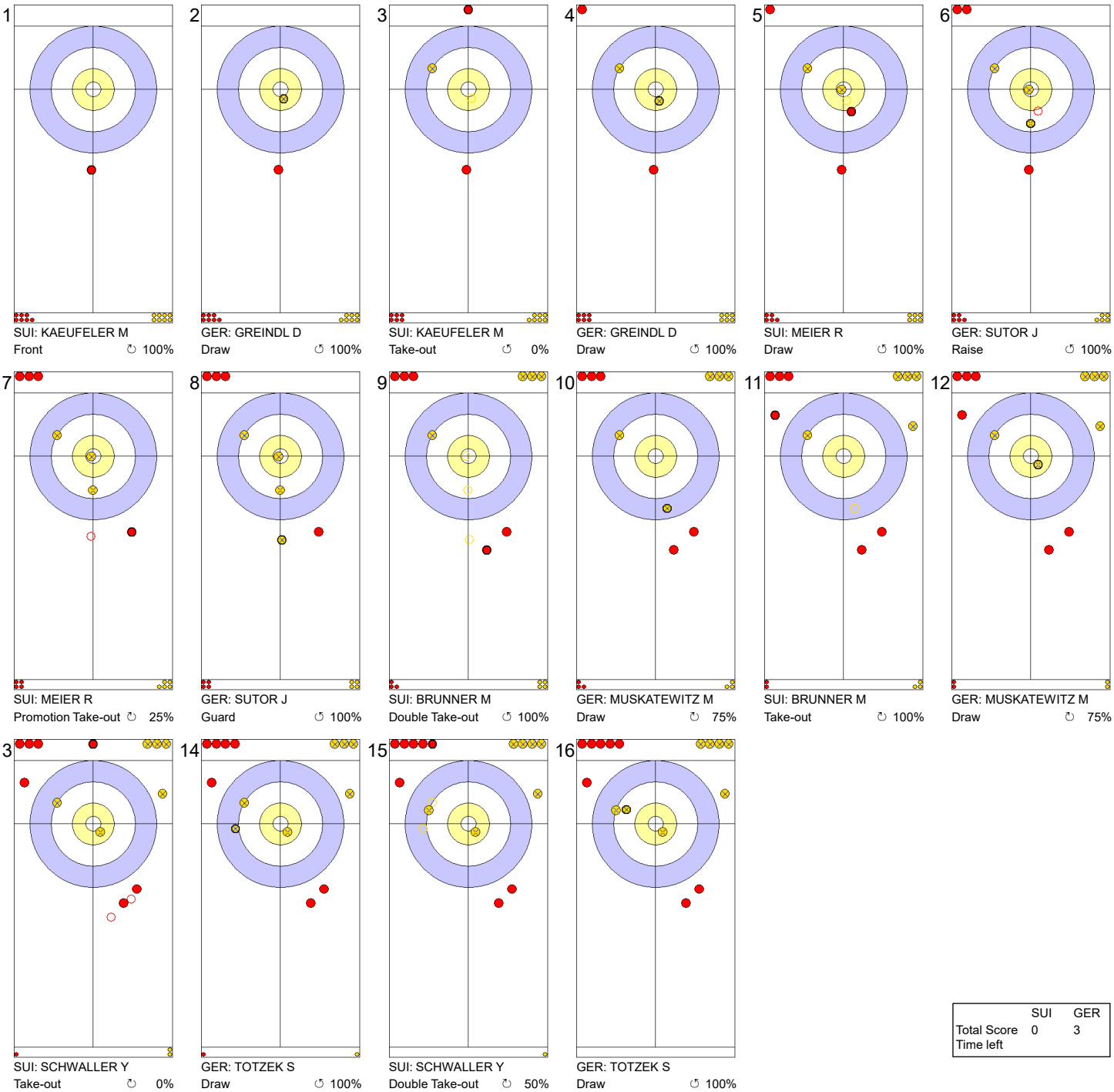


| | SUI | GER |
|---|---|---|
| Total Score | 0 | 3 |
| Time left | | |

**Legend:**

↻ Clockwise ↺ Counter-clockwise - Not considered



lgt.com NEW HOLLAND LE GRUYÈRE SWITZERLAND ZUG CURLIT Curling Information Technology Ltd.

# Game - Shot by Shot

**End 2** — **SUI - Switzerland 0 + 0** (this end) **= 0** — **GER - Germany 3 + 3** (this end) **= 6**




| | SUI | GER |
|---|---|---|
| Total Score | 0 | 6 |
| Time left | | |

**Legend:**
↻ Clockwise ↺ Counter-clockwise - Not considered



lgt.com NEW HOLLAND LE GRUYÈRE SWITZERLAND ZUG CURLIT Curling Information Technology Ltd.

# Game - Shot by Shot

**End 3** — **SUI - Switzerland 0 + 0** (this end) **= 0** — **GER - Germany 6 + 1** (this end) **= 7**

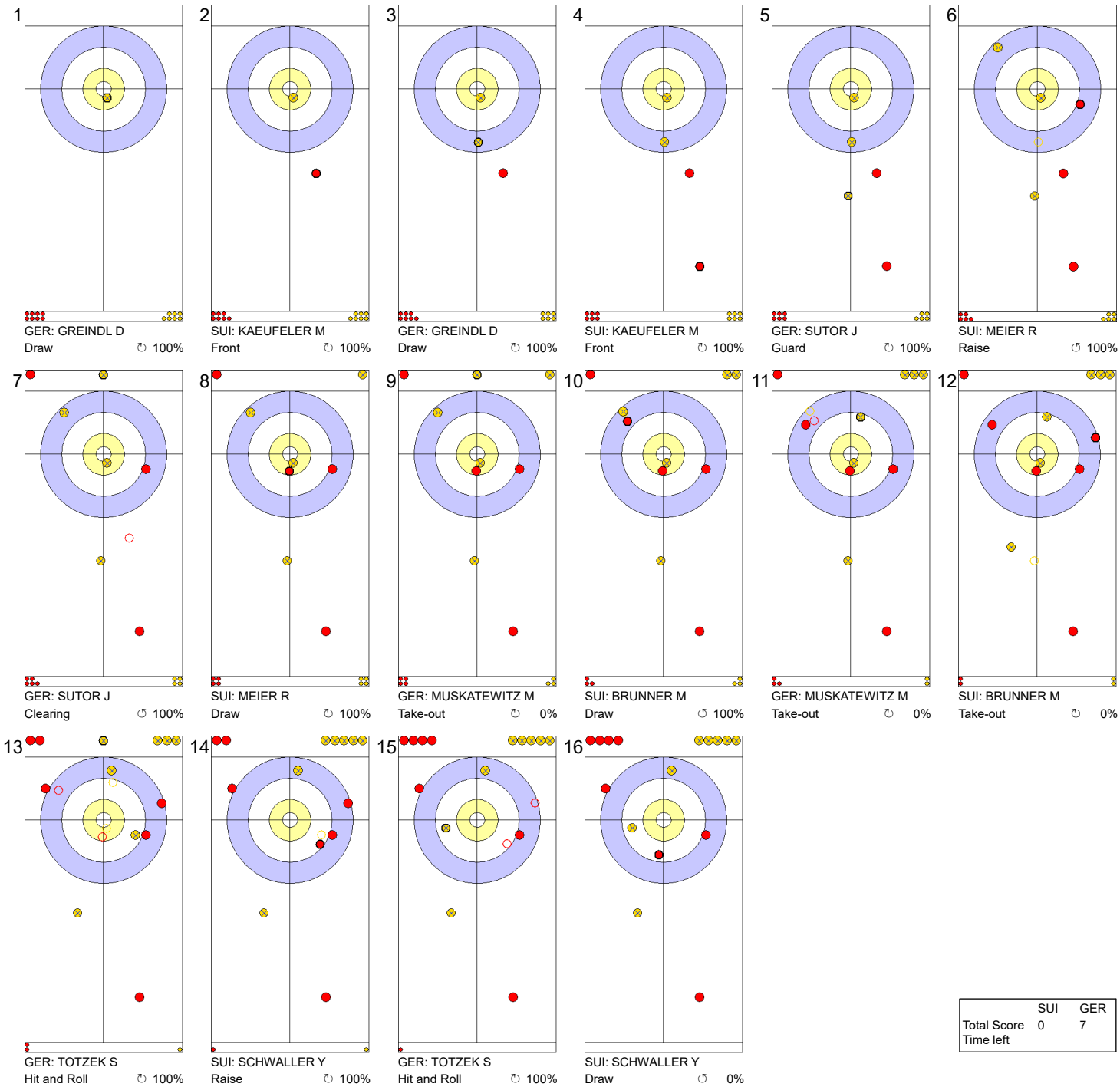


| | SUI | GER |
|---|---|---|
| Total Score | 0 | 7 |
| Time left | | |

**Legend:**
↻ Clockwise ↺ Counter-clockwise - Not considered



lgt.com NEW HOLLAND LE GRUYÈRE SWITZERLAND ZUG CURLIT Curling Information Technology Ltd.

# Game - Shot by Shot

**End 4** — **SUI - Switzerland 0 + 2** (this end) **= 2** — **GER - Germany 7 + 0** (this end) **= 7**

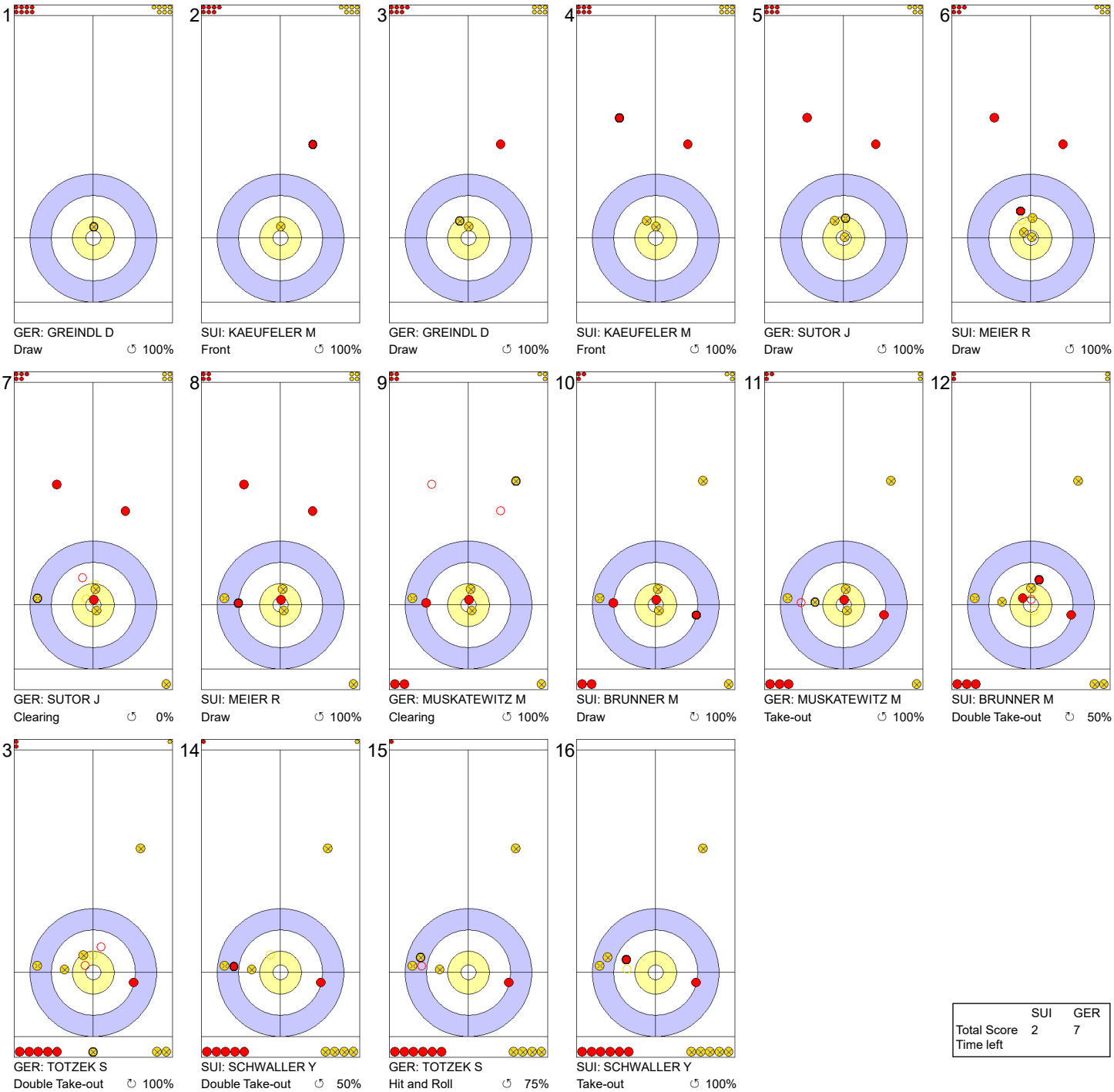


| | SUI | GER |
|---|---|---|
| Total Score | 2 | 7 |
| Time left | | |

**Legend:**

↻ Clockwise ↺ Counter-clockwise - Not considered



lgt.com NEW HOLLAND LE GRUYÈRE SWITZERLAND ZUG CURLIT Curling Information Technology Ltd.

# Game - Shot by Shot

**End 5** — **SUI - Switzerland 2 + 0** (this end) **= 2** — **GER - Germany 7 + 3** (this end) **= 10**

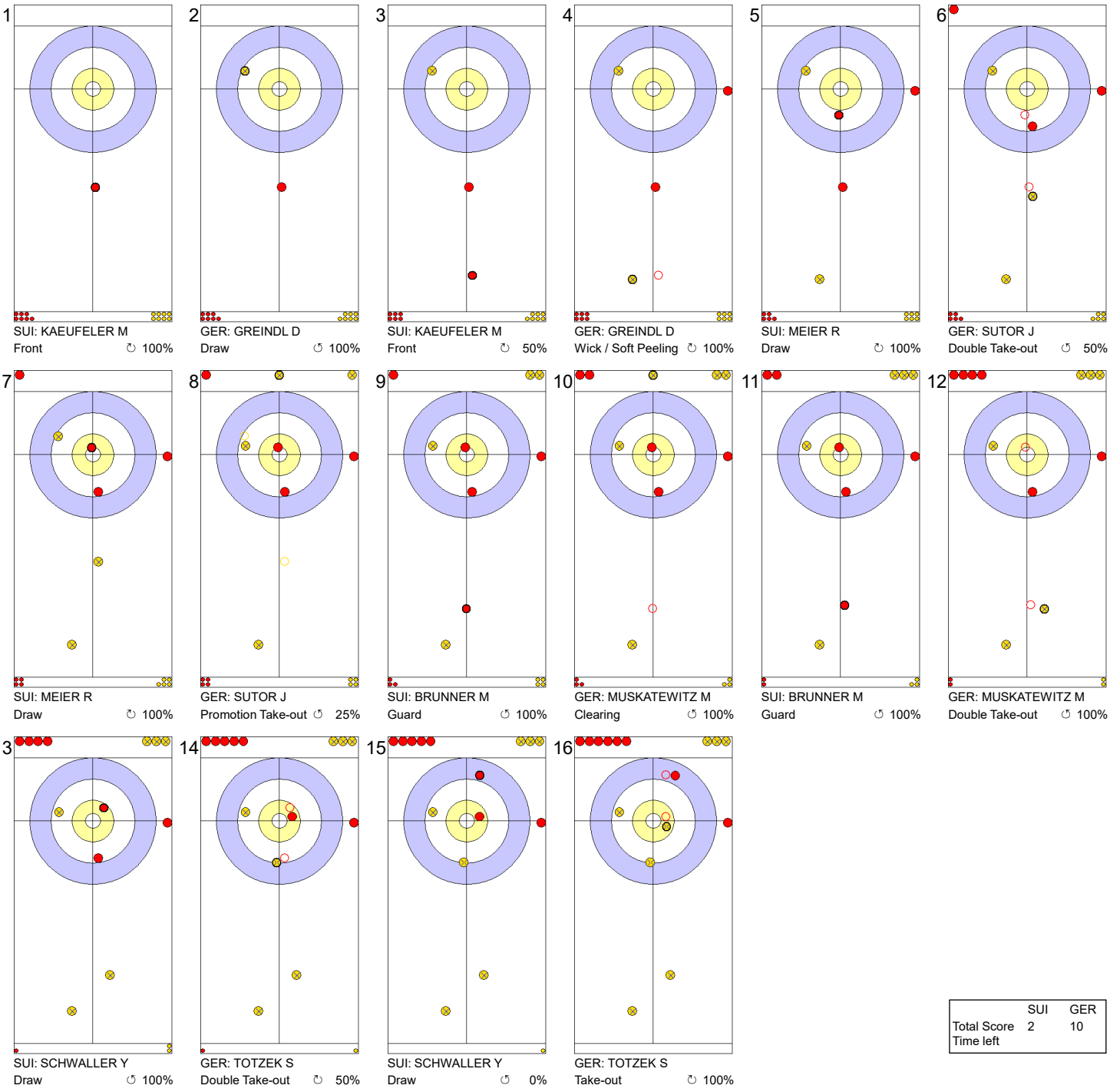


| | SUI | GER |
|---|---|---|
| Total Score | 2 | 10 |
| Time left | | |

**Legend:**

↻ Clockwise ↺ Counter-clockwise - Not considered



lgt.com NEW HOLLAND LE GRUYÈRE SWITZERLAND ZUG CURLIT Curling Information Technology Ltd.

# Game - Shot by Shot

**End 6** — **SUI - Switzerland 2 + 1** (this end) **= 3** — **GER - Germany 10 + 0** (this end) **= 10**

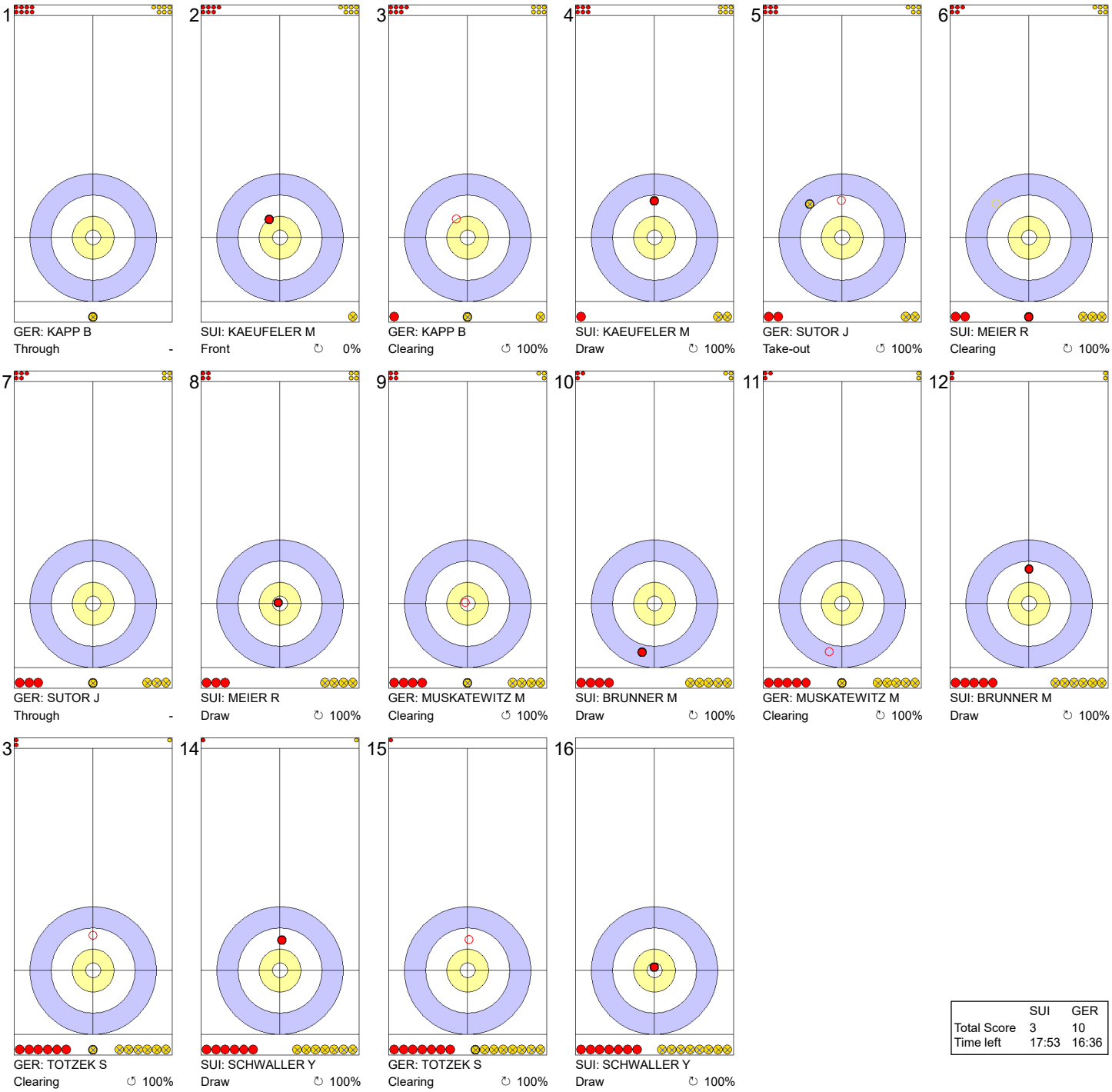


| | SUI | GER |
|---|---|---|
| Total Score | 3 | 10 |
| Time left | 17:53 | 16:36 |

**Legend:**
↻ Clockwise ↺ Counter-clockwise - Not considered



lgt.com NEW HOLLAND LE GRUYÈRE SWITZERLAND V ZUG CURLIT Curling Information Technology Ltd.

# Game Results

| Sheet | Game | Team | LSFE | 1 | 2 | 3 | 4 | 5 | 6 | 7 | 8 | 9 | 10 | Extra Ends | | | | Total |
|---|---|---|---|---|---|---|---|---|---|---|---|---|---|---|---|---|---|---|
| C | 11 | CAN - Canada | | 1 | 0 | 2 | 1 | 0 | 1 | 0 | 1 | 0 | 2 | | | | | 8 |
| | 11 | SCO - Scotland | * | 0 | 2 | 0 | 0 | 1 | 0 | 1 | 0 | 2 | 0 | | | | | 6 |

| CAN - Canada | | Shot Success Game | Shot Success All |
|---|---|---|---|
| 4 S | GUSHUE Brad | 83 % | 84 % |
| 3 V | NICHOLS Mark | 80 % | 83 % |
| 2 | GALLANT Brett | 83 % | 85 % |
| 1 | WALKER Geoff | 84 % | 90 % |
| A | HARNDEN EJ | - | 58 % |
| | Team Total | 82 % | 85 % |

| Last Stone Draw | | Distance |
|---|---|---|
| ↻ | NICHOLS Mark | 129.8cm |
| ↺ | GUSHUE Brad | 6.2cm |
| **Total** | | **136.0cm** |

Time remaining: 1 minute 45 seconds

| SCO - Scotland | | Shot Success Game | Shot Success All |
|---|---|---|---|
| 4 V | PATERSON Ross | 65 % | 76 % |
| 3 S | WADDELL Kyle | 76 % | 83 % |
| 2 | MENZIES Duncan | 83 % | 84 % |
| 1 | WADDELL Craig | 93 % | 88 % |
| A | KYLE Euan | - | - |
| | Team Total | 79 % | 83 % |

| Last Stone Draw | | Distance |
|---|---|---|
| ↻ | PATERSON Ross | 25.6cm |
| ↺ | WADDELL Craig | 47.7cm |
| **Total** | | **73.3cm** |

Time remaining: 0 minutes 12 seconds

Time-out: End 9 - SCO stone 6

## Shot Success Analysis

| CAN - Canada | | ↻ | | ↺ | | Game | |
|---|---|---|---|---|---|---|---|
| 4 GUSHUE Brad | Draws | 5 | 50 % | 6 | 92 % | 11 | 73 % |
| | Take-outs | 7 | 96 % | 1 | 100 % | 8 | 97 % |
| | Total | 12 | 77 % | 7 | 93 % | 19 | 83 % |
| 3 NICHOLS Mark | Draws | 4 | 56 % | 3 | 75 % | 7 | 64 % |
| | Take-outs | 8 | 84 % | 5 | 95 % | 13 | 88 % |
| | Total | 12 | 75 % | 8 | 88 % | 20 | 80 % |
| 2 GALLANT Brett | Draws | 5 | 65 % | 4 | 94 % | 9 | 78 % |
| | Take-outs | 3 | 67 % | 8 | 94 % | 11 | 86 % |
| | Total | 8 | 66 % | 12 | 94 % | 20 | 83 % |
| 1 WALKER Geoff | Draws | 9 | 78 % | 11 | 89 % | 20 | 84 % |
| | Take-outs | 0 | - | 0 | - | 0 | - |
| | Total | 9 | 78 % | 11 | 89 % | 20 | 84 % |
| A HARNDEN EJ | Draws | 0 | - | 0 | - | 0 | - |
| | Take-outs | 0 | - | 0 | - | 0 | - |
| | Total | 0 | - | 0 | - | 0 | - |
| Team | Draws | 23 | 65 % | 24 | 89 % | 47 | 77 % |
| | Take-outs | 18 | 86 % | 14 | 95 % | 32 | 90 % |
| | Total | 41 | 74 % | 38 | 91 % | 79 | 82 % |

| SCO - Scotland | | ↻ | | ↺ | | Game | |
|---|---|---|---|---|---|---|---|
| 4 PATERSON Ross | Draws | 8 | 53 % | 2 | 100 % | 10 | 63 % |
| | Take-outs | 6 | 67 % | 4 | 69 % | 10 | 68 % |
| | Total | 14 | 59 % | 6 | 79 % | 20 | 65 % |
| 3 WADDELL Kyle | Draws | 6 | 79 % | 4 | 63 % | 10 | 73 % |
| | Take-outs | 4 | 88 % | 6 | 75 % | 10 | 80 % |
| | Total | 10 | 83 % | 10 | 70 % | 20 | 76 % |
| 2 MENZIES Duncan | Draws | 5 | 70 % | 10 | 83 % | 15 | 78 % |
| | Take-outs | 3 | 100 % | 2 | 88 % | 5 | 95 % |
| | Total | 8 | 81 % | 12 | 83 % | 20 | 83 % |
| 1 WADDELL Craig | Draws | 5 | 100 % | 14 | 91 % | 19 | 93 % |
| | Take-outs | 0 | - | 1 | 75 % | 1 | 75 % |
| | Total | 5 | 100 % | 15 | 90 % | 20 | 93 % |
| A KYLE Euan | Draws | 0 | - | 0 | - | 0 | - |
| | Take-outs | 0 | - | 0 | - | 0 | - |
| | Total | 0 | - | 0 | - | 0 | - |
| Team | Draws | 24 | 73 % | 30 | 85 % | 54 | 80 % |
| | Take-outs | 13 | 81 % | 13 | 75 % | 26 | 78 % |
| | Total | 37 | 76 % | 43 | 82 % | 80 | 79 % |

**Note:**
Position and function for each team member:
**4** = Fourth, **3** = Third, **2** = Second, **1** = Lead, **A** = Alternate, **S** = Skip, **V** = Vice-Skip

**Legend:**
↻ Clockwise ↺ Counter-clockwise **LSFE(*)** Last Stone First End



lgt.com NEW HOLLAND LE GRUYÈRE SWITZERLAND ZUG CURLIT Curling Information Technology Ltd.

# Game - Shot by Shot

**End 1** — **CAN - Canada 0 + 1** (this end) **= 1** — **SCO - Scotland 0 + 0** (this end) **= 0**

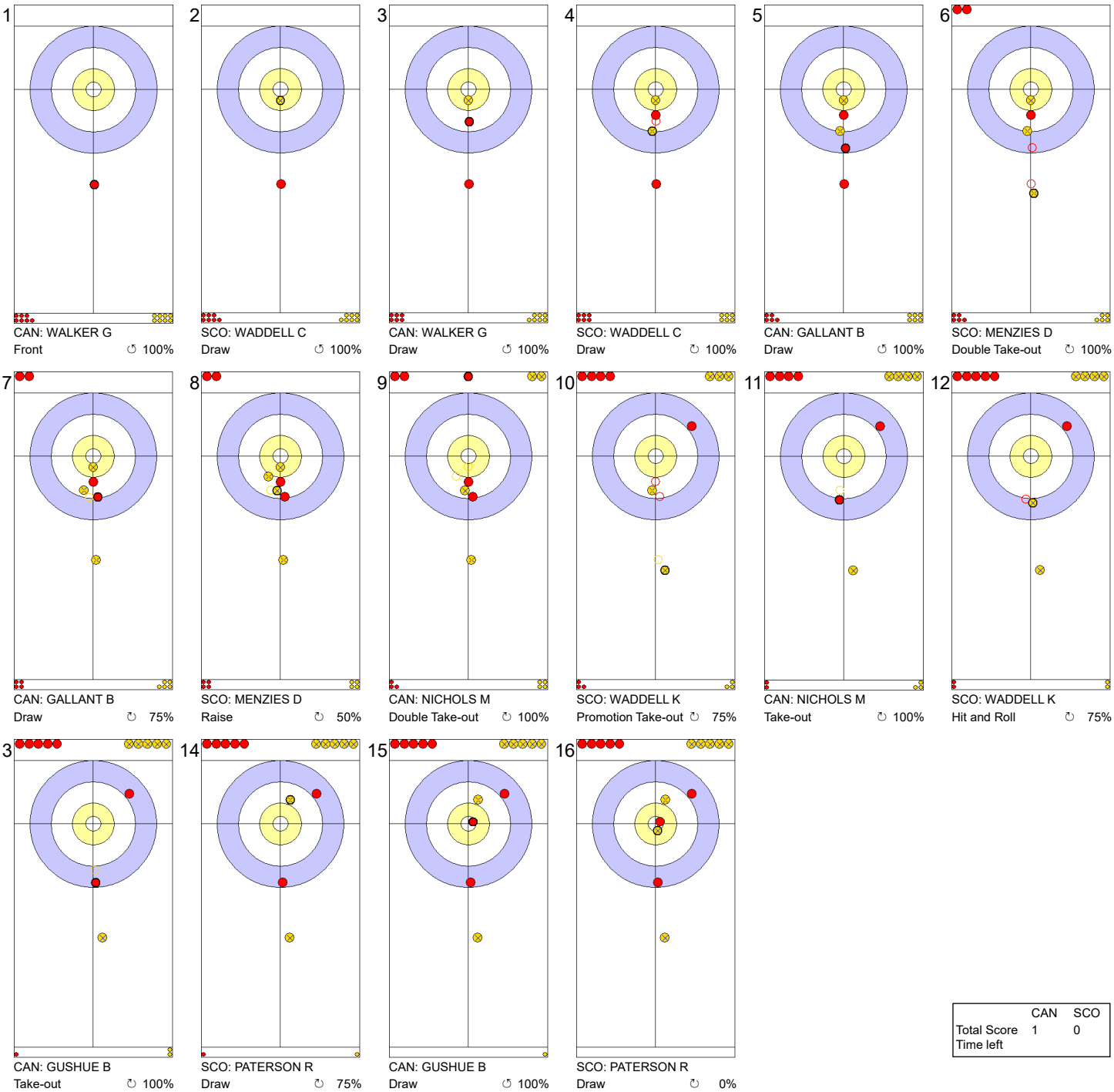


| | CAN | SCO |
|---|---|---|
| Total Score | 1 | 0 |
| Time left | | |

**Legend:**

↻ Clockwise ↺ Counter-clockwise - Not considered



lgt.com NEW HOLLAND LE GRUYÈRE SWITZERLAND ZUG CURLIT Curling Information Technology Ltd.

# Game - Shot by Shot

**End 2** — **CAN - Canada 1 + 0 (this end) = 1** — **SCO - Scotland 0 + 2 (this end) = 2**

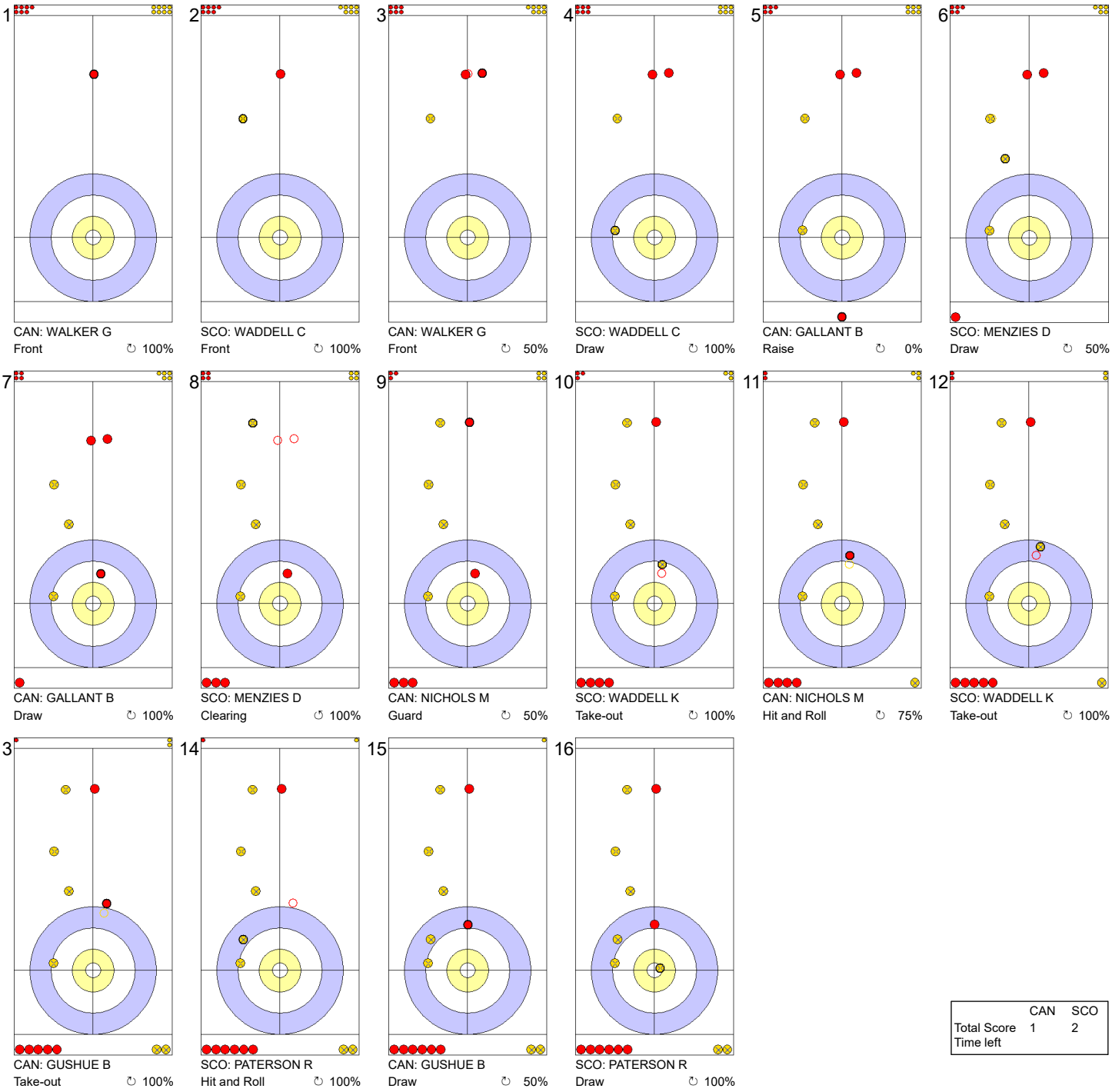


| | CAN | SCO |
|---|---|---|
| Total Score | 1 | 2 |
| Time left | | |

**Legend:**

↻ Clockwise ↺ Counter-clockwise - Not considered



lgt.com NEW HOLLAND LE GRUYÈRE SWITZERLAND ZUG CURLIT Curling Information Technology Ltd.

# Game - Shot by Shot

**End 3** — **CAN - Canada 1 + 2** (this end) **= 3** — **SCO - Scotland 2 + 0** (this end) **= 2**




| | CAN | SCO |
|---|---|---|
| Total Score | 3 | 2 |
| Time left | | |

**Legend:**

↻ Clockwise ↺ Counter-clockwise - Not considered



lgt.com NEW HOLLAND LE GRUYÈRE SWITZERLAND ZUG CURLIT Curling Information Technology Ltd.

# Game - Shot by Shot

**End 4** — **CAN - Canada 3 + 1** (this end) **= 4** — **SCO - Scotland 2 + 0** (this end) **= 2**

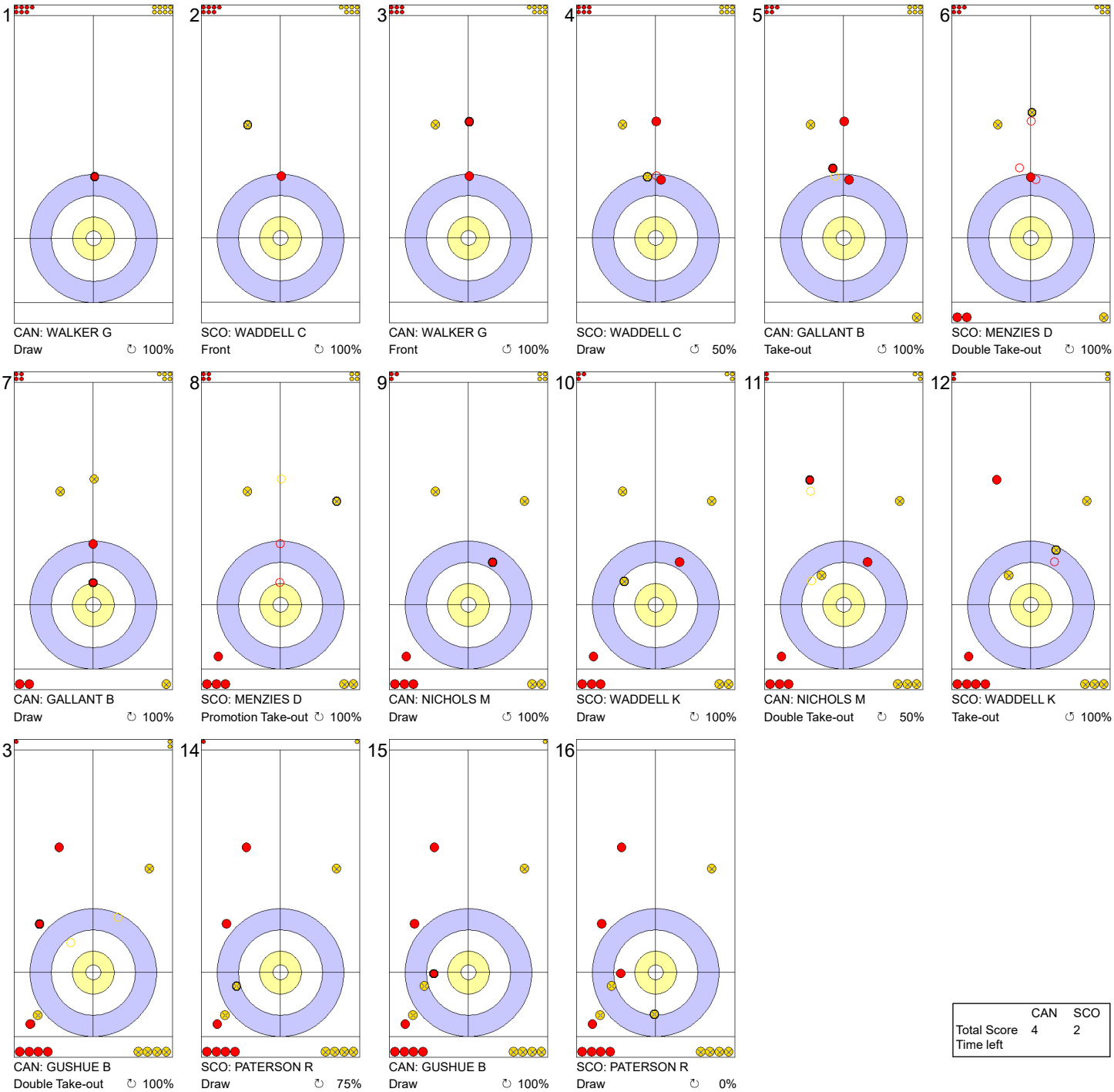


| | CAN | SCO |
|---|---|---|
| Total Score | 4 | 2 |
| Time left | | |

**Legend:**

↻ Clockwise ↺ Counter-clockwise - Not considered



lgt.com NEW HOLLAND LE GRUYÈRE SWITZERLAND ZUG CURLIT Curling Information Technology Ltd.

# Game - Shot by Shot

**End 5** **CAN - Canada 4 + 0 (this end) = 4** **SCO - Scotland 2 + 1 (this end) = 3**

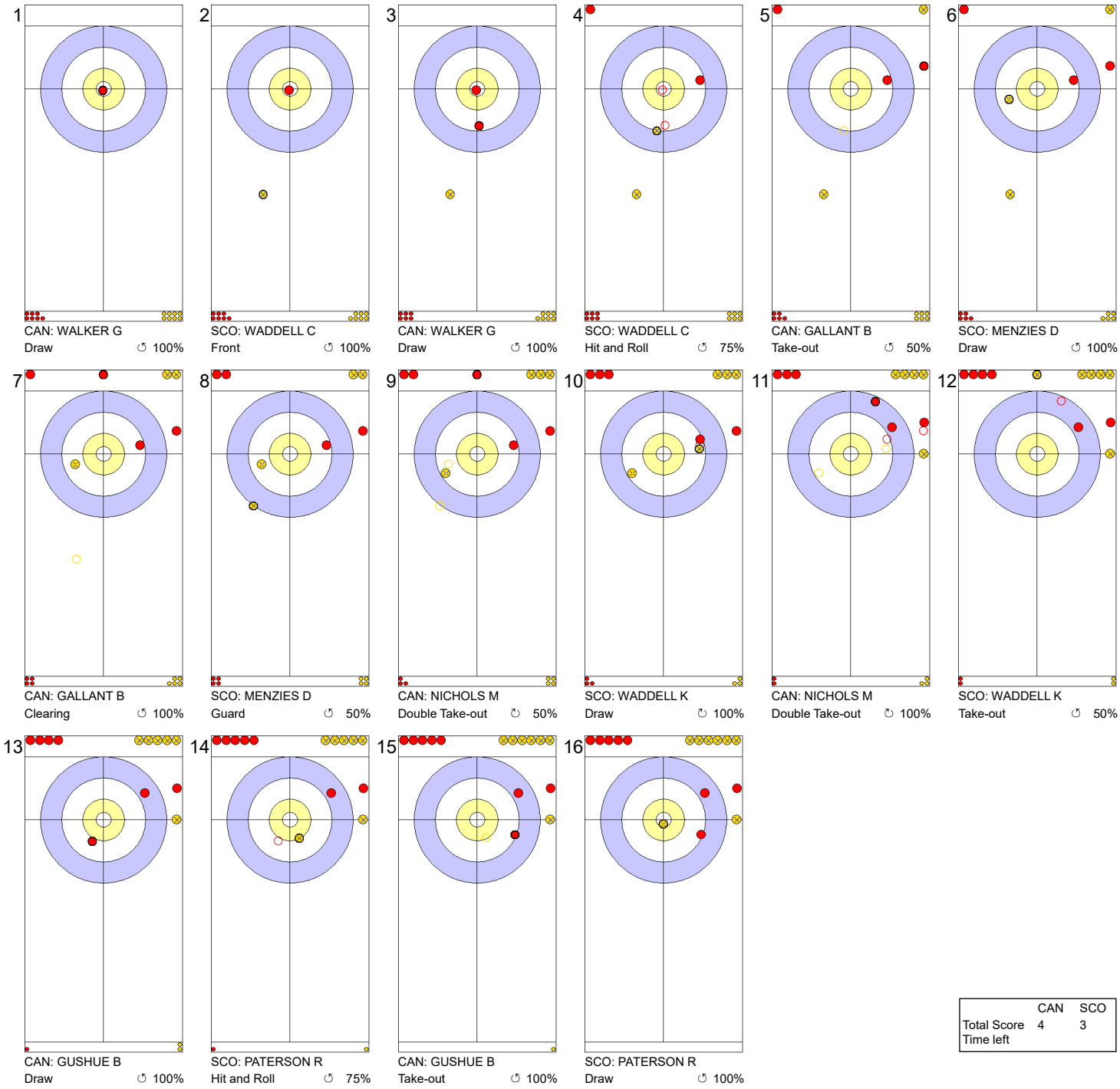


| | CAN | SCO |
|---|---|---|
| Total Score | 4 | 3 |
| Time left | | |

**Legend:**

↻ Clockwise ↺ Counter-clockwise - Not considered



lgt.com NEW HOLLAND LE GRUYÈRE SWITZERLAND ZUG CURLIT Curling Information Technology Ltd.

# Game - Shot by Shot

**End 6** — **CAN - Canada 4 + 1** (this end) **= 5** — **SCO - Scotland 3 + 0** (this end) **= 3**




| | CAN | SCO |
|---|---|---|
| Total Score | 5 | 3 |
| Time left | | |

**Legend:**

↻ Clockwise ↺ Counter-clockwise - Not considered



lgt.com NEW HOLLAND LE GRUYÈRE SWITZERLAND ZUG CURLIT Curling Information Technology Ltd.

# Game - Shot by Shot

**End 7** — **CAN - Canada 5 + 0** (this end) **= 5** — **SCO - Scotland 3 + 1** (this end) **= 4**

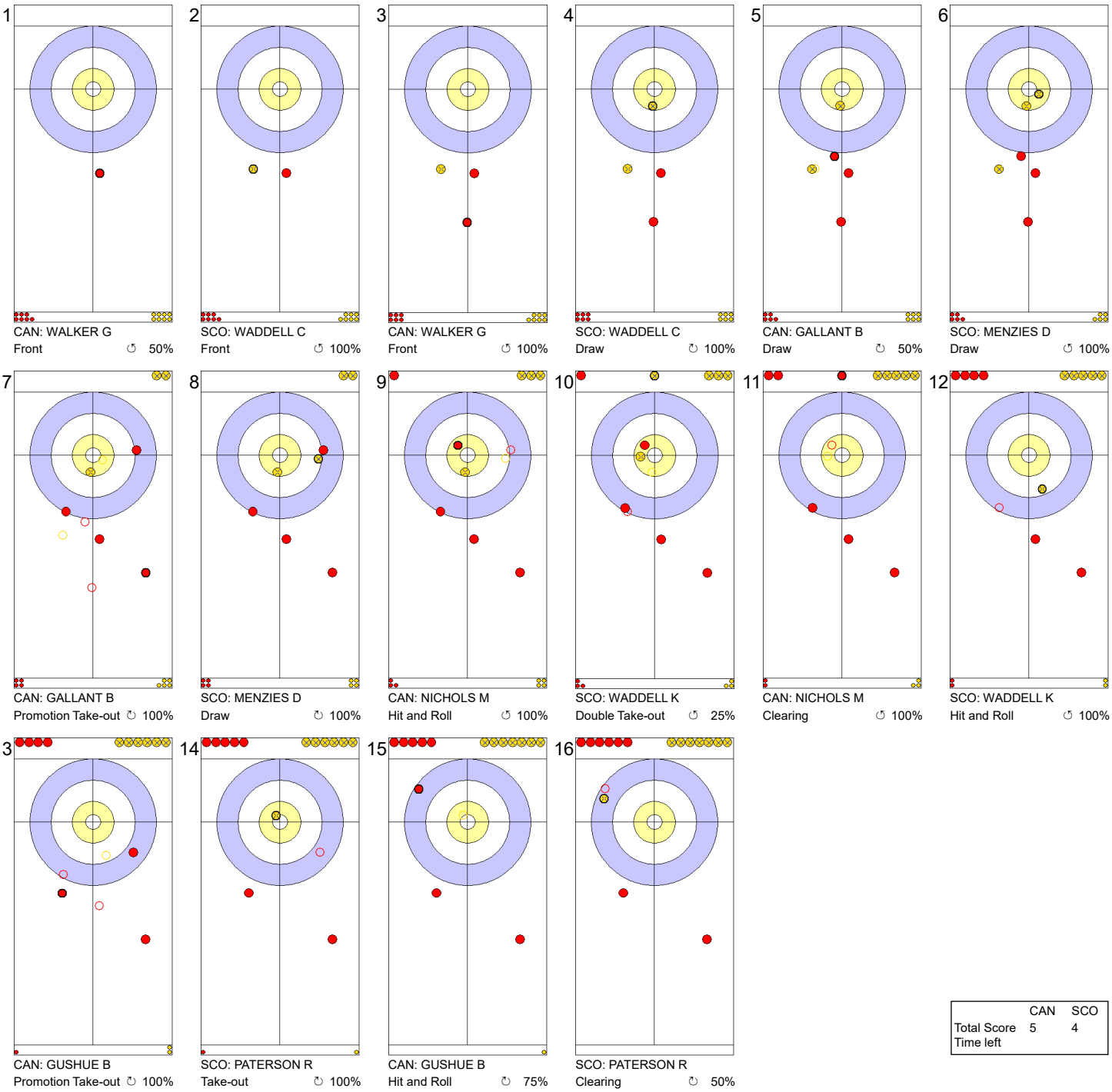


| | CAN | SCO |
|---|---|---|
| Total Score | 5 | 4 |
| Time left | | |

**Legend:**

↻ Clockwise ↺ Counter-clockwise - Not considered



lgt.com NEW HOLLAND LE GRUYÈRE SWITZERLAND ZUG CURLIT Curling Information Technology Ltd.

# Game - Shot by Shot

**End 8** **CAN - Canada 5 + 1** (this end) **= 6** **SCO - Scotland 4 + 0** (this end) **= 4**

1
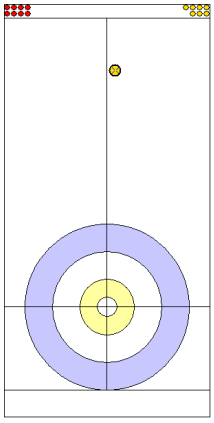
SCO: WADDELL C
Front ↺ 50%

2
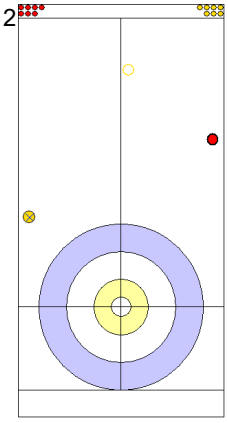
CAN: WALKER G
Wick / Soft Peeling ↻ 100%
Soft-Peeling

3
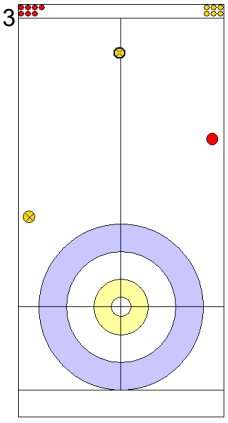
SCO: WADDELL C
Front ↺ 100%

4
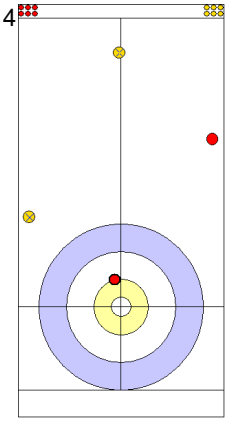
CAN: WALKER G
Draw ↻ 100%

5
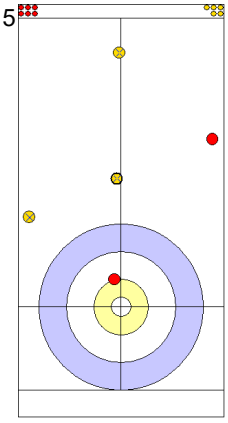
SCO: MENZIES D
Front ↺ 100%

6
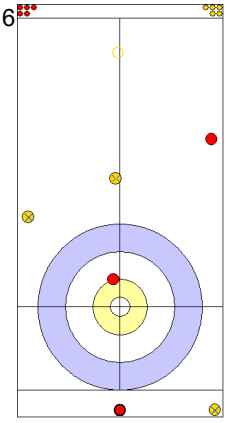
CAN: GALLANT B
Clearing ↺ 100%

7
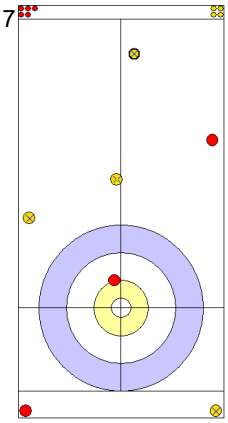
SCO: MENZIES D
Front ↺ 100%

8
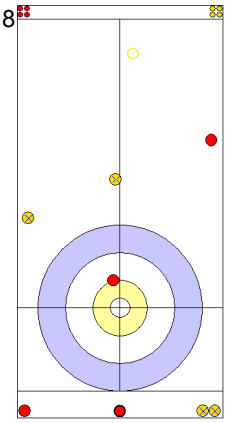
CAN: GALLANT B
Clearing ↺ 100%

9
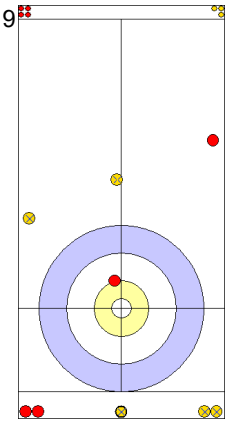
SCO: WADDELL K
Front ↺ 0%
Did not pass the hogline

10
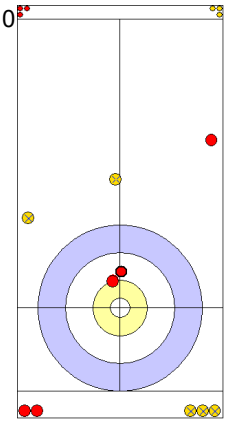
CAN: NICHOLS M
Draw ↻ 100%

11
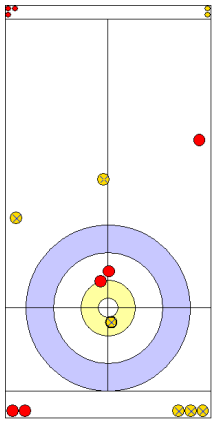
SCO: WADDELL K
Draw ↻ 75%

12
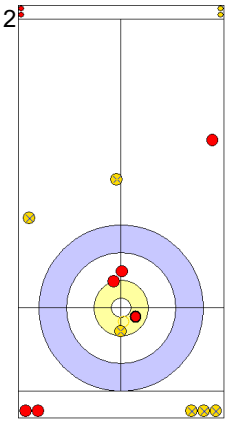
CAN: NICHOLS M
Draw ↻ 75%

13
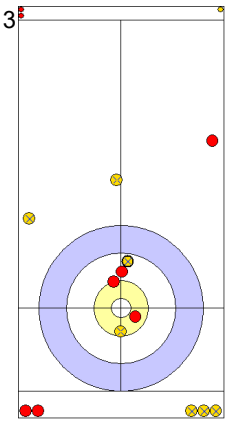
SCO: PATERSON R
Draw ↻ 50%

14
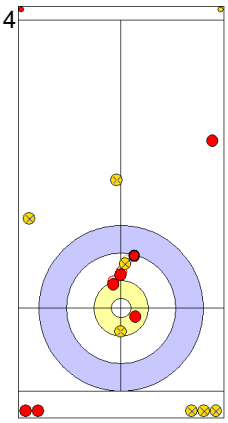
CAN: GUSHUE B
Draw ↻ 50%

15
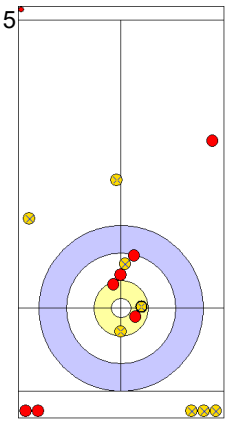
SCO: PATERSON R
Raise ↻ 50%

16
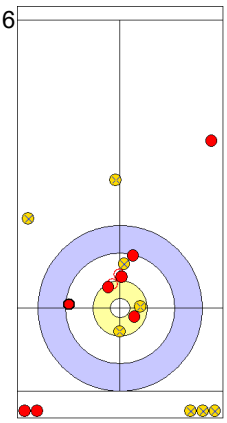
CAN: GUSHUE B
Raise ↻ 0%

| | CAN | SCO |
|---|---|---|
| Total Score | 6 | 4 |
| Time left | | |

**Legend:**

↻ Clockwise ↺ Counter-clockwise - Not considered



lgt.com NEW HOLLAND LE GRUYÈRE SWITZERLAND ZUG CURLIT Curling Information Technology Ltd.

# Game - Shot by Shot

**End 9** — **CAN - Canada 6 + 0** (this end) **= 6** — **SCO - Scotland 4 + 2** (this end) **= 6**

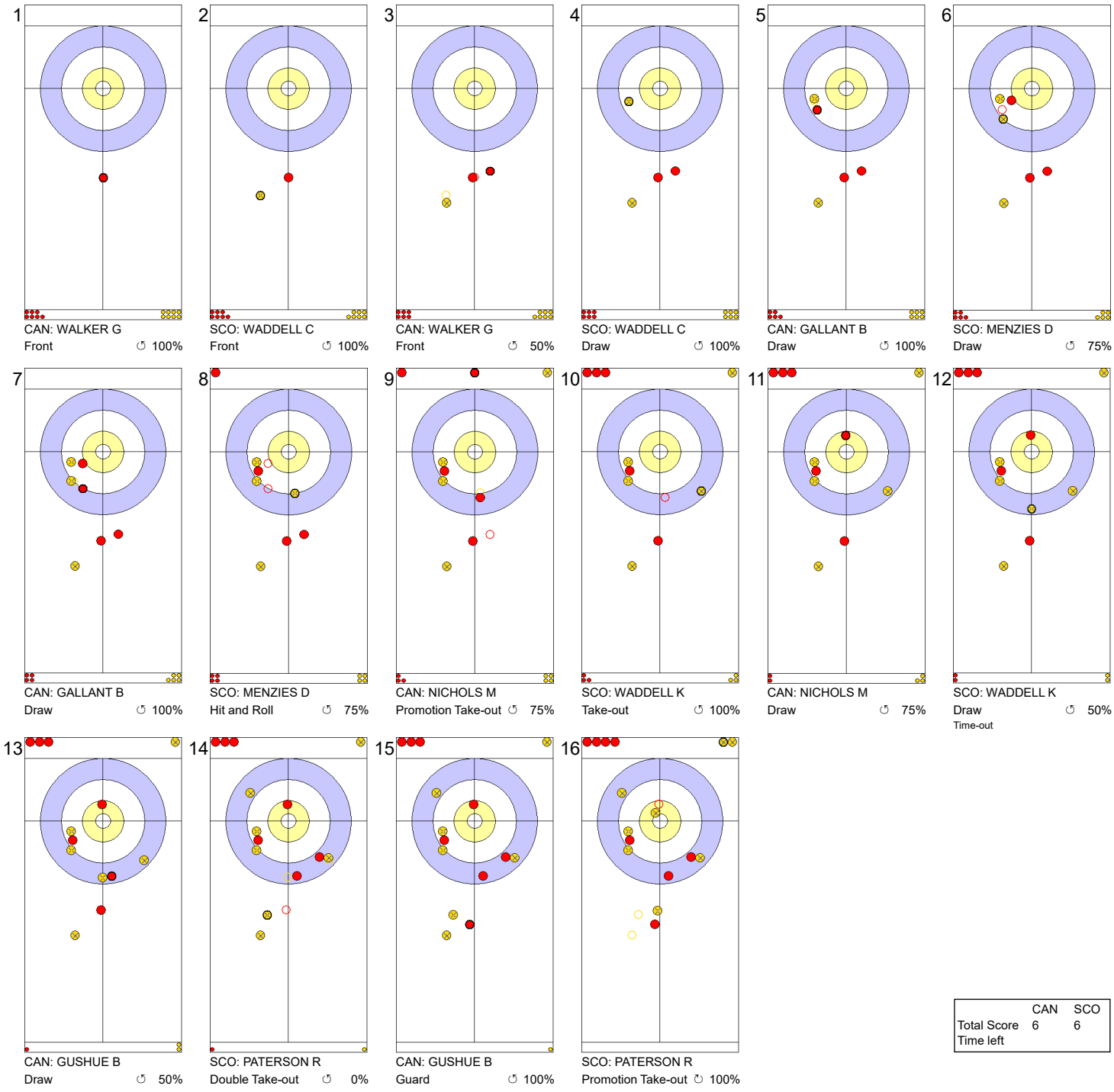


| | CAN | SCO |
|---|---|---|
| Total Score | 6 | 6 |
| Time left | | |

**Legend:**

↻ Clockwise ↺ Counter-clockwise - Not considered



lgt.com NEW HOLLAND LE GRUYÈRE SWITZERLAND ZUG CURLIT Curling Information Technology Ltd.

# Game - Shot by Shot

**End 10** — **CAN - Canada 6 + 2** (this end) **= 8** — **SCO - Scotland 6 + 0** (this end) **= 6**

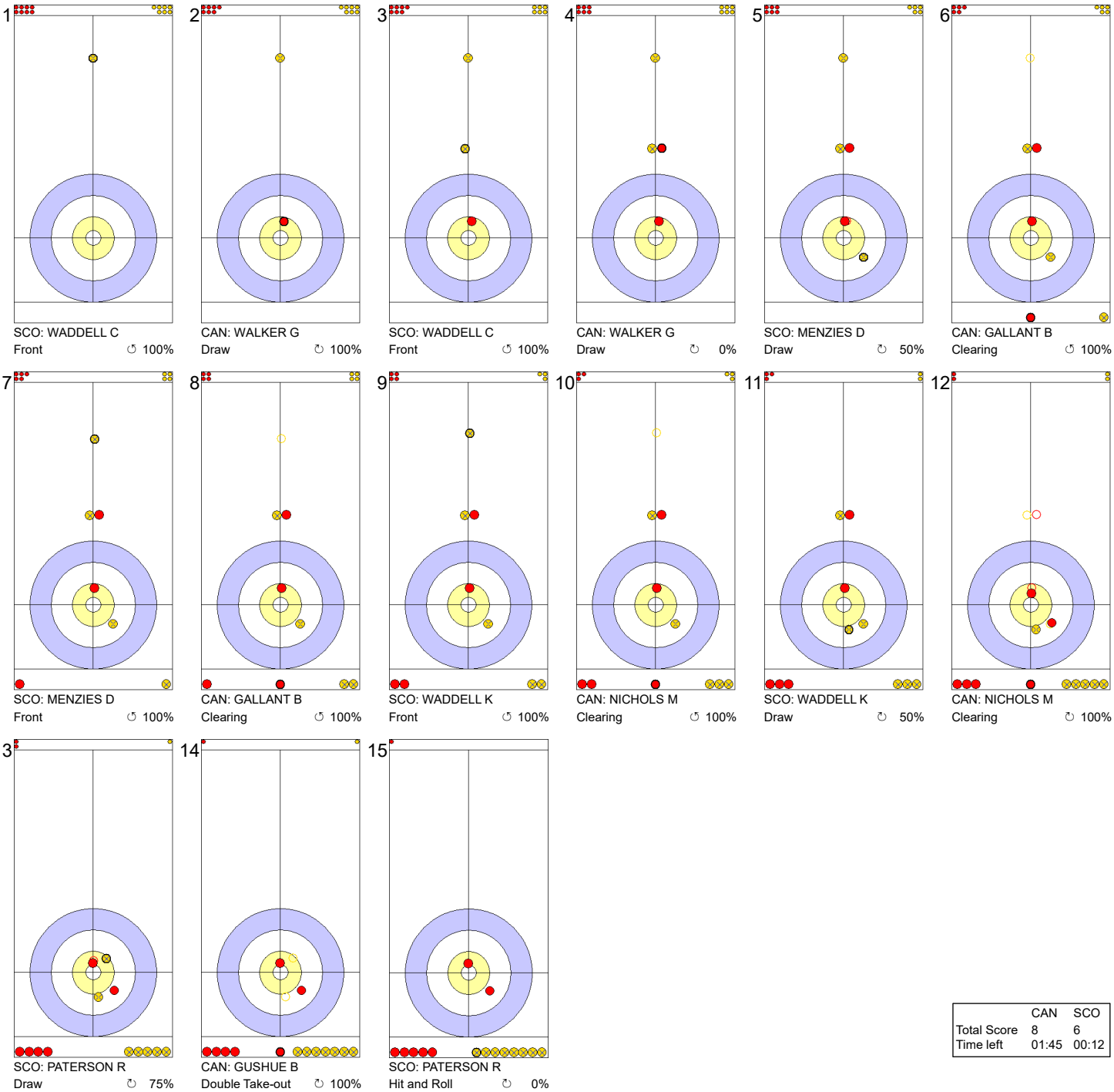


| | CAN | SCO |
|---|---|---|
| Total Score | 8 | 6 |
| Time left | 01:45 | 00:12 |

**Legend:**
↻ Clockwise ↺ Counter-clockwise - Not considered



lgt.com NEW HOLLAND LE GRUYÈRE SWITZERLAND ZUG CURLIT Curling Information Technology Ltd.

# Game Results

| Sheet | Game | Team | LSFE | 1 | 2 | 3 | 4 | 5 | 6 | 7 | 8 | 9 | 10 | Extra Ends | | | | Total |
|---|---|---|---|---|---|---|---|---|---|---|---|---|---|---|---|---|---|---|
| D | 11 | FIN - Finland | | 0 | 0 | 0 | 1 | 0 | 1 | 0 | 0 | X | X | | | | | 2 |
| | 11 | USA - United States | * | 0 | 2 | 1 | 0 | 1 | 0 | 2 | 1 | X | X | | | | | 7 |

| FIN - Finland | | Shot Success Game | Shot Success All |
|---|---|---|---|
| 4 S | KIISKINEN Kalle | 66% | 71% |
| 3 | SALO Teemu | 56% | 69% |
| 2 | KUOSMANEN Paavo | 86% | 81% |
| 1 V | POLLANEN Jermu | 80% | 78% |
| A | OUNI Leo | - | 76% |
| | Team Total | 72% | 74% |

| Last Stone Draw | | Distance |
|---|---|---|
| ↻ | KIISKINEN Kalle | 141.9cm |
| ↺ | POLLANEN Jermu | 6.7cm |
| **Total** | | **148.6cm** |

Time remaining: 12 minutes 38 seconds

| USA - United States | | Shot Success Game | Shot Success All |
|---|---|---|---|
| 4 S | DROPKIN Korey | 88% | 79% |
| 3 V | POLO Joe | 80% | 83% |
| 2 | FENNER Mark | 88% | 79% |
| 1 | HOWELL Tom | 92% | 82% |
| A | FENSON Alex | - | - |
| | Team Total | 87% | 81% |

| Last Stone Draw | | Distance |
|---|---|---|
| ↻ | FENNER Mark | 8.9cm |
| ↺ | DROPKIN Korey | 25.6cm |
| **Total** | | **34.5cm** |

Time remaining: 9 minutes 10 seconds

## Shot Success Analysis

| FIN - Finland | | ↻ | | ↺ | | Game | |
|---|---|---|---|---|---|---|---|
| 4 KIISKINEN Kalle | Draws | 1 | 100% | 6 | 88% | 7 | 89% |
| | Take-outs | 4 | 44% | 5 | 50% | 9 | 47% |
| | Total | 5 | 55% | 11 | 70% | 16 | 66% |
| 3 SALO Teemu | Draws | 4 | 81% | 4 | 44% | 8 | 63% |
| | Take-outs | 3 | 58% | 5 | 45% | 8 | 50% |
| | Total | 7 | 71% | 9 | 44% | 16 | 56% |
| 2 KUOSMANEN Paavo | Draws | 6 | 83% | 3 | 67% | 9 | 78% |
| | Take-outs | 1 | 100% | 6 | 96% | 7 | 96% |
| | Total | 7 | 86% | 9 | 86% | 16 | 86% |
| 1 POLLANEN Jermu | Draws | 8 | 84% | 6 | 83% | 14 | 84% |
| | Take-outs | 2 | 50% | 0 | - | 2 | 50% |
| | Total | 10 | 78% | 6 | 83% | 16 | 80% |
| A OUNI Leo | Draws | 0 | - | 0 | - | 0 | - |
| | Take-outs | 0 | - | 0 | - | 0 | - |
| | Total | 0 | - | 0 | - | 0 | - |
| Team | Draws | 19 | 84% | 19 | 74% | 38 | 79% |
| | Take-outs | 10 | 55% | 16 | 66% | 26 | 62% |
| | Total | 29 | 74% | 35 | 70% | 64 | 72% |

| USA - United States | | ↻ | | ↺ | | Game | |
|---|---|---|---|---|---|---|---|
| 4 DROPKIN Korey | Draws | 2 | 100% | 7 | 82% | 9 | 86% |
| | Take-outs | 4 | 81% | 3 | 100% | 7 | 89% |
| | Total | 6 | 88% | 10 | 88% | 16 | 88% |
| 3 POLO Joe | Draws | 1 | 100% | 6 | 88% | 7 | 89% |
| | Take-outs | 4 | 81% | 5 | 65% | 9 | 72% |
| | Total | 5 | 85% | 11 | 77% | 16 | 80% |
| 2 FENNER Mark | Draws | 2 | 100% | 4 | 88% | 6 | 92% |
| | Take-outs | 3 | 67% | 7 | 93% | 10 | 85% |
| | Total | 5 | 80% | 11 | 91% | 16 | 88% |
| 1 HOWELL Tom | Draws | 2 | 50% | 12 | 98% | 14 | 91% |
| | Take-outs | 1 | 100% | 1 | 100% | 2 | 100% |
| | Total | 3 | 67% | 13 | 98% | 16 | 92% |
| A FENSON Alex | Draws | 0 | - | 0 | - | 0 | - |
| | Take-outs | 0 | - | 0 | - | 0 | - |
| | Total | 0 | - | 0 | - | 0 | - |
| Team | Draws | 7 | 86% | 29 | 91% | 36 | 90% |
| | Take-outs | 12 | 79% | 16 | 86% | 28 | 83% |
| | Total | 19 | 82% | 45 | 89% | 64 | 87% |

**Note:**
Position and function for each team member:
**4** = Fourth, **3** = Third, **2** = Second, **1** = Lead, **A** = Alternate, **S** = Skip, **V** = Vice-Skip

**Legend:**
↻ Clockwise ↺ Counter-clockwise **LSFE(*)** Last Stone First End
**X** Unplayed/unfinished end due to concession



lgt.com NEW HOLLAND LE GRUYÈRE SWITZERLAND ZUG CURLIT Curling Information Technology Ltd.

# Game - Shot by Shot

**End 1** — **FIN - Finland 0 + 0** (this end) **= 0** — **USA - United States 0 + 0** (this end) **= 0**

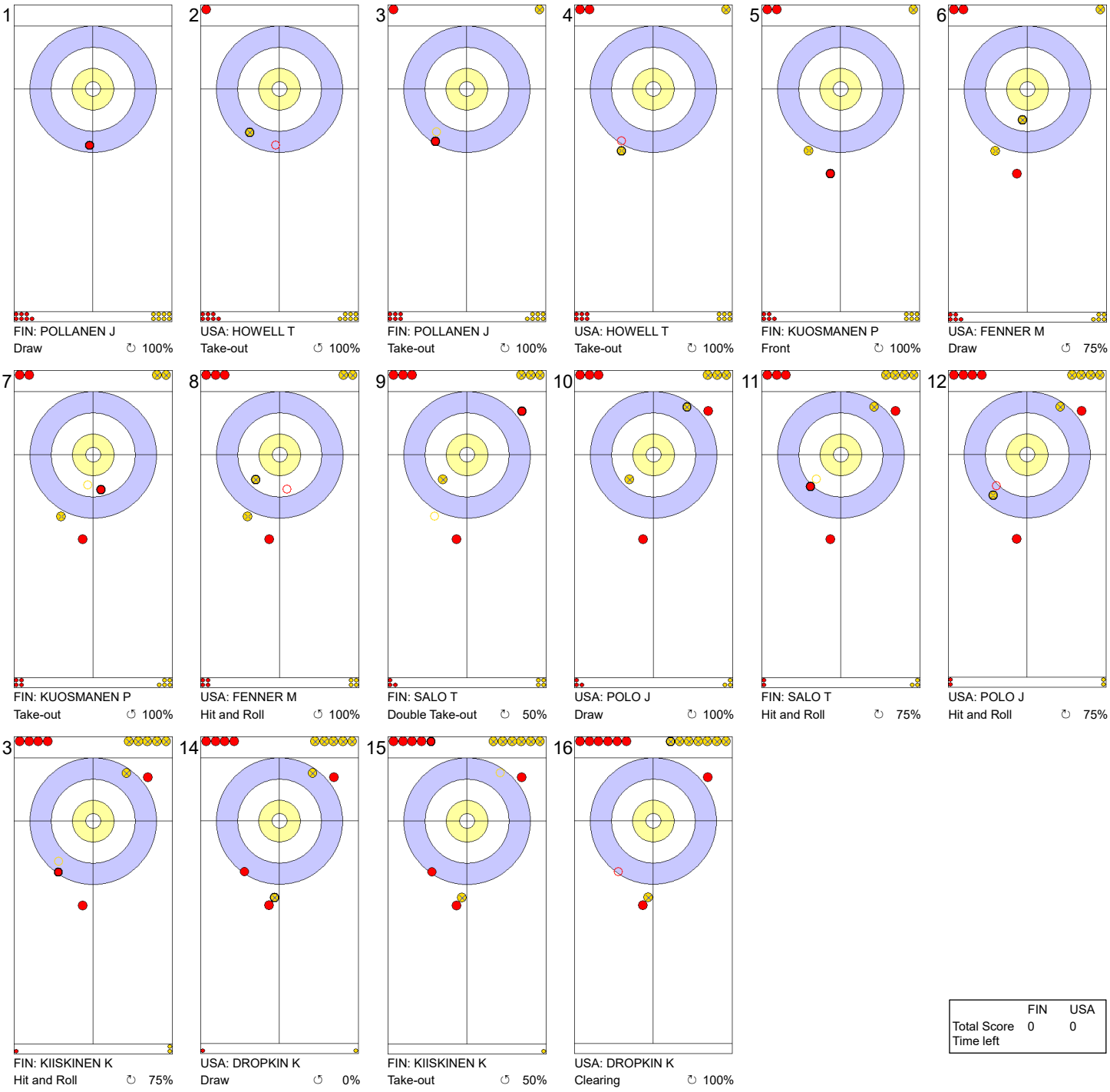


| | FIN | USA |
|---|---|---|
| Total Score | 0 | 0 |
| Time left | | |

**Legend:**

↻ Clockwise ↺ Counter-clockwise - Not considered



lgt.com NEW HOLLAND LE GRUYÈRE SWITZERLAND ZUG CURLIT Curling Information Technology Ltd.

# Game - Shot by Shot

**End 2** — **FIN - Finland 0 + 0 (this end) = 0** — **USA - United States 0 + 2 (this end) = 2**

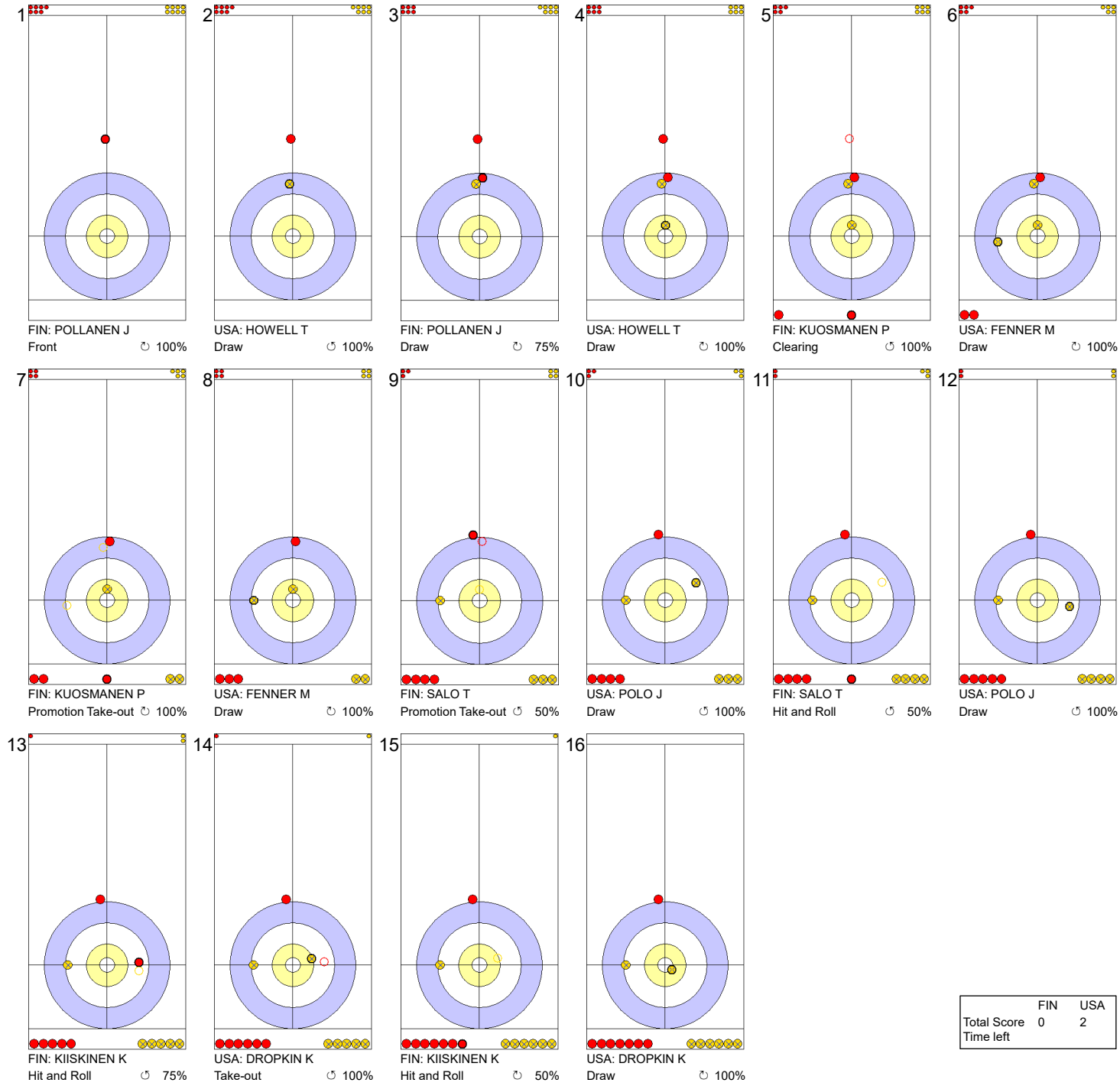


| | FIN | USA |
|---|---|---|
| Total Score | 0 | 2 |
| Time left | | |

**Legend:**

↻ Clockwise ↺ Counter-clockwise - Not considered



lgt.com NEW HOLLAND LE GRUYÈRE SWITZERLAND ZUG CURLIT Curling Information Technology Ltd.

# Game - Shot by Shot

**End 3** — **FIN - Finland 0 + 0** (this end) **= 0** — **USA - United States 2 + 1** (this end) **= 3**

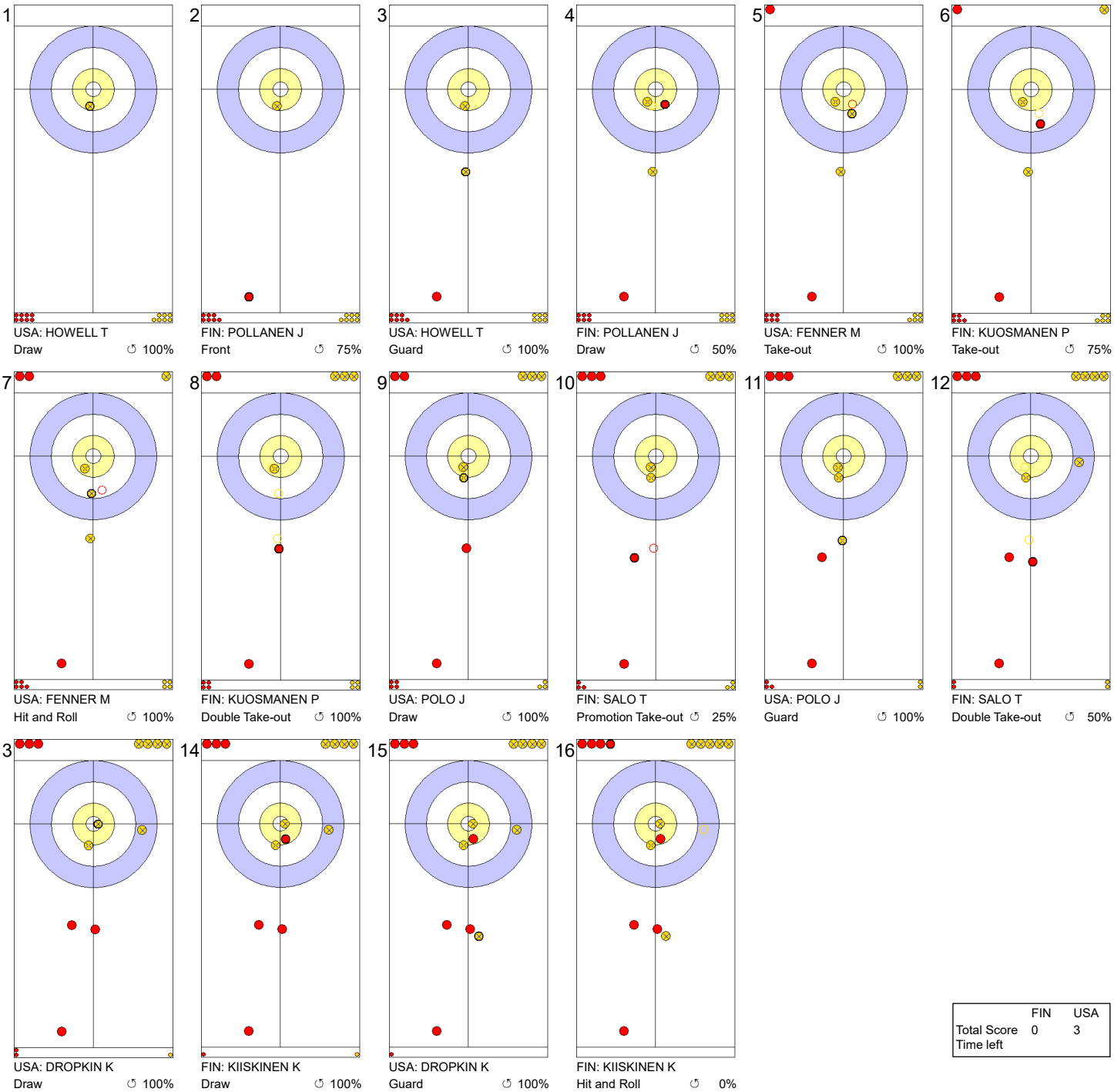


| | FIN | USA |
|---|---|---|
| Total Score | 0 | 3 |
| Time left | | |

**Legend:**
↻ Clockwise ↺ Counter-clockwise - Not considered



lgt.com NEW HOLLAND LE GRUYÈRE SWITZERLAND ZUG CURLIT Curling Information Technology Ltd.

# Game - Shot by Shot

**End 4** — **FIN - Finland 0 + 1** (this end) **= 1** — **USA - United States 3 + 0** (this end) **= 3**

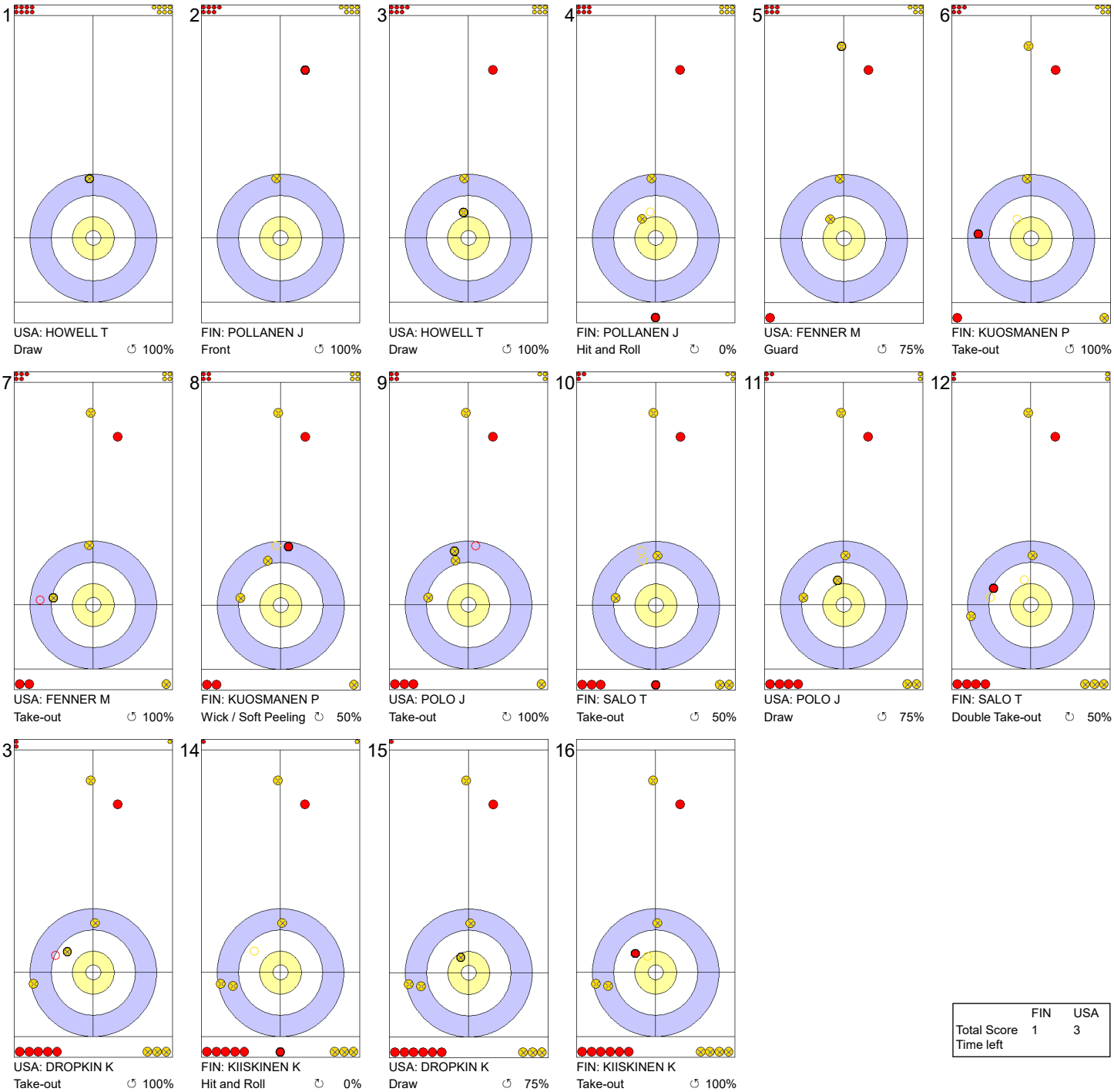


| | FIN | USA |
|---|---|---|
| Total Score | 1 | 3 |
| Time left | | |

**Legend:**
↻ Clockwise ↺ Counter-clockwise - Not considered



lgt.com NEW HOLLAND LE GRUYÈRE SWITZERLAND ZUG CURLIT Curling Information Technology Ltd.

# Game - Shot by Shot

**End 5** — **FIN - Finland 1 + 0** (this end) **= 1** — **USA - United States 3 + 1** (this end) **= 4**

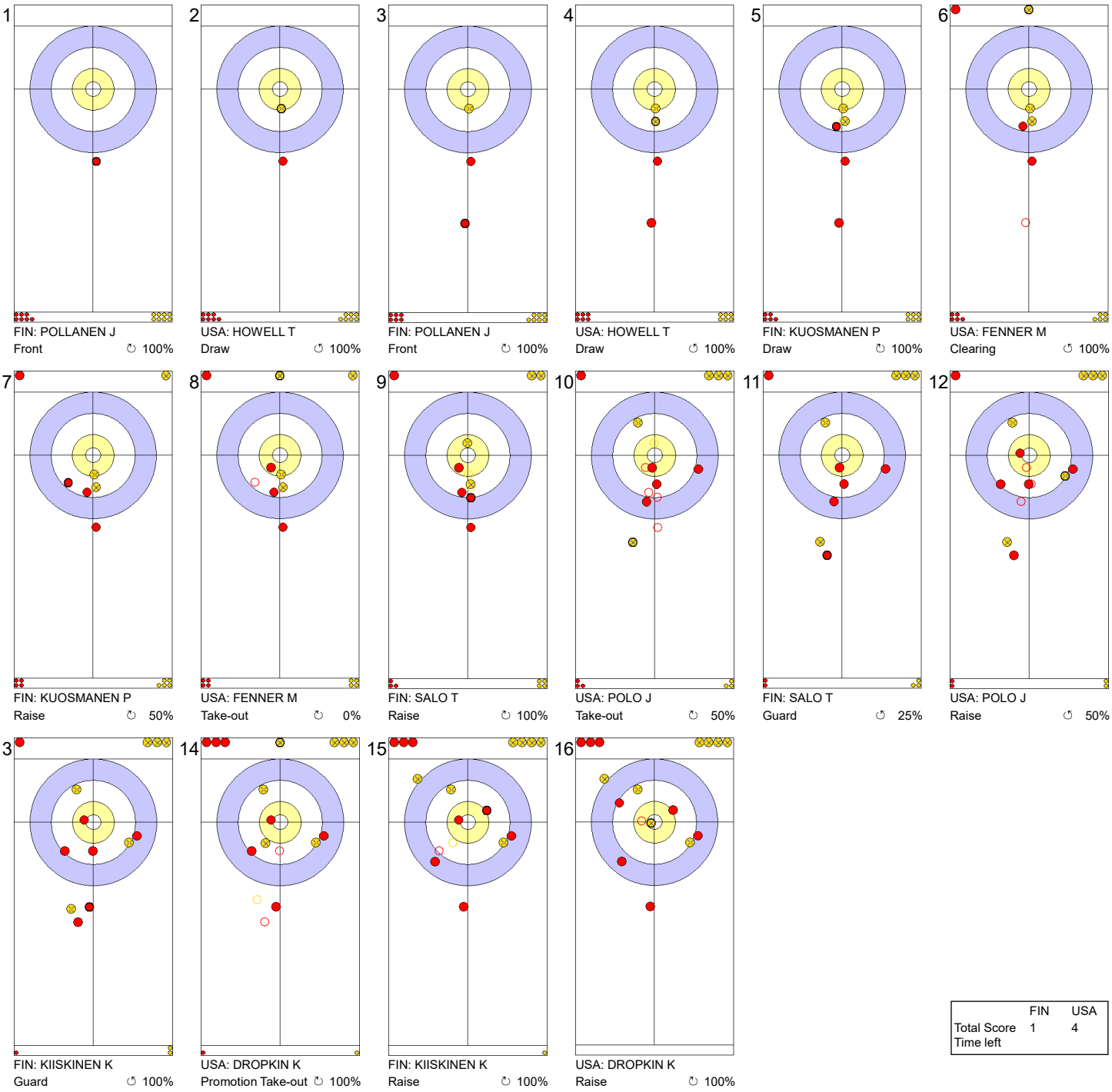


| | FIN | USA |
|---|---|---|
| Total Score | 1 | 4 |
| Time left | | |

**Legend:**
↻ Clockwise ↺ Counter-clockwise - Not considered



lgt.com NEW HOLLAND LE GRUYÈRE SWITZERLAND ZUG CURLIT Curling Information Technology Ltd.

# Game - Shot by Shot

**End 6** — **FIN - Finland 1 + 1** (this end) **= 2** — **USA - United States 4 + 0** (this end) **= 4**

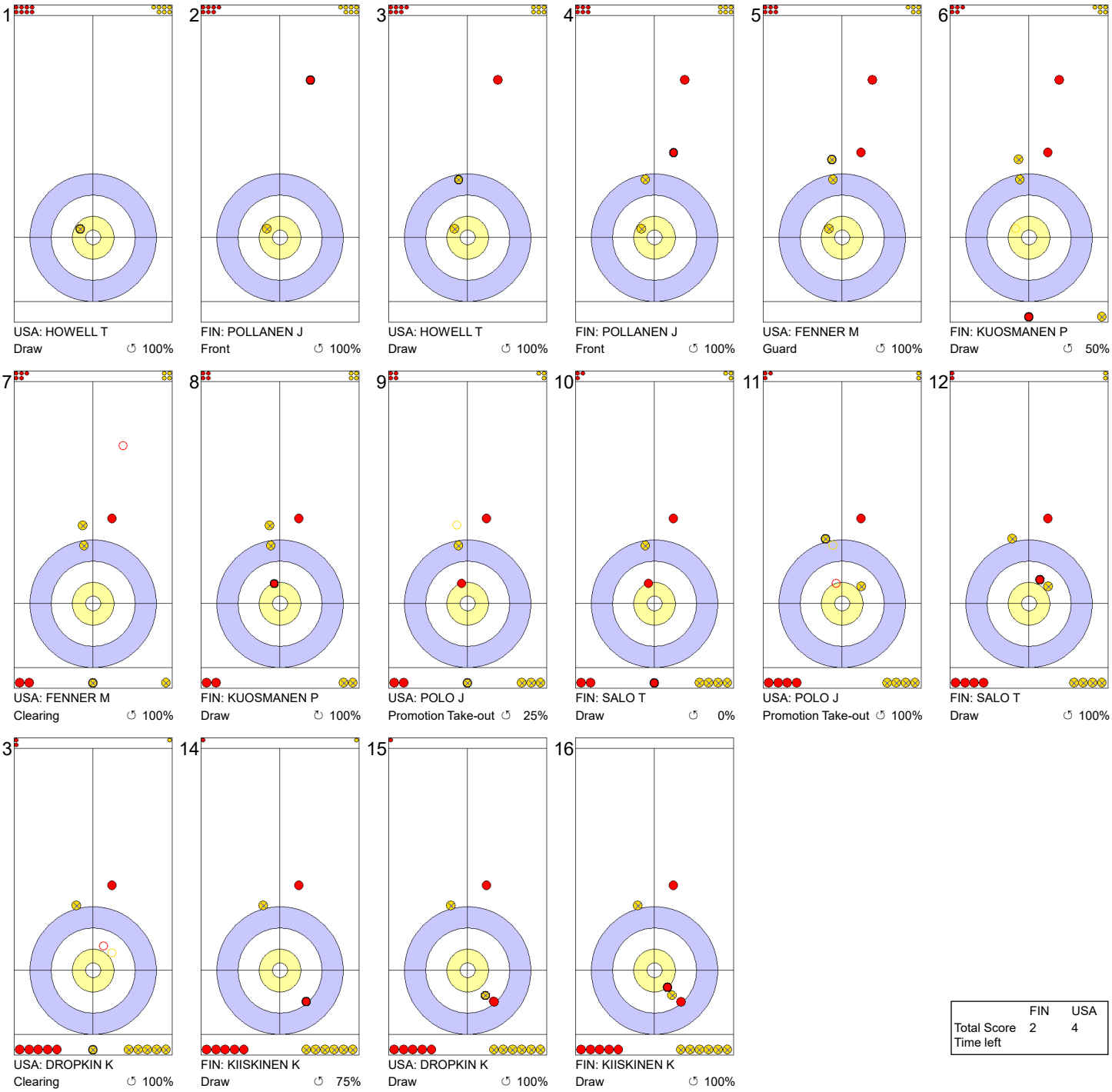


| | FIN | USA |
|---|---|---|
| Total Score | 2 | 4 |
| Time left | | |

**Legend:**

↻ Clockwise ↺ Counter-clockwise - Not considered



lgt.com NEW HOLLAND LE GRUYÈRE SWITZERLAND ZUG CURLIT Curling Information Technology Ltd.

# Game - Shot by Shot

**End 7** — **FIN - Finland 2 + 0** (this end) **= 2** — **USA - United States 4 + 2** (this end) **= 6**

1
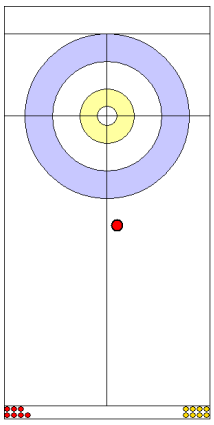
FIN: POLLANEN J
Front ↻ 50%

2
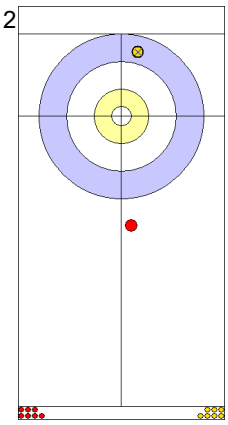
USA: HOWELL T
Draw ↺ 75%

3
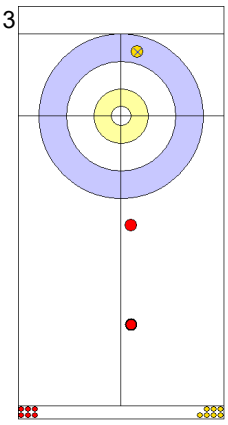
FIN: POLLANEN J
Front ↻ 50%

4
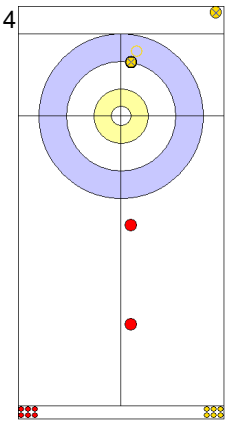
USA: HOWELL T
Wick / Soft Peeling ↻ 0%

5
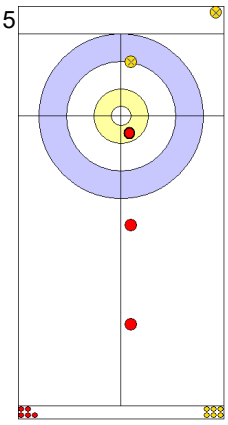
FIN: KUOSMANEN P
Draw ↺ 100%

6
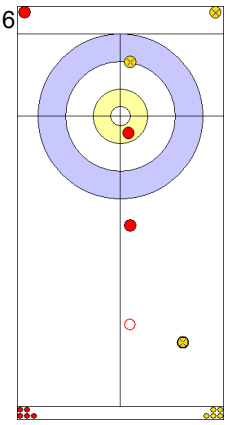
USA: FENNER M
Double Take-out ↺ 50%

7
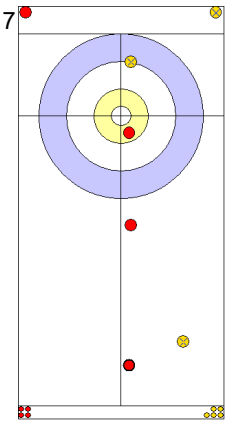
FIN: KUOSMANEN P
Guard ↻ 100%

8
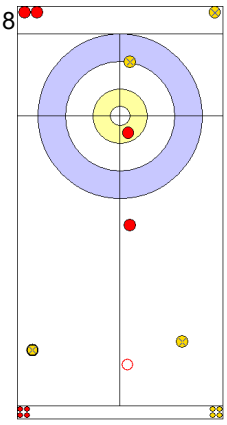
USA: FENNER M
Clearing ↻ 100%

9
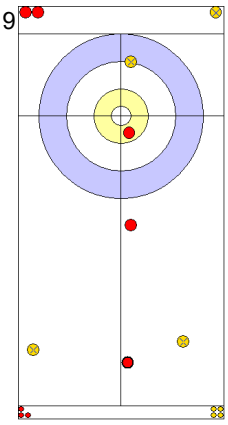
FIN: SALO T
Guard ↻ 100%

10
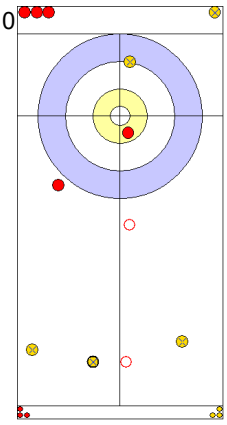
USA: POLO J
Clearing ↻ 100%

11
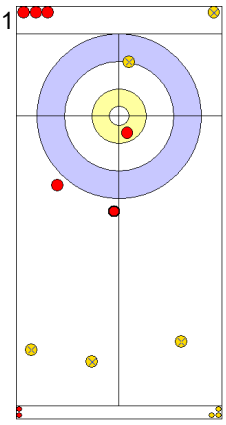
FIN: SALO T
Guard ↺ 50%

12
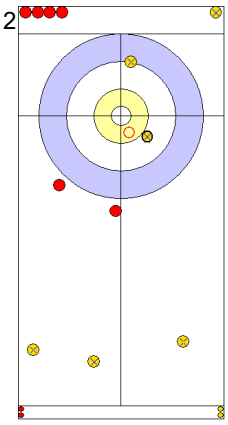
USA: POLO J
Take-out ↺ 100%

13
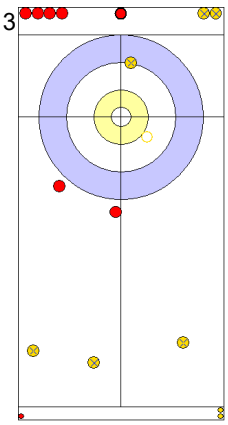
FIN: KIISKINEN K
Hit and Roll ↻ 50%

14
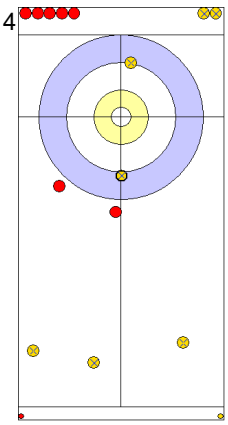
USA: DROPKIN K
Draw ↺ 100%

15
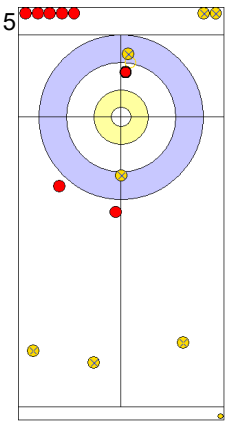
FIN: KIISKINEN K
Draw ↺ 100%

16
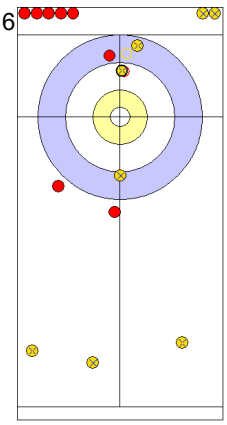
USA: DROPKIN K
Raise ↺ 100%

| | FIN | USA |
|---|---|---|
| Total Score | 2 | 6 |
| Time left | | |

**Legend:**
↻ Clockwise ↺ Counter-clockwise - Not considered



lgt.com NEW HOLLAND LE GRUYÈRE SWITZERLAND ZUG CURLIT Curling Information Technology Ltd.

# Game - Shot by Shot

**End 8** | **FIN - Finland 2 + 0** (this end) **= 2** | **USA - United States 6 + 1** (this end) **= 7**

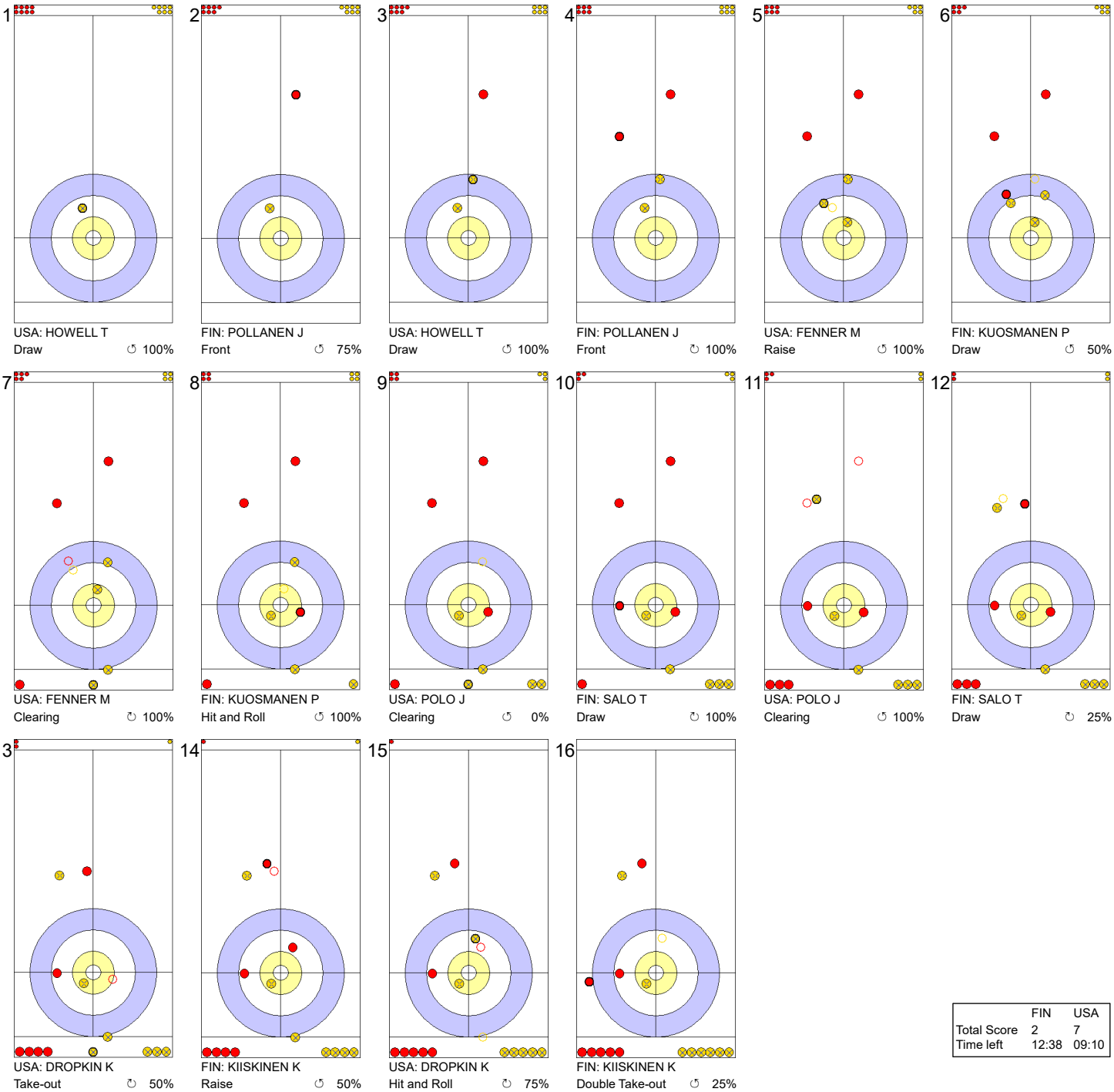


| | FIN | USA |
|---|---|---|
| Total Score | 2 | 7 |
| Time left | 12:38 | 09:10 |

**Legend:**
↻ Clockwise ↺ Counter-clockwise - Not considered



lgt.com NEW HOLLAND LE GRUYÈRE SWITZERLAND ZUG CURLIT Curling Information Technology Ltd.

## Session Results and Standings

| Sheet | Game | Team | LSFE | 1 | 2 | 3 | 4 | 5 | 6 | 7 | 8 | 9 | 10 | Extra Ends | | | | Total |
|---|---|---|---|---|---|---|---|---|---|---|---|---|---|---|---|---|---|---|
| A | 10 | DEN - Denmark | | 1 | 1 | 2 | 1 | 0 | 0 | 0 | 1 | 1 | X | | | | | 7 |
| | 10 | NED - Netherlands | * | 0 | 0 | 0 | 0 | 2 | 0 | 0 | 0 | 0 | X | | | | | 2 |
| B | 10 | CAN - Canada | * | 3 | 3 | 0 | 1 | 3 | 0 | X | X | X | X | | | | | 10 |
| | 10 | KOR - Korea | | 0 | 0 | 1 | 0 | 0 | 1 | X | X | X | X | | | | | 2 |
| C | 10 | USA - United States | | 0 | 0 | 1 | 0 | 0 | 1 | 0 | 0 | 1 | 0 | | | | | 3 |
| | 11 | SWE - Sweden | * | 1 | 0 | 0 | 0 | 1 | 0 | 0 | 1 | 0 | 2 | | | | | 5 |
| D | 10 | ITA - Italy | * | 1 | 0 | 0 | 2 | 0 | 1 | 0 | 1 | 0 | 0 | 1 | | | | 6 |
| | 11 | CZE - Czech Republic | | 0 | 0 | 1 | 0 | 0 | 0 | 2 | 0 | 1 | 1 | 0 | | | | 5 |

## Current Standings

| Rank | Team | Games | Wins | Losses | |
|---|---|---|---|---|---|
| 1 | CAN - Canada | 10 | 8 | 2 | Q |
| 2 | SWE - Sweden | 11 | 8 | 3 | Q |
| 3 | ITA - Italy | 10 | 6 | 4 | |
| 3 | SCO - Scotland | 10 | 6 | 4 | |
| 3 | SUI - Switzerland | 10 | 6 | 4 | |
| 3 | USA - United States | 10 | 6 | 4 | |
| 7 | GER - Germany | 10 | 5 | 5 | |
| 7 | KOR - Korea | 10 | 5 | 5 | |
| 7 | NOR - Norway | 10 | 5 | 5 | |
| 10 | CZE - Czech Republic | 11 | 4 | 7 | |
| 11 | FIN - Finland | 10 | 3 | 7 | |
| 12 | DEN - Denmark | 10 | 2 | 8 | |
| 12 | NED - Netherlands | 10 | 2 | 8 | |

**Note:**
Under WCF rules, tie-breaking rules for standings are not applied until after the last game of the round robin.

**Legend:**
**LSFE(*)** Last Stone First End **Q** Qualified for the play-offs **X** Unplayed/unfinished end due to concession



lgt.com NEW HOLLAND LE GRUYÈRE SWITZERLAND ZUG CURLIT Curling Information Technology Ltd.

# Game Results

| Sheet | Game | Team | LSFE | 1 | 2 | 3 | 4 | 5 | 6 | 7 | 8 | 9 | 10 | Extra Ends | | | | Total |
|---|---|---|---|---|---|---|---|---|---|---|---|---|---|---|---|---|---|---|
| A | 10 | DEN - Denmark | | 1 | 1 | 2 | 1 | 0 | 0 | 0 | 1 | 1 | X | | | | | 7 |
| | 10 | NED - Netherlands | * | 0 | 0 | 0 | 0 | 2 | 0 | 0 | 0 | 0 | X | | | | | 2 |

| DEN - Denmark | | Shot Success Game | Shot Success All |
|---|---|---|---|
| 4 S | THUNE Tobias | 81% | 70% |
| 3 V | WIKSTEN Kasper | 78% | 75% |
| 2 | KRAUSE Mikkel | 83% | 81% |
| 1 | POULSEN Daniel | 82% | 82% |
| A | SOEE Oliver Rosenkrands | - | 81% |
| | Team Total | 81% | 77% |

| Last Stone Draw | | Distance |
|---|---|---|
| ↻ | THUNE Tobias | 199.6cm |
| ↺ | WIKSTEN Kasper | 58.8cm |
| **Total** | | **258.4cm** |

Time remaining: 7 minutes 48 seconds

| NED - Netherlands | | Shot Success Game | Shot Success All |
|---|---|---|---|
| 4 S | GOESGENS Wouter | 65% | 69% |
| 3 V | VAN DORP Jaap | 63% | 74% |
| 2 | VAN DEN HURK Tobias | 69% | 78% |
| 1 | GLASBERGEN Carlo | 93% | 87% |
| A | HOEKMAN Laurens | - | 77% |
| | Team Total | 73% | 76% |

| Last Stone Draw | | Distance |
|---|---|---|
| ↻ | GLASBERGEN Carlo | 28.2cm |
| ↺ | GOESGENS Wouter | 66.4cm |
| **Total** | | **94.6cm** |

Time remaining: 5 minutes 34 seconds

## Shot Success Analysis

| DEN - Denmark | | ↻ | | ↺ | | Game | |
|---|---|---|---|---|---|---|---|
| 4 THUNE Tobias | Draws | 7 | 71% | 2 | 100% | 9 | 78% |
| | Take-outs | 0 | - | 9 | 83% | 9 | 83% |
| | Total | 7 | 71% | 11 | 86% | 18 | 81% |
| 3 WIKSTEN Kasper | Draws | 5 | 80% | 4 | 50% | 9 | 67% |
| | Take-outs | 1 | 50% | 8 | 94% | 9 | 89% |
| | Total | 6 | 75% | 12 | 79% | 18 | 78% |
| 2 KRAUSE Mikkel | Draws | 5 | 80% | 5 | 95% | 10 | 88% |
| | Take-outs | 2 | 75% | 6 | 79% | 8 | 78% |
| | Total | 7 | 79% | 11 | 86% | 18 | 83% |
| 1 POULSEN Daniel | Draws | 5 | 90% | 12 | 77% | 17 | 81% |
| | Take-outs | 0 | - | 1 | 100% | 1 | 100% |
| | Total | 5 | 90% | 13 | 79% | 18 | 82% |
| A SOEE Oliver Rosenkrands | Draws | 0 | - | 0 | - | 0 | - |
| | Take-outs | 0 | - | 0 | - | 0 | - |
| | Total | 0 | - | 0 | - | 0 | - |
| Team | Draws | 22 | 80% | 23 | 78% | 45 | 79% |
| | Take-outs | 3 | 67% | 24 | 86% | 27 | 84% |
| | Total | 25 | 78% | 47 | 82% | 72 | 81% |

| NED - Netherlands | | ↻ | | ↺ | | Game | |
|---|---|---|---|---|---|---|---|
| 4 GOESGENS Wouter | Draws | 7 | 68% | 3 | 50% | 10 | 63% |
| | Take-outs | 0 | - | 8 | 69% | 8 | 69% |
| | Total | 7 | 68% | 11 | 64% | 18 | 65% |
| 3 VAN DORP Jaap | Draws | 4 | 88% | 8 | 59% | 12 | 69% |
| | Take-outs | 4 | 38% | 2 | 75% | 6 | 50% |
| | Total | 8 | 63% | 10 | 63% | 18 | 63% |
| 2 VAN DEN HURK Tobias | Draws | 3 | 100% | 7 | 68% | 10 | 78% |
| | Take-outs | 3 | 58% | 5 | 60% | 8 | 59% |
| | Total | 6 | 79% | 12 | 65% | 18 | 69% |
| 1 GLASBERGEN Carlo | Draws | 8 | 100% | 10 | 88% | 18 | 93% |
| | Take-outs | 0 | - | 0 | - | 0 | - |
| | Total | 8 | 100% | 10 | 88% | 18 | 93% |
| A HOEKMAN Laurens | Draws | 0 | - | 0 | - | 0 | - |
| | Take-outs | 0 | - | 0 | - | 0 | - |
| | Total | 0 | - | 0 | - | 0 | - |
| Team | Draws | 22 | 88% | 28 | 71% | 50 | 78% |
| | Take-outs | 7 | 46% | 15 | 67% | 22 | 60% |
| | Total | 29 | 78% | 43 | 69% | 72 | 73% |

**Note:**
Position and function for each team member:
**4** = Fourth, **3** = Third, **2** = Second, **1** = Lead, **A** = Alternate, **S** = Skip, **V** = Vice-Skip

**Legend:**
↻ Clockwise ↺ Counter-clockwise **LSFE(*)** Last Stone First End
**X** Unplayed/unfinished end due to concession



lgt.com NEW HOLLAND LE GRUYÈRE SWITZERLAND ZUG CURLIT Curling Information Technology Ltd.

# Game - Shot by Shot

**End 1** — **DEN - Denmark** 0 + 1 (this end) = 1 — **NED - Netherlands** 0 + 0 (this end) = 0

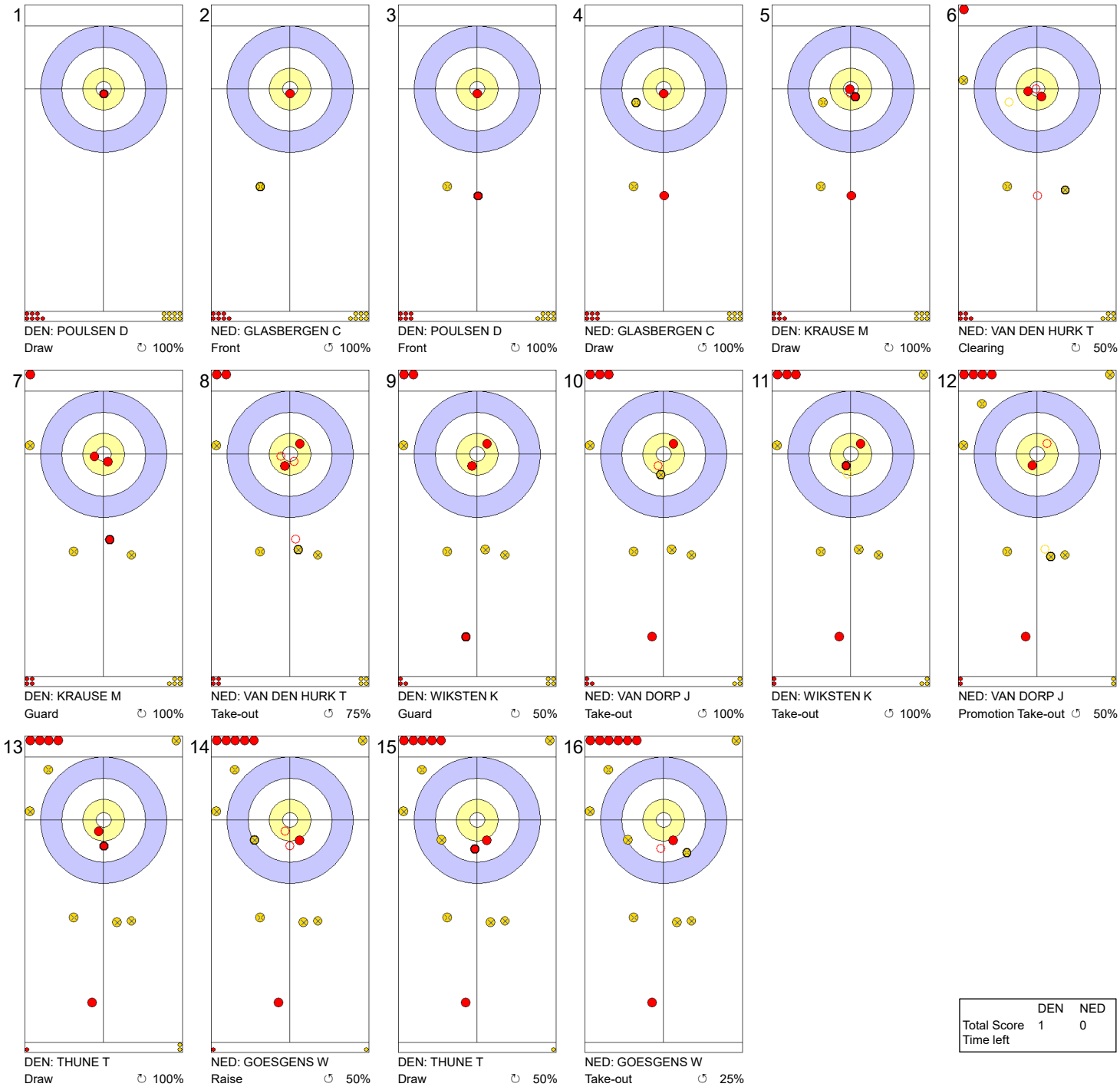


| | DEN | NED |
|---|---|---|
| Total Score | 1 | 0 |
| Time left | | |

**Legend:**

↻ Clockwise ↺ Counter-clockwise - Not considered



lgt.com NEW HOLLAND LE GRUYÈRE SWITZERLAND ZUG CURLIT Curling Information Technology Ltd.

# Game - Shot by Shot

**End 2** — **DEN - Denmark** **1 + 1** (this end) **= 2** — **NED - Netherlands** **0 + 0** (this end) **= 0**

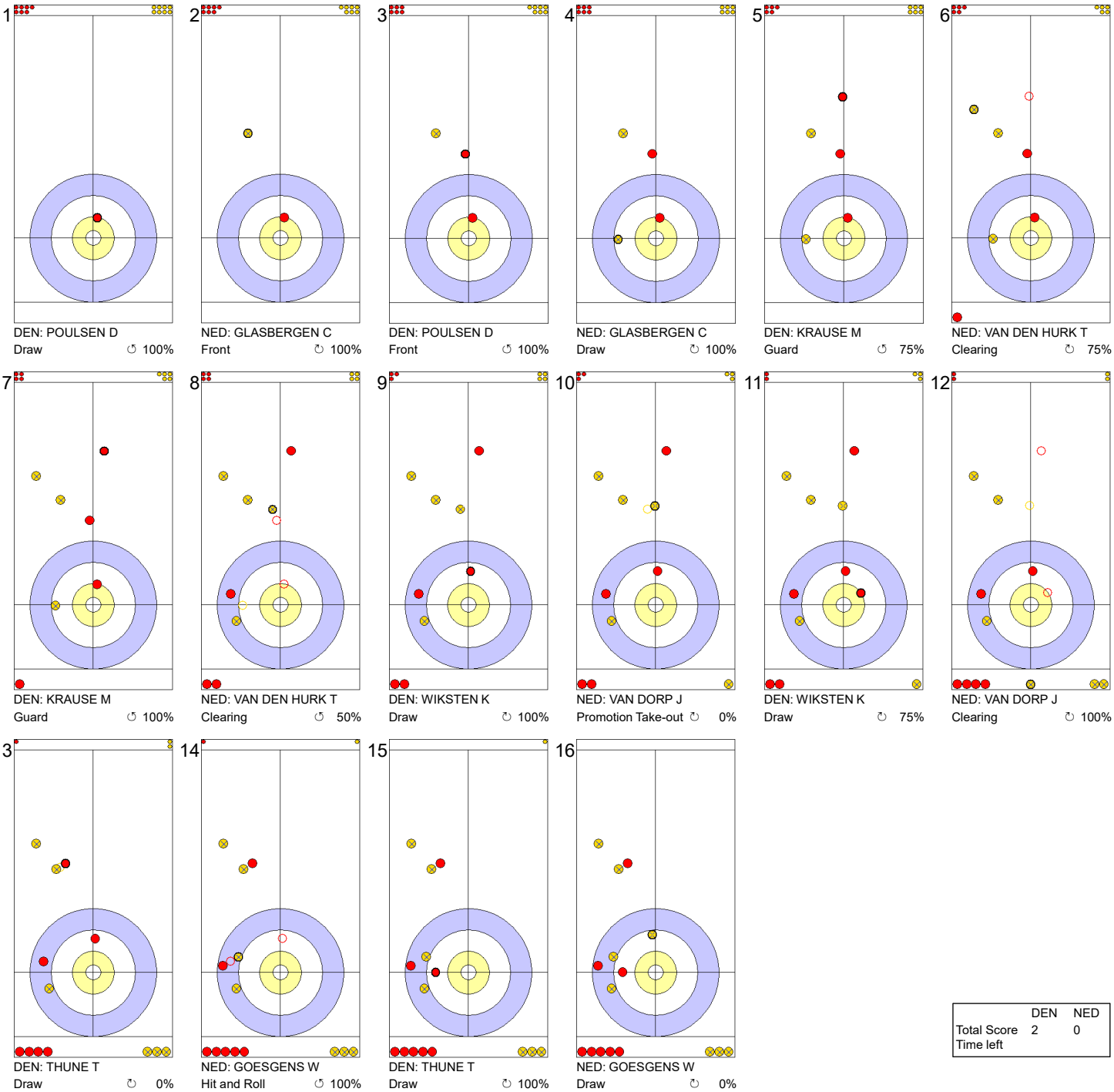


| | DEN | NED |
|---|---|---|
| Total Score | 2 | 0 |
| Time left | | |

**Legend:**

↻ Clockwise ↺ Counter-clockwise - Not considered



lgt.com NEW HOLLAND LE GRUYÈRE SWITZERLAND ZUG CURLIT Curling Information Technology Ltd.

# Game - Shot by Shot

**End 3** — **DEN - Denmark 2 + 2** (this end) **= 4** — **NED - Netherlands 0 + 0** (this end) **= 0**

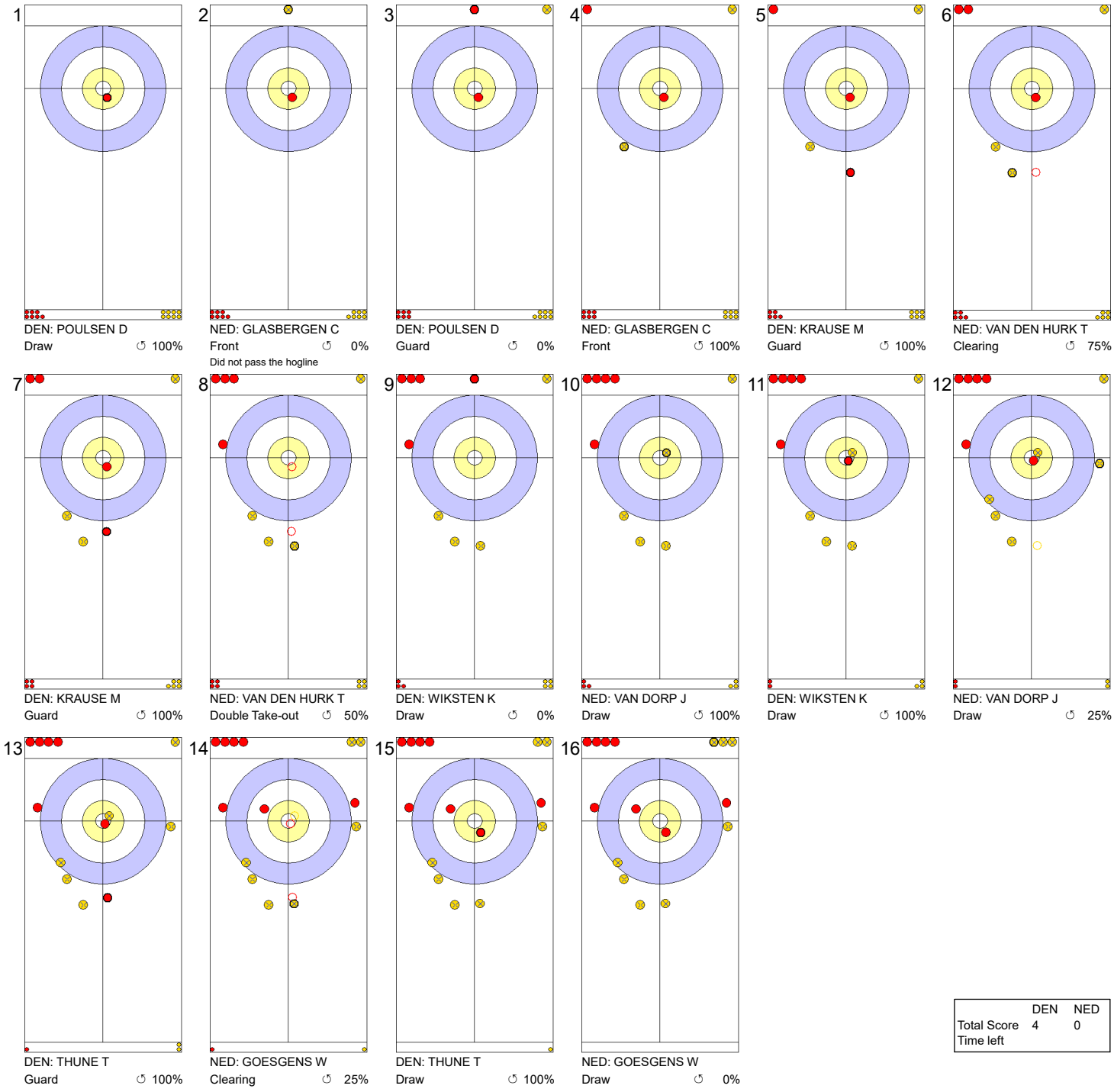

1
DEN: POULSEN D
Draw ↺ 100%

2
NED: GLASBERGEN C
Front ↺ 0%
Did not pass the hogline

3
DEN: POULSEN D
Guard ↺ 0%

4
NED: GLASBERGEN C
Front ↺ 100%

5
DEN: KRAUSE M
Guard ↺ 100%

6
NED: VAN DEN HURK T
Clearing ↺ 75%

7
DEN: KRAUSE M
Guard ↺ 100%

8
NED: VAN DEN HURK T
Double Take-out ↺ 50%

9
DEN: WIKSTEN K
Draw ↺ 0%

10
NED: VAN DORP J
Draw ↺ 100%

11
DEN: WIKSTEN K
Draw ↺ 100%

12
NED: VAN DORP J
Draw ↺ 25%

13
DEN: THUNE T
Guard ↺ 100%

14
NED: GOESGENS W
Clearing ↺ 25%

15
DEN: THUNE T
Draw ↺ 100%

16
NED: GOESGENS W
Draw ↺ 0%

| | DEN | NED |
|---|---|---|
| Total Score | 4 | 0 |
| Time left | | |

**Legend:**
↻ Clockwise ↺ Counter-clockwise - Not considered



lgt.com NEW HOLLAND LE GRUYÈRE SWITZERLAND ZUG CURLIT Curling Information Technology Ltd.

# Game - Shot by Shot

**End 4** — **DEN - Denmark** **4 + 1** (this end) **= 5** — **NED - Netherlands** **0 + 0** (this end) **= 0**

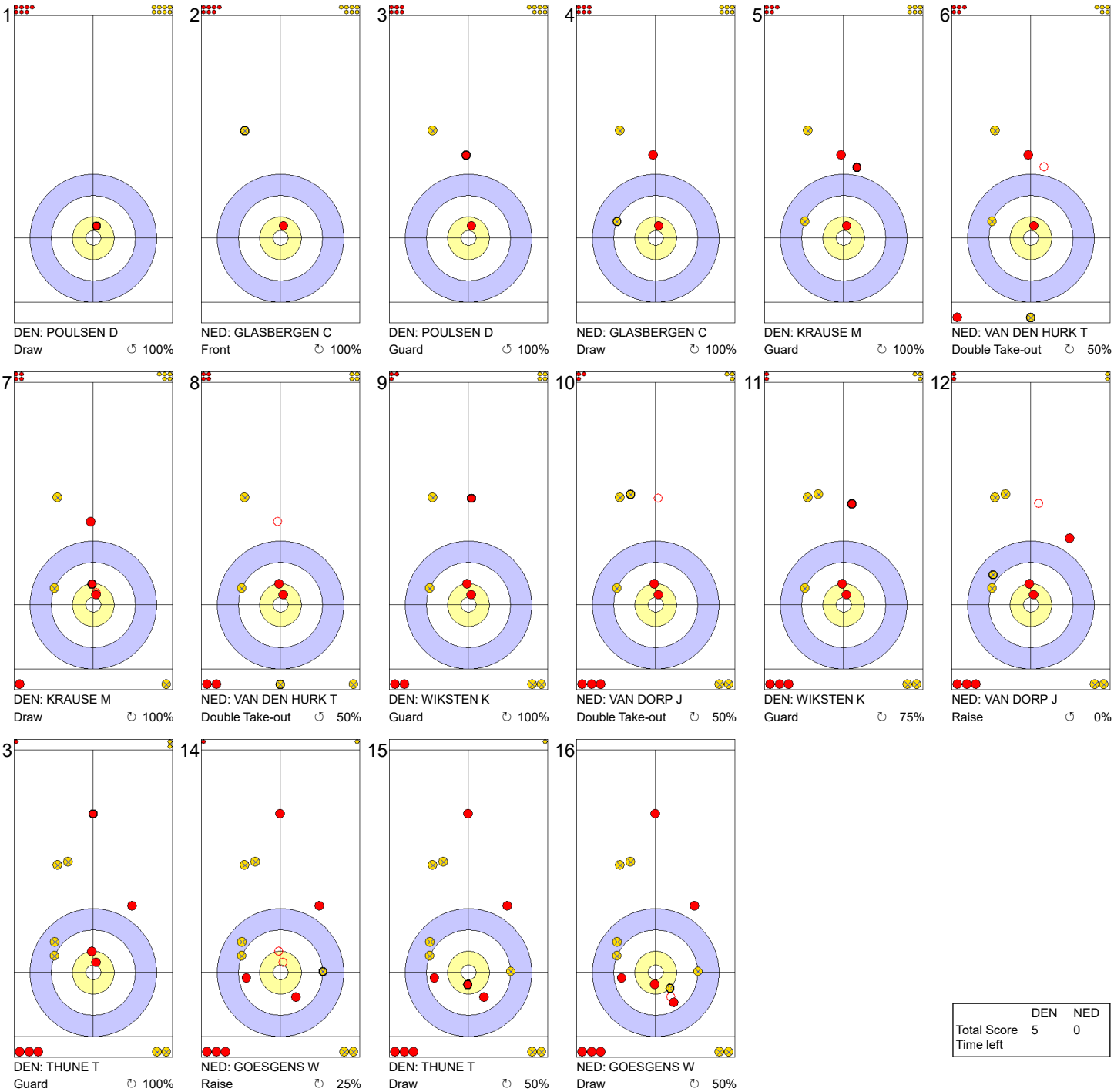


| | DEN | NED |
|---|---|---|
| Total Score | 5 | 0 |
| Time left | | |

**Legend:**
↻ Clockwise ↺ Counter-clockwise - Not considered



lgt.com NEW HOLLAND LE GRUYÈRE SWITZERLAND ZUG CURLIT Curling Information Technology Ltd.

# Game - Shot by Shot

**End 5** — **DEN - Denmark** **5 + 0** (this end) **= 5** — **NED - Netherlands** **0 + 2** (this end) **= 2**




| | DEN | NED |
|---|---|---|
| Total Score | 5 | 2 |
| Time left | | |

**Legend:**
↻ Clockwise ↺ Counter-clockwise - Not considered



lgt.com NEW HOLLAND LE GRUYÈRE SWITZERLAND ZUG CURLIT Curling Information Technology Ltd.

# Game - Shot by Shot

**End 6** — **DEN - Denmark 5 + 0 (this end) = 5** — **NED - Netherlands 2 + 0 (this end) = 2**

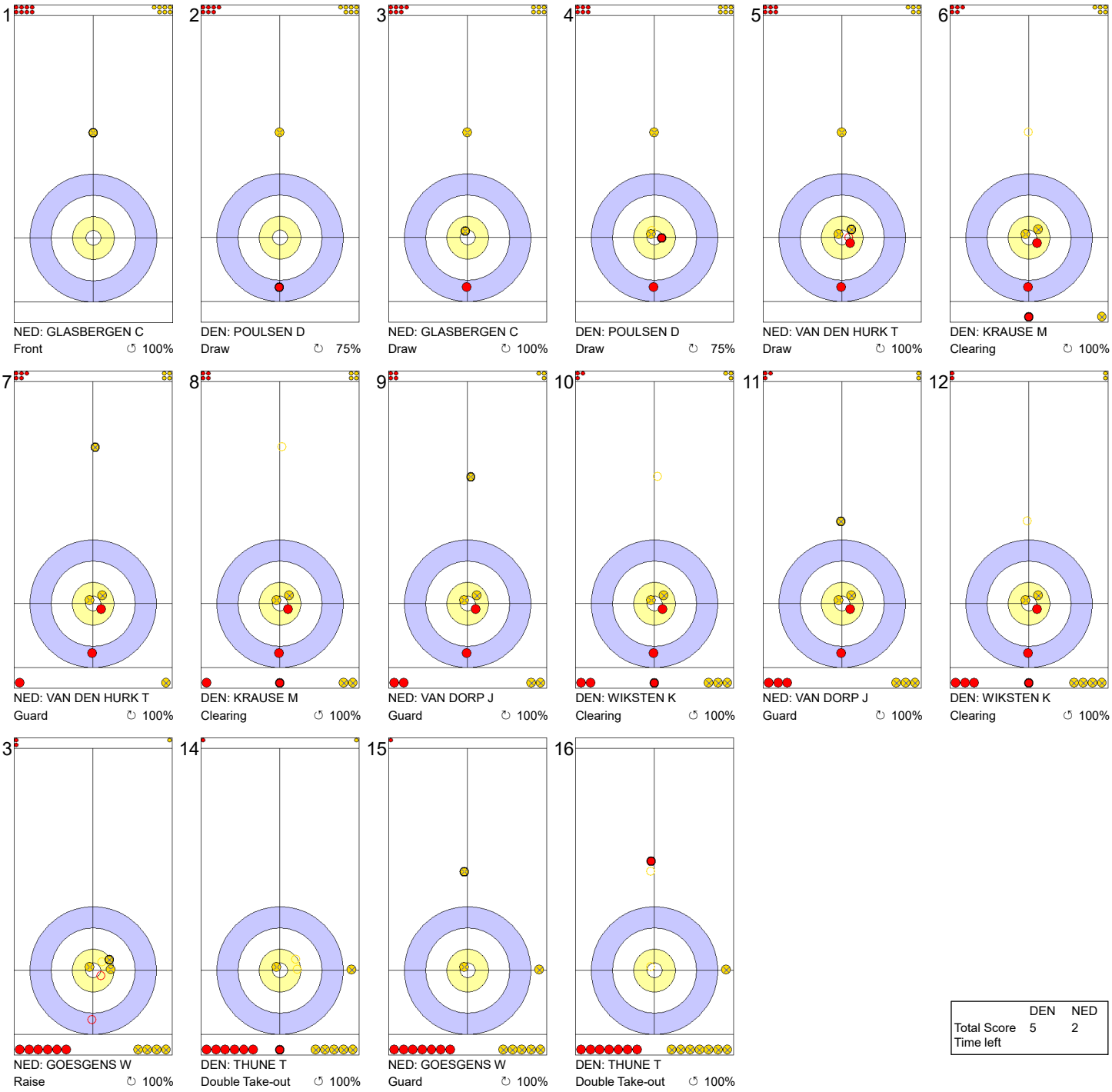


| | DEN | NED |
|---|---|---|
| Total Score | 5 | 2 |
| Time left | | |

**Legend:**

↻ Clockwise ↺ Counter-clockwise - Not considered



lgt.com NEW HOLLAND LE GRUYÈRE SWITZERLAND ZUG CURLIT Curling Information Technology Ltd.

# Game - Shot by Shot

**End 7** — **DEN - Denmark** 5 + 0 (this end) = 5 — **NED - Netherlands** 2 + 0 (this end) = 2




| | DEN | NED |
|---|---|---|
| Total Score | 5 | 2 |
| Time left | | |

**Legend:**

↻ Clockwise ↺ Counter-clockwise - Not considered



lgt.com NEW HOLLAND LE GRUYÈRE SWITZERLAND ZUG CURLIT Curling Information Technology Ltd.

# Game - Shot by Shot

**End 8** — **DEN - Denmark 5 + 1** (this end) **= 6** — **NED - Netherlands 2 + 0** (this end) **= 2**

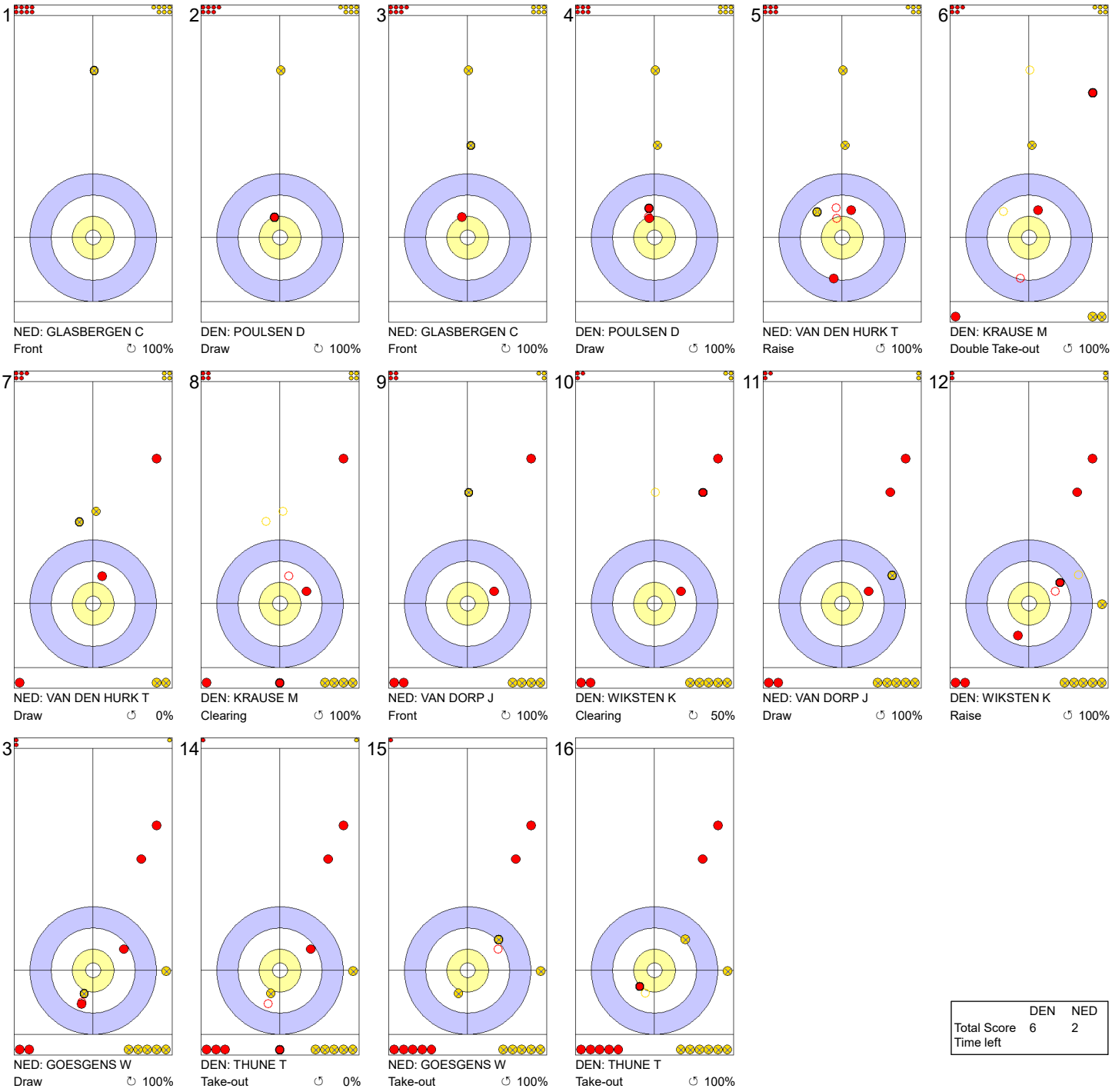


| | DEN | NED |
|---|---|---|
| Total Score | 6 | 2 |
| Time left | | |

**Legend:**

↻ Clockwise ↺ Counter-clockwise - Not considered



lgt.com NEW HOLLAND LE GRUYÈRE SWITZERLAND ZUG CURLIT Curling Information Technology Ltd.

# Game - Shot by Shot

**End 9** — **DEN - Denmark 6 + 1** (this end) **= 7** — **NED - Netherlands 2 + 0** (this end) **= 2**

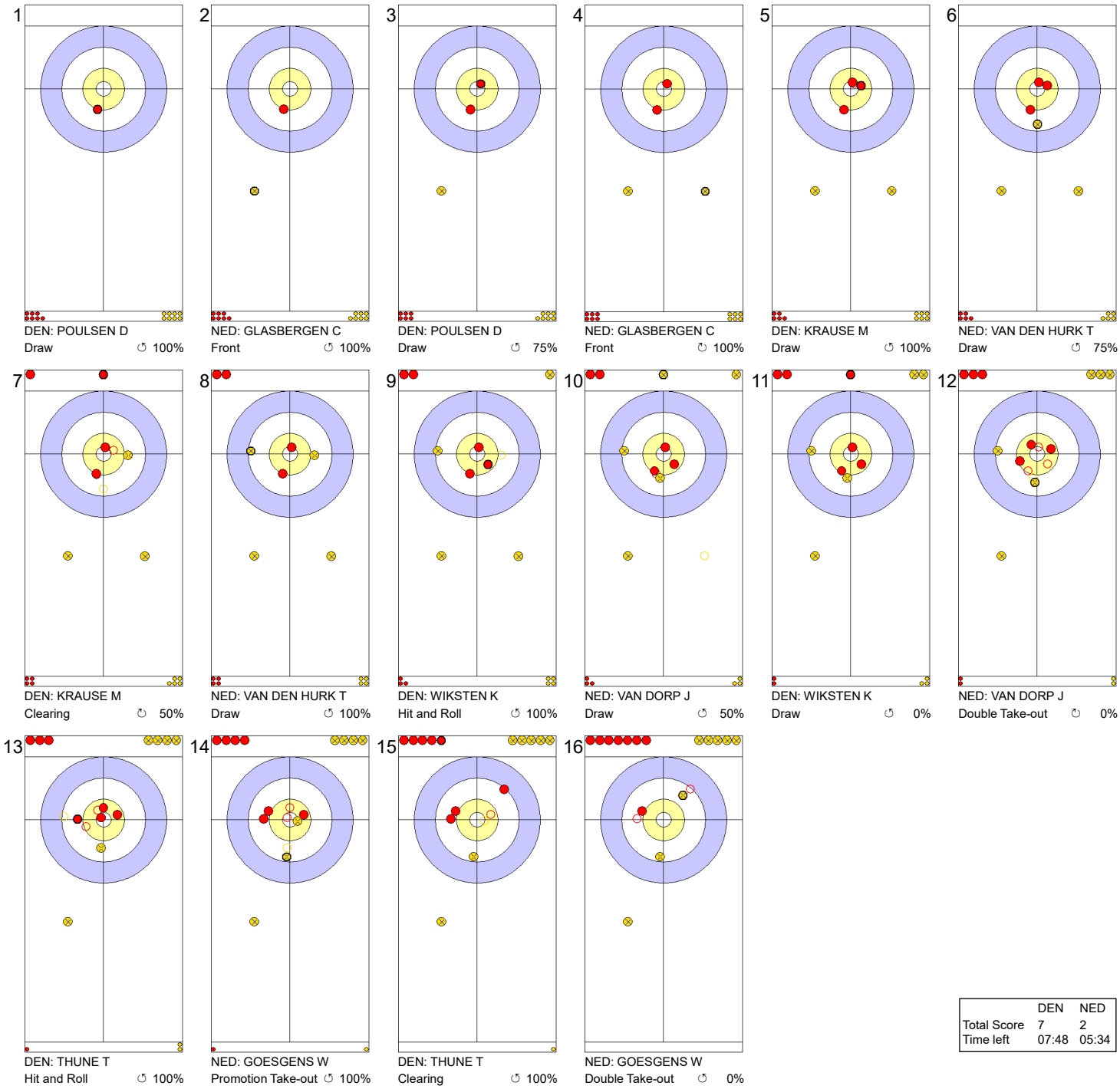


| | DEN | NED |
|---|---|---|
| Total Score | 7 | 2 |
| Time left | 07:48 | 05:34 |

**Legend:**
↻ Clockwise ↺ Counter-clockwise - Not considered



lgt.com NEW HOLLAND LE GRUYÈRE SWITZERLAND ZUG CURLIT Curling Information Technology Ltd.

# Game Results

| Sheet | Game | Team | LSFE | 1 | 2 | 3 | 4 | 5 | 6 | 7 | 8 | 9 | 10 | Extra Ends | | | | Total |
|---|---|---|---|---|---|---|---|---|---|---|---|---|---|---|---|---|---|---|
| B | 10 | CAN - Canada | * | 3 | 3 | 0 | 1 | 3 | 0 | X | X | X | X | | | | | 10 |
| | 10 | KOR - Korea | | 0 | 0 | 1 | 0 | 0 | 1 | X | X | X | X | | | | | 2 |

| CAN - Canada | | Shot Success Game | Shot Success All |
|---|---|---|---|
| 4 S | GUSHUE Brad | 98 % | 84 % |
| 3 V | NICHOLS Mark | 94 % | 83 % |
| 2 | GALLANT Brett | 98 % | 85 % |
| 1 | WALKER Geoff | 93 % | 90 % |
| A | HARNDEN EJ | 100 % | 58 % |
| | Team Total | 96 % | 85 % |

| Last Stone Draw | | Distance |
|---|---|---|
| ↻ | GUSHUE Brad | 8.6cm |
| ↺ | GALLANT Brett | 9.9cm |
| **Total** | | **18.5cm** |

Time remaining: 14 minutes 35 seconds

| KOR - Korea | | Shot Success Game | Shot Success All |
|---|---|---|---|
| 4 V | KIM Soo-Hyuk | 60 % | 73 % |
| 3 S | KIM Chang-Min | 65 % | 77 % |
| 2 | SEONG Se Hyeon | 77 % | 77 % |
| 1 | KIM Hak Kyun | 100 % | 83 % |
| A | JEON Jae Ik | - | - |
| | Team Total | 76 % | 77 % |

| Last Stone Draw | | Distance |
|---|---|---|
| ↻ | KIM Chang-Min | 35.5cm |
| ↺ | KIM Hak Kyun | 141.6cm |
| **Total** | | **177.1cm** |

Time remaining: 15 minutes 47 seconds

HARNDEN EJ replaced WALKER G at the beginning of end 6
Revised line-up: (4 S) GUSHUE B, (3 V) NICHOLS M, (2) HARNDEN EJ, (1) GALLANT B

## Shot Success Analysis

| CAN - Canada | | ↻ | ↺ | Game |
|---|---|---|---|---|
| 4 GUSHUE Brad | Draws | 2 100 % | 3 92 % | 5 95 % |
| | Take-outs | 2 100 % | 5 100 % | 7 100 % |
| | Total | 4 100 % | 8 97 % | 12 98 % |
| 3 NICHOLS Mark | Draws | 1 100 % | 4 100 % | 5 100 % |
| | Take-outs | 3 100 % | 4 81 % | 7 89 % |
| | Total | 4 100 % | 8 91 % | 12 94 % |
| 2 GALLANT Brett | Draws | 7 96 % | 2 100 % | 9 97 % |
| | Take-outs | 2 100 % | 1 100 % | 3 100 % |
| | Total | 9 97 % | 3 100 % | 12 98 % |
| 1 WALKER Geoff | Draws | 3 92 % | 7 93 % | 10 93 % |
| | Take-outs | 0 - | 0 - | 0 - |
| | Total | 3 92 % | 7 93 % | 10 93 % |
| A HARNDEN EJ | Draws | 1 100 % | 0 - | 1 100 % |
| | Take-outs | 0 - | 1 100 % | 1 100 % |
| | Total | 1 100 % | 1 100 % | 2 100 % |
| Team | Draws | 14 96 % | 16 95 % | 30 96 % |
| | Take-outs | 7 100 % | 11 93 % | 18 96 % |
| | Total | 21 98 % | 27 94 % | 48 96 % |

| KOR - Korea | | ↻ | ↺ | Game |
|---|---|---|---|---|
| 4 KIM Soo-Hyuk | Draws | 3 33 % | 3 100 % | 6 67 % |
| | Take-outs | 2 38 % | 4 63 % | 6 54 % |
| | Total | 5 35 % | 7 79 % | 12 60 % |
| 3 KIM Chang-Min | Draws | 2 25 % | 3 83 % | 5 60 % |
| | Take-outs | 2 100 % | 5 55 % | 7 68 % |
| | Total | 4 63 % | 8 66 % | 12 65 % |
| 2 SEONG Se Hyeon | Draws | 2 100 % | 4 81 % | 6 88 % |
| | Take-outs | 1 100 % | 5 60 % | 6 67 % |
| | Total | 3 100 % | 9 69 % | 12 77 % |
| 1 KIM Hak Kyun | Draws | 5 100 % | 7 100 % | 12 100 % |
| | Take-outs | 0 - | 0 - | 0 - |
| | Total | 5 100 % | 7 100 % | 12 100 % |
| A JEON Jae Ik | Draws | 0 - | 0 - | 0 - |
| | Take-outs | 0 - | 0 - | 0 - |
| | Total | 0 - | 0 - | 0 - |
| Team | Draws | 12 71 % | 17 93 % | 29 84 % |
| | Take-outs | 5 75 % | 14 59 % | 19 63 % |
| | Total | 17 72 % | 31 77 % | 48 76 % |

**Note:**
Position and function for each team member:
**4** = Fourth, **3** = Third, **2** = Second, **1** = Lead, **A** = Alternate, **S** = Skip, **V** = Vice-Skip

**Legend:**
↻ Clockwise ↺ Counter-clockwise **LSFE(*)** Last Stone First End
**X** Unplayed/unfinished end due to concession



lgt.com NEW HOLLAND LE GRUYÈRE SWITZERLAND ZUG CURLIT Curling Information Technology Ltd.

# Game - Shot by Shot

**End 1** — **CAN - Canada 0 + 3** (this end) **= 3** — **KOR - Korea 0 + 0** (this end) **= 0**




| | CAN | KOR |
|---|---|---|
| Total Score | 3 | 0 |
| Time left | | |

**Legend:**

↻ Clockwise ↺ Counter-clockwise - Not considered



lgt.com NEW HOLLAND LE GRUYÈRE SWITZERLAND ZUG CURLIT Curling Information Technology Ltd.

# Game - Shot by Shot

**End 2** — **CAN - Canada 3 + 3** (this end) **= 6** — **KOR - Korea 0 + 0** (this end) **= 0**

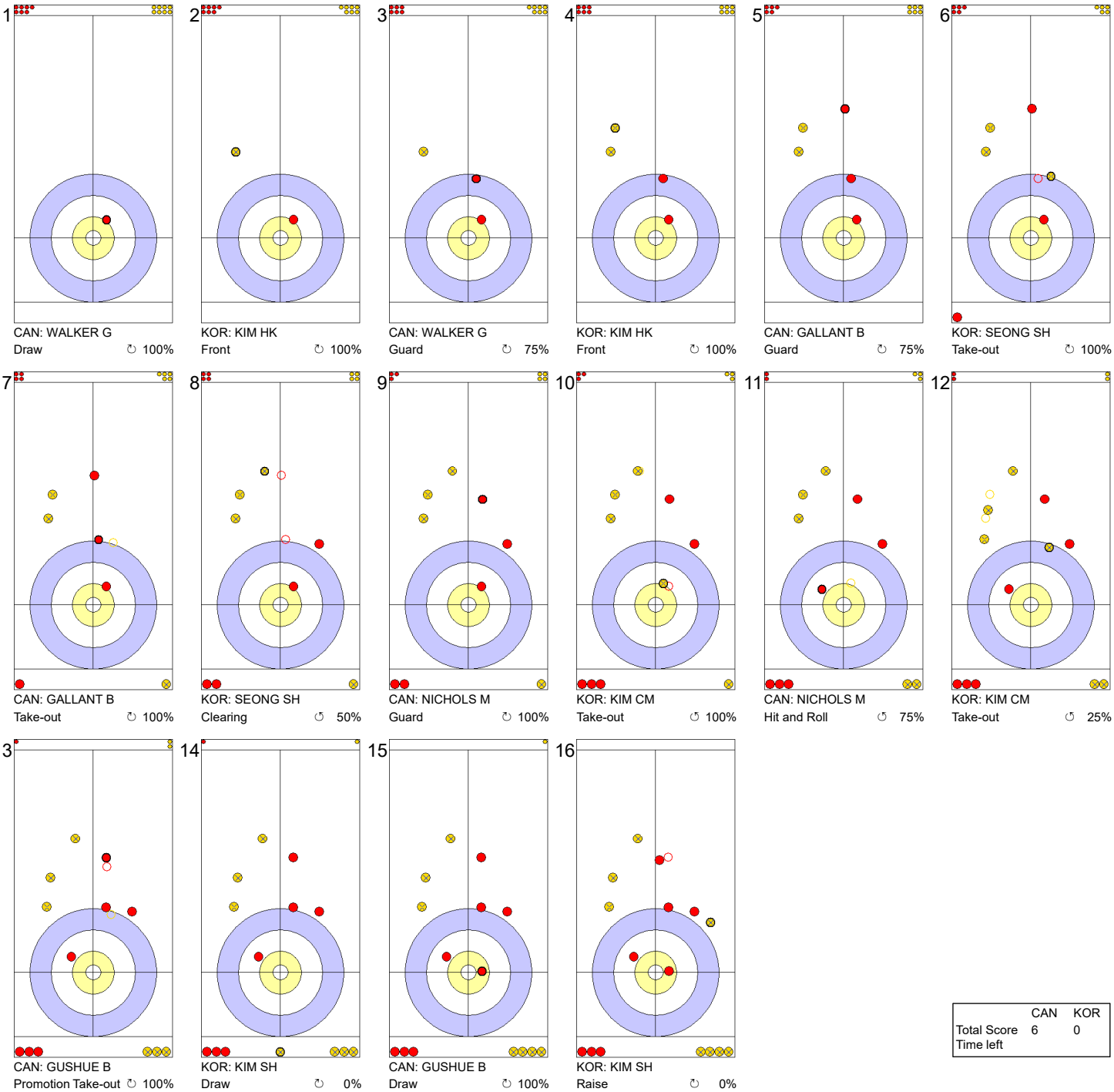


| | CAN | KOR |
|---|---|---|
| Total Score | 6 | 0 |
| Time left | | |

**Legend:**

↻ Clockwise ↺ Counter-clockwise - Not considered



lgt.com NEW HOLLAND LE GRUYÈRE SWITZERLAND ZUG CURLIT Curling Information Technology Ltd.

# Game - Shot by Shot

**End 3** — **CAN - Canada 6 + 0** (this end) **= 6** — **KOR - Korea 0 + 1** (this end) **= 1**

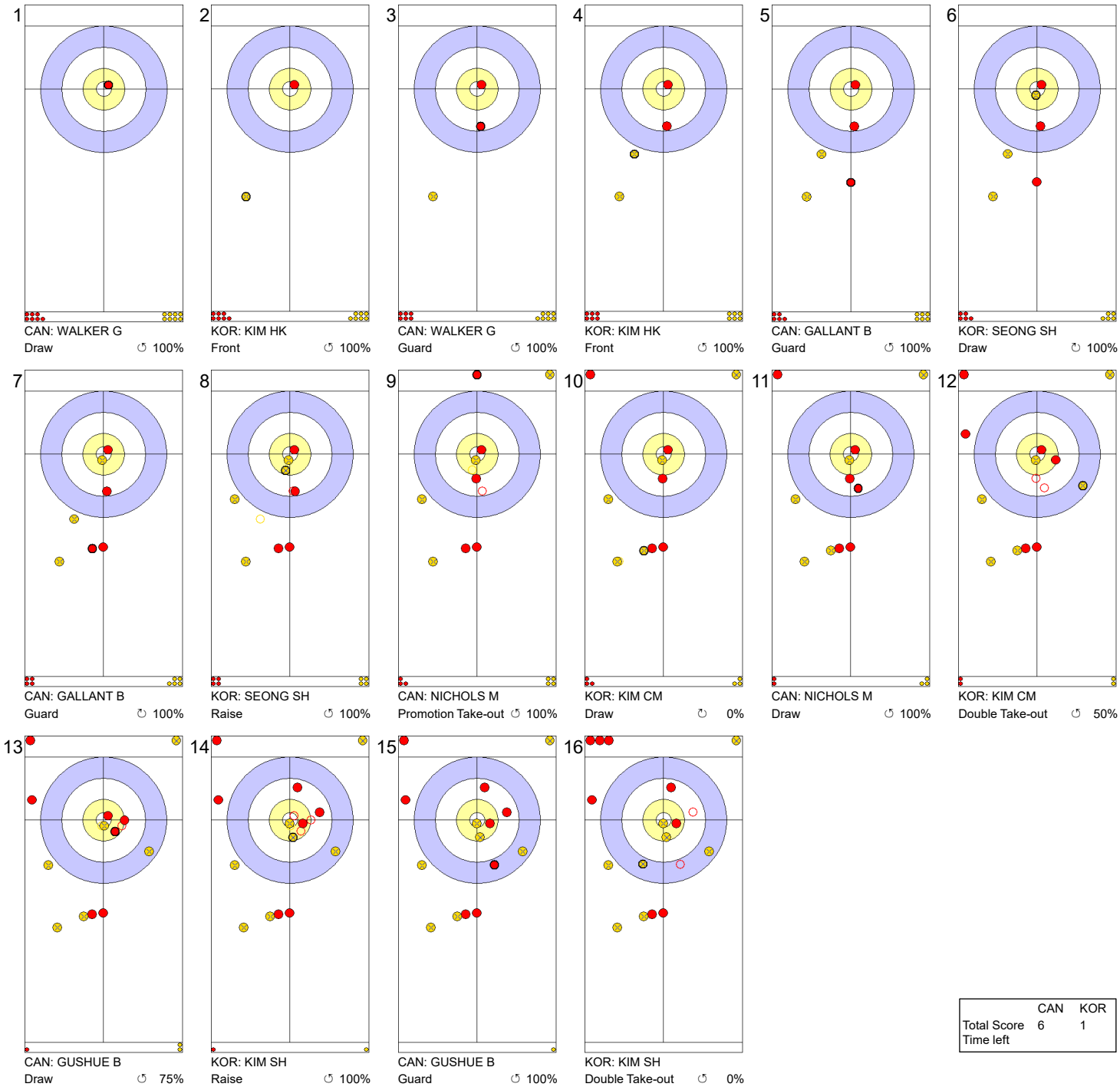


| | CAN | KOR |
|---|---|---|
| Total Score | 6 | 1 |
| Time left | | |

**Legend:**

↻ Clockwise ↺ Counter-clockwise - Not considered



lgt.com NEW HOLLAND LE GRUYÈRE SWITZERLAND ZUG CURLIT Curling Information Technology Ltd.

# Game - Shot by Shot

**End 4** — **CAN - Canada 6 + 1** (this end) **= 7** — **KOR - Korea 1 + 0** (this end) **= 1**




| | CAN | KOR |
|---|---|---|
| Total Score | 7 | 1 |
| Time left | | |

**Legend:**

↻ Clockwise ↺ Counter-clockwise - Not considered



lgt.com NEW HOLLAND LE GRUYÈRE SWITZERLAND ZUG CURLIT Curling Information Technology Ltd.

# Game - Shot by Shot

**End 5** — **CAN - Canada 7 + 3** (this end) **= 10** — **KOR - Korea 1 + 0** (this end) **= 1**




| | CAN | KOR |
|---|---|---|
| Total Score | 10 | 1 |
| Time left | | |

**Legend:**
↻ Clockwise ↺ Counter-clockwise - Not considered



lgt.com NEW HOLLAND LE GRUYÈRE SWITZERLAND ZUG CURLIT Curling Information Technology Ltd.

# Game - Shot by Shot

**End 6** — **CAN - Canada** 10 + 0 (this end) = **10** — **KOR - Korea** 1 + 1 (this end) = **2**

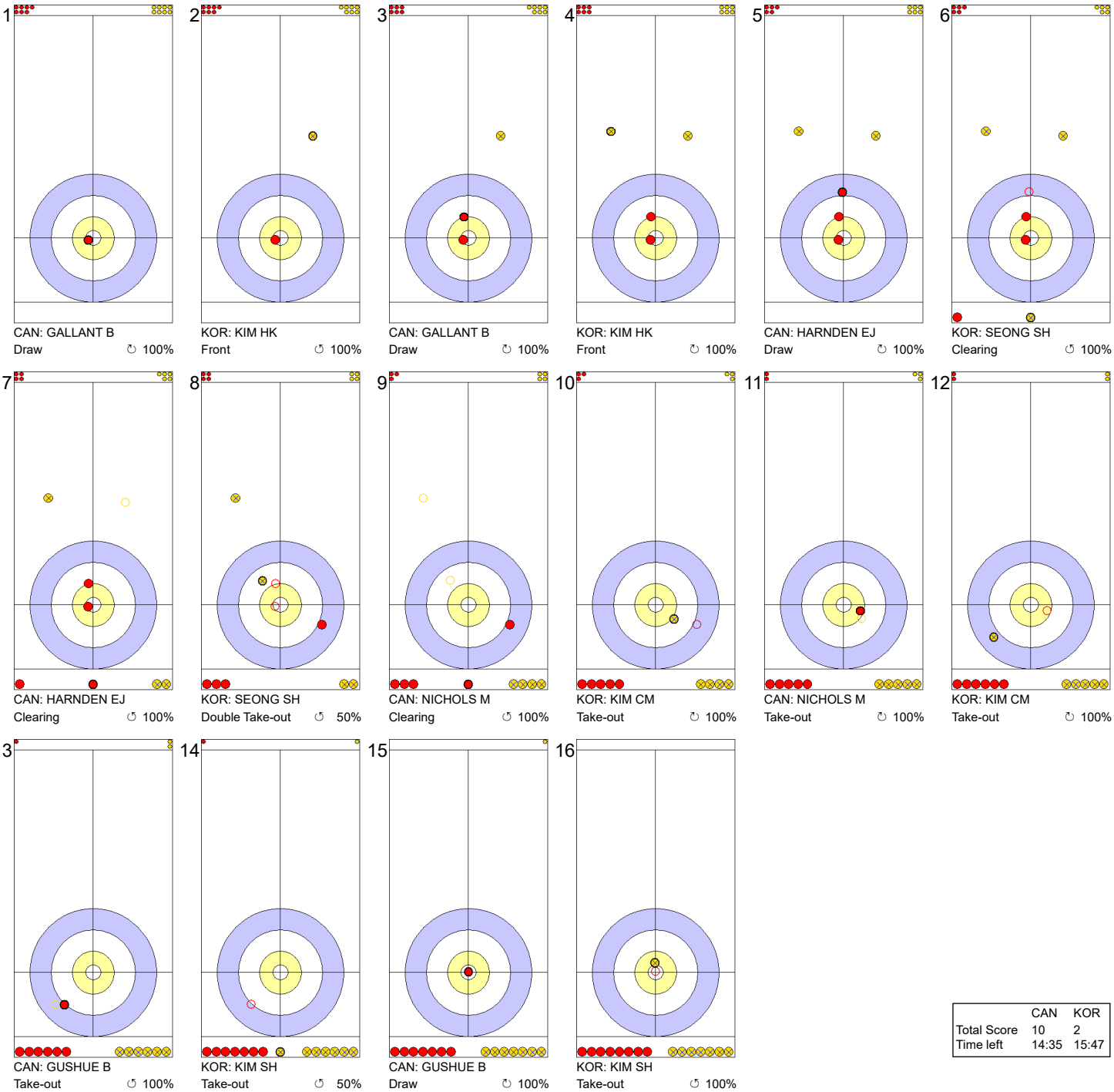


| | CAN | KOR |
|---|---|---|
| Total Score | 10 | 2 |
| Time left | 14:35 | 15:47 |

**Legend:**
↻ Clockwise ↺ Counter-clockwise - Not considered



lgt.com NEW HOLLAND LE GRUYÈRE SWITZERLAND ZUG CURLIT Curling Information Technology Ltd.

# Game Results

| Sheet | Game | Team | LSFE | 1 | 2 | 3 | 4 | 5 | 6 | 7 | 8 | 9 | 10 | Extra Ends | | | | Total |
|---|---|---|---|---|---|---|---|---|---|---|---|---|---|---|---|---|---|---|
| C | 10 | USA - United States | | 0 | 0 | 1 | 0 | 0 | 1 | 0 | 0 | 1 | 0 | | | | | 3 |
| | 11 | SWE - Sweden | * | 1 | 0 | 0 | 0 | 1 | 0 | 0 | 1 | 0 | 2 | | | | | 5 |

| USA - United States | | Shot Success Game | Shot Success All |
|---|---|---|---|
| 4 S | DROPKIN Korey | 89% | 78% |
| 3 V | POLO Joe | 76% | 83% |
| 2 | FENNER Mark | 71% | 79% |
| 1 | HOWELL Tom | 84% | 81% |
| A | FENSON Alex | - | - |
| | Team Total | 80% | 80% |

| Last Stone Draw | | Distance |
|---|---|---|
| ↻ | POLO Joe | 12.8cm |
| ↺ | HOWELL Tom | 116.3cm |
| **Total** | | **129.1cm** |

Time remaining: 0 minutes 17 seconds

Time-out: End 10 - USA stone 4

| SWE - Sweden | | Shot Success Game | Shot Success All |
|---|---|---|---|
| 4 S | EDIN Niklas | 93% | 83% |
| 3 | ERIKSSON Oskar | 81% | 84% |
| 2 | WRANAA Rasmus | 71% | 85% |
| 1 V | MAGNUSSON Daniel | 83% | 81% |
| A | SUNDGREN Christoffer | - | 92% |
| | Team Total | 82% | 85% |

| Last Stone Draw | | Distance |
|---|---|---|
| ↻ | EDIN Niklas | 11.4cm |
| ↺ | WRANAA Rasmus | 7.1cm |
| **Total** | | **18.5cm** |

Time remaining: 0 minutes 49 seconds

Time-out: End 10 - SWE stone 8

## Shot Success Analysis

| USA - United States | | ↻ | | ↺ | | Game | |
|---|---|---|---|---|---|---|---|
| 4 DROPKIN Korey | Draws | 4 | 94% | 9 | 89% | 13 | 90% |
| | Take-outs | 3 | 100% | 4 | 75% | 7 | 86% |
| | Total | 7 | 96% | 13 | 85% | 20 | 89% |
| 3 POLO Joe | Draws | 3 | 33% | 6 | 92% | 9 | 72% |
| | Take-outs | 4 | 69% | 7 | 86% | 11 | 80% |
| | Total | 7 | 54% | 13 | 88% | 20 | 76% |
| 2 FENNER Mark | Draws | 5 | 80% | 12 | 69% | 17 | 72% |
| | Take-outs | 0 | - | 3 | 67% | 3 | 67% |
| | Total | 5 | 80% | 15 | 68% | 20 | 71% |
| 1 HOWELL Tom | Draws | 2 | 88% | 17 | 82% | 19 | 83% |
| | Take-outs | 0 | - | 1 | 100% | 1 | 100% |
| | Total | 2 | 88% | 18 | 83% | 20 | 84% |
| A FENSON Alex | Draws | 0 | - | 0 | - | 0 | - |
| | Take-outs | 0 | - | 0 | - | 0 | - |
| | Total | 0 | - | 0 | - | 0 | - |
| Team | Draws | 14 | 75% | 44 | 81% | 58 | 80% |
| | Take-outs | 7 | 82% | 15 | 80% | 22 | 81% |
| | Total | 21 | 77% | 59 | 81% | 80 | 80% |

| SWE - Sweden | | ↻ | | ↺ | | Game | |
|---|---|---|---|---|---|---|---|
| 4 EDIN Niklas | Draws | 4 | 88% | 6 | 92% | 10 | 90% |
| | Take-outs | 5 | 100% | 5 | 90% | 10 | 95% |
| | Total | 9 | 94% | 11 | 91% | 20 | 93% |
| 3 ERIKSSON Oskar | Draws | 0 | - | 2 | 63% | 2 | 63% |
| | Take-outs | 11 | 80% | 7 | 89% | 18 | 83% |
| | Total | 11 | 80% | 9 | 83% | 20 | 81% |
| 2 WRANAA Rasmus | Draws | 1 | 100% | 4 | 56% | 5 | 65% |
| | Take-outs | 6 | 83% | 9 | 67% | 15 | 73% |
| | Total | 7 | 86% | 13 | 63% | 20 | 71% |
| 1 MAGNUSSON Daniel | Draws | 3 | 100% | 17 | 79% | 20 | 83% |
| | Take-outs | 0 | - | 0 | - | 0 | - |
| | Total | 3 | 100% | 17 | 79% | 20 | 83% |
| A SUNDGREN Christoffer | Draws | 0 | - | 0 | - | 0 | - |
| | Take-outs | 0 | - | 0 | - | 0 | - |
| | Total | 0 | - | 0 | - | 0 | - |
| Team | Draws | 8 | 94% | 29 | 78% | 37 | 81% |
| | Take-outs | 22 | 85% | 21 | 80% | 43 | 83% |
| | Total | 30 | 88% | 50 | 79% | 80 | 82% |

**Note:**
Position and function for each team member:
**4** = Fourth, **3** = Third, **2** = Second, **1** = Lead, **A** = Alternate, **S** = Skip, **V** = Vice-Skip

**Legend:**
↻ Clockwise ↺ Counter-clockwise **LSFE(*)** Last Stone First End



lgt.com NEW HOLLAND LE GRUYÈRE SWITZERLAND ZUG CURLIT Curling Information Technology Ltd.

# Game - Shot by Shot

**End 1** — **USA - United States** 0 + 0 (this end) = 0 — **SWE - Sweden** 0 + 1 (this end) = 1

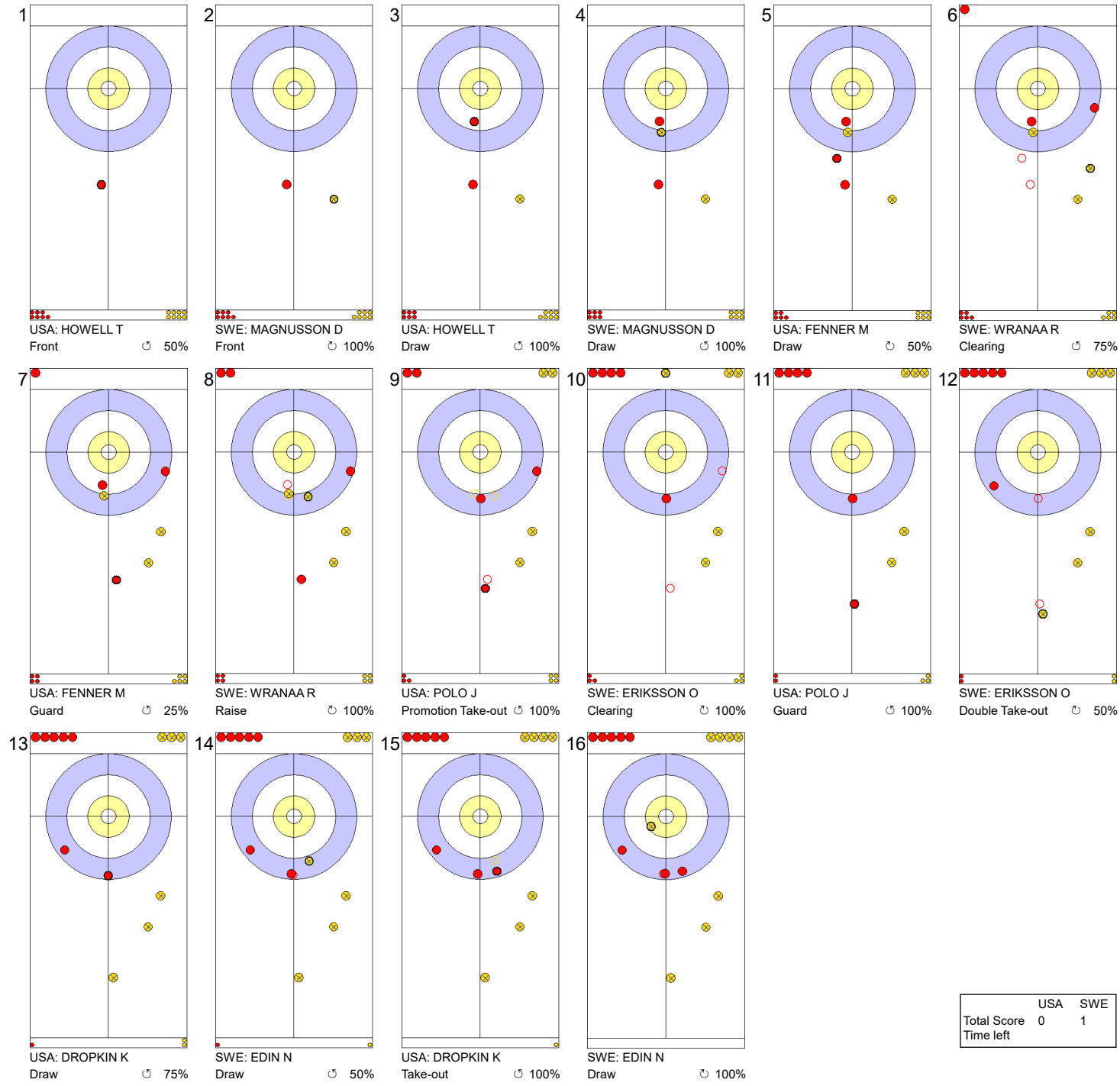


| | USA | SWE |
|---|---|---|
| Total Score | 0 | 1 |
| Time left | | |

**Legend:**
↻ Clockwise ↺ Counter-clockwise - Not considered



lgt.com NEW HOLLAND LE GRUYÈRE SWITZERLAND ZUG CURLIT Curling Information Technology Ltd.

# Game - Shot by Shot

**End 2** — **USA - United States 0 + 0** (this end) **= 0** — **SWE - Sweden 1 + 0** (this end) **= 1**

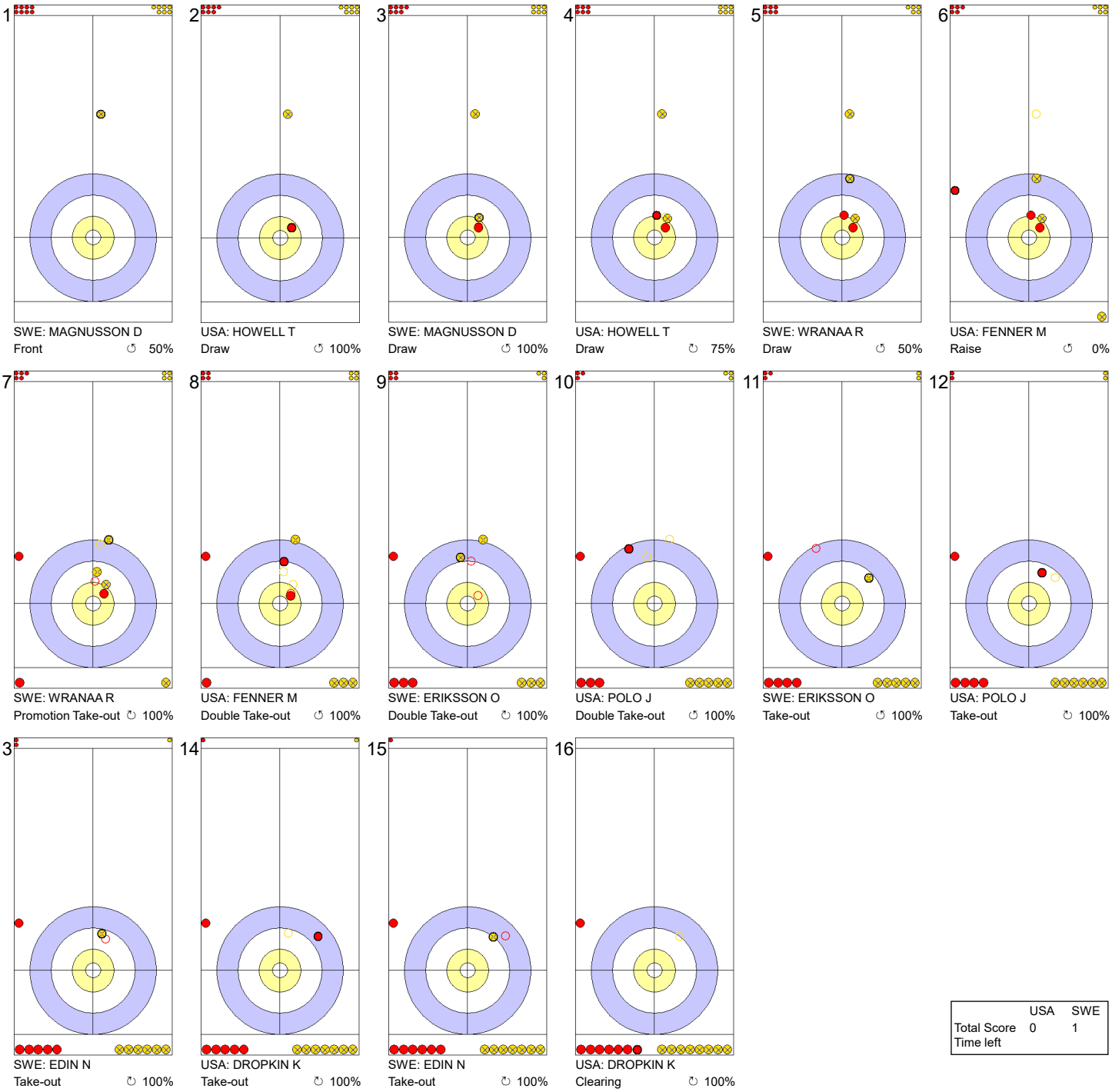


| | USA | SWE |
|---|---|---|
| Total Score | 0 | 1 |
| Time left | | |

**Legend:**

↻ Clockwise ↺ Counter-clockwise - Not considered



lgt.com NEW HOLLAND LE GRUYÈRE SWITZERLAND ZUG CURLIT Curling Information Technology Ltd.

# Game - Shot by Shot

**End 3** — **USA - United States 0 + 1** (this end) **= 1** — **SWE - Sweden 1 + 0** (this end) **= 1**

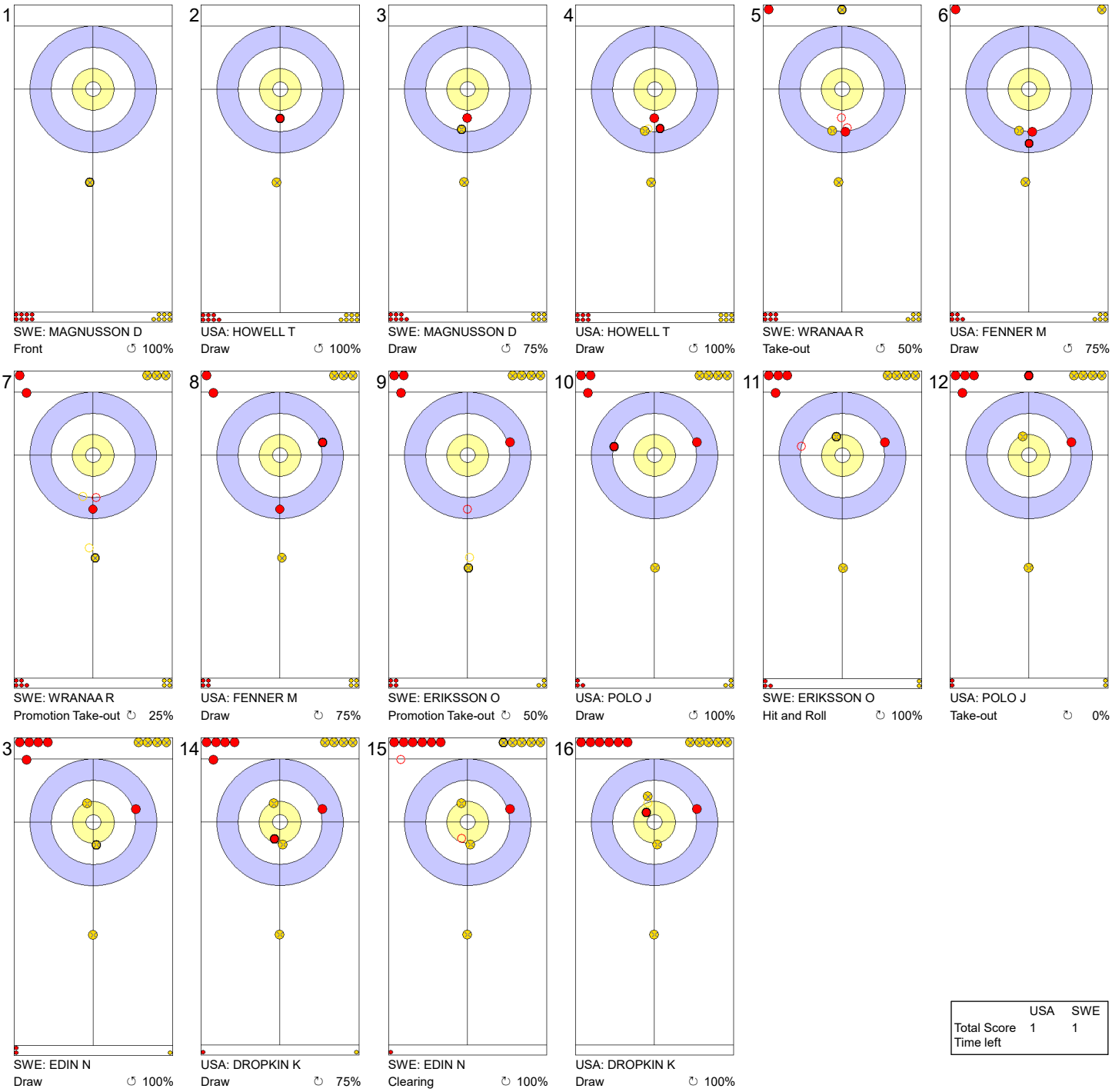


| | USA | SWE |
|---|---|---|
| Total Score | 1 | 1 |
| Time left | | |

**Legend:**
↻ Clockwise ↺ Counter-clockwise - Not considered



lgt.com NEW HOLLAND LE GRUYÈRE SWITZERLAND ZUG CURLIT Curling Information Technology Ltd.

# Game - Shot by Shot

**End 4** — **USA - United States 1 + 0** (this end) **= 1** — **SWE - Sweden 1 + 0** (this end) **= 1**

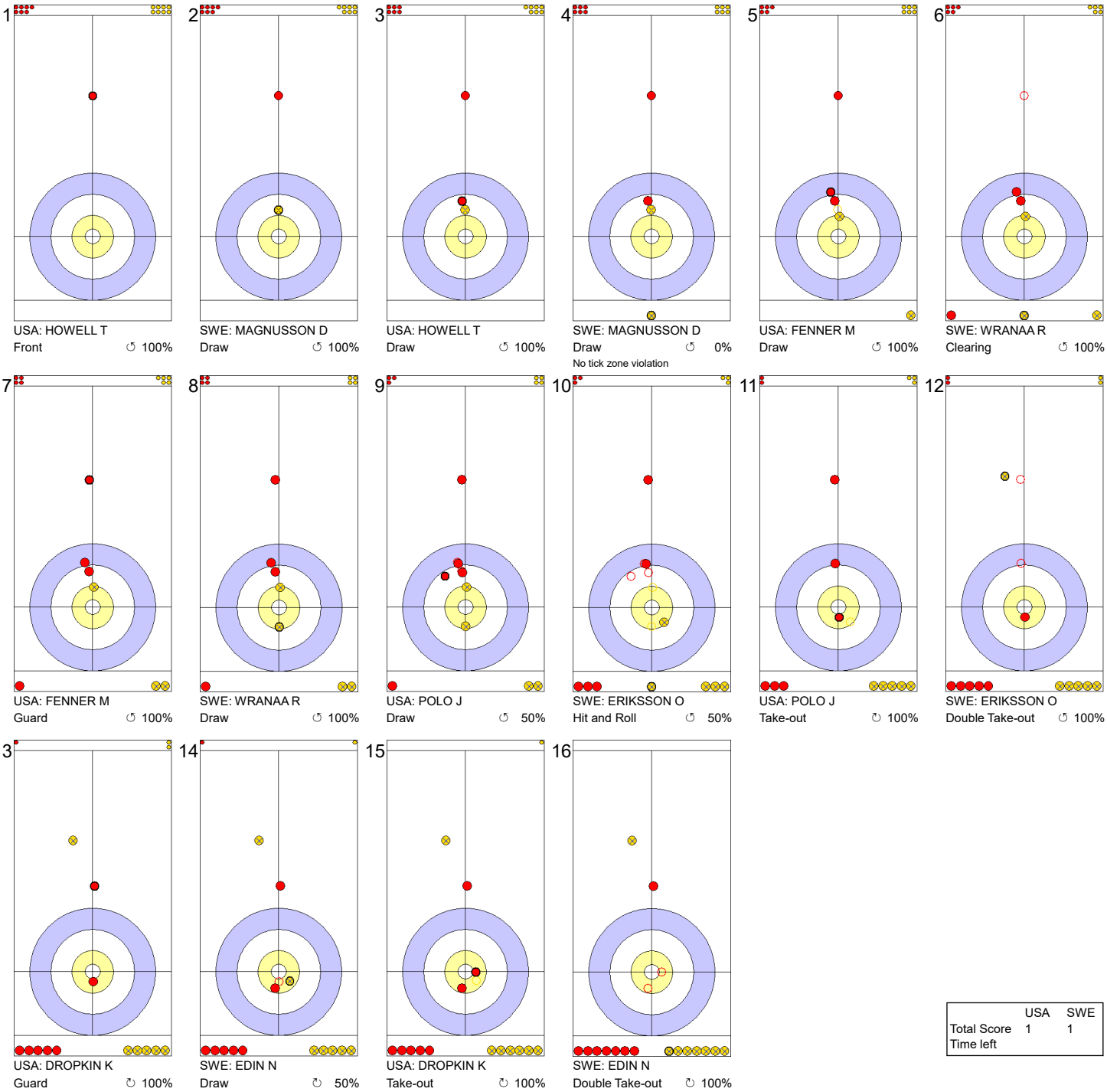


| | USA | SWE |
|---|---|---|
| Total Score | 1 | 1 |
| Time left | | |

**Legend:**

↻ Clockwise ↺ Counter-clockwise - Not considered



lgt.com NEW HOLLAND LE GRUYÈRE SWITZERLAND ZUG CURLIT Curling Information Technology Ltd.

# Game - Shot by Shot

**End 5** — **USA - United States 1 + 0** (this end) **= 1** — **SWE - Sweden 1 + 1** (this end) **= 2**

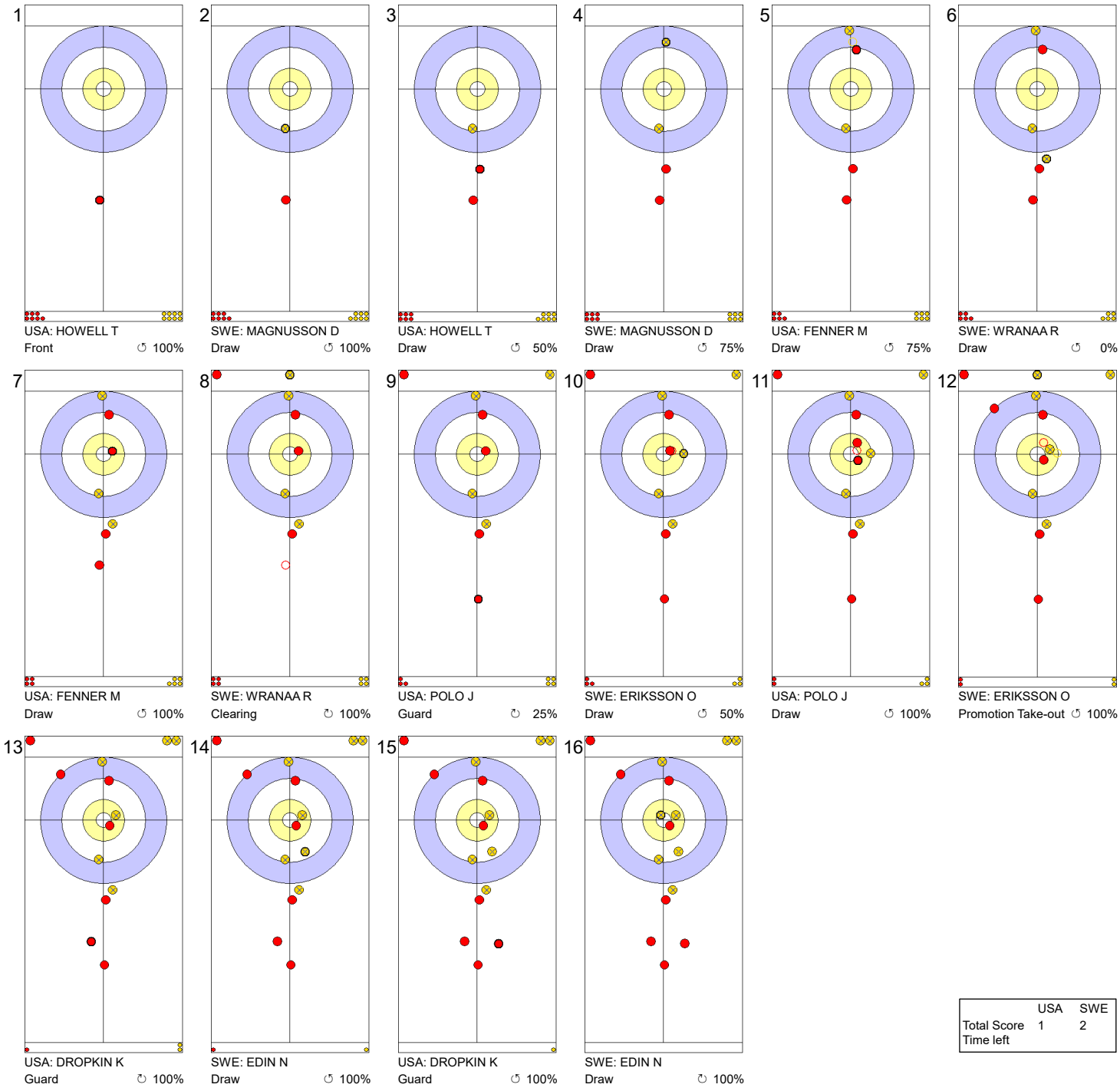


| | USA | SWE |
|---|---|---|
| Total Score | 1 | 2 |
| Time left | | |

**Legend:**
↻ Clockwise ↺ Counter-clockwise - Not considered



lgt.com NEW HOLLAND LE GRUYÈRE SWITZERLAND ZUG CURLIT Curling Information Technology Ltd.

# Game - Shot by Shot

**End 6** — **USA - United States 1 + 1** (this end) **= 2** — **SWE - Sweden 2 + 0** (this end) **= 2**

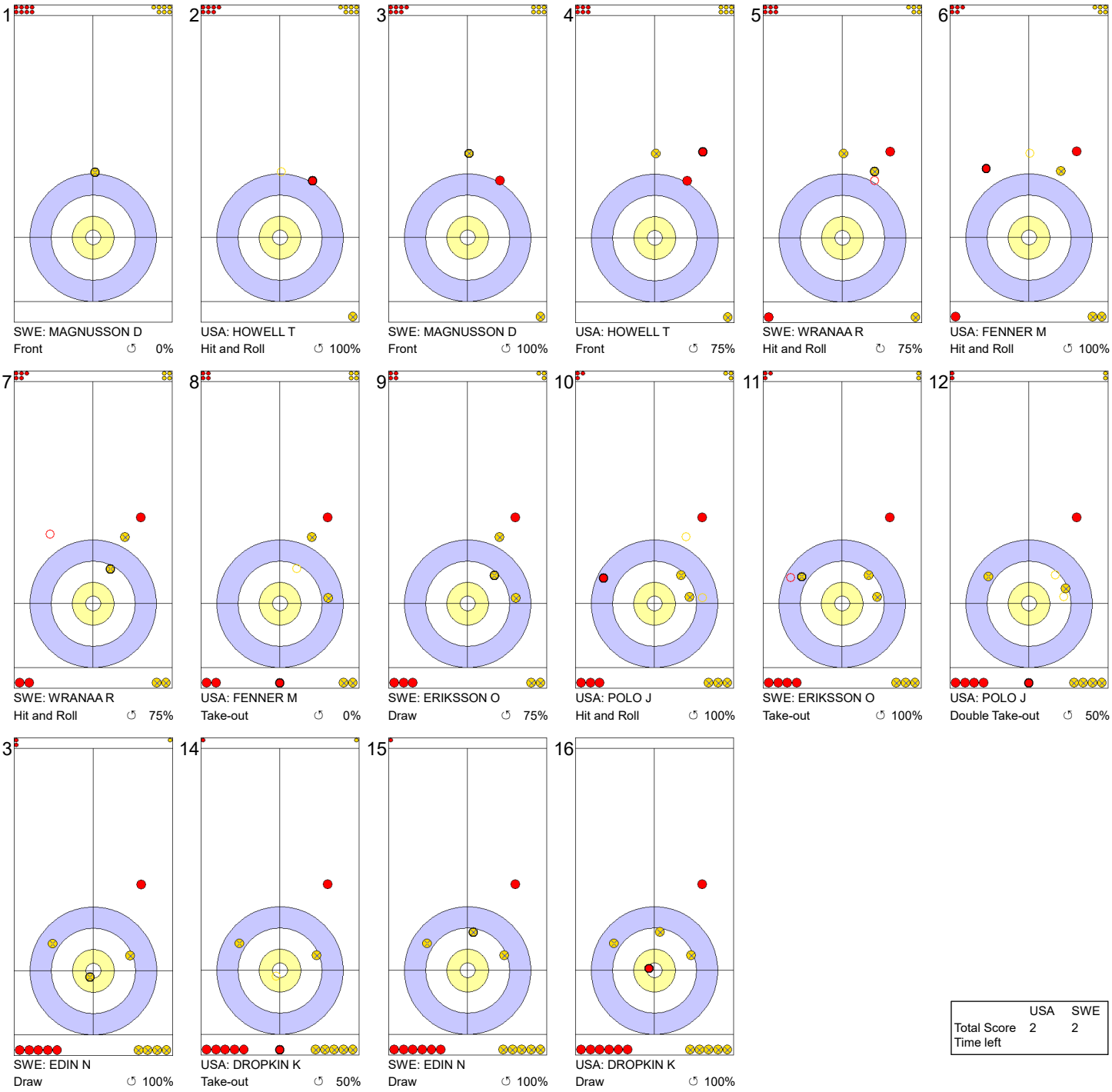


| | USA | SWE |
|---|---|---|
| Total Score | 2 | 2 |
| Time left | | |

**Legend:**
↻ Clockwise ↺ Counter-clockwise - Not considered



lgt.com NEW HOLLAND LE GRUYÈRE SWITZERLAND ZUG CURLIT Curling Information Technology Ltd.

# Game - Shot by Shot

**End 7** — **USA - United States 2 + 0** (this end) **= 2** — **SWE - Sweden 2 + 0** (this end) **= 2**

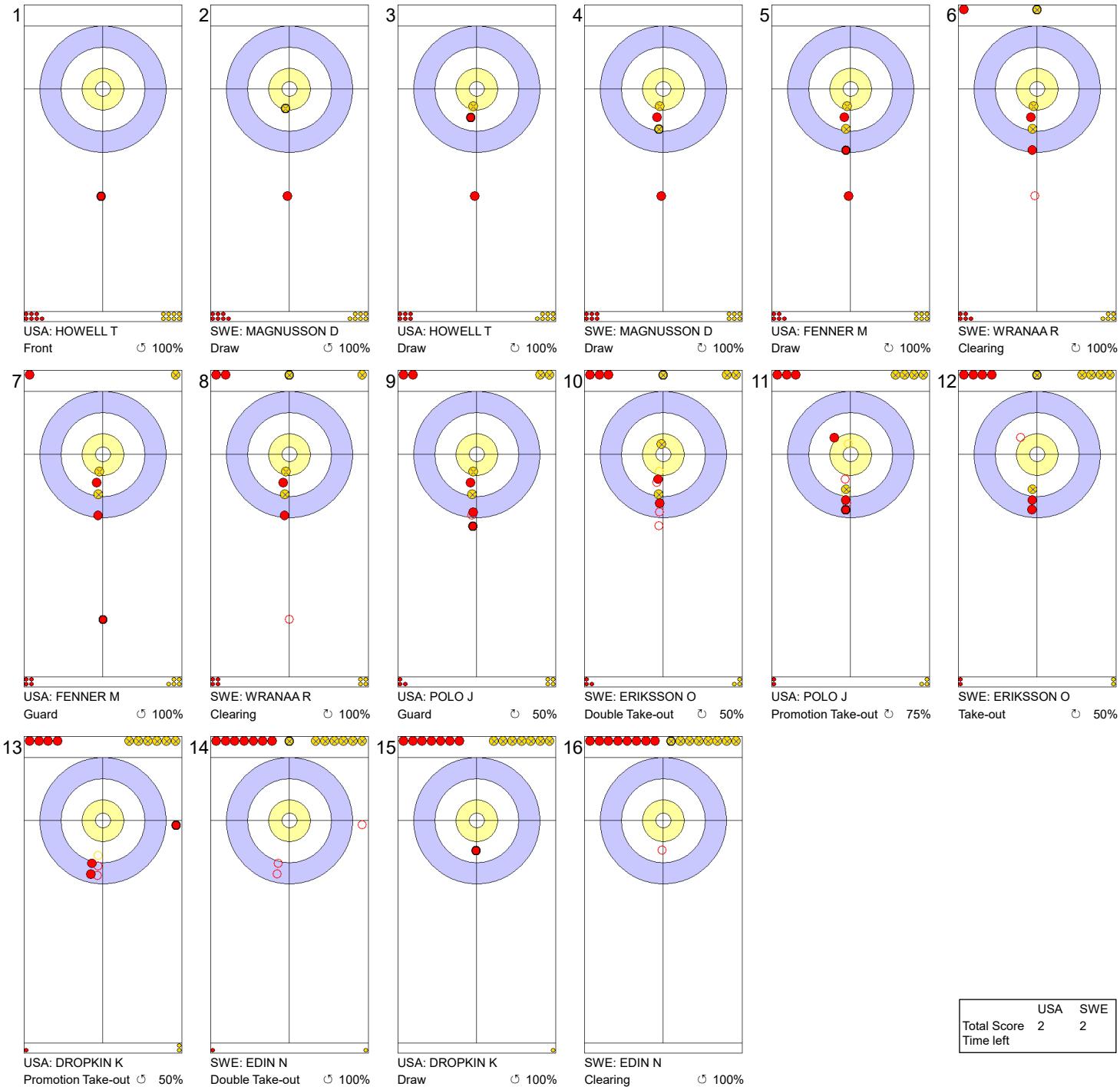


| | USA | SWE |
|---|---|---|
| Total Score | 2 | 2 |
| Time left | | |

**Legend:**

↻ Clockwise ↺ Counter-clockwise - Not considered



lgt.com NEW HOLLAND LE GRUYÈRE SWITZERLAND AOP ZUG CURLIT Curling Information Technology Ltd.

# Game - Shot by Shot

**End 8** **USA - United States 2 + 0 (this end) = 2** **SWE - Sweden 2 + 1 (this end) = 3**

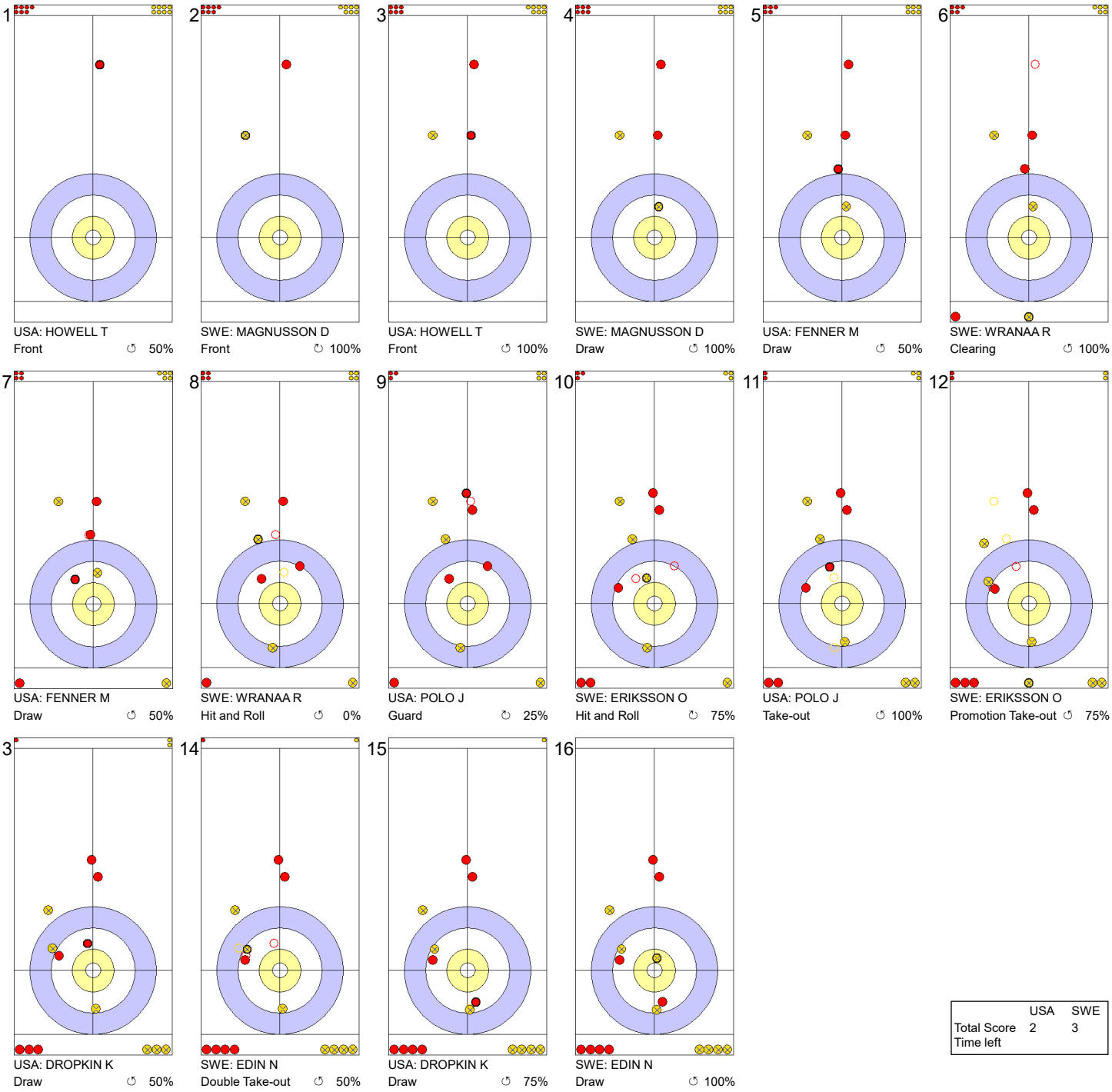


| | USA | SWE |
|---|---|---|
| Total Score | 2 | 3 |
| Time left | | |

**Legend:**
↻ Clockwise ↺ Counter-clockwise - Not considered



lgt.com NEW HOLLAND LE GRUYÈRE SWITZERLAND ZUG CURLIT Curling Information Technology Ltd.

# Game - Shot by Shot

**End 9** — **USA - United States 2 + 1** (this end) **= 3** — **SWE - Sweden 3 + 0** (this end) **= 3**




| | USA | SWE |
|---|---|---|
| Total Score | 3 | 3 |
| Time left | | |

**Legend:**

↻ Clockwise ↺ Counter-clockwise - Not considered



lgt.com NEW HOLLAND LE GRUYÈRE SWITZERLAND V ZUG CURLIT Curling Information Technology Ltd.

# Game - Shot by Shot

**End 10** — **USA - United States** 3 + 0 (this end) = 3 — **SWE - Sweden** 3 + 2 (this end) = 5




| | USA | SWE |
|---|---|---|
| Total Score | 3 | 5 |
| Time left | 00:17 | 00:49 |

**Legend:**
↻ Clockwise ↺ Counter-clockwise - Not considered



lgt.com NEW HOLLAND LE GRUYÈRE SWITZERLAND ZUG CURLIT Curling Information Technology Ltd.

# Game Results

| Sheet | Game | Team | LSFE | 1 | 2 | 3 | 4 | 5 | 6 | 7 | 8 | 9 | 10 | Extra Ends | | | Total |
|---|---|---|---|---|---|---|---|---|---|---|---|---|---|---|---|---|---|
| D | 10 | ITA - Italy | * | 1 | 0 | 0 | 2 | 0 | 1 | 0 | 1 | 0 | 0 | 1 | | | | 6 |
| | 11 | CZE - Czech Republic | | 0 | 0 | 1 | 0 | 0 | 0 | 2 | 0 | 1 | 1 | 0 | | | | 5 |

| ITA - Italy | | Shot Success Game | Shot Success All |
|---|---|---|---|
| 4 S | RETORNAZ Joel | 78% | 79% |
| 3 | MOSANER Amos | 83% | 78% |
| 2 | ARMAN Sebastiano | 88% | 82% |
| 1 V | GONIN Simone | 89% | 88% |
| A | GIOVANELLA Mattia | - | - |
| | Team Total | 84% | 82% |

| CZE - Czech Republic | | Shot Success Game | Shot Success All |
|---|---|---|---|
| 4 S | KLIMA Lukas | 79% | 75% |
| 3 V | CERNOVSKY Marek | 75% | 76% |
| 2 | BOHAC Radek | 81% | 81% |
| 1 | KLIPA Lukas | 84% | 82% |
| A | CANDRA Jiri | - | 82% |
| | Team Total | 80% | 78% |

| Last Stone Draw | | Distance |
|---|---|---|
| ↻ | ARMAN Sebastiano | 24.1cm |
| ↺ | MOSANER Amos | 22.9cm |
| **Total** | | **47.0cm** |

Time remaining: 7 minutes 52 seconds
2 minutes 1 second (after extra end)

Time-out: End 10 - ITA stone 7

GONIN S has been ejected from the game in end 10, no replacement
Revised line-up: (4 S) RETORNAZ J, (3 V) MOSANER A, (1) ARMAN S

| Last Stone Draw | | Distance |
|---|---|---|
| ↻ | KLIMA Lukas | 84.4cm |
| ↺ | KLIPA Lukas | 15.7cm |
| **Total** | | **100.1cm** |

Time remaining: 0 minutes 26 seconds
1 minute 28 seconds (after extra end)

Time-out: End 10 - CZE stone 7; End 11 - CZE stone 4

## Shot Success Analysis

| ITA - Italy | | ↻ | ↺ | Game |
|---|---|---|---|---|
| 4 RETORNAZ Joel | Draws | 3 100% | 4 63% | 7 79% |
| | Take-outs | 6 71% | 9 83% | 15 78% |
| | Total | 9 81% | 13 77% | 22 78% |
| 3 MOSANER Amos | Draws | 2 25% | 6 83% | 8 69% |
| | Take-outs | 12 88% | 3 100% | 15 90% |
| | Total | 14 79% | 9 89% | 23 83% |
| 2 ARMAN Sebastiano | Draws | 0 - | 10 95% | 10 95% |
| | Take-outs | 5 75% | 8 88% | 13 83% |
| | Total | 5 75% | 18 92% | 23 88% |
| 1 GONIN Simone | Draws | 4 69% | 13 92% | 17 87% |
| | Take-outs | 2 100% | 1 100% | 3 100% |
| | Total | 6 79% | 14 93% | 20 89% |
| A GIOVANELLA Mattia | Draws | 0 - | 0 - | 0 - |
| | Take-outs | 0 - | 0 - | 0 - |
| | Total | 0 - | 0 - | 0 - |
| Team | Draws | 9 69% | 33 88% | 42 84% |
| | Take-outs | 25 82% | 21 88% | 46 85% |
| | Total | 34 79% | 54 88% | 88 84% |

| CZE - Czech Republic | | ↻ | ↺ | Game |
|---|---|---|---|---|
| 4 KLIMA Lukas | Draws | 5 75% | 4 75% | 9 75% |
| | Take-outs | 8 81% | 4 81% | 12 81% |
| | Total | 13 79% | 8 78% | 21 79% |
| 3 CERNOVSKY Marek | Draws | 6 92% | 5 90% | 11 91% |
| | Take-outs | 6 75% | 5 40% | 11 59% |
| | Total | 12 83% | 10 65% | 22 75% |
| 2 BOHAC Radek | Draws | 7 75% | 4 63% | 11 70% |
| | Take-outs | 6 88% | 5 95% | 11 91% |
| | Total | 13 81% | 9 81% | 22 81% |
| 1 KLIPA Lukas | Draws | 6 88% | 13 81% | 19 83% |
| | Take-outs | 1 100% | 2 88% | 3 92% |
| | Total | 7 89% | 15 82% | 22 84% |
| A CANDRA Jiri | Draws | 0 - | 0 - | 0 - |
| | Take-outs | 0 - | 0 - | 0 - |
| | Total | 0 - | 0 - | 0 - |
| Team | Draws | 24 82% | 26 79% | 50 81% |
| | Take-outs | 21 82% | 16 73% | 37 78% |
| | Total | 45 82% | 42 77% | 87 80% |

**Note:**
Position and function for each team member:
**4** = Fourth, **3** = Third, **2** = Second, **1** = Lead, **A** = Alternate, **S** = Skip, **V** = Vice-Skip

**Legend:**
↻ Clockwise ↺ Counter-clockwise **LSFE(*)** Last Stone First End



lgt.com NEW HOLLAND LE GRUYÈRE SWITZERLAND ZUG CURLIT Curling Information Technology Ltd.

# Game - Shot by Shot

**End 1** — **ITA - Italy 0 + 1** (this end) **= 1** — **CZE - Czech Republic 0 + 0** (this end) **= 0**

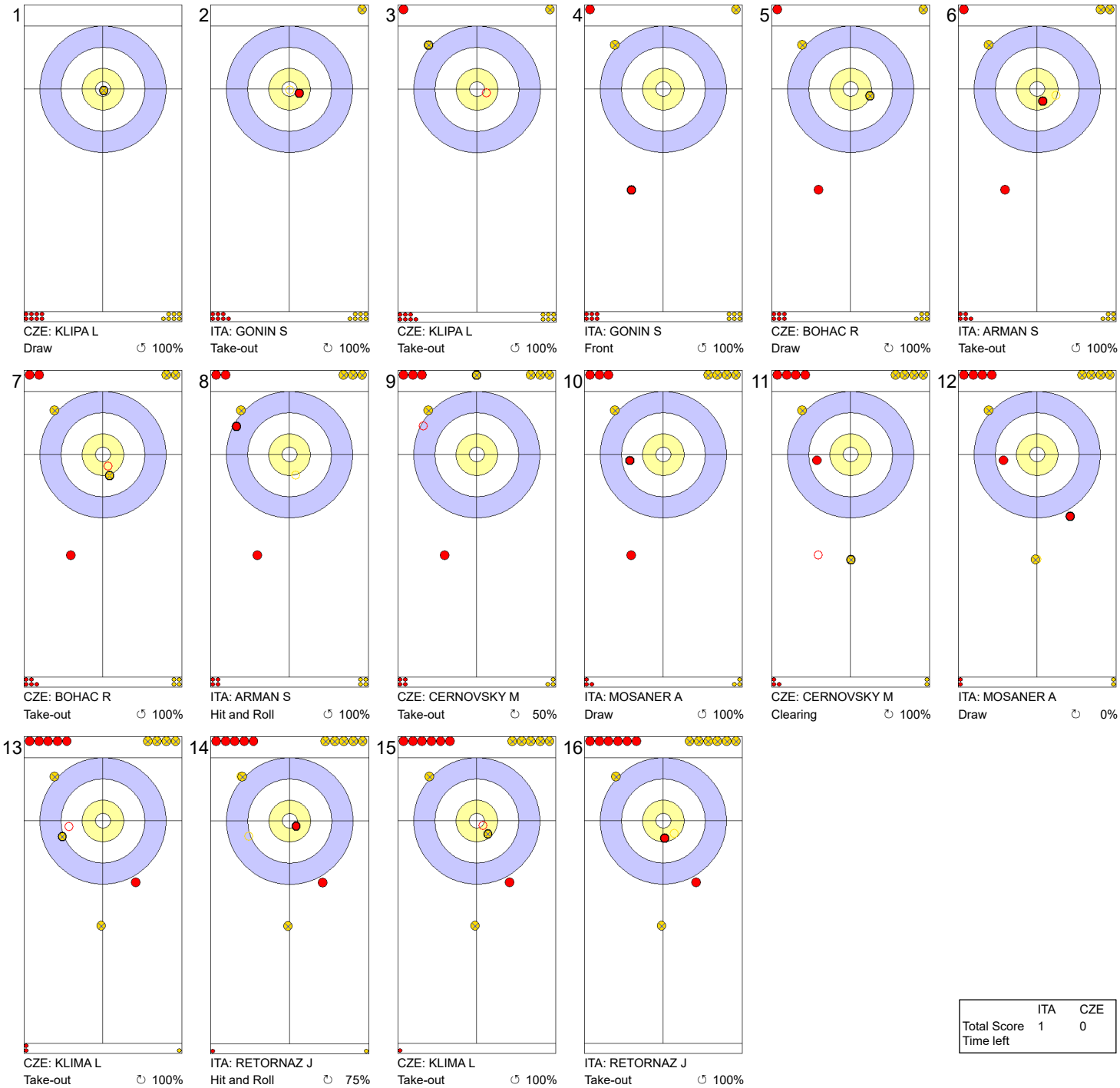


| | ITA | CZE |
|---|---|---|
| Total Score | 1 | 0 |
| Time left | | |

**Legend:**
↻ Clockwise ↺ Counter-clockwise - Not considered



lgt.com NEW HOLLAND LE GRUYÈRE SWITZERLAND ZUG CURLIT Curling Information Technology Ltd.

# Game - Shot by Shot

**End 2** — **ITA - Italy 1 + 0** (this end) **= 1** — **CZE - Czech Republic 0 + 0** (this end) **= 0**

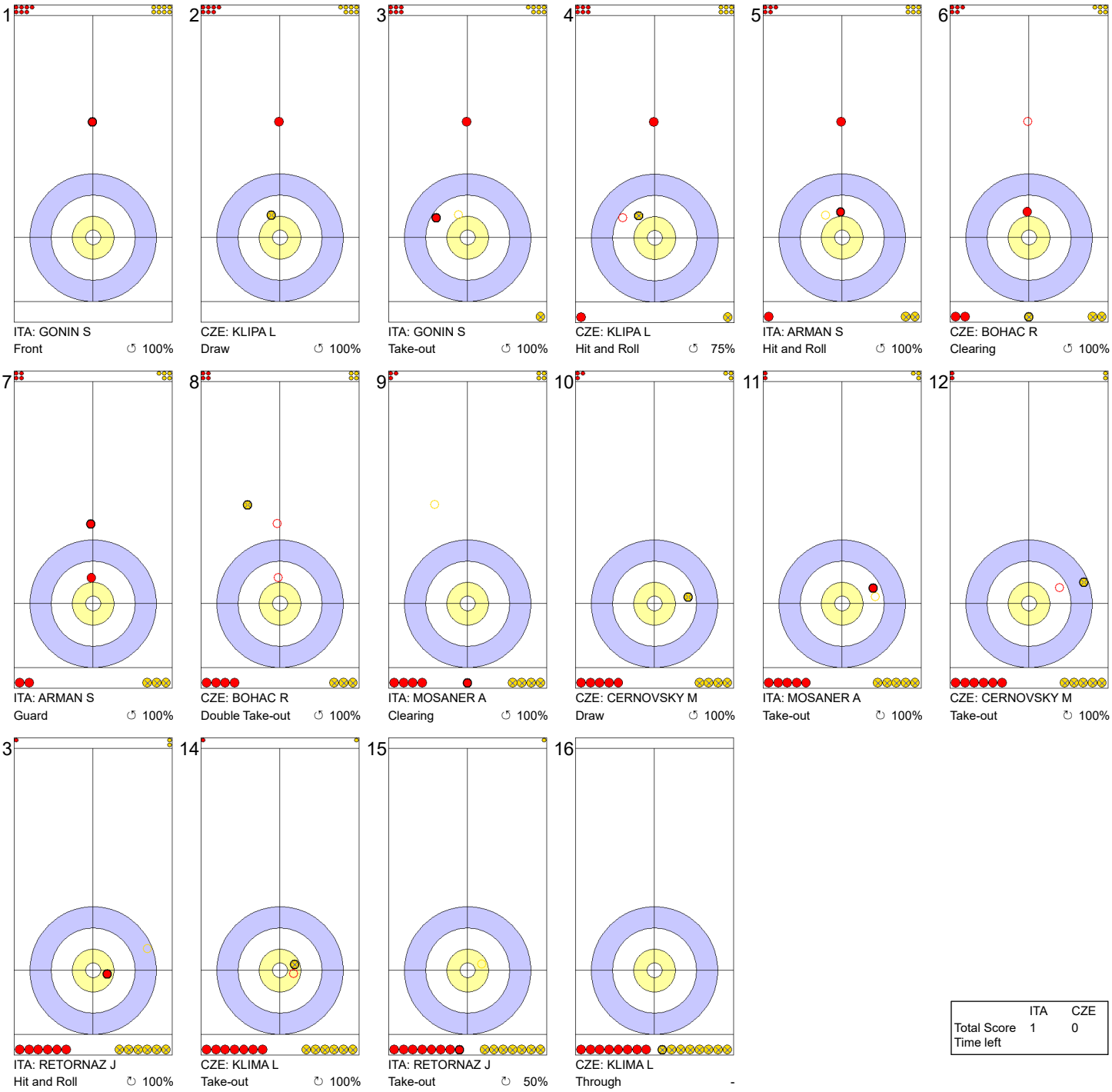


| | ITA | CZE |
|---|---|---|
| Total Score | 1 | 0 |
| Time left | | |

**Legend:**

↻ Clockwise ↺ Counter-clockwise - Not considered



lgt.com NEW HOLLAND LE GRUYÈRE SWITZERLAND ZUG CURLIT Curling Information Technology Ltd.

# Game - Shot by Shot

**End 3** — **ITA - Italy 1 + 0 (this end) = 1** — **CZE - Czech Republic 0 + 1 (this end) = 1**

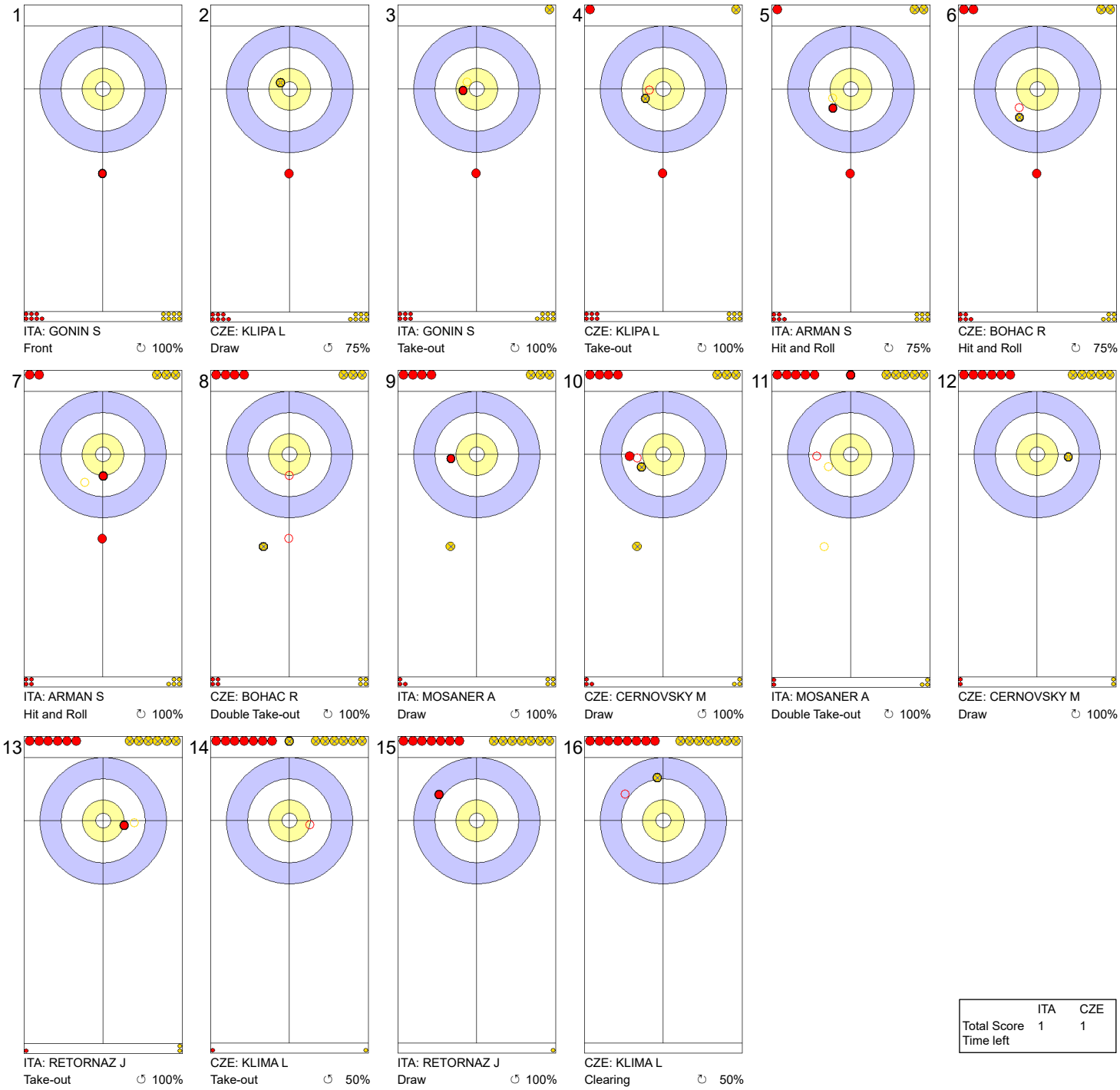


| | ITA | CZE |
|---|---|---|
| Total Score | 1 | 1 |
| Time left | | |

**Legend:**
↻ Clockwise ↺ Counter-clockwise - Not considered



lgt.com NEW HOLLAND LE GRUYÈRE SWITZERLAND V ZUG CURLIT Curling Information Technology Ltd.

# Game - Shot by Shot

**End 4** — **ITA - Italy 1 + 2** (this end) **= 3** — **CZE - Czech Republic 1 + 0** (this end) **= 1**

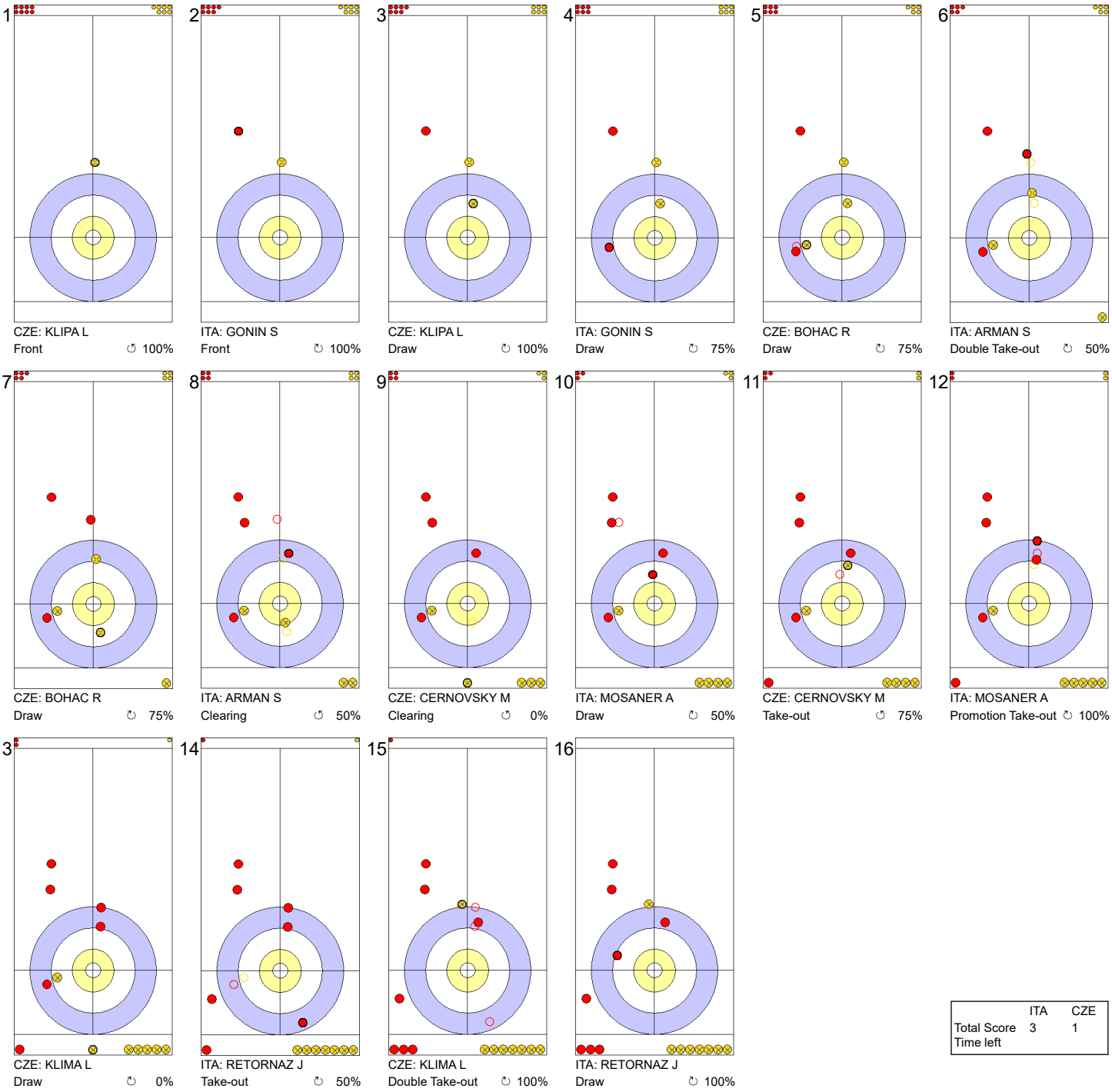


| | ITA | CZE |
|---|---|---|
| Total Score | 3 | 1 |
| Time left | | |

**Legend:**

↻ Clockwise ↺ Counter-clockwise - Not considered



lgt.com NEW HOLLAND LE GRUYÈRE SWITZERLAND ZUG CURLIT Curling Information Technology Ltd.

# Game - Shot by Shot

**End 5** — **ITA - Italy 3 + 0 (this end) = 3** — **CZE - Czech Republic 1 + 0 (this end) = 1**

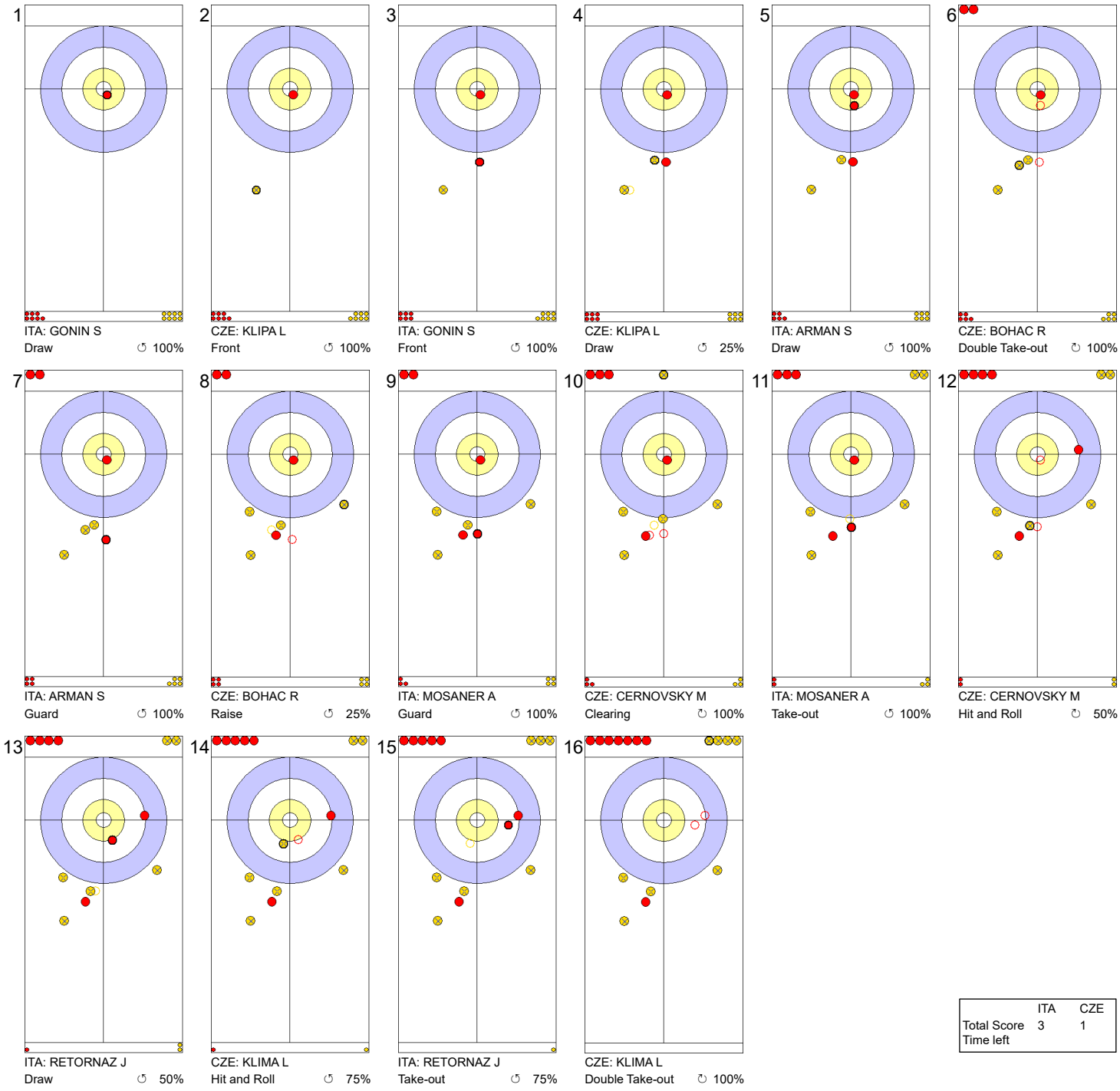


| | ITA | CZE |
|---|---|---|
| Total Score | 3 | 1 |
| Time left | | |

**Legend:**

↻ Clockwise ↺ Counter-clockwise - Not considered



lgt.com NEW HOLLAND LE GRUYÈRE SWITZERLAND ZUG CURLIT Curling Information Technology Ltd.

# Game - Shot by Shot

**End 6** — **ITA - Italy 3 + 1** (this end) **= 4** — **CZE - Czech Republic 1 + 0** (this end) **= 1**

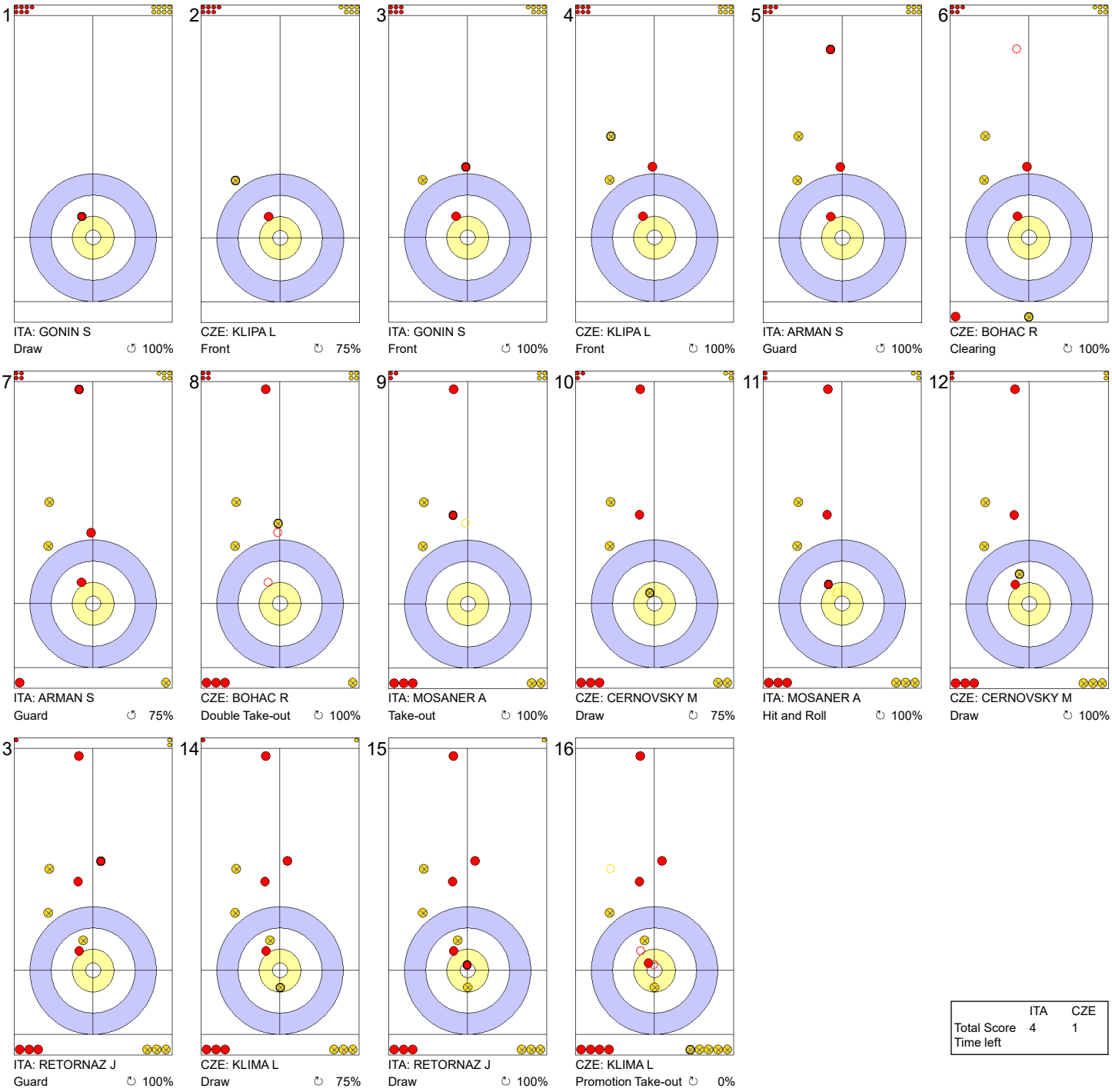


| | ITA | CZE |
|---|---|---|
| Total Score | 4 | 1 |
| Time left | | |

**Legend:**
↻ Clockwise ↺ Counter-clockwise - Not considered



lgt.com NEW HOLLAND LE GRUYÈRE SWITZERLAND ZUG CURLIT Curling Information Technology Ltd.

# Game - Shot by Shot

**End 7** — **ITA - Italy** 4 + 0 (this end) = 4 — **CZE - Czech Republic** 1 + 2 (this end) = 3

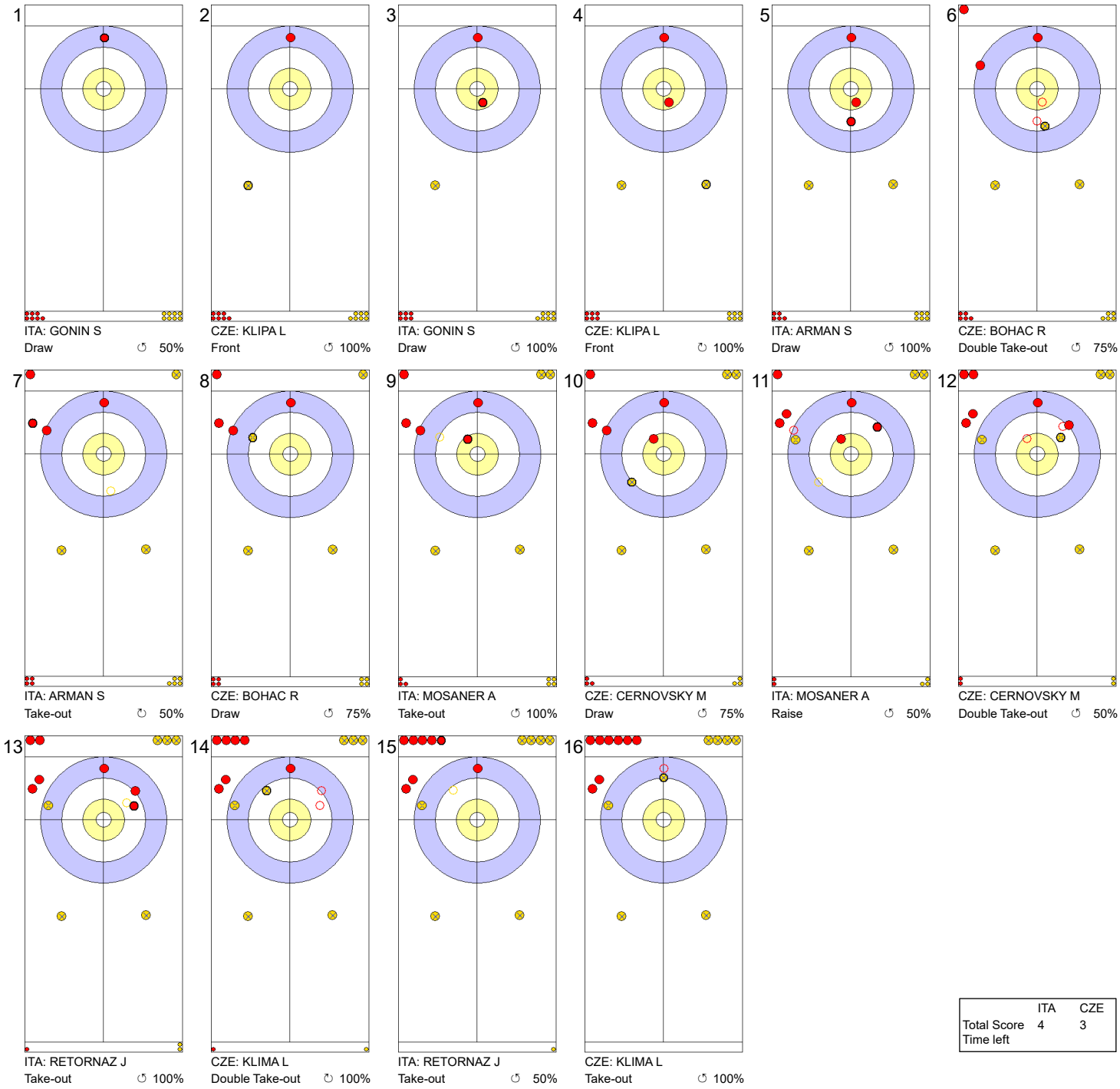


| | ITA | CZE |
|---|---|---|
| Total Score | 4 | 3 |
| Time left | | |

**Legend:**
↻ Clockwise ↺ Counter-clockwise - Not considered



lgt.com NEW HOLLAND LE GRUYÈRE SWITZERLAND ZUG CURLIT Curling Information Technology Ltd.

# Game - Shot by Shot

**End 8** — **ITA - Italy 4 + 1** (this end) **= 5** — **CZE - Czech Republic 3 + 0** (this end) **= 3**

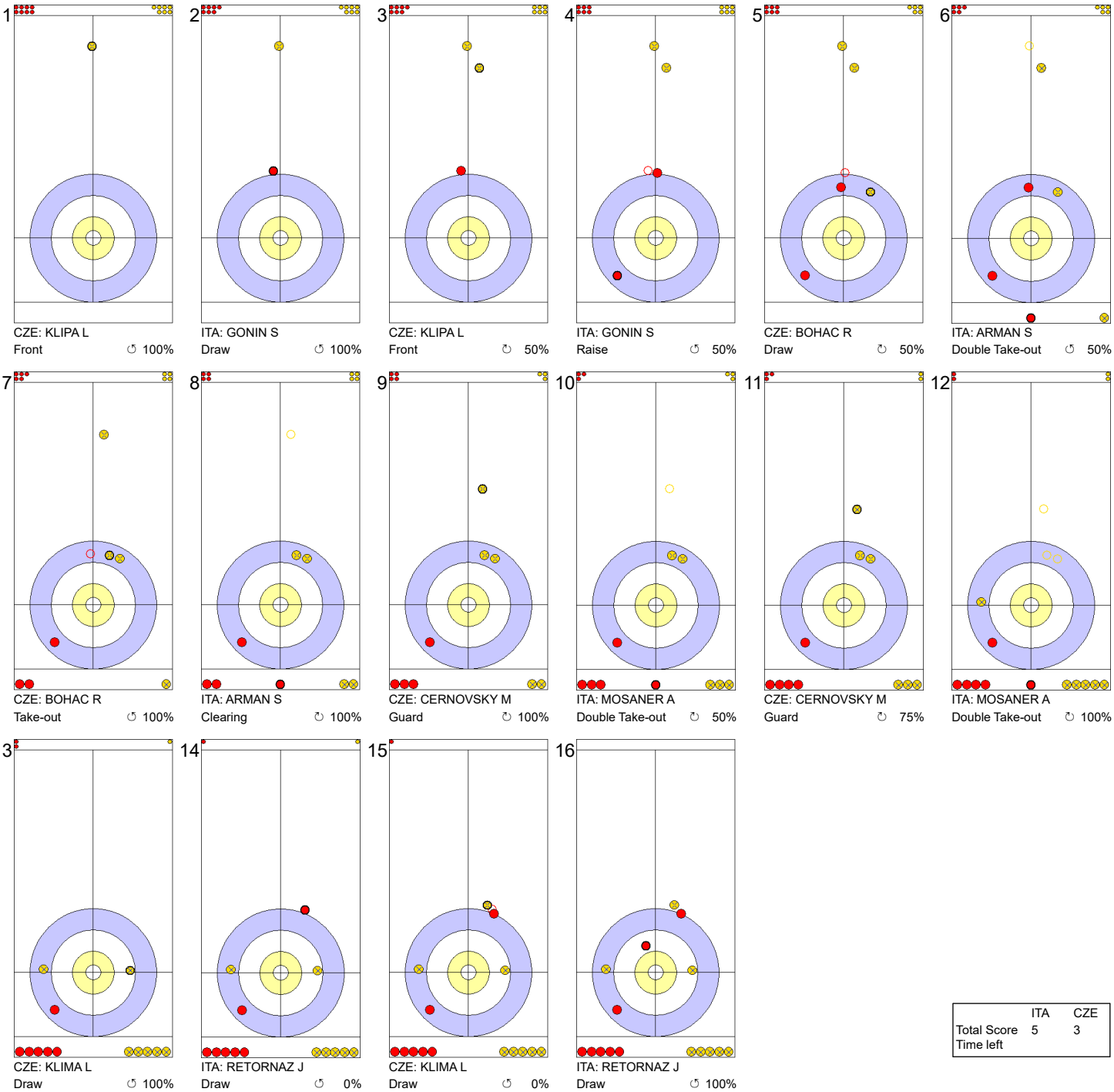


| | ITA | CZE |
|---|---|---|
| Total Score | 5 | 3 |
| Time left | | |

**Legend:**

↻ Clockwise ↺ Counter-clockwise - Not considered



lgt.com NEW HOLLAND LE GRUYÈRE SWITZERLAND ZUG CURLIT Curling Information Technology Ltd.

# Game - Shot by Shot

**End 9** — **ITA - Italy 5 + 0 (this end) = 5** — **CZE - Czech Republic 3 + 1 (this end) = 4**

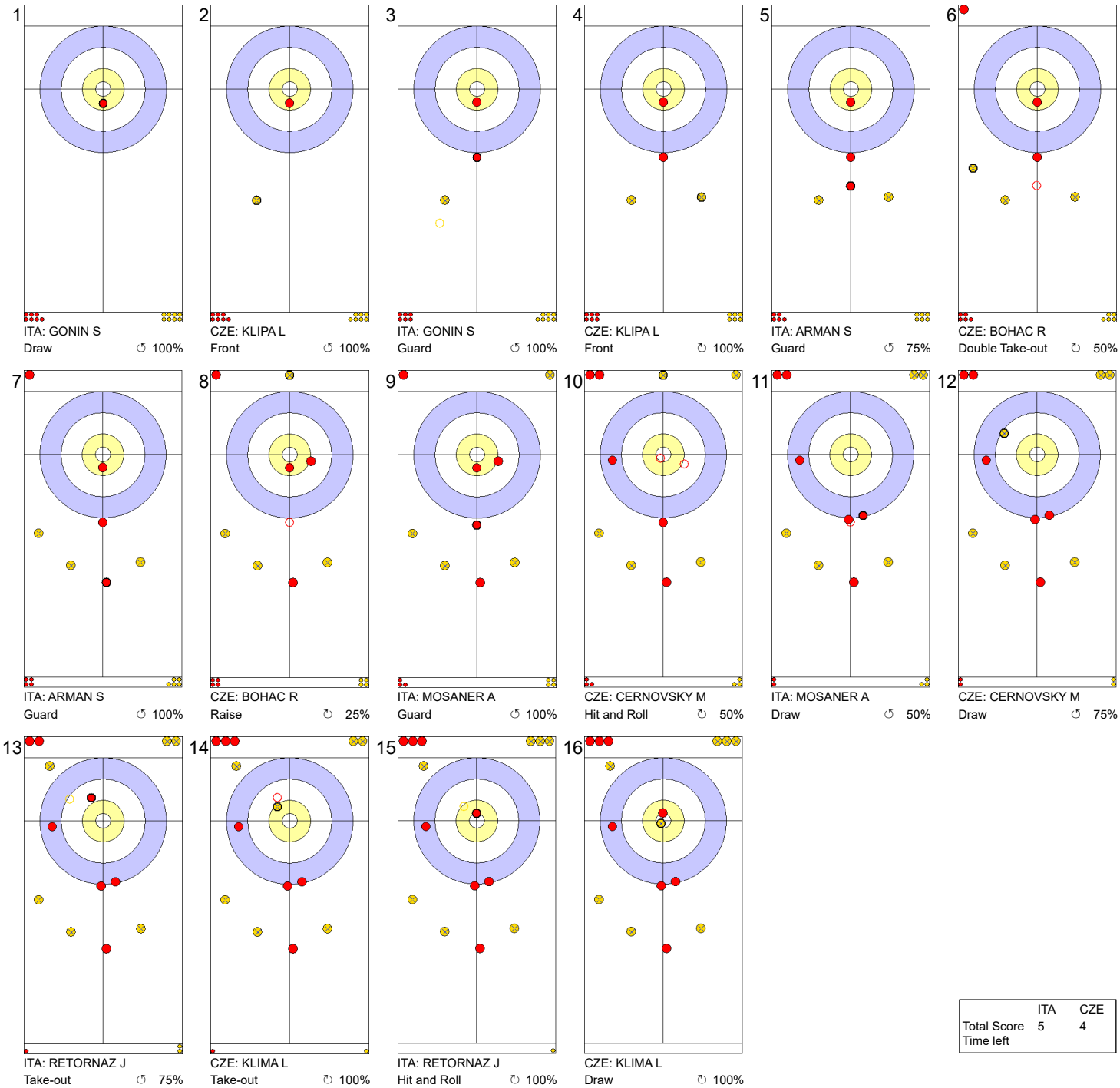


| | ITA | CZE |
|---|---|---|
| Total Score | 5 | 4 |
| Time left | | |

**Legend:**
↻ Clockwise ↺ Counter-clockwise - Not considered



lgt.com NEW HOLLAND LE GRUYÈRE SWITZERLAND ZUG CURLIT Curling Information Technology Ltd.

# Game - Shot by Shot

**End 10** — **ITA - Italy** 5 + 0 (this end) = 5 — **CZE - Czech Republic** 4 + 1 (this end) = 5

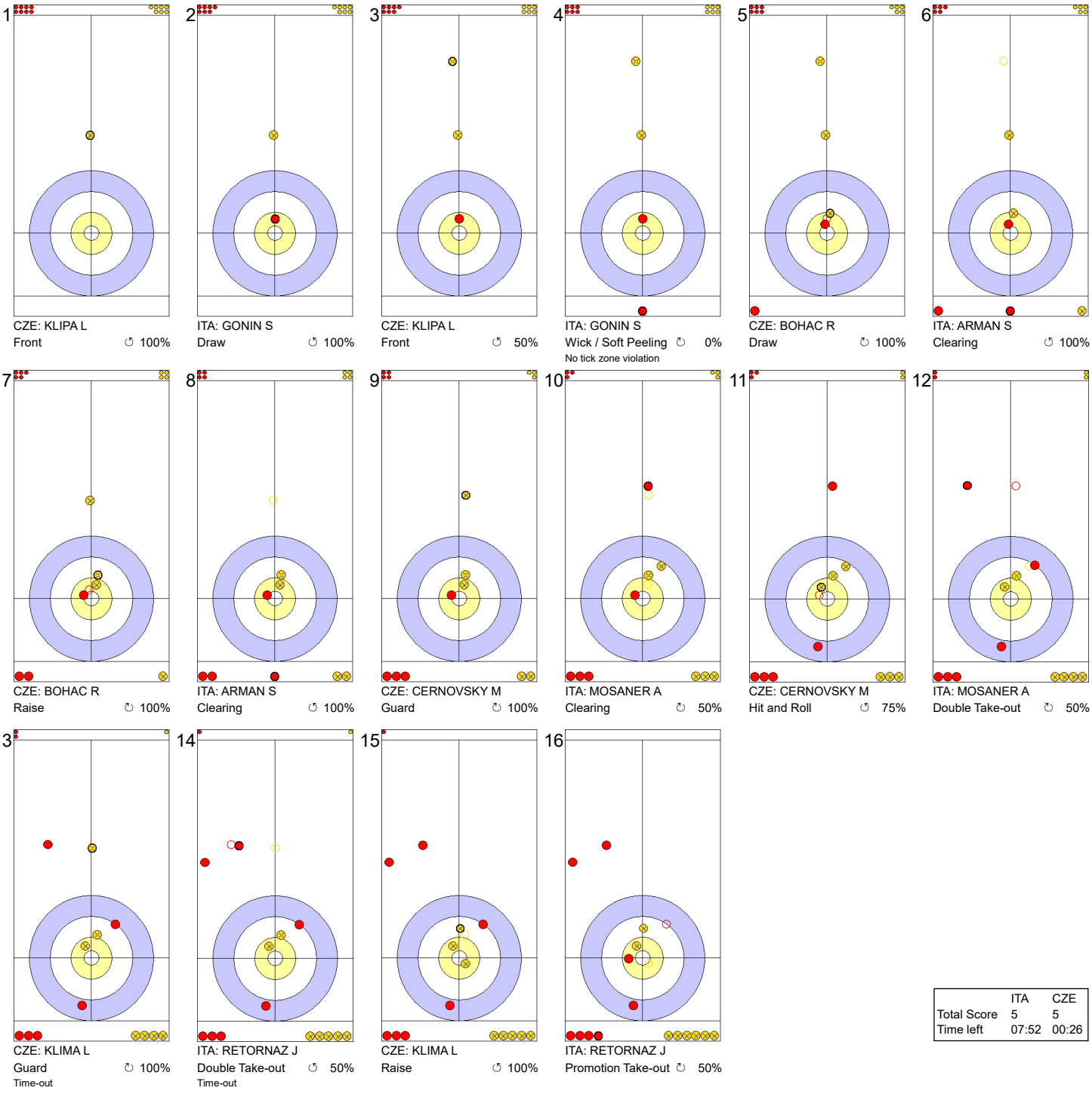


| | ITA | CZE |
|---|---|---|
| Total Score | 5 | 5 |
| Time left | 07:52 | 00:26 |

**Legend:**

↻ Clockwise ↺ Counter-clockwise - Not considered



lgt.com NEW HOLLAND LE GRUYÈRE SWITZERLAND ZUG CURLIT Curling Information Technology Ltd.

# Game - Shot by Shot

**End 11** — **ITA - Italy** 5 + 1 (this end) = 6 — **CZE - Czech Republic** 5 + 0 (this end) = 5

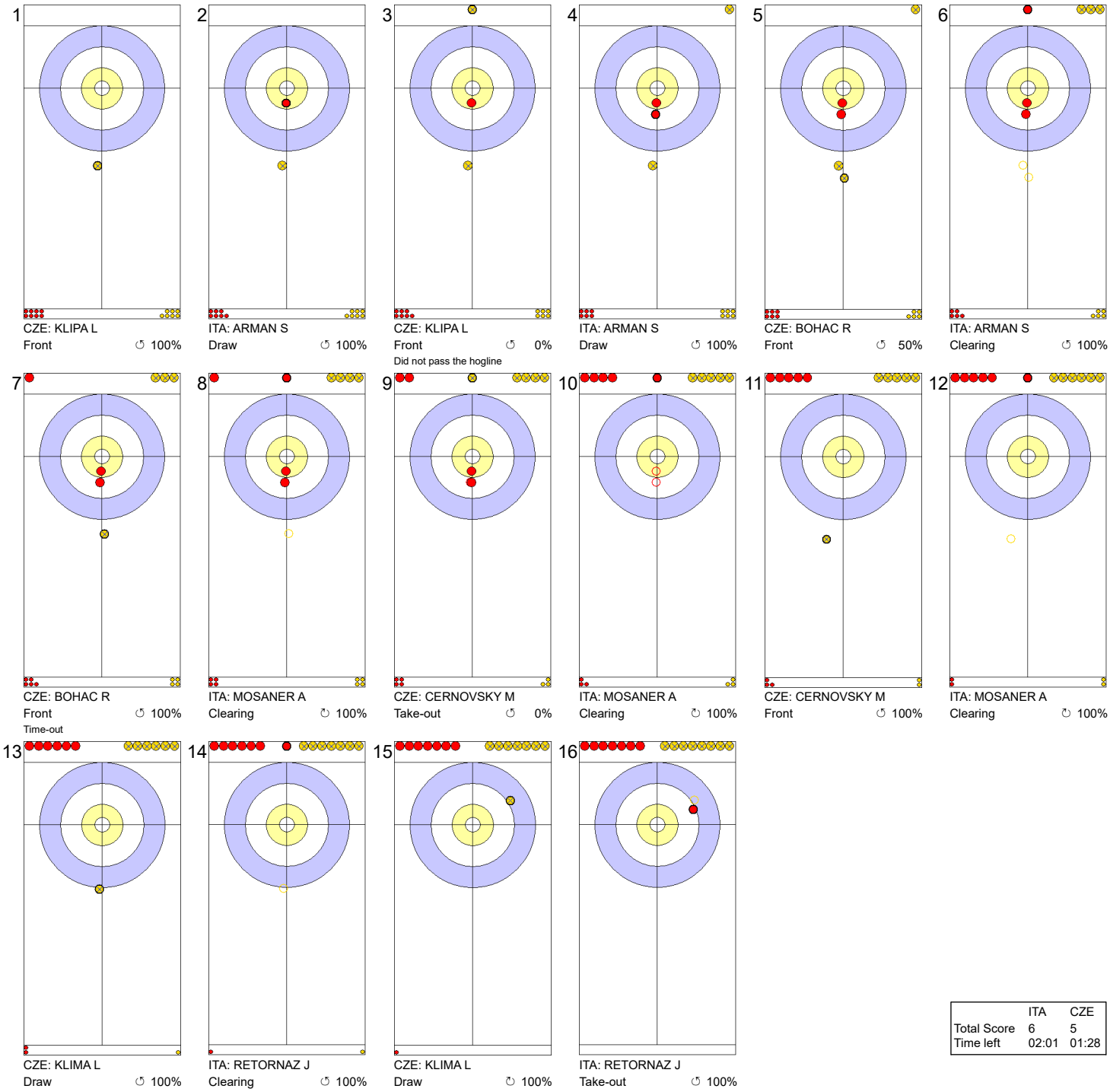


| | ITA | CZE |
|---|---|---|
| Total Score | 6 | 5 |
| Time left | 02:01 | 01:28 |

**Legend:**
↻ Clockwise ↺ Counter-clockwise - Not considered



lgt.com NEW HOLLAND LE GRUYÈRE SWITZERLAND AOP V-ZUG CURLIT Curling Information Technology Ltd.

## Session Results and Standings

| Sheet | Game | Team | LSFE | 1 | 2 | 3 | 4 | 5 | 6 | 7 | 8 | 9 | 10 | Extra Ends | | | | Total |
|---|---|---|---|---|---|---|---|---|---|---|---|---|---|---|---|---|---|---|
| A | 10 | CZE - Czech Republic | * | 2 | 0 | 3 | 1 | 2 | 0 | 0 | 2 | X | X | | | | | 10 |
| | 10 | FIN - Finland | | 0 | 2 | 0 | 0 | 0 | 1 | 1 | 0 | X | X | | | | | 4 |
| B | 10 | SCO - Scotland | | 0 | 0 | 1 | 0 | 0 | 0 | 1 | 0 | X | X | | | | | 2 |
| | 10 | SWE - Sweden | * | 1 | 1 | 0 | 1 | 1 | 2 | 0 | 2 | X | X | | | | | 8 |
| C | 10 | GER - Germany | * | 1 | 0 | 3 | 0 | 1 | 1 | 0 | 1 | 1 | 2 | | | | | 10 |
| | 10 | NOR - Norway | | 0 | 2 | 0 | 2 | 0 | 0 | 2 | 0 | 0 | 0 | | | | | 6 |
| D | 9 | KOR - Korea | | 1 | 0 | 1 | 0 | 2 | 0 | 1 | 0 | 2 | 0 | | | | | 7 |
| | 10 | SUI - Switzerland | * | 0 | 2 | 0 | 2 | 0 | 2 | 0 | 2 | 0 | 1 | | | | | 9 |

## Current Standings

| Rank | Team | Games | Wins | Losses |
|---|---|---|---|---|
| 1 | CAN - Canada | 9 | 7 | 2 |
| 2 | SWE - Sweden | 10 | 7 | 3 |
| 3 | USA - United States | 9 | 6 | 3 |
| 4 | SCO - Scotland | 10 | 6 | 4 |
| 4 | SUI - Switzerland | 10 | 6 | 4 |
| 6 | ITA - Italy | 9 | 5 | 4 |
| 6 | KOR - Korea | 9 | 5 | 4 |
| 8 | GER - Germany | 10 | 5 | 5 |
| 8 | NOR - Norway | 10 | 5 | 5 |
| 10 | CZE - Czech Republic | 10 | 4 | 6 |
| 11 | FIN - Finland | 10 | 3 | 7 |
| 12 | NED - Netherlands | 9 | 2 | 7 |
| 13 | DEN - Denmark | 9 | 1 | 8 |

**Note:**
Under WCF rules, tie-breaking rules for standings are not applied until after the last game of the round robin.

**Legend:**
**LSFE(*)** Last Stone First End
**X** Unplayed/unfinished end due to concession



lgt.com NEW HOLLAND LE GRUYÈRE SWITZERLAND ZUG CURLIT Curling Information Technology Ltd.

# Game Results

| Sheet | Game | Team | LSFE | 1 | 2 | 3 | 4 | 5 | 6 | 7 | 8 | 9 | 10 | Extra Ends | Total |
|---|---|---|---|---|---|---|---|---|---|---|---|---|---|---|---|
| A | 10 | CZE - Czech Republic | * | 2 | 0 | 3 | 1 | 2 | 0 | 0 | 2 | X | X | | 10 |
| | 10 | FIN - Finland | | 0 | 2 | 0 | 0 | 0 | 1 | 1 | 0 | X | X | | 4 |

| CZE - Czech Republic | | Shot Success Game | Shot Success All |
|---|---|---|---|
| 4 S | KLIMA Lukas | 86% | 75% |
| 3 V | CERNOVSKY Marek | 86% | 76% |
| 2 | BOHAC Radek | 81% | 81% |
| 1 | KLIPA Lukas | 83% | 81% |
| A | CANDRA Jiri | - | 82% |
| | Team Total | 84% | 78% |

| Last Stone Draw | | Distance |
|---|---|---|
| ↻ | BOHAC Radek | 25.3cm |
| ↺ | CERNOVSKY Marek | 14.4cm |
| **Total** | | **39.7cm** |

Time remaining: 7 minutes 36 seconds

| FIN - Finland | | Shot Success Game | Shot Success All |
|---|---|---|---|
| 4 S | KIISKINEN Kalle | 73% | 71% |
| 3 | SALO Teemu | 61% | 70% |
| 2 V | POLLANEN Jermu | 66% | 78% |
| 1 | KUOSMANEN Paavo | 89% | 81% |
| A | OUNI Leo | - | 76% |
| | Team Total | 72% | 75% |

| Last Stone Draw | | Distance |
|---|---|---|
| ↻ | SALO Teemu | 75.6cm |
| ↺ | KIISKINEN Kalle | 49.0cm |
| **Total** | | **124.6cm** |

Time remaining: 11 minutes 56 seconds

## Shot Success Analysis

| CZE - Czech Republic | | ↻ | | ↺ | | Game | |
|---|---|---|---|---|---|---|---|
| 4 KLIMA Lukas | Draws | 2 | 88% | 4 | 75% | 6 | 79% |
| | Take-outs | 7 | 96% | 3 | 75% | 10 | 90% |
| | Total | 9 | 94% | 7 | 75% | 16 | 86% |
| 3 CERNOVSKY Marek | Draws | 3 | 58% | 2 | 88% | 5 | 70% |
| | Take-outs | 4 | 94% | 7 | 93% | 11 | 93% |
| | Total | 7 | 79% | 9 | 92% | 16 | 86% |
| 2 BOHAC Radek | Draws | 3 | 58% | 1 | 75% | 4 | 63% |
| | Take-outs | 6 | 92% | 6 | 83% | 12 | 88% |
| | Total | 9 | 81% | 7 | 82% | 16 | 81% |
| 1 KLIPA Lukas | Draws | 2 | 100% | 12 | 85% | 14 | 88% |
| | Take-outs | 0 | - | 2 | 50% | 2 | 50% |
| | Total | 2 | 100% | 14 | 80% | 16 | 83% |
| A CANDRA Jiri | Draws | 0 | - | 0 | - | 0 | - |
| | Take-outs | 0 | - | 0 | - | 0 | - |
| | Total | 0 | - | 0 | - | 0 | - |
| Team | Draws | 10 | 73% | 19 | 83% | 29 | 79% |
| | Take-outs | 17 | 94% | 18 | 82% | 35 | 88% |
| | Total | 27 | 86% | 37 | 82% | 64 | 84% |

| FIN - Finland | | ↻ | | ↺ | | Game | |
|---|---|---|---|---|---|---|---|
| 4 KIISKINEN Kalle | Draws | 5 | 80% | 2 | 75% | 7 | 79% |
| | Take-outs | 4 | 50% | 5 | 85% | 9 | 69% |
| | Total | 9 | 67% | 7 | 82% | 16 | 73% |
| 3 SALO Teemu | Draws | 5 | 60% | 7 | 64% | 12 | 63% |
| | Take-outs | 0 | - | 4 | 56% | 4 | 56% |
| | Total | 5 | 60% | 11 | 61% | 16 | 61% |
| 2 POLLANEN Jermu | Draws | 6 | 67% | 7 | 64% | 13 | 65% |
| | Take-outs | 1 | 25% | 2 | 88% | 3 | 67% |
| | Total | 7 | 61% | 9 | 69% | 16 | 66% |
| 1 KUOSMANEN Paavo | Draws | 6 | 100% | 8 | 91% | 14 | 95% |
| | Take-outs | 1 | 100% | 1 | 0% | 2 | 50% |
| | Total | 7 | 100% | 9 | 81% | 16 | 89% |
| A OUNI Leo | Draws | 0 | - | 0 | - | 0 | - |
| | Take-outs | 0 | - | 0 | - | 0 | - |
| | Total | 0 | - | 0 | - | 0 | - |
| Team | Draws | 22 | 77% | 24 | 74% | 46 | 76% |
| | Take-outs | 6 | 54% | 12 | 69% | 18 | 64% |
| | Total | 28 | 72% | 36 | 72% | 64 | 72% |

**Note:**
Position and function for each team member:
**4** = Fourth, **3** = Third, **2** = Second, **1** = Lead, **A** = Alternate, **S** = Skip, **V** = Vice-Skip

**Legend:**
↻ Clockwise ↺ Counter-clockwise **LSFE(*)** Last Stone First End
**X** Unplayed/unfinished end due to concession



lgt.com NEW HOLLAND LE GRUYÈRE SWITZERLAND ZUG CURLIT Curling Information Technology Ltd.

# Game - Shot by Shot

**End 1** — **CZE - Czech Republic 0 + 2** (this end) **= 2** — **FIN - Finland 0 + 0** (this end) **= 0**



| | 1 | 2 | 3 | 4 | 5 | 6 |
|---|---|---|---|---|---|---|
| | FIN: KUOSMANEN P | CZE: KLIPA L | FIN: KUOSMANEN P | CZE: KLIPA L | FIN: POLLANEN J | CZE: BOHAC R |
| | Front ↻ 100% | Draw ↺ 100% | Take-out ↺ 0% | Guard ↺ 100% | Draw ↻ 100% | Guard ↻ 100% |
| | 7 | 8 | 9 | 10 | 11 | 12 |
| | FIN: POLLANEN J | CZE: BOHAC R | FIN: SALO T | CZE: CERNOVSKY M | FIN: SALO T | CZE: CERNOVSKY M |
| | Guard ↻ 100% | Double Take-out ↻ 50% | Hit and Roll ↺ 0% | Draw ↺ 100% | Promotion Take-out ↺ 75% | Double Take-out ↻ 100% |
| | 13 | 14 | 15 | 16 | | |
| | FIN: KIISKINEN K | CZE: KLIMA L | FIN: KIISKINEN K | CZE: KLIMA L | | |
| | Double Take-out ↻ 50% | Take-out ↺ 100% | Take-out ↺ 100% | Take-out ↺ 100% | | |

| | CZE | FIN |
|---|---|---|
| Total Score | 2 | 0 |
| Time left | | |

**Legend:**
↻ Clockwise ↺ Counter-clockwise - Not considered



lgt.com NEW HOLLAND LE GRUYÈRE SWITZERLAND ZUG CURLIT Curling Information Technology Ltd.

# Game - Shot by Shot

**End 2** — **CZE - Czech Republic 2 + 0** (this end) **= 2** — **FIN - Finland 0 + 2** (this end) **= 2**

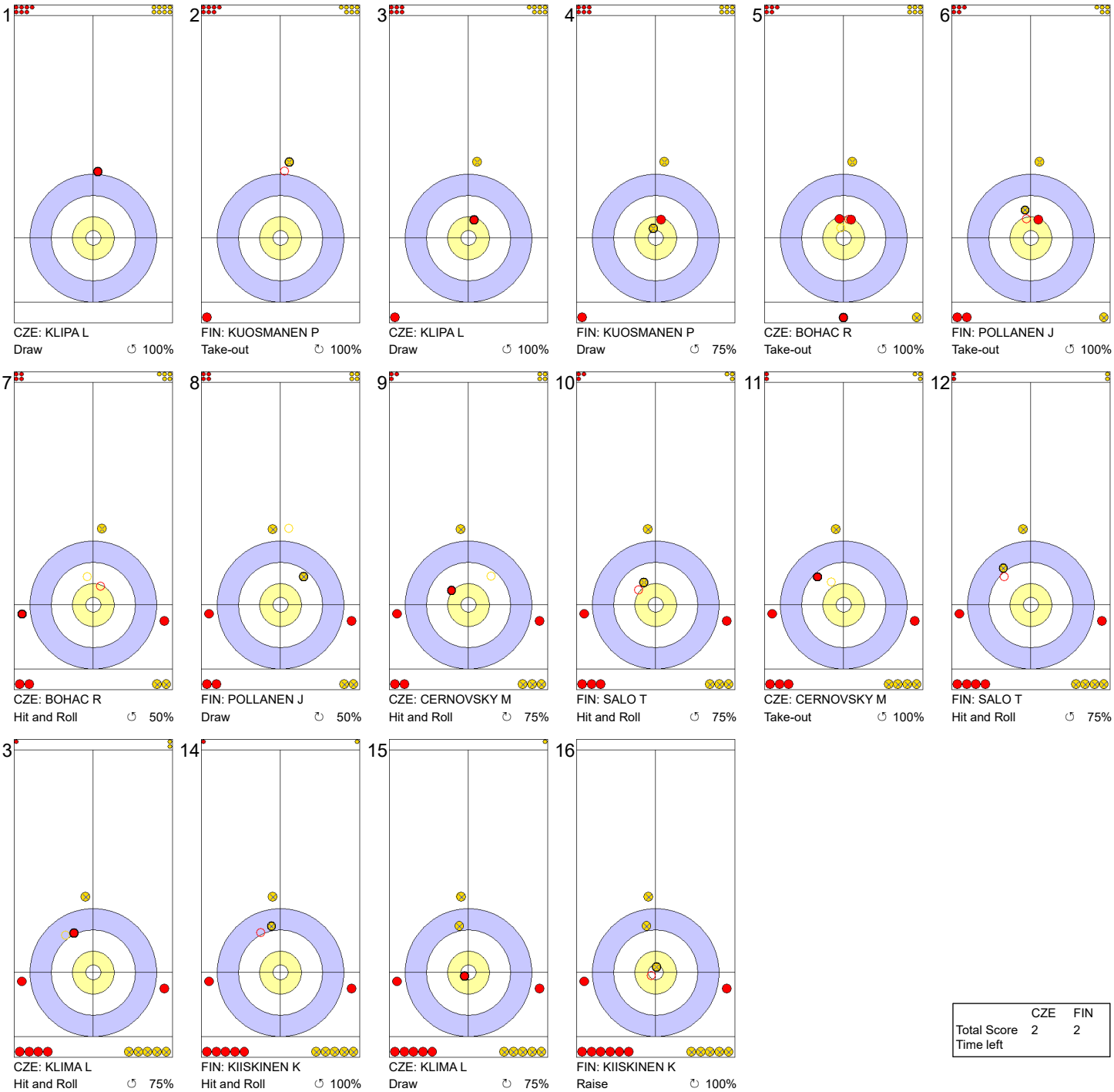


| | CZE | FIN |
|---|---|---|
| Total Score | 2 | 2 |
| Time left | | |

**Legend:**
↻ Clockwise ↺ Counter-clockwise - Not considered



lgt.com NEW HOLLAND LE GRUYÈRE SWITZERLAND ZUG CURLIT Curling Information Technology Ltd.

# Game - Shot by Shot

**End 3** — **CZE - Czech Republic 2 + 3** (this end) **= 5** — **FIN - Finland 2 + 0** (this end) **= 2**

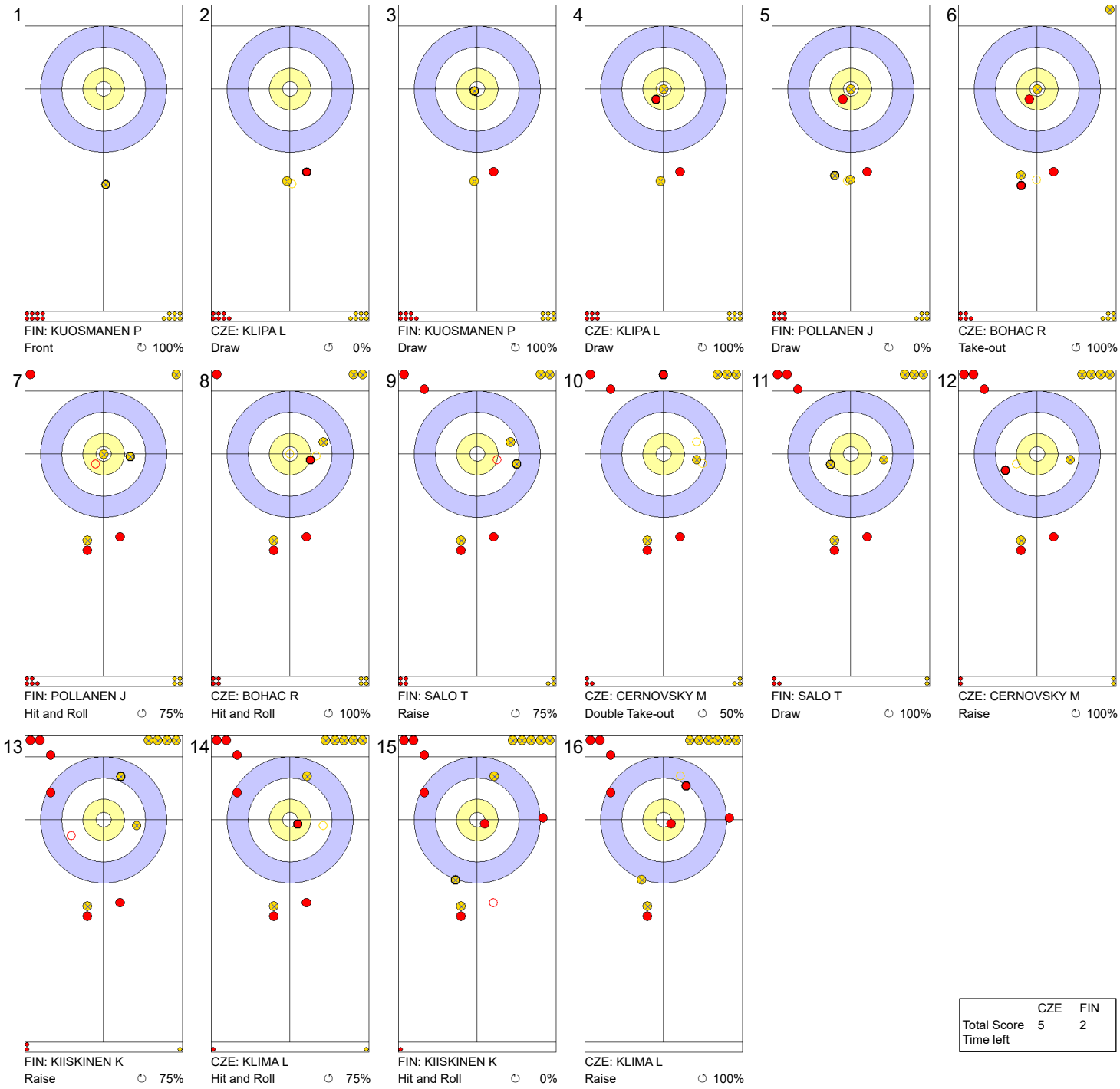


| | CZE | FIN |
|---|---|---|
| Total Score | 5 | 2 |
| Time left | | |

**Legend:**
↻ Clockwise ↺ Counter-clockwise - Not considered



lgt.com NEW HOLLAND LE GRUYÈRE SWITZERLAND ZUG CURLIT Curling Information Technology Ltd.

# Game - Shot by Shot

**End 4** — **CZE - Czech Republic 5 + 1** (this end) **= 6** — **FIN - Finland 2 + 0** (this end) **= 2**

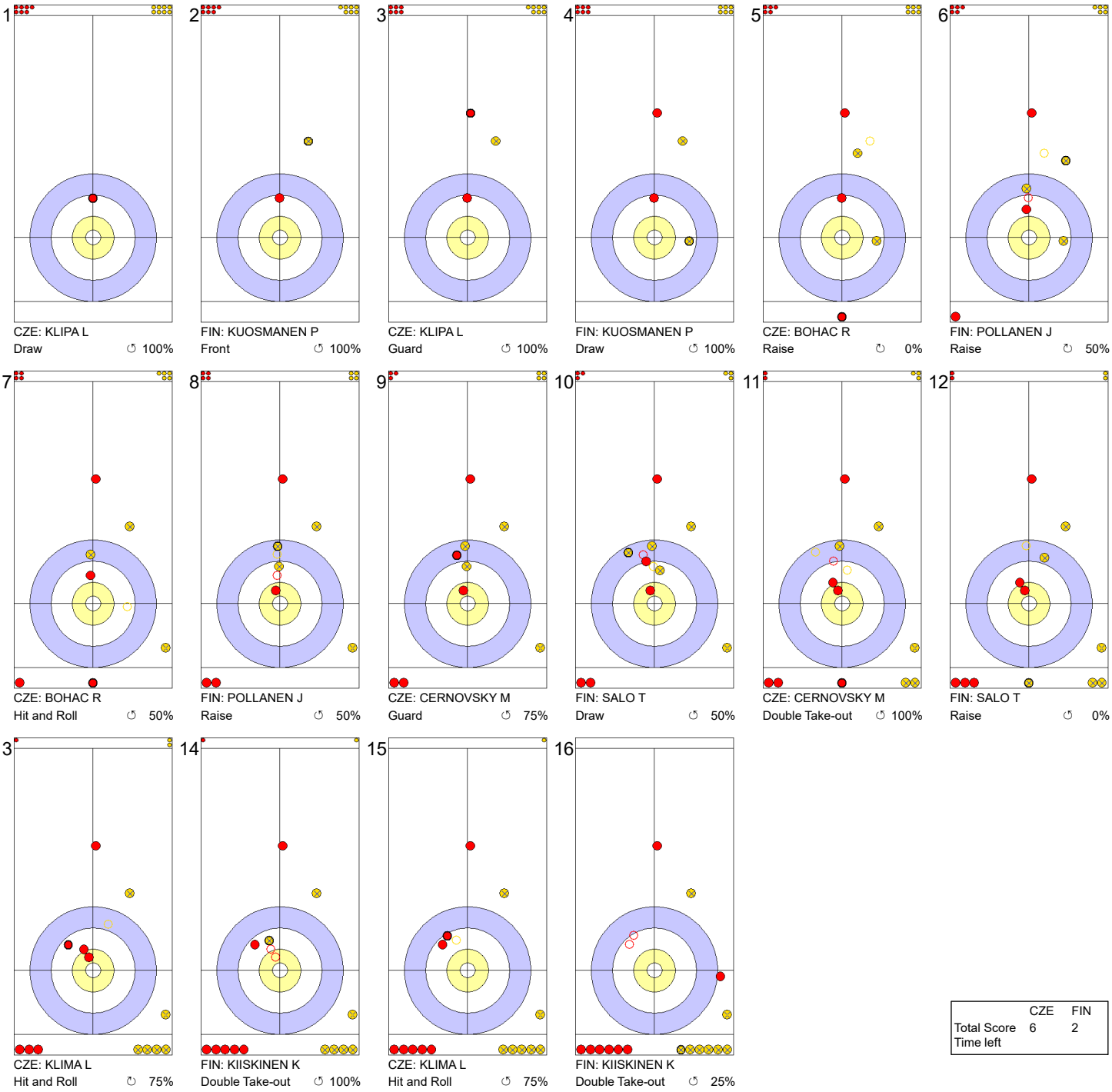


| | CZE | FIN |
|---|---|---|
| Total Score | 6 | 2 |
| Time left | | |

**Legend:**
↻ Clockwise ↺ Counter-clockwise - Not considered



lgt.com NEW HOLLAND LE GRUYÈRE SWITZERLAND ZUG CURLIT Curling Information Technology Ltd.

# Game - Shot by Shot

**End 5** | **CZE - Czech Republic 6 + 2** (this end) **= 8** | **FIN - Finland 2 + 0** (this end) **= 2**

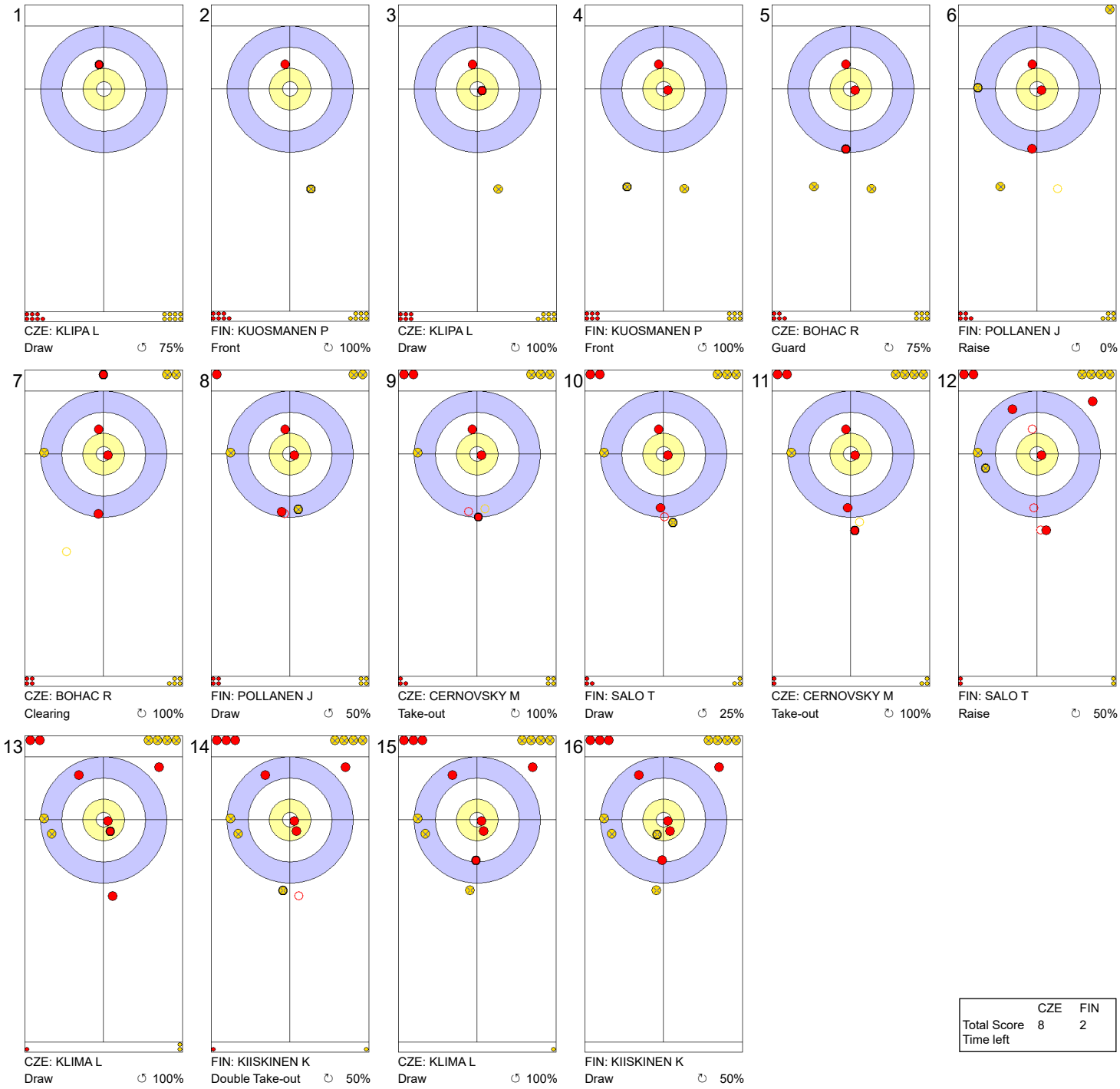


| | CZE | FIN |
|---|---|---|
| Total Score | 8 | 2 |
| Time left | | |

**Legend:**
↻ Clockwise ↺ Counter-clockwise - Not considered



lgt.com NEW HOLLAND LE GRUYÈRE SWITZERLAND ZUG CURLIT Curling Information Technology Ltd.

# Game - Shot by Shot

**End 6** — **CZE - Czech Republic** 8 + 0 (this end) = 8 — **FIN - Finland** 2 + 1 (this end) = 3

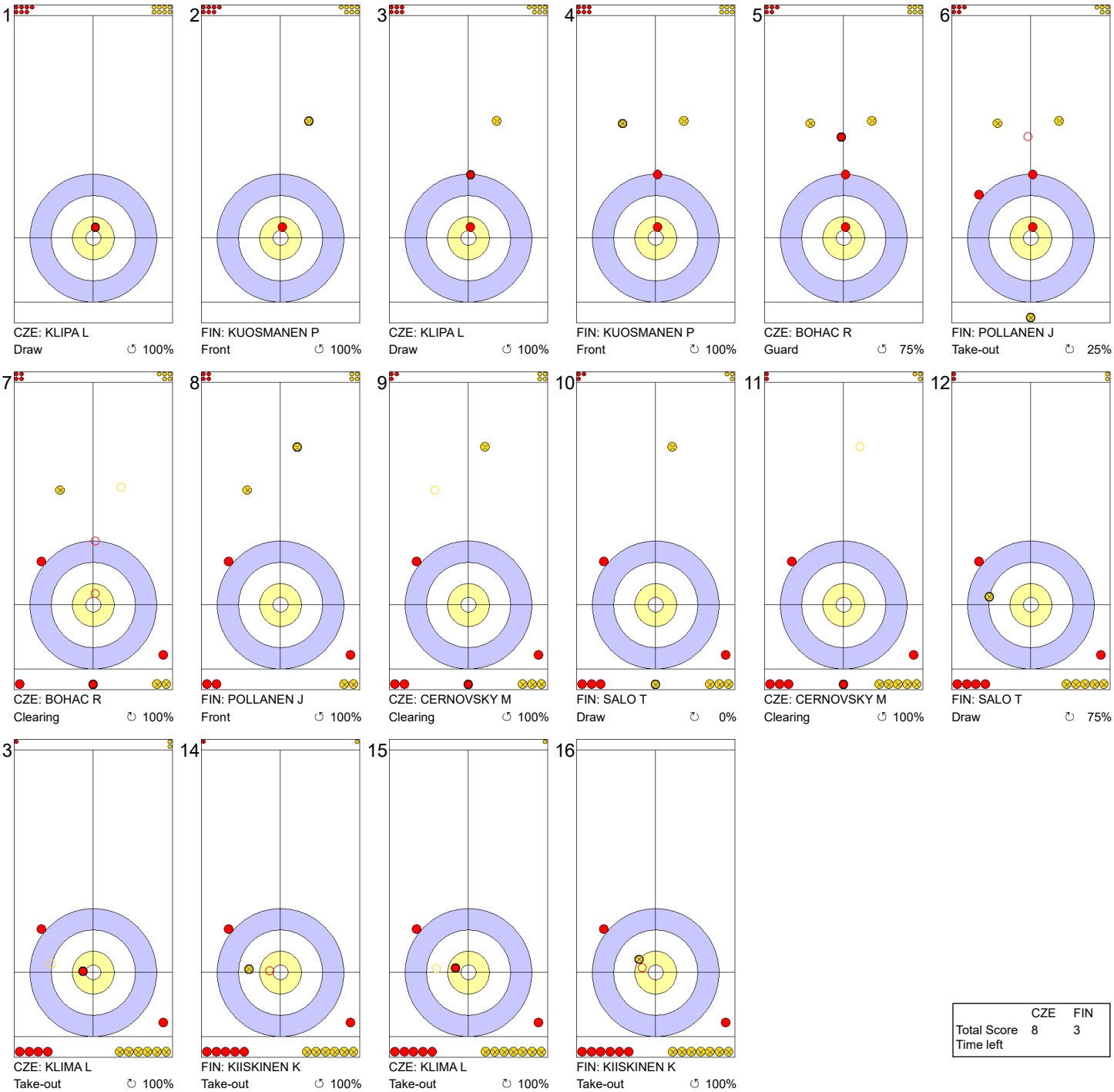


| | CZE | FIN |
|---|---|---|
| Total Score | 8 | 3 |
| Time left | | |

**Legend:**
↻ Clockwise ↺ Counter-clockwise - Not considered



lgt.com NEW HOLLAND LE GRUYÈRE SWITZERLAND ZUG CURLIT Curling Information Technology Ltd.

# Game - Shot by Shot

**End 7** — **CZE - Czech Republic** 8 + 0 (this end) = 8 — **FIN - Finland** 3 + 1 (this end) = 4




| | CZE | FIN |
|---|---|---|
| Total Score | 8 | 4 |
| Time left | | |

**Legend:**
↻ Clockwise ↺ Counter-clockwise - Not considered



lgt.com NEW HOLLAND LE GRUYÈRE SWITZERLAND ZUG CURLIT Curling Information Technology Ltd.

# Game - Shot by Shot

**End 8** | **CZE - Czech Republic** 8 + 2 (this end) = **10** | **FIN - Finland** 4 + 0 (this end) = **4**

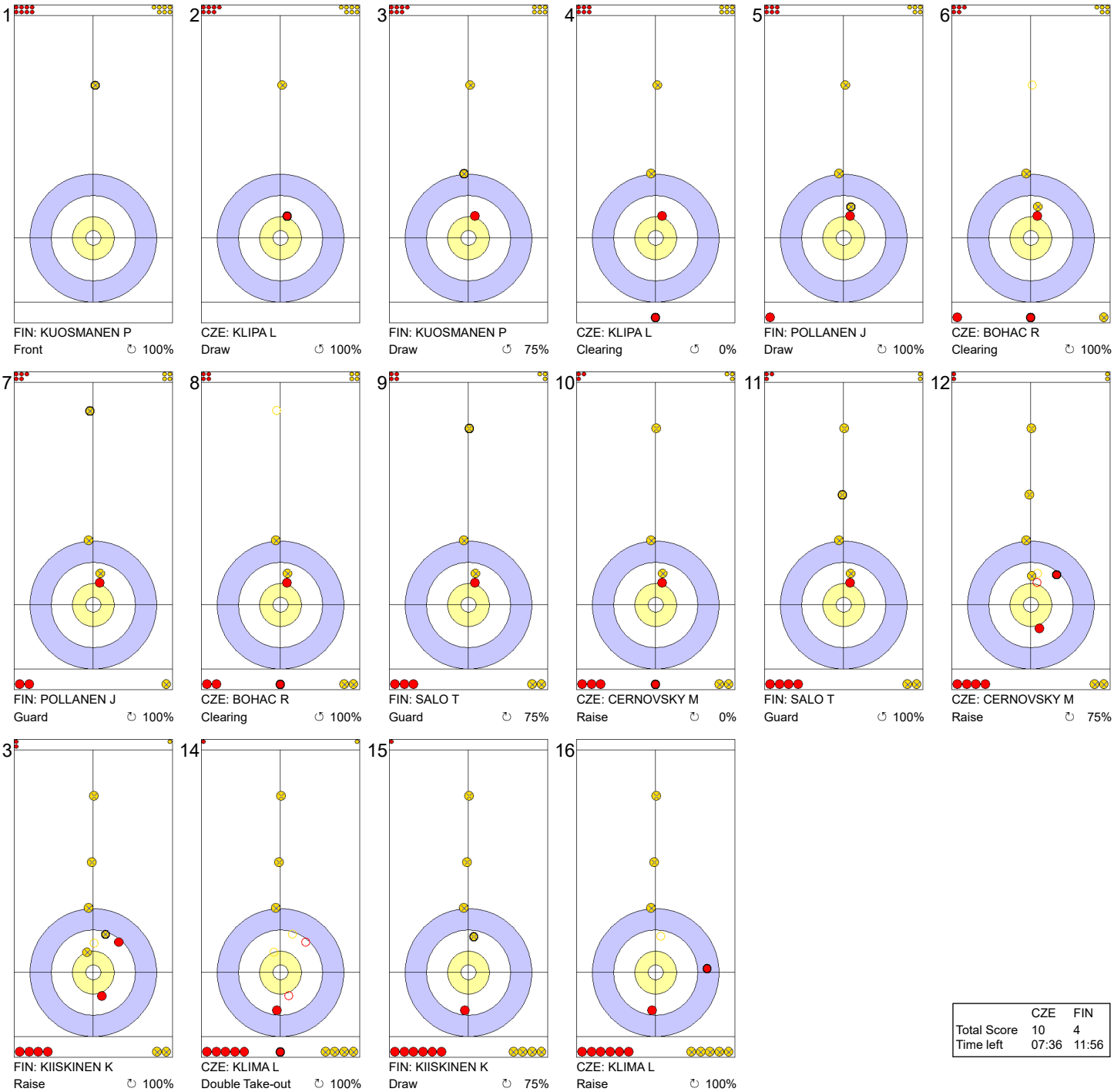


| | CZE | FIN |
|---|---|---|
| Total Score | 10 | 4 |
| Time left | 07:36 | 11:56 |

**Legend:**
↻ Clockwise ↺ Counter-clockwise - Not considered



lgt.com NEW HOLLAND LE GRUYÈRE SWITZERLAND V ZUG CURLIT Curling Information Technology Ltd.

# Game Results

| Sheet | Game | Team | LSFE | 1 | 2 | 3 | 4 | 5 | 6 | 7 | 8 | 9 | 10 | Extra Ends | | | | Total |
|---|---|---|---|---|---|---|---|---|---|---|---|---|---|---|---|---|---|---|
| B | 10 | SCO - Scotland | | 0 | 0 | 1 | 0 | 0 | 0 | 1 | 0 | X | X | | | | | 2 |
| | 10 | SWE - Sweden | * | 1 | 1 | 0 | 1 | 1 | 2 | 0 | 2 | X | X | | | | | 8 |

| SCO - Scotland | | Shot Success Game | Shot Success All |
|---|---|---|---|
| 4 V | PATERSON Ross | 59% | 77% |
| 3 S | WADDELL Kyle | 80% | 84% |
| 2 | MENZIES Duncan | 80% | 84% |
| 1 | WADDELL Craig | 91% | 88% |
| A | KYLE Euan | - | - |
| | Team Total | 77% | 83% |

| Last Stone Draw | | Distance |
|---|---|---|
| ↻ | WADDELL Craig | 32.8cm |
| ↺ | PATERSON Ross | 55.0cm |
| **Total** | | **87.8cm** |

Time remaining: 4 minutes 42 seconds

| SWE - Sweden | | Shot Success Game | Shot Success All |
|---|---|---|---|
| 4 S | EDIN Niklas | 89% | 81% |
| 3 | ERIKSSON Oskar | 86% | 84% |
| 2 | WRANAA Rasmus | 92% | 87% |
| 1 V | MAGNUSSON Daniel | 82% | 79% |
| A | SUNDGREN Christoffer | - | 92% |
| | Team Total | 87% | 86% |

| Last Stone Draw | | Distance |
|---|---|---|
| ↻ | EDIN Niklas | 18.3cm |
| ↺ | WRANAA Rasmus | 2.9cm |
| **Total** | | **21.2cm** |

Time remaining: 5 minutes 50 seconds

## Shot Success Analysis

| SCO - Scotland | | ↻ | ↺ | Game |
|---|---|---|---|---|
| 4 PATERSON Ross | Draws | 1 25% | 6 75% | 7 68% |
| | Take-outs | 2 100% | 7 39% | 9 53% |
| | Total | 3 75% | 13 56% | 16 59% |
| 3 WADDELL Kyle | Draws | 1 100% | 8 91% | 9 92% |
| | Take-outs | 2 63% | 5 65% | 7 64% |
| | Total | 3 75% | 13 81% | 16 80% |
| 2 MENZIES Duncan | Draws | 2 63% | 7 82% | 9 78% |
| | Take-outs | 1 100% | 6 79% | 7 82% |
| | Total | 3 75% | 13 81% | 16 80% |
| 1 WADDELL Craig | Draws | 3 100% | 13 88% | 16 91% |
| | Take-outs | 0 - | 0 - | 0 - |
| | Total | 3 100% | 13 88% | 16 91% |
| A KYLE Euan | Draws | 0 - | 0 - | 0 - |
| | Take-outs | 0 - | 0 - | 0 - |
| | Total | 0 - | 0 - | 0 - |
| Team | Draws | 7 79% | 34 85% | 41 84% |
| | Take-outs | 5 85% | 18 60% | 23 65% |
| | Total | 12 81% | 52 76% | 64 77% |

| SWE - Sweden | | ↻ | ↺ | Game |
|---|---|---|---|---|
| 4 EDIN Niklas | Draws | 5 75% | 5 95% | 10 85% |
| | Take-outs | 2 100% | 4 94% | 6 96% |
| | Total | 7 82% | 9 94% | 16 89% |
| 3 ERIKSSON Oskar | Draws | 2 88% | 4 81% | 6 83% |
| | Take-outs | 3 92% | 7 86% | 10 88% |
| | Total | 5 90% | 11 84% | 16 86% |
| 2 WRANAA Rasmus | Draws | 0 - | 5 100% | 5 100% |
| | Take-outs | 5 90% | 6 88% | 11 89% |
| | Total | 5 90% | 11 93% | 16 92% |
| 1 MAGNUSSON Daniel | Draws | 1 100% | 14 80% | 15 82% |
| | Take-outs | 0 - | 0 - | 0 - |
| | Total | 1 100% | 14 80% | 15 82% |
| A SUNDGREN Christoffer | Draws | 0 - | 0 - | 0 - |
| | Take-outs | 0 - | 0 - | 0 - |
| | Total | 0 - | 0 - | 0 - |
| Team | Draws | 8 81% | 28 87% | 36 85% |
| | Take-outs | 10 93% | 17 88% | 27 90% |
| | Total | 18 88% | 45 87% | 63 87% |

**Note:**
Position and function for each team member:
**4** = Fourth, **3** = Third, **2** = Second, **1** = Lead, **A** = Alternate, **S** = Skip, **V** = Vice-Skip

**Legend:**
↻ Clockwise ↺ Counter-clockwise **LSFE(*)** Last Stone First End
**X** Unplayed/unfinished end due to concession



lgt.com NEW HOLLAND LE GRUYÈRE SWITZERLAND AOP ZUG CURLIT Curling Information Technology Ltd.

# Game - Shot by Shot

**End 1** — **SCO - Scotland 0 + 0** (this end) **= 0** — **SWE - Sweden 0 + 1** (this end) **= 1**




| | SCO | SWE |
|---|---|---|
| Total Score | 0 | 1 |
| Time left | | |

**Legend:**
↻ Clockwise ↺ Counter-clockwise - Not considered



lgt.com NEW HOLLAND LE GRUYÈRE SWITZERLAND ZUG CURLIT Curling Information Technology Ltd.

# Game - Shot by Shot

**End 2** — **SCO - Scotland 0 + 0** (this end) **= 0** — **SWE - Sweden 1 + 1** (this end) **= 2**




| | SCO | SWE |
|---|---|---|
| Total Score | 0 | 2 |
| Time left | | |

**Legend:**

↻ Clockwise ↺ Counter-clockwise - Not considered



lgt.com NEW HOLLAND LE GRUYÈRE SWITZERLAND ZUG CURLIT Curling Information Technology Ltd.

# Game - Shot by Shot

**End 3** — **SCO - Scotland 0 + 1** (this end) **= 1** — **SWE - Sweden 2 + 0** (this end) **= 2**

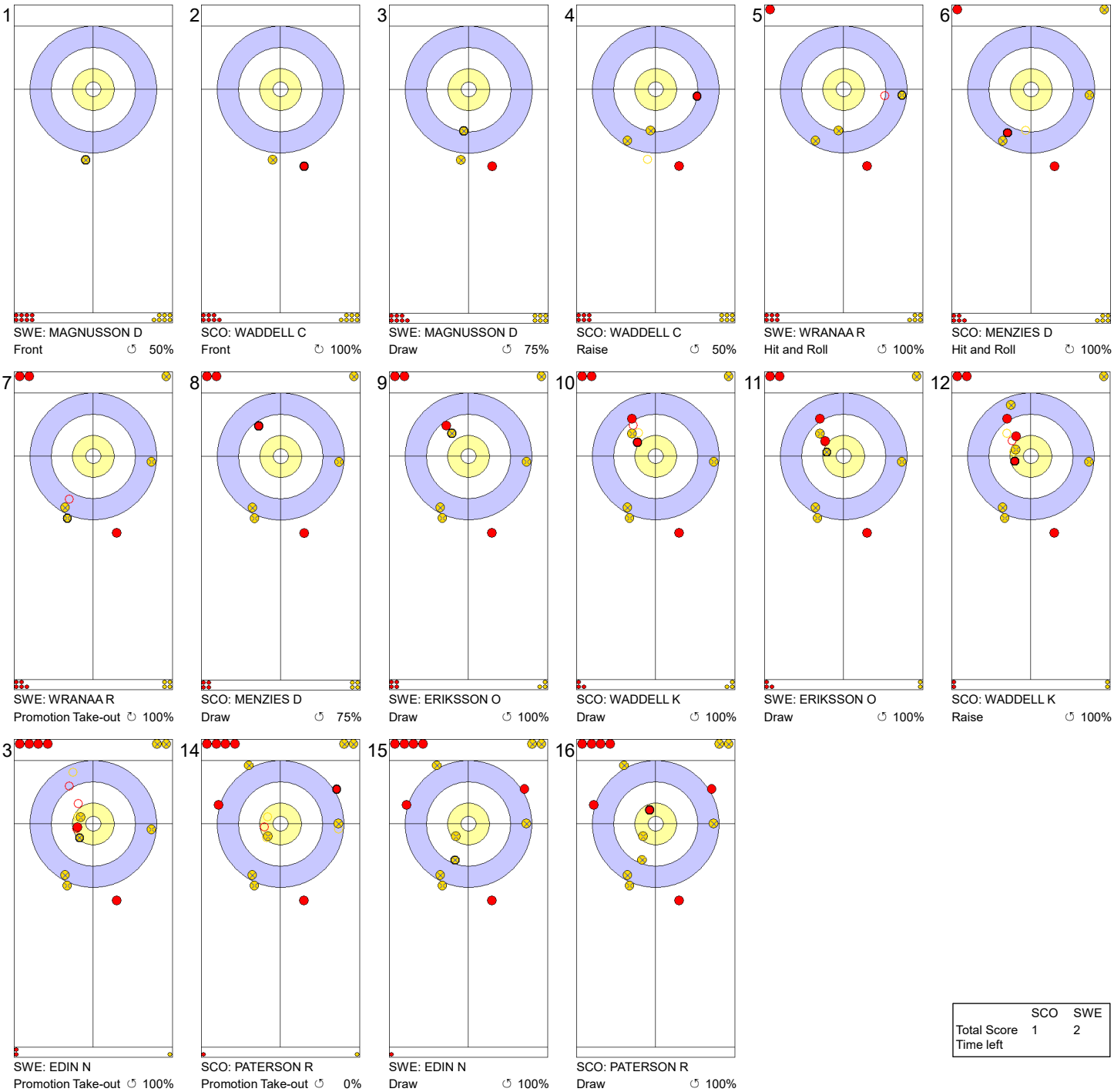


| | SCO | SWE |
|---|---|---|
| Total Score | 1 | 2 |
| Time left | | |

**Legend:**

↻ Clockwise ↺ Counter-clockwise - Not considered



lgt.com NEW HOLLAND LE GRUYÈRE SWITZERLAND ZUG CURLIT Curling Information Technology Ltd.

# Game - Shot by Shot

**End 4** — **SCO - Scotland** **1 + 0** (this end) **= 1** — **SWE - Sweden** **2 + 1** (this end) **= 3**

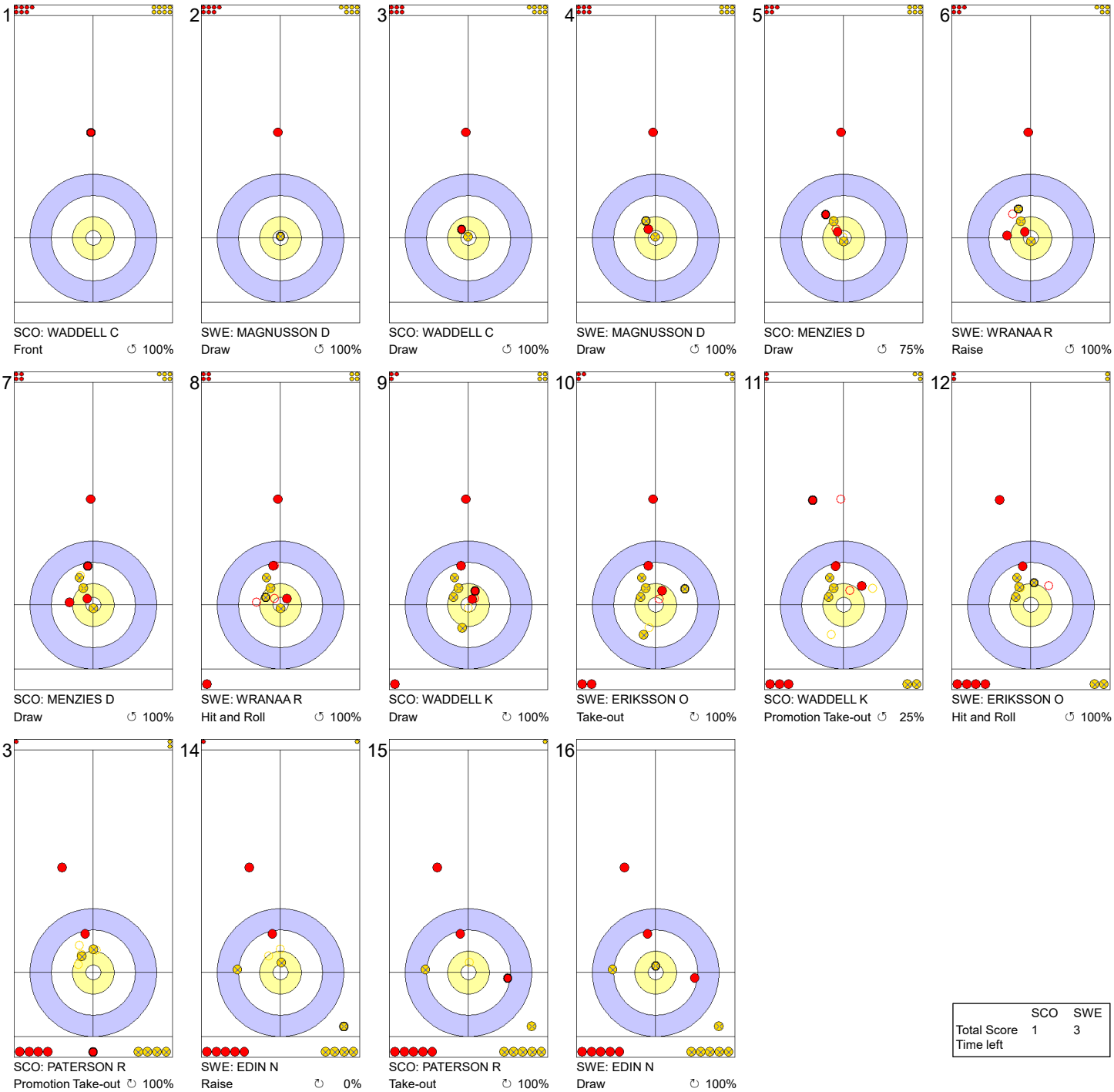


| | SCO | SWE |
|---|---|---|
| Total Score | 1 | 3 |
| Time left | | |

**Legend:**

↻ Clockwise ↺ Counter-clockwise - Not considered



lgt.com NEW HOLLAND LE GRUYÈRE SWITZERLAND ZUG CURLIT Curling Information Technology Ltd.

# Game - Shot by Shot

**End 5** — **SCO - Scotland 1 + 0** (this end) **= 1** — **SWE - Sweden 3 + 1** (this end) **= 4**

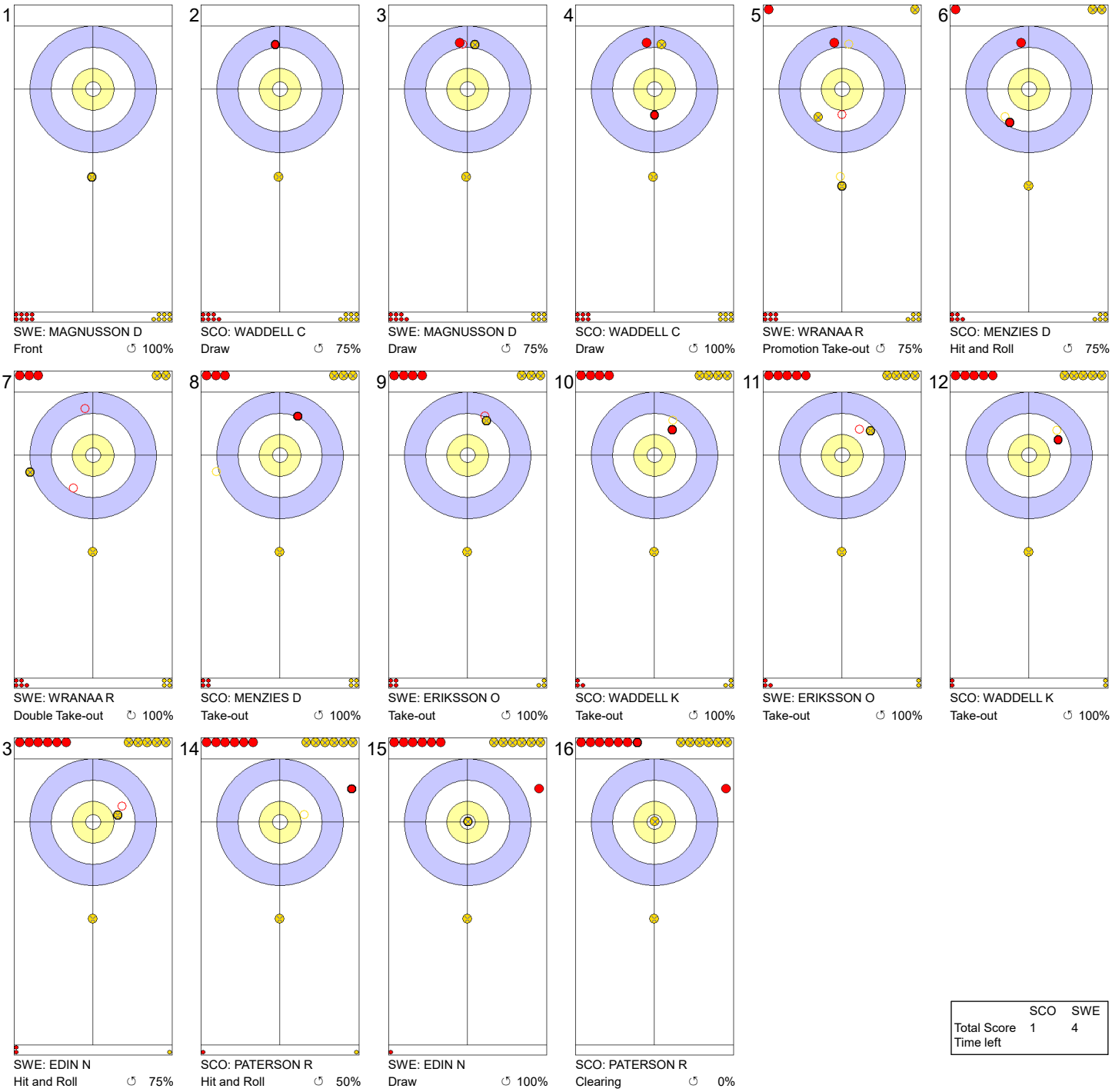


| | SCO | SWE |
|---|---|---|
| Total Score | 1 | 4 |
| Time left | | |

**Legend:**

↻ Clockwise ↺ Counter-clockwise - Not considered



lgt.com NEW HOLLAND LE GRUYÈRE SWITZERLAND ZUG CURLIT Curling Information Technology Ltd.

# Game - Shot by Shot

**End 6** — **SCO - Scotland 1 + 0** (this end) **= 1** — **SWE - Sweden 4 + 2** (this end) **= 6**

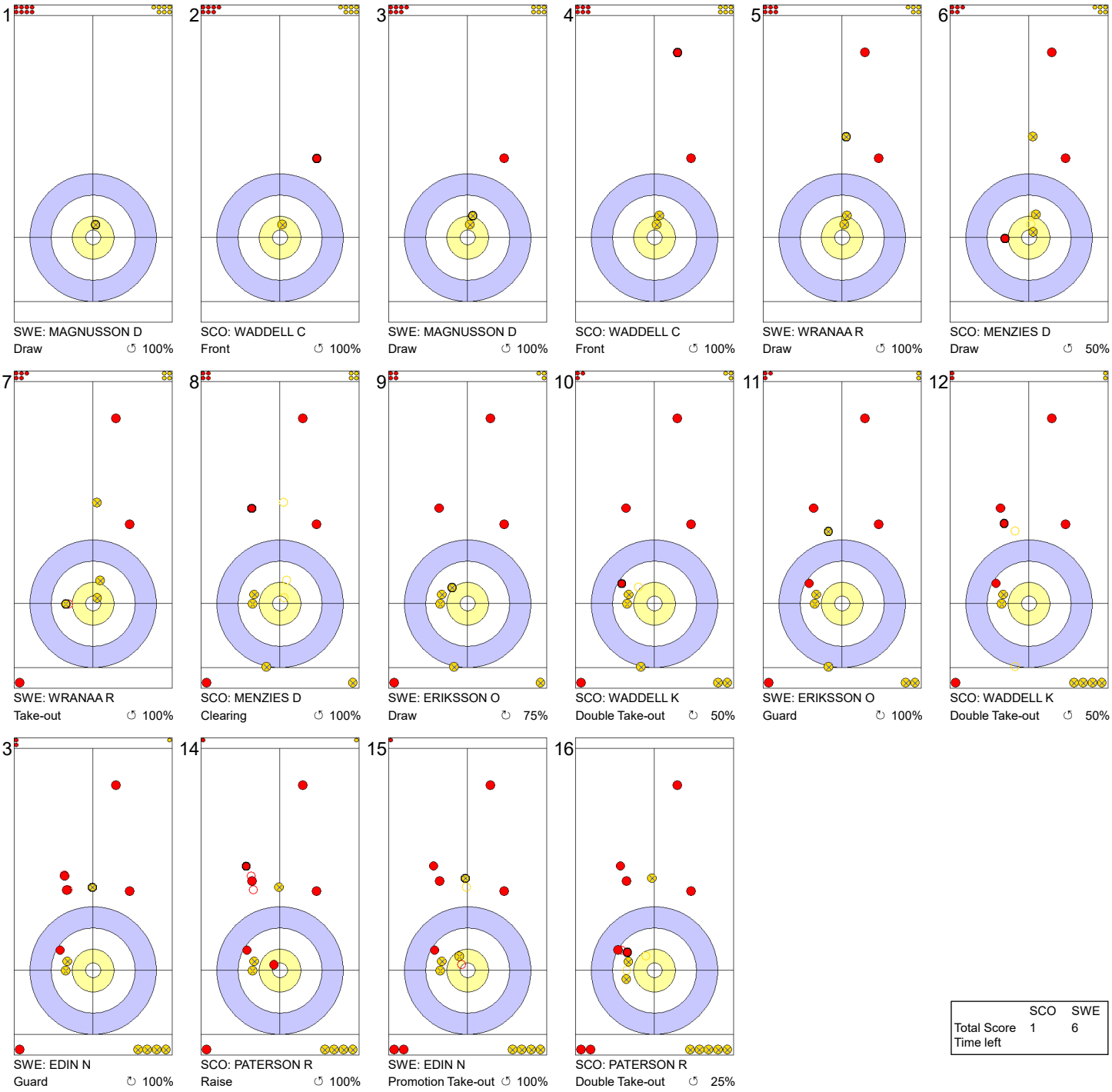


| | SCO | SWE |
|---|---|---|
| Total Score | 1 | 6 |
| Time left | | |

**Legend:**
↻ Clockwise ↺ Counter-clockwise - Not considered



lgt.com NEW HOLLAND LE GRUYÈRE SWITZERLAND ZUG CURLIT Curling Information Technology Ltd.

# Game - Shot by Shot

**End 7** — **SCO - Scotland 1 + 1** (this end) **= 2** — **SWE - Sweden 6 + 0** (this end) **= 6**

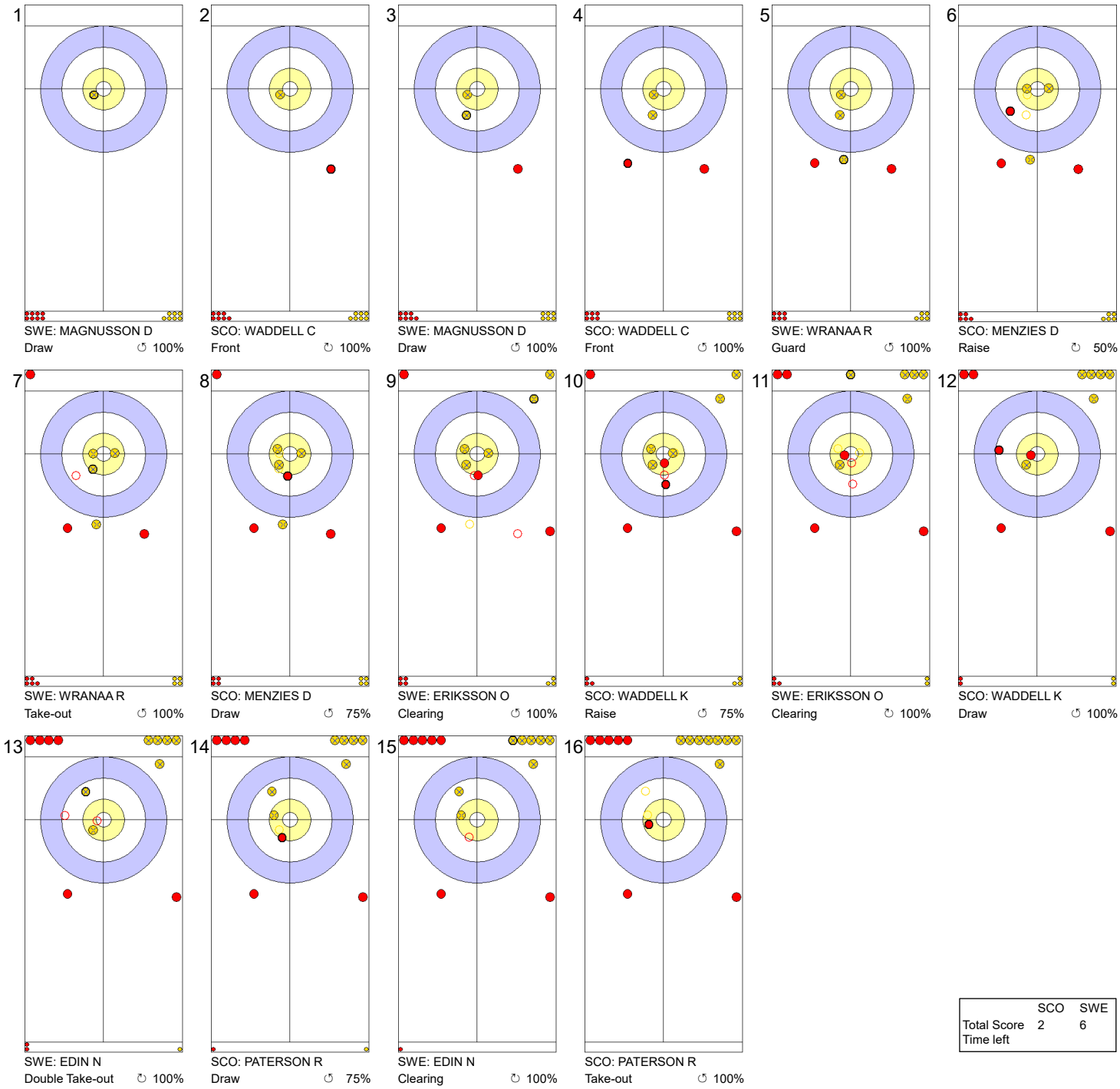


| | SCO | SWE |
|---|---|---|
| Total Score | 2 | 6 |
| Time left | | |

**Legend:**
↻ Clockwise ↺ Counter-clockwise - Not considered



lgt.com NEW HOLLAND LE GRUYÈRE SWITZERLAND ZUG CURLIT Curling Information Technology Ltd.

# Game - Shot by Shot

**End 8** — **SCO - Scotland 2 + 0** (this end) **= 2** — **SWE - Sweden 6 + 2** (this end) **= 8**

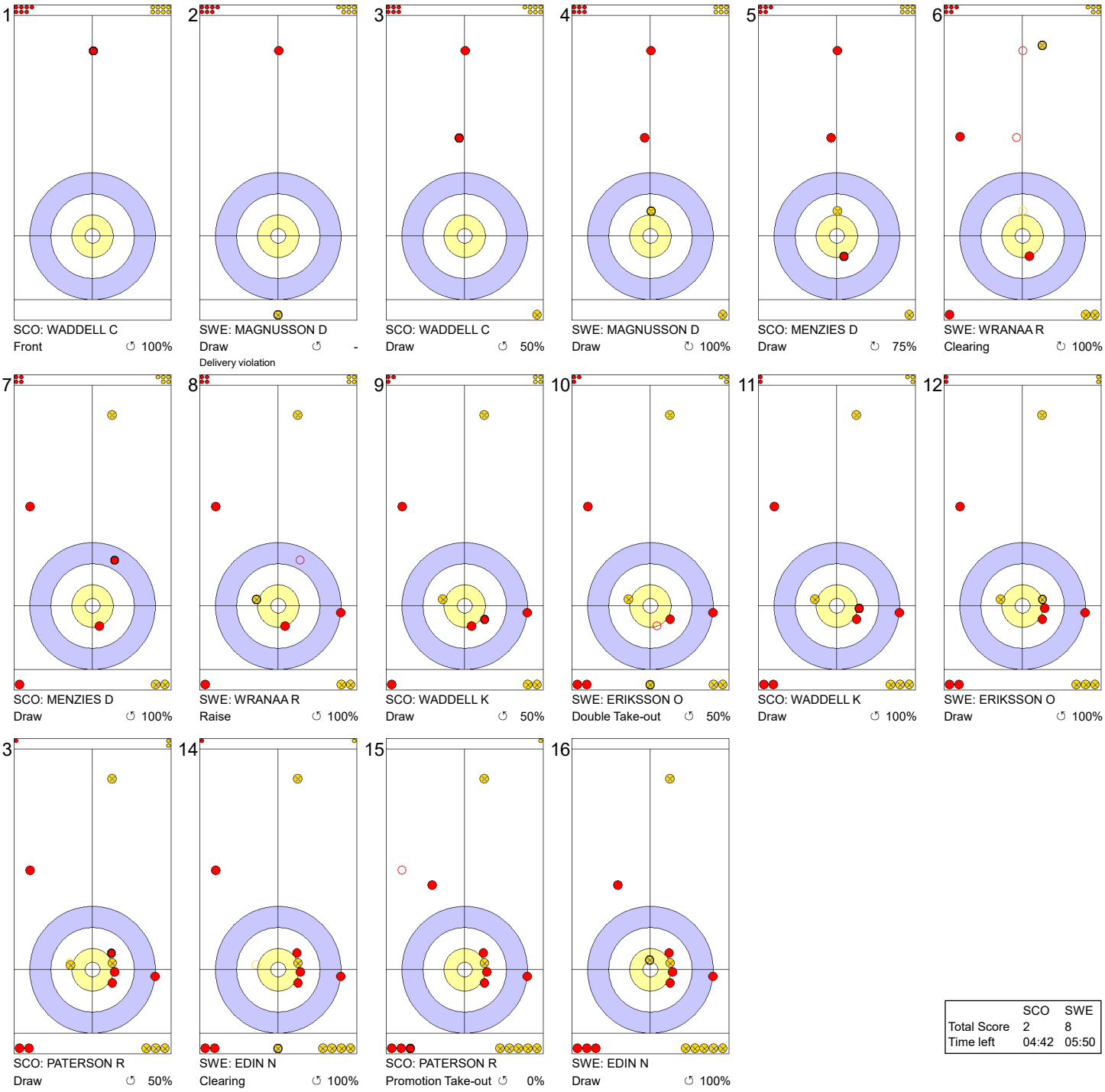


| | SCO | SWE |
|---|---|---|
| Total Score | 2 | 8 |
| Time left | 04:42 | 05:50 |

**Legend:**
↻ Clockwise ↺ Counter-clockwise - Not considered



lgt.com NEW HOLLAND LE GRUYÈRE SWITZERLAND ZUG CURLIT Curling Information Technology Ltd.

# Game Results

| Sheet | Game | Team | LSFE | 1 | 2 | 3 | 4 | 5 | 6 | 7 | 8 | 9 | 10 | Extra Ends | Total |
|---|---|---|---|---|---|---|---|---|---|---|---|---|---|---|---|
| C | 10 | GER - Germany | * | 1 | 0 | 3 | 0 | 1 | 1 | 0 | 1 | 1 | 2 | | 10 |
| | 10 | NOR - Norway | | 0 | 2 | 0 | 2 | 0 | 0 | 2 | 0 | 0 | 0 | | 6 |

| GER - Germany | | Shot Success Game | Shot Success All |
|---|---|---|---|
| 4 S | TOTZEK Sixten | 78% | 75% |
| 3 V | MUSKATEWITZ Marc | 83% | 82% |
| 2 | SUTOR Joshua | 83% | 80% |
| 1 | GREINDL Dominik | 89% | 87% |
| A | KAPP Benjamin | - | - |
| | Team Total | 83% | 81% |

| Last Stone Draw | | Distance |
|---|---|---|
| ↻ | TOTZEK Sixten | 12.9cm |
| ↺ | MUSKATEWITZ Marc | 41.8cm |
| **Total** | | **54.7cm** |

Time remaining: 0 minutes 39 seconds

Time-out: End 10 - GER stone 8

| NOR - Norway | | Shot Success Game | Shot Success All |
|---|---|---|---|
| 4 S | RAMSFJELL Magnus | 66% | 76% |
| 3 | SESAKER Martin | 80% | 84% |
| 2 | RAMSFJELL Bendik | 78% | 84% |
| 1 V | NEPSTAD Gaute | 80% | 79% |
| A | BRAENDEN Mathias | - | - |
| | Team Total | 76% | 81% |

| Last Stone Draw | | Distance |
|---|---|---|
| ↻ | RAMSFJELL Bendik | 60.4cm |
| ↺ | RAMSFJELL Magnus | 3.1cm |
| **Total** | | **63.5cm** |

Time remaining: 0 minutes 37 seconds

Time-out: End 9 - NOR stone 8

## Shot Success Analysis

| GER - Germany | | ↻ | | ↺ | | Game | |
|---|---|---|---|---|---|---|---|
| 4 TOTZEK Sixten | Draws | 9 | 78% | 6 | 58% | 15 | 70% |
| | Take-outs | 3 | 100% | 2 | 100% | 5 | 100% |
| | Total | 12 | 83% | 8 | 69% | 20 | 78% |
| 3 MUSKATEWITZ Marc | Draws | 7 | 93% | 3 | 50% | 10 | 80% |
| | Take-outs | 1 | 100% | 9 | 83% | 10 | 85% |
| | Total | 8 | 94% | 12 | 75% | 20 | 83% |
| 2 SUTOR Joshua | Draws | 2 | 88% | 5 | 100% | 7 | 96% |
| | Take-outs | 4 | 38% | 9 | 92% | 13 | 75% |
| | Total | 6 | 54% | 14 | 95% | 20 | 83% |
| 1 GREINDL Dominik | Draws | 4 | 88% | 11 | 89% | 15 | 88% |
| | Take-outs | 1 | 100% | 4 | 88% | 5 | 90% |
| | Total | 5 | 90% | 15 | 88% | 20 | 89% |
| A KAPP Benjamin | Draws | 0 | - | 0 | - | 0 | - |
| | Take-outs | 0 | - | 0 | - | 0 | - |
| | Total | 0 | - | 0 | - | 0 | - |
| Team | Draws | 22 | 85% | 25 | 79% | 47 | 82% |
| | Take-outs | 9 | 72% | 24 | 89% | 33 | 84% |
| | Total | 31 | 81% | 49 | 84% | 80 | 83% |

| NOR - Norway | | ↻ | | ↺ | | Game | |
|---|---|---|---|---|---|---|---|
| 4 RAMSFJELL Magnus | Draws | 11 | 80% | 3 | 67% | 14 | 77% |
| | Take-outs | 2 | 50% | 4 | 38% | 6 | 42% |
| | Total | 13 | 75% | 7 | 50% | 20 | 66% |
| 3 SESAKER Martin | Draws | 6 | 75% | 2 | 25% | 8 | 63% |
| | Take-outs | 4 | 100% | 8 | 88% | 12 | 92% |
| | Total | 10 | 85% | 10 | 75% | 20 | 80% |
| 2 RAMSFJELL Bendik | Draws | 4 | 63% | 4 | 88% | 8 | 75% |
| | Take-outs | 4 | 94% | 8 | 72% | 12 | 79% |
| | Total | 8 | 78% | 12 | 77% | 20 | 78% |
| 1 NEPSTAD Gaute | Draws | 12 | 75% | 5 | 80% | 17 | 76% |
| | Take-outs | 1 | 100% | 2 | 100% | 3 | 100% |
| | Total | 13 | 77% | 7 | 86% | 20 | 80% |
| A BRAENDEN Mathias | Draws | 0 | - | 0 | - | 0 | - |
| | Take-outs | 0 | - | 0 | - | 0 | - |
| | Total | 0 | - | 0 | - | 0 | - |
| Team | Draws | 33 | 75% | 14 | 71% | 47 | 74% |
| | Take-outs | 11 | 89% | 22 | 74% | 33 | 79% |
| | Total | 44 | 78% | 36 | 73% | 80 | 76% |

**Note:**
Position and function for each team member:
**4** = Fourth, **3** = Third, **2** = Second, **1** = Lead, **A** = Alternate, **S** = Skip, **V** = Vice-Skip

**Legend:**
↻ Clockwise ↺ Counter-clockwise **LSFE(*)** Last Stone First End



lgt.com NEW HOLLAND LE GRUYÈRE SWITZERLAND ZUG CURLIT Curling Information Technology Ltd.

# Game - Shot by Shot

**End 1** — **GER - Germany 0 + 1** (this end) **= 1** — **NOR - Norway 0 + 0** (this end) **= 0**

1
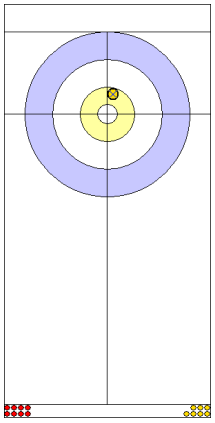
NOR: NEPSTAD G
Draw ↻ 100%

2
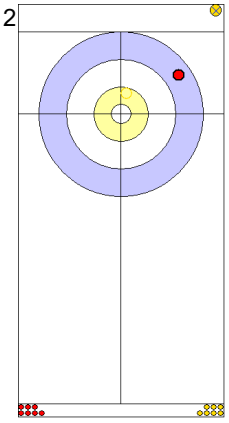
GER: GREINDL D
Take-out ↺ 100%

3
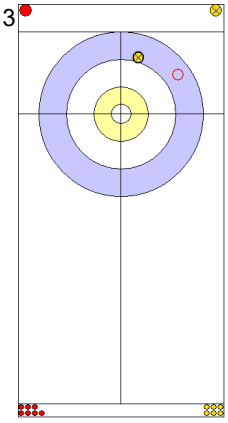
NOR: NEPSTAD G
Take-out ↺ 100%

4
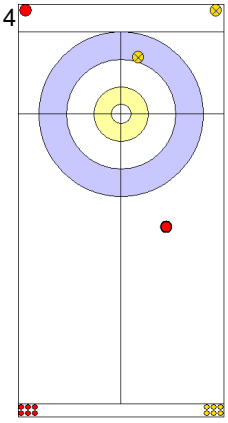
GER: GREINDL D
Front ↺ 100%

5
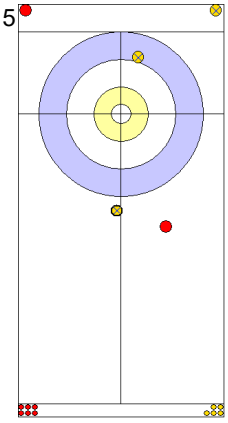
NOR: RAMSFJELL B
Front ↺ 100%

6
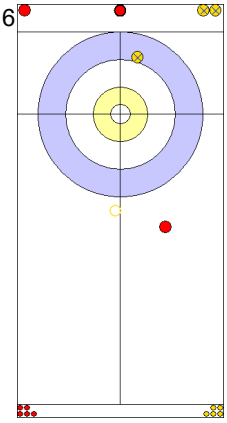
GER: SUTOR J
Hit and Roll ↻ 50%

7
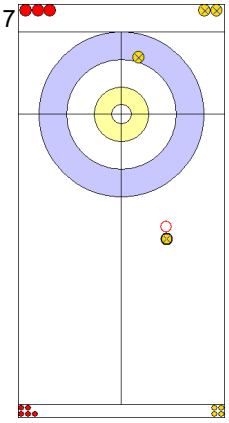
NOR: RAMSFJELL B
Clearing ↺ 25%

8
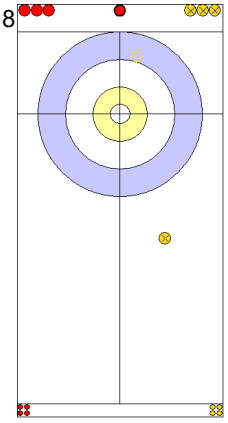
GER: SUTOR J
Hit and Roll ↻ 50%

9
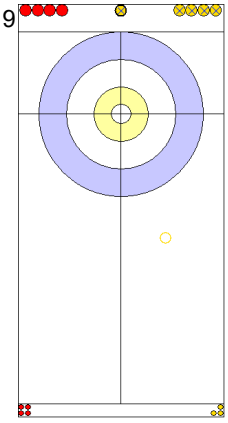
NOR: SESAKER M
Clearing ↺ 100%

10
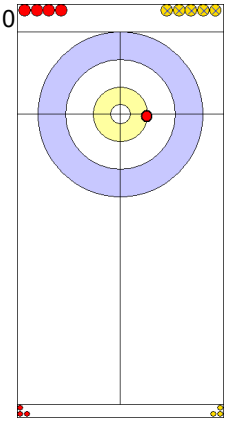
GER: MUSKATEWITZ M
Draw ↻ 100%

11
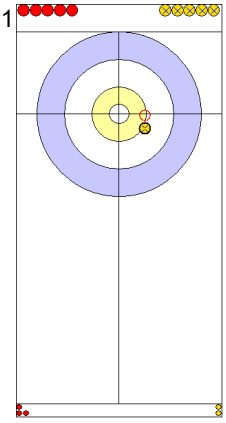
NOR: SESAKER M
Take-out ↺ 100%

12
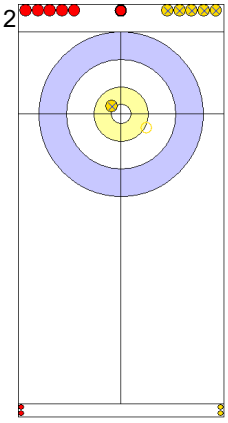
GER: MUSKATEWITZ M
Take-out ↺ 0%

13
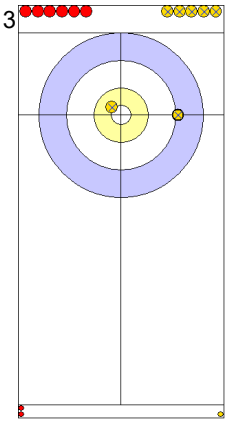
NOR: RAMSFJELL M
Draw ↻ 100%

14
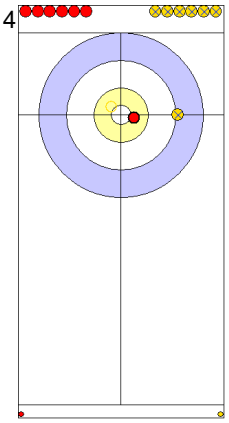
GER: TOTZEK S
Take-out ↺ 100%

15
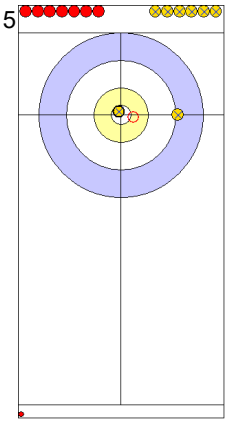
NOR: RAMSFJELL M
Take-out ↺ 100%

16
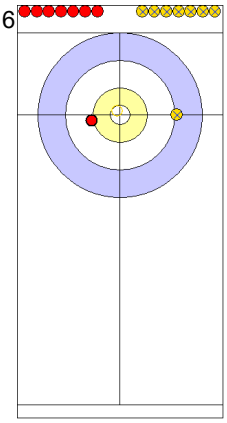
GER: TOTZEK S
Take-out ↻ 100%

| | GER | NOR |
|---|---|---|
| Total Score | 1 | 0 |
| Time left | | |

**Legend:**
↻ Clockwise ↺ Counter-clockwise - Not considered



lgt.com NEW HOLLAND LE GRUYÈRE SWITZERLAND ZUG CURLIT Curling Information Technology Ltd.

# Game - Shot by Shot

**End 2** — **GER - Germany 1 + 0** (this end) **= 1** — **NOR - Norway 0 + 2** (this end) **= 2**

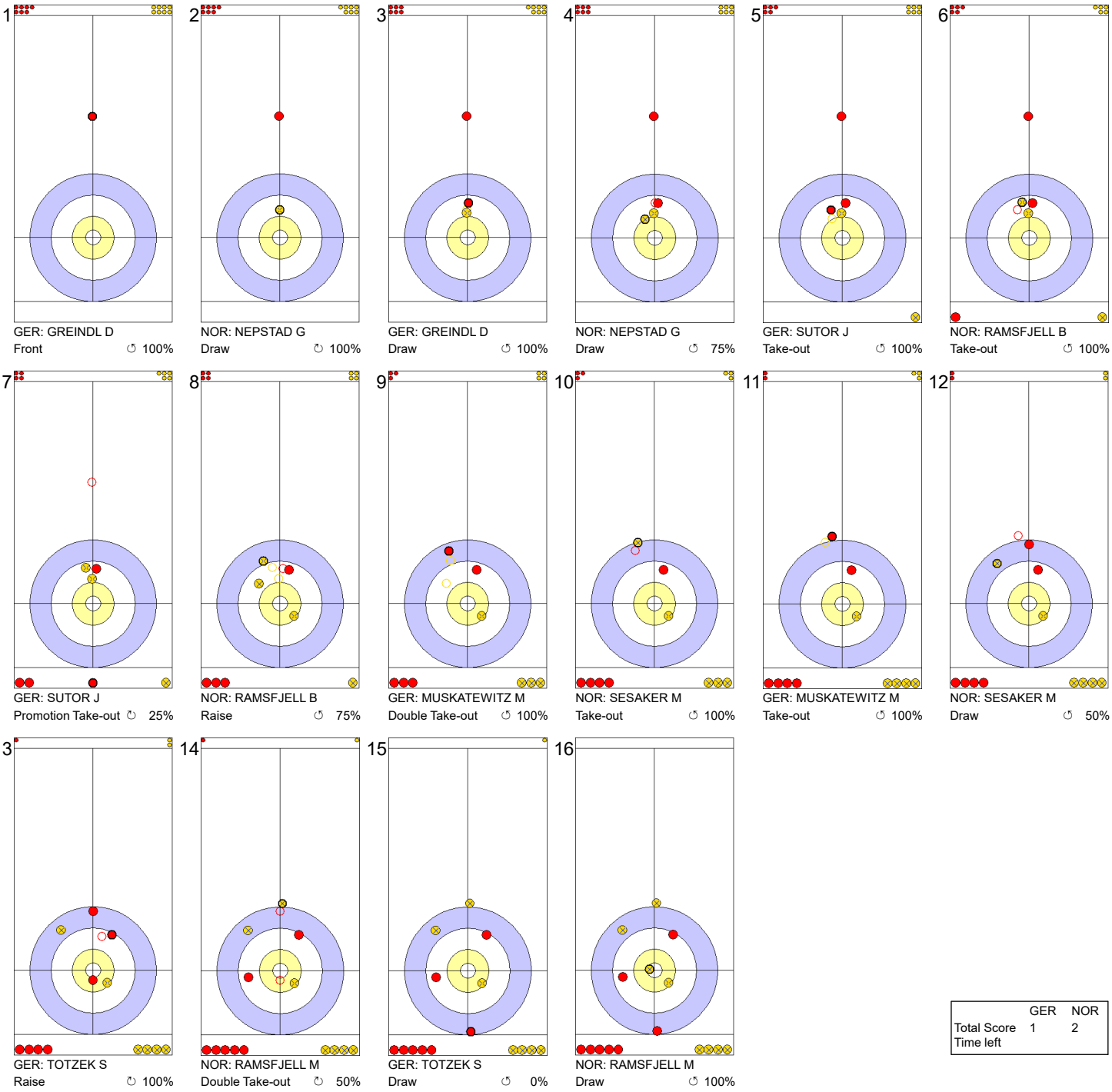


| | GER | NOR |
|---|---|---|
| Total Score | 1 | 2 |
| Time left | | |

**Legend:**
↻ Clockwise ↺ Counter-clockwise - Not considered



lgt.com NEW HOLLAND LE GRUYÈRE SWITZERLAND ZUG CURLIT Curling Information Technology Ltd.

# Game - Shot by Shot

**End 3** — **GER - Germany 1 + 3** (this end) **= 4** — **NOR - Norway 2 + 0** (this end) **= 2**

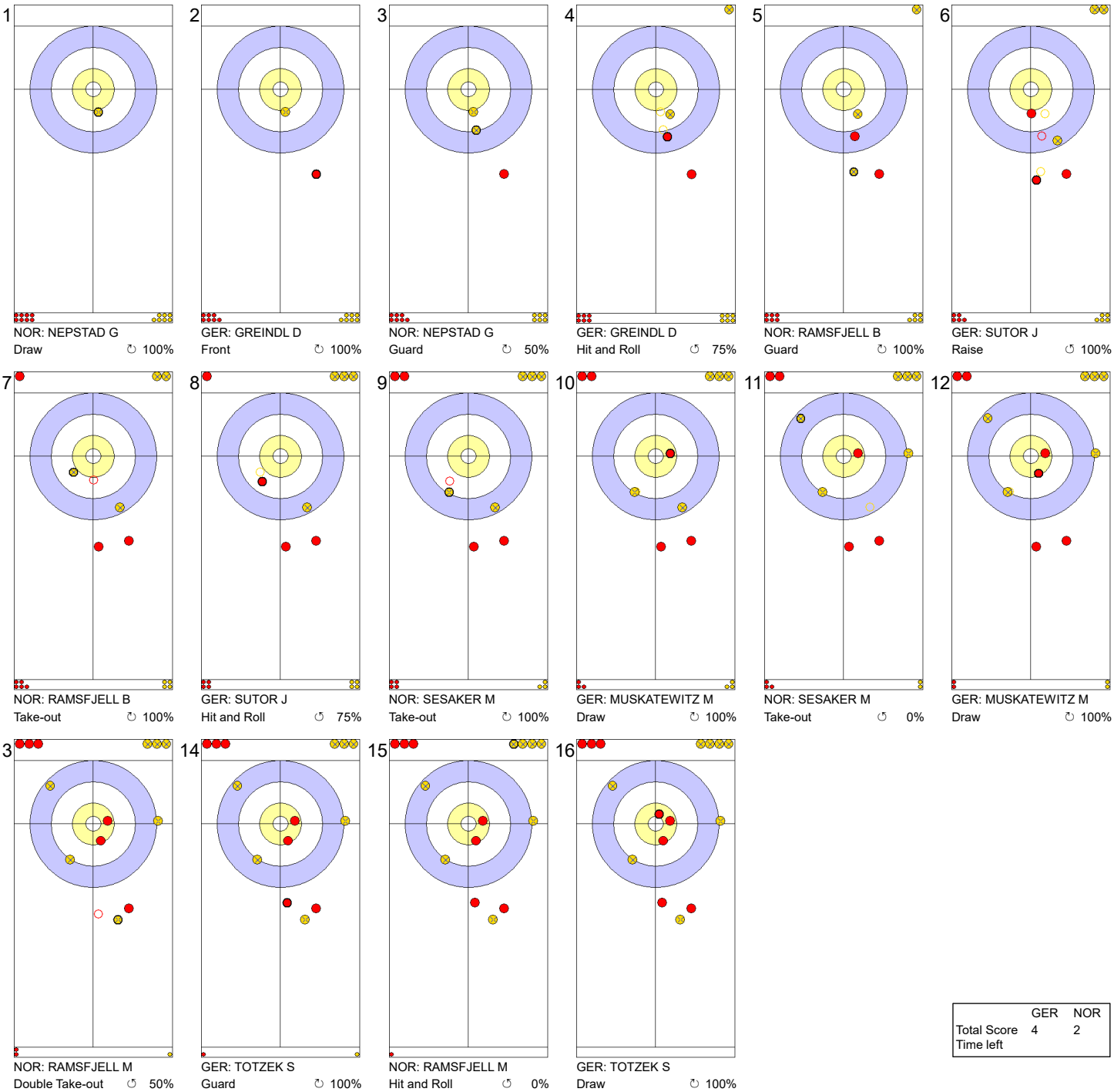


| | GER | NOR |
|---|---|---|
| Total Score | 4 | 2 |
| Time left | | |

**Legend:**
↻ Clockwise ↺ Counter-clockwise - Not considered



lgt.com NEW HOLLAND LE GRUYÈRE SWITZERLAND ZUG CURLIT Curling Information Technology Ltd.

# Game - Shot by Shot

**End 4** — **GER - Germany 4 + 0** (this end) **= 4** — **NOR - Norway 2 + 2** (this end) **= 4**




| | GER | NOR |
|---|---|---|
| Total Score | 4 | 4 |
| Time left | | |

**Legend:**

↻ Clockwise ↺ Counter-clockwise - Not considered



lgt.com NEW HOLLAND LE GRUYÈRE SWITZERLAND ZUG CURLIT Curling Information Technology Ltd.

# Game - Shot by Shot

**End 5** — **GER - Germany 4 + 1 (this end) = 5** — **NOR - Norway 4 + 0 (this end) = 4**

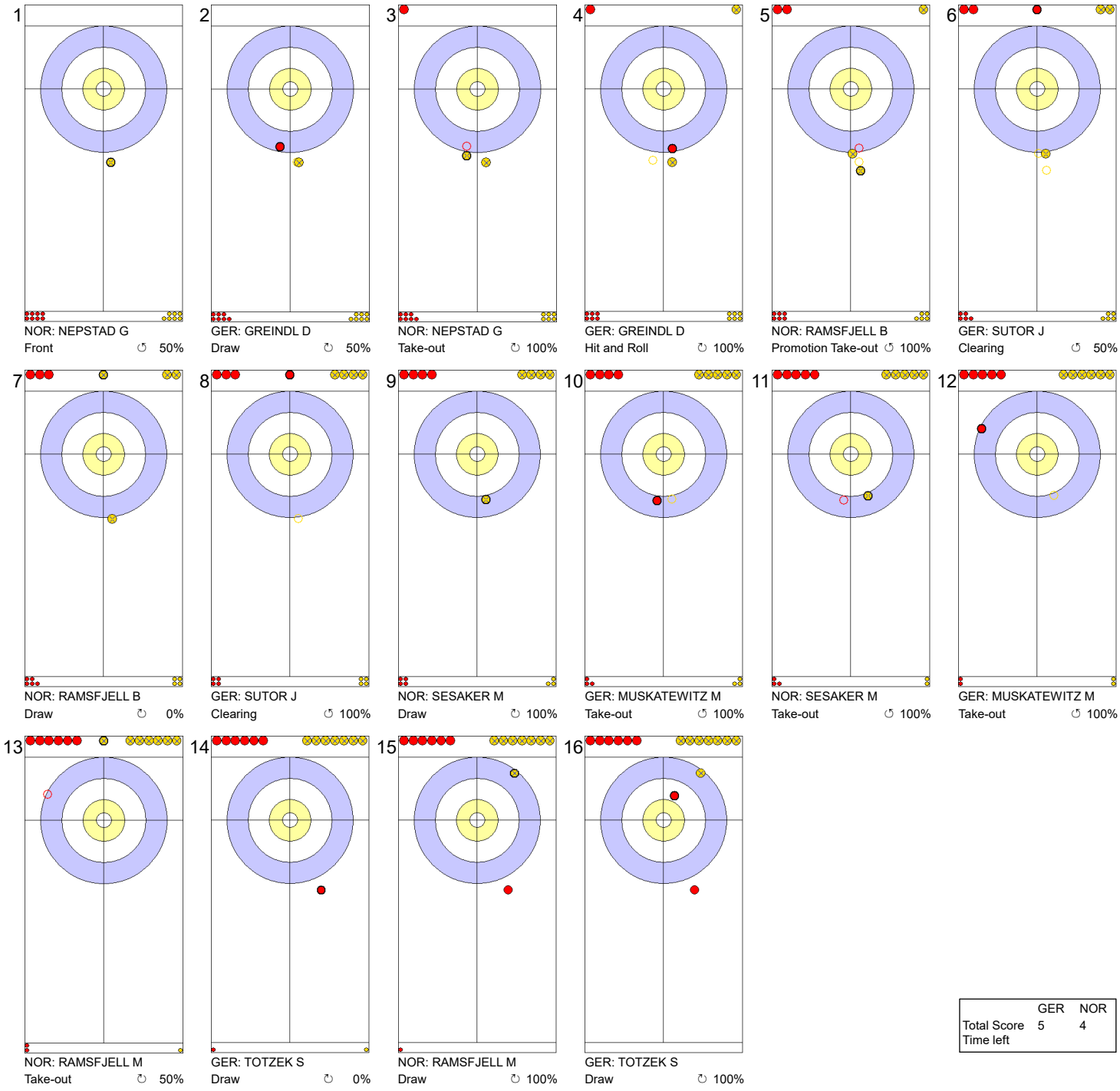

| | 1 | 2 | 3 | 4 | 5 | 6 |
|---|---|---|---|---|---|---|
| | NOR: NEPSTAD G | GER: GREINDL D | NOR: NEPSTAD G | GER: GREINDL D | NOR: RAMSFJELL B | GER: SUTOR J |
| | Front ↺ 50% | Draw ↻ 50% | Take-out ↻ 100% | Hit and Roll ↻ 100% | Promotion Take-out ↺ 100% | Clearing ↺ 50% |
| | 7 | 8 | 9 | 10 | 11 | 12 |
| | NOR: RAMSFJELL B | GER: SUTOR J | NOR: SESAKER M | GER: MUSKATEWITZ M | NOR: SESAKER M | GER: MUSKATEWITZ M |
| | Draw ↻ 0% | Clearing ↺ 100% | Draw ↻ 100% | Take-out ↺ 100% | Take-out ↺ 100% | Take-out ↺ 100% |
| | 13 | 14 | 15 | 16 | | |
| | NOR: RAMSFJELL M | GER: TOTZEK S | NOR: RAMSFJELL M | GER: TOTZEK S | | |
| | Take-out ↻ 50% | Draw ↻ 0% | Draw ↻ 100% | Draw ↻ 100% | | |

| | GER | NOR |
|---|---|---|
| Total Score | 5 | 4 |
| Time left | | |

**Legend:**
↻ Clockwise ↺ Counter-clockwise - Not considered



lgt.com NEW HOLLAND LE GRUYÈRE SWITZERLAND ZUG CURLIT Curling Information Technology Ltd.

# Game - Shot by Shot

**End 6** — **GER - Germany 5 + 1** (this end) **= 6** — **NOR - Norway 4 + 0** (this end) **= 4**

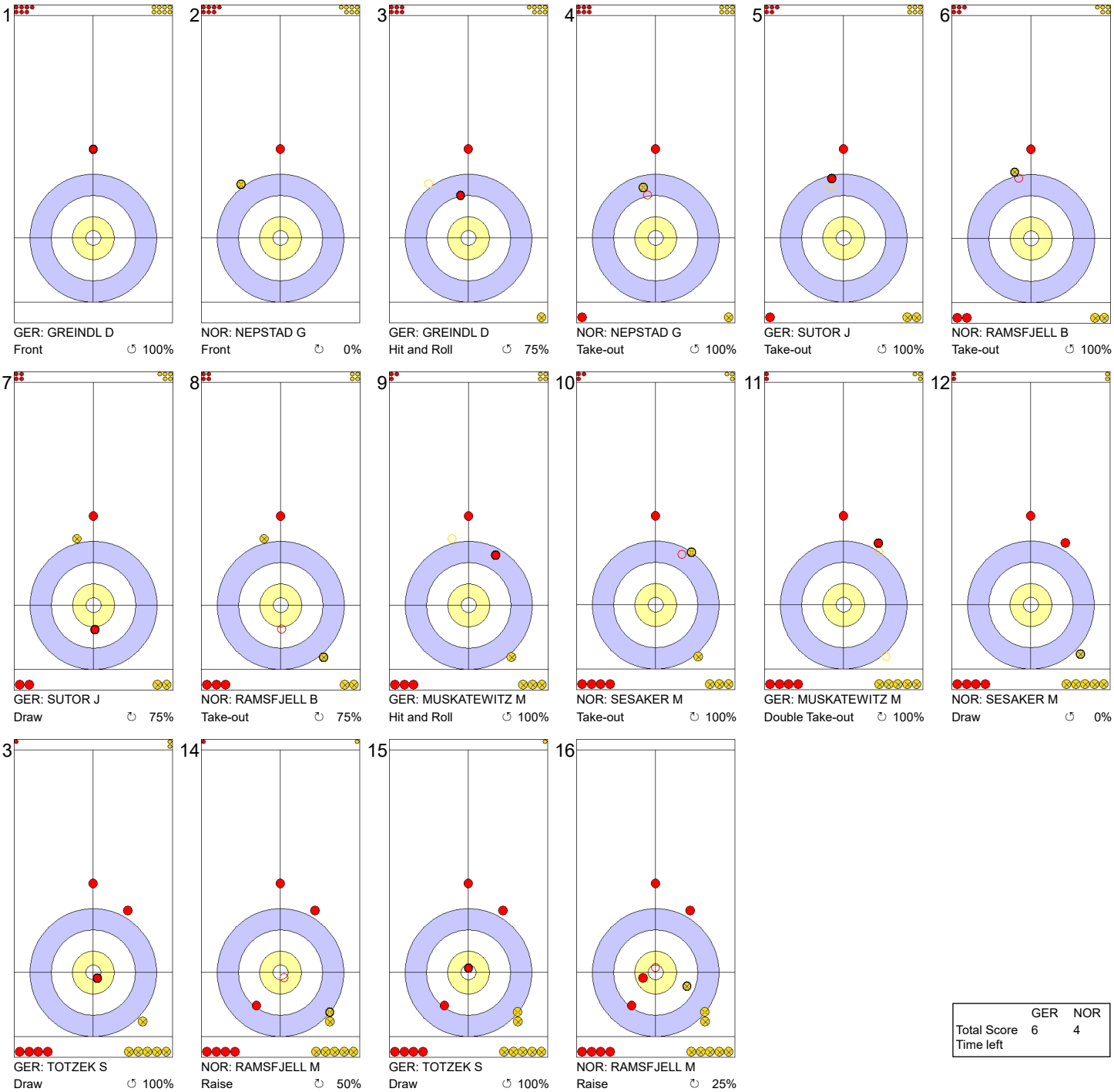


| | GER | NOR |
|---|---|---|
| Total Score | 6 | 4 |
| Time left | | |

**Legend:**

↻ Clockwise ↺ Counter-clockwise - Not considered



lgt.com NEW HOLLAND LE GRUYÈRE SWITZERLAND ZUG CURLIT Curling Information Technology Ltd.

# Game - Shot by Shot

**End 7** — **GER - Germany 6 + 0** (this end) **= 6** — **NOR - Norway 4 + 2** (this end) **= 6**

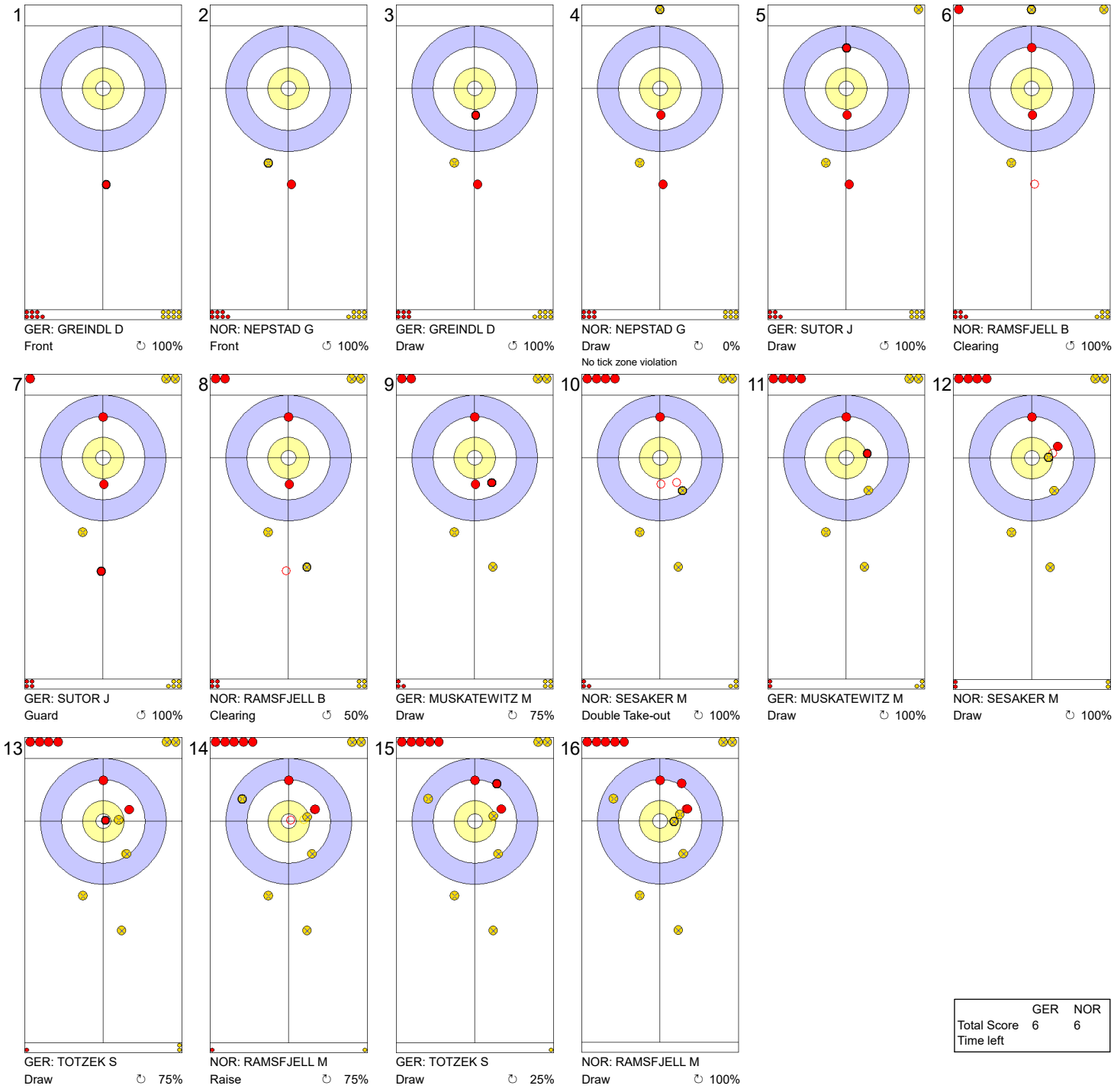

1 GER: GREINDL D — Front ↻ 100%
2 NOR: NEPSTAD G — Front ↺ 100%
3 GER: GREINDL D — Draw ↻ 100%
4 NOR: NEPSTAD G — Draw ↻ 0% — No tick zone violation
5 GER: SUTOR J — Draw ↺ 100%
6 NOR: RAMSFJELL B — Clearing ↺ 100%
7 GER: SUTOR J — Guard ↺ 100%
8 NOR: RAMSFJELL B — Clearing ↺ 50%
9 GER: MUSKATEWITZ M — Draw ↻ 75%
10 NOR: SESAKER M — Double Take-out ↻ 100%
11 GER: MUSKATEWITZ M — Draw ↻ 100%
12 NOR: SESAKER M — Draw ↻ 100%
13 GER: TOTZEK S — Draw ↻ 75%
14 NOR: RAMSFJELL M — Raise ↺ 75%
15 GER: TOTZEK S — Draw ↻ 25%
16 NOR: RAMSFJELL M — Draw ↻ 100%

| | GER | NOR |
|---|---|---|
| Total Score | 6 | 6 |
| Time left | | |

**Legend:**
↻ Clockwise ↺ Counter-clockwise - Not considered



lgt.com NEW HOLLAND LE GRUYÈRE SWITZERLAND ZUG CURLIT Curling Information Technology Ltd.

# Game - Shot by Shot

**End 8** — **GER - Germany 6 + 1** (this end) **= 7** — **NOR - Norway 6 + 0** (this end) **= 6**

| 1 | 2 | 3 | 4 | 5 | 6 |
|---|---|---|---|---|---|
| NOR: NEPSTAD G | GER: GREINDL D | NOR: NEPSTAD G | GER: GREINDL D | NOR: RAMSFJELL B | GER: SUTOR J |
| Front ↻ 75% | Draw ↺ 100% | Draw ↻ 100% | Draw ↺ 25% | Draw ↺ 100% | Promotion Take-out ↻ 25% |

| 7 | 8 | 9 | 10 | 11 | 12 |
|---|---|---|---|---|---|
| NOR: RAMSFJELL B | GER: SUTOR J | NOR: SESAKER M | GER: MUSKATEWITZ M | NOR: SESAKER M | GER: MUSKATEWITZ M |
| Raise ↻ 50% | Double Take-out ↺ 100% | Double Take-out ↻ 100% | Draw ↺ 0% | Draw ↻ 0% | Draw ↺ 100% |

| 13 | 14 | 15 | 16 |
|---|---|---|---|
| NOR: RAMSFJELL M | GER: TOTZEK S | NOR: RAMSFJELL M | GER: TOTZEK S |
| Draw ↻ 75% | Draw ↺ 75% | Draw ↻ 75% | Draw ↺ 0% |

| | GER | NOR |
|---|---|---|
| Total Score | 7 | 6 |
| Time left | | |

**Legend:**
↻ Clockwise ↺ Counter-clockwise - Not considered



lgt.com NEW HOLLAND LE GRUYÈRE SWITZERLAND ZUG CURLIT Curling Information Technology Ltd.

# Game - Shot by Shot

**End 9** — **GER - Germany 7 + 1** (this end) **= 8** — **NOR - Norway 6 + 0** (this end) **= 6**

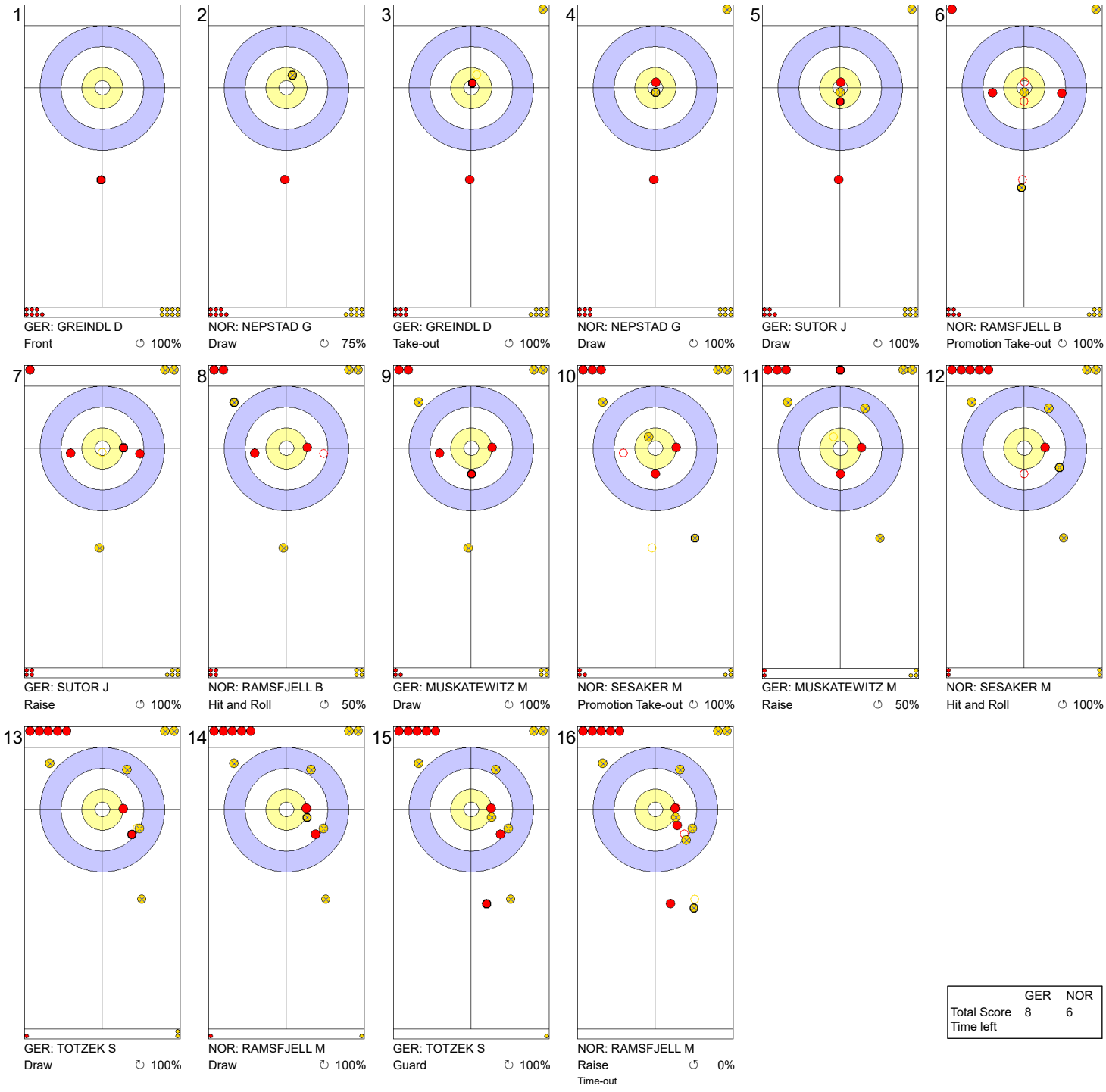


| | GER | NOR |
|---|---|---|
| Total Score | 8 | 6 |
| Time left | | |

**Legend:**

↻ Clockwise ↺ Counter-clockwise - Not considered



lgt.com NEW HOLLAND LE GRUYÈRE SWITZERLAND ZUG CURLIT Curling Information Technology Ltd.

# Game - Shot by Shot

**End 10** — **GER - Germany 8 + 2** (this end) **= 10** — **NOR - Norway 6 + 0** (this end) **= 6**




| | GER | NOR |
|---|---|---|
| Total Score | 10 | 6 |
| Time left | 00:39 | 00:37 |

**Legend:**
↻ Clockwise ↺ Counter-clockwise - Not considered



lgt.com NEW HOLLAND LE GRUYÈRE SWITZERLAND ZUG CURLIT Curling Information Technology Ltd.

# Game Results

| Sheet | Game | Team | LSFE | 1 | 2 | 3 | 4 | 5 | 6 | 7 | 8 | 9 | 10 | Extra Ends | | | | Total |
|---|---|---|---|---|---|---|---|---|---|---|---|---|---|---|---|---|---|---|
| D | 9 | KOR - Korea | | 1 | 0 | 1 | 0 | 2 | 0 | 1 | 0 | 2 | 0 | | | | | 7 |
| | 10 | SUI - Switzerland | * | 0 | 2 | 0 | 2 | 0 | 2 | 0 | 2 | 0 | 1 | | | | | 9 |

| KOR - Korea | | | Shot Success Game | Shot Success All |
|---|---|---|---|---|
| 4 | V | KIM Soo-Hyuk | 81% | 74% |
| 3 | S | KIM Chang-Min | 85% | 78% |
| 2 | | SEONG Se Hyeon | 85% | 77% |
| 1 | | KIM Hak Kyun | 89% | 82% |
| A | | JEON Jae Ik | - | - |
| | | Team Total | 85% | 77% |

| Last Stone Draw | | Distance |
|---|---|---|
| ↻ | SEONG Se Hyeon | 24.0cm |
| ↺ | KIM Soo-Hyuk | 132.5cm |
| **Total** | | **156.5cm** |

Time remaining: 0 minutes 27 seconds

Time-out: End 6 - KOR stone 8

| SUI - Switzerland | | | Shot Success Game | Shot Success All |
|---|---|---|---|---|
| 4 | S | SCHWALLER Yannick | 84% | 77% |
| 3 | V | BRUNNER Michael | 79% | 78% |
| 2 | | MEIER Romano | 80% | 83% |
| 1 | | GLOOR Simon | 91% | 91% |
| A | | KAEUFELER Marcel | - | 84% |
| | | Team Total | 83% | 81% |

| Last Stone Draw | | Distance |
|---|---|---|
| ↻ | SCHWALLER Yannick | 14.0cm |
| ↺ | MEIER Romano | 27.0cm |
| **Total** | | **41.0cm** |

Time remaining: 0 minutes 35 seconds

Time-out: End 7 - SUI stone 7

## Shot Success Analysis

| KOR - Korea | | ↻ | | ↺ | | Game | |
|---|---|---|---|---|---|---|---|
| 4 KIM Soo-Hyuk | Draws | 5 | 80% | 8 | 78% | 13 | 79% |
| | Take-outs | 2 | 75% | 5 | 90% | 7 | 86% |
| | Total | 7 | 79% | 13 | 83% | 20 | 81% |
| 3 KIM Chang-Min | Draws | 10 | 93% | 7 | 93% | 17 | 93% |
| | Take-outs | 2 | 38% | 1 | 50% | 3 | 42% |
| | Total | 12 | 83% | 8 | 88% | 20 | 85% |
| 2 SEONG Se Hyeon | Draws | 6 | 100% | 11 | 80% | 17 | 87% |
| | Take-outs | 1 | 100% | 2 | 63% | 3 | 75% |
| | Total | 7 | 100% | 13 | 77% | 20 | 85% |
| 1 KIM Hak Kyun | Draws | 8 | 78% | 11 | 100% | 19 | 91% |
| | Take-outs | 1 | 50% | 0 | - | 1 | 50% |
| | Total | 9 | 75% | 11 | 100% | 20 | 89% |
| A JEON Jae Ik | Draws | 0 | - | 0 | - | 0 | - |
| | Take-outs | 0 | - | 0 | - | 0 | - |
| | Total | 0 | - | 0 | - | 0 | - |
| Team | Draws | 29 | 88% | 37 | 88% | 66 | 88% |
| | Take-outs | 6 | 63% | 8 | 78% | 14 | 71% |
| | Total | 35 | 84% | 45 | 86% | 80 | 85% |

| SUI - Switzerland | | ↻ | | ↺ | | Game | |
|---|---|---|---|---|---|---|---|
| 4 SCHWALLER Yannick | Draws | 3 | 83% | 6 | 79% | 9 | 81% |
| | Take-outs | 5 | 85% | 6 | 88% | 11 | 86% |
| | Total | 8 | 84% | 12 | 83% | 20 | 84% |
| 3 BRUNNER Michael | Draws | 3 | 92% | 4 | 88% | 7 | 89% |
| | Take-outs | 6 | 58% | 7 | 86% | 13 | 73% |
| | Total | 9 | 69% | 11 | 86% | 20 | 79% |
| 2 MEIER Romano | Draws | 2 | 100% | 5 | 80% | 7 | 86% |
| | Take-outs | 6 | 92% | 7 | 64% | 13 | 77% |
| | Total | 8 | 94% | 12 | 71% | 20 | 80% |
| 1 GLOOR Simon | Draws | 16 | 89% | 2 | 100% | 18 | 90% |
| | Take-outs | 1 | 100% | 1 | 100% | 2 | 100% |
| | Total | 17 | 90% | 3 | 100% | 20 | 91% |
| A KAEUFELER Marcel | Draws | 0 | - | 0 | - | 0 | - |
| | Take-outs | 0 | - | 0 | - | 0 | - |
| | Total | 0 | - | 0 | - | 0 | - |
| Team | Draws | 24 | 90% | 17 | 84% | 41 | 87% |
| | Take-outs | 18 | 79% | 21 | 80% | 39 | 79% |
| | Total | 42 | 85% | 38 | 82% | 80 | 83% |

**Note:**
Position and function for each team member:
**4** = Fourth, **3** = Third, **2** = Second, **1** = Lead, **A** = Alternate, **S** = Skip, **V** = Vice-Skip

**Legend:**
↻ Clockwise ↺ Counter-clockwise **LSFE(*)** Last Stone First End



lgt.com NEW HOLLAND LE GRUYÈRE SWITZERLAND ZUG CURLIT Curling Information Technology Ltd.

# Game - Shot by Shot

**End 1** — **KOR - Korea 0 + 1** (this end) **= 1** — **SUI - Switzerland 0 + 0** (this end) **= 0**

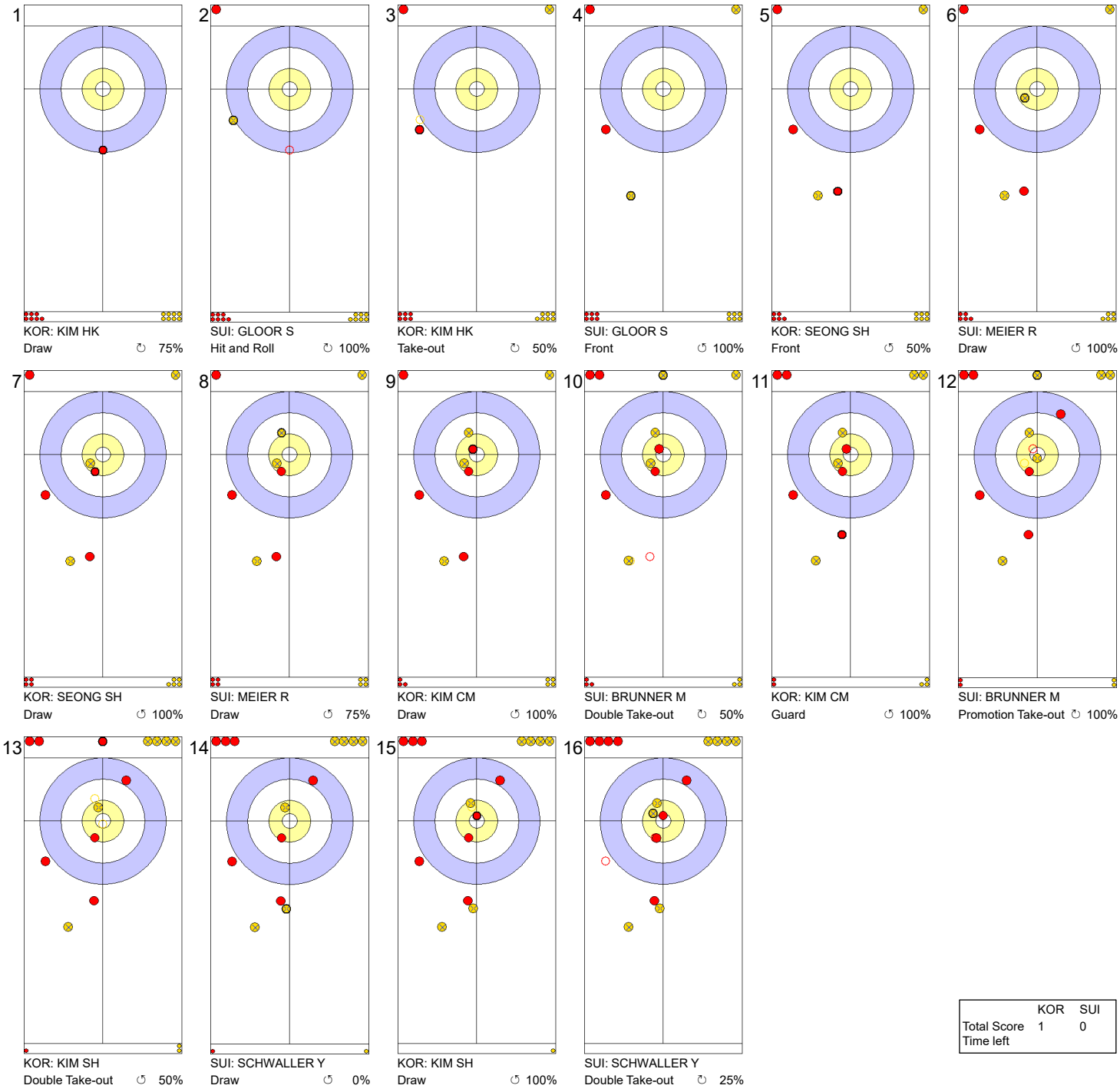


| | KOR | SUI |
|---|---|---|
| Total Score | 1 | 0 |
| Time left | | |

**Legend:**
↻ Clockwise ↺ Counter-clockwise - Not considered



lgt.com NEW HOLLAND LE GRUYÈRE SWITZERLAND ZUG CURLIT Curling Information Technology Ltd.

# Game - Shot by Shot

**End 2** — **KOR - Korea 1 + 0** (this end) **= 1** — **SUI - Switzerland 0 + 2** (this end) **= 2**

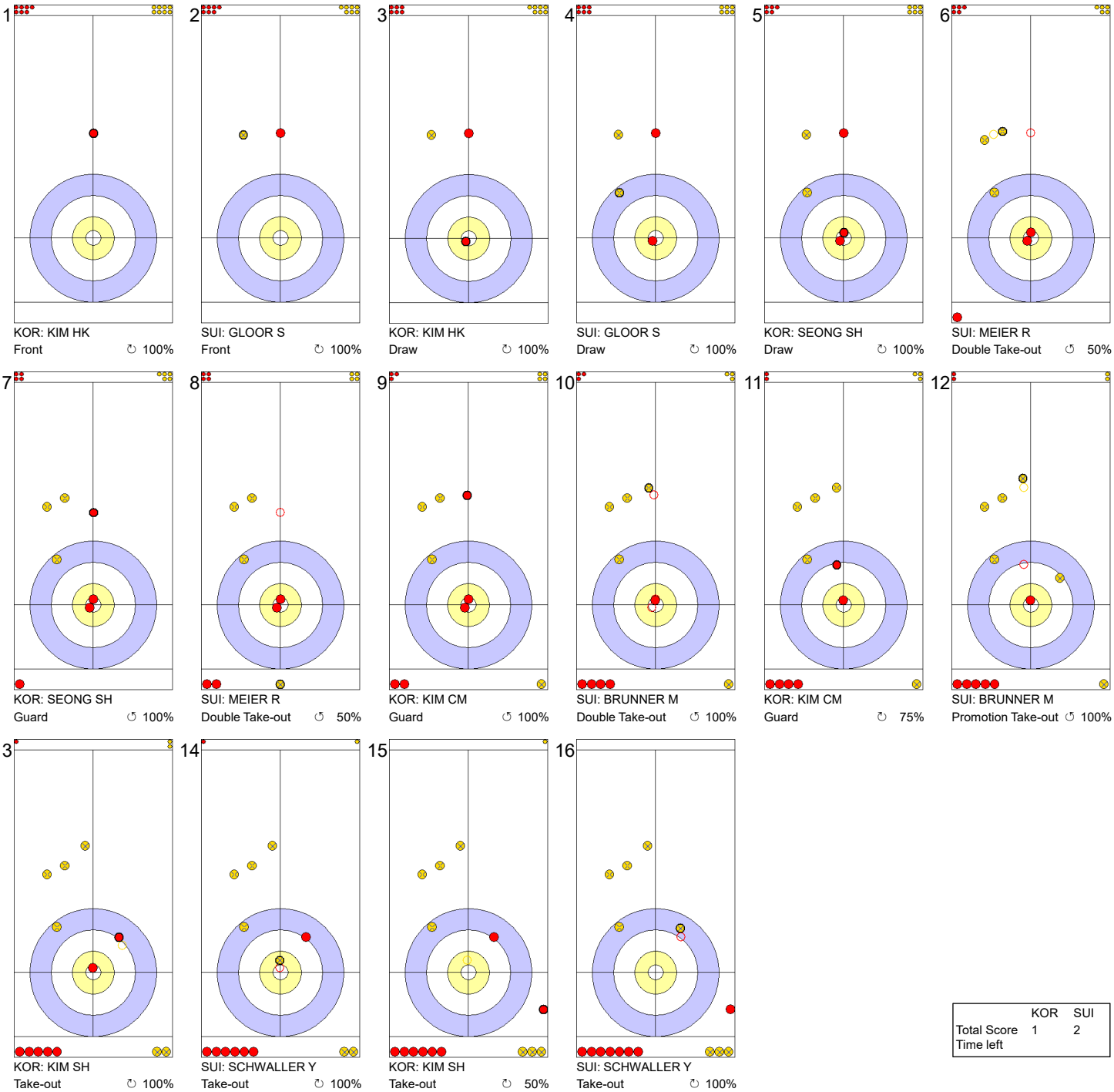


| | KOR | SUI |
|---|---|---|
| Total Score | 1 | 2 |
| Time left | | |

**Legend:**

↻ Clockwise ↺ Counter-clockwise - Not considered



lgt.com NEW HOLLAND LE GRUYÈRE SWITZERLAND ZUG CURLIT Curling Information Technology Ltd.

# Game - Shot by Shot

**End 3** — **KOR - Korea 1 + 1** (this end) **= 2** — **SUI - Switzerland 2 + 0** (this end) **= 2**

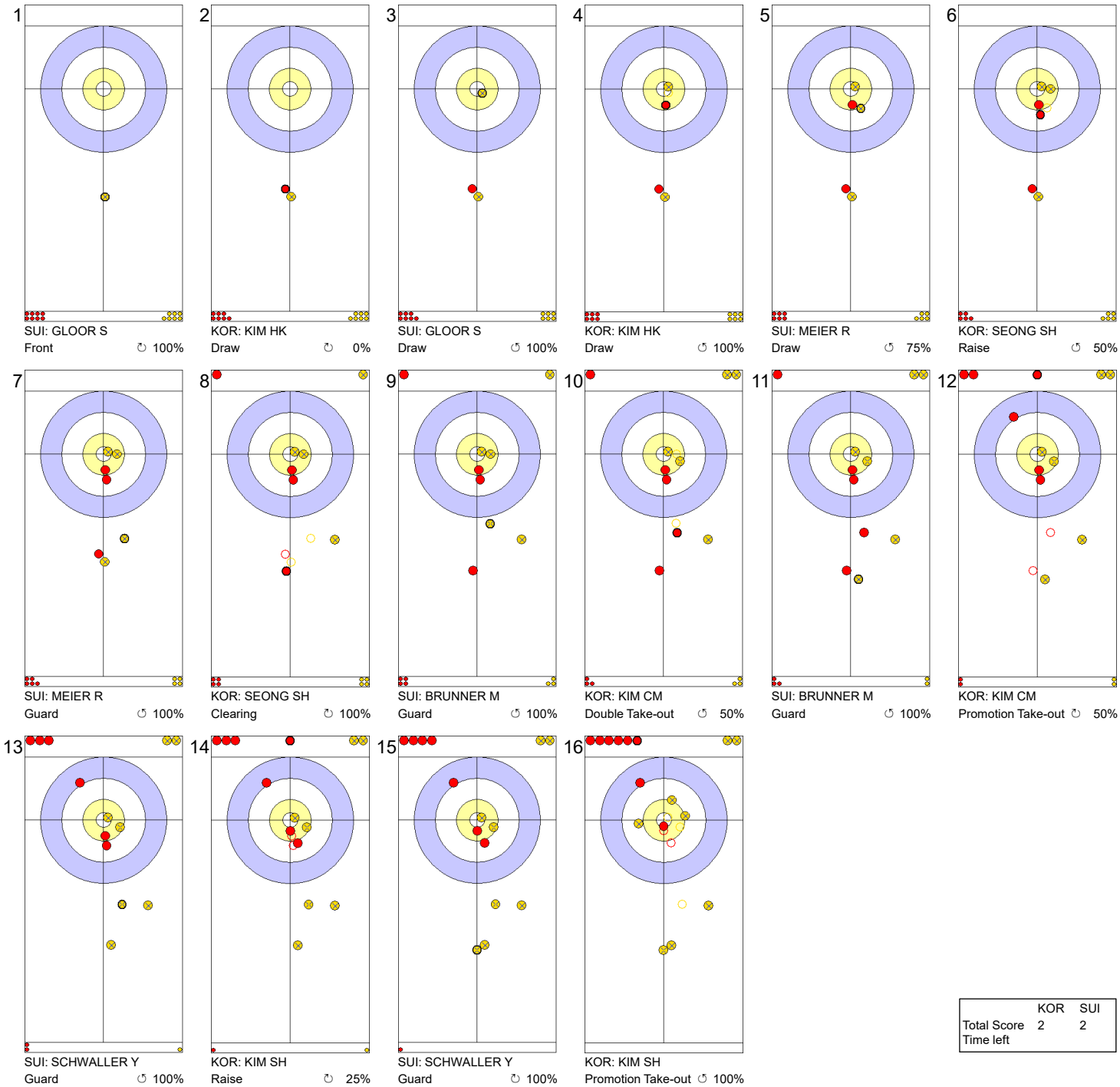


| | KOR | SUI |
|---|---|---|
| Total Score | 2 | 2 |
| Time left | | |

**Legend:**

↻ Clockwise ↺ Counter-clockwise - Not considered



lgt.com NEW HOLLAND LE GRUYÈRE SWITZERLAND ZUG CURLIT Curling Information Technology Ltd.

# Game - Shot by Shot

**End 4** — **KOR - Korea 2 + 0** (this end) **= 2** — **SUI - Switzerland 2 + 2** (this end) **= 4**

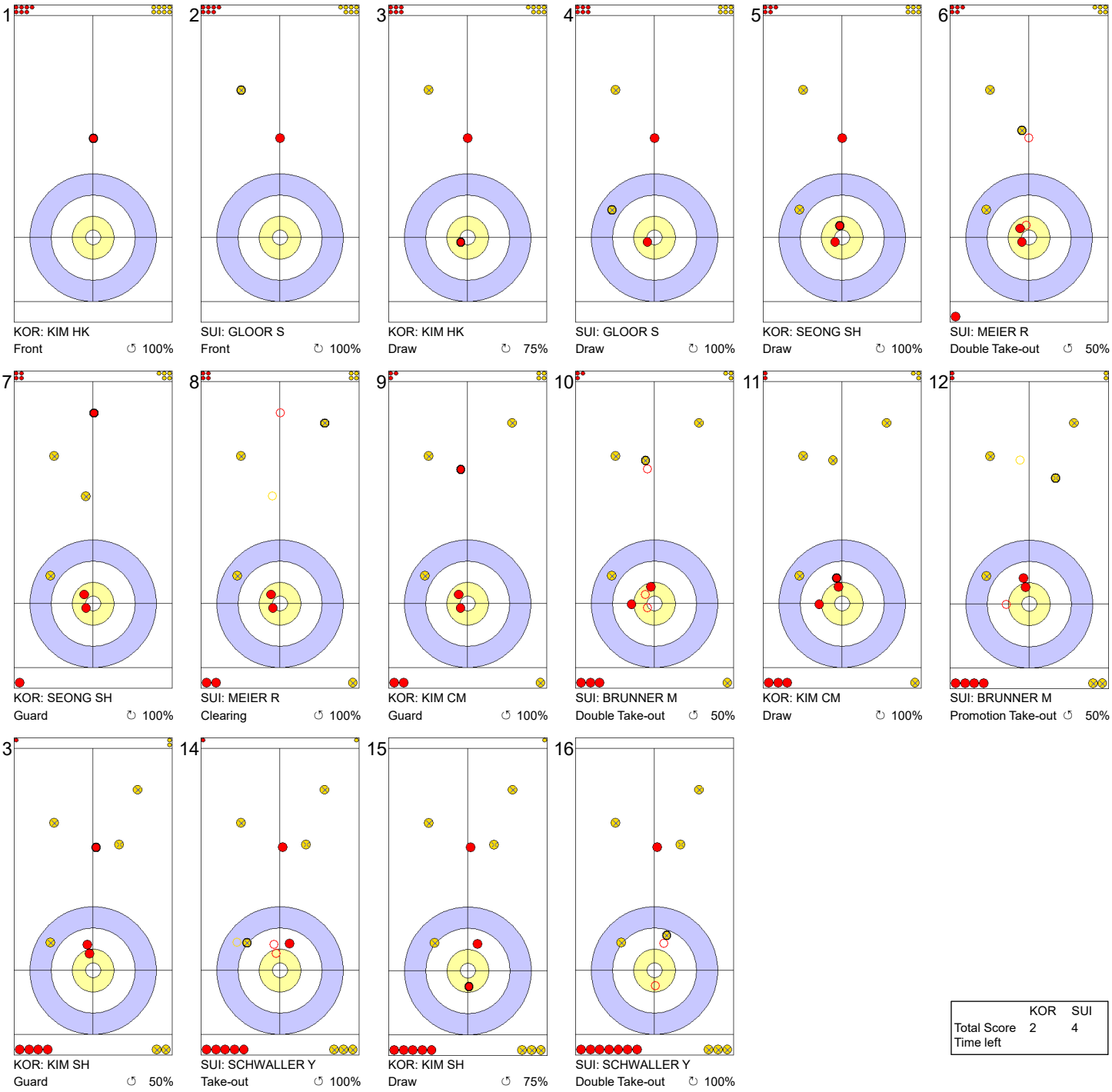


| | KOR | SUI |
|---|---|---|
| Total Score | 2 | 4 |
| Time left | | |

**Legend:**

↻ Clockwise ↺ Counter-clockwise - Not considered



lgt.com NEW HOLLAND LE GRUYÈRE SWITZERLAND ZUG CURLIT Curling Information Technology Ltd.

# Game - Shot by Shot

**End 5** — **KOR - Korea 2 + 2** (this end) **= 4** — **SUI - Switzerland 4 + 0** (this end) **= 4**

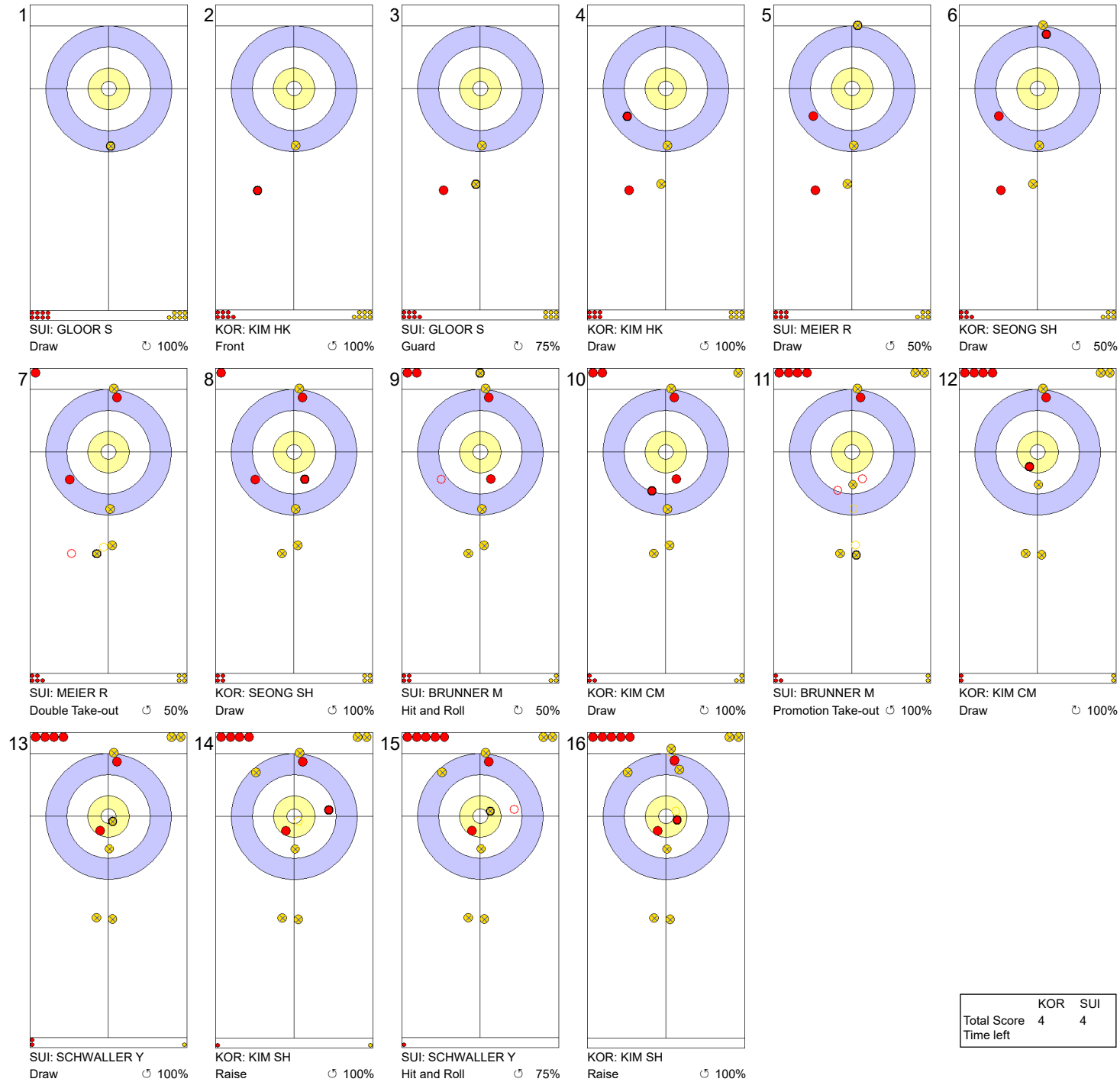


| | KOR | SUI |
|---|---|---|
| Total Score | 4 | 4 |
| Time left | | |

**Legend:**

↻ Clockwise ↺ Counter-clockwise - Not considered



lgt.com NEW HOLLAND LE GRUYÈRE SWITZERLAND ZUG CURLIT Curling Information Technology Ltd.

# Game - Shot by Shot

**End 6** — **KOR - Korea** **4 + 0** (this end) **= 4** — **SUI - Switzerland** **4 + 2** (this end) **= 6**

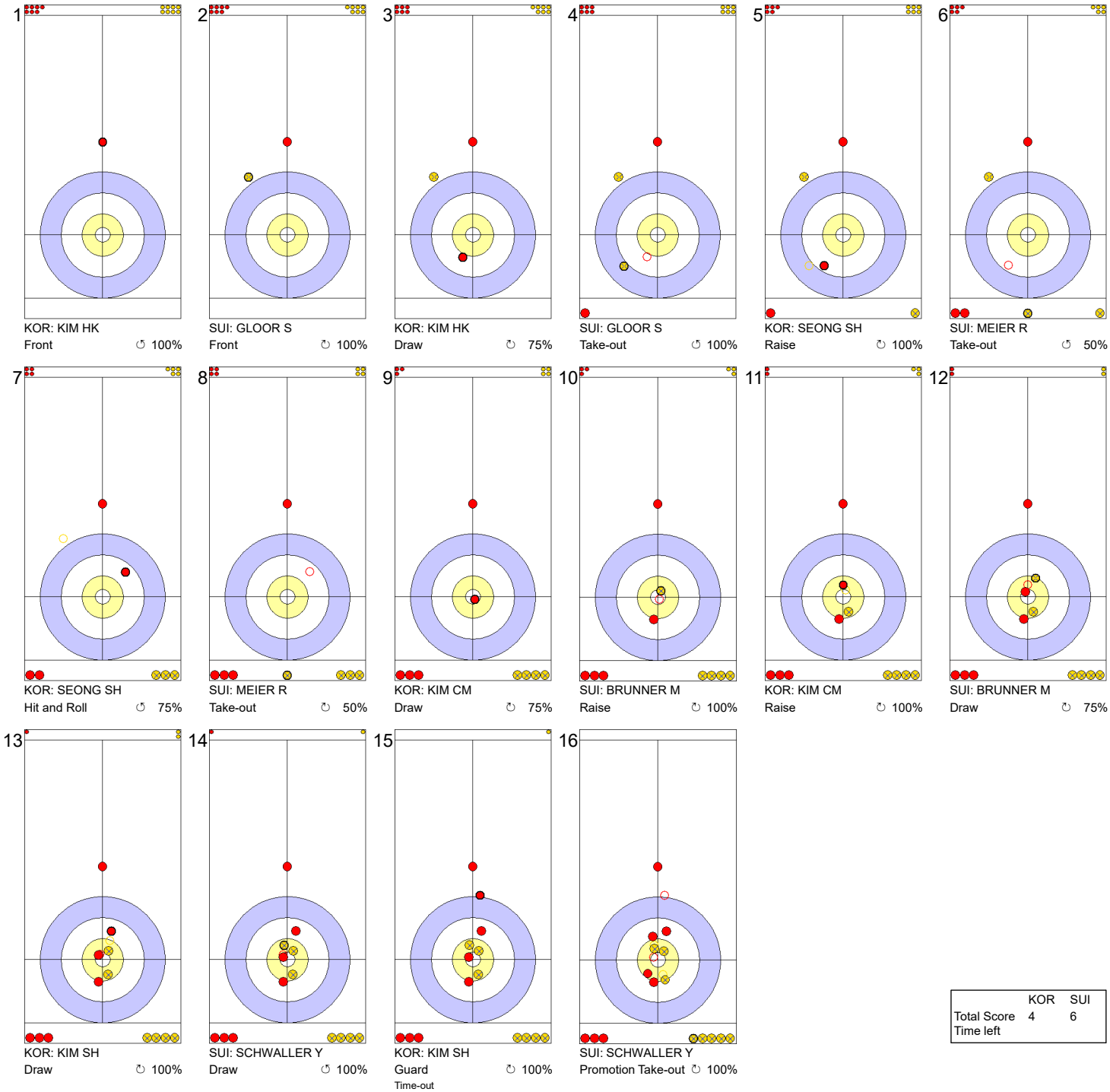


| | KOR | SUI |
|---|---|---|
| Total Score | 4 | 6 |
| Time left | | |

**Legend:**

↻ Clockwise ↺ Counter-clockwise - Not considered



lgt.com NEW HOLLAND LE GRUYÈRE SWITZERLAND ZUG CURLIT Curling Information Technology Ltd.

# Game - Shot by Shot

**End 7** — **KOR - Korea** 4 + 1 (this end) = 5 — **SUI - Switzerland** 6 + 0 (this end) = 6

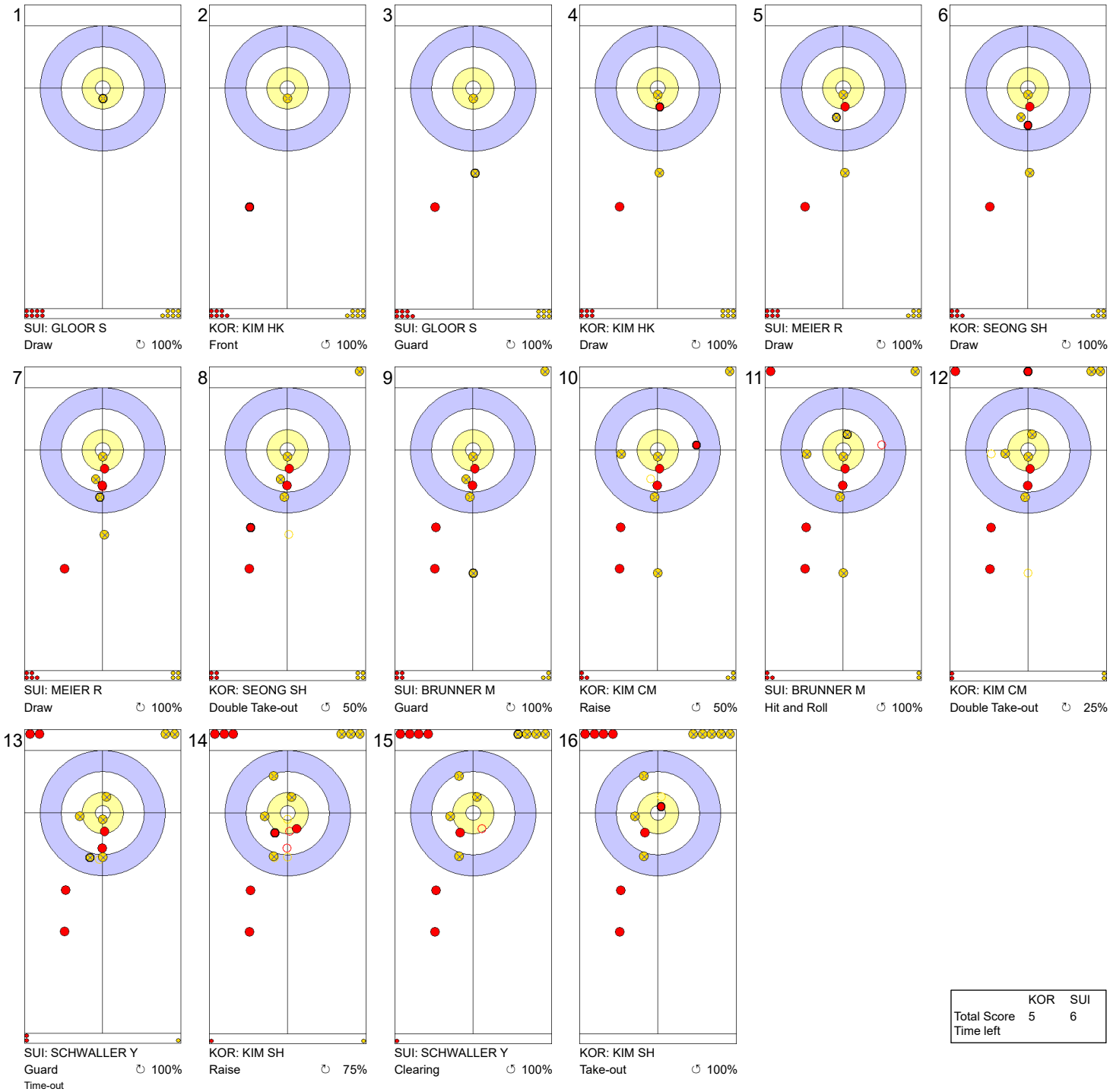


| | KOR | SUI |
|---|---|---|
| Total Score | 5 | 6 |
| Time left | | |

**Legend:**

↻ Clockwise ↺ Counter-clockwise - Not considered



lgt.com NEW HOLLAND LE GRUYÈRE SWITZERLAND ZUG CURLIT Curling Information Technology Ltd.

# Game - Shot by Shot

**End 8** — **KOR - Korea 5 + 0** (this end) **= 5** — **SUI - Switzerland 6 + 2** (this end) **= 8**

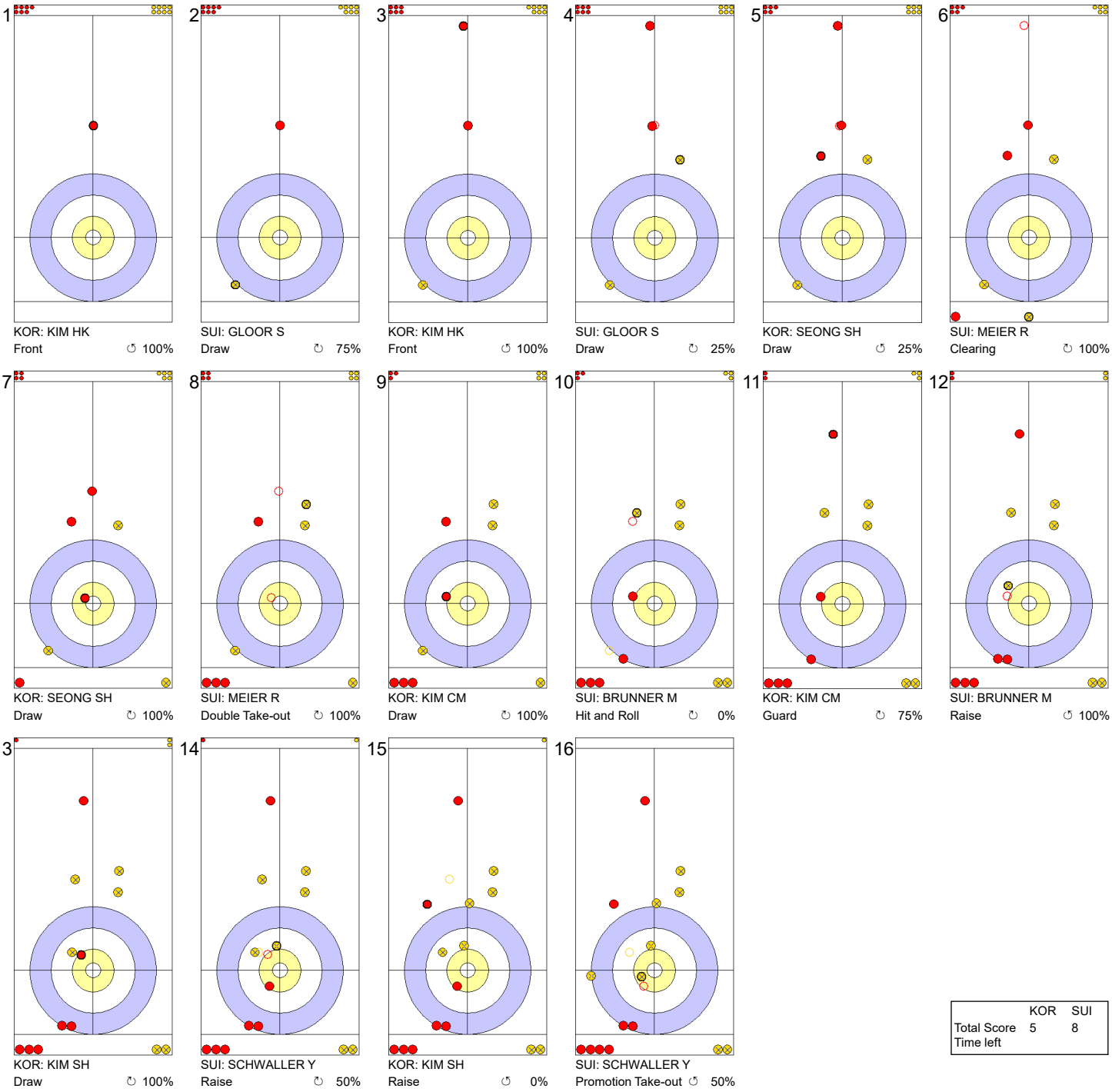


| | KOR | SUI |
|---|---|---|
| Total Score | 5 | 8 |
| Time left | | |

**Legend:**

↻ Clockwise ↺ Counter-clockwise - Not considered



lgt.com NEW HOLLAND LE GRUYÈRE SWITZERLAND ZUG CURLIT Curling Information Technology Ltd.

# Game - Shot by Shot

**End 9** — **KOR - Korea 5 + 2** (this end) **= 7** — **SUI - Switzerland 8 + 0** (this end) **= 8**

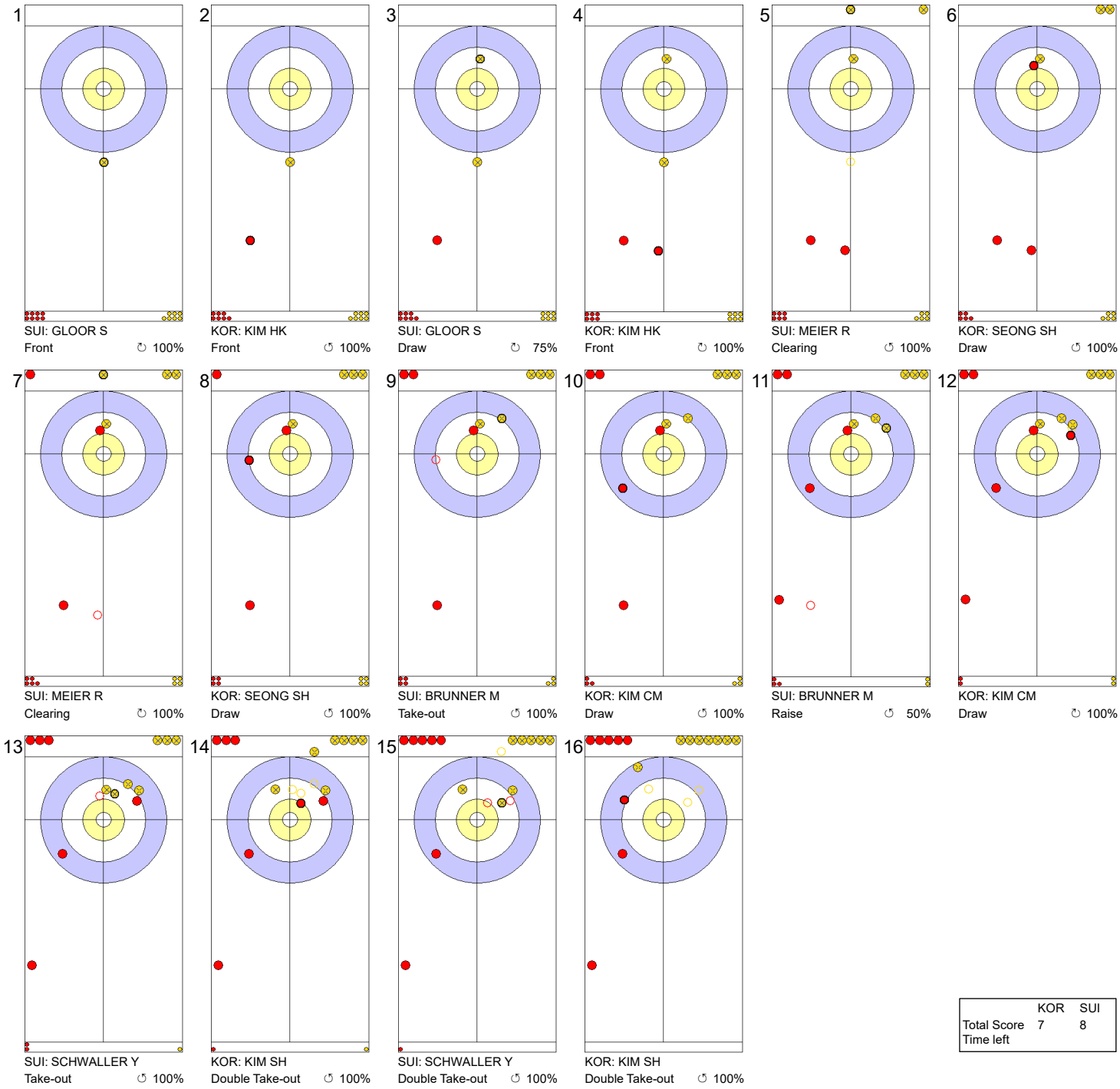


| | KOR | SUI |
|---|---|---|
| Total Score | 7 | 8 |
| Time left | | |

**Legend:**
↻ Clockwise ↺ Counter-clockwise - Not considered



lgt.com NEW HOLLAND LE GRUYÈRE SWITZERLAND ZUG CURLIT Curling Information Technology Ltd.

# Game - Shot by Shot

**End 10** — **KOR - Korea 7 + 0** (this end) **= 7** — **SUI - Switzerland 8 + 1** (this end) **= 9**




| | KOR | SUI |
|---|---|---|
| Total Score | 7 | 9 |
| Time left | 00:27 | 00:35 |

**Legend:**
↻ Clockwise ↺ Counter-clockwise - Not considered



lgt.com NEW HOLLAND LE GRUYÈRE SWITZERLAND ZUG CURLIT Curling Information Technology Ltd.

## Session Results and Standings

| Sheet | Game | Team | LSFE | 1 | 2 | 3 | 4 | 5 | 6 | 7 | 8 | 9 | 10 | Extra Ends | | | | Total |
|---|---|---|---|---|---|---|---|---|---|---|---|---|---|---|---|---|---|---|
| A | 9 | USA - United States | * | 2 | 0 | 1 | 0 | 4 | 0 | 2 | 0 | 1 | X | | | | | 10 |
| | 9 | CAN - Canada | | 0 | 1 | 0 | 1 | 0 | 2 | 0 | 2 | 0 | X | | | | | 6 |
| B | 9 | NOR - Norway | * | 2 | 0 | 0 | 2 | 0 | 2 | 2 | 2 | 0 | X | | | | | 10 |
| | 9 | DEN - Denmark | | 0 | 2 | 1 | 0 | 2 | 0 | 0 | 0 | 1 | X | | | | | 6 |
| C | 9 | ITA - Italy | | 0 | 1 | 0 | 1 | 0 | 1 | 0 | 1 | 1 | | | | | | W |
| | 9 | SUI - Switzerland | * | 1 | 0 | 1 | 0 | 0 | 0 | 1 | 0 | 0 | / | | | | | L |
| D | 9 | NED - Netherlands | | 0 | 0 | 1 | 0 | 0 | 2 | 0 | 0 | 0 | 2 | | | | | 5 |
| | 9 | SCO - Scotland | * | 1 | 1 | 0 | 1 | 0 | 0 | 0 | 1 | 0 | 0 | | | | | 4 |

## Current Standings

| Rank | Team | Games | Wins | Losses |
|---|---|---|---|---|
| 1 | CAN - Canada | 9 | 7 | 2 |
| 2 | SCO - Scotland | 9 | 6 | 3 |
| 2 | SWE - Sweden | 9 | 6 | 3 |
| 2 | USA - United States | 9 | 6 | 3 |
| 5 | KOR - Korea | 8 | 5 | 3 |
| 6 | ITA - Italy | 9 | 5 | 4 |
| 6 | NOR - Norway | 9 | 5 | 4 |
| 6 | SUI - Switzerland | 9 | 5 | 4 |
| 9 | GER - Germany | 9 | 4 | 5 |
| 10 | CZE - Czech Republic | 9 | 3 | 6 |
| 10 | FIN - Finland | 9 | 3 | 6 |
| 12 | NED - Netherlands | 9 | 2 | 7 |
| 13 | DEN - Denmark | 9 | 1 | 8 |

**Note:**
Under WCF rules, tie-breaking rules for standings are not applied until after the last game of the round robin.

**Legend:**

| | | | | |
|---|---|---|---|---|
| / | Team ran out of time | **L** | Loss | **LSFE(*)** Last Stone First End |
| **W** | Win | **X** | Unplayed/unfinished end due to concession | |



lgt.com NEW HOLLAND LE GRUYÈRE SWITZERLAND ZUG CURLIT Curling Information Technology Ltd.

# Game Results

| Sheet | Game | Team | LSFE | 1 | 2 | 3 | 4 | 5 | 6 | 7 | 8 | 9 | 10 | Extra Ends | | | | Total |
|---|---|---|---|---|---|---|---|---|---|---|---|---|---|---|---|---|---|---|
| A | 9 | USA - United States | * | 2 | 0 | 1 | 0 | 4 | 0 | 2 | 0 | 1 | X | | | | | 10 |
| | 9 | CAN - Canada | | 0 | 1 | 0 | 1 | 0 | 2 | 0 | 2 | 0 | X | | | | | 6 |

| USA - United States | | | Shot Success Game | Shot Success All |
|---|---|---|---|---|
| 4 | S | DROPKIN Korey | 94% | 76% |
| 3 | V | POLO Joe | 93% | 84% |
| 2 | | FENNER Mark | 94% | 80% |
| 1 | | HOWELL Tom | 85% | 81% |
| A | | FENSON Alex | - | - |
| | | Team Total | 92% | 80% |

| Last Stone Draw | | Distance |
|---|---|---|
| ↻ | POLO Joe | 24.1cm |
| ↺ | HOWELL Tom | 3.9cm |
| **Total** | | **28.0cm** |

Time remaining: 3 minutes 55 seconds

| CAN - Canada | | | Shot Success Game | Shot Success All |
|---|---|---|---|---|
| 4 | S | GUSHUE Brad | 86% | 83% |
| 3 | V | NICHOLS Mark | 78% | 82% |
| 2 | | GALLANT Brett | 80% | 84% |
| 1 | | WALKER Geoff | 79% | 90% |
| A | | HARNDEN EJ | 38% | 38% |
| | | Team Total | 78% | 84% |

| Last Stone Draw | | Distance |
|---|---|---|
| ↻ | GALLANT Brett | 26.3cm |
| ↺ | GUSHUE Brad | 25.7cm |
| **Total** | | **52.0cm** |

Time remaining: 4 minutes 24 seconds

HARNDEN EJ replaced GALLANT B at the beginning of end 8

## Shot Success Analysis

| USA - United States | | ↻ | | ↺ | | Game | |
|---|---|---|---|---|---|---|---|
| 4 DROPKIN Korey | Draws | 3 | 100% | 5 | 95% | 8 | 97% |
| | Take-outs | 6 | 88% | 4 | 100% | 10 | 93% |
| | Total | 9 | 92% | 9 | 97% | 18 | 94% |
| 3 POLO Joe | Draws | 4 | 100% | 3 | 92% | 7 | 96% |
| | Take-outs | 8 | 88% | 3 | 100% | 11 | 91% |
| | Total | 12 | 92% | 6 | 96% | 18 | 93% |
| 2 FENNER Mark | Draws | 3 | 92% | 6 | 96% | 9 | 94% |
| | Take-outs | 6 | 92% | 3 | 100% | 9 | 94% |
| | Total | 9 | 92% | 9 | 97% | 18 | 94% |
| 1 HOWELL Tom | Draws | 2 | 100% | 14 | 88% | 16 | 89% |
| | Take-outs | 0 | - | 2 | 50% | 2 | 50% |
| | Total | 2 | 100% | 16 | 83% | 18 | 85% |
| A FENSON Alex | Draws | 0 | - | 0 | - | 0 | - |
| | Take-outs | 0 | - | 0 | - | 0 | - |
| | Total | 0 | - | 0 | - | 0 | - |
| Team | Draws | 12 | 98% | 28 | 91% | 40 | 93% |
| | Take-outs | 20 | 89% | 12 | 92% | 32 | 90% |
| | Total | 32 | 92% | 40 | 91% | 72 | 92% |

| CAN - Canada | | ↻ | | ↺ | | Game | |
|---|---|---|---|---|---|---|---|
| 4 GUSHUE Brad | Draws | 5 | 95% | 3 | 75% | 8 | 88% |
| | Take-outs | 8 | 81% | 2 | 100% | 10 | 85% |
| | Total | 13 | 87% | 5 | 85% | 18 | 86% |
| 3 NICHOLS Mark | Draws | 3 | 92% | 6 | 92% | 9 | 92% |
| | Take-outs | 4 | 56% | 5 | 70% | 9 | 64% |
| | Total | 7 | 71% | 11 | 82% | 18 | 78% |
| 2 GALLANT Brett | Draws | 6 | 88% | 4 | 88% | 10 | 88% |
| | Take-outs | 3 | 50% | 1 | 100% | 4 | 63% |
| | Total | 9 | 75% | 5 | 90% | 14 | 80% |
| 1 WALKER Geoff | Draws | 3 | 83% | 15 | 78% | 18 | 79% |
| | Take-outs | 0 | - | 0 | - | 0 | - |
| | Total | 3 | 83% | 15 | 78% | 18 | 79% |
| A HARNDEN EJ | Draws | 2 | 75% | 2 | 0% | 4 | 38% |
| | Take-outs | 0 | - | 0 | - | 0 | - |
| | Total | 2 | 75% | 2 | 0% | 4 | 38% |
| Team | Draws | 19 | 88% | 30 | 77% | 49 | 81% |
| | Take-outs | 15 | 68% | 8 | 81% | 23 | 73% |
| | Total | 34 | 79% | 38 | 78% | 72 | 78% |

**Note:**
Position and function for each team member:
**4** = Fourth, **3** = Third, **2** = Second, **1** = Lead, **A** = Alternate, **S** = Skip, **V** = Vice-Skip

**Legend:**
↻ Clockwise ↺ Counter-clockwise **LSFE(*)** Last Stone First End
**X** Unplayed/unfinished end due to concession



lgt.com NEW HOLLAND LE GRUYÈRE SWITZERLAND ZUG CURLIT Curling Information Technology Ltd.

# Game - Shot by Shot

**End 1** — **USA - United States** 0 + 2 (this end) = 2 — **CAN - Canada** 0 + 0 (this end) = 0

1
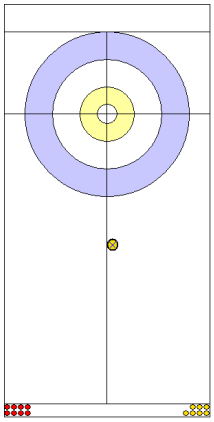
CAN: WALKER G
Front ↻ 100%

2
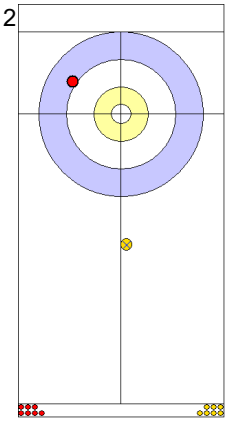
USA: HOWELL T
Draw ↻ 100%

3
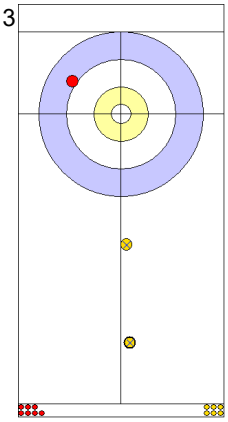
CAN: WALKER G
Front ↺ 50%

4
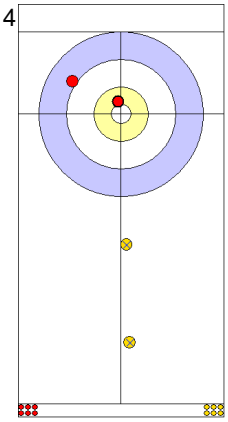
USA: HOWELL T
Draw ↺ 75%

5
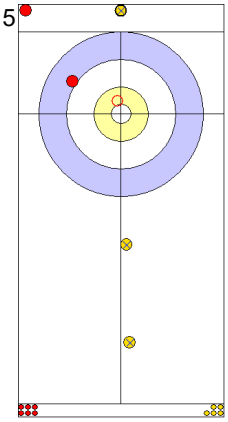
CAN: GALLANT B
Double Take-out ↻ 50%

6
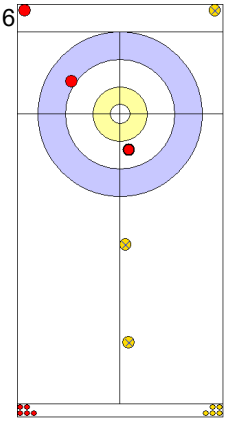
USA: FENNER M
Draw ↻ 100%

7
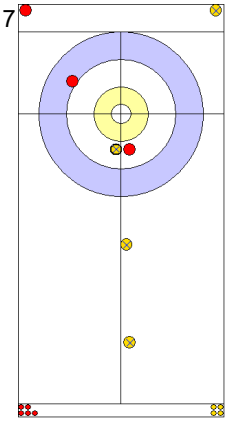
CAN: GALLANT B
Draw ↻ 100%

8
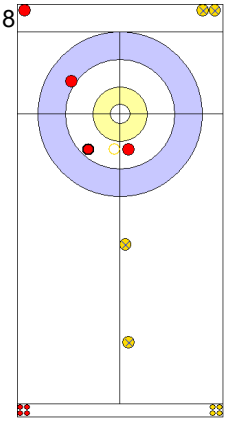
USA: FENNER M
Take-out ↻ 100%

9
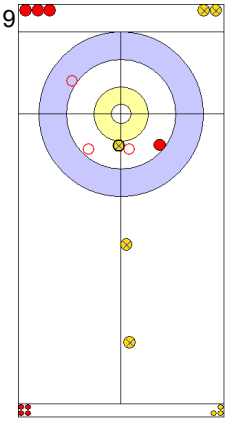
CAN: NICHOLS M
Double Take-out ↻ 100%

10
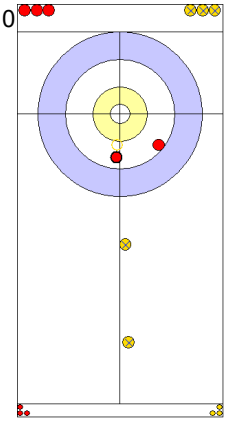
USA: POLO J
Take-out ↻ 100%

11
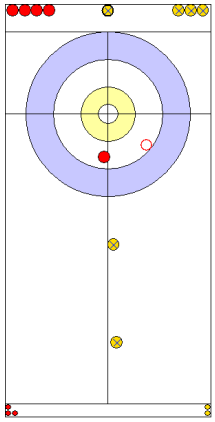
CAN: NICHOLS M
Hit and Roll ↺ 50%

12
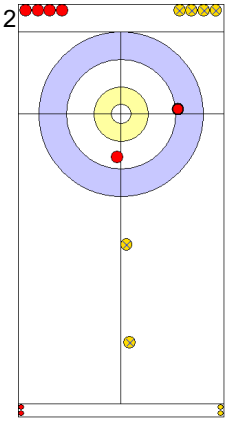
USA: POLO J
Draw ↻ 100%

13
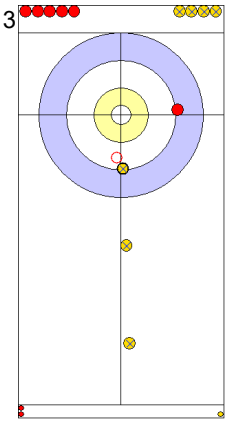
CAN: GUSHUE B
Hit and Roll ↻ 100%

14
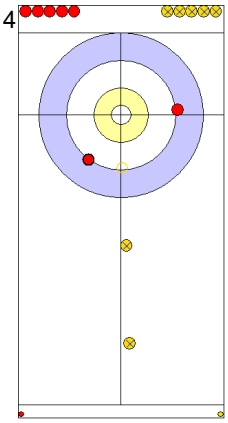
USA: DROPKIN K
Take-out ↻ 100%

15
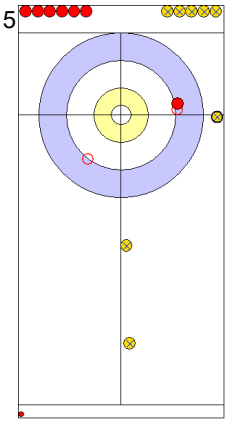
CAN: GUSHUE B
Double Take-out ↺ 50%

16
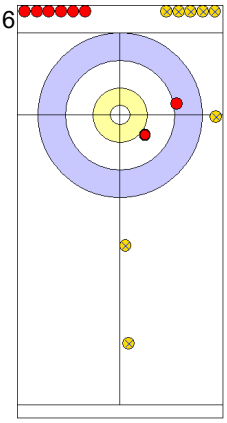
USA: DROPKIN K
Draw ↺ 100%

| | USA | CAN |
|---|---|---|
| Total Score | 2 | 0 |
| Time left | | |

**Legend:**
↻ Clockwise ↺ Counter-clockwise - Not considered



lgt.com NEW HOLLAND LE GRUYÈRE SWITZERLAND ZUG CURLIT Curling Information Technology Ltd.

# Game - Shot by Shot

**End 2** — **USA - United States 2 + 0** (this end) **= 2** — **CAN - Canada 0 + 1** (this end) **= 1**

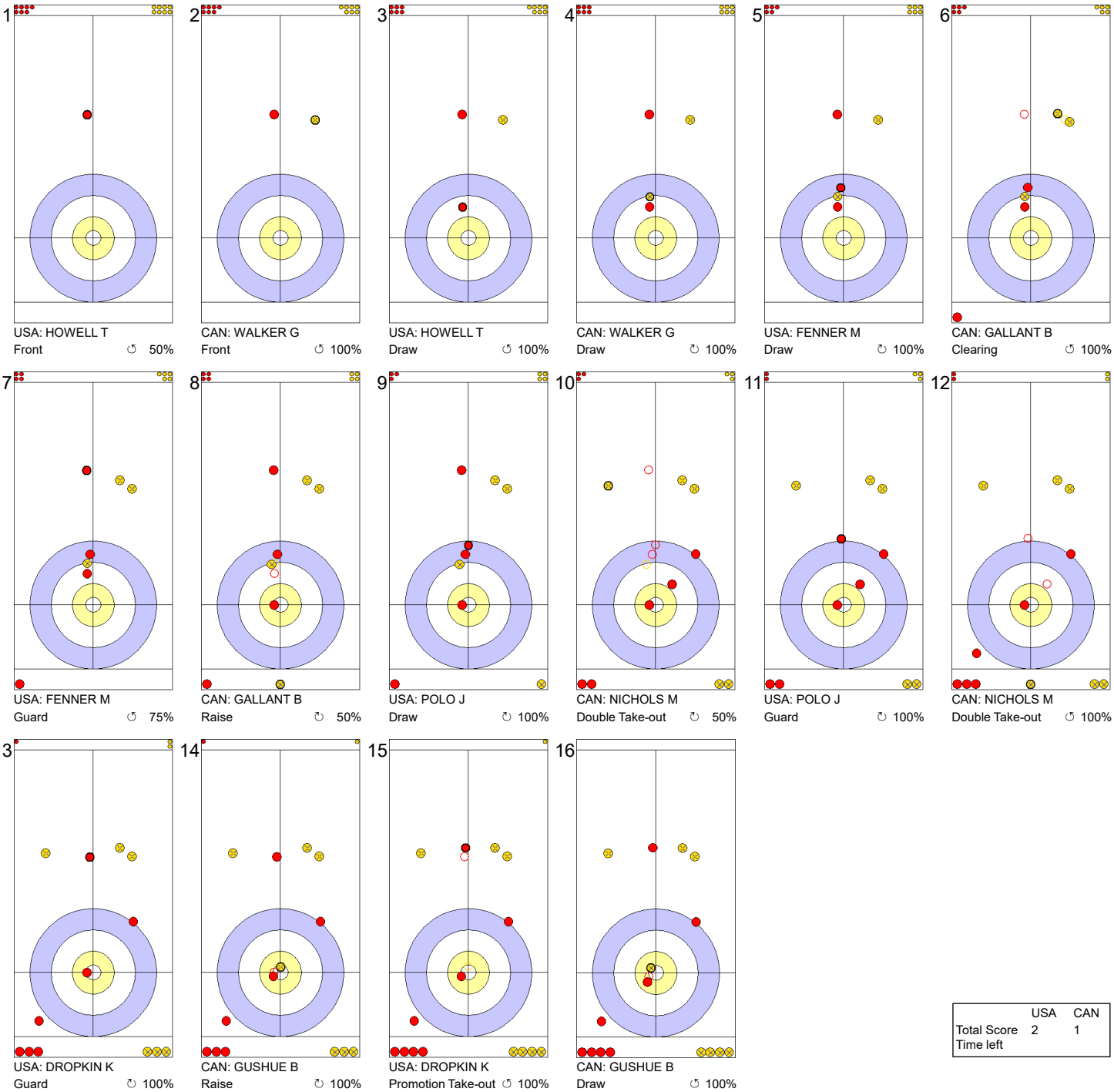

1 — USA: HOWELL T — Front ↺ 50%
2 — CAN: WALKER G — Front ↺ 100%
3 — USA: HOWELL T — Draw ↺ 100%
4 — CAN: WALKER G — Draw ↺ 100%
5 — USA: FENNER M — Draw ↺ 100%
6 — CAN: GALLANT B — Clearing ↺ 100%
7 — USA: FENNER M — Guard ↺ 75%
8 — CAN: GALLANT B — Raise ↻ 50%
9 — USA: POLO J — Draw ↺ 100%
10 — CAN: NICHOLS M — Double Take-out ↻ 50%
11 — USA: POLO J — Guard ↺ 100%
12 — CAN: NICHOLS M — Double Take-out ↺ 100%
13 — USA: DROPKIN K — Guard ↺ 100%
14 — CAN: GUSHUE B — Raise ↺ 100%
15 — USA: DROPKIN K — Promotion Take-out ↺ 100%
16 — CAN: GUSHUE B — Draw ↺ 100%

| | USA | CAN |
|---|---|---|
| Total Score | 2 | 1 |
| Time left | | |

**Legend:**
↻ Clockwise ↺ Counter-clockwise - Not considered



lgt.com NEW HOLLAND LE GRUYÈRE SWITZERLAND ZUG CURLIT Curling Information Technology Ltd.

# Game - Shot by Shot

**End 3** — **USA - United States 2 + 1** (this end) **= 3** — **CAN - Canada 1 + 0** (this end) **= 1**

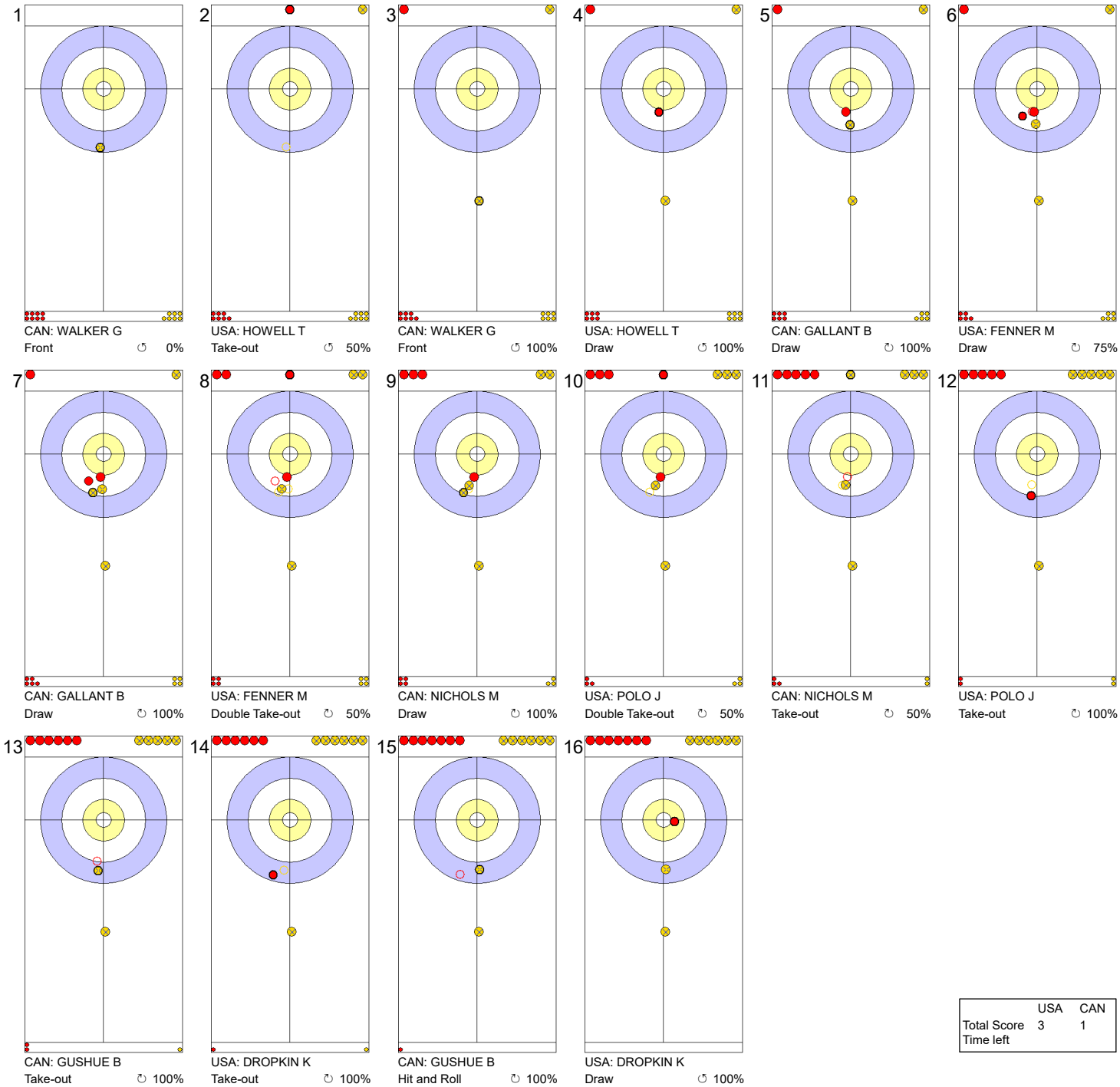

| | 1 | 2 | 3 | 4 | 5 | 6 |
|---|---|---|---|---|---|---|
| | CAN: WALKER G | USA: HOWELL T | CAN: WALKER G | USA: HOWELL T | CAN: GALLANT B | USA: FENNER M |
| | Front ↻ 0% | Take-out ↺ 50% | Front ↻ 100% | Draw ↻ 100% | Draw ↻ 100% | Draw ↻ 75% |
| | 7 | 8 | 9 | 10 | 11 | 12 |
| | CAN: GALLANT B | USA: FENNER M | CAN: NICHOLS M | USA: POLO J | CAN: NICHOLS M | USA: POLO J |
| | Draw ↻ 100% | Double Take-out ↺ 50% | Draw ↻ 100% | Double Take-out ↺ 50% | Take-out ↺ 50% | Take-out ↻ 100% |
| | 13 | 14 | 15 | 16 | | |
| | CAN: GUSHUE B | USA: DROPKIN K | CAN: GUSHUE B | USA: DROPKIN K | | |
| | Take-out ↻ 100% | Take-out ↺ 100% | Hit and Roll ↻ 100% | Draw ↻ 100% | | |

| | USA | CAN |
|---|---|---|
| Total Score | 3 | 1 |
| Time left | | |

**Legend:**
↻ Clockwise ↺ Counter-clockwise - Not considered



lgt.com NEW HOLLAND LE GRUYÈRE SWITZERLAND ZUG CURLIT Curling Information Technology Ltd.

# Game - Shot by Shot

**End 4** — **USA - United States 3 + 0** (this end) **= 3** — **CAN - Canada 1 + 1** (this end) **= 2**




| | USA | CAN |
|---|---|---|
| Total Score | 3 | 2 |
| Time left | | |

**Legend:**

↻ Clockwise ↺ Counter-clockwise - Not considered



lgt.com NEW HOLLAND LE GRUYÈRE SWITZERLAND ZUG CURLIT Curling Information Technology Ltd.

# Game - Shot by Shot

**End 5** **USA - United States 3 + 4** (this end) **= 7** **CAN - Canada 2 + 0** (this end) **= 2**

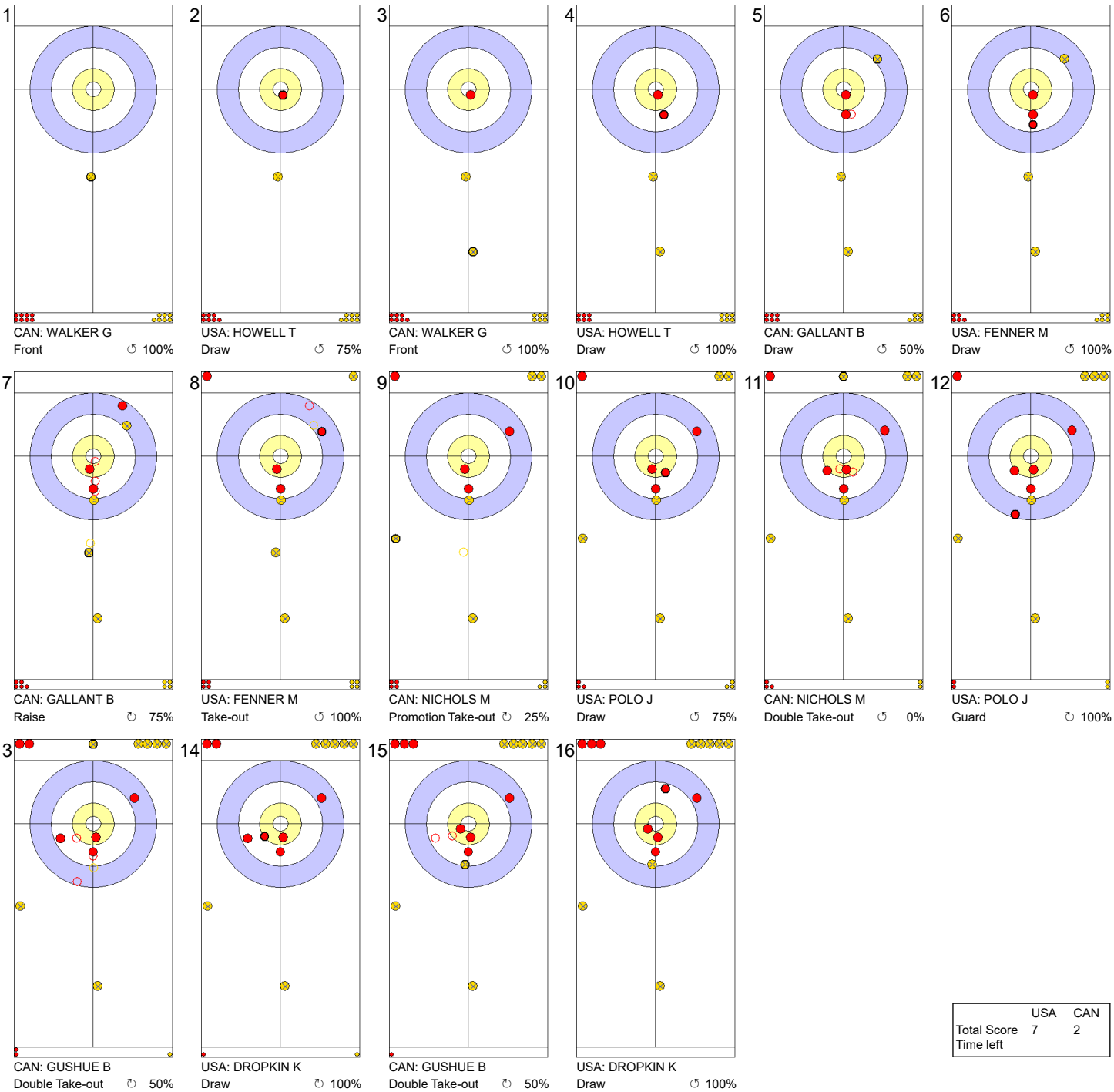


| | USA | CAN |
|---|---|---|
| Total Score | 7 | 2 |
| Time left | | |

**Legend:**

↻ Clockwise ↺ Counter-clockwise - Not considered



lgt.com NEW HOLLAND LE GRUYÈRE SWITZERLAND ZUG CURLIT Curling Information Technology Ltd.

# Game - Shot by Shot

**End 6** — **USA - United States 7 + 0** (this end) **= 7** — **CAN - Canada 2 + 2** (this end) **= 4**

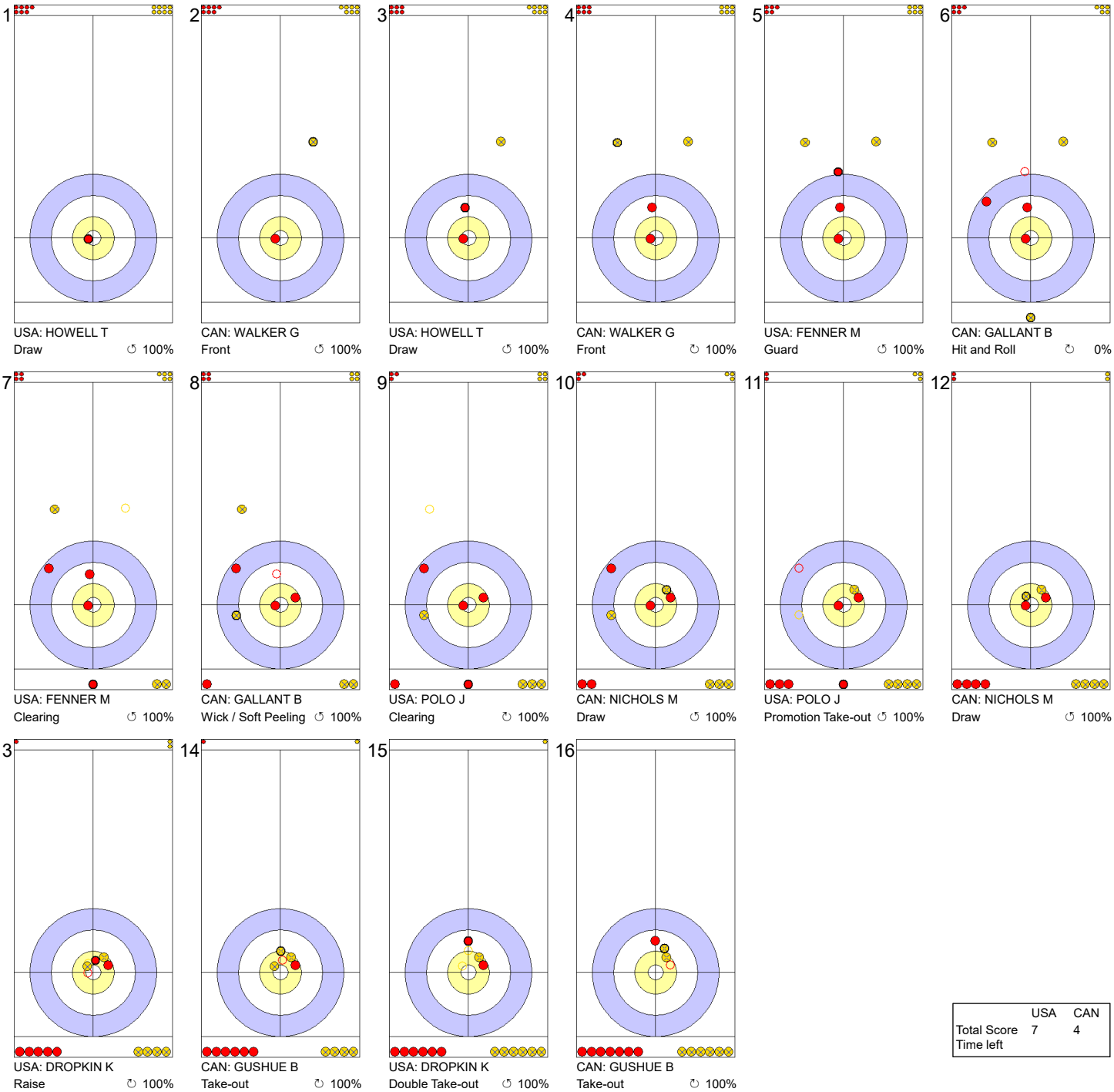


| | USA | CAN |
|---|---|---|
| Total Score | 7 | 4 |
| Time left | | |

**Legend:**

↻ Clockwise ↺ Counter-clockwise - Not considered



lgt.com NEW HOLLAND LE GRUYÈRE SWITZERLAND ZUG CURLIT Curling Information Technology Ltd.

# Game - Shot by Shot

**End 7** — **USA - United States 7 + 2** (this end) **= 9** — **CAN - Canada 4 + 0** (this end) **= 4**




| | USA | CAN |
|---|---|---|
| Total Score | 9 | 4 |
| Time left | | |

**Legend:**

↻ Clockwise ↺ Counter-clockwise - Not considered



lgt.com NEW HOLLAND LE GRUYÈRE SWITZERLAND ZUG CURLIT Curling Information Technology Ltd.

# Game - Shot by Shot

**End 8** — **USA - United States 9 + 0** (this end) **= 9** — **CAN - Canada 4 + 2** (this end) **= 6**

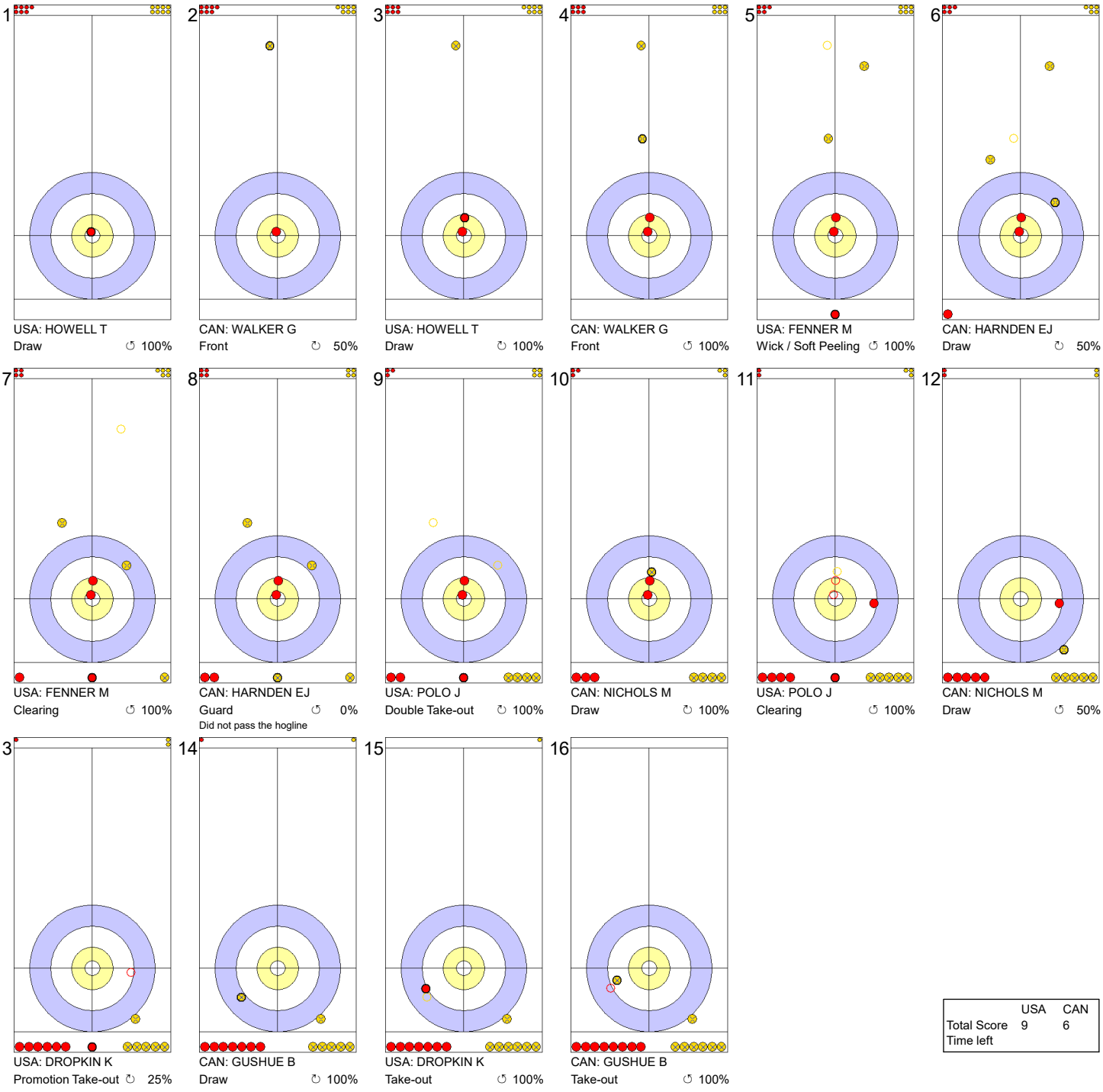


| | USA | CAN |
|---|---|---|
| Total Score | 9 | 6 |
| Time left | | |

**Legend:**

↻ Clockwise ↺ Counter-clockwise - Not considered



lgt.com NEW HOLLAND LE GRUYÈRE SWITZERLAND ZUG CURLIT Curling Information Technology Ltd.

# Game - Shot by Shot

**End 9** — **USA - United States 9 + 1** (this end) **= 10** — **CAN - Canada 6 + 0** (this end) **= 6**




| | USA | CAN |
|---|---|---|
| Total Score | 10 | 6 |
| Time left | 03:55 | 04:24 |

**Legend:**
↻ Clockwise ↺ Counter-clockwise - Not considered



lgt.com NEW HOLLAND LE GRUYÈRE SWITZERLAND ZUG CURLIT Curling Information Technology Ltd.

# Game Results

| Sheet | Game | Team | LSFE | 1 | 2 | 3 | 4 | 5 | 6 | 7 | 8 | 9 | 10 | Extra Ends | Total |
|---|---|---|---|---|---|---|---|---|---|---|---|---|---|---|---|
| B | 9 | NOR - Norway | * | 2 | 0 | 0 | 2 | 0 | 2 | 2 | 2 | 0 | X | | 10 |
| | 9 | DEN - Denmark | | 0 | 2 | 1 | 0 | 2 | 0 | 0 | 0 | 1 | X | | 6 |

| NOR - Norway | | Shot Success Game | Shot Success All |
|---|---|---|---|
| 4 S | RAMSFJELL Magnus | 74% | 77% |
| 3 | SESAKER Martin | 82% | 84% |
| 2 | RAMSFJELL Bendik | 90% | 85% |
| 1 V | NEPSTAD Gaute | 91% | 78% |
| A | BRAENDEN Mathias | - | - |
| | Team Total | 84% | 81% |

| Last Stone Draw | | Distance |
|---|---|---|
| ↻ | SESAKER Martin | 27.6cm |
| ↺ | NEPSTAD Gaute | 35.4cm |
| **Total** | | **63.0cm** |

Time remaining: 7 minutes 34 seconds

| DEN - Denmark | | Shot Success Game | Shot Success All |
|---|---|---|---|
| 4 S | THUNE Tobias | 72% | 69% |
| 3 V | WIKSTEN Kasper | 81% | 74% |
| 2 | KRAUSE Mikkel | 74% | 81% |
| 1 | SOEE Oliver Rosenkrands | 71% | 81% |
| A | POULSEN Daniel | - | 82% |
| | Team Total | 74% | 76% |

| Last Stone Draw | | Distance |
|---|---|---|
| ↻ | SOEE Oliver Rosenkrands | 7.2cm |
| ↺ | THUNE Tobias | 79.7cm |
| **Total** | | **86.9cm** |

Time remaining: 10 minutes 3 seconds

## Shot Success Analysis

| NOR - Norway | | ↻ | | ↺ | | Game | |
|---|---|---|---|---|---|---|---|
| 4 RAMSFJELL Magnus | Draws | 8 | 75% | 0 | - | 8 | 75% |
| | Take-outs | 6 | 71% | 4 | 75% | 10 | 73% |
| | Total | 14 | 73% | 4 | 75% | 18 | 74% |
| 3 SESAKER Martin | Draws | 7 | 93% | 2 | 50% | 9 | 83% |
| | Take-outs | 6 | 71% | 3 | 100% | 9 | 81% |
| | Total | 13 | 83% | 5 | 80% | 18 | 82% |
| 2 RAMSFJELL Bendik | Draws | 5 | 80% | 3 | 92% | 8 | 84% |
| | Take-outs | 6 | 92% | 4 | 100% | 10 | 95% |
| | Total | 11 | 86% | 7 | 96% | 18 | 90% |
| 1 NEPSTAD Gaute | Draws | 11 | 86% | 2 | 100% | 13 | 88% |
| | Take-outs | 3 | 100% | 0 | - | 3 | 100% |
| | Total | 14 | 89% | 2 | 100% | 16 | 91% |
| A BRAENDEN Mathias | Draws | 0 | - | 0 | - | 0 | - |
| | Take-outs | 0 | - | 0 | - | 0 | - |
| | Total | 0 | - | 0 | - | 0 | - |
| Team | Draws | 31 | 84% | 7 | 82% | 38 | 84% |
| | Take-outs | 21 | 81% | 11 | 91% | 32 | 84% |
| | Total | 52 | 83% | 18 | 88% | 70 | 84% |

| DEN - Denmark | | ↻ | | ↺ | | Game | |
|---|---|---|---|---|---|---|---|
| 4 THUNE Tobias | Draws | 5 | 90% | 7 | 71% | 12 | 79% |
| | Take-outs | 1 | 50% | 5 | 60% | 6 | 58% |
| | Total | 6 | 83% | 12 | 67% | 18 | 72% |
| 3 WIKSTEN Kasper | Draws | 5 | 100% | 5 | 80% | 10 | 90% |
| | Take-outs | 3 | 33% | 5 | 90% | 8 | 69% |
| | Total | 8 | 75% | 10 | 85% | 18 | 81% |
| 2 KRAUSE Mikkel | Draws | 6 | 83% | 3 | 100% | 9 | 89% |
| | Take-outs | 8 | 59% | 1 | 50% | 9 | 58% |
| | Total | 14 | 70% | 4 | 88% | 18 | 74% |
| 1 SOEE Oliver Rosenkrands | Draws | 5 | 90% | 12 | 60% | 17 | 69% |
| | Take-outs | 0 | - | 1 | 100% | 1 | 100% |
| | Total | 5 | 90% | 13 | 63% | 18 | 71% |
| A POULSEN Daniel | Draws | 0 | - | 0 | - | 0 | - |
| | Take-outs | 0 | - | 0 | - | 0 | - |
| | Total | 0 | - | 0 | - | 0 | - |
| Team | Draws | 21 | 90% | 27 | 71% | 48 | 80% |
| | Take-outs | 12 | 52% | 12 | 75% | 24 | 64% |
| | Total | 33 | 77% | 39 | 72% | 72 | 74% |

**Note:**
Position and function for each team member:
**4** = Fourth, **3** = Third, **2** = Second, **1** = Lead, **A** = Alternate, **S** = Skip, **V** = Vice-Skip

**Legend:**
↻ Clockwise ↺ Counter-clockwise **LSFE(*)** Last Stone First End
**X** Unplayed/unfinished end due to concession



lgt.com NEW HOLLAND LE GRUYÈRE SWITZERLAND ZUG CURLIT Curling Information Technology Ltd.

# Game - Shot by Shot

**End 1** — **NOR - Norway 0 + 2** (this end) **= 2** — **DEN - Denmark 0 + 0** (this end) **= 0**

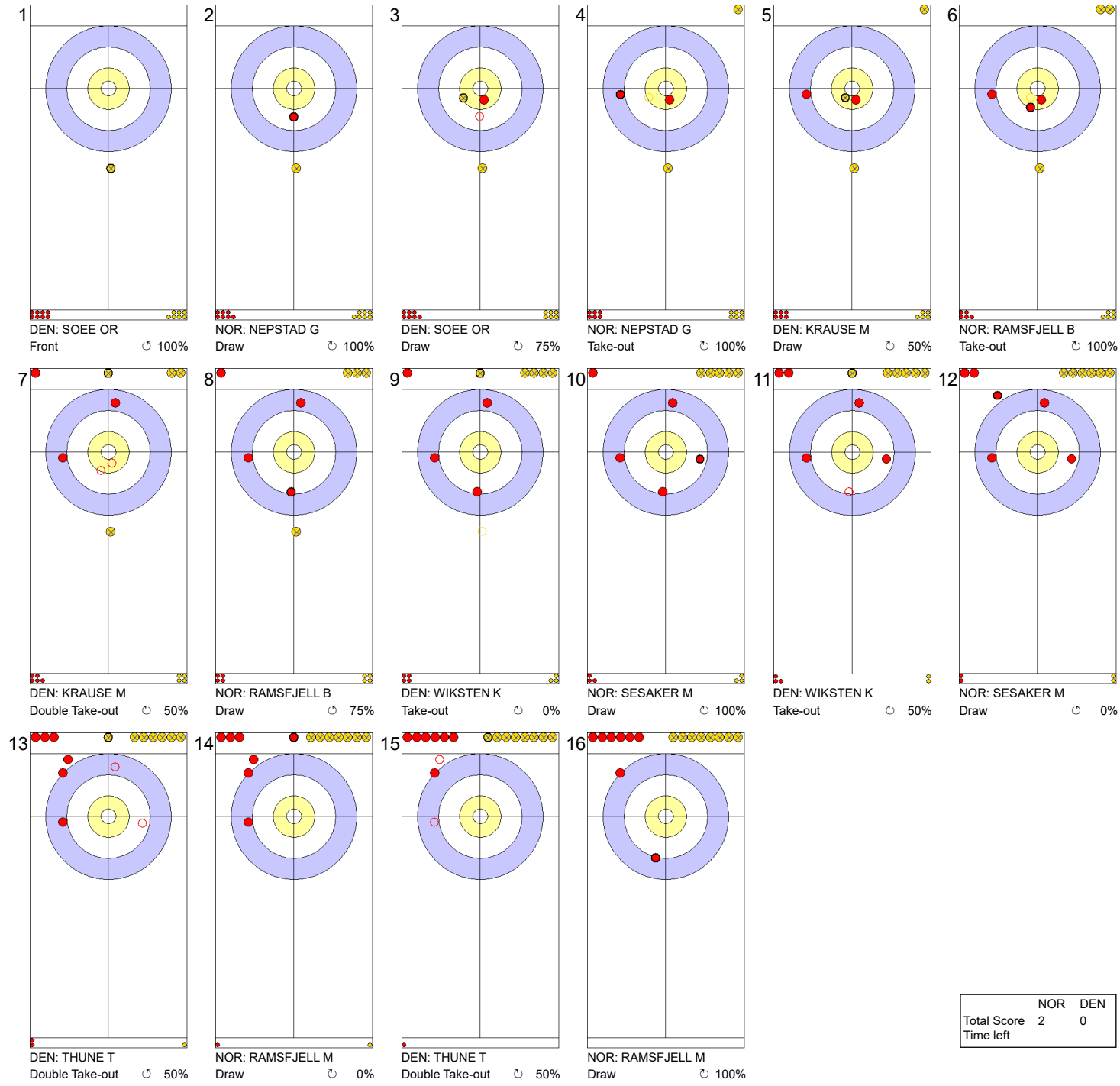


| | NOR | DEN |
|---|---|---|
| Total Score | 2 | 0 |
| Time left | | |

**Legend:**
↻ Clockwise ↺ Counter-clockwise - Not considered



lgt.com NEW HOLLAND LE GRUYÈRE SWITZERLAND ZUG CURLIT Curling Information Technology Ltd.

# Game - Shot by Shot

**End 2** — **NOR - Norway 2 + 0** (this end) **= 2** — **DEN - Denmark 0 + 2** (this end) **= 2**

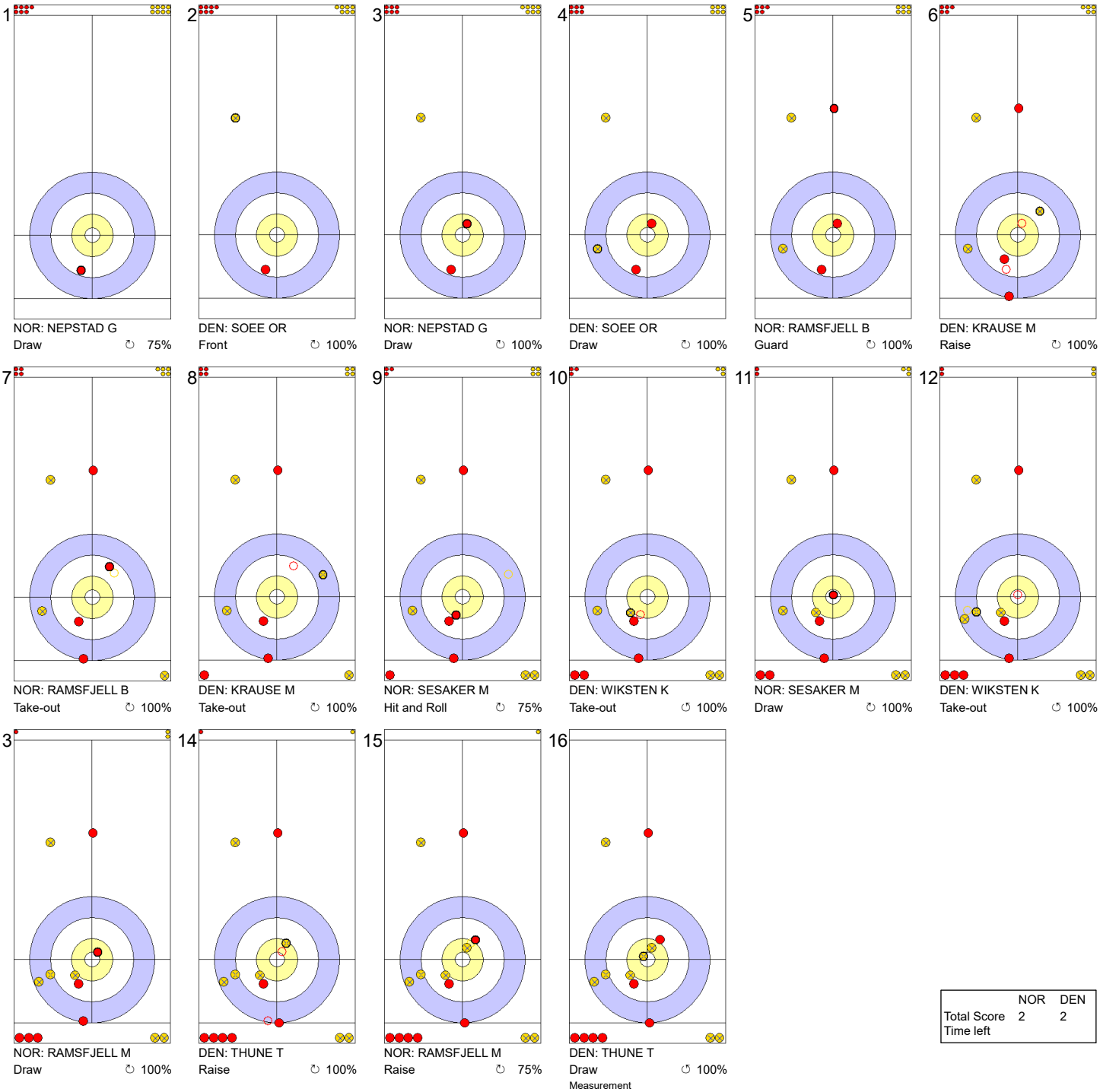


| | NOR | DEN |
|---|---|---|
| Total Score | 2 | 2 |
| Time left | | |

**Legend:**

↻ Clockwise ↺ Counter-clockwise - Not considered



lgt.com NEW HOLLAND LE GRUYÈRE SWITZERLAND ZUG CURLIT Curling Information Technology Ltd.

# Game - Shot by Shot

**End 3** — **NOR - Norway 2 + 0** (this end) **= 2** — **DEN - Denmark 2 + 1** (this end) **= 3**

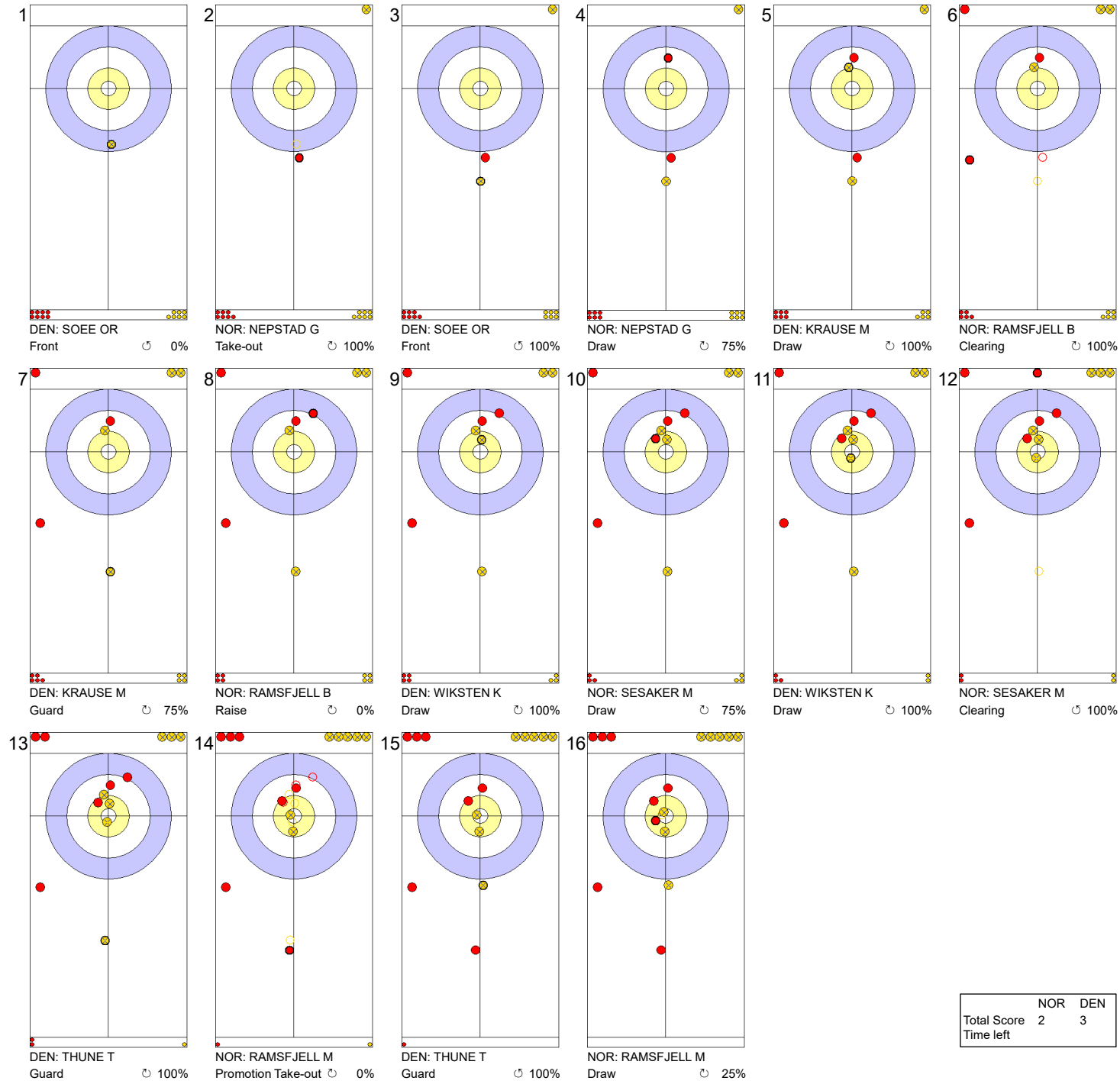


| | NOR | DEN |
|---|---|---|
| Total Score | 2 | 3 |
| Time left | | |

**Legend:**

↻ Clockwise ↺ Counter-clockwise - Not considered



lgt.com NEW HOLLAND LE GRUYÈRE SWITZERLAND ZUG CURLIT Curling Information Technology Ltd.

# Game - Shot by Shot

**End 4** — **NOR - Norway 2 + 2** (this end) **= 4** — **DEN - Denmark 3 + 0** (this end) **= 3**




| | NOR | DEN |
|---|---|---|
| Total Score | 4 | 3 |
| Time left | | |

**Legend:**

↻ Clockwise ↺ Counter-clockwise - Not considered



lgt.com NEW HOLLAND LE GRUYÈRE SWITZERLAND ZUG CURLIT Curling Information Technology Ltd.

# Game - Shot by Shot

**End 5** — **NOR - Norway 4 + 0** (this end) **= 4** — **DEN - Denmark 3 + 2** (this end) **= 5**

| 1 | 2 | 3 | 4 | 5 | 6 |
|---|---|---|---|---|---|
| 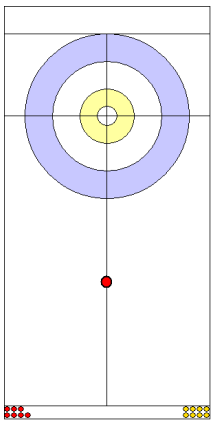 | 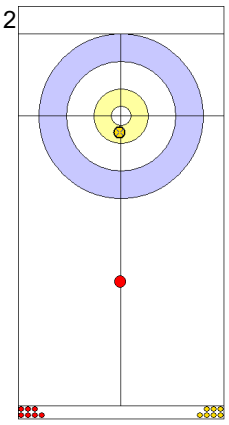 | 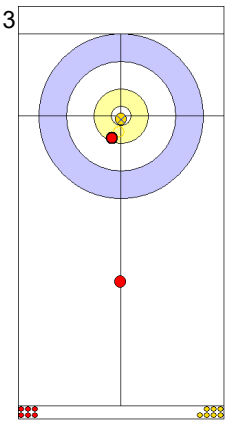 | 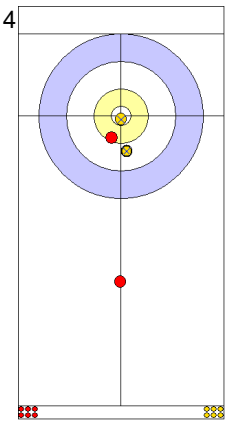 | 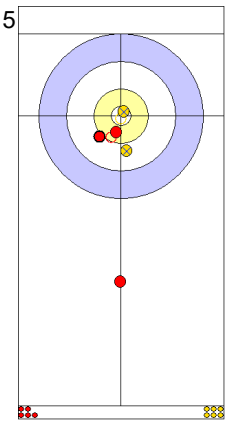 | 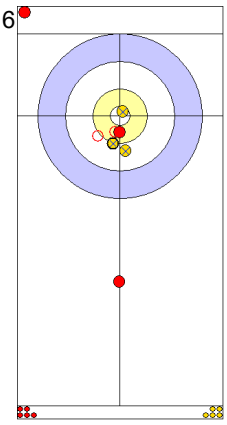 |
| NOR: NEPSTAD G<br>Front ↻ 100% | DEN: SOEE OR<br>Draw ↺ 100% | NOR: NEPSTAD G<br>Draw ↻ 100% | DEN: SOEE OR<br>Draw ↺ 100% | NOR: RAMSFJELL B<br>Raise ↻ 100% | DEN: KRAUSE M<br>Take-out ↻ 100% |

| 7 | 8 | 9 | 10 | 11 | 12 |
|---|---|---|---|---|---|
| 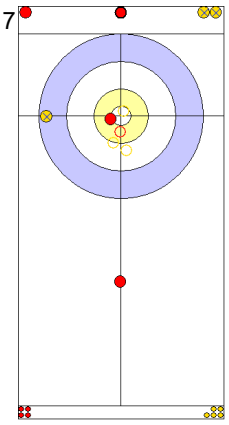 | 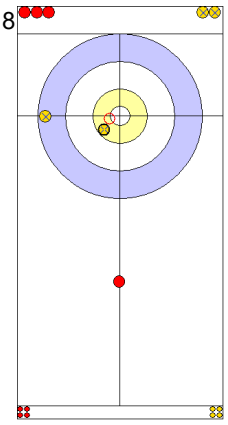 | 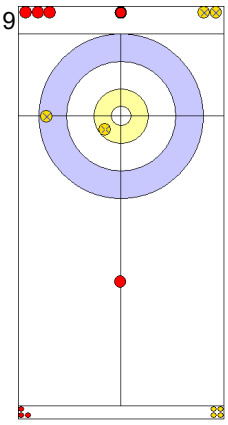 | 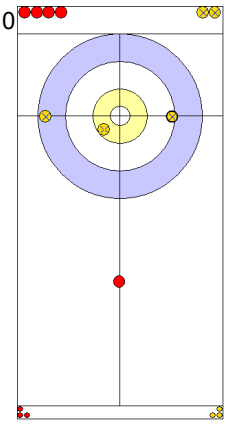 | 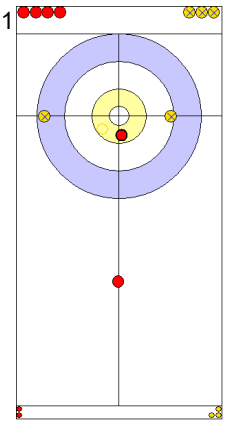 | 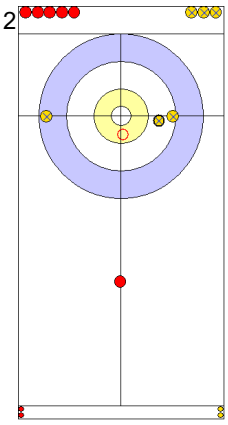 |
| NOR: RAMSFJELL B<br>Double Take-out ↻ 100% | DEN: KRAUSE M<br>Take-out ↻ 100% | NOR: SESAKER M<br>Take-out ↻ 0% | DEN: WIKSTEN K<br>Draw ↻ 100% | NOR: SESAKER M<br>Hit and Roll ↻ 100% | DEN: WIKSTEN K<br>Take-out ↺ 100% |

| 13 | 14 | 15 | 16 |
|---|---|---|---|
| 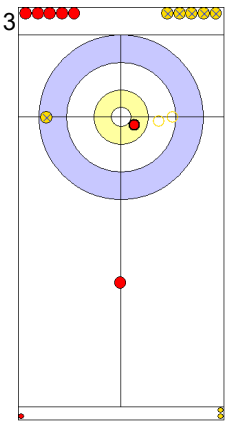 | 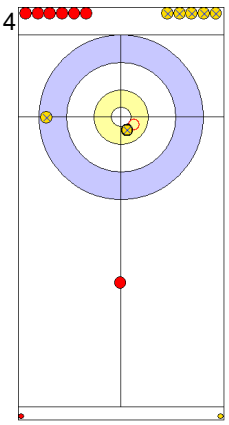 | 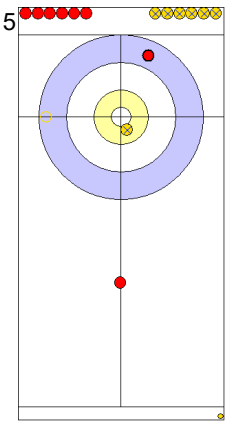 | 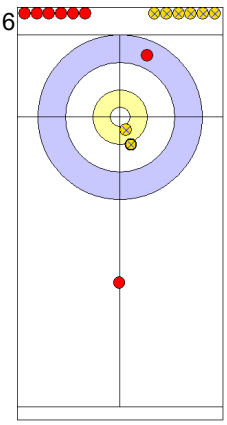 |
| NOR: RAMSFJELL M<br>Double Take-out ↻ 100% | DEN: THUNE T<br>Take-out ↺ 100% | NOR: RAMSFJELL M<br>Hit and Roll ↻ 75% | DEN: THUNE T<br>Draw ↺ 100% |

| | NOR | DEN |
|---|---|---|
| Total Score | 4 | 5 |
| Time left | | |

**Legend:**
↻ Clockwise ↺ Counter-clockwise - Not considered



lgt.com NEW HOLLAND LE GRUYÈRE SWITZERLAND ZUG CURLIT Curling Information Technology Ltd.

# Game - Shot by Shot

**End 6** — **NOR - Norway 4 + 2** (this end) **= 6** — **DEN - Denmark 5 + 0** (this end) **= 5**

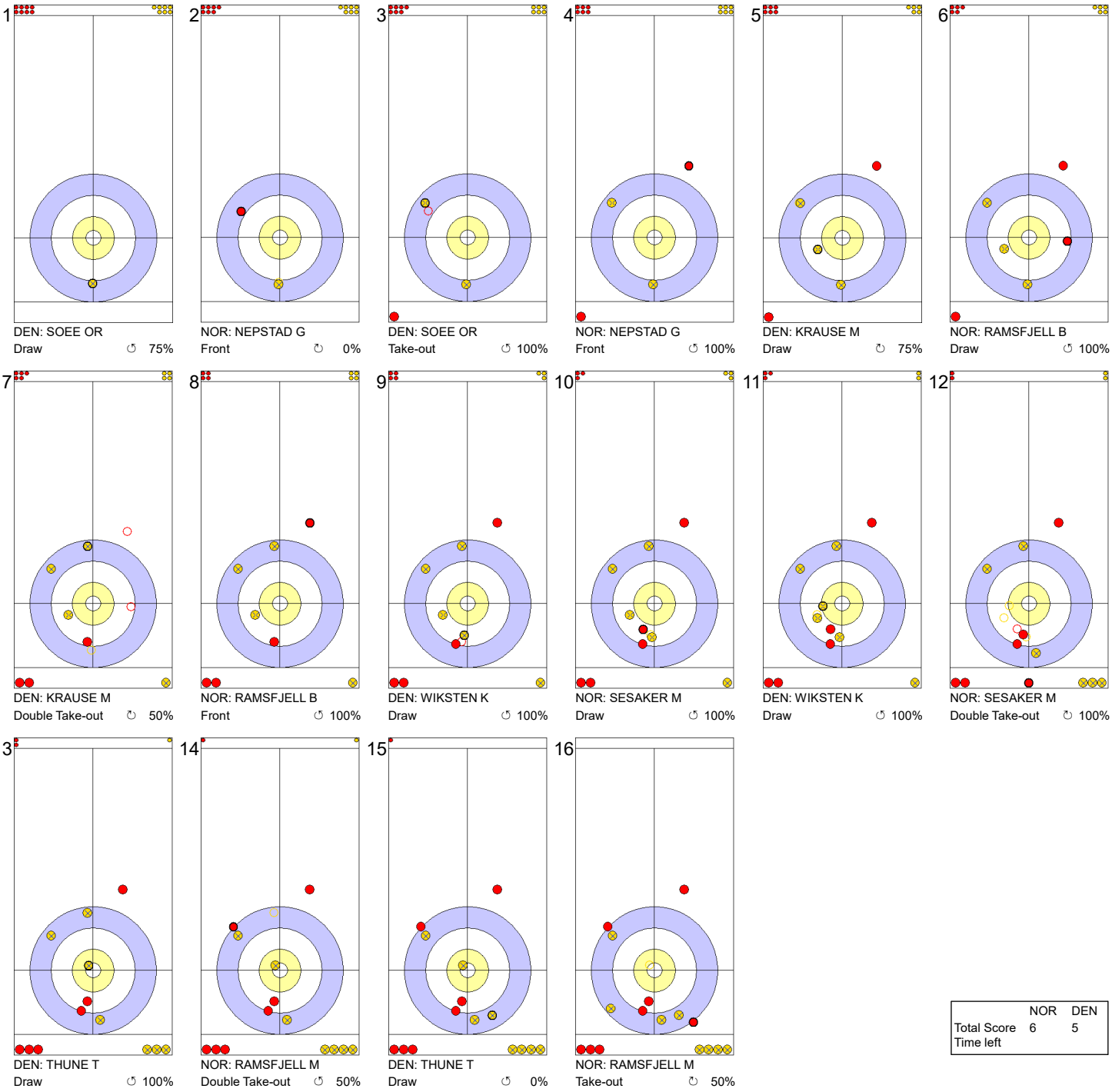


| | NOR | DEN |
|---|---|---|
| Total Score | 6 | 5 |
| Time left | | |

**Legend:**

↻ Clockwise ↺ Counter-clockwise - Not considered



lgt.com NEW HOLLAND LE GRUYÈRE SWITZERLAND ZUG CURLIT Curling Information Technology Ltd.

# Game - Shot by Shot

**End 7** — **NOR - Norway 6 + 2** (this end) **= 8** — **DEN - Denmark 5 + 0** (this end) **= 5**

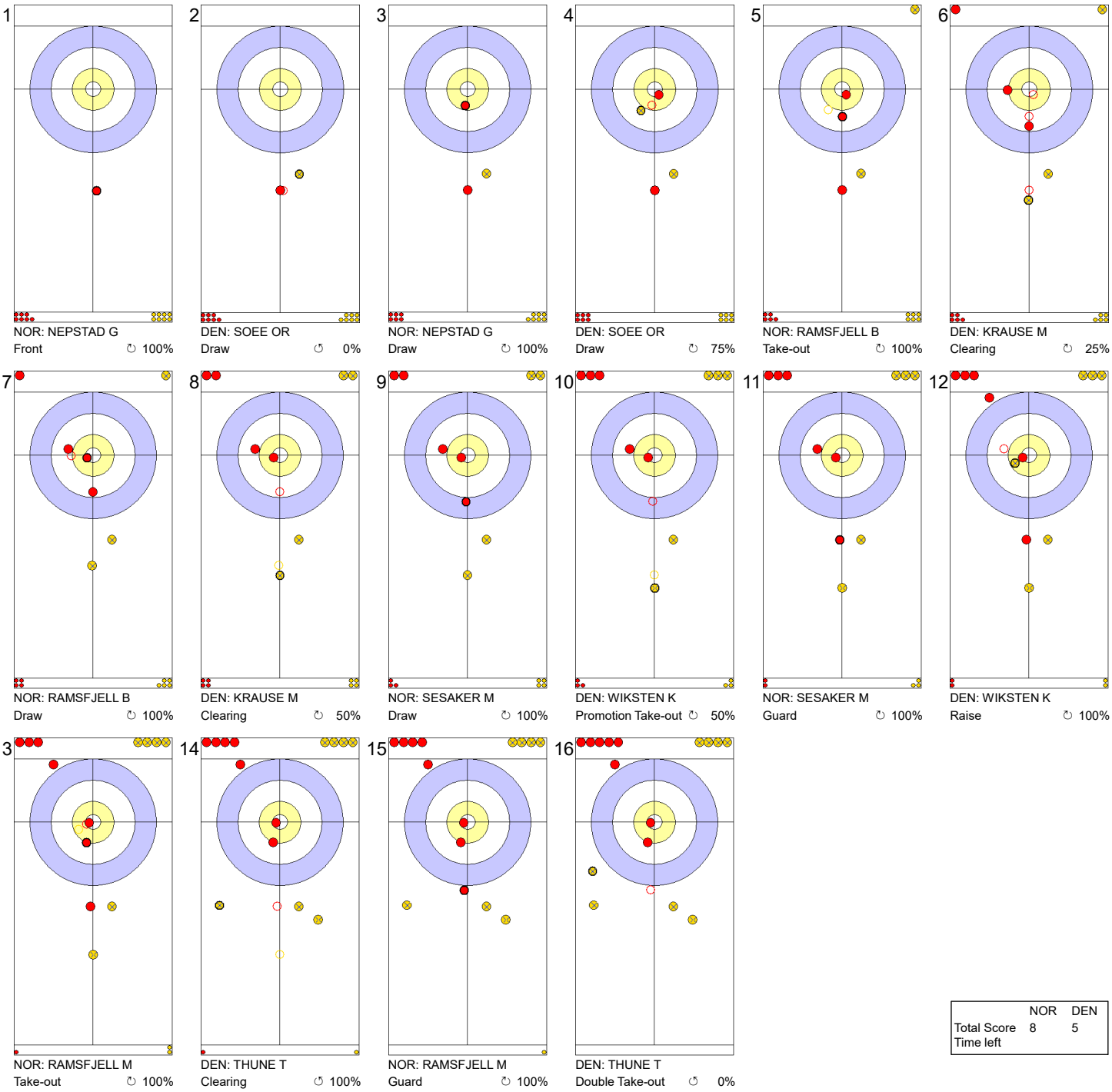

| | NOR | DEN |
|---|---|---|
| 1 | NOR: NEPSTAD G<br>Front ↻ 100% | DEN: SOEE OR<br>Draw ↺ 0% |
| 2 | NOR: NEPSTAD G<br>Draw ↻ 100% | DEN: SOEE OR<br>Draw ↻ 75% |
| 3 | NOR: RAMSFJELL B<br>Take-out ↻ 100% | DEN: KRAUSE M<br>Clearing ↻ 25% |
| 4 | NOR: RAMSFJELL B<br>Draw ↻ 100% | DEN: KRAUSE M<br>Clearing ↻ 50% |
| 5 | NOR: NESAKER M<br>Draw ↻ 100% | DEN: WIKSTEN K<br>Promotion Take-out ↻ 50% |
| 6 | NOR: SESAKER M<br>Guard ↻ 100% | DEN: WIKSTEN K<br>Raise ↻ 100% |
| 7 | NOR: RAMSFJELL M<br>Take-out ↻ 100% | DEN: THUNE T<br>Clearing ↺ 100% |
| 8 | NOR: RAMSFJELL M<br>Guard ↻ 100% | DEN: THUNE T<br>Double Take-out ↺ 0% |

| | NOR | DEN |
|---|---|---|
| Total Score | 8 | 5 |
| Time left | | |

**Legend:**
↻ Clockwise ↺ Counter-clockwise - Not considered



lgt.com NEW HOLLAND LE GRUYÈRE SWITZERLAND ZUG CURLIT Curling Information Technology Ltd.

# Game - Shot by Shot

**End 8** — **NOR - Norway 8 + 2** (this end) **= 10** — **DEN - Denmark 5 + 0** (this end) **= 5**

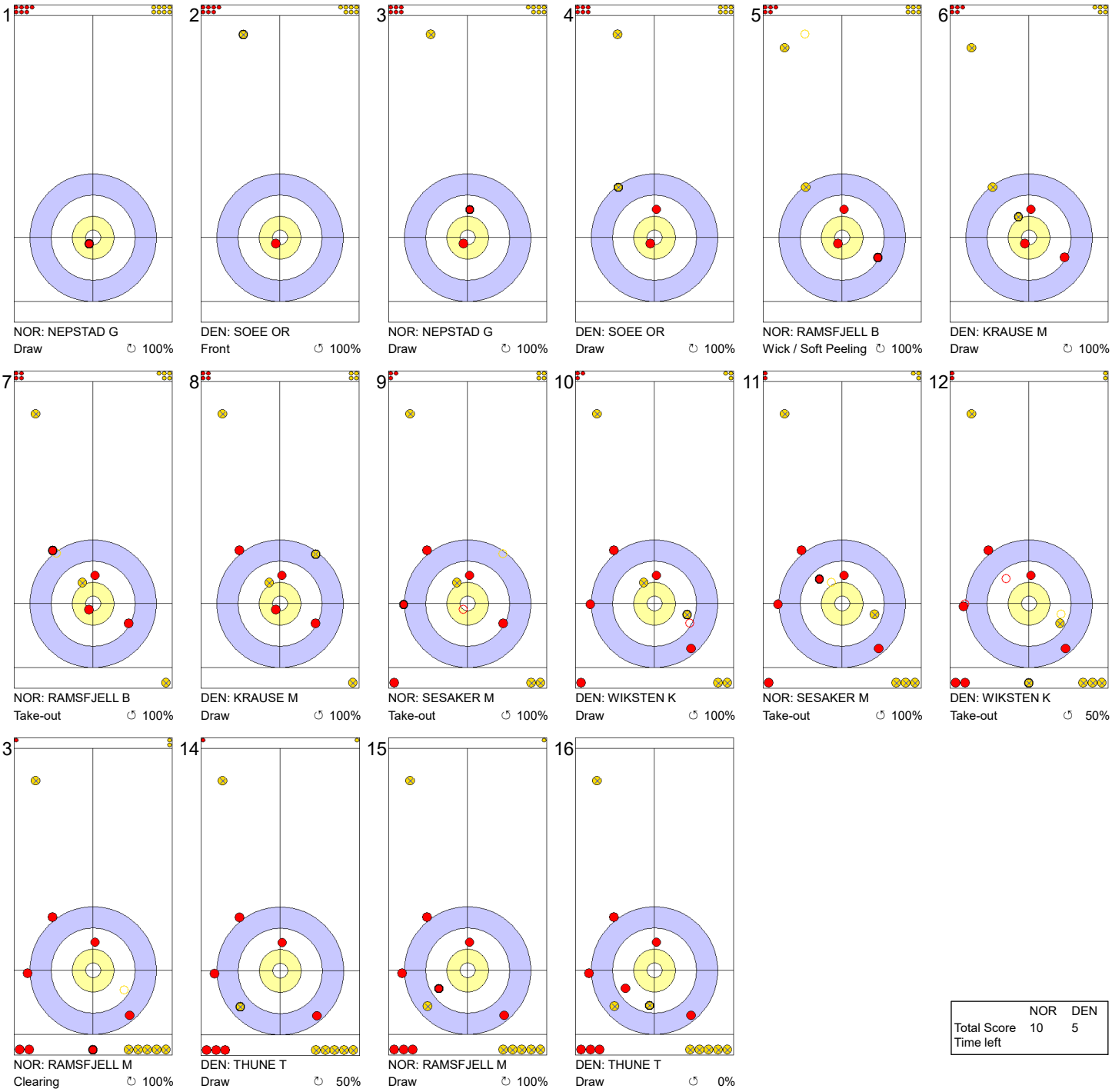


| | NOR | DEN |
|---|---|---|
| Total Score | 10 | 5 |
| Time left | | |

**Legend:**
↻ Clockwise ↺ Counter-clockwise - Not considered



lgt.com NEW HOLLAND LE GRUYÈRE SWITZERLAND ZUG CURLIT Curling Information Technology Ltd.

# Game - Shot by Shot

**End 9** — **NOR - Norway 10 + 0** (this end) **= 10** — **DEN - Denmark 5 + 1** (this end) **= 6**

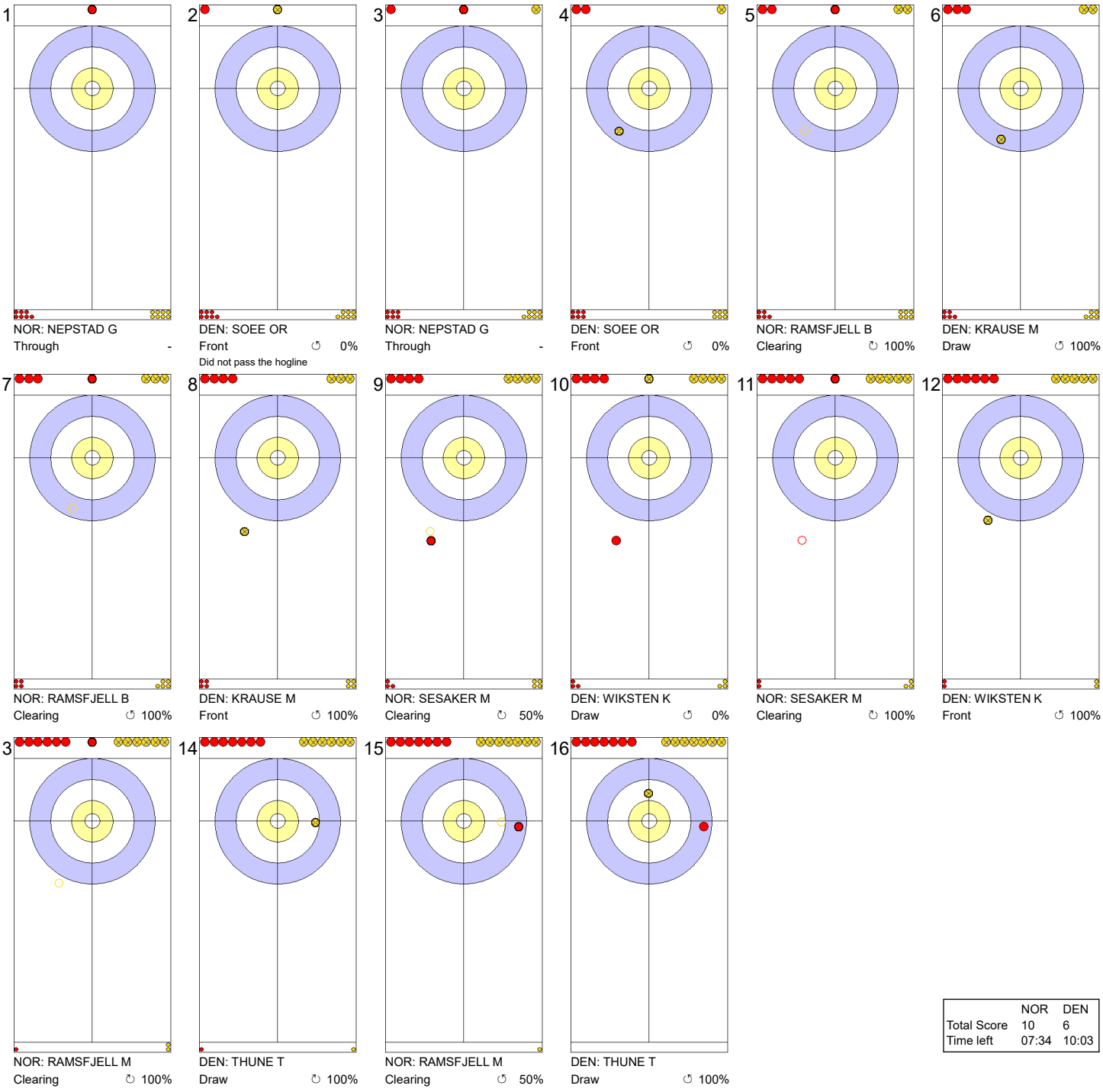


| | NOR | DEN |
|---|---|---|
| Total Score | 10 | 6 |
| Time left | 07:34 | 10:03 |

**Legend:**
↻ Clockwise ↺ Counter-clockwise - Not considered



lgt.com NEW HOLLAND LE GRUYÈRE SWITZERLAND ZUG CURLIT Curling Information Technology Ltd.

# Game Results

| Sheet | Game | Team | LSFE | 1 | 2 | 3 | 4 | 5 | 6 | 7 | 8 | 9 | 10 | Extra Ends | | | | Total |
|---|---|---|---|---|---|---|---|---|---|---|---|---|---|---|---|---|---|---|
| C | 9 | ITA - Italy | | 0 | 1 | 0 | 1 | 0 | 1 | 0 | 1 | 1 | | | | | | W |
| | 9 | SUI - Switzerland | * | 1 | 0 | 1 | 0 | 0 | 0 | 1 | 0 | 0 | / | | | | | L |

| ITA - Italy | | Shot Success Game | Shot Success All |
|---|---|---|---|
| 4 S | RETORNAZ Joel | 85% | 79% |
| 3 | MOSANER Amos | 93% | 77% |
| 2 | ARMAN Sebastiano | 81% | 82% |
| 1 V | GONIN Simone | 93% | 88% |
| A | GIOVANELLA Mattia | - | - |
| | Team Total | 88% | 81% |

| Last Stone Draw | | Distance |
|---|---|---|
| ↻ | GONIN Simone | 9.0cm |
| ↺ | RETORNAZ Joel | 75.1cm |
| **Total** | | **84.1cm** |

Time remaining: 0 minutes 57 seconds

Time-out: End 9 - ITA stone 7

| SUI - Switzerland | | Shot Success Game | Shot Success All |
|---|---|---|---|
| 4 S | SCHWALLER Yannick | 78% | 76% |
| 3 V | BRUNNER Michael | 75% | 78% |
| 2 | MEIER Romano | 83% | 83% |
| 1 | KAEUFELER Marcel | 78% | 84% |
| A | GLOOR Simon | - | - |
| | Team Total | 78% | 80% |

| Last Stone Draw | | Distance |
|---|---|---|
| ↻ | SCHWALLER Yannick | 17.7cm |
| ↺ | MEIER Romano | 38.9cm |
| **Total** | | **56.6cm** |

Time remaining: 0 minutes 0 seconds

Time-out: End 9 - SUI stone 8

SUI forfeited the game (ran out of time during end 10, 1 stone remaining)

## Shot Success Analysis

| ITA - Italy | | ↻ | | ↺ | | Game | |
|---|---|---|---|---|---|---|---|
| 4 RETORNAZ Joel | Draws | 7 | 89% | 5 | 70% | 12 | 81% |
| | Take-outs | 2 | 100% | 6 | 88% | 8 | 91% |
| | Total | 9 | 92% | 11 | 80% | 20 | 85% |
| 3 MOSANER Amos | Draws | 6 | 92% | 4 | 94% | 10 | 93% |
| | Take-outs | 6 | 88% | 4 | 100% | 10 | 93% |
| | Total | 12 | 90% | 8 | 97% | 20 | 93% |
| 2 ARMAN Sebastiano | Draws | 8 | 88% | 1 | 100% | 9 | 89% |
| | Take-outs | 4 | 69% | 7 | 79% | 11 | 75% |
| | Total | 12 | 81% | 8 | 81% | 20 | 81% |
| 1 GONIN Simone | Draws | 14 | 91% | 5 | 95% | 19 | 92% |
| | Take-outs | 0 | - | 1 | 100% | 1 | 100% |
| | Total | 14 | 91% | 6 | 96% | 20 | 93% |
| A GIOVANELLA Mattia | Draws | 0 | - | 0 | - | 0 | - |
| | Take-outs | 0 | - | 0 | - | 0 | - |
| | Total | 0 | - | 0 | - | 0 | - |
| Team | Draws | 35 | 90% | 15 | 87% | 50 | 89% |
| | Take-outs | 12 | 83% | 18 | 88% | 30 | 86% |
| | Total | 47 | 88% | 33 | 87% | 80 | 88% |

| SUI - Switzerland | | ↻ | | ↺ | | Game | |
|---|---|---|---|---|---|---|---|
| 4 SCHWALLER Yannick | Draws | 5 | 65% | 3 | 75% | 8 | 69% |
| | Take-outs | 4 | 69% | 7 | 93% | 11 | 84% |
| | Total | 9 | 67% | 10 | 88% | 19 | 78% |
| 3 BRUNNER Michael | Draws | 6 | 71% | 4 | 63% | 10 | 68% |
| | Take-outs | 5 | 85% | 5 | 80% | 10 | 83% |
| | Total | 11 | 77% | 9 | 72% | 20 | 75% |
| 2 MEIER Romano | Draws | 3 | 100% | 1 | 75% | 4 | 94% |
| | Take-outs | 8 | 84% | 8 | 75% | 16 | 80% |
| | Total | 11 | 89% | 9 | 75% | 20 | 83% |
| 1 KAEUFELER Marcel | Draws | 16 | 78% | 2 | 75% | 18 | 78% |
| | Take-outs | 1 | 50% | 1 | 100% | 2 | 75% |
| | Total | 17 | 76% | 3 | 83% | 20 | 78% |
| A GLOOR Simon | Draws | 0 | - | 0 | - | 0 | - |
| | Take-outs | 0 | - | 0 | - | 0 | - |
| | Total | 0 | - | 0 | - | 0 | - |
| Team | Draws | 30 | 77% | 10 | 70% | 40 | 75% |
| | Take-outs | 18 | 79% | 21 | 83% | 39 | 81% |
| | Total | 48 | 78% | 31 | 79% | 79 | 78% |

**Note:**
Position and function for each team member:
**4** = Fourth, **3** = Third, **2** = Second, **1** = Lead, **A** = Alternate, **S** = Skip, **V** = Vice-Skip

**Legend:**
↻ Clockwise
↺ Counter-clockwise
/ Team ran out of time
**L** Loss
**LSFE(*)** Last Stone First End
**W** Win



lgt.com NEW HOLLAND LE GRUYÈRE SWITZERLAND ZUG CURLIT Curling Information Technology Ltd.

# Game - Shot by Shot

**End 1** — **ITA - Italy 0 + 0** (this end) **= 0** — **SUI - Switzerland 0 + 1** (this end) **= 1**

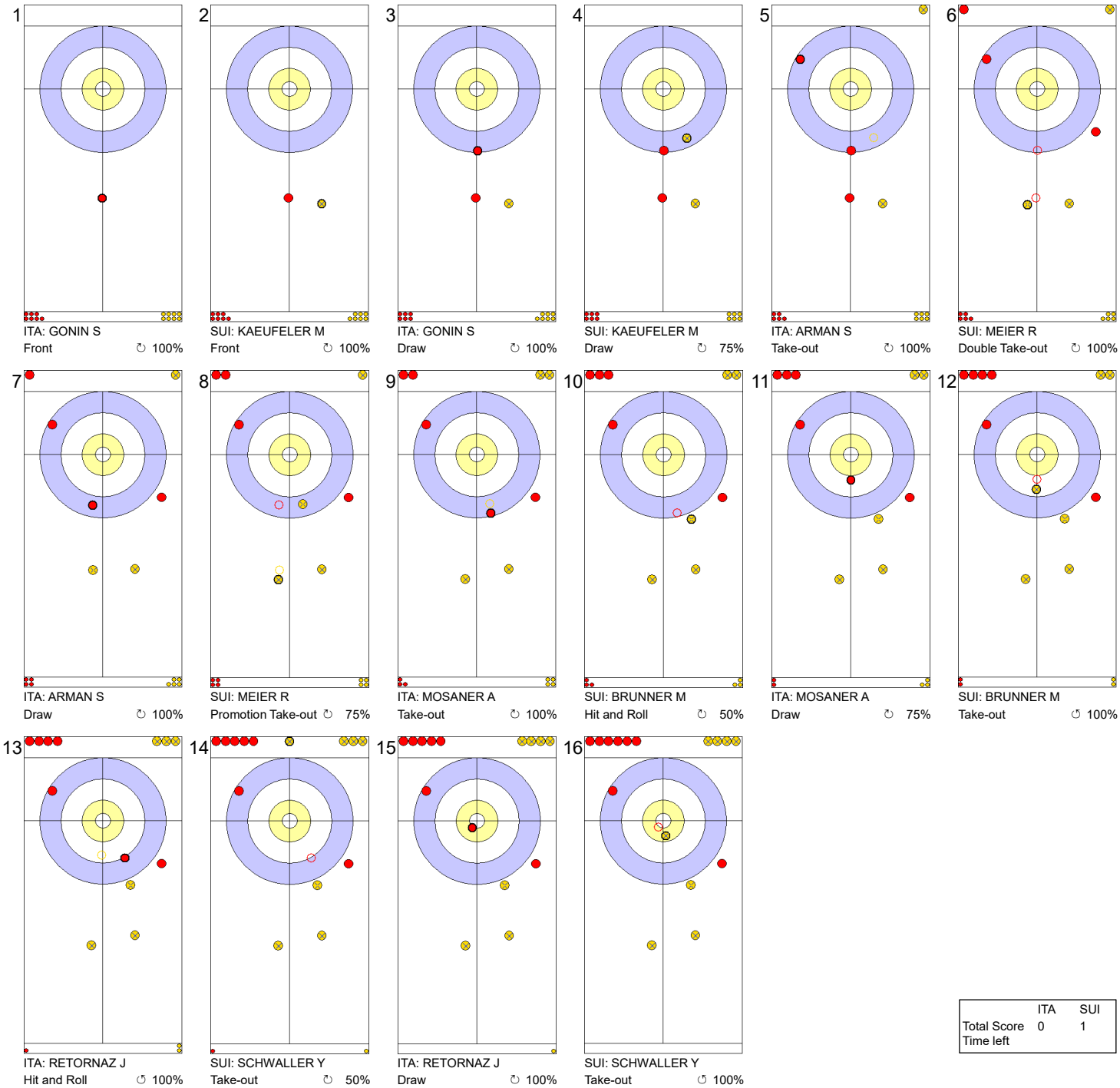


| | ITA | SUI |
|---|---|---|
| Total Score | 0 | 1 |
| Time left | | |

**Legend:**
↻ Clockwise ↺ Counter-clockwise - Not considered



lgt.com NEW HOLLAND LE GRUYÈRE SWITZERLAND ZUG CURLIT Curling Information Technology Ltd.

# Game - Shot by Shot

**End 2** — **ITA - Italy 0 + 1 (this end) = 1** — **SUI - Switzerland 1 + 0 (this end) = 1**

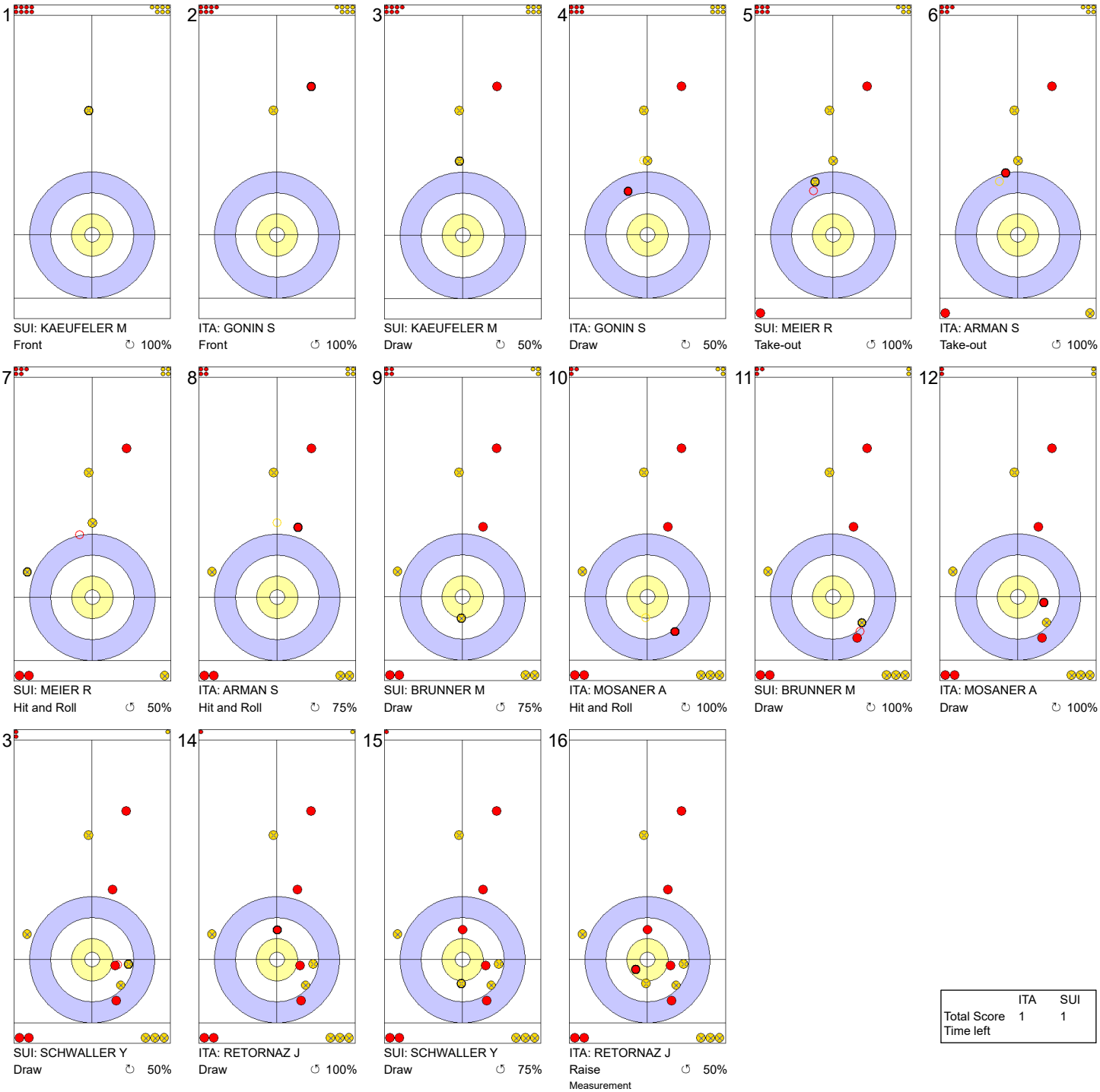


| | ITA | SUI |
|---|---|---|
| Total Score | 1 | 1 |
| Time left | | |

**Legend:**

↻ Clockwise ↺ Counter-clockwise - Not considered



lgt.com NEW HOLLAND LE GRUYÈRE SWITZERLAND ZUG CURLIT Curling Information Technology Ltd.

# Game - Shot by Shot

**End 3** — **ITA - Italy 1 + 0 (this end) = 1** — **SUI - Switzerland 1 + 1 (this end) = 2**

1
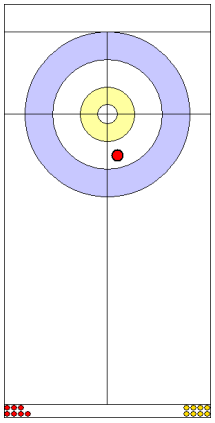
ITA: GONIN S
Draw ↻ 100%

2
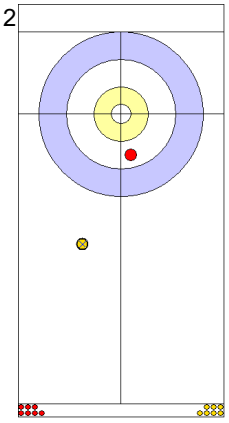
SUI: KAEUFELER M
Front ↺ 100%

3
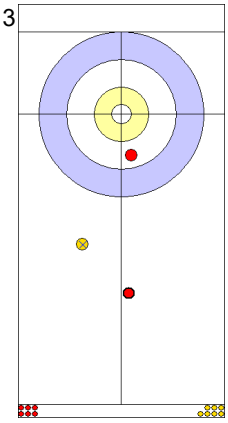
ITA: GONIN S
Guard ↻ 75%

4
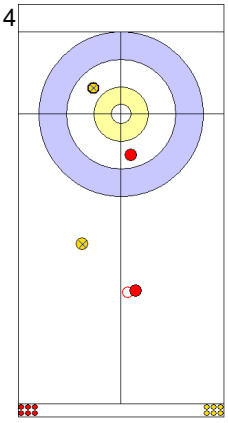
SUI: KAEUFELER M
Wick / Soft Peeling ↻ 50%

5
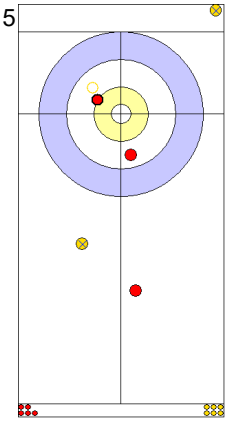
ITA: ARMAN S
Take-out ↺ 100%

6
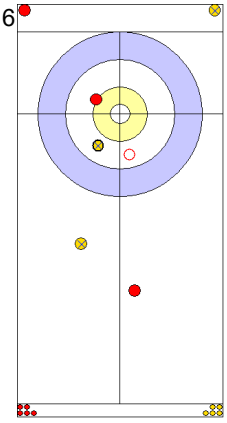
SUI: MEIER R
Hit and Roll ↻ 100%

7
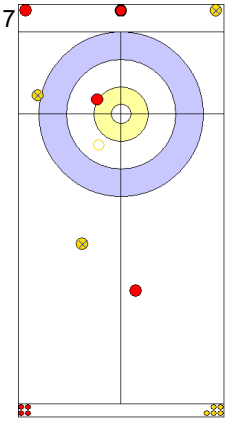
ITA: ARMAN S
Take-out ↺ 0%

8
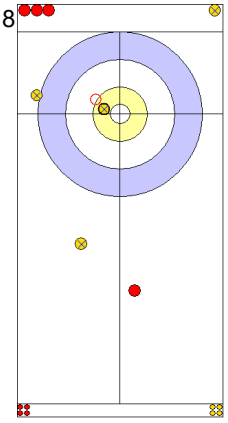
SUI: MEIER R
Hit and Roll ↺ 75%

9
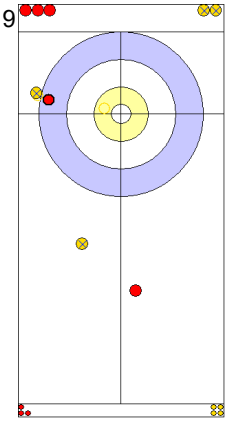
ITA: MOSANER A
Double Take-out ↻ 75%

10
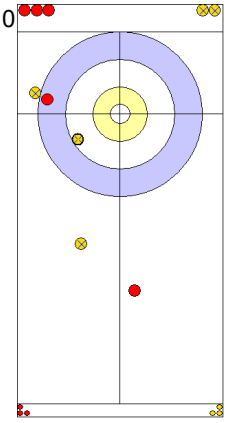
SUI: BRUNNER M
Draw ↻ 100%

11
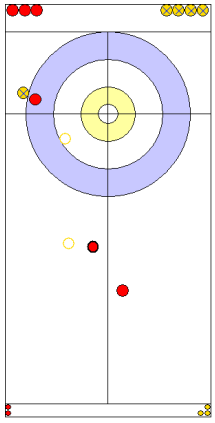
ITA: MOSANER A
Double Take-out ↺ 100%

12
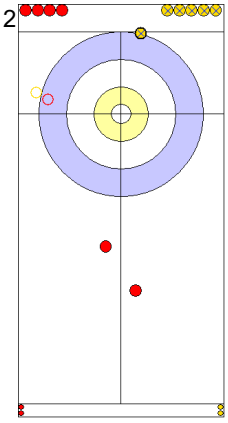
SUI: BRUNNER M
Take-out ↻ 75%

13
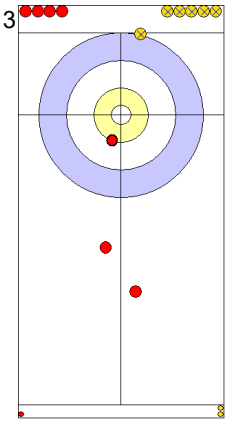
ITA: RETORNAZ J
Draw ↻ 75%

14
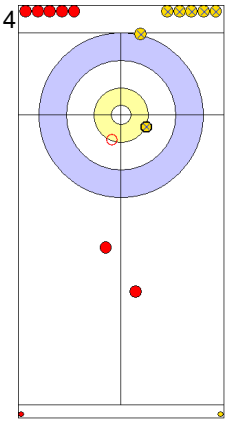
SUI: SCHWALLER Y
Take-out ↺ 100%

15
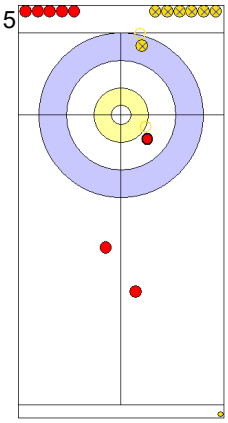
ITA: RETORNAZ J
Take-out ↺ 100%

16
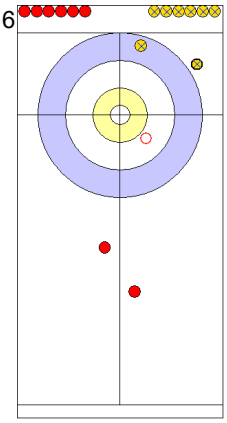
SUI: SCHWALLER Y
Take-out ↺ 50%

| | ITA | SUI |
|---|---|---|
| Total Score | 1 | 2 |
| Time left | | |

**Legend:**
↻ Clockwise ↺ Counter-clockwise - Not considered



lgt.com NEW HOLLAND LE GRUYÈRE SWITZERLAND ZUG CURLIT Curling Information Technology Ltd.

# Game - Shot by Shot

**End 4** — **ITA - Italy 1 + 1** (this end) **= 2** — **SUI - Switzerland 2 + 0** (this end) **= 2**

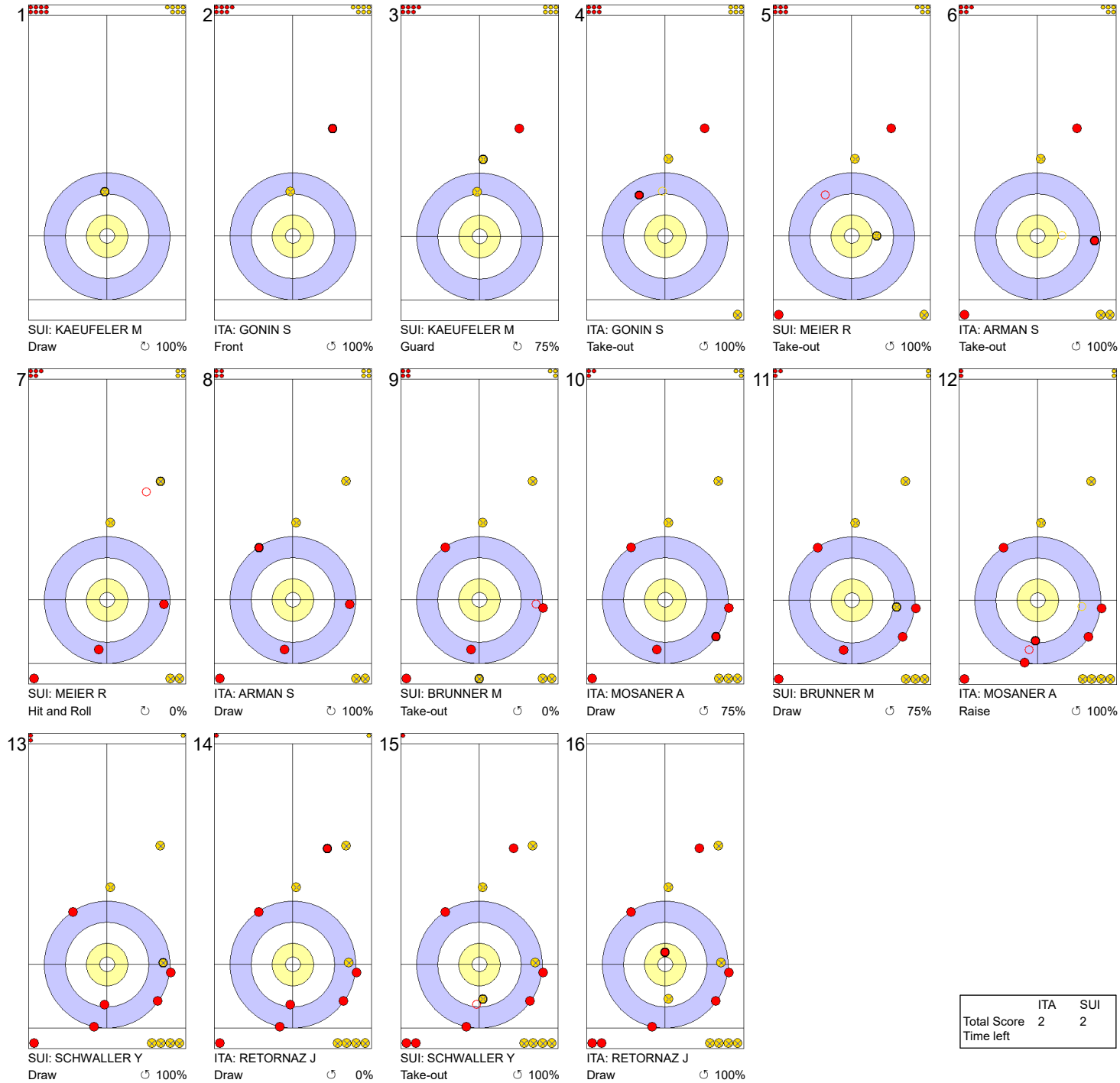


| | ITA | SUI |
|---|---|---|
| Total Score | 2 | 2 |
| Time left | | |

**Legend:**

↻ Clockwise ↺ Counter-clockwise - Not considered



lgt.com NEW HOLLAND LE GRUYÈRE SWITZERLAND ZUG CURLIT Curling Information Technology Ltd.

# Game - Shot by Shot

**End 5** — **ITA - Italy 2 + 0** (this end) **= 2** — **SUI - Switzerland 2 + 0** (this end) **= 2**

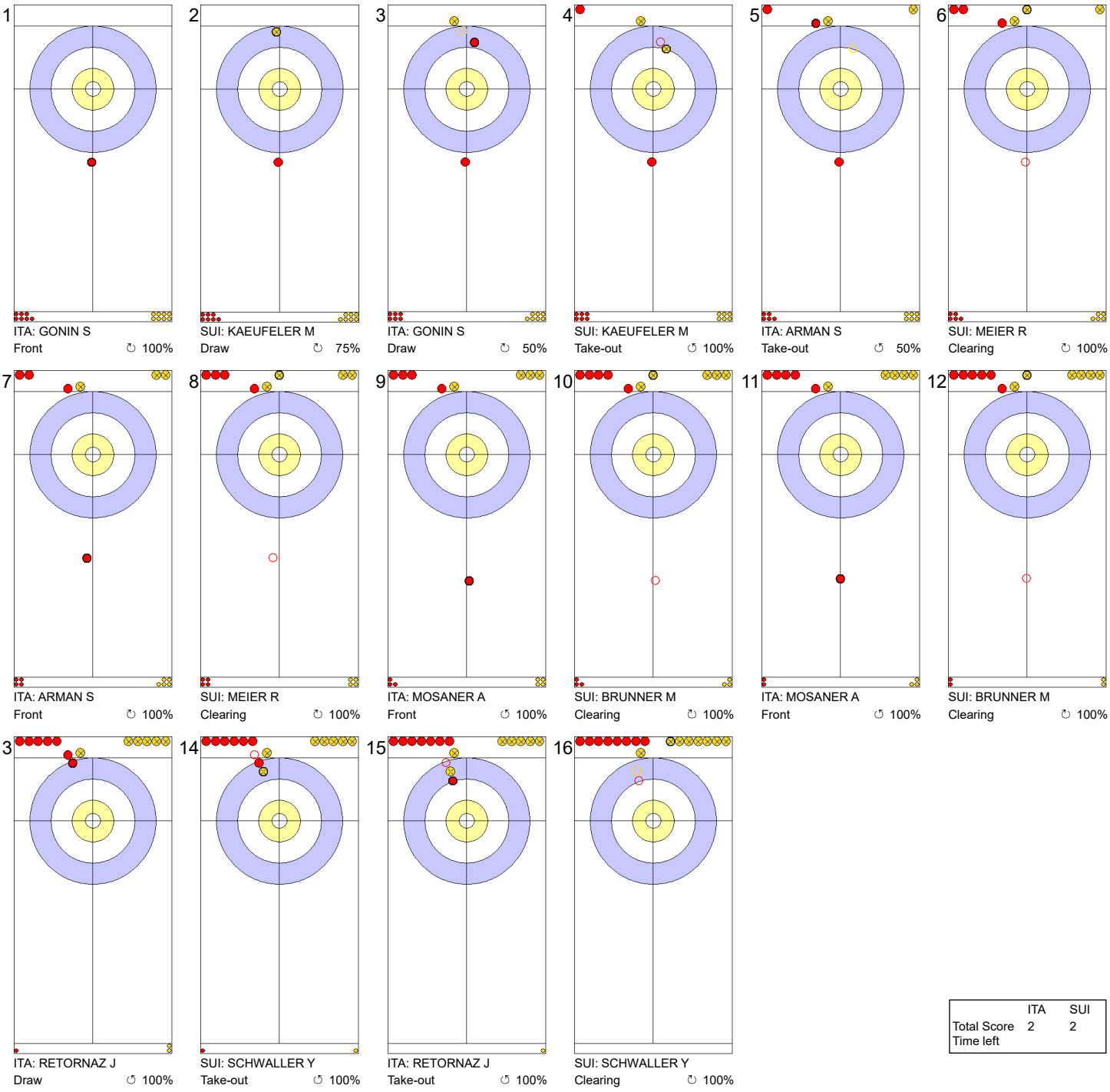


| | ITA | SUI |
|---|---|---|
| Total Score | 2 | 2 |
| Time left | | |

**Legend:**
↻ Clockwise ↺ Counter-clockwise - Not considered



lgt.com NEW HOLLAND LE GRUYÈRE SWITZERLAND ZUG CURLIT Curling Information Technology Ltd.

# Game - Shot by Shot

**End 6** — **ITA - Italy 2 + 1** (this end) **= 3** — **SUI - Switzerland 2 + 0** (this end) **= 2**

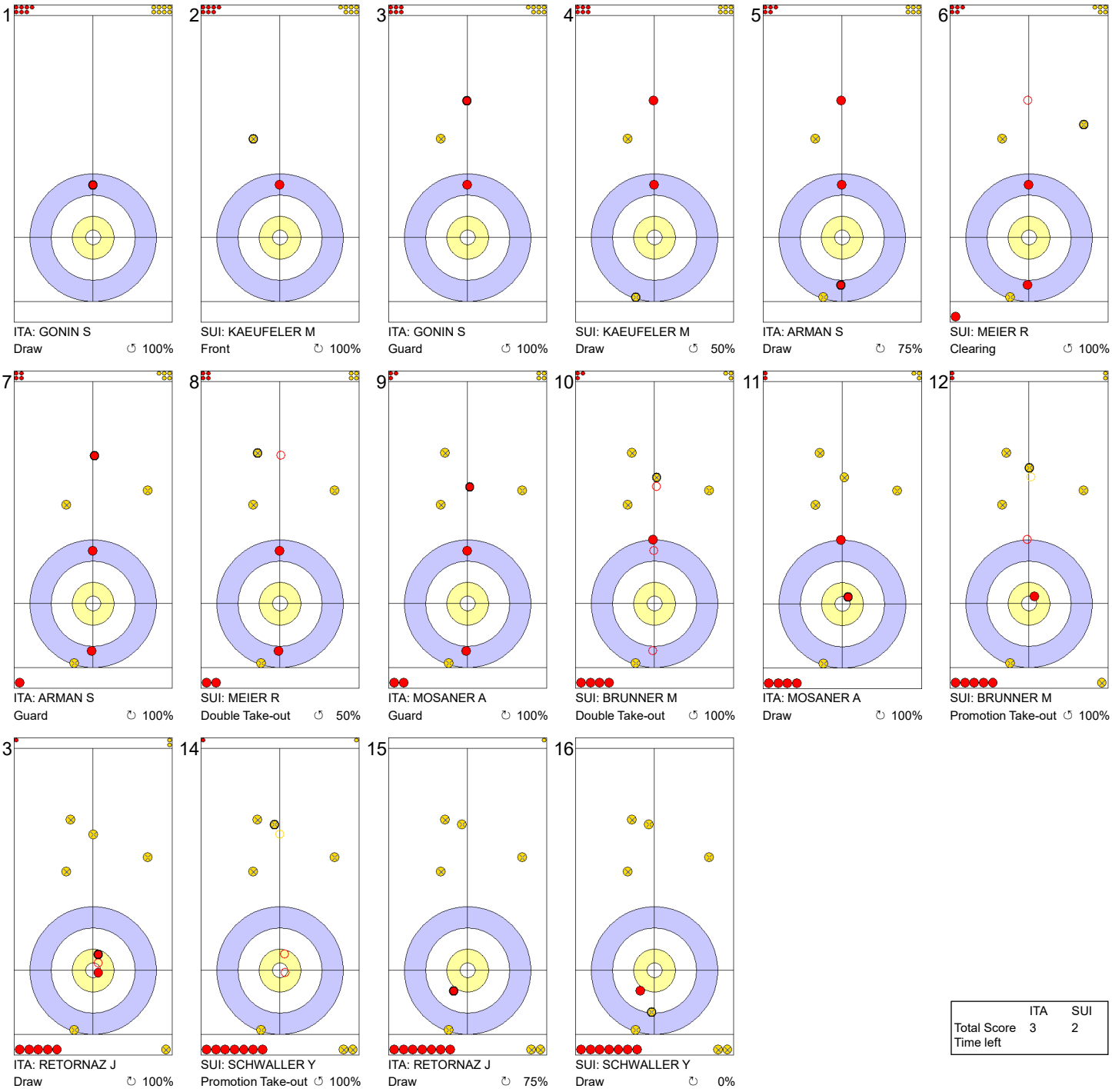


| | ITA | SUI |
|---|---|---|
| Total Score | 3 | 2 |
| Time left | | |

**Legend:**
↻ Clockwise ↺ Counter-clockwise - Not considered



lgt.com NEW HOLLAND LE GRUYÈRE SWITZERLAND ZUG CURLIT Curling Information Technology Ltd.

# Game - Shot by Shot

**End 7** — **ITA - Italy** 3 + 0 (this end) = 3 — **SUI - Switzerland** 2 + 1 (this end) = 3

1
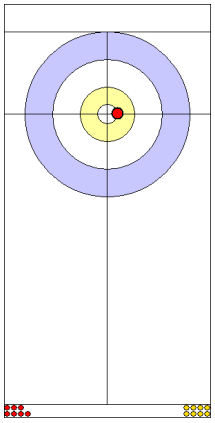
ITA: GONIN S
Draw ↻ 100%

2
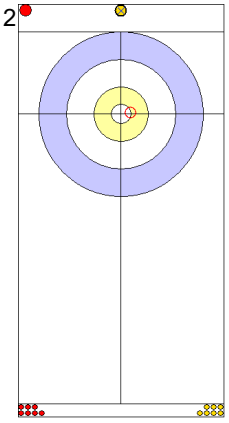
SUI: KAEUFELER M
Take-out ↻ 50%

3
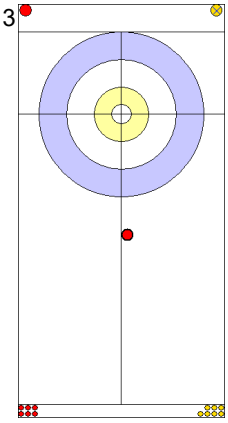
ITA: GONIN S
Front ↻ 100%

4
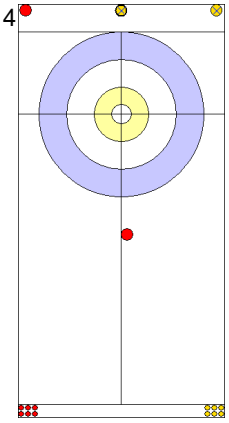
SUI: KAEUFELER M
Draw ↻ 0%

5
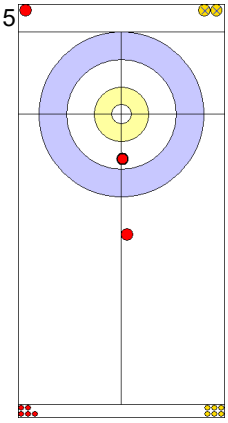
ITA: ARMAN S
Draw ↻ 100%

6
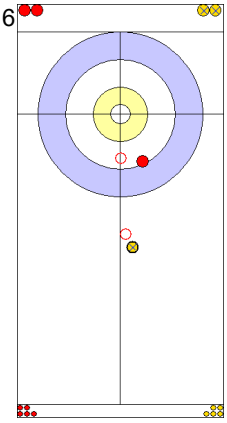
SUI: MEIER R
Double Take-out ↺ 50%

7
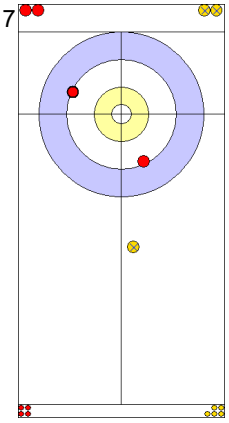
ITA: ARMAN S
Draw ↻ 100%

8
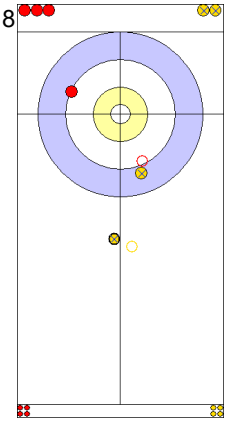
SUI: MEIER R
Promotion Take-out ↺ 75%

9
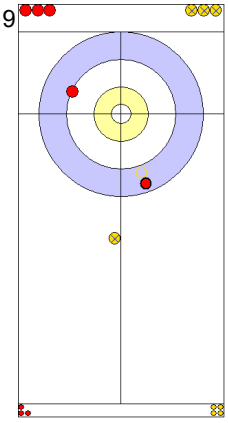
ITA: MOSANER A
Take-out ↻ 100%

10
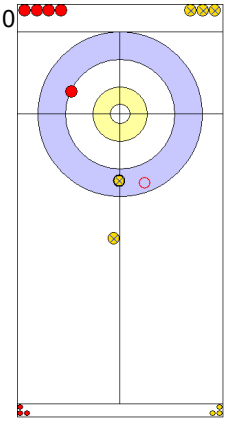
SUI: BRUNNER M
Hit and Roll ↻ 100%

11
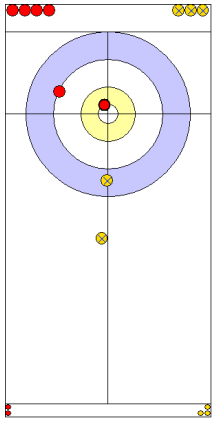
ITA: MOSANER A
Draw ↻ 75%

12
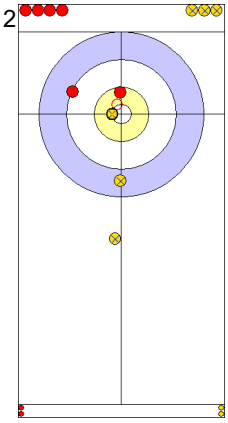
SUI: BRUNNER M
Draw ↺ 75%

13
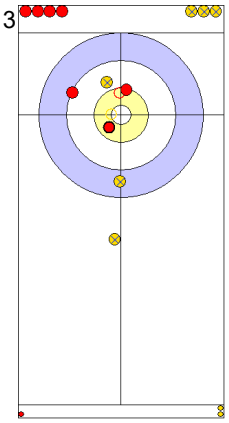
ITA: RETORNAZ J
Raise ↻ 100%

14
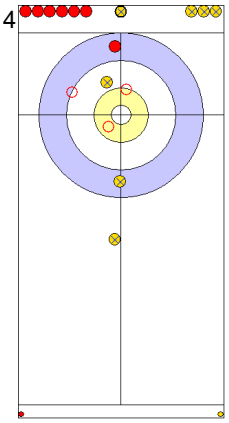
SUI: SCHWALLER Y
Double Take-out ↻ 100%

15
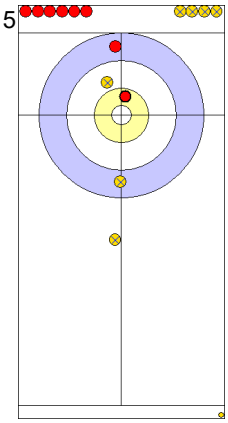
ITA: RETORNAZ J
Draw ↻ 75%

16
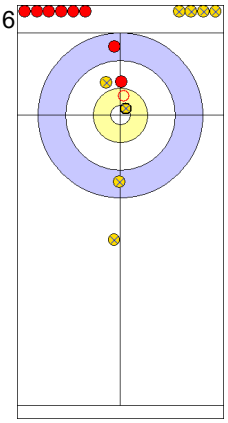
SUI: SCHWALLER Y
Raise ↺ 50%

| | ITA | SUI |
|---|---|---|
| Total Score | 3 | 3 |
| Time left | | |

**Legend:**
↻ Clockwise ↺ Counter-clockwise - Not considered



lgt.com NEW HOLLAND LE GRUYÈRE SWITZERLAND ZUG CURLIT Curling Information Technology Ltd.

# Game - Shot by Shot

**End 8** — **ITA - Italy 3 + 1** (this end) **= 4** — **SUI - Switzerland 3 + 0** (this end) **= 3**

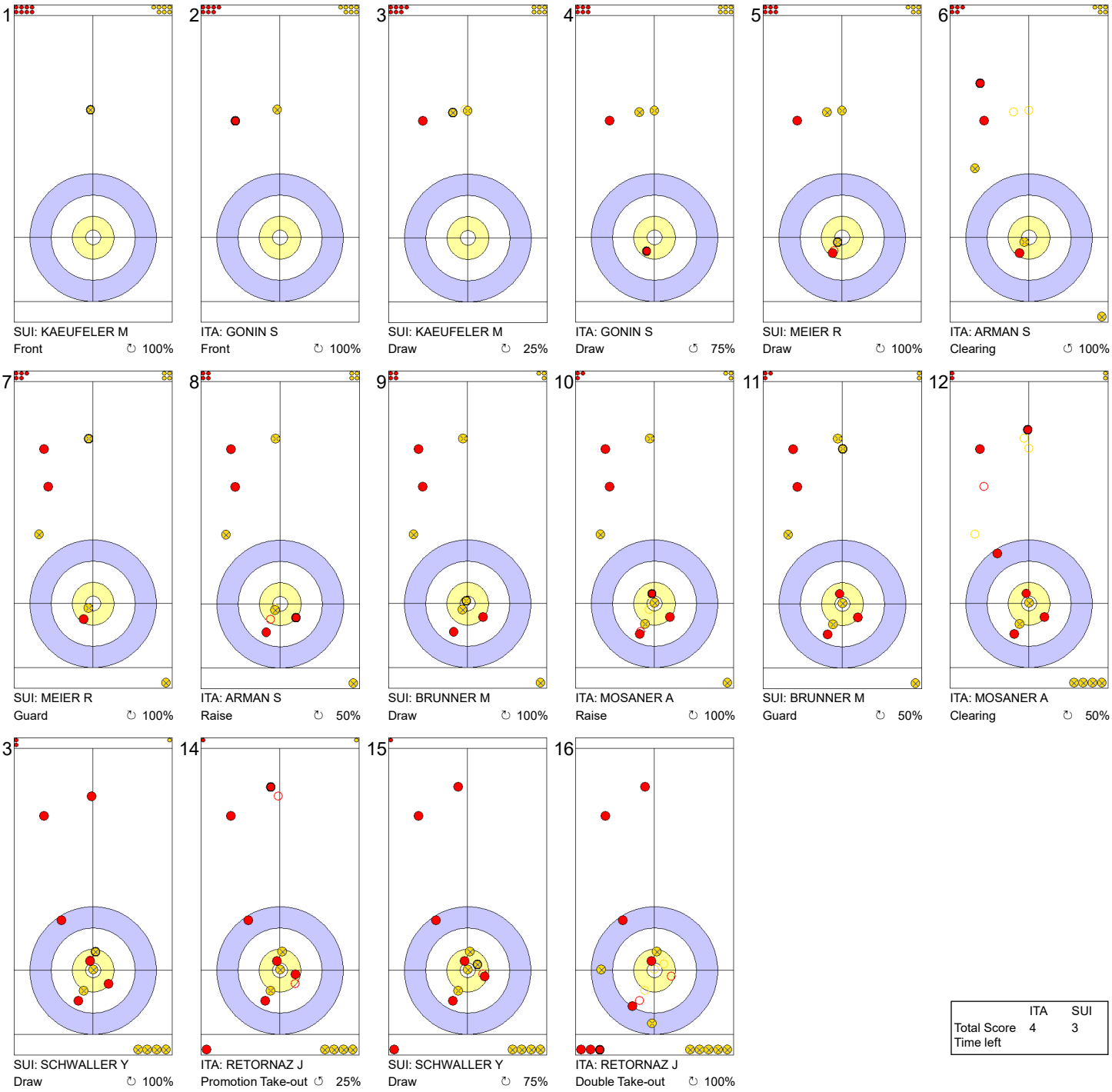


| | ITA | SUI |
|---|---|---|
| Total Score | 4 | 3 |
| Time left | | |

**Legend:**

↻ Clockwise ↺ Counter-clockwise - Not considered



lgt.com NEW HOLLAND LE GRUYÈRE SWITZERLAND ZUG CURLIT Curling Information Technology Ltd.

# Game - Shot by Shot

**End 9** — **ITA - Italy 4 + 1** (this end) **= 5** — **SUI - Switzerland 3 + 0** (this end) **= 3**

1
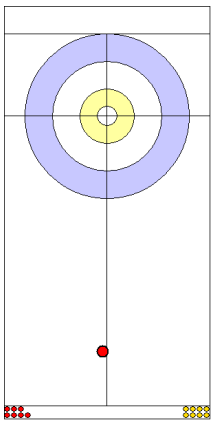
ITA: GONIN S
Front ↻ 100%

2
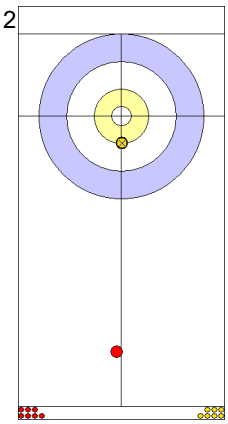
SUI: KAEUFELER M
Draw ↻ 100%

3
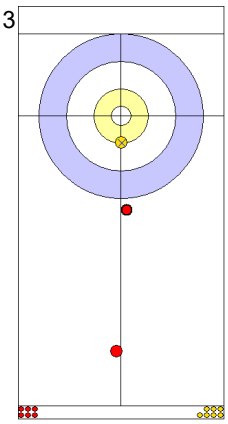
ITA: GONIN S
Front ↻ 100%
Measurement

4
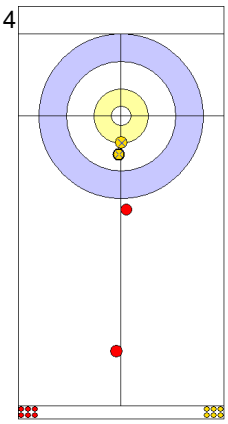
SUI: KAEUFELER M
Draw ↻ 100%

5
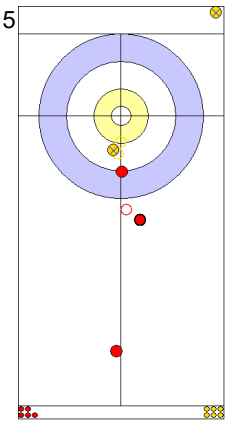
ITA: ARMAN S
Promotion Take-out ↻ 100%

6
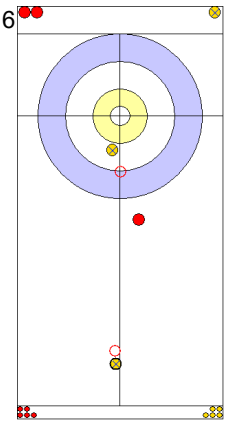
SUI: MEIER R
Double Take-out ↻ 100%

7
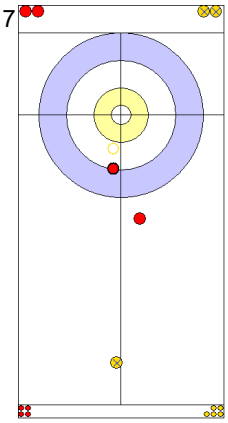
ITA: ARMAN S
Take-out ↻ 100%

8
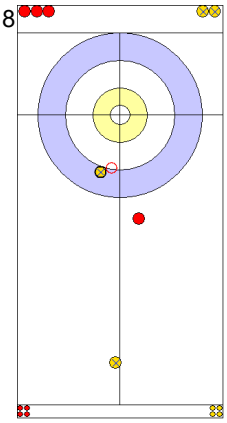
SUI: MEIER R
Take-out ↻ 100%

9
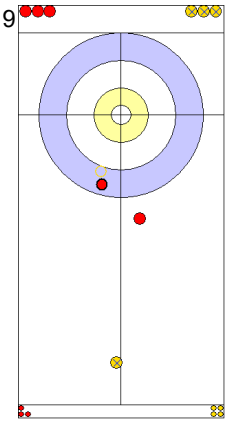
ITA: MOSANER A
Take-out ↻ 100%

10
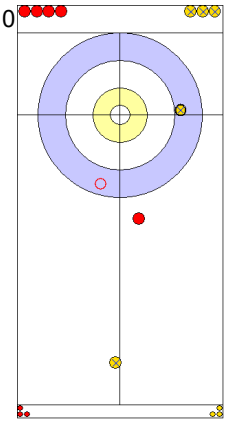
SUI: BRUNNER M
Take-out ↻ 100%

11
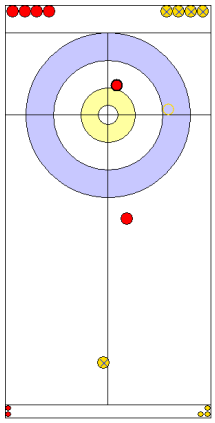
ITA: MOSANER A
Hit and Roll ↻ 100%

12
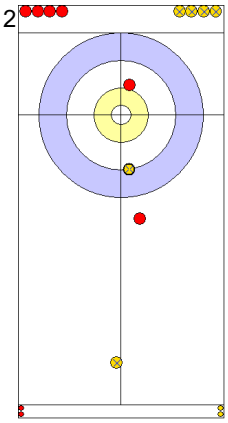
SUI: BRUNNER M
Draw ↻ 50%

13
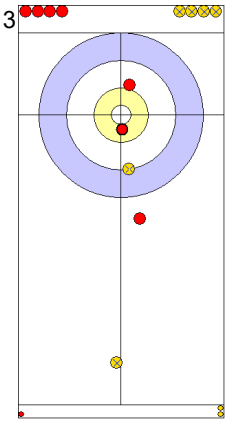
ITA: RETORNAZ J
Draw ↻ 100%
Time-out

14
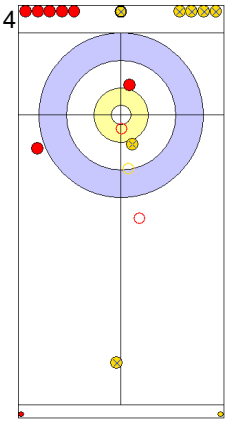
SUI: SCHWALLER Y
Promotion Take-out ↻ 100%

15
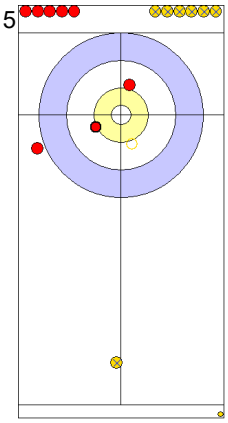
ITA: RETORNAZ J
Take-out ↻ 100%

16
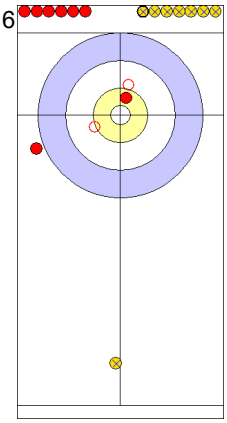
SUI: SCHWALLER Y
Double Take-out ↻ 25%
Time-out

| | ITA | SUI |
|---|---|---|
| Total Score | 5 | 3 |
| Time left | | |

**Legend:**
↻ Clockwise ↺ Counter-clockwise - Not considered



lgt.com NEW HOLLAND LE GRUYÈRE SWITZERLAND ZUG CURLIT Curling Information Technology Ltd.

# Game - Shot by Shot

**End 10** — **ITA - Italy** 5 + (this end) = **W** — **SUI - Switzerland** 3 + / (this end) = **L**

1
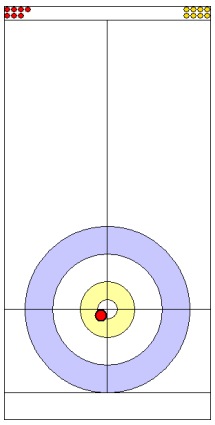
ITA: GONIN S
Draw ↻ 100%

2
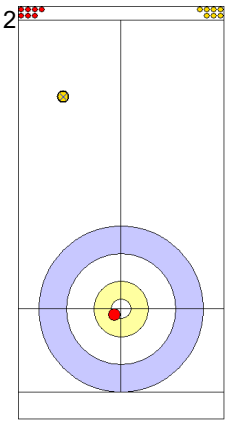
SUI: KAEUFELER M
Front ↻ 100%

3
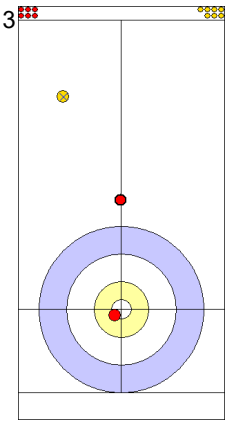
ITA: GONIN S
Guard ↻ 100%

4
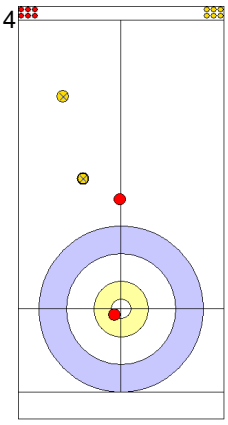
SUI: KAEUFELER M
Front ↻ 100%

5
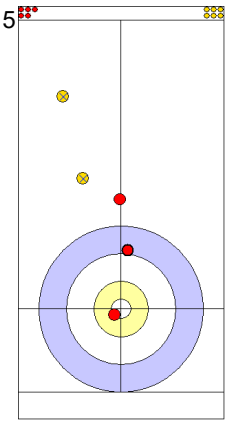
ITA: ARMAN S
Draw ↻ 75%

6
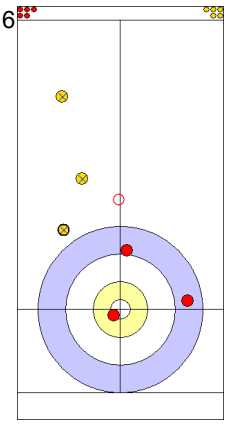
SUI: MEIER R
Wick / Soft Peeling ↺ 75%

7
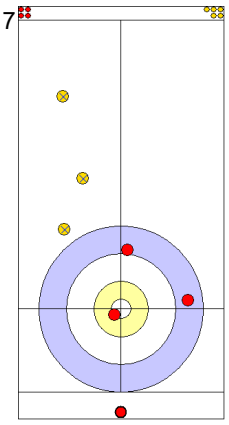
ITA: ARMAN S
Clearing ↻ 0%

8
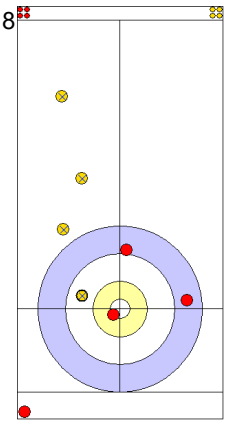
SUI: MEIER R
Draw ↻ 100%

9
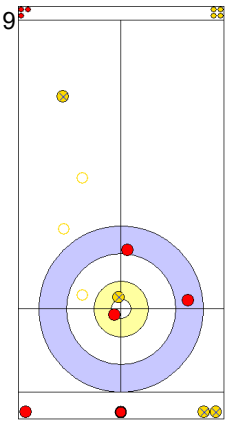
ITA: MOSANER A
Clearing ↺ 100%

10
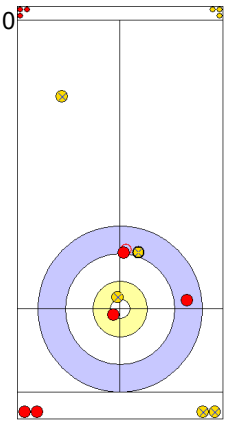
SUI: BRUNNER M
Draw ↻ 50%

11
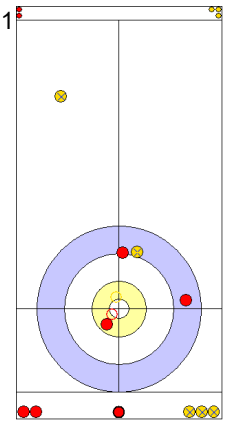
ITA: MOSANER A
Clearing ↺ 100%

12
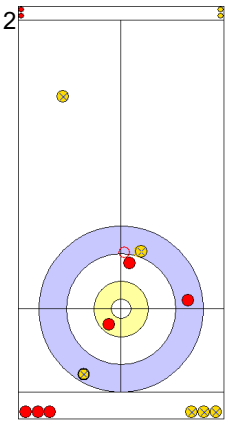
SUI: BRUNNER M
Raise ↺ 0%

13
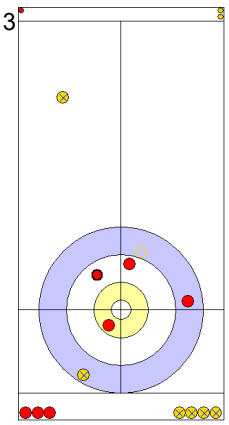
ITA: RETORNAZ J
Take-out ↻ 100%

14
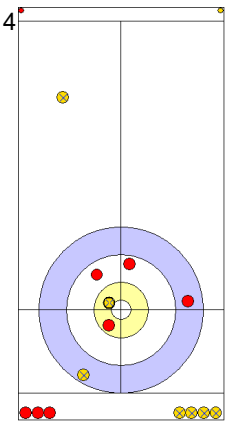
SUI: SCHWALLER Y
Draw ↻ 100%

15
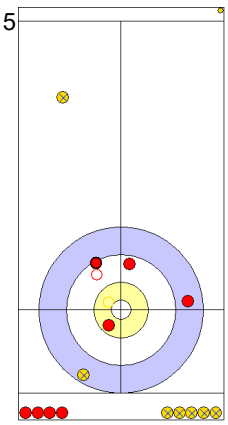
ITA: RETORNAZ J
Promotion Take-out ↺ 100%

| | ITA | SUI |
|---|---|---|
| Total Score | W | L |
| Time left | 00:57 | 00:00 |

**Legend:**

| | | | | | |
|---|---|---|---|---|---|
| ↻ | Clockwise | ↺ | Counter-clockwise | - | Not considered |
| / | Team ran out of time | **L** | Loss | **W** | Win |



lgt.com NEW HOLLAND LE GRUYÈRE SWITZERLAND ZUG CURLIT Curling Information Technology Ltd.

# Game Results

| Sheet | Game | Team | LSFE | 1 | 2 | 3 | 4 | 5 | 6 | 7 | 8 | 9 | 10 | Extra Ends | | | | Total |
|---|---|---|---|---|---|---|---|---|---|---|---|---|---|---|---|---|---|---|
| D | 9 | NED - Netherlands | | 0 | 0 | 1 | 0 | 0 | 2 | 0 | 0 | 0 | 2 | | | | | 5 |
| | 9 | SCO - Scotland | * | 1 | 1 | 0 | 1 | 0 | 0 | 0 | 1 | 0 | 0 | | | | | 4 |

| NED - Netherlands | | Shot Success Game | Shot Success All |
|---|---|---|---|
| 4 S | GOESGENS Wouter | 85% | 69% |
| 3 V | VAN DORP Jaap | 81% | 75% |
| 2 | HOEKMAN Laurens | 68% | 77% |
| 1 | GLASBERGEN Carlo | 90% | 86% |
| A | VAN DEN HURK Tobias | - | 81% |
| | Team Total | 81% | 76% |

| Last Stone Draw | | Distance |
|---|---|---|
| ↻ | HOEKMAN Laurens | 54.9cm |
| ↺ | VAN DORP Jaap | 26.2cm |
| **Total** | | **81.1cm** |

Time remaining: 3 minutes 5 seconds

Time-out: End 10 - NED stone 7

| SCO - Scotland | | Shot Success Game | Shot Success All |
|---|---|---|---|
| 4 V | PATERSON Ross | 79% | 79% |
| 3 S | WADDELL Kyle | 79% | 85% |
| 2 | MENZIES Duncan | 88% | 85% |
| 1 | WADDELL Craig | 94% | 88% |
| A | KYLE Euan | - | - |
| | Team Total | 85% | 84% |

| Last Stone Draw | | Distance |
|---|---|---|
| ↻ | WADDELL Kyle | 18.1cm |
| ↺ | MENZIES Duncan | 18.5cm |
| **Total** | | **36.6cm** |

Time remaining: 0 minutes 30 seconds

Time-out: End 9 - SCO stone 4

## Shot Success Analysis

| NED - Netherlands | | ↻ | | ↺ | | Game | |
|---|---|---|---|---|---|---|---|
| 4 GOESGENS Wouter | Draws | 0 | - | 7 | 86% | 7 | 86% |
| | Take-outs | 9 | 86% | 4 | 81% | 13 | 85% |
| | Total | 9 | 86% | 11 | 84% | 20 | 85% |
| 3 VAN DORP Jaap | Draws | 0 | - | 6 | 88% | 6 | 88% |
| | Take-outs | 10 | 83% | 4 | 69% | 14 | 79% |
| | Total | 10 | 83% | 10 | 80% | 20 | 81% |
| 2 HOEKMAN Laurens | Draws | 4 | 44% | 6 | 71% | 10 | 60% |
| | Take-outs | 5 | 80% | 5 | 70% | 10 | 75% |
| | Total | 9 | 64% | 11 | 70% | 20 | 68% |
| 1 GLASBERGEN Carlo | Draws | 8 | 88% | 8 | 97% | 16 | 92% |
| | Take-outs | 2 | 75% | 2 | 88% | 4 | 81% |
| | Total | 10 | 85% | 10 | 95% | 20 | 90% |
| A VAN DEN HURK Tobias | Draws | 0 | - | 0 | - | 0 | - |
| | Take-outs | 0 | - | 0 | - | 0 | - |
| | Total | 0 | - | 0 | - | 0 | - |
| Team | Draws | 12 | 73% | 27 | 86% | 39 | 82% |
| | Take-outs | 26 | 83% | 15 | 75% | 41 | 80% |
| | Total | 38 | 80% | 42 | 82% | 80 | 81% |

| SCO - Scotland | | ↻ | | ↺ | | Game | |
|---|---|---|---|---|---|---|---|
| 4 PATERSON Ross | Draws | 0 | - | 5 | 90% | 5 | 90% |
| | Take-outs | 4 | 75% | 11 | 75% | 15 | 75% |
| | Total | 4 | 75% | 16 | 80% | 20 | 79% |
| 3 WADDELL Kyle | Draws | 3 | 83% | 7 | 89% | 10 | 88% |
| | Take-outs | 3 | 83% | 7 | 64% | 10 | 70% |
| | Total | 6 | 83% | 14 | 77% | 20 | 79% |
| 2 MENZIES Duncan | Draws | 2 | 88% | 4 | 88% | 6 | 88% |
| | Take-outs | 6 | 83% | 8 | 91% | 14 | 88% |
| | Total | 8 | 84% | 12 | 90% | 20 | 88% |
| 1 WADDELL Craig | Draws | 4 | 94% | 13 | 92% | 17 | 93% |
| | Take-outs | 0 | - | 3 | 100% | 3 | 100% |
| | Total | 4 | 94% | 16 | 94% | 20 | 94% |
| A KYLE Euan | Draws | 0 | - | 0 | - | 0 | - |
| | Take-outs | 0 | - | 0 | - | 0 | - |
| | Total | 0 | - | 0 | - | 0 | - |
| Team | Draws | 9 | 89% | 29 | 91% | 38 | 90% |
| | Take-outs | 13 | 81% | 29 | 79% | 42 | 80% |
| | Total | 22 | 84% | 58 | 85% | 80 | 85% |

**Note:**
Position and function for each team member:
**4** = Fourth, **3** = Third, **2** = Second, **1** = Lead, **A** = Alternate, **S** = Skip, **V** = Vice-Skip

**Legend:**
↻ Clockwise ↺ Counter-clockwise **LSFE(*)** Last Stone First End



lgt.com NEW HOLLAND LE GRUYÈRE SWITZERLAND ZUG CURLIT Curling Information Technology Ltd.

# Game - Shot by Shot

**End 1** — **NED - Netherlands 0 + 0** (this end) **= 0** — **SCO - Scotland 0 + 1** (this end) **= 1**

1
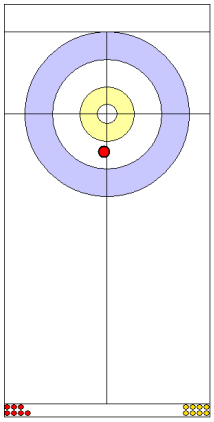
NED: GLASBERGEN C
Draw ↻ 100%

2
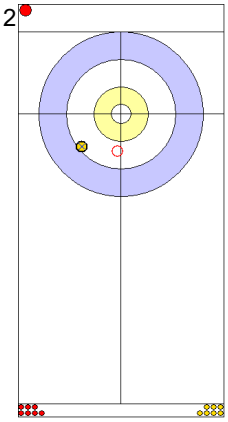
SCO: WADDELL C
Take-out ↺ 100%

3
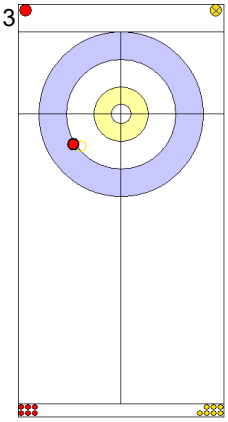
NED: GLASBERGEN C
Take-out ↻ 100%

4
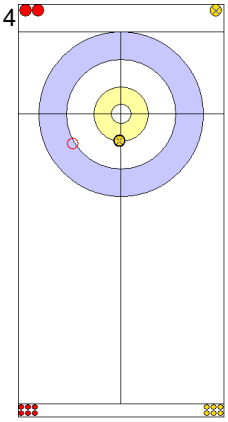
SCO: WADDELL C
Take-out ↺ 100%

5
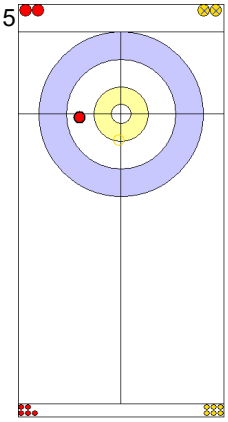
NED: HOEKMAN L
Take-out ↺ 100%

6
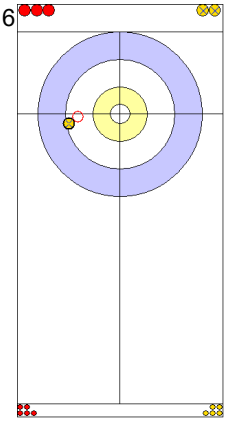
SCO: MENZIES D
Take-out ↺ 100%

7
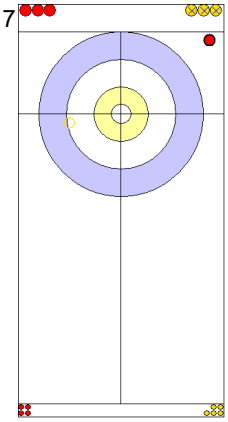
NED: HOEKMAN L
Take-out ↺ 50%

8
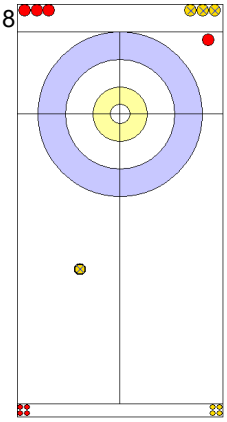
SCO: MENZIES D
Front ↺ 100%

9
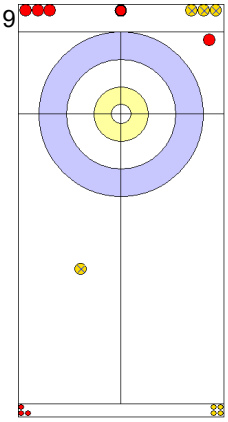
NED: VAN DORP J
Clearing ↺ 0%

10
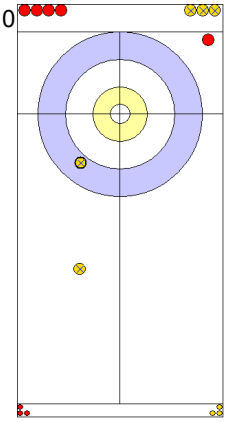
SCO: WADDELL K
Draw ↺ 100%

11
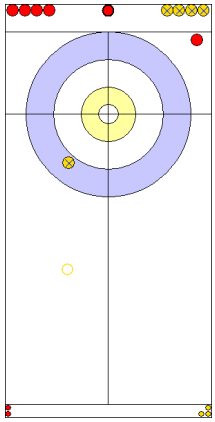
NED: VAN DORP J
Double Take-out ↻ 50%

12
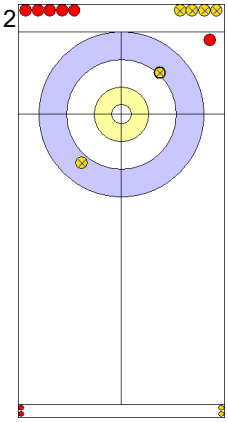
SCO: WADDELL K
Draw ↻ 100%

13
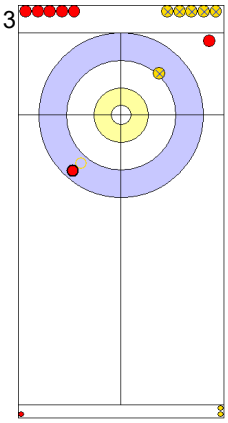
NED: GOESGENS W
Hit and Roll ↻ 75%

14
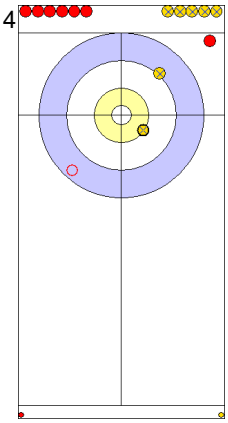
SCO: PATERSON R
Take-out ↺ 75%

15
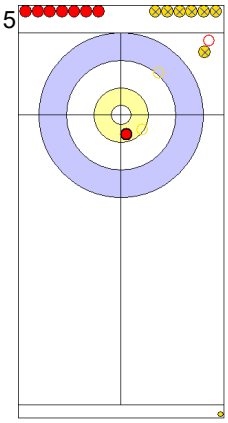
NED: GOESGENS W
Double Take-out ↻ 100%

16
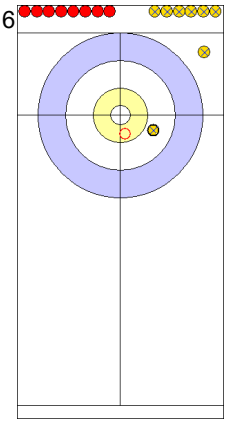
SCO: PATERSON R
Clearing ↺ 50%

| | NED | SCO |
|---|---|---|
| Total Score | 0 | 1 |
| Time left | | |

**Legend:**
↻ Clockwise ↺ Counter-clockwise - Not considered



lgt.com NEW HOLLAND LE GRUYÈRE SWITZERLAND ZUG CURLIT Curling Information Technology Ltd.

# Game - Shot by Shot

**End 2** — **NED - Netherlands 0 + 0** (this end) **= 0** — **SCO - Scotland 1 + 1** (this end) **= 2**

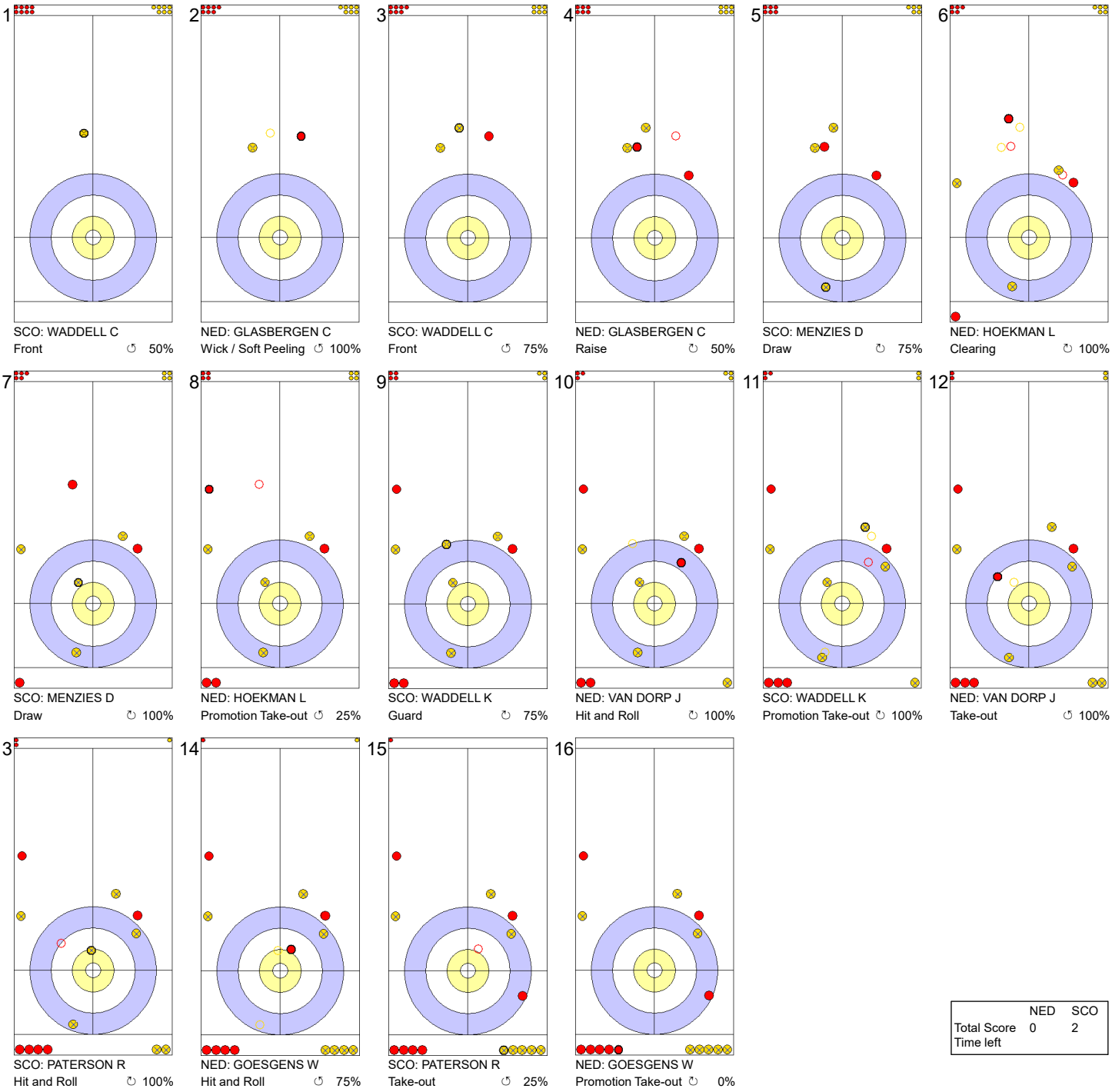


| | NED | SCO |
|---|---|---|
| Total Score | 0 | 2 |
| Time left | | |

**Legend:**

↻ Clockwise ↺ Counter-clockwise - Not considered



lgt.com NEW HOLLAND LE GRUYÈRE SWITZERLAND ZUG CURLIT Curling Information Technology Ltd.

# Game - Shot by Shot

**End 3** — **NED - Netherlands 0 + 1** (this end) **= 1** — **SCO - Scotland 2 + 0** (this end) **= 2**

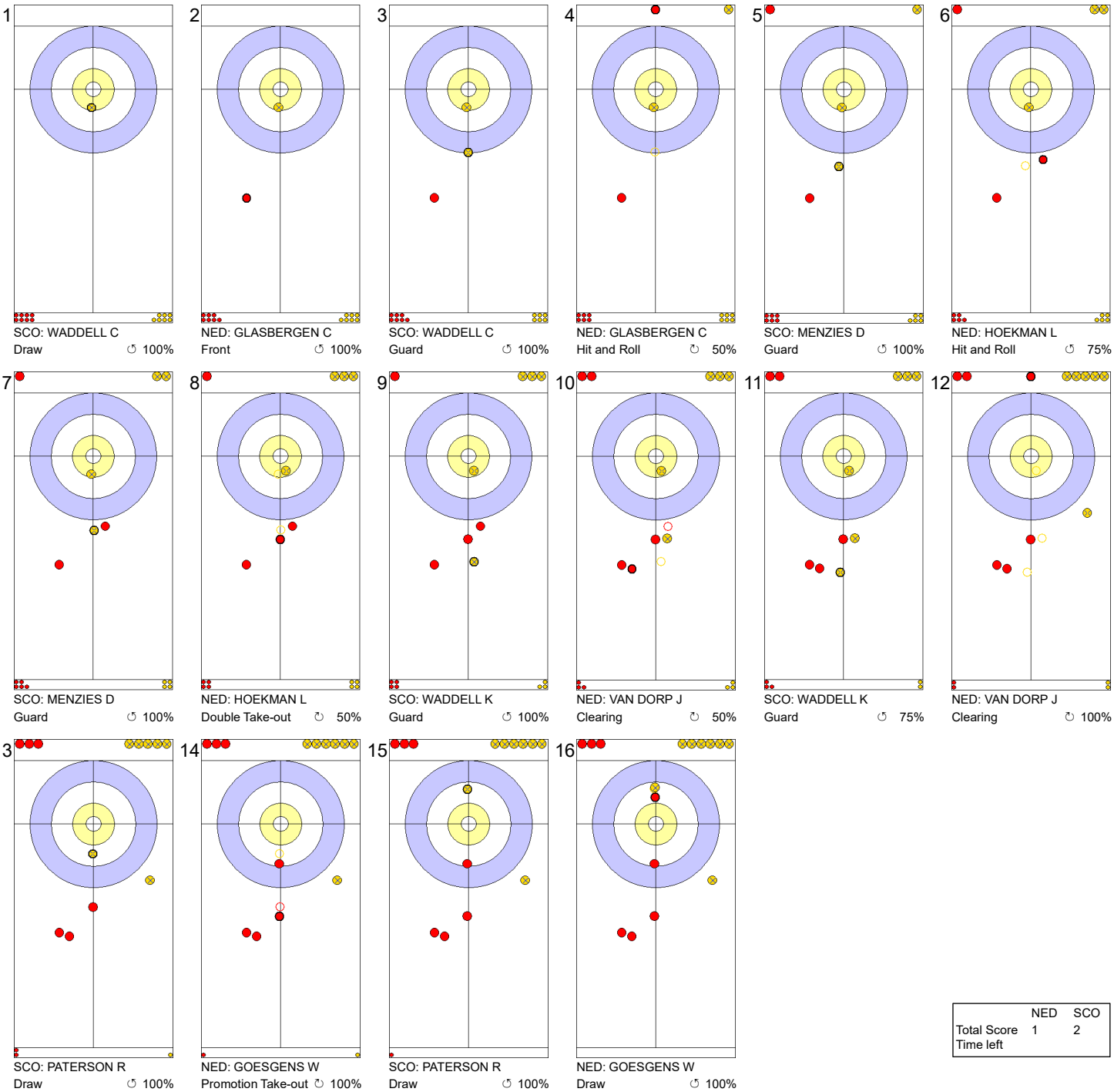

1 SCO: WADDELL C — Draw ↺ 100%
2 NED: GLASBERGEN C — Front ↺ 100%
3 SCO: WADDELL C — Guard ↺ 100%
4 NED: GLASBERGEN C — Hit and Roll ↻ 50%
5 SCO: MENZIES D — Guard ↺ 100%
6 NED: HOEKMAN L — Hit and Roll ↺ 75%
7 SCO: MENZIES D — Guard ↺ 100%
8 NED: HOEKMAN L — Double Take-out ↻ 50%
9 SCO: WADDELL K — Guard ↺ 100%
10 NED: VAN DORP J — Clearing ↻ 50%
11 SCO: WADDELL K — Guard ↺ 75%
12 NED: VAN DORP J — Clearing ↻ 100%
13 SCO: PATERSON R — Draw ↺ 100%
14 NED: GOESGENS W — Promotion Take-out ↻ 100%
15 SCO: PATERSON R — Draw ↺ 100%
16 NED: GOESGENS W — Draw ↺ 100%

| | NED | SCO |
|---|---|---|
| Total Score | 1 | 2 |
| Time left | | |

**Legend:**
↻ Clockwise ↺ Counter-clockwise - Not considered



lgt.com NEW HOLLAND LE GRUYÈRE SWITZERLAND ZUG CURLIT Curling Information Technology Ltd.

# Game - Shot by Shot

**End 4** — **NED - Netherlands 1 + 0** (this end) **= 1** — **SCO - Scotland 2 + 1** (this end) **= 3**

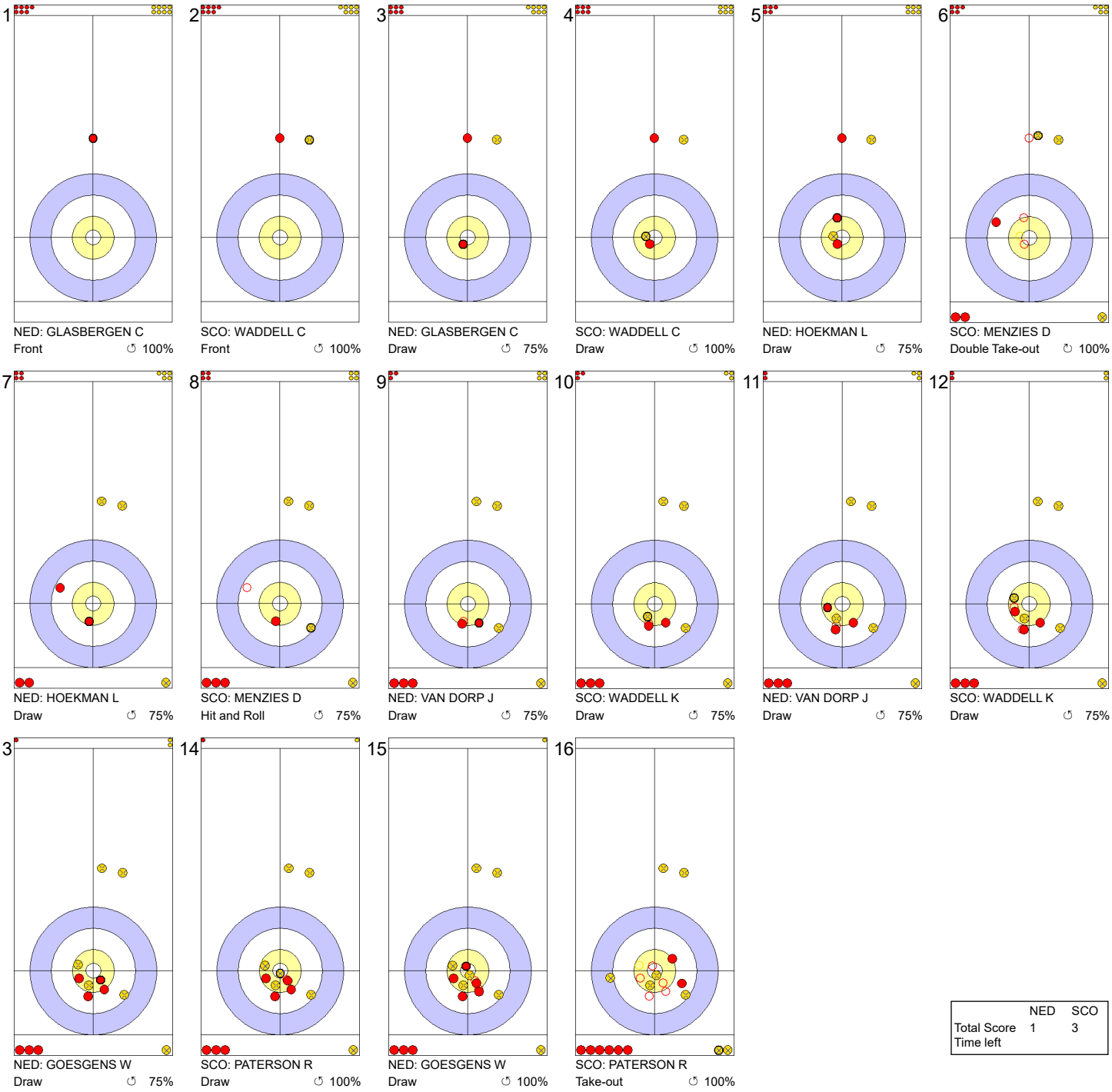


| | NED | SCO |
|---|---|---|
| Total Score | 1 | 3 |
| Time left | | |

**Legend:**

↻ Clockwise ↺ Counter-clockwise - Not considered



lgt.com NEW HOLLAND LE GRUYÈRE SWITZERLAND ZUG CURLIT Curling Information Technology Ltd.

# Game - Shot by Shot

**End 5** — **NED - Netherlands 1 + 0** (this end) **= 1** — **SCO - Scotland 3 + 0** (this end) **= 3**

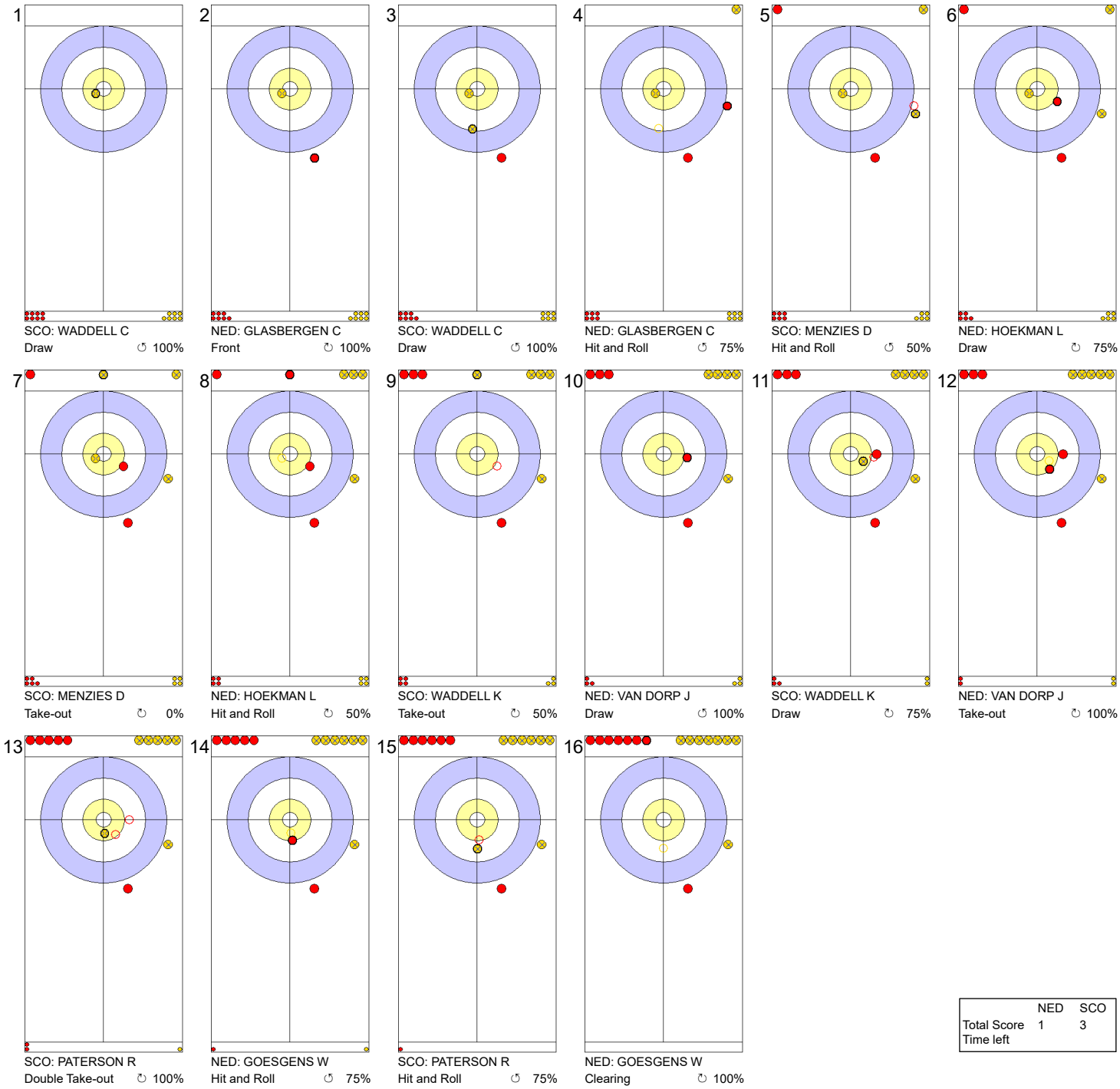


| | NED | SCO |
|---|---|---|
| Total Score | 1 | 3 |
| Time left | | |

**Legend:**

↻ Clockwise ↺ Counter-clockwise - Not considered



lgt.com NEW HOLLAND LE GRUYÈRE SWITZERLAND ZUG CURLIT Curling Information Technology Ltd.

# Game - Shot by Shot

**End 6** — **NED - Netherlands 1 + 2** (this end) **= 3** — **SCO - Scotland 3 + 0** (this end) **= 3**

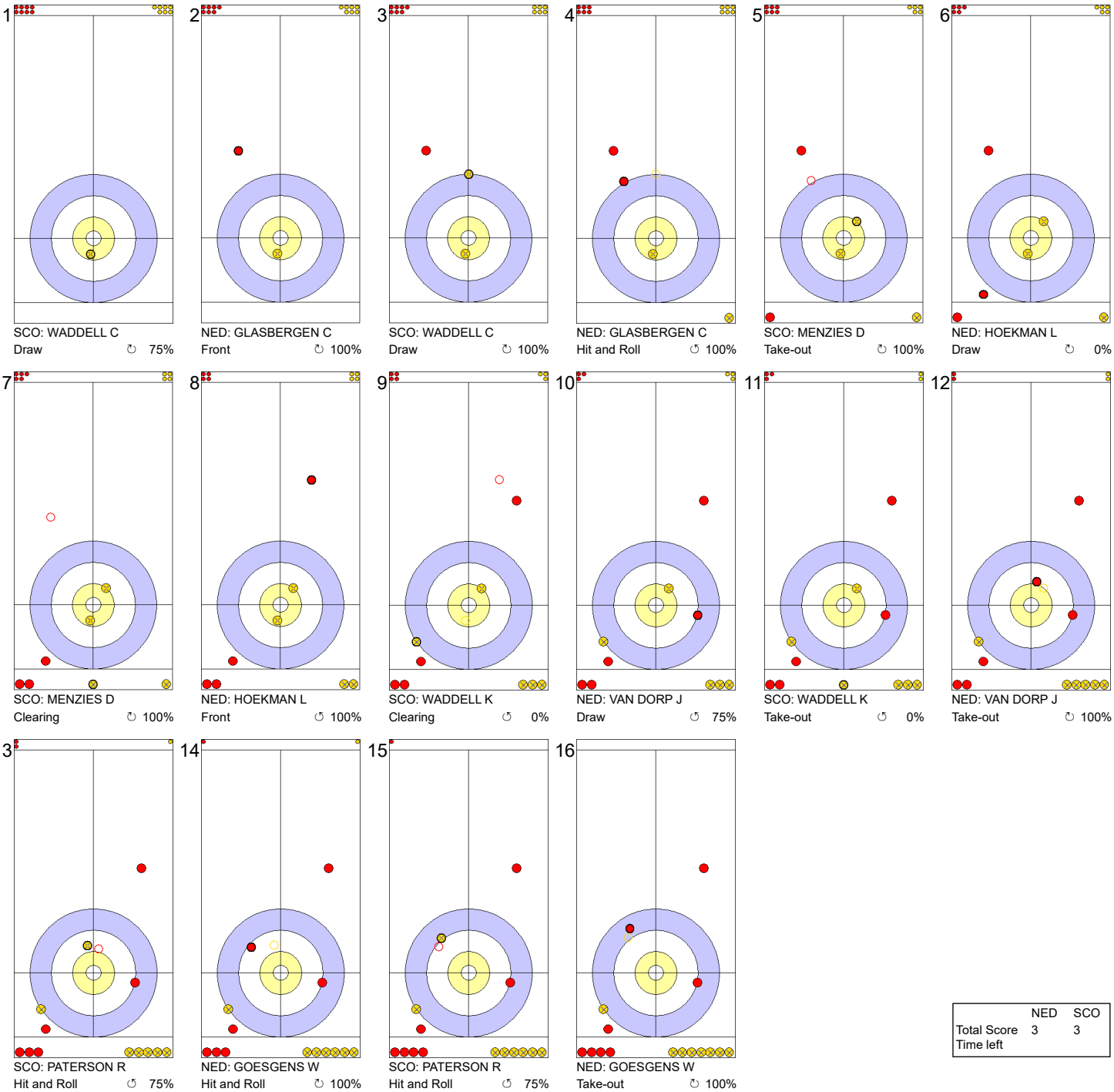


| | NED | SCO |
|---|---|---|
| Total Score | 3 | 3 |
| Time left | | |

**Legend:**
↻ Clockwise ↺ Counter-clockwise - Not considered



lgt.com NEW HOLLAND LE GRUYÈRE SWITZERLAND ZUG CURLIT Curling Information Technology Ltd.

# Game - Shot by Shot

**End 7** — **NED - Netherlands 3 + 0** (this end) **= 3** — **SCO - Scotland 3 + 0** (this end) **= 3**

1
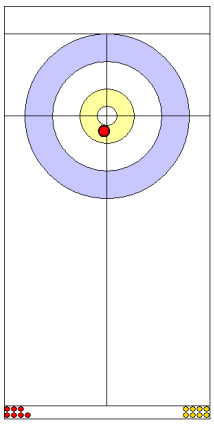
NED: GLASBERGEN C
Draw ↻ 100%

2
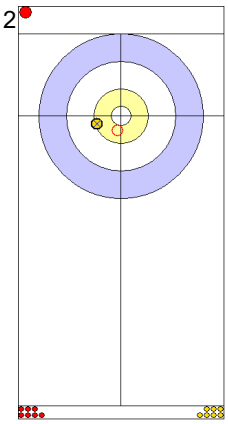
SCO: WADDELL C
Take-out ↺ 100%

3
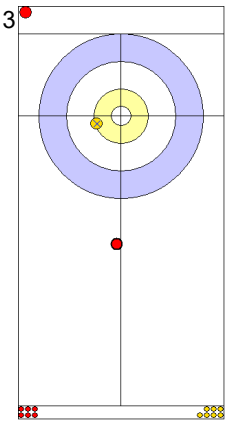
NED: GLASBERGEN C
Front ↻ 100%

4
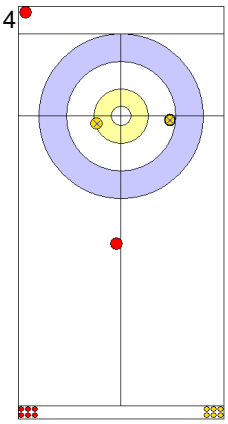
SCO: WADDELL C
Draw ↺ 100%

5
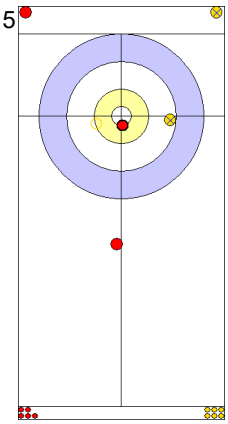
NED: HOEKMAN L
Hit and Roll ↻ 100%

6
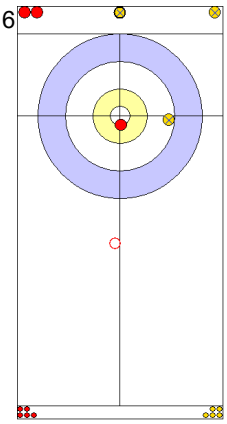
SCO: MENZIES D
Clearing ↺ 100%

7
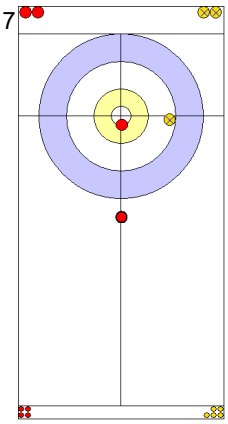
NED: HOEKMAN L
Guard ↻ 100%

8
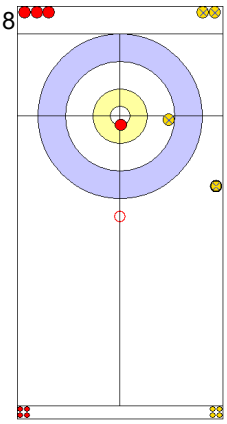
SCO: MENZIES D
Clearing ↺ 100%

9
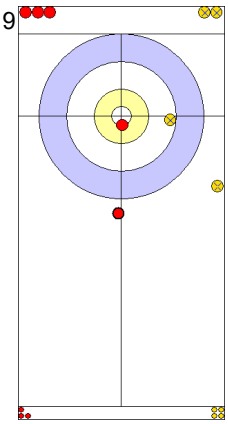
NED: VAN DORP J
Guard ↻ 100%

10
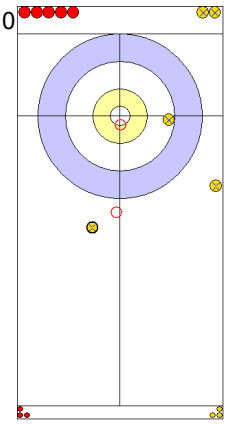
SCO: WADDELL K
Double Take-out ↺ 100%

11
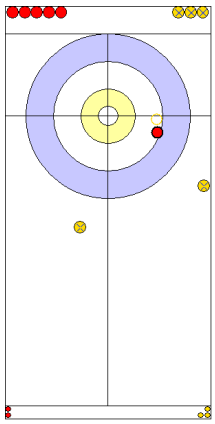
NED: VAN DORP J
Take-out ↻ 100%

12
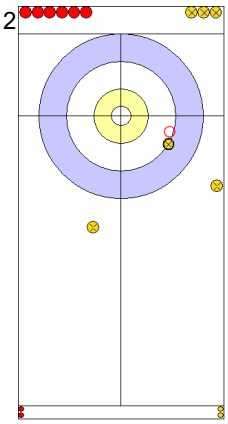
SCO: WADDELL K
Take-out ↺ 100%

13
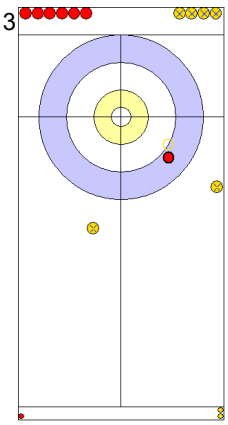
NED: GOESGENS W
Take-out ↻ 100%

14
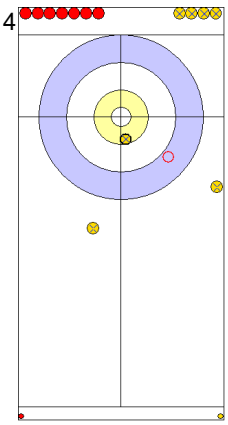
SCO: PATERSON R
Take-out ↺ 100%

15
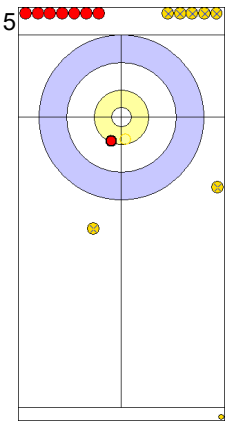
NED: GOESGENS W
Hit and Roll ↻ 75%

16
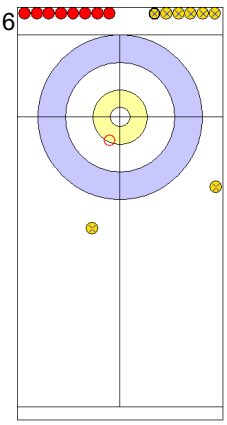
SCO: PATERSON R
Clearing ↺ 100%

| | NED | SCO |
|---|---|---|
| Total Score | 3 | 3 |
| Time left | | |

**Legend:**
↻ Clockwise ↺ Counter-clockwise - Not considered



lgt.com NEW HOLLAND LE GRUYÈRE SWITZERLAND ZUG CURLIT Curling Information Technology Ltd.

# Game - Shot by Shot

**End 8** — **NED - Netherlands 3 + 0** (this end) **= 3** — **SCO - Scotland 3 + 1** (this end) **= 4**

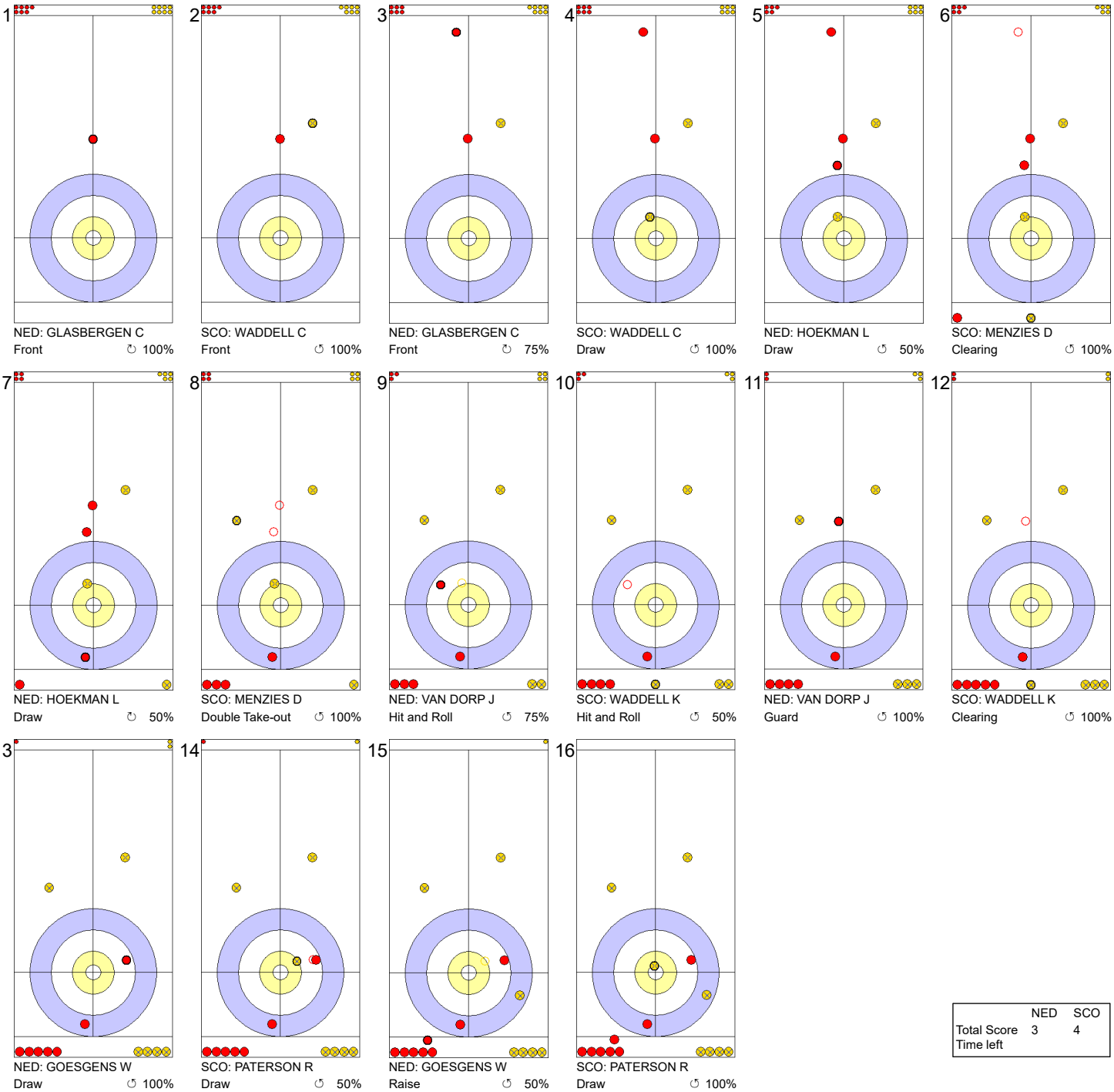


| | NED | SCO |
|---|---|---|
| Total Score | 3 | 4 |
| Time left | | |

**Legend:**
↻ Clockwise ↺ Counter-clockwise - Not considered



lgt.com NEW HOLLAND LE GRUYÈRE SWITZERLAND ZUG CURLIT Curling Information Technology Ltd.

# Game - Shot by Shot

**End 9** — **NED - Netherlands 3 + 0** (this end) **= 3** — **SCO - Scotland 4 + 0** (this end) **= 4**



| 1 | 2 | 3 | 4 | 5 | 6 |
|---|---|---|---|---|---|
| SCO: WADDELL C<br>Front ↺ 100% | NED: GLASBERGEN C<br>Draw ↺ 100% | SCO: WADDELL C<br>Draw ↺ 75% | NED: GLASBERGEN C<br>Draw ↻ 100% | SCO: MENZIES D<br>Take-out ↻ 100% | NED: HOEKMAN L<br>Clearing ↻ 100% |
| **7** | **8** | **9** | **10** | **11** | **12** |
| SCO: MENZIES D<br>Raise ↺ 50%<br>Time-out | NED: HOEKMAN L<br>Double Take-out ↺ 100% | SCO: WADDELL K<br>Hit and Roll ↺ 100% | NED: VAN DORP J<br>Double Take-out ↻ 100% | SCO: WADDELL K<br>Hit and Roll ↺ 100% | NED: VAN DORP J<br>Hit and Roll ↻ 75% |
| **13** | **14** | **15** | **16** | | |
| SCO: PATERSON R<br>Double Take-out ↻ 100% | NED: GOESGENS W<br>Take-out ↻ 100% | SCO: PATERSON R<br>Take-out ↺ 100% | NED: GOESGENS W<br>Clearing ↻ 100% | | |

| | NED | SCO |
|---|---|---|
| Total Score | 3 | 4 |
| Time left | | |

**Legend:**
↻ Clockwise ↺ Counter-clockwise - Not considered



lgt.com NEW HOLLAND LE GRUYÈRE SWITZERLAND ZUG CURLIT Curling Information Technology Ltd.

# Game - Shot by Shot

**End 10** — **NED - Netherlands 3 + 2** (this end) **= 5** — **SCO - Scotland 4 + 0** (this end) **= 4**

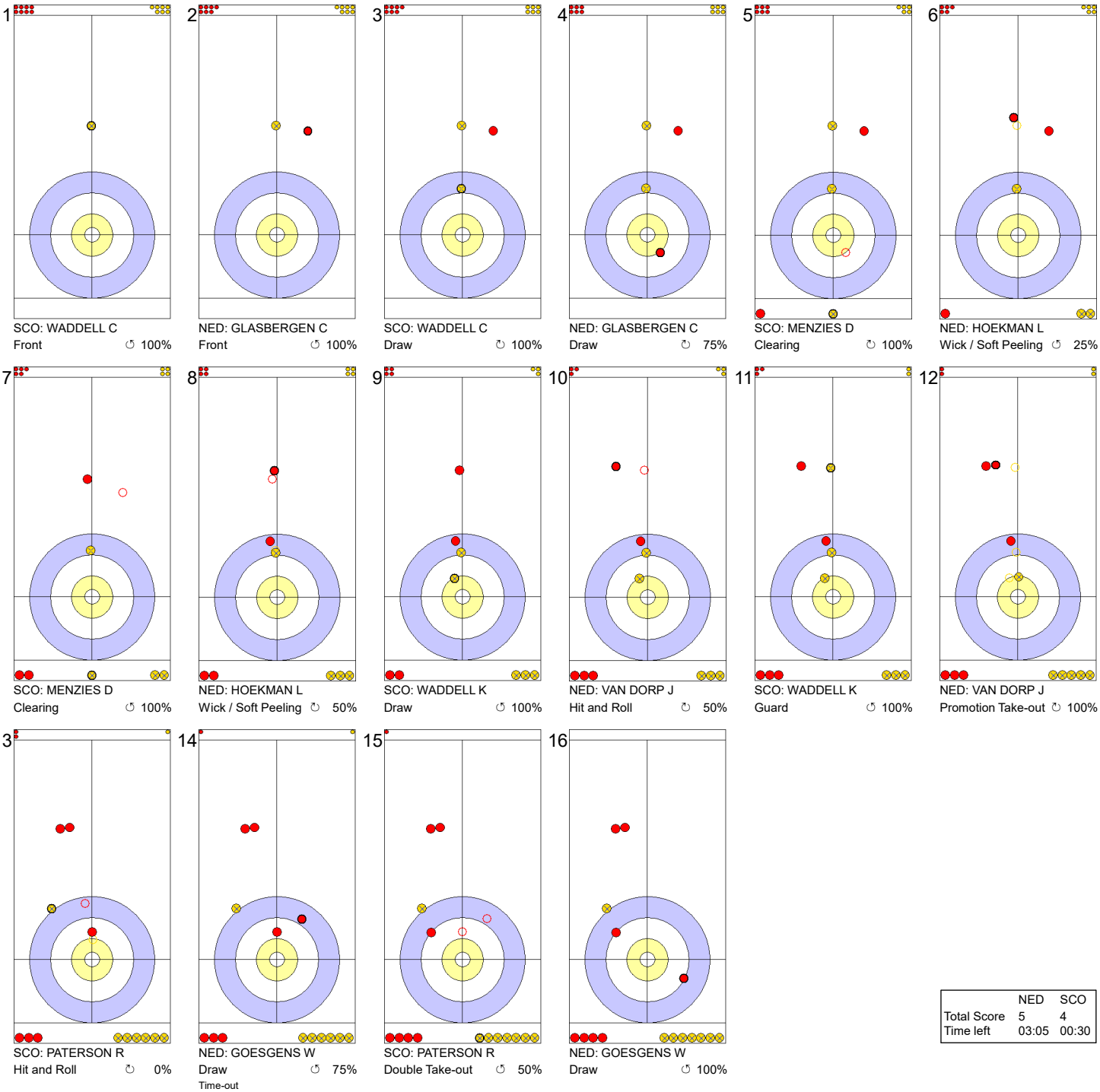


| | NED | SCO |
|---|---|---|
| Total Score | 5 | 4 |
| Time left | 03:05 | 00:30 |

**Legend:**
↻ Clockwise ↺ Counter-clockwise - Not considered



lgt.com NEW HOLLAND LE GRUYÈRE SWITZERLAND ZUG CURLIT Curling Information Technology Ltd.

## Session Results and Standings

| Sheet | Game | Team | LSFE | 1 | 2 | 3 | 4 | 5 | 6 | 7 | 8 | 9 | 10 | Extra Ends | | | | Total |
|---|---|---|---|---|---|---|---|---|---|---|---|---|---|---|---|---|---|---|
| A | 9 | SWE - Sweden | * | 1 | 1 | 0 | 0 | 2 | 0 | 0 | 1 | 0 | 0 | | | | | 5 |
| | 8 | KOR - Korea | | 0 | 0 | 2 | 1 | 0 | 0 | 1 | 0 | 2 | 1 | | | | | 7 |
| B | 9 | CZE - Czech Republic | * | 3 | 0 | 0 | 0 | 6 | 0 | 0 | 2 | X | X | | | | | 11 |
| | 8 | NED - Netherlands | | 0 | 1 | 0 | 1 | 0 | 2 | 1 | 0 | X | X | | | | | 5 |
| C | 9 | FIN - Finland | * | 0 | 1 | 0 | 0 | 1 | 0 | 1 | 0 | 0 | X | | | | | 3 |
| | 8 | CAN - Canada | | 1 | 0 | 2 | 0 | 0 | 2 | 0 | 1 | 2 | X | | | | | 8 |
| D | 8 | DEN - Denmark | | 0 | 1 | 0 | 0 | 3 | 0 | 0 | 2 | 0 | 1 | 0 | | | | 7 |
| | 9 | GER - Germany | * | 2 | 0 | 2 | 1 | 0 | 0 | 2 | 0 | 0 | 0 | 3 | | | | 10 |

## Current Standings

| Rank | Team | Games | Wins | Losses |
|---|---|---|---|---|
| 1 | CAN - Canada | 8 | 7 | 1 |
| 2 | SCO - Scotland | 8 | 6 | 2 |
| 3 | SWE - Sweden | 9 | 6 | 3 |
| 4 | KOR - Korea | 8 | 5 | 3 |
| 4 | SUI - Switzerland | 8 | 5 | 3 |
| 4 | USA - United States | 8 | 5 | 3 |
| 7 | ITA - Italy | 8 | 4 | 4 |
| 7 | NOR - Norway | 8 | 4 | 4 |
| 9 | GER - Germany | 9 | 4 | 5 |
| 10 | CZE - Czech Republic | 9 | 3 | 6 |
| 10 | FIN - Finland | 9 | 3 | 6 |
| 12 | DEN - Denmark | 8 | 1 | 7 |
| 12 | NED - Netherlands | 8 | 1 | 7 |

**Note:**
Under WCF rules, tie-breaking rules for standings are not applied until after the last game of the round robin.

**Legend:**
**LSFE(*)** Last Stone First End
**X** Unplayed/unfinished end due to concession



lgt.com NEW HOLLAND LE GRUYÈRE SWITZERLAND ZUG CURLIT Curling Information Technology Ltd.

# Game Results

| Sheet | Game | Team | LSFE | 1 | 2 | 3 | 4 | 5 | 6 | 7 | 8 | 9 | 10 | Extra Ends | | | | Total |
|---|---|---|---|---|---|---|---|---|---|---|---|---|---|---|---|---|---|---|
| A | 9 | SWE - Sweden | * | 1 | 1 | 0 | 0 | 2 | 0 | 0 | 1 | 0 | 0 | | | | | 5 |
| | 8 | KOR - Korea | | 0 | 0 | 2 | 1 | 0 | 0 | 1 | 0 | 2 | 1 | | | | | 7 |

| SWE - Sweden | | | Shot Success Game | Shot Success All |
|---|---|---|---|---|
| 4 | S | EDIN Niklas | 64 % | 81 % |
| 3 | V | ERIKSSON Oskar | 69 % | 84 % |
| 2 | | WRANAA Rasmus | 85 % | 87 % |
| 1 | | SUNDGREN Christoffer | 95 % | 92 % |
| A | | MAGNUSSON Daniel | - | 63 % |
| | | Team Total | 78 % | 86 % |

| Last Stone Draw | | Distance |
|---|---|---|
| ↻ | ERIKSSON Oskar | 13.0cm |
| ↺ | WRANAA Rasmus | 27.2cm |
| **Total** | | **40.2cm** |

Time remaining: 0 minutes 7 seconds

Time-out: End 10 - SWE stone 5

| KOR - Korea | | | Shot Success Game | Shot Success All |
|---|---|---|---|---|
| 4 | V | KIM Soo-Hyuk | 68 % | 73 % |
| 3 | S | KIM Chang-Min | 75 % | 77 % |
| 2 | | SEONG Se Hyeon | 70 % | 76 % |
| 1 | | KIM Hak Kyun | 78 % | 81 % |
| A | | JEON Jae Ik | - | - |
| | | Team Total | 73 % | 76 % |

| Last Stone Draw | | Distance |
|---|---|---|
| ↻ | KIM Hak Kyun | 39.2cm |
| ↺ | KIM Chang-Min | 130.1cm |
| **Total** | | **169.3cm** |

Time remaining: 0 minutes 11 seconds

Time-out: End 10 - KOR stone 6

## Shot Success Analysis

| SWE - Sweden | | ↻ | | ↺ | | Game | |
|---|---|---|---|---|---|---|---|
| 4 EDIN Niklas | Draws | 5 | 50 % | 4 | 88 % | 9 | 67 % |
| | Take-outs | 3 | 42 % | 8 | 69 % | 11 | 61 % |
| | Total | 8 | 47 % | 12 | 75 % | 20 | 64 % |
| 3 ERIKSSON Oskar | Draws | 4 | 94 % | 8 | 69 % | 12 | 77 % |
| | Take-outs | 4 | 56 % | 4 | 56 % | 8 | 56 % |
| | Total | 8 | 75 % | 12 | 65 % | 20 | 69 % |
| 2 WRANAA Rasmus | Draws | 3 | 92 % | 7 | 82 % | 10 | 85 % |
| | Take-outs | 3 | 100 % | 7 | 79 % | 10 | 85 % |
| | Total | 6 | 96 % | 14 | 80 % | 20 | 85 % |
| 1 SUNDGREN Christoffer | Draws | 4 | 94 % | 14 | 95 % | 18 | 94 % |
| | Take-outs | 1 | 100 % | 1 | 100 % | 2 | 100 % |
| | Total | 5 | 95 % | 15 | 95 % | 20 | 95 % |
| A MAGNUSSON Daniel | Draws | 0 | - | 0 | - | 0 | - |
| | Take-outs | 0 | - | 0 | - | 0 | - |
| | Total | 0 | - | 0 | - | 0 | - |
| Team | Draws | 16 | 80 % | 33 | 85 % | 49 | 83 % |
| | Take-outs | 11 | 68 % | 20 | 71 % | 31 | 70 % |
| | Total | 27 | 75 % | 53 | 80 % | 80 | 78 % |

| KOR - Korea | | ↻ | | ↺ | | Game | |
|---|---|---|---|---|---|---|---|
| 4 KIM Soo-Hyuk | Draws | 7 | 61 % | 3 | 67 % | 10 | 63 % |
| | Take-outs | 5 | 75 % | 5 | 70 % | 10 | 73 % |
| | Total | 12 | 67 % | 8 | 69 % | 20 | 68 % |
| 3 KIM Chang-Min | Draws | 5 | 85 % | 6 | 83 % | 11 | 84 % |
| | Take-outs | 4 | 63 % | 5 | 65 % | 9 | 64 % |
| | Total | 9 | 75 % | 11 | 75 % | 20 | 75 % |
| 2 SEONG Se Hyeon | Draws | 5 | 80 % | 3 | 33 % | 8 | 63 % |
| | Take-outs | 5 | 80 % | 7 | 71 % | 12 | 75 % |
| | Total | 10 | 80 % | 10 | 60 % | 20 | 70 % |
| 1 KIM Hak Kyun | Draws | 9 | 75 % | 9 | 75 % | 18 | 75 % |
| | Take-outs | 2 | 100 % | 0 | - | 2 | 100 % |
| | Total | 11 | 80 % | 9 | 75 % | 20 | 78 % |
| A JEON Jae Ik | Draws | 0 | - | 0 | - | 0 | - |
| | Take-outs | 0 | - | 0 | - | 0 | - |
| | Total | 0 | - | 0 | - | 0 | - |
| Team | Draws | 26 | 74 % | 21 | 70 % | 47 | 72 % |
| | Take-outs | 16 | 77 % | 17 | 69 % | 33 | 73 % |
| | Total | 42 | 75 % | 38 | 70 % | 80 | 73 % |

**Note:**
Position and function for each team member:
**4** = Fourth, **3** = Third, **2** = Second, **1** = Lead, **A** = Alternate, **S** = Skip, **V** = Vice-Skip

**Legend:**
↻ Clockwise ↺ Counter-clockwise **LSFE(*)** Last Stone First End



lgt.com NEW HOLLAND LE GRUYÈRE SWITZERLAND AOP ZUG CURLIT Curling Information Technology Ltd.

# Game - Shot by Shot

**End 1** — **SWE - Sweden 0 + 1** (this end) **= 1** — **KOR - Korea 0 + 0** (this end) **= 0**

1
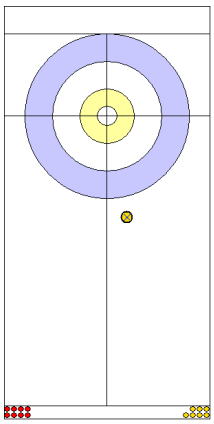
KOR: KIM HK
Front ↻ 50%

2
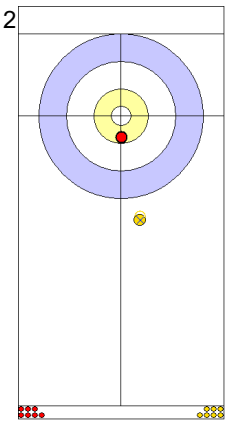
SWE: SUNDGREN C
Draw ↻ 100%

3
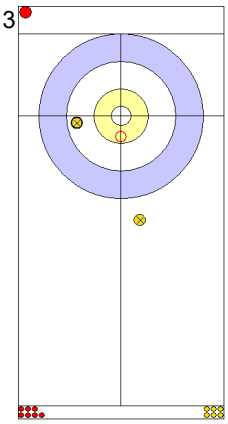
KOR: KIM HK
Take-out ↻ 100%

4
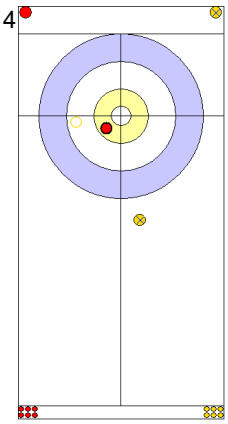
SWE: SUNDGREN C
Take-out ↻ 100%

5
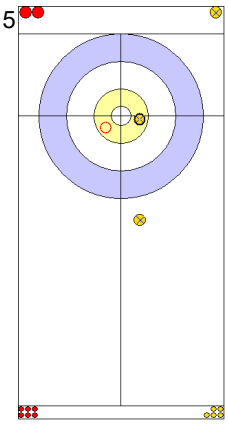
KOR: SEONG SH
Hit and Roll ↻ 100%

6
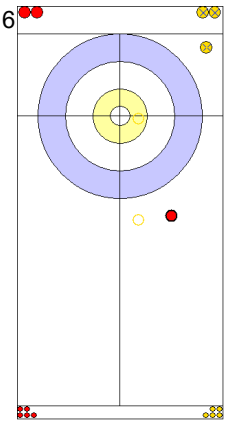
SWE: WRANAA R
Double Take-out ↺ 100%

7
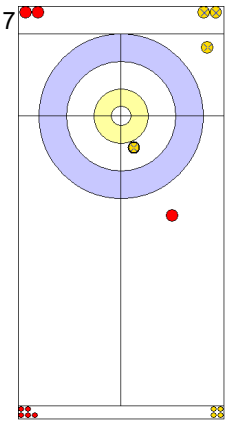
KOR: SEONG SH
Draw ↻ 100%

8
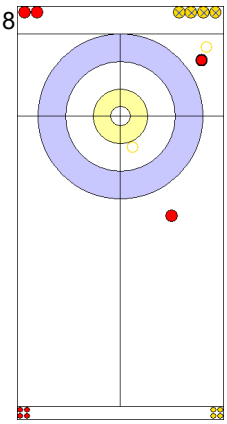
SWE: WRANAA R
Hit and Roll ↺ 50%

9
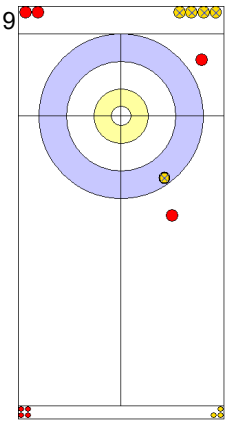
KOR: KIM CM
Draw ↻ 75%

10
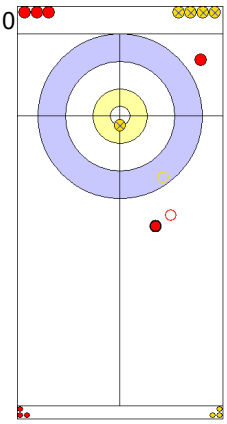
SWE: ERIKSSON O
Promotion Take-out ↺ 0%

11
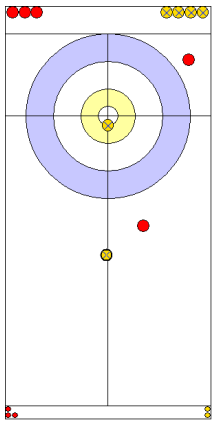
KOR: KIM CM
Guard ↻ 100%

12
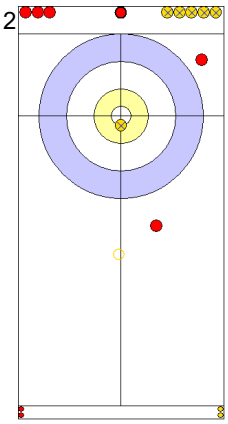
SWE: ERIKSSON O
Double Take-out ↺ 50%

13
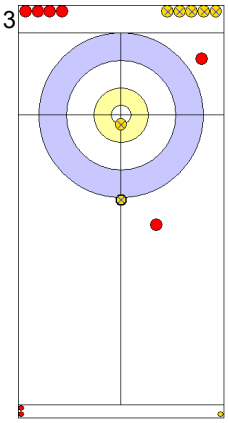
KOR: KIM SH
Guard ↻ 100%

14
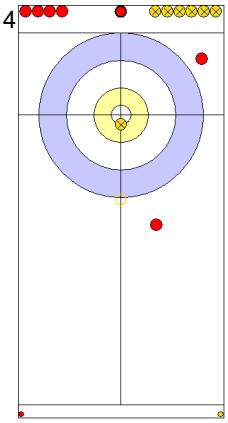
SWE: EDIN N
Double Take-out ↻ 50%

15
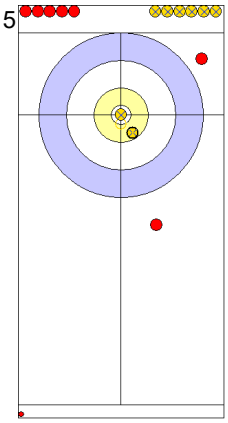
KOR: KIM SH
Draw ↻ 50%

16
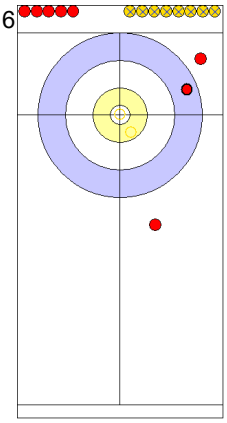
SWE: EDIN N
Double Take-out ↻ 75%

| | SWE | KOR |
|---|---|---|
| Total Score | 1 | 0 |
| Time left | | |

**Legend:**
↻ Clockwise ↺ Counter-clockwise - Not considered



lgt.com NEW HOLLAND LE GRUYÈRE SWITZERLAND ZUG CURLIT Curling Information Technology Ltd.

# Game - Shot by Shot

**End 2** — **SWE - Sweden 1 + 1** (this end) **= 2** — **KOR - Korea 0 + 0** (this end) **= 0**

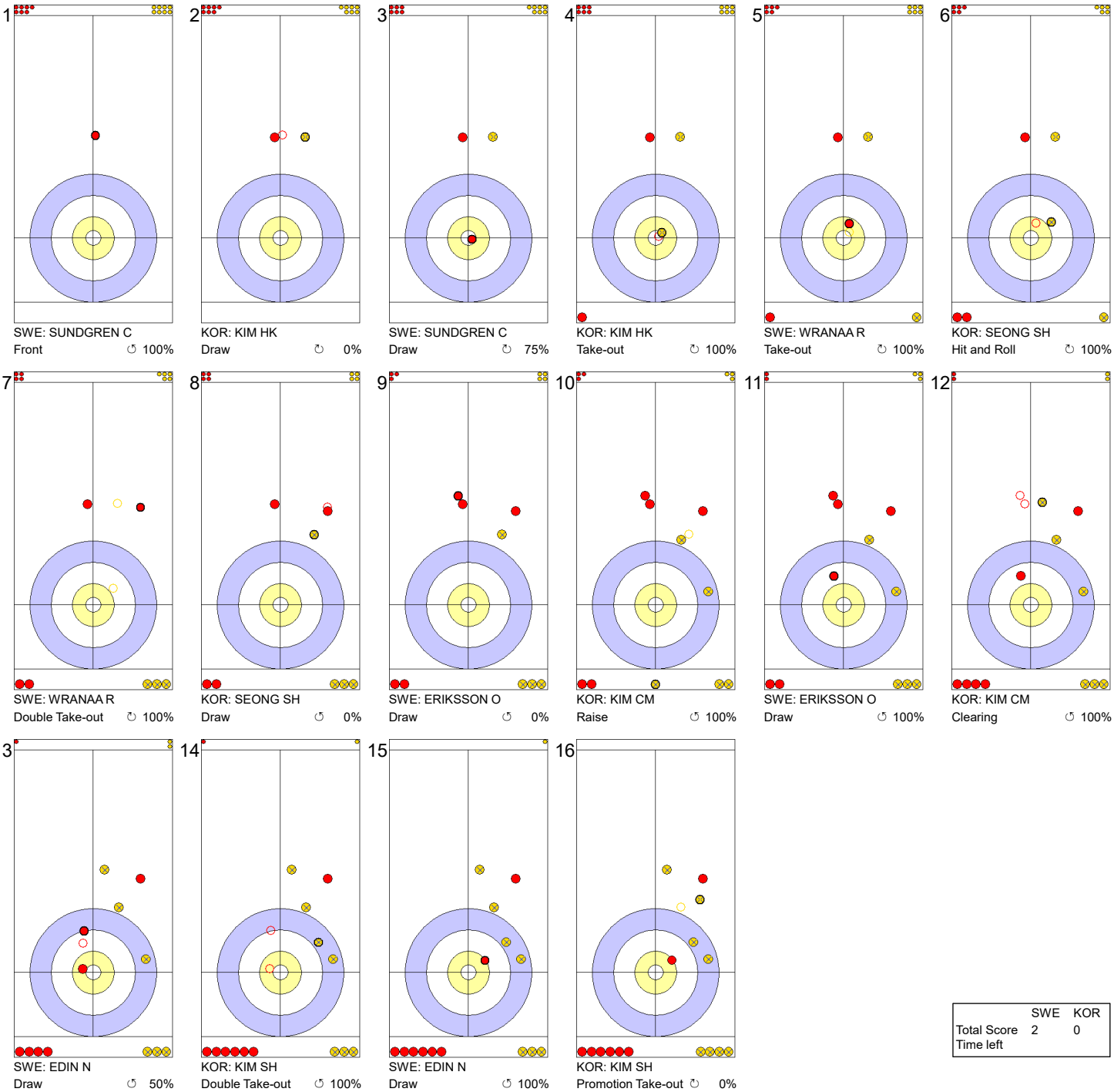


| | SWE | KOR |
|---|---|---|
| Total Score | 2 | 0 |
| Time left | | |

**Legend:**

↻ Clockwise ↺ Counter-clockwise - Not considered



lgt.com NEW HOLLAND LE GRUYÈRE SWITZERLAND ZUG CURLIT Curling Information Technology Ltd.

# Game - Shot by Shot

**End 3** — **SWE - Sweden 2 + 0** (this end) **= 2** — **KOR - Korea 0 + 2** (this end) **= 2**

1
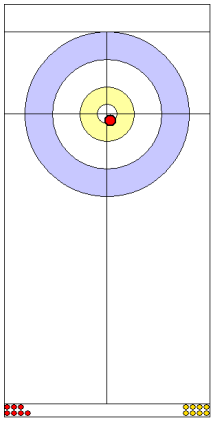
SWE: SUNDGREN C
Draw ↺ 100%

2
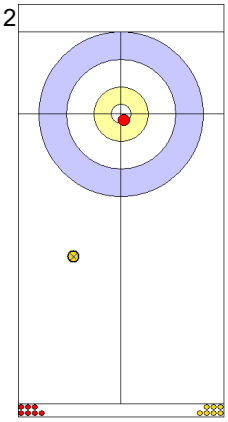
KOR: KIM HK
Front ↺ 100%

3
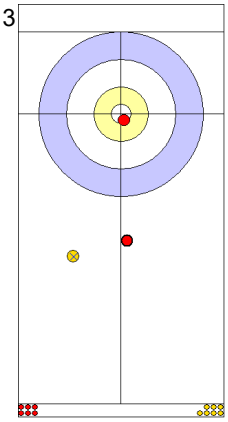
SWE: SUNDGREN C
Guard ↺ 100%

4
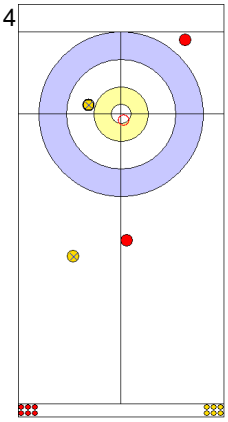
KOR: KIM HK
Raise ↻ 100%

5
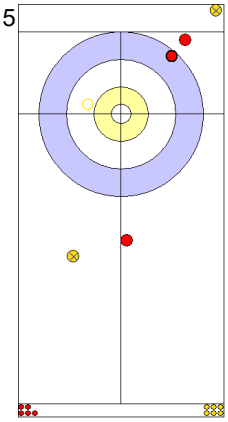
SWE: WRANAA R
Take-out ↺ 100%

6
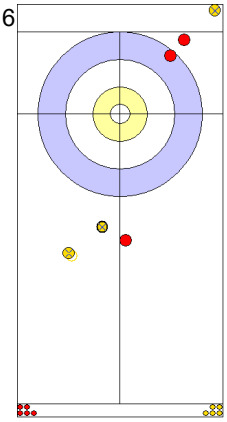
KOR: SEONG SH
Draw ↺ 0%

7
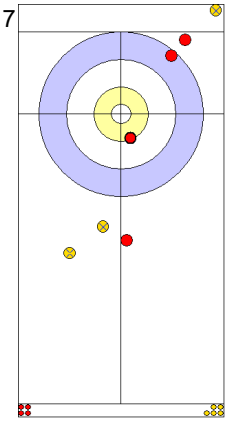
SWE: WRANAA R
Draw ↺ 100%

8
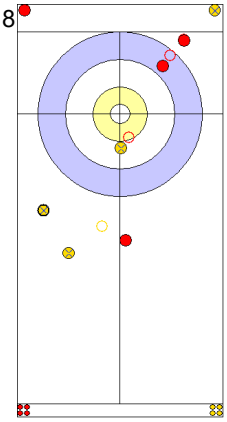
KOR: SEONG SH
Promotion Take-out ↻ 100%

9
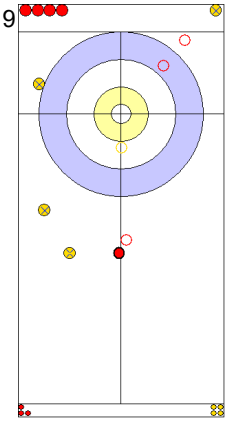
SWE: ERIKSSON O
Promotion Take-out ↻ 25%

10
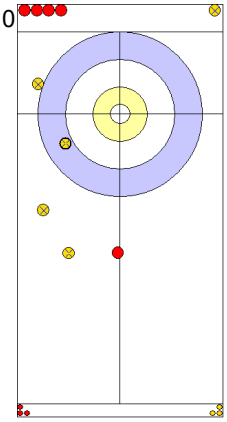
KOR: KIM CM
Draw ↻ 100%

11
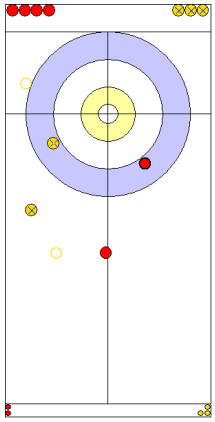
SWE: ERIKSSON O
Double Take-out ↻ 100%

12
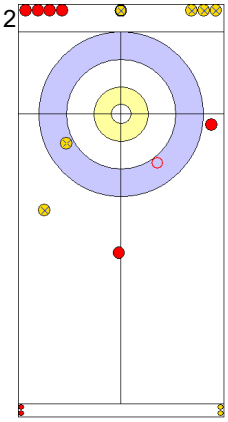
KOR: KIM CM
Take-out ↺ 50%

13
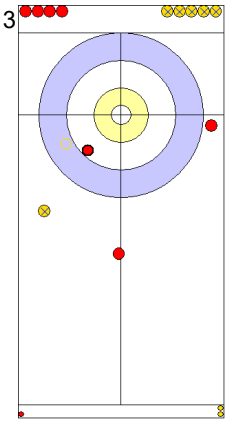
SWE: EDIN N
Take-out ↺ 100%

14
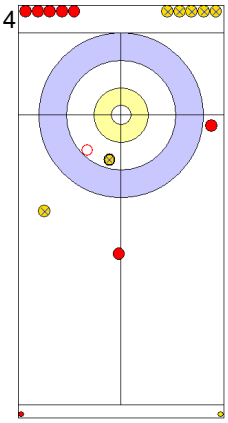
KOR: KIM SH
Hit and Roll ↻ 75%

15
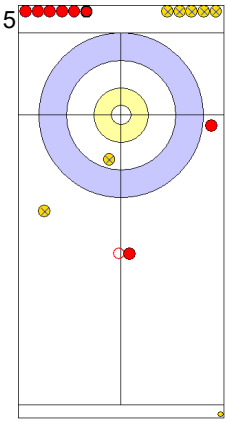
SWE: EDIN N
Hit and Roll ↻ 0%

16
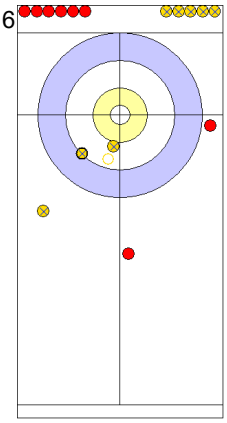
KOR: KIM SH
Draw ↻ 100%

| | SWE | KOR |
|---|---|---|
| Total Score | 2 | 2 |
| Time left | | |

**Legend:**
↻ Clockwise ↺ Counter-clockwise - Not considered



lgt.com NEW HOLLAND LE GRUYÈRE SWITZERLAND ZUG CURLIT Curling Information Technology Ltd.

# Game - Shot by Shot

**End 4** — **SWE - Sweden 2 + 0** (this end) **= 2** — **KOR - Korea 2 + 1** (this end) **= 3**

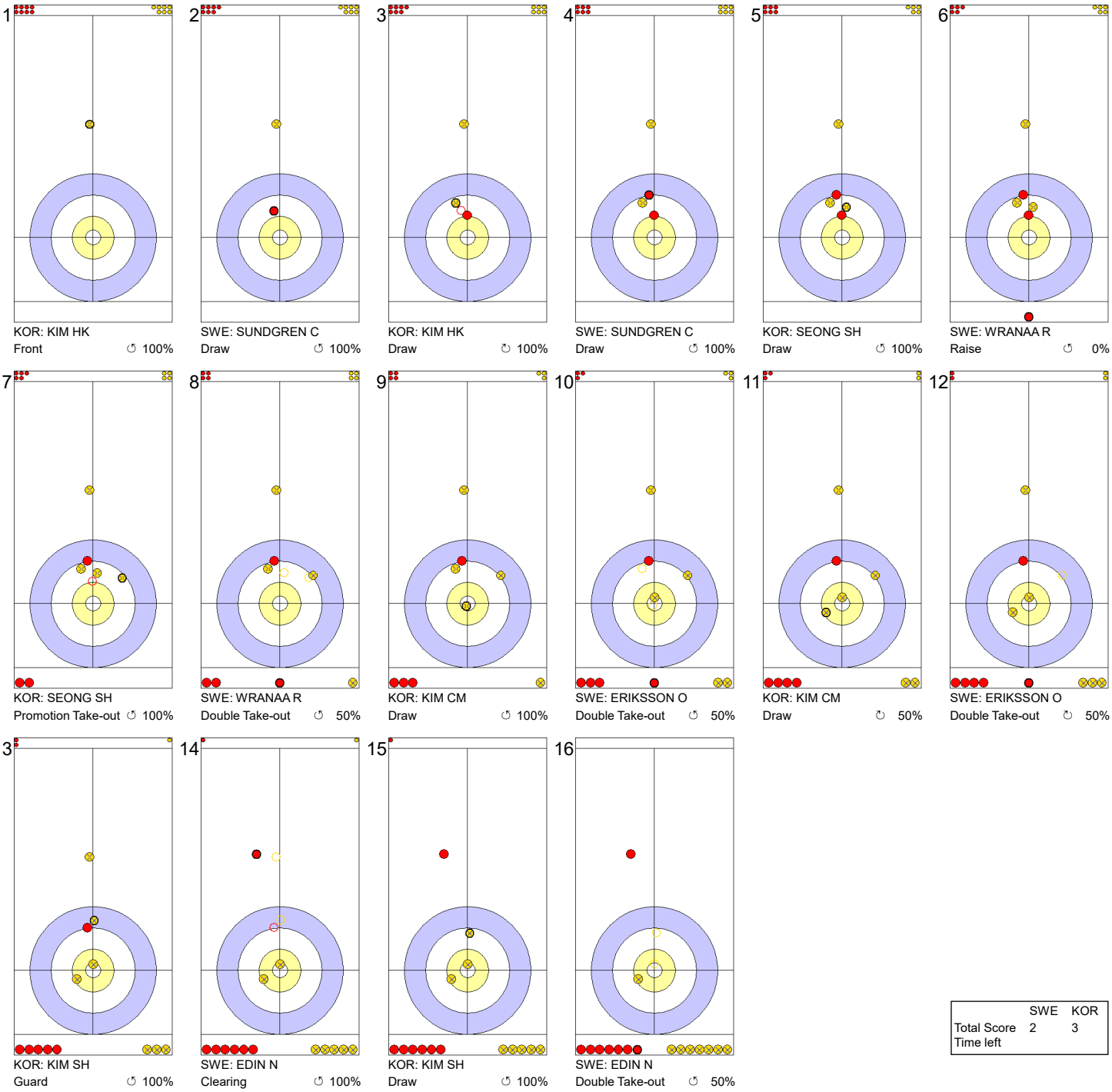


| | SWE | KOR |
|---|---|---|
| Total Score | 2 | 3 |
| Time left | | |

**Legend:**
↻ Clockwise ↺ Counter-clockwise - Not considered



lgt.com NEW HOLLAND LE GRUYÈRE SWITZERLAND ZUG CURLIT Curling Information Technology Ltd.

# Game - Shot by Shot

**End 5** **SWE - Sweden 2 + 2** (this end) **= 4** **KOR - Korea 3 + 0** (this end) **= 3**

1
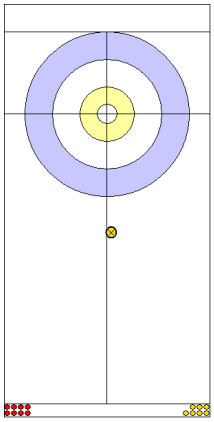
KOR: KIM HK
Front ↻ 100%

2
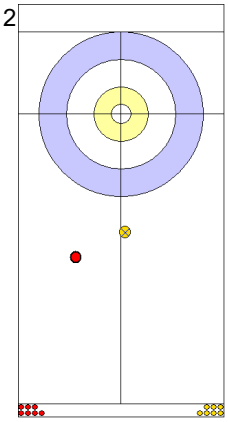
SWE: SUNDGREN C
Front ↺ 100%

3
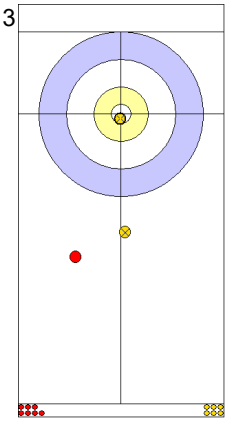
KOR: KIM HK
Draw ↻ 100%

4
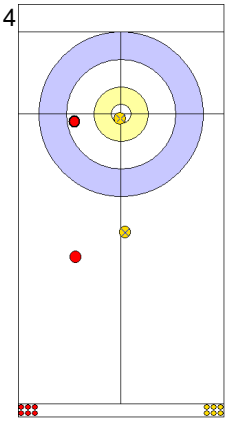
SWE: SUNDGREN C
Draw ↺ 100%

5
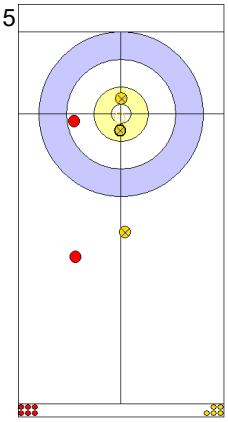
KOR: SEONG SH
Draw ↻ 50%

6
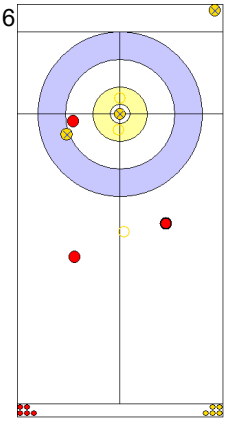
SWE: WRANAA R
Double Take-out ↺ 50%

7
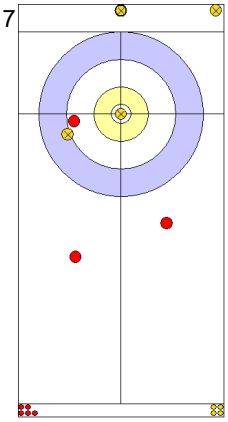
KOR: SEONG SH
Hit and Roll ↺ 0%

8
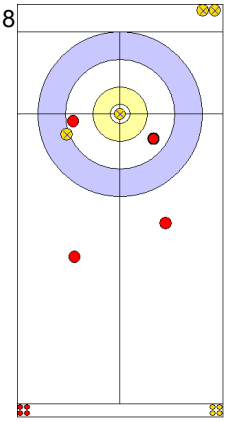
SWE: WRANAA R
Draw ↻ 75%

9
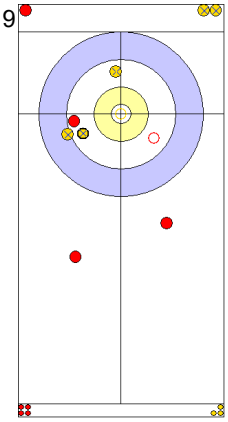
KOR: KIM CM
Take-out ↻ 100%

10
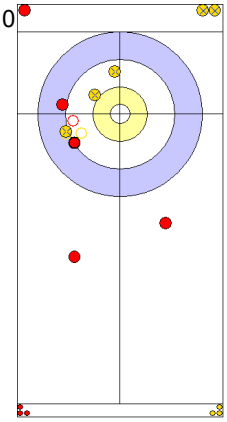
SWE: ERIKSSON O
Raise ↺ 50%

11
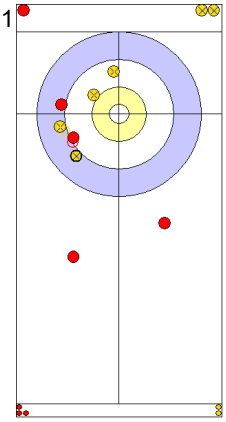
KOR: KIM CM
Raise ↻ 50%

12
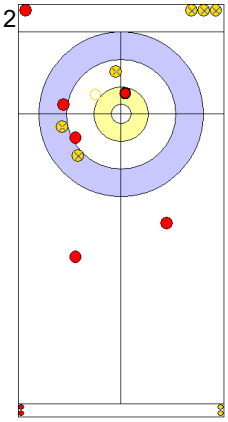
SWE: ERIKSSON O
Raise ↺ 100%

13
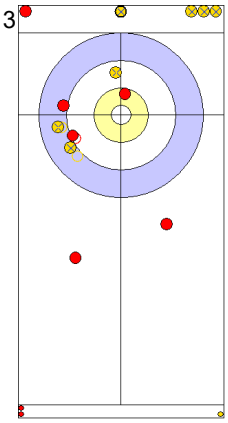
KOR: KIM SH
Promotion Take-out ↺ 0%

14
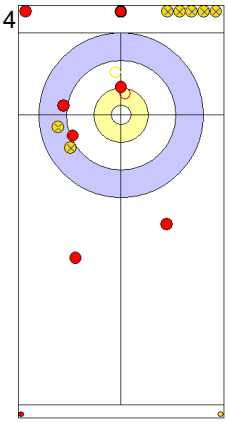
SWE: EDIN N
Promotion Take-out ↺ 100%

15
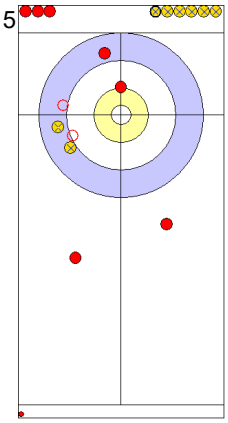
KOR: KIM SH
Double Take-out ↺ 50%

16
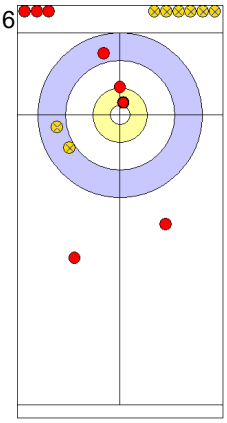
SWE: EDIN N
Draw ↺ 100%

| | SWE | KOR |
|---|---|---|
| Total Score | 4 | 3 |
| Time left | | |

**Legend:**
↻ Clockwise ↺ Counter-clockwise - Not considered



lgt.com NEW HOLLAND LE GRUYÈRE SWITZERLAND ZUG CURLIT Curling Information Technology Ltd.

# Game - Shot by Shot

**End 6** — **SWE - Sweden** 4 + 0 (this end) = 4 — **KOR - Korea** 3 + 0 (this end) = 3

1
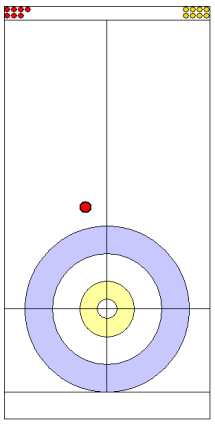
SWE: SUNDGREN C
Front ↺ 50%

2
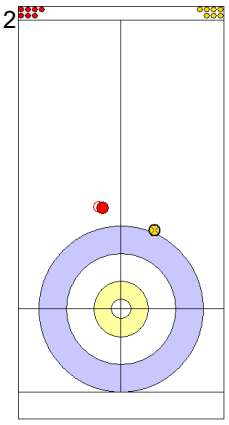
KOR: KIM HK
Front ↺ 0%

3
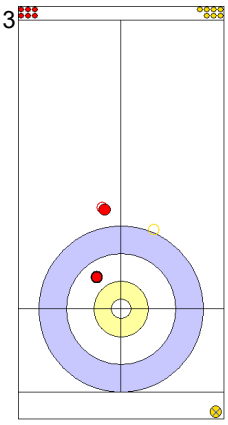
SWE: SUNDGREN C
Take-out ↺ 100%

4
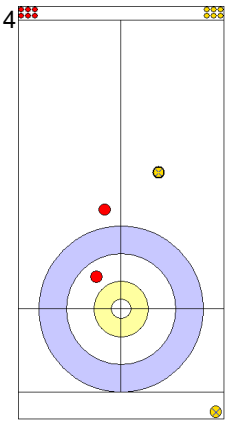
KOR: KIM HK
Front ↺ 100%

5
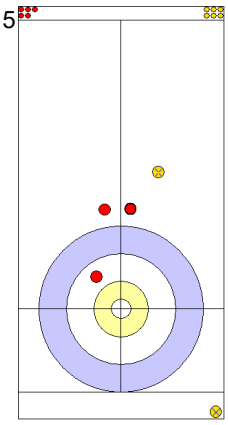
SWE: WRANAA R
Front ↺ 75%

6
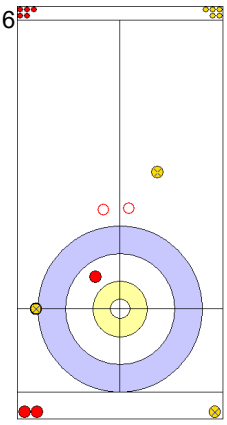
KOR: SEONG SH
Double Take-out ↺ 100%

7
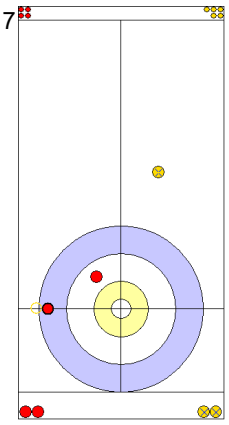
SWE: WRANAA R
Take-out ↺ 100%

8
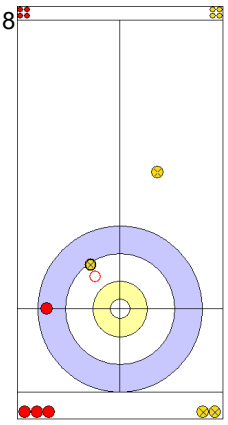
KOR: SEONG SH
Double Take-out ↺ 50%

9
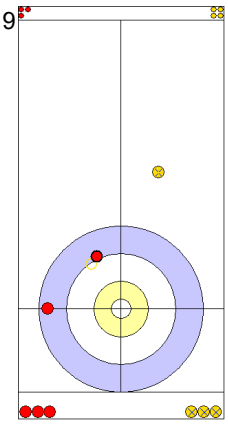
SWE: ERIKSSON O
Take-out ↺ 100%

10
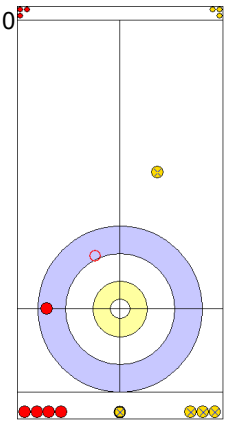
KOR: KIM CM
Double Take-out ↺ 50%

11
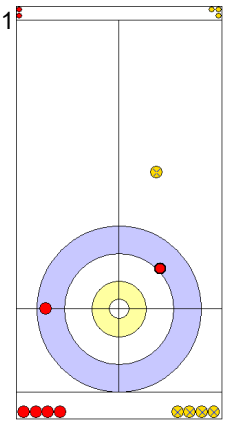
SWE: ERIKSSON O
Draw ↺ 100%

12
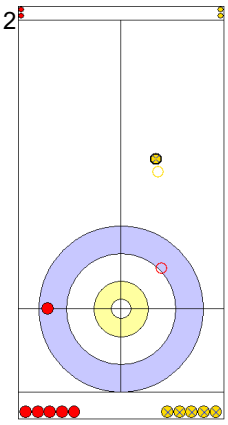
KOR: KIM CM
Promotion Take-out ↻ 50%

13
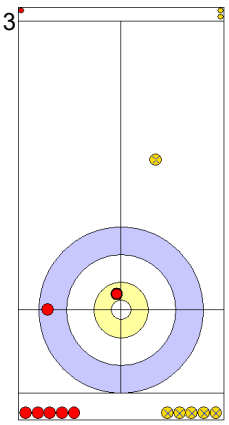
SWE: EDIN N
Draw ↺ 100%

14
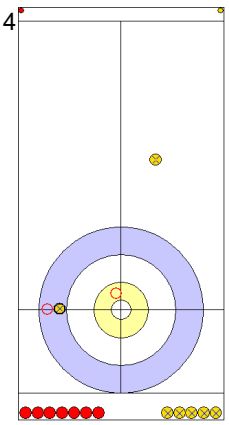
KOR: KIM SH
Double Take-out ↻ 100%

15
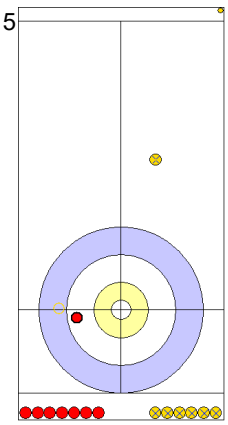
SWE: EDIN N
Take-out ↺ 100%

16
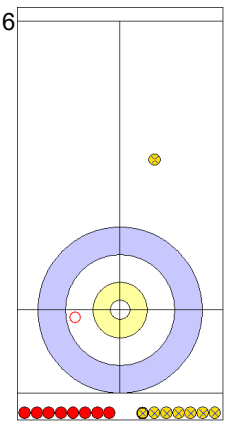
KOR: KIM SH
Clearing ↺ 100%

| | SWE | KOR |
|---|---|---|
| Total Score | 4 | 3 |
| Time left | | |

**Legend:**
↻ Clockwise ↺ Counter-clockwise - Not considered



lgt.com NEW HOLLAND LE GRUYÈRE SWITZERLAND ZUG CURLIT Curling Information Technology Ltd.

# Game - Shot by Shot

**End 7** — **SWE - Sweden 4 + 0** (this end) **= 4** — **KOR - Korea 3 + 1** (this end) **= 4**

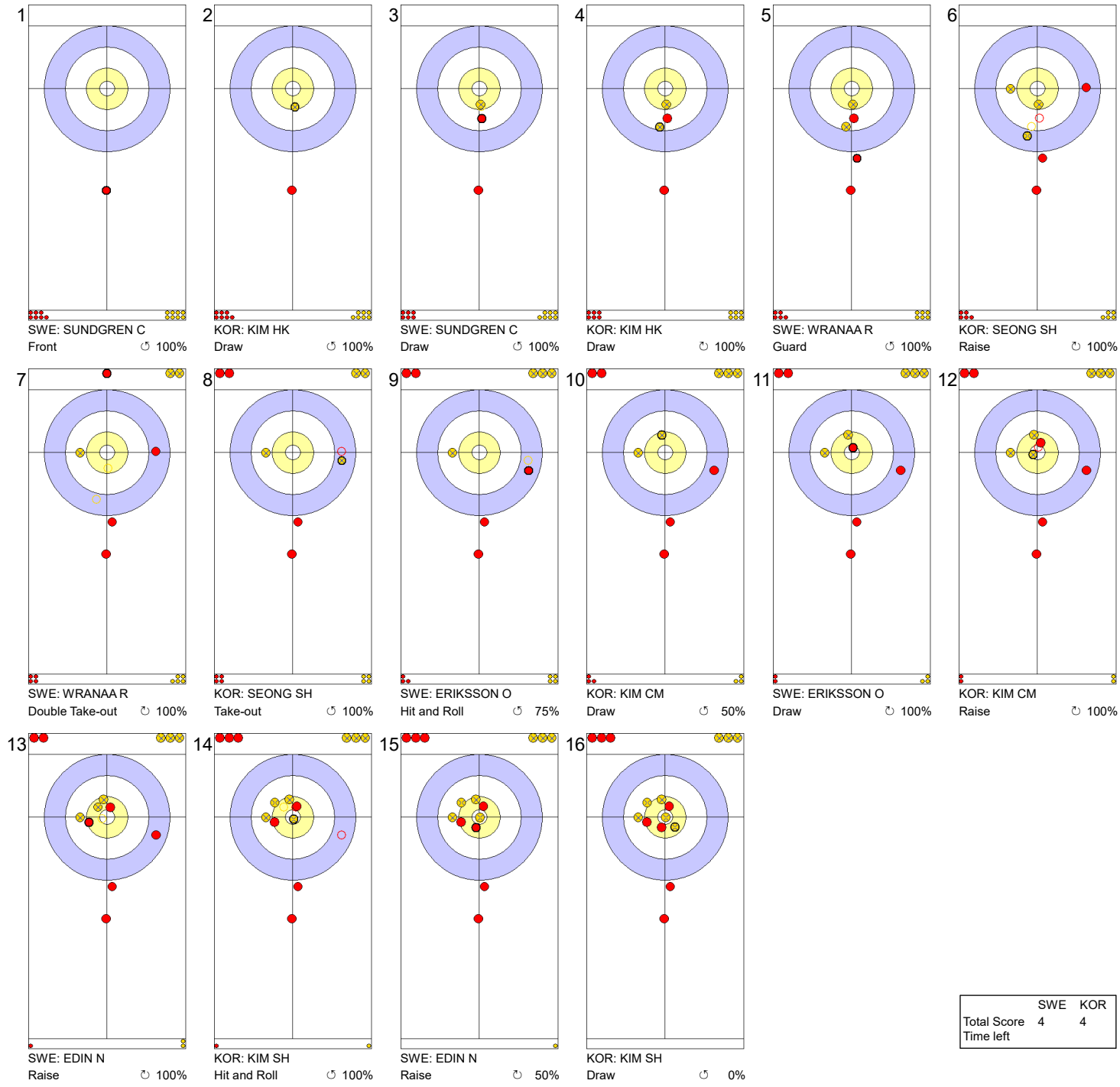


| | SWE | KOR |
|---|---|---|
| Total Score | 4 | 4 |
| Time left | | |

**Legend:**
↻ Clockwise ↺ Counter-clockwise - Not considered



lgt.com NEW HOLLAND LE GRUYÈRE SWITZERLAND ZUG CURLIT Curling Information Technology Ltd.

# Game - Shot by Shot

**End 8** — **SWE - Sweden 4 + 1** (this end) **= 5** — **KOR - Korea 4 + 0** (this end) **= 4**

1

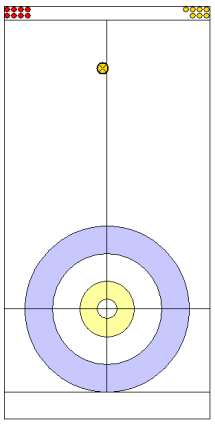

KOR: KIM HK
Front ↺ 75%

2

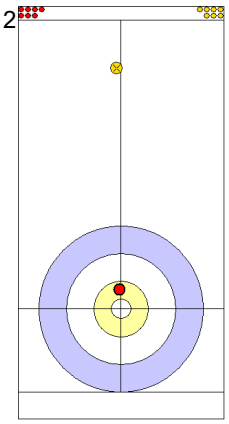

SWE: SUNDGREN C
Draw ↺ 100%

3

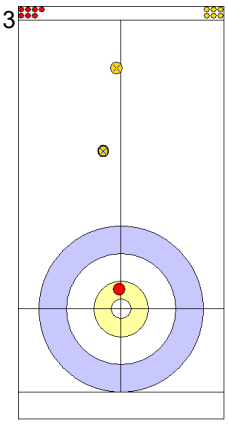

KOR: KIM HK
Draw ↻ 0%

4

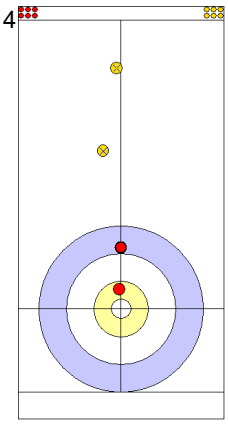

SWE: SUNDGREN C
Draw ↺ 100%

5

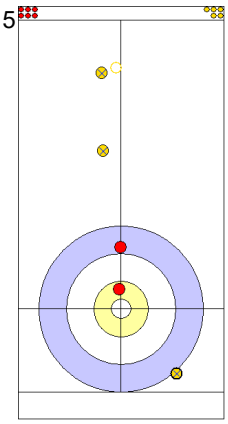

KOR: SEONG SH
Take-out ↻ 0%

6

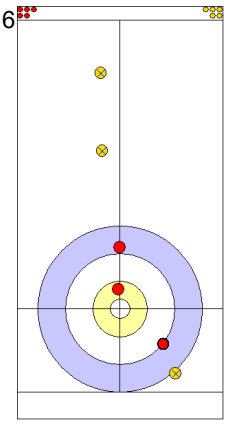

SWE: WRANAA R
Draw ↺ 100%

7

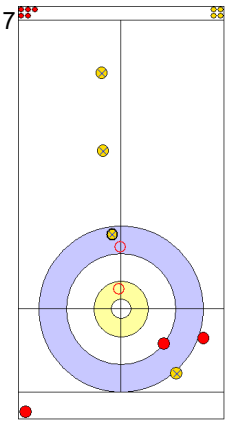

KOR: SEONG SH
Double Take-out ↺ 50%

8

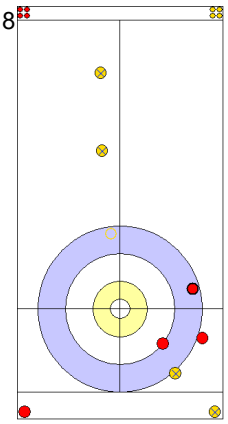

SWE: WRANAA R
Take-out ↺ 100%

9

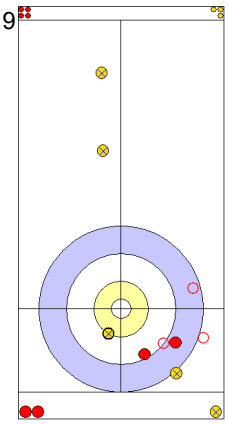

KOR: KIM CM
Double Take-out ↻ 50%

10

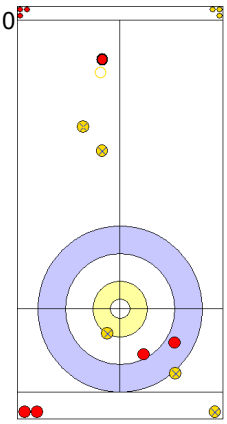

SWE: ERIKSSON O
Draw ↺ 0%

11

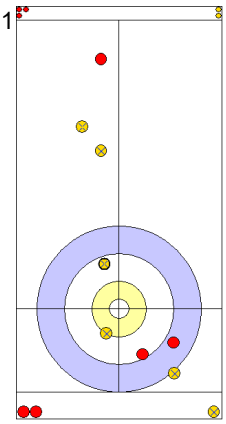

KOR: KIM CM
Draw ↺ 100%

12

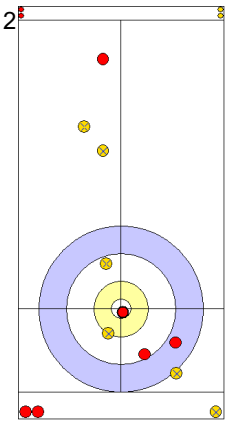

SWE: ERIKSSON O
Draw ↺ 75%

13

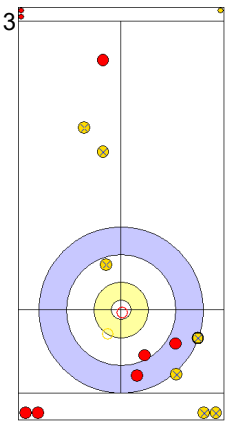

KOR: KIM SH
Raise ↻ 50%

14

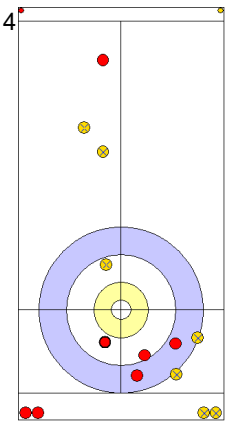

SWE: EDIN N
Draw ↺ 100%

15

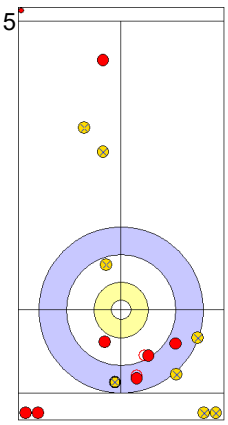

KOR: KIM SH
Draw ↻ 0%

16

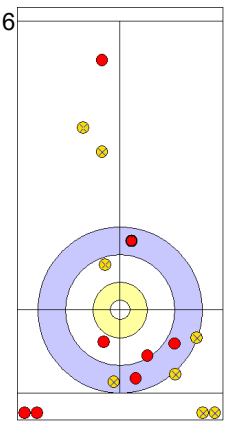

SWE: EDIN N
Draw ↺ 0%

| | SWE | KOR |
|---|---|---|
| Total Score | 5 | 4 |
| Time left | | |

**Legend:**
↻ Clockwise ↺ Counter-clockwise - Not considered



lgt.com NEW HOLLAND LE GRUYÈRE SWITZERLAND ZUG CURLIT Curling Information Technology Ltd.

# Game - Shot by Shot

**End 9** — **SWE - Sweden 5 + 0** (this end) **= 5** — **KOR - Korea 4 + 2** (this end) **= 6**

1
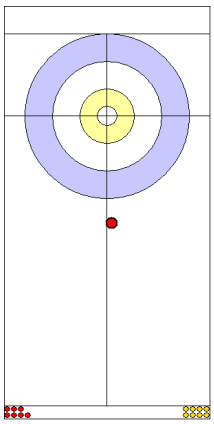
SWE: SUNDGREN C
Front ↺ 100%

2
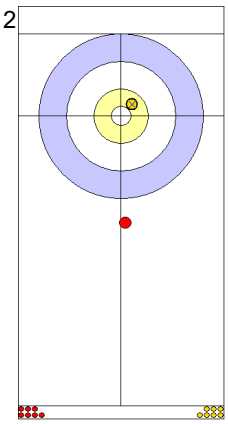
KOR: KIM HK
Draw ↻ 75%

3
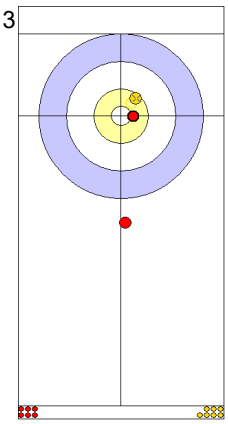
SWE: SUNDGREN C
Draw ↺ 100%

4
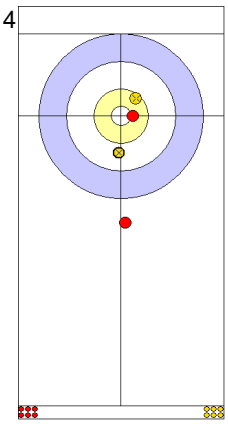
KOR: KIM HK
Draw ↻ 50%

5
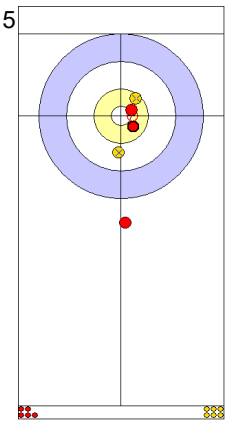
SWE: WRANAA R
Draw ↺ 100%

6
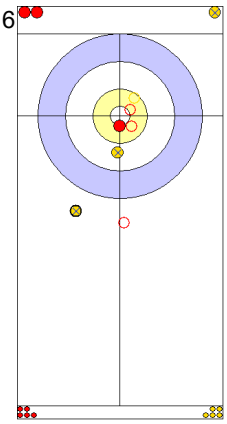
KOR: SEONG SH
Clearing ↺ 100%

7
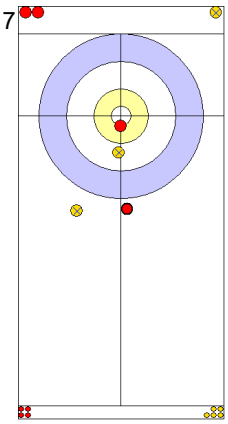
SWE: WRANAA R
Guard ↺ 100%

8
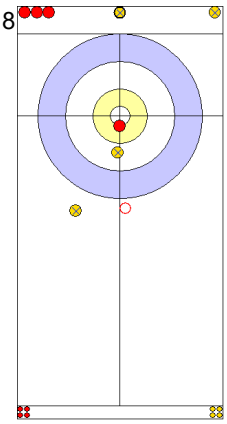
KOR: SEONG SH
Clearing ↻ 100%

9
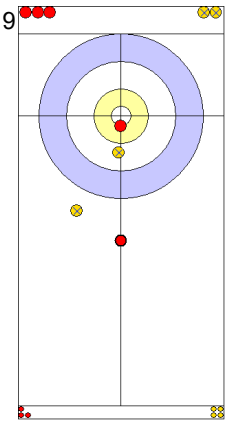
SWE: ERIKSSON O
Guard ↺ 100%

10
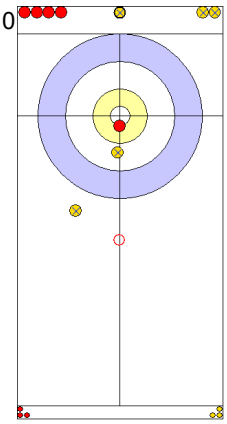
KOR: KIM CM
Promotion Take-out ↺ 25%

11
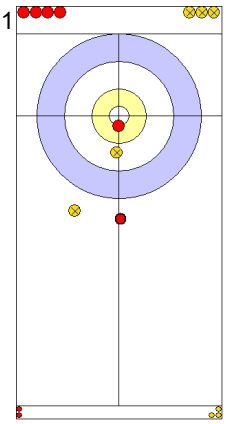
SWE: ERIKSSON O
Guard ↺ 100%

12
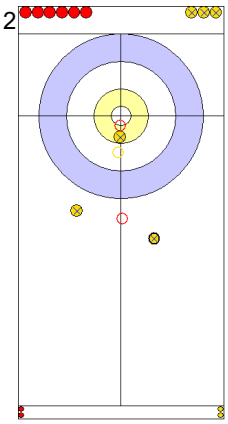
KOR: KIM CM
Promotion Take-out ↺ 100%

13
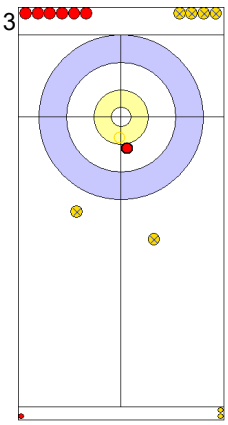
SWE: EDIN N
Hit and Roll ↺ 75%

14
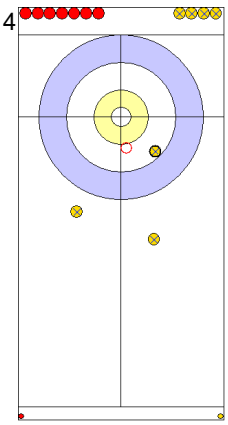
KOR: KIM SH
Hit and Roll ↻ 100%

15
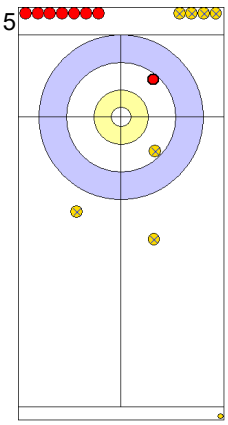
SWE: EDIN N
Draw ↻ 0%

16
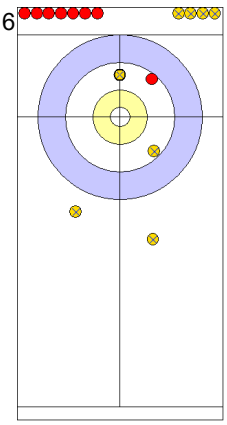
KOR: KIM SH
Draw ↻ 100%

| | SWE | KOR |
|---|---|---|
| Total Score | 5 | 6 |
| Time left | | |

**Legend:**
↻ Clockwise ↺ Counter-clockwise - Not considered



lgt.com NEW HOLLAND LE GRUYÈRE SWITZERLAND ZUG CURLIT Curling Information Technology Ltd.

# Game - Shot by Shot

**End 10** — **SWE - Sweden 5 + 0** (this end) **= 5** — **KOR - Korea 6 + 1** (this end) **= 7**

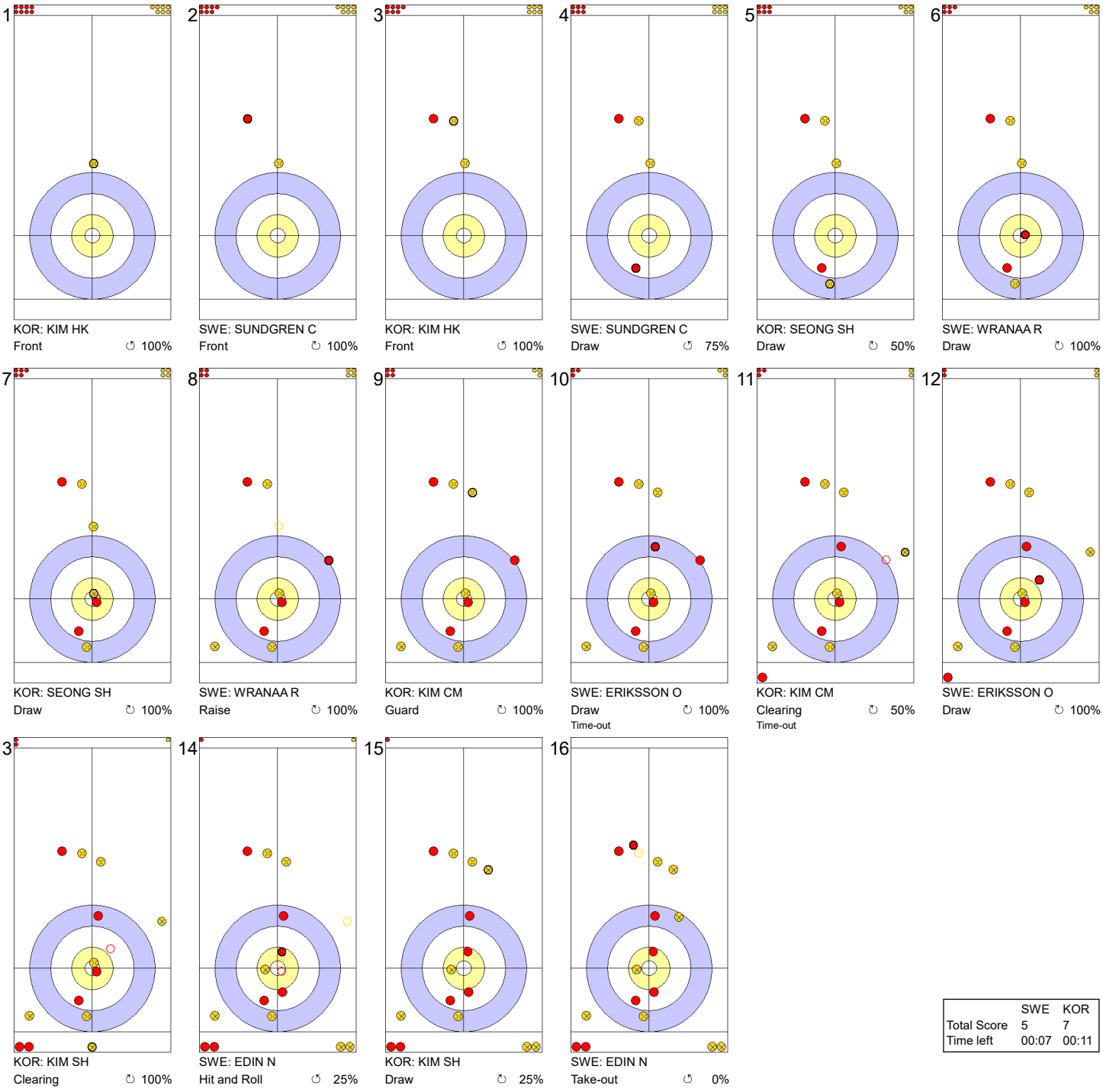


| | SWE | KOR |
|---|---|---|
| Total Score | 5 | 7 |
| Time left | 00:07 | 00:11 |

**Legend:**
↻ Clockwise ↺ Counter-clockwise - Not considered



lgt.com NEW HOLLAND LE GRUYÈRE SWITZERLAND ZUG CURLIT Curling Information Technology Ltd.

# Game Results

| Sheet | Game | Team | LSFE | 1 | 2 | 3 | 4 | 5 | 6 | 7 | 8 | 9 | 10 | Extra Ends | | | | Total |
|---|---|---|---|---|---|---|---|---|---|---|---|---|---|---|---|---|---|---|
| B | 9 | CZE - Czech Republic | * | 3 | 0 | 0 | 0 | 6 | 0 | 0 | 2 | X | X | | | | | 11 |
| | 8 | NED - Netherlands | | 0 | 1 | 0 | 1 | 0 | 2 | 1 | 0 | X | X | | | | | 5 |

| CZE - Czech Republic | | Shot Success Game | All |
|---|---|---|---|
| 4 S | KLIMA Lukas | 91% | 74% |
| 3 V | CERNOVSKY Marek | 91% | 75% |
| 2 | BOHAC Radek | 84% | 81% |
| 1 | KLIPA Lukas | 80% | 80% |
| A | CANDRA Jiri | - | 82% |
| | Team Total | 87% | 78% |

| Last Stone Draw | | Distance |
|---|---|---|
| ↻ | KLIMA Lukas | 21.7cm |
| ↺ | KLIPA Lukas | 26.1cm |
| **Total** | | **47.8cm** |

Time remaining: 6 minutes 52 seconds

| NED - Netherlands | | Shot Success Game | All |
|---|---|---|---|
| 4 S | GOESGENS Wouter | 75% | 67% |
| 3 | HOEKMAN Laurens | 83% | 78% |
| 2 V | VAN DEN HURK Tobias | 70% | 81% |
| 1 | GLASBERGEN Carlo | 72% | 85% |
| A | VAN DORP Jaap | - | 74% |
| | Team Total | 75% | 76% |

| Last Stone Draw | | Distance |
|---|---|---|
| ↻ | GOESGENS Wouter | 4.8cm |
| ↺ | GLASBERGEN Carlo | 107.6cm |
| **Total** | | **112.4cm** |

Time remaining: 7 minutes 6 seconds

## Shot Success Analysis

| CZE - Czech Republic | | ↻ | | ↺ | | Game | |
|---|---|---|---|---|---|---|---|
| 4 KLIMA Lukas | Draws | 2 | 63% | 2 | 100% | 4 | 81% |
| | Take-outs | 9 | 92% | 3 | 100% | 12 | 94% |
| | Total | 11 | 86% | 5 | 100% | 16 | 91% |
| 3 CERNOVSKY Marek | Draws | 0 | - | 3 | 100% | 3 | 100% |
| | Take-outs | 7 | 86% | 6 | 92% | 13 | 88% |
| | Total | 7 | 86% | 9 | 94% | 16 | 91% |
| 2 BOHAC Radek | Draws | 0 | - | 4 | 100% | 4 | 100% |
| | Take-outs | 4 | 75% | 8 | 81% | 12 | 79% |
| | Total | 4 | 75% | 12 | 88% | 16 | 84% |
| 1 KLIPA Lukas | Draws | 0 | - | 12 | 75% | 12 | 75% |
| | Take-outs | 0 | - | 3 | 100% | 3 | 100% |
| | Total | 0 | - | 15 | 80% | 15 | 80% |
| A CANDRA Jiri | Draws | 0 | - | 0 | - | 0 | - |
| | Take-outs | 0 | - | 0 | - | 0 | - |
| | Total | 0 | - | 0 | - | 0 | - |
| Team | Draws | 2 | 63% | 21 | 86% | 23 | 84% |
| | Take-outs | 20 | 86% | 20 | 90% | 40 | 88% |
| | Total | 22 | 84% | 41 | 88% | 63 | 87% |

| NED - Netherlands | | ↻ | | ↺ | | Game | |
|---|---|---|---|---|---|---|---|
| 4 GOESGENS Wouter | Draws | 4 | 63% | 6 | 71% | 10 | 68% |
| | Take-outs | 4 | 94% | 2 | 75% | 6 | 88% |
| | Total | 8 | 78% | 8 | 72% | 16 | 75% |
| 3 HOEKMAN Laurens | Draws | 4 | 75% | 5 | 90% | 9 | 83% |
| | Take-outs | 5 | 95% | 2 | 50% | 7 | 82% |
| | Total | 9 | 86% | 7 | 79% | 16 | 83% |
| 2 VAN DEN HURK Tobias | Draws | 7 | 75% | 4 | 88% | 11 | 80% |
| | Take-outs | 1 | 75% | 4 | 44% | 5 | 50% |
| | Total | 8 | 75% | 8 | 66% | 16 | 70% |
| 1 GLASBERGEN Carlo | Draws | 8 | 91% | 8 | 53% | 16 | 72% |
| | Take-outs | 0 | - | 0 | - | 0 | - |
| | Total | 8 | 91% | 8 | 53% | 16 | 72% |
| A VAN DORP Jaap | Draws | 0 | - | 0 | - | 0 | - |
| | Take-outs | 0 | - | 0 | - | 0 | - |
| | Total | 0 | - | 0 | - | 0 | - |
| Team | Draws | 23 | 78% | 23 | 72% | 46 | 75% |
| | Take-outs | 10 | 93% | 8 | 53% | 18 | 75% |
| | Total | 33 | 83% | 31 | 67% | 64 | 75% |

**Note:**
Position and function for each team member:
**4** = Fourth, **3** = Third, **2** = Second, **1** = Lead, **A** = Alternate, **S** = Skip, **V** = Vice-Skip

**Legend:**
↻ Clockwise ↺ Counter-clockwise **LSFE(*)** Last Stone First End
**X** Unplayed/unfinished end due to concession



lgt.com NEW HOLLAND LE GRUYÈRE SWITZERLAND ZUG CURLIT Curling Information Technology Ltd.

# Game - Shot by Shot

**End 1** — **CZE - Czech Republic 0 + 3** (this end) **= 3** — **NED - Netherlands 0 + 0** (this end) **= 0**

1
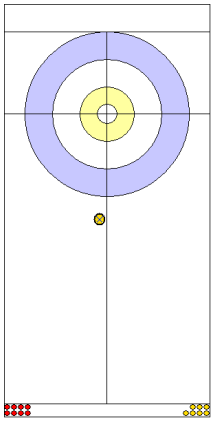
NED: GLASBERGEN C
Front ↻ 50%

2
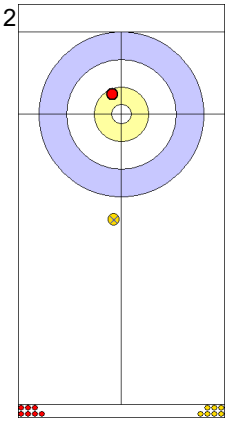
CZE: KLIPA L
Draw ↺ 75%

3
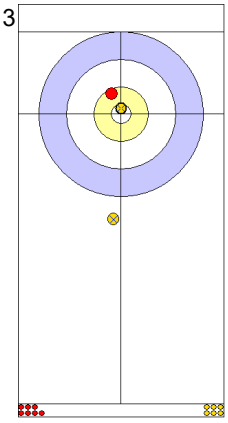
NED: GLASBERGEN C
Draw ↺ 75%

4
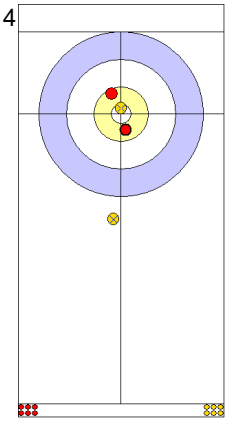
CZE: KLIPA L
Draw ↺ 100%

5
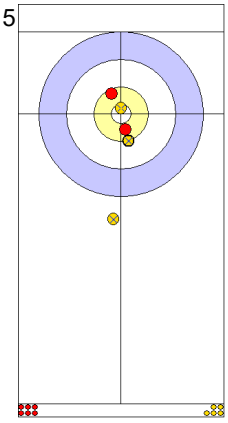
NED: VAN DEN HURK T
Draw ↺ 100%

6
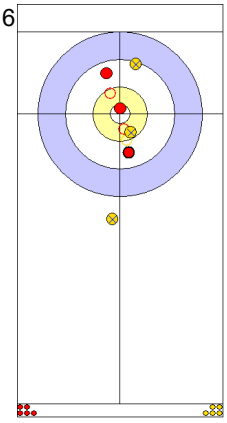
CZE: BOHAC R
Take-out ↺ 100%

7
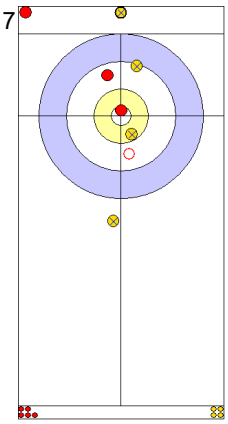
NED: VAN DEN HURK T
Take-out ↻ 50%

8
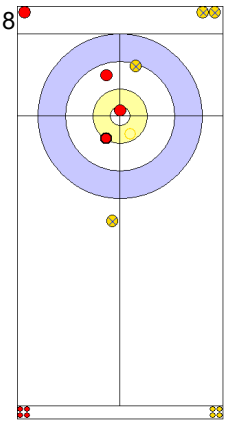
CZE: BOHAC R
Take-out ↺ 100%

9
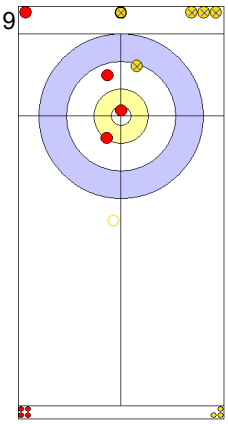
NED: HOEKMAN L
Clearing ↺ 100%

10
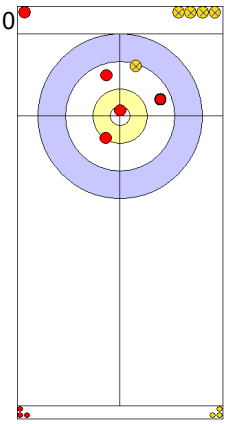
CZE: CERNOVSKY M
Draw ↺ 100%

11
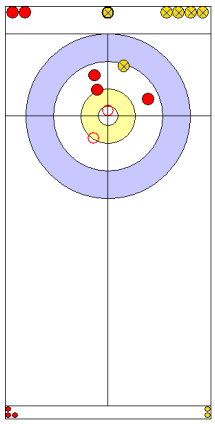
NED: HOEKMAN L
Double Take-out ↺ 50%

12
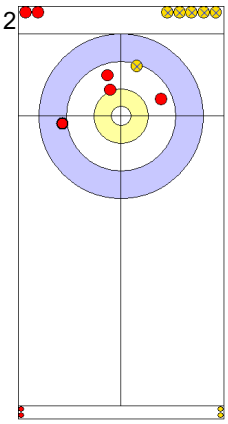
CZE: CERNOVSKY M
Draw ↺ 100%

13
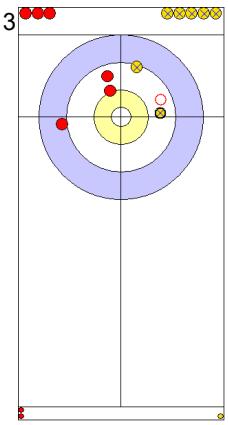
NED: GOESGENS W
Hit and Roll ↻ 75%

14
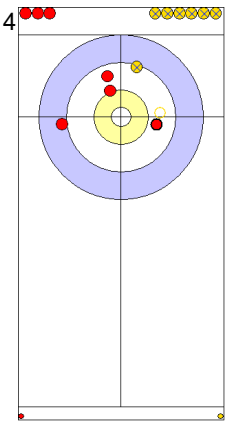
CZE: KLIMA L
Take-out ↺ 100%

15
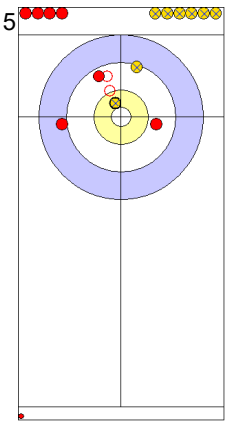
NED: GOESGENS W
Double Take-out ↺ 50%

16
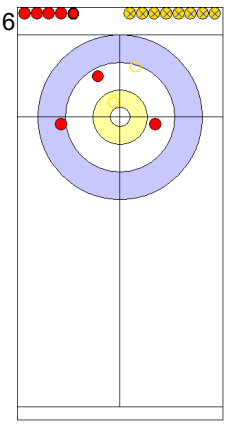
CZE: KLIMA L
Double Take-out ↺ 100%

| | CZE | NED |
|---|---|---|
| Total Score | 3 | 0 |
| Time left | | |

**Legend:**
↻ Clockwise ↺ Counter-clockwise - Not considered



lgt.com NEW HOLLAND LE GRUYÈRE SWITZERLAND ZUG CURLIT Curling Information Technology Ltd.

# Game - Shot by Shot

**End 2** — **CZE - Czech Republic** 3 + 0 (this end) = 3 — **NED - Netherlands** 0 + 1 (this end) = 1

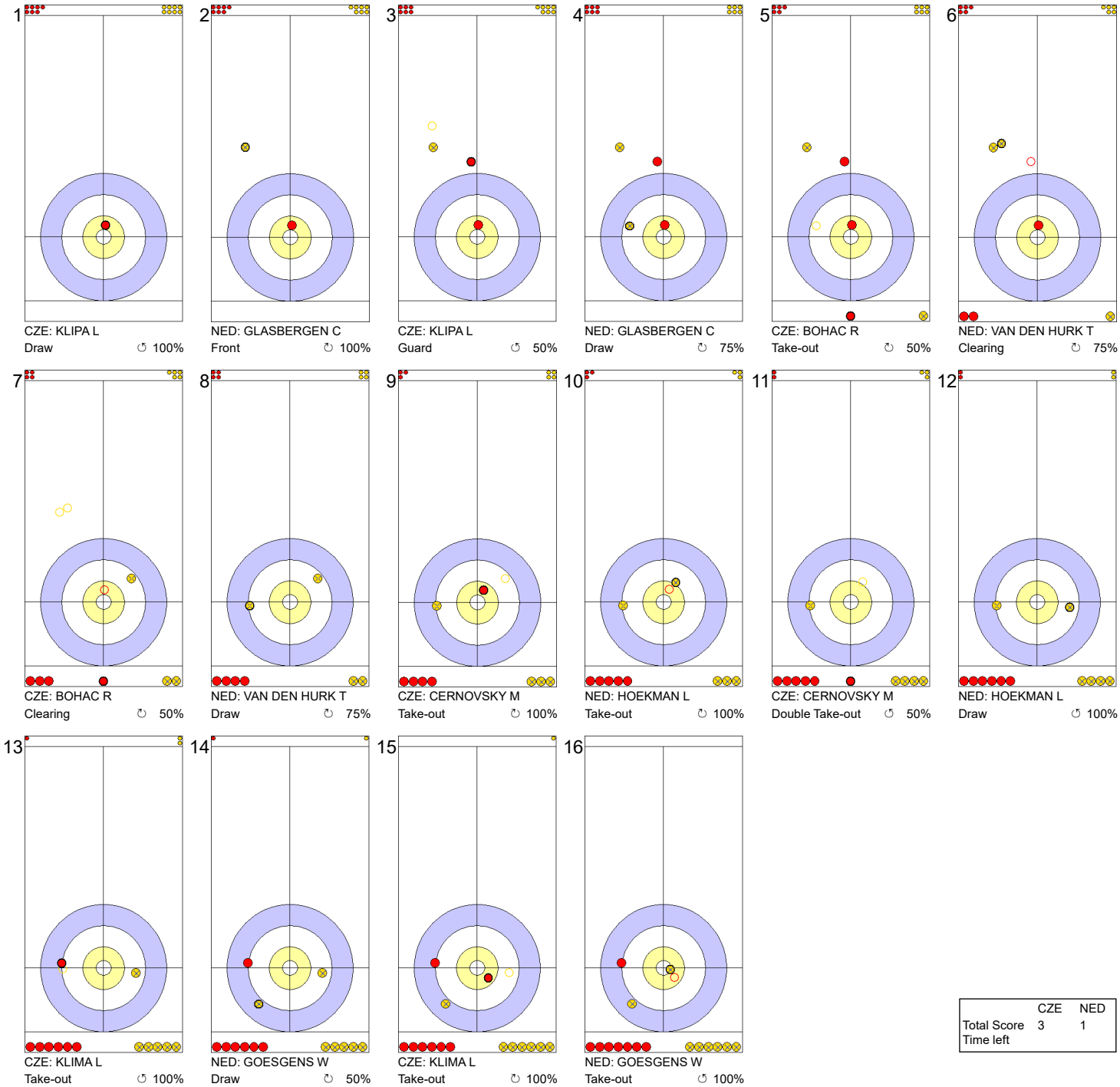


| | CZE | NED |
|---|---|---|
| Total Score | 3 | 1 |
| Time left | | |

**Legend:**

↻ Clockwise ↺ Counter-clockwise - Not considered



lgt.com NEW HOLLAND LE GRUYÈRE SWITZERLAND ZUG CURLIT Curling Information Technology Ltd.

# Game - Shot by Shot

**End 3** — **CZE - Czech Republic 3 + 0 (this end) = 3** — **NED - Netherlands 1 + 0 (this end) = 1**

1
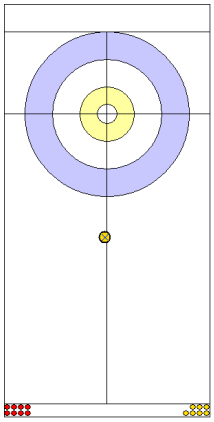
NED: GLASBERGEN C
Front ↻ 100%

2
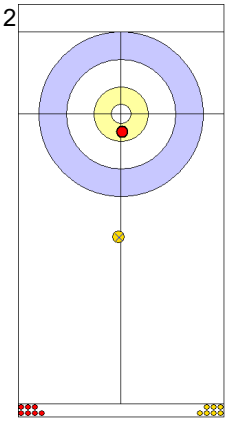
CZE: KLIPA L
Draw ↺ 75%

3
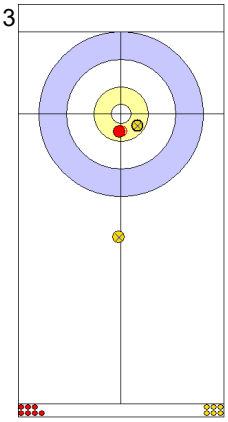
NED: GLASBERGEN C
Draw ↺ 50%

4
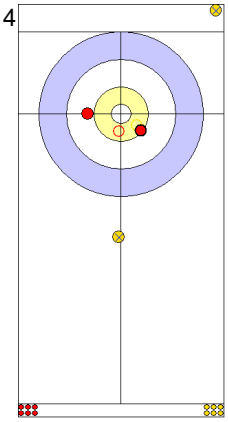
CZE: KLIPA L
Take-out ↻ 100%

5
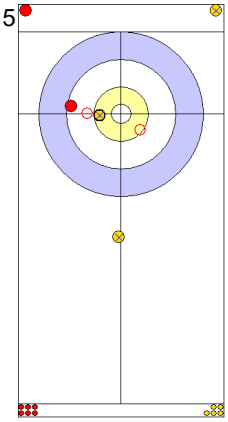
NED: VAN DEN HURK T
Take-out ↻ 100%

6
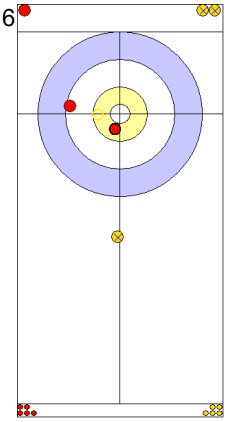
CZE: BOHAC R
Hit and Roll ↻ 100%

7
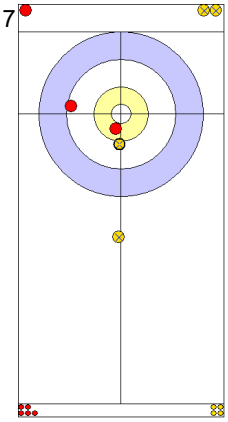
NED: VAN DEN HURK T
Draw ↻ 100%

8
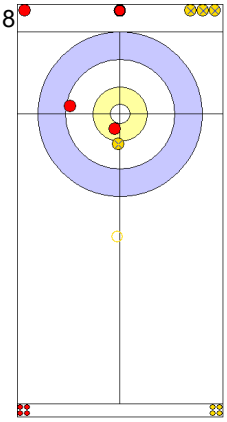
CZE: BOHAC R
Clearing ↻ 100%

9
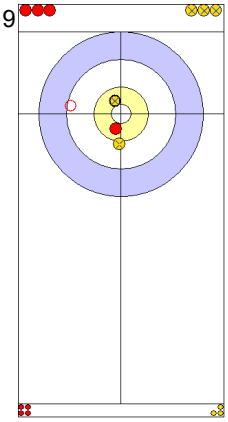
NED: HOEKMAN L
Hit and Roll ↻ 100%

10
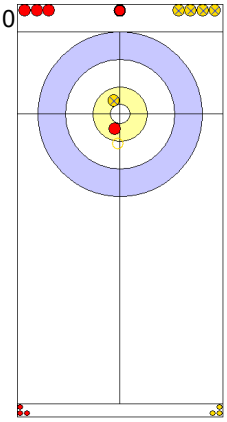
CZE: CERNOVSKY M
Clearing ↻ 100%

11
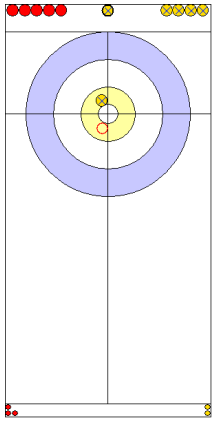
NED: HOEKMAN L
Clearing ↻ 100%

12
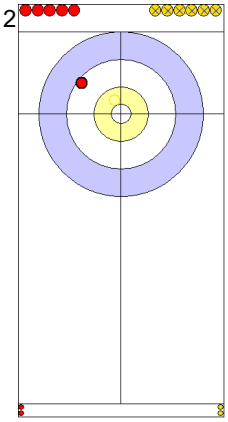
CZE: CERNOVSKY M
Take-out ↻ 100%

13
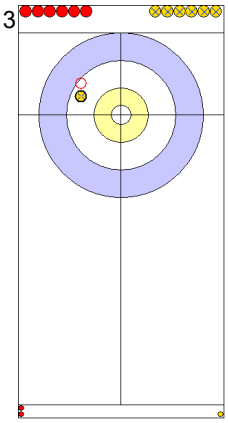
NED: GOESGENS W
Take-out ↻ 100%

14
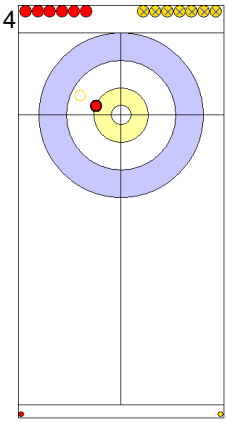
CZE: KLIMA L
Take-out ↻ 100%

15
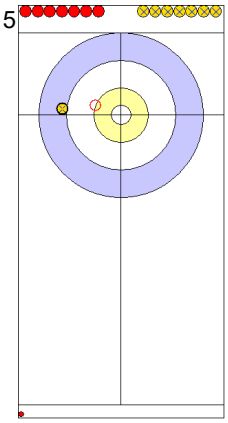
NED: GOESGENS W
Take-out ↻ 100%

16
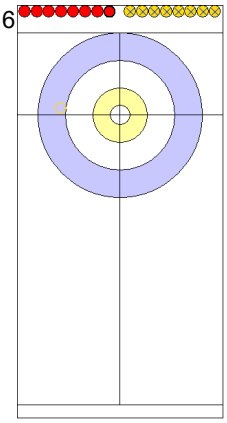
CZE: KLIMA L
Clearing ↻ 100%

| | CZE | NED |
|---|---|---|
| Total Score | 3 | 1 |
| Time left | | |

**Legend:**
↻ Clockwise ↺ Counter-clockwise - Not considered



lgt.com NEW HOLLAND LE GRUYÈRE SWITZERLAND ZUG CURLIT Curling Information Technology Ltd.

# Game - Shot by Shot

**End 4** — **CZE - Czech Republic** 3 + 0 (this end) = 3 — **NED - Netherlands** 1 + 1 (this end) = 2

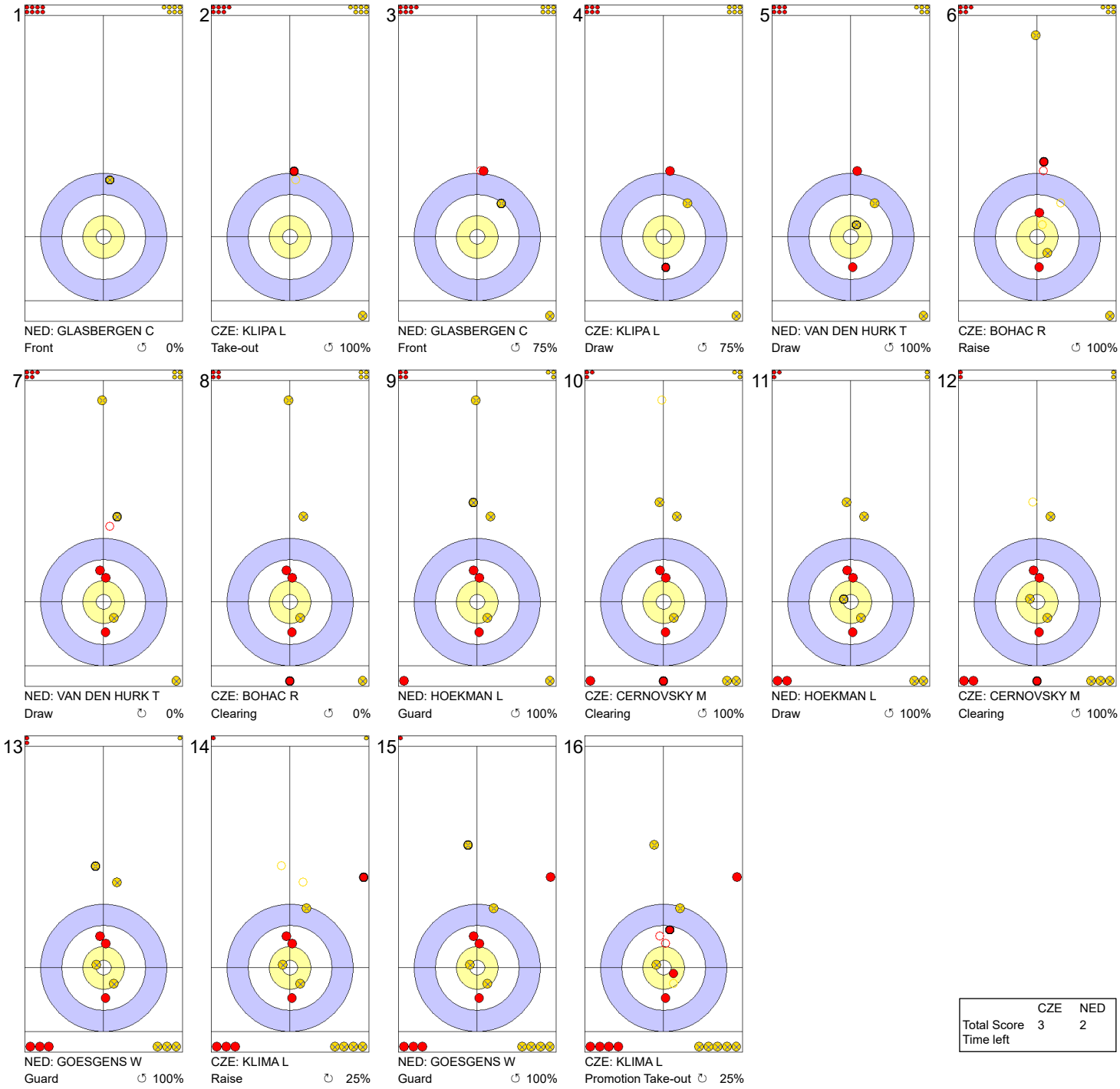


| | CZE | NED |
|---|---|---|
| Total Score | 3 | 2 |
| Time left | | |

**Legend:**
↻ Clockwise ↺ Counter-clockwise - Not considered



lgt.com NEW HOLLAND LE GRUYÈRE SWITZERLAND ZUG CURLIT Curling Information Technology Ltd.

# Game - Shot by Shot

**End 5** — **CZE - Czech Republic 3 + 6** (this end) **= 9** — **NED - Netherlands 2 + 0** (this end) **= 2**

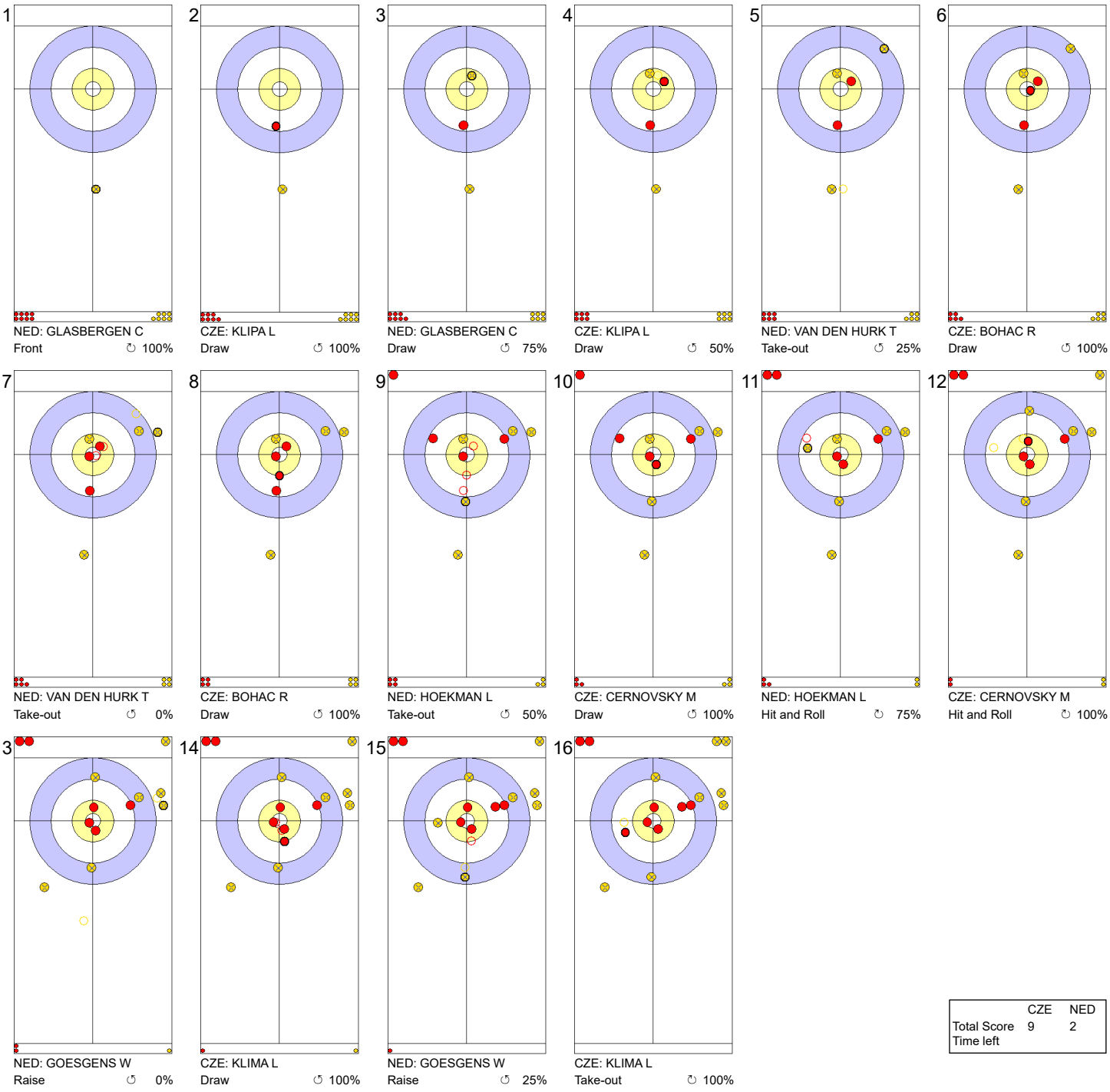


| | CZE | NED |
|---|---|---|
| Total Score | 9 | 2 |
| Time left | | |

**Legend:**

↻ Clockwise ↺ Counter-clockwise - Not considered



lgt.com NEW HOLLAND LE GRUYÈRE SWITZERLAND ZUG CURLIT Curling Information Technology Ltd.

# Game - Shot by Shot

**End 6** — **CZE - Czech Republic 9 + 0** (this end) **= 9** — **NED - Netherlands 2 + 2** (this end) **= 4**

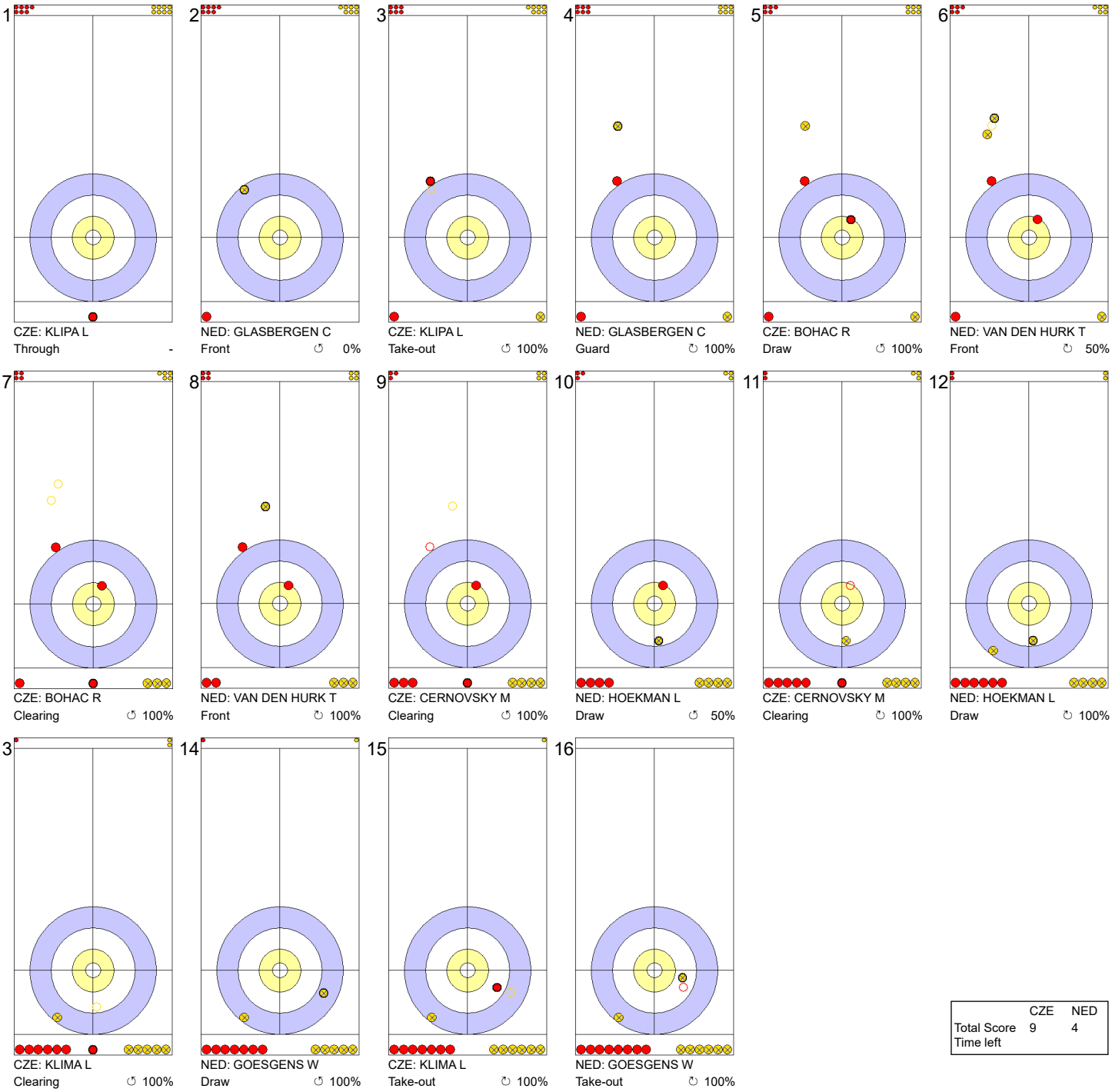

| | 1 | 2 | 3 | 4 | 5 | 6 |
|---|---|---|---|---|---|---|
| | CZE: KLIPA L | NED: GLASBERGEN C | CZE: KLIPA L | NED: GLASBERGEN C | CZE: BOHAC R | NED: VAN DEN HURK T |
| | Through - | Front ↺ 0% | Take-out ↻ 100% | Guard ↻ 100% | Draw ↻ 100% | Front ↻ 50% |
| | 7 | 8 | 9 | 10 | 11 | 12 |
| | CZE: BOHAC R | NED: VAN DEN HURK T | CZE: CERNOVSKY M | NED: HOEKMAN L | CZE: CERNOVSKY M | NED: HOEKMAN L |
| | Clearing ↻ 100% | Front ↻ 100% | Clearing ↻ 100% | Draw ↺ 50% | Clearing ↻ 100% | Draw ↻ 100% |
| | 13 | 14 | 15 | 16 | | |
| | CZE: KLIMA L | NED: GOESGENS W | CZE: KLIMA L | NED: GOESGENS W | | |
| | Clearing ↻ 100% | Draw ↻ 100% | Take-out ↻ 100% | Take-out ↻ 100% | | |

| | CZE | NED |
|---|---|---|
| Total Score | 9 | 4 |
| Time left | | |

**Legend:**
↻ Clockwise ↺ Counter-clockwise - Not considered



lgt.com NEW HOLLAND LE GRUYÈRE SWITZERLAND ZUG CURLIT Curling Information Technology Ltd.

# Game - Shot by Shot

**End 7** — **CZE - Czech Republic 9 + 0** (this end) **= 9** — **NED - Netherlands 4 + 1** (this end) **= 5**




| | CZE | NED |
|---|---|---|
| Total Score | 9 | 5 |
| Time left | | |

**Legend:**
↻ Clockwise ↺ Counter-clockwise - Not considered



lgt.com NEW HOLLAND LE GRUYÈRE SWITZERLAND ZUG CURLIT Curling Information Technology Ltd.

# Game - Shot by Shot

**End 8** — **CZE - Czech Republic 9 + 2** (this end) **= 11** — **NED - Netherlands 5 + 0** (this end) **= 5**

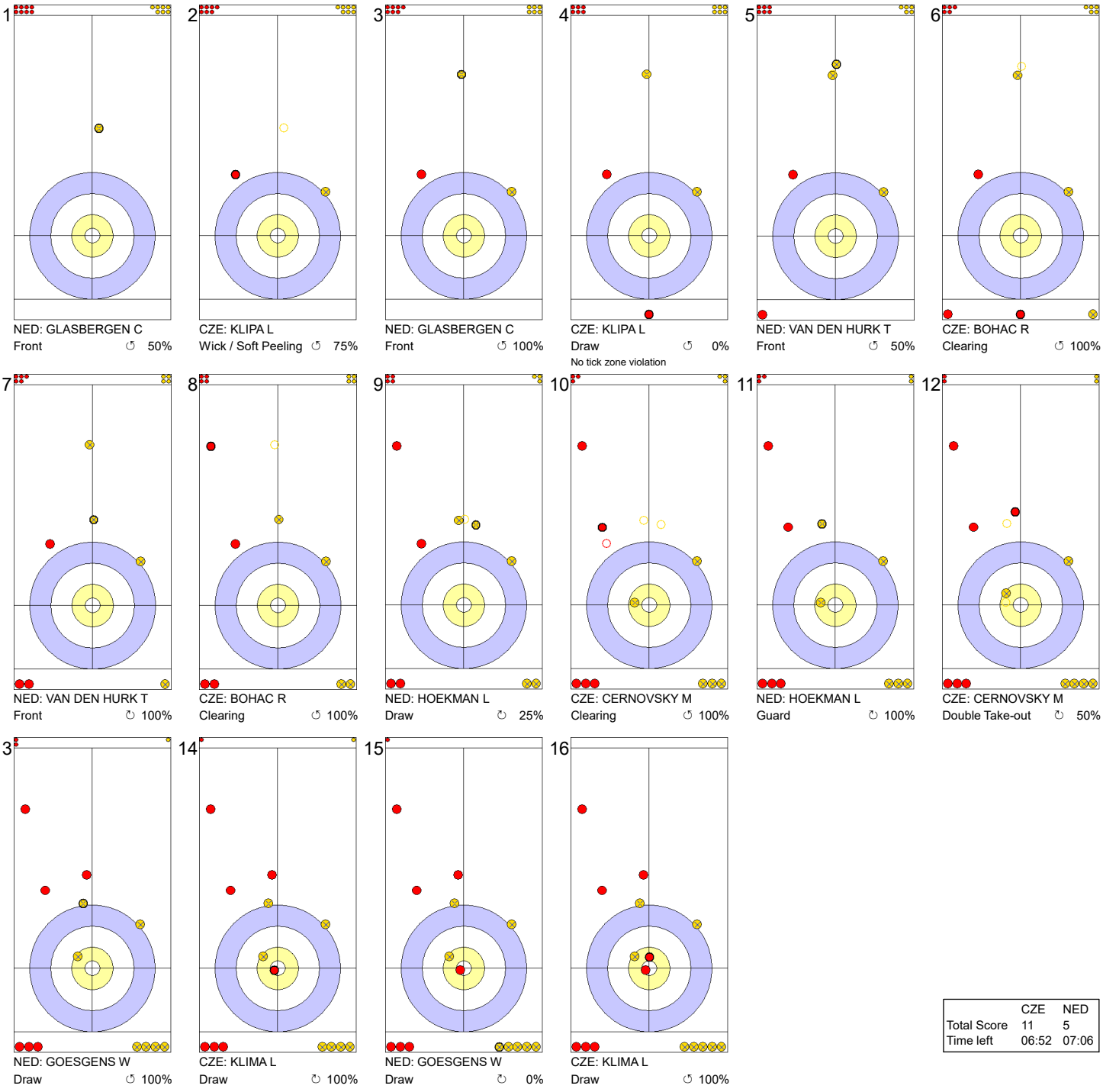

| | 1 | 2 | 3 | 4 | 5 | 6 |
|---|---|---|---|---|---|---|
| | NED: GLASBERGEN C | CZE: KLIPA L | NED: GLASBERGEN C | CZE: KLIPA L | NED: VAN DEN HURK T | CZE: BOHAC R |
| | Front ↺ 50% | Wick / Soft Peeling ↺ 75% | Front ↺ 100% | Draw ↺ 0% | Front ↺ 50% | Clearing ↺ 100% |
| | | | | No tick zone violation | | |

| | 7 | 8 | 9 | 10 | 11 | 12 |
|---|---|---|---|---|---|---|
| | NED: VAN DEN HURK T | CZE: BOHAC R | NED: HOEKMAN L | CZE: CERNOVSKY M | NED: HOEKMAN L | CZE: CERNOVSKY M |
| | Front ↻ 100% | Clearing ↺ 100% | Draw ↻ 25% | Clearing ↺ 100% | Guard ↻ 100% | Double Take-out ↻ 50% |

| | 13 | 14 | 15 | 16 |
|---|---|---|---|---|
| | NED: GOESGENS W | CZE: KLIMA L | NED: GOESGENS W | CZE: KLIMA L |
| | Draw ↺ 100% | Draw ↺ 100% | Draw ↻ 0% | Draw ↺ 100% |

| | CZE | NED |
|---|---|---|
| Total Score | 11 | 5 |
| Time left | 06:52 | 07:06 |

**Legend:**
↻ Clockwise ↺ Counter-clockwise - Not considered



lgt.com NEW HOLLAND LE GRUYÈRE SWITZERLAND ZUG CURLIT Curling Information Technology Ltd.

# Game Results

| Sheet | Game | Team | LSFE | 1 | 2 | 3 | 4 | 5 | 6 | 7 | 8 | 9 | 10 | Extra Ends | Total |
|---|---|---|---|---|---|---|---|---|---|---|---|---|---|---|---|
| C | 9 | FIN - Finland | * | 0 | 1 | 0 | 0 | 1 | 0 | 1 | 0 | 0 | X | | 3 |
| | 8 | CAN - Canada | | 1 | 0 | 2 | 0 | 0 | 2 | 0 | 1 | 2 | X | | 8 |

| FIN - Finland | | Shot Success Game | Shot Success All |
|---|---|---|---|
| 4 S | KIISKINEN Kalle | 78% | 71% |
| 3 | SALO Teemu | 64% | 71% |
| 2 V | POLLANEN Jermu | 76% | 81% |
| 1 | KUOSMANEN Paavo | 76% | 80% |
| A | OUNI Leo | - | 76% |
| | Team Total | 74% | 75% |

| Last Stone Draw | | Distance |
|---|---|---|
| ↻ | KUOSMANEN Paavo | 32.7cm |
| ↺ | POLLANEN Jermu | 22.3cm |
| **Total** | | **55.0cm** |

Time remaining: 3 minutes 17 seconds

Time-out: End 7 - FIN stone 8

| CAN - Canada | | Shot Success Game | Shot Success All |
|---|---|---|---|
| 4 S | GUSHUE Brad | 90% | 82% |
| 3 V | NICHOLS Mark | 75% | 83% |
| 2 | GALLANT Brett | 89% | 85% |
| 1 | WALKER Geoff | 83% | 91% |
| A | HARNDEN EJ | - | - |
| | Team Total | 84% | 85% |

| Last Stone Draw | | Distance |
|---|---|---|
| ↻ | GALLANT Brett | 56.0cm |
| ↺ | NICHOLS Mark | 199.6cm |
| **Total** | | **255.6cm** |

Time remaining: 3 minutes 1 second

## Shot Success Analysis

| FIN - Finland | | ↻ | | ↺ | | Game | |
|---|---|---|---|---|---|---|---|
| 4 KIISKINEN Kalle | Draws | 5 | 90% | 4 | 75% | 9 | 83% |
| | Take-outs | 1 | 0% | 8 | 81% | 9 | 72% |
| | Total | 6 | 75% | 12 | 79% | 18 | 78% |
| 3 SALO Teemu | Draws | 4 | 56% | 7 | 61% | 11 | 59% |
| | Take-outs | 1 | 100% | 6 | 67% | 7 | 71% |
| | Total | 5 | 65% | 13 | 63% | 18 | 64% |
| 2 POLLANEN Jermu | Draws | 10 | 75% | 2 | 75% | 12 | 75% |
| | Take-outs | 4 | 81% | 2 | 75% | 6 | 79% |
| | Total | 14 | 77% | 4 | 75% | 18 | 76% |
| 1 KUOSMANEN Paavo | Draws | 12 | 79% | 6 | 71% | 18 | 76% |
| | Take-outs | 0 | - | 0 | - | 0 | - |
| | Total | 12 | 79% | 6 | 71% | 18 | 76% |
| A OUNI Leo | Draws | 0 | - | 0 | - | 0 | - |
| | Take-outs | 0 | - | 0 | - | 0 | - |
| | Total | 0 | - | 0 | - | 0 | - |
| Team | Draws | 31 | 77% | 19 | 68% | 50 | 74% |
| | Take-outs | 6 | 71% | 16 | 75% | 22 | 74% |
| | Total | 37 | 76% | 35 | 71% | 72 | 74% |

| CAN - Canada | | ↻ | | ↺ | | Game | |
|---|---|---|---|---|---|---|---|
| 4 GUSHUE Brad | Draws | 6 | 83% | 6 | 88% | 12 | 85% |
| | Take-outs | 3 | 100% | 2 | 100% | 5 | 100% |
| | Total | 9 | 89% | 8 | 91% | 17 | 90% |
| 3 NICHOLS Mark | Draws | 2 | 100% | 6 | 71% | 8 | 78% |
| | Take-outs | 4 | 50% | 6 | 88% | 10 | 73% |
| | Total | 6 | 67% | 12 | 79% | 18 | 75% |
| 2 GALLANT Brett | Draws | 7 | 93% | 4 | 81% | 11 | 89% |
| | Take-outs | 3 | 92% | 4 | 88% | 7 | 89% |
| | Total | 10 | 93% | 8 | 84% | 18 | 89% |
| 1 WALKER Geoff | Draws | 10 | 90% | 6 | 83% | 16 | 88% |
| | Take-outs | 1 | 50% | 1 | 50% | 2 | 50% |
| | Total | 11 | 86% | 7 | 79% | 18 | 83% |
| A HARNDEN EJ | Draws | 0 | - | 0 | - | 0 | - |
| | Take-outs | 0 | - | 0 | - | 0 | - |
| | Total | 0 | - | 0 | - | 0 | - |
| Team | Draws | 25 | 90% | 22 | 81% | 47 | 86% |
| | Take-outs | 11 | 75% | 13 | 87% | 24 | 81% |
| | Total | 36 | 85% | 35 | 83% | 71 | 84% |

**Note:**
Position and function for each team member:
**4** = Fourth, **3** = Third, **2** = Second, **1** = Lead, **A** = Alternate, **S** = Skip, **V** = Vice-Skip

**Legend:**
↻ Clockwise ↺ Counter-clockwise **LSFE(*)** Last Stone First End
**X** Unplayed/unfinished end due to concession



lgt.com NEW HOLLAND LE GRUYÈRE SWITZERLAND ZUG CURLIT Curling Information Technology Ltd.

# Game - Shot by Shot

**End 1** — **FIN - Finland 0 + 0** (this end) **= 0** — **CAN - Canada 0 + 1** (this end) **= 1**

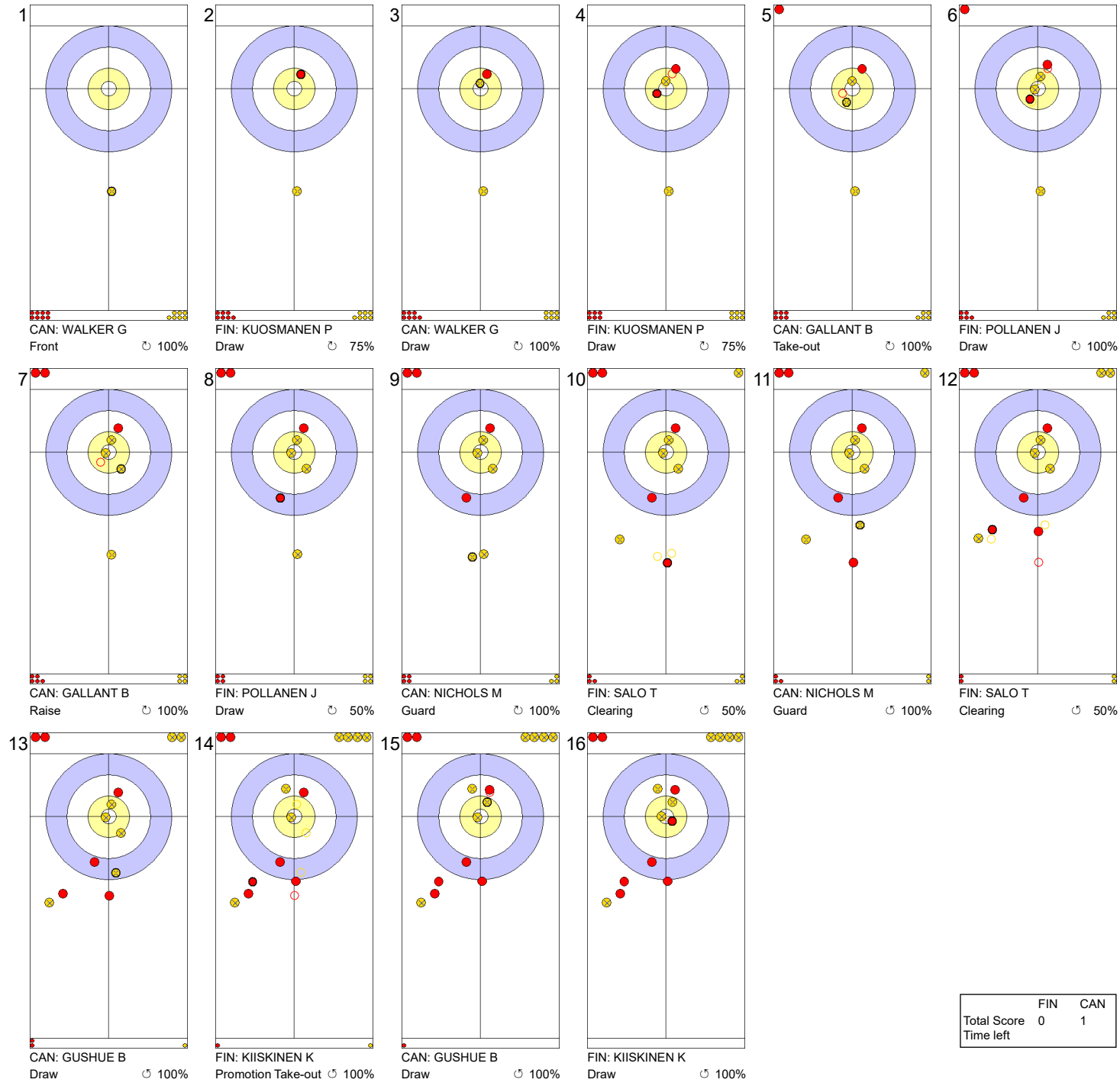

| | 1 | 2 | 3 | 4 | 5 | 6 |
|---|---|---|---|---|---|---|
| | CAN: WALKER G | FIN: KUOSMANEN P | CAN: WALKER G | FIN: KUOSMANEN P | CAN: GALLANT B | FIN: POLLANEN J |
| | Front ↻ 100% | Draw ↻ 75% | Draw ↻ 100% | Draw ↻ 75% | Take-out ↻ 100% | Draw ↻ 100% |
| | 7 | 8 | 9 | 10 | 11 | 12 |
| | CAN: GALLANT B | FIN: POLLANEN J | CAN: NICHOLS M | FIN: SALO T | CAN: NICHOLS M | FIN: SALO T |
| | Raise ↻ 100% | Draw ↻ 50% | Guard ↻ 100% | Clearing ↺ 50% | Guard ↻ 100% | Clearing ↺ 50% |
| | 13 | 14 | 15 | 16 | | |
| | CAN: GUSHUE B | FIN: KIISKINEN K | CAN: GUSHUE B | FIN: KIISKINEN K | | |
| | Draw ↻ 100% | Promotion Take-out ↻ 100% | Draw ↻ 100% | Draw ↻ 100% | | |

| | FIN | CAN |
|---|---|---|
| Total Score | 0 | 1 |
| Time left | | |

**Legend:**

↻ Clockwise ↺ Counter-clockwise - Not considered



lgt.com NEW HOLLAND LE GRUYÈRE SWITZERLAND ZUG CURLIT Curling Information Technology Ltd.

# Game - Shot by Shot

**End 2** — **FIN - Finland 0 + 1** (this end) **= 1** — **CAN - Canada 1 + 0** (this end) **= 1**

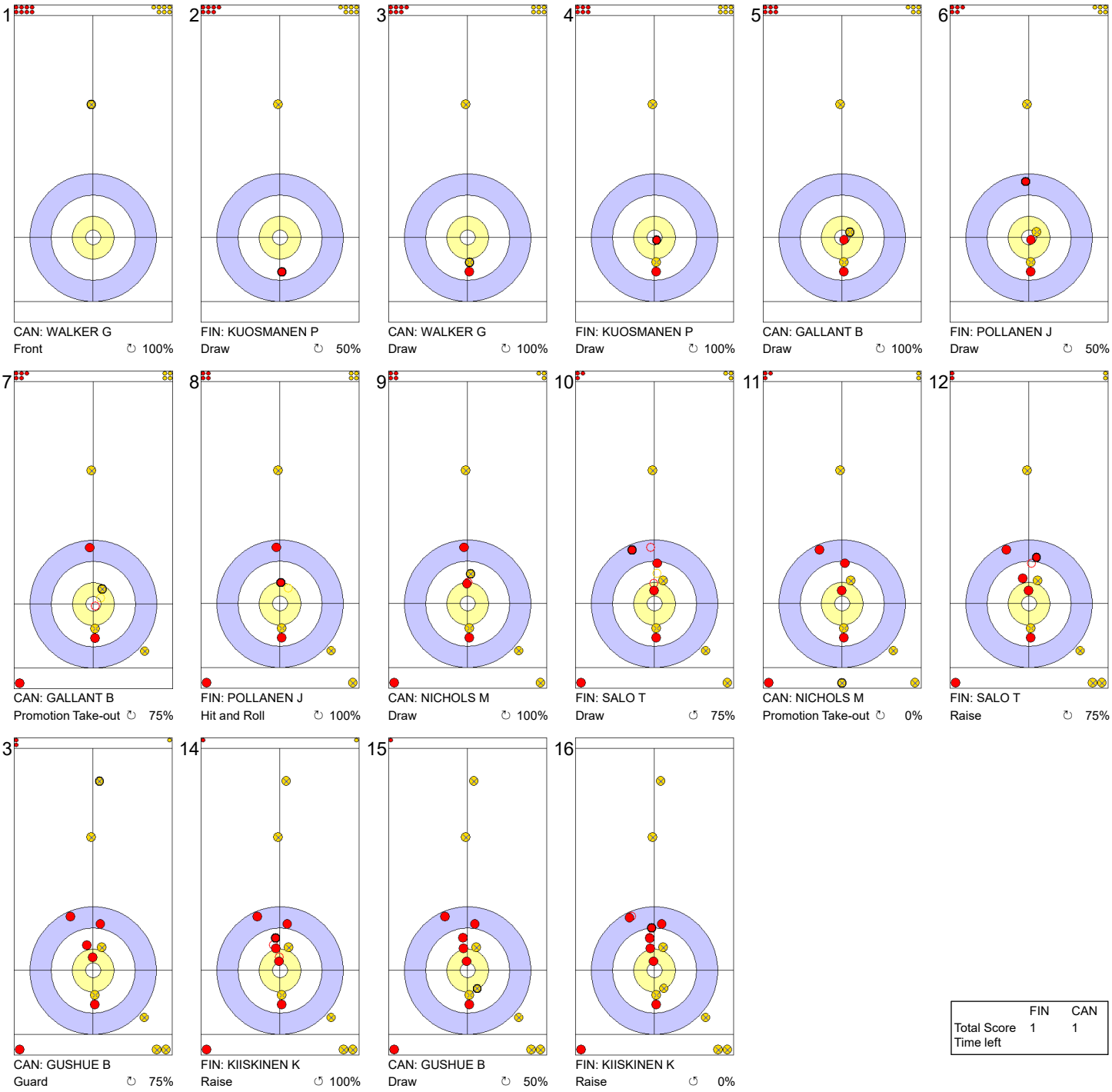


| | FIN | CAN |
|---|---|---|
| Total Score | 1 | 1 |
| Time left | | |

**Legend:**

↻ Clockwise ↺ Counter-clockwise - Not considered



lgt.com NEW HOLLAND LE GRUYÈRE SWITZERLAND ZUG CURLIT Curling Information Technology Ltd.

# Game - Shot by Shot

**End 3** — **FIN - Finland 1 + 0** (this end) **= 1** — **CAN - Canada 1 + 2** (this end) **= 3**

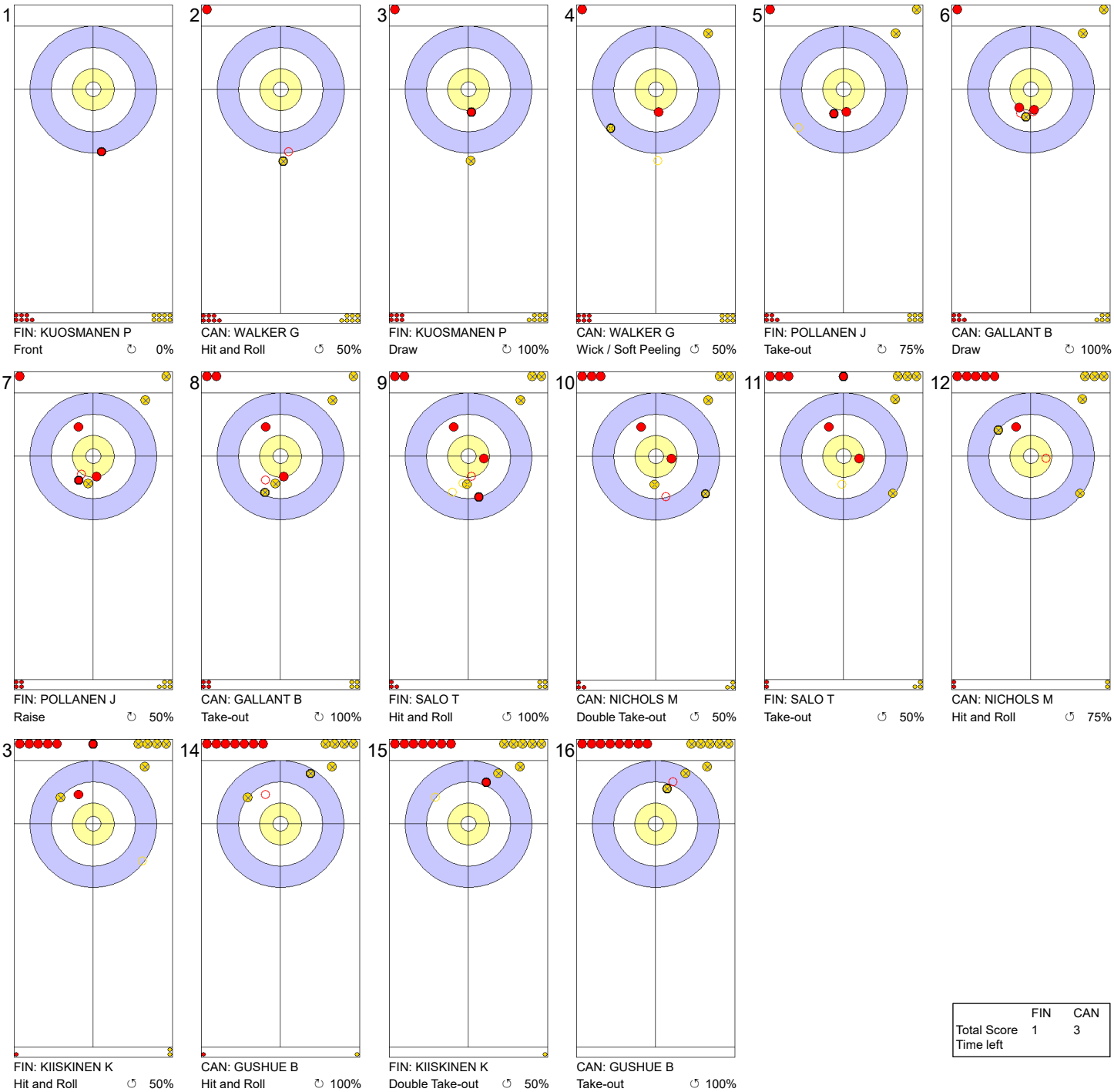

| | 1 | 2 | 3 | 4 | 5 | 6 |
|---|---|---|---|---|---|---|
| | FIN: KUOSMANEN P | CAN: WALKER G | FIN: KUOSMANEN P | CAN: WALKER G | FIN: POLLANEN J | CAN: GALLANT B |
| | Front ↻ 0% | Hit and Roll ↺ 50% | Draw ↻ 100% | Wick / Soft Peeling ↺ 50% | Take-out ↻ 75% | Draw ↻ 100% |
| | 7 | 8 | 9 | 10 | 11 | 12 |
| | FIN: POLLANEN J | CAN: GALLANT B | FIN: SALO T | CAN: NICHOLS M | FIN: SALO T | CAN: NICHOLS M |
| | Raise ↻ 50% | Take-out ↻ 100% | Hit and Roll ↻ 100% | Double Take-out ↺ 50% | Take-out ↺ 50% | Hit and Roll ↺ 75% |
| | 13 | 14 | 15 | 16 | | |
| | FIN: KIISKINEN K | CAN: GUSHUE B | FIN: KIISKINEN K | CAN: GUSHUE B | | |
| | Hit and Roll ↺ 50% | Hit and Roll ↻ 100% | Double Take-out ↺ 50% | Take-out ↺ 100% | | |

| | FIN | CAN |
|---|---|---|
| Total Score | 1 | 3 |
| Time left | | |

**Legend:**
↻ Clockwise ↺ Counter-clockwise - Not considered



lgt.com NEW HOLLAND LE GRUYÈRE SWITZERLAND ZUG CURLIT Curling Information Technology Ltd.

# Game - Shot by Shot

**End 4** — **FIN - Finland 1 + 0** (this end) **= 1** — **CAN - Canada 3 + 0** (this end) **= 3**

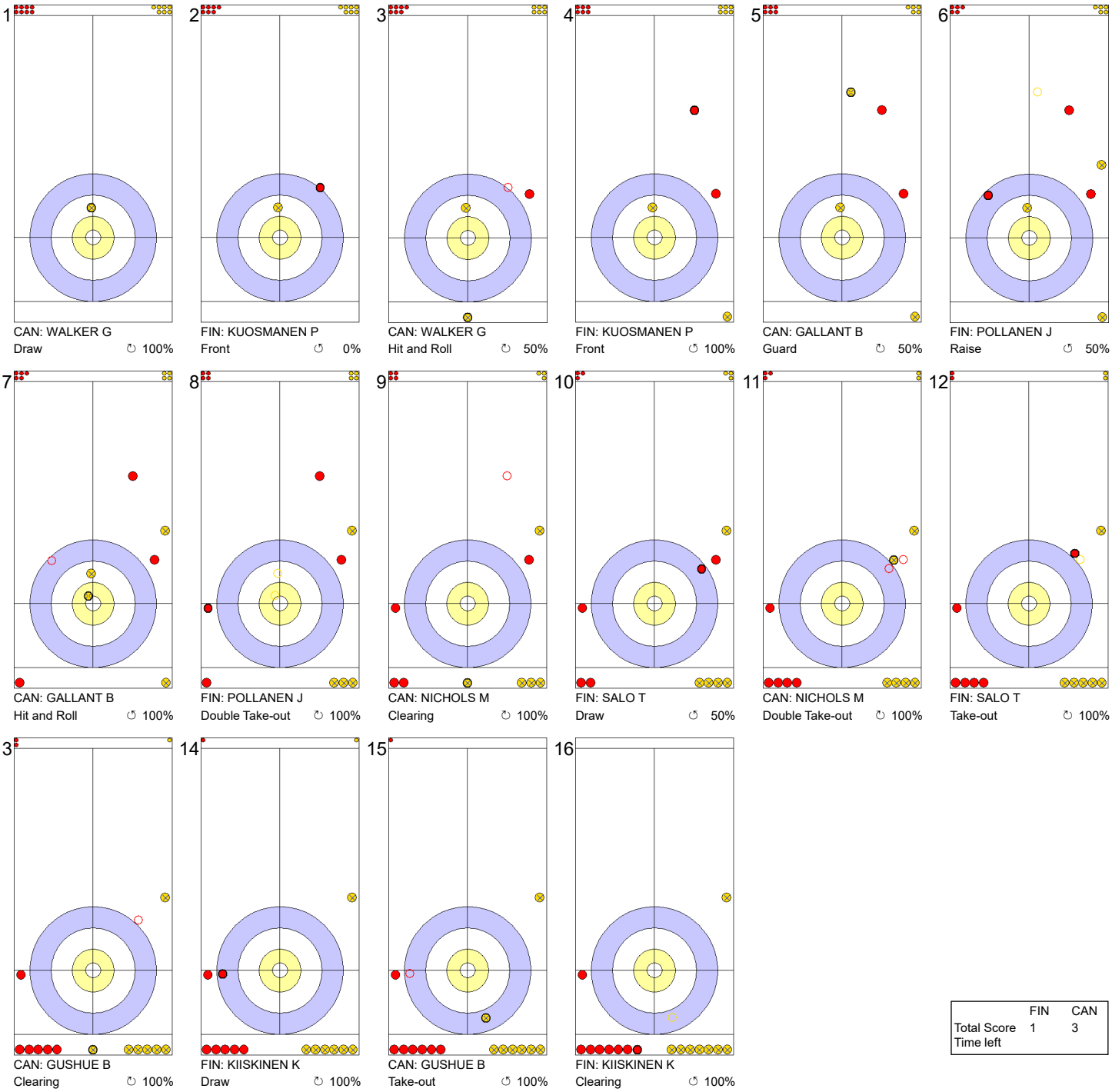

1 — CAN: WALKER G — Draw ↻ 100%
2 — FIN: KUOSMANEN P — Front ↺ 0%
3 — CAN: WALKER G — Hit and Roll ↻ 50%
4 — FIN: KUOSMANEN P — Front ↺ 100%
5 — CAN: GALLANT B — Guard ↺ 50%
6 — FIN: POLLANEN J — Raise ↺ 50%
7 — CAN: GALLANT B — Hit and Roll ↻ 100%
8 — FIN: POLLANEN J — Double Take-out ↻ 100%
9 — CAN: NICHOLS M — Clearing ↻ 100%
10 — FIN: SALO T — Draw ↺ 50%
11 — CAN: NICHOLS M — Double Take-out ↻ 100%
12 — FIN: SALO T — Take-out ↻ 100%
13 — CAN: GUSHUE B — Clearing ↻ 100%
14 — FIN: KIISKINEN K — Draw ↻ 100%
15 — CAN: GUSHUE B — Take-out ↺ 100%
16 — FIN: KIISKINEN K — Clearing ↺ 100%

| | FIN | CAN |
|---|---|---|
| Total Score | 1 | 3 |
| Time left | | |

**Legend:**
↻ Clockwise ↺ Counter-clockwise - Not considered



lgt.com NEW HOLLAND LE GRUYÈRE SWITZERLAND ZUG CURLIT Curling Information Technology Ltd.

# Game - Shot by Shot

**End 5** — **FIN - Finland 1 + 1** (this end) **= 2** — **CAN - Canada 3 + 0** (this end) **= 3**

1
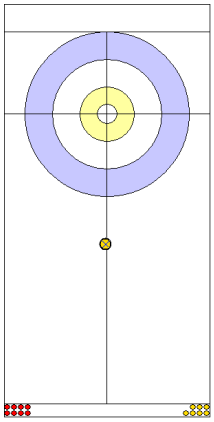
CAN: WALKER G
Front ↺ 100%

2
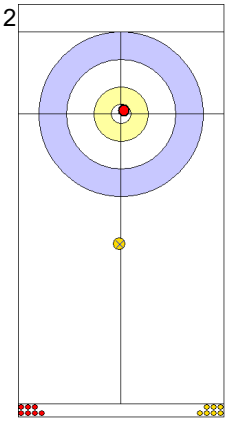
FIN: KUOSMANEN P
Draw ↻ 100%

3
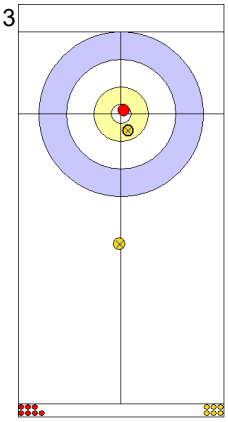
CAN: WALKER G
Draw ↺ 100%

4
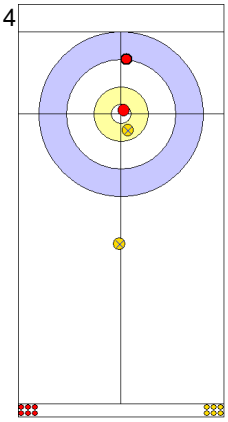
FIN: KUOSMANEN P
Draw ↺ 50%

5
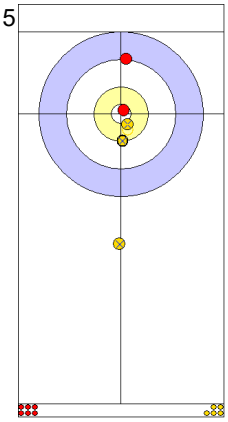
CAN: GALLANT B
Draw ↺ 100%

6
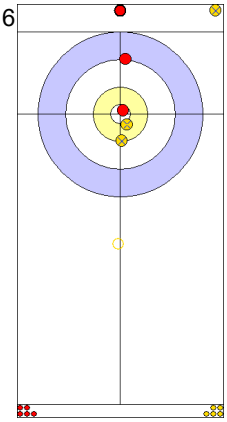
FIN: POLLANEN J
Double Take-out ↺ 50%

7
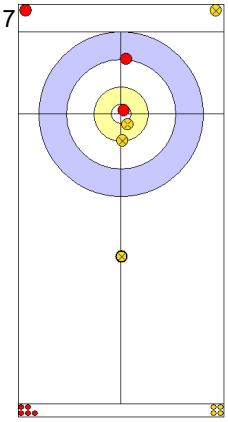
CAN: GALLANT B
Guard ↺ 100%

8
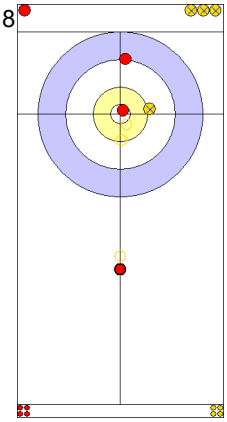
FIN: POLLANEN J
Double Take-out ↺ 100%

9
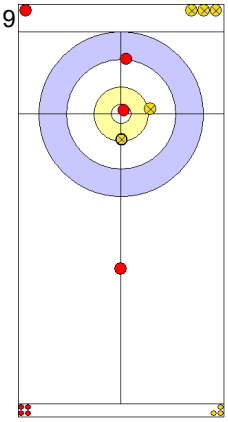
CAN: NICHOLS M
Draw ↺ 75%

10
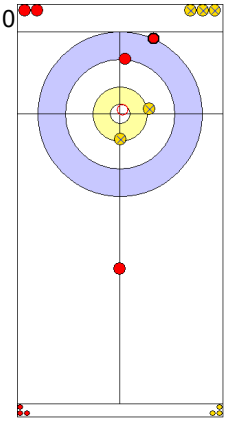
FIN: SALO T
Raise ↺ 0%

11
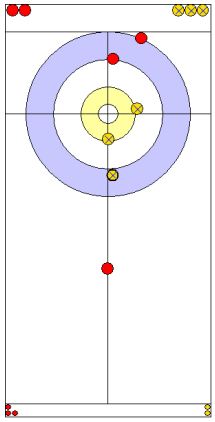
CAN: NICHOLS M
Draw ↺ 75%

12
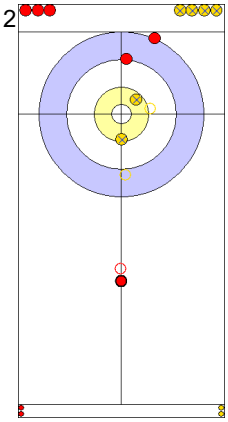
FIN: SALO T
Promotion Take-out ↺ 50%

13
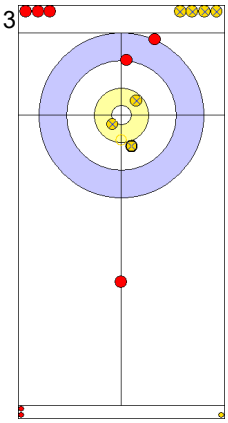
CAN: GUSHUE B
Draw ↺ 75%

14
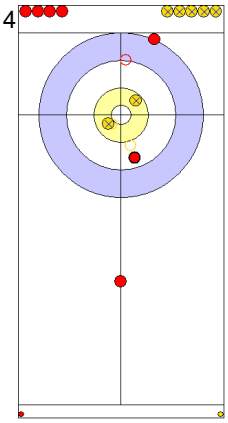
FIN: KIISKINEN K
Double Take-out ↺ 50%

15
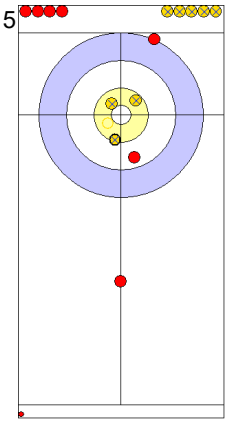
CAN: GUSHUE B
Raise ↻ 100%

16
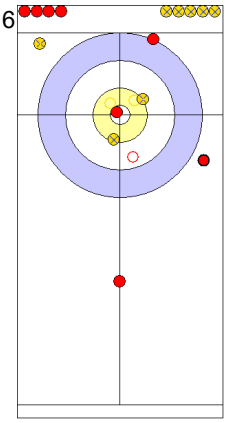
FIN: KIISKINEN K
Raise ↺ 100%

| | FIN | CAN |
|---|---|---|
| Total Score | 2 | 3 |
| Time left | | |

**Legend:**
↻ Clockwise ↺ Counter-clockwise - Not considered



lgt.com NEW HOLLAND LE GRUYÈRE SWITZERLAND ZUG CURLIT Curling Information Technology Ltd.

# Game - Shot by Shot

**End 6** — **FIN - Finland 2 + 0** (this end) **= 2** — **CAN - Canada 3 + 2** (this end) **= 5**

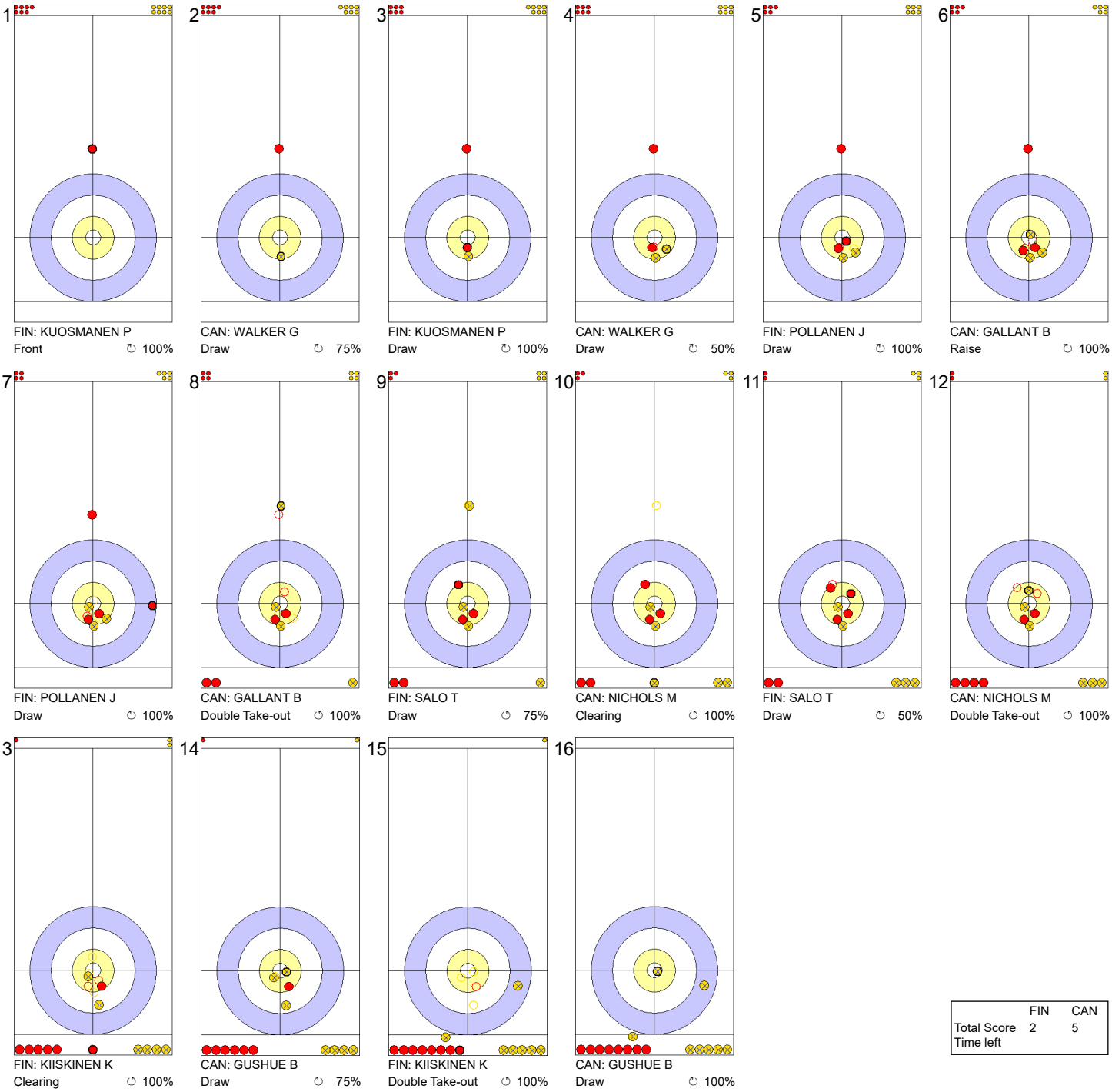


| | FIN | CAN |
|---|---|---|
| Total Score | 2 | 5 |
| Time left | | |

**Legend:**

↻ Clockwise ↺ Counter-clockwise - Not considered



lgt.com NEW HOLLAND LE GRUYÈRE SWITZERLAND ZUG CURLIT Curling Information Technology Ltd.

# Game - Shot by Shot

**End 7** — **FIN - Finland 2 + 1** (this end) **= 3** — **CAN - Canada 5 + 0** (this end) **= 5**

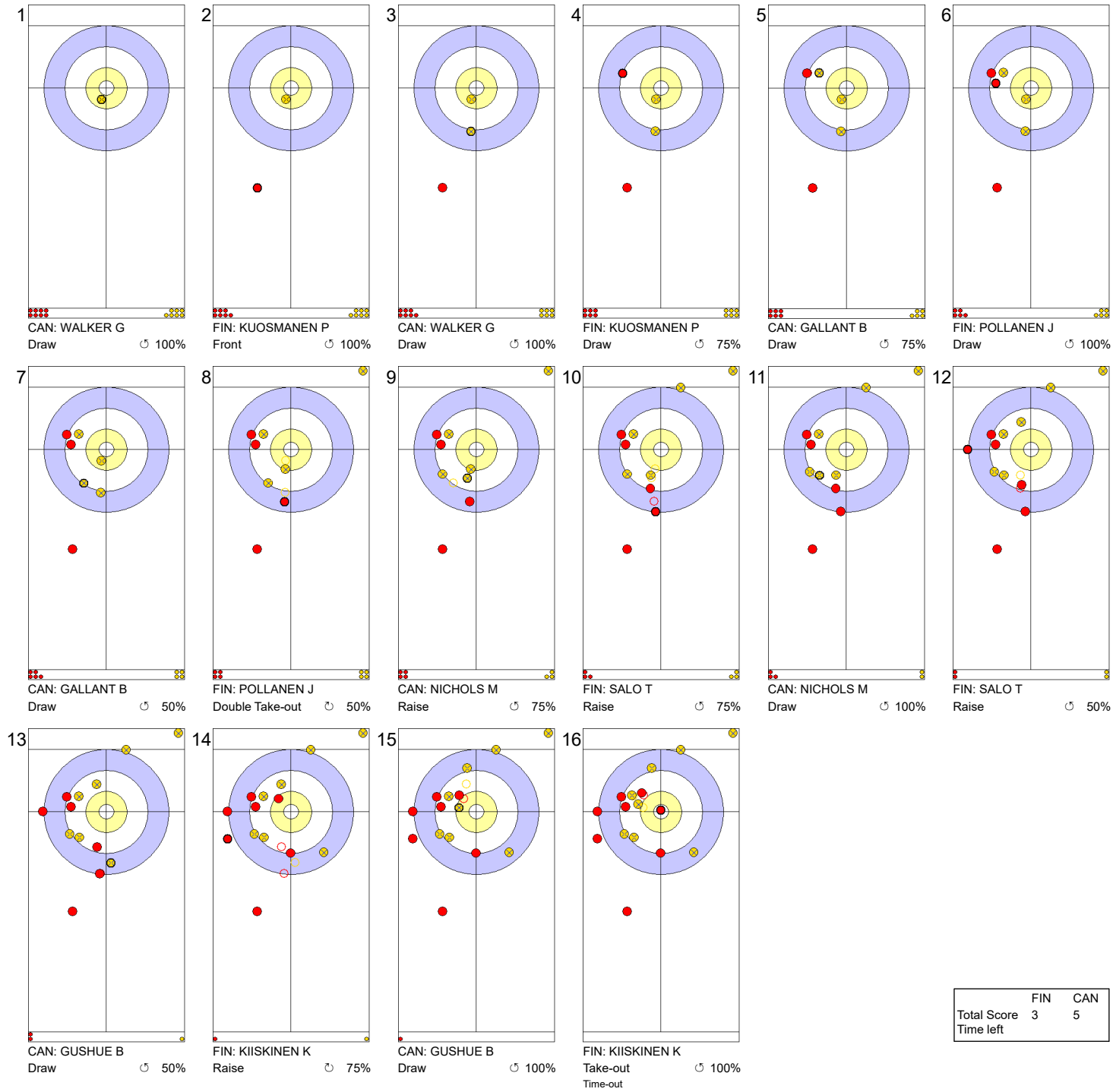


| | FIN | CAN |
|---|---|---|
| Total Score | 3 | 5 |
| Time left | | |

**Legend:**

↻ Clockwise ↺ Counter-clockwise - Not considered



lgt.com NEW HOLLAND LE GRUYÈRE SWITZERLAND ZUG CURLIT Curling Information Technology Ltd.

# Game - Shot by Shot

**End 8** — **FIN - Finland 3 + 0** (this end) **= 3** — **CAN - Canada 5 + 1** (this end) **= 6**

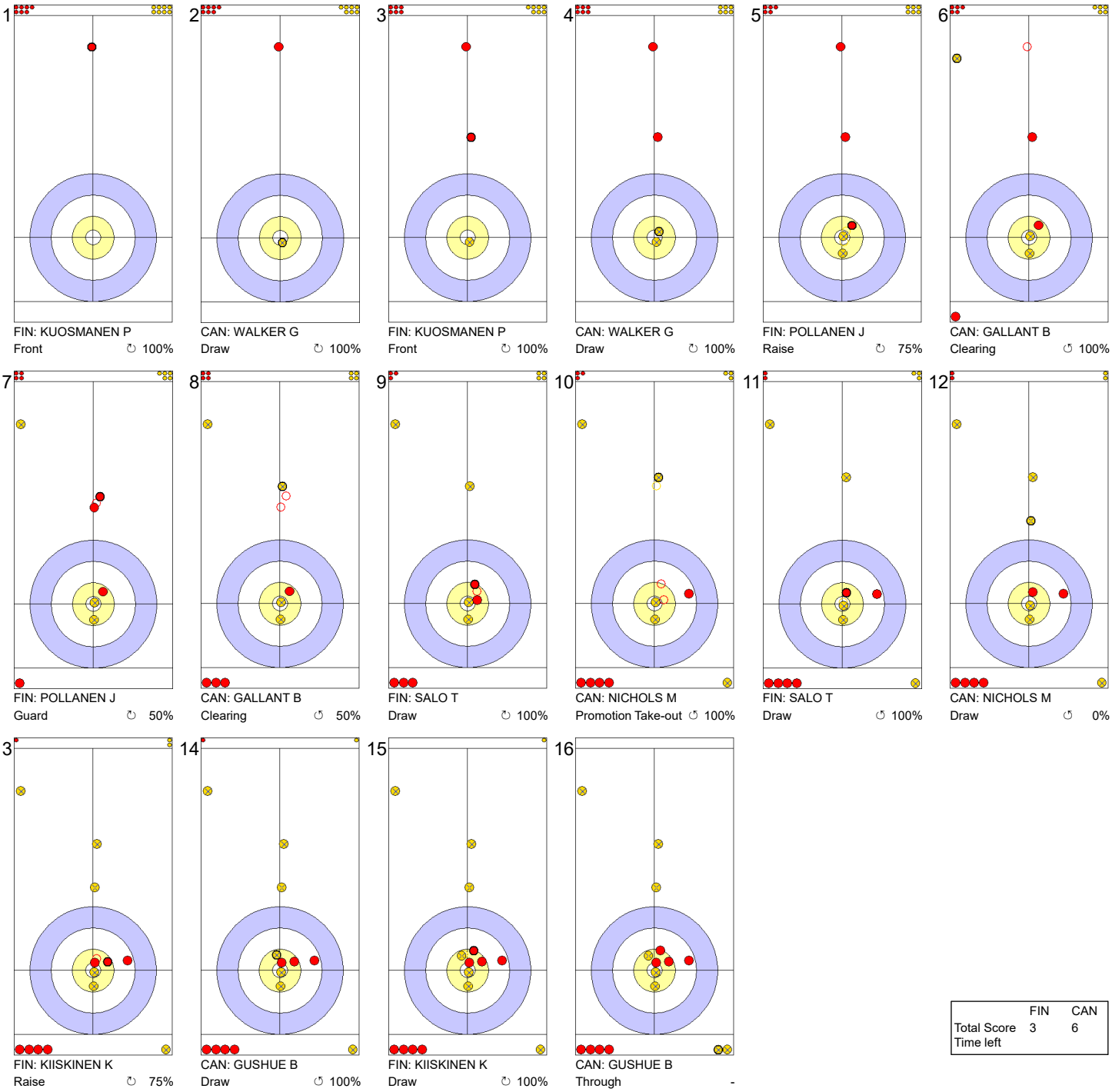


| | FIN | CAN |
|---|---|---|
| Total Score | 3 | 6 |
| Time left | | |

**Legend:**
↻ Clockwise ↺ Counter-clockwise - Not considered



lgt.com NEW HOLLAND LE GRUYÈRE SWITZERLAND ZUG CURLIT Curling Information Technology Ltd.

# Game - Shot by Shot

**End 9** — **FIN - Finland 3 + 0** (this end) **= 3** — **CAN - Canada 6 + 2** (this end) **= 8**

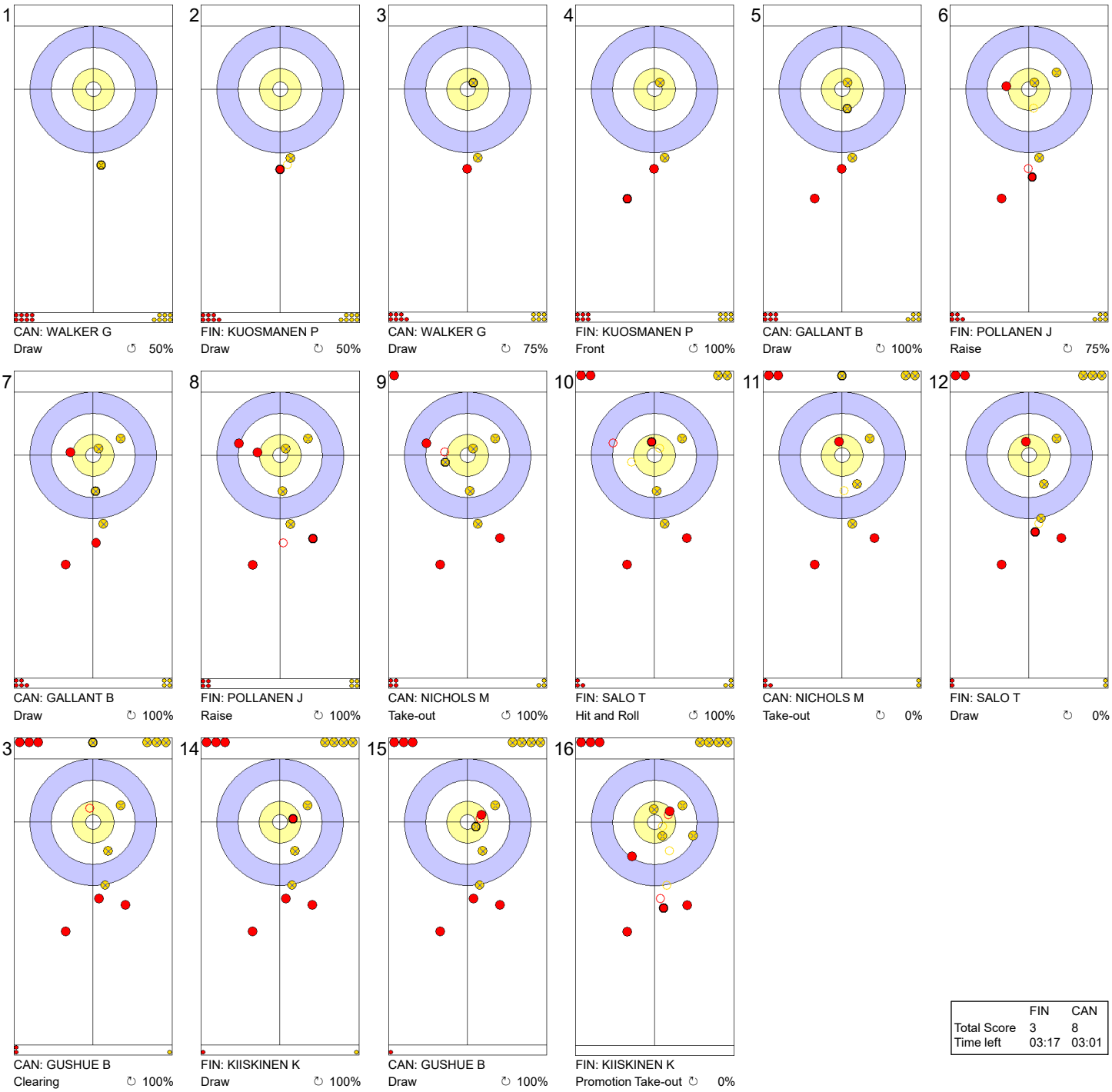

| | 1 | 2 | 3 | 4 | 5 | 6 |
|---|---|---|---|---|---|---|
| | CAN: WALKER G | FIN: KUOSMANEN P | CAN: WALKER G | FIN: KUOSMANEN P | CAN: GALLANT B | FIN: POLLANEN J |
| | Draw ↻ 50% | Draw ↻ 50% | Draw ↻ 75% | Front ↺ 100% | Draw ↻ 100% | Raise ↻ 75% |

| | 7 | 8 | 9 | 10 | 11 | 12 |
|---|---|---|---|---|---|---|
| | CAN: GALLANT B | FIN: POLLANEN J | CAN: NICHOLS M | FIN: SALO T | CAN: NICHOLS M | FIN: SALO T |
| | Draw ↻ 100% | Raise ↻ 100% | Take-out ↺ 100% | Hit and Roll ↺ 100% | Take-out ↻ 0% | Draw ↻ 0% |

| | 13 | 14 | 15 | 16 |
|---|---|---|---|---|
| | CAN: GUSHUE B | FIN: KIISKINEN K | CAN: GUSHUE B | FIN: KIISKINEN K |
| | Clearing ↻ 100% | Draw ↻ 100% | Draw ↺ 100% | Promotion Take-out ↺ 0% |

| | FIN | CAN |
|---|---|---|
| Total Score | 3 | 8 |
| Time left | 03:17 | 03:01 |

**Legend:**
↻ Clockwise ↺ Counter-clockwise - Not considered



lgt.com NEW HOLLAND LE GRUYÈRE SWITZERLAND ZUG CURLIT Curling Information Technology Ltd.

# Game Results

| Sheet | Game | Team | LSFE | 1 | 2 | 3 | 4 | 5 | 6 | 7 | 8 | 9 | 10 | Extra Ends | | | Total |
|---|---|---|---|---|---|---|---|---|---|---|---|---|---|---|---|---|---|
| D | 8 | DEN - Denmark | | 0 | 1 | 0 | 0 | 3 | 0 | 0 | 2 | 0 | 1 | 0 | | | | 7 |
| | 9 | GER - Germany | * | 2 | 0 | 2 | 1 | 0 | 0 | 2 | 0 | 0 | 0 | 3 | | | | 10 |

| DEN - Denmark | | Shot Success Game | All |
|---|---|---|---|
| 4 S | THUNE Tobias | 70% | 69% |
| 3 V | WIKSTEN Kasper | 77% | 73% |
| 2 | KRAUSE Mikkel | 85% | 82% |
| 1 | POULSEN Daniel | 84% | 82% |
| A | SOEE Oliver Rosenkrands | - | 83% |
| | Team Total | 79% | 77% |

| Last Stone Draw | | Distance |
|---|---|---|
| ↻ | KRAUSE Mikkel | 38.6cm |
| ↺ | POULSEN Daniel | 130.1cm |
| **Total** | | **168.7cm** |

Time remaining: 2 minutes 36 seconds
0 minutes 15 seconds (after extra end)

Time-out: End 10 - DEN stone 3; End 11 - DEN stone 7

| GER - Germany | | Shot Success Game | All |
|---|---|---|---|
| 4 S | TOTZEK Sixten | 75% | 75% |
| 3 V | MUSKATEWITZ Marc | 83% | 82% |
| 2 | SUTOR Joshua | 80% | 80% |
| 1 | GREINDL Dominik | 92% | 87% |
| A | KAPP Benjamin | - | - |
| | Team Total | 83% | 81% |

| Last Stone Draw | | Distance |
|---|---|---|
| ↻ | SUTOR Joshua | 21.4cm |
| ↺ | GREINDL Dominik | 105.6cm |
| **Total** | | **127.0cm** |

Time remaining: 5 minutes 43 seconds
0 minutes 57 seconds (after extra end)

Time-out: End 10 - GER stone 7; End 11 - GER stone 6

## Shot Success Analysis

| DEN - Denmark | | ↻ | | ↺ | | Game | |
|---|---|---|---|---|---|---|---|
| 4 THUNE Tobias | Draws | 3 | 67% | 11 | 77% | 14 | 75% |
| | Take-outs | 4 | 50% | 4 | 75% | 8 | 63% |
| | Total | 7 | 57% | 15 | 77% | 22 | 70% |
| 3 WIKSTEN Kasper | Draws | 5 | 65% | 7 | 100% | 12 | 85% |
| | Take-outs | 8 | 63% | 2 | 88% | 10 | 68% |
| | Total | 13 | 63% | 9 | 97% | 22 | 77% |
| 2 KRAUSE Mikkel | Draws | 7 | 75% | 9 | 89% | 16 | 83% |
| | Take-outs | 3 | 83% | 2 | 100% | 5 | 90% |
| | Total | 10 | 78% | 11 | 91% | 21 | 85% |
| 1 POULSEN Daniel | Draws | 8 | 97% | 14 | 77% | 22 | 84% |
| | Take-outs | 0 | - | 0 | - | 0 | - |
| | Total | 8 | 97% | 14 | 77% | 22 | 84% |
| A SOEE Oliver Rosenkrands | Draws | 0 | - | 0 | - | 0 | - |
| | Take-outs | 0 | - | 0 | - | 0 | - |
| | Total | 0 | - | 0 | - | 0 | - |
| Team | Draws | 23 | 79% | 41 | 84% | 64 | 82% |
| | Take-outs | 15 | 63% | 8 | 84% | 23 | 71% |
| | Total | 38 | 73% | 49 | 84% | 87 | 79% |

| GER - Germany | | ↻ | | ↺ | | Game | |
|---|---|---|---|---|---|---|---|
| 4 TOTZEK Sixten | Draws | 2 | 88% | 7 | 86% | 9 | 86% |
| | Take-outs | 6 | 67% | 4 | 63% | 10 | 65% |
| | Total | 8 | 72% | 11 | 77% | 19 | 75% |
| 3 MUSKATEWITZ Marc | Draws | 4 | 75% | 3 | 100% | 7 | 86% |
| | Take-outs | 9 | 86% | 6 | 75% | 15 | 82% |
| | Total | 13 | 83% | 9 | 83% | 22 | 83% |
| 2 SUTOR Joshua | Draws | 2 | 88% | 2 | 100% | 4 | 94% |
| | Take-outs | 10 | 70% | 8 | 84% | 18 | 76% |
| | Total | 12 | 73% | 10 | 88% | 22 | 80% |
| 1 GREINDL Dominik | Draws | 9 | 92% | 10 | 93% | 19 | 92% |
| | Take-outs | 0 | - | 3 | 92% | 3 | 92% |
| | Total | 9 | 92% | 13 | 92% | 22 | 92% |
| A KAPP Benjamin | Draws | 0 | - | 0 | - | 0 | - |
| | Take-outs | 0 | - | 0 | - | 0 | - |
| | Total | 0 | - | 0 | - | 0 | - |
| Team | Draws | 17 | 87% | 22 | 92% | 39 | 90% |
| | Take-outs | 25 | 75% | 21 | 79% | 46 | 77% |
| | Total | 42 | 80% | 43 | 85% | 85 | 83% |

**Note:**
Position and function for each team member:
**4** = Fourth, **3** = Third, **2** = Second, **1** = Lead, **A** = Alternate, **S** = Skip, **V** = Vice-Skip

**Legend:**
↻ Clockwise ↺ Counter-clockwise **LSFE(*)** Last Stone First End



lgt.com NEW HOLLAND LE GRUYÈRE SWITZERLAND ZUG CURLIT Curling Information Technology Ltd.

# Game - Shot by Shot

**End 1** — **DEN - Denmark 0 + 0** (this end) **= 0** — **GER - Germany 0 + 2** (this end) **= 2**

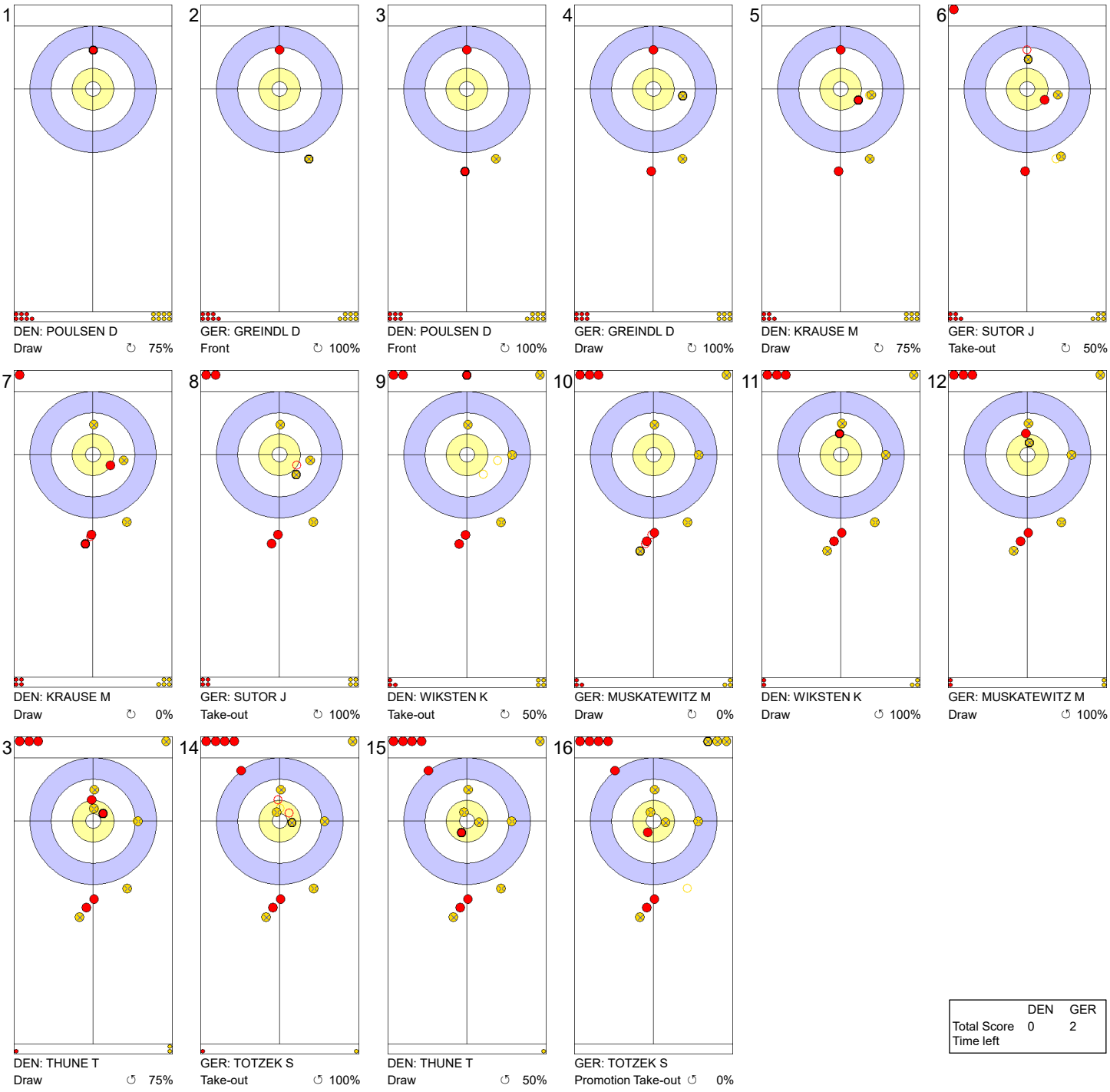


| | DEN | GER |
|---|---|---|
| Total Score | 0 | 2 |
| Time left | | |

**Legend:**

↻ Clockwise ↺ Counter-clockwise - Not considered



lgt.com NEW HOLLAND LE GRUYÈRE SWITZERLAND ZUG CURLIT Curling Information Technology Ltd.

# Game - Shot by Shot

**End 2** — **DEN - Denmark 0 + 1** (this end) **= 1** — **GER - Germany 2 + 0** (this end) **= 2**

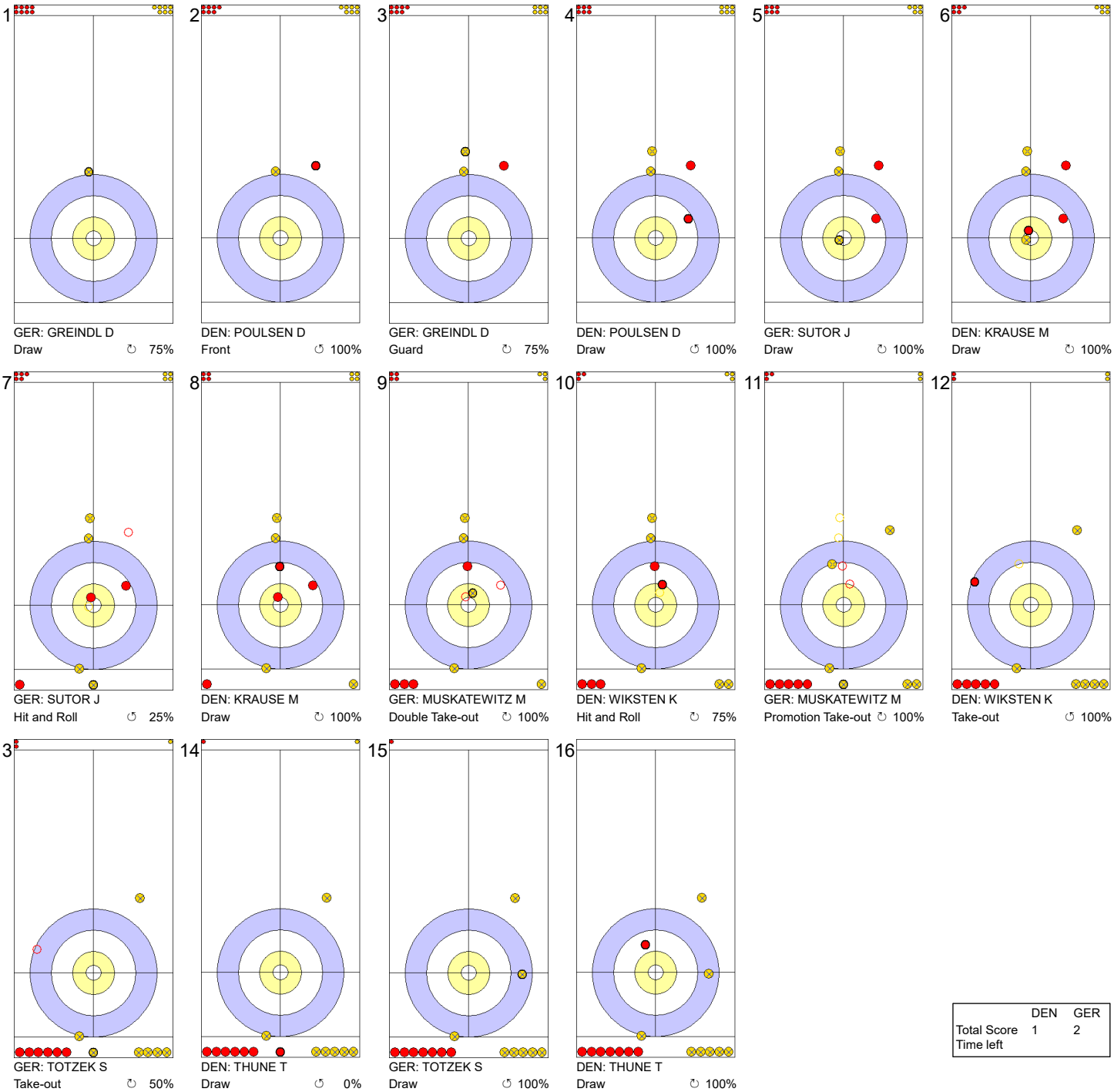


| | DEN | GER |
|---|---|---|
| Total Score | 1 | 2 |
| Time left | | |

**Legend:**

↻ Clockwise ↺ Counter-clockwise - Not considered



lgt.com NEW HOLLAND LE GRUYÈRE SWITZERLAND ZUG CURLIT Curling Information Technology Ltd.

# Game - Shot by Shot

**End 3** — **DEN - Denmark** 1 + 0 (this end) = 1 — **GER - Germany** 2 + 2 (this end) = 4

1
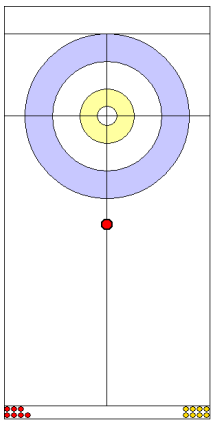
DEN: POULSEN D
Front ↻ 100%

2
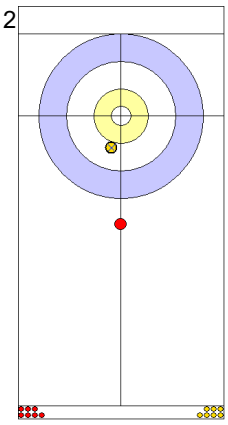
GER: GREINDL D
Draw ↺ 75%

3
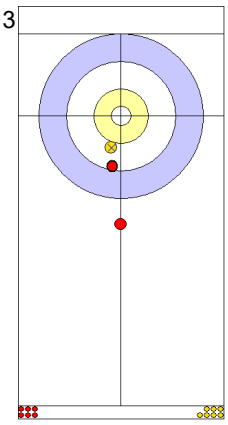
DEN: POULSEN D
Draw ↻ 100%

4
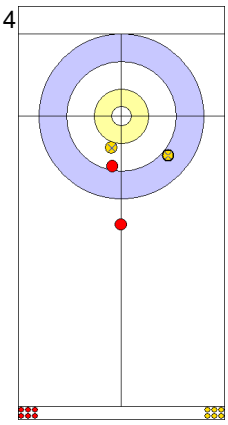
GER: GREINDL D
Draw ↺ 75%

5
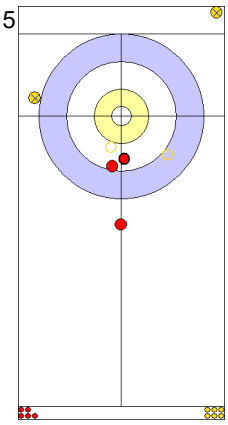
DEN: KRAUSE M
Hit and Roll ↺ 100%

6
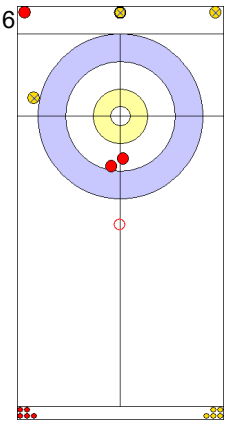
GER: SUTOR J
Double Take-out ↺ 50%

7
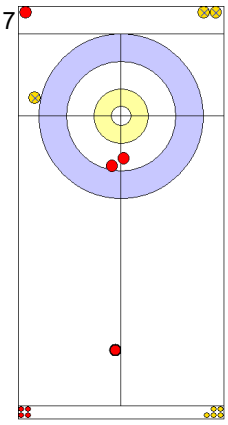
DEN: KRAUSE M
Guard ↻ 100%

8
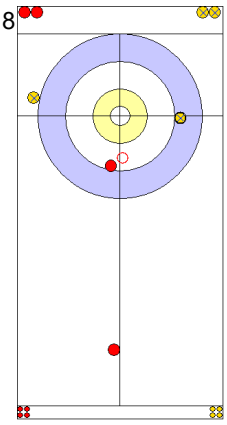
GER: SUTOR J
Hit and Roll ↺ 100%

9
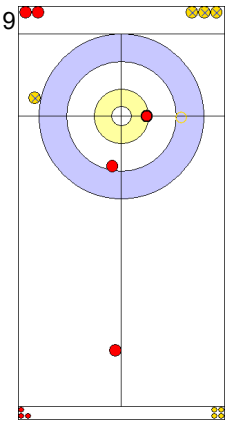
DEN: WIKSTEN K
Hit and Roll ↺ 75%

10
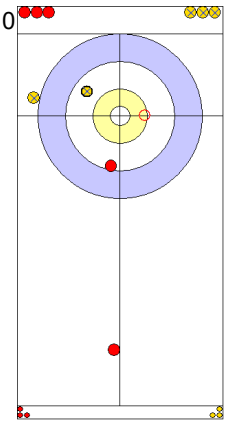
GER: MUSKATEWITZ M
Hit and Roll ↺ 75%

11
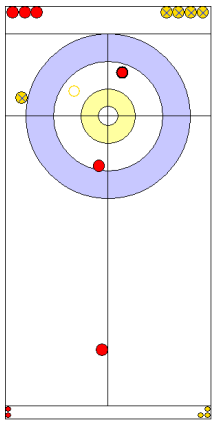
DEN: WIKSTEN K
Hit and Roll ↻ 75%

12
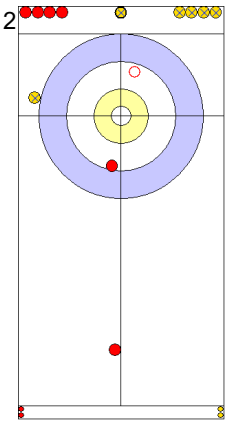
GER: MUSKATEWITZ M
Hit and Roll ↺ 50%

13
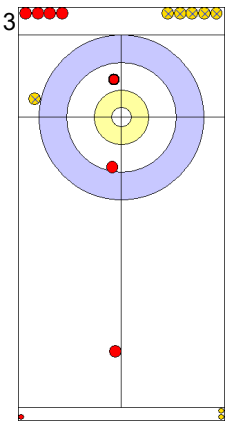
DEN: THUNE T
Draw ↻ 100%

14
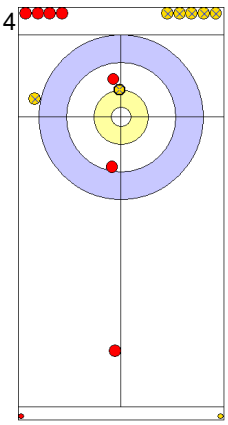
GER: TOTZEK S
Draw ↺ 100%

15
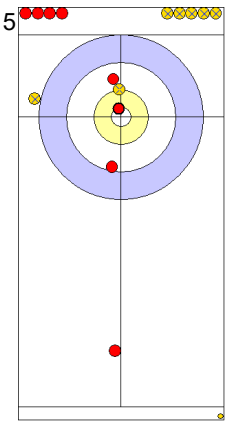
DEN: THUNE T
Draw ↻ 100%

16
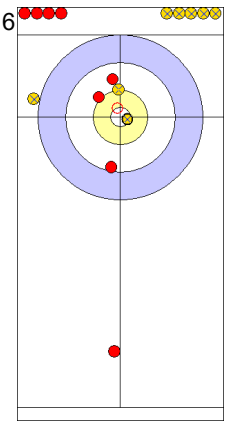
GER: TOTZEK S
Raise ↺ 100%

| | DEN | GER |
|---|---|---|
| Total Score | 1 | 4 |
| Time left | | |

**Legend:**
↻ Clockwise ↺ Counter-clockwise - Not considered



lgt.com NEW HOLLAND LE GRUYÈRE SWITZERLAND ZUG CURLIT Curling Information Technology Ltd.

# Game - Shot by Shot

**End 4** — **DEN - Denmark 1 + 0** (this end) **= 1** — **GER - Germany 4 + 1** (this end) **= 5**

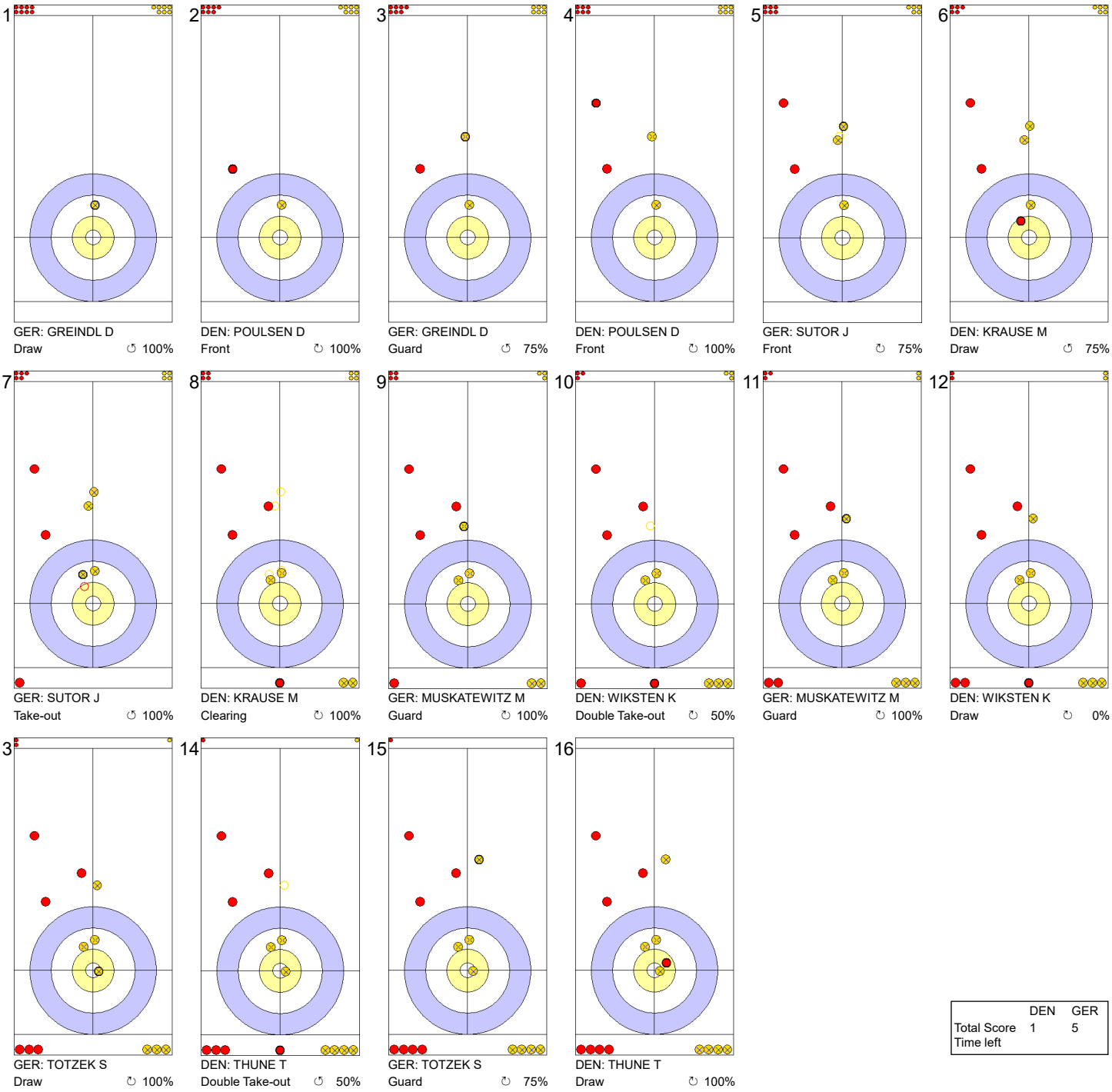


| | DEN | GER |
|---|---|---|
| Total Score | 1 | 5 |
| Time left | | |

**Legend:**

↻ Clockwise ↺ Counter-clockwise - Not considered



lgt.com NEW HOLLAND LE GRUYÈRE SWITZERLAND ZUG CURLIT Curling Information Technology Ltd.

# Game - Shot by Shot

**End 5** — **DEN - Denmark 1 + 3** (this end) **= 4** — **GER - Germany 5 + 0** (this end) **= 5**

1
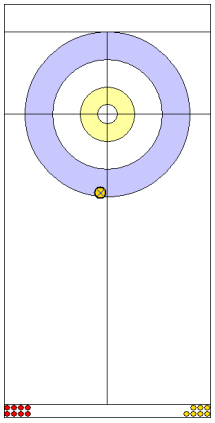
GER: GREINDL D
Draw ↺ 100%

2
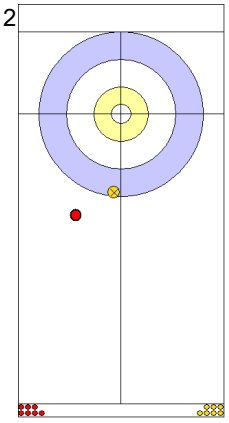
DEN: POULSEN D
Front ↺ 100%

3
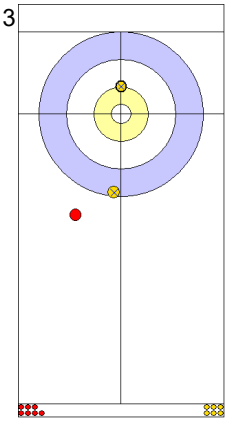
GER: GREINDL D
Draw ↺ 75%

4
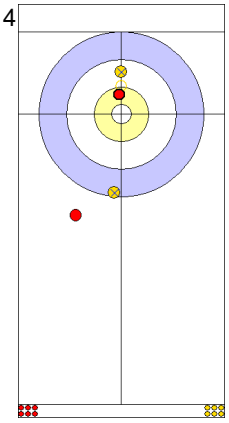
DEN: POULSEN D
Draw ↺ 100%

5
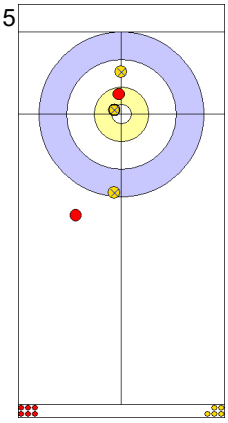
GER: SUTOR J
Draw ↺ 100%

6
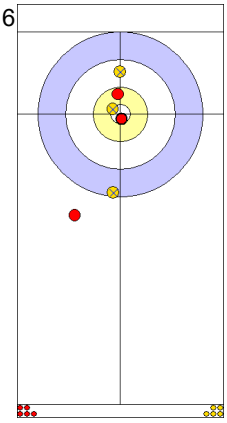
DEN: KRAUSE M
Draw ↺ 100%

7
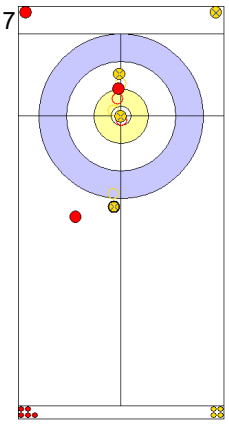
GER: SUTOR J
Promotion Take-out ↻ 100%

8
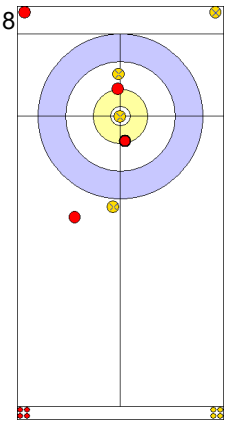
DEN: KRAUSE M
Draw ↺ 75%

9
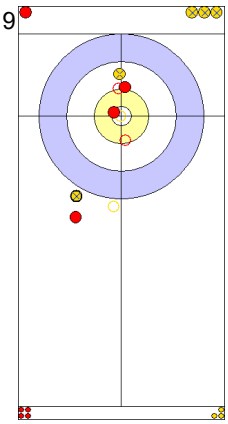
GER: MUSKATEWITZ M
Promotion Take-out ↻ 25%

10
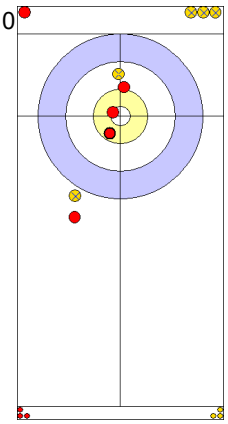
DEN: WIKSTEN K
Draw ↺ 100%

11
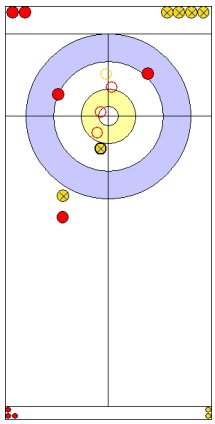
GER: MUSKATEWITZ M
Double Take-out ↻ 50%

12
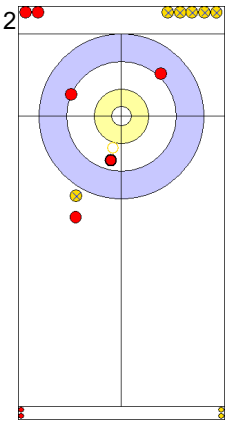
DEN: WIKSTEN K
Take-out ↻ 100%

13
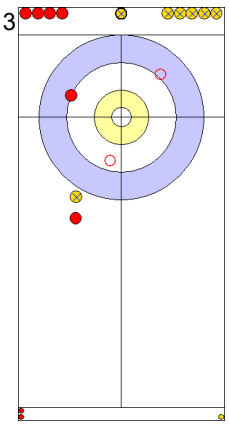
GER: TOTZEK S
Double Take-out ↺ 100%

14
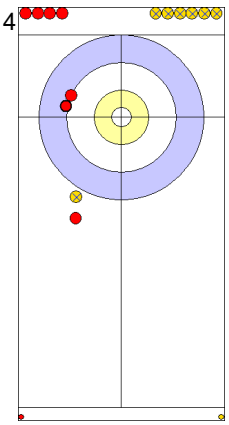
DEN: THUNE T
Draw ↺ 100%

15
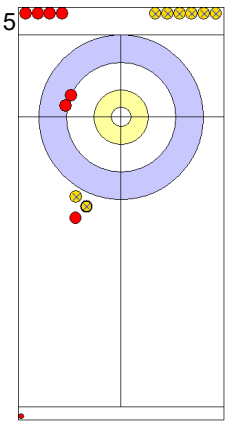
GER: TOTZEK S
Draw ↺ 0%

16
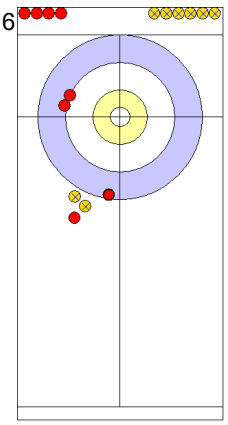
DEN: THUNE T
Draw ↺ 100%

| | DEN | GER |
|---|---|---|
| Total Score | 4 | 5 |
| Time left | | |

**Legend:**
↻ Clockwise ↺ Counter-clockwise - Not considered



lgt.com NEW HOLLAND LE GRUYÈRE SWITZERLAND ZUG CURLIT Curling Information Technology Ltd.

# Game - Shot by Shot

**End 6** — **DEN - Denmark 4 + 0** (this end) **= 4** — **GER - Germany 5 + 0** (this end) **= 5**

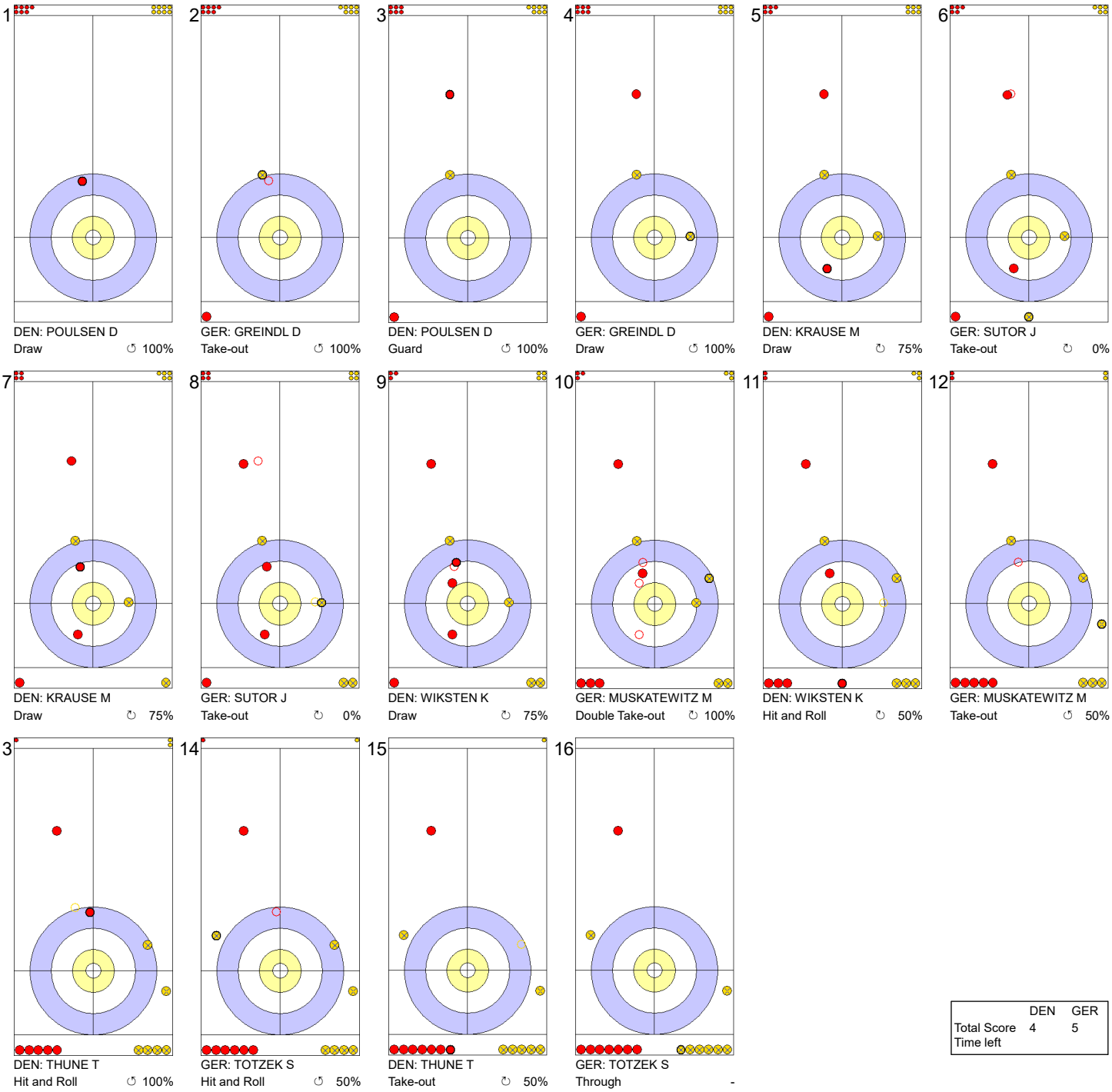


| | DEN | GER |
|---|---|---|
| Total Score | 4 | 5 |
| Time left | | |

**Legend:**

↻ Clockwise ↺ Counter-clockwise - Not considered



lgt.com NEW HOLLAND LE GRUYÈRE SWITZERLAND ZUG CURLIT Curling Information Technology Ltd.

# Game - Shot by Shot

**End 7** — **DEN - Denmark 4 + 0** (this end) **= 4** — **GER - Germany 5 + 2** (this end) **= 7**




| | DEN | GER |
|---|---|---|
| Total Score | 4 | 7 |
| Time left | | |

**Legend:**

↻ Clockwise ↺ Counter-clockwise - Not considered



lgt.com NEW HOLLAND LE GRUYÈRE SWITZERLAND ZUG CURLIT Curling Information Technology Ltd.

# Game - Shot by Shot

**End 8** — **DEN - Denmark 4 + 2** (this end) **= 6** — **GER - Germany 7 + 0** (this end) **= 7**

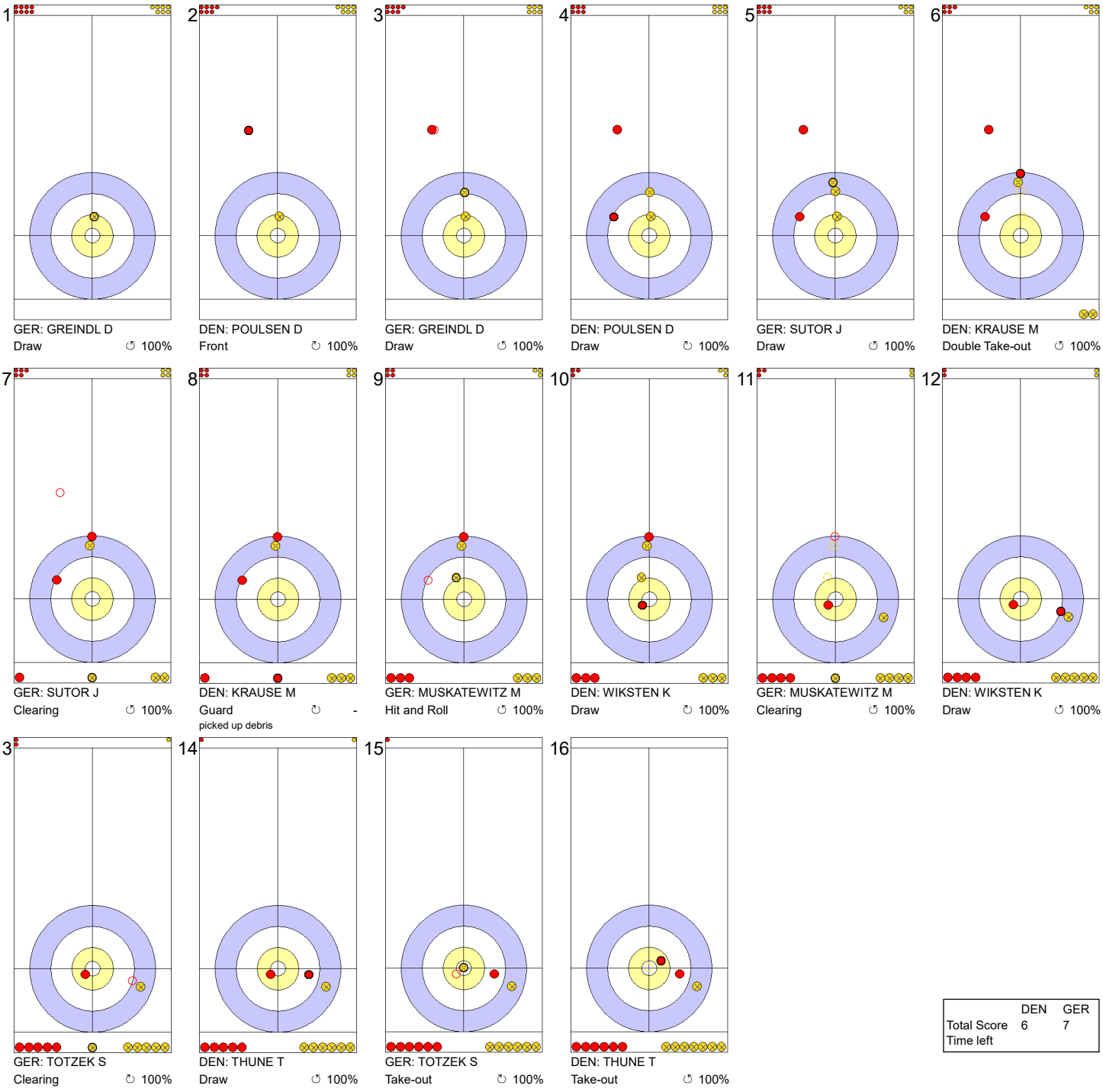


| | DEN | GER |
|---|---|---|
| Total Score | 6 | 7 |
| Time left | | |

**Legend:**

↻ Clockwise ↺ Counter-clockwise - Not considered



lgt.com NEW HOLLAND LE GRUYÈRE SWITZERLAND ZUG CURLIT Curling Information Technology Ltd.

# Game - Shot by Shot

**End 9** — **DEN - Denmark 6 + 0 (this end) = 6** — **GER - Germany 7 + 0 (this end) = 7**




| | DEN | GER |
|---|---|---|
| Total Score | 6 | 7 |
| Time left | | |

**Legend:**

↻ Clockwise ↺ Counter-clockwise - Not considered



lgt.com NEW HOLLAND LE GRUYÈRE SWITZERLAND ZUG CURLIT Curling Information Technology Ltd.

# Game - Shot by Shot

**End 10** — **DEN - Denmark 6 + 1** (this end) **= 7** — **GER - Germany 7 + 0** (this end) **= 7**

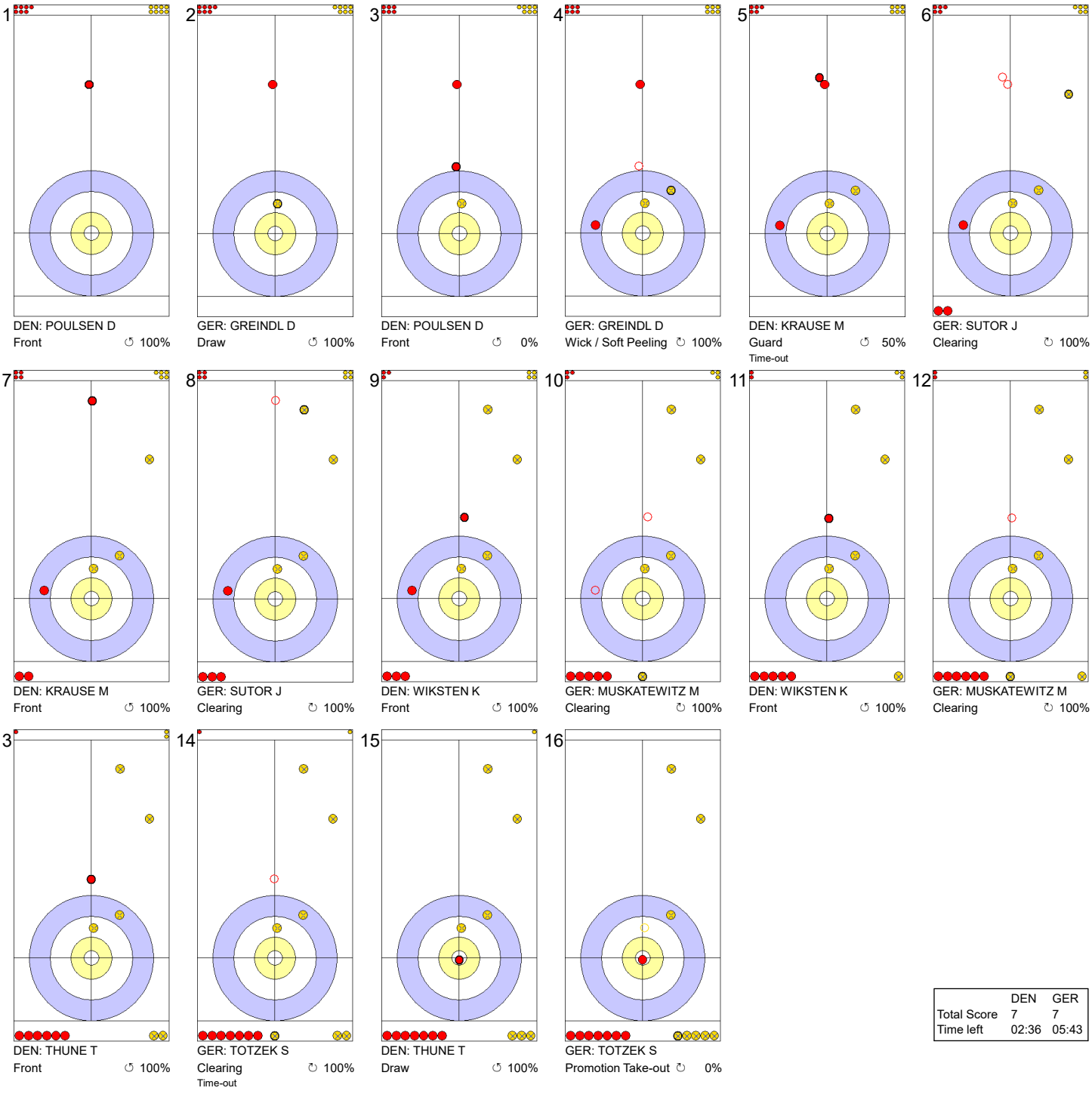


| | DEN | GER |
|---|---|---|
| Total Score | 7 | 7 |
| Time left | 02:36 | 05:43 |

**Legend:**

↻ Clockwise ↺ Counter-clockwise - Not considered



lgt.com NEW HOLLAND LE GRUYÈRE SWITZERLAND ZUG CURLIT Curling Information Technology Ltd.

# Game - Shot by Shot

**End 11** — **DEN - Denmark 7 + 0 (this end) = 7** — **GER - Germany 7 + 3 (this end) = 10**

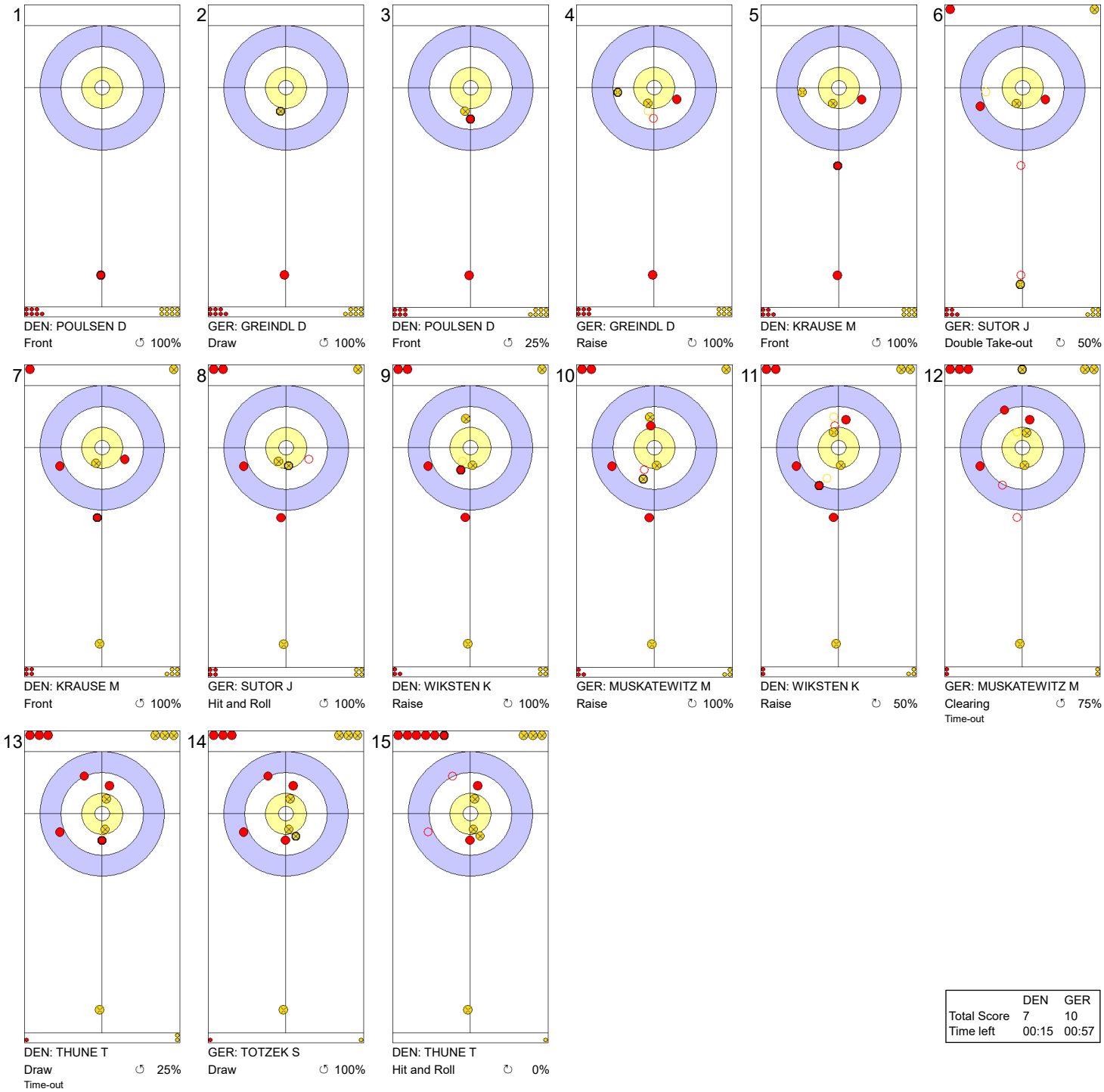

| | DEN | GER |
|---|---|---|
| Total Score | 7 | 10 |
| Time left | 00:15 | 00:57 |

**Legend:**
↻ Clockwise ↺ Counter-clockwise - Not considered



lgt.com NEW HOLLAND LE GRUYÈRE SWITZERLAND V ZUG CURLIT Curling Information Technology Ltd.

## Session Results and Standings

| Sheet | Game | Team | LSFE | 1 | 2 | 3 | 4 | 5 | 6 | 7 | 8 | 9 | 10 | Extra Ends | | | | Total |
|---|---|---|---|---|---|---|---|---|---|---|---|---|---|---|---|---|---|---|
| A | 8 | GER - Germany | * | 2 | 0 | 2 | 0 | 1 | 0 | 2 | 0 | 1 | 0 | | | | | 8 |
| | 8 | ITA - Italy | | 0 | 2 | 0 | 2 | 0 | 3 | 0 | 3 | 0 | 1 | | | | | 11 |
| B | 8 | SUI - Switzerland | * | 0 | 2 | 0 | 1 | 0 | 0 | 1 | 0 | 0 | 0 | | | | | 4 |
| | 8 | USA - United States | | 1 | 0 | 1 | 0 | 0 | 2 | 0 | 1 | 1 | 1 | | | | | 7 |
| C | 8 | SCO - Scotland | | 0 | 1 | 0 | 1 | 0 | 0 | 1 | 1 | 2 | X | | | | | 6 |
| | 8 | CZE - Czech Republic | * | 0 | 0 | 0 | 0 | 0 | 0 | 0 | 0 | 0 | X | | | | | 0 |
| D | 8 | NOR - Norway | * | 0 | 1 | 0 | 2 | 0 | 0 | 1 | 0 | 0 | 1 | | | | | 5 |
| | 8 | FIN - Finland | | 1 | 0 | 1 | 0 | 0 | 0 | 0 | 1 | 1 | 0 | | | | | 4 |

## Current Standings

| Rank | Team | Games | Wins | Losses |
|---|---|---|---|---|
| 1 | CAN - Canada | 7 | 6 | 1 |
| 2 | SCO - Scotland | 8 | 6 | 2 |
| 2 | SWE - Sweden | 8 | 6 | 2 |
| 4 | SUI - Switzerland | 8 | 5 | 3 |
| 4 | USA - United States | 8 | 5 | 3 |
| 6 | KOR - Korea | 7 | 4 | 3 |
| 7 | ITA - Italy | 8 | 4 | 4 |
| 7 | NOR - Norway | 8 | 4 | 4 |
| 9 | FIN - Finland | 8 | 3 | 5 |
| 9 | GER - Germany | 8 | 3 | 5 |
| 11 | CZE - Czech Republic | 8 | 2 | 6 |
| 12 | DEN - Denmark | 7 | 1 | 6 |
| 12 | NED - Netherlands | 7 | 1 | 6 |

**Note:**
Under WCF rules, tie-breaking rules for standings are not applied until after the last game of the round robin.

**Legend:**
**LSFE(*)** Last Stone First End
**X** Unplayed/unfinished end due to concession



lgt.com NEW HOLLAND LE GRUYÈRE SWITZERLAND ZUG CURLIT Curling Information Technology Ltd.

# Game Results

| Sheet | Game | Team | LSFE | 1 | 2 | 3 | 4 | 5 | 6 | 7 | 8 | 9 | 10 | Extra Ends | | | | Total |
|---|---|---|---|---|---|---|---|---|---|---|---|---|---|---|---|---|---|---|
| A | 8 | GER - Germany | * | 2 | 0 | 2 | 0 | 1 | 0 | 2 | 0 | 1 | 0 | | | | | 8 |
| | 8 | ITA - Italy | | 0 | 2 | 0 | 2 | 0 | 3 | 0 | 3 | 0 | 1 | | | | | 11 |

| GER - Germany | | Shot Success Game | Shot Success All |
|---|---|---|---|
| 4 S | TOTZEK Sixten | 78% | 75% |
| 3 V | MUSKATEWITZ Marc | 75% | 82% |
| 2 | SUTOR Joshua | 71% | 80% |
| 1 | GREINDL Dominik | 79% | 86% |
| A | KAPP Benjamin | - | - |
| | Team Total | 76% | 81% |

| Last Stone Draw | | Distance |
|---|---|---|
| ↻ | SUTOR Joshua | 12.5cm |
| ↺ | GREINDL Dominik | 11.2cm |
| **Total** | | **23.7cm** |

Time remaining: 0 minutes 30 seconds

Time-out: End 8 - GER stone 5

| ITA - Italy | | Shot Success Game | Shot Success All |
|---|---|---|---|
| 4 S | RETORNAZ Joel | 84% | 78% |
| 3 | MOSANER Amos | 71% | 75% |
| 2 | ARMAN Sebastiano | 70% | 82% |
| 1 V | GONIN Simone | 91% | 87% |
| A | GIOVANELLA Mattia | - | - |
| | Team Total | 79% | 81% |

| Last Stone Draw | | Distance |
|---|---|---|
| ↻ | MOSANER Amos | 142.8cm |
| ↺ | ARMAN Sebastiano | 199.6cm |
| **Total** | | **342.4cm** |

Time remaining: 4 minutes 56 seconds

## Shot Success Analysis

| GER - Germany | | ↻ | | ↺ | | Game | |
|---|---|---|---|---|---|---|---|
| 4 TOTZEK Sixten | Draws | 9 | 72% | 5 | 90% | 14 | 79% |
| | Take-outs | 3 | 83% | 3 | 67% | 6 | 75% |
| | Total | 12 | 75% | 8 | 81% | 20 | 78% |
| 3 MUSKATEWITZ Marc | Draws | 5 | 100% | 5 | 60% | 10 | 80% |
| | Take-outs | 7 | 57% | 3 | 100% | 10 | 70% |
| | Total | 12 | 75% | 8 | 75% | 20 | 75% |
| 2 SUTOR Joshua | Draws | 9 | 75% | 4 | 75% | 13 | 75% |
| | Take-outs | 4 | 81% | 3 | 42% | 7 | 64% |
| | Total | 13 | 77% | 7 | 61% | 20 | 71% |
| 1 GREINDL Dominik | Draws | 4 | 75% | 14 | 84% | 18 | 82% |
| | Take-outs | 0 | - | 2 | 50% | 2 | 50% |
| | Total | 4 | 75% | 16 | 80% | 20 | 79% |
| A KAPP Benjamin | Draws | 0 | - | 0 | - | 0 | - |
| | Take-outs | 0 | - | 0 | - | 0 | - |
| | Total | 0 | - | 0 | - | 0 | - |
| Team | Draws | 27 | 79% | 28 | 79% | 55 | 79% |
| | Take-outs | 14 | 70% | 11 | 66% | 25 | 68% |
| | Total | 41 | 76% | 39 | 76% | 80 | 76% |

| ITA - Italy | | ↻ | | ↺ | | Game | |
|---|---|---|---|---|---|---|---|
| 4 RETORNAZ Joel | Draws | 8 | 91% | 2 | 100% | 10 | 93% |
| | Take-outs | 9 | 78% | 1 | 50% | 10 | 75% |
| | Total | 17 | 84% | 3 | 83% | 20 | 84% |
| 3 MOSANER Amos | Draws | 6 | 92% | 1 | 50% | 7 | 86% |
| | Take-outs | 7 | 68% | 6 | 58% | 13 | 63% |
| | Total | 13 | 79% | 7 | 57% | 20 | 71% |
| 2 ARMAN Sebastiano | Draws | 5 | 75% | 2 | 88% | 7 | 79% |
| | Take-outs | 7 | 79% | 6 | 50% | 13 | 65% |
| | Total | 12 | 77% | 8 | 59% | 20 | 70% |
| 1 GONIN Simone | Draws | 15 | 93% | 0 | - | 15 | 93% |
| | Take-outs | 2 | 75% | 2 | 88% | 4 | 81% |
| | Total | 17 | 91% | 2 | 88% | 19 | 91% |
| A GIOVANELLA Mattia | Draws | 0 | - | 0 | - | 0 | - |
| | Take-outs | 0 | - | 0 | - | 0 | - |
| | Total | 0 | - | 0 | - | 0 | - |
| Team | Draws | 34 | 90% | 5 | 85% | 39 | 89% |
| | Take-outs | 25 | 75% | 15 | 58% | 40 | 69% |
| | Total | 59 | 83% | 20 | 65% | 79 | 79% |

**Note:**
Position and function for each team member:
**4** = Fourth, **3** = Third, **2** = Second, **1** = Lead, **A** = Alternate, **S** = Skip, **V** = Vice-Skip

**Legend:**
↻ Clockwise ↺ Counter-clockwise **LSFE(*)** Last Stone First End



lgt.com NEW HOLLAND LE GRUYÈRE SWITZERLAND ZUG CURLIT Curling Information Technology Ltd.

# Game - Shot by Shot

**End 1** — **GER - Germany** **0 + 2** (this end) **= 2** — **ITA - Italy** **0 + 0** (this end) **= 0**

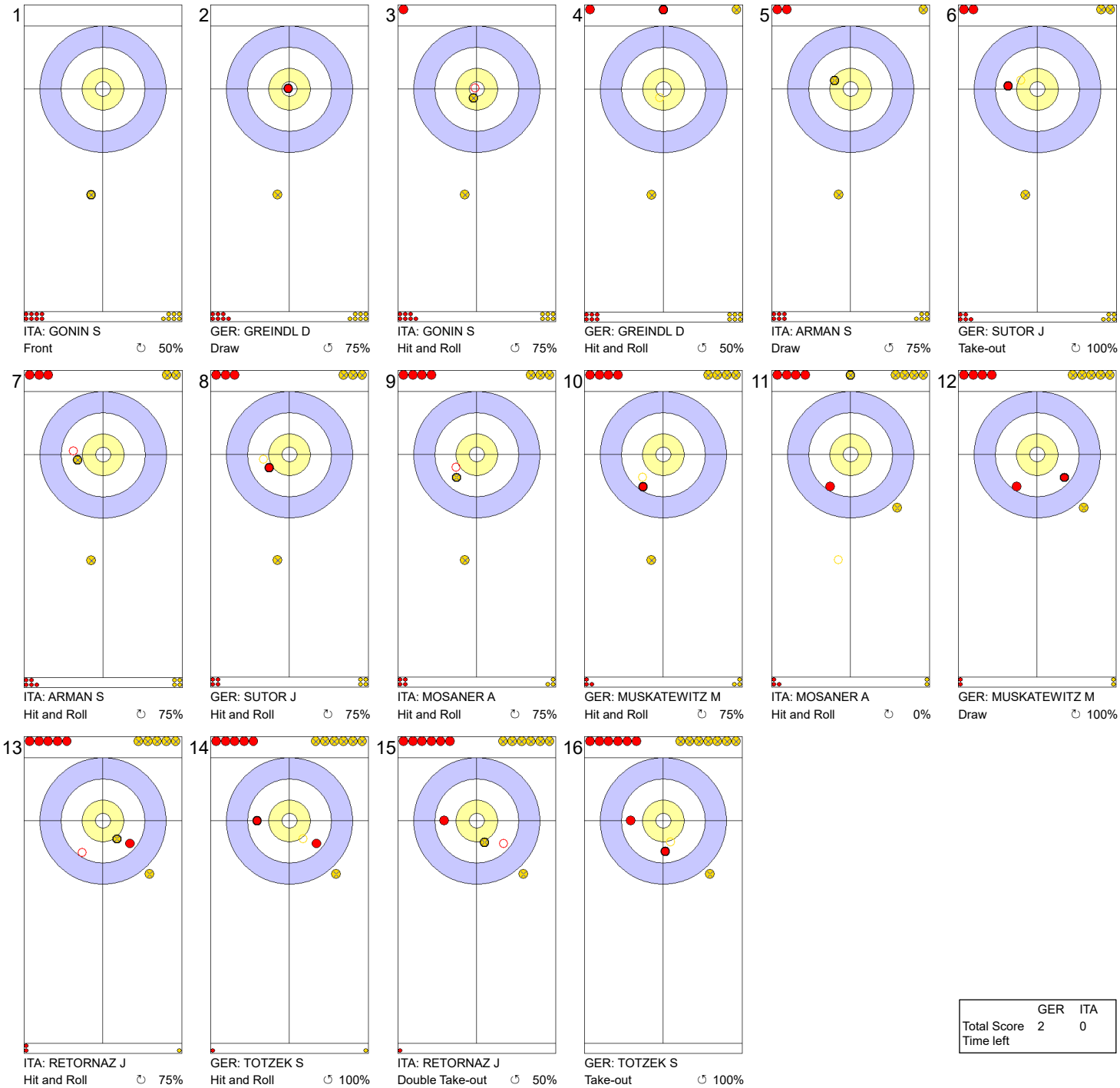

1 — ITA: GONIN S — Front ↻ 50%
2 — GER: GREINDL D — Draw ↺ 75%
3 — ITA: GONIN S — Hit and Roll ↺ 75%
4 — GER: GREINDL D — Hit and Roll ↺ 50%
5 — ITA: ARMAN S — Draw ↺ 75%
6 — GER: SUTOR J — Take-out ↻ 100%
7 — ITA: ARMAN S — Hit and Roll ↻ 75%
8 — GER: SUTOR J — Hit and Roll ↺ 75%
9 — ITA: MOSANER A — Hit and Roll ↺ 75%
10 — GER: MUSKATEWITZ M — Hit and Roll ↺ 75%
11 — ITA: MOSANER A — Hit and Roll ↻ 0%
12 — GER: MUSKATEWITZ M — Draw ↻ 100%
13 — ITA: RETORNAZ J — Hit and Roll ↻ 75%
14 — GER: TOTZEK S — Hit and Roll ↺ 100%
15 — ITA: RETORNAZ J — Double Take-out ↺ 50%
16 — GER: TOTZEK S — Take-out ↺ 100%

| | GER | ITA |
|---|---|---|
| Total Score | 2 | 0 |
| Time left | | |

**Legend:**
↻ Clockwise ↺ Counter-clockwise - Not considered



lgt.com NEW HOLLAND LE GRUYÈRE SWITZERLAND ZUG CURLIT Curling Information Technology Ltd.

# Game - Shot by Shot

**End 2** — **GER - Germany** **2 + 0** (this end) **= 2** — **ITA - Italy** **0 + 2** (this end) **= 2**

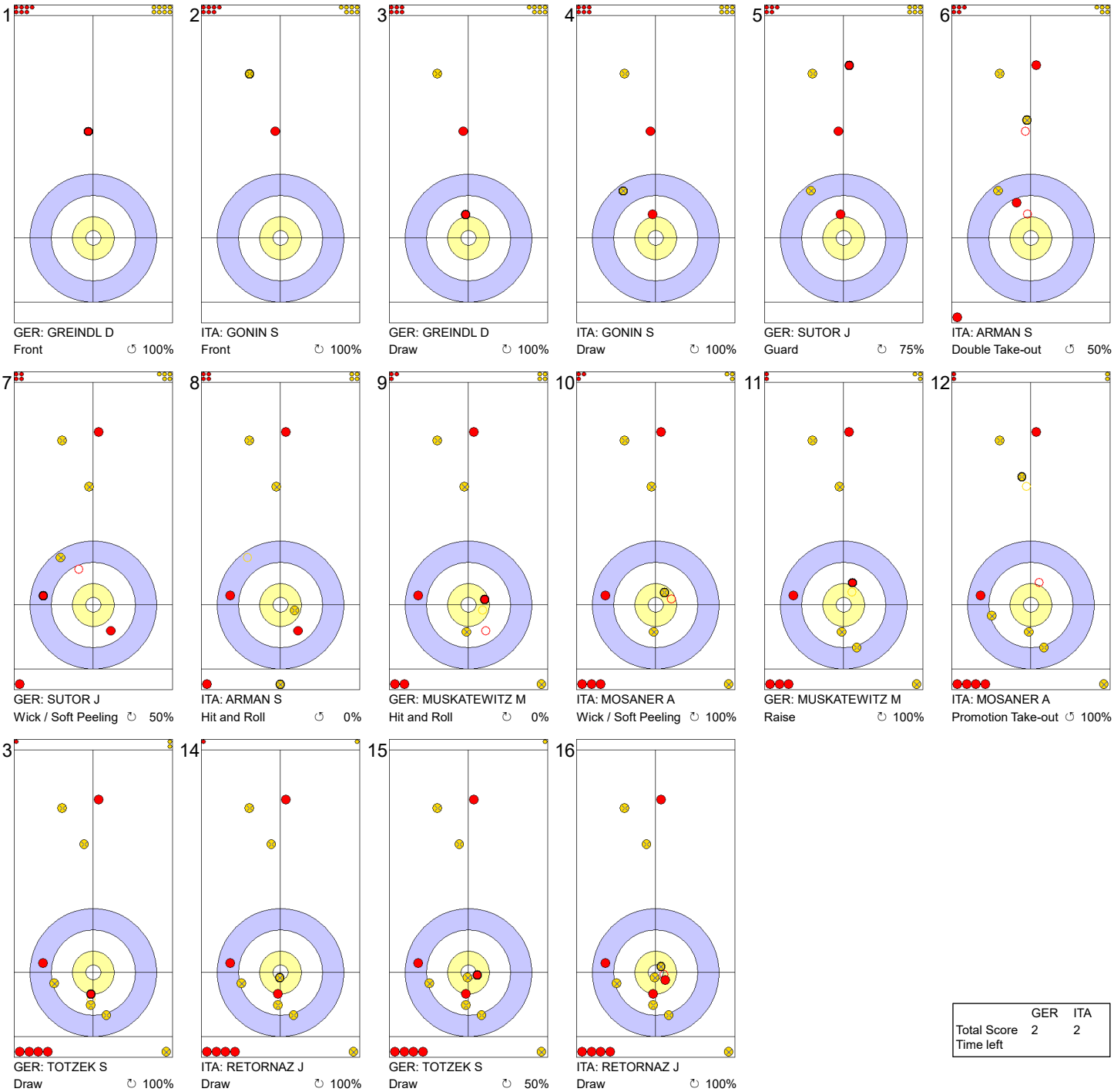


| | GER | ITA |
|---|---|---|
| Total Score | 2 | 2 |
| Time left | | |

**Legend:**
↻ Clockwise ↺ Counter-clockwise - Not considered



lgt.com NEW HOLLAND LE GRUYÈRE SWITZERLAND ZUG CURLIT Curling Information Technology Ltd.

# Game - Shot by Shot

**End 3** — **GER - Germany 2 + 2** (this end) **= 4** — **ITA - Italy 2 + 0** (this end) **= 2**




| | GER | ITA |
|---|---|---|
| Total Score | 4 | 2 |
| Time left | | |

**Legend:**

↻ Clockwise ↺ Counter-clockwise - Not considered



lgt.com NEW HOLLAND LE GRUYÈRE SWITZERLAND V ZUG CURLIT Curling Information Technology Ltd.

# Game - Shot by Shot

**End 4** — **GER - Germany** **4 + 0** (this end) **= 4** — **ITA - Italy** **2 + 2** (this end) **= 4**

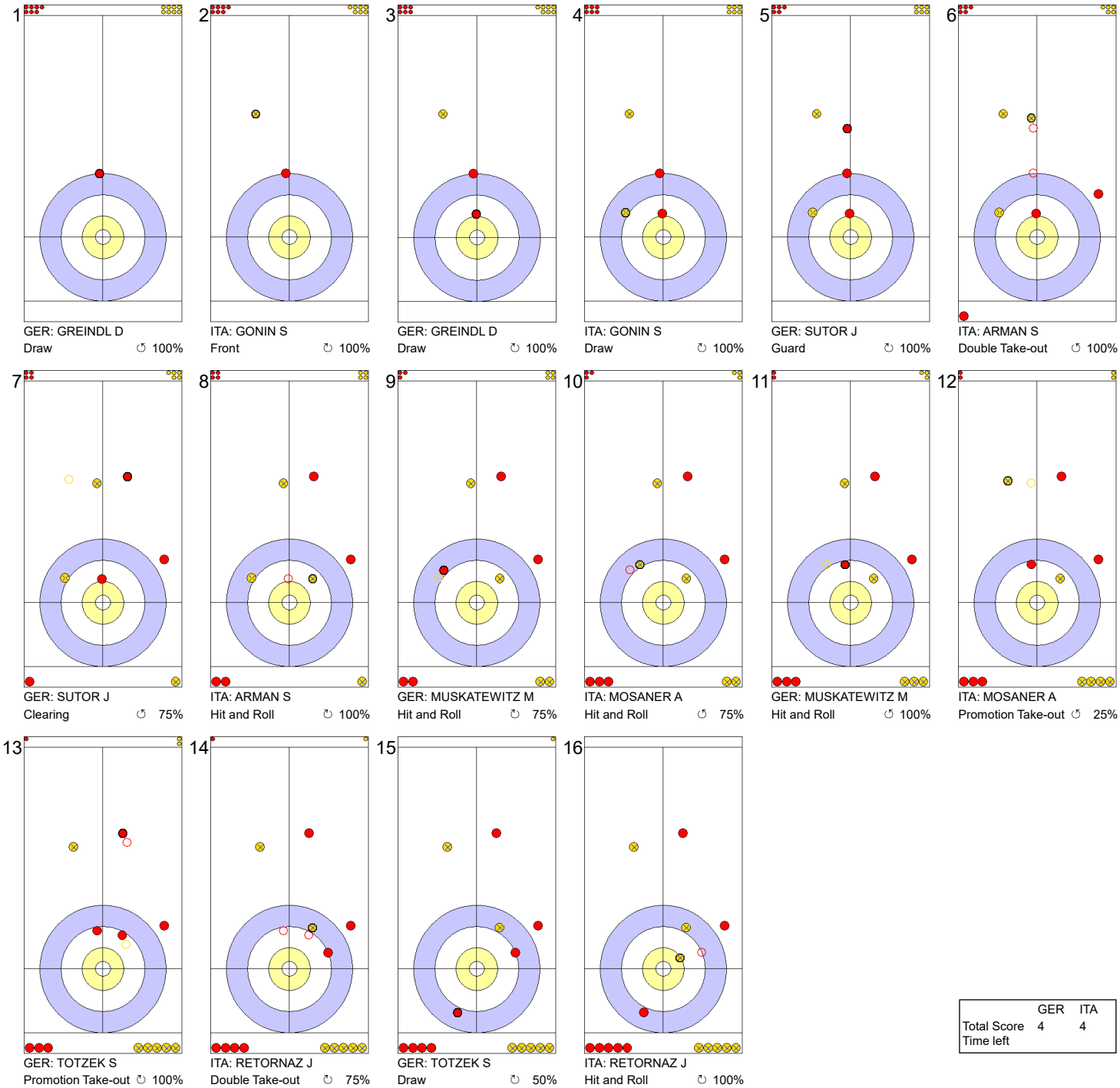


| | GER | ITA |
|---|---|---|
| Total Score | 4 | 4 |
| Time left | | |

**Legend:**

↻ Clockwise ↺ Counter-clockwise - Not considered



lgt.com NEW HOLLAND LE GRUYÈRE SWITZERLAND ZUG CURLIT Curling Information Technology Ltd.

# Game - Shot by Shot

**End 5** — **GER - Germany 4 + 1** (this end) **= 5** — **ITA - Italy 4 + 0** (this end) **= 4**

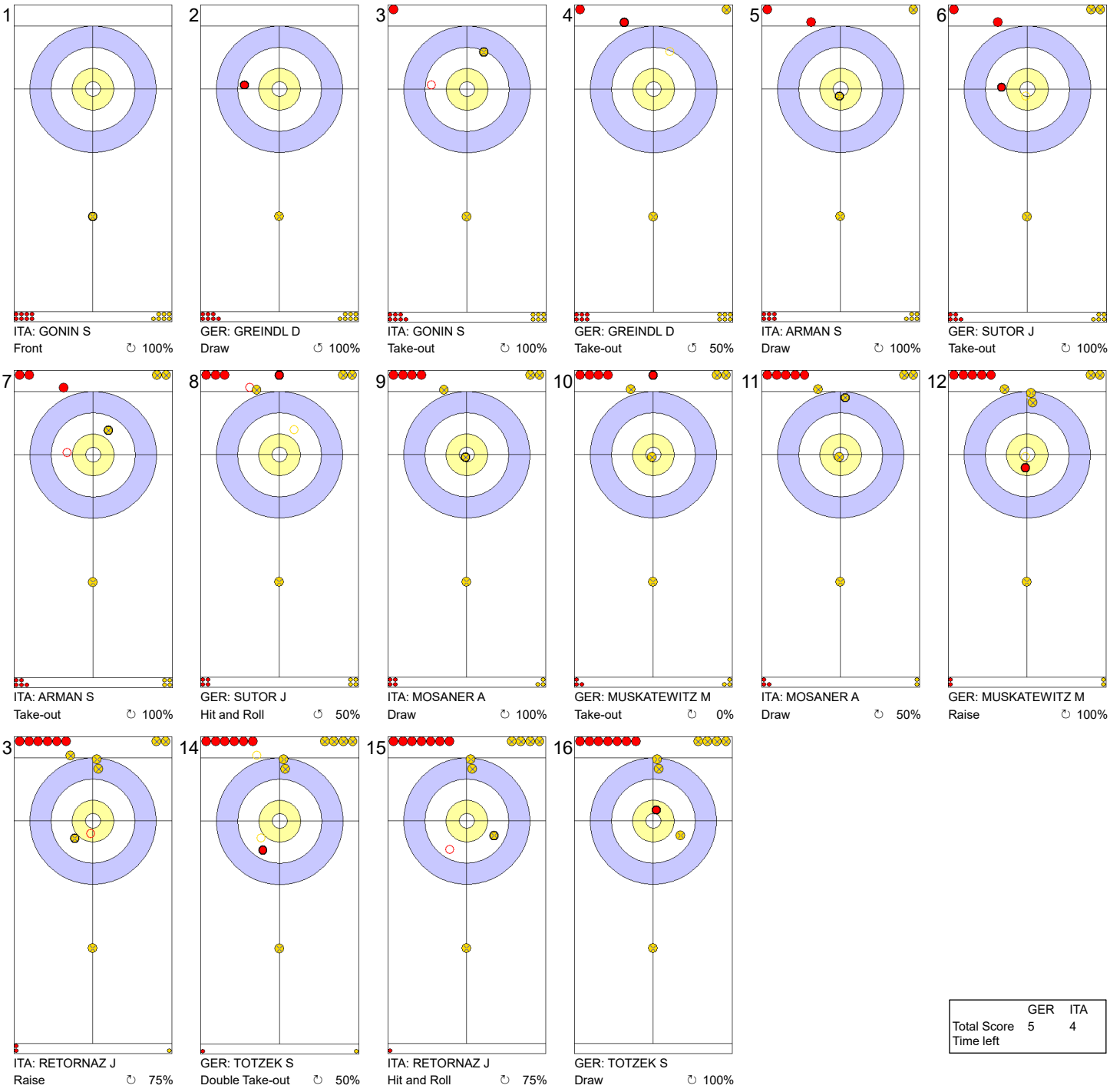


| | GER | ITA |
|---|---|---|
| Total Score | 5 | 4 |
| Time left | | |

**Legend:**
↻ Clockwise ↺ Counter-clockwise - Not considered



lgt.com NEW HOLLAND LE GRUYÈRE SWITZERLAND ZUG CURLIT Curling Information Technology Ltd.

# Game - Shot by Shot

**End 6** — **GER - Germany** **5 + 0** (this end) **= 5** — **ITA - Italy** **4 + 3** (this end) **= 7**

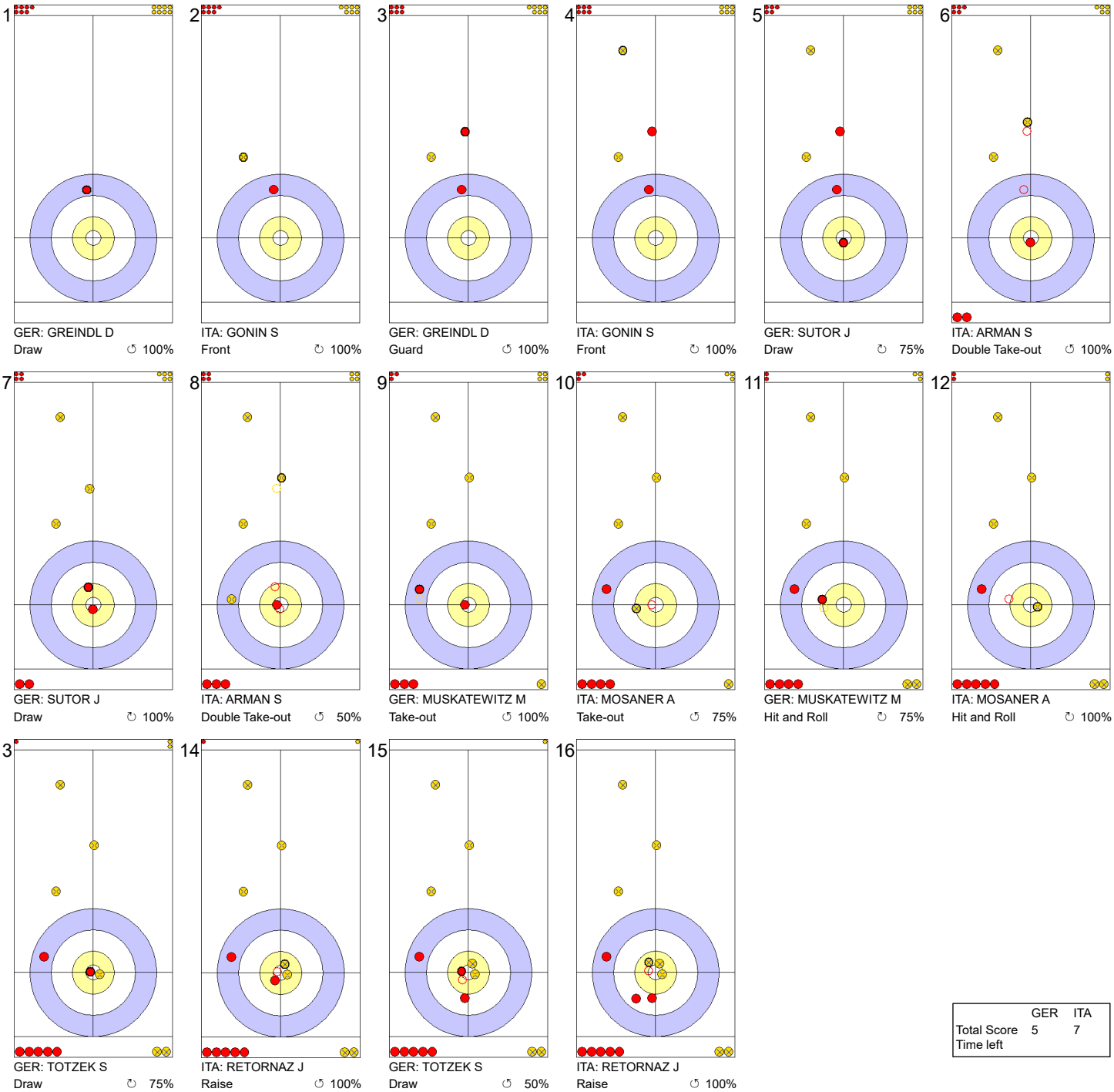


| | GER | ITA |
|---|---|---|
| Total Score | 5 | 7 |
| Time left | | |

**Legend:**

↻ Clockwise ↺ Counter-clockwise - Not considered



lgt.com NEW HOLLAND LE GRUYÈRE SWITZERLAND ZUG CURLIT Curling Information Technology Ltd.

# Game - Shot by Shot

**End 7** — **GER - Germany** 5 + 2 (this end) = 7 — **ITA - Italy** 7 + 0 (this end) = 7

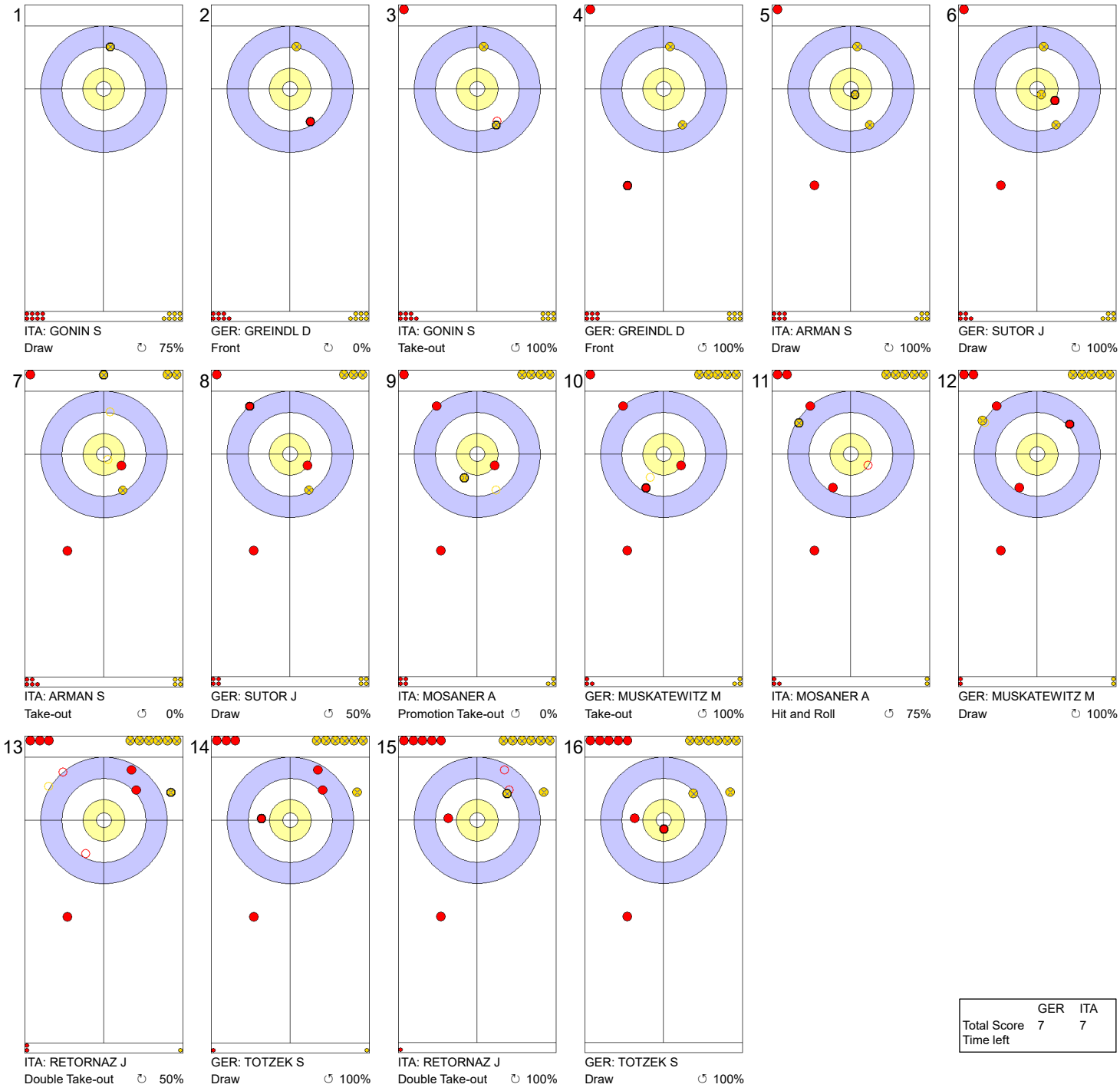


| | GER | ITA |
|---|---|---|
| Total Score | 7 | 7 |
| Time left | | |

**Legend:**

↻ Clockwise ↺ Counter-clockwise - Not considered



lgt.com NEW HOLLAND LE GRUYÈRE SWITZERLAND ZUG CURLIT Curling Information Technology Ltd.

# Game - Shot by Shot

**End 8** — **GER - Germany** 7 + 0 (this end) = 7 — **ITA - Italy** 7 + 3 (this end) = 10

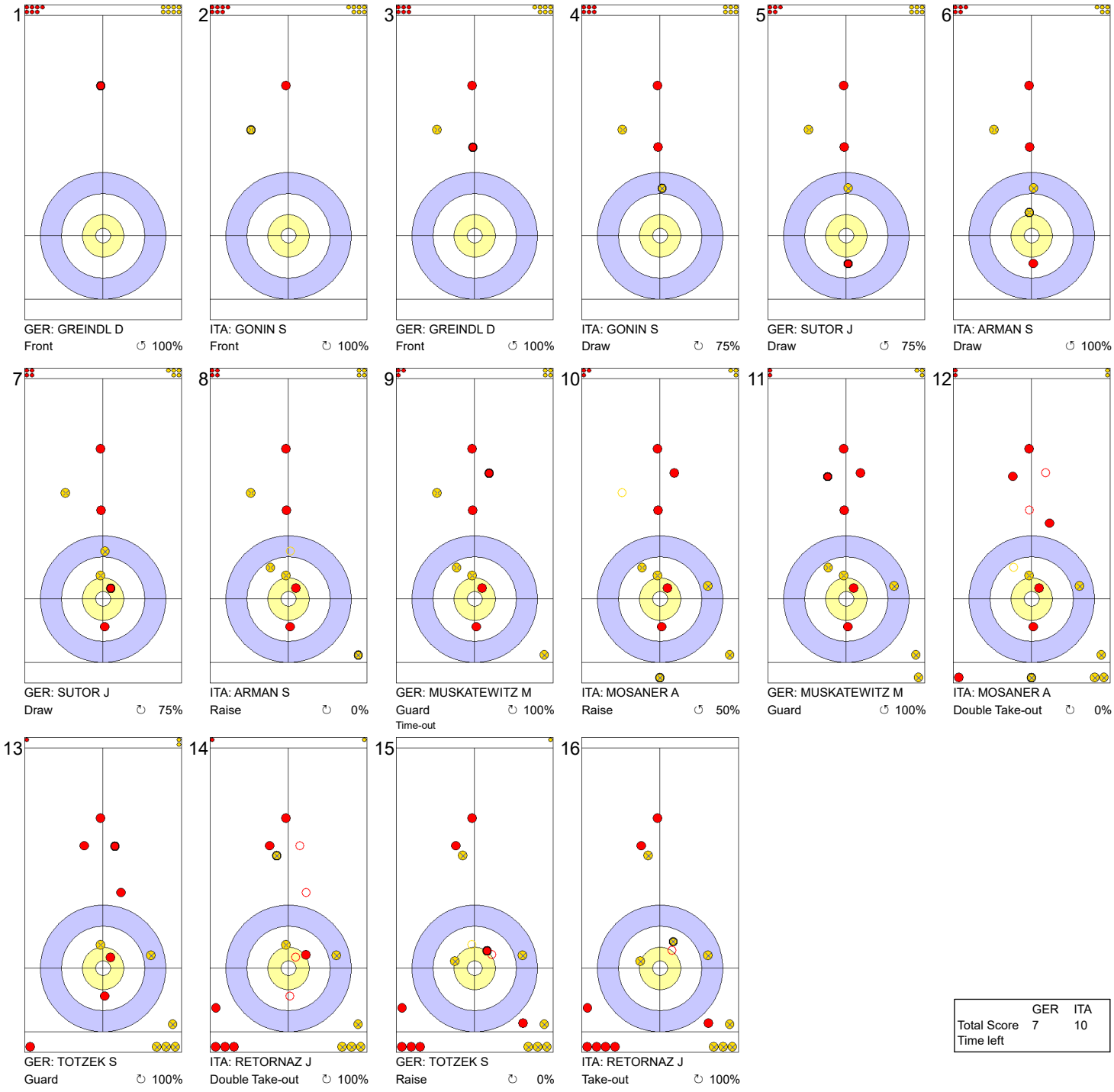


| | GER | ITA |
|---|---|---|
| Total Score | 7 | 10 |
| Time left | | |

**Legend:**

↻ Clockwise ↺ Counter-clockwise - Not considered



lgt.com NEW HOLLAND LE GRUYÈRE SWITZERLAND ZUG CURLIT Curling Information Technology Ltd.

# Game - Shot by Shot

**End 9** — **GER - Germany 7 + 1** (this end) **= 8** — **ITA - Italy 10 + 0** (this end) **= 10**

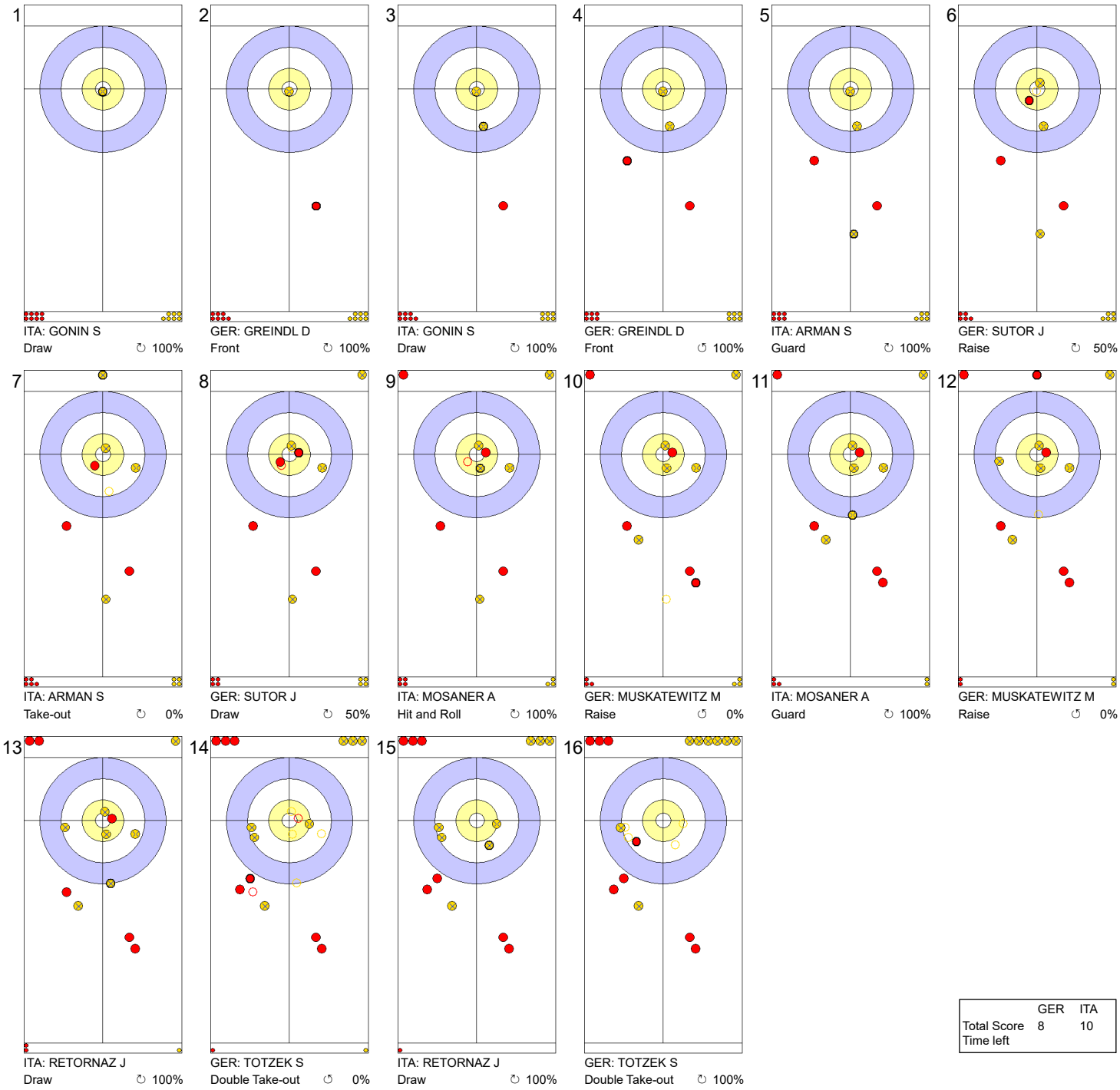


| | GER | ITA |
|---|---|---|
| Total Score | 8 | 10 |
| Time left | | |

**Legend:**

↻ Clockwise ↺ Counter-clockwise - Not considered



lgt.com NEW HOLLAND LE GRUYÈRE SWITZERLAND ZUG CURLIT Curling Information Technology Ltd.

# Game - Shot by Shot

**End 10** — **GER - Germany** 8 + 0 (this end) = 8 — **ITA - Italy** 10 + 1 (this end) = 11

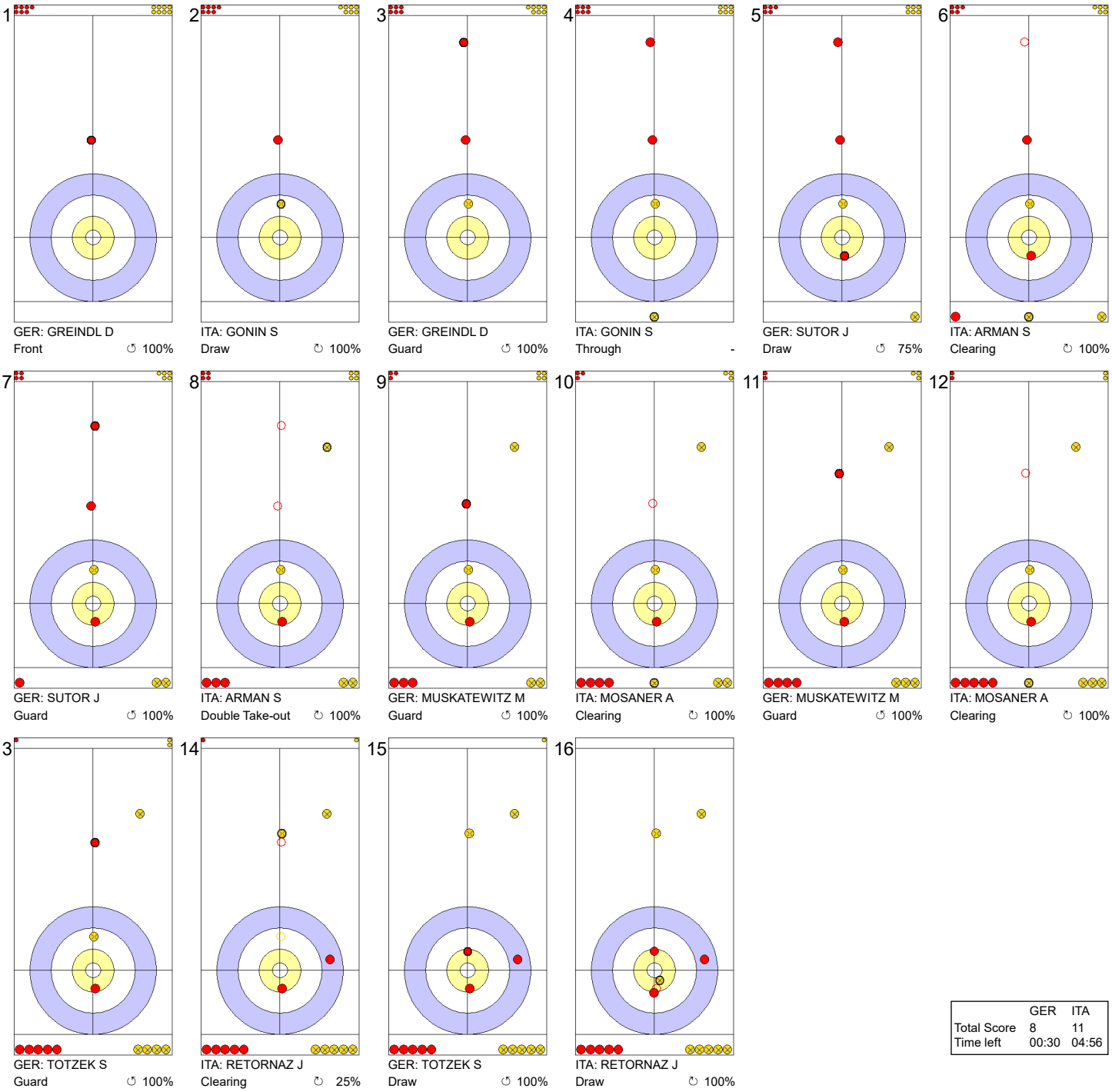


| | GER | ITA |
|---|---|---|
| Total Score | 8 | 11 |
| Time left | 00:30 | 04:56 |

**Legend:**
↻ Clockwise ↺ Counter-clockwise - Not considered



lgt.com NEW HOLLAND LE GRUYÈRE SWITZERLAND ZUG CURLIT Curling Information Technology Ltd.

# Game Results

| Sheet | Game | Team | LSFE | 1 | 2 | 3 | 4 | 5 | 6 | 7 | 8 | 9 | 10 | Extra Ends | | | | Total |
|---|---|---|---|---|---|---|---|---|---|---|---|---|---|---|---|---|---|---|
| B | 8 | SUI - Switzerland | * | 0 | 2 | 0 | 1 | 0 | 0 | 1 | 0 | 0 | 0 | | | | | 4 |
| | 8 | USA - United States | | 1 | 0 | 1 | 0 | 0 | 2 | 0 | 1 | 1 | 1 | | | | | 7 |

| SUI - Switzerland | | | Shot Success Game | Shot Success All |
|---|---|---|---|---|
| 4 | S | SCHWALLER Yannick | 69% | 76% |
| 3 | V | BRUNNER Michael | 66% | 79% |
| 2 | | MEIER Romano | 83% | 83% |
| 1 | | KAEUFELER Marcel | 80% | 85% |
| A | | GLOOR Simon | - | - |
| | | Team Total | 74% | 81% |

| Last Stone Draw | | Distance |
|---|---|---|
| ↻ | BRUNNER Michael | 12.6cm |
| ↺ | KAEUFELER Marcel | 8.5cm |
| **Total** | | **21.1cm** |

Time remaining: 0 minutes 24 seconds

Time-out: End 6 - SUI stone 6

| USA - United States | | | Shot Success Game | Shot Success All |
|---|---|---|---|---|
| 4 | S | DROPKIN Korey | 74% | 74% |
| 3 | V | POLO Joe | 86% | 83% |
| 2 | | FENNER Mark | 95% | 78% |
| 1 | | HOWELL Tom | 83% | 80% |
| A | | FENSON Alex | - | - |
| | | Team Total | 84% | 79% |

| Last Stone Draw | | Distance |
|---|---|---|
| ↻ | FENNER Mark | 12.3cm |
| ↺ | DROPKIN Korey | 93.6cm |
| **Total** | | **105.9cm** |

Time remaining: 0 minutes 25 seconds

Time-out: End 9 - USA stone 7

## Shot Success Analysis

| SUI - Switzerland | | ↻ | | ↺ | | Game | |
|---|---|---|---|---|---|---|---|
| 4 SCHWALLER Yannick | Draws | 6 | 75% | 6 | 75% | 12 | 75% |
| | Take-outs | 4 | 50% | 4 | 69% | 8 | 59% |
| | Total | 10 | 65% | 10 | 73% | 20 | 69% |
| 3 BRUNNER Michael | Draws | 6 | 79% | 5 | 80% | 11 | 80% |
| | Take-outs | 6 | 46% | 3 | 58% | 9 | 50% |
| | Total | 12 | 63% | 8 | 72% | 20 | 66% |
| 2 MEIER Romano | Draws | 7 | 79% | 3 | 67% | 10 | 75% |
| | Take-outs | 5 | 100% | 5 | 80% | 10 | 90% |
| | Total | 12 | 88% | 8 | 75% | 20 | 83% |
| 1 KAEUFELER Marcel | Draws | 15 | 83% | 4 | 88% | 19 | 84% |
| | Take-outs | 0 | - | 1 | 0% | 1 | 0% |
| | Total | 15 | 83% | 5 | 70% | 20 | 80% |
| A GLOOR Simon | Draws | 0 | - | 0 | - | 0 | - |
| | Take-outs | 0 | - | 0 | - | 0 | - |
| | Total | 0 | - | 0 | - | 0 | - |
| Team | Draws | 34 | 80% | 18 | 78% | 52 | 79% |
| | Take-outs | 15 | 65% | 13 | 65% | 28 | 65% |
| | Total | 49 | 76% | 31 | 73% | 80 | 74% |

| USA - United States | | ↻ | | ↺ | | Game | |
|---|---|---|---|---|---|---|---|
| 4 DROPKIN Korey | Draws | 5 | 65% | 7 | 71% | 12 | 69% |
| | Take-outs | 8 | 81% | 0 | - | 8 | 81% |
| | Total | 13 | 75% | 7 | 71% | 20 | 74% |
| 3 POLO Joe | Draws | 6 | 79% | 5 | 90% | 11 | 84% |
| | Take-outs | 4 | 100% | 5 | 80% | 9 | 89% |
| | Total | 10 | 88% | 10 | 85% | 20 | 86% |
| 2 FENNER Mark | Draws | 5 | 90% | 5 | 100% | 10 | 95% |
| | Take-outs | 4 | 88% | 6 | 100% | 10 | 95% |
| | Total | 9 | 89% | 11 | 100% | 20 | 95% |
| 1 HOWELL Tom | Draws | 4 | 56% | 15 | 88% | 19 | 82% |
| | Take-outs | 0 | - | 1 | 100% | 1 | 100% |
| | Total | 4 | 56% | 16 | 89% | 20 | 83% |
| A FENSON Alex | Draws | 0 | - | 0 | - | 0 | - |
| | Take-outs | 0 | - | 0 | - | 0 | - |
| | Total | 0 | - | 0 | - | 0 | - |
| Team | Draws | 20 | 74% | 32 | 87% | 52 | 82% |
| | Take-outs | 16 | 88% | 12 | 92% | 28 | 89% |
| | Total | 36 | 80% | 44 | 88% | 80 | 84% |

**Note:**
Position and function for each team member:
**4** = Fourth, **3** = Third, **2** = Second, **1** = Lead, **A** = Alternate, **S** = Skip, **V** = Vice-Skip

**Legend:**
↻ Clockwise ↺ Counter-clockwise **LSFE(*)** Last Stone First End



lgt.com NEW HOLLAND LE GRUYÈRE SWITZERLAND ZUG CURLIT Curling Information Technology Ltd.

# Game - Shot by Shot

**End 1** — **SUI - Switzerland** **0 + 0** (this end) **= 0** — **USA - United States** **0 + 1** (this end) **= 1**

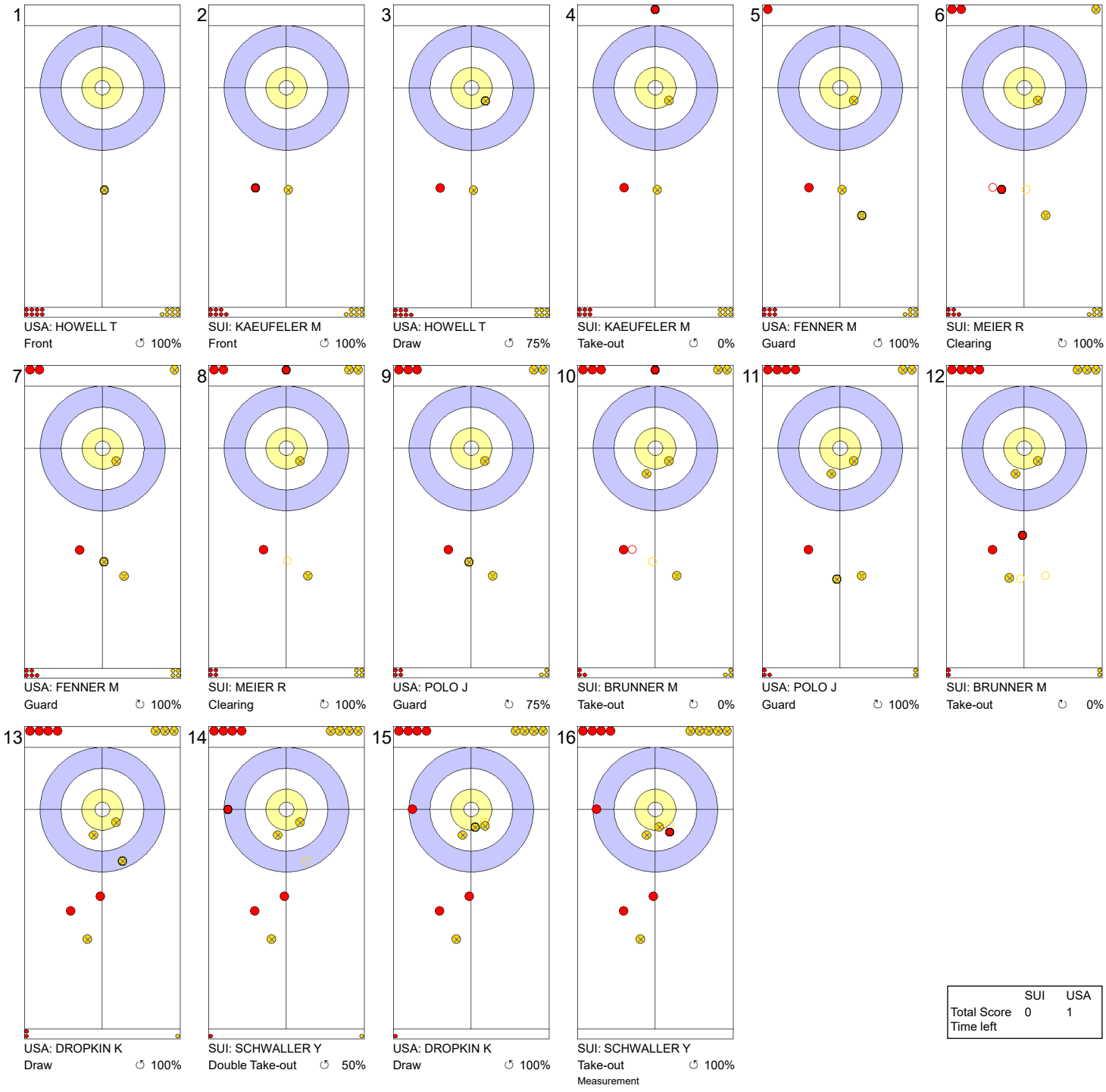


| | SUI | USA |
|---|---|---|
| Total Score | 0 | 1 |
| Time left | | |

**Legend:**
↻ Clockwise ↺ Counter-clockwise - Not considered



lgt.com NEW HOLLAND LE GRUYÈRE SWITZERLAND ZUG CURLIT Curling Information Technology Ltd.

# Game - Shot by Shot

**End 2** — **SUI - Switzerland** 0 + 2 (this end) = 2 — **USA - United States** 1 + 0 (this end) = 1

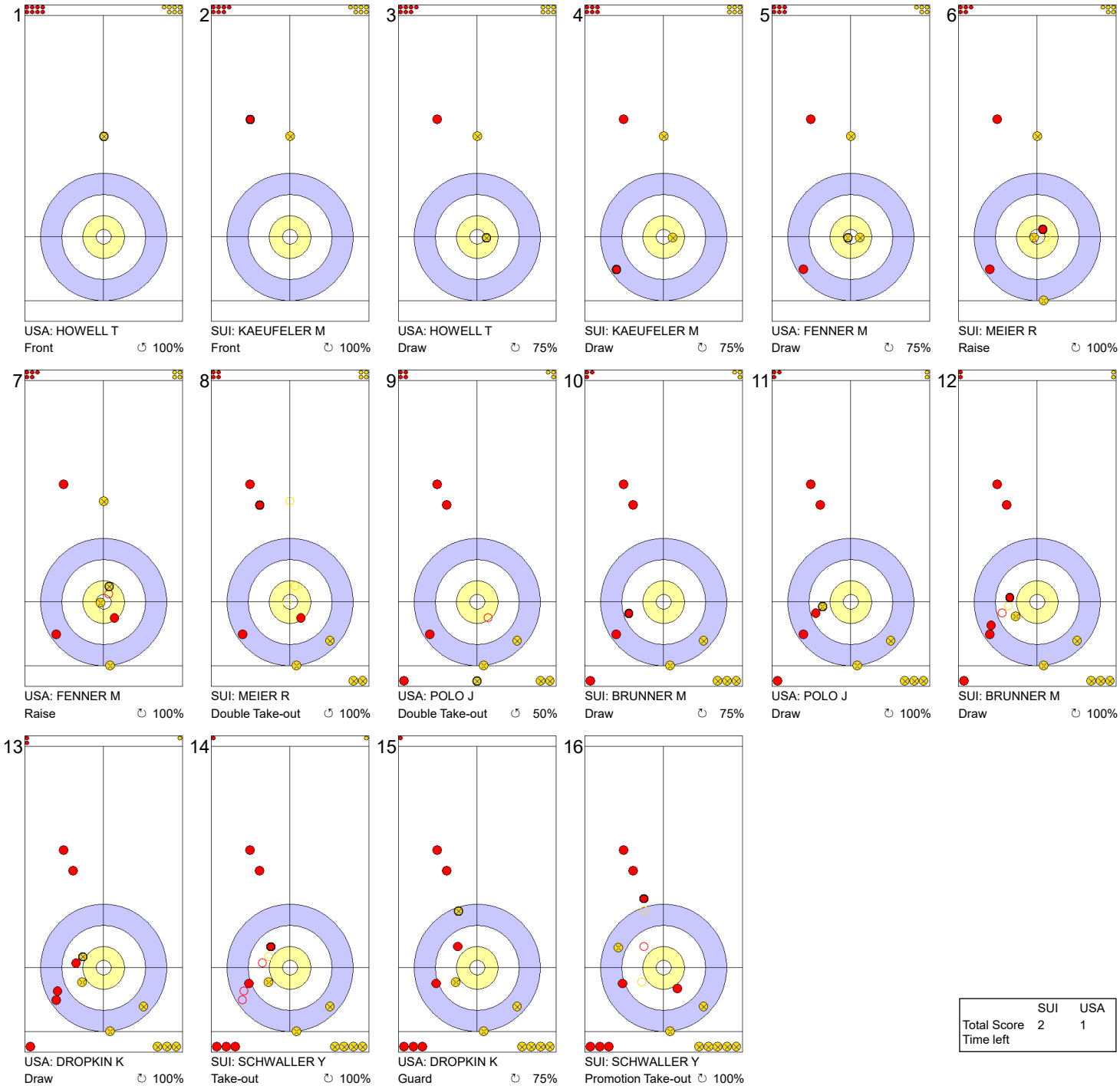


| | SUI | USA |
|---|---|---|
| Total Score | 2 | 1 |
| Time left | | |

**Legend:**
↻ Clockwise ↺ Counter-clockwise - Not considered



lgt.com NEW HOLLAND LE GRUYÈRE SWITZERLAND ZUG CURLIT Curling Information Technology Ltd.

# Game - Shot by Shot

**End 3** — **SUI - Switzerland 2 + 0** (this end) **= 2** — **USA - United States 1 + 1** (this end) **= 2**

1
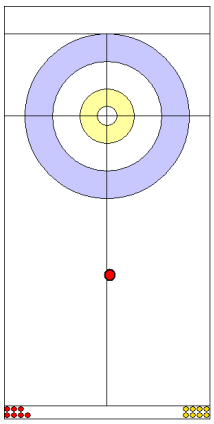
SUI: KAEUFELER M
Front ↻ 100%

2
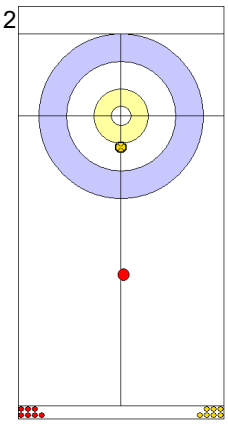
USA: HOWELL T
Draw ↺ 100%

3
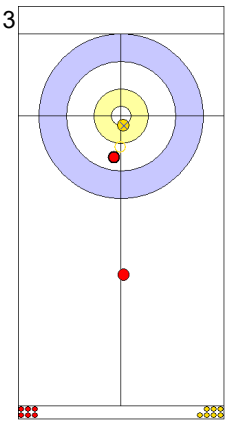
SUI: KAEUFELER M
Draw ↻ 100%

4
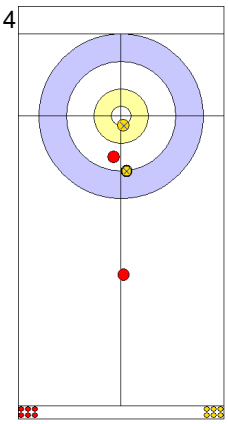
USA: HOWELL T
Draw ↺ 100%

5
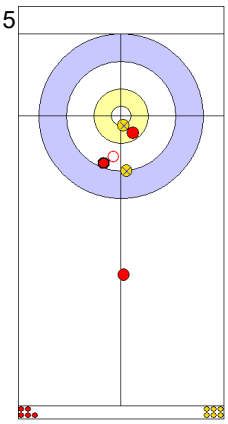
SUI: MEIER R
Raise ↻ 75%

6
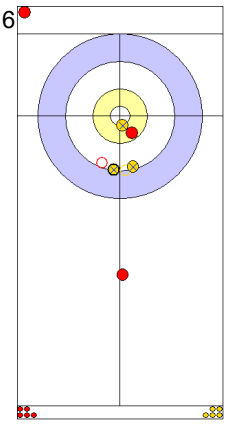
USA: FENNER M
Take-out ↻ 100%

7
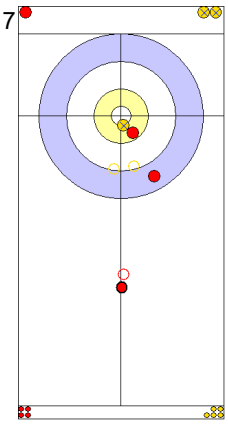
SUI: MEIER R
Promotion Take-out ↻ 100%

8
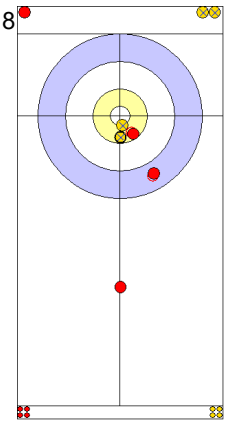
USA: FENNER M
Raise ↺ 100%

9
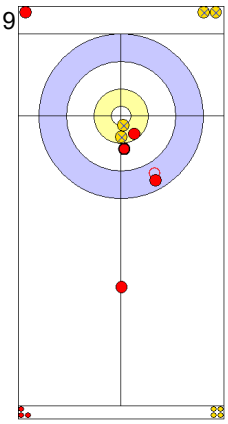
SUI: BRUNNER M
Draw ↻ 100%

10
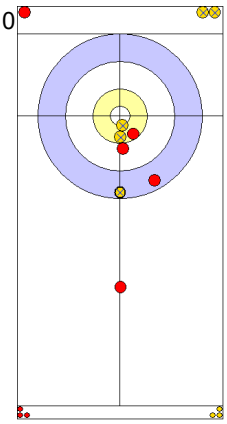
USA: POLO J
Draw ↺ 50%

11
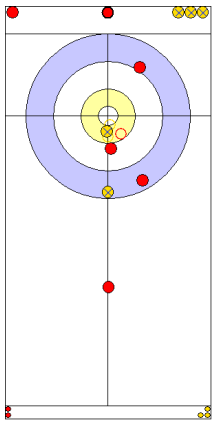
SUI: BRUNNER M
Take-out ↺ 50%

12
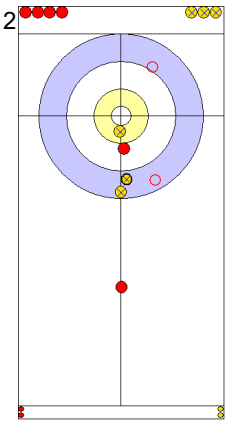
USA: POLO J
Double Take-out ↺ 100%

13
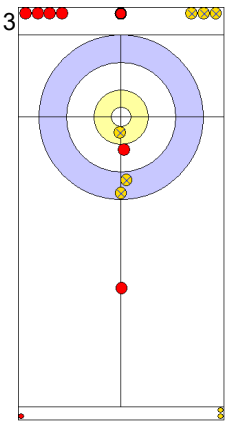
SUI: SCHWALLER Y
Clearing ↻ 0%

14
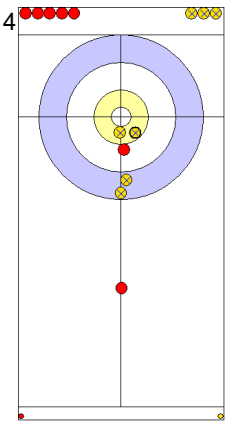
USA: DROPKIN K
Draw ↺ 100%

15
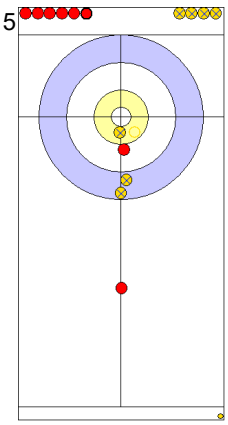
SUI: SCHWALLER Y
Double Take-out ↺ 50%

16
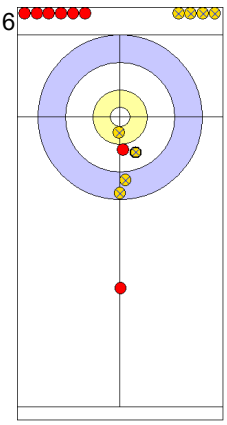
USA: DROPKIN K
Draw ↺ 0%

| | SUI | USA |
|---|---|---|
| Total Score | 2 | 2 |
| Time left | | |

**Legend:**
↻ Clockwise ↺ Counter-clockwise - Not considered



lgt.com NEW HOLLAND LE GRUYÈRE SWITZERLAND ZUG CURLIT Curling Information Technology Ltd.

# Game - Shot by Shot

**End 4** — **SUI - Switzerland** **2 + 1** (this end) **= 3** — **USA - United States** **2 + 0** (this end) **= 2**

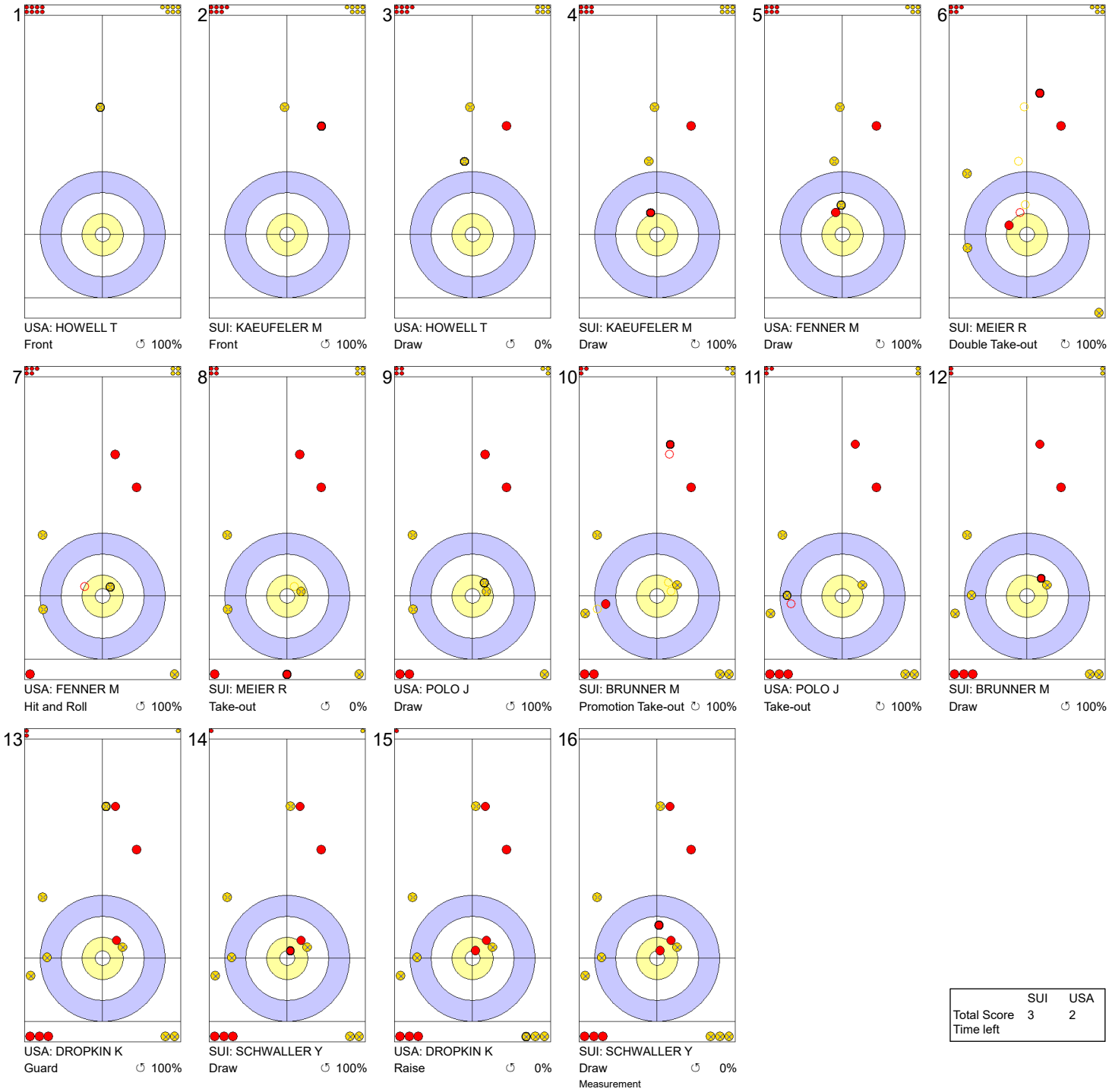


| | SUI | USA |
|---|---|---|
| Total Score | 3 | 2 |
| Time left | | |

**Legend:**

↻ Clockwise ↺ Counter-clockwise - Not considered



lgt.com NEW HOLLAND LE GRUYÈRE SWITZERLAND ZUG CURLIT Curling Information Technology Ltd.

# Game - Shot by Shot

**End 5** — **SUI - Switzerland 3 + 0 (this end) = 3** — **USA - United States 2 + 0 (this end) = 2**




| | SUI | USA |
|---|---|---|
| Total Score | 3 | 2 |
| Time left | | |

**Legend:**
↻ Clockwise ↺ Counter-clockwise - Not considered



lgt.com NEW HOLLAND LE GRUYÈRE SWITZERLAND ZUG CURLIT Curling Information Technology Ltd.

# Game - Shot by Shot

**End 6** — **SUI - Switzerland 3 + 0** (this end) **= 3** — **USA - United States 2 + 2** (this end) **= 4**




| | SUI | USA |
|---|---|---|
| Total Score | 3 | 4 |
| Time left | | |

**Legend:**

↻ Clockwise ↺ Counter-clockwise - Not considered



lgt.com NEW HOLLAND LE GRUYÈRE SWITZERLAND ZUG CURLIT Curling Information Technology Ltd.

# Game - Shot by Shot

**End 7** — **SUI - Switzerland 3 + 1** (this end) **= 4** — **USA - United States 4 + 0** (this end) **= 4**

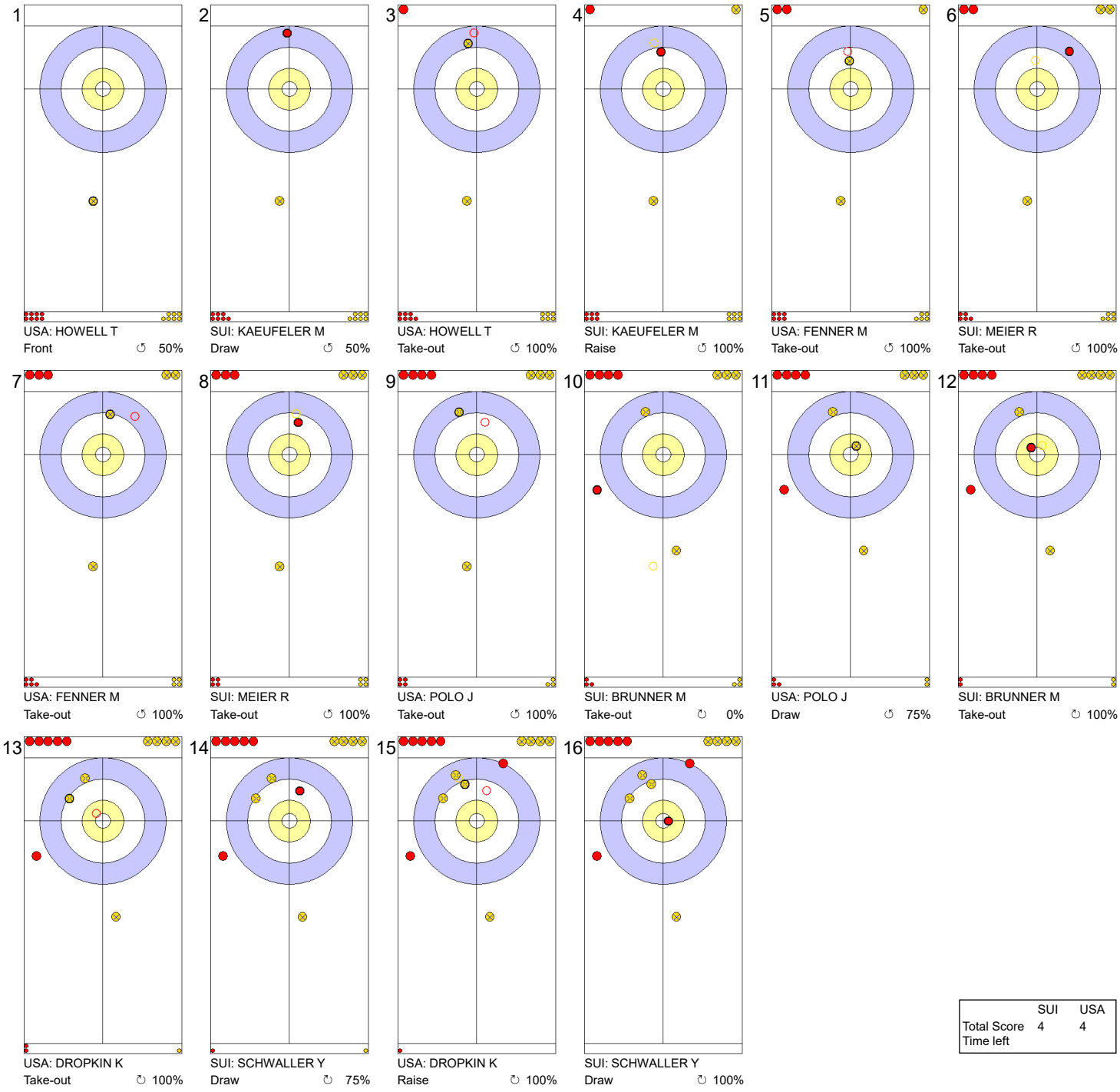


| | SUI | USA |
|---|---|---|
| Total Score | 4 | 4 |
| Time left | | |

**Legend:**

↻ Clockwise ↺ Counter-clockwise - Not considered



lgt.com NEW HOLLAND LE GRUYÈRE SWITZERLAND ZUG CURLIT Curling Information Technology Ltd.

# Game - Shot by Shot

**End 8** | **SUI - Switzerland** 4 + 0 (this end) = 4 | **USA - United States** 4 + 1 (this end) = 5




| | SUI | USA |
|---|---|---|
| Total Score | 4 | 5 |
| Time left | | |

**Legend:**

↻ Clockwise ↺ Counter-clockwise - Not considered



lgt.com NEW HOLLAND LE GRUYÈRE SWITZERLAND ZUG CURLIT Curling Information Technology Ltd.

# Game - Shot by Shot

**End 9** — **SUI - Switzerland 4 + 0** (this end) **= 4** — **USA - United States 5 + 1** (this end) **= 6**

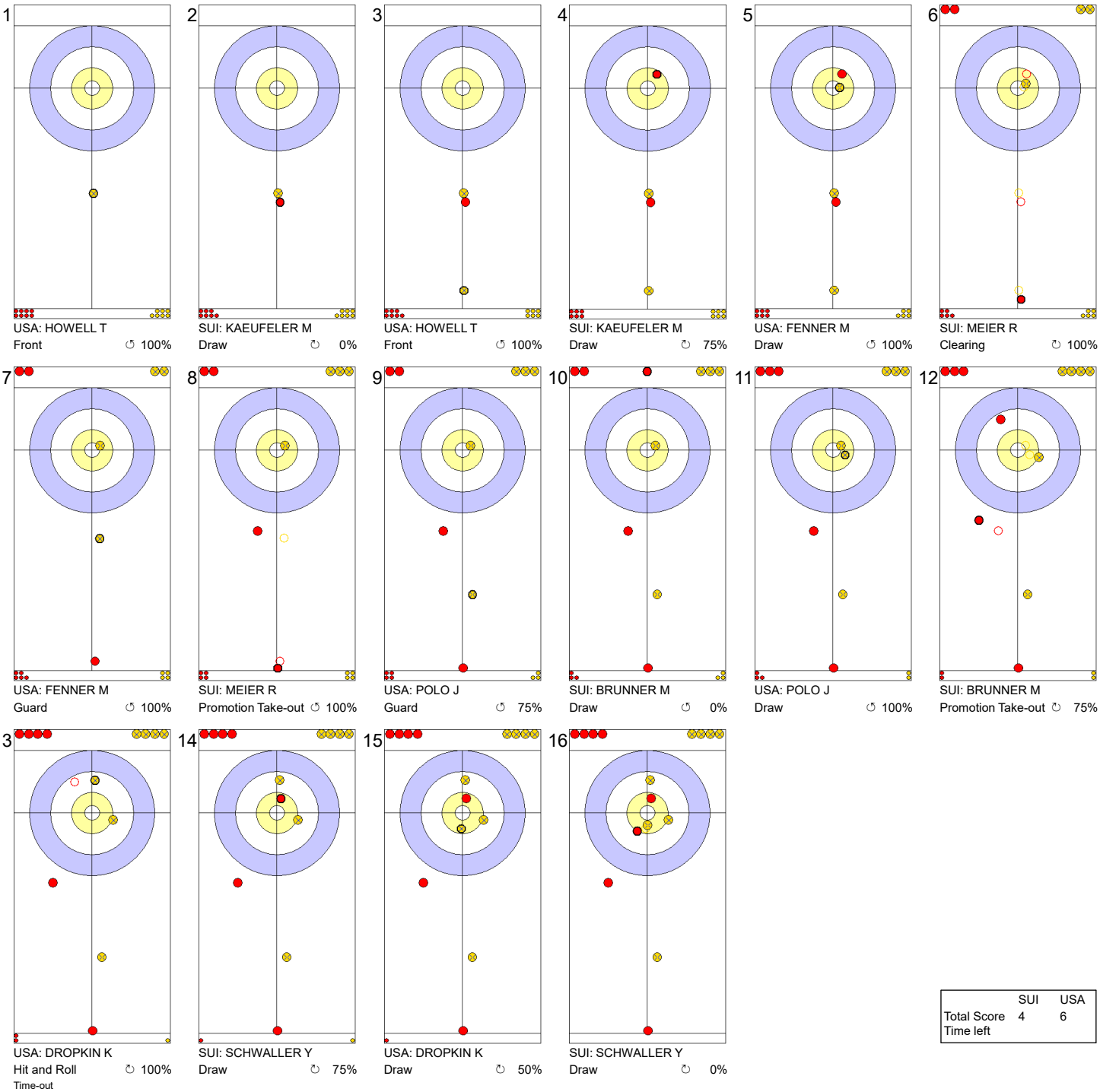


| | SUI | USA |
|---|---|---|
| Total Score | 4 | 6 |
| Time left | | |

**Legend:**

↻ Clockwise ↺ Counter-clockwise - Not considered



lgt.com NEW HOLLAND LE GRUYÈRE SWITZERLAND ZUG CURLIT Curling Information Technology Ltd.

# Game - Shot by Shot

**End 10** — **SUI - Switzerland 4 + 0** (this end) **= 4** — **USA - United States 6 + 1** (this end) **= 7**

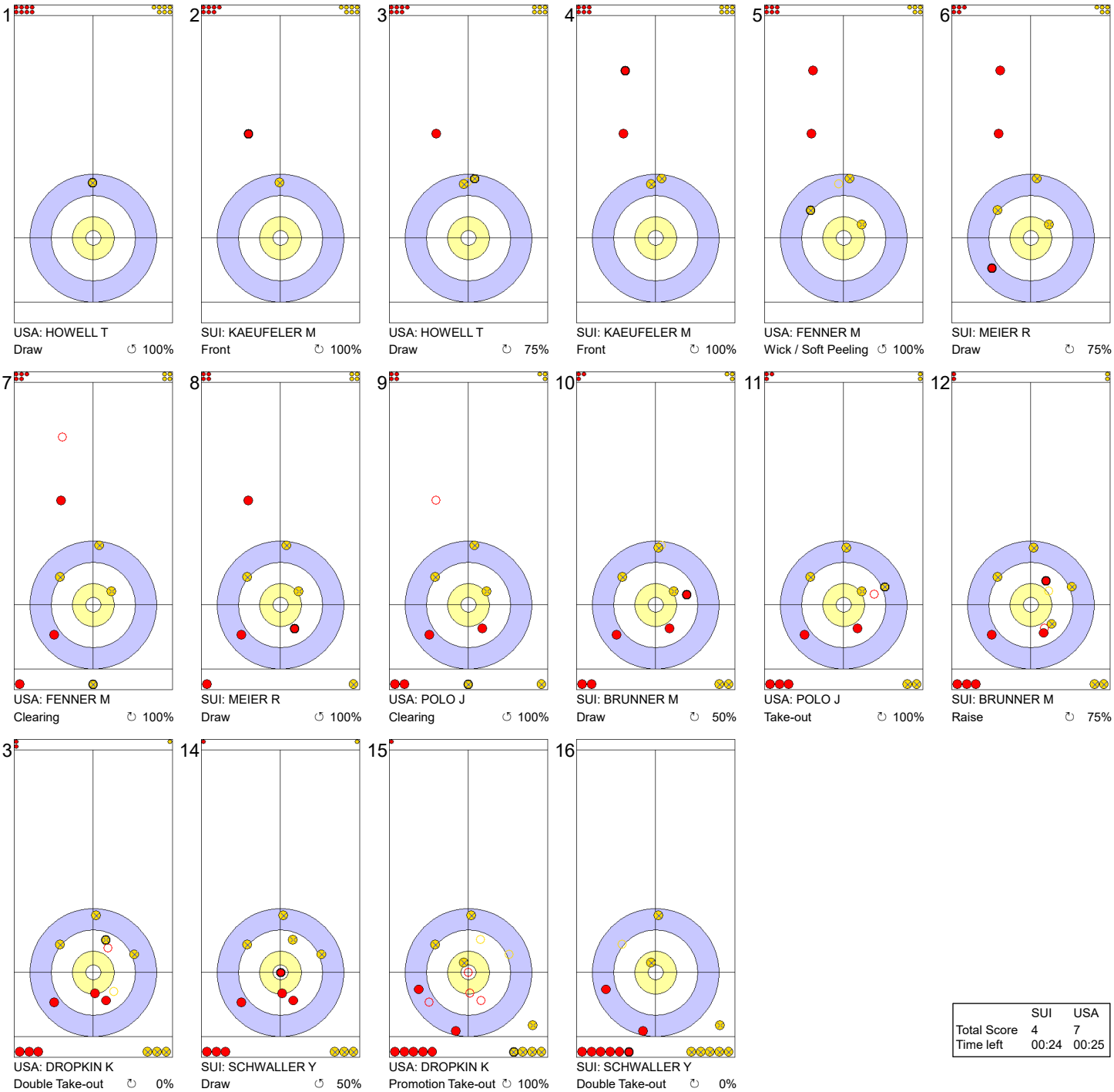


| | SUI | USA |
|---|---|---|
| Total Score | 4 | 7 |
| Time left | 00:24 | 00:25 |

**Legend:**
↻ Clockwise ↺ Counter-clockwise - Not considered



lgt.com NEW HOLLAND LE GRUYÈRE SWITZERLAND ZUG CURLIT Curling Information Technology Ltd.

# Game Results

| Sheet | Game | Team | LSFE | 1 | 2 | 3 | 4 | 5 | 6 | 7 | 8 | 9 | 10 | Extra Ends | | | | Total |
|---|---|---|---|---|---|---|---|---|---|---|---|---|---|---|---|---|---|---|
| C | 8 | SCO - Scotland | | 0 | 1 | 0 | 1 | 0 | 0 | 1 | 1 | 2 | X | | | | | 6 |
| | 8 | CZE - Czech Republic | * | 0 | 0 | 0 | 0 | 0 | 0 | 0 | 0 | 0 | X | | | | | 0 |

| SCO - Scotland | | Shot Success Game | Shot Success All |
|---|---|---|---|
| 4 V | PATERSON Ross | 94 % | 79 % |
| 3 S | WADDELL Kyle | 90 % | 85 % |
| 2 | MENZIES Duncan | 93 % | 84 % |
| 1 | WADDELL Craig | 93 % | 87 % |
| A | KYLE Euan | - | - |
| | Team Total | 93 % | 84 % |

| Last Stone Draw | | Distance |
|---|---|---|
| ↻ | MENZIES Duncan | 31.8cm |
| ↺ | WADDELL Kyle | 107.9cm |
| **Total** | | **139.7cm** |

Time remaining: 4 minutes 20 seconds

| CZE - Czech Republic | | Shot Success Game | Shot Success All |
|---|---|---|---|
| 4 S | KLIMA Lukas | 59 % | 72 % |
| 3 V | CERNOVSKY Marek | 74 % | 73 % |
| 2 | BOHAC Radek | 82 % | 80 % |
| 1 | KLIPA Lukas | 86 % | 81 % |
| A | CANDRA Jiri | - | 82 % |
| | Team Total | 76 % | 77 % |

| Last Stone Draw | | Distance |
|---|---|---|
| ↻ | CERNOVSKY Marek | 77.2cm |
| ↺ | BOHAC Radek | 38.4cm |
| **Total** | | **115.6cm** |

Time remaining: 2 minutes 25 seconds

## Shot Success Analysis

| SCO - Scotland | | ↻ | | ↺ | | Game | |
|---|---|---|---|---|---|---|---|
| 4 PATERSON Ross | Draws | 3 | 92 % | 6 | 96 % | 9 | 94 % |
| | Take-outs | 2 | 100 % | 7 | 93 % | 9 | 94 % |
| | Total | 5 | 95 % | 13 | 94 % | 18 | 94 % |
| 3 WADDELL Kyle | Draws | 1 | 100 % | 2 | 75 % | 3 | 83 % |
| | Take-outs | 2 | 75 % | 13 | 94 % | 15 | 92 % |
| | Total | 3 | 83 % | 15 | 92 % | 18 | 90 % |
| 2 MENZIES Duncan | Draws | 2 | 100 % | 6 | 92 % | 8 | 94 % |
| | Take-outs | 4 | 100 % | 6 | 88 % | 10 | 93 % |
| | Total | 6 | 100 % | 12 | 90 % | 18 | 93 % |
| 1 WADDELL Craig | Draws | 0 | - | 17 | 93 % | 17 | 93 % |
| | Take-outs | 0 | - | 1 | 100 % | 1 | 100 % |
| | Total | 0 | - | 18 | 93 % | 18 | 93 % |
| A KYLE Euan | Draws | 0 | - | 0 | - | 0 | - |
| | Take-outs | 0 | - | 0 | - | 0 | - |
| | Total | 0 | - | 0 | - | 0 | - |
| Team | Draws | 6 | 96 % | 31 | 92 % | 37 | 93 % |
| | Take-outs | 8 | 94 % | 27 | 93 % | 35 | 93 % |
| | Total | 14 | 95 % | 58 | 92 % | 72 | 93 % |

| CZE - Czech Republic | | ↻ | | ↺ | | Game | |
|---|---|---|---|---|---|---|---|
| 4 KLIMA Lukas | Draws | 1 | 50 % | 5 | 40 % | 6 | 42 % |
| | Take-outs | 5 | 70 % | 5 | 70 % | 10 | 70 % |
| | Total | 6 | 67 % | 10 | 55 % | 16 | 59 % |
| 3 CERNOVSKY Marek | Draws | 0 | - | 1 | 25 % | 1 | 25 % |
| | Take-outs | 7 | 89 % | 10 | 68 % | 17 | 76 % |
| | Total | 7 | 89 % | 11 | 64 % | 18 | 74 % |
| 2 BOHAC Radek | Draws | 3 | 67 % | 0 | - | 3 | 67 % |
| | Take-outs | 10 | 83 % | 5 | 90 % | 15 | 85 % |
| | Total | 13 | 79 % | 5 | 90 % | 18 | 82 % |
| 1 KLIPA Lukas | Draws | 2 | 100 % | 14 | 89 % | 16 | 91 % |
| | Take-outs | 1 | 0 % | 1 | 100 % | 2 | 50 % |
| | Total | 3 | 67 % | 15 | 90 % | 18 | 86 % |
| A CANDRA Jiri | Draws | 0 | - | 0 | - | 0 | - |
| | Take-outs | 0 | - | 0 | - | 0 | - |
| | Total | 0 | - | 0 | - | 0 | - |
| Team | Draws | 6 | 75 % | 20 | 74 % | 26 | 74 % |
| | Take-outs | 23 | 78 % | 21 | 75 % | 44 | 77 % |
| | Total | 29 | 78 % | 41 | 74 % | 70 | 76 % |

**Note:**
Position and function for each team member:
**4** = Fourth, **3** = Third, **2** = Second, **1** = Lead, **A** = Alternate, **S** = Skip, **V** = Vice-Skip

**Legend:**
↻ Clockwise ↺ Counter-clockwise **LSFE(*)** Last Stone First End
**X** Unplayed/unfinished end due to concession



lgt.com NEW HOLLAND LE GRUYÈRE SWITZERLAND ZUG CURLIT Curling Information Technology Ltd.

# Game - Shot by Shot

**End 1** — **SCO - Scotland 0 + 0 (this end) = 0** — **CZE - Czech Republic 0 + 0 (this end) = 0**

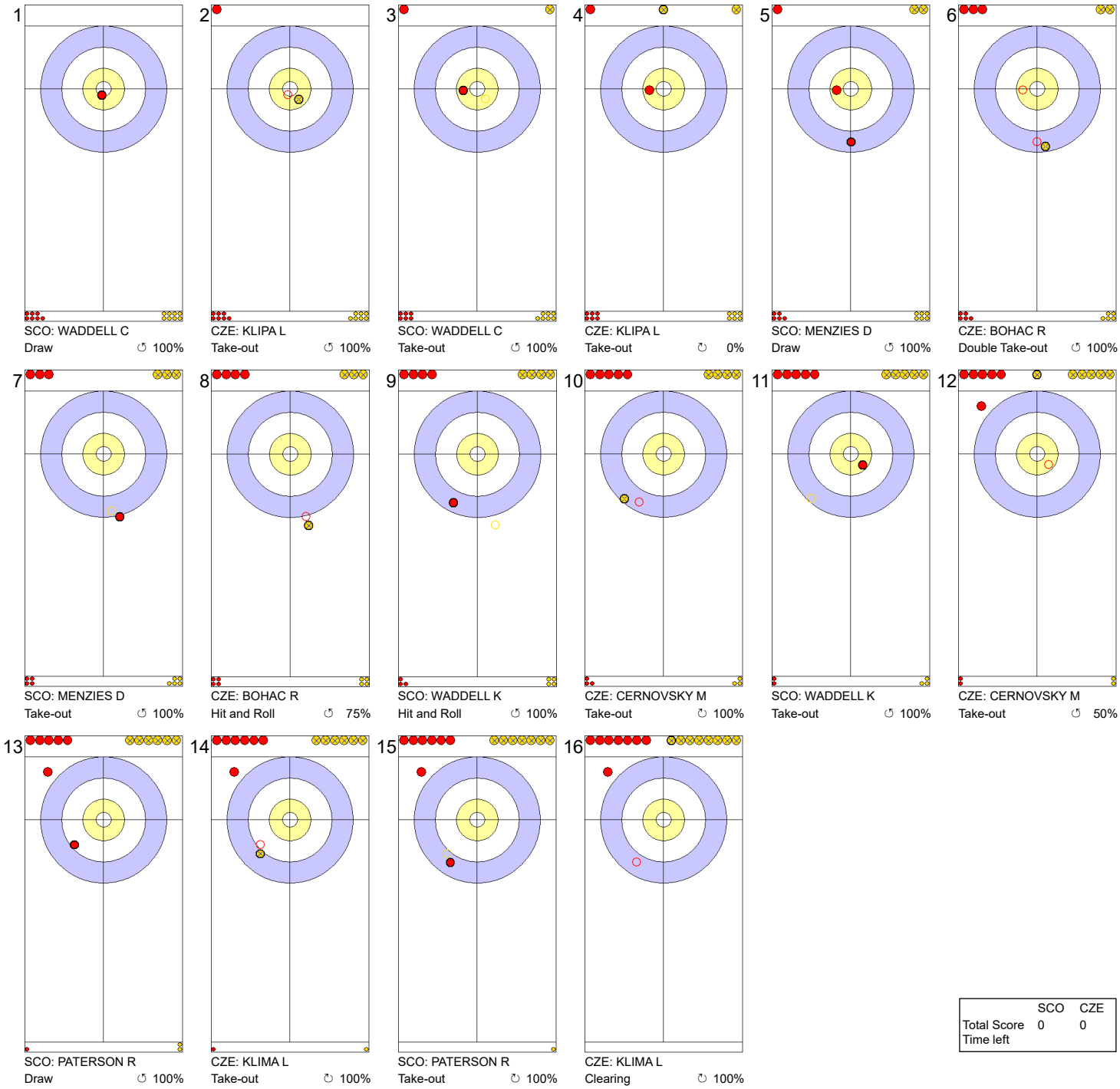


| | SCO | CZE |
|---|---|---|
| Total Score | 0 | 0 |
| Time left | | |

**Legend:**
↻ Clockwise ↺ Counter-clockwise - Not considered



lgt.com NEW HOLLAND LE GRUYÈRE SWITZERLAND ZUG CURLIT Curling Information Technology Ltd.

# Game - Shot by Shot

**End 2** — **SCO - Scotland 0 + 1** (this end) **= 1** — **CZE - Czech Republic 0 + 0** (this end) **= 0**

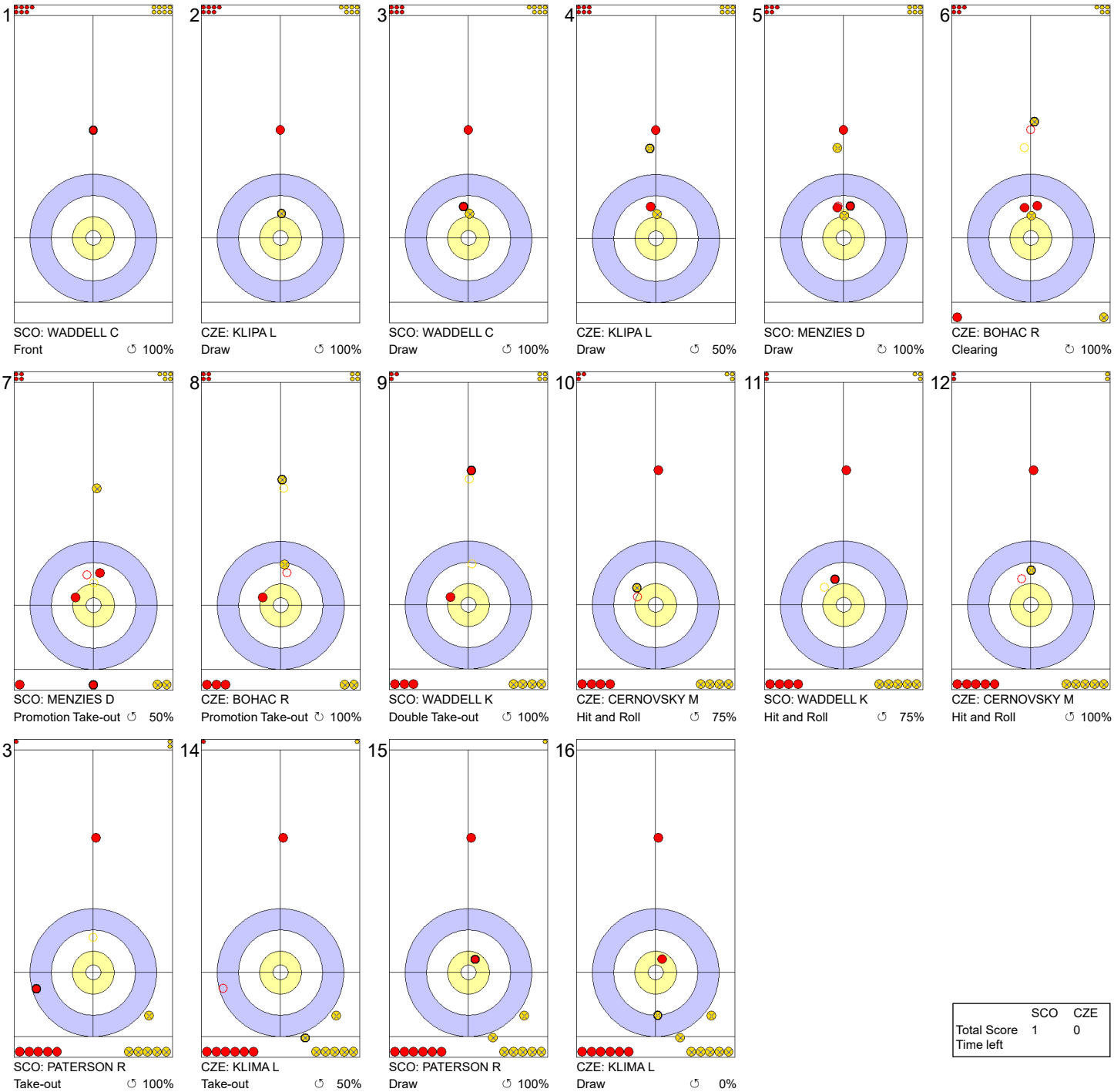


| | SCO | CZE |
|---|---|---|
| Total Score | 1 | 0 |
| Time left | | |

**Legend:**

↻ Clockwise ↺ Counter-clockwise - Not considered



lgt.com NEW HOLLAND LE GRUYÈRE SWITZERLAND ZUG CURLIT Curling Information Technology Ltd.

# Game - Shot by Shot

**End 3** — **SCO - Scotland 1 + 0** (this end) **= 1** — **CZE - Czech Republic 0 + 0** (this end) **= 0**

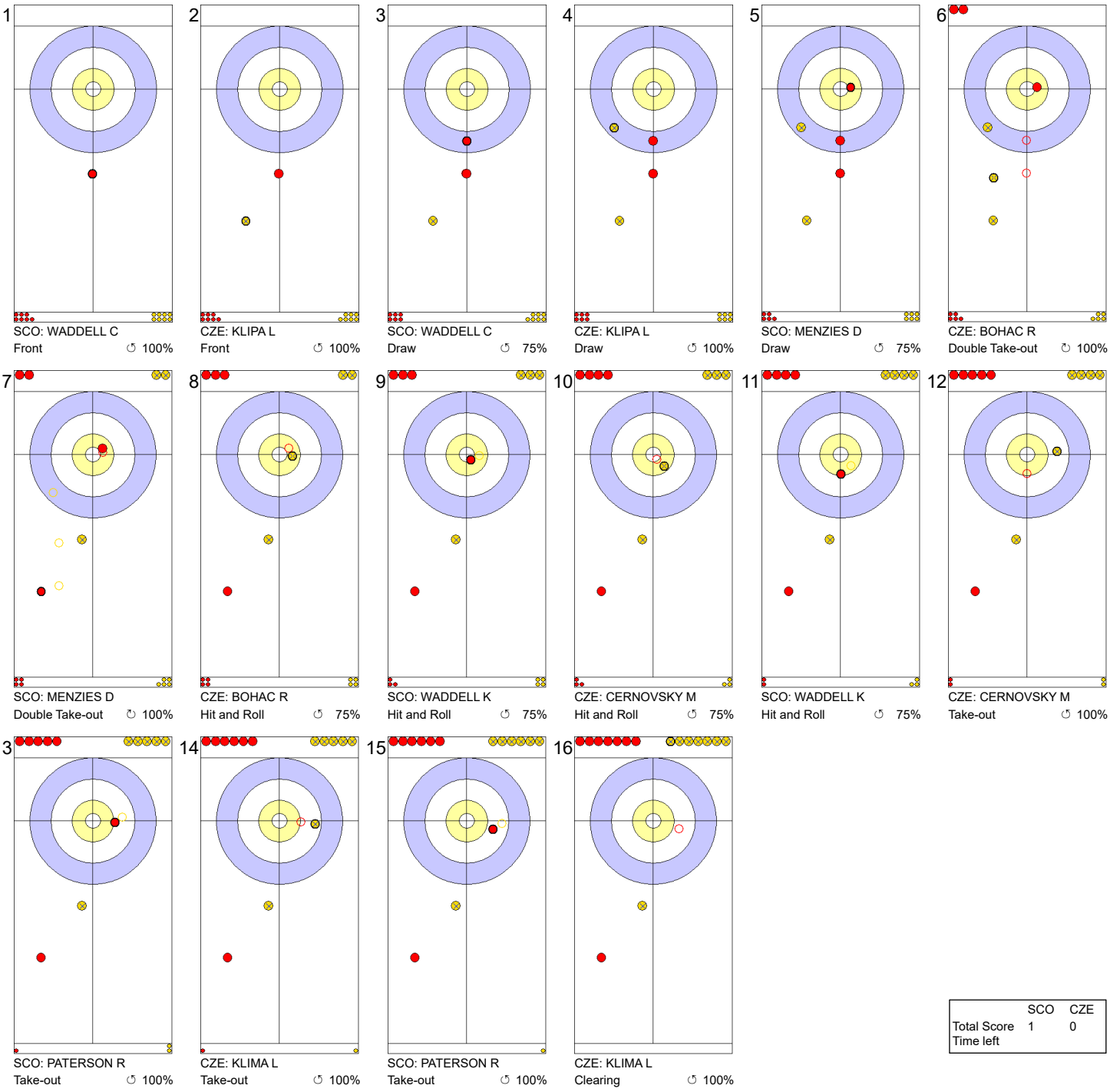


| | SCO | CZE |
|---|---|---|
| Total Score | 1 | 0 |
| Time left | | |

**Legend:**

↻ Clockwise ↺ Counter-clockwise - Not considered



lgt.com NEW HOLLAND LE GRUYÈRE SWITZERLAND ZUG CURLIT Curling Information Technology Ltd.

# Game - Shot by Shot

**End 4** — **SCO - Scotland 1 + 1** (this end) **= 2** — **CZE - Czech Republic 0 + 0** (this end) **= 0**

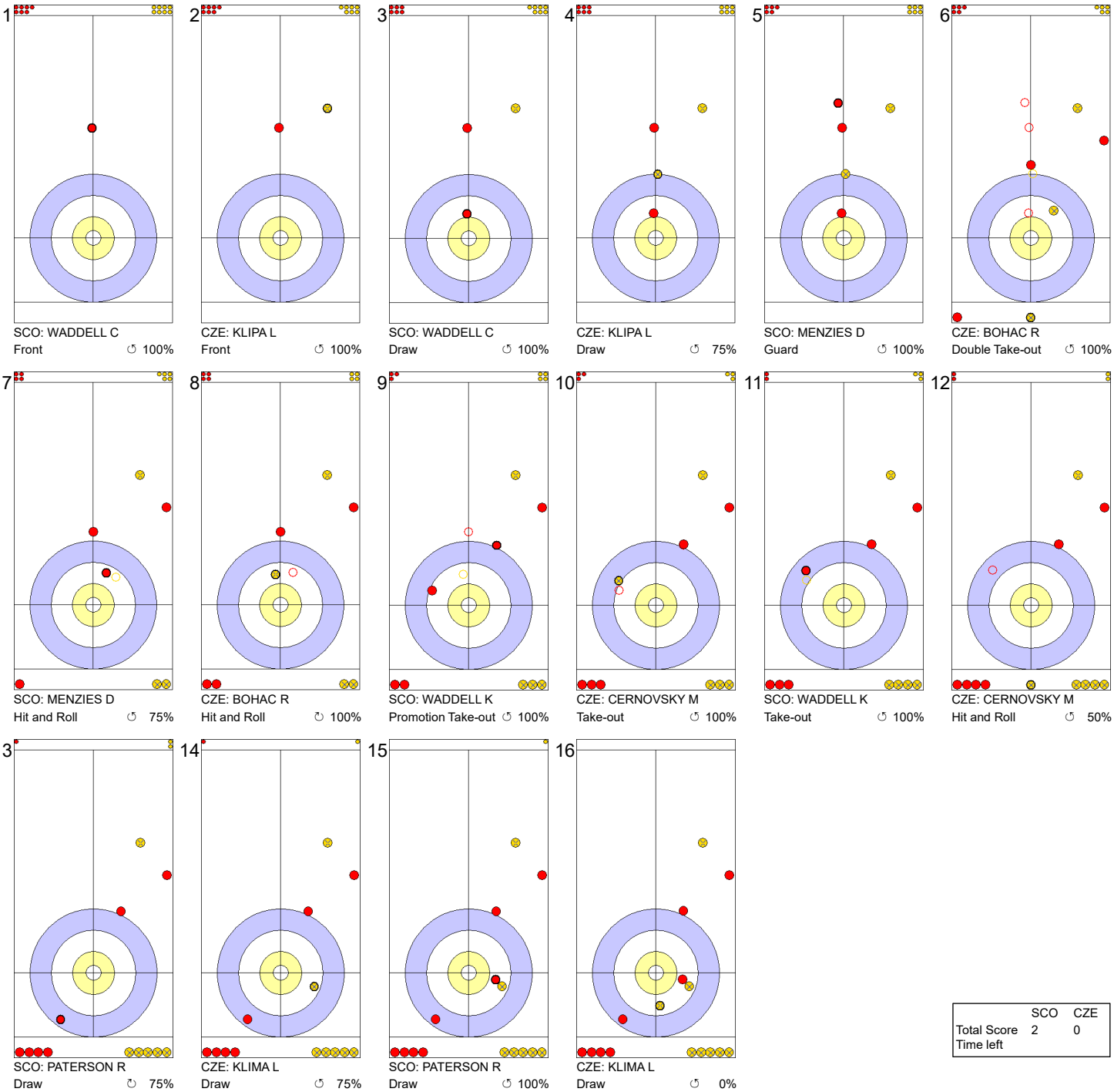


| | SCO | CZE |
|---|---|---|
| Total Score | 2 | 0 |
| Time left | | |

**Legend:**
↻ Clockwise ↺ Counter-clockwise - Not considered



lgt.com NEW HOLLAND LE GRUYÈRE SWITZERLAND ZUG CURLIT Curling Information Technology Ltd.

# Game - Shot by Shot

**End 5** — **SCO - Scotland 2 + 0** (this end) **= 2** — **CZE - Czech Republic 0 + 0** (this end) **= 0**




| | SCO | CZE |
|---|---|---|
| Total Score | 2 | 0 |
| Time left | | |

**Legend:**

↻ Clockwise ↺ Counter-clockwise - Not considered



lgt.com NEW HOLLAND LE GRUYÈRE SWITZERLAND ZUG CURLIT Curling Information Technology Ltd.

# Game - Shot by Shot

**End 6** — **SCO - Scotland 2 + 0** (this end) **= 2** — **CZE - Czech Republic 0 + 0** (this end) **= 0**

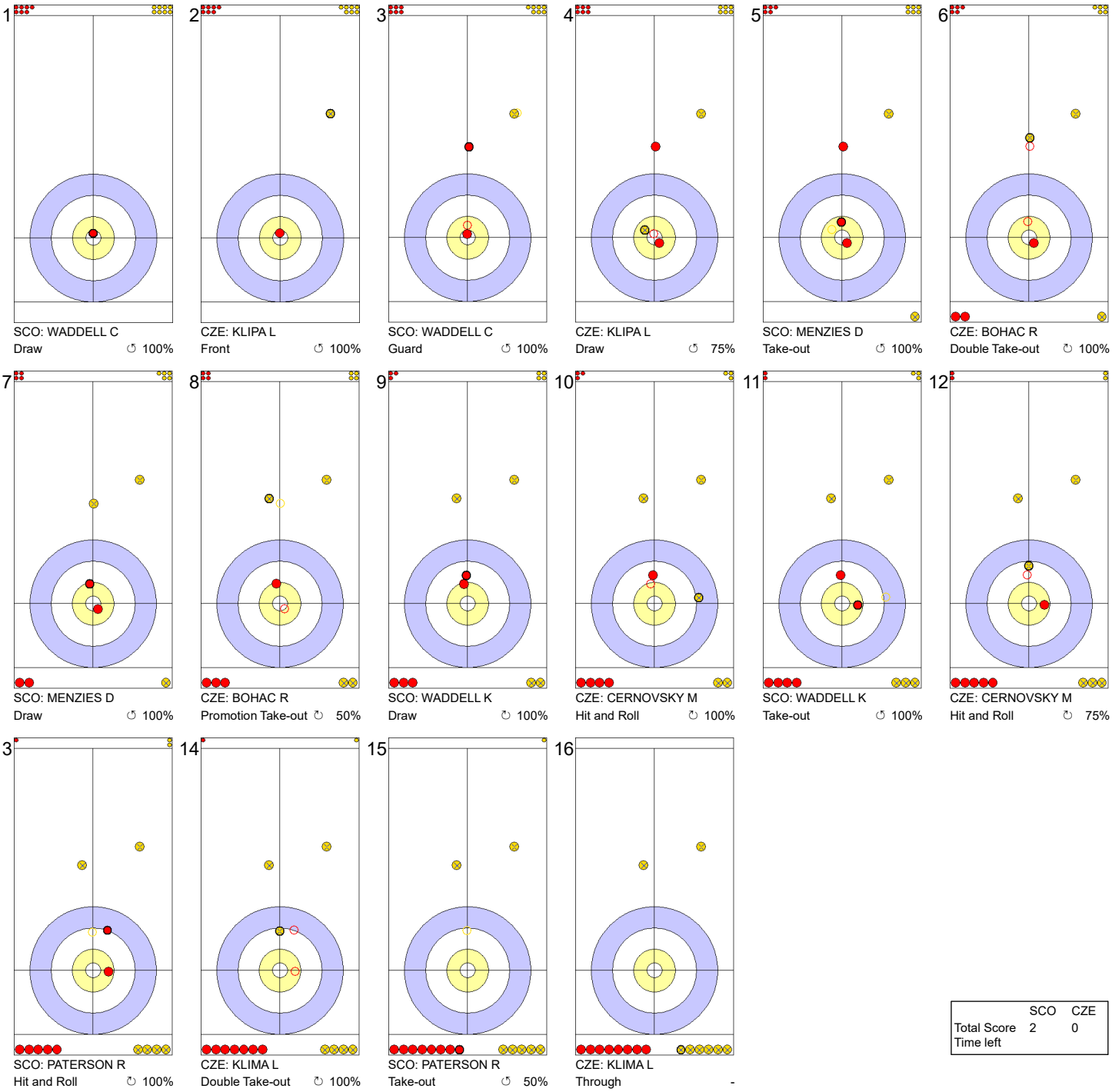


| | SCO | CZE |
|---|---|---|
| Total Score | 2 | 0 |
| Time left | | |

**Legend:**
↻ Clockwise ↺ Counter-clockwise - Not considered



lgt.com NEW HOLLAND LE GRUYÈRE SWITZERLAND ZUG CURLIT Curling Information Technology Ltd.

# Game - Shot by Shot

**End 7** — **SCO - Scotland 2 + 1** (this end) **= 3** — **CZE - Czech Republic 0 + 0** (this end) **= 0**

1
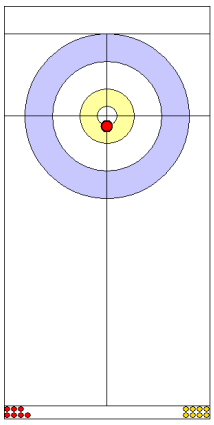
SCO: WADDELL C
Draw ↺ 100%

2
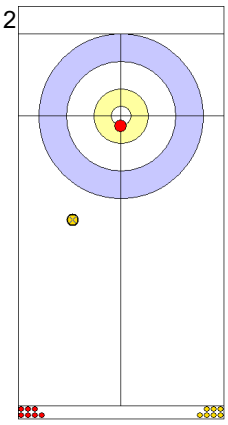
CZE: KLIPA L
Front ↺ 100%

3
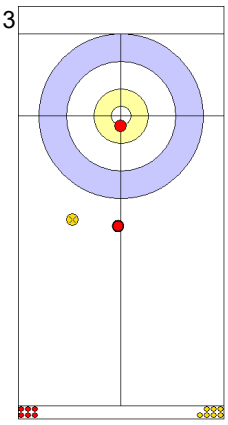
SCO: WADDELL C
Guard ↺ 100%

4
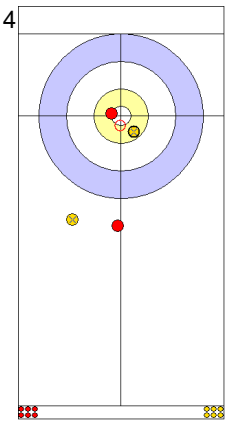
CZE: KLIPA L
Draw ↺ 75%

5
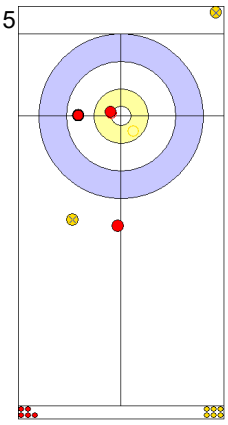
SCO: MENZIES D
Take-out ↺ 100%

6
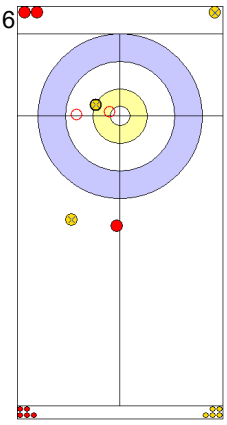
CZE: BOHAC R
Double Take-out ↺ 100%

7
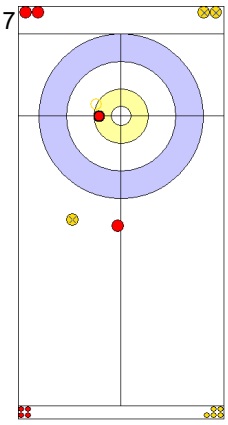
SCO: MENZIES D
Take-out ↻ 100%

8
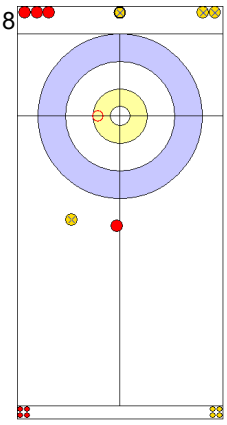
CZE: BOHAC R
Take-out ↻ 50%

9
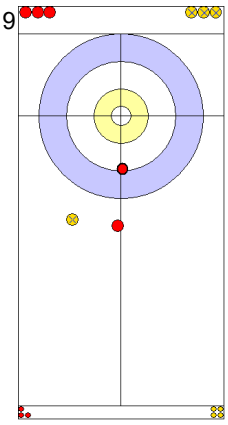
SCO: WADDELL K
Draw ↺ 75%

10
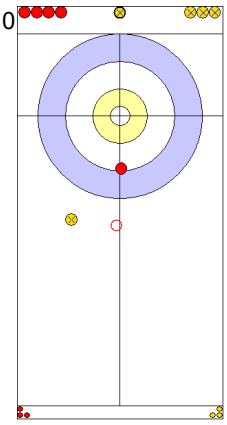
CZE: CERNOVSKY M
Double Take-out ↺ 50%

11
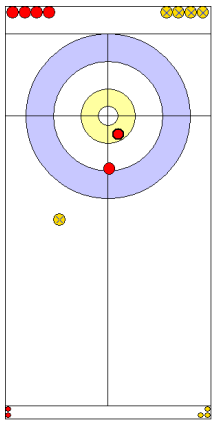
SCO: WADDELL K
Draw ↺ 75%

12
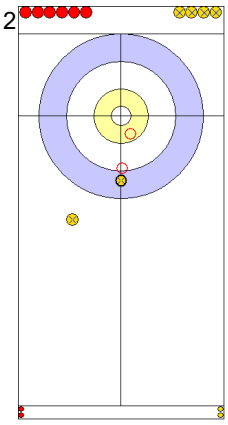
CZE: CERNOVSKY M
Double Take-out ↻ 100%

13
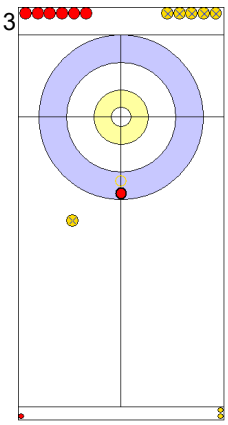
SCO: PATERSON R
Take-out ↺ 100%

14
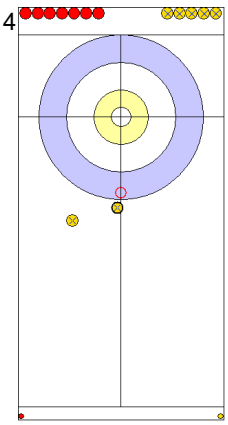
CZE: KLIMA L
Hit and Roll ↻ 50%

15
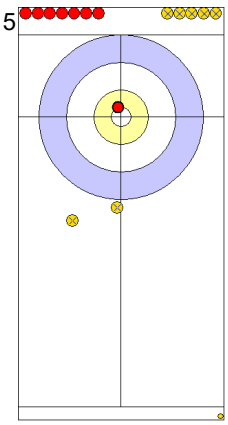
SCO: PATERSON R
Draw ↺ 100%

16
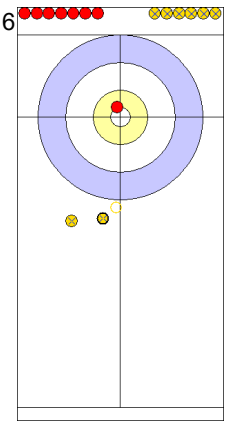
CZE: KLIMA L
Promotion Take-out ↻ 0%

| | SCO | CZE |
|---|---|---|
| Total Score | 3 | 0 |
| Time left | | |

**Legend:**
↻ Clockwise ↺ Counter-clockwise - Not considered



lgt.com NEW HOLLAND LE GRUYÈRE SWITZERLAND ZUG CURLIT Curling Information Technology Ltd.

# Game - Shot by Shot

**End 8** — **SCO - Scotland 3 + 1** (this end) **= 4** — **CZE - Czech Republic 0 + 0** (this end) **= 0**

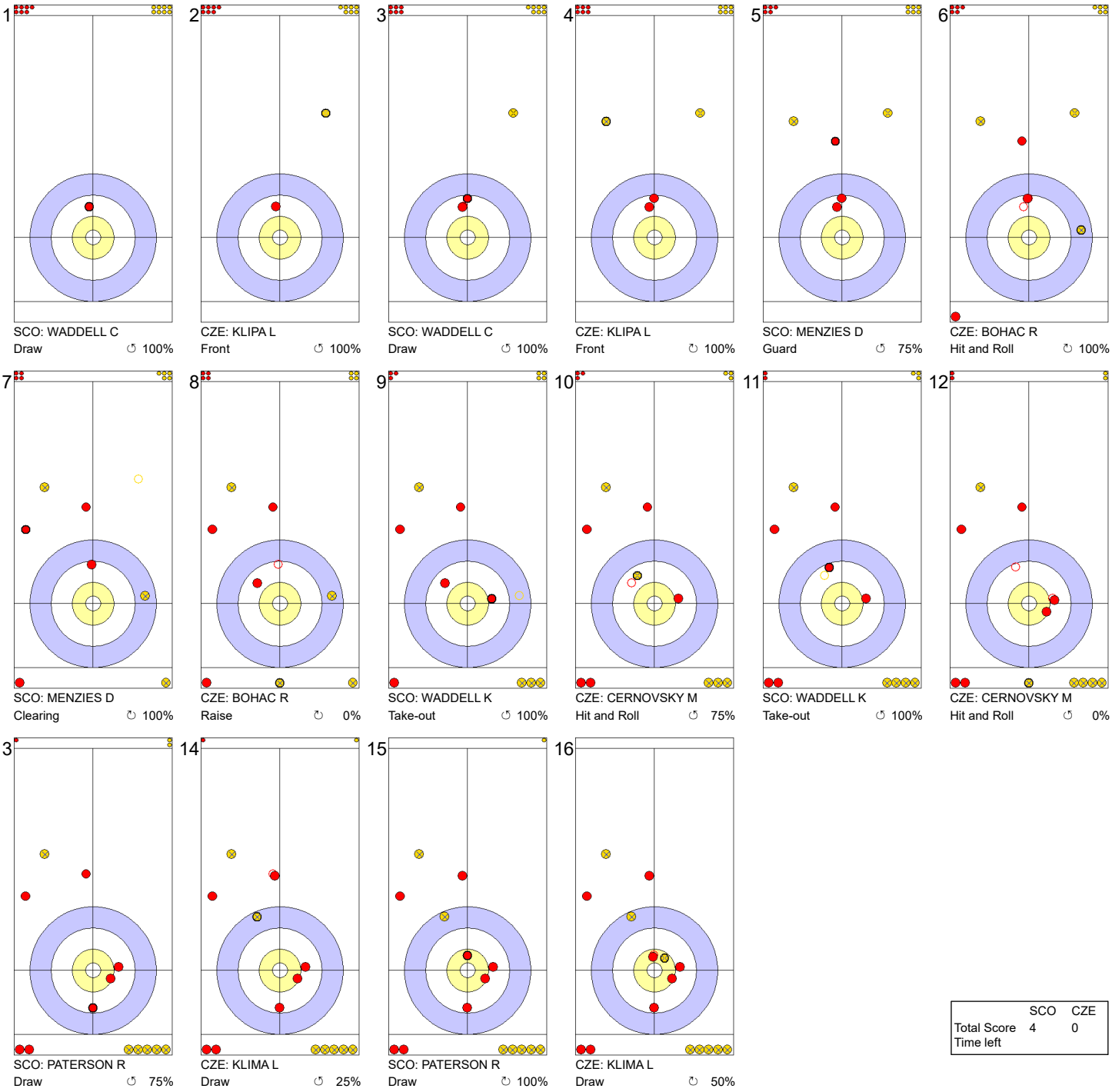


| | SCO | CZE |
|---|---|---|
| Total Score | 4 | 0 |
| Time left | | |

**Legend:**
↻ Clockwise ↺ Counter-clockwise - Not considered



lgt.com NEW HOLLAND LE GRUYÈRE SWITZERLAND ZUG CURLIT Curling Information Technology Ltd.

# Game - Shot by Shot

**End 9** — **SCO - Scotland 4 + 2** (this end) **= 6** — **CZE - Czech Republic 0 + 0** (this end) **= 0**

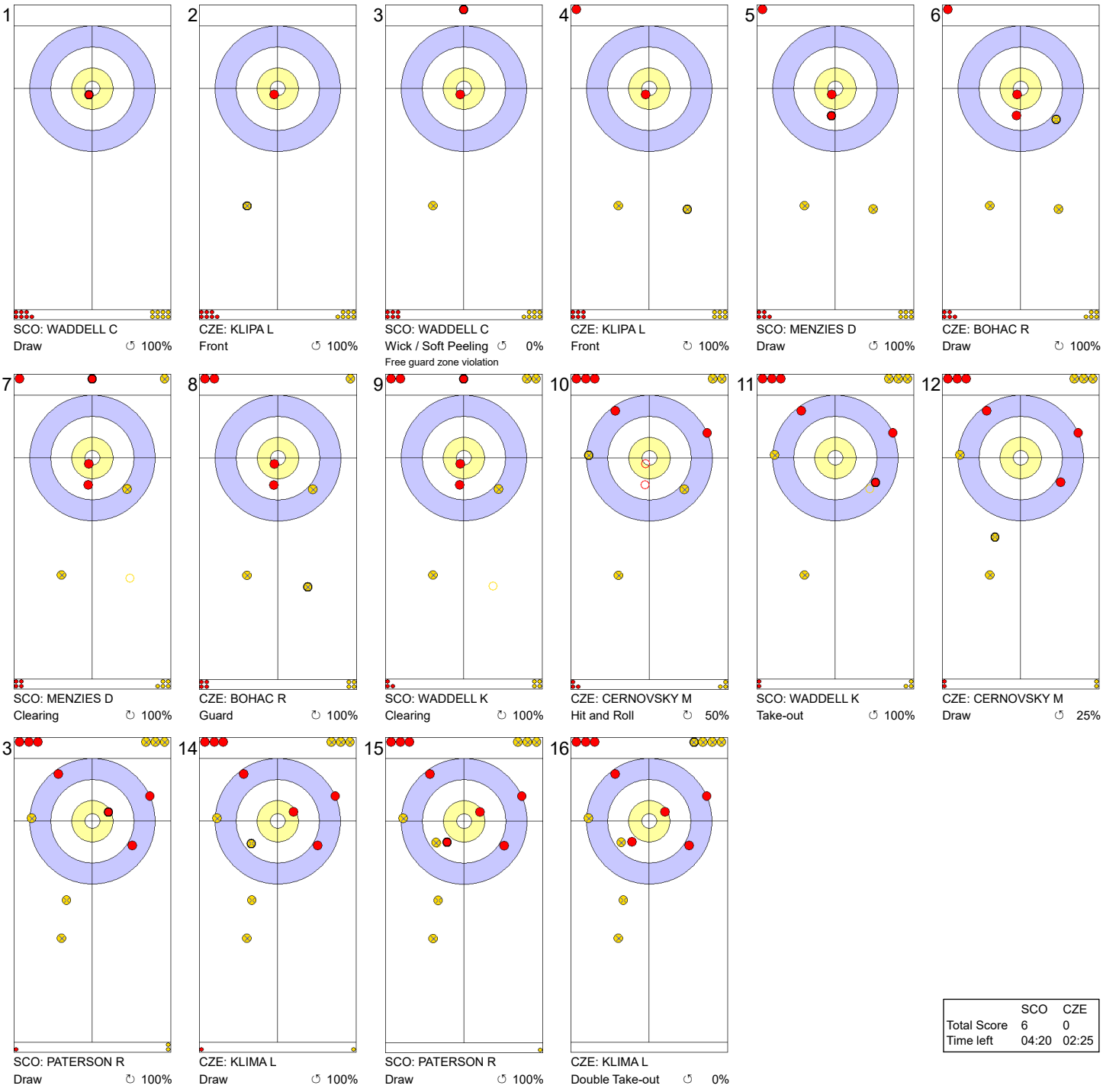

1 — SCO: WADDELL C — Draw ↻ 100%
2 — CZE: KLIPA L — Front ↺ 100%
3 — SCO: WADDELL C — Wick / Soft Peeling ↺ 0% — Free guard zone violation
4 — CZE: KLIPA L — Front ↻ 100%
5 — SCO: MENZIES D — Draw ↺ 100%
6 — CZE: BOHAC R — Draw ↻ 100%
7 — SCO: MENZIES D — Clearing ↻ 100%
8 — CZE: BOHAC R — Guard ↺ 100%
9 — SCO: WADDELL K — Clearing ↻ 100%
10 — CZE: CERNOVSKY M — Hit and Roll ↻ 50%
11 — SCO: WADDELL K — Take-out ↺ 100%
12 — CZE: CERNOVSKY M — Draw ↺ 25%
13 — SCO: PATERSON R — Draw ↻ 100%
14 — CZE: KLIMA L — Draw ↺ 100%
15 — SCO: PATERSON R — Draw ↺ 100%
16 — CZE: KLIMA L — Double Take-out ↺ 0%

| | SCO | CZE |
|---|---|---|
| Total Score | 6 | 0 |
| Time left | 04:20 | 02:25 |

**Legend:**
↻ Clockwise ↺ Counter-clockwise - Not considered



lgt.com NEW HOLLAND LE GRUYÈRE SWITZERLAND ZUG CURLIT Curling Information Technology Ltd.

# Game Results

| Sheet | Game | Team | LSFE | 1 | 2 | 3 | 4 | 5 | 6 | 7 | 8 | 9 | 10 | Extra Ends | | | | Total |
|---|---|---|---|---|---|---|---|---|---|---|---|---|---|---|---|---|---|---|
| D | 8 | NOR - Norway | * | 0 | 1 | 0 | 2 | 0 | 0 | 1 | 0 | 0 | 1 | | | | | 5 |
| | 8 | FIN - Finland | | 1 | 0 | 1 | 0 | 0 | 0 | 0 | 1 | 1 | 0 | | | | | 4 |

| NOR - Norway | | | Shot Success Game | Shot Success All |
|---|---|---|---|---|
| 4 | S | RAMSFJELL Magnus | 72% | 78% |
| 3 | | SESAKER Martin | 84% | 84% |
| 2 | | RAMSFJELL Bendik | 78% | 84% |
| 1 | V | NEPSTAD Gaute | 69% | 77% |
| A | | BRAENDEN Mathias | - | - |
| | | Team Total | 76% | 81% |

| Last Stone Draw | | Distance |
|---|---|---|
| ↻ | SESAKER Martin | 38.2cm |
| ↺ | NEPSTAD Gaute | 14.4cm |
| **Total** | | **52.6cm** |

Time remaining: 2 minutes 26 seconds

| FIN - Finland | | | Shot Success Game | Shot Success All |
|---|---|---|---|---|
| 4 | S | KIISKINEN Kalle | 75% | 70% |
| 3 | | SALO Teemu | 70% | 72% |
| 2 | | KUOSMANEN Paavo | 84% | 80% |
| 1 | V | POLLANEN Jermu | 81% | 84% |
| A | | OUNI Leo | - | 76% |
| | | Team Total | 78% | 75% |

| Last Stone Draw | | Distance |
|---|---|---|
| ↻ | KIISKINEN Kalle | 52.4cm |
| ↺ | KUOSMANEN Paavo | 26.4cm |
| **Total** | | **78.8cm** |

Time remaining: 4 minutes 3 seconds

Time-out: End 10 - FIN stone 8

## Shot Success Analysis

| NOR - Norway | | ↻ | | ↺ | | Game | |
|---|---|---|---|---|---|---|---|
| 4 RAMSFJELL Magnus | Draws | 2 | 100% | 4 | 50% | 6 | 67% |
| | Take-outs | 8 | 84% | 5 | 60% | 13 | 75% |
| | Total | 10 | 88% | 9 | 56% | 19 | 72% |
| 3 SESAKER Martin | Draws | 1 | 100% | 3 | 92% | 4 | 94% |
| | Take-outs | 6 | 71% | 10 | 88% | 16 | 81% |
| | Total | 7 | 75% | 13 | 88% | 20 | 84% |
| 2 RAMSFJELL Bendik | Draws | 3 | 83% | 3 | 75% | 6 | 79% |
| | Take-outs | 6 | 75% | 8 | 78% | 14 | 77% |
| | Total | 9 | 78% | 11 | 77% | 20 | 78% |
| 1 NEPSTAD Gaute | Draws | 12 | 79% | 7 | 54% | 19 | 70% |
| | Take-outs | 1 | 50% | 0 | - | 1 | 50% |
| | Total | 13 | 77% | 7 | 54% | 20 | 69% |
| A BRAENDEN Mathias | Draws | 0 | - | 0 | - | 0 | - |
| | Take-outs | 0 | - | 0 | - | 0 | - |
| | Total | 0 | - | 0 | - | 0 | - |
| Team | Draws | 18 | 83% | 17 | 63% | 35 | 74% |
| | Take-outs | 21 | 76% | 23 | 78% | 44 | 77% |
| | Total | 39 | 79% | 40 | 72% | 79 | 76% |

| FIN - Finland | | ↻ | | ↺ | | Game | |
|---|---|---|---|---|---|---|---|
| 4 KIISKINEN Kalle | Draws | 2 | 75% | 4 | 63% | 6 | 67% |
| | Take-outs | 5 | 75% | 8 | 81% | 13 | 79% |
| | Total | 7 | 75% | 12 | 75% | 19 | 75% |
| 3 SALO Teemu | Draws | 4 | 75% | 5 | 75% | 9 | 75% |
| | Take-outs | 3 | 42% | 8 | 75% | 11 | 66% |
| | Total | 7 | 61% | 13 | 75% | 20 | 70% |
| 2 KUOSMANEN Paavo | Draws | 10 | 75% | 2 | 88% | 12 | 77% |
| | Take-outs | 3 | 92% | 5 | 95% | 8 | 94% |
| | Total | 13 | 79% | 7 | 93% | 20 | 84% |
| 1 POLLANEN Jermu | Draws | 12 | 77% | 6 | 92% | 18 | 82% |
| | Take-outs | 1 | 50% | 1 | 100% | 2 | 75% |
| | Total | 13 | 75% | 7 | 93% | 20 | 81% |
| A OUNI Leo | Draws | 0 | - | 0 | - | 0 | - |
| | Take-outs | 0 | - | 0 | - | 0 | - |
| | Total | 0 | - | 0 | - | 0 | - |
| Team | Draws | 28 | 76% | 17 | 79% | 45 | 77% |
| | Take-outs | 12 | 69% | 22 | 83% | 34 | 78% |
| | Total | 40 | 74% | 39 | 81% | 79 | 78% |

**Note:**
Position and function for each team member:
**4** = Fourth, **3** = Third, **2** = Second, **1** = Lead, **A** = Alternate, **S** = Skip, **V** = Vice-Skip

**Legend:**
↻ Clockwise ↺ Counter-clockwise **LSFE(*)** Last Stone First End



lgt.com NEW HOLLAND LE GRUYÈRE SWITZERLAND ZUG CURLIT Curling Information Technology Ltd.

# Game - Shot by Shot

**End 1** — **NOR - Norway 0 + 0** (this end) **= 0** — **FIN - Finland 0 + 1** (this end) **= 1**

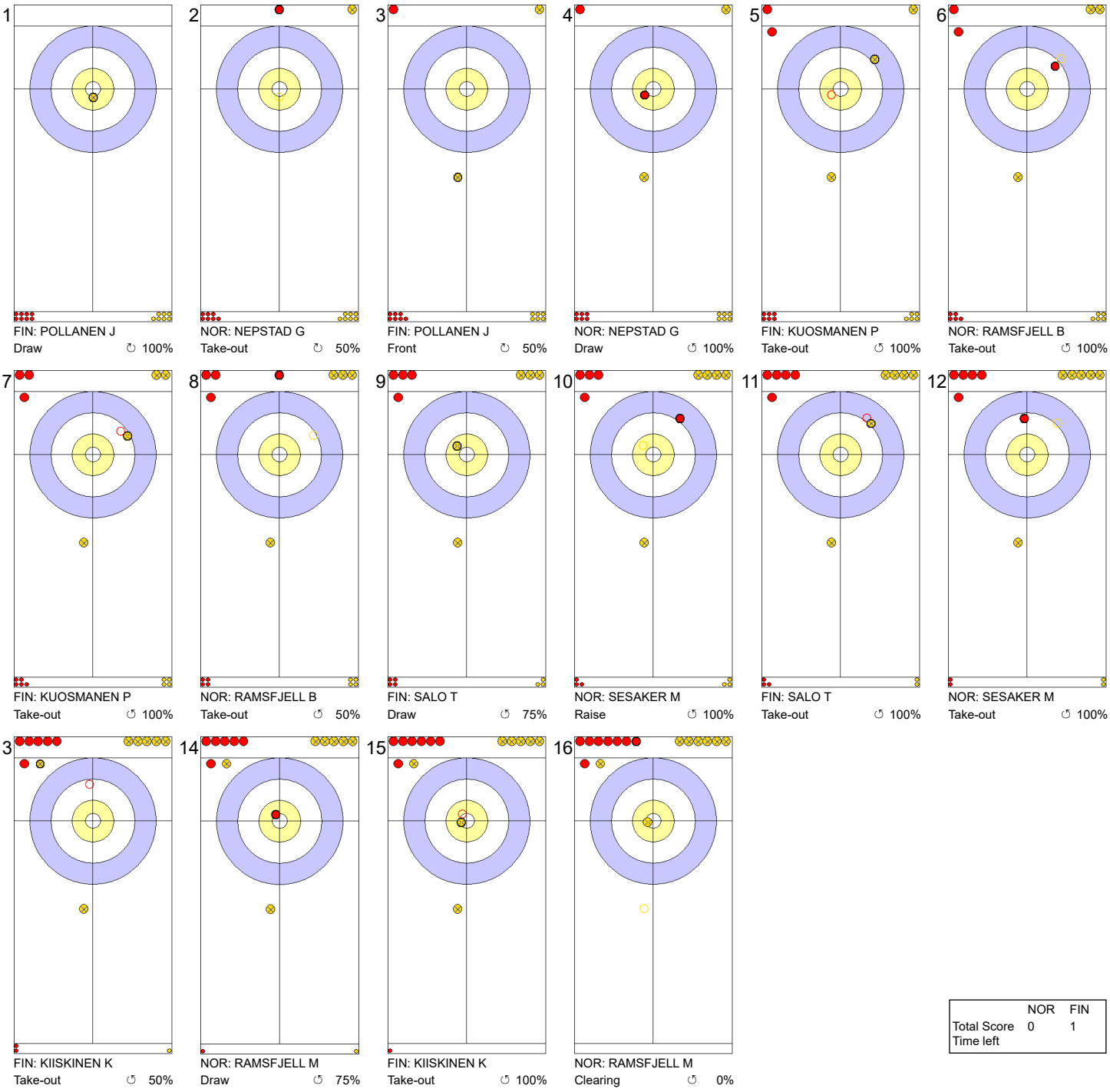


| | NOR | FIN |
|---|---|---|
| Total Score | 0 | 1 |
| Time left | | |

**Legend:**
↻ Clockwise ↺ Counter-clockwise - Not considered



lgt.com NEW HOLLAND LE GRUYÈRE SWITZERLAND ZUG CURLIT Curling Information Technology Ltd.

# Game - Shot by Shot

**End 2** — **NOR - Norway 0 + 1** (this end) **= 1** — **FIN - Finland 1 + 0** (this end) **= 1**

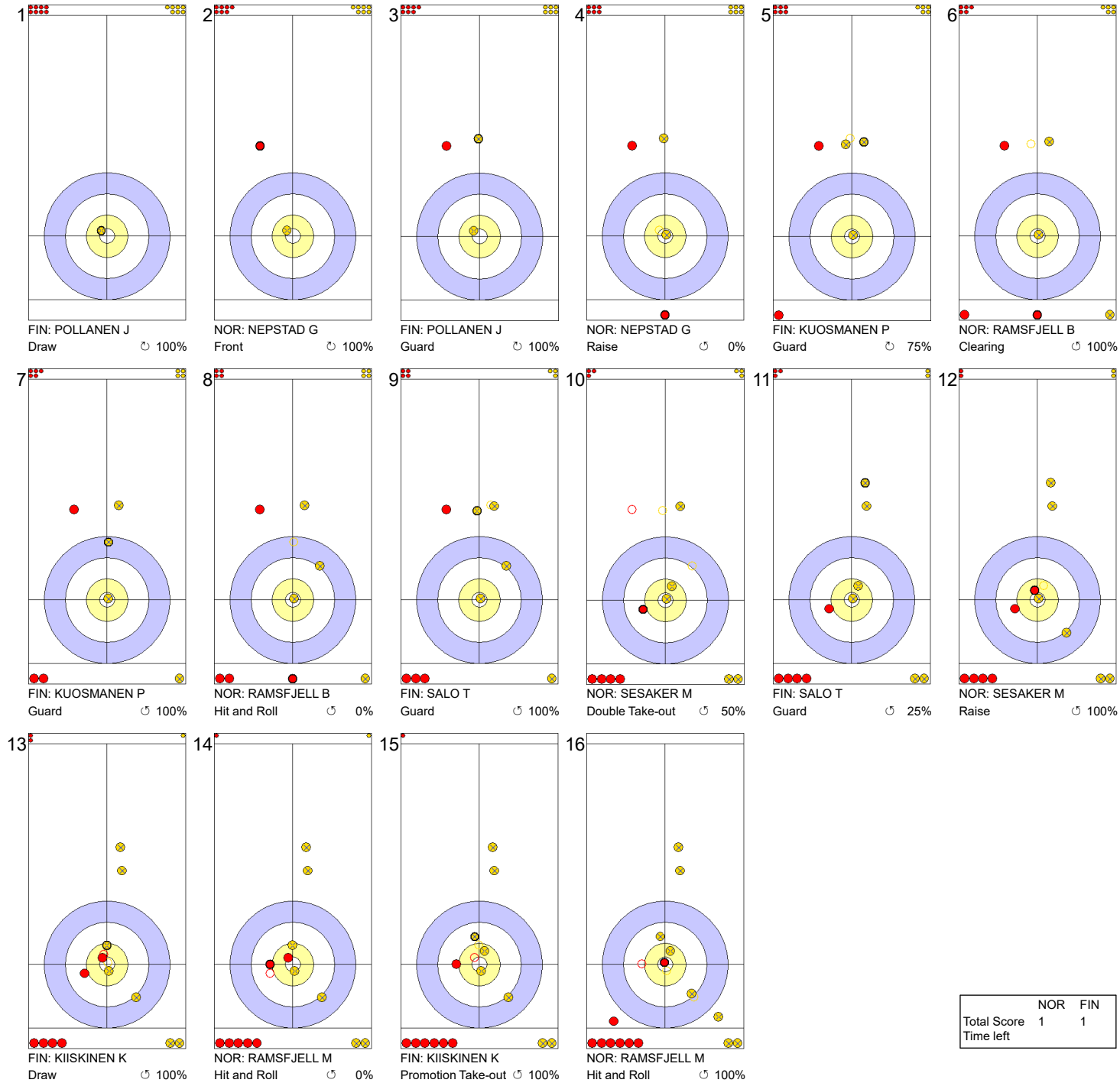


| | NOR | FIN |
|---|---|---|
| Total Score | 1 | 1 |
| Time left | | |

**Legend:**

↻ Clockwise ↺ Counter-clockwise - Not considered



lgt.com NEW HOLLAND LE GRUYÈRE SWITZERLAND ZUG CURLIT Curling Information Technology Ltd.

# Game - Shot by Shot

**End 3** — **NOR - Norway 1 + 0** (this end) **= 1** — **FIN - Finland 1 + 1** (this end) **= 2**




| | NOR | FIN |
|---|---|---|
| Total Score | 1 | 2 |
| Time left | | |

**Legend:**

↻ Clockwise ↺ Counter-clockwise - Not considered



lgt.com NEW HOLLAND LE GRUYÈRE SWITZERLAND ZUG CURLIT Curling Information Technology Ltd.

# Game - Shot by Shot

**End 4** — **NOR - Norway 1 + 2** (this end) **= 3** — **FIN - Finland 2 + 0** (this end) **= 2**

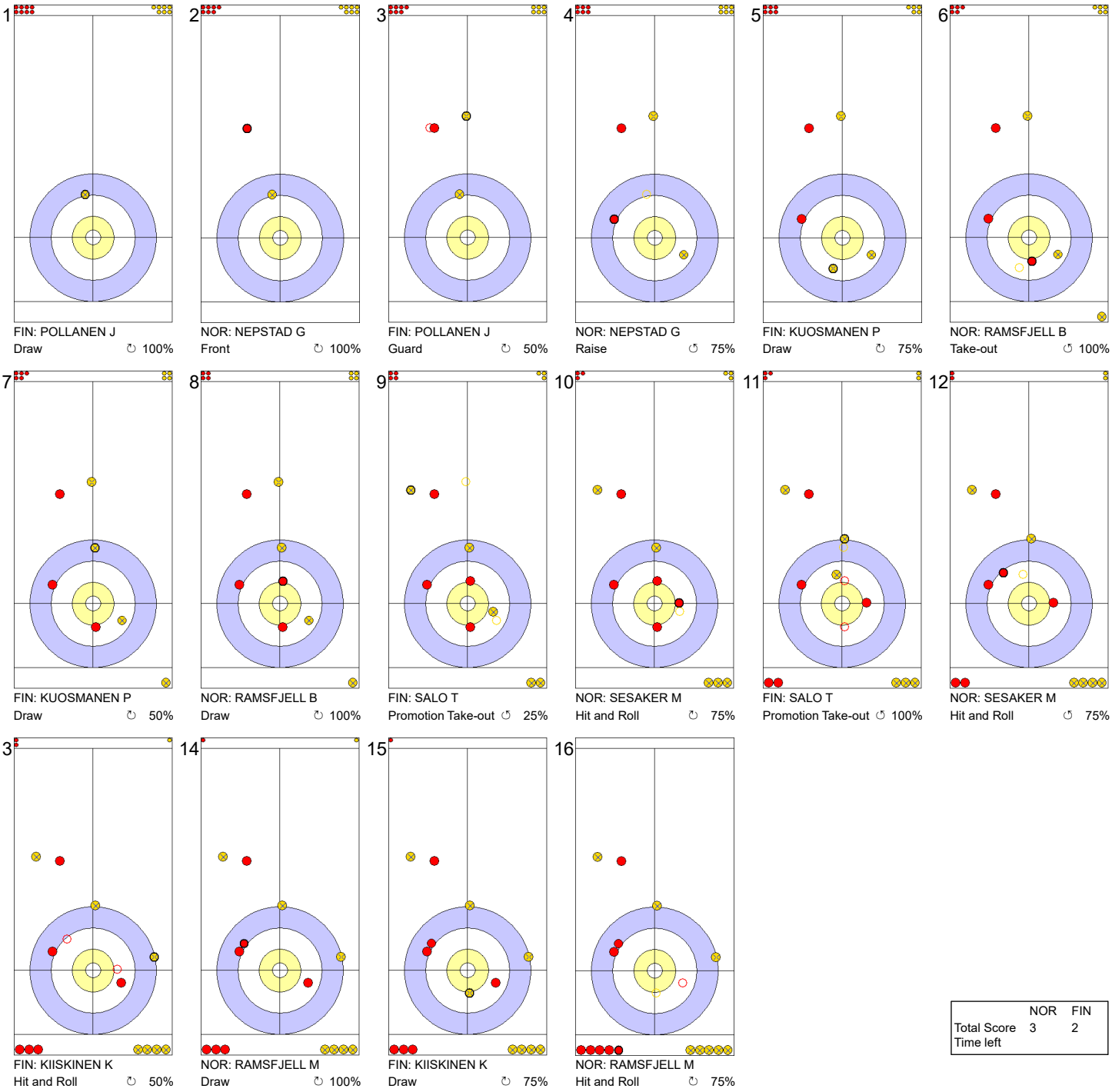


| | NOR | FIN |
|---|---|---|
| Total Score | 3 | 2 |
| Time left | | |

**Legend:**
↻ Clockwise ↺ Counter-clockwise - Not considered



lgt.com NEW HOLLAND LE GRUYÈRE SWITZERLAND V ZUG CURLIT Curling Information Technology Ltd.

# Game - Shot by Shot

**End 5** — **NOR - Norway 3 + 0** (this end) **= 3** — **FIN - Finland 2 + 0** (this end) **= 2**

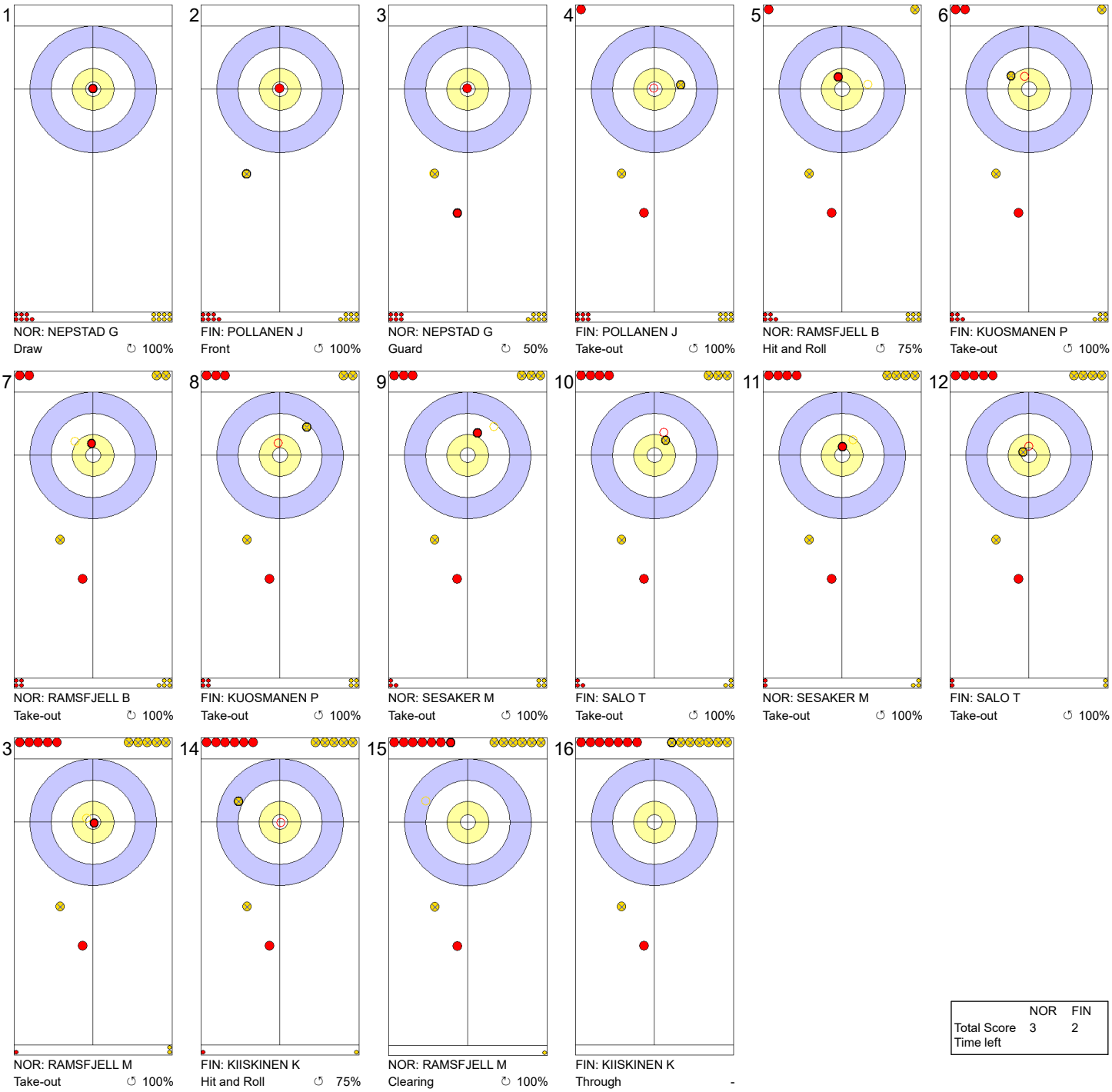

| | 1 | 2 | 3 | 4 | 5 | 6 |
|---|---|---|---|---|---|---|
| | NOR: NEPSTAD G | FIN: POLLANEN J | NOR: NEPSTAD G | FIN: POLLANEN J | NOR: RAMSFJELL B | FIN: KUOSMANEN P |
| | Draw ↻ 100% | Front ↺ 100% | Guard ↻ 50% | Take-out ↺ 100% | Hit and Roll ↺ 75% | Take-out ↺ 100% |
| | 7 | 8 | 9 | 10 | 11 | 12 |
| | NOR: RAMSFJELL B | FIN: KUOSMANEN P | NOR: SESAKER M | FIN: SALO T | NOR: SESAKER M | FIN: SALO T |
| | Take-out ↻ 100% | Take-out ↺ 100% | Take-out ↻ 100% | Take-out ↺ 100% | Take-out ↺ 100% | Take-out ↺ 100% |
| | 13 | 14 | 15 | 16 | | |
| | NOR: RAMSFJELL M | FIN: KIISKINEN K | NOR: RAMSFJELL M | FIN: KIISKINEN K | | |
| | Take-out ↻ 100% | Hit and Roll ↺ 75% | Clearing ↻ 100% | Through - | | |

| | NOR | FIN |
|---|---|---|
| Total Score | 3 | 2 |
| Time left | | |

**Legend:**
↻ Clockwise ↺ Counter-clockwise - Not considered



lgt.com NEW HOLLAND LE GRUYÈRE SWITZERLAND ZUG CURLIT Curling Information Technology Ltd.

# Game - Shot by Shot

**End 6** — **NOR - Norway 3 + 0** (this end) **= 3** — **FIN - Finland 2 + 0** (this end) **= 2**

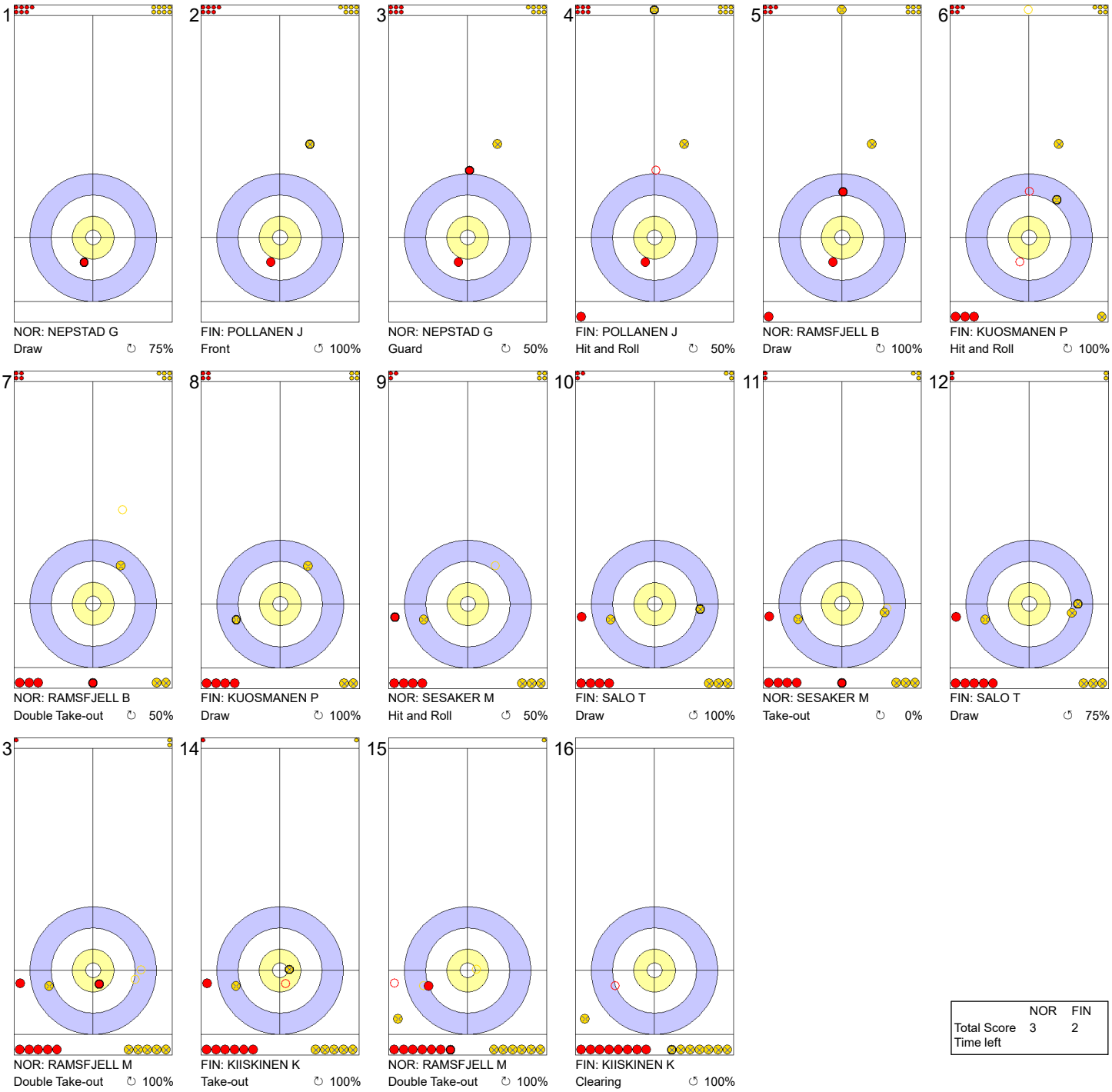


| | NOR | FIN |
|---|---|---|
| Total Score | 3 | 2 |
| Time left | | |

**Legend:**
↻ Clockwise ↺ Counter-clockwise - Not considered



lgt.com NEW HOLLAND LE GRUYÈRE SWITZERLAND ZUG CURLIT Curling Information Technology Ltd.

# Game - Shot by Shot

**End 7** — **NOR - Norway** 3 + 1 (this end) = 4 — **FIN - Finland** 2 + 0 (this end) = 2

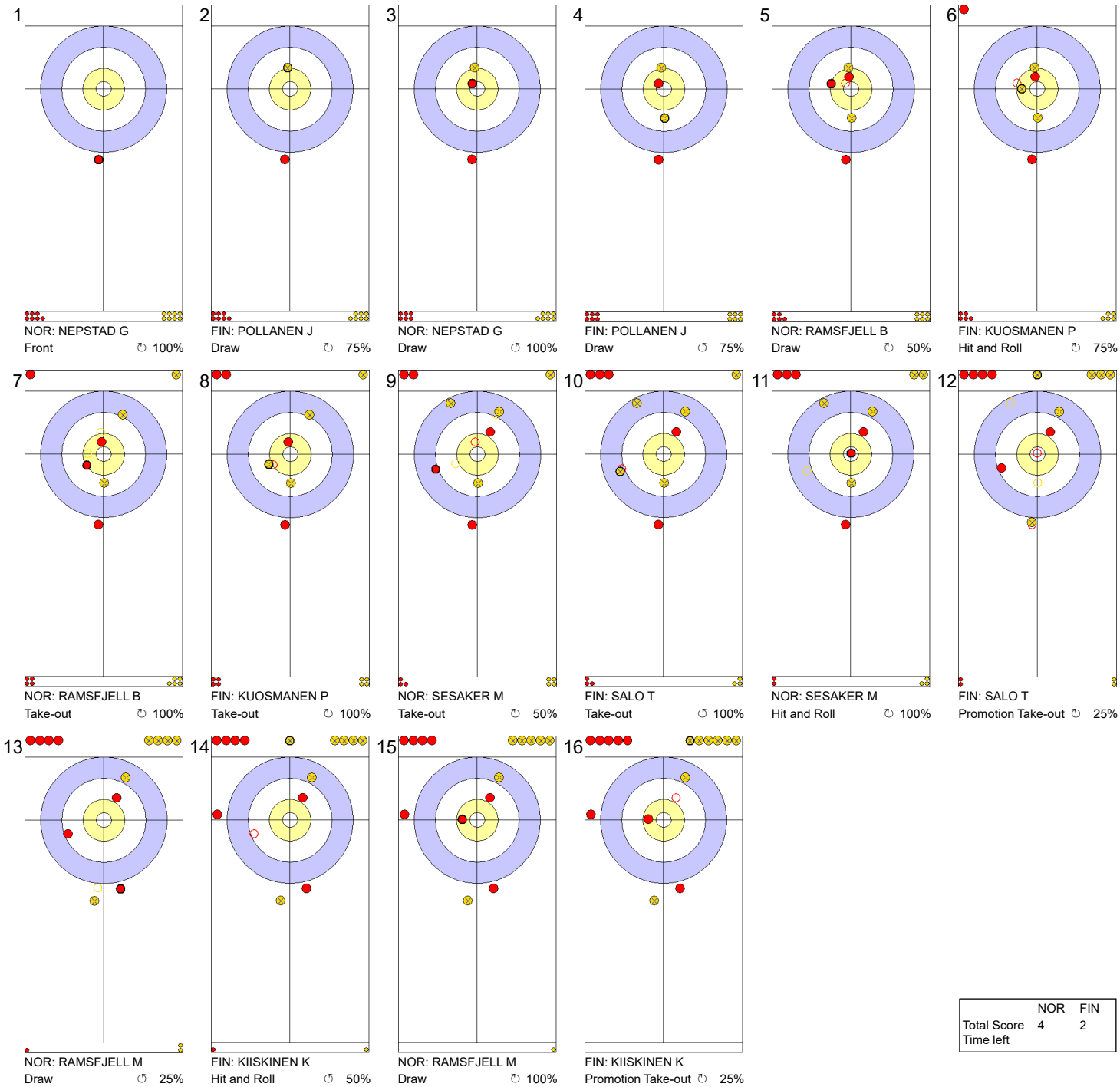


| | NOR | FIN |
|---|---|---|
| Total Score | 4 | 2 |
| Time left | | |

**Legend:**
↻ Clockwise ↺ Counter-clockwise - Not considered



lgt.com NEW HOLLAND LE GRUYÈRE SWITZERLAND ZUG CURLIT Curling Information Technology Ltd.

# Game - Shot by Shot

**End 8** — **NOR - Norway 4 + 0** (this end) **= 4** — **FIN - Finland 2 + 1** (this end) **= 3**




| | NOR | FIN |
|---|---|---|
| Total Score | 4 | 3 |
| Time left | | |

**Legend:**

↻ Clockwise ↺ Counter-clockwise - Not considered



lgt.com NEW HOLLAND LE GRUYÈRE SWITZERLAND ZUG CURLIT Curling Information Technology Ltd.

# Game - Shot by Shot

**End 9** — **NOR - Norway 4 + 0** (this end) **= 4** — **FIN - Finland 3 + 1** (this end) **= 4**




| | NOR | FIN |
|---|---|---|
| Total Score | 4 | 4 |
| Time left | | |

**Legend:**

↻ Clockwise ↺ Counter-clockwise - Not considered



lgt.com NEW HOLLAND LE GRUYÈRE SWITZERLAND ZUG CURLIT Curling Information Technology Ltd.

# Game - Shot by Shot

**End 10** — **NOR - Norway** **4 + 1** (this end) **= 5** — **FIN - Finland** **4 + 0** (this end) **= 4**

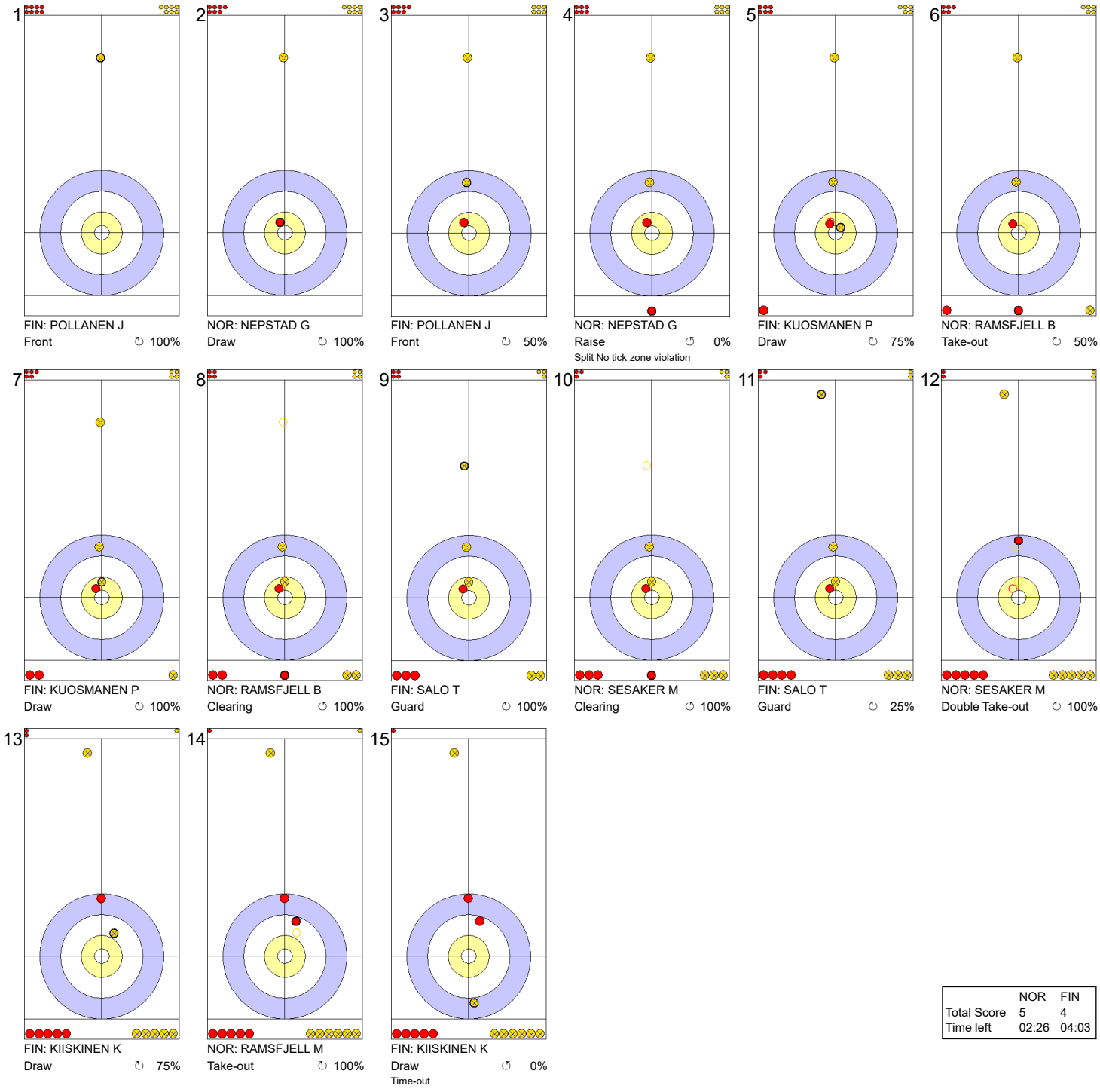


| | NOR | FIN |
|---|---|---|
| Total Score | 5 | 4 |
| Time left | 02:26 | 04:03 |

**Legend:**
↻ Clockwise ↺ Counter-clockwise - Not considered



lgt.com NEW HOLLAND LE GRUYÈRE SWITZERLAND ZUG CURLIT Curling Information Technology Ltd.

## Session Results and Standings

| Sheet | Game | Team | LSFE | 1 | 2 | 3 | 4 | 5 | 6 | 7 | 8 | 9 | 10 | Extra Ends | | | | Total |
|---|---|---|---|---|---|---|---|---|---|---|---|---|---|---|---|---|---|---|
| A | 7 | SUI - Switzerland | * | 0 | 2 | 1 | 1 | 2 | 1 | X | X | X | X | | | | | 7 |
| | 7 | DEN - Denmark | | 0 | 0 | 0 | 0 | 0 | 0 | X | X | X | X | | | | | 0 |
| B | 7 | KOR - Korea | | 0 | 0 | 3 | 1 | 2 | 0 | 2 | 0 | 2 | X | | | | | 10 |
| | 7 | ITA - Italy | * | 0 | 1 | 0 | 0 | 0 | 3 | 0 | 1 | 0 | X | | | | | 5 |
| C | 7 | USA - United States | * | 0 | 1 | 0 | 2 | 0 | 0 | 3 | 1 | 1 | X | | | | | 8 |
| | 7 | NED - Netherlands | | 0 | 0 | 1 | 0 | 2 | 0 | 0 | 0 | 0 | X | | | | | 3 |
| D | 7 | CAN - Canada | | 0 | 1 | 0 | 1 | 0 | 0 | 2 | 0 | 1 | 0 | | | | | 5 |
| | 8 | SWE - Sweden | * | 0 | 0 | 1 | 0 | 1 | 1 | 0 | 2 | 0 | 2 | | | | | 7 |

## Current Standings

| Rank | Team | Games | Wins | Losses |
|---|---|---|---|---|
| 1 | CAN - Canada | 7 | 6 | 1 |
| 2 | SWE - Sweden | 8 | 6 | 2 |
| 3 | SCO - Scotland | 7 | 5 | 2 |
| 3 | SUI - Switzerland | 7 | 5 | 2 |
| 5 | KOR - Korea | 7 | 4 | 3 |
| 5 | USA - United States | 7 | 4 | 3 |
| 7 | FIN - Finland | 7 | 3 | 4 |
| 7 | GER - Germany | 7 | 3 | 4 |
| 7 | ITA - Italy | 7 | 3 | 4 |
| 7 | NOR - Norway | 7 | 3 | 4 |
| 11 | CZE - Czech Republic | 7 | 2 | 5 |
| 12 | DEN - Denmark | 7 | 1 | 6 |
| 12 | NED - Netherlands | 7 | 1 | 6 |

**Note:**
Under WCF rules, tie-breaking rules for standings are not applied until after the last game of the round robin.

**Legend:**
**LSFE(*)** Last Stone First End
**X** Unplayed/unfinished end due to concession



lgt.com NEW HOLLAND LE GRUYÈRE SWITZERLAND ZUG CURLIT Curling Information Technology Ltd.

# Game Results

| Sheet | Game | Team | LSFE | 1 | 2 | 3 | 4 | 5 | 6 | 7 | 8 | 9 | 10 | Extra Ends | | | | Total |
|---|---|---|---|---|---|---|---|---|---|---|---|---|---|---|---|---|---|---|
| A | 7 | SUI - Switzerland | * | 0 | 2 | 1 | 1 | 2 | 1 | X | X | X | X | | | | | 7 |
| | 7 | DEN - Denmark | | 0 | 0 | 0 | 0 | 0 | 0 | X | X | X | X | | | | | 0 |

| SUI - Switzerland | | | Shot Success Game | Shot Success All |
|---|---|---|---|---|
| 4 | S | SCHWALLER Yannick | 98% | 78% |
| 3 | V | BRUNNER Michael | 92% | 81% |
| 2 | | MEIER Romano | 100% | 83% |
| 1 | | KAEUFELER Marcel | 96% | 85% |
| A | | GLOOR Simon | - | - |
| | | Team Total | 96% | 82% |

| Last Stone Draw | | Distance |
|---|---|---|
| ↻ | MEIER Romano | 42.6cm |
| ↺ | SCHWALLER Yannick | 28.0cm |
| **Total** | | **70.6cm** |

Time remaining: 15 minutes 16 seconds

Time-out: End 6 - SUI stone 5

| DEN - Denmark | | | Shot Success Game | Shot Success All |
|---|---|---|---|---|
| 4 | S | THUNE Tobias | 60% | 68% |
| 3 | V | WIKSTEN Kasper | 77% | 73% |
| 2 | | KRAUSE Mikkel | 79% | 81% |
| 1 | | POULSEN Daniel | 79% | 79% |
| A | | SOEE Oliver Rosenkrands | - | 83% |
| | | Team Total | 74% | 76% |

| Last Stone Draw | | Distance |
|---|---|---|
| ↻ | POULSEN Daniel | 199.6cm |
| ↺ | WIKSTEN Kasper | 35.7cm |
| **Total** | | **235.3cm** |

Time remaining: 18 minutes 18 seconds

## Shot Success Analysis

| SUI - Switzerland | | ↻ | | ↺ | | Game | |
|---|---|---|---|---|---|---|---|
| 4 SCHWALLER Yannick | Draws | 2 | 100% | 2 | 100% | 4 | 100% |
| | Take-outs | 4 | 100% | 4 | 94% | 8 | 97% |
| | Total | 6 | 100% | 6 | 96% | 12 | 98% |
| 3 BRUNNER Michael | Draws | 3 | 92% | 3 | 100% | 6 | 96% |
| | Take-outs | 2 | 75% | 4 | 94% | 6 | 88% |
| | Total | 5 | 85% | 7 | 96% | 12 | 92% |
| 2 MEIER Romano | Draws | 4 | 100% | 1 | 100% | 5 | 100% |
| | Take-outs | 3 | 100% | 4 | 100% | 7 | 100% |
| | Total | 7 | 100% | 5 | 100% | 12 | 100% |
| 1 KAEUFELER Marcel | Draws | 10 | 95% | 1 | 100% | 11 | 95% |
| | Take-outs | 1 | 100% | 0 | - | 1 | 100% |
| | Total | 11 | 95% | 1 | 100% | 12 | 96% |
| A GLOOR Simon | Draws | 0 | - | 0 | - | 0 | - |
| | Take-outs | 0 | - | 0 | - | 0 | - |
| | Total | 0 | - | 0 | - | 0 | - |
| Team | Draws | 19 | 96% | 7 | 100% | 26 | 97% |
| | Take-outs | 10 | 95% | 12 | 96% | 22 | 95% |
| | Total | 29 | 96% | 19 | 97% | 48 | 96% |

| DEN - Denmark | | ↻ | | ↺ | | Game | |
|---|---|---|---|---|---|---|---|
| 4 THUNE Tobias | Draws | 1 | 100% | 4 | 50% | 5 | 60% |
| | Take-outs | 2 | 50% | 5 | 65% | 7 | 61% |
| | Total | 3 | 67% | 9 | 58% | 12 | 60% |
| 3 WIKSTEN Kasper | Draws | 3 | 92% | 2 | 100% | 5 | 95% |
| | Take-outs | 5 | 50% | 2 | 100% | 7 | 64% |
| | Total | 8 | 66% | 4 | 100% | 12 | 77% |
| 2 KRAUSE Mikkel | Draws | 7 | 68% | 3 | 92% | 10 | 75% |
| | Take-outs | 1 | 100% | 1 | 100% | 2 | 100% |
| | Total | 8 | 72% | 4 | 94% | 12 | 79% |
| 1 POULSEN Daniel | Draws | 7 | 93% | 5 | 60% | 12 | 79% |
| | Take-outs | 0 | - | 0 | - | 0 | - |
| | Total | 7 | 93% | 5 | 60% | 12 | 79% |
| A SOEE Oliver Rosenkrands | Draws | 0 | - | 0 | - | 0 | - |
| | Take-outs | 0 | - | 0 | - | 0 | - |
| | Total | 0 | - | 0 | - | 0 | - |
| Team | Draws | 18 | 83% | 14 | 70% | 32 | 77% |
| | Take-outs | 8 | 56% | 8 | 78% | 16 | 67% |
| | Total | 26 | 75% | 22 | 73% | 48 | 74% |

**Note:**
Position and function for each team member:
**4** = Fourth, **3** = Third, **2** = Second, **1** = Lead, **A** = Alternate, **S** = Skip, **V** = Vice-Skip

**Legend:**
↻ Clockwise ↺ Counter-clockwise **LSFE(*)** Last Stone First End
**X** Unplayed/unfinished end due to concession



lgt.com NEW HOLLAND LE GRUYÈRE SWITZERLAND ZUG CURLIT Curling Information Technology Ltd.

# Game - Shot by Shot

**End 1** — **SUI - Switzerland 0 + 0** (this end) **= 0** — **DEN - Denmark 0 + 0** (this end) **= 0**

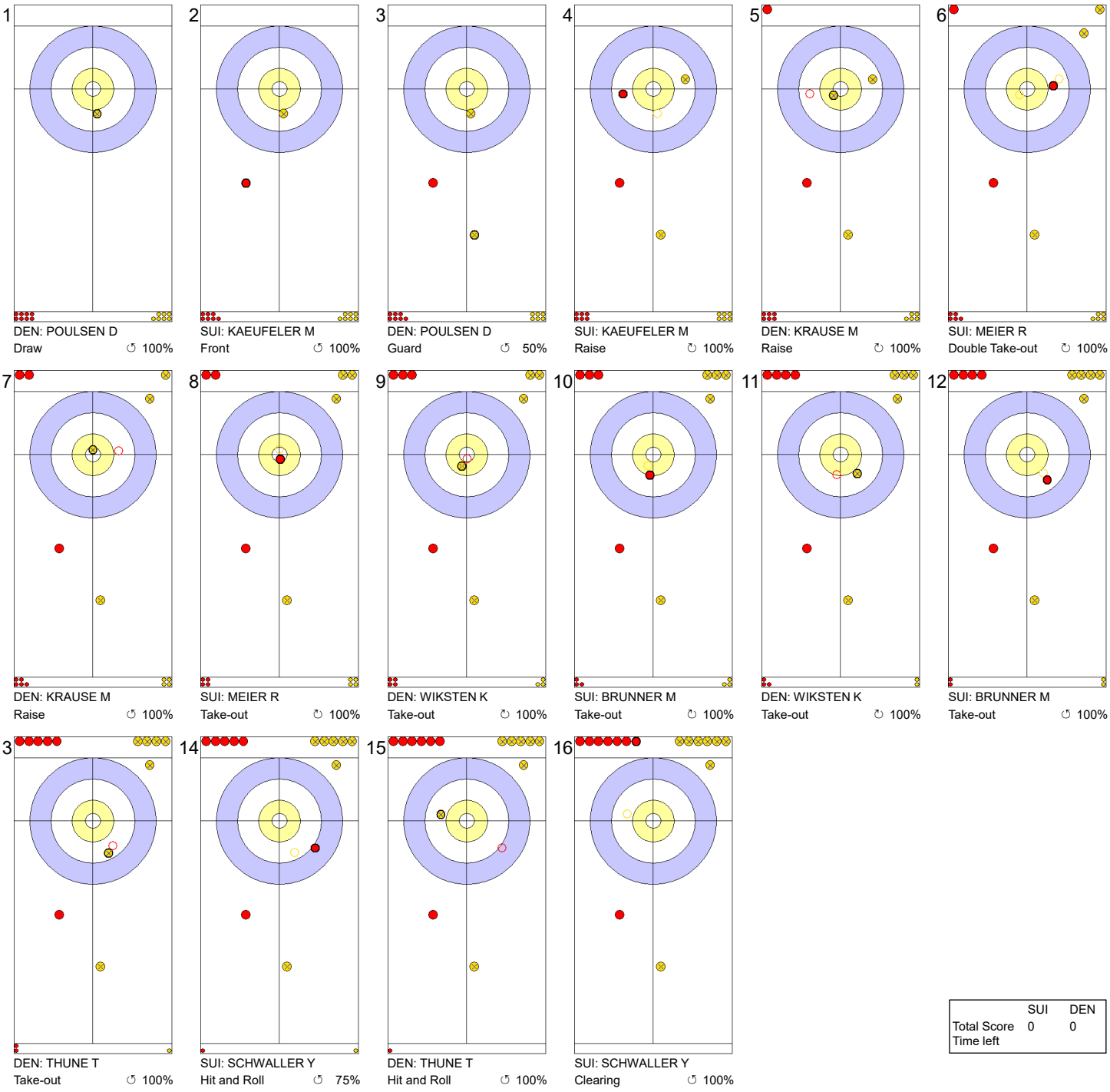


| | SUI | DEN |
|---|---|---|
| Total Score | 0 | 0 |
| Time left | | |

**Legend:**

↻ Clockwise ↺ Counter-clockwise - Not considered



lgt.com NEW HOLLAND LE GRUYÈRE SWITZERLAND ZUG CURLIT Curling Information Technology Ltd.

# Game - Shot by Shot

**End 2** — **SUI - Switzerland 0 + 2** (this end) **= 2** — **DEN - Denmark 0 + 0** (this end) **= 0**

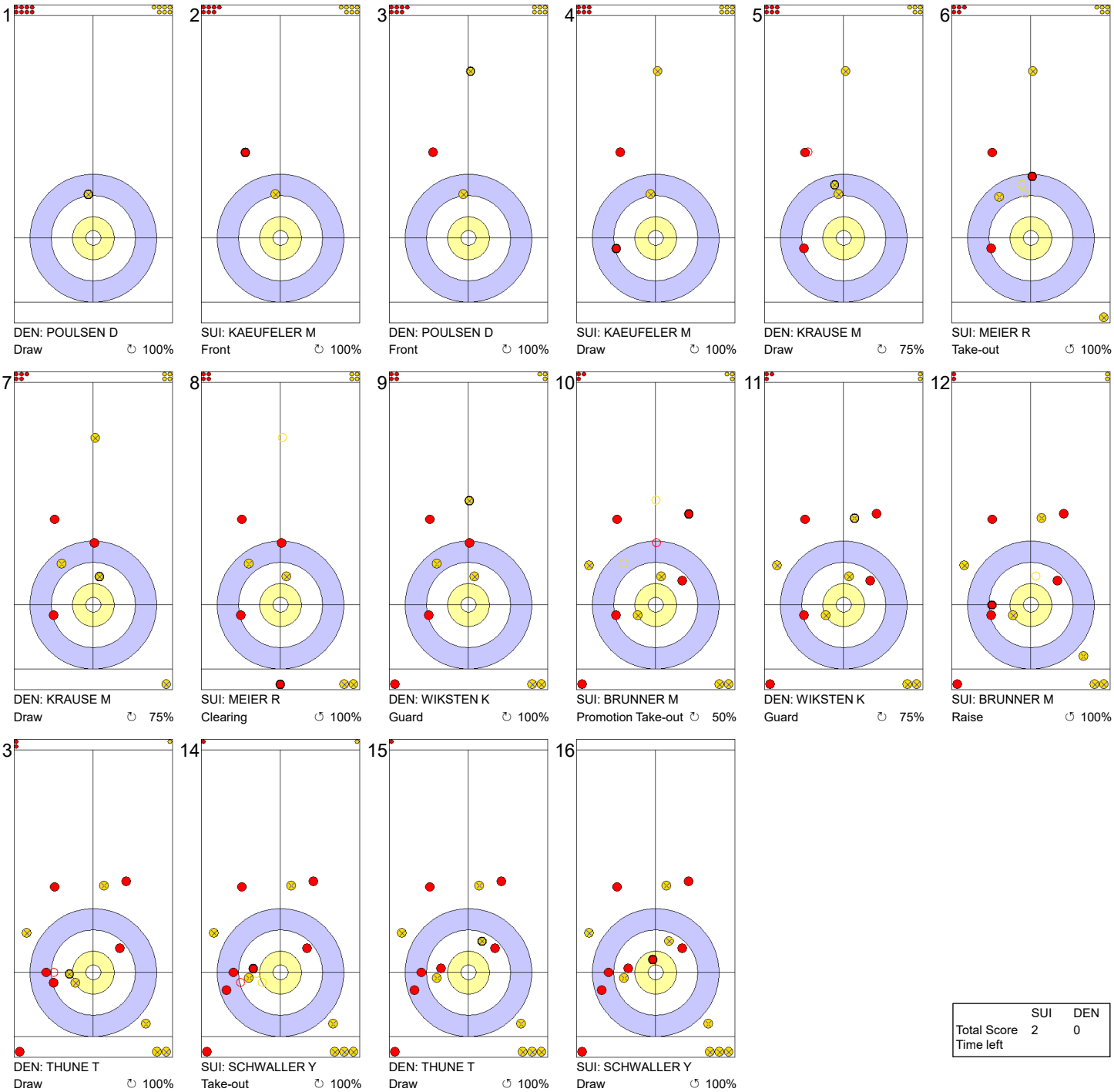


| | SUI | DEN |
|---|---|---|
| Total Score | 2 | 0 |
| Time left | | |

**Legend:**

↻ Clockwise ↺ Counter-clockwise - Not considered



lgt.com NEW HOLLAND LE GRUYÈRE SWITZERLAND ZUG CURLIT Curling Information Technology Ltd.

# Game - Shot by Shot

**End 3** — **SUI - Switzerland 2 + 1** (this end) **= 3** — **DEN - Denmark 0 + 0** (this end) **= 0**

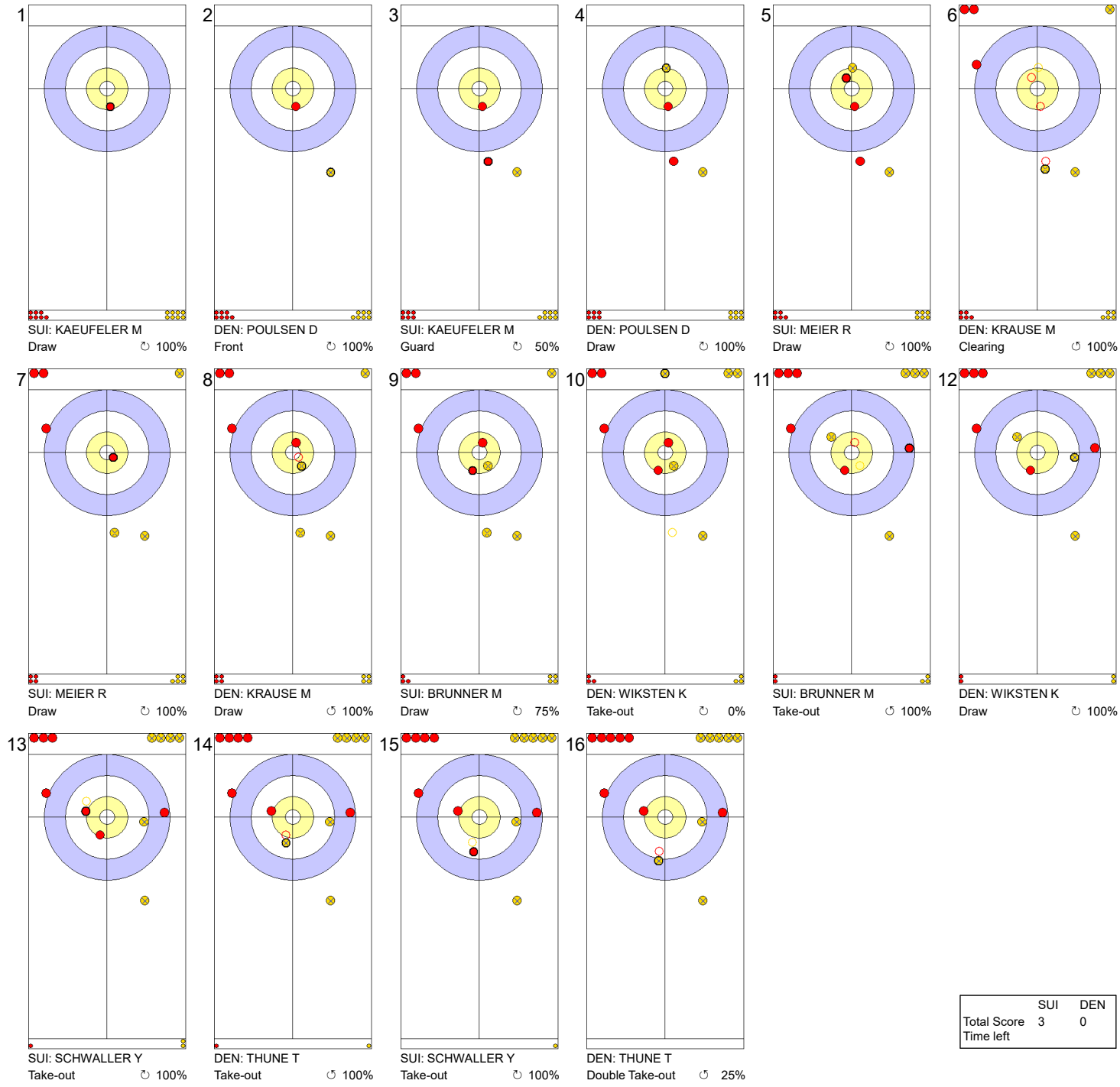


| | SUI | DEN |
|---|---|---|
| Total Score | 3 | 0 |
| Time left | | |

**Legend:**
↻ Clockwise ↺ Counter-clockwise - Not considered



lgt.com NEW HOLLAND LE GRUYÈRE SWITZERLAND ZUG CURLIT Curling Information Technology Ltd.

# Game - Shot by Shot

**End 4** — **SUI - Switzerland 3 + 1** (this end) **= 4** — **DEN - Denmark 0 + 0** (this end) **= 0**

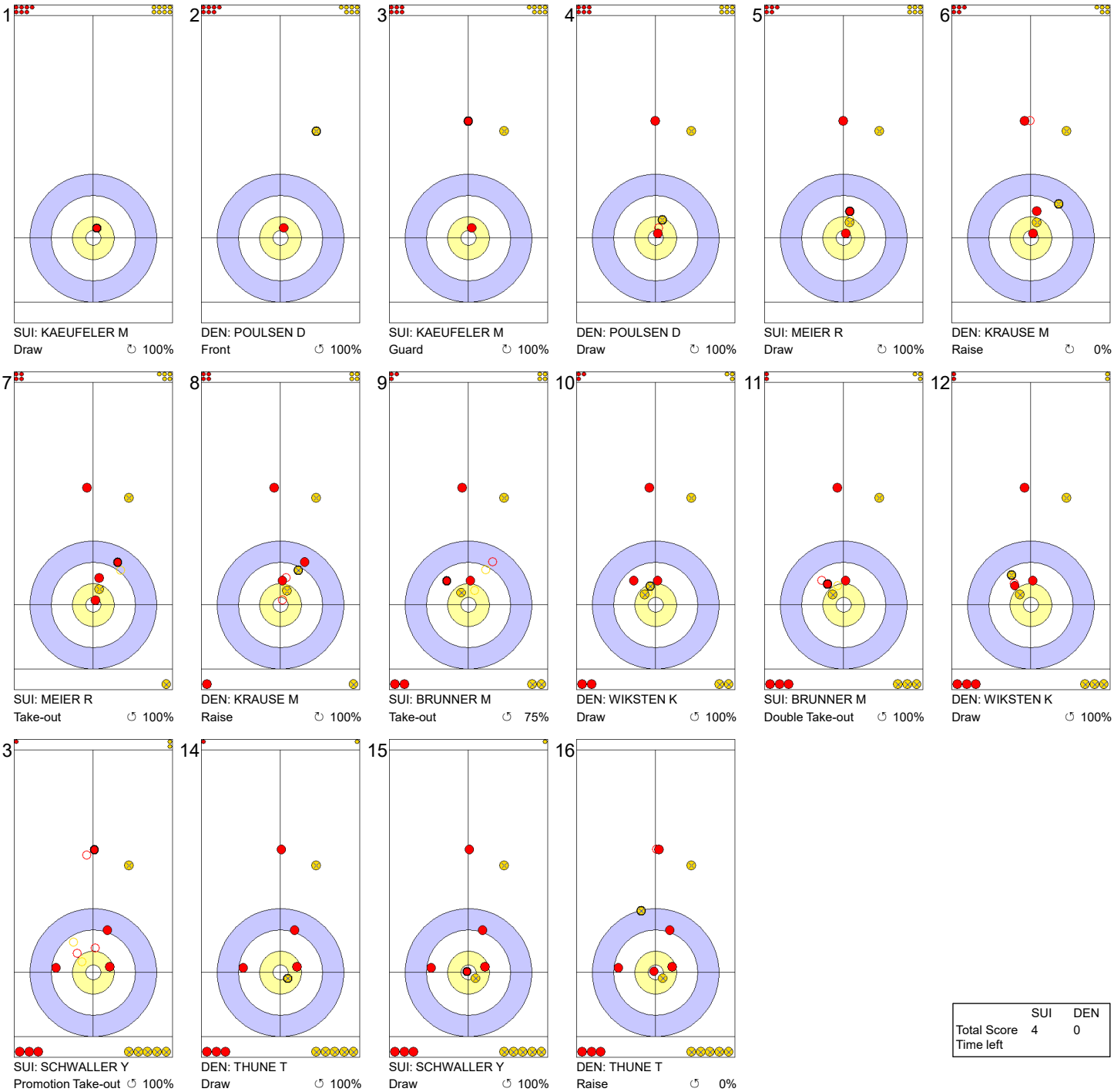


| | SUI | DEN |
|---|---|---|
| Total Score | 4 | 0 |
| Time left | | |

**Legend:**

↻ Clockwise ↺ Counter-clockwise - Not considered



lgt.com NEW HOLLAND LE GRUYÈRE SWITZERLAND ZUG CURLIT Curling Information Technology Ltd.

# Game - Shot by Shot

**End 5** — **SUI - Switzerland 4 + 2** (this end) **= 6** — **DEN - Denmark 0 + 0** (this end) **= 0**

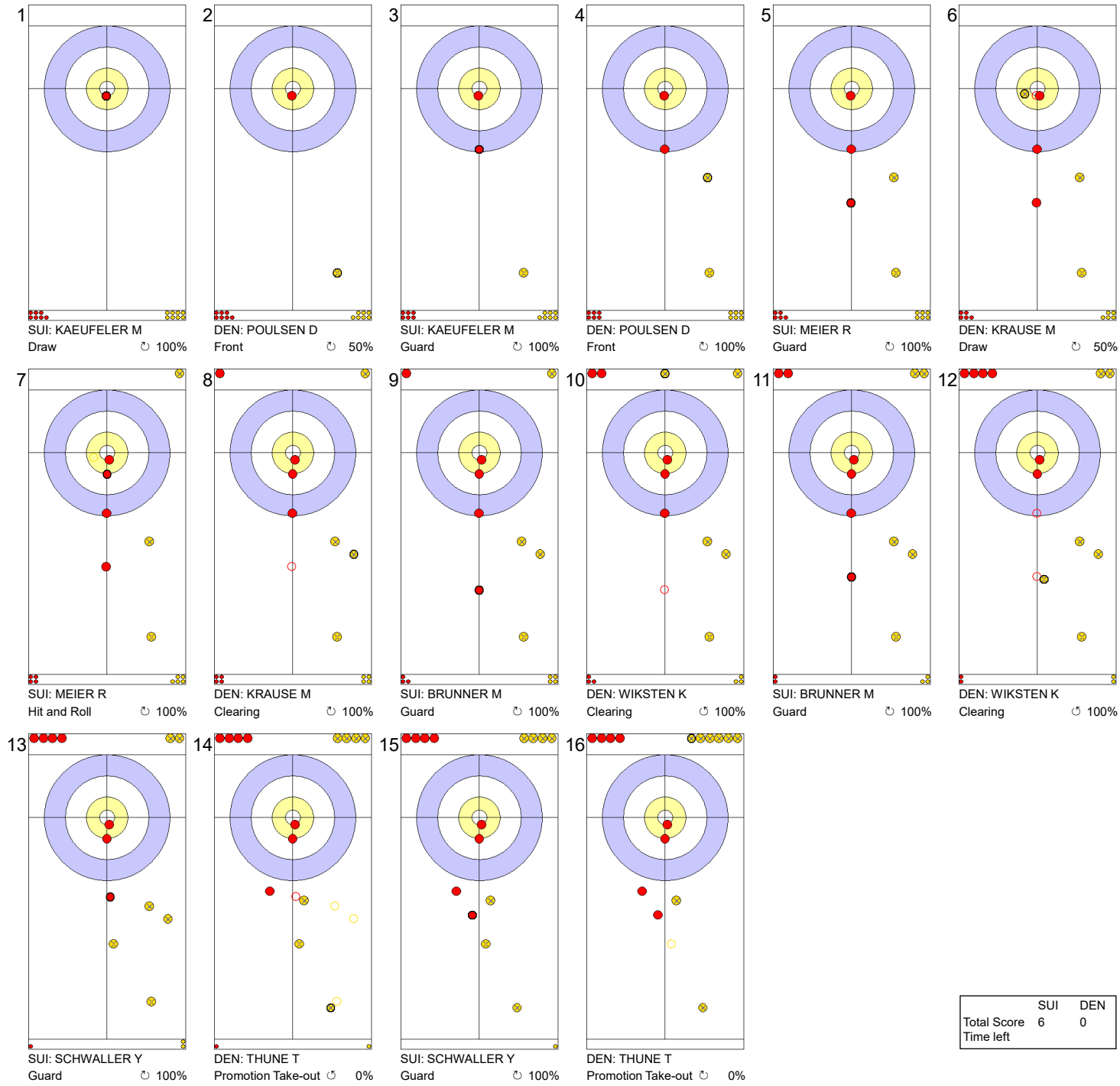


| | SUI | DEN |
|---|---|---|
| Total Score | 6 | 0 |
| Time left | | |

**Legend:**

↻ Clockwise ↺ Counter-clockwise - Not considered



lgt.com NEW HOLLAND LE GRUYÈRE SWITZERLAND ZUG CURLIT Curling Information Technology Ltd.

# Game - Shot by Shot

**End 6** — **SUI - Switzerland 6 + 1** (this end) **= 7** — **DEN - Denmark 0 + 0** (this end) **= 0**

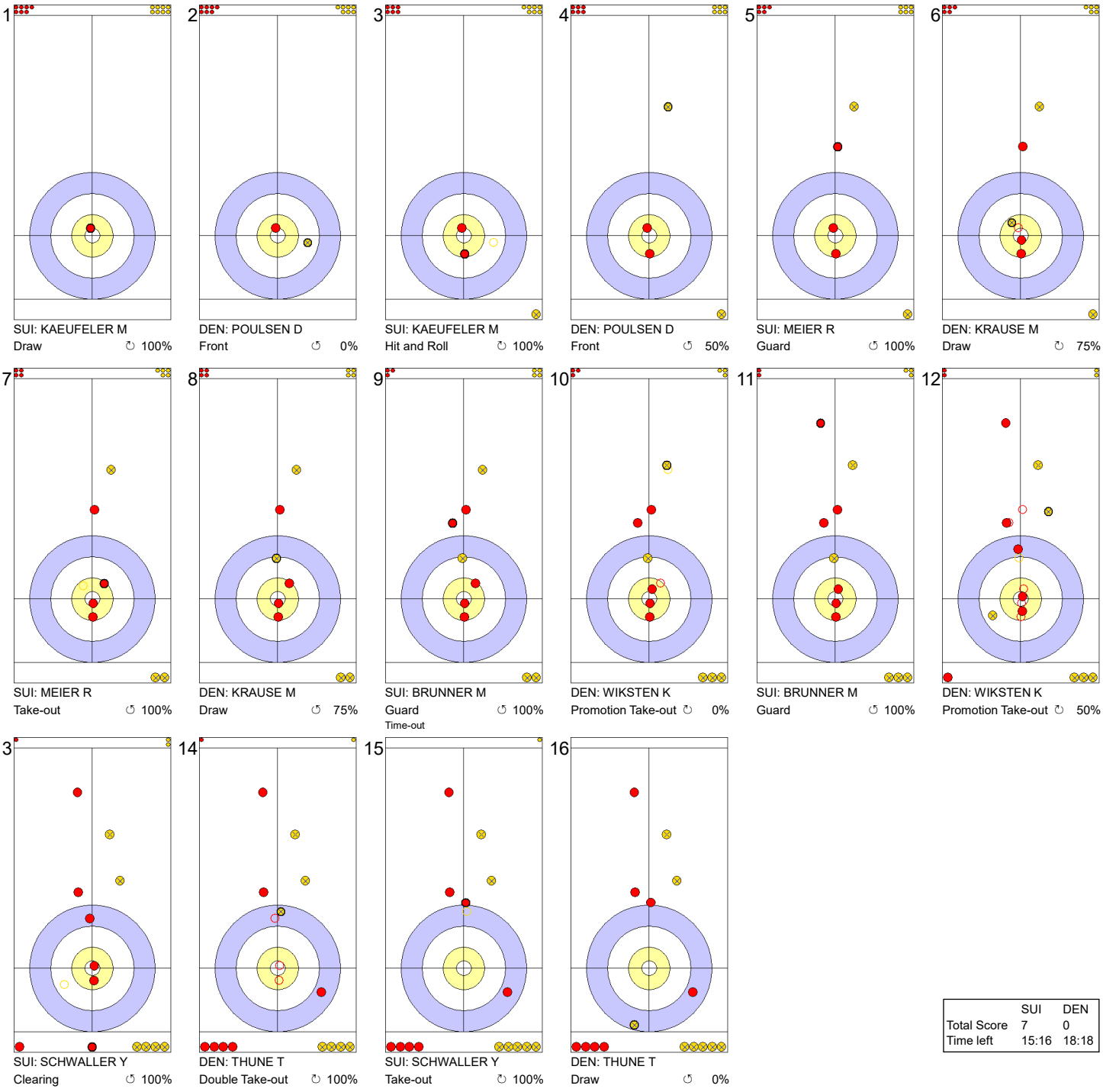


| | SUI | DEN |
|---|---|---|
| Total Score | 7 | 0 |
| Time left | 15:16 | 18:18 |

**Legend:**
↻ Clockwise ↺ Counter-clockwise - Not considered



lgt.com NEW HOLLAND LE GRUYÈRE SWITZERLAND ZUG CURLIT Curling Information Technology Ltd.

# Game Results

| Sheet | Game | Team | LSFE | 1 | 2 | 3 | 4 | 5 | 6 | 7 | 8 | 9 | 10 | Extra Ends | Total |
|---|---|---|---|---|---|---|---|---|---|---|---|---|---|---|---|
| B | 7 | KOR - Korea | | 0 | 0 | 3 | 1 | 2 | 0 | 2 | 0 | 2 | X | | 10 |
| | 7 | ITA - Italy | * | 0 | 1 | 0 | 0 | 0 | 3 | 0 | 1 | 0 | X | | 5 |

| KOR - Korea | | Shot Success Game | Shot Success All |
|---|---|---|---|
| 4 V | KIM Soo-Hyuk | 81% | 73% |
| 3 S | KIM Chang-Min | 92% | 77% |
| 2 | SEONG Se Hyeon | 79% | 77% |
| 1 | KIM Hak Kyun | 82% | 81% |
| A | JEON Jae Ik | - | - |
| | Team Total | 83% | 77% |

| Last Stone Draw | | Distance |
|---|---|---|
| ↻ | SEONG Se Hyeon | 6.4cm |
| ↺ | KIM Soo-Hyuk | 154.3cm |
| **Total** | | **160.7cm** |

Time remaining: 2 minutes 37 seconds

| ITA - Italy | | Shot Success Game | Shot Success All |
|---|---|---|---|
| 4 S | RETORNAZ Joel | 66% | 78% |
| 3 | MOSANER Amos | 75% | 76% |
| 2 | ARMAN Sebastiano | 85% | 83% |
| 1 V | GONIN Simone | 90% | 87% |
| A | GIOVANELLA Mattia | - | - |
| | Team Total | 79% | 81% |

| Last Stone Draw | | Distance |
|---|---|---|
| ↻ | RETORNAZ Joel | 12.0cm |
| ↺ | GONIN Simone | 14.1cm |
| **Total** | | **26.1cm** |

Time remaining: 4 minutes 3 seconds

## Shot Success Analysis

| KOR - Korea | | ↻ | | ↺ | | Game | |
|---|---|---|---|---|---|---|---|
| 4 KIM Soo-Hyuk | Draws | 7 | 100% | 3 | 83% | 10 | 95% |
| | Take-outs | 3 | 50% | 5 | 70% | 8 | 63% |
| | Total | 10 | 85% | 8 | 75% | 18 | 81% |
| 3 KIM Chang-Min | Draws | 3 | 83% | 3 | 100% | 6 | 92% |
| | Take-outs | 4 | 88% | 8 | 94% | 12 | 92% |
| | Total | 7 | 86% | 11 | 95% | 18 | 92% |
| 2 SEONG Se Hyeon | Draws | 2 | 75% | 6 | 88% | 8 | 84% |
| | Take-outs | 5 | 80% | 5 | 70% | 10 | 75% |
| | Total | 7 | 79% | 11 | 80% | 18 | 79% |
| 1 KIM Hak Kyun | Draws | 6 | 79% | 9 | 83% | 15 | 82% |
| | Take-outs | 1 | 50% | 2 | 100% | 3 | 83% |
| | Total | 7 | 75% | 11 | 86% | 18 | 82% |
| A JEON Jae Ik | Draws | 0 | - | 0 | - | 0 | - |
| | Take-outs | 0 | - | 0 | - | 0 | - |
| | Total | 0 | - | 0 | - | 0 | - |
| Team | Draws | 18 | 88% | 21 | 87% | 39 | 87% |
| | Take-outs | 13 | 73% | 20 | 83% | 33 | 79% |
| | Total | 31 | 81% | 41 | 85% | 72 | 83% |

| ITA - Italy | | ↻ | | ↺ | | Game | |
|---|---|---|---|---|---|---|---|
| 4 RETORNAZ Joel | Draws | 3 | 58% | 5 | 80% | 8 | 72% |
| | Take-outs | 6 | 75% | 3 | 33% | 9 | 61% |
| | Total | 9 | 69% | 8 | 63% | 17 | 66% |
| 3 MOSANER Amos | Draws | 7 | 82% | 7 | 68% | 14 | 75% |
| | Take-outs | 3 | 67% | 1 | 100% | 4 | 75% |
| | Total | 10 | 78% | 8 | 72% | 18 | 75% |
| 2 ARMAN Sebastiano | Draws | 5 | 90% | 6 | 88% | 11 | 89% |
| | Take-outs | 4 | 69% | 3 | 92% | 7 | 79% |
| | Total | 9 | 81% | 9 | 89% | 18 | 85% |
| 1 GONIN Simone | Draws | 12 | 85% | 5 | 100% | 17 | 90% |
| | Take-outs | 1 | 100% | 0 | - | 1 | 100% |
| | Total | 13 | 87% | 5 | 100% | 18 | 90% |
| A GIOVANELLA Mattia | Draws | 0 | - | 0 | - | 0 | - |
| | Take-outs | 0 | - | 0 | - | 0 | - |
| | Total | 0 | - | 0 | - | 0 | - |
| Team | Draws | 27 | 82% | 23 | 83% | 50 | 83% |
| | Take-outs | 14 | 73% | 7 | 68% | 21 | 71% |
| | Total | 41 | 79% | 30 | 79% | 71 | 79% |

**Note:**
Position and function for each team member:
**4** = Fourth, **3** = Third, **2** = Second, **1** = Lead, **A** = Alternate, **S** = Skip, **V** = Vice-Skip

**Legend:**
↻ Clockwise ↺ Counter-clockwise **LSFE(*)** Last Stone First End
**X** Unplayed/unfinished end due to concession



lgt.com NEW HOLLAND LE GRUYÈRE SWITZERLAND ZUG CURLIT Curling Information Technology Ltd.

# Game - Shot by Shot

**End 1** — **KOR - Korea 0 + 0** (this end) **= 0** — **ITA - Italy 0 + 0** (this end) **= 0**

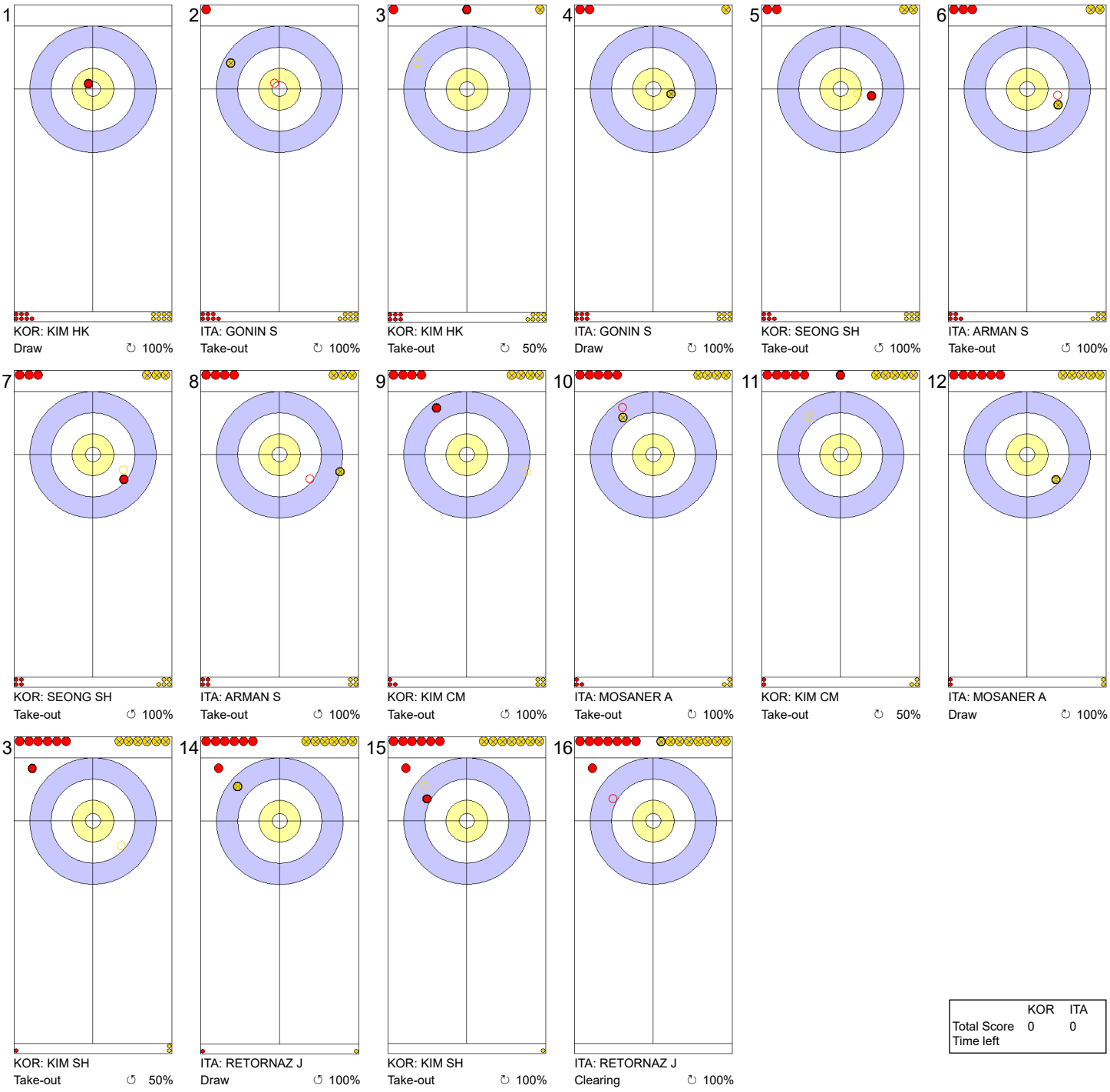


| | KOR | ITA |
|---|---|---|
| Total Score | 0 | 0 |
| Time left | | |

**Legend:**
↻ Clockwise ↺ Counter-clockwise - Not considered



lgt.com NEW HOLLAND LE GRUYÈRE SWITZERLAND ZUG CURLIT Curling Information Technology Ltd.

# Game - Shot by Shot

**End 2** — **KOR - Korea** 0 + 0 (this end) = 0 — **ITA - Italy** 0 + 1 (this end) = 1

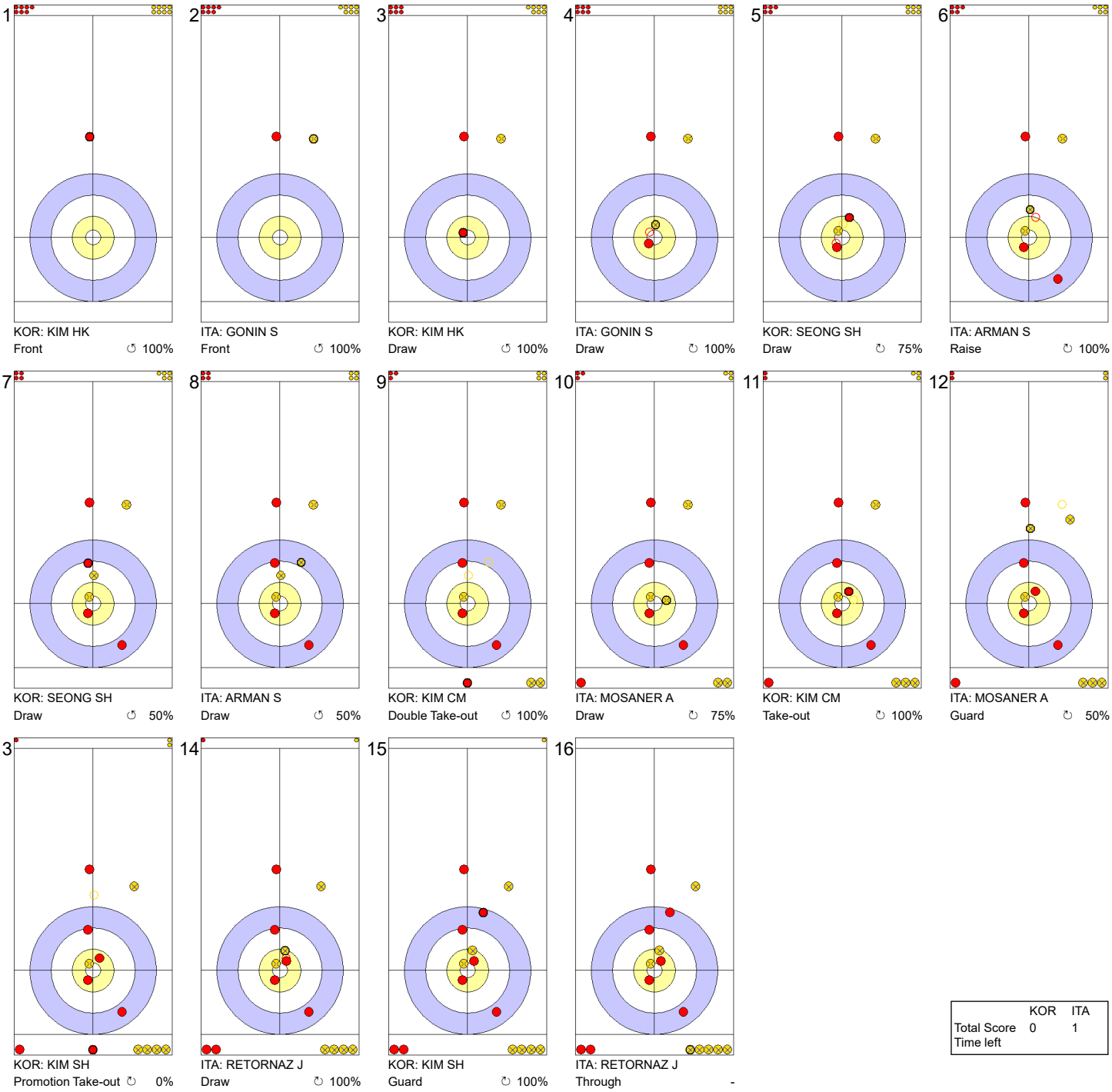


| | KOR | ITA |
|---|---|---|
| Total Score | 0 | 1 |
| Time left | | |

**Legend:**
↻ Clockwise ↺ Counter-clockwise - Not considered



lgt.com NEW HOLLAND LE GRUYÈRE SWITZERLAND ZUG CURLIT Curling Information Technology Ltd.

# Game - Shot by Shot

**End 3** — **KOR - Korea 0 + 3** (this end) **= 3** — **ITA - Italy 1 + 0** (this end) **= 1**

| 1 | 2 | 3 | 4 | 5 | 6 |
|---|---|---|---|---|---|
| 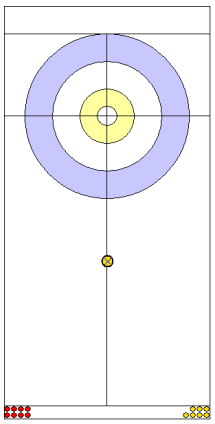 | 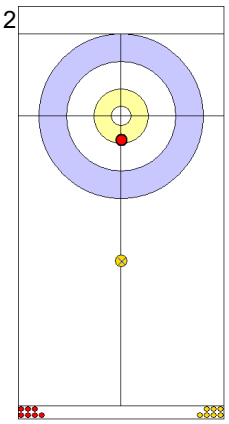 | 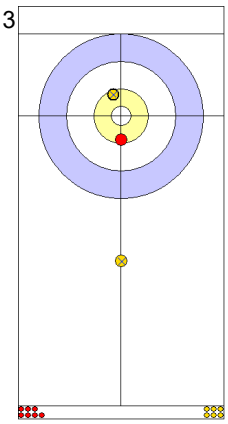 | 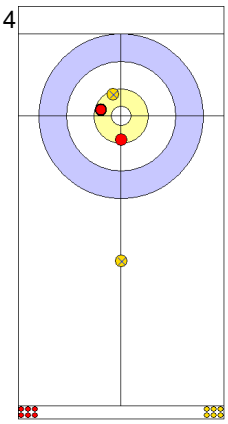 | 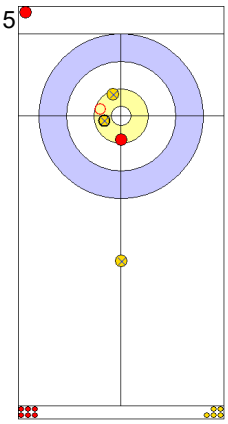 | 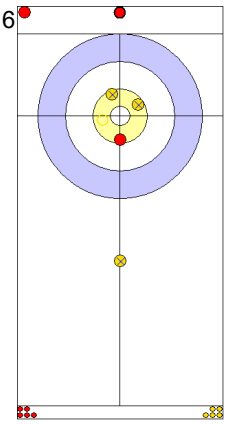 |
| ITA: GONIN S<br>Front ↻ 100% | KOR: KIM HK<br>Draw ↻ 100% | ITA: GONIN S<br>Draw ↻ 75% | KOR: KIM HK<br>Draw ↻ 75% | ITA: ARMAN S<br>Hit and Roll ↻ 75% | KOR: SEONG SH<br>Double Take-out ↻ 0% |

| 7 | 8 | 9 | 10 | 11 | 12 |
|---|---|---|---|---|---|
| 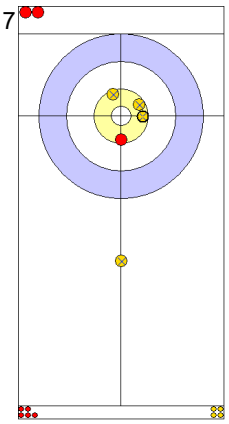 | 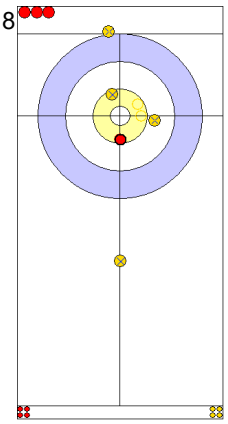 | 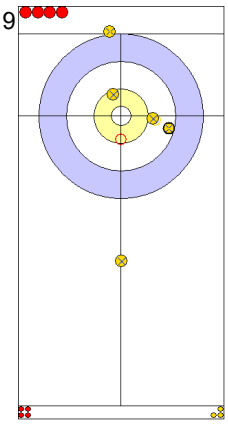 | 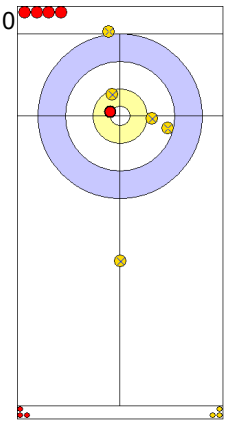 | 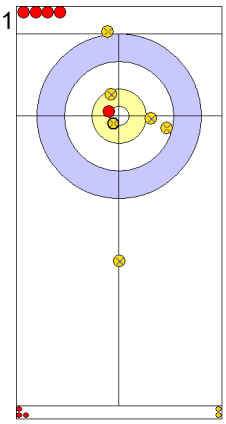 | 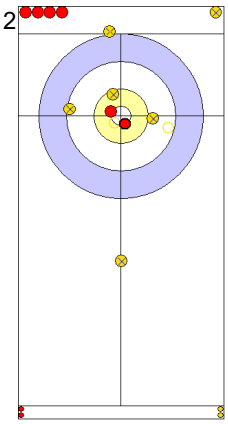 |
| ITA: ARMAN S<br>Draw ↻ 100% | KOR: SEONG SH<br>Hit and Roll ↺ 50% | ITA: MOSANER A<br>Hit and Roll ↻ 100% | KOR: KIM CM<br>Draw ↻ 100% | ITA: MOSANER A<br>Draw ↻ 100% | KOR: KIM CM<br>Hit and Roll ↻ 100% |

| 13 | 14 | 15 | 16 |
|---|---|---|---|
| 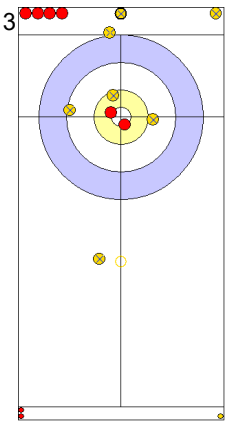 | 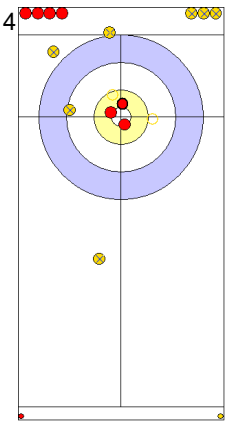 | 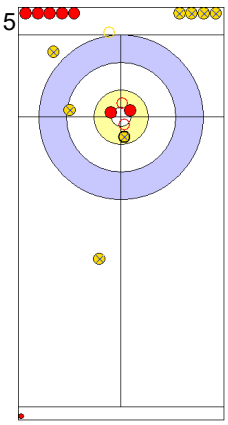 | 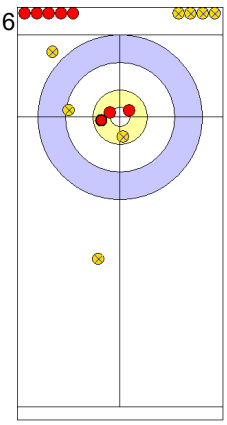 |
| ITA: RETORNAZ J<br>Double Take-out ↻ 0% | KOR: KIM SH<br>Double Take-out ↻ 100% | ITA: RETORNAZ J<br>Double Take-out ↻ 50% | KOR: KIM SH<br>Draw ↻ 100% |

| | KOR | ITA |
|---|---|---|
| Total Score | 3 | 1 |
| Time left | | |

**Legend:**
↻ Clockwise ↺ Counter-clockwise - Not considered



lgt.com NEW HOLLAND LE GRUYÈRE SWITZERLAND V ZUG CURLIT Curling Information Technology Ltd.

# Game - Shot by Shot

**End 4** — **KOR - Korea 3 + 1** (this end) **= 4** — **ITA - Italy 1 + 0** (this end) **= 1**

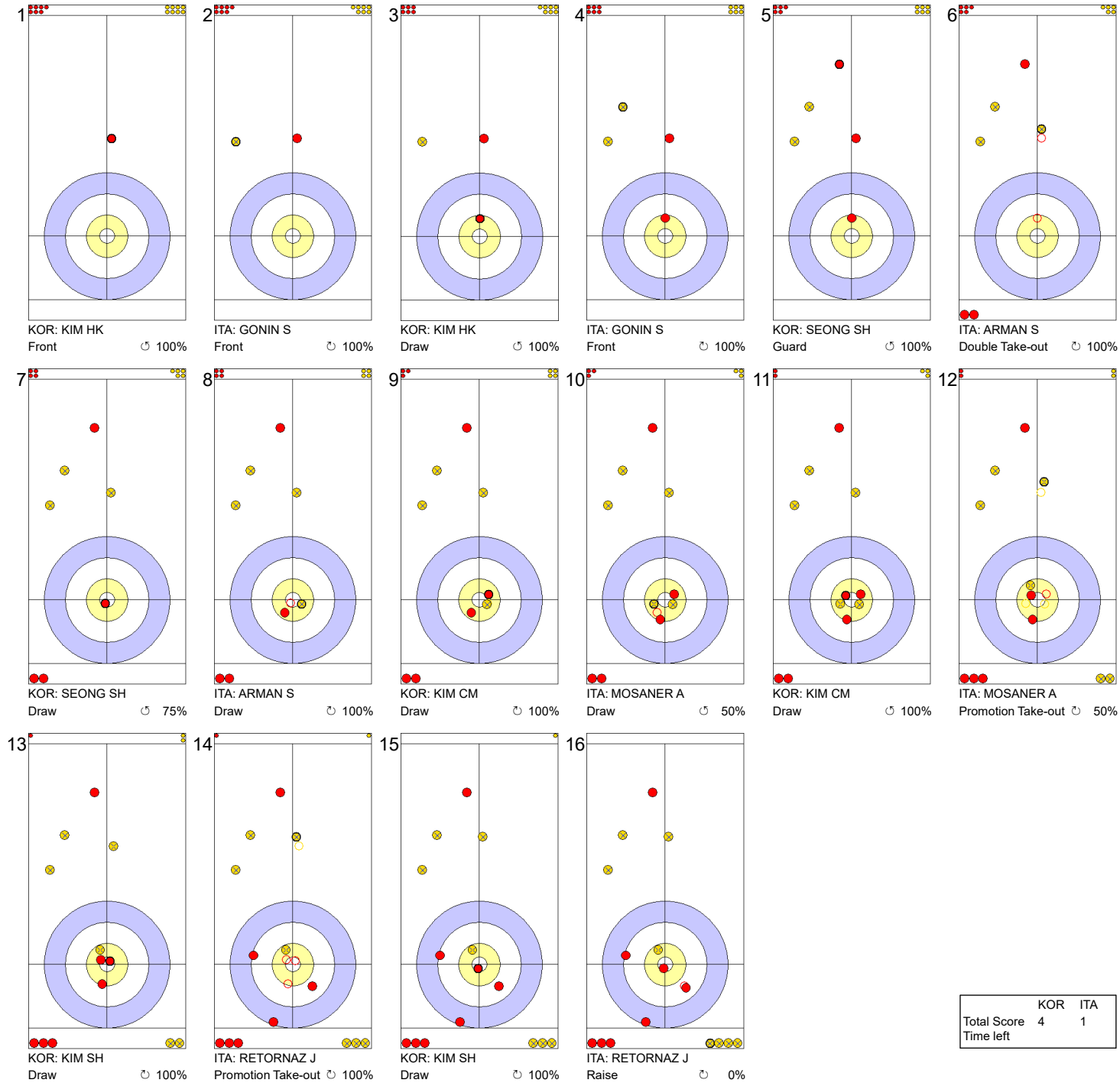


| | KOR | ITA |
|---|---|---|
| Total Score | 4 | 1 |
| Time left | | |

**Legend:**
↻ Clockwise ↺ Counter-clockwise - Not considered



lgt.com NEW HOLLAND LE GRUYÈRE SWITZERLAND ZUG CURLIT Curling Information Technology Ltd.

# Game - Shot by Shot

**End 5** — **KOR - Korea 4 + 2** (this end) **= 6** — **ITA - Italy 1 + 0** (this end) **= 1**

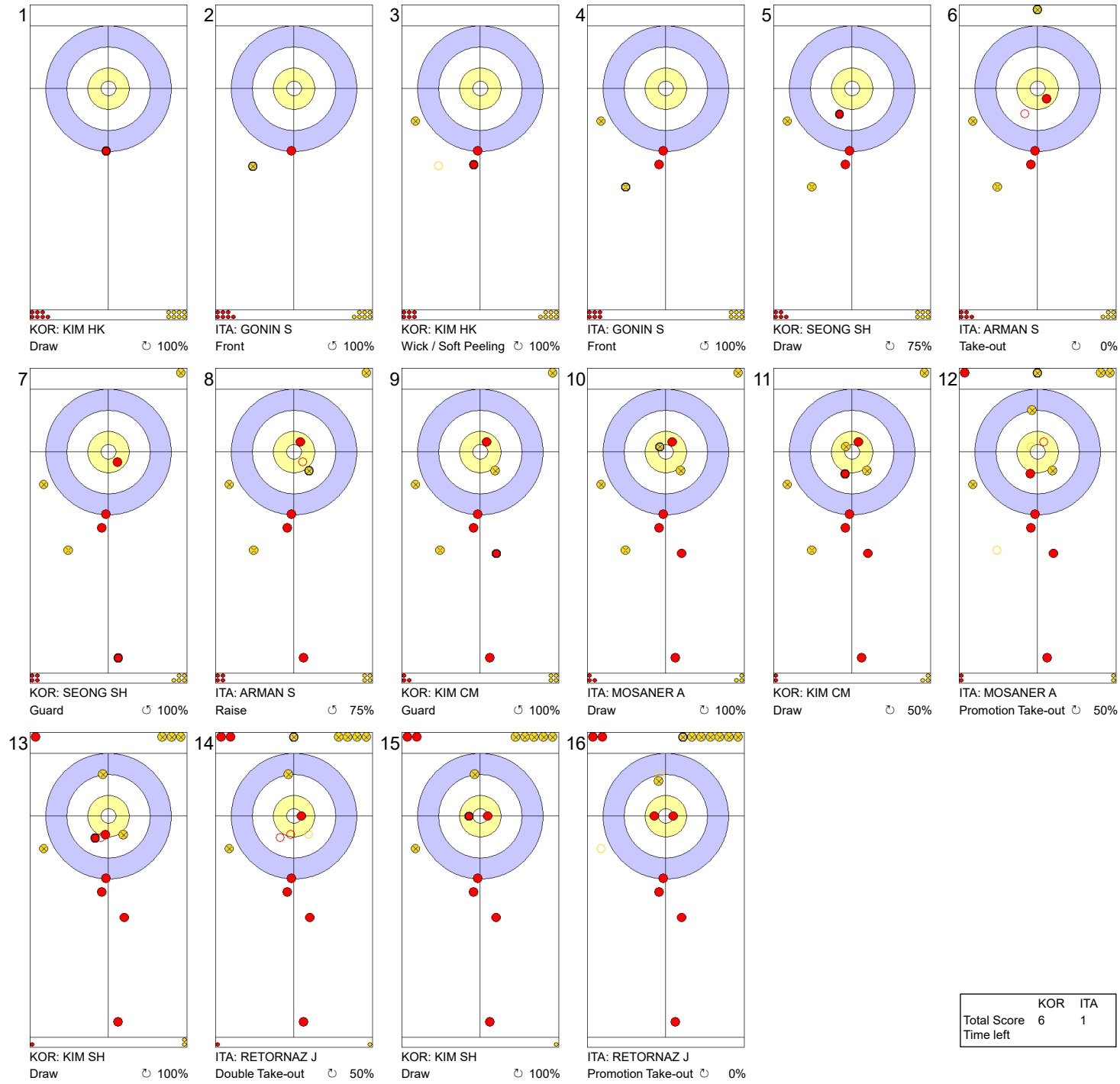


| | KOR | ITA |
|---|---|---|
| Total Score | 6 | 1 |
| Time left | | |

**Legend:**

↻ Clockwise ↺ Counter-clockwise - Not considered



lgt.com NEW HOLLAND LE GRUYÈRE SWITZERLAND ZUG CURLIT Curling Information Technology Ltd.

# Game - Shot by Shot

**End 6** — **KOR - Korea 6 + 0** (this end) **= 6** — **ITA - Italy 1 + 3** (this end) **= 4**

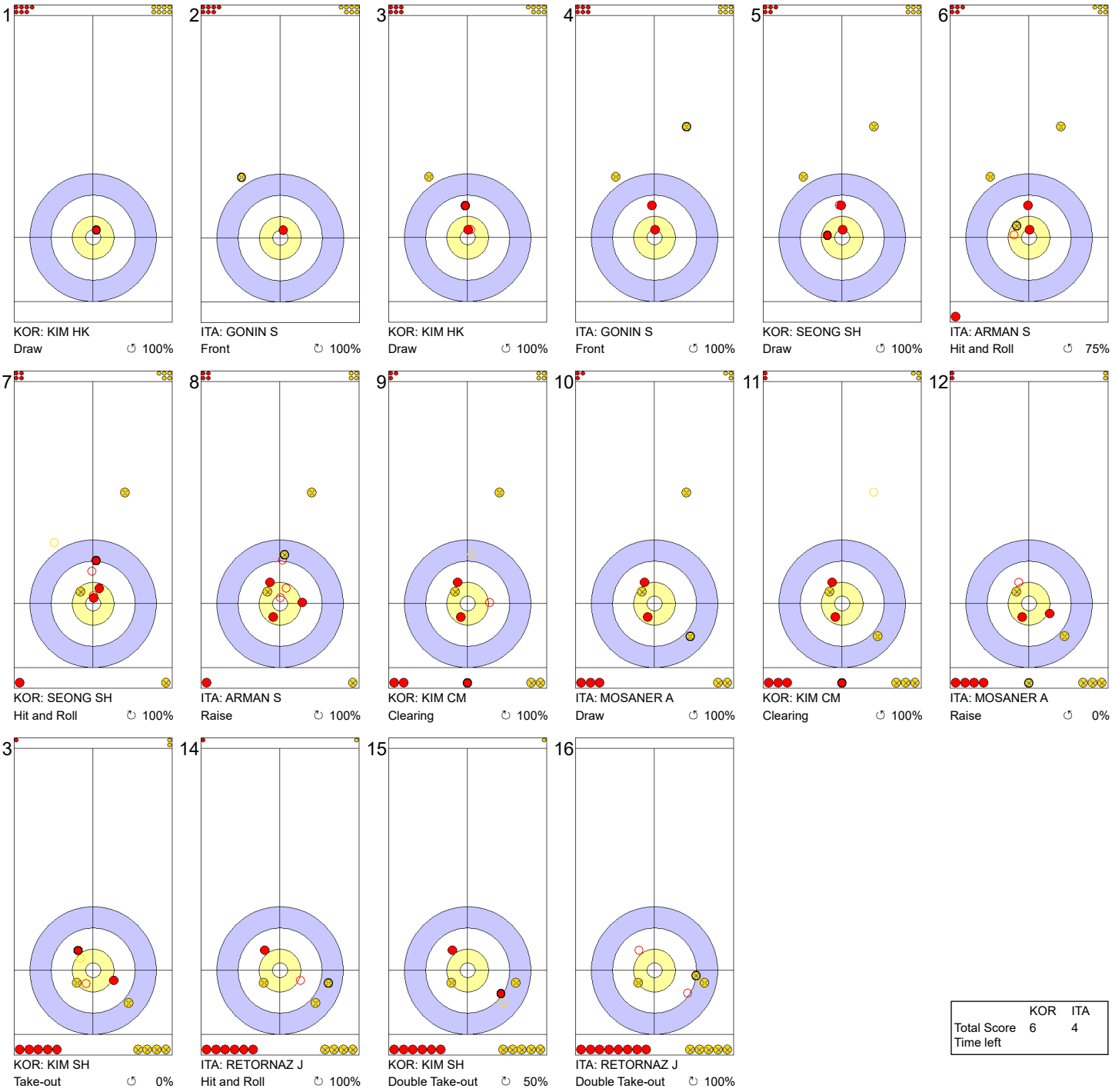


| | KOR | ITA |
|---|---|---|
| Total Score | 6 | 4 |
| Time left | | |

**Legend:**

↻ Clockwise ↺ Counter-clockwise - Not considered



lgt.com NEW HOLLAND LE GRUYÈRE SWITZERLAND ZUG CURLIT Curling Information Technology Ltd.

# Game - Shot by Shot

**End 7** — **KOR - Korea 6 + 2** (this end) **= 8** — **ITA - Italy 4 + 0** (this end) **= 4**

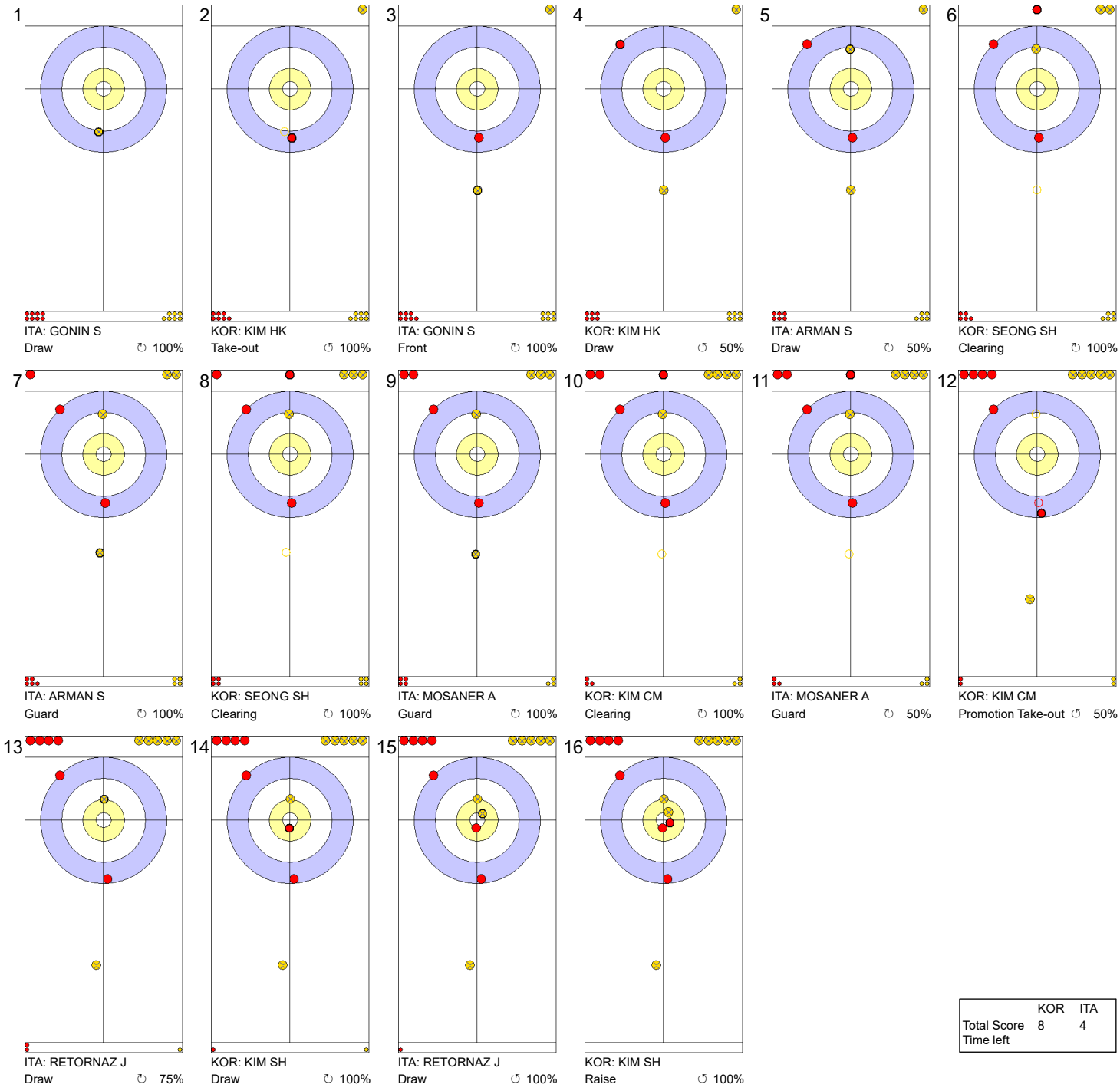


| | KOR | ITA |
|---|---|---|
| Total Score | 8 | 4 |
| Time left | | |

**Legend:**
↻ Clockwise ↺ Counter-clockwise - Not considered



lgt.com NEW HOLLAND LE GRUYÈRE SWITZERLAND ZUG CURLIT Curling Information Technology Ltd.

# Game - Shot by Shot

**End 8** — **KOR - Korea 8 + 0** (this end) **= 8** — **ITA - Italy 4 + 1** (this end) **= 5**

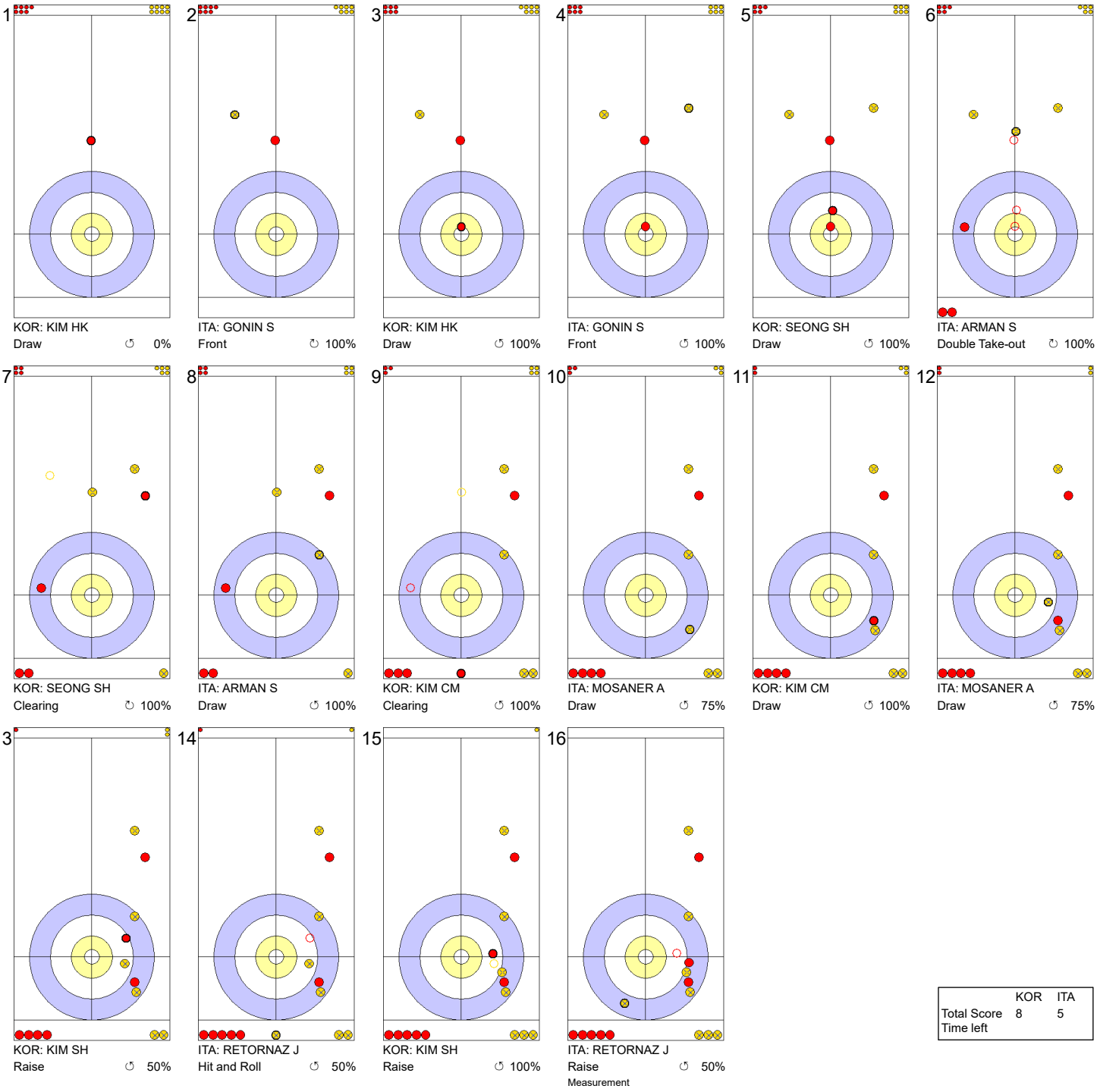


| | KOR | ITA |
|---|---|---|
| Total Score | 8 | 5 |
| Time left | | |

**Legend:**

↻ Clockwise ↺ Counter-clockwise - Not considered



lgt.com NEW HOLLAND LE GRUYÈRE SWITZERLAND ZUG CURLIT Curling Information Technology Ltd.

# Game - Shot by Shot

**End 9** — **KOR - Korea 8 + 2** (this end) **= 10** — **ITA - Italy 5 + 0** (this end) **= 5**

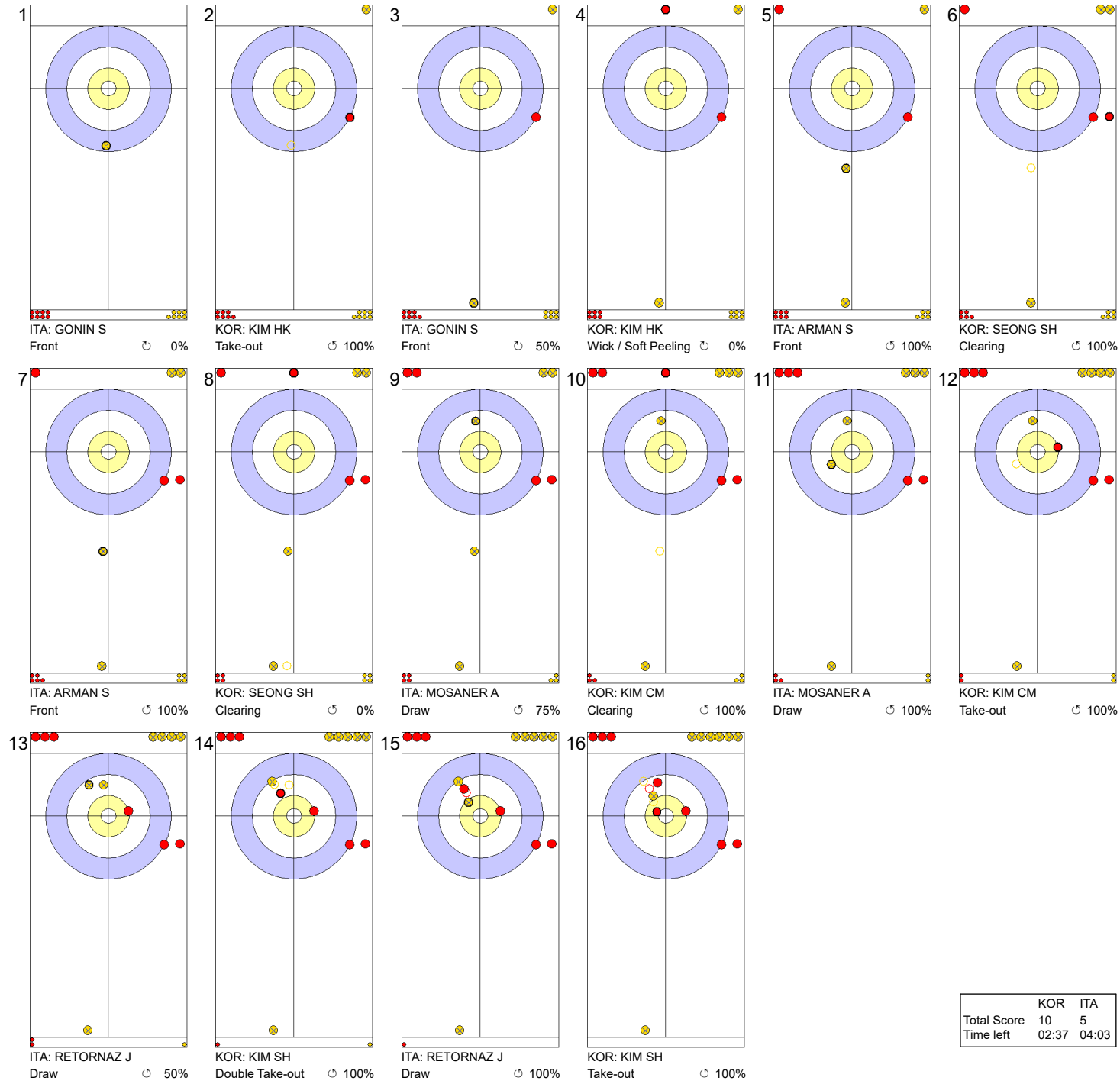


| | KOR | ITA |
|---|---|---|
| Total Score | 10 | 5 |
| Time left | 02:37 | 04:03 |

**Legend:**
↻ Clockwise ↺ Counter-clockwise - Not considered



lgt.com NEW HOLLAND LE GRUYÈRE SWITZERLAND V ZUG CURLIT Curling Information Technology Ltd.

# Game Results

| Sheet | Game | Team | LSFE | 1 | 2 | 3 | 4 | 5 | 6 | 7 | 8 | 9 | 10 | Extra Ends | | | | Total |
|---|---|---|---|---|---|---|---|---|---|---|---|---|---|---|---|---|---|---|
| C | 7 | USA - United States | * | 0 | 1 | 0 | 2 | 0 | 0 | 3 | 1 | 1 | X | | | | | 8 |
| | 7 | NED - Netherlands | | 0 | 0 | 1 | 0 | 2 | 0 | 0 | 0 | 0 | X | | | | | 3 |

| USA - United States | | | Shot Success Game | Shot Success All |
|---|---|---|---|---|
| 4 | S | DROPKIN Korey | 82% | 74% |
| 3 | V | POLO Joe | 78% | 82% |
| 2 | | FENNER Mark | 79% | 75% |
| 1 | | HOWELL Tom | 78% | 80% |
| A | | FENSON Alex | - | - |
| | | Team Total | 79% | 78% |

| Last Stone Draw | | Distance |
|---|---|---|
| ↻ | DROPKIN Korey | 29.3cm |
| ↺ | FENNER Mark | 95.8cm |
| **Total** | | **125.1cm** |

Time remaining: 3 minutes 17 seconds

| NED - Netherlands | | | Shot Success Game | Shot Success All |
|---|---|---|---|---|
| 4 | S | GOESGENS Wouter | 60% | 66% |
| 3 | V | VAN DORP Jaap | 82% | 74% |
| 2 | | HOEKMAN Laurens | 83% | 77% |
| 1 | | VAN DEN HURK Tobias | 82% | 85% |
| A | | GLASBERGEN Carlo | - | 87% |
| | | Team Total | 77% | 76% |

| Last Stone Draw | | Distance |
|---|---|---|
| ↻ | VAN DEN HURK Tobias | 145.5cm |
| ↺ | GOESGENS Wouter | 15.7cm |
| **Total** | | **161.2cm** |

Time remaining: 6 minutes 58 seconds

Time-out: End 7 - NED stone 5

## Shot Success Analysis

| USA - United States | | ↻ | | ↺ | | Game | |
|---|---|---|---|---|---|---|---|
| 4 DROPKIN Korey | Draws | 4 | 88% | 0 | - | 4 | 88% |
| | Take-outs | 8 | 94% | 5 | 60% | 13 | 81% |
| | Total | 12 | 92% | 5 | 60% | 17 | 82% |
| 3 POLO Joe | Draws | 2 | 38% | 3 | 83% | 5 | 65% |
| | Take-outs | 7 | 86% | 6 | 79% | 13 | 83% |
| | Total | 9 | 75% | 9 | 81% | 18 | 78% |
| 2 FENNER Mark | Draws | 3 | 83% | 4 | 75% | 7 | 79% |
| | Take-outs | 3 | 58% | 8 | 88% | 11 | 80% |
| | Total | 6 | 71% | 12 | 83% | 18 | 79% |
| 1 HOWELL Tom | Draws | 5 | 95% | 11 | 66% | 16 | 75% |
| | Take-outs | 1 | 100% | 1 | 100% | 2 | 100% |
| | Total | 6 | 96% | 12 | 69% | 18 | 78% |
| A FENSON Alex | Draws | 0 | - | 0 | - | 0 | - |
| | Take-outs | 0 | - | 0 | - | 0 | - |
| | Total | 0 | - | 0 | - | 0 | - |
| Team | Draws | 14 | 82% | 18 | 71% | 32 | 76% |
| | Take-outs | 19 | 86% | 20 | 79% | 39 | 82% |
| | Total | 33 | 84% | 38 | 75% | 71 | 79% |

| NED - Netherlands | | ↻ | | ↺ | | Game | |
|---|---|---|---|---|---|---|---|
| 4 GOESGENS Wouter | Draws | 4 | 75% | 3 | 50% | 7 | 64% |
| | Take-outs | 8 | 63% | 3 | 42% | 11 | 57% |
| | Total | 12 | 67% | 6 | 46% | 18 | 60% |
| 3 VAN DORP Jaap | Draws | 5 | 95% | 5 | 80% | 10 | 88% |
| | Take-outs | 7 | 79% | 1 | 50% | 8 | 75% |
| | Total | 12 | 85% | 6 | 75% | 18 | 82% |
| 2 HOEKMAN Laurens | Draws | 7 | 100% | 3 | 83% | 10 | 95% |
| | Take-outs | 2 | 50% | 6 | 75% | 8 | 69% |
| | Total | 9 | 89% | 9 | 78% | 18 | 83% |
| 1 VAN DEN HURK Tobias | Draws | 11 | 77% | 5 | 95% | 16 | 83% |
| | Take-outs | 0 | - | 2 | 75% | 2 | 75% |
| | Total | 11 | 77% | 7 | 89% | 18 | 82% |
| A GLASBERGEN Carlo | Draws | 0 | - | 0 | - | 0 | - |
| | Take-outs | 0 | - | 0 | - | 0 | - |
| | Total | 0 | - | 0 | - | 0 | - |
| Team | Draws | 27 | 86% | 16 | 80% | 43 | 84% |
| | Take-outs | 17 | 68% | 12 | 65% | 29 | 66% |
| | Total | 44 | 79% | 28 | 73% | 72 | 77% |

**Note:**
Position and function for each team member:
**4** = Fourth, **3** = Third, **2** = Second, **1** = Lead, **A** = Alternate, **S** = Skip, **V** = Vice-Skip

**Legend:**
↻ Clockwise ↺ Counter-clockwise **LSFE(*)** Last Stone First End
**X** Unplayed/unfinished end due to concession



lgt.com NEW HOLLAND LE GRUYÈRE SWITZERLAND ZUG CURLIT Curling Information Technology Ltd.

# Game - Shot by Shot

**End 1** — **USA - United States 0 + 0** (this end) **= 0** — **NED - Netherlands 0 + 0** (this end) **= 0**



| 1 | 2 | 3 | 4 | 5 | 6 |
|---|---|---|---|---|---|
| NED: VAN DEN HURK T | USA: HOWELL T | NED: VAN DEN HURK T | USA: HOWELL T | NED: HOEKMAN L | USA: FENNER M |
| Front ↺ 100% | Draw ↻ 100% | Take-out ↺ 50% | Draw ↺ 0% | Draw ↻ 100% | Double Take-out ↺ 100% |
| | | | No tick zone violation | | |

| 7 | 8 | 9 | 10 | 11 | 12 |
|---|---|---|---|---|---|
| NED: HOEKMAN L | USA: FENNER M | NED: VAN DORP J | USA: POLO J | NED: VAN DORP J | USA: POLO J |
| Draw ↻ 100% | Promotion Take-out ↺ 100% | Double Take-out ↺ 50% | Draw ↺ 100% | Hit and Roll ↻ 100% | Hit and Roll ↻ 50% |

| 13 | 14 | 15 | 16 |
|---|---|---|---|
| NED: GOESGENS W | USA: DROPKIN K | NED: GOESGENS W | USA: DROPKIN K |
| Take-out ↻ 100% | Hit and Roll ↺ 100% | Take-out ↻ 50% | Through - |

| | USA | NED |
|---|---|---|
| Total Score | 0 | 0 |
| Time left | | |

**Legend:**

↻ Clockwise ↺ Counter-clockwise - Not considered



lgt.com NEW HOLLAND LE GRUYÈRE SWITZERLAND ZUG CURLIT Curling Information Technology Ltd.

# Game - Shot by Shot

**End 2** — **USA - United States 0 + 1** (this end) **= 1** — **NED - Netherlands 0 + 0** (this end) **= 0**

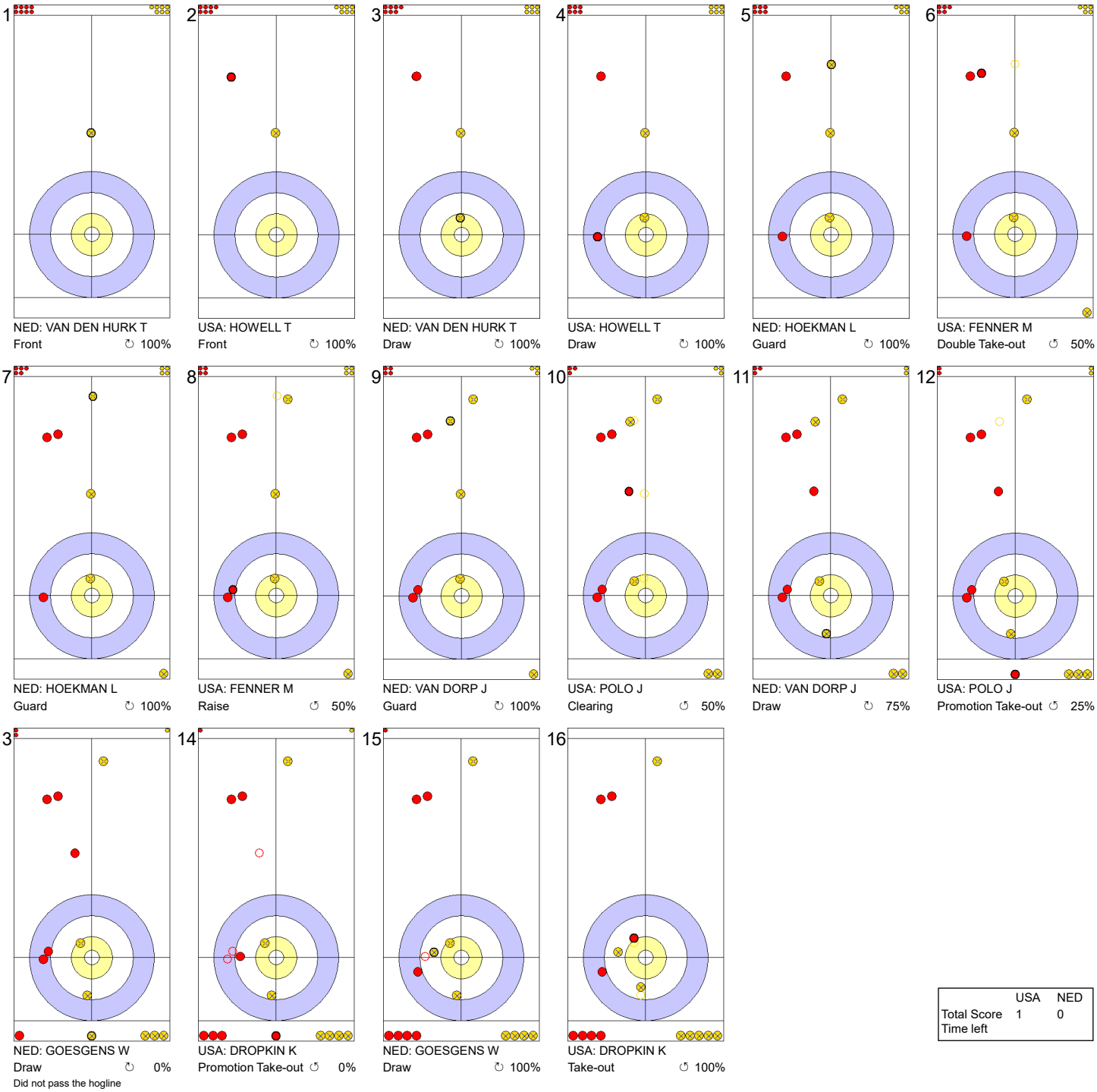

| | 1 | 2 | 3 | 4 | 5 | 6 | 7 | 8 | 9 | 10 | 11 | 12 | 13 | 14 | 15 | 16 |
|---|---|---|---|---|---|---|---|---|---|---|---|---|---|---|---|---|
| | NED: VAN DEN HURK T | USA: HOWELL T | NED: VAN DEN HURK T | USA: HOWELL T | NED: HOEKMAN L | USA: FENNER M | NED: HOEKMAN L | USA: FENNER M | NED: VAN DORP J | USA: POLO J | NED: VAN DORP J | USA: POLO J | NED: GOESGENS W | USA: DROPKIN K | NED: GOESGENS W | USA: DROPKIN K |
| | Front ↻ 100% | Front ↻ 100% | Draw ↻ 100% | Draw ↻ 100% | Guard ↻ 100% | Double Take-out ↺ 50% | Guard ↻ 100% | Raise ↺ 50% | Guard ↻ 100% | Clearing ↺ 50% | Draw ↻ 75% | Promotion Take-out ↺ 25% | Draw ↻ 0% | Promotion Take-out ↺ 0% | Draw ↻ 100% | Take-out ↺ 100% |
| | | | | | | | | | | | | | Did not pass the hogline | | | |

| | USA | NED |
|---|---|---|
| Total Score | 1 | 0 |
| Time left | | |

**Legend:**
↻ Clockwise ↺ Counter-clockwise - Not considered



lgt.com NEW HOLLAND LE GRUYÈRE SWITZERLAND ZUG CURLIT Curling Information Technology Ltd.

# Game - Shot by Shot

**End 3** — **USA - United States 1 + 0** (this end) **= 1** — **NED - Netherlands 0 + 1** (this end) **= 1**




| | USA | NED |
|---|---|---|
| Total Score | 1 | 1 |
| Time left | | |

**Legend:**

↻ Clockwise ↺ Counter-clockwise - Not considered



lgt.com NEW HOLLAND LE GRUYÈRE SWITZERLAND ZUG CURLIT Curling Information Technology Ltd.

# Game - Shot by Shot

**End 4** — **USA - United States 1 + 2** (this end) **= 3** — **NED - Netherlands 1 + 0** (this end) **= 1**




| | USA | NED |
|---|---|---|
| Total Score | 3 | 1 |
| Time left | | |

**Legend:**

↻ Clockwise ↺ Counter-clockwise - Not considered



lgt.com NEW HOLLAND LE GRUYÈRE SWITZERLAND ZUG CURLIT Curling Information Technology Ltd.

# Game - Shot by Shot

**End 5** — **USA - United States 3 + 0** (this end) **= 3** — **NED - Netherlands 1 + 2** (this end) **= 3**




| | USA | NED |
|---|---|---|
| Total Score | 3 | 3 |
| Time left | | |

**Legend:**

↻ Clockwise ↺ Counter-clockwise - Not considered



lgt.com NEW HOLLAND LE GRUYÈRE SWITZERLAND ZUG CURLIT Curling Information Technology Ltd.

# Game - Shot by Shot

**End 6** — **USA - United States** 3 + 0 (this end) = 3 — **NED - Netherlands** 3 + 0 (this end) = 3

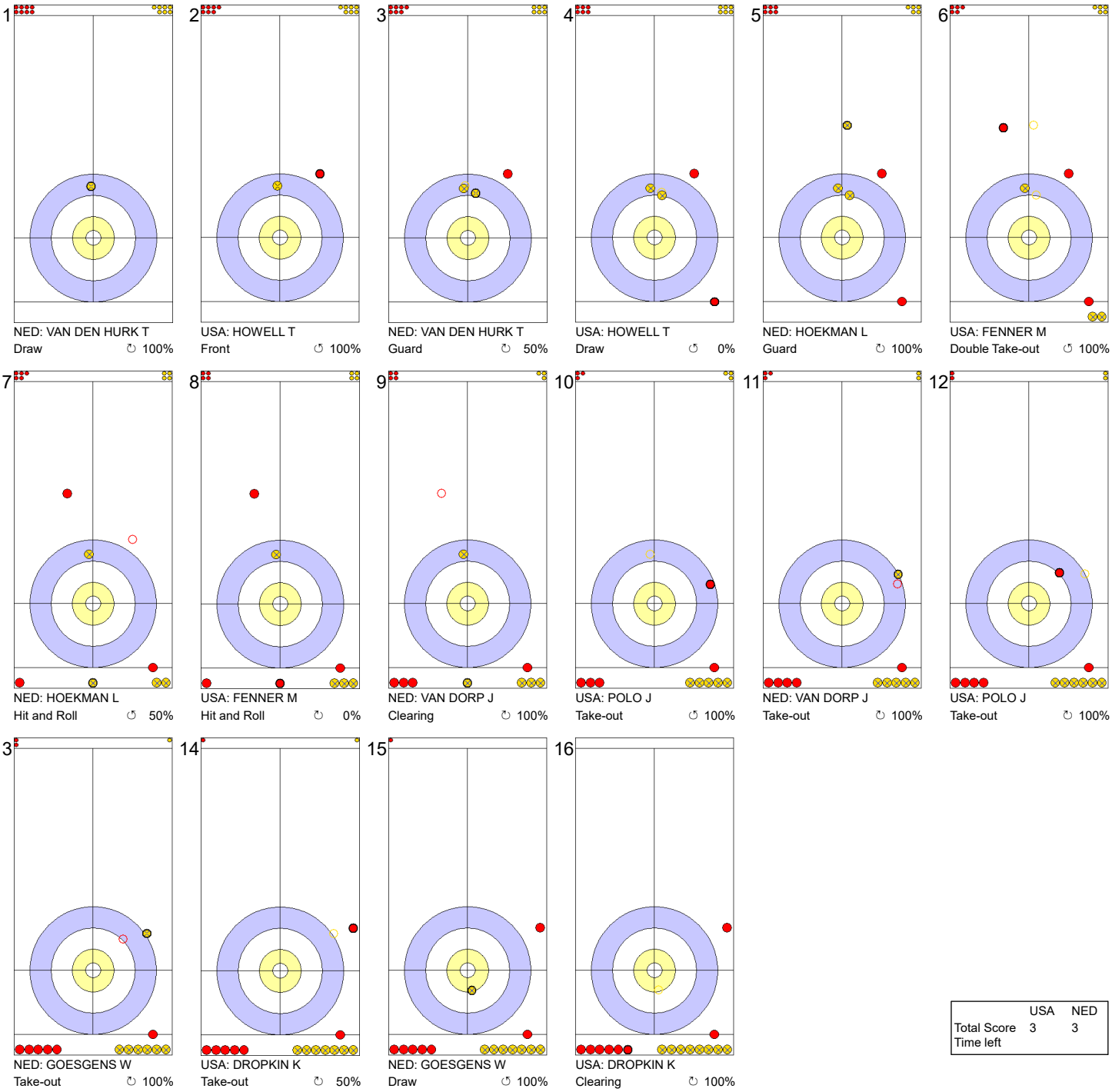


| | USA | NED |
|---|---|---|
| Total Score | 3 | 3 |
| Time left | | |

**Legend:**
↻ Clockwise ↺ Counter-clockwise - Not considered



lgt.com NEW HOLLAND LE GRUYÈRE SWITZERLAND ZUG CURLIT Curling Information Technology Ltd.

# Game - Shot by Shot

**End 7** — **USA - United States 3 + 3** (this end) **= 6** — **NED - Netherlands 3 + 0** (this end) **= 3**



1 — NED: VAN DEN HURK T — Front ↻ 0%
2 — USA: HOWELL T — Hit and Roll ↺ 100%
3 — NED: VAN DEN HURK T — Front ↻ 100%
4 — USA: HOWELL T — Draw ↺ 100%
5 — NED: HOEKMAN L — Draw ↻ 100%
6 — USA: FENNER M — Draw ↻ 50%
7 — NED: HOEKMAN L — Take-out ↻ 0%
8 — USA: FENNER M — Draw ↻ 100%
9 — NED: VAN DORP J — Raise ↻ 100% — Time-out
10 — USA: POLO J — Take-out ↺ 100%
11 — NED: VAN DORP J — Raise ↺ 50%
12 — USA: POLO J — Clearing ↻ 100%
13 — NED: GOESGENS W — Hit and Roll ↺ 75%
14 — USA: DROPKIN K — Take-out ↻ 100%
15 — NED: GOESGENS W — Double Take-out ↻ 50%
16 — USA: DROPKIN K — Draw ↺ 100%

| | USA | NED |
|---|---|---|
| Total Score | 6 | 3 |
| Time left | | |

**Legend:**
↻ Clockwise ↺ Counter-clockwise - Not considered



lgt.com NEW HOLLAND LE GRUYÈRE SWITZERLAND ZUG CURLIT Curling Information Technology Ltd.

# Game - Shot by Shot

**End 8** — **USA - United States 6 + 1** (this end) **= 7** — **NED - Netherlands 3 + 0** (this end) **= 3**

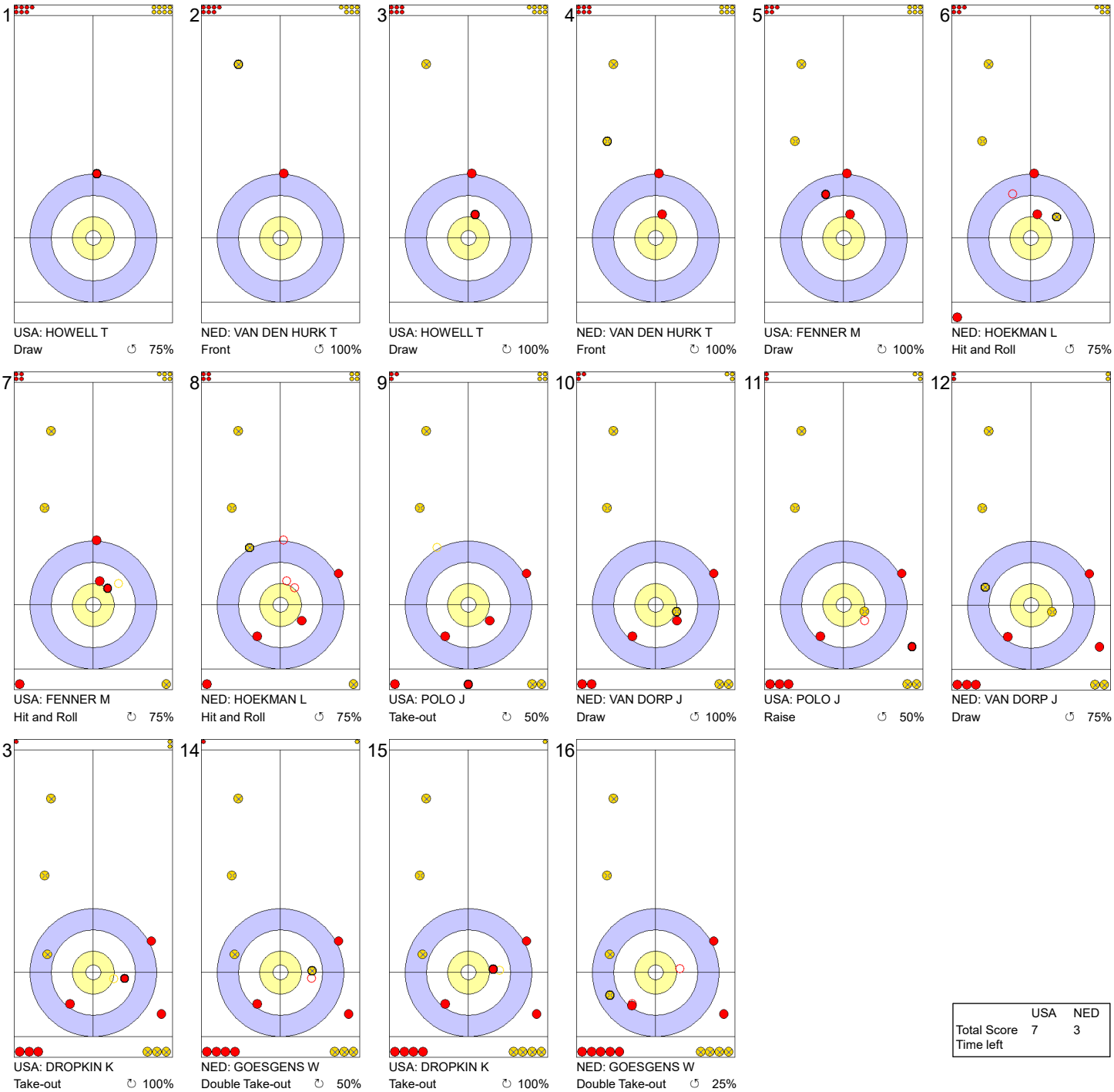


| | USA | NED |
|---|---|---|
| Total Score | 7 | 3 |
| Time left | | |

**Legend:**

↻ Clockwise ↺ Counter-clockwise - Not considered



lgt.com NEW HOLLAND LE GRUYÈRE SWITZERLAND ZUG CURLIT Curling Information Technology Ltd.

# Game - Shot by Shot

**End 9** — **USA - United States 7 + 1** (this end) **= 8** — **NED - Netherlands 3 + 0** (this end) **= 3**

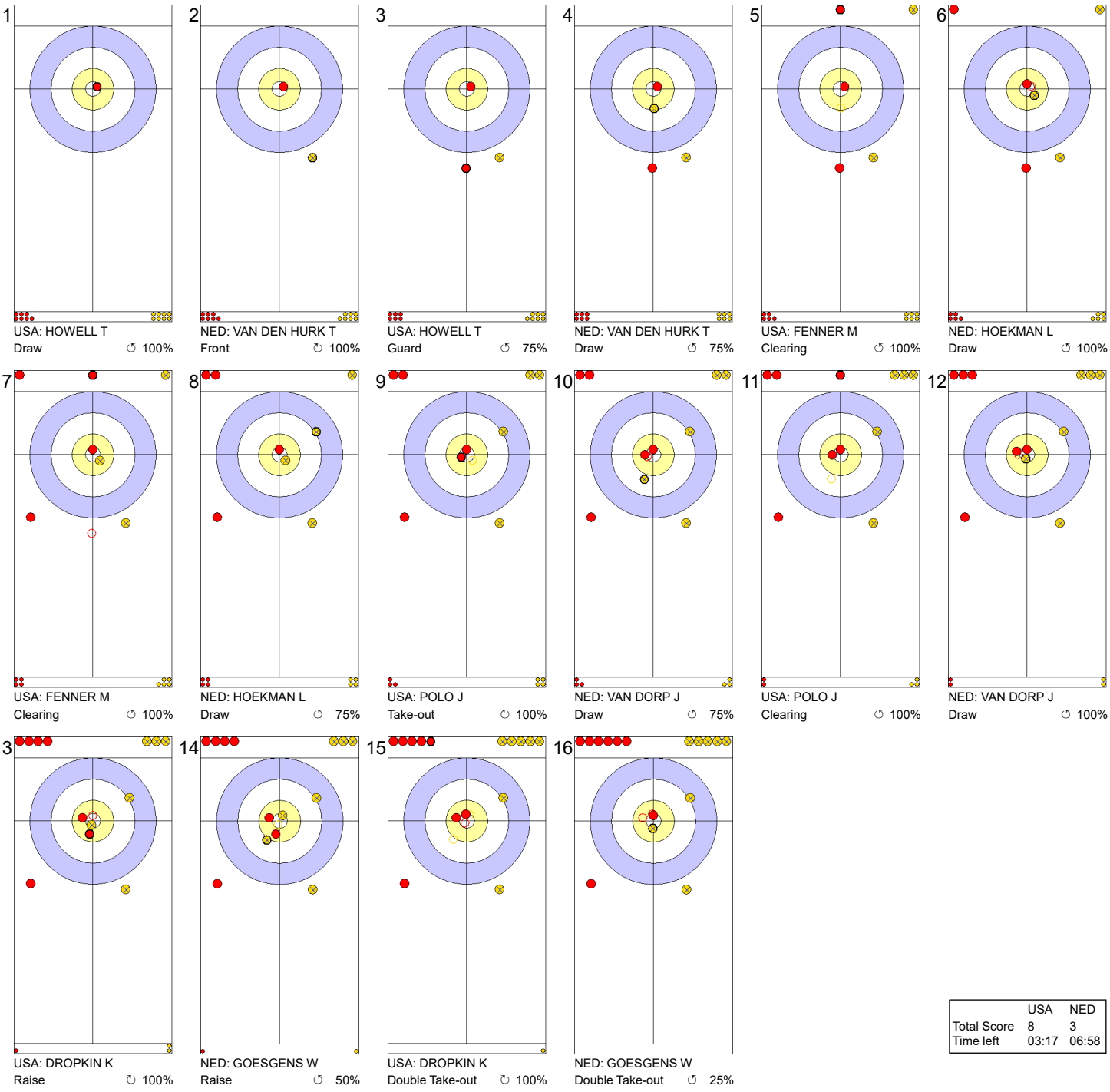


| | USA | NED |
|---|---|---|
| Total Score | 8 | 3 |
| Time left | 03:17 | 06:58 |

**Legend:**
↻ Clockwise ↺ Counter-clockwise - Not considered



lgt.com NEW HOLLAND LE GRUYÈRE SWITZERLAND ZUG CURLIT Curling Information Technology Ltd.

# Game Results

| Sheet | Game | Team | LSFE | 1 | 2 | 3 | 4 | 5 | 6 | 7 | 8 | 9 | 10 | Extra Ends | | | | Total |
|---|---|---|---|---|---|---|---|---|---|---|---|---|---|---|---|---|---|---|
| D | 7 | CAN - Canada | | 0 | 1 | 0 | 1 | 0 | 0 | 2 | 0 | 1 | 0 | | | | | 5 |
| | 8 | SWE - Sweden | * | 0 | 0 | 1 | 0 | 1 | 1 | 0 | 2 | 0 | 2 | | | | | 7 |

| CAN - Canada | | Shot Success Game | Shot Success All |
|---|---|---|---|
| 4 S | GUSHUE Brad | 78% | 81% |
| 3 V | NICHOLS Mark | 85% | 84% |
| 2 | GALLANT Brett | 86% | 84% |
| 1 | WALKER Geoff | 88% | 92% |
| A | HARNDEN EJ | - | - |
| | Team Total | 84% | 85% |

| Last Stone Draw | | Distance |
|---|---|---|
| ↻ | NICHOLS Mark | 12.7cm |
| ↺ | GUSHUE Brad | 5.3cm |
| **Total** | | **18.0cm** |

Time remaining: 0 minutes 19 seconds

Time-out: End 8 - CAN stone 8

| SWE - Sweden | | Shot Success Game | Shot Success All |
|---|---|---|---|
| 4 S | EDIN Niklas | 83% | 83% |
| 3 V | ERIKSSON Oskar | 85% | 86% |
| 2 | WRANAA Rasmus | 94% | 87% |
| 1 | SUNDGREN Christoffer | 85% | 92% |
| A | MAGNUSSON Daniel | - | 63% |
| | Team Total | 87% | 87% |

| Last Stone Draw | | Distance |
|---|---|---|
| ↻ | ERIKSSON Oskar | 1.3cm |
| ↺ | EDIN Niklas | 3.6cm |
| **Total** | | **4.9cm** |

Time remaining: 0 minutes 44 seconds

Time-out: End 9 - SWE stone 8

## Shot Success Analysis

| CAN - Canada | | ↻ | | ↺ | | Game | |
|---|---|---|---|---|---|---|---|
| 4 GUSHUE Brad | Draws | 5 | 50% | 6 | 100% | 11 | 77% |
| | Take-outs | 3 | 100% | 6 | 67% | 9 | 78% |
| | Total | 8 | 69% | 12 | 83% | 20 | 78% |
| 3 NICHOLS Mark | Draws | 6 | 96% | 5 | 95% | 11 | 95% |
| | Take-outs | 4 | 75% | 5 | 70% | 9 | 72% |
| | Total | 10 | 88% | 10 | 83% | 20 | 85% |
| 2 GALLANT Brett | Draws | 6 | 92% | 5 | 75% | 11 | 84% |
| | Take-outs | 4 | 75% | 5 | 100% | 9 | 89% |
| | Total | 10 | 85% | 10 | 88% | 20 | 86% |
| 1 WALKER Geoff | Draws | 8 | 84% | 10 | 90% | 18 | 88% |
| | Take-outs | 1 | 75% | 1 | 100% | 2 | 88% |
| | Total | 9 | 83% | 11 | 91% | 20 | 88% |
| A HARNDEN EJ | Draws | 0 | - | 0 | - | 0 | - |
| | Take-outs | 0 | - | 0 | - | 0 | - |
| | Total | 0 | - | 0 | - | 0 | - |
| Team | Draws | 25 | 82% | 26 | 90% | 51 | 86% |
| | Take-outs | 12 | 81% | 17 | 79% | 29 | 80% |
| | Total | 37 | 82% | 43 | 86% | 80 | 84% |

| SWE - Sweden | | ↻ | | ↺ | | Game | |
|---|---|---|---|---|---|---|---|
| 4 EDIN Niklas | Draws | 3 | 83% | 8 | 81% | 11 | 82% |
| | Take-outs | 4 | 81% | 5 | 85% | 9 | 83% |
| | Total | 7 | 82% | 13 | 83% | 20 | 83% |
| 3 ERIKSSON Oskar | Draws | 3 | 92% | 4 | 88% | 7 | 89% |
| | Take-outs | 8 | 94% | 5 | 65% | 13 | 83% |
| | Total | 11 | 93% | 9 | 75% | 20 | 85% |
| 2 WRANAA Rasmus | Draws | 6 | 96% | 5 | 85% | 11 | 91% |
| | Take-outs | 2 | 100% | 7 | 96% | 9 | 97% |
| | Total | 8 | 97% | 12 | 92% | 20 | 94% |
| 1 SUNDGREN Christoffer | Draws | 10 | 90% | 9 | 83% | 19 | 87% |
| | Take-outs | 1 | 50% | 0 | - | 1 | 50% |
| | Total | 11 | 86% | 9 | 83% | 20 | 85% |
| A MAGNUSSON Daniel | Draws | 0 | - | 0 | - | 0 | - |
| | Take-outs | 0 | - | 0 | - | 0 | - |
| | Total | 0 | - | 0 | - | 0 | - |
| Team | Draws | 22 | 91% | 26 | 84% | 48 | 87% |
| | Take-outs | 15 | 88% | 17 | 84% | 32 | 86% |
| | Total | 37 | 90% | 43 | 84% | 80 | 87% |

**Note:**
Position and function for each team member:
**4** = Fourth, **3** = Third, **2** = Second, **1** = Lead, **A** = Alternate, **S** = Skip, **V** = Vice-Skip

**Legend:**
↻ Clockwise ↺ Counter-clockwise **LSFE(*)** Last Stone First End



lgt.com NEW HOLLAND LE GRUYÈRE SWITZERLAND ZUG CURLIT Curling Information Technology Ltd.

# Game - Shot by Shot

**End 1** — **CAN - Canada 0 + 0** (this end) **= 0** — **SWE - Sweden 0 + 0** (this end) **= 0**

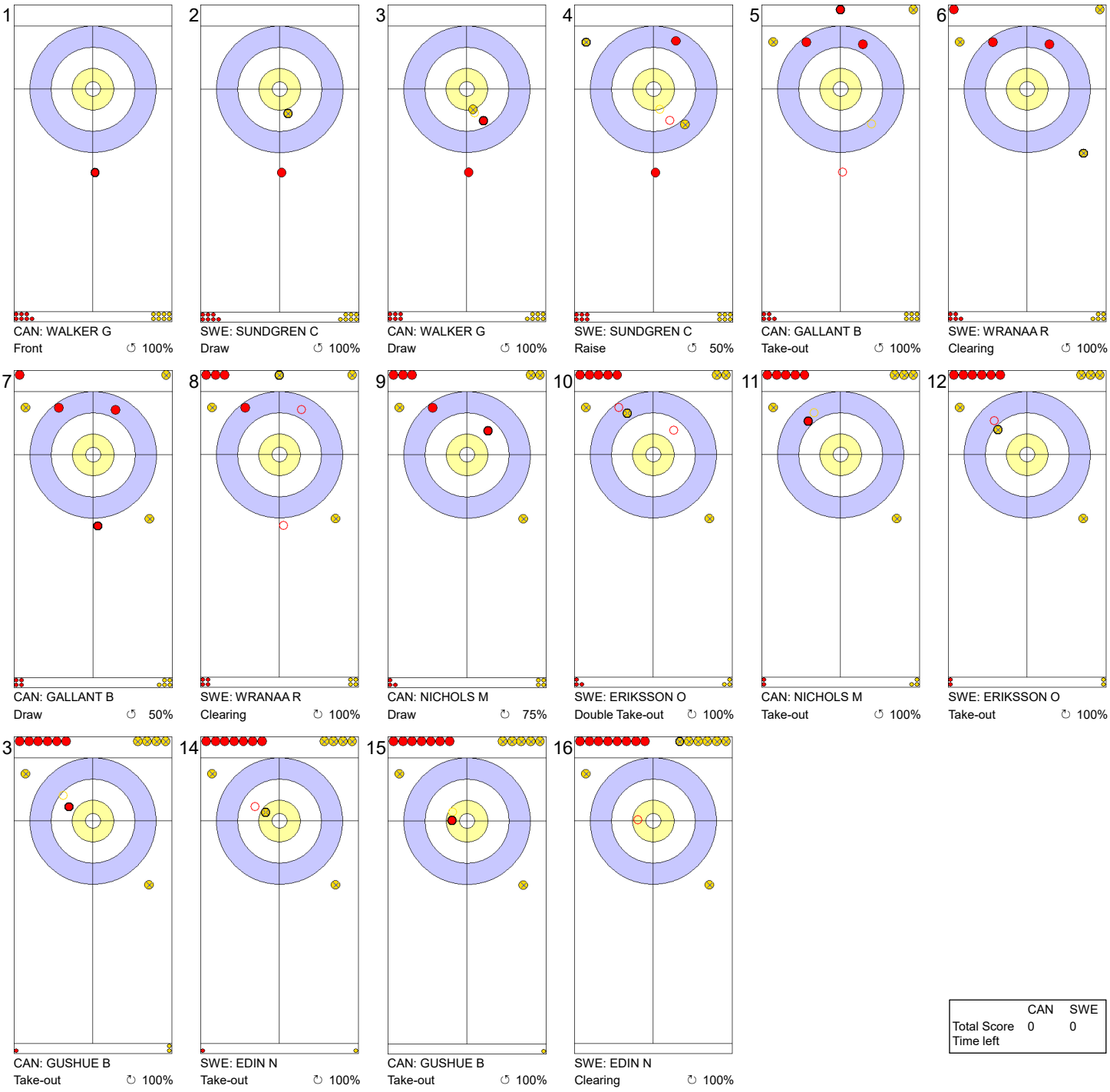


| | CAN | SWE |
|---|---|---|
| Total Score | 0 | 0 |
| Time left | | |

**Legend:**
↻ Clockwise ↺ Counter-clockwise - Not considered



lgt.com NEW HOLLAND LE GRUYÈRE SWITZERLAND ZUG CURLIT Curling Information Technology Ltd.

# Game - Shot by Shot

**End 2** — **CAN - Canada 0 + 1** (this end) **= 1** — **SWE - Sweden 0 + 0** (this end) **= 0**

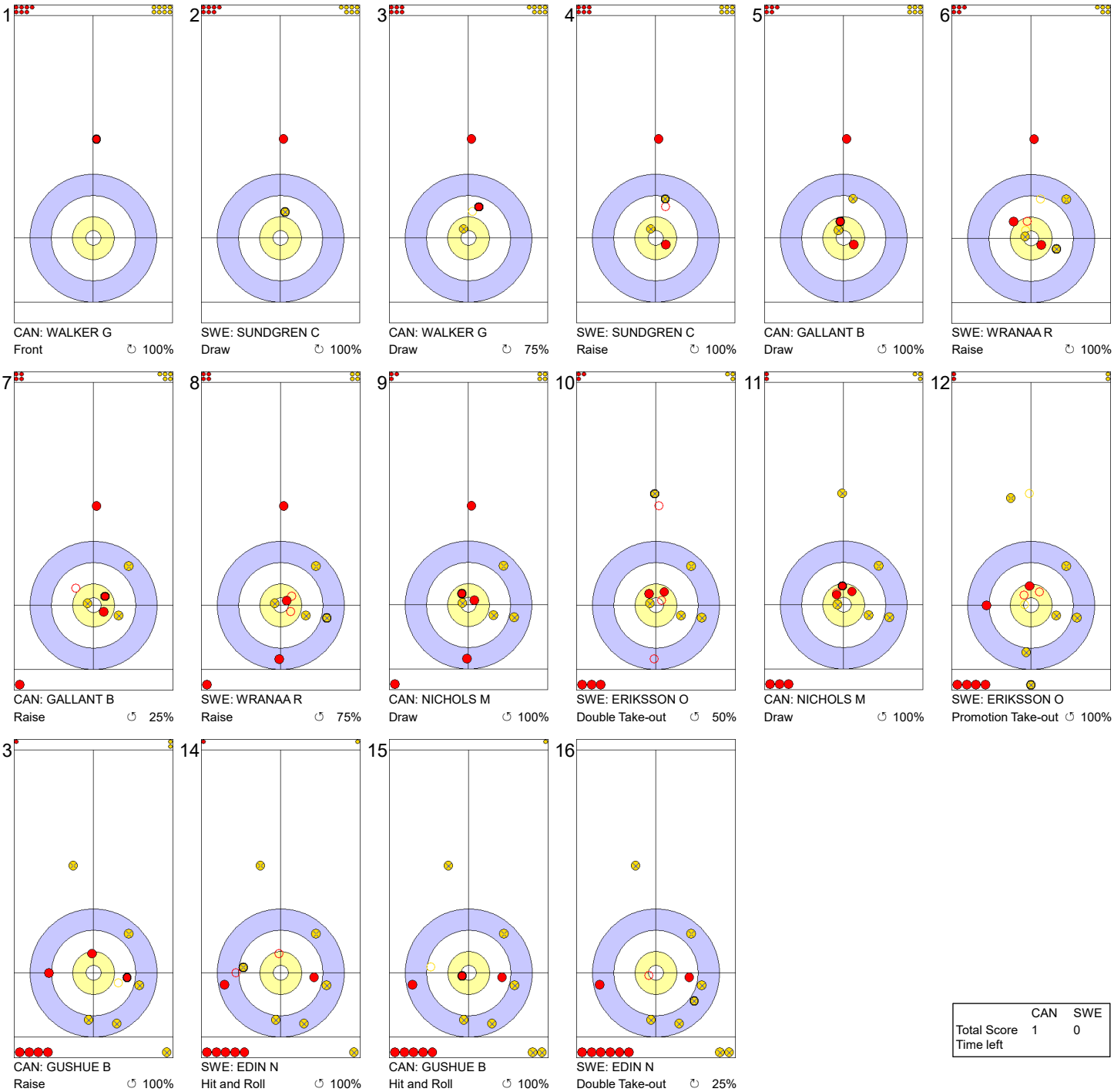


| | CAN | SWE |
|---|---|---|
| Total Score | 1 | 0 |
| Time left | | |

**Legend:**

↻ Clockwise ↺ Counter-clockwise - Not considered



lgt.com NEW HOLLAND LE GRUYÈRE SWITZERLAND ZUG CURLIT Curling Information Technology Ltd.

# Game - Shot by Shot

**End 3** — **CAN - Canada 1 + 0** (this end) **= 1** — **SWE - Sweden 0 + 1** (this end) **= 1**




| | CAN | SWE |
|---|---|---|
| Total Score | 1 | 1 |
| Time left | | |

**Legend:**

↻ Clockwise ↺ Counter-clockwise - Not considered



lgt.com NEW HOLLAND LE GRUYÈRE SWITZERLAND ZUG CURLIT Curling Information Technology Ltd.

# Game - Shot by Shot

**End 4** — **CAN - Canada 1 + 1** (this end) **= 2** — **SWE - Sweden 1 + 0** (this end) **= 1**

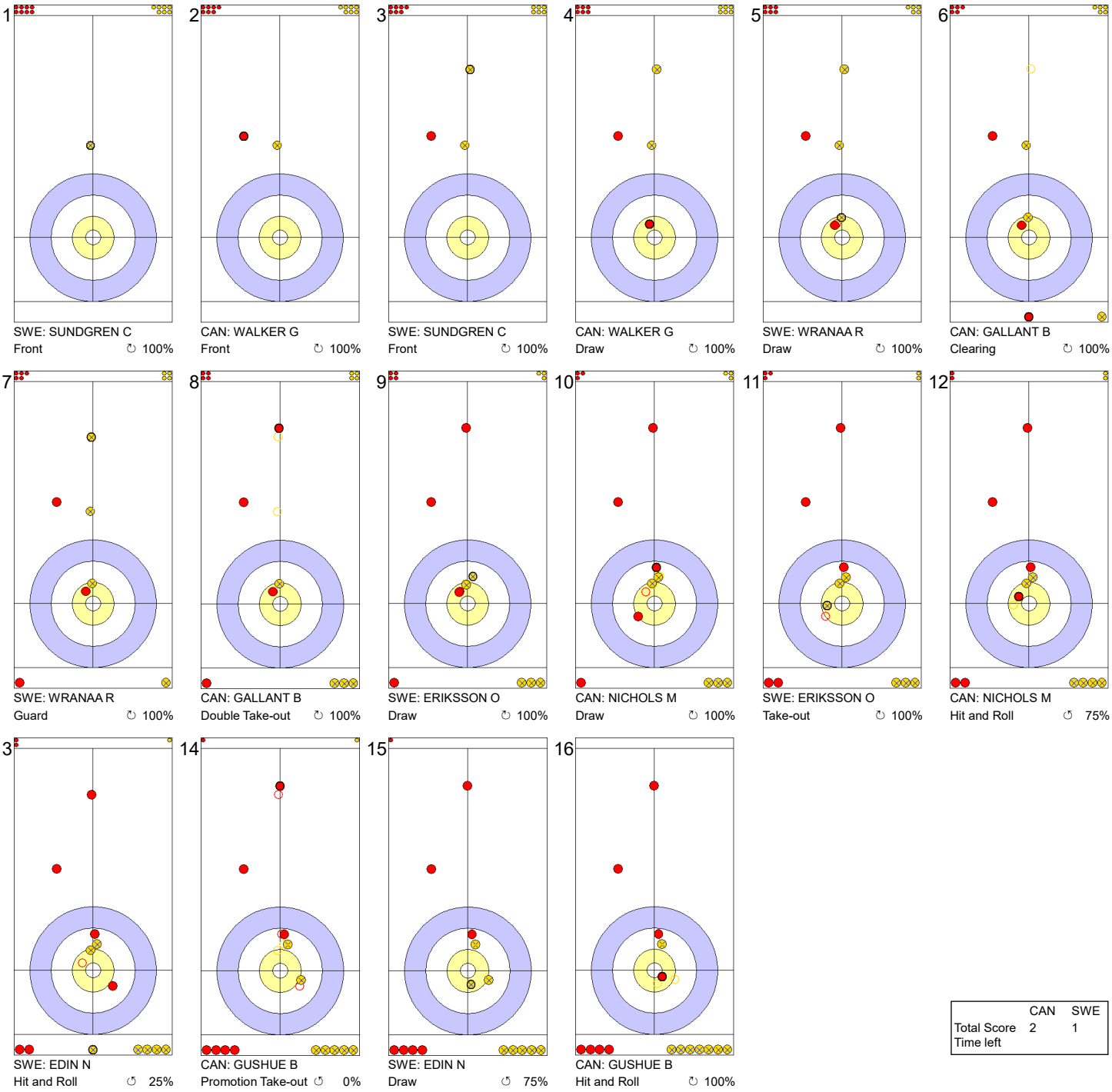


| | CAN | SWE |
|---|---|---|
| Total Score | 2 | 1 |
| Time left | | |

**Legend:**

↻ Clockwise ↺ Counter-clockwise - Not considered



lgt.com NEW HOLLAND LE GRUYÈRE SWITZERLAND ZUG CURLIT Curling Information Technology Ltd.

# Game - Shot by Shot

**End 5** — **CAN - Canada 2 + 0** (this end) **= 2** — **SWE - Sweden 1 + 1** (this end) **= 2**

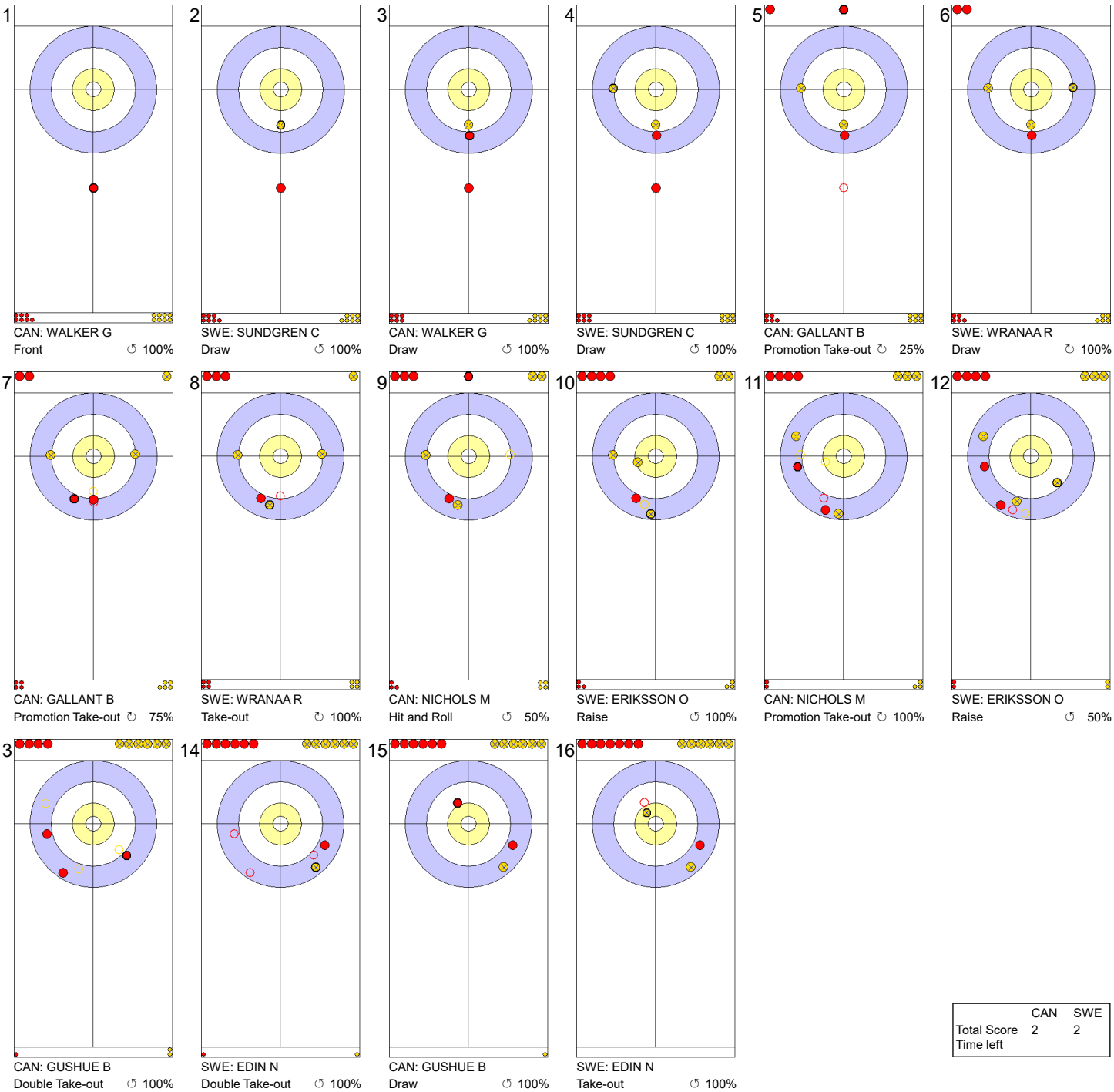


| | CAN | SWE |
|---|---|---|
| Total Score | 2 | 2 |
| Time left | | |

**Legend:**

↻ Clockwise ↺ Counter-clockwise - Not considered



lgt.com NEW HOLLAND LE GRUYÈRE SWITZERLAND ZUG CURLIT Curling Information Technology Ltd.

# Game - Shot by Shot

**End 6** — **CAN - Canada 2 + 0** (this end) **= 2** — **SWE - Sweden 2 + 1** (this end) **= 3**

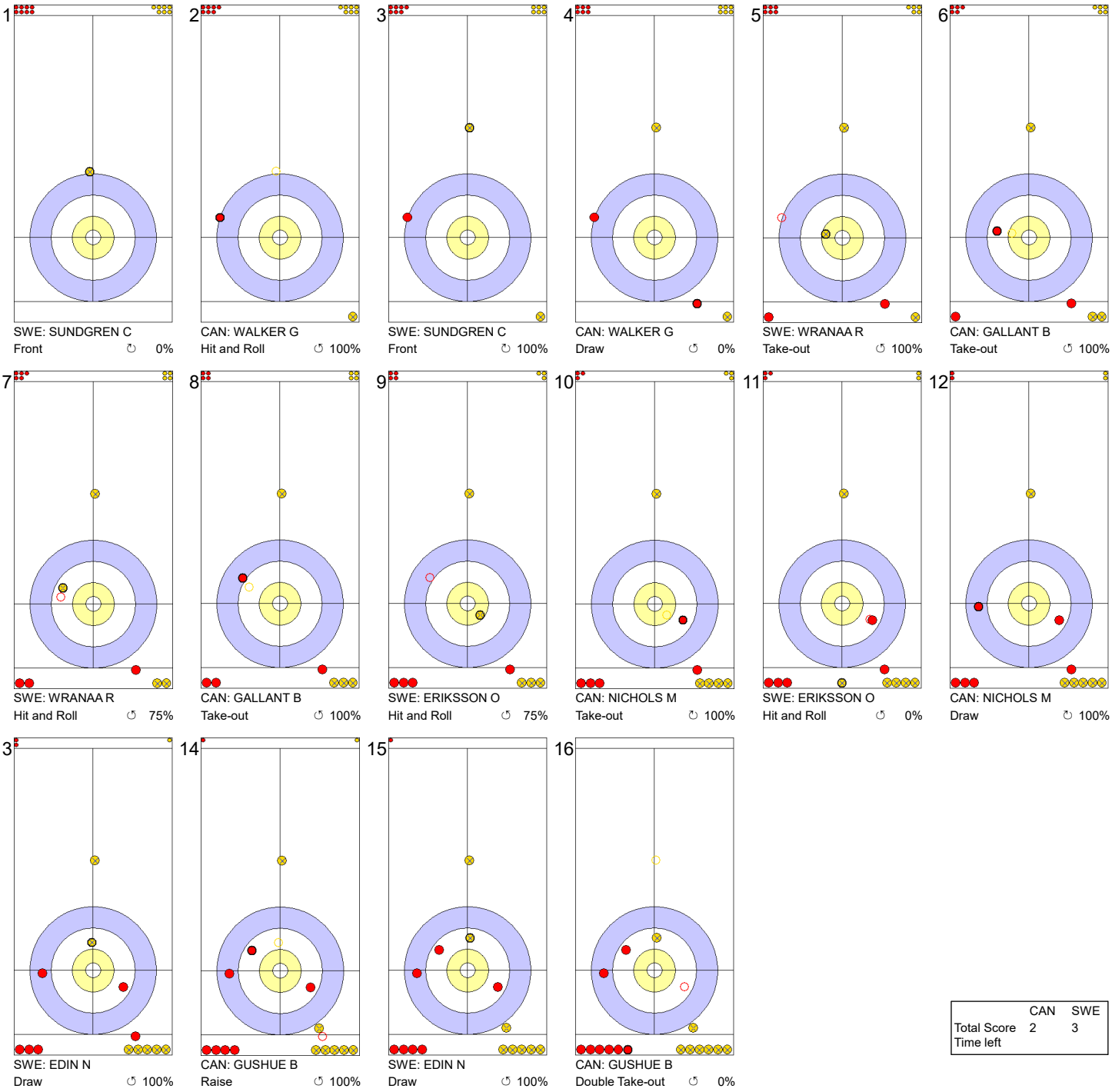


| | CAN | SWE |
|---|---|---|
| Total Score | 2 | 3 |
| Time left | | |

**Legend:**
↻ Clockwise ↺ Counter-clockwise - Not considered



lgt.com NEW HOLLAND LE GRUYÈRE SWITZERLAND ZUG CURLIT Curling Information Technology Ltd.

# Game - Shot by Shot

**End 7** — **CAN - Canada 2 + 2** (this end) **= 4** — **SWE - Sweden 3 + 0** (this end) **= 3**

1
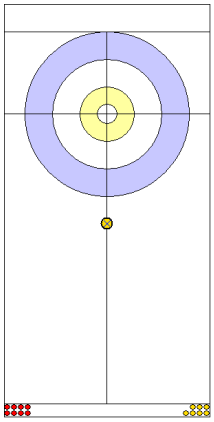
SWE: SUNDGREN C
Front ↻ 100%

2
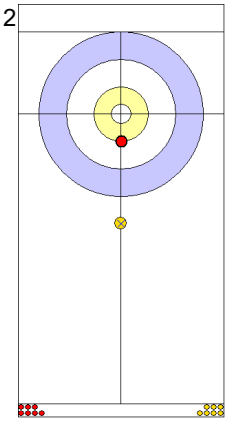
CAN: WALKER G
Draw ↺ 100%

3
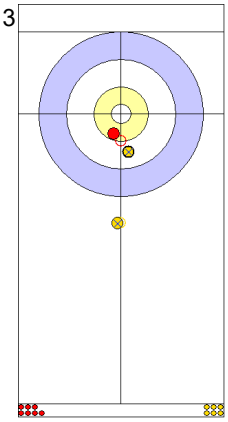
SWE: SUNDGREN C
Draw ↻ 100%

4
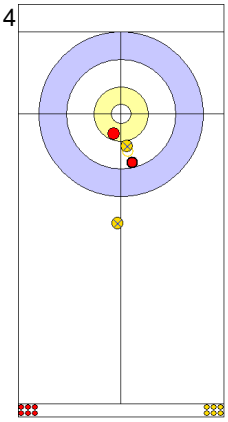
CAN: WALKER G
Draw ↺ 100%

5
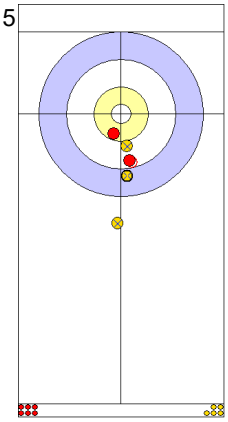
SWE: WRANAA R
Draw ↻ 100%

6
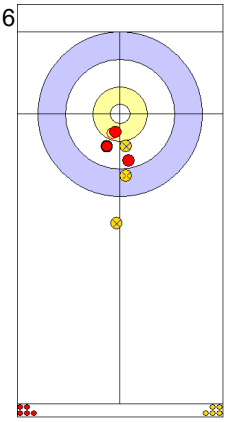
CAN: GALLANT B
Draw ↻ 100%

7
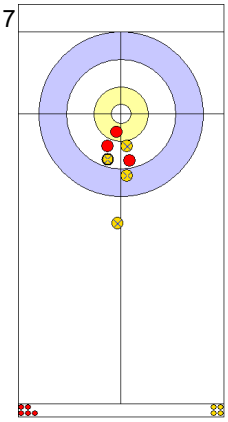
SWE: WRANAA R
Draw ↻ 100%

8
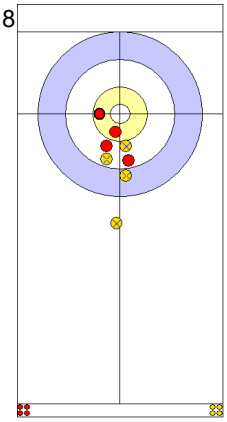
CAN: GALLANT B
Draw ↻ 75%

9
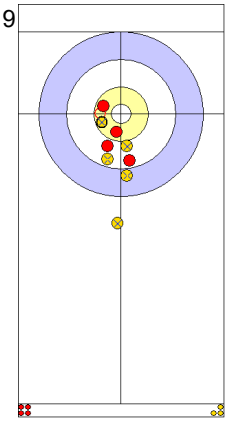
SWE: ERIKSSON O
Draw ↻ 100%

10
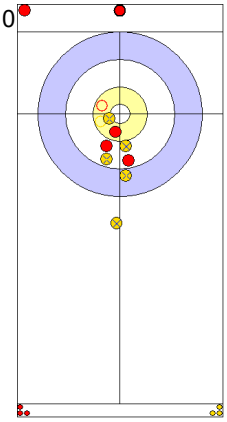
CAN: NICHOLS M
Take-out ↻ 0%

11
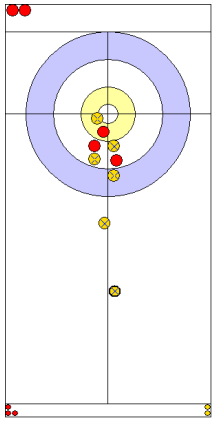
SWE: ERIKSSON O
Guard ↺ 100%

12
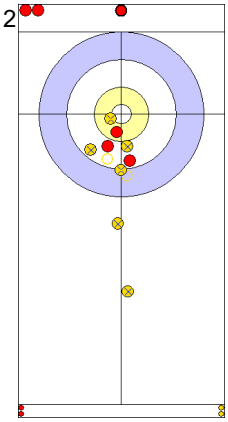
CAN: NICHOLS M
Promotion Take-out ↺ 25%

13
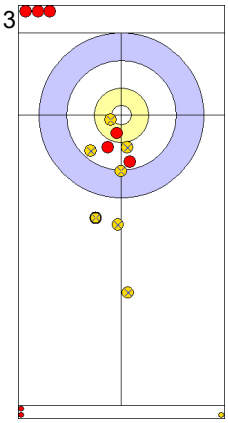
SWE: EDIN N
Guard ↻ 50%

14
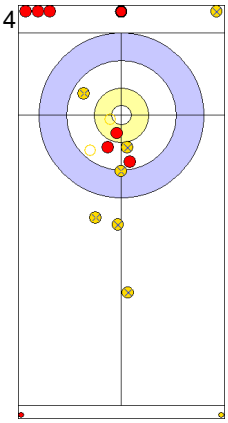
CAN: GUSHUE B
Double Take-out ↻ 100%

15
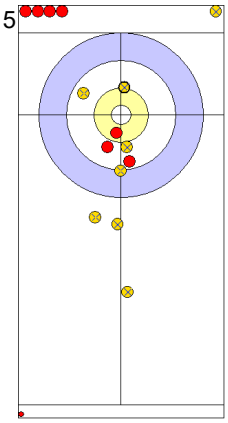
SWE: EDIN N
Draw ↺ 0%

16
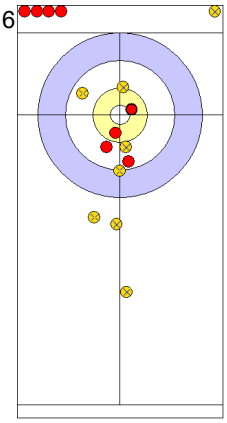
CAN: GUSHUE B
Draw ↺ 100%

| | CAN | SWE |
|---|---|---|
| Total Score | 4 | 3 |
| Time left | | |

**Legend:**
↻ Clockwise ↺ Counter-clockwise - Not considered



lgt.com NEW HOLLAND LE GRUYÈRE SWITZERLAND V ZUG CURLIT Curling Information Technology Ltd.

# Game - Shot by Shot

**End 8** — **CAN - Canada 4 + 0** (this end) **= 4** — **SWE - Sweden 3 + 2** (this end) **= 5**

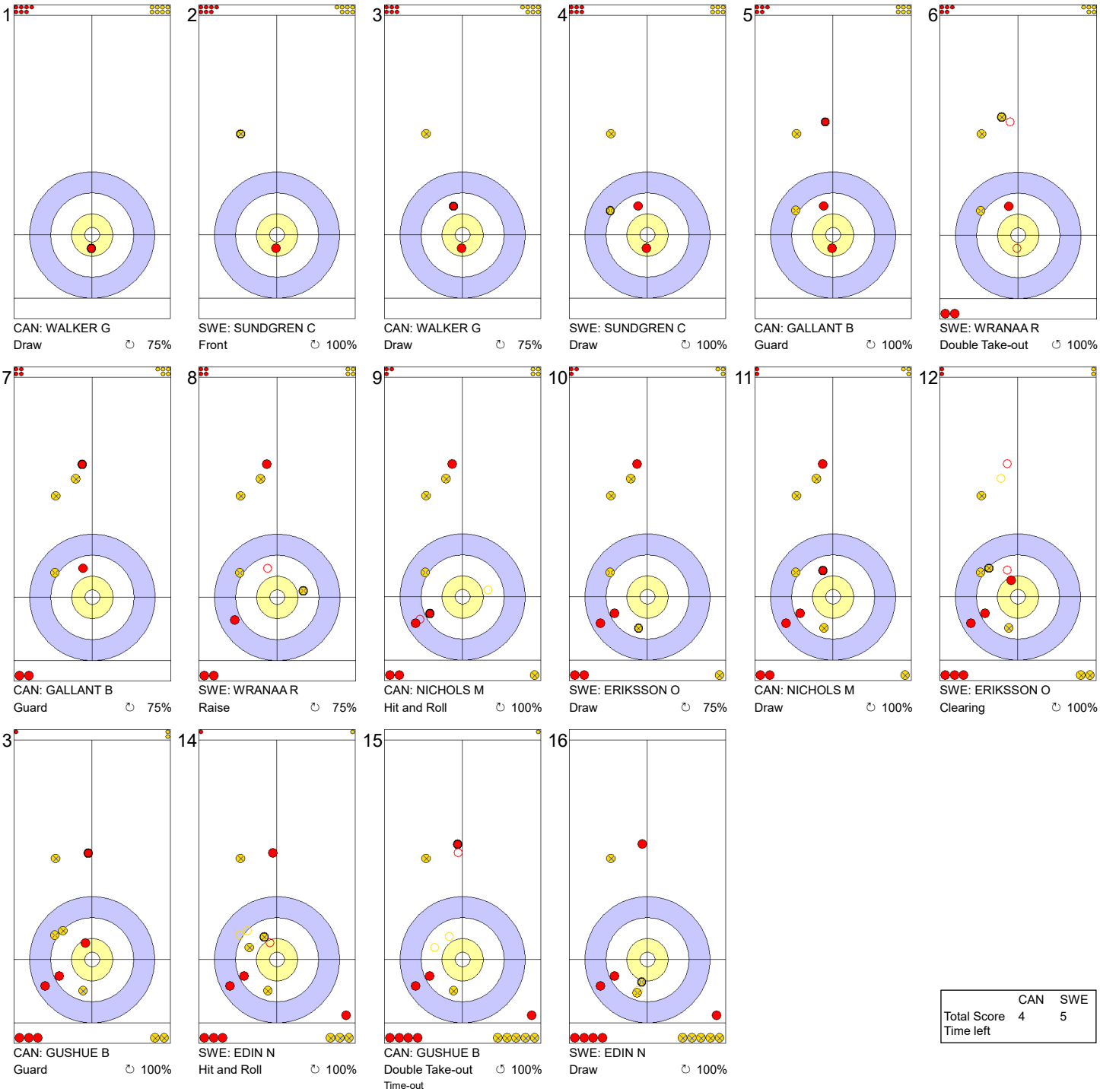


| | CAN | SWE |
|---|---|---|
| Total Score | 4 | 5 |
| Time left | | |

**Legend:**

| | | | | | |
|---|---|---|---|---|---|
| ↻ | Clockwise | ↺ | Counter-clockwise | - | Not considered |



lgt.com NEW HOLLAND LE GRUYÈRE SWITZERLAND ZUG CURLIT Curling Information Technology Ltd.

# Game - Shot by Shot

**End 9** — **CAN - Canada 4 + 1** (this end) **= 5** — **SWE - Sweden 5 + 0** (this end) **= 5**




| | CAN | SWE |
|---|---|---|
| Total Score | 5 | 5 |
| Time left | | |

**Legend:**

↻ Clockwise ↺ Counter-clockwise - Not considered



lgt.com NEW HOLLAND LE GRUYÈRE SWITZERLAND V ZUG CURLIT Curling Information Technology Ltd.

# Game - Shot by Shot

**End 10** **CAN - Canada 5 + 0** (this end) **= 5** **SWE - Sweden 5 + 2** (this end) **= 7**

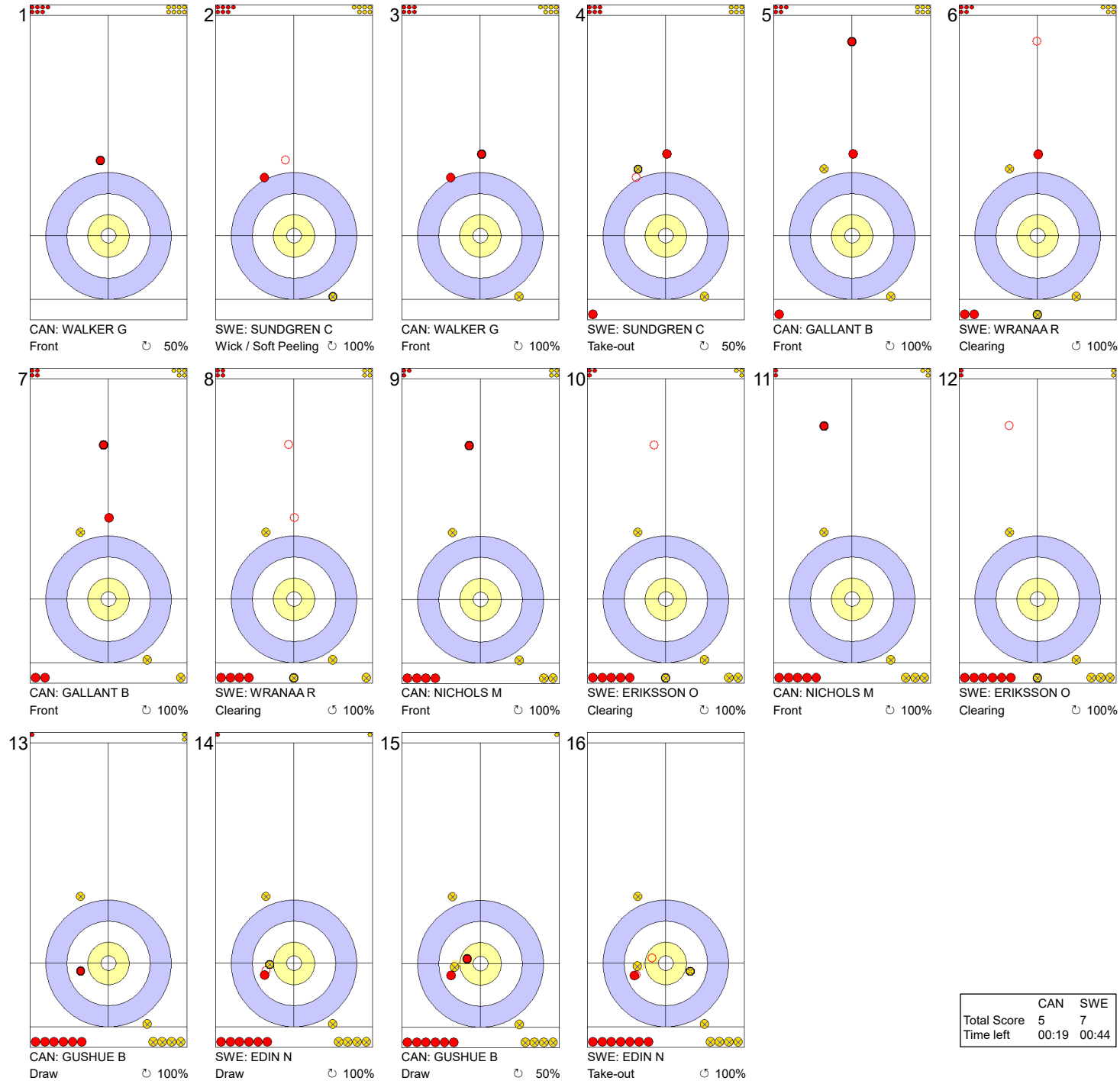


| | CAN | SWE |
|---|---|---|
| Total Score | 5 | 7 |
| Time left | 00:19 | 00:44 |

**Legend:**
↻ Clockwise ↺ Counter-clockwise - Not considered



lgt.com NEW HOLLAND LE GRUYÈRE SWITZERLAND ZUG CURLIT Curling Information Technology Ltd.

# Game Results

| Sheet | Game | Team | LSFE | 1 | 2 | 3 | 4 | 5 | 6 | 7 | 8 | 9 | 10 | Extra Ends | | | | Total |
|---|---|---|---|---|---|---|---|---|---|---|---|---|---|---|---|---|---|---|
| B | 7 | FIN - Finland | | 0 | 2 | 0 | 0 | 1 | 1 | 0 | 1 | 0 | X | | | | | 5 |
| | 7 | SCO - Scotland | * | 2 | 0 | 1 | 3 | 0 | 0 | 2 | 0 | 2 | X | | | | | 10 |

| FIN - Finland | | | Shot Success Game | Shot Success All |
|---|---|---|---|---|
| 4 | S | KIISKINEN Kalle | 69% | 69% |
| 3 | | SALO Teemu | 79% | 72% |
| 2 | | KUOSMANEN Paavo | 65% | 80% |
| 1 | V | POLLANEN Jermu | 93% | 86% |
| A | | OUNI Leo | - | 76% |
| | | Team Total | 77% | 75% |

| Last Stone Draw | | Distance |
|---|---|---|
| ↻ | POLLANEN Jermu | 39.1cm |
| ↺ | SALO Teemu | 128.2cm |
| **Total** | | **167.3cm** |

Time remaining: 6 minutes 19 seconds

Time-out: End 9 - FIN stone 8

| SCO - Scotland | | | Shot Success Game | Shot Success All |
|---|---|---|---|---|
| 4 | V | PATERSON Ross | 85% | 77% |
| 3 | S | WADDELL Kyle | 92% | 85% |
| 2 | | MENZIES Duncan | 89% | 83% |
| 1 | | WADDELL Craig | 86% | 86% |
| A | | KYLE Euan | - | - |
| | | Team Total | 88% | 83% |

| Last Stone Draw | | Distance |
|---|---|---|
| ↻ | PATERSON Ross | 9.8cm |
| ↺ | WADDELL Craig | 6.5cm |
| **Total** | | **16.3cm** |

Time remaining: 4 minutes 19 seconds

Time-out: End 9 - SCO stone 6

## Shot Success Analysis

| FIN - Finland | | ↻ | | ↺ | | Game | |
|---|---|---|---|---|---|---|---|
| 4 KIISKINEN Kalle | Draws | 3 | 100% | 7 | 57% | 10 | 70% |
| | Take-outs | 3 | 50% | 5 | 80% | 8 | 69% |
| | Total | 6 | 75% | 12 | 67% | 18 | 69% |
| 3 SALO Teemu | Draws | 5 | 80% | 4 | 81% | 9 | 81% |
| | Take-outs | 3 | 83% | 6 | 75% | 9 | 78% |
| | Total | 8 | 81% | 10 | 78% | 18 | 79% |
| 2 KUOSMANEN Paavo | Draws | 10 | 73% | 6 | 58% | 16 | 67% |
| | Take-outs | 0 | - | 2 | 50% | 2 | 50% |
| | Total | 10 | 73% | 8 | 56% | 18 | 65% |
| 1 POLLANEN Jermu | Draws | 11 | 89% | 7 | 100% | 18 | 93% |
| | Take-outs | 0 | - | 0 | - | 0 | - |
| | Total | 11 | 89% | 7 | 100% | 18 | 93% |
| A OUNI Leo | Draws | 0 | - | 0 | - | 0 | - |
| | Take-outs | 0 | - | 0 | - | 0 | - |
| | Total | 0 | - | 0 | - | 0 | - |
| Team | Draws | 29 | 83% | 24 | 74% | 53 | 79% |
| | Take-outs | 6 | 67% | 13 | 73% | 19 | 71% |
| | Total | 35 | 80% | 37 | 74% | 72 | 77% |

| SCO - Scotland | | ↻ | | ↺ | | Game | |
|---|---|---|---|---|---|---|---|
| 4 PATERSON Ross | Draws | 1 | 75% | 7 | 71% | 8 | 72% |
| | Take-outs | 3 | 100% | 7 | 93% | 10 | 95% |
| | Total | 4 | 94% | 14 | 82% | 18 | 85% |
| 3 WADDELL Kyle | Draws | 0 | - | 4 | 100% | 4 | 100% |
| | Take-outs | 4 | 63% | 10 | 100% | 14 | 89% |
| | Total | 4 | 63% | 14 | 100% | 18 | 92% |
| 2 MENZIES Duncan | Draws | 1 | 100% | 3 | 100% | 4 | 100% |
| | Take-outs | 4 | 63% | 10 | 95% | 14 | 86% |
| | Total | 5 | 70% | 13 | 96% | 18 | 89% |
| 1 WADDELL Craig | Draws | 1 | 100% | 16 | 84% | 17 | 85% |
| | Take-outs | 0 | - | 1 | 100% | 1 | 100% |
| | Total | 1 | 100% | 17 | 85% | 18 | 86% |
| A KYLE Euan | Draws | 0 | - | 0 | - | 0 | - |
| | Take-outs | 0 | - | 0 | - | 0 | - |
| | Total | 0 | - | 0 | - | 0 | - |
| Team | Draws | 3 | 92% | 30 | 85% | 33 | 86% |
| | Take-outs | 11 | 73% | 28 | 96% | 39 | 90% |
| | Total | 14 | 77% | 58 | 91% | 72 | 88% |

**Note:**
Position and function for each team member:
**4** = Fourth, **3** = Third, **2** = Second, **1** = Lead, **A** = Alternate, **S** = Skip, **V** = Vice-Skip

**Legend:**
↻ Clockwise ↺ Counter-clockwise **LSFE(*)** Last Stone First End
**X** Unplayed/unfinished end due to concession

**The game has been delayed due to ice conditions**



lgt.com NEW HOLLAND LE GRUYÈRE SWITZERLAND ZUG CURLIT Curling Information Technology Ltd.

# Game - Shot by Shot

**End 1** — **FIN - Finland 0 + 0** (this end) **= 0** — **SCO - Scotland 0 + 2** (this end) **= 2**

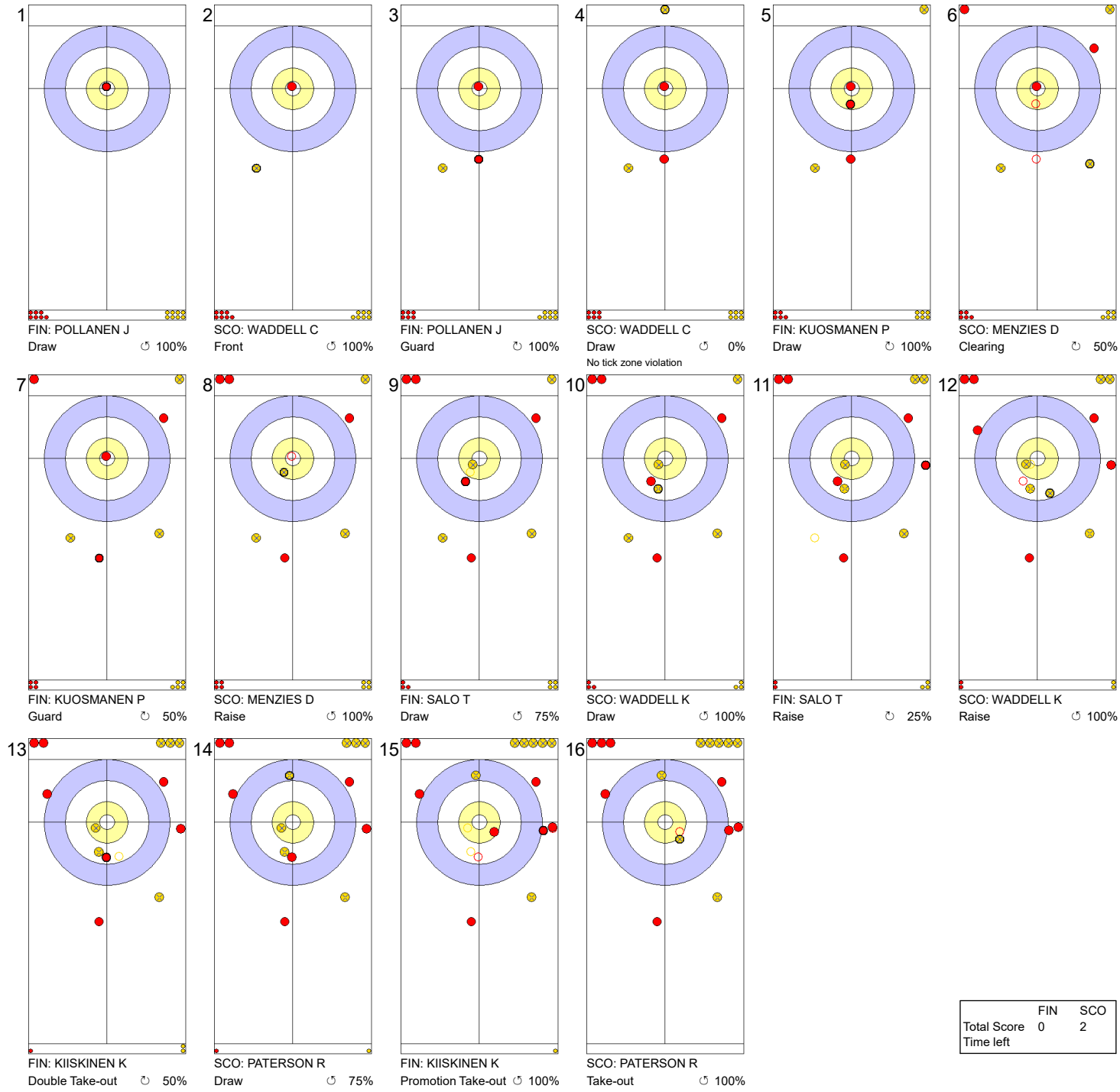


| | FIN | SCO |
|---|---|---|
| Total Score | 0 | 2 |
| Time left | | |

**Legend:**

↻ Clockwise ↺ Counter-clockwise - Not considered



lgt.com NEW HOLLAND LE GRUYÈRE SWITZERLAND ZUG CURLIT Curling Information Technology Ltd.

# Game - Shot by Shot

**End 2** — **FIN - Finland 0 + 2** (this end) **= 2** — **SCO - Scotland 2 + 0** (this end) **= 2**

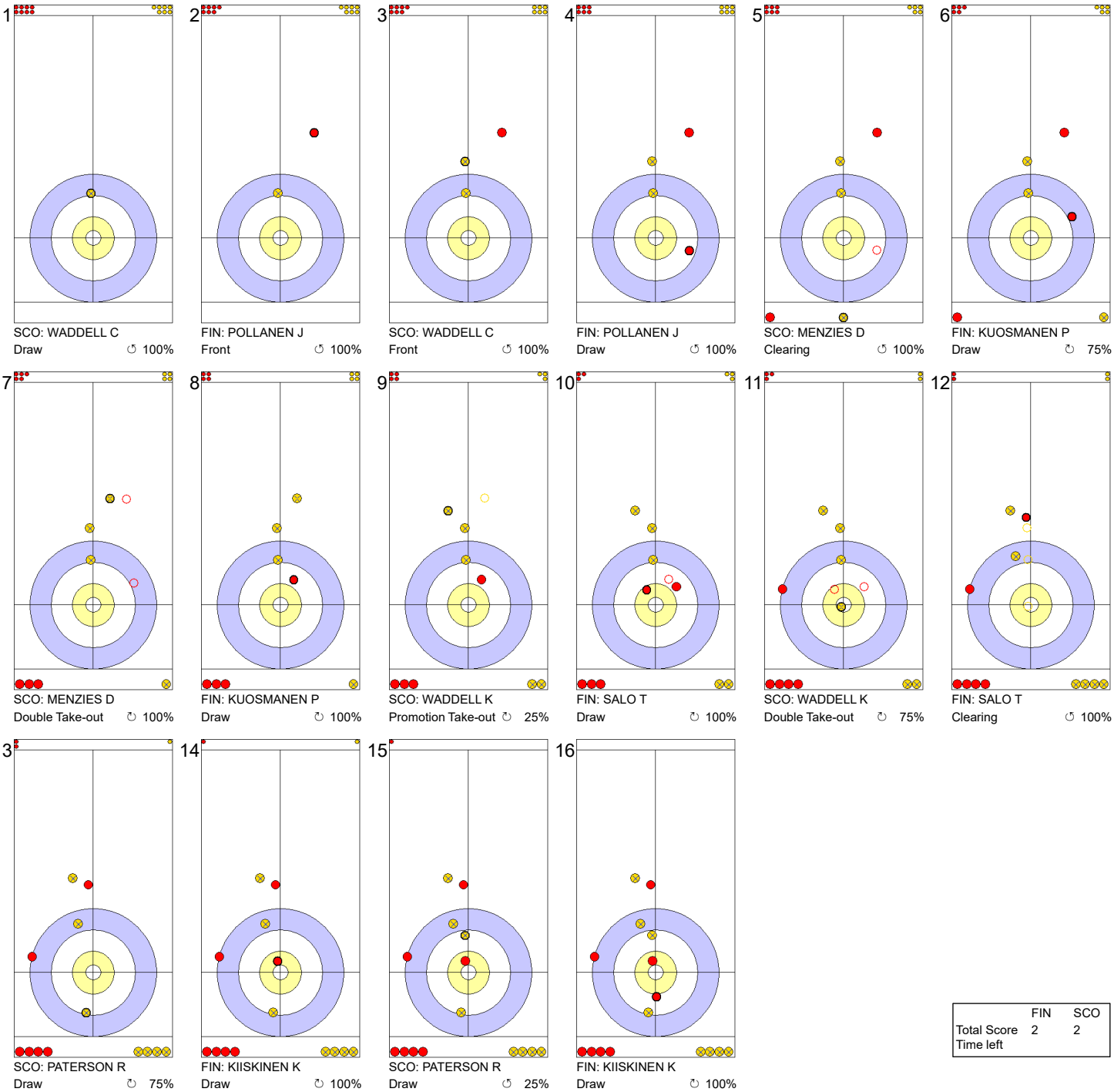


| | FIN | SCO |
|---|---|---|
| Total Score | 2 | 2 |
| Time left | | |

**Legend:**
↻ Clockwise ↺ Counter-clockwise - Not considered



lgt.com NEW HOLLAND LE GRUYÈRE SWITZERLAND ZUG CURLIT Curling Information Technology Ltd.

# Game - Shot by Shot

**End 3** — **FIN - Finland 2 + 0** (this end) **= 2** — **SCO - Scotland 2 + 1** (this end) **= 3**




| | FIN | SCO |
|---|---|---|
| Total Score | 2 | 3 |
| Time left | | |

**Legend:**

↻ Clockwise ↺ Counter-clockwise - Not considered



lgt.com NEW HOLLAND LE GRUYÈRE SWITZERLAND ZUG CURLIT Curling Information Technology Ltd.

# Game - Shot by Shot

**End 4** — **FIN - Finland 2 + 0 (this end) = 2** — **SCO - Scotland 3 + 3 (this end) = 6**

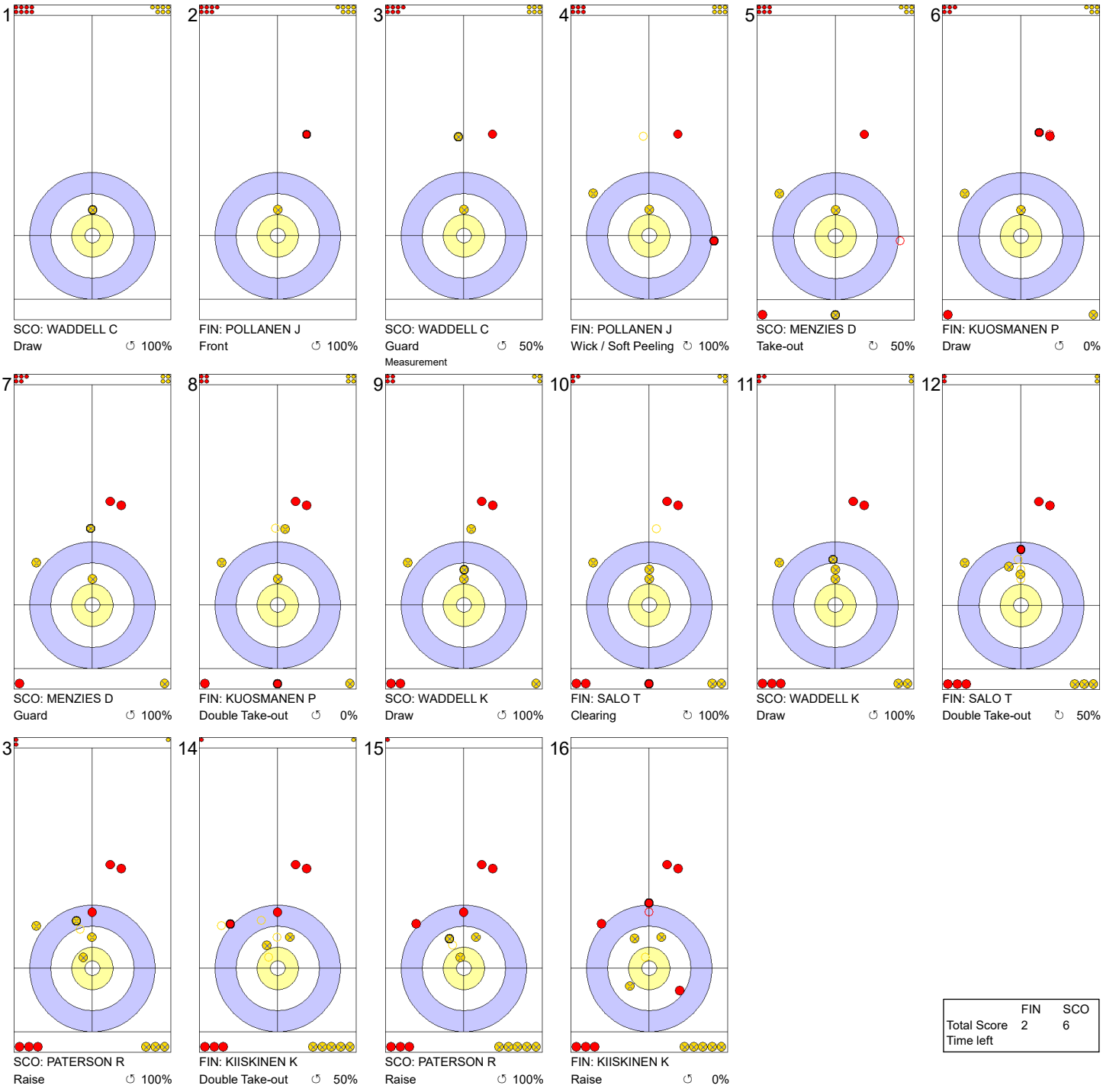


| | FIN | SCO |
|---|---|---|
| Total Score | 2 | 6 |
| Time left | | |

**Legend:**

↻ Clockwise ↺ Counter-clockwise - Not considered



lgt.com NEW HOLLAND LE GRUYÈRE SWITZERLAND ZUG CURLIT Curling Information Technology Ltd.

# Game - Shot by Shot

**End 5** — **FIN - Finland 2 + 1** (this end) **= 3** — **SCO - Scotland 6 + 0** (this end) **= 6**

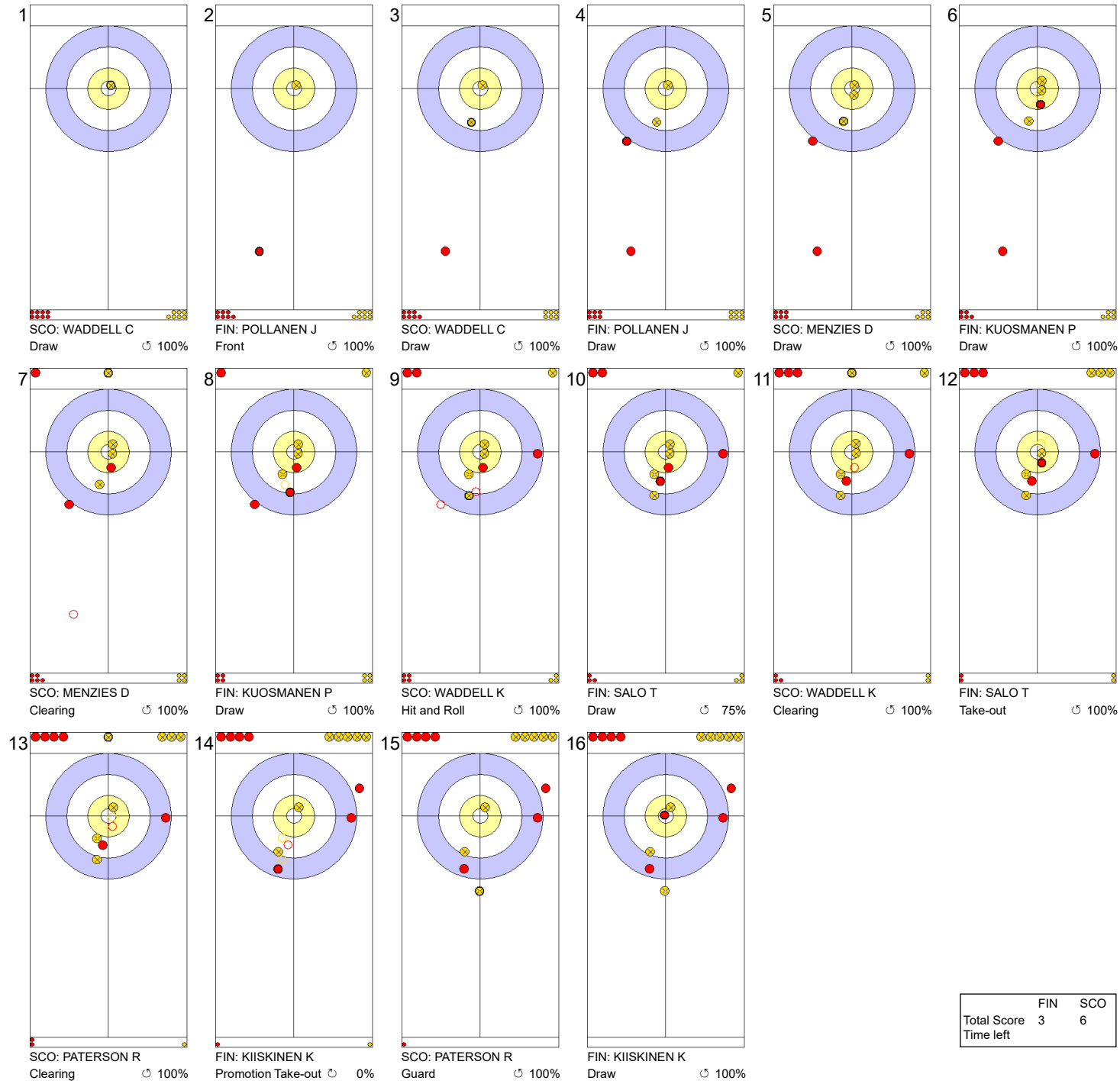


| | FIN | SCO |
|---|---|---|
| Total Score | 3 | 6 |
| Time left | | |

**Legend:**
↻ Clockwise ↺ Counter-clockwise - Not considered



lgt.com NEW HOLLAND LE GRUYÈRE SWITZERLAND ZUG CURLIT Curling Information Technology Ltd.

# Game - Shot by Shot

**End 6** — **FIN - Finland 3 + 1** (this end) **= 4** — **SCO - Scotland 6 + 0** (this end) **= 6**

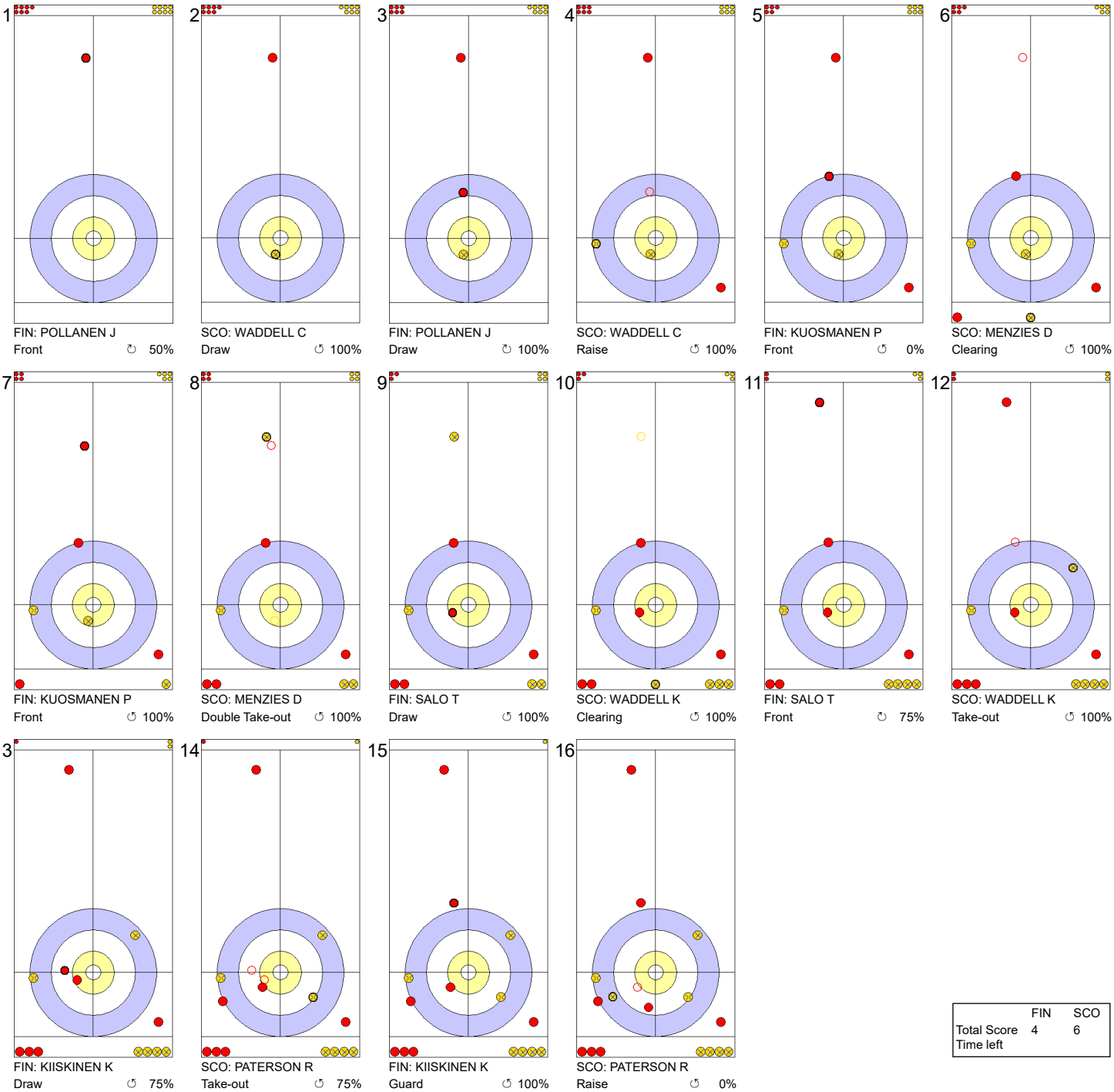


| | FIN | SCO |
|---|---|---|
| Total Score | 4 | 6 |
| Time left | | |

**Legend:**
↻ Clockwise ↺ Counter-clockwise - Not considered



lgt.com NEW HOLLAND LE GRUYÈRE SWITZERLAND ZUG CURLIT Curling Information Technology Ltd.

# Game - Shot by Shot

**End 7** — **FIN - Finland 4 + 0** (this end) **= 4** — **SCO - Scotland 6 + 2** (this end) **= 8**

1
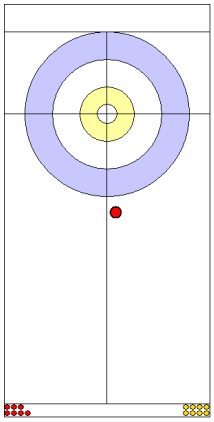
FIN: POLLANEN J
Front ↻ 100%

2
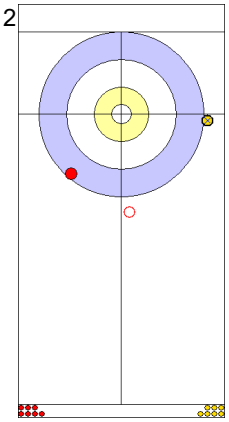
SCO: WADDELL C
Wick / Soft Peeling ↻ 100%

3
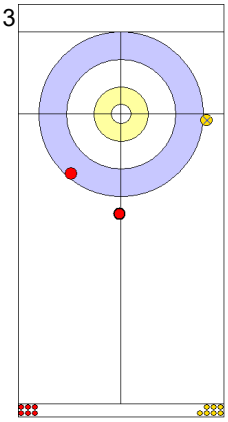
FIN: POLLANEN J
Front ↻ 100%

4
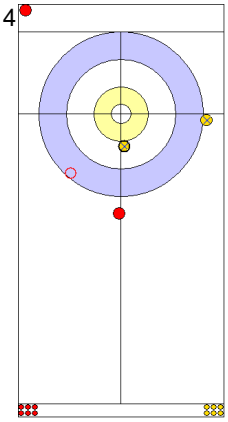
SCO: WADDELL C
Hit and Roll ↺ 100%

5
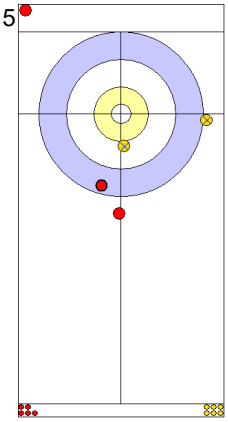
FIN: KUOSMANEN P
Draw ↻ 50%

6
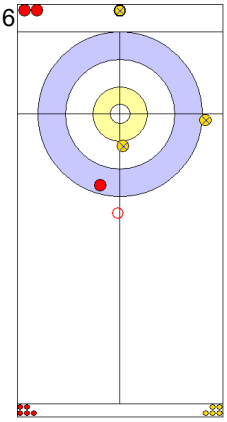
SCO: MENZIES D
Clearing ↺ 100%

7
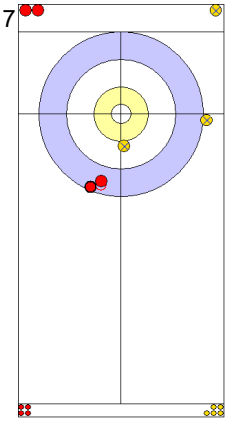
FIN: KUOSMANEN P
Draw ↻ 50%

8
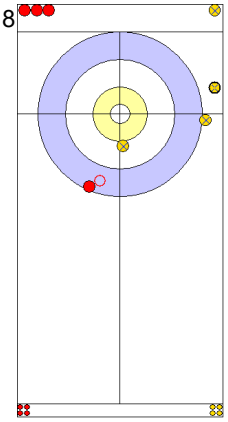
SCO: MENZIES D
Double Take-out ↺ 50%

9
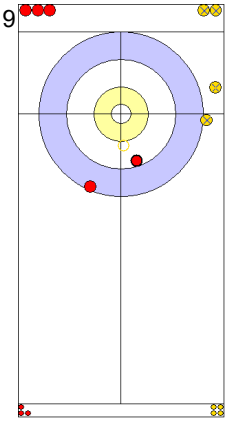
FIN: SALO T
Take-out ↺ 100%

10
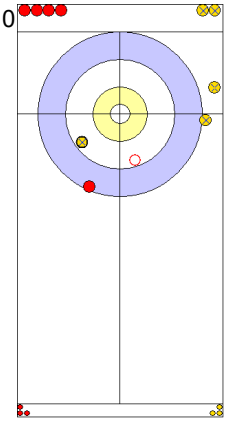
SCO: WADDELL K
Hit and Roll ↺ 100%

11
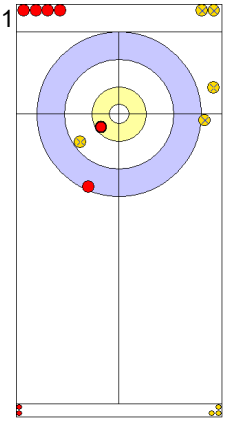
FIN: SALO T
Draw ↺ 75%

12
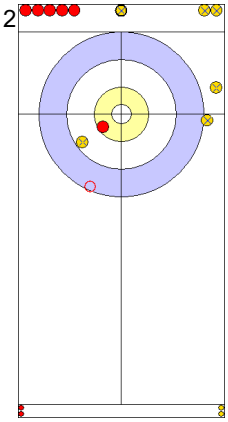
SCO: WADDELL K
Double Take-out ↺ 50%

13
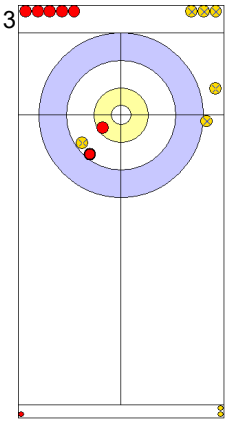
FIN: KIISKINEN K
Draw ↺ 75%

14
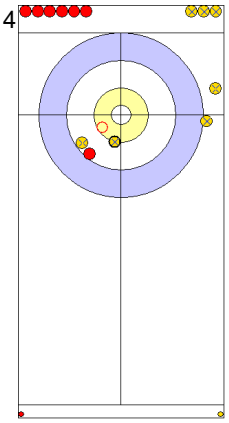
SCO: PATERSON R
Hit and Roll ↺ 75%

15
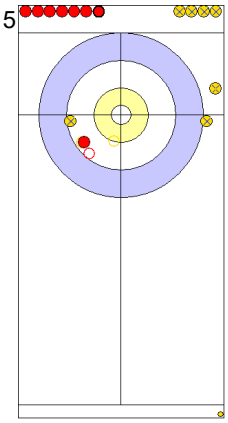
FIN: KIISKINEN K
Double Take-out ↺ 50%

16
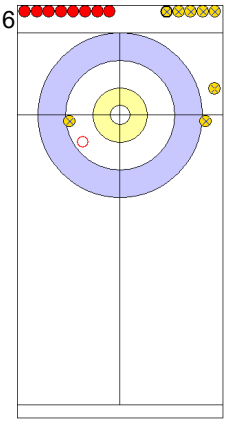
SCO: PATERSON R
Take-out ↻ 100%

| | FIN | SCO |
|---|---|---|
| Total Score | 4 | 8 |
| Time left | | |

**Legend:**
↻ Clockwise ↺ Counter-clockwise - Not considered



lgt.com NEW HOLLAND LE GRUYÈRE SWITZERLAND ZUG CURLIT Curling Information Technology Ltd.

# Game - Shot by Shot

**End 8** — **FIN - Finland 4 + 1** (this end) **= 5** — **SCO - Scotland 8 + 0** (this end) **= 8**

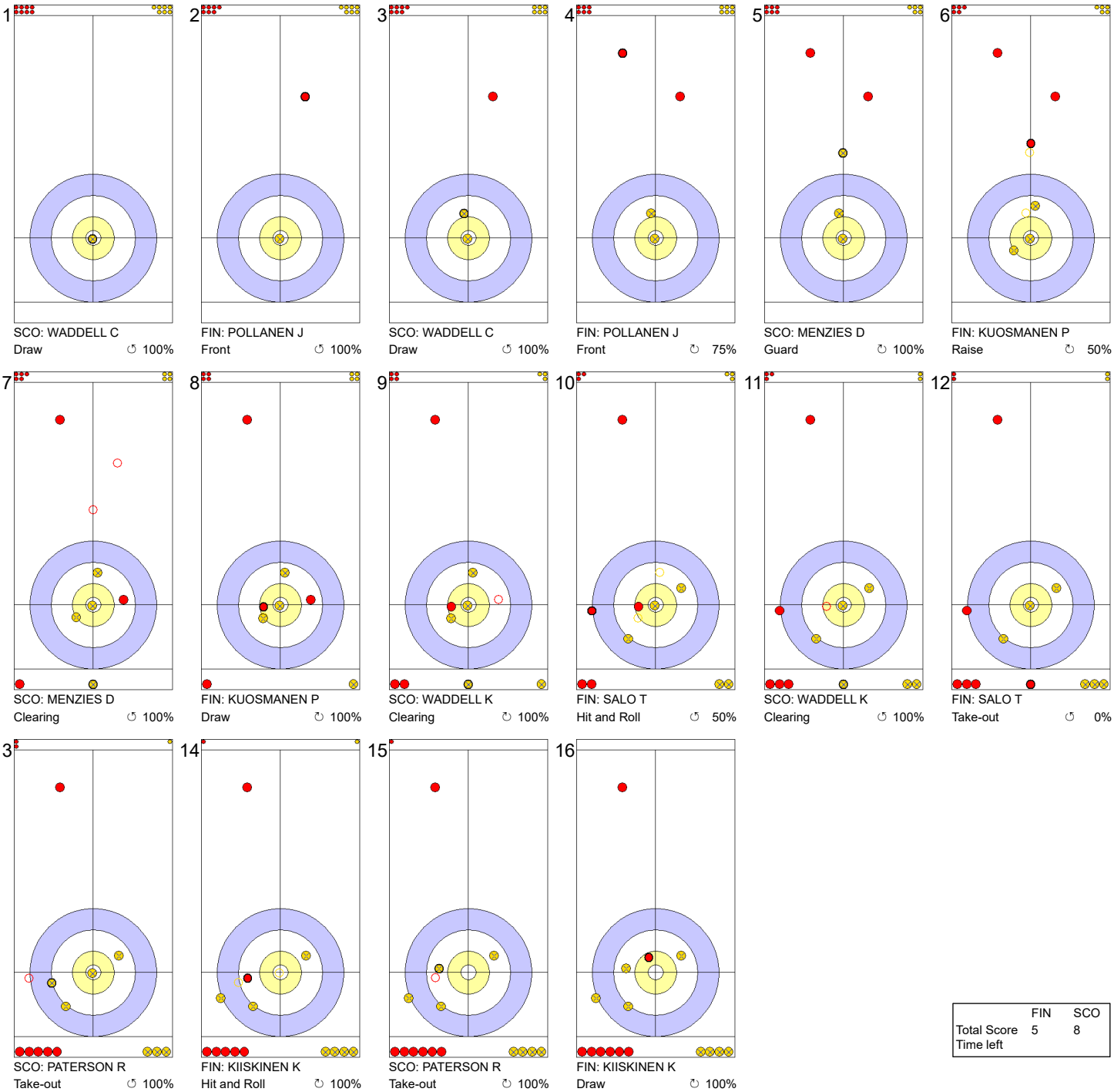


| | FIN | SCO |
|---|---|---|
| Total Score | 5 | 8 |
| Time left | | |

**Legend:**
↻ Clockwise ↺ Counter-clockwise - Not considered



lgt.com NEW HOLLAND LE GRUYÈRE SWITZERLAND ZUG CURLIT Curling Information Technology Ltd.

# Game - Shot by Shot

**End 9** — **FIN - Finland 5 + 0 (this end) = 5** — **SCO - Scotland 8 + 2 (this end) = 10**

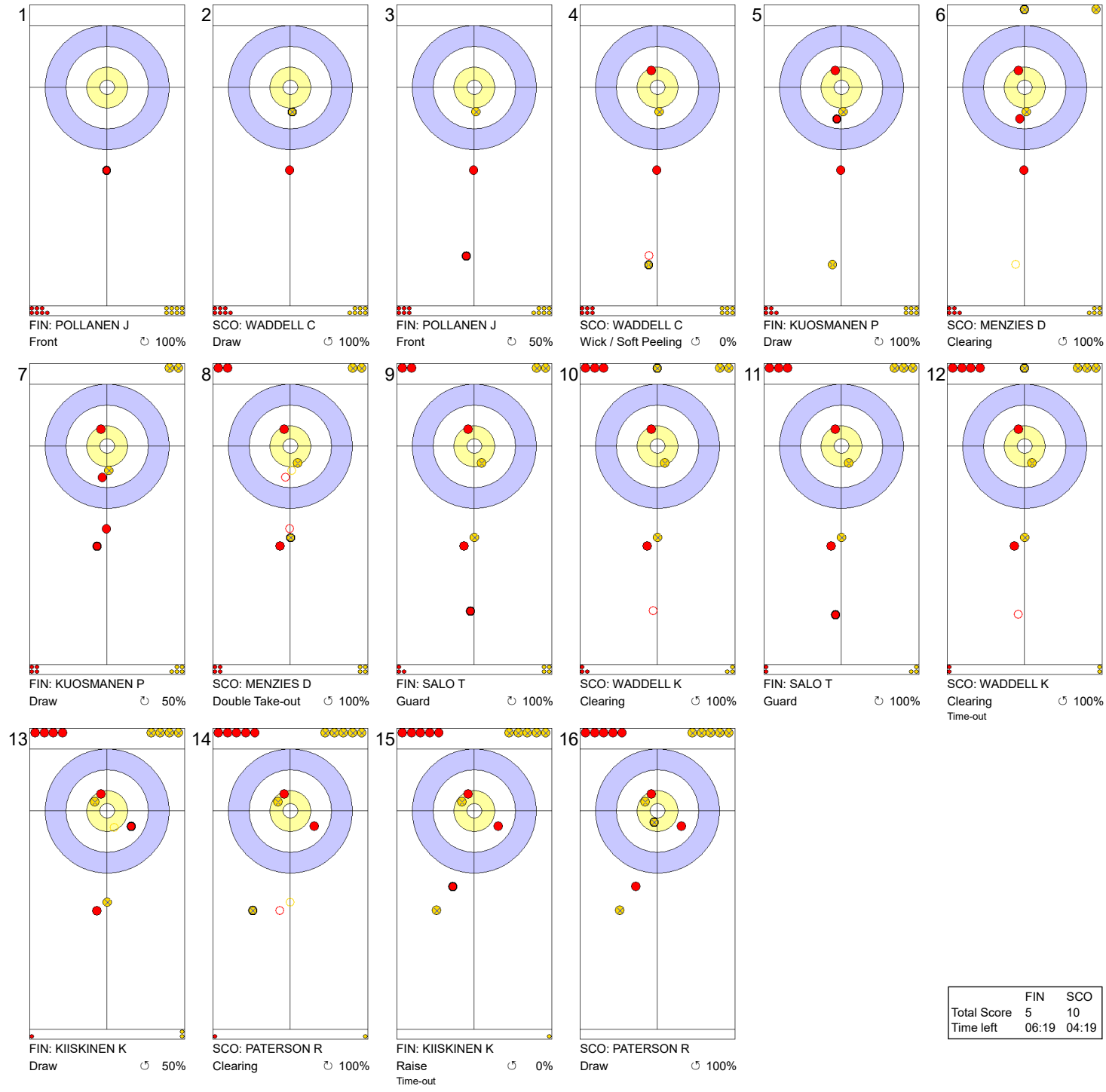


| | FIN | SCO |
|---|---|---|
| Total Score | 5 | 10 |
| Time left | 06:19 | 04:19 |

**Legend:**
↻ Clockwise ↺ Counter-clockwise - Not considered



lgt.com NEW HOLLAND LE GRUYÈRE SWITZERLAND ZUG CURLIT Curling Information Technology Ltd.

## Session Results and Standings

| Sheet | Game | Team | LSFE | 1 | 2 | 3 | 4 | 5 | 6 | 7 | 8 | 9 | 10 | Extra Ends | | | | Total |
|---|---|---|---|---|---|---|---|---|---|---|---|---|---|---|---|---|---|---|
| A | 6 | NED - Netherlands | * | 0 | 0 | 0 | 1 | 0 | 1 | 1 | 0 | X | X | | | | | 3 |
| | 7 | NOR - Norway | | 0 | 1 | 5 | 0 | 2 | 0 | 0 | 0 | X | X | | | | | 8 |
| B | 7 | FIN - Finland | | 0 | 2 | 0 | 0 | 1 | 1 | 0 | 1 | 0 | X | | | | | 5 |
| | 7 | SCO - Scotland | * | 2 | 0 | 1 | 3 | 0 | 0 | 2 | 0 | 2 | X | | | | | 10 |
| C | 7 | SWE - Sweden | * | 2 | 1 | 1 | 0 | 2 | 0 | 1 | X | X | X | | | | | 7 |
| | 7 | GER - Germany | | 0 | 0 | 0 | 2 | 0 | 0 | 0 | X | X | X | | | | | 2 |
| D | 7 | CZE - Czech Republic | | 0 | 2 | 0 | 0 | 0 | 2 | 0 | 0 | X | X | | | | | 4 |
| | 6 | KOR - Korea | * | 2 | 0 | 0 | 1 | 3 | 0 | 2 | 2 | X | X | | | | | 10 |

## Current Standings

| Rank | Team | Games | Wins | Losses |
|---|---|---|---|---|
| 1 | CAN - Canada | 6 | 6 | 0 |
| 2 | SCO - Scotland | 7 | 5 | 2 |
| 2 | SWE - Sweden | 7 | 5 | 2 |
| 4 | SUI - Switzerland | 6 | 4 | 2 |
| 5 | ITA - Italy | 6 | 3 | 3 |
| 5 | KOR - Korea | 6 | 3 | 3 |
| 5 | USA - United States | 6 | 3 | 3 |
| 8 | FIN - Finland | 7 | 3 | 4 |
| 8 | GER - Germany | 7 | 3 | 4 |
| 8 | NOR - Norway | 7 | 3 | 4 |
| 11 | CZE - Czech Republic | 7 | 2 | 5 |
| 12 | DEN - Denmark | 6 | 1 | 5 |
| 12 | NED - Netherlands | 6 | 1 | 5 |

**Note:**
Under WCF rules, tie-breaking rules for standings are not applied until after the last game of the round robin.

**Legend:**
**LSFE(*)** Last Stone First End
**X** Unplayed/unfinished end due to concession



lgt.com
NEW HOLLAND
LE GRUYÈRE SWITZERLAND
ZUG
CURLIT Curling Information Technology Ltd.

# Game Results

| Sheet | Game | Team | LSFE | 1 | 2 | 3 | 4 | 5 | 6 | 7 | 8 | 9 | 10 | Extra Ends | | | | Total |
|---|---|---|---|---|---|---|---|---|---|---|---|---|---|---|---|---|---|---|
| A | 6 | NED - Netherlands | * | 0 | 0 | 0 | 1 | 0 | 1 | 1 | 0 | X | X | | | | | 3 |
| | 7 | NOR - Norway | | 0 | 1 | 5 | 0 | 2 | 0 | 0 | 0 | X | X | | | | | 8 |

| NED - Netherlands | | | Shot Success Game | Shot Success All |
|---|---|---|---|---|
| 4 | S | GOESGENS Wouter | 75% | 67% |
| 3 | V | VAN DORP Jaap | 69% | 73% |
| 2 | | HOEKMAN Laurens | 80% | 76% |
| 1 | | GLASBERGEN Carlo | 81% | 87% |
| A | | VAN DEN HURK Tobias | - | 88% |
| | | Team Total | 76% | 76% |

| Last Stone Draw | | Distance |
|---|---|---|
| ↻ | VAN DORP Jaap | 24.4cm |
| ↺ | HOEKMAN Laurens | 37.9cm |
| **Total** | | **62.3cm** |

Time remaining: 12 minutes 6 seconds

| NOR - Norway | | | Shot Success Game | Shot Success All |
|---|---|---|---|---|
| 4 | S | RAMSFJELL Magnus | 89% | 79% |
| 3 | | SESAKER Martin | 84% | 84% |
| 2 | | RAMSFJELL Bendik | 91% | 85% |
| 1 | V | NEPSTAD Gaute | 70% | 78% |
| A | | BRAENDEN Mathias | - | - |
| | | Team Total | 84% | 82% |

| Last Stone Draw | | Distance |
|---|---|---|
| ↻ | RAMSFJELL Magnus | 42.5cm |
| ↺ | RAMSFJELL Bendik | 28.9cm |
| **Total** | | **71.4cm** |

Time remaining: 17 minutes 49 seconds

## Shot Success Analysis

| NED - Netherlands | | ↻ | ↺ | Game |
|---|---|---|---|---|
| 4 GOESGENS Wouter | Draws | 4 100% | 5 65% | 9 81% |
| | Take-outs | 3 67% | 4 69% | 7 68% |
| | Total | 7 86% | 9 67% | 16 75% |
| 3 VAN DORP Jaap | Draws | 7 75% | 3 67% | 10 73% |
| | Take-outs | 2 50% | 4 69% | 6 63% |
| | Total | 9 69% | 7 68% | 16 69% |
| 2 HOEKMAN Laurens | Draws | 8 75% | 3 92% | 11 80% |
| | Take-outs | 3 75% | 2 88% | 5 80% |
| | Total | 11 75% | 5 90% | 16 80% |
| 1 GLASBERGEN Carlo | Draws | 7 86% | 7 71% | 14 79% |
| | Take-outs | 1 100% | 1 100% | 2 100% |
| | Total | 8 88% | 8 75% | 16 81% |
| A VAN DEN HURK Tobias | Draws | 0 - | 0 - | 0 - |
| | Take-outs | 0 - | 0 - | 0 - |
| | Total | 0 - | 0 - | 0 - |
| Team | Draws | 26 82% | 18 72% | 44 78% |
| | Take-outs | 9 69% | 11 75% | 20 73% |
| | Total | 35 79% | 29 73% | 64 76% |

| NOR - Norway | | ↻ | ↺ | Game |
|---|---|---|---|---|
| 4 RAMSFJELL Magnus | Draws | 2 100% | 4 81% | 6 88% |
| | Take-outs | 8 94% | 2 75% | 10 90% |
| | Total | 10 95% | 6 79% | 16 89% |
| 3 SESAKER Martin | Draws | 1 100% | 2 100% | 3 100% |
| | Take-outs | 4 100% | 9 72% | 13 81% |
| | Total | 5 100% | 11 77% | 16 84% |
| 2 RAMSFJELL Bendik | Draws | 1 100% | 4 94% | 5 95% |
| | Take-outs | 7 86% | 4 94% | 11 89% |
| | Total | 8 88% | 8 94% | 16 91% |
| 1 NEPSTAD Gaute | Draws | 13 67% | 1 100% | 14 70% |
| | Take-outs | 2 75% | 0 - | 2 75% |
| | Total | 15 68% | 1 100% | 16 70% |
| A BRAENDEN Mathias | Draws | 0 - | 0 - | 0 - |
| | Take-outs | 0 - | 0 - | 0 - |
| | Total | 0 - | 0 - | 0 - |
| Team | Draws | 17 75% | 11 91% | 28 81% |
| | Take-outs | 21 90% | 15 78% | 36 85% |
| | Total | 38 84% | 26 84% | 64 84% |

**Note:**
Position and function for each team member:
**4** = Fourth, **3** = Third, **2** = Second, **1** = Lead, **A** = Alternate, **S** = Skip, **V** = Vice-Skip

**Legend:**
↻ Clockwise ↺ Counter-clockwise **LSFE(*)** Last Stone First End
**X** Unplayed/unfinished end due to concession



lgt.com NEW HOLLAND LE GRUYÈRE SWITZERLAND ZUG CURLIT Curling Information Technology Ltd.

# Game - Shot by Shot

**End 1** — **NED - Netherlands 0 + 0** (this end) **= 0** — **NOR - Norway 0 + 0** (this end) **= 0**

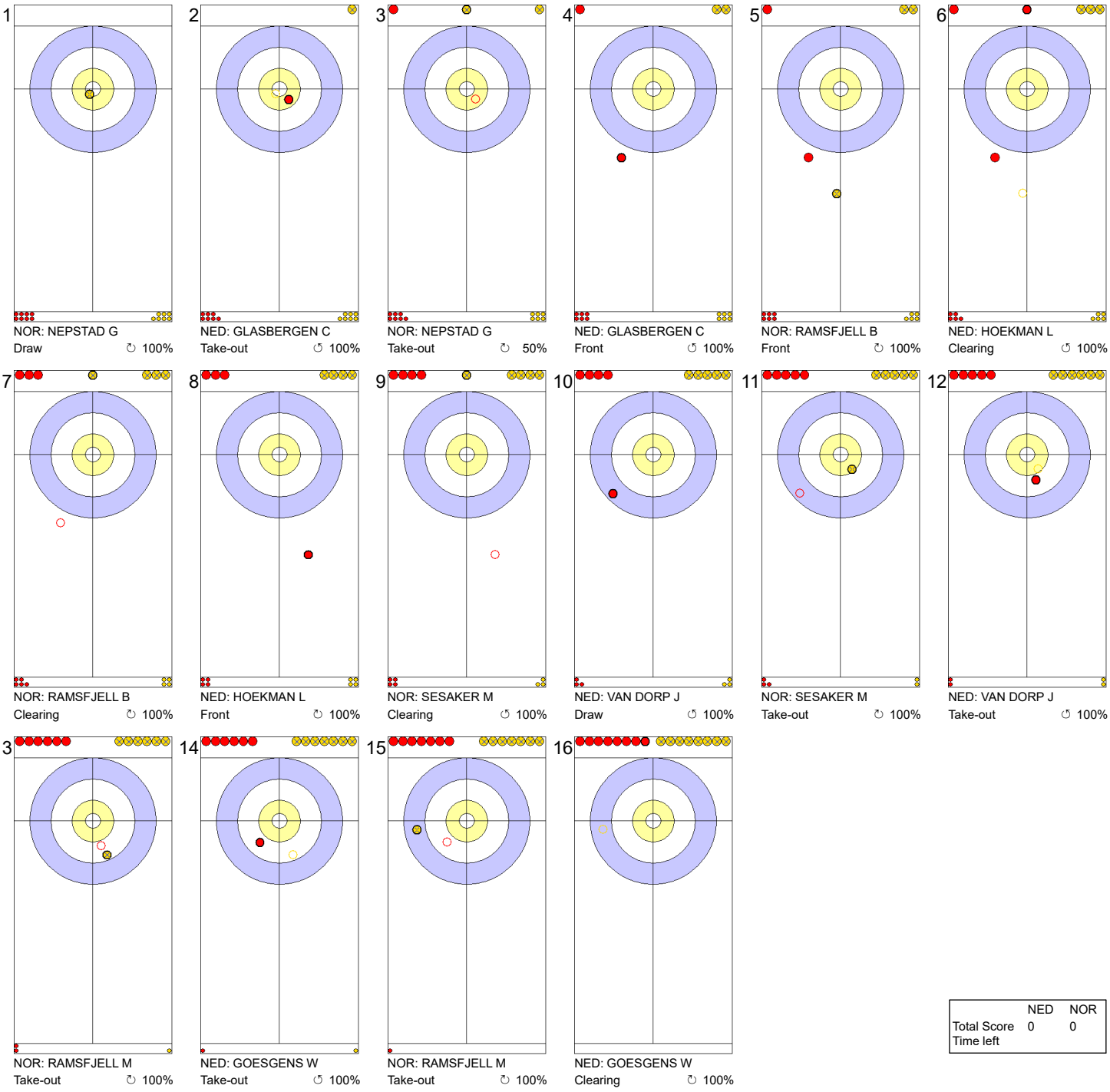


| | NED | NOR |
|---|---|---|
| Total Score | 0 | 0 |
| Time left | | |

**Legend:**

↻ Clockwise ↺ Counter-clockwise - Not considered



lgt.com NEW HOLLAND LE GRUYÈRE SWITZERLAND ZUG CURLIT Curling Information Technology Ltd.

# Game - Shot by Shot

**End 2** — **NED - Netherlands 0 + 0** (this end) **= 0** — **NOR - Norway 0 + 1** (this end) **= 1**

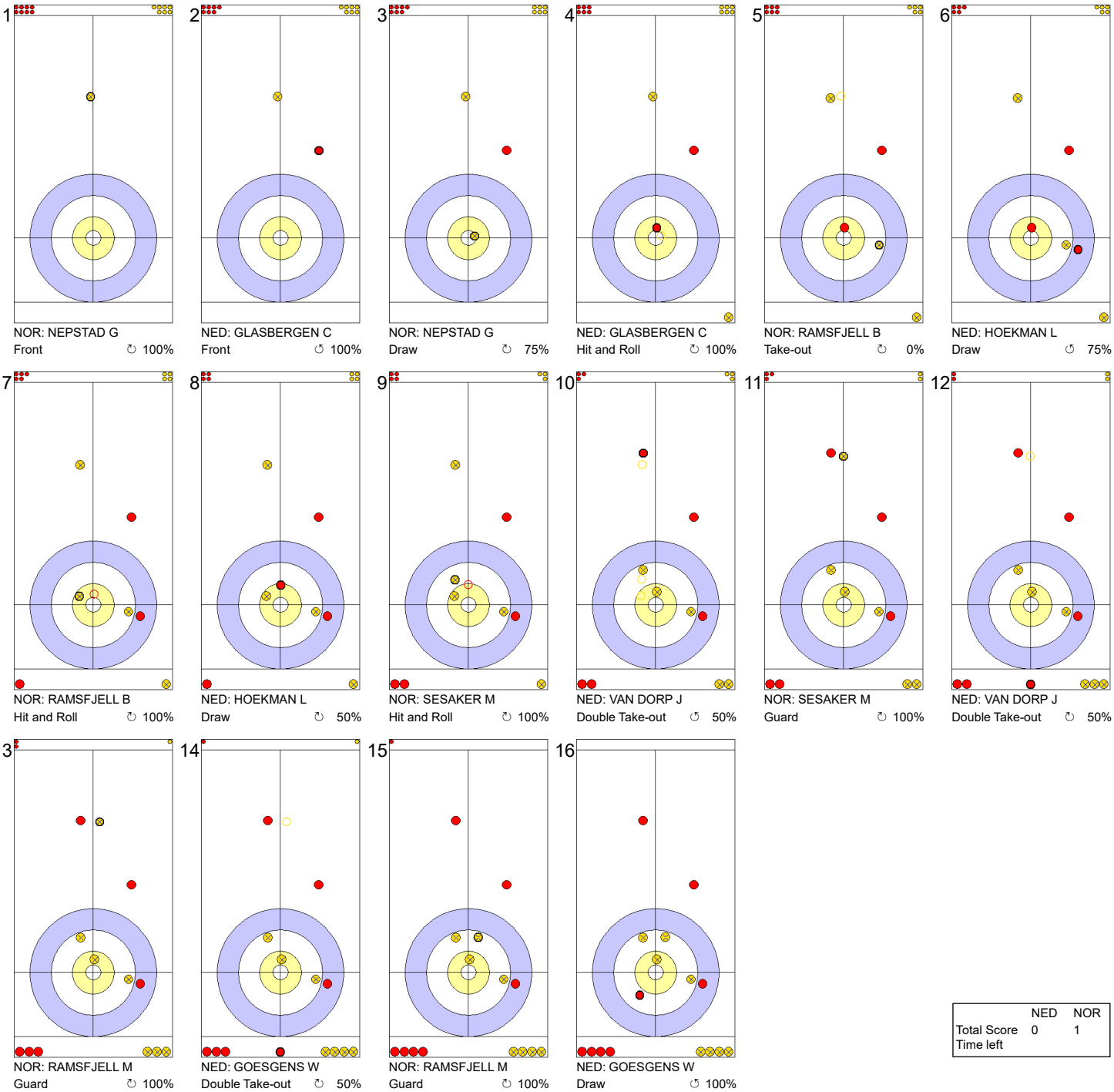


| | NED | NOR |
|---|---|---|
| Total Score | 0 | 1 |
| Time left | | |

**Legend:**
↻ Clockwise ↺ Counter-clockwise - Not considered



lgt.com NEW HOLLAND LE GRUYÈRE SWITZERLAND ZUG CURLIT Curling Information Technology Ltd.

# Game - Shot by Shot

**End 3** — **NED - Netherlands 0 + 0** (this end) **= 0** — **NOR - Norway 1 + 5** (this end) **= 6**

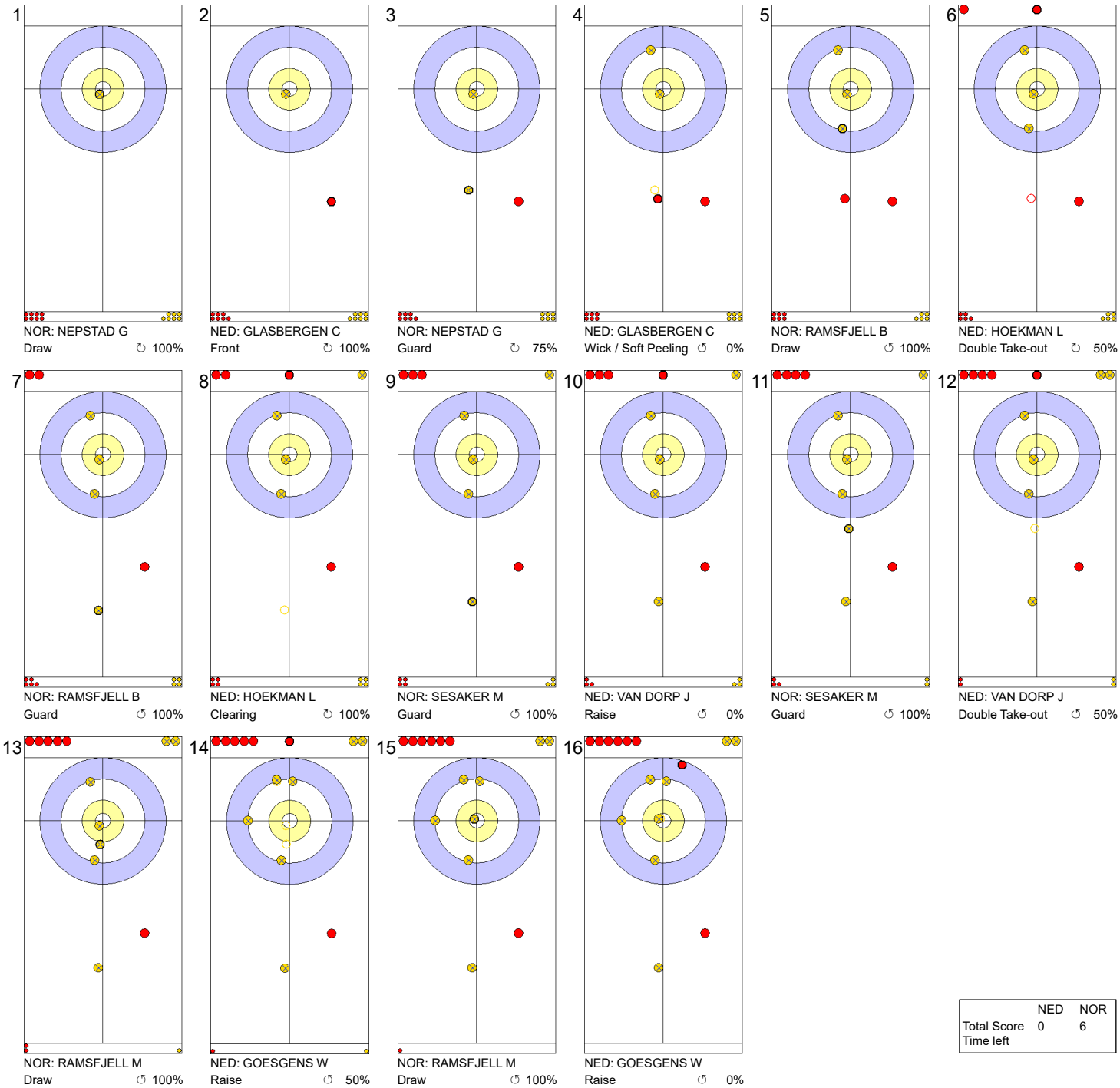


| | NED | NOR |
|---|---|---|
| Total Score | 0 | 6 |
| Time left | | |

**Legend:**

↻ Clockwise ↺ Counter-clockwise - Not considered



lgt.com NEW HOLLAND LE GRUYÈRE SWITZERLAND V ZUG CURLIT Curling Information Technology Ltd.

# Game - Shot by Shot

**End 4** — **NED - Netherlands 0 + 1** (this end) **= 1** — **NOR - Norway 6 + 0** (this end) **= 6**

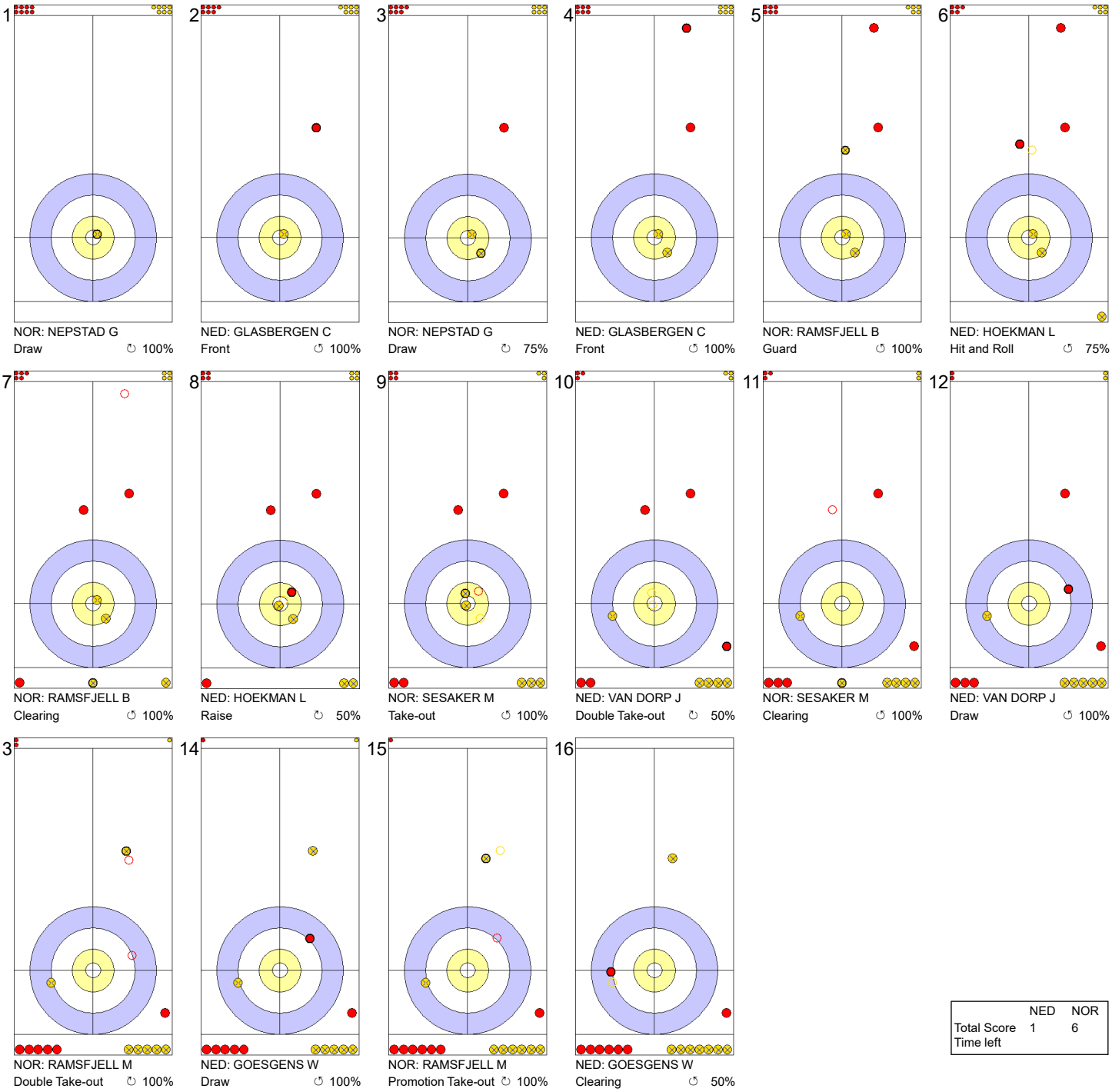


| | NED | NOR |
|---|---|---|
| Total Score | 1 | 6 |
| Time left | | |

**Legend:**

↻ Clockwise ↺ Counter-clockwise - Not considered



lgt.com NEW HOLLAND LE GRUYÈRE SWITZERLAND ZUG CURLIT Curling Information Technology Ltd.

# Game - Shot by Shot

**End 5** — **NED - Netherlands 1 + 0** (this end) **= 1** — **NOR - Norway 6 + 2** (this end) **= 8**

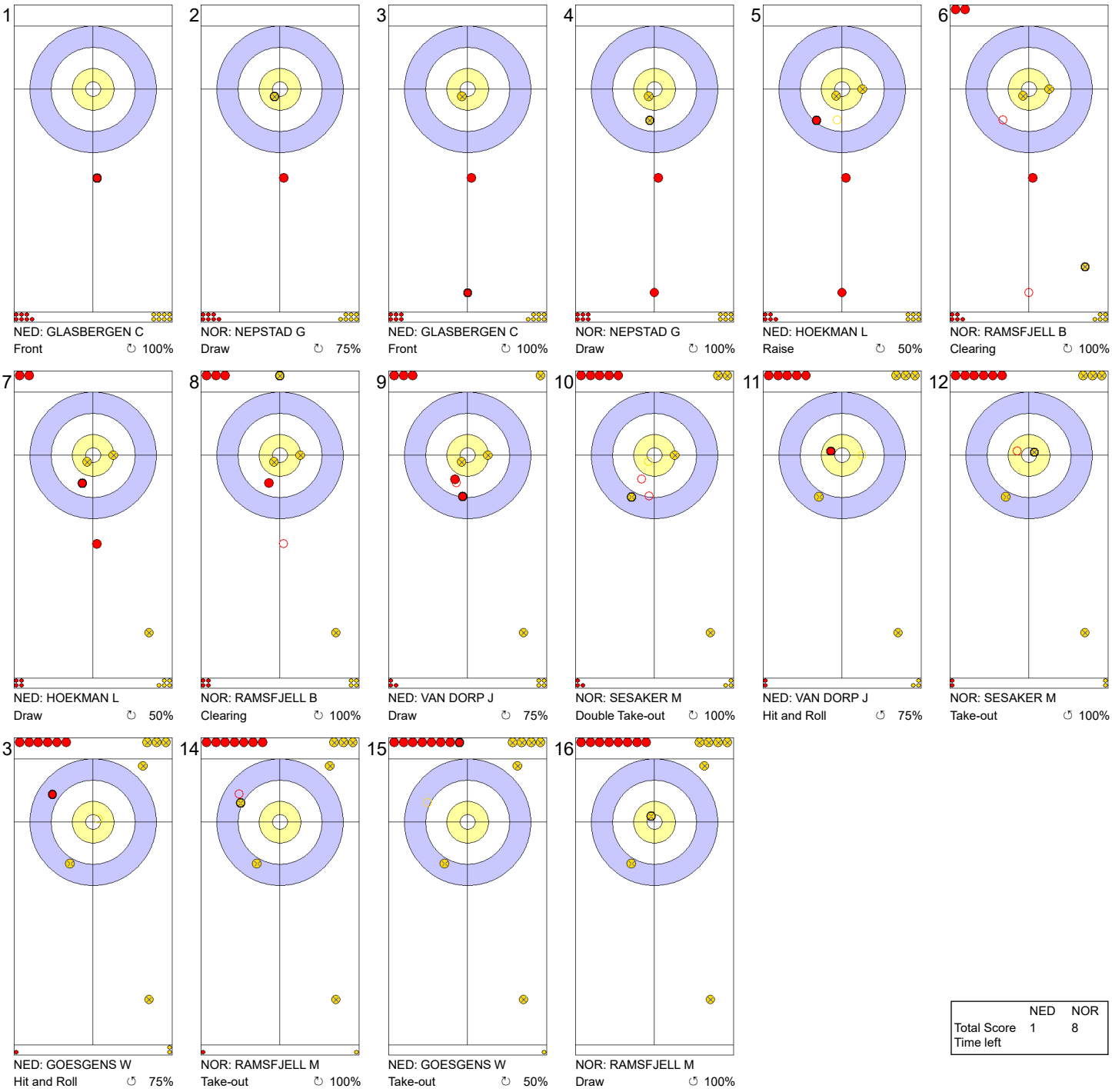


| | NED | NOR |
|---|---|---|
| Total Score | 1 | 8 |
| Time left | | |

**Legend:**

↻ Clockwise ↺ Counter-clockwise - Not considered



lgt.com NEW HOLLAND LE GRUYÈRE SWITZERLAND V ZUG CURLIT Curling Information Technology Ltd.

# Game - Shot by Shot

**End 6** — **NED - Netherlands 1 + 1** (this end) **= 2** — **NOR - Norway 8 + 0** (this end) **= 8**

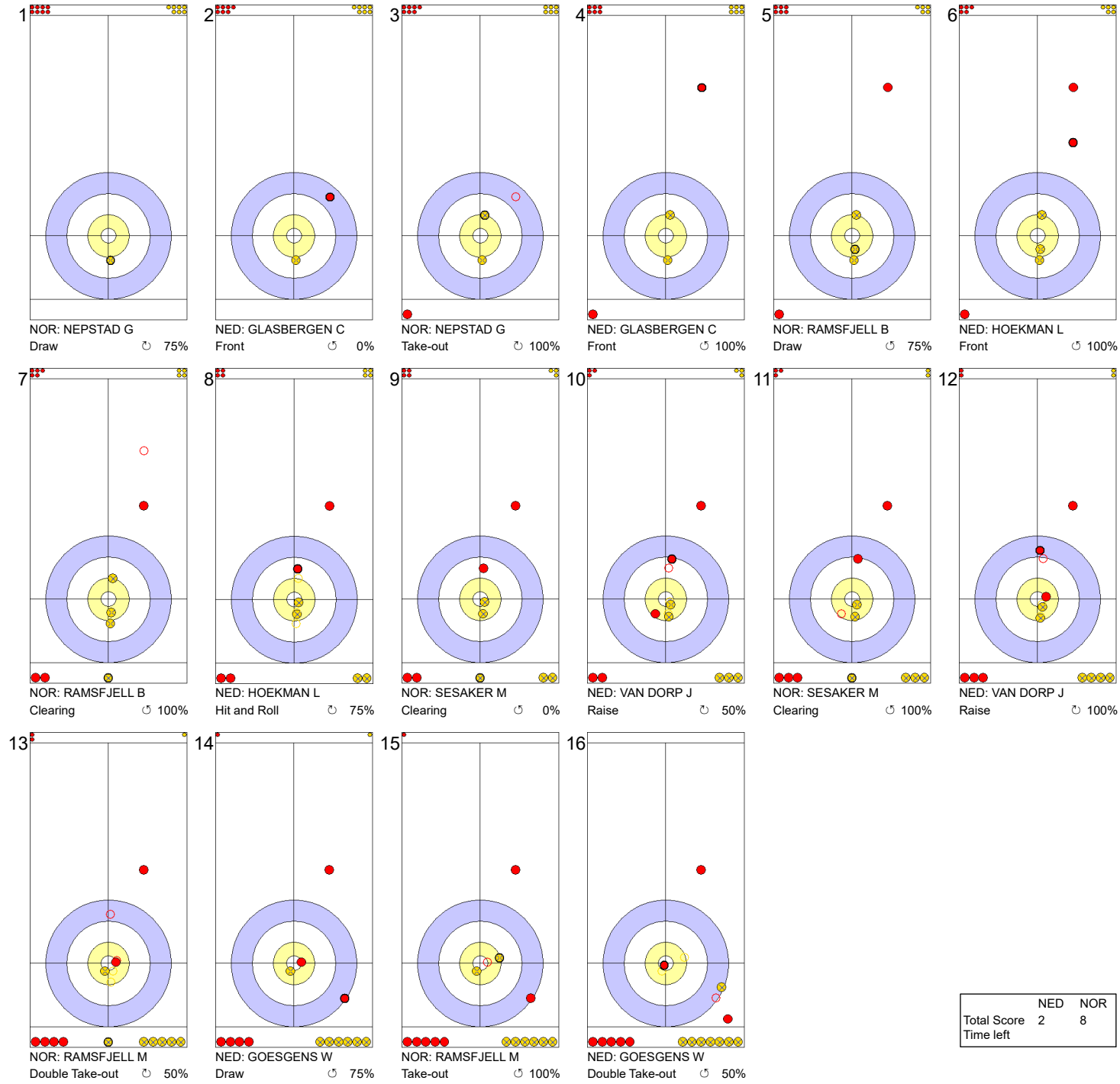


| | NED | NOR |
|---|---|---|
| Total Score | 2 | 8 |
| Time left | | |

**Legend:**

↻ Clockwise ↺ Counter-clockwise - Not considered



lgt.com NEW HOLLAND LE GRUYÈRE SWITZERLAND ZUG CURLIT Curling Information Technology Ltd.

# Game - Shot by Shot

**End 7** — **NED - Netherlands 2 + 1** (this end) **= 3** — **NOR - Norway 8 + 0** (this end) **= 8**

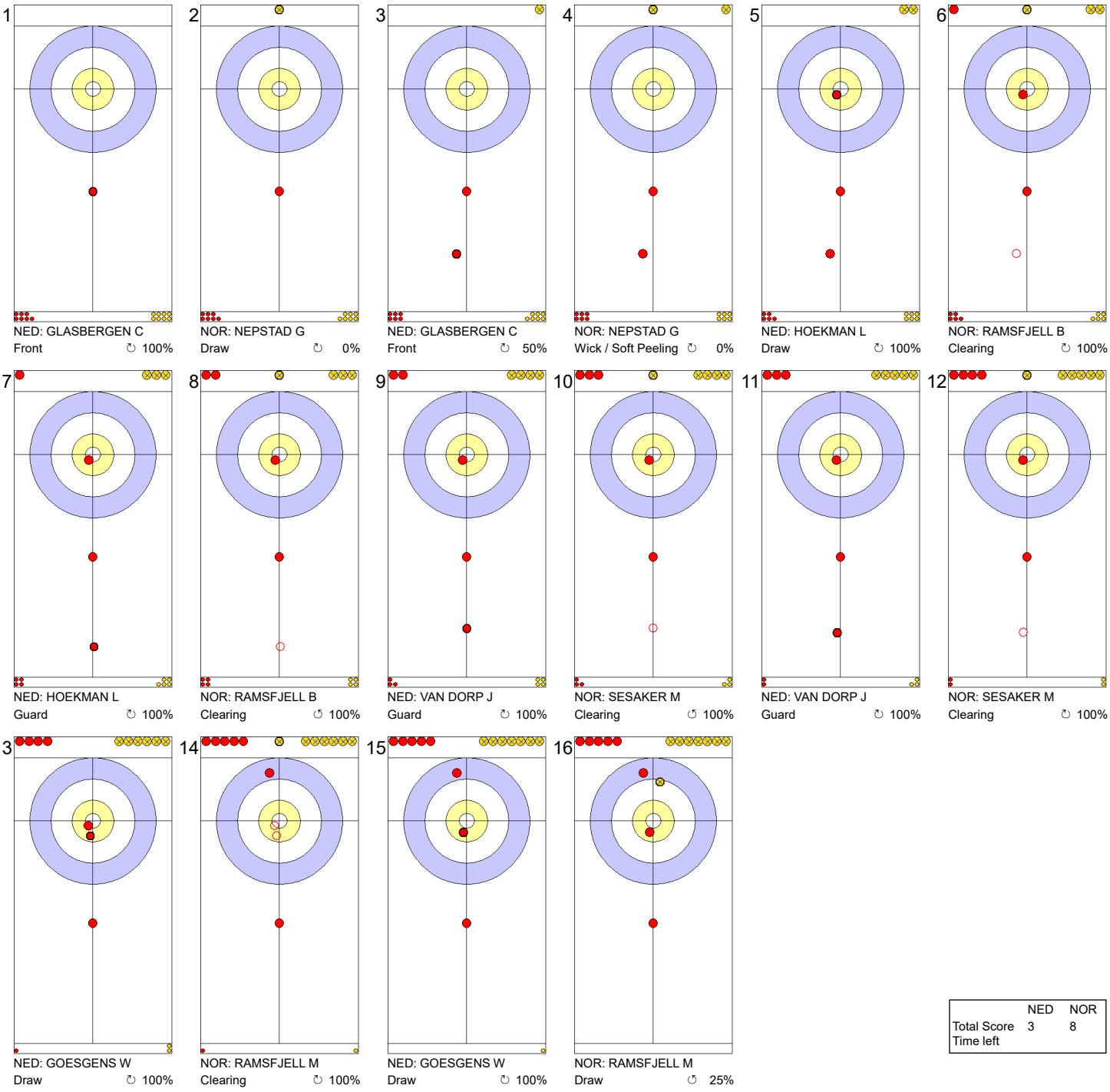


| | NED | NOR |
|---|---|---|
| Total Score | 3 | 8 |
| Time left | | |

**Legend:**
↻ Clockwise ↺ Counter-clockwise - Not considered



lgt.com NEW HOLLAND LE GRUYÈRE SWITZERLAND ZUG CURLIT Curling Information Technology Ltd.

# Game - Shot by Shot

**End 8** — **NED - Netherlands 3 + 0** (this end) **= 3** — **NOR - Norway 8 + 0** (this end) **= 8**

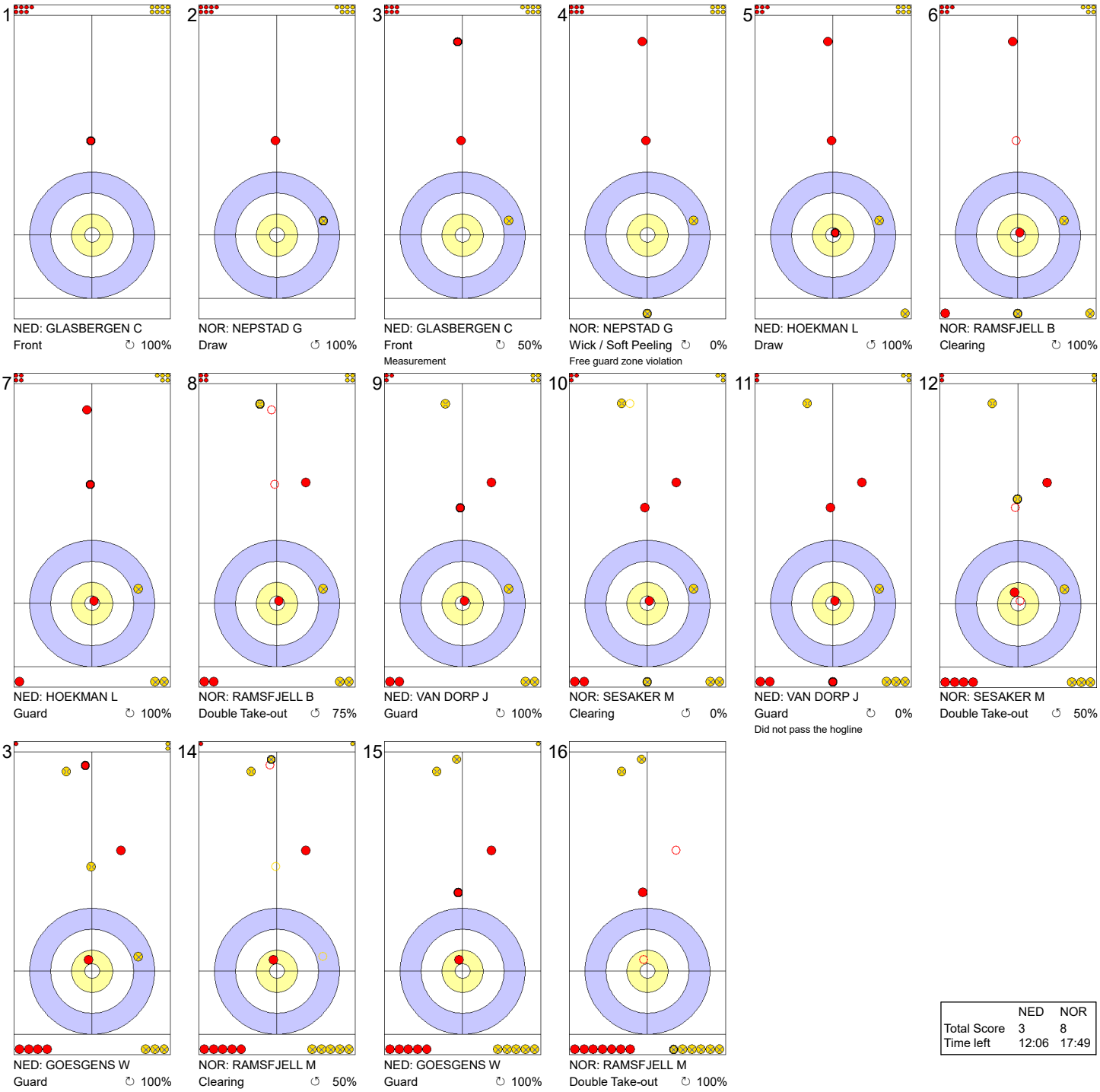

1
NED: GLASBERGEN C
Front ↻ 100%

2
NOR: NEPSTAD G
Draw ↺ 100%

3
NED: GLASBERGEN C
Front ↻ 50%
Measurement

4
NOR: NEPSTAD G
Wick / Soft Peeling ↻ 0%
Free guard zone violation

5
NED: HOEKMAN L
Draw ↺ 100%

6
NOR: RAMSFJELL B
Clearing ↻ 100%

7
NED: HOEKMAN L
Guard ↻ 100%

8
NOR: RAMSFJELL B
Double Take-out ↺ 75%

9
NED: VAN DORP J
Guard ↻ 100%

10
NOR: SESAKER M
Clearing ↺ 0%

11
NED: VAN DORP J
Guard ↻ 0%
Did not pass the hogline

12
NOR: SESAKER M
Double Take-out ↺ 50%

13
NED: GOESGENS W
Guard ↻ 100%

14
NOR: RAMSFJELL M
Clearing ↺ 50%

15
NED: GOESGENS W
Guard ↻ 100%

16
NOR: RAMSFJELL M
Double Take-out ↻ 100%

| | NED | NOR |
|---|---|---|
| Total Score | 3 | 8 |
| Time left | 12:06 | 17:49 |

**Legend:**
↻ Clockwise ↺ Counter-clockwise - Not considered



lgt.com NEW HOLLAND LE GRUYÈRE SWITZERLAND ZUG CURLIT Curling Information Technology Ltd.

# Game Results

| Sheet | Game | Team | LSFE | 1 | 2 | 3 | 4 | 5 | 6 | 7 | 8 | 9 | 10 | Extra Ends | | | | Total |
|---|---|---|---|---|---|---|---|---|---|---|---|---|---|---|---|---|---|---|
| C | 7 | SWE - Sweden | * | 2 | 1 | 1 | 0 | 2 | 0 | 1 | X | X | X | | | | | 7 |
| | 7 | GER - Germany | | 0 | 0 | 0 | 2 | 0 | 0 | 0 | X | X | X | | | | | 2 |

| SWE - Sweden | | | Shot Success Game | Shot Success All |
|---|---|---|---|---|
| 4 | S | EDIN Niklas | 96 % | 83 % |
| 3 | V | ERIKSSON Oskar | 95 % | 86 % |
| 2 | | WRANAA Rasmus | 88 % | 86 % |
| 1 | | SUNDGREN Christoffer | 93 % | 93 % |
| A | | MAGNUSSON Daniel | - | 63 % |
| | | Team Total | 93 % | 87 % |

| Last Stone Draw | | Distance |
|---|---|---|
| ↻ | SUNDGREN Christoffer | 12.3cm |
| ↺ | EDIN Niklas | 18.8cm |
| **Total** | | **31.1cm** |

Time remaining: 14 minutes 27 seconds

| GER - Germany | | | Shot Success Game | Shot Success All |
|---|---|---|---|---|
| 4 | S | TOTZEK Sixten | 68 % | 75 % |
| 3 | V | MUSKATEWITZ Marc | 88 % | 83 % |
| 2 | | SUTOR Joshua | 64 % | 82 % |
| 1 | | GREINDL Dominik | 93 % | 87 % |
| A | | KAPP Benjamin | - | - |
| | | Team Total | 78 % | 82 % |

| Last Stone Draw | | Distance |
|---|---|---|
| ↻ | MUSKATEWITZ Marc | 16.7cm |
| ↺ | TOTZEK Sixten | 86.3cm |
| **Total** | | **103.0cm** |

Time remaining: 13 minutes 0 seconds

## Shot Success Analysis

| SWE - Sweden | | ↻ | | ↺ | | Game | |
|---|---|---|---|---|---|---|---|
| 4 EDIN Niklas | Draws | 1 | 100 % | 4 | 100 % | 5 | 100 % |
| | Take-outs | 6 | 92 % | 3 | 100 % | 9 | 94 % |
| | Total | 7 | 93 % | 7 | 100 % | 14 | 96 % |
| 3 ERIKSSON Oskar | Draws | 3 | 92 % | 1 | 100 % | 4 | 94 % |
| | Take-outs | 8 | 94 % | 2 | 100 % | 10 | 95 % |
| | Total | 11 | 93 % | 3 | 100 % | 14 | 95 % |
| 2 WRANAA Rasmus | Draws | 1 | 100 % | 5 | 95 % | 6 | 96 % |
| | Take-outs | 6 | 83 % | 2 | 75 % | 8 | 81 % |
| | Total | 7 | 86 % | 7 | 89 % | 14 | 88 % |
| 1 SUNDGREN Christoffer | Draws | 7 | 93 % | 5 | 90 % | 12 | 92 % |
| | Take-outs | 2 | 100 % | 0 | - | 2 | 100 % |
| | Total | 9 | 94 % | 5 | 90 % | 14 | 93 % |
| A MAGNUSSON Daniel | Draws | 0 | - | 0 | - | 0 | - |
| | Take-outs | 0 | - | 0 | - | 0 | - |
| | Total | 0 | - | 0 | - | 0 | - |
| Team | Draws | 12 | 94 % | 15 | 95 % | 27 | 94 % |
| | Take-outs | 22 | 91 % | 7 | 93 % | 29 | 91 % |
| | Total | 34 | 92 % | 22 | 94 % | 56 | 93 % |

| GER - Germany | | ↻ | | ↺ | | Game | |
|---|---|---|---|---|---|---|---|
| 4 TOTZEK Sixten | Draws | 2 | 100 % | 2 | 75 % | 4 | 88 % |
| | Take-outs | 7 | 61 % | 3 | 58 % | 10 | 60 % |
| | Total | 9 | 69 % | 5 | 65 % | 14 | 68 % |
| 3 MUSKATEWITZ Marc | Draws | 2 | 100 % | 5 | 80 % | 7 | 86 % |
| | Take-outs | 6 | 88 % | 1 | 100 % | 7 | 89 % |
| | Total | 8 | 91 % | 6 | 83 % | 14 | 88 % |
| 2 SUTOR Joshua | Draws | 3 | 83 % | 8 | 63 % | 11 | 68 % |
| | Take-outs | 2 | 63 % | 1 | 25 % | 3 | 50 % |
| | Total | 5 | 75 % | 9 | 58 % | 14 | 64 % |
| 1 GREINDL Dominik | Draws | 3 | 100 % | 10 | 90 % | 13 | 92 % |
| | Take-outs | 1 | 100 % | 0 | - | 1 | 100 % |
| | Total | 4 | 100 % | 10 | 90 % | 14 | 93 % |
| A KAPP Benjamin | Draws | 0 | - | 0 | - | 0 | - |
| | Take-outs | 0 | - | 0 | - | 0 | - |
| | Total | 0 | - | 0 | - | 0 | - |
| Team | Draws | 10 | 95 % | 25 | 78 % | 35 | 83 % |
| | Take-outs | 16 | 73 % | 5 | 60 % | 21 | 70 % |
| | Total | 26 | 82 % | 30 | 75 % | 56 | 78 % |

**Note:**
Position and function for each team member:
**4** = Fourth, **3** = Third, **2** = Second, **1** = Lead, **A** = Alternate, **S** = Skip, **V** = Vice-Skip

**Legend:**
↻ Clockwise ↺ Counter-clockwise **LSFE(*)** Last Stone First End
**X** Unplayed/unfinished end due to concession



lgt.com NEW HOLLAND LE GRUYÈRE SWITZERLAND AOP ZUG CURLIT Curling Information Technology Ltd.

# Game - Shot by Shot

**End 1** — **SWE - Sweden 0 + 2** (this end) **= 2** — **GER - Germany 0 + 0** (this end) **= 0**

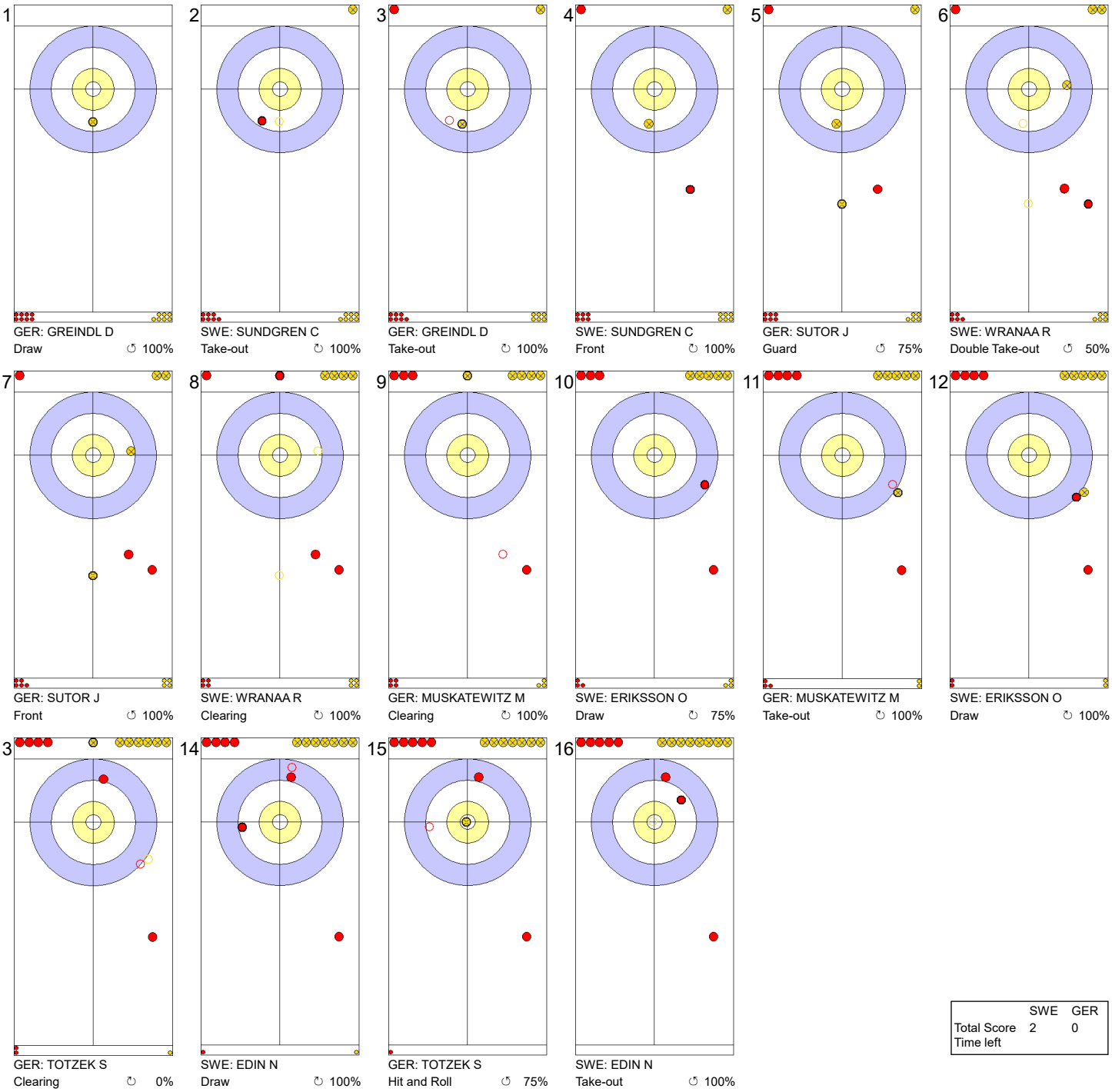


| | SWE | GER |
|---|---|---|
| Total Score | 2 | 0 |
| Time left | | |

**Legend:**
↻ Clockwise ↺ Counter-clockwise - Not considered



lgt.com NEW HOLLAND LE GRUYÈRE SWITZERLAND ZUG CURLIT Curling Information Technology Ltd.

# Game - Shot by Shot

**End 2** — **SWE - Sweden** **2 + 1** (this end) **= 3** — **GER - Germany** **0 + 0** (this end) **= 0**

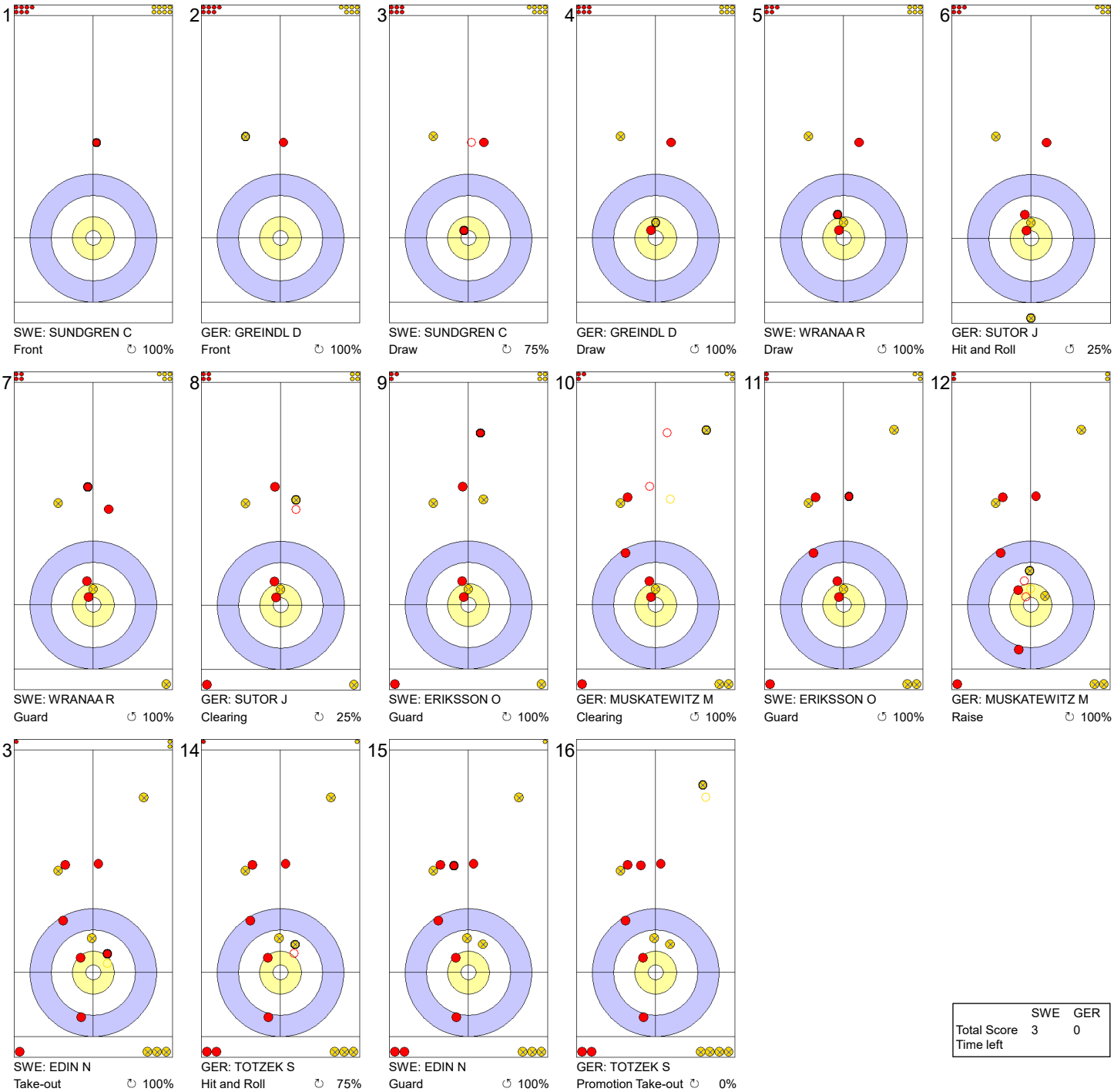


| | SWE | GER |
|---|---|---|
| Total Score | 3 | 0 |
| Time left | | |

**Legend:**

↻ Clockwise ↺ Counter-clockwise - Not considered



lgt.com NEW HOLLAND LE GRUYÈRE SWITZERLAND V ZUG CURLIT Curling Information Technology Ltd.

# Game - Shot by Shot

**End 3** — **SWE - Sweden 3 + 1** (this end) **= 4** — **GER - Germany 0 + 0** (this end) **= 0**




| | SWE | GER |
|---|---|---|
| Total Score | 4 | 0 |
| Time left | | |

**Legend:**
↻ Clockwise ↺ Counter-clockwise - Not considered



lgt.com NEW HOLLAND LE GRUYÈRE SWITZERLAND V ZUG CURLIT Curling Information Technology Ltd.

# Game - Shot by Shot

**End 4** — **SWE - Sweden 4 + 0** (this end) **= 4** — **GER - Germany 0 + 2** (this end) **= 2**

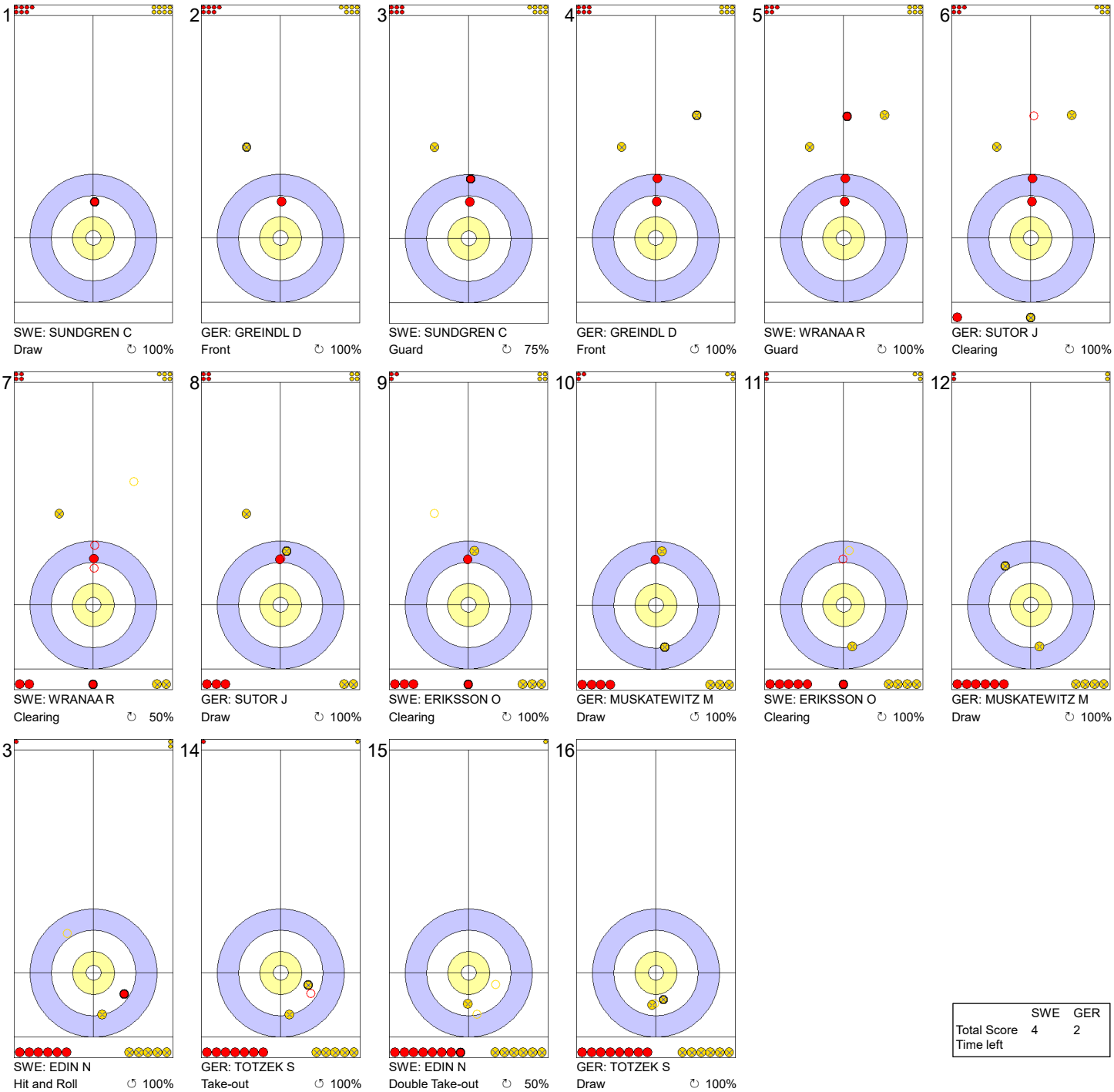


| | SWE | GER |
|---|---|---|
| Total Score | 4 | 2 |
| Time left | | |

**Legend:**

↻ Clockwise ↺ Counter-clockwise - Not considered



lgt.com NEW HOLLAND LE GRUYÈRE SWITZERLAND ZUG CURLIT Curling Information Technology Ltd.

# Game - Shot by Shot

**End 5** — **SWE - Sweden 4 + 2** (this end) **= 6** — **GER - Germany 2 + 0** (this end) **= 2**

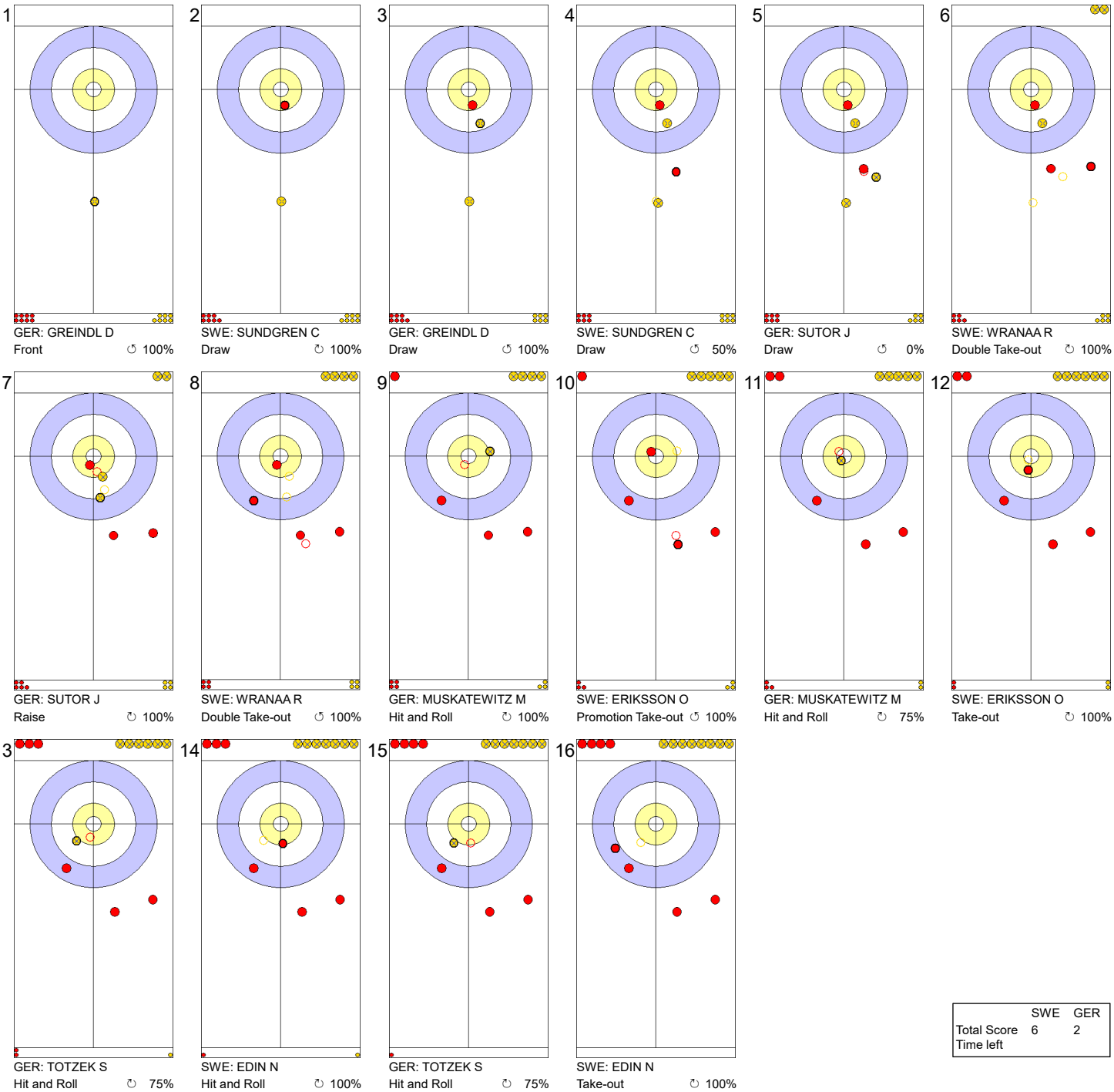


| | SWE | GER |
|---|---|---|
| Total Score | 6 | 2 |
| Time left | | |

**Legend:**

↻ Clockwise ↺ Counter-clockwise - Not considered



lgt.com NEW HOLLAND LE GRUYÈRE SWITZERLAND V ZUG CURLIT Curling Information Technology Ltd.

# Game - Shot by Shot

**End 6** — **SWE - Sweden 6 + 0** (this end) **= 6** — **GER - Germany 2 + 0** (this end) **= 2**

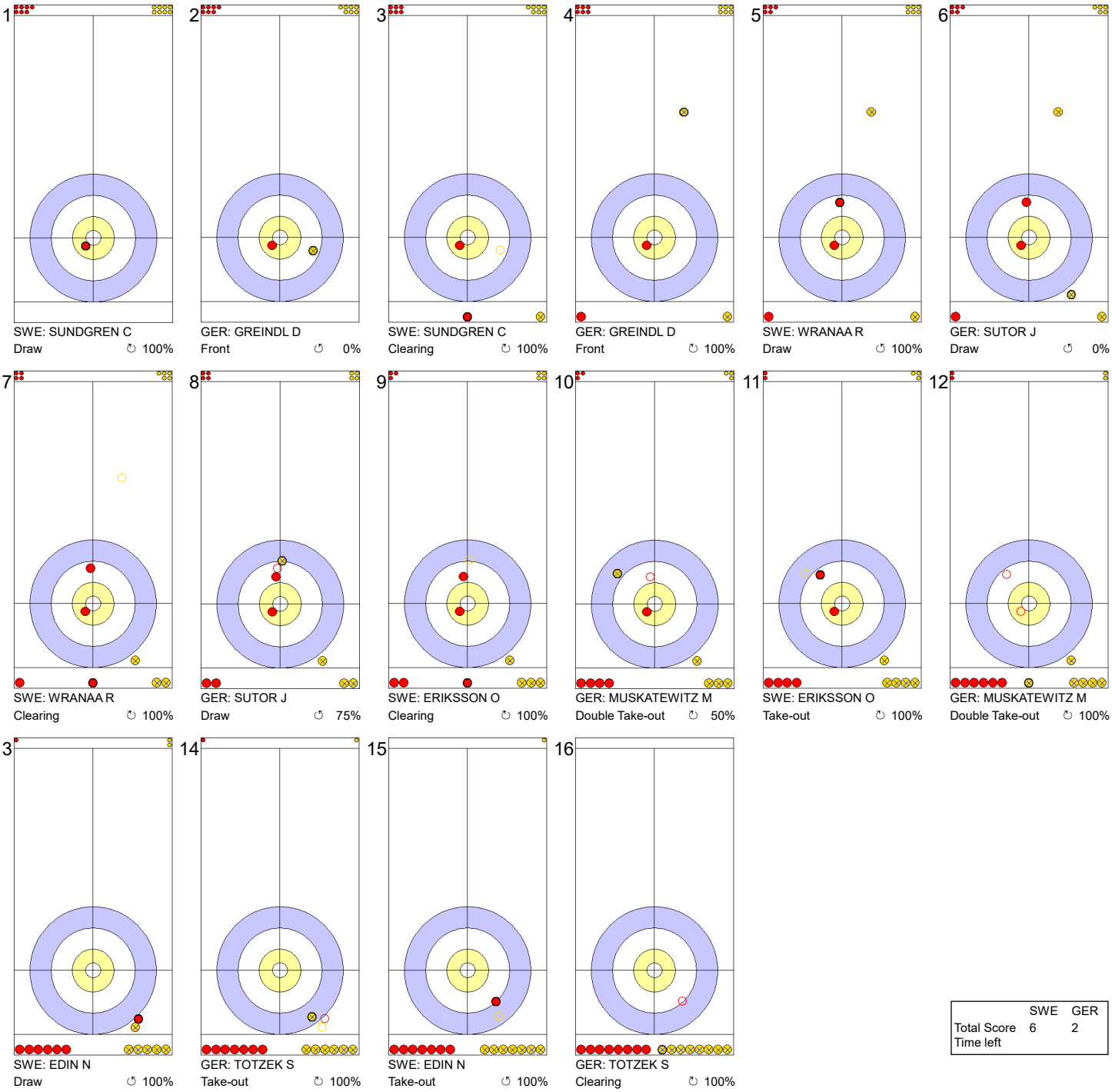


| | SWE | GER |
|---|---|---|
| Total Score | 6 | 2 |
| Time left | | |

**Legend:**
↻ Clockwise ↺ Counter-clockwise - Not considered



lgt.com NEW HOLLAND LE GRUYÈRE SWITZERLAND ZUG CURLIT Curling Information Technology Ltd.

# Game - Shot by Shot

**End 7** — **SWE - Sweden 6 + 1** (this end) **= 7** — **GER - Germany 2 + 0** (this end) **= 2**




| | SWE | GER |
|---|---|---|
| Total Score | 7 | 2 |
| Time left | 14:27 | 13:00 |

**Legend:**
↻ Clockwise ↺ Counter-clockwise - Not considered



lgt.com NEW HOLLAND LE GRUYÈRE SWITZERLAND ZUG CURLIT Curling Information Technology Ltd.

# Game Results

| Sheet | Game | Team | LSFE | 1 | 2 | 3 | 4 | 5 | 6 | 7 | 8 | 9 | 10 | Extra Ends | | | | Total |
|---|---|---|---|---|---|---|---|---|---|---|---|---|---|---|---|---|---|---|
| D | 7 | CZE - Czech Republic | | 0 | 2 | 0 | 0 | 0 | 2 | 0 | 0 | X | X | | | | | 4 |
| | 6 | KOR - Korea | * | 2 | 0 | 0 | 1 | 3 | 0 | 2 | 2 | X | X | | | | | 10 |

| CZE - Czech Republic | | Shot Success Game | Shot Success All |
|---|---|---|---|
| 4 S | KLIMA Lukas | 59 % | 73 % |
| 3 V | CERNOVSKY Marek | 80 % | 73 % |
| 2 | BOHAC Radek | 81% | 80 % |
| 1 | KLIPA Lukas | 77 % | 78 % |
| A | CANDRA Jiri | - | 82 % |
| | Team Total | 74 % | 77 % |

| Last Stone Draw | | Distance |
|---|---|---|
| ↻ | KLIPA Lukas | 3.4cm |
| ↺ | KLIMA Lukas | 22.1cm |
| **Total** | | **25.5cm** |

Time remaining: 4 minutes 48 seconds

| KOR - Korea | | Shot Success Game | Shot Success All |
|---|---|---|---|
| 4 V | KIM Soo-Hyuk | 81% | 72 % |
| 3 S | KIM Chang-Min | 89 % | 75 % |
| 2 | SEONG Se Hyeon | 77 % | 76 % |
| 1 | KIM Hak Kyun | 89 % | 81% |
| A | JEON Jae Ik | - | - |
| | Team Total | 84 % | 76 % |

| Last Stone Draw | | Distance |
|---|---|---|
| ↻ | KIM Chang-Min | 9.8cm |
| ↺ | KIM Hak Kyun | 3.5cm |
| **Total** | | **13.3cm** |

Time remaining: 8 minutes 56 seconds

Time-out: End 7 - KOR stone 4

## Shot Success Analysis

| CZE - Czech Republic | | ↻ | ↺ | Game |
|---|---|---|---|---|
| 4 KLIMA Lukas | Draws | 0 - | 6 42 % | 6 42 % |
| | Take-outs | 4 44 % | 6 88 % | 10 70 % |
| | Total | 4 44 % | 12 65 % | 16 59 % |
| 3 CERNOVSKY Marek | Draws | 2 50 % | 6 83 % | 8 75 % |
| | Take-outs | 4 94 % | 4 75 % | 8 84 % |
| | Total | 6 79 % | 10 80 % | 16 80 % |
| 2 BOHAC Radek | Draws | 0 - | 9 83 % | 9 83 % |
| | Take-outs | 1 50 % | 6 83 % | 7 79 % |
| | Total | 1 50 % | 15 83 % | 16 81 % |
| 1 KLIPA Lukas | Draws | 1 100 % | 15 75 % | 16 77 % |
| | Take-outs | 0 - | 0 - | 0 - |
| | Total | 1 100 % | 15 75 % | 16 77 % |
| A CANDRA Jiri | Draws | 0 - | 0 - | 0 - |
| | Take-outs | 0 - | 0 - | 0 - |
| | Total | 0 - | 0 - | 0 - |
| Team | Draws | 3 67 % | 36 73 % | 39 72 % |
| | Take-outs | 9 67 % | 16 83 % | 25 77 % |
| | Total | 12 67 % | 52 76 % | 64 74 % |

| KOR - Korea | | ↻ | ↺ | Game |
|---|---|---|---|---|
| 4 KIM Soo-Hyuk | Draws | 1 100 % | 6 71 % | 7 75 % |
| | Take-outs | 3 100 % | 6 79 % | 9 86 % |
| | Total | 4 100 % | 12 75 % | 16 81 % |
| 3 KIM Chang-Min | Draws | 1 100 % | 2 75 % | 3 83 % |
| | Take-outs | 3 83 % | 10 93 % | 13 90 % |
| | Total | 4 88 % | 12 90 % | 16 89 % |
| 2 SEONG Se Hyeon | Draws | 2 88 % | 2 88 % | 4 88 % |
| | Take-outs | 1 100 % | 11 70 % | 12 73 % |
| | Total | 3 92 % | 13 73 % | 16 77 % |
| 1 KIM Hak Kyun | Draws | 3 92 % | 10 90 % | 13 90 % |
| | Take-outs | 2 100 % | 1 50 % | 3 83 % |
| | Total | 5 95 % | 11 86 % | 16 89 % |
| A JEON Jae Ik | Draws | 0 - | 0 - | 0 - |
| | Take-outs | 0 - | 0 - | 0 - |
| | Total | 0 - | 0 - | 0 - |
| Team | Draws | 7 93 % | 20 83 % | 27 85 % |
| | Take-outs | 9 94 % | 28 79 % | 37 83 % |
| | Total | 16 94 % | 48 81 % | 64 84 % |

**Note:**
Position and function for each team member:
**4** = Fourth, **3** = Third, **2** = Second, **1** = Lead, **A** = Alternate, **S** = Skip, **V** = Vice-Skip

**Legend:**
↻ Clockwise ↺ Counter-clockwise **LSFE(*)** Last Stone First End
**X** Unplayed/unfinished end due to concession



lgt.com NEW HOLLAND LE GRUYÈRE SWITZERLAND ZUG CURLIT Curling Information Technology Ltd.

# Game - Shot by Shot

**End 1** — **CZE - Czech Republic** 0 + 0 (this end) = 0 — **KOR - Korea** 0 + 2 (this end) = 2

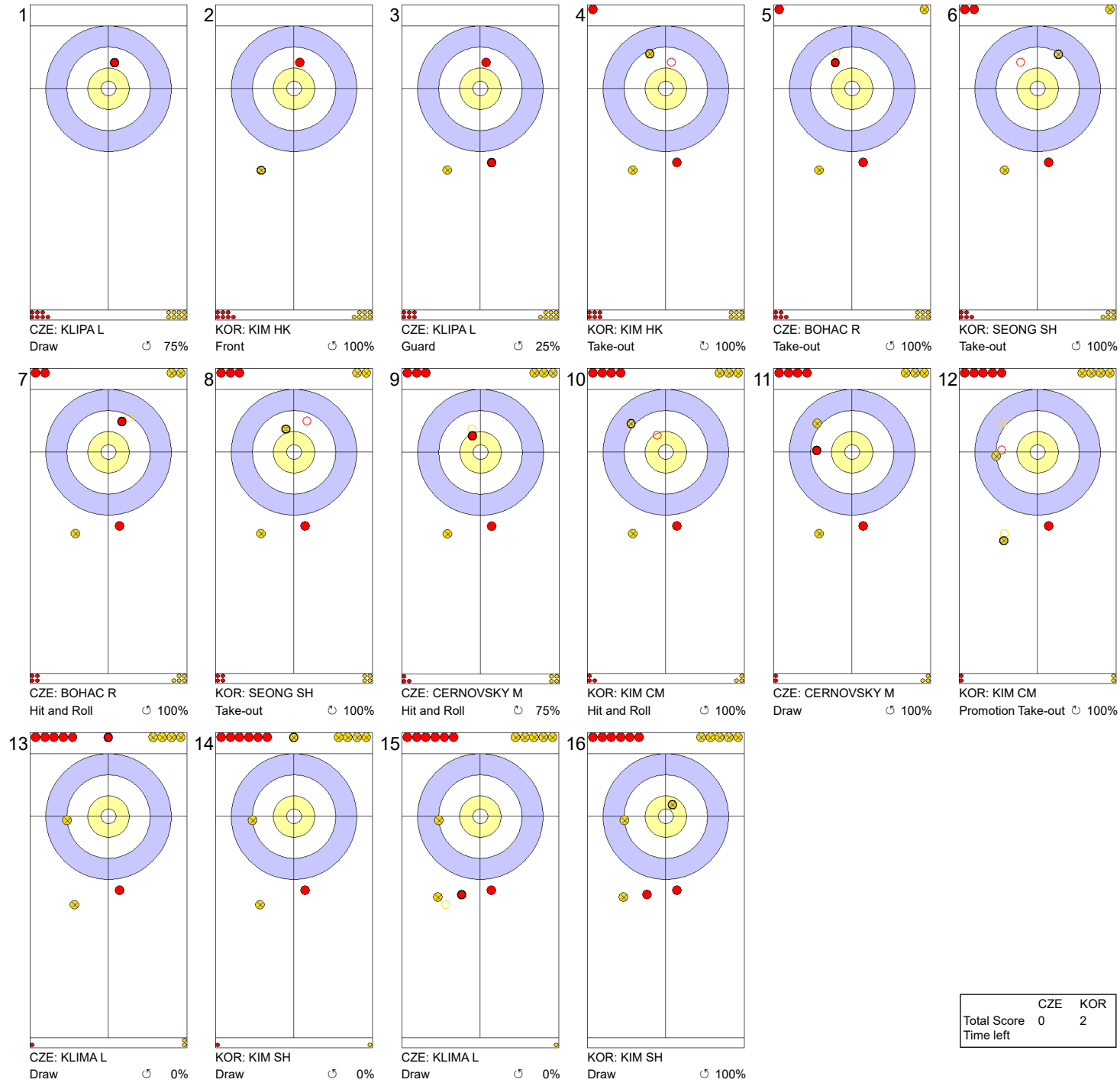


| | CZE | KOR |
|---|---|---|
| Total Score | 0 | 2 |
| Time left | | |

**Legend:**
↻ Clockwise ↺ Counter-clockwise - Not considered



lgt.com NEW HOLLAND LE GRUYÈRE SWITZERLAND ZUG CURLIT Curling Information Technology Ltd.

# Game - Shot by Shot

**End 2** — **CZE - Czech Republic 0 + 2 (this end) = 2** — **KOR - Korea 2 + 0 (this end) = 2**

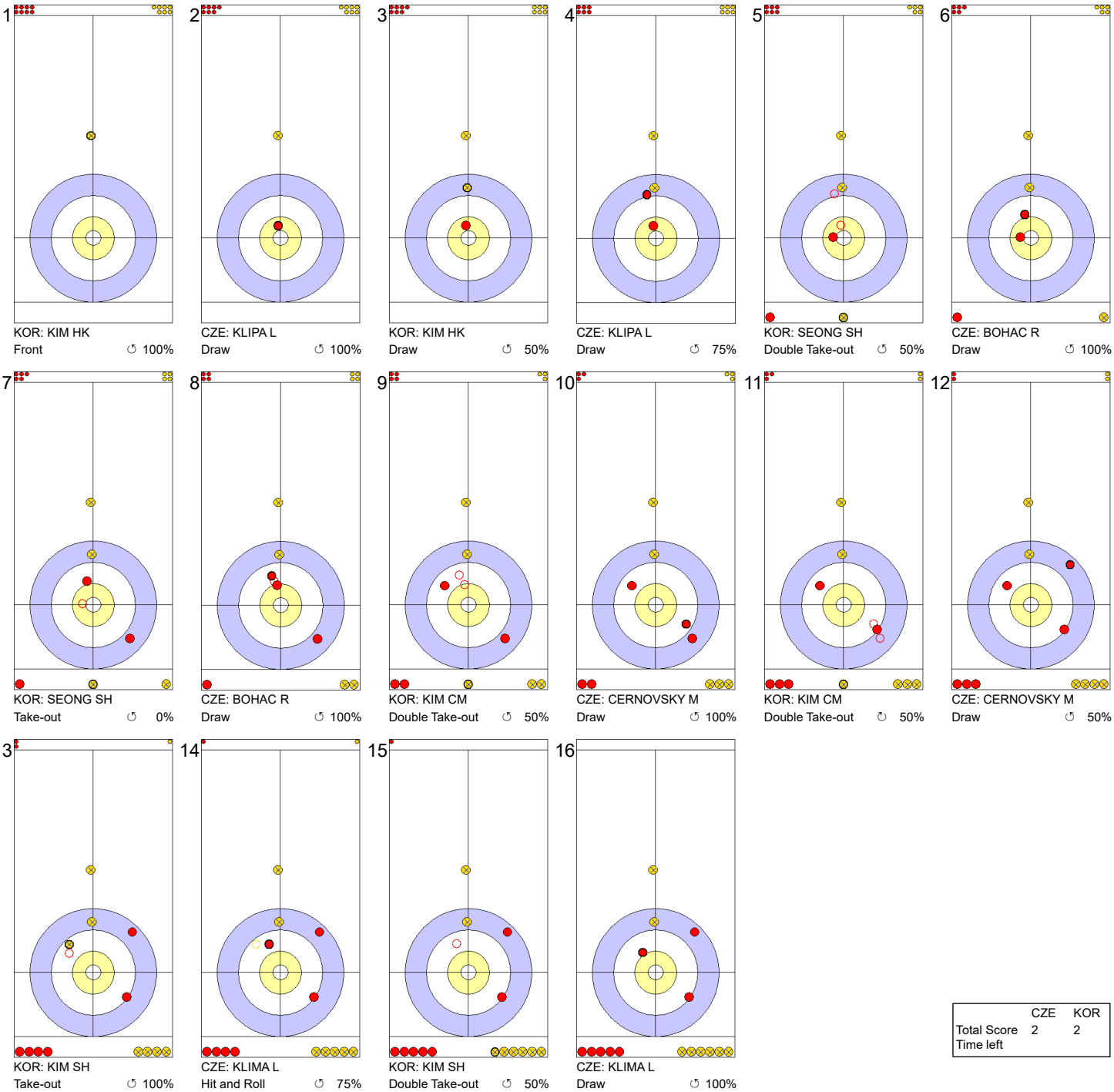


| | CZE | KOR |
|---|---|---|
| Total Score | 2 | 2 |
| Time left | | |

**Legend:**

↻ Clockwise ↺ Counter-clockwise - Not considered



lgt.com NEW HOLLAND LE GRUYÈRE SWITZERLAND V ZUG CURLIT Curling Information Technology Ltd.

# Game - Shot by Shot

**End 3** — **CZE - Czech Republic 2 + 0** (this end) **= 2** — **KOR - Korea 2 + 0** (this end) **= 2**

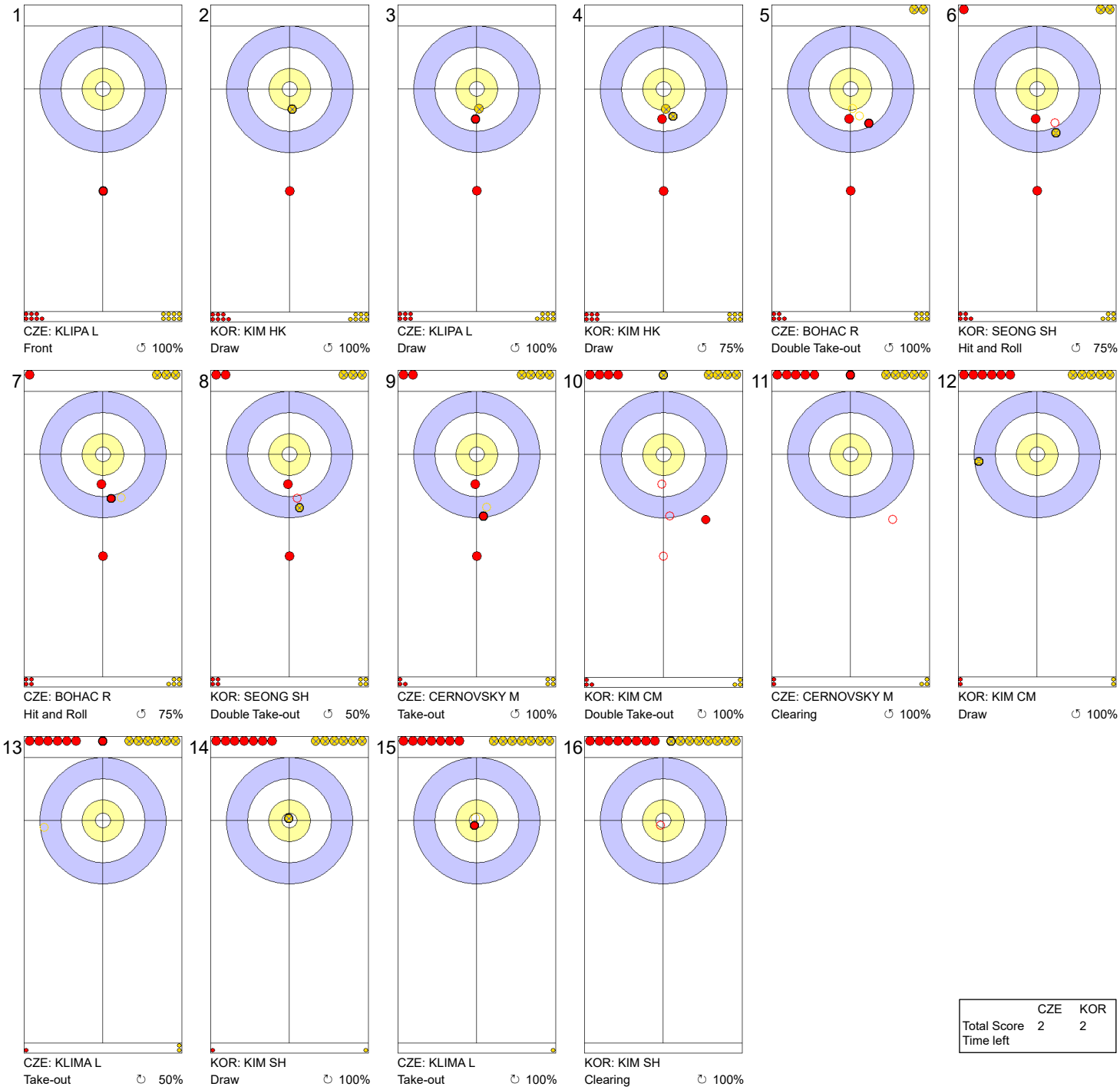


| | CZE | KOR |
|---|---|---|
| Total Score | 2 | 2 |
| Time left | | |

**Legend:**
↻ Clockwise ↺ Counter-clockwise - Not considered



lgt.com NEW HOLLAND LE GRUYÈRE SWITZERLAND ZUG CURLIT Curling Information Technology Ltd.

# Game - Shot by Shot

**End 4** — **CZE - Czech Republic 2 + 0** (this end) **= 2** — **KOR - Korea 2 + 1** (this end) **= 3**




| | CZE | KOR |
|---|---|---|
| Total Score | 2 | 3 |
| Time left | | |

**Legend:**

↻ Clockwise ↺ Counter-clockwise - Not considered



lgt.com NEW HOLLAND LE GRUYÈRE SWITZERLAND ZUG CURLIT Curling Information Technology Ltd.

# Game - Shot by Shot

**End 5** — **CZE - Czech Republic 2 + 0** (this end) **= 2** — **KOR - Korea 3 + 3** (this end) **= 6**

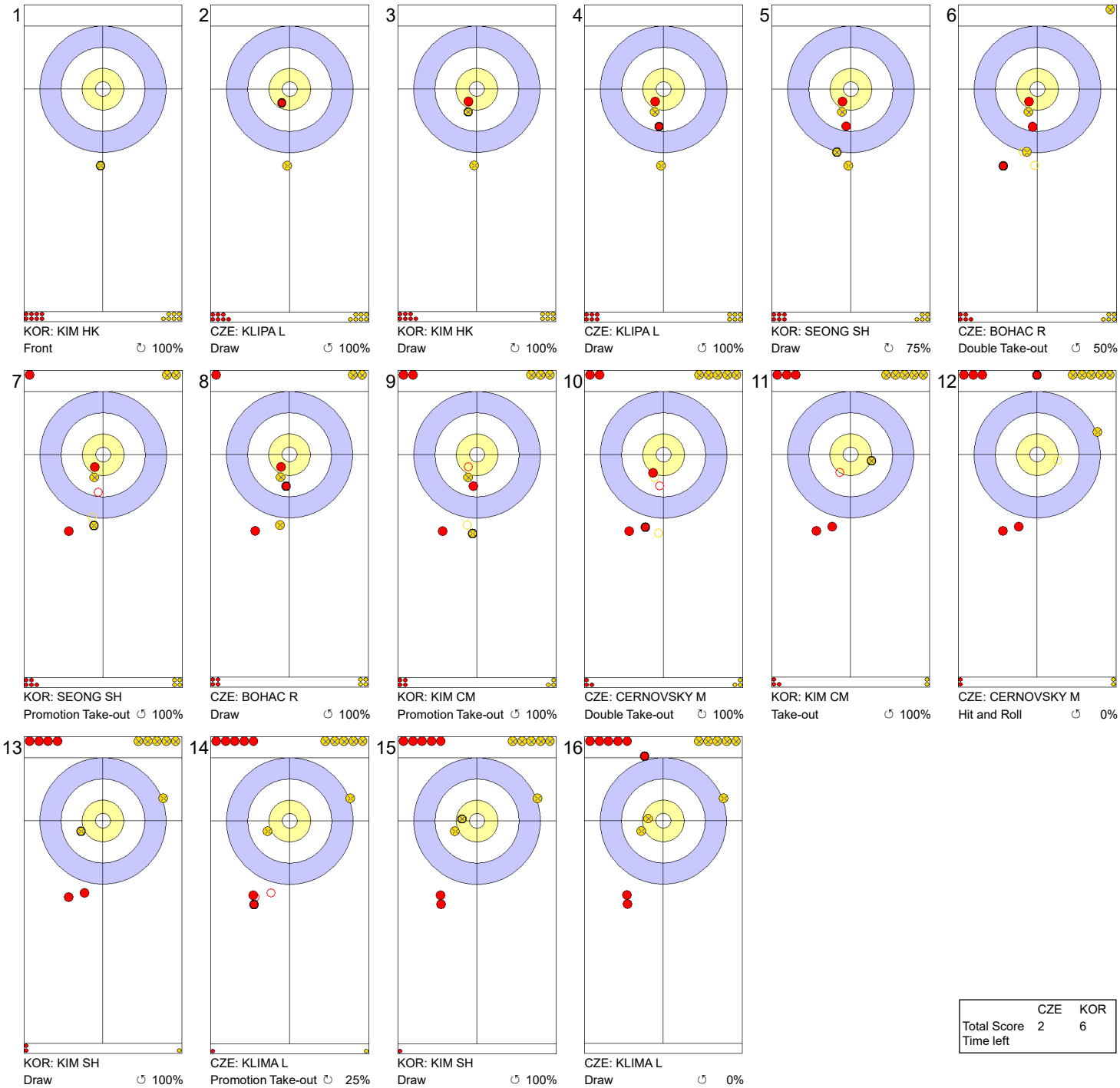


| | CZE | KOR |
|---|---|---|
| Total Score | 2 | 6 |
| Time left | | |

**Legend:**

↻ Clockwise ↺ Counter-clockwise - Not considered



lgt.com NEW HOLLAND LE GRUYÈRE SWITZERLAND ZUG CURLIT Curling Information Technology Ltd.

# Game - Shot by Shot

**End 6** — **CZE - Czech Republic 2 + 2** (this end) **= 4** — **KOR - Korea 6 + 0** (this end) **= 6**

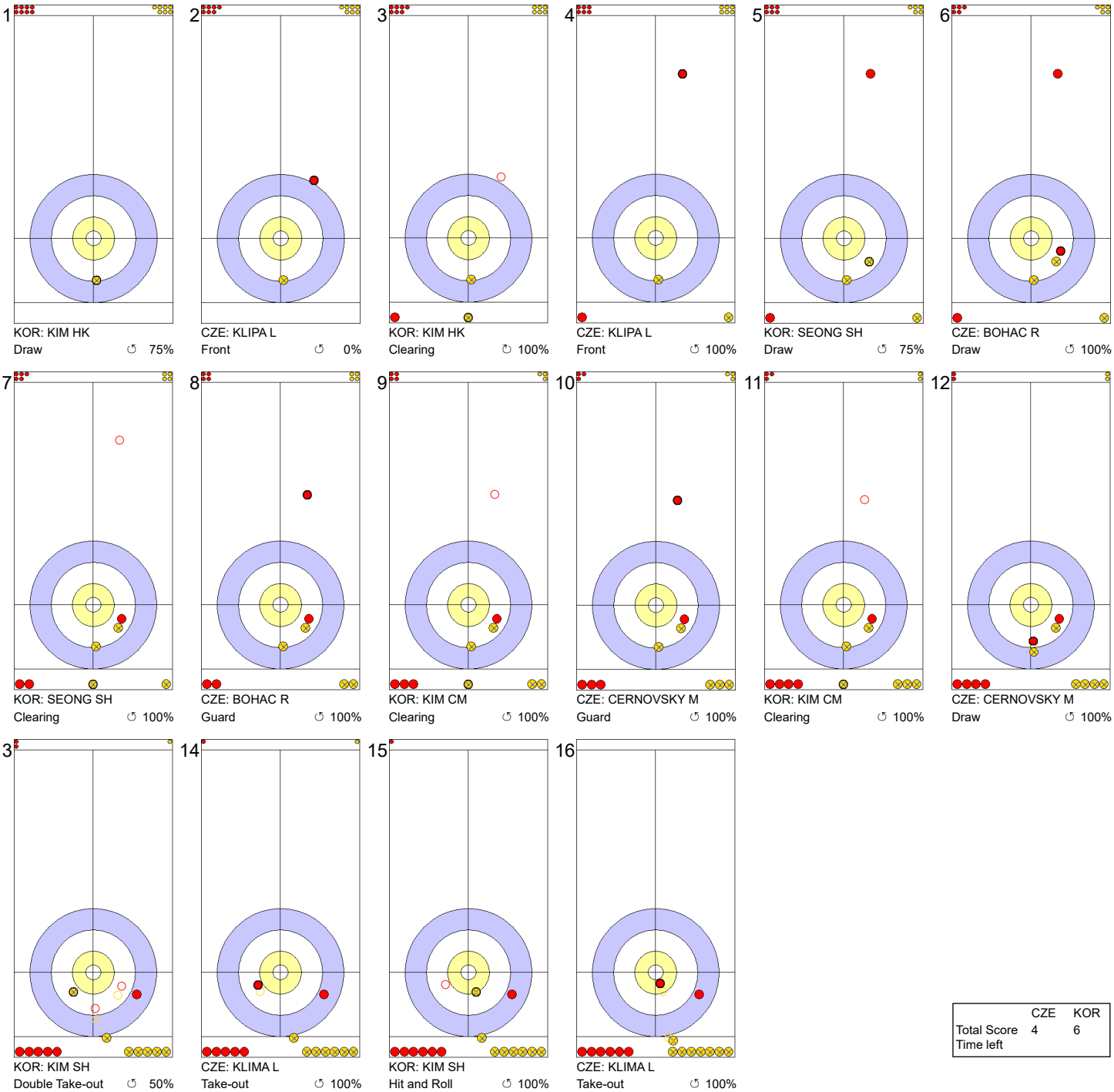


| | CZE | KOR |
|---|---|---|
| Total Score | 4 | 6 |
| Time left | | |

**Legend:**

↻ Clockwise ↺ Counter-clockwise - Not considered



lgt.com NEW HOLLAND LE GRUYÈRE SWITZERLAND ZUG CURLIT Curling Information Technology Ltd.

# Game - Shot by Shot

**End 7** — **CZE - Czech Republic** 4 + 0 (this end) = 4 — **KOR - Korea** 6 + 2 (this end) = 8

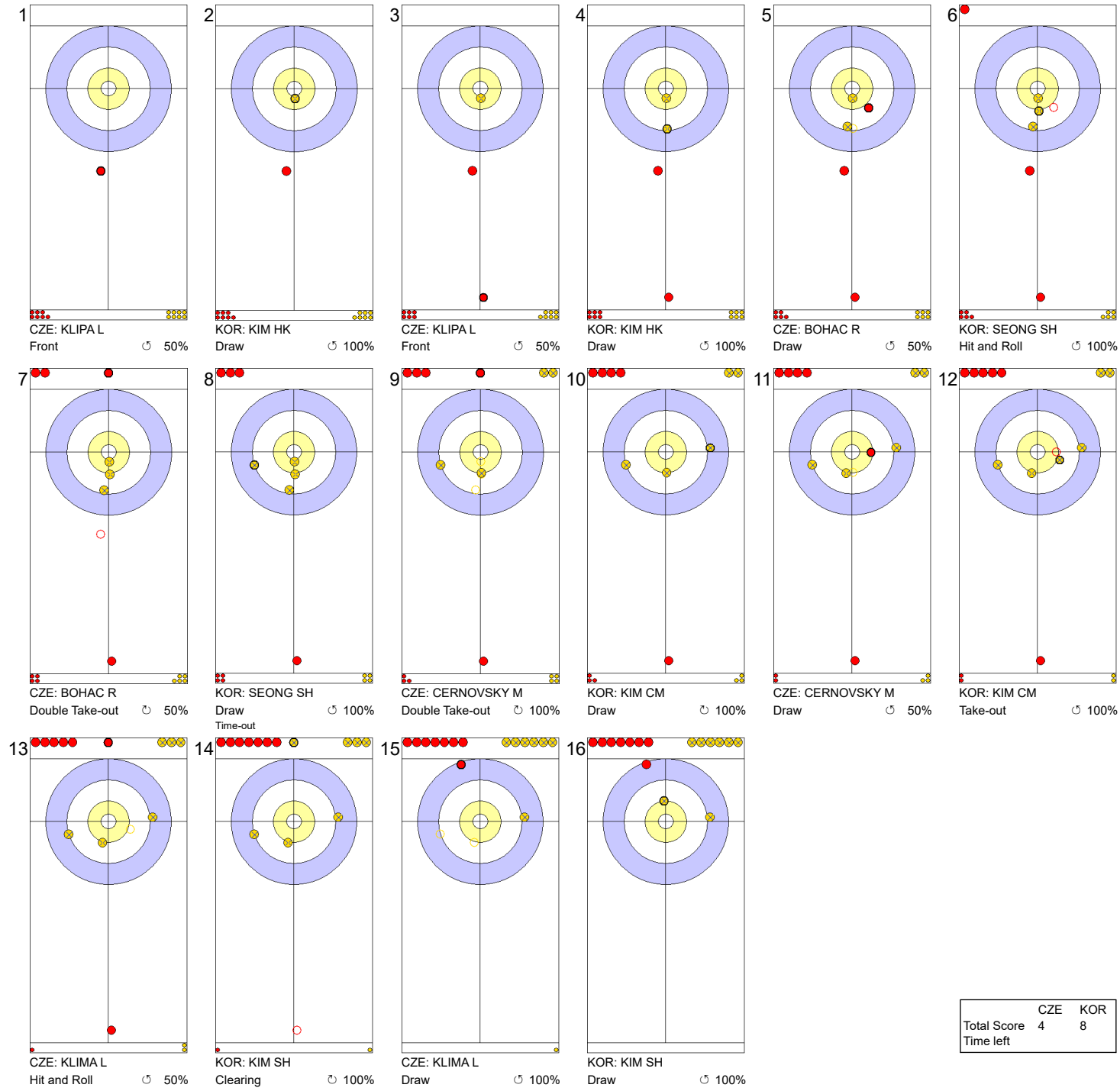


| | CZE | KOR |
|---|---|---|
| Total Score | 4 | 8 |
| Time left | | |

**Legend:**

↻ Clockwise ↺ Counter-clockwise - Not considered



lgt.com NEW HOLLAND LE GRUYÈRE SWITZERLAND ZUG CURLIT Curling Information Technology Ltd.

# Game - Shot by Shot

**End 8** — **CZE - Czech Republic 4 + 0 (this end) = 4** — **KOR - Korea 8 + 2 (this end) = 10**

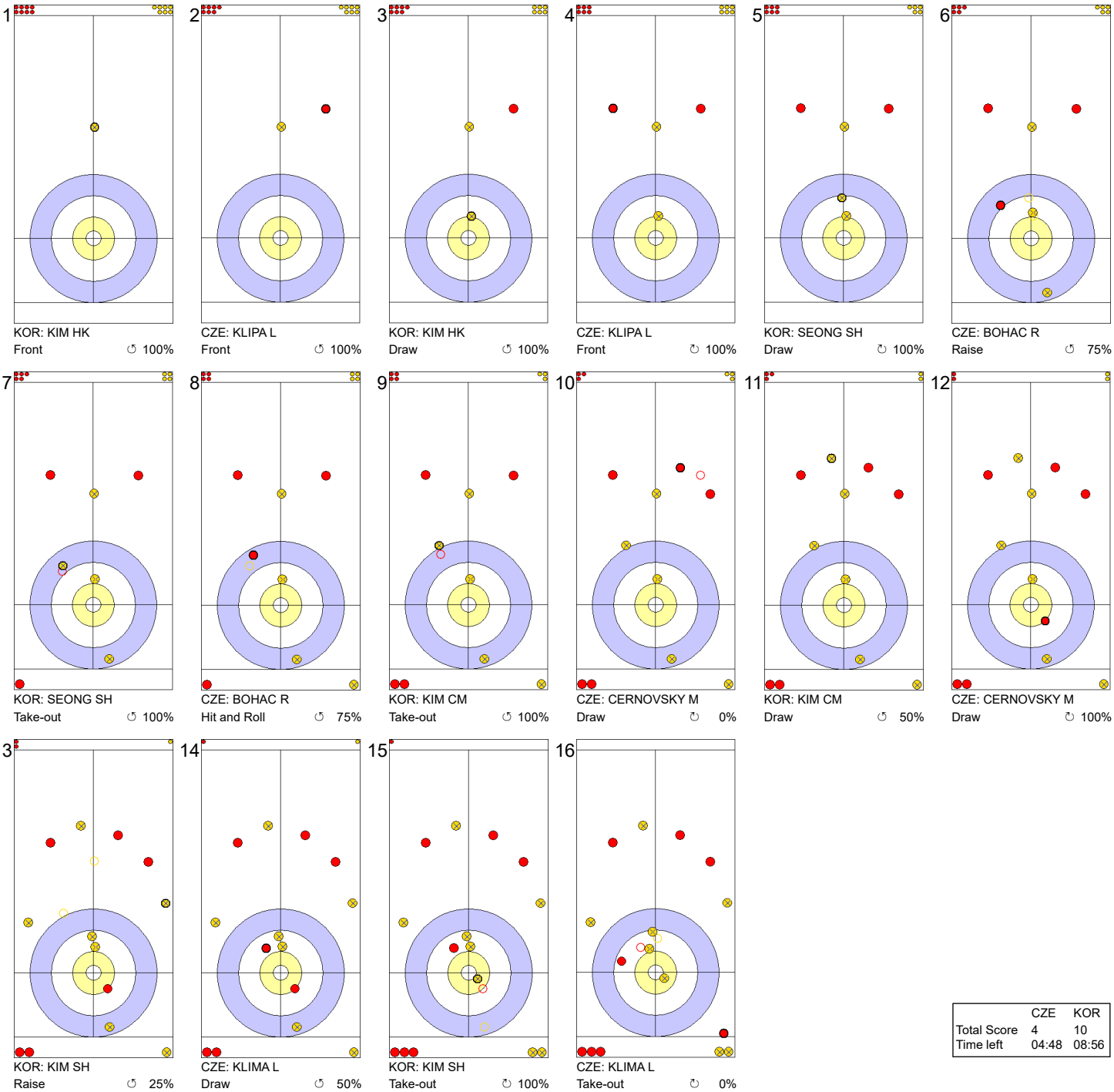


| | CZE | KOR |
|---|---|---|
| Total Score | 4 | 10 |
| Time left | 04:48 | 08:56 |

**Legend:**
↻ Clockwise ↺ Counter-clockwise - Not considered



lgt.com NEW HOLLAND LE GRUYÈRE SWITZERLAND ZUG CURLIT Curling Information Technology Ltd.

## Session Results and Standings

| Sheet | Game | Team | LSFE | 1 | 2 | 3 | 4 | 5 | 6 | 7 | 8 | 9 | 10 | Extra Ends | | | | Total |
|---|---|---|---|---|---|---|---|---|---|---|---|---|---|---|---|---|---|---|
| A | 6 | SCO - Scotland | * | 1 | 1 | 0 | 2 | 0 | 2 | 0 | 2 | 0 | 1 | | | | | 9 |
| | 6 | USA - United States | | 0 | 0 | 2 | 0 | 3 | 0 | 1 | 0 | 1 | 0 | | | | | 7 |
| B | 6 | GER - Germany | * | 0 | 3 | 2 | 0 | 1 | 0 | 0 | 1 | 0 | X | | | | | 7 |
| | 6 | CAN - Canada | | 1 | 0 | 0 | 3 | 0 | 3 | 1 | 0 | 3 | X | | | | | 11 |
| C | 6 | ITA - Italy | * | 0 | 0 | 1 | 0 | 2 | 0 | 0 | 2 | 2 | X | | | | | 7 |
| | 6 | DEN - Denmark | | 1 | 0 | 0 | 1 | 0 | 1 | 0 | 0 | 0 | X | | | | | 3 |
| D | 6 | NOR - Norway | | 0 | 0 | 1 | 0 | 1 | 0 | 1 | 0 | X | X | | | | | 3 |
| | 6 | SUI - Switzerland | * | 1 | 0 | 0 | 1 | 0 | 3 | 0 | 4 | X | X | | | | | 9 |

## Current Standings

| Rank | Team | Games | Wins | Losses |
|---|---|---|---|---|
| 1 | CAN - Canada | 6 | 6 | 0 |
| 2 | SCO - Scotland | 6 | 4 | 2 |
| 2 | SUI - Switzerland | 6 | 4 | 2 |
| 2 | SWE - Sweden | 6 | 4 | 2 |
| 5 | FIN - Finland | 6 | 3 | 3 |
| 5 | GER - Germany | 6 | 3 | 3 |
| 5 | ITA - Italy | 6 | 3 | 3 |
| 5 | USA - United States | 6 | 3 | 3 |
| 9 | KOR - Korea | 5 | 2 | 3 |
| 10 | CZE - Czech Republic | 6 | 2 | 4 |
| 10 | NOR - Norway | 6 | 2 | 4 |
| 12 | NED - Netherlands | 5 | 1 | 4 |
| 13 | DEN - Denmark | 6 | 1 | 5 |

**Note:**
Under WCF rules, tie-breaking rules for standings are not applied until after the last game of the round robin.

**Legend:**
**LSFE(*)** Last Stone First End
**X** Unplayed/unfinished end due to concession



lgt.com
NEW HOLLAND
LE GRUYÈRE SWITZERLAND
ZUG
CURLIT Curling Information Technology Ltd.

# Game Results

| Sheet | Game | Team | LSFE | 1 | 2 | 3 | 4 | 5 | 6 | 7 | 8 | 9 | 10 | Extra Ends | | | | Total |
|---|---|---|---|---|---|---|---|---|---|---|---|---|---|---|---|---|---|---|
| A | 6 | SCO - Scotland | * | 1 | 1 | 0 | 2 | 0 | 2 | 0 | 2 | 0 | 1 | | | | | 9 |
| | 6 | USA - United States | | 0 | 0 | 2 | 0 | 3 | 0 | 1 | 0 | 1 | 0 | | | | | 7 |

| SCO - Scotland | | Shot Success Game | Shot Success All |
|---|---|---|---|
| 4 V | PATERSON Ross | 89% | 76% |
| 3 S | WADDELL Kyle | 85% | 84% |
| 2 | MENZIES Duncan | 81% | 82% |
| 1 | WADDELL Craig | 85% | 86% |
| A | KYLE Euan | - | - |
| | Team Total | 85% | 82% |

| Last Stone Draw | | Distance |
|---|---|---|
| ↻ | WADDELL Craig | 35.0cm |
| ↺ | PATERSON Ross | 2.6cm |
| **Total** | | **37.6cm** |

Time remaining: 2 minutes 38 seconds

Time-out: End 8 - SCO stone 6

| USA - United States | | Shot Success Game | Shot Success All |
|---|---|---|---|
| 4 S | DROPKIN Korey | 63% | 73% |
| 3 V | POLO Joe | 84% | 83% |
| 2 | FENNER Mark | 89% | 75% |
| 1 | HOWELL Tom | 81% | 81% |
| A | FENSON Alex | - | - |
| | Team Total | 79% | 78% |

| Last Stone Draw | | Distance |
|---|---|---|
| ↻ | HOWELL Tom | 118.2cm |
| ↺ | POLO Joe | 1.7cm |
| **Total** | | **119.9cm** |

Time remaining: 0 minutes 18 seconds

Time-out: End 10 - USA stone 5

## Shot Success Analysis

| SCO - Scotland | | ↻ | | ↺ | | Game | |
|---|---|---|---|---|---|---|---|
| 4 PATERSON Ross | Draws | 3 | 75% | 7 | 93% | 10 | 88% |
| | Take-outs | 0 | - | 10 | 90% | 10 | 90% |
| | Total | 3 | 75% | 17 | 91% | 20 | 89% |
| 3 WADDELL Kyle | Draws | 3 | 92% | 4 | 81% | 7 | 86% |
| | Take-outs | 3 | 83% | 10 | 85% | 13 | 85% |
| | Total | 6 | 88% | 14 | 84% | 20 | 85% |
| 2 MENZIES Duncan | Draws | 3 | 83% | 4 | 94% | 7 | 89% |
| | Take-outs | 5 | 80% | 8 | 75% | 13 | 77% |
| | Total | 8 | 81% | 12 | 81% | 20 | 81% |
| 1 WADDELL Craig | Draws | 0 | - | 20 | 85% | 20 | 85% |
| | Take-outs | 0 | - | 0 | - | 0 | - |
| | Total | 0 | - | 20 | 85% | 20 | 85% |
| A KYLE Euan | Draws | 0 | - | 0 | - | 0 | - |
| | Take-outs | 0 | - | 0 | - | 0 | - |
| | Total | 0 | - | 0 | - | 0 | - |
| Team | Draws | 9 | 83% | 35 | 87% | 44 | 86% |
| | Take-outs | 8 | 81% | 28 | 84% | 36 | 83% |
| | Total | 17 | 82% | 63 | 86% | 80 | 85% |

| USA - United States | | ↻ | | ↺ | | Game | |
|---|---|---|---|---|---|---|---|
| 4 DROPKIN Korey | Draws | 3 | 92% | 7 | 46% | 10 | 60% |
| | Take-outs | 6 | 67% | 4 | 63% | 10 | 65% |
| | Total | 9 | 75% | 11 | 52% | 20 | 63% |
| 3 POLO Joe | Draws | 5 | 90% | 5 | 95% | 10 | 93% |
| | Take-outs | 5 | 80% | 5 | 70% | 10 | 75% |
| | Total | 10 | 85% | 10 | 83% | 20 | 84% |
| 2 FENNER Mark | Draws | 4 | 69% | 10 | 90% | 14 | 84% |
| | Take-outs | 2 | 100% | 4 | 100% | 6 | 100% |
| | Total | 6 | 79% | 14 | 93% | 20 | 89% |
| 1 HOWELL Tom | Draws | 2 | 50% | 18 | 85% | 20 | 81% |
| | Take-outs | 0 | - | 0 | - | 0 | - |
| | Total | 2 | 50% | 18 | 85% | 20 | 81% |
| A FENSON Alex | Draws | 0 | - | 0 | - | 0 | - |
| | Take-outs | 0 | - | 0 | - | 0 | - |
| | Total | 0 | - | 0 | - | 0 | - |
| Team | Draws | 14 | 79% | 40 | 81% | 54 | 80% |
| | Take-outs | 13 | 77% | 13 | 77% | 26 | 77% |
| | Total | 27 | 78% | 53 | 80% | 80 | 79% |

**Note:**
Position and function for each team member:
**4** = Fourth, **3** = Third, **2** = Second, **1** = Lead, **A** = Alternate, **S** = Skip, **V** = Vice-Skip

**Legend:**
↻ Clockwise ↺ Counter-clockwise **LSFE(*)** Last Stone First End



lgt.com NEW HOLLAND LE GRUYÈRE SWITZERLAND ZUG CURLIT Curling Information Technology Ltd.

# Game - Shot by Shot

**End 1** — **SCO - Scotland 0 + 1** (this end) **= 1** — **USA - United States 0 + 0** (this end) **= 0**

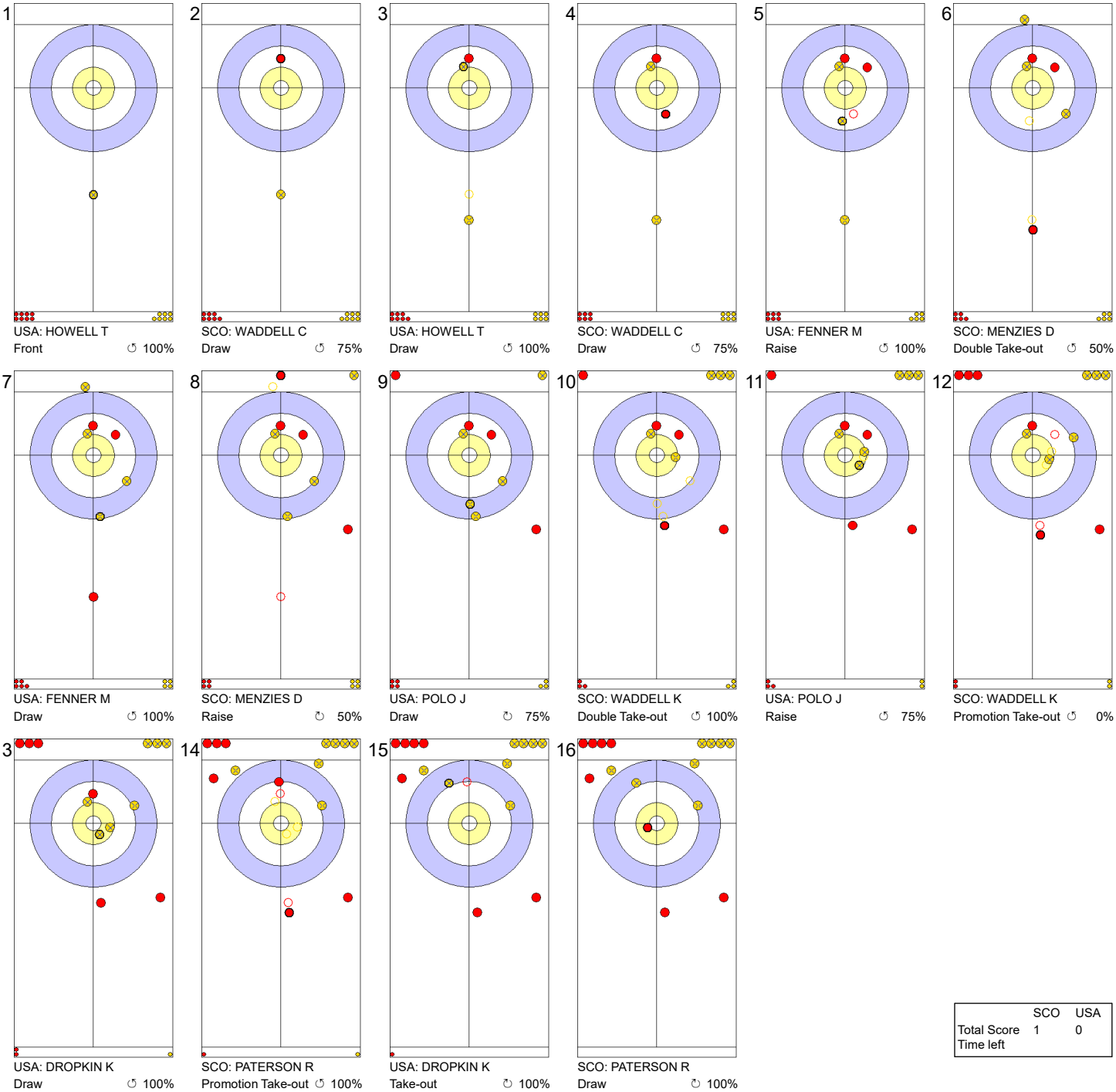

1 — USA: HOWELL T — Front — ↺ 100%
2 — SCO: WADDELL C — Draw — ↺ 75%
3 — USA: HOWELL T — Draw — ↺ 100%
4 — SCO: WADDELL C — Draw — ↺ 75%
5 — USA: FENNER M — Raise — ↺ 100%
6 — SCO: MENZIES D — Double Take-out — ↺ 50%
7 — USA: FENNER M — Draw — ↺ 100%
8 — SCO: MENZIES D — Raise — ↺ 50%
9 — USA: POLO J — Draw — ↺ 75%
10 — SCO: WADDELL K — Double Take-out — ↺ 100%
11 — USA: POLO J — Raise — ↺ 75%
12 — SCO: WADDELL K — Promotion Take-out — ↺ 0%
13 — USA: DROPKIN K — Draw — ↺ 100%
14 — SCO: PATERSON R — Promotion Take-out — ↺ 100%
15 — USA: DROPKIN K — Take-out — ↺ 100%
16 — SCO: PATERSON R — Draw — ↺ 100%

| | SCO | USA |
|---|---|---|
| Total Score | 1 | 0 |
| Time left | | |

**Legend:**
↻ Clockwise ↺ Counter-clockwise - Not considered



lgt.com NEW HOLLAND LE GRUYÈRE SWITZERLAND V ZUG CURLIT Curling Information Technology Ltd.

# Game - Shot by Shot

**End 2** — **SCO - Scotland 1 + 1** (this end) **= 2** — **USA - United States 0 + 0** (this end) **= 0**




| | SCO | USA |
|---|---|---|
| Total Score | 2 | 0 |
| Time left | | |

**Legend:**
↻ Clockwise ↺ Counter-clockwise - Not considered



lgt.com NEW HOLLAND LE GRUYÈRE SWITZERLAND ZUG CURLIT Curling Information Technology Ltd.

# Game - Shot by Shot

**End 3** — **SCO - Scotland 2 + 0** (this end) **= 2** — **USA - United States 0 + 2** (this end) **= 2**




| | SCO | USA |
|---|---|---|
| Total Score | 2 | 2 |
| Time left | | |

**Legend:**
↻ Clockwise ↺ Counter-clockwise - Not considered



lgt.com NEW HOLLAND LE GRUYÈRE SWITZERLAND ZUG CURLIT Curling Information Technology Ltd.

# Game - Shot by Shot

**End 4** | **SCO - Scotland** 2 + 2 (this end) = 4 | **USA - United States** 2 + 0 (this end) = 2

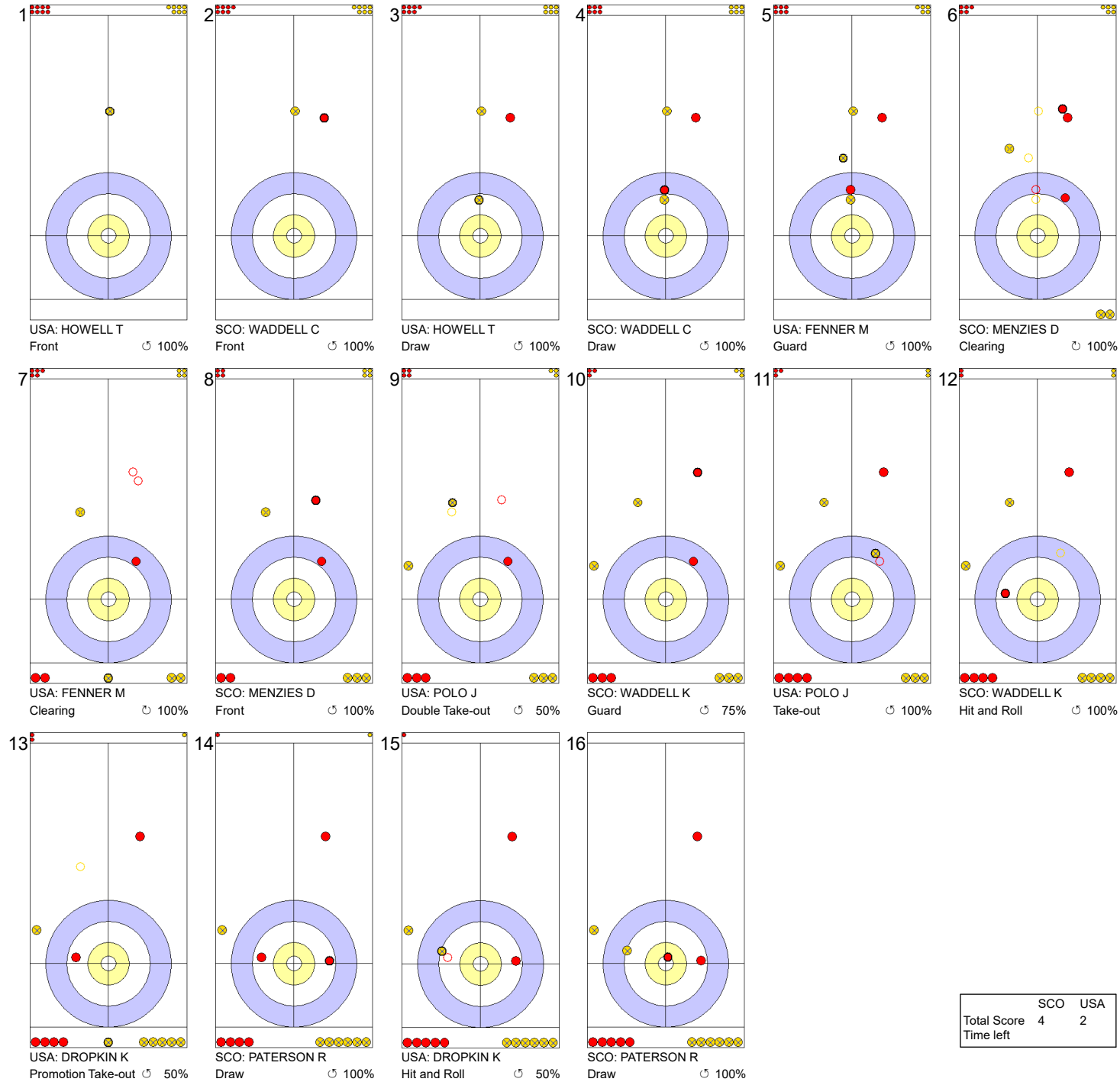


| | SCO | USA |
|---|---|---|
| Total Score | 4 | 2 |
| Time left | | |

**Legend:**

↻ Clockwise ↺ Counter-clockwise - Not considered



lgt.com NEW HOLLAND LE GRUYÈRE SWITZERLAND ZUG CURLIT Curling Information Technology Ltd.

# Game - Shot by Shot

**End 5** — **SCO - Scotland** 4 + 0 (this end) = 4 — **USA - United States** 2 + 3 (this end) = 5

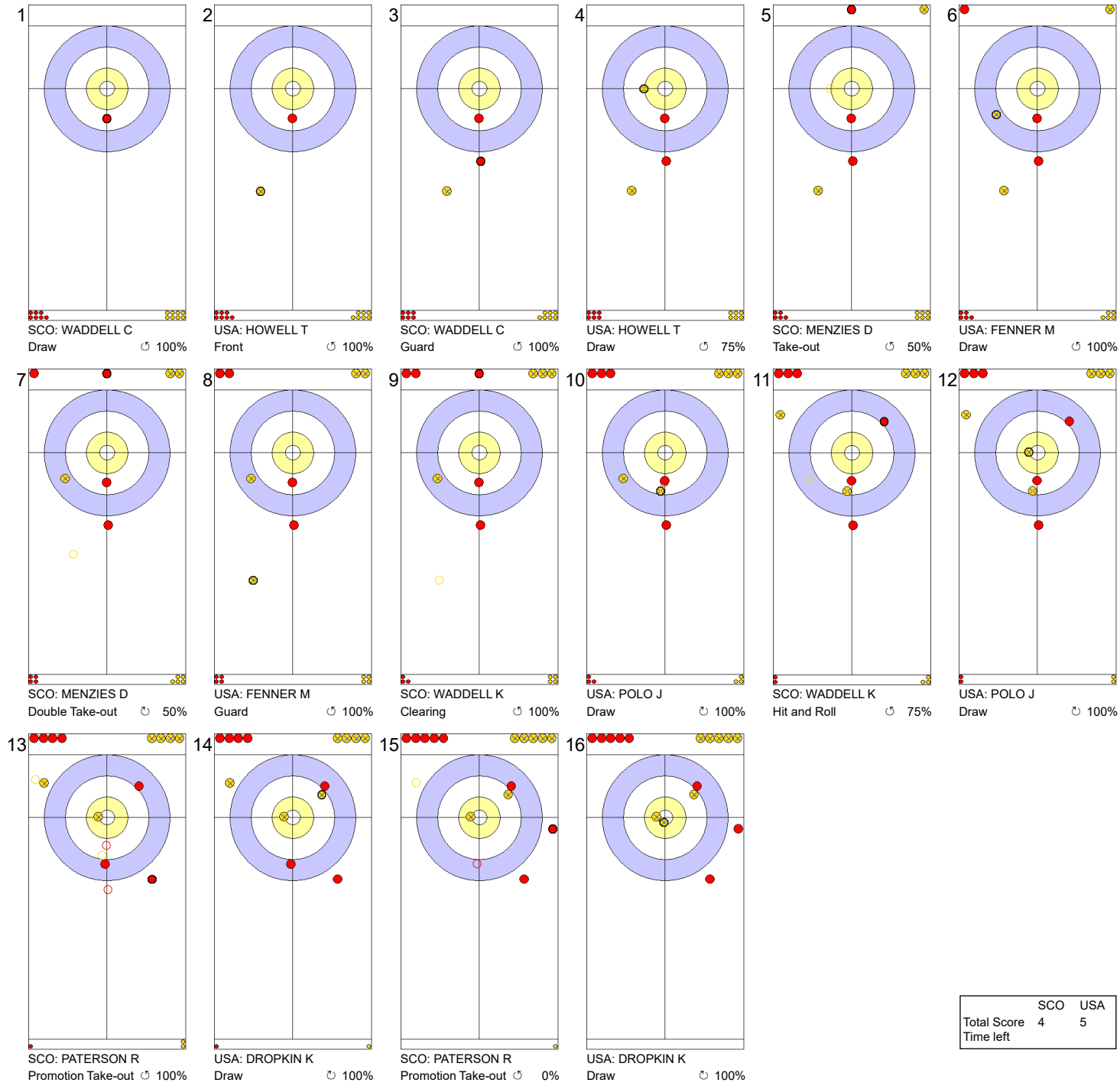


| | SCO | USA |
|---|---|---|
| Total Score | 4 | 5 |
| Time left | | |

**Legend:**
↻ Clockwise ↺ Counter-clockwise - Not considered



lgt.com NEW HOLLAND LE GRUYÈRE SWITZERLAND ZUG CURLIT Curling Information Technology Ltd.

# Game - Shot by Shot

**End 6** — **SCO - Scotland** 4 + 2 (this end) = 6 — **USA - United States** 5 + 0 (this end) = 5

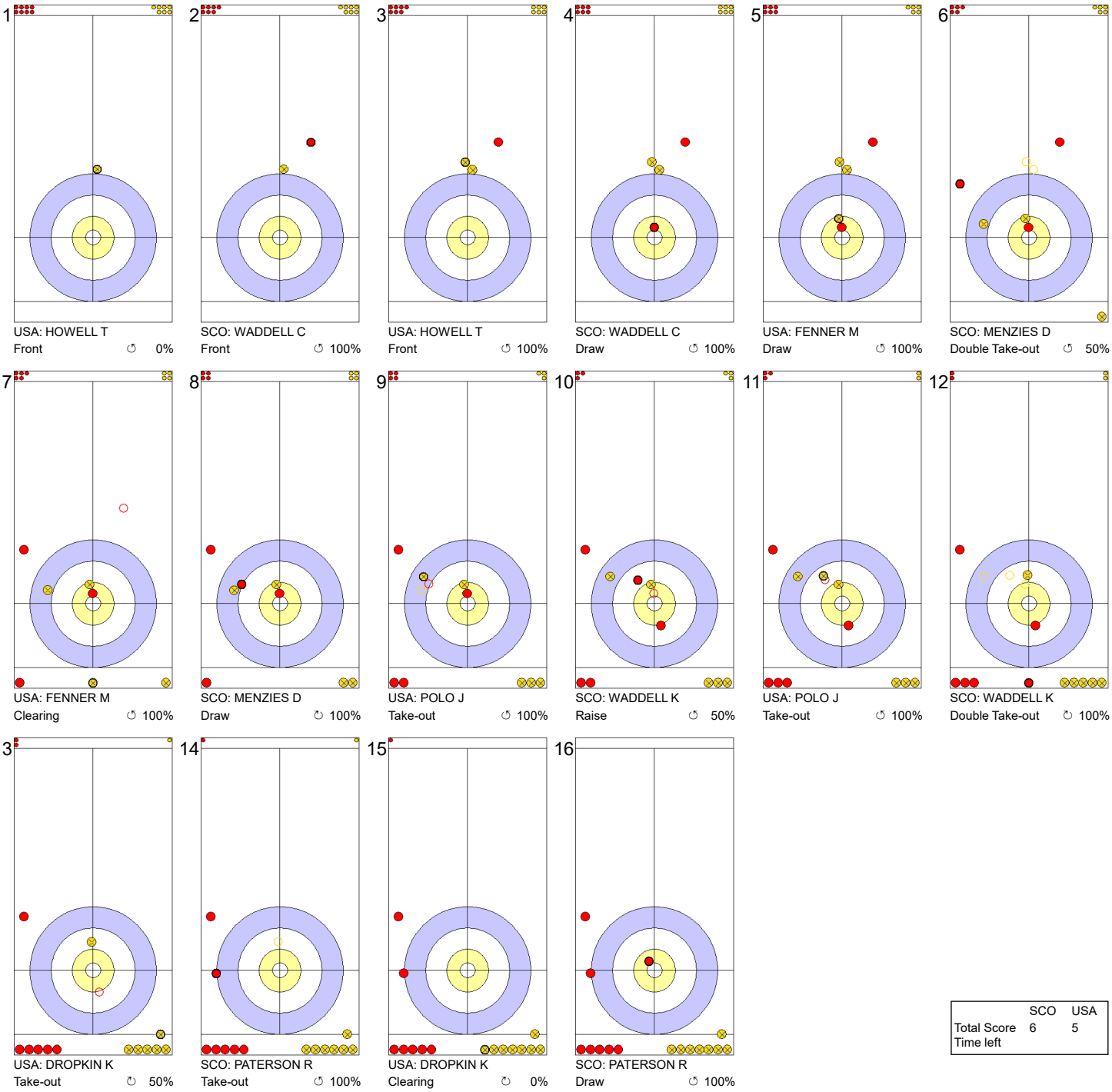


| | SCO | USA |
|---|---|---|
| Total Score | 6 | 5 |
| Time left | | |

**Legend:**
↻ Clockwise ↺ Counter-clockwise - Not considered



lgt.com NEW HOLLAND LE GRUYÈRE SWITZERLAND ZUG CURLIT Curling Information Technology Ltd.

# Game - Shot by Shot

**End 7** — **SCO - Scotland 6 + 0** (this end) **= 6** — **USA - United States 5 + 1** (this end) **= 6**

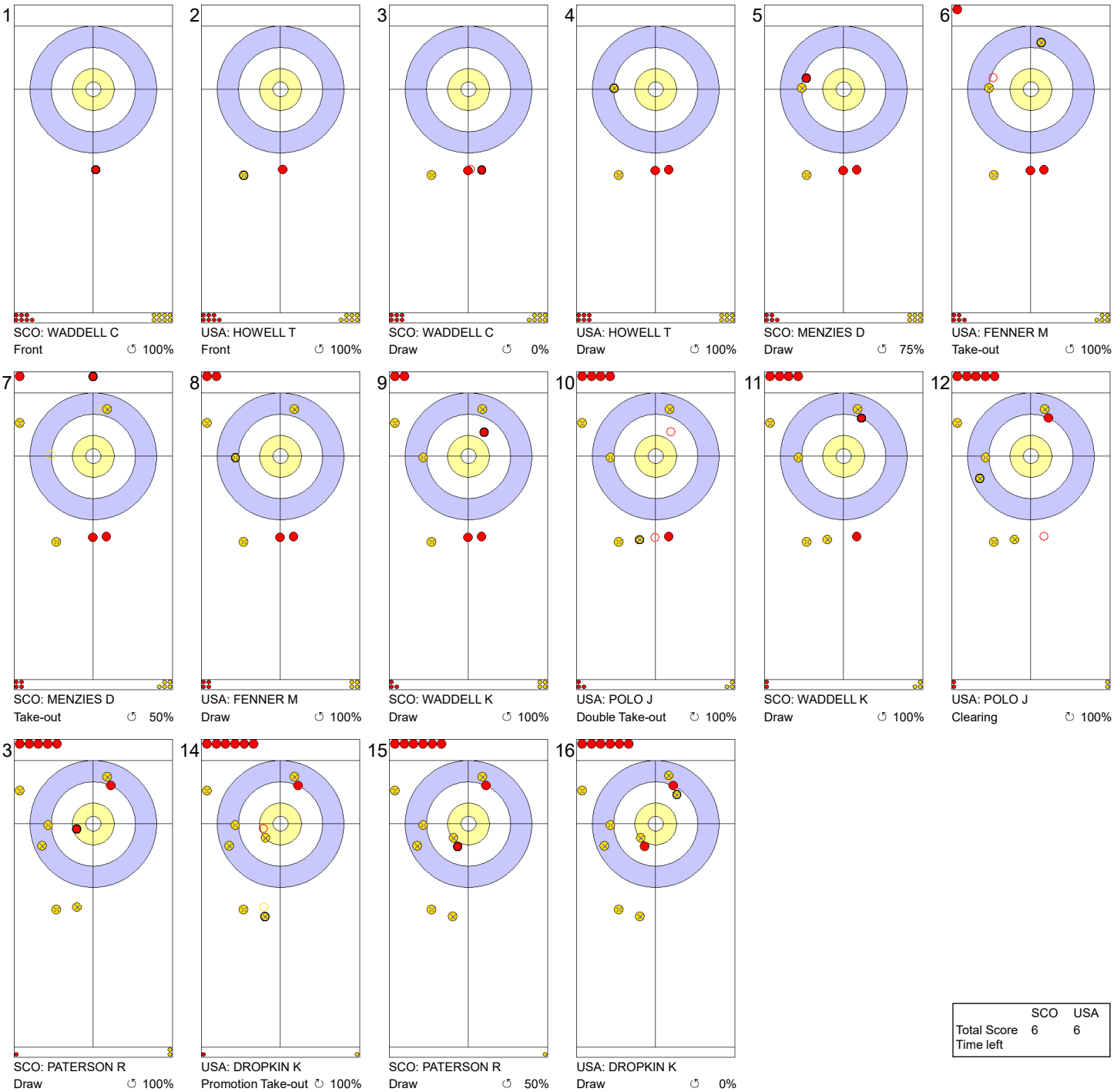


| | SCO | USA |
|---|---|---|
| Total Score | 6 | 6 |
| Time left | | |

**Legend:**

↻ Clockwise ↺ Counter-clockwise - Not considered



lgt.com NEW HOLLAND LE GRUYÈRE SWITZERLAND ZUG CURLIT Curling Information Technology Ltd.

# Game - Shot by Shot

**End 8** | **SCO - Scotland** 6 + 2 (this end) = 8 | **USA - United States** 6 + 0 (this end) = 6

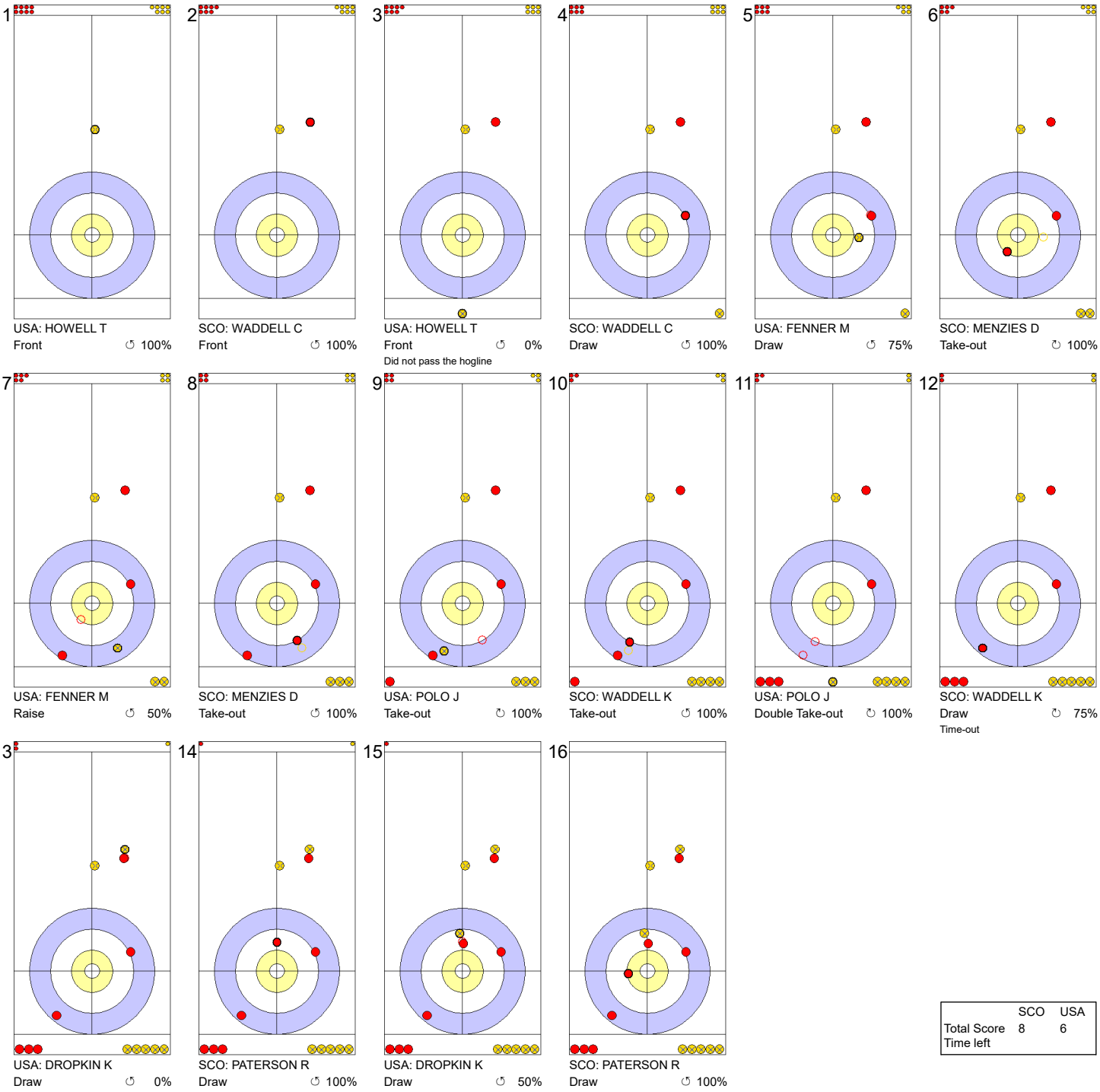


| | SCO | USA |
|---|---|---|
| Total Score | 8 | 6 |
| Time left | | |

**Legend:**
↻ Clockwise ↺ Counter-clockwise - Not considered



lgt.com NEW HOLLAND LE GRUYÈRE SWITZERLAND ZUG CURLIT Curling Information Technology Ltd.

# Game - Shot by Shot

**End 9** — **SCO - Scotland 8 + 0** (this end) **= 8** — **USA - United States 6 + 1** (this end) **= 7**

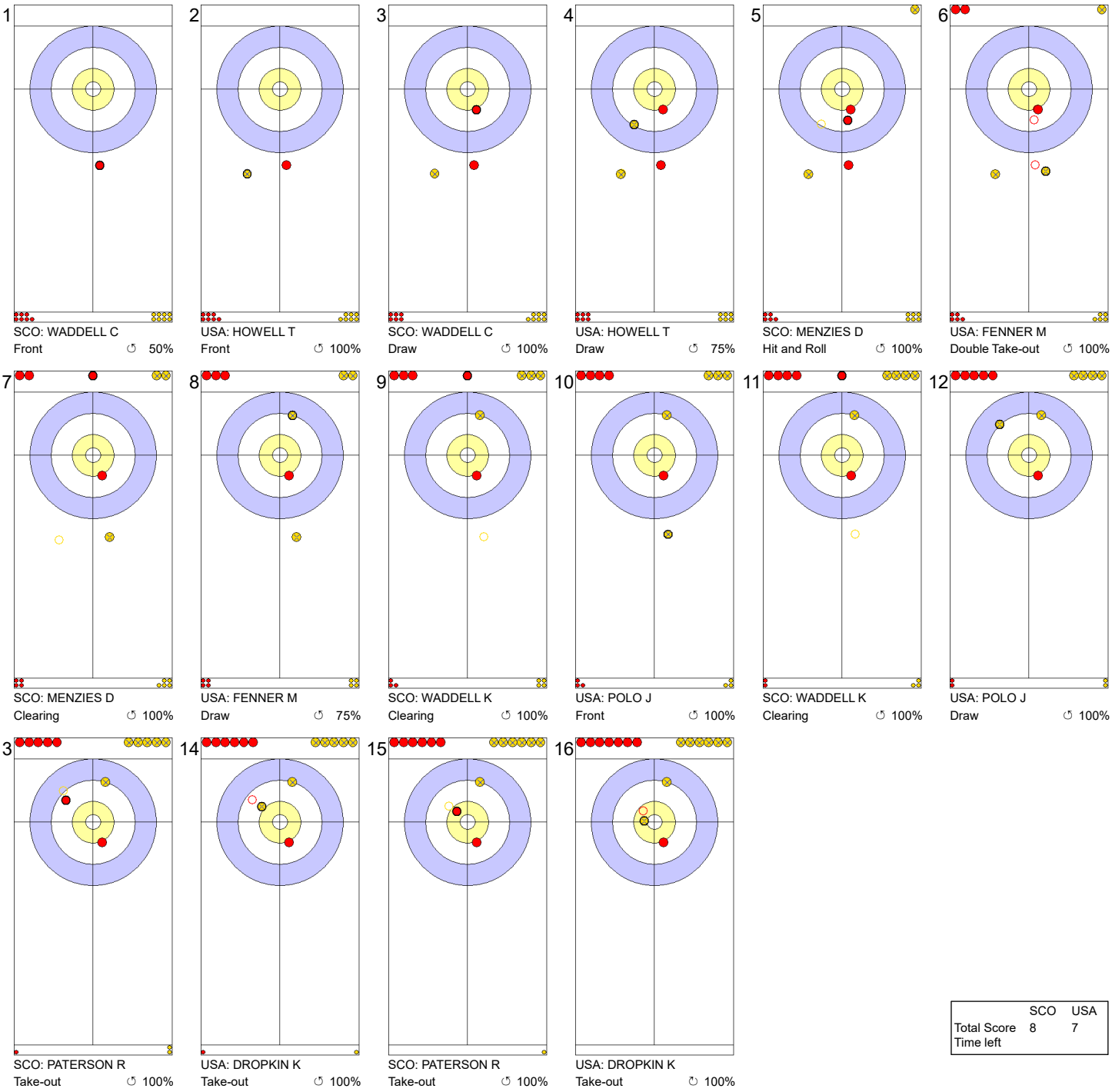


| | SCO | USA |
|---|---|---|
| Total Score | 8 | 7 |
| Time left | | |

**Legend:**
↻ Clockwise ↺ Counter-clockwise - Not considered



lgt.com NEW HOLLAND LE GRUYÈRE SWITZERLAND V ZUG CURLIT Curling Information Technology Ltd.

# Game - Shot by Shot

**End 10** — **SCO - Scotland 8 + 1** (this end) **= 9** — **USA - United States 7 + 0** (this end) **= 7**

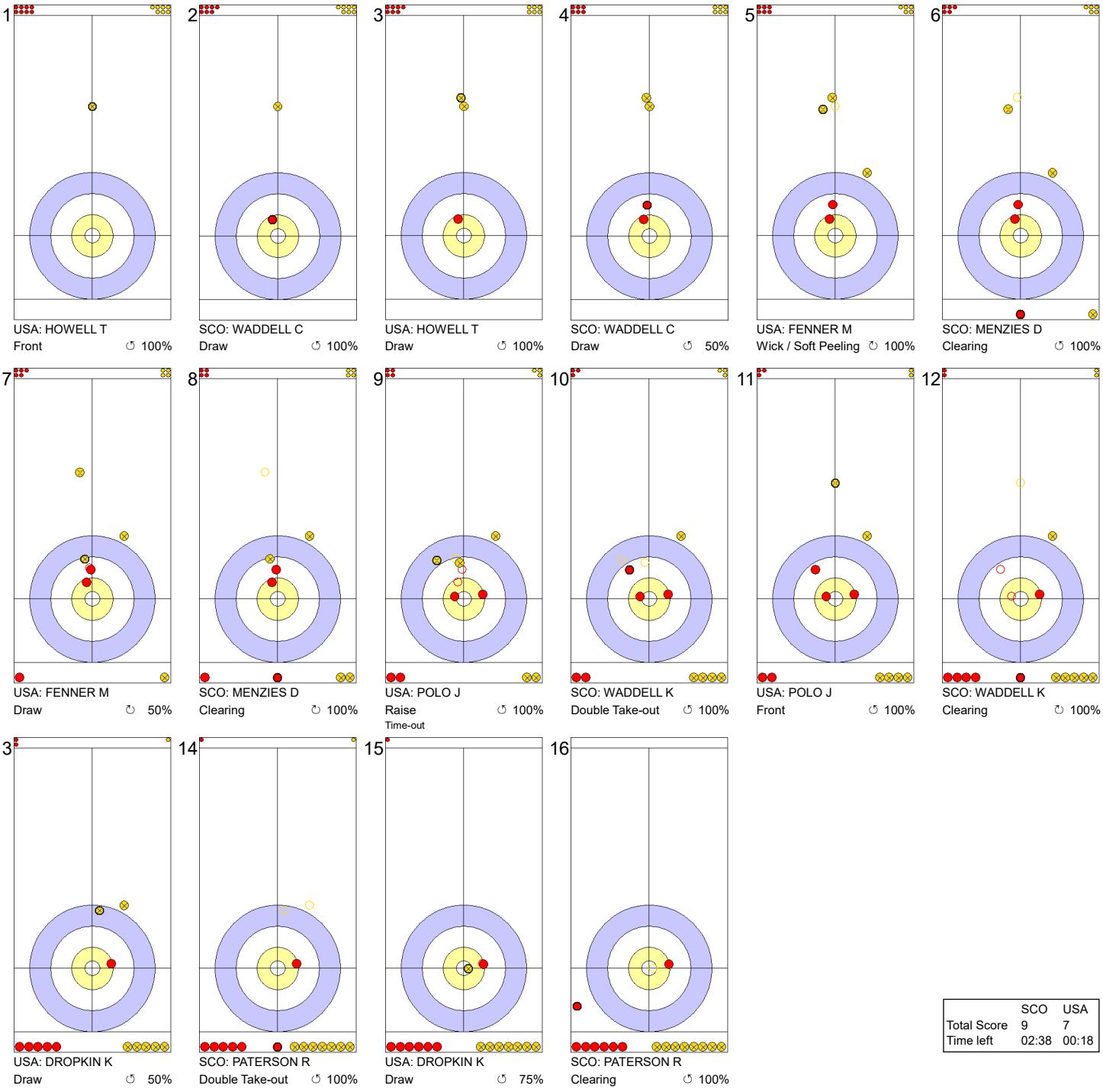

| | 1 | 2 | 3 | 4 | 5 | 6 |
|---|---|---|---|---|---|---|
| | USA: HOWELL T | SCO: WADDELL C | USA: HOWELL T | SCO: WADDELL C | USA: FENNER M | SCO: MENZIES D |
| | Front ↺ 100% | Draw ↺ 100% | Draw ↺ 100% | Draw ↺ 50% | Wick / Soft Peeling ↺ 100% | Clearing ↺ 100% |

| | 7 | 8 | 9 | 10 | 11 | 12 |
|---|---|---|---|---|---|---|
| | USA: FENNER M | SCO: MENZIES D | USA: POLO J | SCO: WADDELL K | USA: POLO J | SCO: WADDELL K |
| | Draw ↺ 50% | Clearing ↺ 100% | Raise ↺ 100%<br>Time-out | Double Take-out ↺ 100% | Front ↺ 100% | Clearing ↺ 100% |

| | 13 | 14 | 15 | 16 |
|---|---|---|---|---|
| | USA: DROPKIN K | SCO: PATERSON R | USA: DROPKIN K | SCO: PATERSON R |
| | Draw ↺ 50% | Double Take-out ↺ 100% | Draw ↺ 75% | Clearing ↺ 100% |

| | SCO | USA |
|---|---|---|
| Total Score | 9 | 7 |
| Time left | 02:38 | 00:18 |

**Legend:**
↻ Clockwise ↺ Counter-clockwise - Not considered



lgt.com NEW HOLLAND LE GRUYÈRE SWITZERLAND ZUG CURLIT Curling Information Technology Ltd.

# Game Results

| Sheet | Game | Team | LSFE | 1 | 2 | 3 | 4 | 5 | 6 | 7 | 8 | 9 | 10 | Extra Ends | | | | Total |
|---|---|---|---|---|---|---|---|---|---|---|---|---|---|---|---|---|---|---|
| B | 6 | GER - Germany | * | 0 | 3 | 2 | 0 | 1 | 0 | 0 | 1 | 0 | X | | | | | 7 |
| | 6 | CAN - Canada | | 1 | 0 | 0 | 3 | 0 | 3 | 1 | 0 | 3 | X | | | | | 11 |

| GER - Germany | | Shot Success Game | Shot Success All |
|---|---|---|---|
| 4 S | TOTZEK Sixten | 74% | 76% |
| 3 V | MUSKATEWITZ Marc | 65% | 83% |
| 2 | SUTOR Joshua | 86% | 84% |
| 1 | GREINDL Dominik | 82% | 87% |
| A | KAPP Benjamin | - | - |
| | Team Total | 77% | 82% |

| Last Stone Draw | | Distance |
|---|---|---|
| ↻ | TOTZEK Sixten | 11.4cm |
| ↺ | MUSKATEWITZ Marc | 17.4cm |
| **Total** | | **28.8cm** |

Time remaining: 3 minutes 59 seconds

| CAN - Canada | | Shot Success Game | Shot Success All |
|---|---|---|---|
| 4 S | GUSHUE Brad | 86% | 82% |
| 3 V | NICHOLS Mark | 71% | 83% |
| 2 | GALLANT Brett | 83% | 84% |
| 1 | WALKER Geoff | 88% | 93% |
| A | HARNDEN EJ | - | - |
| | Team Total | 82% | 86% |

| Last Stone Draw | | Distance |
|---|---|---|
| ↻ | WALKER Geoff | 16.9cm |
| ↺ | GUSHUE Brad | 41.2cm |
| **Total** | | **58.1cm** |

Time remaining: 3 minutes 43 seconds

## Shot Success Analysis

| GER - Germany | | ↻ | | ↺ | | Game | |
|---|---|---|---|---|---|---|---|
| 4 TOTZEK Sixten | Draws | 11 | 82% | 4 | 44% | 15 | 72% |
| | Take-outs | 2 | 75% | 1 | 100% | 3 | 83% |
| | Total | 13 | 81% | 5 | 55% | 18 | 74% |
| 3 MUSKATEWITZ Marc | Draws | 7 | 86% | 4 | 75% | 11 | 82% |
| | Take-outs | 3 | 33% | 4 | 44% | 7 | 39% |
| | Total | 10 | 70% | 8 | 59% | 18 | 65% |
| 2 SUTOR Joshua | Draws | 4 | 81% | 8 | 81% | 12 | 81% |
| | Take-outs | 6 | 96% | 0 | - | 6 | 96% |
| | Total | 10 | 90% | 8 | 81% | 18 | 86% |
| 1 GREINDL Dominik | Draws | 8 | 91% | 10 | 75% | 18 | 82% |
| | Take-outs | 0 | - | 0 | - | 0 | - |
| | Total | 8 | 91% | 10 | 75% | 18 | 82% |
| A KAPP Benjamin | Draws | 0 | - | 0 | - | 0 | - |
| | Take-outs | 0 | - | 0 | - | 0 | - |
| | Total | 0 | - | 0 | - | 0 | - |
| Team | Draws | 30 | 85% | 26 | 72% | 56 | 79% |
| | Take-outs | 11 | 75% | 5 | 55% | 16 | 69% |
| | Total | 41 | 82% | 31 | 69% | 72 | 77% |

| CAN - Canada | | ↻ | | ↺ | | Game | |
|---|---|---|---|---|---|---|---|
| 4 GUSHUE Brad | Draws | 4 | 56% | 4 | 94% | 8 | 75% |
| | Take-outs | 3 | 100% | 7 | 93% | 10 | 95% |
| | Total | 7 | 75% | 11 | 93% | 18 | 86% |
| 3 NICHOLS Mark | Draws | 2 | 0% | 3 | 100% | 5 | 60% |
| | Take-outs | 5 | 55% | 8 | 88% | 13 | 75% |
| | Total | 7 | 39% | 11 | 91% | 18 | 71% |
| 2 GALLANT Brett | Draws | 4 | 75% | 5 | 90% | 9 | 83% |
| | Take-outs | 4 | 75% | 5 | 90% | 9 | 83% |
| | Total | 8 | 75% | 10 | 90% | 18 | 83% |
| 1 WALKER Geoff | Draws | 10 | 83% | 7 | 93% | 17 | 87% |
| | Take-outs | 0 | - | 1 | 100% | 1 | 100% |
| | Total | 10 | 83% | 8 | 94% | 18 | 88% |
| A HARNDEN EJ | Draws | 0 | - | 0 | - | 0 | - |
| | Take-outs | 0 | - | 0 | - | 0 | - |
| | Total | 0 | - | 0 | - | 0 | - |
| Team | Draws | 20 | 68% | 19 | 93% | 39 | 80% |
| | Take-outs | 12 | 73% | 21 | 90% | 33 | 84% |
| | Total | 32 | 70% | 40 | 92% | 72 | 82% |

**Note:**
Position and function for each team member:
**4** = Fourth, **3** = Third, **2** = Second, **1** = Lead, **A** = Alternate, **S** = Skip, **V** = Vice-Skip

**Legend:**
↻ Clockwise ↺ Counter-clockwise **LSFE(*)** Last Stone First End
**X** Unplayed/unfinished end due to concession



lgt.com NEW HOLLAND LE GRUYÈRE SWITZERLAND ZUG CURLIT Curling Information Technology Ltd.

# Game - Shot by Shot

**End 1** — **GER - Germany 0 + 0** (this end) **= 0** — **CAN - Canada 0 + 1** (this end) **= 1**

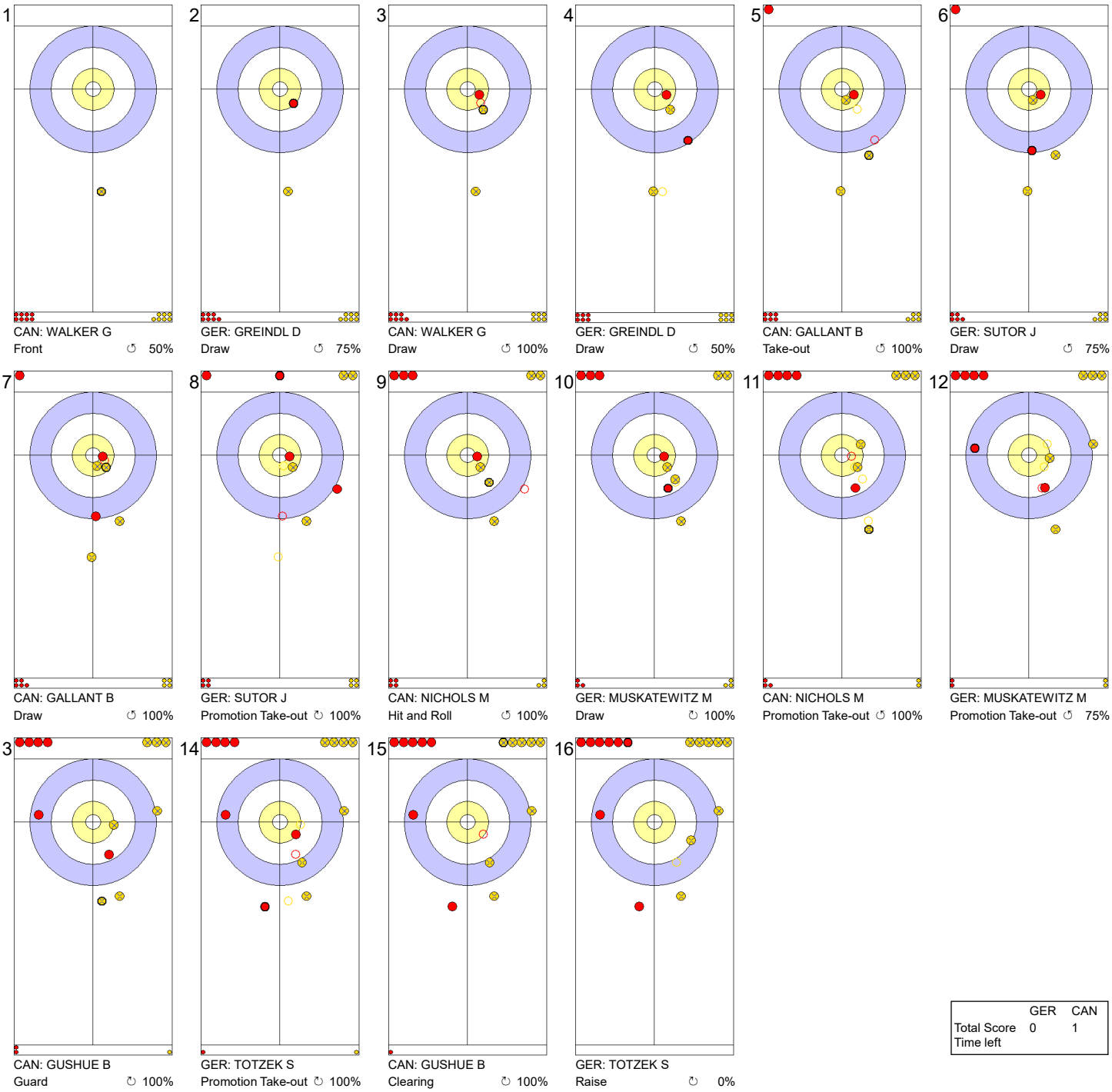

| | | | | | | | | | | | |
|---|---|---|---|---|---|---|---|---|---|---|---|
| 1 | CAN: WALKER G | Front | ↺ 50% | 2 | GER: GREINDL D | Draw | ↺ 75% | 3 | CAN: WALKER G | Draw | ↺ 100% |
| 4 | GER: GREINDL D | Draw | ↺ 50% | 5 | CAN: GALLANT B | Take-out | ↺ 100% | 6 | GER: SUTOR J | Draw | ↺ 75% |
| 7 | CAN: GALLANT B | Draw | ↺ 100% | 8 | GER: SUTOR J | Promotion Take-out | ↻ 100% | 9 | CAN: NICHOLS M | Hit and Roll | ↺ 100% |
| 10 | GER: MUSKATEWITZ M | Draw | ↻ 100% | 11 | CAN: NICHOLS M | Promotion Take-out | ↺ 100% | 12 | GER: MUSKATEWITZ M | Promotion Take-out | ↺ 75% |
| 13 | CAN: GUSHUE B | Guard | ↻ 100% | 14 | GER: TOTZEK S | Promotion Take-out | ↻ 100% | 15 | CAN: GUSHUE B | Clearing | ↺ 100% |
| 16 | GER: TOTZEK S | Raise | ↻ 0% | | | | | | | | |

| | GER | CAN |
|---|---|---|
| Total Score | 0 | 1 |
| Time left | | |

**Legend:**
↻ Clockwise ↺ Counter-clockwise - Not considered



lgt.com NEW HOLLAND LE GRUYÈRE SWITZERLAND V ZUG CURLIT Curling Information Technology Ltd.

# Game - Shot by Shot

**End 2** — **GER - Germany** **0 + 3** (this end) **= 3** — **CAN - Canada** **1 + 0** (this end) **= 1**




| | GER | CAN |
|---|---|---|
| Total Score | 3 | 1 |
| Time left | | |

**Legend:**
↻ Clockwise ↺ Counter-clockwise - Not considered



lgt.com NEW HOLLAND LE GRUYÈRE SWITZERLAND ZUG CURLIT Curling Information Technology Ltd.

# Game - Shot by Shot

**End 3** — **GER - Germany 3 + 2** (this end) **= 5** — **CAN - Canada 1 + 0** (this end) **= 1**

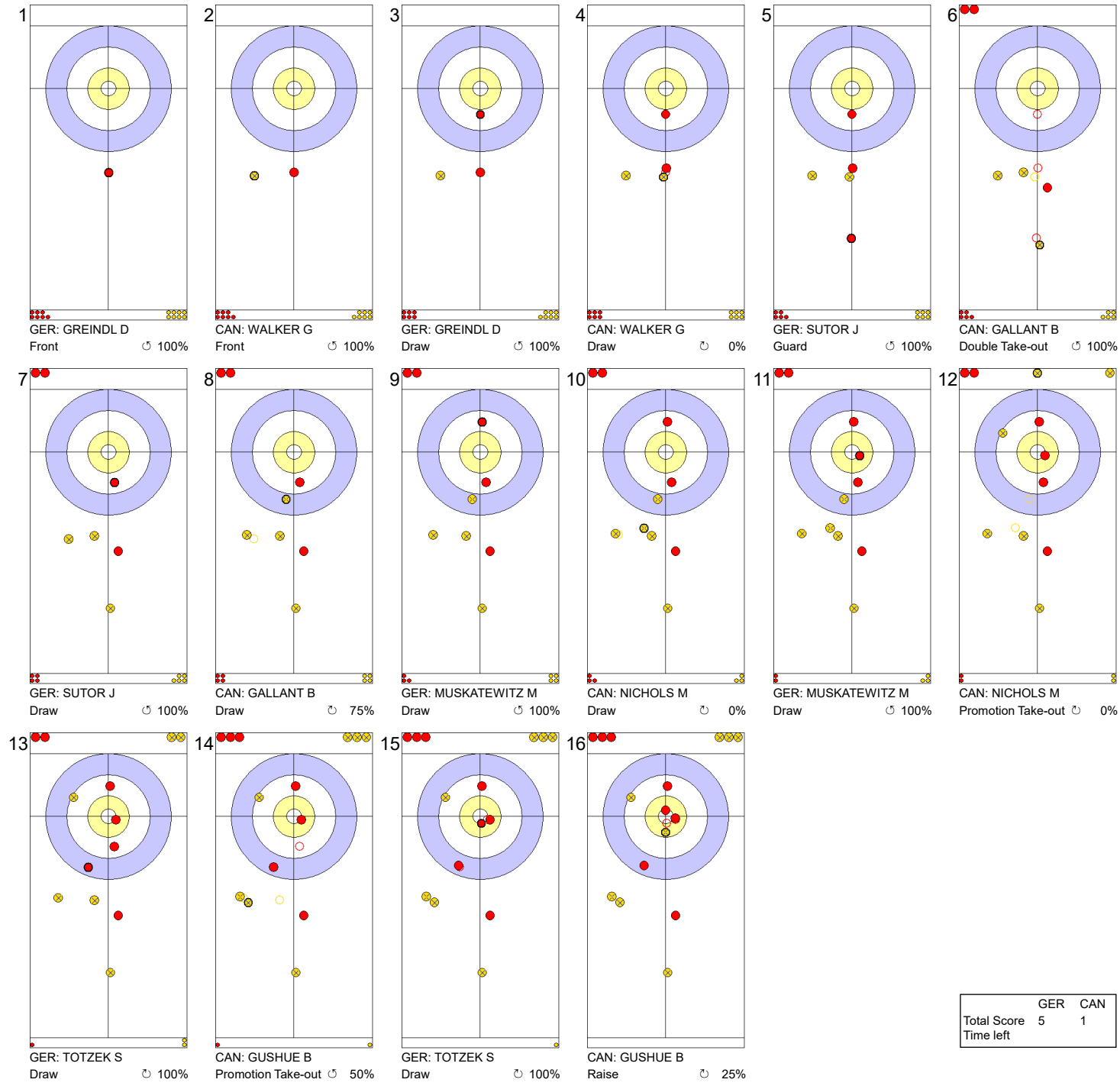


| | GER | CAN |
|---|---|---|
| Total Score | 5 | 1 |
| Time left | | |

**Legend:**

↻ Clockwise ↺ Counter-clockwise - Not considered



lgt.com NEW HOLLAND LE GRUYÈRE SWITZERLAND ZUG CURLIT Curling Information Technology Ltd.

# Game - Shot by Shot

**End 4** — **GER - Germany 5 + 0 (this end) = 5** — **CAN - Canada 1 + 3 (this end) = 4**

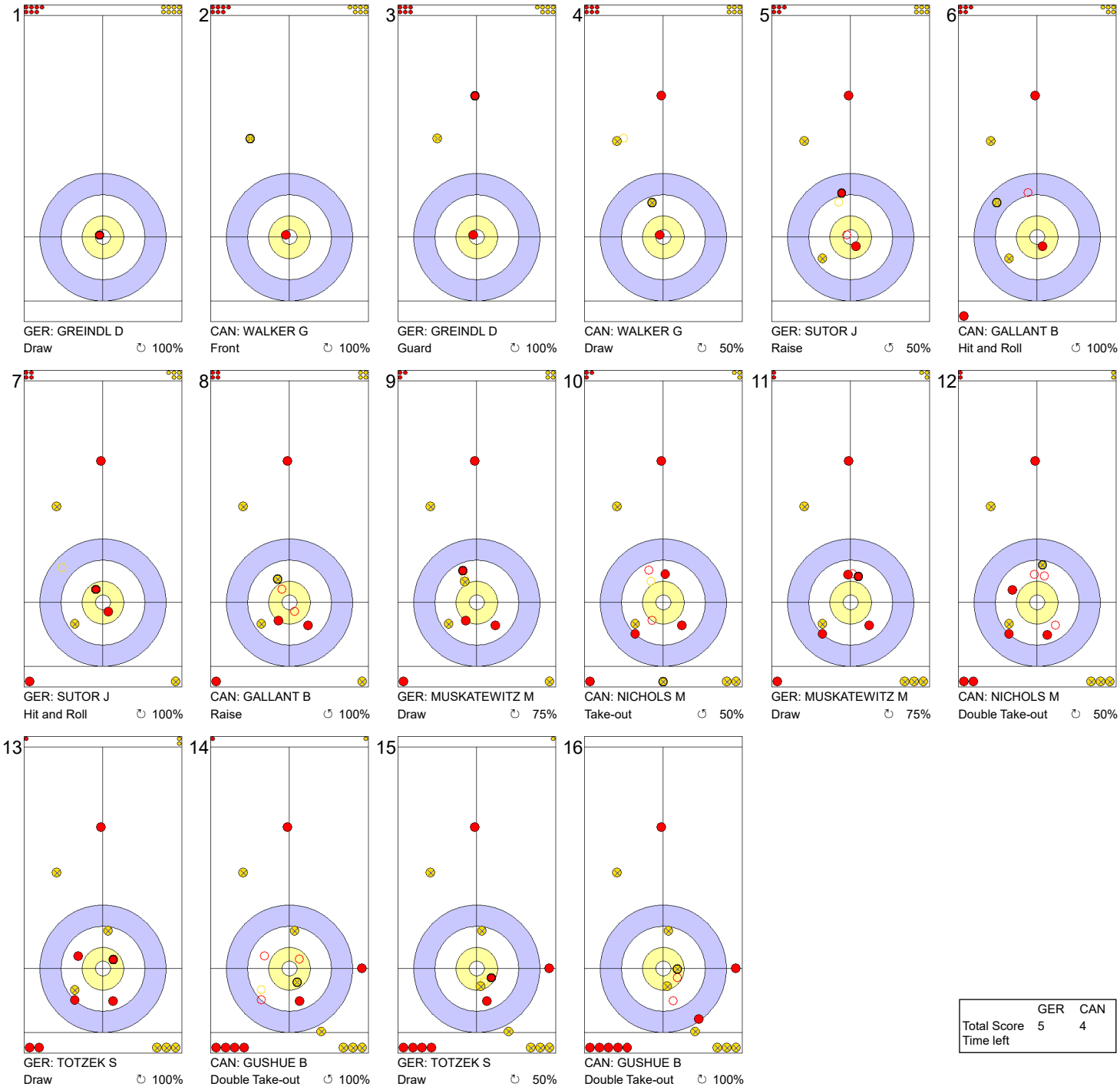


| | GER | CAN |
|---|---|---|
| Total Score | 5 | 4 |
| Time left | | |

**Legend:**

↻ Clockwise ↺ Counter-clockwise - Not considered



lgt.com NEW HOLLAND LE GRUYÈRE SWITZERLAND ZUG CURLIT Curling Information Technology Ltd.

# Game - Shot by Shot

**End 5** — **GER - Germany 5 + 1** (this end) **= 6** — **CAN - Canada 4 + 0** (this end) **= 4**

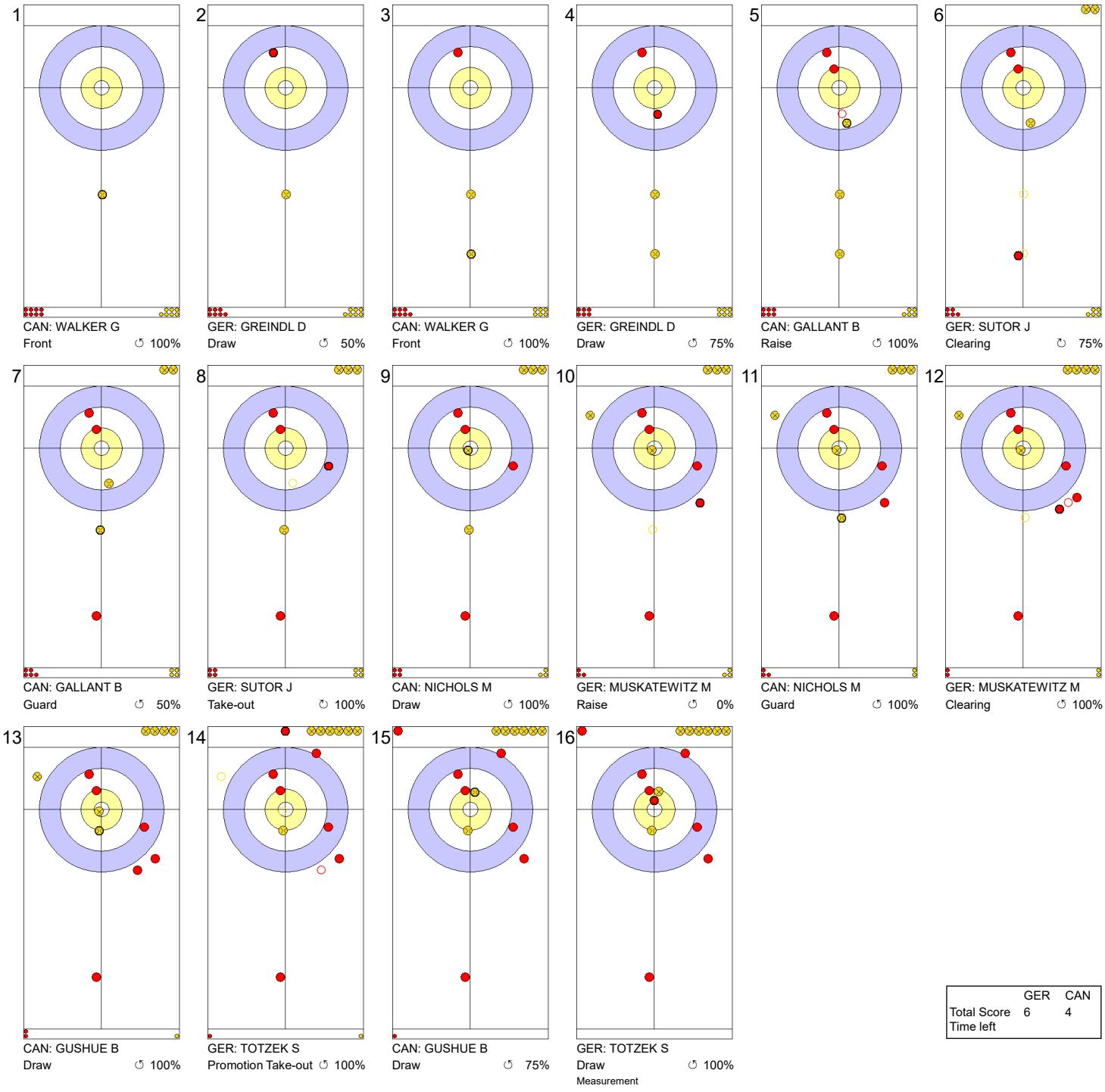


| | GER | CAN |
|---|---|---|
| Total Score | 6 | 4 |
| Time left | | |

**Legend:**

↻ Clockwise ↺ Counter-clockwise - Not considered



lgt.com NEW HOLLAND LE GRUYÈRE SWITZERLAND ZUG CURLIT Curling Information Technology Ltd.

# Game - Shot by Shot

**End 6** — **GER - Germany 6 + 0** (this end) **= 6** — **CAN - Canada 4 + 3** (this end) **= 7**




| | GER | CAN |
|---|---|---|
| Total Score | 6 | 7 |
| Time left | | |

**Legend:**

↻ Clockwise ↺ Counter-clockwise - Not considered



lgt.com NEW HOLLAND LE GRUYÈRE SWITZERLAND ZUG CURLIT Curling Information Technology Ltd.

# Game - Shot by Shot

**End 7** — **GER - Germany 6 + 0 (this end) = 6** — **CAN - Canada 7 + 1 (this end) = 8**

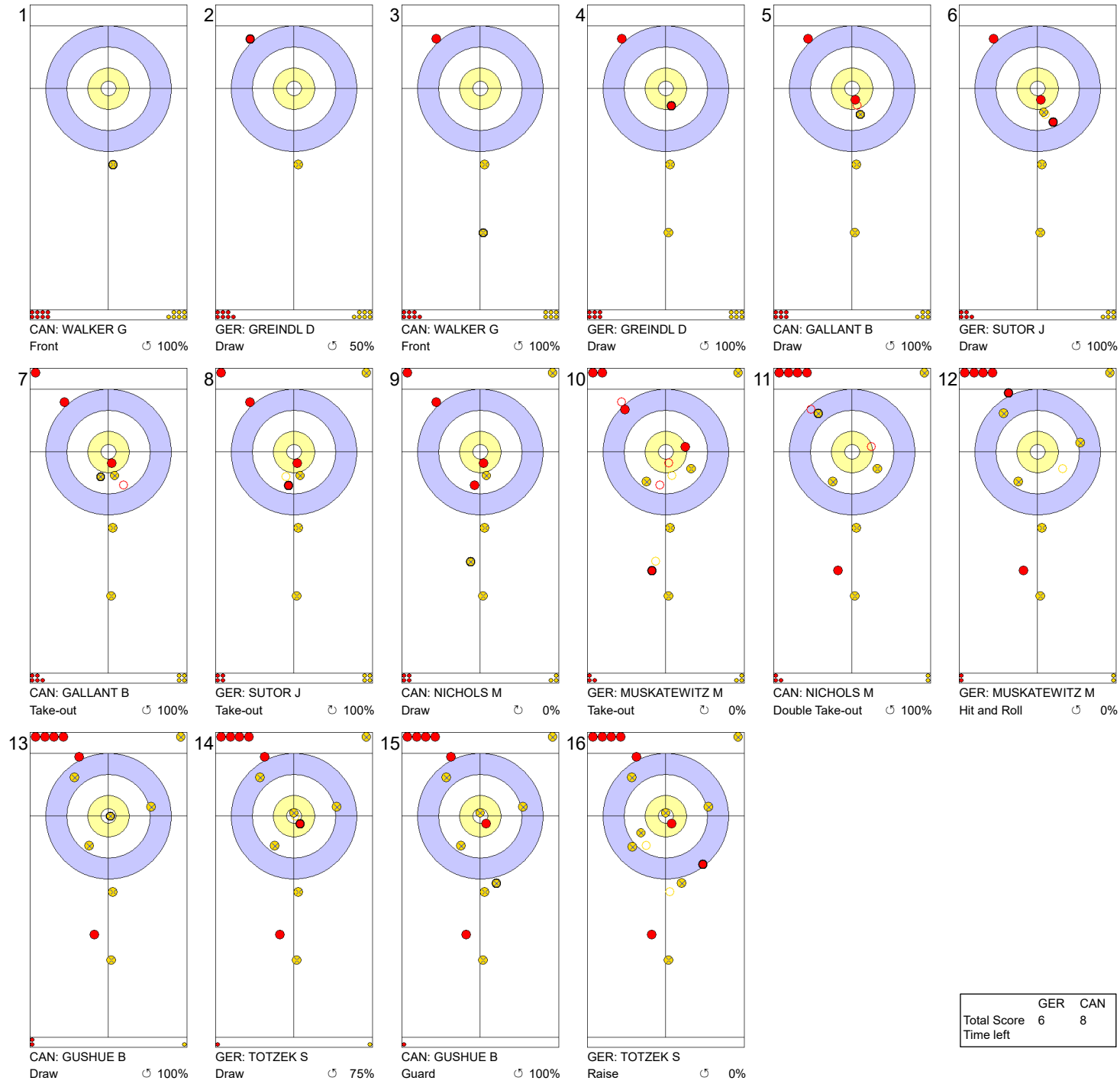


| | GER | CAN |
|---|---|---|
| Total Score | 6 | 8 |
| Time left | | |

**Legend:**
↻ Clockwise ↺ Counter-clockwise - Not considered



lgt.com NEW HOLLAND LE GRUYÈRE SWITZERLAND ZUG CURLIT Curling Information Technology Ltd.

# Game - Shot by Shot

**End 8** — **GER - Germany 6 + 1** (this end) **= 7** — **CAN - Canada 8 + 0** (this end) **= 8**

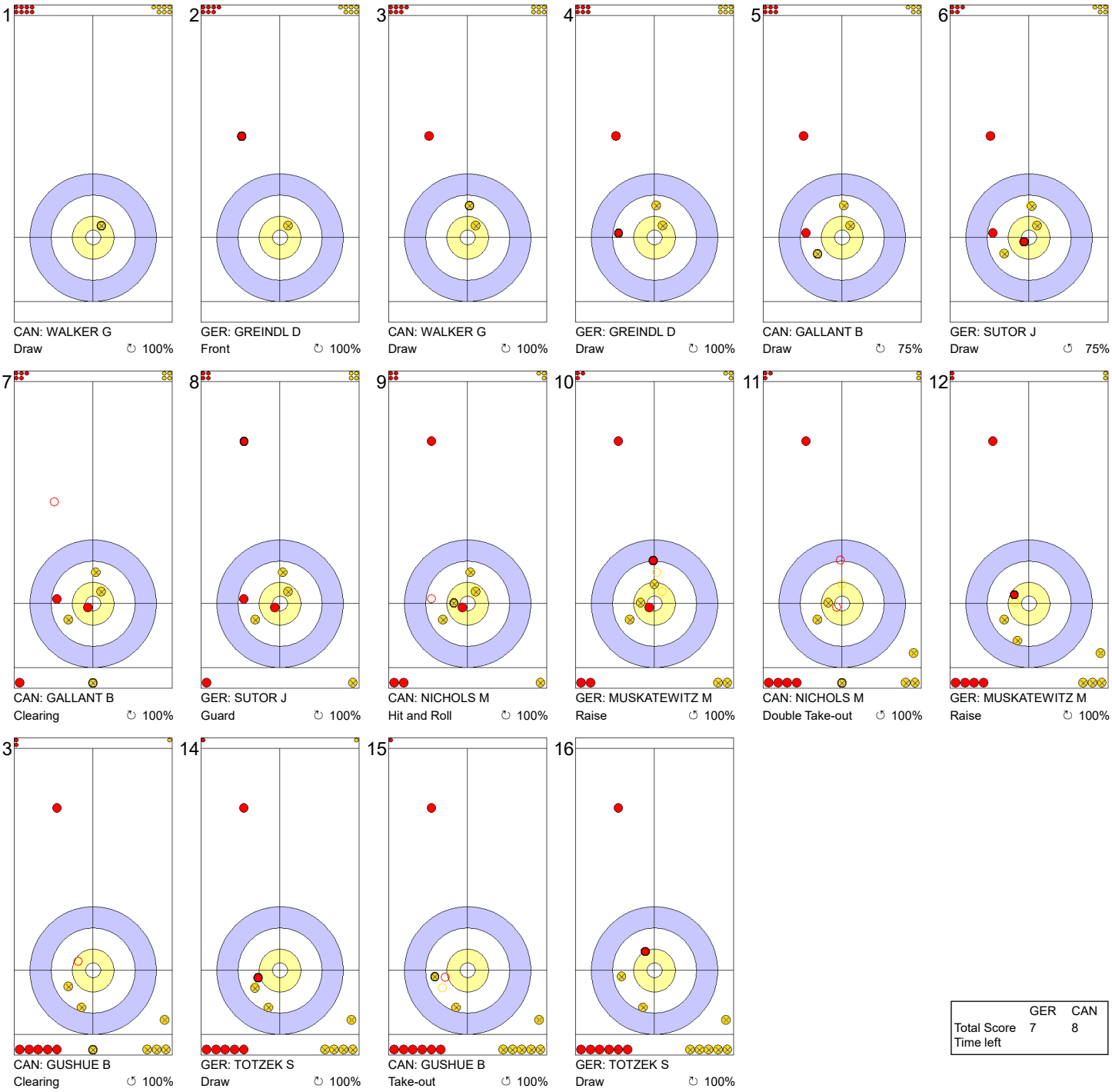


| | GER | CAN |
|---|---|---|
| Total Score | 7 | 8 |
| Time left | | |

**Legend:**

↻ Clockwise ↺ Counter-clockwise - Not considered



lgt.com NEW HOLLAND LE GRUYÈRE SWITZERLAND ZUG CURLIT Curling Information Technology Ltd.

# Game - Shot by Shot

**End 9** — **GER - Germany 7 + 0 (this end) = 7** — **CAN - Canada 8 + 3 (this end) = 11**

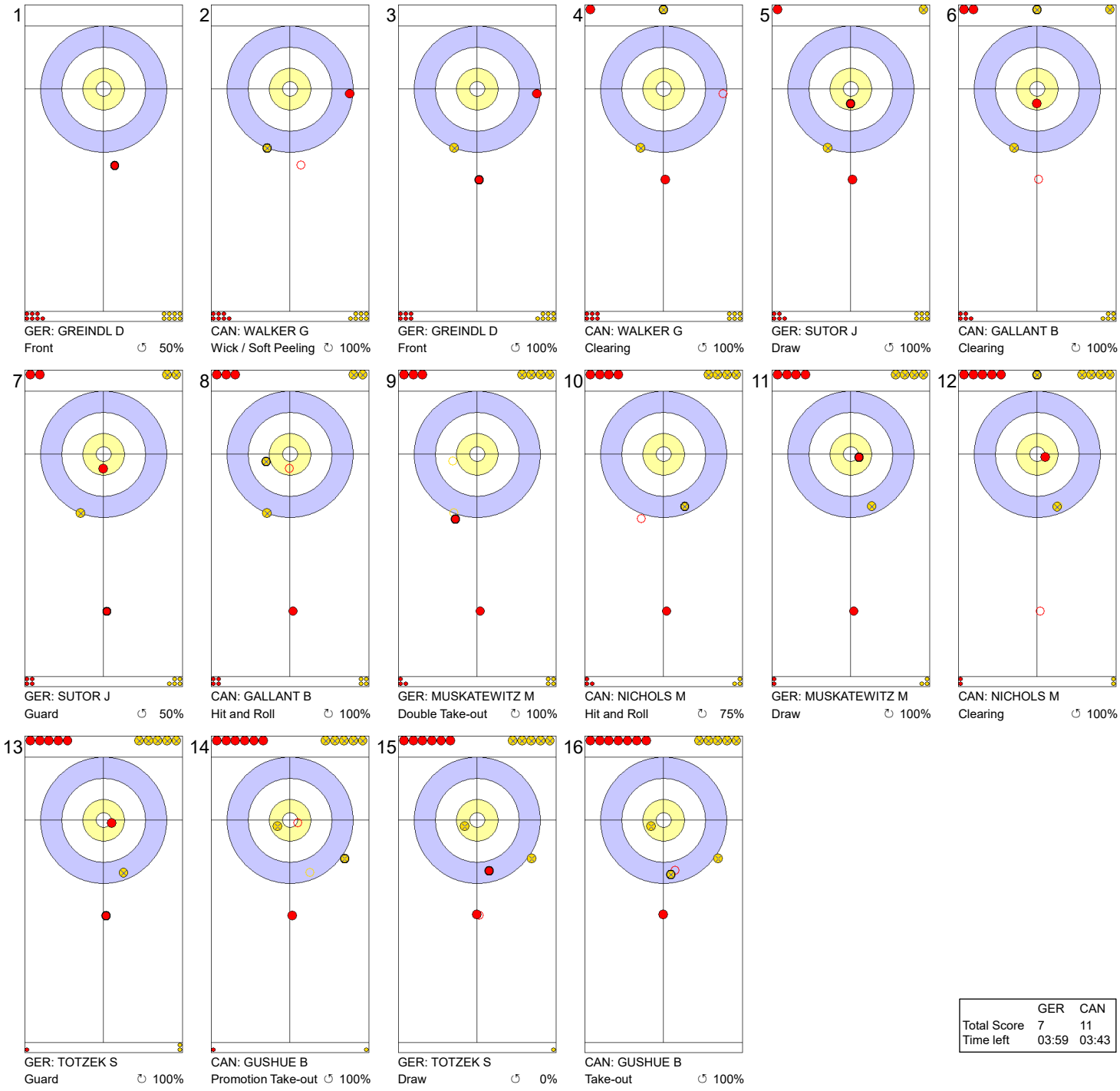


| | GER | CAN |
|---|---|---|
| Total Score | 7 | 11 |
| Time left | 03:59 | 03:43 |

**Legend:**
↻ Clockwise ↺ Counter-clockwise - Not considered



lgt.com NEW HOLLAND LE GRUYÈRE SWITZERLAND V ZUG CURLIT Curling Information Technology Ltd.

# Game Results

| Sheet | Game | Team | LSFE | 1 | 2 | 3 | 4 | 5 | 6 | 7 | 8 | 9 | 10 | Extra Ends | Total |
|---|---|---|---|---|---|---|---|---|---|---|---|---|---|---|---|
| C | 6 | ITA - Italy | * | 0 | 0 | 1 | 0 | 2 | 0 | 0 | 2 | 2 | X | | 7 |
| | 6 | DEN - Denmark | | 1 | 0 | 0 | 1 | 0 | 1 | 0 | 0 | 0 | X | | 3 |

| ITA - Italy | | | Shot Success Game | Shot Success All |
|---|---|---|---|---|
| 4 | S | RETORNAZ Joel | 74% | 79% |
| 3 | | MOSANER Amos | 85% | 76% |
| 2 | | ARMAN Sebastiano | 81% | 83% |
| 1 | V | GONIN Simone | 88% | 86% |
| A | | GIOVANELLA Mattia | - | - |
| | | Team Total | 82% | 81% |

| Last Stone Draw | | Distance |
|---|---|---|
| ↻ | ARMAN Sebastiano | 25.7cm |
| ↺ | MOSANER Amos | 11.0cm |
| **Total** | | **36.7cm** |

Time remaining: 8 minutes 40 seconds

| DEN - Denmark | | | Shot Success Game | Shot Success All |
|---|---|---|---|---|
| 4 | S | THUNE Tobias | 63% | 69% |
| 3 | V | WIKSTEN Kasper | 75% | 72% |
| 2 | | KRAUSE Mikkel | 79% | 82% |
| 1 | | SOEE Oliver Rosenkrands | 81% | 83% |
| A | | POULSEN Daniel | - | - |
| | | Team Total | 74% | 76% |

| Last Stone Draw | | Distance |
|---|---|---|
| ↻ | THUNE Tobias | 18.7cm |
| ↺ | KRAUSE Mikkel | 199.6cm |
| **Total** | | **218.3cm** |

Time remaining: 4 minutes 17 seconds

Time-out: End 9 - DEN stone 7

## Shot Success Analysis

| ITA - Italy | | ↻ | | ↺ | | Game | |
|---|---|---|---|---|---|---|---|
| 4 RETORNAZ Joel | Draws | 8 | 81% | 2 | 75% | 10 | 80% |
| | Take-outs | 4 | 56% | 4 | 75% | 8 | 66% |
| | Total | 12 | 73% | 6 | 75% | 18 | 74% |
| 3 MOSANER Amos | Draws | 6 | 92% | 3 | 92% | 9 | 92% |
| | Take-outs | 2 | 88% | 7 | 75% | 9 | 78% |
| | Total | 8 | 91% | 10 | 80% | 18 | 85% |
| 2 ARMAN Sebastiano | Draws | 8 | 66% | 3 | 100% | 11 | 75% |
| | Take-outs | 5 | 90% | 2 | 88% | 7 | 89% |
| | Total | 13 | 75% | 5 | 95% | 18 | 81% |
| 1 GONIN Simone | Draws | 12 | 100% | 2 | 75% | 14 | 96% |
| | Take-outs | 3 | 75% | 1 | 0% | 4 | 56% |
| | Total | 15 | 95% | 3 | 50% | 18 | 88% |
| A GIOVANELLA Mattia | Draws | 0 | - | 0 | - | 0 | - |
| | Take-outs | 0 | - | 0 | - | 0 | - |
| | Total | 0 | - | 0 | - | 0 | - |
| Team | Draws | 34 | 86% | 10 | 88% | 44 | 86% |
| | Take-outs | 14 | 77% | 14 | 71% | 28 | 74% |
| | Total | 48 | 83% | 24 | 78% | 72 | 82% |

| DEN - Denmark | | ↻ | | ↺ | | Game | |
|---|---|---|---|---|---|---|---|
| 4 THUNE Tobias | Draws | 3 | 75% | 3 | 33% | 6 | 54% |
| | Take-outs | 4 | 44% | 8 | 78% | 12 | 67% |
| | Total | 7 | 57% | 11 | 66% | 18 | 63% |
| 3 WIKSTEN Kasper | Draws | 6 | 83% | 1 | 50% | 7 | 79% |
| | Take-outs | 3 | 58% | 8 | 78% | 11 | 73% |
| | Total | 9 | 75% | 9 | 75% | 18 | 75% |
| 2 KRAUSE Mikkel | Draws | 6 | 75% | 5 | 70% | 11 | 73% |
| | Take-outs | 4 | 81% | 3 | 100% | 7 | 89% |
| | Total | 10 | 78% | 8 | 81% | 18 | 79% |
| 1 SOEE Oliver Rosenkrands | Draws | 4 | 56% | 14 | 88% | 18 | 81% |
| | Take-outs | 0 | - | 0 | - | 0 | - |
| | Total | 4 | 56% | 14 | 88% | 18 | 81% |
| A POULSEN Daniel | Draws | 0 | - | 0 | - | 0 | - |
| | Take-outs | 0 | - | 0 | - | 0 | - |
| | Total | 0 | - | 0 | - | 0 | - |
| Team | Draws | 19 | 74% | 23 | 75% | 42 | 74% |
| | Take-outs | 11 | 61% | 19 | 82% | 30 | 74% |
| | Total | 30 | 69% | 42 | 78% | 72 | 74% |

**Note:**
Position and function for each team member:
**4** = Fourth, **3** = Third, **2** = Second, **1** = Lead, **A** = Alternate, **S** = Skip, **V** = Vice-Skip

**Legend:**
↻ Clockwise ↺ Counter-clockwise **LSFE(*)** Last Stone First End
**X** Unplayed/unfinished end due to concession



lgt.com NEW HOLLAND LE GRUYÈRE SWITZERLAND ZUG CURLIT Curling Information Technology Ltd.

# Game - Shot by Shot

**End 1** — **ITA - Italy 0 + 0 (this end) = 0** — **DEN - Denmark 0 + 1 (this end) = 1**

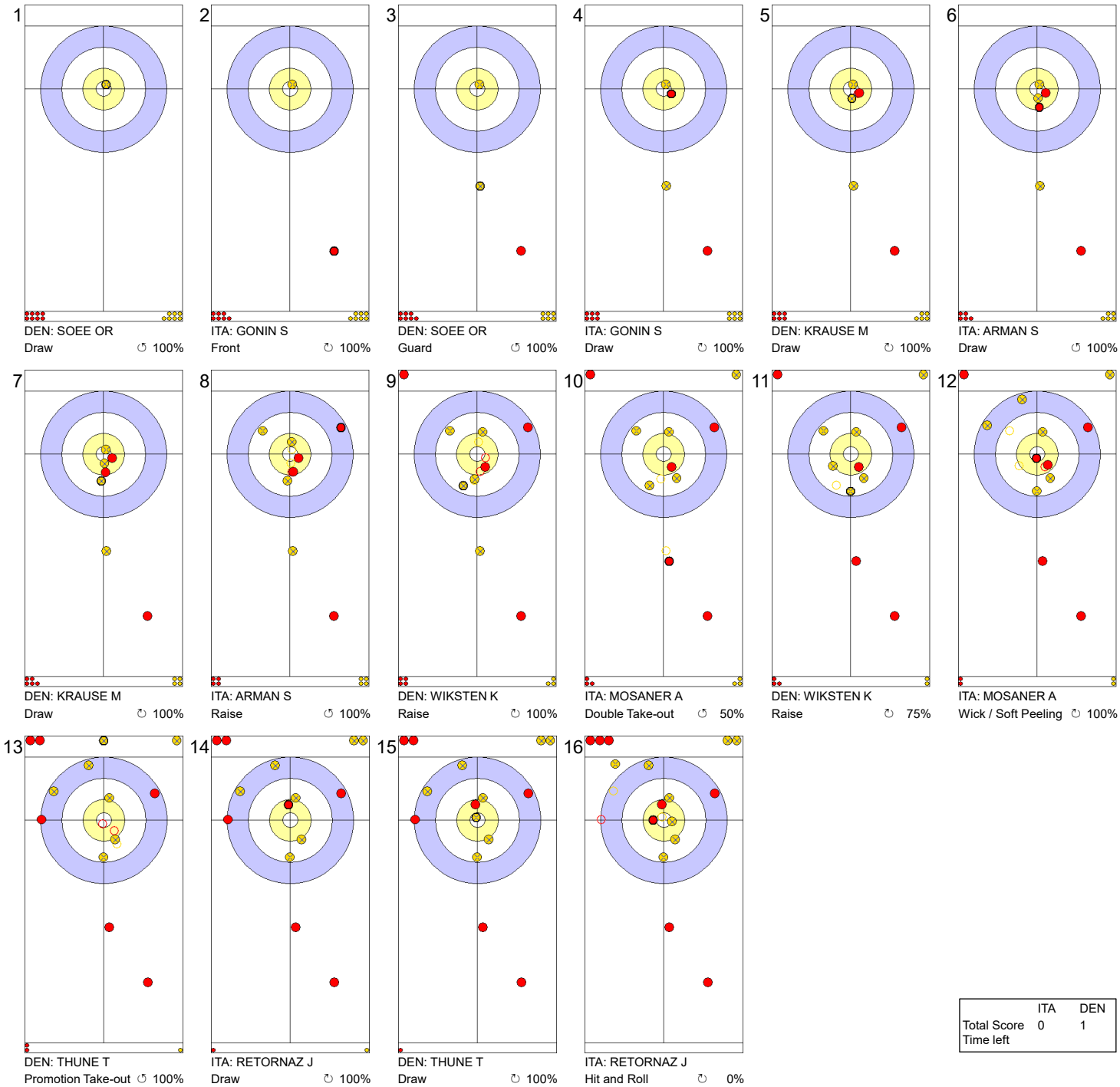


| | ITA | DEN |
|---|---|---|
| Total Score | 0 | 1 |
| Time left | | |

**Legend:**
↻ Clockwise ↺ Counter-clockwise - Not considered



lgt.com NEW HOLLAND LE GRUYÈRE SWITZERLAND ZUG CURLIT Curling Information Technology Ltd.

# Game - Shot by Shot

**End 2** — **ITA - Italy 0 + 0 (this end) = 0** — **DEN - Denmark 1 + 0 (this end) = 1**

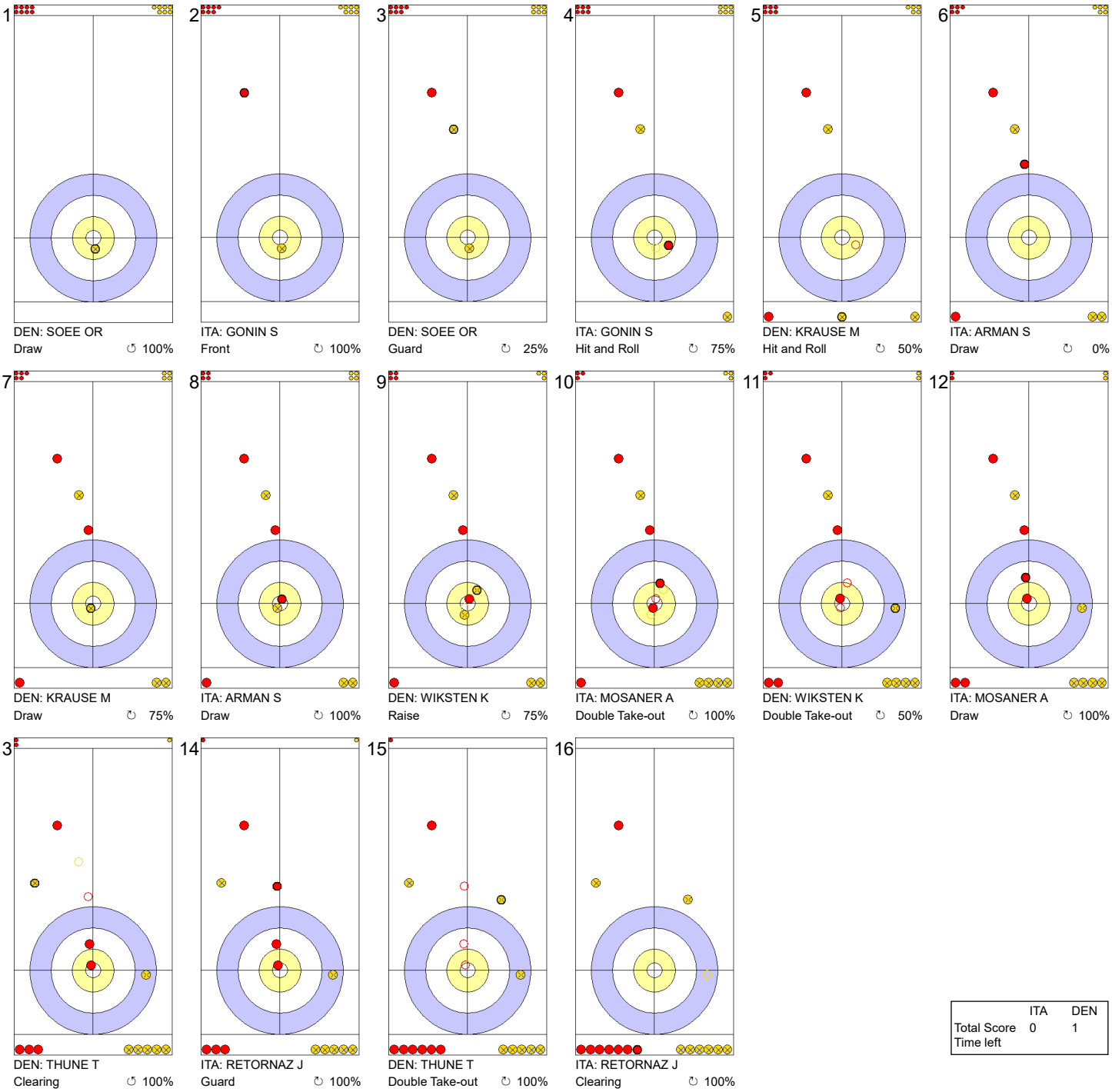


| | ITA | DEN |
|---|---|---|
| Total Score | 0 | 1 |
| Time left | | |

**Legend:**

↻ Clockwise ↺ Counter-clockwise - Not considered



lgt.com NEW HOLLAND LE GRUYÈRE SWITZERLAND ZUG CURLIT Curling Information Technology Ltd.

# Game - Shot by Shot

**End 3** — **ITA - Italy 0 + 1 (this end) = 1** — **DEN - Denmark 1 + 0 (this end) = 1**

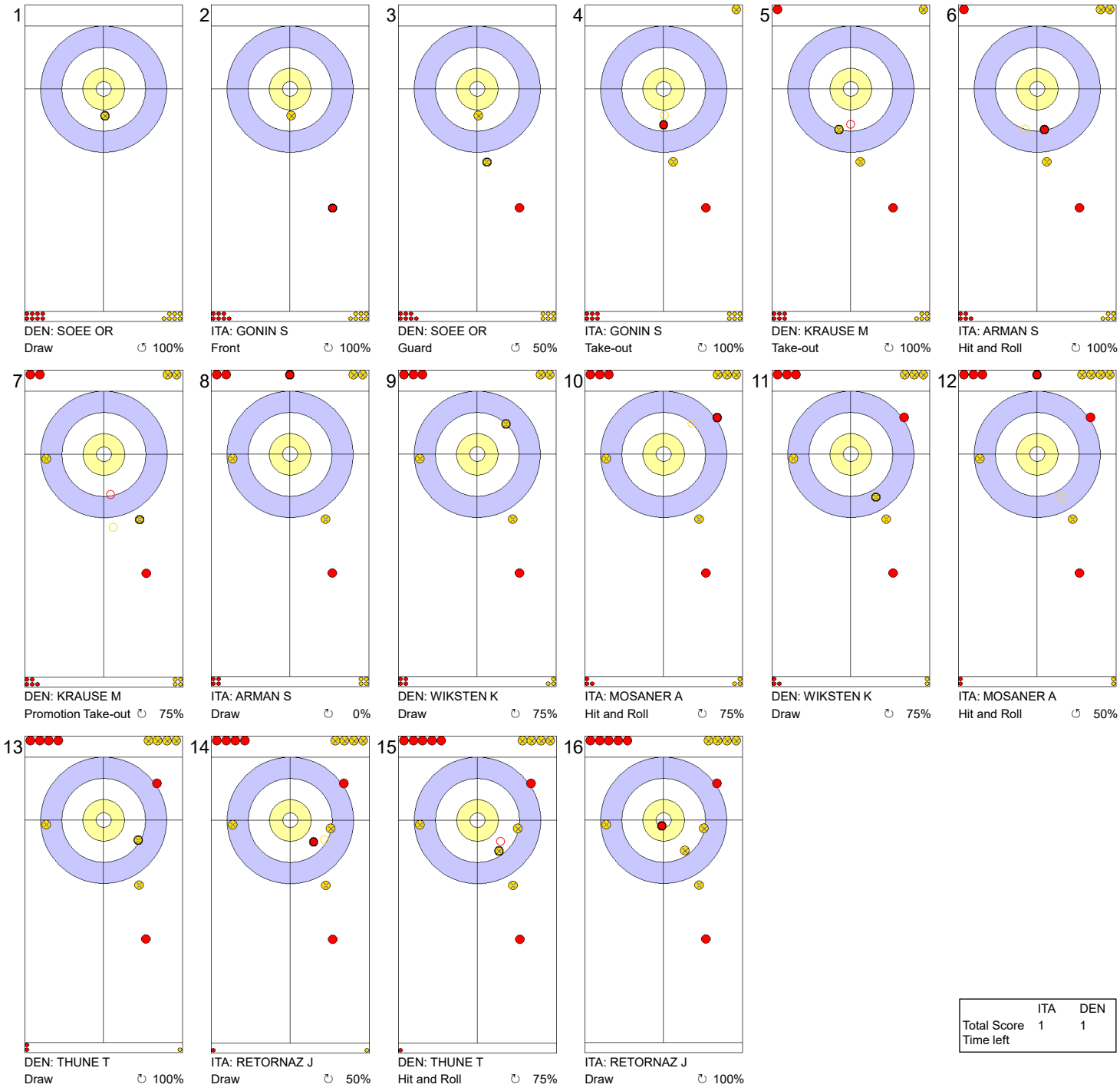


| | ITA | DEN |
|---|---|---|
| Total Score | 1 | 1 |
| Time left | | |

**Legend:**
↻ Clockwise ↺ Counter-clockwise - Not considered



lgt.com NEW HOLLAND LE GRUYÈRE SWITZERLAND V ZUG CURLIT Curling Information Technology Ltd.

# Game - Shot by Shot

**End 4** — **ITA - Italy 1 + 0 (this end) = 1** — **DEN - Denmark 1 + 1 (this end) = 2**

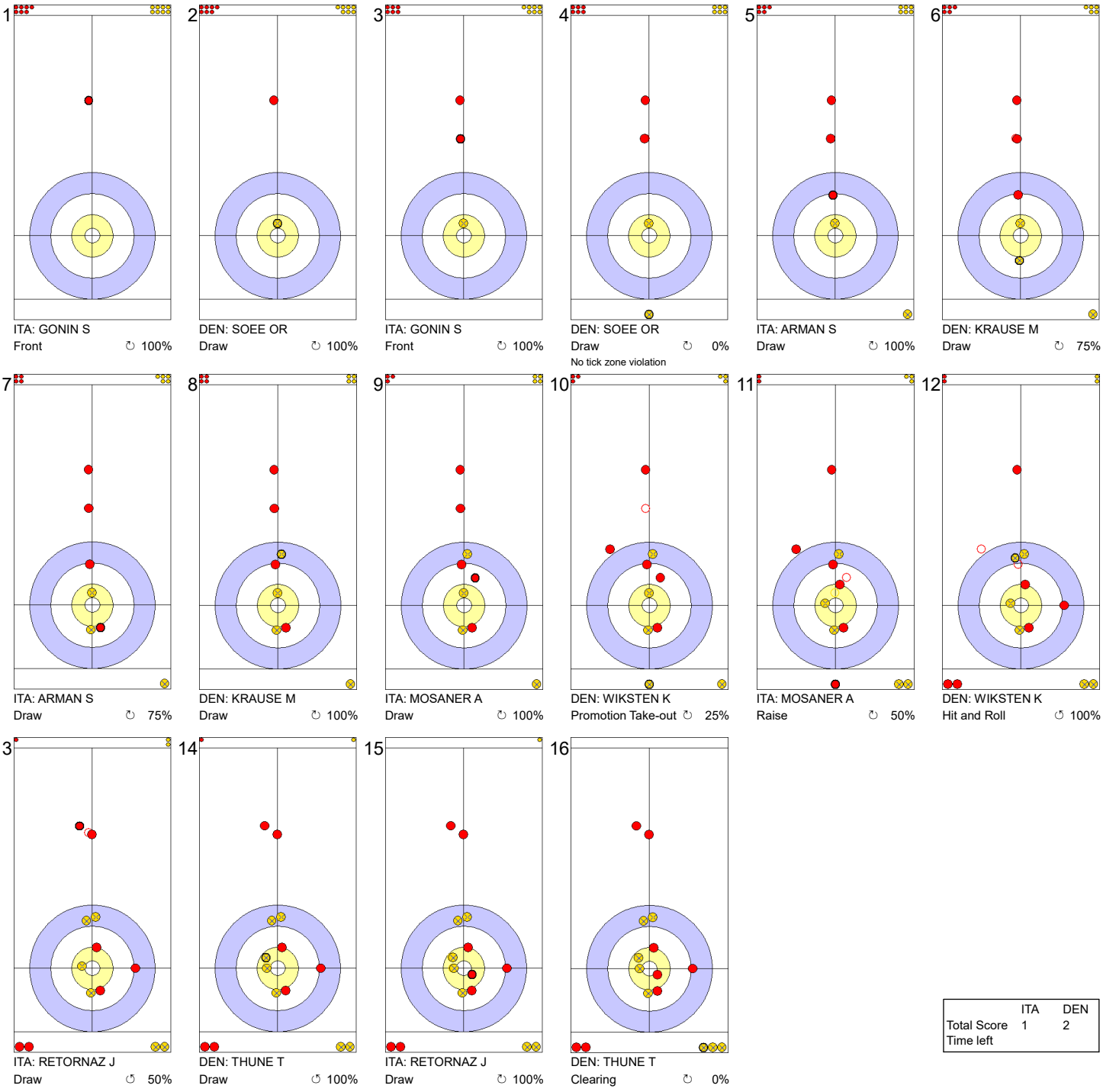


| | ITA | DEN |
|---|---|---|
| Total Score | 1 | 2 |
| Time left | | |

**Legend:**

↻ Clockwise ↺ Counter-clockwise - Not considered



lgt.com NEW HOLLAND LE GRUYÈRE SWITZERLAND ZUG CURLIT Curling Information Technology Ltd.

# Game - Shot by Shot

**End 5** — **ITA - Italy 1 + 2** (this end) **= 3** — **DEN - Denmark 2 + 0** (this end) **= 2**

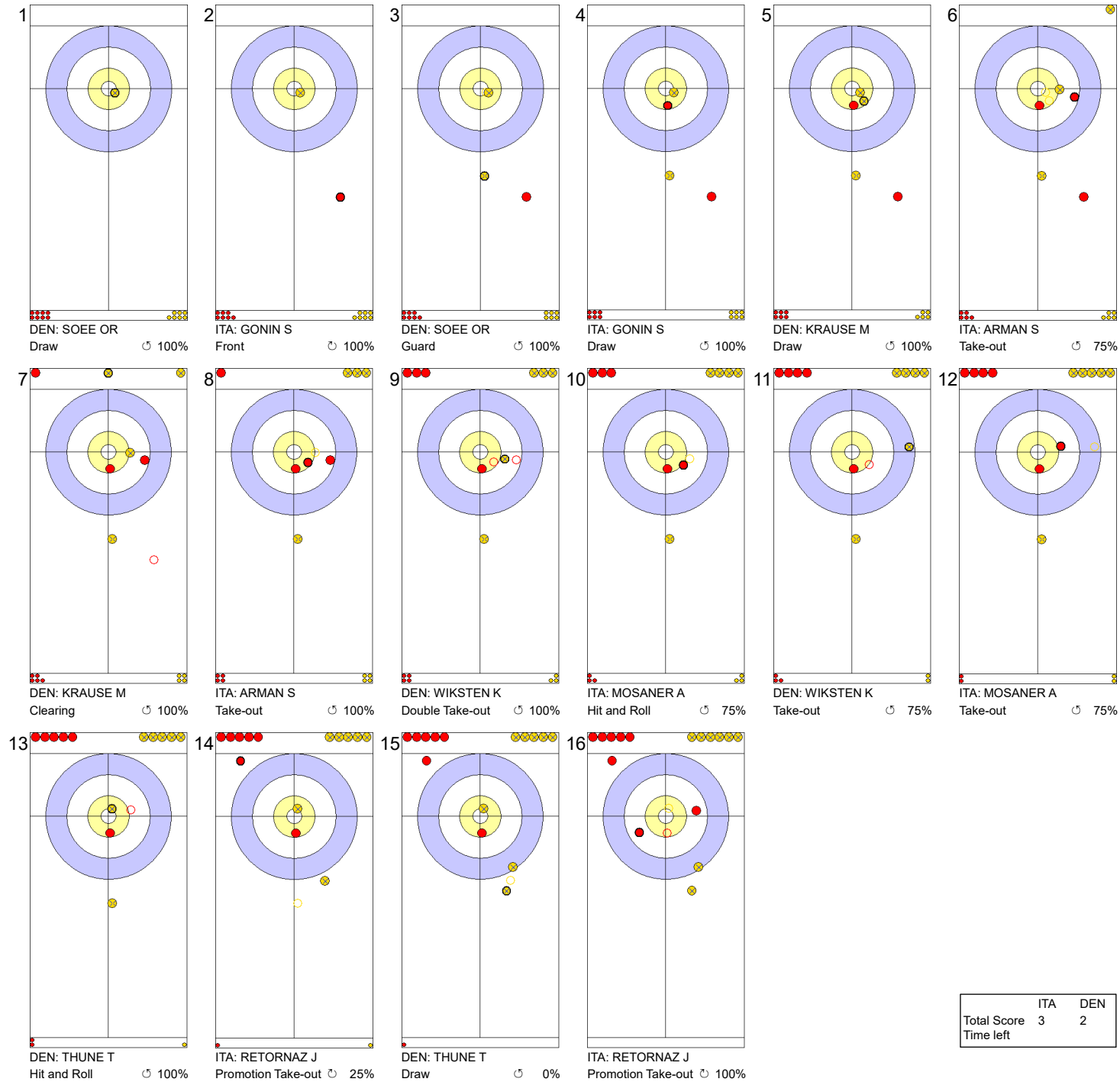


| | ITA | DEN |
|---|---|---|
| Total Score | 3 | 2 |
| Time left | | |

**Legend:**

↻ Clockwise ↺ Counter-clockwise - Not considered



lgt.com NEW HOLLAND LE GRUYÈRE SWITZERLAND ZUG CURLIT Curling Information Technology Ltd.

# Game - Shot by Shot

**End 6** — **ITA - Italy 3 + 0** (this end) **= 3** — **DEN - Denmark 2 + 1** (this end) **= 3**

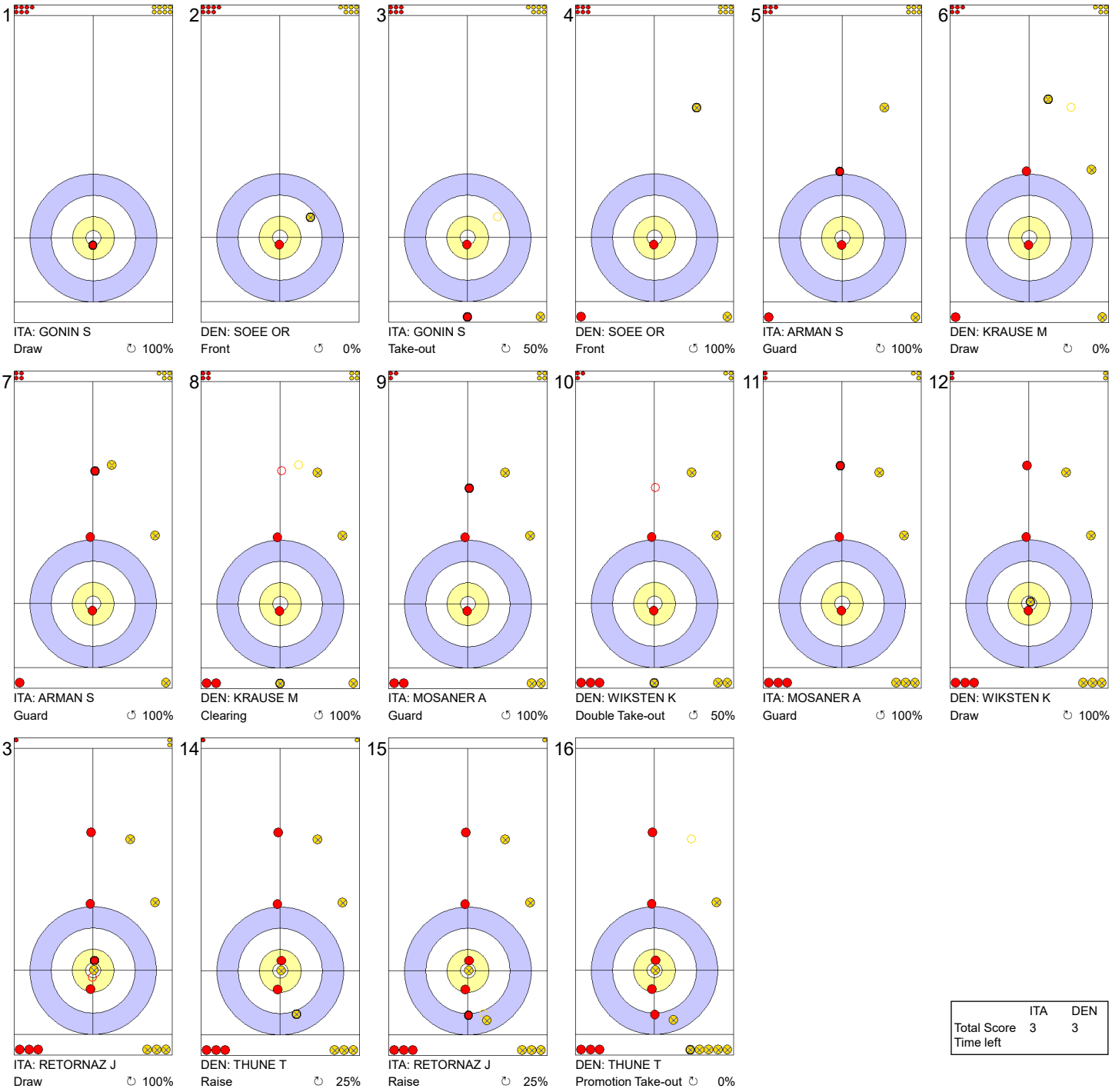


| | ITA | DEN |
|---|---|---|
| Total Score | 3 | 3 |
| Time left | | |

**Legend:**

↻ Clockwise ↺ Counter-clockwise - Not considered



lgt.com NEW HOLLAND LE GRUYÈRE SWITZERLAND ZUG CURLIT Curling Information Technology Ltd.

# Game - Shot by Shot

**End 7** — **ITA - Italy 3 + 0 (this end) = 3** — **DEN - Denmark 3 + 0 (this end) = 3**

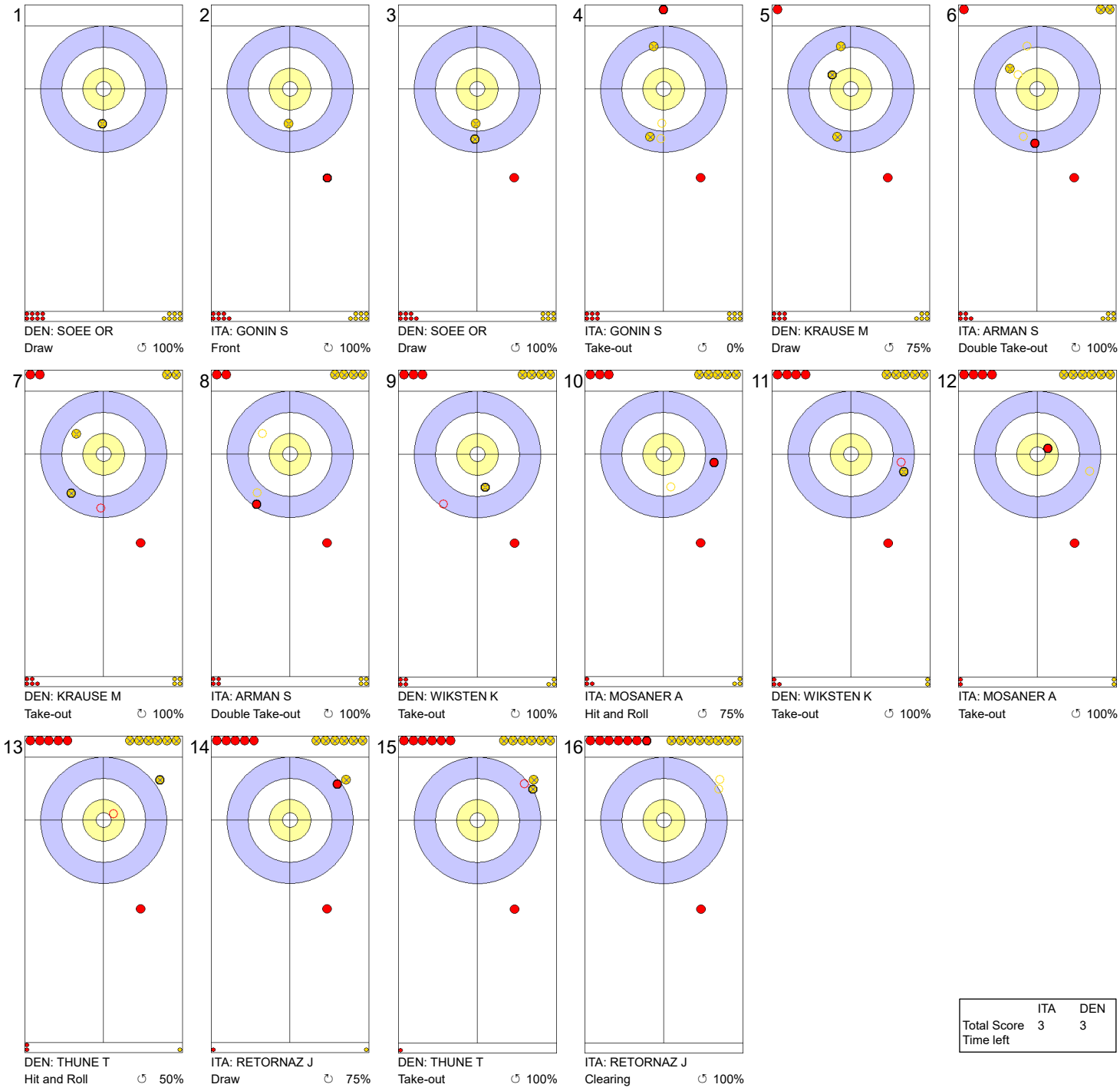


| | ITA | DEN |
|---|---|---|
| Total Score | 3 | 3 |
| Time left | | |

**Legend:**

↻ Clockwise ↺ Counter-clockwise - Not considered



lgt.com NEW HOLLAND LE GRUYÈRE SWITZERLAND ZUG CURLIT Curling Information Technology Ltd.

# Game - Shot by Shot

**End 8** — **ITA - Italy 3 + 2** (this end) **= 5** — **DEN - Denmark 3 + 0** (this end) **= 3**

| 1 | 2 | 3 | 4 | 5 | 6 |
|---|---|---|---|---|---|
| DEN: SOEE OR<br>Draw ↻ 100% | ITA: GONIN S<br>Front ↻ 100% | DEN: SOEE OR<br>Guard ↺ 75% | ITA: GONIN S<br>Raise ↺ 50% | DEN: KRAUSE M<br>Hit and Roll ↻ 100% | ITA: ARMAN S<br>Draw ↻ 75% |
| **7** | **8** | **9** | **10** | **11** | **12** |
| DEN: KRAUSE M<br>Draw ↺ 75% | ITA: ARMAN S<br>Double Take-out ↻ 50% | DEN: WIKSTEN K<br>Take-out ↺ 100% | ITA: MOSANER A<br>Draw ↻ 100% | DEN: WIKSTEN K<br>Double Take-out ↻ 100% | ITA: MOSANER A<br>Draw ↻ 100% |
| **13** | **14** | **15** | **16** | | |
| DEN: THUNE T<br>Promotion Take-out ↺ 25% | ITA: RETORNAZ J<br>Draw ↻ 100% | DEN: THUNE T<br>Hit and Roll ↺ 75% | ITA: RETORNAZ J<br>Take-out ↻ 100% | | |

| | ITA | DEN |
|---|---|---|
| Total Score | 5 | 3 |
| Time left | | |

**Legend:**
↻ Clockwise ↺ Counter-clockwise - Not considered



lgt.com NEW HOLLAND LE GRUYÈRE SWITZERLAND ZUG CURLIT Curling Information Technology Ltd.

# Game - Shot by Shot

**End 9** — **ITA - Italy 5 + 2** (this end) **= 7** — **DEN - Denmark 3 + 0** (this end) **= 3**




| | ITA | DEN |
|---|---|---|
| Total Score | 7 | 3 |
| Time left | 08:40 | 04:17 |

**Legend:**
↻ Clockwise ↺ Counter-clockwise - Not considered



lgt.com NEW HOLLAND LE GRUYÈRE SWITZERLAND ZUG CURLIT Curling Information Technology Ltd.

# Game Results

| Sheet | Game | Team | LSFE | 1 | 2 | 3 | 4 | 5 | 6 | 7 | 8 | 9 | 10 | Extra Ends | | | | Total |
|---|---|---|---|---|---|---|---|---|---|---|---|---|---|---|---|---|---|---|
| D | 6 | NOR - Norway | | 0 | 0 | 1 | 0 | 1 | 0 | 1 | 0 | X | X | | | | | 3 |
| | 6 | SUI - Switzerland | * | 1 | 0 | 0 | 1 | 0 | 3 | 0 | 4 | X | X | | | | | 9 |

| NOR - Norway | | Shot Success Game | Shot Success All |
|---|---|---|---|
| 4 S | RAMSFJELL Magnus | 84 % | 77 % |
| 3 | SESAKER Martin | 92 % | 84 % |
| 2 | RAMSFJELL Bendik | 88 % | 84 % |
| 1 V | NEPSTAD Gaute | 81% | 80 % |
| A | BRAENDEN Mathias | - | - |
| | Team Total | 86 % | 81% |

| Last Stone Draw | | Distance |
|---|---|---|
| ↻ | SESAKER Martin | 17.4cm |
| ↺ | NEPSTAD Gaute | 85.8cm |
| **Total** | | **103.2cm** |

Time remaining: 9 minutes 16 seconds

| SUI - Switzerland | | Shot Success Game | Shot Success All |
|---|---|---|---|
| 4 S | SCHWALLER Yannick | 86 % | 75 % |
| 3 V | BRUNNER Michael | 91% | 80 % |
| 2 | MEIER Romano | 92 % | 81% |
| 1 | KAEUFELER Marcel | 84 % | 84 % |
| A | GLOOR Simon | - | - |
| | Team Total | 88 % | 80 % |

| Last Stone Draw | | Distance |
|---|---|---|
| ↻ | KAEUFELER Marcel | 27.8cm |
| ↺ | BRUNNER Michael | 3.4cm |
| **Total** | | **31.2cm** |

Time remaining: 8 minutes 1 second

Time-out: End 7 - SUI stone 5

## Shot Success Analysis

| NOR - Norway | | ↻ | | ↺ | | Game | |
|---|---|---|---|---|---|---|---|
| 4 RAMSFJELL Magnus | Draws | 5 | 80 % | 4 | 94 % | 9 | 86 % |
| | Take-outs | 3 | 83 % | 4 | 81 % | 7 | 82 % |
| | Total | 8 | 81 % | 8 | 88 % | 16 | 84 % |
| 3 SESAKER Martin | Draws | 7 | 96 % | 2 | 100 % | 9 | 97 % |
| | Take-outs | 1 | 0 % | 6 | 100 % | 7 | 86 % |
| | Total | 8 | 84 % | 8 | 100 % | 16 | 92 % |
| 2 RAMSFJELL Bendik | Draws | 9 | 86 % | 2 | 88 % | 11 | 86 % |
| | Take-outs | 3 | 83 % | 2 | 100 % | 5 | 90 % |
| | Total | 12 | 85 % | 4 | 94 % | 16 | 88 % |
| 1 NEPSTAD Gaute | Draws | 11 | 86 % | 2 | 100 % | 13 | 88 % |
| | Take-outs | 2 | 50 % | 1 | 50 % | 3 | 50 % |
| | Total | 13 | 81 % | 3 | 83 % | 16 | 81 % |
| A BRAENDEN Mathias | Draws | 0 | - | 0 | - | 0 | - |
| | Take-outs | 0 | - | 0 | - | 0 | - |
| | Total | 0 | - | 0 | - | 0 | - |
| Team | Draws | 32 | 88 % | 10 | 95 % | 42 | 89 % |
| | Take-outs | 9 | 67 % | 13 | 90 % | 22 | 81 % |
| | Total | 41 | 83 % | 23 | 92 % | 64 | 86 % |

| SUI - Switzerland | | ↻ | | ↺ | | Game | |
|---|---|---|---|---|---|---|---|
| 4 SCHWALLER Yannick | Draws | 4 | 94 % | 2 | 38 % | 6 | 75 % |
| | Take-outs | 3 | 92 % | 7 | 93 % | 10 | 93 % |
| | Total | 7 | 93 % | 9 | 81 % | 16 | 86 % |
| 3 BRUNNER Michael | Draws | 3 | 100 % | 1 | 25 % | 4 | 81 % |
| | Take-outs | 6 | 92 % | 6 | 96 % | 12 | 94 % |
| | Total | 9 | 94 % | 7 | 86 % | 16 | 91 % |
| 2 MEIER Romano | Draws | 7 | 89 % | 1 | 100 % | 8 | 91 % |
| | Take-outs | 4 | 88 % | 4 | 100 % | 8 | 94 % |
| | Total | 11 | 89 % | 5 | 100 % | 16 | 92 % |
| 1 KAEUFELER Marcel | Draws | 12 | 81 % | 3 | 92 % | 15 | 83 % |
| | Take-outs | 1 | 100 % | 0 | - | 1 | 100 % |
| | Total | 13 | 83 % | 3 | 92 % | 16 | 84 % |
| A GLOOR Simon | Draws | 0 | - | 0 | - | 0 | - |
| | Take-outs | 0 | - | 0 | - | 0 | - |
| | Total | 0 | - | 0 | - | 0 | - |
| Team | Draws | 26 | 88 % | 7 | 68 % | 33 | 83 % |
| | Take-outs | 14 | 91 % | 17 | 96 % | 31 | 94 % |
| | Total | 40 | 89 % | 24 | 88 % | 64 | 88 % |

**Note:**
Position and function for each team member:
**4** = Fourth, **3** = Third, **2** = Second, **1** = Lead, **A** = Alternate, **S** = Skip, **V** = Vice-Skip

**Legend:**
↻ Clockwise ↺ Counter-clockwise **LSFE(*)** Last Stone First End
**X** Unplayed/unfinished end due to concession



lgt.com NEW HOLLAND LE GRUYÈRE SWITZERLAND AOP ZUG CURLIT Curling Information Technology Ltd.

# Game - Shot by Shot

**End 1** — **NOR - Norway 0 + 0** (this end) **= 0** — **SUI - Switzerland 0 + 1** (this end) **= 1**

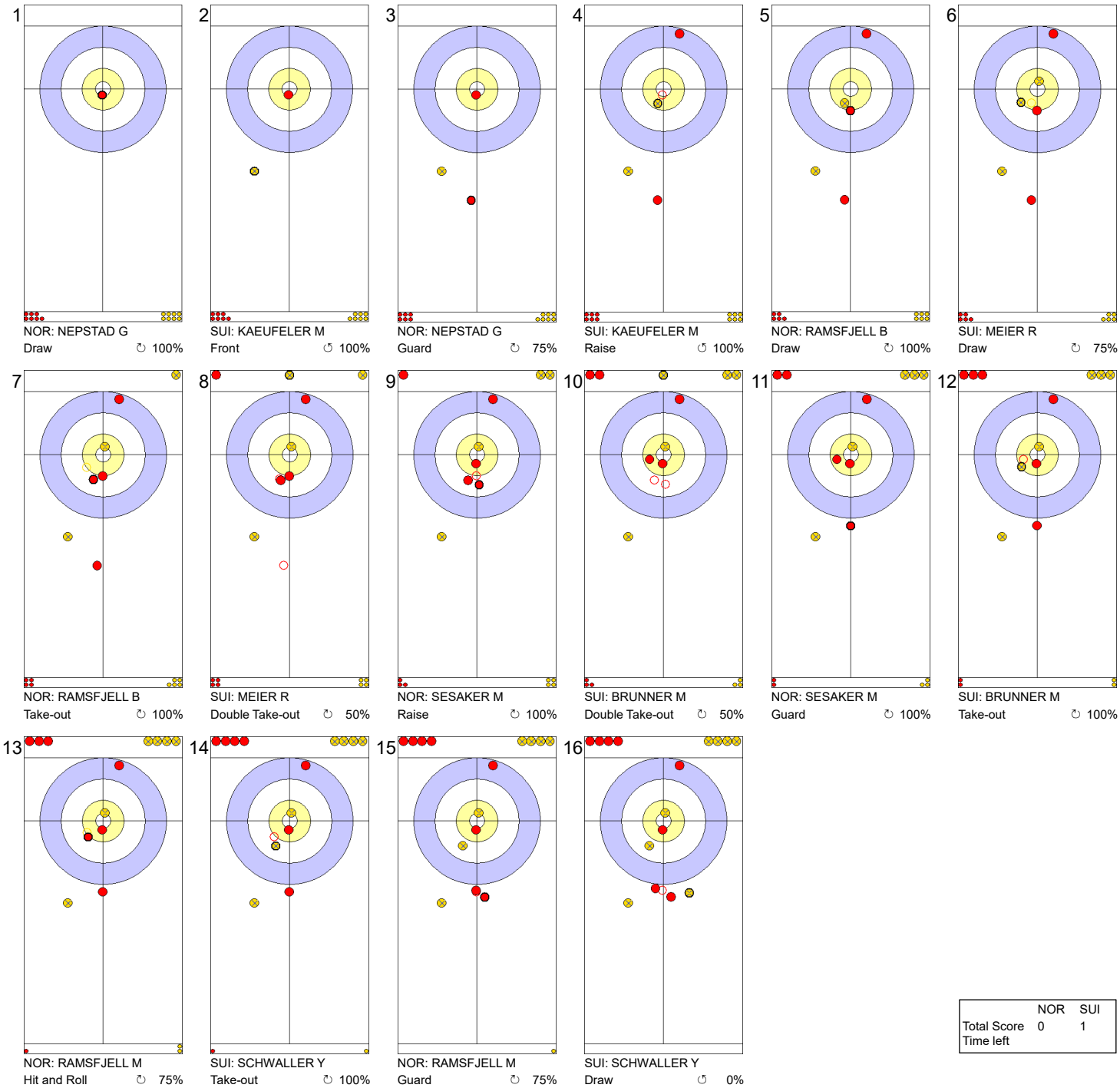


| | NOR | SUI |
|---|---|---|
| Total Score | 0 | 1 |
| Time left | | |

**Legend:**
↻ Clockwise ↺ Counter-clockwise - Not considered



lgt.com NEW HOLLAND LE GRUYÈRE SWITZERLAND ZUG CURLIT Curling Information Technology Ltd.

# Game - Shot by Shot

**End 2** — **NOR - Norway** 0 + 0 (this end) = 0 — **SUI - Switzerland** 1 + 0 (this end) = 1

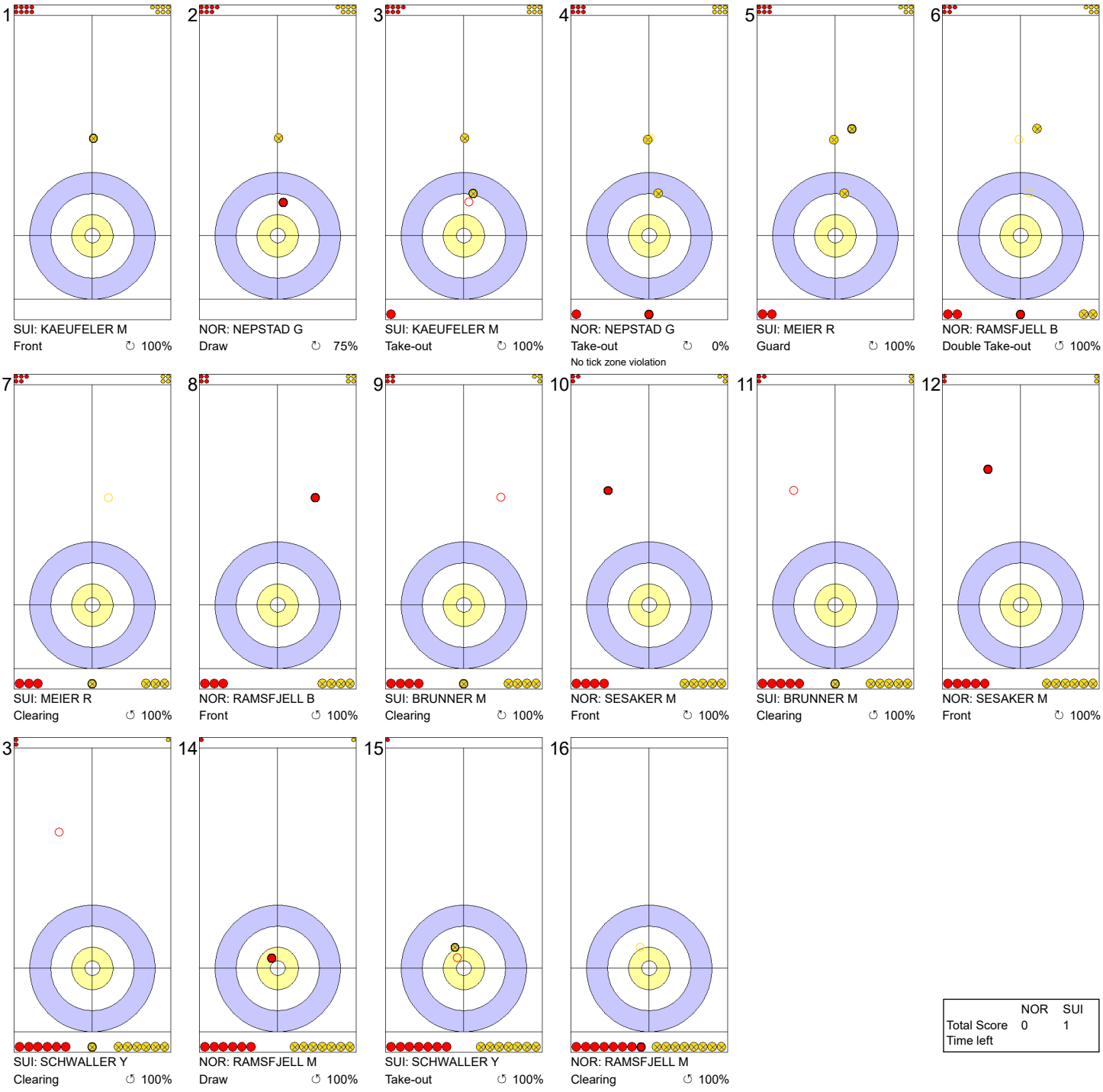


| | NOR | SUI |
|---|---|---|
| Total Score | 0 | 1 |
| Time left | | |

**Legend:**

↻ Clockwise ↺ Counter-clockwise - Not considered



lgt.com NEW HOLLAND LE GRUYÈRE SWITZERLAND ZUG CURLIT Curling Information Technology Ltd.

# Game - Shot by Shot

**End 3** — **NOR - Norway 0 + 1** (this end) **= 1** — **SUI - Switzerland 1 + 0** (this end) **= 1**

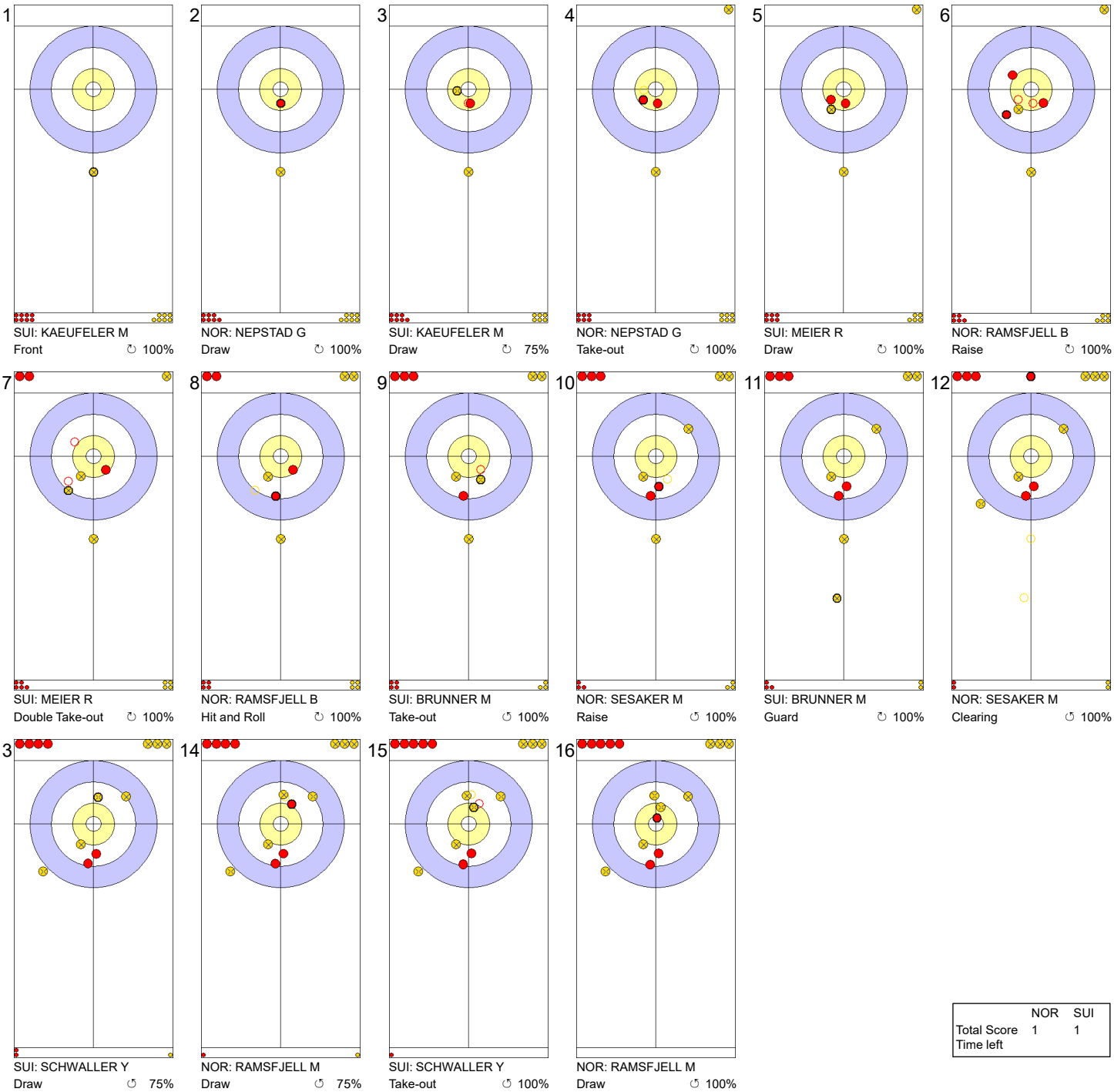

| | | | | | | | |
|---|---|---|---|---|---|---|---|
| 1 | SUI: KAEUFELER M | Front | ↻ 100% | 2 | NOR: NEPSTAD G | Draw | ↻ 100% |
| 3 | SUI: KAEUFELER M | Draw | ↻ 75% | 4 | NOR: NEPSTAD G | Take-out | ↻ 100% |
| 5 | SUI: MEIER R | Draw | ↻ 100% | 6 | NOR: RAMSFJELL B | Raise | ↻ 100% |
| 7 | SUI: MEIER R | Double Take-out | ↻ 100% | 8 | NOR: RAMSFJELL B | Hit and Roll | ↻ 100% |
| 9 | SUI: BRUNNER M | Take-out | ↺ 100% | 10 | NOR: SESAKER M | Raise | ↺ 100% |
| 11 | SUI: BRUNNER M | Guard | ↻ 100% | 12 | NOR: SESAKER M | Clearing | ↺ 100% |
| 13 | SUI: SCHWALLER Y | Draw | ↺ 75% | 14 | NOR: RAMSFJELL M | Draw | ↺ 75% |
| 15 | SUI: SCHWALLER Y | Take-out | ↺ 100% | 16 | NOR: RAMSFJELL M | Draw | ↺ 100% |

| | NOR | SUI |
|---|---|---|
| Total Score | 1 | 1 |
| Time left | | |

**Legend:**

↻ Clockwise ↺ Counter-clockwise - Not considered



lgt.com NEW HOLLAND LE GRUYÈRE SWITZERLAND ZUG CURLIT Curling Information Technology Ltd.

# Game - Shot by Shot

**End 4** — **NOR - Norway** 1 + 0 (this end) = 1 — **SUI - Switzerland** 1 + 1 (this end) = 2




| | NOR | SUI |
|---|---|---|
| Total Score | 1 | 2 |
| Time left | | |

**Legend:**

↻ Clockwise ↺ Counter-clockwise - Not considered



lgt.com NEW HOLLAND LE GRUYÈRE SWITZERLAND ZUG CURLIT Curling Information Technology Ltd.

# Game - Shot by Shot

**End 5** — **NOR - Norway 1 + 1** (this end) **= 2** — **SUI - Switzerland 2 + 0** (this end) **= 2**

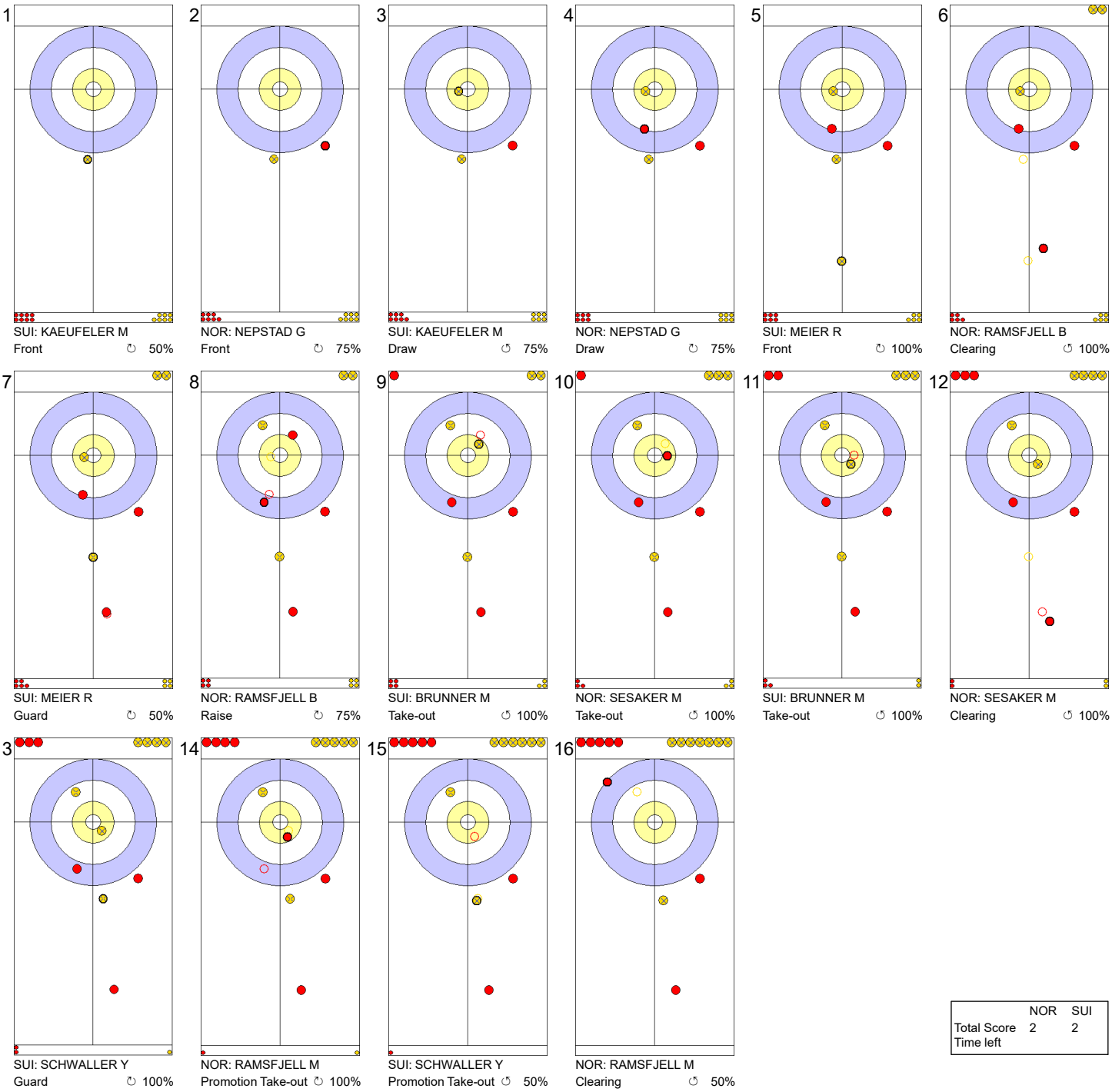


| | NOR | SUI |
|---|---|---|
| Total Score | 2 | 2 |
| Time left | | |

**Legend:**
↻ Clockwise ↺ Counter-clockwise - Not considered



lgt.com NEW HOLLAND LE GRUYÈRE SWITZERLAND ZUG CURLIT Curling Information Technology Ltd.

# Game - Shot by Shot

**End 6** — **NOR - Norway 2 + 0** (this end) **= 2** — **SUI - Switzerland 2 + 3** (this end) **= 5**

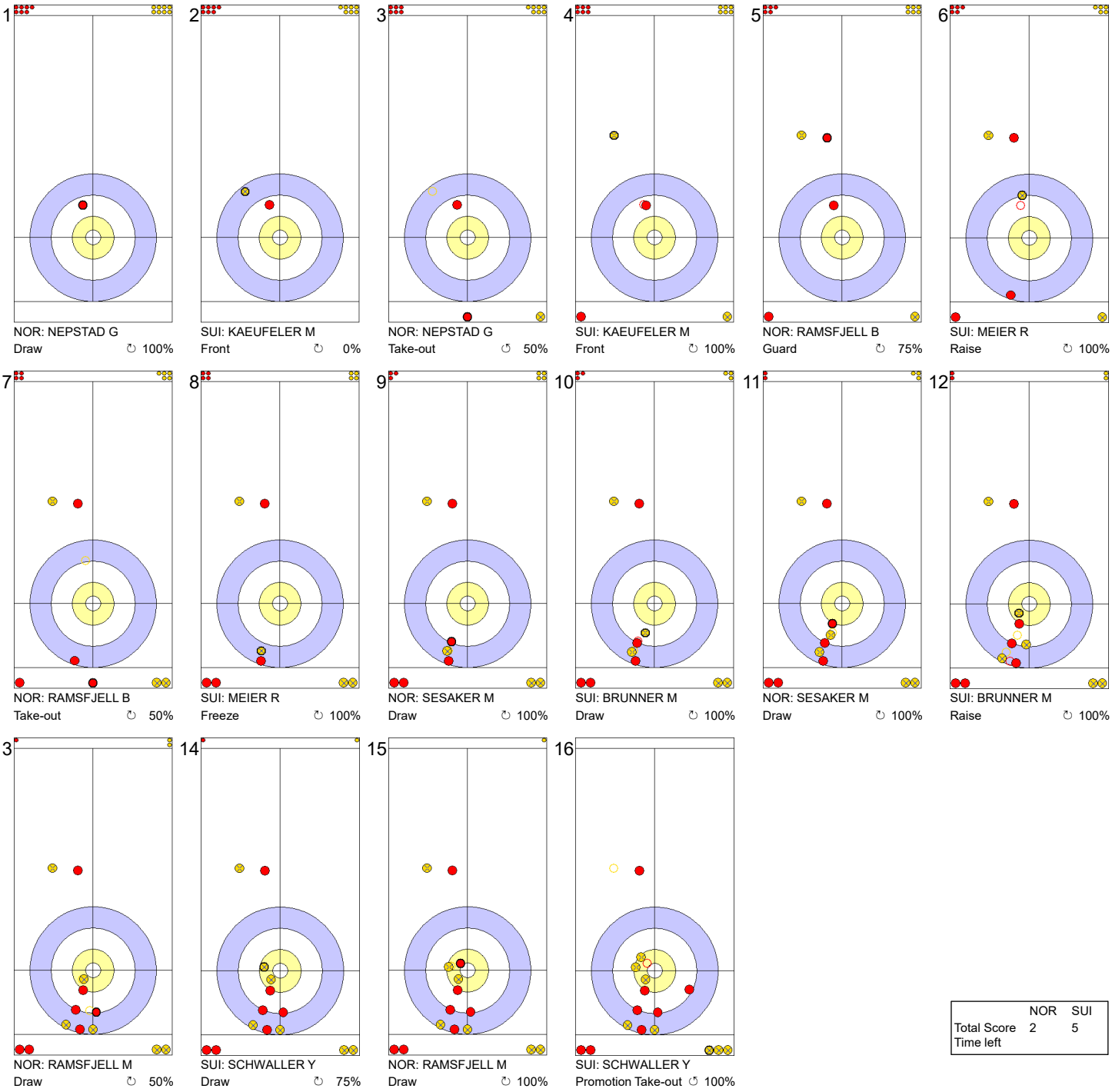


| | NOR | SUI |
|---|---|---|
| Total Score | 2 | 5 |
| Time left | | |

**Legend:**

↻ Clockwise ↺ Counter-clockwise - Not considered



lgt.com NEW HOLLAND LE GRUYÈRE SWITZERLAND ZUG CURLIT Curling Information Technology Ltd.

# Game - Shot by Shot

**End 7** — **NOR - Norway 2 + 1** (this end) **= 3** — **SUI - Switzerland 5 + 0** (this end) **= 5**

1
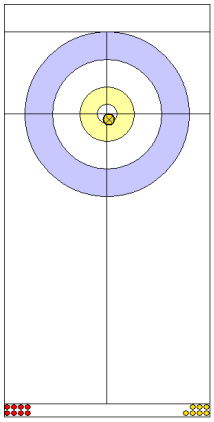
SUI: KAEUFELER M
Draw ↻ 100%

2
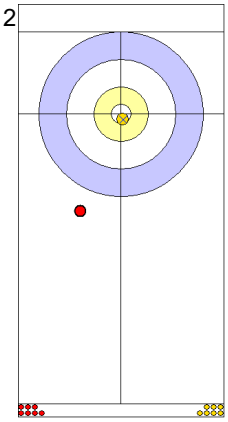
NOR: NEPSTAD G
Front ↺ 100%

3
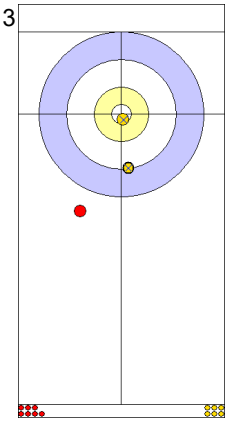
SUI: KAEUFELER M
Draw ↻ 100%

4
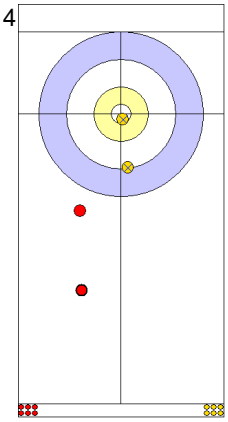
NOR: NEPSTAD G
Front ↺ 100%

5
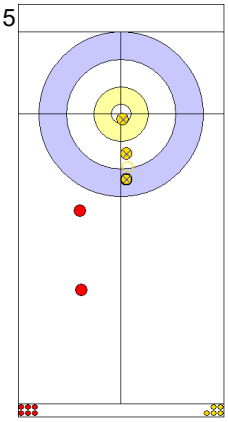
SUI: MEIER R
Draw ↻ 100%

6
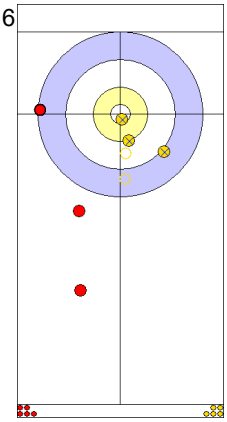
NOR: RAMSFJELL B
Wick / Soft Peeling ↻ 50%

7
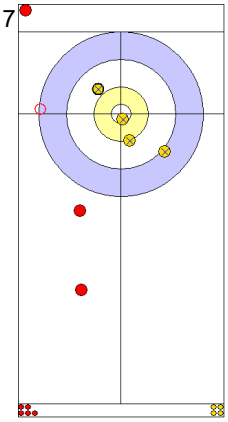
SUI: MEIER R
Hit and Roll ↻ 100%

8
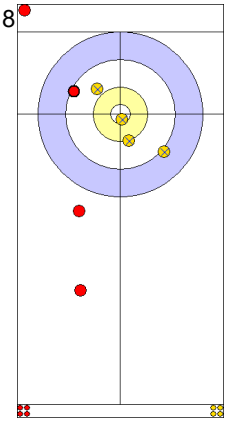
NOR: RAMSFJELL B
Draw ↺ 75%

9
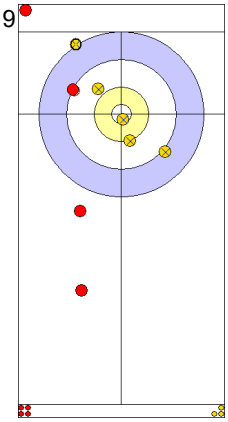
SUI: BRUNNER M
Draw ↺ 25%
Time-out

10
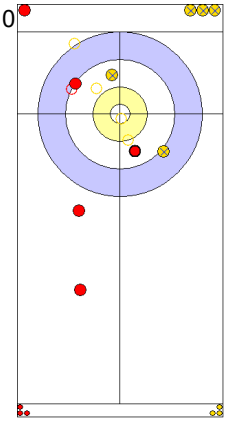
NOR: SESAKER M
Double Take-out ↺ 100%

11
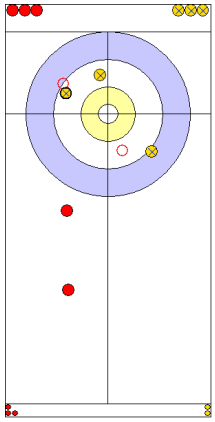
SUI: BRUNNER M
Double Take-out ↻ 100%

12
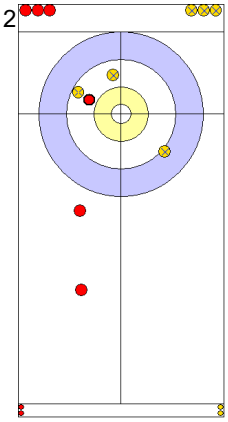
NOR: SESAKER M
Draw ↺ 100%

13
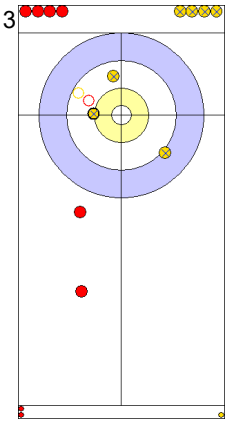
SUI: SCHWALLER Y
Clearing ↻ 100%

14
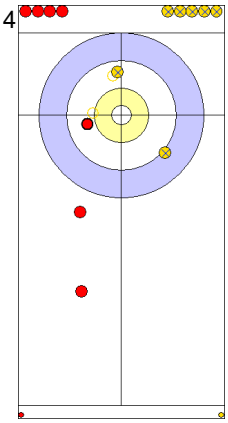
NOR: RAMSFJELL M
Hit and Roll ↺ 75%

15
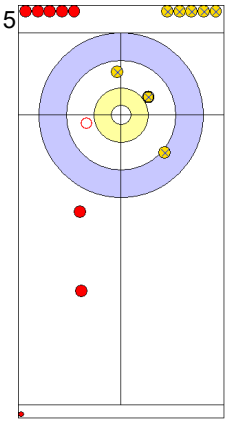
SUI: SCHWALLER Y
Take-out ↺ 100%

16
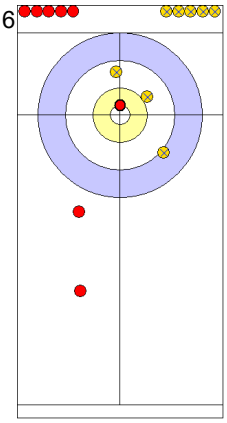
NOR: RAMSFJELL M
Draw ↺ 100%

| | NOR | SUI |
|---|---|---|
| Total Score | 3 | 5 |
| Time left | | |

**Legend:**
↻ Clockwise ↺ Counter-clockwise - Not considered



lgt.com NEW HOLLAND LE GRUYÈRE SWITZERLAND ZUG CURLIT Curling Information Technology Ltd.

# Game - Shot by Shot

**End 8** — **NOR - Norway** **3 + 0** (this end) **= 3** — **SUI - Switzerland** **5 + 4** (this end) **= 9**

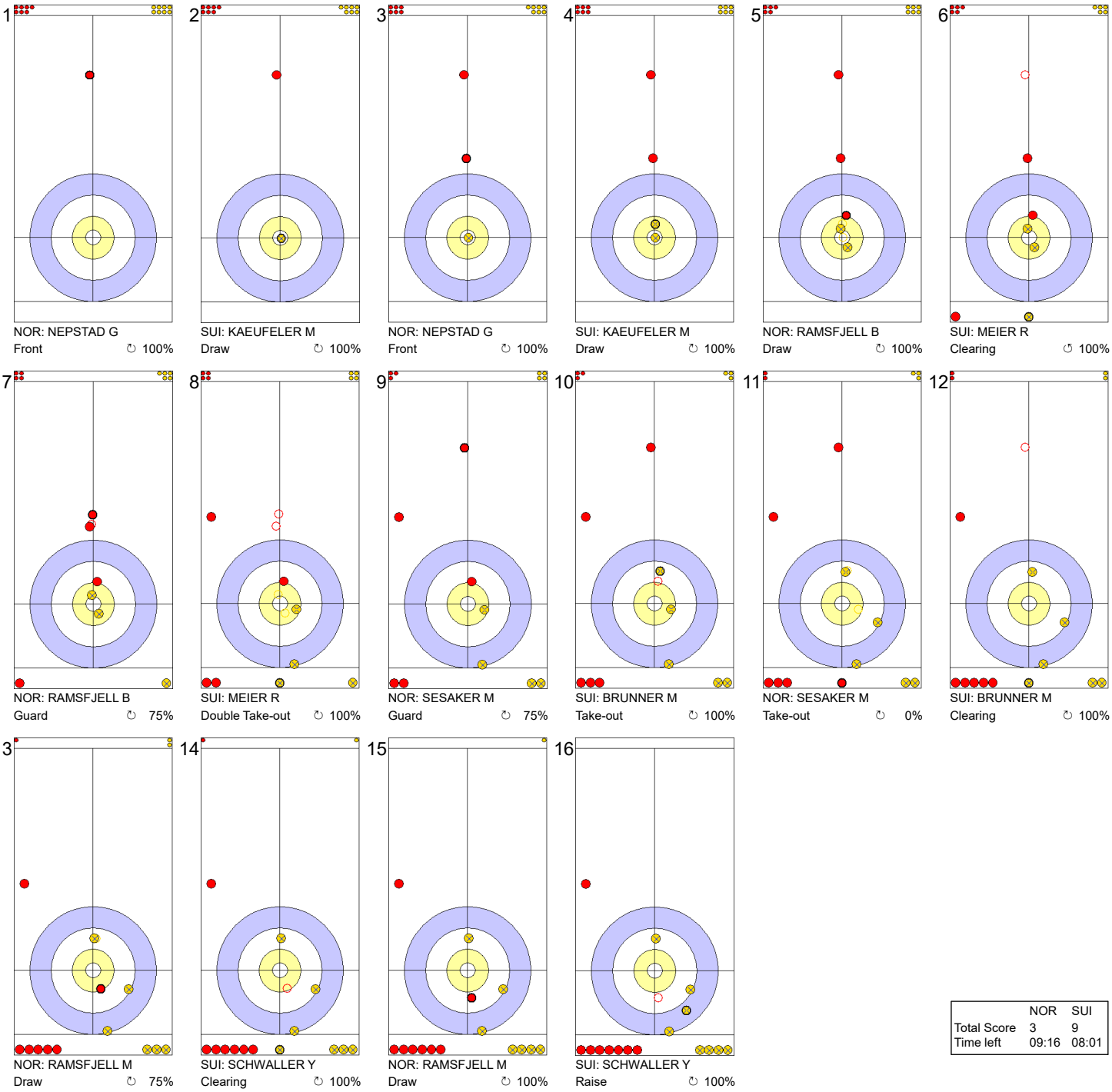


| | NOR | SUI |
|---|---|---|
| Total Score | 3 | 9 |
| Time left | 09:16 | 08:01 |

**Legend:**
↻ Clockwise ↺ Counter-clockwise - Not considered



lgt.com NEW HOLLAND LE GRUYÈRE SWITZERLAND ZUG CURLIT Curling Information Technology Ltd.

## Session Results and Standings

| Sheet | Game | Team | LSFE | 1 | 2 | 3 | 4 | 5 | 6 | 7 | 8 | 9 | 10 | Extra Ends | | | | Total |
|---|---|---|---|---|---|---|---|---|---|---|---|---|---|---|---|---|---|---|
| B | 6 | SWE - Sweden | * | 0 | 2 | 0 | 2 | 0 | 0 | 2 | 0 | 2 | X | | | | | 8 |
| | 6 | CZE - Czech Republic | | 1 | 0 | 1 | 0 | 1 | 0 | 0 | 1 | 0 | X | | | | | 4 |
| C | 5 | KOR - Korea | * | 0 | 2 | 0 | 1 | 0 | 1 | 0 | 0 | X | X | | | | | 4 |
| | 6 | FIN - Finland | | 1 | 0 | 2 | 0 | 1 | 0 | 5 | 2 | X | X | | | | | 11 |
| D | 5 | ITA - Italy | | 1 | 0 | 5 | 0 | 0 | 1 | 0 | 2 | 0 | 0 | | | | | 9 |
| | 5 | NED - Netherlands | * | 0 | 1 | 0 | 1 | 3 | 0 | 1 | 0 | 3 | 2 | | | | | 11 |

## Current Standings

| Rank | Team | Games | Wins | Losses |
|---|---|---|---|---|
| 1 | CAN - Canada | 5 | 5 | 0 |
| 2 | SWE - Sweden | 6 | 4 | 2 |
| 3 | GER - Germany | 5 | 3 | 2 |
| 3 | SCO - Scotland | 5 | 3 | 2 |
| 3 | SUI - Switzerland | 5 | 3 | 2 |
| 3 | USA - United States | 5 | 3 | 2 |
| 7 | FIN - Finland | 6 | 3 | 3 |
| 8 | ITA - Italy | 5 | 2 | 3 |
| 8 | KOR - Korea | 5 | 2 | 3 |
| 8 | NOR - Norway | 5 | 2 | 3 |
| 11 | CZE - Czech Republic | 6 | 2 | 4 |
| 12 | DEN - Denmark | 5 | 1 | 4 |
| 12 | NED - Netherlands | 5 | 1 | 4 |

**Note:**
Under WCF rules, tie-breaking rules for standings are not applied until after the last game of the round robin.

**Legend:**
**LSFE(*)** Last Stone First End
**X** Unplayed/unfinished end due to concession



lgt.com NEW HOLLAND LE GRUYÈRE SWITZERLAND ZUG CURLIT Curling Information Technology Ltd.

# Game Results

| Sheet | Game | Team | LSFE | 1 | 2 | 3 | 4 | 5 | 6 | 7 | 8 | 9 | 10 | Extra Ends | Total |
|---|---|---|---|---|---|---|---|---|---|---|---|---|---|---|---|
| B | 6 | SWE - Sweden | * | 0 | 2 | 0 | 2 | 0 | 0 | 2 | 0 | 2 | X | | 8 |
| | 6 | CZE - Czech Republic | | 1 | 0 | 1 | 0 | 1 | 0 | 0 | 1 | 0 | X | | 4 |

| SWE - Sweden | | Shot Success Game | Shot Success All |
|---|---|---|---|
| 4 S | EDIN Niklas | 81% | 81% |
| 3 V | ERIKSSON Oskar | 86% | 85% |
| 2 | WRANAA Rasmus | 78% | 85% |
| 1 | SUNDGREN Christoffer | 96% | 93% |
| A | MAGNUSSON Daniel | - | 63% |
| | Team Total | 85% | 86% |

| Last Stone Draw | | Distance |
|---|---|---|
| ↻ | SUNDGREN Christoffer | 7.7cm |
| ↺ | ERIKSSON Oskar | 24.2cm |
| **Total** | | **31.9cm** |

Time remaining: 5 minutes 42 seconds

| CZE - Czech Republic | | Shot Success Game | Shot Success All |
|---|---|---|---|
| 4 S | KLIMA Lukas | 76% | 75% |
| 3 V | CERNOVSKY Marek | 65% | 72% |
| 2 | BOHAC Radek | 68% | 80% |
| 1 | KLIPA Lukas | 79% | 79% |
| A | CANDRA Jiri | - | 82% |
| | Team Total | 72% | 77% |

| Last Stone Draw | | Distance |
|---|---|---|
| ↻ | BOHAC Radek | 18.2cm |
| ↺ | CERNOVSKY Marek | 21.9cm |
| **Total** | | **40.1cm** |

Time remaining: 2 minutes 3 seconds

Time-out: End 9 - CZE stone 6

## Shot Success Analysis

| SWE - Sweden | | ↻ | | ↺ | | Game | |
|---|---|---|---|---|---|---|---|
| 4 EDIN Niklas | Draws | 1 | 100% | 5 | 60% | 6 | 67% |
| | Take-outs | 6 | 88% | 6 | 88% | 12 | 88% |
| | Total | 7 | 89% | 11 | 75% | 18 | 81% |
| 3 ERIKSSON Oskar | Draws | 2 | 75% | 5 | 95% | 7 | 89% |
| | Take-outs | 7 | 82% | 4 | 88% | 11 | 84% |
| | Total | 9 | 81% | 9 | 92% | 18 | 86% |
| 2 WRANAA Rasmus | Draws | 7 | 79% | 2 | 75% | 9 | 78% |
| | Take-outs | 4 | 94% | 5 | 65% | 9 | 78% |
| | Total | 11 | 84% | 7 | 68% | 18 | 78% |
| 1 SUNDGREN Christoffer | Draws | 6 | 92% | 10 | 98% | 16 | 95% |
| | Take-outs | 1 | 100% | 1 | 100% | 2 | 100% |
| | Total | 7 | 93% | 11 | 98% | 18 | 96% |
| A MAGNUSSON Daniel | Draws | 0 | - | 0 | - | 0 | - |
| | Take-outs | 0 | - | 0 | - | 0 | - |
| | Total | 0 | - | 0 | - | 0 | - |
| Team | Draws | 16 | 84% | 22 | 86% | 38 | 86% |
| | Take-outs | 18 | 88% | 16 | 81% | 34 | 85% |
| | Total | 34 | 86% | 38 | 84% | 72 | 85% |

| CZE - Czech Republic | | ↻ | | ↺ | | Game | |
|---|---|---|---|---|---|---|---|
| 4 KLIMA Lukas | Draws | 1 | 50% | 4 | 50% | 5 | 50% |
| | Take-outs | 7 | 89% | 6 | 83% | 13 | 87% |
| | Total | 8 | 84% | 10 | 70% | 18 | 76% |
| 3 CERNOVSKY Marek | Draws | 6 | 54% | 4 | 81% | 10 | 65% |
| | Take-outs | 5 | 60% | 3 | 75% | 8 | 66% |
| | Total | 11 | 57% | 7 | 79% | 18 | 65% |
| 2 BOHAC Radek | Draws | 7 | 75% | 6 | 75% | 13 | 75% |
| | Take-outs | 2 | 50% | 3 | 50% | 5 | 50% |
| | Total | 9 | 69% | 9 | 67% | 18 | 68% |
| 1 KLIPA Lukas | Draws | 1 | 25% | 15 | 83% | 16 | 80% |
| | Take-outs | 1 | 100% | 1 | 50% | 2 | 75% |
| | Total | 2 | 63% | 16 | 81% | 18 | 79% |
| A CANDRA Jiri | Draws | 0 | - | 0 | - | 0 | - |
| | Take-outs | 0 | - | 0 | - | 0 | - |
| | Total | 0 | - | 0 | - | 0 | - |
| Team | Draws | 15 | 62% | 29 | 77% | 44 | 72% |
| | Take-outs | 15 | 75% | 13 | 71% | 28 | 73% |
| | Total | 30 | 68% | 42 | 75% | 72 | 72% |

**Note:**
Position and function for each team member:
**4** = Fourth, **3** = Third, **2** = Second, **1** = Lead, **A** = Alternate, **S** = Skip, **V** = Vice-Skip

**Legend:**
↻ Clockwise ↺ Counter-clockwise **LSFE(*)** Last Stone First End
**X** Unplayed/unfinished end due to concession



lgt.com NEW HOLLAND LE GRUYÈRE SWITZERLAND ZUG CURLIT Curling Information Technology Ltd.

# Game - Shot by Shot

**End 1** — **SWE - Sweden 0 + 0** (this end) **= 0** — **CZE - Czech Republic 0 + 1** (this end) **= 1**

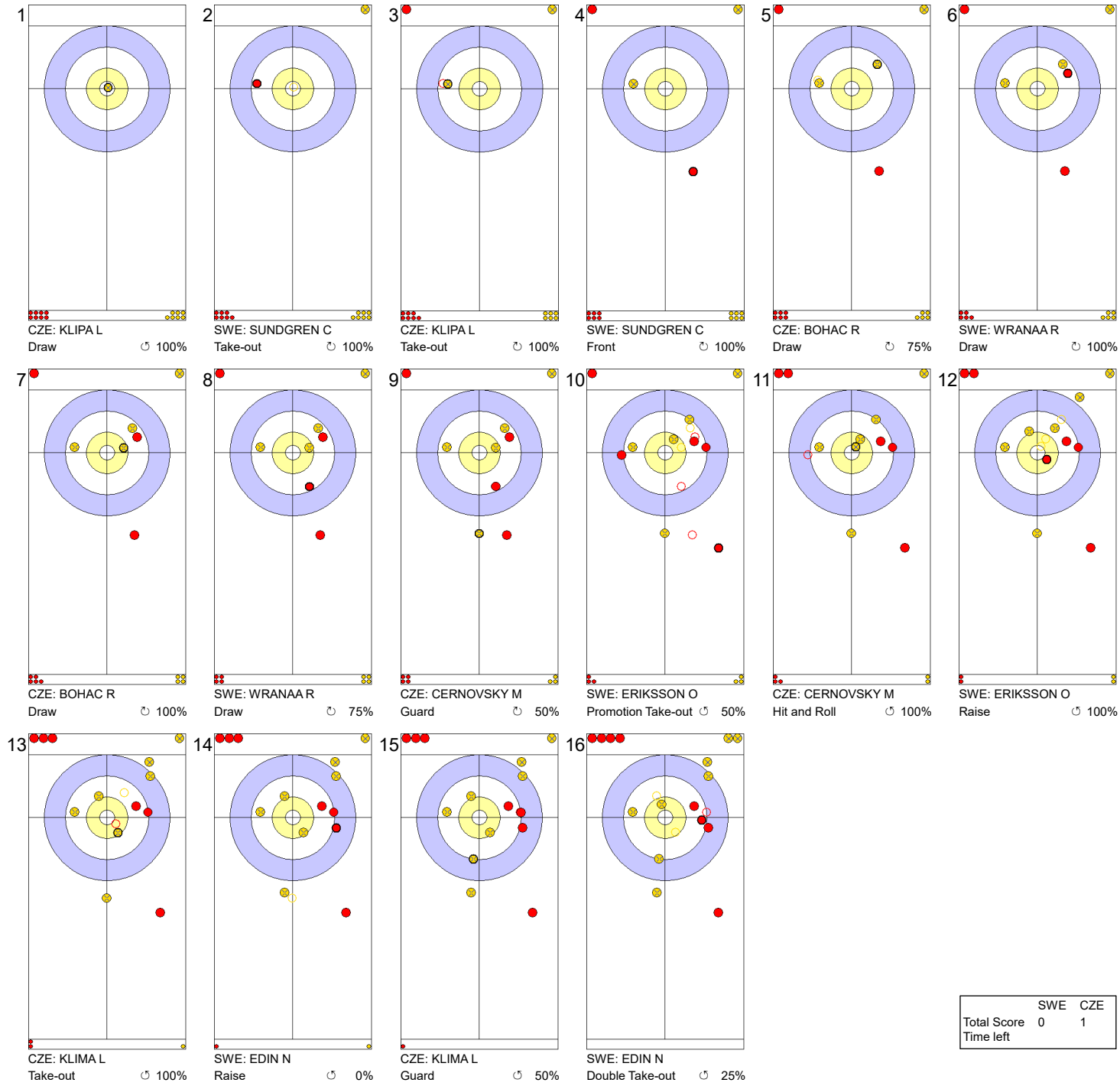


| | SWE | CZE |
|---|---|---|
| Total Score | 0 | 1 |
| Time left | | |

**Legend:**
↻ Clockwise ↺ Counter-clockwise - Not considered



lgt.com NEW HOLLAND LE GRUYÈRE SWITZERLAND ZUG CURLIT Curling Information Technology Ltd.

# Game - Shot by Shot

**End 2** — **SWE - Sweden 0 + 2** (this end) **= 2** — **CZE - Czech Republic 1 + 0** (this end) **= 1**

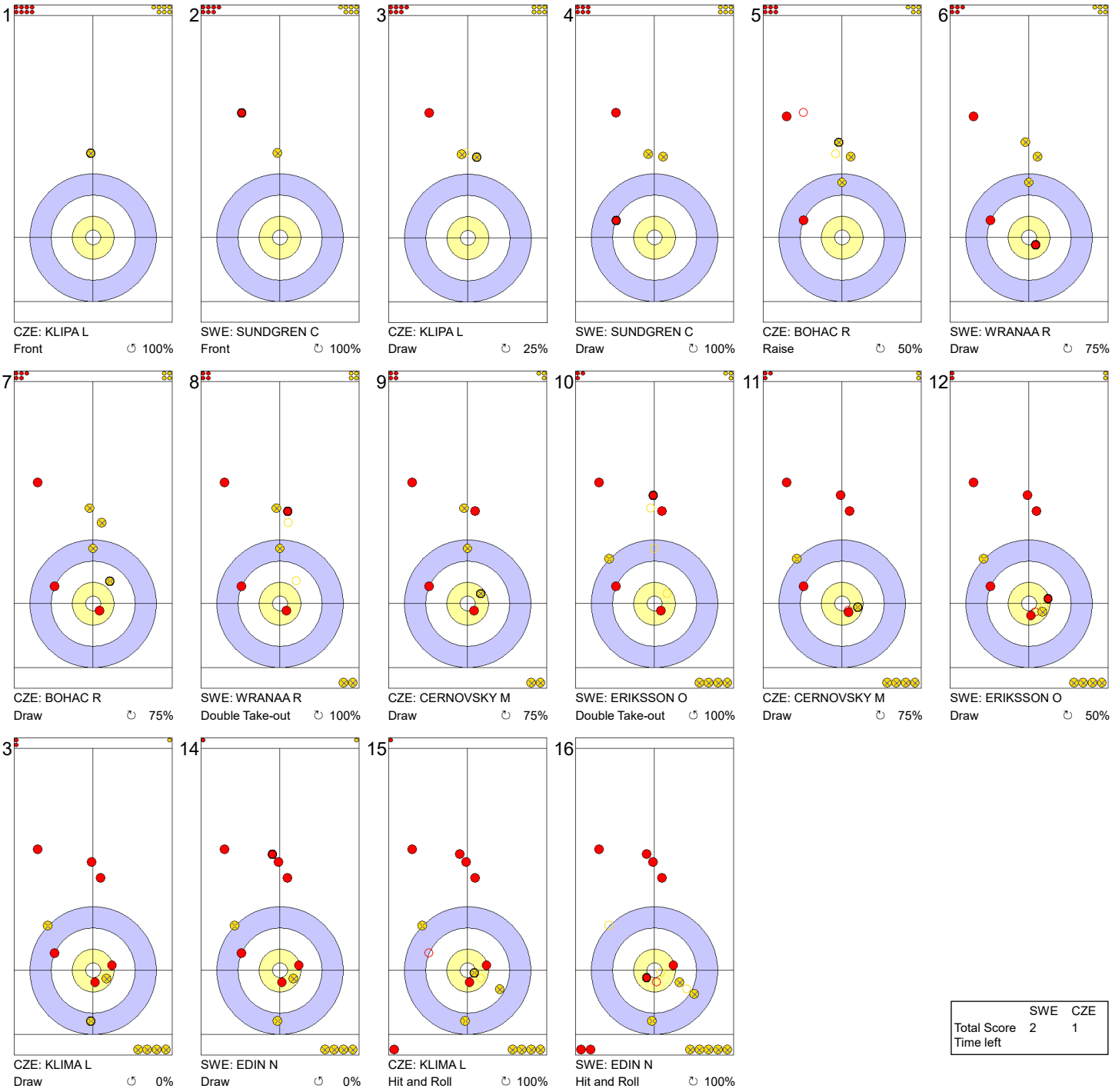


| | SWE | CZE |
|---|---|---|
| Total Score | 2 | 1 |
| Time left | | |

**Legend:**
↻ Clockwise ↺ Counter-clockwise - Not considered



lgt.com NEW HOLLAND LE GRUYÈRE SWITZERLAND ZUG CURLIT Curling Information Technology Ltd.

# Game - Shot by Shot

**End 3** — **SWE - Sweden 2 + 0** (this end) **= 2** — **CZE - Czech Republic 1 + 1** (this end) **= 2**

1
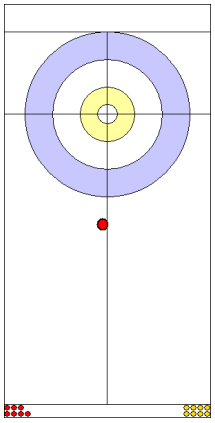
SWE: SUNDGREN C
Front ↺ 100%

2
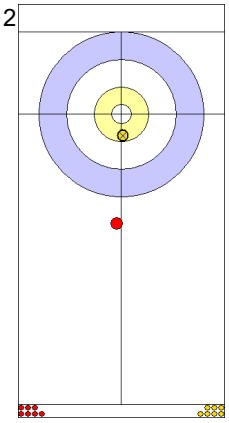
CZE: KLIPA L
Draw ↺ 100%

3
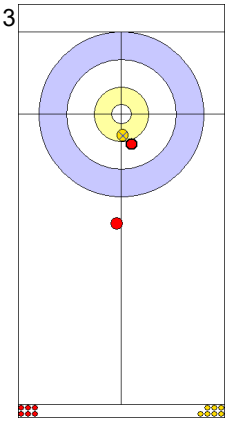
SWE: SUNDGREN C
Draw ↺ 100%

4
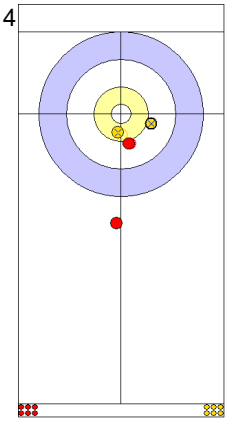
CZE: KLIPA L
Draw ↺ 50%

5
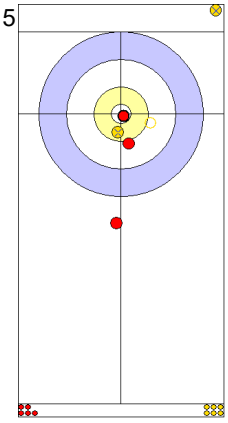
SWE: WRANAA R
Hit and Roll ↺ 100%

6
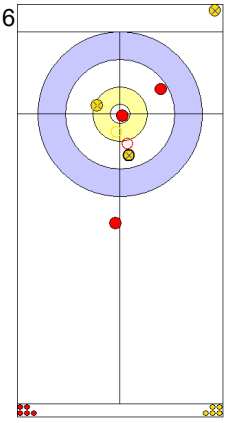
CZE: BOHAC R
Raise ↺ 75%

7
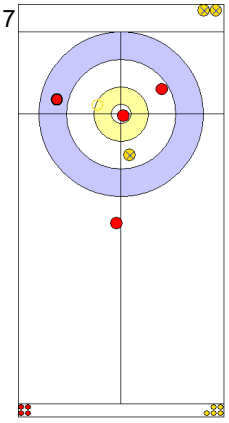
SWE: WRANAA R
Hit and Roll ↻ 75%

8
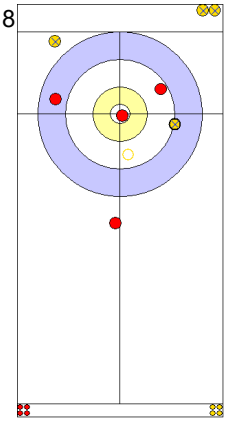
CZE: BOHAC R
Promotion Take-out ↺ 0%

9
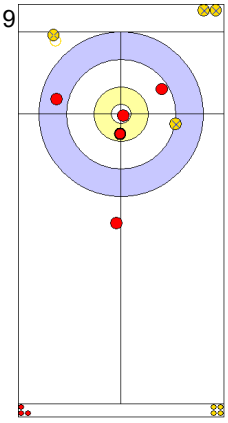
SWE: ERIKSSON O
Draw ↺ 100%

10
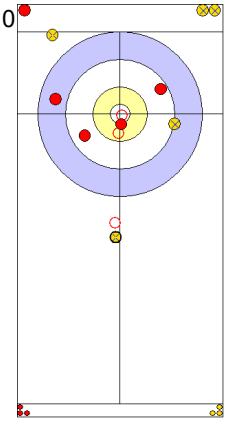
CZE: CERNOVSKY M
Double Take-out ↻ 50%

11
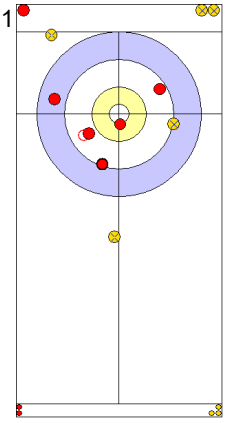
SWE: ERIKSSON O
Draw ↺ 100%

12
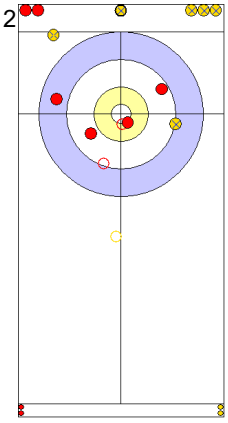
CZE: CERNOVSKY M
Promotion Take-out ↺ 50%

13
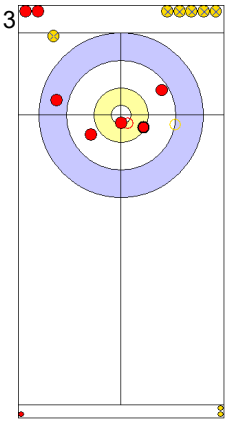
SWE: EDIN N
Hit and Roll ↺ 100%

14
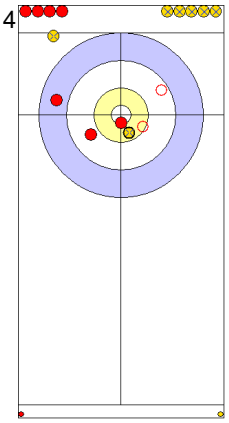
CZE: KLIMA L
Double Take-out ↺ 100%

15
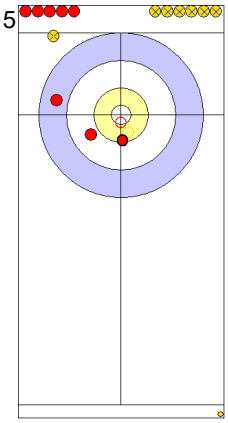
SWE: EDIN N
Clearing ↻ 100%

16
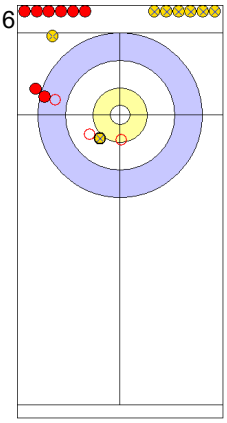
CZE: KLIMA L
Double Take-out ↻ 100%

| | SWE | CZE |
|---|---|---|
| Total Score | 2 | 2 |
| Time left | | |

**Legend:**
↻ Clockwise ↺ Counter-clockwise - Not considered



lgt.com NEW HOLLAND LE GRUYÈRE SWITZERLAND ZUG CURLIT Curling Information Technology Ltd.

# Game - Shot by Shot

**End 4** — **SWE - Sweden 2 + 2** (this end) **= 4** — **CZE - Czech Republic 2 + 0** (this end) **= 2**

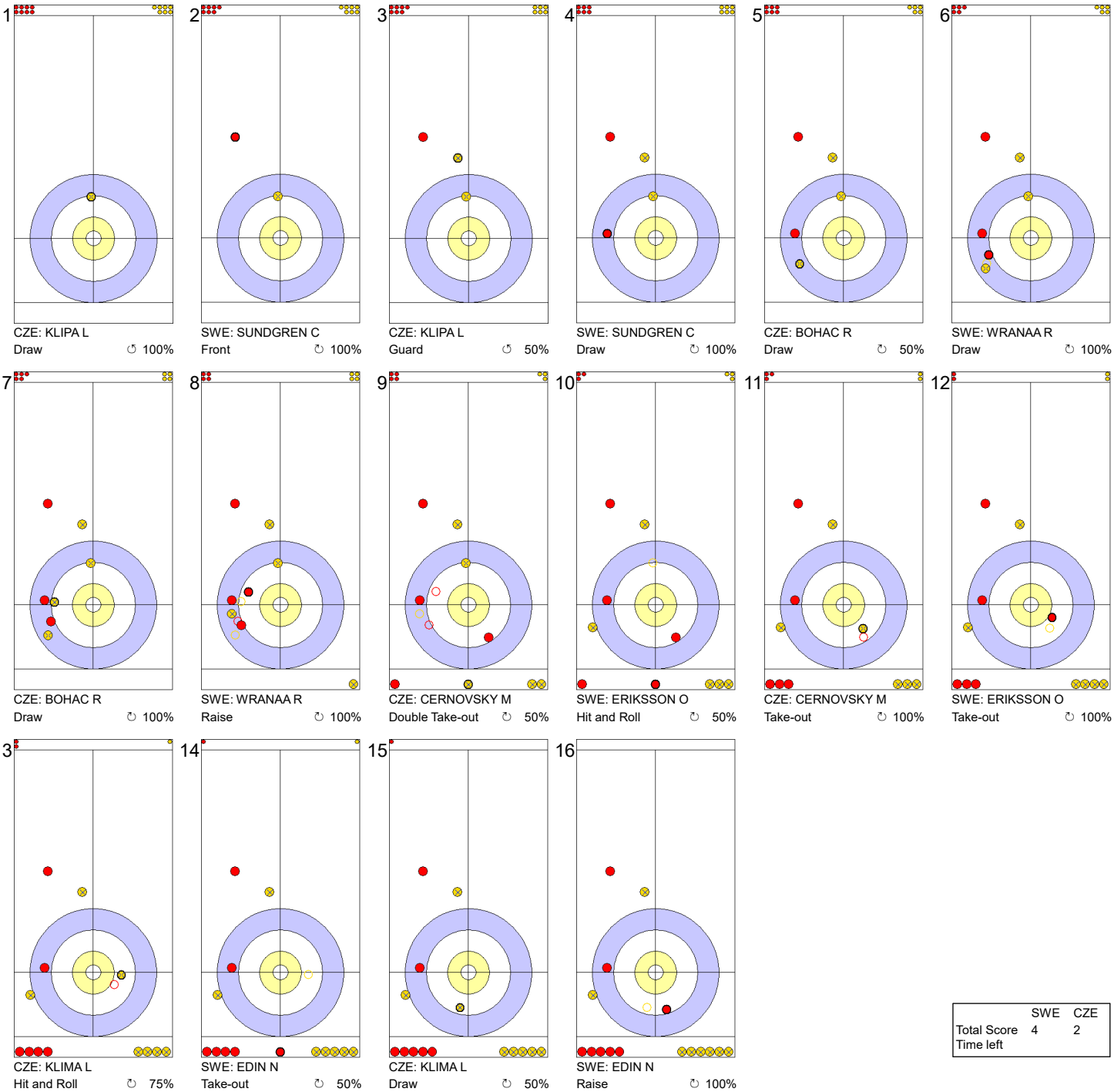


| | SWE | CZE |
|---|---|---|
| Total Score | 4 | 2 |
| Time left | | |

**Legend:**

↻ Clockwise ↺ Counter-clockwise - Not considered



lgt.com NEW HOLLAND LE GRUYÈRE SWITZERLAND ZUG CURLIT Curling Information Technology Ltd.

# Game - Shot by Shot

**End 5** — **SWE - Sweden 4 + 0** (this end) **= 4** — **CZE - Czech Republic 2 + 1** (this end) **= 3**

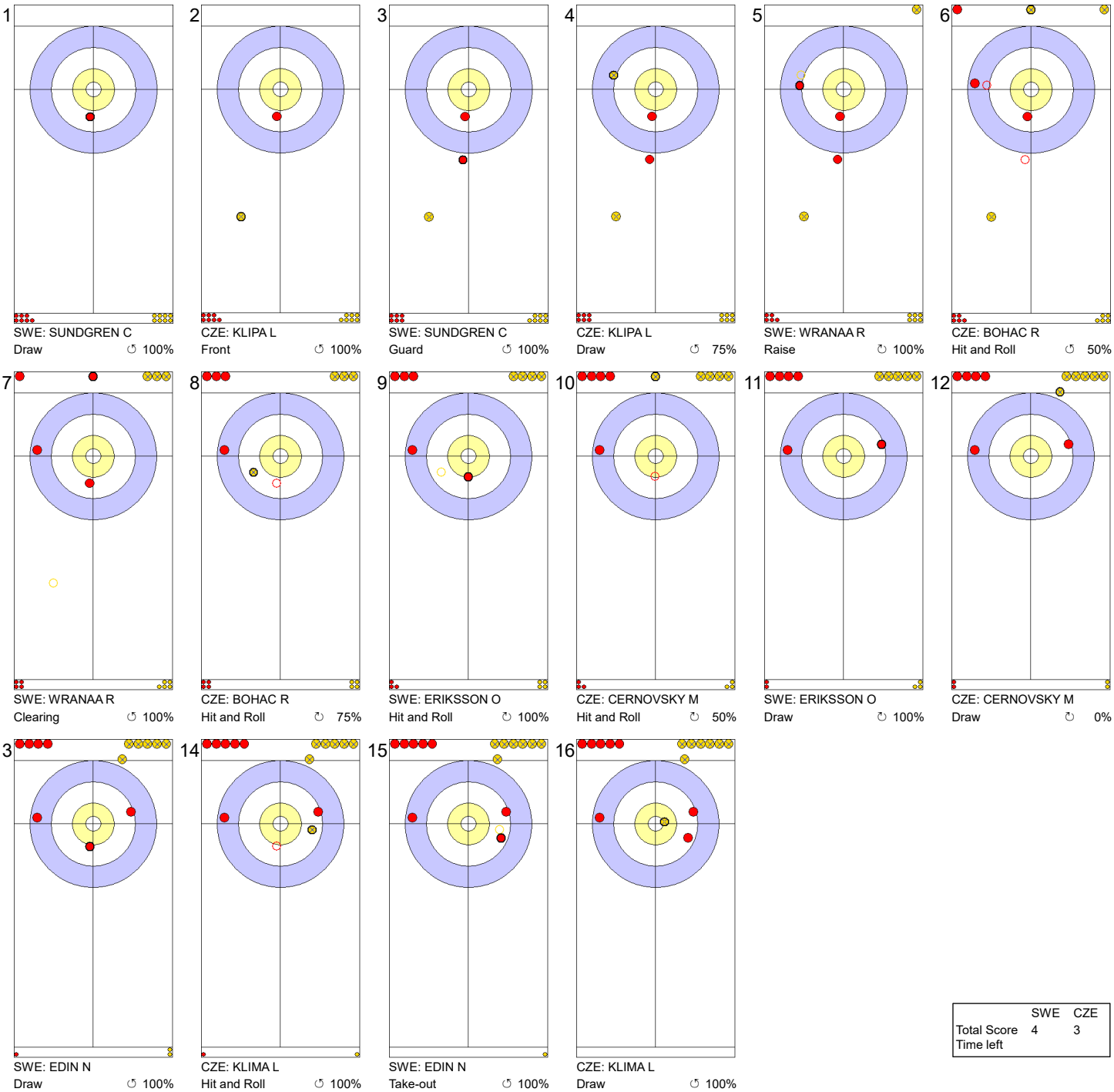


| | SWE | CZE |
|---|---|---|
| Total Score | 4 | 3 |
| Time left | | |

**Legend:**
↻ Clockwise ↺ Counter-clockwise - Not considered



lgt.com NEW HOLLAND LE GRUYÈRE SWITZERLAND ZUG CURLIT Curling Information Technology Ltd.

# Game - Shot by Shot

**End 6** — **SWE - Sweden 4 + 0** (this end) **= 4** — **CZE - Czech Republic 3 + 0** (this end) **= 3**

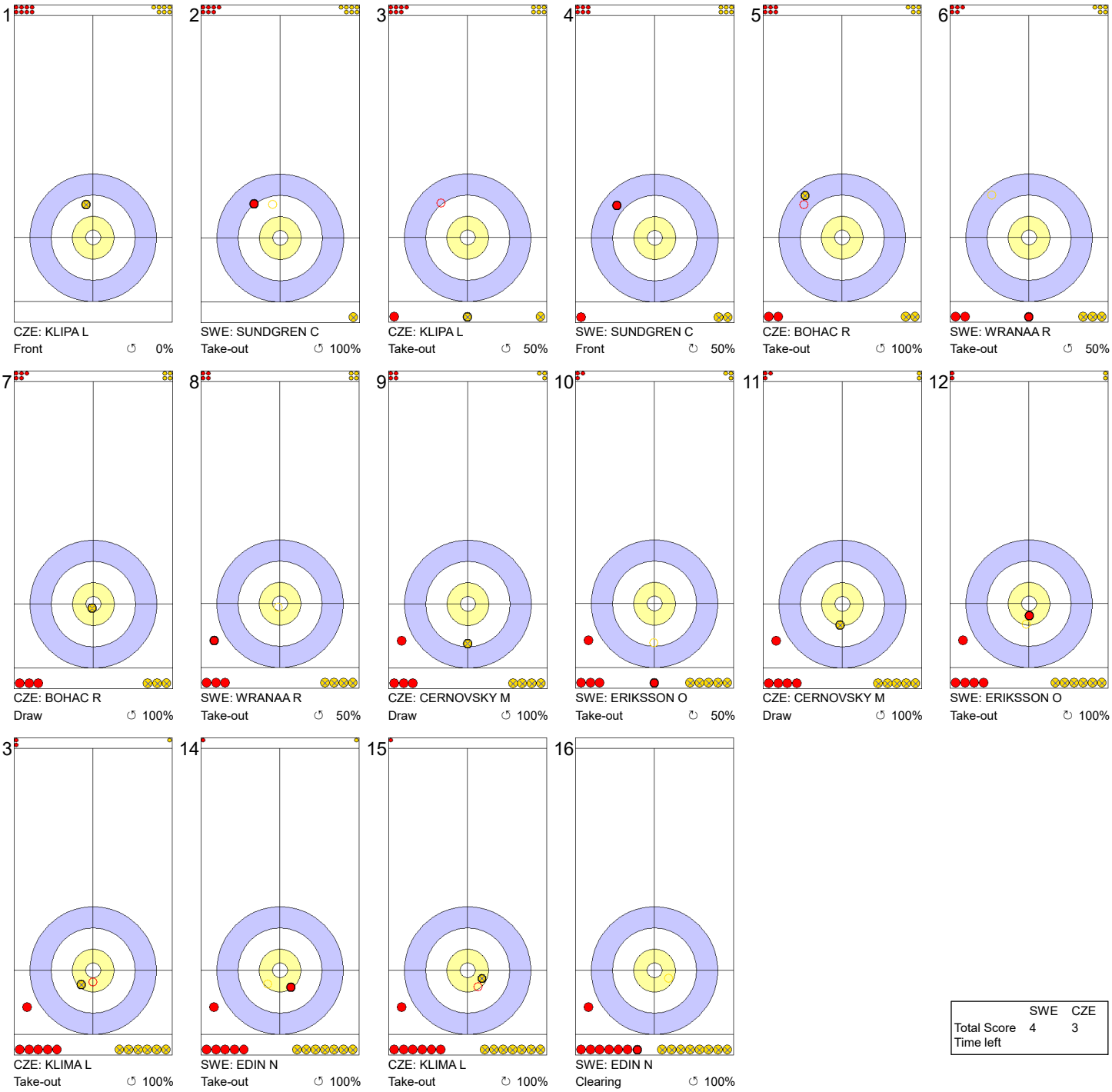


| | SWE | CZE |
|---|---|---|
| Total Score | 4 | 3 |
| Time left | | |

**Legend:**
↻ Clockwise ↺ Counter-clockwise - Not considered



lgt.com NEW HOLLAND LE GRUYÈRE SWITZERLAND ZUG CURLIT Curling Information Technology Ltd.

# Game - Shot by Shot

**End 7** — **SWE - Sweden 4 + 2** (this end) **= 6** — **CZE - Czech Republic 3 + 0** (this end) **= 3**

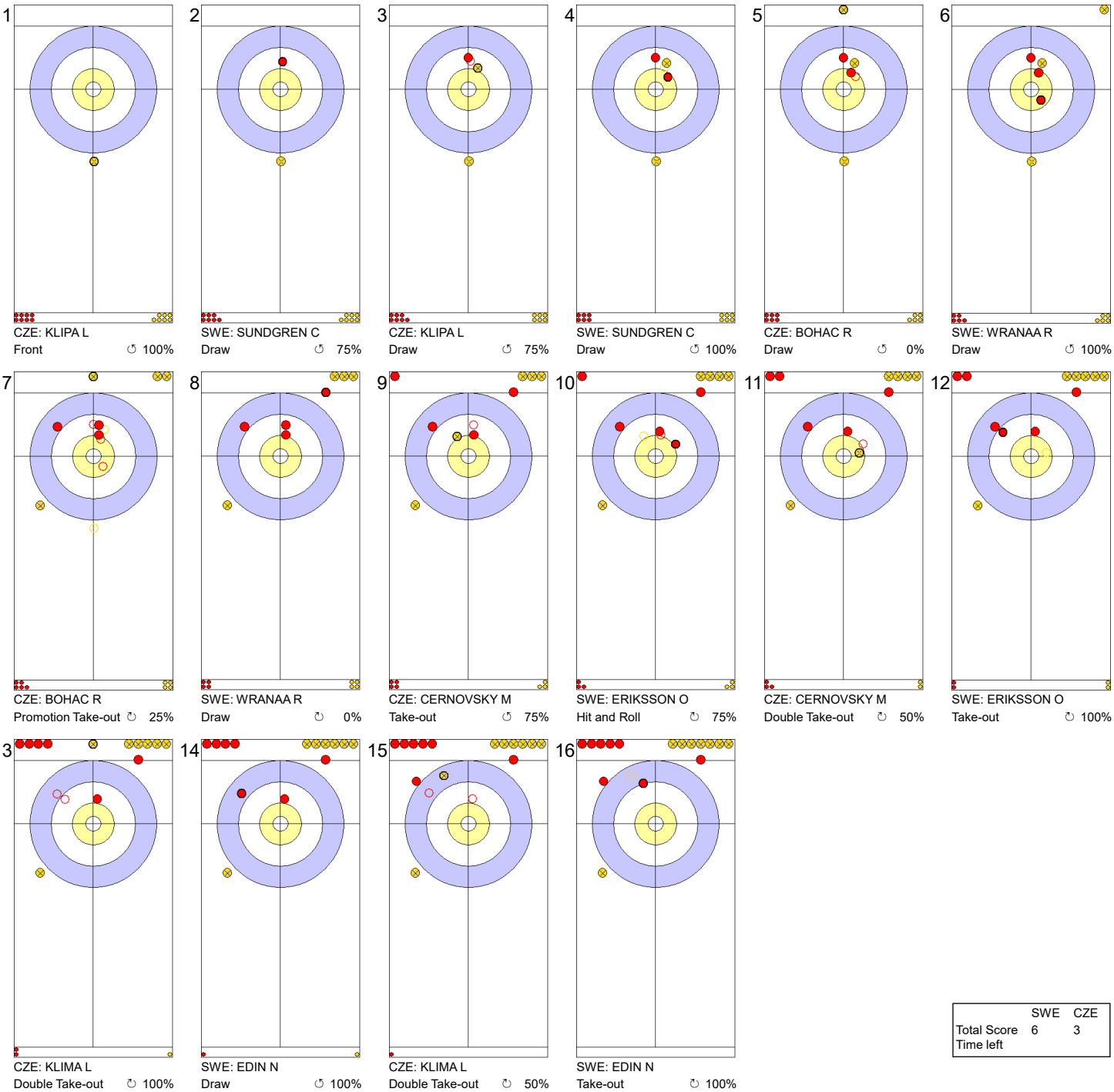

| | SWE | CZE |
|---|---|---|
| 1 | CZE: KLIPA L<br>Front ↻ 100% | SWE: SUNDGREN C<br>Draw ↺ 75% |
| 2 | CZE: KLIPA L<br>Draw ↺ 75% | SWE: SUNDGREN C<br>Draw ↺ 100% |
| 3 | CZE: BOHAC R<br>Draw ↺ 0% | SWE: WRANAA R<br>Draw ↺ 100% |
| 4 | CZE: BOHAC R<br>Promotion Take-out ↻ 25% | SWE: WRANAA R<br>Draw ↻ 0% |
| 5 | CZE: CERNOVSKY M<br>Take-out ↺ 75% | SWE: ERIKSSON O<br>Hit and Roll ↻ 75% |
| 6 | CZE: CERNOVSKY M<br>Double Take-out ↻ 50% | SWE: ERIKSSON O<br>Take-out ↻ 100% |
| 7 | CZE: KLIMA L<br>Double Take-out ↻ 100% | SWE: EDIN N<br>Draw ↺ 100% |
| 8 | CZE: KLIMA L<br>Double Take-out ↺ 50% | SWE: EDIN N<br>Take-out ↻ 100% |

| | SWE | CZE |
|---|---|---|
| Total Score | 6 | 3 |
| Time left | | |

**Legend:**
↻ Clockwise ↺ Counter-clockwise - Not considered



lgt.com NEW HOLLAND LE GRUYÈRE SWITZERLAND ZUG CURLIT Curling Information Technology Ltd.

# Game - Shot by Shot

**End 8** — **SWE - Sweden 6 + 0** (this end) **= 6** — **CZE - Czech Republic 3 + 1** (this end) **= 4**

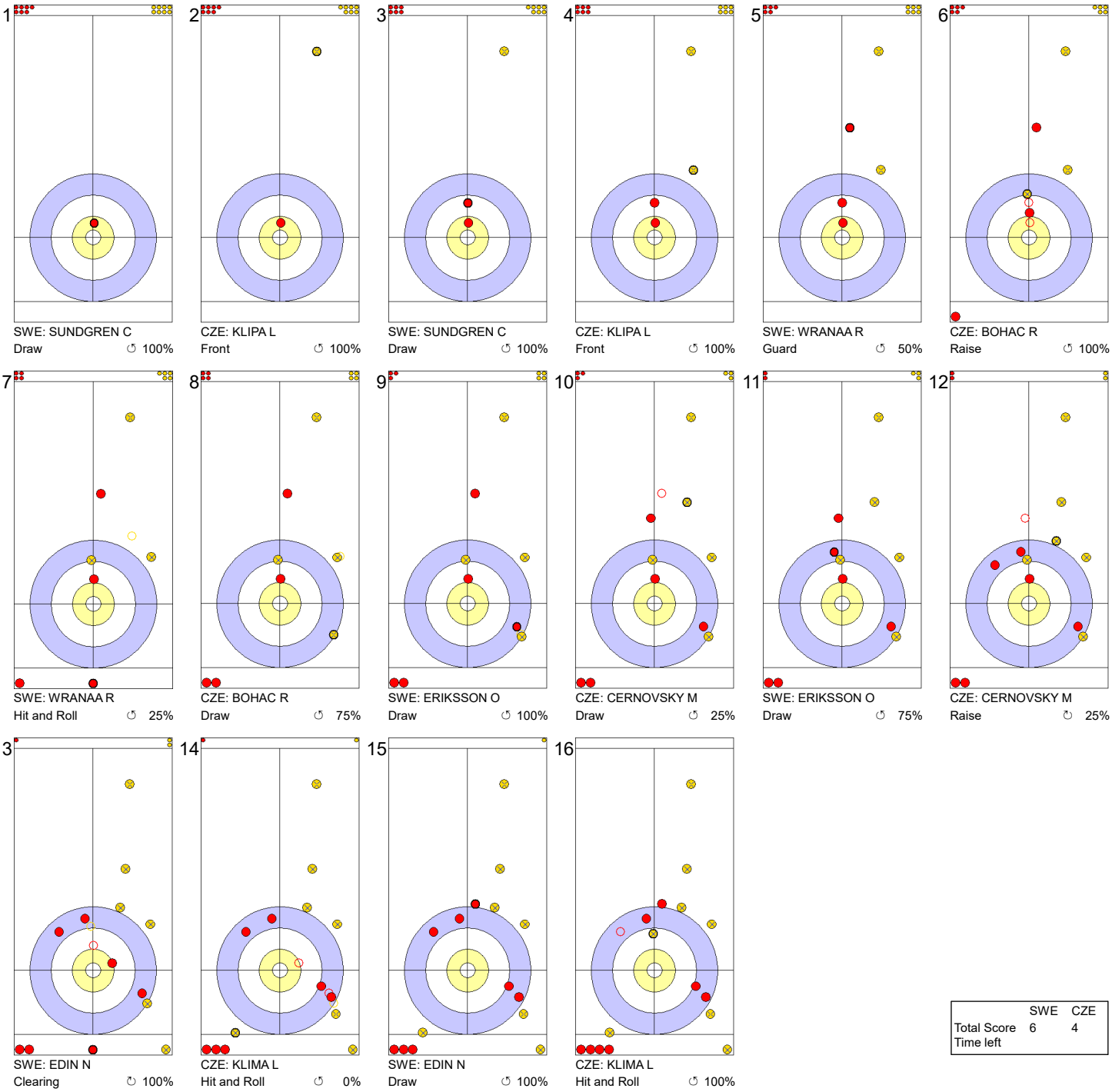


| | SWE | CZE |
|---|---|---|
| Total Score | 6 | 4 |
| Time left | | |

**Legend:**

↻ Clockwise ↺ Counter-clockwise - Not considered



lgt.com NEW HOLLAND LE GRUYÈRE SWITZERLAND ZUG CURLIT Curling Information Technology Ltd.

# Game - Shot by Shot

**End 9** | **SWE - Sweden 6 + 2** (this end) **= 8** | **CZE - Czech Republic 4 + 0** (this end) **= 4**

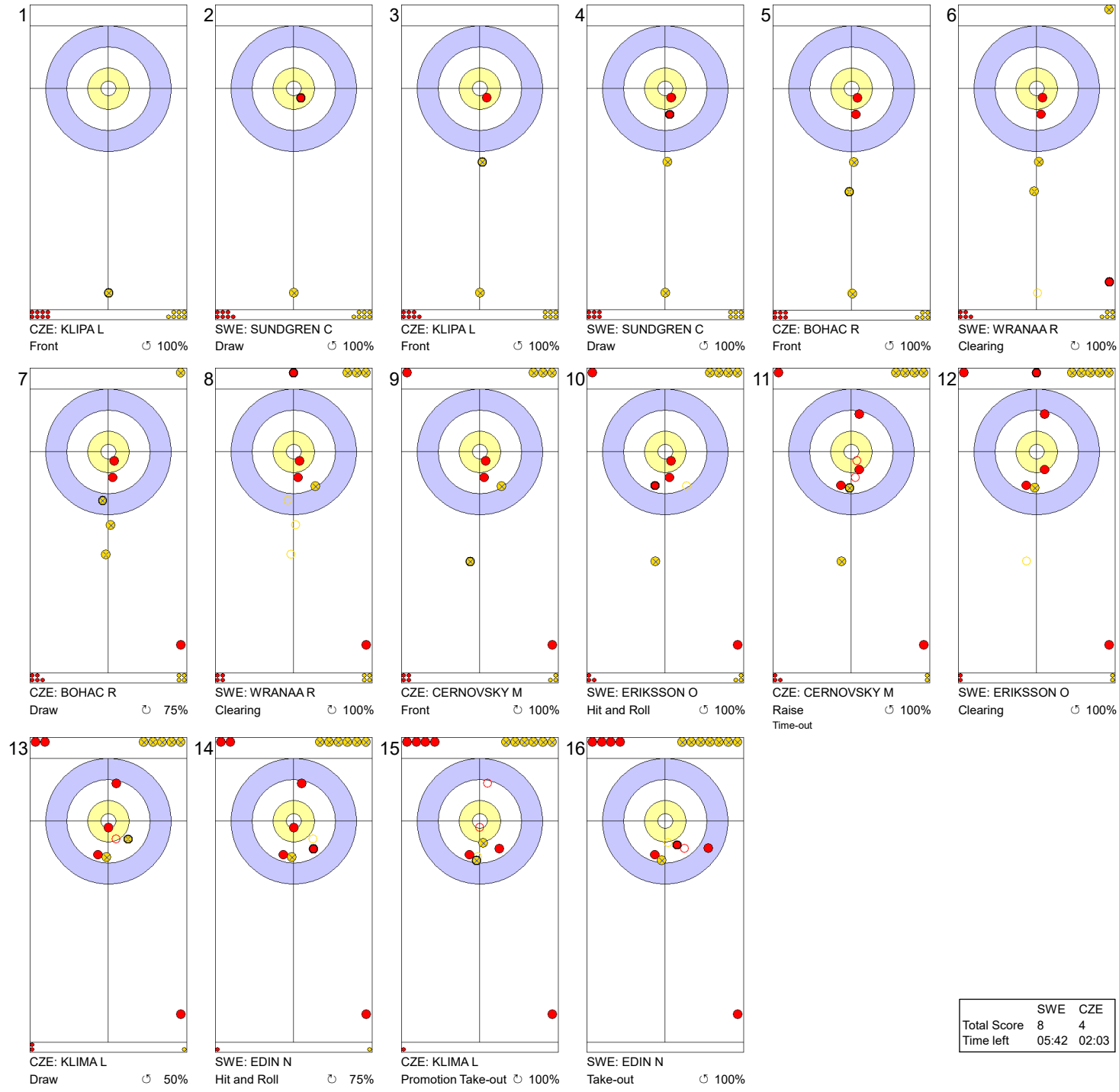


| | SWE | CZE |
|---|---|---|
| Total Score | 8 | 4 |
| Time left | 05:42 | 02:03 |

**Legend:**
↻ Clockwise ↺ Counter-clockwise - Not considered



lgt.com NEW HOLLAND LE GRUYÈRE SWITZERLAND ZUG CURLIT Curling Information Technology Ltd.

# Game Results

| Sheet | Game | Team | LSFE | 1 | 2 | 3 | 4 | 5 | 6 | 7 | 8 | 9 | 10 | Extra Ends | Total |
|---|---|---|---|---|---|---|---|---|---|---|---|---|---|---|---|
| C | 5 | KOR - Korea | * | 0 | 2 | 0 | 1 | 0 | 1 | 0 | 0 | X | X | | 4 |
| | 6 | FIN - Finland | | 1 | 0 | 2 | 0 | 1 | 0 | 5 | 2 | X | X | | 11 |

| KOR - Korea | | Shot Success Game | All |
|---|---|---|---|
| 4 S | KIM Soo-Hyuk | 53% | 71% |
| 3 V | KIM Chang-Min | 67% | 72% |
| 2 | SEONG Se Hyeon | 72% | 76% |
| 1 | KIM Hak Kyun | 67% | 80% |
| A | JEON Jae Ik | - | - |
| | Team Total | 65% | 75% |

| Last Stone Draw | | Distance |
|---|---|---|
| ↻ | KIM Soo-Hyuk | 77.2cm |
| ↺ | SEONG Se Hyeon | 46.5cm |
| **Total** | | **123.7cm** |

Time remaining: 6 minutes 37 seconds

| FIN - Finland | | Shot Success Game | All |
|---|---|---|---|
| 4 S | KIISKINEN Kalle | 89% | 69% |
| 3 V | SALO Teemu | 70% | 71% |
| 2 | OUNI Leo | 84% | 76% |
| 1 | KUOSMANEN Paavo | 83% | 82% |
| A | POLLANEN Jermu | - | 25% |
| | Team Total | 82% | 74% |

| Last Stone Draw | | Distance |
|---|---|---|
| ↻ | SALO Teemu | 10.5cm |
| ↺ | KIISKINEN Kalle | 199.6cm |
| **Total** | | **210.1cm** |

Time remaining: 12 minutes 23 seconds

## Shot Success Analysis

| KOR - Korea | | ↻ | | ↺ | | Game | |
|---|---|---|---|---|---|---|---|
| 4 KIM Soo-Hyuk | Draws | 6 | 75% | 4 | 31% | 10 | 58% |
| | Take-outs | 6 | 46% | 0 | - | 6 | 46% |
| | Total | 12 | 60% | 4 | 31% | 16 | 53% |
| 3 KIM Chang-Min | Draws | 3 | 67% | 4 | 94% | 7 | 82% |
| | Take-outs | 6 | 54% | 3 | 58% | 9 | 56% |
| | Total | 9 | 58% | 7 | 79% | 16 | 67% |
| 2 SEONG Se Hyeon | Draws | 3 | 83% | 4 | 50% | 7 | 64% |
| | Take-outs | 6 | 75% | 3 | 83% | 9 | 78% |
| | Total | 9 | 78% | 7 | 64% | 16 | 72% |
| 1 KIM Hak Kyun | Draws | 8 | 72% | 6 | 58% | 14 | 66% |
| | Take-outs | 2 | 75% | 0 | - | 2 | 75% |
| | Total | 10 | 73% | 6 | 58% | 16 | 67% |
| A JEON Jae Ik | Draws | 0 | - | 0 | - | 0 | - |
| | Take-outs | 0 | - | 0 | - | 0 | - |
| | Total | 0 | - | 0 | - | 0 | - |
| Team | Draws | 20 | 74% | 18 | 58% | 38 | 66% |
| | Take-outs | 20 | 60% | 6 | 71% | 26 | 63% |
| | Total | 40 | 67% | 24 | 61% | 64 | 65% |

| FIN - Finland | | ↻ | | ↺ | | Game | |
|---|---|---|---|---|---|---|---|
| 4 KIISKINEN Kalle | Draws | 7 | 100% | 4 | 88% | 11 | 95% |
| | Take-outs | 3 | 92% | 2 | 50% | 5 | 75% |
| | Total | 10 | 98% | 6 | 75% | 16 | 89% |
| 3 SALO Teemu | Draws | 4 | 75% | 4 | 75% | 8 | 75% |
| | Take-outs | 3 | 83% | 5 | 55% | 8 | 66% |
| | Total | 7 | 79% | 9 | 64% | 16 | 70% |
| 2 OUNI Leo | Draws | 3 | 100% | 4 | 88% | 7 | 93% |
| | Take-outs | 3 | 75% | 6 | 79% | 9 | 78% |
| | Total | 6 | 88% | 10 | 83% | 16 | 84% |
| 1 KUOSMANEN Paavo | Draws | 10 | 80% | 4 | 81% | 14 | 80% |
| | Take-outs | 2 | 100% | 0 | - | 2 | 100% |
| | Total | 12 | 83% | 4 | 81% | 16 | 83% |
| A POLLANEN Jermu | Draws | 0 | - | 0 | - | 0 | - |
| | Take-outs | 0 | - | 0 | - | 0 | - |
| | Total | 0 | - | 0 | - | 0 | - |
| Team | Draws | 24 | 88% | 16 | 83% | 40 | 86% |
| | Take-outs | 11 | 86% | 13 | 65% | 24 | 75% |
| | Total | 35 | 87% | 29 | 75% | 64 | 82% |

**Note:**
Position and function for each team member:
**4** = Fourth, **3** = Third, **2** = Second, **1** = Lead, **A** = Alternate, **S** = Skip, **V** = Vice-Skip

**Legend:**
↻ Clockwise ↺ Counter-clockwise **LSFE(*)** Last Stone First End
**X** Unplayed/unfinished end due to concession



lgt.com NEW HOLLAND LE GRUYÈRE SWITZERLAND ZUG CURLIT Curling Information Technology Ltd.

# Game - Shot by Shot

**End 1** — **KOR - Korea 0 + 0** (this end) **= 0** — **FIN - Finland 0 + 1** (this end) **= 1**

1
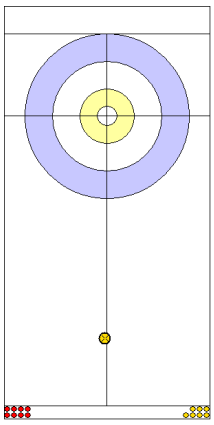
FIN: KUOSMANEN P
Front ↻ 75%

2
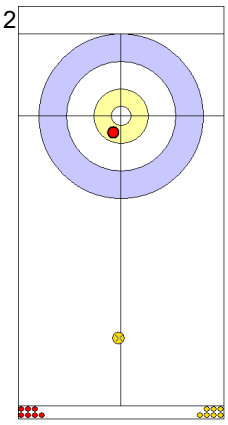
KOR: KIM HK
Draw ↻ 100%

3
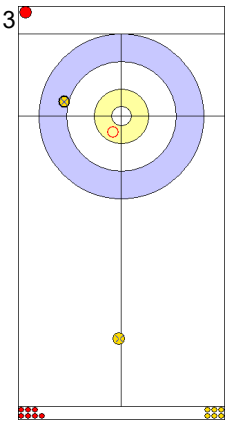
FIN: KUOSMANEN P
Take-out ↻ 100%

4
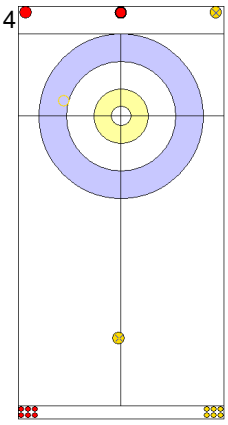
KOR: KIM HK
Take-out ↻ 50%

5
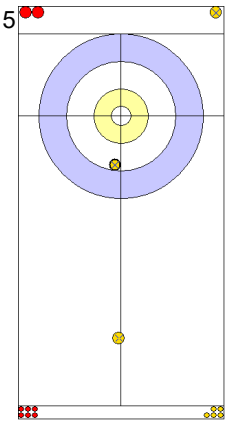
FIN: OUNI L
Draw ↻ 100%

6
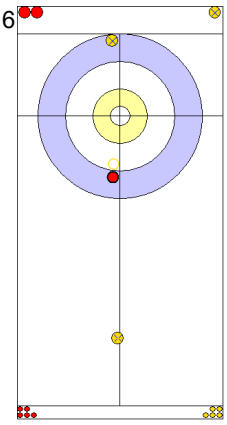
KOR: SEONG SH
Raise ↻ 100%

7
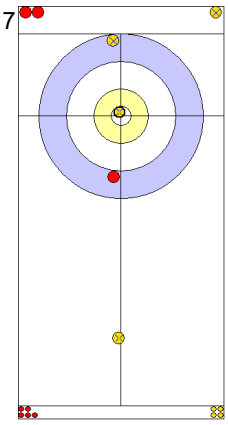
FIN: OUNI L
Draw ↻ 100%

8
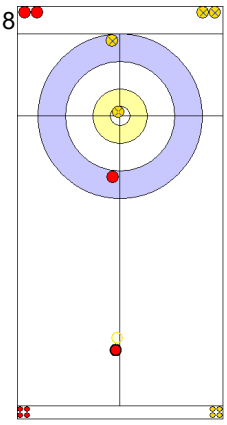
KOR: SEONG SH
Clearing ↻ 25%

9
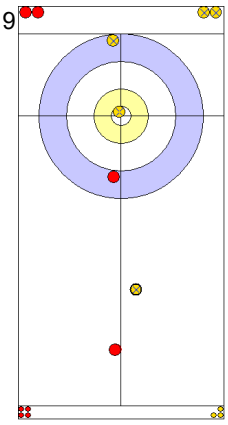
FIN: SALO T
Guard ↻ 100%

10
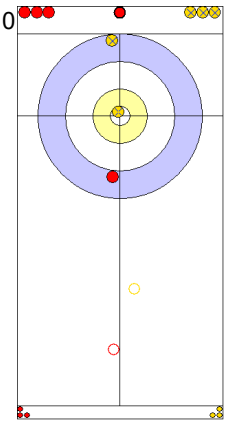
KOR: KIM CM
Clearing ↻ 100%

11
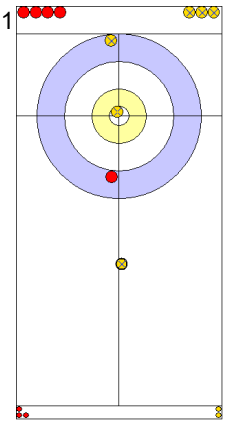
FIN: SALO T
Guard ↻ 50%

12
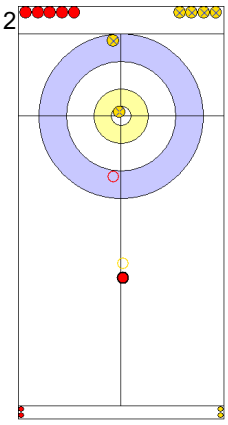
KOR: KIM CM
Clearing ↻ 50%

13
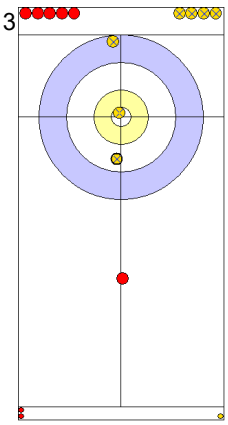
FIN: KIISKINEN K
Draw ↻ 100%

14
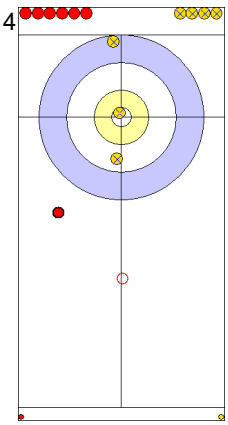
KOR: KIM SH
Promotion Take-out ↻ 25%

15
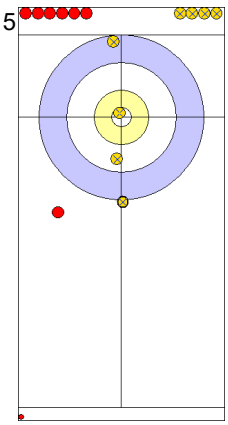
FIN: KIISKINEN K
Draw ↻ 100%

16
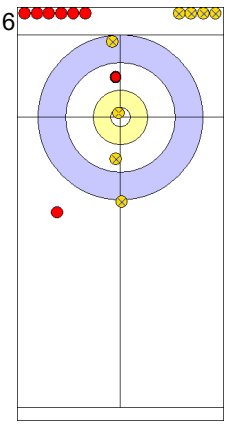
KOR: KIM SH
Draw ↻ 50%

| | KOR | FIN |
|---|---|---|
| Total Score | 0 | 1 |
| Time left | | |

**Legend:**
↻ Clockwise ↺ Counter-clockwise - Not considered



lgt.com NEW HOLLAND LE GRUYÈRE SWITZERLAND ZUG CURLIT Curling Information Technology Ltd.

# Game - Shot by Shot

**End 2** — **KOR - Korea 0 + 2** (this end) **= 2** — **FIN - Finland 1 + 0** (this end) **= 1**

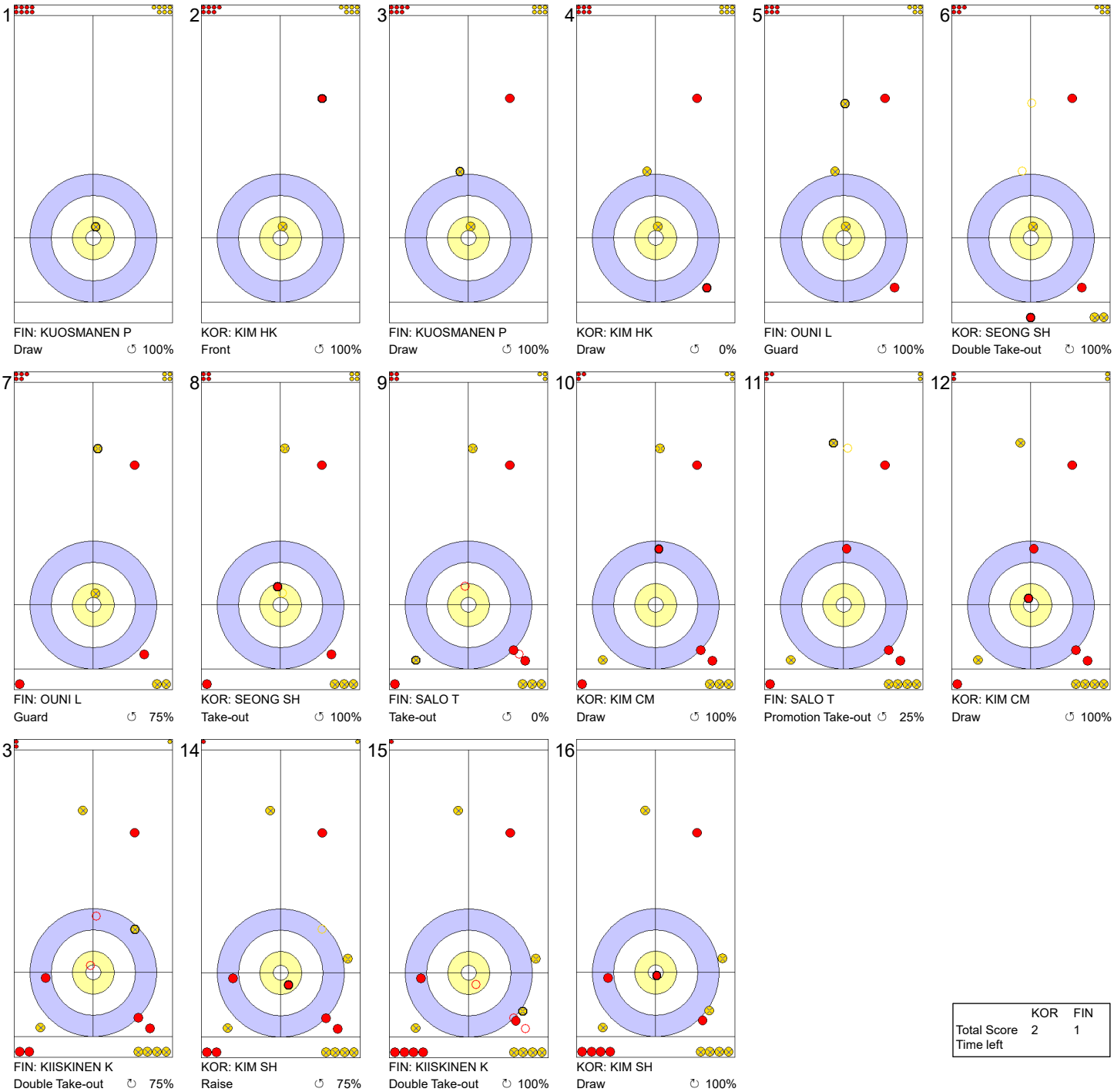


| | KOR | FIN |
|---|---|---|
| Total Score | 2 | 1 |
| Time left | | |

**Legend:**

↻ Clockwise ↺ Counter-clockwise - Not considered



lgt.com NEW HOLLAND LE GRUYÈRE SWITZERLAND ZUG CURLIT Curling Information Technology Ltd.

# Game - Shot by Shot

**End 3** — **KOR - Korea 2 + 0** (this end) **= 2** — **FIN - Finland 1 + 2** (this end) **= 3**

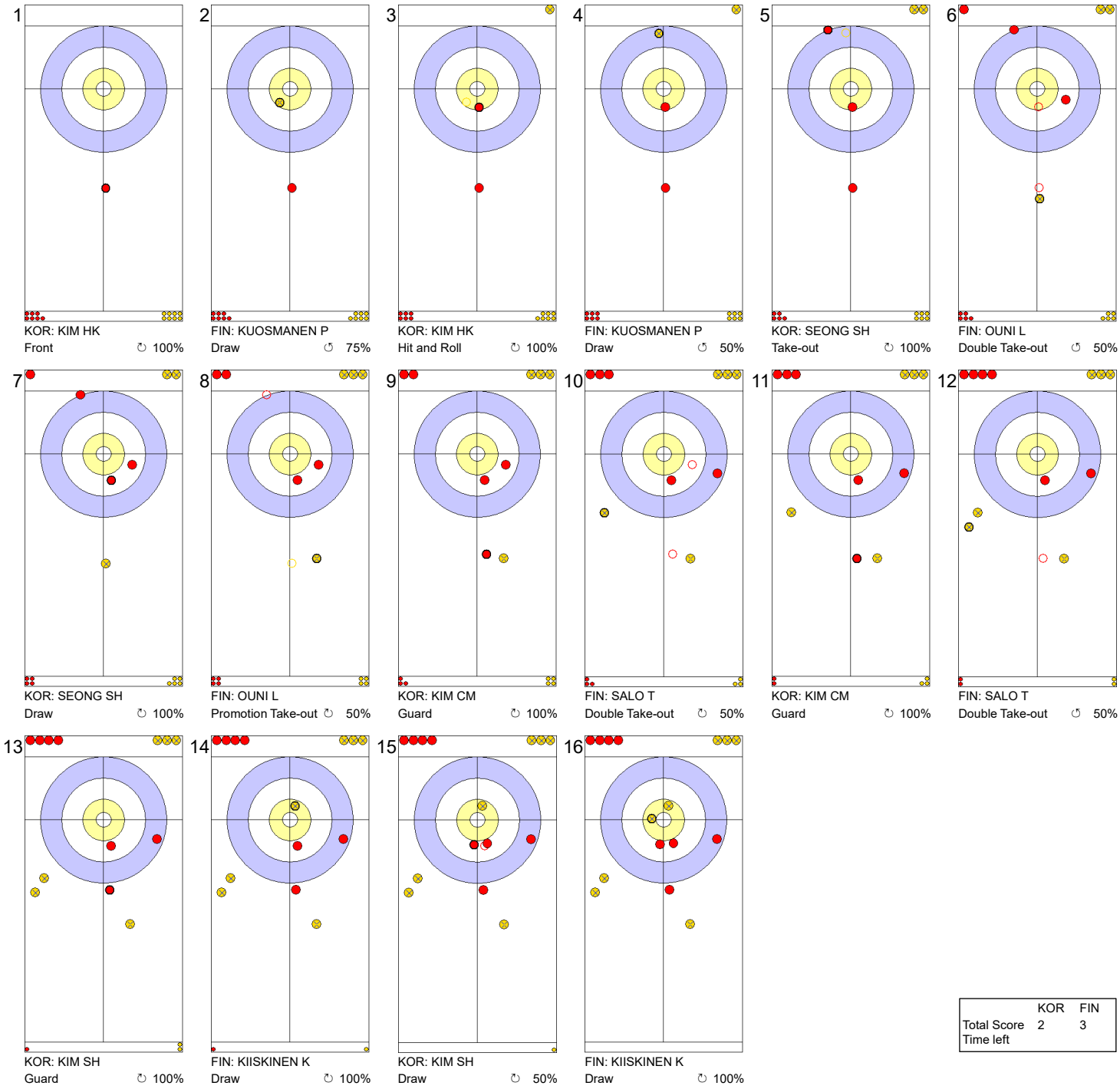


| | KOR | FIN |
|---|---|---|
| Total Score | 2 | 3 |
| Time left | | |

**Legend:**

↻ Clockwise ↺ Counter-clockwise - Not considered



lgt.com NEW HOLLAND LE GRUYÈRE SWITZERLAND ZUG CURLIT Curling Information Technology Ltd.

# Game - Shot by Shot

**End 4** — **KOR - Korea 2 + 1** (this end) **= 3** — **FIN - Finland 3 + 0** (this end) **= 3**

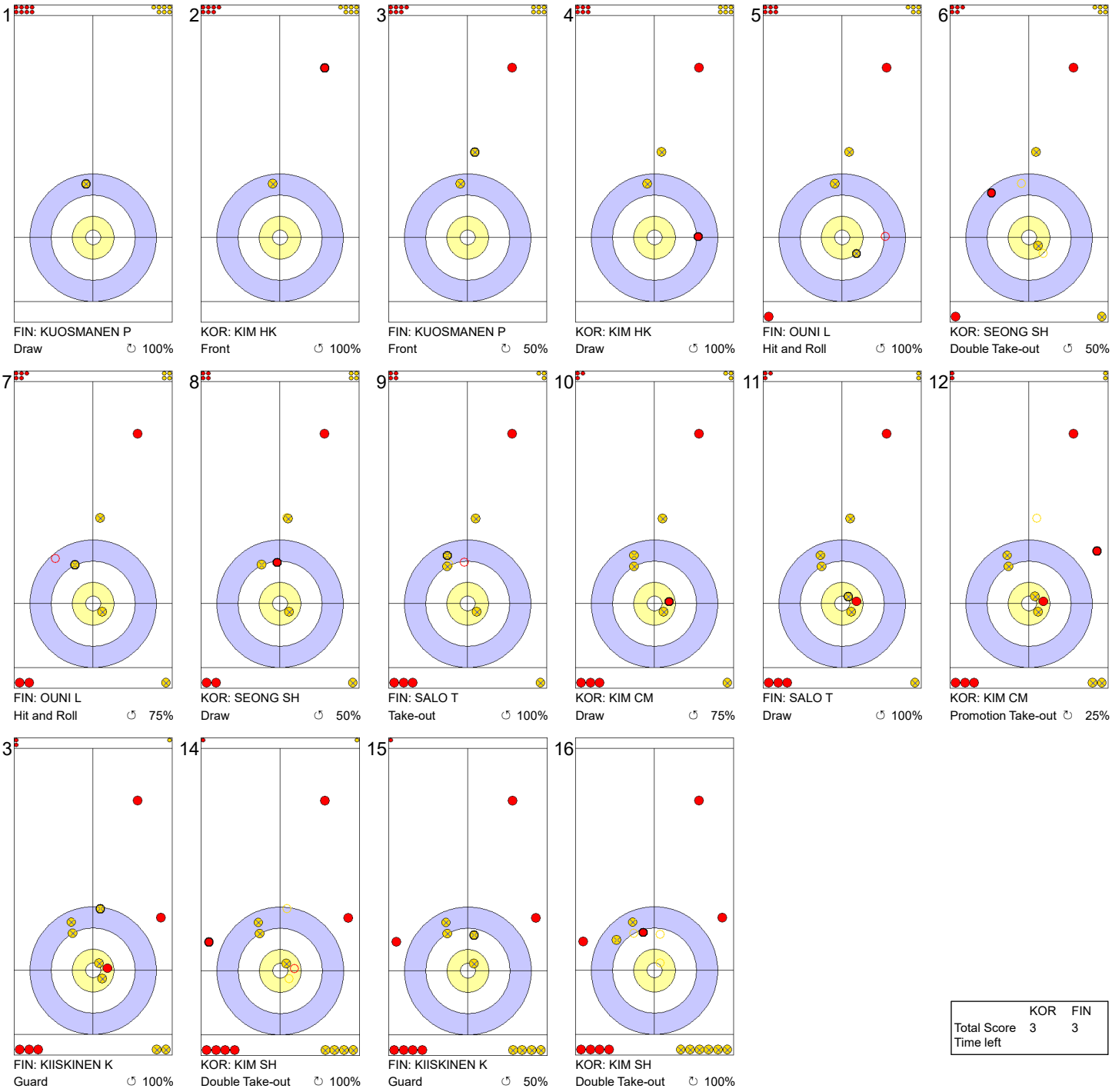


| | KOR | FIN |
|---|---|---|
| Total Score | 3 | 3 |
| Time left | | |

**Legend:**

↻ Clockwise ↺ Counter-clockwise - Not considered



lgt.com NEW HOLLAND LE GRUYÈRE SWITZERLAND ZUG CURLIT Curling Information Technology Ltd.

# Game - Shot by Shot

**End 5** — **KOR - Korea 3 + 0** (this end) **= 3** — **FIN - Finland 3 + 1** (this end) **= 4**

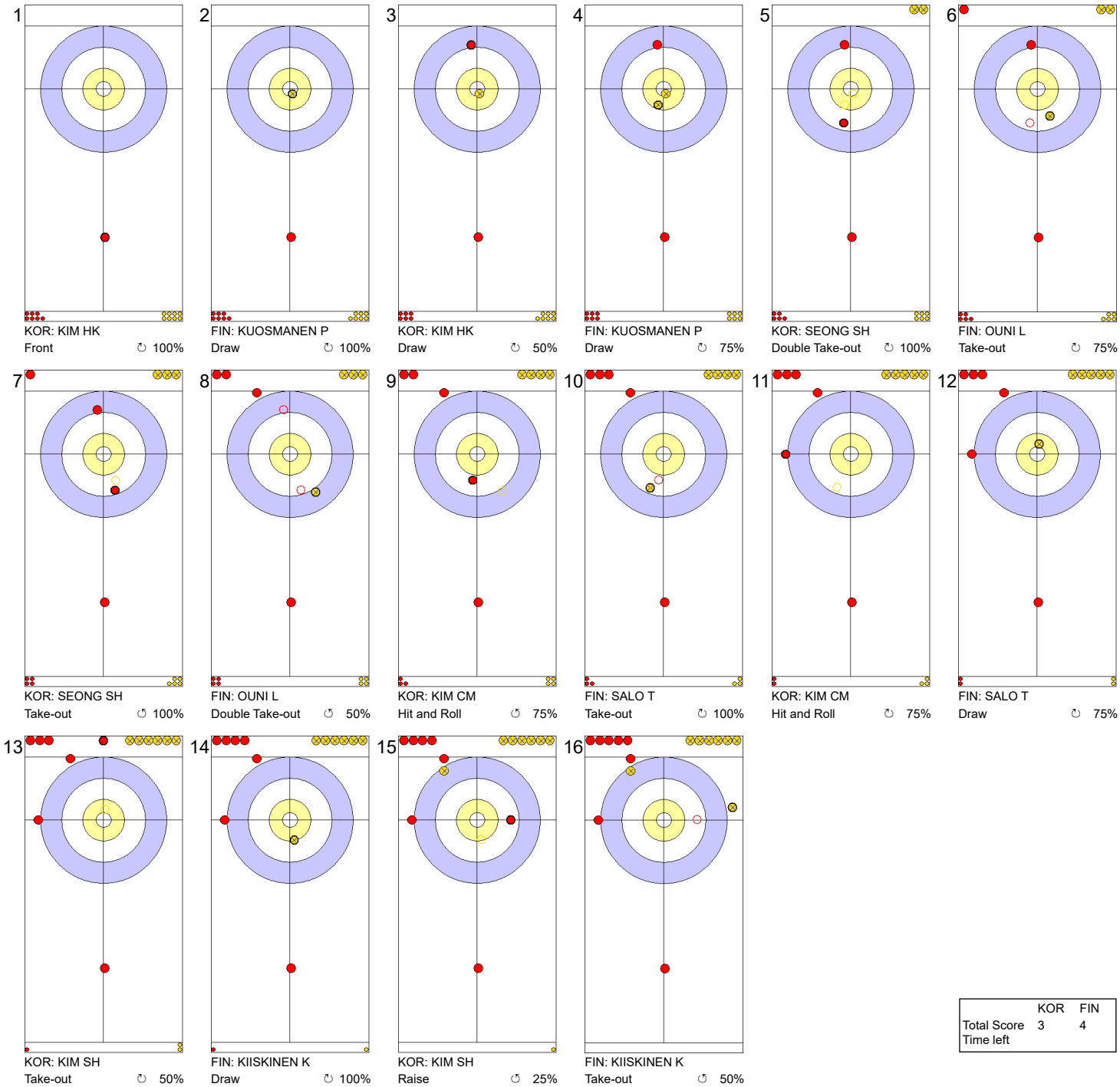


| | KOR | FIN |
|---|---|---|
| Total Score | 3 | 4 |
| Time left | | |

**Legend:**
↻ Clockwise ↺ Counter-clockwise - Not considered



lgt.com NEW HOLLAND LE GRUYÈRE SWITZERLAND ZUG CURLIT Curling Information Technology Ltd.

# Game - Shot by Shot

**End 6** — **KOR - Korea 3 + 1** (this end) **= 4** — **FIN - Finland 4 + 0** (this end) **= 4**

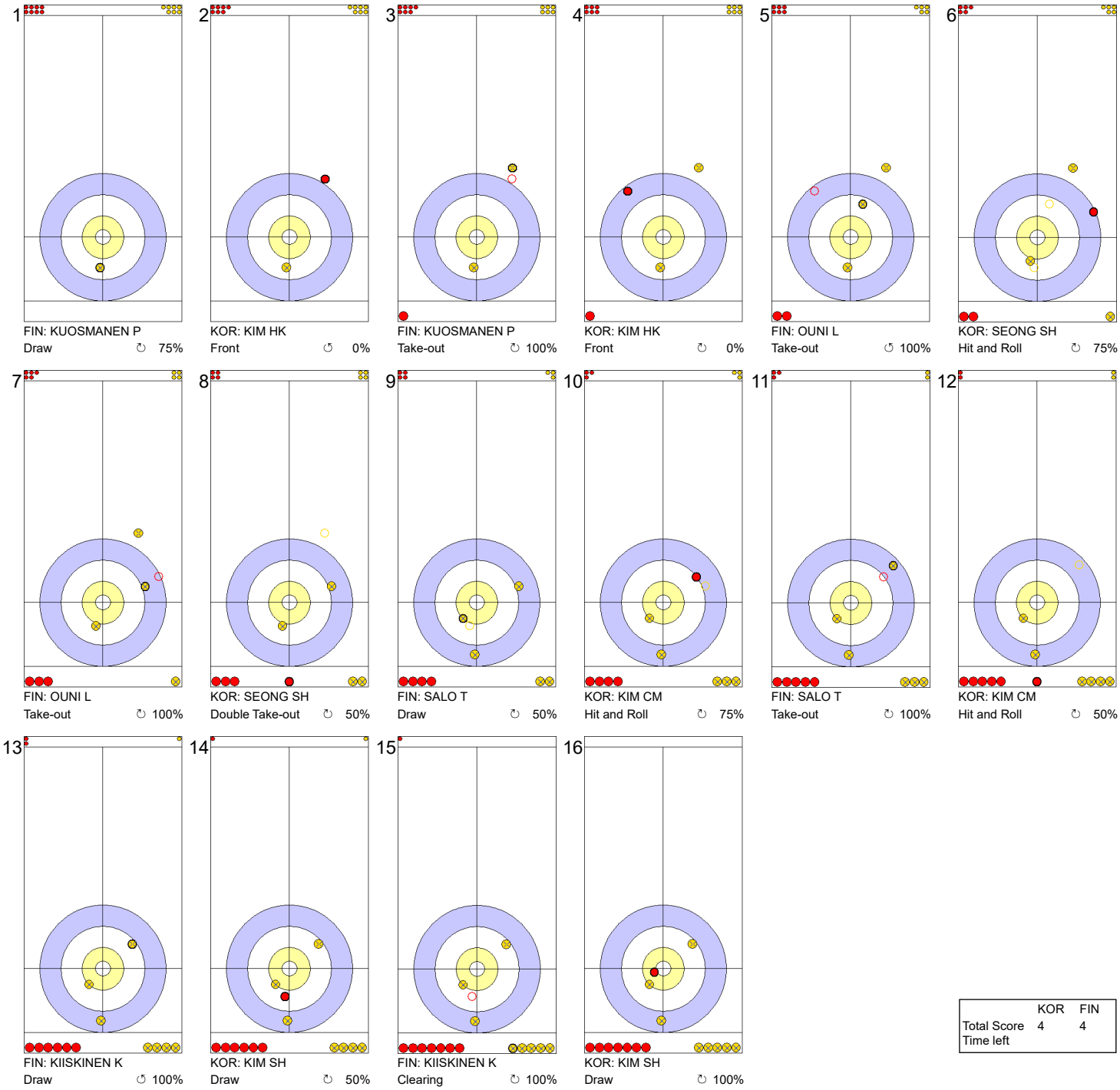


| | KOR | FIN |
|---|---|---|
| Total Score | 4 | 4 |
| Time left | | |

**Legend:**

↻ Clockwise ↺ Counter-clockwise - Not considered



lgt.com NEW HOLLAND LE GRUYÈRE SWITZERLAND ZUG CURLIT Curling Information Technology Ltd.

# Game - Shot by Shot

**End 7** — **KOR - Korea 4 + 0** (this end) **= 4** — **FIN - Finland 4 + 5** (this end) **= 9**

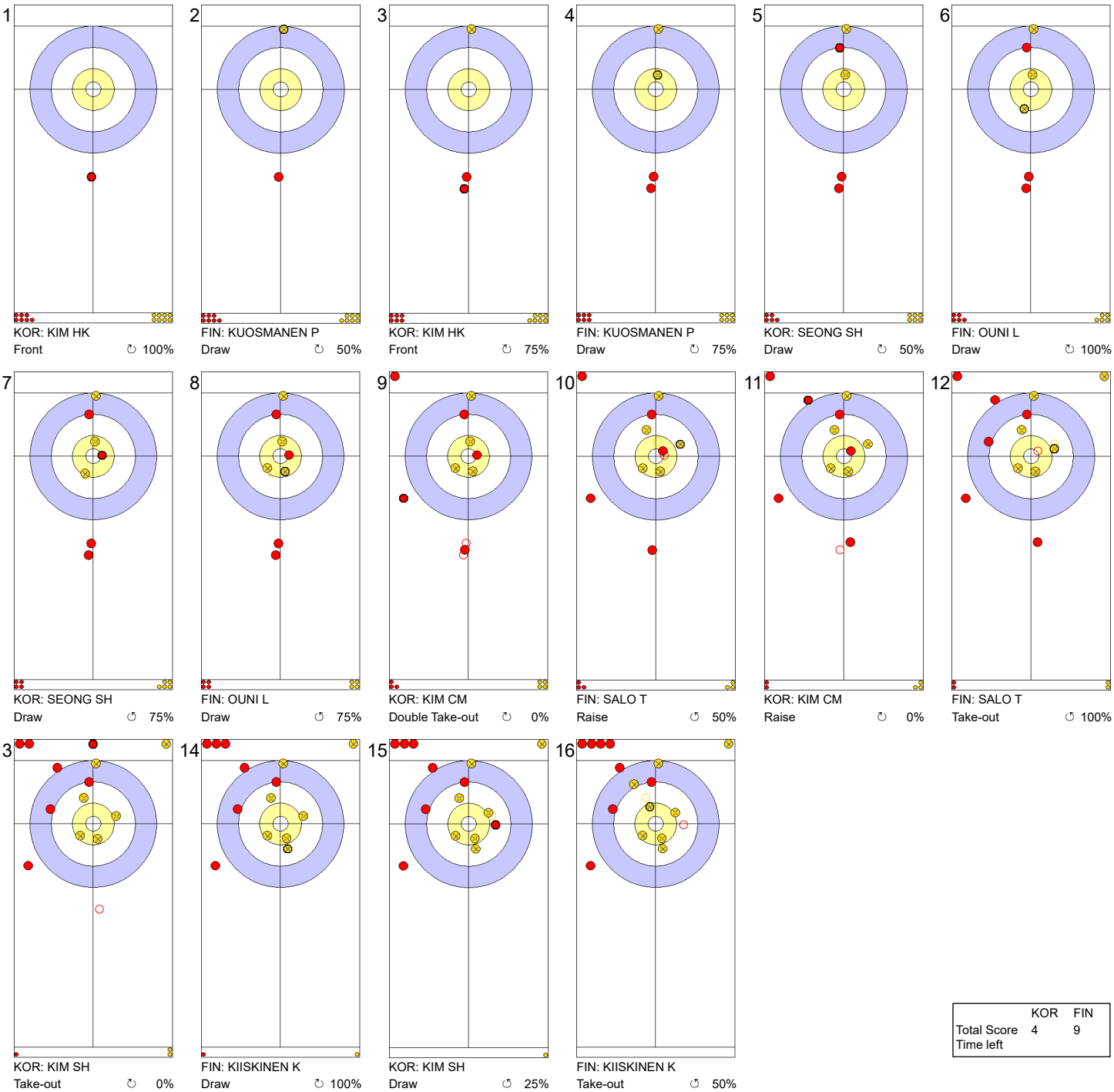


| | KOR | FIN |
|---|---|---|
| Total Score | 4 | 9 |
| Time left | | |

**Legend:**
↻ Clockwise ↺ Counter-clockwise - Not considered



lgt.com NEW HOLLAND LE GRUYÈRE SWITZERLAND ZUG CURLIT Curling Information Technology Ltd.

# Game - Shot by Shot

**End 8** — **KOR - Korea 4 + 0** (this end) **= 4** — **FIN - Finland 9 + 2** (this end) **= 11**

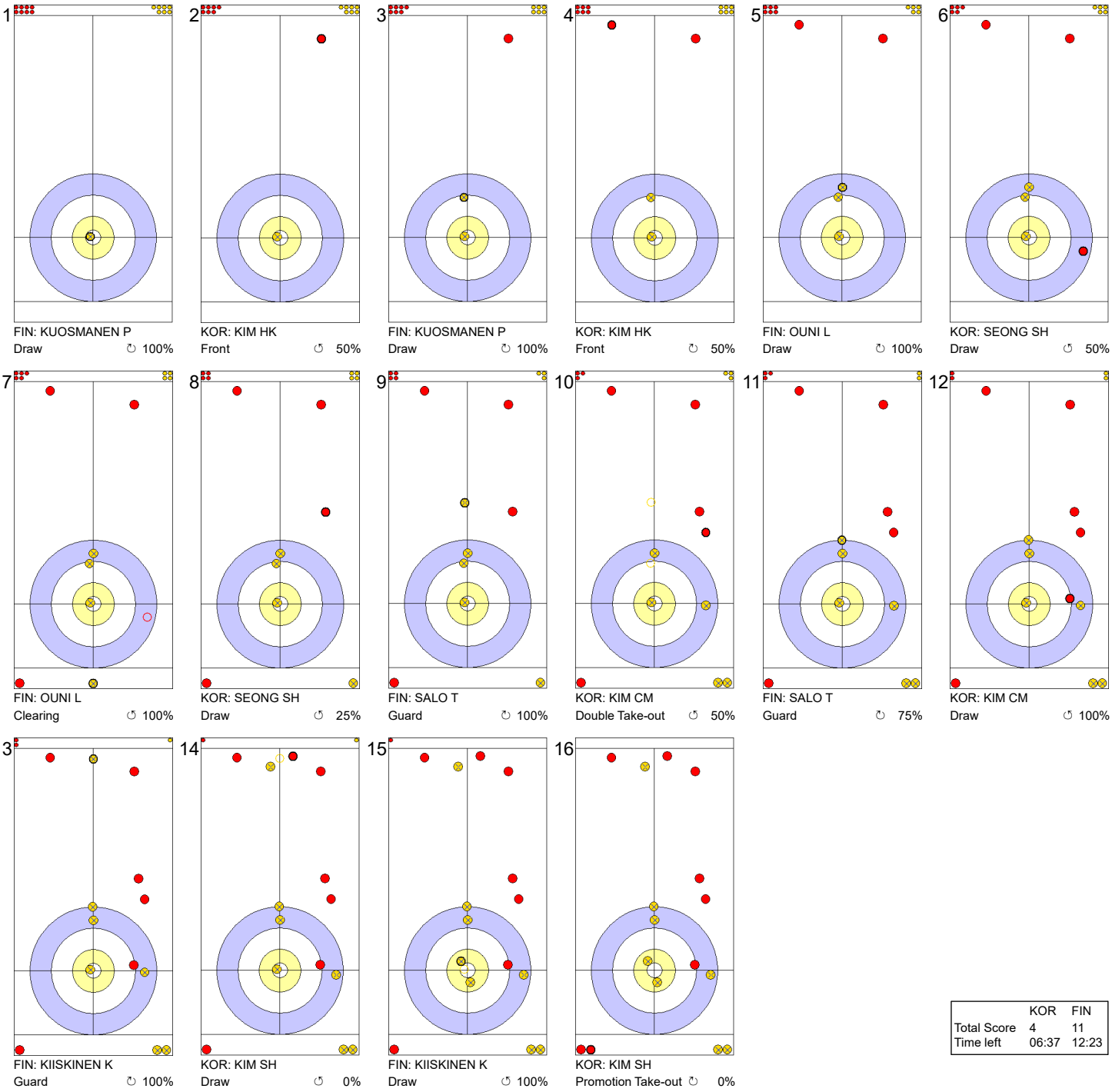


| | KOR | FIN |
|---|---|---|
| Total Score | 4 | 11 |
| Time left | 06:37 | 12:23 |

**Legend:**
↻ Clockwise ↺ Counter-clockwise - Not considered



lgt.com NEW HOLLAND LE GRUYÈRE SWITZERLAND ZUG CURLIT Curling Information Technology Ltd.

# Game Results

| Sheet | Game | Team | LSFE | 1 | 2 | 3 | 4 | 5 | 6 | 7 | 8 | 9 | 10 | Extra Ends | | | | Total |
|---|---|---|---|---|---|---|---|---|---|---|---|---|---|---|---|---|---|---|
| D | 5 | ITA - Italy | | 1 | 0 | 5 | 0 | 0 | 1 | 0 | 2 | 0 | 0 | | | | | 9 |
| | 5 | NED - Netherlands | * | 0 | 1 | 0 | 1 | 3 | 0 | 1 | 0 | 3 | 2 | | | | | 11 |

| ITA - Italy | | Shot Success Game | Shot Success All |
|---|---|---|---|
| 4 S | RETORNAZ Joel | 78% | 80% |
| 3 | MOSANER Amos | 74% | 74% |
| 2 | ARMAN Sebastiano | 85% | 84% |
| 1 V | GONIN Simone | 78% | 86% |
| A | GIOVANELLA Mattia | - | - |
| | Team Total | 78% | 81% |

| Last Stone Draw | | Distance |
|---|---|---|
| ↻ | GONIN Simone | 30.3cm |
| ↺ | RETORNAZ Joel | 175.2cm |
| **Total** | | **205.5cm** |

Time remaining: 0 minutes 5 seconds

Time-out: End 8 - ITA stone 7

| NED - Netherlands | | Shot Success Game | Shot Success All |
|---|---|---|---|
| 4 S | GOESGENS Wouter | 65% | 66% |
| 3 V | VAN DORP Jaap | 70% | 73% |
| 2 | HOEKMAN Laurens | 78% | 76% |
| 1 | GLASBERGEN Carlo | 95% | 88% |
| A | VAN DEN HURK Tobias | - | 88% |
| | Team Total | 77% | 76% |

| Last Stone Draw | | Distance |
|---|---|---|
| ↻ | GOESGENS Wouter | 11.9cm |
| ↺ | GLASBERGEN Carlo | 6.0cm |
| **Total** | | **17.9cm** |

Time remaining: 0 minutes 26 seconds

Time-out: End 9 - NED stone 7

## Shot Success Analysis

| ITA - Italy | | ↻ | | ↺ | | Game | |
|---|---|---|---|---|---|---|---|
| 4 RETORNAZ Joel | Draws | 6 | 75% | 8 | 88% | 14 | 82% |
| | Take-outs | 2 | 50% | 4 | 75% | 6 | 67% |
| | Total | 8 | 69% | 12 | 83% | 20 | 78% |
| 3 MOSANER Amos | Draws | 4 | 88% | 6 | 50% | 10 | 65% |
| | Take-outs | 5 | 80% | 5 | 85% | 10 | 83% |
| | Total | 9 | 83% | 11 | 66% | 20 | 74% |
| 2 ARMAN Sebastiano | Draws | 5 | 95% | 2 | 63% | 7 | 86% |
| | Take-outs | 5 | 80% | 8 | 88% | 13 | 85% |
| | Total | 10 | 88% | 10 | 83% | 20 | 85% |
| 1 GONIN Simone | Draws | 16 | 78% | 3 | 100% | 19 | 82% |
| | Take-outs | 0 | - | 1 | 0% | 1 | 0% |
| | Total | 16 | 78% | 4 | 75% | 20 | 78% |
| A GIOVANELLA Mattia | Draws | 0 | - | 0 | - | 0 | - |
| | Take-outs | 0 | - | 0 | - | 0 | - |
| | Total | 0 | - | 0 | - | 0 | - |
| Team | Draws | 31 | 81% | 19 | 75% | 50 | 79% |
| | Take-outs | 12 | 75% | 18 | 79% | 30 | 78% |
| | Total | 43 | 80% | 37 | 77% | 80 | 78% |

| NED - Netherlands | | ↻ | | ↺ | | Game | |
|---|---|---|---|---|---|---|---|
| 4 GOESGENS Wouter | Draws | 5 | 95% | 5 | 70% | 10 | 83% |
| | Take-outs | 4 | 56% | 6 | 42% | 10 | 48% |
| | Total | 9 | 78% | 11 | 55% | 20 | 65% |
| 3 VAN DORP Jaap | Draws | 5 | 85% | 8 | 56% | 13 | 67% |
| | Take-outs | 3 | 75% | 4 | 75% | 7 | 75% |
| | Total | 8 | 81% | 12 | 63% | 20 | 70% |
| 2 HOEKMAN Laurens | Draws | 7 | 68% | 6 | 71% | 13 | 69% |
| | Take-outs | 0 | - | 7 | 93% | 7 | 93% |
| | Total | 7 | 68% | 13 | 83% | 20 | 78% |
| 1 GLASBERGEN Carlo | Draws | 12 | 96% | 8 | 94% | 20 | 95% |
| | Take-outs | 0 | - | 0 | - | 0 | - |
| | Total | 12 | 96% | 8 | 94% | 20 | 95% |
| A VAN DEN HURK Tobias | Draws | 0 | - | 0 | - | 0 | - |
| | Take-outs | 0 | - | 0 | - | 0 | - |
| | Total | 0 | - | 0 | - | 0 | - |
| Team | Draws | 29 | 87% | 27 | 73% | 56 | 80% |
| | Take-outs | 7 | 64% | 17 | 71% | 24 | 69% |
| | Total | 36 | 83% | 44 | 72% | 80 | 77% |

**Note:**
Position and function for each team member:
**4** = Fourth, **3** = Third, **2** = Second, **1** = Lead, **A** = Alternate, **S** = Skip, **V** = Vice-Skip

**Legend:**
↻ Clockwise ↺ Counter-clockwise **LSFE(*)** Last Stone First End



lgt.com NEW HOLLAND LE GRUYÈRE SWITZERLAND ZUG CURLIT Curling Information Technology Ltd.

# Game - Shot by Shot

**End 1** — **ITA - Italy 0 + 1 (this end) = 1** — **NED - Netherlands 0 + 0 (this end) = 0**

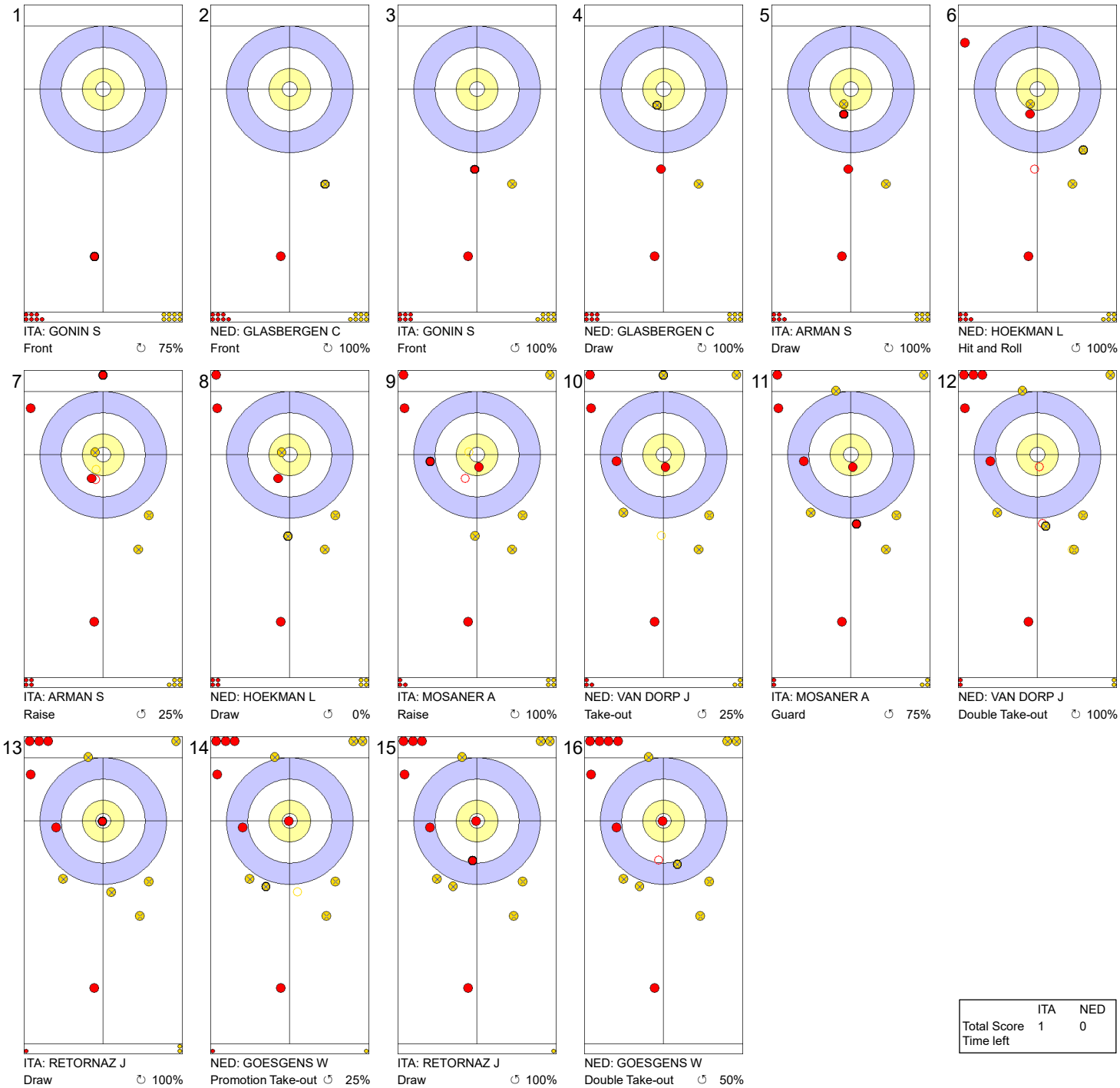

1 — ITA: GONIN S — Front ↻ 75%
2 — NED: GLASBERGEN C — Front ↻ 100%
3 — ITA: GONIN S — Front ↻ 100%
4 — NED: GLASBERGEN C — Draw ↻ 100%
5 — ITA: ARMAN S — Draw ↻ 100%
6 — NED: HOEKMAN L — Hit and Roll ↻ 100%
7 — ITA: ARMAN S — Raise ↻ 25%
8 — NED: HOEKMAN L — Draw ↺ 0%
9 — ITA: MOSANER A — Raise ↻ 100%
10 — NED: VAN DORP J — Take-out ↻ 25%
11 — ITA: MOSANER A — Guard ↻ 75%
12 — NED: VAN DORP J — Double Take-out ↻ 100%
13 — ITA: RETORNAZ J — Draw ↻ 100%
14 — NED: GOESGENS W — Promotion Take-out ↻ 25%
15 — ITA: RETORNAZ J — Draw ↻ 100%
16 — NED: GOESGENS W — Double Take-out ↻ 50%

| | ITA | NED |
|---|---|---|
| Total Score | 1 | 0 |
| Time left | | |

**Legend:**
↻ Clockwise ↺ Counter-clockwise - Not considered



lgt.com NEW HOLLAND LE GRUYÈRE SWITZERLAND ZUG CURLIT Curling Information Technology Ltd.

# Game - Shot by Shot

**End 2** — **ITA - Italy 1 + 0 (this end) = 1** — **NED - Netherlands 0 + 1 (this end) = 1**

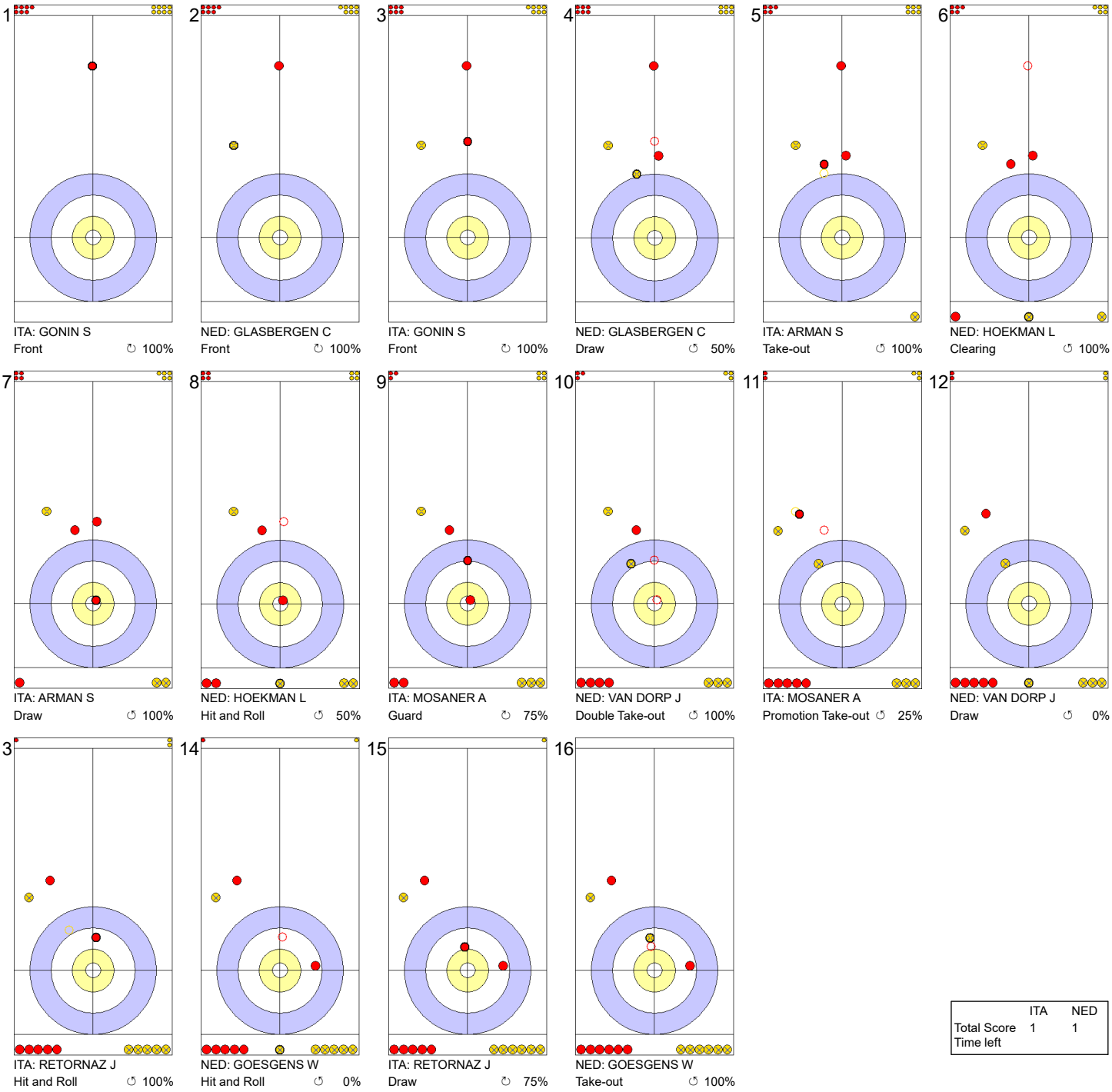


| | ITA | NED |
|---|---|---|
| Total Score | 1 | 1 |
| Time left | | |

**Legend:**

↻ Clockwise ↺ Counter-clockwise - Not considered



lgt.com NEW HOLLAND LE GRUYÈRE SWITZERLAND ZUG CURLIT Curling Information Technology Ltd.

# Game - Shot by Shot

**End 3** — **ITA - Italy 1 + 5 (this end) = 6** — **NED - Netherlands 1 + 0 (this end) = 1**

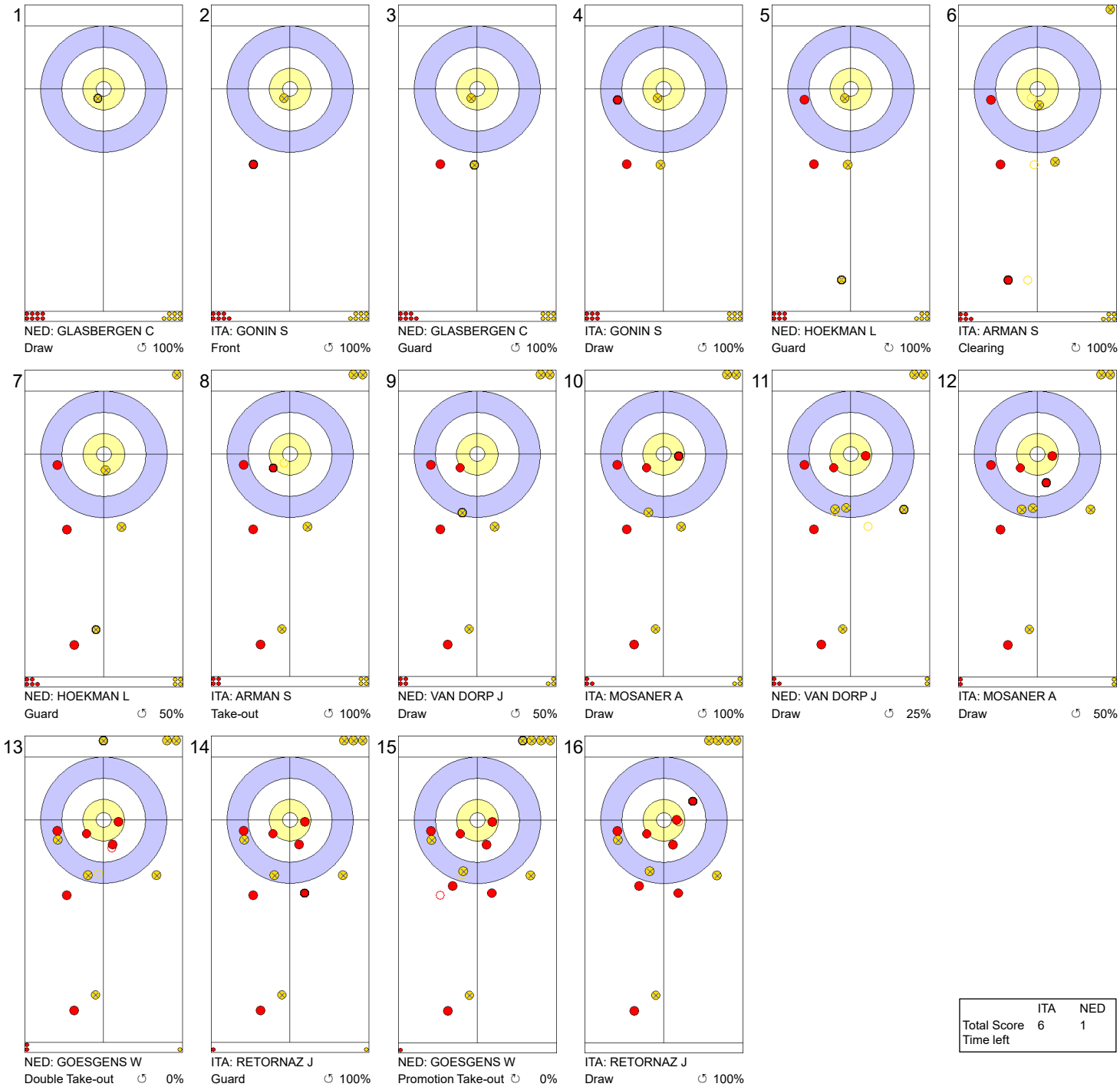


| | ITA | NED |
|---|---|---|
| Total Score | 6 | 1 |
| Time left | | |

**Legend:**

↻ Clockwise ↺ Counter-clockwise - Not considered



lgt.com NEW HOLLAND LE GRUYÈRE SWITZERLAND ZUG CURLIT Curling Information Technology Ltd.

# Game - Shot by Shot

**End 4** — **ITA - Italy 6 + 0 (this end) = 6** — **NED - Netherlands 1 + 1 (this end) = 2**

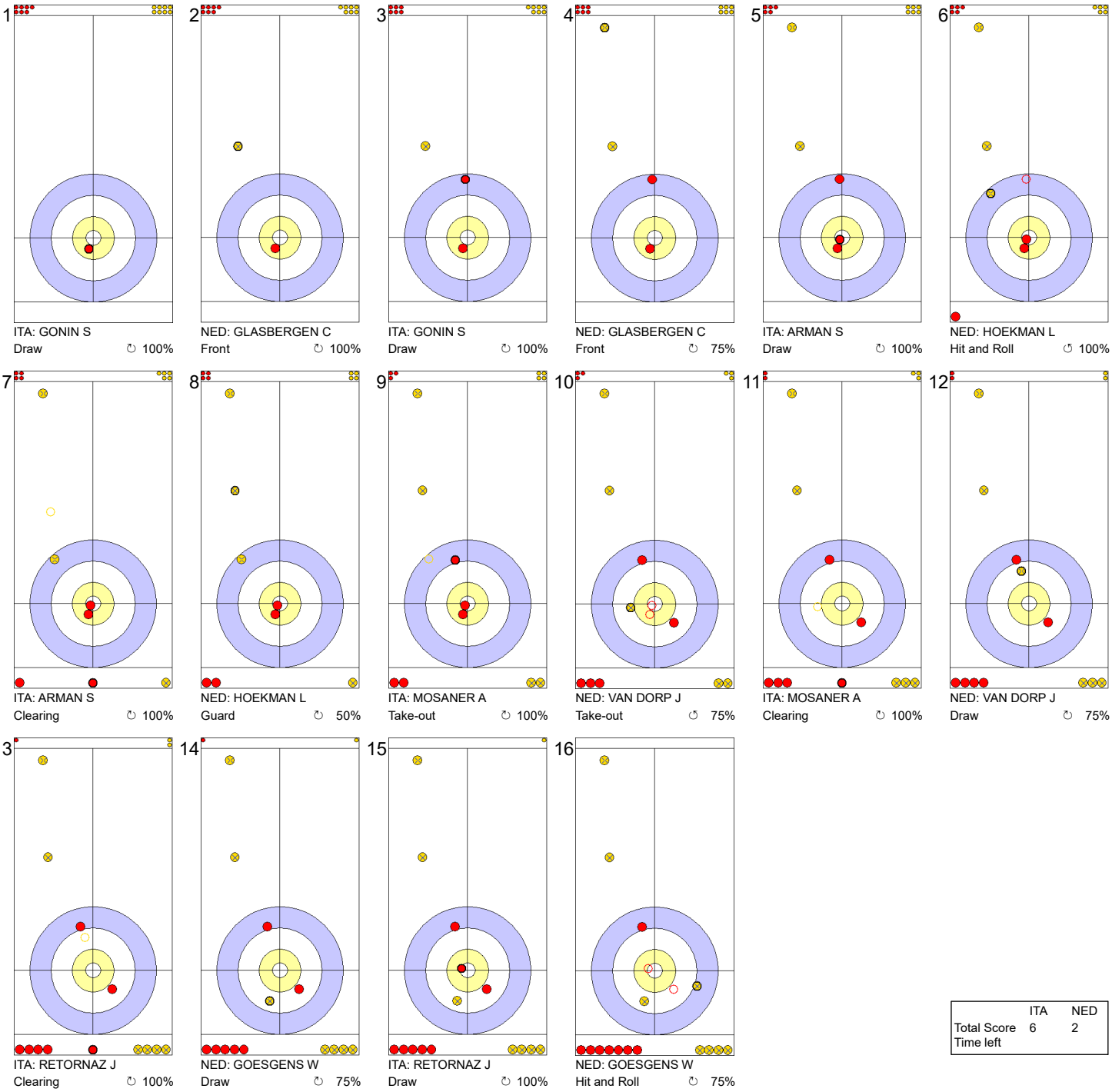


| | ITA | NED |
|---|---|---|
| Total Score | 6 | 2 |
| Time left | | |

**Legend:**

↻ Clockwise ↺ Counter-clockwise - Not considered



lgt.com NEW HOLLAND LE GRUYÈRE SWITZERLAND ZUG CURLIT Curling Information Technology Ltd.

# Game - Shot by Shot

**End 5** — **ITA - Italy 6 + 0 (this end) = 6** — **NED - Netherlands 2 + 3 (this end) = 5**

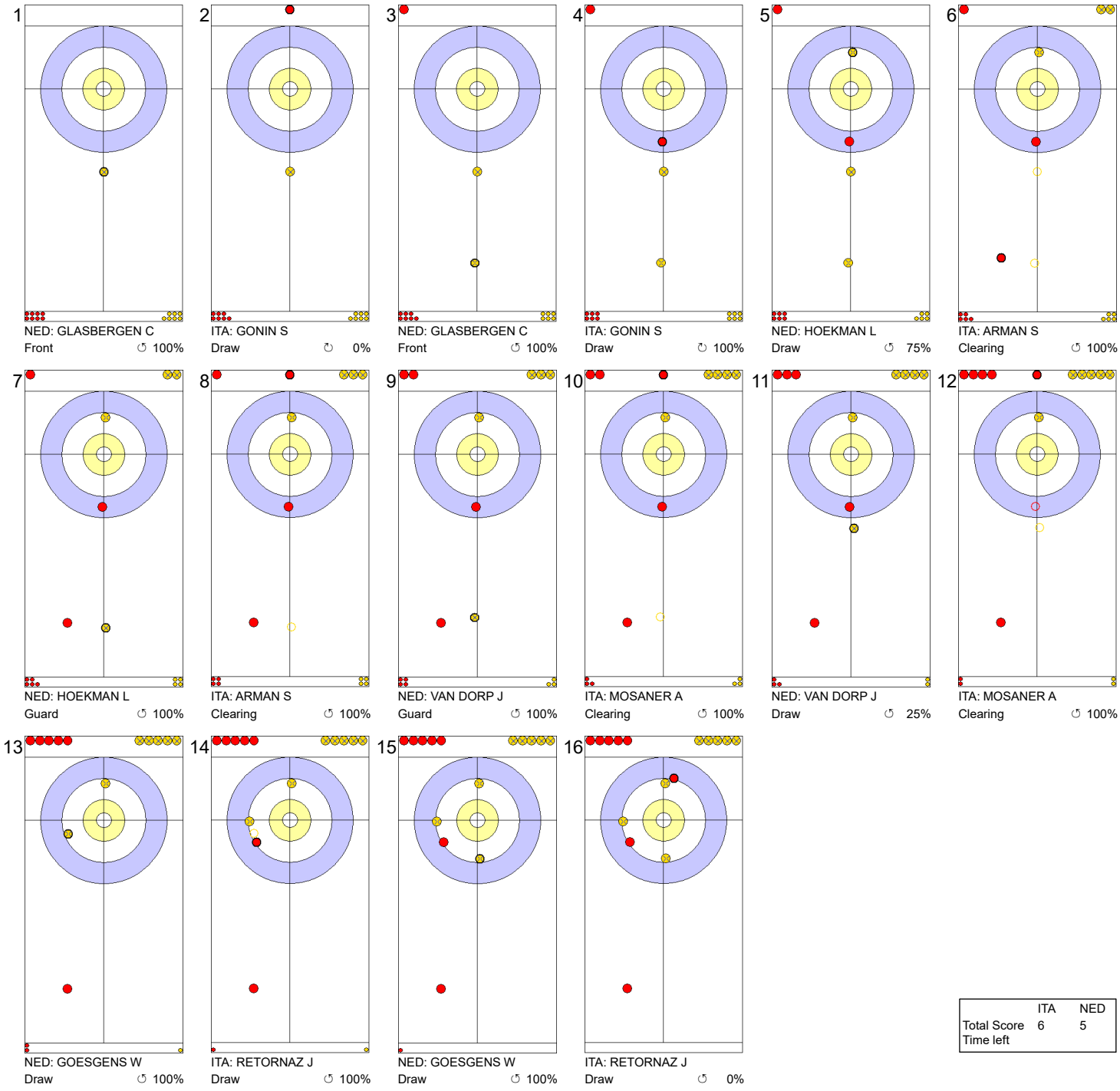


| | ITA | NED |
|---|---|---|
| Total Score | 6 | 5 |
| Time left | | |

**Legend:**

↻ Clockwise ↺ Counter-clockwise - Not considered



lgt.com NEW HOLLAND LE GRUYÈRE SWITZERLAND ZUG CURLIT Curling Information Technology Ltd.

# Game - Shot by Shot

**End 6** — **ITA - Italy 6 + 1** (this end) **= 7** — **NED - Netherlands 5 + 0** (this end) **= 5**

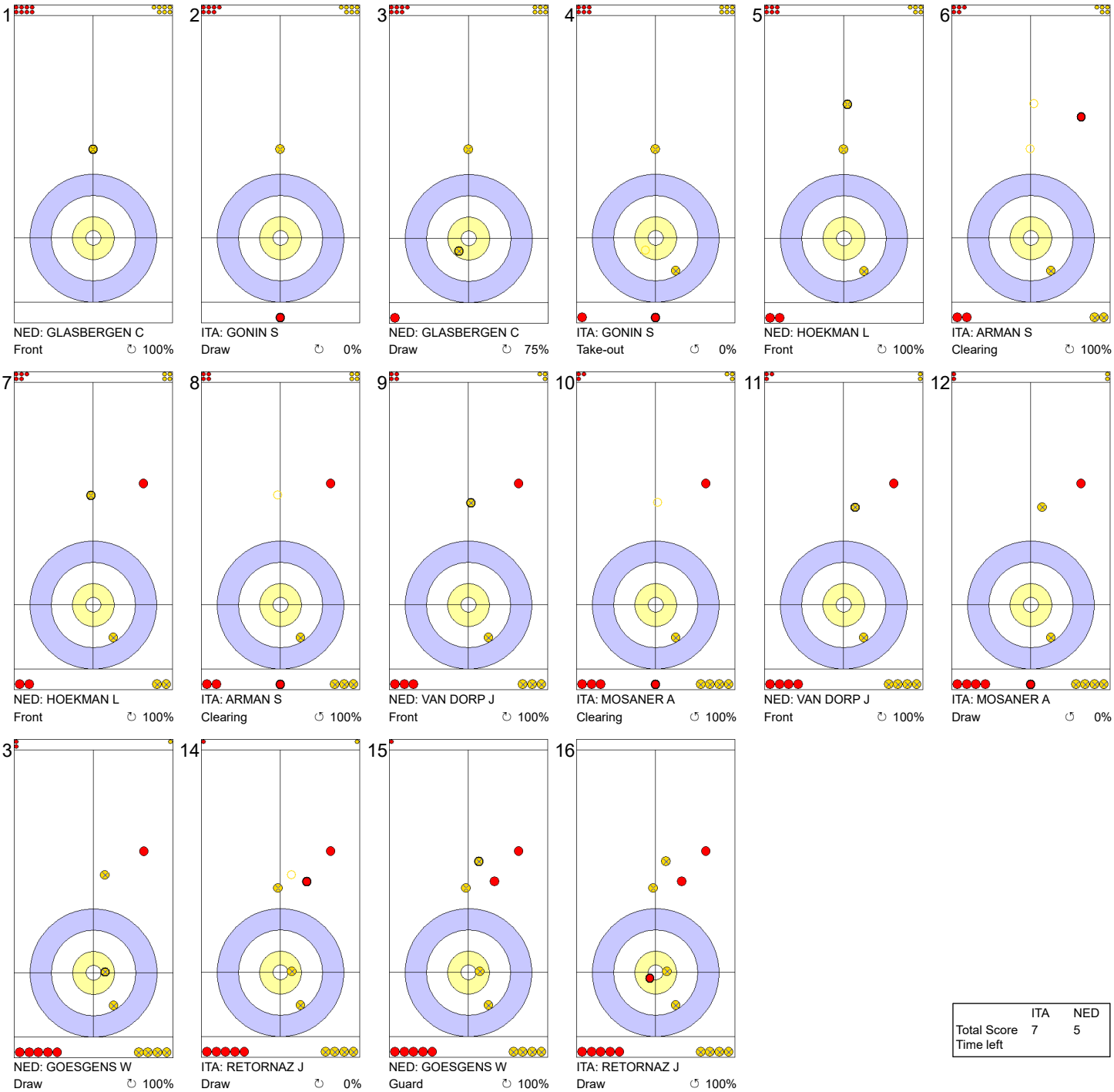


| | ITA | NED |
|---|---|---|
| Total Score | 7 | 5 |
| Time left | | |

**Legend:**
↻ Clockwise ↺ Counter-clockwise - Not considered



lgt.com NEW HOLLAND LE GRUYÈRE SWITZERLAND ZUG CURLIT Curling Information Technology Ltd.

# Game - Shot by Shot

**End 7** — **ITA - Italy 7 + 0** (this end) **= 7** — **NED - Netherlands 5 + 1** (this end) **= 6**

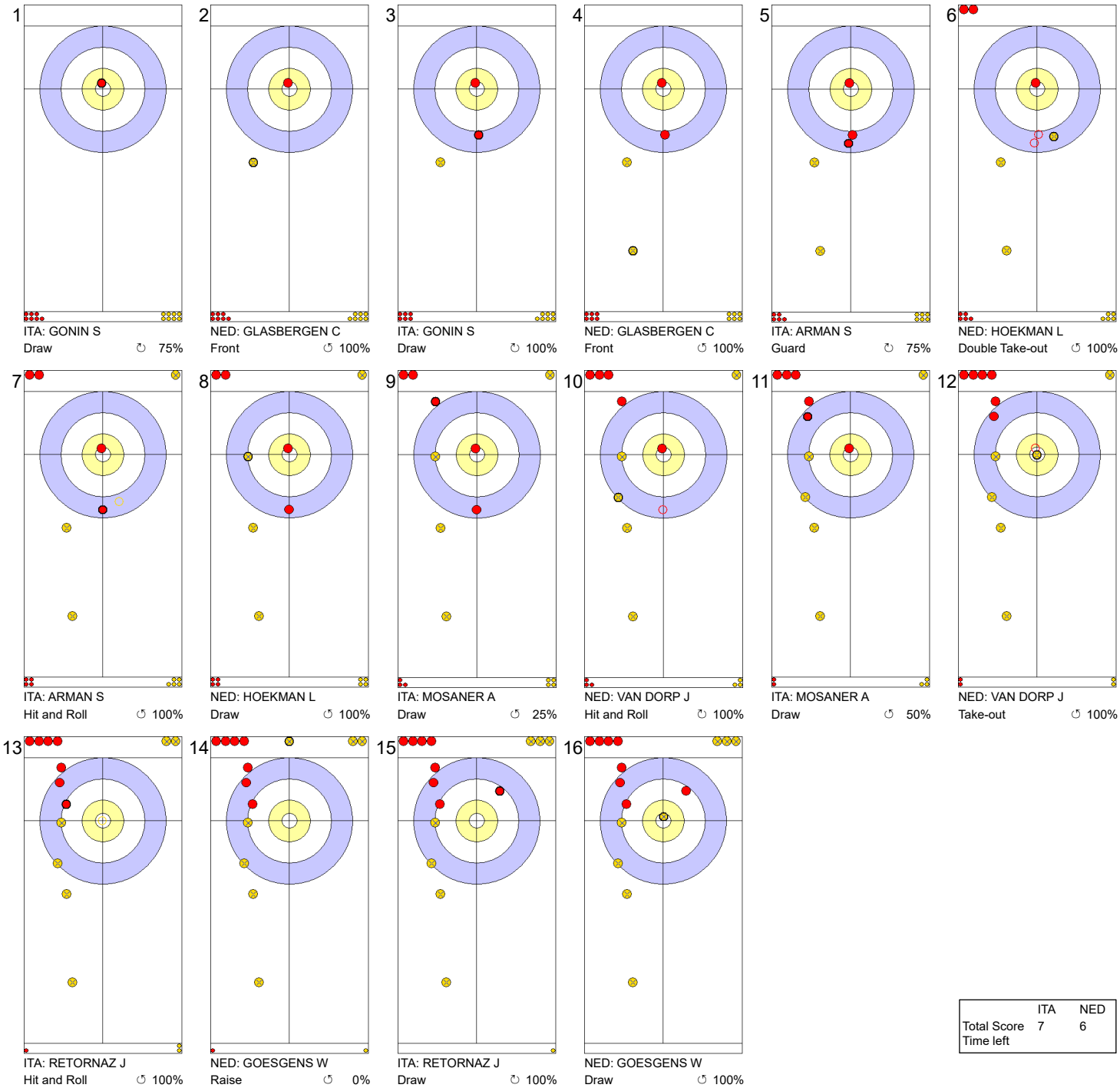


| | ITA | NED |
|---|---|---|
| Total Score | 7 | 6 |
| Time left | | |

**Legend:**

↻ Clockwise ↺ Counter-clockwise - Not considered



lgt.com NEW HOLLAND LE GRUYÈRE SWITZERLAND ZUG CURLIT Curling Information Technology Ltd.

# Game - Shot by Shot

**End 8** — **ITA - Italy 7 + 2** (this end) **= 9** — **NED - Netherlands 6 + 0** (this end) **= 6**




| | ITA | NED |
|---|---|---|
| Total Score | 9 | 6 |
| Time left | | |

**Legend:**

↻ Clockwise ↺ Counter-clockwise - Not considered



lgt.com NEW HOLLAND LE GRUYÈRE SWITZERLAND ZUG CURLIT Curling Information Technology Ltd.

# Game - Shot by Shot

**End 9** — **ITA - Italy 9 + 0** (this end) **= 9** — **NED - Netherlands 6 + 3** (this end) **= 9**




| | ITA | NED |
|---|---|---|
| Total Score | 9 | 9 |
| Time left | | |

**Legend:**

↻ Clockwise ↺ Counter-clockwise - Not considered



lgt.com NEW HOLLAND LE GRUYÈRE SWITZERLAND ZUG CURLIT Curling Information Technology Ltd.

# Game - Shot by Shot

**End 10** — **ITA - Italy 9 + 0 (this end) = 9** — **NED - Netherlands 9 + 2 (this end) = 11**

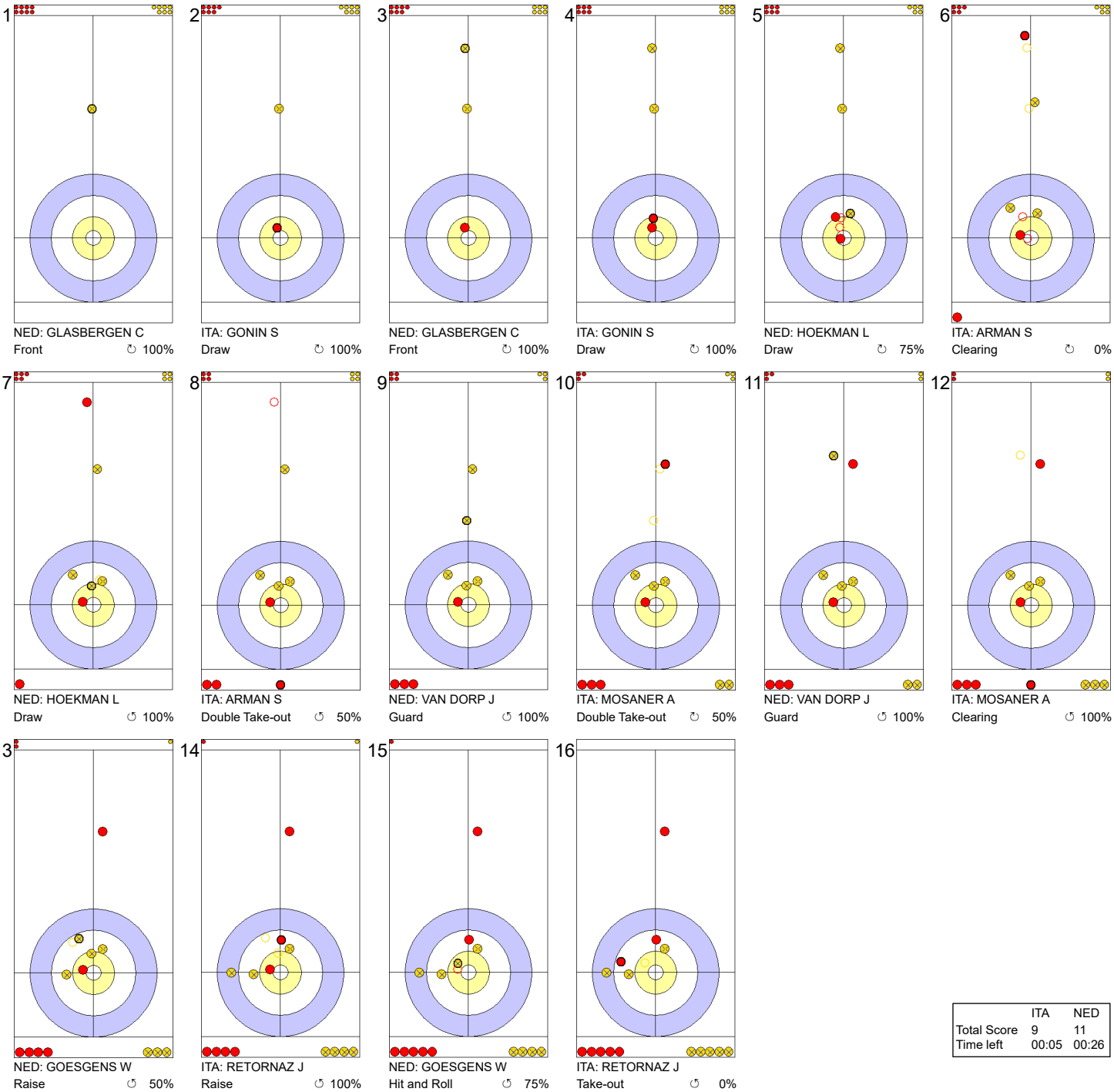


| | ITA | NED |
|---|---|---|
| Total Score | 9 | 11 |
| Time left | 00:05 | 00:26 |

**Legend:**
↻ Clockwise ↺ Counter-clockwise - Not considered



lgt.com NEW HOLLAND LE GRUYÈRE SWITZERLAND ZUG CURLIT Curling Information Technology Ltd.

## Session Results and Standings

| Sheet | Game | Team | LSFE | 1 | 2 | 3 | 4 | 5 | 6 | 7 | 8 | 9 | 10 | Extra Ends | | | | Total |
|---|---|---|---|---|---|---|---|---|---|---|---|---|---|---|---|---|---|---|
| A | 5 | FIN - Finland | | 0 | 0 | 0 | 1 | 0 | 1 | X | X | X | X | | | | | 2 |
| | 5 | SWE - Sweden | * | 0 | 3 | 0 | 0 | 4 | 0 | X | X | X | X | | | | | 7 |
| B | 5 | NOR - Norway | | 0 | 0 | 2 | 0 | 0 | 0 | 3 | 0 | 3 | X | | | | | 8 |
| | 5 | USA - United States | * | 0 | 2 | 0 | 1 | 1 | 3 | 0 | 3 | 0 | X | | | | | 10 |
| C | 5 | SUI - Switzerland | * | 4 | 1 | 0 | 0 | 2 | 0 | 2 | 0 | X | X | | | | | 9 |
| | 5 | CZE - Czech Republic | | 0 | 0 | 1 | 0 | 0 | 2 | 0 | 2 | X | X | | | | | 5 |
| D | 5 | SCO - Scotland | | 0 | 0 | 1 | 0 | 0 | 0 | 1 | 1 | 0 | 3 | | | | | 6 |
| | 5 | GER - Germany | * | 1 | 1 | 0 | 0 | 1 | 0 | 0 | 0 | 1 | 0 | | | | | 4 |

## Current Standings

| Rank | Team | Games | Wins | Losses |
|---|---|---|---|---|
| 1 | CAN - Canada | 5 | 5 | 0 |
| 2 | GER - Germany | 5 | 3 | 2 |
| 2 | SCO - Scotland | 5 | 3 | 2 |
| 2 | SUI - Switzerland | 5 | 3 | 2 |
| 2 | SWE - Sweden | 5 | 3 | 2 |
| 2 | USA - United States | 5 | 3 | 2 |
| 7 | ITA - Italy | 4 | 2 | 2 |
| 7 | KOR - Korea | 4 | 2 | 2 |
| 9 | CZE - Czech Republic | 5 | 2 | 3 |
| 9 | FIN - Finland | 5 | 2 | 3 |
| 9 | NOR - Norway | 5 | 2 | 3 |
| 12 | DEN - Denmark | 5 | 1 | 4 |
| 13 | NED - Netherlands | 4 | 0 | 4 |

**Note:**
Under WCF rules, tie-breaking rules for standings are not applied until after the last game of the round robin.

**Legend:**
**LSFE(*)** Last Stone First End
**X** Unplayed/unfinished end due to concession



lgt.com NEW HOLLAND LE GRUYÈRE SWITZERLAND ZUG CURLIT Curling Information Technology Ltd.

# Game Results

| Sheet | Game | Team | LSFE | 1 | 2 | 3 | 4 | 5 | 6 | 7 | 8 | 9 | 10 | Extra Ends | | | | Total |
|---|---|---|---|---|---|---|---|---|---|---|---|---|---|---|---|---|---|---|
| A | 5 | FIN - Finland | | 0 | 0 | 0 | 1 | 0 | 1 | X | X | X | X | | | | | 2 |
| | 5 | SWE - Sweden | * | 0 | 3 | 0 | 0 | 4 | 0 | X | X | X | X | | | | | 7 |

| FIN - Finland | | Shot Success Game | Shot Success All |
|---|---|---|---|
| 4 S | KIISKINEN Kalle | 75% | 65% |
| 3 V | SALO Teemu | 67% | 71% |
| 2 | OUNI Leo | 71% | 75% |
| 1 | KUOSMANEN Paavo | 85% | 82% |
| A | POLLANEN Jermu | 25% | 25% |
| | Team Total | 72% | 73% |

| Last Stone Draw | | Distance |
|---|---|---|
| ↻ | OUNI Leo | 69.8cm |
| ↺ | KUOSMANEN Paavo | 20.5cm |
| **Total** | | **90.3cm** |

Time remaining: 19 minutes 9 seconds

POLLANEN J replaced KUOSMANEN P at the beginning of end 6

| SWE - Sweden | | Shot Success Game | Shot Success All |
|---|---|---|---|
| 4 S | EDIN Niklas | 93% | 82% |
| 3 V | ERIKSSON Oskar | 92% | 85% |
| 2 | WRANAA Rasmus | 90% | 87% |
| 1 | SUNDGREN Christoffer | 98% | 92% |
| A | MAGNUSSON Daniel | 63% | 63% |
| | Team Total | 92% | 86% |

| Last Stone Draw | | Distance |
|---|---|---|
| ↻ | WRANAA Rasmus | 9.1cm |
| ↺ | EDIN Niklas | 44.1cm |
| **Total** | | **53.2cm** |

Time remaining: 22 minutes 42 seconds

MAGNUSSON D replaced WRANAA R at the beginning of end 6

## Shot Success Analysis

| FIN - Finland | | ↻ | | ↺ | | Game | |
|---|---|---|---|---|---|---|---|
| 4 KIISKINEN Kalle | Draws | 2 | 75% | 2 | 75% | 4 | 75% |
| | Take-outs | 3 | 67% | 4 | 81% | 7 | 75% |
| | Total | 5 | 70% | 6 | 79% | 11 | 75% |
| 3 SALO Teemu | Draws | 2 | 50% | 3 | 50% | 5 | 50% |
| | Take-outs | 2 | 100% | 5 | 70% | 7 | 79% |
| | Total | 4 | 75% | 8 | 63% | 12 | 67% |
| 2 OUNI Leo | Draws | 5 | 70% | 0 | - | 5 | 70% |
| | Take-outs | 2 | 75% | 5 | 70% | 7 | 71% |
| | Total | 7 | 71% | 5 | 70% | 12 | 71% |
| 1 KUOSMANEN Paavo | Draws | 3 | 67% | 5 | 95% | 8 | 84% |
| | Take-outs | 1 | 100% | 1 | 75% | 2 | 88% |
| | Total | 4 | 75% | 6 | 92% | 10 | 85% |
| A POLLANEN Jermu | Draws | 0 | - | 2 | 25% | 2 | 25% |
| | Take-outs | 0 | - | 0 | - | 0 | - |
| | Total | 0 | - | 2 | 25% | 2 | 25% |
| Team | Draws | 12 | 67% | 12 | 69% | 24 | 68% |
| | Take-outs | 8 | 81% | 15 | 73% | 23 | 76% |
| | Total | 20 | 73% | 27 | 71% | 47 | 72% |

| SWE - Sweden | | ↻ | | ↺ | | Game | |
|---|---|---|---|---|---|---|---|
| 4 EDIN Niklas | Draws | 0 | - | 4 | 94% | 4 | 94% |
| | Take-outs | 3 | 83% | 4 | 100% | 7 | 93% |
| | Total | 3 | 83% | 8 | 97% | 11 | 93% |
| 3 ERIKSSON Oskar | Draws | 3 | 92% | 2 | 88% | 5 | 90% |
| | Take-outs | 4 | 100% | 3 | 83% | 7 | 93% |
| | Total | 7 | 96% | 5 | 85% | 12 | 92% |
| 2 WRANAA Rasmus | Draws | 2 | 100% | 2 | 100% | 4 | 100% |
| | Take-outs | 2 | 88% | 4 | 81% | 6 | 83% |
| | Total | 4 | 94% | 6 | 88% | 10 | 90% |
| 1 SUNDGREN Christoffer | Draws | 4 | 94% | 3 | 100% | 7 | 96% |
| | Take-outs | 3 | 100% | 2 | 100% | 5 | 100% |
| | Total | 7 | 96% | 5 | 100% | 12 | 98% |
| A MAGNUSSON Daniel | Draws | 0 | - | 1 | 75% | 1 | 75% |
| | Take-outs | 0 | - | 1 | 50% | 1 | 50% |
| | Total | 0 | - | 2 | 63% | 2 | 63% |
| Team | Draws | 9 | 94% | 12 | 94% | 21 | 94% |
| | Take-outs | 12 | 94% | 14 | 88% | 26 | 90% |
| | Total | 21 | 94% | 26 | 90% | 47 | 92% |

**Note:**
Position and function for each team member:
**4** = Fourth, **3** = Third, **2** = Second, **1** = Lead, **A** = Alternate, **S** = Skip, **V** = Vice-Skip

**Legend:**
↻ Clockwise ↺ Counter-clockwise **LSFE(*)** Last Stone First End
**X** Unplayed/unfinished end due to concession



lgt.com NEW HOLLAND LE GRUYÈRE SWITZERLAND AOP ZUG CURLIT Curling Information Technology Ltd.

# Game - Shot by Shot

**End 1** — **FIN - Finland 0 + 0** (this end) **= 0** — **SWE - Sweden 0 + 0** (this end) **= 0**

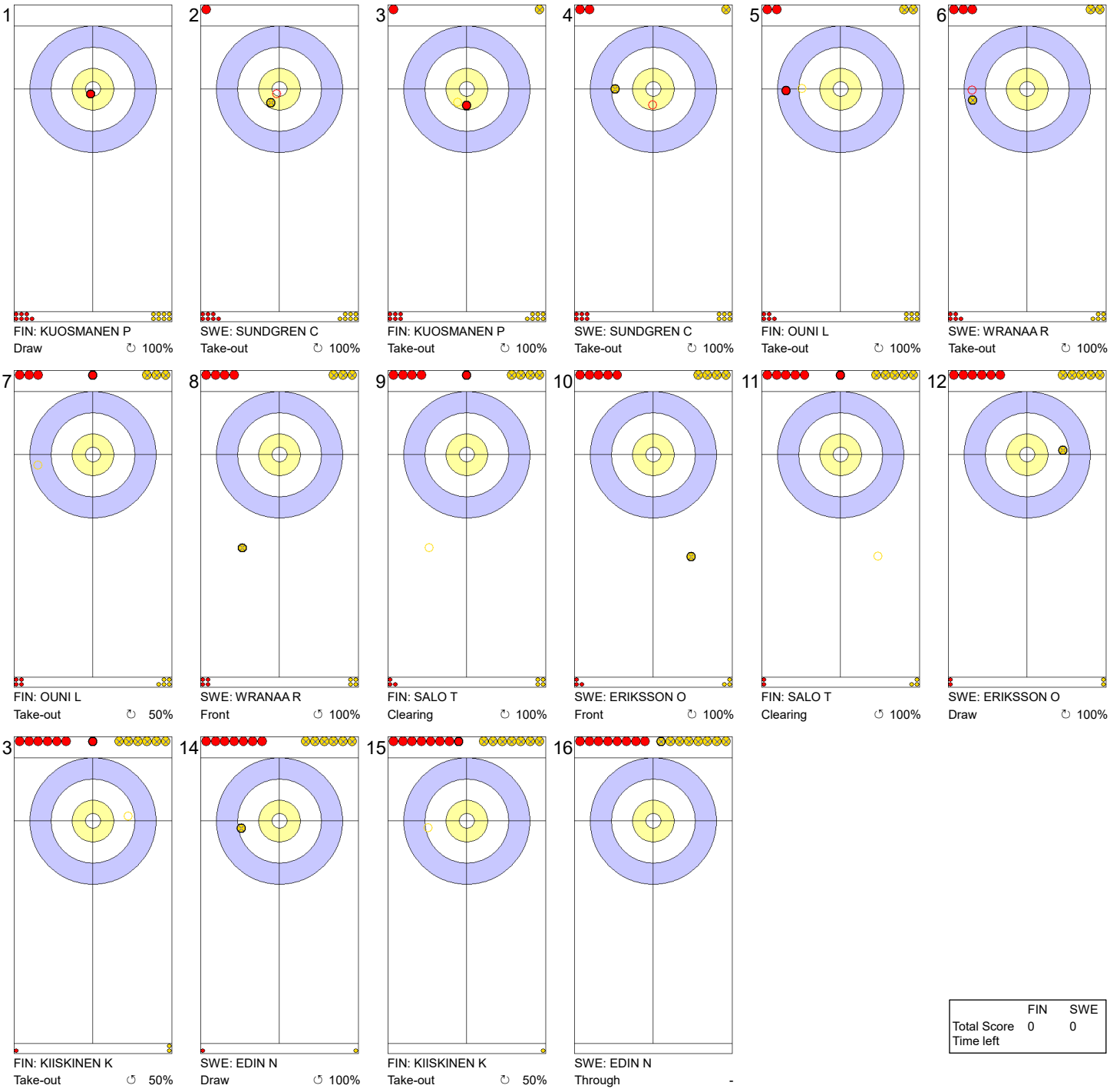


| | FIN | SWE |
|---|---|---|
| Total Score | 0 | 0 |
| Time left | | |

**Legend:**
↻ Clockwise ↺ Counter-clockwise - Not considered



lgt.com NEW HOLLAND LE GRUYÈRE SWITZERLAND ZUG CURLIT Curling Information Technology Ltd.

# Game - Shot by Shot

**End 2** — **FIN - Finland 0 + 0** (this end) **= 0** — **SWE - Sweden 0 + 3** (this end) **= 3**




| | FIN | SWE |
|---|---|---|
| Total Score | 0 | 3 |
| Time left | | |

**Legend:**

↻ Clockwise ↺ Counter-clockwise - Not considered



lgt.com NEW HOLLAND LE GRUYÈRE SWITZERLAND ZUG CURLIT Curling Information Technology Ltd.

# Game - Shot by Shot

**End 3** — **FIN - Finland 0 + 0 (this end) = 0** — **SWE - Sweden 3 + 0 (this end) = 3**

1
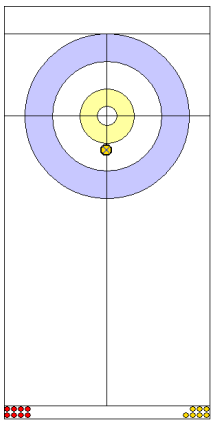
SWE: SUNDGREN C
Draw ↻ 100%

2
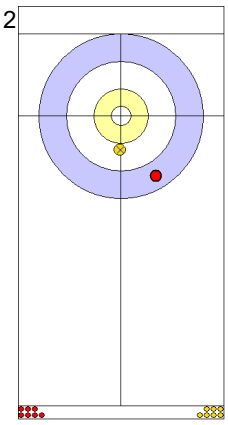
FIN: KUOSMANEN P
Front ↻ 0%

3
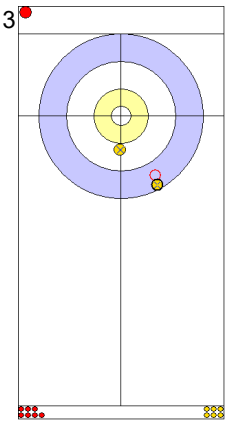
SWE: SUNDGREN C
Take-out ↻ 100%

4
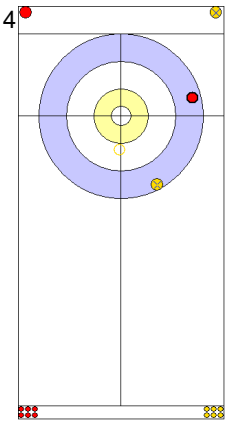
FIN: KUOSMANEN P
Hit and Roll ↺ 75%

5
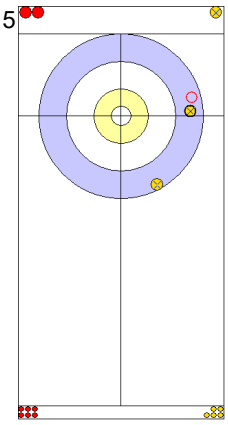
SWE: WRANAA R
Take-out ↻ 100%

6
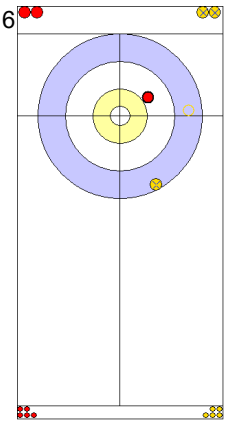
FIN: OUNI L
Hit and Roll ↻ 100%

7
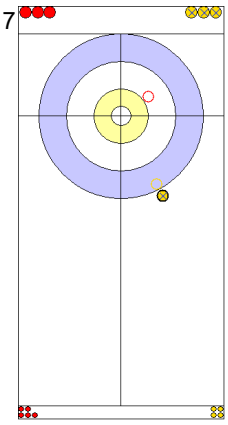
SWE: WRANAA R
Promotion Take-out ↺ 50%

8
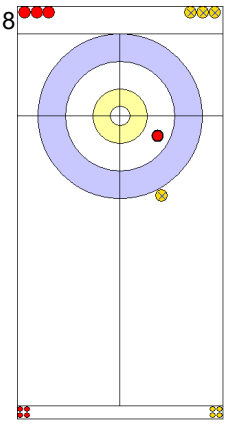
FIN: OUNI L
Draw ↻ 100%

9
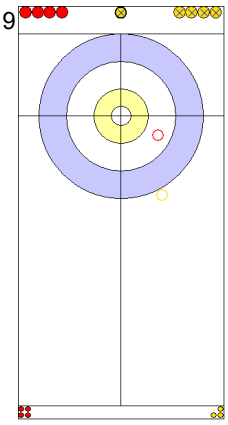
SWE: ERIKSSON O
Promotion Take-out ↻ 100%

10
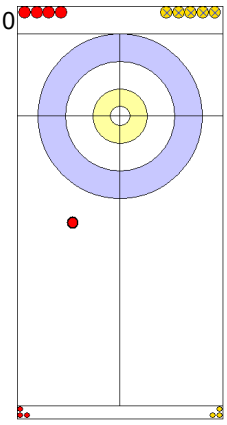
FIN: SALO T
Front ↺ 100%

11
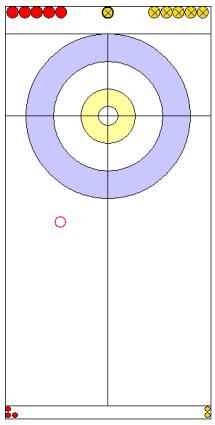
SWE: ERIKSSON O
Clearing ↻ 100%

12
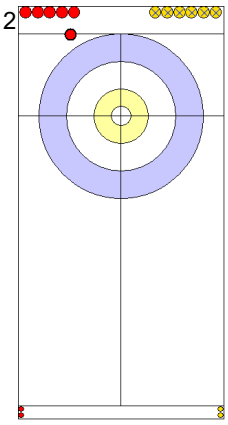
FIN: SALO T
Draw ↺ 0%

13
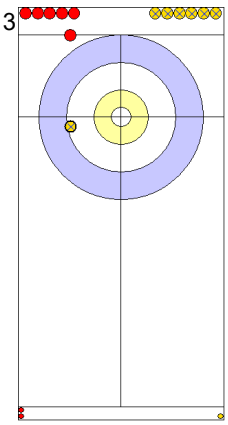
SWE: EDIN N
Draw ↻ 100%

14
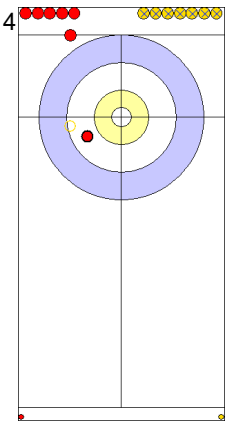
FIN: KIISKINEN K
Take-out ↻ 100%

15
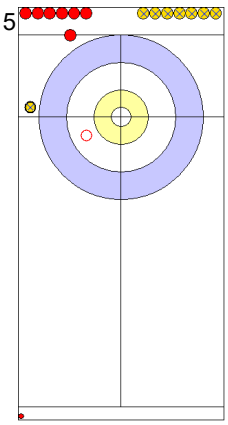
SWE: EDIN N
Take-out ↻ 50%

16
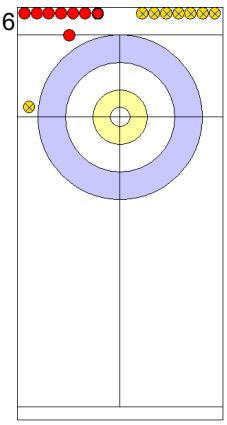
FIN: KIISKINEN K
Through -

| | FIN | SWE |
|---|---|---|
| Total Score | 0 | 3 |
| Time left | | |

**Legend:**
↻ Clockwise ↺ Counter-clockwise - Not considered



lgt.com NEW HOLLAND LE GRUYÈRE SWITZERLAND AOP V ZUG CURLIT Curling Information Technology Ltd.

# Game - Shot by Shot

**End 4** — **FIN - Finland 0 + 1** (this end) **= 1** — **SWE - Sweden 3 + 0** (this end) **= 3**

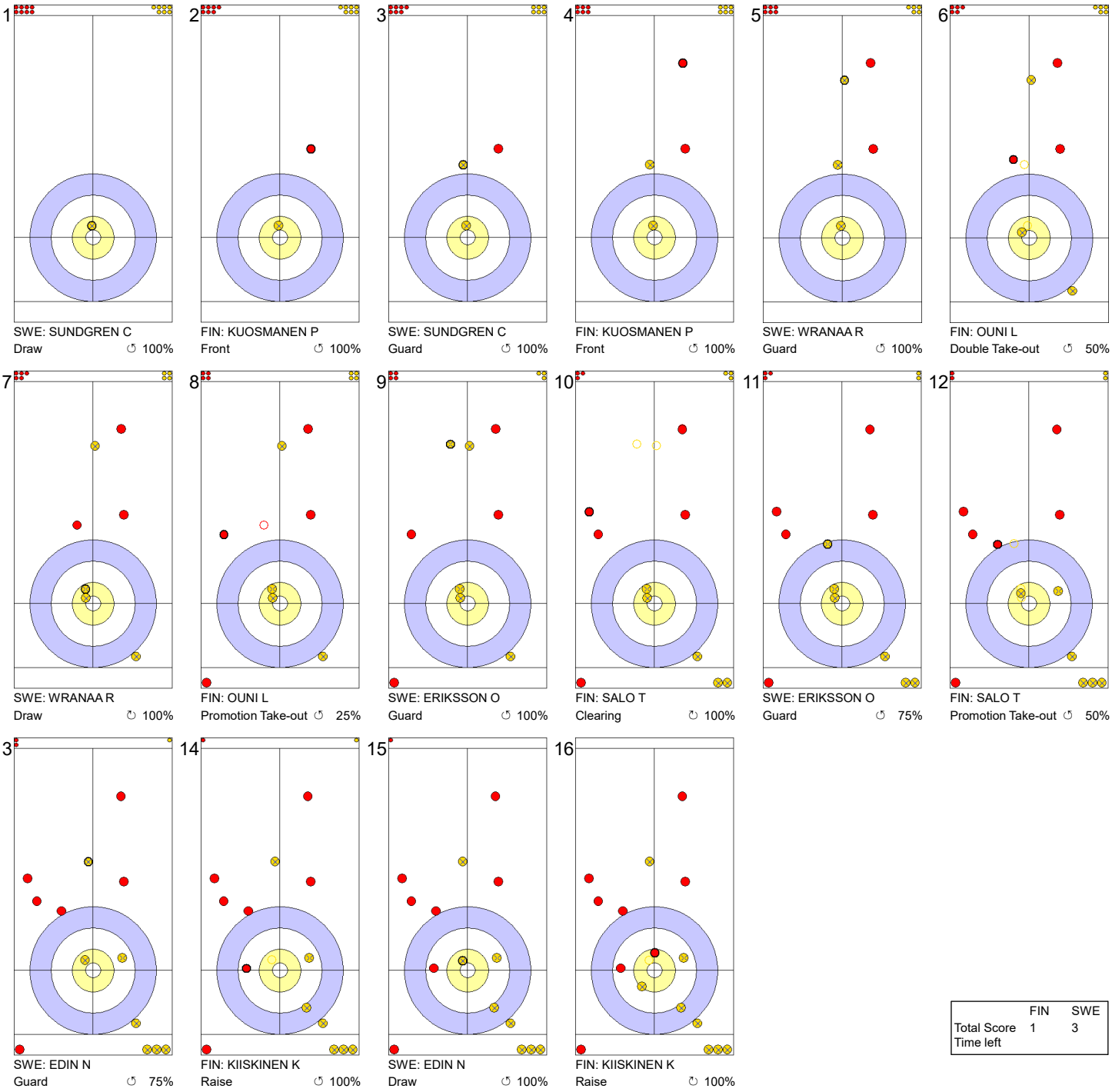


| | FIN | SWE |
|---|---|---|
| Total Score | 1 | 3 |
| Time left | | |

**Legend:**

↻ Clockwise ↺ Counter-clockwise - Not considered



lgt.com NEW HOLLAND LE GRUYÈRE SWITZERLAND ZUG CURLIT Curling Information Technology Ltd.

# Game - Shot by Shot

**End 5** — **FIN - Finland 1 + 0** (this end) **= 1** — **SWE - Sweden 3 + 4** (this end) **= 7**

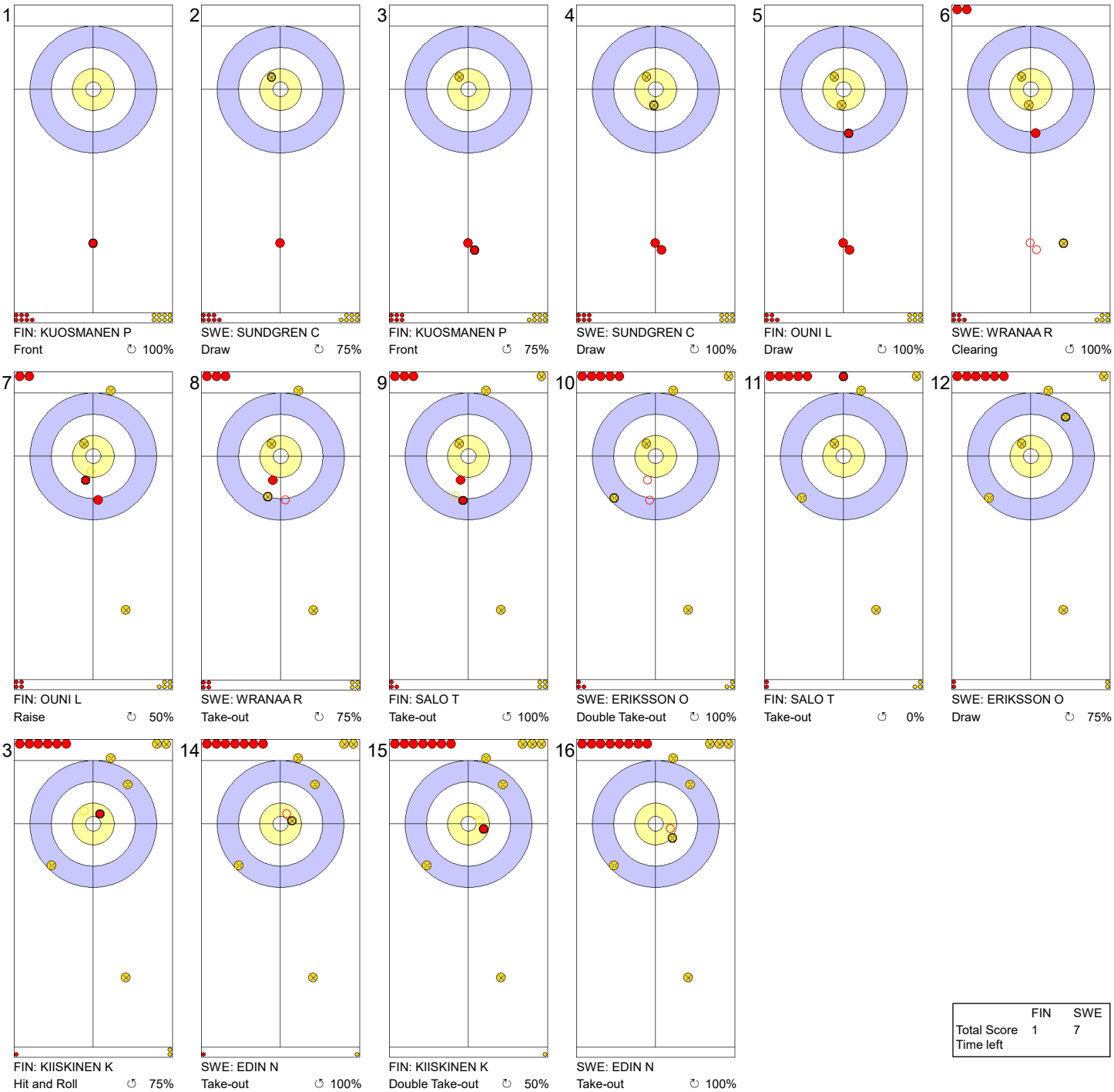

1
FIN: KUOSMANEN P
Front ↻ 100%

2
SWE: SUNDGREN C
Draw ↻ 75%

3
FIN: KUOSMANEN P
Front ↺ 75%

4
SWE: SUNDGREN C
Draw ↻ 100%

5
FIN: OUNI L
Draw ↻ 100%

6
SWE: WRANAA R
Clearing ↺ 100%

7
FIN: OUNI L
Raise ↻ 50%

8
SWE: WRANAA R
Take-out ↻ 75%

9
FIN: SALO T
Take-out ↺ 100%

10
SWE: ERIKSSON O
Double Take-out ↻ 100%

11
FIN: SALO T
Take-out ↺ 0%

12
SWE: ERIKSSON O
Draw ↺ 75%

13
FIN: KIISKINEN K
Hit and Roll ↺ 75%

14
SWE: EDIN N
Take-out ↻ 100%

15
FIN: KIISKINEN K
Double Take-out ↺ 50%

16
SWE: EDIN N
Take-out ↻ 100%

| | FIN | SWE |
|---|---|---|
| Total Score | 1 | 7 |
| Time left | | |

**Legend:**
↻ Clockwise ↺ Counter-clockwise - Not considered



lgt.com NEW HOLLAND LE GRUYÈRE SWITZERLAND ZUG CURLIT Curling Information Technology Ltd.

# Game - Shot by Shot

**End 6** — **FIN - Finland 1 + 1** (this end) **= 2** — **SWE - Sweden 7 + 0** (this end) **= 7**

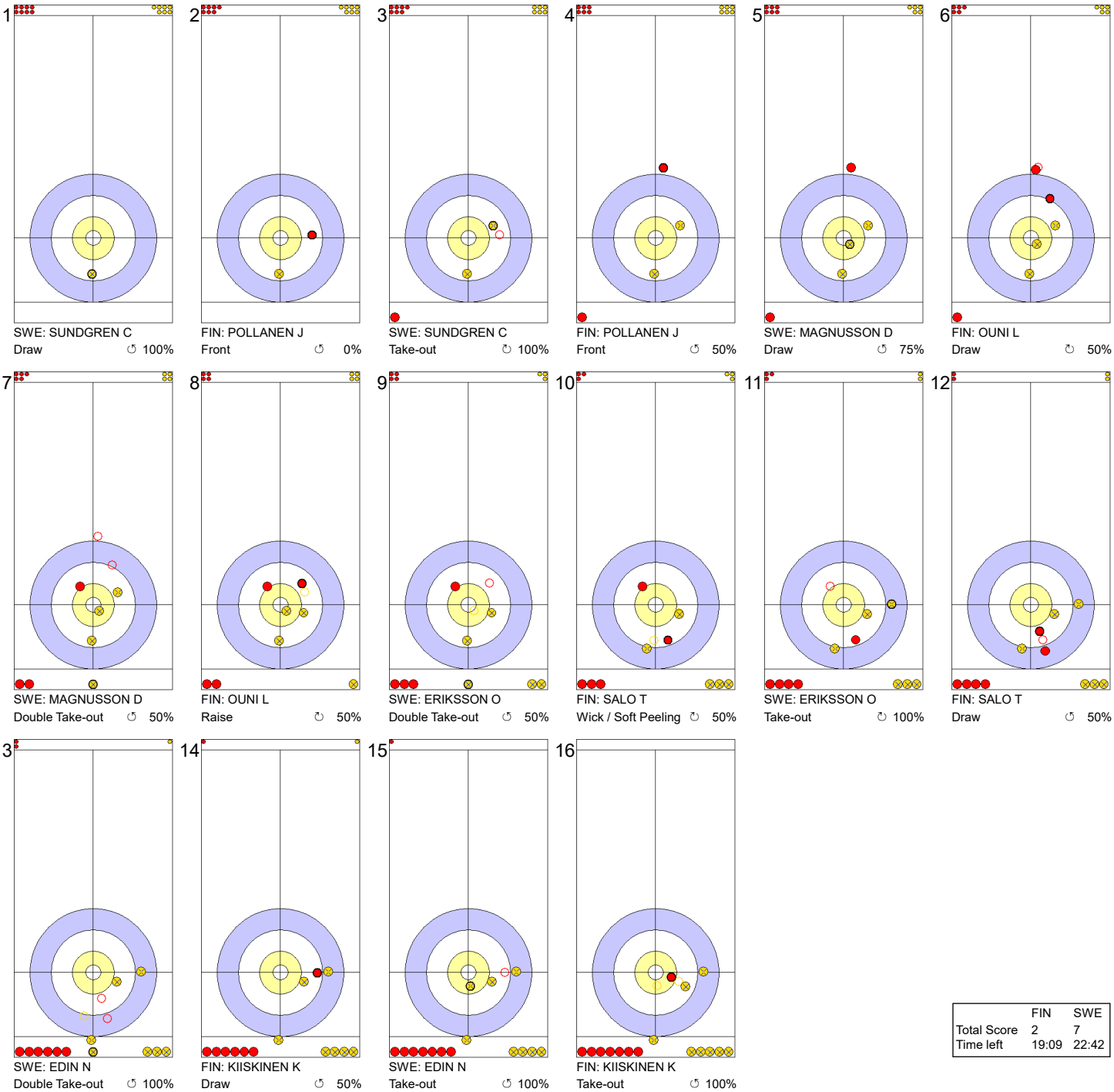


| | FIN | SWE |
|---|---|---|
| Total Score | 2 | 7 |
| Time left | 19:09 | 22:42 |

**Legend:**
↻ Clockwise ↺ Counter-clockwise - Not considered



lgt.com NEW HOLLAND LE GRUYÈRE SWITZERLAND ZUG CURLIT Curling Information Technology Ltd.

# Game Results

| Sheet | Game | Team | LSFE | 1 | 2 | 3 | 4 | 5 | 6 | 7 | 8 | 9 | 10 | Extra Ends | Total |
|---|---|---|---|---|---|---|---|---|---|---|---|---|---|---|---|
| B | 5 | NOR - Norway | | 0 | 0 | 2 | 0 | 0 | 0 | 3 | 0 | 3 | X | | 8 |
| | 5 | USA - United States | * | 0 | 2 | 0 | 1 | 1 | 3 | 0 | 3 | 0 | X | | 10 |

| NOR - Norway | | Shot Success Game | Shot Success All |
|---|---|---|---|
| 4 S | RAMSFJELL Magnus | 62% | 76% |
| 3 | SESAKER Martin | 93% | 83% |
| 2 | RAMSFJELL Bendik | 91% | 84% |
| 1 V | NEPSTAD Gaute | 68% | 79% |
| A | BRAENDEN Mathias | - | - |
| | Team Total | 78% | 81% |

| Last Stone Draw | | Distance |
|---|---|---|
| ↻ | NEPSTAD Gaute | 122.7cm |
| ↺ | SESAKER Martin | 37.4cm |
| **Total** | | **160.1cm** |

Time remaining: 8 minutes 8 seconds

| USA - United States | | Shot Success Game | Shot Success All |
|---|---|---|---|
| 4 S | DROPKIN Korey | 85% | 75% |
| 3 V | POLO Joe | 84% | 83% |
| 2 | FENNER Mark | 81% | 72% |
| 1 | HOWELL Tom | 76% | 80% |
| A | FENSON Alex | - | - |
| | Team Total | 81% | 78% |

| Last Stone Draw | | Distance |
|---|---|---|
| ↻ | FENNER Mark | 45.0cm |
| ↺ | DROPKIN Korey | 32.0cm |
| **Total** | | **77.0cm** |

Time remaining: 6 minutes 31 seconds

## Shot Success Analysis

| NOR - Norway | | ↻ | | ↺ | | Game | |
|---|---|---|---|---|---|---|---|
| 4 RAMSFJELL Magnus | Draws | 12 | 63% | 1 | 100% | 13 | 65% |
| | Take-outs | 5 | 65% | 1 | 0% | 6 | 54% |
| | Total | 17 | 63% | 2 | 50% | 19 | 62% |
| 3 SESAKER Martin | Draws | 7 | 89% | 6 | 96% | 13 | 92% |
| | Take-outs | 5 | 90% | 2 | 100% | 7 | 93% |
| | Total | 12 | 90% | 8 | 97% | 20 | 93% |
| 2 RAMSFJELL Bendik | Draws | 10 | 95% | 6 | 79% | 16 | 89% |
| | Take-outs | 1 | 100% | 3 | 100% | 4 | 100% |
| | Total | 11 | 95% | 9 | 86% | 20 | 91% |
| 1 NEPSTAD Gaute | Draws | 9 | 78% | 8 | 69% | 17 | 74% |
| | Take-outs | 3 | 33% | 0 | - | 3 | 33% |
| | Total | 12 | 67% | 8 | 69% | 20 | 68% |
| A BRAENDEN Mathias | Draws | 0 | - | 0 | - | 0 | - |
| | Take-outs | 0 | - | 0 | - | 0 | - |
| | Total | 0 | - | 0 | - | 0 | - |
| Team | Draws | 38 | 80% | 21 | 81% | 59 | 80% |
| | Take-outs | 14 | 70% | 6 | 83% | 20 | 74% |
| | Total | 52 | 77% | 27 | 81% | 79 | 78% |

| USA - United States | | ↻ | | ↺ | | Game | |
|---|---|---|---|---|---|---|---|
| 4 DROPKIN Korey | Draws | 5 | 100% | 1 | 50% | 6 | 92% |
| | Take-outs | 6 | 71% | 6 | 92% | 12 | 81% |
| | Total | 11 | 84% | 7 | 86% | 18 | 85% |
| 3 POLO Joe | Draws | 3 | 92% | 0 | - | 3 | 92% |
| | Take-outs | 6 | 67% | 11 | 91% | 17 | 82% |
| | Total | 9 | 75% | 11 | 91% | 20 | 84% |
| 2 FENNER Mark | Draws | 3 | 58% | 4 | 94% | 7 | 79% |
| | Take-outs | 6 | 83% | 7 | 82% | 13 | 83% |
| | Total | 9 | 75% | 11 | 86% | 20 | 81% |
| 1 HOWELL Tom | Draws | 4 | 38% | 11 | 82% | 15 | 70% |
| | Take-outs | 0 | - | 4 | 100% | 4 | 100% |
| | Total | 4 | 38% | 15 | 87% | 19 | 76% |
| A FENSON Alex | Draws | 0 | - | 0 | - | 0 | - |
| | Take-outs | 0 | - | 0 | - | 0 | - |
| | Total | 0 | - | 0 | - | 0 | - |
| Team | Draws | 15 | 73% | 16 | 83% | 31 | 78% |
| | Take-outs | 18 | 74% | 28 | 90% | 46 | 84% |
| | Total | 33 | 73% | 44 | 88% | 77 | 81% |

**Note:**
Position and function for each team member:
**4** = Fourth, **3** = Third, **2** = Second, **1** = Lead, **A** = Alternate, **S** = Skip, **V** = Vice-Skip

**Legend:**
↻ Clockwise ↺ Counter-clockwise **LSFE(*)** Last Stone First End
**X** Unplayed/unfinished end due to concession



lgt.com NEW HOLLAND LE GRUYÈRE SWITZERLAND ZUG CURLIT Curling Information Technology Ltd.

# Game - Shot by Shot

**End 1** — **NOR - Norway** 0 + 0 (this end) = 0 — **USA - United States** 0 + 0 (this end) = 0

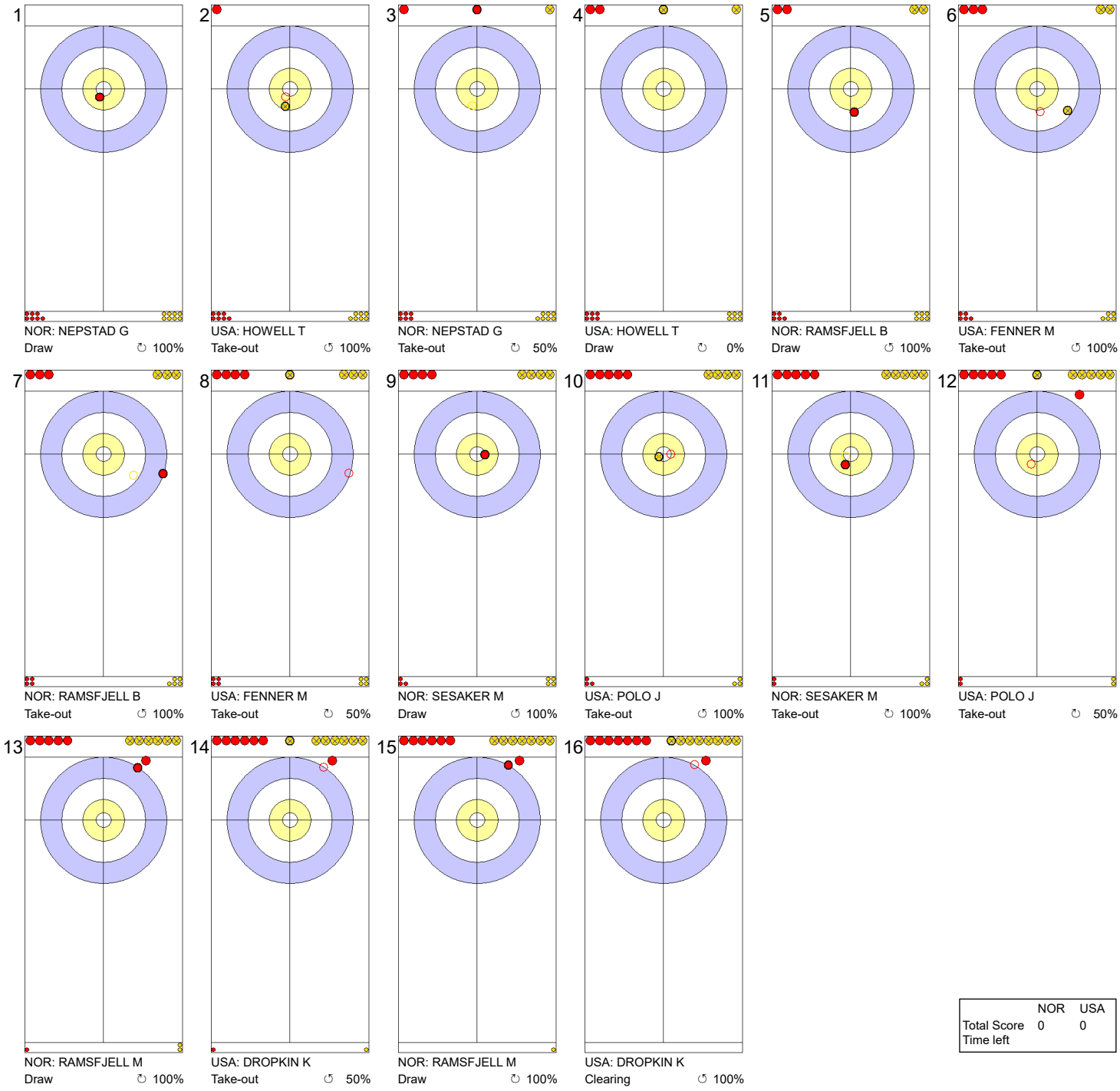


| | NOR | USA |
|---|---|---|
| Total Score | 0 | 0 |
| Time left | | |

**Legend:**
↻ Clockwise ↺ Counter-clockwise - Not considered



lgt.com NEW HOLLAND LE GRUYÈRE SWITZERLAND ZUG CURLIT Curling Information Technology Ltd.

# Game - Shot by Shot

**End 2** — **NOR - Norway** 0 + 0 (this end) = 0 — **USA - United States** 0 + 2 (this end) = 2




| | NOR | USA |
|---|---|---|
| Total Score | 0 | 2 |
| Time left | | |

**Legend:**
↻ Clockwise ↺ Counter-clockwise - Not considered



lgt.com NEW HOLLAND LE GRUYÈRE SWITZERLAND ZUG CURLIT Curling Information Technology Ltd.

# Game - Shot by Shot

**End 3** — **NOR - Norway** 0 + 2 (this end) = 2 — **USA - United States** 2 + 0 (this end) = 2

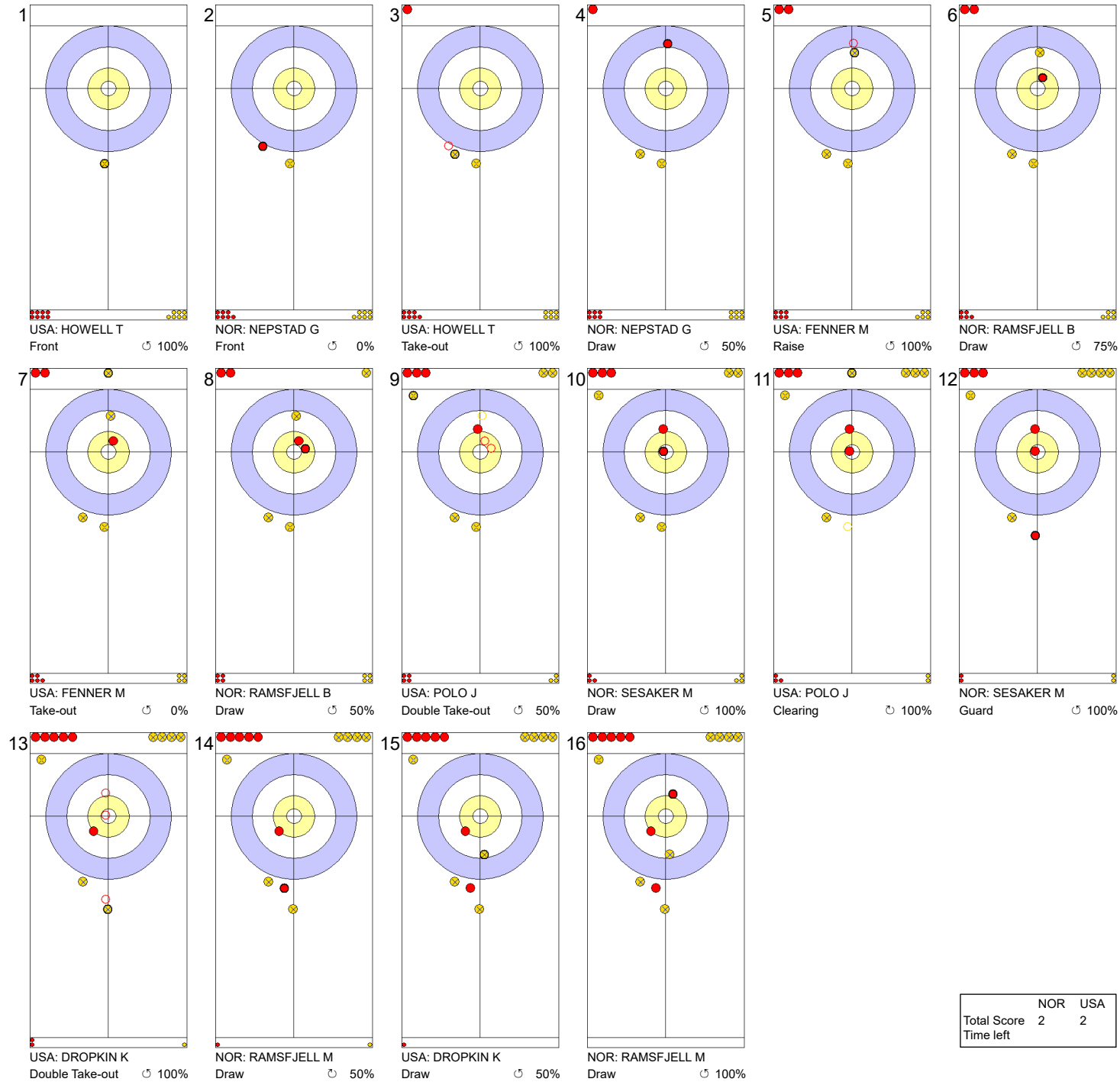


| | NOR | USA |
|---|---|---|
| Total Score | 2 | 2 |
| Time left | | |

**Legend:**
↻ Clockwise ↺ Counter-clockwise - Not considered



lgt.com NEW HOLLAND LE GRUYÈRE SWITZERLAND ZUG CURLIT Curling Information Technology Ltd.

# Game - Shot by Shot

**End 4** — **NOR - Norway 2 + 0** (this end) **= 2** — **USA - United States 2 + 1** (this end) **= 3**




| | NOR | USA |
|---|---|---|
| Total Score | 2 | 3 |
| Time left | | |

**Legend:**

↻ Clockwise ↺ Counter-clockwise - Not considered



lgt.com NEW HOLLAND LE GRUYÈRE SWITZERLAND ZUG CURLIT Curling Information Technology Ltd.

# Game - Shot by Shot

**End 5** — **NOR - Norway 2 + 0** (this end) **= 2** — **USA - United States 3 + 1** (this end) **= 4**

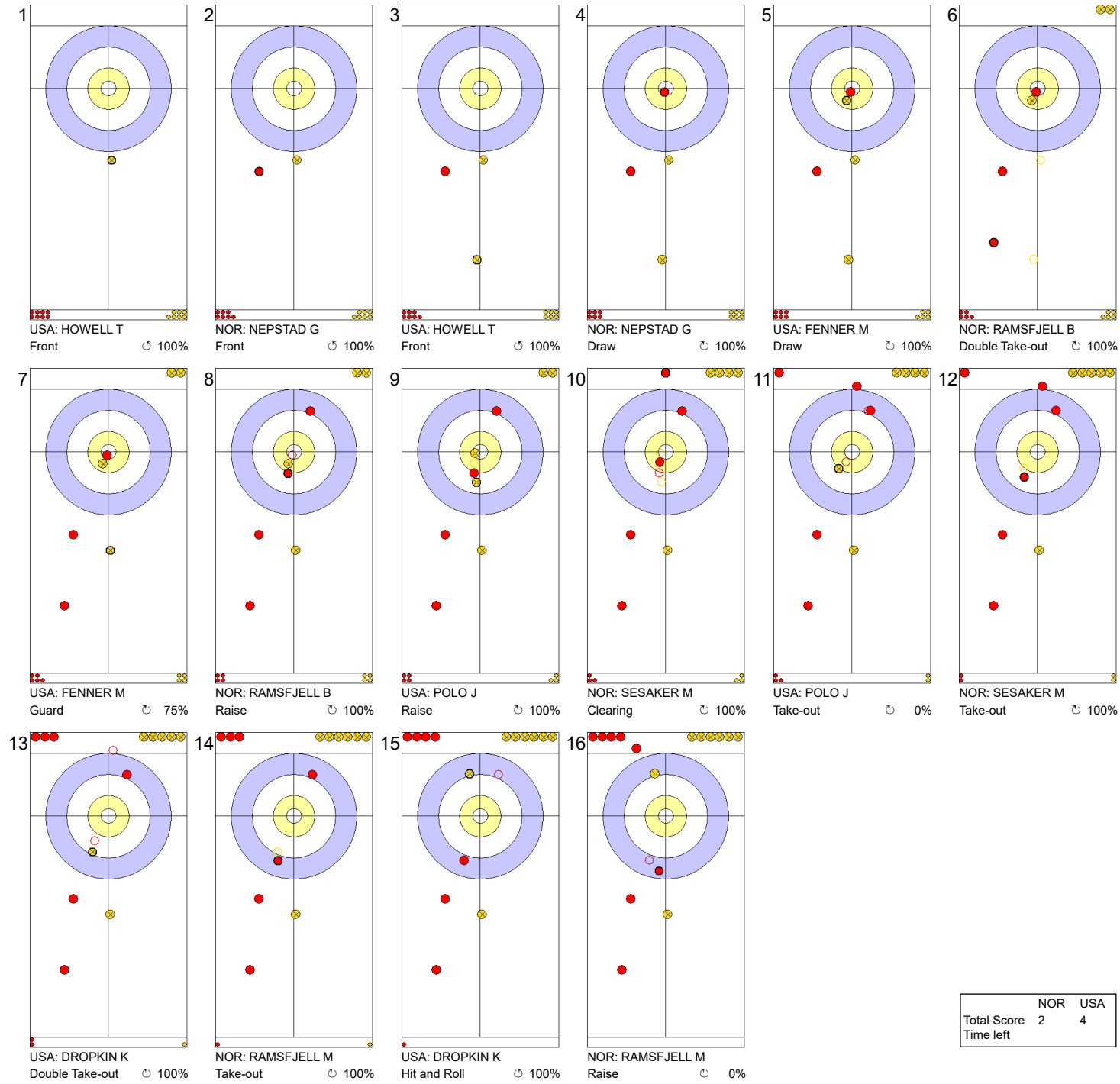


| | NOR | USA |
|---|---|---|
| Total Score | 2 | 4 |
| Time left | | |

**Legend:**

↻ Clockwise ↺ Counter-clockwise - Not considered



lgt.com NEW HOLLAND LE GRUYÈRE SWITZERLAND V ZUG CURLIT Curling Information Technology Ltd.

# Game - Shot by Shot

**End 6** — **NOR - Norway 2 + 0** (this end) **= 2** — **USA - United States 4 + 3** (this end) **= 7**

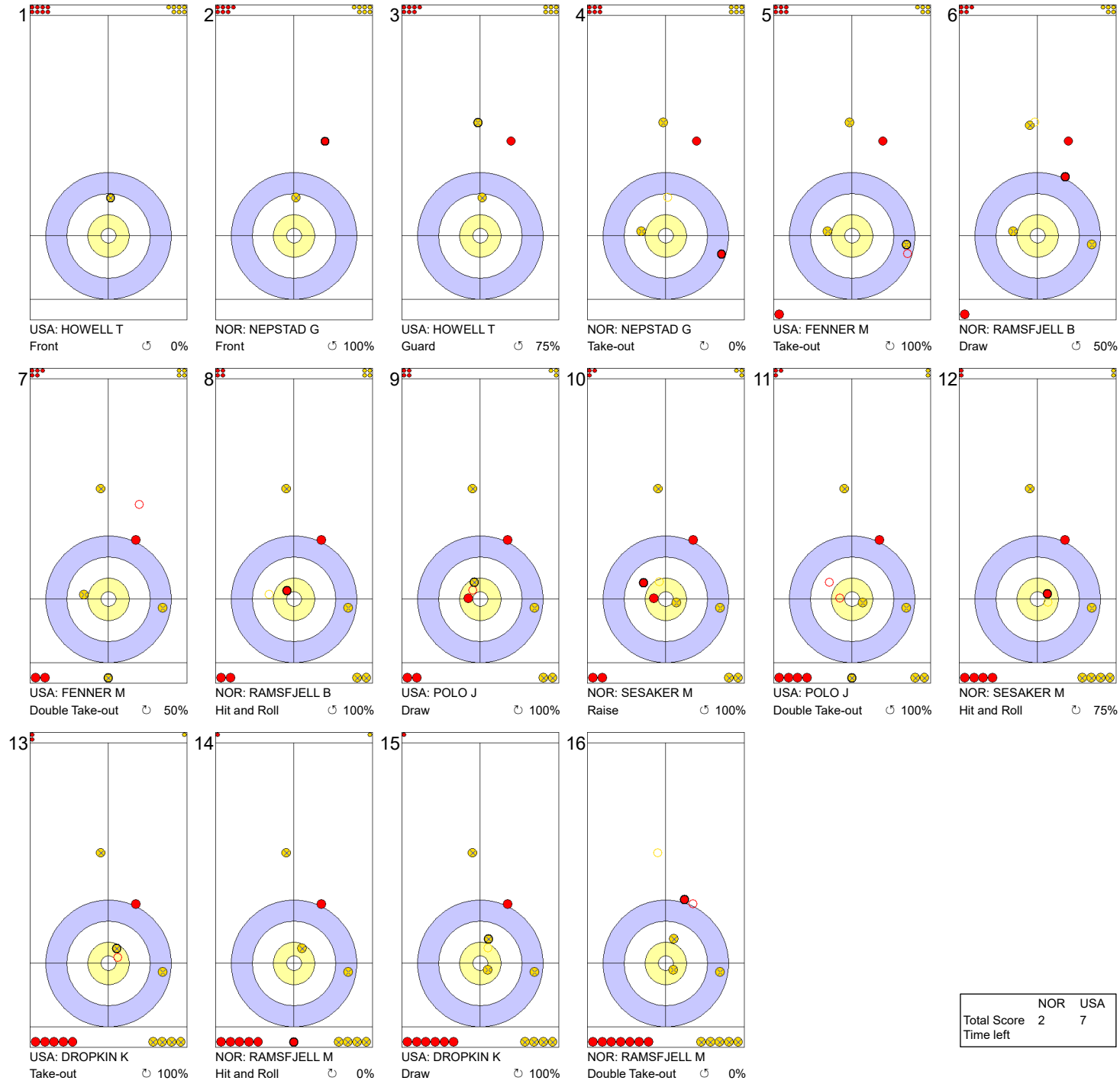


| | NOR | USA |
|---|---|---|
| Total Score | 2 | 7 |
| Time left | | |

**Legend:**

↻ Clockwise ↺ Counter-clockwise - Not considered



lgt.com NEW HOLLAND LE GRUYÈRE SWITZERLAND ZUG CURLIT Curling Information Technology Ltd.

# Game - Shot by Shot

**End 7** — **NOR - Norway** 2 + 3 (this end) = 5 — **USA - United States** 7 + 0 (this end) = 7

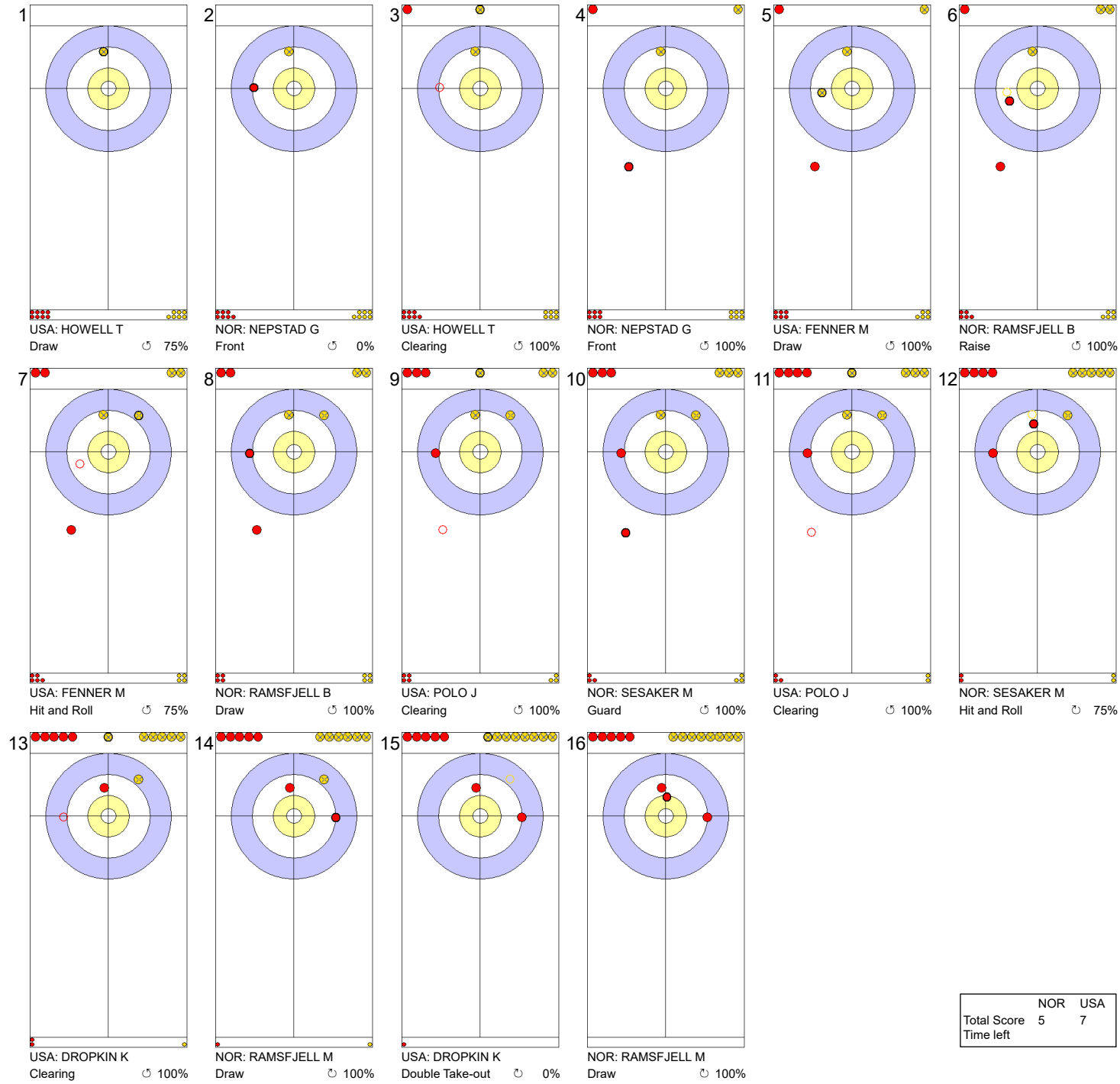


| | NOR | USA |
|---|---|---|
| Total Score | 5 | 7 |
| Time left | | |

**Legend:**

↻ Clockwise ↺ Counter-clockwise - Not considered



lgt.com NEW HOLLAND LE GRUYÈRE SWITZERLAND ZUG CURLIT Curling Information Technology Ltd.

# Game - Shot by Shot

**End 8** — **NOR - Norway** 5 + 0 (this end) = 5 — **USA - United States** 7 + 3 (this end) = 10

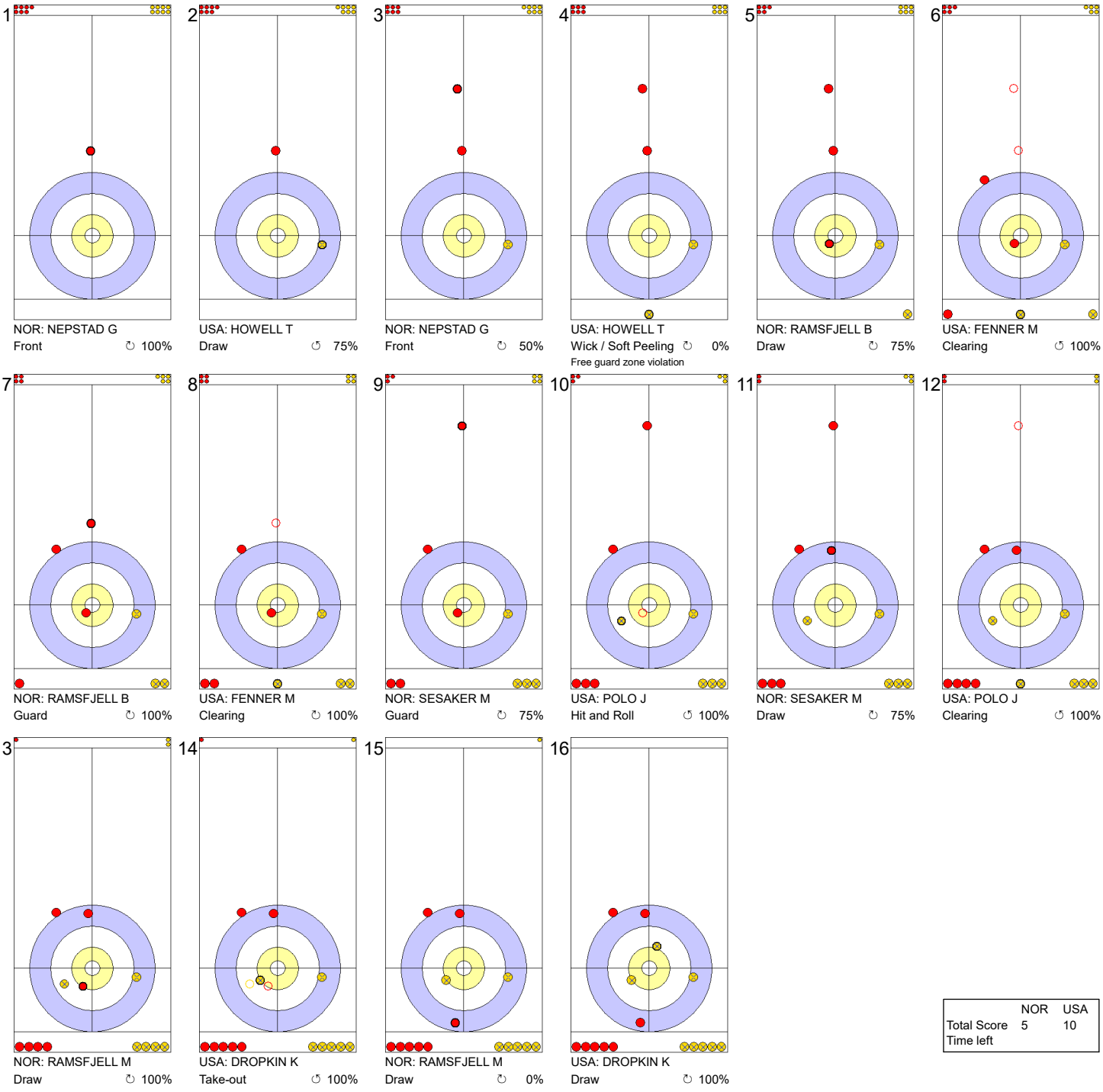


| | NOR | USA |
|---|---|---|
| Total Score | 5 | 10 |
| Time left | | |

**Legend:**

↻ Clockwise ↺ Counter-clockwise - Not considered



lgt.com NEW HOLLAND LE GRUYÈRE SWITZERLAND ZUG CURLIT Curling Information Technology Ltd.

# Game - Shot by Shot

**End 9** — **NOR - Norway 5 + 3** (this end) **= 8** — **USA - United States 10 + 0** (this end) **= 10**



1
USA: HOWELL T
Draw ↻ 100%

2
NOR: NEPSTAD G
Front ↻ 100%

3
USA: HOWELL T
Wick / Soft Peeling ↻ 100%

4
NOR: NEPSTAD G
Front ↻ 100%

5
USA: FENNER M
Raise ↻ 0%

6
NOR: RAMSFJELL B
Draw ↻ 100%

7
USA: FENNER M
Clearing ↻ 100%

8
NOR: RAMSFJELL B
Guard ↻ 100%

9
USA: POLO J
Clearing ↻ 100%

10
NOR: SESAKER M
Guard ↻ 100%

11
USA: POLO J
Clearing ↻ 50%

12
NOR: SESAKER M
Draw ↻ 100%

13
USA: DROPKIN K
Take-out ↻ 50%

14
NOR: RAMSFJELL M
Hit and Roll ↻ 75%

15
USA: DROPKIN K
Hit and Roll ↻ 75%

16
NOR: RAMSFJELL M
Take-out ↻ 100%

| | NOR | USA |
|---|---|---|
| Total Score | 8 | 10 |
| Time left | | |

**Legend:**
↻ Clockwise ↺ Counter-clockwise - Not considered



lgt.com NEW HOLLAND LE GRUYÈRE SWITZERLAND ZUG CURLIT Curling Information Technology Ltd.

# Game - Shot by Shot

**End 10** — **NOR - Norway** 8 + X (this end) = 8 — **USA - United States** 10 + X (this end) = 10

1
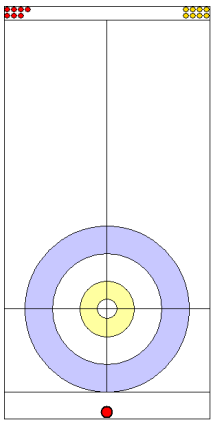
NOR: NEPSTAD G
Front ↻ 0%
Did not pass the hogline

2
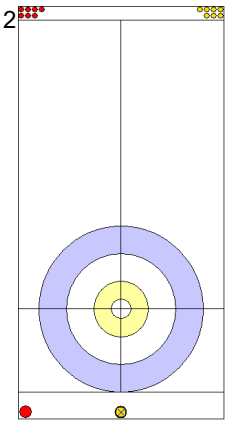
USA: HOWELL T
Through -

3
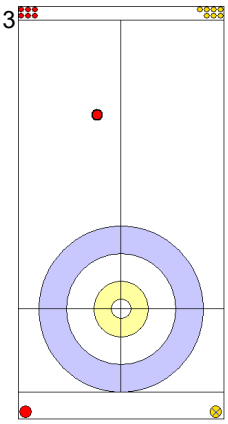
NOR: NEPSTAD G
Front ↻ 50%

4
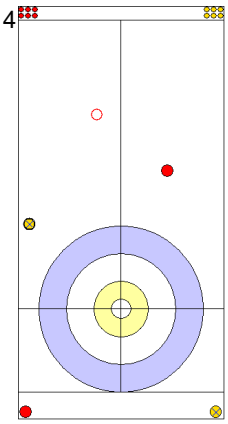
USA: HOWELL T
Wick / Soft Peeling ↺ 75%

5
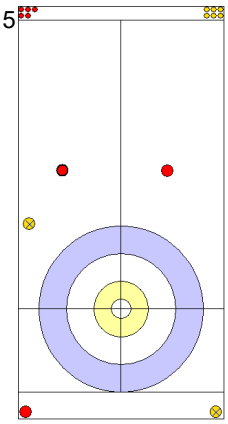
NOR: RAMSFJELL B
Front ↻ 100%

6
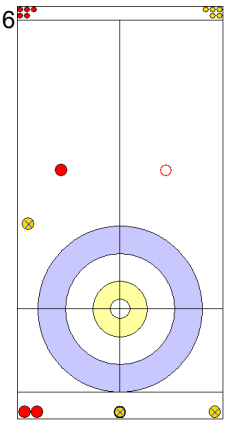
USA: FENNER M
Clearing ↻ 100%

7
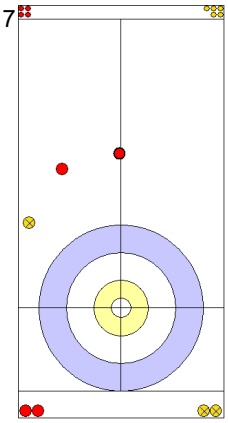
NOR: RAMSFJELL B
Front ↻ 100%

8
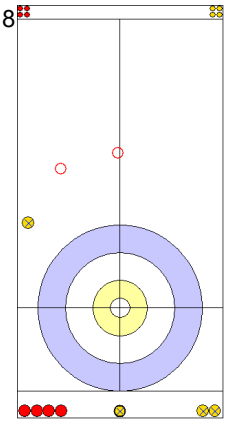
USA: FENNER M
Clearing ↺ 100%

9
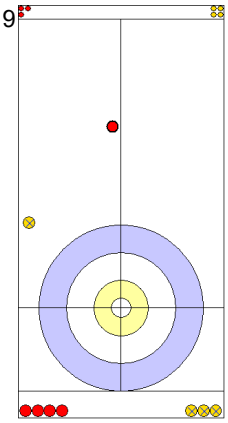
NOR: SESAKER M
Front ↻ 100%

10
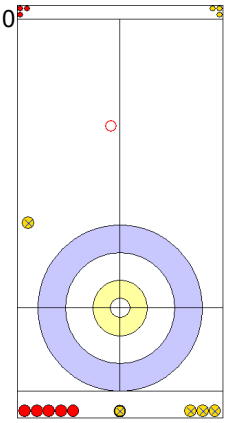
USA: POLO J
Clearing ↺ 100%

11
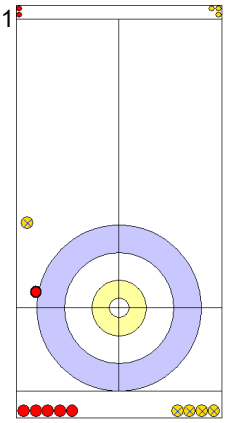
NOR: SESAKER M
Draw ↻ 100%

12
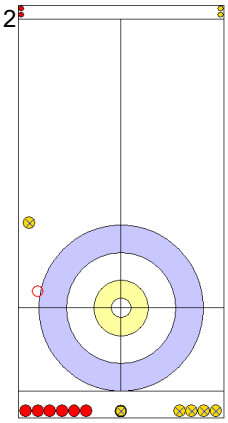
USA: POLO J
Clearing ↻ 100%

13
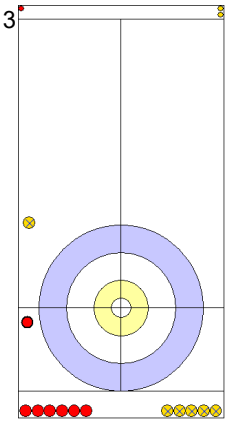
NOR: RAMSFJELL M
Draw ↻ 0%

| | NOR | USA |
|---|---|---|
| Total Score | 8 | 10 |
| Time left | 08:08 | 06:31 |

**Legend:**
↻ Clockwise ↺ Counter-clockwise - Not considered
**X** Unfinished end due to concession



lgt.com NEW HOLLAND LE GRUYÈRE SWITZERLAND ZUG CURLIT Curling Information Technology Ltd.

# Game Results

| Sheet | Game | Team | LSFE | 1 | 2 | 3 | 4 | 5 | 6 | 7 | 8 | 9 | 10 | Extra Ends | | | | Total |
|---|---|---|---|---|---|---|---|---|---|---|---|---|---|---|---|---|---|---|
| C | 5 | SUI - Switzerland | * | 4 | 1 | 0 | 0 | 2 | 0 | 2 | 0 | X | X | | | | | 9 |
| | 5 | CZE - Czech Republic | | 0 | 0 | 1 | 0 | 0 | 2 | 0 | 2 | X | X | | | | | 5 |

| SUI - Switzerland | | Shot Success Game | All |
|---|---|---|---|
| 4 S | SCHWALLER Yannick | 89 % | 73 % |
| 3 V | BRUNNER Michael | 88 % | 78 % |
| 2 | MEIER Romano | 88 % | 80 % |
| 1 | KAEUFELER Marcel | 80 % | 84 % |
| A | GLOOR Simon | - | - |
| | Team Total | 86 % | 79 % |

| Last Stone Draw | | Distance |
|---|---|---|
| ↻ | SCHWALLER Yannick | 28.4cm |
| ↺ | MEIER Romano | 27.6cm |
| **Total** | | **56.0cm** |

Time remaining: 9 minutes 6 seconds

Time-out: End 5 - SUI stone 7

| CZE - Czech Republic | | Shot Success Game | All |
|---|---|---|---|
| 4 S | KLIMA Lukas | 69 % | 75 % |
| 3 V | CERNOVSKY Marek | 70 % | 73 % |
| 2 | BOHAC Radek | 88 % | 82 % |
| 1 | CANDRA Jiri | 75 % | 82 % |
| A | KLIPA Lukas | 79 % | 79 % |
| | Team Total | 76 % | 78 % |

| Last Stone Draw | | Distance |
|---|---|---|
| ↻ | KLIMA Lukas | 63.8cm |
| ↺ | CANDRA Jiri | 136.5cm |
| **Total** | | **200.3cm** |

Time remaining: 5 minutes 40 seconds

KLIPA L replaced CANDRA J at the beginning of end 6

## Shot Success Analysis

| SUI - Switzerland | | ↻ | | ↺ | | Game | |
|---|---|---|---|---|---|---|---|
| 4 SCHWALLER Yannick | Draws | 5 | 85 % | 1 | 50 % | 6 | 79 % |
| | Take-outs | 2 | 100 % | 6 | 96 % | 8 | 97 % |
| | Total | 7 | 89 % | 7 | 89 % | 14 | 89 % |
| 3 BRUNNER Michael | Draws | 4 | 63 % | 1 | 100 % | 5 | 70 % |
| | Take-outs | 5 | 100 % | 6 | 92 % | 11 | 95 % |
| | Total | 9 | 83 % | 7 | 93 % | 16 | 88 % |
| 2 MEIER Romano | Draws | 1 | 75 % | 3 | 58 % | 4 | 63 % |
| | Take-outs | 3 | 100 % | 9 | 94 % | 12 | 96 % |
| | Total | 4 | 94 % | 12 | 85 % | 16 | 88 % |
| 1 KAEUFELER Marcel | Draws | 11 | 89 % | 1 | 0 % | 12 | 81 % |
| | Take-outs | 3 | 67 % | 1 | 100 % | 4 | 75 % |
| | Total | 14 | 84 % | 2 | 50 % | 16 | 80 % |
| A GLOOR Simon | Draws | 0 | - | 0 | - | 0 | - |
| | Take-outs | 0 | - | 0 | - | 0 | - |
| | Total | 0 | - | 0 | - | 0 | - |
| Team | Draws | 21 | 82 % | 6 | 54 % | 27 | 76 % |
| | Take-outs | 13 | 92 % | 22 | 94 % | 35 | 94 % |
| | Total | 34 | 86 % | 28 | 86 % | 62 | 86 % |

| CZE - Czech Republic | | ↻ | | ↺ | | Game | |
|---|---|---|---|---|---|---|---|
| 4 KLIMA Lukas | Draws | 1 | 50 % | 4 | 88 % | 5 | 80 % |
| | Take-outs | 8 | 63 % | 3 | 67 % | 11 | 64 % |
| | Total | 9 | 61 % | 7 | 79 % | 16 | 69 % |
| 3 CERNOVSKY Marek | Draws | 3 | 50 % | 9 | 92 % | 12 | 81 % |
| | Take-outs | 2 | 50 % | 2 | 25 % | 4 | 38 % |
| | Total | 5 | 50 % | 11 | 80 % | 16 | 70 % |
| 2 BOHAC Radek | Draws | 3 | 67 % | 7 | 89 % | 10 | 83 % |
| | Take-outs | 4 | 100 % | 2 | 88 % | 6 | 96 % |
| | Total | 7 | 86 % | 9 | 89 % | 16 | 88 % |
| 1 CANDRA Jiri | Draws | 1 | 100 % | 9 | 72 % | 10 | 75 % |
| | Take-outs | 0 | - | 0 | - | 0 | - |
| | Total | 1 | 100 % | 9 | 72 % | 10 | 75 % |
| A KLIPA Lukas | Draws | 0 | - | 6 | 79 % | 6 | 79 % |
| | Take-outs | 0 | - | 0 | - | 0 | - |
| | Total | 0 | - | 6 | 79 % | 6 | 79 % |
| Team | Draws | 8 | 63 % | 35 | 84 % | 43 | 80 % |
| | Take-outs | 14 | 71 % | 7 | 61 % | 21 | 68 % |
| | Total | 22 | 68 % | 42 | 80 % | 64 | 76 % |

**Note:**
Position and function for each team member:
**4** = Fourth, **3** = Third, **2** = Second, **1** = Lead, **A** = Alternate, **S** = Skip, **V** = Vice-Skip

**Legend:**
↻ Clockwise ↺ Counter-clockwise **LSFE(*)** Last Stone First End
**X** Unplayed/unfinished end due to concession



lgt.com NEW HOLLAND LE GRUYÈRE SWITZERLAND ZUG CURLIT Curling Information Technology Ltd.

# Game - Shot by Shot

**End 1** — **SUI - Switzerland 0 + 4 (this end) = 4** — **CZE - Czech Republic 0 + 0 (this end) = 0**

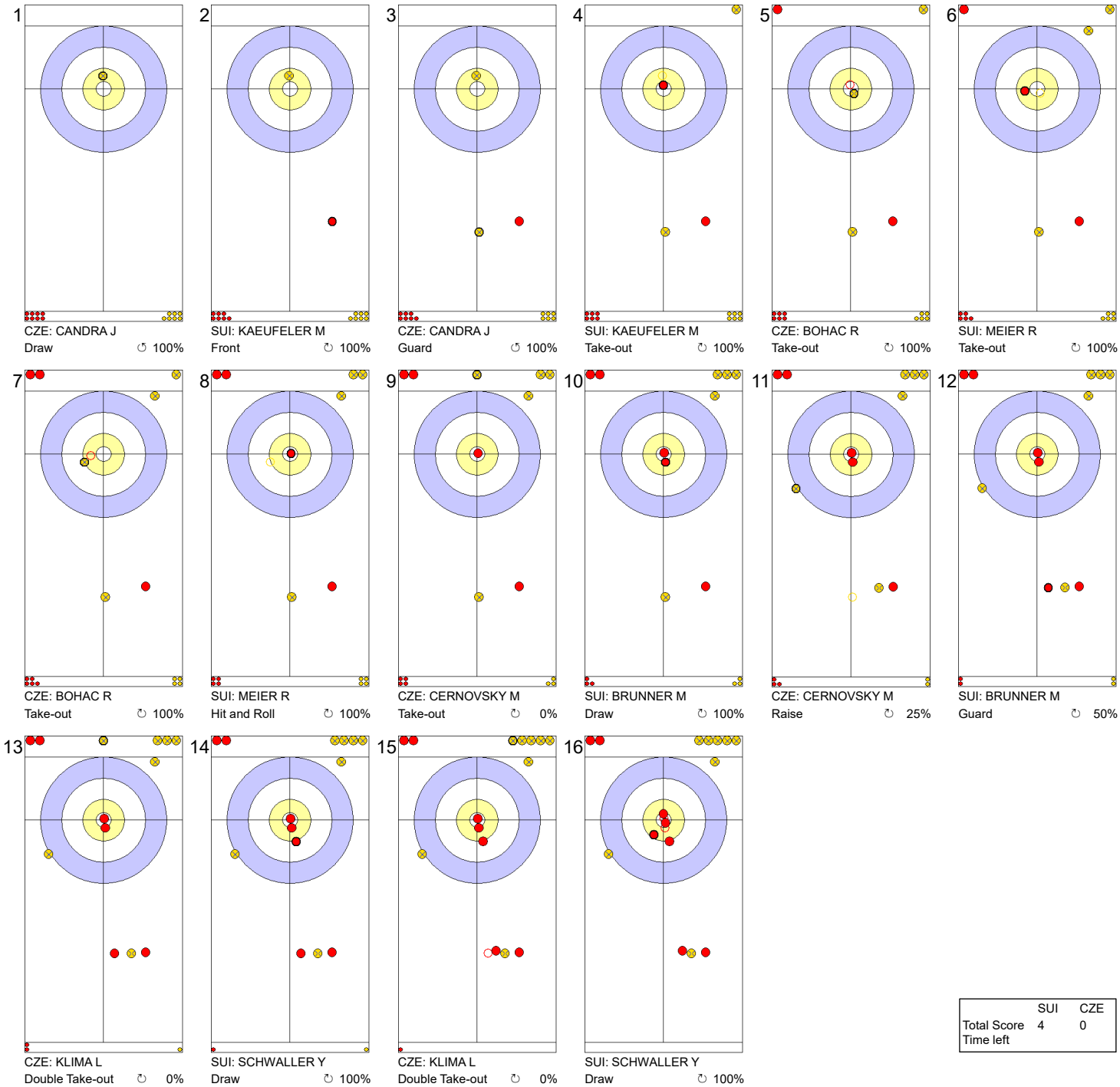


| | SUI | CZE |
|---|---|---|
| Total Score | 4 | 0 |
| Time left | | |

**Legend:**

↻ Clockwise ↺ Counter-clockwise - Not considered



lgt.com NEW HOLLAND LE GRUYÈRE SWITZERLAND ZUG CURLIT Curling Information Technology Ltd.

# Game - Shot by Shot

**End 2** — **SUI - Switzerland 4 + 1** (this end) **= 5** — **CZE - Czech Republic 0 + 0** (this end) **= 0**

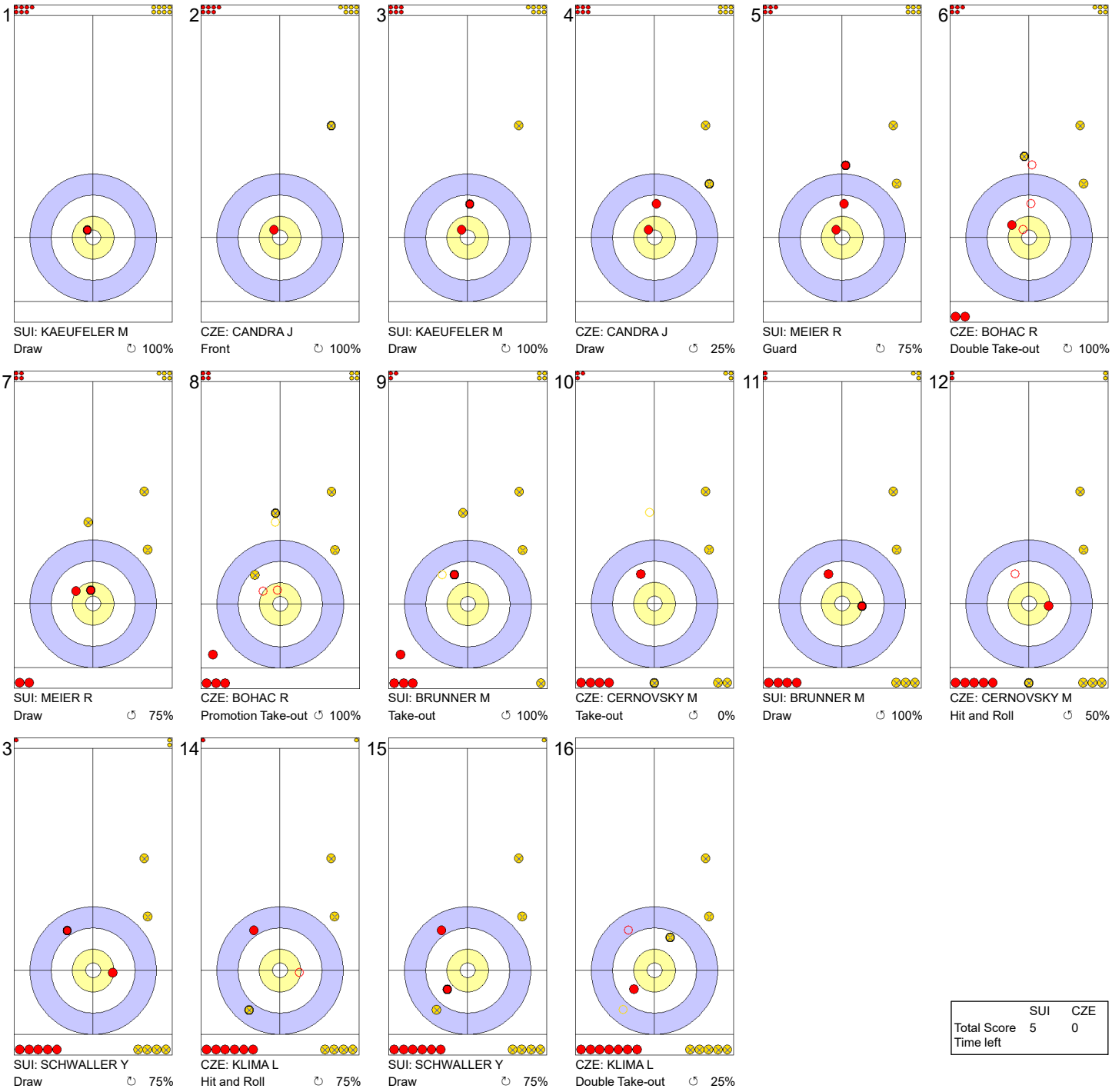


| | SUI | CZE |
|---|---|---|
| Total Score | 5 | 0 |
| Time left | | |

**Legend:**
↻ Clockwise ↺ Counter-clockwise - Not considered



lgt.com NEW HOLLAND LE GRUYÈRE SWITZERLAND ZUG CURLIT Curling Information Technology Ltd.

# Game - Shot by Shot

**End 3** — **SUI - Switzerland 5 + 0 (this end) = 5** — **CZE - Czech Republic 0 + 1 (this end) = 1**

1
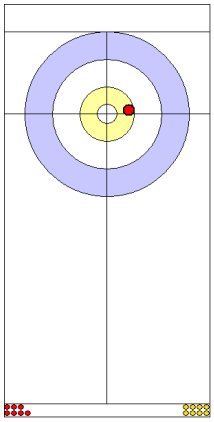
SUI: KAEUFELER M
Draw ↻ 100%

2
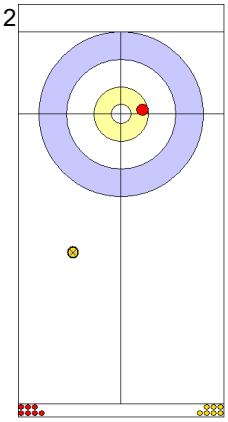
CZE: CANDRA J
Front ↺ 100%

3
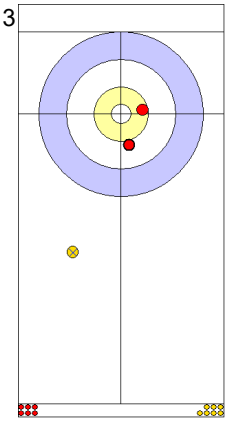
SUI: KAEUFELER M
Draw ↻ 100%

4
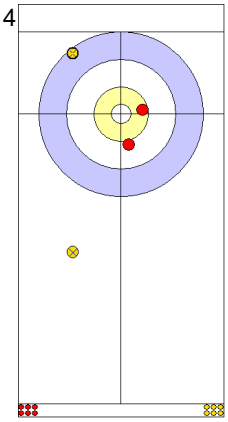
CZE: CANDRA J
Draw ↺ 75%

5
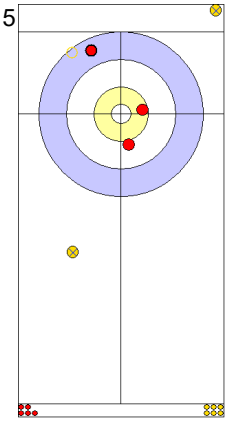
SUI: MEIER R
Take-out ↺ 100%

6
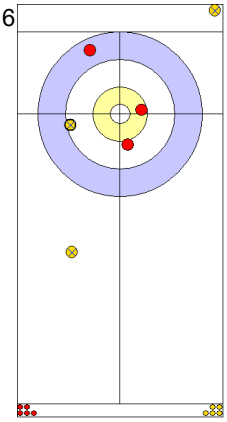
CZE: BOHAC R
Draw ↺ 100%

7
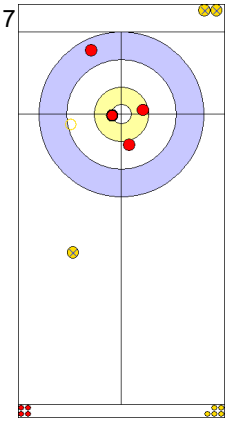
SUI: MEIER R
Take-out ↻ 100%

8
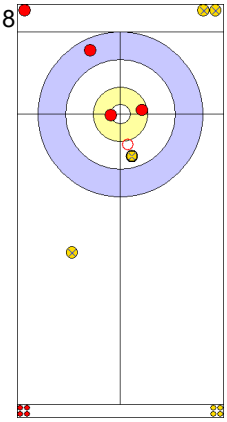
CZE: BOHAC R
Hit and Roll ↺ 75%

9
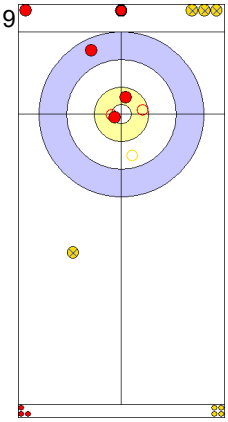
SUI: BRUNNER M
Clearing ↻ 100%

10
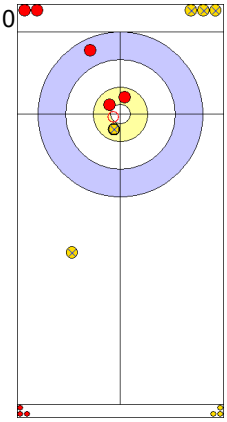
CZE: CERNOVSKY M
Draw ↺ 100%

11
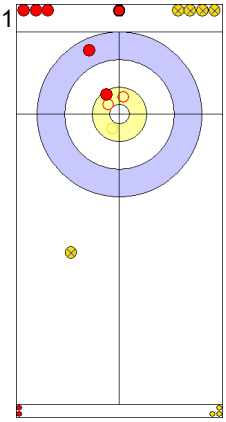
SUI: BRUNNER M
Clearing ↻ 100%

12
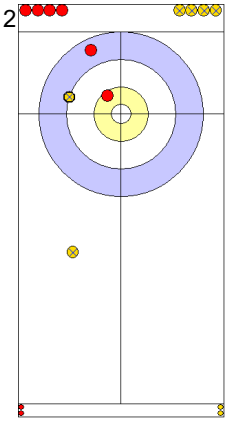
CZE: CERNOVSKY M
Draw ↺ 75%

13
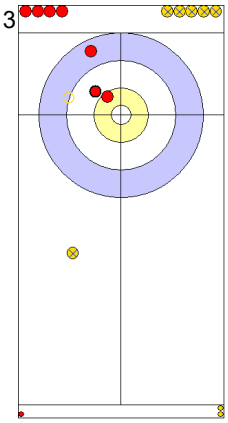
SUI: SCHWALLER Y
Take-out ↻ 100%

14
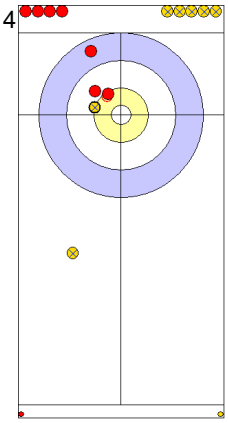
CZE: KLIMA L
Draw ↺ 100%

15
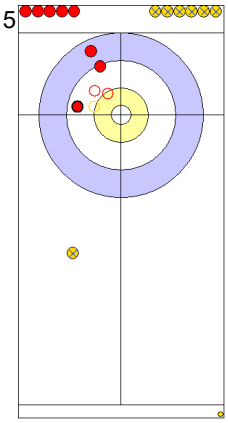
SUI: SCHWALLER Y
Clearing ↻ 100%

16
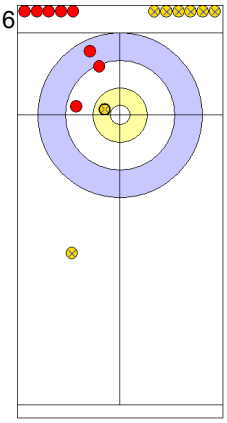
CZE: KLIMA L
Draw ↺ 100%

| | SUI | CZE |
|---|---|---|
| Total Score | 5 | 1 |
| Time left | | |

**Legend:**
↻ Clockwise ↺ Counter-clockwise - Not considered



lgt.com NEW HOLLAND LE GRUYÈRE SWITZERLAND ZUG CURLIT Curling Information Technology Ltd.

# Game - Shot by Shot

**End 4** — **SUI - Switzerland 5 + 0 (this end) = 5** — **CZE - Czech Republic 1 + 0 (this end) = 1**



| | 1 | 2 | 3 | 4 | 5 | 6 |
|---|---|---|---|---|---|---|
| | CZE: CANDRA J | SUI: KAEUFELER M | CZE: CANDRA J | SUI: KAEUFELER M | CZE: BOHAC R | SUI: MEIER R |
| | Front ↻ 0% | Hit and Roll ↻ 0% | Front ↺ 100% | Take-out ↺ 100% | Front ↺ 100% | Clearing ↺ 100% |
| | 7 | 8 | 9 | 10 | 11 | 12 |
| | CZE: BOHAC R | SUI: MEIER R | CZE: CERNOVSKY M | SUI: BRUNNER M | CZE: CERNOVSKY M | SUI: BRUNNER M |
| | Front ↺ 100% | Clearing ↺ 100% | Front ↺ 100% | Clearing ↺ 100% | Take-out ↺ 100% | Take-out ↺ 100% |
| | 13 | 14 | 15 | 16 | | |
| | CZE: KLIMA L | SUI: SCHWALLER Y | CZE: KLIMA L | SUI: SCHWALLER Y | | |
| | Take-out ↺ 100% | Take-out ↺ 100% | Take-out ↺ 50% | Through - | | |

| | SUI | CZE |
|---|---|---|
| Total Score | 5 | 1 |
| Time left | | |

**Legend:**

↻ Clockwise ↺ Counter-clockwise - Not considered



lgt.com NEW HOLLAND LE GRUYÈRE SWITZERLAND ZUG CURLIT Curling Information Technology Ltd.

# Game - Shot by Shot

**End 5** — **SUI - Switzerland 5 + 2** (this end) **= 7** — **CZE - Czech Republic 1 + 0** (this end) **= 1**

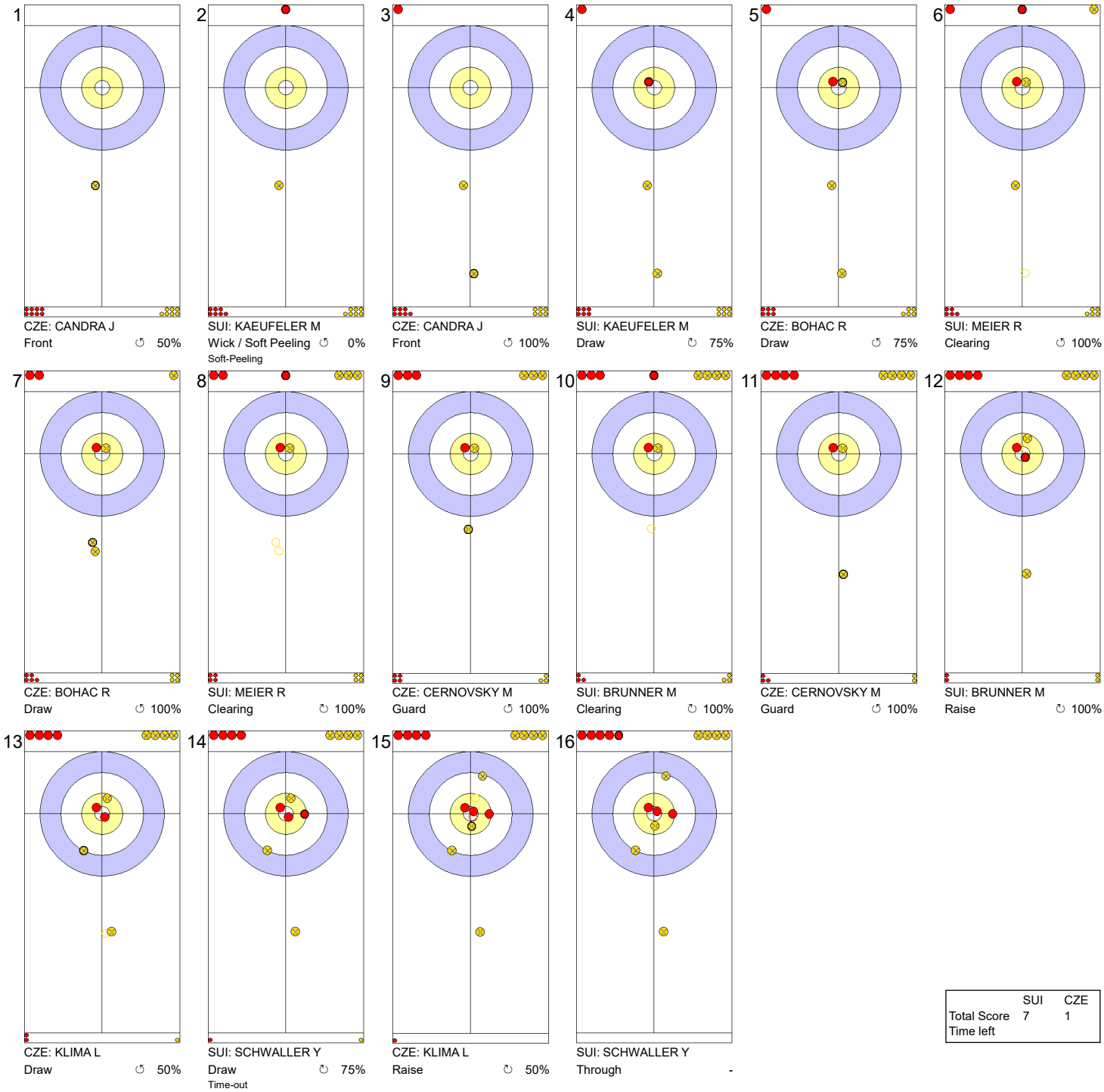

1
CZE: CANDRA J
Front ↺ 50%

2
SUI: KAEUFELER M
Wick / Soft Peeling ↺ 0%
Soft-Peeling

3
CZE: CANDRA J
Front ↺ 100%

4
SUI: KAEUFELER M
Draw ↻ 75%

5
CZE: BOHAC R
Draw ↺ 75%

6
SUI: MEIER R
Clearing ↺ 100%

7
CZE: BOHAC R
Draw ↺ 100%

8
SUI: MEIER R
Clearing ↻ 100%

9
CZE: CERNOVSKY M
Guard ↺ 100%

10
SUI: BRUNNER M
Clearing ↻ 100%

11
CZE: CERNOVSKY M
Guard ↺ 100%

12
SUI: BRUNNER M
Raise ↻ 100%

13
CZE: KLIMA L
Draw ↺ 50%

14
SUI: SCHWALLER Y
Draw ↻ 75%
Time-out

15
CZE: KLIMA L
Raise ↻ 50%

16
SUI: SCHWALLER Y
Through -

| | SUI | CZE |
|---|---|---|
| Total Score | 7 | 1 |
| Time left | | |

**Legend:**
↻ Clockwise ↺ Counter-clockwise - Not considered



lgt.com NEW HOLLAND LE GRUYÈRE SWITZERLAND ZUG CURLIT Curling Information Technology Ltd.

# Game - Shot by Shot

**End 6** — **SUI - Switzerland 7 + 0** (this end) **= 7** — **CZE - Czech Republic 1 + 2** (this end) **= 3**




| | SUI | CZE |
|---|---|---|
| Total Score | 7 | 3 |
| Time left | | |

**Legend:**

↻ Clockwise ↺ Counter-clockwise - Not considered



lgt.com NEW HOLLAND LE GRUYÈRE SWITZERLAND ZUG CURLIT Curling Information Technology Ltd.

# Game - Shot by Shot

**End 7** — **SUI - Switzerland 7 + 2** (this end) **= 9** — **CZE - Czech Republic 3 + 0** (this end) **= 3**




| | SUI | CZE |
|---|---|---|
| Total Score | 9 | 3 |
| Time left | | |

**Legend:**
↻ Clockwise ↺ Counter-clockwise - Not considered



lgt.com NEW HOLLAND LE GRUYÈRE SWITZERLAND ZUG CURLIT Curling Information Technology Ltd.

# Game - Shot by Shot

**End 8** — **SUI - Switzerland 9 + 0** (this end) **= 9** — **CZE - Czech Republic 3 + 2** (this end) **= 5**

1
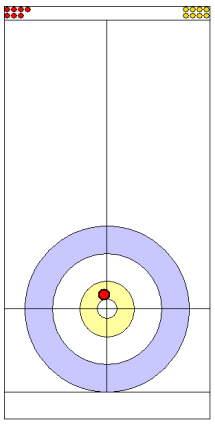
SUI: KAEUFELER M
Draw ↻ 100%

2
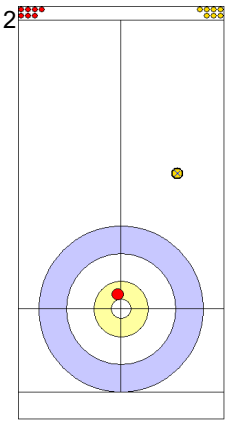
CZE: KLIPA L
Front ↺ 100%

3
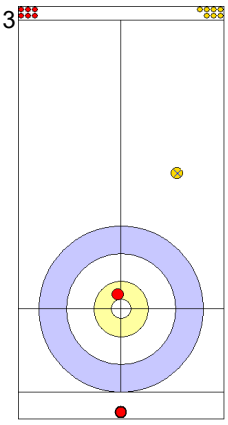
SUI: KAEUFELER M
Wick / Soft Peeling ↻ 0%
Soft-Peeling

4
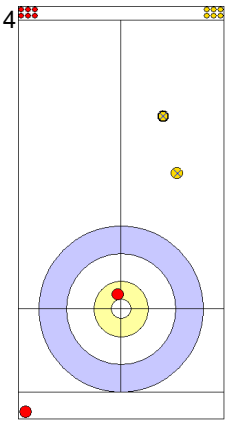
CZE: KLIPA L
Front ↺ 100%

5
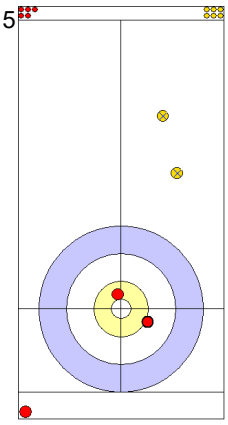
SUI: MEIER R
Draw ↺ 100%

6
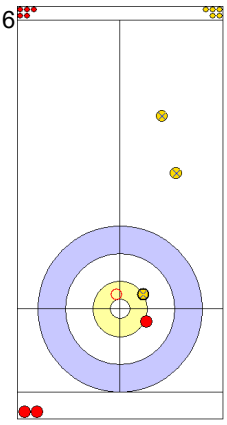
CZE: BOHAC R
Hit and Roll ↻ 100%

7
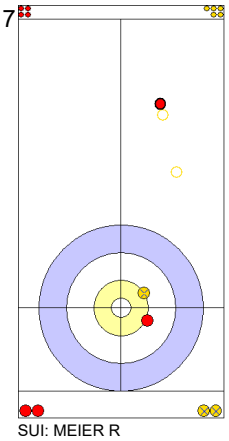
SUI: MEIER R
Clearing ↻ 100%

8
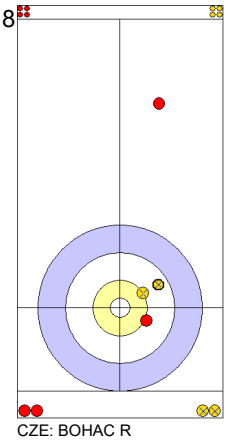
CZE: BOHAC R
Draw ↺ 100%

9
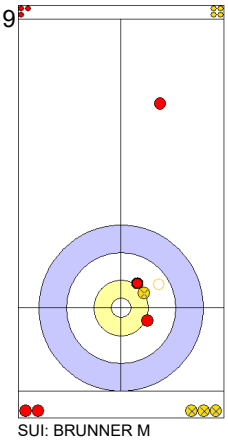
SUI: BRUNNER M
Hit and Roll ↺ 100%

10
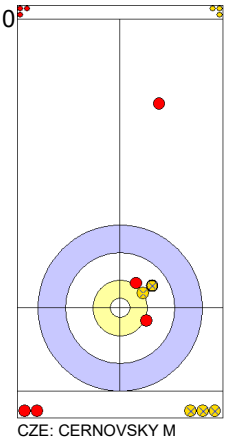
CZE: CERNOVSKY M
Draw ↺ 100%

11
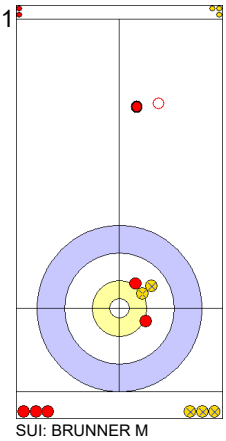
SUI: BRUNNER M
Clearing ↺ 50%

12
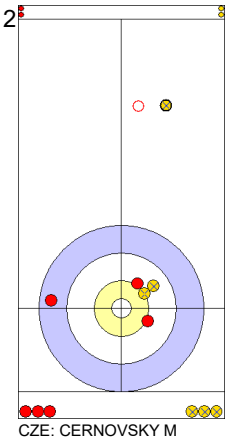
CZE: CERNOVSKY M
Raise ↻ 25%

13
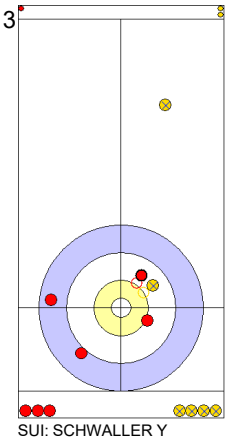
SUI: SCHWALLER Y
Promotion Take-out ↺ 100%

14
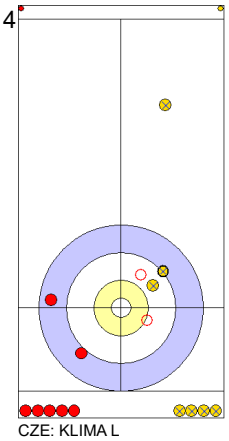
CZE: KLIMA L
Double Take-out ↻ 100%

15
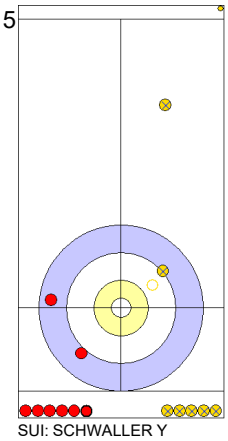
SUI: SCHWALLER Y
Clearing ↺ 100%

16
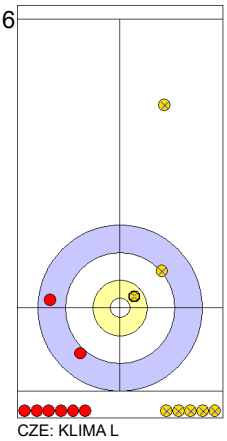
CZE: KLIMA L
Draw ↺ 100%

| | SUI | CZE |
|---|---|---|
| Total Score | 9 | 5 |
| Time left | 09:06 | 05:40 |

**Legend:**
↻ Clockwise ↺ Counter-clockwise - Not considered



lgt.com NEW HOLLAND LE GRUYÈRE SWITZERLAND ZUG CURLIT Curling Information Technology Ltd.

# Game Results

| Sheet | Game | Team | LSFE | 1 | 2 | 3 | 4 | 5 | 6 | 7 | 8 | 9 | 10 | Extra Ends | Total |
|---|---|---|---|---|---|---|---|---|---|---|---|---|---|---|---|
| D | 5 | SCO - Scotland | | 0 | 0 | 1 | 0 | 0 | 0 | 1 | 1 | 0 | 3 | | 6 |
| | 5 | GER - Germany | * | 1 | 1 | 0 | 0 | 1 | 0 | 0 | 0 | 1 | 0 | | 4 |

| SCO - Scotland | | Shot Success Game | Shot Success All |
|---|---|---|---|
| 4 V | PATERSON Ross | 70% | 73% |
| 3 S | WADDELL Kyle | 88% | 84% |
| 2 | MENZIES Duncan | 86% | 82% |
| 1 | WADDELL Craig | 79% | 87% |
| A | KYLE Euan | - | - |
| | Team Total | 81% | 81% |

| Last Stone Draw | | Distance |
|---|---|---|
| ↻ | WADDELL Kyle | 2.3cm |
| ↺ | MENZIES Duncan | 44.2cm |
| **Total** | | **46.5cm** |

Time remaining: 1 minute 8 seconds

Time-out: End 8 - SCO stone 8

| GER - Germany | | Shot Success Game | Shot Success All |
|---|---|---|---|
| 4 S | TOTZEK Sixten | 63% | 76% |
| 3 V | MUSKATEWITZ Marc | 83% | 86% |
| 2 | SUTOR Joshua | 84% | 83% |
| 1 | GREINDL Dominik | 85% | 88% |
| A | KAPP Benjamin | - | - |
| | Team Total | 79% | 83% |

| Last Stone Draw | | Distance |
|---|---|---|
| ↻ | MUSKATEWITZ Marc | 15.7cm |
| ↺ | TOTZEK Sixten | 21.7cm |
| **Total** | | **37.4cm** |

Time remaining: 0 minutes 46 seconds

Time-out: End 8 - GER stone 8

## Shot Success Analysis

| SCO - Scotland | | ↻ | | ↺ | | Game | |
|---|---|---|---|---|---|---|---|
| 4 PATERSON Ross | Draws | 1 | 100% | 6 | 58% | 7 | 64% |
| | Take-outs | 1 | 100% | 11 | 70% | 12 | 73% |
| | Total | 2 | 100% | 17 | 66% | 19 | 70% |
| 3 WADDELL Kyle | Draws | 0 | - | 8 | 94% | 8 | 94% |
| | Take-outs | 2 | 63% | 10 | 88% | 12 | 83% |
| | Total | 2 | 63% | 18 | 90% | 20 | 88% |
| 2 MENZIES Duncan | Draws | 0 | - | 8 | 97% | 8 | 97% |
| | Take-outs | 3 | 92% | 9 | 75% | 12 | 79% |
| | Total | 3 | 92% | 17 | 85% | 20 | 86% |
| 1 WADDELL Craig | Draws | 0 | - | 18 | 78% | 18 | 78% |
| | Take-outs | 0 | - | 2 | 88% | 2 | 88% |
| | Total | 0 | - | 20 | 79% | 20 | 79% |
| A KYLE Euan | Draws | 0 | - | 0 | - | 0 | - |
| | Take-outs | 0 | - | 0 | - | 0 | - |
| | Total | 0 | - | 0 | - | 0 | - |
| Team | Draws | 1 | 100% | 40 | 82% | 41 | 82% |
| | Take-outs | 6 | 83% | 32 | 78% | 38 | 79% |
| | Total | 7 | 86% | 72 | 80% | 79 | 81% |

| GER - Germany | | ↻ | | ↺ | | Game | |
|---|---|---|---|---|---|---|---|
| 4 TOTZEK Sixten | Draws | 4 | 75% | 6 | 46% | 10 | 58% |
| | Take-outs | 6 | 54% | 3 | 100% | 9 | 69% |
| | Total | 10 | 63% | 9 | 64% | 19 | 63% |
| 3 MUSKATEWITZ Marc | Draws | 1 | 100% | 5 | 85% | 6 | 88% |
| | Take-outs | 5 | 100% | 9 | 69% | 14 | 80% |
| | Total | 6 | 100% | 14 | 75% | 20 | 83% |
| 2 SUTOR Joshua | Draws | 3 | 67% | 4 | 50% | 7 | 57% |
| | Take-outs | 7 | 96% | 6 | 100% | 13 | 98% |
| | Total | 10 | 88% | 10 | 80% | 20 | 84% |
| 1 GREINDL Dominik | Draws | 3 | 83% | 13 | 92% | 16 | 91% |
| | Take-outs | 1 | 100% | 3 | 50% | 4 | 63% |
| | Total | 4 | 88% | 16 | 84% | 20 | 85% |
| A KAPP Benjamin | Draws | 0 | - | 0 | - | 0 | - |
| | Take-outs | 0 | - | 0 | - | 0 | - |
| | Total | 0 | - | 0 | - | 0 | - |
| Team | Draws | 11 | 77% | 28 | 75% | 39 | 76% |
| | Take-outs | 19 | 84% | 21 | 80% | 40 | 82% |
| | Total | 30 | 82% | 49 | 77% | 79 | 79% |

**Note:**
Position and function for each team member:
**4** = Fourth, **3** = Third, **2** = Second, **1** = Lead, **A** = Alternate, **S** = Skip, **V** = Vice-Skip

**Legend:**
↻ Clockwise ↺ Counter-clockwise **LSFE(*)** Last Stone First End



lgt.com NEW HOLLAND LE GRUYÈRE SWITZERLAND ZUG CURLIT Curling Information Technology Ltd.

# Game - Shot by Shot

**End 1** — **SCO - Scotland 0 + 0** (this end) **= 0** — **GER - Germany 0 + 1** (this end) **= 1**

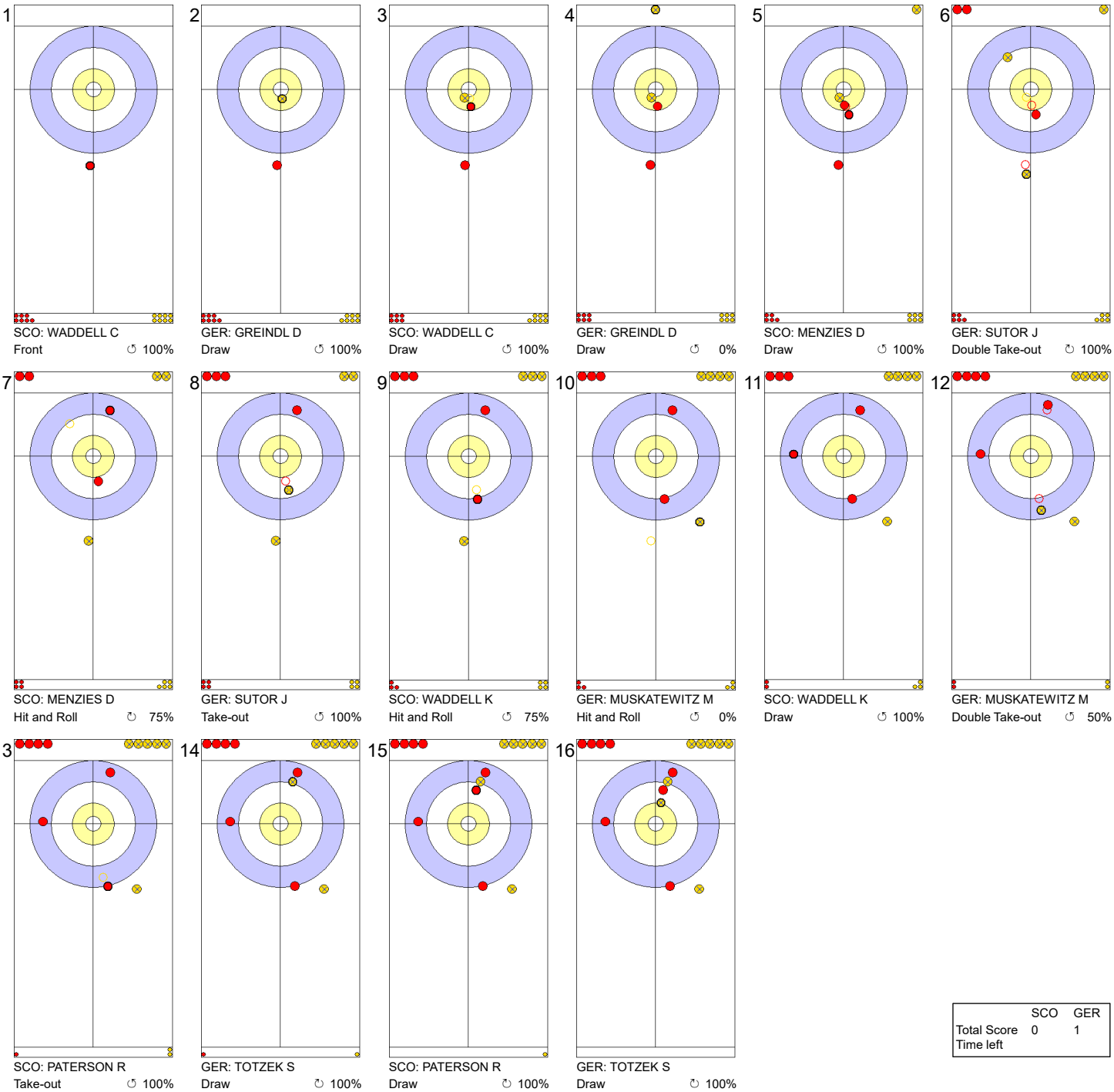

| | | | | | |
|---|---|---|---|---|---|
| 1 | SCO: WADDELL C<br>Front ↻ 100% | 2 | GER: GREINDL D<br>Draw ↻ 100% | 3 | SCO: WADDELL C<br>Draw ↻ 100% |
| 4 | GER: GREINDL D<br>Draw ↻ 0% | 5 | SCO: MENZIES D<br>Draw ↻ 100% | 6 | GER: SUTOR J<br>Double Take-out ↻ 100% |
| 7 | SCO: MENZIES D<br>Hit and Roll ↻ 75% | 8 | GER: SUTOR J<br>Take-out ↻ 100% | 9 | SCO: WADDELL K<br>Hit and Roll ↻ 75% |
| 10 | GER: MUSKATEWITZ M<br>Hit and Roll ↻ 0% | 11 | SCO: WADDELL K<br>Draw ↻ 100% | 12 | GER: MUSKATEWITZ M<br>Double Take-out ↻ 50% |
| 13 | SCO: PATERSON R<br>Take-out ↻ 100% | 14 | GER: TOTZEK S<br>Draw ↻ 100% | 15 | SCO: PATERSON R<br>Draw ↻ 100% |
| 16 | GER: TOTZEK S<br>Draw ↻ 100% | | | | |

| | SCO | GER |
|---|---|---|
| Total Score | 0 | 1 |
| Time left | | |

**Legend:**

↻ Clockwise ↺ Counter-clockwise - Not considered



lgt.com NEW HOLLAND LE GRUYÈRE SWITZERLAND ZUG CURLIT Curling Information Technology Ltd.

# Game - Shot by Shot

**End 2** — **SCO - Scotland 0 + 0** (this end) **= 0** — **GER - Germany 1 + 1** (this end) **= 2**

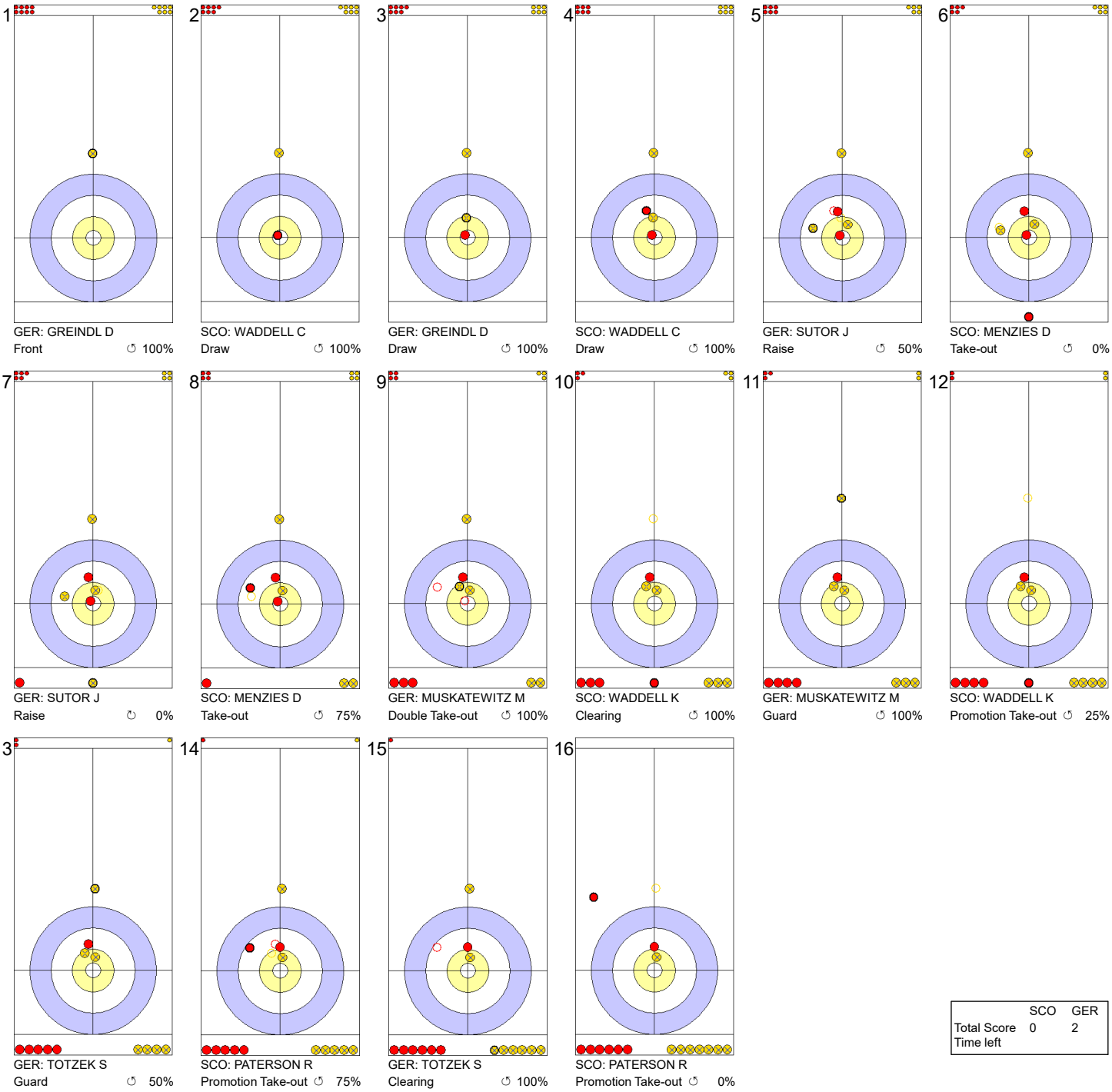

| | 1 | 2 | 3 | 4 | 5 | 6 | 7 | 8 | 9 | 10 | 11 | 12 | 13 | 14 | 15 | 16 |
|---|---|---|---|---|---|---|---|---|---|---|---|---|---|---|---|---|
| | GER: GREINDL D | SCO: WADDELL C | GER: GREINDL D | SCO: WADDELL C | GER: SUTOR J | SCO: MENZIES D | GER: SUTOR J | SCO: MENZIES D | GER: MUSKATEWITZ M | SCO: WADDELL K | GER: MUSKATEWITZ M | SCO: WADDELL K | GER: TOTZEK S | SCO: PATERSON R | GER: TOTZEK S | SCO: PATERSON R |
| | Front ↺ 100% | Draw ↺ 100% | Draw ↺ 100% | Draw ↺ 100% | Raise ↺ 50% | Take-out ↺ 0% | Raise ↺ 0% | Take-out ↺ 75% | Double Take-out ↺ 100% | Clearing ↺ 100% | Guard ↺ 100% | Promotion Take-out ↺ 25% | Guard ↺ 50% | Promotion Take-out ↺ 75% | Clearing ↺ 100% | Promotion Take-out ↺ 0% |

| | SCO | GER |
|---|---|---|
| Total Score | 0 | 2 |
| Time left | | |

**Legend:**

↻ Clockwise ↺ Counter-clockwise - Not considered



lgt.com NEW HOLLAND LE GRUYÈRE SWITZERLAND ZUG CURLIT Curling Information Technology Ltd.

# Game - Shot by Shot

**End 3** — **SCO - Scotland 0 + 1** (this end) **= 1** — **GER - Germany 2 + 0** (this end) **= 2**

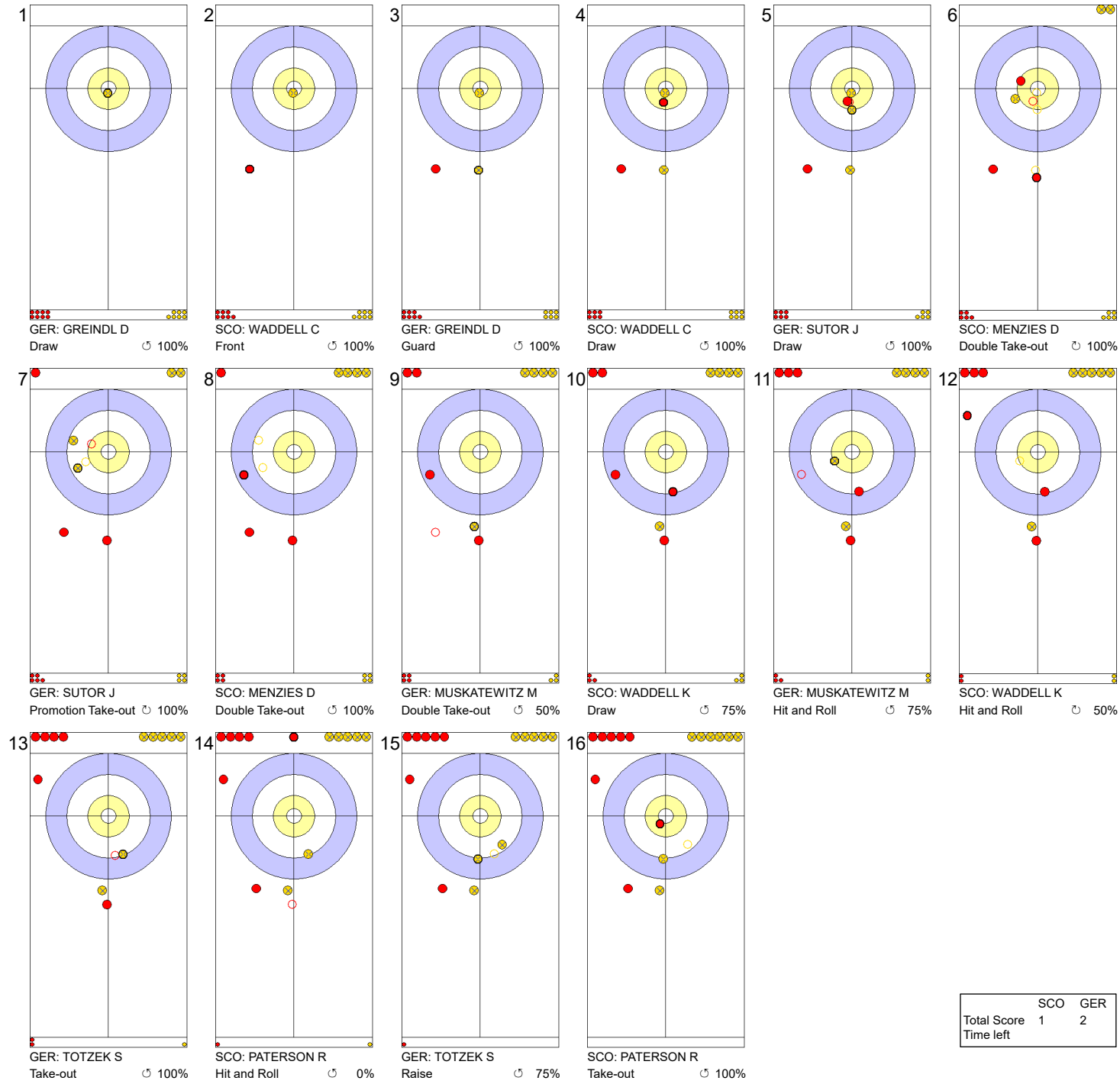


| | SCO | GER |
|---|---|---|
| Total Score | 1 | 2 |
| Time left | | |

**Legend:**
↻ Clockwise ↺ Counter-clockwise - Not considered



lgt.com NEW HOLLAND LE GRUYÈRE SWITZERLAND ZUG CURLIT Curling Information Technology Ltd.

# Game - Shot by Shot

**End 4** — **SCO - Scotland 1 + 0** (this end) **= 1** — **GER - Germany 2 + 0** (this end) **= 2**

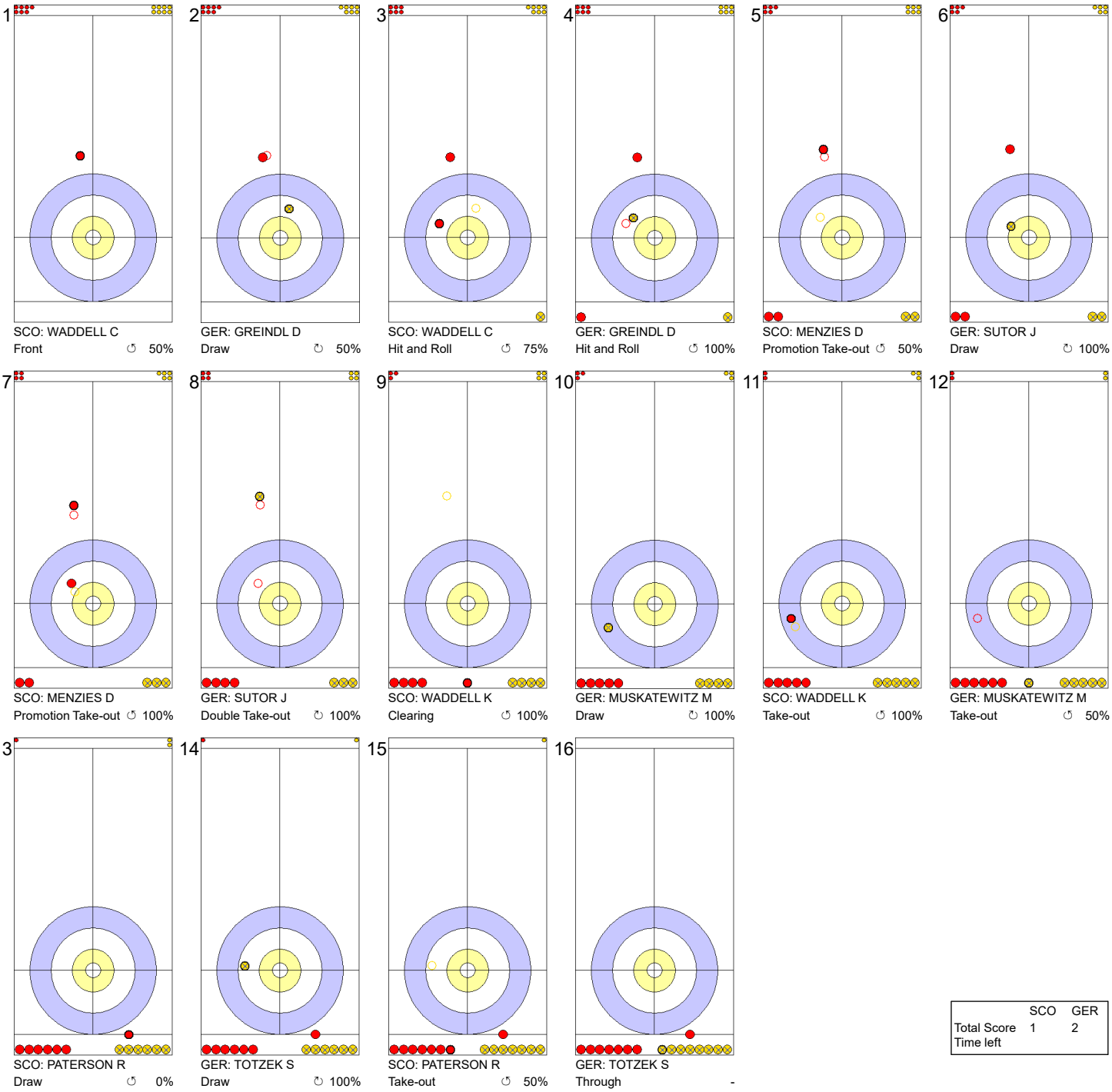


| | SCO | GER |
|---|---|---|
| Total Score | 1 | 2 |
| Time left | | |

**Legend:**

↻ Clockwise ↺ Counter-clockwise - Not considered



lgt.com NEW HOLLAND LE GRUYÈRE SWITZERLAND ZUG CURLIT Curling Information Technology Ltd.

# Game - Shot by Shot

**End 5** — **SCO - Scotland 1 + 0** (this end) **= 1** — **GER - Germany 2 + 1** (this end) **= 3**

1

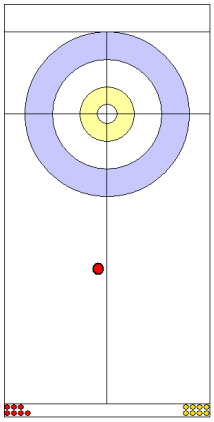

SCO: WADDELL C
Front ↻ 50%

2

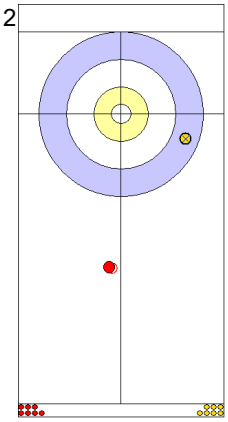

GER: GREINDL D
Draw ↻ 100%

3

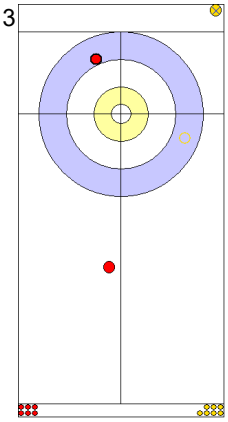

SCO: WADDELL C
Take-out ↻ 100%

4

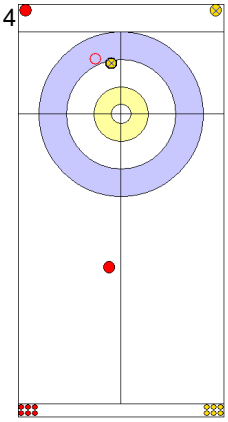

GER: GREINDL D
Take-out ↻ 100%

5

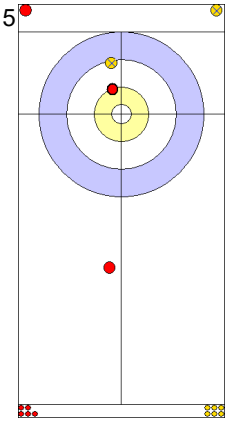

SCO: MENZIES D
Draw ↻ 100%

6

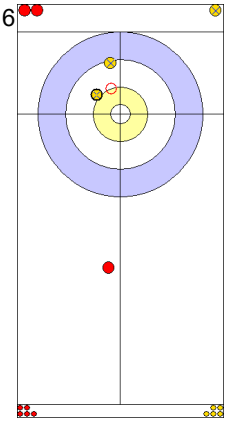

GER: SUTOR J
Take-out ↻ 100%

7

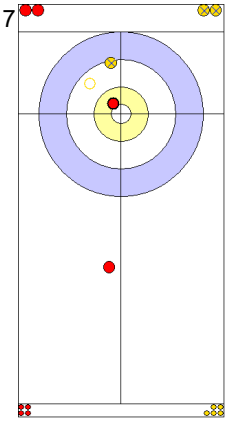

SCO: MENZIES D
Hit and Roll ↻ 100%

8

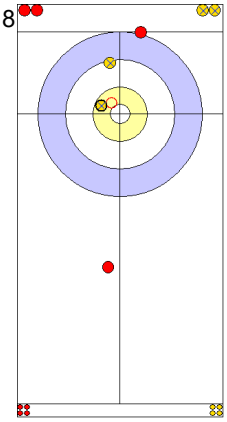

GER: SUTOR J
Raise ↻ 100%

9

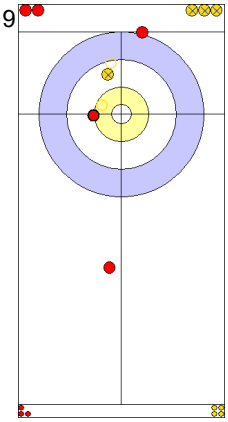

SCO: WADDELL K
Take-out ↻ 75%

10

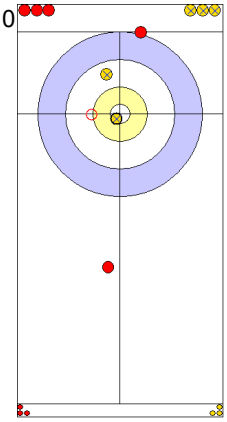

GER: MUSKATEWITZ M
Hit and Roll ↻ 100%

11

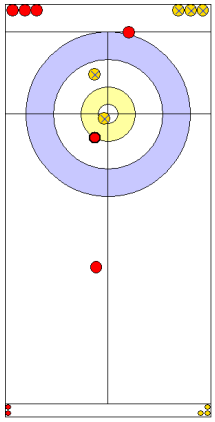

SCO: WADDELL K
Draw ↻ 100%

12

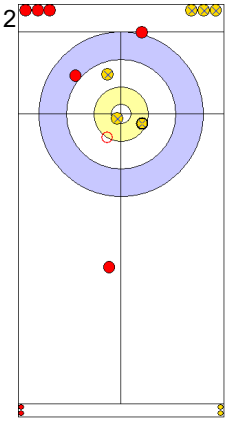

GER: MUSKATEWITZ M
Raise ↻ 100%

13

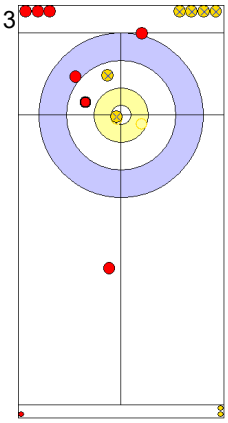

SCO: PATERSON R
Double Take-out ↻ 50%

14

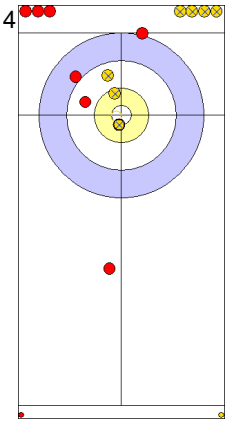

GER: TOTZEK S
Draw ↻ 100%

15

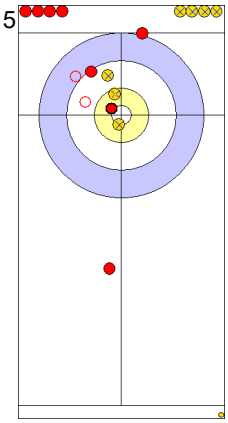

SCO: PATERSON R
Hit and Roll ↻ 100%

16

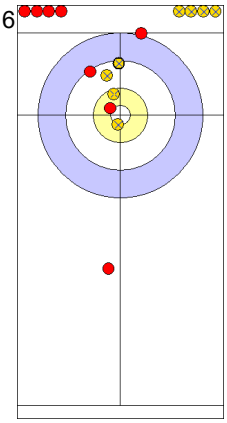

GER: TOTZEK S
Draw ↺ 0%

| | SCO | GER |
|---|---|---|
| Total Score | 1 | 3 |
| Time left | | |

**Legend:**
↻ Clockwise ↺ Counter-clockwise - Not considered



lgt.com NEW HOLLAND LE GRUYÈRE SWITZERLAND ZUG CURLIT Curling Information Technology Ltd.

# Game - Shot by Shot

**End 6** — **SCO - Scotland 1 + 0** (this end) **= 1** — **GER - Germany 3 + 0** (this end) **= 3**

1
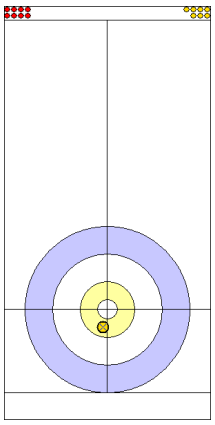
GER: GREINDL D
Draw ↻ 100%

2
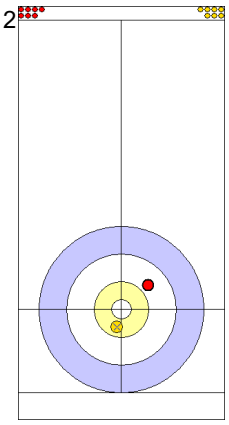
SCO: WADDELL C
Front ↺ 0%

3
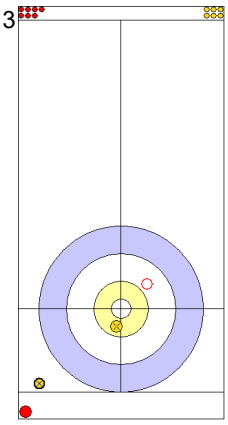
GER: GREINDL D
Take-out ↻ 50%

4
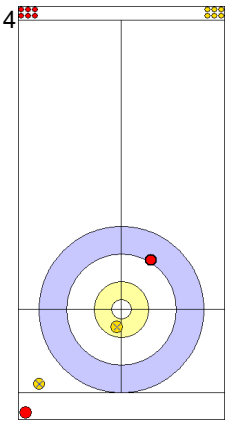
SCO: WADDELL C
Front ↺ 0%

5
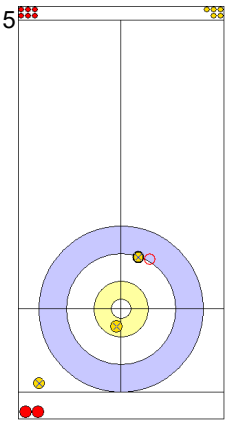
GER: SUTOR J
Take-out ↻ 100%

6
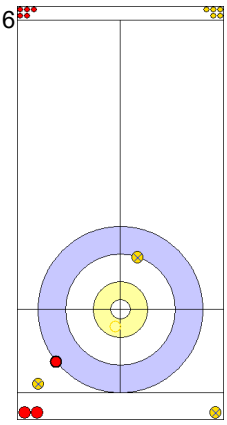
SCO: MENZIES D
Take-out ↺ 75%

7
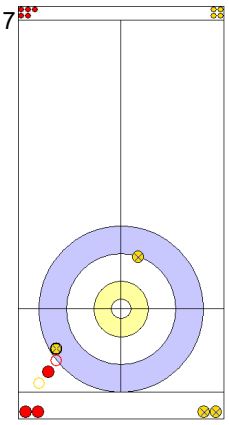
GER: SUTOR J
Take-out ↻ 100%

8
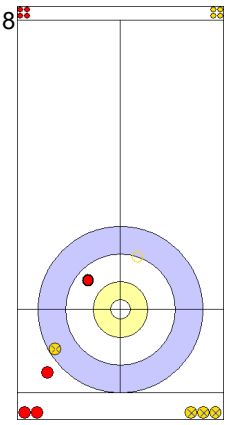
SCO: MENZIES D
Hit and Roll ↻ 100%

9
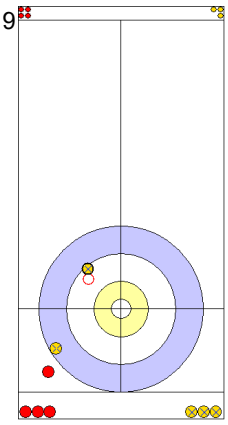
GER: MUSKATEWITZ M
Take-out ↻ 100%

10
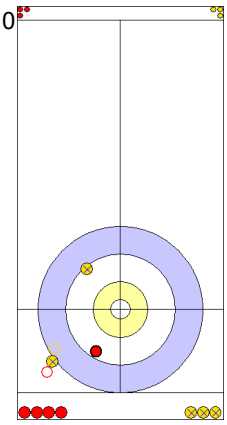
SCO: WADDELL K
Hit and Roll ↺ 75%

11
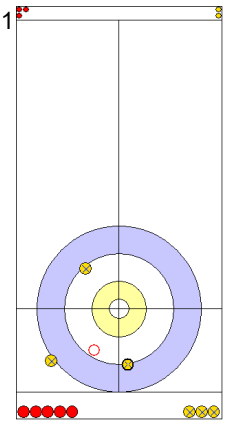
GER: MUSKATEWITZ M
Take-out ↻ 100%

12
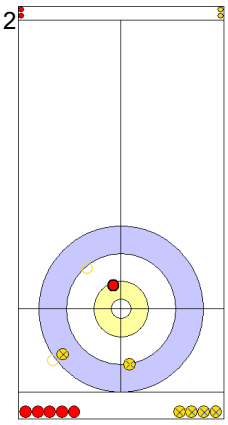
SCO: WADDELL K
Take-out ↻ 100%

13
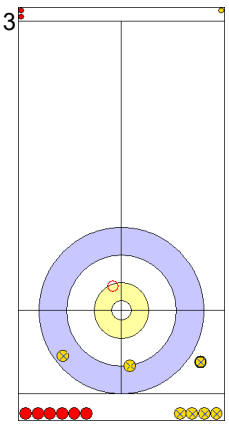
GER: TOTZEK S
Take-out ↻ 50%

14
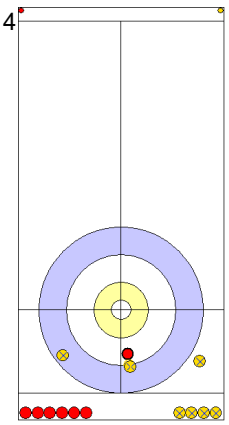
SCO: PATERSON R
Draw ↻ 100%

15
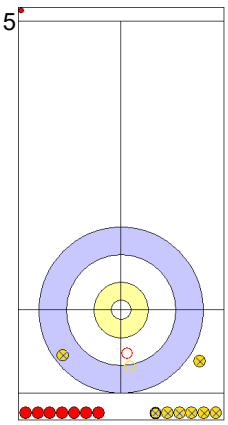
GER: TOTZEK S
Clearing ↻ 100%

16
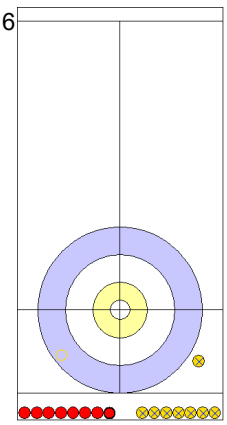
SCO: PATERSON R
Clearing ↻ 100%

| | SCO | GER |
|---|---|---|
| Total Score | 1 | 3 |
| Time left | | |

**Legend:**
↻ Clockwise ↺ Counter-clockwise - Not considered



lgt.com NEW HOLLAND LE GRUYÈRE SWITZERLAND ZUG CURLIT Curling Information Technology Ltd.

# Game - Shot by Shot

**End 7** — **SCO - Scotland 1 + 1** (this end) **= 2** — **GER - Germany 3 + 0** (this end) **= 3**



1 — GER: GREINDL D — Draw ↻ 100%
2 — SCO: WADDELL C — Front ↺ 0%
3 — GER: GREINDL D — Take-out ↺ 0%
4 — SCO: WADDELL C — Guard ↺ 100%
5 — GER: SUTOR J — Raise ↺ 0% — Free guard zone violation
6 — SCO: MENZIES D — Draw ↺ 100%
7 — GER: SUTOR J — Clearing ↻ 100%
8 — SCO: MENZIES D — Guard ↺ 75%
9 — GER: MUSKATEWITZ M — Hit and Roll ↻ 100%
10 — SCO: WADDELL K — Guard ↺ 100%
11 — GER: MUSKATEWITZ M — Double Take-out ↻ 100%
12 — SCO: WADDELL K — Take-out ↺ 100%
13 — GER: TOTZEK S — Hit and Roll ↻ 75%
14 — SCO: PATERSON R — Draw ↺ 100%
15 — GER: TOTZEK S — Promotion Take-out ↻ 100%
16 — SCO: PATERSON R — Draw ↺ 0%

| | SCO | GER |
|---|---|---|
| Total Score | 2 | 3 |
| Time left | | |

**Legend:**
↻ Clockwise ↺ Counter-clockwise - Not considered



lgt.com NEW HOLLAND LE GRUYÈRE SWITZERLAND ZUG CURLIT Curling Information Technology Ltd.

# Game - Shot by Shot

**End 8** — **SCO - Scotland 2 + 1** (this end) **= 3** — **GER - Germany 3 + 0** (this end) **= 3**

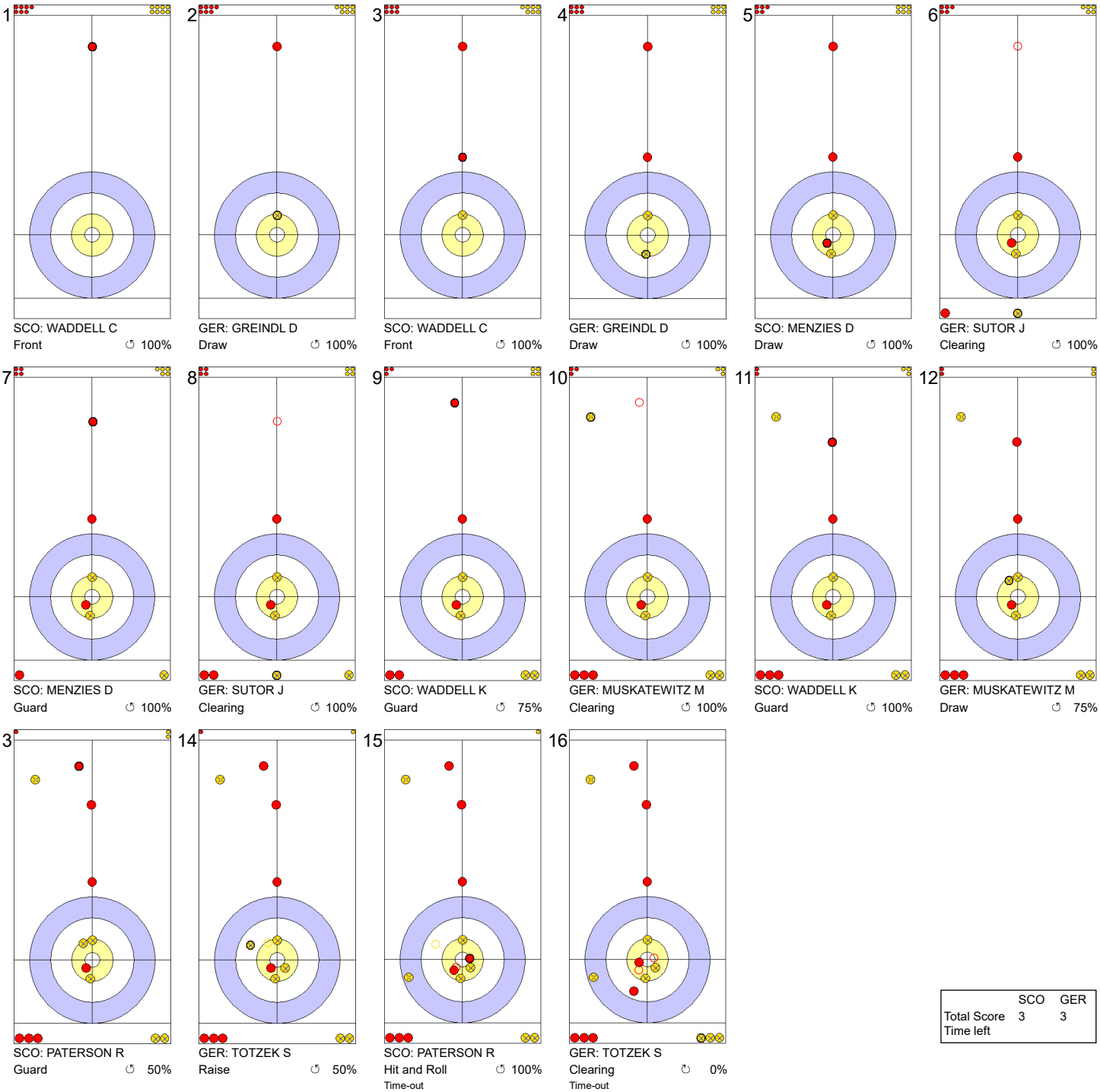


| | SCO | GER |
|---|---|---|
| Total Score | 3 | 3 |
| Time left | | |

**Legend:**

↻ Clockwise ↺ Counter-clockwise - Not considered



lgt.com NEW HOLLAND LE GRUYÈRE SWITZERLAND ZUG CURLIT Curling Information Technology Ltd.

# Game - Shot by Shot

**End 9** — **SCO - Scotland 3 + 0** (this end) **= 3** — **GER - Germany 3 + 1** (this end) **= 4**




| | SCO | GER |
|---|---|---|
| Total Score | 3 | 4 |
| Time left | | |

**Legend:**
↻ Clockwise ↺ Counter-clockwise - Not considered



lgt.com NEW HOLLAND LE GRUYÈRE SWITZERLAND ZUG CURLIT Curling Information Technology Ltd.

# Game - Shot by Shot

**End 10** — **SCO - Scotland** **3 + 3** (this end) **= 6** — **GER - Germany** **4 + 0** (this end) **= 4**

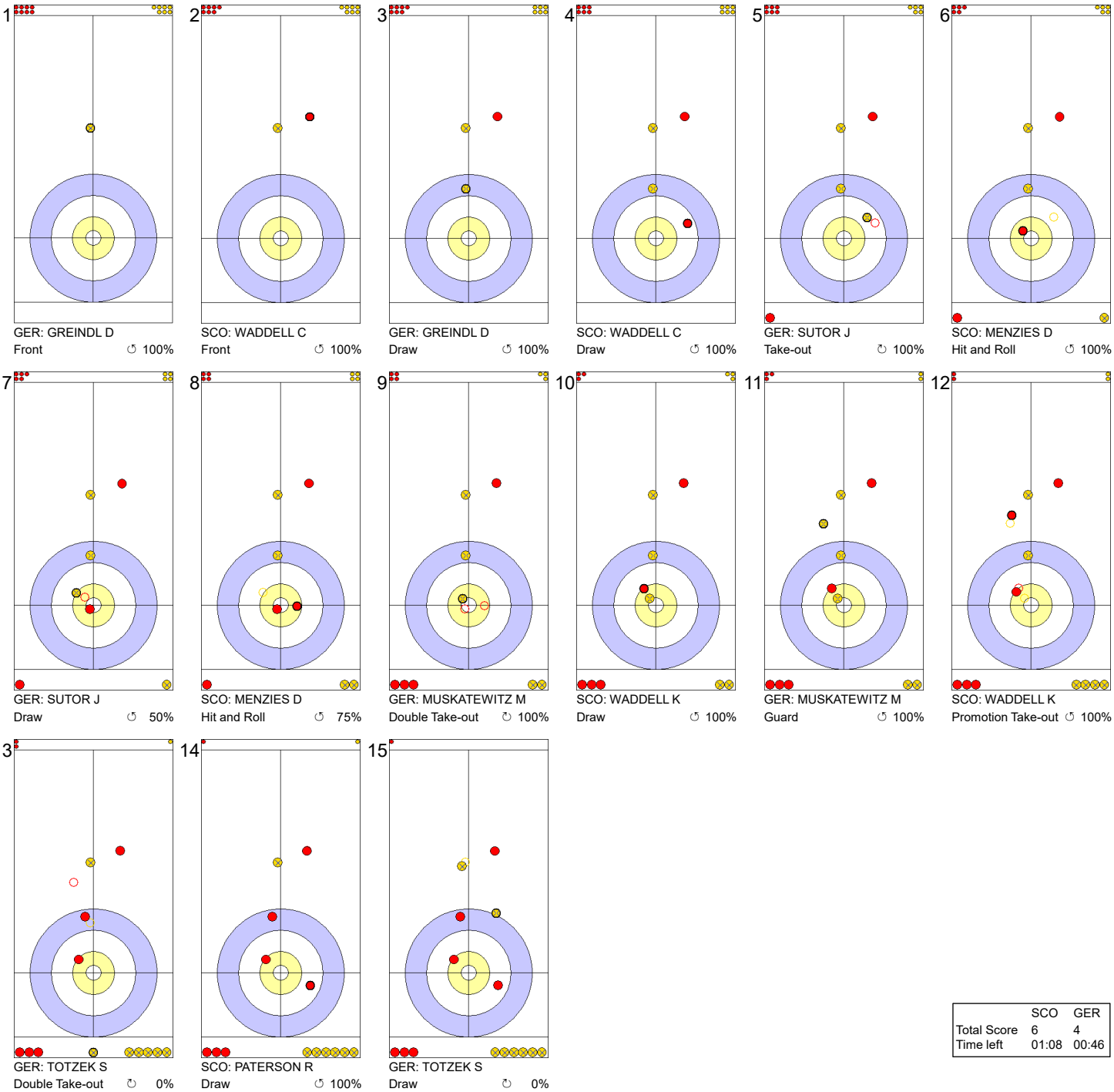


| | SCO | GER |
|---|---|---|
| Total Score | 6 | 4 |
| Time left | 01:08 | 00:46 |

**Legend:**
↻ Clockwise ↺ Counter-clockwise - Not considered



lgt.com NEW HOLLAND LE GRUYÈRE SWITZERLAND ZUG CURLIT Curling Information Technology Ltd.

## Session Results and Standings

| Sheet | Game | Team | LSFE | 1 | 2 | 3 | 4 | 5 | 6 | 7 | 8 | 9 | 10 | Extra Ends | | | | Total |
|---|---|---|---|---|---|---|---|---|---|---|---|---|---|---|---|---|---|---|
| A | 5 | DEN - Denmark | | 0 | 0 | 1 | 0 | 0 | 2 | 0 | 0 | 0 | 0 | | | | | 3 |
| | 4 | SCO - Scotland | * | 0 | 1 | 0 | 2 | 0 | 0 | 1 | 0 | 1 | 2 | | | | | 7 |
| B | 4 | NED - Netherlands | | 0 | 0 | 0 | 0 | 1 | 0 | 1 | 0 | 1 | 0 | | | | | 3 |
| | 4 | SUI - Switzerland | * | 0 | 0 | 1 | 0 | 0 | 2 | 0 | 2 | 0 | 1 | | | | | 6 |
| C | 5 | CAN - Canada | | 0 | 2 | 0 | 3 | 0 | 2 | 1 | 2 | X | X | | | | | 10 |
| | 4 | ITA - Italy | * | 1 | 0 | 1 | 0 | 2 | 0 | 0 | 0 | X | X | | | | | 4 |
| D | 4 | USA - United States | | 0 | 0 | 3 | 0 | 0 | 2 | 0 | 0 | 2 | X | | | | | 7 |
| | 4 | KOR - Korea | * | 0 | 3 | 0 | 3 | 1 | 0 | 1 | 1 | 0 | X | | | | | 9 |

## Current Standings

| Rank | Team | Games | Wins | Losses |
|---|---|---|---|---|
| 1 | CAN - Canada | 5 | 5 | 0 |
| 2 | GER - Germany | 4 | 3 | 1 |
| 3 | CZE - Czech Republic | 4 | 2 | 2 |
| 3 | FIN - Finland | 4 | 2 | 2 |
| 3 | ITA - Italy | 4 | 2 | 2 |
| 3 | KOR - Korea | 4 | 2 | 2 |
| 3 | NOR - Norway | 4 | 2 | 2 |
| 3 | SCO - Scotland | 4 | 2 | 2 |
| 3 | SUI - Switzerland | 4 | 2 | 2 |
| 3 | SWE - Sweden | 4 | 2 | 2 |
| 3 | USA - United States | 4 | 2 | 2 |
| 12 | DEN - Denmark | 5 | 1 | 4 |
| 13 | NED - Netherlands | 4 | 0 | 4 |

**Note:**
Under WCF rules, tie-breaking rules for standings are not applied until after the last game of the round robin.

**Legend:**
**LSFE(*)** Last Stone First End
**X** Unplayed/unfinished end due to concession



lgt.com NEW HOLLAND LE GRUYÈRE SWITZERLAND V ZUG CURLIT Curling Information Technology Ltd.

# Game Results

| Sheet | Game | Team | LSFE | 1 | 2 | 3 | 4 | 5 | 6 | 7 | 8 | 9 | 10 | Extra Ends | | | | Total |
|---|---|---|---|---|---|---|---|---|---|---|---|---|---|---|---|---|---|---|
| A | 5 | DEN - Denmark | | 0 | 0 | 1 | 0 | 0 | 2 | 0 | 0 | 0 | 0 | | | | | 3 |
| | 4 | SCO - Scotland | * | 0 | 1 | 0 | 2 | 0 | 0 | 1 | 0 | 1 | 2 | | | | | 7 |

| DEN - Denmark | | Shot Success Game | Shot Success All |
|---|---|---|---|
| 4 S | THUNE Tobias | 74% | 70% |
| 3 V | WIKSTEN Kasper | 88% | 72% |
| 2 | KRAUSE Mikkel | 84% | 82% |
| 1 | SOEE Oliver Rosenkrands | 83% | 83% |
| A | POULSEN Daniel | - | - |
| | Team Total | 82% | 77% |

| Last Stone Draw | | Distance |
|---|---|---|
| ↻ | WIKSTEN Kasper | 32.0cm |
| ↺ | SOEE Oliver Rosenkrands | 148.5cm |
| **Total** | | **180.5cm** |

Time remaining: 0 minutes 9 seconds

Time-out: End 10 - DEN stone 3

| SCO - Scotland | | Shot Success Game | Shot Success All |
|---|---|---|---|
| 4 V | PATERSON Ross | 75% | 74% |
| 3 S | WADDELL Kyle | 88% | 83% |
| 2 | MENZIES Duncan | 79% | 81% |
| 1 | WADDELL Craig | 83% | 88% |
| A | KYLE Euan | - | - |
| | Team Total | 81% | 82% |

| Last Stone Draw | | Distance |
|---|---|---|
| ↻ | MENZIES Duncan | 34.4cm |
| ↺ | WADDELL Kyle | 8.1cm |
| **Total** | | **42.5cm** |

Time remaining: 0 minutes 32 seconds

Time-out: End 9 - SCO stone 5

## Shot Success Analysis

| DEN - Denmark | | ↻ | | ↺ | | Game | |
|---|---|---|---|---|---|---|---|
| 4 THUNE Tobias | Draws | 10 | 80% | 2 | 38% | 12 | 73% |
| | Take-outs | 5 | 100% | 3 | 33% | 8 | 75% |
| | Total | 15 | 87% | 5 | 35% | 20 | 74% |
| 3 WIKSTEN Kasper | Draws | 7 | 86% | 4 | 94% | 11 | 89% |
| | Take-outs | 6 | 92% | 3 | 75% | 9 | 86% |
| | Total | 13 | 88% | 7 | 86% | 20 | 88% |
| 2 KRAUSE Mikkel | Draws | 3 | 92% | 6 | 88% | 9 | 89% |
| | Take-outs | 9 | 81% | 2 | 75% | 11 | 80% |
| | Total | 12 | 83% | 8 | 84% | 20 | 84% |
| 1 SOEE Oliver Rosenkrands | Draws | 3 | 83% | 13 | 79% | 16 | 80% |
| | Take-outs | 3 | 92% | 1 | 100% | 4 | 94% |
| | Total | 6 | 88% | 14 | 80% | 20 | 83% |
| A POULSEN Daniel | Draws | 0 | - | 0 | - | 0 | - |
| | Take-outs | 0 | - | 0 | - | 0 | - |
| | Total | 0 | - | 0 | - | 0 | - |
| Team | Draws | 23 | 84% | 25 | 80% | 48 | 82% |
| | Take-outs | 23 | 89% | 9 | 64% | 32 | 82% |
| | Total | 46 | 86% | 34 | 76% | 80 | 82% |

| SCO - Scotland | | ↻ | | ↺ | | Game | |
|---|---|---|---|---|---|---|---|
| 4 PATERSON Ross | Draws | 5 | 70% | 4 | 75% | 9 | 72% |
| | Take-outs | 1 | 100% | 10 | 75% | 11 | 77% |
| | Total | 6 | 75% | 14 | 75% | 20 | 75% |
| 3 WADDELL Kyle | Draws | 3 | 100% | 2 | 100% | 5 | 100% |
| | Take-outs | 8 | 81% | 7 | 86% | 15 | 83% |
| | Total | 11 | 86% | 9 | 89% | 20 | 88% |
| 2 MENZIES Duncan | Draws | 0 | - | 9 | 92% | 9 | 92% |
| | Take-outs | 2 | 63% | 9 | 69% | 11 | 68% |
| | Total | 2 | 63% | 18 | 81% | 20 | 79% |
| 1 WADDELL Craig | Draws | 0 | - | 15 | 78% | 15 | 78% |
| | Take-outs | 0 | - | 5 | 95% | 5 | 95% |
| | Total | 0 | - | 20 | 83% | 20 | 83% |
| A KYLE Euan | Draws | 0 | - | 0 | - | 0 | - |
| | Take-outs | 0 | - | 0 | - | 0 | - |
| | Total | 0 | - | 0 | - | 0 | - |
| Team | Draws | 8 | 81% | 30 | 83% | 38 | 83% |
| | Take-outs | 11 | 80% | 31 | 79% | 42 | 79% |
| | Total | 19 | 80% | 61 | 81% | 80 | 81% |

**Note:**
Position and function for each team member:
**4** = Fourth, **3** = Third, **2** = Second, **1** = Lead, **A** = Alternate, **S** = Skip, **V** = Vice-Skip

**Legend:**
↻ Clockwise ↺ Counter-clockwise **LSFE(*)** Last Stone First End



lgt.com NEW HOLLAND LE GRUYÈRE SWITZERLAND ZUG CURLIT Curling Information Technology Ltd.

# Game - Shot by Shot

**End 1** — **DEN - Denmark** 0 + 0 (this end) = 0 — **SCO - Scotland** 0 + 0 (this end) = 0

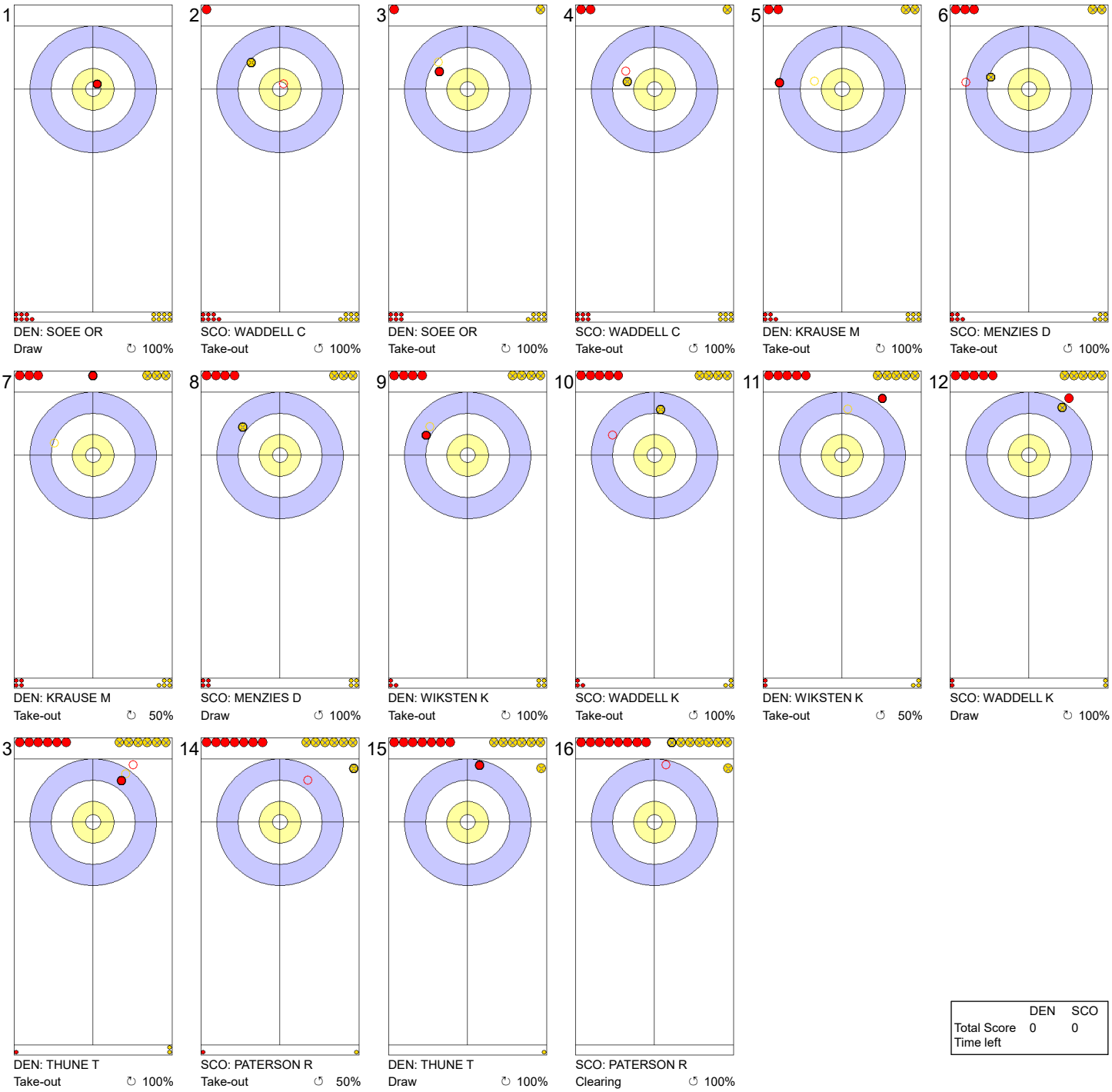


| | DEN | SCO |
|---|---|---|
| Total Score | 0 | 0 |
| Time left | | |

**Legend:**
↻ Clockwise ↺ Counter-clockwise - Not considered



lgt.com NEW HOLLAND LE GRUYÈRE SWITZERLAND ZUG CURLIT Curling Information Technology Ltd.

# Game - Shot by Shot

**End 2** — **DEN - Denmark** **0 + 0** (this end) **= 0** — **SCO - Scotland** **0 + 1** (this end) **= 1**




| | DEN | SCO |
|---|---|---|
| Total Score | 0 | 1 |
| Time left | | |

**Legend:**
↻ Clockwise ↺ Counter-clockwise - Not considered



lgt.com NEW HOLLAND LE GRUYÈRE SWITZERLAND ZUG CURLIT Curling Information Technology Ltd.

# Game - Shot by Shot

**End 3** — **DEN - Denmark 0 + 1** (this end) **= 1** — **SCO - Scotland 1 + 0** (this end) **= 1**

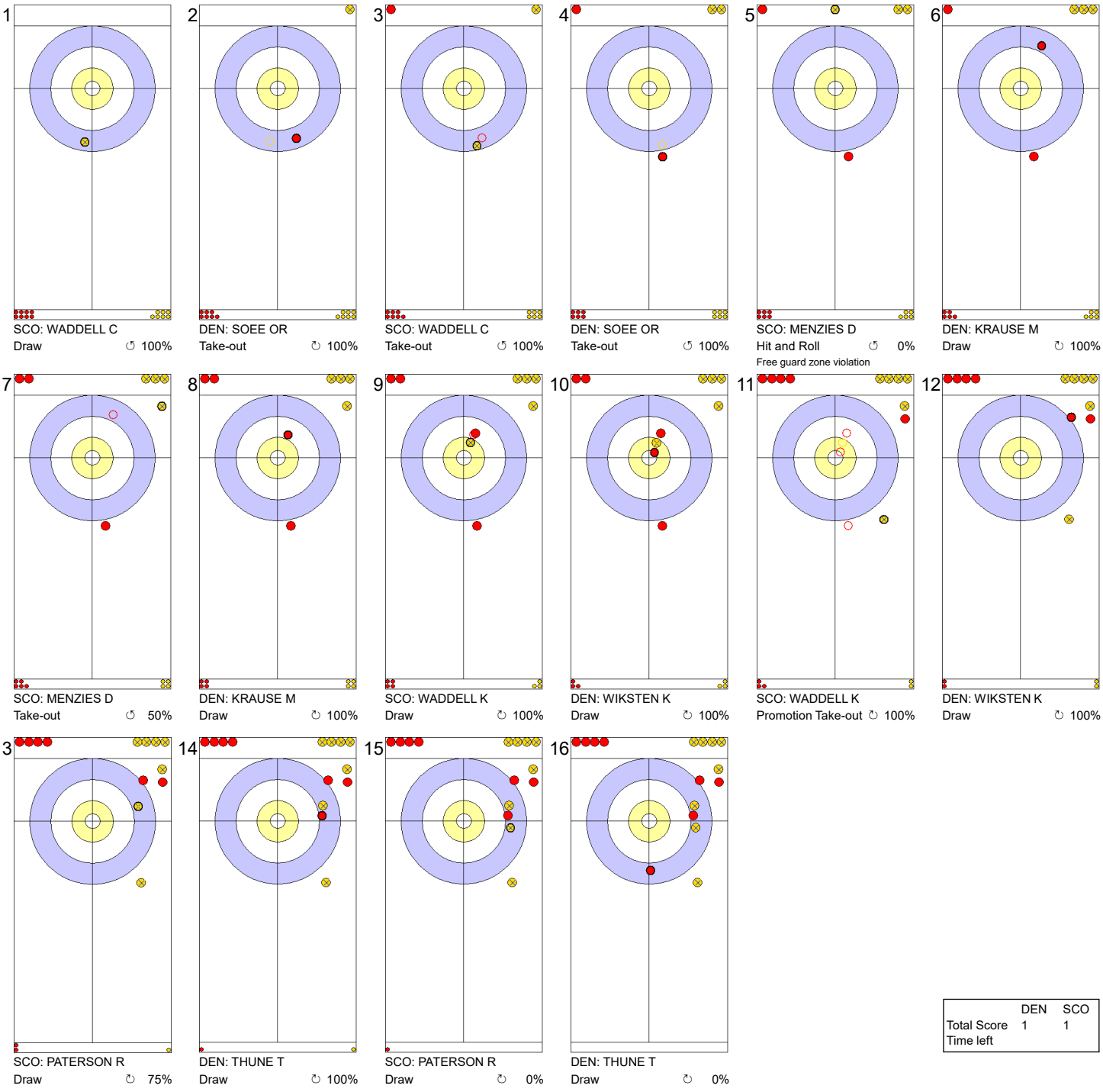


| | DEN | SCO |
|---|---|---|
| Total Score | 1 | 1 |
| Time left | | |

**Legend:**

↻ Clockwise ↺ Counter-clockwise - Not considered



lgt.com NEW HOLLAND LE GRUYÈRE SWITZERLAND ZUG CURLIT Curling Information Technology Ltd.

# Game - Shot by Shot

**End 4** — **DEN - Denmark** 1 + 0 (this end) = 1 — **SCO - Scotland** 1 + 2 (this end) = 3

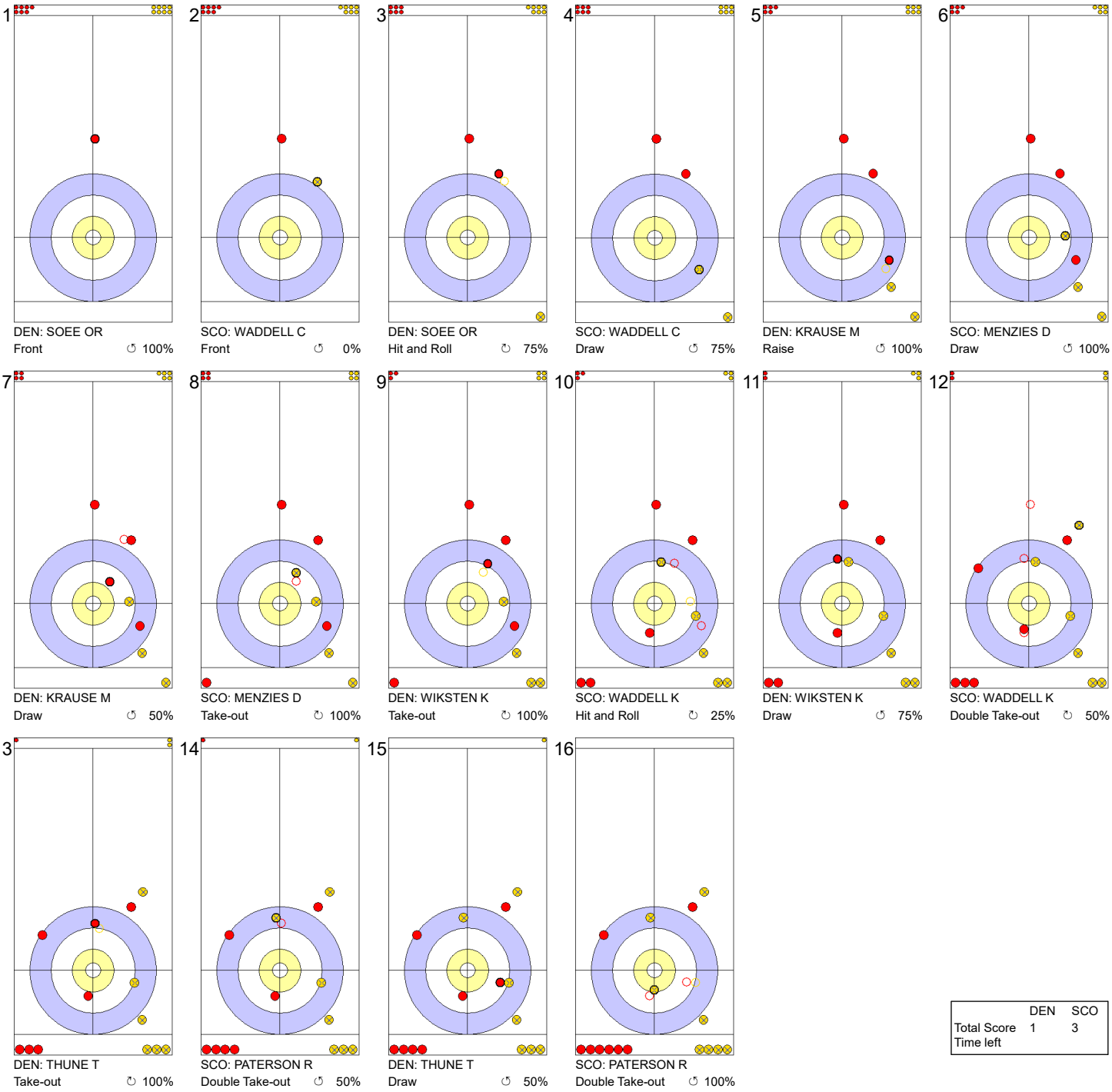


| | DEN | SCO |
|---|---|---|
| Total Score | 1 | 3 |
| Time left | | |

**Legend:**
↻ Clockwise ↺ Counter-clockwise - Not considered



lgt.com NEW HOLLAND LE GRUYÈRE SWITZERLAND ZUG CURLIT Curling Information Technology Ltd.

# Game - Shot by Shot

**End 5** — **DEN - Denmark 1 + 0 (this end) = 1** — **SCO - Scotland 3 + 0 (this end) = 3**

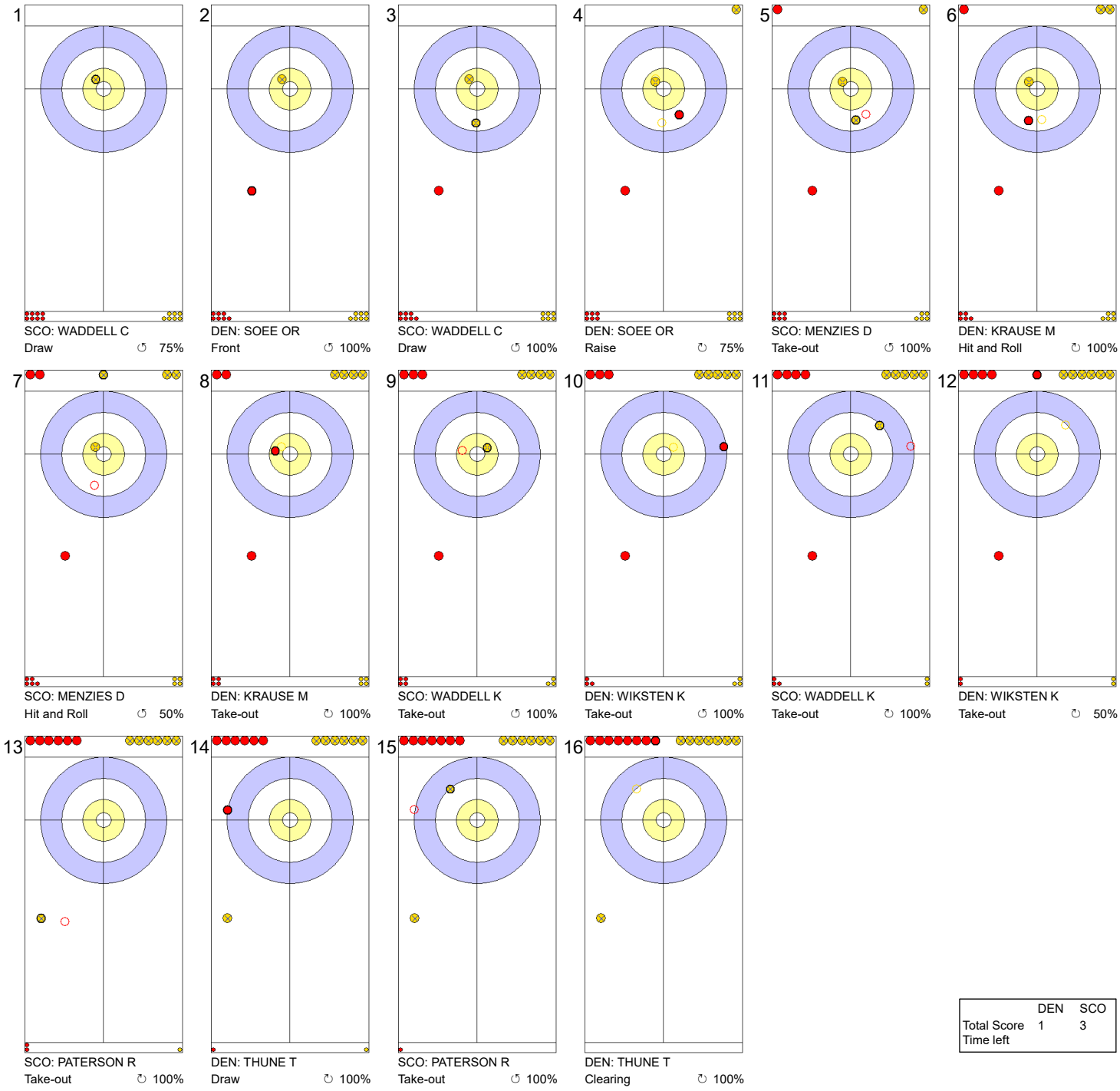


| | DEN | SCO |
|---|---|---|
| Total Score | 1 | 3 |
| Time left | | |

**Legend:**

↻ Clockwise ↺ Counter-clockwise - Not considered



lgt.com NEW HOLLAND LE GRUYÈRE SWITZERLAND ZUG CURLIT Curling Information Technology Ltd.

# Game - Shot by Shot

**End 6** — **DEN - Denmark 1 + 2** (this end) **= 3** — **SCO - Scotland 3 + 0** (this end) **= 3**

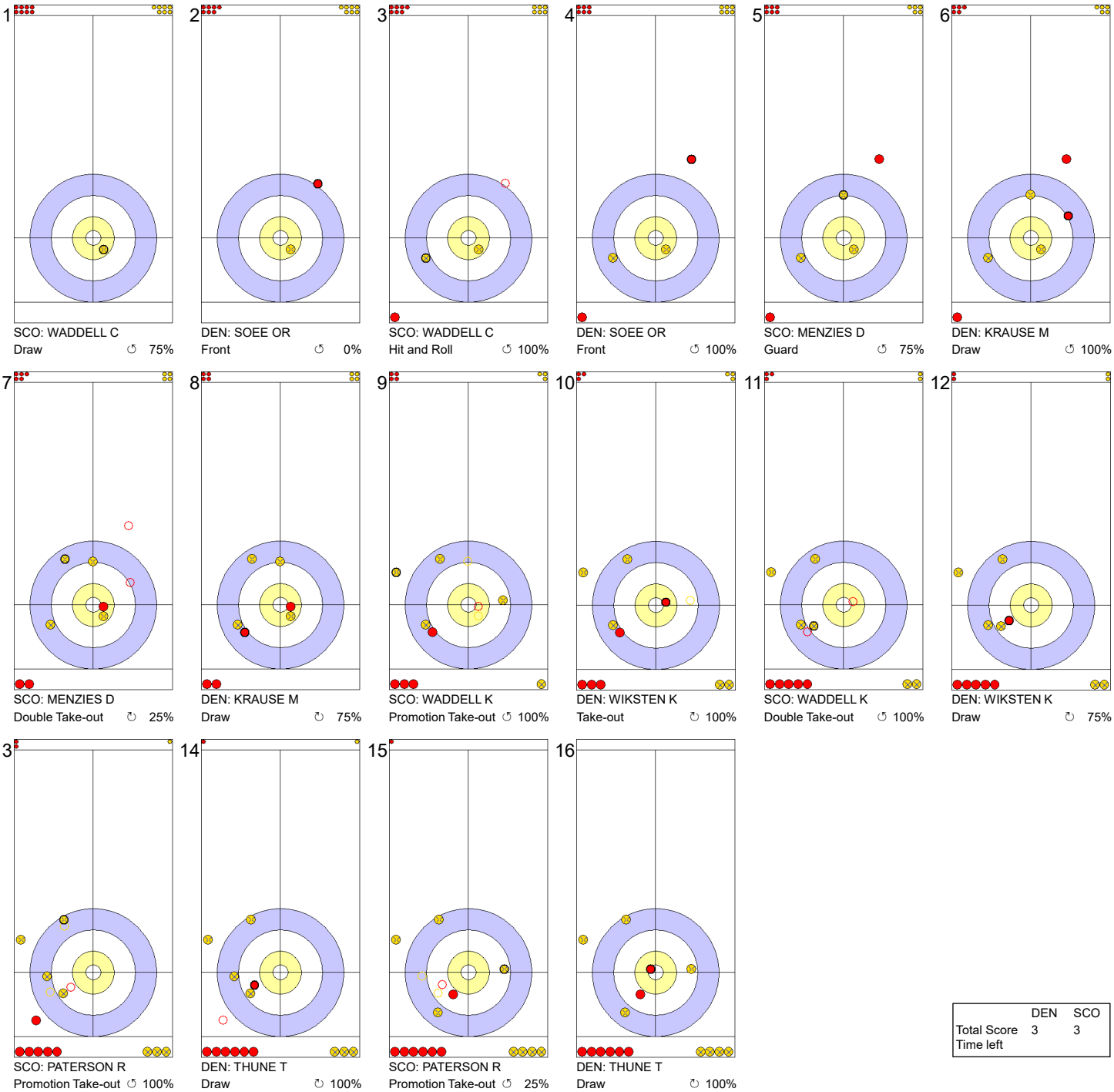


| | DEN | SCO |
|---|---|---|
| Total Score | 3 | 3 |
| Time left | | |

**Legend:**
↻ Clockwise ↺ Counter-clockwise - Not considered



lgt.com NEW HOLLAND LE GRUYÈRE SWITZERLAND ZUG CURLIT Curling Information Technology Ltd.

# Game - Shot by Shot

**End 7** — **DEN - Denmark 3 + 0** (this end) **= 3** — **SCO - Scotland 3 + 1** (this end) **= 4**

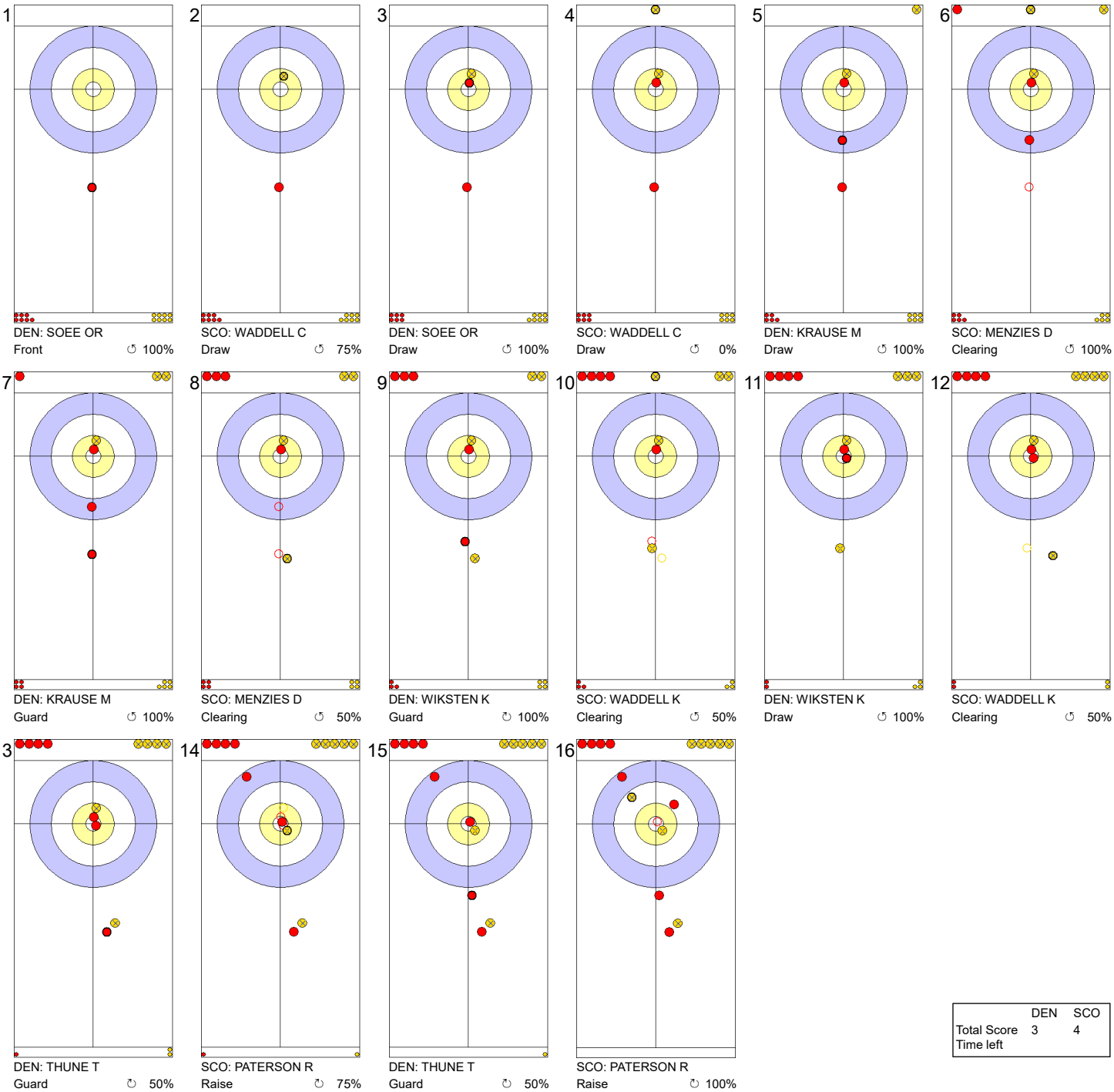


| | DEN | SCO |
|---|---|---|
| Total Score | 3 | 4 |
| Time left | | |

**Legend:**

↻ Clockwise ↺ Counter-clockwise - Not considered



lgt.com NEW HOLLAND LE GRUYÈRE SWITZERLAND ZUG CURLIT Curling Information Technology Ltd.

# Game - Shot by Shot

**End 8** **DEN - Denmark 3 + 0** (this end) **= 3** **SCO - Scotland 4 + 0** (this end) **= 4**

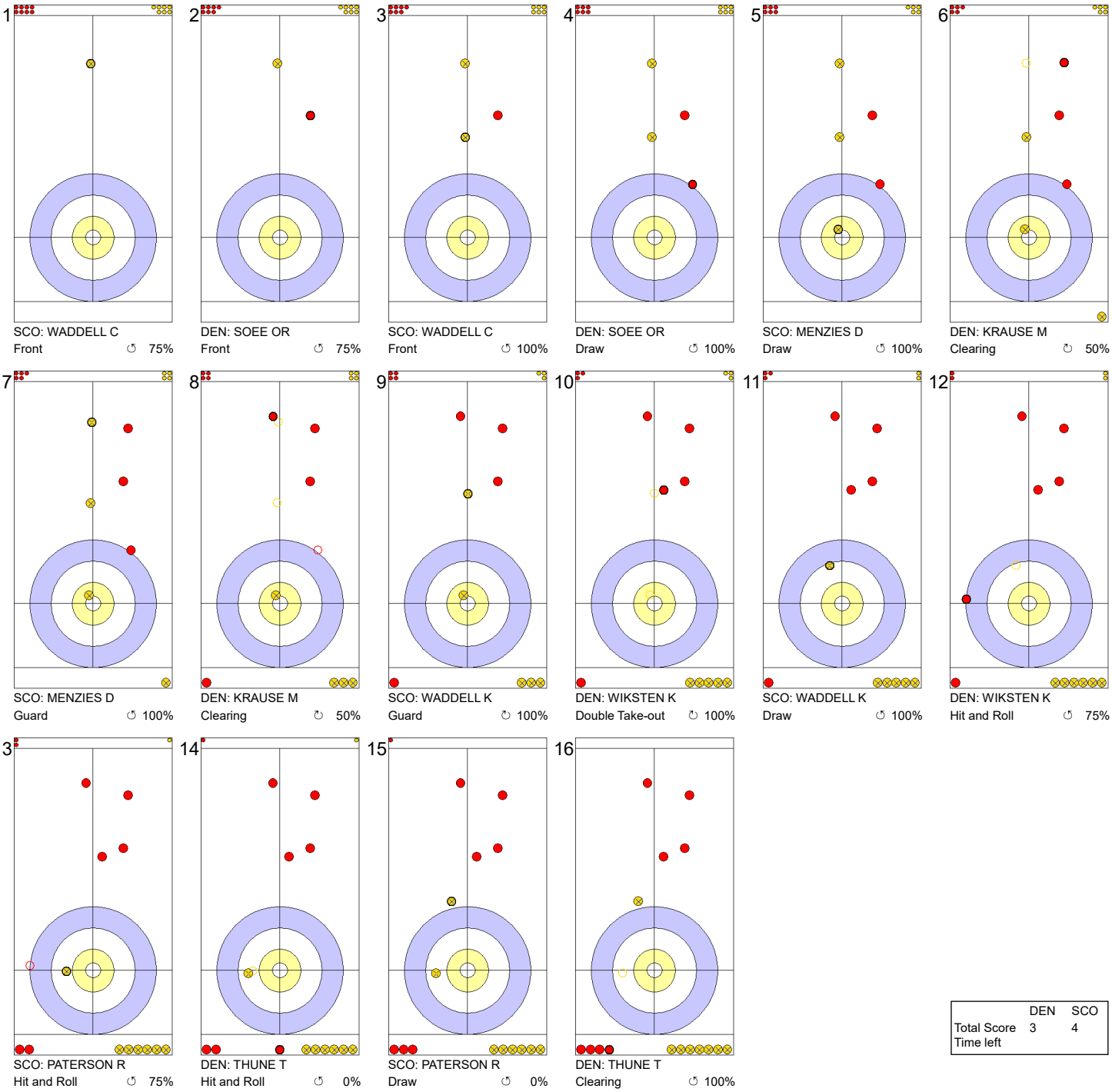


| | DEN | SCO |
|---|---|---|
| Total Score | 3 | 4 |
| Time left | | |

**Legend:**

↻ Clockwise ↺ Counter-clockwise - Not considered



lgt.com NEW HOLLAND LE GRUYÈRE SWITZERLAND ZUG CURLIT Curling Information Technology Ltd.

# Game - Shot by Shot

**End 9** — **DEN - Denmark 3 + 0** (this end) **= 3** — **SCO - Scotland 4 + 1** (this end) **= 5**

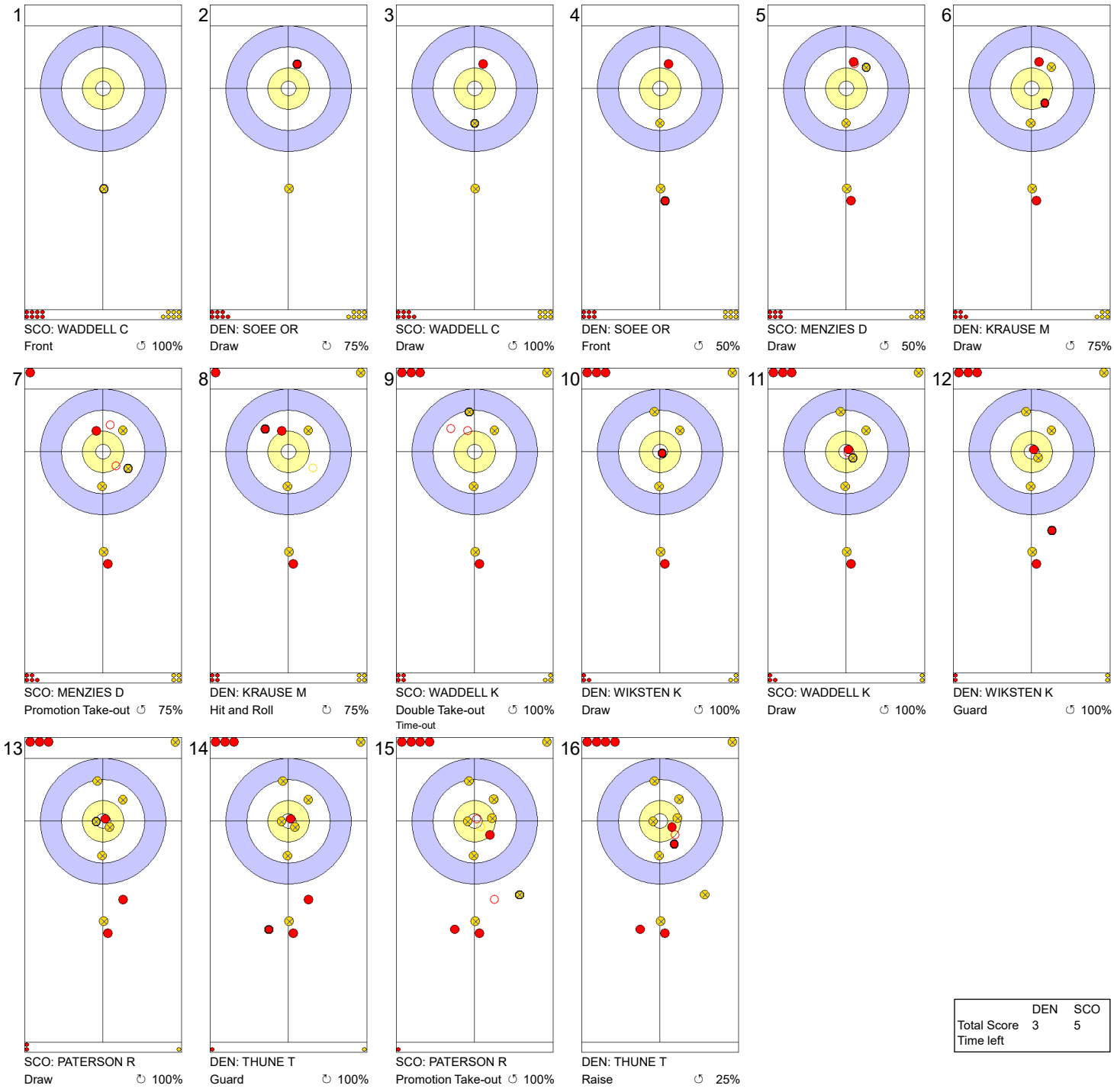


| | DEN | SCO |
|---|---|---|
| Total Score | 3 | 5 |
| Time left | | |

**Legend:**

↻ Clockwise ↺ Counter-clockwise - Not considered



lgt.com NEW HOLLAND LE GRUYÈRE SWITZERLAND ZUG CURLIT Curling Information Technology Ltd.

# Game - Shot by Shot

**End 10** — **DEN - Denmark** 3 + 0 (this end) = 3 — **SCO - Scotland** 5 + 2 (this end) = 7

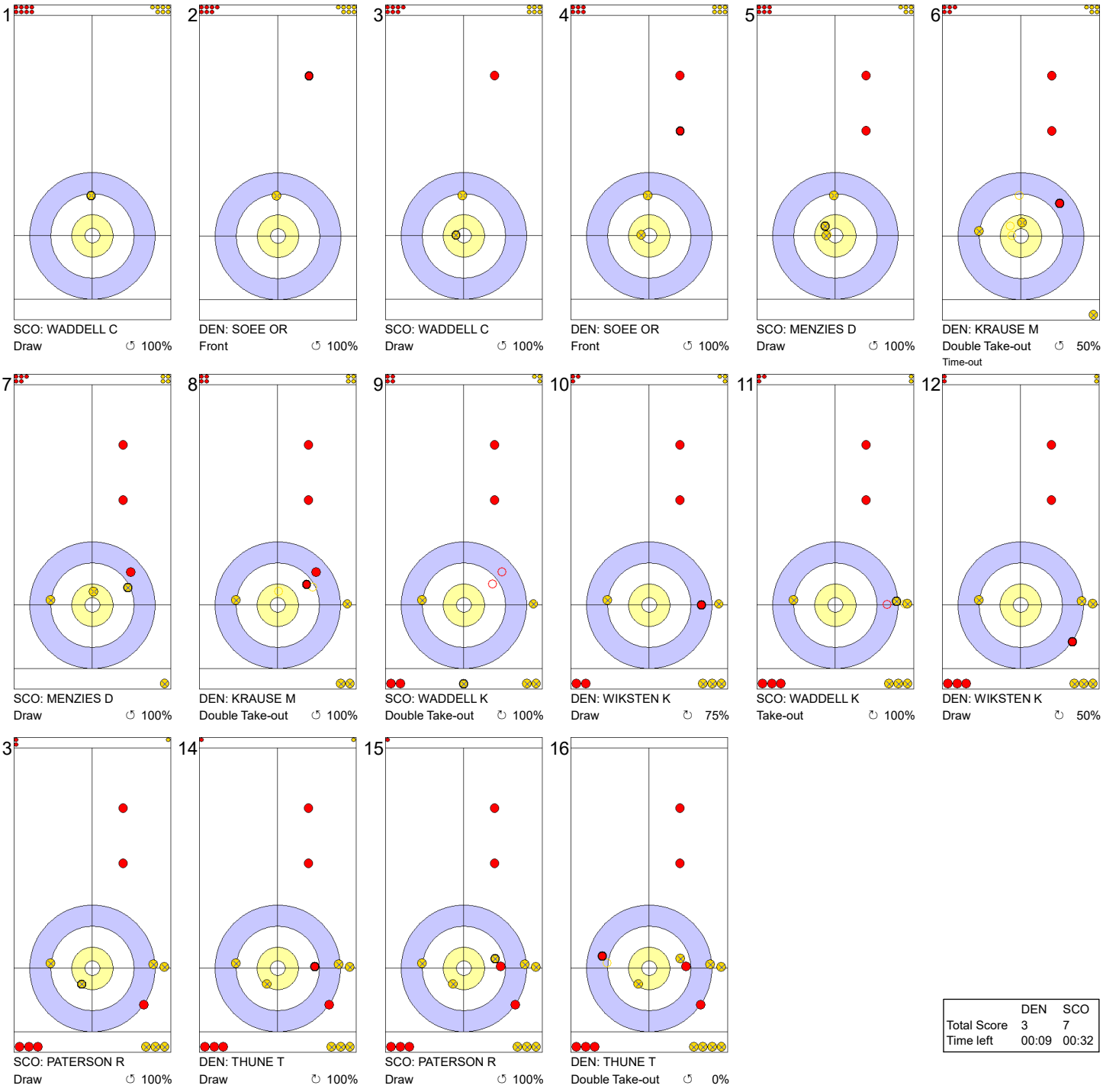


| | DEN | SCO |
|---|---|---|
| Total Score | 3 | 7 |
| Time left | 00:09 | 00:32 |

**Legend:**
↻ Clockwise ↺ Counter-clockwise - Not considered



lgt.com NEW HOLLAND LE GRUYÈRE SWITZERLAND ZUG CURLIT Curling Information Technology Ltd.

# Game Results

| Sheet | Game | Team | LSFE | 1 | 2 | 3 | 4 | 5 | 6 | 7 | 8 | 9 | 10 | Extra Ends | | | | Total |
|---|---|---|---|---|---|---|---|---|---|---|---|---|---|---|---|---|---|---|
| B | 4 | NED - Netherlands | | 0 | 0 | 0 | 0 | 1 | 0 | 1 | 0 | 1 | 0 | | | | | 3 |
| | 4 | SUI - Switzerland | * | 0 | 0 | 1 | 0 | 0 | 2 | 0 | 2 | 0 | 1 | | | | | 6 |

| NED - Netherlands | | | Shot Success Game | Shot Success All |
|---|---|---|---|---|
| 4 | S | GOESGENS Wouter | 61% | 66% |
| 3 | V | VAN DORP Jaap | 74% | 74% |
| 2 | | HOEKMAN Laurens | 73% | 75% |
| 1 | | GLASBERGEN Carlo | 90% | 86% |
| A | | VAN DEN HURK Tobias | - | 88% |
| | | Team Total | 74% | 75% |

| Last Stone Draw | | Distance |
|---|---|---|
| ↻ | HOEKMAN Laurens | 102.6cm |
| ↺ | VAN DORP Jaap | 92.6cm |
| **Total** | | **195.2cm** |

Time remaining: 2 minutes 9 seconds

Time-out: End 5 - NED stone 6

| SUI - Switzerland | | | Shot Success Game | Shot Success All |
|---|---|---|---|---|
| 4 | S | SCHWALLER Yannick | 75% | 70% |
| 3 | V | BRUNNER Michael | 86% | 76% |
| 2 | | MEIER Romano | 88% | 78% |
| 1 | | KAEUFELER Marcel | 80% | 85% |
| A | | GLOOR Simon | - | - |
| | | Team Total | 82% | 77% |

| Last Stone Draw | | Distance |
|---|---|---|
| ↻ | BRUNNER Michael | 3.0cm |
| ↺ | KAEUFELER Marcel | 28.7cm |
| **Total** | | **31.7cm** |

Time remaining: 2 minutes 19 seconds

Time-out: End 8 - SUI stone 7

## Shot Success Analysis

| NED - Netherlands | | ↻ | | ↺ | | Game | |
|---|---|---|---|---|---|---|---|
| 4 GOESGENS Wouter | Draws | 5 | 60% | 6 | 75% | 11 | 68% |
| | Take-outs | 4 | 50% | 4 | 50% | 8 | 50% |
| | Total | 9 | 56% | 10 | 65% | 19 | 61% |
| 3 VAN DORP Jaap | Draws | 4 | 75% | 5 | 80% | 9 | 78% |
| | Take-outs | 7 | 68% | 4 | 75% | 11 | 70% |
| | Total | 11 | 70% | 9 | 78% | 20 | 74% |
| 2 HOEKMAN Laurens | Draws | 6 | 58% | 4 | 69% | 10 | 63% |
| | Take-outs | 4 | 75% | 6 | 88% | 10 | 83% |
| | Total | 10 | 65% | 10 | 80% | 20 | 73% |
| 1 GLASBERGEN Carlo | Draws | 10 | 95% | 8 | 94% | 18 | 94% |
| | Take-outs | 1 | 0% | 1 | 100% | 2 | 50% |
| | Total | 11 | 86% | 9 | 94% | 20 | 90% |
| A VAN DEN HURK Tobias | Draws | 0 | - | 0 | - | 0 | - |
| | Take-outs | 0 | - | 0 | - | 0 | - |
| | Total | 0 | - | 0 | - | 0 | - |
| Team | Draws | 25 | 76% | 23 | 82% | 48 | 79% |
| | Take-outs | 16 | 61% | 15 | 75% | 31 | 68% |
| | Total | 41 | 70% | 38 | 79% | 79 | 74% |

| SUI - Switzerland | | ↻ | | ↺ | | Game | |
|---|---|---|---|---|---|---|---|
| 4 SCHWALLER Yannick | Draws | 10 | 78% | 2 | 100% | 12 | 81% |
| | Take-outs | 5 | 70% | 2 | 50% | 7 | 64% |
| | Total | 15 | 75% | 4 | 75% | 19 | 75% |
| 3 BRUNNER Michael | Draws | 6 | 88% | 0 | - | 6 | 88% |
| | Take-outs | 5 | 70% | 9 | 94% | 14 | 86% |
| | Total | 11 | 80% | 9 | 94% | 20 | 86% |
| 2 MEIER Romano | Draws | 2 | 100% | 4 | 81% | 6 | 88% |
| | Take-outs | 9 | 92% | 5 | 80% | 14 | 88% |
| | Total | 11 | 93% | 9 | 81% | 20 | 88% |
| 1 KAEUFELER Marcel | Draws | 18 | 83% | 1 | 100% | 19 | 84% |
| | Take-outs | 1 | 0% | 0 | - | 1 | 0% |
| | Total | 19 | 79% | 1 | 100% | 20 | 80% |
| A GLOOR Simon | Draws | 0 | - | 0 | - | 0 | - |
| | Take-outs | 0 | - | 0 | - | 0 | - |
| | Total | 0 | - | 0 | - | 0 | - |
| Team | Draws | 36 | 83% | 7 | 89% | 43 | 84% |
| | Take-outs | 20 | 76% | 16 | 84% | 36 | 80% |
| | Total | 56 | 81% | 23 | 86% | 79 | 82% |

**Note:**
Position and function for each team member:
**4** = Fourth, **3** = Third, **2** = Second, **1** = Lead, **A** = Alternate, **S** = Skip, **V** = Vice-Skip

**Legend:**
↻ Clockwise ↺ Counter-clockwise **LSFE(*)** Last Stone First End



lgt.com NEW HOLLAND LE GRUYÈRE SWITZERLAND ZUG CURLIT Curling Information Technology Ltd.

# Game - Shot by Shot

**End 1** — **NED - Netherlands 0 + 0** (this end) **= 0** — **SUI - Switzerland 0 + 0** (this end) **= 0**

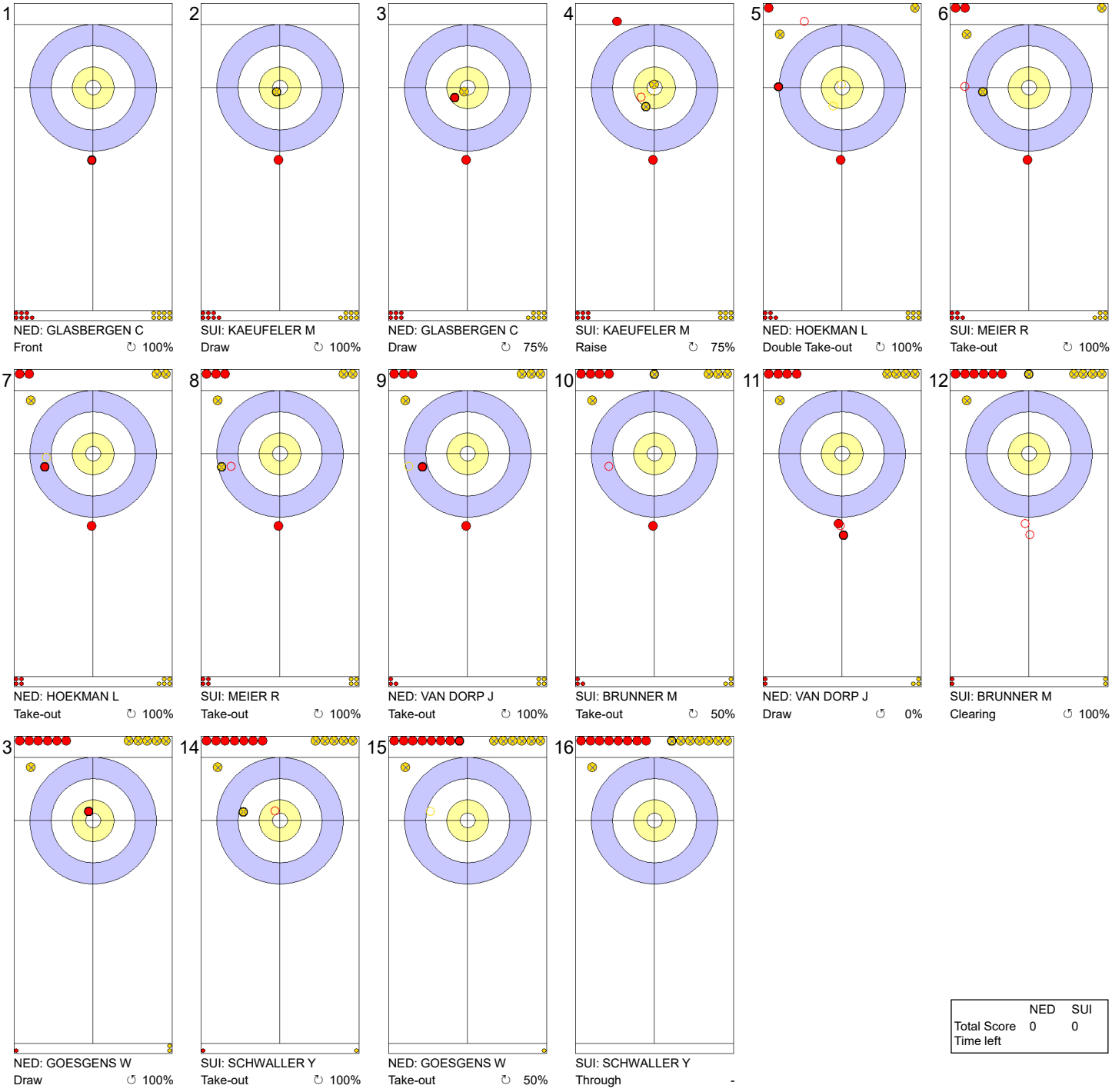


| | NED | SUI |
|---|---|---|
| Total Score | 0 | 0 |
| Time left | | |

**Legend:**

↻ Clockwise ↺ Counter-clockwise - Not considered



lgt.com NEW HOLLAND LE GRUYÈRE SWITZERLAND ZUG CURLIT Curling Information Technology Ltd.

# Game - Shot by Shot

**End 2** — **NED - Netherlands** 0 + 0 (this end) = 0 — **SUI - Switzerland** 0 + 0 (this end) = 0

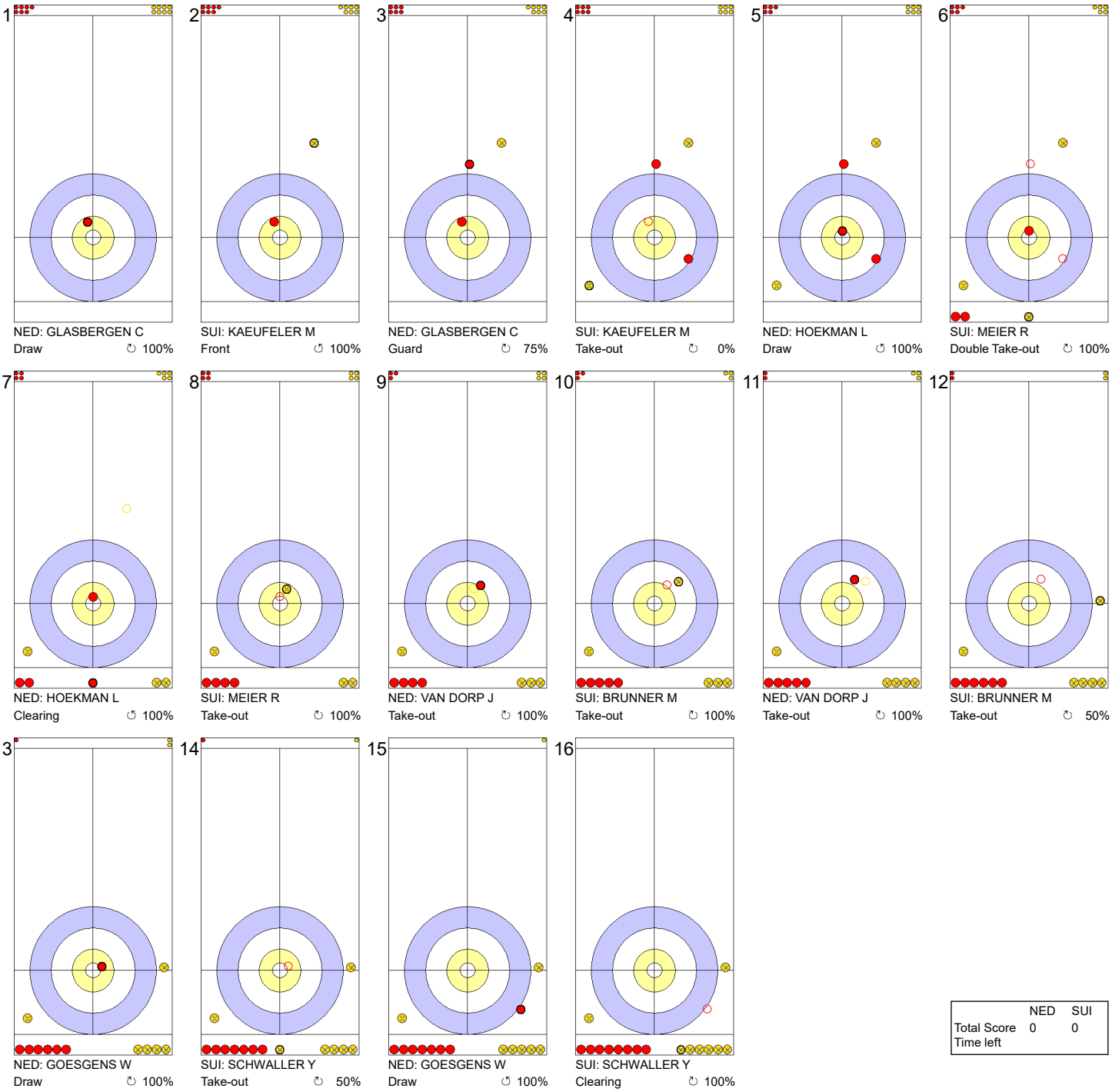


| | NED | SUI |
|---|---|---|
| Total Score | 0 | 0 |
| Time left | | |

**Legend:**
↻ Clockwise ↺ Counter-clockwise - Not considered



lgt.com NEW HOLLAND LE GRUYÈRE SWITZERLAND ZUG CURLIT Curling Information Technology Ltd.

# Game - Shot by Shot

**End 3** — **NED - Netherlands** 0 + 0 (this end) = 0 — **SUI - Switzerland** 0 + 1 (this end) = 1

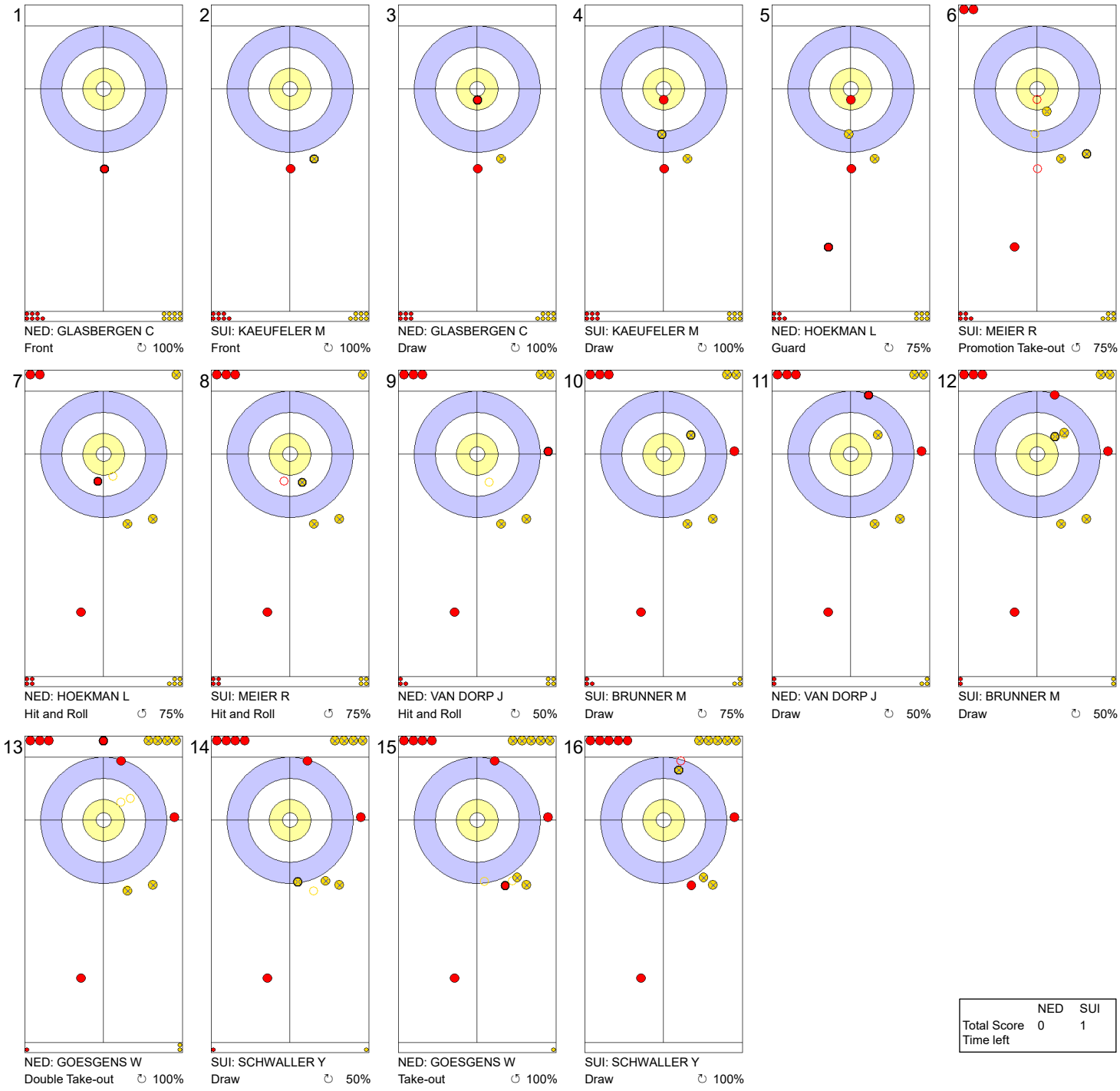


| | NED | SUI |
|---|---|---|
| Total Score | 0 | 1 |
| Time left | | |

**Legend:**

↻ Clockwise ↺ Counter-clockwise - Not considered



lgt.com NEW HOLLAND LE GRUYÈRE SWITZERLAND ZUG CURLIT Curling Information Technology Ltd.

# Game - Shot by Shot

**End 4** — **NED - Netherlands** **0 + 0** (this end) **= 0** — **SUI - Switzerland** **1 + 0** (this end) **= 1**

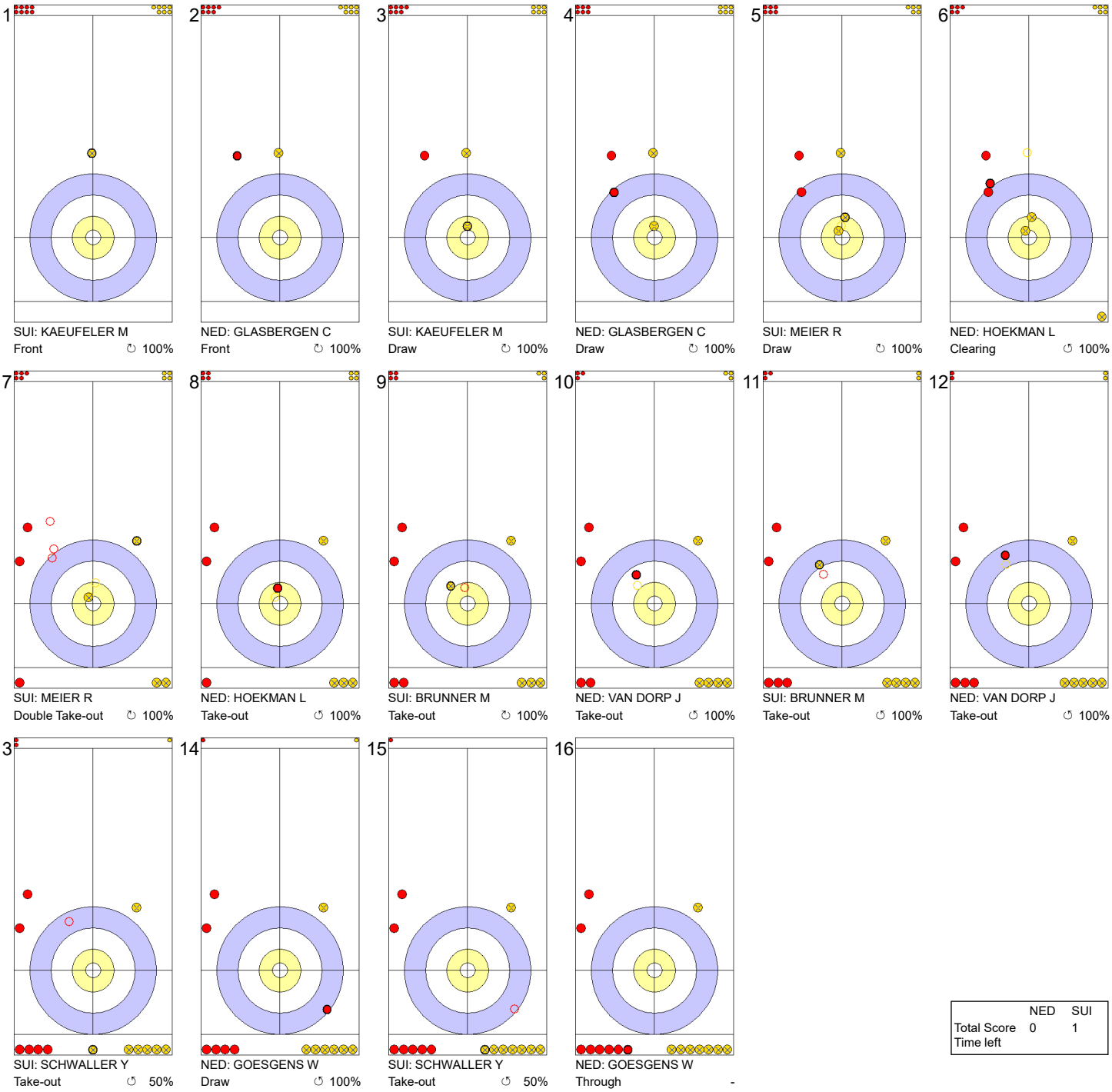


| | NED | SUI |
|---|---|---|
| Total Score | 0 | 1 |
| Time left | | |

**Legend:**

↻ Clockwise ↺ Counter-clockwise - Not considered



lgt.com NEW HOLLAND LE GRUYÈRE SWITZERLAND ZUG CURLIT Curling Information Technology Ltd.

# Game - Shot by Shot

**End 5** — **NED - Netherlands 0 + 1** (this end) **= 1** — **SUI - Switzerland 1 + 0** (this end) **= 1**

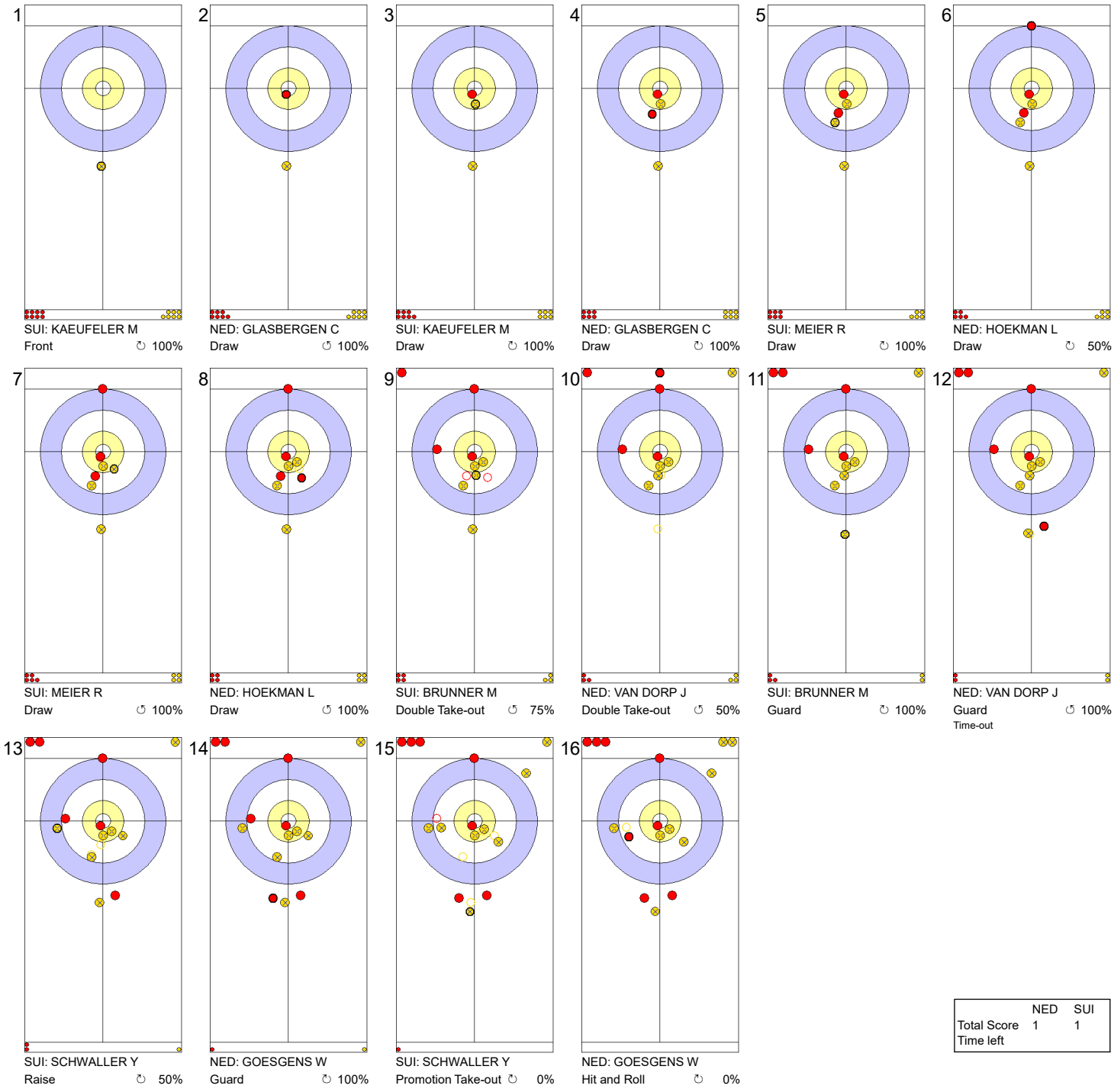


| | NED | SUI |
|---|---|---|
| Total Score | 1 | 1 |
| Time left | | |

**Legend:**

↻ Clockwise ↺ Counter-clockwise - Not considered



lgt.com NEW HOLLAND LE GRUYÈRE SWITZERLAND ZUG CURLIT Curling Information Technology Ltd.

# Game - Shot by Shot

**End 6** — **NED - Netherlands 1 + 0** (this end) **= 1** — **SUI - Switzerland 1 + 2** (this end) **= 3**

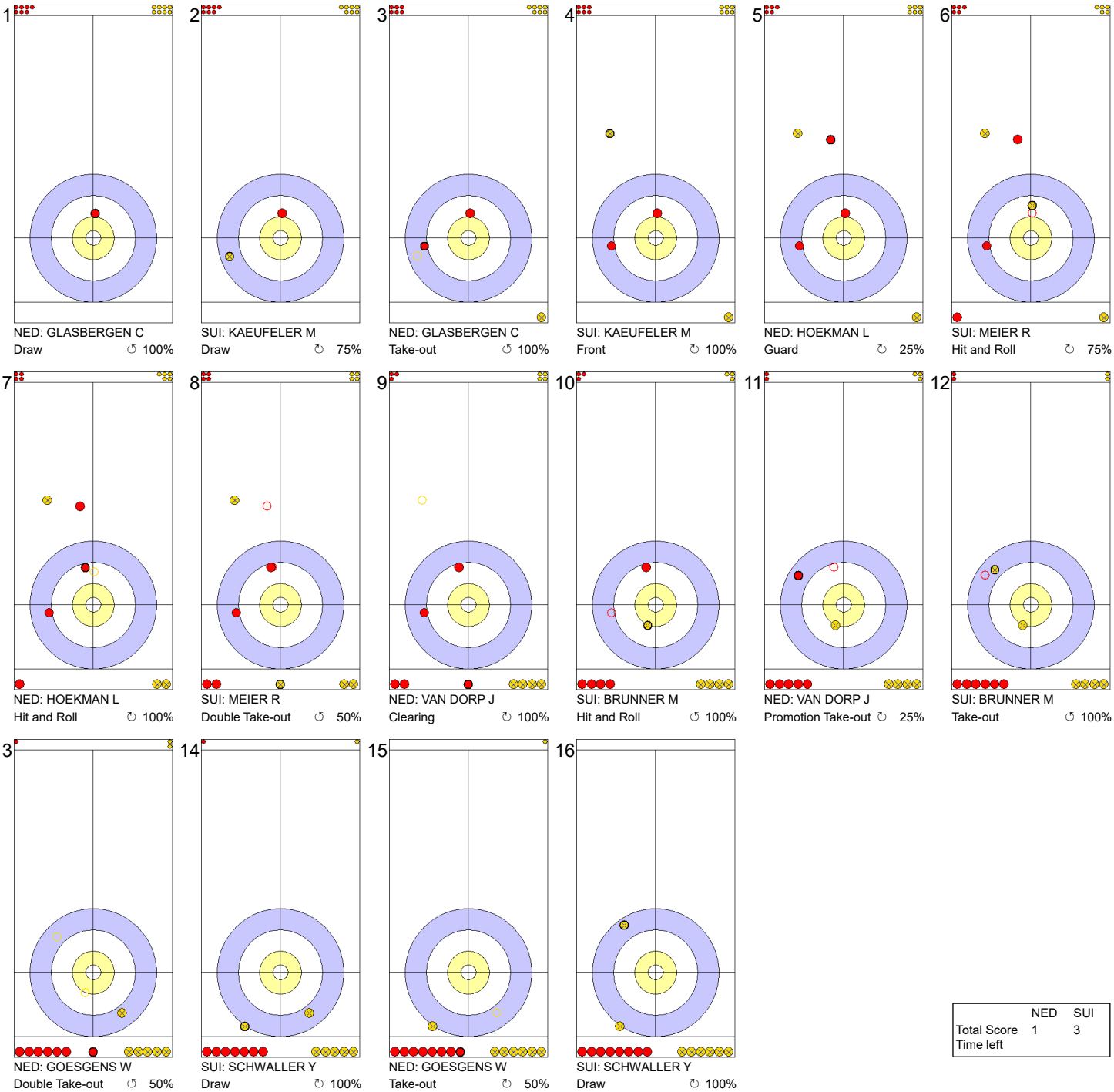


| | NED | SUI |
|---|---|---|
| Total Score | 1 | 3 |
| Time left | | |

**Legend:**

↻ Clockwise ↺ Counter-clockwise - Not considered



lgt.com NEW HOLLAND LE GRUYÈRE SWITZERLAND ZUG CURLIT Curling Information Technology Ltd.

# Game - Shot by Shot

**End 7** — **NED - Netherlands** 1 + 1 (this end) = 2 — **SUI - Switzerland** 3 + 0 (this end) = 3

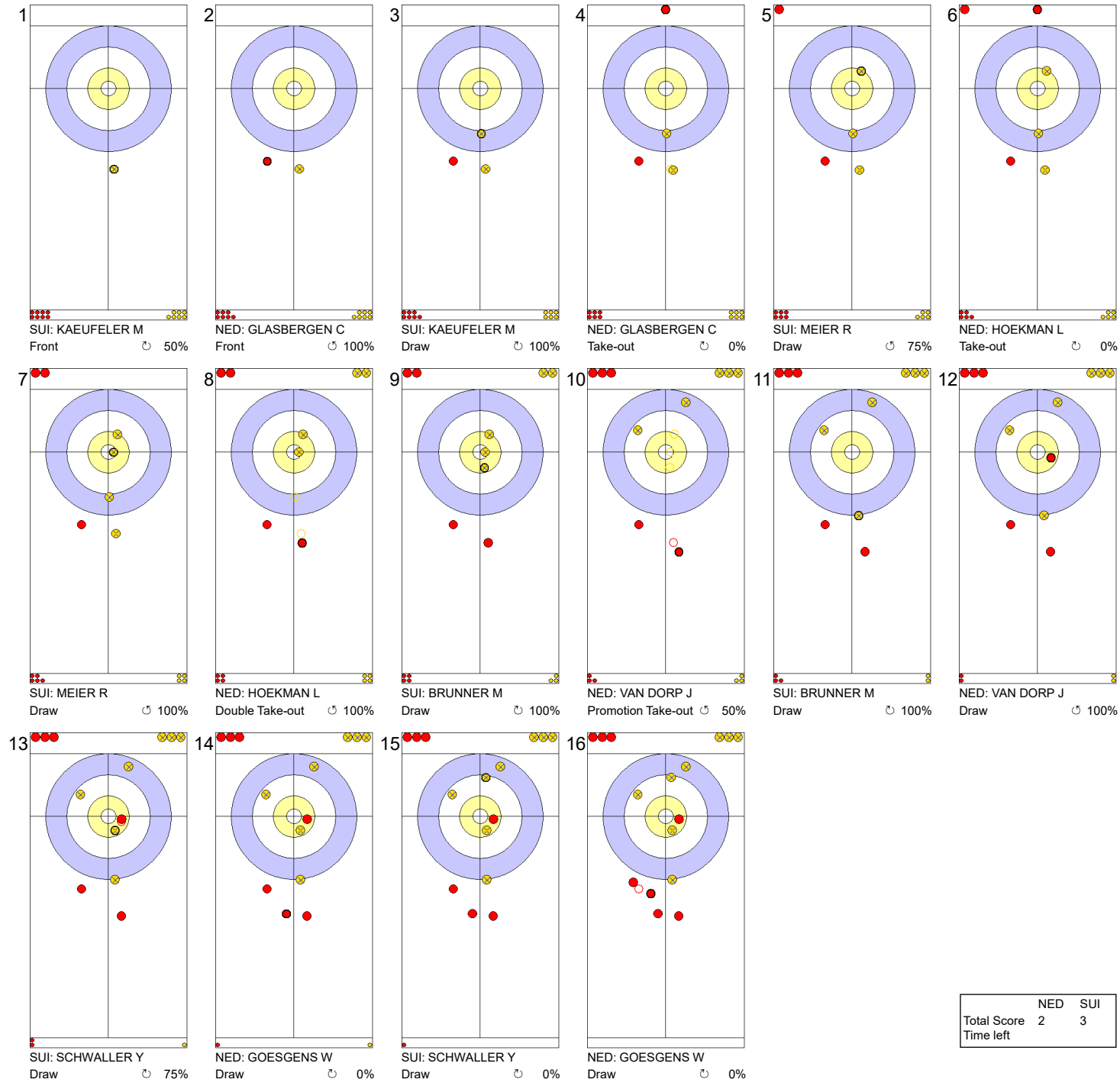


| | NED | SUI |
|---|---|---|
| Total Score | 2 | 3 |
| Time left | | |

**Legend:**

↻ Clockwise ↺ Counter-clockwise - Not considered



lgt.com NEW HOLLAND LE GRUYÈRE SWITZERLAND ZUG CURLIT Curling Information Technology Ltd.

# Game - Shot by Shot

**End 8** — **NED - Netherlands 2 + 0** (this end) **= 2** — **SUI - Switzerland 3 + 2** (this end) **= 5**

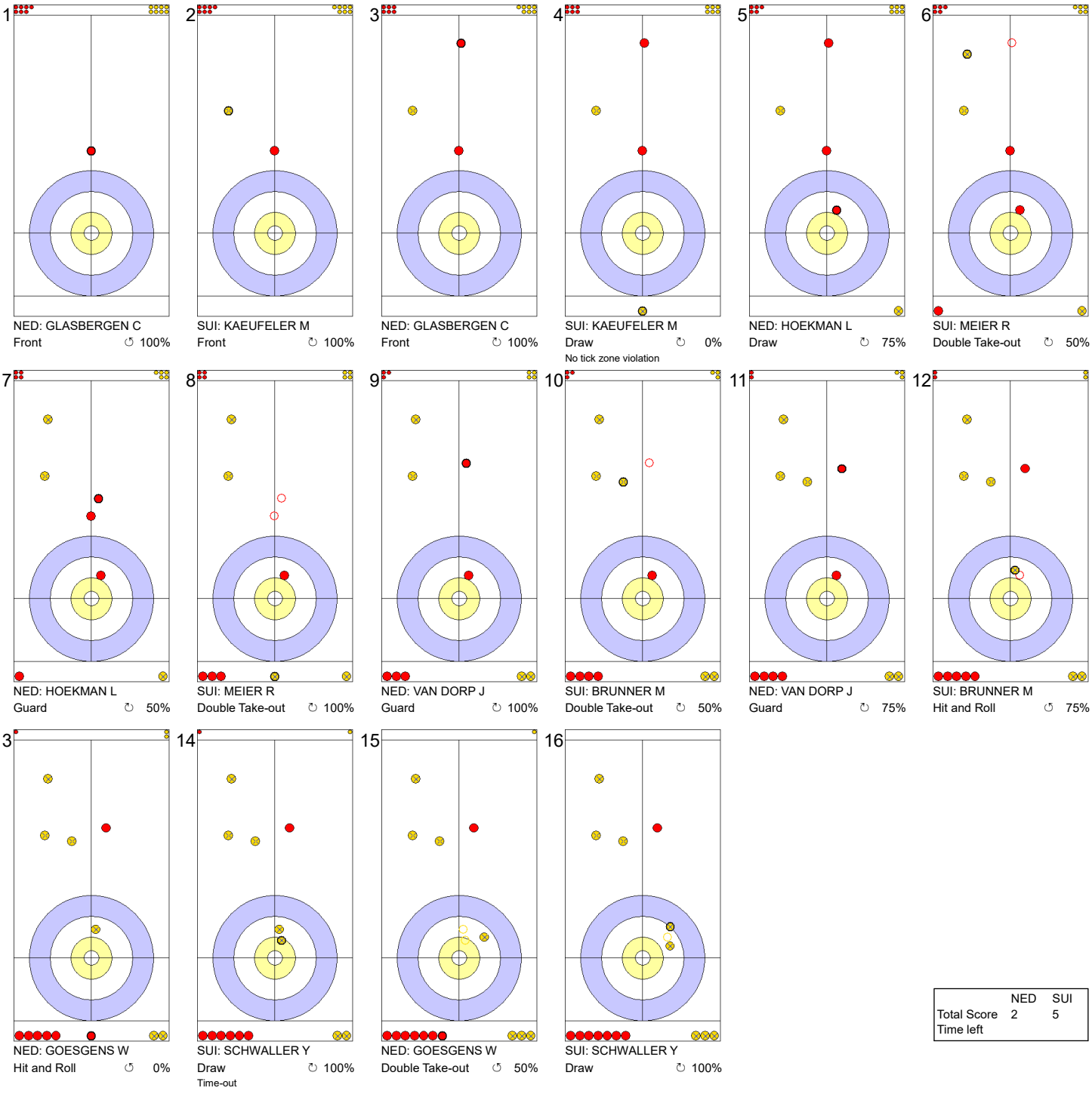


| | NED | SUI |
|---|---|---|
| Total Score | 2 | 5 |
| Time left | | |

**Legend:**

↻ Clockwise ↺ Counter-clockwise - Not considered



lgt.com NEW HOLLAND LE GRUYÈRE SWITZERLAND ZUG CURLIT Curling Information Technology Ltd.

# Game - Shot by Shot

**End 9** — **NED - Netherlands 2 + 1** (this end) **= 3** — **SUI - Switzerland 5 + 0** (this end) **= 5**

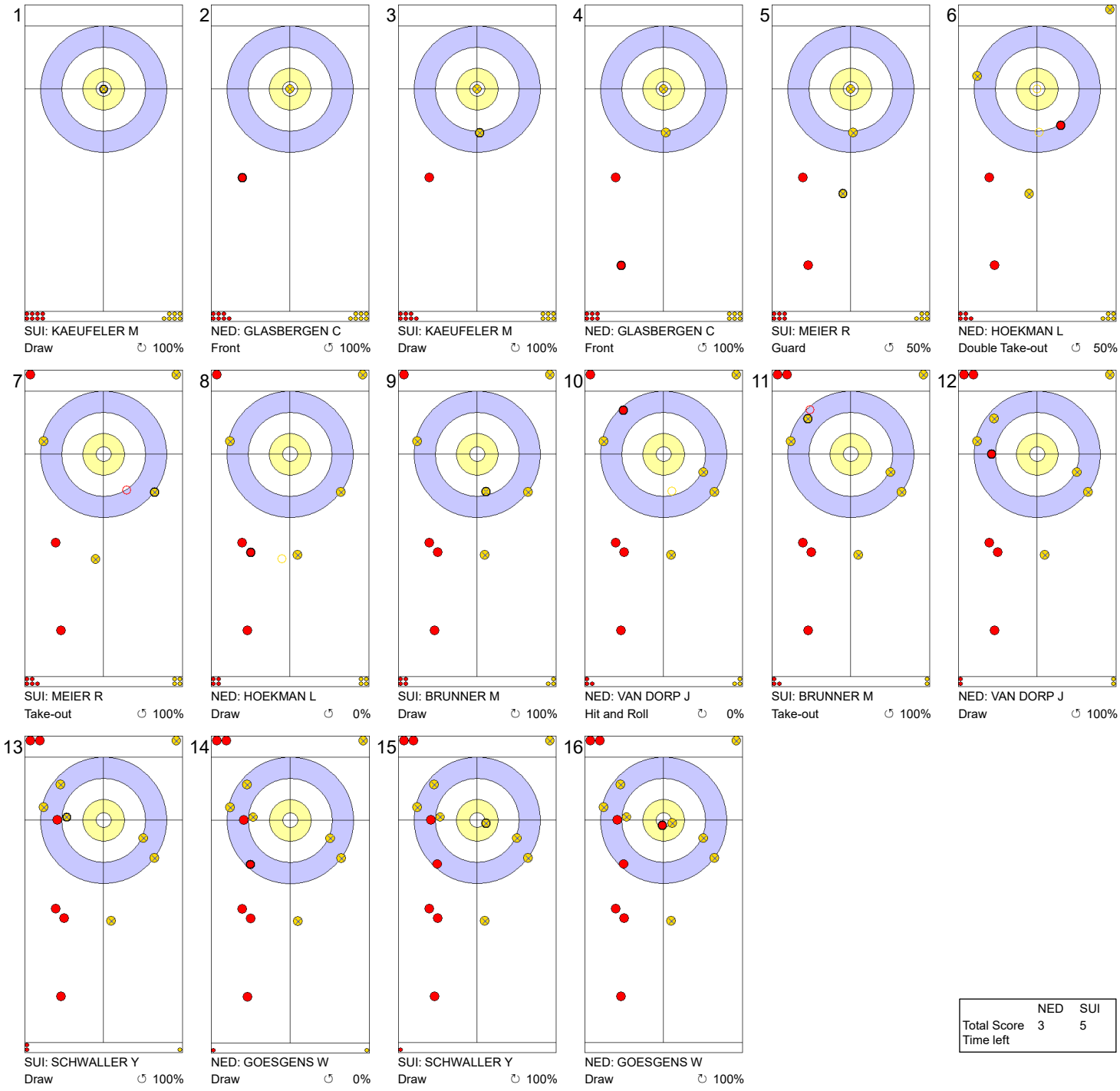


| | NED | SUI |
|---|---|---|
| Total Score | 3 | 5 |
| Time left | | |

**Legend:**

↻ Clockwise ↺ Counter-clockwise - Not considered



lgt.com NEW HOLLAND LE GRUYÈRE SWITZERLAND ZUG CURLIT Curling Information Technology Ltd.

# Game - Shot by Shot

**End 10** — **NED - Netherlands** **3 + 0** (this end) **= 3** — **SUI - Switzerland** **5 + 1** (this end) **= 6**

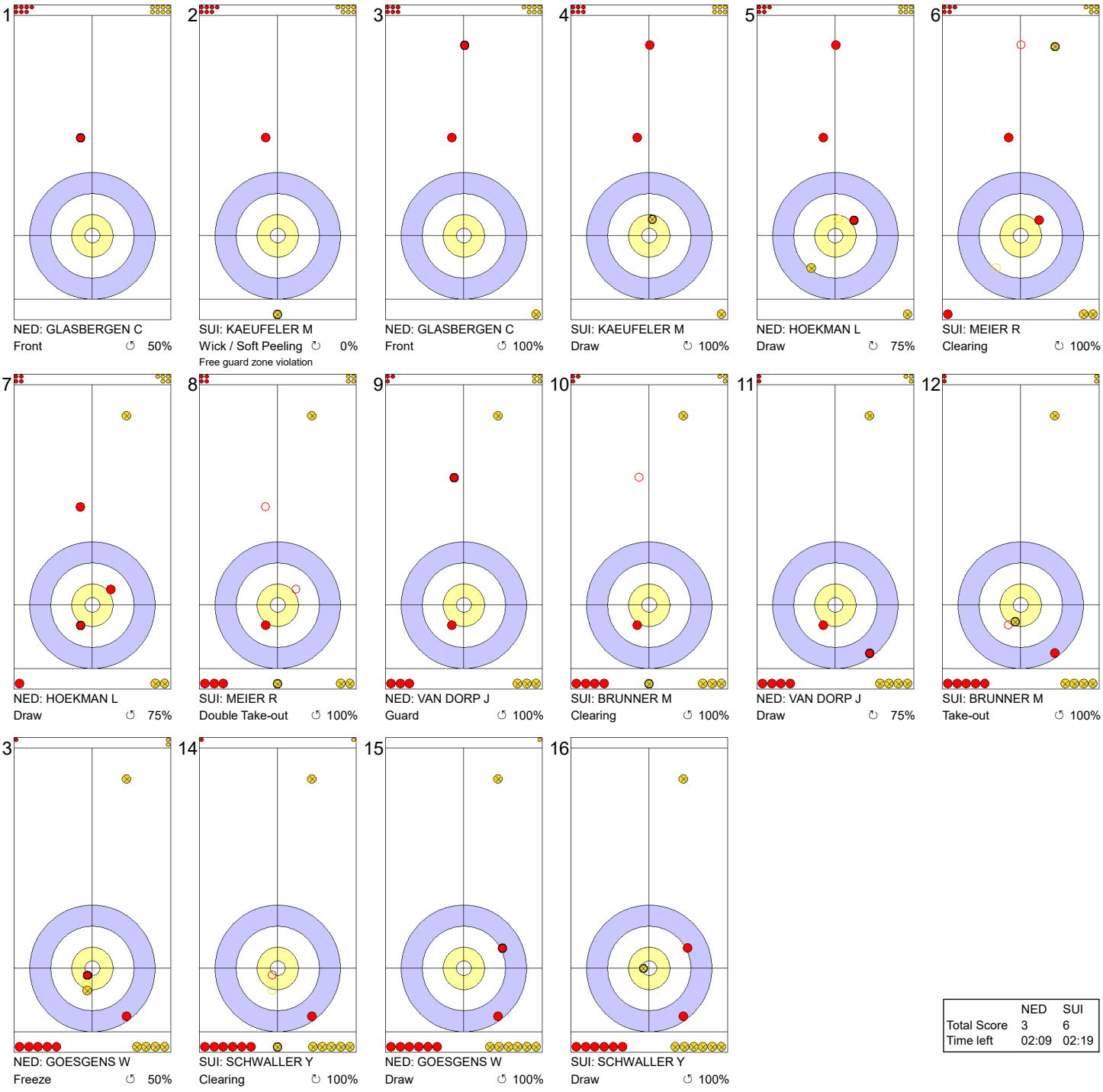


| | NED | SUI |
|---|---|---|
| Total Score | 3 | 6 |
| Time left | 02:09 | 02:19 |

**Legend:**
↻ Clockwise ↺ Counter-clockwise - Not considered



lgt.com NEW HOLLAND LE GRUYÈRE SWITZERLAND ZUG CURLIT Curling Information Technology Ltd.

# Game Results

| Sheet | Game | Team | LSFE | 1 | 2 | 3 | 4 | 5 | 6 | 7 | 8 | 9 | 10 | Extra Ends | | | | Total |
|---|---|---|---|---|---|---|---|---|---|---|---|---|---|---|---|---|---|---|
| C | 5 | CAN - Canada | | 0 | 2 | 0 | 3 | 0 | 2 | 1 | 2 | X | X | | | | | 10 |
| | 4 | ITA - Italy | * | 1 | 0 | 1 | 0 | 2 | 0 | 0 | 0 | X | X | | | | | 4 |

| CAN - Canada | | Shot Success Game | Shot Success All |
|---|---|---|---|
| 4 S | GUSHUE Brad | 91% | 81% |
| 3 V | NICHOLS Mark | 98% | 86% |
| 2 | GALLANT Brett | 89% | 84% |
| 1 | WALKER Geoff | 95% | 94% |
| A | HARNDEN EJ | - | - |
| | Team Total | 93% | 86% |

| Last Stone Draw | | Distance |
|---|---|---|
| ↻ | GUSHUE Brad | 61.1cm |
| ↺ | WALKER Geoff | 13.6cm |
| **Total** | | **74.7cm** |

Time remaining: 6 minutes 16 seconds

| ITA - Italy | | Shot Success Game | Shot Success All |
|---|---|---|---|
| 4 S | RETORNAZ Joel | 67% | 81% |
| 3 | MOSANER Amos | 73% | 74% |
| 2 | ARMAN Sebastiano | 84% | 83% |
| 1 V | GONIN Simone | 80% | 88% |
| A | GIOVANELLA Mattia | - | - |
| | Team Total | 76% | 82% |

| Last Stone Draw | | Distance |
|---|---|---|
| ↻ | MOSANER Amos | 42.6cm |
| ↺ | ARMAN Sebastiano | 29.6cm |
| **Total** | | **72.2cm** |

Time remaining: 6 minutes 15 seconds

## Shot Success Analysis

| CAN - Canada | | ↻ | | ↺ | | Game | |
|---|---|---|---|---|---|---|---|
| 4 GUSHUE Brad | Draws | 4 | 94% | 5 | 90% | 9 | 92% |
| | Take-outs | 4 | 88% | 3 | 92% | 7 | 89% |
| | Total | 8 | 91% | 8 | 91% | 16 | 91% |
| 3 NICHOLS Mark | Draws | 4 | 94% | 4 | 100% | 8 | 97% |
| | Take-outs | 3 | 100% | 5 | 100% | 8 | 100% |
| | Total | 7 | 96% | 9 | 100% | 16 | 98% |
| 2 GALLANT Brett | Draws | 6 | 92% | 5 | 75% | 11 | 84% |
| | Take-outs | 0 | - | 5 | 100% | 5 | 100% |
| | Total | 6 | 92% | 10 | 88% | 16 | 89% |
| 1 WALKER Geoff | Draws | 11 | 93% | 3 | 100% | 14 | 95% |
| | Take-outs | 0 | - | 2 | 100% | 2 | 100% |
| | Total | 11 | 93% | 5 | 100% | 16 | 95% |
| A HARNDEN EJ | Draws | 0 | - | 0 | - | 0 | - |
| | Take-outs | 0 | - | 0 | - | 0 | - |
| | Total | 0 | - | 0 | - | 0 | - |
| Team | Draws | 25 | 93% | 17 | 90% | 42 | 92% |
| | Take-outs | 7 | 93% | 15 | 98% | 22 | 97% |
| | Total | 32 | 93% | 32 | 94% | 64 | 93% |

| ITA - Italy | | ↻ | | ↺ | | Game | |
|---|---|---|---|---|---|---|---|
| 4 RETORNAZ Joel | Draws | 2 | 63% | 6 | 83% | 8 | 78% |
| | Take-outs | 5 | 60% | 3 | 50% | 8 | 56% |
| | Total | 7 | 61% | 9 | 72% | 16 | 67% |
| 3 MOSANER Amos | Draws | 1 | 0% | 2 | 88% | 3 | 58% |
| | Take-outs | 8 | 84% | 5 | 65% | 13 | 77% |
| | Total | 9 | 75% | 7 | 71% | 16 | 73% |
| 2 ARMAN Sebastiano | Draws | 4 | 94% | 3 | 83% | 7 | 89% |
| | Take-outs | 2 | 100% | 7 | 75% | 9 | 81% |
| | Total | 6 | 96% | 10 | 78% | 16 | 84% |
| 1 GONIN Simone | Draws | 10 | 93% | 6 | 58% | 16 | 80% |
| | Take-outs | 0 | - | 0 | - | 0 | - |
| | Total | 10 | 93% | 6 | 58% | 16 | 80% |
| A GIOVANELLA Mattia | Draws | 0 | - | 0 | - | 0 | - |
| | Take-outs | 0 | - | 0 | - | 0 | - |
| | Total | 0 | - | 0 | - | 0 | - |
| Team | Draws | 17 | 84% | 17 | 75% | 34 | 79% |
| | Take-outs | 15 | 78% | 15 | 67% | 30 | 73% |
| | Total | 32 | 81% | 32 | 71% | 64 | 76% |

**Note:**
Position and function for each team member:
**4** = Fourth, **3** = Third, **2** = Second, **1** = Lead, **A** = Alternate, **S** = Skip, **V** = Vice-Skip

**Legend:**
↻ Clockwise ↺ Counter-clockwise **LSFE(*)** Last Stone First End
**X** Unplayed/unfinished end due to concession



lgt.com NEW HOLLAND LE GRUYÈRE SWITZERLAND ZUG CURLIT Curling Information Technology Ltd.

# Game - Shot by Shot

**End 1** — **CAN - Canada 0 + 0** (this end) **= 0** — **ITA - Italy 0 + 1** (this end) **= 1**

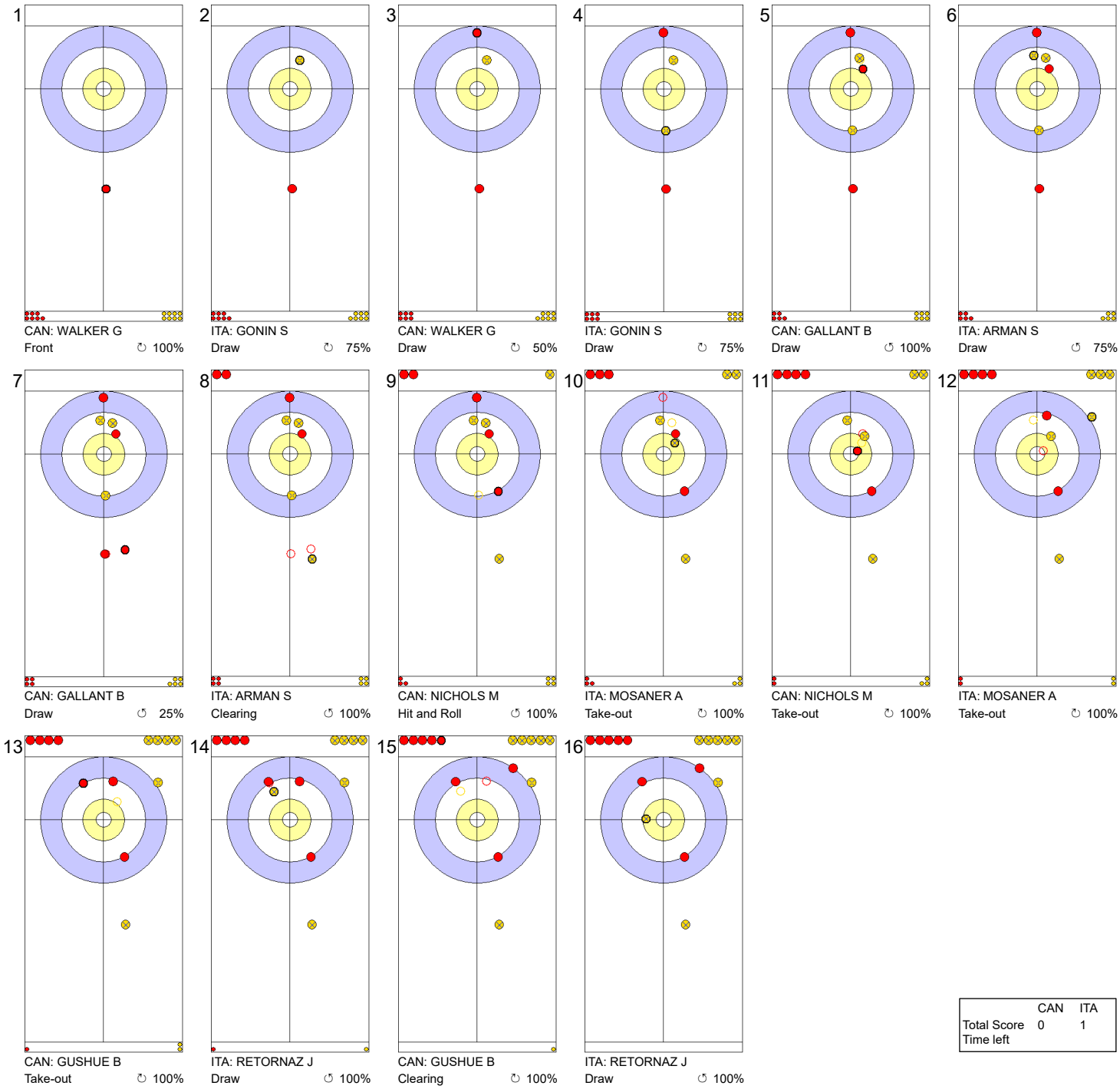


| | CAN | ITA |
|---|---|---|
| Total Score | 0 | 1 |
| Time left | | |

**Legend:**

↻ Clockwise ↺ Counter-clockwise - Not considered



lgt.com NEW HOLLAND LE GRUYÈRE SWITZERLAND ZUG CURLIT Curling Information Technology Ltd.

# Game - Shot by Shot

**End 2** — **CAN - Canada 0 + 2** (this end) **= 2** — **ITA - Italy 1 + 0** (this end) **= 1**

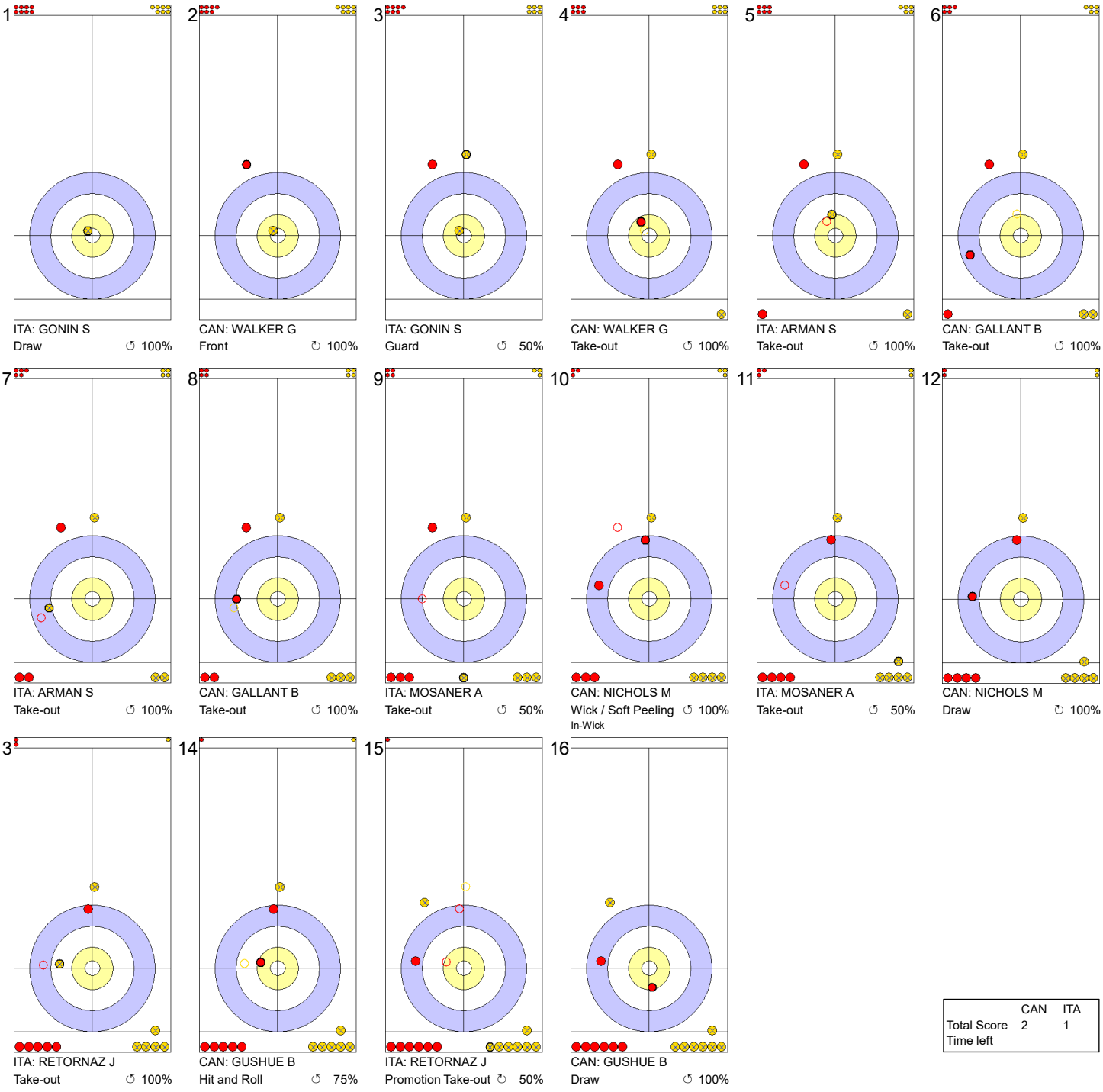


| | CAN | ITA |
|---|---|---|
| Total Score | 2 | 1 |
| Time left | | |

**Legend:**

↻ Clockwise ↺ Counter-clockwise - Not considered



lgt.com NEW HOLLAND LE GRUYÈRE SWITZERLAND ZUG CURLIT Curling Information Technology Ltd.

# Game - Shot by Shot

**End 3** — **CAN - Canada 2 + 0** (this end) **= 2** — **ITA - Italy 1 + 1** (this end) **= 2**

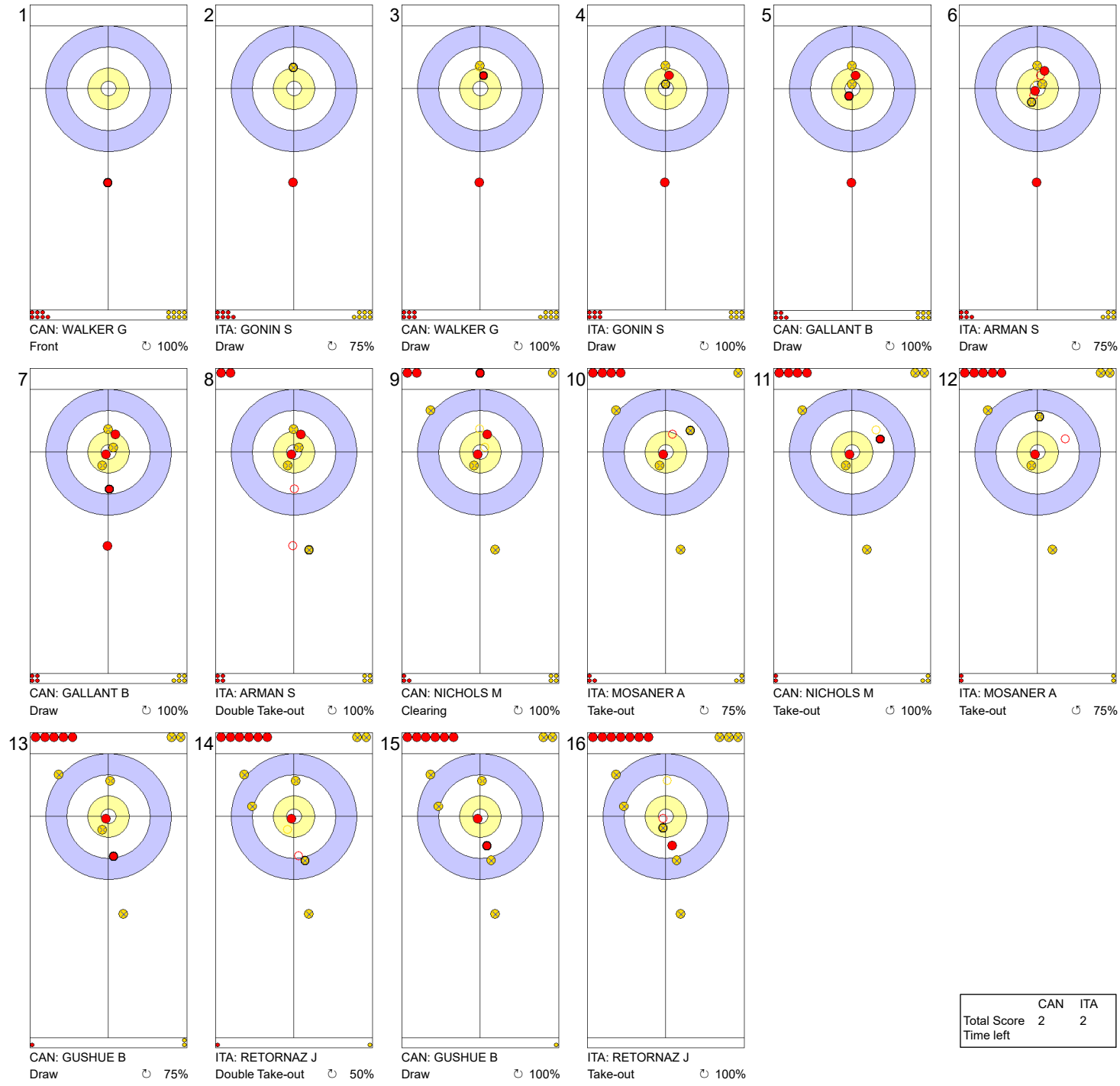


| | CAN | ITA |
|---|---|---|
| Total Score | 2 | 2 |
| Time left | | |

**Legend:**
↻ Clockwise ↺ Counter-clockwise - Not considered



lgt.com NEW HOLLAND LE GRUYÈRE SWITZERLAND ZUG CURLIT Curling Information Technology Ltd.

# Game - Shot by Shot

**End 4** — **CAN - Canada 2 + 3** (this end) **= 5** — **ITA - Italy 2 + 0** (this end) **= 2**

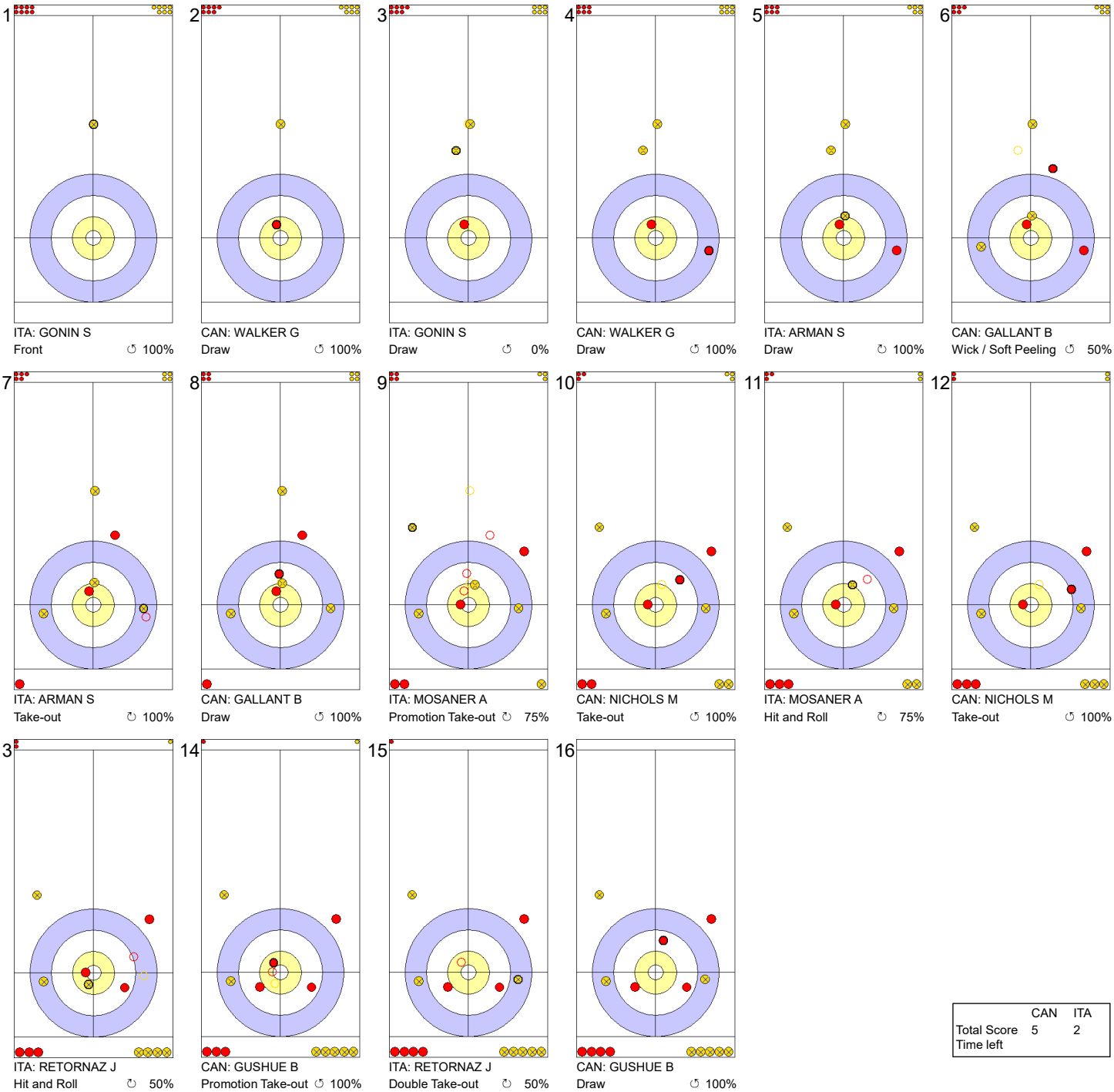


| | CAN | ITA |
|---|---|---|
| Total Score | 5 | 2 |
| Time left | | |

**Legend:**

↻ Clockwise ↺ Counter-clockwise - Not considered



lgt.com NEW HOLLAND LE GRUYÈRE SWITZERLAND ZUG CURLIT Curling Information Technology Ltd.

# Game - Shot by Shot

**End 5** **CAN - Canada 5 + 0** (this end) **= 5** **ITA - Italy 2 + 2** (this end) **= 4**

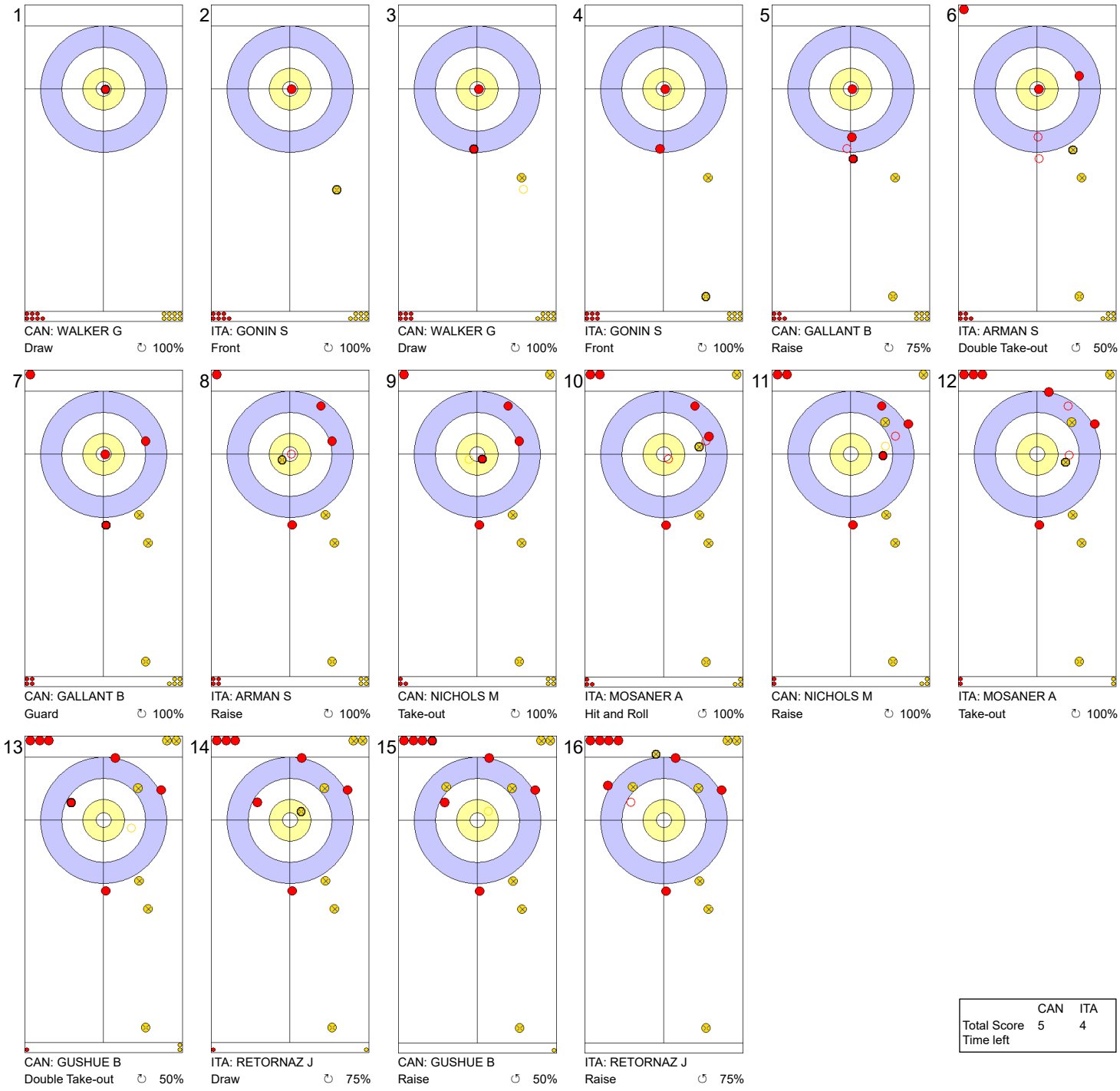


| | CAN | ITA |
|---|---|---|
| Total Score | 5 | 4 |
| Time left | | |

**Legend:**
↻ Clockwise ↺ Counter-clockwise - Not considered



lgt.com NEW HOLLAND LE GRUYÈRE SWITZERLAND ZUG CURLIT Curling Information Technology Ltd.

# Game - Shot by Shot

**End 6** — **CAN - Canada 5 + 2** (this end) **= 7** — **ITA - Italy 4 + 0** (this end) **= 4**

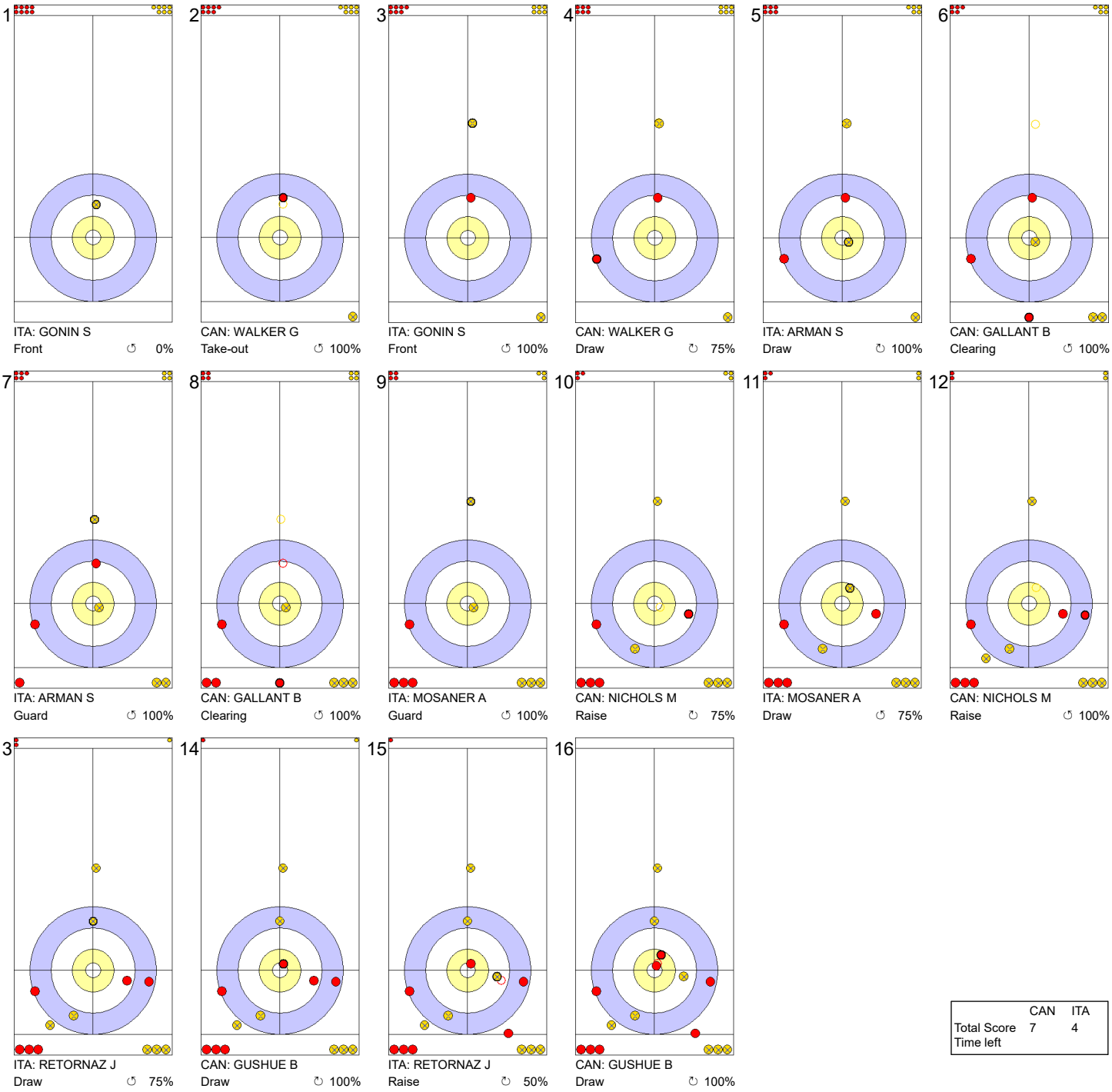


| | CAN | ITA |
|---|---|---|
| Total Score | 7 | 4 |
| Time left | | |

**Legend:**

↻ Clockwise ↺ Counter-clockwise - Not considered



lgt.com NEW HOLLAND LE GRUYÈRE SWITZERLAND ZUG CURLIT Curling Information Technology Ltd.

# Game - Shot by Shot

**End 7** — **CAN - Canada 7 + 1** (this end) **= 8** — **ITA - Italy 4 + 0** (this end) **= 4**

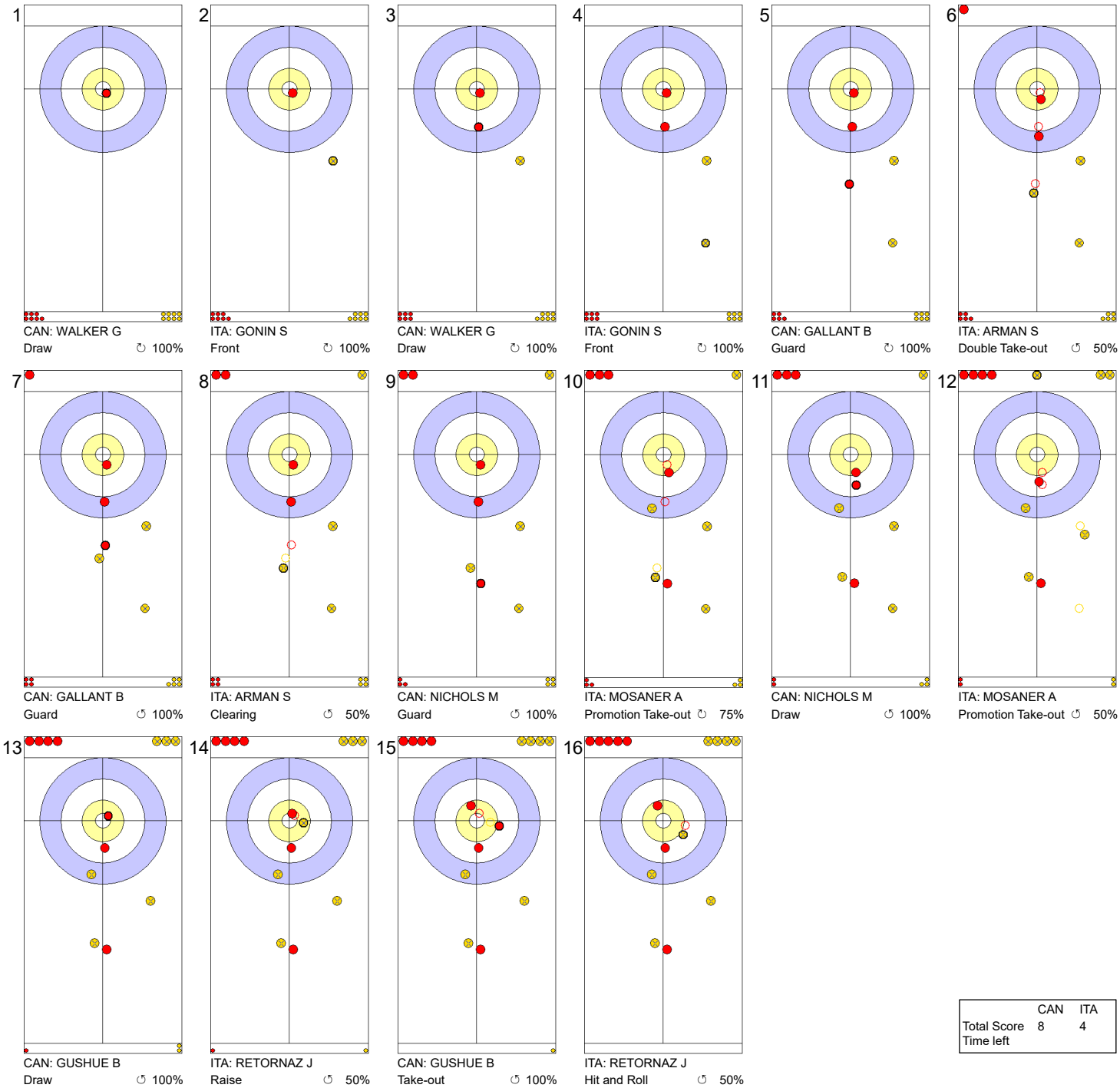


| | CAN | ITA |
|---|---|---|
| Total Score | 8 | 4 |
| Time left | | |

**Legend:**
↻ Clockwise ↺ Counter-clockwise - Not considered



lgt.com NEW HOLLAND LE GRUYÈRE SWITZERLAND ZUG CURLIT Curling Information Technology Ltd.

# Game - Shot by Shot

**End 8** — **CAN - Canada** **8 + 2** (this end) **= 10** — **ITA - Italy** **4 + 0** (this end) **= 4**

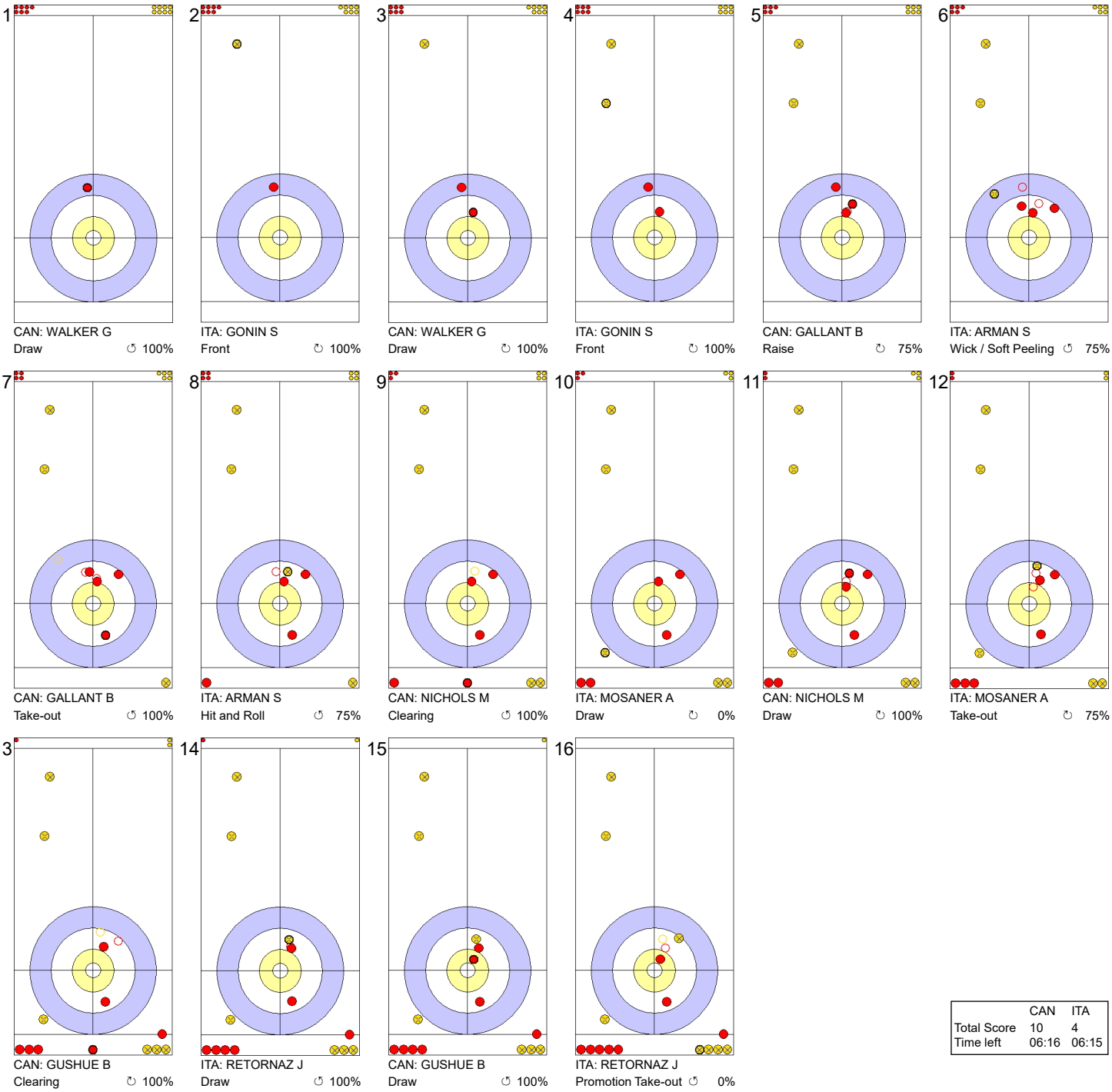


| | CAN | ITA |
|---|---|---|
| Total Score | 10 | 4 |
| Time left | 06:16 | 06:15 |

**Legend:**
↻ Clockwise ↺ Counter-clockwise - Not considered



lgt.com NEW HOLLAND LE GRUYÈRE SWITZERLAND ZUG CURLIT Curling Information Technology Ltd.

# Game Results

| Sheet | Game | Team | LSFE | 1 | 2 | 3 | 4 | 5 | 6 | 7 | 8 | 9 | 10 | Extra Ends | | | | Total |
|---|---|---|---|---|---|---|---|---|---|---|---|---|---|---|---|---|---|---|
| D | 4 | USA - United States | | 0 | 0 | 3 | 0 | 0 | 2 | 0 | 0 | 2 | X | | | | | 7 |
| | 4 | KOR - Korea | * | 0 | 3 | 0 | 3 | 1 | 0 | 1 | 1 | 0 | X | | | | | 9 |

| USA - United States | | | Shot Success Game | Shot Success All |
|---|---|---|---|---|
| 4 | S | DROPKIN Korey | 70% | 73% |
| 3 | V | POLO Joe | 74% | 82% |
| 2 | | FENNER Mark | 70% | 69% |
| 1 | | HOWELL Tom | 91% | 81% |
| A | | FENSON Alex | - | - |
| | | Team Total | 76% | 76% |

| Last Stone Draw | | Distance |
|---|---|---|
| ↻ | POLO Joe | 28.6cm |
| ↺ | HOWELL Tom | 42.6cm |
| **Total** | | **71.2cm** |

Time remaining: 0 minutes 45 seconds

Time-out: End 6 - USA stone 6

| KOR - Korea | | | Shot Success Game | Shot Success All |
|---|---|---|---|---|
| 4 | S | KIM Soo-Hyuk | 86% | 74% |
| 3 | V | KIM Chang-Min | 64% | 73% |
| 2 | | SEONG Se Hyeon | 84% | 77% |
| 1 | | KIM Hak Kyun | 79% | 82% |
| A | | JEON Jae Ik | - | - |
| | | Team Total | 78% | 77% |

| Last Stone Draw | | Distance |
|---|---|---|
| ↻ | KIM Chang-Min | 2.8cm |
| ↺ | KIM Hak Kyun | 9.9cm |
| **Total** | | **12.7cm** |

Time remaining: 1 minute 26 seconds

## Shot Success Analysis

| USA - United States | | ↻ | | ↺ | | Game | |
|---|---|---|---|---|---|---|---|
| 4 DROPKIN Korey | Draws | 3 | 100% | 5 | 70% | 8 | 81% |
| | Take-outs | 7 | 61% | 4 | 63% | 11 | 61% |
| | Total | 10 | 73% | 9 | 67% | 19 | 70% |
| 3 POLO Joe | Draws | 8 | 69% | 2 | 75% | 10 | 70% |
| | Take-outs | 4 | 63% | 6 | 88% | 10 | 78% |
| | Total | 12 | 67% | 8 | 84% | 20 | 74% |
| 2 FENNER Mark | Draws | 8 | 59% | 7 | 86% | 15 | 72% |
| | Take-outs | 4 | 63% | 0 | - | 4 | 63% |
| | Total | 12 | 60% | 7 | 86% | 19 | 70% |
| 1 HOWELL Tom | Draws | 6 | 92% | 14 | 91% | 20 | 91% |
| | Take-outs | 0 | - | 0 | - | 0 | - |
| | Total | 6 | 92% | 14 | 91% | 20 | 91% |
| A FENSON Alex | Draws | 0 | - | 0 | - | 0 | - |
| | Take-outs | 0 | - | 0 | - | 0 | - |
| | Total | 0 | - | 0 | - | 0 | - |
| Team | Draws | 25 | 75% | 28 | 85% | 53 | 80% |
| | Take-outs | 15 | 62% | 10 | 78% | 25 | 68% |
| | Total | 40 | 70% | 38 | 83% | 78 | 76% |

| KOR - Korea | | ↻ | | ↺ | | Game | |
|---|---|---|---|---|---|---|---|
| 4 KIM Soo-Hyuk | Draws | 1 | 100% | 5 | 75% | 6 | 79% |
| | Take-outs | 6 | 88% | 6 | 92% | 12 | 90% |
| | Total | 7 | 89% | 11 | 84% | 18 | 86% |
| 3 KIM Chang-Min | Draws | 3 | 100% | 6 | 33% | 9 | 56% |
| | Take-outs | 3 | 83% | 8 | 66% | 11 | 70% |
| | Total | 6 | 92% | 14 | 52% | 20 | 64% |
| 2 SEONG Se Hyeon | Draws | 7 | 96% | 3 | 83% | 10 | 93% |
| | Take-outs | 5 | 70% | 5 | 80% | 10 | 75% |
| | Total | 12 | 85% | 8 | 81% | 20 | 84% |
| 1 KIM Hak Kyun | Draws | 13 | 77% | 7 | 82% | 20 | 79% |
| | Take-outs | 0 | - | 0 | - | 0 | - |
| | Total | 13 | 77% | 7 | 82% | 20 | 79% |
| A JEON Jae Ik | Draws | 0 | - | 0 | - | 0 | - |
| | Take-outs | 0 | - | 0 | - | 0 | - |
| | Total | 0 | - | 0 | - | 0 | - |
| Team | Draws | 24 | 86% | 21 | 67% | 45 | 77% |
| | Take-outs | 14 | 80% | 19 | 78% | 33 | 79% |
| | Total | 38 | 84% | 40 | 72% | 78 | 78% |

**Note:**
Position and function for each team member:
**4** = Fourth, **3** = Third, **2** = Second, **1** = Lead, **A** = Alternate, **S** = Skip, **V** = Vice-Skip

**Legend:**
↻ Clockwise ↺ Counter-clockwise **LSFE(*)** Last Stone First End
**X** Unplayed/unfinished end due to concession



lgt.com NEW HOLLAND LE GRUYÈRE SWITZERLAND AOP ZUG CURLIT Curling Information Technology Ltd.

# Game - Shot by Shot

**End 1** — **USA - United States** 0 + 0 (this end) = 0 — **KOR - Korea** 0 + 0 (this end) = 0

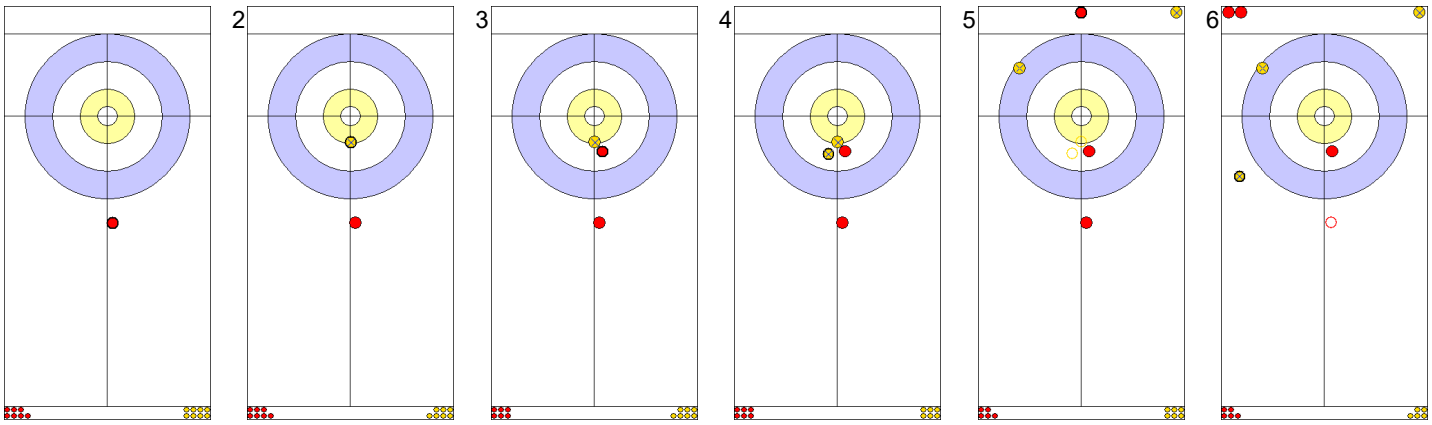

| 1 | 2 | 3 | 4 | 5 | 6 |
|---|---|---|---|---|---|
| USA: HOWELL T | KOR: KIM HK | USA: HOWELL T | KOR: KIM HK | USA: FENNER M | KOR: SEONG SH |
| Front ↻ 100% | Draw ↻ 100% | Draw ↻ 75% | Draw ↻ 75% | Double Take-out ↻ 50% | Hit and Roll ↻ 50% |

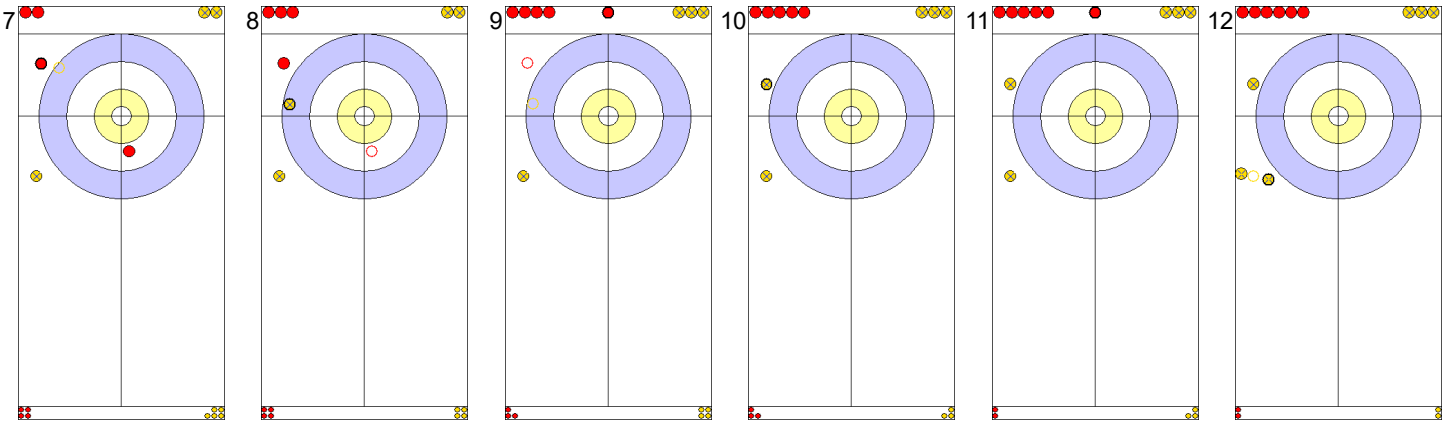

| 7 | 8 | 9 | 10 | 11 | 12 |
|---|---|---|---|---|---|
| USA: FENNER M | KOR: SEONG SH | USA: POLO J | KOR: KIM CM | USA: POLO J | KOR: KIM CM |
| Take-out ↻ 50% | Hit and Roll ↻ 100% | Clearing ↻ 100% | Draw ↺ 0% | Draw ↻ 0% | Draw ↺ 0% |

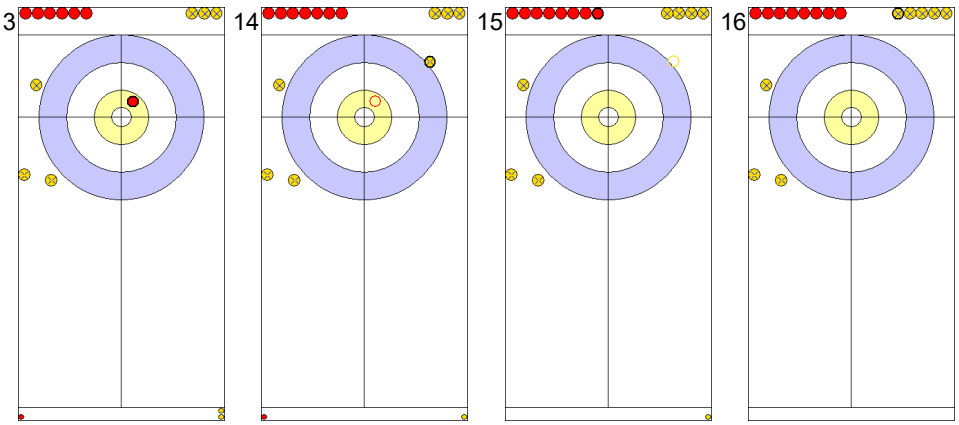

| 13 | 14 | 15 | 16 |
|---|---|---|---|
| USA: DROPKIN K | KOR: KIM SH | USA: DROPKIN K | KOR: KIM SH |
| Draw ↻ 100% | Hit and Roll ↻ 75% | Take-out ↻ 50% | Through - |

| | USA | KOR |
|---|---|---|
| Total Score | 0 | 0 |
| Time left | | |

**Legend:**
↻ Clockwise ↺ Counter-clockwise - Not considered



lgt.com NEW HOLLAND LE GRUYÈRE SWITZERLAND ZUG CURLIT Curling Information Technology Ltd.

# Game - Shot by Shot

**End 2** — **USA - United States 0 + 0** (this end) **= 0** — **KOR - Korea 0 + 3** (this end) **= 3**

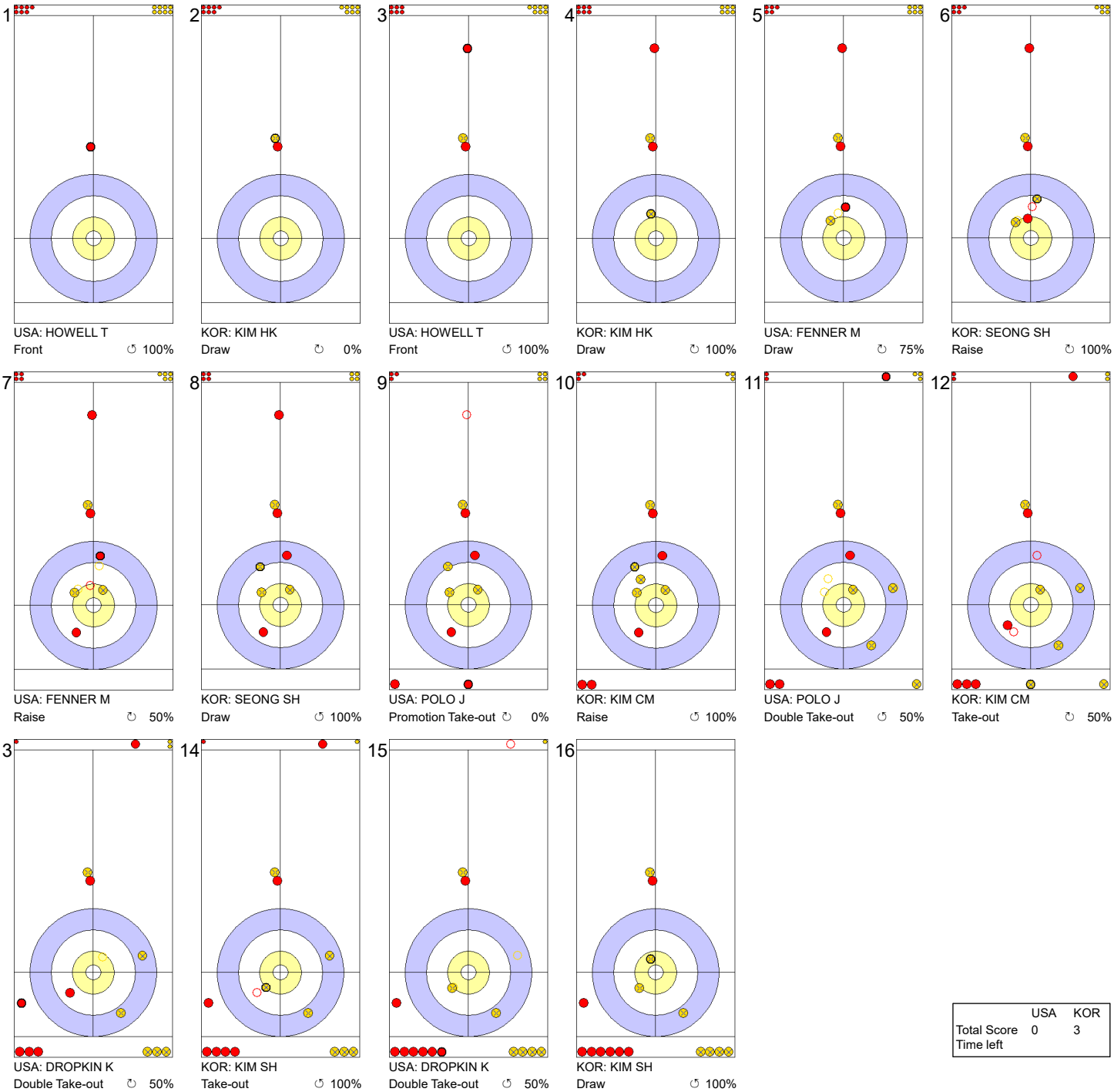


| | USA | KOR |
|---|---|---|
| Total Score | 0 | 3 |
| Time left | | |

**Legend:**
↻ Clockwise ↺ Counter-clockwise - Not considered



lgt.com NEW HOLLAND LE GRUYÈRE SWITZERLAND ZUG CURLIT Curling Information Technology Ltd.

# Game - Shot by Shot

**End 3** — **USA - United States** 0 + 3 (this end) = 3 — **KOR - Korea** 3 + 0 (this end) = 3

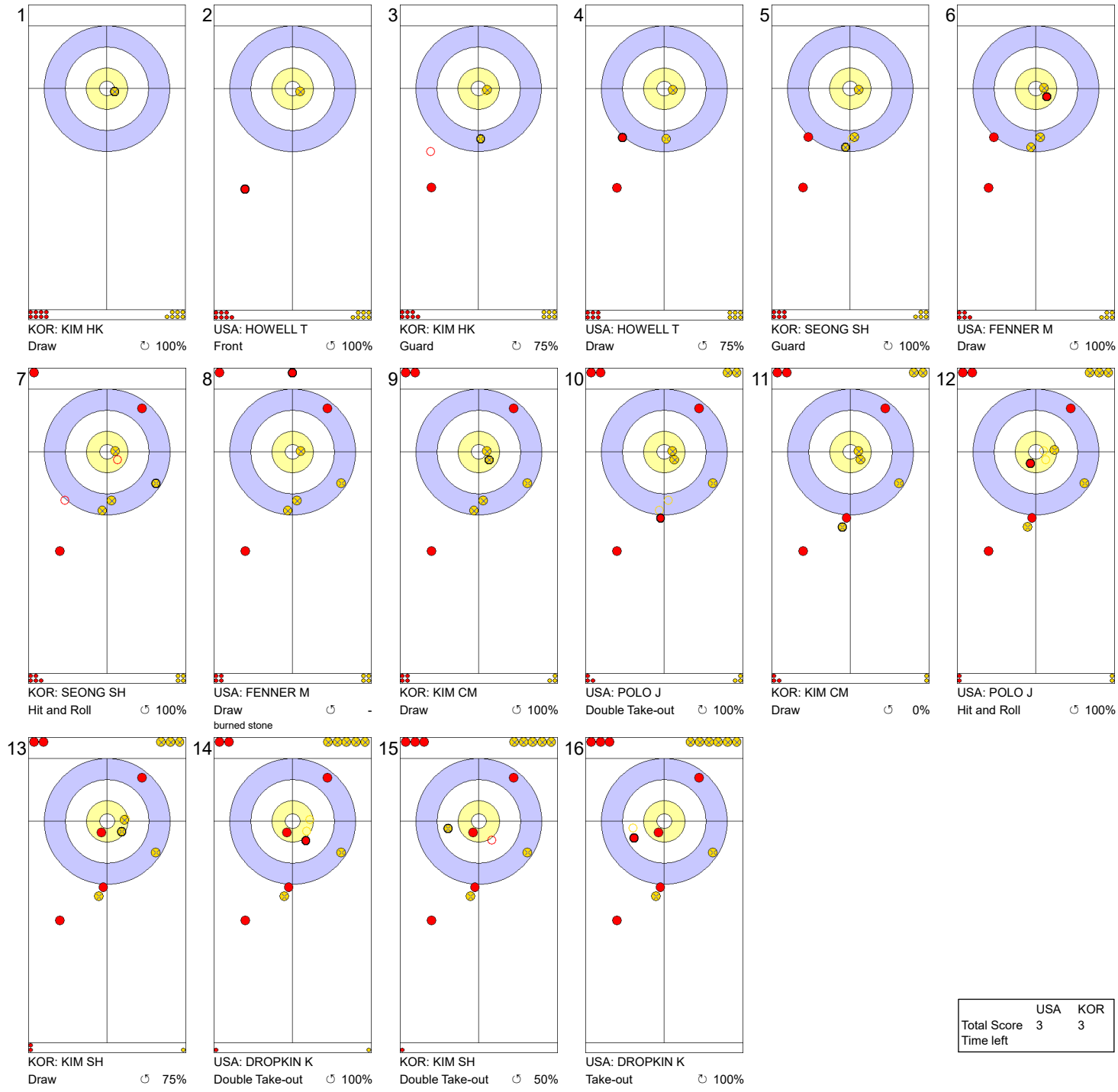


| | USA | KOR |
|---|---|---|
| Total Score | 3 | 3 |
| Time left | | |

**Legend:**
↻ Clockwise ↺ Counter-clockwise - Not considered



lgt.com NEW HOLLAND LE GRUYÈRE SWITZERLAND ZUG CURLIT Curling Information Technology Ltd.

# Game - Shot by Shot

**End 4** — **USA - United States** 3 + 0 (this end) = 3 — **KOR - Korea** 3 + 3 (this end) = 6

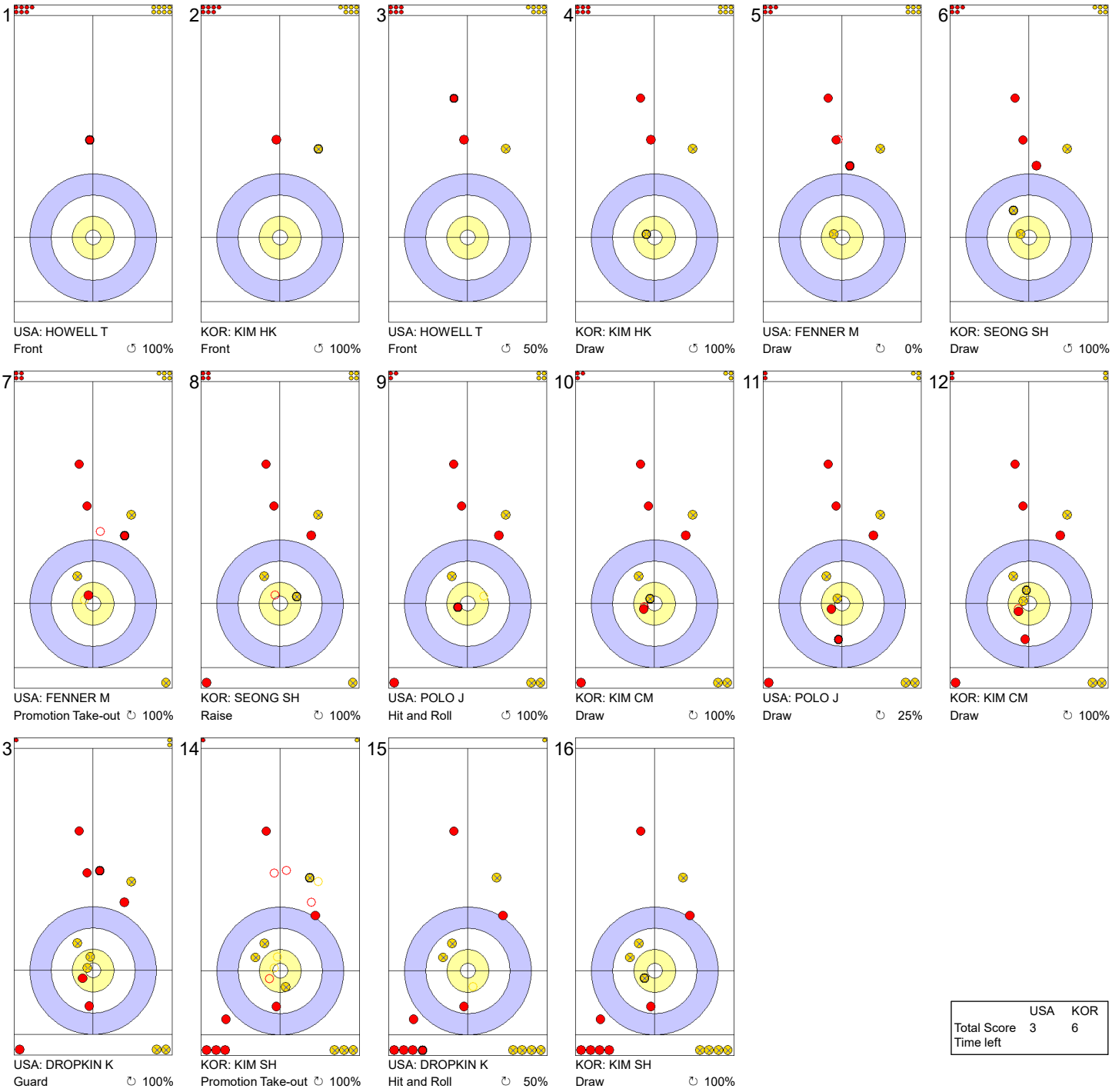


| | USA | KOR |
|---|---|---|
| Total Score | 3 | 6 |
| Time left | | |

**Legend:**

↻ Clockwise ↺ Counter-clockwise - Not considered



lgt.com NEW HOLLAND LE GRUYÈRE SWITZERLAND V ZUG CURLIT Curling Information Technology Ltd.

# Game - Shot by Shot

**End 5** — **USA - United States 3 + 0** (this end) **= 3** — **KOR - Korea 6 + 1** (this end) **= 7**

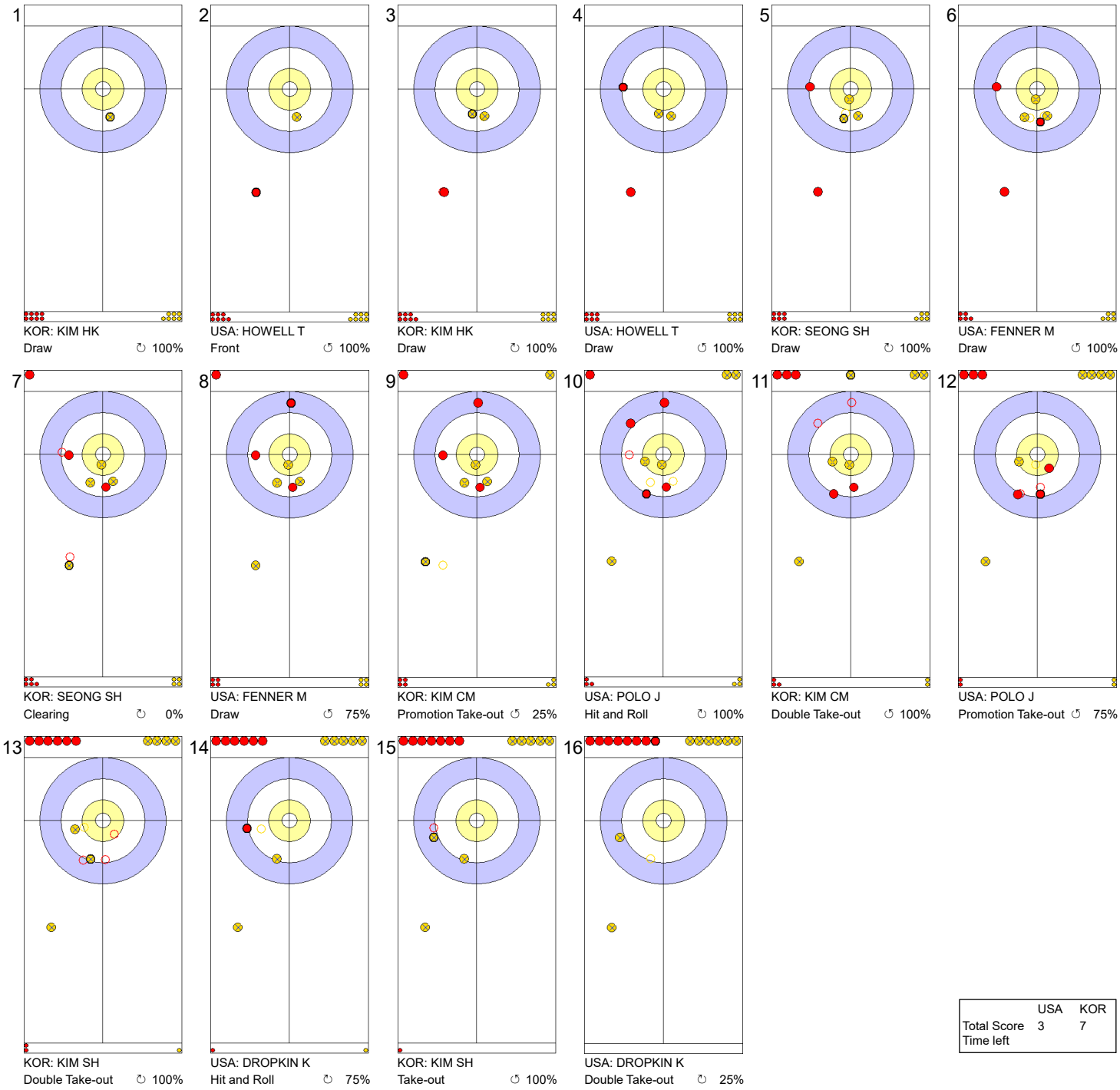


| | USA | KOR |
|---|---|---|
| Total Score | 3 | 7 |
| Time left | | |

**Legend:**

↻ Clockwise ↺ Counter-clockwise - Not considered



lgt.com NEW HOLLAND LE GRUYÈRE SWITZERLAND ZUG CURLIT Curling Information Technology Ltd.

# Game - Shot by Shot

**End 6** — **USA - United States 3 + 2** (this end) **= 5** — **KOR - Korea 7 + 0** (this end) **= 7**

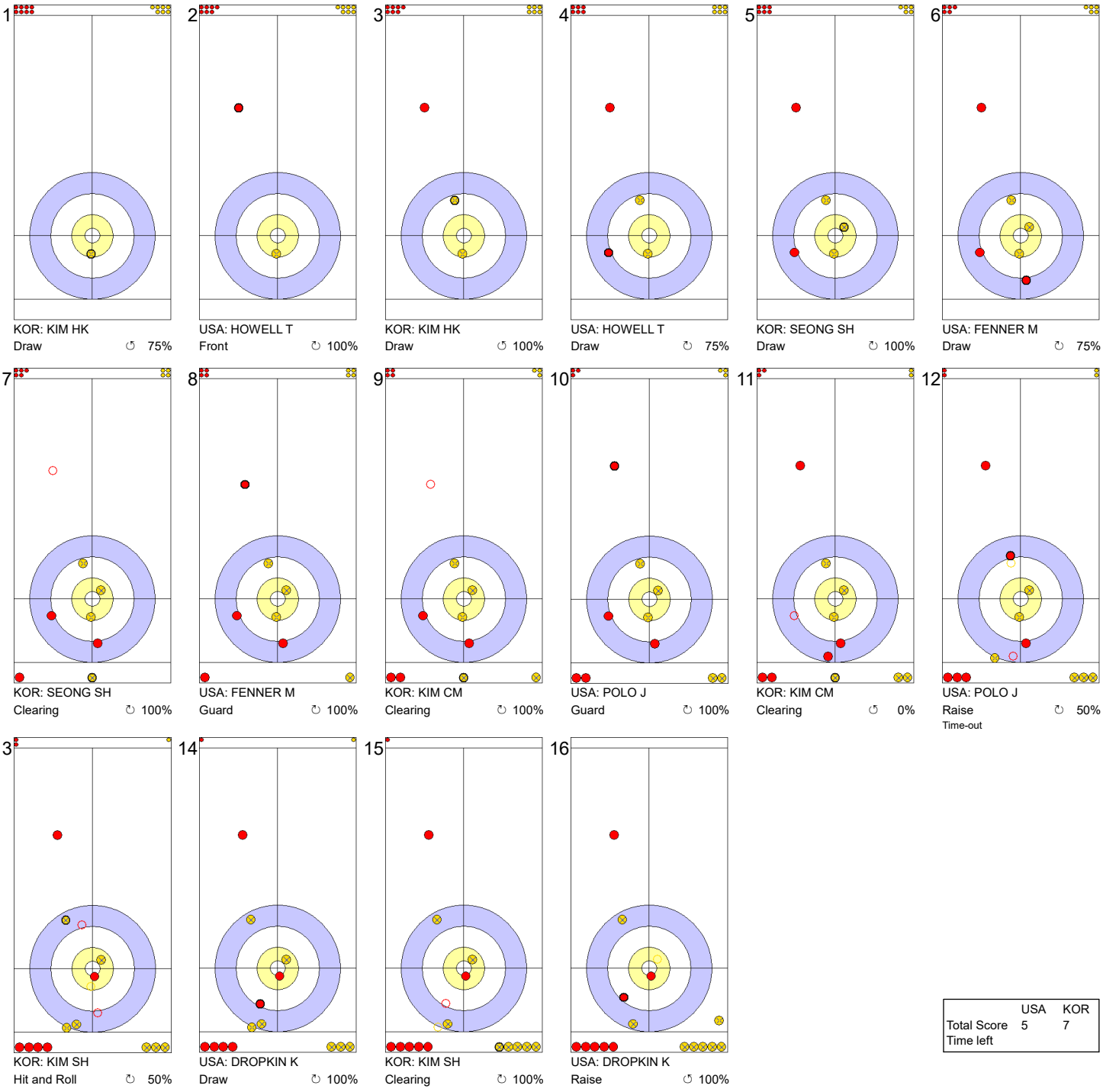


| | USA | KOR |
|---|---|---|
| Total Score | 5 | 7 |
| Time left | | |

**Legend:**
↻ Clockwise ↺ Counter-clockwise - Not considered



lgt.com NEW HOLLAND LE GRUYÈRE SWITZERLAND ZUG CURLIT Curling Information Technology Ltd.

# Game - Shot by Shot

**End 7** — **USA - United States** 5 + 0 (this end) = 5 — **KOR - Korea** 7 + 1 (this end) = 8

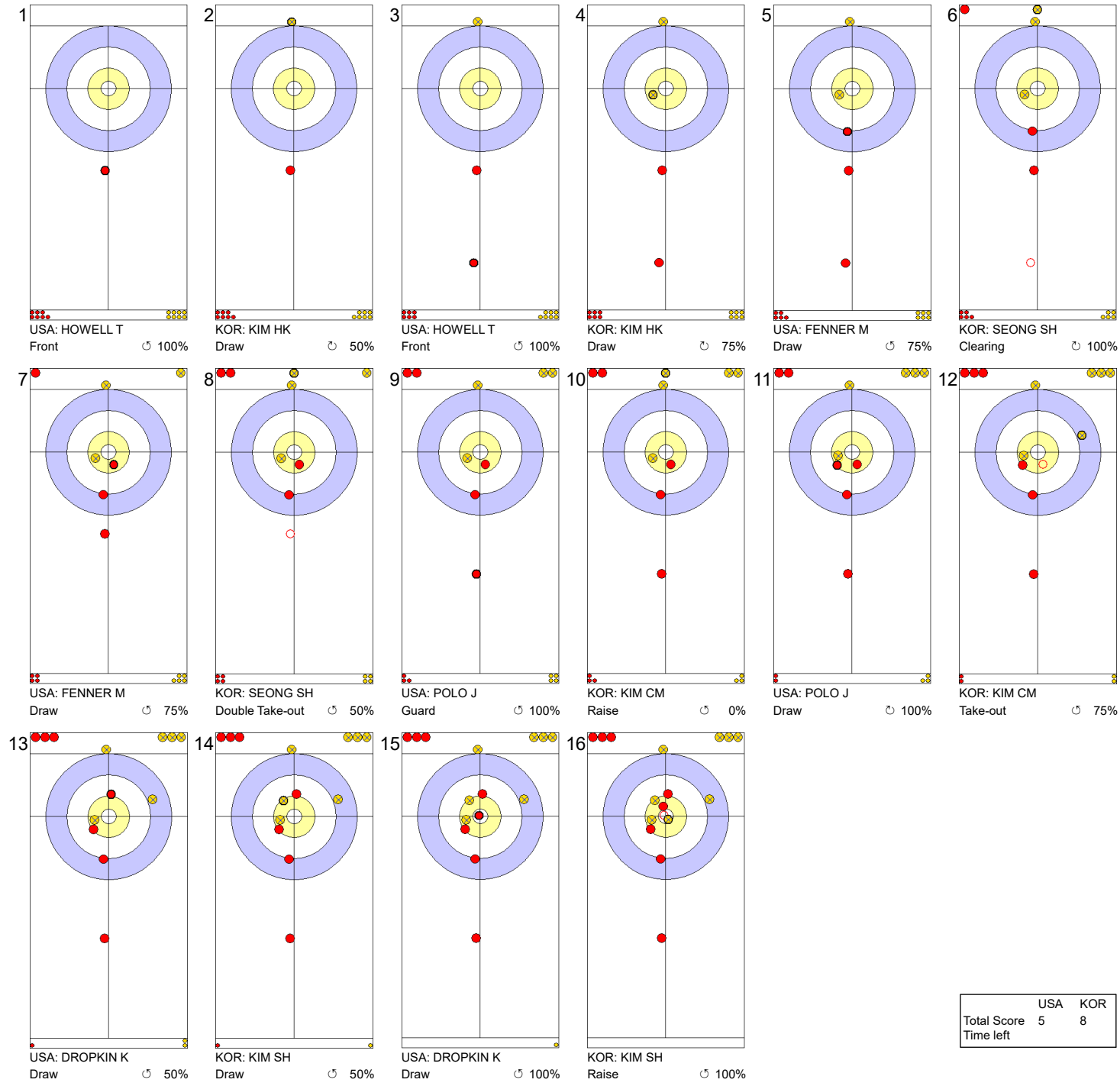


| | USA | KOR |
|---|---|---|
| Total Score | 5 | 8 |
| Time left | | |

**Legend:**
↻ Clockwise ↺ Counter-clockwise - Not considered



lgt.com NEW HOLLAND LE GRUYÈRE SWITZERLAND ZUG CURLIT Curling Information Technology Ltd.

# Game - Shot by Shot

**End 8** **USA - United States 5 + 0** (this end) **= 5** **KOR - Korea 8 + 1** (this end) **= 9**

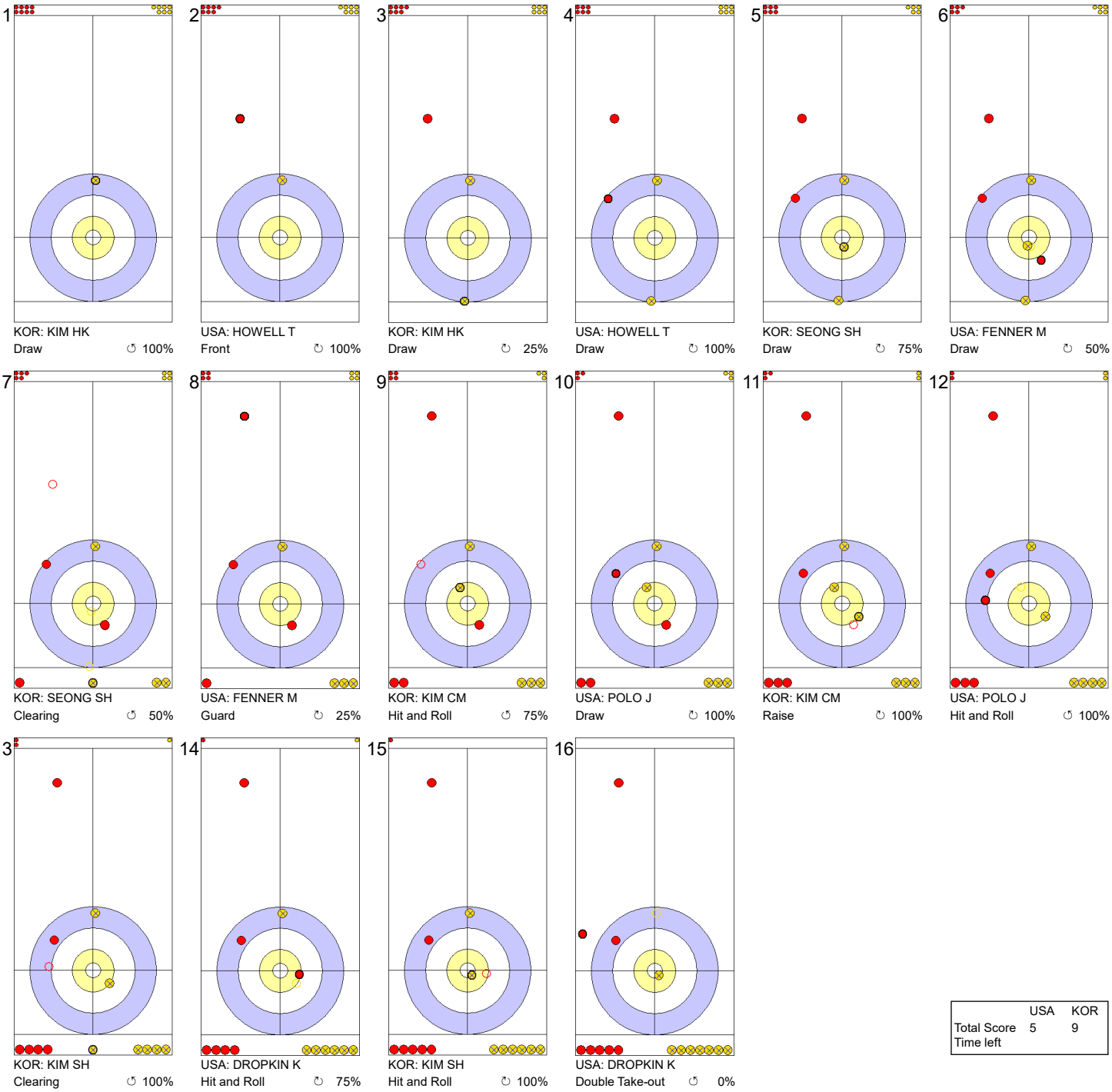


| | USA | KOR |
|---|---|---|
| Total Score | 5 | 9 |
| Time left | | |

**Legend:**
↻ Clockwise ↺ Counter-clockwise - Not considered

# Game - Shot by Shot

**End 9** — **USA - United States 5 + 2** (this end) **= 7** — **KOR - Korea 9 + 0** (this end) **= 9**

1
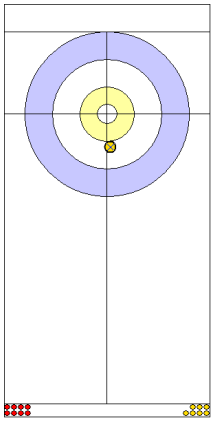
KOR: KIM HK
Draw ↻ 100%

2
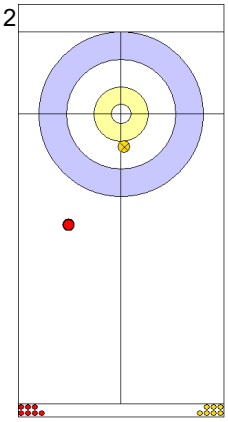
USA: HOWELL T
Front ↺ 100%

3
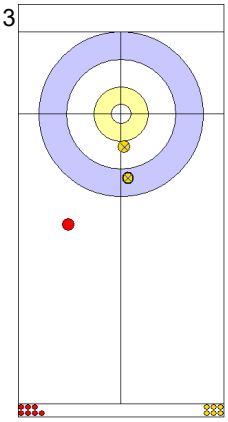
KOR: KIM HK
Draw ↻ 100%

4
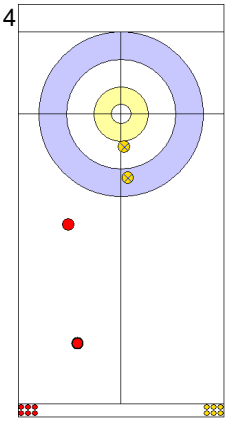
USA: HOWELL T
Front ↺ 100%

5
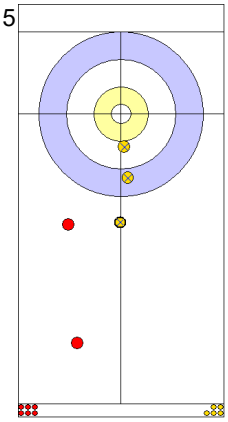
KOR: SEONG SH
Guard ↺ 100%

6
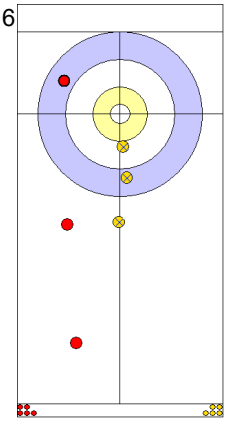
USA: FENNER M
Draw ↻ 100%

7
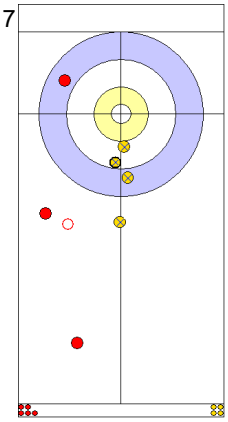
KOR: SEONG SH
Draw ↺ 50%

8
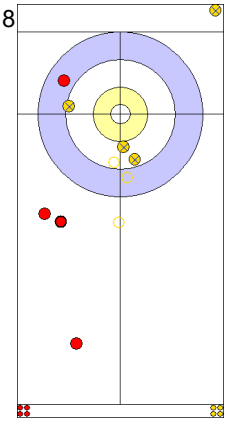
USA: FENNER M
Double Take-out ↻ 50%

9
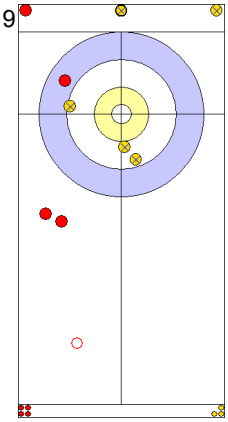
KOR: KIM CM
Clearing ↻ 100%

10
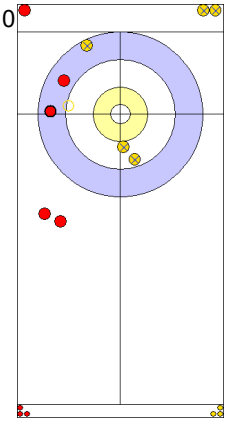
USA: POLO J
Raise ↺ 50%

11
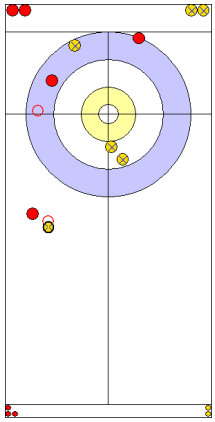
KOR: KIM CM
Clearing ↺ 50%

12
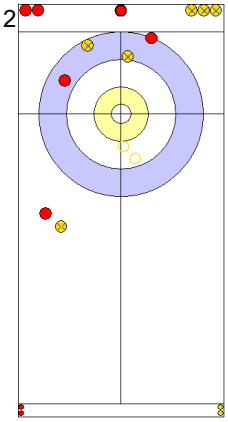
USA: POLO J
Double Take-out ↻ 50%

13
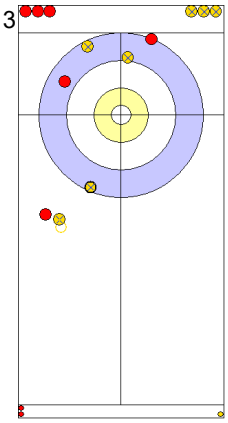
KOR: KIM SH
Draw ↺ 50%

14
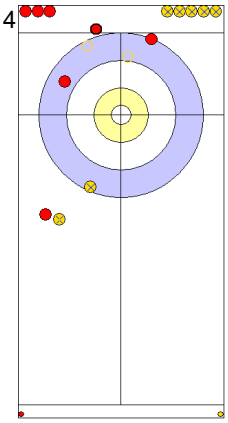
USA: DROPKIN K
Double Take-out ↺ 100%

15
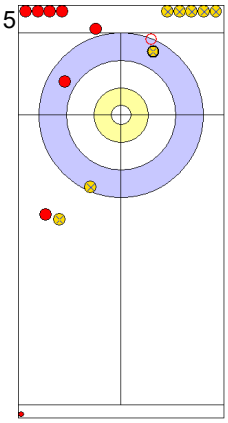
KOR: KIM SH
Take-out ↺ 100%

16
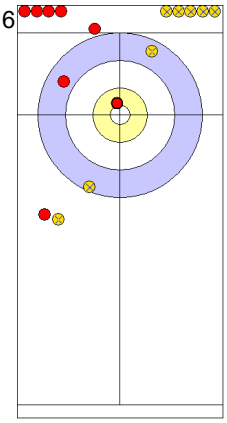
USA: DROPKIN K
Draw ↺ 100%

| | USA | KOR |
|---|---|---|
| Total Score | 7 | 9 |
| Time left | | |

**Legend:**
↻ Clockwise ↺ Counter-clockwise - Not considered



lgt.com NEW HOLLAND LE GRUYÈRE SWITZERLAND ZUG CURLIT Curling Information Technology Ltd.

# Game - Shot by Shot

**End 10** **USA - United States 7 + X (this end) = 7** **KOR - Korea 9 + X (this end) = 9**

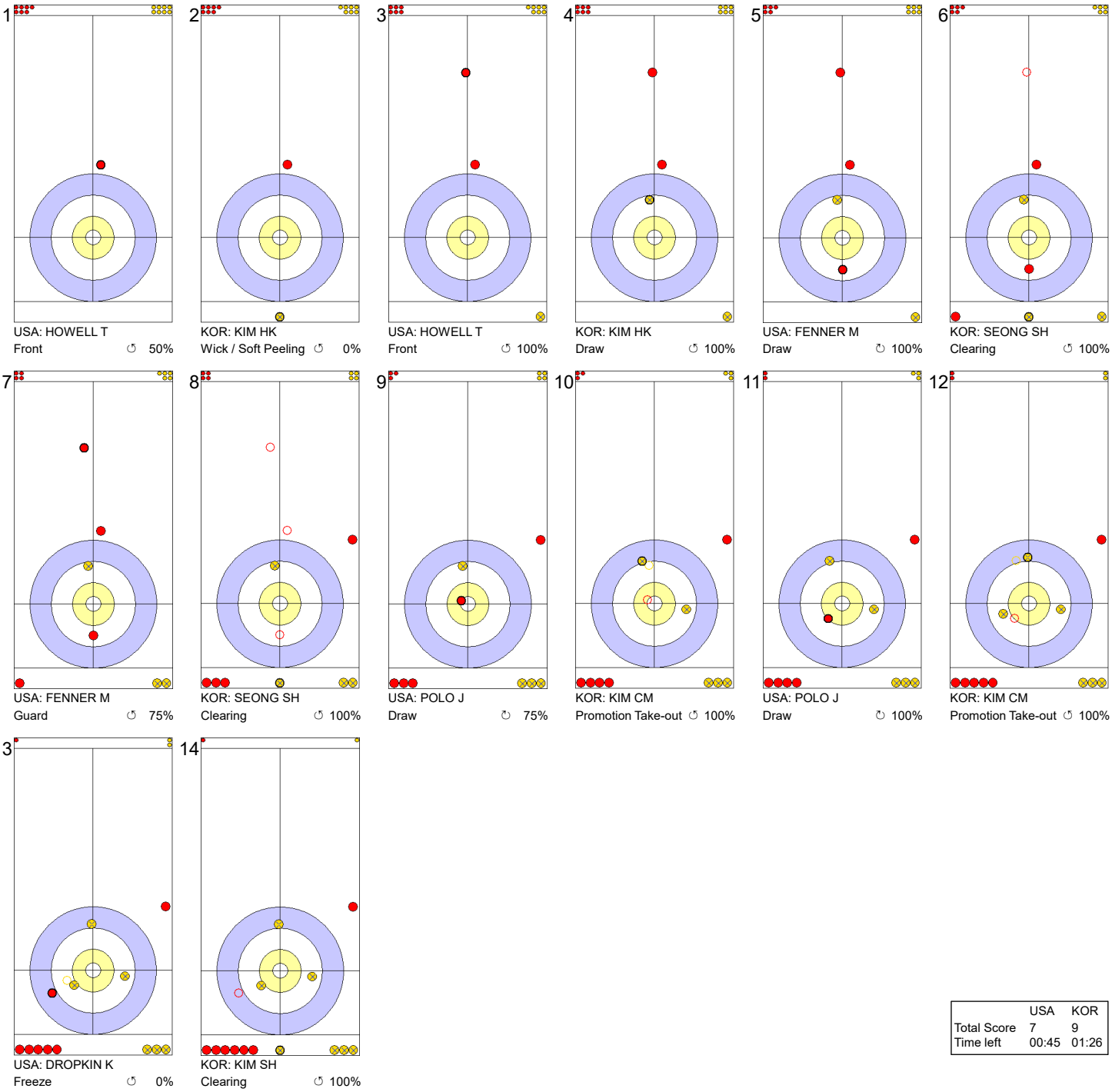


| | USA | KOR |
|---|---|---|
| Total Score | 7 | 9 |
| Time left | 00:45 | 01:26 |

**Legend:**

↻ Clockwise ↺ Counter-clockwise - Not considered

**X** Unfinished end due to concession



lgt.com NEW HOLLAND LE GRUYÈRE SWITZERLAND ZUG CURLIT Curling Information Technology Ltd.

## Session Results and Standings

| Sheet | Game | Team | LSFE | 1 | 2 | 3 | 4 | 5 | 6 | 7 | 8 | 9 | 10 | Extra Ends | | | | Total |
|---|---|---|---|---|---|---|---|---|---|---|---|---|---|---|---|---|---|---|
| A | 4 | CZE - Czech Republic | * | 0 | 2 | 0 | 1 | 0 | 0 | 1 | 0 | 3 | X | | | | | 7 |
| | 4 | NOR - Norway | | 0 | 0 | 1 | 0 | 0 | 2 | 0 | 1 | 0 | X | | | | | 4 |
| B | 4 | DEN - Denmark | * | 1 | 0 | 0 | 2 | 0 | 1 | 0 | 0 | X | X | | | | | 4 |
| | 4 | SWE - Sweden | | 0 | 4 | 0 | 0 | 2 | 0 | 0 | 5 | X | X | | | | | 11 |
| C | 4 | GER - Germany | | 0 | 2 | 0 | 2 | 0 | 2 | 0 | 2 | 3 | X | | | | | 11 |
| | 4 | FIN - Finland | * | 1 | 0 | 1 | 0 | 1 | 0 | 1 | 0 | 0 | X | | | | | 4 |

## Current Standings

| Rank | Team | Games | Wins | Losses |
|---|---|---|---|---|
| 1 | CAN - Canada | 4 | 4 | 0 |
| 2 | GER - Germany | 4 | 3 | 1 |
| 3 | ITA - Italy | 3 | 2 | 1 |
| 3 | USA - United States | 3 | 2 | 1 |
| 5 | CZE - Czech Republic | 4 | 2 | 2 |
| 5 | FIN - Finland | 4 | 2 | 2 |
| 5 | NOR - Norway | 4 | 2 | 2 |
| 5 | SWE - Sweden | 4 | 2 | 2 |
| 9 | KOR - Korea | 3 | 1 | 2 |
| 9 | SCO - Scotland | 3 | 1 | 2 |
| 9 | SUI - Switzerland | 3 | 1 | 2 |
| 12 | DEN - Denmark | 4 | 1 | 3 |
| 13 | NED - Netherlands | 3 | 0 | 3 |

**Note:**
Under WCF rules, tie-breaking rules for standings are not applied until after the last game of the round robin.

**Legend:**
**LSFE(*)** Last Stone First End
**X** Unplayed/unfinished end due to concession



lgt.com NEW HOLLAND LE GRUYÈRE SWITZERLAND ZUG CURLIT Curling Information Technology Ltd.

# Game Results

| Sheet | Game | Team | LSFE | 1 | 2 | 3 | 4 | 5 | 6 | 7 | 8 | 9 | 10 | Extra Ends | Total |
|---|---|---|---|---|---|---|---|---|---|---|---|---|---|---|---|
| A | 4 | CZE - Czech Republic | * | 0 | 2 | 0 | 1 | 0 | 0 | 1 | 0 | 3 | X | | 7 |
| | 4 | NOR - Norway | | 0 | 0 | 1 | 0 | 0 | 2 | 0 | 1 | 0 | X | | 4 |

| CZE - Czech Republic | | Shot Success Game | Shot Success All |
|---|---|---|---|
| 4 S | KLIMA Lukas | 83% | 76% |
| 3 V | CERNOVSKY Marek | 84% | 74% |
| 2 | BOHAC Radek | 78% | 81% |
| 1 | CANDRA Jiri | 76% | 83% |
| A | KLIPA Lukas | - | - |
| | Team Total | 80% | 79% |

| Last Stone Draw | | Distance |
|---|---|---|
| ↻ | CERNOVSKY Marek | 26.7cm |
| ↺ | BOHAC Radek | 145.3cm |
| **Total** | | **172.0cm** |

Time remaining: 1 minute 12 seconds

Time-out: End 10 - CZE stone 8

| NOR - Norway | | Shot Success Game | Shot Success All |
|---|---|---|---|
| 4 S | RAMSFJELL Magnus | 94% | 79% |
| 3 | SESAKER Martin | 76% | 81% |
| 2 | RAMSFJELL Bendik | 85% | 82% |
| 1 V | NEPSTAD Gaute | 88% | 82% |
| A | BRAENDEN Mathias | - | - |
| | Team Total | 86% | 81% |

| Last Stone Draw | | Distance |
|---|---|---|
| ↻ | RAMSFJELL Magnus | 5.5cm |
| ↺ | RAMSFJELL Bendik | 199.6cm |
| **Total** | | **205.1cm** |

Time remaining: 1 minute 47 seconds

Time-out: End 10 - NOR stone 7

## Shot Success Analysis

| CZE - Czech Republic | | ↻ | | ↺ | | Game | |
|---|---|---|---|---|---|---|---|
| 4 KLIMA Lukas | Draws | 5 | 90% | 4 | 88% | 9 | 89% |
| | Take-outs | 5 | 60% | 6 | 92% | 11 | 77% |
| | Total | 10 | 75% | 10 | 90% | 20 | 83% |
| 3 CERNOVSKY Marek | Draws | 5 | 60% | 5 | 85% | 10 | 73% |
| | Take-outs | 7 | 100% | 3 | 83% | 10 | 95% |
| | Total | 12 | 83% | 8 | 84% | 20 | 84% |
| 2 BOHAC Radek | Draws | 6 | 96% | 4 | 94% | 10 | 95% |
| | Take-outs | 6 | 46% | 4 | 81% | 10 | 60% |
| | Total | 12 | 71% | 8 | 88% | 20 | 78% |
| 1 CANDRA Jiri | Draws | 11 | 86% | 6 | 54% | 17 | 75% |
| | Take-outs | 2 | 75% | 1 | 100% | 3 | 83% |
| | Total | 13 | 85% | 7 | 61% | 20 | 76% |
| A KLIPA Lukas | Draws | 0 | - | 0 | - | 0 | - |
| | Take-outs | 0 | - | 0 | - | 0 | - |
| | Total | 0 | - | 0 | - | 0 | - |
| Team | Draws | 27 | 84% | 19 | 78% | 46 | 82% |
| | Take-outs | 20 | 71% | 14 | 88% | 34 | 78% |
| | Total | 47 | 79% | 33 | 82% | 80 | 80% |

| NOR - Norway | | ↻ | | ↺ | | Game | |
|---|---|---|---|---|---|---|---|
| 4 RAMSFJELL Magnus | Draws | 7 | 96% | 3 | 92% | 10 | 95% |
| | Take-outs | 3 | 100% | 5 | 90% | 8 | 94% |
| | Total | 10 | 98% | 8 | 91% | 18 | 94% |
| 3 SESAKER Martin | Draws | 4 | 75% | 7 | 75% | 11 | 75% |
| | Take-outs | 6 | 79% | 3 | 75% | 9 | 78% |
| | Total | 10 | 78% | 10 | 75% | 20 | 76% |
| 2 RAMSFJELL Bendik | Draws | 5 | 90% | 7 | 82% | 12 | 85% |
| | Take-outs | 5 | 100% | 3 | 58% | 8 | 84% |
| | Total | 10 | 95% | 10 | 75% | 20 | 85% |
| 1 NEPSTAD Gaute | Draws | 14 | 89% | 3 | 83% | 17 | 88% |
| | Take-outs | 2 | 100% | 1 | 50% | 3 | 83% |
| | Total | 16 | 91% | 4 | 75% | 20 | 88% |
| A BRAENDEN Mathias | Draws | 0 | - | 0 | - | 0 | - |
| | Take-outs | 0 | - | 0 | - | 0 | - |
| | Total | 0 | - | 0 | - | 0 | - |
| Team | Draws | 30 | 89% | 20 | 81% | 50 | 86% |
| | Take-outs | 16 | 92% | 12 | 75% | 28 | 85% |
| | Total | 46 | 90% | 32 | 79% | 78 | 86% |

**Note:**
Position and function for each team member:
**4** = Fourth, **3** = Third, **2** = Second, **1** = Lead, **A** = Alternate, **S** = Skip, **V** = Vice-Skip

**Legend:**
↻ Clockwise ↺ Counter-clockwise **LSFE(*)** Last Stone First End
**X** Unplayed/unfinished end due to concession



lgt.com NEW HOLLAND LE GRUYÈRE SWITZERLAND ZUG CURLIT Curling Information Technology Ltd.

# Game - Shot by Shot

**End 1** — **CZE - Czech Republic 0 + 0** (this end) **= 0** — **NOR - Norway 0 + 0** (this end) **= 0**

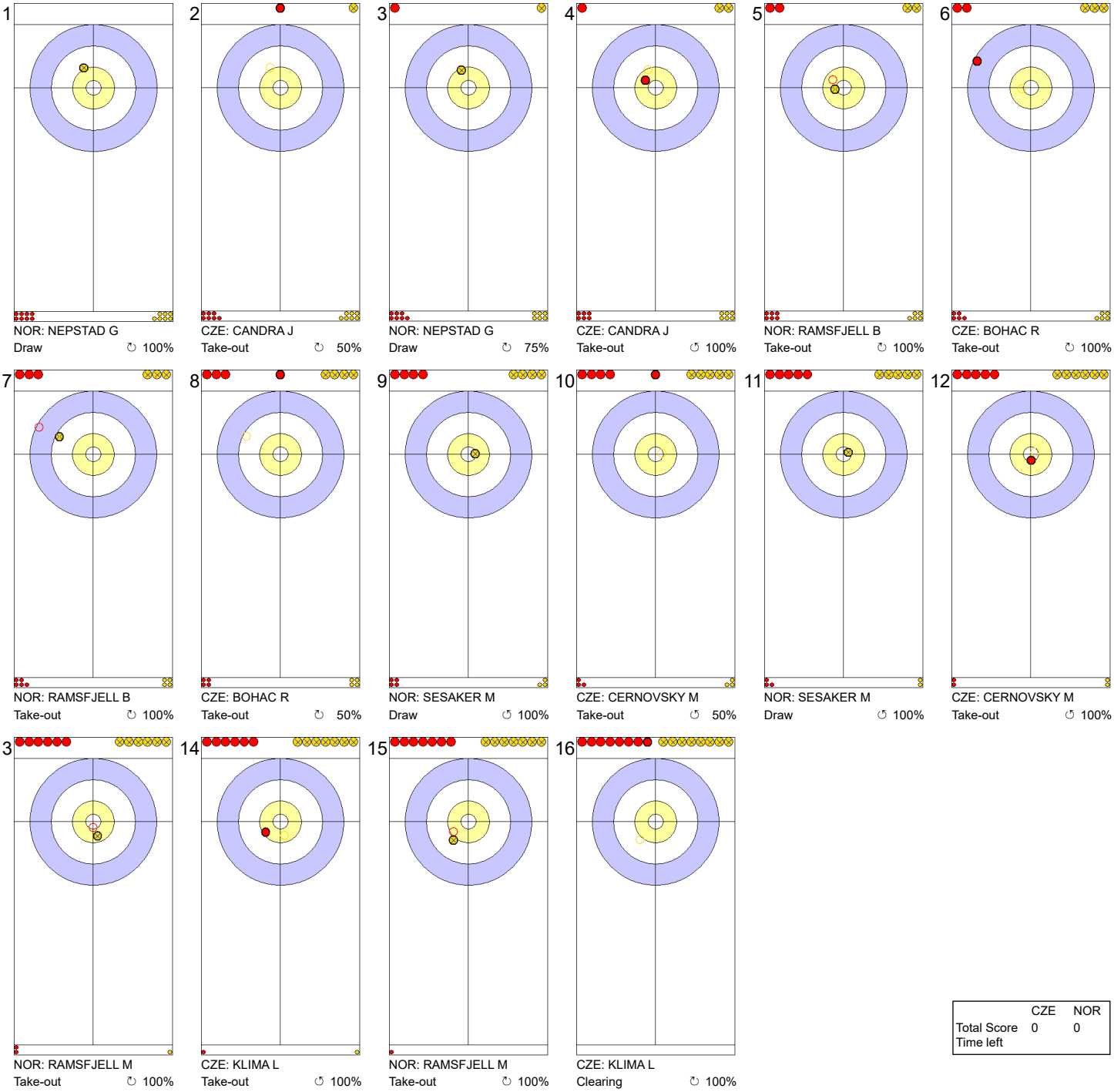


| | CZE | NOR |
|---|---|---|
| Total Score | 0 | 0 |
| Time left | | |

**Legend:**

↻ Clockwise ↺ Counter-clockwise - Not considered



lgt.com NEW HOLLAND LE GRUYÈRE SWITZERLAND ZUG CURLIT Curling Information Technology Ltd.

# Game - Shot by Shot

**End 2** | **CZE - Czech Republic** 0 + 2 (this end) = 2 | **NOR - Norway** 0 + 0 (this end) = 0

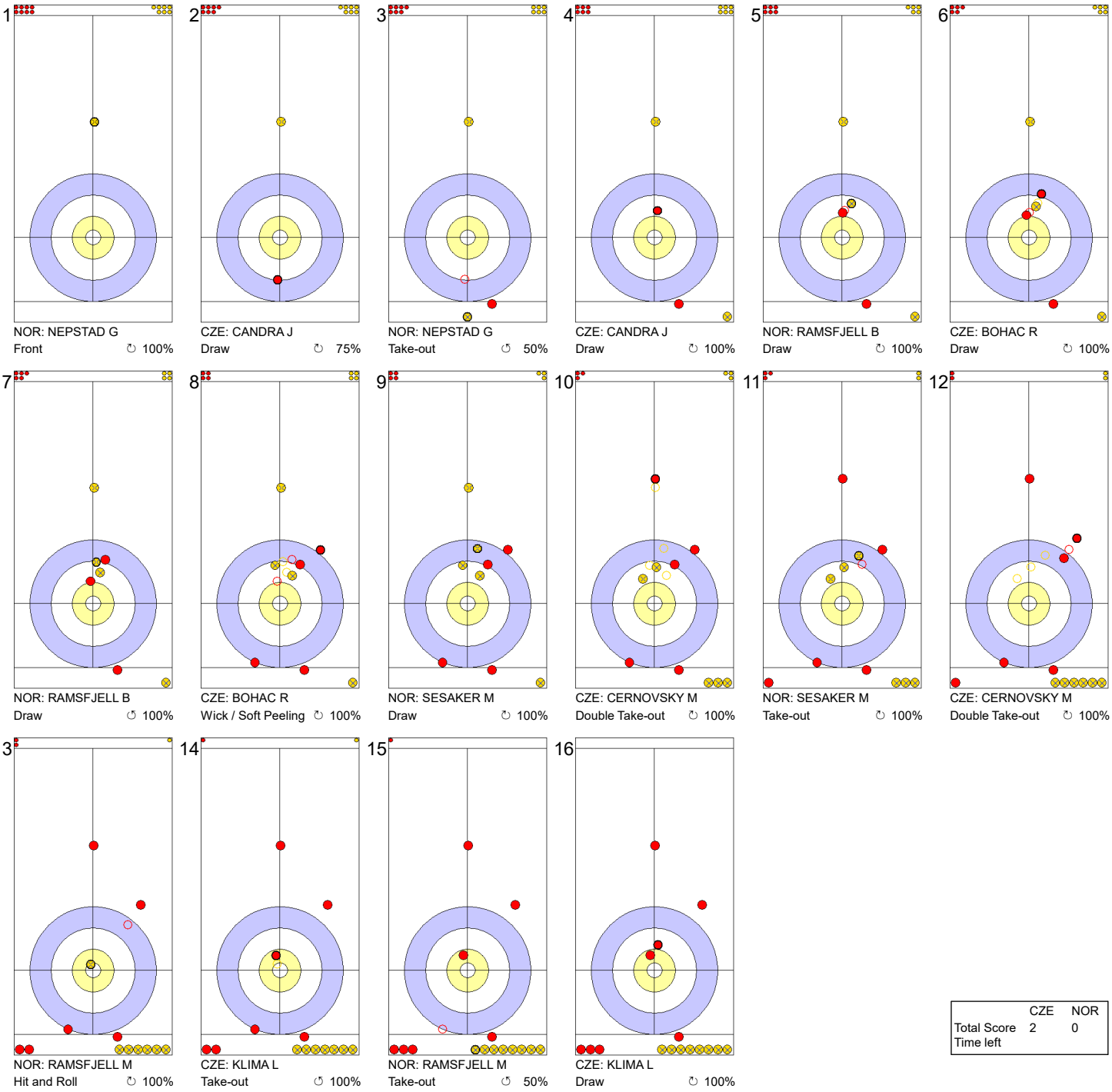


| | CZE | NOR |
|---|---|---|
| Total Score | 2 | 0 |
| Time left | | |

**Legend:**
↻ Clockwise ↺ Counter-clockwise - Not considered



lgt.com NEW HOLLAND LE GRUYÈRE SWITZERLAND ZUG CURLIT Curling Information Technology Ltd.

# Game - Shot by Shot

**End 3** — **CZE - Czech Republic 2 + 0 (this end) = 2** — **NOR - Norway 0 + 1 (this end) = 1**

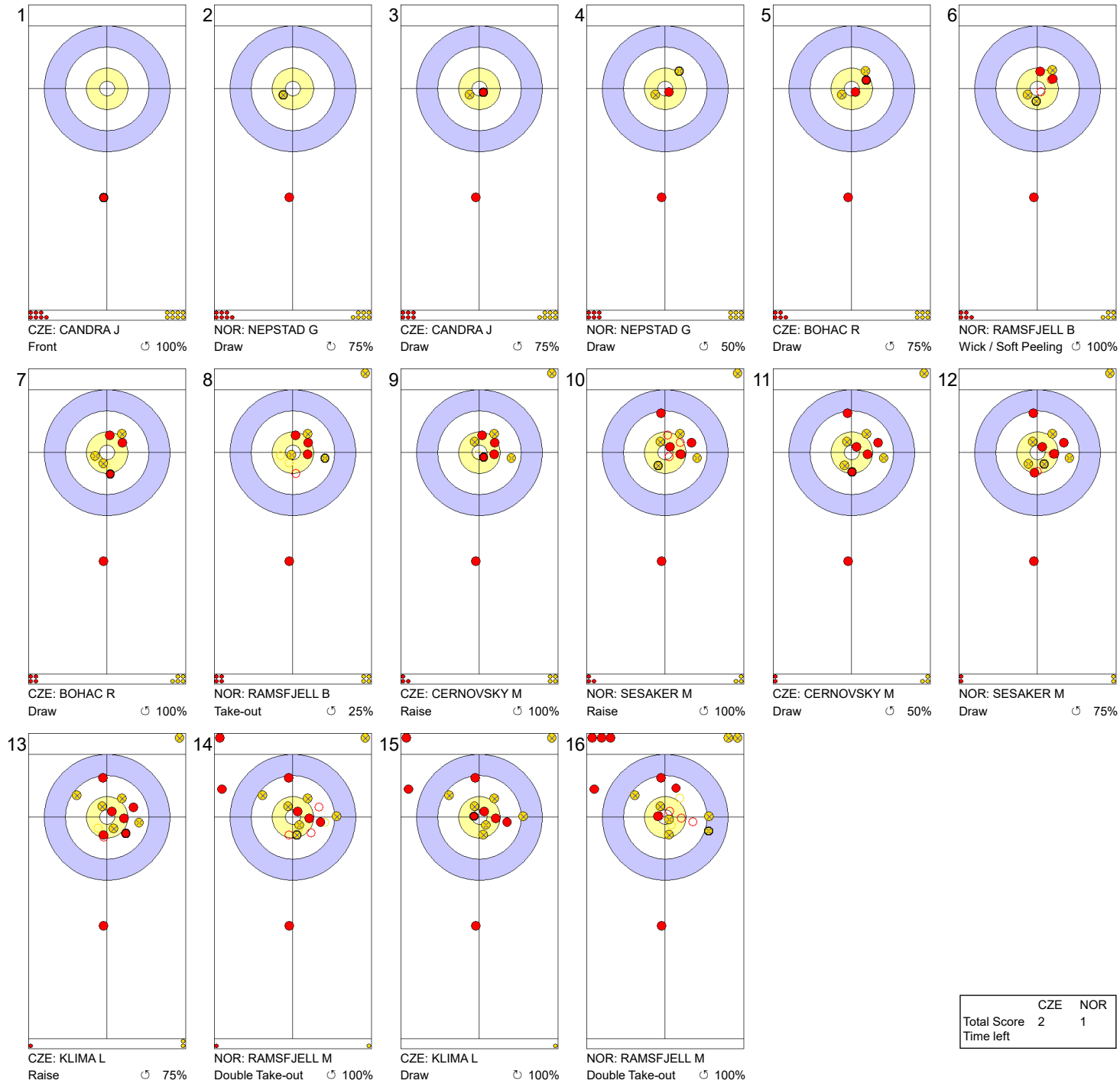


| | CZE | NOR |
|---|---|---|
| Total Score | 2 | 1 |
| Time left | | |

**Legend:**

↻ Clockwise ↺ Counter-clockwise - Not considered



lgt.com NEW HOLLAND LE GRUYÈRE SWITZERLAND ZUG CURLIT Curling Information Technology Ltd.

# Game - Shot by Shot

**End 4** — **CZE - Czech Republic 2 + 1** (this end) **= 3** — **NOR - Norway 1 + 0** (this end) **= 1**

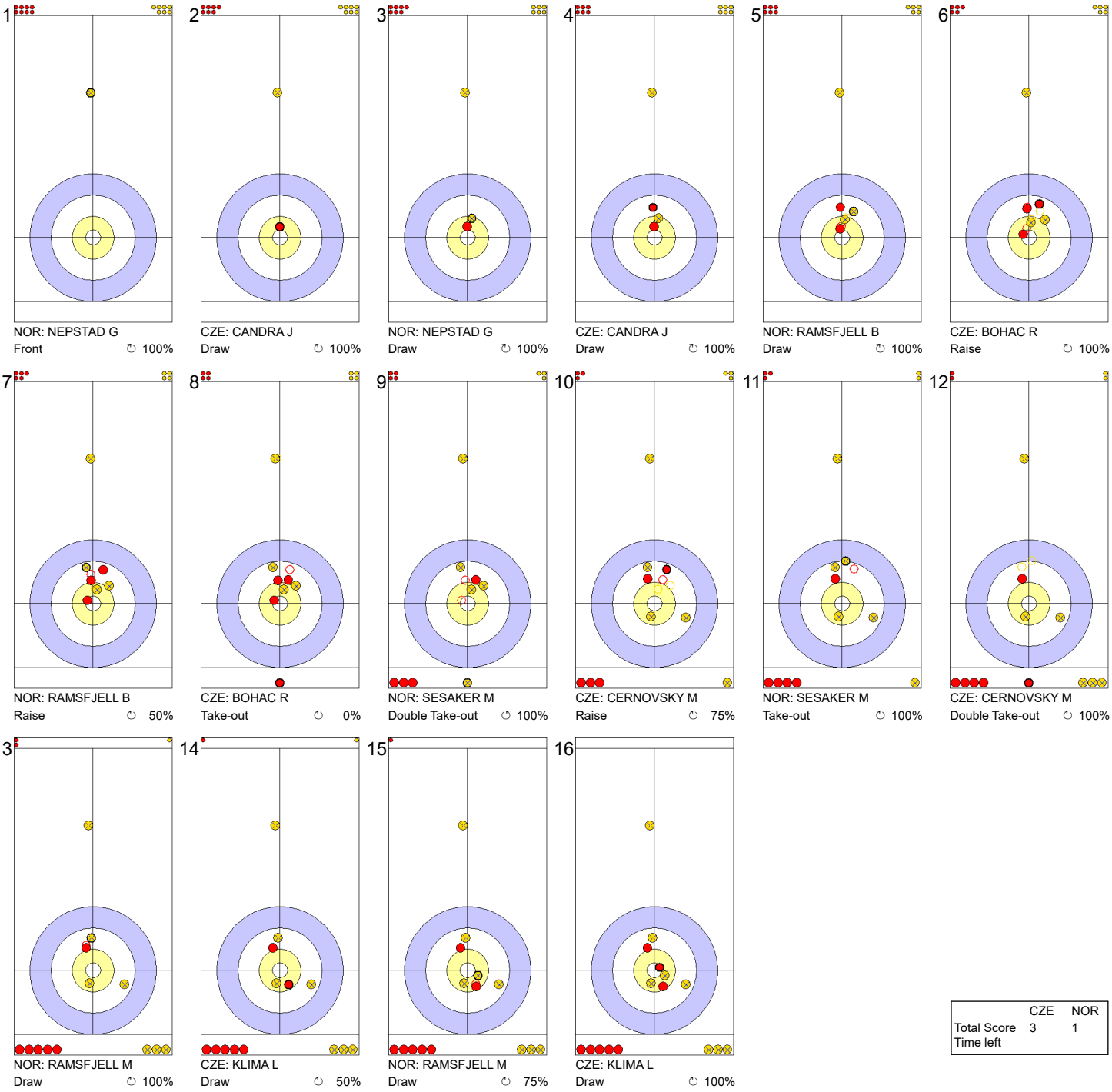


| | CZE | NOR |
|---|---|---|
| Total Score | 3 | 1 |
| Time left | | |

**Legend:**

↻ Clockwise ↺ Counter-clockwise - Not considered



lgt.com NEW HOLLAND LE GRUYÈRE SWITZERLAND ZUG CURLIT Curling Information Technology Ltd.

# Game - Shot by Shot

**End 5** — **CZE - Czech Republic 3 + 0** (this end) **= 3** — **NOR - Norway 1 + 0** (this end) **= 1**

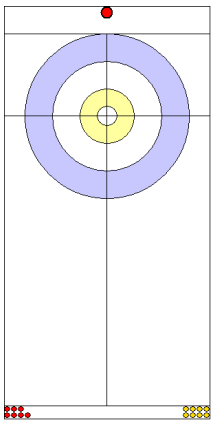

1 — CZE: CANDRA J
Front ↻ 0%
Did not pass the hogline

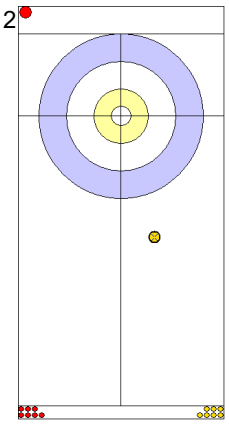

2 — NOR: NEPSTAD G
Front ↻ 100%

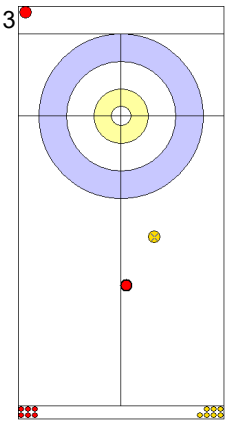

3 — CZE: CANDRA J
Front ↻ 100%

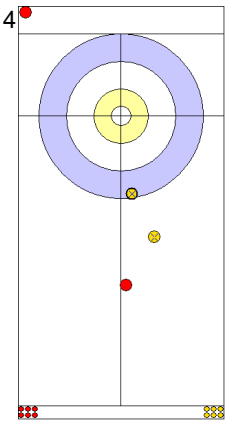

4 — NOR: NEPSTAD G
Draw ↻ 100%

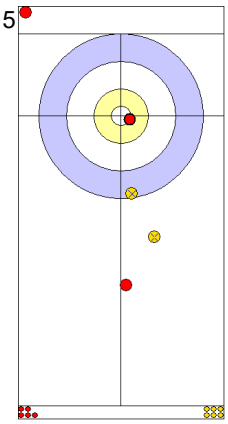

5 — CZE: BOHAC R
Draw ↻ 100%

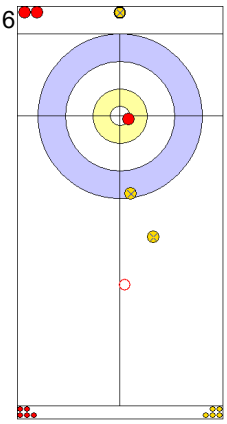

6 — NOR: RAMSFJELL B
Clearing ↺ 100%

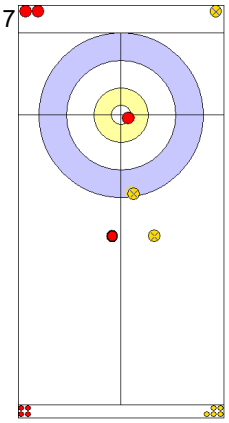

7 — CZE: BOHAC R
Guard ↻ 100%

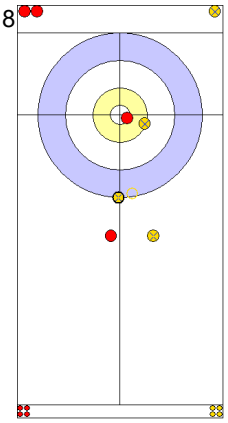

8 — NOR: RAMSFJELL B
Raise ↺ 75%

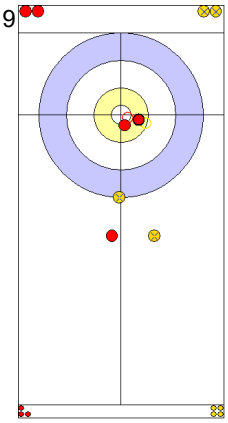

9 — CZE: CERNOVSKY M
Hit and Roll ↻ 100%

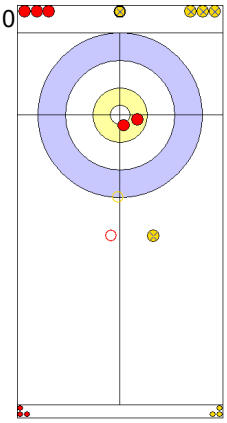

10 — NOR: SESAKER M
Double Take-out ↻ 100%

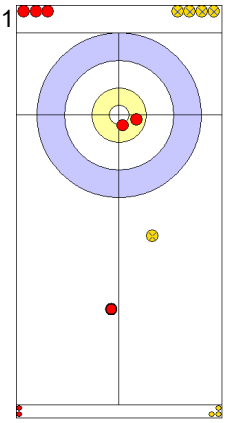

11 — CZE: CERNOVSKY M
Guard ↻ 25%

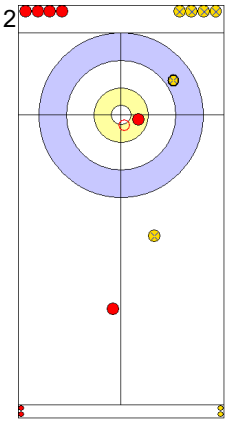

12 — NOR: SESAKER M
Hit and Roll ↺ 75%

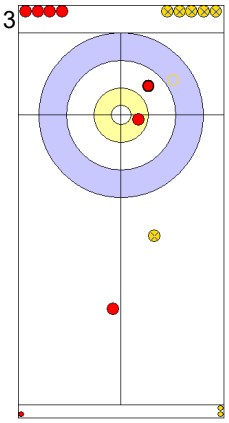

13 — CZE: KLIMA L
Hit and Roll ↺ 100%

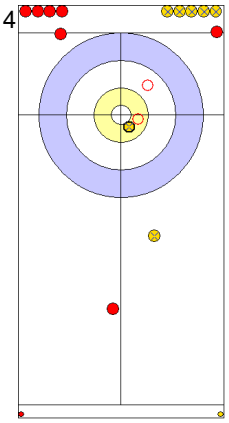

14 — NOR: RAMSFJELL M
Double Take-out ↺ 100%

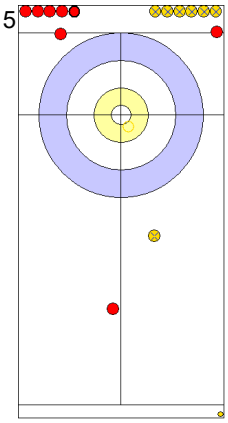

15 — CZE: KLIMA L
Hit and Roll ↺ 50%

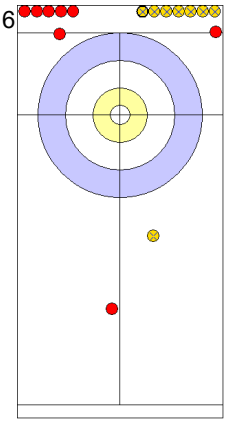

16 — NOR: RAMSFJELL M
Through -

| | CZE | NOR |
|---|---|---|
| Total Score | 3 | 1 |
| Time left | | |

**Legend:**
↻ Clockwise ↺ Counter-clockwise - Not considered



lgt.com NEW HOLLAND LE GRUYÈRE SWITZERLAND ZUG CURLIT Curling Information Technology Ltd.

# Game - Shot by Shot

**End 6** — **CZE - Czech Republic 3 + 0** (this end) **= 3** — **NOR - Norway 1 + 2** (this end) **= 3**

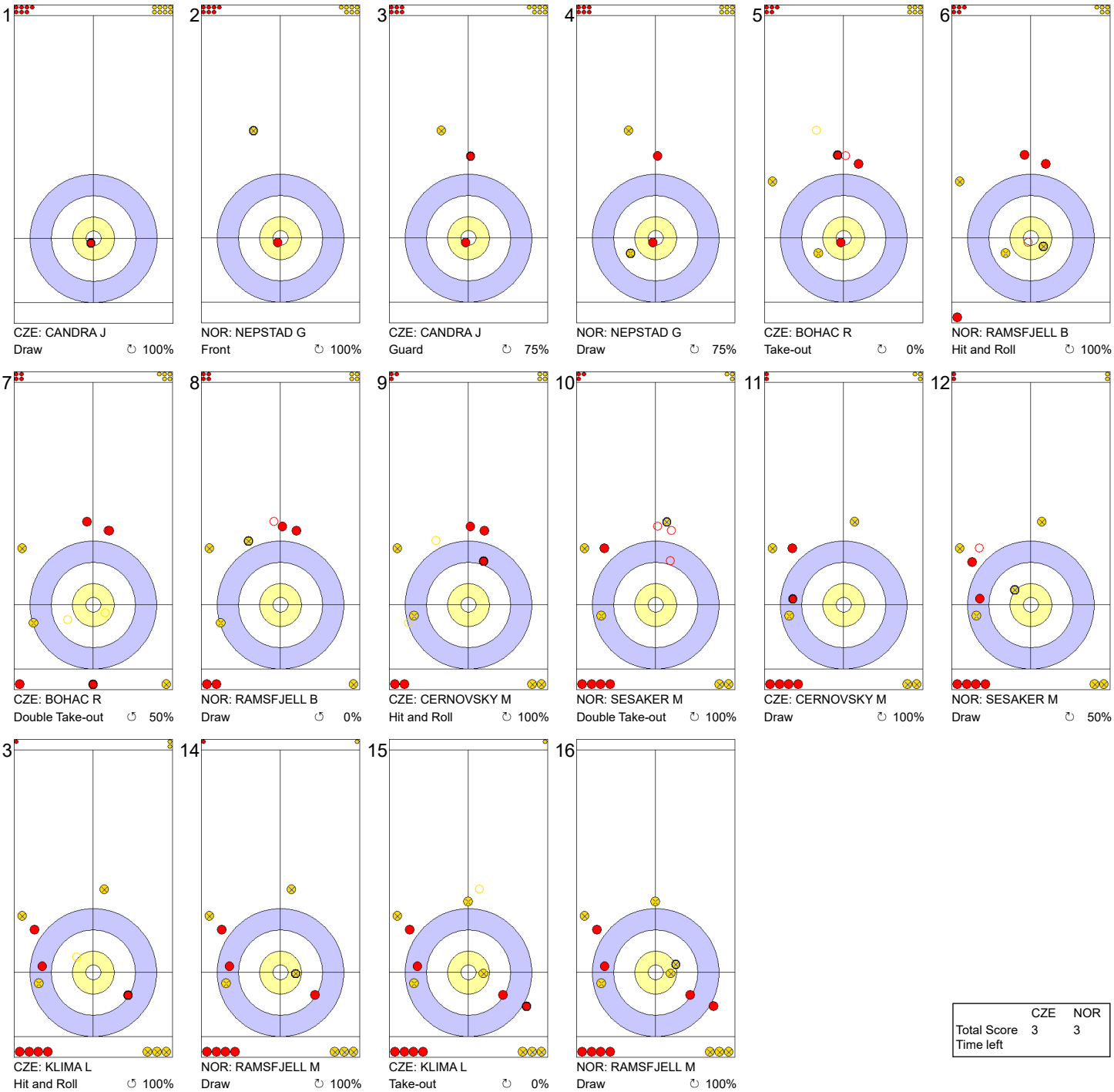


| | CZE | NOR |
|---|---|---|
| Total Score | 3 | 3 |
| Time left | | |

**Legend:**

↻ Clockwise ↺ Counter-clockwise - Not considered



lgt.com NEW HOLLAND LE GRUYÈRE SWITZERLAND ZUG CURLIT Curling Information Technology Ltd.

# Game - Shot by Shot

**End 7** | **CZE - Czech Republic 3 + 1** (this end) **= 4** | **NOR - Norway 3 + 0** (this end) **= 3**

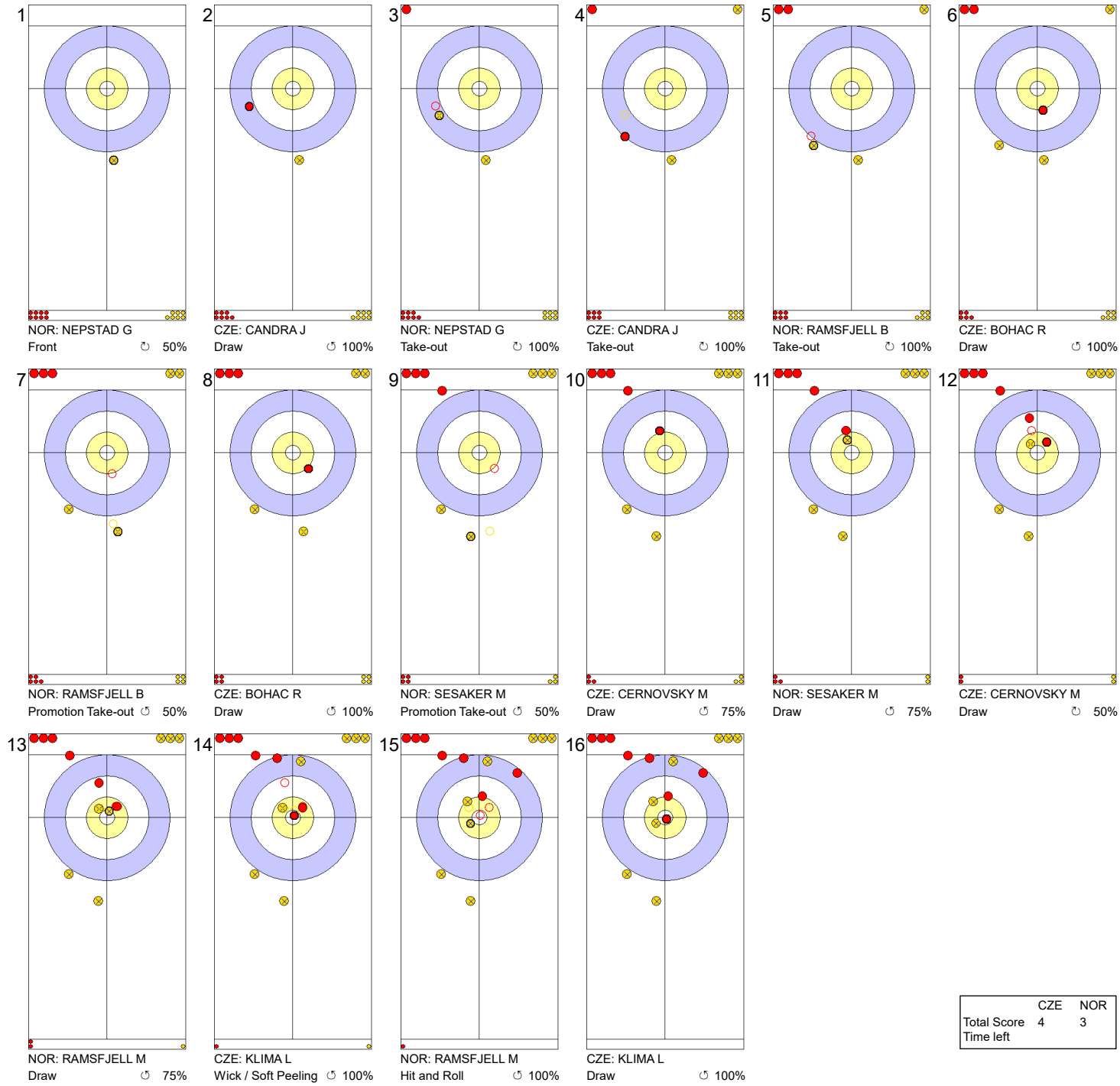


| | CZE | NOR |
|---|---|---|
| Total Score | 4 | 3 |
| Time left | | |

**Legend:**
↻ Clockwise ↺ Counter-clockwise - Not considered



lgt.com NEW HOLLAND LE GRUYÈRE SWITZERLAND ZUG CURLIT Curling Information Technology Ltd.

# Game - Shot by Shot

**End 8** — **CZE - Czech Republic 4 + 0 (this end) = 4** — **NOR - Norway 3 + 1 (this end) = 4**

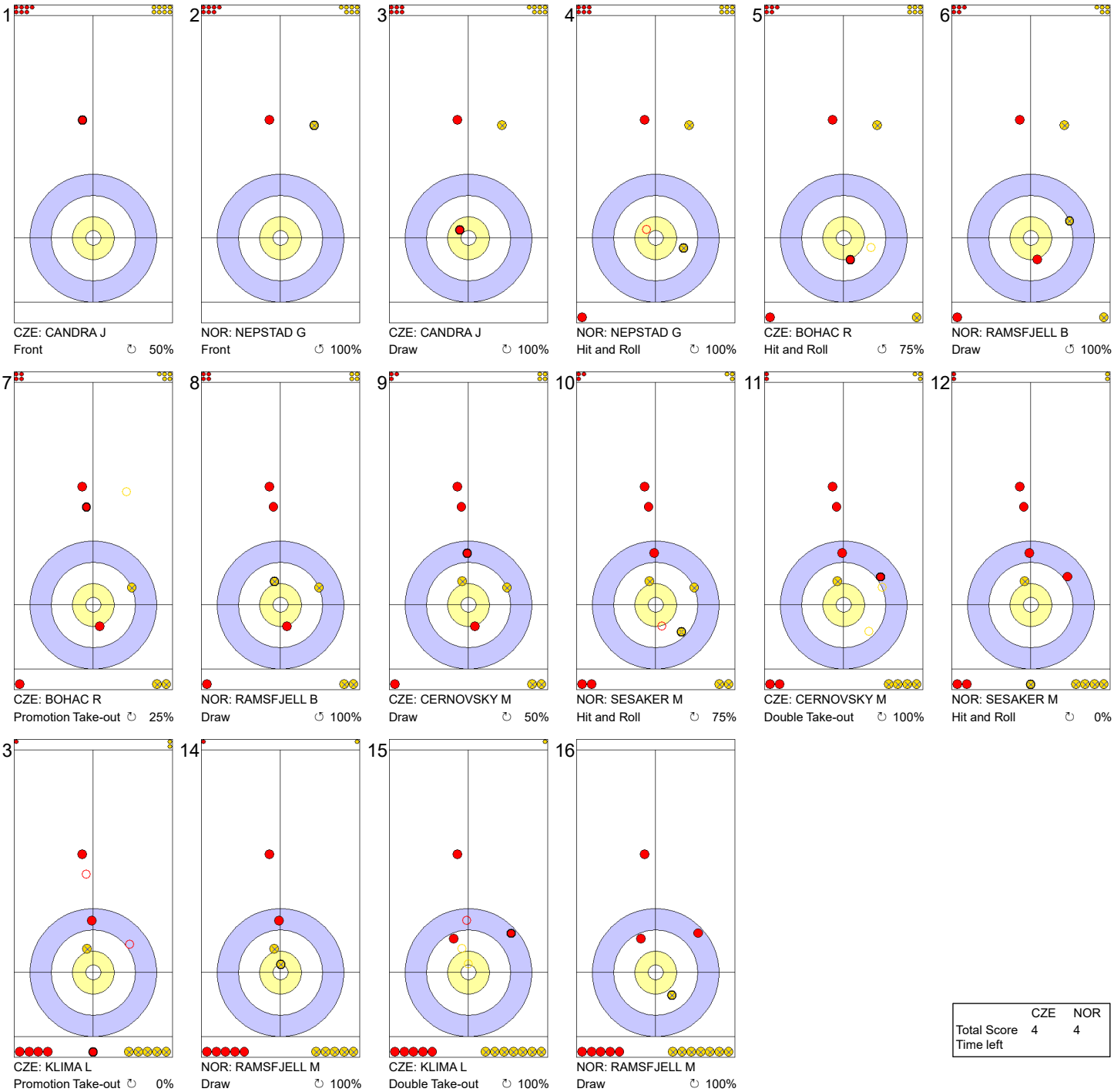


| | CZE | NOR |
|---|---|---|
| Total Score | 4 | 4 |
| Time left | | |

**Legend:**

↻ Clockwise ↺ Counter-clockwise - Not considered



lgt.com NEW HOLLAND LE GRUYÈRE SWITZERLAND ZUG CURLIT Curling Information Technology Ltd.

# Game - Shot by Shot

**End 9** | **CZE - Czech Republic** 4 + 3 (this end) = 7 | **NOR - Norway** 4 + 0 (this end) = 4




| | CZE | NOR |
|---|---|---|
| Total Score | 7 | 4 |
| Time left | | |

**Legend:**
↻ Clockwise ↺ Counter-clockwise - Not considered



lgt.com NEW HOLLAND LE GRUYÈRE SWITZERLAND V ZUG CURLIT Curling Information Technology Ltd.

# Game - Shot by Shot

**End 10** — **CZE - Czech Republic 7 + X** (this end) **= 7** — **NOR - Norway 4 + X** (this end) **= 4**

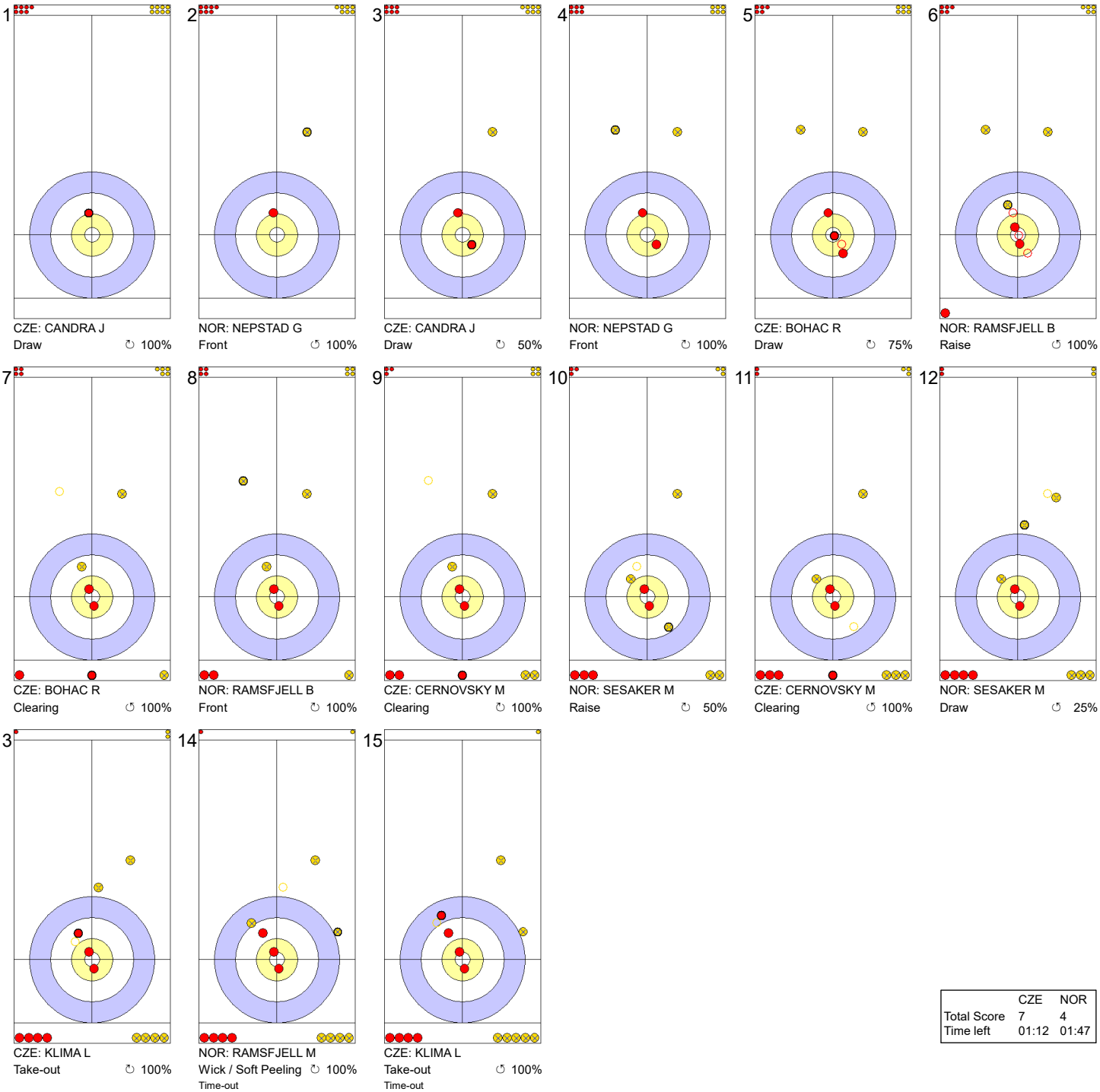


| | CZE | NOR |
|---|---|---|
| Total Score | 7 | 4 |
| Time left | 01:12 | 01:47 |

**Legend:**

↻ Clockwise ↺ Counter-clockwise - Not considered

**X** Unfinished end due to concession



lgt.com NEW HOLLAND LE GRUYÈRE SWITZERLAND ZUG CURLIT Curling Information Technology Ltd.

# Game Results

| Sheet | Game | Team | LSFE | 1 | 2 | 3 | 4 | 5 | 6 | 7 | 8 | 9 | 10 | Extra Ends | Total |
|---|---|---|---|---|---|---|---|---|---|---|---|---|---|---|---|
| B | 4 | DEN - Denmark | * | 1 | 0 | 0 | 2 | 0 | 1 | 0 | 0 | X | X | | 4 |
| | 4 | SWE - Sweden | | 0 | 4 | 0 | 0 | 2 | 0 | 0 | 5 | X | X | | 11 |

| DEN - Denmark | | Shot Success Game | Shot Success All |
|---|---|---|---|
| 4 S | THUNE Tobias | 69% | 69% |
| 3 V | WIKSTEN Kasper | 55% | 67% |
| 2 | KRAUSE Mikkel | 86% | 82% |
| 1 | SOEE Oliver Rosenkrands | 73% | 84% |
| A | POULSEN Daniel | - | - |
| | Team Total | 71% | 76% |

| Last Stone Draw | | Distance |
|---|---|---|
| ↻ | THUNE Tobias | 30.9cm |
| ↺ | SOEE Oliver Rosenkrands | 107.2cm |
| **Total** | | **138.1cm** |

Time remaining: 4 minutes 35 seconds

Time-out: End 8 - DEN stone 6

| SWE - Sweden | | Shot Success Game | Shot Success All |
|---|---|---|---|
| 4 S | EDIN Niklas | 89% | 80% |
| 3 V | ERIKSSON Oskar | 94% | 84% |
| 2 | WRANAA Rasmus | 91% | 87% |
| 1 | SUNDGREN Christoffer | 92% | 92% |
| A | MAGNUSSON Daniel | - | - |
| | Team Total | 91% | 85% |

| Last Stone Draw | | Distance |
|---|---|---|
| ↻ | WRANAA Rasmus | 17.6cm |
| ↺ | EDIN Niklas | 165.1cm |
| **Total** | | **182.7cm** |

Time remaining: 8 minutes 21 seconds

## Shot Success Analysis

| DEN - Denmark | | ↻ | ↺ | Game |
|---|---|---|---|---|
| 4 THUNE Tobias | Draws | 2 50% | 1 0% | 3 33% |
| | Take-outs | 4 88% | 9 72% | 13 77% |
| | Total | 6 75% | 10 65% | 16 69% |
| 3 WIKSTEN Kasper | Draws | 1 25% | 3 83% | 4 69% |
| | Take-outs | 6 67% | 6 33% | 12 50% |
| | Total | 7 61% | 9 50% | 16 55% |
| 2 KRAUSE Mikkel | Draws | 3 100% | 4 88% | 7 93% |
| | Take-outs | 5 70% | 4 94% | 9 81% |
| | Total | 8 81% | 8 91% | 16 86% |
| 1 SOEE Oliver Rosenkrands | Draws | 1 75% | 14 75% | 15 75% |
| | Take-outs | 0 - | 1 50% | 1 50% |
| | Total | 1 75% | 15 73% | 16 73% |
| A POULSEN Daniel | Draws | 0 - | 0 - | 0 - |
| | Take-outs | 0 - | 0 - | 0 - |
| | Total | 0 - | 0 - | 0 - |
| Team | Draws | 7 71% | 22 75% | 29 74% |
| | Take-outs | 15 73% | 20 64% | 35 68% |
| | Total | 22 73% | 42 70% | 64 71% |

| SWE - Sweden | | ↻ | ↺ | Game |
|---|---|---|---|---|
| 4 EDIN Niklas | Draws | 4 100% | 7 75% | 11 84% |
| | Take-outs | 0 - | 5 100% | 5 100% |
| | Total | 4 100% | 12 85% | 16 89% |
| 3 ERIKSSON Oskar | Draws | 2 88% | 7 96% | 9 94% |
| | Take-outs | 5 95% | 2 88% | 7 93% |
| | Total | 7 93% | 9 94% | 16 94% |
| 2 WRANAA Rasmus | Draws | 3 83% | 4 100% | 7 93% |
| | Take-outs | 5 95% | 4 81% | 9 89% |
| | Total | 8 91% | 8 91% | 16 91% |
| 1 SUNDGREN Christoffer | Draws | 2 75% | 12 94% | 14 91% |
| | Take-outs | 2 100% | 0 - | 2 100% |
| | Total | 4 88% | 12 94% | 16 92% |
| A MAGNUSSON Daniel | Draws | 0 - | 0 - | 0 - |
| | Take-outs | 0 - | 0 - | 0 - |
| | Total | 0 - | 0 - | 0 - |
| Team | Draws | 11 89% | 30 91% | 41 90% |
| | Take-outs | 12 96% | 11 91% | 23 93% |
| | Total | 23 92% | 41 91% | 64 91% |

**Note:**
Position and function for each team member:
**4** = Fourth, **3** = Third, **2** = Second, **1** = Lead, **A** = Alternate, **S** = Skip, **V** = Vice-Skip

**Legend:**
↻ Clockwise ↺ Counter-clockwise **LSFE(*)** Last Stone First End
**X** Unplayed/unfinished end due to concession



lgt.com NEW HOLLAND LE GRUYÈRE SWITZERLAND AOP ZUG CURLIT Curling Information Technology Ltd.

# Game - Shot by Shot

**End 1** — **DEN - Denmark 0 + 1** (this end) **= 1** — **SWE - Sweden 0 + 0** (this end) **= 0**

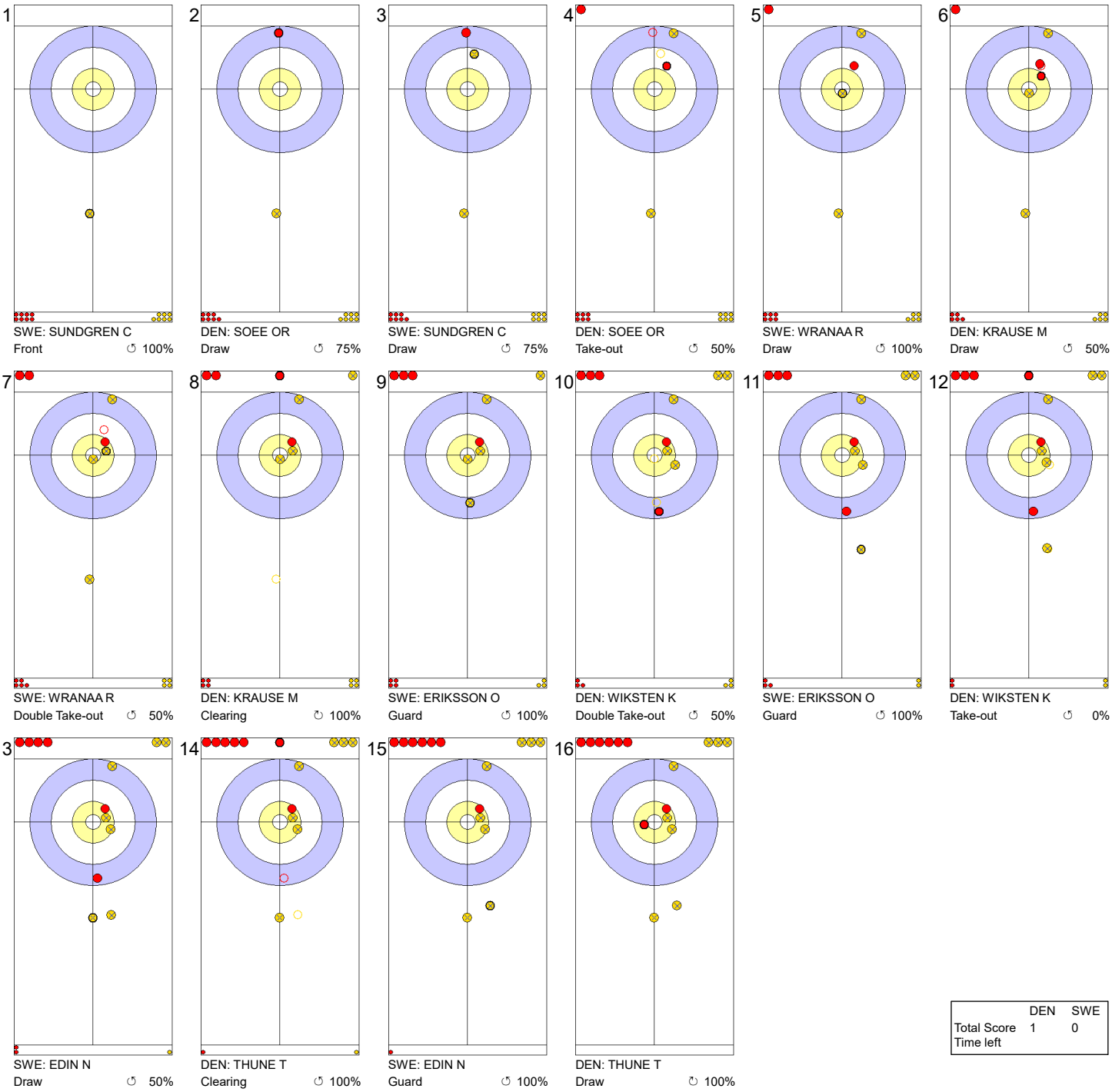


| | DEN | SWE |
|---|---|---|
| Total Score | 1 | 0 |
| Time left | | |

**Legend:**
↻ Clockwise ↺ Counter-clockwise - Not considered



lgt.com NEW HOLLAND LE GRUYÈRE SWITZERLAND ZUG CURLIT Curling Information Technology Ltd.

# Game - Shot by Shot

**End 2** — **DEN - Denmark 1 + 0** (this end) **= 1** — **SWE - Sweden 0 + 4** (this end) **= 4**

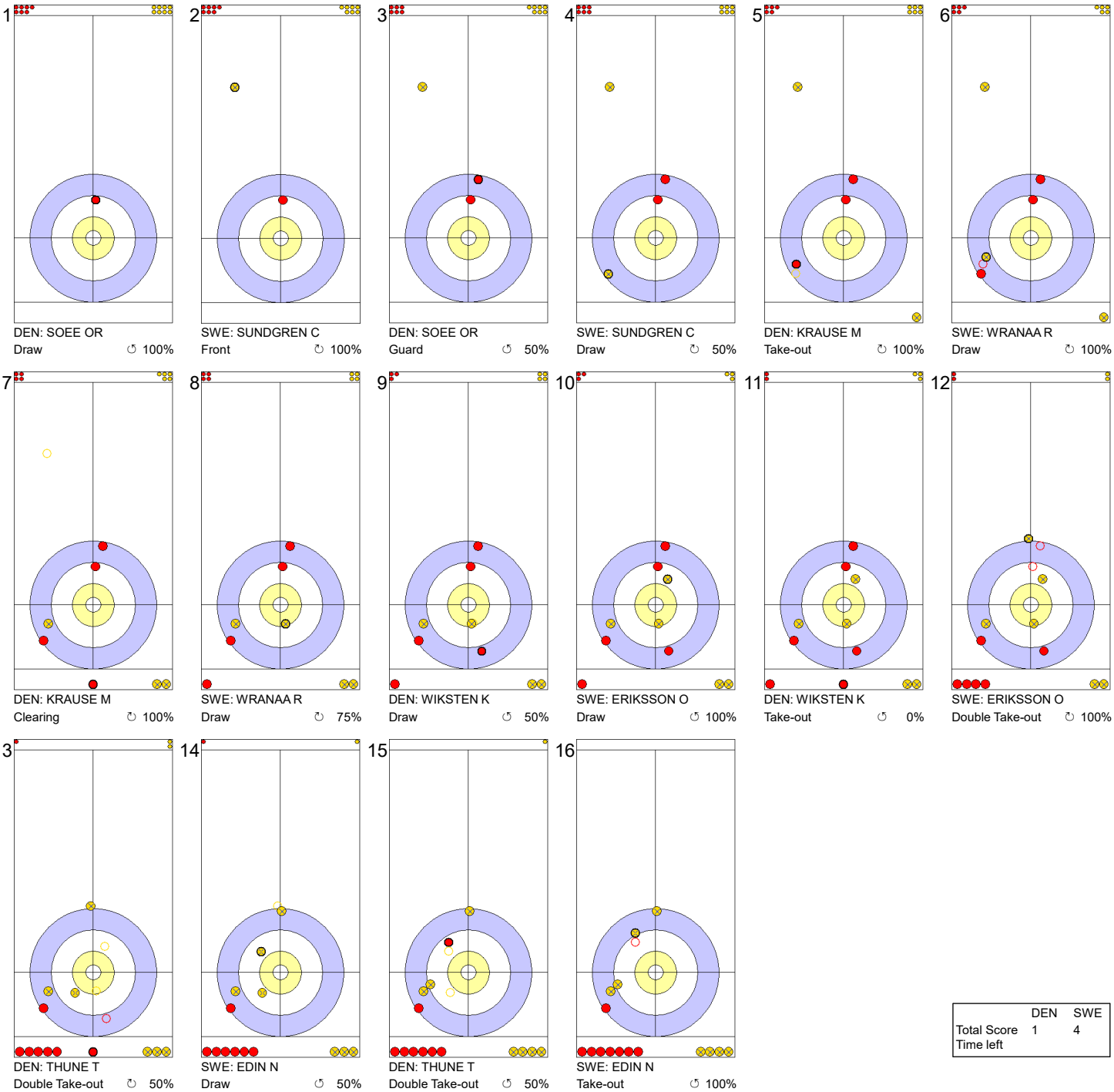


| | DEN | SWE |
|---|---|---|
| Total Score | 1 | 4 |
| Time left | | |

**Legend:**

↻ Clockwise ↺ Counter-clockwise - Not considered



lgt.com NEW HOLLAND LE GRUYÈRE SWITZERLAND ZUG CURLIT Curling Information Technology Ltd.

# Game - Shot by Shot

**End 3** — **DEN - Denmark 1 + 0** (this end) **= 1** — **SWE - Sweden 4 + 0** (this end) **= 4**

1
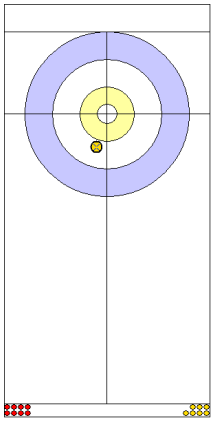
SWE: SUNDGREN C
Draw ↻ 100%

2
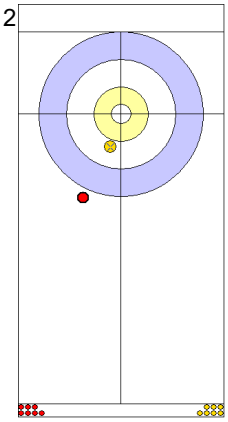
DEN: SOEE OR
Front ↺ 100%

3
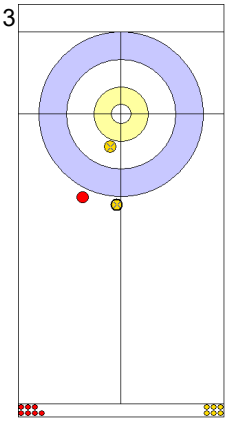
SWE: SUNDGREN C
Guard ↻ 75%

4
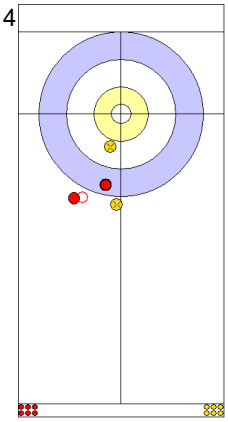
DEN: SOEE OR
Draw ↺ 50%

5
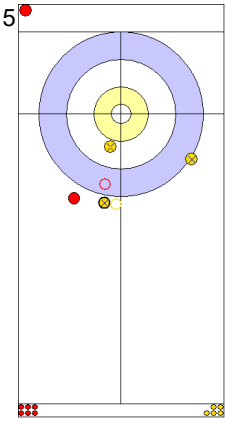
SWE: WRANAA R
Take-out ↻ 100%

6
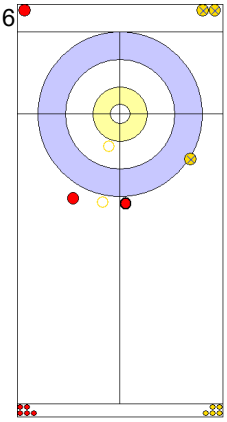
DEN: KRAUSE M
Double Take-out ↺ 100%

7
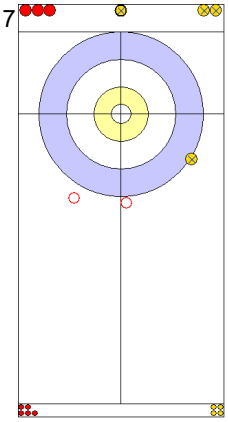
SWE: WRANAA R
Double Take-out ↻ 100%

8
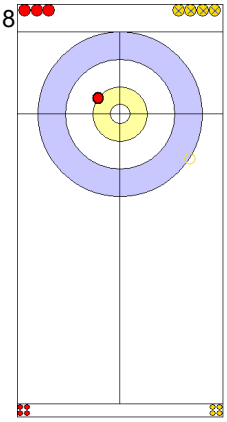
DEN: KRAUSE M
Hit and Roll ↺ 100%

9
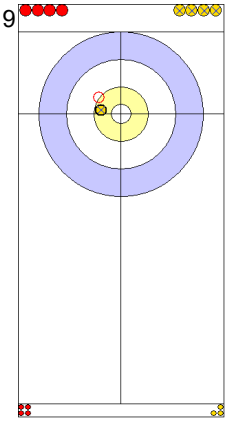
SWE: ERIKSSON O
Take-out ↻ 100%

10
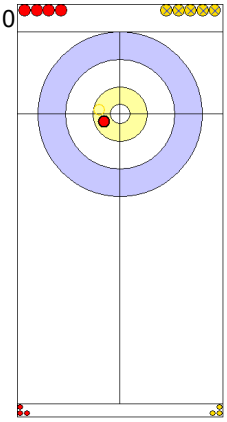
DEN: WIKSTEN K
Take-out ↺ 100%

11
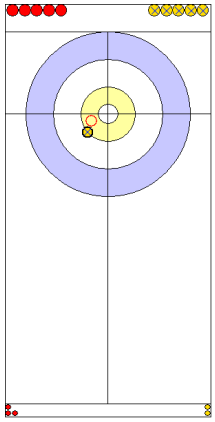
SWE: ERIKSSON O
Take-out ↻ 100%

12
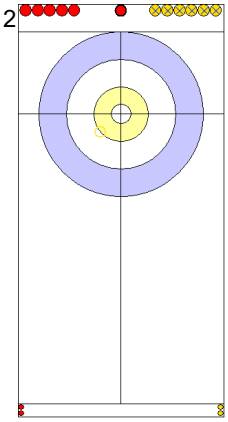
DEN: WIKSTEN K
Take-out ↺ 50%

13
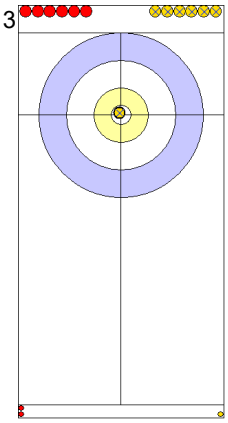
SWE: EDIN N
Draw ↻ 100%

14
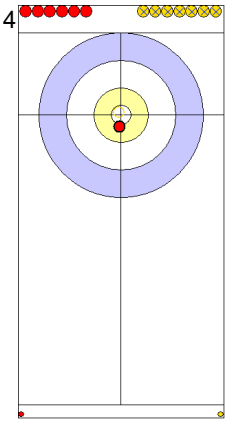
DEN: THUNE T
Take-out ↺ 100%

15
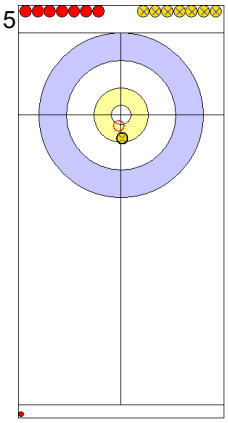
SWE: EDIN N
Take-out ↻ 100%

16
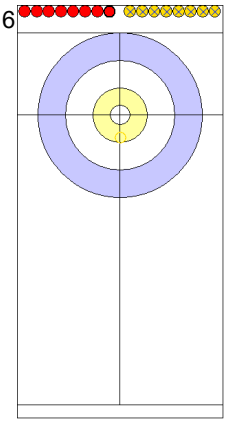
DEN: THUNE T
Clearing ↺ 100%

| | DEN | SWE |
|---|---|---|
| Total Score | 1 | 4 |
| Time left | | |

**Legend:**
↻ Clockwise ↺ Counter-clockwise - Not considered



lgt.com NEW HOLLAND LE GRUYÈRE SWITZERLAND V ZUG CURLIT Curling Information Technology Ltd.

# Game - Shot by Shot

**End 4** — **DEN - Denmark 1 + 2** (this end) **= 3** — **SWE - Sweden 4 + 0** (this end) **= 4**

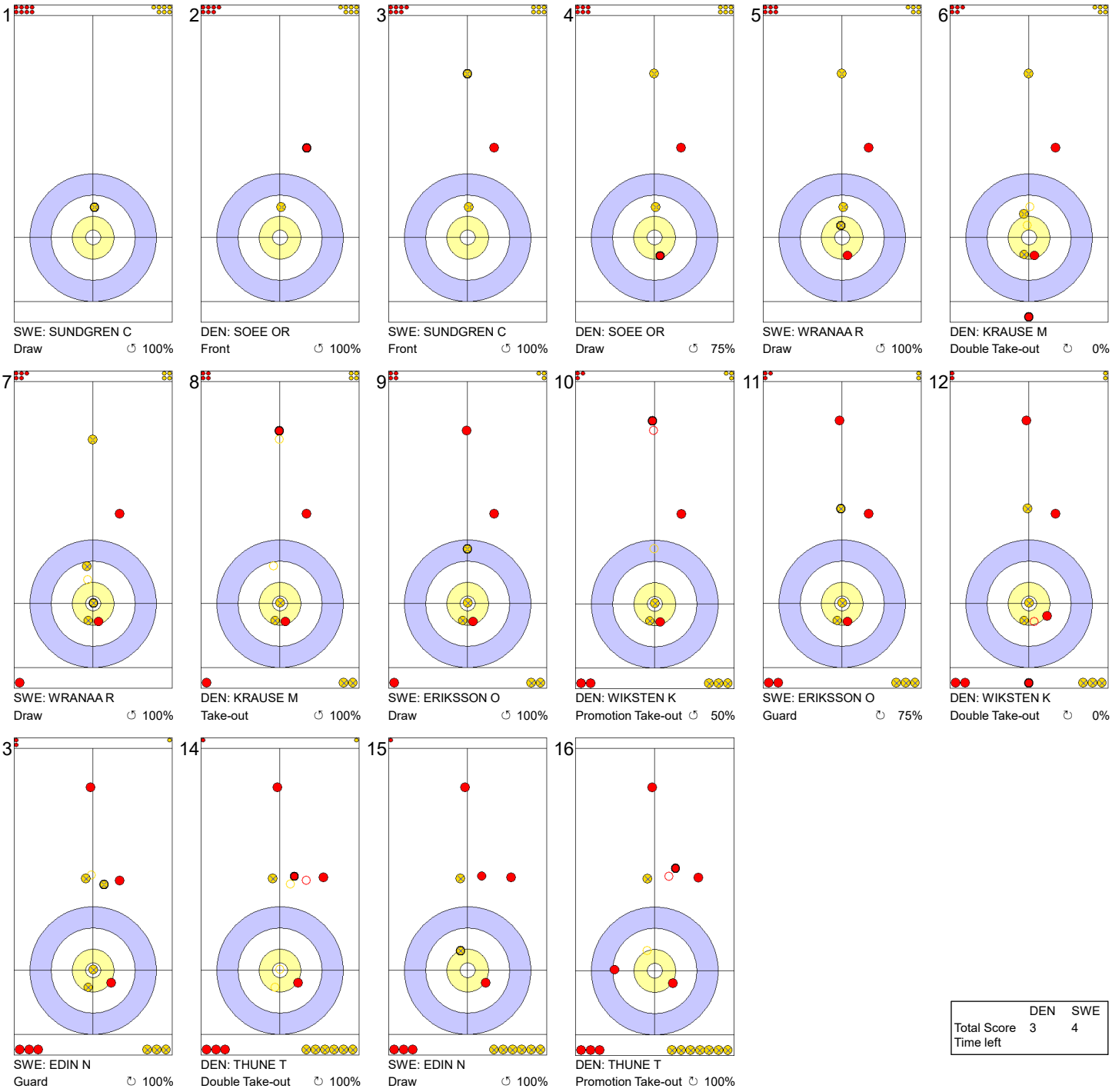


| | DEN | SWE |
|---|---|---|
| Total Score | 3 | 4 |
| Time left | | |

**Legend:**

↻ Clockwise ↺ Counter-clockwise - Not considered



lgt.com NEW HOLLAND LE GRUYÈRE SWITZERLAND ZUG CURLIT Curling Information Technology Ltd.

# Game - Shot by Shot

**End 5** — **DEN - Denmark 3 + 0** (this end) **= 3** — **SWE - Sweden 4 + 2** (this end) **= 6**

1
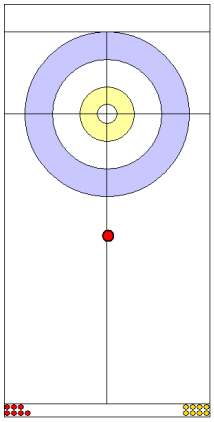
DEN: SOEE OR
Front ↺ 100%

2
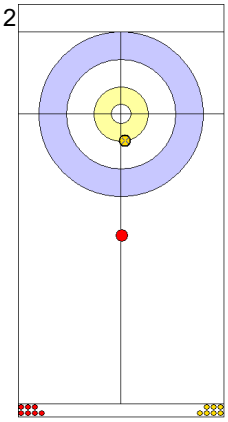
SWE: SUNDGREN C
Draw ↺ 75%

3
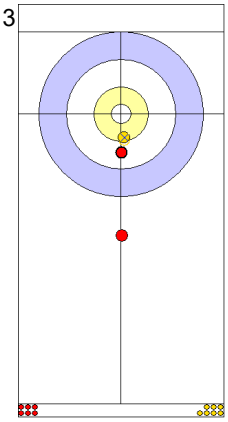
DEN: SOEE OR
Draw ↺ 100%

4
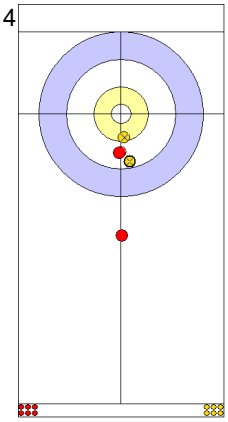
SWE: SUNDGREN C
Draw ↺ 100%

5
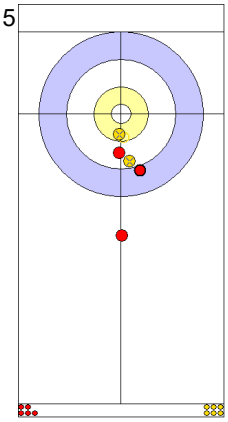
DEN: KRAUSE M
Draw ↺ 100%

6
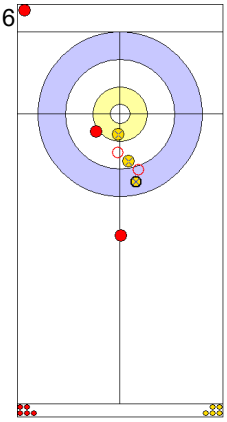
SWE: WRANAA R
Take-out ↺ 75%

7
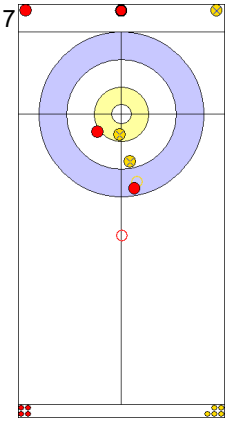
DEN: KRAUSE M
Promotion Take-out ↻ 50%

8
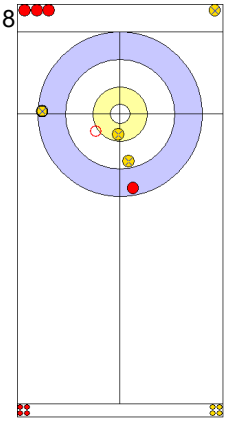
SWE: WRANAA R
Take-out ↺ 75%

9
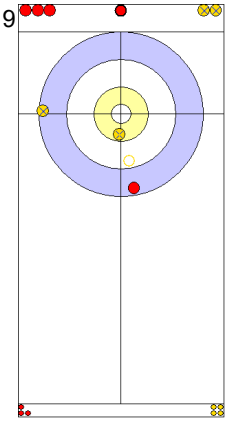
DEN: WIKSTEN K
Hit and Roll ↺ 75%

10
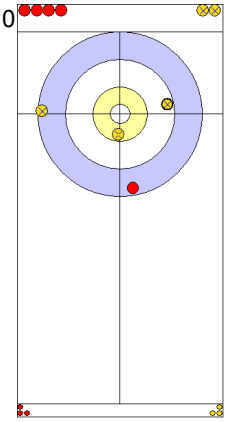
SWE: ERIKSSON O
Draw ↺ 100%

11
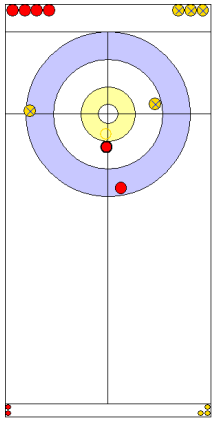
DEN: WIKSTEN K
Hit and Roll ↺ 75%

12
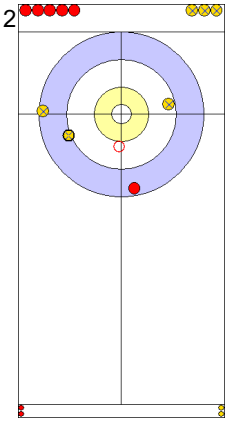
SWE: ERIKSSON O
Take-out ↺ 75%

13
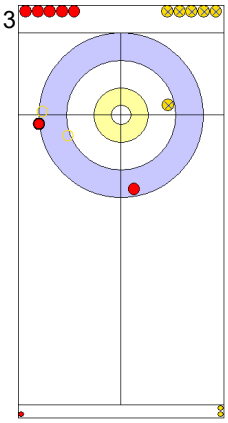
DEN: THUNE T
Double Take-out ↻ 100%

14
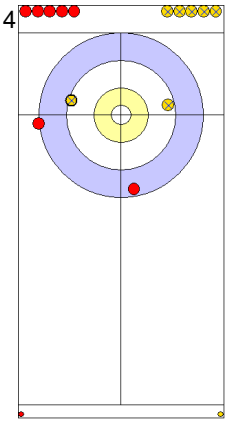
SWE: EDIN N
Draw ↺ 100%

15
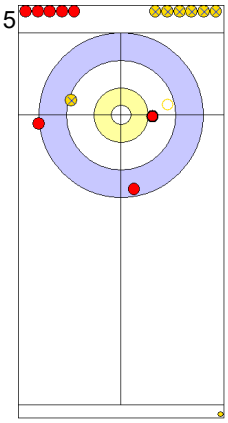
DEN: THUNE T
Hit and Roll ↺ 75%

16
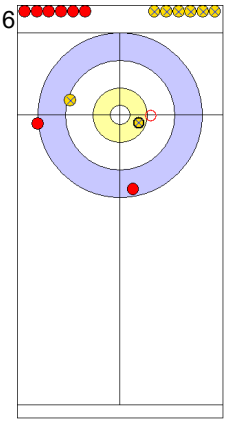
SWE: EDIN N
Take-out ↺ 100%

| | DEN | SWE |
|---|---|---|
| Total Score | 3 | 6 |
| Time left | | |

**Legend:**
↻ Clockwise ↺ Counter-clockwise - Not considered



lgt.com NEW HOLLAND LE GRUYÈRE SWITZERLAND ZUG CURLIT Curling Information Technology Ltd.

# Game - Shot by Shot

**End 6** — **DEN - Denmark 3 + 1** (this end) **= 4** — **SWE - Sweden 6 + 0** (this end) **= 6**




| | DEN | SWE |
|---|---|---|
| Total Score | 4 | 6 |
| Time left | | |

**Legend:**

↻ Clockwise ↺ Counter-clockwise - Not considered



lgt.com NEW HOLLAND LE GRUYÈRE SWITZERLAND ZUG CURLIT Curling Information Technology Ltd.

# Game - Shot by Shot

**End 7** — **DEN - Denmark 4 + 0** (this end) **= 4** — **SWE - Sweden 6 + 0** (this end) **= 6**

1
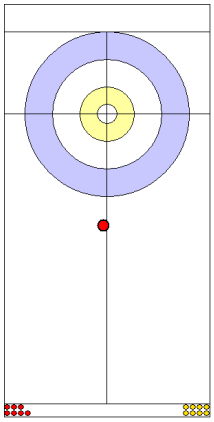
DEN: SOEE OR
Front ↺ 100%

2
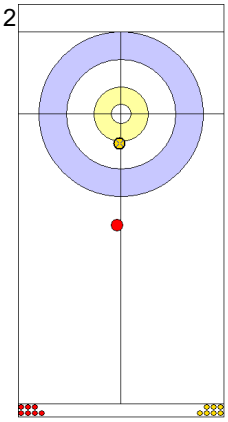
SWE: SUNDGREN C
Draw ↺ 100%

3
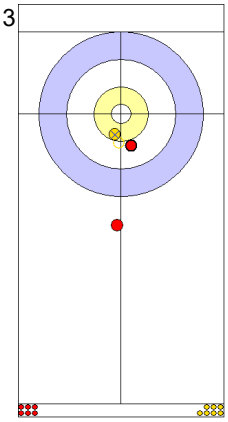
DEN: SOEE OR
Draw ↺ 100%

4
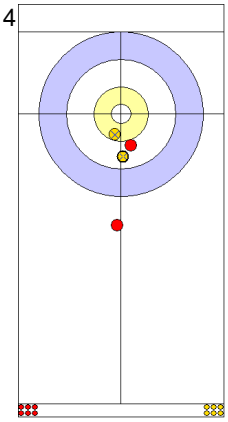
SWE: SUNDGREN C
Draw ↺ 100%

5
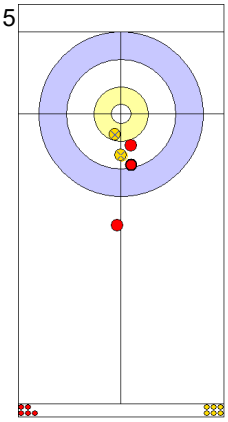
DEN: KRAUSE M
Draw ↺ 100%

6
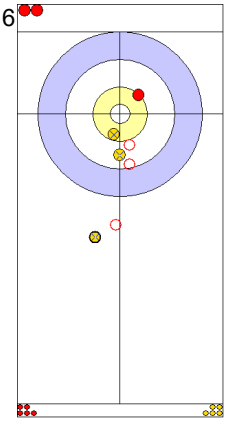
SWE: WRANAA R
Double Take-out ↻ 100%

7
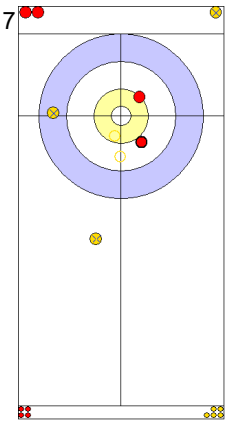
DEN: KRAUSE M
Double Take-out ↺ 75%

8
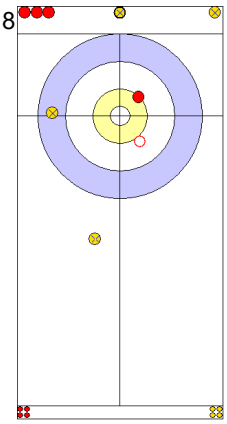
SWE: WRANAA R
Clearing ↻ 100%

9
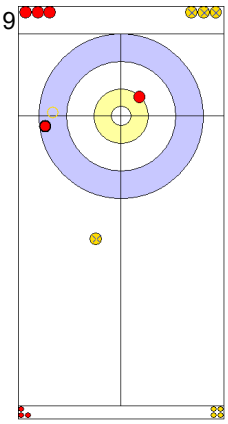
DEN: WIKSTEN K
Take-out ↻ 100%

10
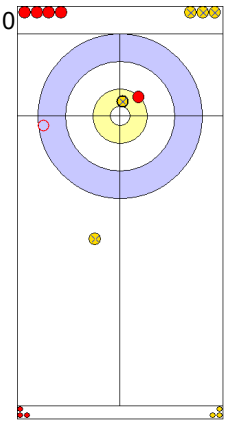
SWE: ERIKSSON O
Hit and Roll ↻ 100%

11
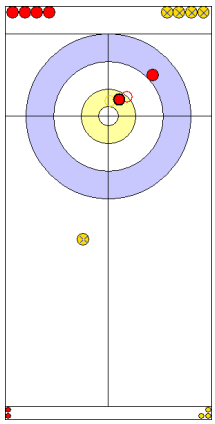
DEN: WIKSTEN K
Take-out ↺ 75%

12
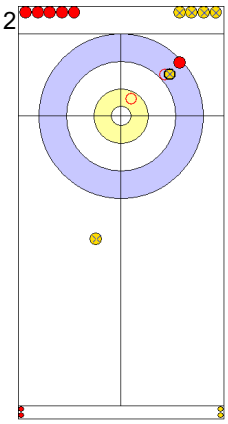
SWE: ERIKSSON O
Double Take-out ↺ 75%

13
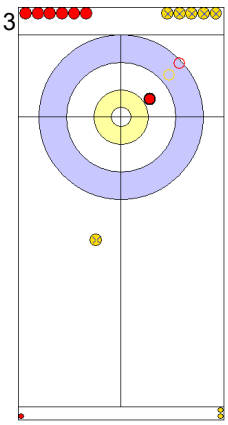
DEN: THUNE T
Take-out ↺ 50%

14
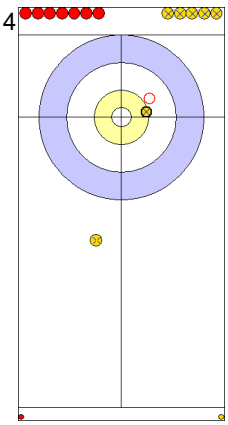
SWE: EDIN N
Take-out ↻ 100%

15
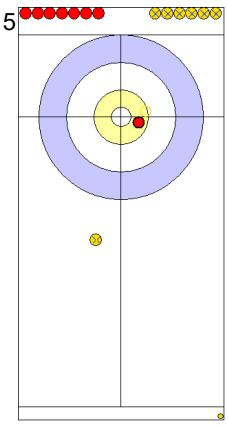
DEN: THUNE T
Take-out ↻ 100%

16
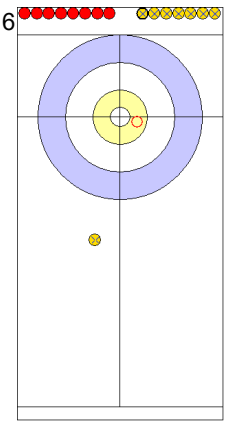
SWE: EDIN N
Clearing ↻ 100%

| | DEN | SWE |
|---|---|---|
| Total Score | 4 | 6 |
| Time left | | |

**Legend:**
↻ Clockwise ↺ Counter-clockwise - Not considered



lgt.com NEW HOLLAND LE GRUYÈRE SWITZERLAND ZUG CURLIT Curling Information Technology Ltd.

# Game - Shot by Shot

**End 8** — **DEN - Denmark 4 + 0 (this end) = 4** — **SWE - Sweden 6 + 5 (this end) = 11**




| | DEN | SWE |
|---|---|---|
| Total Score | 4 | 11 |
| Time left | 04:35 | 08:21 |

**Legend:**
↻ Clockwise ↺ Counter-clockwise - Not considered



lgt.com NEW HOLLAND LE GRUYÈRE SWITZERLAND V ZUG CURLIT Curling Information Technology Ltd.

# Game Results

| Sheet | Game | Team | LSFE | 1 | 2 | 3 | 4 | 5 | 6 | 7 | 8 | 9 | 10 | Extra Ends | Total |
|---|---|---|---|---|---|---|---|---|---|---|---|---|---|---|---|
| C | 4 | GER - Germany | | 0 | 2 | 0 | 2 | 0 | 2 | 0 | 2 | 3 | X | | 11 |
| | 4 | FIN - Finland | * | 1 | 0 | 1 | 0 | 1 | 0 | 1 | 0 | 0 | X | | 4 |

| GER - Germany | | Shot Success Game | Shot Success All |
|---|---|---|---|
| 4 S | TOTZEK Sixten | 89% | 80% |
| 3 V | MUSKATEWITZ Marc | 86% | 87% |
| 2 | SUTOR Joshua | 81% | 83% |
| 1 | GREINDL Dominik | 94% | 88% |
| A | KAPP Benjamin | - | - |
| | Team Total | 88% | 85% |

| Last Stone Draw | | Distance |
|---|---|---|
| ↻ | GREINDL Dominik | 15.4cm |
| ↺ | SUTOR Joshua | 36.3cm |
| **Total** | | **51.7cm** |

Time remaining: 6 minutes 0 seconds

Time-out: End 9 - GER stone 4

| FIN - Finland | | Shot Success Game | Shot Success All |
|---|---|---|---|
| 4 S | KIISKINEN Kalle | 56% | 64% |
| 3 V | SALO Teemu | 54% | 71% |
| 2 | OUNI Leo | 76% | 76% |
| 1 | KUOSMANEN Paavo | 74% | 82% |
| A | POLLANEN Jermu | - | - |
| | Team Total | 65% | 73% |

| Last Stone Draw | | Distance |
|---|---|---|
| ↻ | KIISKINEN Kalle | 11.3cm |
| ↺ | SALO Teemu | 35.9cm |
| **Total** | | **47.2cm** |

Time remaining: 5 minutes 52 seconds

## Shot Success Analysis

| GER - Germany | | ↻ | | ↺ | | Game | |
|---|---|---|---|---|---|---|---|
| 4 TOTZEK Sixten | Draws | 1 | 100% | 9 | 94% | 10 | 95% |
| | Take-outs | 3 | 92% | 5 | 75% | 8 | 81% |
| | Total | 4 | 94% | 14 | 88% | 18 | 89% |
| 3 MUSKATEWITZ Marc | Draws | 4 | 75% | 4 | 88% | 8 | 81% |
| | Take-outs | 6 | 92% | 4 | 88% | 10 | 90% |
| | Total | 10 | 85% | 8 | 88% | 18 | 86% |
| 2 SUTOR Joshua | Draws | 4 | 75% | 5 | 80% | 9 | 78% |
| | Take-outs | 3 | 83% | 6 | 83% | 9 | 83% |
| | Total | 7 | 79% | 11 | 82% | 18 | 81% |
| 1 GREINDL Dominik | Draws | 6 | 92% | 10 | 95% | 16 | 94% |
| | Take-outs | 2 | 100% | 0 | - | 2 | 100% |
| | Total | 8 | 94% | 10 | 95% | 18 | 94% |
| A KAPP Benjamin | Draws | 0 | - | 0 | - | 0 | - |
| | Take-outs | 0 | - | 0 | - | 0 | - |
| | Total | 0 | - | 0 | - | 0 | - |
| Team | Draws | 15 | 83% | 28 | 91% | 43 | 88% |
| | Take-outs | 14 | 91% | 15 | 82% | 29 | 86% |
| | Total | 29 | 87% | 43 | 88% | 72 | 88% |

| FIN - Finland | | ↻ | | ↺ | | Game | |
|---|---|---|---|---|---|---|---|
| 4 KIISKINEN Kalle | Draws | 3 | 33% | 3 | 50% | 6 | 42% |
| | Take-outs | 6 | 67% | 6 | 58% | 12 | 63% |
| | Total | 9 | 56% | 9 | 56% | 18 | 56% |
| 3 SALO Teemu | Draws | 5 | 55% | 2 | 25% | 7 | 46% |
| | Take-outs | 2 | 38% | 9 | 64% | 11 | 59% |
| | Total | 7 | 50% | 11 | 57% | 18 | 54% |
| 2 OUNI Leo | Draws | 6 | 75% | 6 | 71% | 12 | 73% |
| | Take-outs | 1 | 100% | 5 | 80% | 6 | 83% |
| | Total | 7 | 79% | 11 | 75% | 18 | 76% |
| 1 KUOSMANEN Paavo | Draws | 10 | 78% | 6 | 75% | 16 | 77% |
| | Take-outs | 1 | 0% | 1 | 100% | 2 | 50% |
| | Total | 11 | 70% | 7 | 79% | 18 | 74% |
| A POLLANEN Jermu | Draws | 0 | - | 0 | - | 0 | - |
| | Take-outs | 0 | - | 0 | - | 0 | - |
| | Total | 0 | - | 0 | - | 0 | - |
| Team | Draws | 24 | 67% | 17 | 63% | 41 | 65% |
| | Take-outs | 10 | 58% | 21 | 68% | 31 | 65% |
| | Total | 34 | 64% | 38 | 66% | 72 | 65% |

**Note:**
Position and function for each team member:
**4** = Fourth, **3** = Third, **2** = Second, **1** = Lead, **A** = Alternate, **S** = Skip, **V** = Vice-Skip

**Legend:**
↻ Clockwise ↺ Counter-clockwise **LSFE(*)** Last Stone First End
**X** Unplayed/unfinished end due to concession



lgt.com NEW HOLLAND LE GRUYÈRE SWITZERLAND ZUG CURLIT Curling Information Technology Ltd.

# Game - Shot by Shot

**End 1** — **GER - Germany 0 + 0** (this end) **= 0** — **FIN - Finland 0 + 1** (this end) **= 1**

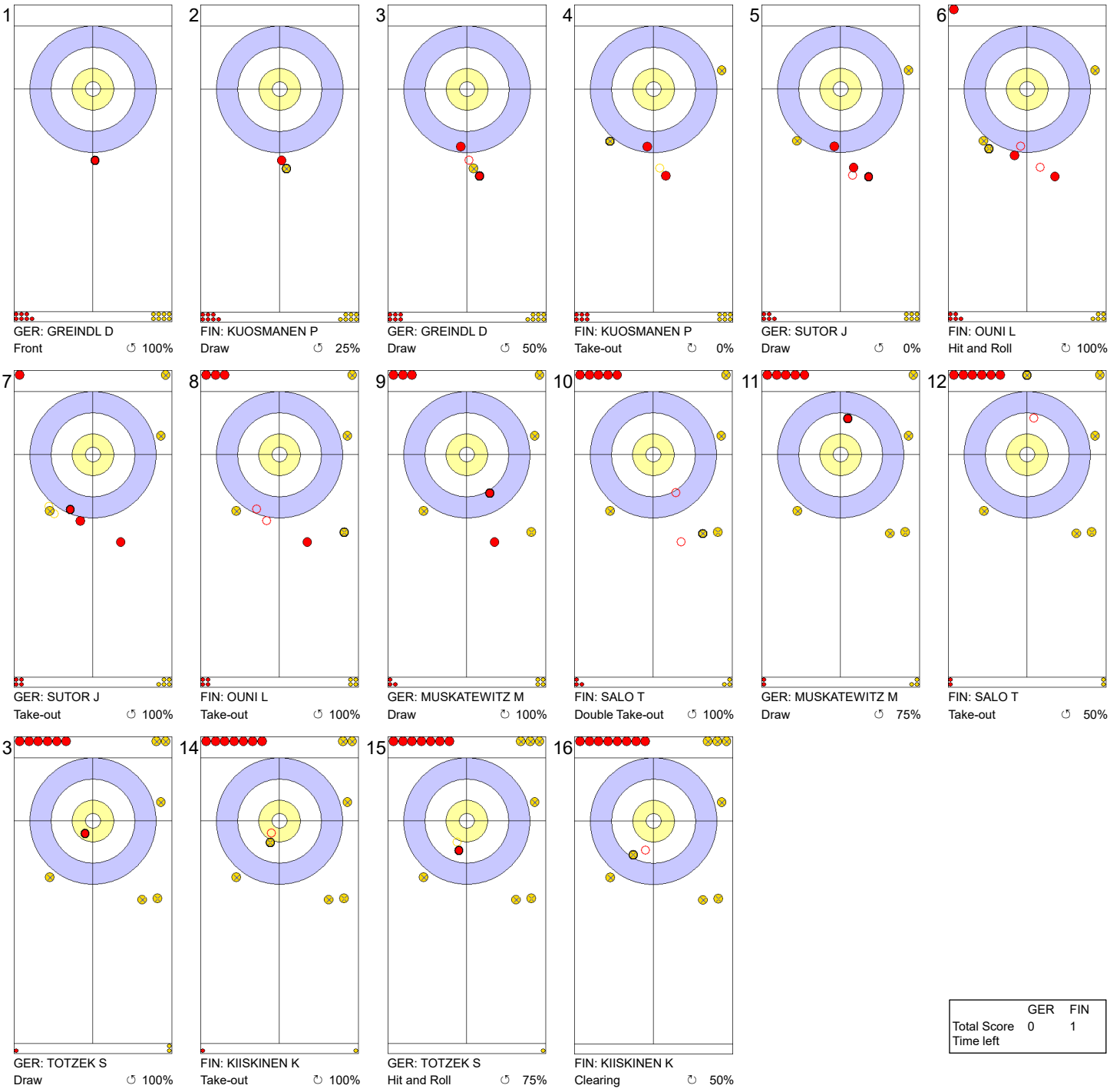


| | GER | FIN |
|---|---|---|
| Total Score | 0 | 1 |
| Time left | | |

**Legend:**
↻ Clockwise ↺ Counter-clockwise - Not considered



lgt.com NEW HOLLAND LE GRUYÈRE SWITZERLAND ZUG CURLIT Curling Information Technology Ltd.

# Game - Shot by Shot

**End 2** — **GER - Germany 0 + 2** (this end) **= 2** — **FIN - Finland 1 + 0** (this end) **= 1**




| | GER | FIN |
|---|---|---|
| Total Score | 2 | 1 |
| Time left | | |

**Legend:**

↻ Clockwise ↺ Counter-clockwise - Not considered



lgt.com NEW HOLLAND LE GRUYÈRE SWITZERLAND V ZUG CURLIT Curling Information Technology Ltd.

# Game - Shot by Shot

**End 3** — **GER - Germany 2 + 0** (this end) **= 2** — **FIN - Finland 1 + 1** (this end) **= 2**

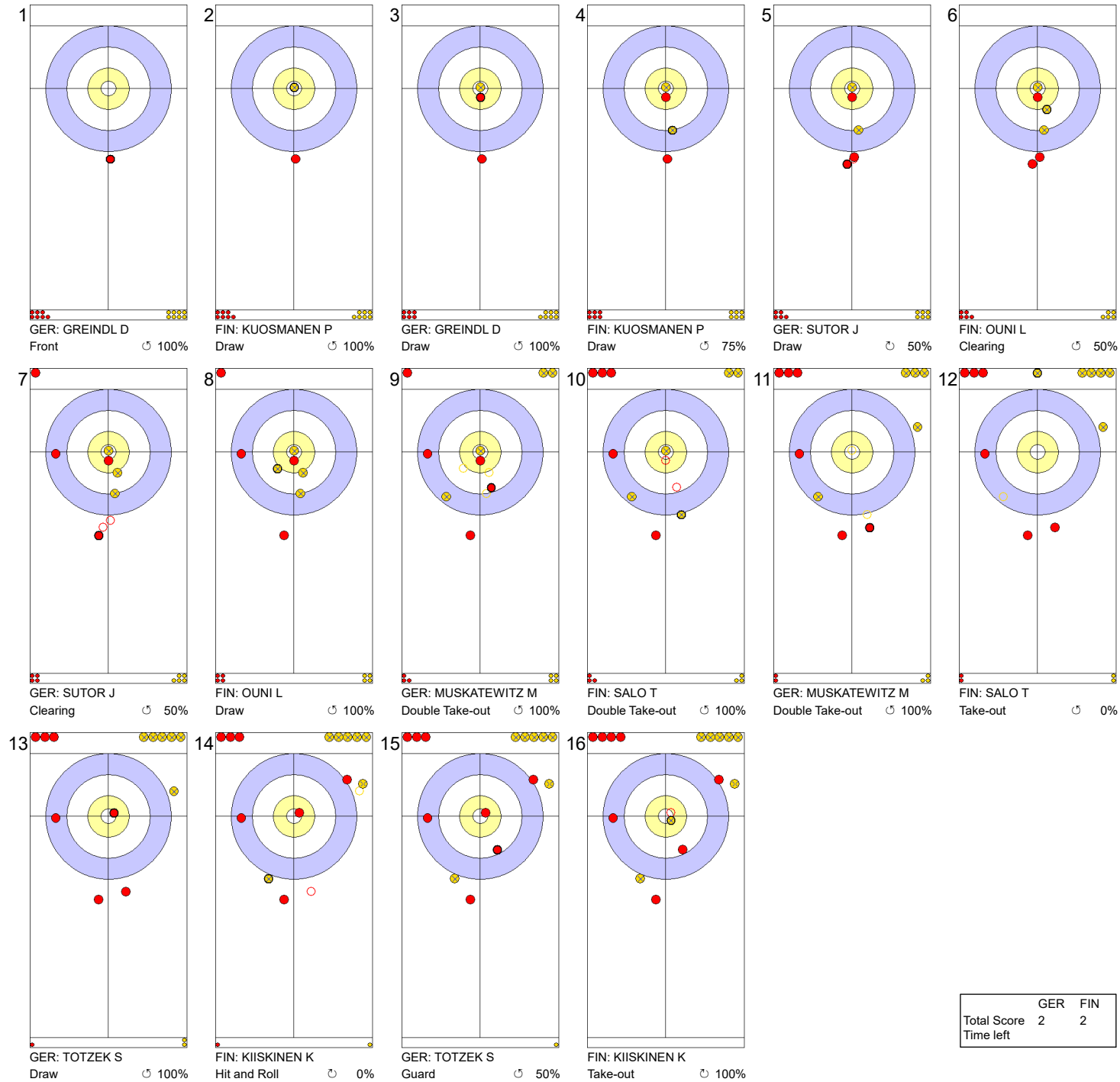


| | GER | FIN |
|---|---|---|
| Total Score | 2 | 2 |
| Time left | | |

**Legend:**

↻ Clockwise ↺ Counter-clockwise - Not considered



lgt.com NEW HOLLAND LE GRUYÈRE SWITZERLAND ZUG CURLIT Curling Information Technology Ltd.

# Game - Shot by Shot

**End 4** — **GER - Germany 2 + 2** (this end) **= 4** — **FIN - Finland 2 + 0** (this end) **= 2**

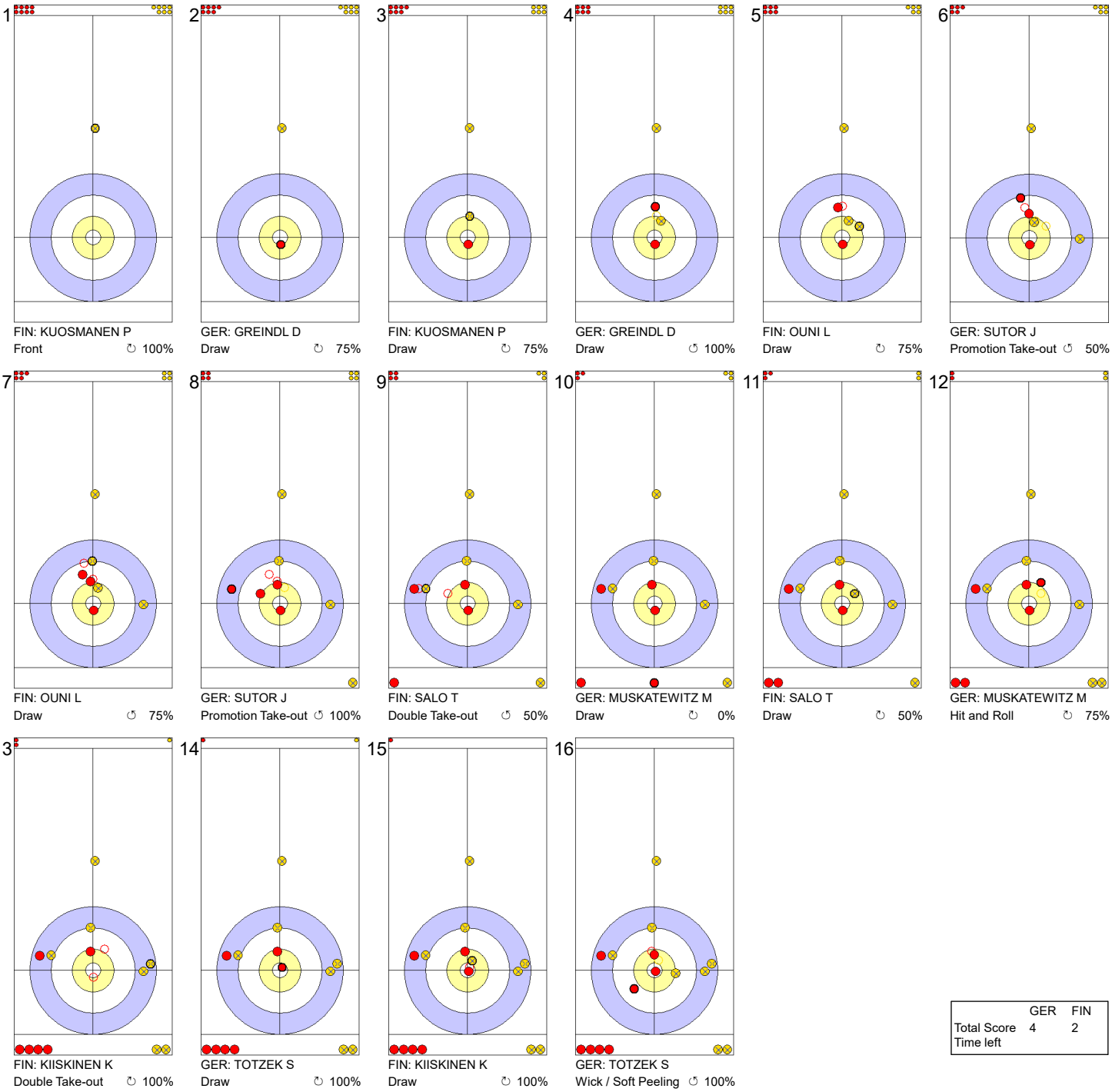


| | GER | FIN |
|---|---|---|
| Total Score | 4 | 2 |
| Time left | | |

**Legend:**

↻ Clockwise ↺ Counter-clockwise - Not considered



lgt.com NEW HOLLAND LE GRUYÈRE SWITZERLAND ZUG CURLIT Curling Information Technology Ltd.

# Game - Shot by Shot

**End 5** — **GER - Germany 4 + 0** (this end) **= 4** — **FIN - Finland 2 + 1** (this end) **= 3**




| | GER | FIN |
|---|---|---|
| Total Score | 4 | 3 |
| Time left | | |

**Legend:**

↻ Clockwise ↺ Counter-clockwise - Not considered



lgt.com NEW HOLLAND LE GRUYÈRE SWITZERLAND ZUG CURLIT Curling Information Technology Ltd.

# Game - Shot by Shot

**End 6** — **GER - Germany 4 + 2** (this end) **= 6** — **FIN - Finland 3 + 0** (this end) **= 3**




| | GER | FIN |
|---|---|---|
| Total Score | 6 | 3 |
| Time left | | |

**Legend:**

↻ Clockwise ↺ Counter-clockwise - Not considered



lgt.com NEW HOLLAND LE GRUYÈRE SWITZERLAND ZUG CURLIT Curling Information Technology Ltd.

# Game - Shot by Shot

**End 7** | **GER - Germany** **6 + 0** (this end) **= 6** | **FIN - Finland** **3 + 1** (this end) **= 4**

1
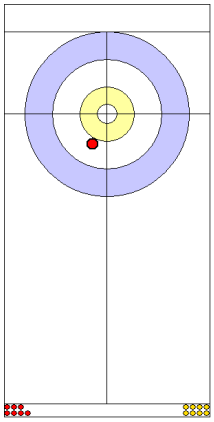
GER: GREINDL D
Draw ↺ 100%

2
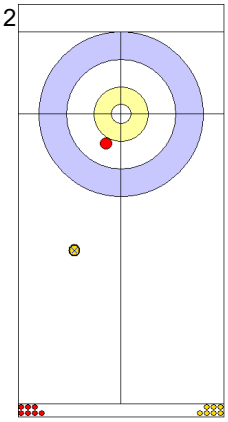
FIN: KUOSMANEN P
Front ↺ 100%

3
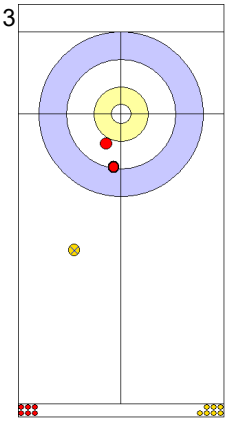
GER: GREINDL D
Draw ↺ 100%

4
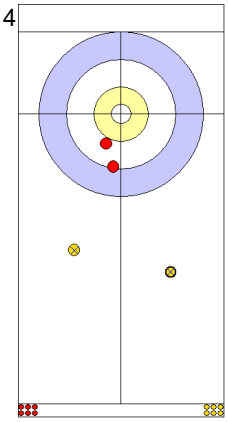
FIN: KUOSMANEN P
Front ↺ 100%

5
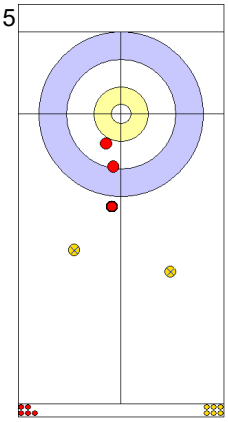
GER: SUTOR J
Guard ↺ 100%

6
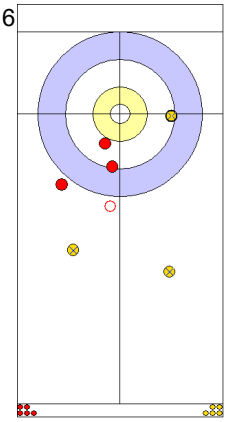
FIN: OUNI L
Hit and Roll ↺ 100%

7
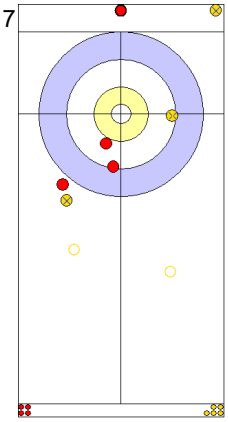
GER: SUTOR J
Clearing ↻ 100%

8
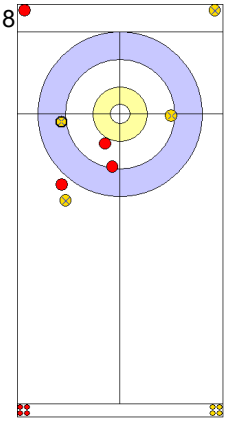
FIN: OUNI L
Draw ↺ 100%

9
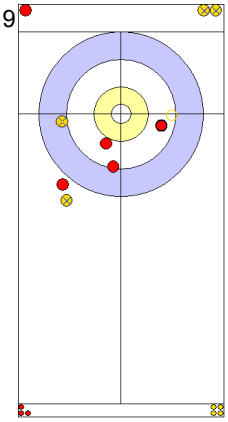
GER: MUSKATEWITZ M
Take-out ↻ 100%

10
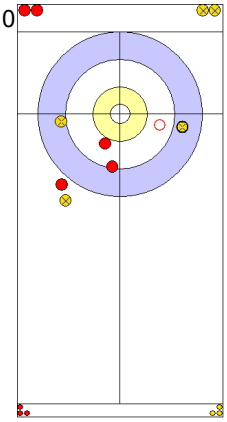
FIN: SALO T
Hit and Roll ↻ 75%

11
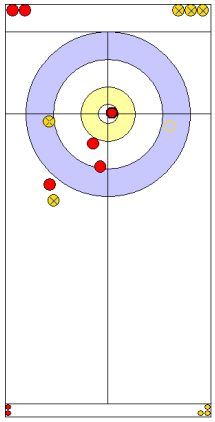
GER: MUSKATEWITZ M
Hit and Roll ↻ 75%

12
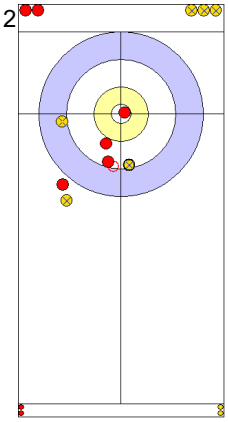
FIN: SALO T
Draw ↺ 50%

13
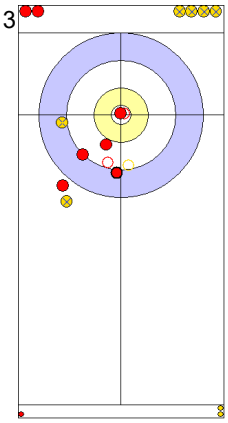
GER: TOTZEK S
Take-out ↺ 100%

14
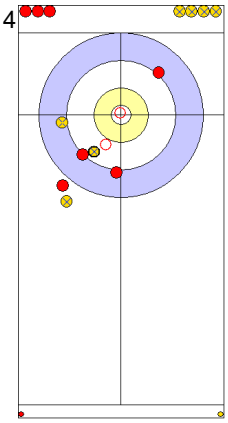
FIN: KIISKINEN K
Double Take-out ↻ 50%

15
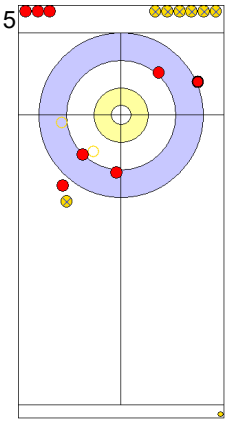
GER: TOTZEK S
Double Take-out ↺ 100%

16
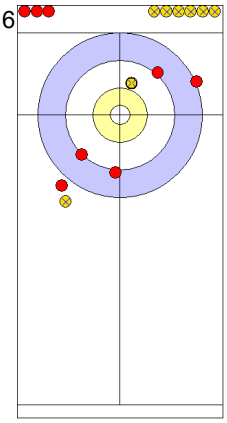
FIN: KIISKINEN K
Draw ↺ 100%

| | GER | FIN |
|---|---|---|
| Total Score | 6 | 4 |
| Time left | | |

**Legend:**
↻ Clockwise ↺ Counter-clockwise - Not considered



lgt.com NEW HOLLAND LE GRUYÈRE SWITZERLAND ZUG CURLIT Curling Information Technology Ltd.

# Game - Shot by Shot

**End 8** — **GER - Germany 6 + 2** (this end) **= 8** — **FIN - Finland 4 + 0** (this end) **= 4**

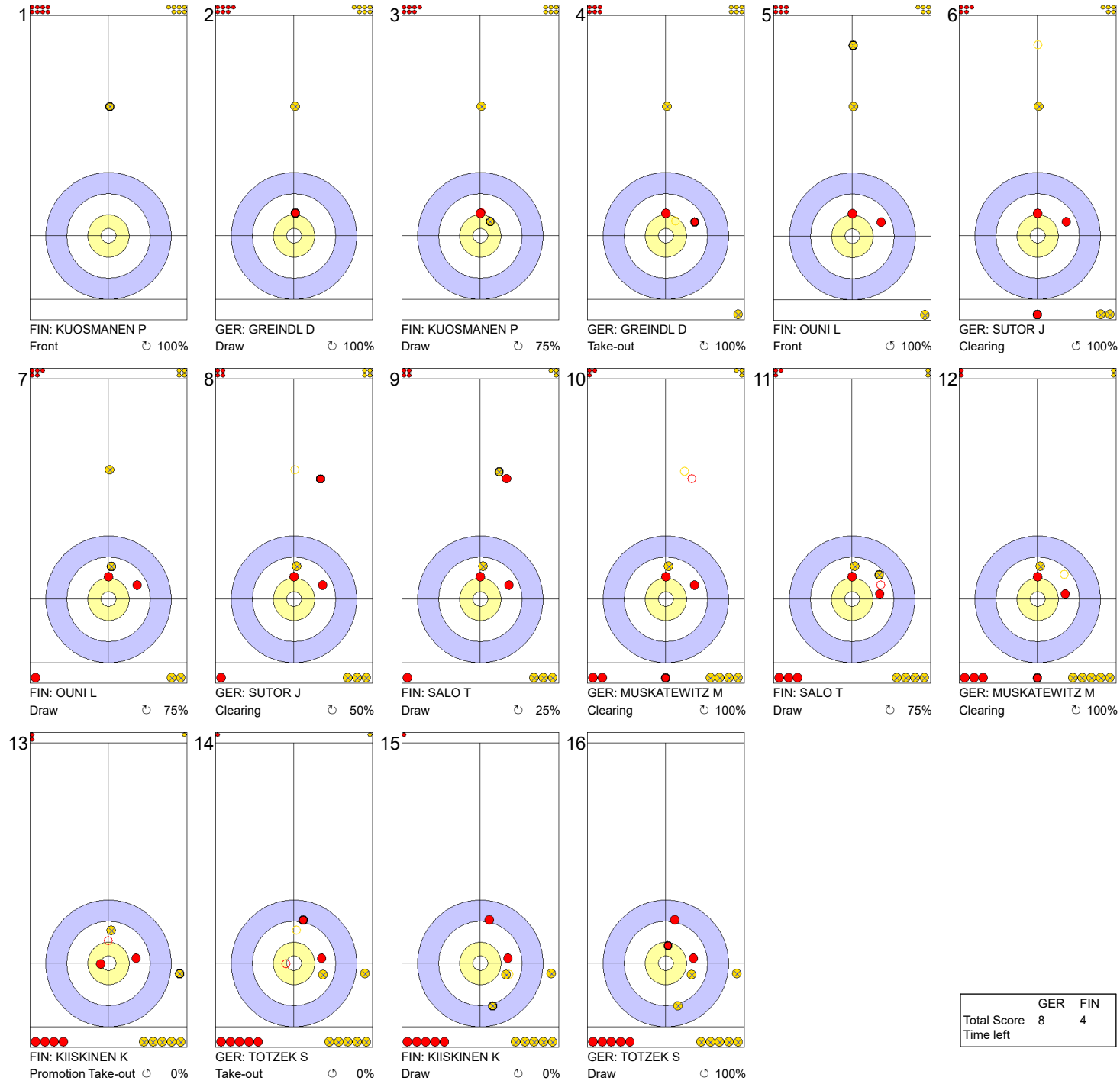


| | GER | FIN |
|---|---|---|
| Total Score | 8 | 4 |
| Time left | | |

**Legend:**

↻ Clockwise ↺ Counter-clockwise - Not considered



lgt.com NEW HOLLAND LE GRUYÈRE SWITZERLAND ZUG CURLIT Curling Information Technology Ltd.

# Game - Shot by Shot

**End 9** | **GER - Germany** 8 + 3 (this end) = 11 | **FIN - Finland** 4 + 0 (this end) = 4




| | GER | FIN |
|---|---|---|
| Total Score | 11 | 4 |
| Time left | 06:00 | 05:52 |

**Legend:**
↻ Clockwise ↺ Counter-clockwise - Not considered



lgt.com NEW HOLLAND LE GRUYÈRE SWITZERLAND V ZUG CURLIT Curling Information Technology Ltd.

## Session Results and Standings

| Sheet | Game | Team | LSFE | 1 | 2 | 3 | 4 | 5 | 6 | 7 | 8 | 9 | 10 | Extra Ends | | | | Total |
|---|---|---|---|---|---|---|---|---|---|---|---|---|---|---|---|---|---|---|
| A | 3 | GER - Germany | | 0 | 0 | 3 | 0 | 1 | 2 | 0 | 0 | 2 | X | | | | | 8 |
| | 3 | USA - United States | * | 0 | 1 | 0 | 1 | 0 | 0 | 1 | 0 | 0 | X | | | | | 3 |
| B | 3 | ITA - Italy | | 0 | 2 | 1 | 0 | 3 | 1 | 1 | 0 | 2 | X | | | | | 10 |
| | 3 | FIN - Finland | * | 2 | 0 | 0 | 4 | 0 | 0 | 0 | 1 | 0 | X | | | | | 7 |
| C | 3 | NOR - Norway | | 0 | 0 | 1 | 2 | 0 | 1 | 1 | 0 | 2 | X | | | | | 7 |
| | 3 | SCO - Scotland | * | 0 | 2 | 0 | 0 | 1 | 0 | 0 | 1 | 0 | X | | | | | 4 |
| D | 3 | SUI - Switzerland | * | 3 | 1 | 0 | 0 | 1 | 0 | 1 | 0 | 0 | X | | | | | 6 |
| | 4 | CAN - Canada | | 0 | 0 | 0 | 4 | 0 | 2 | 0 | 2 | 2 | X | | | | | 10 |

## Current Standings

| Rank | Team | Games | Wins | Losses |
|---|---|---|---|---|
| 1 | CAN - Canada | 4 | 4 | 0 |
| 2 | FIN - Finland | 3 | 2 | 1 |
| 2 | GER - Germany | 3 | 2 | 1 |
| 2 | ITA - Italy | 3 | 2 | 1 |
| 2 | NOR - Norway | 3 | 2 | 1 |
| 2 | USA - United States | 3 | 2 | 1 |
| 7 | CZE - Czech Republic | 3 | 1 | 2 |
| 7 | DEN - Denmark | 3 | 1 | 2 |
| 7 | KOR - Korea | 3 | 1 | 2 |
| 7 | SCO - Scotland | 3 | 1 | 2 |
| 7 | SUI - Switzerland | 3 | 1 | 2 |
| 7 | SWE - Sweden | 3 | 1 | 2 |
| 13 | NED - Netherlands | 3 | 0 | 3 |

**Note:**
Under WCF rules, tie-breaking rules for standings are not applied until after the last game of the round robin.

**Legend:**
**LSFE(*)** Last Stone First End
**X** Unplayed/unfinished end due to concession



lgt.com
NEW HOLLAND
LE GRUYÈRE SWITZERLAND
ZUG
CURLIT Curling Information Technology Ltd.

# Game Results

| Sheet | Game | Team | LSFE | 1 | 2 | 3 | 4 | 5 | 6 | 7 | 8 | 9 | 10 | Extra Ends | | | | Total |
|---|---|---|---|---|---|---|---|---|---|---|---|---|---|---|---|---|---|---|
| A | 3 | GER - Germany | | 0 | 0 | 3 | 0 | 1 | 2 | 0 | 0 | 2 | X | | | | | 8 |
| | 3 | USA - United States | * | 0 | 1 | 0 | 1 | 0 | 0 | 1 | 0 | 0 | X | | | | | 3 |

| GER - Germany | | Shot Success Game | Shot Success All |
|---|---|---|---|
| 4 S | TOTZEK Sixten | 82 % | 76 % |
| 3 V | MUSKATEWITZ Marc | 94 % | 88 % |
| 2 | SUTOR Joshua | 85 % | 84 % |
| 1 | GREINDL Dominik | 92 % | 86 % |
| A | KAPP Benjamin | - | - |
| | Team Total | 88 % | 84 % |

| Last Stone Draw | | Distance |
|---|---|---|
| ↻ | TOTZEK Sixten | 20.5cm |
| ↺ | MUSKATEWITZ Marc | 99.2cm |
| **Total** | | **119.7cm** |

Time remaining: 3 minutes 41 seconds

Time-out: End 7 - GER stone 8

| USA - United States | | Shot Success Game | Shot Success All |
|---|---|---|---|
| 4 S | DROPKIN Korey | 68 % | 74 % |
| 3 V | POLO Joe | 75 % | 86 % |
| 2 | FENNER Mark | 63 % | 69 % |
| 1 | HOWELL Tom | 86 % | 78 % |
| A | FENSON Alex | - | - |
| | Team Total | 73 % | 77 % |

| Last Stone Draw | | Distance |
|---|---|---|
| ↻ | DROPKIN Korey | 30.7cm |
| ↺ | FENNER Mark | 12.4cm |
| **Total** | | **43.1cm** |

Time remaining: 2 minutes 43 seconds

Time-out: End 9 - USA stone 6

## Shot Success Analysis

| GER - Germany | | ↻ | | ↺ | | Game | |
|---|---|---|---|---|---|---|---|
| 4 TOTZEK Sixten | Draws | 4 | 100 % | 3 | 67 % | 7 | 86 % |
| | Take-outs | 6 | 63 % | 5 | 100 % | 11 | 80 % |
| | Total | 10 | 78 % | 8 | 88 % | 18 | 82 % |
| 3 MUSKATEWITZ Marc | Draws | 2 | 88 % | 4 | 94 % | 6 | 92 % |
| | Take-outs | 7 | 96 % | 5 | 95 % | 12 | 96 % |
| | Total | 9 | 94 % | 9 | 94 % | 18 | 94 % |
| 2 SUTOR Joshua | Draws | 3 | 100 % | 6 | 63 % | 9 | 75 % |
| | Take-outs | 3 | 100 % | 6 | 92 % | 9 | 94 % |
| | Total | 6 | 100 % | 12 | 77 % | 18 | 85 % |
| 1 GREINDL Dominik | Draws | 2 | 100 % | 15 | 93 % | 17 | 94 % |
| | Take-outs | 0 | - | 1 | 50 % | 1 | 50 % |
| | Total | 2 | 100 % | 16 | 91 % | 18 | 92 % |
| A KAPP Benjamin | Draws | 0 | - | 0 | - | 0 | - |
| | Take-outs | 0 | - | 0 | - | 0 | - |
| | Total | 0 | - | 0 | - | 0 | - |
| Team | Draws | 11 | 98 % | 28 | 84 % | 39 | 88 % |
| | Take-outs | 16 | 84 % | 17 | 93 % | 33 | 89 % |
| | Total | 27 | 90 % | 45 | 87 % | 72 | 88 % |

| USA - United States | | ↻ | | ↺ | | Game | |
|---|---|---|---|---|---|---|---|
| 4 DROPKIN Korey | Draws | 3 | 58 % | 3 | 42 % | 6 | 50 % |
| | Take-outs | 6 | 67 % | 5 | 90 % | 11 | 77 % |
| | Total | 9 | 64 % | 8 | 72 % | 17 | 68 % |
| 3 POLO Joe | Draws | 6 | 75 % | 5 | 90 % | 11 | 82 % |
| | Take-outs | 4 | 56 % | 3 | 75 % | 7 | 64 % |
| | Total | 10 | 68 % | 8 | 84 % | 18 | 75 % |
| 2 FENNER Mark | Draws | 7 | 61 % | 6 | 67 % | 13 | 63 % |
| | Take-outs | 3 | 75 % | 2 | 38 % | 5 | 60 % |
| | Total | 10 | 65 % | 8 | 59 % | 18 | 63 % |
| 1 HOWELL Tom | Draws | 4 | 69 % | 13 | 94 % | 17 | 88 % |
| | Take-outs | 0 | - | 1 | 50 % | 1 | 50 % |
| | Total | 4 | 69 % | 14 | 91 % | 18 | 86 % |
| A FENSON Alex | Draws | 0 | - | 0 | - | 0 | - |
| | Take-outs | 0 | - | 0 | - | 0 | - |
| | Total | 0 | - | 0 | - | 0 | - |
| Team | Draws | 20 | 66 % | 27 | 81 % | 47 | 75 % |
| | Take-outs | 13 | 65 % | 11 | 73 % | 24 | 69 % |
| | Total | 33 | 66 % | 38 | 79 % | 71 | 73 % |

**Note:**
Position and function for each team member:
**4** = Fourth, **3** = Third, **2** = Second, **1** = Lead, **A** = Alternate, **S** = Skip, **V** = Vice-Skip

**Legend:**
↻ Clockwise ↺ Counter-clockwise **LSFE(*)** Last Stone First End
**X** Unplayed/unfinished end due to concession



lgt.com NEW HOLLAND LE GRUYÈRE SWITZERLAND ZUG CURLIT Curling Information Technology Ltd.

# Game - Shot by Shot

## End 1 — GER - Germany 0 + 0 (this end) = 0 — USA - United States 0 + 0 (this end) = 0

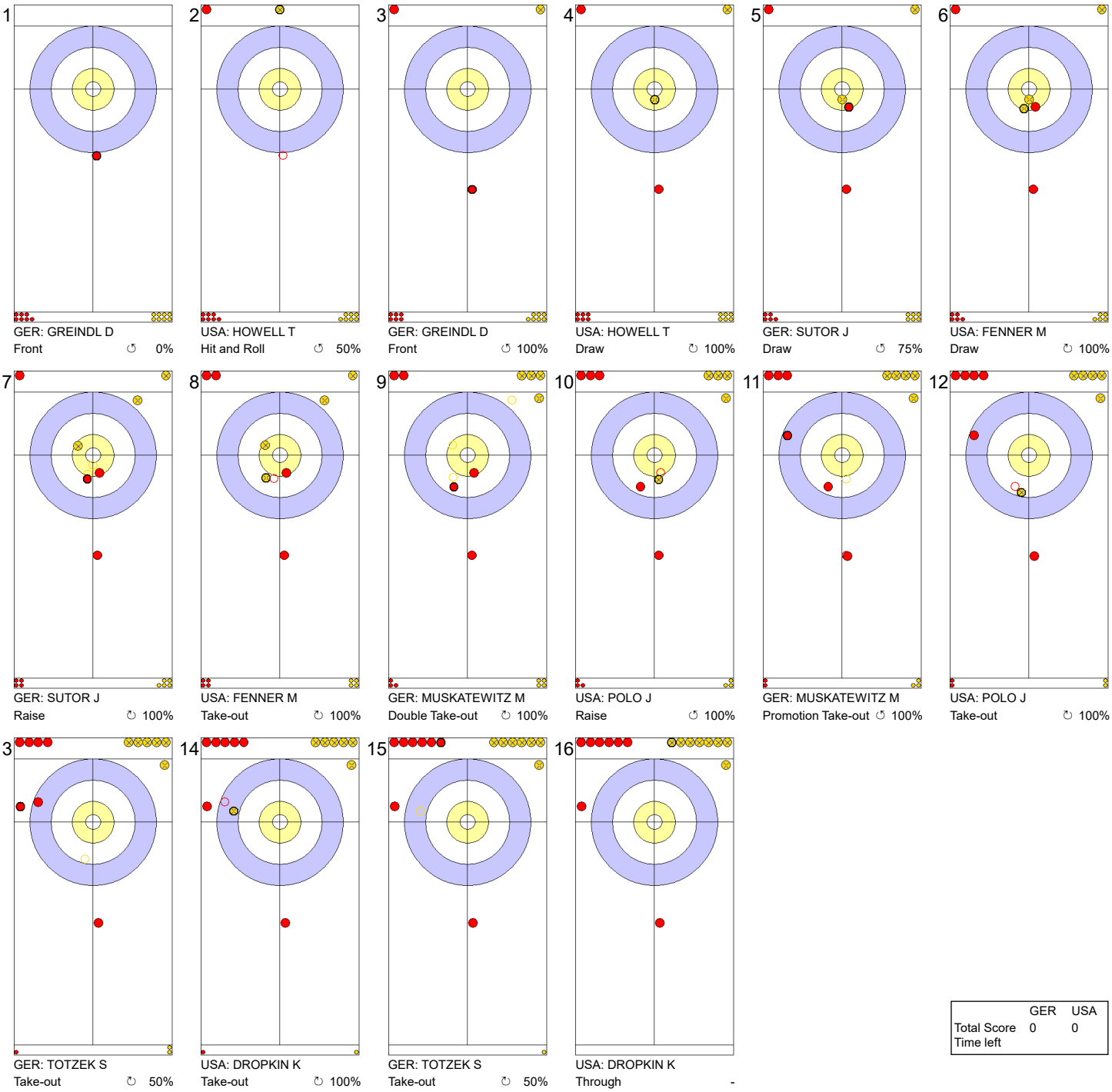

| | GER | | USA | |
|---|---|---|---|---|
| 1 | GER: GREINDL D | Front ↺ 0% | USA: HOWELL T | Hit and Roll ↺ 50% |
| 2 | USA: HOWELL T | Draw ↻ 100% | GER: SUTOR J | Draw ↺ 75% |
| 3 | GER: GREINDL D | Front ↺ 100% | USA: HOWELL T | Draw ↻ 100% |
| 4 | USA: FENNER M | Draw ↻ 100% | GER: SUTOR J | Raise ↻ 100% |
| 5 | USA: FENNER M | Take-out ↻ 100% | GER: MUSKATEWITZ M | Double Take-out ↻ 100% |
| 6 | USA: POLO J | Raise ↻ 100% | GER: MUSKATEWITZ M | Promotion Take-out ↺ 100% |
| 7 | USA: POLO J | Take-out ↻ 100% | GER: TOTZEK S | Take-out ↺ 50% |
| 8 | USA: DROPKIN K | Take-out ↻ 100% | GER: TOTZEK S | Take-out ↺ 50% |
| 9 | USA: DROPKIN K | Through - | | |

| | GER | USA |
|---|---|---|
| Total Score | 0 | 0 |
| Time left | | |

**Legend:**
↻ Clockwise ↺ Counter-clockwise - Not considered



lgt.com NEW HOLLAND LE GRUYÈRE SWITZERLAND ZUG CURLIT Curling Information Technology Ltd.

# Game - Shot by Shot

**End 2** — **GER - Germany** 0 + 0 (this end) = 0 — **USA - United States** 0 + 1 (this end) = 1

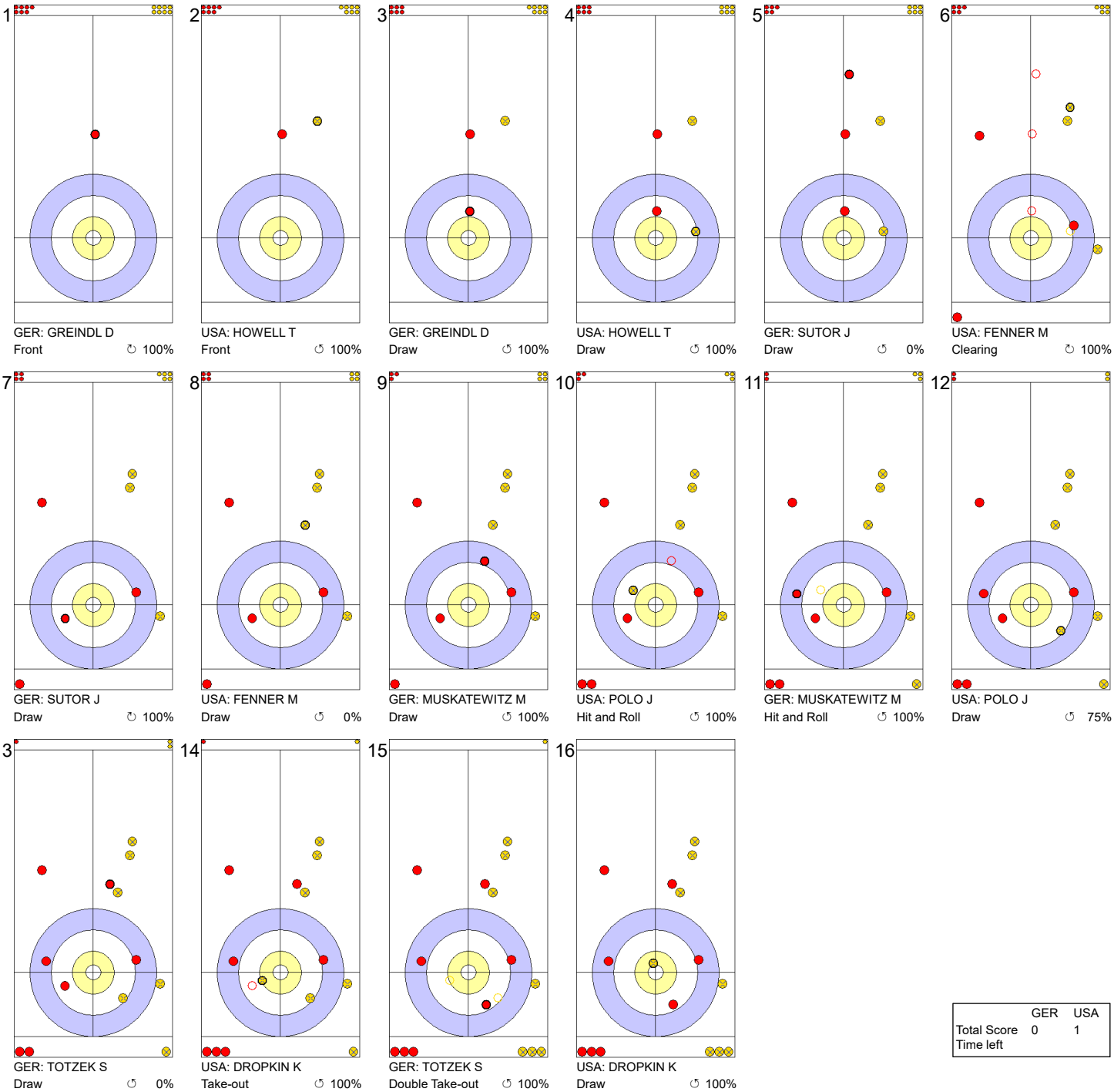


| | GER | USA |
|---|---|---|
| Total Score | 0 | 1 |
| Time left | | |

**Legend:**
↻ Clockwise ↺ Counter-clockwise - Not considered



lgt.com NEW HOLLAND LE GRUYÈRE SWITZERLAND ZUG CURLIT Curling Information Technology Ltd.

# Game - Shot by Shot

**End 3** | **GER - Germany** 0 + 3 (this end) = 3 | **USA - United States** 1 + 0 (this end) = 1

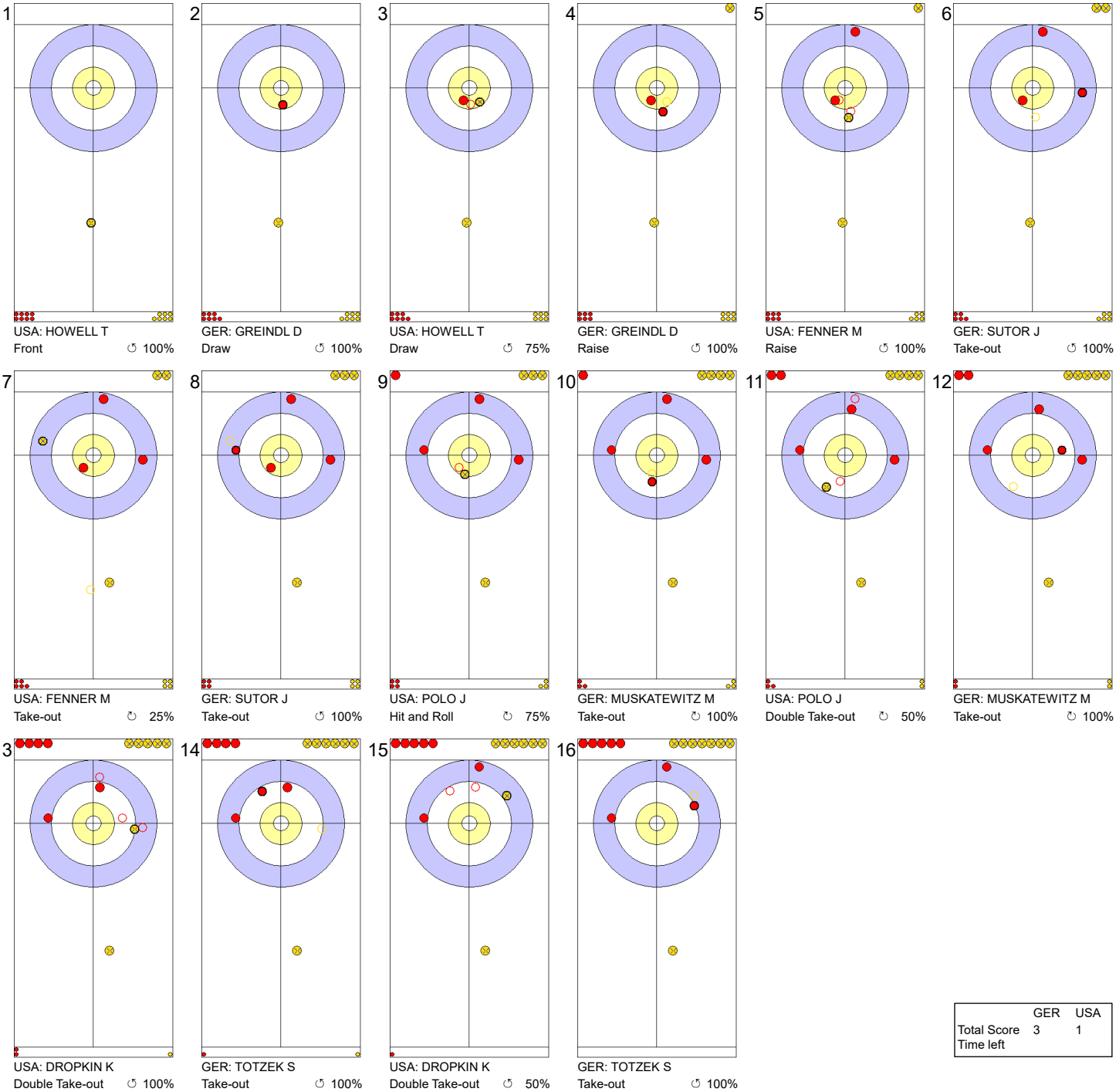


| | GER | USA |
|---|---|---|
| Total Score | 3 | 1 |
| Time left | | |

**Legend:**
↻ Clockwise ↺ Counter-clockwise - Not considered



lgt.com NEW HOLLAND LE GRUYÈRE SWITZERLAND ZUG CURLIT Curling Information Technology Ltd.

# Game - Shot by Shot

**End 4** — **GER - Germany** 3 + 0 (this end) = 3 — **USA - United States** 1 + 1 (this end) = 2

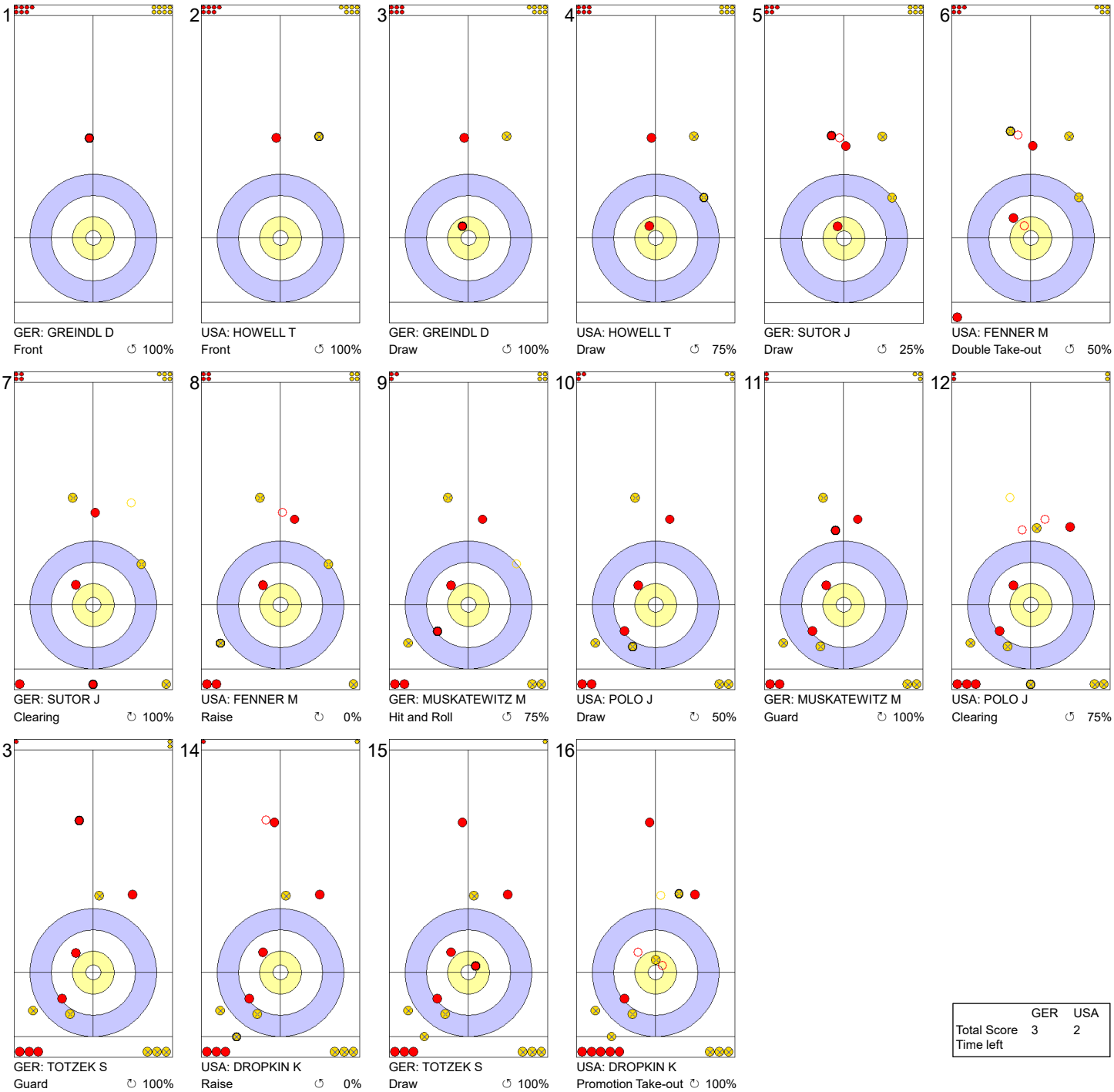


| | GER | USA |
|---|---|---|
| Total Score | 3 | 2 |
| Time left | | |

**Legend:**
↻ Clockwise ↺ Counter-clockwise - Not considered



lgt.com NEW HOLLAND LE GRUYÈRE SWITZERLAND ZUG CURLIT Curling Information Technology Ltd.

# Game - Shot by Shot

**End 5** — **GER - Germany 3 + 1** (this end) **= 4** — **USA - United States 2 + 0** (this end) **= 2**

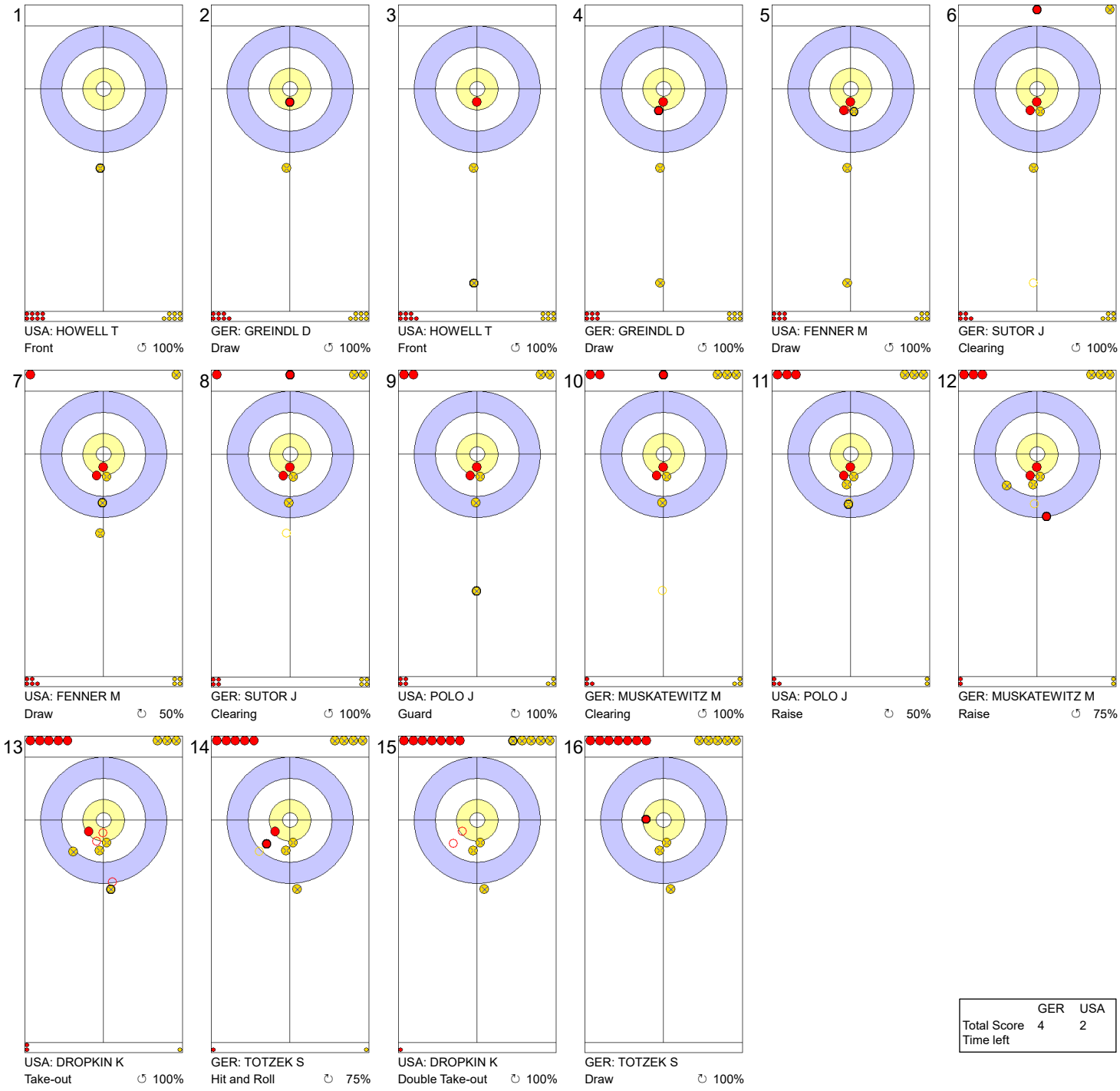


| | GER | USA |
|---|---|---|
| Total Score | 4 | 2 |
| Time left | | |

**Legend:**
↻ Clockwise ↺ Counter-clockwise - Not considered



lgt.com NEW HOLLAND LE GRUYÈRE SWITZERLAND ZUG CURLIT Curling Information Technology Ltd.

# Game - Shot by Shot

**End 6** | **GER - Germany** **4 + 2** (this end) **= 6** | **USA - United States** **2 + 0** (this end) **= 2**

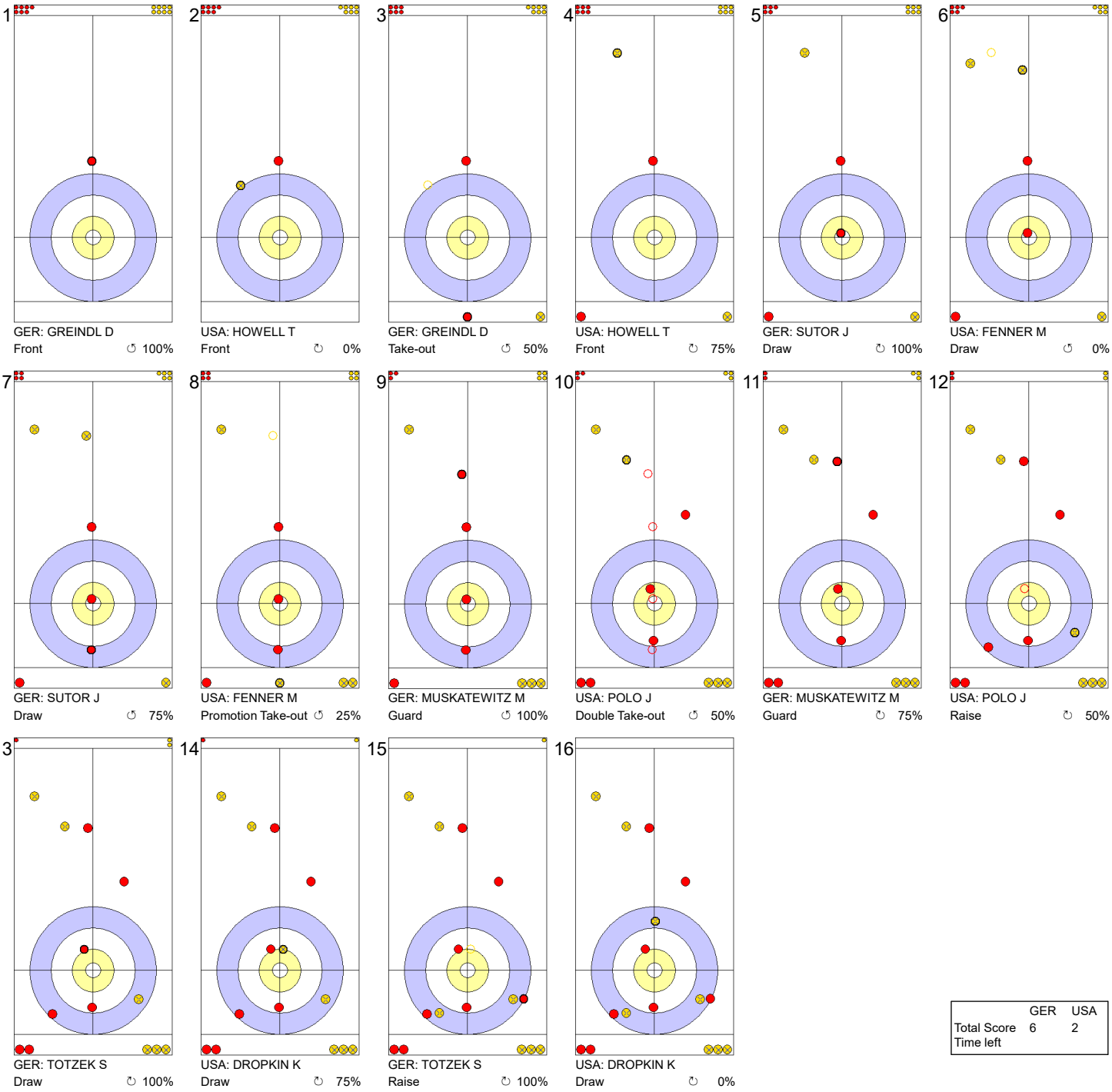


| | GER | USA |
|---|---|---|
| Total Score | 6 | 2 |
| Time left | | |

**Legend:**
↻ Clockwise ↺ Counter-clockwise - Not considered



lgt.com NEW HOLLAND LE GRUYÈRE SWITZERLAND V ZUG CURLIT Curling Information Technology Ltd.

# Game - Shot by Shot

**End 7** — **GER - Germany 6 + 0** (this end) **= 6** — **USA - United States 2 + 1** (this end) **= 3**




| | GER | USA |
|---|---|---|
| Total Score | 6 | 3 |
| Time left | | |

**Legend:**

↻ Clockwise ↺ Counter-clockwise - Not considered



lgt.com NEW HOLLAND LE GRUYÈRE SWITZERLAND ZUG CURLIT Curling Information Technology Ltd.

# Game - Shot by Shot

**End 8** — **GER - Germany 6 + 0** (this end) **= 6** — **USA - United States 3 + 0** (this end) **= 3**

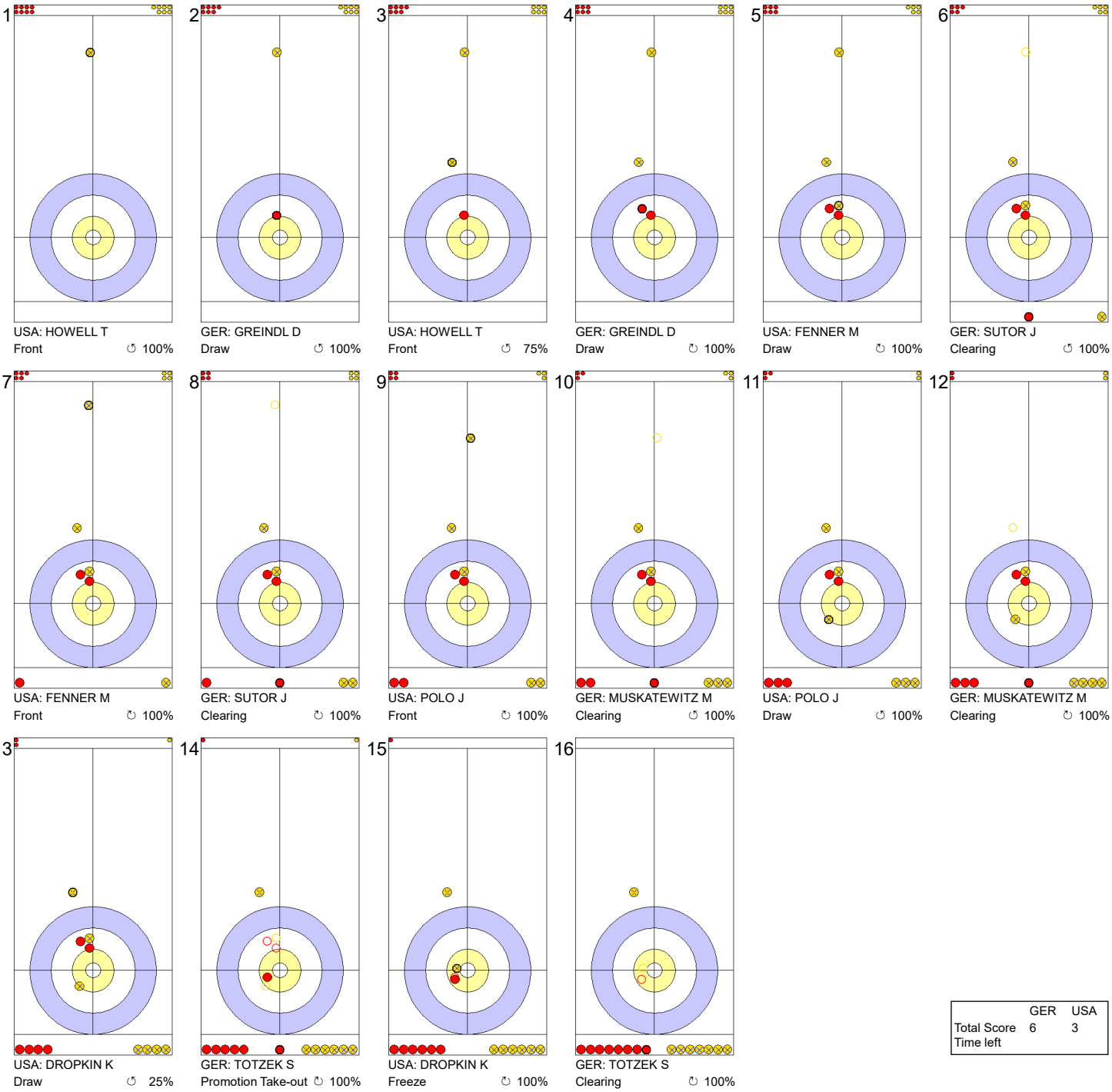


| | GER | USA |
|---|---|---|
| Total Score | 6 | 3 |
| Time left | | |

**Legend:**

↻ Clockwise ↺ Counter-clockwise - Not considered



lgt.com NEW HOLLAND LE GRUYÈRE SWITZERLAND ZUG CURLIT Curling Information Technology Ltd.

# Game - Shot by Shot

**End 9** — **GER - Germany 6 + 2** (this end) **= 8** — **USA - United States 3 + 0** (this end) **= 3**

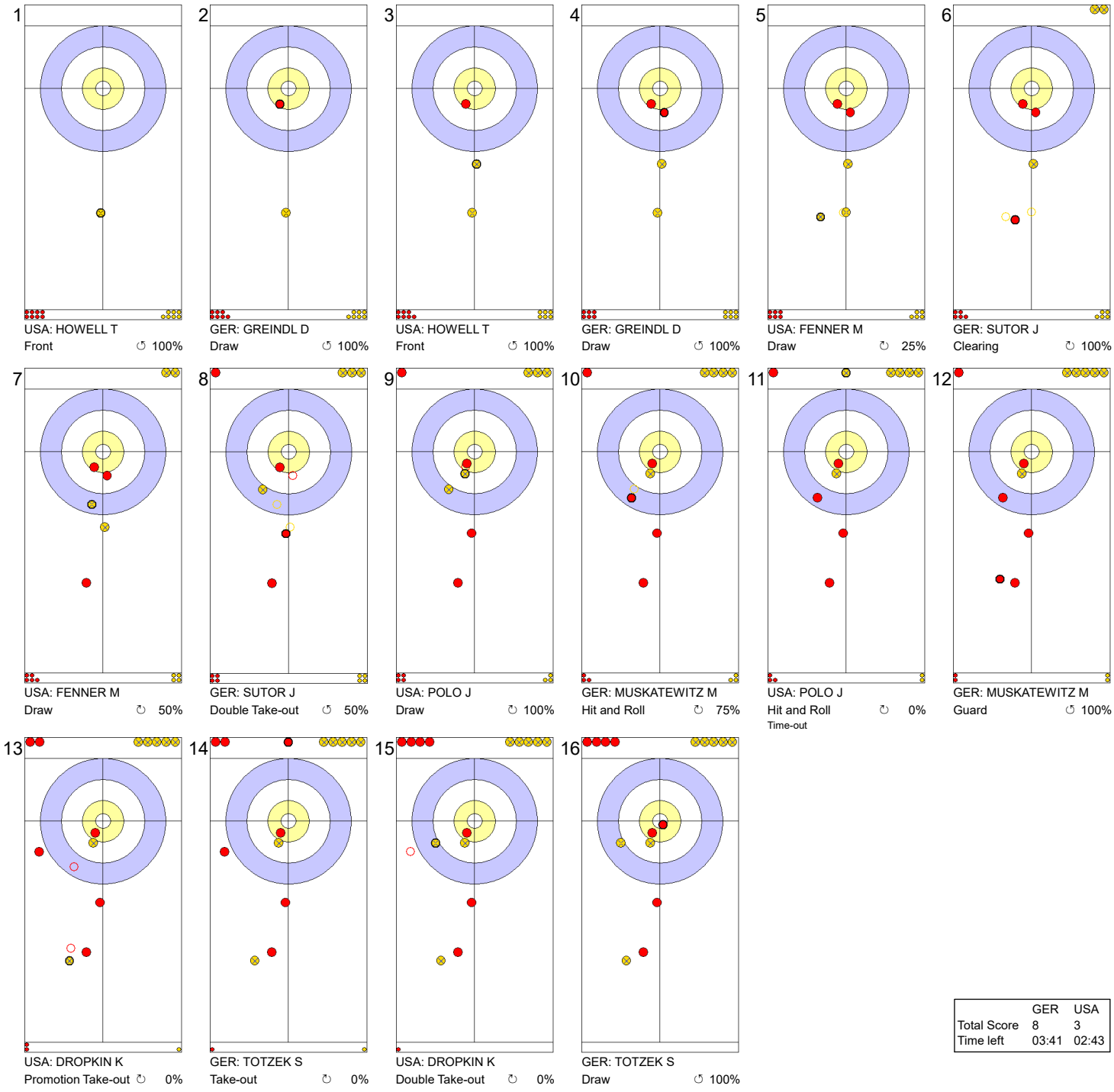


| | GER | USA |
|---|---|---|
| Total Score | 8 | 3 |
| Time left | 03:41 | 02:43 |

**Legend:**
↻ Clockwise ↺ Counter-clockwise - Not considered



lgt.com NEW HOLLAND LE GRUYÈRE SWITZERLAND ZUG CURLIT Curling Information Technology Ltd.

# Game Results

| Sheet | Game | Team | LSFE | 1 | 2 | 3 | 4 | 5 | 6 | 7 | 8 | 9 | 10 | Extra Ends | | | | Total |
|---|---|---|---|---|---|---|---|---|---|---|---|---|---|---|---|---|---|---|
| B | 3 | ITA - Italy | | 0 | 2 | 1 | 0 | 3 | 1 | 1 | 0 | 2 | X | | | | | 10 |
| | 3 | FIN - Finland | * | 2 | 0 | 0 | 4 | 0 | 0 | 0 | 1 | 0 | X | | | | | 7 |

| ITA - Italy | | Shot Success Game | All |
|---|---|---|---|
| 4 S | RETORNAZ Joel | 88% | 85% |
| 3 | MOSANER Amos | 78% | 75% |
| 2 | ARMAN Sebastiano | 88% | 83% |
| 1 V | GONIN Simone | 95% | 91% |
| A | GIOVANELLA Mattia | - | - |
| | Team Total | 87% | 83% |

| Last Stone Draw | | Distance |
|---|---|---|
| ↻ | RETORNAZ Joel | 12.0cm |
| ↺ | GONIN Simone | 123.7cm |
| **Total** | | **135.7cm** |

Time remaining: 0 minutes 51 seconds

Time-out: End 10 - ITA stone 8

| FIN - Finland | | Shot Success Game | All |
|---|---|---|---|
| 4 S | KIISKINEN Kalle | 64% | 66% |
| 3 V | SALO Teemu | 84% | 77% |
| 2 | OUNI Leo | 93% | 75% |
| 1 | KUOSMANEN Paavo | 86% | 84% |
| A | POLLANEN Jermu | - | - |
| | Team Total | 82% | 76% |

| Last Stone Draw | | Distance |
|---|---|---|
| ↻ | KUOSMANEN Paavo | 39.3cm |
| ↺ | KIISKINEN Kalle | 65.2cm |
| **Total** | | **104.5cm** |

Time remaining: 1 minute 50 seconds

Time-out: End 10 - FIN stone 6

## Shot Success Analysis

| ITA - Italy | | ↻ | | ↺ | | Game | |
|---|---|---|---|---|---|---|---|
| 4 RETORNAZ Joel | Draws | 3 | 92% | 4 | 94% | 7 | 93% |
| | Take-outs | 10 | 90% | 3 | 67% | 13 | 85% |
| | Total | 13 | 90% | 7 | 82% | 20 | 88% |
| 3 MOSANER Amos | Draws | 1 | 75% | 3 | 92% | 4 | 88% |
| | Take-outs | 9 | 81% | 7 | 68% | 16 | 75% |
| | Total | 10 | 80% | 10 | 75% | 20 | 78% |
| 2 ARMAN Sebastiano | Draws | 5 | 90% | 8 | 94% | 13 | 92% |
| | Take-outs | 4 | 75% | 3 | 83% | 7 | 79% |
| | Total | 9 | 83% | 11 | 91% | 20 | 88% |
| 1 GONIN Simone | Draws | 9 | 97% | 10 | 93% | 19 | 95% |
| | Take-outs | 0 | - | 1 | 100% | 1 | 100% |
| | Total | 9 | 97% | 11 | 93% | 20 | 95% |
| A GIOVANELLA Mattia | Draws | 0 | - | 0 | - | 0 | - |
| | Take-outs | 0 | - | 0 | - | 0 | - |
| | Total | 0 | - | 0 | - | 0 | - |
| Team | Draws | 18 | 93% | 25 | 93% | 43 | 93% |
| | Take-outs | 23 | 84% | 14 | 73% | 37 | 80% |
| | Total | 41 | 88% | 39 | 86% | 80 | 87% |

| FIN - Finland | | ↻ | | ↺ | | Game | |
|---|---|---|---|---|---|---|---|
| 4 KIISKINEN Kalle | Draws | 7 | 54% | 4 | 50% | 11 | 52% |
| | Take-outs | 2 | 88% | 6 | 79% | 8 | 81% |
| | Total | 9 | 61% | 10 | 68% | 19 | 64% |
| 3 SALO Teemu | Draws | 4 | 69% | 5 | 100% | 9 | 86% |
| | Take-outs | 8 | 81% | 3 | 83% | 11 | 82% |
| | Total | 12 | 77% | 8 | 94% | 20 | 84% |
| 2 OUNI Leo | Draws | 9 | 89% | 8 | 97% | 17 | 93% |
| | Take-outs | 3 | 92% | 0 | - | 3 | 92% |
| | Total | 12 | 90% | 8 | 97% | 20 | 93% |
| 1 KUOSMANEN Paavo | Draws | 11 | 84% | 7 | 93% | 18 | 88% |
| | Take-outs | 0 | - | 2 | 75% | 2 | 75% |
| | Total | 11 | 84% | 9 | 89% | 20 | 86% |
| A POLLANEN Jermu | Draws | 0 | - | 0 | - | 0 | - |
| | Take-outs | 0 | - | 0 | - | 0 | - |
| | Total | 0 | - | 0 | - | 0 | - |
| Team | Draws | 31 | 77% | 24 | 89% | 55 | 82% |
| | Take-outs | 13 | 85% | 11 | 80% | 24 | 82% |
| | Total | 44 | 79% | 35 | 86% | 79 | 82% |

**Note:**
Position and function for each team member:
**4** = Fourth, **3** = Third, **2** = Second, **1** = Lead, **A** = Alternate, **S** = Skip, **V** = Vice-Skip

**Legend:**
↻ Clockwise ↺ Counter-clockwise **LSFE(*)** Last Stone First End
**X** Unplayed/unfinished end due to concession



lgt.com NEW HOLLAND LE GRUYÈRE SWITZERLAND ZUG CURLIT Curling Information Technology Ltd.

# Game - Shot by Shot

**End 1** — **ITA - Italy 0 + 0** (this end) **= 0** — **FIN - Finland 0 + 2** (this end) **= 2**

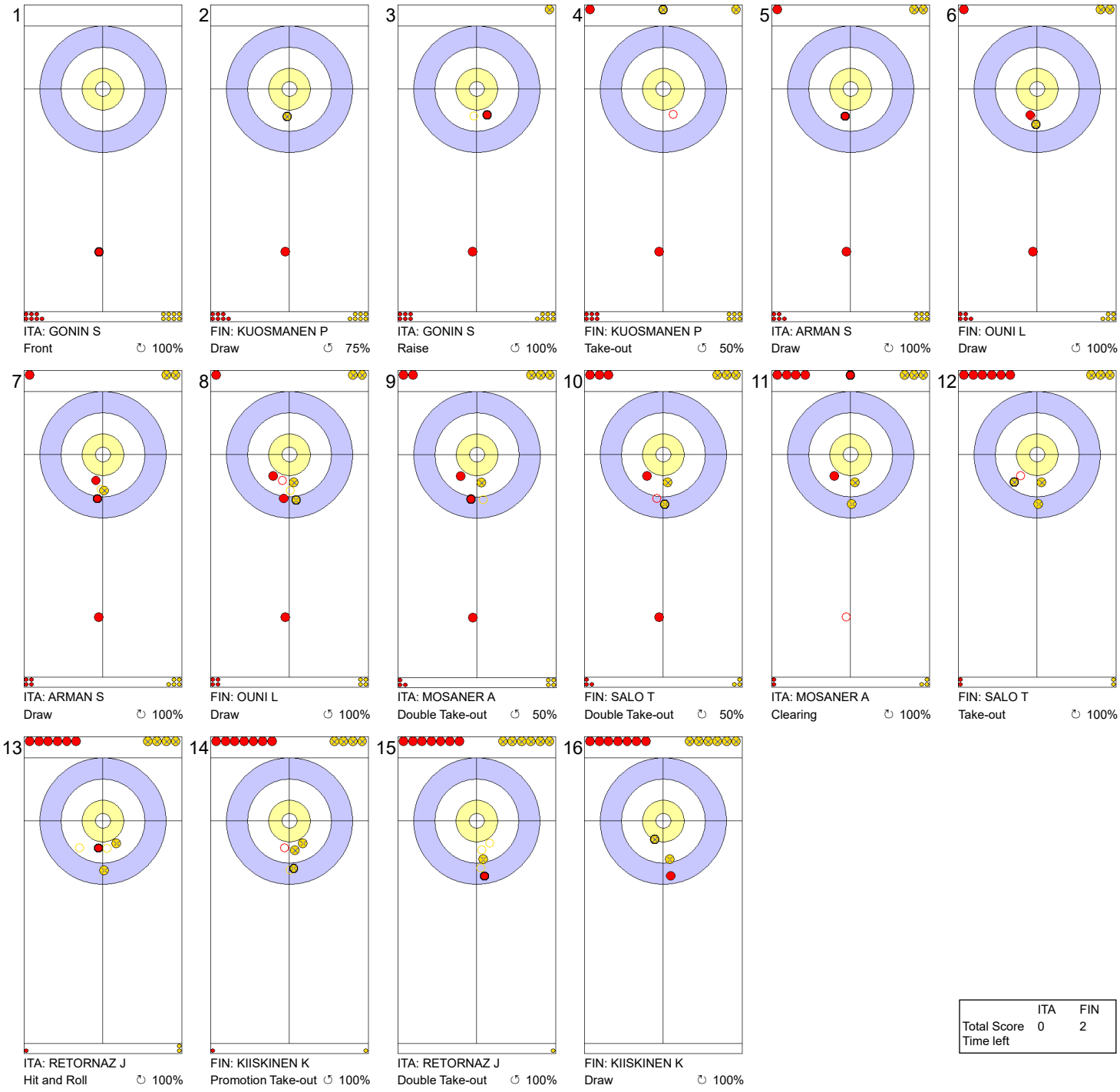

| | | | | | | | |
|---|---|---|---|---|---|---|---|
| 1 | ITA: GONIN S | Front | ↻ 100% | 2 | FIN: KUOSMANEN P | Draw | ↺ 75% |
| 3 | ITA: GONIN S | Raise | ↻ 100% | 4 | FIN: KUOSMANEN P | Take-out | ↺ 50% |
| 5 | ITA: ARMAN S | Draw | ↻ 100% | 6 | FIN: OUNI L | Draw | ↻ 100% |
| 7 | ITA: ARMAN S | Draw | ↻ 100% | 8 | FIN: OUNI L | Draw | ↺ 100% |
| 9 | ITA: MOSANER A | Double Take-out | ↺ 50% | 10 | FIN: SALO T | Double Take-out | ↺ 50% |
| 11 | ITA: MOSANER A | Clearing | ↻ 100% | 12 | FIN: SALO T | Take-out | ↻ 100% |
| 13 | ITA: RETORNAZ J | Hit and Roll | ↻ 100% | 14 | FIN: KIISKINEN K | Promotion Take-out | ↺ 100% |
| 15 | ITA: RETORNAZ J | Double Take-out | ↺ 100% | 16 | FIN: KIISKINEN K | Draw | ↻ 100% |

| | ITA | FIN |
|---|---|---|
| Total Score | 0 | 2 |
| Time left | | |

**Legend:**

↻ Clockwise ↺ Counter-clockwise - Not considered



lgt.com NEW HOLLAND LE GRUYÈRE SWITZERLAND V ZUG CURLIT Curling Information Technology Ltd.

# Game - Shot by Shot

**End 2** — **ITA - Italy 0 + 2 (this end) = 2** — **FIN - Finland 2 + 0 (this end) = 2**

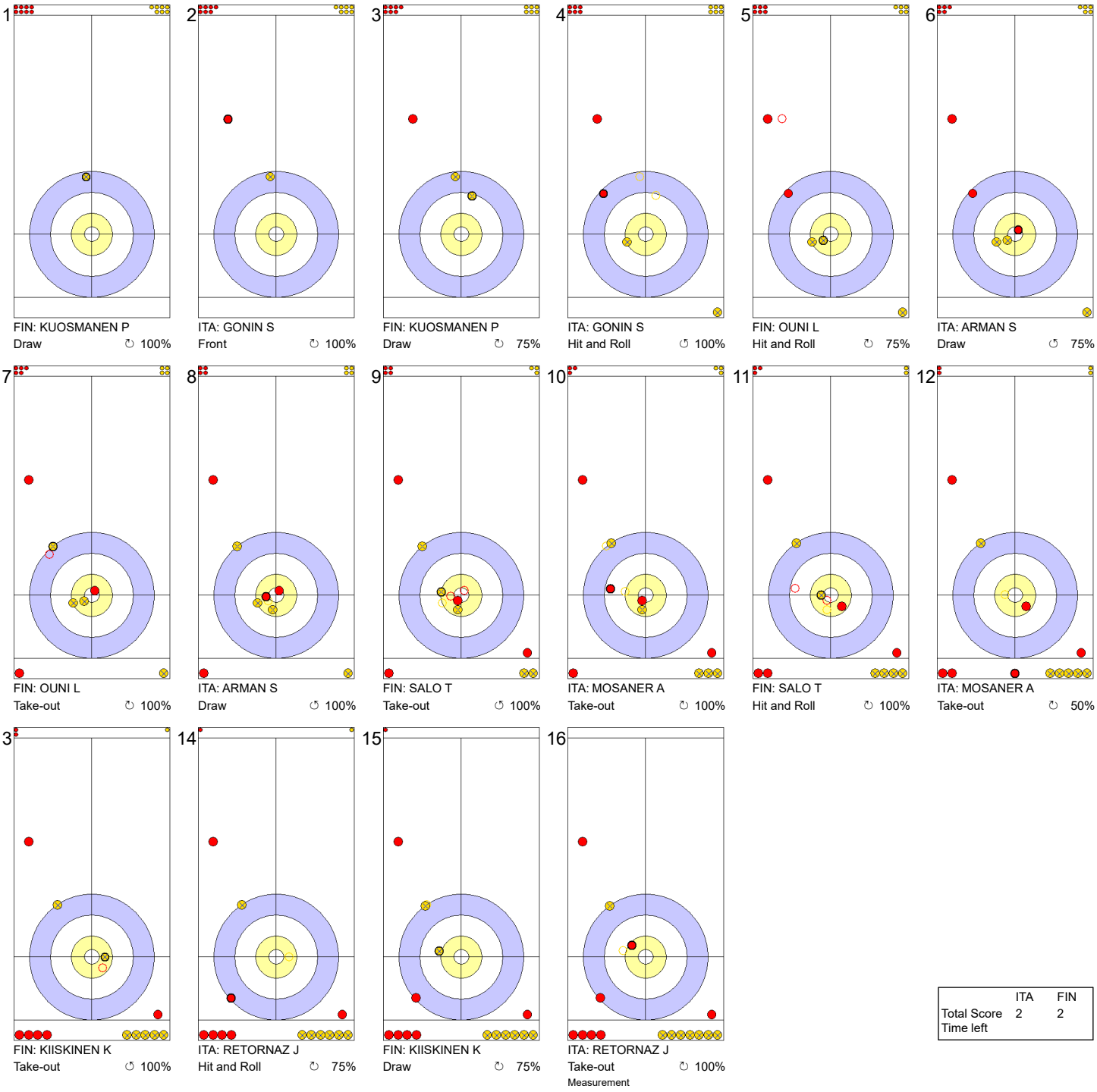


| | ITA | FIN |
|---|---|---|
| Total Score | 2 | 2 |
| Time left | | |

**Legend:**

↻ Clockwise ↺ Counter-clockwise - Not considered



lgt.com NEW HOLLAND LE GRUYÈRE SWITZERLAND ZUG CURLIT Curling Information Technology Ltd.

# Game - Shot by Shot

**End 3** — **ITA - Italy** 2 + 1 (this end) = 3 — **FIN - Finland** 2 + 0 (this end) = 2

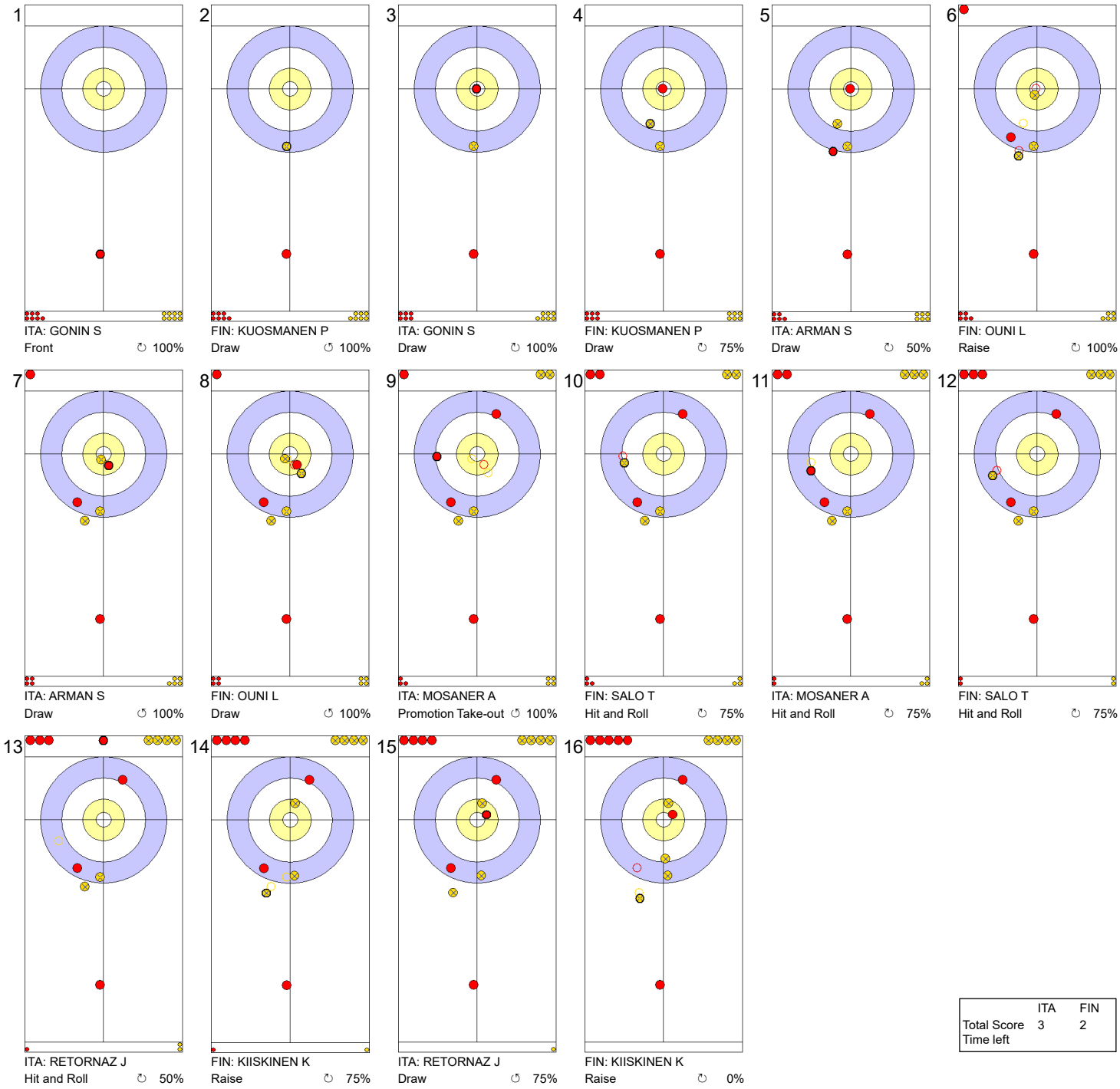


| | ITA | FIN |
|---|---|---|
| Total Score | 3 | 2 |
| Time left | | |

**Legend:**
↻ Clockwise ↺ Counter-clockwise - Not considered



lgt.com NEW HOLLAND LE GRUYÈRE SWITZERLAND ZUG CURLIT Curling Information Technology Ltd.

# Game - Shot by Shot

**End 4** — **ITA - Italy** **3 + 0** (this end) **= 3** — **FIN - Finland** **2 + 4** (this end) **= 6**

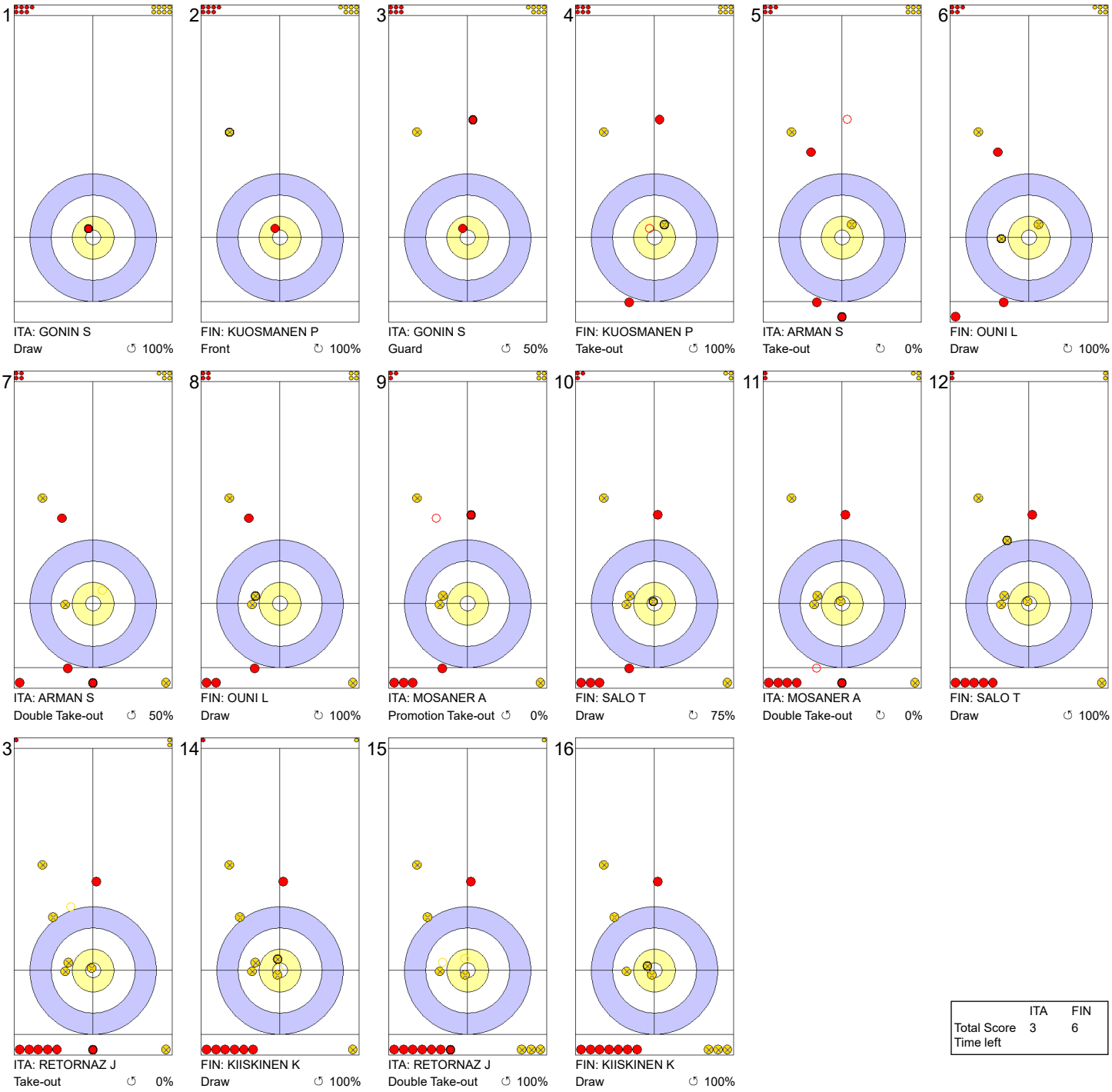


| | ITA | FIN |
|---|---|---|
| Total Score | 3 | 6 |
| Time left | | |

**Legend:**
↻ Clockwise ↺ Counter-clockwise - Not considered



lgt.com NEW HOLLAND LE GRUYÈRE SWITZERLAND ZUG CURLIT Curling Information Technology Ltd.

# Game - Shot by Shot

**End 5** — **ITA - Italy** 3 + 3 (this end) = 6 — **FIN - Finland** 6 + 0 (this end) = 6

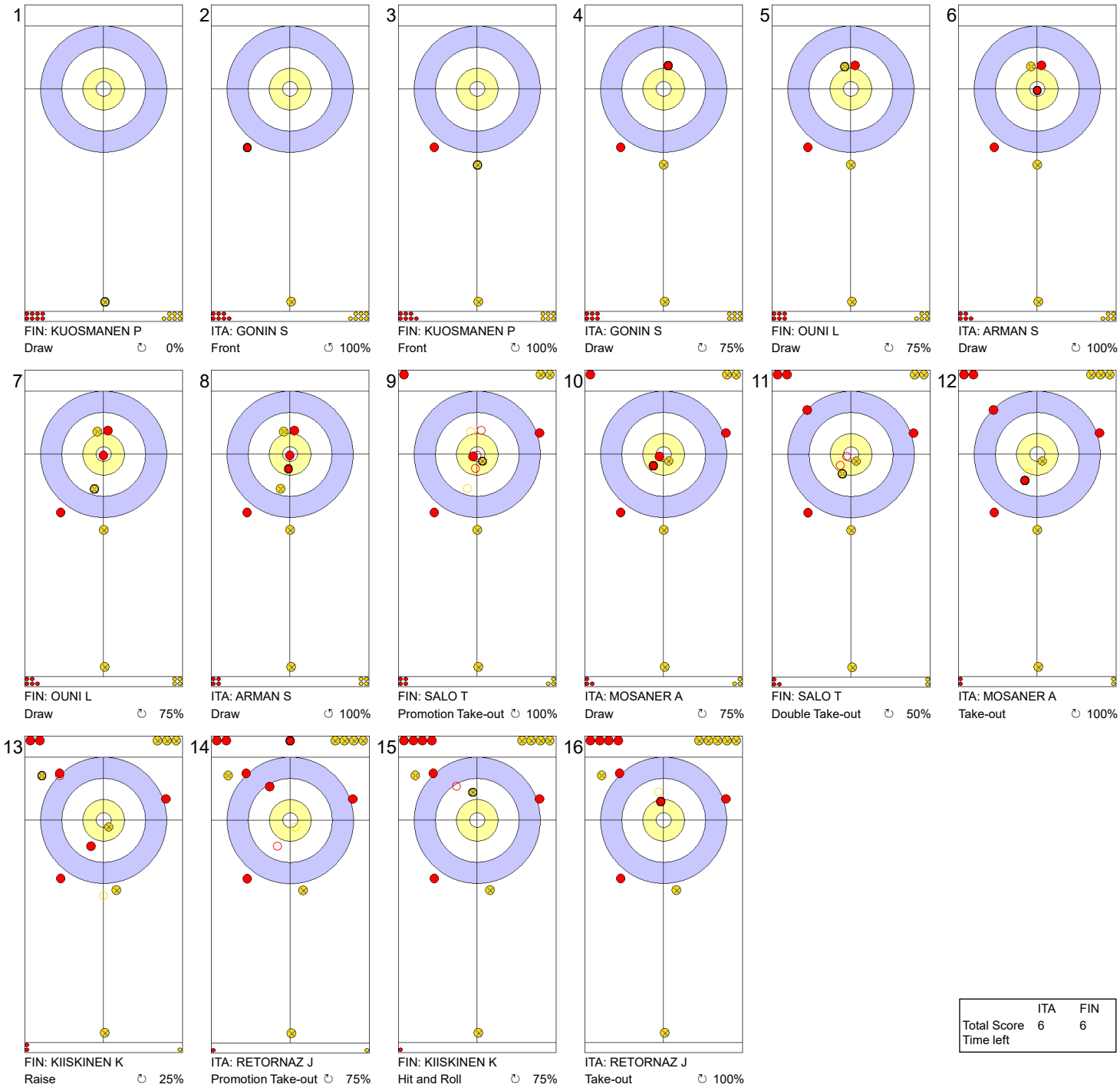


| | ITA | FIN |
|---|---|---|
| Total Score | 6 | 6 |
| Time left | | |

**Legend:**

↻ Clockwise ↺ Counter-clockwise - Not considered



lgt.com NEW HOLLAND LE GRUYÈRE SWITZERLAND ZUG CURLIT Curling Information Technology Ltd.

# Game - Shot by Shot

**End 6** — **ITA - Italy 6 + 1 (this end) = 7** — **FIN - Finland 6 + 0 (this end) = 6**

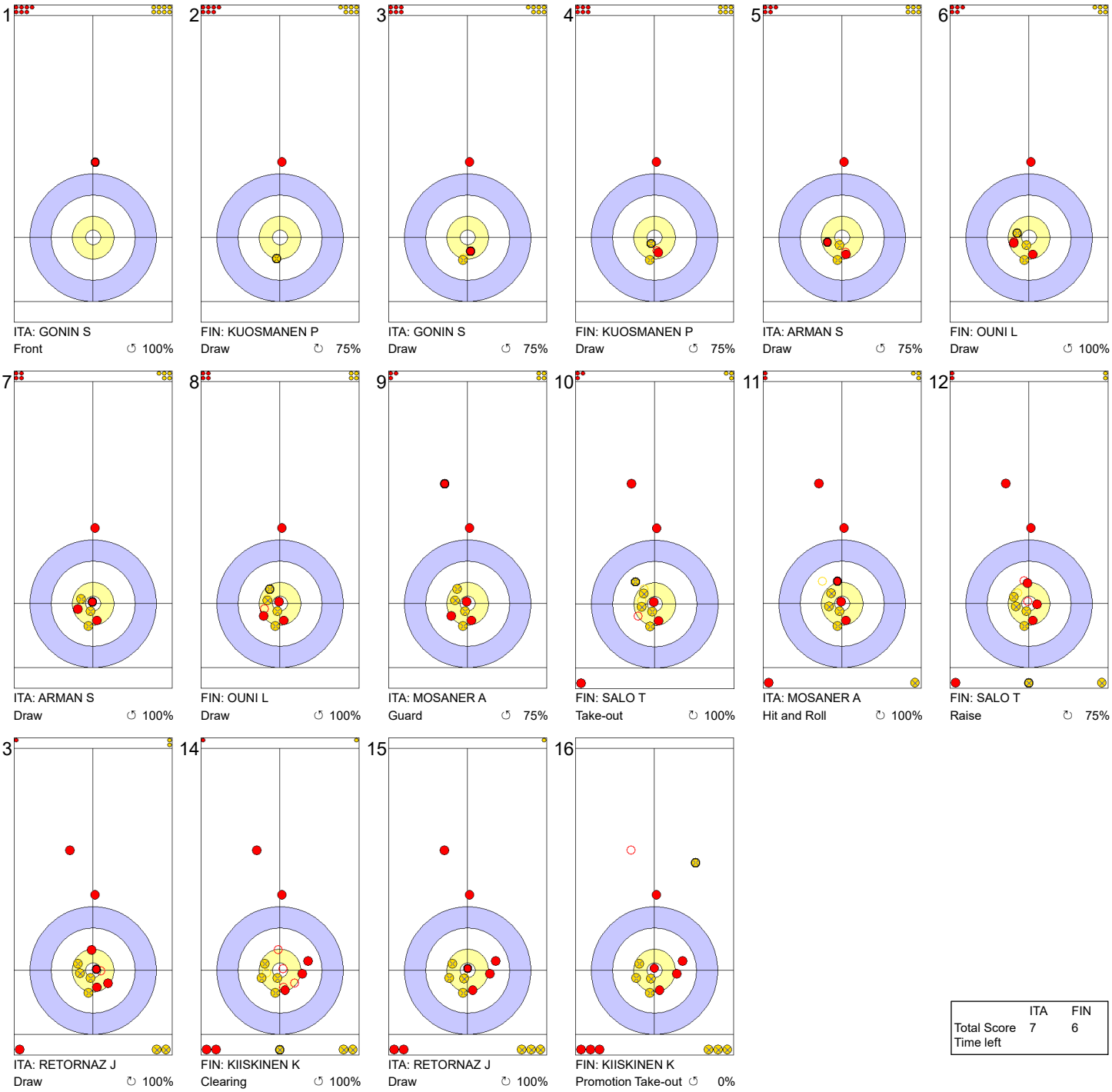


| | ITA | FIN |
|---|---|---|
| Total Score | 7 | 6 |
| Time left | | |

**Legend:**

↻ Clockwise ↺ Counter-clockwise - Not considered



lgt.com NEW HOLLAND LE GRUYÈRE SWITZERLAND ZUG CURLIT Curling Information Technology Ltd.

# Game - Shot by Shot

**End 7** — **ITA - Italy 7 + 1** (this end) **= 8** — **FIN - Finland 6 + 0** (this end) **= 6**

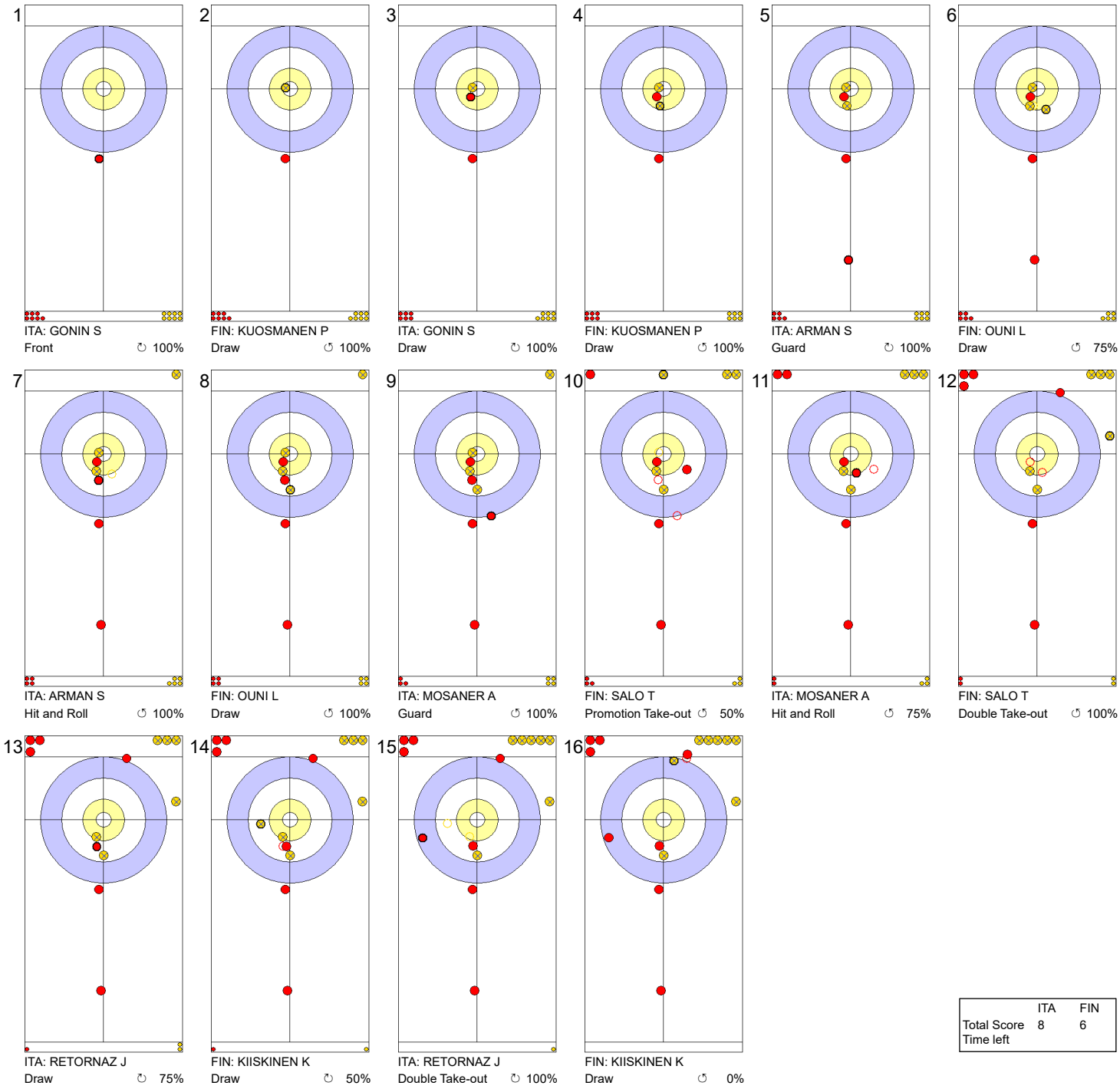


| | ITA | FIN |
|---|---|---|
| Total Score | 8 | 6 |
| Time left | | |

**Legend:**

↻ Clockwise ↺ Counter-clockwise - Not considered



lgt.com NEW HOLLAND LE GRUYÈRE SWITZERLAND ZUG CURLIT Curling Information Technology Ltd.

# Game - Shot by Shot

**End 8** — **ITA - Italy 8 + 0 (this end) = 8** — **FIN - Finland 6 + 1 (this end) = 7**

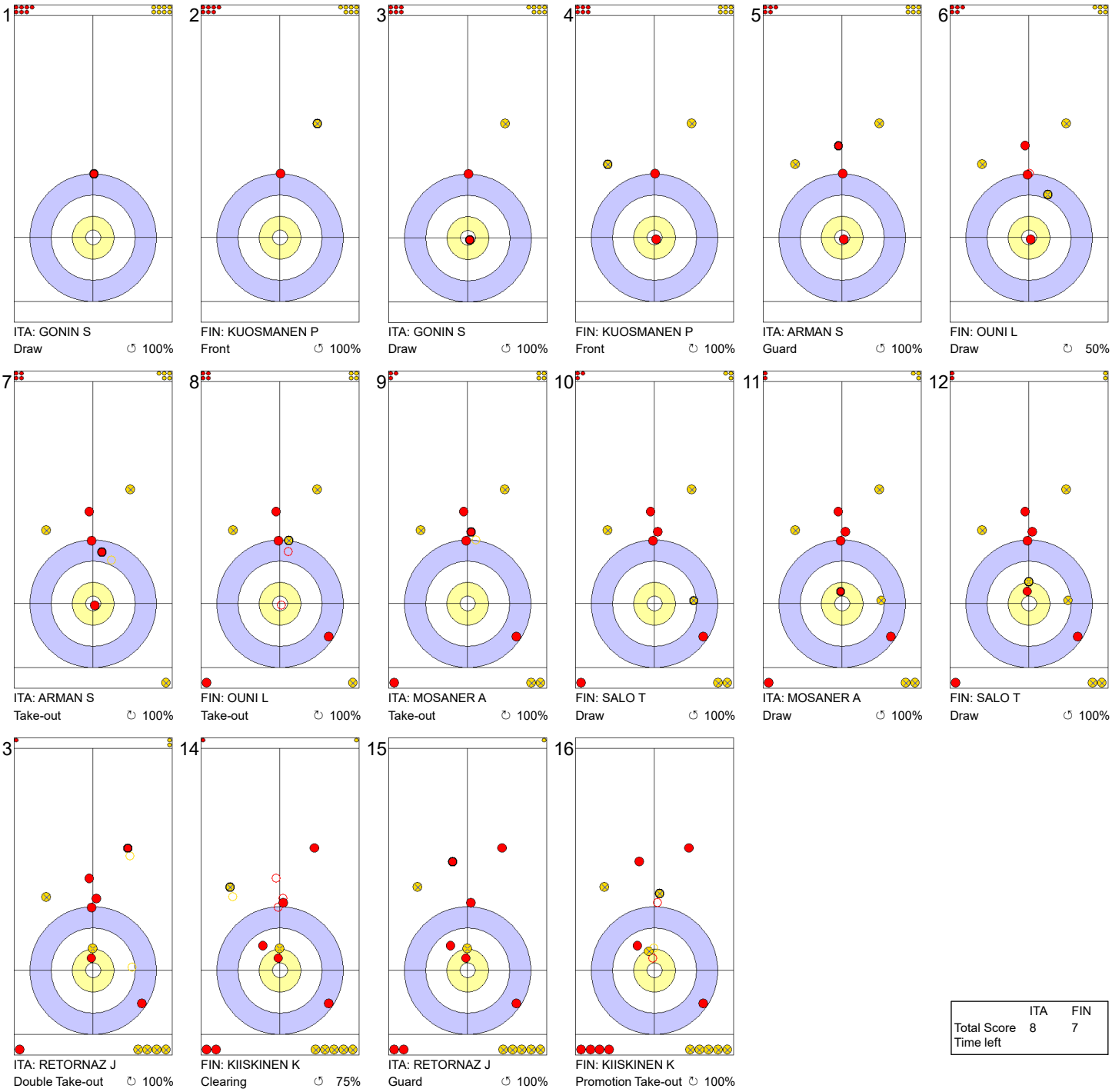


| | ITA | FIN |
|---|---|---|
| Total Score | 8 | 7 |
| Time left | | |

**Legend:**

↻ Clockwise ↺ Counter-clockwise - Not considered



lgt.com NEW HOLLAND LE GRUYÈRE SWITZERLAND ZUG CURLIT Curling Information Technology Ltd.

# Game - Shot by Shot

**End 9** — **ITA - Italy 8 + 2** (this end) **= 10** — **FIN - Finland 7 + 0** (this end) **= 7**

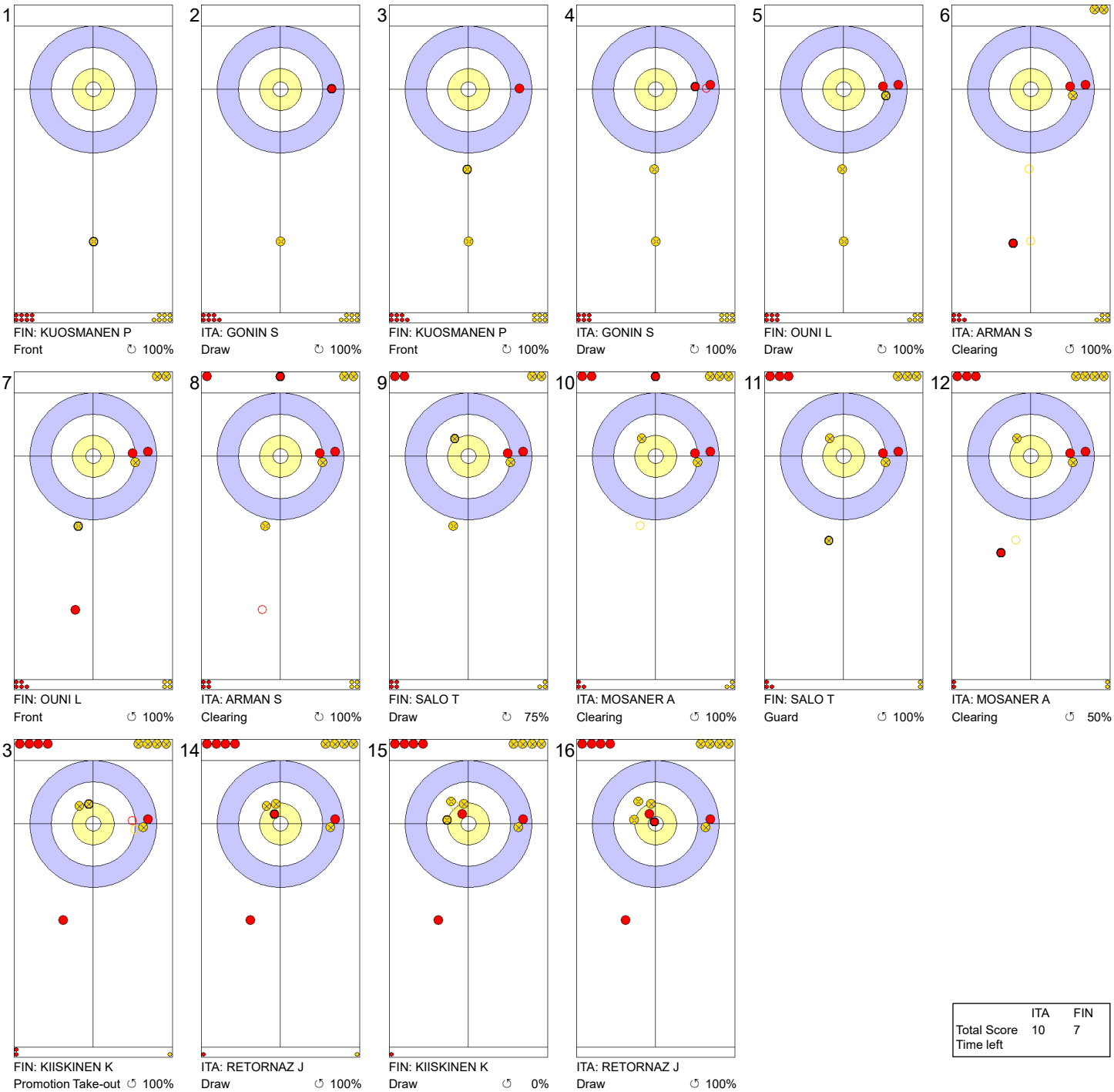


| | ITA | FIN |
|---|---|---|
| Total Score | 10 | 7 |
| Time left | | |

**Legend:**

↻ Clockwise ↺ Counter-clockwise - Not considered



lgt.com NEW HOLLAND LE GRUYÈRE SWITZERLAND ZUG CURLIT Curling Information Technology Ltd.

# Game - Shot by Shot

**End 10** — **ITA - Italy** **10 + X** (this end) **= 10** — **FIN - Finland** **7 + X** (this end) **= 7**

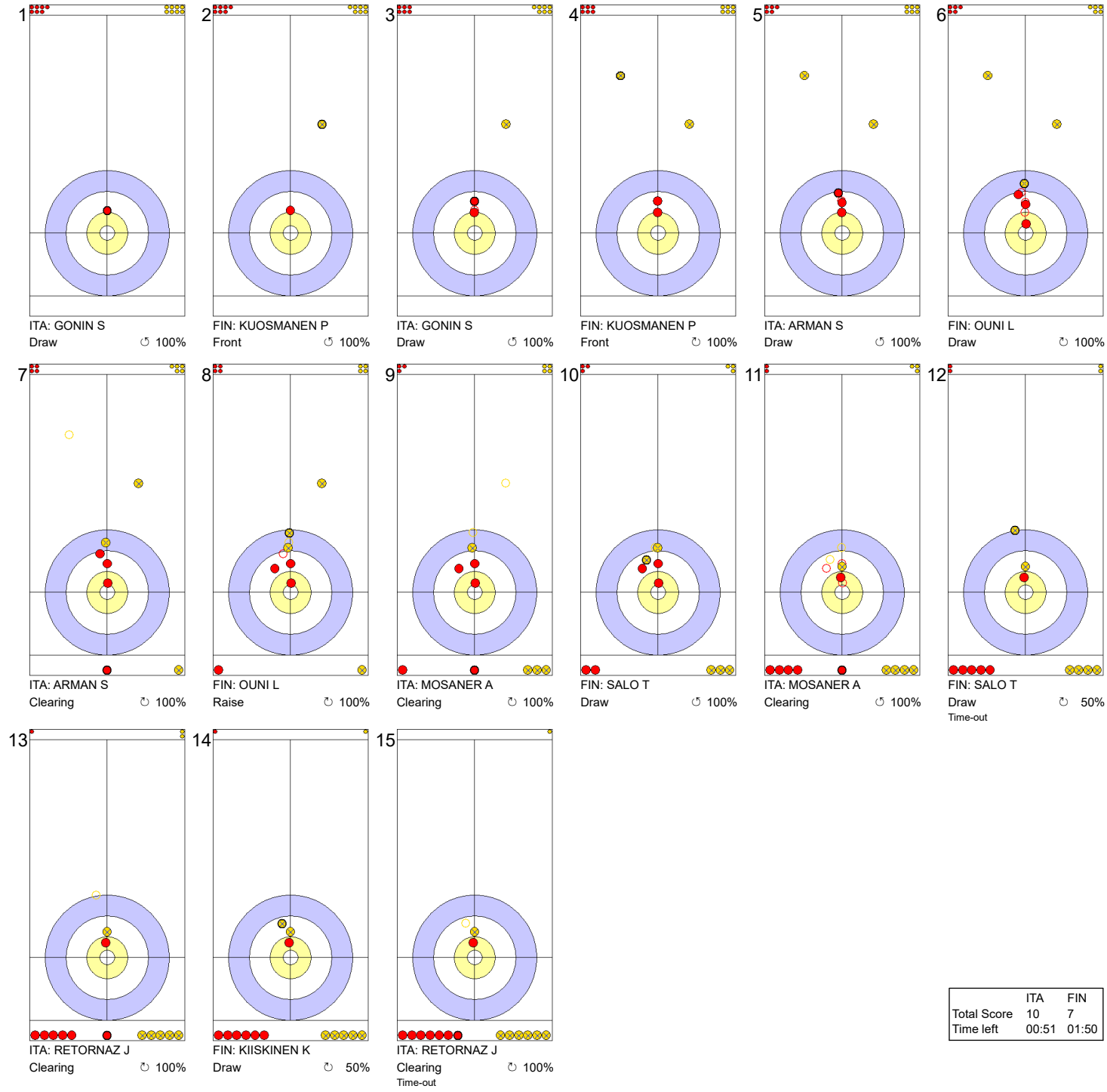


| | ITA | FIN |
|---|---|---|
| Total Score | 10 | 7 |
| Time left | 00:51 | 01:50 |

**Legend:**

| | | | | | |
|---|---|---|---|---|---|
| ↻ | Clockwise | ↺ | Counter-clockwise | - | Not considered |
| **X** | Unfinished end due to concession | | | | |



lgt.com NEW HOLLAND LE GRUYÈRE SWITZERLAND ZUG CURLIT Curling Information Technology Ltd.

# Game Results

| Sheet | Game | Team | LSFE | 1 | 2 | 3 | 4 | 5 | 6 | 7 | 8 | 9 | 10 | Extra Ends | | | | Total |
|---|---|---|---|---|---|---|---|---|---|---|---|---|---|---|---|---|---|---|
| C | 3 | NOR - Norway | | 0 | 0 | 1 | 2 | 0 | 1 | 1 | 0 | 2 | X | | | | | 7 |
| | 3 | SCO - Scotland | * | 0 | 2 | 0 | 0 | 1 | 0 | 0 | 1 | 0 | X | | | | | 4 |

| NOR - Norway | | Shot Success Game | Shot Success All |
|---|---|---|---|
| 4 S | RAMSFJELL Magnus | 86% | 75% |
| 3 | SESAKER Martin | 83% | 82% |
| 2 | RAMSFJELL Bendik | 85% | 81% |
| 1 V | NEPSTAD Gaute | 79% | 81% |
| A | BRAENDEN Mathias | - | - |
| | Team Total | 83% | 80% |

| Last Stone Draw | | Distance |
|---|---|---|
| ↻ | NEPSTAD Gaute | 69.0cm |
| ↺ | SESAKER Martin | 24.9cm |
| **Total** | | **93.9cm** |

Time remaining: 6 minutes 15 seconds

| SCO - Scotland | | Shot Success Game | Shot Success All |
|---|---|---|---|
| 4 V | PATERSON Ross | 64% | 74% |
| 3 S | WADDELL Kyle | 71% | 81% |
| 2 | MENZIES Duncan | 80% | 82% |
| 1 | WADDELL Craig | 93% | 90% |
| A | KYLE Euan | - | - |
| | Team Total | 77% | 82% |

| Last Stone Draw | | Distance |
|---|---|---|
| ↻ | PATERSON Ross | 14.4cm |
| ↺ | WADDELL Craig | 12.6cm |
| **Total** | | **27.0cm** |

Time remaining: 1 minute 49 seconds

Time-out: End 10 - SCO stone 5

## Shot Success Analysis

| NOR - Norway | | ↻ | | ↺ | | Game | |
|---|---|---|---|---|---|---|---|
| 4 RAMSFJELL Magnus | Draws | 10 | 78% | 4 | 100% | 14 | 84% |
| | Take-outs | 3 | 100% | 3 | 83% | 6 | 92% |
| | Total | 13 | 83% | 7 | 93% | 20 | 86% |
| 3 SESAKER Martin | Draws | 7 | 96% | 2 | 75% | 9 | 92% |
| | Take-outs | 6 | 58% | 5 | 95% | 11 | 75% |
| | Total | 13 | 79% | 7 | 89% | 20 | 83% |
| 2 RAMSFJELL Bendik | Draws | 2 | 100% | 4 | 69% | 6 | 79% |
| | Take-outs | 9 | 81% | 5 | 100% | 14 | 88% |
| | Total | 11 | 84% | 9 | 86% | 20 | 85% |
| 1 NEPSTAD Gaute | Draws | 12 | 75% | 2 | 100% | 14 | 79% |
| | Take-outs | 5 | 75% | 1 | 100% | 6 | 79% |
| | Total | 17 | 75% | 3 | 100% | 20 | 79% |
| A BRAENDEN Mathias | Draws | 0 | - | 0 | - | 0 | - |
| | Take-outs | 0 | - | 0 | - | 0 | - |
| | Total | 0 | - | 0 | - | 0 | - |
| Team | Draws | 31 | 82% | 12 | 85% | 43 | 83% |
| | Take-outs | 23 | 76% | 14 | 95% | 37 | 83% |
| | Total | 54 | 80% | 26 | 90% | 80 | 83% |

| SCO - Scotland | | ↻ | | ↺ | | Game | |
|---|---|---|---|---|---|---|---|
| 4 PATERSON Ross | Draws | 3 | 67% | 7 | 86% | 10 | 80% |
| | Take-outs | 1 | 0% | 7 | 50% | 8 | 44% |
| | Total | 4 | 50% | 14 | 68% | 18 | 64% |
| 3 WADDELL Kyle | Draws | 2 | 100% | 6 | 88% | 8 | 91% |
| | Take-outs | 4 | 63% | 8 | 56% | 12 | 58% |
| | Total | 6 | 75% | 14 | 70% | 20 | 71% |
| 2 MENZIES Duncan | Draws | 2 | 63% | 7 | 75% | 9 | 72% |
| | Take-outs | 7 | 89% | 4 | 81% | 11 | 86% |
| | Total | 9 | 83% | 11 | 77% | 20 | 80% |
| 1 WADDELL Craig | Draws | 5 | 85% | 11 | 93% | 16 | 91% |
| | Take-outs | 2 | 100% | 2 | 100% | 4 | 100% |
| | Total | 7 | 89% | 13 | 94% | 20 | 93% |
| A KYLE Euan | Draws | 0 | - | 0 | - | 0 | - |
| | Take-outs | 0 | - | 0 | - | 0 | - |
| | Total | 0 | - | 0 | - | 0 | - |
| Team | Draws | 12 | 79% | 31 | 86% | 43 | 84% |
| | Take-outs | 14 | 77% | 21 | 63% | 35 | 69% |
| | Total | 26 | 78% | 52 | 77% | 78 | 77% |

**Note:**
Position and function for each team member:
**4** = Fourth, **3** = Third, **2** = Second, **1** = Lead, **A** = Alternate, **S** = Skip, **V** = Vice-Skip

**Legend:**
↻ Clockwise ↺ Counter-clockwise **LSFE(*)** Last Stone First End
**X** Unplayed/unfinished end due to concession



lgt.com NEW HOLLAND LE GRUYÈRE SWITZERLAND ZUG CURLIT Curling Information Technology Ltd.

# Game - Shot by Shot

**End 1** — **NOR - Norway 0 + 0** (this end) **= 0** — **SCO - Scotland 0 + 0** (this end) **= 0**

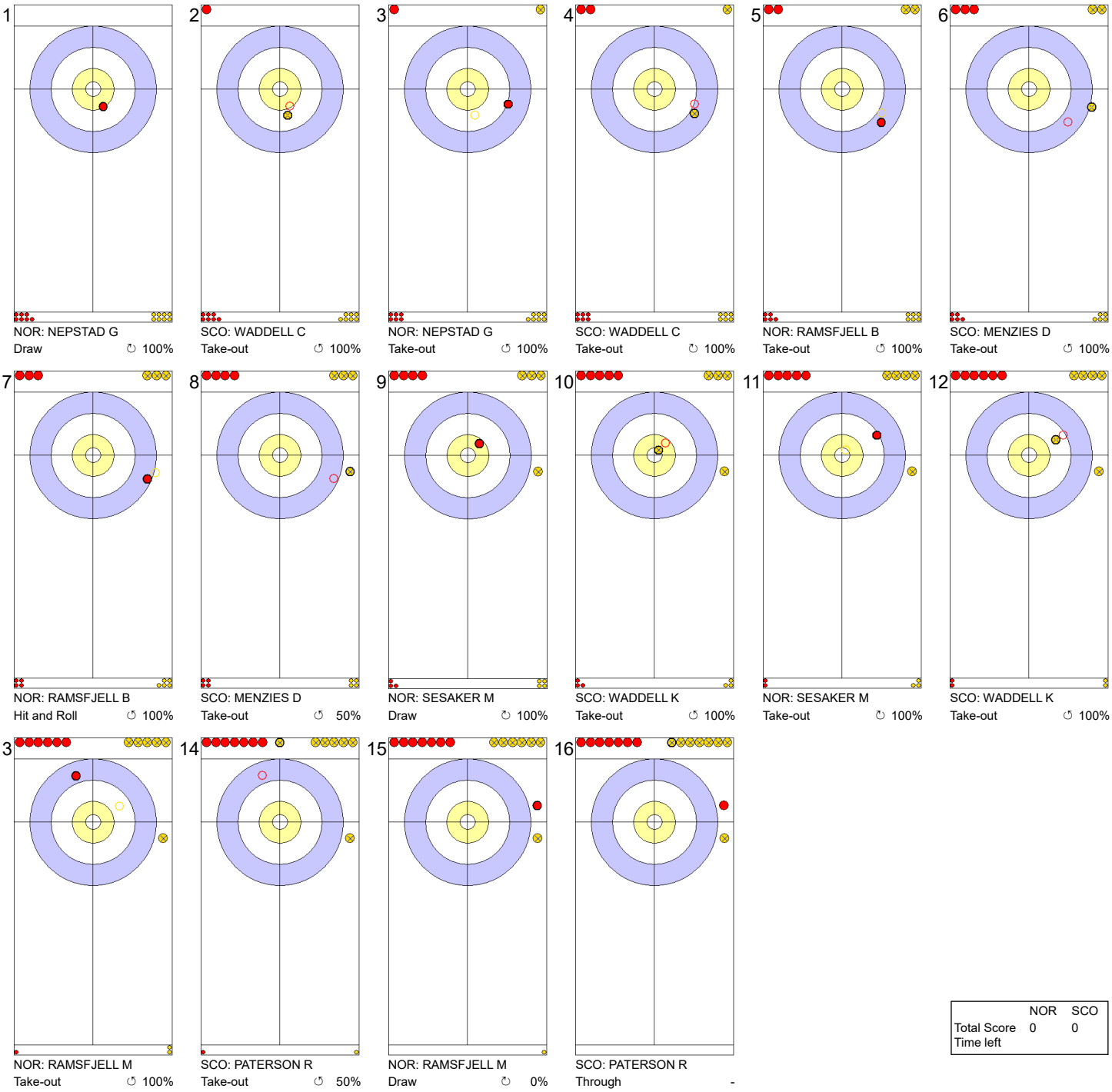


| | NOR | SCO |
|---|---|---|
| Total Score | 0 | 0 |
| Time left | | |

**Legend:**

↻ Clockwise ↺ Counter-clockwise - Not considered



lgt.com NEW HOLLAND LE GRUYÈRE SWITZERLAND ZUG CURLIT Curling Information Technology Ltd.

# Game - Shot by Shot

**End 2** — **NOR - Norway 0 + 0** (this end) **= 0** — **SCO - Scotland 0 + 2** (this end) **= 2**

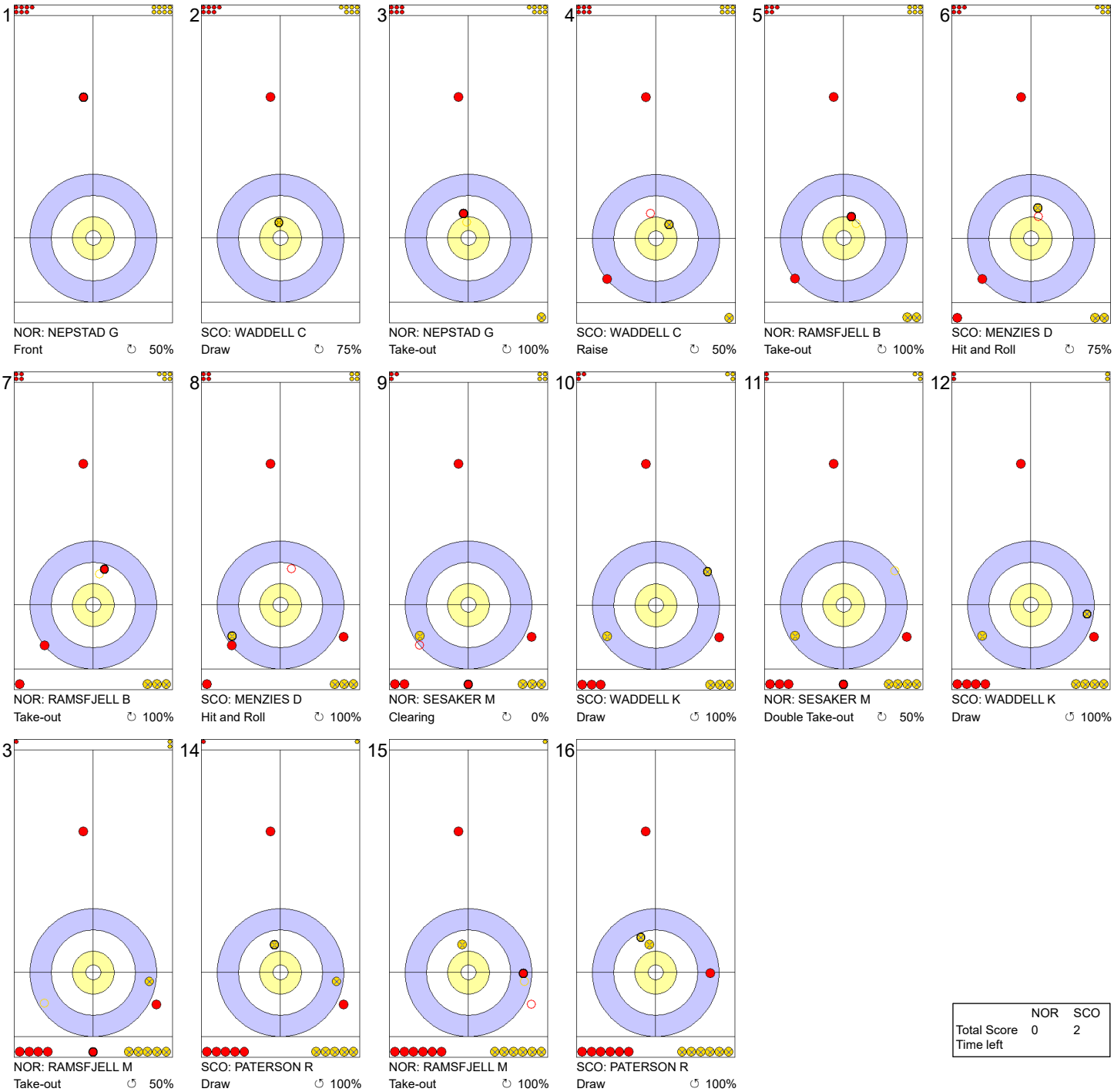


| | NOR | SCO |
|---|---|---|
| Total Score | 0 | 2 |
| Time left | | |

**Legend:**
↻ Clockwise ↺ Counter-clockwise - Not considered



lgt.com NEW HOLLAND LE GRUYÈRE SWITZERLAND ZUG CURLIT Curling Information Technology Ltd.

# Game - Shot by Shot

**End 3** — **NOR - Norway 0 + 1** (this end) **= 1** — **SCO - Scotland 2 + 0** (this end) **= 2**

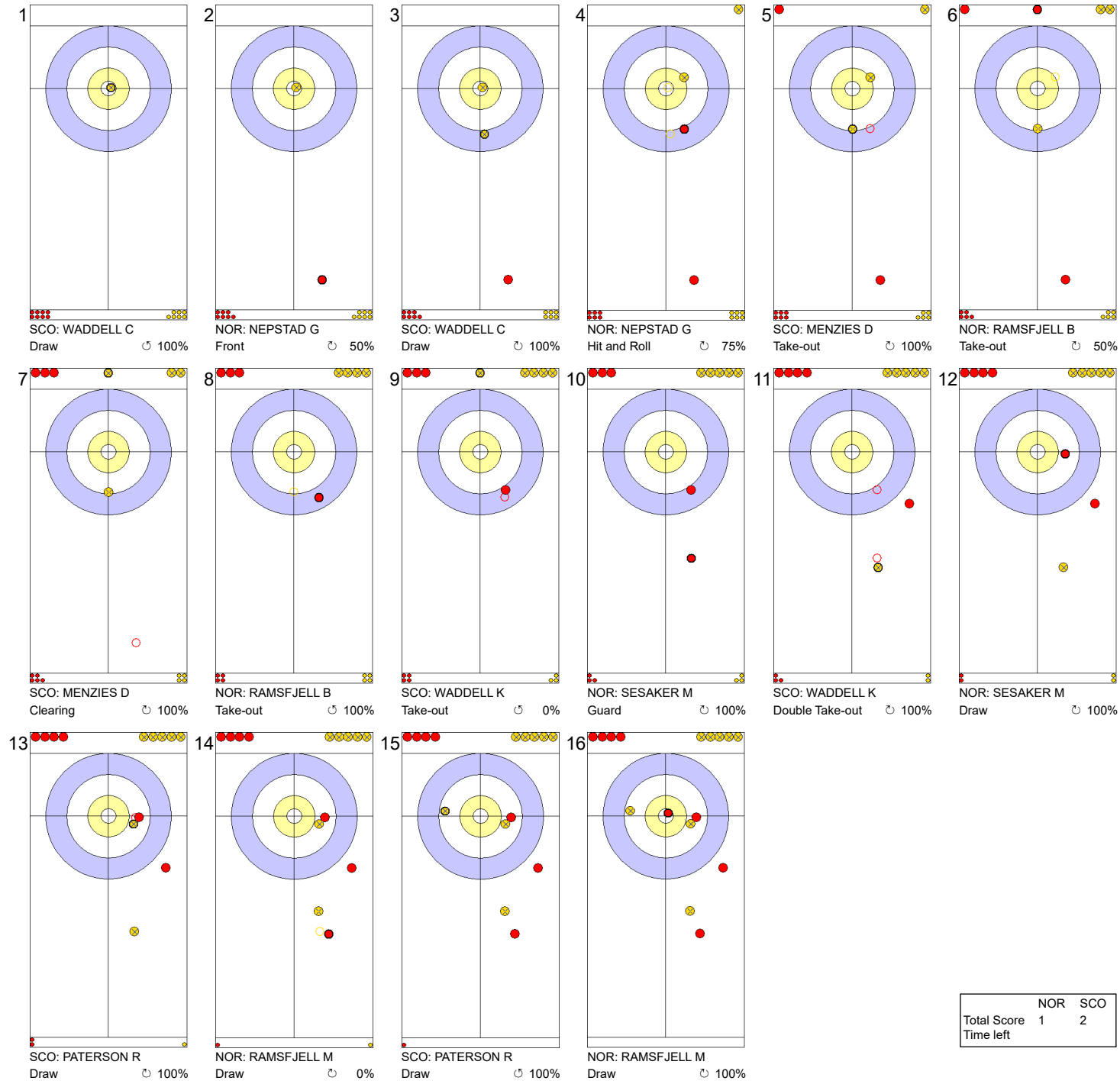


| | NOR | SCO |
|---|---|---|
| Total Score | 1 | 2 |
| Time left | | |

**Legend:**
↻ Clockwise ↺ Counter-clockwise - Not considered



lgt.com NEW HOLLAND LE GRUYÈRE SWITZERLAND ZUG CURLIT Curling Information Technology Ltd.

# Game - Shot by Shot

**End 4** — **NOR - Norway 1 + 2** (this end) **= 3** — **SCO - Scotland 2 + 0** (this end) **= 2**

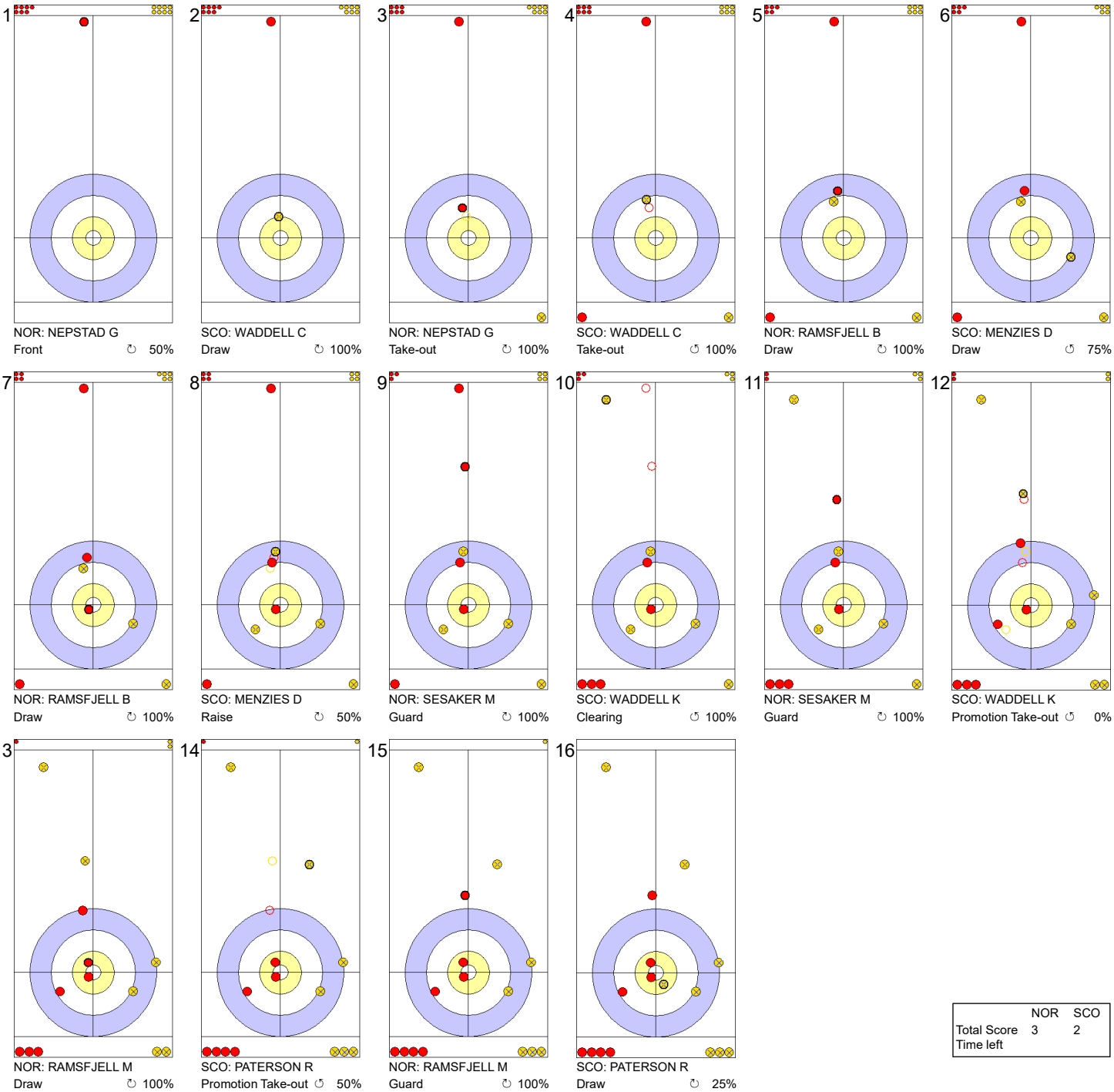


| | NOR | SCO |
|---|---|---|
| Total Score | 3 | 2 |
| Time left | | |

**Legend:**
↻ Clockwise ↺ Counter-clockwise - Not considered



lgt.com NEW HOLLAND LE GRUYÈRE SWITZERLAND ZUG CURLIT Curling Information Technology Ltd.

# Game - Shot by Shot

**End 5** — **NOR - Norway 3 + 0** (this end) **= 3** — **SCO - Scotland 2 + 1** (this end) **= 3**

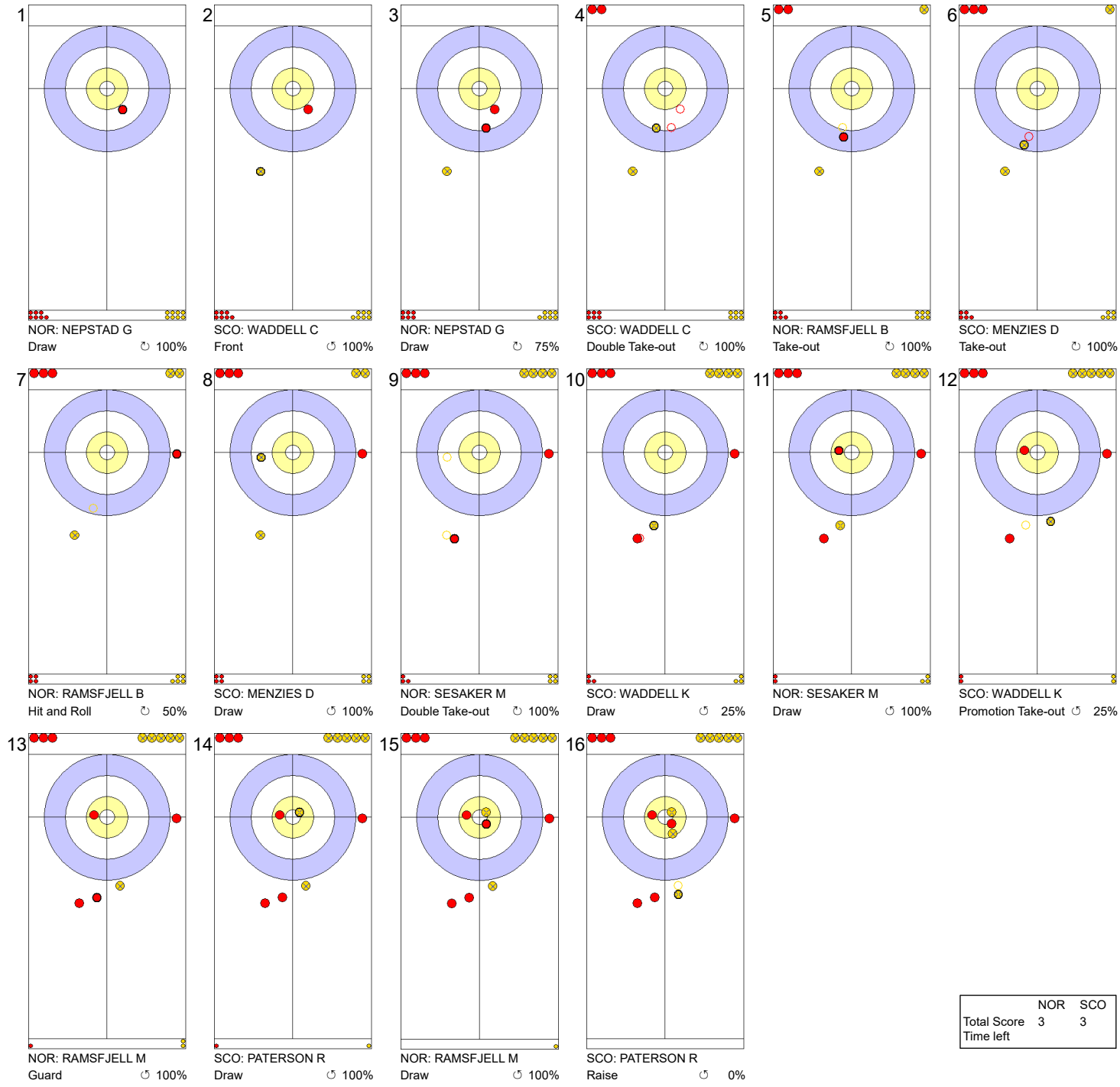


| | NOR | SCO |
|---|---|---|
| Total Score | 3 | 3 |
| Time left | | |

**Legend:**

↻ Clockwise ↺ Counter-clockwise - Not considered



lgt.com NEW HOLLAND LE GRUYÈRE SWITZERLAND ZUG CURLIT Curling Information Technology Ltd.

# Game - Shot by Shot

**End 6** — **NOR - Norway** 3 + 1 (this end) = 4 — **SCO - Scotland** 3 + 0 (this end) = 3

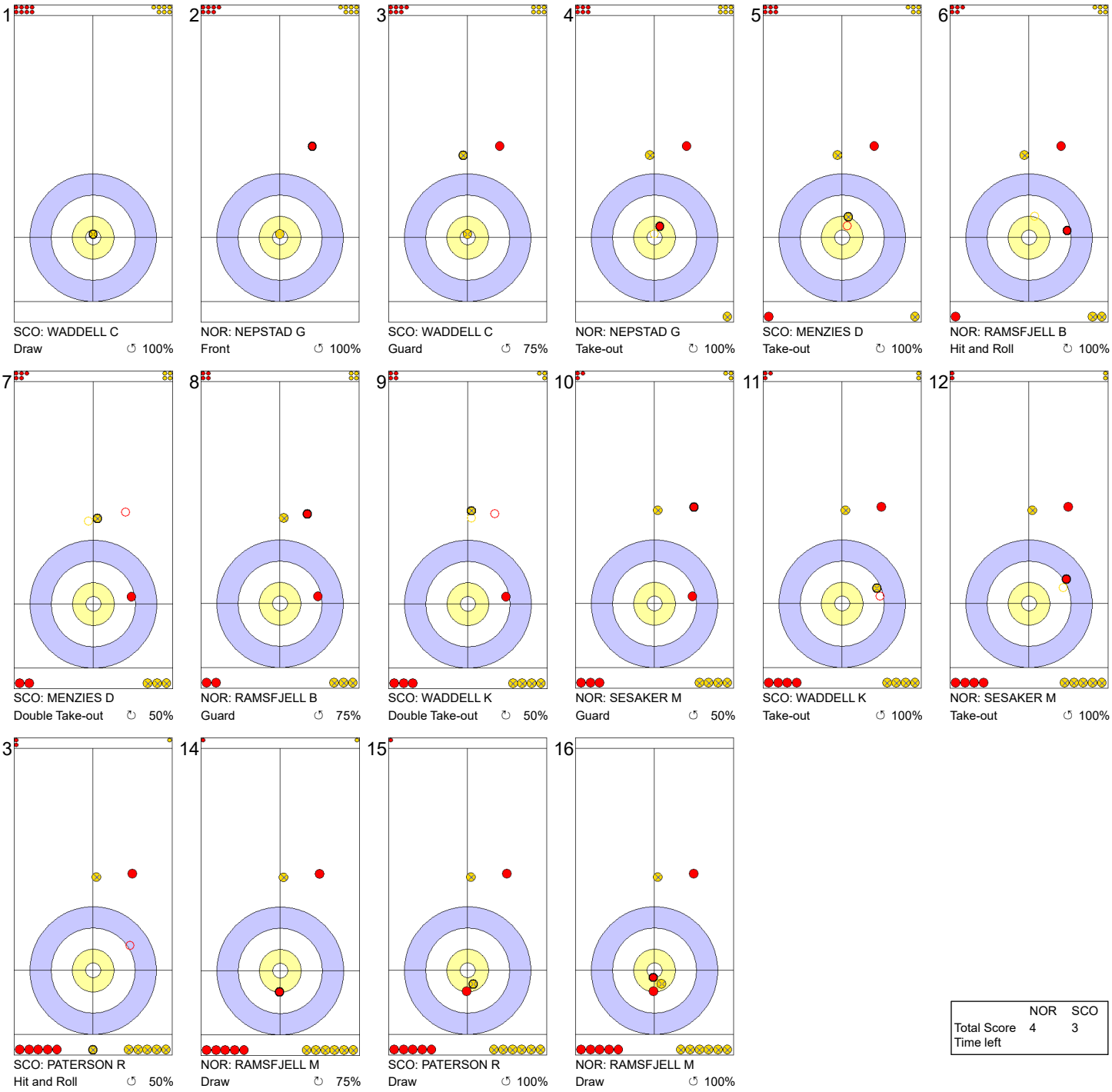


| | NOR | SCO |
|---|---|---|
| Total Score | 4 | 3 |
| Time left | | |

**Legend:**
↻ Clockwise ↺ Counter-clockwise - Not considered



lgt.com NEW HOLLAND LE GRUYÈRE SWITZERLAND ZUG CURLIT Curling Information Technology Ltd.

# Game - Shot by Shot

**End 7** — **NOR - Norway 4 + 1** (this end) **= 5** — **SCO - Scotland 3 + 0** (this end) **= 3**




| | NOR | SCO |
|---|---|---|
| Total Score | 5 | 3 |
| Time left | | |

**Legend:**

↻ Clockwise ↺ Counter-clockwise - Not considered



lgt.com NEW HOLLAND LE GRUYÈRE SWITZERLAND ZUG CURLIT Curling Information Technology Ltd.

# Game - Shot by Shot

**End 8** — **NOR - Norway 5 + 0** (this end) **= 5** — **SCO - Scotland 3 + 1** (this end) **= 4**

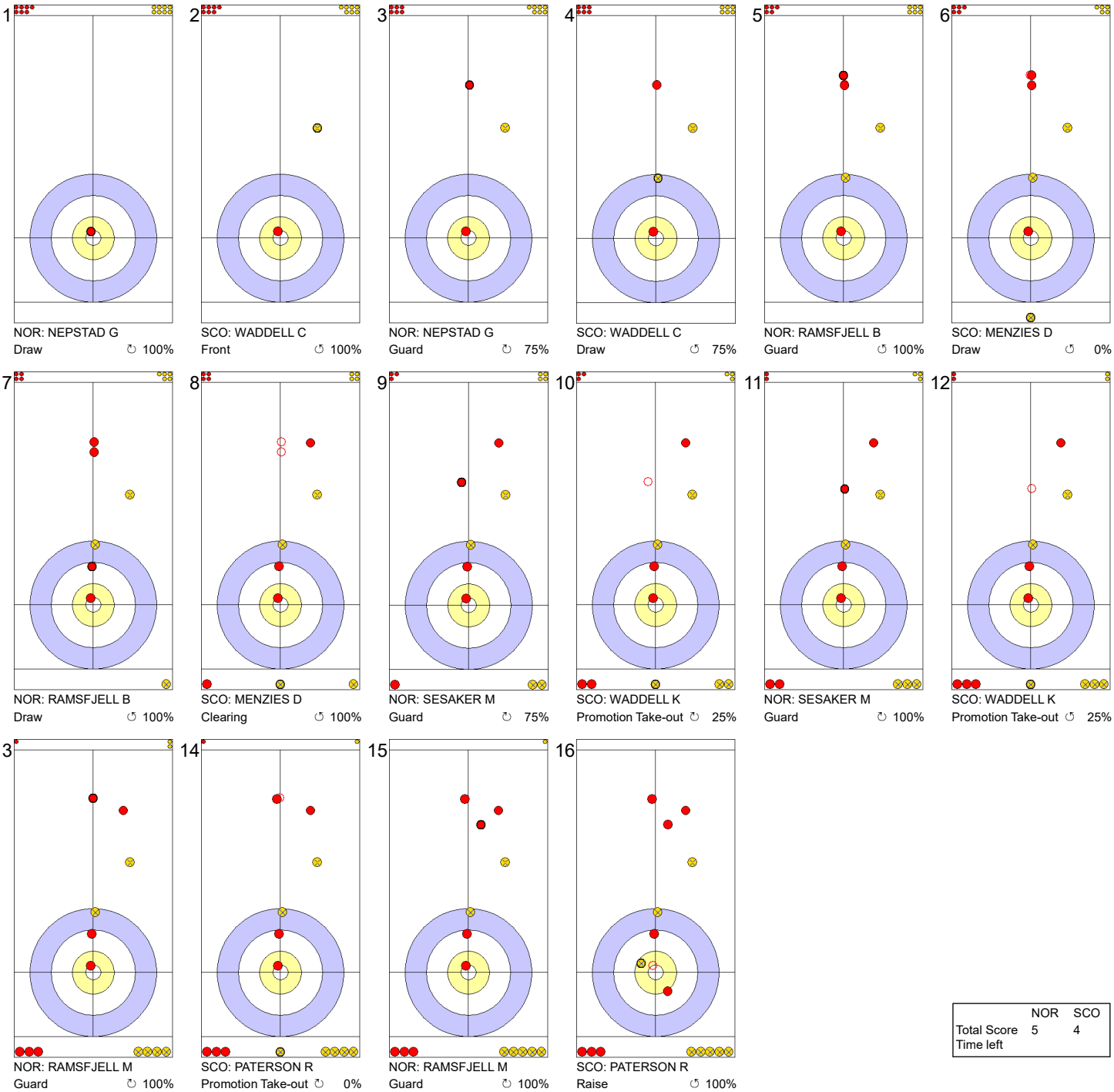


| | NOR | SCO |
|---|---|---|
| Total Score | 5 | 4 |
| Time left | | |

**Legend:**

↻ Clockwise ↺ Counter-clockwise - Not considered



lgt.com NEW HOLLAND LE GRUYÈRE SWITZERLAND ZUG CURLIT Curling Information Technology Ltd.

# Game - Shot by Shot

**End 9** — **NOR - Norway 5 + 2** (this end) **= 7** — **SCO - Scotland 4 + 0** (this end) **= 4**

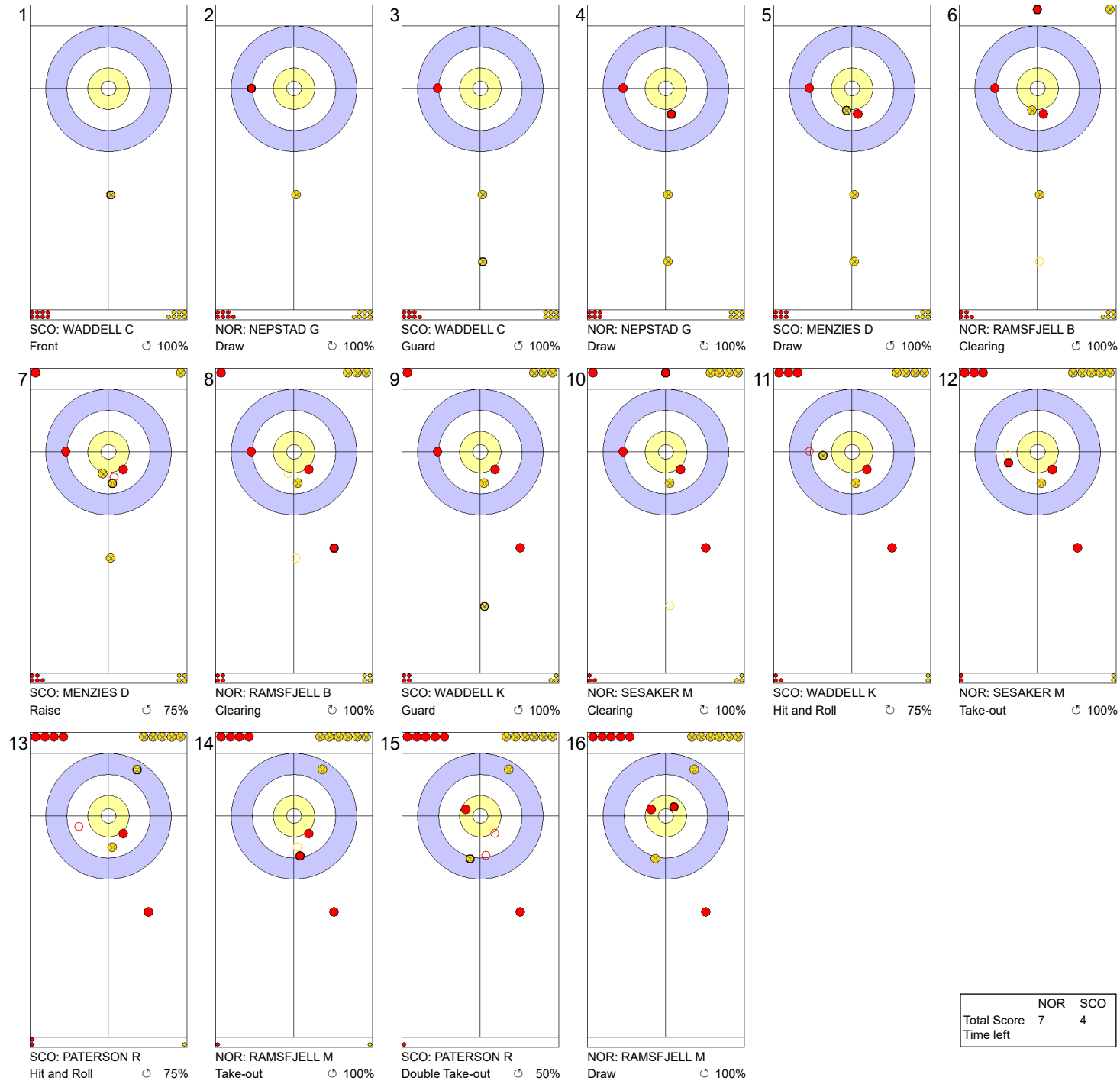


| | NOR | SCO |
|---|---|---|
| Total Score | 7 | 4 |
| Time left | | |

**Legend:**

↻ Clockwise ↺ Counter-clockwise - Not considered



lgt.com NEW HOLLAND LE GRUYÈRE SWITZERLAND V ZUG CURLIT Curling Information Technology Ltd.

# Game - Shot by Shot

**End 10** — **NOR - Norway** 7 + X (this end) = 7 — **SCO - Scotland** 4 + X (this end) = 4

1
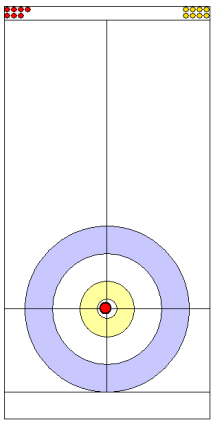
NOR: NEPSTAD G
Draw ↺ 100%

2
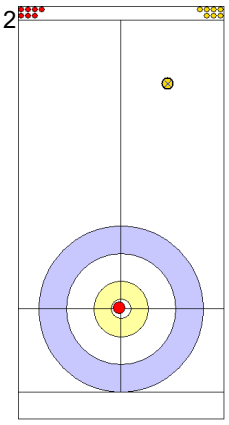
SCO: WADDELL C
Front ↺ 75%

3
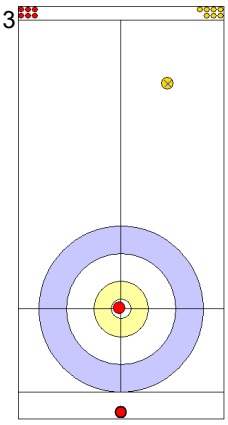
NOR: NEPSTAD G
Wick / Soft Peeling ↻ 0%

4
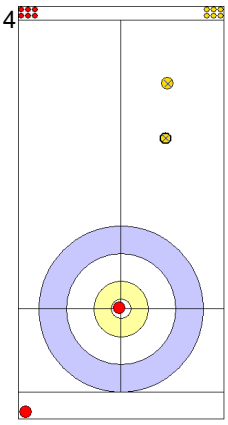
SCO: WADDELL C
Front ↺ 100%

5
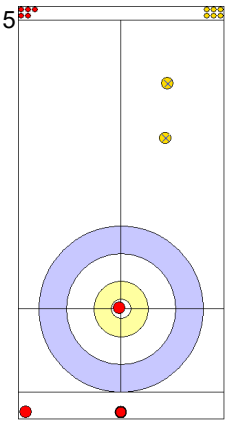
NOR: RAMSFJELL B
Wick / Soft Peeling ↺ 0%
Free guard zone violation

6
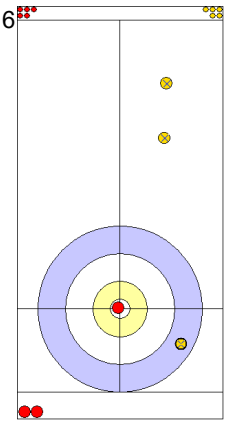
SCO: MENZIES D
Draw ↺ 100%

7
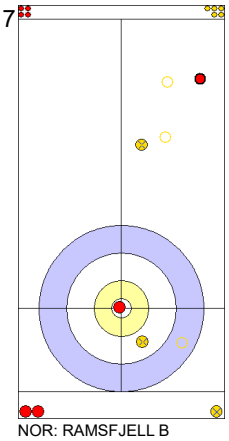
NOR: RAMSFJELL B
Clearing ↻ 75%

8
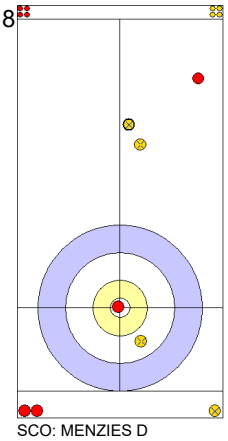
SCO: MENZIES D
Guard ↺ 75%

9
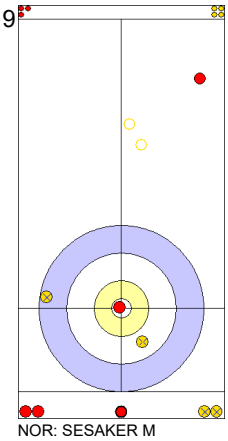
NOR: SESAKER M
Clearing ↺ 75%

10
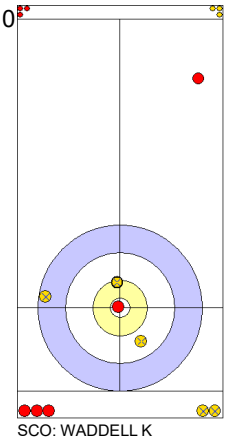
SCO: WADDELL K
Draw ↺ 100%
Time-out

11
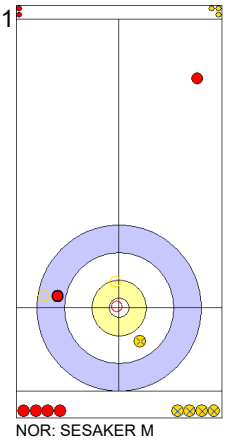
NOR: SESAKER M
Double Take-out ↺ 100%

12
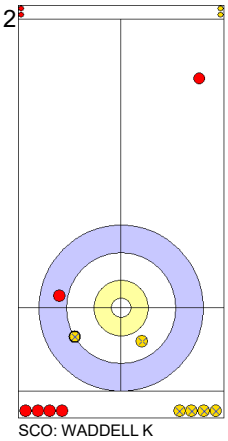
SCO: WADDELL K
Draw ↻ 100%

13
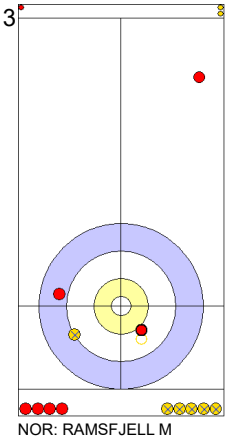
NOR: RAMSFJELL M
Take-out ↻ 100%

14
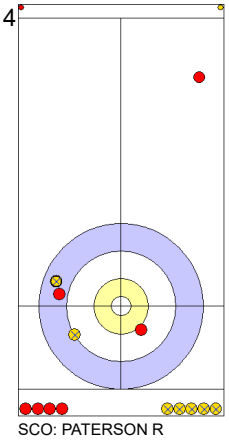
SCO: PATERSON R
Draw ↻ 75%

15
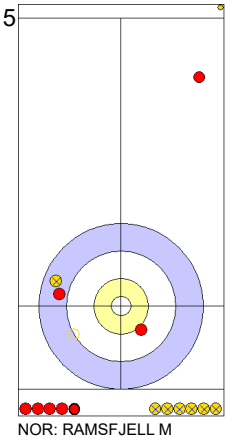
NOR: RAMSFJELL M
Clearing ↻ 100%

| | NOR | SCO |
|---|---|---|
| Total Score | 7 | 4 |
| Time left | 06:15 | 01:49 |

**Legend:**
↻ Clockwise ↺ Counter-clockwise - Not considered
**X** Unfinished end due to concession



lgt.com NEW HOLLAND LE GRUYÈRE SWITZERLAND ZUG CURLIT Curling Information Technology Ltd.

# Game Results

| Sheet | Game | Team | LSFE | 1 | 2 | 3 | 4 | 5 | 6 | 7 | 8 | 9 | 10 | Extra Ends | | | | Total |
|---|---|---|---|---|---|---|---|---|---|---|---|---|---|---|---|---|---|---|
| D | 3 | SUI - Switzerland | * | 3 | 1 | 0 | 0 | 1 | 0 | 1 | 0 | 0 | X | | | | | 6 |
| | 4 | CAN - Canada | | 0 | 0 | 0 | 4 | 0 | 2 | 0 | 2 | 2 | X | | | | | 10 |

| SUI - Switzerland | | Shot Success Game | All |
|---|---|---|---|
| 4 S | SCHWALLER Yannick | 68% | 69% |
| 3 V | BRUNNER Michael | 72% | 72% |
| 2 | MEIER Romano | 75% | 75% |
| 1 | KAEUFELER Marcel | 85% | 87% |
| A | GLOOR Simon | - | - |
| | Team Total | 75% | 76% |

| Last Stone Draw | | Distance |
|---|---|---|
| ↻ | MEIER Romano | 8.3cm |
| ↺ | SCHWALLER Yannick | 8.0cm |
| **Total** | | **16.3cm** |

Time remaining: 2 minutes 54 seconds

Time-out: End 8 - SUI stone 5

| CAN - Canada | | Shot Success Game | All |
|---|---|---|---|
| 4 S | GUSHUE Brad | 85% | 79% |
| 3 V | NICHOLS Mark | 81% | 83% |
| 2 | GALLANT Brett | 92% | 83% |
| 1 | WALKER Geoff | 90% | 94% |
| A | HARNDEN EJ | - | - |
| | Team Total | 87% | 85% |

| Last Stone Draw | | Distance |
|---|---|---|
| ↻ | WALKER Geoff | 18.8cm |
| ↺ | GUSHUE Brad | 84.4cm |
| **Total** | | **103.2cm** |

Time remaining: 5 minutes 19 seconds

## Shot Success Analysis

| SUI - Switzerland | | ↻ | | ↺ | | Game | |
|---|---|---|---|---|---|---|---|
| 4 SCHWALLER Yannick | Draws | 4 | 63% | 1 | 50% | 5 | 60% |
| | Take-outs | 7 | 61% | 6 | 83% | 13 | 71% |
| | Total | 11 | 61% | 7 | 79% | 18 | 68% |
| 3 BRUNNER Michael | Draws | 5 | 45% | 2 | 100% | 7 | 61% |
| | Take-outs | 6 | 71% | 5 | 90% | 11 | 80% |
| | Total | 11 | 59% | 7 | 93% | 18 | 72% |
| 2 MEIER Romano | Draws | 7 | 86% | 2 | 63% | 9 | 81% |
| | Take-outs | 6 | 67% | 3 | 75% | 9 | 69% |
| | Total | 13 | 77% | 5 | 70% | 18 | 75% |
| 1 KAEUFELER Marcel | Draws | 13 | 87% | 4 | 75% | 17 | 84% |
| | Take-outs | 1 | 100% | 0 | - | 1 | 100% |
| | Total | 14 | 88% | 4 | 75% | 18 | 85% |
| A GLOOR Simon | Draws | 0 | - | 0 | - | 0 | - |
| | Take-outs | 0 | - | 0 | - | 0 | - |
| | Total | 0 | - | 0 | - | 0 | - |
| Team | Draws | 29 | 76% | 9 | 75% | 38 | 76% |
| | Take-outs | 20 | 68% | 14 | 84% | 34 | 74% |
| | Total | 49 | 72% | 23 | 80% | 72 | 75% |

| CAN - Canada | | ↻ | | ↺ | | Game | |
|---|---|---|---|---|---|---|---|
| 4 GUSHUE Brad | Draws | 6 | 75% | 3 | 83% | 9 | 78% |
| | Take-outs | 4 | 94% | 5 | 90% | 9 | 92% |
| | Total | 10 | 83% | 8 | 88% | 18 | 85% |
| 3 NICHOLS Mark | Draws | 6 | 83% | 5 | 90% | 11 | 86% |
| | Take-outs | 5 | 80% | 2 | 50% | 7 | 71% |
| | Total | 11 | 82% | 7 | 79% | 18 | 81% |
| 2 GALLANT Brett | Draws | 3 | 92% | 9 | 92% | 12 | 92% |
| | Take-outs | 5 | 90% | 1 | 100% | 6 | 92% |
| | Total | 8 | 91% | 10 | 93% | 18 | 92% |
| 1 WALKER Geoff | Draws | 5 | 95% | 11 | 89% | 16 | 91% |
| | Take-outs | 2 | 88% | 0 | - | 2 | 88% |
| | Total | 7 | 93% | 11 | 89% | 18 | 90% |
| A HARNDEN EJ | Draws | 0 | - | 0 | - | 0 | - |
| | Take-outs | 0 | - | 0 | - | 0 | - |
| | Total | 0 | - | 0 | - | 0 | - |
| Team | Draws | 20 | 85% | 28 | 89% | 48 | 88% |
| | Take-outs | 16 | 88% | 8 | 81% | 24 | 85% |
| | Total | 36 | 86% | 36 | 88% | 72 | 87% |

**Note:**
Position and function for each team member:
**4** = Fourth, **3** = Third, **2** = Second, **1** = Lead, **A** = Alternate, **S** = Skip, **V** = Vice-Skip

**Legend:**
↻ Clockwise ↺ Counter-clockwise **LSFE(*)** Last Stone First End
**X** Unplayed/unfinished end due to concession



lgt.com NEW HOLLAND LE GRUYÈRE SWITZERLAND ZUG CURLIT Curling Information Technology Ltd.

# Game - Shot by Shot

**End 1** — **SUI - Switzerland 0 + 3** (this end) **= 3** — **CAN - Canada 0 + 0** (this end) **= 0**

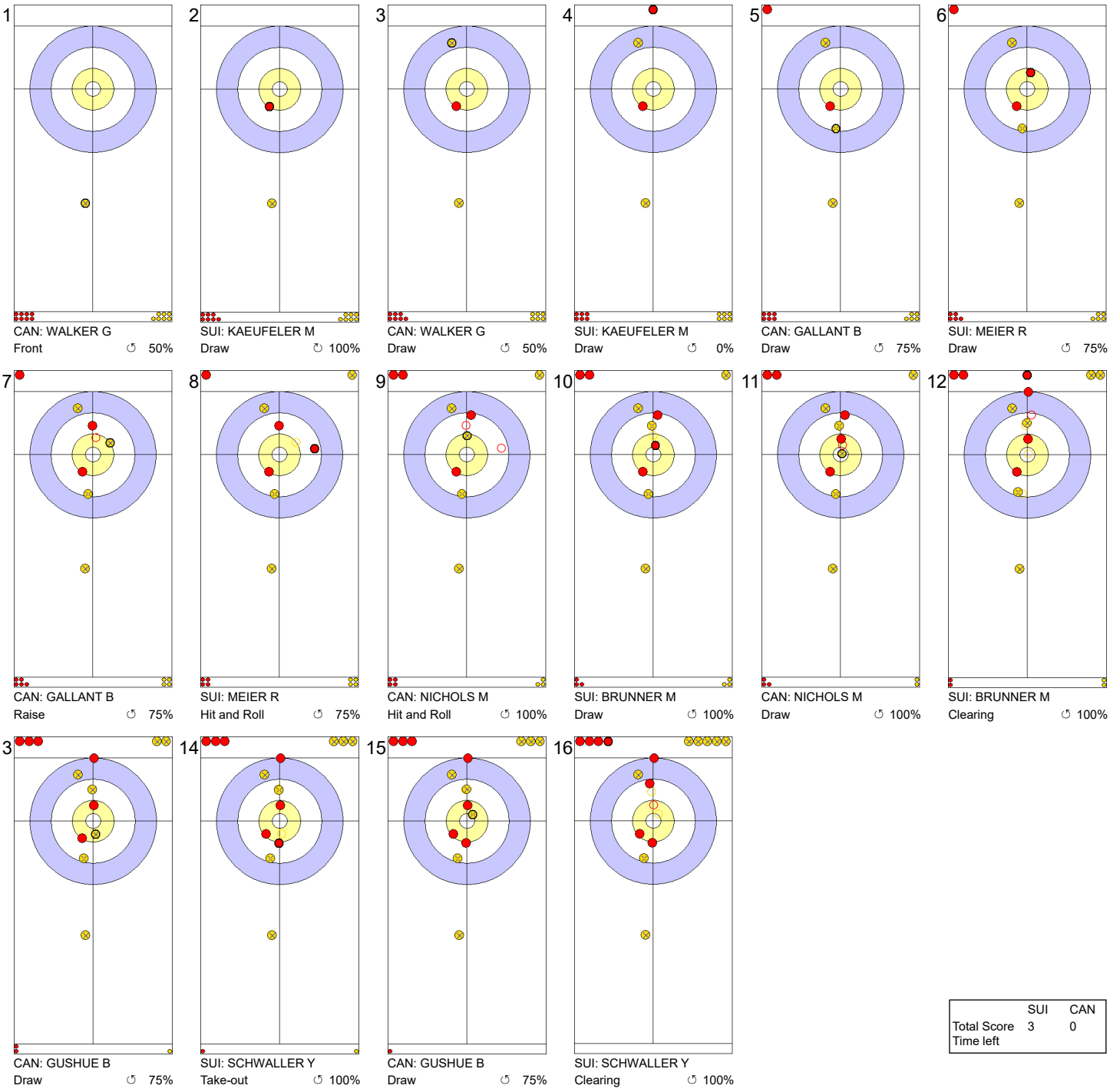

| | 1 | 2 | 3 | 4 | 5 | 6 |
|---|---|---|---|---|---|---|
| | CAN: WALKER G | SUI: KAEUFELER M | CAN: WALKER G | SUI: KAEUFELER M | CAN: GALLANT B | SUI: MEIER R |
| | Front ↺ 50% | Draw ↻ 100% | Draw ↺ 50% | Draw ↺ 0% | Draw ↺ 75% | Draw ↺ 75% |
| | 7 | 8 | 9 | 10 | 11 | 12 |
| | CAN: GALLANT B | SUI: MEIER R | CAN: NICHOLS M | SUI: BRUNNER M | CAN: NICHOLS M | SUI: BRUNNER M |
| | Raise ↺ 75% | Hit and Roll ↺ 75% | Hit and Roll ↺ 100% | Draw ↺ 100% | Draw ↺ 100% | Clearing ↺ 100% |
| | 13 | 14 | 15 | 16 | | |
| | CAN: GUSHUE B | SUI: SCHWALLER Y | CAN: GUSHUE B | SUI: SCHWALLER Y | | |
| | Draw ↺ 75% | Take-out ↻ 100% | Draw ↺ 75% | Clearing ↺ 100% | | |

| | SUI | CAN |
|---|---|---|
| Total Score | 3 | 0 |
| Time left | | |

**Legend:**
↻ Clockwise ↺ Counter-clockwise - Not considered



lgt.com NEW HOLLAND LE GRUYÈRE SWITZERLAND ZUG CURLIT Curling Information Technology Ltd.

# Game - Shot by Shot

**End 2** — **SUI - Switzerland 3 + 1** (this end) **= 4** — **CAN - Canada 0 + 0** (this end) **= 0**

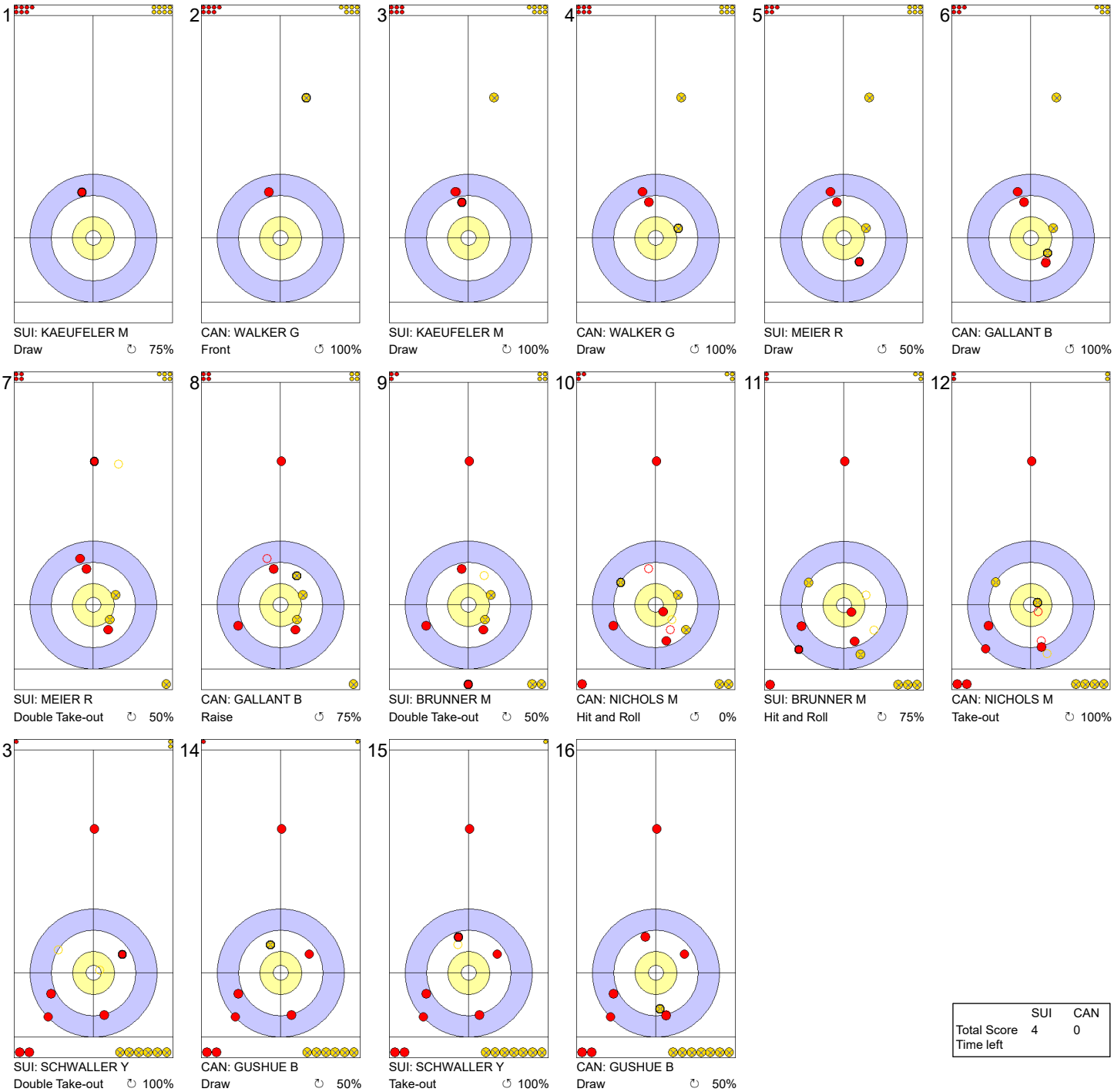


| | SUI | CAN |
|---|---|---|
| Total Score | 4 | 0 |
| Time left | | |

**Legend:**

↻ Clockwise ↺ Counter-clockwise - Not considered



lgt.com NEW HOLLAND LE GRUYÈRE SWITZERLAND ZUG CURLIT Curling Information Technology Ltd.

# Game - Shot by Shot

**End 3** — **SUI - Switzerland 4 + 0 (this end) = 4** — **CAN - Canada 0 + 0 (this end) = 0**

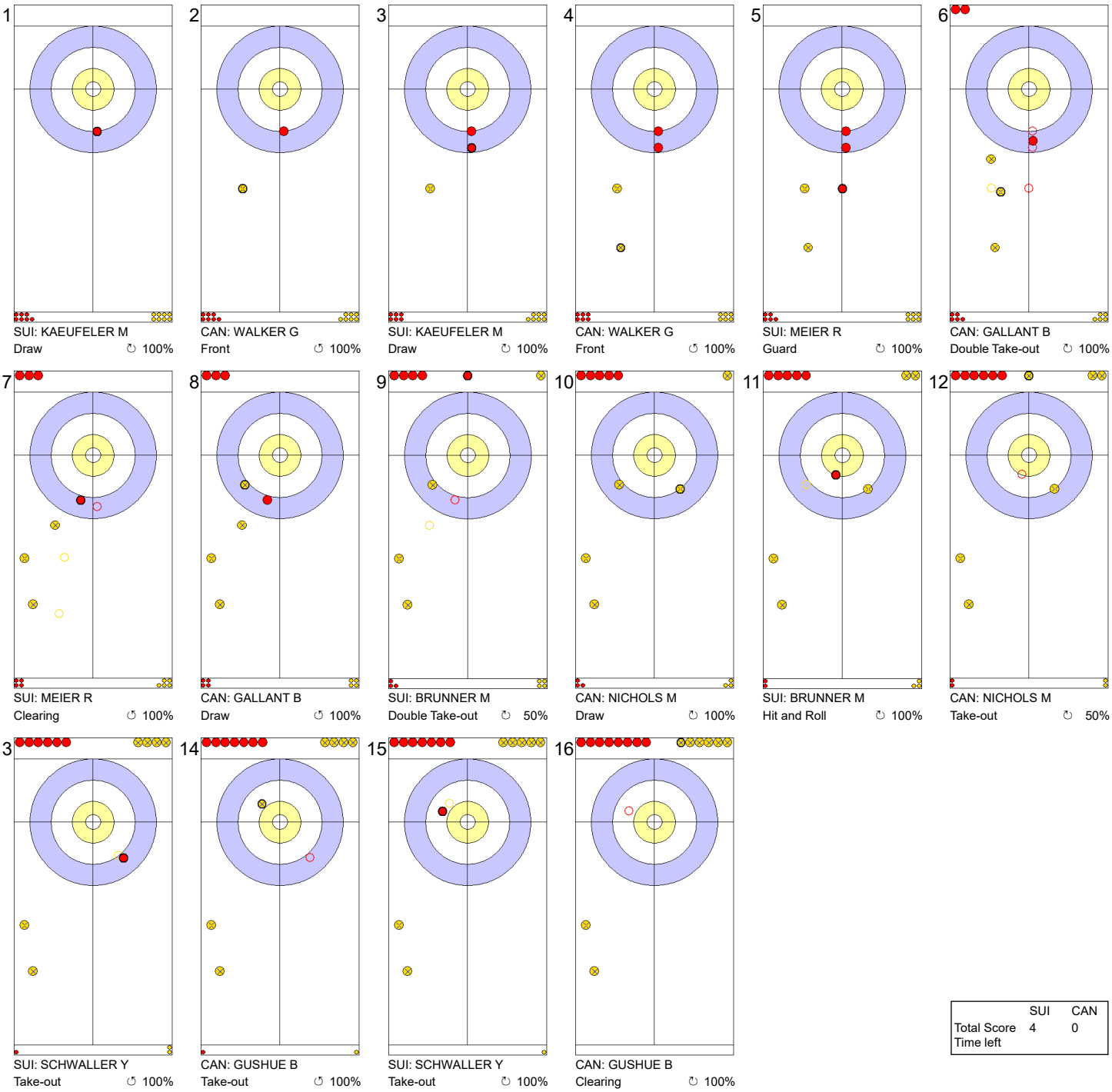


| | SUI | CAN |
|---|---|---|
| Total Score | 4 | 0 |
| Time left | | |

**Legend:**

↻ Clockwise ↺ Counter-clockwise - Not considered



lgt.com NEW HOLLAND LE GRUYÈRE SWITZERLAND ZUG CURLIT Curling Information Technology Ltd.

# Game - Shot by Shot

**End 4** — **SUI - Switzerland 4 + 0** (this end) **= 4** — **CAN - Canada 0 + 4** (this end) **= 4**




| | SUI | CAN |
|---|---|---|
| Total Score | 4 | 4 |
| Time left | | |

**Legend:**

↻ Clockwise ↺ Counter-clockwise - Not considered



lgt.com NEW HOLLAND LE GRUYÈRE SWITZERLAND ZUG CURLIT Curling Information Technology Ltd.

# Game - Shot by Shot

**End 5** — **SUI - Switzerland 4 + 1 (this end) = 5** — **CAN - Canada 4 + 0 (this end) = 4**

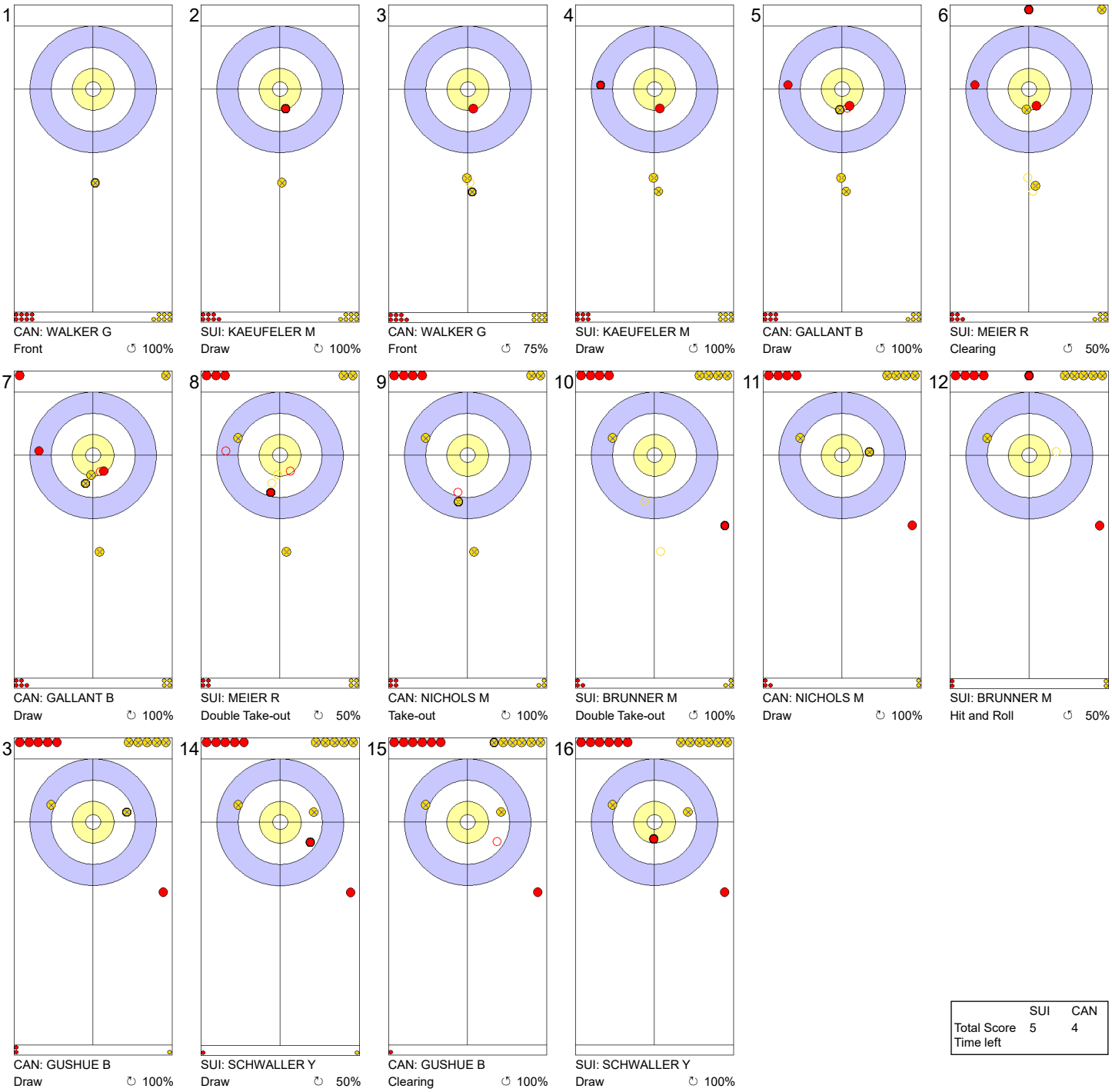

| | 1 | 2 | 3 | 4 | 5 | 6 |
|---|---|---|---|---|---|---|
| | CAN: WALKER G | SUI: KAEUFELER M | CAN: WALKER G | SUI: KAEUFELER M | CAN: GALLANT B | SUI: MEIER R |
| | Front ↻ 100% | Draw ↻ 100% | Front ↺ 75% | Draw ↻ 100% | Draw ↻ 100% | Clearing ↺ 50% |
| | 7 | 8 | 9 | 10 | 11 | 12 |
| | CAN: GALLANT B | SUI: MEIER R | CAN: NICHOLS M | SUI: BRUNNER M | CAN: NICHOLS M | SUI: BRUNNER M |
| | Draw ↻ 100% | Double Take-out ↻ 50% | Take-out ↻ 100% | Double Take-out ↻ 100% | Draw ↻ 100% | Hit and Roll ↺ 50% |
| | 13 | 14 | 15 | 16 | | |
| | CAN: GUSHUE B | SUI: SCHWALLER Y | CAN: GUSHUE B | SUI: SCHWALLER Y | | |
| | Draw ↻ 100% | Draw ↻ 50% | Clearing ↺ 100% | Draw ↻ 100% | | |

| | SUI | CAN |
|---|---|---|
| Total Score | 5 | 4 |
| Time left | | |

**Legend:**
↻ Clockwise ↺ Counter-clockwise - Not considered



lgt.com NEW HOLLAND LE GRUYÈRE SWITZERLAND ZUG CURLIT Curling Information Technology Ltd.

# Game - Shot by Shot

**End 6** — **SUI - Switzerland 5 + 0 (this end) = 5** — **CAN - Canada 4 + 2 (this end) = 6**

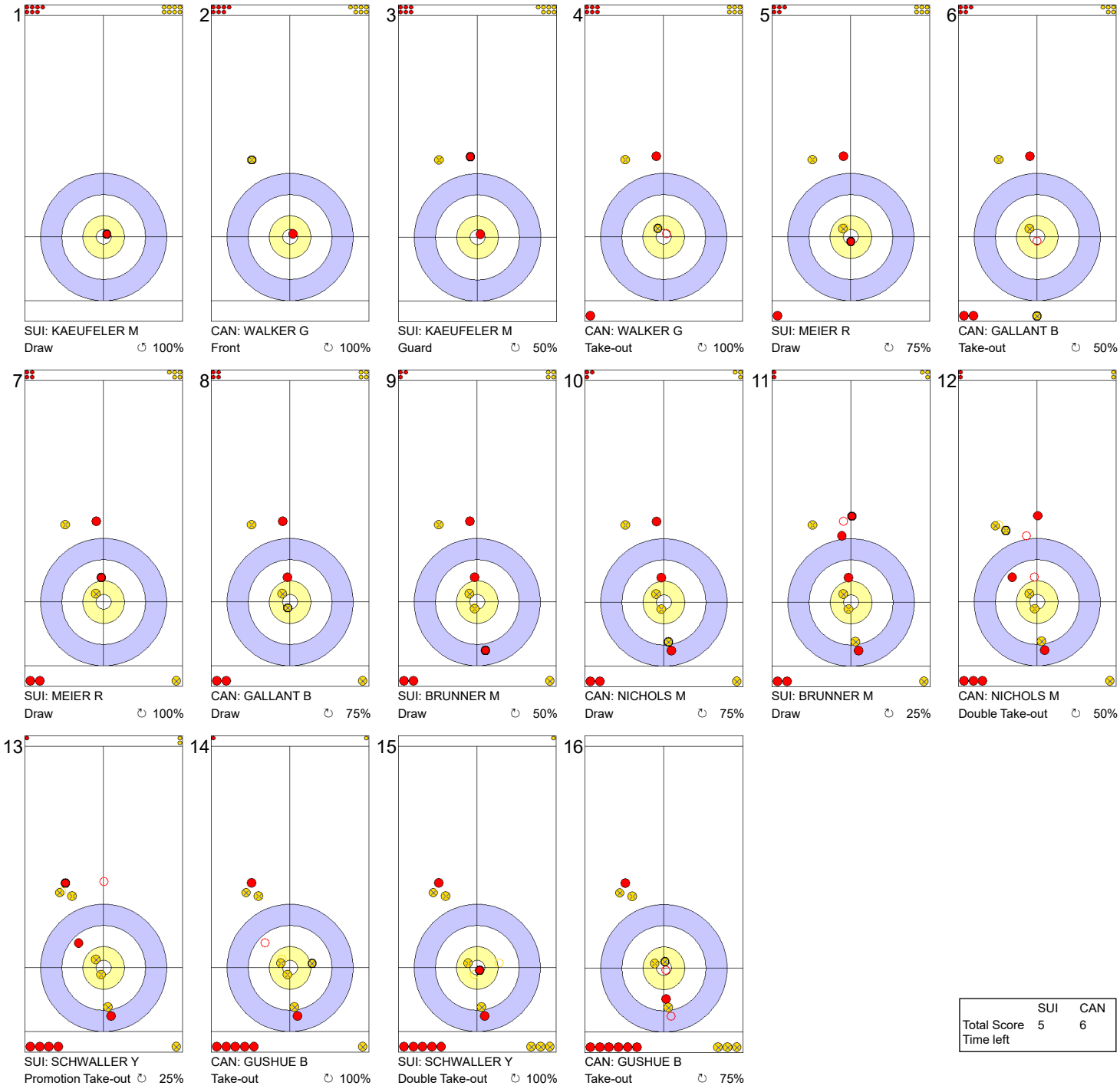


| | SUI | CAN |
|---|---|---|
| Total Score | 5 | 6 |
| Time left | | |

**Legend:**

↻ Clockwise ↺ Counter-clockwise - Not considered



lgt.com NEW HOLLAND LE GRUYÈRE SWITZERLAND ZUG CURLIT Curling Information Technology Ltd.

# Game - Shot by Shot

**End 7** — **SUI - Switzerland 5 + 1** (this end) **= 6** — **CAN - Canada 6 + 0** (this end) **= 6**

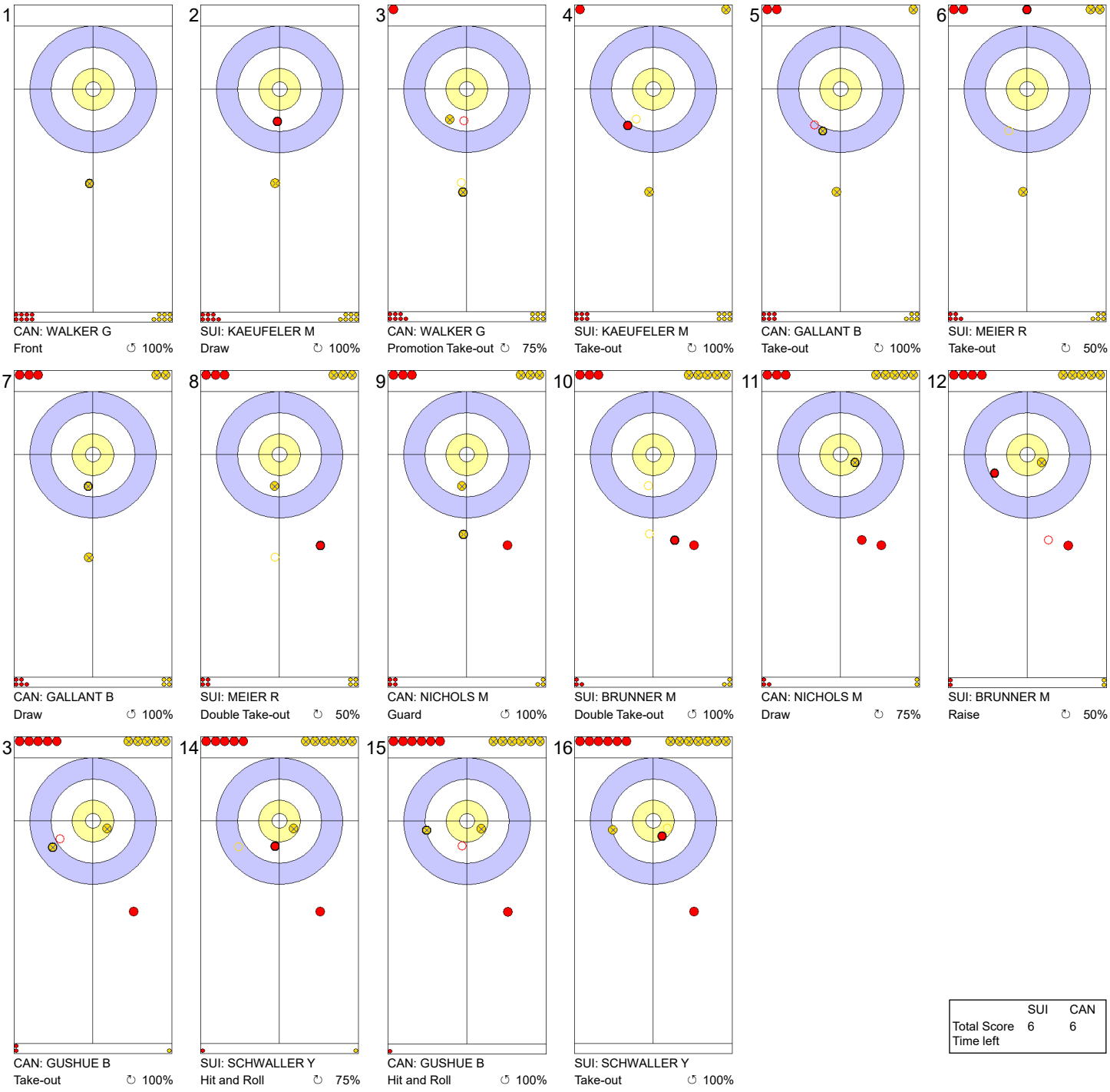

| | 1 | 2 | 3 | 4 | 5 | 6 |
|---|---|---|---|---|---|---|
| | CAN: WALKER G | SUI: KAEUFELER M | CAN: WALKER G | SUI: KAEUFELER M | CAN: GALLANT B | SUI: MEIER R |
| | Front ↻ 100% | Draw ↻ 100% | Promotion Take-out ↻ 75% | Take-out ↻ 100% | Take-out ↻ 100% | Take-out ↻ 50% |
| | 7 | 8 | 9 | 10 | 11 | 12 |
| | CAN: GALLANT B | SUI: MEIER R | CAN: NICHOLS M | SUI: BRUNNER M | CAN: NICHOLS M | SUI: BRUNNER M |
| | Draw ↻ 100% | Double Take-out ↻ 50% | Guard ↻ 100% | Double Take-out ↻ 100% | Draw ↻ 75% | Raise ↻ 50% |
| | 13 | 14 | 15 | 16 | | |
| | CAN: GUSHUE B | SUI: SCHWALLER Y | CAN: GUSHUE B | SUI: SCHWALLER Y | | |
| | Take-out ↻ 100% | Hit and Roll ↻ 75% | Hit and Roll ↻ 100% | Take-out ↻ 100% | | |

| | SUI | CAN |
|---|---|---|
| Total Score | 6 | 6 |
| Time left | | |

**Legend:**
↻ Clockwise ↺ Counter-clockwise - Not considered



lgt.com NEW HOLLAND LE GRUYÈRE SWITZERLAND ZUG CURLIT Curling Information Technology Ltd.

# Game - Shot by Shot

**End 8** — **SUI - Switzerland 6 + 0** (this end) **= 6** — **CAN - Canada 6 + 2** (this end) **= 8**

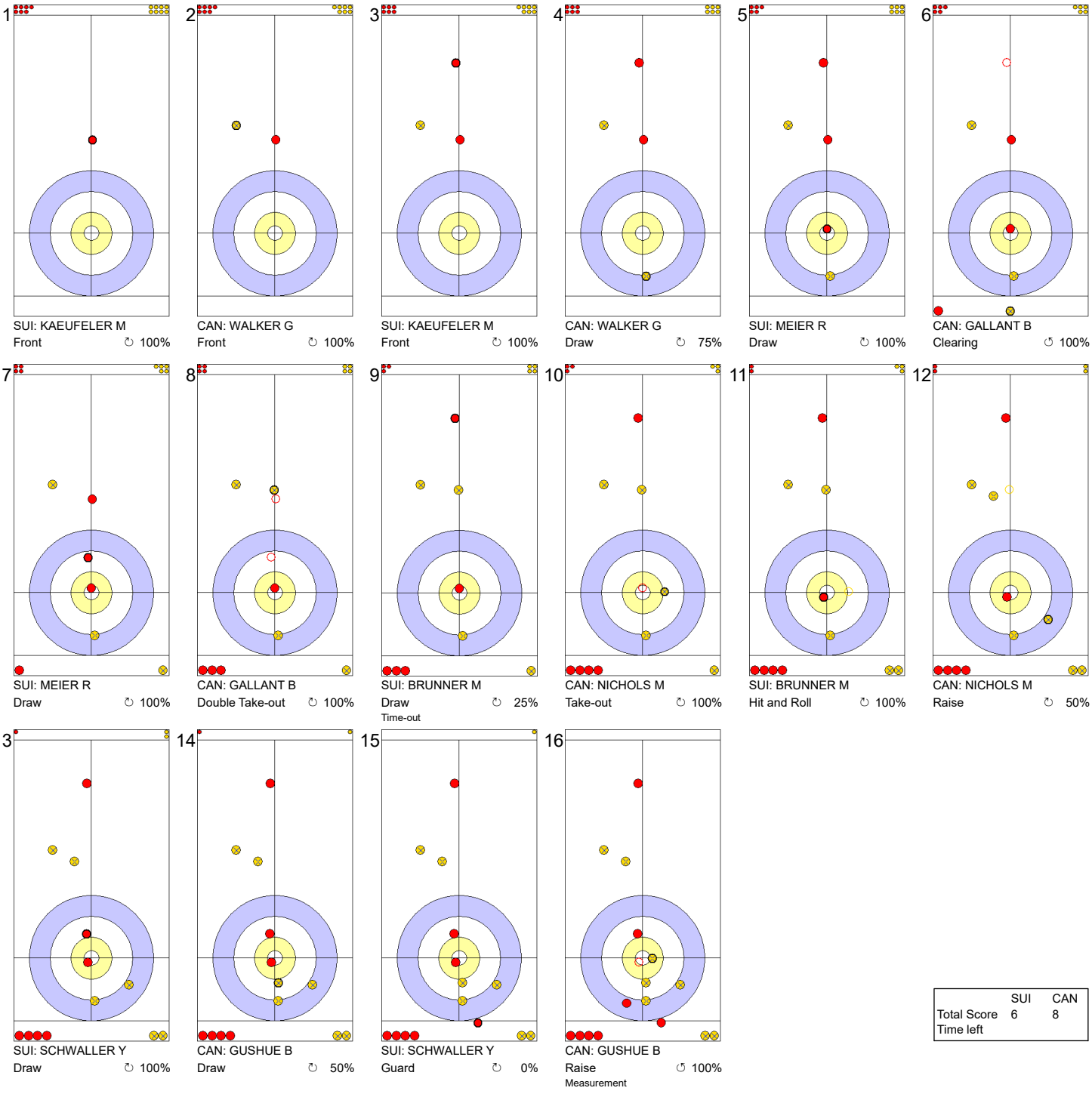


| | SUI | CAN |
|---|---|---|
| Total Score | 6 | 8 |
| Time left | | |

**Legend:**

↻ Clockwise ↺ Counter-clockwise - Not considered



lgt.com NEW HOLLAND LE GRUYÈRE SWITZERLAND ZUG CURLIT Curling Information Technology Ltd.

# Game - Shot by Shot

**End 9** — **SUI - Switzerland 6 + 0 (this end) = 6** — **CAN - Canada 8 + 2 (this end) = 10**

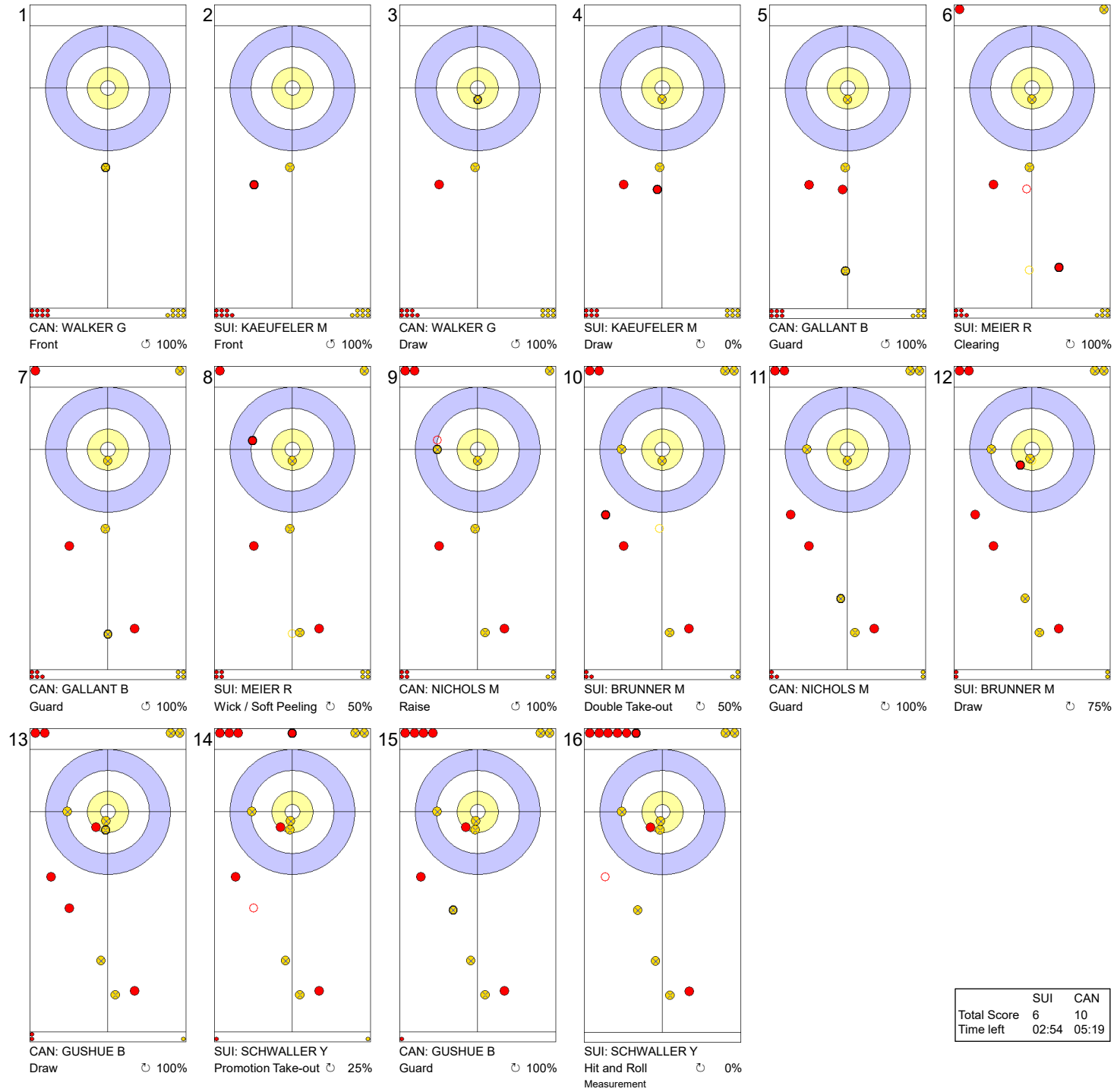

| | 1 | 2 | 3 | 4 | 5 | 6 |
|---|---|---|---|---|---|---|
| | CAN: WALKER G | SUI: KAEUFELER M | CAN: WALKER G | SUI: KAEUFELER M | CAN: GALLANT B | SUI: MEIER R |
| | Front ↺ 100% | Front ↺ 100% | Draw ↺ 100% | Draw ↻ 0% | Guard ↺ 100% | Clearing ↻ 100% |
| | 7 | 8 | 9 | 10 | 11 | 12 |
| | CAN: GALLANT B | SUI: MEIER R | CAN: NICHOLS M | SUI: BRUNNER M | CAN: NICHOLS M | SUI: BRUNNER M |
| | Guard ↺ 100% | Wick / Soft Peeling ↻ 50% | Raise ↺ 100% | Double Take-out ↻ 50% | Guard ↺ 100% | Draw ↻ 75% |
| | 13 | 14 | 15 | 16 | | |
| | CAN: GUSHUE B | SUI: SCHWALLER Y | CAN: GUSHUE B | SUI: SCHWALLER Y | | |
| | Draw ↺ 100% | Promotion Take-out ↻ 25% | Guard ↺ 100% | Hit and Roll ↻ 0% | | |
| | | | | Measurement | | |

| | SUI | CAN |
|---|---|---|
| Total Score | 6 | 10 |
| Time left | 02:54 | 05:19 |

**Legend:**
↻ Clockwise ↺ Counter-clockwise - Not considered



lgt.com NEW HOLLAND LE GRUYÈRE SWITZERLAND ZUG CURLIT Curling Information Technology Ltd.

## Session Results and Standings

| Sheet | Game | Team | LSFE | 1 | 2 | 3 | 4 | 5 | 6 | 7 | 8 | 9 | 10 | Extra Ends | | | Total |
|---|---|---|---|---|---|---|---|---|---|---|---|---|---|---|---|---|---|
| A | 3 | KOR - Korea | * | 0 | 2 | 0 | 1 | 0 | 0 | 0 | 1 | 0 | 2 | 0 | | | | 6 |
| | 3 | DEN - Denmark | | 1 | 0 | 1 | 0 | 0 | 1 | 0 | 0 | 3 | 0 | 1 | | | | 7 |
| B | 2 | USA - United States | | 1 | 0 | 0 | 1 | 0 | 2 | 0 | 2 | 0 | 1 | | | | | 7 |
| | 3 | CZE - Czech Republic | * | 0 | 1 | 1 | 0 | 1 | 0 | 1 | 0 | 1 | 0 | | | | | 5 |
| C | 3 | NED - Netherlands | * | 1 | 1 | 0 | 1 | 2 | 0 | 0 | 0 | 1 | 0 | | | | | 6 |
| | 3 | CAN - Canada | | 0 | 0 | 2 | 0 | 0 | 2 | 1 | 3 | 0 | 1 | | | | | 9 |
| D | 3 | SWE - Sweden | * | 0 | 0 | 3 | 0 | 1 | 0 | 2 | 0 | 2 | 0 | | | | | 8 |
| | 2 | ITA - Italy | | 1 | 1 | 0 | 2 | 0 | 1 | 0 | 1 | 0 | 4 | | | | | 10 |

## Current Standings

| Rank | Team | Games | Wins | Losses |
|---|---|---|---|---|
| 1 | CAN - Canada | 3 | 3 | 0 |
| 2 | FIN - Finland | 2 | 2 | 0 |
| 2 | USA - United States | 2 | 2 | 0 |
| 4 | GER - Germany | 2 | 1 | 1 |
| 4 | ITA - Italy | 2 | 1 | 1 |
| 4 | NOR - Norway | 2 | 1 | 1 |
| 4 | SCO - Scotland | 2 | 1 | 1 |
| 4 | SUI - Switzerland | 2 | 1 | 1 |
| 9 | CZE - Czech Republic | 3 | 1 | 2 |
| 9 | DEN - Denmark | 3 | 1 | 2 |
| 9 | KOR - Korea | 3 | 1 | 2 |
| 9 | SWE - Sweden | 3 | 1 | 2 |
| 13 | NED - Netherlands | 3 | 0 | 3 |

**Note:**
Under WCF rules, tie-breaking rules for standings are not applied until after the last game of the round robin.

**Legend:**
**LSFE(*)** Last Stone First End



lgt.com NEW HOLLAND LE GRUYÈRE SWITZERLAND V ZUG CURLIT Curling Information Technology Ltd.

# Game Results

| Sheet | Game | Team | LSFE | 1 | 2 | 3 | 4 | 5 | 6 | 7 | 8 | 9 | 10 | Extra Ends | | | Total |
|---|---|---|---|---|---|---|---|---|---|---|---|---|---|---|---|---|---|
| A | 3 | KOR - Korea | * | 0 | 2 | 0 | 1 | 0 | 0 | 0 | 1 | 0 | 2 | 0 | | | | 6 |
| | 3 | DEN - Denmark | | 1 | 0 | 1 | 0 | 0 | 1 | 0 | 0 | 3 | 0 | 1 | | | | 7 |

| KOR - Korea | | | Shot Success Game | Shot Success All |
|---|---|---|---|---|
| 4 | S | KIM Soo-Hyuk | 80% | 71% |
| 3 | V | KIM Chang-Min | 80% | 77% |
| 2 | | SEONG Se Hyeon | 77% | 75% |
| 1 | | KIM Hak Kyun | 83% | 83% |
| A | | JEON Jae Ik | - | - |
| | | Team Total | 80% | 76% |

| Last Stone Draw | | Distance |
|---|---|---|
| ↻ | KIM Soo-Hyuk | 28.0cm |
| ↺ | SEONG Se Hyeon | 15.1cm |
| **Total** | | **43.1cm** |

Time remaining: 0 minutes 19 seconds
0 minutes 31 seconds (after extra end)

Time-out: End 10 - KOR stone 4; End 11 - KOR stone 6

| DEN - Denmark | | | Shot Success Game | Shot Success All |
|---|---|---|---|---|
| 4 | S | THUNE Tobias | 91% | 70% |
| 3 | V | WIKSTEN Kasper | 73% | 71% |
| 2 | | KRAUSE Mikkel | 88% | 80% |
| 1 | | SOEE Oliver Rosenkrands | 83% | 87% |
| A | | POULSEN Daniel | - | - |
| | | Team Total | 84% | 77% |

| Last Stone Draw | | Distance |
|---|---|---|
| ↻ | WIKSTEN Kasper | 54.5cm |
| ↺ | THUNE Tobias | 32.7cm |
| **Total** | | **87.2cm** |

Time remaining: 2 minutes 46 seconds
0 minutes 53 seconds (after extra end)

Time-out: End 9 - DEN stone 7; End 11 - DEN stone 8

## Shot Success Analysis

| KOR - Korea | | ↻ | | ↺ | | Game | |
|---|---|---|---|---|---|---|---|
| 4 KIM Soo-Hyuk | Draws | 6 | 75% | 3 | 100% | 9 | 83% |
| | Take-outs | 8 | 75% | 5 | 80% | 13 | 77% |
| | Total | 14 | 75% | 8 | 88% | 22 | 80% |
| 3 KIM Chang-Min | Draws | 4 | 100% | 8 | 78% | 12 | 85% |
| | Take-outs | 3 | 50% | 7 | 82% | 10 | 73% |
| | Total | 7 | 79% | 15 | 80% | 22 | 80% |
| 2 SEONG Se Hyeon | Draws | 7 | 86% | 4 | 88% | 11 | 86% |
| | Take-outs | 4 | 69% | 7 | 68% | 11 | 68% |
| | Total | 11 | 80% | 11 | 75% | 22 | 77% |
| 1 KIM Hak Kyun | Draws | 12 | 92% | 7 | 82% | 19 | 88% |
| | Take-outs | 1 | 0% | 2 | 75% | 3 | 50% |
| | Total | 13 | 85% | 9 | 81% | 22 | 83% |
| A JEON Jae Ik | Draws | 0 | - | 0 | - | 0 | - |
| | Take-outs | 0 | - | 0 | - | 0 | - |
| | Total | 0 | - | 0 | - | 0 | - |
| Team | Draws | 29 | 88% | 22 | 84% | 51 | 86% |
| | Take-outs | 16 | 64% | 21 | 76% | 37 | 71% |
| | Total | 45 | 79% | 43 | 80% | 88 | 80% |

| DEN - Denmark | | ↻ | | ↺ | | Game | |
|---|---|---|---|---|---|---|---|
| 4 THUNE Tobias | Draws | 6 | 96% | 1 | 100% | 7 | 96% |
| | Take-outs | 8 | 91% | 7 | 86% | 15 | 88% |
| | Total | 14 | 93% | 8 | 88% | 22 | 91% |
| 3 WIKSTEN Kasper | Draws | 4 | 81% | 6 | 88% | 10 | 85% |
| | Take-outs | 3 | 75% | 9 | 58% | 12 | 63% |
| | Total | 7 | 79% | 15 | 70% | 22 | 73% |
| 2 KRAUSE Mikkel | Draws | 2 | 100% | 9 | 83% | 11 | 86% |
| | Take-outs | 6 | 100% | 5 | 75% | 11 | 89% |
| | Total | 8 | 100% | 14 | 80% | 22 | 88% |
| 1 SOEE Oliver Rosenkrands | Draws | 11 | 89% | 10 | 75% | 21 | 82% |
| | Take-outs | 0 | - | 1 | 100% | 1 | 100% |
| | Total | 11 | 89% | 11 | 77% | 22 | 83% |
| A POULSEN Daniel | Draws | 0 | - | 0 | - | 0 | - |
| | Take-outs | 0 | - | 0 | - | 0 | - |
| | Total | 0 | - | 0 | - | 0 | - |
| Team | Draws | 23 | 90% | 26 | 82% | 49 | 86% |
| | Take-outs | 17 | 91% | 22 | 73% | 39 | 81% |
| | Total | 40 | 91% | 48 | 78% | 88 | 84% |

**Note:**
Position and function for each team member:
**4** = Fourth, **3** = Third, **2** = Second, **1** = Lead, **A** = Alternate, **S** = Skip, **V** = Vice-Skip

**Legend:**
↻ Clockwise ↺ Counter-clockwise **LSFE(*)** Last Stone First End



lgt.com NEW HOLLAND LE GRUYÈRE SWITZERLAND ZUG CURLIT Curling Information Technology Ltd.

# Game - Shot by Shot

**End 1** — **KOR - Korea 0 + 0** (this end) **= 0** — **DEN - Denmark 0 + 1** (this end) **= 1**

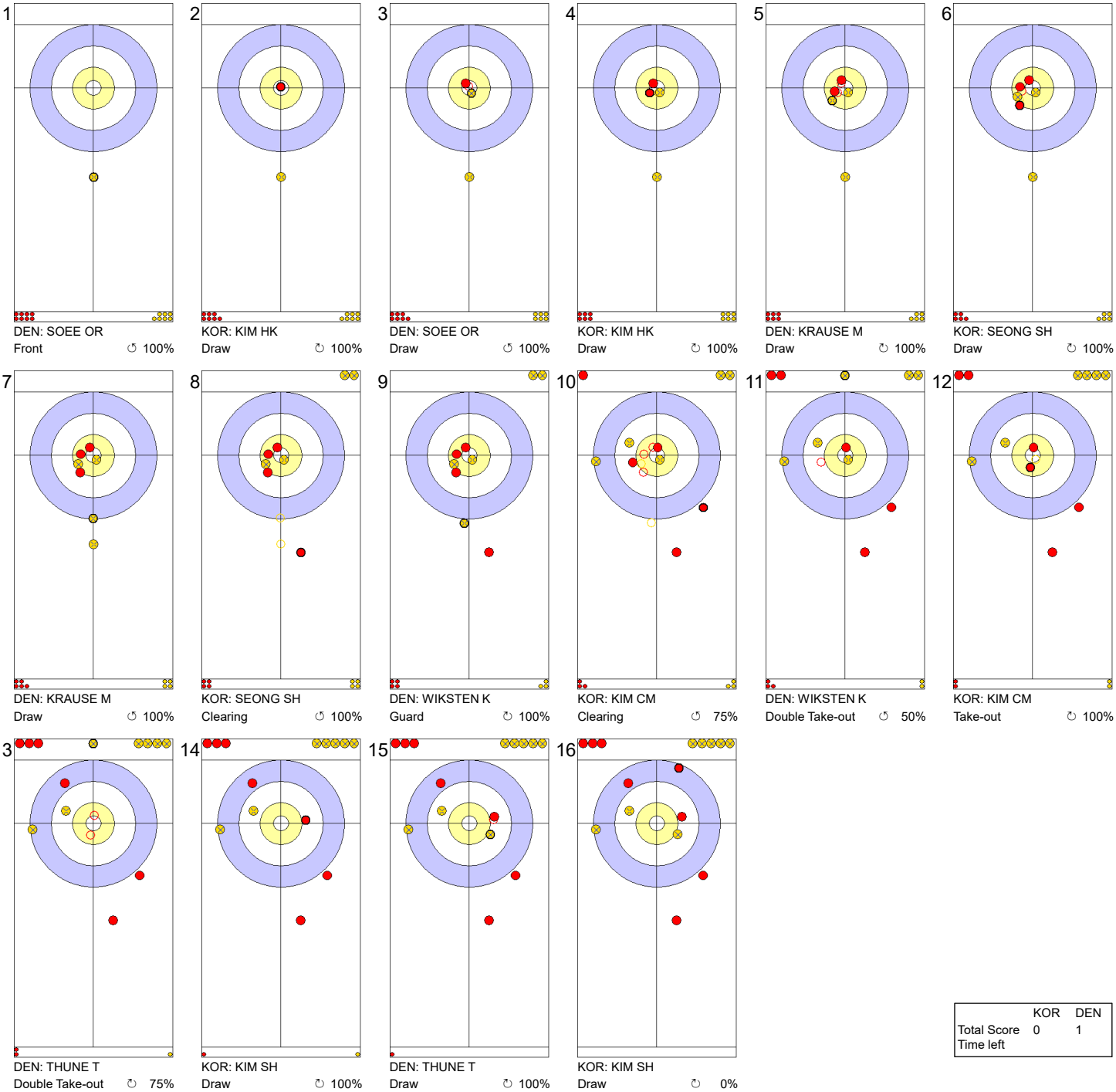


| | KOR | DEN |
|---|---|---|
| Total Score | 0 | 1 |
| Time left | | |

**Legend:**

↻ Clockwise ↺ Counter-clockwise - Not considered



lgt.com NEW HOLLAND LE GRUYÈRE SWITZERLAND ZUG CURLIT Curling Information Technology Ltd.

# Game - Shot by Shot

**End 2** — **KOR - Korea 0 + 2** (this end) **= 2** — **DEN - Denmark 1 + 0** (this end) **= 1**

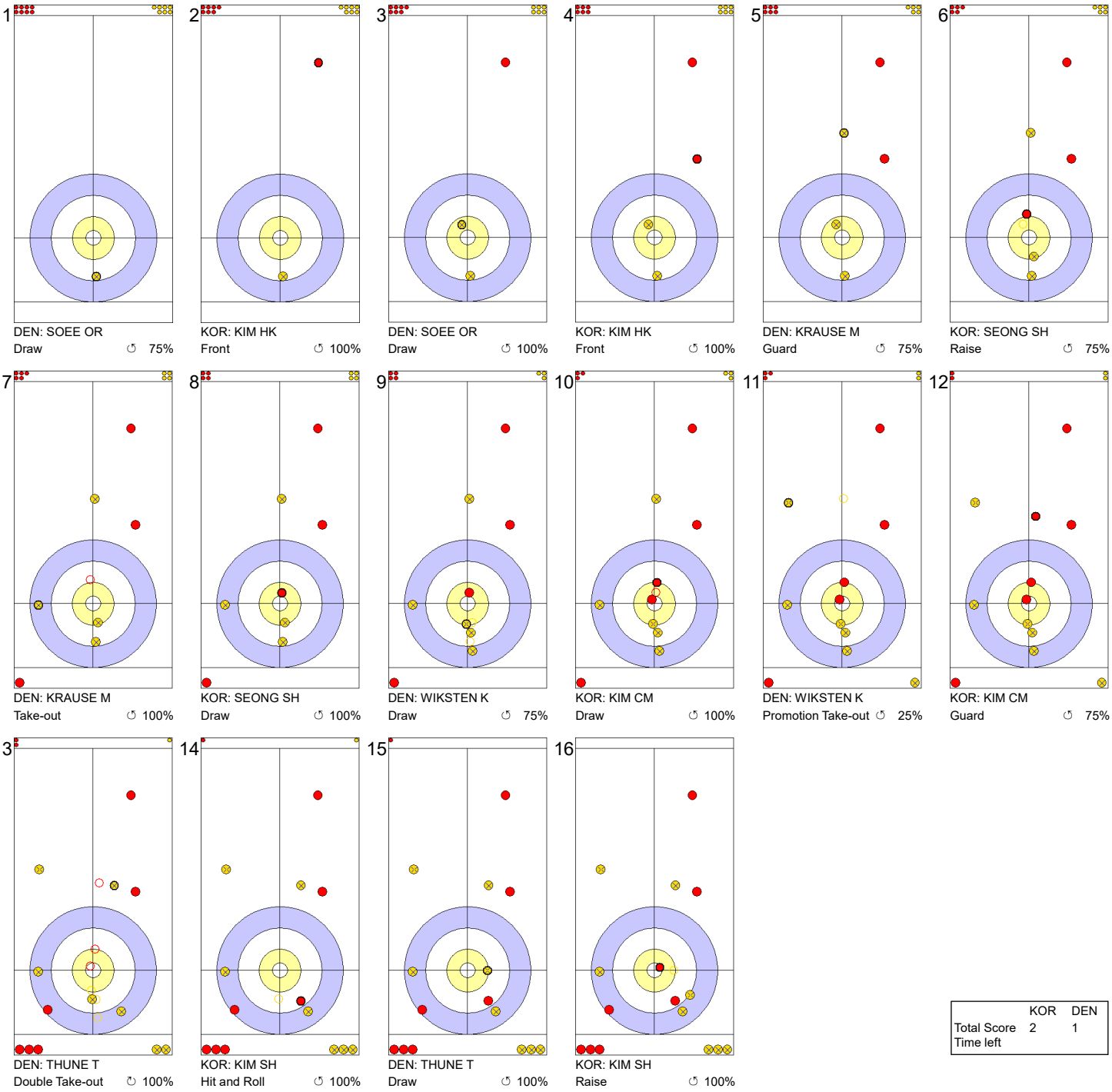


| | KOR | DEN |
|---|---|---|
| Total Score | 2 | 1 |
| Time left | | |

**Legend:**

↻ Clockwise ↺ Counter-clockwise - Not considered



lgt.com NEW HOLLAND LE GRUYÈRE SWITZERLAND ZUG CURLIT Curling Information Technology Ltd.

# Game - Shot by Shot

**End 3** — **KOR - Korea 2 + 0** (this end) **= 2** — **DEN - Denmark 1 + 1** (this end) **= 2**




| | KOR | DEN |
|---|---|---|
| Total Score | 2 | 2 |
| Time left | | |

**Legend:**
↻ Clockwise ↺ Counter-clockwise - Not considered



lgt.com NEW HOLLAND LE GRUYÈRE SWITZERLAND ZUG CURLIT Curling Information Technology Ltd.

# Game - Shot by Shot

**End 4** — **KOR - Korea 2 + 1** (this end) **= 3** — **DEN - Denmark 2 + 0** (this end) **= 2**

1
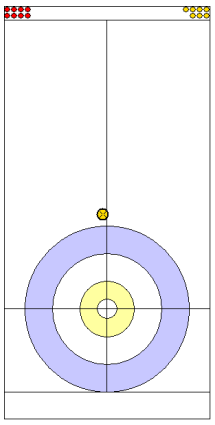
DEN: SOEE OR
Front ↻ 100%

2
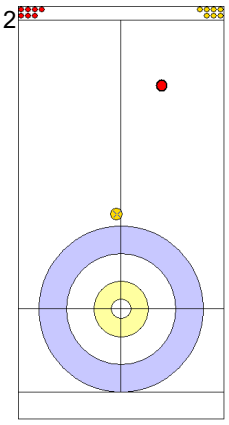
KOR: KIM HK
Front ↺ 100%

3
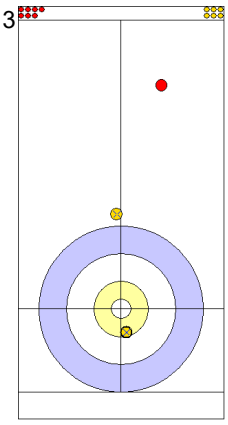
DEN: SOEE OR
Draw ↺ 75%

4
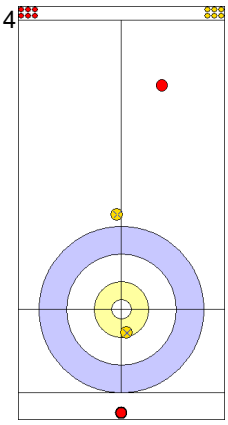
KOR: KIM HK
Take-out ↻ 0%
No tick zone violation

5
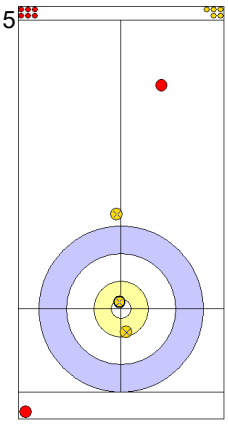
DEN: KRAUSE M
Draw ↺ 100%

6
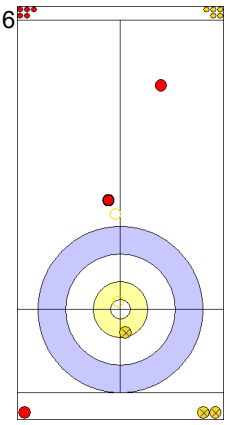
KOR: SEONG SH
Double Take-out ↻ 100%

7
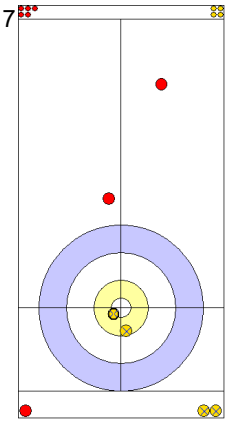
DEN: KRAUSE M
Draw ↺ 75%

8
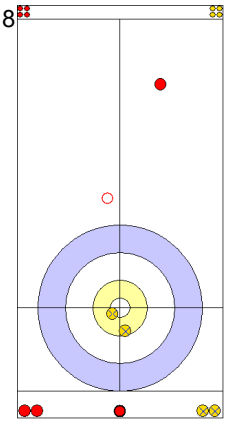
KOR: SEONG SH
Clearing ↺ 100%

9
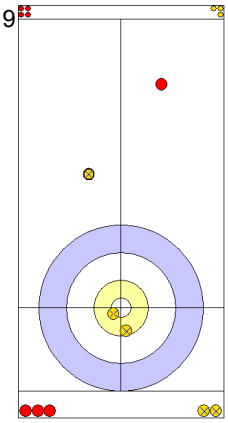
DEN: WIKSTEN K
Guard ↻ 50%

10
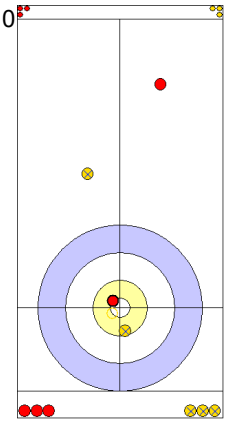
KOR: KIM CM
Double Take-out ↻ 50%

11
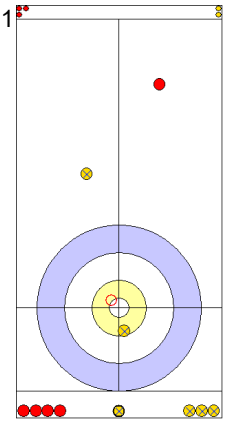
DEN: WIKSTEN K
Take-out ↺ 50%

12
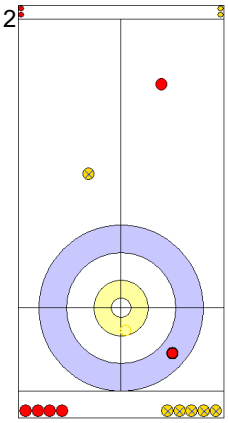
KOR: KIM CM
Hit and Roll ↺ 75%

13
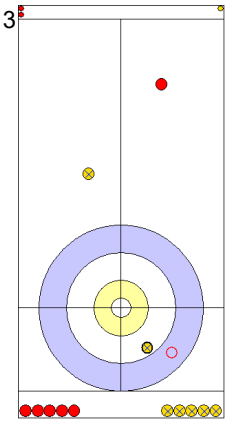
DEN: THUNE T
Hit and Roll ↻ 75%

14
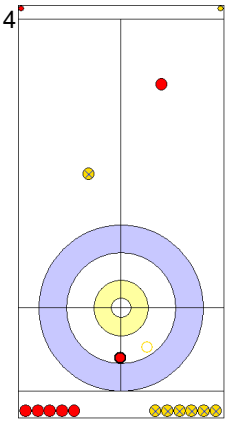
KOR: KIM SH
Take-out ↺ 100%

15
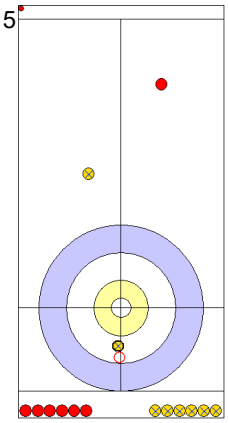
DEN: THUNE T
Take-out ↻ 100%

16
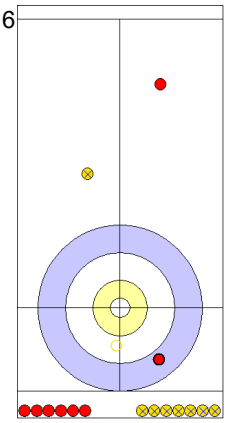
KOR: KIM SH
Clearing ↺ 50%

| | KOR | DEN |
|---|---|---|
| Total Score | 3 | 2 |
| Time left | | |

**Legend:**
↻ Clockwise ↺ Counter-clockwise - Not considered



lgt.com NEW HOLLAND LE GRUYÈRE SWITZERLAND ZUG CURLIT Curling Information Technology Ltd.

# Game - Shot by Shot

**End 5** — **KOR - Korea 3 + 0 (this end) = 3** — **DEN - Denmark 2 + 0 (this end) = 2**

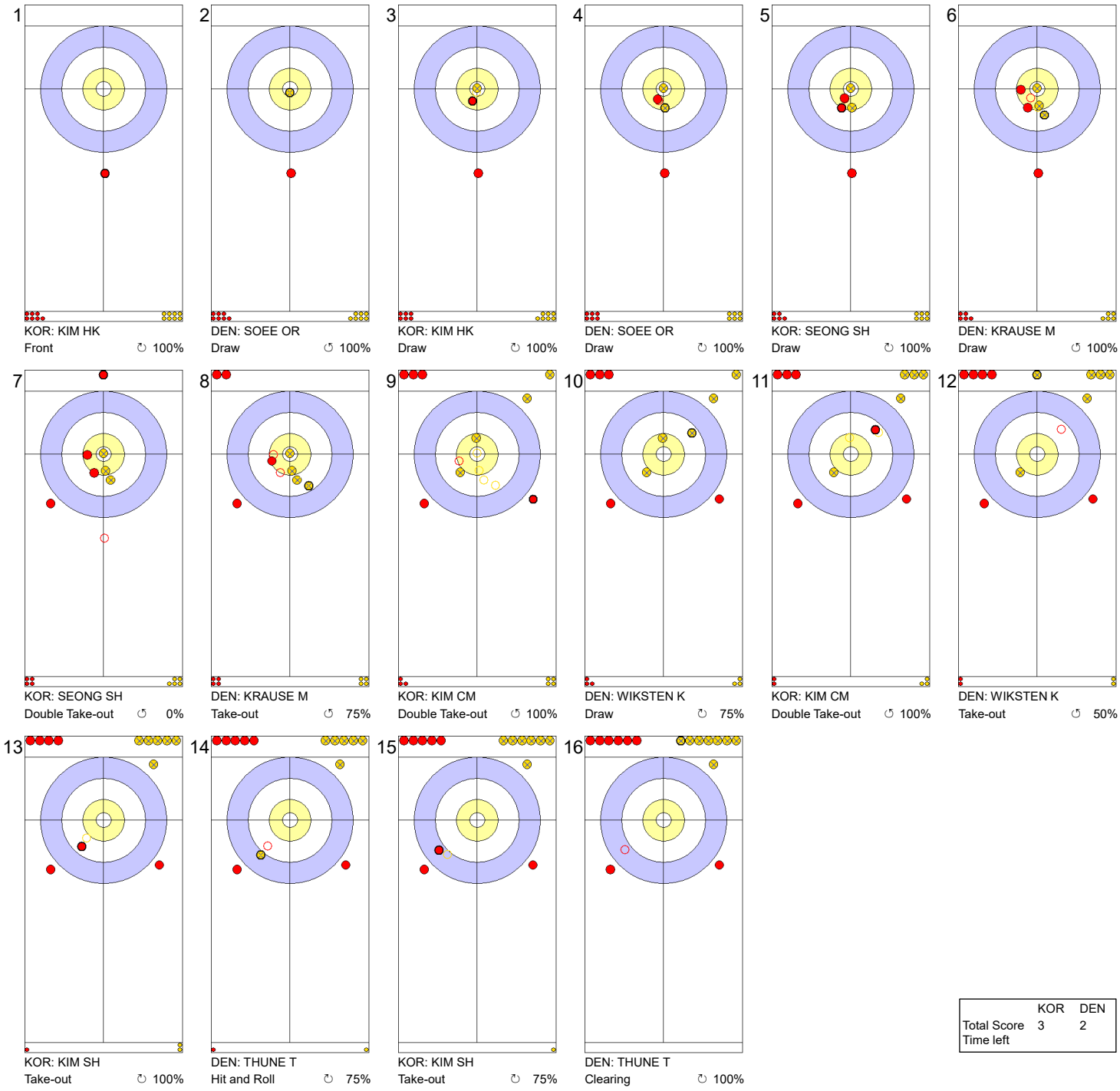


| | KOR | DEN |
|---|---|---|
| Total Score | 3 | 2 |
| Time left | | |

**Legend:**
↻ Clockwise ↺ Counter-clockwise - Not considered



lgt.com NEW HOLLAND LE GRUYÈRE SWITZERLAND ZUG CURLIT Curling Information Technology Ltd.

# Game - Shot by Shot

**End 6** — **KOR - Korea 3 + 0** (this end) **= 3** — **DEN - Denmark 2 + 1** (this end) **= 3**




| | KOR | DEN |
|---|---|---|
| Total Score | 3 | 3 |
| Time left | | |

**Legend:**

↻ Clockwise ↺ Counter-clockwise - Not considered



lgt.com NEW HOLLAND LE GRUYÈRE SWITZERLAND ZUG CURLIT Curling Information Technology Ltd.

# Game - Shot by Shot

**End 7** — **KOR - Korea 3 + 0 (this end) = 3** — **DEN - Denmark 3 + 0 (this end) = 3**

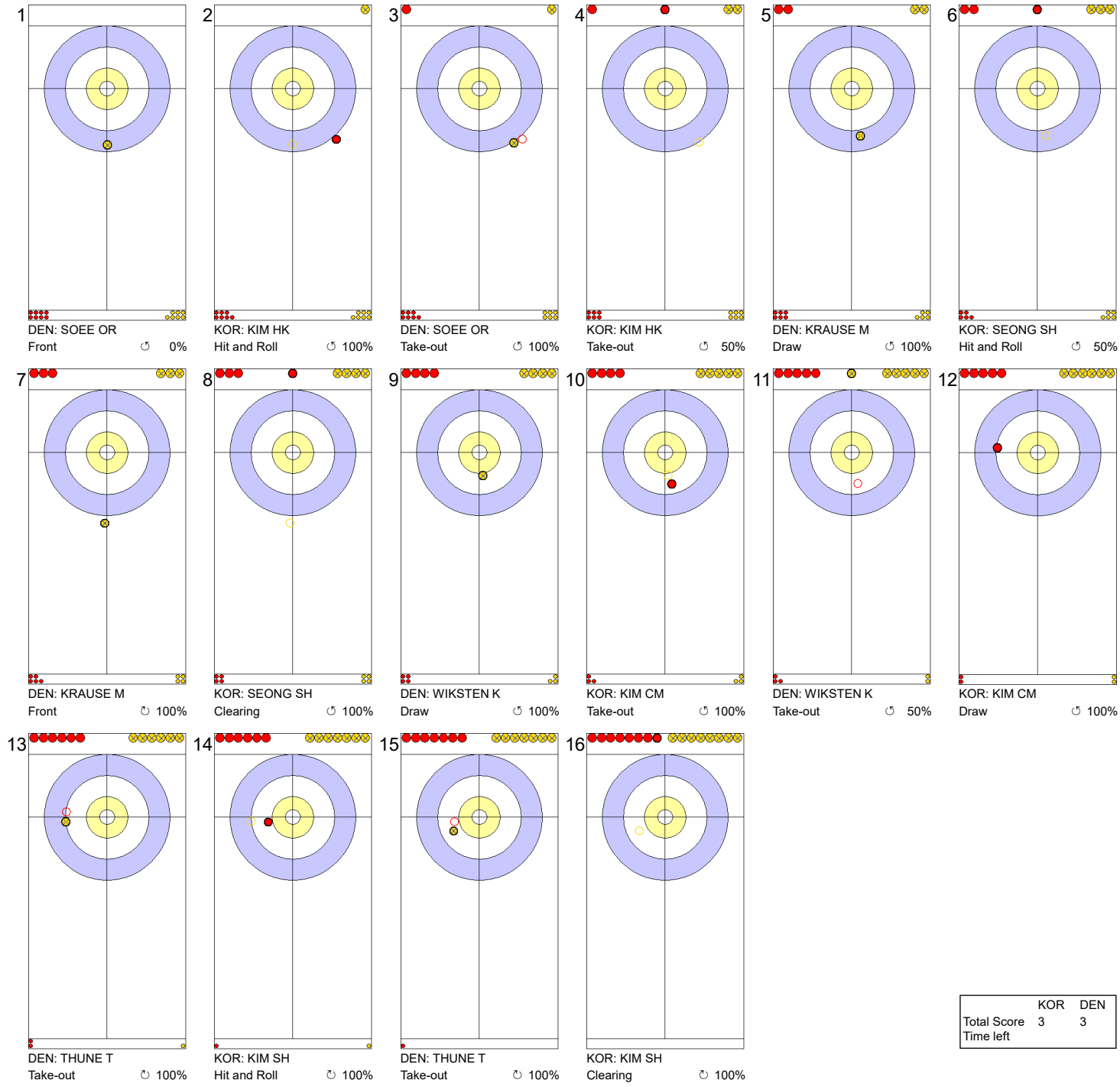


| | KOR | DEN |
|---|---|---|
| Total Score | 3 | 3 |
| Time left | | |

**Legend:**

↻ Clockwise ↺ Counter-clockwise - Not considered



lgt.com NEW HOLLAND LE GRUYÈRE SWITZERLAND ZUG CURLIT Curling Information Technology Ltd.

# Game - Shot by Shot

**End 8** — **KOR - Korea 3 + 1** (this end) **= 4** — **DEN - Denmark 3 + 0** (this end) **= 3**




| | KOR | DEN |
|---|---|---|
| Total Score | 4 | 3 |
| Time left | | |

**Legend:**

↻ Clockwise ↺ Counter-clockwise - Not considered



lgt.com NEW HOLLAND LE GRUYÈRE SWITZERLAND ZUG CURLIT Curling Information Technology Ltd.

# Game - Shot by Shot

**End 9** — **KOR - Korea 4 + 0 (this end) = 4** — **DEN - Denmark 3 + 3 (this end) = 6**

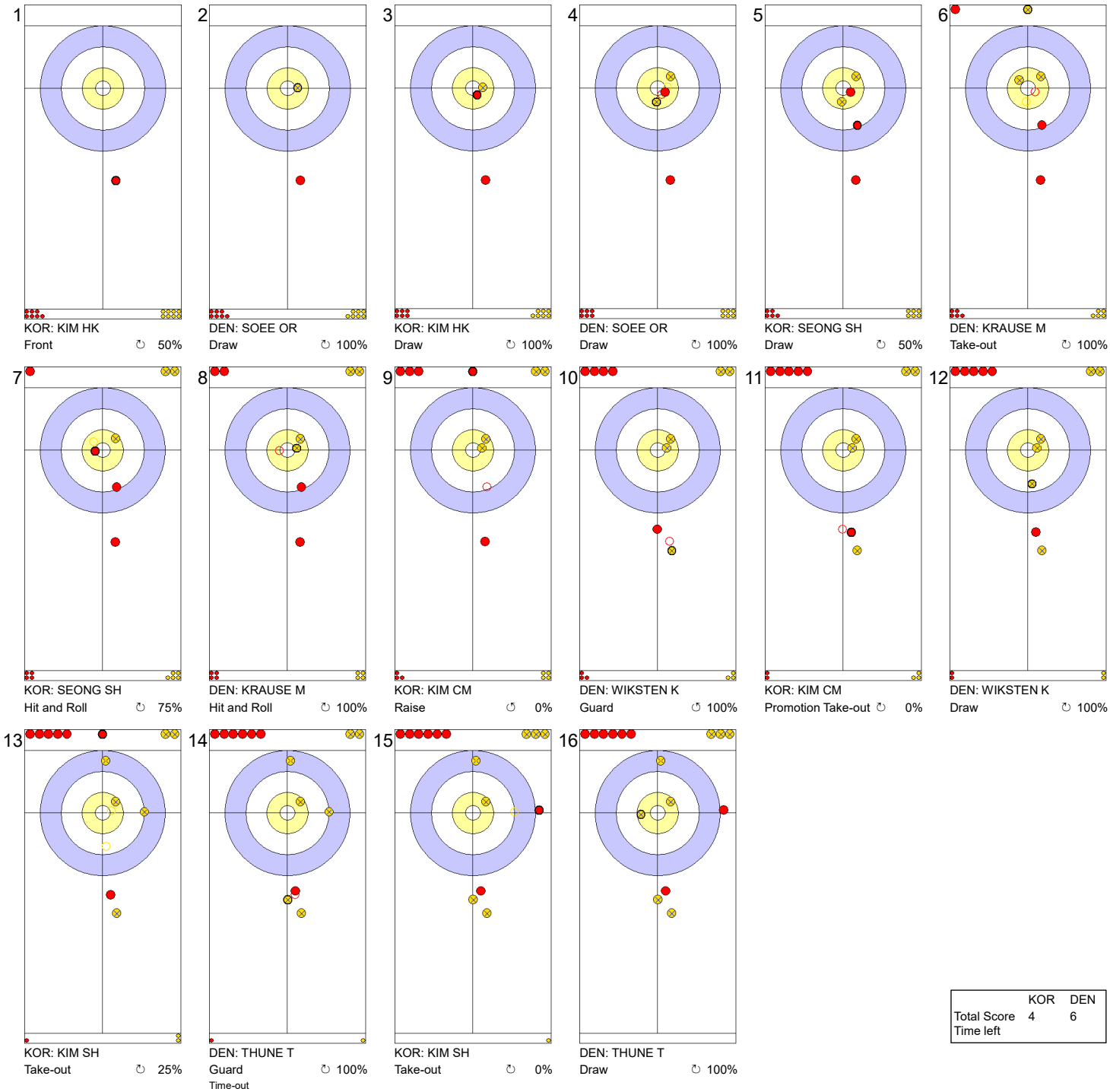


| | KOR | DEN |
|---|---|---|
| Total Score | 4 | 6 |
| Time left | | |

**Legend:**
↻ Clockwise ↺ Counter-clockwise - Not considered



lgt.com NEW HOLLAND LE GRUYÈRE SWITZERLAND ZUG CURLIT Curling Information Technology Ltd.

# Game - Shot by Shot

**End 10** — **KOR - Korea 4 + 2** (this end) **= 6** — **DEN - Denmark 6 + 0** (this end) **= 6**

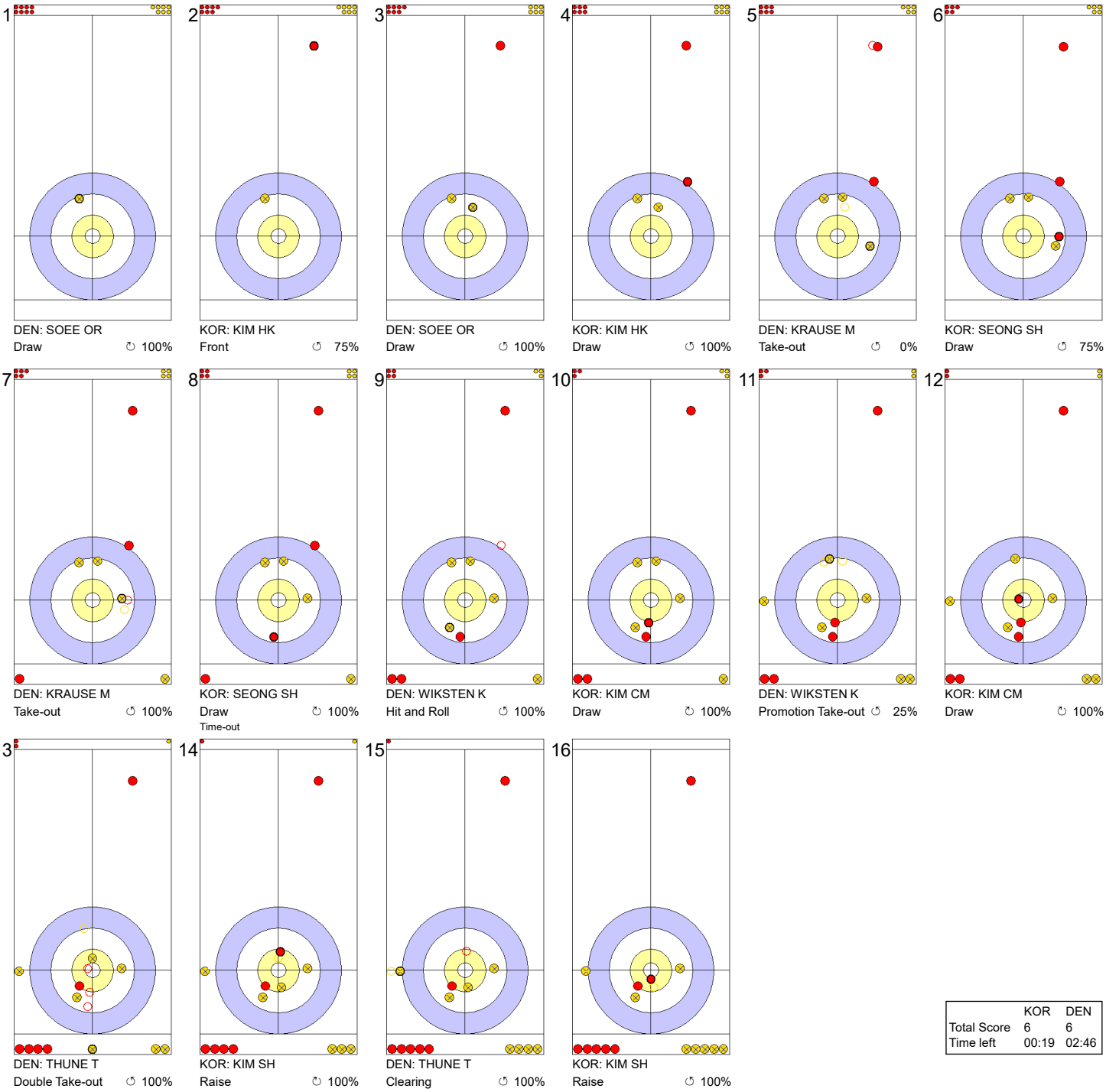


| | KOR | DEN |
|---|---|---|
| Total Score | 6 | 6 |
| Time left | 00:19 | 02:46 |

**Legend:**

↻ Clockwise ↺ Counter-clockwise - Not considered



lgt.com NEW HOLLAND LE GRUYÈRE SWITZERLAND ZUG CURLIT Curling Information Technology Ltd.

# Game - Shot by Shot

**End 11** — **KOR - Korea 6 + 0 (this end) = 6** — **DEN - Denmark 6 + 1 (this end) = 7**



1
KOR: KIM HK
Front ↻ 75%

2
DEN: SOEE OR
Front ↺ 0%
Free guard zone violation

3
KOR: KIM HK
Front ↻ 75%

4
DEN: SOEE OR
Draw ↻ 100%

5
KOR: SEONG SH
Raise ↻ 75%

6
DEN: KRAUSE M
Clearing ↻ 100%

7
KOR: SEONG SH
Guard ↺ 100%

8
DEN: KRAUSE M
Clearing ↺ 100%

9
KOR: KIM CM
Guard ↺ 100%

10
DEN: WIKSTEN K
Clearing ↺ 100%

11
KOR: KIM CM
Draw ↺ 100%
Time-out

12
DEN: WIKSTEN K
Hit and Roll ↺ 75%

13
KOR: KIM SH
Promotion Take-out ↺ 100%

14
DEN: THUNE T
Hit and Roll ↺ 75%

15
KOR: KIM SH
Hit and Roll ↺ 75%

16
DEN: THUNE T
Double Take-out ↺ 100%
Time-out

| | KOR | DEN |
|---|---|---|
| Total Score | 6 | 7 |
| Time left | 00:31 | 00:53 |

**Legend:**
↻ Clockwise ↺ Counter-clockwise - Not considered



lgt.com NEW HOLLAND LE GRUYÈRE SWITZERLAND ZUG CURLIT Curling Information Technology Ltd.

# Game Results

| Sheet | Game | Team | LSFE | 1 | 2 | 3 | 4 | 5 | 6 | 7 | 8 | 9 | 10 | Extra Ends | | | | Total |
|---|---|---|---|---|---|---|---|---|---|---|---|---|---|---|---|---|---|---|
| B | 2 | USA - United States | | 1 | 0 | 0 | 1 | 0 | 2 | 0 | 2 | 0 | 1 | | | | | 7 |
| | 3 | CZE - Czech Republic | * | 0 | 1 | 1 | 0 | 1 | 0 | 1 | 0 | 1 | 0 | | | | | 5 |

| USA - United States | | | Shot Success Game | Shot Success All |
|---|---|---|---|---|
| 4 | S | DROPKIN Korey | 86% | 77% |
| 3 | V | POLO Joe | 91% | 91% |
| 2 | | FENNER Mark | 88% | 72% |
| 1 | | HOWELL Tom | 74% | 74% |
| A | | FENSON Alex | - | - |
| | | Team Total | 85% | 78% |

| Last Stone Draw | | Distance |
|---|---|---|
| ↻ | HOWELL Tom | 28.6cm |
| ↺ | POLO Joe | 98.3cm |
| **Total** | | **126.9cm** |

Time remaining: 1 minute 54 seconds

| CZE - Czech Republic | | | Shot Success Game | Shot Success All |
|---|---|---|---|---|
| 4 | S | KLIMA Lukas | 79% | 74% |
| 3 | V | CERNOVSKY Marek | 65% | 70% |
| 2 | | BOHAC Radek | 84% | 82% |
| 1 | | CANDRA Jiri | 89% | 85% |
| A | | KLIPA Lukas | - | - |
| | | Team Total | 79% | 78% |

| Last Stone Draw | | Distance |
|---|---|---|
| ↻ | CANDRA Jiri | 68.5cm |
| ↺ | KLIMA Lukas | 27.7cm |
| **Total** | | **96.2cm** |

Time remaining: 1 minute 28 seconds

Time-out: End 10 - CZE stone 6

## Shot Success Analysis

| USA - United States | | ↻ | | ↺ | | Game | |
|---|---|---|---|---|---|---|---|
| 4 DROPKIN Korey | Draws | 3 | 92% | 4 | 56% | 7 | 71% |
| | Take-outs | 6 | 96% | 7 | 93% | 13 | 94% |
| | Total | 9 | 94% | 11 | 80% | 20 | 86% |
| 3 POLO Joe | Draws | 4 | 94% | 5 | 90% | 9 | 92% |
| | Take-outs | 7 | 86% | 4 | 100% | 11 | 91% |
| | Total | 11 | 89% | 9 | 94% | 20 | 91% |
| 2 FENNER Mark | Draws | 4 | 100% | 4 | 63% | 8 | 81% |
| | Take-outs | 6 | 83% | 6 | 100% | 12 | 92% |
| | Total | 10 | 90% | 10 | 85% | 20 | 88% |
| 1 HOWELL Tom | Draws | 6 | 96% | 13 | 62% | 19 | 72% |
| | Take-outs | 1 | 100% | 0 | - | 1 | 100% |
| | Total | 7 | 96% | 13 | 62% | 20 | 74% |
| A FENSON Alex | Draws | 0 | - | 0 | - | 0 | - |
| | Take-outs | 0 | - | 0 | - | 0 | - |
| | Total | 0 | - | 0 | - | 0 | - |
| Team | Draws | 17 | 96% | 26 | 66% | 43 | 78% |
| | Take-outs | 20 | 89% | 17 | 97% | 37 | 93% |
| | Total | 37 | 92% | 43 | 78% | 80 | 85% |

| CZE - Czech Republic | | ↻ | | ↺ | | Game | |
|---|---|---|---|---|---|---|---|
| 4 KLIMA Lukas | Draws | 7 | 64% | 7 | 93% | 14 | 79% |
| | Take-outs | 3 | 75% | 3 | 83% | 6 | 79% |
| | Total | 10 | 68% | 10 | 90% | 20 | 79% |
| 3 CERNOVSKY Marek | Draws | 4 | 69% | 5 | 75% | 9 | 72% |
| | Take-outs | 4 | 38% | 7 | 71% | 11 | 59% |
| | Total | 8 | 53% | 12 | 73% | 20 | 65% |
| 2 BOHAC Radek | Draws | 5 | 80% | 5 | 85% | 10 | 83% |
| | Take-outs | 7 | 79% | 3 | 100% | 10 | 85% |
| | Total | 12 | 79% | 8 | 91% | 20 | 84% |
| 1 CANDRA Jiri | Draws | 2 | 75% | 16 | 89% | 18 | 88% |
| | Take-outs | 2 | 100% | 0 | - | 2 | 100% |
| | Total | 4 | 88% | 16 | 89% | 20 | 89% |
| A KLIPA Lukas | Draws | 0 | - | 0 | - | 0 | - |
| | Take-outs | 0 | - | 0 | - | 0 | - |
| | Total | 0 | - | 0 | - | 0 | - |
| Team | Draws | 18 | 71% | 33 | 87% | 51 | 81% |
| | Take-outs | 16 | 70% | 13 | 81% | 29 | 75% |
| | Total | 34 | 71% | 46 | 85% | 80 | 79% |

**Note:**
Position and function for each team member:
**4** = Fourth, **3** = Third, **2** = Second, **1** = Lead, **A** = Alternate, **S** = Skip, **V** = Vice-Skip

**Legend:**
↻ Clockwise ↺ Counter-clockwise **LSFE(*)** Last Stone First End



lgt.com NEW HOLLAND LE GRUYÈRE SWITZERLAND ZUG CURLIT Curling Information Technology Ltd.

# Game - Shot by Shot

**End 1** — **USA - United States** 0 + 1 (this end) = 1 — **CZE - Czech Republic** 0 + 0 (this end) = 0

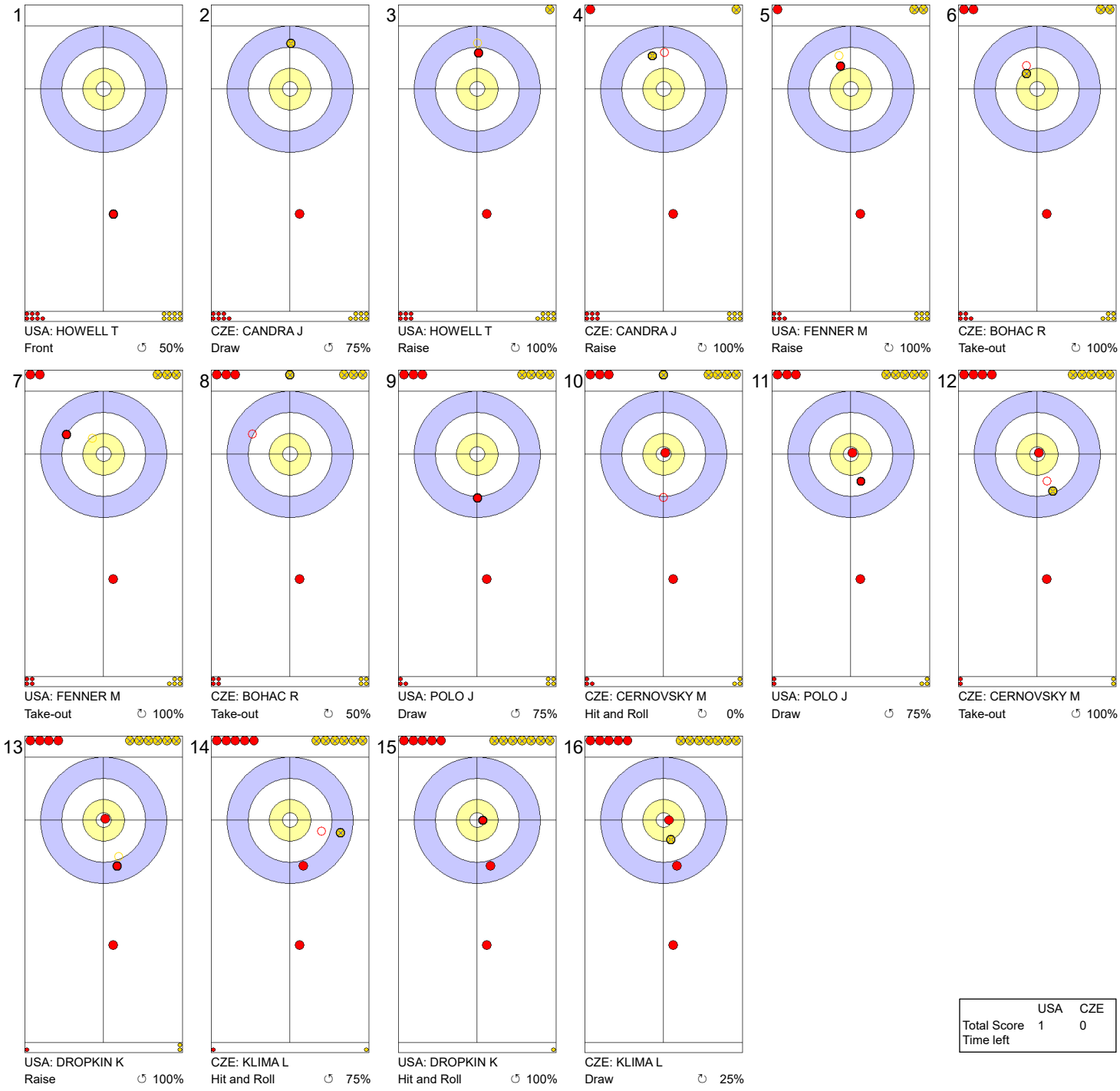


| | USA | CZE |
|---|---|---|
| Total Score | 1 | 0 |
| Time left | | |

**Legend:**
↻ Clockwise ↺ Counter-clockwise - Not considered



lgt.com NEW HOLLAND LE GRUYÈRE SWITZERLAND ZUG CURLIT Curling Information Technology Ltd.

# Game - Shot by Shot

**End 2** — **USA - United States** 1 + 0 (this end) = 1 — **CZE - Czech Republic** 0 + 1 (this end) = 1

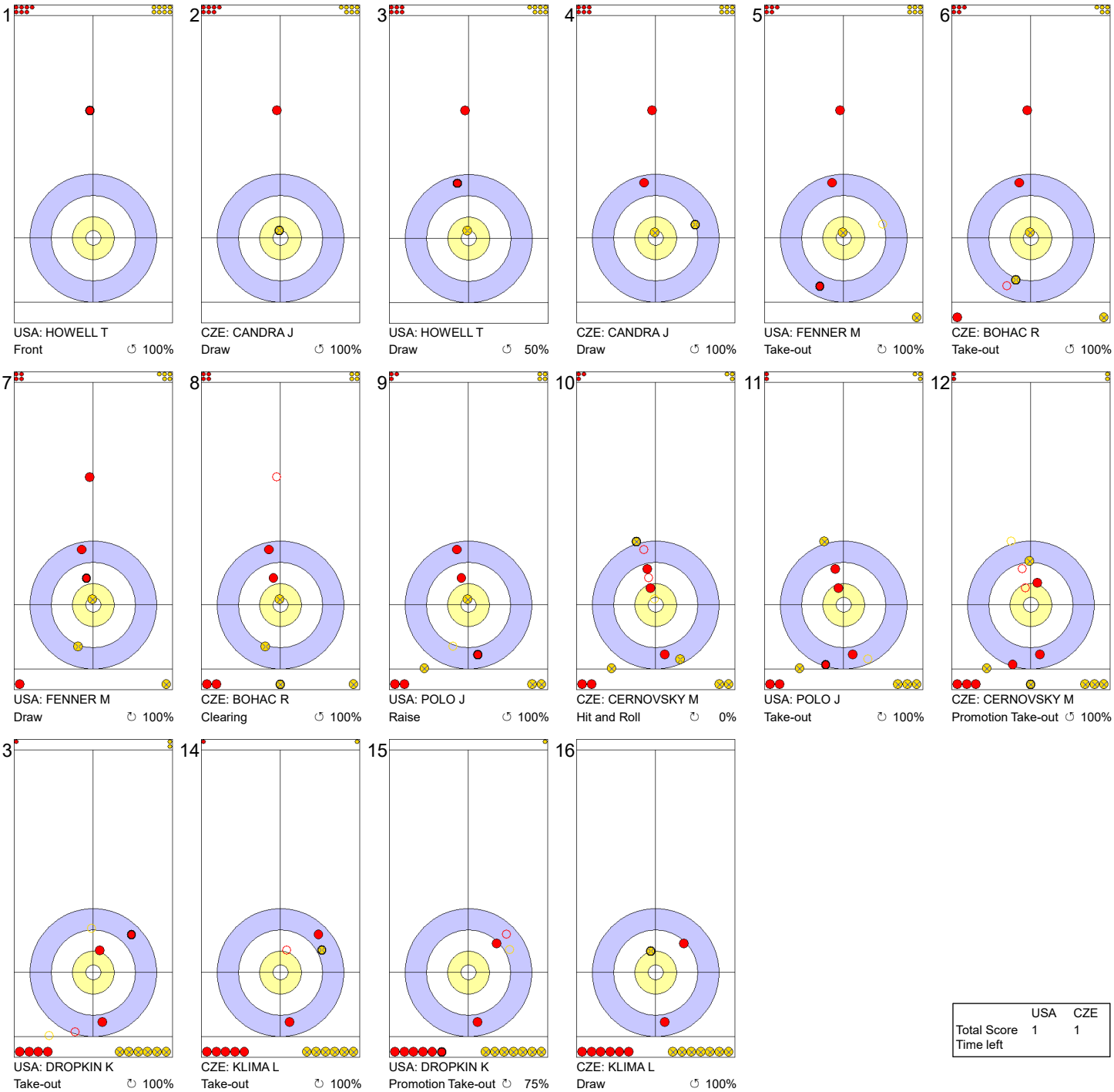


| | USA | CZE |
|---|---|---|
| Total Score | 1 | 1 |
| Time left | | |

**Legend:**

↻ Clockwise ↺ Counter-clockwise - Not considered



lgt.com NEW HOLLAND LE GRUYÈRE SWITZERLAND ZUG CURLIT Curling Information Technology Ltd.

# Game - Shot by Shot

**End 3** — **USA - United States** 1 + 0 (this end) = 1 — **CZE - Czech Republic** 1 + 1 (this end) = 2

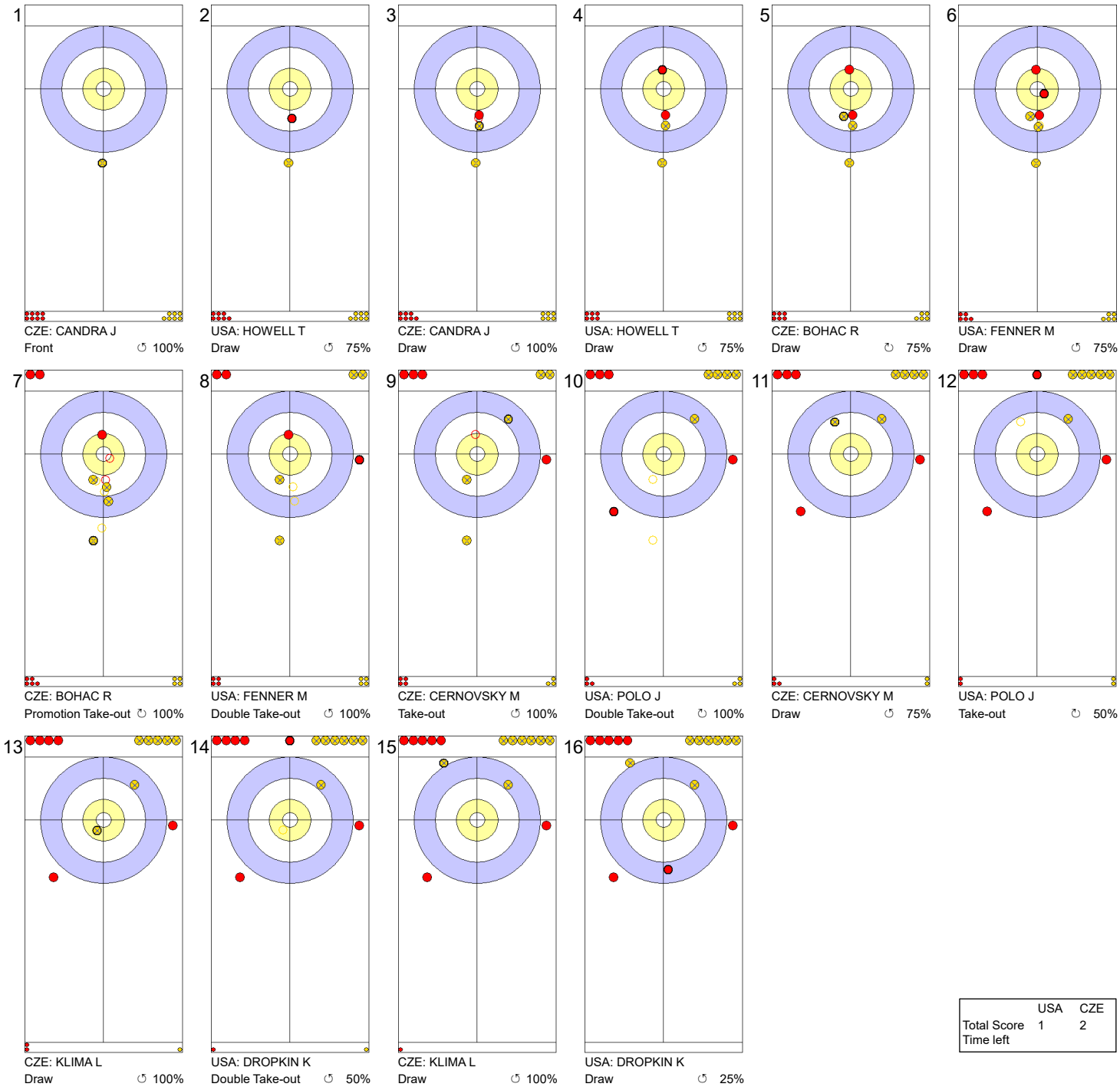


| | USA | CZE |
|---|---|---|
| Total Score | 1 | 2 |
| Time left | | |

**Legend:**

↻ Clockwise ↺ Counter-clockwise - Not considered



lgt.com NEW HOLLAND LE GRUYÈRE SWITZERLAND ZUG CURLIT Curling Information Technology Ltd.

# Game - Shot by Shot

**End 4** — **USA - United States** 1 + 1 (this end) = 2 — **CZE - Czech Republic** 2 + 0 (this end) = 2

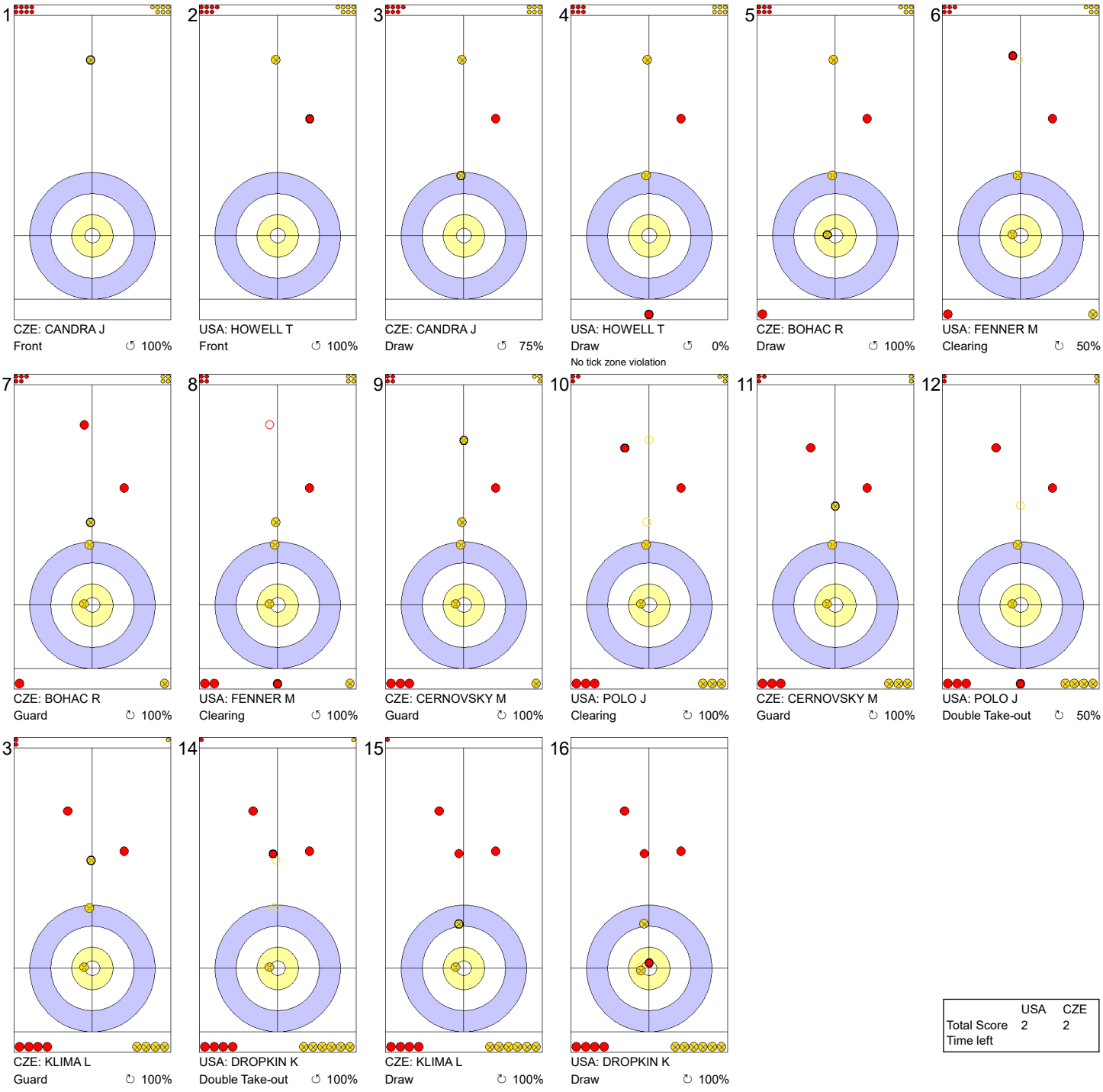


| | USA | CZE |
|---|---|---|
| Total Score | 2 | 2 |
| Time left | | |

**Legend:**
↻ Clockwise ↺ Counter-clockwise - Not considered



lgt.com NEW HOLLAND LE GRUYÈRE SWITZERLAND ZUG CURLIT Curling Information Technology Ltd.

# Game - Shot by Shot

**End 5** — **USA - United States 2 + 0** (this end) **= 2** — **CZE - Czech Republic 2 + 1** (this end) **= 3**

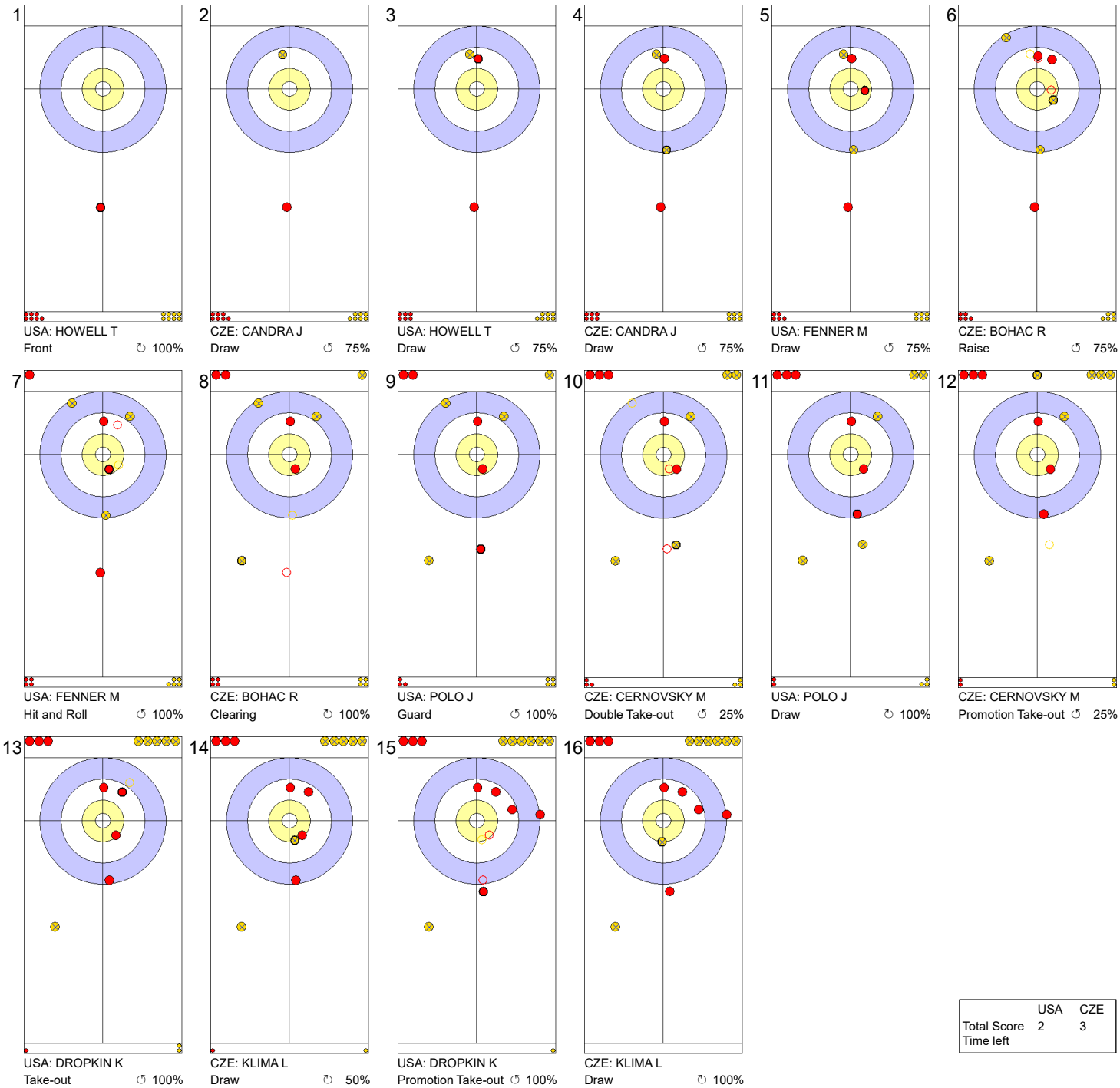


| | USA | CZE |
|---|---|---|
| Total Score | 2 | 3 |
| Time left | | |

**Legend:**

↻ Clockwise ↺ Counter-clockwise - Not considered



lgt.com NEW HOLLAND LE GRUYÈRE SWITZERLAND ZUG CURLIT Curling Information Technology Ltd.

# Game - Shot by Shot

**End 6** — **USA - United States 2 + 2** (this end) **= 4** — **CZE - Czech Republic 3 + 0** (this end) **= 3**

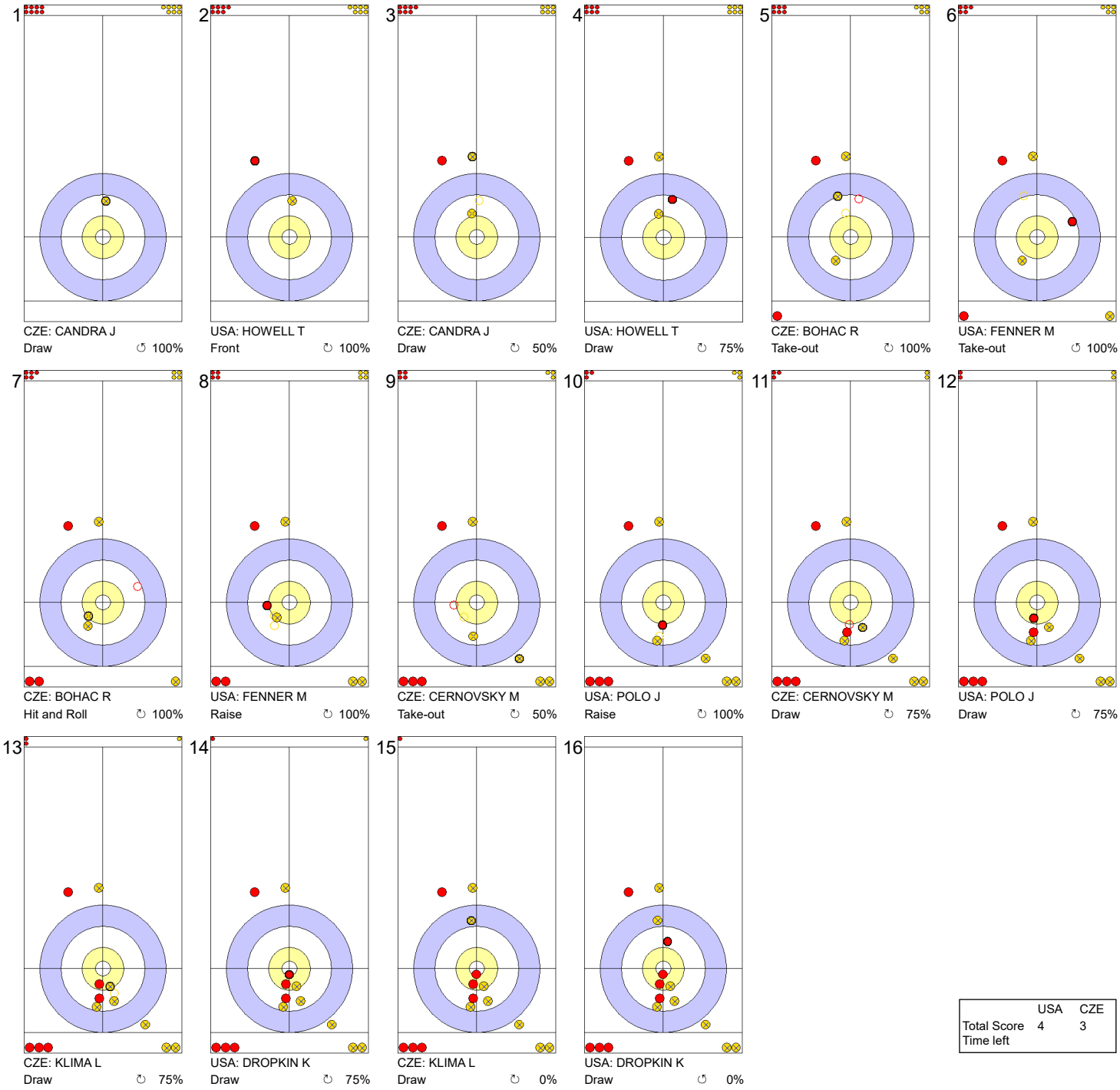


| | USA | CZE |
|---|---|---|
| Total Score | 4 | 3 |
| Time left | | |

**Legend:**

↻ Clockwise ↺ Counter-clockwise - Not considered



lgt.com NEW HOLLAND LE GRUYÈRE SWITZERLAND ZUG CURLIT Curling Information Technology Ltd.

# Game - Shot by Shot

**End 7** — **USA - United States** 4 + 0 (this end) = 4 — **CZE - Czech Republic** 3 + 1 (this end) = 4

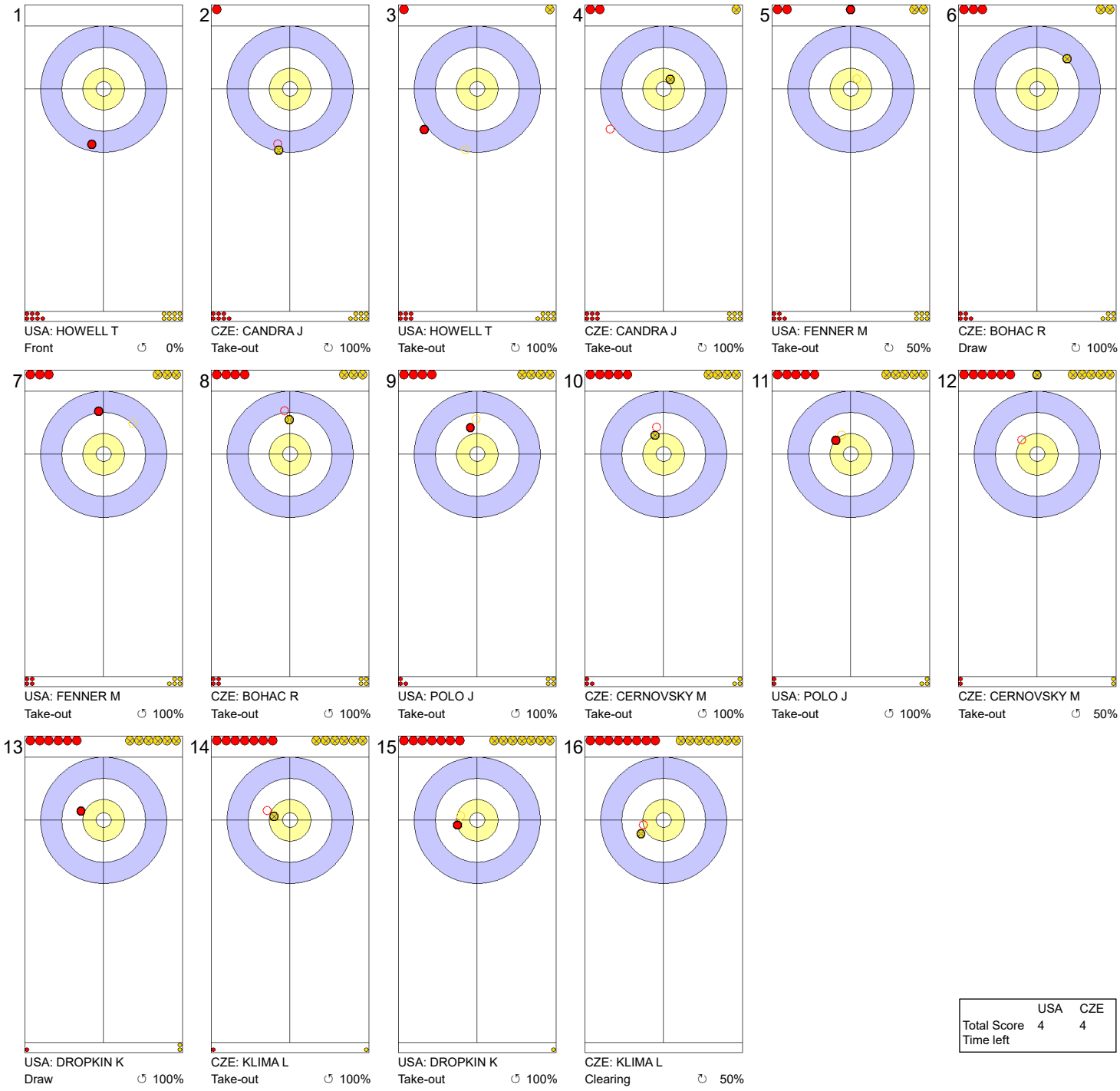


| | USA | CZE |
|---|---|---|
| Total Score | 4 | 4 |
| Time left | | |

**Legend:**
↻ Clockwise ↺ Counter-clockwise - Not considered



lgt.com NEW HOLLAND LE GRUYÈRE SWITZERLAND ZUG CURLIT Curling Information Technology Ltd.

# Game - Shot by Shot

**End 8** — **USA - United States 4 + 2** (this end) **= 6** — **CZE - Czech Republic 4 + 0** (this end) **= 4**

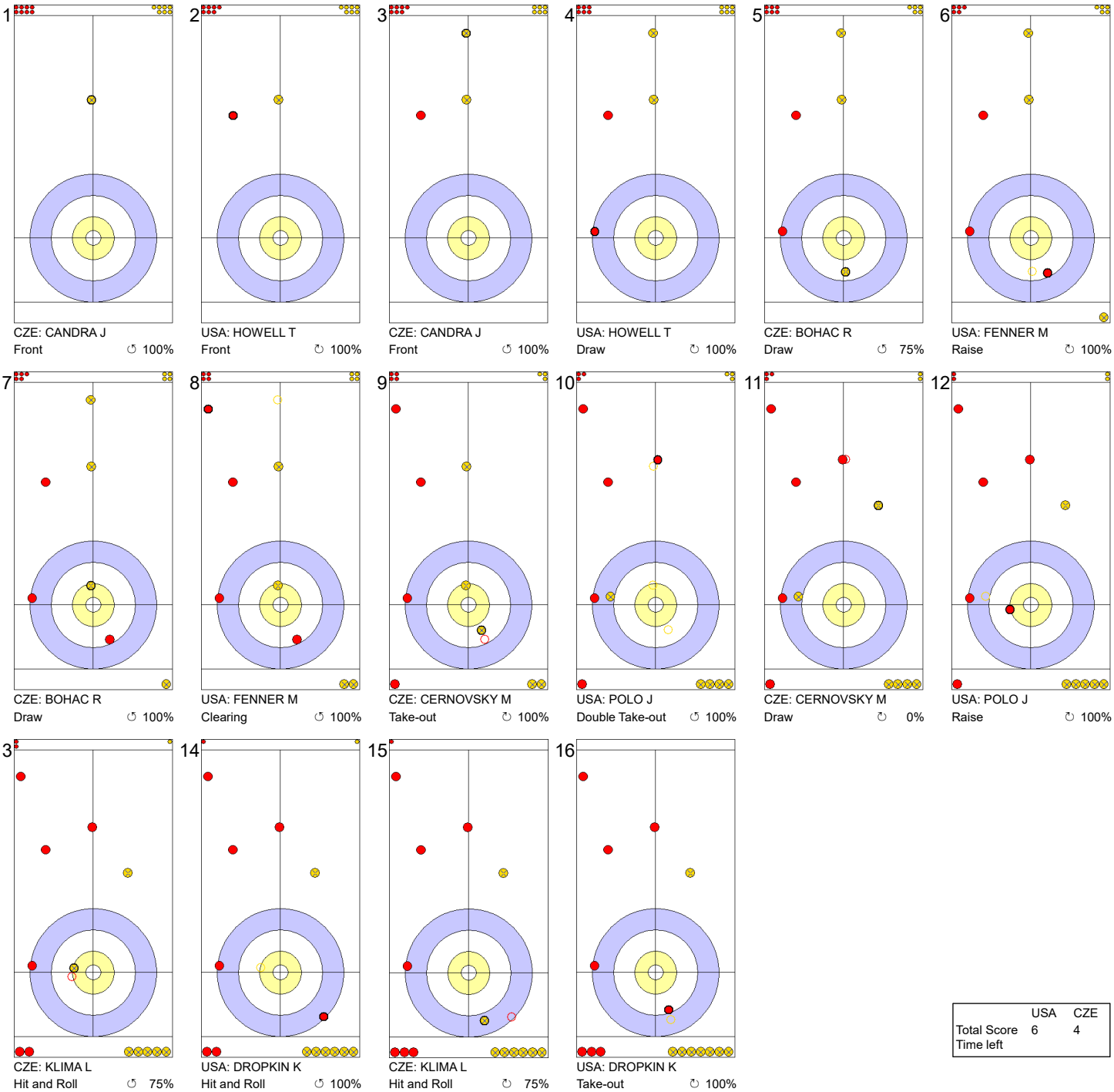


| | USA | CZE |
|---|---|---|
| Total Score | 6 | 4 |
| Time left | | |

**Legend:**

↻ Clockwise ↺ Counter-clockwise - Not considered



lgt.com NEW HOLLAND LE GRUYÈRE SWITZERLAND ZUG CURLIT Curling Information Technology Ltd.

# Game - Shot by Shot

**End 9** — **USA - United States 6 + 0** (this end) **= 6** — **CZE - Czech Republic 4 + 1** (this end) **= 5**

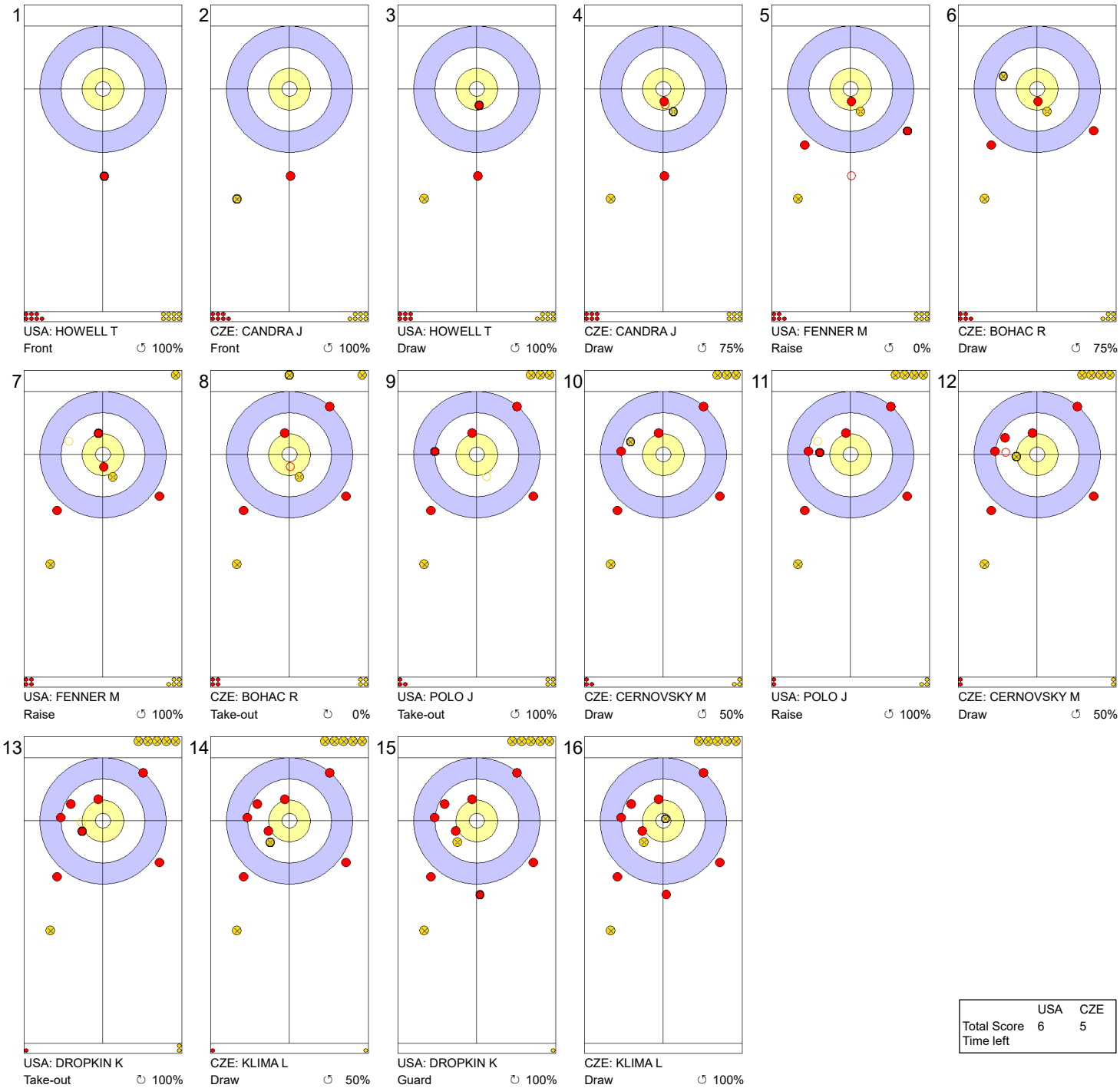

| 1 | 2 | 3 | 4 | 5 | 6 |
|---|---|---|---|---|---|
| USA: HOWELL T | CZE: CANDRA J | USA: HOWELL T | CZE: CANDRA J | USA: FENNER M | CZE: BOHAC R |
| Front ↺ 100% | Front ↺ 100% | Draw ↺ 100% | Draw ↺ 75% | Raise ↺ 0% | Draw ↺ 75% |
| **7** | **8** | **9** | **10** | **11** | **12** |
| USA: FENNER M | CZE: BOHAC R | USA: POLO J | CZE: CERNOVSKY M | USA: POLO J | CZE: CERNOVSKY M |
| Raise ↺ 100% | Take-out ↻ 0% | Take-out ↺ 100% | Draw ↺ 50% | Raise ↺ 100% | Draw ↺ 50% |
| **13** | **14** | **15** | **16** | | |
| USA: DROPKIN K | CZE: KLIMA L | USA: DROPKIN K | CZE: KLIMA L | | |
| Take-out ↻ 100% | Draw ↺ 50% | Guard ↺ 100% | Draw ↺ 100% | | |

| | USA | CZE |
|---|---|---|
| Total Score | 6 | 5 |
| Time left | | |

**Legend:**
↻ Clockwise ↺ Counter-clockwise - Not considered



lgt.com NEW HOLLAND LE GRUYÈRE SWITZERLAND V ZUG CURLIT Curling Information Technology Ltd.

# Game - Shot by Shot

**End 10** — **USA - United States 6 + 1** (this end) **= 7** — **CZE - Czech Republic 5 + 0** (this end) **= 5**

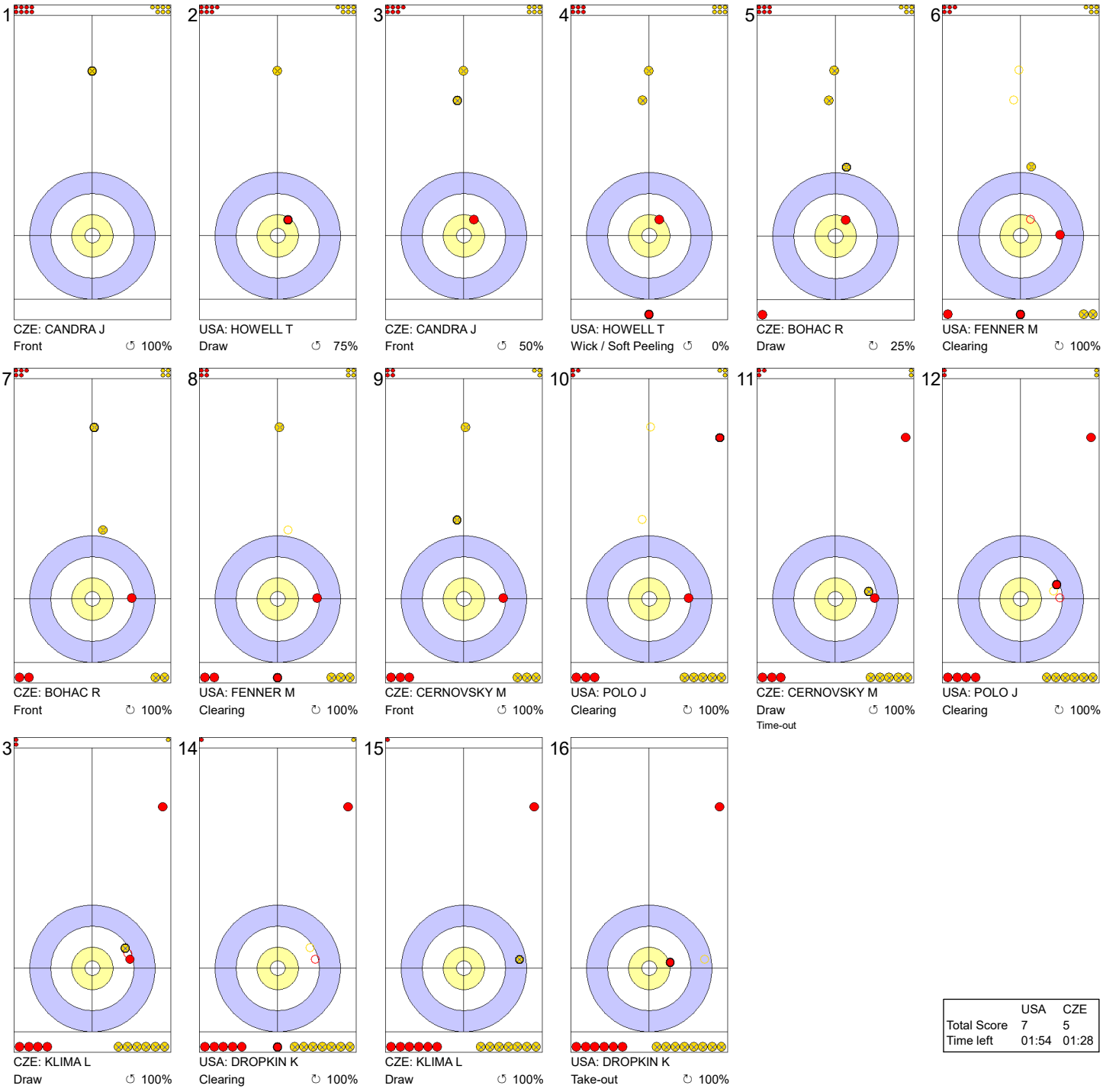


| | USA | CZE |
|---|---|---|
| Total Score | 7 | 5 |
| Time left | 01:54 | 01:28 |

**Legend:**
↻ Clockwise ↺ Counter-clockwise - Not considered



lgt.com NEW HOLLAND LE GRUYÈRE SWITZERLAND ZUG CURLIT Curling Information Technology Ltd.

# Game Results

| Sheet | Game | Team | LSFE | 1 | 2 | 3 | 4 | 5 | 6 | 7 | 8 | 9 | 10 | Extra Ends | | | | Total |
|---|---|---|---|---|---|---|---|---|---|---|---|---|---|---|---|---|---|---|
| C | 3 | NED - Netherlands | * | 1 | 1 | 0 | 1 | 2 | 0 | 0 | 0 | 1 | 0 | | | | | 6 |
| | 3 | CAN - Canada | | 0 | 0 | 2 | 0 | 0 | 2 | 1 | 3 | 0 | 1 | | | | | 9 |

| NED - Netherlands | | Shot Success Game | Shot Success All |
|---|---|---|---|
| 4 S | GOESGENS Wouter | 61% | 68% |
| 3 V | VAN DORP Jaap | 66% | 75% |
| 2 | HOEKMAN Laurens | 89% | 76% |
| 1 | VAN DEN HURK Tobias | 88% | 88% |
| A | GLASBERGEN Carlo | - | 84% |
| | Team Total | 76% | 76% |

| Last Stone Draw | | Distance |
|---|---|---|
| ↻ | VAN DORP Jaap | 12.9cm |
| ↺ | HOEKMAN Laurens | 25.2cm |
| **Total** | | **38.1cm** |

Time remaining: 0 minutes 1 second

Time-out: End 5 - NED stone 6

| CAN - Canada | | Shot Success Game | Shot Success All |
|---|---|---|---|
| 4 S | GUSHUE Brad | 80% | 78% |
| 3 V | NICHOLS Mark | 89% | 84% |
| 2 | GALLANT Brett | 80% | 80% |
| 1 | WALKER Geoff | 93% | 95% |
| A | HARNDEN EJ | - | - |
| | Team Total | 85% | 84% |

| Last Stone Draw | | Distance |
|---|---|---|
| ↻ | NICHOLS Mark | 199.6cm |
| ↺ | GALLANT Brett | 1.1cm |
| **Total** | | **200.7cm** |

Time remaining: 1 minute 10 seconds

Time-out: End 7 - CAN stone 8

## Shot Success Analysis

| NED - Netherlands | | ↻ | | ↺ | | Game | |
|---|---|---|---|---|---|---|---|
| 4 GOESGENS Wouter | Draws | 4 | 63% | 6 | 42% | 10 | 50% |
| | Take-outs | 2 | 25% | 8 | 84% | 10 | 73% |
| | Total | 6 | 50% | 14 | 66% | 20 | 61% |
| 3 VAN DORP Jaap | Draws | 7 | 86% | 2 | 75% | 9 | 83% |
| | Take-outs | 4 | 38% | 7 | 61% | 11 | 52% |
| | Total | 11 | 68% | 9 | 64% | 20 | 66% |
| 2 HOEKMAN Laurens | Draws | 5 | 75% | 4 | 94% | 9 | 83% |
| | Take-outs | 5 | 95% | 6 | 92% | 11 | 93% |
| | Total | 10 | 85% | 10 | 93% | 20 | 89% |
| 1 VAN DEN HURK Tobias | Draws | 4 | 100% | 15 | 87% | 19 | 89% |
| | Take-outs | 0 | - | 1 | 50% | 1 | 50% |
| | Total | 4 | 100% | 16 | 84% | 20 | 88% |
| A GLASBERGEN Carlo | Draws | 0 | - | 0 | - | 0 | - |
| | Take-outs | 0 | - | 0 | - | 0 | - |
| | Total | 0 | - | 0 | - | 0 | - |
| Team | Draws | 20 | 81% | 27 | 77% | 47 | 79% |
| | Take-outs | 11 | 61% | 22 | 77% | 33 | 72% |
| | Total | 31 | 74% | 49 | 77% | 80 | 76% |

| CAN - Canada | | ↻ | | ↺ | | Game | |
|---|---|---|---|---|---|---|---|
| 4 GUSHUE Brad | Draws | 4 | 100% | 7 | 71% | 11 | 82% |
| | Take-outs | 4 | 56% | 4 | 100% | 8 | 78% |
| | Total | 8 | 78% | 11 | 82% | 19 | 80% |
| 3 NICHOLS Mark | Draws | 5 | 80% | 6 | 92% | 11 | 86% |
| | Take-outs | 3 | 100% | 6 | 88% | 9 | 92% |
| | Total | 8 | 88% | 12 | 90% | 20 | 89% |
| 2 GALLANT Brett | Draws | 6 | 83% | 8 | 88% | 14 | 86% |
| | Take-outs | 4 | 75% | 2 | 50% | 6 | 67% |
| | Total | 10 | 80% | 10 | 80% | 20 | 80% |
| 1 WALKER Geoff | Draws | 12 | 88% | 7 | 100% | 19 | 92% |
| | Take-outs | 0 | - | 1 | 100% | 1 | 100% |
| | Total | 12 | 88% | 8 | 100% | 20 | 93% |
| A HARNDEN EJ | Draws | 0 | - | 0 | - | 0 | - |
| | Take-outs | 0 | - | 0 | - | 0 | - |
| | Total | 0 | - | 0 | - | 0 | - |
| Team | Draws | 27 | 87% | 28 | 88% | 55 | 87% |
| | Take-outs | 11 | 75% | 13 | 87% | 24 | 81% |
| | Total | 38 | 84% | 41 | 87% | 79 | 85% |

**Note:**
Position and function for each team member:
**4** = Fourth, **3** = Third, **2** = Second, **1** = Lead, **A** = Alternate, **S** = Skip, **V** = Vice-Skip

**Legend:**
↻ Clockwise ↺ Counter-clockwise **LSFE(*)** Last Stone First End



lgt.com NEW HOLLAND LE GRUYÈRE SWITZERLAND ZUG CURLIT Curling Information Technology Ltd.

# Game - Shot by Shot

**End 1** — **NED - Netherlands 0 + 1** (this end) **= 1** — **CAN - Canada 0 + 0** (this end) **= 0**

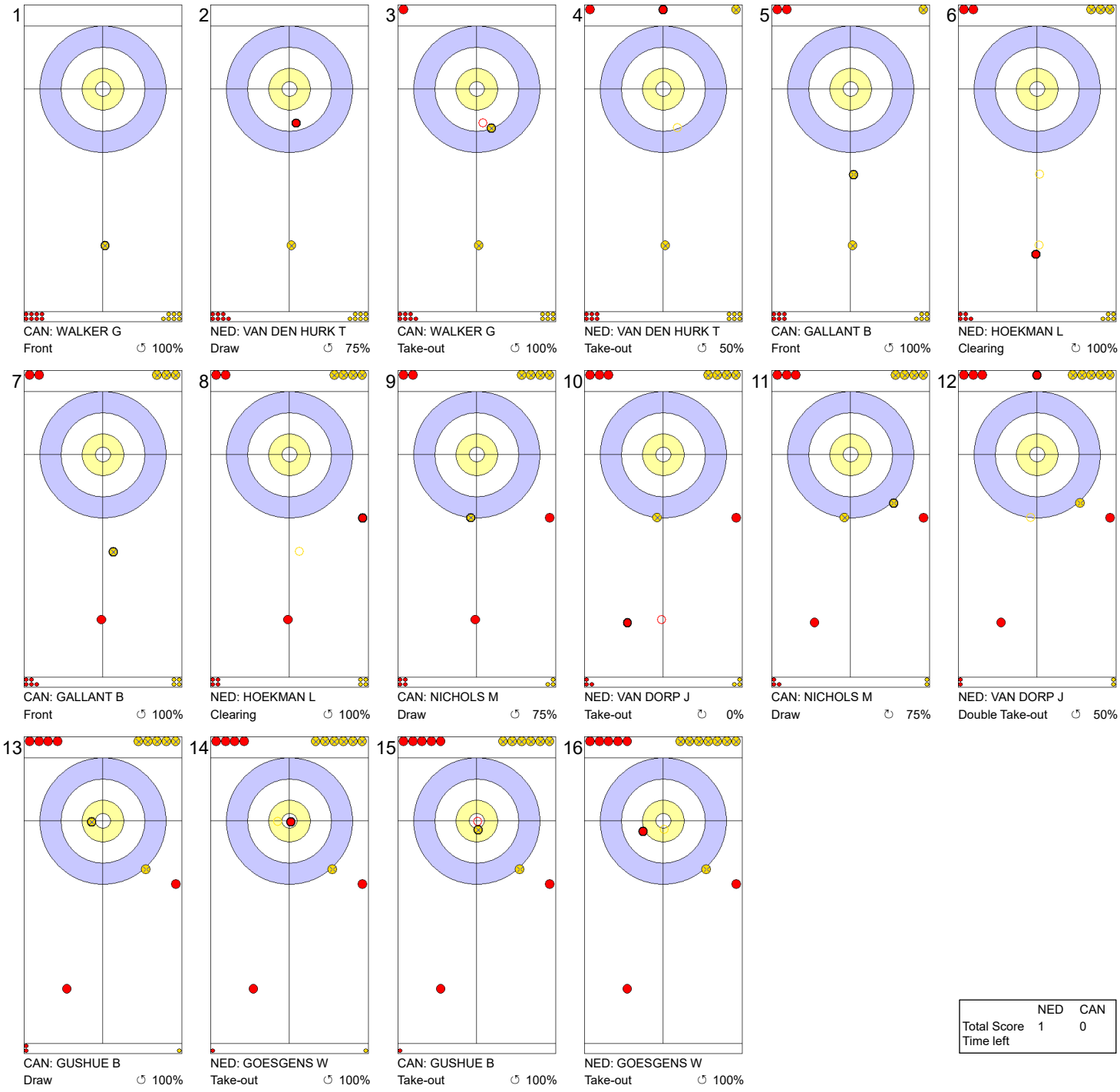


| | NED | CAN |
|---|---|---|
| Total Score | 1 | 0 |
| Time left | | |

**Legend:**

↻ Clockwise ↺ Counter-clockwise - Not considered



lgt.com NEW HOLLAND LE GRUYÈRE SWITZERLAND ZUG CURLIT Curling Information Technology Ltd.

# Game - Shot by Shot

**End 2** — **NED - Netherlands** **1 + 1** (this end) **= 2** — **CAN - Canada** **0 + 0** (this end) **= 0**




| | NED | CAN |
|---|---|---|
| Total Score | 2 | 0 |
| Time left | | |

**Legend:**

↻ Clockwise ↺ Counter-clockwise - Not considered



lgt.com NEW HOLLAND LE GRUYÈRE SWITZERLAND ZUG CURLIT Curling Information Technology Ltd.

# Game - Shot by Shot

**End 3** — **NED - Netherlands 2 + 0** (this end) **= 2** — **CAN - Canada 0 + 2** (this end) **= 2**

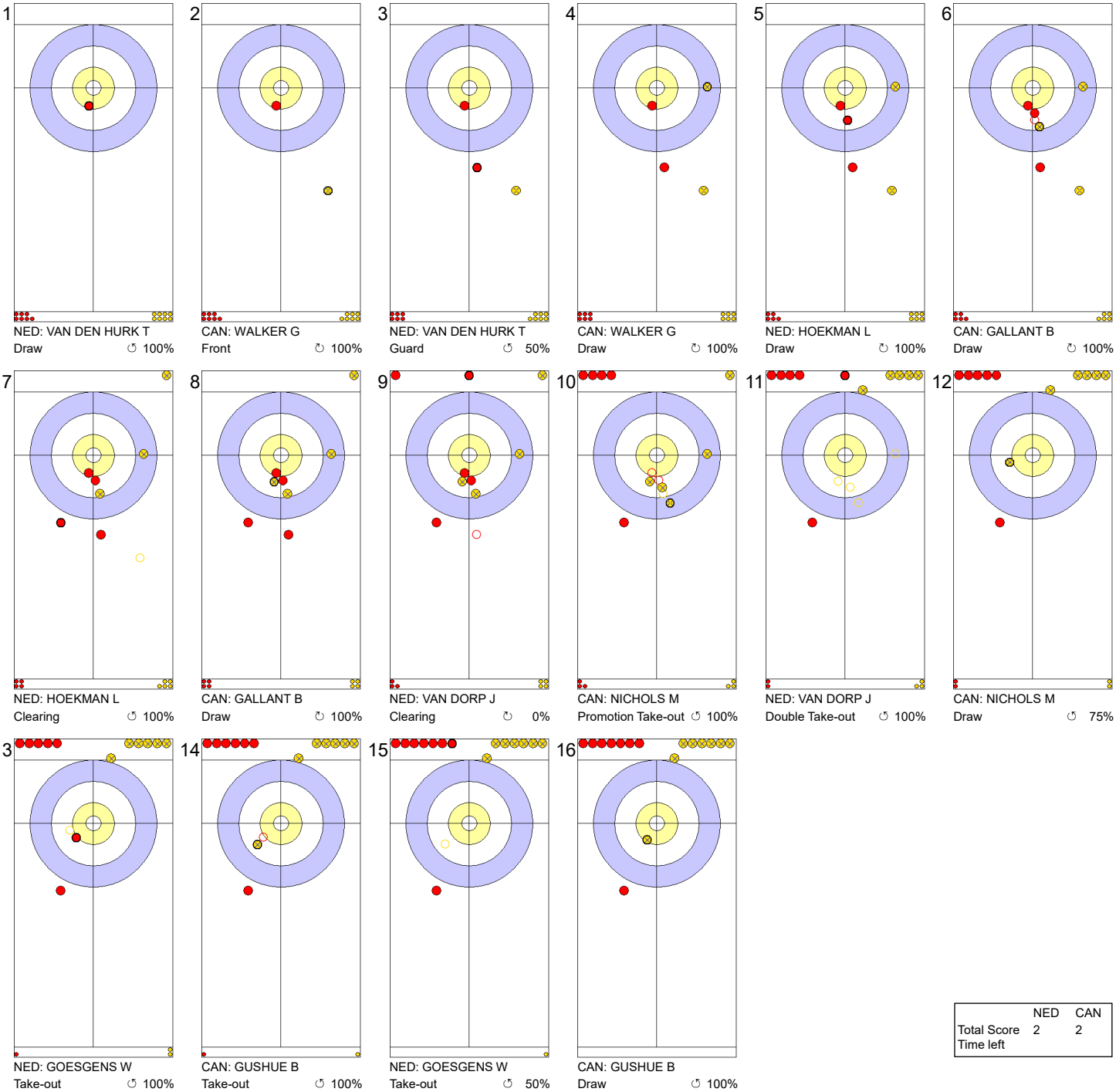


| | NED | CAN |
|---|---|---|
| Total Score | 2 | 2 |
| Time left | | |

**Legend:**

↻ Clockwise ↺ Counter-clockwise - Not considered



lgt.com NEW HOLLAND LE GRUYÈRE SWITZERLAND ZUG CURLIT Curling Information Technology Ltd.

# Game - Shot by Shot

**End 4** — **NED - Netherlands 2 + 1** (this end) **= 3** — **CAN - Canada 2 + 0** (this end) **= 2**

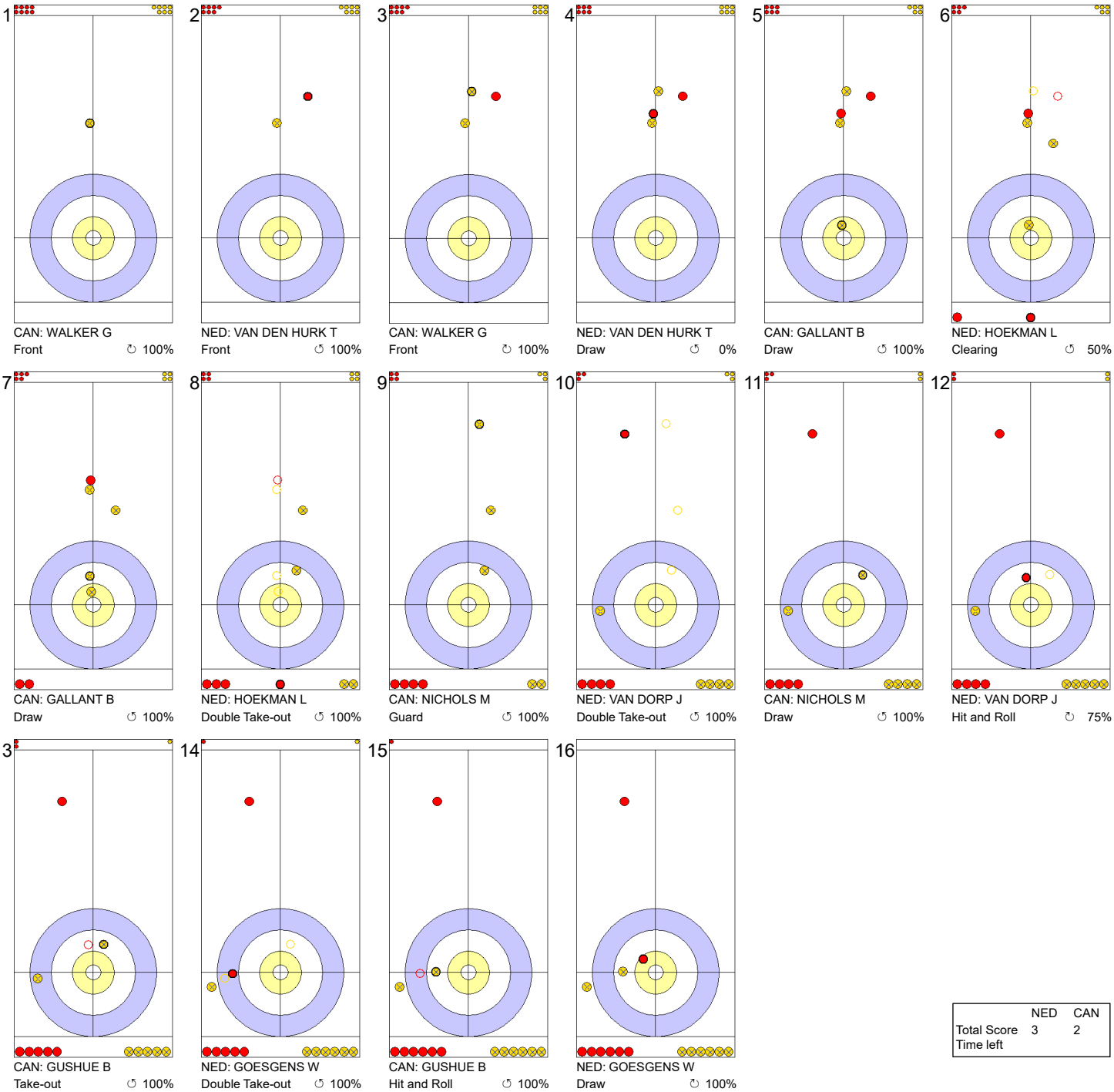


| | NED | CAN |
|---|---|---|
| Total Score | 3 | 2 |
| Time left | | |

**Legend:**
↻ Clockwise ↺ Counter-clockwise - Not considered



lgt.com NEW HOLLAND LE GRUYÈRE SWITZERLAND ZUG CURLIT Curling Information Technology Ltd.

# Game - Shot by Shot

**End 5** — **NED - Netherlands 3 + 2** (this end) **= 5** — **CAN - Canada 2 + 0** (this end) **= 2**

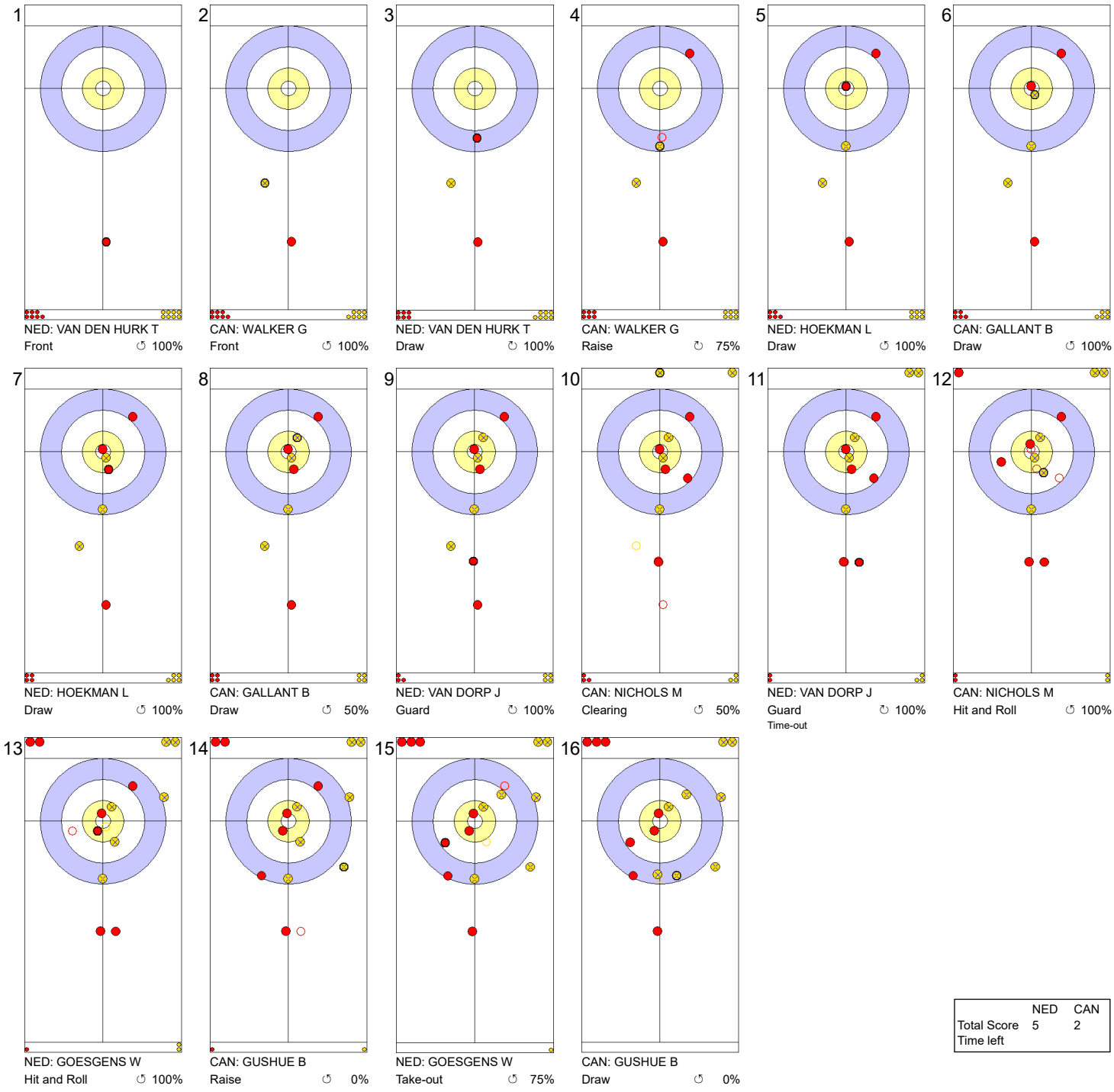


| | NED | CAN |
|---|---|---|
| Total Score | 5 | 2 |
| Time left | | |

**Legend:**

↻ Clockwise ↺ Counter-clockwise - Not considered



lgt.com NEW HOLLAND LE GRUYÈRE SWITZERLAND ZUG CURLIT Curling Information Technology Ltd.

# Game - Shot by Shot

**End 6** — **NED - Netherlands 5 + 0** (this end) **= 5** — **CAN - Canada 2 + 2** (this end) **= 4**

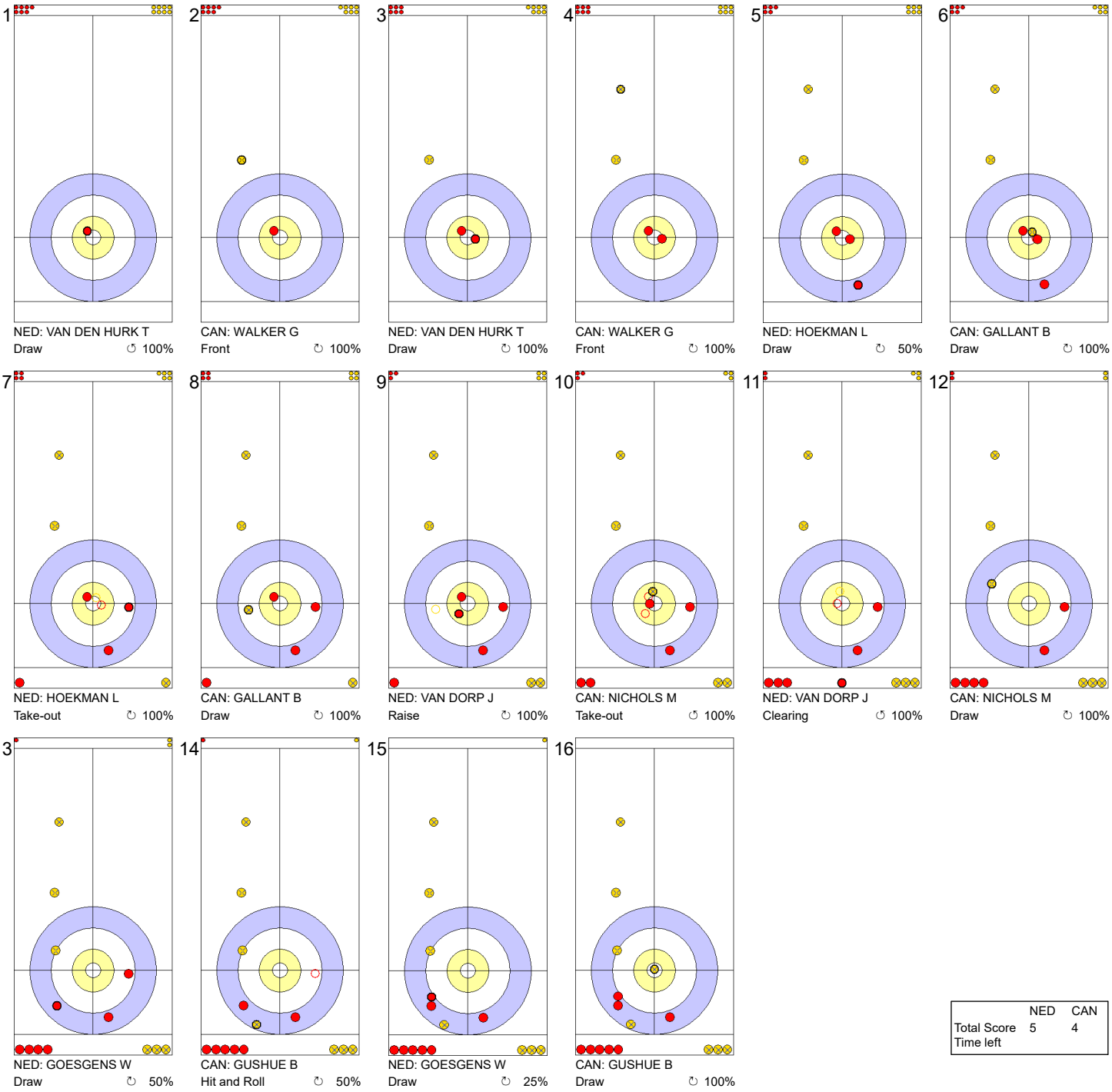


| | NED | CAN |
|---|---|---|
| Total Score | 5 | 4 |
| Time left | | |

**Legend:**

↻ Clockwise ↺ Counter-clockwise - Not considered



lgt.com NEW HOLLAND LE GRUYÈRE SWITZERLAND ZUG CURLIT Curling Information Technology Ltd.

# Game - Shot by Shot

**End 7** — **NED - Netherlands 5 + 0** (this end) **= 5** — **CAN - Canada 4 + 1** (this end) **= 5**

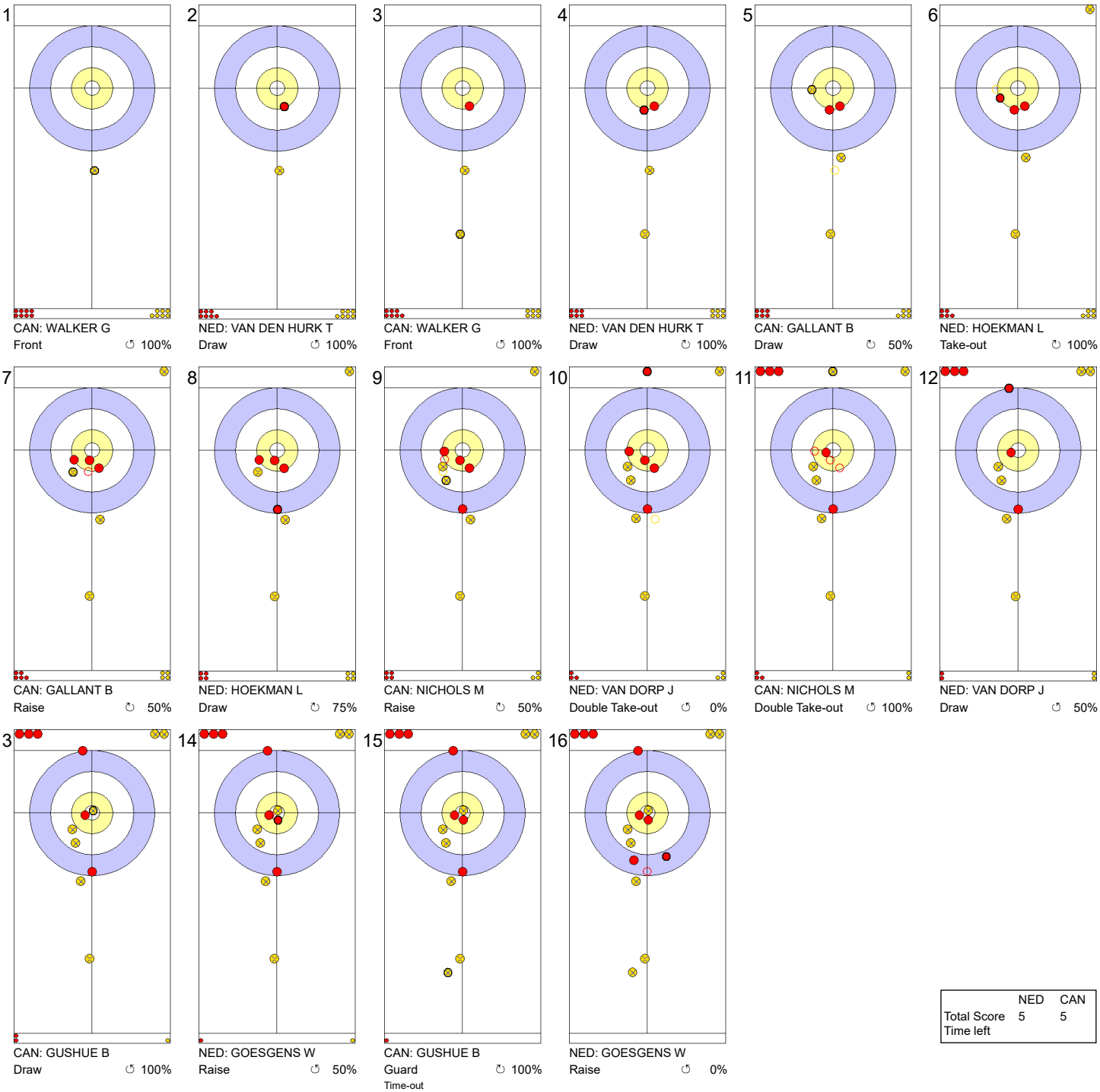


| | NED | CAN |
|---|---|---|
| Total Score | 5 | 5 |
| Time left | | |

**Legend:**

↻ Clockwise ↺ Counter-clockwise - Not considered



lgt.com NEW HOLLAND LE GRUYÈRE SWITZERLAND ZUG CURLIT Curling Information Technology Ltd.

# Game - Shot by Shot

**End 8** — **NED - Netherlands 5 + 0** (this end) **= 5** — **CAN - Canada 5 + 3** (this end) **= 8**

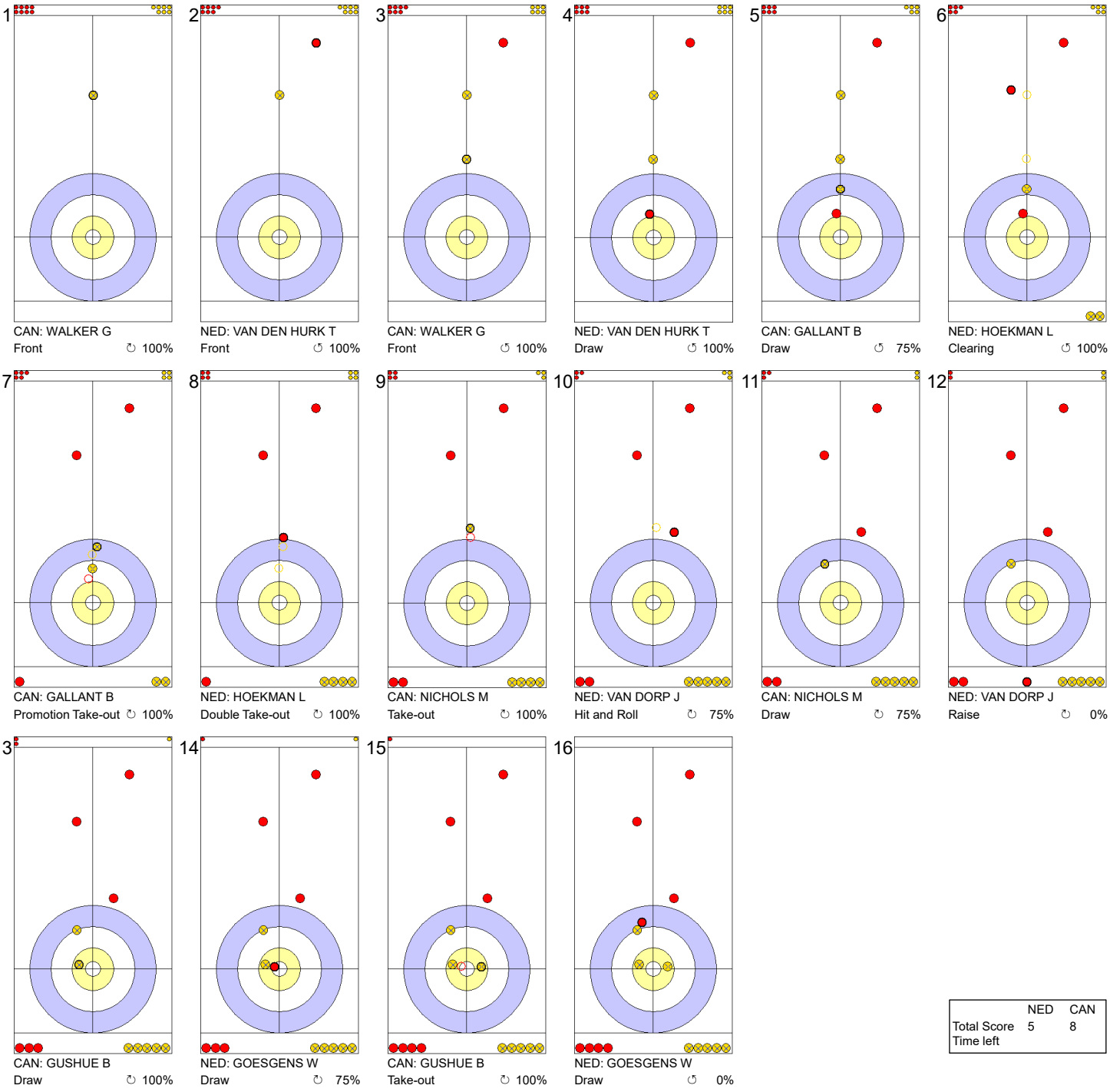


| | NED | CAN |
|---|---|---|
| Total Score | 5 | 8 |
| Time left | | |

**Legend:**

↻ Clockwise ↺ Counter-clockwise - Not considered



lgt.com NEW HOLLAND LE GRUYÈRE SWITZERLAND ZUG CURLIT Curling Information Technology Ltd.

# Game - Shot by Shot

**End 9** — **NED - Netherlands 5 + 1** (this end) **= 6** — **CAN - Canada 8 + 0** (this end) **= 8**




| | NED | CAN |
|---|---|---|
| Total Score | 6 | 8 |
| Time left | | |

**Legend:**

↻ Clockwise ↺ Counter-clockwise - Not considered



lgt.com NEW HOLLAND LE GRUYÈRE SWITZERLAND ZUG CURLIT Curling Information Technology Ltd.

# Game - Shot by Shot

**End 10** — **NED - Netherlands 6 + 0** (this end) **= 6** — **CAN - Canada 8 + 1** (this end) **= 9**

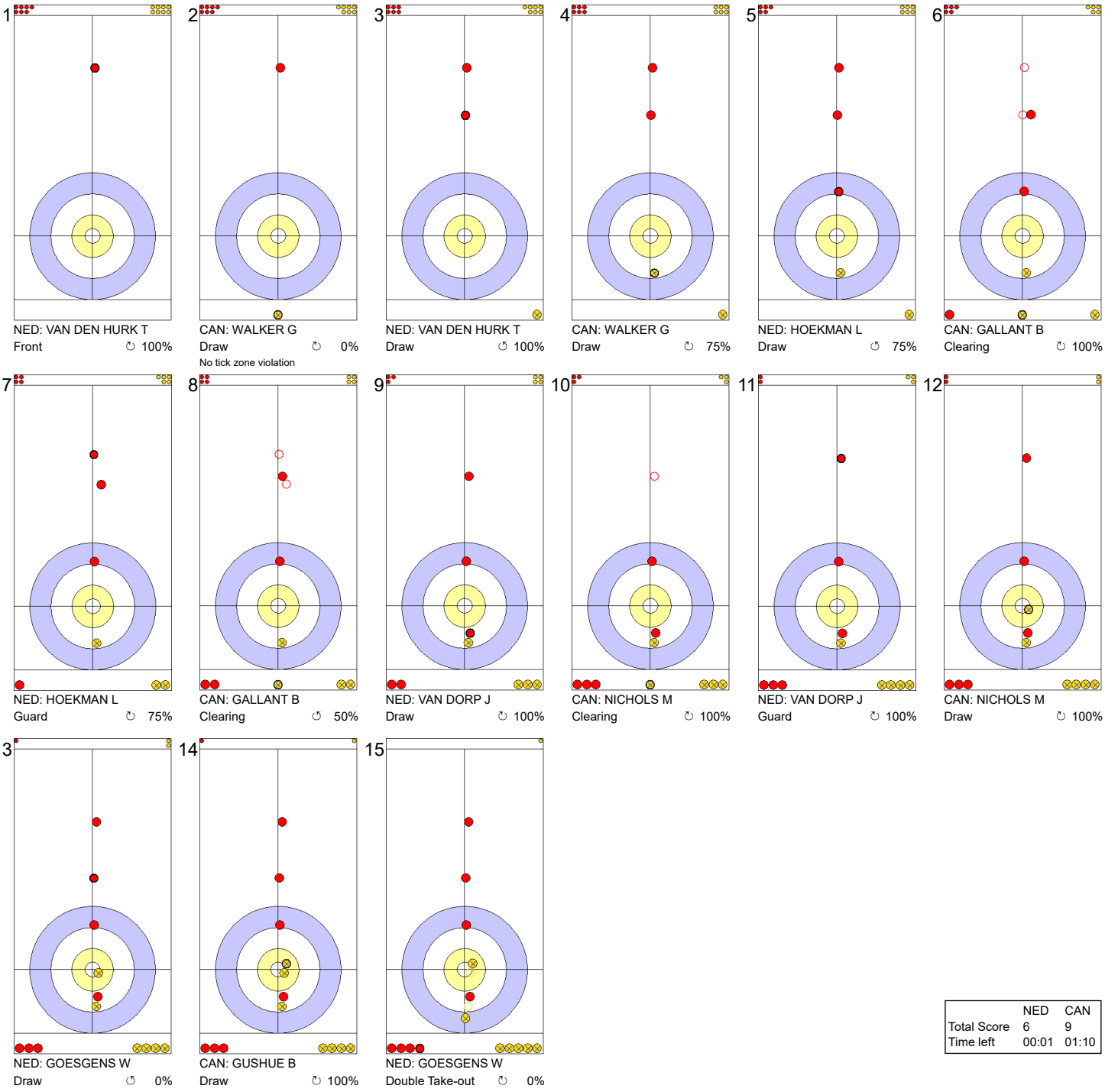


| | NED | CAN |
|---|---|---|
| Total Score | 6 | 9 |
| Time left | 00:01 | 01:10 |

**Legend:**
↻ Clockwise ↺ Counter-clockwise - Not considered



lgt.com NEW HOLLAND LE GRUYÈRE SWITZERLAND ZUG CURLIT Curling Information Technology Ltd.

# Game Results

| Sheet | Game | Team | LSFE | 1 | 2 | 3 | 4 | 5 | 6 | 7 | 8 | 9 | 10 | Extra Ends | | | | Total |
|---|---|---|---|---|---|---|---|---|---|---|---|---|---|---|---|---|---|---|
| D | 3 | SWE - Sweden | * | 0 | 0 | 3 | 0 | 1 | 0 | 2 | 0 | 2 | 0 | | | | | 8 |
| | 2 | ITA - Italy | | 1 | 1 | 0 | 2 | 0 | 1 | 0 | 1 | 0 | 4 | | | | | 10 |

| SWE - Sweden | | | Shot Success Game | Shot Success All |
|---|---|---|---|---|
| 4 | S | EDIN Niklas | 81% | 78% |
| 3 | V | ERIKSSON Oskar | 73% | 81% |
| 2 | | WRANAA Rasmus | 76% | 85% |
| 1 | | SUNDGREN Christoffer | 94% | 91% |
| A | | MAGNUSSON Daniel | - | - |
| | | Team Total | 81% | 84% |

| Last Stone Draw | | Distance |
|---|---|---|
| ↻ | EDIN Niklas | 2.9cm |
| ↺ | SUNDGREN Christoffer | 3.5cm |
| **Total** | | **6.4cm** |

Time remaining: 0 minutes 17 seconds

Time-out: End 10 - SWE stone 7

| ITA - Italy | | | Shot Success Game | Shot Success All |
|---|---|---|---|---|
| 4 | S | RETORNAZ Joel | 86% | 84% |
| 3 | | MOSANER Amos | 63% | 73% |
| 2 | | ARMAN Sebastiano | 79% | 81% |
| 1 | V | GONIN Simone | 91% | 89% |
| A | | GIOVANELLA Mattia | - | - |
| | | Team Total | 80% | 82% |

| Last Stone Draw | | Distance |
|---|---|---|
| ↻ | ARMAN Sebastiano | 47.6cm |
| ↺ | MOSANER Amos | 19.1cm |
| **Total** | | **66.7cm** |

Time remaining: 0 minutes 3 seconds

Time-out: End 8 - ITA stone 6

## Shot Success Analysis

| SWE - Sweden | | ↻ | | ↺ | | Game | |
|---|---|---|---|---|---|---|---|
| 4 EDIN Niklas | Draws | 4 | 69% | 7 | 96% | 11 | 86% |
| | Take-outs | 4 | 69% | 5 | 80% | 9 | 75% |
| | Total | 8 | 69% | 12 | 90% | 20 | 81% |
| 3 ERIKSSON Oskar | Draws | 3 | 92% | 7 | 86% | 10 | 88% |
| | Take-outs | 2 | 75% | 8 | 53% | 10 | 58% |
| | Total | 5 | 85% | 15 | 68% | 20 | 73% |
| 2 WRANAA Rasmus | Draws | 3 | 58% | 8 | 72% | 11 | 68% |
| | Take-outs | 4 | 69% | 5 | 100% | 9 | 86% |
| | Total | 7 | 64% | 13 | 83% | 20 | 76% |
| 1 SUNDGREN Christoffer | Draws | 5 | 95% | 15 | 93% | 20 | 94% |
| | Take-outs | 0 | - | 0 | - | 0 | - |
| | Total | 5 | 95% | 15 | 93% | 20 | 94% |
| A MAGNUSSON Daniel | Draws | 0 | - | 0 | - | 0 | - |
| | Take-outs | 0 | - | 0 | - | 0 | - |
| | Total | 0 | - | 0 | - | 0 | - |
| Team | Draws | 15 | 80% | 37 | 88% | 52 | 86% |
| | Take-outs | 10 | 70% | 18 | 74% | 28 | 72% |
| | Total | 25 | 76% | 55 | 83% | 80 | 81% |

| ITA - Italy | | ↻ | | ↺ | | Game | |
|---|---|---|---|---|---|---|---|
| 4 RETORNAZ Joel | Draws | 8 | 100% | 2 | 100% | 10 | 100% |
| | Take-outs | 6 | 71% | 4 | 75% | 10 | 73% |
| | Total | 14 | 88% | 6 | 83% | 20 | 86% |
| 3 MOSANER Amos | Draws | 5 | 65% | 6 | 54% | 11 | 59% |
| | Take-outs | 2 | 50% | 7 | 71% | 9 | 67% |
| | Total | 7 | 61% | 13 | 63% | 20 | 63% |
| 2 ARMAN Sebastiano | Draws | 6 | 92% | 6 | 100% | 12 | 96% |
| | Take-outs | 3 | 42% | 5 | 60% | 8 | 53% |
| | Total | 9 | 75% | 11 | 82% | 20 | 79% |
| 1 GONIN Simone | Draws | 10 | 95% | 10 | 88% | 20 | 91% |
| | Take-outs | 0 | - | 0 | - | 0 | - |
| | Total | 10 | 95% | 10 | 88% | 20 | 91% |
| A GIOVANELLA Mattia | Draws | 0 | - | 0 | - | 0 | - |
| | Take-outs | 0 | - | 0 | - | 0 | - |
| | Total | 0 | - | 0 | - | 0 | - |
| Team | Draws | 29 | 91% | 24 | 83% | 53 | 87% |
| | Take-outs | 11 | 59% | 16 | 69% | 27 | 65% |
| | Total | 40 | 82% | 40 | 78% | 80 | 80% |

**Note:**
Position and function for each team member:
**4** = Fourth, **3** = Third, **2** = Second, **1** = Lead, **A** = Alternate, **S** = Skip, **V** = Vice-Skip

**Legend:**
↻ Clockwise ↺ Counter-clockwise **LSFE(*)** Last Stone First End



lgt.com NEW HOLLAND LE GRUYÈRE SWITZERLAND ZUG CURLIT Curling Information Technology Ltd.

# Game - Shot by Shot

**End 1** — **SWE - Sweden 0 + 0** (this end) **= 0** — **ITA - Italy 0 + 1** (this end) **= 1**




| | SWE | ITA |
|---|---|---|
| Total Score | 0 | 1 |
| Time left | | |

**Legend:**
↻ Clockwise ↺ Counter-clockwise - Not considered



lgt.com NEW HOLLAND LE GRUYÈRE SWITZERLAND ZUG CURLIT Curling Information Technology Ltd.

# Game - Shot by Shot

**End 2** — **SWE - Sweden 0 + 0** (this end) **= 0** — **ITA - Italy 1 + 1** (this end) **= 2**

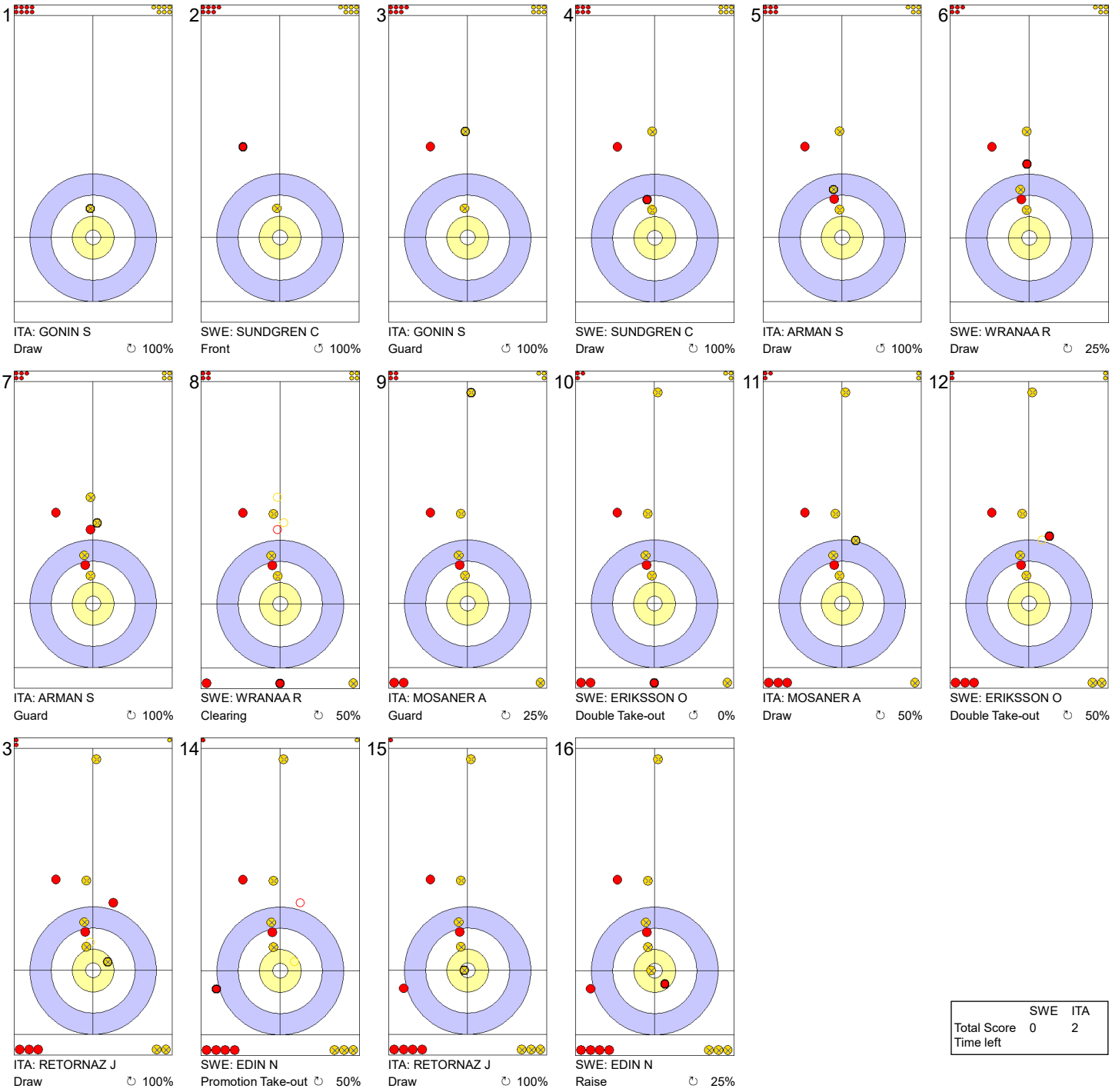


| | SWE | ITA |
|---|---|---|
| Total Score | 0 | 2 |
| Time left | | |

**Legend:**
↻ Clockwise ↺ Counter-clockwise - Not considered



lgt.com NEW HOLLAND LE GRUYÈRE SWITZERLAND ZUG CURLIT Curling Information Technology Ltd.

# Game - Shot by Shot

**End 3** — **SWE - Sweden 0 + 3** (this end) **= 3** — **ITA - Italy 2 + 0** (this end) **= 2**

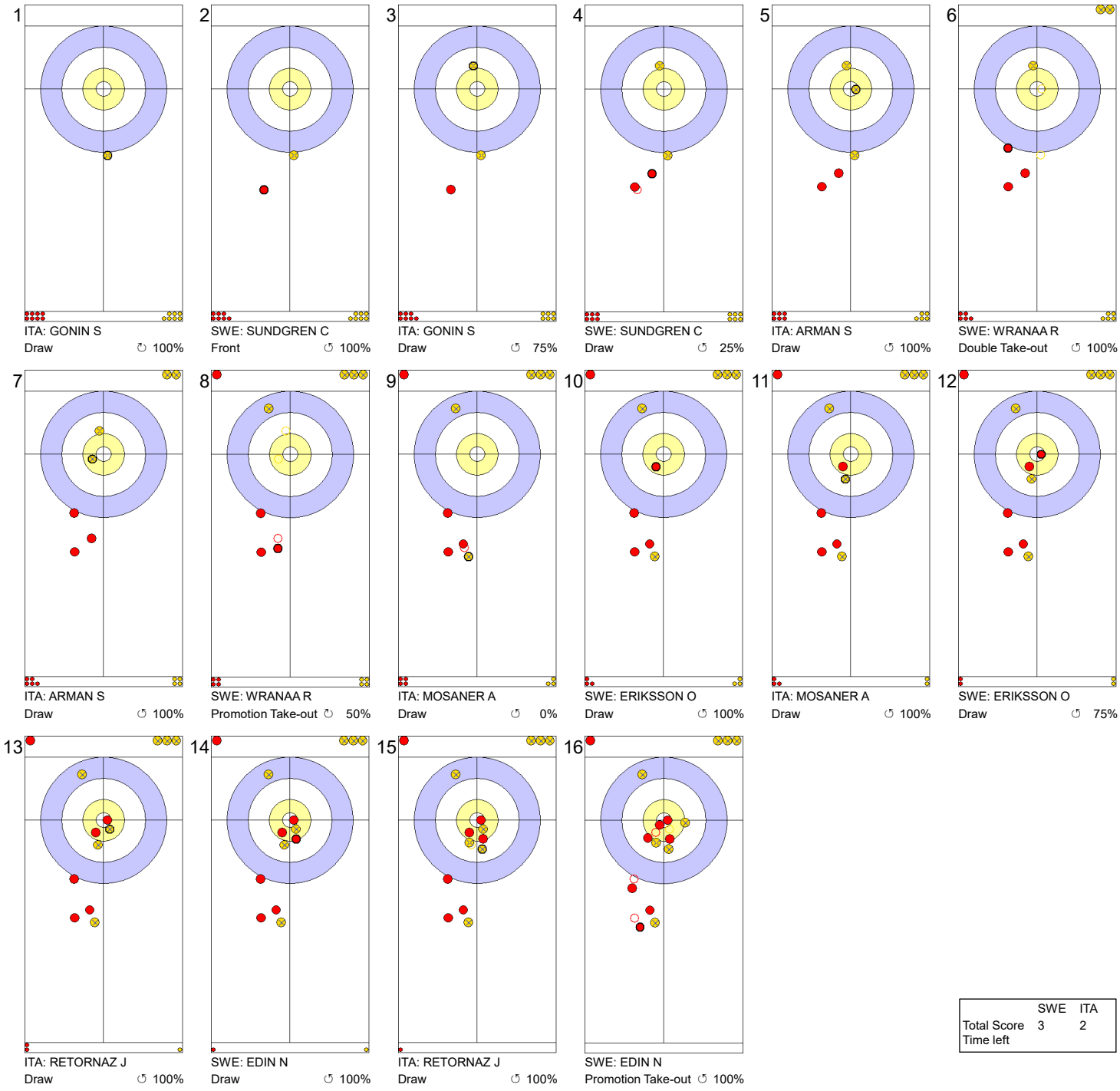


| | SWE | ITA |
|---|---|---|
| Total Score | 3 | 2 |
| Time left | | |

**Legend:**
↻ Clockwise ↺ Counter-clockwise - Not considered



lgt.com NEW HOLLAND LE GRUYÈRE SWITZERLAND ZUG CURLIT Curling Information Technology Ltd.

# Game - Shot by Shot

**End 4** — **SWE - Sweden** 3 + 0 (this end) = 3 — **ITA - Italy** 2 + 2 (this end) = 4

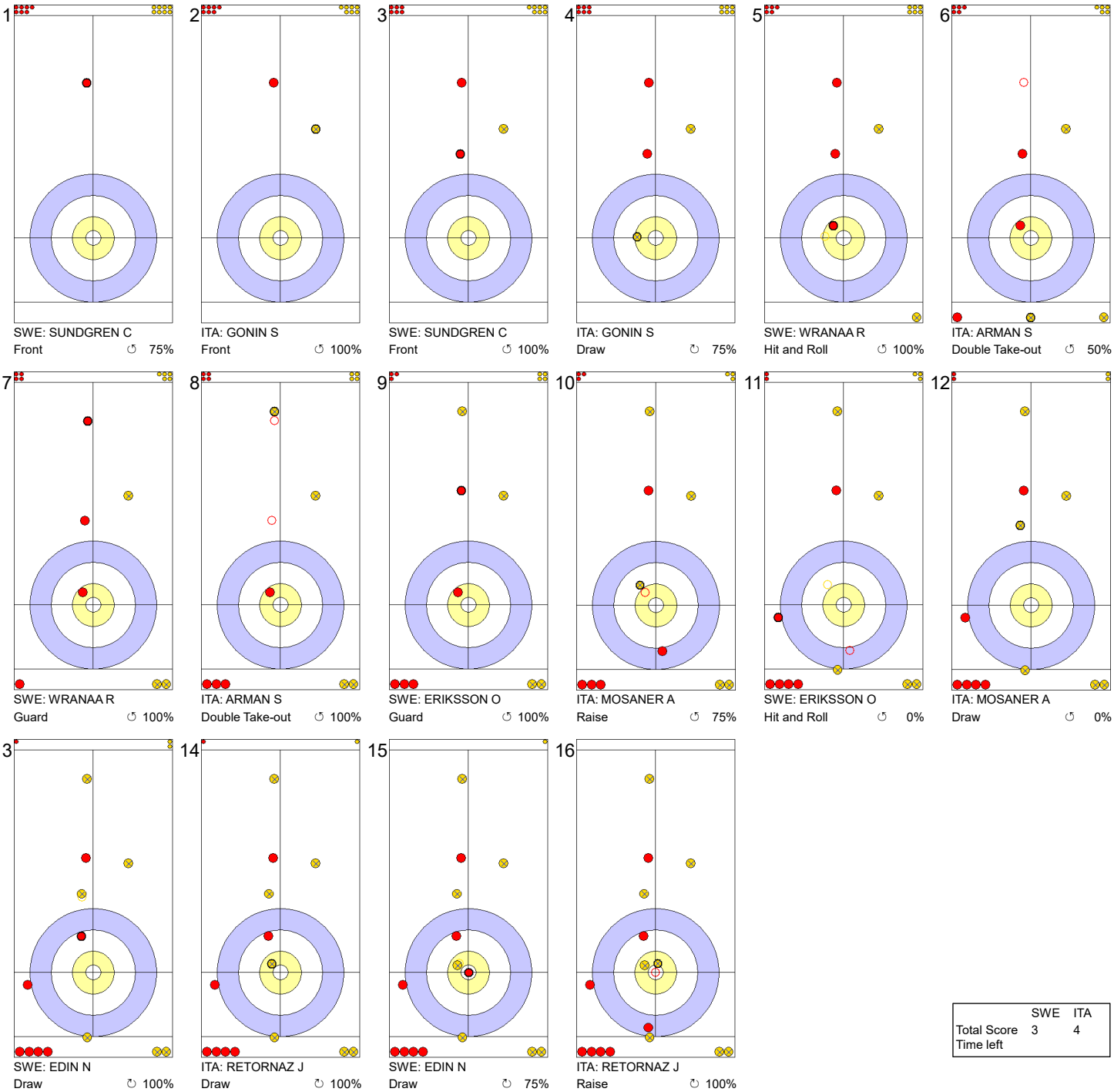


| | SWE | ITA |
|---|---|---|
| Total Score | 3 | 4 |
| Time left | | |

**Legend:**
↻ Clockwise ↺ Counter-clockwise - Not considered



lgt.com NEW HOLLAND LE GRUYÈRE SWITZERLAND ZUG CURLIT Curling Information Technology Ltd.

# Game - Shot by Shot

**End 5** — **SWE - Sweden 3 + 1** (this end) **= 4** — **ITA - Italy 4 + 0** (this end) **= 4**

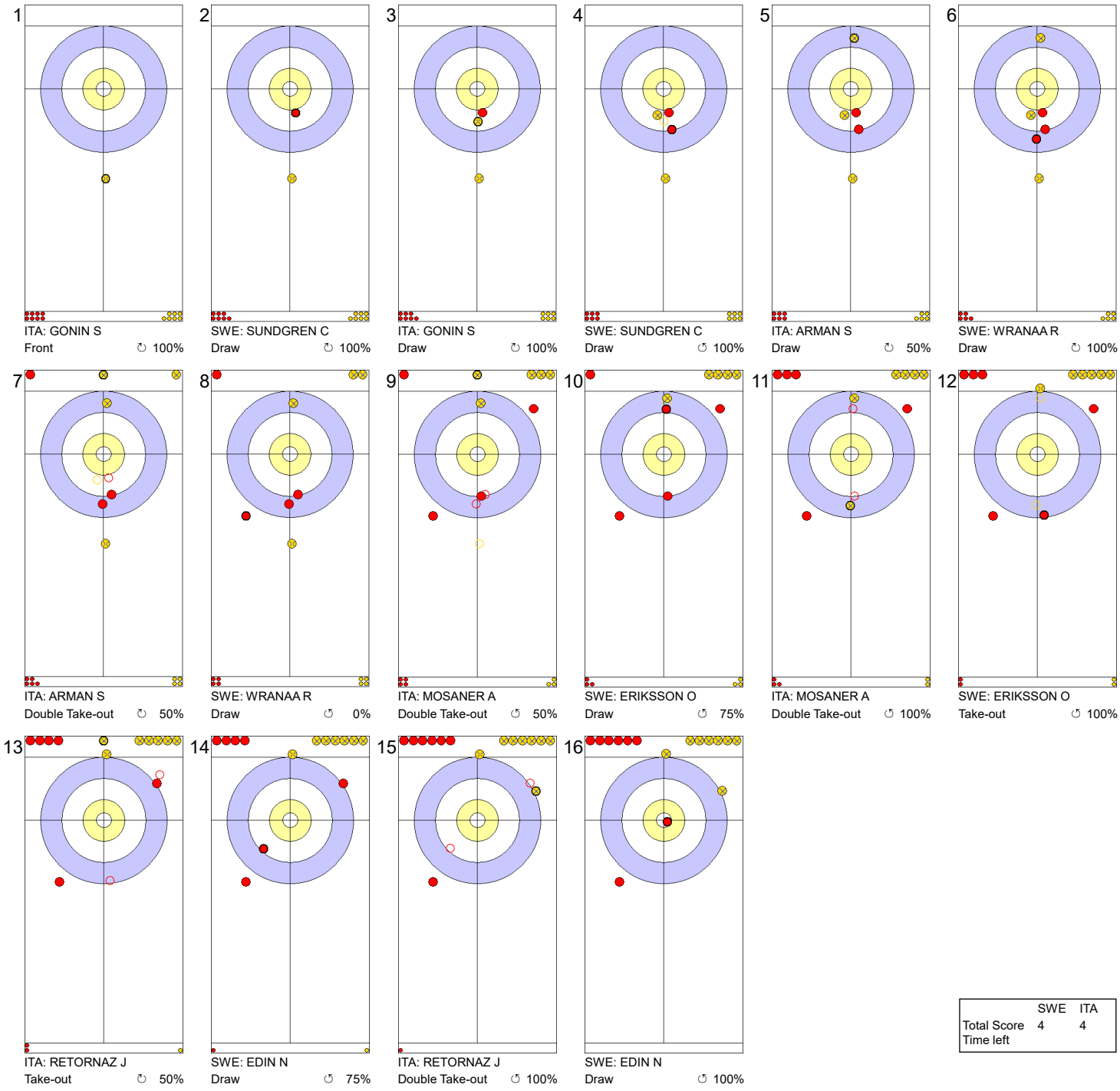


| | SWE | ITA |
|---|---|---|
| Total Score | 4 | 4 |
| Time left | | |

**Legend:**
↻ Clockwise ↺ Counter-clockwise - Not considered



lgt.com NEW HOLLAND LE GRUYÈRE SWITZERLAND ZUG CURLIT Curling Information Technology Ltd.

# Game - Shot by Shot

**End 6** — **SWE - Sweden** **4 + 0** (this end) **= 4** — **ITA - Italy** **4 + 1** (this end) **= 5**

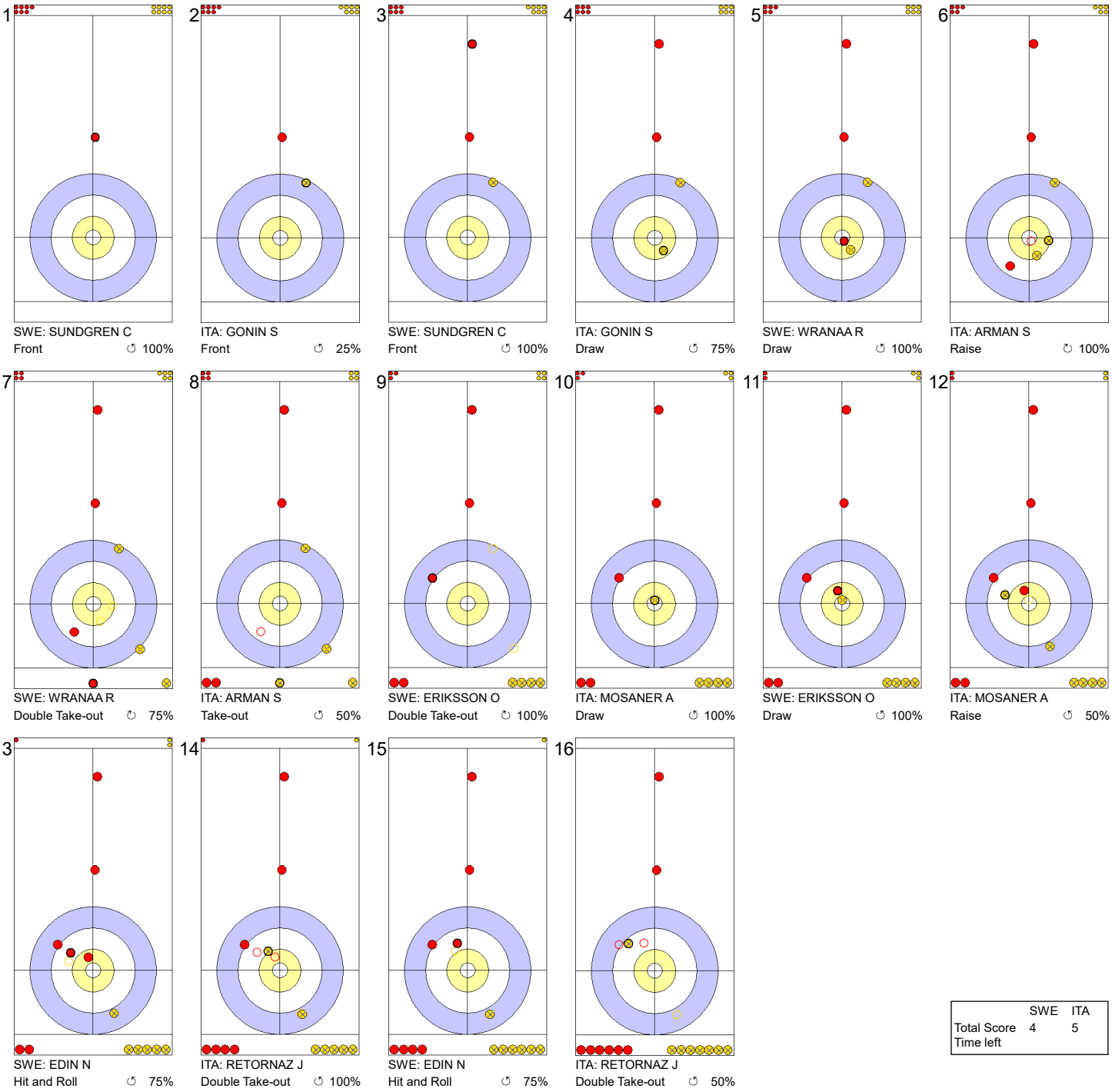


| | SWE | ITA |
|---|---|---|
| Total Score | 4 | 5 |
| Time left | | |

**Legend:**
↻ Clockwise ↺ Counter-clockwise - Not considered



lgt.com NEW HOLLAND LE GRUYÈRE SWITZERLAND ZUG CURLIT Curling Information Technology Ltd.

# Game - Shot by Shot

**End 7** — **SWE - Sweden 4 + 2** (this end) **= 6** — **ITA - Italy 5 + 0** (this end) **= 5**




| | SWE | ITA |
|---|---|---|
| Total Score | 6 | 5 |
| Time left | | |

**Legend:**
↻ Clockwise ↺ Counter-clockwise - Not considered



lgt.com NEW HOLLAND LE GRUYÈRE SWITZERLAND ZUG CURLIT Curling Information Technology Ltd.

# Game - Shot by Shot

**End 8** — **SWE - Sweden 6 + 0** (this end) **= 6** — **ITA - Italy 5 + 1** (this end) **= 6**

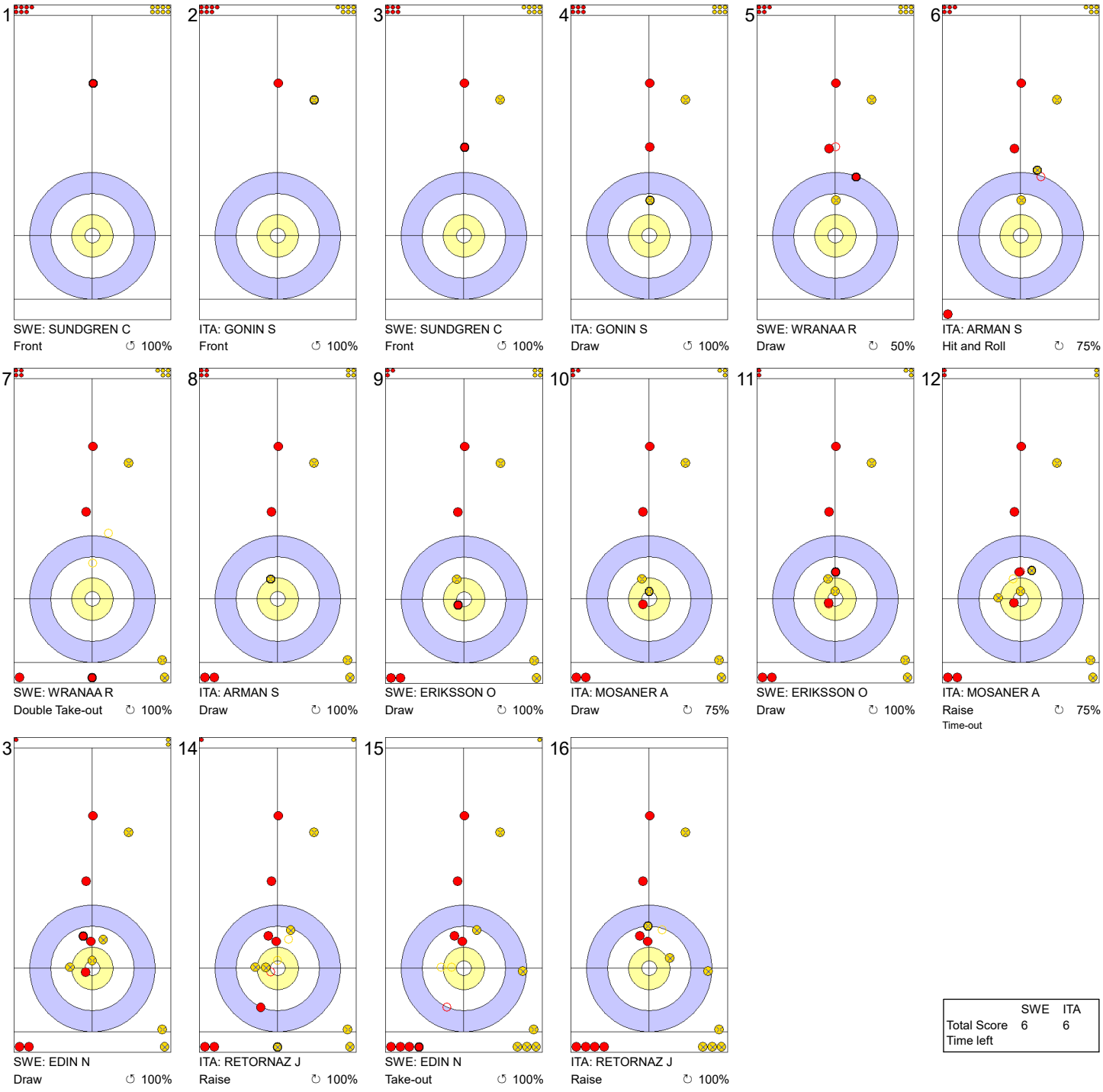


| | SWE | ITA |
|---|---|---|
| Total Score | 6 | 6 |
| Time left | | |

**Legend:**
↻ Clockwise ↺ Counter-clockwise - Not considered



lgt.com NEW HOLLAND LE GRUYÈRE SWITZERLAND ZUG CURLIT Curling Information Technology Ltd.

# Game - Shot by Shot

**End 9** **SWE - Sweden 6 + 2** (this end) **= 8** **ITA - Italy 6 + 0** (this end) **= 6**

1
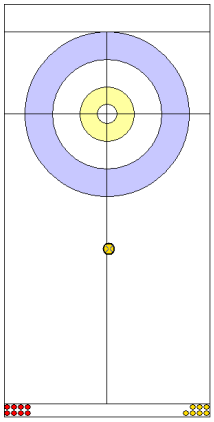
ITA: GONIN S
Front ↻ 100%

2
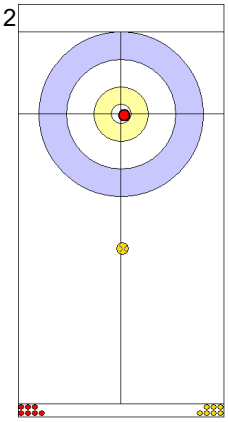
SWE: SUNDGREN C
Draw ↻ 100%

3
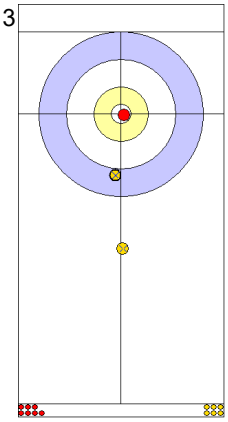
ITA: GONIN S
Draw ↻ 100%

4
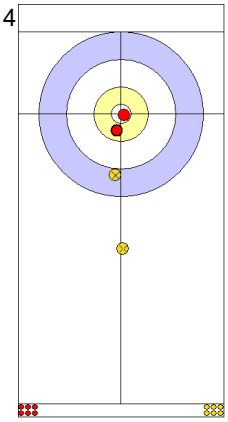
SWE: SUNDGREN C
Draw ↻ 100%

5
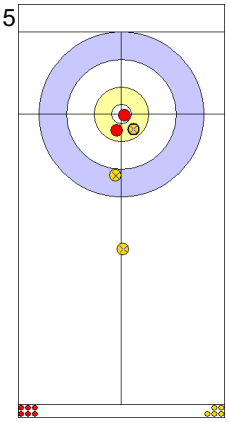
ITA: ARMAN S
Draw ↻ 100%

6
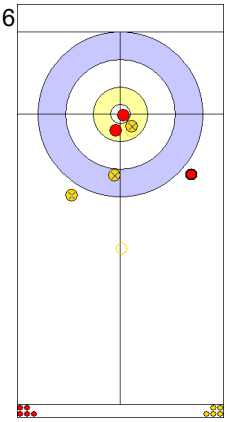
SWE: WRANAA R
Raise ↻ 25%

7
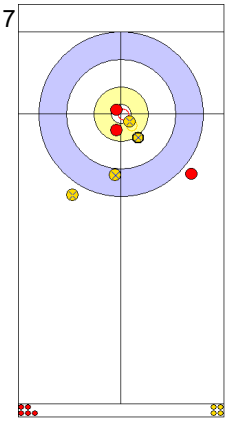
ITA: ARMAN S
Draw ↻ 100%

8
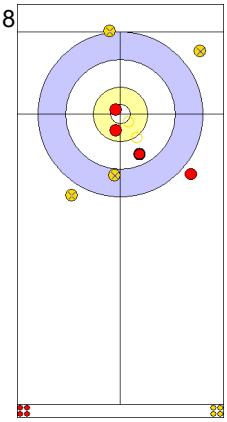
SWE: WRANAA R
Take-out ↻ 100%

9
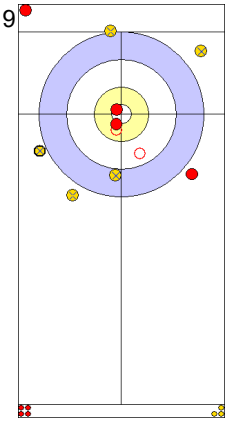
ITA: MOSANER A
Double Take-out ↻ 50%

10
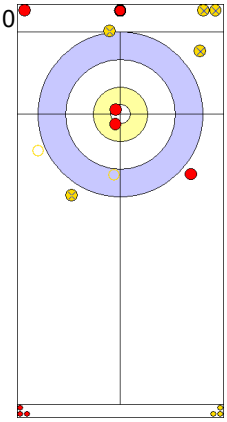
SWE: ERIKSSON O
Hit and Roll ↻ 50%

11
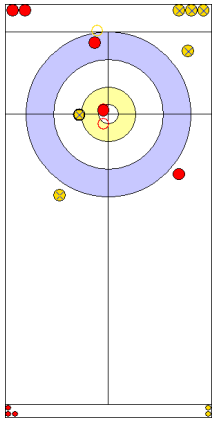
ITA: MOSANER A
Double Take-out ↻ 0%

12
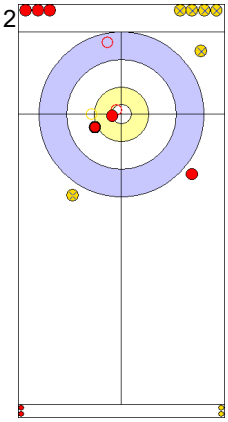
SWE: ERIKSSON O
Take-out ↻ 75%

13
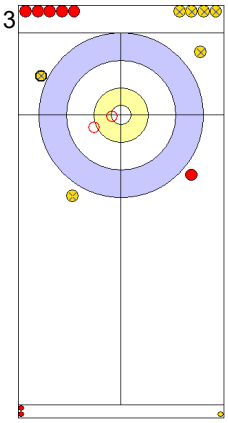
ITA: RETORNAZ J
Double Take-out ↻ 100%

14
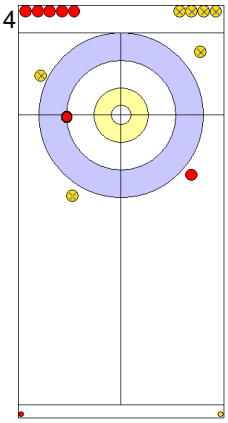
SWE: EDIN N
Draw ↻ 100%

15
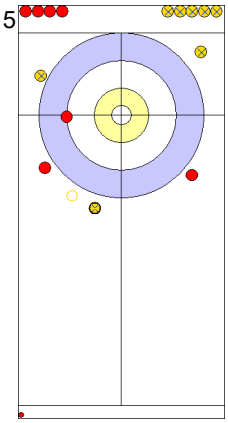
ITA: RETORNAZ J
Promotion Take-out ↻ 0%

16
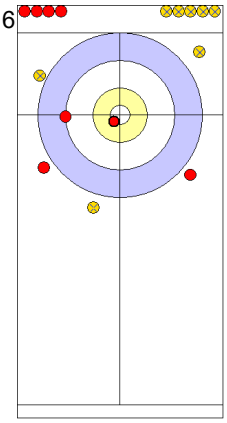
SWE: EDIN N
Draw ↻ 100%

| | SWE | ITA |
|---|---|---|
| Total Score | 8 | 6 |
| Time left | | |

**Legend:**
↻ Clockwise ↺ Counter-clockwise - Not considered



lgt.com NEW HOLLAND LE GRUYÈRE SWITZERLAND ZUG CURLIT Curling Information Technology Ltd.

# Game - Shot by Shot

**End 10** — **SWE - Sweden** 8 + 0 (this end) = 8 — **ITA - Italy** 6 + 4 (this end) = 10

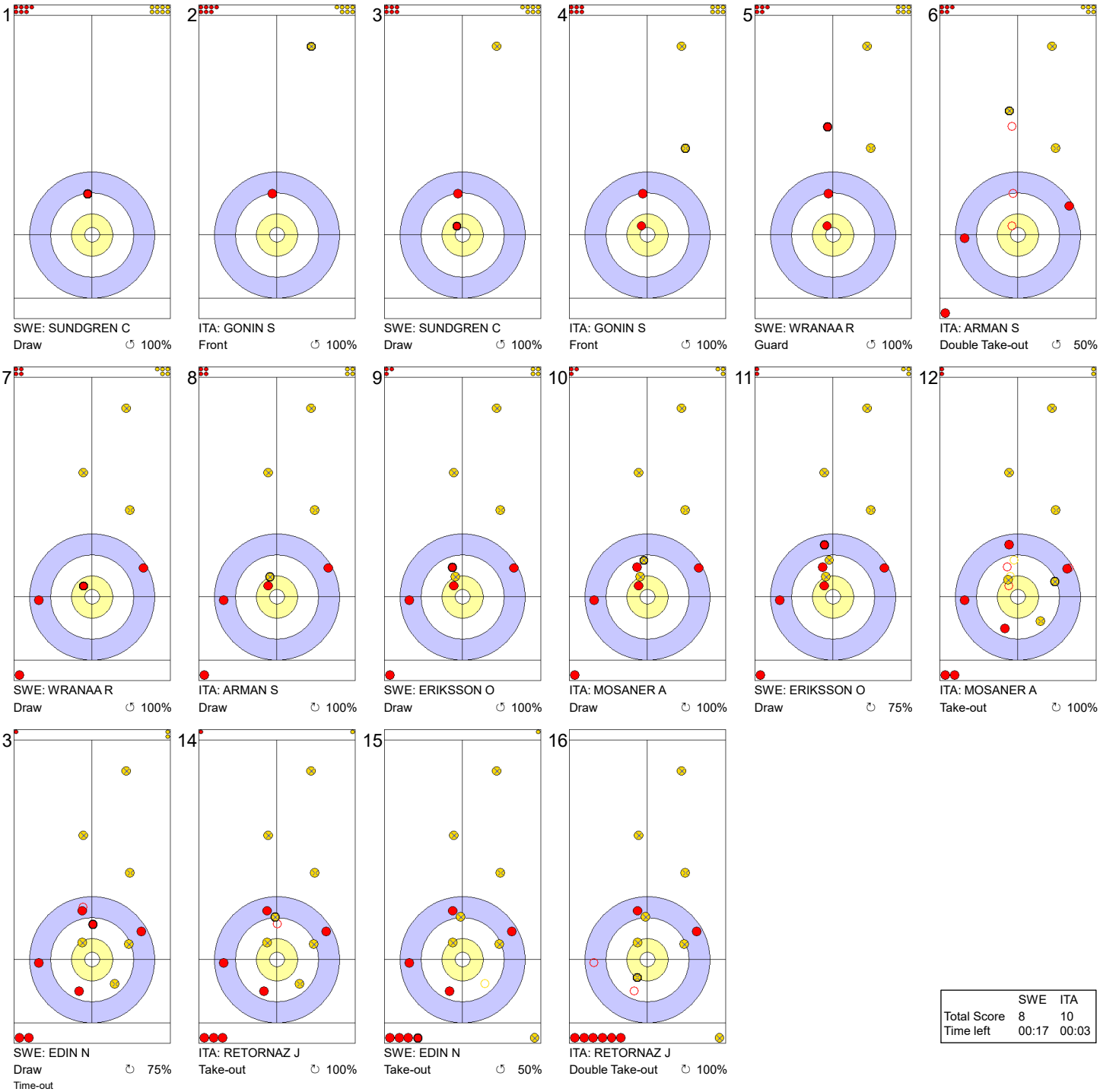


| | SWE | ITA |
|---|---|---|
| Total Score | 8 | 10 |
| Time left | 00:17 | 00:03 |

**Legend:**
↻ Clockwise ↺ Counter-clockwise - Not considered



lgt.com NEW HOLLAND LE GRUYÈRE SWITZERLAND ZUG CURLIT Curling Information Technology Ltd.

## Session Results and Standings

| Sheet | Game | Team | LSFE | 1 | 2 | 3 | 4 | 5 | 6 | 7 | 8 | 9 | 10 | Extra Ends | | | | Total |
|---|---|---|---|---|---|---|---|---|---|---|---|---|---|---|---|---|---|---|
| A | 2 | SUI - Switzerland | | 0 | 1 | 1 | 0 | 0 | 1 | 0 | 2 | 1 | 2 | | | | | 8 |
| | 2 | SWE - Sweden | * | 2 | 0 | 0 | 0 | 4 | 0 | 1 | 0 | 0 | 0 | | | | | 7 |
| B | 2 | SCO - Scotland | | 0 | 2 | 0 | 0 | 1 | 1 | 0 | 2 | 0 | 0 | | | | | 6 |
| | 2 | KOR - Korea | * | 2 | 0 | 0 | 2 | 0 | 0 | 1 | 0 | 2 | 2 | | | | | 9 |
| C | 2 | CZE - Czech Republic | * | 1 | 0 | 0 | 2 | 3 | 0 | 2 | 0 | 1 | X | | | | | 9 |
| | 2 | GER - Germany | | 0 | 1 | 0 | 0 | 0 | 1 | 0 | 2 | 0 | X | | | | | 4 |
| D | 2 | FIN - Finland | * | 0 | 1 | 0 | 0 | 0 | 3 | 3 | 0 | 3 | X | | | | | 10 |
| | 2 | DEN - Denmark | | 0 | 0 | 3 | 0 | 1 | 0 | 0 | 2 | 0 | X | | | | | 6 |

## Current Standings

| Rank | Team | Games | Wins | Losses |
|---|---|---|---|---|
| 1 | CAN - Canada | 2 | 2 | 0 |
| 1 | FIN - Finland | 2 | 2 | 0 |
| 3 | USA - United States | 1 | 1 | 0 |
| 4 | CZE - Czech Republic | 2 | 1 | 1 |
| 4 | GER - Germany | 2 | 1 | 1 |
| 4 | KOR - Korea | 2 | 1 | 1 |
| 4 | NOR - Norway | 2 | 1 | 1 |
| 4 | SCO - Scotland | 2 | 1 | 1 |
| 4 | SUI - Switzerland | 2 | 1 | 1 |
| 4 | SWE - Sweden | 2 | 1 | 1 |
| 11 | ITA - Italy | 1 | 0 | 1 |
| 12 | DEN - Denmark | 2 | 0 | 2 |
| 12 | NED - Netherlands | 2 | 0 | 2 |

**Note:**
Under WCF rules, tie-breaking rules for standings are not applied until after the last game of the round robin.

**Legend:**
**LSFE(*)** Last Stone First End
**X** Unplayed/unfinished end due to concession



lgt.com NEW HOLLAND LE GRUYÈRE SWITZERLAND ZUG CURLIT Curling Information Technology Ltd.

# Game Results

| Sheet | Game | Team | LSFE | 1 | 2 | 3 | 4 | 5 | 6 | 7 | 8 | 9 | 10 | Extra Ends | | | | Total |
|---|---|---|---|---|---|---|---|---|---|---|---|---|---|---|---|---|---|---|
| A | 2 | SUI - Switzerland | | 0 | 1 | 1 | 0 | 0 | 1 | 0 | 2 | 1 | 2 | | | | | 8 |
| | 2 | SWE - Sweden | * | 2 | 0 | 0 | 0 | 4 | 0 | 1 | 0 | 0 | 0 | | | | | 7 |

| SUI - Switzerland | | Shot Success Game | Shot Success All |
|---|---|---|---|
| 4 S | SCHWALLER Yannick | 76% | 69% |
| 3 V | BRUNNER Michael | 83% | 73% |
| 2 | MEIER Romano | 80% | 74% |
| 1 | KAEUFELER Marcel | 90% | 88% |
| A | GLOOR Simon | - | - |
| | Team Total | 82% | 76% |

| Last Stone Draw | | Distance |
|---|---|---|
| ↻ | KAEUFELER Marcel | 38.0cm |
| ↺ | BRUNNER Michael | 6.5cm |
| **Total** | | **44.5cm** |

Time remaining: 0 minutes 2 seconds

Time-out: End 10 - SUI stone 7

| SWE - Sweden | | Shot Success Game | Shot Success All |
|---|---|---|---|
| 4 S | EDIN Niklas | 69% | 76% |
| 3 V | ERIKSSON Oskar | 81% | 86% |
| 2 | WRANAA Rasmus | 93% | 90% |
| 1 | SUNDGREN Christoffer | 88% | 90% |
| A | MAGNUSSON Daniel | - | - |
| | Team Total | 83% | 85% |

| Last Stone Draw | | Distance |
|---|---|---|
| ↻ | EDIN Niklas | 4.5cm |
| ↺ | SUNDGREN Christoffer | 9.9cm |
| **Total** | | **14.4cm** |

Time remaining: 0 minutes 9 seconds

Time-out: End 8 - SWE stone 7

## Shot Success Analysis

| SUI - Switzerland | | ↻ | | ↺ | | Game | |
|---|---|---|---|---|---|---|---|
| 4 SCHWALLER Yannick | Draws | 7 | 82% | 4 | 75% | 11 | 80% |
| | Take-outs | 3 | 83% | 6 | 67% | 9 | 72% |
| | Total | 10 | 83% | 10 | 70% | 20 | 76% |
| 3 BRUNNER Michael | Draws | 11 | 80% | 6 | 96% | 17 | 85% |
| | Take-outs | 2 | 63% | 1 | 75% | 3 | 67% |
| | Total | 13 | 77% | 7 | 93% | 20 | 83% |
| 2 MEIER Romano | Draws | 13 | 79% | 3 | 83% | 16 | 80% |
| | Take-outs | 3 | 83% | 1 | 75% | 4 | 81% |
| | Total | 16 | 80% | 4 | 81% | 20 | 80% |
| 1 KAEUFELER Marcel | Draws | 19 | 89% | 0 | - | 19 | 89% |
| | Take-outs | 1 | 100% | 0 | - | 1 | 100% |
| | Total | 20 | 90% | 0 | - | 20 | 90% |
| A GLOOR Simon | Draws | 0 | - | 0 | - | 0 | - |
| | Take-outs | 0 | - | 0 | - | 0 | - |
| | Total | 0 | - | 0 | - | 0 | - |
| Team | Draws | 50 | 84% | 13 | 87% | 63 | 84% |
| | Take-outs | 9 | 81% | 8 | 69% | 17 | 75% |
| | Total | 59 | 83% | 21 | 80% | 80 | 82% |

| SWE - Sweden | | ↻ | | ↺ | | Game | |
|---|---|---|---|---|---|---|---|
| 4 EDIN Niklas | Draws | 4 | 100% | 1 | 100% | 5 | 100% |
| | Take-outs | 10 | 68% | 5 | 40% | 15 | 58% |
| | Total | 14 | 77% | 6 | 50% | 20 | 69% |
| 3 ERIKSSON Oskar | Draws | 0 | - | 2 | 63% | 2 | 63% |
| | Take-outs | 13 | 88% | 5 | 70% | 18 | 83% |
| | Total | 13 | 88% | 7 | 68% | 20 | 81% |
| 2 WRANAA Rasmus | Draws | 3 | 83% | 1 | 100% | 4 | 88% |
| | Take-outs | 12 | 92% | 4 | 100% | 16 | 94% |
| | Total | 15 | 90% | 5 | 100% | 20 | 93% |
| 1 SUNDGREN Christoffer | Draws | 6 | 79% | 14 | 91% | 20 | 88% |
| | Take-outs | 0 | - | 0 | - | 0 | - |
| | Total | 6 | 79% | 14 | 91% | 20 | 88% |
| A MAGNUSSON Daniel | Draws | 0 | - | 0 | - | 0 | - |
| | Take-outs | 0 | - | 0 | - | 0 | - |
| | Total | 0 | - | 0 | - | 0 | - |
| Team | Draws | 13 | 87% | 18 | 89% | 31 | 88% |
| | Take-outs | 35 | 84% | 14 | 68% | 49 | 79% |
| | Total | 48 | 84% | 32 | 80% | 80 | 83% |

**Note:**
Position and function for each team member:
**4** = Fourth, **3** = Third, **2** = Second, **1** = Lead, **A** = Alternate, **S** = Skip, **V** = Vice-Skip

**Legend:**
↻ Clockwise ↺ Counter-clockwise **LSFE(*)** Last Stone First End



lgt.com NEW HOLLAND LE GRUYÈRE SWITZERLAND ZUG CURLIT Curling Information Technology Ltd.

# Game - Shot by Shot

**End 1** — **SUI - Switzerland 0 + 0** (this end) **= 0** — **SWE - Sweden 0 + 2** (this end) **= 2**

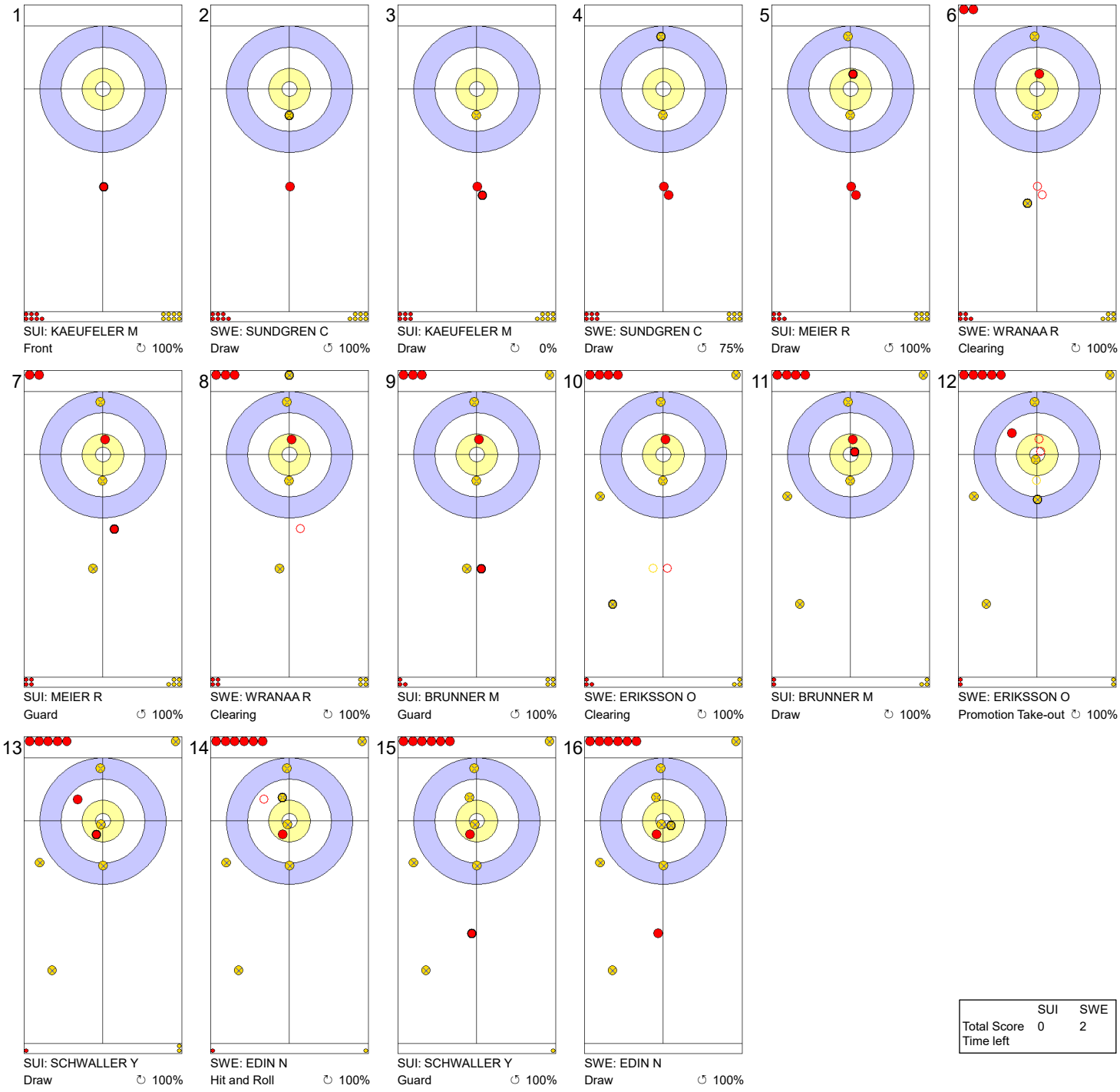


| | SUI | SWE |
|---|---|---|
| Total Score | 0 | 2 |
| Time left | | |

**Legend:**

↻ Clockwise ↺ Counter-clockwise - Not considered



lgt.com NEW HOLLAND LE GRUYÈRE SWITZERLAND V ZUG CURLIT Curling Information Technology Ltd.

# Game - Shot by Shot

**End 2** — **SUI - Switzerland 0 + 1** (this end) **= 1** — **SWE - Sweden 2 + 0** (this end) **= 2**

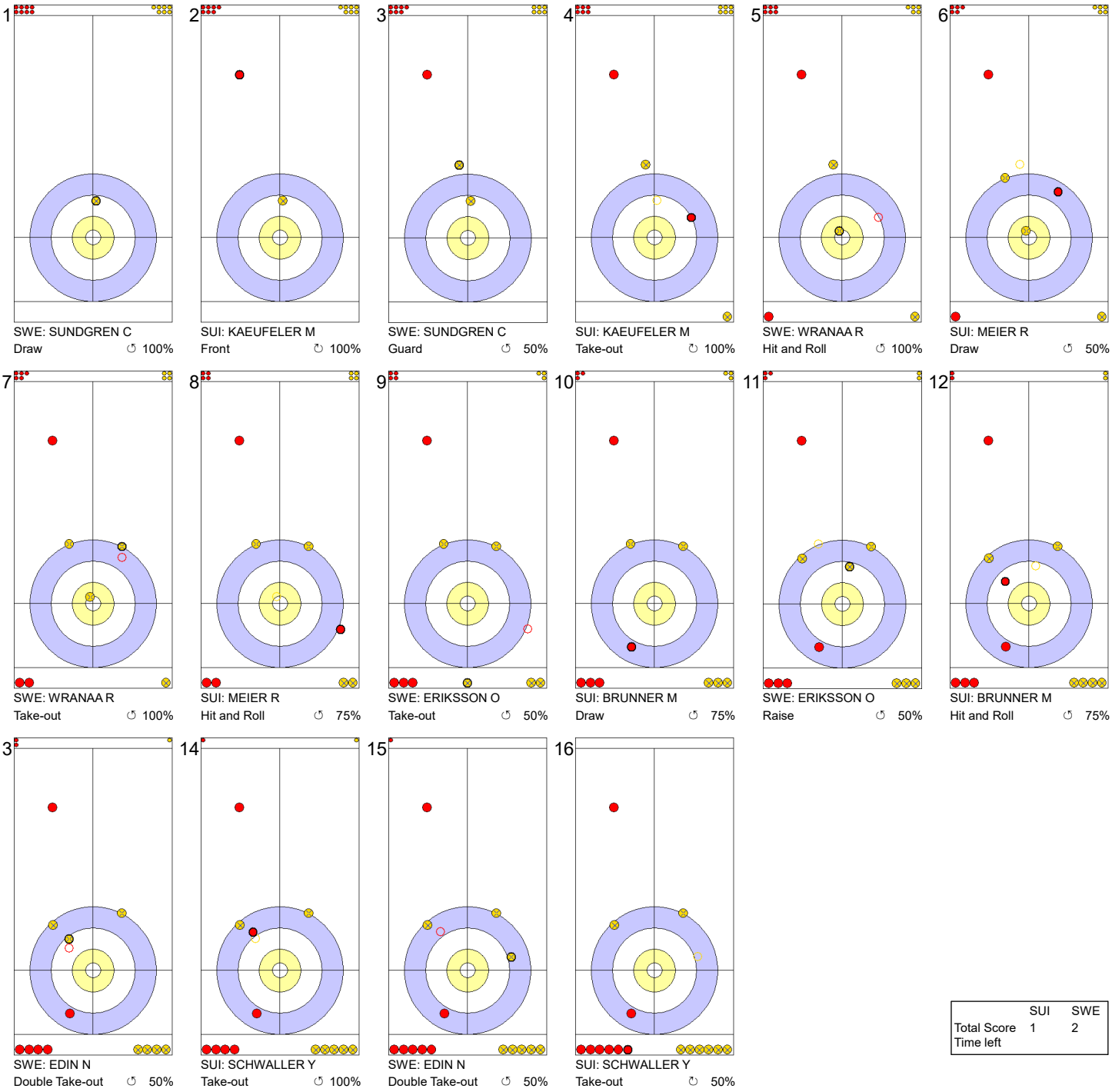


| | SUI | SWE |
|---|---|---|
| Total Score | 1 | 2 |
| Time left | | |

**Legend:**

↻ Clockwise ↺ Counter-clockwise - Not considered



lgt.com NEW HOLLAND LE GRUYÈRE SWITZERLAND V ZUG CURLIT Curling Information Technology Ltd.

# Game - Shot by Shot

**End 3** — **SUI - Switzerland 1 + 1** (this end) **= 2** — **SWE - Sweden 2 + 0** (this end) **= 2**

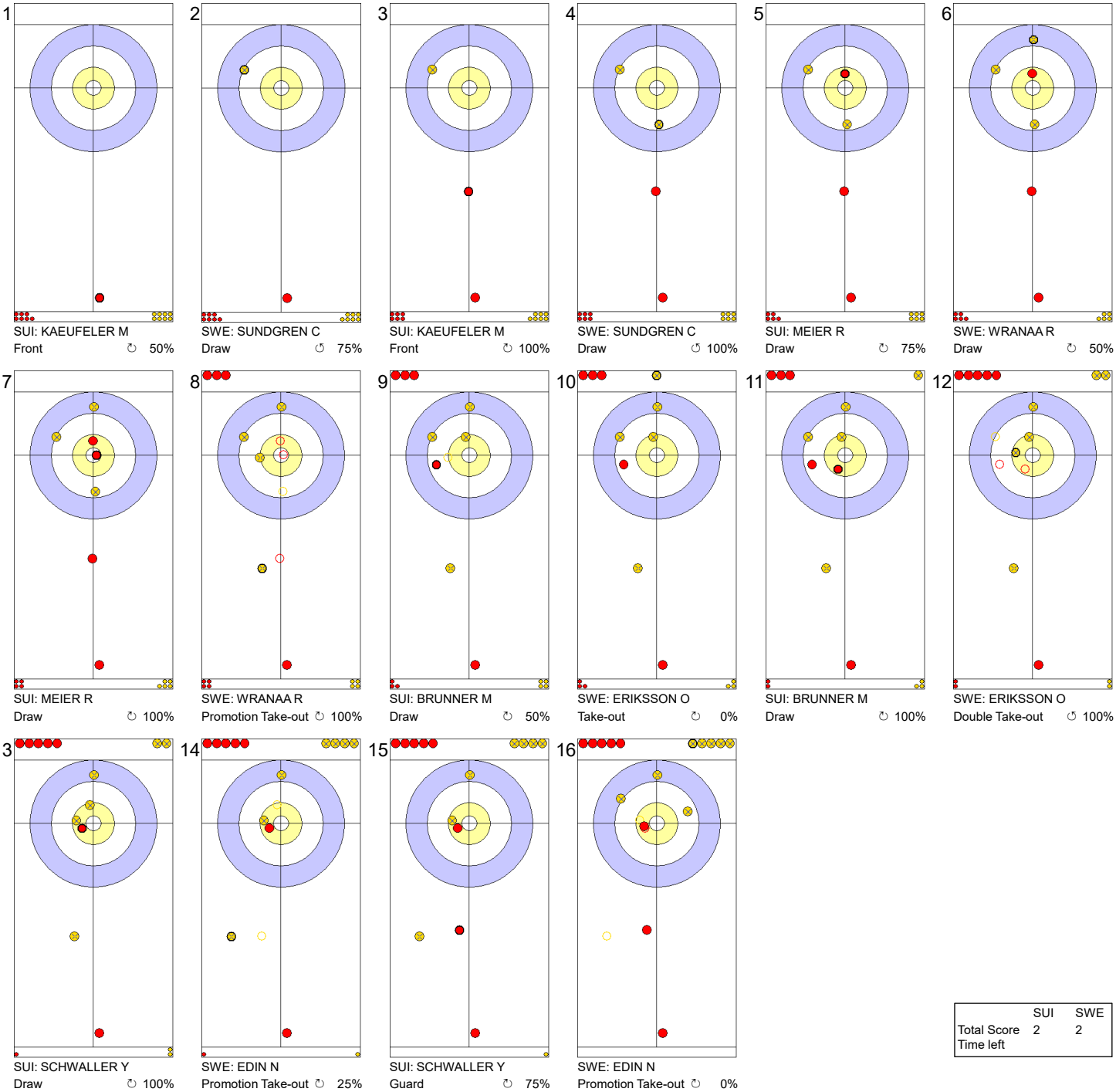


| | SUI | SWE |
|---|---|---|
| Total Score | 2 | 2 |
| Time left | | |

**Legend:**

↻ Clockwise ↺ Counter-clockwise - Not considered



lgt.com NEW HOLLAND LE GRUYÈRE SWITZERLAND ZUG CURLIT Curling Information Technology Ltd.

# Game - Shot by Shot

**End 4** — **SUI - Switzerland 2 + 0** (this end) **= 2** — **SWE - Sweden 2 + 0** (this end) **= 2**

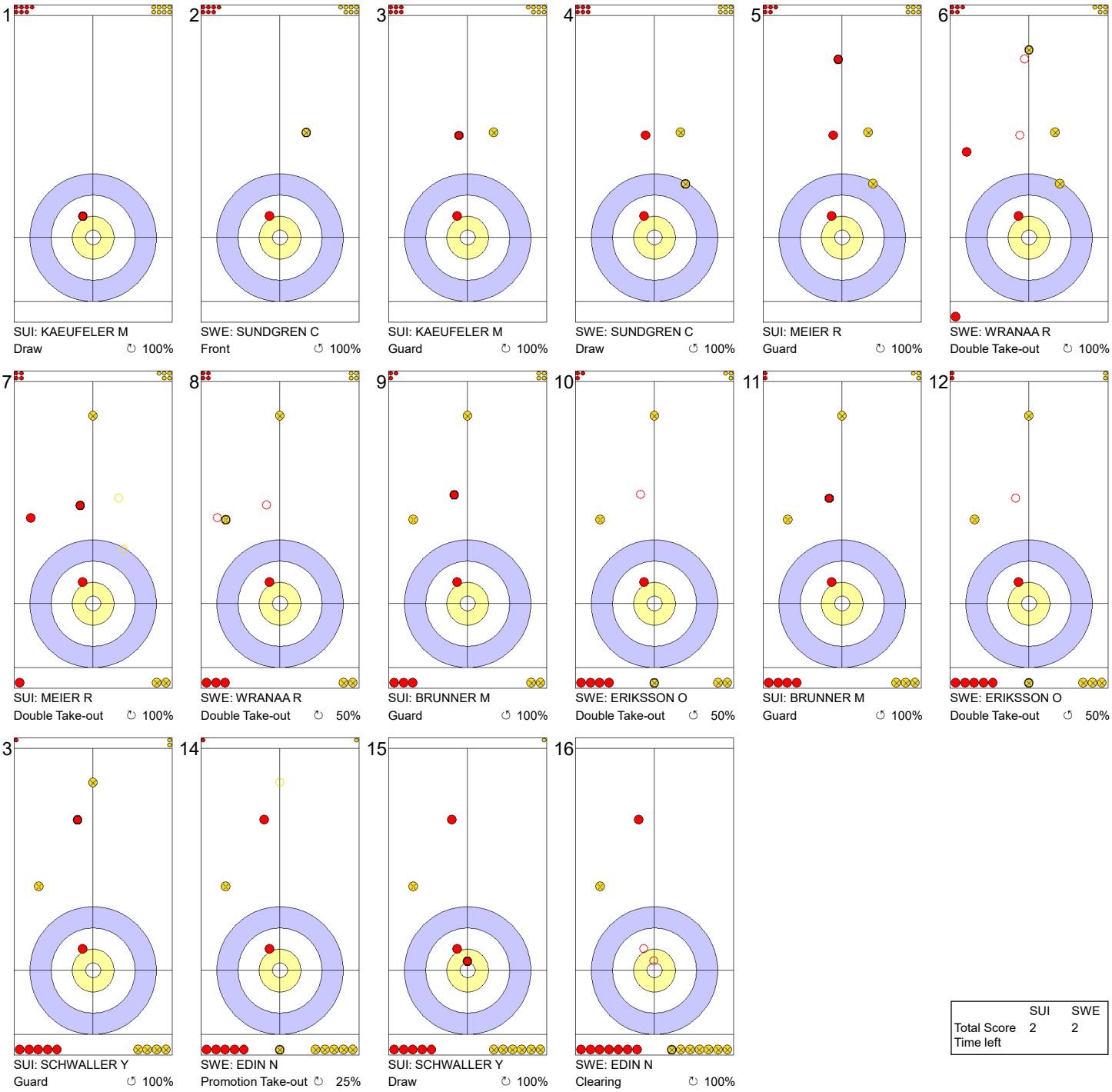


| | SUI | SWE |
|---|---|---|
| Total Score | 2 | 2 |
| Time left | | |

**Legend:**

↻ Clockwise ↺ Counter-clockwise - Not considered



lgt.com NEW HOLLAND LE GRUYÈRE SWITZERLAND ZUG CURLIT Curling Information Technology Ltd.

# Game - Shot by Shot

## End 5 — SUI - Switzerland 2 + 0 (this end) = 2 — SWE - Sweden 2 + 4 (this end) = 6

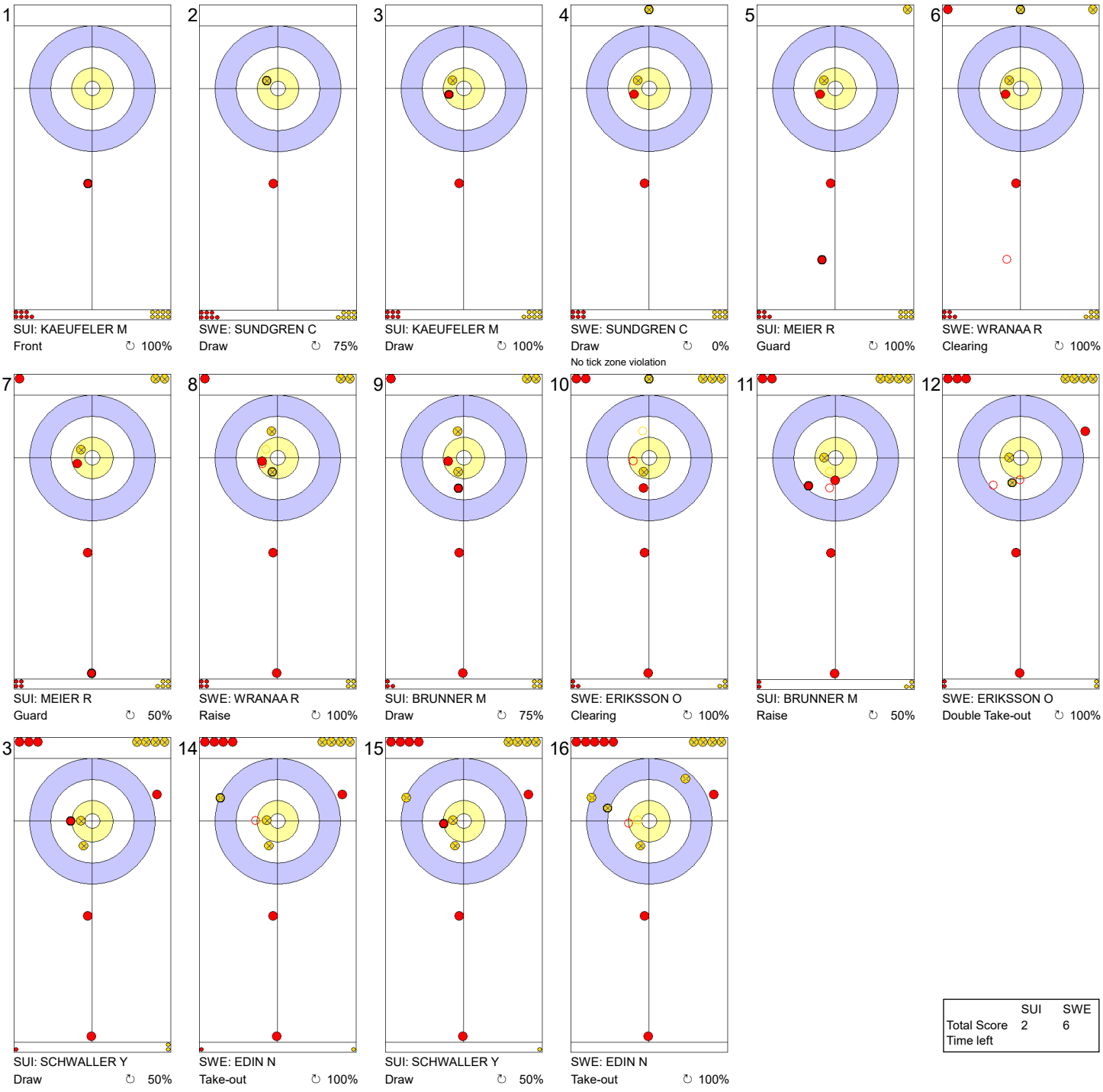

1
SUI: KAEUFELER M
Front ↻ 100%

2
SWE: SUNDGREN C
Draw ↻ 75%

3
SUI: KAEUFELER M
Draw ↻ 100%

4
SWE: SUNDGREN C
Draw ↻ 0%
No tick zone violation

5
SUI: MEIER R
Guard ↻ 100%

6
SWE: WRANAA R
Clearing ↻ 100%

7
SUI: MEIER R
Guard ↻ 50%

8
SWE: WRANAA R
Raise ↻ 100%

9
SUI: BRUNNER M
Draw ↻ 75%

10
SWE: ERIKSSON O
Clearing ↻ 100%

11
SUI: BRUNNER M
Raise ↻ 50%

12
SWE: ERIKSSON O
Double Take-out ↻ 100%

13
SUI: SCHWALLER Y
Draw ↻ 50%

14
SWE: EDIN N
Take-out ↻ 100%

15
SUI: SCHWALLER Y
Draw ↻ 50%

16
SWE: EDIN N
Take-out ↻ 100%

| | SUI | SWE |
|---|---|---|
| Total Score | 2 | 6 |
| Time left | | |

**Legend:**
↻ Clockwise ↺ Counter-clockwise - Not considered



lgt.com NEW HOLLAND LE GRUYÈRE SWITZERLAND ZUG CURLIT Curling Information Technology Ltd.

# Game - Shot by Shot

**End 6** — **SUI - Switzerland 2 + 1** (this end) **= 3** — **SWE - Sweden 6 + 0** (this end) **= 6**

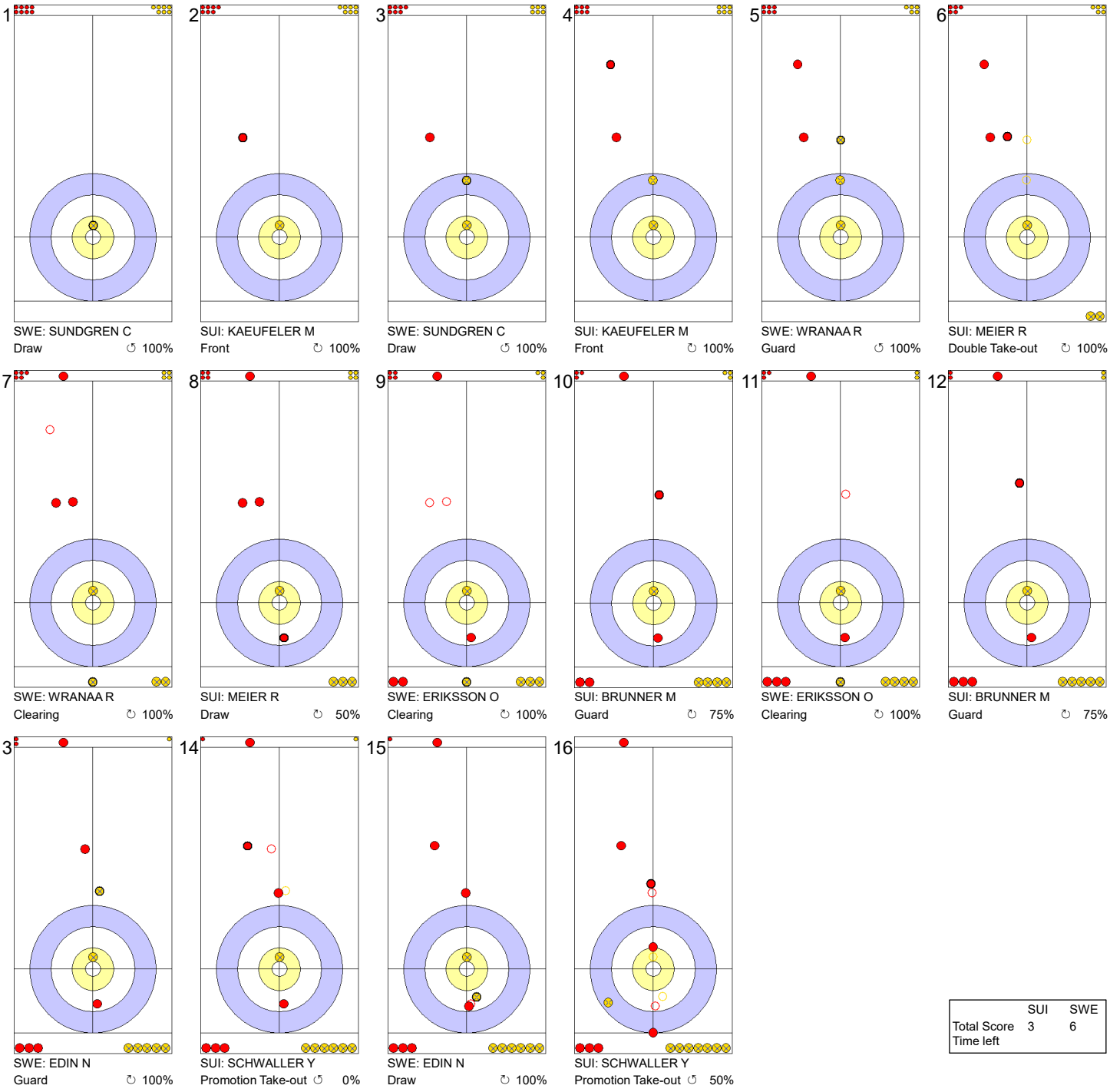


| | SUI | SWE |
|---|---|---|
| Total Score | 3 | 6 |
| Time left | | |

**Legend:**

↻ Clockwise ↺ Counter-clockwise - Not considered



lgt.com NEW HOLLAND LE GRUYÈRE SWITZERLAND ZUG CURLIT Curling Information Technology Ltd.

# Game - Shot by Shot

**End 7** — **SUI - Switzerland 3 + 0** (this end) **= 3** — **SWE - Sweden 6 + 1** (this end) **= 7**

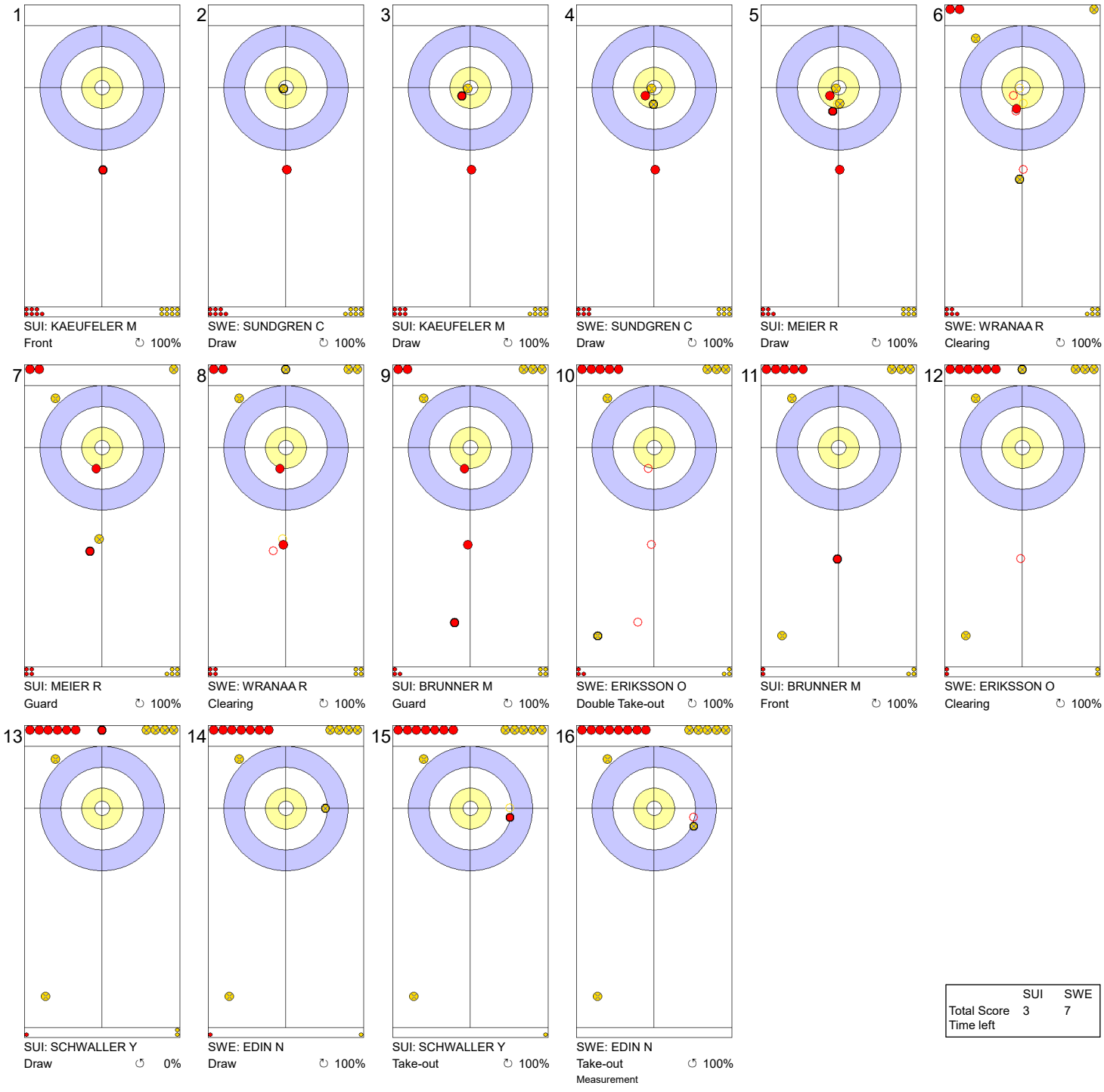


| | SUI | SWE |
|---|---|---|
| Total Score | 3 | 7 |
| Time left | | |

**Legend:**

↻ Clockwise ↺ Counter-clockwise - Not considered



lgt.com NEW HOLLAND LE GRUYÈRE SWITZERLAND ZUG CURLIT Curling Information Technology Ltd.

# Game - Shot by Shot

**End 8** — **SUI - Switzerland 3 + 2** (this end) **= 5** — **SWE - Sweden 7 + 0** (this end) **= 7**

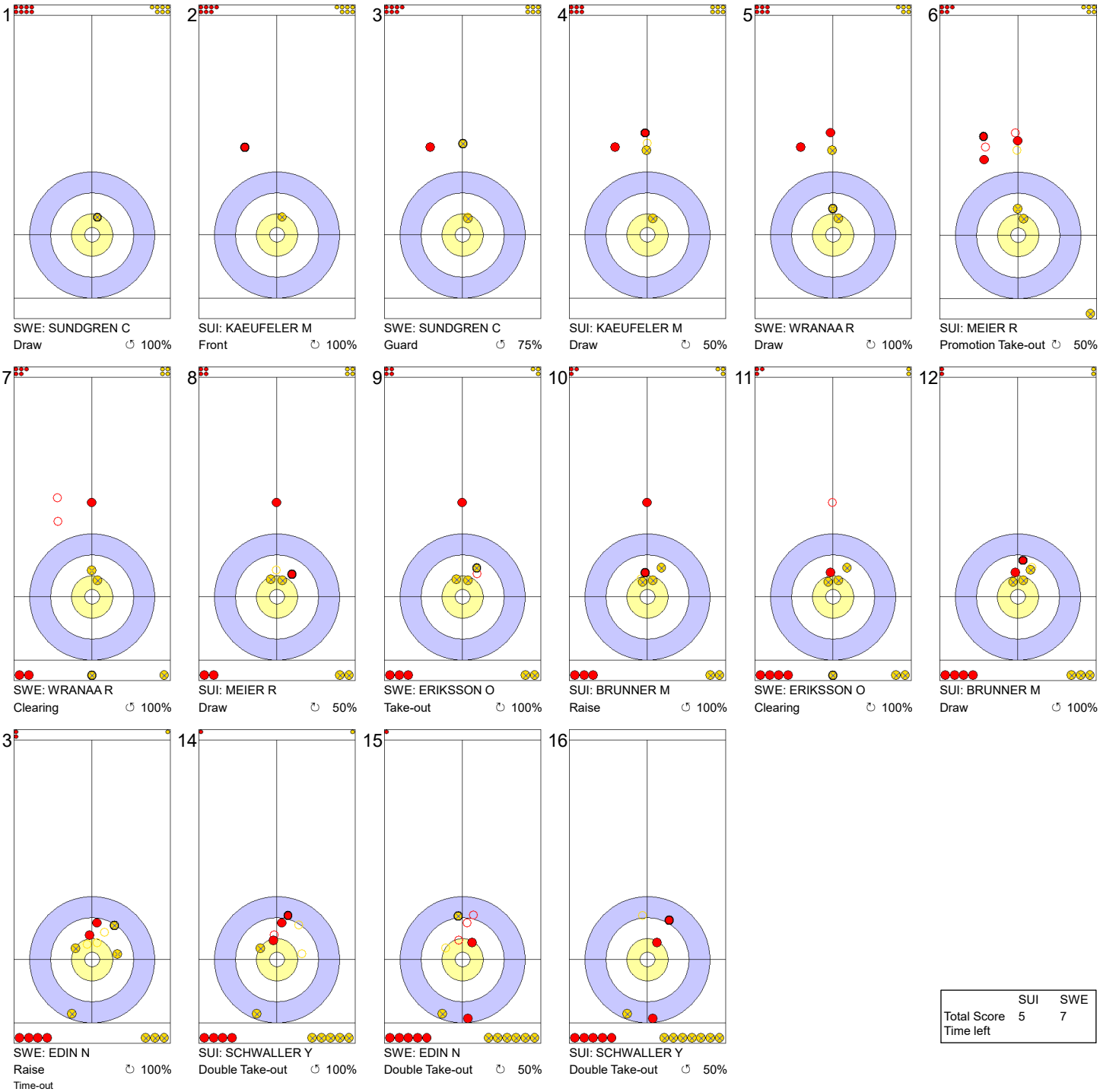


| | SUI | SWE |
|---|---|---|
| Total Score | 5 | 7 |
| Time left | | |

**Legend:**

↻ Clockwise ↺ Counter-clockwise - Not considered



lgt.com NEW HOLLAND LE GRUYÈRE SWITZERLAND ZUG CURLIT Curling Information Technology Ltd.

# Game - Shot by Shot

**End 9** — **SUI - Switzerland 5 + 1** (this end) **= 6** — **SWE - Sweden 7 + 0** (this end) **= 7**

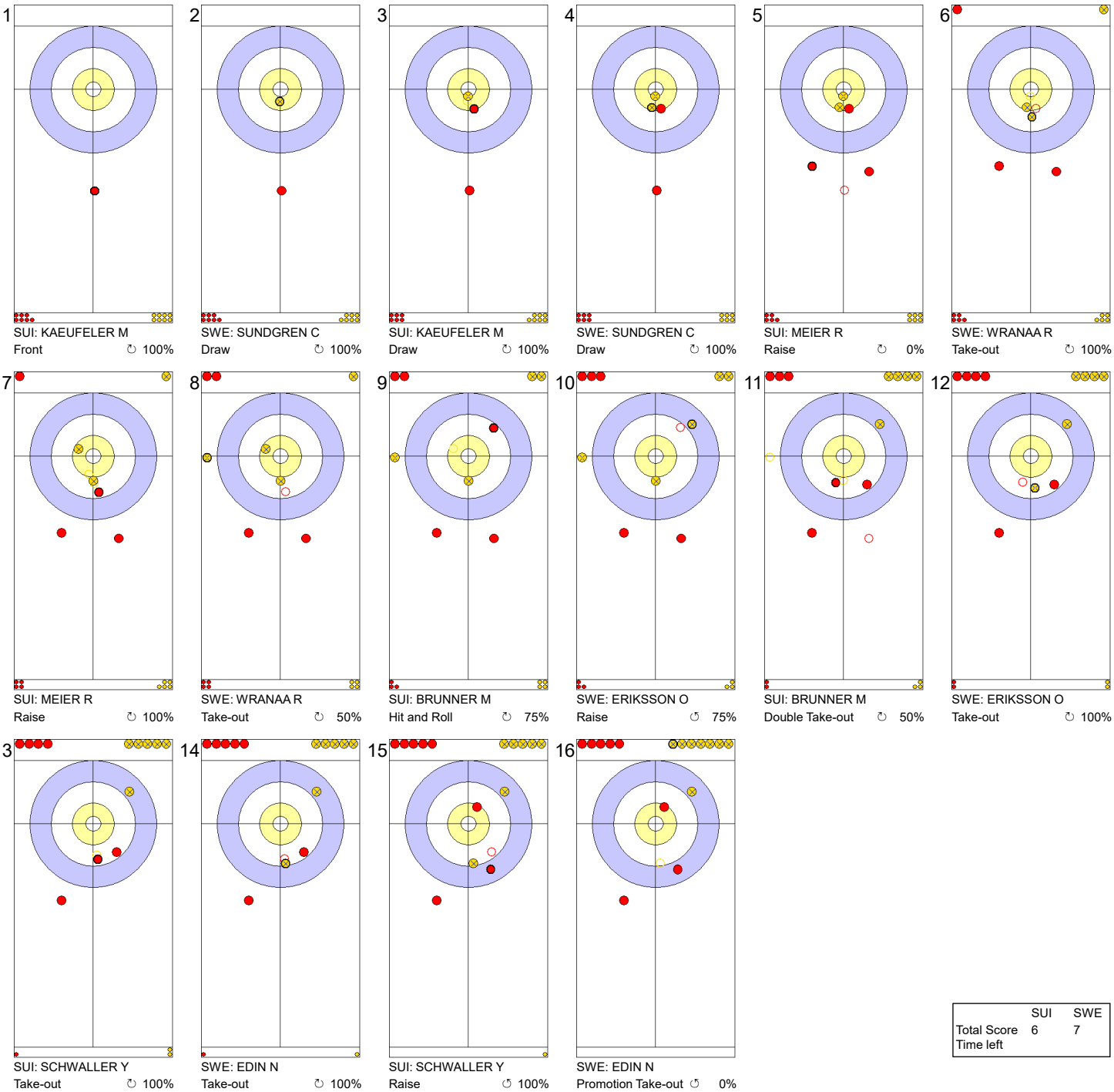


| | SUI | SWE |
|---|---|---|
| Total Score | 6 | 7 |
| Time left | | |

**Legend:**

↻ Clockwise ↺ Counter-clockwise - Not considered



lgt.com NEW HOLLAND LE GRUYÈRE SWITZERLAND ZUG CURLIT Curling Information Technology Ltd.

# Game - Shot by Shot

**End 10** — **SUI - Switzerland 6 + 2** (this end) **= 8** — **SWE - Sweden 7 + 0** (this end) **= 7**




| | SUI | SWE |
|---|---|---|
| Total Score | 8 | 7 |
| Time left | 00:02 | 00:09 |

**Legend:**
↻ Clockwise ↺ Counter-clockwise - Not considered



lgt.com NEW HOLLAND LE GRUYÈRE SWITZERLAND ZUG CURLIT Curling Information Technology Ltd.

# Game Results

| Sheet | Game | Team | LSFE | 1 | 2 | 3 | 4 | 5 | 6 | 7 | 8 | 9 | 10 | Extra Ends | | | | Total |
|---|---|---|---|---|---|---|---|---|---|---|---|---|---|---|---|---|---|---|
| B | 2 | SCO - Scotland | | 0 | 2 | 0 | 0 | 1 | 1 | 0 | 2 | 0 | 0 | | | | | 6 |
| | 2 | KOR - Korea | * | 2 | 0 | 0 | 2 | 0 | 0 | 1 | 0 | 2 | 2 | | | | | 9 |

| SCO - Scotland | | Shot Success Game | Shot Success All |
|---|---|---|---|
| 4 V | PATERSON Ross | 78 % | 78 % |
| 3 S | WADDELL Kyle | 90 % | 86 % |
| 2 | MENZIES Duncan | 78 % | 83 % |
| 1 | WADDELL Craig | 94 % | 89 % |
| A | KYLE Euan | - | - |
| | Team Total | 85 % | 84 % |

| Last Stone Draw | | Distance |
|---|---|---|
| ↻ | WADDELL Craig | 127.8cm |
| ↺ | PATERSON Ross | 24.3cm |
| **Total** | | **152.1cm** |

Time remaining: 0 minutes 49 seconds

Time-out: End 9 - SCO stone 6

| KOR - Korea | | Shot Success Game | Shot Success All |
|---|---|---|---|
| 4 S | KIM Soo-Hyuk | 71% | 66 % |
| 3 V | KIM Chang-Min | 78 % | 75 % |
| 2 | SEONG Se Hyeon | 66 % | 73 % |
| 1 | KIM Hak Kyun | 79 % | 83 % |
| A | JEON Jae Ik | - | - |
| | Team Total | 73 % | 74 % |

| Last Stone Draw | | Distance |
|---|---|---|
| ↻ | KIM Hak Kyun | 40.7cm |
| ↺ | KIM Chang-Min | 83.0cm |
| **Total** | | **123.7cm** |

Time remaining: 0 minutes 21 seconds

Time-out: End 9 - KOR stone 3

## Shot Success Analysis

| SCO - Scotland | | ↻ | | ↺ | | Game | |
|---|---|---|---|---|---|---|---|
| 4 PATERSON Ross | Draws | 6 | 92 % | 9 | 78 % | 15 | 83 % |
| | Take-outs | 0 | - | 5 | 60 % | 5 | 60 % |
| | Total | 6 | 92 % | 14 | 71 % | 20 | 78 % |
| 3 WADDELL Kyle | Draws | 3 | 92 % | 7 | 93 % | 10 | 93 % |
| | Take-outs | 5 | 85 % | 5 | 90 % | 10 | 88 % |
| | Total | 8 | 88 % | 12 | 92 % | 20 | 90 % |
| 2 MENZIES Duncan | Draws | 0 | - | 7 | 68 % | 7 | 68 % |
| | Take-outs | 6 | 71 % | 7 | 93 % | 13 | 83 % |
| | Total | 6 | 71 % | 14 | 80 % | 20 | 78 % |
| 1 WADDELL Craig | Draws | 1 | 100 % | 18 | 93 % | 19 | 93 % |
| | Take-outs | 0 | - | 1 | 100 % | 1 | 100 % |
| | Total | 1 | 100 % | 19 | 93 % | 20 | 94 % |
| A KYLE Euan | Draws | 0 | - | 0 | - | 0 | - |
| | Take-outs | 0 | - | 0 | - | 0 | - |
| | Total | 0 | - | 0 | - | 0 | - |
| Team | Draws | 10 | 93 % | 41 | 85 % | 51 | 87 % |
| | Take-outs | 11 | 77 % | 18 | 83 % | 29 | 81 % |
| | Total | 21 | 85 % | 59 | 85 % | 80 | 85 % |

| KOR - Korea | | ↻ | | ↺ | | Game | |
|---|---|---|---|---|---|---|---|
| 4 KIM Soo-Hyuk | Draws | 7 | 75 % | 2 | 100 % | 9 | 81 % |
| | Take-outs | 4 | 63 % | 7 | 64 % | 11 | 64 % |
| | Total | 11 | 70 % | 9 | 72 % | 20 | 71 % |
| 3 KIM Chang-Min | Draws | 3 | 92 % | 2 | 50 % | 5 | 75 % |
| | Take-outs | 8 | 81 % | 7 | 75 % | 15 | 78 % |
| | Total | 11 | 84 % | 9 | 69 % | 20 | 78 % |
| 2 SEONG Se Hyeon | Draws | 5 | 80 % | 2 | 50 % | 7 | 71 % |
| | Take-outs | 8 | 75 % | 5 | 45 % | 13 | 63 % |
| | Total | 13 | 77 % | 7 | 46 % | 20 | 66 % |
| 1 KIM Hak Kyun | Draws | 11 | 75 % | 7 | 79 % | 18 | 76 % |
| | Take-outs | 2 | 100 % | 0 | - | 2 | 100 % |
| | Total | 13 | 79 % | 7 | 79 % | 20 | 79 % |
| A JEON Jae Ik | Draws | 0 | - | 0 | - | 0 | - |
| | Take-outs | 0 | - | 0 | - | 0 | - |
| | Total | 0 | - | 0 | - | 0 | - |
| Team | Draws | 26 | 78 % | 13 | 73 % | 39 | 76 % |
| | Take-outs | 22 | 77 % | 19 | 63 % | 41 | 71 % |
| | Total | 48 | 78 % | 32 | 67 % | 80 | 73 % |

**Note:**
Position and function for each team member:
**4** = Fourth, **3** = Third, **2** = Second, **1** = Lead, **A** = Alternate, **S** = Skip, **V** = Vice-Skip

**Legend:**
↻ Clockwise ↺ Counter-clockwise **LSFE(*)** Last Stone First End



lgt.com NEW HOLLAND LE GRUYÈRE SWITZERLAND ZUG CURLIT Curling Information Technology Ltd.

# Game - Shot by Shot

**End 1** — **SCO - Scotland 0 + 0** (this end) **= 0** — **KOR - Korea 0 + 2** (this end) **= 2**

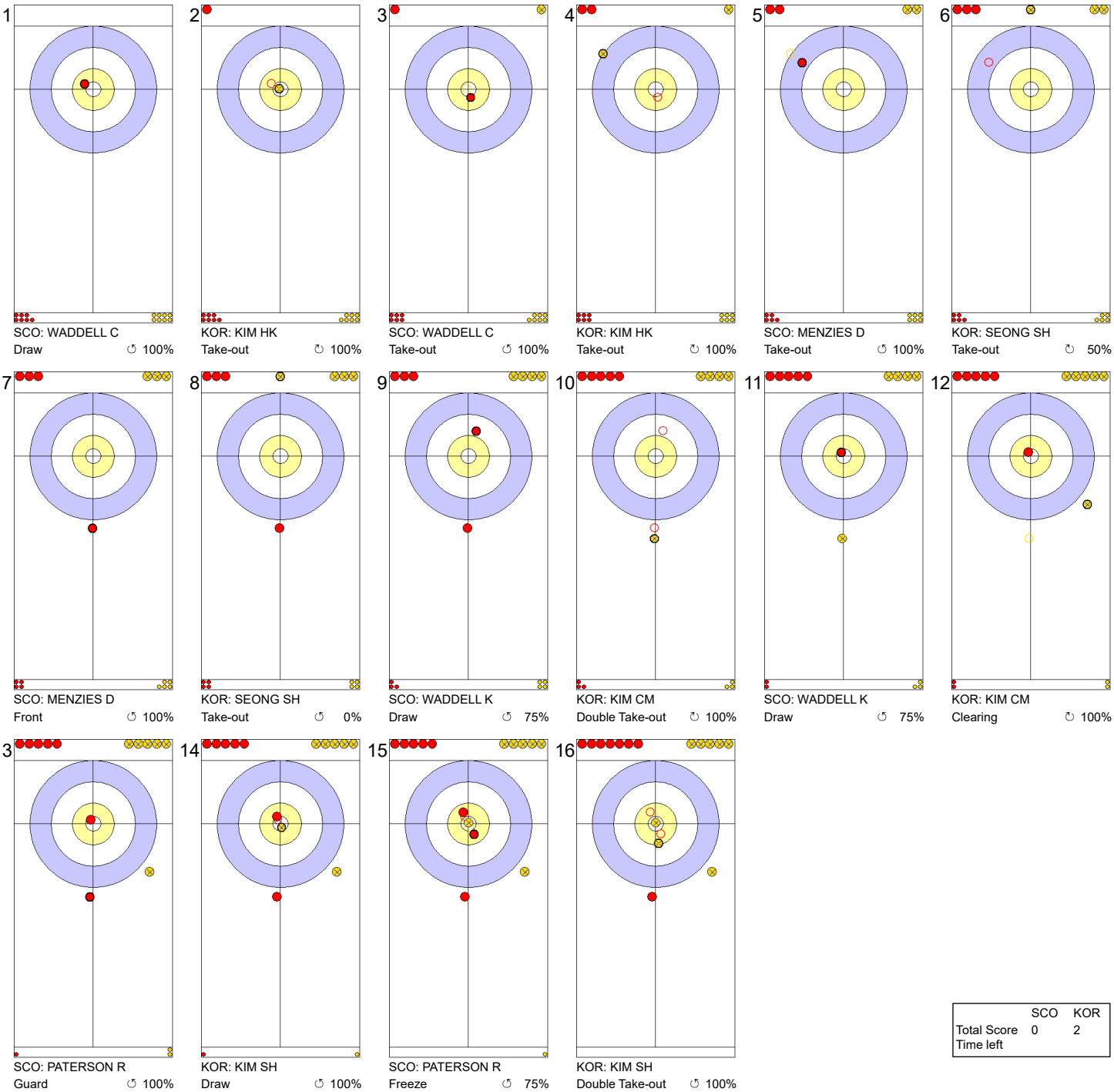

| | | | | | | | | | | | |
|---|---|---|---|---|---|---|---|---|---|---|---|
| 1 | SCO: WADDELL C | Draw | ↻ 100% | 2 | KOR: KIM HK | Take-out | ↻ 100% | 3 | SCO: WADDELL C | Take-out | ↻ 100% |
| 4 | KOR: KIM HK | Take-out | ↻ 100% | 5 | SCO: MENZIES D | Take-out | ↻ 100% | 6 | KOR: SEONG SH | Take-out | ↻ 50% |
| 7 | SCO: MENZIES D | Front | ↻ 100% | 8 | KOR: SEONG SH | Take-out | ↺ 0% | 9 | SCO: WADDELL K | Draw | ↺ 75% |
| 10 | KOR: KIM CM | Double Take-out | ↻ 100% | 11 | SCO: WADDELL K | Draw | ↺ 75% | 12 | KOR: KIM CM | Clearing | ↻ 100% |
| 13 | SCO: PATERSON R | Guard | ↺ 100% | 14 | KOR: KIM SH | Draw | ↺ 100% | 15 | SCO: PATERSON R | Freeze | ↺ 75% |
| 16 | KOR: KIM SH | Double Take-out | ↺ 100% | | | | | | | | |

| | SCO | KOR |
|---|---|---|
| Total Score | 0 | 2 |
| Time left | | |

**Legend:**

↻ Clockwise ↺ Counter-clockwise - Not considered



lgt.com NEW HOLLAND LE GRUYÈRE SWITZERLAND ZUG CURLIT Curling Information Technology Ltd.

# Game - Shot by Shot

**End 2** — **SCO - Scotland 0 + 2** (this end) **= 2** — **KOR - Korea 2 + 0** (this end) **= 2**

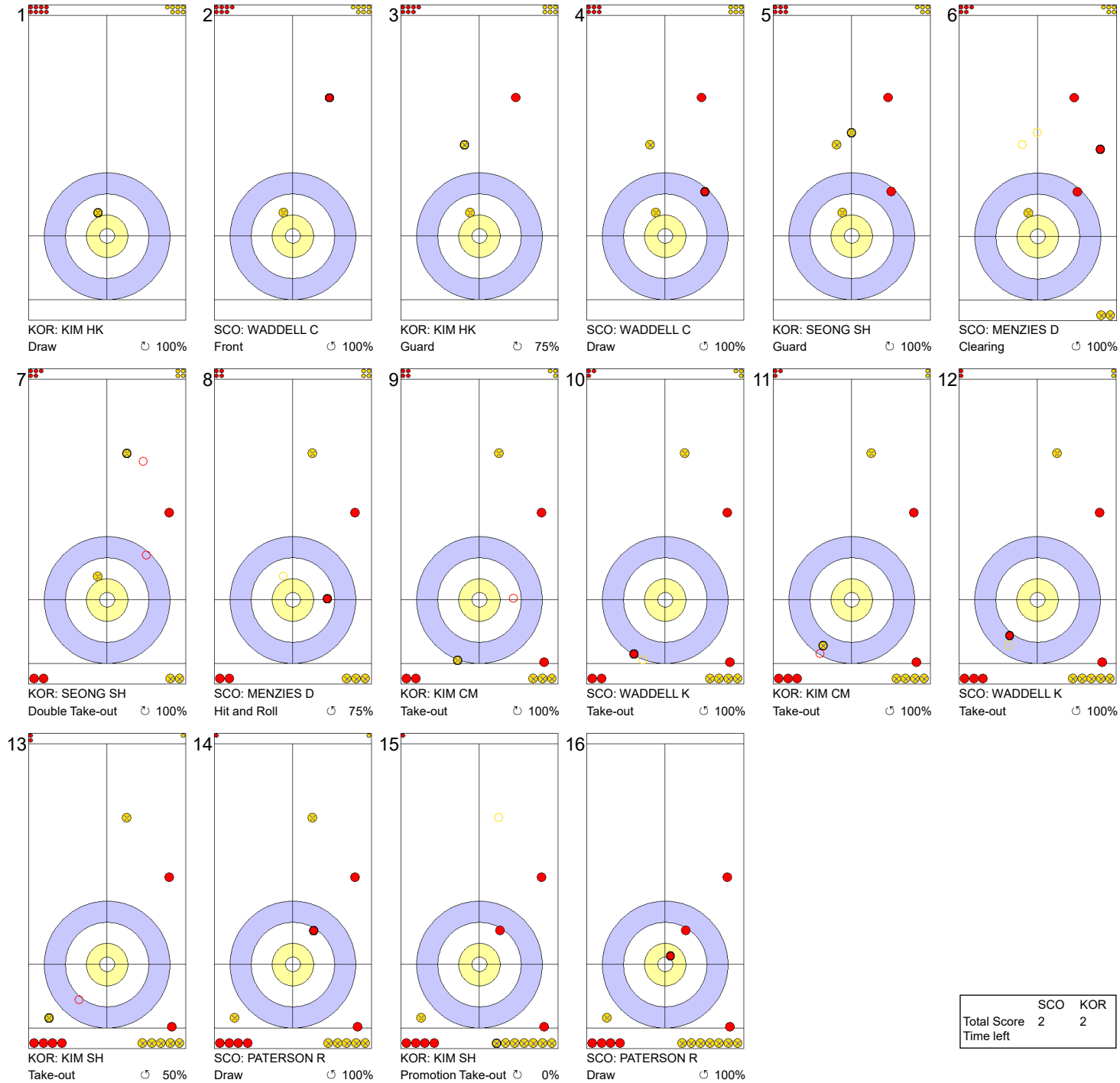


| | SCO | KOR |
|---|---|---|
| Total Score | 2 | 2 |
| Time left | | |

**Legend:**
↻ Clockwise ↺ Counter-clockwise - Not considered



lgt.com NEW HOLLAND LE GRUYÈRE SWITZERLAND ZUG CURLIT Curling Information Technology Ltd.

# Game - Shot by Shot

**End 3** — **SCO - Scotland 2 + 0** (this end) **= 2** — **KOR - Korea 2 + 0** (this end) **= 2**

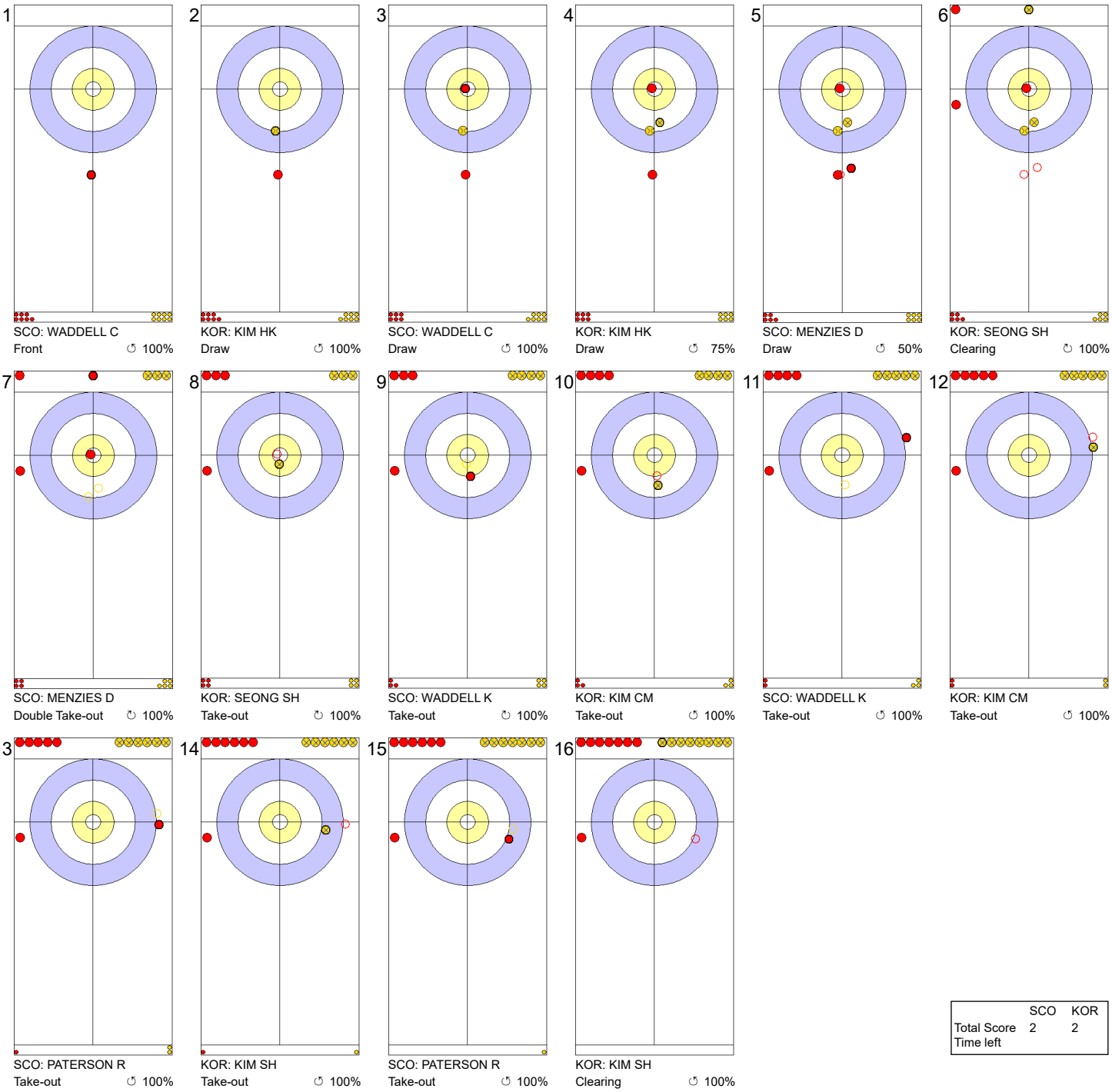


| | SCO | KOR |
|---|---|---|
| Total Score | 2 | 2 |
| Time left | | |

**Legend:**
↻ Clockwise ↺ Counter-clockwise - Not considered



lgt.com NEW HOLLAND LE GRUYÈRE SWITZERLAND V ZUG CURLIT Curling Information Technology Ltd.

# Game - Shot by Shot

**End 4** — **SCO - Scotland 2 + 0 (this end) = 2** — **KOR - Korea 2 + 2 (this end) = 4**




| | SCO | KOR |
|---|---|---|
| Total Score | 2 | 4 |
| Time left | | |

**Legend:**
↻ Clockwise ↺ Counter-clockwise - Not considered



lgt.com NEW HOLLAND LE GRUYÈRE SWITZERLAND ZUG CURLIT Curling Information Technology Ltd.

# Game - Shot by Shot

**End 5** — **SCO - Scotland 2 + 1** (this end) **= 3** — **KOR - Korea 4 + 0** (this end) **= 4**

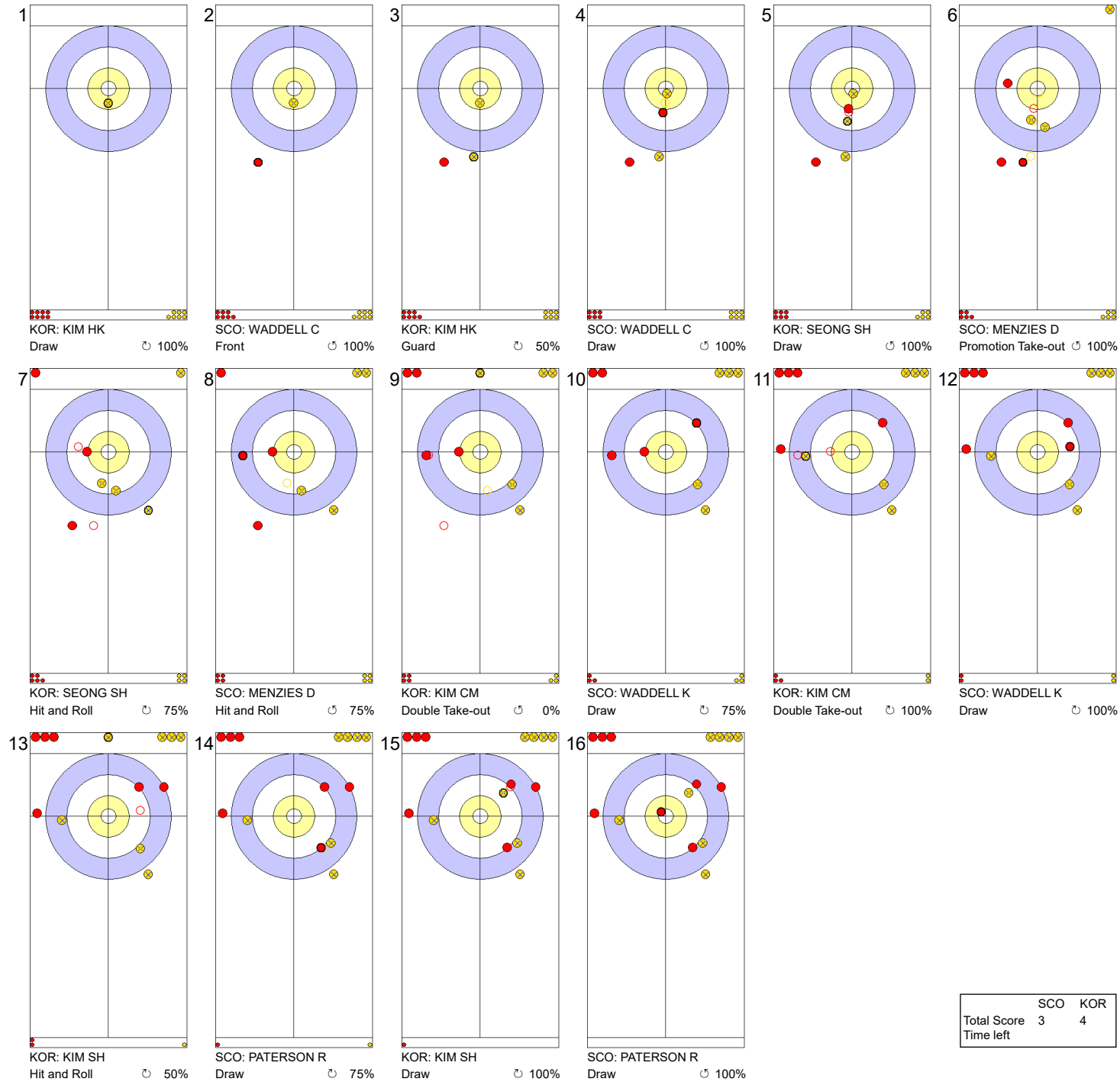


| | SCO | KOR |
|---|---|---|
| Total Score | 3 | 4 |
| Time left | | |

**Legend:**

↻ Clockwise ↺ Counter-clockwise - Not considered



lgt.com NEW HOLLAND LE GRUYÈRE SWITZERLAND ZUG CURLIT Curling Information Technology Ltd.

# Game - Shot by Shot

**End 6** — **SCO - Scotland 3 + 1** (this end) **= 4** — **KOR - Korea 4 + 0** (this end) **= 4**

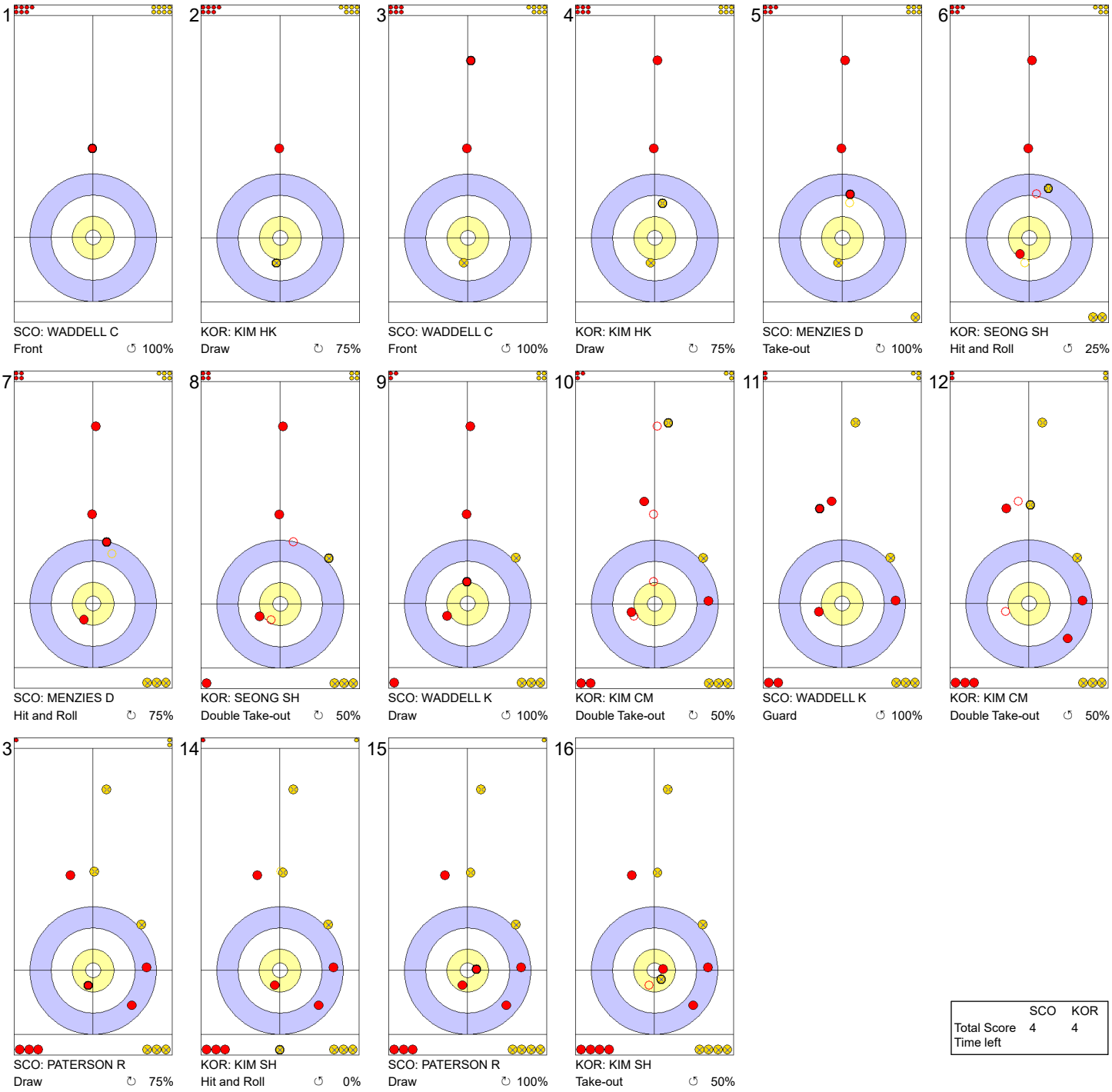


| | SCO | KOR |
|---|---|---|
| Total Score | 4 | 4 |
| Time left | | |

**Legend:**

↻ Clockwise ↺ Counter-clockwise - Not considered



lgt.com NEW HOLLAND LE GRUYÈRE SWITZERLAND ZUG CURLIT Curling Information Technology Ltd.

# Game - Shot by Shot

**End 7** | **SCO - Scotland** 4 + 0 (this end) = 4 | **KOR - Korea** 4 + 1 (this end) = 5

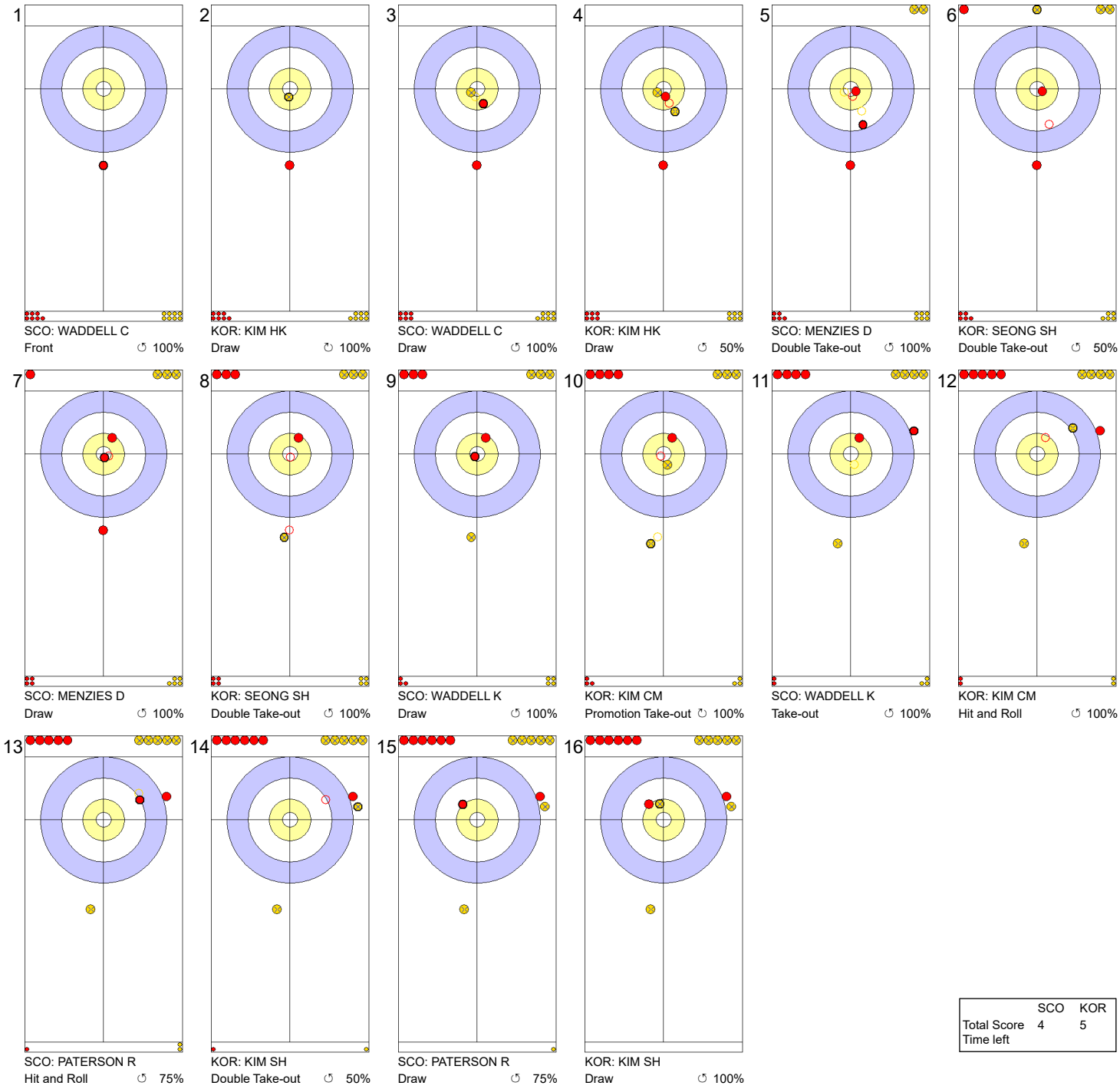


| | SCO | KOR |
|---|---|---|
| Total Score | 4 | 5 |
| Time left | | |

**Legend:**
↻ Clockwise ↺ Counter-clockwise - Not considered



lgt.com NEW HOLLAND LE GRUYÈRE SWITZERLAND ZUG CURLIT Curling Information Technology Ltd.

# Game - Shot by Shot

**End 8** — **SCO - Scotland 4 + 2** (this end) **= 6** — **KOR - Korea 5 + 0** (this end) **= 5**

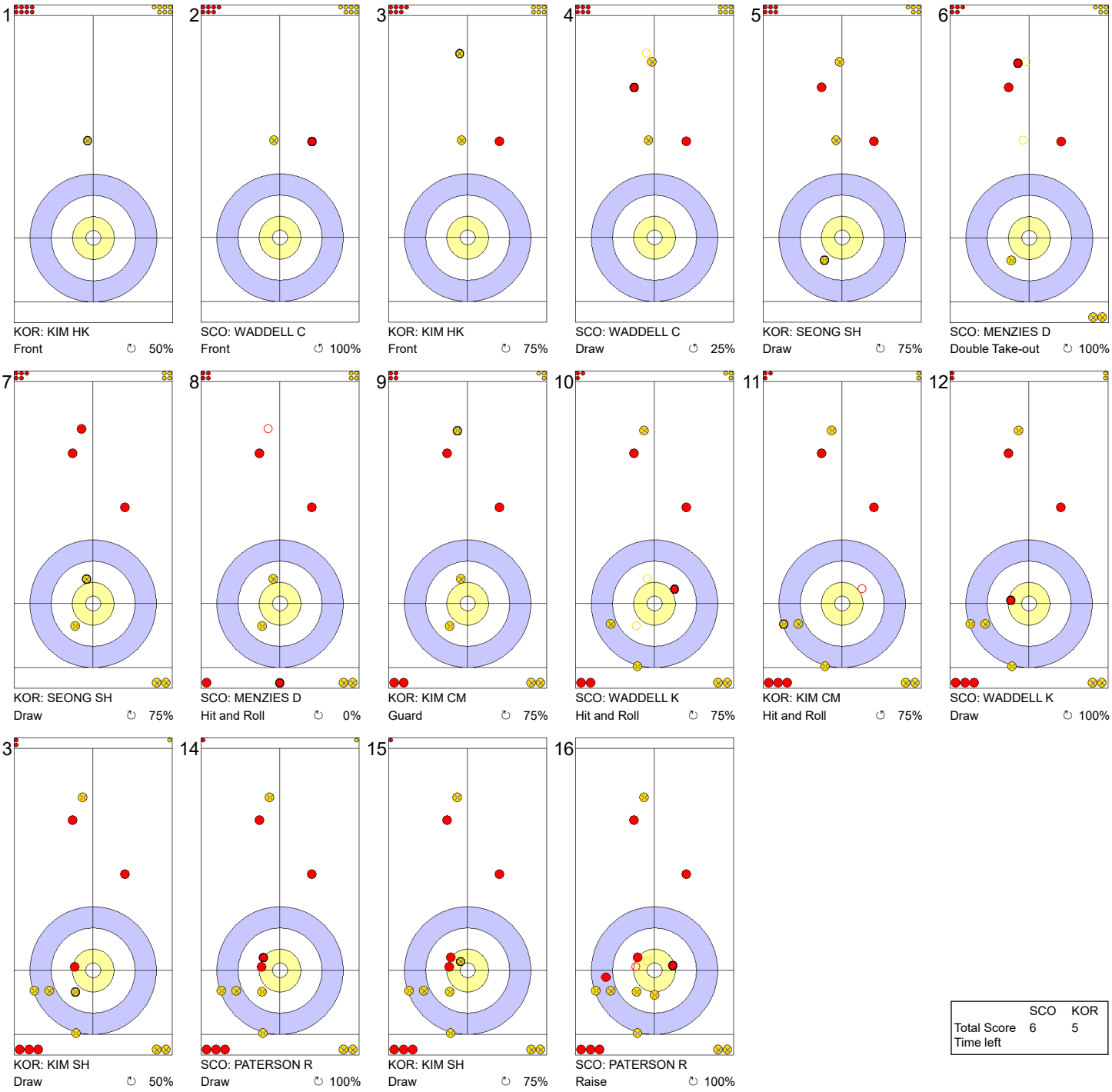


| | SCO | KOR |
|---|---|---|
| Total Score | 6 | 5 |
| Time left | | |

**Legend:**
↻ Clockwise ↺ Counter-clockwise - Not considered



lgt.com NEW HOLLAND LE GRUYÈRE SWITZERLAND ZUG CURLIT Curling Information Technology Ltd.

# Game - Shot by Shot

**End 9** — **SCO - Scotland 6 + 0** (this end) **= 6** — **KOR - Korea 5 + 2** (this end) **= 7**

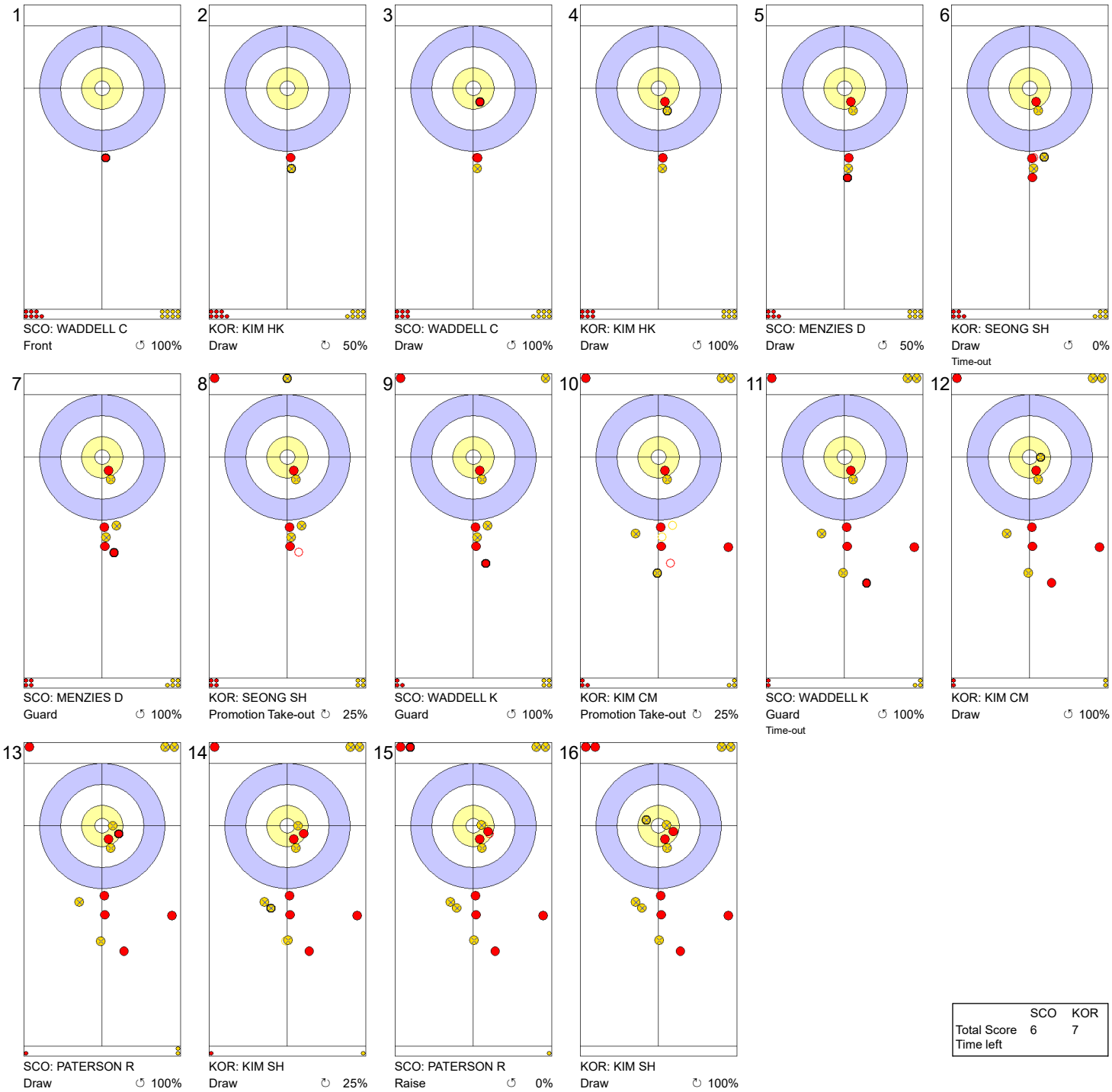


| | SCO | KOR |
|---|---|---|
| Total Score | 6 | 7 |
| Time left | | |

**Legend:**

↻ Clockwise ↺ Counter-clockwise - Not considered



lgt.com NEW HOLLAND LE GRUYÈRE SWITZERLAND ZUG CURLIT Curling Information Technology Ltd.

# Game - Shot by Shot

**End 10** — **SCO - Scotland 6 + 0** (this end) **= 6** — **KOR - Korea 7 + 2** (this end) **= 9**

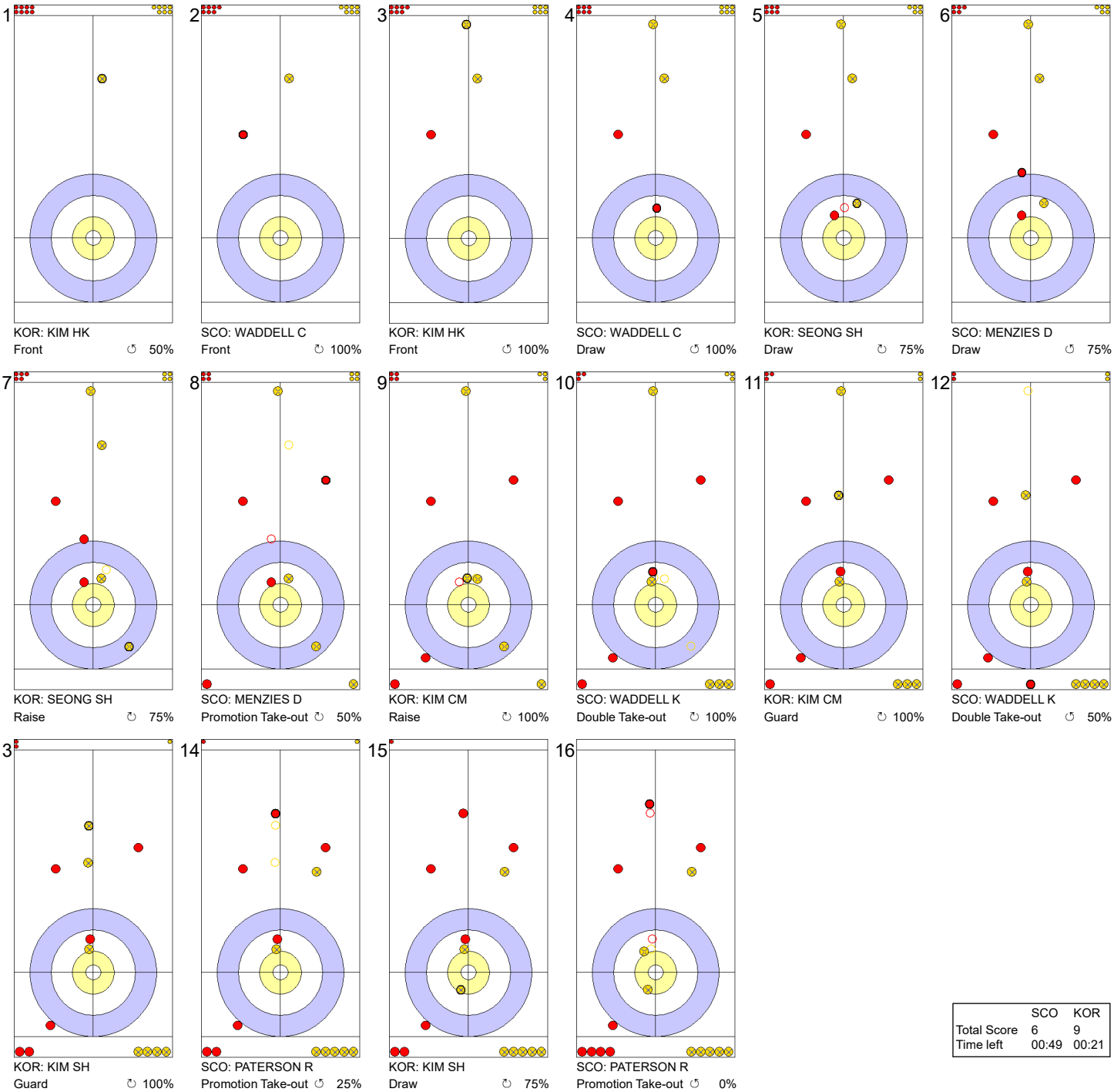


| | SCO | KOR |
|---|---|---|
| Total Score | 6 | 9 |
| Time left | 00:49 | 00:21 |

**Legend:**
↻ Clockwise ↺ Counter-clockwise - Not considered



lgt.com NEW HOLLAND LE GRUYÈRE SWITZERLAND ZUG CURLIT Curling Information Technology Ltd.

# Game Results

| Sheet | Game | Team | LSFE | 1 | 2 | 3 | 4 | 5 | 6 | 7 | 8 | 9 | 10 | Extra Ends | | | | Total |
|---|---|---|---|---|---|---|---|---|---|---|---|---|---|---|---|---|---|---|
| C | 2 | CZE - Czech Republic | * | 1 | 0 | 0 | 2 | 3 | 0 | 2 | 0 | 1 | X | | | | | 9 |
| | 2 | GER - Germany | | 0 | 1 | 0 | 0 | 0 | 1 | 0 | 2 | 0 | X | | | | | 4 |

| CZE - Czech Republic | | Shot Success Game | Shot Success All |
|---|---|---|---|
| 4 S | KLIMA Lukas | 79% | 72% |
| 3 V | CERNOVSKY Marek | 69% | 73% |
| 2 | BOHAC Radek | 88% | 82% |
| 1 | CANDRA Jiri | 90% | 84% |
| A | KLIPA Lukas | - | - |
| | Team Total | 82% | 77% |

| Last Stone Draw | | Distance |
|---|---|---|
| ↻ | BOHAC Radek | 5.3cm |
| ↺ | CERNOVSKY Marek | 25.2cm |
| **Total** | | **30.5cm** |

Time remaining: 3 minutes 50 seconds

| GER - Germany | | Shot Success Game | Shot Success All |
|---|---|---|---|
| 4 S | TOTZEK Sixten | 72% | 74% |
| 3 V | MUSKATEWITZ Marc | 79% | 84% |
| 2 | SUTOR Joshua | 85% | 84% |
| 1 | GREINDL Dominik | 83% | 83% |
| A | KAPP Benjamin | - | - |
| | Team Total | 80% | 81% |

| Last Stone Draw | | Distance |
|---|---|---|
| ↻ | SUTOR Joshua | 54.9cm |
| ↺ | GREINDL Dominik | 85.1cm |
| **Total** | | **140.0cm** |

Time remaining: 8 minutes 52 seconds

## Shot Success Analysis

| CZE - Czech Republic | | ↻ | | ↺ | | Game | |
|---|---|---|---|---|---|---|---|
| 4 KLIMA Lukas | Draws | 5 | 80% | 1 | 0% | 6 | 67% |
| | Take-outs | 6 | 88% | 6 | 83% | 12 | 85% |
| | Total | 11 | 84% | 7 | 71% | 18 | 79% |
| 3 CERNOVSKY Marek | Draws | 5 | 40% | 5 | 60% | 10 | 50% |
| | Take-outs | 6 | 92% | 2 | 100% | 8 | 94% |
| | Total | 11 | 68% | 7 | 71% | 18 | 69% |
| 2 BOHAC Radek | Draws | 2 | 88% | 4 | 81% | 6 | 83% |
| | Take-outs | 8 | 84% | 4 | 100% | 12 | 90% |
| | Total | 10 | 85% | 8 | 91% | 18 | 88% |
| 1 CANDRA Jiri | Draws | 7 | 100% | 10 | 83% | 17 | 90% |
| | Take-outs | 0 | - | 1 | 100% | 1 | 100% |
| | Total | 7 | 100% | 11 | 84% | 18 | 90% |
| A KLIPA Lukas | Draws | 0 | - | 0 | - | 0 | - |
| | Take-outs | 0 | - | 0 | - | 0 | - |
| | Total | 0 | - | 0 | - | 0 | - |
| Team | Draws | 19 | 78% | 20 | 73% | 39 | 75% |
| | Take-outs | 20 | 88% | 13 | 92% | 33 | 89% |
| | Total | 39 | 83% | 33 | 80% | 72 | 82% |

| GER - Germany | | ↻ | | ↺ | | Game | |
|---|---|---|---|---|---|---|---|
| 4 TOTZEK Sixten | Draws | 7 | 86% | 5 | 50% | 12 | 71% |
| | Take-outs | 5 | 85% | 1 | 25% | 6 | 75% |
| | Total | 12 | 85% | 6 | 46% | 18 | 72% |
| 3 MUSKATEWITZ Marc | Draws | 8 | 78% | 4 | 75% | 12 | 77% |
| | Take-outs | 3 | 67% | 3 | 100% | 6 | 83% |
| | Total | 11 | 75% | 7 | 86% | 18 | 79% |
| 2 SUTOR Joshua | Draws | 9 | 92% | 4 | 81% | 13 | 88% |
| | Take-outs | 5 | 75% | 0 | - | 5 | 75% |
| | Total | 14 | 86% | 4 | 81% | 18 | 85% |
| 1 GREINDL Dominik | Draws | 10 | 93% | 6 | 79% | 16 | 88% |
| | Take-outs | 1 | 50% | 1 | 50% | 2 | 50% |
| | Total | 11 | 89% | 7 | 75% | 18 | 83% |
| A KAPP Benjamin | Draws | 0 | - | 0 | - | 0 | - |
| | Take-outs | 0 | - | 0 | - | 0 | - |
| | Total | 0 | - | 0 | - | 0 | - |
| Team | Draws | 34 | 88% | 19 | 71% | 53 | 82% |
| | Take-outs | 14 | 75% | 5 | 75% | 19 | 75% |
| | Total | 48 | 84% | 24 | 72% | 72 | 80% |

**Note:**
Position and function for each team member:
**4** = Fourth, **3** = Third, **2** = Second, **1** = Lead, **A** = Alternate, **S** = Skip, **V** = Vice-Skip

**Legend:**
↻ Clockwise ↺ Counter-clockwise **LSFE(*)** Last Stone First End
**X** Unplayed/unfinished end due to concession



lgt.com NEW HOLLAND LE GRUYÈRE SWITZERLAND ZUG CURLIT Curling Information Technology Ltd.

# Game - Shot by Shot

**End 1** — **CZE - Czech Republic 0 + 1** (this end) **= 1** — **GER - Germany 0 + 0** (this end) **= 0**

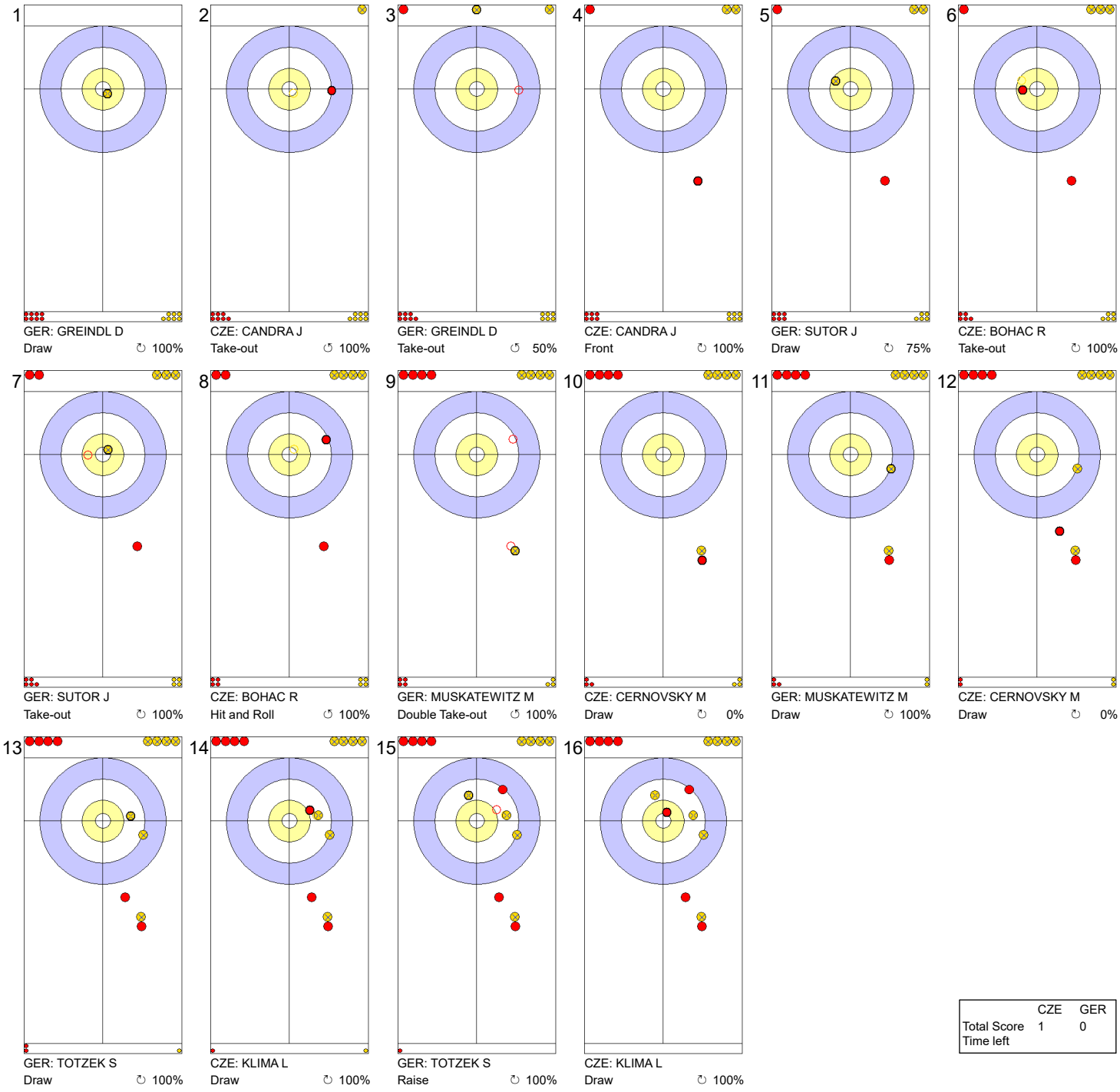


| | CZE | GER |
|---|---|---|
| Total Score | 1 | 0 |
| Time left | | |

**Legend:**
↻ Clockwise ↺ Counter-clockwise - Not considered



lgt.com NEW HOLLAND LE GRUYÈRE SWITZERLAND ZUG CURLIT Curling Information Technology Ltd.

# Game - Shot by Shot

**End 2** — **CZE - Czech Republic** 1 + 0 (this end) = 1 — **GER - Germany** 0 + 1 (this end) = 1




| | CZE | GER |
|---|---|---|
| Total Score | 1 | 1 |
| Time left | | |

**Legend:**
↻ Clockwise ↺ Counter-clockwise - Not considered



lgt.com NEW HOLLAND LE GRUYÈRE SWITZERLAND ZUG CURLIT Curling Information Technology Ltd.

# Game - Shot by Shot

**End 3** — **CZE - Czech Republic 1 + 0** (this end) **= 1** — **GER - Germany 1 + 0** (this end) **= 1**



| | | | | | | | | | | | |
|---|---|---|---|---|---|---|---|---|---|---|---|
| 1 | GER: GREINDL D | Front | ↻ 100% | 2 | CZE: CANDRA J | Front | ↺ 100% | 3 | GER: GREINDL D | Draw | ↻ 100% |
| 4 | CZE: CANDRA J | Draw | ↻ 100% | 5 | GER: SUTOR J | Guard | ↻ 100% | 6 | CZE: BOHAC R | Clearing | ↺ 100% |
| 7 | GER: SUTOR J | Guard | ↻ 100% | 8 | CZE: BOHAC R | Clearing | ↻ 100% | 9 | GER: MUSKATEWITZ M | Guard | ↻ 100% |
| 10 | CZE: CERNOVSKY M | Raise | ↻ 0% | 11 | GER: MUSKATEWITZ M | Guard | ↻ 100% | 12 | CZE: CERNOVSKY M | Clearing | ↺ 100% |
| 13 | GER: TOTZEK S | Guard | ↻ 100% | 14 | CZE: KLIMA L | Promotion Take-out | ↻ 75% | 15 | GER: TOTZEK S | Hit and Roll | ↻ 75% |
| 16 | CZE: KLIMA L | Clearing | ↻ 100% | | | | | | | | |

| | CZE | GER |
|---|---|---|
| Total Score | 1 | 1 |
| Time left | | |

**Legend:**
↻ Clockwise ↺ Counter-clockwise - Not considered



lgt.com NEW HOLLAND LE GRUYÈRE SWITZERLAND ZUG CURLIT Curling Information Technology Ltd.

# Game - Shot by Shot

**End 4** | **CZE - Czech Republic** 1 + 2 (this end) = 3 | **GER - Germany** 1 + 0 (this end) = 1

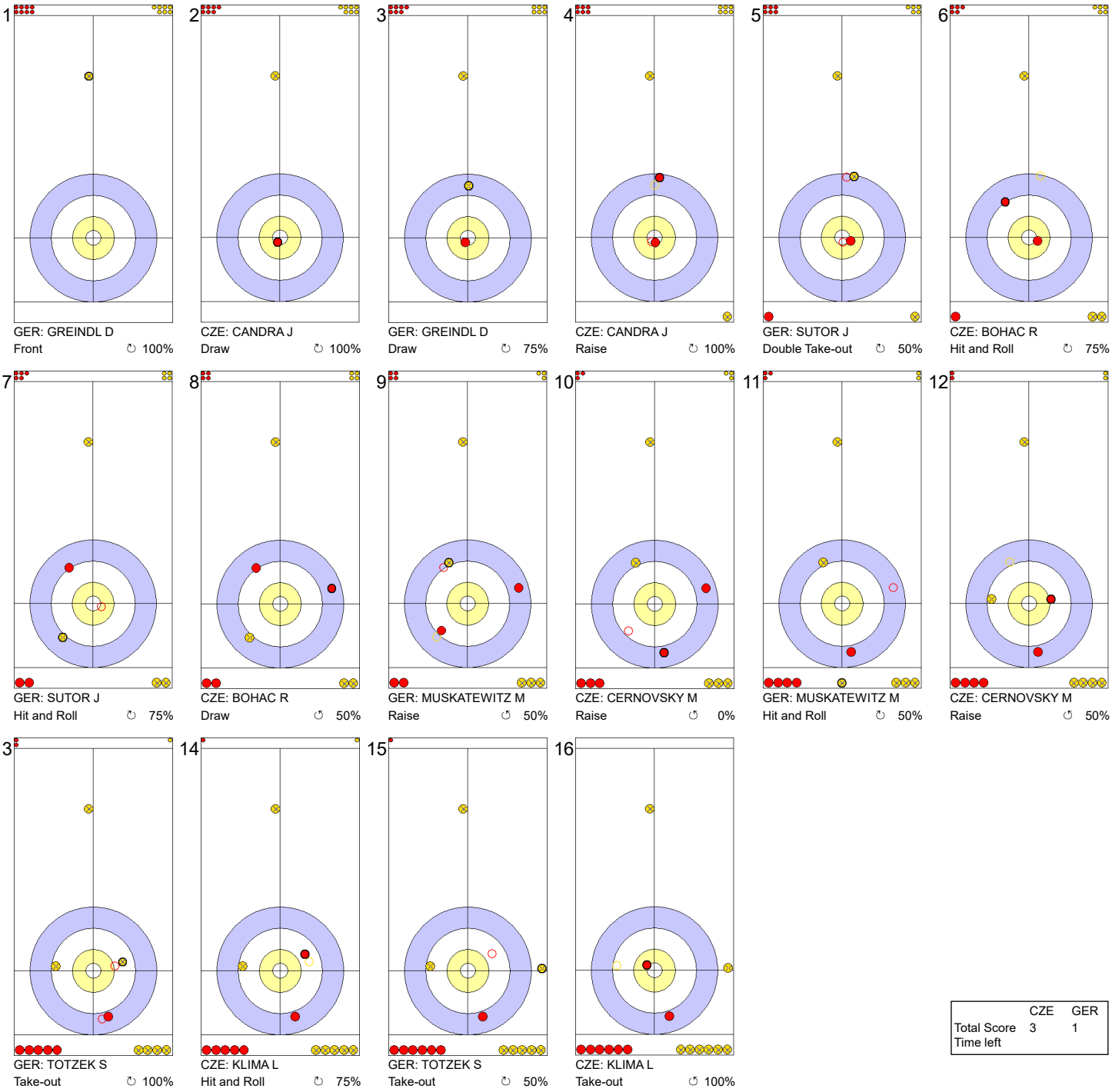


| | CZE | GER |
|---|---|---|
| Total Score | 3 | 1 |
| Time left | | |

**Legend:**
↻ Clockwise ↺ Counter-clockwise - Not considered



lgt.com NEW HOLLAND LE GRUYÈRE SWITZERLAND ZUG CURLIT Curling Information Technology Ltd.

# Game - Shot by Shot

**End 5** — **CZE - Czech Republic 3 + 3** (this end) **= 6** — **GER - Germany 1 + 0** (this end) **= 1**

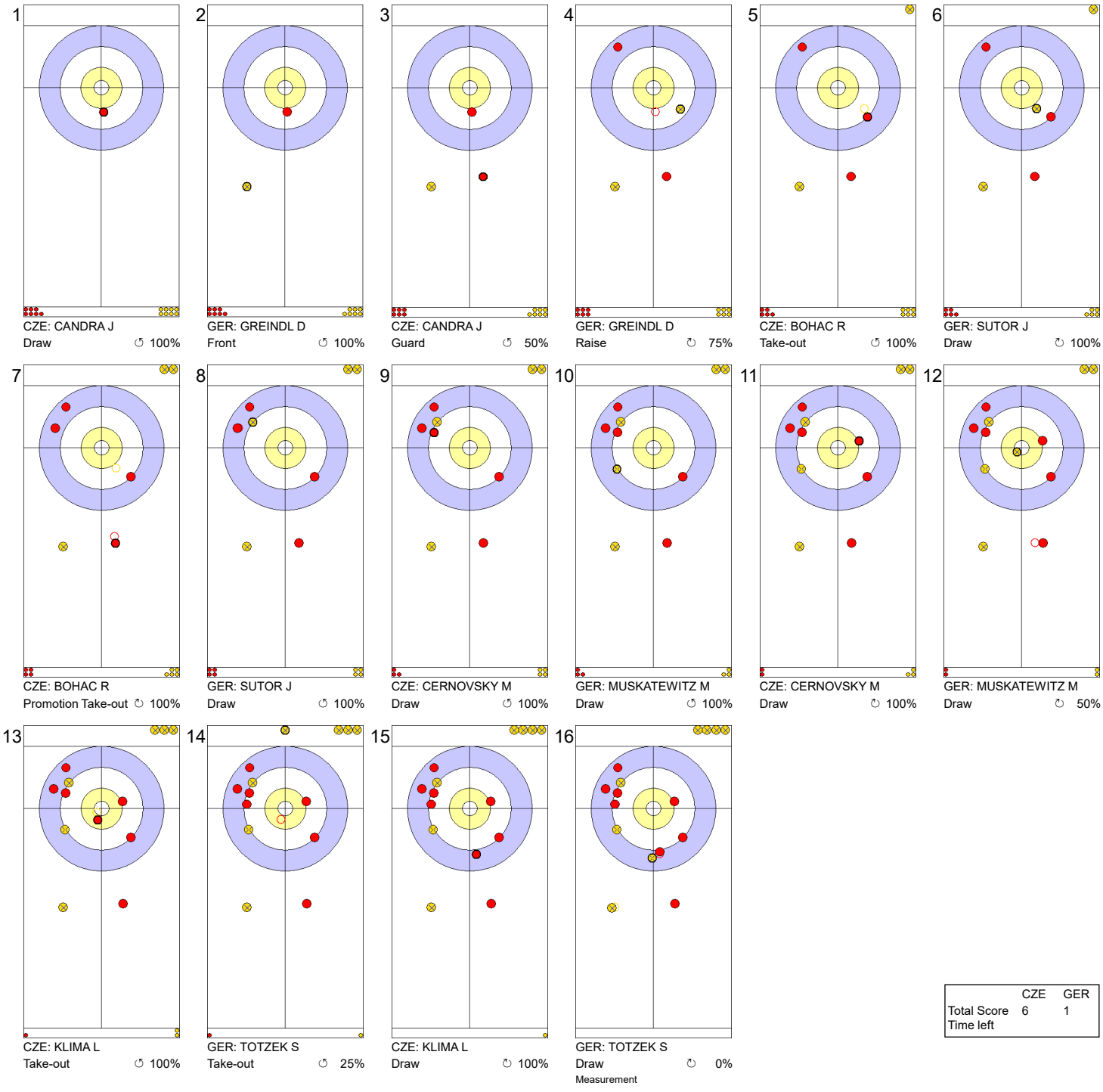


| | CZE | GER |
|---|---|---|
| Total Score | 6 | 1 |
| Time left | | |

**Legend:**
↻ Clockwise ↺ Counter-clockwise - Not considered



lgt.com NEW HOLLAND LE GRUYÈRE SWITZERLAND ZUG CURLIT Curling Information Technology Ltd.

# Game - Shot by Shot

**End 6** — **CZE - Czech Republic 6 + 0** (this end) **= 6** — **GER - Germany 1 + 1** (this end) **= 2**

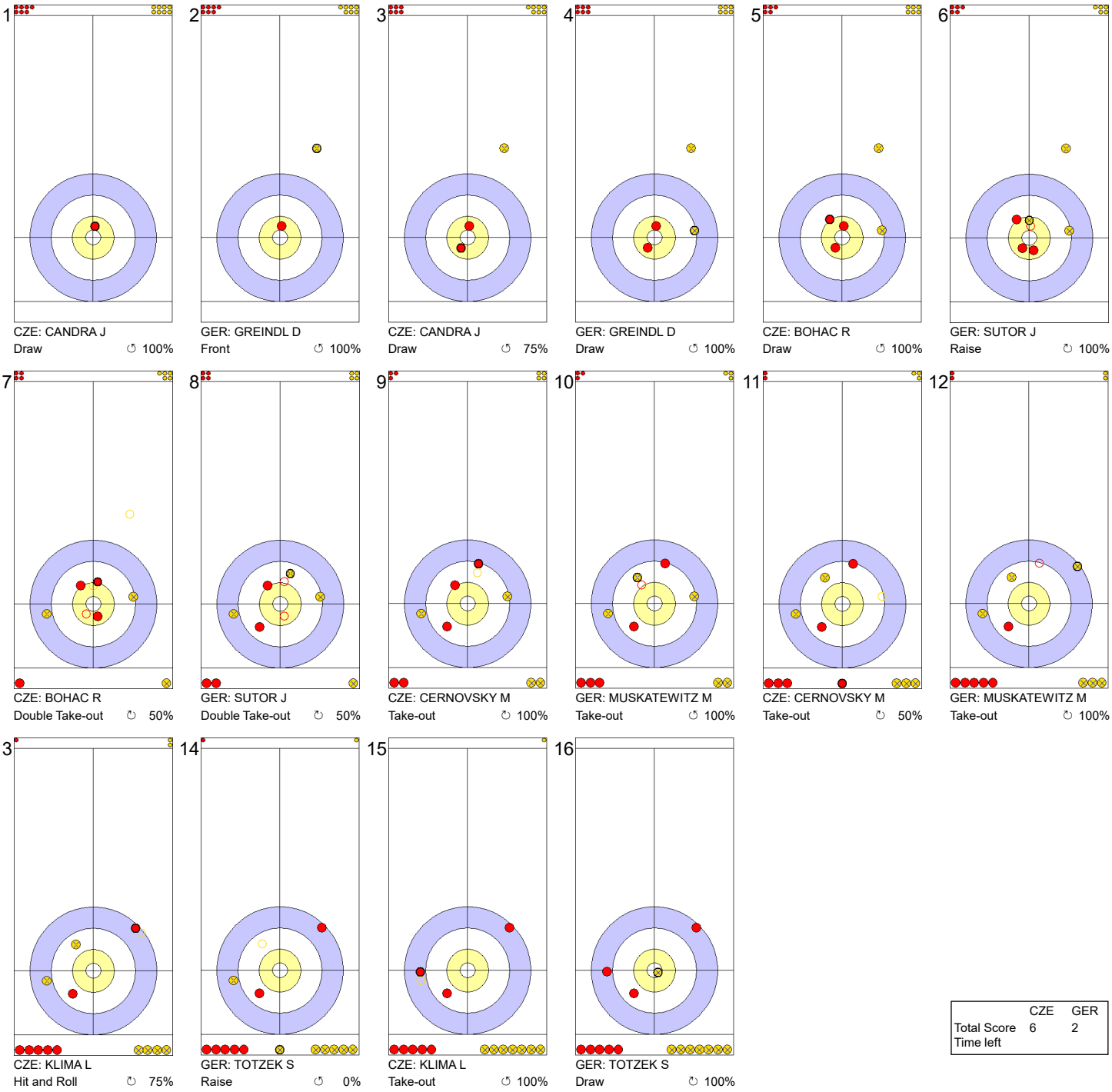


| | CZE | GER |
|---|---|---|
| Total Score | 6 | 2 |
| Time left | | |

**Legend:**

↻ Clockwise ↺ Counter-clockwise - Not considered



lgt.com NEW HOLLAND LE GRUYÈRE SWITZERLAND ZUG CURLIT Curling Information Technology Ltd.

# Game - Shot by Shot

**End 7** — **CZE - Czech Republic 6 + 2** (this end) **= 8** — **GER - Germany 2 + 0** (this end) **= 2**

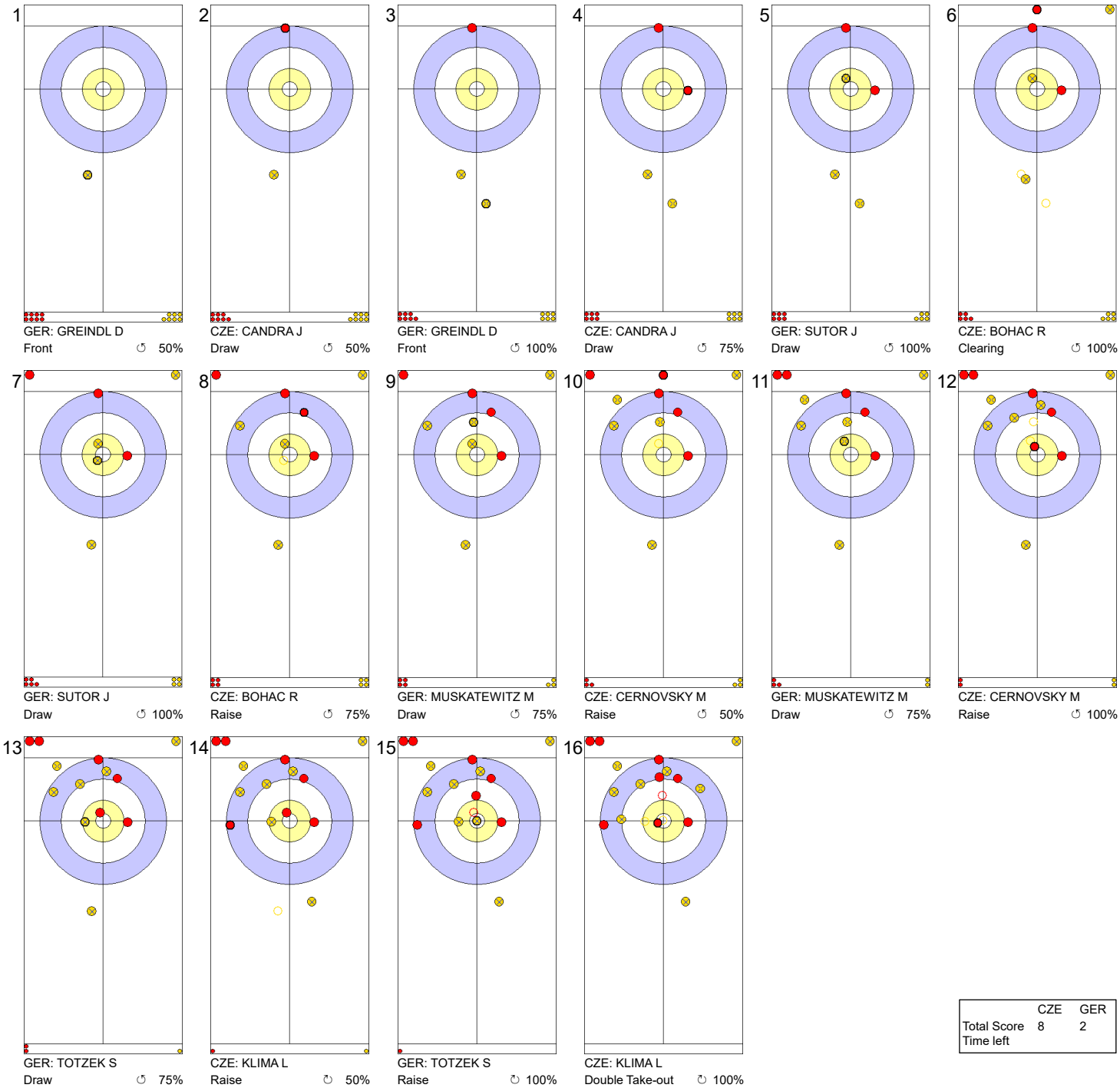


| | CZE | GER |
|---|---|---|
| Total Score | 8 | 2 |
| Time left | | |

**Legend:**
↻ Clockwise ↺ Counter-clockwise - Not considered



lgt.com NEW HOLLAND LE GRUYÈRE SWITZERLAND ZUG CURLIT Curling Information Technology Ltd.

# Game - Shot by Shot

**End 8** | **CZE - Czech Republic** 8 + 0 (this end) = 8 | **GER - Germany** 2 + 2 (this end) = 4

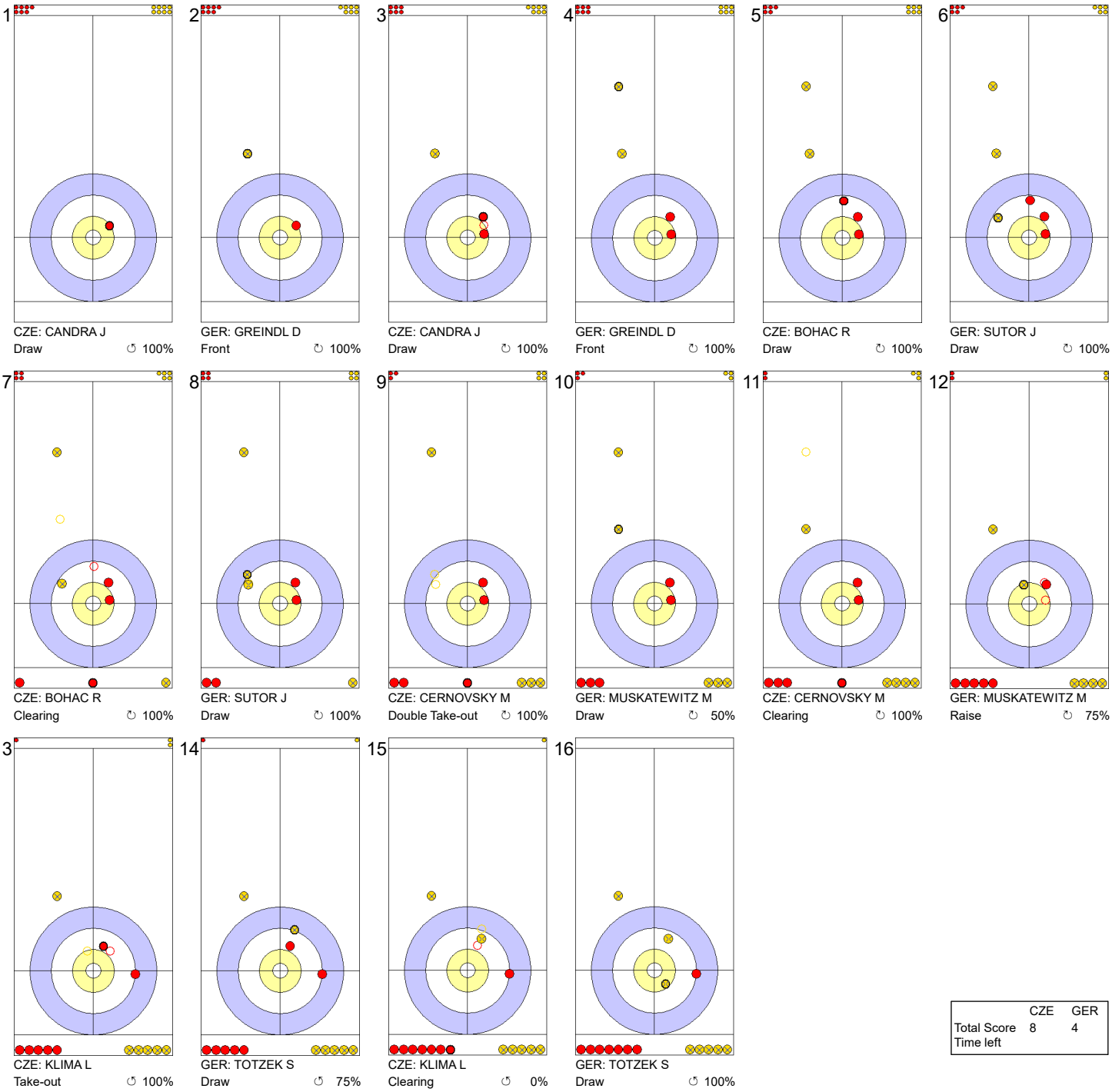


| | CZE | GER |
|---|---|---|
| Total Score | 8 | 4 |
| Time left | | |

**Legend:**

↻ Clockwise ↺ Counter-clockwise - Not considered



lgt.com NEW HOLLAND LE GRUYÈRE SWITZERLAND ZUG CURLIT Curling Information Technology Ltd.

# Game - Shot by Shot

**End 9** | **CZE - Czech Republic** 8 + 1 (this end) = **9** | **GER - Germany** 4 + 0 (this end) = **4**

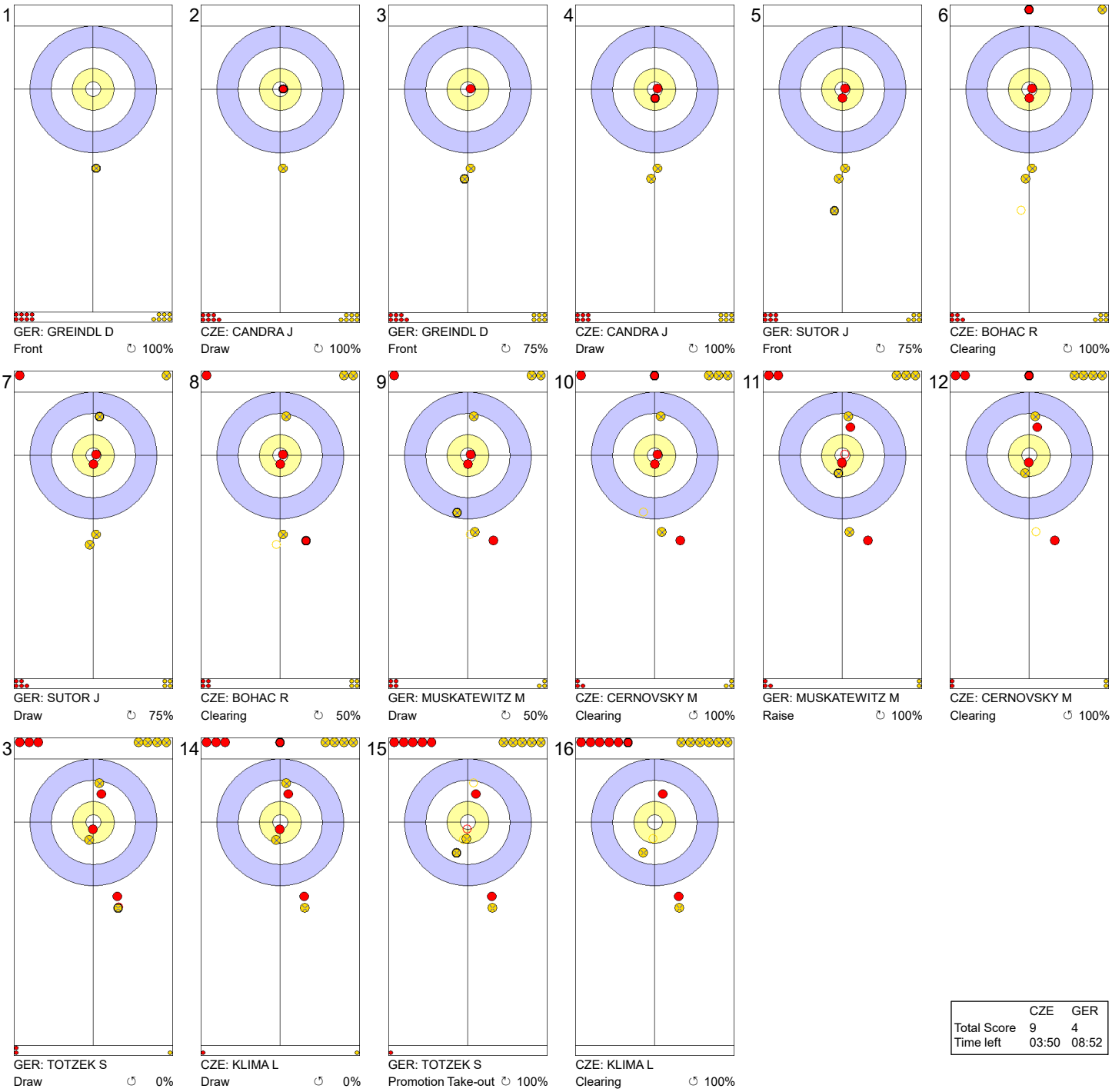


| | CZE | GER |
|---|---|---|
| Total Score | 9 | 4 |
| Time left | 03:50 | 08:52 |

**Legend:**
↻ Clockwise ↺ Counter-clockwise - Not considered



lgt.com NEW HOLLAND LE GRUYÈRE SWITZERLAND V ZUG CURLIT Curling Information Technology Ltd.

# Game Results

| Sheet | Game | Team | LSFE | 1 | 2 | 3 | 4 | 5 | 6 | 7 | 8 | 9 | 10 | Extra Ends | Total |
|---|---|---|---|---|---|---|---|---|---|---|---|---|---|---|---|
| D | 2 | FIN - Finland | * | 0 | 1 | 0 | 0 | 0 | 3 | 3 | 0 | 3 | X | | 10 |
| | 2 | DEN - Denmark | | 0 | 0 | 3 | 0 | 1 | 0 | 0 | 2 | 0 | X | | 6 |

| FIN - Finland | | | Shot Success Game | Shot Success All |
|---|---|---|---|---|
| 4 | S | KIISKINEN Kalle | 75% | 67% |
| 3 | V | SALO Teemu | 79% | 73% |
| 2 | | OUNI Leo | 72% | 66% |
| 1 | | KUOSMANEN Paavo | 78% | 84% |
| A | | POLLANEN Jermu | - | - |
| | | Team Total | 76% | 73% |

| Last Stone Draw | | Distance |
|---|---|---|
| ↻ | KIISKINEN Kalle | 10.8cm |
| ↺ | OUNI Leo | 21.0cm |
| **Total** | | **31.8cm** |

Time remaining: 7 minutes 31 seconds

| DEN - Denmark | | | Shot Success Game | Shot Success All |
|---|---|---|---|---|
| 4 | S | THUNE Tobias | 63% | 56% |
| 3 | V | WIKSTEN Kasper | 76% | 70% |
| 2 | | KRAUSE Mikkel | 74% | 76% |
| 1 | | SOEE Oliver Rosenkrands | 86% | 89% |
| A | | POULSEN Daniel | - | - |
| | | Team Total | 75% | 73% |

| Last Stone Draw | | Distance |
|---|---|---|
| ↻ | SOEE Oliver Rosenkrands | 28.4cm |
| ↺ | THUNE Tobias | 23.9cm |
| **Total** | | **52.3cm** |

Time remaining: 6 minutes 42 seconds

## Shot Success Analysis

| FIN - Finland | | ↻ | | ↺ | | Game | |
|---|---|---|---|---|---|---|---|
| 4 KIISKINEN Kalle | Draws | 4 | 75% | 8 | 72% | 12 | 73% |
| | Take-outs | 3 | 75% | 2 | 88% | 5 | 80% |
| | Total | 7 | 75% | 10 | 75% | 17 | 75% |
| 3 SALO Teemu | Draws | 0 | - | 3 | 83% | 3 | 83% |
| | Take-outs | 10 | 88% | 5 | 60% | 15 | 78% |
| | Total | 10 | 88% | 8 | 69% | 18 | 79% |
| 2 OUNI Leo | Draws | 4 | 69% | 6 | 58% | 10 | 63% |
| | Take-outs | 4 | 88% | 4 | 81% | 8 | 84% |
| | Total | 8 | 78% | 10 | 68% | 18 | 72% |
| 1 KUOSMANEN Paavo | Draws | 12 | 81% | 5 | 65% | 17 | 76% |
| | Take-outs | 0 | - | 1 | 100% | 1 | 100% |
| | Total | 12 | 81% | 6 | 71% | 18 | 78% |
| A POLLANEN Jermu | Draws | 0 | - | 0 | - | 0 | - |
| | Take-outs | 0 | - | 0 | - | 0 | - |
| | Total | 0 | - | 0 | - | 0 | - |
| Team | Draws | 20 | 78% | 22 | 68% | 42 | 73% |
| | Take-outs | 17 | 85% | 12 | 75% | 29 | 81% |
| | Total | 37 | 81% | 34 | 71% | 71 | 76% |

| DEN - Denmark | | ↻ | | ↺ | | Game | |
|---|---|---|---|---|---|---|---|
| 4 THUNE Tobias | Draws | 5 | 70% | 3 | 50% | 8 | 63% |
| | Take-outs | 7 | 71% | 3 | 42% | 10 | 63% |
| | Total | 12 | 71% | 6 | 46% | 18 | 63% |
| 3 WIKSTEN Kasper | Draws | 3 | 83% | 6 | 75% | 9 | 78% |
| | Take-outs | 4 | 88% | 5 | 65% | 9 | 75% |
| | Total | 7 | 86% | 11 | 70% | 18 | 76% |
| 2 KRAUSE Mikkel | Draws | 2 | 50% | 5 | 80% | 7 | 71% |
| | Take-outs | 8 | 72% | 3 | 83% | 11 | 75% |
| | Total | 10 | 68% | 8 | 81% | 18 | 74% |
| 1 SOEE Oliver Rosenkrands | Draws | 6 | 88% | 12 | 85% | 18 | 86% |
| | Take-outs | 0 | - | 0 | - | 0 | - |
| | Total | 6 | 88% | 12 | 85% | 18 | 86% |
| A POULSEN Daniel | Draws | 0 | - | 0 | - | 0 | - |
| | Take-outs | 0 | - | 0 | - | 0 | - |
| | Total | 0 | - | 0 | - | 0 | - |
| Team | Draws | 16 | 77% | 26 | 78% | 42 | 77% |
| | Take-outs | 19 | 75% | 11 | 64% | 30 | 71% |
| | Total | 35 | 76% | 37 | 74% | 72 | 75% |

**Note:**
Position and function for each team member:
**4** = Fourth, **3** = Third, **2** = Second, **1** = Lead, **A** = Alternate, **S** = Skip, **V** = Vice-Skip

**Legend:**
↻ Clockwise ↺ Counter-clockwise **LSFE(*)** Last Stone First End
**X** Unplayed/unfinished end due to concession



lgt.com NEW HOLLAND LE GRUYÈRE SWITZERLAND ZUG CURLIT Curling Information Technology Ltd.

# Game - Shot by Shot

**End 1** — **FIN - Finland 0 + 0** (this end) **= 0** — **DEN - Denmark 0 + 0** (this end) **= 0**



1
DEN: SOEE OR
Front ↻ 75%

2
FIN: KUOSMANEN P
Draw ↻ 100%

3
DEN: SOEE OR
Raise ↺ 25%

4
FIN: KUOSMANEN P
Draw ↻ 100%

5
DEN: KRAUSE M
Take-out ↻ 100%

6
FIN: OUNI L
Draw ↻ 100%

7
DEN: KRAUSE M
Promotion Take-out ↻ 25%

8
FIN: OUNI L
Take-out ↻ 75%

9
DEN: WIKSTEN K
Take-out ↻ 100%

10
FIN: SALO T
Take-out ↻ 50%

11
DEN: WIKSTEN K
Take-out ↻ 100%

12
FIN: SALO T
Take-out ↻ 100%

13
DEN: THUNE T
Take-out ↻ 50%

14
FIN: KIISKINEN K
Draw ↻ 100%

15
DEN: THUNE T
Take-out ↻ 100%

16
FIN: KIISKINEN K
Clearing ↻ 100%

| | FIN | DEN |
|---|---|---|
| Total Score | 0 | 0 |
| Time left | | |

**Legend:**
↻ Clockwise ↺ Counter-clockwise - Not considered



lgt.com NEW HOLLAND LE GRUYÈRE SWITZERLAND ZUG CURLIT Curling Information Technology Ltd.

# Game - Shot by Shot

**End 2** — **FIN - Finland 0 + 1** (this end) **= 1** — **DEN - Denmark 0 + 0** (this end) **= 0**

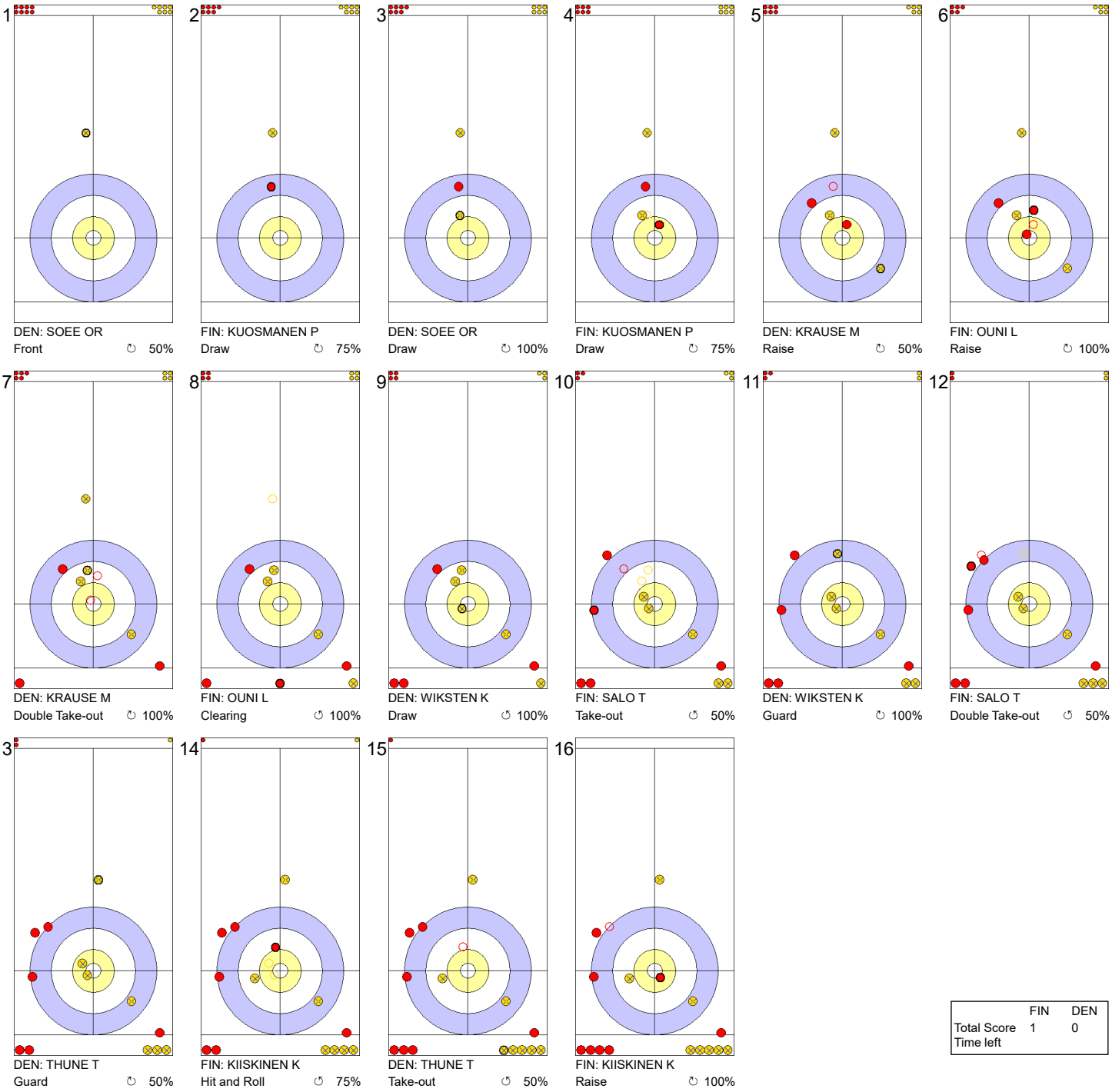


| | FIN | DEN |
|---|---|---|
| Total Score | 1 | 0 |
| Time left | | |

**Legend:**
↻ Clockwise ↺ Counter-clockwise - Not considered



lgt.com NEW HOLLAND LE GRUYÈRE SWITZERLAND ZUG CURLIT Curling Information Technology Ltd.

# Game - Shot by Shot

**End 3** | **FIN - Finland 1 + 0 (this end) = 1** | **DEN - Denmark 0 + 3 (this end) = 3**

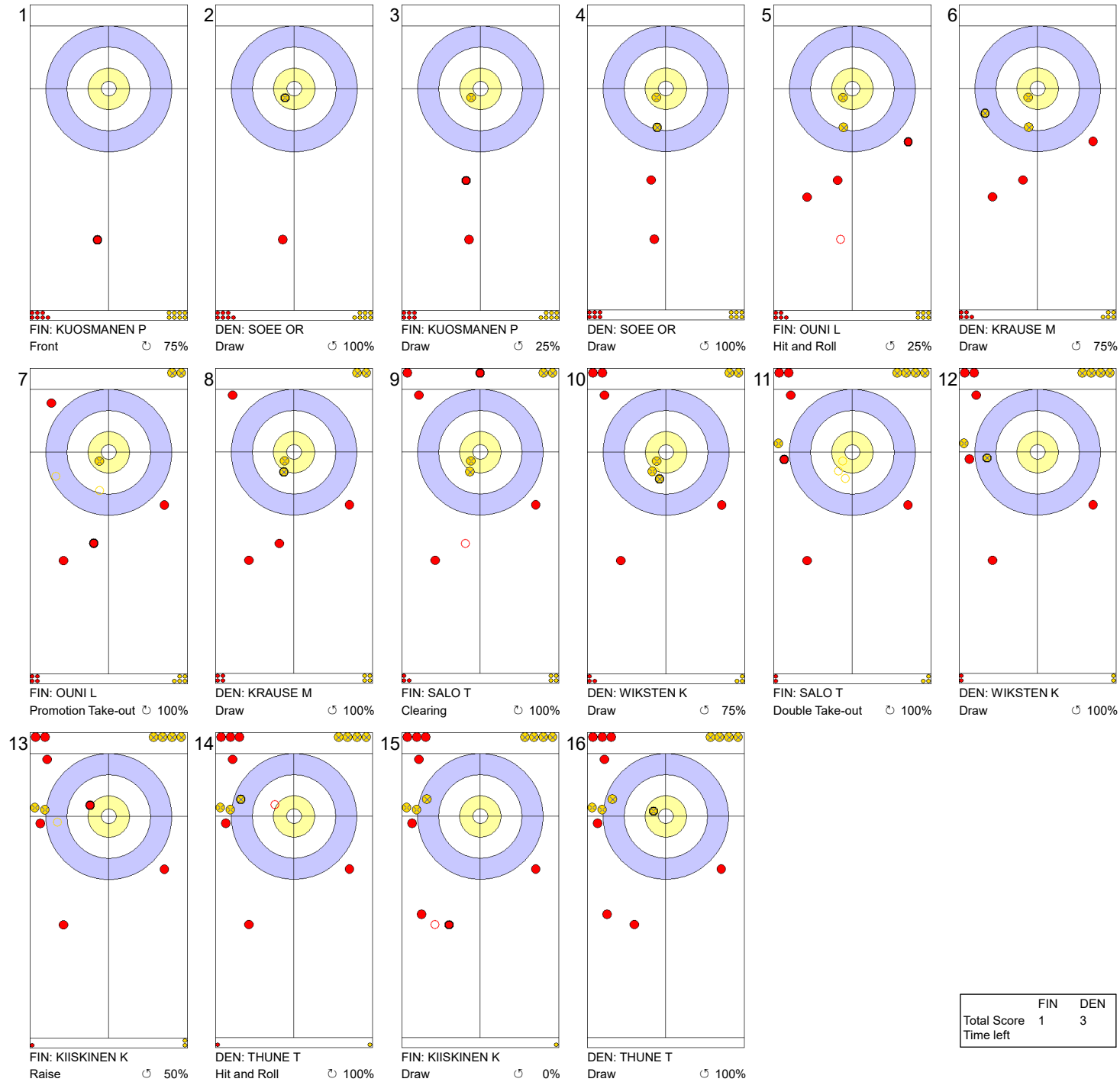


| | FIN | DEN |
|---|---|---|
| Total Score | 1 | 3 |
| Time left | | |

**Legend:**

↻ Clockwise ↺ Counter-clockwise - Not considered



lgt.com NEW HOLLAND LE GRUYÈRE SWITZERLAND ZUG CURLIT Curling Information Technology Ltd.

# Game - Shot by Shot

**End 4** — **FIN - Finland 1 + 0** (this end) **= 1** — **DEN - Denmark 3 + 0** (this end) **= 3**

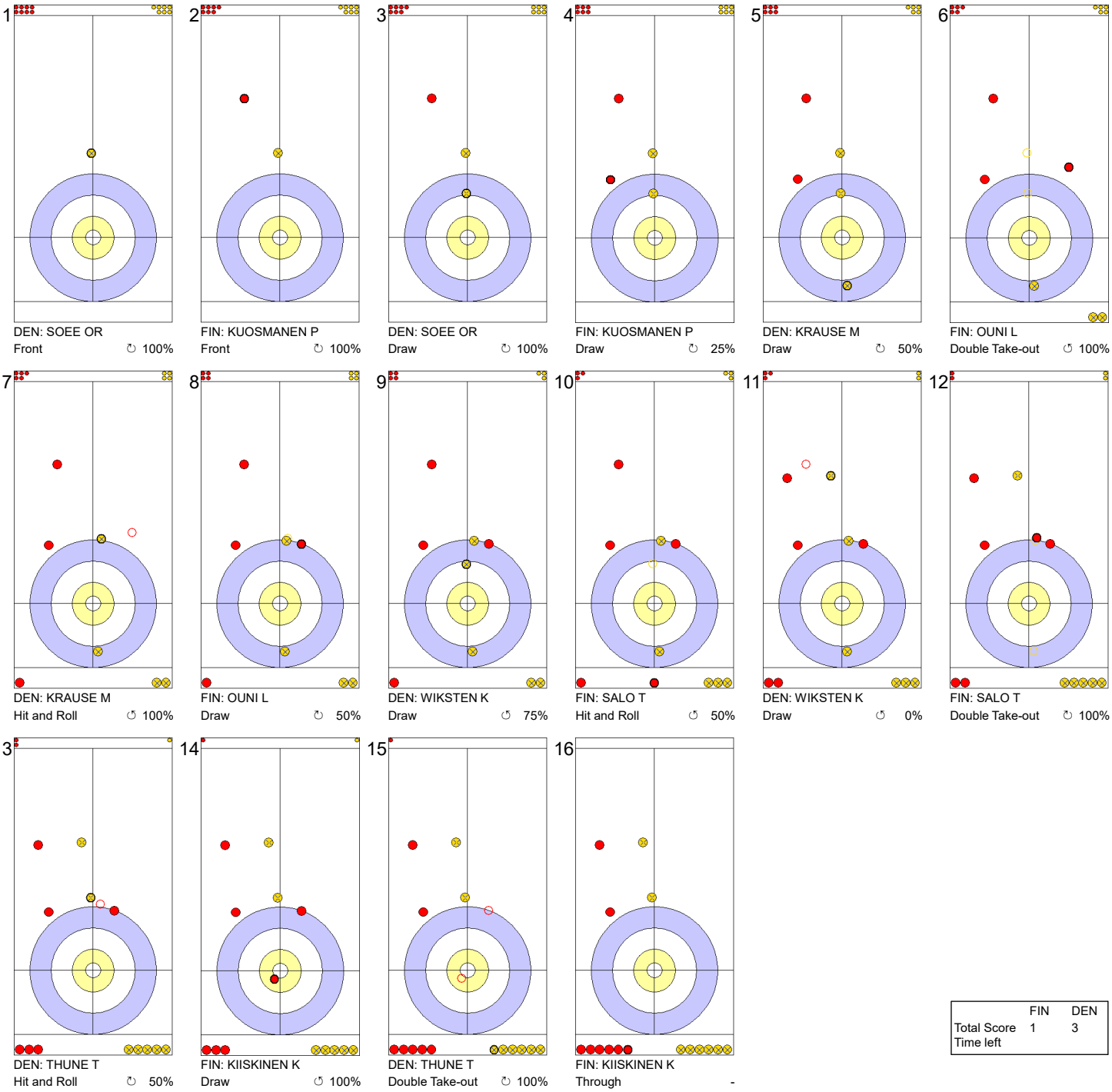


| | FIN | DEN |
|---|---|---|
| Total Score | 1 | 3 |
| Time left | | |

**Legend:**
↻ Clockwise ↺ Counter-clockwise - Not considered



lgt.com NEW HOLLAND LE GRUYÈRE SWITZERLAND ZUG CURLIT Curling Information Technology Ltd.

# Game - Shot by Shot

**End 5** — **FIN - Finland 1 + 0** (this end) **= 1** — **DEN - Denmark 3 + 1** (this end) **= 4**

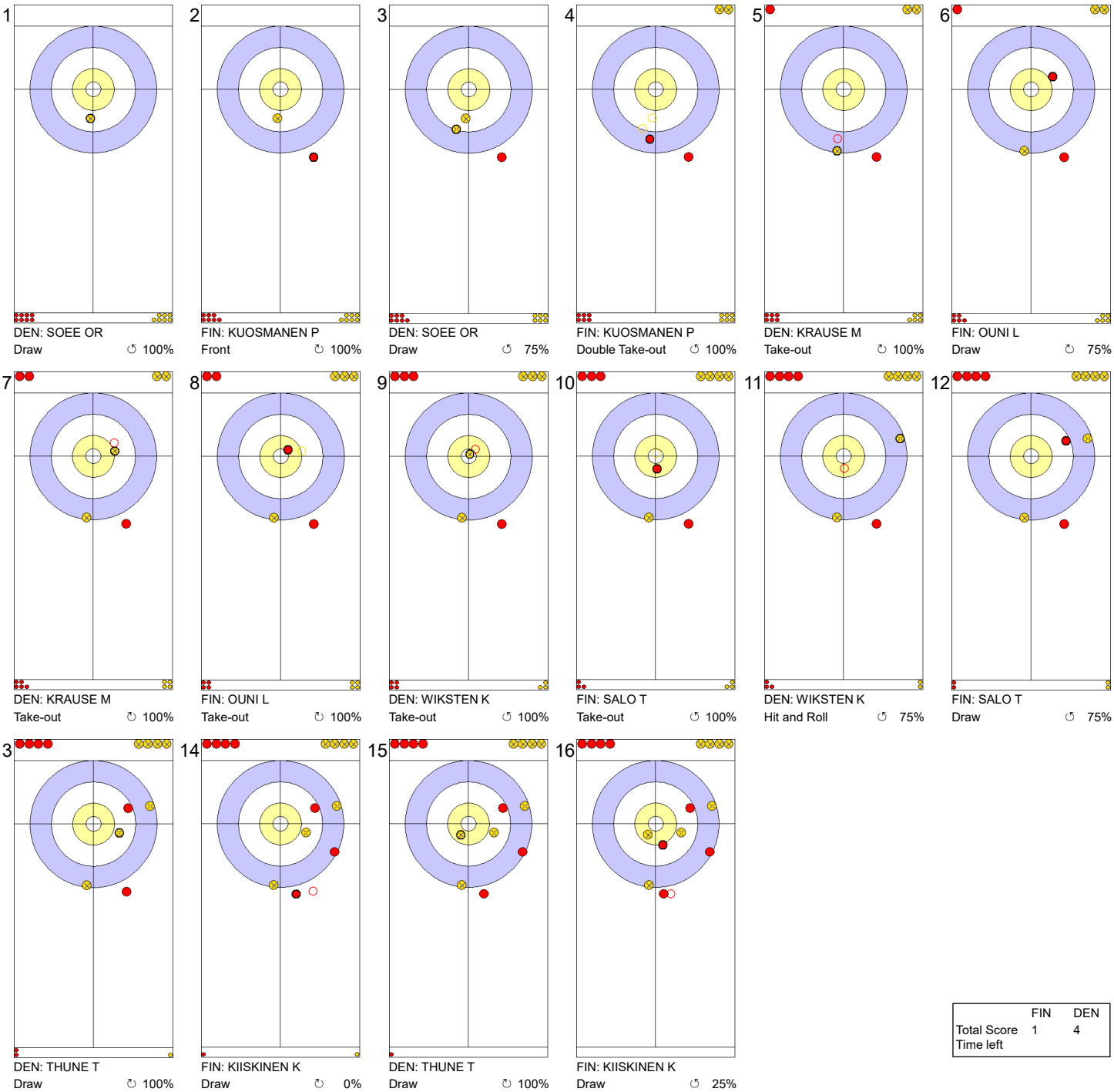


| | FIN | DEN |
|---|---|---|
| Total Score | 1 | 4 |
| Time left | | |

**Legend:**
↻ Clockwise ↺ Counter-clockwise - Not considered



lgt.com NEW HOLLAND LE GRUYÈRE SWITZERLAND ZUG CURLIT Curling Information Technology Ltd.

# Game - Shot by Shot

**End 6** — **FIN - Finland 1 + 3** (this end) **= 4** — **DEN - Denmark 4 + 0** (this end) **= 4**

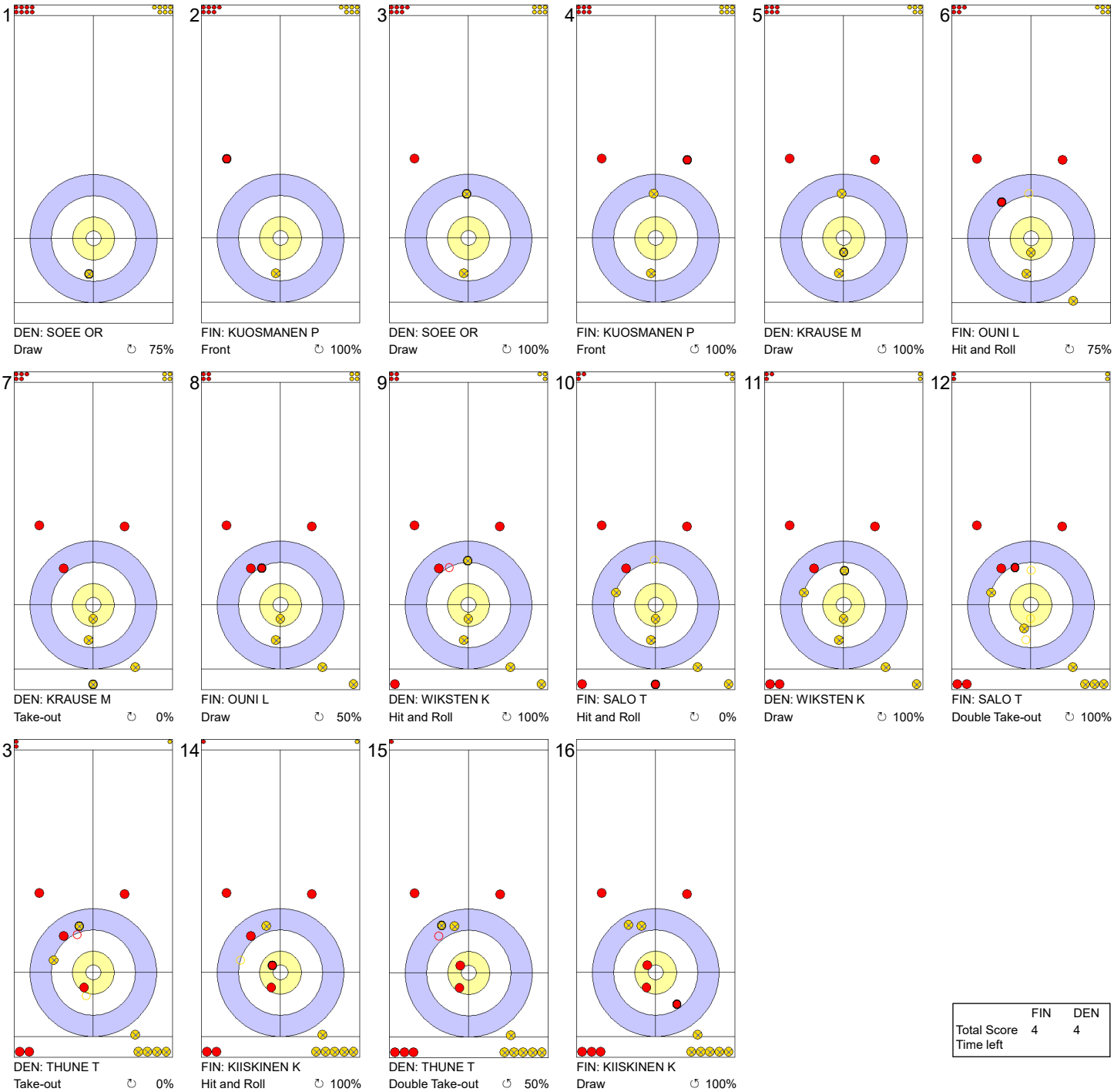


| | FIN | DEN |
|---|---|---|
| Total Score | 4 | 4 |
| Time left | | |

**Legend:**

↻ Clockwise ↺ Counter-clockwise - Not considered



lgt.com NEW HOLLAND LE GRUYÈRE SWITZERLAND ZUG CURLIT Curling Information Technology Ltd.

# Game - Shot by Shot

**End 7** — **FIN - Finland 4 + 3** (this end) **= 7** — **DEN - Denmark 4 + 0** (this end) **= 4**

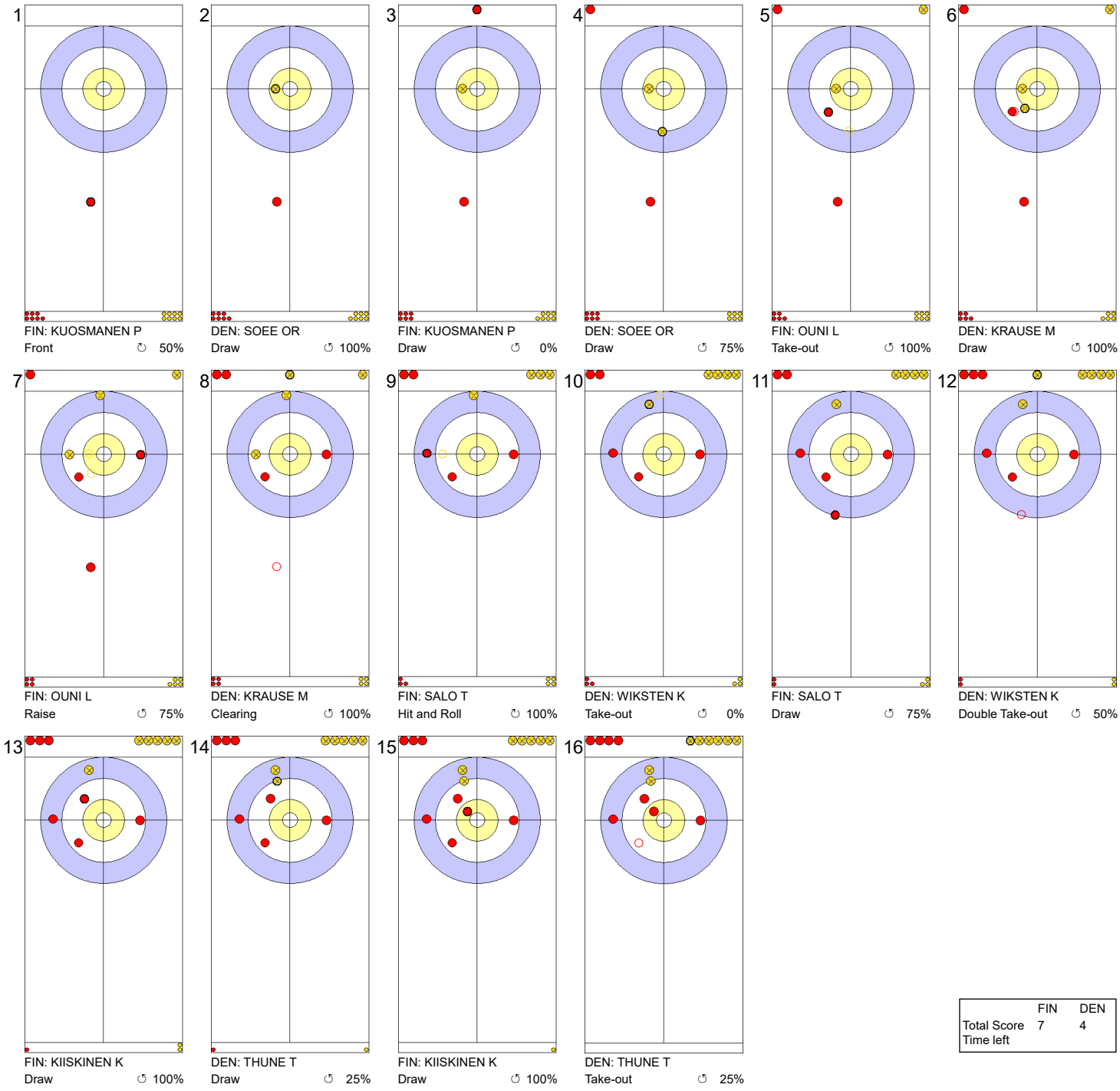


| | FIN | DEN |
|---|---|---|
| Total Score | 7 | 4 |
| Time left | | |

**Legend:**

↻ Clockwise ↺ Counter-clockwise - Not considered



lgt.com NEW HOLLAND LE GRUYÈRE SWITZERLAND ZUG CURLIT Curling Information Technology Ltd.

# Game - Shot by Shot

**End 8** — **FIN - Finland 7 + 0 (this end) = 7** — **DEN - Denmark 4 + 2 (this end) = 6**

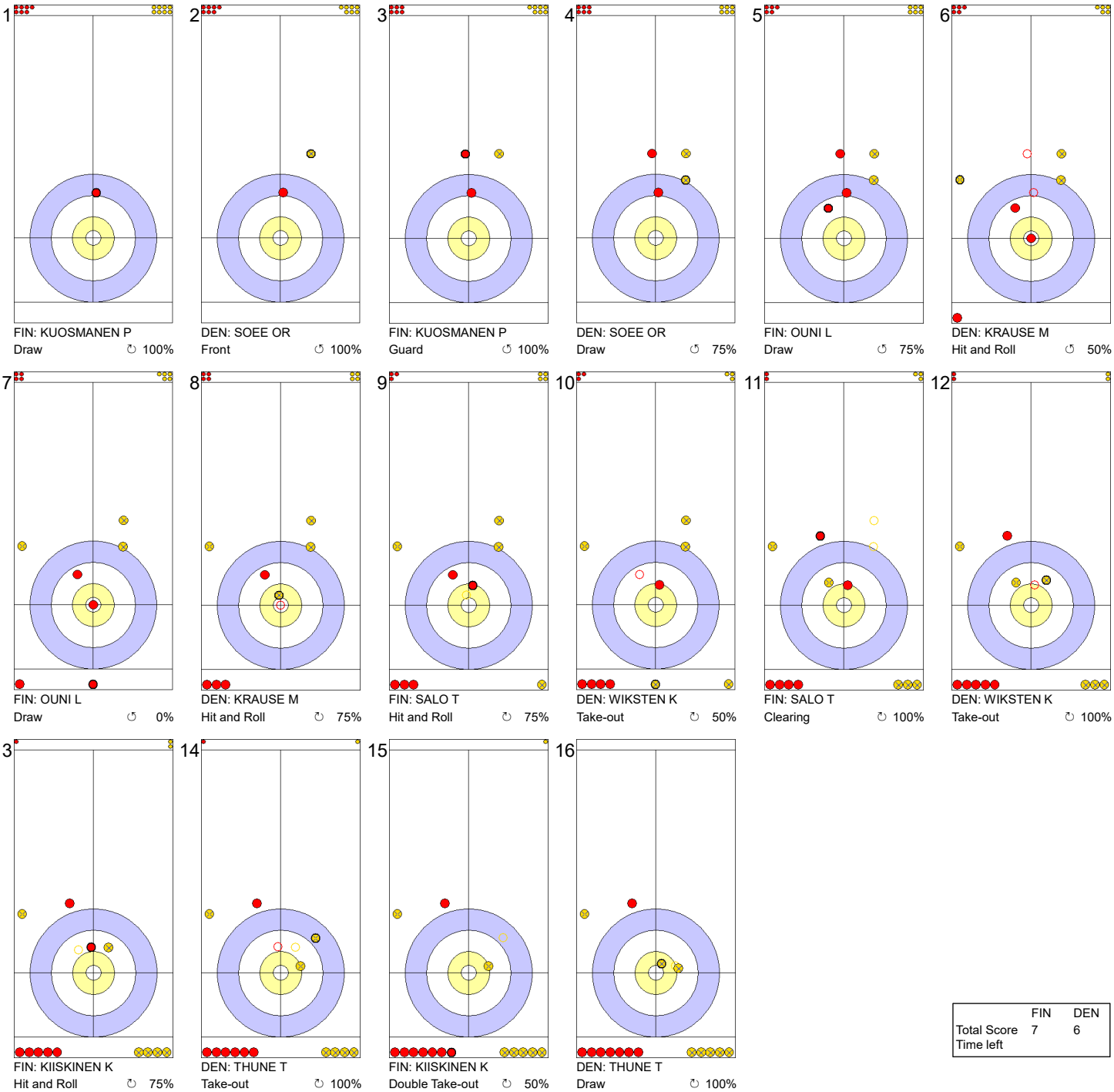


| | FIN | DEN |
|---|---|---|
| Total Score | 7 | 6 |
| Time left | | |

**Legend:**

↻ Clockwise ↺ Counter-clockwise - Not considered



lgt.com NEW HOLLAND LE GRUYÈRE SWITZERLAND ZUG CURLIT Curling Information Technology Ltd.

# Game - Shot by Shot

**End 9** — **FIN - Finland 7 + 3** (this end) **= 10** — **DEN - Denmark 6 + 0** (this end) **= 6**




| | FIN | DEN |
|---|---|---|
| Total Score | 10 | 6 |
| Time left | 07:31 | 06:42 |

**Legend:**
↻ Clockwise ↺ Counter-clockwise - Not considered



lgt.com NEW HOLLAND LE GRUYÈRE SWITZERLAND ZUG CURLIT Curling Information Technology Ltd.

## Session Results and Standings

| Sheet | Game | Team | LSFE | 1 | 2 | 3 | 4 | 5 | 6 | 7 | 8 | 9 | 10 | Extra Ends | | | | Total |
|---|---|---|---|---|---|---|---|---|---|---|---|---|---|---|---|---|---|---|
| A | 1 | ITA - Italy | | 0 | 0 | 0 | 0 | 2 | 0 | 1 | 1 | 0 | 0 | | | | | 4 |
| | 1 | SCO - Scotland | * | 1 | 1 | 0 | 1 | 0 | 1 | 0 | 0 | 0 | 1 | | | | | 5 |
| B | 2 | CAN - Canada | | 0 | 2 | 0 | 1 | 1 | 0 | 2 | 0 | 0 | 2 | | | | | 8 |
| | 2 | NOR - Norway | * | 1 | 0 | 2 | 0 | 0 | 1 | 0 | 2 | 1 | 0 | | | | | 7 |
| C | 1 | FIN - Finland | | 0 | 0 | 2 | 0 | 0 | 2 | 0 | 1 | 0 | 1 | | | | | 6 |
| | 1 | SUI - Switzerland | * | 0 | 1 | 0 | 1 | 1 | 0 | 0 | 0 | 1 | 0 | | | | | 4 |
| D | 1 | GER - Germany | * | 3 | 0 | 1 | 3 | 0 | 3 | 0 | 3 | X | X | | | | | 13 |
| | 2 | NED - Netherlands | | 0 | 1 | 0 | 0 | 4 | 0 | 2 | 0 | X | X | | | | | 7 |

## Current Standings

| Rank | Team | Games | Wins | Losses |
|---|---|---|---|---|
| 1 | CAN - Canada | 2 | 2 | 0 |
| 2 | FIN - Finland | 1 | 1 | 0 |
| 2 | GER - Germany | 1 | 1 | 0 |
| 2 | SCO - Scotland | 1 | 1 | 0 |
| 2 | SWE - Sweden | 1 | 1 | 0 |
| 2 | USA - United States | 1 | 1 | 0 |
| 7 | NOR - Norway | 2 | 1 | 1 |
| 8 | CZE - Czech Republic | 1 | 0 | 1 |
| 8 | DEN - Denmark | 1 | 0 | 1 |
| 8 | ITA - Italy | 1 | 0 | 1 |
| 8 | KOR - Korea | 1 | 0 | 1 |
| 8 | SUI - Switzerland | 1 | 0 | 1 |
| 13 | NED - Netherlands | 2 | 0 | 2 |

**Note:**
Under WCF rules, tie-breaking rules for standings are not applied until after the last game of the round robin.

**Legend:**
**LSFE(*)** Last Stone First End
**X** Unplayed/unfinished end due to concession



lgt.com NEW HOLLAND LE GRUYÈRE SWITZERLAND ZUG CURLIT Curling Information Technology Ltd.

# Game Results

| Sheet | Game | Team | LSFE | 1 | 2 | 3 | 4 | 5 | 6 | 7 | 8 | 9 | 10 | Extra Ends | | | | Total |
|---|---|---|---|---|---|---|---|---|---|---|---|---|---|---|---|---|---|---|
| A | 1 | ITA - Italy | | 0 | 0 | 0 | 0 | 2 | 0 | 1 | 1 | 0 | 0 | | | | | 4 |
| | 1 | SCO - Scotland | * | 1 | 1 | 0 | 1 | 0 | 1 | 0 | 0 | 0 | 1 | | | | | 5 |

| ITA - Italy | | Shot Success Game | Shot Success All |
|---|---|---|---|
| 4 S | RETORNAZ Joel | 81% | 81% |
| 3 | MOSANER Amos | 84% | 84% |
| 2 | ARMAN Sebastiano | 83% | 83% |
| 1 V | GONIN Simone | 86% | 86% |
| A | GIOVANELLA Mattia | - | - |
| | Team Total | 83% | 83% |

| Last Stone Draw | | Distance |
|---|---|---|
| ↻ | GONIN Simone | 58.0cm |
| ↺ | RETORNAZ Joel | 97.1cm |
| **Total** | | **155.1cm** |

Time remaining: 0 minutes 18 seconds

Time-out: End 6 - ITA stone 5

| SCO - Scotland | | Shot Success Game | Shot Success All |
|---|---|---|---|
| 4 V | PATERSON Ross | 79% | 79% |
| 3 S | WADDELL Kyle | 81% | 81% |
| 2 | MENZIES Duncan | 89% | 89% |
| 1 | WADDELL Craig | 85% | 85% |
| A | KYLE Euan | - | - |
| | Team Total | 83% | 83% |

| Last Stone Draw | | Distance |
|---|---|---|
| ↻ | PATERSON Ross | 10.3cm |
| ↺ | WADDELL Craig | 7.5cm |
| **Total** | | **17.8cm** |

Time remaining: 0 minutes 10 seconds

Time-out: End 8 - SCO stone 7

## Shot Success Analysis

| ITA - Italy | | ↻ | | ↺ | | Game | |
|---|---|---|---|---|---|---|---|
| 4 RETORNAZ Joel | Draws | 4 | 75% | 6 | 88% | 10 | 83% |
| | Take-outs | 8 | 88% | 2 | 50% | 10 | 80% |
| | Total | 12 | 83% | 8 | 78% | 20 | 81% |
| 3 MOSANER Amos | Draws | 2 | 75% | 9 | 86% | 11 | 84% |
| | Take-outs | 3 | 92% | 6 | 79% | 9 | 83% |
| | Total | 5 | 85% | 15 | 83% | 20 | 84% |
| 2 ARMAN Sebastiano | Draws | 5 | 75% | 7 | 89% | 12 | 83% |
| | Take-outs | 2 | 50% | 6 | 92% | 8 | 81% |
| | Total | 7 | 68% | 13 | 90% | 20 | 83% |
| 1 GONIN Simone | Draws | 6 | 96% | 11 | 89% | 17 | 91% |
| | Take-outs | 2 | 50% | 1 | 75% | 3 | 58% |
| | Total | 8 | 84% | 12 | 88% | 20 | 86% |
| A GIOVANELLA Mattia | Draws | 0 | - | 0 | - | 0 | - |
| | Take-outs | 0 | - | 0 | - | 0 | - |
| | Total | 0 | - | 0 | - | 0 | - |
| Team | Draws | 17 | 82% | 33 | 88% | 50 | 86% |
| | Take-outs | 15 | 78% | 15 | 80% | 30 | 79% |
| | Total | 32 | 80% | 48 | 85% | 80 | 83% |

| SCO - Scotland | | ↻ | | ↺ | | Game | |
|---|---|---|---|---|---|---|---|
| 4 PATERSON Ross | Draws | 2 | 50% | 7 | 71% | 9 | 67% |
| | Take-outs | 4 | 75% | 7 | 96% | 11 | 89% |
| | Total | 6 | 67% | 14 | 84% | 20 | 79% |
| 3 WADDELL Kyle | Draws | 2 | 75% | 4 | 81% | 6 | 79% |
| | Take-outs | 8 | 84% | 6 | 79% | 14 | 82% |
| | Total | 10 | 83% | 10 | 80% | 20 | 81% |
| 2 MENZIES Duncan | Draws | 1 | 100% | 6 | 96% | 7 | 96% |
| | Take-outs | 2 | 75% | 11 | 86% | 13 | 85% |
| | Total | 3 | 83% | 17 | 90% | 20 | 89% |
| 1 WADDELL Craig | Draws | 3 | 75% | 16 | 86% | 19 | 84% |
| | Take-outs | 0 | - | 1 | 100% | 1 | 100% |
| | Total | 3 | 75% | 17 | 87% | 20 | 85% |
| A KYLE Euan | Draws | 0 | - | 0 | - | 0 | - |
| | Take-outs | 0 | - | 0 | - | 0 | - |
| | Total | 0 | - | 0 | - | 0 | - |
| Team | Draws | 8 | 72% | 33 | 84% | 41 | 82% |
| | Take-outs | 14 | 80% | 25 | 88% | 39 | 85% |
| | Total | 22 | 77% | 58 | 86% | 80 | 83% |

**Note:**
Position and function for each team member:
**4** = Fourth, **3** = Third, **2** = Second, **1** = Lead, **A** = Alternate, **S** = Skip, **V** = Vice-Skip

**Legend:**
↻ Clockwise ↺ Counter-clockwise **LSFE(*)** Last Stone First End



lgt.com NEW HOLLAND LE GRUYÈRE SWITZERLAND ZUG CURLIT Curling Information Technology Ltd.

# Game - Shot by Shot

**End 1** — **ITA - Italy 0 + 0 (this end) = 0** — **SCO - Scotland 0 + 1 (this end) = 1**

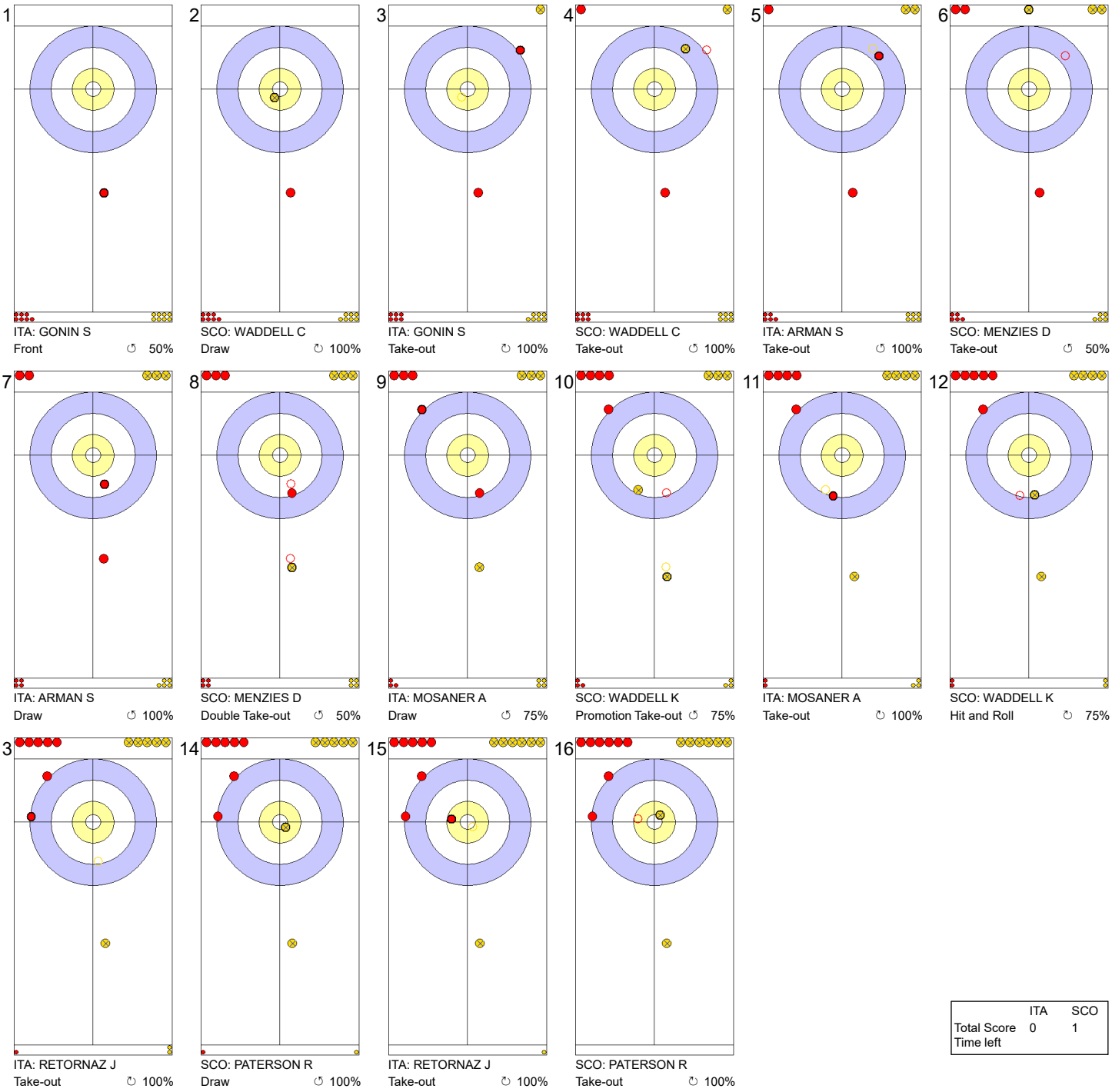


| | ITA | SCO |
|---|---|---|
| Total Score | 0 | 1 |
| Time left | | |

**Legend:**
↻ Clockwise ↺ Counter-clockwise - Not considered



lgt.com NEW HOLLAND LE GRUYÈRE SWITZERLAND ZUG CURLIT Curling Information Technology Ltd.

# Game - Shot by Shot

**End 2** | **ITA - Italy** 0 + 0 (this end) = 0 | **SCO - Scotland** 1 + 1 (this end) = 2

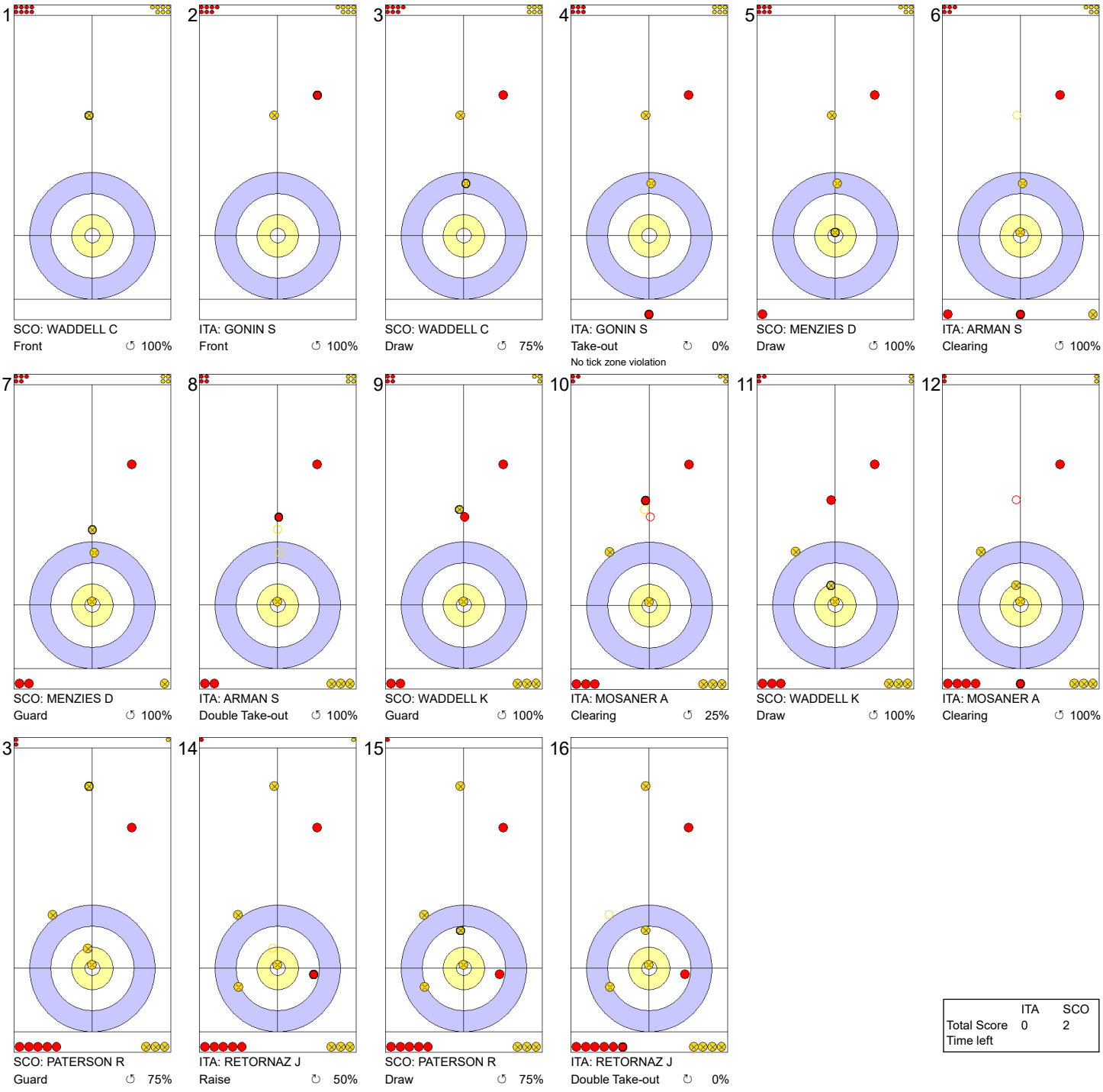


| | ITA | SCO |
|---|---|---|
| Total Score | 0 | 2 |
| Time left | | |

**Legend:**

↻ Clockwise ↺ Counter-clockwise - Not considered



lgt.com NEW HOLLAND LE GRUYÈRE SWITZERLAND ZUG CURLIT Curling Information Technology Ltd.

# Game - Shot by Shot

**End 3** — **ITA - Italy 0 + 0 (this end) = 0** — **SCO - Scotland 2 + 0 (this end) = 2**

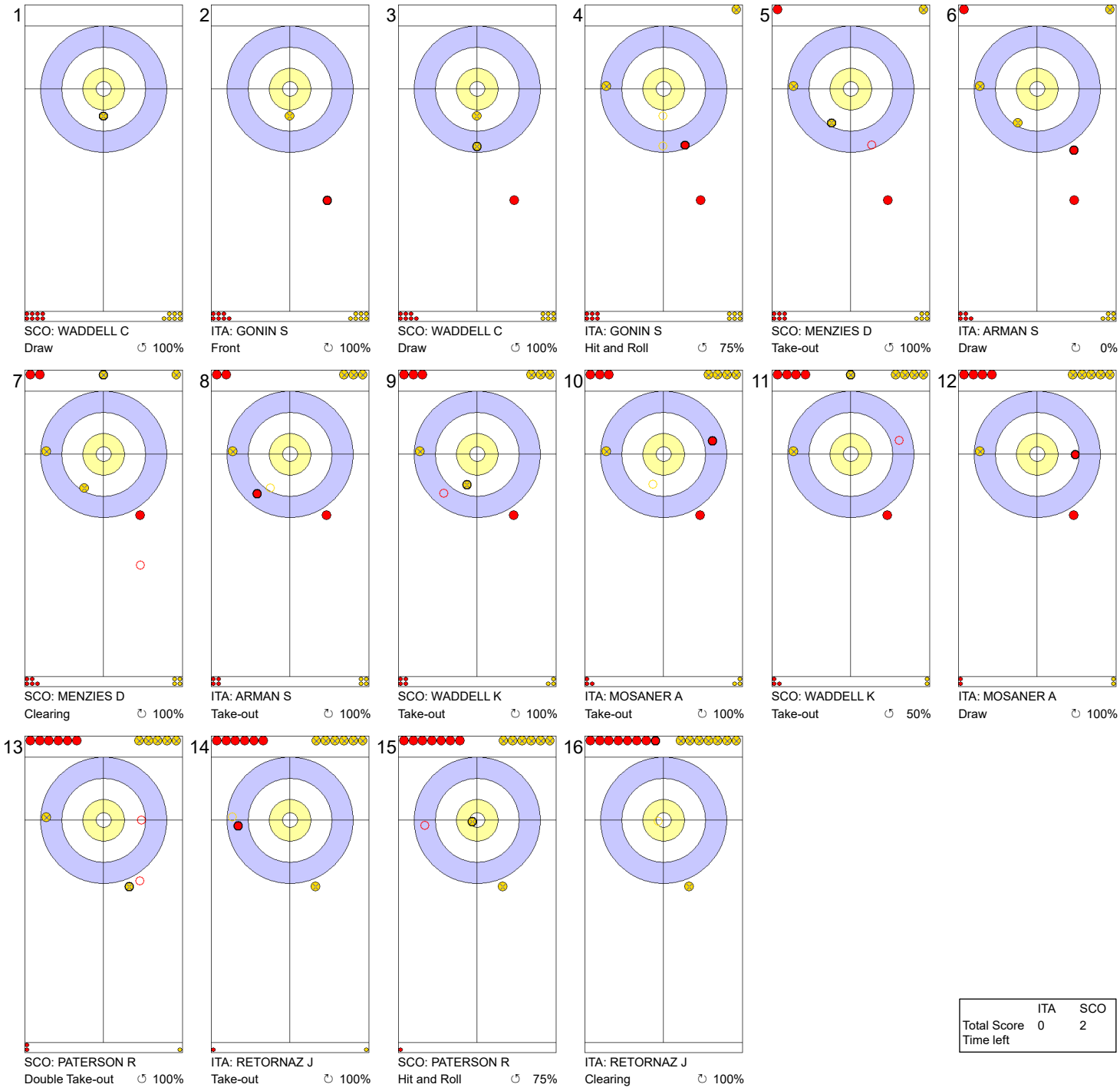

| | 1 | 2 | 3 | 4 | 5 | 6 |
|---|---|---|---|---|---|---|
| | SCO: WADDELL C | ITA: GONIN S | SCO: WADDELL C | ITA: GONIN S | SCO: MENZIES D | ITA: ARMAN S |
| | Draw ↻ 100% | Front ↻ 100% | Draw ↻ 100% | Hit and Roll ↺ 75% | Take-out ↻ 100% | Draw ↻ 0% |

| | 7 | 8 | 9 | 10 | 11 | 12 |
|---|---|---|---|---|---|---|
| | SCO: MENZIES D | ITA: ARMAN S | SCO: WADDELL K | ITA: MOSANER A | SCO: WADDELL K | ITA: MOSANER A |
| | Clearing ↻ 100% | Take-out ↻ 100% | Take-out ↻ 100% | Take-out ↻ 100% | Take-out ↺ 50% | Draw ↻ 100% |

| | 13 | 14 | 15 | 16 |
|---|---|---|---|---|
| | SCO: PATERSON R | ITA: RETORNAZ J | SCO: PATERSON R | ITA: RETORNAZ J |
| | Double Take-out ↺ 100% | Take-out ↻ 100% | Hit and Roll ↺ 75% | Clearing ↻ 100% |

| | ITA | SCO |
|---|---|---|
| Total Score | 0 | 2 |
| Time left | | |

**Legend:**
↻ Clockwise ↺ Counter-clockwise - Not considered



lgt.com NEW HOLLAND LE GRUYÈRE SWITZERLAND ZUG CURLIT Curling Information Technology Ltd.

# Game - Shot by Shot

**End 4** — **ITA - Italy 0 + 0** (this end) **= 0** — **SCO - Scotland 2 + 1** (this end) **= 3**

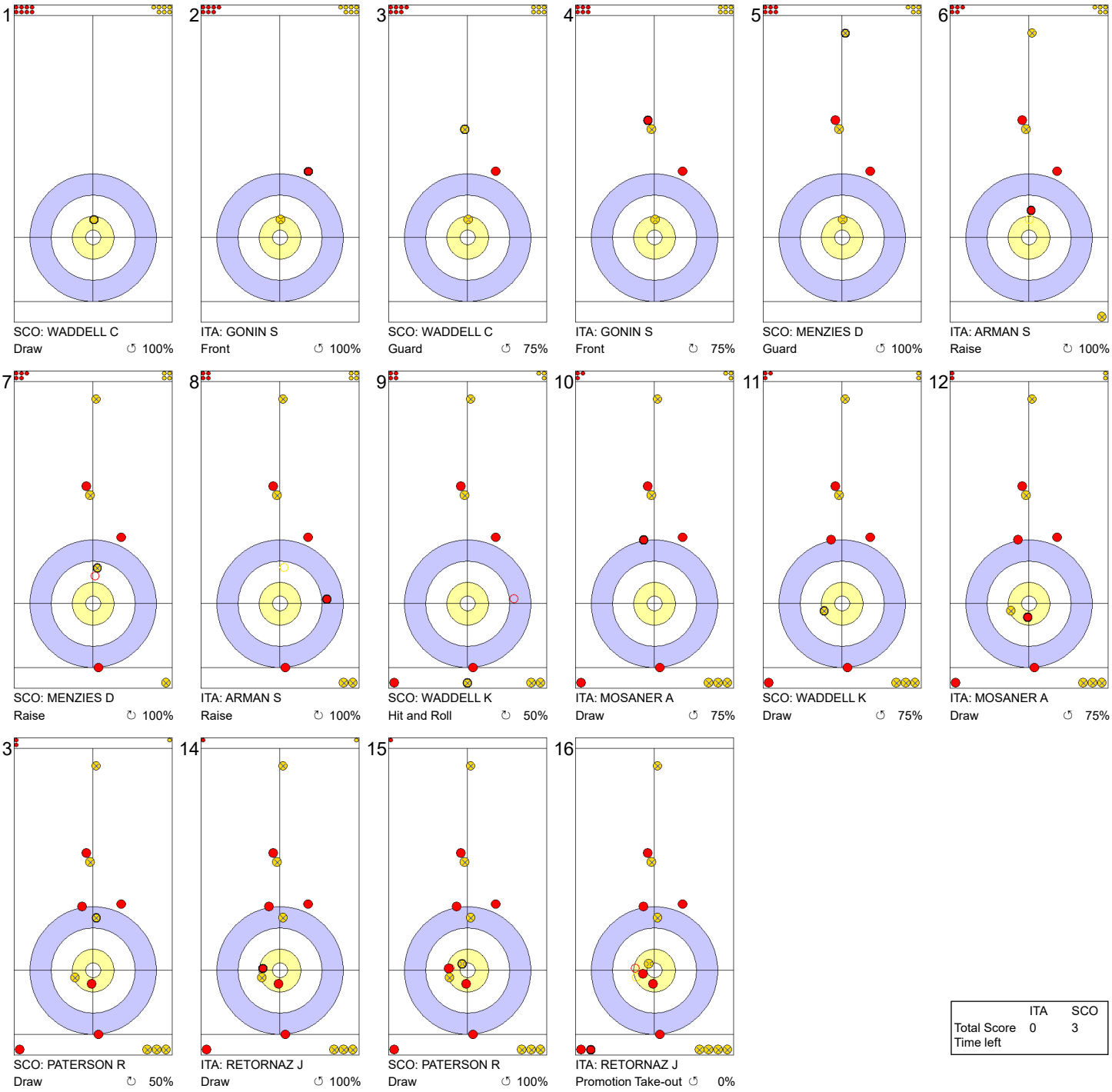


| | ITA | SCO |
|---|---|---|
| Total Score | 0 | 3 |
| Time left | | |

**Legend:**
↻ Clockwise ↺ Counter-clockwise - Not considered



lgt.com NEW HOLLAND LE GRUYÈRE SWITZERLAND ZUG CURLIT Curling Information Technology Ltd.

# Game - Shot by Shot

**End 5** — **ITA - Italy** 0 + 2 (this end) = 2 — **SCO - Scotland** 3 + 0 (this end) = 3

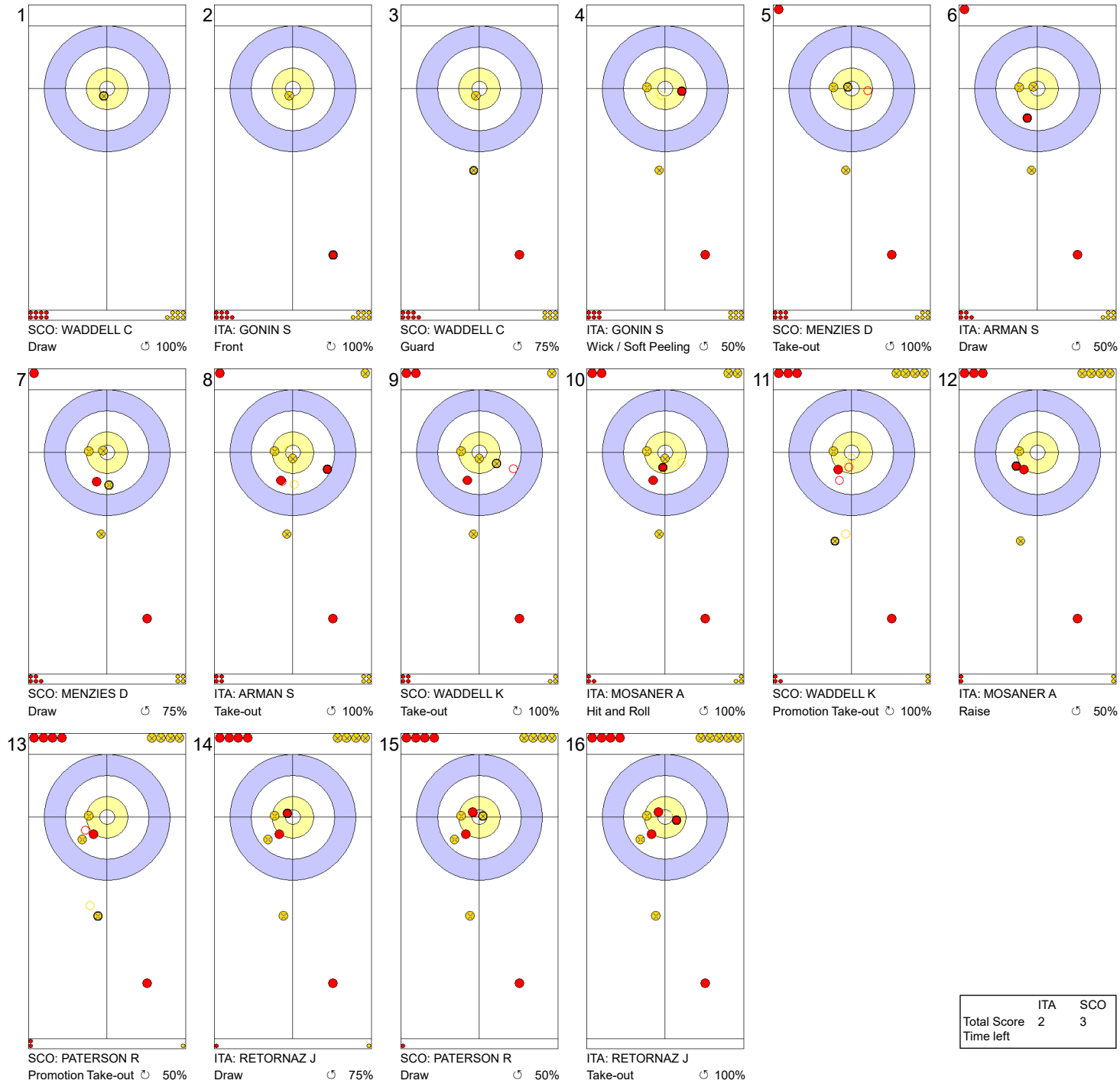


| | ITA | SCO |
|---|---|---|
| Total Score | 2 | 3 |
| Time left | | |

**Legend:**
↻ Clockwise ↺ Counter-clockwise - Not considered



lgt.com NEW HOLLAND LE GRUYÈRE SWITZERLAND ZUG CURLIT Curling Information Technology Ltd.

# Game - Shot by Shot

**End 6** — **ITA - Italy** 2 + 0 (this end) = 2 — **SCO - Scotland** 3 + 1 (this end) = 4

1
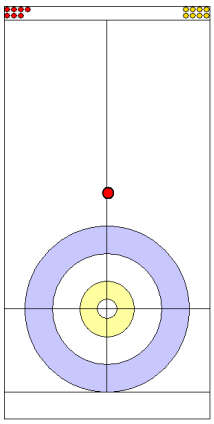
ITA: GONIN S
Front ↺ 100%

2
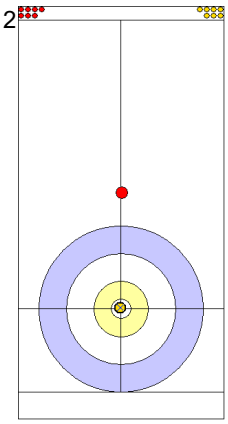
SCO: WADDELL C
Draw ↺ 100%

3
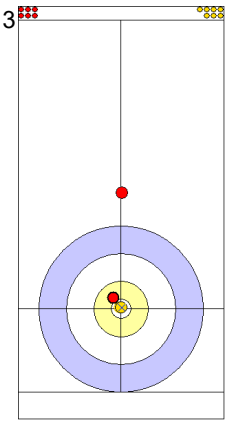
ITA: GONIN S
Draw ↺ 100%

4
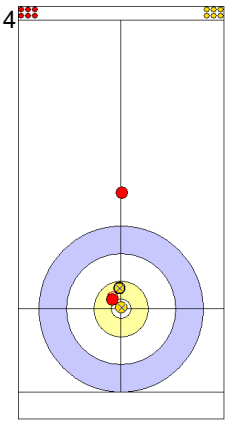
SCO: WADDELL C
Draw ↺ 100%

5
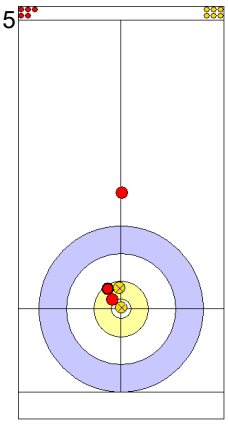
ITA: ARMAN S
Draw ↺ 100%

6
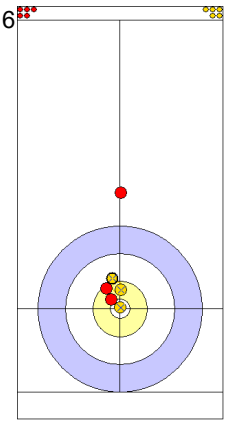
SCO: MENZIES D
Draw ↺ 100%

7
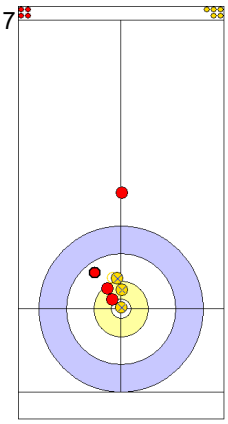
ITA: ARMAN S
Draw ↺ 75%

8
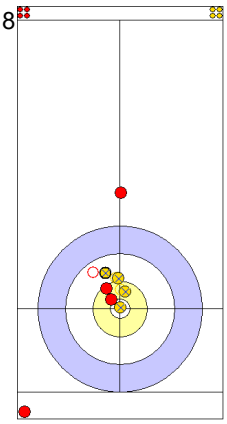
SCO: MENZIES D
Take-out ↺ 100%

9
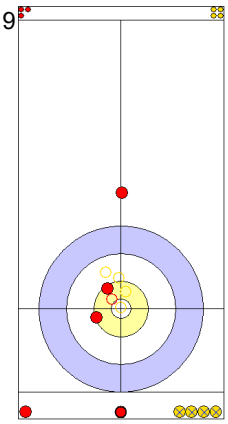
ITA: MOSANER A
Double Take-out ↺ 100%
Time-out

10
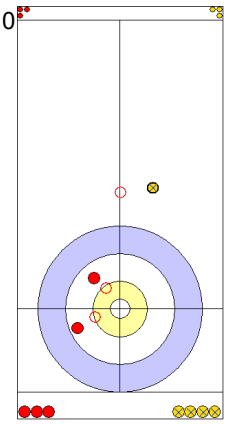
SCO: WADDELL K
Double Take-out ↻ 50%

11
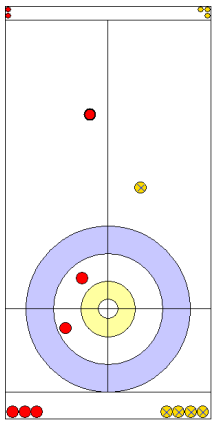
ITA: MOSANER A
Guard ↻ 50%

12
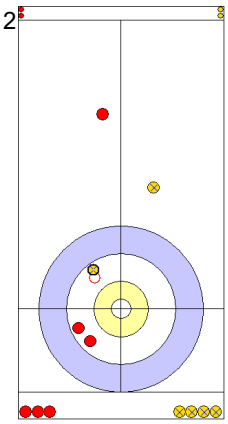
SCO: WADDELL K
Raise ↻ 50%

13
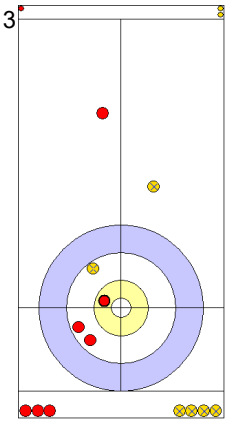
ITA: RETORNAZ J
Draw ↻ 100%

14
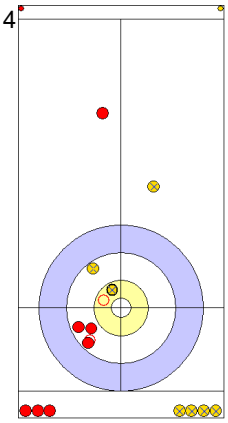
SCO: PATERSON R
Raise ↻ 50%

15
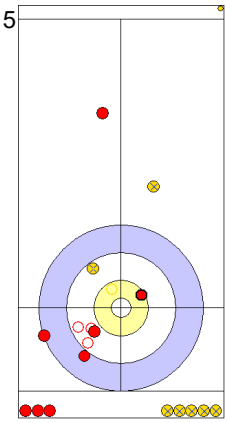
ITA: RETORNAZ J
Take-out ↻ 100%

16
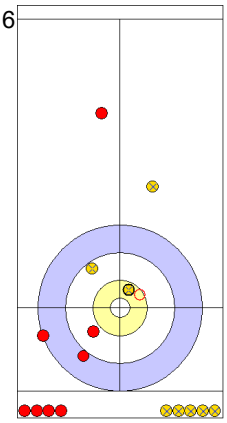
SCO: PATERSON R
Take-out ↻ 100%

| | ITA | SCO |
|---|---|---|
| Total Score | 2 | 4 |
| Time left | | |

**Legend:**
↻ Clockwise ↺ Counter-clockwise - Not considered



lgt.com NEW HOLLAND LE GRUYÈRE SWITZERLAND ZUG CURLIT Curling Information Technology Ltd.

# Game - Shot by Shot

**End 7** — **ITA - Italy 2 + 1** (this end) **= 3** — **SCO - Scotland 4 + 0** (this end) **= 4**

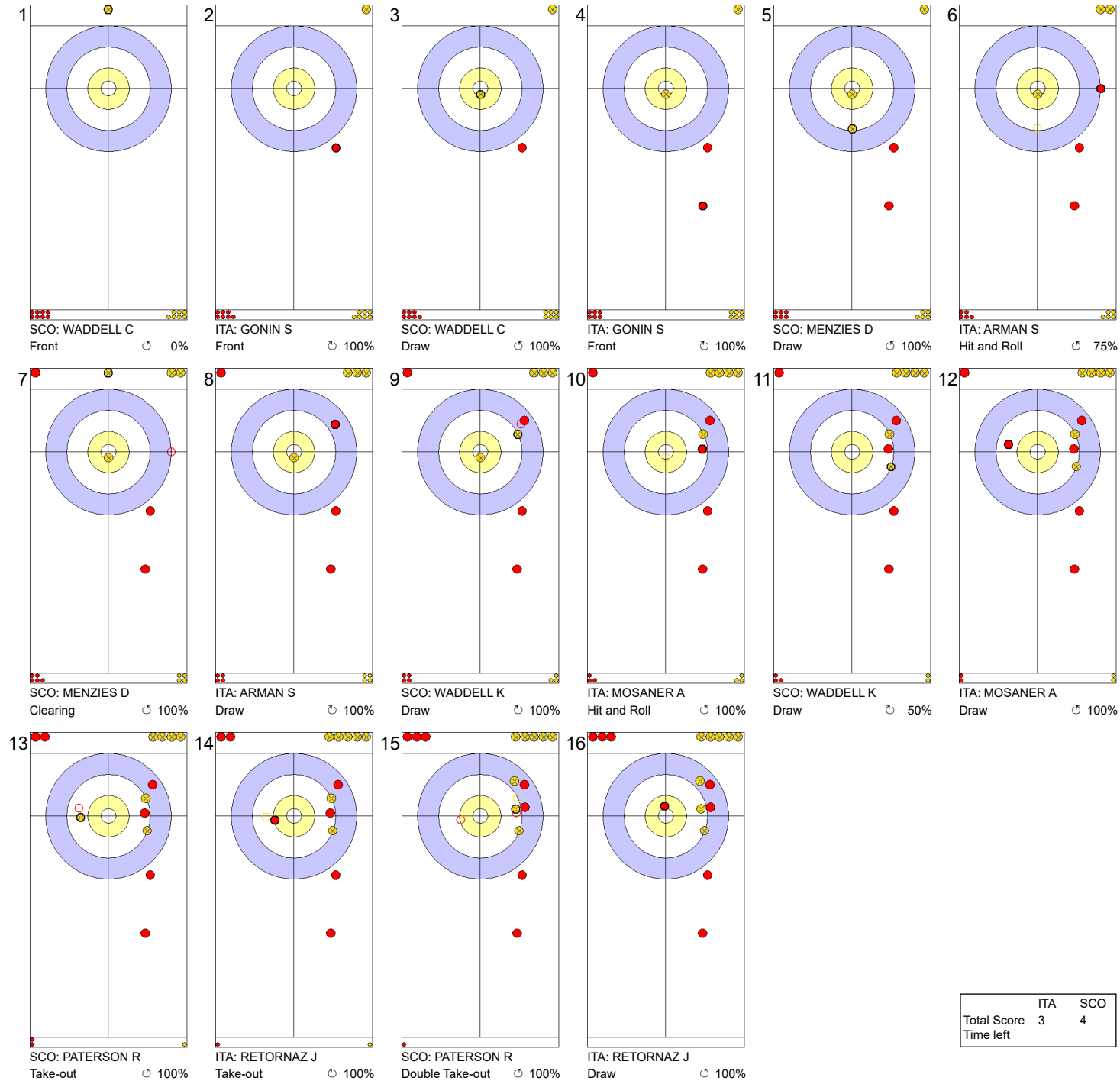

| | 1 | 2 | 3 | 4 | 5 | 6 |
|---|---|---|---|---|---|---|
| | SCO: WADDELL C | ITA: GONIN S | SCO: WADDELL C | ITA: GONIN S | SCO: MENZIES D | ITA: ARMAN S |
| | Front ↺ 0% | Front ↻ 100% | Draw ↺ 100% | Front ↻ 100% | Draw ↺ 100% | Hit and Roll ↺ 75% |

| | 7 | 8 | 9 | 10 | 11 | 12 |
|---|---|---|---|---|---|---|
| | SCO: MENZIES D | ITA: ARMAN S | SCO: WADDELL K | ITA: MOSANER A | SCO: WADDELL K | ITA: MOSANER A |
| | Clearing ↺ 100% | Draw ↻ 100% | Draw ↺ 100% | Hit and Roll ↻ 100% | Draw ↻ 50% | Draw ↺ 100% |

| | 13 | 14 | 15 | 16 |
|---|---|---|---|---|
| | SCO: PATERSON R | ITA: RETORNAZ J | SCO: PATERSON R | ITA: RETORNAZ J |
| | Take-out ↺ 100% | Take-out ↻ 100% | Double Take-out ↺ 100% | Draw ↻ 100% |

| | ITA | SCO |
|---|---|---|
| Total Score | 3 | 4 |
| Time left | | |

**Legend:**
↻ Clockwise ↺ Counter-clockwise - Not considered



lgt.com NEW HOLLAND LE GRUYÈRE SWITZERLAND V ZUG CURLIT Curling Information Technology Ltd.

# Game - Shot by Shot

**End 8** — **ITA - Italy 3 + 1** (this end) **= 4** — **SCO - Scotland 4 + 0** (this end) **= 4**




| | ITA | SCO |
|---|---|---|
| Total Score | 4 | 4 |
| Time left | | |

**Legend:**

↻ Clockwise ↺ Counter-clockwise - Not considered



lgt.com NEW HOLLAND LE GRUYÈRE SWITZERLAND ZUG CURLIT Curling Information Technology Ltd.

# Game - Shot by Shot

**End 9** — **ITA - Italy 4 + 0 (this end) = 4** — **SCO - Scotland 4 + 0 (this end) = 4**

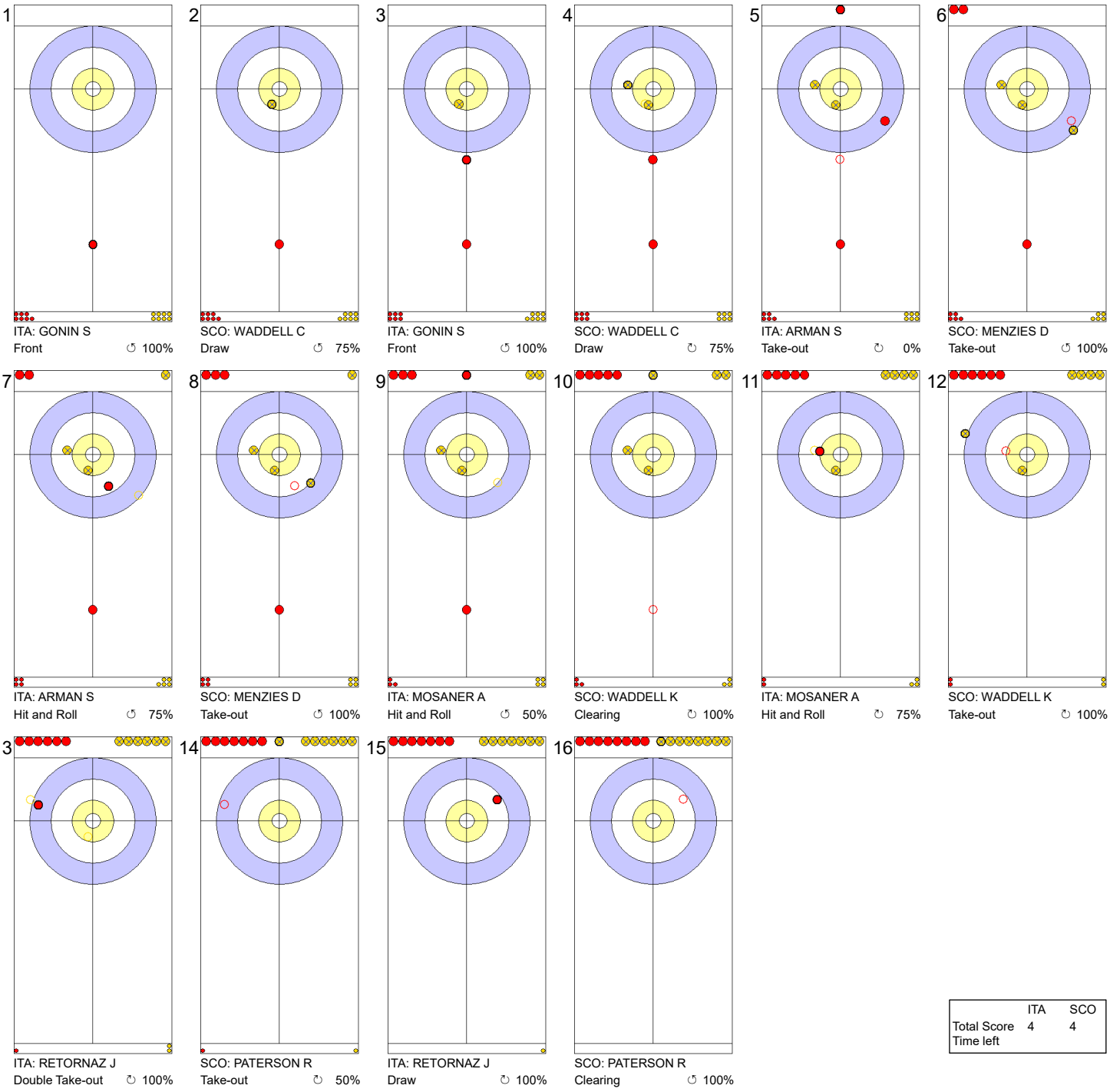

| | ITA | SCO |
|---|---|---|
| 1 | ITA: GONIN S<br>Front ↻ 100% | SCO: WADDELL C<br>Draw ↺ 75% |
| 2 | ITA: GONIN S<br>Front ↻ 100% | SCO: WADDELL C<br>Draw ↺ 75% |
| 3 | ITA: ARMAN S<br>Take-out ↻ 0% | SCO: MENZIES D<br>Take-out ↻ 100% |
| 4 | ITA: ARMAN S<br>Hit and Roll ↺ 75% | SCO: MENZIES D<br>Take-out ↺ 100% |
| 5 | ITA: MOSANER A<br>Hit and Roll ↺ 50% | SCO: WADDELL K<br>Clearing ↻ 100% |
| 6 | ITA: MOSANER A<br>Hit and Roll ↻ 75% | SCO: WADDELL K<br>Take-out ↻ 100% |
| 7 | ITA: RETORNAZ J<br>Double Take-out ↻ 100% | SCO: PATERSON R<br>Take-out ↺ 50% |
| 8 | ITA: RETORNAZ J<br>Draw ↻ 100% | SCO: PATERSON R<br>Clearing ↻ 100% |

| | ITA | SCO |
|---|---|---|
| Total Score | 4 | 4 |
| Time left | | |

**Legend:**
↻ Clockwise ↺ Counter-clockwise - Not considered



lgt.com NEW HOLLAND LE GRUYÈRE SWITZERLAND ZUG CURLIT Curling Information Technology Ltd.

# Game - Shot by Shot

**End 10** — **ITA - Italy** 4 + 0 (this end) = 4 — **SCO - Scotland** 4 + 1 (this end) = 5

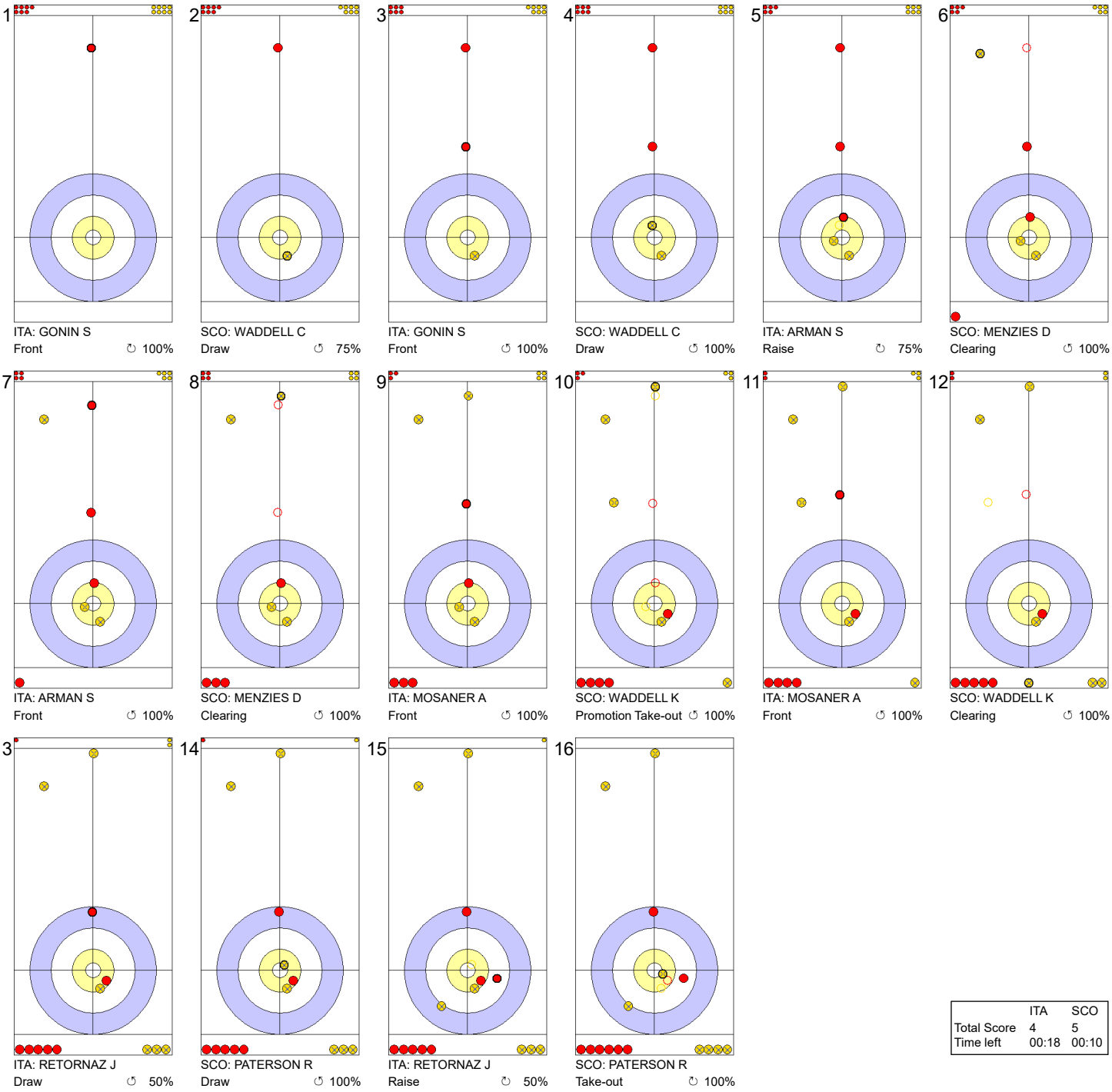


| | ITA | SCO |
|---|---|---|
| Total Score | 4 | 5 |
| Time left | 00:18 | 00:10 |

**Legend:**
↻ Clockwise ↺ Counter-clockwise - Not considered



lgt.com NEW HOLLAND LE GRUYÈRE SWITZERLAND ZUG CURLIT Curling Information Technology Ltd.

# Game Results

| Sheet | Game | Team | LSFE | 1 | 2 | 3 | 4 | 5 | 6 | 7 | 8 | 9 | 10 | Extra Ends | | | | Total |
|---|---|---|---|---|---|---|---|---|---|---|---|---|---|---|---|---|---|---|
| B | 2 | CAN - Canada | | 0 | 2 | 0 | 1 | 1 | 0 | 2 | 0 | 0 | 2 | | | | | 8 |
| | 2 | NOR - Norway | * | 1 | 0 | 2 | 0 | 0 | 1 | 0 | 2 | 1 | 0 | | | | | 7 |

| CAN - Canada | | Shot Success Game | Shot Success All |
|---|---|---|---|
| 4 S | GUSHUE Brad | 75% | 76% |
| 3 V | NICHOLS Mark | 81% | 81% |
| 2 | GALLANT Brett | 73% | 80% |
| 1 | WALKER Geoff | 95% | 97% |
| A | HARNDEN EJ | - | - |
| | Team Total | 81% | 84% |

| Last Stone Draw | | Distance |
|---|---|---|
| ↻ | GALLANT Brett | 31.8cm |
| ↺ | NICHOLS Mark | 33.1cm |
| **Total** | | **64.9cm** |

Time remaining: 1 minute 14 seconds

| NOR - Norway | | Shot Success Game | Shot Success All |
|---|---|---|---|
| 4 S | RAMSFJELL Magnus | 71% | 69% |
| 3 | SESAKER Martin | 80% | 82% |
| 2 | RAMSFJELL Bendik | 81% | 79% |
| 1 V | NEPSTAD Gaute | 85% | 81% |
| A | BRAENDEN Mathias | - | - |
| | Team Total | 79% | 78% |

| Last Stone Draw | | Distance |
|---|---|---|
| ↻ | RAMSFJELL Bendik | 32.8cm |
| ↺ | RAMSFJELL Magnus | 10.5cm |
| **Total** | | **43.3cm** |

Time remaining: 0 minutes 58 seconds

Time-out: End 10 - NOR stone 7

## Shot Success Analysis

| CAN - Canada | | ↻ | | ↺ | | Game | |
|---|---|---|---|---|---|---|---|
| 4 GUSHUE Brad | Draws | 4 | 63% | 7 | 68% | 11 | 66% |
| | Take-outs | 5 | 95% | 3 | 75% | 8 | 88% |
| | Total | 9 | 81% | 10 | 70% | 19 | 75% |
| 3 NICHOLS Mark | Draws | 1 | 100% | 3 | 92% | 4 | 94% |
| | Take-outs | 4 | 100% | 12 | 71% | 16 | 78% |
| | Total | 5 | 100% | 15 | 75% | 20 | 81% |
| 2 GALLANT Brett | Draws | 4 | 75% | 4 | 75% | 8 | 75% |
| | Take-outs | 8 | 72% | 4 | 69% | 12 | 71% |
| | Total | 12 | 73% | 8 | 72% | 20 | 73% |
| 1 WALKER Geoff | Draws | 6 | 92% | 11 | 98% | 17 | 96% |
| | Take-outs | 2 | 88% | 1 | 100% | 3 | 92% |
| | Total | 8 | 91% | 12 | 98% | 20 | 95% |
| A HARNDEN EJ | Draws | 0 | - | 0 | - | 0 | - |
| | Take-outs | 0 | - | 0 | - | 0 | - |
| | Total | 0 | - | 0 | - | 0 | - |
| Team | Draws | 15 | 80% | 25 | 85% | 40 | 83% |
| | Take-outs | 19 | 86% | 20 | 73% | 39 | 79% |
| | Total | 34 | 83% | 45 | 79% | 79 | 81% |

| NOR - Norway | | ↻ | | ↺ | | Game | |
|---|---|---|---|---|---|---|---|
| 4 RAMSFJELL Magnus | Draws | 4 | 81% | 7 | 68% | 11 | 73% |
| | Take-outs | 4 | 69% | 5 | 70% | 9 | 69% |
| | Total | 8 | 75% | 12 | 69% | 20 | 71% |
| 3 SESAKER Martin | Draws | 5 | 100% | 8 | 75% | 13 | 85% |
| | Take-outs | 4 | 75% | 3 | 67% | 7 | 71% |
| | Total | 9 | 89% | 11 | 73% | 20 | 80% |
| 2 RAMSFJELL Bendik | Draws | 5 | 90% | 3 | 17% | 8 | 63% |
| | Take-outs | 6 | 92% | 6 | 96% | 12 | 94% |
| | Total | 11 | 91% | 9 | 69% | 20 | 81% |
| 1 NEPSTAD Gaute | Draws | 15 | 92% | 5 | 65% | 20 | 85% |
| | Take-outs | 0 | - | 0 | - | 0 | - |
| | Total | 15 | 92% | 5 | 65% | 20 | 85% |
| A BRAENDEN Mathias | Draws | 0 | - | 0 | - | 0 | - |
| | Take-outs | 0 | - | 0 | - | 0 | - |
| | Total | 0 | - | 0 | - | 0 | - |
| Team | Draws | 29 | 91% | 23 | 63% | 52 | 79% |
| | Take-outs | 14 | 80% | 14 | 80% | 28 | 80% |
| | Total | 43 | 88% | 37 | 70% | 80 | 79% |

**Note:**
Position and function for each team member:
**4** = Fourth, **3** = Third, **2** = Second, **1** = Lead, **A** = Alternate, **S** = Skip, **V** = Vice-Skip

**Legend:**
↻ Clockwise ↺ Counter-clockwise **LSFE(*)** Last Stone First End



lgt.com NEW HOLLAND LE GRUYÈRE SWITZERLAND ZUG CURLIT Curling Information Technology Ltd.

# Game - Shot by Shot

**End 1** — **CAN - Canada 0 + 0** (this end) **= 0** — **NOR - Norway 0 + 1** (this end) **= 1**

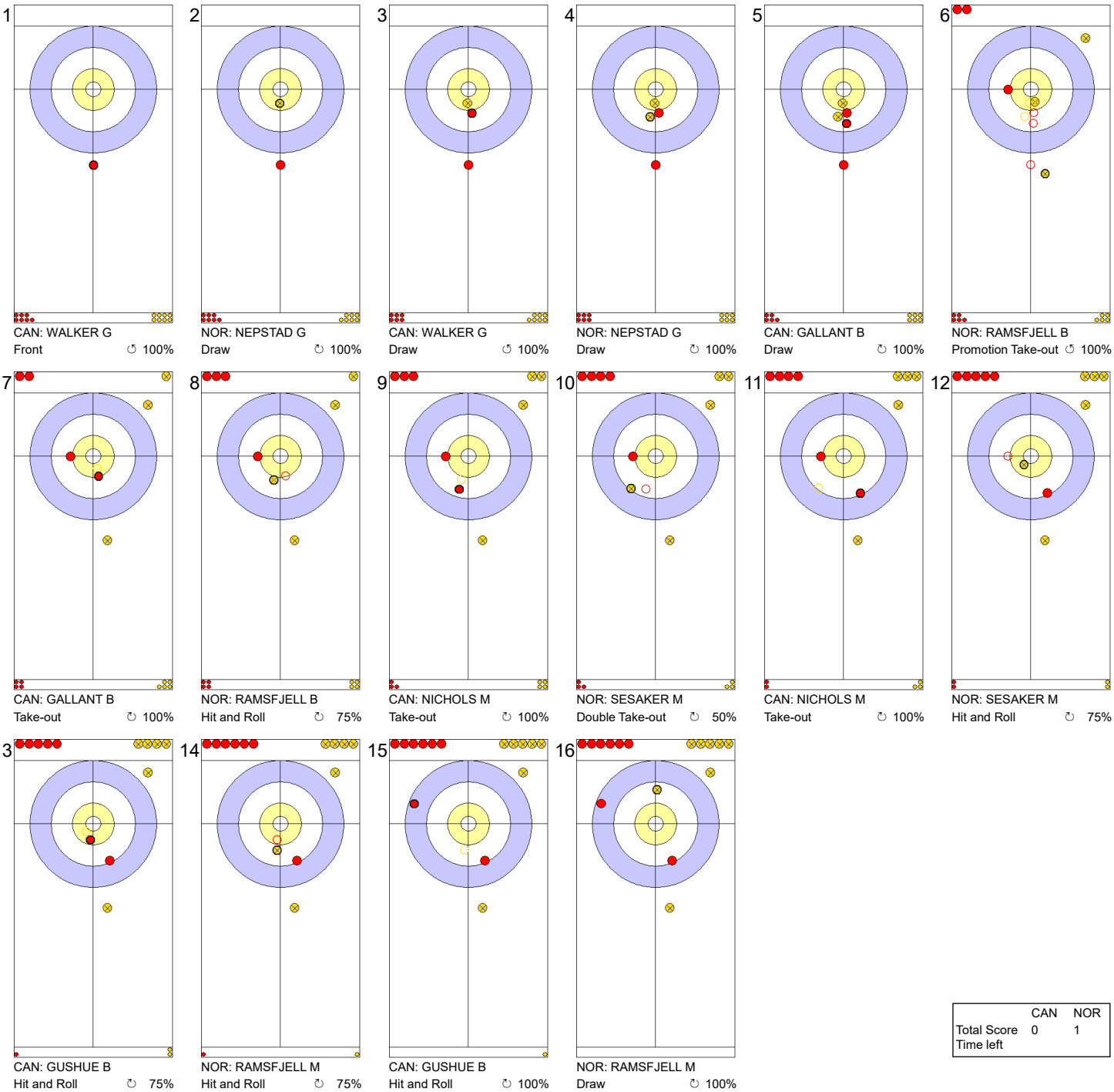

| | | | | | | | | | | | |
|---|---|---|---|---|---|---|---|---|---|---|---|
| 1 | CAN: WALKER G | Front | ↺ 100% | 2 | NOR: NEPSTAD G | Draw | ↻ 100% | 3 | CAN: WALKER G | Draw | ↺ 100% |
| 4 | NOR: NEPSTAD G | Draw | ↻ 100% | 5 | CAN: GALLANT B | Draw | ↻ 100% | 6 | NOR: RAMSFJELL B | Promotion Take-out | ↺ 100% |
| 7 | CAN: GALLANT B | Take-out | ↻ 100% | 8 | NOR: RAMSFJELL B | Hit and Roll | ↻ 75% | 9 | CAN: NICHOLS M | Take-out | ↻ 100% |
| 10 | NOR: SESAKER M | Double Take-out | ↻ 50% | 11 | CAN: NICHOLS M | Take-out | ↻ 100% | 12 | NOR: SESAKER M | Hit and Roll | ↻ 75% |
| 13 | CAN: GUSHUE B | Hit and Roll | ↻ 75% | 14 | NOR: RAMSFJELL M | Hit and Roll | ↻ 75% | 15 | CAN: GUSHUE B | Hit and Roll | ↻ 100% |
| 16 | NOR: RAMSFJELL M | Draw | ↻ 100% | | | | | | | | |

| | CAN | NOR |
|---|---|---|
| Total Score | 0 | 1 |
| Time left | | |

**Legend:**

↻ Clockwise ↺ Counter-clockwise - Not considered



lgt.com NEW HOLLAND LE GRUYÈRE SWITZERLAND ZUG CURLIT Curling Information Technology Ltd.

# Game - Shot by Shot

**End 2** — **CAN - Canada 0 + 2** (this end) **= 2** — **NOR - Norway 1 + 0** (this end) **= 1**

| 1 | 2 | 3 | 4 | 5 | 6 |
|---|---|---|---|---|---|
| 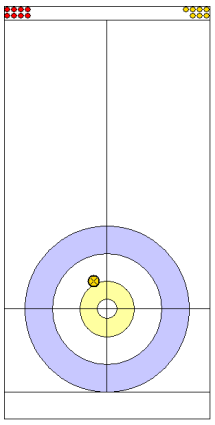 | 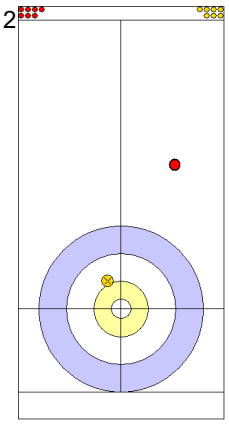 | 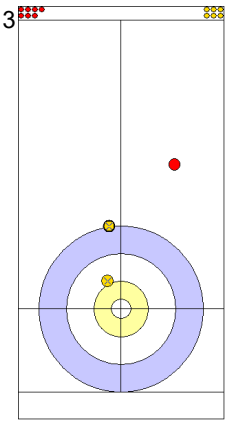 | 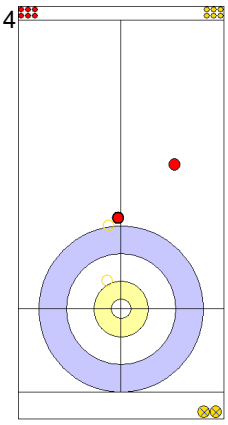 | 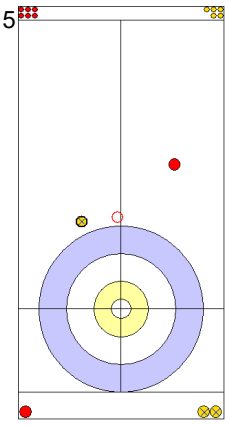 | 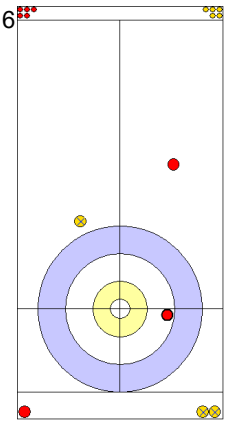 |
| NOR: NEPSTAD G<br>Draw ↻ 100% | CAN: WALKER G<br>Front ↺ 100% | NOR: NEPSTAD G<br>Guard ↻ 50% | CAN: WALKER G<br>Double Take-out ↻ 100% | NOR: RAMSFJELL B<br>Take-out ↺ 100% | CAN: GALLANT B<br>Draw ↺ 75% |

| 7 | 8 | 9 | 10 | 11 | 12 |
|---|---|---|---|---|---|
| 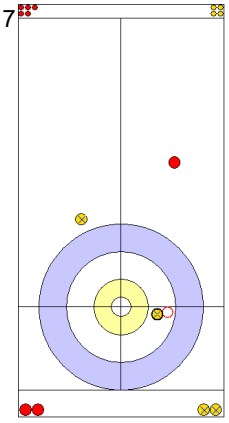 | 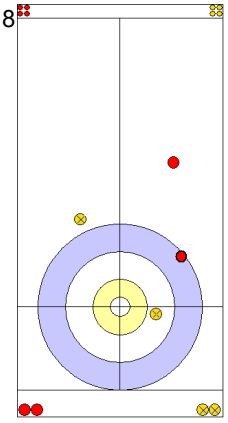 | 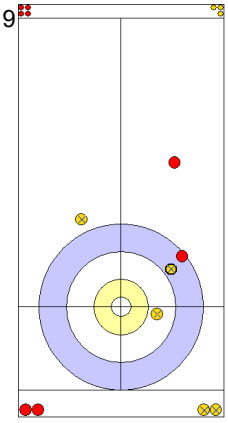 | 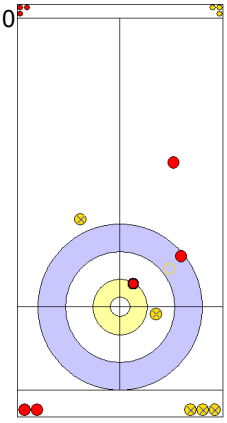 | 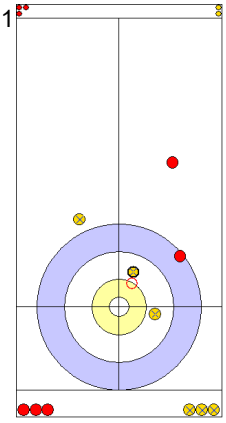 | 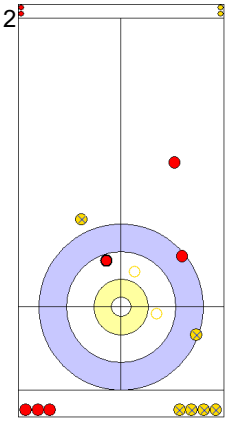 |
| NOR: RAMSFJELL B<br>Take-out ↻ 100% | CAN: GALLANT B<br>Draw ↺ 100% | NOR: SESAKER M<br>Draw ↻ 100% | CAN: NICHOLS M<br>Hit and Roll ↻ 100% | NOR: SESAKER M<br>Take-out ↻ 100% | CAN: NICHOLS M<br>Hit and Roll ↺ 75% |

| 13 | 14 | 15 | 16 |
|---|---|---|---|
| 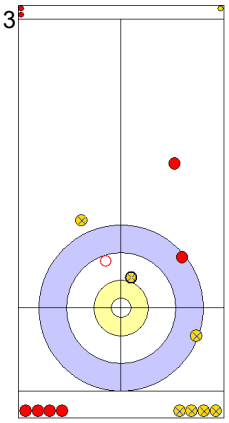 | 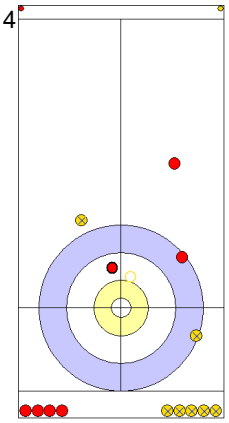 | 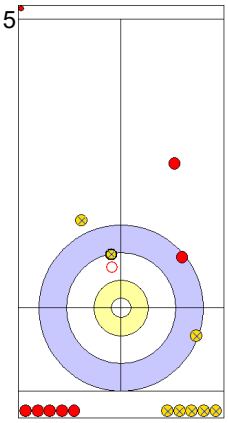 | 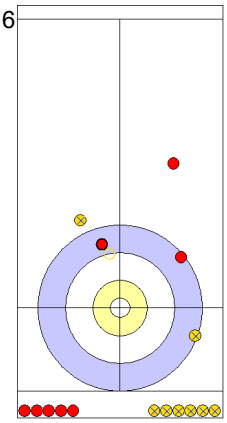 |
| NOR: RAMSFJELL M<br>Hit and Roll ↻ 75% | CAN: GUSHUE B<br>Hit and Roll ↺ 75% | NOR: RAMSFJELL M<br>Take-out ↻ 100% | CAN: GUSHUE B<br>Take-out ↻ 100% |

| | CAN | NOR |
|---|---|---|
| Total Score | 2 | 1 |
| Time left | | |

**Legend:**
↻ Clockwise ↺ Counter-clockwise - Not considered



lgt.com NEW HOLLAND LE GRUYÈRE SWITZERLAND ZUG CURLIT Curling Information Technology Ltd.

# Game - Shot by Shot

**End 3** — **CAN - Canada 2 + 0** (this end) **= 2** — **NOR - Norway 1 + 2** (this end) **= 3**



| | 1 | 2 | 3 | 4 | 5 | 6 |
|---|---|---|---|---|---|---|
| | CAN: WALKER G | NOR: NEPSTAD G | CAN: WALKER G | NOR: NEPSTAD G | CAN: GALLANT B | NOR: RAMSFJELL B |
| | Front ↻ 100% | Draw ↻ 100% | Draw ↻ 100% | Draw ↻ 75% | Promotion Take-out ↻ 0% | Take-out ↻ 100% |
| | 7 | 8 | 9 | 10 | 11 | 12 |
| | CAN: GALLANT B | NOR: RAMSFJELL B | CAN: NICHOLS M | NOR: SESAKER M | CAN: NICHOLS M | NOR: SESAKER M |
| | Take-out ↻ 100% | Take-out ↻ 100% | Take-out ↻ 100% | Hit and Roll ↻ 100% | Double Take-out ↻ 50% | Draw ↻ 50% |
| | 13 | 14 | 15 | 16 | | |
| | CAN: GUSHUE B | NOR: RAMSFJELL M | CAN: GUSHUE B | NOR: RAMSFJELL M | | |
| | Double Take-out ↻ 50% | Take-out ↻ 100% | Double Take-out ↻ 100% | Draw ↻ 100% | | |

| | CAN | NOR |
|---|---|---|
| Total Score | 2 | 3 |
| Time left | | |

**Legend:**
↻ Clockwise ↺ Counter-clockwise - Not considered



lgt.com NEW HOLLAND LE GRUYÈRE SWITZERLAND ZUG CURLIT Curling Information Technology Ltd.

# Game - Shot by Shot

**End 4** — **CAN - Canada 2 + 1** (this end) **= 3** — **NOR - Norway 3 + 0** (this end) **= 3**

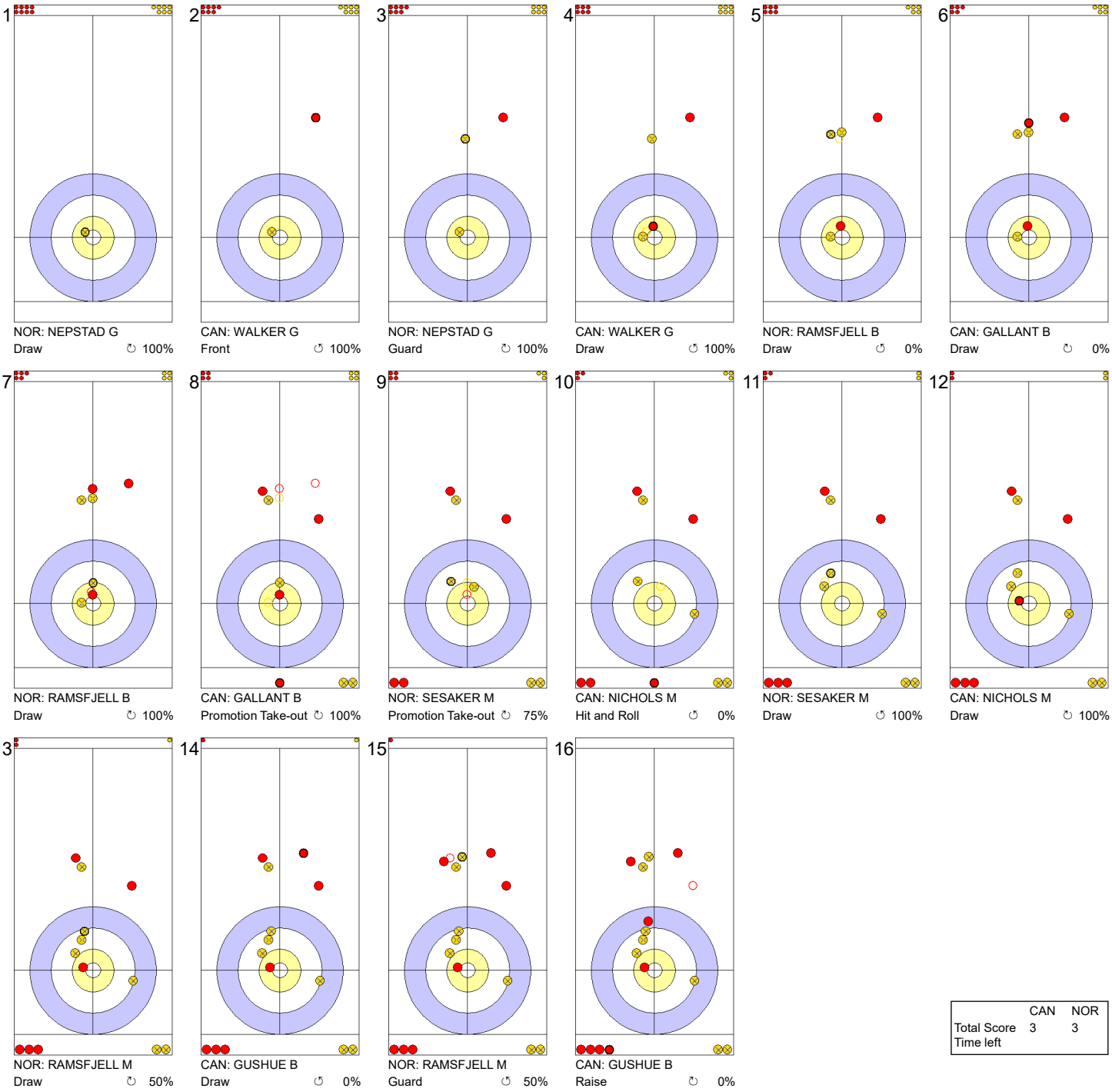


| | CAN | NOR |
|---|---|---|
| Total Score | 3 | 3 |
| Time left | | |

**Legend:**
↻ Clockwise ↺ Counter-clockwise - Not considered



lgt.com NEW HOLLAND LE GRUYÈRE SWITZERLAND ZUG CURLIT Curling Information Technology Ltd.

# Game - Shot by Shot

**End 5** — **CAN - Canada 3 + 1** (this end) **= 4** — **NOR - Norway 3 + 0** (this end) **= 3**

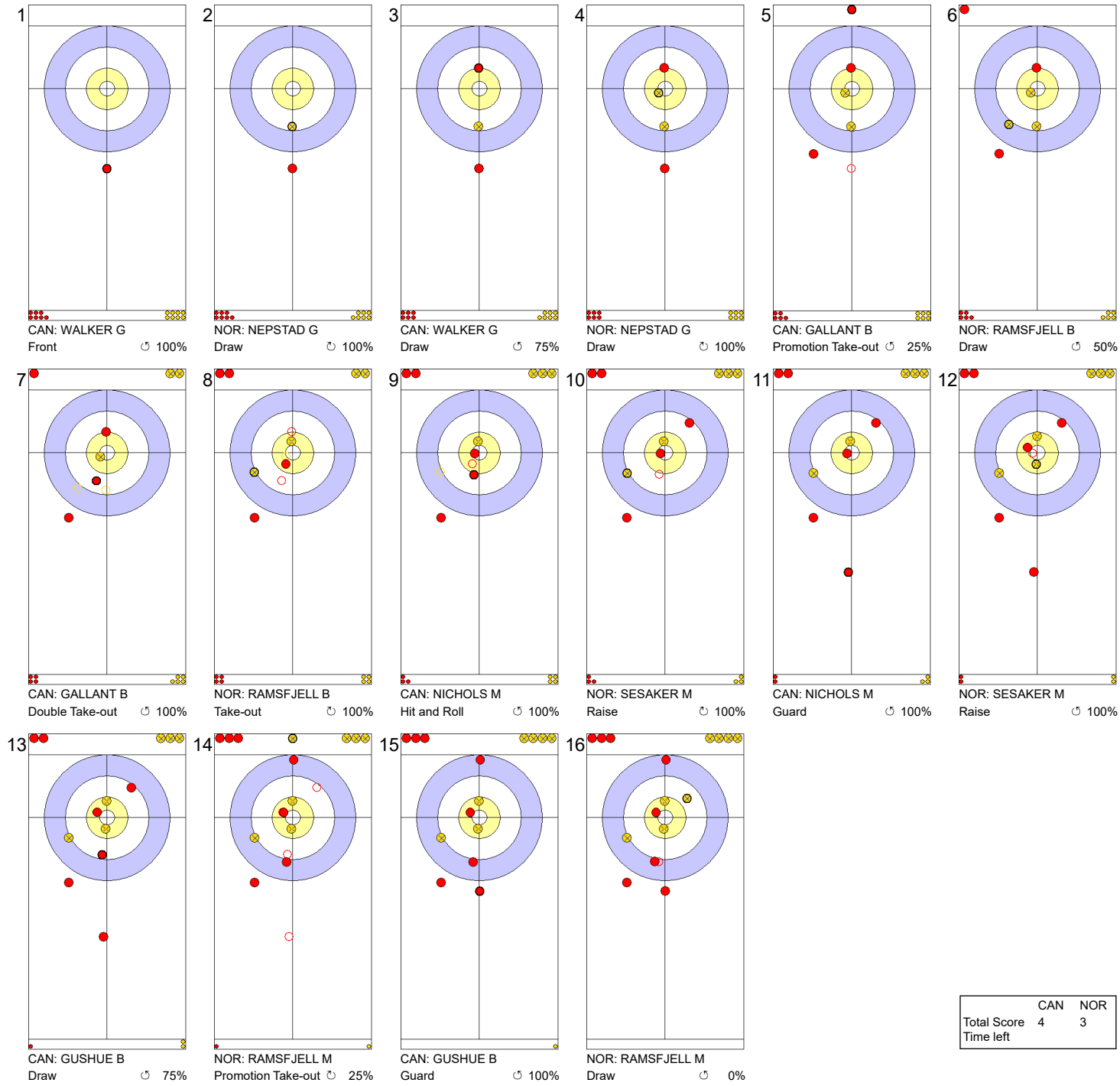


| | CAN | NOR |
|---|---|---|
| Total Score | 4 | 3 |
| Time left | | |

**Legend:**

↻ Clockwise ↺ Counter-clockwise - Not considered



lgt.com NEW HOLLAND LE GRUYÈRE SWITZERLAND ZUG CURLIT Curling Information Technology Ltd.

# Game - Shot by Shot

**End 6** — **CAN - Canada 4 + 0** (this end) **= 4** — **NOR - Norway 3 + 1** (this end) **= 4**

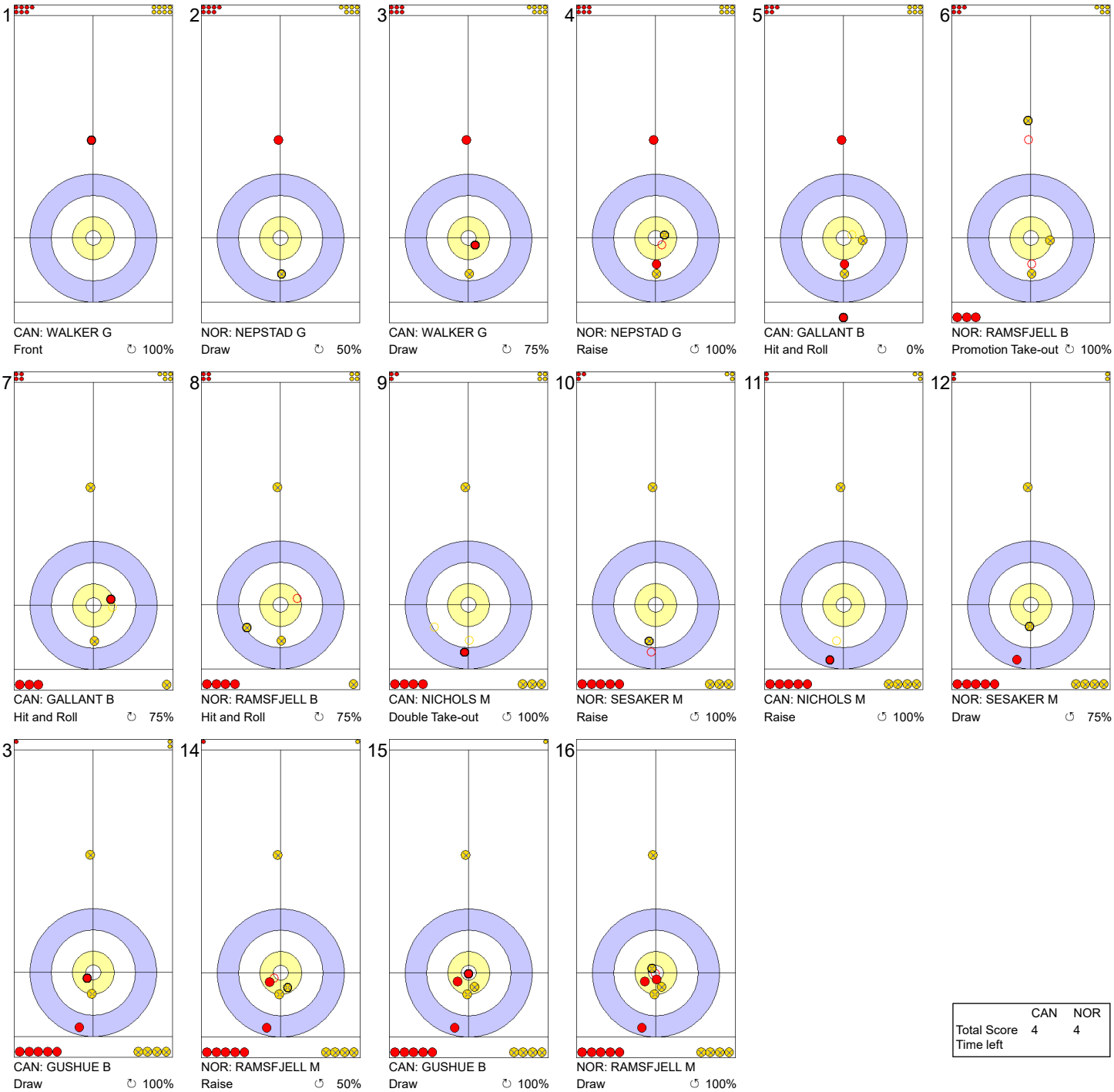


| | CAN | NOR |
|---|---|---|
| Total Score | 4 | 4 |
| Time left | | |

**Legend:**

↻ Clockwise ↺ Counter-clockwise - Not considered



lgt.com NEW HOLLAND LE GRUYÈRE SWITZERLAND ZUG CURLIT Curling Information Technology Ltd.

# Game - Shot by Shot

**End 7** — **CAN - Canada 4 + 2** (this end) **= 6** — **NOR - Norway 4 + 0** (this end) **= 4**



| | 1 | 2 | 3 | 4 | 5 | 6 |
|---|---|---|---|---|---|---|
| | NOR: NEPSTAD G | CAN: WALKER G | NOR: NEPSTAD G | CAN: WALKER G | NOR: RAMSFJELL B | CAN: GALLANT B |
| | Front ↻ 100% | Draw ↺ 100% | Draw ↺ 50% | Take-out ↺ 100% | Hit and Roll ↺ 75% | Hit and Roll ↺ 50% |
| | 7 | 8 | 9 | 10 | 11 | 12 |
| | NOR: RAMSFJELL B | CAN: GALLANT B | NOR: SESAKER M | CAN: NICHOLS M | NOR: SESAKER M | CAN: NICHOLS M |
| | Draw ↺ 0% | Draw ↻ 100% | Promotion Take-out ↺ 75% | Take-out ↺ 100% | Take-out ↺ 25% | Clearing ↺ 100% |
| | 13 | 14 | 15 | 16 | | |
| | NOR: RAMSFJELL M | CAN: GUSHUE B | NOR: RAMSFJELL M | CAN: GUSHUE B | | |
| | Take-out ↺ 75% | Take-out ↻ 100% | Hit and Roll ↺ 75% | Hit and Roll ↻ 100% | | |

| | CAN | NOR |
|---|---|---|
| Total Score | 6 | 4 |
| Time left | | |

**Legend:**
↻ Clockwise ↺ Counter-clockwise - Not considered



lgt.com NEW HOLLAND LE GRUYÈRE SWITZERLAND ZUG CURLIT Curling Information Technology Ltd.

# Game - Shot by Shot

**End 8** — **CAN - Canada 6 + 0** (this end) **= 6** — **NOR - Norway 4 + 2** (this end) **= 6**

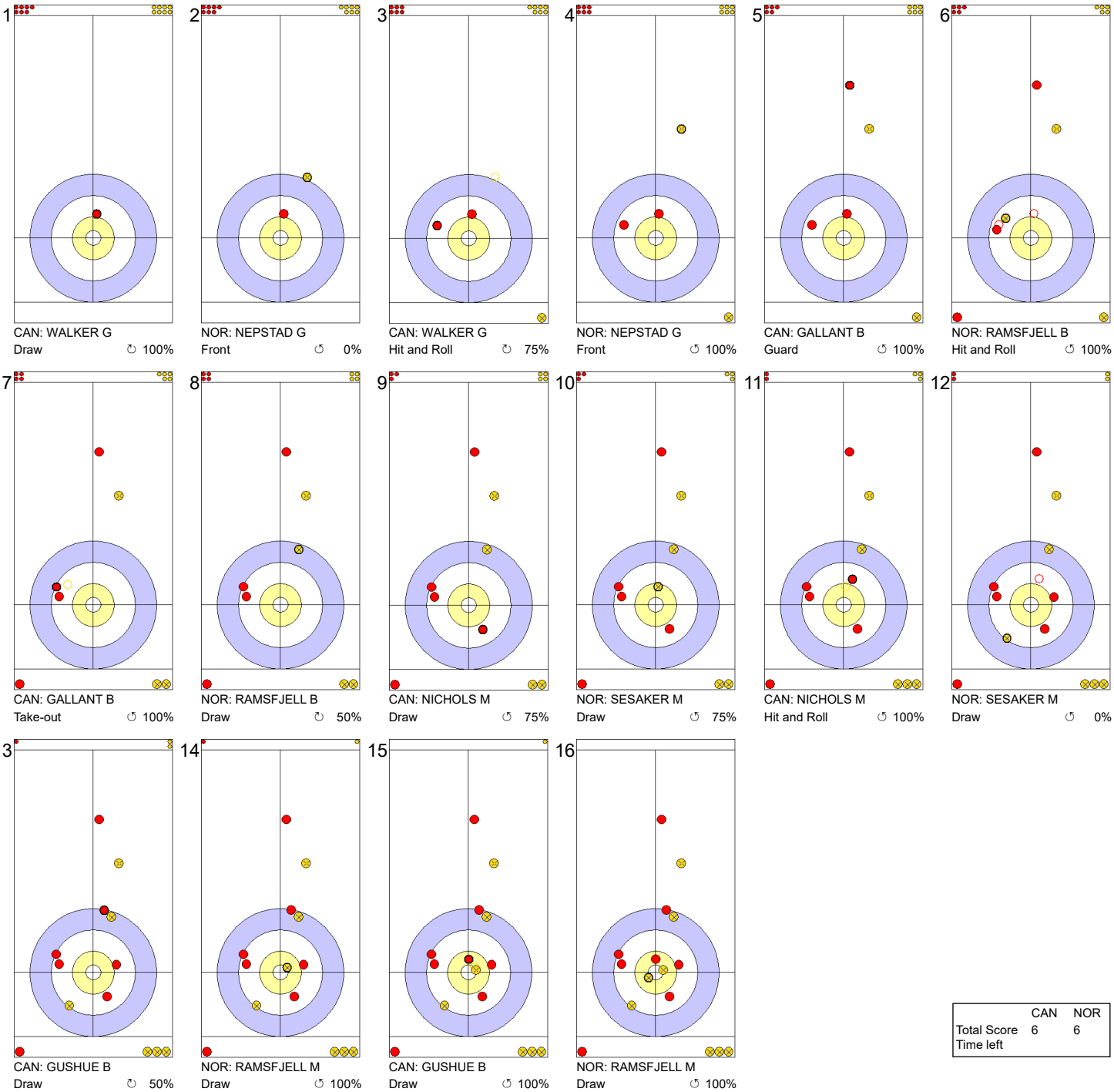


| | CAN | NOR |
|---|---|---|
| Total Score | 6 | 6 |
| Time left | | |

**Legend:**

↻ Clockwise ↺ Counter-clockwise - Not considered



lgt.com NEW HOLLAND LE GRUYÈRE SWITZERLAND ZUG CURLIT Curling Information Technology Ltd.

# Game - Shot by Shot

**End 9** — **CAN - Canada 6 + 0 (this end) = 6** — **NOR - Norway 6 + 1 (this end) = 7**

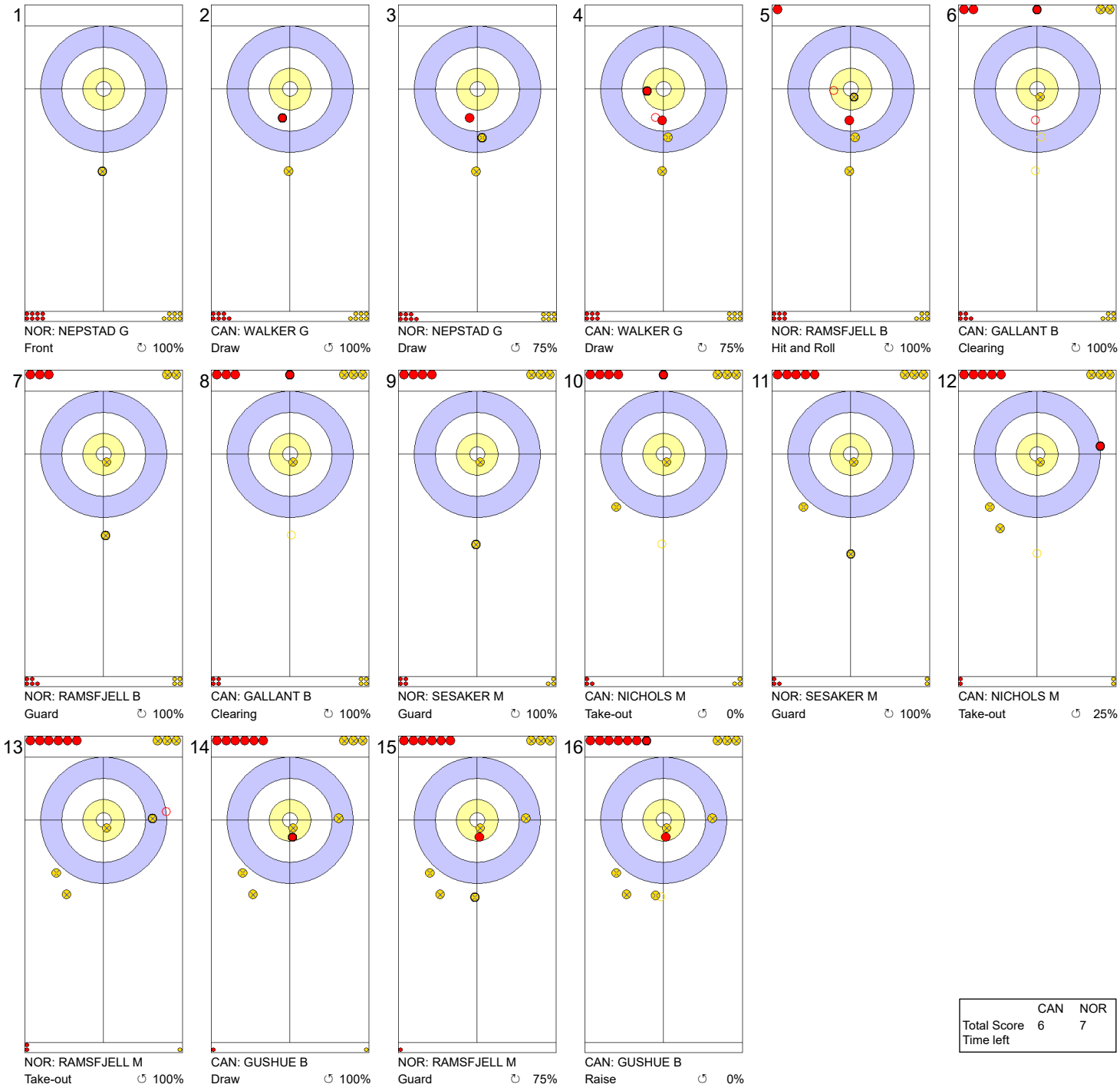


| | CAN | NOR |
|---|---|---|
| Total Score | 6 | 7 |
| Time left | | |

**Legend:**

↻ Clockwise ↺ Counter-clockwise - Not considered



lgt.com NEW HOLLAND LE GRUYÈRE SWITZERLAND ZUG CURLIT Curling Information Technology Ltd.

# Game - Shot by Shot

**End 10** — **CAN - Canada 6 + 2** (this end) **= 8** — **NOR - Norway 7 + 0** (this end) **= 7**

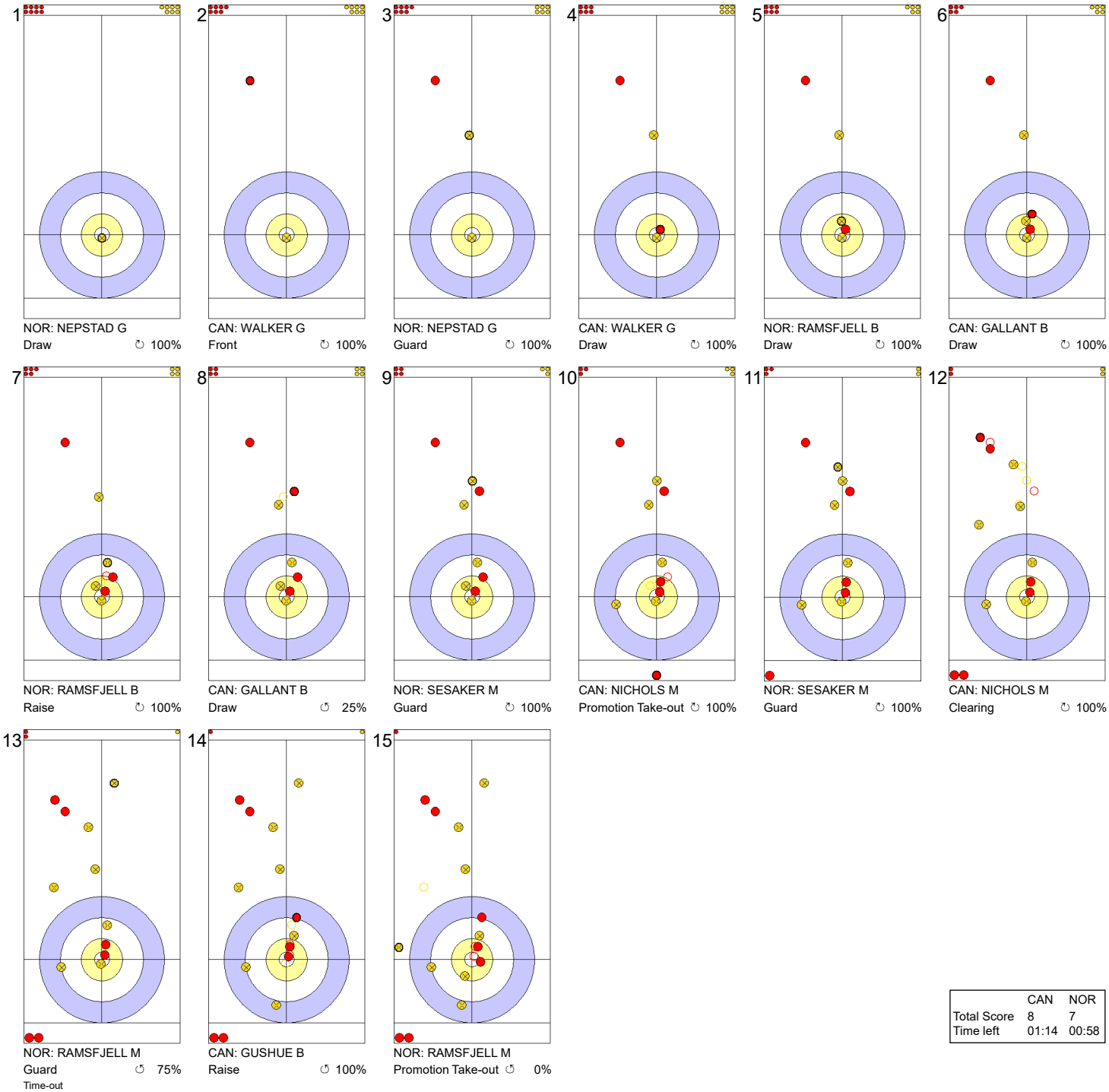


| | CAN | NOR |
|---|---|---|
| Total Score | 8 | 7 |
| Time left | 01:14 | 00:58 |

**Legend:**
↻ Clockwise ↺ Counter-clockwise - Not considered



lgt.com NEW HOLLAND LE GRUYÈRE SWITZERLAND ZUG CURLIT Curling Information Technology Ltd.

# Game Results

| Sheet | Game | Team | LSFE | 1 | 2 | 3 | 4 | 5 | 6 | 7 | 8 | 9 | 10 | Extra Ends | | | | Total |
|---|---|---|---|---|---|---|---|---|---|---|---|---|---|---|---|---|---|---|
| C | 1 | FIN - Finland | | 0 | 0 | 2 | 0 | 0 | 2 | 0 | 1 | 0 | 1 | | | | | 6 |
| | 1 | SUI - Switzerland | * | 0 | 1 | 0 | 1 | 1 | 0 | 0 | 0 | 1 | 0 | | | | | 4 |

| FIN - Finland | | Shot Success Game | Shot Success All |
|---|---|---|---|
| 4 S | KIISKINEN Kalle | 61% | 61% |
| 3 V | SALO Teemu | 67% | 67% |
| 2 | OUNI Leo | 61% | 61% |
| 1 | KUOSMANEN Paavo | 89% | 89% |
| A | POLLANEN Jermu | - | - |
| | Team Total | 70% | 70% |

| Last Stone Draw | | Distance |
|---|---|---|
| ↻ | SALO Teemu | 26.3cm |
| ↺ | KIISKINEN Kalle | 199.6cm |
| **Total** | | **225.9cm** |

Time remaining: 3 minutes 13 seconds

Time-out: End 10 - FIN stone 5

| SUI - Switzerland | | Shot Success Game | Shot Success All |
|---|---|---|---|
| 4 S | SCHWALLER Yannick | 63% | 63% |
| 3 V | BRUNNER Michael | 63% | 63% |
| 2 | MEIER Romano | 69% | 69% |
| 1 | KAEUFELER Marcel | 85% | 85% |
| A | GLOOR Simon | - | - |
| | Team Total | 70% | 70% |

| Last Stone Draw | | Distance |
|---|---|---|
| ↻ | SCHWALLER Yannick | 7.6cm |
| ↺ | MEIER Romano | 30.3cm |
| **Total** | | **37.9cm** |

Time remaining: 2 minutes 40 seconds

Time-out: End 10 - SUI stone 7

## Shot Success Analysis

| FIN - Finland | | ↻ | | ↺ | | Game | |
|---|---|---|---|---|---|---|---|
| 4 KIISKINEN Kalle | Draws | 5 | 85% | 5 | 30% | 10 | 58% |
| | Take-outs | 7 | 61% | 2 | 75% | 9 | 64% |
| | Total | 12 | 71% | 7 | 43% | 19 | 61% |
| 3 SALO Teemu | Draws | 7 | 64% | 1 | 100% | 8 | 69% |
| | Take-outs | 4 | 44% | 7 | 79% | 11 | 66% |
| | Total | 11 | 57% | 8 | 81% | 19 | 67% |
| 2 OUNI Leo | Draws | 7 | 75% | 0 | - | 7 | 75% |
| | Take-outs | 6 | 46% | 7 | 61% | 13 | 54% |
| | Total | 13 | 62% | 7 | 61% | 20 | 61% |
| 1 KUOSMANEN Paavo | Draws | 16 | 89% | 3 | 83% | 19 | 88% |
| | Take-outs | 1 | 100% | 0 | - | 1 | 100% |
| | Total | 17 | 90% | 3 | 83% | 20 | 89% |
| A POLLANEN Jermu | Draws | 0 | - | 0 | - | 0 | - |
| | Take-outs | 0 | - | 0 | - | 0 | - |
| | Total | 0 | - | 0 | - | 0 | - |
| Team | Draws | 35 | 81% | 9 | 56% | 44 | 76% |
| | Take-outs | 18 | 54% | 16 | 70% | 34 | 62% |
| | Total | 53 | 72% | 25 | 65% | 78 | 70% |

| SUI - Switzerland | | ↻ | | ↺ | | Game | |
|---|---|---|---|---|---|---|---|
| 4 SCHWALLER Yannick | Draws | 6 | 79% | 3 | 33% | 9 | 64% |
| | Take-outs | 4 | 94% | 7 | 43% | 11 | 61% |
| | Total | 10 | 85% | 10 | 40% | 20 | 63% |
| 3 BRUNNER Michael | Draws | 8 | 59% | 3 | 67% | 11 | 61% |
| | Take-outs | 6 | 63% | 3 | 67% | 9 | 64% |
| | Total | 14 | 61% | 6 | 67% | 20 | 63% |
| 2 MEIER Romano | Draws | 5 | 45% | 3 | 75% | 8 | 56% |
| | Take-outs | 6 | 75% | 6 | 79% | 12 | 77% |
| | Total | 11 | 61% | 9 | 78% | 20 | 69% |
| 1 KAEUFELER Marcel | Draws | 16 | 91% | 2 | 25% | 18 | 83% |
| | Take-outs | 2 | 100% | 0 | - | 2 | 100% |
| | Total | 18 | 92% | 2 | 25% | 20 | 85% |
| A GLOOR Simon | Draws | 0 | - | 0 | - | 0 | - |
| | Take-outs | 0 | - | 0 | - | 0 | - |
| | Total | 0 | - | 0 | - | 0 | - |
| Team | Draws | 35 | 75% | 11 | 52% | 46 | 70% |
| | Take-outs | 18 | 78% | 16 | 61% | 34 | 70% |
| | Total | 53 | 76% | 27 | 57% | 80 | 70% |

**Note:**
Position and function for each team member:
**4** = Fourth, **3** = Third, **2** = Second, **1** = Lead, **A** = Alternate, **S** = Skip, **V** = Vice-Skip

**Legend:**
↻ Clockwise ↺ Counter-clockwise **LSFE(*)** Last Stone First End



lgt.com NEW HOLLAND LE GRUYÈRE SWITZERLAND ZUG CURLIT Curling Information Technology Ltd.

# Game - Shot by Shot

**End 1** — **FIN - Finland 0 + 0** (this end) **= 0** — **SUI - Switzerland 0 + 0** (this end) **= 0**

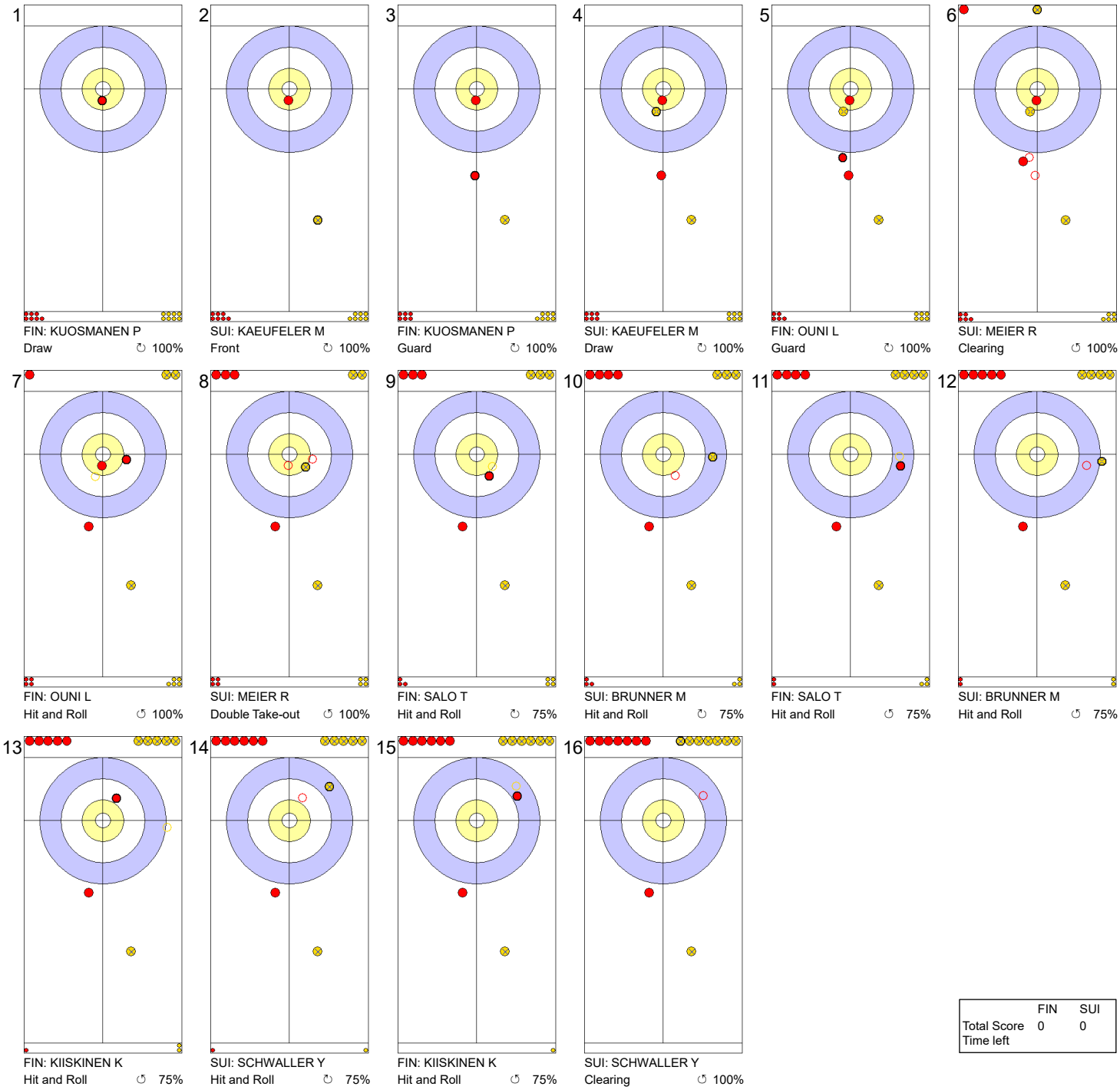


| | FIN | SUI |
|---|---|---|
| Total Score | 0 | 0 |
| Time left | | |

**Legend:**
↻ Clockwise ↺ Counter-clockwise - Not considered



lgt.com NEW HOLLAND LE GRUYÈRE SWITZERLAND ZUG CURLIT Curling Information Technology Ltd.

# Game - Shot by Shot

**End 2** — **FIN - Finland 0 + 0** (this end) **= 0** — **SUI - Switzerland 0 + 1** (this end) **= 1**




| | FIN | SUI |
|---|---|---|
| Total Score | 0 | 1 |
| Time left | | |

**Legend:**
↻ Clockwise ↺ Counter-clockwise - Not considered



lgt.com NEW HOLLAND LE GRUYÈRE SWITZERLAND ZUG CURLIT Curling Information Technology Ltd.

# Game - Shot by Shot

**End 3** — **FIN - Finland 0 + 2** (this end) **= 2** — **SUI - Switzerland 1 + 0** (this end) **= 1**

1
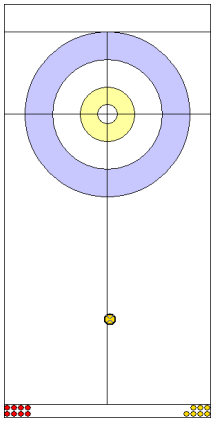
SUI: KAEUFELER M
Front ↻ 100%

2
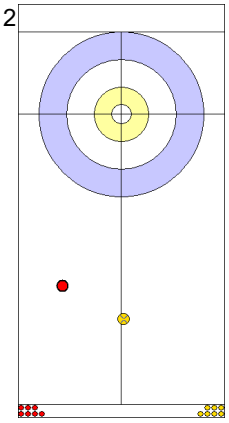
FIN: KUOSMANEN P
Front ↺ 100%

3
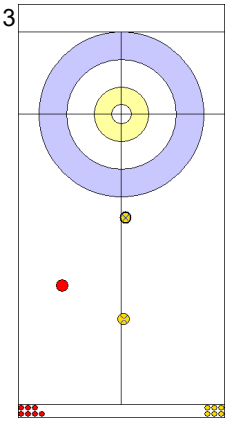
SUI: KAEUFELER M
Front ↻ 100%

4
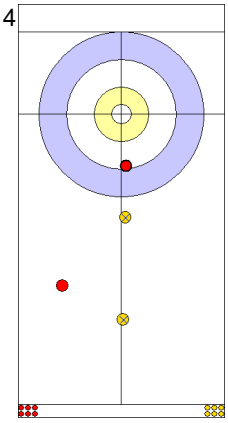
FIN: KUOSMANEN P
Draw ↺ 100%

5
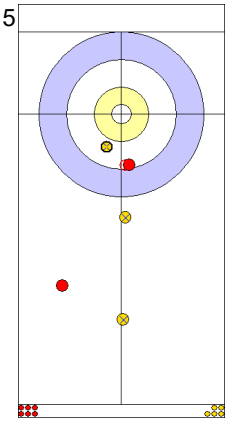
SUI: MEIER R
Draw ↻ 50%

6
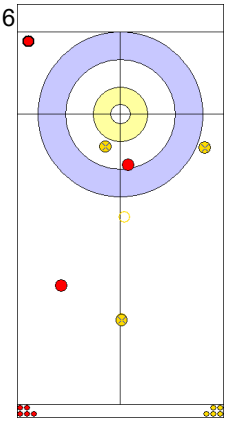
FIN: OUNI L
Hit and Roll ↻ 0%

7
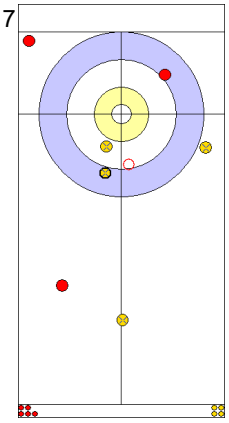
SUI: MEIER R
Raise ↻ 50%

8
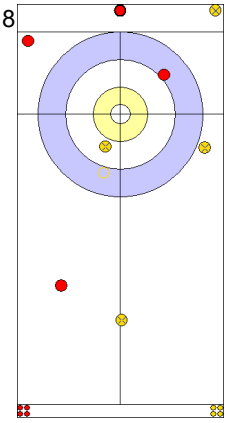
FIN: OUNI L
Hit and Roll ↻ 50%

9
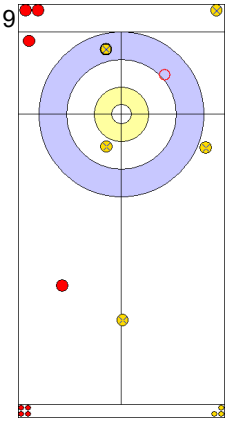
SUI: BRUNNER M
Hit and Roll ↻ 100%

10
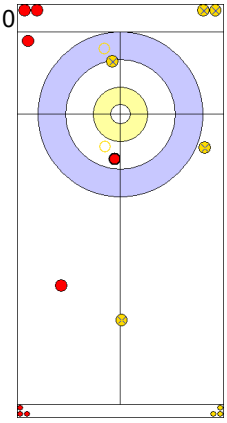
FIN: SALO T
Double Take-out ↻ 50%

11
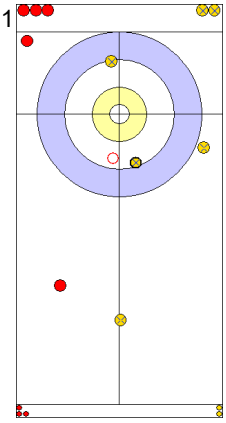
SUI: BRUNNER M
Take-out ↻ 100%

12
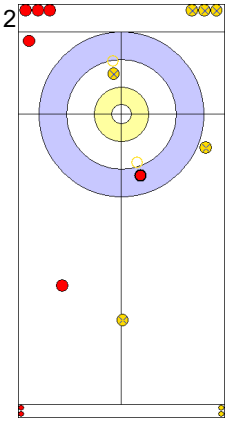
FIN: SALO T
Double Take-out ↺ 50%

13
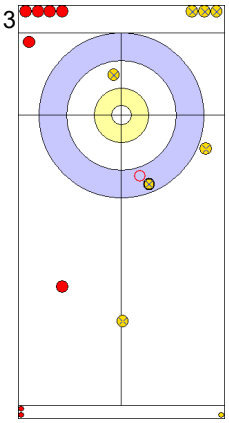
SUI: SCHWALLER Y
Take-out ↻ 100%

14
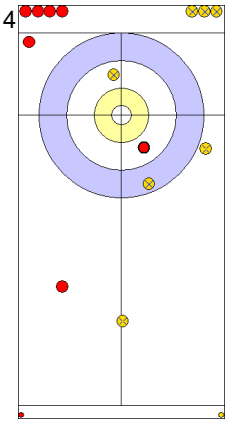
FIN: KIISKINEN K
Draw ↻ 100%

15
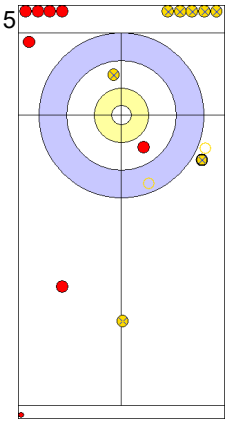
SUI: SCHWALLER Y
Promotion Take-out ↺ 0%

16
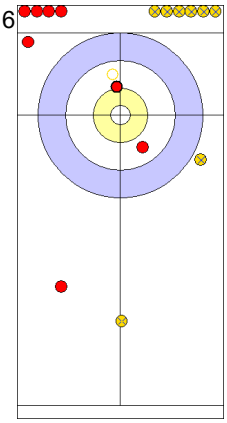
FIN: KIISKINEN K
Take-out ↻ 100%

| | FIN | SUI |
|---|---|---|
| Total Score | 2 | 1 |
| Time left | | |

**Legend:**
↻ Clockwise ↺ Counter-clockwise - Not considered



lgt.com NEW HOLLAND LE GRUYÈRE SWITZERLAND ZUG CURLIT Curling Information Technology Ltd.

# Game - Shot by Shot

**End 4** — **FIN - Finland 2 + 0** (this end) **= 2** — **SUI - Switzerland 1 + 1** (this end) **= 2**

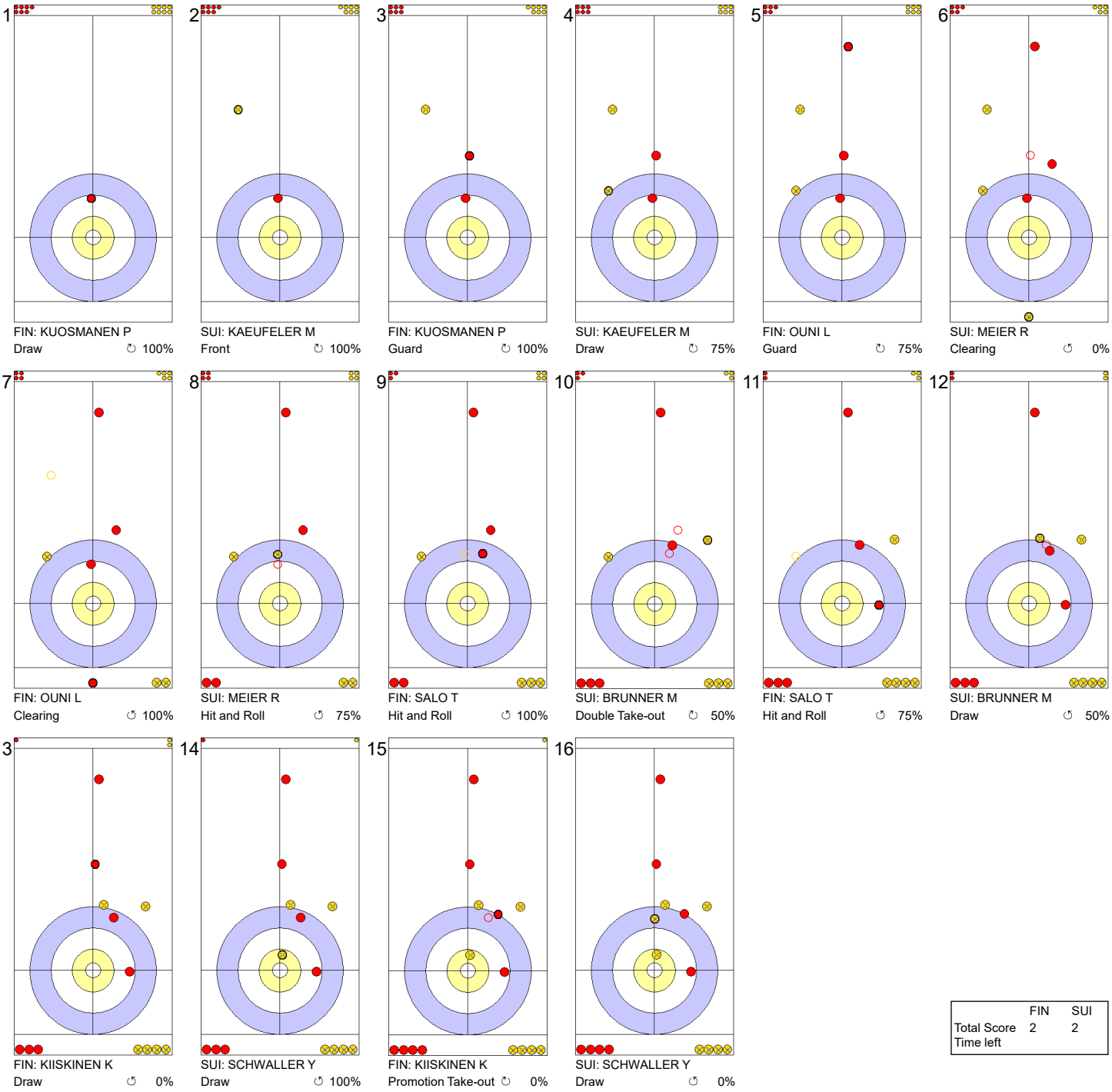


| | FIN | SUI |
|---|---|---|
| Total Score | 2 | 2 |
| Time left | | |

**Legend:**

↻ Clockwise ↺ Counter-clockwise - Not considered



lgt.com NEW HOLLAND LE GRUYÈRE SWITZERLAND ZUG CURLIT Curling Information Technology Ltd.

# Game - Shot by Shot

**End 5** — **FIN - Finland 2 + 0** (this end) **= 2** — **SUI - Switzerland 2 + 1** (this end) **= 3**



| | 1 | 2 | 3 | 4 | 5 | 6 |
|---|---|---|---|---|---|---|
| | SUI: KAEUFELER M | FIN: KUOSMANEN P | SUI: KAEUFELER M | FIN: KUOSMANEN P | SUI: MEIER R | FIN: OUNI L |
| | Front ↻ 100% | Draw ↻ 100% | Draw ↻ 100% | Draw ↺ 50% | Draw ↻ 75% | Clearing ↺ 100% |
| | 7 | 8 | 9 | 10 | 11 | 12 |
| | SUI: MEIER R | FIN: OUNI L | SUI: BRUNNER M | FIN: SALO T | SUI: BRUNNER M | FIN: SALO T |
| | Take-out ↻ 50% | Take-out ↺ 50% | Take-out ↻ 50% | Draw ↺ 100% | Promotion Take-out ↺ 25% | Draw ↺ 100% |
| | 13 | 14 | 15 | 16 | | |
| | SUI: SCHWALLER Y | FIN: KIISKINEN K | SUI: SCHWALLER Y | FIN: KIISKINEN K | | |
| | Take-out ↻ 100% | Draw ↺ 25% | Take-out ↺ 50% | Take-out ↺ 25% | | |

| | FIN | SUI |
|---|---|---|
| Total Score | 2 | 3 |
| Time left | | |

**Legend:**
↻ Clockwise ↺ Counter-clockwise - Not considered



lgt.com NEW HOLLAND LE GRUYÈRE SWITZERLAND ZUG CURLIT Curling Information Technology Ltd.

# Game - Shot by Shot

**End 6** — **FIN - Finland 2 + 2** (this end) **= 4** — **SUI - Switzerland 3 + 0** (this end) **= 3**




| | FIN | SUI |
|---|---|---|
| Total Score | 4 | 3 |
| Time left | | |

**Legend:**
↻ Clockwise ↺ Counter-clockwise - Not considered



lgt.com NEW HOLLAND LE GRUYÈRE SWITZERLAND ZUG CURLIT Curling Information Technology Ltd.

# Game - Shot by Shot

**End 7** — **FIN - Finland 4 + 0** (this end) **= 4** — **SUI - Switzerland 3 + 0** (this end) **= 3**

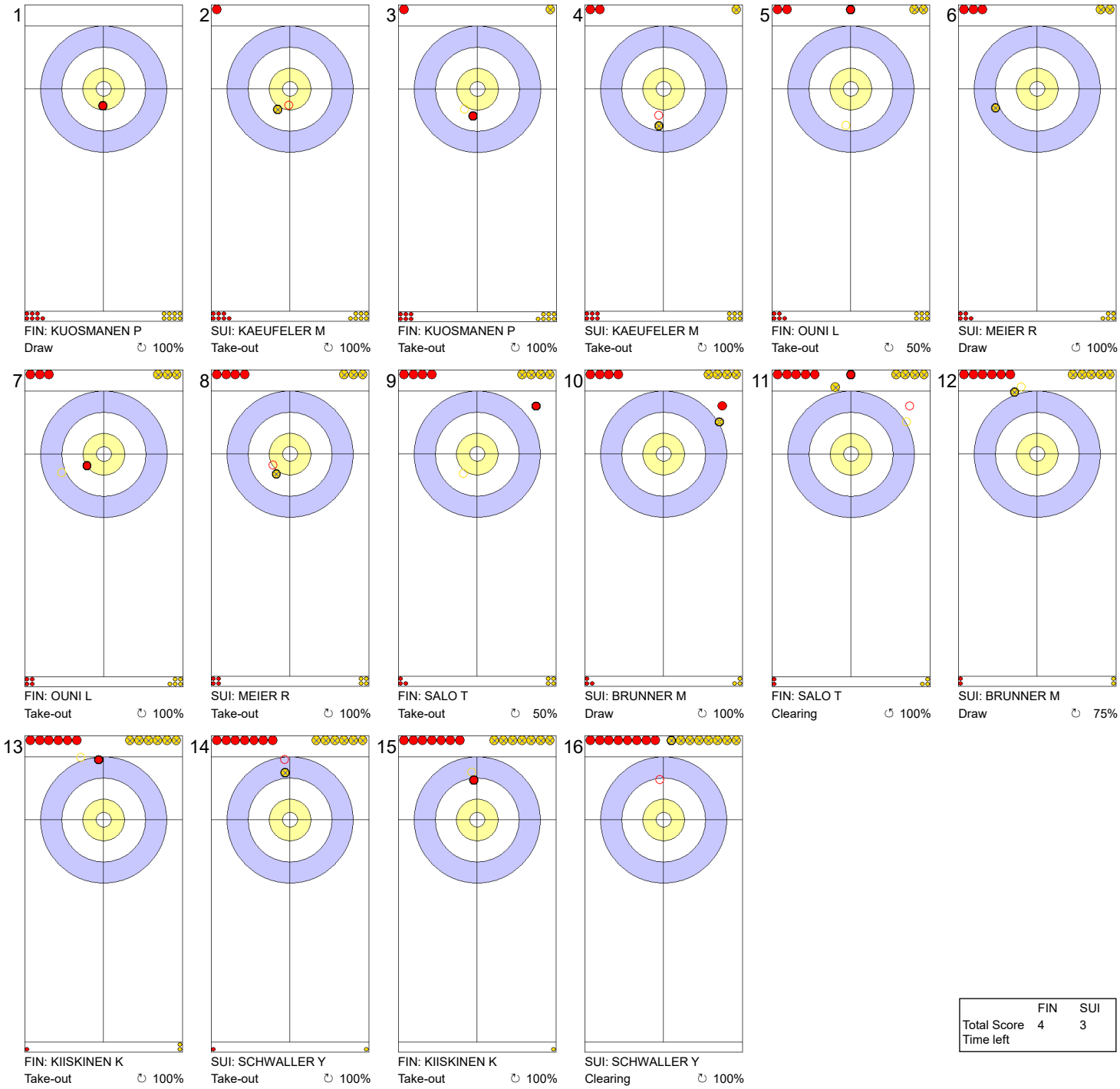


| | FIN | SUI |
|---|---|---|
| Total Score | 4 | 3 |
| Time left | | |

**Legend:**

↻ Clockwise ↺ Counter-clockwise - Not considered



lgt.com NEW HOLLAND LE GRUYÈRE SWITZERLAND ZUG CURLIT Curling Information Technology Ltd.

# Game - Shot by Shot

**End 8** — **FIN - Finland 4 + 1** (this end) **= 5** — **SUI - Switzerland 3 + 0** (this end) **= 3**

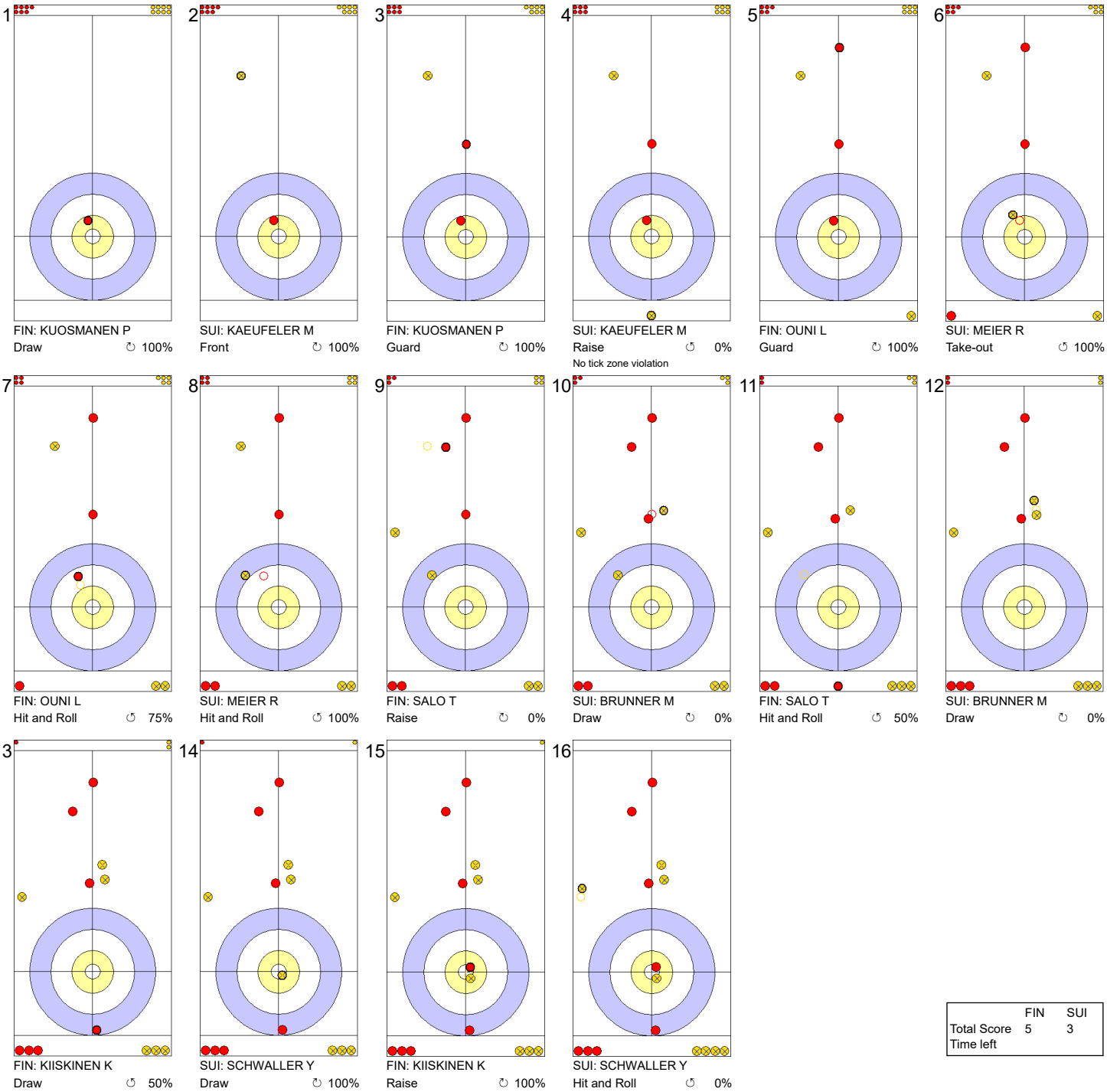


| | FIN | SUI |
|---|---|---|
| Total Score | 5 | 3 |
| Time left | | |

**Legend:**

↻ Clockwise ↺ Counter-clockwise - Not considered



lgt.com NEW HOLLAND LE GRUYÈRE SWITZERLAND ZUG CURLIT Curling Information Technology Ltd.

# Game - Shot by Shot

**End 9** — **FIN - Finland 5 + 0 (this end) = 5** — **SUI - Switzerland 3 + 1 (this end) = 4**

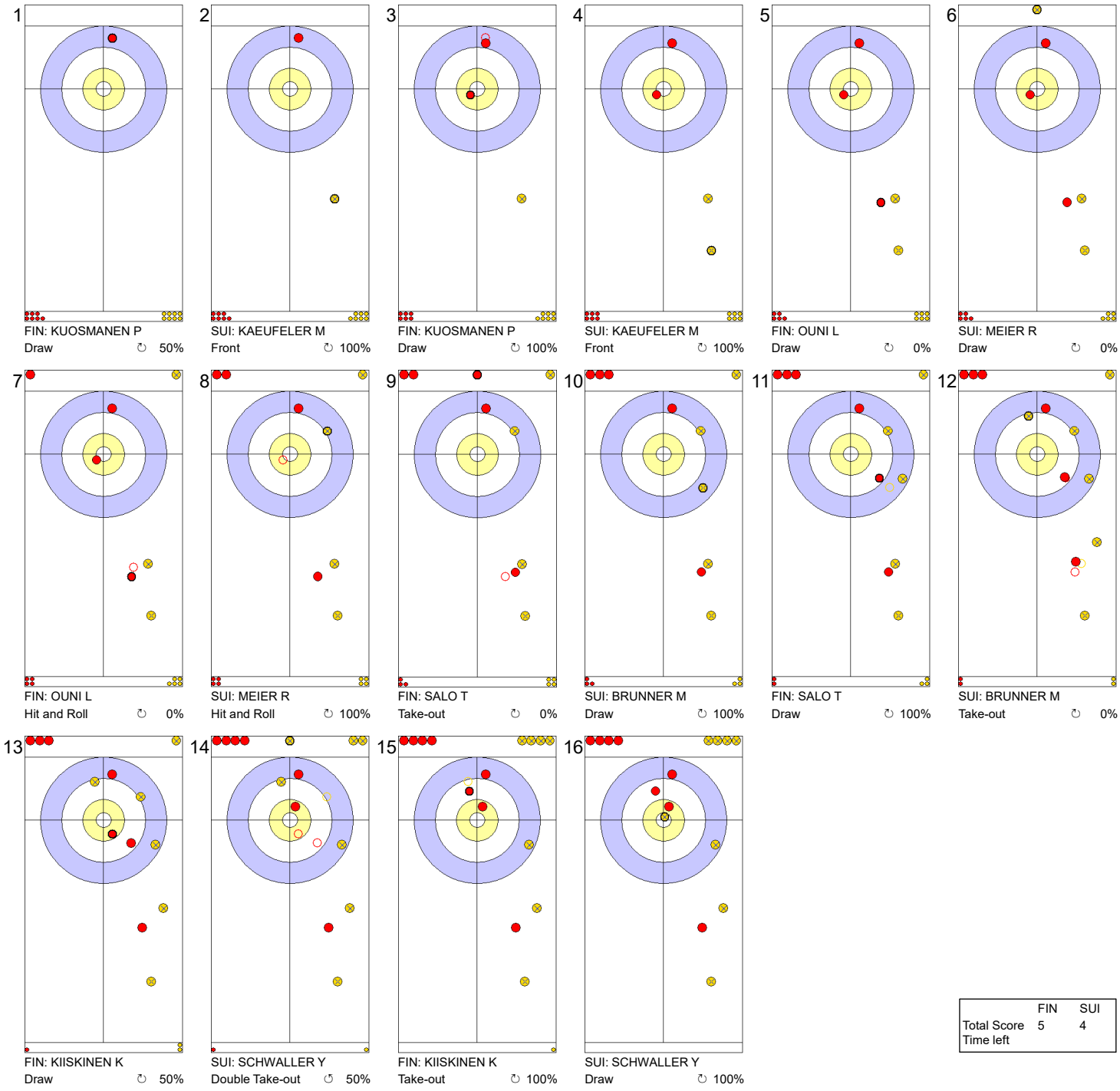


| | FIN | SUI |
|---|---|---|
| Total Score | 5 | 4 |
| Time left | | |

**Legend:**
↻ Clockwise ↺ Counter-clockwise - Not considered



lgt.com NEW HOLLAND LE GRUYÈRE SWITZERLAND ZUG CURLIT Curling Information Technology Ltd.

# Game - Shot by Shot

**End 10** — **FIN - Finland** 5 + 1 (this end) = **6** — **SUI - Switzerland** 4 + 0 (this end) = **4**

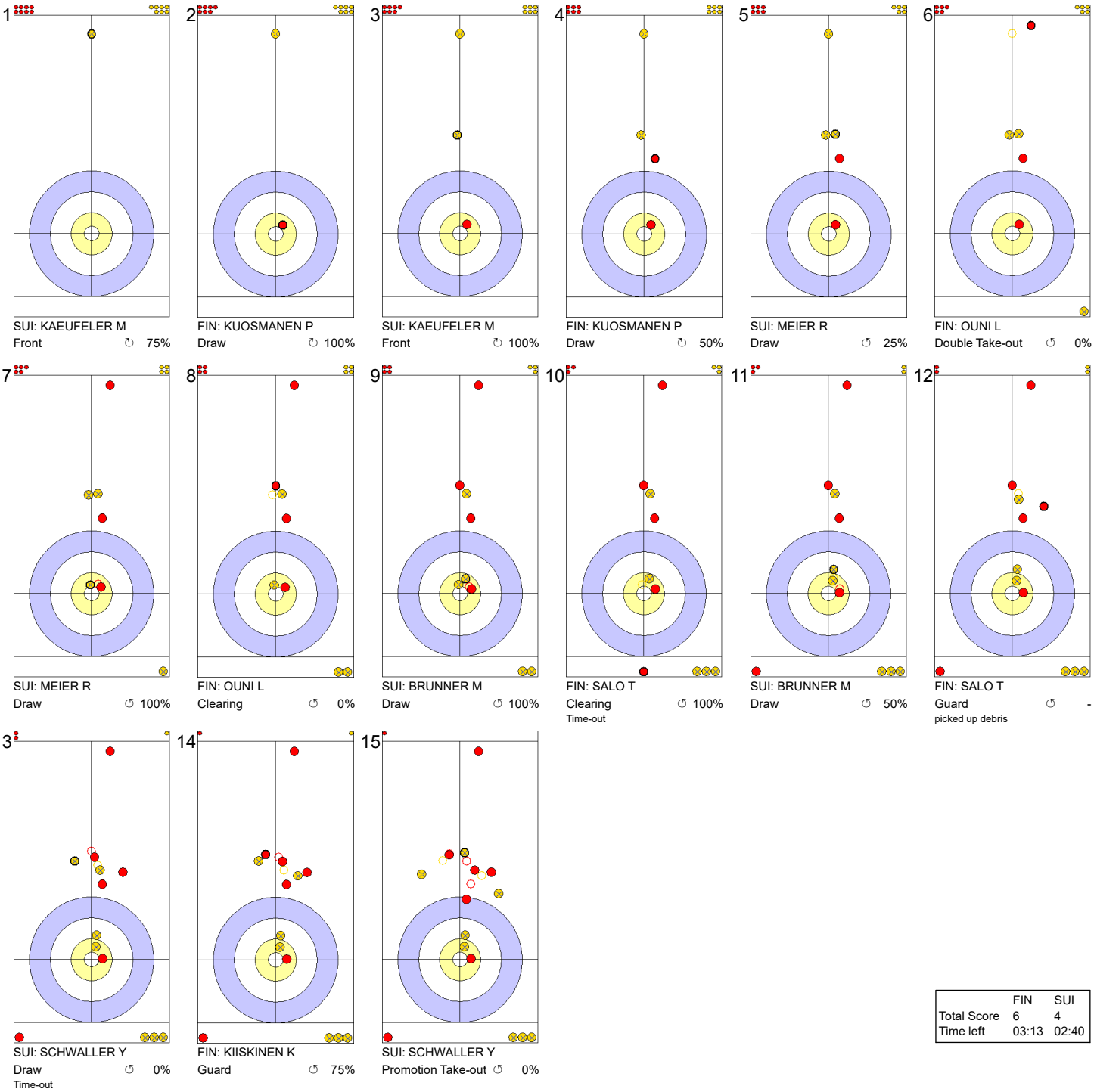

1
SUI: KAEUFELER M
Front ↻ 75%

2
FIN: KUOSMANEN P
Draw ↻ 100%

3
SUI: KAEUFELER M
Front ↻ 100%

4
FIN: KUOSMANEN P
Draw ↻ 50%

5
SUI: MEIER R
Draw ↺ 25%

6
FIN: OUNI L
Double Take-out ↺ 0%

7
SUI: MEIER R
Draw ↺ 100%

8
FIN: OUNI L
Clearing ↺ 0%

9
SUI: BRUNNER M
Draw ↺ 100%

10
FIN: SALO T
Clearing ↺ 100%
Time-out

11
SUI: BRUNNER M
Draw ↺ 50%

12
FIN: SALO T
Guard ↺ -
picked up debris

13
SUI: SCHWALLER Y
Draw ↻ 0%
Time-out

14
FIN: KIISKINEN K
Guard ↺ 75%

15
SUI: SCHWALLER Y
Promotion Take-out ↻ 0%

| | FIN | SUI |
|---|---|---|
| Total Score | 6 | 4 |
| Time left | 03:13 | 02:40 |

**Legend:**
↻ Clockwise ↺ Counter-clockwise - Not considered



lgt.com NEW HOLLAND LE GRUYÈRE SWITZERLAND ZUG CURLIT Curling Information Technology Ltd.

# Game Results

| Sheet | Game | Team | LSFE | 1 | 2 | 3 | 4 | 5 | 6 | 7 | 8 | 9 | 10 | Extra Ends | | | | Total |
|---|---|---|---|---|---|---|---|---|---|---|---|---|---|---|---|---|---|---|
| D | 1 | GER - Germany | * | 3 | 0 | 1 | 3 | 0 | 3 | 0 | 3 | X | X | | | | | 13 |
| | 2 | NED - Netherlands | | 0 | 1 | 0 | 0 | 4 | 0 | 2 | 0 | X | X | | | | | 7 |

| GER - Germany | | Shot Success Game | Shot Success All |
|---|---|---|---|
| 4 S | TOTZEK Sixten | 75% | 75% |
| 3 V | MUSKATEWITZ Marc | 89% | 89% |
| 2 | SUTOR Joshua | 83% | 83% |
| 1 | GREINDL Dominik | 83% | 83% |
| A | KAPP Benjamin | - | - |
| | Team Total | 82% | 82% |

| Last Stone Draw | | Distance |
|---|---|---|
| ↻ | GREINDL Dominik | 20.3cm |
| ↺ | SUTOR Joshua | 61.8cm |
| **Total** | | **82.1cm** |

Time remaining: 10 minutes 2 seconds

Time-out: End 8 - GER stone 7

| NED - Netherlands | | Shot Success Game | Shot Success All |
|---|---|---|---|
| 4 S | GOESGENS Wouter | 64% | 71% |
| 3 V | VAN DORP Jaap | 80% | 79% |
| 2 | HOEKMAN Laurens | 73% | 69% |
| 1 | GLASBERGEN Carlo | 84% | 84% |
| A | VAN DEN HURK Tobias | - | - |
| | Team Total | 75% | 76% |

| Last Stone Draw | | Distance |
|---|---|---|
| ↻ | GLASBERGEN Carlo | 55.1cm |
| ↺ | GOESGENS Wouter | 74.2cm |
| **Total** | | **129.3cm** |

Time remaining: 6 minutes 48 seconds

## Shot Success Analysis

| GER - Germany | | ↻ | | ↺ | | Game | |
|---|---|---|---|---|---|---|---|
| 4 TOTZEK Sixten | Draws | 1 | 75% | 6 | 67% | 7 | 68% |
| | Take-outs | 4 | 63% | 5 | 95% | 9 | 81% |
| | Total | 5 | 65% | 11 | 80% | 16 | 75% |
| 3 MUSKATEWITZ Marc | Draws | 3 | 83% | 4 | 100% | 7 | 93% |
| | Take-outs | 4 | 75% | 5 | 95% | 9 | 86% |
| | Total | 7 | 79% | 9 | 97% | 16 | 89% |
| 2 SUTOR Joshua | Draws | 4 | 69% | 2 | 75% | 6 | 71% |
| | Take-outs | 2 | 100% | 8 | 88% | 10 | 90% |
| | Total | 6 | 79% | 10 | 85% | 16 | 83% |
| 1 GREINDL Dominik | Draws | 4 | 81% | 10 | 90% | 14 | 88% |
| | Take-outs | 0 | - | 2 | 50% | 2 | 50% |
| | Total | 4 | 81% | 12 | 83% | 16 | 83% |
| A KAPP Benjamin | Draws | 0 | - | 0 | - | 0 | - |
| | Take-outs | 0 | - | 0 | - | 0 | - |
| | Total | 0 | - | 0 | - | 0 | - |
| Team | Draws | 12 | 77% | 22 | 84% | 34 | 82% |
| | Take-outs | 10 | 75% | 20 | 88% | 30 | 83% |
| | Total | 22 | 76% | 42 | 86% | 64 | 82% |

| NED - Netherlands | | ↻ | | ↺ | | Game | |
|---|---|---|---|---|---|---|---|
| 4 GOESGENS Wouter | Draws | 3 | 92% | 4 | 63% | 7 | 75% |
| | Take-outs | 5 | 30% | 4 | 88% | 9 | 56% |
| | Total | 8 | 53% | 8 | 75% | 16 | 64% |
| 3 VAN DORP Jaap | Draws | 3 | 83% | 2 | 100% | 5 | 90% |
| | Take-outs | 5 | 85% | 6 | 67% | 11 | 75% |
| | Total | 8 | 84% | 8 | 75% | 16 | 80% |
| 2 HOEKMAN Laurens | Draws | 2 | 75% | 8 | 75% | 10 | 75% |
| | Take-outs | 2 | 63% | 4 | 75% | 6 | 71% |
| | Total | 4 | 69% | 12 | 75% | 16 | 73% |
| 1 GLASBERGEN Carlo | Draws | 6 | 100% | 9 | 75% | 15 | 85% |
| | Take-outs | 0 | - | 1 | 75% | 1 | 75% |
| | Total | 6 | 100% | 10 | 75% | 16 | 84% |
| A VAN DEN HURK Tobias | Draws | 0 | - | 0 | - | 0 | - |
| | Take-outs | 0 | - | 0 | - | 0 | - |
| | Total | 0 | - | 0 | - | 0 | - |
| Team | Draws | 14 | 91% | 23 | 75% | 37 | 81% |
| | Take-outs | 12 | 58% | 15 | 75% | 27 | 68% |
| | Total | 26 | 76% | 38 | 75% | 64 | 75% |

**Note:**
Position and function for each team member:
**4** = Fourth, **3** = Third, **2** = Second, **1** = Lead, **A** = Alternate, **S** = Skip, **V** = Vice-Skip

**Legend:**
↻ Clockwise ↺ Counter-clockwise **LSFE(*)** Last Stone First End
**X** Unplayed/unfinished end due to concession



lgt.com NEW HOLLAND LE GRUYÈRE SWITZERLAND ZUG CURLIT Curling Information Technology Ltd.

# Game - Shot by Shot

**End 1** — **GER - Germany 0 + 3** (this end) **= 3** — **NED - Netherlands 0 + 0** (this end) **= 0**



1 — NED: GLASBERGEN C — Front ↺ 100%
2 — GER: GREINDL D — Draw ↺ 100%
3 — NED: GLASBERGEN C — Draw ↺ 75%
4 — GER: GREINDL D — Take-out ↺ 50%
5 — NED: HOEKMAN L — Draw ↺ 0%
6 — GER: SUTOR J — Draw ↺ 75%
7 — NED: HOEKMAN L — Take-out ↺ 100%
8 — GER: SUTOR J — Take-out ↺ 100%
9 — NED: VAN DORP J — Take-out ↺ 50%
10 — GER: MUSKATEWITZ M — Draw ↺ 75%
11 — NED: VAN DORP J — Hit and Roll ↺ 75%
12 — GER: MUSKATEWITZ M — Hit and Roll ↺ 100%
13 — NED: GOESGENS W — Promotion Take-out ↺ 25%
14 — GER: TOTZEK S — Draw ↺ 75%
15 — NED: GOESGENS W — Double Take-out ↺ 50%
16 — GER: TOTZEK S — Draw ↺ 100%

| | GER | NED |
|---|---|---|
| Total Score | 3 | 0 |
| Time left | | |

**Legend:**
↻ Clockwise ↺ Counter-clockwise - Not considered



lgt.com NEW HOLLAND LE GRUYÈRE SWITZERLAND ZUG CURLIT Curling Information Technology Ltd.

# Game - Shot by Shot

**End 2** — **GER - Germany** **3 + 0** (this end) **= 3** — **NED - Netherlands** **0 + 1** (this end) **= 1**




| | GER | NED |
|---|---|---|
| Total Score | 3 | 1 |
| Time left | | |

**Legend:**

↻ Clockwise ↺ Counter-clockwise - Not considered



lgt.com NEW HOLLAND LE GRUYÈRE SWITZERLAND ZUG CURLIT Curling Information Technology Ltd.

# Game - Shot by Shot

**End 3** — **GER - Germany 3 + 1** (this end) **= 4** — **NED - Netherlands 1 + 0** (this end) **= 1**

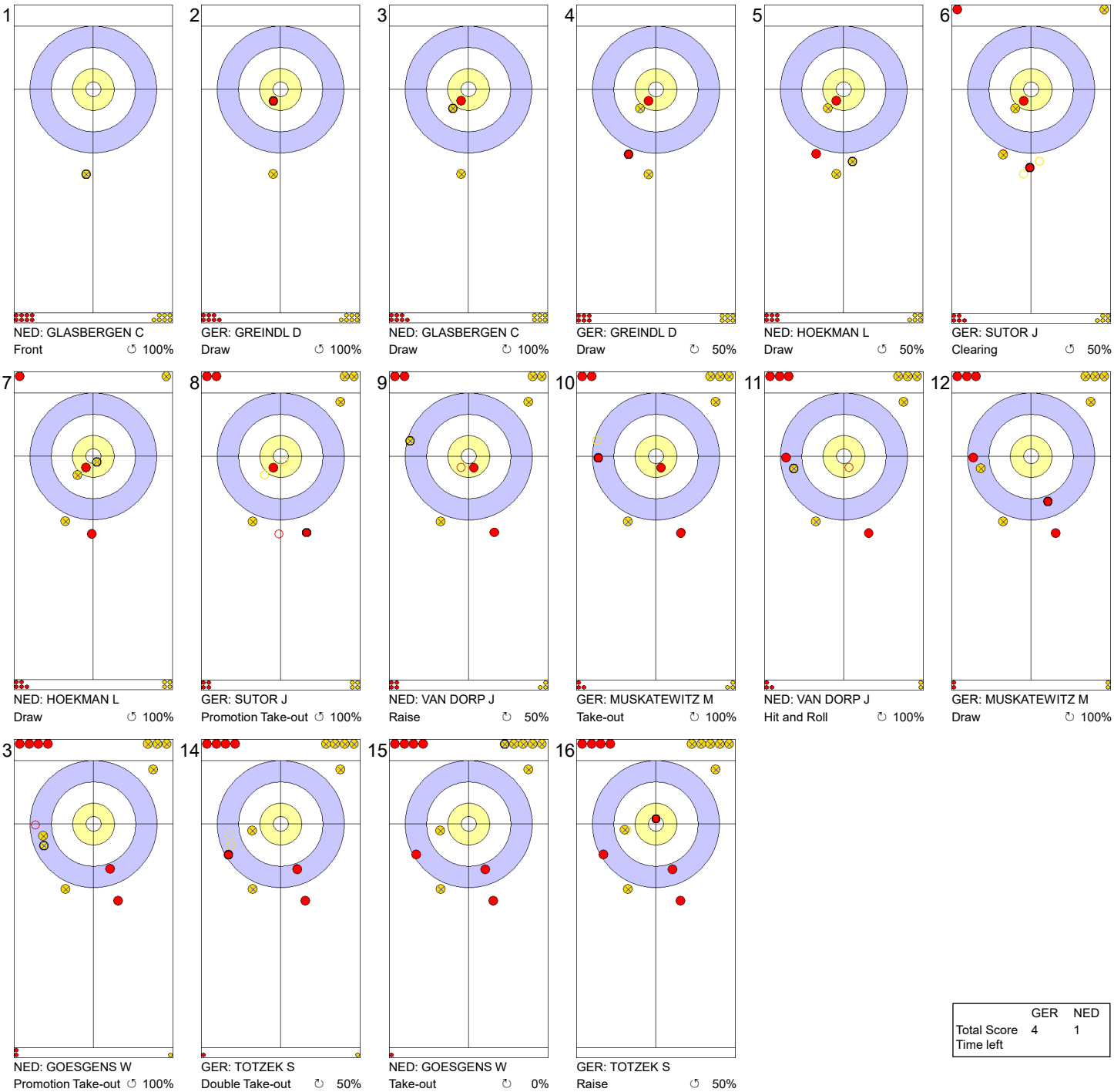


| | GER | NED |
|---|---|---|
| Total Score | 4 | 1 |
| Time left | | |

**Legend:**
↻ Clockwise ↺ Counter-clockwise - Not considered



lgt.com NEW HOLLAND LE GRUYÈRE SWITZERLAND ZUG CURLIT Curling Information Technology Ltd.

# Game - Shot by Shot

**End 4** — **GER - Germany** **4 + 3** (this end) **= 7** — **NED - Netherlands** **1 + 0** (this end) **= 1**

1
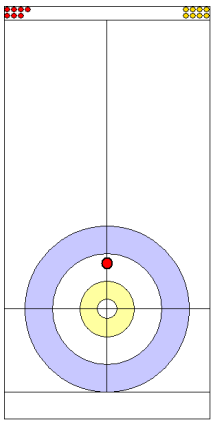
GER: GREINDL D
Draw ↺ 100%

2
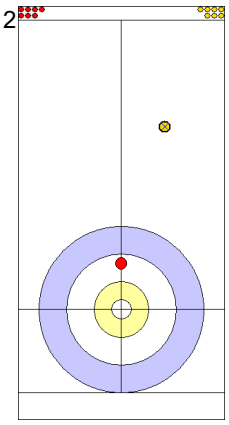
NED: GLASBERGEN C
Front ↺ 100%

3
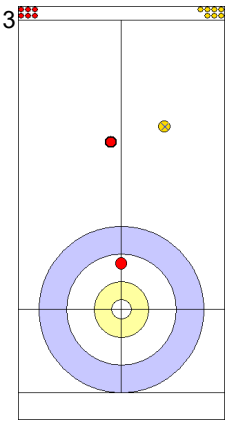
GER: GREINDL D
Guard ↺ 50%

4
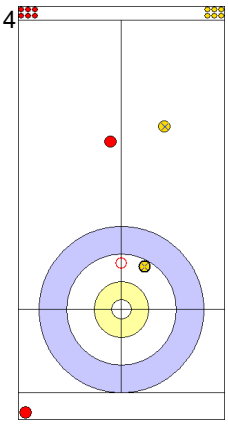
NED: GLASBERGEN C
Hit and Roll ↺ 75%

5
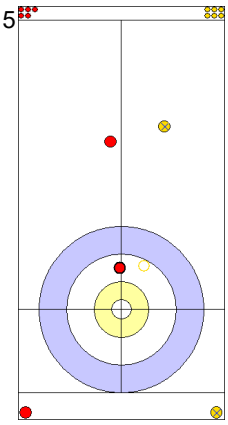
GER: SUTOR J
Hit and Roll ↺ 75%

6
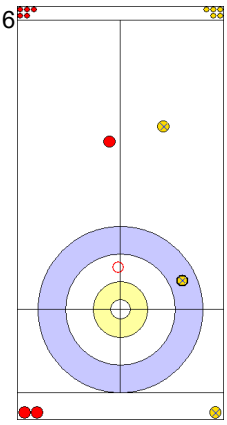
NED: HOEKMAN L
Hit and Roll ↺ 75%

7
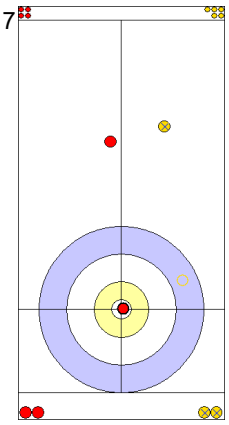
GER: SUTOR J
Hit and Roll ↺ 75%

8
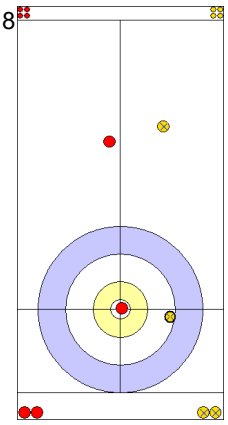
NED: HOEKMAN L
Draw ↺ 100%

9
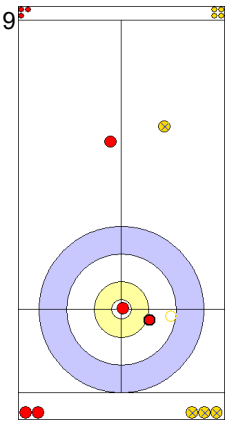
GER: MUSKATEWITZ M
Raise ↺ 100%

10
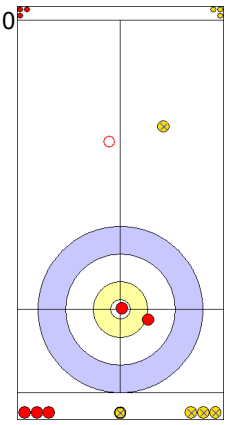
NED: VAN DORP J
Take-out ↻ 25%

11
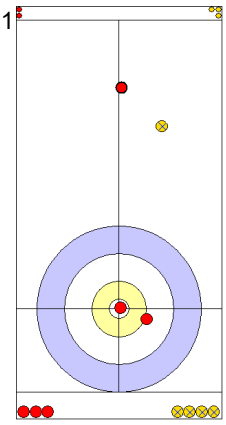
GER: MUSKATEWITZ M
Guard ↺ 100%

12
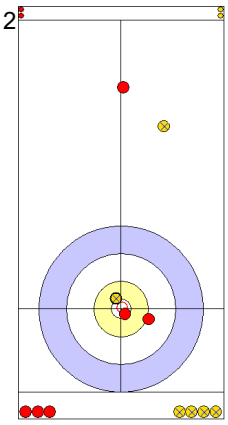
NED: VAN DORP J
Draw ↺ 100%

13
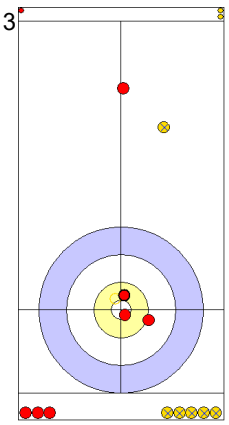
GER: TOTZEK S
Take-out ↺ 100%

14
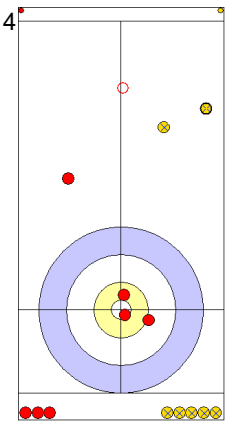
NED: GOESGENS W
Double Take-out ↻ 25%

15
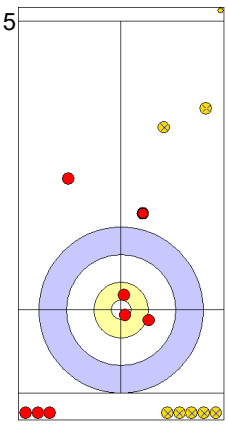
GER: TOTZEK S
Guard ↺ 50%

16
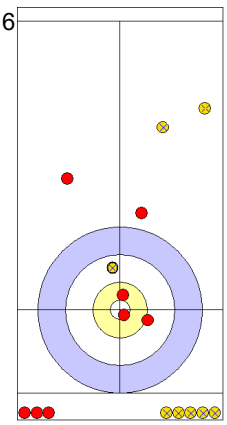
NED: GOESGENS W
Draw ↺ 0%

| | GER | NED |
|---|---|---|
| Total Score | 7 | 1 |
| Time left | | |

**Legend:**
↻ Clockwise ↺ Counter-clockwise - Not considered



lgt.com NEW HOLLAND LE GRUYÈRE SWITZERLAND ZUG CURLIT Curling Information Technology Ltd.

# Game - Shot by Shot

**End 5** | **GER - Germany** 7 + 0 (this end) = 7 | **NED - Netherlands** 1 + 4 (this end) = 5

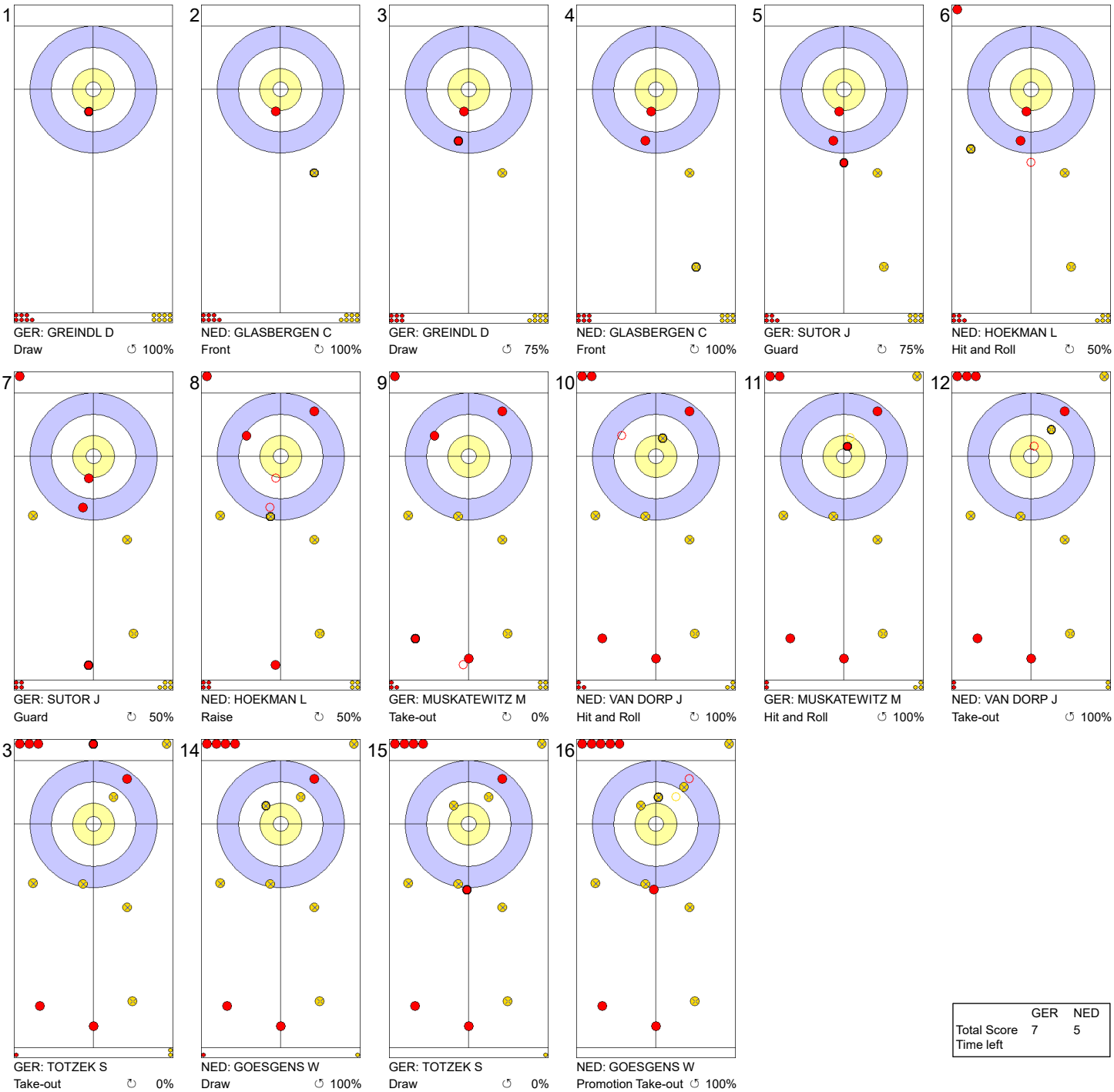


| | GER | NED |
|---|---|---|
| Total Score | 7 | 5 |
| Time left | | |

**Legend:**

↻ Clockwise ↺ Counter-clockwise - Not considered



lgt.com NEW HOLLAND LE GRUYÈRE SWITZERLAND ZUG CURLIT Curling Information Technology Ltd.

# Game - Shot by Shot

**End 6** — **GER - Germany** 7 + 3 (this end) = 10 — **NED - Netherlands** 5 + 0 (this end) = 5

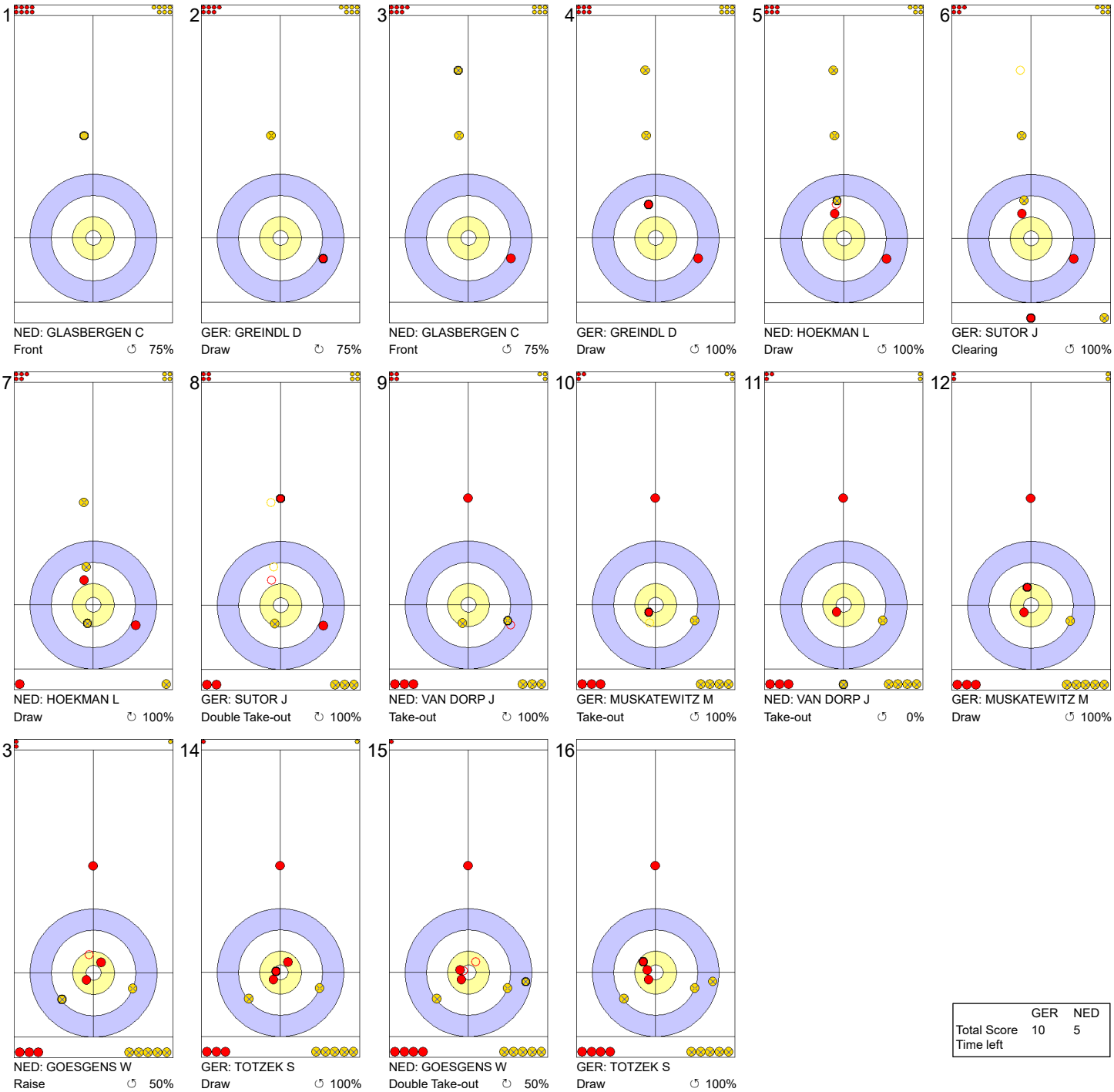


| | GER | NED |
|---|---|---|
| Total Score | 10 | 5 |
| Time left | | |

**Legend:**

↻ Clockwise ↺ Counter-clockwise - Not considered



lgt.com NEW HOLLAND LE GRUYÈRE SWITZERLAND ZUG CURLIT Curling Information Technology Ltd.

# Game - Shot by Shot

**End 7** — **GER - Germany** 10 + 0 (this end) = 10 — **NED - Netherlands** 5 + 2 (this end) = 7

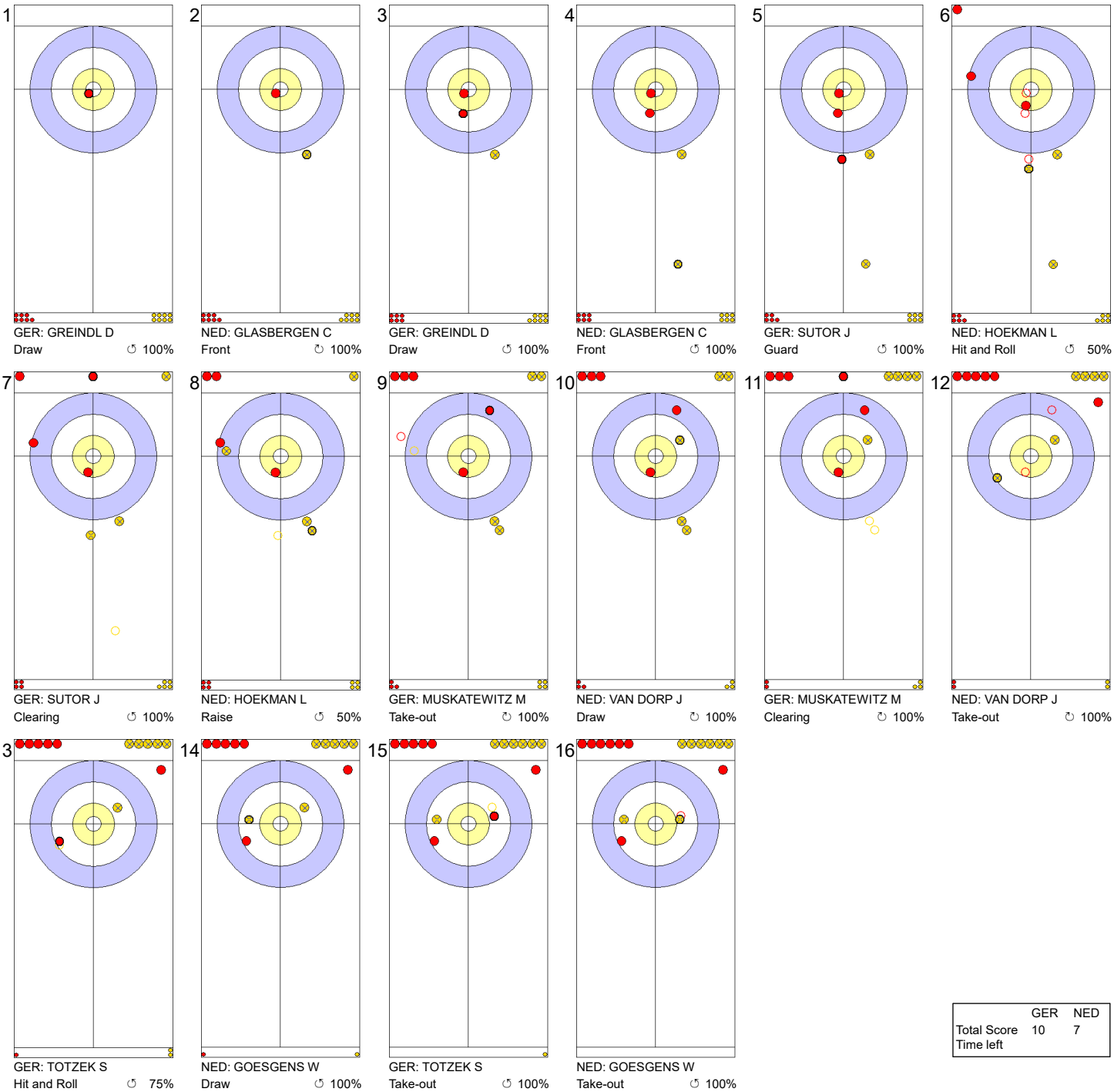


| | GER | NED |
|---|---|---|
| Total Score | 10 | 7 |
| Time left | | |

**Legend:**

↻ Clockwise ↺ Counter-clockwise - Not considered



lgt.com NEW HOLLAND LE GRUYÈRE SWITZERLAND ZUG CURLIT Curling Information Technology Ltd.

# Game - Shot by Shot

**End 8** | **GER - Germany** 10 + 3 (this end) = 13 | **NED - Netherlands** 7 + 0 (this end) = 7

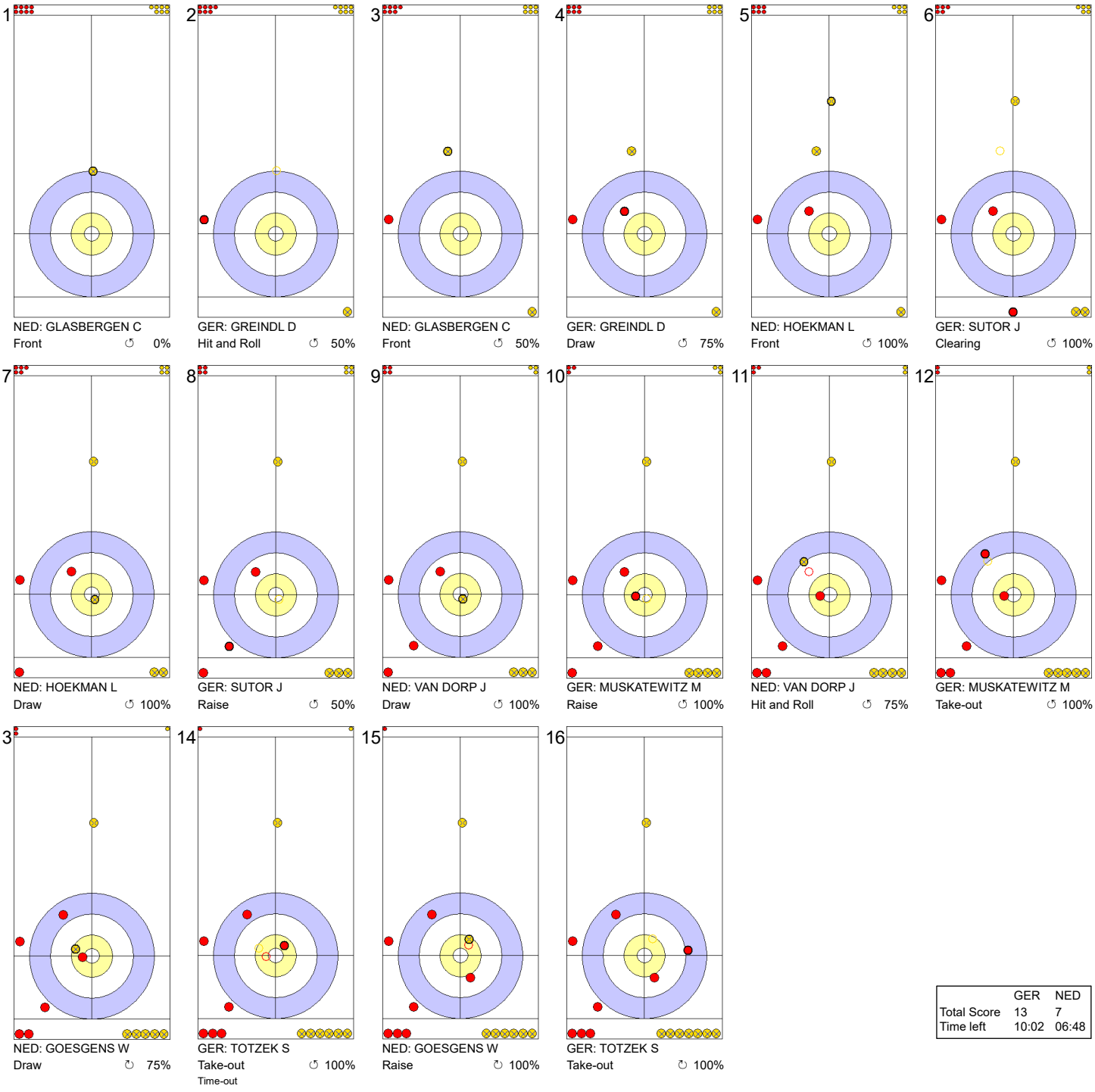


| | GER | NED |
|---|---|---|
| Total Score | 13 | 7 |
| Time left | 10:02 | 06:48 |

**Legend:**
↻ Clockwise ↺ Counter-clockwise - Not considered



lgt.com NEW HOLLAND LE GRUYÈRE SWITZERLAND ZUG CURLIT Curling Information Technology Ltd.

## Session Results and Standings

| Sheet | Game | Team | LSFE | 1 | 2 | 3 | 4 | 5 | 6 | 7 | 8 | 9 | 10 | Extra Ends | | | | Total |
|---|---|---|---|---|---|---|---|---|---|---|---|---|---|---|---|---|---|---|
| A | 1 | CAN - Canada | * | 1 | 1 | 0 | 2 | 0 | 1 | 0 | 0 | 1 | X | | | | | 6 |
| | 1 | CZE - Czech Republic | | 0 | 0 | 1 | 0 | 0 | 0 | 2 | 1 | 0 | X | | | | | 4 |
| B | 1 | SWE - Sweden | | 0 | 0 | 1 | 1 | 1 | 0 | 3 | 0 | 0 | 1 | | | | | 7 |
| | 1 | NED - Netherlands | * | 1 | 1 | 0 | 0 | 0 | 1 | 0 | 0 | 1 | 0 | | | | | 4 |
| C | 1 | DEN - Denmark | | 0 | 1 | 0 | 0 | 1 | 0 | 0 | 0 | X | X | | | | | 2 |
| | 1 | USA - United States | * | 0 | 0 | 1 | 1 | 0 | 1 | 2 | 3 | X | X | | | | | 8 |
| D | 1 | KOR - Korea | | 0 | 1 | 0 | 1 | 0 | 1 | 0 | 0 | 0 | X | | | | | 3 |
| | 1 | NOR - Norway | * | 0 | 0 | 0 | 0 | 1 | 0 | 2 | 1 | 3 | X | | | | | 7 |

## Current Standings

| Rank | Team | Games | Wins | Losses |
|---|---|---|---|---|
| 1 | CAN - Canada | 1 | 1 | 0 |
| 1 | NOR - Norway | 1 | 1 | 0 |
| 1 | SWE - Sweden | 1 | 1 | 0 |
| 1 | USA - United States | 1 | 1 | 0 |
| 5 | CZE - Czech Republic | 1 | 0 | 1 |
| 5 | DEN - Denmark | 1 | 0 | 1 |
| 5 | KOR - Korea | 1 | 0 | 1 |
| 5 | NED - Netherlands | 1 | 0 | 1 |
| | FIN - Finland | 0 | | |
| | GER - Germany | 0 | | |
| | ITA - Italy | 0 | | |
| | SCO - Scotland | 0 | | |
| | SUI - Switzerland | 0 | | |

**Note:**
Under WCF rules, tie-breaking rules for standings are not applied until after the last game of the round robin.

**Legend:**
**LSFE(*)** Last Stone First End
**X** Unplayed/unfinished end due to concession



lgt.com NEW HOLLAND LE GRUYÈRE SWITZERLAND ZUG CURLIT Curling Information Technology Ltd.

# Game Results

| Sheet | Game | Team | LSFE | 1 | 2 | 3 | 4 | 5 | 6 | 7 | 8 | 9 | 10 | Extra Ends | Total |
|---|---|---|---|---|---|---|---|---|---|---|---|---|---|---|---|
| A | 1 | CAN - Canada | * | 1 | 1 | 0 | 2 | 0 | 1 | 0 | 0 | 1 | X | | 6 |
| | 1 | CZE - Czech Republic | | 0 | 0 | 1 | 0 | 0 | 0 | 2 | 1 | 0 | X | | 4 |

| CAN - Canada | | Shot Success Game | Shot Success All |
|---|---|---|---|
| 4 S | GUSHUE Brad | 78% | 78% |
| 3 V | NICHOLS Mark | 81% | 81% |
| 2 | GALLANT Brett | 88% | 88% |
| 1 | WALKER Geoff | 99% | 99% |
| A | HARNDEN EJ | - | - |
| | Team Total | 86% | 86% |

| Last Stone Draw | | Distance |
|---|---|---|
| ↻ | GUSHUE Brad | 53.9cm |
| ↺ | WALKER Geoff | 16.6cm |
| **Total** | | **70.5cm** |

Time remaining: 1 minute 10 seconds

Time-out: End 10 - CAN stone 4

| CZE - Czech Republic | | Shot Success Game | Shot Success All |
|---|---|---|---|
| 4 S | KLIMA Lukas | 64% | 64% |
| 3 V | CERNOVSKY Marek | 76% | 76% |
| 2 | BOHAC Radek | 76% | 76% |
| 1 | CANDRA Jiri | 78% | 78% |
| A | KLIPA Lukas | - | - |
| | Team Total | 74% | 74% |

| Last Stone Draw | | Distance |
|---|---|---|
| ↻ | KLIMA Lukas | 54.7cm |
| ↺ | CANDRA Jiri | 78.8cm |
| **Total** | | **133.5cm** |

Time remaining: 0 minutes 22 seconds

Time-out: End 8 - CZE stone 7

## Shot Success Analysis

| CAN - Canada | | ↻ | | ↺ | | Game | |
|---|---|---|---|---|---|---|---|
| 4 GUSHUE Brad | Draws | 6 | 100% | 7 | 82% | 13 | 90% |
| | Take-outs | 0 | - | 7 | 54% | 7 | 54% |
| | Total | 6 | 100% | 14 | 68% | 20 | 78% |
| 3 NICHOLS Mark | Draws | 6 | 67% | 7 | 82% | 13 | 75% |
| | Take-outs | 3 | 100% | 4 | 88% | 7 | 93% |
| | Total | 9 | 78% | 11 | 84% | 20 | 81% |
| 2 GALLANT Brett | Draws | 7 | 79% | 1 | 100% | 8 | 81% |
| | Take-outs | 4 | 94% | 8 | 91% | 12 | 92% |
| | Total | 11 | 84% | 9 | 92% | 20 | 88% |
| 1 WALKER Geoff | Draws | 10 | 100% | 7 | 96% | 17 | 99% |
| | Take-outs | 1 | 100% | 2 | 100% | 3 | 100% |
| | Total | 11 | 100% | 9 | 97% | 20 | 99% |
| A HARNDEN EJ | Draws | 0 | - | 0 | - | 0 | - |
| | Take-outs | 0 | - | 0 | - | 0 | - |
| | Total | 0 | - | 0 | - | 0 | - |
| Team | Draws | 29 | 88% | 22 | 88% | 51 | 88% |
| | Take-outs | 8 | 97% | 21 | 79% | 29 | 84% |
| | Total | 37 | 90% | 43 | 83% | 80 | 86% |

| CZE - Czech Republic | | ↻ | | ↺ | | Game | |
|---|---|---|---|---|---|---|---|
| 4 KLIMA Lukas | Draws | 4 | 63% | 5 | 40% | 9 | 50% |
| | Take-outs | 3 | 42% | 7 | 93% | 10 | 78% |
| | Total | 7 | 54% | 12 | 71% | 19 | 64% |
| 3 CERNOVSKY Marek | Draws | 5 | 90% | 4 | 94% | 9 | 92% |
| | Take-outs | 2 | 63% | 9 | 64% | 11 | 64% |
| | Total | 7 | 82% | 13 | 73% | 20 | 76% |
| 2 BOHAC Radek | Draws | 8 | 78% | 4 | 94% | 12 | 83% |
| | Take-outs | 6 | 63% | 2 | 75% | 8 | 66% |
| | Total | 14 | 71% | 6 | 88% | 20 | 76% |
| 1 CANDRA Jiri | Draws | 3 | 75% | 16 | 77% | 19 | 76% |
| | Take-outs | 0 | - | 1 | 100% | 1 | 100% |
| | Total | 3 | 75% | 17 | 78% | 20 | 78% |
| A KLIPA Lukas | Draws | 0 | - | 0 | - | 0 | - |
| | Take-outs | 0 | - | 0 | - | 0 | - |
| | Total | 0 | - | 0 | - | 0 | - |
| Team | Draws | 20 | 78% | 29 | 75% | 49 | 76% |
| | Take-outs | 11 | 57% | 19 | 78% | 30 | 70% |
| | Total | 31 | 70% | 48 | 76% | 79 | 74% |

**Note:**
Position and function for each team member:
**4** = Fourth, **3** = Third, **2** = Second, **1** = Lead, **A** = Alternate, **S** = Skip, **V** = Vice-Skip

**Legend:**
↻ Clockwise ↺ Counter-clockwise **LSFE(*)** Last Stone First End
**X** Unplayed/unfinished end due to concession



lgt.com NEW HOLLAND LE GRUYÈRE SWITZERLAND ZUG CURLIT Curling Information Technology Ltd.

# Game - Shot by Shot

**End 1** — **CAN - Canada 0 + 1** (this end) **= 1** — **CZE - Czech Republic 0 + 0** (this end) **= 0**




| | CAN | CZE |
|---|---|---|
| Total Score | 1 | 0 |
| Time left | | |

**Legend:**
↻ Clockwise ↺ Counter-clockwise - Not considered



lgt.com NEW HOLLAND LE GRUYÈRE SWITZERLAND ZUG CURLIT Curling Information Technology Ltd.

# Game - Shot by Shot

**End 2** — **CAN - Canada 1 + 1** (this end) **= 2** — **CZE - Czech Republic 0 + 0** (this end) **= 0**

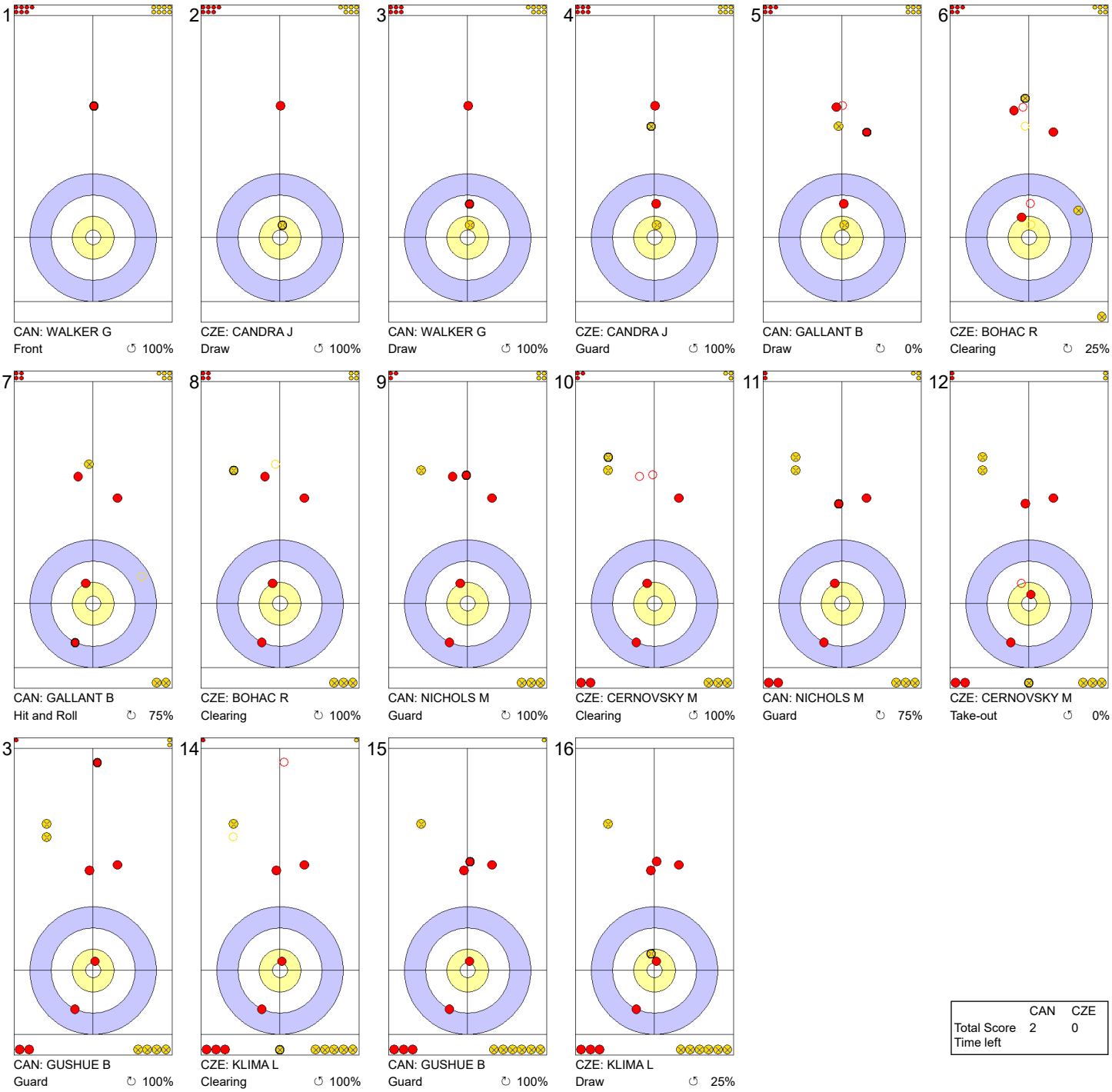


| | CAN | CZE |
|---|---|---|
| Total Score | 2 | 0 |
| Time left | | |

**Legend:**

↻ Clockwise ↺ Counter-clockwise - Not considered



lgt.com NEW HOLLAND LE GRUYÈRE SWITZERLAND ZUG CURLIT Curling Information Technology Ltd.

# Game - Shot by Shot

**End 3** — **CAN - Canada 2 + 0** (this end) **= 2** — **CZE - Czech Republic 0 + 1** (this end) **= 1**



1 — CAN: WALKER G — Front ↻ 100%
2 — CZE: CANDRA J — Front ↺ 100%
3 — CAN: WALKER G — Draw ↻ 100%
4 — CZE: CANDRA J — Draw ↺ 0% — Did not pass the hogline
5 — CAN: GALLANT B — Draw ↻ 100%
6 — CZE: BOHAC R — Double Take-out ↻ 100%
7 — CAN: GALLANT B — Guard ↻ 100%
8 — CZE: BOHAC R — Clearing ↺ 100%
9 — CAN: NICHOLS M — Draw ↺ 100%
10 — CZE: CERNOVSKY M — Draw ↺ 100%
11 — CAN: NICHOLS M — Raise ↺ 100%
12 — CZE: CERNOVSKY M — Hit and Roll ↺ 75%
13 — CAN: GUSHUE B — Take-out ↺ 100%
14 — CZE: KLIMA L — Promotion Take-out ↻ 25%
15 — CAN: GUSHUE B — Draw ↻ 100%
16 — CZE: KLIMA L — Draw ↺ 100%

| | CAN | CZE |
|---|---|---|
| Total Score | 2 | 1 |
| Time left | | |

**Legend:**
↻ Clockwise ↺ Counter-clockwise - Not considered



lgt.com NEW HOLLAND LE GRUYÈRE SWITZERLAND ZUG CURLIT Curling Information Technology Ltd.

# Game - Shot by Shot

**End 4** — **CAN - Canada 2 + 2** (this end) **= 4** — **CZE - Czech Republic 1 + 0** (this end) **= 1**

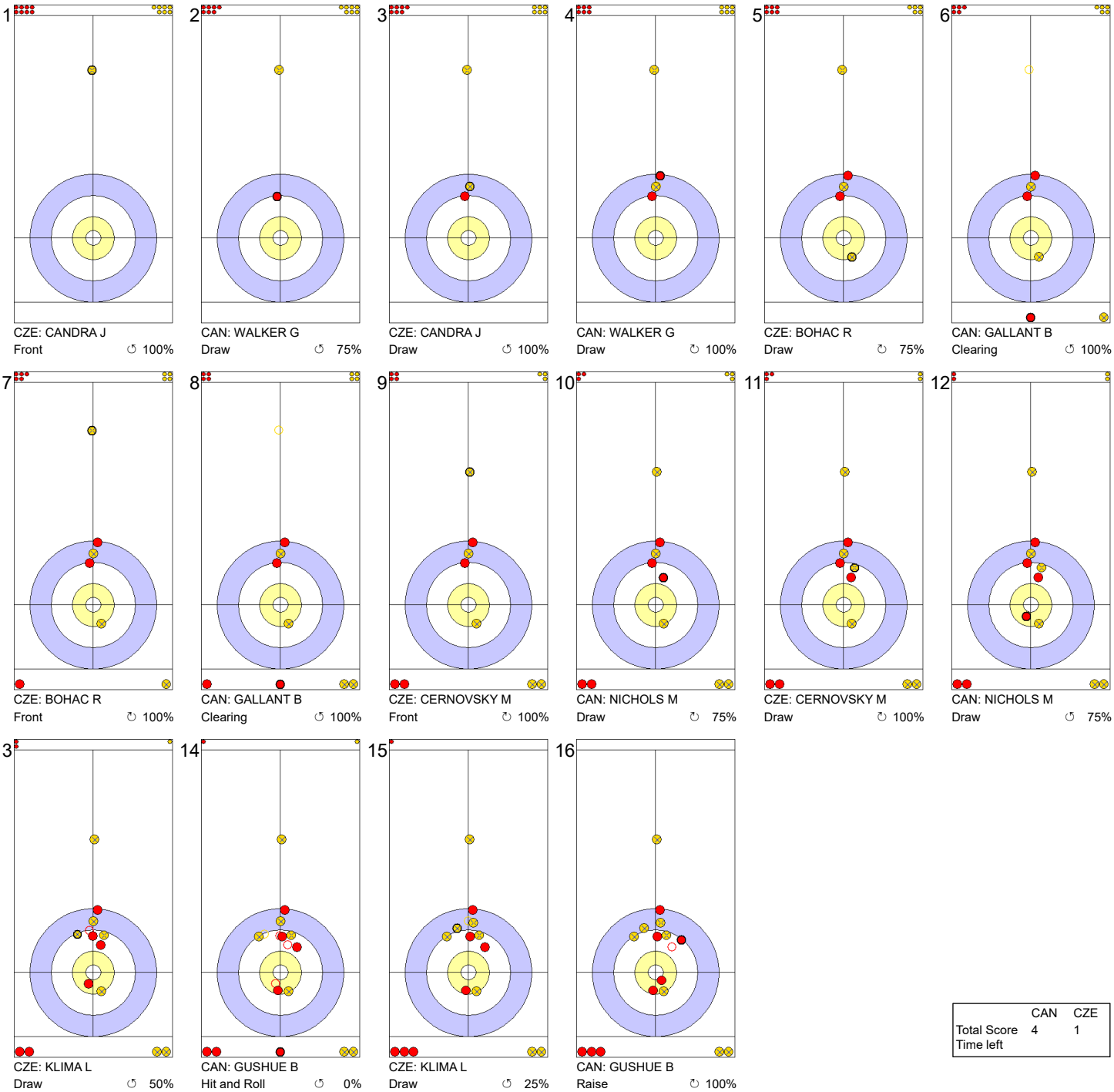


| | CAN | CZE |
|---|---|---|
| Total Score | 4 | 1 |
| Time left | | |

**Legend:**
↻ Clockwise ↺ Counter-clockwise - Not considered



lgt.com NEW HOLLAND LE GRUYÈRE SWITZERLAND ZUG CURLIT Curling Information Technology Ltd.

# Game - Shot by Shot

**End 5** — **CAN - Canada** **4 + 0** (this end) **= 4** — **CZE - Czech Republic** **1 + 0** (this end) **= 1**

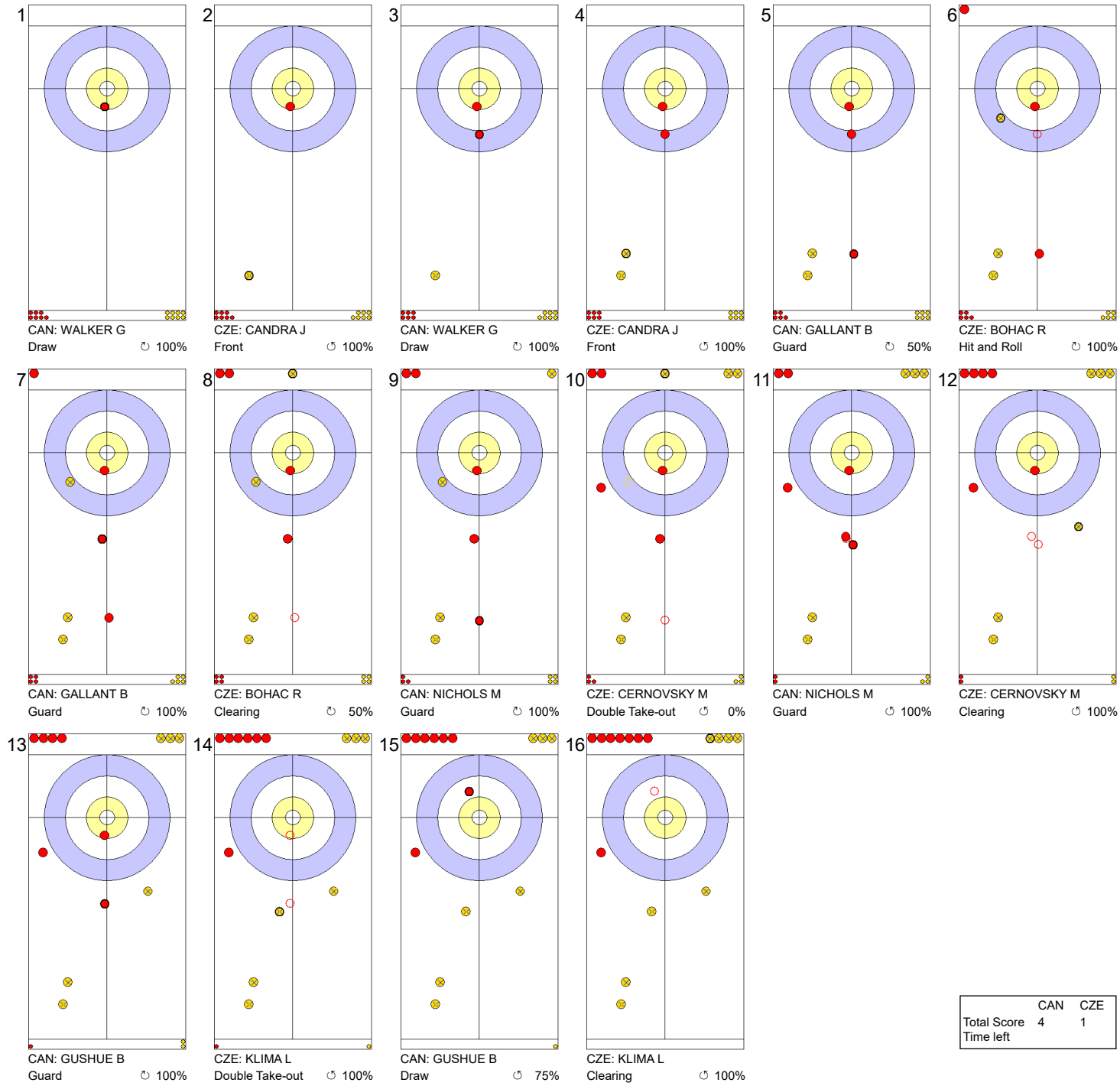


| | CAN | CZE |
|---|---|---|
| Total Score | 4 | 1 |
| Time left | | |

**Legend:**
↻ Clockwise ↺ Counter-clockwise - Not considered



lgt.com NEW HOLLAND LE GRUYÈRE SWITZERLAND V ZUG CURLIT Curling Information Technology Ltd.

# Game - Shot by Shot

**End 6** — **CAN - Canada 4 + 1 (this end) = 5** — **CZE - Czech Republic 1 + 0 (this end) = 1**

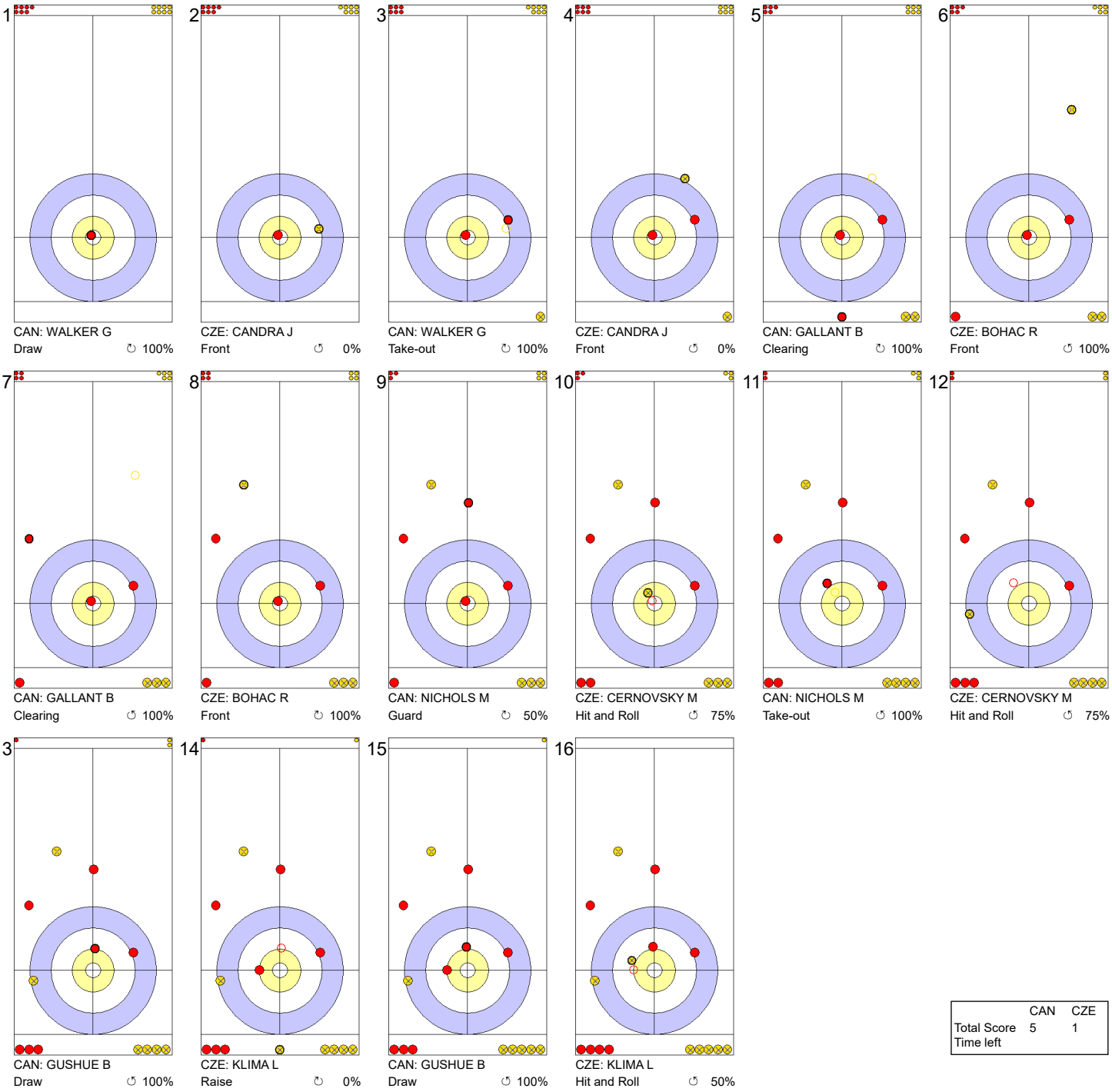


| | CAN | CZE |
|---|---|---|
| Total Score | 5 | 1 |
| Time left | | |

**Legend:**

↻ Clockwise ↺ Counter-clockwise - Not considered



lgt.com NEW HOLLAND LE GRUYÈRE SWITZERLAND ZUG CURLIT Curling Information Technology Ltd.

# Game - Shot by Shot

**End 7** — **CAN - Canada 5 + 0** (this end) **= 5** — **CZE - Czech Republic 1 + 2** (this end) **= 3**

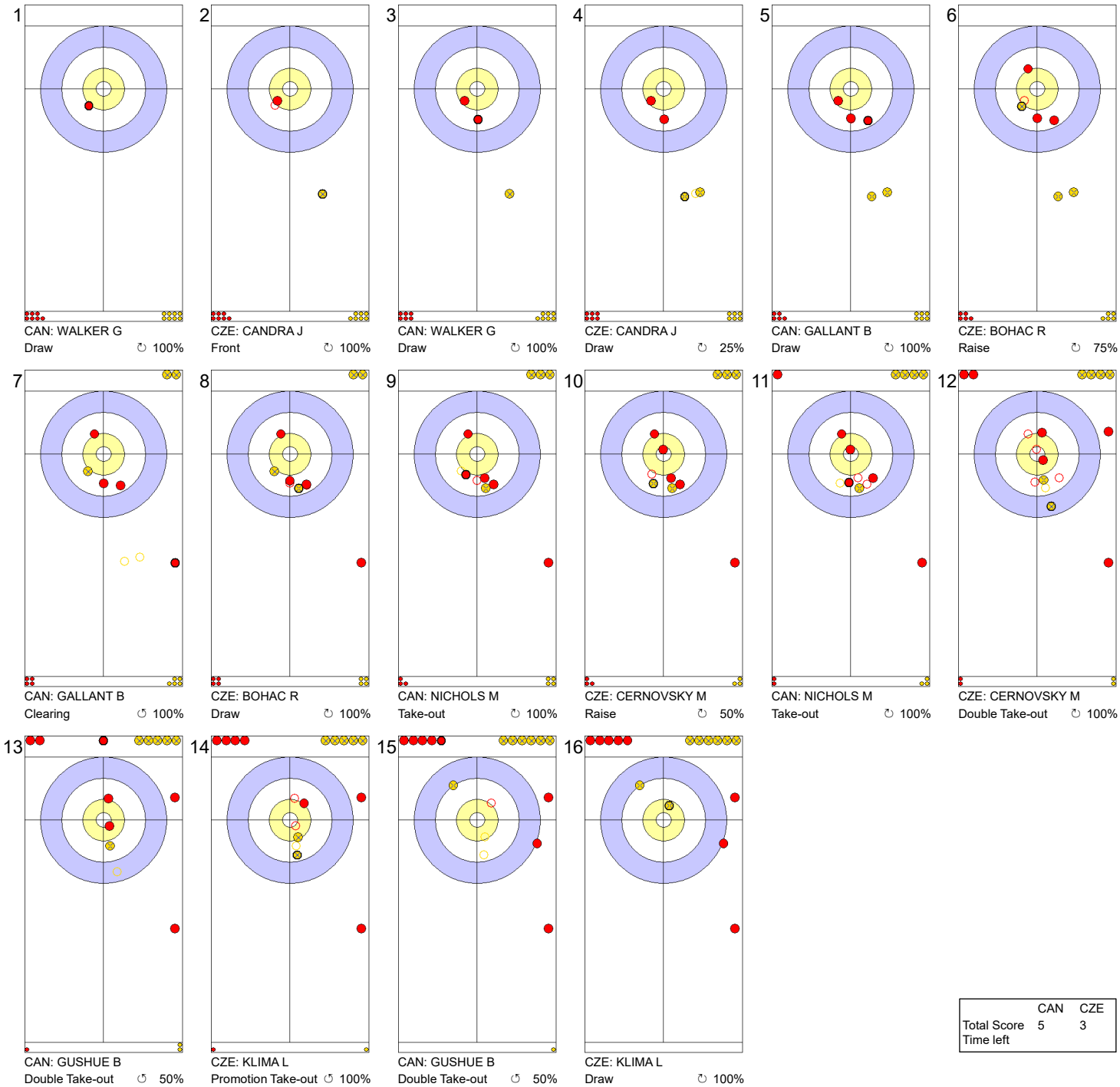

1 — CAN: WALKER G — Draw ↻ 100%
2 — CZE: CANDRA J — Front ↻ 100%
3 — CAN: WALKER G — Draw ↻ 100%
4 — CZE: CANDRA J — Draw ↻ 25%
5 — CAN: GALLANT B — Draw ↻ 100%
6 — CZE: BOHAC R — Raise ↻ 75%
7 — CAN: GALLANT B — Clearing ↻ 100%
8 — CZE: BOHAC R — Draw ↻ 100%
9 — CAN: NICHOLS M — Take-out ↻ 100%
10 — CZE: CERNOVSKY M — Raise ↻ 50%
11 — CAN: NICHOLS M — Take-out ↻ 100%
12 — CZE: CERNOVSKY M — Double Take-out ↻ 100%
13 — CAN: GUSHUE B — Double Take-out ↻ 50%
14 — CZE: KLIMA L — Promotion Take-out ↻ 100%
15 — CAN: GUSHUE B — Double Take-out ↻ 50%
16 — CZE: KLIMA L — Draw ↻ 100%

| | CAN | CZE |
|---|---|---|
| Total Score | 5 | 3 |
| Time left | | |

**Legend:**
↻ Clockwise ↺ Counter-clockwise - Not considered



lgt.com NEW HOLLAND LE GRUYÈRE SWITZERLAND ZUG CURLIT Curling Information Technology Ltd.

# Game - Shot by Shot

**End 8** — **CAN - Canada 5 + 0** (this end) **= 5** — **CZE - Czech Republic 3 + 1** (this end) **= 4**

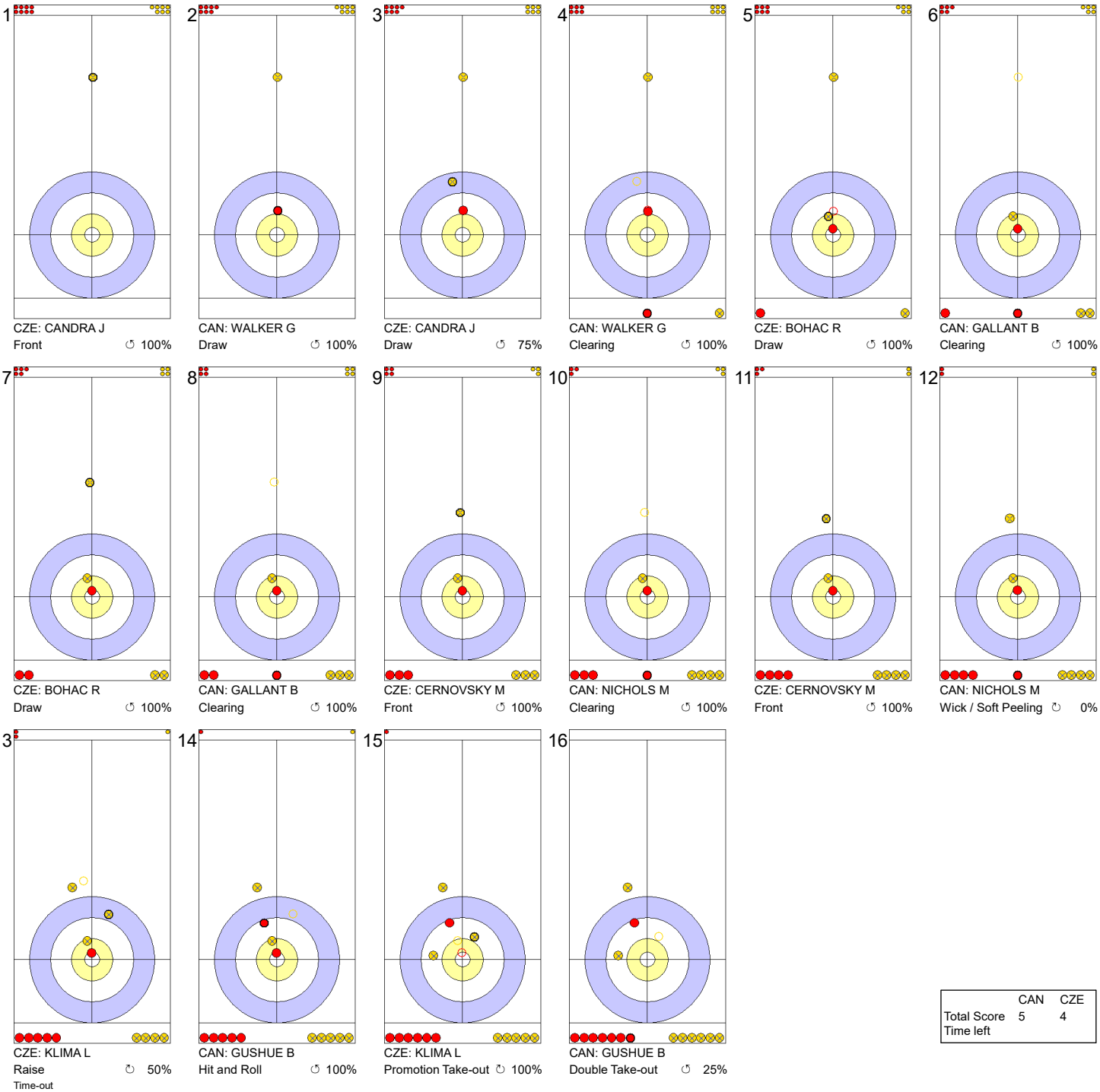


| | CAN | CZE |
|---|---|---|
| Total Score | 5 | 4 |
| Time left | | |

**Legend:**

↻ Clockwise ↺ Counter-clockwise - Not considered



lgt.com NEW HOLLAND LE GRUYÈRE SWITZERLAND ZUG CURLIT Curling Information Technology Ltd.

# Game - Shot by Shot

**End 9** — **CAN - Canada 5 + 1** (this end) **= 6** — **CZE - Czech Republic 4 + 0** (this end) **= 4**

1
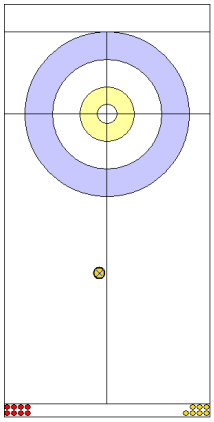
CZE: CANDRA J
Front ↻ 50%

2
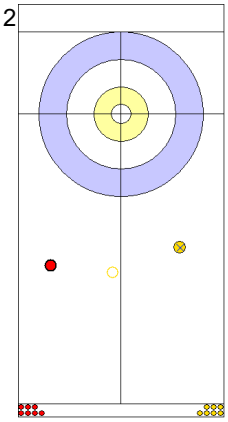
CAN: WALKER G
Wick / Soft Peeling ↻ 100%
Soft-Peeling

3
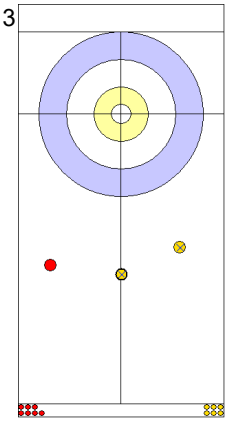
CZE: CANDRA J
Front ↻ 100%

4
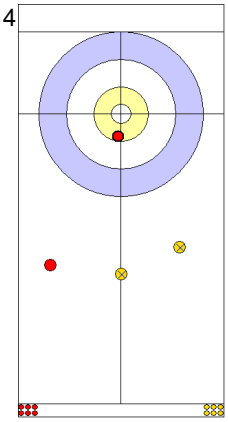
CAN: WALKER G
Draw ↻ 100%

5
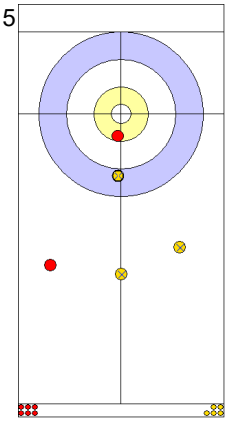
CZE: BOHAC R
Draw ↻ 75%

6
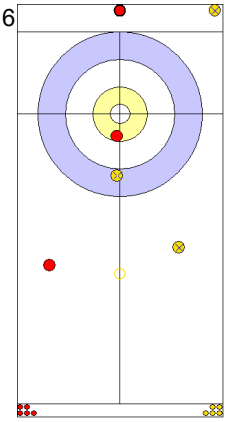
CAN: GALLANT B
Clearing ↻ 100%

7
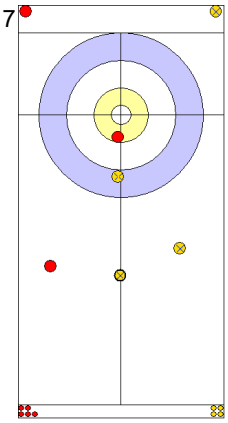
CZE: BOHAC R
Front ↻ 100%

8
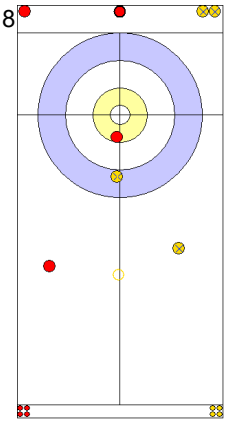
CAN: GALLANT B
Clearing ↻ 100%

9
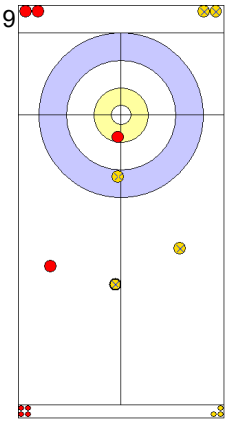
CZE: CERNOVSKY M
Front ↻ 100%

10
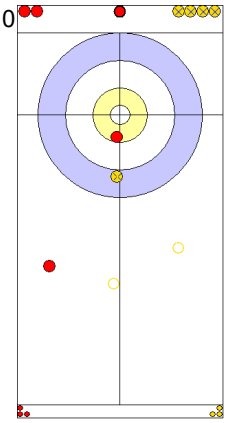
CAN: NICHOLS M
Clearing ↻ 100%

11
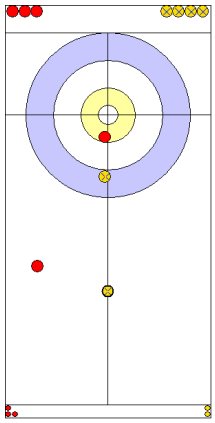
CZE: CERNOVSKY M
Front ↻ 100%

12
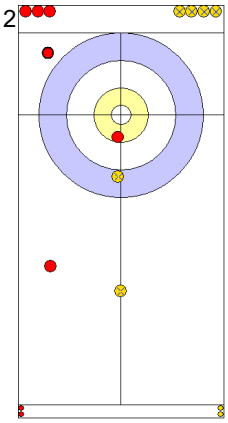
CAN: NICHOLS M
Draw ↺ 0%

13
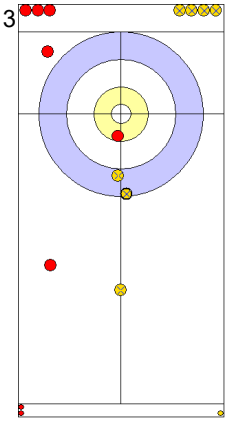
CZE: KLIMA L
Draw ↺ 50%

14
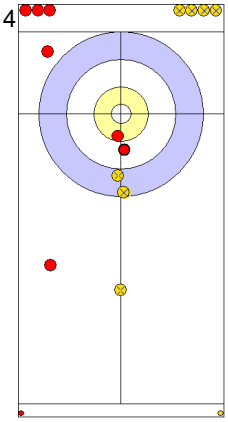
CAN: GUSHUE B
Draw ↻ 100%

15
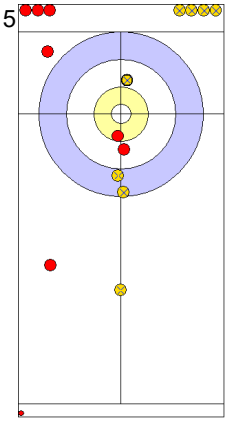
CZE: KLIMA L
Draw ↺ 50%

16
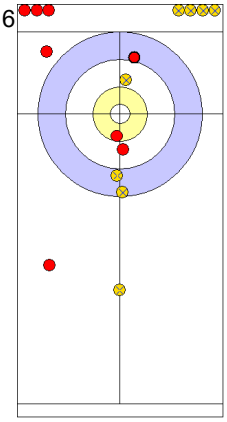
CAN: GUSHUE B
Raise ↺ 0%

| | CAN | CZE |
|---|---|---|
| Total Score | 6 | 4 |
| Time left | | |

**Legend:**
↻ Clockwise ↺ Counter-clockwise - Not considered



lgt.com NEW HOLLAND LE GRUYÈRE SWITZERLAND ZUG CURLIT Curling Information Technology Ltd.

# Game - Shot by Shot

**End 10** — **CAN - Canada 6 + X** (this end) **= 6** — **CZE - Czech Republic 4 + X** (this end) **= 4**

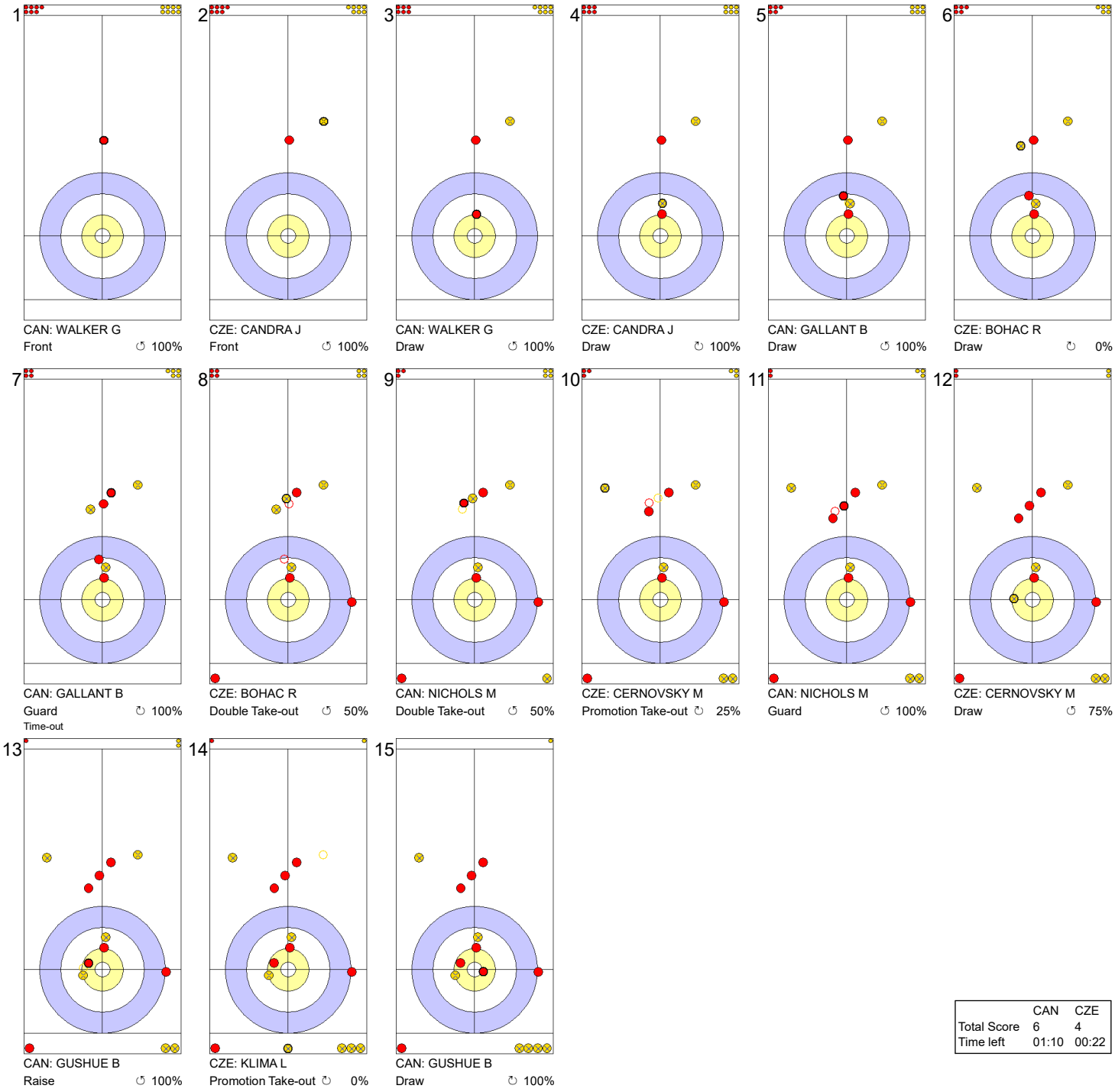


| | CAN | CZE |
|---|---|---|
| Total Score | 6 | 4 |
| Time left | 01:10 | 00:22 |

**Legend:**

↻ Clockwise ↺ Counter-clockwise - Not considered

**X** Unfinished end due to concession



lgt.com NEW HOLLAND LE GRUYÈRE SWITZERLAND ZUG CURLIT Curling Information Technology Ltd.

# Game Results

| Sheet | Game | Team | LSFE | 1 | 2 | 3 | 4 | 5 | 6 | 7 | 8 | 9 | 10 | Extra Ends | | | | Total |
|---|---|---|---|---|---|---|---|---|---|---|---|---|---|---|---|---|---|---|
| B | 1 | SWE - Sweden | | 0 | 0 | 1 | 1 | 1 | 0 | 3 | 0 | 0 | 1 | | | | | 7 |
| | 1 | NED - Netherlands | * | 1 | 1 | 0 | 0 | 0 | 1 | 0 | 0 | 1 | 0 | | | | | 4 |

| SWE - Sweden | | Shot Success Game | Shot Success All |
|---|---|---|---|
| 4 S | EDIN Niklas | 83% | 83% |
| 3 V | ERIKSSON Oskar | 91% | 91% |
| 2 | WRANAA Rasmus | 88% | 88% |
| 1 | SUNDGREN Christoffer | 93% | 93% |
| A | MAGNUSSON Daniel | - | - |
| | Team Total | 88% | 88% |

| Last Stone Draw | | Distance |
|---|---|---|
| ↻ | SUNDGREN Christoffer | 8.2cm |
| ↺ | ERIKSSON Oskar | 92.0cm |
| **Total** | | **100.2cm** |

Time remaining: 3 minutes 30 seconds

| NED - Netherlands | | Shot Success Game | Shot Success All |
|---|---|---|---|
| 4 S | GOESGENS Wouter | 78% | 78% |
| 3 V | VAN DORP Jaap | 79% | 79% |
| 2 | HOEKMAN Laurens | 65% | 65% |
| 1 | GLASBERGEN Carlo | 84% | 84% |
| A | VAN DEN HURK Tobias | - | - |
| | Team Total | 76% | 76% |

| Last Stone Draw | | Distance |
|---|---|---|
| ↻ | GOESGENS Wouter | 27.3cm |
| ↺ | GLASBERGEN Carlo | 6.5cm |
| **Total** | | **33.8cm** |

Time remaining: 2 minutes 51 seconds

## Shot Success Analysis

| SWE - Sweden | | ↻ | | ↺ | | Game | |
|---|---|---|---|---|---|---|---|
| 4 EDIN Niklas | Draws | 3 | 67% | 4 | 100% | 7 | 86% |
| | Take-outs | 8 | 69% | 5 | 100% | 13 | 81% |
| | Total | 11 | 68% | 9 | 100% | 20 | 83% |
| 3 ERIKSSON Oskar | Draws | 9 | 81% | 1 | 100% | 10 | 83% |
| | Take-outs | 4 | 100% | 5 | 100% | 9 | 100% |
| | Total | 13 | 87% | 6 | 100% | 19 | 91% |
| 2 WRANAA Rasmus | Draws | 7 | 86% | 6 | 79% | 13 | 83% |
| | Take-outs | 2 | 88% | 5 | 100% | 7 | 96% |
| | Total | 9 | 86% | 11 | 89% | 20 | 88% |
| 1 SUNDGREN Christoffer | Draws | 4 | 100% | 13 | 98% | 17 | 99% |
| | Take-outs | 1 | 0% | 0 | - | 1 | 0% |
| | Total | 5 | 80% | 13 | 98% | 18 | 93% |
| A MAGNUSSON Daniel | Draws | 0 | - | 0 | - | 0 | - |
| | Take-outs | 0 | - | 0 | - | 0 | - |
| | Total | 0 | - | 0 | - | 0 | - |
| Team | Draws | 23 | 84% | 24 | 94% | 47 | 89% |
| | Take-outs | 15 | 75% | 15 | 100% | 30 | 88% |
| | Total | 38 | 80% | 39 | 96% | 77 | 88% |

| NED - Netherlands | | ↻ | | ↺ | | Game | |
|---|---|---|---|---|---|---|---|
| 4 GOESGENS Wouter | Draws | 5 | 80% | 5 | 60% | 10 | 70% |
| | Take-outs | 5 | 95% | 4 | 75% | 9 | 86% |
| | Total | 10 | 88% | 9 | 67% | 19 | 78% |
| 3 VAN DORP Jaap | Draws | 4 | 88% | 5 | 80% | 9 | 83% |
| | Take-outs | 6 | 83% | 5 | 65% | 11 | 75% |
| | Total | 10 | 85% | 10 | 73% | 20 | 79% |
| 2 HOEKMAN Laurens | Draws | 4 | 81% | 6 | 58% | 10 | 68% |
| | Take-outs | 4 | 69% | 6 | 58% | 10 | 63% |
| | Total | 8 | 75% | 12 | 58% | 20 | 65% |
| 1 GLASBERGEN Carlo | Draws | 4 | 94% | 16 | 81% | 20 | 84% |
| | Take-outs | 0 | - | 0 | - | 0 | - |
| | Total | 4 | 94% | 16 | 81% | 20 | 84% |
| A VAN DEN HURK Tobias | Draws | 0 | - | 0 | - | 0 | - |
| | Take-outs | 0 | - | 0 | - | 0 | - |
| | Total | 0 | - | 0 | - | 0 | - |
| Team | Draws | 17 | 85% | 32 | 73% | 49 | 78% |
| | Take-outs | 15 | 83% | 15 | 65% | 30 | 74% |
| | Total | 32 | 84% | 47 | 71% | 79 | 76% |

**Note:**
Position and function for each team member:
**4** = Fourth, **3** = Third, **2** = Second, **1** = Lead, **A** = Alternate, **S** = Skip, **V** = Vice-Skip

**Legend:**
↻ Clockwise ↺ Counter-clockwise **LSFE(*)** Last Stone First End



lgt.com NEW HOLLAND LE GRUYÈRE SWITZERLAND ZUG CURLIT Curling Information Technology Ltd.

# Game - Shot by Shot

**End 1** — **SWE - Sweden 0 + 0** (this end) **= 0** — **NED - Netherlands 0 + 1** (this end) **= 1**

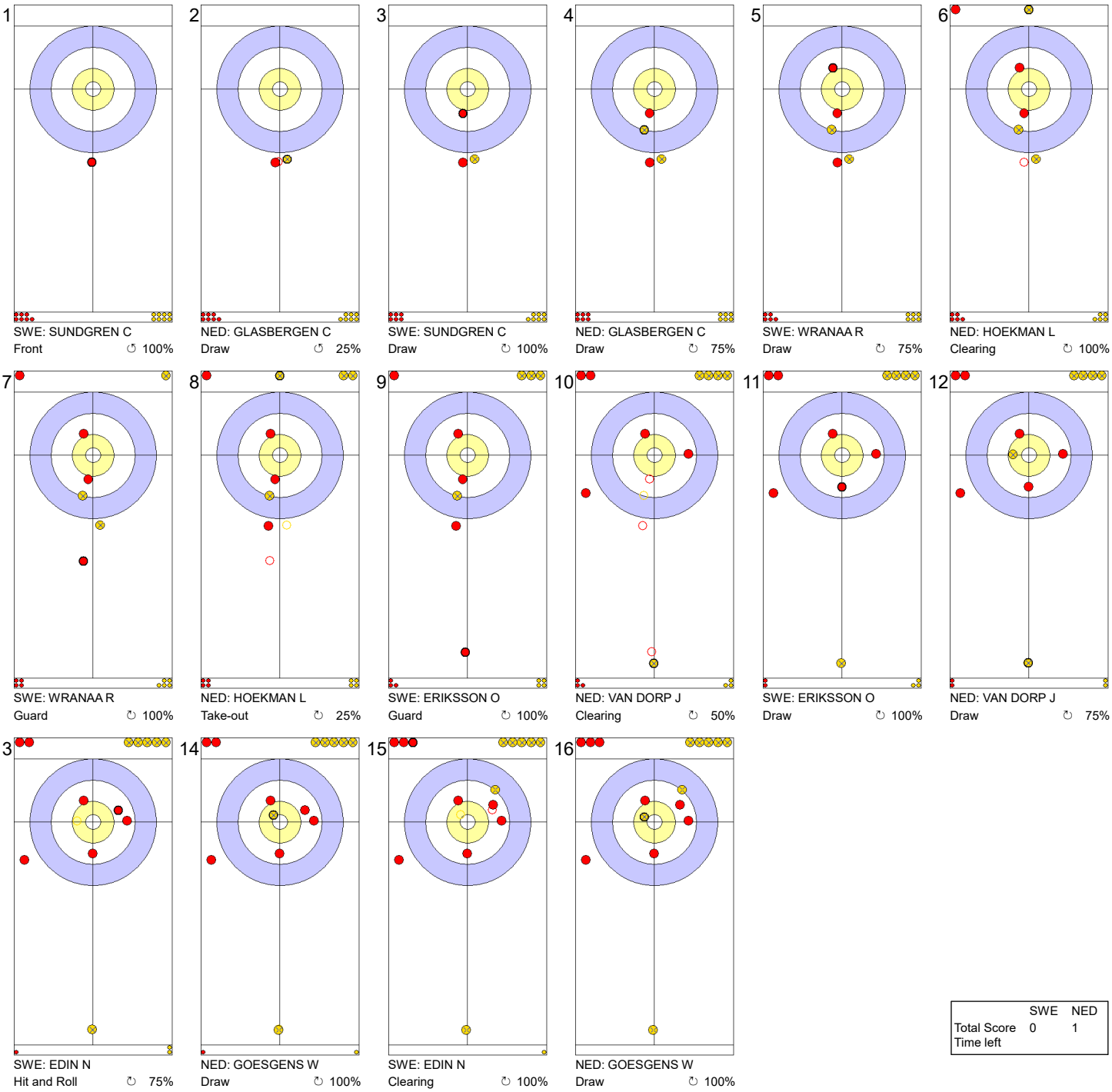


| | SWE | NED |
|---|---|---|
| Total Score | 0 | 1 |
| Time left | | |

**Legend:**
↻ Clockwise ↺ Counter-clockwise - Not considered



lgt.com NEW HOLLAND LE GRUYÈRE SWITZERLAND ZUG CURLIT Curling Information Technology Ltd.

# Game - Shot by Shot

**End 2** — **SWE - Sweden** 0 + 0 (this end) = 0 — **NED - Netherlands** 1 + 1 (this end) = 2

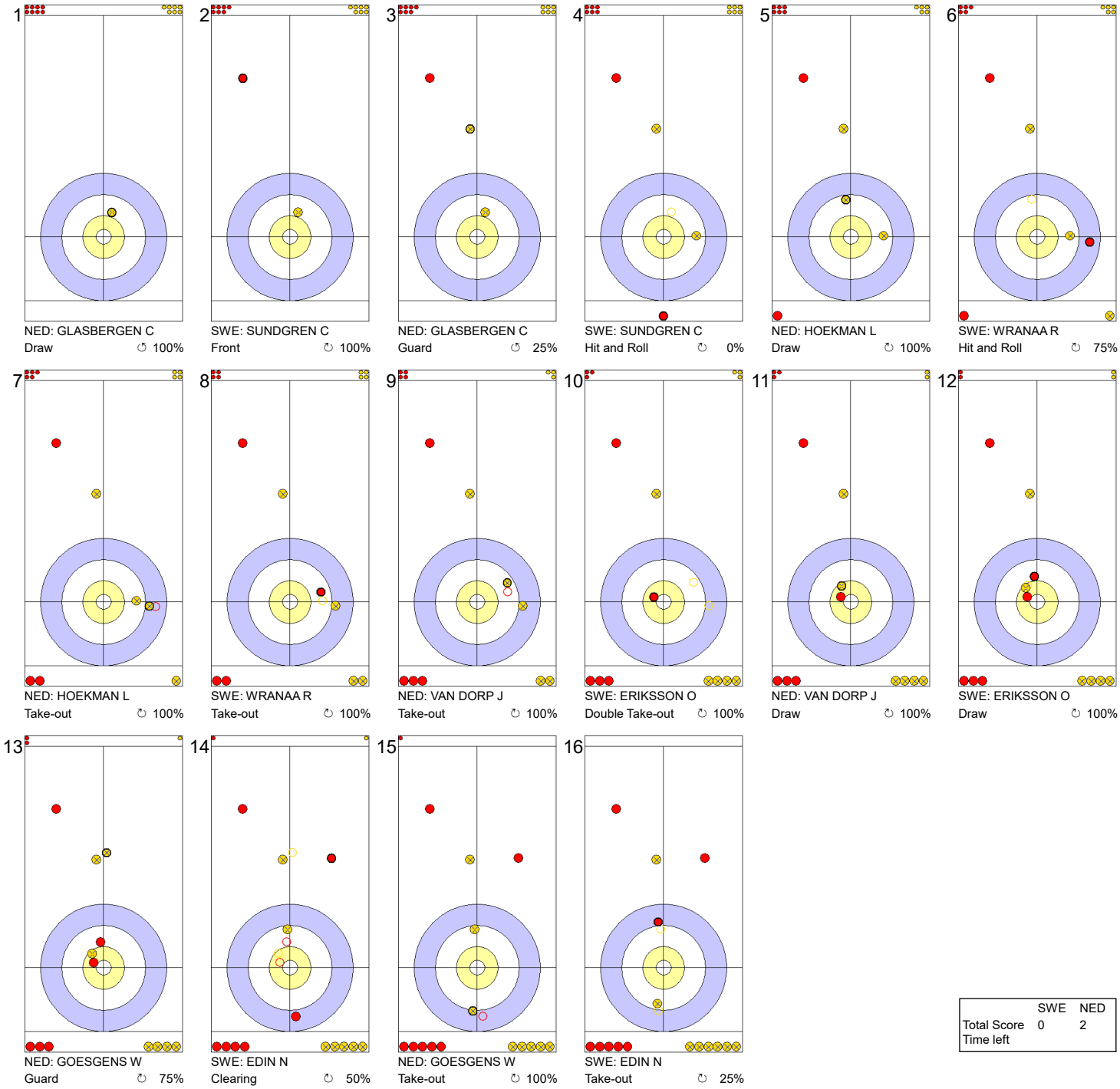


| | SWE | NED |
|---|---|---|
| Total Score | 0 | 2 |
| Time left | | |

**Legend:**

↻ Clockwise ↺ Counter-clockwise - Not considered



lgt.com NEW HOLLAND LE GRUYÈRE SWITZERLAND ZUG CURLIT Curling Information Technology Ltd.

# Game - Shot by Shot

**End 3** — **SWE - Sweden 0 + 1** (this end) **= 1** — **NED - Netherlands 2 + 0** (this end) **= 2**

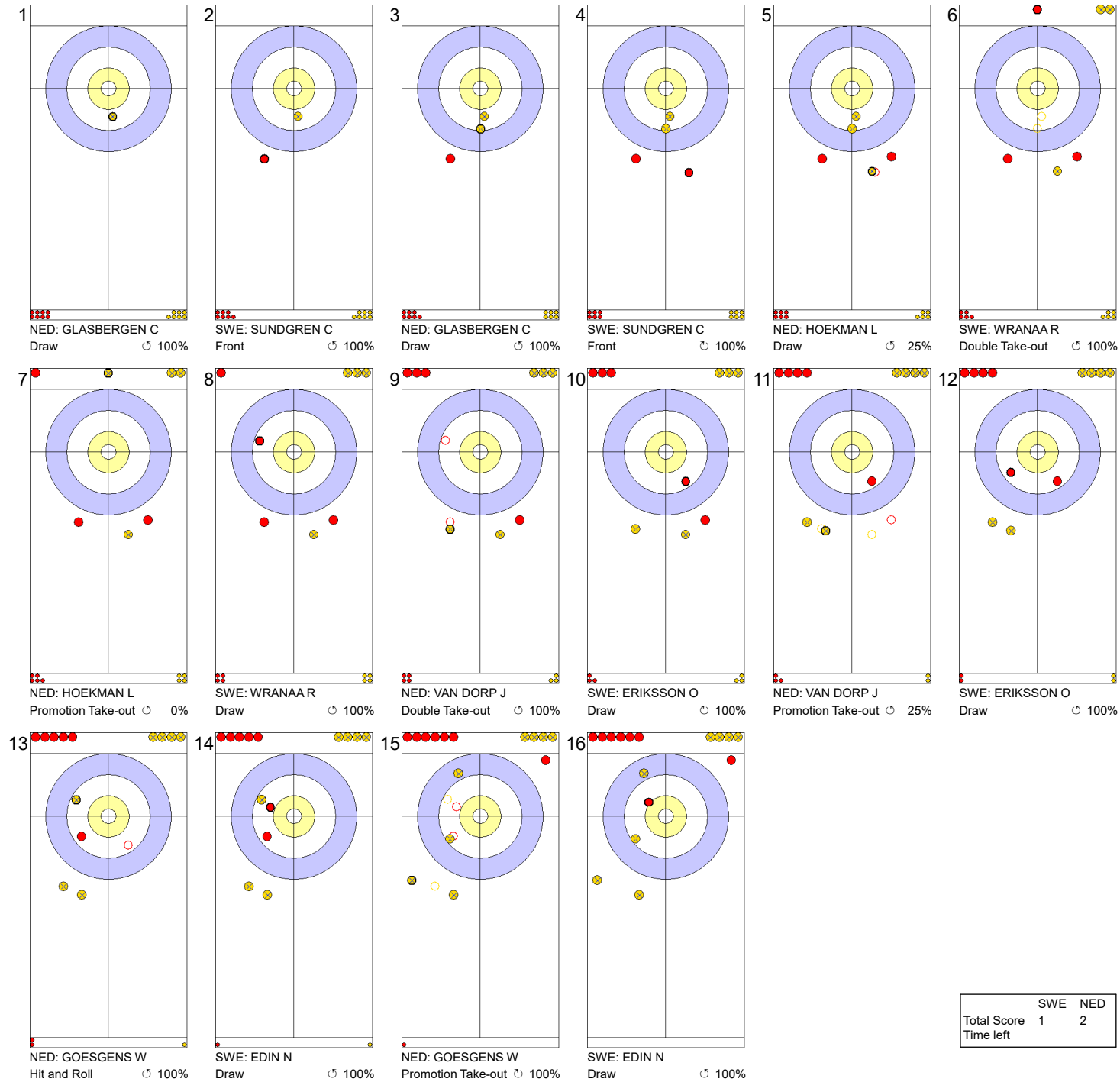


| | SWE | NED |
|---|---|---|
| Total Score | 1 | 2 |
| Time left | | |

**Legend:**

↻ Clockwise ↺ Counter-clockwise - Not considered



lgt.com NEW HOLLAND LE GRUYÈRE SWITZERLAND ZUG CURLIT Curling Information Technology Ltd.

# Game - Shot by Shot

**End 4** — **SWE - Sweden 1 + 1** (this end) **= 2** — **NED - Netherlands 2 + 0** (this end) **= 2**

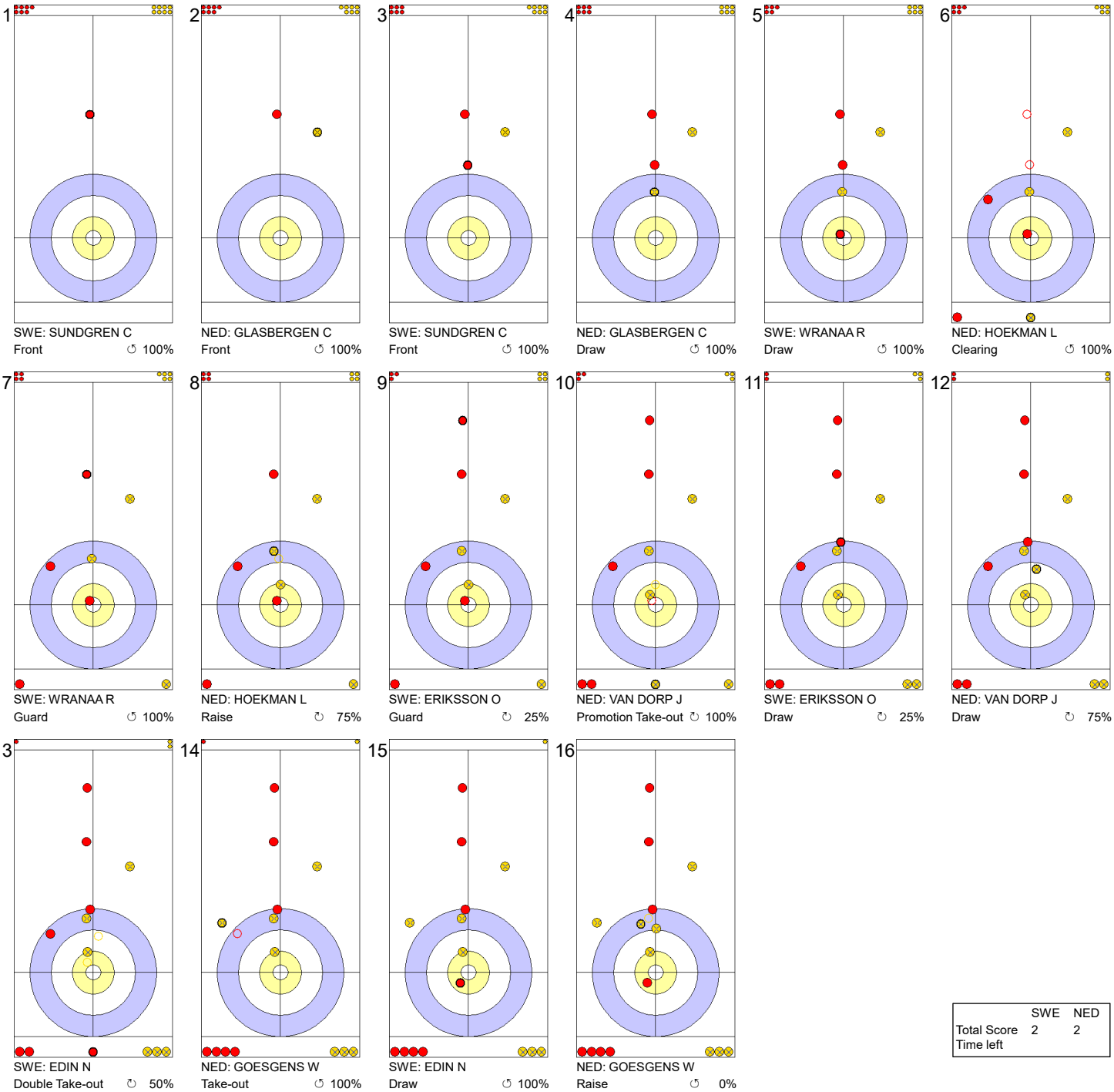


| | SWE | NED |
|---|---|---|
| Total Score | 2 | 2 |
| Time left | | |

**Legend:**

↻ Clockwise ↺ Counter-clockwise - Not considered



lgt.com NEW HOLLAND LE GRUYÈRE SWITZERLAND ZUG CURLIT Curling Information Technology Ltd.

# Game - Shot by Shot

**End 5** — **SWE - Sweden 2 + 1** (this end) **= 3** — **NED - Netherlands 2 + 0** (this end) **= 2**

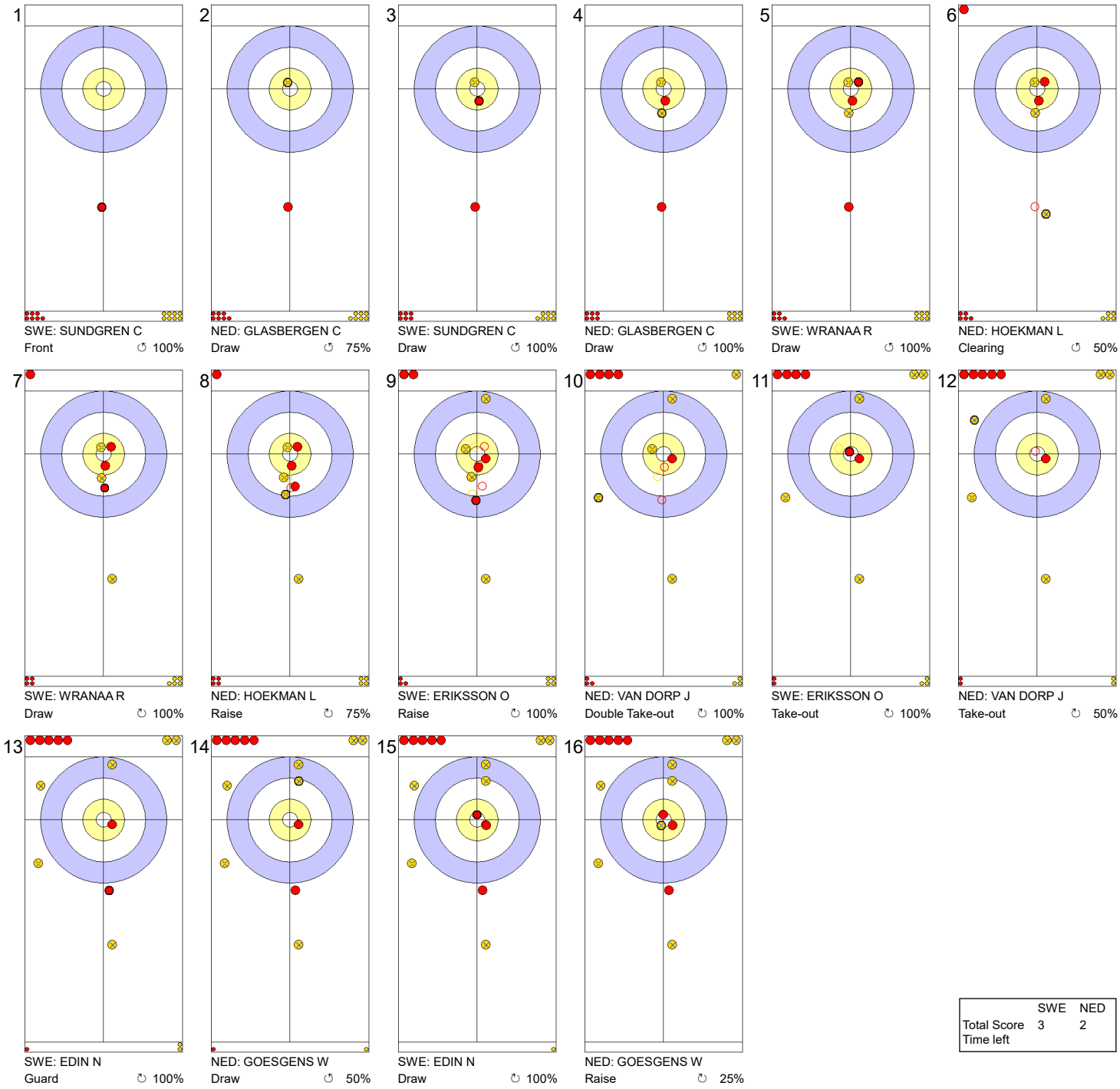


| | SWE | NED |
|---|---|---|
| Total Score | 3 | 2 |
| Time left | | |

**Legend:**
↻ Clockwise ↺ Counter-clockwise - Not considered



lgt.com NEW HOLLAND LE GRUYÈRE SWITZERLAND V ZUG CURLIT Curling Information Technology Ltd.

# Game - Shot by Shot

**End 6** — **SWE - Sweden 3 + 0** (this end) **= 3** — **NED - Netherlands 2 + 1** (this end) **= 3**

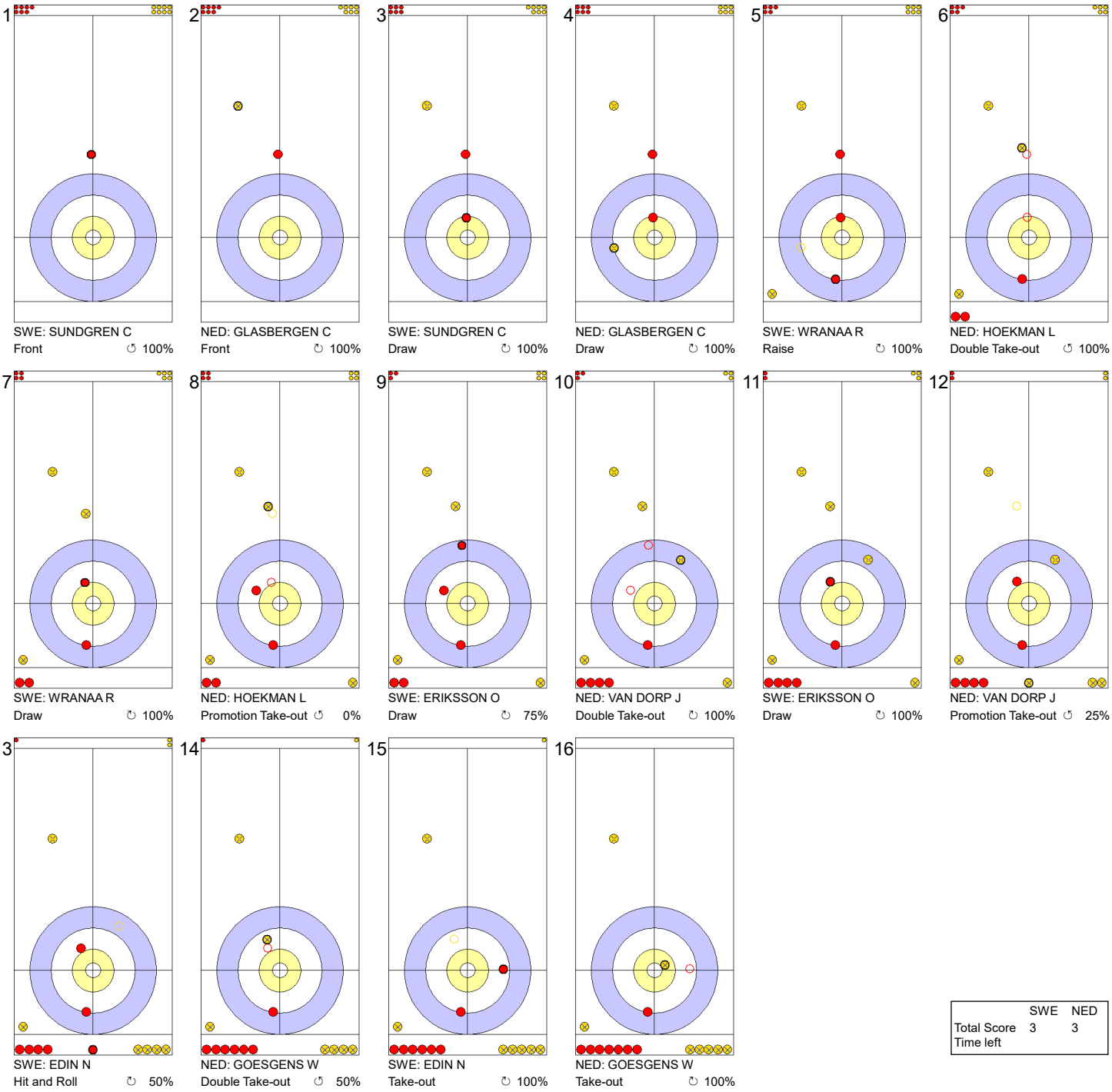


| | SWE | NED |
|---|---|---|
| Total Score | 3 | 3 |
| Time left | | |

**Legend:**

↻ Clockwise ↺ Counter-clockwise - Not considered



lgt.com NEW HOLLAND LE GRUYÈRE SWITZERLAND ZUG CURLIT Curling Information Technology Ltd.

# Game - Shot by Shot

**End 7** — **SWE - Sweden 3 + 3** (this end) **= 6** — **NED - Netherlands 3 + 0** (this end) **= 3**

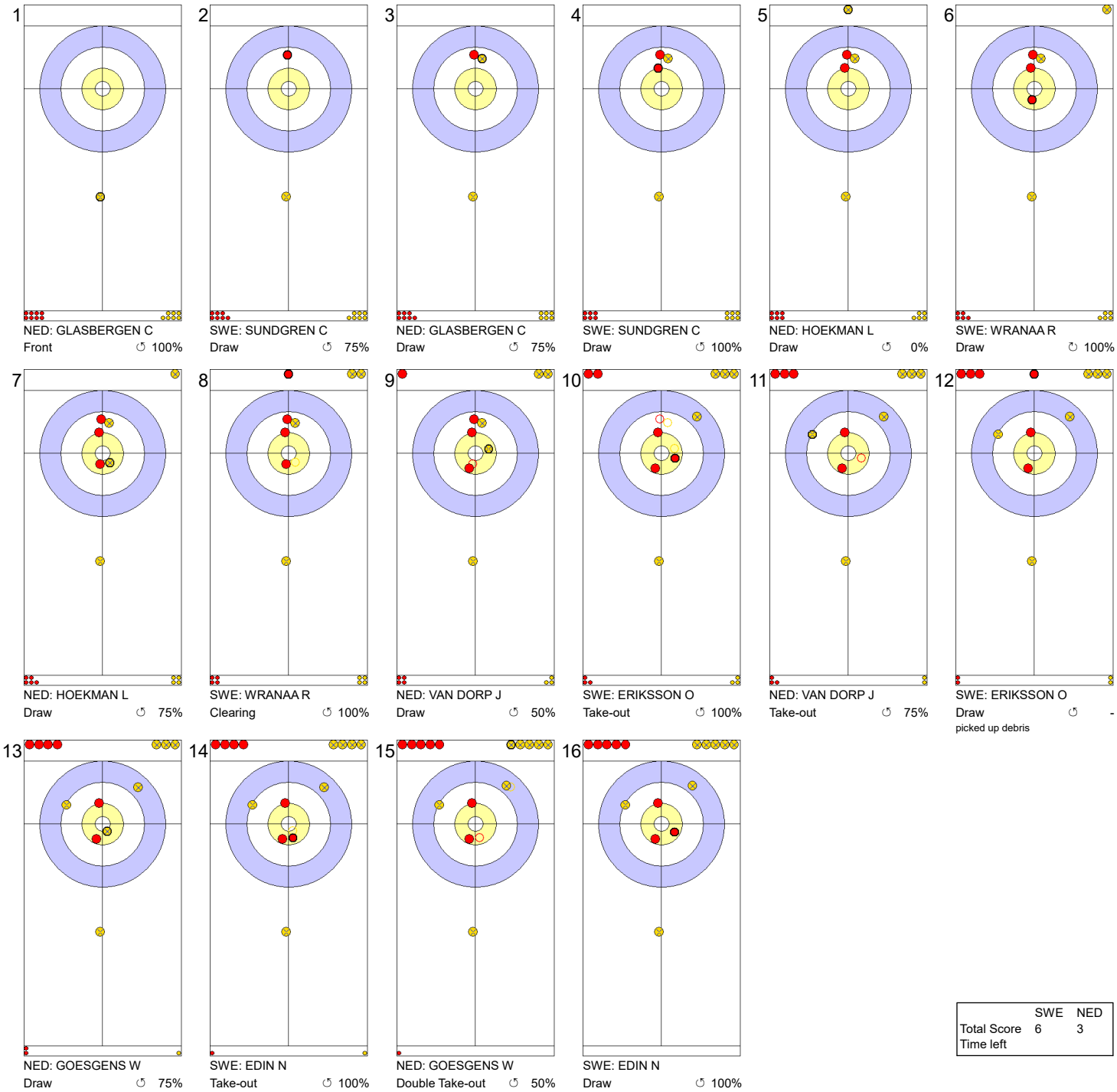

| | 1 | 2 | 3 | 4 | 5 | 6 |
|---|---|---|---|---|---|---|
| | NED: GLASBERGEN C | SWE: SUNDGREN C | NED: GLASBERGEN C | SWE: SUNDGREN C | NED: HOEKMAN L | SWE: WRANAA R |
| | Front ↺ 100% | Draw ↺ 75% | Draw ↺ 75% | Draw ↺ 100% | Draw ↺ 0% | Draw ↻ 100% |
| | 7 | 8 | 9 | 10 | 11 | 12 |
| | NED: HOEKMAN L | SWE: WRANAA R | NED: VAN DORP J | SWE: ERIKSSON O | NED: VAN DORP J | SWE: ERIKSSON O |
| | Draw ↺ 75% | Clearing ↺ 100% | Draw ↺ 50% | Take-out ↺ 100% | Take-out ↺ 75% | Draw ↺ - |
| | | | | | | picked up debris |
| | 13 | 14 | 15 | 16 | | |
| | NED: GOESGENS W | SWE: EDIN N | NED: GOESGENS W | SWE: EDIN N | | |
| | Draw ↺ 75% | Take-out ↺ 100% | Double Take-out ↺ 50% | Draw ↺ 100% | | |

| | SWE | NED |
|---|---|---|
| Total Score | 6 | 3 |
| Time left | | |

**Legend:**

↻ Clockwise ↺ Counter-clockwise - Not considered



lgt.com NEW HOLLAND LE GRUYÈRE SWITZERLAND ZUG CURLIT Curling Information Technology Ltd.

# Game - Shot by Shot

**End 8** — **SWE - Sweden 6 + 0** (this end) **= 6** — **NED - Netherlands 3 + 0** (this end) **= 3**

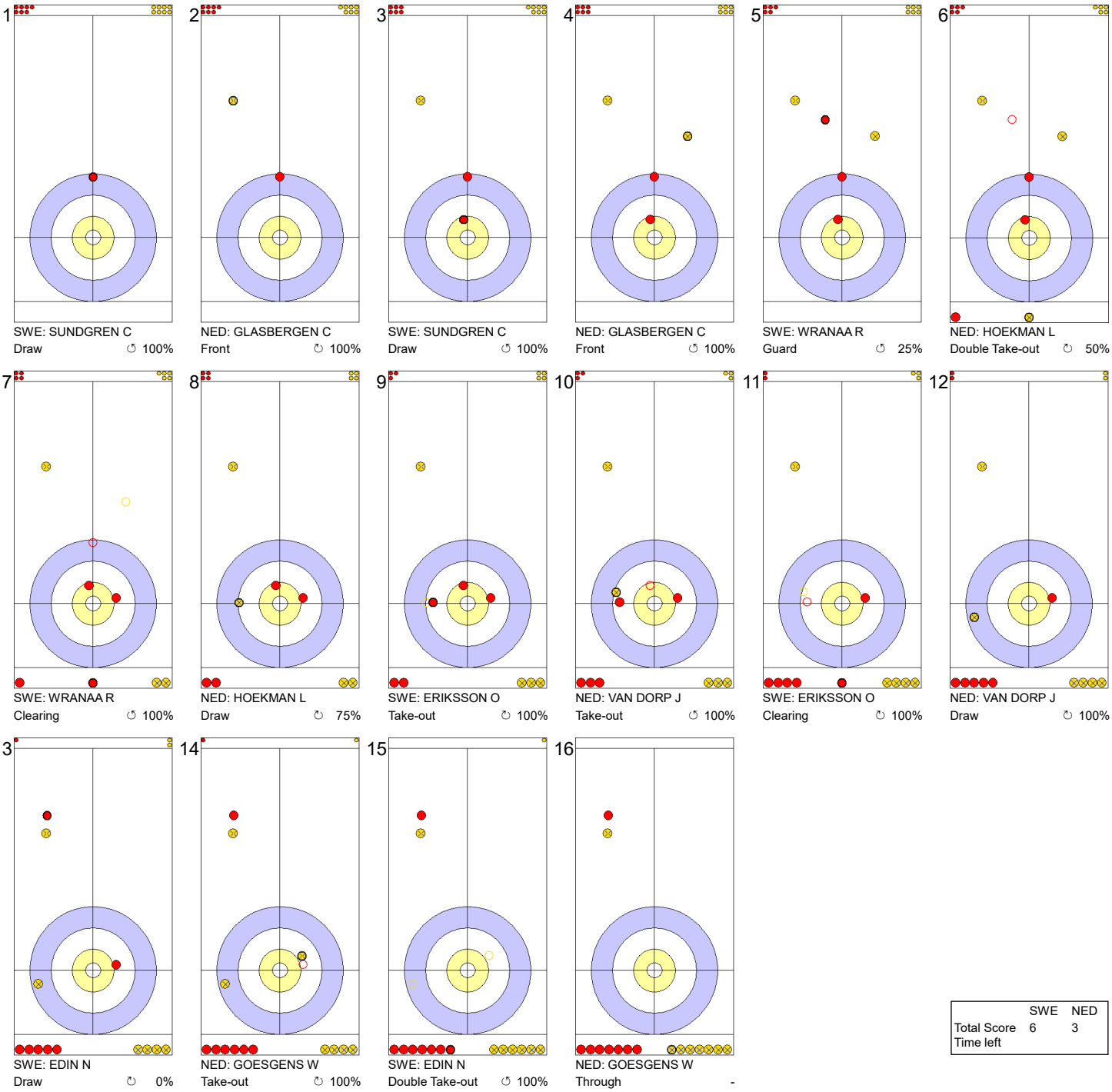


| | SWE | NED |
|---|---|---|
| Total Score | 6 | 3 |
| Time left | | |

**Legend:**

↻ Clockwise ↺ Counter-clockwise - Not considered



lgt.com NEW HOLLAND LE GRUYÈRE SWITZERLAND ZUG CURLIT Curling Information Technology Ltd.

# Game - Shot by Shot

**End 9** — **SWE - Sweden 6 + 0 (this end) = 6** — **NED - Netherlands 3 + 1 (this end) = 4**

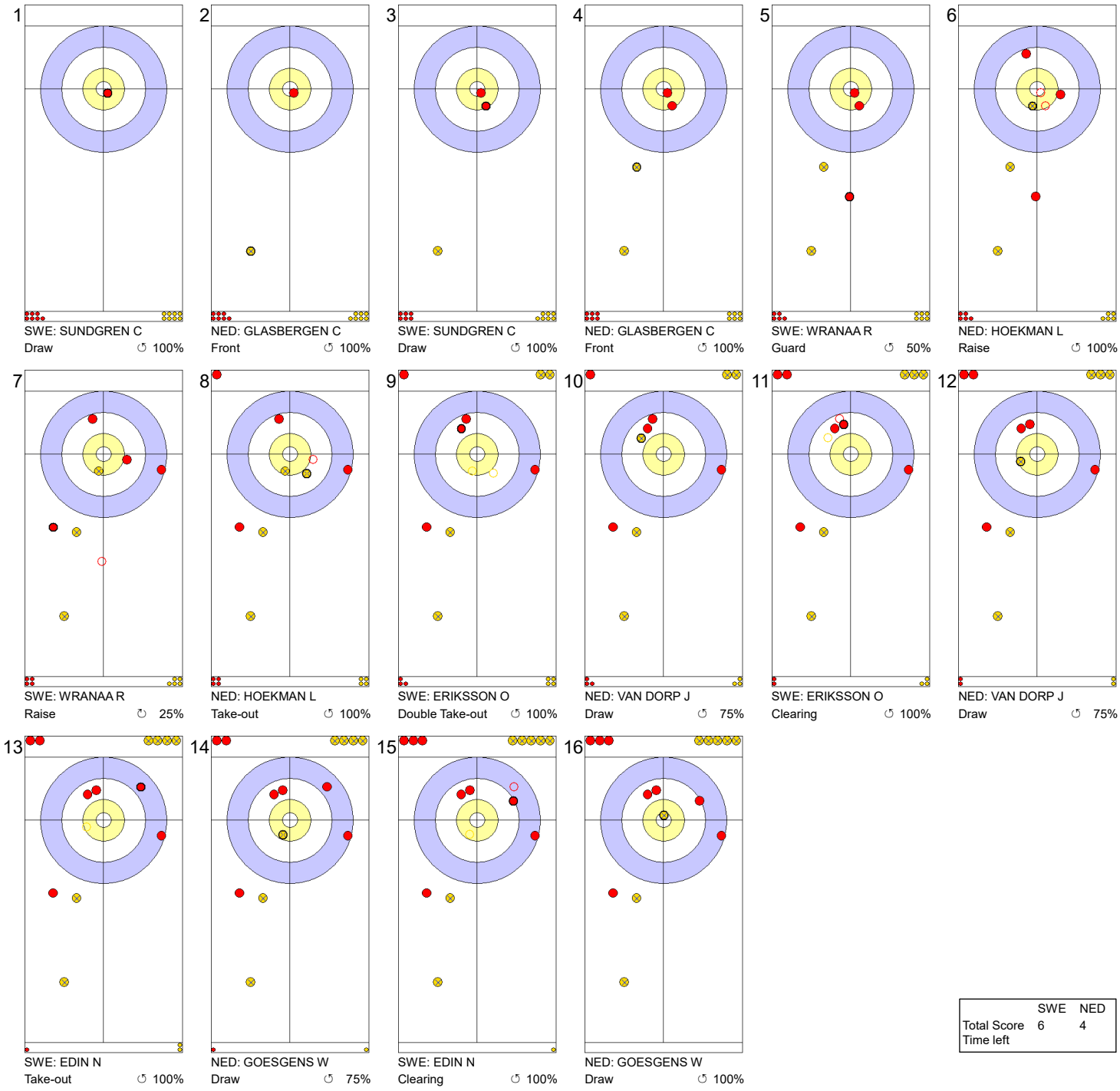


| | SWE | NED |
|---|---|---|
| Total Score | 6 | 4 |
| Time left | | |

**Legend:**

↻ Clockwise ↺ Counter-clockwise - Not considered



lgt.com NEW HOLLAND LE GRUYÈRE SWITZERLAND V ZUG CURLIT Curling Information Technology Ltd.

# Game - Shot by Shot

**End 10** — **SWE - Sweden** **6 + 1** (this end) **= 7** — **NED - Netherlands** **4 + 0** (this end) **= 4**

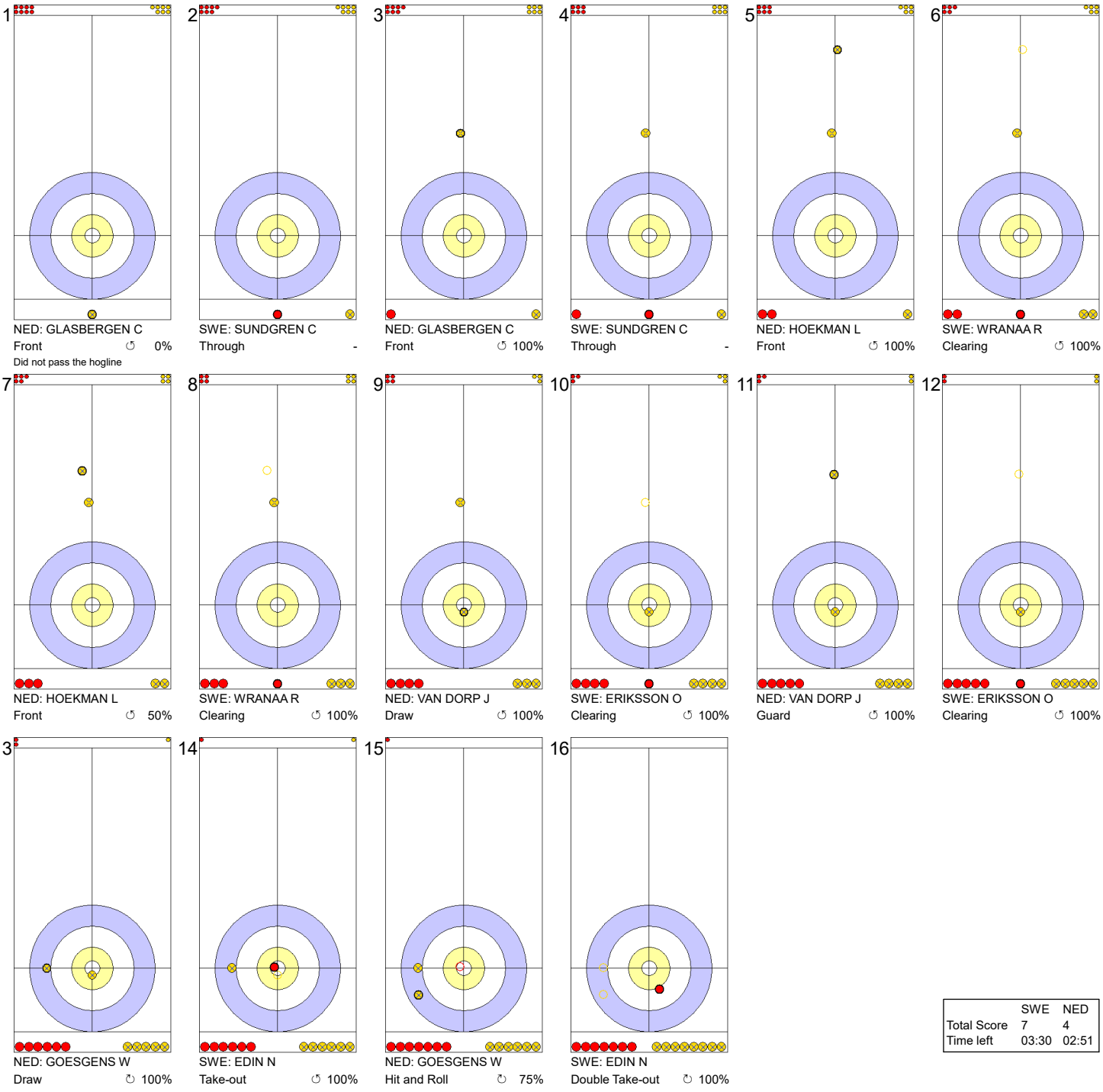


| | SWE | NED |
|---|---|---|
| Total Score | 7 | 4 |
| Time left | 03:30 | 02:51 |

**Legend:**
↻ Clockwise ↺ Counter-clockwise - Not considered



lgt.com NEW HOLLAND LE GRUYÈRE SWITZERLAND ZUG CURLIT Curling Information Technology Ltd.

# Game Results

| Sheet | Game | Team | LSFE | 1 | 2 | 3 | 4 | 5 | 6 | 7 | 8 | 9 | 10 | Extra Ends | | | | Total |
|---|---|---|---|---|---|---|---|---|---|---|---|---|---|---|---|---|---|---|
| C | 1 | DEN - Denmark | | 0 | 1 | 0 | 0 | 1 | 0 | 0 | 0 | X | X | | | | | 2 |
| | 1 | USA - United States | * | 0 | 0 | 1 | 1 | 0 | 1 | 2 | 3 | X | X | | | | | 8 |

| DEN - Denmark | | Shot Success Game | Shot Success All |
|---|---|---|---|
| 4 S | THUNE Tobias | 48% | 48% |
| 3 V | WIKSTEN Kasper | 63% | 63% |
| 2 | KRAUSE Mikkel | 78% | 78% |
| 1 | SOEE Oliver Rosenkrands | 92% | 92% |
| A | POULSEN Daniel | - | - |
| | Team Total | 70% | 70% |

| Last Stone Draw | | Distance |
|---|---|---|
| ↻ | THUNE Tobias | 19.0cm |
| ↺ | WIKSTEN Kasper | 14.4cm |
| **Total** | | **33.4cm** |

Time remaining: 5 minutes 22 seconds

| USA - United States | | Shot Success Game | Shot Success All |
|---|---|---|---|
| 4 S | DROPKIN Korey | 65% | 65% |
| 3 V | POLO Joe | 91% | 91% |
| 2 | FENNER Mark | 52% | 52% |
| 1 | HOWELL Tom | 73% | 73% |
| A | FENSON Alex | - | - |
| | Team Total | 70% | 70% |

| Last Stone Draw | | Distance |
|---|---|---|
| ↻ | FENNER Mark | 3.2cm |
| ↺ | DROPKIN Korey | 16.0cm |
| **Total** | | **19.2cm** |

Time remaining: 7 minutes 39 seconds

## Shot Success Analysis

| DEN - Denmark | | ↻ | | ↺ | | Game | |
|---|---|---|---|---|---|---|---|
| 4 THUNE Tobias | Draws | 3 | 67% | 5 | 45% | 8 | 53% |
| | Take-outs | 5 | 40% | 3 | 50% | 8 | 44% |
| | Total | 8 | 50% | 8 | 47% | 16 | 48% |
| 3 WIKSTEN Kasper | Draws | 3 | 75% | 6 | 50% | 9 | 58% |
| | Take-outs | 4 | 63% | 3 | 75% | 7 | 68% |
| | Total | 7 | 68% | 9 | 58% | 16 | 63% |
| 2 KRAUSE Mikkel | Draws | 2 | 100% | 5 | 65% | 7 | 75% |
| | Take-outs | 8 | 81% | 1 | 75% | 9 | 81% |
| | Total | 10 | 85% | 6 | 67% | 16 | 78% |
| 1 SOEE Oliver Rosenkrands | Draws | 2 | 88% | 14 | 93% | 16 | 92% |
| | Take-outs | 0 | - | 0 | - | 0 | - |
| | Total | 2 | 88% | 14 | 93% | 16 | 92% |
| A POULSEN Daniel | Draws | 0 | - | 0 | - | 0 | - |
| | Take-outs | 0 | - | 0 | - | 0 | - |
| | Total | 0 | - | 0 | - | 0 | - |
| Team | Draws | 10 | 80% | 30 | 72% | 40 | 74% |
| | Take-outs | 17 | 65% | 7 | 64% | 24 | 65% |
| | Total | 27 | 70% | 37 | 70% | 64 | 70% |

| USA - United States | | ↻ | | ↺ | | Game | |
|---|---|---|---|---|---|---|---|
| 4 DROPKIN Korey | Draws | 3 | 33% | 7 | 68% | 10 | 58% |
| | Take-outs | 1 | 50% | 4 | 88% | 5 | 80% |
| | Total | 4 | 38% | 11 | 75% | 15 | 65% |
| 3 POLO Joe | Draws | 1 | 75% | 4 | 75% | 5 | 75% |
| | Take-outs | 6 | 100% | 5 | 95% | 11 | 98% |
| | Total | 7 | 96% | 9 | 86% | 16 | 91% |
| 2 FENNER Mark | Draws | 1 | 50% | 5 | 55% | 6 | 54% |
| | Take-outs | 6 | 58% | 4 | 38% | 10 | 50% |
| | Total | 7 | 57% | 9 | 47% | 16 | 52% |
| 1 HOWELL Tom | Draws | 3 | 67% | 11 | 82% | 14 | 79% |
| | Take-outs | 1 | 75% | 1 | 0% | 2 | 38% |
| | Total | 4 | 69% | 12 | 75% | 16 | 73% |
| A FENSON Alex | Draws | 0 | - | 0 | - | 0 | - |
| | Take-outs | 0 | - | 0 | - | 0 | - |
| | Total | 0 | - | 0 | - | 0 | - |
| Team | Draws | 8 | 53% | 27 | 72% | 35 | 68% |
| | Take-outs | 14 | 77% | 14 | 70% | 28 | 73% |
| | Total | 22 | 68% | 41 | 71% | 63 | 70% |

**Note:**
Position and function for each team member:
**4** = Fourth, **3** = Third, **2** = Second, **1** = Lead, **A** = Alternate, **S** = Skip, **V** = Vice-Skip

**Legend:**
↻ Clockwise ↺ Counter-clockwise **LSFE(*)** Last Stone First End
**X** Unplayed/unfinished end due to concession



lgt.com NEW HOLLAND LE GRUYÈRE SWITZERLAND AOP ZUG CURLIT Curling Information Technology Ltd.

# Game - Shot by Shot

**End 1** — **DEN - Denmark 0 + 0 (this end) = 0** — **USA - United States 0 + 0 (this end) = 0**

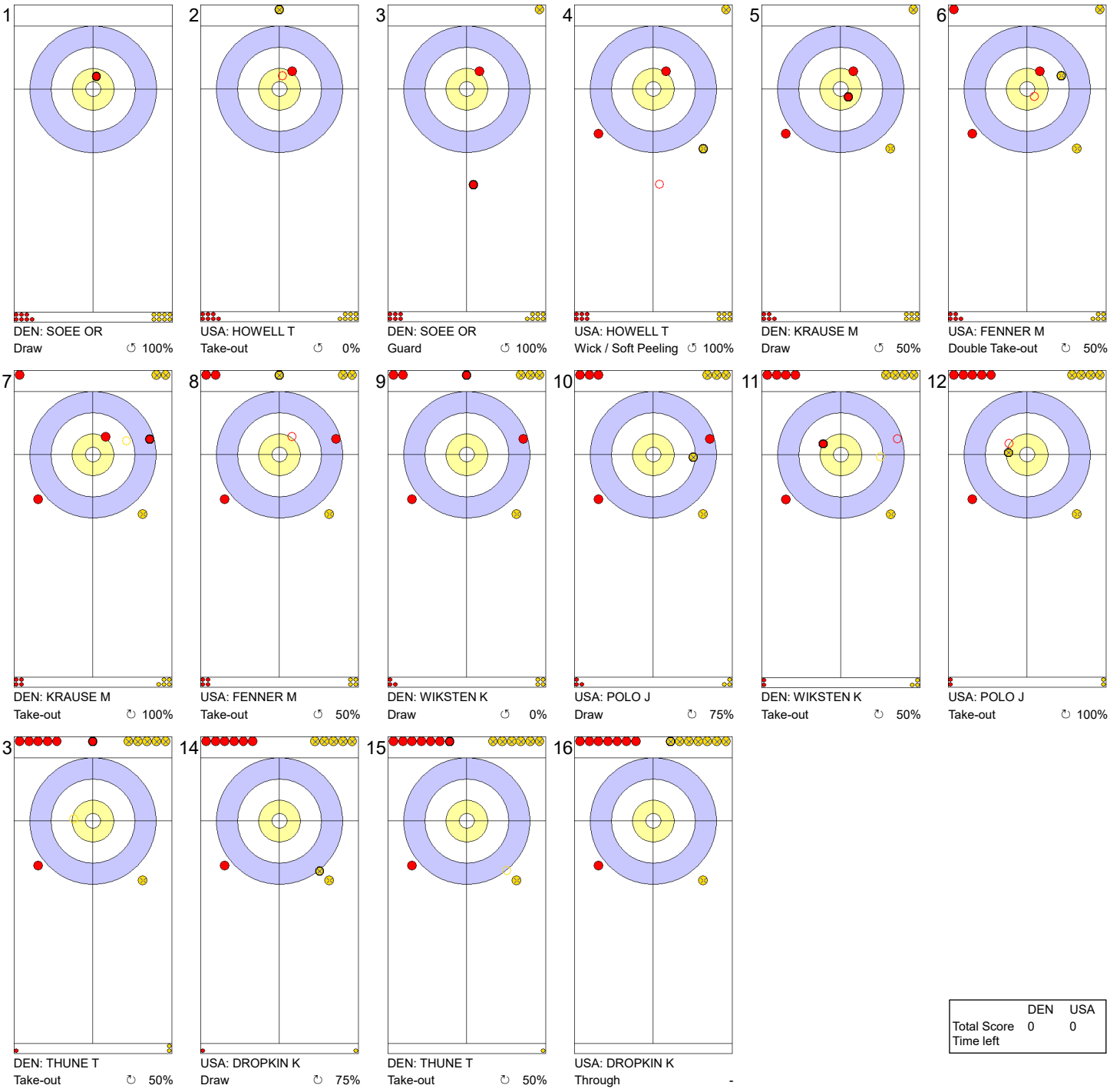


| | DEN | USA |
|---|---|---|
| Total Score | 0 | 0 |
| Time left | | |

**Legend:**
↻ Clockwise ↺ Counter-clockwise - Not considered



lgt.com NEW HOLLAND LE GRUYÈRE SWITZERLAND ZUG CURLIT Curling Information Technology Ltd.

# Game - Shot by Shot

**End 2** — **DEN - Denmark 0 + 1 (this end) = 1** — **USA - United States 0 + 0 (this end) = 0**

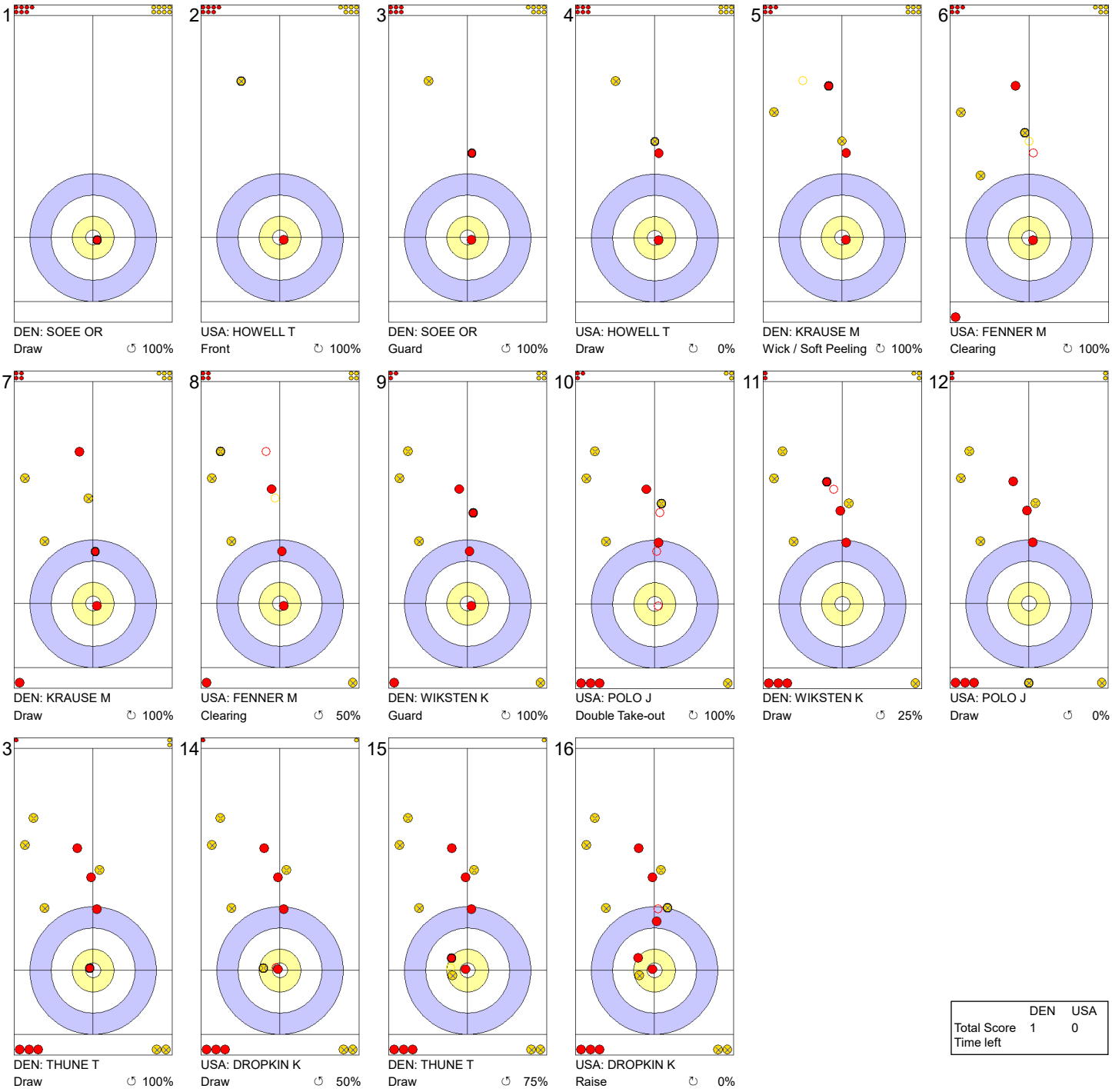


| | DEN | USA |
|---|---|---|
| Total Score | 1 | 0 |
| Time left | | |

**Legend:**

↻ Clockwise ↺ Counter-clockwise - Not considered



lgt.com NEW HOLLAND LE GRUYÈRE SWITZERLAND ZUG CURLIT Curling Information Technology Ltd.

# Game - Shot by Shot

**End 3** — **DEN - Denmark** 1 + 0 (this end) = 1 — **USA - United States** 0 + 1 (this end) = 1

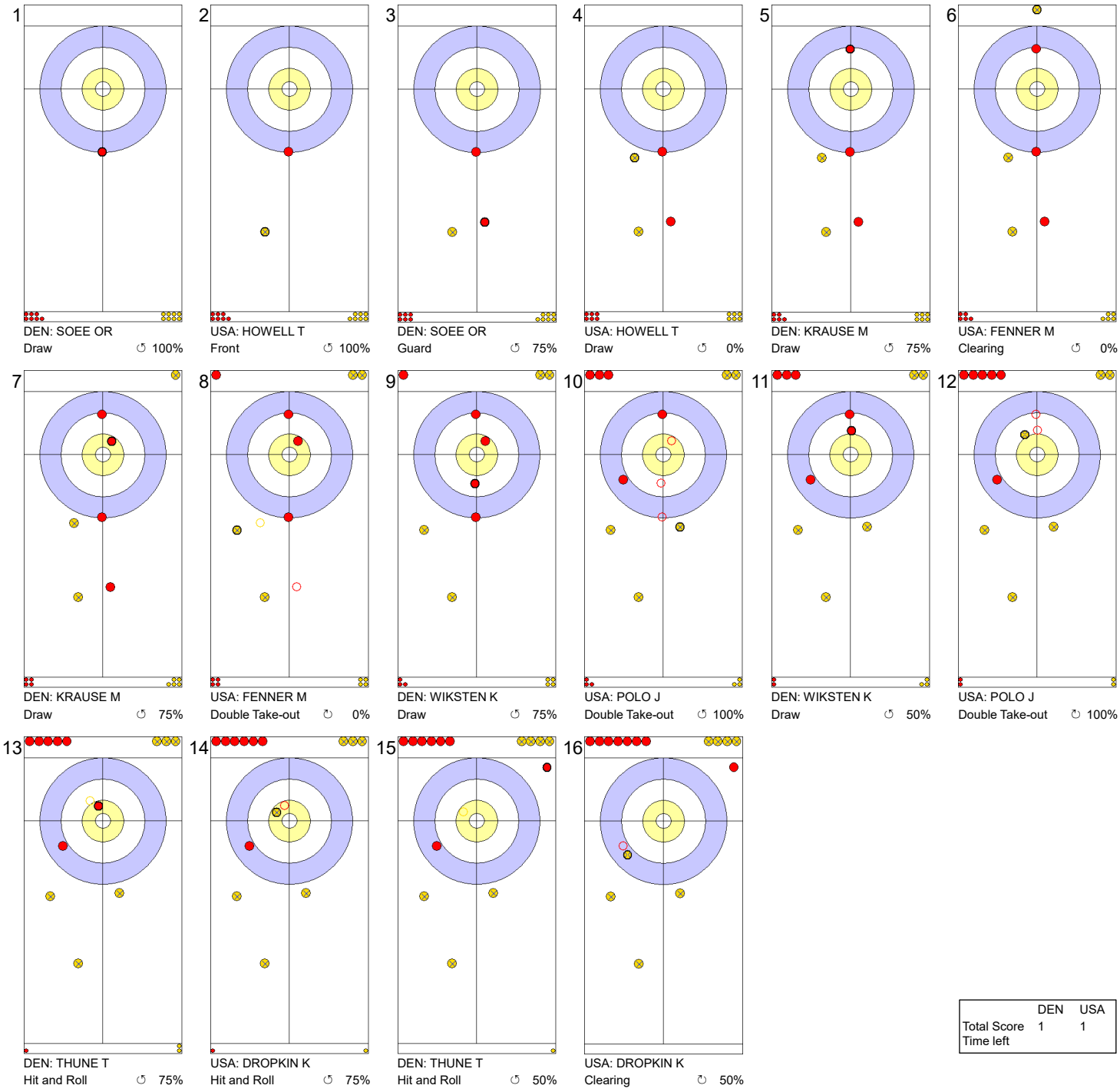


| | DEN | USA |
|---|---|---|
| Total Score | 1 | 1 |
| Time left | | |

**Legend:**
↻ Clockwise ↺ Counter-clockwise - Not considered



lgt.com NEW HOLLAND LE GRUYÈRE SWITZERLAND ZUG CURLIT Curling Information Technology Ltd.

# Game - Shot by Shot

**End 4** — **DEN - Denmark 1 + 0** (this end) **= 1** — **USA - United States 1 + 1** (this end) **= 2**

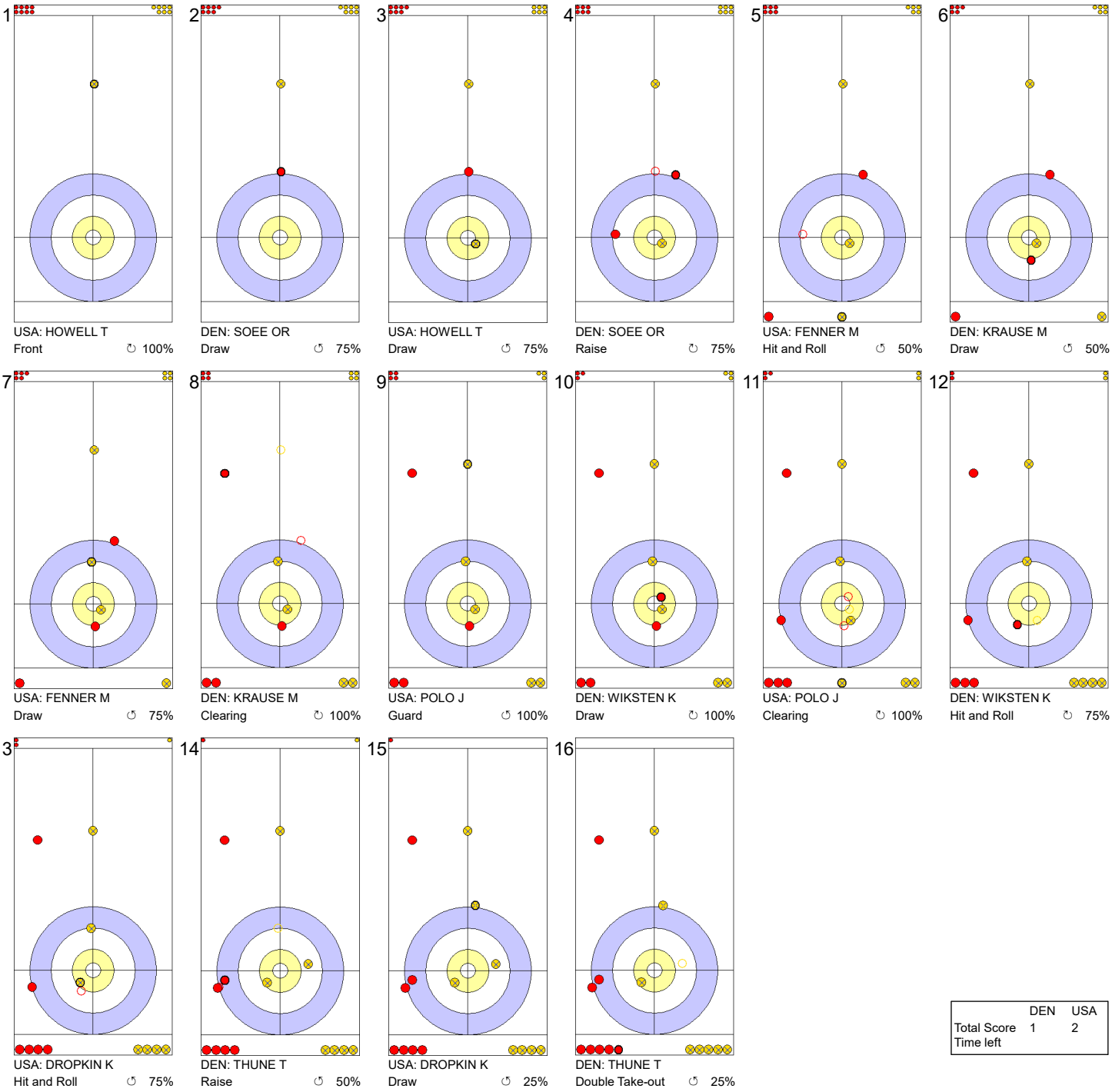


| | DEN | USA |
|---|---|---|
| Total Score | 1 | 2 |
| Time left | | |

**Legend:**
↻ Clockwise ↺ Counter-clockwise - Not considered



lgt.com NEW HOLLAND LE GRUYÈRE SWITZERLAND ZUG CURLIT Curling Information Technology Ltd.

# Game - Shot by Shot

**End 5** — **DEN - Denmark** 1 + 1 (this end) = 2 — **USA - United States** 2 + 0 (this end) = 2




| | DEN | USA |
|---|---|---|
| Total Score | 2 | 2 |
| Time left | | |

**Legend:**
↻ Clockwise ↺ Counter-clockwise - Not considered



lgt.com NEW HOLLAND LE GRUYÈRE SWITZERLAND ZUG CURLIT Curling Information Technology Ltd.

# Game - Shot by Shot

**End 6** — **DEN - Denmark 2 + 0** (this end) **= 2** — **USA - United States 2 + 1** (this end) **= 3**

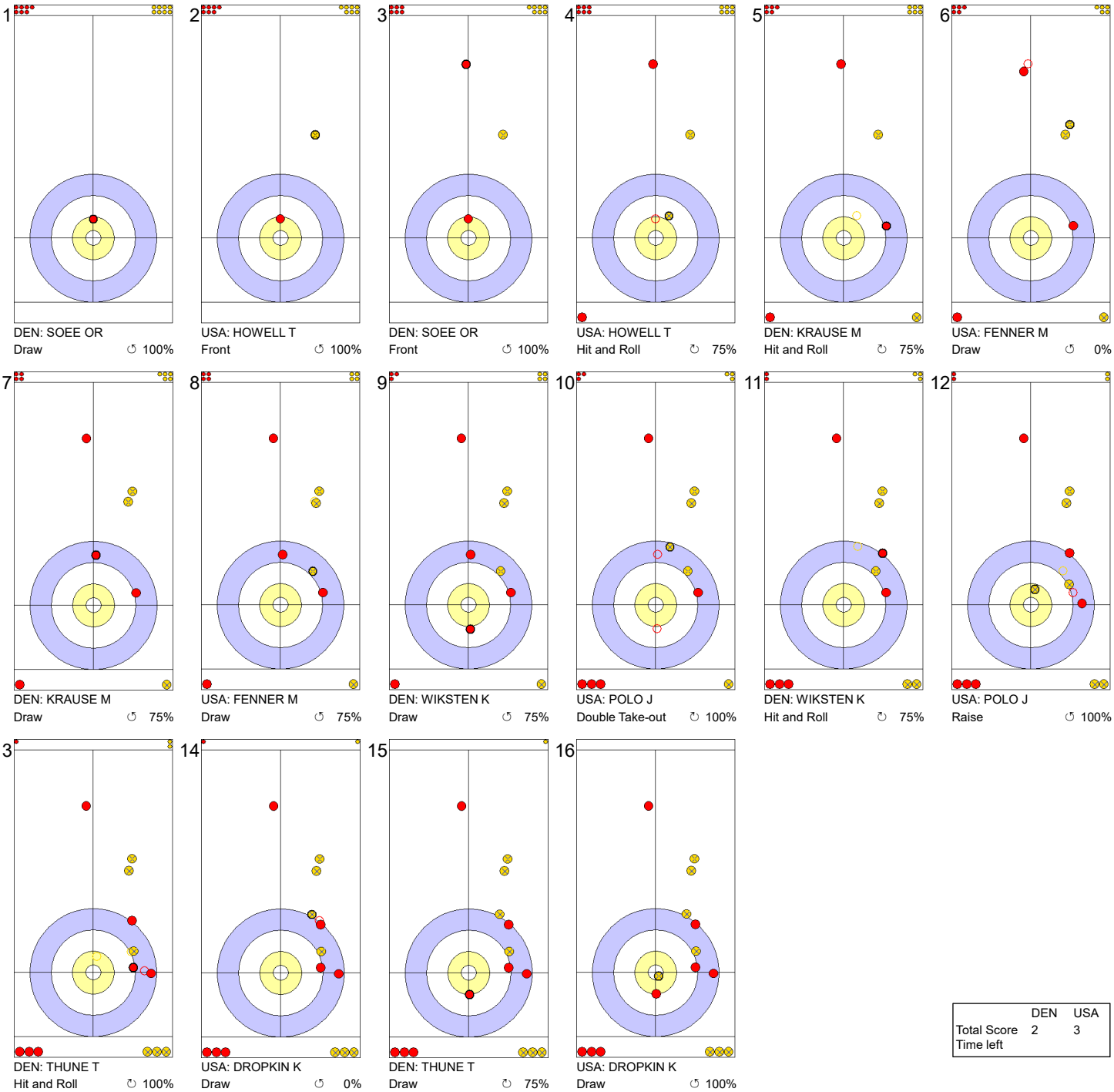


| | DEN | USA |
|---|---|---|
| Total Score | 2 | 3 |
| Time left | | |

**Legend:**
↻ Clockwise ↺ Counter-clockwise - Not considered



lgt.com NEW HOLLAND LE GRUYÈRE SWITZERLAND ZUG CURLIT Curling Information Technology Ltd.

# Game - Shot by Shot

**End 7** — **DEN - Denmark 2 + 0** (this end) **= 2** — **USA - United States 3 + 2** (this end) **= 5**




| | DEN | USA |
|---|---|---|
| Total Score | 2 | 5 |
| Time left | | |

**Legend:**

↻ Clockwise ↺ Counter-clockwise - Not considered



lgt.com NEW HOLLAND LE GRUYÈRE SWITZERLAND ZUG CURLIT Curling Information Technology Ltd.

# Game - Shot by Shot

**End 8** — **DEN - Denmark 2 + 0** (this end) **= 2** — **USA - United States 5 + 3** (this end) **= 8**

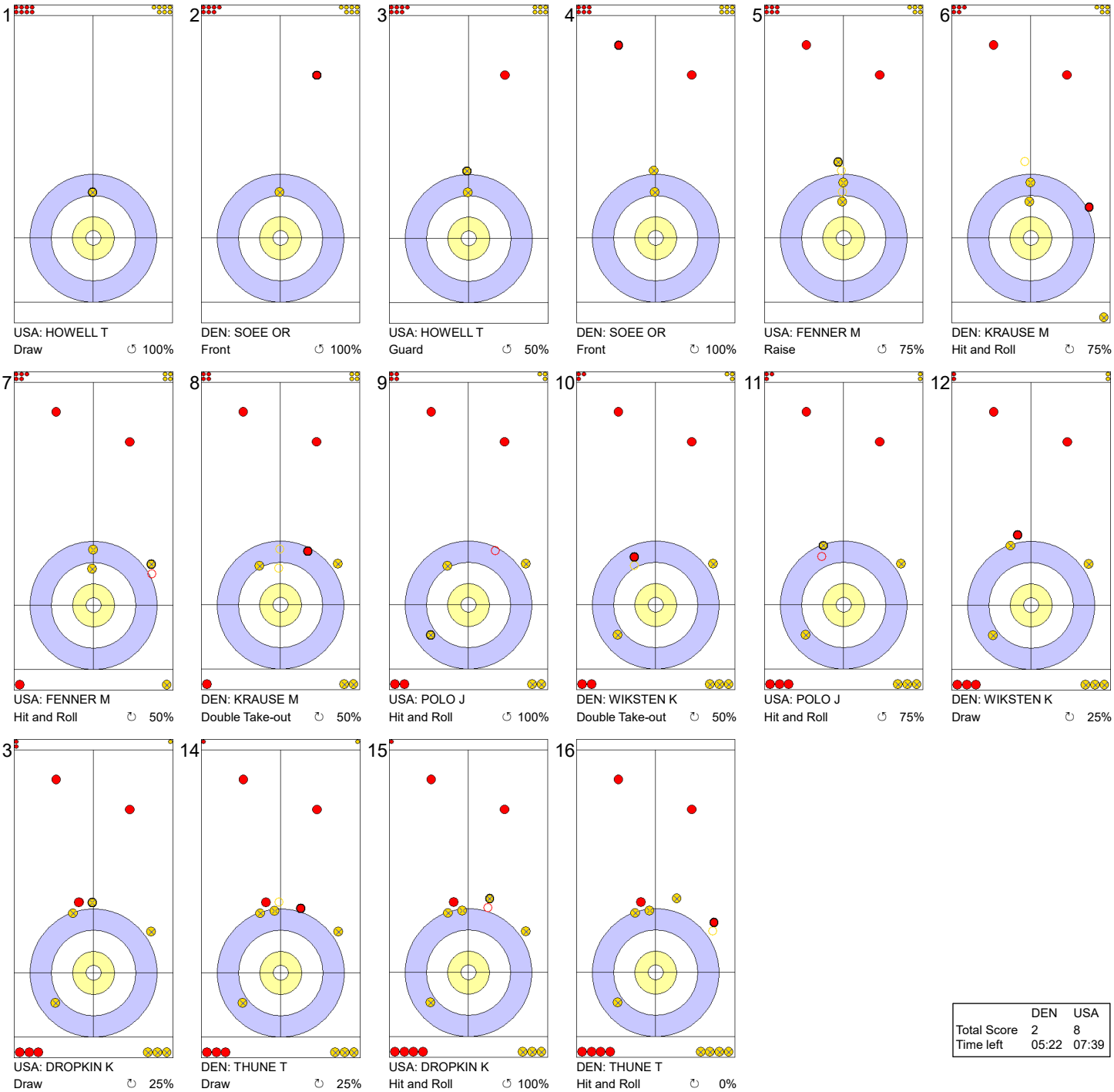


| | DEN | USA |
|---|---|---|
| Total Score | 2 | 8 |
| Time left | 05:22 | 07:39 |

**Legend:**
↻ Clockwise ↺ Counter-clockwise - Not considered



lgt.com NEW HOLLAND LE GRUYÈRE SWITZERLAND ZUG CURLIT Curling Information Technology Ltd.

# Game Results

| Sheet | Game | Team | LSFE | 1 | 2 | 3 | 4 | 5 | 6 | 7 | 8 | 9 | 10 | Extra Ends | | | | Total |
|---|---|---|---|---|---|---|---|---|---|---|---|---|---|---|---|---|---|---|
| D | 1 | KOR - Korea | | 0 | 1 | 0 | 1 | 0 | 1 | 0 | 0 | 0 | X | | | | | 3 |
| | 1 | NOR - Norway | * | 0 | 0 | 0 | 0 | 1 | 0 | 2 | 1 | 3 | X | | | | | 7 |

| KOR - Korea | | | Shot Success Game | Shot Success All |
|---|---|---|---|---|
| 4 | S | KIM Soo-Hyuk | 61% | 61% |
| 3 | V | KIM Chang-Min | 73% | 73% |
| 2 | | SEONG Se Hyeon | 80% | 80% |
| 1 | | KIM Hak Kyun | 88% | 88% |
| A | | JEON Jae Ik | - | - |
| | | Team Total | 75% | 75% |

| Last Stone Draw | | Distance |
|---|---|---|
| ↻ | SEONG Se Hyeon | 11.5cm |
| ↺ | KIM Soo-Hyuk | 35.9cm |
| **Total** | | **47.4cm** |

Time remaining: 6 minutes 42 seconds

| NOR - Norway | | | Shot Success Game | Shot Success All |
|---|---|---|---|---|
| 4 | S | RAMSFJELL Magnus | 66% | 66% |
| 3 | | SESAKER Martin | 84% | 84% |
| 2 | | RAMSFJELL Bendik | 78% | 78% |
| 1 | V | NEPSTAD Gaute | 78% | 78% |
| A | | BRAENDEN Mathias | - | - |
| | | Team Total | 76% | 76% |

| Last Stone Draw | | Distance |
|---|---|---|
| ↻ | RAMSFJELL Bendik | 11.2cm |
| ↺ | RAMSFJELL Magnus | 21.4cm |
| **Total** | | **32.6cm** |

Time remaining: 6 minutes 4 seconds

## Shot Success Analysis

| KOR - Korea | | ↻ | | ↺ | | Game | |
|---|---|---|---|---|---|---|---|
| 4 KIM Soo-Hyuk | Draws | 3 | 50% | 6 | 54% | 9 | 53% |
| | Take-outs | 4 | 63% | 6 | 71% | 10 | 68% |
| | Total | 7 | 57% | 12 | 63% | 19 | 61% |
| 3 KIM Chang-Min | Draws | 2 | 100% | 4 | 56% | 6 | 71% |
| | Take-outs | 5 | 75% | 9 | 72% | 14 | 73% |
| | Total | 7 | 82% | 13 | 67% | 20 | 73% |
| 2 SEONG Se Hyeon | Draws | 5 | 95% | 6 | 63% | 11 | 77% |
| | Take-outs | 6 | 83% | 3 | 83% | 9 | 83% |
| | Total | 11 | 89% | 9 | 69% | 20 | 80% |
| 1 KIM Hak Kyun | Draws | 8 | 81% | 10 | 95% | 18 | 89% |
| | Take-outs | 0 | - | 2 | 75% | 2 | 75% |
| | Total | 8 | 81% | 12 | 92% | 20 | 88% |
| A JEON Jae Ik | Draws | 0 | - | 0 | - | 0 | - |
| | Take-outs | 0 | - | 0 | - | 0 | - |
| | Total | 0 | - | 0 | - | 0 | - |
| Team | Draws | 18 | 82% | 26 | 72% | 44 | 76% |
| | Take-outs | 15 | 75% | 20 | 74% | 35 | 74% |
| | Total | 33 | 79% | 46 | 73% | 79 | 75% |

| NOR - Norway | | ↻ | | ↺ | | Game | |
|---|---|---|---|---|---|---|---|
| 4 RAMSFJELL Magnus | Draws | 4 | 88% | 5 | 40% | 9 | 61% |
| | Take-outs | 5 | 90% | 5 | 50% | 10 | 70% |
| | Total | 9 | 89% | 10 | 45% | 19 | 66% |
| 3 SESAKER Martin | Draws | 4 | 81% | 8 | 78% | 12 | 79% |
| | Take-outs | 2 | 100% | 6 | 88% | 8 | 91% |
| | Total | 6 | 88% | 14 | 82% | 20 | 84% |
| 2 RAMSFJELL Bendik | Draws | 4 | 69% | 8 | 72% | 12 | 71% |
| | Take-outs | 2 | 100% | 6 | 83% | 8 | 88% |
| | Total | 6 | 79% | 14 | 77% | 20 | 78% |
| 1 NEPSTAD Gaute | Draws | 2 | 50% | 15 | 82% | 17 | 78% |
| | Take-outs | 0 | - | 2 | 75% | 2 | 75% |
| | Total | 2 | 50% | 17 | 81% | 19 | 78% |
| A BRAENDEN Mathias | Draws | 0 | - | 0 | - | 0 | - |
| | Take-outs | 0 | - | 0 | - | 0 | - |
| | Total | 0 | - | 0 | - | 0 | - |
| Team | Draws | 14 | 75% | 36 | 73% | 50 | 74% |
| | Take-outs | 9 | 94% | 19 | 75% | 28 | 81% |
| | Total | 23 | 83% | 55 | 74% | 78 | 76% |

**Note:**
Position and function for each team member:
**4** = Fourth, **3** = Third, **2** = Second, **1** = Lead, **A** = Alternate, **S** = Skip, **V** = Vice-Skip

**Legend:**
↻ Clockwise ↺ Counter-clockwise **LSFE(*)** Last Stone First End
**X** Unplayed/unfinished end due to concession



lgt.com NEW HOLLAND LE GRUYÈRE SWITZERLAND ZUG CURLIT Curling Information Technology Ltd.

# Game - Shot by Shot

**End 1** — **KOR - Korea 0 + 0 (this end) = 0** — **NOR - Norway 0 + 0 (this end) = 0**

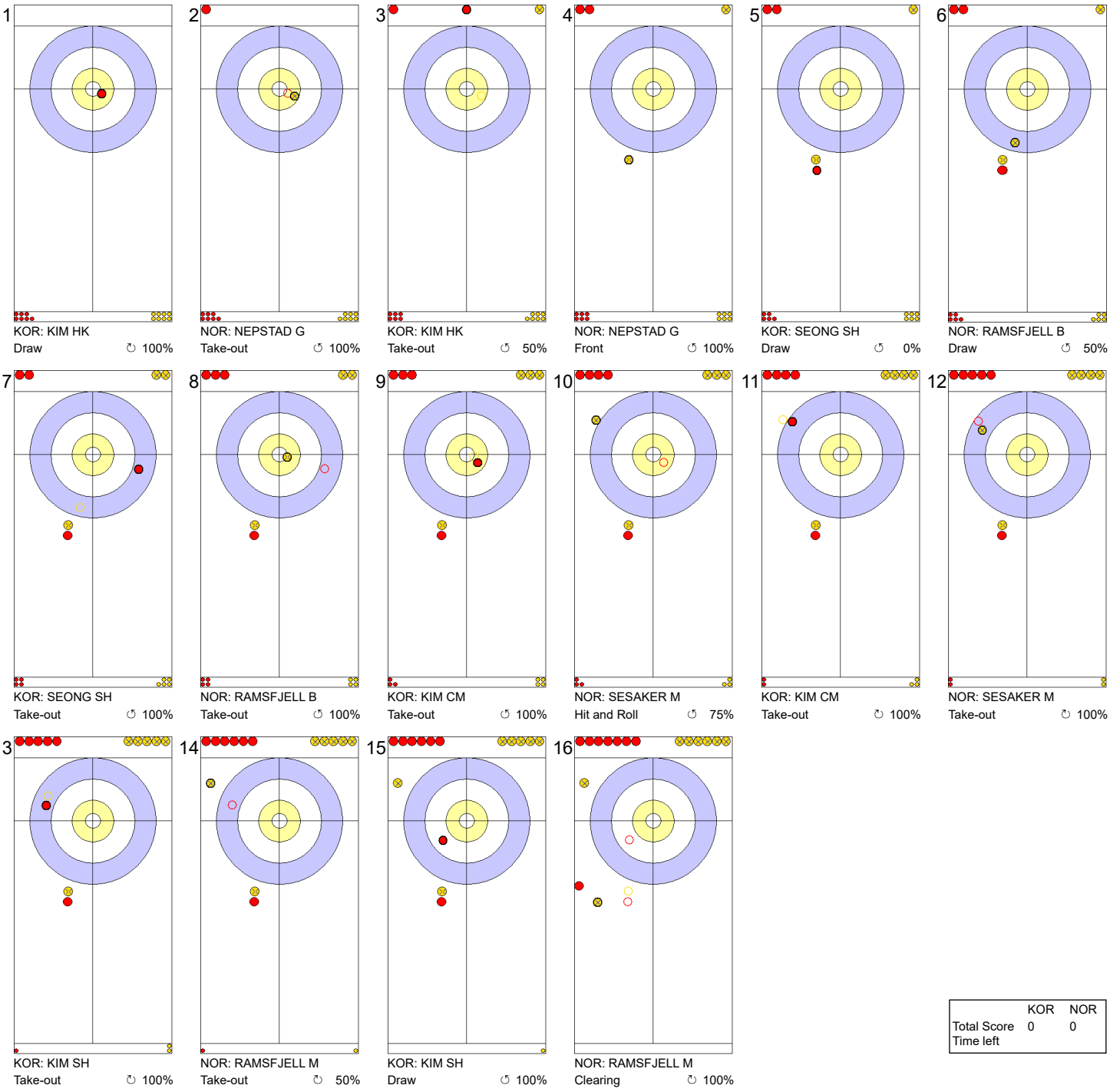


| | KOR | NOR |
|---|---|---|
| Total Score | 0 | 0 |
| Time left | | |

**Legend:**
↻ Clockwise ↺ Counter-clockwise - Not considered



lgt.com NEW HOLLAND LE GRUYÈRE SWITZERLAND ZUG CURLIT Curling Information Technology Ltd.

# Game - Shot by Shot

**End 2** — **KOR - Korea 0 + 1** (this end) **= 1** — **NOR - Norway 0 + 0** (this end) **= 0**




| | KOR | NOR |
|---|---|---|
| Total Score | 1 | 0 |
| Time left | | |

**Legend:**

↻ Clockwise ↺ Counter-clockwise - Not considered



lgt.com NEW HOLLAND LE GRUYÈRE SWITZERLAND ZUG CURLIT Curling Information Technology Ltd.

# Game - Shot by Shot

**End 3** — **KOR - Korea 1 + 0** (this end) **= 1** — **NOR - Norway 0 + 0** (this end) **= 0**

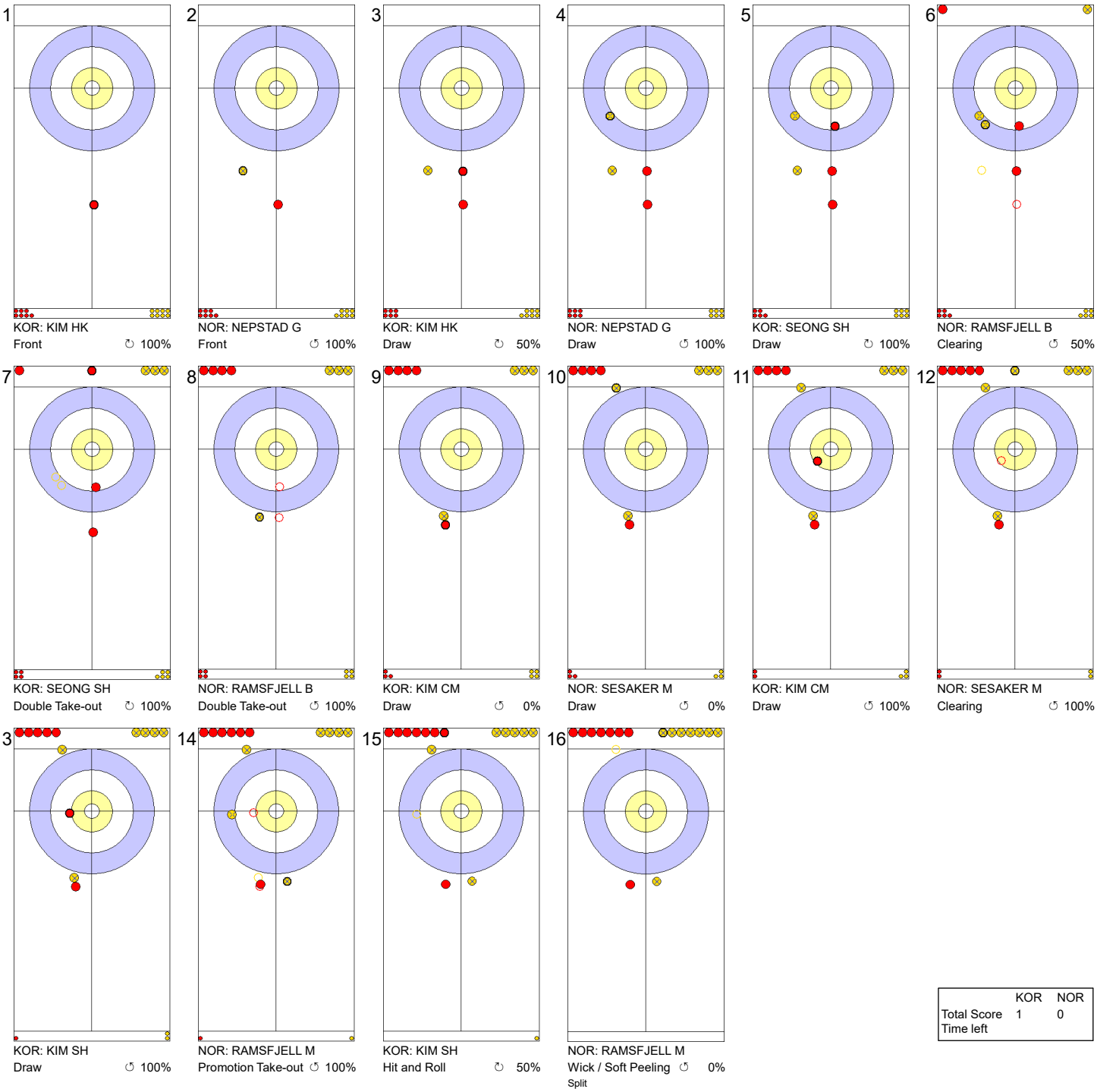

| | 1 | 2 | 3 | 4 | 5 | 6 |
|---|---|---|---|---|---|---|
| | KOR: KIM HK | NOR: NEPSTAD G | KOR: KIM HK | NOR: NEPSTAD G | KOR: SEONG SH | NOR: RAMSFJELL B |
| | Front ↻ 100% | Front ↺ 100% | Draw ↻ 50% | Draw ↺ 100% | Draw ↻ 100% | Clearing ↺ 50% |
| | 7 | 8 | 9 | 10 | 11 | 12 |
| | KOR: SEONG SH | NOR: RAMSFJELL B | KOR: KIM CM | NOR: SESAKER M | KOR: KIM CM | NOR: SESAKER M |
| | Double Take-out ↻ 100% | Double Take-out ↺ 100% | Draw ↻ 0% | Draw ↺ 0% | Draw ↻ 100% | Clearing ↺ 100% |
| | 13 | 14 | 15 | 16 | | |
| | KOR: KIM SH | NOR: RAMSFJELL M | KOR: KIM SH | NOR: RAMSFJELL M | | |
| | Draw ↻ 100% | Promotion Take-out ↺ 100% | Hit and Roll ↻ 50% | Wick / Soft Peeling ↺ 0% | | |
| | | | | Split | | |

| | KOR | NOR |
|---|---|---|
| Total Score | 1 | 0 |
| Time left | | |

**Legend:**
↻ Clockwise ↺ Counter-clockwise - Not considered



lgt.com NEW HOLLAND LE GRUYÈRE SWITZERLAND ZUG CURLIT Curling Information Technology Ltd.

# Game - Shot by Shot

**End 4** — **KOR - Korea 1 + 1** (this end) **= 2** — **NOR - Norway 0 + 0** (this end) **= 0**

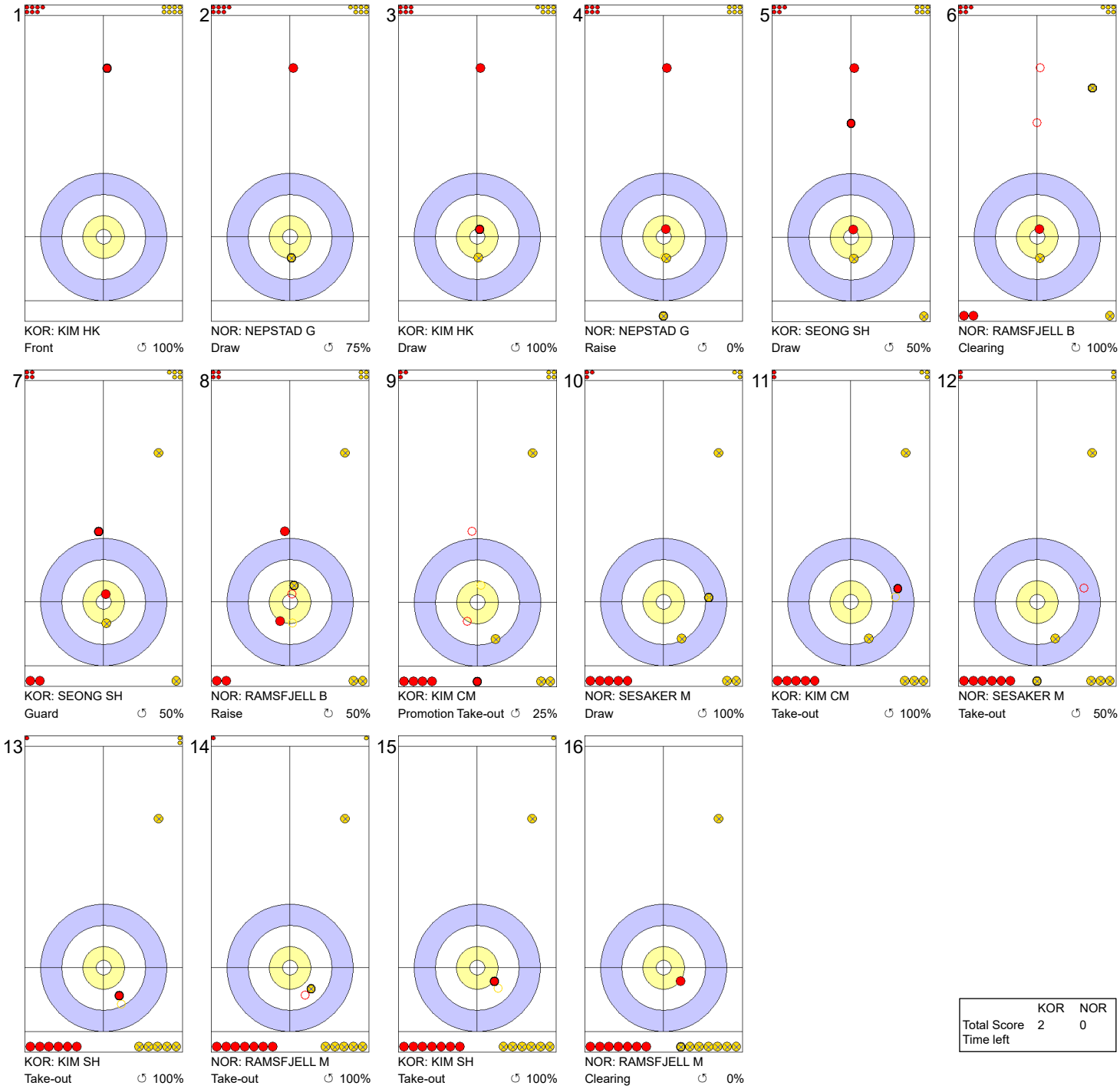


| | KOR | NOR |
|---|---|---|
| Total Score | 2 | 0 |
| Time left | | |

**Legend:**

↻ Clockwise ↺ Counter-clockwise - Not considered



lgt.com NEW HOLLAND LE GRUYÈRE SWITZERLAND ZUG CURLIT Curling Information Technology Ltd.

# Game - Shot by Shot

**End 5** — **KOR - Korea 2 + 0 (this end) = 2** — **NOR - Norway 0 + 1 (this end) = 1**




| | KOR | NOR |
|---|---|---|
| Total Score | 2 | 1 |
| Time left | | |

**Legend:**

↻ Clockwise ↺ Counter-clockwise - Not considered



lgt.com NEW HOLLAND LE GRUYÈRE SWITZERLAND ZUG CURLIT Curling Information Technology Ltd.

# Game - Shot by Shot

**End 6** — **KOR - Korea 2 + 1** (this end) **= 3** — **NOR - Norway 1 + 0** (this end) **= 1**

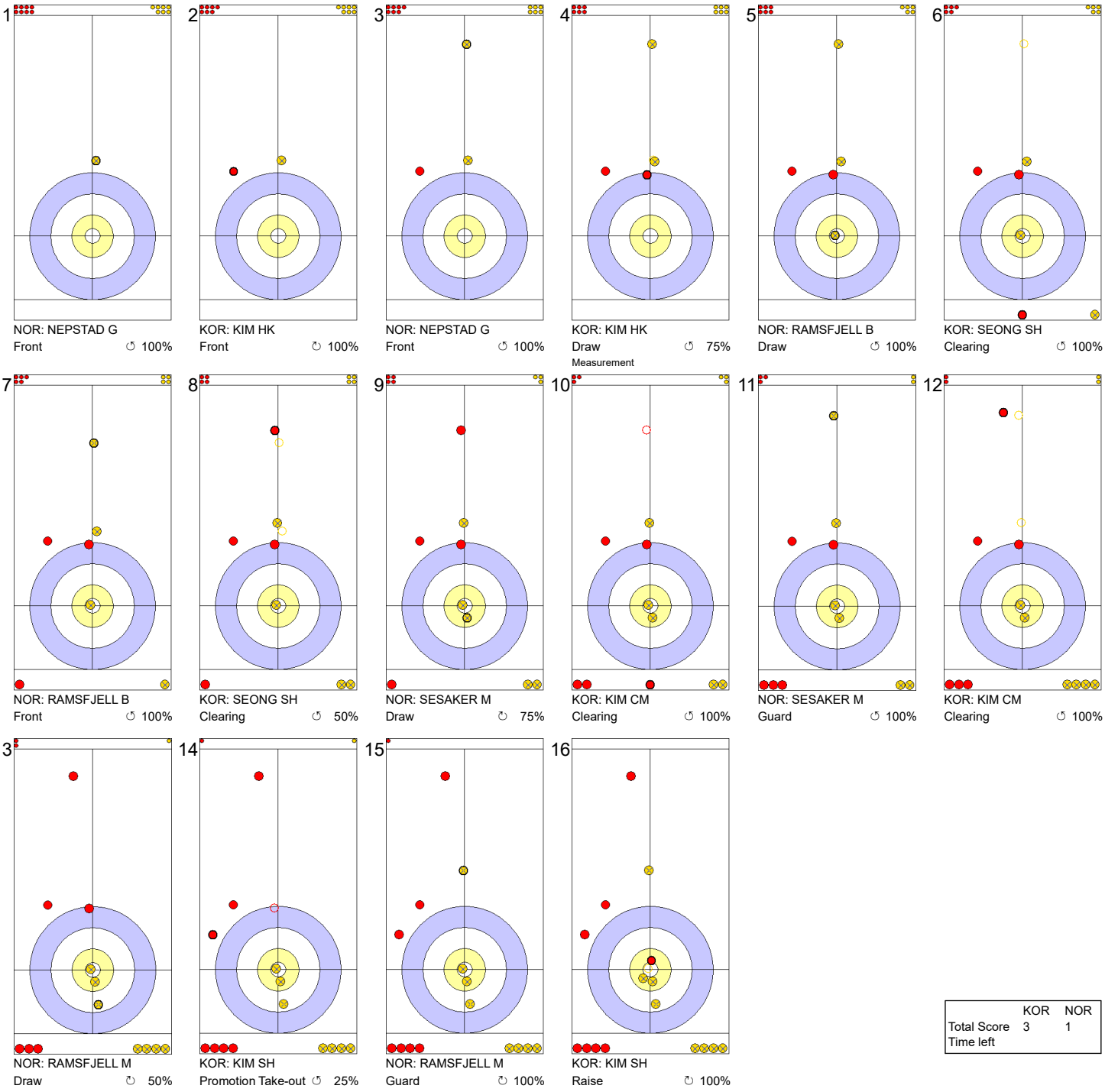


| | KOR | NOR |
|---|---|---|
| Total Score | 3 | 1 |
| Time left | | |

**Legend:**

↻ Clockwise ↺ Counter-clockwise - Not considered



lgt.com NEW HOLLAND LE GRUYÈRE SWITZERLAND ZUG CURLIT Curling Information Technology Ltd.

# Game - Shot by Shot

**End 7** — **KOR - Korea 3 + 0** (this end) **= 3** — **NOR - Norway 1 + 2** (this end) **= 3**

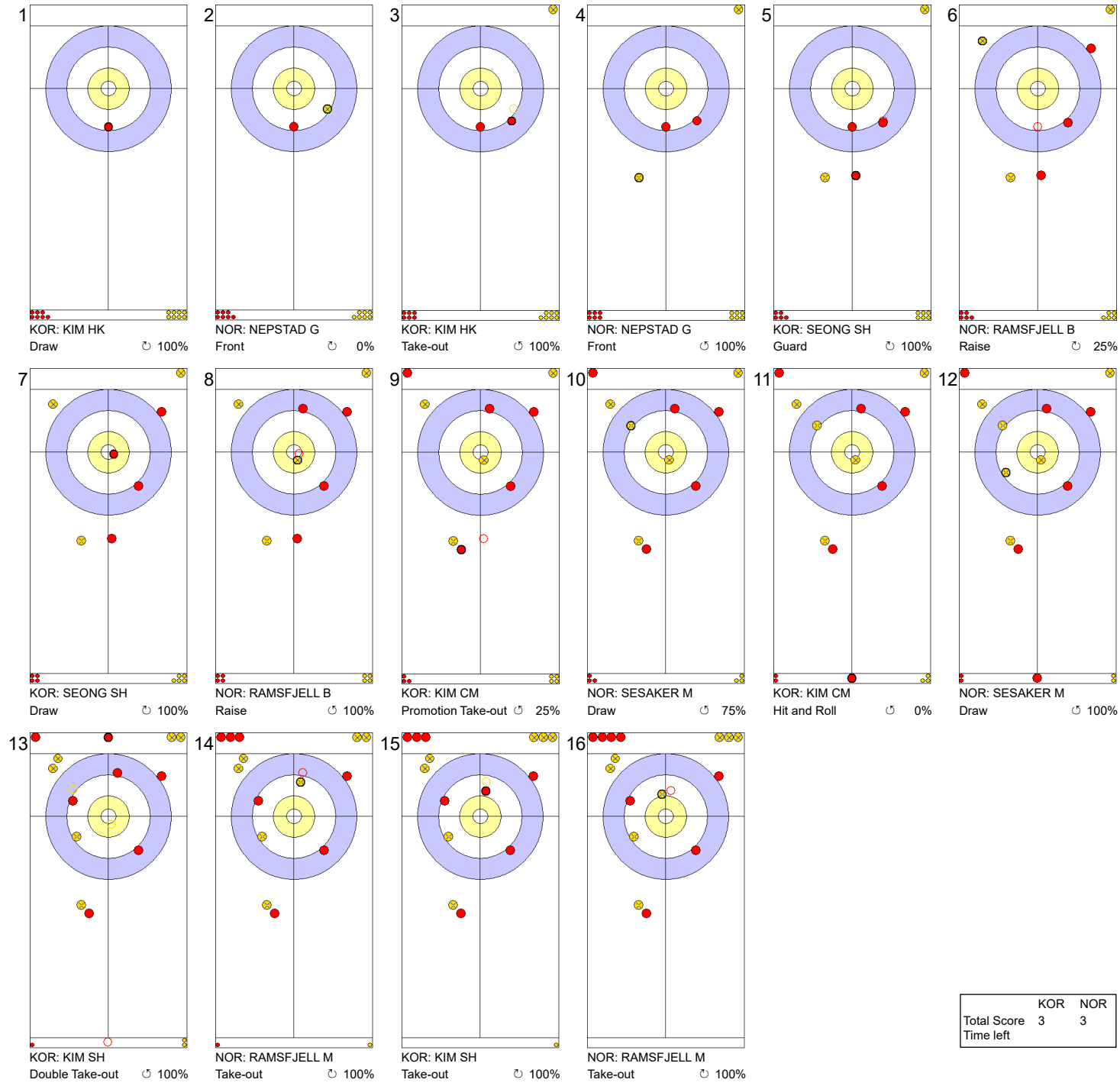


| | KOR | NOR |
|---|---|---|
| Total Score | 3 | 3 |
| Time left | | |

**Legend:**

↻ Clockwise ↺ Counter-clockwise - Not considered



lgt.com NEW HOLLAND LE GRUYÈRE SWITZERLAND ZUG CURLIT Curling Information Technology Ltd.

# Game - Shot by Shot

**End 8** — **KOR - Korea 3 + 0** (this end) **= 3** — **NOR - Norway 3 + 1** (this end) **= 4**

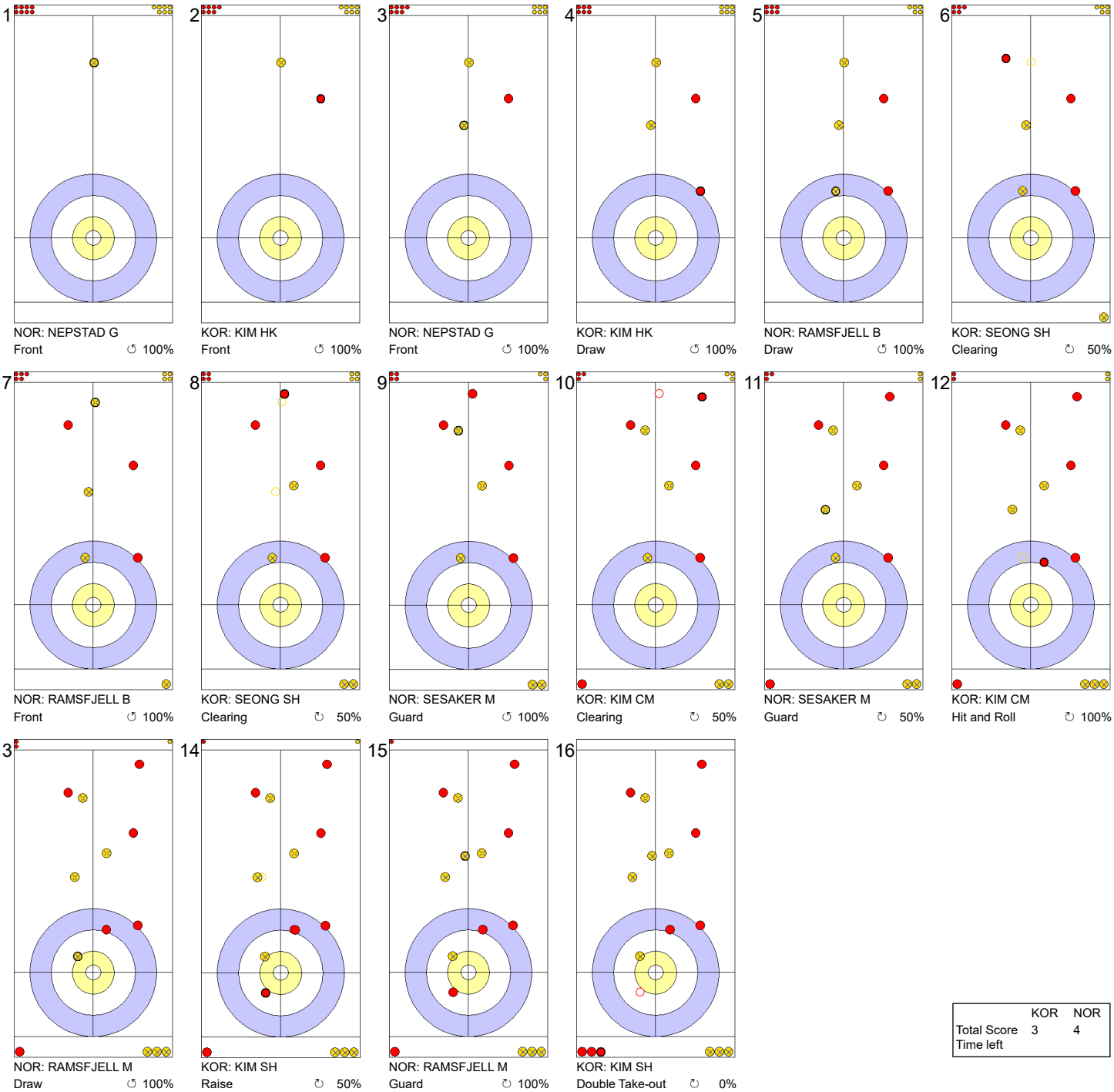


| | KOR | NOR |
|---|---|---|
| Total Score | 3 | 4 |
| Time left | | |

**Legend:**

↻ Clockwise ↺ Counter-clockwise - Not considered



lgt.com NEW HOLLAND LE GRUYÈRE SWITZERLAND ZUG CURLIT Curling Information Technology Ltd.

# Game - Shot by Shot

**End 9** — **KOR - Korea 3 + 0** (this end) **= 3** — **NOR - Norway 4 + 3** (this end) **= 7**

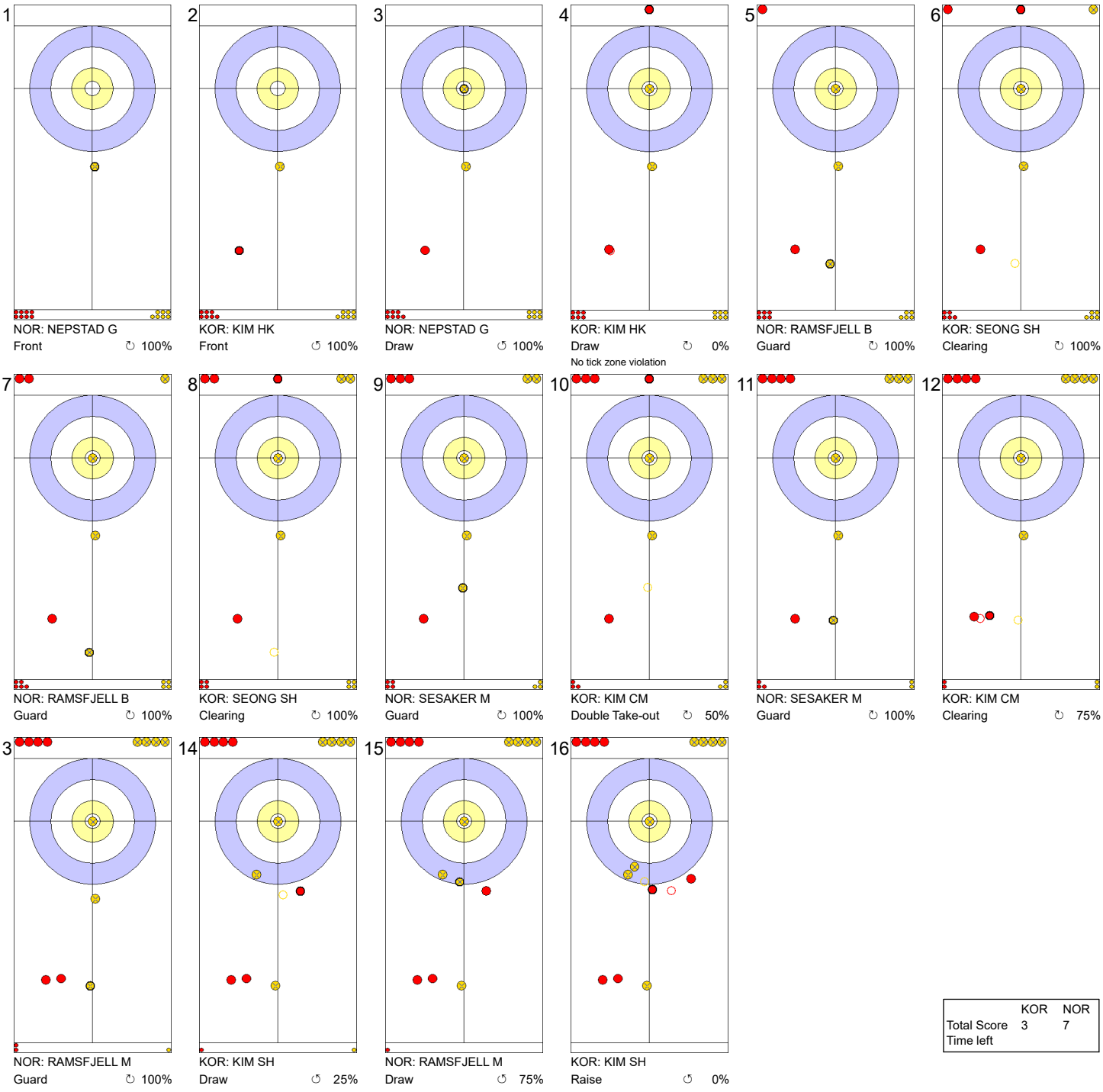

1
NOR: NEPSTAD G
Front ↻ 100%

2
KOR: KIM HK
Front ↺ 100%

3
NOR: NEPSTAD G
Draw ↺ 100%

4
KOR: KIM HK
Draw ↻ 0%
No tick zone violation

5
NOR: RAMSFJELL B
Guard ↻ 100%

6
KOR: SEONG SH
Clearing ↻ 100%

7
NOR: RAMSFJELL B
Guard ↻ 100%

8
KOR: SEONG SH
Clearing ↻ 100%

9
NOR: SESAKER M
Guard ↻ 100%

10
KOR: KIM CM
Double Take-out ↻ 50%

11
NOR: SESAKER M
Guard ↻ 100%

12
KOR: KIM CM
Clearing ↻ 75%

13
NOR: RAMSFJELL M
Guard ↻ 100%

14
KOR: KIM SH
Draw ↺ 25%

15
NOR: RAMSFJELL M
Draw ↺ 75%

16
KOR: KIM SH
Raise ↻ 0%

| | KOR | NOR |
|---|---|---|
| Total Score | 3 | 7 |
| Time left | | |

**Legend:**
↻ Clockwise ↺ Counter-clockwise - Not considered



lgt.com NEW HOLLAND LE GRUYÈRE SWITZERLAND ZUG CURLIT Curling Information Technology Ltd.

# Game - Shot by Shot

**End 10** — **KOR - Korea** 3 + X (this end) = 3 — **NOR - Norway** 7 + X (this end) = 7

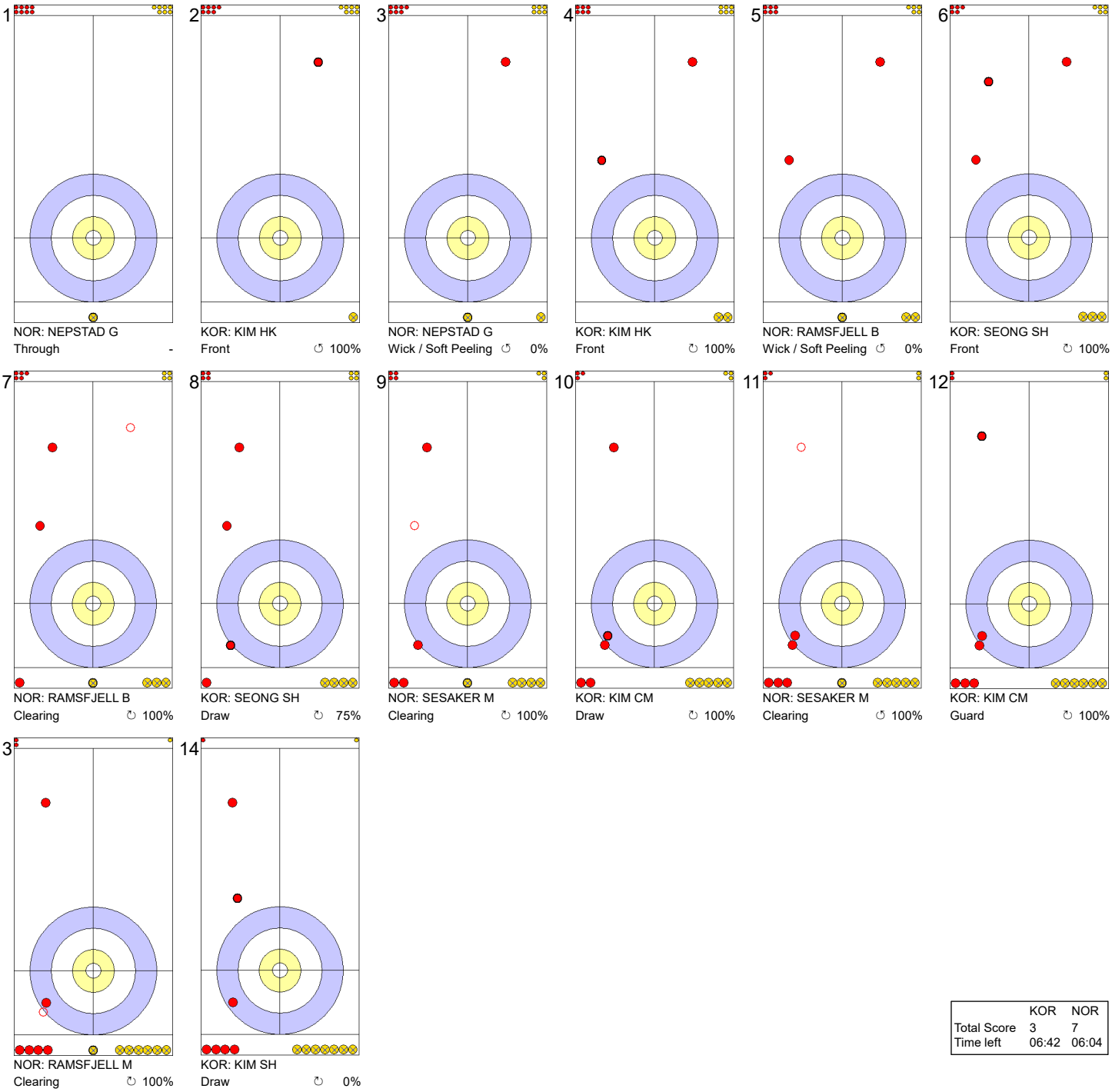


| | KOR | NOR |
|---|---|---|
| Total Score | 3 | 7 |
| Time left | 06:42 | 06:04 |

**Legend:**

↻ Clockwise ↺ Counter-clockwise - Not considered

**X** Unfinished end due to concession



lgt.com NEW HOLLAND LE GRUYÈRE SWITZERLAND ZUG CURLIT Curling Information Technology Ltd.

# Entry List by Country

As of THU 31 MAR 2022

| CAN - Canada | | |
|---|---|---|
| 4 S | GUSHUE Brad | R |
| 3 V | NICHOLS Mark | R |
| 2 | GALLANT Brett | R |
| 1 | WALKER Geoff | R |
| A | HARNDEN EJ | R |
| C | OWCHAR Jules | |
| NC | STOUGHTON Jeff | |
| O | - | |

| CZE - Czech Republic | | |
|---|---|---|
| 4 S | KLIMA Lukas | R |
| 3 V | CERNOVSKY Marek | R |
| 2 | BOHAC Radek | R |
| 1 | CANDRA Jiri | R |
| A | KLIPA Lukas | R |
| C | SAVILL Craig (CAN) | |
| NC | ASKEW Brad (CAN) | |
| O | - | |

| DEN - Denmark | | |
|---|---|---|
| 4 S | THUNE Tobias | R |
| 3 V | WIKSTEN Kasper | R |
| 2 | SOEE Oliver Rosenkrands | R |
| 1 | POULSEN Daniel | R |
| A | KRAUSE Mikkel | R |
| C | QVIST Mikael (SWE) | |
| O | - | |
| O | - | |

| FIN - Finland | | |
|---|---|---|
| 4 S | KIISKINEN Kalle | R |
| 3 V | SALO Teemu | L |
| 2 | OUNI Leo | R |
| 1 | KUOSMANEN Paavo | R |
| A | POLLANEN Jermu | R |
| C | MIKKONEN Jouni | |
| O | - | |
| O | - | |

| GER - Germany | | |
|---|---|---|
| 4 S | TOTZEK Sixten | R |
| 3 V | MUSKATEWITZ Marc | R |
| 2 | SUTOR Joshua | R |
| 1 | GREINDL Dominik | R |
| A | KAPP Benjamin | R |
| C | KAPP Uli | |
| 2C | SIMON Matthias | |
| O | TROEGER Markus | |

| ITA - Italy | | |
|---|---|---|
| 4 S | RETORNAZ Joel | R |
| 3 | MOSANER Amos | R |
| 2 | ARMAN Sebastiano | R |
| 1 V | GONIN Simone | R |
| A | GIOVANELLA Mattia | R |
| C | PESCIA Claudio (SUI) | |
| O | - | |
| O | - | |

| KOR - Korea | | |
|---|---|---|
| 4 S | KIM Soo-Hyuk | R |
| 3 V | KIM Chang-Min | R |
| 2 | SEONG Se Hyeon | R |
| 1 | KIM Hak Kyun | R |
| A | JEON Jae Ik | R |
| C | YOON So Min | |
| O | LIM Gyeong Sik | |
| O | KIM Il-Ho | |

| NED - Netherlands | | |
|---|---|---|
| 4 S | GOESGENS Wouter | R |
| 3 V | VAN DORP Jaap | R |
| 2 | HOEKMAN Laurens | R |
| 1 | GLASBERGEN Carlo | R |
| A | VAN DEN HURK Tobias | R |
| C | LEIBBRANDT Shari | |
| O | MAGAN Alexander | |
| O | GRANDY Clancy (CAN) | |

| NOR - Norway | | |
|---|---|---|
| 4 S | RAMSFJELL Magnus | R |
| 3 | SESAKER Martin | R |
| 2 | RAMSFJELL Bendik | R |
| 1 V | NEPSTAD Gaute | R |
| A | BRAENDEN Mathias | R |
| C | TRULSEN Paal | |
| O | - | |
| O | - | |

| SCO - Scotland | | |
|---|---|---|
| 4 V | PATERSON Ross | R |
| 3 S | WADDELL Kyle | R |
| 2 | MENZIES Duncan | R |
| 1 | WADDELL Craig | R |
| A | KYLE Euan | L |
| C | BREWSTER Tom | |
| NC | MURDOCH David | |
| O | BERRY Keith | |



lgt.com NEW HOLLAND LE GRUYÈRE SWITZERLAND ZUG CURLIT Curling Information Technology Ltd.

# Entry List by Country

As of THU 31 MAR 2022

| SUI - Switzerland | | |
|---|---|---|
| 4 S | SCHWALLER Yannick | R |
| 3 V | BRUNNER Michael | R |
| 2 | MEIER Romano | R |
| 1 | KAEUFELER Marcel | R |
| A | GLOOR Simon | R |
| C | WERTHEMANN Bernhard | |
| NC | LIPS Thomas | |
| O | ALBERTINI Curdin | |

| USA - United States | | |
|---|---|---|
| 4 S | DROPKIN Korey | R |
| 3 V | POLO Joe | R |
| 2 | FENNER Mark | R |
| 1 | HOWELL Tom | R |
| A | FENSON Alex | R |
| C | SOLIN Tim | |
| NC | DROBNICK Phill | |
| O | GULENCHYN Mike | |

| SWE - Sweden | | |
|---|---|---|
| 4 S | EDIN Niklas | R |
| 3 V | ERIKSSON Oskar | L |
| 2 | WRANAA Rasmus | R |
| 1 | SUNDGREN Christoffer | R |
| A | MAGNUSSON Daniel | R |
| C | LINDBERG Fredrik | |
| O | FERRE Marie-Dominique | |
| O | - | |

**Note:**
Position and function for each team member:
**4** = Fourth, **3** = Third, **2** = Second, **1** = Lead, **A** = Alternate, **S** = Skip, **V** = Vice-Skip
**C** = Coach, **2C** = 2nd Team Coach, **NC** = National Coach, **T** = Translator, **O** = Team Official

**Legend:**
**L** Left-handed **R** Right-handed



lgt.com NEW HOLLAND LE GRUYÈRE SWITZERLAND ZUG CURLIT Curling Information Technology Ltd.

# Competition Officials

As of FRI 1 APR 2022

| Function | Name | Organisation |
|---|---|---|
| **WCF President:** | CAITHNESS Kate | SCO - Scotland |
| **WCF Head of Competitions:** | ROETHLISBERGER Eeva | SUI - Switzerland |
| **WCF Technical Delegate:** | ARNOLD Scott | CAN - Canada |
| **Chief Umpire:** | WALDROFF Brett | CAN - Canada |
| **Deputy Chief Umpire:** | CZARNETZKI Susie | USA - United States |
| **Game Umpires:** | CZARNETZKI Randy | USA - United States |
| | LaROY Brad | CAN - Canada |
| | ROBERTS Joe | USA - United States |
| | TONIS Angela | USA - United States |
| | WHITE Marg | CAN - Canada |
| **Chief Ice Technician:** | OLESEN Shawn | USA - United States |
| **Deputy Chief Ice Technician:** | MARTIN Alister | SCO - Scotland |
| **Chief Timer:** | BEEBE Paul | USA - United States |
| **Deputy Chief Timer:** | FETZER Fred | USA - United States |



lgt.com NEW HOLLAND LE GRUYÈRE SWITZERLAND ZUG CURLIT Curling Information Technology Ltd.

# Competition Schedule

As of FRI 1 APR 2022

| Date | Start Time | Session | Sheet A | Sheet B | Sheet C | Sheet D |
|---|---|---|---|---|---|---|
| SAT 2 APR | 14:00 | 1 | CAN - CZE | SWE - NED | DEN - USA | KOR - NOR |
| | 19:00 | 2 | ITA - SCO | CAN - NOR | FIN - SUI | GER - NED |
| SUN 3 APR | 9:00 | 3 | SUI - SWE | SCO - KOR | CZE - GER | FIN - DEN |
| | 14:00 | 4 | KOR - DEN | USA - CZE | NED - CAN | SWE - ITA |
| | 19:00 | 5 | GER - USA | ITA - FIN | NOR - SCO | SUI - CAN |
| MON 4 APR | 9:00 | 6 | CZE - NOR | DEN - SWE | GER - FIN | |
| | 14:00 | 7 | DEN - SCO | NED - SUI | CAN - ITA | USA - KOR |
| | 19:00 | 8 | FIN - SWE | NOR - USA | SUI - CZE | SCO - GER |
| TUE 5 APR | 9:00 | 9 | | SWE - CZE | KOR - FIN | ITA - NED |
| | 14:00 | 10 | SCO - USA | GER - CAN | ITA - DEN | NOR - SUI |
| | 19:00 | 11 | NED - NOR | FIN - SCO | SWE - GER | CZE - KOR |
| WED 6 APR | 9:00 | 12 | SUI - DEN | KOR - ITA | USA - NED | CAN - SWE |
| | 14:00 | 13 | GER - ITA | SUI - USA | SCO - CZE | NOR - FIN |
| | 19:00 | 14 | SWE - KOR | CZE - NED | FIN - CAN | DEN - GER |
| THU 7 APR | 9:00 | 15 | USA - CAN | NOR - DEN | ITA - SUI | NED - SCO |
| | 14:00 | 16 | CZE - FIN | SCO - SWE | GER - NOR | KOR - SUI |
| | 19:00 | 17 | DEN - NED | CAN - KOR | USA - SWE | ITA - CZE |
| FRI 8 APR | 9:00 | 18 | NOR - ITA | SUI - GER | CAN - SCO | FIN - USA |
| | 14:00 | 19 | KOR - GER | NED - FIN | CZE - DEN | SWE - NOR |
| | 19:00 | 20 | SCO - SUI | USA - ITA | NED - KOR | DEN - CAN |
| SAT 9 APR | 14:00 | Qualification Games | | | | |
| | 19:00 | Semi-finals | | | | |
| SUN 10 APR | 11:00 | Bronze Medal Game | | | | |
| | 16:00 | Gold Medal Game | | | | |

**Note:**
First named team in each game plays red-handled stones and wears dark coloured upper playing garments.
Please check online for more details and the latest updates.



lgt.com NEW HOLLAND LE GRUYÈRE SWITZERLAND ZUG CURLIT Curling Information Technology Ltd.