



# **BKT Tires & OK Tire World Men's Curling Championship 2023**

**Ottawa, ON, Canada**

**1 - 9 April 2023**

## **RESULTS SUMMARY**



SUN 9 APR 2023

### Medallists

Medal	Country	Name	Position - Function
GOLD	SCO - Scotland	MOUAT Bruce	4 S
		HARDIE Grant	3 V
		LAMMIE Bobby	2
		McMILLAN Hammy	1
		WADDELL Kyle	A
		GOODFELLOW Michael	C
SILVER	CAN - Canada	GUSHUE Brad	4 S
		NICHOLS Mark	3 V
		HARNDEN E.J.	2
		WALKER Geoff	1
		HARNDEN Ryan	A
		FLAXEY Caleb	C
BRONZE	SUI - Switzerland	SCHWARZ Benoit	4 V
		SCHWALLER Yannick	3 S
		MICHEL Sven	2
		LACHAT Pablo	1
		PETERSSON Haavard Vad	C

**Note:**

Position and function for each team member:

4 = Fourth, 3 = Third, 2 = Second, 1 = Lead, A = Alternate, S = Skip, V = Vice-Skip, C = Coach

## Final Standings

Rank	Team	Players	Position - Function
1	SCO - Scotland	MOUAT Bruce	4 S
		HARDIE Grant	3 V
		LAMMIE Bobby	2
		McMILLAN Hammy	1
		WADDELL Kyle	A
		GOODFELLOW Michael	C
2	CAN - Canada	GUSHUE Brad	4 S
		NICHOLS Mark	3 V
		HARNDEN E.J.	2
		WALKER Geoff	1
		HARNDEN Ryan	A
		FLAXEY Caleb	C
3	SUI - Switzerland	SCHWARZ Benoit	4 V
		SCHWALLER Yannick	3 S
		MICHEL Sven	2
		LACHAT Pablo	1
		-	A
		PETERSSON Haavard Vad	C
4	ITA - Italy	RETORNAZ Joel	4 S
		MOSANER Amos	3
		ARMAN Sebastiano	2
		GIOVANELLA Mattia	1 V
		-	A
		PESCIA Claudio	C
5	NOR - Norway	RAMSFJELL Magnus	4 S
		SESAKER Martin	3
		RAMSFJELL Bendik	2
		NEPSTAD Gaute	1 V
		NAESS Wilhelm	A
		LOEVOLD Thomas	C
5	SWE - Sweden	EDIN Niklas	4 S
		ERIKSSON Oskar	3 V
		WRANAA Rasmus	2
		SUNDGREN Christoffer	1
		MAGNUSSON Daniel	A
		LINDBERG Fredrik	C
7	JPN - Japan	YANAGISAWA Riku	4 S
		YAMAGUCHI Tsuyoshi	3 V
		YAMAMOTO Takeru	2
		KOIZUMI Satoshi	1
		USUI Shingo	A
		URSEL Bob	C
8	USA - United States	SHUSTER John	4 S
		PLYS Chris	3 V
		HAMILTON Matt	2
		LANDSTEINER John	1
		HUFMAN Colin	A
		DROBNICK Phill	C

## Final Standings

Rank	Team	Players	Position - Function
9	GER - Germany	TOTZEK Sixten	4 S
		HARSCH Klaudius	3 V
		SUTOR Magnus	2
		GREINDL Dominik	1
		MUSKATEWITZ Marc	A
		KAPP Uli	C
10	CZE - Czech Republic	KLIMA Lukas	4 S
		CERNOVSKY Marek	3 V
		BOHAC Radek	2
		JURIK Martin	1
		KLIPA Lukas	A
		SAVILL Craig	C
11	TUR - Türkiye	KARAGOZ Ugurcan	4 S
		DEMIREL Muhammet Haydar	3 V
		UCAN Muhammed Zeki	2
		YUCE Orhun	1
		KAVAZ Faruk	A
		CELIK Ahmet	C
12	KOR - Korea	JEONG Byeongjin	4 S
		LEE Jeongjae	3 V
		KIM Minwoo	2
		KIM Taehwan	1
		-	A
		YANG Jaebong	C
13	NZL - New Zealand	HOOD Anton	4 S
		SMITH Ben	3
		SARGON Brett	2 V
		WALKER Hunter	1
		DE BOER Peter	A
		DE BOER Peter	C

**Note:**  
 Teams eliminated during the qualification games are ranked equally fifth and listed alphabetically, by their three-letter code.

Position and function for each team member:  
**4** = Fourth, **3** = Third, **2** = Second, **1** = Lead, **A** = Alternate, **S** = Skip, **V** = Vice-Skip, **C** = Coach

## Competition Summary

Session	Date Time	Sheet A	Sheet B	Sheet C	Sheet D	Attendance
Session 1	SAT 1 APR 14:00	CAN 3-8 SUI	KOR 8-2 NZL	SWE 8-2 GER	SCO 7-4 ITA	4'587
Session 2	SAT 1 APR 19:00	JPN 4-3 TUR <sup>EE</sup>	CAN 10-6 ITA	USA 5-8 NOR	CZE 8-1 NZL	3'745
Session 3	SUN 2 APR 9:00	NOR 6-2 KOR	TUR 1-8 SCO	SUI 7-4 CZE	USA 6-11 SWE	2'777
Session 4	SUN 2 APR 14:00	SCO 4-7 SWE	GER 3-7 SUI	NZL 2-8 CAN	KOR 2-9 JPN	3'821
Session 5	SUN 2 APR 19:00	CZE 6-10 GER	JPN 6-5 USA	ITA 7-2 TUR	NOR 8-6 CAN	3'359
Session 6	MON 3 APR 9:00	SUI 4-8 ITA	SWE 8-3 KOR	CZE 8-10 USA		1'326
Session 7	MON 3 APR 14:00	SWE 10-3 TUR	NZL 2-9 NOR	CAN 6-3 JPN	GER 6-8 SCO	2'013
Session 8	MON 3 APR 19:00	USA 11-5 KOR	ITA 7-2 GER	NOR 4-11 SUI	TUR 6-7 CZE	1'358
Session 9	TUE 4 APR 9:00		KOR 4-8 SUI	SCO 10-8 USA	JPN 10-5 NZL	1'314
Session 10	TUE 4 APR 14:00	TUR 6-9 GER	CZE 3-8 CAN	JPN 6-9 SWE	ITA 8-9 NOR <sup>EE</sup>	1'932
Session 11	TUE 4 APR 19:00	NZL 3-8 ITA	USA 10-4 TUR	KOR 3-8 CZE	SUI 7-4 SCO	1'446
Session 12	WED 5 APR 9:00	NOR 8-7 SWE <sup>EE</sup>	SCO 9-2 JPN	GER 8-11 NZL	CAN 9-4 KOR	2'085
Session 13	WED 5 APR 14:00	CZE 3-9 JPN	NOR 5-3 GER	TUR 2-8 SUI	ITA 11-4 USA	1'594
Session 14	WED 5 APR 19:00	KOR 3-9 SCO	SUI 7-5 NZL	USA 6-9 CAN	SWE 10-3 CZE	2'986
Session 15	THU 6 APR 9:00	GER 4-9 CAN	ITA 2-8 SWE	JPN 4-7 NOR	NZL 5-8 TUR	2'499
Session 16	THU 6 APR 14:00	SUI 12-9 USA	TUR 8-3 KOR	CZE 4-8 ITA	SCO 9-5 NOR	2'042
Session 17	THU 6 APR 19:00	SWE 7-1 NZL	CAN 3-6 SCO	GER 7-4 KOR	JPN 6-7 SUI	4'301
Session 18	FRI 7 APR 9:00	ITA 12-5 JPN	NOR 8-6 CZE	CAN 9-5 TUR	USA 12-4 GER	4'090
Session 19	FRI 7 APR 14:00	SCO 9-3 CZE	NZL 3-8 USA	SUI 8-5 SWE	KOR 2-9 ITA	4'058
Session 20	FRI 7 APR 19:00	TUR 4-6 NOR	GER 8-5 JPN	NZL 4-10 SCO	SWE 5-8 CAN	6'538
Qualification	SAT 8 APR 14:00	NOR 4-8 ITA		CAN 9-1 SWE		4'376
Semi-finals	SAT 8 APR 19:00	CAN 7-5 SUI		ITA 8-9 SCO <sup>EE</sup>		4'446
Bronze Medal	SUN 9 APR 11:00		ITA 3-11 SUI			3'663
Gold Medal	SUN 9 APR 16:00		CAN 3-9 SCO			5'604
<b>Total:</b>						<b>75'960</b>

## Standings after Round Robin

Rank	Team	Games	Wins	Losses	
1	SUI - Switzerland	12	11	1	Q
2	SCO - Scotland	12	10	2	Q w1
3	NOR - Norway	12	10	2	Q w0
4	CAN - Canada	12	9	3	Q w1
5	SWE - Sweden	12	9	3	Q w0
6	ITA - Italy	12	8	4	Q
7	JPN - Japan	12	5	7	w1
8	USA - United States	12	5	7	w0
9	GER - Germany	12	4	8	
10	CZE - Czech Republic	12	3	9	
11	TUR - Türkiye	12	2	10	
12	KOR - Korea	12	1	11	w1
13	NZL - New Zealand	12	1	11	w0

## Competition Summary

### Play-offs Bracket

Qualification	Semi-finals	Finals	Final Standings
<p>4 <b>CAN</b> 9 Sheet C</p> <p>5 <b>SWE</b> 1</p> <p>3 <b>NOR</b> 4 Sheet A</p> <p>6 <b>ITA</b> 8</p>	<p>1 <b>SUI</b> 5 Sheet A</p> <p><b>CAN</b> 7</p> <p>2 <b>SCO</b> 9 Sheet C</p> <p><b>ITA</b> 8</p>	<p><b>CAN</b> 3 Sheet B</p> <p><b>SCO</b> 9</p> <p><b>SUI</b> 11 Sheet B</p> <p><b>ITA</b> 3</p>	<p>1 SCO - Scotland</p> <p>2 CAN - Canada</p> <p>3 SUI - Switzerland</p> <p>4 ITA - Italy</p> <p>5 NOR - Norway</p> <p>5 SWE - Sweden</p> <p>7 JPN - Japan</p> <p>8 USA - United States</p> <p>9 GER - Germany</p> <p>10 CZE - Czech Republic</p> <p>11 TUR - Türkiye</p> <p>12 KOR - Korea</p> <p>13 NZL - New Zealand</p>
		<p><b>SCO</b> 1st <b>CAN</b> 2nd</p> <p><b>SUI</b> 3rd <b>ITA</b> 4th</p>	

**Legend:**

EE Extra End

Q Qualified for the play-offs

wn Number of wins (n) against tied teams

SUN 9 APR 2023  
 Start Time 16:00

Gold Medal Game

## Session Results and Standings

Sheet	Game	Team	LSFE	1	2	3	4	5	6	7	8	9	10	Extra Ends	Total
B	15	CAN - Canada		0	0	0	1	0	2	0	0	X	X		3
	14	SCO - Scotland	*	0	2	2	0	2	0	0	3	X	X		9

## Play-offs Bracket

Qualification	Semi-finals	Finals	Final Standings
4 CAN 9 Sheet C 5 SWE 1	1 SUI 5 Sheet A CAN 7	CAN 3 Sheet B SCO 9	1 SCO - Scotland 2 CAN - Canada 3 SUI - Switzerland 4 ITA - Italy 5 NOR - Norway 5 SWE - Sweden 7 JPN - Japan 8 USA - United States 9 GER - Germany 10 CZE - Czech Republic 11 TUR - Türkiye 12 KOR - Korea 13 NZL - New Zealand
3 NOR 4 Sheet A 6 ITA 8	2 SCO 9 Sheet C ITA 8	SCO 9	
		SUI 11 Sheet B ITA 3	
		SUI 3rd ITA 4th	

## Attendance

Session: 5'604      Total: 75'960

<b>Legend:</b> LSFE(*) Last Stone First End      X      Unplayed/unfinished end due to concession
--

**CAN - after Gold Medal Game**

**Cumulative Player Statistics by Team**

**CAN - Canada**

GUSHUE Brad 4 S Right-handed

Type	↻	%	↺	%	Total	%
Draw	40	83	40	93	80	88
Front	0	-	0	-	0	-
Guard	1	100	8	84	9	86
Raise	7	71	5	100	12	83
Wick / Soft Peeling	1	0	0	-	1	0
Freeze	0	-	4	88	4	88
Take-out	34	91	25	97	59	94
Hit and Roll	9	86	24	85	33	86
Clearing	8	88	8	100	16	94
Double Take-out	7	82	19	88	26	87
Promotion Take-out	5	90	9	67	14	75
All Draws	49	80	57	92	106	86
All Take-outs	63	89	85	89	148	89
<b>Total</b>	<b>112</b>	<b>85</b>	<b>142</b>	<b>90</b>	<b>254</b>	<b>88</b>
Not considered					3	-

WALKER Geoff 1 Right-handed

Type	↻	%	↺	%	Total	%
Draw	63	88	69	97	132	92
Front	25	93	68	91	93	92
Guard	1	75	2	100	3	92
Raise	1	50	2	100	3	83
Wick / Soft Peeling	3	100	5	100	8	100
Freeze	0	-	0	-	0	-
Take-out	2	100	10	100	12	100
Hit and Roll	0	-	2	88	2	88
Clearing	2	100	0	-	2	100
Double Take-out	0	-	0	-	0	-
Promotion Take-out	0	-	1	100	1	100
All Draws	93	89	146	94	239	92
All Take-outs	4	100	13	98	17	99
<b>Total</b>	<b>97</b>	<b>89</b>	<b>159</b>	<b>95</b>	<b>256</b>	<b>93</b>
Not considered					0	-

NICHOLS Mark 3 V Right-handed

Type	↻	%	↺	%	Total	%
Draw	22	72	24	93	46	83
Front	0	-	1	100	1	100
Guard	10	83	13	90	23	87
Raise	6	75	5	95	11	84
Wick / Soft Peeling	0	-	0	-	0	-
Freeze	0	-	0	-	0	-
Take-out	24	77	31	90	55	84
Hit and Roll	27	87	21	92	48	89
Clearing	5	100	20	100	25	100
Double Take-out	10	78	24	82	34	81
Promotion Take-out	8	91	9	67	17	78
All Draws	38	75	43	92	81	84
All Take-outs	74	84	105	88	179	86
<b>Total</b>	<b>112</b>	<b>81</b>	<b>148</b>	<b>90</b>	<b>260</b>	<b>86</b>
Not considered					0	-

HARNDEN Ryan A Right-handed

Type	↻	%	↺	%	Total	%
Draw	3	100	1	50	4	88
Front	0	-	0	-	0	-
Guard	0	-	0	-	0	-
Raise	0	-	0	-	0	-
Wick / Soft Peeling	0	-	0	-	0	-
Freeze	0	-	0	-	0	-
Take-out	0	-	0	-	0	-
Hit and Roll	0	-	0	-	0	-
Clearing	0	-	0	-	0	-
Double Take-out	0	-	0	-	0	-
Promotion Take-out	0	-	0	-	0	-
All Draws	3	100	1	50	4	88
All Take-outs	0	-	0	-	0	-
<b>Total</b>	<b>3</b>	<b>100</b>	<b>1</b>	<b>50</b>	<b>4</b>	<b>88</b>
Not considered					0	-

HARNDEN E.J. 2 Right-handed

Type	↻	%	↺	%	Total	%
Draw	26	75	38	83	64	80
Front	0	-	2	100	2	100
Guard	12	96	16	89	28	92
Raise	6	50	2	75	8	56
Wick / Soft Peeling	0	-	0	-	0	-
Freeze	0	-	0	-	0	-
Take-out	15	78	17	87	32	83
Hit and Roll	9	86	11	91	20	89
Clearing	22	91	30	93	52	92
Double Take-out	19	75	25	73	44	74
Promotion Take-out	3	50	6	71	9	64
All Draws	44	77	58	85	102	82
All Take-outs	68	81	89	84	157	83
<b>Total</b>	<b>112</b>	<b>80</b>	<b>147</b>	<b>85</b>	<b>259</b>	<b>82</b>
Not considered					1	-

Team: CAN - Canada

Type	↻	%	↺	%	Total	%
Draw	154	82	172	92	326	87
Front	25	93	71	92	96	92
Guard	24	90	39	89	63	89
Raise	20	65	14	95	34	77
Wick / Soft Peeling	4	75	5	100	9	89
Freeze	0	-	4	88	4	88
Take-out	75	84	83	92	158	89
Hit and Roll	45	87	58	89	103	88
Clearing	37	92	58	96	95	94
Double Take-out	36	77	68	81	104	79
Promotion Take-out	16	83	25	69	41	74
All Draws	227	83	305	92	532	88
All Take-outs	209	85	292	88	501	86
<b>Total</b>	<b>436</b>	<b>84</b>	<b>597</b>	<b>90</b>	<b>1033</b>	<b>87</b>
Not considered					4	-

**Note:**  
Position and function for each team member:  
**4** = Fourth, **3** = Third, **2** = Second, **1** = Lead, **A** = Alternate, **S** = Skip, **V** = Vice-Skip

**Legend:**  
↻ Clockwise      ↺ Counter-clockwise



**SCO - after Gold Medal Game**

**Cumulative Player Statistics by Team**

**SCO - Scotland**

MOUAT Bruce 4 S Right-handed

Type	↻	%	↺	%	Total	%
Draw	42	82	26	69	68	77
Front	1	100	0	-	1	100
Guard	3	100	0	-	3	100
Raise	6	96	4	100	10	98
Wick / Soft Peeling	0	-	0	-	0	-
Freeze	0	-	0	-	0	-
Take-out	25	86	37	84	62	85
Hit and Roll	15	88	23	87	38	88
Clearing	15	83	10	100	25	90
Double Take-out	10	80	7	86	17	82
Promotion Take-out	13	94	8	75	21	87
All Draws	52	85	30	73	82	80
All Take-outs	78	87	85	86	163	86
<b>Total</b>	<b>130</b>	<b>86</b>	<b>115</b>	<b>83</b>	<b>245</b>	<b>84</b>
Not considered					1	-

McMILLAN Hammy 1 Right-handed

Type	↻	%	↺	%	Total	%
Draw	95	90	47	94	142	91
Front	36	90	30	94	66	92
Guard	6	83	6	96	12	90
Raise	1	25	3	100	4	81
Wick / Soft Peeling	3	67	4	81	7	75
Freeze	0	-	0	-	0	-
Take-out	8	84	2	100	10	88
Hit and Roll	2	88	2	88	4	88
Clearing	0	-	0	-	0	-
Double Take-out	0	-	1	50	1	50
Promotion Take-out	0	-	0	-	0	-
All Draws	141	89	90	94	231	91
All Take-outs	10	85	5	85	15	85
<b>Total</b>	<b>151</b>	<b>88</b>	<b>95</b>	<b>93</b>	<b>246</b>	<b>90</b>
Not considered					0	-

HARDIE Grant 3 V Right-handed

Type	↻	%	↺	%	Total	%
Draw	21	86	11	82	32	84
Front	1	100	1	100	2	100
Guard	5	100	10	90	15	93
Raise	5	80	2	50	7	71
Wick / Soft Peeling	0	-	0	-	0	-
Freeze	0	-	0	-	0	-
Take-out	32	95	26	89	58	92
Hit and Roll	21	88	26	86	47	87
Clearing	7	93	19	100	26	98
Double Take-out	15	77	18	85	33	81
Promotion Take-out	15	82	12	81	27	81
All Draws	32	88	24	83	56	86
All Take-outs	90	88	101	89	191	88
<b>Total</b>	<b>122</b>	<b>88</b>	<b>125</b>	<b>88</b>	<b>247</b>	<b>88</b>
Not considered					1	-

WADDELL Kyle A Right-handed

Type	↻	%	↺	%	Total	%
Draw	0	-	2	50	2	50
Front	0	-	0	-	0	-
Guard	0	-	0	-	0	-
Raise	0	-	0	-	0	-
Wick / Soft Peeling	0	-	0	-	0	-
Freeze	0	-	0	-	0	-
Take-out	0	-	0	-	0	-
Hit and Roll	0	-	0	-	0	-
Clearing	0	-	0	-	0	-
Double Take-out	0	-	0	-	0	-
Promotion Take-out	0	-	0	-	0	-
All Draws	0	-	2	50	2	50
All Take-outs	0	-	0	-	0	-
<b>Total</b>	<b>0</b>	<b>-</b>	<b>2</b>	<b>50</b>	<b>2</b>	<b>50</b>
Not considered					0	-

LAMMIE Bobby 2 Right-handed

Type	↻	%	↺	%	Total	%
Draw	34	72	14	82	48	75
Front	2	100	2	100	4	100
Guard	15	77	8	100	23	85
Raise	7	68	3	100	10	78
Wick / Soft Peeling	0	-	3	50	3	50
Freeze	0	-	0	-	0	-
Take-out	19	75	12	79	31	77
Hit and Roll	14	91	11	89	25	90
Clearing	23	90	23	87	46	89
Double Take-out	14	64	25	80	39	74
Promotion Take-out	9	81	9	75	18	78
All Draws	58	74	30	87	88	78
All Take-outs	79	81	80	83	159	82
<b>Total</b>	<b>137</b>	<b>78</b>	<b>110</b>	<b>84</b>	<b>247</b>	<b>80</b>
Not considered					1	-

Team: SCO - Scotland

Type	↻	%	↺	%	Total	%
Draw	192	84	100	84	292	84
Front	40	91	33	95	73	93
Guard	29	84	24	95	53	89
Raise	19	78	12	92	31	83
Wick / Soft Peeling	3	67	7	68	10	68
Freeze	0	-	0	-	0	-
Take-out	84	87	77	86	161	86
Hit and Roll	52	89	62	87	114	88
Clearing	45	88	52	94	97	91
Double Take-out	39	73	51	82	90	78
Promotion Take-out	37	86	29	78	66	82
All Draws	283	85	176	87	459	86
All Take-outs	257	85	271	86	528	86
<b>Total</b>	<b>540</b>	<b>85</b>	<b>447</b>	<b>86</b>	<b>987</b>	<b>86</b>
Not considered					3	-

**Note:**  
Position and function for each team member:  
**4** = Fourth, **3** = Third, **2** = Second, **1** = Lead, **A** = Alternate, **S** = Skip, **V** = Vice-Skip

**Legend:**  
↻ Clockwise      ↺ Counter-clockwise

## Scoring Analysis

Team	Games	LSFE	Stolen Ends	Last Stone Eff.	Force Eff.	Points Scored						Total	Plus / Minus	
						0	1	2	3	4	>4			
SCO	14	For	9	17	61%	58%	9	26	27	7	0	2	111	+47
		Against	5	4			6	27	14	3	0	0	64	
SUI	14	For	11	12	52%	63%	11	22	21	14	1	0	110	+43
		Against	3	10			6	35	13	2	0	0	67	
SWE	13	For	8	17	47%	69%	4	30	19	8	1	0	96	+33
		Against	5	6			5	27	10	4	1	0	63	
CAN	15	For	9	10	57%	60%	8	24	25	7	3	0	107	+32
		Against	6	5			9	30	21	1	0	0	75	
ITA	15	For	6	22	51%	51%	6	28	23	9	2	0	109	+25
		Against	9	11			10	27	18	7	0	0	84	
NOR	13	For	8	15	47%	51%	10	27	21	6	0	0	87	+12
		Against	5	8			10	24	13	7	1	0	75	
USA	12	For	5	11	53%	34%	2	23	17	8	2	1	94	+3
		Against	7	7			4	17	20	10	1	0	91	
JPN	12	For	5	9	32%	55%	4	28	11	5	1	0	69	-7
		Against	7	8			8	28	9	7	1	1	76	
GER	12	For	3	8	30%	38%	2	27	15	3	0	0	66	-22
		Against	9	9			8	21	19	5	1	2	88	
CZE	12	For	5	8	29%	39%	7	26	12	3	1	0	63	-26
		Against	7	14			3	22	18	9	1	0	89	
TUR	12	For	4	6	17%	33%	7	25	8	2	0	1	52	-34
		Against	8	17			9	22	21	6	1	0	86	
KOR	12	For	7	5	14%	35%	8	25	6	2	0	0	43	-51
		Against	5	21			4	23	20	6	2	1	94	
NZL	12	For	4	1	18%	44%	9	19	5	5	0	0	44	-55
		Against	8	21			5	27	14	12	2	0	99	
Total	84			141			87	330	210	79	11	4	1'051	

## Note:

Stolen ends are the ends won without the last stone advantage.

Last Stone Efficiency: Scoring two or more points with last stone advantage.

Force Efficiency: Forcing the opponent team to score only one point when they have the last stone advantage.

## Legend:

&gt;4 More than four points scored

Eff. Efficiency

LSFE Last Stone First End

## Summary of Big Ends

Points Scored	By	Against	Session	End	Game Result
5	SCO - Scotland	KOR - Korea	14	3	9 : 3
5	SCO - Scotland	JPN - Japan	12	6	9 : 2
5	TUR - Türkiye	GER - Germany	10	2	6 : 9
5	USA - United States	GER - Germany	18	8	12 : 4
4	CAN - Canada	SWE - Sweden	20	5	8 : 5
4	CAN - Canada	TUR - Türkiye	18	5	9 : 5
4	CAN - Canada	KOR - Korea	12	8	9 : 4
4	ITA - Italy	JPN - Japan	18	2	12 : 5
4	ITA - Italy	NZL - New Zealand	11	5	8 : 3
4	USA - United States	KOR - Korea	8	2	11 : 5
4	USA - United States	CZE - Czech Republic	6	8	10 : 8
4	CZE - Czech Republic	NOR - Norway	18	3	6 : 8
4	JPN - Japan	NZL - New Zealand	9	3	10 : 5
4	SUI - Switzerland	USA - United States	16	10	12 : 9
4	SWE - Sweden	GER - Germany	1	1	8 : 2

**Note:**  
Big ends are defined as ends with a score of four or more points.

### Time-out Statistics

Team	Games	Number of Time-outs	Average Shot Success on Next Stone
ITA - Italy	15	6	95%
NOR - Norway	13	9	91%
SCO - Scotland	14	5	90%
SUI - Switzerland	14	9	86%
JPN - Japan	12	8	81%
GER - Germany	12	5	80%
SWE - Sweden	13	6	79%
TUR - Türkiye	12	7	71%
KOR - Korea	12	5	70%
CZE - Czech Republic	12	7	64%
NZL - New Zealand	12	8	50%
USA - United States	12	4	50%
CAN - Canada	15	3	41%
<b>Total</b>	<b>84</b>	<b>82</b>	<b>75%</b>

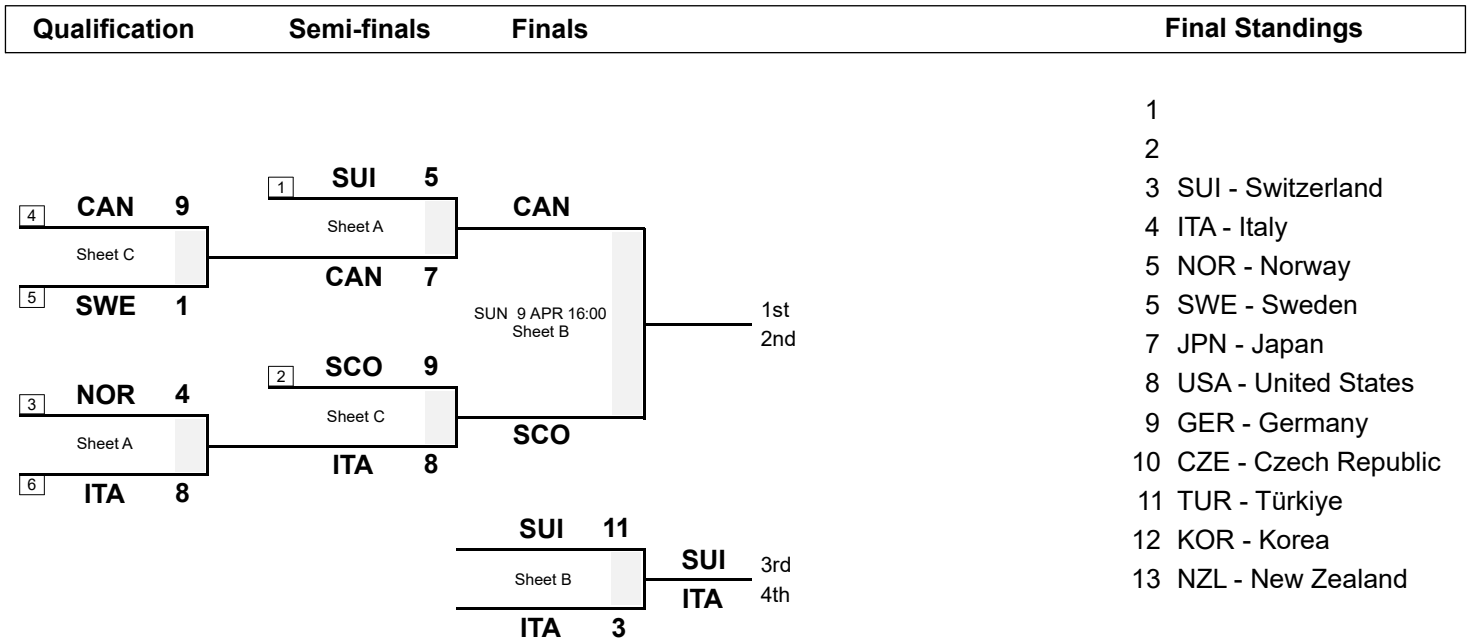
SUN 9 APR 2023  
 Start Time 11:00

**Bronze Medal Game**

### Session Results and Standings

Sheet	Game	Team	LSFE	1	2	3	4	5	6	7	8	9	10	Extra Ends	Total
B	15	ITA - Italy		0	0	0	0	0	2	0	1	X	X		3
	14	SUI - Switzerland	*	0	2	1	2	3	0	3	0	X	X		11

### Play-offs Bracket



### Attendance

Session: 3'663      Total: 70'356

<b>Legend:</b>		
LSFE(*) Last Stone First End	X	Unplayed/unfinished end due to concession

**ITA - after Bronze Medal Game**

**Cumulative Player Statistics by Team**

**ITA - Italy**

RETORNAZ Joel 4 S Right-handed

Type	↻	%	↺	%	Total	%
Draw	55	87	40	81	95	84
Front	0	-	1	100	1	100
Guard	2	100	6	79	8	84
Raise	10	63	9	86	19	74
Wick / Soft Peeling	1	75	0	-	1	75
Freeze	1	100	0	-	1	100
Take-out	27	94	30	90	57	92
Hit and Roll	13	83	17	90	30	87
Clearing	6	100	6	83	12	92
Double Take-out	7	54	12	79	19	70
Promotion Take-out	3	33	13	44	16	42
All Draws	69	84	56	82	125	83
All Take-outs	56	83	78	80	134	82
<b>Total</b>	<b>125</b>	<b>84</b>	<b>134</b>	<b>81</b>	<b>259</b>	<b>82</b>
Not considered					1	-

GIOVANELLA Mattia 1 V Right-handed

Type	↻	%	↺	%	Total	%
Draw	27	80	88	88	115	86
Front	50	96	55	88	105	92
Guard	1	75	6	96	7	93
Raise	1	100	4	94	5	95
Wick / Soft Peeling	2	88	2	75	4	81
Freeze	0	-	0	-	0	-
Take-out	8	78	5	90	13	83
Hit and Roll	3	92	4	94	7	93
Clearing	1	100	0	-	1	100
Double Take-out	1	100	0	-	1	100
Promotion Take-out	0	-	1	100	1	100
All Draws	81	90	155	88	236	89
All Take-outs	13	85	10	93	23	88
<b>Total</b>	<b>94</b>	<b>89</b>	<b>165</b>	<b>89</b>	<b>259</b>	<b>89</b>
Not considered					1	-

MOSANER Amos 3 Right-handed

Type	↻	%	↺	%	Total	%
Draw	34	79	32	88	66	83
Front	4	100	7	100	11	100
Guard	9	83	16	95	25	91
Raise	5	85	7	68	12	75
Wick / Soft Peeling	0	-	0	-	0	-
Freeze	0	-	0	-	0	-
Take-out	22	89	27	82	49	85
Hit and Roll	10	88	10	90	20	89
Clearing	9	100	18	100	27	100
Double Take-out	16	78	18	86	34	82
Promotion Take-out	4	69	12	81	16	78
All Draws	52	82	62	89	114	86
All Take-outs	61	86	85	88	146	87
<b>Total</b>	<b>113</b>	<b>84</b>	<b>147</b>	<b>88</b>	<b>260</b>	<b>86</b>
Not considered					0	-

Team: ITA - Italy

Type	↻	%	↺	%	Total	%
Draw	148	84	197	86	345	85
Front	55	95	72	91	127	92
Guard	18	89	57	93	75	92
Raise	20	73	26	84	46	79
Wick / Soft Peeling	3	83	3	83	6	83
Freeze	1	100	0	-	1	100
Take-out	74	86	81	86	155	86
Hit and Roll	38	82	40	88	78	85
Clearing	30	98	43	95	73	96
Double Take-out	38	77	51	76	89	77
Promotion Take-out	9	58	31	65	40	63
All Draws	245	86	355	88	600	87
All Take-outs	189	84	246	83	435	83
<b>Total</b>	<b>434</b>	<b>85</b>	<b>601</b>	<b>86</b>	<b>1035</b>	<b>85</b>
Not considered					5	-

ARMAN Sebastiano 2 Right-handed

Type	↻	%	↺	%	Total	%
Draw	32	85	37	85	69	85
Front	1	25	9	97	10	90
Guard	6	96	29	95	35	95
Raise	4	75	6	92	10	85
Wick / Soft Peeling	0	-	1	100	1	100
Freeze	0	-	0	-	0	-
Take-out	17	75	19	84	36	80
Hit and Roll	12	73	9	78	21	75
Clearing	14	95	19	93	33	94
Double Take-out	14	86	21	67	35	74
Promotion Take-out	2	75	5	70	7	71
All Draws	43	84	82	91	125	88
All Take-outs	59	82	73	80	132	81
<b>Total</b>	<b>102</b>	<b>83</b>	<b>155</b>	<b>85</b>	<b>257</b>	<b>84</b>
Not considered					3	-

**Note:**

Position and function for each team member:

**4** = Fourth, **3** = Third, **2** = Second, **1** = Lead, **A** = Alternate, **S** = Skip, **V** = Vice-Skip

**Legend:**

↻ Clockwise

↺ Counter-clockwise

## SUI - after Bronze Medal Game

## Cumulative Player Statistics by Team

## SUI - Switzerland

SCHWARZ Benoit 4 V Right-handed

Type	↻	%	↺	%	Total	%
Draw	55	88	33	80	88	85
Front	0	-	0	-	0	-
Guard	4	94	3	83	7	89
Raise	7	64	1	100	8	69
Wick / Soft Peeling	0	-	0	-	0	-
Freeze	1	100	0	-	1	100
Take-out	32	93	24	95	56	94
Hit and Roll	16	91	6	92	22	91
Clearing	14	89	7	86	21	88
Double Take-out	13	79	9	78	22	78
Promotion Take-out	14	71	8	78	22	74
All Draws	67	86	37	80	104	84
All Take-outs	89	87	54	88	143	87
<b>Total</b>	<b>156</b>	<b>86</b>	<b>91</b>	<b>85</b>	<b>247</b>	<b>86</b>
Not considered					5	-

LACHAT Pablo 1 Right-handed

Type	↻	%	↺	%	Total	%
Draw	105	85	18	92	123	86
Front	57	91	17	93	74	92
Guard	5	65	0	-	5	65
Raise	7	71	1	100	8	75
Wick / Soft Peeling	7	79	11	68	18	72
Freeze	0	-	0	-	0	-
Take-out	7	100	6	100	13	100
Hit and Roll	5	65	4	100	9	81
Clearing	0	-	2	100	2	100
Double Take-out	1	50	0	-	1	50
Promotion Take-out	0	-	1	25	1	25
All Draws	181	86	47	87	228	86
All Take-outs	13	83	13	94	26	88
<b>Total</b>	<b>194</b>	<b>85</b>	<b>60</b>	<b>88</b>	<b>254</b>	<b>86</b>
Not considered					0	-

SCHWALLER Yannick 3 S Right-handed

Type	↻	%	↺	%	Total	%
Draw	30	90	21	94	51	92
Front	3	100	0	-	3	100
Guard	10	95	3	100	13	96
Raise	4	100	7	96	11	98
Wick / Soft Peeling	1	100	0	-	1	100
Freeze	0	-	0	-	0	-
Take-out	33	93	25	98	58	95
Hit and Roll	18	74	16	81	34	77
Clearing	21	90	20	99	41	95
Double Take-out	15	85	8	94	23	88
Promotion Take-out	10	68	9	100	19	83
All Draws	48	93	31	95	79	94
All Take-outs	97	85	78	95	175	89
<b>Total</b>	<b>145</b>	<b>88</b>	<b>109</b>	<b>95</b>	<b>254</b>	<b>91</b>
Not considered					0	-

Team: SUI - Switzerland

Type	↻	%	↺	%	Total	%
Draw	229	87	101	87	330	87
Front	62	92	17	93	79	92
Guard	40	89	9	94	49	90
Raise	25	74	21	89	46	81
Wick / Soft Peeling	8	81	12	63	20	70
Freeze	1	100	0	-	1	100
Take-out	85	93	71	93	156	93
Hit and Roll	47	82	32	86	79	84
Clearing	59	90	50	98	109	93
Double Take-out	49	78	32	77	81	78
Promotion Take-out	32	72	26	83	58	77
All Draws	365	87	160	86	525	87
All Take-outs	272	85	211	89	483	87
<b>Total</b>	<b>637</b>	<b>86</b>	<b>371</b>	<b>88</b>	<b>1008</b>	<b>87</b>
Not considered					6	-

MICHEL Sven 2 Right-handed

Type	↻	%	↺	%	Total	%
Draw	39	91	29	86	68	89
Front	2	100	0	-	2	100
Guard	21	92	3	100	24	93
Raise	7	71	12	83	19	79
Wick / Soft Peeling	0	-	1	0	1	0
Freeze	0	-	0	-	0	-
Take-out	13	87	16	80	29	83
Hit and Roll	8	94	6	83	14	89
Clearing	24	90	21	100	45	94
Double Take-out	20	74	15	68	35	71
Promotion Take-out	8	78	8	75	16	77
All Draws	69	89	45	84	114	88
All Take-outs	73	84	66	83	139	84
<b>Total</b>	<b>142</b>	<b>87</b>	<b>111</b>	<b>84</b>	<b>253</b>	<b>85</b>
Not considered					1	-

**Note:**

Position and function for each team member:

4 = Fourth, 3 = Third, 2 = Second, 1 = Lead, A = Alternate, S = Skip, V = Vice-Skip

**Legend:**

↻ Clockwise

↺ Counter-clockwise

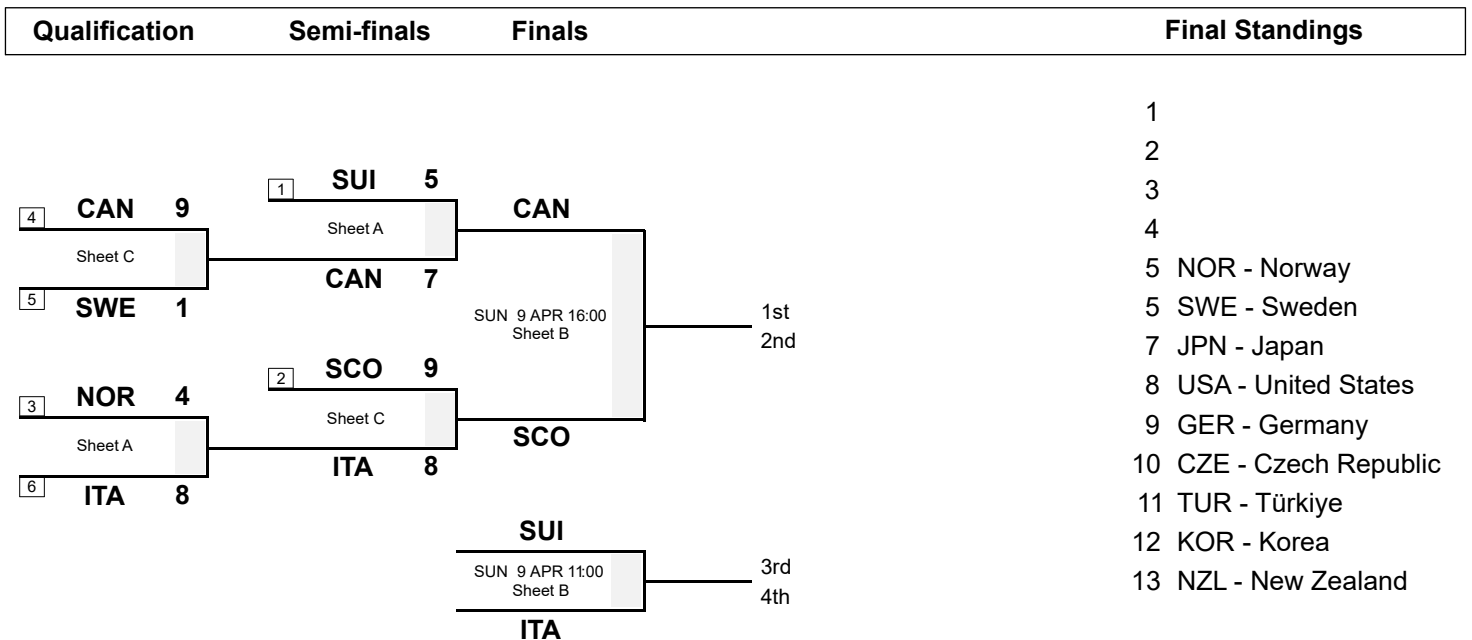
SAT 8 APR 2023  
 Start Time 19:00

Semi-finals

### Session Results and Standings

Sheet	Game	Team	LSFE	1	2	3	4	5	6	7	8	9	10	Extra Ends	Total
A	14	CAN - Canada		1	0	1	0	1	0	2	0	0	2		7
	13	SUI - Switzerland	*	0	1	0	1	0	1	0	2	0	0		5
C	14	ITA - Italy		0	2	0	2	0	1	0	1	0	2	0	8
	13	SCO - Scotland	*	1	0	1	0	2	0	2	0	2	0	1	9

### Play-offs Bracket



### Attendance

Session: 4'446      Total: 66'693

**Legend:**  
 LSF(\*E) Last Stone First End



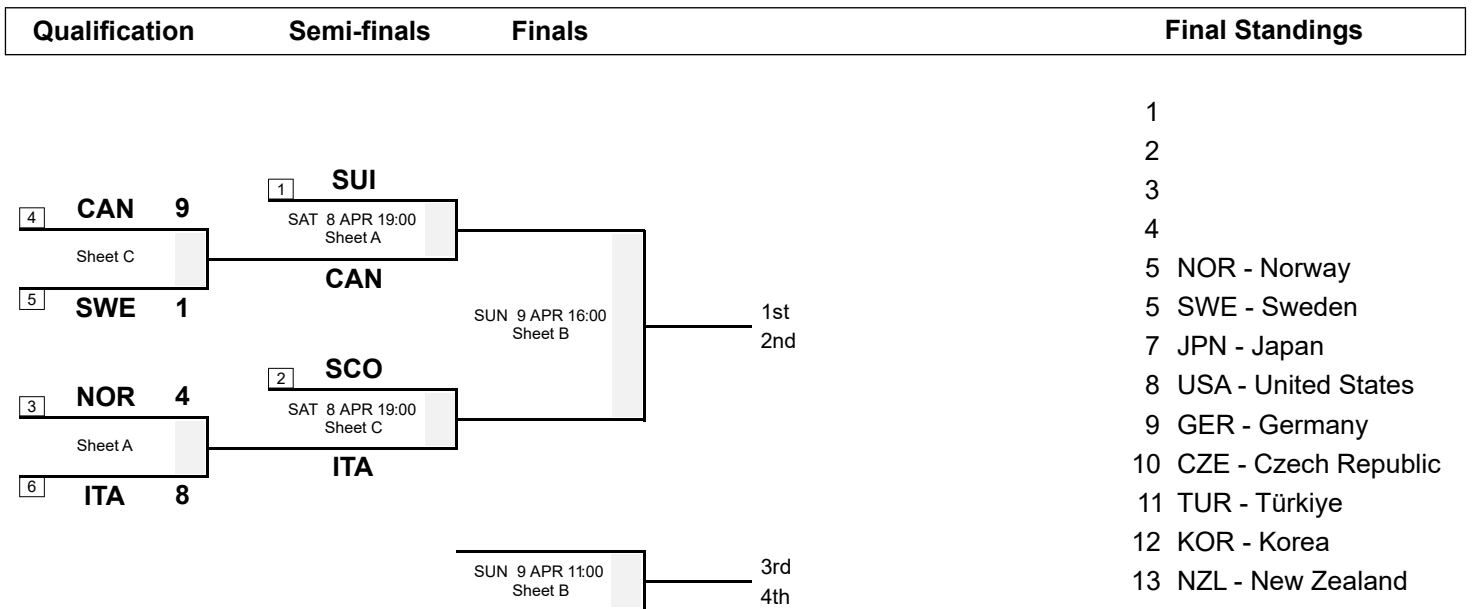
SAT 8 APR 2023  
 Start Time 14:00

**Qualification Games**

### Session Results and Standings

Sheet	Game	Team	LSFE	1	2	3	4	5	6	7	8	9	10	Extra Ends	Total
A	13	NOR - Norway	*	1	1	0	0	0	0	0	2	0	X		4
	13	ITA - Italy		0	0	2	2	0	1	1	0	2	X		8
C	13	CAN - Canada	*	2	0	0	0	1	1	3	2	X	X		9
	13	SWE - Sweden		0	1	0	0	0	0	0	0	X	X		1

### Play-offs Bracket



**Attendance**

Session: 4'376      Total: 62'247

**Legend:**  
 LSFE(\*) Last Stone First End      X      Unplayed/unfinished end due to concession

### Competition Matrix

Team	CAN	CZE	GER	ITA	JPN	KOR	NOR	NZL	SCO	SUI	SWE	TUR	USA
CAN		8 - 3	9 - 4	10 - 6	6 - 3	9 - 4	6 - 8	8 - 2	3 - 6	3 - 8	8 - 5	9 - 5	9 - 6
CZE	3 - 8		6 - 10	4 - 8	3 - 9	8 - 3	6 - 8	8 - 1	3 - 9	4 - 7	3 - 10	7 - 6	8 - 10
GER	4 - 9	10 - 6		2 - 7	8 - 5	7 - 4	3 - 5	8 - 11	6 - 8	3 - 7	2 - 8	9 - 6	4 - 12
ITA	6 - 10	8 - 4	7 - 2		12 - 5	9 - 2	8 - 9	8 - 3	4 - 7	8 - 4	2 - 8	7 - 2	11 - 4
JPN	3 - 6	9 - 3	5 - 8	5 - 12		9 - 2	4 - 7	10 - 5	2 - 9	6 - 7	6 - 9	4 - 3	6 - 5
KOR	4 - 9	3 - 8	4 - 7	2 - 9	2 - 9		2 - 6	8 - 2	3 - 9	4 - 8	3 - 8	3 - 8	5 - 11
NOR	8 - 6	8 - 6	5 - 3	9 - 8	7 - 4	6 - 2		9 - 2	5 - 9	4 - 11	8 - 7	6 - 4	8 - 5
NZL	2 - 8	1 - 8	11 - 8	3 - 8	5 - 10	2 - 8	2 - 9		4 - 10	5 - 7	1 - 7	5 - 8	3 - 8
SCO	6 - 3	9 - 3	8 - 6	7 - 4	9 - 2	9 - 3	9 - 5	10 - 4		4 - 7	4 - 7	8 - 1	10 - 8
SUI	8 - 3	7 - 4	7 - 3	4 - 8	7 - 6	8 - 4	11 - 4	7 - 5	7 - 4		8 - 5	8 - 2	12 - 9
SWE	5 - 8	10 - 3	8 - 2	8 - 2	9 - 6	8 - 3	7 - 8	7 - 1	7 - 4	5 - 8		10 - 3	11 - 6
TUR	5 - 9	6 - 7	6 - 9	2 - 7	3 - 4	8 - 3	4 - 6	8 - 5	1 - 8	2 - 8	3 - 10		4 - 10
USA	6 - 9	10 - 8	12 - 4	4 - 11	5 - 6	11 - 5	5 - 8	8 - 3	8 - 10	9 - 12	6 - 11	10 - 4	

### Standings after Round Robin

Rank	Team	Games	Wins	Losses	
1	SUI - Switzerland	12	11	1	Q
2	SCO - Scotland	12	10	2	Q w1
3	NOR - Norway	12	10	2	Q w0
4	CAN - Canada	12	9	3	Q w1
5	SWE - Sweden	12	9	3	Q w0
6	ITA - Italy	12	8	4	Q
7	JPN - Japan	12	5	7	w1
8	USA - United States	12	5	7	w0
9	GER - Germany	12	4	8	
10	CZE - Czech Republic	12	3	9	
11	TUR - Türkiye	12	2	10	
12	KOR - Korea	12	1	11	w1
13	NZL - New Zealand	12	1	11	w0

**Legend:**  
 Q Qualified for the play-offs      wn Number of wins (n) against tied teams



### Shot Success Percentage by Position

Fourth	Game >	1	2	3	4	5	6	7	8	9	10	11	12	Avg.
1 GUSHUE Brad	CAN	70	82	93	75	94	94	88	90	94	92	88	92	87.6
2 SCHWARZ Benoit	SUI	84	86	90	71	88	83	81	100	93	88	88	89	86.1
3 EDIN Niklas	SWE	85	94	91	88	88	86	76	89	91	83	80	73	85.1
4 RETORNAZ Joel	ITA	76	82	78	93	90	73	90	96	61	92	92	95	84.5
5 MOUAT Bruce	SCO	85	98	71	86	78	74	85	93	90	91	81	81	83.8
6 RAMSFJELL Magnus	NOR	84	81	80	91	63	85	80	97	84	85	79	86	83.1
7 YANAGISAWA Riku	JPN	83	92	81	93	77	80	58	83	75	79	67	78	79.6
8 SHUSTER John	USA	78	74	70	79	88	80	92	70	79	83	83	73	78.7
9 TOTZEK Sixten	GER	63	75	86	61	63	93	73	76	83	78	66	83	75.7
10 KLIMA Lukas	CZE	86	81	71	67	77	78	77	73	52	70	64	72	72.4
11 JEONG Byeongjin	KOR	67	70	50	65	65	84	63	64	73	69	83	72	69.2
12 KARAGOZ Ugurcan	TUR	80	69	69	48	74	70	63	50	67	81	69	66	68.1
13 HOOD Anton	NZL	38	62	71	75	48	78	75	76	62	64	70	69	66.5

Third	Game >	1	2	3	4	5	6	7	8	9	10	11	12	Avg.
1 SCHWALLER Yannick	SUI	75	91	97	99	95	94	88	79	99	93	91	81	90.5
2 HARDIE Grant	SCO	74	100	90	84	83	89	79	93	86	93	95	85	87.0
3 MOSANER Amos	ITA	81	78	88	91	88	93	86	93	80	75	97	91	86.8
4 NICHOLS Mark	CAN	73	92	96	85	95	83	77	85	89	83	75	84	84.9
5 ERIKSSON Oskar	SWE	60	90	90	79	92	88	81	95	95	77	83	73	83.7
6 YAMAGUCHI Tsuyoshi	JPN	90	86	85	86	100	76	65	91	88	76	73	81	83.1
7 SESAKER Martin	NOR	86	84	83	97	73	63	82	90	91	92	75	80	82.5
8 CERNOVSKY Marek	CZE	89	76	71	78	89	73	88	73	93	67	79	83	79.7
9 DEMIREL MH	TUR	77	75	83	71	73	85	80	67	89	75	94	78	79.2
10 PLYS Chris	USA	76	74	84	73	79	84	80	68	78	79	86	81	78.5
11 HARSCH Klaudius	GER	63	84	69	81	65	90	76	73	76	83	84	85	78.2
12 LEE Jeongjae	KOR	73	81	72	79	67	78	72	77	80	72	73	58	73.6
13 SMITH Ben	NZL	55	59	70	78	73	86	63	80	63	55	69	64	67.9

Second	Game >	1	2	3	4	5	6	7	8	9	10	11	12	Avg.
1 WRANAA Rasmus	SWE	96	85	90	79	96	89	89	88	96	91	89	95	89.7
2 MICHEL Sven	SUI	78	89	95	78	86	85	89	94	76	86	93	89	86.2
3 ARMAN Sebastiano	ITA	64	83	85	95	93	84	93	91	64	95	97	94	86.1
4 RAMSFJELL Bendik	NOR	73	95	85	91	79	90	86	83	75	83	90	88	84.8
5 YAMAMOTO Takeru	JPN	78	81	80	86	83	78	73	95	78	79	75	85	81.1
6 HARNDEN E.J.	CAN	88	74	88	86	83	92	75	81	90	74	57	83	80.8
7 HAMILTON Matt	USA	80	81	79		83	79	67	79	74	79	94	83	79.5
8 LAMMIE Bobby	SCO	75	96	64	85	74	93	71	68	86	73	87	86	79.4
9 UCAN Muhammed Zeki	TUR	84	73	71	71	77	71	80		85	94	80		78.7
10 BOHAC Radek	CZE	84	68	71	69		81	84	83	63	66	86	80	76.3
11 KIM Minwoo	KOR	83	84	67	76	83	80	61	77	86	80	60	66	74.7
12 SUTOR Magnus	GER	48	61	86	73	75	90	81	69	78	71	72	74	74.0
13 SARGON Brett	NZL	64	73	71	73	71	92	63	68	65	53	77	78	70.6

## After Round Robin

## Shot Success Percentage by Position

Lead	Game >	1	2	3	4	5	6	7	8	9	10	11	12	Avg.
1 WALKER Geoff	CAN	97	92	91	94	99	91	95	88	92	93	77	94	92.0
2 McMILLAN Hammy	SCO	86	88	88	98	93	93	96	88	97	80	89	79	89.3
3 SUNDGREN Christoffer	SWE	69	97	89	92	78	91	90	100	95	84	89	89	89.3
4 NEPSTAD Gaute	NOR	91	86	75	84	93	83	91	85	92	94	96	88	88.0
5 GIOVANELLA Mattia	ITA	90	81	85	95	79	89	85	86	86	92	95	91	87.9
6 KIM Taehwan	KOR	83	88	80	93	96	85	84	88	95	95	84	77	86.9
7 WALKER Hunter	NZL	92	89	77	86	98	88	89	83	76	98	88	75	86.6
8 LANDSTEINER John	USA	84	93		91	77	90		88	90		72	92	86.5
9 LACHAT Pablo	SUI	73	85	95	90	89	75	90	90	84	86	98	80	86.1
10 KOIZUMI Satoshi	JPN	86	94	70	94	71	86	85	86	94	88	86	85	85.6
11 GREINDL Dominik	GER	92	81	74	94	85	93	65	95	96	78	86	86	85.1
12 YUCE Orhun	TUR	86	90	76	80	69	80	85	88	74	88	80	75	80.1
13 JURIK Martin	CZE	84	60	81	74	(2)73	84	81	89	86	77		92	79.1

Alternate	Game >	1	2	3	4	5	6	7	8	9	10	11	12	Avg.
MUSKATEWITZ Marc	GER								(2)100					100.0
HUFMAN Colin	USA	(1)97	(1)90	(2)91				(1)92			(1)83			89.6
DE BOER Peter	NZL											(1)88		87.5
HARNDEN Ryan	CAN					(1)100					(1)75			87.5
MAGNUSSON Daniel	SWE					(1)88								87.5
KLIPA Lukas	CZE			(1)83	(1)69						(1)75			75.0
KAVAZ Faruk	TUR						(1)67	(2)65			(2)58	(2)63		63.1
WADDELL Kyle	SCO	(1)50												50.0

Team	Game >	1	2	3	4	5	6	7	8	9	10	11	12	Avg.
1 SUI - Switzerland		78	88	94	84	90	84	87	91	88	88	92	85	87.2
2 SWE - Sweden		78	92	90	84	89	88	84	93	94	84	85	83	86.9
3 CAN - Canada		82	85	92	85	93	90	84	86	91	85	74	88	86.3
4 ITA - Italy		78	81	84	93	87	85	89	92	73	88	95	93	86.3
5 SCO - Scotland		80	94	78	88	82	87	83	85	90	84	88	83	84.8
6 NOR - Norway		83	87	81	91	77	80	85	88	86	89	85	85	84.6
7 JPN - Japan		84	88	79	90	83	80	70	89	84	80	75	82	82.3
8 USA - United States		79	81	81	83	82	83	83	76	80	81	84	82	81.3
9 GER - Germany		66	75	79	77	72	91	74	78	84	77	77	82	78.3
10 CZE - Czech Republic		86	71	73	75	77	79	82	80	73	70	76	82	76.8
11 KOR - Korea		77	81	67	78	78	82	70	76	83	79	75	68	76.1
12 TUR - Türkiye		82	77	75	68	73	77	75	67	78	84	79	70	75.7
13 NZL - New Zealand		62	71	72	78	72	86	72	77	67	68	76	73	72.9

## Note:

"(n)" denotes a position different from original line-up position: (4) - Fourth, (3) - Third, (2) - Second, (1) - Lead

To be eligible to be ranked, a player must have played in the original position for more than half of the number of games that the team played.

## Legend:

Avg. Average

### Scoring Analysis

Team	Games	LSFE	Stolen Ends	Last Stone Eff.	Force Eff.	Points Scored							Total	Plus / Minus
						0	1	2	3	4	>4			
SWE	For	8	17	51%	71%	4	29	19	8	1	0	95	+41	
	Against	4	3			3	25	8	3	1	0	54		
SCO	For	7	16	60%	61%	7	23	21	6	0	2	93	+40	
	Against	5	4			6	24	10	3	0	0	53		
SUI	For	9	9	53%	65%	10	18	18	12	1	0	94	+37	
	Against	3	9			5	31	10	2	0	0	57		
ITA	For	6	19	53%	55%	6	23	16	9	2	0	90	+30	
	Against	6	7			8	21	12	5	0	0	60		
CAN	For	8	6	60%	62%	5	18	20	6	3	0	88	+28	
	Against	4	4			7	26	17	0	0	0	60		
NOR	For	7	14	50%	54%	9	25	20	6	0	0	83	+16	
	Against	5	5			10	22	10	7	1	0	67		
USA	For	5	11	53%	34%	2	23	17	8	2	1	94	+3	
	Against	7	7			4	17	20	10	1	0	91		
JPN	For	5	9	32%	55%	4	28	11	5	1	0	69	-7	
	Against	7	8			8	28	9	7	1	1	76		
GER	For	3	8	30%	38%	2	27	15	3	0	0	66	-22	
	Against	9	9			8	21	19	5	1	2	88		
CZE	For	5	8	29%	39%	7	26	12	3	1	0	63	-26	
	Against	7	14			3	22	18	9	1	0	89		
TUR	For	4	6	17%	33%	7	25	8	2	0	1	52	-34	
	Against	8	17			9	22	21	6	1	0	86		
KOR	For	7	5	14%	35%	8	25	6	2	0	0	43	-51	
	Against	5	21			4	23	20	6	2	1	94		
NZL	For	4	1	18%	44%	9	19	5	5	0	0	44	-55	
	Against	8	21			5	27	14	12	2	0	99		
Total	78		129			80	309	188	75	11	4	974		

**Note:**

Stolen ends are the ends won without the last stone advantage.

Last Stone Efficiency: Scoring two or more points with last stone advantage.

Force Efficiency: Forcing the opponent team to score only one point when they have the last stone advantage.

**Legend:**

&gt;4 More than four points scored

Eff. Efficiency

LSFE Last Stone First End

## Summary of Big Ends

Points Scored	By	Against	Session	End	Game Result
5	SCO - Scotland	KOR - Korea	14	3	9 : 3
5	SCO - Scotland	JPN - Japan	12	6	9 : 2
5	TUR - Türkiye	GER - Germany	10	2	6 : 9
5	USA - United States	GER - Germany	18	8	12 : 4
4	CAN - Canada	SWE - Sweden	20	5	8 : 5
4	CAN - Canada	TUR - Türkiye	18	5	9 : 5
4	CAN - Canada	KOR - Korea	12	8	9 : 4
4	ITA - Italy	JPN - Japan	18	2	12 : 5
4	ITA - Italy	NZL - New Zealand	11	5	8 : 3
4	USA - United States	KOR - Korea	8	2	11 : 5
4	USA - United States	CZE - Czech Republic	6	8	10 : 8
4	CZE - Czech Republic	NOR - Norway	18	3	6 : 8
4	JPN - Japan	NZL - New Zealand	9	3	10 : 5
4	SUI - Switzerland	USA - United States	16	10	12 : 9
4	SWE - Sweden	GER - Germany	1	1	8 : 2

**Note:**  
Big ends are defined as ends with a score of four or more points.

**Time-out Statistics**

Team	Games	Number of Time-outs	Average Shot Success on Next Stone
SWE - Sweden	12	5	95%
ITA - Italy	12	4	93%
NOR - Norway	12	9	91%
SUI - Switzerland	12	8	90%
SCO - Scotland	12	4	87%
JPN - Japan	12	8	81%
GER - Germany	12	5	80%
TUR - Türkiye	12	7	71%
KOR - Korea	12	5	70%
CZE - Czech Republic	12	7	64%
NZL - New Zealand	12	8	50%
USA - United States	12	4	50%
CAN - Canada	12	3	41%
Total	78	77	75%



## Cumulative Player Statistics by Team

## CAN - Canada

GUSHUE Brad 4 S Right-handed

Type	↻	%	↺	%	Total	%
Draw	34	82	32	95	66	88
Front	0	-	0	-	0	-
Guard	0	-	8	84	8	84
Raise	5	75	3	100	8	84
Wick / Soft Peeling	1	0	0	-	1	0
Freeze	0	-	3	100	3	100
Take-out	25	88	21	96	46	92
Hit and Roll	7	86	20	88	27	87
Clearing	5	100	6	100	11	100
Double Take-out	5	75	16	89	21	86
Promotion Take-out	4	88	8	63	12	71
All Draws	40	79	46	93	86	87
All Take-outs	46	88	71	89	117	88
<b>Total</b>	<b>86</b>	<b>83</b>	<b>117</b>	<b>91</b>	<b>203</b>	<b>88</b>
Not considered					3	-

WALKER Geoff 1 Right-handed

Type	↻	%	↺	%	Total	%
Draw	55	86	53	96	108	91
Front	24	93	47	91	71	92
Guard	1	75	0	-	1	75
Raise	1	50	2	100	3	83
Wick / Soft Peeling	3	100	4	100	7	100
Freeze	0	-	0	-	0	-
Take-out	2	100	9	100	11	100
Hit and Roll	0	-	0	-	0	-
Clearing	2	100	0	-	2	100
Double Take-out	0	-	0	-	0	-
Promotion Take-out	0	-	1	100	1	100
All Draws	84	88	106	94	190	91
All Take-outs	4	100	10	100	14	100
<b>Total</b>	<b>88</b>	<b>89</b>	<b>116</b>	<b>95</b>	<b>204</b>	<b>92</b>
Not considered					0	-

NICHOLS Mark 3 V Right-handed

Type	↻	%	↺	%	Total	%
Draw	21	70	19	96	40	83
Front	0	-	1	100	1	100
Guard	9	83	10	88	19	86
Raise	3	83	5	95	8	91
Wick / Soft Peeling	0	-	0	-	0	-
Freeze	0	-	0	-	0	-
Take-out	20	75	22	88	42	82
Hit and Roll	24	88	15	92	39	89
Clearing	5	100	15	100	20	100
Double Take-out	10	78	15	75	25	76
Promotion Take-out	6	88	8	72	14	79
All Draws	33	75	35	94	68	85
All Take-outs	65	83	75	87	140	85
<b>Total</b>	<b>98</b>	<b>80</b>	<b>110</b>	<b>89</b>	<b>208</b>	<b>85</b>
Not considered					0	-

HARNDEN Ryan A Right-handed

Type	↻	%	↺	%	Total	%
Draw	3	100	1	50	4	88
Front	0	-	0	-	0	-
Guard	0	-	0	-	0	-
Raise	0	-	0	-	0	-
Wick / Soft Peeling	0	-	0	-	0	-
Freeze	0	-	0	-	0	-
Take-out	0	-	0	-	0	-
Hit and Roll	0	-	0	-	0	-
Clearing	0	-	0	-	0	-
Double Take-out	0	-	0	-	0	-
Promotion Take-out	0	-	0	-	0	-
All Draws	3	100	1	50	4	88
All Take-outs	0	-	0	-	0	-
<b>Total</b>	<b>3</b>	<b>100</b>	<b>1</b>	<b>50</b>	<b>4</b>	<b>88</b>
Not considered					0	-

HARNDEN E.J. 2 Right-handed

Type	↻	%	↺	%	Total	%
Draw	23	73	30	81	53	77
Front	0	-	1	100	1	100
Guard	12	96	9	83	21	90
Raise	3	17	2	75	5	40
Wick / Soft Peeling	0	-	0	-	0	-
Freeze	0	-	0	-	0	-
Take-out	15	78	13	85	28	81
Hit and Roll	6	83	8	91	14	88
Clearing	18	89	27	92	45	91
Double Take-out	14	68	21	70	35	69
Promotion Take-out	1	100	4	81	5	85
All Draws	38	76	42	82	80	79
All Take-outs	54	80	73	84	127	82
<b>Total</b>	<b>92</b>	<b>78</b>	<b>115</b>	<b>83</b>	<b>207</b>	<b>81</b>
Not considered					1	-

Team: CAN - Canada

Type	↻	%	↺	%	Total	%
Draw	136	81	135	92	271	86
Front	24	93	49	91	73	92
Guard	22	90	27	85	49	87
Raise	12	60	12	94	24	77
Wick / Soft Peeling	4	75	4	100	8	88
Freeze	0	-	3	100	3	100
Take-out	62	82	65	92	127	87
Hit and Roll	37	86	43	90	80	88
Clearing	30	93	48	95	78	95
Double Take-out	29	72	52	77	81	76
Promotion Take-out	11	89	21	71	32	77
All Draws	198	82	230	91	428	87
All Take-outs	169	84	229	87	398	86
<b>Total</b>	<b>367</b>	<b>83</b>	<b>459</b>	<b>89</b>	<b>826</b>	<b>86</b>
Not considered					4	-

## Note:

Position and function for each team member:

4 = Fourth, 3 = Third, 2 = Second, 1 = Lead, A = Alternate, S = Skip, V = Vice-Skip

## Legend:

↻ Clockwise

↺ Counter-clockwise

## Cumulative Player Statistics by Team

### CZE - Czech Republic

**KLIMA Lukas** 4 S Right-handed

Type	↻	%	↺	%	Total	%
Draw	25	73	45	68	70	70
Front	0	-	0	-	0	-
Guard	4	94	1	100	5	95
Raise	6	71	2	88	8	75
Wick / Soft Peeling	0	-	0	-	0	-
Freeze	0	-	0	-	0	-
Take-out	19	80	20	76	39	78
Hit and Roll	15	75	19	62	34	68
Clearing	6	88	4	100	10	93
Double Take-out	13	77	12	75	25	76
Promotion Take-out	5	50	6	38	11	43
All Draws	35	75	48	70	83	72
All Take-outs	58	76	61	69	119	73
<b>Total</b>	<b>93</b>	<b>76</b>	<b>109</b>	<b>69</b>	<b>202</b>	<b>72</b>
Not considered					2	-

**JURIK Martin** 1 Right-handed

Type	↻	%	↺	%	Total	%
Draw	38	82	36	68	74	75
Front	34	92	45	82	79	86
Guard	2	88	5	95	7	93
Raise	2	63	2	88	4	75
Wick / Soft Peeling	0	-	1	100	1	100
Freeze	0	-	0	-	0	-
Take-out	2	100	2	75	4	88
Hit and Roll	5	40	6	71	11	57
Clearing	0	-	2	75	2	75
Double Take-out	2	50	2	75	4	63
Promotion Take-out	0	-	2	38	2	38
All Draws	76	86	89	77	165	81
All Take-outs	9	56	14	68	23	63
<b>Total</b>	<b>85</b>	<b>83</b>	<b>103</b>	<b>76</b>	<b>188</b>	<b>79</b>
Not considered					0	-

**CERNOVSKY Marek** 3 V Right-handed

Type	↻	%	↺	%	Total	%
Draw	16	89	24	78	40	83
Front	0	-	1	100	1	100
Guard	7	93	6	100	13	96
Raise	14	82	6	50	20	73
Wick / Soft Peeling	0	-	1	50	1	50
Freeze	0	-	0	-	0	-
Take-out	18	92	14	89	32	91
Hit and Roll	18	75	20	73	38	74
Clearing	5	90	2	100	7	93
Double Take-out	13	87	17	75	30	80
Promotion Take-out	10	85	16	52	26	64
All Draws	37	87	38	77	75	82
All Take-outs	64	85	69	72	133	78
<b>Total</b>	<b>101</b>	<b>86</b>	<b>107</b>	<b>74</b>	<b>208</b>	<b>80</b>
Not considered					0	-

**KLIPA Lukas** A Right-handed

Type	↻	%	↺	%	Total	%
Draw	3	83	16	70	19	72
Front	5	60	27	79	32	76
Guard	1	100	3	83	4	88
Raise	0	-	0	-	0	-
Wick / Soft Peeling	0	-	1	0	1	0
Freeze	0	-	0	-	0	-
Take-out	0	-	1	100	1	100
Hit and Roll	0	-	0	-	0	-
Clearing	0	-	1	100	1	100
Double Take-out	0	-	0	-	0	-
Promotion Take-out	0	-	0	-	0	-
All Draws	9	72	47	74	56	74
All Take-outs	0	-	2	100	2	100
<b>Total</b>	<b>9</b>	<b>72</b>	<b>49</b>	<b>76</b>	<b>58</b>	<b>75</b>
Not considered					0	-

**BOHAC Radek** 2 Right-handed

Type	↻	%	↺	%	Total	%
Draw	28	84	24	72	52	78
Front	6	100	2	75	8	94
Guard	11	77	6	75	17	76
Raise	10	55	4	75	14	61
Wick / Soft Peeling	0	-	1	0	1	0
Freeze	0	-	0	-	0	-
Take-out	11	93	3	83	14	91
Hit and Roll	8	72	12	90	20	83
Clearing	9	67	9	83	18	75
Double Take-out	10	73	10	73	20	73
Promotion Take-out	4	50	2	38	6	46
All Draws	55	79	37	71	92	76
All Take-outs	42	74	36	80	78	77
<b>Total</b>	<b>97</b>	<b>77</b>	<b>73</b>	<b>75</b>	<b>170</b>	<b>76</b>
Not considered					0	-

**Team: CZE - Czech Republic**

Type	↻	%	↺	%	Total	%
Draw	110	82	145	71	255	75
Front	45	89	75	81	120	84
Guard	25	86	21	89	46	88
Raise	32	70	14	68	46	70
Wick / Soft Peeling	0	-	4	38	4	38
Freeze	0	-	0	-	0	-
Take-out	50	88	40	82	90	85
Hit and Roll	46	71	57	72	103	72
Clearing	20	79	18	89	38	84
Double Take-out	38	78	41	74	79	76
Promotion Take-out	19	68	26	46	45	56
All Draws	212	82	259	74	471	78
All Take-outs	173	78	182	73	355	75
<b>Total</b>	<b>385</b>	<b>80</b>	<b>441</b>	<b>74</b>	<b>826</b>	<b>77</b>
Not considered					2	-

**Note:**  
 Position and function for each team member:  
**4** = Fourth, **3** = Third, **2** = Second, **1** = Lead, **A** = Alternate, **S** = Skip, **V** = Vice-Skip

**Legend:**  
 ↻ Clockwise      ↺ Counter-clockwise

**Cumulative Player Statistics by Team**

**GER - Germany**

TOTZEK Sixten 4 S Right-handed

Type	↻	%	↺	%	Total	%
Draw	40	73	23	73	63	73
Front	0	-	0	-	0	-
Guard	5	100	1	100	6	100
Raise	13	75	3	67	16	73
Wick / Soft Peeling	0	-	0	-	0	-
Freeze	3	42	0	-	3	42
Take-out	29	91	20	80	49	87
Hit and Roll	8	78	11	73	19	75
Clearing	7	93	2	75	9	89
Double Take-out	12	67	20	70	32	69
Promotion Take-out	6	46	4	63	10	53
All Draws	61	74	27	73	88	74
All Take-outs	62	81	57	74	119	77
<b>Total</b>	<b>123</b>	<b>77</b>	<b>84</b>	<b>74</b>	<b>207</b>	<b>76</b>
Not considered					0	-

GREINDL Dominik 1 Right-handed

Type	↻	%	↺	%	Total	%
Draw	74	85	12	67	86	83
Front	90	86	9	97	99	87
Guard	9	92	1	100	10	93
Raise	2	38	0	-	2	38
Wick / Soft Peeling	0	-	1	100	1	100
Freeze	0	-	0	-	0	-
Take-out	6	92	6	79	12	85
Hit and Roll	0	-	0	-	0	-
Clearing	0	-	0	-	0	-
Double Take-out	0	-	0	-	0	-
Promotion Take-out	0	-	0	-	0	-
All Draws	175	86	23	82	198	85
All Take-outs	6	92	6	79	12	85
<b>Total</b>	<b>181</b>	<b>86</b>	<b>29</b>	<b>81</b>	<b>210</b>	<b>85</b>
Not considered					0	-

HARSCH Klaudius 3 V Right-handed

Type	↻	%	↺	%	Total	%
Draw	29	65	25	78	54	71
Front	1	100	0	-	1	100
Guard	14	93	2	100	16	94
Raise	8	88	3	75	11	84
Wick / Soft Peeling	0	-	0	-	0	-
Freeze	1	100	0	-	1	100
Take-out	23	93	22	81	45	87
Hit and Roll	14	86	19	68	33	76
Clearing	6	75	8	66	14	70
Double Take-out	10	88	20	73	30	78
Promotion Take-out	1	0	4	63	5	50
All Draws	53	77	30	79	83	78
All Take-outs	54	87	73	73	127	79
<b>Total</b>	<b>107</b>	<b>82</b>	<b>103</b>	<b>75</b>	<b>210</b>	<b>78</b>
Not considered					0	-

MUSKATEWITZ Marc A Right-handed

Type	↻	%	↺	%	Total	%
Draw	1	100	0	-	1	100
Front	0	-	0	-	0	-
Guard	0	-	1	100	1	100
Raise	0	-	0	-	0	-
Wick / Soft Peeling	0	-	0	-	0	-
Freeze	0	-	0	-	0	-
Take-out	0	-	0	-	0	-
Hit and Roll	0	-	0	-	0	-
Clearing	0	-	0	-	0	-
Double Take-out	0	-	0	-	0	-
Promotion Take-out	0	-	0	-	0	-
All Draws	1	100	1	100	2	100
All Take-outs	0	-	0	-	0	-
<b>Total</b>	<b>1</b>	<b>100</b>	<b>1</b>	<b>100</b>	<b>2</b>	<b>100</b>
Not considered					0	-

SUTOR Magnus 2 Right-handed

Type	↻	%	↺	%	Total	%
Draw	53	68	28	70	81	69
Front	4	94	0	-	4	94
Guard	15	75	1	100	16	77
Raise	10	60	13	63	23	62
Wick / Soft Peeling	0	-	2	75	2	75
Freeze	0	-	0	-	0	-
Take-out	14	71	10	95	24	81
Hit and Roll	3	83	7	89	10	88
Clearing	5	90	8	100	13	96
Double Take-out	8	84	18	79	26	81
Promotion Take-out	4	44	5	65	9	56
All Draws	82	70	44	69	126	69
All Take-outs	34	75	48	86	82	81
<b>Total</b>	<b>116</b>	<b>71</b>	<b>92</b>	<b>78</b>	<b>208</b>	<b>74</b>
Not considered					0	-

Team: GER - Germany

Type	↻	%	↺	%	Total	%
Draw	197	75	88	72	285	74
Front	95	87	9	97	104	88
Guard	43	87	6	100	49	89
Raise	33	71	19	66	52	69
Wick / Soft Peeling	0	-	3	83	3	83
Freeze	4	56	0	-	4	56
Take-out	72	88	58	83	130	86
Hit and Roll	25	83	37	74	62	77
Clearing	18	86	18	82	36	84
Double Take-out	30	78	58	74	88	75
Promotion Take-out	11	41	13	63	24	53
All Draws	372	79	125	75	497	78
All Take-outs	156	82	184	77	340	79
<b>Total</b>	<b>528</b>	<b>80</b>	<b>309</b>	<b>76</b>	<b>837</b>	<b>78</b>
Not considered					0	-

**Note:**  
Position and function for each team member:  
**4** = Fourth, **3** = Third, **2** = Second, **1** = Lead, **A** = Alternate, **S** = Skip, **V** = Vice-Skip

**Legend:**  
↻ Clockwise      ↺ Counter-clockwise

## Cumulative Player Statistics by Team

## ITA - Italy

RETORNAZ Joel

4 S Right-handed

Type	↻	%	↺	%	Total	%
Draw	45	87	29	81	74	85
Front	0	-	1	100	1	100
Guard	2	100	6	79	8	84
Raise	7	82	6	96	13	88
Wick / Soft Peeling	0	-	0	-	0	-
Freeze	1	100	0	-	1	100
Take-out	22	98	24	88	46	92
Hit and Roll	9	89	14	91	23	90
Clearing	6	100	6	83	12	92
Double Take-out	5	35	9	78	14	63
Promotion Take-out	0	-	11	50	11	50
All Draws	55	87	42	83	97	86
All Take-outs	42	89	64	80	106	83
<b>Total</b>	<b>97</b>	<b>88</b>	<b>106</b>	<b>81</b>	<b>203</b>	<b>84</b>
Not considered					1	-

GIOVANELLA Mattia

1 V Right-handed

Type	↻	%	↺	%	Total	%
Draw	24	79	71	88	95	86
Front	38	95	40	85	78	90
Guard	1	75	3	100	4	94
Raise	1	100	4	94	5	95
Wick / Soft Peeling	2	88	2	75	4	81
Freeze	0	-	0	-	0	-
Take-out	6	79	2	75	8	78
Hit and Roll	3	92	3	92	6	92
Clearing	1	100	0	-	1	100
Double Take-out	1	100	0	-	1	100
Promotion Take-out	0	-	1	100	1	100
All Draws	66	89	120	88	186	88
All Take-outs	11	86	6	88	17	87
<b>Total</b>	<b>77</b>	<b>89</b>	<b>126</b>	<b>88</b>	<b>203</b>	<b>88</b>
Not considered					1	-

MOSANER Amos

3 Right-handed

Type	↻	%	↺	%	Total	%
Draw	25	78	24	89	49	83
Front	3	100	3	100	6	100
Guard	8	81	14	95	22	90
Raise	4	81	5	65	9	72
Wick / Soft Peeling	0	-	0	-	0	-
Freeze	0	-	0	-	0	-
Take-out	19	87	15	88	34	88
Hit and Roll	9	89	8	91	17	90
Clearing	8	100	17	100	25	100
Double Take-out	13	83	15	83	28	83
Promotion Take-out	3	67	11	80	14	77
All Draws	40	81	46	89	86	85
All Take-outs	52	87	66	89	118	88
<b>Total</b>	<b>92</b>	<b>84</b>	<b>112</b>	<b>89</b>	<b>204</b>	<b>87</b>
Not considered					0	-

Team: ITA - Italy

Type	↻	%	↺	%	Total	%
Draw	121	84	151	87	272	85
Front	42	94	50	88	92	90
Guard	17	88	44	92	61	91
Raise	16	81	20	86	36	84
Wick / Soft Peeling	2	88	3	83	5	85
Freeze	1	100	0	-	1	100
Take-out	61	87	55	87	116	87
Hit and Roll	31	85	32	89	63	87
Clearing	27	100	38	95	65	97
Double Take-out	29	76	40	79	69	78
Promotion Take-out	5	70	27	69	32	69
All Draws	199	86	268	88	467	87
All Take-outs	153	86	192	85	345	85
<b>Total</b>	<b>352</b>	<b>86</b>	<b>460</b>	<b>86</b>	<b>812</b>	<b>86</b>
Not considered					4	-

ARMAN Sebastiano

2 Right-handed

Type	↻	%	↺	%	Total	%
Draw	27	87	27	88	54	88
Front	1	25	6	96	7	86
Guard	6	96	21	93	27	94
Raise	4	75	5	90	9	83
Wick / Soft Peeling	0	-	1	100	1	100
Freeze	0	-	0	-	0	-
Take-out	14	73	14	86	28	79
Hit and Roll	10	75	7	82	17	78
Clearing	12	100	15	93	27	96
Double Take-out	10	85	16	77	26	80
Promotion Take-out	2	75	4	81	6	79
All Draws	38	86	60	91	98	89
All Take-outs	48	83	56	84	104	84
<b>Total</b>	<b>86</b>	<b>84</b>	<b>116</b>	<b>88</b>	<b>202</b>	<b>86</b>
Not considered					2	-

**Note:**

Position and function for each team member:

**4** = Fourth, **3** = Third, **2** = Second, **1** = Lead, **A** = Alternate, **S** = Skip, **V** = Vice-Skip

**Legend:**

↻ Clockwise

↺ Counter-clockwise

## Cumulative Player Statistics by Team

### JPN - Japan

YANAGISAWA Riku 4 S Right-handed

Type	↻	%	↺	%	Total	%
Draw	35	73	28	88	63	79
Front	0	-	0	-	0	-
Guard	4	100	3	100	7	100
Raise	5	70	6	67	11	68
Wick / Soft Peeling	1	50	1	50	2	50
Freeze	2	75	0	-	2	75
Take-out	25	81	37	91	62	87
Hit and Roll	9	83	11	73	20	78
Clearing	8	75	7	82	15	78
Double Take-out	4	75	7	82	11	80
Promotion Take-out	1	100	11	48	12	52
All Draws	47	74	38	84	85	79
All Take-outs	47	80	73	80	120	80
<b>Total</b>	<b>94</b>	<b>77</b>	<b>111</b>	<b>82</b>	<b>205</b>	<b>80</b>
Not considered					1	-

KOIZUMI Satoshi 1 Right-handed

Type	↻	%	↺	%	Total	%
Draw	68	81	26	79	94	80
Front	69	94	27	88	96	92
Guard	3	83	1	100	4	88
Raise	0	-	2	100	2	100
Wick / Soft Peeling	0	-	1	0	1	0
Freeze	0	-	0	-	0	-
Take-out	3	67	7	79	10	75
Hit and Roll	0	-	1	100	1	100
Clearing	0	-	0	-	0	-
Double Take-out	0	-	0	-	0	-
Promotion Take-out	0	-	0	-	0	-
All Draws	140	87	57	83	197	86
All Take-outs	3	67	8	81	11	77
<b>Total</b>	<b>143</b>	<b>87</b>	<b>65</b>	<b>83</b>	<b>208</b>	<b>86</b>
Not considered					0	-

YAMAGUCHI Tsuyoshi 3 V Right-handed

Type	↻	%	↺	%	Total	%
Draw	30	83	24	73	54	79
Front	2	100	2	100	4	100
Guard	15	92	5	95	20	93
Raise	5	80	9	75	14	77
Wick / Soft Peeling	0	-	0	-	0	-
Freeze	0	-	0	-	0	-
Take-out	20	90	18	83	38	87
Hit and Roll	10	83	16	89	26	87
Clearing	7	82	9	89	16	86
Double Take-out	12	81	9	78	21	80
Promotion Take-out	7	64	8	81	15	73
All Draws	52	86	40	78	92	82
All Take-outs	56	83	60	85	116	84
<b>Total</b>	<b>108</b>	<b>84</b>	<b>100</b>	<b>82</b>	<b>208</b>	<b>83</b>
Not considered					0	-

USUI Shingo A Right-handed

Type	↻	%	↺	%	Total	%
Draw	0	-	0	-	0	-
Front	0	-	0	-	0	-
Guard	0	-	0	-	0	-
Raise	0	-	0	-	0	-
Wick / Soft Peeling	0	-	0	-	0	-
Freeze	0	-	0	-	0	-
Take-out	0	-	0	-	0	-
Hit and Roll	0	-	0	-	0	-
Clearing	0	-	0	-	0	-
Double Take-out	0	-	0	-	0	-
Promotion Take-out	0	-	0	-	0	-
All Draws	0	-	0	-	0	-
All Take-outs	0	-	0	-	0	-
<b>Total</b>	<b>0</b>	<b>-</b>	<b>0</b>	<b>-</b>	<b>0</b>	<b>-</b>
Not considered					0	-

YAMAMOTO Takeru 2 Right-handed

Type	↻	%	↺	%	Total	%
Draw	29	77	29	74	58	75
Front	5	95	2	100	7	96
Guard	22	86	9	86	31	86
Raise	10	48	2	75	12	52
Wick / Soft Peeling	1	75	2	100	3	92
Freeze	0	-	0	-	0	-
Take-out	11	84	17	76	28	79
Hit and Roll	4	100	10	73	14	80
Clearing	13	100	12	90	25	95
Double Take-out	13	83	8	91	21	86
Promotion Take-out	3	50	4	100	7	79
All Draws	67	77	44	79	111	78
All Take-outs	44	88	51	83	95	85
<b>Total</b>	<b>111</b>	<b>81</b>	<b>95</b>	<b>81</b>	<b>206</b>	<b>81</b>
Not considered					2	-

Team: JPN - Japan

Type	↻	%	↺	%	Total	%
Draw	162	79	107	79	269	79
Front	76	94	31	90	107	93
Guard	44	89	18	92	62	90
Raise	20	61	19	75	39	68
Wick / Soft Peeling	2	63	4	63	6	63
Freeze	2	75	0	-	2	75
Take-out	59	84	79	85	138	85
Hit and Roll	23	86	38	80	61	82
Clearing	28	88	28	88	56	88
Double Take-out	29	81	24	83	53	82
Promotion Take-out	11	64	23	68	34	67
All Draws	306	83	179	81	485	82
All Take-outs	150	83	192	82	342	83
<b>Total</b>	<b>456</b>	<b>83</b>	<b>371</b>	<b>82</b>	<b>827</b>	<b>82</b>
Not considered					3	-

**Note:**  
 Position and function for each team member:  
**4** = Fourth, **3** = Third, **2** = Second, **1** = Lead, **A** = Alternate, **S** = Skip, **V** = Vice-Skip

**Legend:**  
 ↻ Clockwise      ↺ Counter-clockwise

## Cumulative Player Statistics by Team

### KOR - Korea

JEONG Byeongjin 4 S Right-handed

Type	↻	%	↺	%	Total	%
Draw	22	74	38	70	60	72
Front	0	-	0	-	0	-
Guard	1	100	4	100	5	100
Raise	4	69	1	0	5	55
Wick / Soft Peeling	0	-	0	-	0	-
Freeze	0	-	1	25	1	25
Take-out	23	90	26	61	49	74
Hit and Roll	14	77	11	68	25	73
Clearing	8	81	3	100	11	86
Double Take-out	10	53	17	53	27	53
Promotion Take-out	5	65	6	25	11	43
All Draws	27	74	44	70	71	72
All Take-outs	60	78	63	58	123	68
<b>Total</b>	<b>87</b>	<b>76</b>	<b>107</b>	<b>63</b>	<b>194</b>	<b>69</b>
Not considered					1	-

KIM Taehwan 1 Right-handed

Type	↻	%	↺	%	Total	%
Draw	29	78	45	83	74	81
Front	41	97	56	90	97	93
Guard	3	100	5	75	8	84
Raise	1	0	0	-	1	0
Wick / Soft Peeling	0	-	1	100	1	100
Freeze	0	-	0	-	0	-
Take-out	5	90	7	82	12	85
Hit and Roll	1	100	0	-	1	100
Clearing	0	-	0	-	0	-
Double Take-out	0	-	1	50	1	50
Promotion Take-out	0	-	0	-	0	-
All Draws	74	89	107	86	181	87
All Take-outs	6	92	8	78	14	84
<b>Total</b>	<b>80</b>	<b>89</b>	<b>115</b>	<b>86</b>	<b>195</b>	<b>87</b>
Not considered					1	-

LEE Jeongjae 3 V Right-handed

Type	↻	%	↺	%	Total	%
Draw	31	79	30	83	61	81
Front	2	50	3	100	5	80
Guard	7	89	5	90	12	90
Raise	5	70	5	90	10	80
Wick / Soft Peeling	0	-	0	-	0	-
Freeze	0	-	0	-	0	-
Take-out	17	72	24	65	41	68
Hit and Roll	11	77	15	63	26	69
Clearing	0	-	1	100	1	100
Double Take-out	11	70	20	64	31	66
Promotion Take-out	5	40	4	69	9	53
All Draws	45	78	43	86	88	82
All Take-outs	44	69	64	65	108	67
<b>Total</b>	<b>89</b>	<b>74</b>	<b>107</b>	<b>73</b>	<b>196</b>	<b>74</b>
Not considered					0	-

Team: KOR - Korea

Type	↻	%	↺	%	Total	%
Draw	122	78	141	79	263	78
Front	44	95	62	91	106	92
Guard	18	96	19	84	37	90
Raise	19	62	13	69	32	65
Wick / Soft Peeling	0	-	2	100	2	100
Freeze	0	-	1	25	1	25
Take-out	61	78	73	67	134	72
Hit and Roll	38	74	33	61	71	68
Clearing	19	88	8	100	27	92
Double Take-out	31	68	51	61	82	63
Promotion Take-out	13	52	13	42	26	47
All Draws	203	82	238	82	441	82
All Take-outs	162	74	178	64	340	69
<b>Total</b>	<b>365</b>	<b>78</b>	<b>416</b>	<b>74</b>	<b>781</b>	<b>76</b>
Not considered					2	-

KIM Minwoo 2 Right-handed

Type	↻	%	↺	%	Total	%
Draw	40	79	28	79	68	79
Front	1	100	3	100	4	100
Guard	7	100	5	75	12	90
Raise	9	61	7	64	16	63
Wick / Soft Peeling	0	-	1	100	1	100
Freeze	0	-	0	-	0	-
Take-out	16	63	16	75	32	69
Hit and Roll	12	67	7	46	19	59
Clearing	11	93	4	100	15	95
Double Take-out	10	80	13	67	23	73
Promotion Take-out	3	50	3	42	6	46
All Draws	57	79	44	78	101	79
All Take-outs	52	73	43	68	95	71
<b>Total</b>	<b>109</b>	<b>76</b>	<b>87</b>	<b>73</b>	<b>196</b>	<b>75</b>
Not considered					0	-

**Note:**  
 Position and function for each team member:  
**4** = Fourth, **3** = Third, **2** = Second, **1** = Lead, **A** = Alternate, **S** = Skip, **V** = Vice-Skip

**Legend:**  
 ↻ Clockwise      ↺ Counter-clockwise



## Cumulative Player Statistics by Team

### NOR - Norway

**RAMSFJELL Magnus** 4 S Right-handed

Type	↻	%	↺	%	Total	%
Draw	48	87	24	81	72	85
Front	1	100	0	-	1	100
Guard	3	100	2	100	5	100
Raise	5	55	3	83	8	66
Wick / Soft Peeling	0	-	1	75	1	75
Freeze	1	25	0	-	1	25
Take-out	36	79	24	91	60	84
Hit and Roll	16	86	13	65	29	77
Clearing	8	88	7	100	15	93
Double Take-out	15	88	5	90	20	89
Promotion Take-out	6	63	4	75	10	68
All Draws	58	84	30	83	88	84
All Take-outs	81	82	53	84	134	83
<b>Total</b>	<b>139</b>	<b>83</b>	<b>83</b>	<b>84</b>	<b>222</b>	<b>83</b>
Not considered					1	-

**NEPSTAD Gaute** 1 V Right-handed

Type	↻	%	↺	%	Total	%
Draw	115	90	8	91	123	90
Front	51	88	4	100	55	89
Guard	16	84	2	75	18	83
Raise	1	100	0	-	1	100
Wick / Soft Peeling	2	25	1	100	3	50
Freeze	0	-	0	-	0	-
Take-out	15	93	4	63	19	87
Hit and Roll	1	100	1	50	2	75
Clearing	0	-	1	0	1	0
Double Take-out	1	50	0	-	1	50
Promotion Take-out	0	-	0	-	0	-
All Draws	185	89	15	92	200	89
All Take-outs	17	91	6	50	23	80
<b>Total</b>	<b>202</b>	<b>89</b>	<b>21</b>	<b>80</b>	<b>223</b>	<b>88</b>
Not considered					1	-

**SESAKER Martin** 3 Right-handed

Type	↻	%	↺	%	Total	%
Draw	32	80	25	83	57	82
Front	2	100	0	-	2	100
Guard	13	88	5	100	18	92
Raise	8	84	5	65	13	77
Wick / Soft Peeling	0	-	0	-	0	-
Freeze	0	-	0	-	0	-
Take-out	26	86	25	78	51	82
Hit and Roll	10	75	18	88	28	83
Clearing	10	100	12	100	22	100
Double Take-out	10	85	11	68	21	76
Promotion Take-out	3	33	9	64	12	56
All Draws	55	84	35	83	90	83
All Take-outs	59	83	75	81	134	82
<b>Total</b>	<b>114</b>	<b>84</b>	<b>110</b>	<b>81</b>	<b>224</b>	<b>82</b>
Not considered					0	-

**NAESS Wilhelm** A Right-handed

Type	↻	%	↺	%	Total	%
Draw	0	-	0	-	0	-
Front	0	-	0	-	0	-
Guard	0	-	0	-	0	-
Raise	0	-	0	-	0	-
Wick / Soft Peeling	0	-	0	-	0	-
Freeze	0	-	0	-	0	-
Take-out	0	-	0	-	0	-
Hit and Roll	0	-	0	-	0	-
Clearing	0	-	0	-	0	-
Double Take-out	0	-	0	-	0	-
Promotion Take-out	0	-	0	-	0	-
All Draws	0	-	0	-	0	-
All Take-outs	0	-	0	-	0	-
<b>Total</b>	<b>0</b>	<b>-</b>	<b>0</b>	<b>-</b>	<b>0</b>	<b>-</b>
Not considered					0	-

**RAMSFJELL Bendik** 2 Right-handed

Type	↻	%	↺	%	Total	%
Draw	43	87	17	84	60	86
Front	5	100	2	75	7	93
Guard	20	93	5	95	25	93
Raise	5	100	2	100	7	100
Wick / Soft Peeling	0	-	1	50	1	50
Freeze	0	-	0	-	0	-
Take-out	24	66	14	71	38	68
Hit and Roll	6	88	16	84	22	85
Clearing	20	89	22	93	42	91
Double Take-out	10	80	9	83	19	82
Promotion Take-out	1	100	2	88	3	92
All Draws	73	90	27	85	100	89
All Take-outs	61	78	63	85	124	81
<b>Total</b>	<b>134</b>	<b>85</b>	<b>90</b>	<b>85</b>	<b>224</b>	<b>85</b>
Not considered					0	-

**Team: NOR - Norway**

Type	↻	%	↺	%	Total	%
Draw	238	88	74	83	312	87
Front	59	90	6	92	65	90
Guard	52	89	14	95	66	91
Raise	19	82	10	78	29	80
Wick / Soft Peeling	2	25	3	75	5	55
Freeze	1	25	0	-	1	25
Take-out	101	80	67	80	168	80
Hit and Roll	33	83	48	80	81	81
Clearing	38	91	42	94	80	93
Double Take-out	36	84	25	78	61	82
Promotion Take-out	10	58	15	70	25	65
All Draws	371	88	107	85	478	87
All Take-outs	218	82	197	82	415	82
<b>Total</b>	<b>589</b>	<b>85</b>	<b>304</b>	<b>83</b>	<b>893</b>	<b>85</b>
Not considered					2	-

**Note:**

Position and function for each team member:

**4** = Fourth, **3** = Third, **2** = Second, **1** = Lead, **A** = Alternate, **S** = Skip, **V** = Vice-Skip

**Legend:**

↻ Clockwise

↺ Counter-clockwise

## Cumulative Player Statistics by Team

### NZL - New Zealand

HOOD Anton 4 S Right-handed

Type	↻	%	↺	%	Total	%
Draw	26	71	32	67	58	69
Front	0	-	0	-	0	-
Guard	6	83	1	100	7	86
Raise	7	46	9	50	16	48
Wick / Soft Peeling	0	-	0	-	0	-
Freeze	1	25	1	0	2	13
Take-out	17	66	24	73	41	70
Hit and Roll	10	73	20	73	30	73
Clearing	3	75	4	100	7	89
Double Take-out	10	60	11	57	21	58
Promotion Take-out	5	65	7	39	12	50
All Draws	40	68	43	63	83	65
All Take-outs	45	67	66	68	111	68
<b>Total</b>	<b>85</b>	<b>67</b>	<b>109</b>	<b>66</b>	<b>194</b>	<b>66</b>
Not considered					3	-

WALKER Hunter 1 Right-handed

Type	↻	%	↺	%	Total	%
Draw	42	83	25	85	67	84
Front	41	93	56	91	97	92
Guard	2	75	2	63	4	69
Raise	2	63	2	100	4	81
Wick / Soft Peeling	0	-	0	-	0	-
Freeze	0	-	0	-	0	-
Take-out	4	75	8	84	12	81
Hit and Roll	0	-	5	60	5	60
Clearing	0	-	0	-	0	-
Double Take-out	1	50	0	-	1	50
Promotion Take-out	0	-	0	-	0	-
All Draws	87	87	85	89	172	88
All Take-outs	5	70	13	75	18	74
<b>Total</b>	<b>92</b>	<b>86</b>	<b>98</b>	<b>87</b>	<b>190</b>	<b>87</b>
Not considered					0	-

SMITH Ben 3 Right-handed

Type	↻	%	↺	%	Total	%
Draw	26	75	28	57	54	66
Front	0	-	1	100	1	100
Guard	8	72	6	92	14	80
Raise	6	63	7	82	13	73
Wick / Soft Peeling	0	-	0	-	0	-
Freeze	0	-	0	-	0	-
Take-out	13	73	24	74	37	74
Hit and Roll	13	52	25	68	38	63
Clearing	3	100	5	75	8	84
Double Take-out	14	61	15	60	29	60
Promotion Take-out	0	-	4	50	4	50
All Draws	40	73	42	67	82	70
All Take-outs	43	65	73	68	116	67
<b>Total</b>	<b>83</b>	<b>68</b>	<b>115</b>	<b>68</b>	<b>198</b>	<b>68</b>
Not considered					0	-

DE BOER Peter A Right-handed

Type	↻	%	↺	%	Total	%
Draw	1	100	1	100	2	100
Front	2	100	4	75	6	83
Guard	0	-	0	-	0	-
Raise	0	-	0	-	0	-
Wick / Soft Peeling	0	-	0	-	0	-
Freeze	0	-	0	-	0	-
Take-out	0	-	0	-	0	-
Hit and Roll	0	-	0	-	0	-
Clearing	0	-	0	-	0	-
Double Take-out	0	-	0	-	0	-
Promotion Take-out	0	-	0	-	0	-
All Draws	3	100	5	80	8	88
All Take-outs	0	-	0	-	0	-
<b>Total</b>	<b>3</b>	<b>100</b>	<b>5</b>	<b>80</b>	<b>8</b>	<b>88</b>
Not considered					0	-

SARGON Brett 2 V Right-handed

Type	↻	%	↺	%	Total	%
Draw	41	79	31	75	72	77
Front	1	0	2	50	3	33
Guard	10	93	7	89	17	91
Raise	10	68	7	82	17	74
Wick / Soft Peeling	1	0	0	-	1	0
Freeze	0	-	0	-	0	-
Take-out	12	58	13	65	25	62
Hit and Roll	10	78	17	47	27	58
Clearing	3	100	10	80	13	85
Double Take-out	8	63	12	44	20	51
Promotion Take-out	2	88	1	100	3	92
All Draws	63	77	47	77	110	77
All Take-outs	35	70	53	58	88	63
<b>Total</b>	<b>98</b>	<b>74</b>	<b>100</b>	<b>67</b>	<b>198</b>	<b>71</b>
Not considered					0	-

Team: NZL - New Zealand

Type	↻	%	↺	%	Total	%
Draw	136	78	117	71	253	75
Front	44	91	63	89	107	90
Guard	26	83	16	88	42	85
Raise	25	60	25	72	50	66
Wick / Soft Peeling	1	0	0	-	1	0
Freeze	1	25	1	0	2	13
Take-out	46	67	69	73	115	71
Hit and Roll	33	66	67	63	100	64
Clearing	9	92	19	83	28	86
Double Take-out	33	61	38	54	71	57
Promotion Take-out	7	71	12	48	19	57
All Draws	233	79	222	77	455	78
All Take-outs	128	67	205	66	333	66
<b>Total</b>	<b>361</b>	<b>74</b>	<b>427</b>	<b>72</b>	<b>788</b>	<b>73</b>
Not considered					3	-

**Note:**  
Position and function for each team member:  
**4** = Fourth, **3** = Third, **2** = Second, **1** = Lead, **A** = Alternate, **S** = Skip, **V** = Vice-Skip

**Legend:**  
↻ Clockwise      ↺ Counter-clockwise



## Cumulative Player Statistics by Team

### SCO - Scotland

MOUAT Bruce 4 S Right-handed

Type	↻	%	↺	%	Total	%
Draw	33	80	23	67	56	75
Front	1	100	0	-	1	100
Guard	3	100	0	-	3	100
Raise	6	96	3	100	9	97
Wick / Soft Peeling	0	-	0	-	0	-
Freeze	0	-	0	-	0	-
Take-out	22	84	34	86	56	85
Hit and Roll	13	90	17	87	30	88
Clearing	11	86	8	100	19	92
Double Take-out	8	75	7	86	15	80
Promotion Take-out	11	93	7	71	18	85
All Draws	43	84	26	71	69	79
All Take-outs	65	86	73	86	138	86
<b>Total</b>	<b>108</b>	<b>85</b>	<b>99</b>	<b>82</b>	<b>207</b>	<b>84</b>
Not considered					1	-

McMILLAN Hammy 1 Right-handed

Type	↻	%	↺	%	Total	%
Draw	76	88	42	93	118	90
Front	33	89	24	94	57	91
Guard	6	83	5	95	11	89
Raise	0	-	3	100	3	100
Wick / Soft Peeling	2	50	2	63	4	56
Freeze	0	-	0	-	0	-
Take-out	8	84	2	100	10	88
Hit and Roll	2	88	2	88	4	88
Clearing	0	-	0	-	0	-
Double Take-out	0	-	1	50	1	50
Promotion Take-out	0	-	0	-	0	-
All Draws	117	87	76	93	193	90
All Take-outs	10	85	5	85	15	85
<b>Total</b>	<b>127</b>	<b>87</b>	<b>81</b>	<b>93</b>	<b>208</b>	<b>89</b>
Not considered					0	-

HARDIE Grant 3 V Right-handed

Type	↻	%	↺	%	Total	%
Draw	19	86	10	83	29	84
Front	1	100	1	100	2	100
Guard	5	100	7	86	12	92
Raise	5	80	2	50	7	71
Wick / Soft Peeling	0	-	0	-	0	-
Freeze	0	-	0	-	0	-
Take-out	28	94	21	87	49	91
Hit and Roll	20	89	21	83	41	86
Clearing	5	90	14	100	19	97
Double Take-out	13	73	17	84	30	79
Promotion Take-out	14	88	6	83	20	86
All Draws	30	88	20	81	50	85
All Take-outs	80	88	79	87	159	88
<b>Total</b>	<b>110</b>	<b>88</b>	<b>99</b>	<b>86</b>	<b>209</b>	<b>87</b>
Not considered					1	-

WADDELL Kyle A Right-handed

Type	↻	%	↺	%	Total	%
Draw	0	-	2	50	2	50
Front	0	-	0	-	0	-
Guard	0	-	0	-	0	-
Raise	0	-	0	-	0	-
Wick / Soft Peeling	0	-	0	-	0	-
Freeze	0	-	0	-	0	-
Take-out	0	-	0	-	0	-
Hit and Roll	0	-	0	-	0	-
Clearing	0	-	0	-	0	-
Double Take-out	0	-	0	-	0	-
Promotion Take-out	0	-	0	-	0	-
All Draws	0	-	2	50	2	50
All Take-outs	0	-	0	-	0	-
<b>Total</b>	<b>0</b>	<b>-</b>	<b>2</b>	<b>50</b>	<b>2</b>	<b>50</b>
Not considered					0	-

LAMMIE Bobby 2 Right-handed

Type	↻	%	↺	%	Total	%
Draw	31	72	9	81	40	74
Front	2	100	2	100	4	100
Guard	13	73	5	100	18	81
Raise	7	68	2	100	9	75
Wick / Soft Peeling	0	-	3	50	3	50
Freeze	0	-	0	-	0	-
Take-out	16	81	11	82	27	81
Hit and Roll	11	89	10	88	21	88
Clearing	20	91	16	81	36	87
Double Take-out	13	65	20	78	33	73
Promotion Take-out	9	81	9	75	18	78
All Draws	53	73	21	85	74	76
All Take-outs	69	82	66	80	135	81
<b>Total</b>	<b>122</b>	<b>78</b>	<b>87</b>	<b>81</b>	<b>209</b>	<b>79</b>
Not considered					1	-

Team: SCO - Scotland

Type	↻	%	↺	%	Total	%
Draw	159	83	86	83	245	83
Front	37	91	27	94	64	92
Guard	27	83	17	93	44	87
Raise	18	81	10	90	28	84
Wick / Soft Peeling	2	50	5	55	7	54
Freeze	0	-	0	-	0	-
Take-out	74	87	68	86	142	87
Hit and Roll	46	89	50	86	96	87
Clearing	36	90	38	92	74	91
Double Take-out	34	71	45	81	79	76
Promotion Take-out	34	88	22	76	56	83
All Draws	243	84	145	86	388	84
All Take-outs	224	85	223	85	447	85
<b>Total</b>	<b>467</b>	<b>84</b>	<b>368</b>	<b>85</b>	<b>835</b>	<b>85</b>
Not considered					3	-

**Note:**

Position and function for each team member:

**4** = Fourth, **3** = Third, **2** = Second, **1** = Lead, **A** = Alternate, **S** = Skip, **V** = Vice-Skip

**Legend:**

↻ Clockwise

↺ Counter-clockwise

## Cumulative Player Statistics by Team

## SUI - Switzerland

SCHWARZ Benoit

4 V Right-handed

Type	↻	%	↺	%	Total	%
Draw	44	90	28	79	72	86
Front	0	-	0	-	0	-
Guard	3	92	2	88	5	90
Raise	6	71	0	-	6	71
Wick / Soft Peeling	0	-	0	-	0	-
Freeze	1	100	0	-	1	100
Take-out	30	93	20	96	50	94
Hit and Roll	14	91	5	90	19	91
Clearing	13	88	6	83	19	87
Double Take-out	10	75	8	75	18	75
Promotion Take-out	13	75	8	78	21	76
All Draws	54	88	30	80	84	85
All Take-outs	80	87	47	87	127	87
<b>Total</b>	<b>134</b>	<b>87</b>	<b>77</b>	<b>84</b>	<b>211</b>	<b>86</b>
Not considered					5	-

LACHAT Pablo

1 Right-handed

Type	↻	%	↺	%	Total	%
Draw	93	85	15	93	108	86
Front	45	93	14	91	59	92
Guard	5	65	0	-	5	65
Raise	7	71	1	100	8	75
Wick / Soft Peeling	7	79	9	72	16	75
Freeze	0	-	0	-	0	-
Take-out	7	100	4	100	11	100
Hit and Roll	4	63	3	100	7	79
Clearing	0	-	2	100	2	100
Double Take-out	1	50	0	-	1	50
Promotion Take-out	0	-	1	25	1	25
All Draws	157	86	39	88	196	86
All Take-outs	12	83	10	93	22	88
<b>Total</b>	<b>169</b>	<b>85</b>	<b>49</b>	<b>89</b>	<b>218</b>	<b>86</b>
Not considered					0	-

SCHWALLER Yannick

3 S Right-handed

Type	↻	%	↺	%	Total	%
Draw	27	89	14	93	41	90
Front	0	-	0	-	0	-
Guard	10	95	2	100	12	96
Raise	3	100	3	100	6	100
Wick / Soft Peeling	1	100	0	-	1	100
Freeze	0	-	0	-	0	-
Take-out	32	95	25	98	57	96
Hit and Roll	16	72	12	83	28	77
Clearing	17	88	19	99	36	94
Double Take-out	13	83	8	94	21	87
Promotion Take-out	8	69	8	100	16	84
All Draws	41	91	19	95	60	93
All Take-outs	86	85	72	95	158	90
<b>Total</b>	<b>127</b>	<b>87</b>	<b>91</b>	<b>95</b>	<b>218</b>	<b>90</b>
Not considered					0	-

Team: SUI - Switzerland

Type	↻	%	↺	%	Total	%
Draw	197	88	83	86	280	87
Front	45	93	14	91	59	92
Guard	36	88	7	96	43	90
Raise	23	75	15	87	38	80
Wick / Soft Peeling	8	81	9	72	17	76
Freeze	1	100	0	-	1	100
Take-out	80	94	61	93	141	93
Hit and Roll	39	81	25	86	64	83
Clearing	51	90	47	97	98	94
Double Take-out	41	78	29	75	70	77
Promotion Take-out	28	76	25	82	53	79
All Draws	310	87	128	87	438	87
All Take-outs	239	86	187	89	426	87
<b>Total</b>	<b>549</b>	<b>87</b>	<b>315</b>	<b>88</b>	<b>864</b>	<b>87</b>
Not considered					6	-

MICHEL Sven

2 Right-handed

Type	↻	%	↺	%	Total	%
Draw	33	92	26	87	59	90
Front	0	-	0	-	0	-
Guard	18	90	3	100	21	92
Raise	7	71	11	82	18	78
Wick / Soft Peeling	0	-	0	-	0	-
Freeze	0	-	0	-	0	-
Take-out	11	93	12	73	23	83
Hit and Roll	5	95	5	80	10	88
Clearing	21	93	20	100	41	96
Double Take-out	17	78	13	63	30	72
Promotion Take-out	7	86	8	75	15	80
All Draws	58	89	40	86	98	88
All Take-outs	61	88	58	81	119	85
<b>Total</b>	<b>119</b>	<b>89</b>	<b>98</b>	<b>83</b>	<b>217</b>	<b>86</b>
Not considered					1	-

## Note:

Position and function for each team member:

4 = Fourth, 3 = Third, 2 = Second, 1 = Lead, A = Alternate, S = Skip, V = Vice-Skip

## Legend:

↻ Clockwise

↺ Counter-clockwise

## Cumulative Player Statistics by Team

### SWE - Sweden

EDIN Niklas 4 S Right-handed

Type	↻	%	↺	%	Total	%
Draw	45	87	30	93	75	90
Front	1	100	1	100	2	100
Guard	8	97	4	100	12	98
Raise	4	81	5	55	9	67
Wick / Soft Peeling	1	100	0	-	1	100
Freeze	1	25	2	38	3	33
Take-out	16	88	18	89	34	88
Hit and Roll	9	72	16	91	25	84
Clearing	10	88	6	100	16	92
Double Take-out	8	78	7	89	15	83
Promotion Take-out	5	40	6	58	11	50
All Draws	60	88	42	87	102	87
All Take-outs	48	78	53	87	101	83
<b>Total</b>	<b>108</b>	<b>83</b>	<b>95</b>	<b>87</b>	<b>203</b>	<b>85</b>
Not considered					0	-

SUNDGREN Christoffer 1 Right-handed

Type	↻	%	↺	%	Total	%
Draw	92	88	30	94	122	89
Front	28	95	25	94	53	94
Guard	9	83	3	75	12	81
Raise	0	-	0	-	0	-
Wick / Soft Peeling	2	50	1	0	3	33
Freeze	0	-	0	-	0	-
Take-out	2	50	5	100	7	86
Hit and Roll	2	88	0	-	2	88
Clearing	1	100	0	-	1	100
Double Take-out	0	-	0	-	0	-
Promotion Take-out	0	-	0	-	0	-
All Draws	131	88	59	92	190	89
All Take-outs	5	75	5	100	10	88
<b>Total</b>	<b>136</b>	<b>88</b>	<b>64</b>	<b>92</b>	<b>200</b>	<b>89</b>
Not considered					0	-

ERIKSSON Oskar 3 V Left-handed

Type	↻	%	↺	%	Total	%
Draw	25	74	18	88	43	80
Front	0	-	2	100	2	100
Guard	13	65	7	64	20	65
Raise	4	81	3	100	7	89
Wick / Soft Peeling	0	-	0	-	0	-
Freeze	0	-	0	-	0	-
Take-out	18	96	19	89	37	93
Hit and Roll	14	84	9	78	23	82
Clearing	17	97	15	97	32	97
Double Take-out	11	86	9	89	20	88
Promotion Take-out	10	75	9	61	19	68
All Draws	42	72	30	84	72	77
All Take-outs	70	89	61	85	131	87
<b>Total</b>	<b>112</b>	<b>83</b>	<b>91</b>	<b>85</b>	<b>203</b>	<b>84</b>
Not considered					1	-

MAGNUSSON Daniel A Right-handed

Type	↻	%	↺	%	Total	%
Draw	4	88	0	-	4	88
Front	0	-	0	-	0	-
Guard	0	-	0	-	0	-
Raise	0	-	0	-	0	-
Wick / Soft Peeling	0	-	0	-	0	-
Freeze	0	-	0	-	0	-
Take-out	0	-	0	-	0	-
Hit and Roll	0	-	0	-	0	-
Clearing	0	-	0	-	0	-
Double Take-out	0	-	0	-	0	-
Promotion Take-out	0	-	0	-	0	-
All Draws	4	88	0	-	4	88
All Take-outs	0	-	0	-	0	-
<b>Total</b>	<b>4</b>	<b>88</b>	<b>0</b>	<b>-</b>	<b>4</b>	<b>88</b>
Not considered					0	-

WRANAA Rasmus 2 Right-handed

Type	↻	%	↺	%	Total	%
Draw	35	90	25	92	60	91
Front	1	100	2	100	3	100
Guard	15	93	10	88	25	91
Raise	4	81	3	100	7	89
Wick / Soft Peeling	2	50	1	0	3	33
Freeze	0	-	0	-	0	-
Take-out	18	89	9	78	27	85
Hit and Roll	6	79	7	93	13	87
Clearing	20	100	17	97	37	99
Double Take-out	8	88	14	89	22	89
Promotion Take-out	0	-	7	75	7	75
All Draws	57	89	41	90	98	89
All Take-outs	52	92	54	88	106	90
<b>Total</b>	<b>109</b>	<b>90</b>	<b>95</b>	<b>89</b>	<b>204</b>	<b>90</b>
Not considered					0	-

Team: SWE - Sweden

Type	↻	%	↺	%	Total	%
Draw	201	86	103	92	304	88
Front	30	95	30	95	60	95
Guard	45	84	24	81	69	83
Raise	12	81	11	80	23	80
Wick / Soft Peeling	5	60	2	0	7	43
Freeze	1	25	2	38	3	33
Take-out	54	89	51	88	105	89
Hit and Roll	31	80	32	88	63	84
Clearing	48	96	38	97	86	97
Double Take-out	27	84	30	89	57	87
Promotion Take-out	15	63	22	65	37	64
All Draws	294	86	172	89	466	87
All Take-outs	175	87	173	87	348	87
<b>Total</b>	<b>469</b>	<b>86</b>	<b>345</b>	<b>88</b>	<b>814</b>	<b>87</b>
Not considered					1	-

**Note:**

Position and function for each team member:

4 = Fourth, 3 = Third, 2 = Second, 1 = Lead, A = Alternate, S = Skip, V = Vice-Skip

**Legend:**

↻ Clockwise

↺ Counter-clockwise

## Cumulative Player Statistics by Team

### TUR - Türkiye

**KARAGOZ Ugurcan** 4 S Right-handed

Type	↻	%	↺	%	Total	%
Draw	30	53	25	72	55	62
Front	0	-	0	-	0	-
Guard	2	100	5	80	7	86
Raise	3	42	4	44	7	43
Wick / Soft Peeling	0	-	0	-	0	-
Freeze	1	25	0	-	1	25
Take-out	30	67	19	63	49	65
Hit and Roll	14	84	10	88	24	85
Clearing	2	100	7	100	9	100
Double Take-out	13	71	20	66	33	68
Promotion Take-out	7	61	12	63	19	62
All Draws	36	54	34	70	70	62
All Take-outs	66	72	68	71	134	71
<b>Total</b>	<b>102</b>	<b>65</b>	<b>102</b>	<b>71</b>	<b>204</b>	<b>68</b>
Not considered					2	-

**YUCE Orhun** 1 Right-handed

Type	↻	%	↺	%	Total	%
Draw	54	77	39	83	93	80
Front	66	87	14	79	80	85
Guard	2	63	3	92	5	80
Raise	2	88	1	100	3	92
Wick / Soft Peeling	0	-	2	50	2	50
Freeze	0	-	0	-	0	-
Take-out	7	43	2	100	9	56
Hit and Roll	3	58	2	63	5	60
Clearing	0	-	0	-	0	-
Double Take-out	0	-	1	50	1	50
Promotion Take-out	0	-	0	-	0	-
All Draws	124	82	59	81	183	82
All Take-outs	10	48	5	75	15	57
<b>Total</b>	<b>134</b>	<b>80</b>	<b>64</b>	<b>81</b>	<b>198</b>	<b>80</b>
Not considered					0	-

**DEMIREL Muhammet Haydar** 3 V Right-handed

Type	↻	%	↺	%	Total	%
Draw	28	79	35	79	63	79
Front	1	0	1	100	2	50
Guard	9	86	8	97	17	91
Raise	6	83	3	100	9	89
Wick / Soft Peeling	0	-	0	-	0	-
Freeze	0	-	0	-	0	-
Take-out	13	85	16	89	29	87
Hit and Roll	9	72	13	67	22	69
Clearing	8	78	9	83	17	81
Double Take-out	16	63	18	81	34	72
Promotion Take-out	6	79	8	75	14	77
All Draws	44	80	47	84	91	82
All Take-outs	52	74	64	80	116	77
<b>Total</b>	<b>96</b>	<b>77</b>	<b>111</b>	<b>82</b>	<b>207</b>	<b>79</b>
Not considered					0	-

**KAVAZ Faruk** A Right-handed

Type	↻	%	↺	%	Total	%
Draw	11	50	5	75	16	58
Front	3	50	3	83	6	67
Guard	0	-	1	100	1	100
Raise	1	100	3	83	4	88
Wick / Soft Peeling	0	-	0	-	0	-
Freeze	0	-	0	-	0	-
Take-out	3	50	1	100	4	63
Hit and Roll	0	-	5	70	5	70
Clearing	0	-	0	-	0	-
Double Take-out	4	31	2	75	6	46
Promotion Take-out	0	-	2	63	2	63
All Draws	15	53	12	81	27	66
All Take-outs	7	39	10	73	17	59
<b>Total</b>	<b>22</b>	<b>49</b>	<b>22</b>	<b>77</b>	<b>44</b>	<b>63</b>
Not considered					0	-

**UCAN Muhammed Zeki** 2 Right-handed

Type	↻	%	↺	%	Total	%
Draw	29	68	30	78	59	73
Front	3	50	0	-	3	50
Guard	8	88	9	94	17	91
Raise	5	85	3	92	8	88
Wick / Soft Peeling	0	-	0	-	0	-
Freeze	0	-	0	-	0	-
Take-out	14	88	13	71	27	80
Hit and Roll	7	75	9	86	16	81
Clearing	7	86	11	89	18	88
Double Take-out	7	61	7	79	14	70
Promotion Take-out	1	100	6	79	7	82
All Draws	45	72	42	83	87	77
All Take-outs	36	80	46	80	82	80
<b>Total</b>	<b>81</b>	<b>76</b>	<b>88</b>	<b>82</b>	<b>169</b>	<b>79</b>
Not considered					0	-

**Team: TUR - Türkiye**

Type	↻	%	↺	%	Total	%
Draw	152	69	134	79	286	74
Front	73	83	18	81	91	82
Guard	21	86	26	92	47	89
Raise	17	78	14	79	31	78
Wick / Soft Peeling	0	-	2	50	2	50
Freeze	1	25	0	-	1	25
Take-out	67	71	51	75	118	73
Hit and Roll	33	77	39	77	72	77
Clearing	17	84	27	90	44	88
Double Take-out	40	62	48	73	88	68
Promotion Take-out	14	71	28	70	42	70
All Draws	264	75	194	80	458	77
All Take-outs	171	71	193	76	364	74
<b>Total</b>	<b>435</b>	<b>73</b>	<b>387</b>	<b>78</b>	<b>822</b>	<b>76</b>
Not considered					2	-

**Note:**  
Position and function for each team member:  
**4** = Fourth, **3** = Third, **2** = Second, **1** = Lead, **A** = Alternate, **S** = Skip, **V** = Vice-Skip

**Legend:**  
↻ Clockwise      ↺ Counter-clockwise

## Cumulative Player Statistics by Team

### USA - United States

**SHUSTER John** 4 S Right-handed

Type	↻	%	↺	%	Total	%
Draw	33	80	42	73	75	76
Front	0	-	0	-	0	-
Guard	2	100	2	38	4	69
Raise	9	67	12	65	21	65
Wick / Soft Peeling	0	-	1	50	1	50
Freeze	1	100	0	-	1	100
Take-out	22	91	17	85	39	88
Hit and Roll	10	85	15	88	25	87
Clearing	0	-	5	100	5	100
Double Take-out	12	85	10	70	22	78
Promotion Take-out	5	75	11	66	16	69
All Draws	45	79	57	69	102	74
All Take-outs	49	87	58	81	107	84
<b>Total</b>	<b>94</b>	<b>83</b>	<b>115</b>	<b>75</b>	<b>209</b>	<b>79</b>
Not considered					1	-

**LANDSTEINER John** 1 Left-handed

Type	↻	%	↺	%	Total	%
Draw	35	81	23	91	58	85
Front	42	90	23	88	65	90
Guard	1	100	4	88	5	90
Raise	2	100	0	-	2	100
Wick / Soft Peeling	4	38	0	-	4	38
Freeze	0	-	0	-	0	-
Take-out	5	80	2	100	7	86
Hit and Roll	1	75	2	100	3	92
Clearing	0	-	1	100	1	100
Double Take-out	1	100	0	-	1	100
Promotion Take-out	0	-	0	-	0	-
All Draws	84	84	50	90	134	86
All Take-outs	7	82	5	100	12	90
<b>Total</b>	<b>91</b>	<b>84</b>	<b>55</b>	<b>90</b>	<b>146</b>	<b>86</b>
Not considered					0	-

**PLYS Chris** 3 V Right-handed

Type	↻	%	↺	%	Total	%
Draw	32	88	24	75	56	83
Front	0	-	1	100	1	100
Guard	10	78	4	100	14	84
Raise	8	88	3	75	11	84
Wick / Soft Peeling	0	-	1	100	1	100
Freeze	0	-	0	-	0	-
Take-out	13	81	22	69	35	74
Hit and Roll	20	84	12	77	32	81
Clearing	4	88	10	85	14	86
Double Take-out	9	78	20	75	29	76
Promotion Take-out	11	55	5	60	16	56
All Draws	50	86	33	80	83	83
All Take-outs	57	77	69	74	126	75
<b>Total</b>	<b>107</b>	<b>81</b>	<b>102</b>	<b>76</b>	<b>209</b>	<b>78</b>
Not considered					1	-

**HUFMAN Colin** A Right-handed

Type	↻	%	↺	%	Total	%
Draw	17	91	16	80	33	86
Front	22	94	12	96	34	95
Guard	2	100	3	92	5	95
Raise	1	100	2	75	3	83
Wick / Soft Peeling	0	-	0	-	0	-
Freeze	0	-	0	-	0	-
Take-out	1	100	1	100	2	100
Hit and Roll	0	-	3	83	3	83
Clearing	0	-	3	83	3	83
Double Take-out	0	-	1	50	1	50
Promotion Take-out	0	-	0	-	0	-
All Draws	42	93	33	86	75	90
All Take-outs	1	100	8	81	9	83
<b>Total</b>	<b>43</b>	<b>94</b>	<b>41</b>	<b>85</b>	<b>84</b>	<b>90</b>
Not considered					0	-

**HAMILTON Matt** 2 Right-handed

Type	↻	%	↺	%	Total	%
Draw	40	81	31	79	71	80
Front	2	100	2	88	4	94
Guard	7	86	5	90	12	88
Raise	8	97	4	69	12	88
Wick / Soft Peeling	0	-	0	-	0	-
Freeze	0	-	0	-	0	-
Take-out	15	97	17	65	32	80
Hit and Roll	12	75	9	64	21	70
Clearing	7	71	14	91	21	85
Double Take-out	3	50	8	72	11	66
Promotion Take-out	5	75	1	50	6	71
All Draws	57	84	42	80	99	82
All Take-outs	42	80	49	73	91	76
<b>Total</b>	<b>99</b>	<b>83</b>	<b>91</b>	<b>76</b>	<b>190</b>	<b>79</b>
Not considered					0	-

**Team: USA - United States**

Type	↻	%	↺	%	Total	%
Draw	157	83	136	78	293	81
Front	66	92	38	91	104	92
Guard	22	85	18	86	40	86
Raise	28	85	21	68	49	78
Wick / Soft Peeling	4	38	2	75	6	50
Freeze	1	100	0	-	1	100
Take-out	56	89	59	74	115	82
Hit and Roll	43	81	41	80	84	81
Clearing	11	77	33	90	44	87
Double Take-out	25	79	39	72	64	75
Promotion Take-out	21	64	17	63	38	64
All Draws	278	85	215	80	493	83
All Take-outs	156	81	189	77	345	79
<b>Total</b>	<b>434</b>	<b>84</b>	<b>404</b>	<b>79</b>	<b>838</b>	<b>81</b>
Not considered					2	-

**Note:**

Position and function for each team member:

**4 = Fourth, 3 = Third, 2 = Second, 1 = Lead, A = Alternate, S = Skip, V = Vice-Skip**
**Legend:**

↻ Clockwise

↺ Counter-clockwise

FRI 7 APR 2023  
 Start Time 19:00

**Round Robin Session 20**

### Session Results and Standings

Sheet	Game	Team	LSFE	1	2	3	4	5	6	7	8	9	10	Extra Ends	Total
A	12	TUR - Türkiye		0	0	3	0	0	0	0	1	0	0		4
	12	NOR - Norway	*	2	0	0	0	1	0	0	0	2	1		6
B	12	GER - Germany	*	1	0	2	0	2	0	3	0	0	X		8
	12	JPN - Japan		0	1	0	1	0	2	0	0	1	X		5
C	12	NZL - New Zealand	*	1	0	0	2	0	1	0	0	0	X		4
	12	SCO - Scotland		0	3	1	0	1	0	0	2	3	X		10
D	12	SWE - Sweden	*	2	0	0	1	0	1	0	1	X	X		5
	12	CAN - Canada		0	1	0	0	4	0	3	0	X	X		8

### Standings after Round Robin

Rank	Team	Games	Wins	Losses	
1	SUI - Switzerland	12	11	1	Q
2	SCO - Scotland	12	10	2	Q w1
3	NOR - Norway	12	10	2	Q w0
4	CAN - Canada	12	9	3	Q w1
5	SWE - Sweden	12	9	3	Q w0
6	ITA - Italy	12	8	4	Q
7	JPN - Japan	12	5	7	w1
8	USA - United States	12	5	7	w0
9	GER - Germany	12	4	8	
10	CZE - Czech Republic	12	3	9	
11	TUR - Türkiye	12	2	10	
12	KOR - Korea	12	1	11	w1
13	NZL - New Zealand	12	1	11	w0

#### Attendance

Session: 6'538      Total: 57'871

<b>Legend:</b>			
LSFE(*) Last Stone First End	Q Qualified for the play-offs	wn	Number of wins (n) against tied teams
X Unplayed/unfinished end due to concession			



FRI 7 APR 2023  
 Start Time 14:00

**Round Robin Session 19**

### Session Results and Standings

Sheet	Game	Team	LSFE	1	2	3	4	5	6	7	8	9	10	Extra Ends	Total
A	11	SCO - Scotland	*	1	2	1	0	2	1	0	2	X	X		9
	12	CZE - Czech Republic		0	0	0	2	0	0	1	0	X	X		3
B	11	NZL - New Zealand	*	1	0	0	1	0	1	0	0	X	X		3
	12	USA - United States		0	1	1	0	1	0	3	2	X	X		8
C	12	SUI - Switzerland	*	1	0	1	0	1	0	0	0	3	2		8
	11	SWE - Sweden		0	1	0	1	0	2	0	1	0	0		5
D	12	KOR - Korea	*	0	1	0	1	0	0	0	0	X	X		2
	12	ITA - Italy		0	0	3	0	2	0	2	2	X	X		9

### Current Standings

Rank	Team	Games	Wins	Losses	
1	SUI - Switzerland	12	11	1	Q
2	NOR - Norway	11	9	2	Q
2	SCO - Scotland	11	9	2	Q
2	SWE - Sweden	11	9	2	Q
5	CAN - Canada	11	8	3	Q
6	ITA - Italy	12	8	4	Q
7	JPN - Japan	11	5	6	
8	USA - United States	12	5	7	
9	GER - Germany	11	3	8	
10	CZE - Czech Republic	12	3	9	
11	TUR - Türkiye	11	2	9	
12	NZL - New Zealand	11	1	10	
13	KOR - Korea	12	1	11	

### Attendance

Session: 4'058      Total: 51'333

**Note:**  
Under WCF rules, tie-breaking rules for standings are not applied until after the last game of the round robin.

**Legend:**  
**LSFE(\*)** Last Stone First End      **Q** Qualified for the play-offs      **X** Unplayed/unfinished end due to concession

FRI 7 APR 2023  
 Start Time 9:00

**Round Robin Session 18**

### Session Results and Standings

Sheet	Game	Team	LSFE	1	2	3	4	5	6	7	8	9	10	Extra Ends	Total
A	11	ITA - Italy		0	4	0	3	0	2	0	3	X	X		12
	11	JPN - Japan	*	1	0	1	0	1	0	2	0	X	X		5
B	11	NOR - Norway	*	2	1	0	1	0	2	1	0	1	X		8
	11	CZE - Czech Republic		0	0	4	0	2	0	0	0	0	X		6
C	11	CAN - Canada	*	2	0	1	0	4	0	2	0	X	X		9
	11	TUR - Türkiye		0	1	0	2	0	1	0	1	X	X		5
D	11	USA - United States	*	1	0	3	1	0	2	0	5	X	X		12
	11	GER - Germany		0	1	0	0	2	0	1	0	X	X		4

### Current Standings

Rank	Team	Games	Wins	Losses	
1	SUI - Switzerland	11	10	1	Q
2	SWE - Sweden	10	9	1	Q
3	NOR - Norway	11	9	2	Q
4	SCO - Scotland	10	8	2	Q
5	CAN - Canada	11	8	3	Q
6	ITA - Italy	11	7	4	Q
7	JPN - Japan	11	5	6	
8	USA - United States	11	4	7	
9	CZE - Czech Republic	11	3	8	
9	GER - Germany	11	3	8	
11	TUR - Türkiye	11	2	9	
12	NZL - New Zealand	10	1	9	
13	KOR - Korea	11	1	10	

#### Attendance

Session: 4'090      Total: 47'275

**Note:**  
Under WCF rules, tie-breaking rules for standings are not applied until after the last game of the round robin.

**Legend:**  
**LSFE(\*)** Last Stone First End      **Q** Qualified for the play-offs      **X** Unplayed/unfinished end due to concession



THU 6 APR 2023  
 Start Time 19:00

**Round Robin Session 17**

### Session Results and Standings

Sheet	Game	Team	LSFE	1	2	3	4	5	6	7	8	9	10	Extra Ends	Total
A	10	SWE - Sweden	*	1	0	0	1	1	1	1	2	X	X		7
	10	NZL - New Zealand		0	1	0	0	0	0	0	0	X	X		1
B	10	CAN - Canada		0	1	0	0	1	0	1	0	0	X		3
	10	SCO - Scotland	*	1	0	2	0	0	1	0	0	2	X		6
C	10	GER - Germany	*	1	0	1	0	1	0	2	0	2	X		7
	11	KOR - Korea		0	1	0	0	0	1	0	2	0	X		4
D	10	JPN - Japan	*	1	0	0	1	0	1	0	2	1	0		6
	11	SUI - Switzerland		0	0	1	0	3	0	1	0	0	2		7

### Current Standings

Rank	Team	Games	Wins	Losses	
1	SUI - Switzerland	11	10	1	Q
2	SWE - Sweden	10	9	1	Q
3	NOR - Norway	10	8	2	Q
3	SCO - Scotland	10	8	2	Q
5	CAN - Canada	10	7	3	Q
6	ITA - Italy	10	6	4	
7	JPN - Japan	10	5	5	
8	CZE - Czech Republic	10	3	7	
8	GER - Germany	10	3	7	
8	USA - United States	10	3	7	
11	TUR - Türkiye	10	2	8	
12	NZL - New Zealand	10	1	9	
13	KOR - Korea	11	1	10	

#### Attendance

Session: 4'301      Total: 43'185

**Note:**  
Under WCF rules, tie-breaking rules for standings are not applied until after the last game of the round robin.

**Legend:**  
**LSFE(\*)** Last Stone First End      **Q** Qualified for the play-offs      **X** Unplayed/unfinished end due to concession

THU 6 APR 2023  
 Start Time 14:00

**Round Robin Session 16**

### Session Results and Standings

Sheet	Game	Team	LSFE	1	2	3	4	5	6	7	8	9	10	Extra Ends	Total
A	10	SUI - Switzerland		0	1	0	3	0	2	0	2	0	4		12
	10	USA - United States	*	1	0	2	0	2	0	1	0	3	0		9
B	10	TUR - Türkiye	*	2	1	2	0	1	1	0	1	X	X		8
	10	KOR - Korea		0	0	0	2	0	0	1	0	X	X		3
C	10	CZE - Czech Republic	*	0	2	0	1	0	0	0	1	X	X		4
	10	ITA - Italy		1	0	2	0	2	2	1	0	X	X		8
D	9	SCO - Scotland	*	0	3	0	0	1	0	2	0	3	X		9
	10	NOR - Norway		0	0	2	0	0	1	0	2	0	X		5

### Current Standings

Rank	Team	Games	Wins	Losses	
1	SUI - Switzerland	10	9	1	Q
2	SWE - Sweden	9	8	1	
3	NOR - Norway	10	8	2	
4	CAN - Canada	9	7	2	
4	SCO - Scotland	9	7	2	
6	ITA - Italy	10	6	4	
7	JPN - Japan	9	5	4	
8	CZE - Czech Republic	10	3	7	
8	USA - United States	10	3	7	
10	GER - Germany	9	2	7	
11	TUR - Türkiye	10	2	8	
12	NZL - New Zealand	9	1	8	
13	KOR - Korea	10	1	9	

#### Attendance

Session: 2'042      Total: 38'884

**Note:**  
Under WCF rules, tie-breaking rules for standings are not applied until after the last game of the round robin.

**Legend:**  
**LSFE(\*)** Last Stone First End      **Q** Qualified for the play-offs      **X** Unplayed/unfinished end due to concession

THU 6 APR 2023  
 Start Time 9:00

**Round Robin Session 15**

### Session Results and Standings

Sheet	Game	Team	LSFE	1	2	3	4	5	6	7	8	9	10	Extra Ends	Total
A	9	GER - Germany		0	0	1	0	1	0	0	2	0	X		4
	9	CAN - Canada	*	2	0	0	2	0	2	1	0	2	X		9
B	9	ITA - Italy	*	0	0	0	0	1	1	0	X	X	X		2
	9	SWE - Sweden		2	1	2	1	0	0	2	X	X	X		8
C	9	JPN - Japan	*	0	1	0	0	0	1	0	2	X	X		4
	9	NOR - Norway		3	0	0	1	1	0	2	0	X	X		7
D	9	NZL - New Zealand		0	3	0	0	0	0	2	0	X	X		5
	9	TUR - Türkiye	*	1	0	2	1	0	3	0	1	X	X		8

### Current Standings

Rank	Team	Games	Wins	Losses
1	NOR - Norway	9	8	1
1	SUI - Switzerland	9	8	1
1	SWE - Sweden	9	8	1
4	CAN - Canada	9	7	2
5	SCO - Scotland	8	6	2
6	ITA - Italy	9	5	4
6	JPN - Japan	9	5	4
8	CZE - Czech Republic	9	3	6
8	USA - United States	9	3	6
10	GER - Germany	9	2	7
11	KOR - Korea	9	1	8
11	NZL - New Zealand	9	1	8
11	TUR - Türkiye	9	1	8

#### Attendance

Session: 2'499      Total: 36'842

**Note:**  
Under WCF rules, tie-breaking rules for standings are not applied until after the last game of the round robin.

**Legend:**  
LSFE(\*) Last Stone First End      X      Unplayed/unfinished end due to concession

WED 5 APR 2023  
 Start Time 19:00

**Round Robin Session 14**

### Session Results and Standings

Sheet	Game	Team	LSFE	1	2	3	4	5	6	7	8	9	10	Extra Ends	Total
A	9	KOR - Korea	*	0	1	0	1	0	1	0	X	X	X		3
	8	SCO - Scotland		0	0	5	0	2	0	2	X	X	X		9
B	9	SUI - Switzerland	*	1	0	1	1	1	0	2	0	0	1		7
	8	NZL - New Zealand		0	1	0	0	0	1	0	0	3	0		5
C	9	USA - United States		0	0	2	0	1	0	2	0	1	X		6
	8	CAN - Canada	*	0	3	0	2	0	2	0	2	0	X		9
D	8	SWE - Sweden	*	1	0	3	0	3	0	3	X	X	X		10
	9	CZE - Czech Republic		0	1	0	1	0	1	0	X	X	X		3

### Current Standings

Rank	Team	Games	Wins	Losses
1	SUI - Switzerland	9	8	1
2	NOR - Norway	8	7	1
2	SWE - Sweden	8	7	1
4	CAN - Canada	8	6	2
4	SCO - Scotland	8	6	2
6	ITA - Italy	8	5	3
6	JPN - Japan	8	5	3
8	CZE - Czech Republic	9	3	6
8	USA - United States	9	3	6
10	GER - Germany	8	2	6
11	NZL - New Zealand	8	1	7
12	KOR - Korea	9	1	8
13	TUR - Türkiye	8	0	8

#### Attendance

Session: 2'986      Total: 34'343

**Note:**  
Under WCF rules, tie-breaking rules for standings are not applied until after the last game of the round robin.

**Legend:**  
LSFE(\*) Last Stone First End      X      Unplayed/unfinished end due to concession

WED 5 APR 2023  
 Start Time 14:00

**Round Robin Session 13**

### Session Results and Standings

Sheet	Game	Team	LSFE	1	2	3	4	5	6	7	8	9	10	Extra Ends	Total
A	8	CZE - Czech Republic		0	0	0	1	0	2	0	0	X	X		3
	8	JPN - Japan	*	3	0	0	0	1	0	2	3	X	X		9
B	8	NOR - Norway	*	0	1	0	0	0	2	0	2	0	X		5
	8	GER - Germany		0	0	0	1	0	0	1	0	1	X		3
C	8	TUR - Türkiye		0	1	0	0	1	0	X	X	X	X		2
	8	SUI - Switzerland	*	3	0	3	2	0	0	X	X	X	X		8
D	8	ITA - Italy		0	2	3	3	0	0	3	X	X	X		11
	8	USA - United States	*	1	0	0	0	3	0	0	X	X	X		4

### Current Standings

Rank	Team	Games	Wins	Losses
1	NOR - Norway	8	7	1
1	SUI - Switzerland	8	7	1
3	SWE - Sweden	7	6	1
4	CAN - Canada	7	5	2
4	SCO - Scotland	7	5	2
6	ITA - Italy	8	5	3
6	JPN - Japan	8	5	3
8	CZE - Czech Republic	8	3	5
8	USA - United States	8	3	5
10	GER - Germany	8	2	6
11	NZL - New Zealand	7	1	6
12	KOR - Korea	8	1	7
13	TUR - Türkiye	8	0	8

#### Attendance

Session: 1'594      Total: 31'357

**Note:**  
Under WCF rules, tie-breaking rules for standings are not applied until after the last game of the round robin.

**Legend:**  
LSFE(\*) Last Stone First End      X      Unplayed/unfinished end due to concession

WED 5 APR 2023  
 Start Time 9:00

**Round Robin Session 12**

### Session Results and Standings

Sheet	Game	Team	LSFE	1	2	3	4	5	6	7	8	9	10	Extra Ends	Total
A	7	NOR - Norway	*	1	0	0	1	0	1	0	1	3	0	1	8
	7	SWE - Sweden		0	2	1	0	1	0	1	0	0	2	0	7
B	7	SCO - Scotland	*	1	1	1	1	0	5	X	X	X	X		9
	7	JPN - Japan		0	0	0	0	2	0	X	X	X	X		2
C	7	GER - Germany		0	1	0	1	2	0	2	2	0	0		8
	7	NZL - New Zealand	*	3	0	1	0	0	2	0	0	2	3		11
D	7	CAN - Canada		0	0	1	1	0	3	0	4	X	X		9
	8	KOR - Korea	*	0	1	0	0	1	0	2	0	X	X		4

### Current Standings

Rank	Team	Games	Wins	Losses
1	NOR - Norway	7	6	1
1	SUI - Switzerland	7	6	1
1	SWE - Sweden	7	6	1
4	CAN - Canada	7	5	2
4	SCO - Scotland	7	5	2
6	ITA - Italy	7	4	3
6	JPN - Japan	7	4	3
8	CZE - Czech Republic	7	3	4
8	USA - United States	7	3	4
10	GER - Germany	7	2	5
11	NZL - New Zealand	7	1	6
12	KOR - Korea	8	1	7
13	TUR - Türkiye	7	0	7

#### Attendance

Session: 2'085      Total: 29'763

**Note:**  
Under WCF rules, tie-breaking rules for standings are not applied until after the last game of the round robin.

**Legend:**  
**LSFE(\*)** Last Stone First End      **X**      Unplayed/unfinished end due to concession

TUE 4 APR 2023  
 Start Time 19:00

Round Robin Session 11

### Session Results and Standings

Sheet	Game	Team	LSFE	1	2	3	4	5	6	7	8	9	10	Extra Ends	Total
A	6	NZL - New Zealand		0	0	1	0	0	0	0	2	0	X		3
	7	ITA - Italy	*	1	0	0	0	4	0	0	0	3	X		8
B	7	USA - United States	*	2	0	3	0	2	0	2	1	X	X		10
	7	TUR - Türkiye		0	1	0	2	0	1	0	0	X	X		4
C	7	KOR - Korea	*	0	0	1	0	0	0	2	0	X	X		3
	7	CZE - Czech Republic		1	1	0	2	1	0	0	3	X	X		8
D	7	SUI - Switzerland	*	2	0	1	0	0	0	1	0	3	X		7
	6	SCO - Scotland		0	2	0	0	0	1	0	1	0	X		4

### Current Standings

Rank	Team	Games	Wins	Losses
1	SWE - Sweden	6	6	0
2	SUI - Switzerland	7	6	1
3	NOR - Norway	6	5	1
4	CAN - Canada	6	4	2
4	JPN - Japan	6	4	2
4	SCO - Scotland	6	4	2
7	ITA - Italy	7	4	3
8	CZE - Czech Republic	7	3	4
8	USA - United States	7	3	4
10	GER - Germany	6	2	4
11	KOR - Korea	7	1	6
12	NZL - New Zealand	6	0	6
13	TUR - Türkiye	7	0	7

#### Attendance

Session: 1'446      Total: 27'678

**Note:**  
Under WCF rules, tie-breaking rules for standings are not applied until after the last game of the round robin.

**Legend:**  
LSFE(\*) Last Stone First End      X      Unplayed/unfinished end due to concession



TUE 4 APR 2023  
 Start Time 14:00

**Round Robin Session 10**

### Session Results and Standings

Sheet	Game	Team	LSFE	1	2	3	4	5	6	7	8	9	10	Extra Ends	Total
A	6	TUR - Türkiye		0	5	0	0	0	1	0	0	0	0		6
	6	GER - Germany	*	2	0	1	0	1	0	2	1	0	2		9
B	6	CZE - Czech Republic		0	1	0	0	1	0	1	0	X	X		3
	6	CAN - Canada	*	1	0	2	3	0	1	0	1	X	X		8
C	6	JPN - Japan		0	1	0	2	0	0	2	0	1	0		6
	6	SWE - Sweden	*	2	0	1	0	3	1	0	1	0	1		9
D	6	ITA - Italy	*	0	2	0	0	3	0	1	0	1	1	0	8
	6	NOR - Norway		2	0	2	0	0	3	0	1	0	0	1	9

### Current Standings

Rank	Team	Games	Wins	Losses
1	SWE - Sweden	6	6	0
2	NOR - Norway	6	5	1
2	SUI - Switzerland	6	5	1
4	SCO - Scotland	5	4	1
5	CAN - Canada	6	4	2
5	JPN - Japan	6	4	2
7	ITA - Italy	6	3	3
8	CZE - Czech Republic	6	2	4
8	GER - Germany	6	2	4
8	USA - United States	6	2	4
11	KOR - Korea	6	1	5
12	NZL - New Zealand	5	0	5
13	TUR - Türkiye	6	0	6

#### Attendance

Session: 1'932      Total: 26'232

**Note:**  
Under WCF rules, tie-breaking rules for standings are not applied until after the last game of the round robin.

**Legend:**  
**LSFE(\*)** Last Stone First End      **X**      Unplayed/unfinished end due to concession

TUE 4 APR 2023  
 Start Time 9:00

**Round Robin Session 9**

### Session Results and Standings

Sheet	Game	Team	LSFE	1	2	3	4	5	6	7	8	9	10	Extra Ends	Total
<b>B</b>	6	KOR - Korea		0	0	1	0	1	0	1	1	0	0		4
	6	SUI - Switzerland	*	0	3	0	1	0	0	0	0	2	2		8
<b>C</b>	5	SCO - Scotland	*	2	0	2	0	0	2	0	0	2	2		10
	6	USA - United States		0	1	0	3	1	0	2	1	0	0		8
<b>D</b>	5	JPN - Japan	*	3	0	4	0	3	0	X	X	X	X		10
	5	NZL - New Zealand		0	1	0	1	0	3	X	X	X	X		5

### Current Standings

Rank	Team	Games	Wins	Losses
1	SWE - Sweden	5	5	0
2	SUI - Switzerland	6	5	1
3	JPN - Japan	5	4	1
3	NOR - Norway	5	4	1
3	SCO - Scotland	5	4	1
6	CAN - Canada	5	3	2
6	ITA - Italy	5	3	2
8	CZE - Czech Republic	5	2	3
9	USA - United States	6	2	4
10	GER - Germany	5	1	4
11	KOR - Korea	6	1	5
12	NZL - New Zealand	5	0	5
12	TUR - Türkiye	5	0	5

**Attendance**

Session: 1'314      Total: 24'300

**Note:**  
 Under WCF rules, tie-breaking rules for standings are not applied until after the last game of the round robin.

**Legend:**  
 LSFE(\*) Last Stone First End      X      Unplayed/unfinished end due to concession

MON 3 APR 2023  
 Start Time 19:00

**Round Robin Session 8**

### Session Results and Standings

Sheet	Game	Team	LSFE	1	2	3	4	5	6	7	8	9	10	Extra Ends	Total
A	5	USA - United States		0	4	2	3	0	2	X	X	X	X		11
	5	KOR - Korea	*	2	0	0	0	3	0	X	X	X	X		5
B	5	ITA - Italy	*	1	3	2	0	1	0	X	X	X	X		7
	5	GER - Germany		0	0	0	1	0	1	X	X	X	X		2
C	5	NOR - Norway		0	0	2	0	0	2	0	X	X	X		4
	5	SUI - Switzerland	*	0	3	0	3	2	0	3	X	X	X		11
D	5	TUR - Türkiye	*	1	2	0	0	0	1	0	0	0	2	0	6
	5	CZE - Czech Republic		0	0	0	0	1	0	2	2	1	0	1	7

### Current Standings

Rank	Team	Games	Wins	Losses
1	SWE - Sweden	5	5	0
2	NOR - Norway	5	4	1
2	SUI - Switzerland	5	4	1
4	JPN - Japan	4	3	1
4	SCO - Scotland	4	3	1
6	CAN - Canada	5	3	2
6	ITA - Italy	5	3	2
8	CZE - Czech Republic	5	2	3
8	USA - United States	5	2	3
10	GER - Germany	5	1	4
10	KOR - Korea	5	1	4
12	NZL - New Zealand	4	0	4
13	TUR - Türkiye	5	0	5

**Attendance**

Session: 1'358      Total: 22'986

**Note:**  
 Under WCF rules, tie-breaking rules for standings are not applied until after the last game of the round robin.

**Legend:**  
 LSFE(\*) Last Stone First End      X      Unplayed/unfinished end due to concession

MON 3 APR 2023  
 Start Time 14:00

**Round Robin Session 7**

### Session Results and Standings

Sheet	Game	Team	LSFE	1	2	3	4	5	6	7	8	9	10	Extra Ends	Total
A	5	SWE - Sweden	*	2	0	3	2	1	0	2	X	X	X		10
	4	TUR - Türkiye		0	1	0	0	0	2	0	X	X	X		3
B	4	NZL - New Zealand		0	0	1	0	1	0	0	0	X	X		2
	4	NOR - Norway	*	0	1	0	3	0	0	2	3	X	X		9
C	5	CAN - Canada	*	1	0	2	0	0	0	2	0	1	X		6
	4	JPN - Japan		0	1	0	1	0	0	0	1	0	X		3
D	4	GER - Germany		0	0	0	0	2	1	0	2	0	1		6
	4	SCO - Scotland	*	2	1	1	1	0	0	1	0	2	0		8

### Current Standings

Rank	Team	Games	Wins	Losses
1	SWE - Sweden	5	5	0
2	NOR - Norway	4	4	0
3	JPN - Japan	4	3	1
3	SCO - Scotland	4	3	1
3	SUI - Switzerland	4	3	1
6	CAN - Canada	5	3	2
7	ITA - Italy	4	2	2
8	CZE - Czech Republic	4	1	3
8	GER - Germany	4	1	3
8	KOR - Korea	4	1	3
8	USA - United States	4	1	3
12	NZL - New Zealand	4	0	4
12	TUR - Türkiye	4	0	4

**Attendance**

Session: 2'013      Total: 21'628

**Note:**  
 Under WCF rules, tie-breaking rules for standings are not applied until after the last game of the round robin.

**Legend:**  
 LSFE(\*) Last Stone First End      X      Unplayed/unfinished end due to concession

MON 3 APR 2023  
 Start Time 9:00

**Round Robin Session 6**

### Session Results and Standings

Sheet	Game	Team	LSFE	1	2	3	4	5	6	7	8	9	10	Extra Ends	Total
A	4	SUI - Switzerland	*	0	0	3	0	0	1	0	0	0	0		4
	4	ITA - Italy		0	1	0	2	0	0	2	1	1	1		8
B	4	SWE - Sweden		0	1	0	1	0	0	3	1	2	X		8
	4	KOR - Korea	*	1	0	1	0	0	1	0	0	0	X		3
C	4	CZE - Czech Republic	*	1	0	2	0	1	0	3	0	0	1		8
	4	USA - United States		0	3	0	2	0	1	0	4	0	0		10

### Current Standings

Rank	Team	Games	Wins	Losses
1	SWE - Sweden	4	4	0
2	JPN - Japan	3	3	0
2	NOR - Norway	3	3	0
4	SUI - Switzerland	4	3	1
5	SCO - Scotland	3	2	1
6	CAN - Canada	4	2	2
6	ITA - Italy	4	2	2
8	GER - Germany	3	1	2
9	CZE - Czech Republic	4	1	3
9	KOR - Korea	4	1	3
9	USA - United States	4	1	3
12	NZL - New Zealand	3	0	3
12	TUR - Türkiye	3	0	3

**Attendance**

Session: 1'326      Total: 19'615

**Note:**  
 Under WCF rules, tie-breaking rules for standings are not applied until after the last game of the round robin.

**Legend:**  
 LSFE(\*) Last Stone First End      X      Unplayed/unfinished end due to concession

SUN 2 APR 2023  
 Start Time 19:00

**Round Robin Session 5**

### Session Results and Standings

Sheet	Game	Team	LSFE	1	2	3	4	5	6	7	8	9	10	Extra Ends	Total
A	3	CZE - Czech Republic	*	1	0	0	1	0	2	0	2	0	X		6
	3	GER - Germany		0	3	2	0	1	0	1	0	3	X		10
B	3	JPN - Japan		0	1	1	0	1	0	3	0	0	0		6
	3	USA - United States	*	1	0	0	0	0	1	0	1	1	1		5
C	3	ITA - Italy	*	1	1	0	0	1	0	2	1	1	X		7
	3	TUR - Türkiye		0	0	1	0	0	1	0	0	0	X		2
D	3	NOR - Norway		0	0	2	0	0	1	1	0	2	2		8
	4	CAN - Canada	*	2	2	0	1	0	0	0	1	0	0		6

### Current Standings

Rank	Team	Games	Wins	Losses
1	JPN - Japan	3	3	0
1	NOR - Norway	3	3	0
1	SUI - Switzerland	3	3	0
1	SWE - Sweden	3	3	0
5	SCO - Scotland	3	2	1
6	CAN - Canada	4	2	2
7	CZE - Czech Republic	3	1	2
7	GER - Germany	3	1	2
7	ITA - Italy	3	1	2
7	KOR - Korea	3	1	2
11	NZL - New Zealand	3	0	3
11	TUR - Türkiye	3	0	3
11	USA - United States	3	0	3

#### Attendance

Session: 3'359      Total: 18'289

**Note:**  
Under WCF rules, tie-breaking rules for standings are not applied until after the last game of the round robin.

**Legend:**  
LSFE(\*) Last Stone First End      X      Unplayed/unfinished end due to concession

SUN 2 APR 2023  
 Start Time 14:00

**Round Robin Session 4**

### Session Results and Standings

Sheet	Game	Team	LSFE	1	2	3	4	5	6	7	8	9	10	Extra Ends	Total
A	3	SCO - Scotland		0	0	1	0	2	0	0	1	0	X		4
	3	SWE - Sweden	*	0	2	0	1	0	0	1	0	3	X		7
B	2	GER - Germany		0	0	0	1	0	1	0	1	X	X		3
	3	SUI - Switzerland	*	0	0	2	0	3	0	2	0	X	X		7
C	3	NZL - New Zealand		0	0	1	0	0	1	0	X	X	X		2
	3	CAN - Canada	*	2	1	0	2	0	0	3	X	X	X		8
D	3	KOR - Korea	*	1	0	0	0	1	0	0	0	X	X		2
	2	JPN - Japan		0	1	1	2	0	2	1	2	X	X		9

### Current Standings

Rank	Team	Games	Wins	Losses
1	SUI - Switzerland	3	3	0
1	SWE - Sweden	3	3	0
3	JPN - Japan	2	2	0
3	NOR - Norway	2	2	0
5	CAN - Canada	3	2	1
5	SCO - Scotland	3	2	1
7	CZE - Czech Republic	2	1	1
8	KOR - Korea	3	1	2
9	GER - Germany	2	0	2
9	ITA - Italy	2	0	2
9	TUR - Türkiye	2	0	2
9	USA - United States	2	0	2
13	NZL - New Zealand	3	0	3

#### Attendance

Session: 3'821      Total: 14'930

**Note:**  
Under WCF rules, tie-breaking rules for standings are not applied until after the last game of the round robin.

**Legend:**  
LSFE(\*) Last Stone First End      X      Unplayed/unfinished end due to concession



SUN 2 APR 2023  
 Start Time 9:00

**Round Robin Session 3**

### Session Results and Standings

Sheet	Game	Team	LSFE	1	2	3	4	5	6	7	8	9	10	Extra Ends	Total
A	2	NOR - Norway	*	0	2	0	0	2	1	1	0	X	X		6
	2	KOR - Korea		0	0	0	1	0	0	0	1	X	X		2
B	2	TUR - Türkiye		0	0	0	0	0	1	X	X	X	X		1
	2	SCO - Scotland	*	3	1	2	2	0	0	X	X	X	X		8
C	2	SUI - Switzerland		0	0	2	0	0	2	0	2	1	X		7
	2	CZE - Czech Republic	*	0	1	0	1	1	0	1	0	0	X		4
D	2	USA - United States		0	0	2	0	0	2	0	2	0	X		6
	2	SWE - Sweden	*	2	0	0	3	2	0	2	0	2	X		11

### Current Standings

Rank	Team	Games	Wins	Losses
1	NOR - Norway	2	2	0
1	SCO - Scotland	2	2	0
1	SUI - Switzerland	2	2	0
1	SWE - Sweden	2	2	0
5	JPN - Japan	1	1	0
6	CAN - Canada	2	1	1
6	CZE - Czech Republic	2	1	1
6	KOR - Korea	2	1	1
9	GER - Germany	1	0	1
10	ITA - Italy	2	0	2
10	NZL - New Zealand	2	0	2
10	TUR - Türkiye	2	0	2
10	USA - United States	2	0	2

#### Attendance

Session: 2'777      Total: 11'109

**Note:**  
Under WCF rules, tie-breaking rules for standings are not applied until after the last game of the round robin.

**Legend:**  
LSFE(\*) Last Stone First End      X      Unplayed/unfinished end due to concession

SAT 1 APR 2023  
 Start Time 19:00

**Round Robin Session 2**

### Session Results and Standings

Sheet	Game	Team	LSFE	1	2	3	4	5	6	7	8	9	10	Extra Ends	Total
A	1	JPN - Japan		0	0	0	0	1	0	1	0	0	1	1	4
	1	TUR - Türkiye	*	0	1	0	0	0	1	0	1	0	0	0	3
B	2	CAN - Canada	*	2	0	0	2	1	0	3	0	2	X		10
	2	ITA - Italy		0	0	2	0	0	2	0	2	0	X		6
C	1	USA - United States		0	0	1	0	2	0	1	0	1	0		5
	1	NOR - Norway	*	1	1	0	3	0	0	0	2	0	1		8
D	1	CZE - Czech Republic	*	2	0	3	1	0	0	2	X	X	X		8
	2	NZL - New Zealand		0	1	0	0	0	0	0	X	X	X		1

### Current Standings

Rank	Team	Games	Wins	Losses
1	CZE - Czech Republic	1	1	0
1	JPN - Japan	1	1	0
1	KOR - Korea	1	1	0
1	NOR - Norway	1	1	0
1	SCO - Scotland	1	1	0
1	SUI - Switzerland	1	1	0
1	SWE - Sweden	1	1	0
8	CAN - Canada	2	1	1
9	GER - Germany	1	0	1
9	TUR - Türkiye	1	0	1
9	USA - United States	1	0	1
12	ITA - Italy	2	0	2
12	NZL - New Zealand	2	0	2

#### Attendance

Session: 3'745      Total: 8'332

**Note:**  
Under WCF rules, tie-breaking rules for standings are not applied until after the last game of the round robin.

**Legend:**  
LSFE(\*) Last Stone First End      X      Unplayed/unfinished end due to concession

SAT 1 APR 2023  
 Start Time 14:00

**Round Robin Session 1**

### Session Results and Standings

Sheet	Game	Team	LSFE	1	2	3	4	5	6	7	8	9	10	Extra Ends	Total
A	1	CAN - Canada		0	1	0	0	0	0	2	0	X	X		3
	1	SUI - Switzerland	*	2	0	2	1	2	0	0	1	X	X		8
B	1	KOR - Korea		0	0	1	1	1	0	2	3	X	X		8
	1	NZL - New Zealand	*	0	1	0	0	0	1	0	0	X	X		2
C	1	SWE - Sweden	*	4	0	2	1	0	1	X	X	X	X		8
	1	GER - Germany		0	1	0	0	1	0	X	X	X	X		2
D	1	SCO - Scotland		0	0	0	3	0	0	1	1	0	2		7
	1	ITA - Italy	*	0	1	1	0	1	0	0	0	1	0		4

### Current Standings

Rank	Team	Games	Wins	Losses
1	KOR - Korea	1	1	0
1	SCO - Scotland	1	1	0
1	SUI - Switzerland	1	1	0
1	SWE - Sweden	1	1	0
5	CAN - Canada	1	0	1
5	GER - Germany	1	0	1
5	ITA - Italy	1	0	1
5	NZL - New Zealand	1	0	1
	CZE - Czech Republic	0		
	JPN - Japan	0		
	NOR - Norway	0		
	TUR - Türkiye	0		
	USA - United States	0		

**Attendance**

Session: 4'587      Total: 4'587

**Note:**  
 Under WCF rules, tie-breaking rules for standings are not applied until after the last game of the round robin.

**Legend:**  
 LSFE(\*) Last Stone First End      X      Unplayed/unfinished end due to concession

## Entry List by Country

**REVISED**  
31 MAR 14:37

As of FRI 31 MAR 2023

CAN - Canada		
4 S	GUSHUE Brad	R
3 V	NICHOLS Mark	R
2	HARNDEN E.J.	R
1	WALKER Geoff	R
A	HARNDEN Ryan	R
C	FLAXEY Caleb	
NC	STOUGHTON Jeff	
O	DROVER Janice	

CZE - Czech Republic		
4 S	KLIMA Lukas	R
3 V	CERNOVSKY Marek	R
2	BOHAC Radek	R
1	JURIK Martin	R
A	KLIPA Lukas	R
C	SAVILL Craig (CAN)	
O	KLIMA Radek	
O	-	

GER - Germany		
4 S	TOTZEK Sixten	R
3 V	HARSCH Klaudius	R
2	SUTOR Magnus	R
1	GREINDL Dominik	R
A	MUSKATEWITZ Marc	R
C	KAPP Uli	
O	SIMON Matthias	
O	-	

ITA - Italy		
4 S	RETORNAZ Joel	R
3	MOSANER Amos	R
2	ARMAN Sebastiano	R
1 V	GIOVANELLA Mattia	R
A	-	
C	PESCIA Claudio (SUI)	
O	-	
O	-	

JPN - Japan		
4 S	YANAGISAWA Riku	R
3 V	YAMAGUCHI Tsuyoshi	R
2	YAMAMOTO Takeru	R
1	KOIZUMI Satoshi	R
A	USUI Shingo	R
C	URSEL Bob (CAN)	
O	KITANO Tomohisa	
O	YANAGI Hitoshi	

KOR - Korea		
4 S	JEONG Byeongjin	R
3 V	LEE Jeongjae	R
2	KIM Minwoo	R
1	KIM Taehwan	R
A	-	
C	YANG Jaebong	
O	KIM Ilho	
O	KIM Taeseong	

NOR - Norway		
4 S	RAMSFJELL Magnus	R
3	SESAKER Martin	R
2	RAMSFJELL Bendik	R
1 V	NEPSTAD Gaute	R
A	NAESS Wilhelm	R
C	LOEVOLD Thomas	
2C	RAMSFJELL Bent Aanund	
O	TRULSEN Paal	

NZL - New Zealand		
4 S	HOOD Anton	R
3	SMITH Ben	R
2 V	SARGON Brett	R
1	WALKER Hunter	R
A	DE BOER Peter	R
C	DE BOER Peter	
O	EDE Nelson	
O	-	

SCO - Scotland		
4 S	MOUAT Bruce	R
3 V	HARDIE Grant	R
2	LAMMIE Bobby	R
1	McMILLAN Hammy	R
A	WADDELL Kyle	R
C	GOODFELLOW Michael	
2C	PATERSON Ross	
O	TIMONEY Alyssa	

SUI - Switzerland		
4 V	SCHWARZ Benoit	R
3 S	SCHWALLER Yannick	R
2	MICHEL Sven	R
1	LACHAT Pablo	R
A	-	
C	PETERSSON Haavard Vad (NOR)	
NC	LIPS Thomas	
O	ALBERTINI Curdin	

## Entry List by Country

**REVISED**  
31 MAR 14:37

As of FRI 31 MAR 2023

SWE - Sweden		
4 S	EDIN Niklas	R
3 V	ERIKSSON Oskar	L
2	WRANAA Rasmus	R
1	SUNDGREN Christoffer	R
A	MAGNUSSON Daniel	R
C	LINDBERG Fredrik	
O	FERRE Marie-Dominique	
O	-	

USA - United States		
4 S	SHUSTER John	R
3 V	PLYS Chris	R
2	HAMILTON Matt	R
1	LANDSTEINER John	L
A	HUFMAN Colin	R
C	DROBNICK Phill	
O	LAZAR Mark	
O	GULENCHYN Mike	

TUR - Türkiye		
4 S	KARAGOZ Ugurcan	R
3 V	DEMIREL Muhammet Haydar	R
2	UCAN Muhammed Zeki	R
1	YUCE Orhun	R
A	KAVAZ Faruk	R
C	CELIK Ahmet	
O	ERZEYBEK Mustafa Said	
O	CELEBI Ahmet	

**Note:**

Position and function for each team member:

**4** = Fourth, **3** = Third, **2** = Second, **1** = Lead, **A** = Alternate, **S** = Skip, **V** = Vice-Skip

**C** = Coach, **2C** = 2nd Team Coach, **NC** = National Coach, **T** = Translator, **O** = Team Official

**Legend:**

**L** Left-handed **R** Right-handed

**REVISED**

**USA: Team Officials have been revised.**

## Competition Officials

As of FRI 31 MAR 2023

Function	Name	Organisation
<b>WCF President:</b>	WELLING Beau	USA - United States
<b>WCF Head of Competitions:</b>	ROETHLISBERGER Eeva	SUI - Switzerland
<b>WCF Head of Development &amp; TD:</b>	ARNOLD Scott	CAN - Canada
<b>Chief Umpire:</b>	WALDROFF Brett	CAN - Canada
<b>Deputy Chief Umpire:</b>	WHITE Marg	CAN - Canada
<b>Game Umpires:</b>	DESHARNAIS Jacques	CAN - Canada
	GLESSING Kevin	CAN - Canada
	HUCKLE Anja	GER - Germany
	SCHOELER Dennis	CAN - Canada
	SEPHTON Tom	CAN - Canada
<b>Chief Ice Technician:</b>	MERKLINGER Dave	CAN - Canada
<b>Deputy Chief Ice Technician:</b>	WALL Jon	CAN - Canada
	ALLEN Rick	CAN - Canada
<b>Chief Timer:</b>	LANKISCH-LISTER Susan	CAN - Canada
<b>Deputy Chief Timer:</b>	LESSARD Andy	CAN - Canada

**Legend:**  
 TD Technical Delegate

## Competition Schedule

As of FRI 31 MAR 2023

Date	Start Time	Session	Sheet A	Sheet B	Sheet C	Sheet D	
SAT 1 APR	14:00	1	CAN - SUI	KOR - NZL	SWE - GER	SCO - ITA	
	19:00	2	JPN - TUR	CAN - ITA	USA - NOR	CZE - NZL	
SUN 2 APR	9:00	3	NOR - KOR	TUR - SCO	SUI - CZE	USA - SWE	
	14:00	4	SCO - SWE	GER - SUI	NZL - CAN	KOR - JPN	
	19:00	5	CZE - GER	JPN - USA	ITA - TUR	NOR - CAN	
MON 3 APR	9:00	6	SUI - ITA	SWE - KOR	CZE - USA		
	14:00	7	SWE - TUR	NZL - NOR	CAN - JPN	GER - SCO	
	19:00	8	USA - KOR	ITA - GER	NOR - SUI	TUR - CZE	
TUE 4 APR	9:00	9		KOR - SUI	SCO - USA	JPN - NZL	
	14:00	10	TUR - GER	CZE - CAN	JPN - SWE	ITA - NOR	
	19:00	11	NZL - ITA	USA - TUR	KOR - CZE	SUI - SCO	
WED 5 APR	9:00	12	NOR - SWE	SCO - JPN	GER - NZL	CAN - KOR	
	14:00	13	CZE - JPN	NOR - GER	TUR - SUI	ITA - USA	
	19:00	14	KOR - SCO	SUI - NZL	USA - CAN	SWE - CZE	
THU 6 APR	9:00	15	GER - CAN	ITA - SWE	JPN - NOR	NZL - TUR	
	14:00	16	SUI - USA	TUR - KOR	CZE - ITA	SCO - NOR	
	19:00	17	SWE - NZL	CAN - SCO	GER - KOR	JPN - SUI	
FRI 7 APR	9:00	18	ITA - JPN	NOR - CZE	CAN - TUR	USA - GER	
	14:00	19	SCO - CZE	NZL - USA	SUI - SWE	KOR - ITA	
	19:00	20	TUR - NOR	GER - JPN	NZL - SCO	SWE - CAN	
SAT 8 APR	14:00	Qualification Games					
	19:00	Semi-finals					
SUN 9 APR	11:00	Bronze Medal Game					
	16:00	Gold Medal Game					

**Note:**

First named team in each game plays red-handled stones and wears dark coloured upper playing garments.  
 Please check online for more details and the latest updates.