



RESULTS SUMMARY



**BKT World Men's
Curling Championship 2025
Moose Jaw, SK, Canada**

29 March - 6 April 2025



SUN 6 APR 2025

Medallists

Medal	Country	Name	Position - Function
GOLD	SCO - Scotland	MOUAT Bruce	4 S
		HARDIE Grant	3
		LAMMIE Bobby	2
		McMILLAN Hammy	1
		WADDELL Kyle	A
		GOODFELLOW Michael	C
SILVER	SUI - Switzerland	SCHWALLER Yannick	3 S
		SCHWARZ-VAN BERKEL Benoit	4
		MICHEL Sven	2
		LACHAT-COUCHEPIN Pablo	1
		SCHWALLER Kim	A
		PETERSSON Haavard Vad	C
BRONZE	CAN - Canada	JACOBS Brad	4 S
		KENNEDY Marc	3
		GALLANT Brett	2
		HEBERT Ben	1
		TARDI Tyler	A
		WEBSTER Paul	C

Note:
Position and function for each team member:
4 = Fourth, **3** = Third, **2** = Second, **1** = Lead, **A** = Alternate, **S** = Skip, **C** = Coach

Final Standings

Rank	Team	Players	Position - Function
1	SCO - Scotland	MOUAT Bruce	4 S
		HARDIE Grant	3 V
		LAMMIE Bobby	2
		McMILLAN Hammy	1
		WADDELL Kyle	A
		GOODFELLOW Michael	C
2	SUI - Switzerland	SCHWARZ-VAN BERKEL Benoit	4 V
		SCHWALLER Yannick	3 S
		MICHEL Sven	2
		LACHAT-COUCHEPIN Pablo	1
		SCHWALLER Kim	A
		PETERSSON Haavard Vad	C
3	CAN - Canada	JACOBS Brad	4 S
		KENNEDY Marc	3 V
		GALLANT Brett	2
		HEBERT Ben	1
		TARDI Tyler	A
		WEBSTER Paul	C
4	CHN - China	XU Xiaoming	4 S
		FEI Xueqing	3 V
		WANG Zhiyu	2
		LI Zhichao	1
		YANG Bohao	A
		TAN Weidong	C
5	SWE - Sweden	EDIN Niklas	4 S
		ERIKSSON Oskar	3 V
		WRANAA Rasmus	2
		SUNDGREN Christoffer	1
		OLOFSSON Simon	A
		LINDSTROEM Alexander	C
6	NOR - Norway	RAMSFJELL Magnus	4 S
		SESAKER Martin	3
		RAMSFJELL Bendik	2
		NEPSTAD Gaute	1 V
		NAESS Wilhelm	A
		LOEVOLD Thomas	C
7	CZE - Czechia	KLIMA Lukas	4 S
		CERNOVSKY Marek	3 V
		JURIK Martin	2
		KLIPA Lukas	1
		BOHAC Radek	A
		SAVILL Craig	C
8	GER - Germany	MUSKATEWITZ Marc	4 S
		KAPP Benjamin	3 V
		MESSENZEHL Felix	2
		SCHEUERL Johannes	1
		TREVISIOL Mario	A
		SHERRARD Ryan	C

Final Standings

Rank	Team	Players	Position - Function
9	JPN - Japan	YANAGISAWA Riku	4 V
		YAMAGUCHI Tsuyoshi	3 S
		YAMAMOTO Takeru	2
		KOIZUMI Satoshi	1
		USUI Shingo	A
		URSEL Bob	C
10	ITA - Italy	RETORNAZ Joel	4 S
		MOSANER Amos	3
		ARMAN Sebastiano	2
		GIOVANELLA Mattia	1 V
		COLLI Giacomo	A
		FRY Ryan	C
11	USA - United States	DROPKIN Korey	4 S
		HOWELL Thomas	3 V
		STOPERA Andrew	2
		FENNER Mark	1
		PLYS Christopher	A
		LAZAR Mark	C
12	AUT - Austria	GENNER Mathias	4 S
		BACKOFEN Jonas	3 V
		REICHEL Martin	2
		MAVEC Florian	1
		HOFER Matthaeus	A
		CHICK Brian	C
13	KOR - Korea	KIM Hyojun	4 S
		KIM Eunbin	3 V
		PYO Jeongmin	2
		KIM Jinhun	1
		KIM Changmin	A
		LEE Dongkeun	C

Note:

Teams eliminated during the qualification games are ranked based on their Round Robin ranking.

Position and function for each team member:

4 = Fourth, **3** = Third, **2** = Second, **1** = Lead, **A** = Alternate, **S** = Skip, **V** = Vice-Skip, **C** = Coach

Competition Summary

Session	Date	Time	Sheet A	Sheet B	Sheet C	Sheet D	Attendance
Session 1	SAT 29 MAR	14:00	KOR 5-6 CZE	JPN 3-7 CAN	SUI 7-4 NOR	USA 7-6 ITA	4'263
Session 2	SAT 29 MAR	19:00	SWE 5-9 CHN	KOR 2-9 ITA	AUT 2-12 SCO	GER 5-7 CAN	4'208
Session 3	SUN 30 MAR	9:00	SCO 9-6 JPN	CHN 8-2 USA	CZE 8-7 GER	AUT 4-9 SUI	2'826
Session 4	SUN 30 MAR	14:00	USA 12-7 SUI	NOR 7-3 CZE	CAN 9-3 KOR	JPN 5-10 SWE	4'134
Session 5	SUN 30 MAR	19:00	GER 3-8 NOR	SWE 8-4 AUT	ITA 4-9 CHN	SCO 9-3 KOR	2'884
Session 6	MON 31 MAR	9:00	CZE 5-7 ITA	SUI 8-5 JPN	GER 9-3 AUT		2'353
Session 7	MON 31 MAR	14:00	SUI 7-5 CHN	CAN 5-6 ^{EE} SCO	KOR 3-6 SWE	NOR 8-6 USA	4'131
Session 8	MON 31 MAR	19:00	AUT 7-9 JPN	ITA 8-9 NOR	SCO 2-8 CZE	CHN 11-10 GER	1'722
Session 9	TUE 1 APR	9:00		JPN 6-4 CZE	USA 7-1 AUT	SWE 6-8 CAN	3'775
Session 10	TUE 1 APR	14:00	CHN 8-6 NOR	GER 11-2 KOR	SWE 6-4 SUI	ITA 7-9 SCO	2'271
Session 11	TUE 1 APR	19:00	CAN 4-2 ITA	AUT 7-8 CHN	JPN 3-11 GER	CZE 7-6 ^{EE} USA	3'048
Session 12	WED 2 APR	9:00	SCO 7-11 SUI	USA 1-7 SWE	NOR 3-8 CAN	KOR 4-7 JPN	3'429
Session 13	WED 2 APR	14:00	GER 8-5 SWE	SCO 8-4 NOR	CHN 3-10 CZE	ITA 8-2 AUT	1'973
Session 14	WED 2 APR	19:00	JPN 6-9 USA	CZE 3-8 CAN	AUT 11-4 KOR	SUI 7-3 GER	2'414
Session 15	THU 3 APR	9:00	NOR 10-5 KOR	ITA 3-8 SUI	SWE 10-4 SCO	CAN 8-2 CHN	3'177
Session 16	THU 3 APR	14:00	CZE 7-2 AUT	CHN 6-7 JPN	GER 3-9 ITA	USA 6-8 SCO	1'914
Session 17	THU 3 APR	19:00	SUI 4-10 CAN	KOR 5-3 USA	NOR 11-5 JPN	SWE 5-4 CZE	3'195
Session 18	FRI 4 APR	9:00	ITA 10-8 SWE	SCO 6-1 GER	KOR 1-10 CHN	AUT 2-8 NOR	2'874
Session 19	FRI 4 APR	14:00	USA 4-9 GER	CAN 8-2 AUT	CZE 5-6 SUI	JPN 9-7 ^{EE} ITA	3'973
Session 20	FRI 4 APR	19:00	CHN 9-2 SCO	NOR 4-6 SWE	CAN 8-3 USA	SUI 9-5 KOR	4'359
Qualifications	SAT 5 APR	9:00		NOR 7-8 ^{EE} CHN		SWE 7-8 SCO	3'175
Semi-finals	SAT 5 APR	15:00		CAN 4-7 SCO		SUI 7-3 CHN	4'305
Bronze Medal	SUN 6 APR	9:00			CAN 11-2 CHN		3'270
Gold Medal	SUN 6 APR	15:00			SUI 4-5 SCO		4'312
Total:							77'985

Standings after Round Robin

Rank	Team	Games	Wins	Losses		
1	CAN - Canada	12	11	1	Q	
2	SUI - Switzerland	12	9	3	Q	
3	CHN - China	12	8	4	Q	w2
4	SWE - Sweden	12	8	4	Q	w1
5	SCO - Scotland	12	8	4	Q	w0
6	NOR - Norway	12	7	5	Q	
7	CZE - Czechia	12	6	6		
8	GER - Germany	12	5	7		w1 DSC 20.75cm
9	JPN - Japan	12	5	7		w1 DSC 27.70cm
10	ITA - Italy	12	5	7		w1 DSC 34.25cm
11	USA - United States	12	4	8		
12	AUT - Austria	12	1	11		w1
13	KOR - Korea	12	1	11		w0

Competition Summary

Play-offs Bracket

Qualification	Semi-finals	Finals	Final Standings
<p>4 SWE 7 Sheet D</p> <p>5 SCO 8</p> <p>3 CHN 8 Sheet B</p> <p>6 NOR 7</p>	<p>1 CAN 4 Sheet B</p> <p>SCO 7</p> <p>2 SUI 7 Sheet D</p> <p>CHN 3</p>	<p>SCO 5 Sheet C</p> <p>SUI 4</p> <p>CAN 11 Sheet C</p> <p>CHN 2</p>	<p>1 SCO - Scotland</p> <p>2 SUI - Switzerland</p> <p>3 CAN - Canada</p> <p>4 CHN - China</p> <p>5 SWE - Sweden</p> <p>6 NOR - Norway</p> <p>7 CZE - Czechia</p> <p>8 GER - Germany</p> <p>9 JPN - Japan</p> <p>10 ITA - Italy</p> <p>11 USA - United States</p> <p>12 AUT - Austria</p> <p>13 KOR - Korea</p>
		<p>SCO 1st</p> <p>SUI 2nd</p> <p>CAN 3rd</p> <p>CHN 4th</p>	

Legend:	DSC Draw Shot Challenge	EE Extra End	Q Qualified for the play-offs
	wn Number of wins (n) against tied teams		

SUN 6 APR 2025
Start Time 15:00

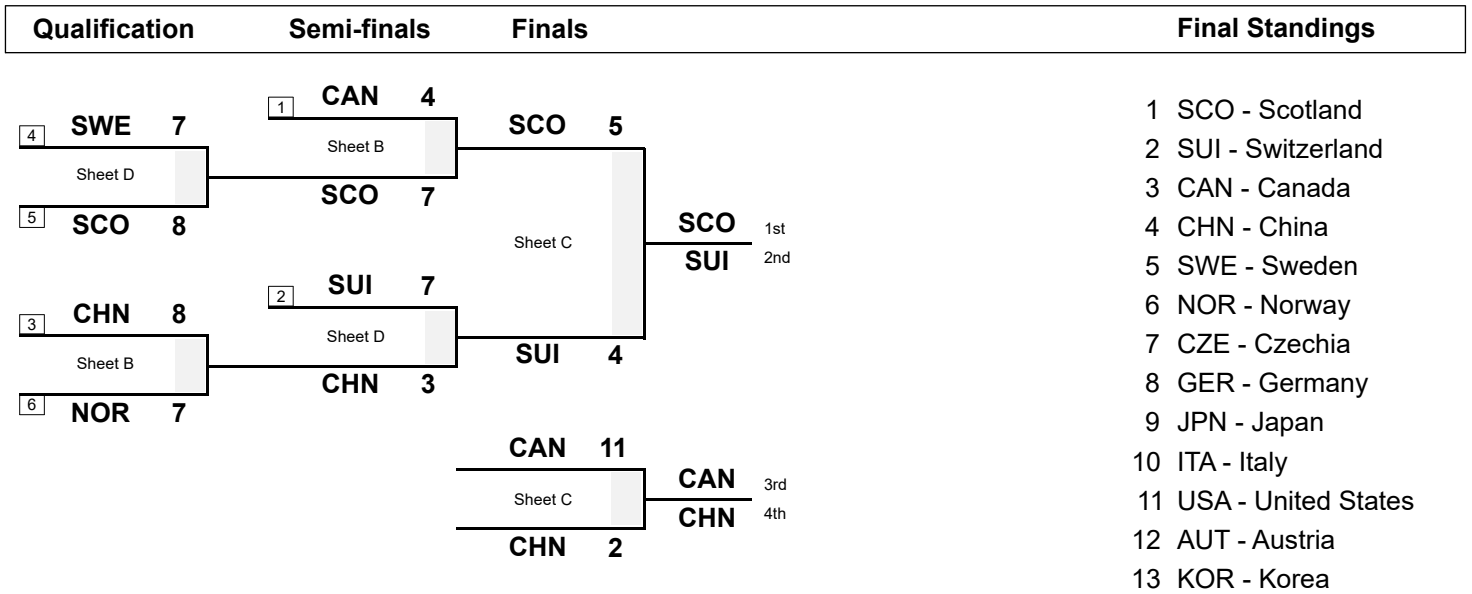
Gold Medal Game

**WORLD
CURLING**

Session Results and Standings

Sheet	Team	LSFE	1	2	3	4	5	6	7	8	9	10	Extra Ends	Total
C	SUI - Switzerland	*	1	0	0	0	0	2	0	1	0	0		4
	SCO - Scotland		0	0	0	0	2	0	2	0	0	1		5

Play-offs Bracket



Attendance

Session: 4'312 Total: 77'985

Legend:
LSFE(*) Last Stone First End

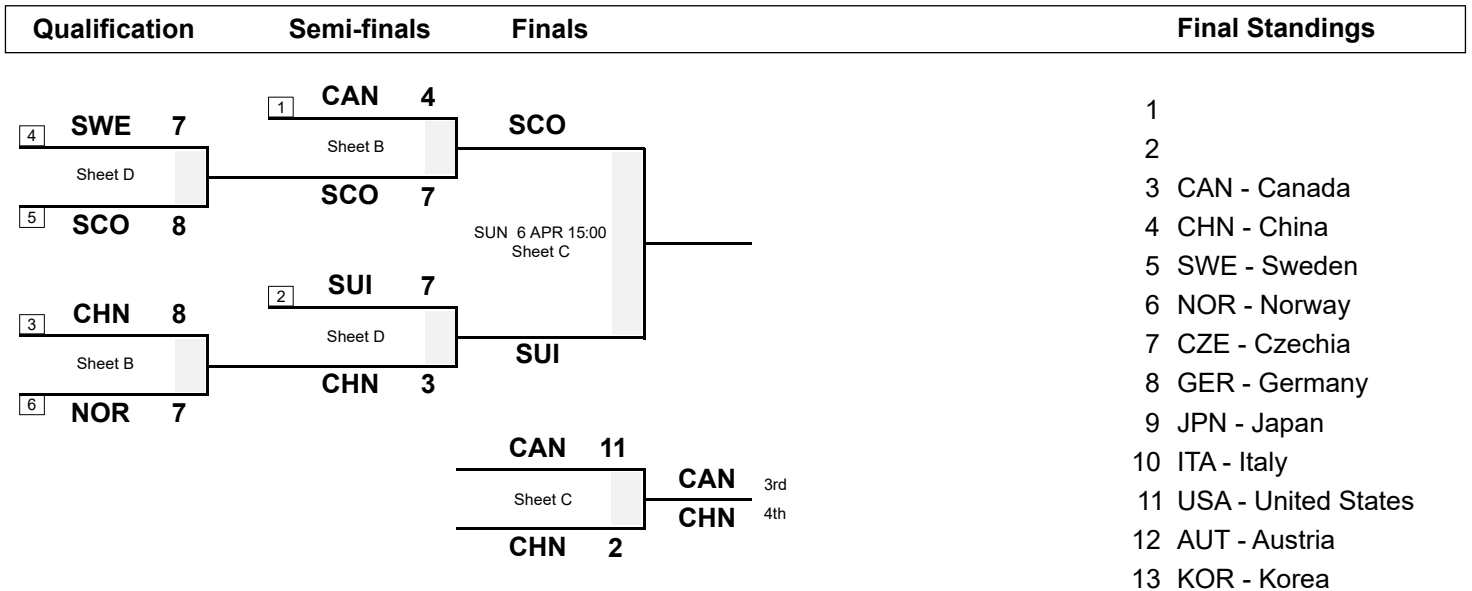
SUN 6 APR 2025
Start Time 9:00

Bronze Medal Game

Session Results and Standings

Sheet	Team	LSFE	1	2	3	4	5	6	7	8	9	10	Extra Ends	Total
C	CAN - Canada	*	3	0	0	5	2	0	0	1	X	X		11
	CHN - China		0	0	1	0	0	1	0	0	X	X		2

Play-offs Bracket



Attendance

Session: 3'270 Total: 73'673

Legend:
LSFE(*) Last Stone First End X Unplayed/unfinished end due to concession

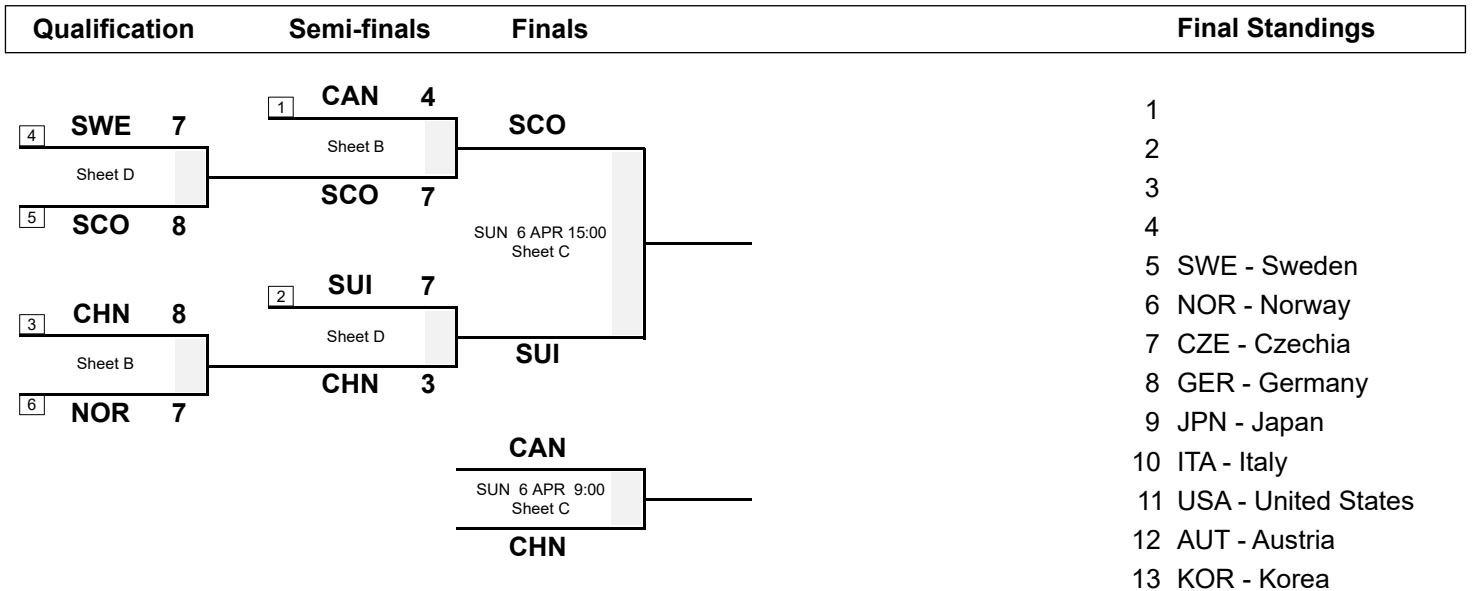
SAT 5 APR 2025
Start Time 15:00

Semi-finals **WORLD CURLING**

Session Results and Standings

Sheet	Team	LSFE	1	2	3	4	5	6	7	8	9	10	Extra Ends	Total
B	CAN - Canada	*	1	0	1	0	0	0	2	0	0	0		4
	SCO - Scotland		0	2	0	0	0	2	0	1	0	2		7
D	SUI - Switzerland	*	2	0	0	0	2	2	0	1	0	X		7
	CHN - China		0	0	0	1	0	0	1	0	1	X		3

Play-offs Bracket



Attendance

Session: 4'305 Total: 70'403

Legend:
LSFE(*) Last Stone First End X Unplayed/unfinished end due to concession

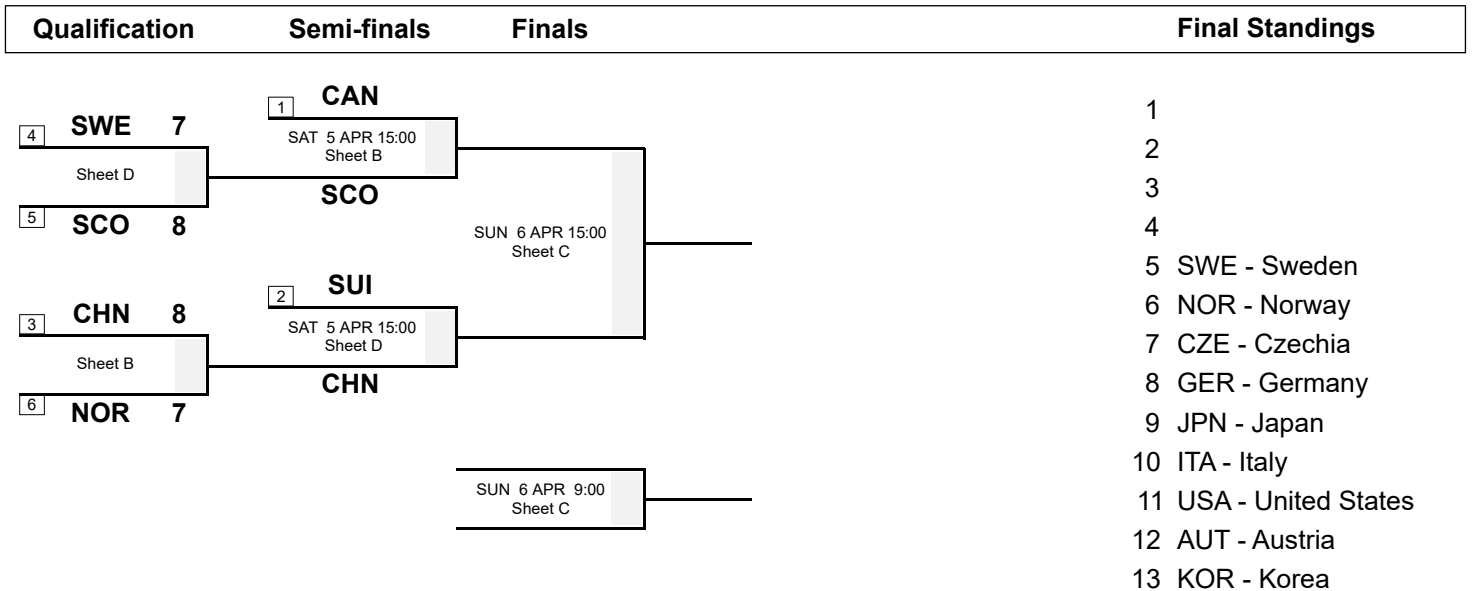
SAT 5 APR 2025
Start Time 9:00

Qualification Games

Session Results and Standings

Sheet	Team	LSFE	1	2	3	4	5	6	7	8	9	10	Extra Ends	Total
B	NOR - Norway		0	0	0	0	2	0	3	0	1	1	0	7
	CHN - China	*	1	1	0	1	0	3	0	1	0	0	1	8
D	SWE - Sweden	*	1	0	2	0	1	0	1	0	2	0		7
	SCO - Scotland		0	2	0	2	0	2	0	1	0	1		8

Play-offs Bracket



Attendance

Session: 3'175 Total: 66'098

Legend:
LSFE(*) Last Stone First End

Competition Matrix

Team	AUT	CAN	CHN	CZE	GER	ITA	JPN	KOR	NOR	SCO	SUI	SWE	USA
AUT		2 - 8	7 - 8	2 - 7	3 - 9	2 - 8	7 - 9	11 - 4	2 - 8	2 - 12	4 - 9	4 - 8	1 - 7
CAN	8 - 2		8 - 2	8 - 3	7 - 5	4 - 2	7 - 3	9 - 3	8 - 3	5 - 6	10 - 4	8 - 6	8 - 3
CHN	8 - 7	2 - 8		3 - 10	11 - 10	9 - 4	6 - 7	10 - 1	8 - 6	9 - 2	5 - 7	9 - 5	8 - 2
CZE	7 - 2	3 - 8	10 - 3		8 - 7	5 - 7	4 - 6	6 - 5	3 - 7	8 - 2	5 - 6	4 - 5	7 - 6
GER	9 - 3	5 - 7	10 - 11	7 - 8		3 - 9	11 - 3	11 - 2	3 - 8	1 - 6	3 - 7	8 - 5	9 - 4
ITA	8 - 2	2 - 4	4 - 9	7 - 5	9 - 3		7 - 9	9 - 2	8 - 9	7 - 9	3 - 8	10 - 8	6 - 7
JPN	9 - 7	3 - 7	7 - 6	6 - 4	3 - 11	9 - 7		7 - 4	5 - 11	6 - 9	5 - 8	5 - 10	6 - 9
KOR	4 - 11	3 - 9	1 - 10	5 - 6	2 - 11	2 - 9	4 - 7		5 - 10	3 - 9	5 - 9	3 - 6	5 - 3
NOR	8 - 2	3 - 8	6 - 8	7 - 3	8 - 3	9 - 8	11 - 5	10 - 5		4 - 8	4 - 7	4 - 6	8 - 6
SCO	12 - 2	6 - 5	2 - 9	2 - 8	6 - 1	9 - 7	9 - 6	9 - 3	8 - 4		7 - 11	4 - 10	8 - 6
SUI	9 - 4	4 - 10	7 - 5	6 - 5	7 - 3	8 - 3	8 - 5	9 - 5	7 - 4	11 - 7		4 - 6	7 - 12
SWE	8 - 4	6 - 8	5 - 9	5 - 4	5 - 8	8 - 10	10 - 5	6 - 3	6 - 4	10 - 4	6 - 4		7 - 1
USA	7 - 1	3 - 8	2 - 8	6 - 7	4 - 9	7 - 6	9 - 6	3 - 5	6 - 8	6 - 8	12 - 7	1 - 7	

Standings after Round Robin

Rank	Team	Games	Wins	Losses		
1	CAN - Canada	12	11	1	Q	
2	SUI - Switzerland	12	9	3	Q	
3	CHN - China	12	8	4	Q	w2
4	SWE - Sweden	12	8	4	Q	w1
5	SCO - Scotland	12	8	4	Q	w0
6	NOR - Norway	12	7	5	Q	
7	CZE - Czechia	12	6	6		
8	GER - Germany	12	5	7		w1 DSC 20.75cm
9	JPN - Japan	12	5	7		w1 DSC 27.70cm
10	ITA - Italy	12	5	7		w1 DSC 34.25cm
11	USA - United States	12	4	8		
12	AUT - Austria	12	1	11		w1
13	KOR - Korea	12	1	11		w0

Legend:
DSC Draw Shot Challenge **Q** Qualified for the play-offs **wn** Number of wins (n) against tied teams

Draw Shot Challenge

Rank Team	Stone Rotation	Last Stone Draw in each Round Robin Game											DSC	
		1	2	3	4	5	6	7	8	9	10	11		12
1 SWE - Sweden	⌚	6.4	8.2	57.4	7.7	8.3	16.3	6.8	11.4	12.2	7.8	18.1	6.6	12.27cm
	⌚	29.1	40.2	16.8	11.6	12.0	10.1	5.9	10.9	17.1	3.6	25.2	17.9	
2 SCO - Scotland	⌚	17.2	39.4	15.2	9.3	44.1	9.0	9.0	18.3	117.3	6.6	26.5	152.1	16.58cm
	⌚	9.0	66.1	5.2	11.4	12.9	7.0	3.9	22.8	5.8	8.4	8.5	9.1	
3 SUI - Switzerland	⌚	13.3	18.3	32.2	11.5	35.8	11.5	11.1	17.5	8.6	9.4	17.4	7.5	17.95cm
	⌚	32.1	34.5	111.9	74.9	9.2	11.3	27.9	22.3	31.2	15.0	9.6	7.6	
4 CAN - Canada	⌚	22.8	94.7	17.4	9.3	2.7	27.5	7.9	87.2	25.4	19.1	16.8	73.3	19.59cm
	⌚	2.5	26.2	10.7	8.6	5.1	1.8	28.8	72.4	17.3	9.5	18.2	7.6	
5 USA - United States	⌚	7.2	12.2	55.9	15.5	18.5	1.5	36.8	44.3	27.3	5.4	5.5	17.8	19.70cm
	⌚	24.7	51.0	11.1	2.4	53.2	12.5	4.4	96.9	10.1	38.6	25.7	7.8	
6 GER - Germany	⌚	31.0	56.2	8.0	23.6	101.8	13.3	14.2	7.8	27.6	8.1	11.3	6.1	20.75cm
	⌚	29.0	29.6	13.1	39.4	199.6	24.0	19.4	11.6	23.1	22.4	28.3	9.5	
7 NOR - Norway	⌚	20.2	3.7	6.8	23.0	5.5	17.0	2.9	54.5	15.4	45.0	14.2	24.9	20.92cm
	⌚	7.2	8.6	76.2	5.2	76.0	66.1	22.3	3.0	7.7	11.4	199.6	19.7	
8 JPN - Japan	⌚	53.1	56.5	77.3	38.7	95.0	52.6	14.6	29.2	16.0	23.1	14.1	58.5	27.70cm
	⌚	25.3	15.8	24.2	14.3	40.1	24.5	18.2	8.3	12.9	43.9	7.4	18.1	
9 ITA - Italy	⌚	21.2	47.4	96.3	6.4	2.4	22.3	64.6	54.1	32.5	70.0	54.0	13.1	34.25cm
	⌚	14.8	10.4	50.4	7.9	20.7	26.5	16.2	34.6	54.5	84.7	44.9	109.6	
10 KOR - Korea	⌚	148.6	14.2	18.7	114.6	72.7	110.0	68.3	12.3	2.9	17.0	37.6	18.0	39.26cm
	⌚	25.4	4.5	21.4	24.0	22.2	27.1	43.7	97.0	174.1	39.1	53.5	19.5	
11 CZE - Czechia	⌚	23.3	59.2	98.8	28.5	62.2	146.1	13.1	18.2	38.3	9.8	33.1	132.6	41.56cm
	⌚	8.8	155.9	28.8	48.8	199.6	34.4	28.1	5.9	14.3	73.0	5.1	4.0	
12 CHN - China	⌚	20.6	129.1	145.9	18.9	26.1	6.8	9.1	78.1	14.4	157.2	29.2	97.0	43.67cm
	⌚	103.8	19.7	164.3	5.2	4.6	4.3	25.6	129.7	31.9	6.5	25.8	28.4	
13 AUT - Austria	⌚	87.0	85.8	28.5	16.6	129.5	37.0	56.1	9.5	59.2	75.0	62.7	30.0	55.34cm
	⌚	88.9	25.2	46.8	80.2	154.4	177.6	41.6	55.2	22.8	12.9	15.9	151.1	

Note:
The Draw Shot Challenge (DSC) is the average distance of all the individual Last Stone Draws (LSD), which were delivered by a team during the round robin. The two least favourable results will be eliminated before calculating the average distance. The team with the lesser DSC receives the higher ranking. If the DSCs are equal then the team with the best non-equal counting LSD receives the higher ranking. In the case where all counting LSDs are equal, the team ranked higher in the official World Curling World Ranking is ranked higher.

Legend:
⌚ Clockwise ⌚ Counter-clockwise **DSC** Draw Shot Challenge
nnn.n Eliminated Last Stone Draw

Shot Success Percentage by Position

Fourth	Game >	1	2	3	4	5	6	7	8	9	10	11	12	Avg.	
1	JACOBS Brad	CAN	97	89	98	93	90	99	86	92	84	98	88	96	92.7
2	SCHWARZ-VAN BERKEL	SUI	88	93	73	89	86	76	92	94	100	84	80	89	86.7
3	EDIN Niklas	SWE	68	94	79	83	86	90	100	74	88	88	88	93	85.3
3	MOUAT Bruce	SCO	100	83	94	95	71	94	82	80	69	88	96	66	85.3
5	RAMSFJELL Magnus	NOR	87	85	98	89	86	85	66	83	92	89	86	76	85.0
6	MUSKATEWITZ Marc	GER	81	74	64	96	76	98	100	93	81	70	81	97	83.4
7	XU Xiaoming	CHN	79	86	94	68	76	93	85	78	73	79	88	86	81.9
8	YANAGISAWA Riku	JPN	79	69	78	74	90	93	60	84	75	91	75	86	80.2
9	RETORNAZ Joel	ITA	79	96	78	75	65	88	87	95	58	96	75	73	79.7
10	DROPKIN Korey	USA	78	73	78	85	98	81	46	91	90	76	67	78	79.2
10	KLIMA Lukas	CZE	84	83	71	74	86	79	75	94	69	79	80	79	79.2
12	KIM Hyojun	KOR	74	56	75	68	72	71	69	(3)73	(3)89	(3)86	(3)75	(3)72	74.0
13	GENNER Mathias	AUT	63	81	76	58	70	64	68	69	86	69	54	55	68.5

Third	Game >	1	2	3	4	5	6	7	8	9	10	11	12	Avg.	
1	KENNEDY Marc	CAN	93	93	95	92	80	84	88	80	98	97	95	93	90.2
2	HARDIE Grant	SCO	96	95	96	90	89	86	76	85	96	89	95	70	88.2
3	ERIKSSON Oskar	SWE	85	89	83	91	89	91	75	89	98	85	84	90	87.5
4	SCHWALLER Yannick	SUI	86	79	86	93	96	83	89	89	90	77	83	88	86.5
5	SESAKER Martin	NOR	89	94	96	91	73	75	78	86	89	81	96	83	85.5
6	FEI Xueqing	CHN	85	94	97	76	79	79	80	78	80	88	100	91	84.8
6	KAPP Benjamin	GER	76	90	91	77	83	88	98	79	82	84	86	90	84.8
6	MOSANER Amos	ITA	83	88	76	90	90	84	81	86	63	93	93	86	84.8
9	CERNOVSKY Marek	CZE	81	93	82	81	96	83	77	93	67	90	83	89	84.2
10	HOWELL Thomas	USA	88	81	73	84	84	86	60	90	81	85	78	90	82.7
11	YAMAGUCHI Tsuyoshi	JPN	82	83	79	83	81	86	63	86	75	91	70	81	80.8
12	BACKOFEN Jonas	AUT	85	79	68	77	88	75	69	77	77	60	70	66	74.5
	KIM Eunbin	KOR	(2)86	(2)58	(2)78	(2)72	86	67	83	(4)67	(4)81	(4)91	(4)52	(4)65	75.9

Second	Game >	1	2	3	4	5	6	7	8	9	10	11	12	Avg.	
1	WRANAA Rasmus	SWE	91	93	94	84	88	88	83	93	96	90	94	91	90.3
2	GALLANT Brett	CAN	90	95	89	94	86	86	91	84	77	100	88	99	90.2
3	LAMMIE Bobby	SCO	98	88	99	86	82	94	75	74	92	96	89	91	88.2
4	MICHEL Sven	SUI	91	91	92	86	91	80	90	96	98	77	90	79	88.1
5	ARMAN Sebastiano	ITA	71	96	84	84	90	93	80	89	94	84	86	91	86.3
6	RAMSFJELL Bendik	NOR	81	92	84	84	88	76	83	85	89	97	89	88	86.0
7	WANG Zhiyu	CHN	90	94	85	81	73	86	85	89	75	81	92	75	83.6
8	STOPERA Andrew	USA	80	67	91	83	77	78	65	96	78	94	82	86	82.1
9	MESSENZEHL Felix	GER	83	71	91	79	79	69	94	90	79	77	79	82	81.0
10	JURIK Martin	CZE	71	80	83	59	96	86	74	83	69	68	88	86	78.7
	REICHEL Martin	AUT	(1)81		67	(1)98	(1)88		79	72	(1)94		(1)98	73	82.6
	PYO Jeongmin	KOR	(1)95	(1)71	(1)69	(1)86	(1)85	(1)79	(1)73	(1)84	74	83	71	75	80.1



Shot Success Percentage by Position

Lead	Game >	1	2	3	4	5	6	7	8	9	10	11	12	Avg.	
1	HEBERT Ben	CAN	90	94	100	93	99	94	97	89	100	94	84	97	94.6
2	SUNDGREN Christoffer	SWE	91	87	88	98	96	100	96	100	98	94	95	88	94.0
3	NEPSTAD Gaute	NOR	86	89	93	95	88	95	97	98	81	91	88	96	91.3
4	KLIPA Lukas	CZE	91	83	85	93	95	91	92	94	89	92	93	95	90.9
5	LACHAT-COUCHEPIN P	SUI	84	90	94	93	88	98	100	87	90	95	93	74	90.3
6	LI Zhichao	CHN	91	95	85	86	93	95	93	94	93	94	88	73	90.2
7	McMILLAN Hammy	SCO	94	86	89	81	91	90	100	83	96	88	95	97	90.0
8	SCHEUERL Johannes	GER	90	86	79	92	85	90	98	93	92	96	89	93	89.9
9	FENNER Mark	USA	90	83	92	80	84	92	88	91	81	100	94	92	89.1
10	GIOVANELLA Mattia	ITA	86	100	82	90	98	98	90	88	81	91	81	85	89.0
11	KOIZUMI Satoshi	JPN	82	88	100	85	81	86	90	80	93	83	97	88	87.3
12	MAVEC Florian	AUT		78	67			95	96	83		81		84	83.3
13	KIM Jinhun	KOR		0	69			50	90	83	82	85	67	88	78.0

Alternate	Game >	1	2	3	4	5	6	7	8	9	10	11	12	Avg.
SCHWALLER Kim	SUI								(1)100					100.0
TARDI Tyler	CAN											(1)92	(1)75	87.5
KIM Changmin	KOR	(3)75	(3)88	(3)83	(3)75	(2)76	(2)83	(2)80	(2)93				(2)89	81.1
USUI Shingo	JPN	(2)93	(2)74	(2)94	(2)68	(2)76	(2)76	(2)63	(2)91	(2)75	(2)84	(2)75	(2)88	80.2
HOFER Matthaeus	AUT	(2)79	(2)71		(2)75	(2)75	(2)80			(2)88	(2)75	(2)86		78.4
BOHAC Radek	CZE										(2)63			62.5

Team	Game >	1	2	3	4	5	6	7	8	9	10	11	12	Avg.
1	CAN - Canada	93	93	96	93	89	91	90	86	90	97	89	95	91.9
2	SWE - Sweden	84	91	86	89	90	92	89	89	95	89	90	91	89.3
3	SCO - Scotland	97	88	94	88	83	91	83	80	88	90	94	81	87.9
3	SUI - Switzerland	87	88	86	90	90	84	93	92	95	83	86	82	87.9
5	NOR - Norway	86	90	93	90	83	83	81	88	88	89	90	86	87.0
6	CHN - China	86	92	90	78	80	88	86	85	80	85	92	81	85.1
7	ITA - Italy	80	95	80	85	86	91	84	89	74	91	84	84	85.0
8	GER - Germany	83	80	81	86	81	86	97	89	83	82	84	90	84.8
9	USA - United States	84	76	84	83	85	84	65	92	83	89	80	86	83.3
10	CZE - Czechia	82	84	80	77	93	85	80	91	73	82	86	87	83.2
11	JPN - Japan	84	78	88	77	82	85	69	85	79	87	79	85	82.1
12	KOR - Korea	83	66	76	75	80	73	78	79	81	86	66	76	77.5
13	AUT - Austria	77	77	69	77	80	79	78	75	86	71	77	70	76.5

Note:

"(n)" denotes a position different from original line-up position: (4) - Fourth, (3) - Third, (2) - Second, (1) - Lead

To be eligible to be ranked, a player must have played in the original position for more than half of the number of games that the team played.

Legend:

Avg. Average

Scoring Analysis

Team	Games	LSFE	Stolen Ends	Last Stone Eff.	Force Eff.	Points Scored							Total	Plus / Minus
						0	1	2	3	4	>4			
CAN	For	7	12	63%	88%	8	21	22	7	1	0	90	+48	
	Against	5	2			9	32	2	2	0	0	42		
CHN	For	6	11	41%	54%	7	26	13	8	3	0	88	+19	
	Against	6	7			6	24	16	3	1	0	69		
SUI	For	7	10	59%	50%	6	21	22	6	1	0	87	+18	
	Against	5	6			7	25	15	2	2	0	69		
SWE	For	9	12	45%	54%	5	31	13	7	1	0	82	+18	
	Against	3	4			10	23	13	5	0	0	64		
NOR	For	4	13	40%	55%	7	30	14	4	3	0	82	+13	
	Against	8	5			3	26	14	5	0	0	69		
SCO	For	8	8	52%	50%	8	21	14	5	2	2	82	+10	
	Against	4	8			8	22	13	4	3	0	72		
GER	For	8	10	43%	50%	8	18	16	6	3	0	80	+7	
	Against	4	9			3	24	11	5	3	0	73		
CZE	For	4	9	36%	74%	7	26	14	4	1	0	70	+6	
	Against	8	9			10	35	10	3	0	0	64		
ITA	For	3	9	49%	45%	8	21	17	7	1	0	80	+5	
	Against	9	6			8	21	16	6	1	0	75		
USA	For	8	9	35%	36%	9	29	12	3	1	0	66	-14	
	Against	4	10			8	22	16	6	2	0	80		
JPN	For	10	3	33%	31%	9	26	16	3	1	0	71	-22	
	Against	2	14			6	21	18	8	3	0	93		
AUT	For	3	4	15%	29%	3	23	7	2	1	0	47	-50	
	Against	9	18			5	22	20	7	1	2	97		
KOR	For	1	2	23%	31%	6	22	10	0	0	0	42	-58	
	Against	11	14			8	18	26	6	3	0	100		
Total	78		112			91	315	190	62	19	2	967		

Note:

Stolen ends are the ends won without the last stone advantage.

Last Stone Efficiency: Scoring two or more points with last stone advantage.

Force Efficiency: Forcing the opponent team to score only one point when they have the last stone advantage.

Legend:

>4 More than four points scored

Eff. Efficiency

LSFE Last Stone First End

Summary of Big Ends

Points Scored	By	Against	Session	End	Game Result
5	SCO - Scotland	AUT - Austria	2	4	12 : 2
5	SCO - Scotland	AUT - Austria	2	1	12 : 2
4	CHN - China	GER - Germany	8	8	11 : 10
4	CHN - China	GER - Germany	8	6	11 : 10
4	CHN - China	USA - United States	3	8	8 : 2
4	GER - Germany	JPN - Japan	11	5	11 : 3
4	GER - Germany	KOR - Korea	10	4	11 : 2
4	GER - Germany	CHN - China	8	5	10 : 11
4	NOR - Norway	JPN - Japan	17	6	11 : 5
4	NOR - Norway	KOR - Korea	15	3	10 : 5
4	NOR - Norway	USA - United States	7	5	8 : 6
4	SCO - Scotland	ITA - Italy	10	9	9 : 7
4	SCO - Scotland	JPN - Japan	3	2	9 : 6
4	AUT - Austria	KOR - Korea	14	2	11 : 4
4	CAN - Canada	SUI - Switzerland	17	8	10 : 4
4	CZE - Czechia	AUT - Austria	16	5	7 : 2
4	ITA - Italy	GER - Germany	16	7	9 : 3
4	JPN - Japan	SCO - Scotland	3	3	6 : 9
4	SUI - Switzerland	SCO - Scotland	12	5	11 : 7
4	SWE - Sweden	SCO - Scotland	15	3	10 : 4
4	USA - United States	SUI - Switzerland	4	4	12 : 7

Note:
Big ends are defined as ends with a score of four or more points.

FRI 4 APR 2025
Start Time 19:00

Round Robin Session 20

Session Results and Standings

Sheet	Team	LSD/LSFE	1	2	3	4	5	6	7	8	9	10	Extra Ends	Total
A	CHN - China	125.4cm *	0	1	1	0	2	1	1	3	X	X		9
	SCO - Scotland	161.2cm	0	0	0	2	0	0	0	0	X	X		2
B	NOR - Norway	44.6cm	0	0	0	0	1	0	1	0	2	X		4
	SWE - Sweden	24.5cm *	1	0	0	1	0	2	0	2	0	X		6
C	CAN - Canada	80.9cm	0	0	2	1	0	2	0	0	3	X		8
	USA - United States	25.6cm *	0	1	0	0	1	0	1	0	0	X		3
D	SUI - Switzerland	15.1cm *	2	0	0	2	1	0	2	0	2	X		9
	KOR - Korea	37.5cm	0	1	0	0	0	2	0	2	0	X		5

Standings after Round Robin

Rank	Team	Games	Wins	Losses			
1	CAN - Canada	12	11	1		Q	
2	SUI - Switzerland	12	9	3		Q	
3	CHN - China	12	8	4		Q	w2
4	SWE - Sweden	12	8	4		Q	w1
5	SCO - Scotland	12	8	4		Q	w0
6	NOR - Norway	12	7	5		Q	
7	CZE - Czechia	12	6	6			
8	GER - Germany	12	5	7			w1 DSC 20.75cm
9	JPN - Japan	12	5	7			w1 DSC 27.70cm
10	ITA - Italy	12	5	7			w1 DSC 34.25cm
11	USA - United States	12	4	8			
12	AUT - Austria	12	1	11			w1
13	KOR - Korea	12	1	11			w0

Attendance

Session: 4'359 Total: 62'923

Legend:		
DSC	Draw Shot Challenge	LSD Last Stone Draw
Q	Qualified for the play-offs	LSFE(*) Last Stone First End
		wn Number of wins (n) against tied teams
		X Unplayed/unfinished end due to concession

FRI 4 APR 2025
Start Time 14:00

Round Robin Session 19

**WORLD
CURLING**

Session Results and Standings

Sheet	Team	LSD/LSFE	1	2	3	4	5	6	7	8	9	10	Extra Ends	Total
A	USA - United States	31.2cm	0	0	1	0	2	0	0	1	0	X		4
	GER - Germany	15.6cm *	0	2	0	2	0	2	1	0	2	X		9
B	CAN - Canada	35.0cm *	2	1	1	0	1	0	3	X	X	X		8
	AUT - Austria	181.1cm	0	0	0	1	0	1	0	X	X	X		2
C	CZE - Czechia	136.6cm	1	0	0	2	0	0	1	1	0	0		5
	SUI - Switzerland	27.0cm *	0	2	0	0	1	1	0	0	0	2		6
D	JPN - Japan	76.6cm *	2	0	1	0	2	1	0	0	1	0	2	9
	ITA - Italy	122.7cm	0	2	0	2	0	0	0	2	0	1	0	7

Current Standings

Rank	Team	Games	Wins	Losses	
1	CAN - Canada	11	10	1	Q
2	SCO - Scotland	11	8	3	Q
2	SUI - Switzerland	11	8	3	Q
4	CHN - China	11	7	4	Q
4	NOR - Norway	11	7	4	Q
4	SWE - Sweden	11	7	4	Q
7	CZE - Czechia	12	6	6	
8	GER - Germany	12	5	7	
8	ITA - Italy	12	5	7	
8	JPN - Japan	12	5	7	
11	USA - United States	11	4	7	
12	KOR - Korea	11	1	10	
13	AUT - Austria	12	1	11	

Attendance

Session: 3'973 Total: 58'564

Note:
Under World Curling rules, tie-breaking rules for standings are not applied until after the last game of the round robin.

Legend:
LSD Last Stone Draw **LSFE(*)** Last Stone First End **Q** Qualified for the play-offs
X Unplayed/unfinished end due to concession

FRI 4 APR 2025
Start Time 9:00

Round Robin Session 18

**WORLD
CURLING**

Session Results and Standings

Sheet	Team	LSD/LSFE	1	2	3	4	5	6	7	8	9	10	Extra Ends	Total
A	ITA - Italy	98.9cm	0	0	2	0	2	0	0	3	0	3		10
	SWE - Sweden	43.3cm *	0	2	0	1	0	0	2	0	3	0		8
B	SCO - Scotland	35.0cm *	3	0	0	1	0	0	2	X	X	X		6
	GER - Germany	39.6cm	0	0	0	0	0	1	0	X	X	X		1
C	KOR - Korea	91.1cm	0	1	0	0	0	0	X	X	X	X		1
	CHN - China	55.0cm *	2	0	2	3	3	0	X	X	X	X		10
D	AUT - Austria	78.6cm *	0	0	2	0	0	0	0	X	X	X		2
	NOR - Norway	213.8cm	1	1	0	1	1	1	3	X	X	X		8

Current Standings

Rank	Team	Games	Wins	Losses	
1	CAN - Canada	10	9	1	Q
2	SCO - Scotland	11	8	3	Q
3	SUI - Switzerland	10	7	3	
4	CHN - China	11	7	4	
4	NOR - Norway	11	7	4	
4	SWE - Sweden	11	7	4	
7	CZE - Czechia	11	6	5	
8	ITA - Italy	11	5	6	
9	USA - United States	10	4	6	
10	GER - Germany	11	4	7	
10	JPN - Japan	11	4	7	
12	AUT - Austria	11	1	10	
12	KOR - Korea	11	1	10	

Attendance

Session: 2'874 Total: 54'591

Note:
Under World Curling rules, tie-breaking rules for standings are not applied until after the last game of the round robin.

Legend:
LSD Last Stone Draw **LSFE(*)** Last Stone First End **Q** Qualified for the play-offs
X Unplayed/unfinished end due to concession

THU 3 APR 2025
Start Time 19:00

Round Robin Session 17

Session Results and Standings

Sheet	Team	LSD/LSFE	1	2	3	4	5	6	7	8	9	10	Extra Ends	Total
A	SUI - Switzerland	24.4cm *	0	1	0	1	0	0	2	0	X	X		4
	CAN - Canada	28.6cm	0	0	2	0	3	1	0	4	X	X		10
B	KOR - Korea	56.1cm	0	0	2	0	0	0	0	0	2	1		5
	USA - United States	44.0cm *	0	1	0	1	0	1	0	0	0	0		3
C	NOR - Norway	56.4cm	0	2	0	2	0	4	1	2	X	X		11
	JPN - Japan	21.5cm *	1	0	1	0	3	0	0	0	X	X		5
D	SWE - Sweden	11.4cm *	0	2	0	0	1	0	1	0	0	1		5
	CZE - Czechia	38.2cm	0	0	0	1	0	1	0	0	2	0		4

Current Standings

Rank	Team	Games	Wins	Losses	
1	CAN - Canada	10	9	1	Q
2	SCO - Scotland	10	7	3	
2	SUI - Switzerland	10	7	3	
2	SWE - Sweden	10	7	3	
5	CHN - China	10	6	4	
5	NOR - Norway	10	6	4	
7	CZE - Czechia	11	6	5	
8	GER - Germany	10	4	6	
8	ITA - Italy	10	4	6	
8	USA - United States	10	4	6	
11	JPN - Japan	11	4	7	
12	AUT - Austria	10	1	9	
12	KOR - Korea	10	1	9	

Attendance

Session: 3'195 Total: 51'717

Note:
Under World Curling rules, tie-breaking rules for standings are not applied until after the last game of the round robin.

Legend:
LSD Last Stone Draw **LSFE(*)** Last Stone First End **Q** Qualified for the play-offs
X Unplayed/unfinished end due to concession

THU 3 APR 2025
Start Time 14:00

Round Robin Session 16

Session Results and Standings

Sheet	Team	LSD/LSFE	1	2	3	4	5	6	7	8	9	10	Extra Ends	Total
A	CZE - Czechia	82.8cm *	1	0	1	1	4	0	X	X	X	X		7
	AUT - Austria	87.9cm	0	1	0	0	0	1	X	X	X	X		2
B	CHN - China	163.7cm	0	0	1	0	0	0	2	0	3	0		6
	JPN - Japan	67.0cm *	0	1	0	2	0	1	0	2	0	1		7
C	GER - Germany	30.5cm *	1	0	0	0	2	0	0	X	X	X		3
	ITA - Italy	154.7cm	0	1	3	1	0	0	4	X	X	X		9
D	USA - United States	37.4cm	0	2	0	2	0	1	0	0	1	0		6
	SCO - Scotland	15.0cm *	2	0	1	0	1	0	0	3	0	1		8

Current Standings

Rank	Team	Games	Wins	Losses
1	CAN - Canada	9	8	1
2	SUI - Switzerland	9	7	2
3	SCO - Scotland	10	7	3
4	SWE - Sweden	9	6	3
5	CHN - China	10	6	4
5	CZE - Czechia	10	6	4
7	NOR - Norway	9	5	4
8	USA - United States	9	4	5
9	GER - Germany	10	4	6
9	ITA - Italy	10	4	6
9	JPN - Japan	10	4	6
12	AUT - Austria	10	1	9
13	KOR - Korea	9	0	9

Attendance

Session: 1'914 Total: 48'522

Note:
Under World Curling rules, tie-breaking rules for standings are not applied until after the last game of the round robin.

Legend:
LSD Last Stone Draw **LSFE(*)** Last Stone First End **X** Unplayed/unfinished end due to concession

THU 3 APR 2025
Start Time 9:00

Round Robin Session 15

**WORLD
CURLING**

Session Results and Standings

Sheet	Team	LSD/LSFE	1	2	3	4	5	6	7	8	9	10	Extra Ends	Total
A	NOR - Norway	23.1cm *	2	0	4	0	1	0	0	2	1	X		10
	KOR - Korea	177.0cm	0	1	0	2	0	2	0	0	0	X		5
B	ITA - Italy	87.0cm	0	0	0	1	0	2	X	X	X	X		3
	SUI - Switzerland	39.8cm *	2	2	3	0	1	0	X	X	X	X		8
C	SWE - Sweden	29.3cm *	1	0	4	2	0	3	X	X	X	X		10
	SCO - Scotland	123.1cm	0	2	0	0	2	0	X	X	X	X		4
D	CAN - Canada	42.7cm *	2	0	2	0	1	2	1	X	X	X		8
	CHN - China	46.3cm	0	1	0	1	0	0	0	X	X	X		2

Current Standings

Rank	Team	Games	Wins	Losses
1	CAN - Canada	9	8	1
2	SUI - Switzerland	9	7	2
3	CHN - China	9	6	3
3	SCO - Scotland	9	6	3
3	SWE - Sweden	9	6	3
6	CZE - Czechia	9	5	4
6	NOR - Norway	9	5	4
8	USA - United States	8	4	4
9	GER - Germany	9	4	5
10	ITA - Italy	9	3	6
10	JPN - Japan	9	3	6
12	AUT - Austria	9	1	8
13	KOR - Korea	9	0	9

Attendance

Session: 3'177 Total: 46'608

Note:
Under World Curling rules, tie-breaking rules for standings are not applied until after the last game of the round robin.

Legend:
LSD Last Stone Draw **LSFE(*)** Last Stone First End **X** Unplayed/unfinished end due to concession

WED 2 APR 2025
Start Time 19:00

Round Robin Session 14

**WORLD
CURLING**

Session Results and Standings

Sheet	Team	LSD/LSFE	1	2	3	4	5	6	7	8	9	10	Extra Ends	Total
A	JPN - Japan	28.9cm *	0	1	0	0	0	2	0	3	0	0		6
	USA - United States	141.2cm	0	0	3	1	1	0	2	0	1	1		9
B	CZE - Czechia	52.6cm *	0	1	0	1	0	0	1	0	X	X		3
	CAN - Canada	159.6cm	2	0	1	0	1	2	0	2	X	X		8
C	AUT - Austria	82.0cm *	1	4	0	1	2	0	1	2	X	X		11
	KOR - Korea	109.3cm	0	0	2	0	0	2	0	0	X	X		4
D	SUI - Switzerland	39.8cm *	3	0	1	1	0	1	0	0	1	X		7
	GER - Germany	50.7cm	0	1	0	0	1	0	1	0	0	X		3

Current Standings

Rank	Team	Games	Wins	Losses
1	CAN - Canada	8	7	1
2	CHN - China	8	6	2
2	SCO - Scotland	8	6	2
2	SUI - Switzerland	8	6	2
5	SWE - Sweden	8	5	3
6	CZE - Czechia	9	5	4
7	NOR - Norway	8	4	4
7	USA - United States	8	4	4
9	GER - Germany	9	4	5
10	ITA - Italy	8	3	5
11	JPN - Japan	9	3	6
12	AUT - Austria	9	1	8
13	KOR - Korea	8	0	8

Attendance

Session: 2'414 Total: 43'431

Note:
Under World Curling rules, tie-breaking rules for standings are not applied until after the last game of the round robin.

Legend:
LSD Last Stone Draw **LSFE(*)** Last Stone First End **X** Unplayed/unfinished end due to concession

WED 2 APR 2025
Start Time 14:00

Round Robin Session 13

Session Results and Standings

Sheet	Team	LSD/LSFE	1	2	3	4	5	6	7	8	9	10	Extra Ends	Total
A	GER - Germany	19.4cm *	0	0	1	0	2	1	0	3	0	1		8
	SWE - Sweden	22.3cm	0	1	0	2	0	0	1	0	1	0		5
B	SCO - Scotland	41.1cm *	1	0	1	1	0	1	1	0	0	3		8
	NOR - Norway	57.5cm	0	2	0	0	1	0	0	0	1	0		4
C	CHN - China	207.8cm	0	0	1	0	1	0	1	0	0	X		3
	CZE - Czechia	24.1cm *	0	2	0	1	0	2	0	2	3	X		10
D	ITA - Italy	88.7cm	1	0	0	0	2	2	0	3	X	X		8
	AUT - Austria	64.7cm *	0	1	0	0	0	0	1	0	X	X		2

Current Standings

Rank	Team	Games	Wins	Losses
1	CAN - Canada	7	6	1
2	CHN - China	8	6	2
2	SCO - Scotland	8	6	2
4	SUI - Switzerland	7	5	2
5	CZE - Czechia	8	5	3
5	SWE - Sweden	8	5	3
7	GER - Germany	8	4	4
7	NOR - Norway	8	4	4
9	USA - United States	7	3	4
10	ITA - Italy	8	3	5
10	JPN - Japan	8	3	5
12	KOR - Korea	7	0	7
13	AUT - Austria	8	0	8

Attendance

Session: 1'973 Total: 41'017

Note:
Under World Curling rules, tie-breaking rules for standings are not applied until after the last game of the round robin.

Legend:
LSD Last Stone Draw **LSFE(*)** Last Stone First End **X** Unplayed/unfinished end due to concession

WED 2 APR 2025
Start Time 9:00

Round Robin Session 12

Session Results and Standings

Sheet	Team	LSD/LSFE	1	2	3	4	5	6	7	8	9	10	Extra Ends	Total
A	SCO - Scotland	12.9cm *	1	0	0	2	0	2	0	2	0	X		7
	SUI - Switzerland	39.0cm	0	3	1	0	4	0	1	0	2	X		11
B	USA - United States	41.2cm	0	0	0	0	1	0	X	X	X	X		1
	SWE - Sweden	12.7cm *	3	1	0	1	0	2	X	X	X	X		7
C	NOR - Norway	25.2cm *	1	0	1	0	1	0	0	0	X	X		3
	CAN - Canada	36.7cm	0	1	0	3	0	1	1	2	X	X		8
D	KOR - Korea	112.0cm	0	0	1	0	1	0	0	2	0	X		4
	JPN - Japan	37.5cm *	0	2	0	1	0	0	2	0	2	X		7

Current Standings

Rank	Team	Games	Wins	Losses
1	CAN - Canada	7	6	1
1	CHN - China	7	6	1
3	SCO - Scotland	7	5	2
3	SUI - Switzerland	7	5	2
3	SWE - Sweden	7	5	2
6	CZE - Czechia	7	4	3
6	NOR - Norway	7	4	3
8	GER - Germany	7	3	4
8	USA - United States	7	3	4
10	JPN - Japan	8	3	5
11	ITA - Italy	7	2	5
12	AUT - Austria	7	0	7
12	KOR - Korea	7	0	7

Attendance

Session: 3'429 Total: 39'044

Note:
Under World Curling rules, tie-breaking rules for standings are not applied until after the last game of the round robin.

Legend:
LSD Last Stone Draw **LSFE(*)** Last Stone First End **X** Unplayed/unfinished end due to concession

TUE 1 APR 2025
Start Time 19:00

Round Robin Session 11 **WORLD CURLING**

Session Results and Standings

Sheet	Team	LSD/LSFE	1	2	3	4	5	6	7	8	9	10	Extra Ends	Total
A	CAN - Canada	29.3cm *	1	0	0	2	0	0	1	0	0	X		4
	ITA - Italy	80.8cm	0	1	0	0	1	0	0	0	0	X		2
B	AUT - Austria	97.7cm	0	0	0	2	0	1	0	3	0	1		7
	CHN - China	34.7cm *	0	2	1	0	1	0	2	0	2	0		8
C	JPN - Japan	32.8cm *	1	0	0	0	0	2	X	X	X	X		3
	GER - Germany	33.6cm	0	2	2	3	4	0	X	X	X	X		11
D	CZE - Czechia	41.2cm	0	0	3	0	1	0	1	1	0	0	1	7
	USA - United States	14.0cm *	0	1	0	2	0	1	0	0	1	1	0	6

Current Standings

Rank	Team	Games	Wins	Losses
1	CHN - China	7	6	1
2	CAN - Canada	6	5	1
2	SCO - Scotland	6	5	1
4	NOR - Norway	6	4	2
4	SUI - Switzerland	6	4	2
4	SWE - Sweden	6	4	2
7	CZE - Czechia	7	4	3
8	USA - United States	6	3	3
9	GER - Germany	7	3	4
10	ITA - Italy	7	2	5
10	JPN - Japan	7	2	5
12	KOR - Korea	6	0	6
13	AUT - Austria	7	0	7

Attendance

Session: 3'048 Total: 35'615

Note:
Under World Curling rules, tie-breaking rules for standings are not applied until after the last game of the round robin.

Legend:
LSD Last Stone Draw **LSFE(*)** Last Stone First End **X** Unplayed/unfinished end due to concession

TUE 1 APR 2025
Start Time 14:00

Round Robin Session 10

Session Results and Standings

Sheet	Team	LSD/LSFE	1	2	3	4	5	6	7	8	9	10	Extra Ends	Total
A	CHN - China	11.1cm *	0	3	0	2	0	1	0	1	0	1		8
	NOR - Norway	83.1cm	0	0	1	0	1	0	2	0	2	0		6
B	GER - Germany	37.3cm *	2	2	0	4	0	3	X	X	X	X		11
	KOR - Korea	137.1cm	0	0	1	0	1	0	X	X	X	X		2
C	SWE - Sweden	26.4cm	0	0	1	1	0	2	1	0	0	1		6
	SUI - Switzerland	22.8cm *	0	2	0	0	1	0	0	0	1	0		4
D	ITA - Italy	48.8cm	0	0	2	0	2	0	0	2	0	1		7
	SCO - Scotland	16.0cm *	0	2	0	1	0	2	0	0	4	0		9

Current Standings

Rank	Team	Games	Wins	Losses
1	CHN - China	6	5	1
1	SCO - Scotland	6	5	1
3	CAN - Canada	5	4	1
4	NOR - Norway	6	4	2
4	SUI - Switzerland	6	4	2
4	SWE - Sweden	6	4	2
7	USA - United States	5	3	2
8	CZE - Czechia	6	3	3
9	GER - Germany	6	2	4
9	ITA - Italy	6	2	4
9	JPN - Japan	6	2	4
12	AUT - Austria	6	0	6
12	KOR - Korea	6	0	6

Attendance

Session: 2'271 Total: 32'567

Note:
Under World Curling rules, tie-breaking rules for standings are not applied until after the last game of the round robin.

Legend:
LSD Last Stone Draw **LSFE(*)** Last Stone First End **X** Unplayed/unfinished end due to concession

TUE 1 APR 2025
Start Time 9:00

Round Robin Session 9

**WORLD
CURLING**

Session Results and Standings

Sheet	Team	LSD/LSFE	1	2	3	4	5	6	7	8	9	10	Extra Ends	Total
B	JPN - Japan	77.1cm *	0	1	0	0	1	0	0	3	0	1		6
	CZE - Czechia	180.5cm	0	0	0	2	0	1	0	0	1	0		4
C	USA - United States	71.7cm *	2	1	0	0	0	3	1	X	X	X		7
	AUT - Austria	214.6cm	0	0	1	0	0	0	0	X	X	X		1
D	SWE - Sweden	20.3cm	1	0	1	0	1	0	1	0	2	0		6
	CAN - Canada	7.8cm *	0	2	0	3	0	1	0	1	0	1		8

Current Standings

Rank	Team	Games	Wins	Losses
1	CAN - Canada	5	4	1
1	CHN - China	5	4	1
1	NOR - Norway	5	4	1
1	SCO - Scotland	5	4	1
1	SUI - Switzerland	5	4	1
6	SWE - Sweden	5	3	2
6	USA - United States	5	3	2
8	CZE - Czechia	6	3	3
9	ITA - Italy	5	2	3
10	JPN - Japan	6	2	4
11	GER - Germany	5	1	4
12	KOR - Korea	5	0	5
13	AUT - Austria	6	0	6

Attendance

Session: 3'775 Total: 30'296

Note:
Under World Curling rules, tie-breaking rules for standings are not applied until after the last game of the round robin.

Legend:
LSD Last Stone Draw **LSFE(*)** Last Stone First End **X** Unplayed/unfinished end due to concession

MON 31 MAR 2025
Start Time 19:00

Round Robin Session 8

**WORLD
CURLING**

Session Results and Standings

Sheet	Team	LSD/LSFE	1	2	3	4	5	6	7	8	9	10	Extra Ends	Total
A	AUT - Austria	283.9cm	0	1	0	0	3	0	2	0	1	0		7
	JPN - Japan	135.1cm *	1	0	2	2	0	2	0	1	0	1		9
B	ITA - Italy	23.1cm *	1	0	1	0	0	3	0	1	0	2		8
	NOR - Norway	81.5cm	0	3	0	3	1	0	1	0	1	0		9
C	SCO - Scotland	57.0cm *	0	1	0	0	0	1	0	X	X	X		2
	CZE - Czechia	261.8cm	0	0	2	1	2	0	3	X	X	X		8
D	CHN - China	30.7cm *	0	1	0	1	0	4	0	4	0	1		11
	GER - Germany	301.4cm	2	0	1	0	4	0	2	0	1	0		10

Current Standings

Rank	Team	Games	Wins	Losses
1	CHN - China	5	4	1
1	NOR - Norway	5	4	1
1	SCO - Scotland	5	4	1
1	SUI - Switzerland	5	4	1
5	CAN - Canada	4	3	1
5	SWE - Sweden	4	3	1
7	CZE - Czechia	5	3	2
8	USA - United States	4	2	2
9	ITA - Italy	5	2	3
10	GER - Germany	5	1	4
10	JPN - Japan	5	1	4
12	AUT - Austria	5	0	5
12	KOR - Korea	5	0	5

Attendance

Session: 1'722 Total: 26'521

Note:
Under World Curling rules, tie-breaking rules for standings are not applied until after the last game of the round robin.

Legend:
LSD Last Stone Draw **LSFE(*)** Last Stone First End **X** Unplayed/unfinished end due to concession

MON 31 MAR 2025
Start Time 14:00

Round Robin Session 7

Session Results and Standings

Sheet	Team	LSD/LSFE	1	2	3	4	5	6	7	8	9	10	Extra Ends	Total
A	SUI - Switzerland	45.0cm	1	0	2	0	1	0	2	0	1	0		7
	CHN - China	24.1cm *	0	1	0	0	0	1	0	2	0	1		5
B	CAN - Canada	17.9cm *	1	0	2	0	0	0	0	0	0	2	0	5
	SCO - Scotland	20.7cm	0	3	0	0	0	0	0	1	1	0	1	6
C	KOR - Korea	94.9cm	0	1	0	0	0	0	0	2	0	X		3
	SWE - Sweden	19.3cm *	1	0	0	1	1	1	0	0	2	X		6
D	NOR - Norway	28.2cm	0	0	1	0	4	0	0	1	0	2		8
	USA - United States	17.9cm *	0	2	0	2	0	1	0	0	1	0		6

Current Standings

Rank	Team	Games	Wins	Losses
1	SCO - Scotland	4	4	0
2	SUI - Switzerland	5	4	1
3	CAN - Canada	4	3	1
3	CHN - China	4	3	1
3	NOR - Norway	4	3	1
3	SWE - Sweden	4	3	1
7	CZE - Czechia	4	2	2
7	ITA - Italy	4	2	2
7	USA - United States	4	2	2
10	GER - Germany	4	1	3
11	AUT - Austria	4	0	4
11	JPN - Japan	4	0	4
13	KOR - Korea	5	0	5

Attendance

Session: 4'131 Total: 24'799

Note:
Under World Curling rules, tie-breaking rules for standings are not applied until after the last game of the round robin.

Legend:
LSD Last Stone Draw **LSFE(*)** Last Stone First End **X** Unplayed/unfinished end due to concession

MON 31 MAR 2025
Start Time 9:00

Round Robin Session 6

Session Results and Standings

Sheet	Team	LSD/LSFE	1	2	3	4	5	6	7	8	9	10	Extra Ends	Total
A	CZE - Czechia	77.3cm	0	2	0	0	0	0	2	0	1	0		5
	ITA - Italy	14.3cm *	3	0	2	1	0	0	0	0	0	1		7
B	SUI - Switzerland	86.4cm	0	0	2	1	1	0	0	3	0	1		8
	JPN - Japan	53.0cm *	0	2	0	0	0	0	2	0	1	0		5
C	GER - Germany	63.0cm *	2	2	0	3	2	0	X	X	X	X		9
	AUT - Austria	96.8cm	0	0	2	0	0	1	X	X	X	X		3

Current Standings

Rank	Team	Games	Wins	Losses
1	CAN - Canada	3	3	0
1	CHN - China	3	3	0
1	SCO - Scotland	3	3	0
4	SUI - Switzerland	4	3	1
5	NOR - Norway	3	2	1
5	SWE - Sweden	3	2	1
5	USA - United States	3	2	1
8	CZE - Czechia	4	2	2
8	ITA - Italy	4	2	2
10	GER - Germany	4	1	3
11	AUT - Austria	4	0	4
11	JPN - Japan	4	0	4
11	KOR - Korea	4	0	4

Attendance

Session: 2'353 Total: 20'668

Note:
Under World Curling rules, tie-breaking rules for standings are not applied until after the last game of the round robin.

Legend:
LSD Last Stone Draw **LSFE(*)** Last Stone First End **X** Unplayed/unfinished end due to concession

SUN 30 MAR 2025
Start Time 19:00

Round Robin Session 5

**WORLD
CURLING**

Session Results and Standings

Sheet	Team	LSD/LSFE	1	2	3	4	5	6	7	8	9	10	Extra Ends	Total
A	GER - Germany	21.1cm *	0	2	0	0	1	0	0	X	X	X		3
	NOR - Norway	83.0cm	0	0	3	2	0	2	1	X	X	X		8
B	SWE - Sweden	74.2cm *	1	0	0	1	1	0	2	0	3	X		8
	AUT - Austria	75.3cm	0	1	1	0	0	1	0	1	0	X		4
C	ITA - Italy	146.7cm *	1	0	1	0	0	1	0	1	0	X		4
	CHN - China	310.2cm	0	3	0	0	2	0	1	0	3	X		9
D	SCO - Scotland	20.4cm *	2	0	2	1	0	0	1	0	3	X		9
	KOR - Korea	138.6cm	0	1	0	0	1	0	0	1	0	X		3

Current Standings

Rank	Team	Games	Wins	Losses
1	CAN - Canada	3	3	0
1	CHN - China	3	3	0
1	SCO - Scotland	3	3	0
4	CZE - Czechia	3	2	1
4	NOR - Norway	3	2	1
4	SUI - Switzerland	3	2	1
4	SWE - Sweden	3	2	1
4	USA - United States	3	2	1
9	ITA - Italy	3	1	2
10	AUT - Austria	3	0	3
10	GER - Germany	3	0	3
10	JPN - Japan	3	0	3
13	KOR - Korea	4	0	4

Attendance

Session: 2'884 Total: 18'315

Note:
Under World Curling rules, tie-breaking rules for standings are not applied until after the last game of the round robin.

Legend:
LSD Last Stone Draw **LSFE(*)** Last Stone First End **X** Unplayed/unfinished end due to concession

SUN 30 MAR 2025
Start Time 14:00

Round Robin Session 4

**WORLD
CURLING**

Session Results and Standings

Sheet	Team	LSD/LSFE	1	2	3	4	5	6	7	8	9	10	Extra Ends	Total
A	USA - United States	67.0cm *	2	1	0	4	0	3	0	2	X	X		12
	SUI - Switzerland	144.1cm	0	0	2	0	3	0	2	0	X	X		7
B	NOR - Norway	12.3cm *	1	0	0	2	1	0	1	2	0	X		7
	CZE - Czechia	127.6cm	0	1	0	0	0	1	0	0	1	X		3
C	CAN - Canada	28.1cm *	3	0	2	0	2	0	0	2	X	X		9
	KOR - Korea	40.1cm	0	1	0	1	0	1	0	0	X	X		3
D	JPN - Japan	101.5cm	0	1	0	2	0	0	1	0	1	X		5
	SWE - Sweden	48.4cm *	1	0	3	0	2	1	0	3	0	X		10

Current Standings

Rank	Team	Games	Wins	Losses
1	CAN - Canada	3	3	0
2	CHN - China	2	2	0
2	SCO - Scotland	2	2	0
4	CZE - Czechia	3	2	1
4	SUI - Switzerland	3	2	1
4	USA - United States	3	2	1
7	ITA - Italy	2	1	1
7	NOR - Norway	2	1	1
7	SWE - Sweden	2	1	1
10	AUT - Austria	2	0	2
10	GER - Germany	2	0	2
12	JPN - Japan	3	0	3
12	KOR - Korea	3	0	3

Attendance

Session: 4'134 Total: 15'431

Note:
Under World Curling rules, tie-breaking rules for standings are not applied until after the last game of the round robin.

Legend:
LSD Last Stone Draw **LSFE(*)** Last Stone First End **X** Unplayed/unfinished end due to concession

SUN 30 MAR 2025
Start Time 9:00

Round Robin Session 3

**WORLD
CURLING**

Session Results and Standings

Sheet	Team	LSD/LSFE	1	2	3	4	5	6	7	8	9	10	Extra Ends	Total
A	SCO - Scotland	105.5cm	0	4	0	2	0	1	1	1	0	X		9
	JPN - Japan	72.3cm *	1	0	4	0	0	0	0	0	1	X		6
B	CHN - China	148.8cm	0	2	0	1	0	1	0	4	X	X		8
	USA - United States	63.2cm *	0	0	1	0	0	0	1	0	X	X		2
C	CZE - Czechia	215.1cm	0	0	2	0	2	0	3	0	0	1		8
	GER - Germany	85.8cm *	0	1	0	1	0	1	0	3	1	0		7
D	AUT - Austria	111.0cm	0	1	0	1	0	0	0	2	0	X		4
	SUI - Switzerland	52.8cm *	2	0	2	0	2	0	0	0	3	X		9

Current Standings

Rank	Team	Games	Wins	Losses
1	CAN - Canada	2	2	0
1	CHN - China	2	2	0
1	CZE - Czechia	2	2	0
1	SCO - Scotland	2	2	0
1	SUI - Switzerland	2	2	0
6	ITA - Italy	2	1	1
6	USA - United States	2	1	1
8	NOR - Norway	1	0	1
8	SWE - Sweden	1	0	1
10	AUT - Austria	2	0	2
10	GER - Germany	2	0	2
10	JPN - Japan	2	0	2
10	KOR - Korea	2	0	2

Attendance

Session: 2'826 Total: 11'297

Note:
Under World Curling rules, tie-breaking rules for standings are not applied until after the last game of the round robin.

Legend:
LSD Last Stone Draw LSFE(*) Last Stone First End X Unplayed/unfinished end due to concession

SAT 29 MAR 2025
Start Time 19:00

Round Robin Session 2 **WORLD CURLING**

Session Results and Standings

Sheet	Team	LSD/LSFE	1	2	3	4	5	6	7	8	9	10	Extra Ends	Total
A	SWE - Sweden	35.5cm *	1	0	0	1	0	3	0	0	0	0		5
	CHN - China	124.4cm	0	1	0	0	2	0	0	2	1	3		9
B	KOR - Korea	18.7cm *	0	1	0	1	0	0	X	X	X	X		2
	ITA - Italy	57.8cm	3	0	2	0	2	2	X	X	X	X		9
C	AUT - Austria	175.9cm	0	0	1	0	1	0	X	X	X	X		2
	SCO - Scotland	26.2cm *	5	0	0	5	0	2	X	X	X	X		12
D	GER - Germany	60.0cm *	0	1	0	0	1	0	0	0	3	0		5
	CAN - Canada	120.9cm	1	0	0	2	0	2	1	0	0	1		7

Current Standings

Rank	Team	Games	Wins	Losses
1	CAN - Canada	2	2	0
2	CHN - China	1	1	0
2	CZE - Czechia	1	1	0
2	SCO - Scotland	1	1	0
2	SUI - Switzerland	1	1	0
2	USA - United States	1	1	0
7	ITA - Italy	2	1	1
8	AUT - Austria	1	0	1
8	GER - Germany	1	0	1
8	JPN - Japan	1	0	1
8	NOR - Norway	1	0	1
8	SWE - Sweden	1	0	1
13	KOR - Korea	2	0	2

Attendance

Session: 4'208 Total: 8'471

Note:
Under World Curling rules, tie-breaking rules for standings are not applied until after the last game of the round robin.

Legend:
LSD Last Stone Draw **LSFE(*)** Last Stone First End **X** Unplayed/unfinished end due to concession

SAT 29 MAR 2025
Start Time 14:00

Round Robin Session 1

**WORLD
CURLING**

Session Results and Standings

Sheet	Team	LSD/LSFE	1	2	3	4	5	6	7	8	9	10	Extra Ends	Total
A	KOR - Korea	174.0cm	0	1	0	1	1	0	1	0	0	1		5
	CZE - Czechia	32.1cm *	1	0	1	0	0	2	0	2	0	0		6
B	JPN - Japan	78.4cm	0	0	0	0	1	0	1	0	1	X		3
	CAN - Canada	25.3cm *	0	0	0	2	0	3	0	2	0	X		7
C	SUI - Switzerland	45.4cm	0	2	0	2	0	2	0	0	1	X		7
	NOR - Norway	27.4cm *	1	0	1	0	1	0	0	1	0	X		4
D	USA - United States	31.9cm *	0	2	0	1	1	0	0	2	0	1		7
	ITA - Italy	36.0cm	1	0	1	0	0	2	1	0	1	0		6

Current Standings

Rank	Team	Games	Wins	Losses
1	CAN - Canada	1	1	0
1	CZE - Czechia	1	1	0
1	SUI - Switzerland	1	1	0
1	USA - United States	1	1	0
5	ITA - Italy	1	0	1
5	JPN - Japan	1	0	1
5	KOR - Korea	1	0	1
5	NOR - Norway	1	0	1
	AUT - Austria	0		
	CHN - China	0		
	GER - Germany	0		
	SCO - Scotland	0		
	SWE - Sweden	0		

Attendance

Session: 4'263 Total: 4'263

Note:
Under World Curling rules, tie-breaking rules for standings are not applied until after the last game of the round robin.

Legend:
LSD Last Stone Draw LSFE(*) Last Stone First End X Unplayed/unfinished end due to concession

Entry List by Event

REVISED
30 MAR 18:22

As of SUN 30 MAR 2025

AUT - Austria		
4 S	GENNER Mathias	L
3 V	BACKOFEN Jonas	R
2	REICHEL Martin	R
1	MAVEC Florian	R
A	HOFER Matthaeus	R
C	CHICK Brian (CAN)	
NC	JENTSCH Daniela (GER)	
O	PINGER Jakob	

CAN - Canada		
4 S	JACOBS Brad	R
3 V	KENNEDY Marc	L
2	GALLANT Brett	R
1	HEBERT Ben	R
A	TARDI Tyler	L
C	WEBSTER Paul	
O	STOUGHTON Jeff	
O	RICHARDSON Kim	

CHN - China		
4 S	XU Xiaoming	R
3 V	FEI Xueqing	R
2	WANG Zhiyu	R
1	LI Zhichao	R
A	YANG Bohao	R
C	TAN Weidong	
O	LI Dongyan	
O	SUN Zhibo	

CZE - Czechia		
4 S	KLIMA Lukas	R
3 V	CERNOVSKY Marek	R
2	JURIK Martin	R
1	KLIPA Lukas	R
A	BOHAC Radek	R
C	SAVILL Craig (CAN)	
NC	SCOFFIN Wade (CAN)	
O	DUSEK Jindrich	

GER - Germany		
4 S	MUSKATEWITZ Marc	R
3 V	KAPP Benjamin	R
2	MESSENZEHL Felix	R
1	SCHEUERL Johannes	R
A	TREVISIOL Mario	R
C	SHERRARD Ryan (CAN)	
NC	KAPP Uli	
O	SIMON Matthias	

ITA - Italy		
4 S	RETORNAZ Joel	R
3	MOSANER Amos	R
2	ARMAN Sebastiano	R
1 V	GIOVANELLA Mattia	R
A	COLLI Giacomo	R
C	FRY Ryan (CAN)	
O	DIDONI Massimiliano	
O	-	

JPN - Japan		
4 V	YANAGISAWA Riku	R
3 S	YAMAGUCHI Tsuyoshi	R
2	YAMAMOTO Takeru	R
1	KOIZUMI Satoshi	R
A	USUI Shingo	R
C	URSEL Bob (CAN)	
O	KITANO Tomohisa	
O	YANAGI Hitoshi	

KOR - Korea		
4 S	KIM Hyojun	R
3 V	KIM Eunbin	R
2	PYO Jeongmin	R
1	KIM Jinhun	R
A	KIM Changmin	R
C	LEE Dongkeun	
T	LEE Min (CAN)	
O	LEE Hoseung	

NOR - Norway		
4 S	RAMSFJELL Magnus	R
3	SESAKER Martin	R
2	RAMSFJELL Bendik	R
1 V	NEPSTAD Gaute	R
A	NAESS Wilhelm	R
C	LOEVOLD Thomas	
O	-	
O	-	

SCO - Scotland		
4 S	MOUAT Bruce	R
3 V	HARDIE Grant	R
2	LAMMIE Bobby	R
1	McMILLAN Hammy	R
A	WADDELL Kyle	R
C	GOODFELLOW Michael	
NC	DRUMMOND Greg	
O	SLOAN Catriona	

Entry List by Event

REVISED
30 MAR 18:22

As of SUN 30 MAR 2025

SUI - Switzerland		
4 V	SCHWARZ-VAN BERKEL Benoit	R
3 S	SCHWALLER Yannick	R
2	MICHEL Sven	R
1	LACHAT-COUCHEPIN Pablo	R
A	SCHWALLER Kim	R
C	PETERSSON Haavard Vad (NOR)	
O	HOWARD Glenn (CAN)	
O	ALBERTINI Curdin	

USA - United States		
4 S	DROPKIN Korey	R
3 V	HOWELL Thomas	R
2	STOPERA Andrew	R
1	FENNER Mark	R
A	PLYS Christopher	R
C	LAZAR Mark	
NC	DROBNICK Phill	
O	GULENCHYN Michael	

SWE - Sweden		
4 S	EDIN Niklas	R
3 V	ERIKSSON Oskar	L
2	WRANAA Rasmus	R
1	SUNDGREN Christoffer	R
A	OLOFSSON Simon	R
C	LINDSTROEM Alexander	
NC	LINDBERG Fredrik	
O	FERRE Marie	

Note:

Position and function for each team member:

4 = Fourth, **3** = Third, **2** = Second, **1** = Lead, **A** = Alternate, **S** = Skip, **V** = Vice-Skip

C = Coach, **2C** = 2nd Team Coach, **NC** = National Coach, **T** = Translator, **O** = Team Official

Legend:

L Left-handed

R Right-handed

REVISED

Team ITA: Team Official removed according to rule C2(k).

Competition Officials

As of FRI 28 MAR 2025

Function	Name	Organisation
World Curling President:	WELLING Beau	USA - United States
World Curling Head of Competitions:	ROETHLISBERGER Eeva	SUI - Switzerland
World Curling Technical Delegate:	WILLMS Karri	CAN - Canada
Chief Umpire:	GOWER Michele	CAN - Canada
Deputy Chief Umpire:	CARSON Darren	NZL - New Zealand
Game Umpires:	GLESSING Kevin	CAN - Canada
	HENDERSON Earl	CAN - Canada
	POGORZELEC Jan	CAN - Canada
	SCHOELER Dennis	CAN - Canada
	TOMLIN Heather	CAN - Canada
Chief Timer:	LANKISCH-LISTER Susan	CAN - Canada
Deputy Chief Timer:	HENDERSON Denise	CAN - Canada
Chief Ice Technician:	MERKLINGER Mike	CAN - Canada
Deputy Chief Ice Technicians:	HALL Cody	CAN - Canada
	GRESS Darren	CAN - Canada

Competition Schedule

As of FRI 28 MAR 2025

Date	Start Time	Session	Sheet A	Sheet B	Sheet C	Sheet D
SAT 29 MAR	14:00	1	KOR - CZE	JPN - CAN	SUI - NOR	USA - ITA
	19:00	2	SWE - CHN	KOR - ITA	AUT - SCO	GER - CAN
SUN 30 MAR	9:00	3	SCO - JPN	CHN - USA	CZE - GER	AUT - SUI
	14:00	4	USA - SUI	NOR - CZE	CAN - KOR	JPN - SWE
	19:00	5	GER - NOR	SWE - AUT	ITA - CHN	SCO - KOR
MON 31 MAR	9:00	6	CZE - ITA	SUI - JPN	GER - AUT	
	14:00	7	SUI - CHN	CAN - SCO	KOR - SWE	NOR - USA
	19:00	8	AUT - JPN	ITA - NOR	SCO - CZE	CHN - GER
TUE 1 APR	9:00	9		JPN - CZE	USA - AUT	SWE - CAN
	14:00	10	CHN - NOR	GER - KOR	SWE - SUI	ITA - SCO
	19:00	11	CAN - ITA	AUT - CHN	JPN - GER	CZE - USA
WED 2 APR	9:00	12	SCO - SUI	USA - SWE	NOR - CAN	KOR - JPN
	14:00	13	GER - SWE	SCO - NOR	CHN - CZE	ITA - AUT
	19:00	14	JPN - USA	CZE - CAN	AUT - KOR	SUI - GER
THU 3 APR	9:00	15	NOR - KOR	ITA - SUI	SWE - SCO	CAN - CHN
	14:00	16	CZE - AUT	CHN - JPN	GER - ITA	USA - SCO
	19:00	17	SUI - CAN	KOR - USA	NOR - JPN	SWE - CZE
FRI 4 APR	9:00	18	ITA - SWE	SCO - GER	KOR - CHN	AUT - NOR
	14:00	19	USA - GER	CAN - AUT	CZE - SUI	JPN - ITA
	19:00	20	CHN - SCO	NOR - SWE	CAN - USA	SUI - KOR
SAT 5 APR	9:00	Qualification Games				
	15:00	Semi-finals				
SUN 6 APR	9:00	Bronze Medal Game				
	15:00	Gold Medal Game				

Note:

First named team in each game plays red-handled stones and wears dark coloured upper playing garments.
Please check online for more details and the latest updates.