



**World Mixed Doubles Curling Championship 2021
Aberdeen, Scotland**

17 - 23 May 2021

RESULTS SUMMARY



WMDCC 2021
Aberdeen, Scotland

World Mixed Doubles Curling Championship 2021
Curl Aberdeen



SUN 23 MAY 2021

Medallists

Medal	Country	Name	Gender
GOLD	SCO - Scotland	DODDS Jennifer	F
		MOUAT Bruce	M
		DRUMMOND Greg	
SILVER	NOR - Norway	SKASLIEN Kristin	F
		NEDREGOTTEN Magnus	M
		LOEVOLD Thomas	
BRONZE	SWE - Sweden	DE VAL Almida	F
		ERIKSSON Oskar	M
		KRAUPP Sebastian	

Note:
Team members are identified as follows:
F = Female, **M** = Male

Final Standings

Rank	Team	Players	Gender	Group Rank	DSC
1	SCO - Scotland	DODDS Jennifer MOUAT Bruce DRUMMOND Greg	F M C		
2	NOR - Norway	SKASLIEN Kristin NEDREGOTTEN Magnus LOEVOLD Thomas	F M C		
3	SWE - Sweden	DE VAL Almida ERIKSSON Oskar KRAUPP Sebastian	F M C		
4	CAN - Canada	EINARSON Kerri GUSHUE Brad PFEIFER Scott	F M C		
5	ITA - Italy	CONSTANTINI Stefania MOSANER Amos SCHMIDT Ulrik	F M C		
5	SUI - Switzerland	PERRET Jenny RIOS Martin HARTMANN Peter	F M C		
7	CZE - Czech Republic	PAULOVA Zuzana PAUL Tomas BARES Jakub	F M C		
8	USA - United States	PETERSON Tabitha POLO Joe PETERS Laine	F M C		
9	CHN - China	YANG Ying LING Zhi RANTAMAKI Tomi	F M C	B5	26.01 cm
10	GER - Germany	SCHOELL Pia-Lisa HARSCH Klaudius HOEHNE Holger	F M C	A5	43.99 cm
11	RCF - RCF	MOSKALEVA Anastasia EREMIN Aleksandr GUDIN Vasily	F M C	A6	35.43 cm
12	NZL - New Zealand	SMITH Courtney HOOD Anton -	F M C	B6	38.26 cm
13	AUS - Australia	GILL Tahli HEWITT Dean MANASANTIVONGS Pete	F M C	A7	40.04 cm
14	ENG - England	FOWLER Anna FOWLER Ben RAMSAY David	F M C	B7	46.68 cm



Final Standings

Rank	Team	Players	Gender	Group Rank	DSC
15	JPN - Japan	YOSHIDA Yurika MATSUMURA Yuta LIND J.D.	F M C		
15	HUN - Hungary	PALANCSA Dorottya KISS Zsolt WILLS David Thomas	F M C		
17	FIN - Finland	KAUSTE Oona KAUSTE Aku KUOSMANEN Paavo	F M C		>B
17	KOR - Korea	KIM Ji Yoon MOON Si Woo YANG Se Young	F M C		>B
19	EST - Estonia	TURMANN Marie LILL Harri STRAUSAK Nicole	F M C	B10	29.22 cm >B
20	ESP - Spain	OTAEGI Oihane UNANUE Mikel STUCKI Martin	F M C	A10	40.83 cm >B

Note:
Final standings are based on play-off results and group standings. Losers of the qualification are ranked equal fifth. Ranks 7 and 8 were decided in Qualification Game for Beijing 2022. Winners of relegation are ranked equal 15th, losers are ranked equal 17th. The remaining teams are ranked according to their group rank and the Draw Shot Challenge (DSC).
Team members are identified as follows:
F = Female, **M** = Male, **C** = Coach

Legend:
>B To B-Division



Competition Summary

Session	Date	Time	Sheet A	Sheet B	Sheet C	Sheet D	Sheet E
Session A1	17 MAY	17:30	CZE 9 - 3 AUS	CAN 8 - 6 ESP	GER 8 - 5 HUN	ITA 4 - 7 SCO	RCF 5 - 6 _{EE} KOR
Session B1	17 MAY	21:00	USA 11 - 3 CHN	NOR 10 - 1 NZL	FIN 4 - 8 SWE	ENG 5 - 8 SUI	JPN 3 - 10 EST
Session A2	18 MAY	9:00	ESP 2 - 7 ITA	AUS 5 - 9 SCO	RCF 2 - 5 CZE	KOR 4 - 5 HUN	CAN 9 - 6 GER
Session B2	18 MAY	12:30	NZL 7 - 6 _{EE} ENG	CHN 8 - 6 _{EE} SUI	JPN 6 - 7 USA	EST 6 - 9 SWE	NOR 8 - 4 FIN
Session A3	18 MAY	16:00	HUN 5 - 7 CAN	CZE 7 - 5 KOR	AUS 6 - 7 ITA	GER 7 - 1 RCF	ESP 1 - 9 SCO
Session B3	18 MAY	19:30	SWE 10 - 5 NOR	USA 6 - 5 EST	CHN 4 - 9 ENG	FIN 3 - 8 JPN	NZL 3 - 5 SUI
Session A4	19 MAY	9:00	SCO 6 - 7 RCF	GER 6 - 9 ITA	KOR 8 - 5 ESP	HUN 7 - 6 CZE	AUS 8 - 5 CAN
Session B4	19 MAY	12:30	SUI 6 - 9 JPN	FIN 7 - 3 ENG	EST 6 - 7 NZL	SWE 7 - 5 USA	CHN 6 - 8 NOR
Session A5	19 MAY	16:00	GER 9 - 2 ESP	RCF 10 - 4 AUS	CZE 5 - 7 SCO	CAN 8 - 3 KOR	ITA 6 - 5 HUN
Session B5	19 MAY	19:30	FIN 4 - 6 NZL	JPN 8 - 6 CHN	USA 3 - 8 SUI	NOR 7 - 1 EST	ENG 2 - 9 SWE
Session B6	20 MAY	9:00	JPN 5 - 11 SWE	NZL 5 - 6 USA	ENG 1 - 11 NOR	SUI 8 - 5 FIN	EST 6 - 9 CHN
Session A6	20 MAY	12:30	RCF 6 - 2 HUN	ESP 3 - 7 CZE	ITA 4 - 6 CAN	SCO 7 - 5 GER	KOR 7 - 6 AUS
Session B7	20 MAY	16:00	NOR 9 - 5 SUI	EST 6 - 8 FIN	SWE 11 - 7 CHN	JPN 2 - 7 NZL	USA 9 - 11 _{EE} ENG
Session A7	20 MAY	19:30	CAN 5 - 8 SCO	KOR 3 - 9 GER	HUN 3 - 9 AUS	RCF 8 - 7 ESP	CZE 4 - 5 ITA
Session B8	21 MAY	9:00	CHN 10 - 8 FIN	ENG 7 - 6 JPN	SUI 8 - 5 EST	USA 7 - 8 NOR	SWE 8 - 1 NZL
Session A8	21 MAY	12:30	AUS 4 - 10 GER	ITA 8 - 5 RCF	SCO 9 - 1 KOR	CZE 6 - 7 CAN	HUN 8 - 4 ESP
Session B9	21 MAY	16:00	ENG 5 - 11 EST	SUI 5 - 8 SWE	NOR 11 - 5 JPN	NZL 4 - 7 CHN	FIN 7 - 9 USA
Session A9	21 MAY	19:30	ITA 8 - 6 KOR	SCO 7 - 4 HUN	CAN 11 - 6 RCF	ESP 4 - 7 AUS	GER 4 - 5 CZE
Qualification	22 MAY	10:00		CAN 7 - 6 _{EE} SUI		NOR 7 - 5 ITA	
Relegation	22 MAY	10:00	HUN 10 - 4 FIN				JPN 7 - 5 KOR
Qual. OG 2022	22 MAY	16:00					CZE 8 - 6 USA
Semi-final 1	22 MAY	16:00			NOR 7 - 6 SWE		
Semi-final 2	22 MAY	19:30			SCO 7 - 4 CAN		
Bronze Medal	23 MAY	10:00			CAN 4 - 7 SWE		
Gold Medal	23 MAY	15:00			SCO 9 - 7 NOR		

Competition Summary

Standings after Round Robin

Group A

Rank	Team	Games	Wins	Losses				
1	SCO - Scotland	9	8	1	Q			
2	CAN - Canada	9	7	2	Q	w1		
3	ITA - Italy	9	7	2	Q	w0		
4	CZE - Czech Republic	9	5	4		w1		
5	GER - Germany	9	5	4		w0		
6	RCF - RCF	9	4	5				
7	AUS - Australia	9	3	6		w1	DSC	40.04cm
8	HUN - Hungary	9	3	6		w1	DSC	41.45cm
9	KOR - Korea	9	3	6		w1	DSC	70.65cm
10	ESP - Spain	9	0	9				

Group B

Rank	Team	Games	Wins	Losses				
1	SWE - Sweden	9	9	0	Q			
2	NOR - Norway	9	8	1	Q			
3	SUI - Switzerland	9	5	4	Q	w1		
4	USA - United States	9	5	4		w0		
5	CHN - China	9	4	5		w1		
6	NZL - New Zealand	9	4	5		w0		
7	ENG - England	9	3	6		w1		
8	JPN - Japan	9	3	6		w0		
9	FIN - Finland	9	2	7		w1		
10	EST - Estonia	9	2	7		w0		

Merged Group Standings

Rank	Team	Round Robin Results			Rank	Team	Round Robin Results		
		Group	Rank	DSC			Group	Rank	DSC
1	SWE - Sweden	B	1	25.02cm	11	RCF - RCF	A	6	35.43cm
2	SCO - Scotland	A	1	27.73cm	12	NZL - New Zealand	B	6	38.26cm
3	CAN - Canada	A	2	20.21cm	13	AUS - Australia	A	7	40.04cm
4	NOR - Norway	B	2	34.73cm	14	ENG - England	B	7	46.68cm
5	ITA - Italy	A	3	27.57cm	15	JPN - Japan	B	8	30.54cm
6	SUI - Switzerland	B	3	57.64cm	16	HUN - Hungary	A	8	41.45cm
7	CZE - Czech Republic	A	4	24.20cm	17	FIN - Finland	B	9	34.45cm
8	USA - United States	B	4	36.73cm	18	KOR - Korea	A	9	70.65cm
9	CHN - China	B	5	26.01cm	19	EST - Estonia	B	10	29.22cm
10	GER - Germany	A	5	43.99cm	20	ESP - Spain	A	10	40.83cm

Competition Summary

Play-offs Bracket

Qualification	Semi-finals	Finals	Final Standings
<p>A2 CAN 7 Sheet B</p> <p>B3 SUI 6</p> <p>A3 ITA 5 Sheet D</p> <p>B2 NOR 7</p> <p style="text-align: right;">CAN</p> <p style="text-align: right;">NOR</p>	<p>1 SWE 6 Sheet C</p> <p>NOR 7</p> <p>2 SCO 7 Sheet C</p> <p>CAN 4</p>	<p>NOR 7</p> <p>Sheet C</p> <p>SCO 9</p> <p>SWE 7 Sheet C</p> <p>CAN 4</p>	<p>1 SCO - Scotland</p> <p>2 NOR - Norway</p> <p>3 SWE - Sweden</p> <p>4 CAN - Canada</p> <p>5 ITA - Italy</p> <p>5 SUI - Switzerland</p> <p>7 CZE - Czech Republic</p> <p>8 USA - United States</p> <p>9 CHN - China</p> <p>10 GER - Germany</p> <p>11 RCF - RCF</p> <p>12 NZL - New Zealand</p> <p>13 AUS - Australia</p> <p>14 ENG - England</p> <p>15 JPN - Japan</p> <p>15 HUN - Hungary</p> <p>17 FIN - Finland >B</p> <p>17 KOR - Korea >B</p> <p>19 EST - Estonia >B</p> <p>20 ESP - Spain >B</p>

At the end of the Round Robin teams will be ranked by comparing the Draw Shot Challenge results from the teams in both groups with the same rank. The six play-off teams will get rank 1 - 6.

The teams ranked 1st in each group (1 and 2) advance directly to the semi-finals.
The teams ranked 2nd and 3rd in each group play in qualification games (A2 v B3 and A3 v B2).
The winners of those qualification games advance to the semi-finals, with the 1st ranked team playing the lowest ranked winner (e.g. - 6th) and the 2nd ranked team playing the other team.

Legend:	DSC Draw Shot Challenge	EE Extra End
>B To B-Division	wn Number of wins (n) against tied teams	
Q Qualified for the play-offs		



SUN 23 MAY 2021
Start Time 15:00

Gold Medal Game

Session Results and Standings

Sheet	Game	Team	LSFE	1	2	3	4	5	6	7	8	Extra Ends	Total
C	11	SCO - Scotland	*	2	0	1	0	2	0	3	1		9
	12	NOR - Norway		0	3	0	2	0	2	0	0		7

Play-offs Bracket

Qualification	Semi-finals	Finals	Final Standings
<p>A2 CAN 7 Sheet B CAN</p> <p>B3 SUI 6</p>	<p>A1 SWE 6 Sheet C NOR 7</p>	<p>NOR 7 Sheet C SCO 9</p>	<ol style="list-style-type: none"> 1 SCO - Scotland 2 NOR - Norway 3 SWE - Sweden 4 CAN - Canada 5 ITA - Italy 5 SUI - Switzerland 7 CZE - Czech Republic 8 USA - United States 9 CHN - China 10 GER - Germany 11 RCF - RCF 12 NZL - New Zealand 13 AUS - Australia 14 ENG - England 15 JPN - Japan 15 HUN - Hungary 17 FIN - Finland >B 17 KOR - Korea >B 19 EST - Estonia >B 20 ESP - Spain >B
<p>A3 ITA 5 Sheet D NOR</p> <p>B2 NOR 7</p>	<p>B1 SCO 7 Sheet C CAN 4</p>	<p>SWE 7 Sheet C CAN 4</p>	
		<p>SCO 1st NOR 2nd</p>	
		<p>SWE 3rd CAN 4th</p>	

At the end of the Round Robin teams will be ranked by comparing the Draw Shot Challenge results from the teams in both groups with the same rank. The six play-off teams will get rank 1 - 6.

The teams ranked 1st in each group (1 and 2) advance directly to the semi-finals.
The teams ranked 2nd and 3rd in each group play in qualification games (A2 v B3 and A3 v B2).
The winners of those qualification games advance to the semi-finals, with the 1st ranked team playing the lowest ranked winner (e.g. - 6th) and the 2nd ranked team playing the other team.

Legend:	<input type="checkbox"/> Power Play	>B To B-Division	LSFE(*) Last Stone First End
----------------	-------------------------------------	------------------	------------------------------





Scoring Analysis

Team	Games	LSFE	Stolen Ends	Last Stone Eff.	PP Eff.	Points Scored						Total	Plus / Minus
						0	1	2	3	4	>4		
SWE	For	7	11	63%	71%	0	12	13	13	3	1	94	+43
	Against	4	4			0	23	8	4	0	0	51	
NOR	For	5	23	62%	89%	0	25	20	7	3	0	98	+38
	Against	7	2			0	15	11	6	0	1	60	
SCO	For	10	17	49%	44%	0	25	16	8	1	0	85	+37
	Against	1	4			0	16	10	4	0	0	48	
GER	For	4	12	33%	25%	0	18	5	12	0	0	64	+19
	Against	5	10			0	22	7	3	0	0	45	
CZE	For	8	18	27%	83%	0	30	11	2	1	0	62	+13
	Against	2	11			0	20	11	1	1	0	49	
CAN	For	8	12	47%	60%	0	22	18	5	2	0	81	+9
	Against	4	14			0	27	11	5	2	0	72	
ITA	For	3	14	27%	14%	0	27	8	4	2	0	63	+9
	Against	7	10			0	20	14	2	0	0	54	
SUI	For	3	8	47%	44%	0	17	14	4	2	0	65	+3
	Against	7	9			0	24	10	6	0	0	62	
USA	For	5	10	42%	44%	0	20	11	6	1	1	69	+1
	Against	5	9			0	18	12	6	2	0	68	
EST	For	5	10	40%	50%	0	14	14	2	2	0	56	-6
	Against	4	13			0	19	7	4	3	1	62	
RCF	For	6	10	25%	17%	0	20	9	1	1	1	50	-6
	Against	3	14			0	24	4	4	3	0	56	
HUN	For	4	12	29%	33%	0	22	12	1	0	1	54	-7
	Against	6	11			0	20	11	5	1	0	61	
CHN	For	6	7	45%	67%	0	14	10	6	2	0	60	-11
	Against	3	13			0	16	10	9	2	0	71	
AUS	For	5	8	39%	43%	0	15	7	5	2	0	52	-12
	Against	4	15			0	19	11	6	0	1	64	
NZL	For	5	11	11%	25%	0	25	4	0	2	0	41	-13
	Against	4	17			0	20	11	4	0	0	54	
JPN	For	5	5	41%	38%	0	15	7	10	0	0	59	-14
	Against	5	12			0	18	17	3	3	0	73	
KOR	For	3	12	21%	25%	0	23	8	3	0	0	48	-21
	Against	7	16			0	27	5	8	2	0	69	
FIN	For	5	7	30%	22%	0	18	11	2	2	0	54	-22
	Against	5	14			0	18	15	5	2	1	76	



Scoring Analysis

Team	Games	LSFE	Stolen Ends	Last Stone Eff.	PP Eff.	Points Scored						Total	Plus / Minus
						0	1	2	3	4	>4		
ENG	9 For	2	8	34%	22%	0	17	13	2	0	0	49	-23
	Against	7	8			0	13	14	5	4	0	72	
ESP	9 For	0	6	15%	25%	0	18	3	2	1	0	34	-37
	Against	9	15			0	18	15	5	2	0	71	
Total	99		221			0	397	214	95	27	4	1,238	

Note:
 Stolen ends are the ends won without the last stone advantage.
 Last Stone Efficiency: Scoring two or more points with last stone advantage.
 Power Play Efficiency: Scoring two or more points by the team calling a Power Play.

Legend:
>4 More than four points scored **Eff.** Efficiency **LSFE** Last Stone First End
PP Power Play

Summary of Big Ends

Points Scored	By	Against	Session	End	Game Result
5	HUN - Hungary	FIN - Finland	R	7	10 : 4
5	RCF - RCF	AUS - Australia	A5	3	10 : 4
5	SWE - Sweden	EST - Estonia	B2	6	9 : 6
5	USA - United States	NOR - Norway	B8	3	7 : 8
4	NOR - Norway	JPN - Japan	B9	7	11 : 5
4	NOR - Norway	JPN - Japan	B9	2	11 : 5
4	NOR - Norway	ENG - England	B6	4	11 : 1
4	SWE - Sweden	CAN - Canada	BM	1	7 : 4
4	SWE - Sweden	JPN - Japan	B6	7	11 : 5
4	SWE - Sweden	ENG - England	B5	5	9 : 2
4	AUS - Australia	ESP - Spain	A9	3	7 : 4
4	AUS - Australia	HUN - Hungary	A7	6	9 : 3
4	CAN - Canada	RCF - RCF	A9	8	11 : 6
4	CAN - Canada	RCF - RCF	A9	1	11 : 6
4	CHN - China	FIN - Finland	B8	5	10 : 8
4	CHN - China	FIN - Finland	B8	2	10 : 8
4	EST - Estonia	ENG - England	B9	7	11 : 5
4	EST - Estonia	CHN - China	B6	4	6 : 9
4	FIN - Finland	USA - United States	B9	1	7 : 9
4	FIN - Finland	EST - Estonia	B7	6	8 : 6
4	ITA - Italy	KOR - Korea	A9	4	8 : 6
4	ITA - Italy	RCF - RCF	A8	2	8 : 5
4	NZL - New Zealand	EST - Estonia	B4	3	7 : 6
4	NZL - New Zealand	ENG - England	B2	3	7 : 6
4	SUI - Switzerland	EST - Estonia	B8	7	8 : 5
4	SUI - Switzerland	USA - United States	B5	5	8 : 3
4	CZE - Czech Republic	CAN - Canada	A8	5	6 : 7
4	ESP - Spain	KOR - Korea	A4	2	5 : 8
4	RCF - RCF	ESP - Spain	A7	8	8 : 7
4	SCO - Scotland	CZE - Czech Republic	A5	2	7 : 5
4	USA - United States	CHN - China	B1	5	11 : 3

Note:
Big ends are defined as ends with a score of four or more points.

Legend:
BM Bronze Medal Game **R** Relegation



Time-out Statistics

Team	Games	Number of Time-outs	Average Shot Success on Next Stone
HUN - Hungary	10	3	91%
SCO - Scotland	11	8	90%
SUI - Switzerland	10	10	90%
GER - Germany	9	8	87%
USA - United States	10	8	87%
CHN - China	9	8	84%
NOR - Norway	12	7	82%
AUS - Australia	9	4	81%
FIN - Finland	10	8	81%
SWE - Sweden	11	5	80%
EST - Estonia	9	6	75%
RCF - RCF	9	5	75%
ENG - England	9	10	70%
ESP - Spain	9	6	70%
CAN - Canada	12	11	68%
CZE - Czech Republic	10	8	68%
ITA - Italy	10	7	67%
KOR - Korea	10	10	62%
JPN - Japan	10	5	60%
NZL - New Zealand	9	8	43%
Total	99	145	75%



Power Play Analysis

Team	Games	Number of Power Plays	Points Scored in Power Play							Total	Average Score in Power Play
			<0	0/X	1	2	3	4	>4		
SWE	11	8	0	1	2	2	1	1	1	18	+2.6
CZE	10	7	0	1	1	4	0	1	0	13	+2.2
NOR	12	9	0	0	1	7	1	0	0	18	+2.0
CAN	12	11	1	1	3	3	2	1	0	18	+1.8
CHN	9	9	2	0	1	2	4	0	0	15	+1.7
HUN	10	10	0	1	6	2	0	0	1	15	+1.7
SCO	11	10	0	1	5	2	2	0	0	15	+1.7
USA	10	9	1	0	4	2	2	0	0	12	+1.3
AUS	9	8	1	0	3	2	1	0	0	7	+1.0
FIN	10	10	1	1	6	2	0	0	0	9	+1.0
GER	9	8	1	0	5	1	1	0	0	8	+1.0
ITA	10	7	1	0	5	0	1	0	0	7	+1.0
KOR	10	8	1	0	5	2	0	0	0	8	+1.0
SUI	10	10	2	1	3	3	0	1	0	9	+1.0
ESP	9	8	2	0	4	2	0	0	0	6	+0.8
EST	9	9	4	1	0	3	0	1	0	5	+0.6
JPN	10	9	3	1	2	1	2	0	0	4	+0.5
ENG	9	9	3	0	4	2	0	0	0	4	+0.4
NZL	9	8	2	0	4	2	0	0	0	3	+0.4
RCF	9	7	3	1	2	1	0	0	0	1	+0.2
Total	99	174	28	10	66	45	17	5	2	195	+1.2

Note:
Power Play can be used once per game by each team and only when the team has the last stone advantage. Power Play cannot be used in extra ends.

Legend:
 <0 Ends scored by the opponent team >4 More than four points scored X Unfinished end due to concession



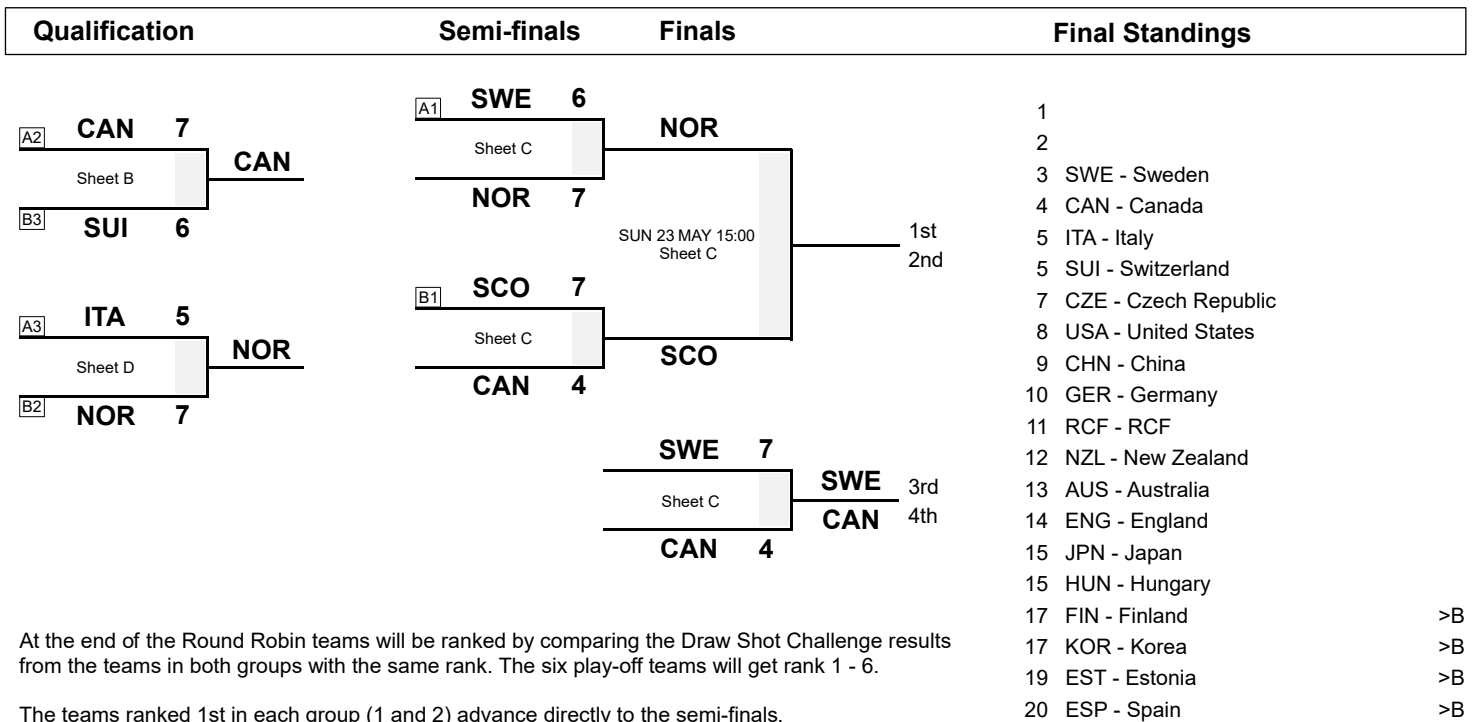
SUN 23 MAY 2021
Start Time 10:00

Bronze Medal Game

Session Results and Standings

Sheet	Game	Team	LSFE	1	2	3	4	5	6	7	8	Extra Ends	Total
C	12	CAN - Canada		0	1	1	0	1	0	1	X		4
	11	SWE - Sweden	*	4	0	0	2	0	1	0	X		7

Play-offs Bracket



At the end of the Round Robin teams will be ranked by comparing the Draw Shot Challenge results from the teams in both groups with the same rank. The six play-off teams will get rank 1 - 6.

The teams ranked 1st in each group (1 and 2) advance directly to the semi-finals.
The teams ranked 2nd and 3rd in each group play in qualification games (A2 v B3 and A3 v B2).
The winners of those qualification games advance to the semi-finals, with the 1st ranked team playing the lowest ranked winner (e.g. - 6th) and the 2nd ranked team playing the other team.

Legend:			
■	Power Play	>B	To B-Division
X	Unplayed/unfinished end due to concession	LSFE(*)	Last Stone First End





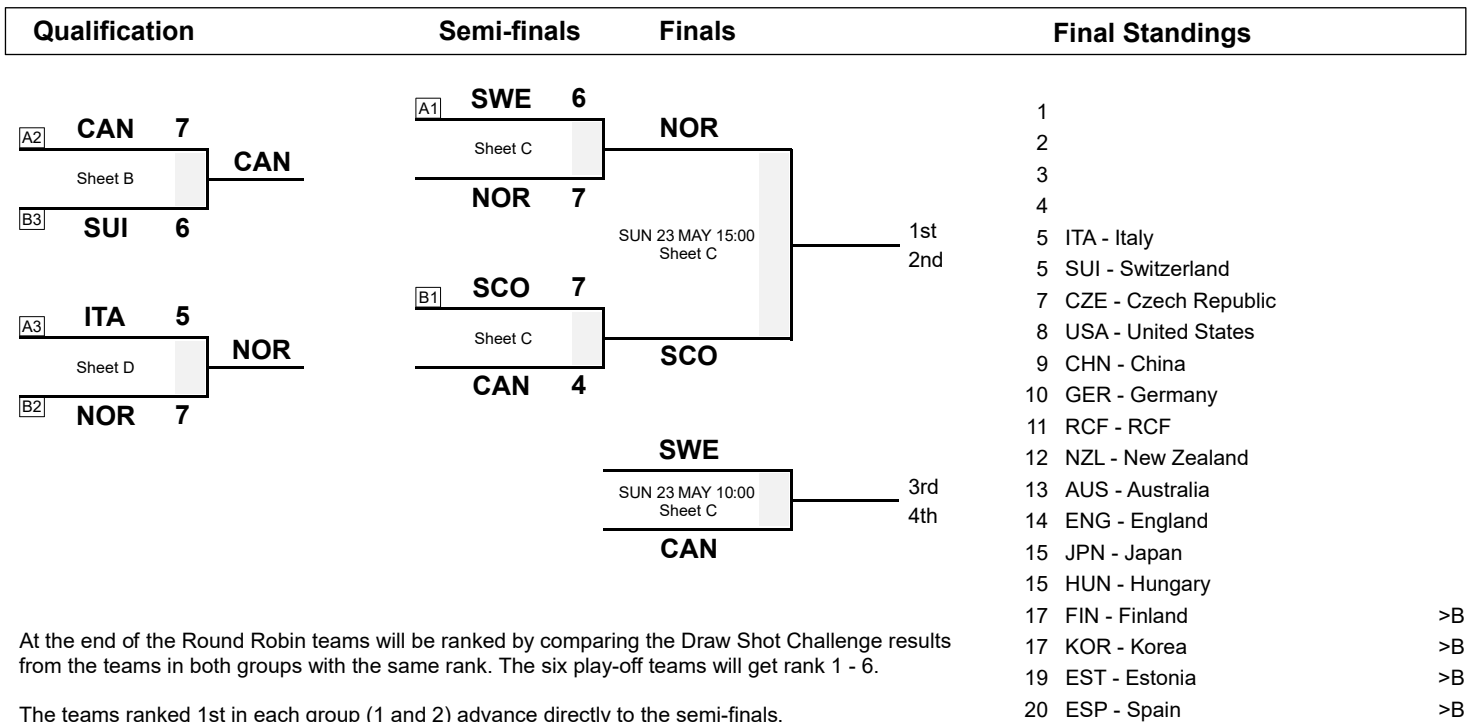
SAT 22 MAY 2021
Start Time 19:30

Semi-final Session 2

Session Results and Standings

Sheet	Game	Team	LSFE	1	2	3	4	5	6	7	8	Extra Ends	Total
C	10	SCO - Scotland	*	1	0	3	0	1	0	1	1		7
	11	CAN - Canada		0	1	0	1	0	2	0	0		4

Play-offs Bracket



At the end of the Round Robin teams will be ranked by comparing the Draw Shot Challenge results from the teams in both groups with the same rank. The six play-off teams will get rank 1 - 6.

The teams ranked 1st in each group (1 and 2) advance directly to the semi-finals.
The teams ranked 2nd and 3rd in each group play in qualification games (A2 v B3 and A3 v B2).
The winners of those qualification games advance to the semi-finals, with the 1st ranked team playing the lowest ranked winner (e.g. - 6th) and the 2nd ranked team playing the other team.

Legend:	<input type="checkbox"/> Power Play	>B To B-Division	LSFE(*) Last Stone First End
----------------	-------------------------------------	------------------	------------------------------





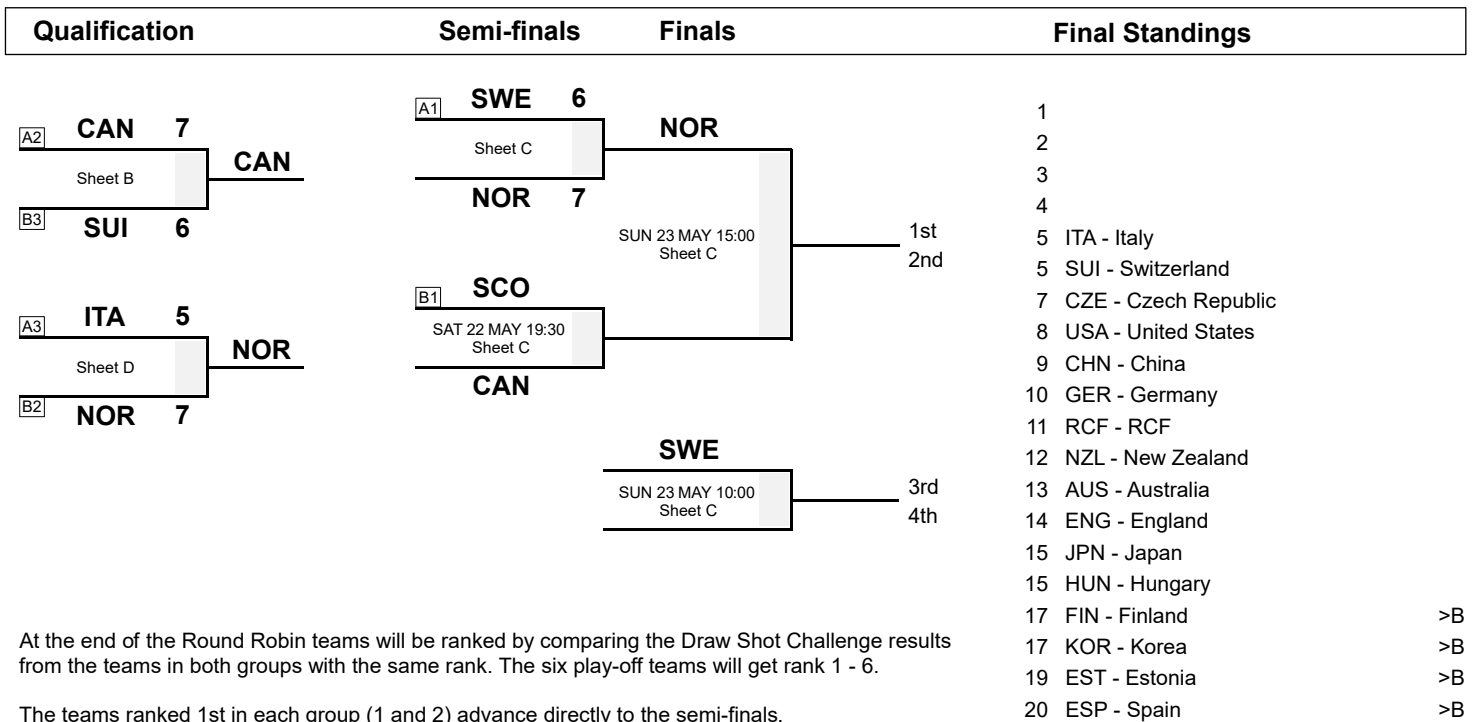
SAT 22 MAY 2021
Start Time 16:00

Semi-final Session 1

Session Results and Standings

Sheet	Game	Team	LSFE	1	2	3	4	5	6	7	8	Extra Ends	Total
C	11	NOR - Norway		0	1	0	2	1	0	2	1		7
	10	SWE - Sweden	*	1	0	3	0	0	2	0	0		6

Play-offs Bracket



At the end of the Round Robin teams will be ranked by comparing the Draw Shot Challenge results from the teams in both groups with the same rank. The six play-off teams will get rank 1 - 6.

The teams ranked 1st in each group (1 and 2) advance directly to the semi-finals.
The teams ranked 2nd and 3rd in each group play in qualification games (A2 v B3 and A3 v B2).
The winners of those qualification games advance to the semi-finals, with the 1st ranked team playing the lowest ranked winner (e.g. - 6th) and the 2nd ranked team playing the other team.

Legend:	<input type="checkbox"/> Power Play	>B To B-Division	LSFE(*) Last Stone First End
----------------	-------------------------------------	------------------	------------------------------





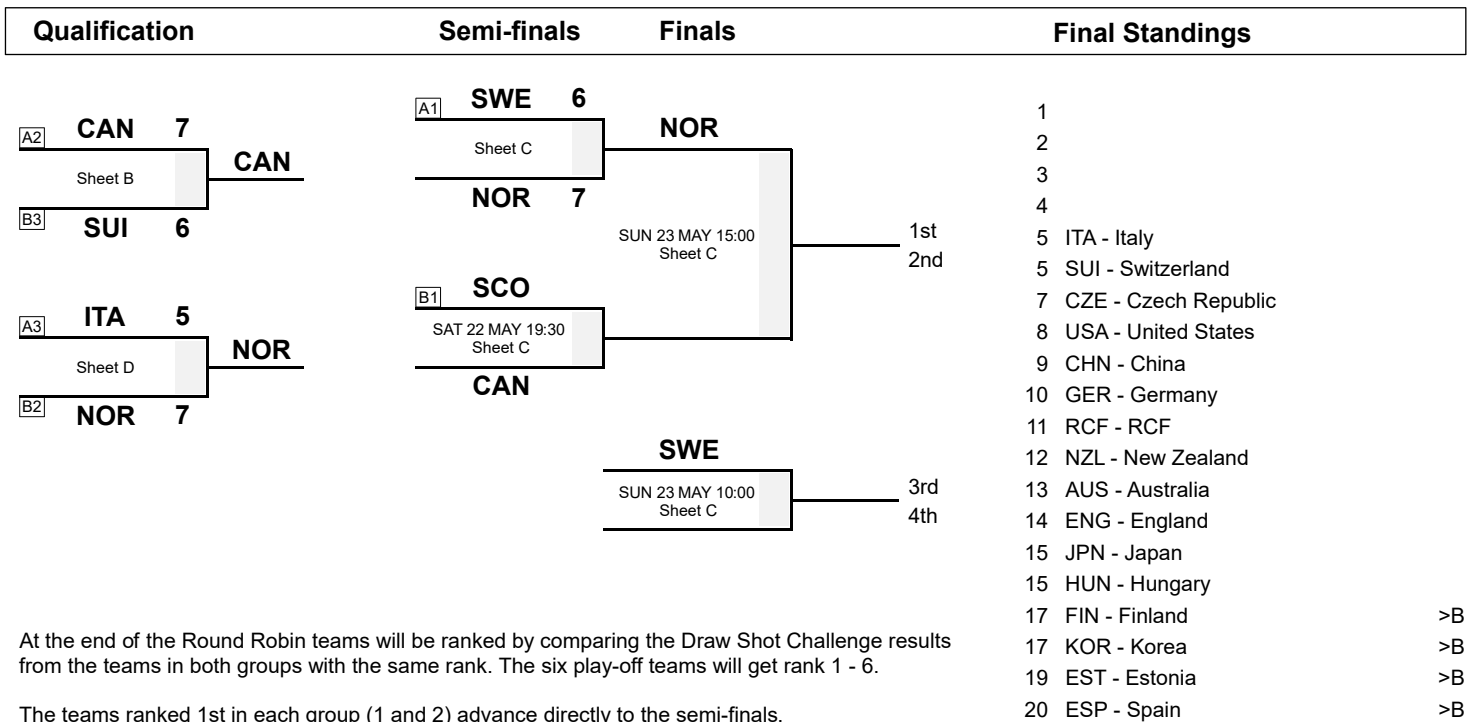
SAT 22 MAY 2021
Start Time 16:00

Qualification Game for Beijing 2022

Session Results and Standings

Sheet	Game	Team	LSFE	1	2	3	4	5	6	7	8	Extra Ends	Total
E	10	CZE - Czech Republic	*	3	2	0	0	0	1	0	2		8
	10	USA - United States		0	0	2	1	1	0	2	0		6

Play-offs Bracket



At the end of the Round Robin teams will be ranked by comparing the Draw Shot Challenge results from the teams in both groups with the same rank. The six play-off teams will get rank 1 - 6.

The teams ranked 1st in each group (1 and 2) advance directly to the semi-finals.
The teams ranked 2nd and 3rd in each group play in qualification games (A2 v B3 and A3 v B2).
The winners of those qualification games advance to the semi-finals, with the 1st ranked team playing the lowest ranked winner (e.g. - 6th) and the 2nd ranked team playing the other team.

Legend:	<input type="checkbox"/> Power Play	>B To B-Division	LSFE(*) Last Stone First End
----------------	-------------------------------------	------------------	------------------------------





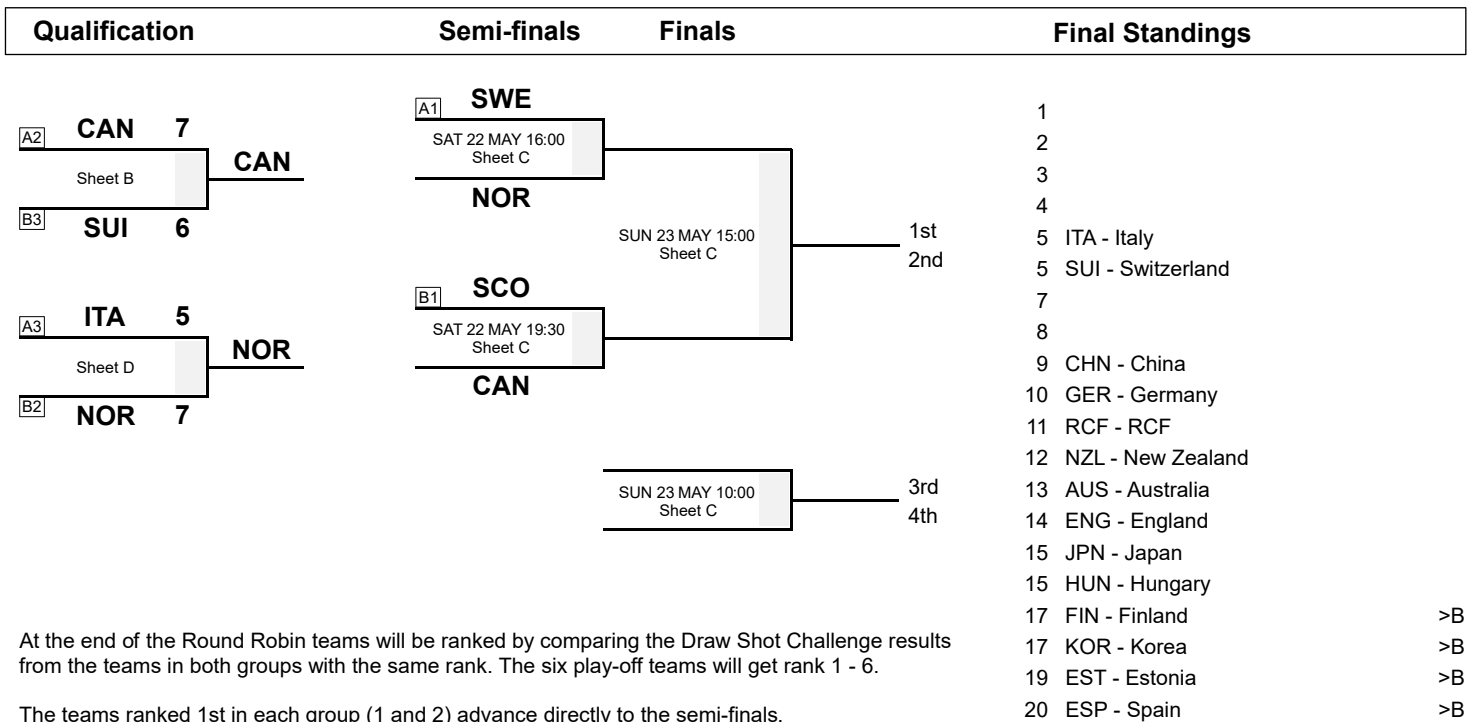
SAT 22 MAY 2021
Start Time 10:00

Qualification Games

Session Results and Standings

Sheet	Game	Team	LSFE	1	2	3	4	5	6	7	8	Extra Ends	Total
B	10	CAN - Canada	*	1	0	0	0	3	1	0	1		7
	10	SUI - Switzerland		0	1	3	1	0	0	1	0		6
D	10	NOR - Norway	*	1	1	0	1	2	0	2	0		7
	10	ITA - Italy		0	0	1	0	0	3	0	1		5

Play-offs Bracket



At the end of the Round Robin teams will be ranked by comparing the Draw Shot Challenge results from the teams in both groups with the same rank. The six play-off teams will get rank 1 - 6.

The teams ranked 1st in each group (1 and 2) advance directly to the semi-finals.
The teams ranked 2nd and 3rd in each group play in qualification games (A2 v B3 and A3 v B2).
The winners of those qualification games advance to the semi-finals, with the 1st ranked team playing the lowest ranked winner (e.g. - 6th) and the 2nd ranked team playing the other team.

Legend:	<input type="checkbox"/> Power Play	>B To B-Division	LSFE(*) Last Stone First End
----------------	-------------------------------------	------------------	------------------------------



Competition Matrix

Group A

Team	AUS	CAN	CZE	ESP	GER	HUN	ITA	KOR	RCF	SCO
AUS		8 - 5	3 - 9	7 - 4	4 - 10	9 - 3	6 - 7	6 - 7	4 - 10	5 - 9
CAN	5 - 8		7 - 6	8 - 6	9 - 6	7 - 5	6 - 4	8 - 3	11 - 6	5 - 8
CZE	9 - 3	6 - 7		7 - 3	5 - 4	6 - 7	4 - 5	7 - 5	5 - 2	5 - 7
ESP	4 - 7	6 - 8	3 - 7		2 - 9	4 - 8	2 - 7	5 - 8	7 - 8	1 - 9
GER	10 - 4	6 - 9	4 - 5	9 - 2		8 - 5	6 - 9	9 - 3	7 - 1	5 - 7
HUN	3 - 9	5 - 7	7 - 6	8 - 4	5 - 8		5 - 6	5 - 4	2 - 6	4 - 7
ITA	7 - 6	4 - 6	5 - 4	7 - 2	9 - 6	6 - 5		8 - 6	8 - 5	4 - 7
KOR	7 - 6	3 - 8	5 - 7	8 - 5	3 - 9	4 - 5	6 - 8		6 - 5	1 - 9
RCF	10 - 4	6 - 11	2 - 5	8 - 7	1 - 7	6 - 2	5 - 8	5 - 6		7 - 6
SCO	9 - 5	8 - 5	7 - 5	9 - 1	7 - 5	7 - 4	7 - 4	9 - 1	6 - 7	

Standings after Round Robin

Rank	Team	Games	Wins	Losses		
1	SCO - Scotland	9	8	1	Q	
2	CAN - Canada	9	7	2	Q	w1
3	ITA - Italy	9	7	2	Q	w0
4	CZE - Czech Republic	9	5	4		w1
5	GER - Germany	9	5	4		w0
6	RCF - RCF	9	4	5		
7	AUS - Australia	9	3	6		w1 DSC 40.04cm
8	HUN - Hungary	9	3	6		w1 DSC 41.45cm
9	KOR - Korea	9	3	6		w1 DSC 70.65cm
10	ESP - Spain	9	0	9		

Competition Matrix

Group B

Team	CHN	ENG	EST	FIN	JPN	NOR	NZL	SUI	SWE	USA
CHN		4 - 9	9 - 6	10 - 8	6 - 8	6 - 8	7 - 4	8 - 6	7 - 11	3 - 11
ENG	9 - 4		5 - 11	3 - 7	7 - 6	1 - 11	6 - 7	5 - 8	2 - 9	11 - 9
EST	6 - 9	11 - 5		6 - 8	10 - 3	1 - 7	6 - 7	5 - 8	6 - 9	5 - 6
FIN	8 - 10	7 - 3	8 - 6		3 - 8	4 - 8	4 - 6	5 - 8	4 - 8	7 - 9
JPN	8 - 6	6 - 7	3 - 10	8 - 3		5 - 11	2 - 7	9 - 6	5 - 11	6 - 7
NOR	8 - 6	11 - 1	7 - 1	8 - 4	11 - 5		10 - 1	9 - 5	5 - 10	8 - 7
NZL	4 - 7	7 - 6	7 - 6	6 - 4	7 - 2	1 - 10		3 - 5	1 - 8	5 - 6
SUI	6 - 8	8 - 5	8 - 5	8 - 5	6 - 9	5 - 9	5 - 3		5 - 8	8 - 3
SWE	11 - 7	9 - 2	9 - 6	8 - 4	11 - 5	10 - 5	8 - 1	8 - 5		7 - 5
USA	11 - 3	9 - 11	6 - 5	9 - 7	7 - 6	7 - 8	6 - 5	3 - 8	5 - 7	

Standings after Round Robin

Rank	Team	Games	Wins	Losses	
1	SWE - Sweden	9	9	0	Q
2	NOR - Norway	9	8	1	Q
3	SUI - Switzerland	9	5	4	Q w1
4	USA - United States	9	5	4	w0
5	CHN - China	9	4	5	w1
6	NZL - New Zealand	9	4	5	w0
7	ENG - England	9	3	6	w1
8	JPN - Japan	9	3	6	w0
9	FIN - Finland	9	2	7	w1
10	EST - Estonia	9	2	7	w0

Legend:
DSC Draw Shot Challenge **Q** Qualified for the play-offs **wn** Number of wins (n) against tied teams

Draw Shot Challenge by Group

Group A		Stone Rotation	Last Stone Draw in each Round Robin Game									DSC
Rank	Team		1	2	3	4	5	6	7	8	9	
1	CAN - Canada	↻	18.0	29.5	9.7	10.8	46.2	13.7	54.0	199.6	5.3	20.21cm
		↻	22.5	22.4	21.3	12.9	21.4	11.5	30.6	44.4	3.1	
2	CZE - Czech Republic	↻	37.7	29.5	34.2	4.4	76.7	21.5	10.1	17.7	5.4	24.20cm
		↻	55.6	33.2	30.3	49.2	7.6	60.3	21.2	1.9	27.7	
3	ITA - Italy	↻	96.7	18.8	25.3	28.6	62.8	75.0	30.9	62.0	35.0	27.57cm
		↻	6.2	17.6	29.1	34.9	31.2	23.3	9.9	10.9	14.6	
4	SCO - Scotland	↻	43.8	21.4	50.9	85.1	30.6	27.2	25.5	10.5	74.9	27.73cm
		↻	17.6	44.0	34.2	42.0	10.5	44.4	25.6	11.2	4.2	
5	RCF - RCF	↻	15.7	18.6	72.5	129.0	9.1	20.4	20.1	29.3	16.7	35.43cm
		↻	60.6	21.0	118.8	28.6	55.9	13.6	48.7	18.5	117.5	
6	AUS - Australia	↻	69.7	28.9	199.6	76.1	29.0	28.0	64.9	12.2	23.0	40.04cm
		↻	37.2	23.0	64.1	66.0	73.1	32.2	7.7	138.4	5.5	
7	ESP - Spain	↻	34.3	22.3	13.1	6.5	92.8	142.8	53.5	12.5	38.2	40.83cm
		↻	81.2	199.6	119.3	39.2	10.1	6.9	55.2	34.5	33.7	
8	HUN - Hungary	↻	30.4	28.1	46.9	64.5	36.8	50.6	18.1	26.4	108.2	41.45cm
		↻	195.0	100.6	70.2	13.0	49.9	47.7	58.9	5.7	15.4	
9	GER - Germany	↻	29.1	71.4	16.1	21.6	54.7	131.0	24.5	8.1	24.1	43.99cm
		↻	14.9	50.7	136.2	26.6	25.9	55.2	158.9	199.6	13.7	
10	KOR - Korea	↻	199.6	188.2	91.1	23.6	40.9	27.4	13.2	70.9	34.1	70.65cm
		↻	117.7	109.3	199.6	15.5	109.4	100.0	16.4	20.7	152.0	

Group B		Stone Rotation	Last Stone Draw in each Round Robin Game									DSC
Rank	Team		1	2	3	4	5	6	7	8	9	
1	SWE - Sweden	↻	51.1	22.8	11.9	16.7	25.7	18.9	5.1	43.7	54.1	25.02cm
		↻	11.6	25.3	36.7	20.3	37.4	127.0	26.4	21.5	25.2	
2	CHN - China	↻	52.2	16.5	29.6	53.7	1.8	10.4	176.1	19.0	96.9	26.01cm
		↻	39.6	14.9	44.0	21.1	37.6	27.8	5.4	13.3	29.2	
3	EST - Estonia	↻	27.6	14.4	82.4	10.1	38.8	32.2	19.5	26.1	17.7	29.22cm
		↻	8.0	5.8	15.7	120.2	33.2	93.7	24.2	199.6	18.1	
4	JPN - Japan	↻	50.2	64.7	25.7	6.0	40.8	13.7	3.0	28.3	41.8	30.54cm
		↻	42.4	77.6	29.7	14.3	12.0	87.2	19.5	160.3	18.9	
5	FIN - Finland	↻	16.4	5.8	35.1	12.0	25.8	91.5	52.2	65.2	26.5	34.45cm
		↻	43.0	28.2	64.8	58.1	51.0	25.2	22.7	130.9	19.2	
6	NOR - Norway	↻	27.0	28.3	38.2	7.1	39.4	20.3	107.7	79.0	56.5	34.73cm
		↻	80.6	32.6	35.9	30.4	13.9	47.7	56.7	26.4	16.3	
7	USA - United States	↻	14.2	75.9	40.4	16.1	12.5	113.3	10.8	36.1	199.6	36.73cm
		↻	26.4	62.8	32.1	10.2	174.2	15.6	43.2	43.3	34.8	
8	NZL - New Zealand	↻	58.2	5.9	43.0	4.7	57.0	19.0	58.2	68.5	15.1	38.26cm
		↻	34.7	88.5	28.1	89.7	11.7	27.5	27.9	64.2	187.3	
9	ENG - England	↻	33.4	102.0	43.8	15.7	19.1	66.6	20.9	15.3	33.7	46.68cm
		↻	106.3	4.7	41.7	109.9	76.8	159.2	26.1	30.9	187.4	
10	SUI - Switzerland	↻	18.6	77.5	8.8	68.1	64.7	101.4	117.8	44.3	91.8	57.64cm
		↻	22.6	93.4	35.6	193.2	60.7	32.6	51.3	199.6	33.1	



After Round Robin

Shot Success Percentage by Gender

Female	Game >	1	2	3	4	5	6	7	8	9	Avg.	
1	DE VAL Almida	SWE	95	78	88	98	83	89	82	83	90	87.6
2	DODDS Jennifer	SCO	90	80	85	70	73	69	75	88	100	80.7
3	PERRET Jenny	SUI	78	72	67	70	95	97	70	87	77	78.8
4	SKASLIEN Kristin	NOR	83	72	70	75	85	92	66	86	84	78.5
5	PETERSON Tabitha	USA	76	77	65	85	74	78	80	61	82	75.5
6	FOWLER Anna	ENG	75	83	78	72	69	56	68	83	82	74.6
7	CONSTANTINI Stefania	ITA	78	64	68	93	78	78	73	63	67	73.9
8	MOSKALEVA Anastasia	RCF	57	55	56	77	82	91	73	82	89	73.7
9	EINARSON Kerri	CAN	48	64	82	70	84	83	63	75	88	72.8
10	PALANCSA Dorottya	HUN	75	67	69	75	73	70	58	83	82	72.8
11	YOSHIDA Yurika	JPN	46	66	83	81	77	65	67	84	77	72.2
12	SMITH Courtney	NZL	50	64	83	78	73	83	79	58	73	72.0
13	PAULOVA Zuzana	CZE	79	84	75	56	73	88	63	70	63	71.9
14	GILL Tahli	AUS	59	63	64	89	64	70	75	67	83	70.4
15	KAUSTE Oona	FIN	63	67	73	70	67	63	81	72	75	70.3
16	SCHOELL Pia-Lisa	GER	69	71	90	72	61	56	68	73	75	70.1
17	YANG Ying	CHN	67	67	59	67	62	73	86	77	72	69.6
18	TURMANN Marie	EST	86	60	78	65	73	44	67	73	79	69.0
19	KIM Ji Yoon	KOR	71	48	53	59	70	77	66	65	72	64.3
20	OTAEGI Oihane	ESP	64	59	42	62	48	73	75	78	67	63.8

Male	Game >	1	2	3	4	5	6	7	8	9	Avg.	
1	ERIKSSON Oskar	SWE	94	91	83	97	96	81	83	85	81	87.8
2	NEDREGOTTEN Magnus	NOR	76	95	92	84	82	79	90	79	90	85.8
3	MOUAT Bruce	SCO	83	81	94	85	64	93	84	90	93	84.9
4	MOSANER Amos	ITA	64	86	89	86	83	84	85	76	78	81.4
5	GUSHUE Brad	CAN	78	75	85	76	81	84	77	89	81	80.8
6	RIOS Martin	SUI	69	82	83	85	76	90	79	80	80	80.6
7	PAUL Tomas	CZE	89	81	71	70	78	88	77	70	85	78.6
8	HARSCH Klaudius	GER	80	67	82	67	73	79	79	93	83	77.9
9	HEWITT Dean	AUS	77	71	80	78	61	77	88	74	81	76.2
10	POLO Joe	USA	81	61	75	75	93	80	69	63	80	74.8
11	MATSUMURA Yuta	JPN	65	75	80	73	89	59	61	86	79	74.6
12	LING Zhi	CHN	81	81	64	68	70	64	80	80	85	74.5
13	LILL Harri	EST	74	76	76	79	45	72	84	68	74	73.3
14	EREMIN Aleksandr	RCF	65	67	75	73	75	95	84	57	71	73.1
15	KAUSTE Aku	FIN	80	70	61	74	64	72	78	70	89	73.0
16	FOWLER Ben	ENG	77	79	77	58	76	58	79	78	69	72.9
17	KISS Zsolt	HUN	71	73	75	58	86	56	74	70	71	70.6
18	HOOD Anton	NZL	47	56	67	66	68	82	75	67	74	67.2
19	UNANUE Mikel	ESP	67	81	61	56	58	60	81	67	59	65.8
20	MOON Si Woo	KOR	65	58	57	65	63	79	51	68	77	65.0



Shot Success Percentage by Gender

Team	Game >	1	2	3	4	5	6	7	8	9	Avg.
1 SWE - Sweden		94	86	85	97	91	84	83	84	85	87.7
2 SCO - Scotland		86	81	91	79	67	83	81	89	96	83.2
3 NOR - Norway		79	86	83	81	83	84	80	82	88	82.9
4 SUI - Switzerland		73	78	77	79	84	92	76	83	79	79.9
5 ITA - Italy		70	77	81	89	81	82	81	71	74	78.4
6 CAN - Canada		66	71	84	74	82	84	72	83	84	77.6
7 CZE - Czech Republic		85	82	72	64	76	88	71	70	76	76.0
8 USA - United States		78	71	69	81	81	79	76	62	81	75.2
9 GER - Germany		76	68	85	69	68	70	74	85	80	74.9
10 AUS - Australia		70	68	74	83	62	74	83	71	82	74.0
11 ENG - England		76	81	78	63	73	58	74	80	74	73.6
12 RCF - RCF		62	63	68	74	78	94	80	66	78	73.3
13 JPN - Japan		54	70	81	78	82	63	64	85	78	73.2
14 CHN - China		75	76	62	67	66	67	82	79	80	72.6
15 FIN - Finland		73	69	66	72	65	69	79	71	83	71.9
16 EST - Estonia		79	70	77	74	59	61	78	70	76	71.6
17 HUN - Hungary		72	71	73	65	81	62	68	75	75	71.5
18 NZL - New Zealand		48	59	73	71	70	83	76	63	74	69.1
19 ESP - Spain		66	72	53	58	54	65	79	72	62	65.0
20 KOR - Korea		67	54	56	63	66	78	57	67	75	64.7

Legend:
Avg. Average



Scoring Analysis

Team	Games	LSFE	Stolen Ends	Last Stone Eff.	PP Eff.	Points Scored						Total	Plus / Minus
						0	1	2	3	4	>4		
SWE	For	5	11	69%	80%	0	10	11	12	2	1	81	+41
	Against	4	1			0	16	6	4	0	0	40	
NOR	For	4	19	63%	83%	0	19	14	6	3	0	77	+37
	Against	5	1			0	10	8	3	0	1	40	
SCO	For	8	15	48%	43%	0	19	14	6	1	0	69	+32
	Against	1	4			0	14	7	3	0	0	37	
GER	For	4	12	33%	25%	0	18	5	12	0	0	64	+19
	Against	5	10			0	22	7	3	0	0	45	
CAN	For	7	9	57%	57%	0	12	17	4	2	0	66	+14
	Against	2	11			0	19	10	3	1	0	52	
CZE	For	7	17	25%	80%	0	29	9	1	1	0	54	+11
	Against	2	9			0	18	9	1	1	0	43	
ITA	For	3	14	28%	0%	0	25	8	3	2	0	58	+11
	Against	6	8			0	17	12	2	0	0	47	
SUI	For	3	6	53%	50%	0	14	14	3	2	0	59	+4
	Against	6	7			0	20	10	5	0	0	55	
USA	For	5	8	40%	38%	0	18	9	6	1	1	63	+3
	Against	4	8			0	17	10	5	2	0	60	
EST	For	5	10	40%	50%	0	14	14	2	2	0	56	-6
	Against	4	13			0	19	7	4	3	1	62	
RCF	For	6	10	25%	17%	0	20	9	1	1	1	50	-6
	Against	3	14			0	24	4	4	3	0	56	
CHN	For	6	7	45%	67%	0	14	10	6	2	0	60	-11
	Against	3	13			0	16	10	9	2	0	71	
AUS	For	5	8	39%	43%	0	15	7	5	2	0	52	-12
	Against	4	15			0	19	11	6	0	1	64	
HUN	For	3	10	25%	25%	0	19	11	1	0	0	44	-13
	Against	6	11			0	19	11	4	1	0	57	
NZL	For	5	11	11%	25%	0	25	4	0	2	0	41	-13
	Against	4	17			0	20	11	4	0	0	54	
FIN	For	5	7	31%	25%	0	17	11	1	2	0	50	-16
	Against	4	12			0	15	14	5	2	0	66	
JPN	For	5	5	40%	43%	0	13	6	9	0	0	52	-16
	Against	4	12			0	15	16	3	3	0	68	
KOR	For	2	12	21%	14%	0	20	7	3	0	0	43	-19
	Against	7	16			0	25	4	7	2	0	62	



Scoring Analysis

Team	Games	LSFE	Stolen Ends	Last Stone Eff.	PP Eff.	Points Scored						Total	Plus / Minus	
						0	1	2	3	4	>4			
ENG	9	For	2	8	34%	22%	0	17	13	2	0	0	49	-23
		Against	7	8			0	13	14	5	4	0	72	
ESP	9	For	0	6	15%	25%	0	18	3	2	1	0	34	-37
		Against	9	15			0	18	15	5	2	0	71	
Total	90			205			0	356	196	85	26	3	1,122	

Note:
 Stolen ends are the ends won without the last stone advantage.
 Last Stone Efficiency: Scoring two or more points with last stone advantage.
 Power Play Efficiency: Scoring two or more points by the team calling a Power Play.

Legend:
>4 More than four points scored **Eff.** Efficiency **LSFE** Last Stone First End
PP Power Play

Summary of Big Ends

Points Scored	By	Against	Session	End	Game Result
5	RCF - RCF	AUS - Australia	A5	3	10 : 4
5	SWE - Sweden	EST - Estonia	B2	6	9 : 6
5	USA - United States	NOR - Norway	B8	3	7 : 8
4	NOR - Norway	JPN - Japan	B9	7	11 : 5
4	NOR - Norway	JPN - Japan	B9	2	11 : 5
4	NOR - Norway	ENG - England	B6	4	11 : 1
4	AUS - Australia	ESP - Spain	A9	3	7 : 4
4	AUS - Australia	HUN - Hungary	A7	6	9 : 3
4	CAN - Canada	RCF - RCF	A9	8	11 : 6
4	CAN - Canada	RCF - RCF	A9	1	11 : 6
4	CHN - China	FIN - Finland	B8	5	10 : 8
4	CHN - China	FIN - Finland	B8	2	10 : 8
4	EST - Estonia	ENG - England	B9	7	11 : 5
4	EST - Estonia	CHN - China	B6	4	6 : 9
4	FIN - Finland	USA - United States	B9	1	7 : 9
4	FIN - Finland	EST - Estonia	B7	6	8 : 6
4	ITA - Italy	KOR - Korea	A9	4	8 : 6
4	ITA - Italy	RCF - RCF	A8	2	8 : 5
4	NZL - New Zealand	EST - Estonia	B4	3	7 : 6
4	NZL - New Zealand	ENG - England	B2	3	7 : 6
4	SUI - Switzerland	EST - Estonia	B8	7	8 : 5
4	SUI - Switzerland	USA - United States	B5	5	8 : 3
4	SWE - Sweden	JPN - Japan	B6	7	11 : 5
4	SWE - Sweden	ENG - England	B5	5	9 : 2
4	CZE - Czech Republic	CAN - Canada	A8	5	6 : 7
4	ESP - Spain	KOR - Korea	A4	2	5 : 8
4	RCF - RCF	ESP - Spain	A7	8	8 : 7
4	SCO - Scotland	CZE - Czech Republic	A5	2	7 : 5
4	USA - United States	CHN - China	B1	5	11 : 3

Note:
Big ends are defined as ends with a score of four or more points.



Time-out Statistics

Team	Games	Number of Time-outs	Average Shot Success on Next Stone
USA - United States	9	7	92%
HUN - Hungary	9	3	91%
SUI - Switzerland	9	8	90%
GER - Germany	9	8	87%
SCO - Scotland	9	6	87%
CHN - China	9	8	84%
AUS - Australia	9	4	81%
FIN - Finland	9	8	81%
CZE - Czech Republic	9	7	78%
EST - Estonia	9	6	75%
NOR - Norway	9	4	75%
RCF - RCF	9	5	75%
SWE - Sweden	9	4	75%
ENG - England	9	10	70%
ESP - Spain	9	6	70%
ITA - Italy	9	6	70%
JPN - Japan	9	4	68%
KOR - Korea	9	9	58%
CAN - Canada	9	7	57%
NZL - New Zealand	9	8	43%
Total	90	128	75%



Power Play Analysis

Team	Games	Number of Power Plays	Points Scored in Power Play							Total	Average Score in Power Play
			<0	0/X	1	2	3	4	>4		
SWE	9	6	0	1	1	1	1	1	1	15	+3.0
CZE	9	6	0	1	1	3	0	1	0	11	+2.2
NOR	9	6	0	0	1	4	1	0	0	12	+2.0
CAN	9	8	1	1	2	2	1	1	0	12	+1.7
CHN	9	9	2	0	1	2	4	0	0	15	+1.7
SCO	9	8	0	1	4	2	1	0	0	11	+1.6
HUN	9	9	0	1	6	2	0	0	0	10	+1.3
USA	9	8	1	0	4	1	2	0	0	10	+1.3
AUS	9	8	1	0	3	2	1	0	0	7	+1.0
FIN	9	9	1	1	5	2	0	0	0	8	+1.0
GER	9	8	1	0	5	1	1	0	0	8	+1.0
SUI	9	9	2	1	2	3	0	1	0	8	+1.0
KOR	9	7	1	0	5	1	0	0	0	6	+0.9
ESP	9	8	2	0	4	2	0	0	0	6	+0.8
ITA	9	6	1	0	5	0	0	0	0	4	+0.7
EST	9	9	4	1	0	3	0	1	0	5	+0.6
ENG	9	9	3	0	4	2	0	0	0	4	+0.4
JPN	9	8	3	1	1	1	2	0	0	3	+0.4
NZL	9	8	2	0	4	2	0	0	0	3	+0.4
RCF	9	7	3	1	2	1	0	0	0	1	+0.2
Total	90	156	28	10	60	37	14	5	1	159	+1.1

Note:
Power Play can be used once per game by each team and only when the team has the last stone advantage. Power Play cannot be used in extra ends.

Legend:
 <0 Ends scored by the opponent team >4 More than four points scored X Unfinished end due to concession



FRI 21 MAY 2021
Start Time 19:30

Round Robin Session A9

Session Results and Standings

Sheet	Game	Team	LSFE	1	2	3	4	5	6	7	8	Extra Ends	Total
A	9	ITA - Italy	*	2	0	1	4	0	0	1	0		8
	9	KOR - Korea		0	2	0	0	1	1	0	2		6
B	9	SCO - Scotland	*	2	0	1	0	2	0	2	X		7
	9	HUN - Hungary		0	1	0	2	0	1	0	X		4
C	9	CAN - Canada	*	4	0	2	0	0	1	0	4		11
	9	RCF - RCF		0	2	0	1	1	0	2	0		6
D	9	ESP - Spain		0	1	0	1	0	1	1	X		4
	9	AUS - Australia	*	1	0	4	0	2	0	0	X		7
E	9	GER - Germany		0	0	1	0	2	0	1	0		4
	9	CZE - Czech Republic	*	1	1	0	1	0	1	0	1		5

Standings after Round Robin

Group A

Rank	Team	Games	Wins	Losses			
1	SCO - Scotland	9	8	1		Q	
2	CAN - Canada	9	7	2		Q	w1
3	ITA - Italy	9	7	2		Q	w0
4	CZE - Czech Republic	9	5	4			w1
5	GER - Germany	9	5	4			w0
6	RCF - RCF	9	4	5			
7	AUS - Australia	9	3	6			w1 DSC 40.04cm
8	HUN - Hungary	9	3	6			w1 DSC 41.45cm
9	KOR - Korea	9	3	6			w1 DSC 70.65cm
10	ESP - Spain	9	0	9			

Group B

Rank	Team	Games	Wins	Losses			
1	SWE - Sweden	9	9	0		Q	
2	NOR - Norway	9	8	1		Q	
3	SUI - Switzerland	9	5	4		Q	w1
4	USA - United States	9	5	4			w0
5	CHN - China	9	4	5			w1
6	NZL - New Zealand	9	4	5			w0
7	ENG - England	9	3	6			w1
8	JPN - Japan	9	3	6			w0
9	FIN - Finland	9	2	7			w1
10	EST - Estonia	9	2	7			w0

Legend:	<input type="checkbox"/> Power Play	DSC Draw Shot Challenge	LSFE(*) Last Stone First End
Q Qualified for the play-offs		wn Number of wins (n) against tied teams	X Unplayed/unfinished end due to concession

FRI 21 MAY 2021
Start Time 16:00

Round Robin Session B9

Session Results and Standings

Sheet	Game	Team	LSFE	1	2	3	4	5	6	7	8	Extra Ends	Total
A	9	ENG - England		0	2	0	1	0	2	0	X		5
	9	EST - Estonia	*	3	0	2	0	2	0	4	X		11
B	9	SUI - Switzerland		0	1	0	0	2	0	2	X		5
	9	SWE - Sweden	*	1	0	3	3	0	1	0	X		8
C	9	NOR - Norway		0	4	0	1	0	2	4	X		11
	9	JPN - Japan	*	2	0	1	0	2	0	0	X		5
D	9	NZL - New Zealand		0	1	0	1	0	1	1	0		4
	9	CHN - China	*	2	0	2	0	2	0	0	1		7
E	9	FIN - Finland	*	4	1	0	0	1	0	1	0		7
	9	USA - United States		0	0	3	1	0	3	0	2		9

Current Standings

Group A

Rank	Team	Games	Wins	Losses	
1	SCO - Scotland	8	7	1	Q
2	CAN - Canada	8	6	2	Q
2	ITA - Italy	8	6	2	Q
4	GER - Germany	8	5	3	
5	CZE - Czech Republic	8	4	4	
5	RCF - RCF	8	4	4	
7	HUN - Hungary	8	3	5	
7	KOR - Korea	8	3	5	
9	AUS - Australia	8	2	6	
10	ESP - Spain	8	0	8	

Group B

Rank	Team	Games	Wins	Losses	
1	SWE - Sweden	9	9	0	Q
2	NOR - Norway	9	8	1	Q
3	SUI - Switzerland	9	5	4	Q w1
4	USA - United States	9	5	4	w0
5	CHN - China	9	4	5	w1
6	NZL - New Zealand	9	4	5	w0
7	ENG - England	9	3	6	w1
8	JPN - Japan	9	3	6	w0
9	FIN - Finland	9	2	7	w1
10	EST - Estonia	9	2	7	w0

Note:

Under WCF rules, tie-breaking rules for standings are not applied until after the last game of the round robin.

Legend:

Power Play LSFE(*) Last Stone First End Q Qualified for the play-offs
 wn Number of wins (n) against tied teams X Unplayed/unfinished end due to concession

FRI 21 MAY 2021
Start Time 12:30

Round Robin Session A8

Session Results and Standings

Sheet	Game	Team	LSFE	1	2	3	4	5	6	7	8	Extra Ends	Total
A	8	AUS - Australia	*	1	0	1	1	1	0	0	0		4
	8	GER - Germany		0	2	0	0	0	3	3	2		10
B	8	ITA - Italy		0	4	1	0	1	0	2	X		8
	8	RCF - RCF	*	2	0	0	2	0	1	0	X		5
C	8	SCO - Scotland	*	3	1	3	0	1	1	X	X		9
	8	KOR - Korea		0	0	0	1	0	0	X	X		1
D	8	CZE - Czech Republic	*	0	0	1	0	4	0	1	0		6
	8	CAN - Canada		1	1	0	2	0	2	0	1		7
E	8	HUN - Hungary	*	2	2	0	3	0	1	0	X		8
	8	ESP - Spain		0	0	1	0	2	0	1	X		4

Current Standings

Group A

Rank	Team	Games	Wins	Losses	
1	SCO - Scotland	8	7	1	Q
2	CAN - Canada	8	6	2	Q
2	ITA - Italy	8	6	2	Q
4	GER - Germany	8	5	3	
5	CZE - Czech Republic	8	4	4	
5	RCF - RCF	8	4	4	
7	HUN - Hungary	8	3	5	
7	KOR - Korea	8	3	5	
9	AUS - Australia	8	2	6	
10	ESP - Spain	8	0	8	

Group B

Rank	Team	Games	Wins	Losses	
1	SWE - Sweden	8	8	0	Q
2	NOR - Norway	8	7	1	Q
3	SUI - Switzerland	8	5	3	Q
4	NZL - New Zealand	8	4	4	
4	USA - United States	8	4	4	
6	CHN - China	8	3	5	
6	ENG - England	8	3	5	
6	JPN - Japan	8	3	5	
9	FIN - Finland	8	2	6	
10	EST - Estonia	8	1	7	

Note:

Under WCF rules, tie-breaking rules for standings are not applied until after the last game of the round robin.

Legend:

Power Play

LSFE(*) Last Stone First End

Q Qualified for the play-offs

X Unplayed/unfinished end due to concession

Session Results and Standings

Sheet	Game	Team	LSFE	1	2	3	4	5	6	7	8	Extra Ends	Total
A	8	CHN - China	*	0	4	0	0	4	0	2	0		10
	8	FIN - Finland		2	0	3	1	0	1	0	1		8
B	8	ENG - England	*	1	1	0	2	0	1	0	2		7
	8	JPN - Japan		0	0	1	0	2	0	3	0		6
C	8	SUI - Switzerland		1	0	1	0	2	0	4	X		8
	8	EST - Estonia	*	0	1	0	3	0	1	0	X		5
D	8	USA - United States	*	1	0	5	0	0	0	1	0		7
	8	NOR - Norway		0	1	0	3	1	2	0	1		8
E	8	SWE - Sweden	*	1	2	1	3	1	0	X	X		8
	8	NZL - New Zealand		0	0	0	0	0	1	X	X		1

Current Standings
Group A

Rank	Team	Games	Wins	Losses
1	SCO - Scotland	7	6	1
2	CAN - Canada	7	5	2
2	ITA - Italy	7	5	2
4	CZE - Czech Republic	7	4	3
4	GER - Germany	7	4	3
4	RCF - RCF	7	4	3
7	KOR - Korea	7	3	4
8	AUS - Australia	7	2	5
8	HUN - Hungary	7	2	5
10	ESP - Spain	7	0	7

Group B

Rank	Team	Games	Wins	Losses	
1	SWE - Sweden	8	8	0	Q
2	NOR - Norway	8	7	1	Q
3	SUI - Switzerland	8	5	3	Q
4	NZL - New Zealand	8	4	4	
4	USA - United States	8	4	4	
6	CHN - China	8	3	5	
6	ENG - England	8	3	5	
6	JPN - Japan	8	3	5	
9	FIN - Finland	8	2	6	
10	EST - Estonia	8	1	7	

Note:

Under WCF rules, tie-breaking rules for standings are not applied until after the last game of the round robin.

Legend:

☐ Power Play

LSFE(*) Last Stone First End

Q Qualified for the play-offs

X Unplayed/unfinished end due to concession

THU 20 MAY 2021
Start Time 19:30

Round Robin Session A7

Session Results and Standings

Sheet	Game	Team	LSFE	1	2	3	4	5	6	7	8	Extra Ends	Total
A	7	CAN - Canada		0	0	2	0	3	0	0	X		5
	7	SCO - Scotland	*	3	1	0	2	0	1	1	X		8
B	7	KOR - Korea	*	0	0	0	1	0	2	0	X		3
	7	GER - Germany		3	1	3	0	1	0	1	X		9
C	7	HUN - Hungary		2	0	0	0	1	0	X	X		3
	7	AUS - Australia	*	0	3	1	1	0	4	X	X		9
D	7	RCF - RCF	*	2	1	0	1	0	0	0	4		8
	7	ESP - Spain		0	0	3	0	2	1	1	0		7
E	7	CZE - Czech Republic	*	0	0	1	1	0	1	1	0		4
	7	ITA - Italy		2	1	0	0	1	0	0	1		5

Current Standings

Group A

Rank	Team	Games	Wins	Losses
1	SCO - Scotland	7	6	1
2	CAN - Canada	7	5	2
2	ITA - Italy	7	5	2
4	CZE - Czech Republic	7	4	3
4	GER - Germany	7	4	3
4	RCF - RCF	7	4	3
7	KOR - Korea	7	3	4
8	AUS - Australia	7	2	5
8	HUN - Hungary	7	2	5
10	ESP - Spain	7	0	7

Group B

Rank	Team	Games	Wins	Losses	
1	SWE - Sweden	7	7	0	Q
2	NOR - Norway	7	6	1	
3	NZL - New Zealand	7	4	3	
3	SUI - Switzerland	7	4	3	
3	USA - United States	7	4	3	
6	JPN - Japan	7	3	4	
7	CHN - China	7	2	5	
7	ENG - England	7	2	5	
7	FIN - Finland	7	2	5	
10	EST - Estonia	7	1	6	

Note:

Under WCF rules, tie-breaking rules for standings are not applied until after the last game of the round robin.

Legend:

Power Play
 Unplayed/unfinished end due to concession
 LSFE(*) Last Stone First End
 Q Qualified for the play-offs

Session Results and Standings

Sheet	Game	Team	LSFE	1	2	3	4	5	6	7	8	Extra Ends	Total
A	7	NOR - Norway	*	2	0	1	0	2	0	2	2		9
	7	SUI - Switzerland		0	2	0	1	0	2	0	0		5
B	7	EST - Estonia	*	0	2	0	1	1	0	2	0		6
	7	FIN - Finland		1	0	2	0	0	4	0	1		8
C	7	SWE - Sweden	*	3	0	3	0	2	0	3	X		11
	7	CHN - China		0	1	0	3	0	3	0	X		7
D	7	JPN - Japan	*	0	0	0	1	1	0	0	X		2
	7	NZL - New Zealand		1	2	1	0	0	2	1	X		7
E	7	USA - United States		0	3	0	2	0	3	1	0	0	9
	7	ENG - England	*	3	0	2	0	2	0	0	2	2	11

Current Standings

Group A

Rank	Team	Games	Wins	Losses
1	CAN - Canada	6	5	1
1	SCO - Scotland	6	5	1
3	CZE - Czech Republic	6	4	2
3	ITA - Italy	6	4	2
5	GER - Germany	6	3	3
5	KOR - Korea	6	3	3
5	RCF - RCF	6	3	3
8	HUN - Hungary	6	2	4
9	AUS - Australia	6	1	5
10	ESP - Spain	6	0	6

Group B

Rank	Team	Games	Wins	Losses	
1	SWE - Sweden	7	7	0	Q
2	NOR - Norway	7	6	1	
3	NZL - New Zealand	7	4	3	
3	SUI - Switzerland	7	4	3	
3	USA - United States	7	4	3	
6	JPN - Japan	7	3	4	
7	CHN - China	7	2	5	
7	ENG - England	7	2	5	
7	FIN - Finland	7	2	5	
10	EST - Estonia	7	1	6	

Note:

Under WCF rules, tie-breaking rules for standings are not applied until after the last game of the round robin.

Legend:

Power Play **LSFE(*)** Last Stone First End **Q** Qualified for the play-offs
X Unplayed/unfinished end due to concession



THU 20 MAY 2021
Start Time 12:30

Round Robin Session A6

Session Results and Standings

Sheet	Game	Team	LSFE	1	2	3	4	5	6	7	8	Extra Ends	Total
A	6	RCF - RCF	*	1	2	1	1	0	1	0	X		6
	6	HUN - Hungary		0	0	0	0	1	0	1	X		2
B	6	ESP - Spain		0	0	0	1	0	2	0	X		3
	6	CZE - Czech Republic	*	1	1	2	0	2	0	1	X		7
C	6	ITA - Italy		0	1	1	1	0	0	1	0		4
	6	CAN - Canada	*	1	0	0	0	2	1	0	2		6
D	6	SCO - Scotland	*	1	0	3	0	1	1	0	1		7
	6	GER - Germany		0	1	0	3	0	0	1	0		5
E	6	KOR - Korea		2	1	0	3	0	1	0	0		7
	6	AUS - Australia	*	0	0	1	0	1	0	3	1		6

Current Standings

Group A

Rank	Team	Games	Wins	Losses
1	CAN - Canada	6	5	1
1	SCO - Scotland	6	5	1
3	CZE - Czech Republic	6	4	2
3	ITA - Italy	6	4	2
5	GER - Germany	6	3	3
5	KOR - Korea	6	3	3
5	RCF - RCF	6	3	3
8	HUN - Hungary	6	2	4
9	AUS - Australia	6	1	5
10	ESP - Spain	6	0	6

Group B

Rank	Team	Games	Wins	Losses
1	SWE - Sweden	6	6	0
2	NOR - Norway	6	5	1
3	SUI - Switzerland	6	4	2
3	USA - United States	6	4	2
5	JPN - Japan	6	3	3
5	NZL - New Zealand	6	3	3
7	CHN - China	6	2	4
8	ENG - England	6	1	5
8	EST - Estonia	6	1	5
8	FIN - Finland	6	1	5

Note:
Under WCF rules, tie-breaking rules for standings are not applied until after the last game of the round robin.

Legend:
 Power Play **LSFE(*)** Last Stone First End **X** Unplayed/unfinished end due to concession



THU 20 MAY 2021
Start Time 9:00

Round Robin Session B6

Session Results and Standings

Sheet	Game	Team	LSFE	1	2	3	4	5	6	7	8	Extra Ends	Total
A	6	JPN - Japan	*	0	1	0	1	0	3	0	X		5
	6	SWE - Sweden		3	0	2	0	2	0	4	X		11
B	6	NZL - New Zealand	*	0	1	0	1	1	0	1	1		5
	6	USA - United States		2	0	3	0	0	1	0	0		6
C	6	ENG - England		0	0	1	0	0	0	X	X		1
	6	NOR - Norway	*	1	2	0	4	1	3	X	X		11
D	6	SUI - Switzerland		1	1	0	3	0	2	0	1		8
	6	FIN - Finland	*	0	0	2	0	1	0	2	0		5
E	6	EST - Estonia		0	0	0	4	0	2	0	0		6
	6	CHN - China	*	2	1	1	0	1	0	3	1		9

Current Standings

Group A

Rank	Team	Games	Wins	Losses
1	CAN - Canada	5	4	1
1	ITA - Italy	5	4	1
1	SCO - Scotland	5	4	1
4	CZE - Czech Republic	5	3	2
4	GER - Germany	5	3	2
6	HUN - Hungary	5	2	3
6	KOR - Korea	5	2	3
6	RCF - RCF	5	2	3
9	AUS - Australia	5	1	4
10	ESP - Spain	5	0	5

Group B

Rank	Team	Games	Wins	Losses
1	SWE - Sweden	6	6	0
2	NOR - Norway	6	5	1
3	SUI - Switzerland	6	4	2
3	USA - United States	6	4	2
5	JPN - Japan	6	3	3
5	NZL - New Zealand	6	3	3
7	CHN - China	6	2	4
8	ENG - England	6	1	5
8	EST - Estonia	6	1	5
8	FIN - Finland	6	1	5

Note:
Under WCF rules, tie-breaking rules for standings are not applied until after the last game of the round robin.

Legend:
 Power Play **LSFE(*)** Last Stone First End **X** Unplayed/unfinished end due to concession



WED 19 MAY 2021
Start Time 19:30

Round Robin Session B5

Session Results and Standings

Sheet	Game	Team	LSFE	1	2	3	4	5	6	7	8	Extra Ends	Total
A	5	FIN - Finland		0	0	1	0	1	2	0	X		4
	5	NZL - New Zealand	*	1	2	0	1	0	0	2	X		6
B	5	JPN - Japan		0	3	0	3	1	1	0	X		8
	5	CHN - China	*	1	0	2	0	0	0	3	X		6
C	5	USA - United States		0	1	0	1	0	1	0	X		3
	5	SUI - Switzerland	*	1	0	1	0	4	0	2	X		8
D	5	NOR - Norway	*	3	1	1	1	1	0	X	X		7
	5	EST - Estonia		0	0	0	0	0	1	X	X		1
E	5	ENG - England		0	1	0	1	0	0	X	X		2
	5	SWE - Sweden	*	1	0	2	0	4	2	X	X		9

Current Standings

Group A

Rank	Team	Games	Wins	Losses
1	CAN - Canada	5	4	1
1	ITA - Italy	5	4	1
1	SCO - Scotland	5	4	1
4	CZE - Czech Republic	5	3	2
4	GER - Germany	5	3	2
6	HUN - Hungary	5	2	3
6	KOR - Korea	5	2	3
6	RCF - RCF	5	2	3
9	AUS - Australia	5	1	4
10	ESP - Spain	5	0	5

Group B

Rank	Team	Games	Wins	Losses
1	SWE - Sweden	5	5	0
2	NOR - Norway	5	4	1
3	JPN - Japan	5	3	2
3	NZL - New Zealand	5	3	2
3	SUI - Switzerland	5	3	2
3	USA - United States	5	3	2
7	CHN - China	5	1	4
7	ENG - England	5	1	4
7	EST - Estonia	5	1	4
7	FIN - Finland	5	1	4

Note:
Under WCF rules, tie-breaking rules for standings are not applied until after the last game of the round robin.

Legend:
 Power Play
 LSFE(*) Last Stone First End
 X Unplayed/unfinished end due to concession



WED 19 MAY 2021
Start Time 16:00

Round Robin Session A5

Session Results and Standings

Sheet	Game	Team	LSFE	1	2	3	4	5	6	7	8	Extra Ends	Total
A	5	GER - Germany	*	3	3	1	0	1	0	1	X		9
	5	ESP - Spain		0	0	0	1	0	1	0	X		2
B	5	RCF - RCF	*	1	0	5	2	0	1	1	X		10
	5	AUS - Australia		0	3	0	0	1	0	0	X		4
C	5	CZE - Czech Republic		0	0	1	1	0	2	0	1		5
	5	SCO - Scotland	*	1	4	0	0	1	0	1	0		7
D	5	CAN - Canada	*	2	1	1	0	0	3	1	X		8
	5	KOR - Korea		0	0	0	2	1	0	0	X		3
E	5	ITA - Italy		1	0	0	3	0	1	0	1		6
	5	HUN - Hungary	*	0	1	1	0	1	0	2	0		5

Current Standings

Group A

Rank	Team	Games	Wins	Losses
1	CAN - Canada	5	4	1
1	ITA - Italy	5	4	1
1	SCO - Scotland	5	4	1
4	CZE - Czech Republic	5	3	2
4	GER - Germany	5	3	2
6	HUN - Hungary	5	2	3
6	KOR - Korea	5	2	3
6	RCF - RCF	5	2	3
9	AUS - Australia	5	1	4
10	ESP - Spain	5	0	5

Group B

Rank	Team	Games	Wins	Losses
1	SWE - Sweden	4	4	0
2	NOR - Norway	4	3	1
2	USA - United States	4	3	1
4	JPN - Japan	4	2	2
4	NZL - New Zealand	4	2	2
4	SUI - Switzerland	4	2	2
7	CHN - China	4	1	3
7	ENG - England	4	1	3
7	EST - Estonia	4	1	3
7	FIN - Finland	4	1	3

Note:
Under WCF rules, tie-breaking rules for standings are not applied until after the last game of the round robin.

Legend:
 Power Play **LSFE(*)** Last Stone First End **X** Unplayed/unfinished end due to concession



WED 19 MAY 2021
Start Time 12:30

Round Robin Session B4

Session Results and Standings

Sheet	Game	Team	LSFE	1	2	3	4	5	6	7	8	Extra Ends	Total
A	4	SUI - Switzerland		0	2	0	3	0	1	0	X		6
	4	JPN - Japan	*	1	0	3	0	3	0	2	X		9
B	4	FIN - Finland	*	2	0	1	1	2	0	1	X		7
	4	ENG - England		0	2	0	0	0	1	0	X		3
C	4	EST - Estonia		2	1	0	2	0	0	0	1		6
	4	NZL - New Zealand	*	0	0	4	0	1	1	1	0		7
D	4	SWE - Sweden		0	2	0	3	0	2	0	X		7
	4	USA - United States	*	2	0	1	0	1	0	1	X		5
E	4	CHN - China		0	0	1	0	3	0	2	0		6
	4	NOR - Norway	*	2	1	0	2	0	2	0	1		8

Current Standings

Group A

Rank	Team	Games	Wins	Losses
1	CAN - Canada	4	3	1
1	CZE - Czech Republic	4	3	1
1	ITA - Italy	4	3	1
1	SCO - Scotland	4	3	1
5	GER - Germany	4	2	2
5	HUN - Hungary	4	2	2
5	KOR - Korea	4	2	2
8	AUS - Australia	4	1	3
8	RCF - RCF	4	1	3
10	ESP - Spain	4	0	4

Group B

Rank	Team	Games	Wins	Losses
1	SWE - Sweden	4	4	0
2	NOR - Norway	4	3	1
2	USA - United States	4	3	1
4	JPN - Japan	4	2	2
4	NZL - New Zealand	4	2	2
4	SUI - Switzerland	4	2	2
7	CHN - China	4	1	3
7	ENG - England	4	1	3
7	EST - Estonia	4	1	3
7	FIN - Finland	4	1	3

Note:
Under WCF rules, tie-breaking rules for standings are not applied until after the last game of the round robin.

Legend:
 Power Play **LSFE(*)** Last Stone First End **X** Unplayed/unfinished end due to concession





TUE 18 MAY 2021
Start Time 19:30

Round Robin Session B3

Session Results and Standings

Sheet	Game	Team	LSFE	1	2	3	4	5	6	7	8	Extra Ends	Total
A	3	SWE - Sweden	*	3	0	1	0	2	0	1	3		10
	3	NOR - Norway		0	1	0	1	0	3	0	0		5
B	3	USA - United States	*	1	0	0	0	1	2	0	2		6
	3	EST - Estonia		0	2	1	1	0	0	1	0		5
C	3	CHN - China	*	1	1	0	0	0	2	0	0		4
	3	ENG - England		0	0	1	2	2	0	1	3		9
D	3	FIN - Finland		0	0	0	2	0	1	0	X		3
	3	JPN - Japan	*	1	3	1	0	1	0	2	X		8
E	3	NZL - New Zealand		1	0	1	0	0	0	1	X		3
	3	SUI - Switzerland	*	0	1	0	1	1	2	0	X		5

Current Standings

Group A

Rank	Team	Games	Wins	Losses
1	CAN - Canada	3	3	0
1	CZE - Czech Republic	3	3	0
1	SCO - Scotland	3	3	0
4	GER - Germany	3	2	1
4	ITA - Italy	3	2	1
6	HUN - Hungary	3	1	2
6	KOR - Korea	3	1	2
8	AUS - Australia	3	0	3
8	ESP - Spain	3	0	3
8	RCF - RCF	3	0	3

Group B

Rank	Team	Games	Wins	Losses
1	SWE - Sweden	3	3	0
1	USA - United States	3	3	0
3	NOR - Norway	3	2	1
3	SUI - Switzerland	3	2	1
5	CHN - China	3	1	2
5	ENG - England	3	1	2
5	EST - Estonia	3	1	2
5	JPN - Japan	3	1	2
5	NZL - New Zealand	3	1	2
10	FIN - Finland	3	0	3

Note:
Under WCF rules, tie-breaking rules for standings are not applied until after the last game of the round robin.

Legend:
 Power Play **LSFE(*)** Last Stone First End **X** Unplayed/unfinished end due to concession

Session Results and Standings

Sheet	Game	Team	LSFE	1	2	3	4	5	6	7	8	Extra Ends	Total
A	3	HUN - Hungary		0	2	0	0	1	0	2	X		5
	3	CAN - Canada	*	2	0	2	1	0	2	0	X		7
B	3	CZE - Czech Republic	*	1	2	1	0	0	1	0	2		7
	3	KOR - Korea		0	0	0	1	3	0	1	0		5
C	3	AUS - Australia		0	3	0	0	2	0	1	0		6
	3	ITA - Italy	*	1	0	1	1	0	3	0	1		7
D	3	GER - Germany	*	1	1	0	3	1	1	X	X		7
	3	RCF - RCF		0	0	1	0	0	0	X	X		1
E	3	ESP - Spain		0	0	0	0	1	0	X	X		1
	3	SCO - Scotland	*	2	2	1	2	0	2	X	X		9

Current Standings

Group A

Rank	Team	Games	Wins	Losses
1	CAN - Canada	3	3	0
1	CZE - Czech Republic	3	3	0
1	SCO - Scotland	3	3	0
4	GER - Germany	3	2	1
4	ITA - Italy	3	2	1
6	HUN - Hungary	3	1	2
6	KOR - Korea	3	1	2
8	AUS - Australia	3	0	3
8	ESP - Spain	3	0	3
8	RCF - RCF	3	0	3

Group B

Rank	Team	Games	Wins	Losses
1	NOR - Norway	2	2	0
1	SWE - Sweden	2	2	0
1	USA - United States	2	2	0
4	CHN - China	2	1	1
4	EST - Estonia	2	1	1
4	NZL - New Zealand	2	1	1
4	SUI - Switzerland	2	1	1
8	ENG - England	2	0	2
8	FIN - Finland	2	0	2
8	JPN - Japan	2	0	2

Note:
Under WCF rules, tie-breaking rules for standings are not applied until after the last game of the round robin.

Legend:
 Power Play **LSFE(*)** Last Stone First End **X** Unplayed/unfinished end due to concession



TUE 18 MAY 2021
Start Time 12:30

Round Robin Session B2

Session Results and Standings

Sheet	Game	Team	LSFE	1	2	3	4	5	6	7	8	Extra Ends	Total
A	2	NZL - New Zealand	*	0	0	4	0	1	0	1	0	1	7
	2	ENG - England		1	1	0	1	0	1	0	2	0	6
B	2	CHN - China	*	0	2	0	1	0	1	1	1	2	8
	2	SUI - Switzerland		1	0	2	0	3	0	0	0	0	6
C	2	JPN - Japan		0	3	0	1	0	2	0	0		6
	2	USA - United States	*	1	0	1	0	2	0	2	1		7
D	2	EST - Estonia	*	0	1	1	0	2	0	2	X		6
	2	SWE - Sweden		3	0	0	1	0	5	0	X		9
E	2	NOR - Norway		1	2	1	0	2	0	2	X		8
	2	FIN - Finland	*	0	0	0	2	0	2	0	X		4

Current Standings

Group A

Rank	Team	Games	Wins	Losses
1	CAN - Canada	2	2	0
1	CZE - Czech Republic	2	2	0
1	SCO - Scotland	2	2	0
4	GER - Germany	2	1	1
4	HUN - Hungary	2	1	1
4	ITA - Italy	2	1	1
4	KOR - Korea	2	1	1
8	AUS - Australia	2	0	2
8	ESP - Spain	2	0	2
8	RCF - RCF	2	0	2

Group B

Rank	Team	Games	Wins	Losses
1	NOR - Norway	2	2	0
1	SWE - Sweden	2	2	0
1	USA - United States	2	2	0
4	CHN - China	2	1	1
4	EST - Estonia	2	1	1
4	NZL - New Zealand	2	1	1
4	SUI - Switzerland	2	1	1
8	ENG - England	2	0	2
8	FIN - Finland	2	0	2
8	JPN - Japan	2	0	2

Note:
Under WCF rules, tie-breaking rules for standings are not applied until after the last game of the round robin.

Legend:
 Power Play **LSFE(*)** Last Stone First End **X** Unplayed/unfinished end due to concession

TUE 18 MAY 2021
Start Time 9:00

Round Robin Session A2

Session Results and Standings

Sheet	Game	Team	LSFE	1	2	3	4	5	6	7	8	Extra Ends	Total
A	2	ESP - Spain		1	0	1	0	0	0	0	X		2
	2	ITA - Italy	*	0	2	0	1	2	1	1	X		7
B	2	AUS - Australia	*	0	0	0	3	0	2	0	X		5
	2	SCO - Scotland		1	3	2	0	2	0	1	X		9
C	2	RCF - RCF	*	0	0	0	0	0	1	1	X		2
	2	CZE - Czech Republic		1	1	1	1	1	0	0	X		5
D	2	KOR - Korea		2	1	0	0	0	0	1	0		4
	2	HUN - Hungary	*	0	0	1	1	1	1	0	1		5
E	2	CAN - Canada	*	2	0	3	0	0	2	2	X		9
	2	GER - Germany		0	1	0	2	3	0	0	X		6

Current Standings

Group A

Rank	Team	Games	Wins	Losses
1	CAN - Canada	2	2	0
1	CZE - Czech Republic	2	2	0
1	SCO - Scotland	2	2	0
4	GER - Germany	2	1	1
4	HUN - Hungary	2	1	1
4	ITA - Italy	2	1	1
4	KOR - Korea	2	1	1
8	AUS - Australia	2	0	2
8	ESP - Spain	2	0	2
8	RCF - RCF	2	0	2

Group B

Rank	Team	Games	Wins	Losses
1	EST - Estonia	1	1	0
1	NOR - Norway	1	1	0
1	SUI - Switzerland	1	1	0
1	SWE - Sweden	1	1	0
1	USA - United States	1	1	0
6	CHN - China	1	0	1
6	ENG - England	1	0	1
6	FIN - Finland	1	0	1
6	JPN - Japan	1	0	1
6	NZL - New Zealand	1	0	1

Note:

Under WCF rules, tie-breaking rules for standings are not applied until after the last game of the round robin.

Legend:

Power Play **LSFE(*)** Last Stone First End **X** Unplayed/unfinished end due to concession

MON 17 MAY 2021
Start Time 21:00

Round Robin Session B1

Session Results and Standings

Sheet	Game	Team	LSFE	1	2	3	4	5	6	7	8	Extra Ends	Total
A	1	USA - United States	*	3	1	2	0	4	1	X	X		11
	1	CHN - China		0	0	0	3	0	0	X	X		3
B	1	NOR - Norway		0	3	3	1	1	2	X	X		10
	1	NZL - New Zealand	*	1	0	0	0	0	0	X	X		1
C	1	FIN - Finland	*	1	0	0	1	0	0	2	X		4
	1	SWE - Sweden		0	2	3	0	2	1	0	X		8
D	1	ENG - England		0	2	0	1	1	0	1	0		5
	1	SUI - Switzerland	*	2	0	2	0	0	2	0	2		8
E	1	JPN - Japan		0	0	0	0	3	0	0	X		3
	1	EST - Estonia	*	1	1	2	2	0	2	2	X		10

Current Standings

Group A

Rank	Team	Games	Wins	Losses
1	CAN - Canada	1	1	0
1	CZE - Czech Republic	1	1	0
1	GER - Germany	1	1	0
1	KOR - Korea	1	1	0
1	SCO - Scotland	1	1	0
6	AUS - Australia	1	0	1
6	ESP - Spain	1	0	1
6	HUN - Hungary	1	0	1
6	ITA - Italy	1	0	1
6	RCF - RCF	1	0	1

Group B

Rank	Team	Games	Wins	Losses
1	EST - Estonia	1	1	0
1	NOR - Norway	1	1	0
1	SUI - Switzerland	1	1	0
1	SWE - Sweden	1	1	0
1	USA - United States	1	1	0
6	CHN - China	1	0	1
6	ENG - England	1	0	1
6	FIN - Finland	1	0	1
6	JPN - Japan	1	0	1
6	NZL - New Zealand	1	0	1

Note:
Under WCF rules, tie-breaking rules for standings are not applied until after the last game of the round robin.

Legend:
 Power Play
 LSFE(*) Last Stone First End
 X Unplayed/unfinished end due to concession



MON 17 MAY 2021
Start Time 17:30

Round Robin Session A1

Session Results and Standings

Sheet	Game	Team	LSFE	1	2	3	4	5	6	7	8	Extra Ends	Total
A	1	CZE - Czech Republic	*	0	3	1	1	0	2	2	X		9
	1	AUS - Australia		1	0	0	0	2	0	0	X		3
B	1	CAN - Canada	*	0	0	2	0	3	0	1	2		8
	1	ESP - Spain		3	1	0	1	0	1	0	0		6
C	1	GER - Germany	*	0	0	3	0	3	1	0	1		8
	1	HUN - Hungary		2	1	0	1	0	0	1	0		5
D	1	ITA - Italy		1	0	0	0	2	0	1	X		4
	1	SCO - Scotland	*	0	2	2	1	0	2	0	X		7
E	1	RCF - RCF	*	0	1	0	3	0	0	0	1	0	5
	1	KOR - Korea		1	0	1	0	1	1	1	0	1	6

Current Standings

Group A

Rank	Team	Games	Wins	Losses
1	CAN - Canada	1	1	0
1	CZE - Czech Republic	1	1	0
1	GER - Germany	1	1	0
1	KOR - Korea	1	1	0
1	SCO - Scotland	1	1	0
6	AUS - Australia	1	0	1
6	ESP - Spain	1	0	1
6	HUN - Hungary	1	0	1
6	ITA - Italy	1	0	1
6	RCF - RCF	1	0	1

Group B

Rank	Team	Games	Wins	Losses
	CHN - China			
	ENG - England			
	EST - Estonia			
	FIN - Finland			
	JPN - Japan			
	NOR - Norway			
	NZL - New Zealand			
	SUI - Switzerland			
	SWE - Sweden			
	USA - United States			

Note:
Under WCF rules, tie-breaking rules for standings are not applied until after the last game of the round robin.

Legend:
 Power Play
 LSFE(*) Last Stone First End
 X Unplayed/unfinished end due to concession

Entry List by Country

As of SUN 16 MAY 2021

AUS - Australia		Group A
F	GILL Tahli	R
M	HEWITT Dean	R
C	MANASANTIVONGS Pete	
O	-	

CAN - Canada		Group A
F	EINARSON Kerri	R
M	GUSHUE Brad	R
C	PFEIFER Scott	
NC	NEDOHIN Heather	

CHN - China		Group B
F	YANG Ying	R
M	LING Zhi	R
C	RANTAMAKI Tomi (FIN)	
T	LIANG Ning	

CZE - Czech Republic		Group A
F	PAULOVA Zuzana	L
M	PAUL Tomas	R
C	BARES Jakub	
NC	ASKEW Brad (CAN)	

ENG - England		Group B
F	FOWLER Anna	R
M	FOWLER Ben	R
C	RAMSAY David (SCO)	
O	-	

ESP - Spain		Group A
F	OTAEI Oihane	R
M	UNANUE Mikel	R
C	STUCKI Martin (SUI)	
O	PRAT Xavier	

EST - Estonia		Group B
F	TURMANN Marie	R
M	LILL Harri	R
C	STRAUSAK Nicole (SUI)	
NC	BROWN Derek (SCO)	

FIN - Finland		Group B
F	KAUSTE Oona	R
M	KAUSTE Aku	R
C	KUOSMANEN Paavo	
O	-	

GER - Germany		Group A
F	SCHOELL Pia-Lisa	R
M	HARSCH Klaudius	R
C	HOEHNE Holger	
2C	FRITSCH Harald	

HUN - Hungary		Group A
F	PALANCSA Dorottya	R
M	KISS Zsolt	R
C	WILLS David Thomas (CAN)	
O	-	

ITA - Italy		Group A
F	CONSTANTINI Stefania	R
M	MOSANER Amos	R
C	SCHMIDT Ulrik (DEN)	
2C	CALDART Violetta	

JPN - Japan		Group B
F	YOSHIDA Yurika	R
M	MATSUMURA Yuta	L
C	LIND J.D. (CAN)	
2C	KOYANO Daia	

KOR - Korea		Group A
F	KIM Ji Yoon	R
M	MOON Si Woo	R
C	YANG Se Young	
2C	GIM Hanna	

NOR - Norway		Group B
F	SKASLIEN Kristin	R
M	NEDREGOTTEN Magnus	R
C	LOEVOLD Thomas	
O	TRULSEN Paal	

NZL - New Zealand		Group B
F	SMITH Courtney	R
M	HOOD Anton	R
C	-	
O	-	

RCF - RCF		Group A
F	MOSKALEVA Anastasia	R
M	EREMIN Aleksandr	R
C	GUDIN Vasily	
2C	RAFAEL Dan (CAN)	



Entry List by Country

As of SUN 16 MAY 2021

SCO - Scotland		Group A
F	DODDS Jennifer	R
M	MOUAT Bruce	R
C	DRUMMOND Greg	
NC	MURDOCH David	

SUI - Switzerland		Group B
F	PERRET Jenny	R
M	RIOS Martin	R
C	HARTMANN Peter	
NC	MEIENBERG Stefan	

SWE - Sweden		Group B
F	DE VAL Almida	R
M	ERIKSSON Oskar	L
C	KRAUPP Sebastian	
NC	KREVIAZUK Alison	

USA - United States		Group B
F	PETERSON Tabitha	R
M	POLO Joe	R
C	PETERS Laine (CAN)	
NC	DROBNICK Phill	

Note:

Team members are identified as follows:

F = Female, **M** = Male, **C** = Coach, **2C** = 2nd Team Coach, **NC** = National Coach, **T** = Translator, **O** = Team Official

Legend:

L Left-handed

R Right-handed



Competition Officials

As of SAT 15 MAY 2021

Function	Name	Organisation
WCF President:	CAITHNESS Kate	SCO - Scotland
WCF Head of Competitions:	ROETHLISBERGER Eeva	SUI - Switzerland
WCF Technical Delegate:	SNITIL Jiri	CZE - Czech Republic
Chief Umpire:	McGOWAN John	SCO - Scotland
Deputy Chief Umpire:	REIMERTZ Joaquim	SWE - Sweden
Game Umpires:	BARROWMAN Glenda	ENG - England
	BRODIE Harry	SCO - Scotland
	HUCKLE Anja	GER - Germany
	IMLAY David	SCO - Scotland
	MELROSE Colin	SCO - Scotland
Chief Ice Technician:	MARTIN Paul	SCO - Scotland
Deputy Chief Ice Technician:	CALLAN Mark	SCO - Scotland
Chief Timer:	YEATS Brian	SCO - Scotland
Deputy Chief Timer:	FORRESTER Harold	SCO - Scotland

Competition Schedule

As of SAT 15 MAY 2021

Date	Start Time	Session	Sheet A	Sheet B	Sheet C	Sheet D	Sheet E
MON 17 MAY	17:30	A1	CZE - AUS	CAN - ESP	GER - HUN	ITA - SCO	RCF - KOR
	21:00	B1	USA - CHN	NOR - NZL	FIN - SWE	ENG - SUI	JPN - EST
TUE 18 MAY	9:00	A2	ESP - ITA	AUS - SCO	RCF - CZE	KOR - HUN	CAN - GER
	12:30	B2	NZL - ENG	CHN - SUI	JPN - USA	EST - SWE	NOR - FIN
	16:00	A3	HUN - CAN	CZE - KOR	AUS - ITA	GER - RCF	ESP - SCO
	19:30	B3	SWE - NOR	USA - EST	CHN - ENG	FIN - JPN	NZL - SUI
WED 19 MAY	9:00	A4	SCO - RCF	GER - ITA	KOR - ESP	HUN - CZE	AUS - CAN
	12:30	B4	SUI - JPN	FIN - ENG	EST - NZL	SWE - USA	CHN - NOR
	16:00	A5	GER - ESP	RCF - AUS	CZE - SCO	CAN - KOR	ITA - HUN
	19:30	B5	FIN - NZL	JPN - CHN	USA - SUI	NOR - EST	ENG - SWE
THU 20 MAY	9:00	B6	JPN - SWE	NZL - USA	ENG - NOR	SUI - FIN	EST - CHN
	12:30	A6	RCF - HUN	ESP - CZE	ITA - CAN	SCO - GER	KOR - AUS
	16:00	B7	NOR - SUI	EST - FIN	SWE - CHN	JPN - NZL	USA - ENG
	19:30	A7	CAN - SCO	KOR - GER	HUN - AUS	RCF - ESP	CZE - ITA
FRI 21 MAY	9:00	B8	CHN - FIN	ENG - JPN	SUI - EST	USA - NOR	SWE - NZL
	12:30	A8	AUS - GER	ITA - RCF	SCO - KOR	CZE - CAN	HUN - ESP
	16:00	B9	ENG - EST	SUI - SWE	NOR - JPN	NZL - CHN	FIN - USA
	19:30	A9	ITA - KOR	SCO - HUN	CAN - RCF	ESP - AUS	GER - CZE
SAT 22 MAY	10:00	Qualification and Relegation Games					
	16:00	Semi-final Session 1 and Qualification Game for Beijing 2022 (if required)					
	19:30	Semi-final Session 2					
SUN 23 MAY	10:00	Bronze Medal Game					
	15:00	Gold Medal Game					

Note:

First named team in each game plays red-handled stones and wears dark coloured upper playing garments.
Please check online for more details and the latest updates.