




## RESULTS SUMMARY



**World Mixed Doubles  
Curling Championship 2025  
Fredericton, NB, CAN**

**26 April - 3 May 2025**





**WMDCC 2025**  
Fredericton, NB, Canada

**World Mixed Doubles Curling Championship 2025**  
Willie O'Ree Place



SAT 3 MAY 2025

## Medallists

Medal	Country	Name	Gender
GOLD	ITA - Italy	CONSTANTINI Stefania	F
		MOSANER Amos	M
		MARIANI Marco	
SILVER	SCO - Scotland	DODDS Jennifer	F
		MOUAT Bruce	M
		DRUMMOND Greg	
BRONZE	AUS - Australia	GILL Tahli	F
		HEWITT Dean	M
		MARSHALL Perry	

**Note:**  
Team members are identified as follows:  
**F** = Female, **M** = Male



## Final Standings

Rank	Team	Players	Gender	Group Rank	DSC
1	ITA - Italy	CONSTANTINI Stefania MOSANER Amos MARIANI Marco	F M C		
2	SCO - Scotland	DODDS Jennifer MOUAT Bruce DRUMMOND Greg	F M C		
3	AUS - Australia	GILL Tahli HEWITT Dean MARSHALL Perry	F M C		
4	EST - Estonia	KALDVEE Marie LILL Harri WALSTAD Steffen	F M C		
5	USA - United States	THIESSE Cory DROPKIN Korey OVERTON-CLAPHAM Cathy	F M C	B3	
6	CAN - Canada	PETERMAN Jocelyn GALLANT Brett PETERS Laine	F M C	A3	
7	SWE - Sweden	HASSELBORG Anna ERIKSSON Oskar LINDSTROEM Kristian	F M C	A4	22.22 cm
8	NOR - Norway	SKASLIEN Kristin NEDREGOTTEN Magnus LOEVOLD Thomas	F M C	B4	24.09 cm
9	NZL - New Zealand	SMITH Jessica SMITH Ben TUCK Kimberly	F M C	B5	35.32 cm
10	FIN - Finland	IMMONEN Lotta SIPILA Markus RANTAMAKI Tomi	F M C	A5	42.18 cm
11	SUI - Switzerland	PAETZ Alina MICHEL Sven DE CRUZ Peter	F M C	B6	22.13 cm
12	KOR - Korea	KIM Kyeongae SEONG Jihoon LIM Myungsup	F M C	A6	36.74 cm
13	JPN - Japan	MATSUMURA Chiaki TANIDA Yasumasa OGASAWARA Ayumi	F M C	B7	21.41 cm
14	GER - Germany	SCHOELL Pia-Lisa SUTOR Joshua KAPP Uli	F M C	A7	50.94 cm



## Final Standings

Rank	Team	Players	Gender	Group Rank	DSC
15	DEN - Denmark	HOLTERMANN Jasmin HOLTERMANN Henrik SCHMIDT Ulrik	F M C	A8	31.90 cm
16	CZE - Czechia	ZELINGROVA Julie CHABICOVSKY Vit CERNOVSKY Vladimir	F M C	B8	33.74 cm
17	CHN - China	HAN Yu WANG Zhiyu ZHOU Yan	F M C	A9	31.46 cm >B
18	TUR - Türkiye	YILDIZ Dilsat CAKIR Bilal Omer TUNGA Ahmet Alperen	F M C	B9	63.01 cm >B
19	NED - Netherlands	BOMAS Lisenka GOESGENS Wouter LEIBBRANDT Shari	F M C	A10	34.43 cm >B
20	ESP - Spain	OTAEGI Oihane UNANUE Mikel RAFAEL Daniel	F M C	B10	46.88 cm >B

**Note:**

Final standings are based on play-off results and group standings. Losers of the qualification are ranked by the result of the Ranking Game. Winners of the relegation are ranked 15th and 16th, losers are ranked 17th and 18th, based on Merged Group Standings. The remaining teams are ranked according to their group rank and the Draw Shot Challenge (DSC).

Team members are identified as follows: F = Female, M = Male, C = Coach

**Legend:**

>B To B-Division



### Competition Summary

Session	Date	Time	Sheet A	Sheet B	Sheet C	Sheet D	Sheet E
Session 1	26 APR	9:00	CAN 10 - 5 GER	CHN 7 - 4 KOR	SCO 10 - 3 NED	FIN 3 - 10 ITA	DEN 4 - 5 SWE
Session 2	26 APR	13:00	ESP 1 - 9 JPN	AUS 7 - 3 SUI	USA 11 - 3 TUR	CZE 8 - 9 NOR	NZL 4 - 8 EST
Session 3	26 APR	18:00	KOR 6 - 8 FIN	GER 3 - 10 ITA	DEN 4 - 6 CAN	SWE 9 - 4 NED	CHN 5 - 8 SCO
Session 4	27 APR	10:00	SUI 6 - 7 CZE	JPN 5 - 8 NOR	NZL 13 - 5 ESP	EST 9 - 2 TUR	AUS 10 - 7 USA
Session 5	27 APR	14:00	NED 3 - 5 CHN	CAN 8 - 6 SWE	GER 6 - 12 FIN	SCO 7 - 3 DEN	KOR 4 - 9 ITA
Session 6	27 APR	18:00	TUR 2 - 10 AUS	ESP 5 - 6 EST	JPN <sup>7</sup> / <sub>EE</sub> - 6 CZE	USA 10 - 2 NZL	SUI 8 - 3 NOR
Session 7	28 APR	10:00	ITA 8 - 5 DEN	SCO 9 - 2 FIN	SWE 9 - 6 KOR	NED 3 - 7 CAN	GER 7 - 6 CHN
Session 8	28 APR	14:00	NOR 10 - 6 NZL	USA 6 - 3 CZE	EST 4 - 6 SUI	TUR <sup>8</sup> / <sub>EE</sub> - 6 ESP	JPN 7 - 4 AUS
Session 9	28 APR	18:00	SCO 7 - 10 KOR	DEN 1 - 7 GER	CAN 5 - 7 ITA	CHN 5 - 10 SWE	FIN 6 - 3 NED
Session 10	29 APR	10:00	USA 9 - 5 SUI	NZL 6 - 3 JPN	ESP 2 - 10 NOR	AUS 7 - 4 EST	CZE 8 - 3 TUR
Session 11	29 APR	14:00	DEN 7 - 5 NED	KOR 6 - 11 CAN	FIN 9 - 7 CHN	ITA 7 - 4 SCO	SWE 8 - 6 GER
Session 12	29 APR	18:00	NZL 8 - 5 TUR	SUI 10 - 1 ESP	CZE 2 - 7 AUS	NOR 3 - 9 USA	EST 10 - 8 JPN
Session 13	30 APR	10:00	CHN 2 - 8 ITA	SWE 6 - 7 SCO	NED 7 - 5 GER	DEN 4 - 6 KOR	CAN 13 - 2 FIN
Session 14	30 APR	14:00	AUS 8 - 7 NOR	EST 7 - 6 USA	TUR 3 - 9 JPN	NZL 8 - 7 SUI	ESP 2 - 6 CZE
Session 15	30 APR	18:00	GER 1 - 7 SCO	FIN 10 - 3 DEN	ITA 6 - 4 SWE	CAN 9 - 4 CHN	NED 5 - 9 KOR
Session 16	1 MAY	10:00	JPN 8 - 6 USA	CZE 5 - 7 NZL	NOR <sup>10</sup> / <sub>EE</sub> - 9 EST	ESP 3 - 8 AUS	TUR 3 - 9 SUI
Session 17	1 MAY	14:00	FIN 3 - 7 SWE	ITA <sup>8</sup> / <sub>EE</sub> - 5 NED	CHN 5 - 6 DEN	KOR 8 - 4 GER	SCO <sup>8</sup> / <sub>EE</sub> - 7 CAN
Session 18	1 MAY	18:00	CZE 5 - <sup>6</sup> / <sub>EE</sub> EST	NOR 7 - 4 TUR	AUS 7 - 5 NZL	SUI <sup>7</sup> / <sub>EE</sub> - 6 JPN	USA 10 - 2 ESP
Qualifications	2 MAY	10:00		USA 5 - 7 SCO		EST 7 - 5 CAN	
Relegations	2 MAY	10:00	DEN 9 - 0 TUR				CZE 7 - 5 CHN
Semi-finals	2 MAY	18:00		ITA <sup>7</sup> / <sub>EE</sub> - 6 EST	CAN 4 - 8 USA	AUS 6 - 9 SCO	
Bronze Medal	3 MAY	9:30			AUS 9 - 2 EST		
Gold Medal	3 MAY	14:00			SCO 4 - 9 ITA		



## Competition Summary

### Standings after Round Robin

#### Group A

Rank	Team	Games	Wins	Losses		
1	ITA - Italy	9	9	0	Q	
2	SCO - Scotland	9	7	2	Q	w1
3	CAN - Canada	9	7	2	Q	w0
4	SWE - Sweden	9	6	3		
5	FIN - Finland	9	5	4		
6	KOR - Korea	9	4	5		
7	GER - Germany	9	2	7		w2
8	DEN - Denmark	9	2	7		w1
9	CHN - China	9	2	7		w0
10	NED - Netherlands	9	1	8	>B	

#### Group B

Rank	Team	Games	Wins	Losses			
1	AUS - Australia	9	8	1	Q		
2	EST - Estonia	9	6	3	Q	w1	DSC 20.29cm
3	USA - United States	9	6	3	Q	w1	DSC 22.61cm
4	NOR - Norway	9	6	3		w1	DSC 24.09cm
5	NZL - New Zealand	9	5	4		w2	
6	SUI - Switzerland	9	5	4		w1	
7	JPN - Japan	9	5	4		w0	
8	CZE - Czechia	9	3	6			
9	TUR - Türkiye	9	1	8			
10	ESP - Spain	9	0	9	>B		

### Merged Group Standings

Rank	Team	Round Robin Results			Rank	Team	Round Robin Results		
		Group	Rank	DSC			Group	Rank	DSC
1	ITA - Italy	A	1	17.86cm	11	SUI - Switzerland	B	6	22.13cm
2	AUS - Australia	B	1	19.91cm	12	KOR - Korea	A	6	36.74cm
3	EST - Estonia	B	2	20.29cm	13	JPN - Japan	B	7	21.41cm
4	SCO - Scotland	A	2	27.93cm	14	GER - Germany	A	7	50.94cm
5	USA - United States	B	3	22.61cm	15	DEN - Denmark	A	8	31.90cm
6	CAN - Canada	A	3	26.44cm	16	CZE - Czechia	B	8	33.74cm
7	SWE - Sweden	A	4	22.22cm	17	CHN - China	A	9	31.46cm
8	NOR - Norway	B	4	24.09cm	18	TUR - Türkiye	B	9	63.01cm
9	NZL - New Zealand	B	5	35.32cm	19	NED - Netherlands	A	10	34.43cm
10	FIN - Finland	A	5	42.18cm	20	ESP - Spain	B	10	46.88cm



## Competition Summary

### Play-offs Bracket

Qualification	Semi-finals	Finals	Final Standings
<p>A3 <b>CAN</b> 5 Sheet D</p> <p>B2 <b>EST</b> 7</p> <p>A2 <b>SCO</b> 7 Sheet B</p> <p>B3 <b>USA</b> 5</p>	<p>A1 <b>ITA</b> 7 Sheet B</p> <p><b>EST</b> 6</p> <p>B1 <b>AUS</b> 6 Sheet D</p> <p><b>SCO</b> 9</p>	<p><b>ITA</b> 9 Sheet C</p> <p><b>SCO</b> 4</p> <p><b>EST</b> 2 Sheet C</p> <p><b>AUS</b> 9</p>	<p>1 ITA - Italy</p> <p>2 SCO - Scotland</p> <p>3 AUS - Australia</p> <p>4 EST - Estonia</p> <p>5 USA - United States</p> <p>6 CAN - Canada</p> <p>7 SWE - Sweden</p> <p>8 NOR - Norway</p> <p>9 NZL - New Zealand</p> <p>10 FIN - Finland</p> <p>11 SUI - Switzerland</p> <p>12 KOR - Korea</p> <p>13 JPN - Japan</p> <p>14 GER - Germany</p> <p>15 DEN - Denmark</p> <p>16 CZE - Czechia</p> <p>17 CHN - China &gt;B</p> <p>18 TUR - Türkiye &gt;B</p> <p>19 NED - Netherlands &gt;B</p> <p>20 ESP - Spain &gt;B</p>
		<p><b>ITA</b> 1st</p> <p><b>SCO</b> 2nd</p> <p><b>AUS</b> 3rd</p> <p><b>EST</b> 4th</p>	

**Note:**  
Ranking of 5th - 6th is defined by the ranking of the teams in the merged group standings after the round robin.

**Legend:**

>B To B-Division	An Final rank in Group A	Bn Final rank in Group B
DSC Draw Shot Challenge	EE Extra End	Q Qualified for the play-offs
wn Number of wins (n) against tied teams		



**Session Results and Standings**

Sheet	Team	LSFE	1	2	3	4	5	6	7	8	Extra Ends	Total
C	SCO - Scotland		0	1	0	0	0	3	0	X		4
	ITA - Italy	*	1	0	1	2	1	0	4	X		9

**Play-offs Bracket**

Qualification	Semi-finals	Finals	Final Standings
<p>A3 CAN 5 Sheet D</p> <p>B2 EST 7</p> <p>A2 SCO 7 Sheet B</p> <p>B3 USA 5</p>	<p>A1 ITA 7 Sheet B</p> <p>EST 6</p> <p>B1 AUS 6 Sheet D</p> <p>SCO 9</p>	<p>ITA 9 Sheet C</p> <p>SCO 4</p> <p>EST 2 Sheet C</p> <p>AUS 9</p>	<p>1 ITA - Italy</p> <p>2 SCO - Scotland</p> <p>3 AUS - Australia</p> <p>4 EST - Estonia</p> <p>5 USA - United States</p> <p>6 CAN - Canada</p> <p>7 SWE - Sweden</p> <p>8 NOR - Norway</p> <p>9 NZL - New Zealand</p> <p>10 FIN - Finland</p> <p>11 SUI - Switzerland</p> <p>12 KOR - Korea</p> <p>13 JPN - Japan</p> <p>14 GER - Germany</p> <p>15 DEN - Denmark</p> <p>16 CZE - Czechia</p> <p>17 CHN - China &gt;B</p> <p>18 TUR - Türkiye &gt;B</p> <p>19 NED - Netherlands &gt;B</p> <p>20 ESP - Spain &gt;B</p>

<b>Legend:</b>	<input type="checkbox"/> Power Play	>B To B-Division	<b>An</b> Final rank in Group A
<b>Bn</b> Final rank in Group B		<b>LSFE(*)</b> Last Stone First End	<b>X</b> Unplayed/unfinished end due to concession





SAT 3 MAY 2025  
Start Time 9:30

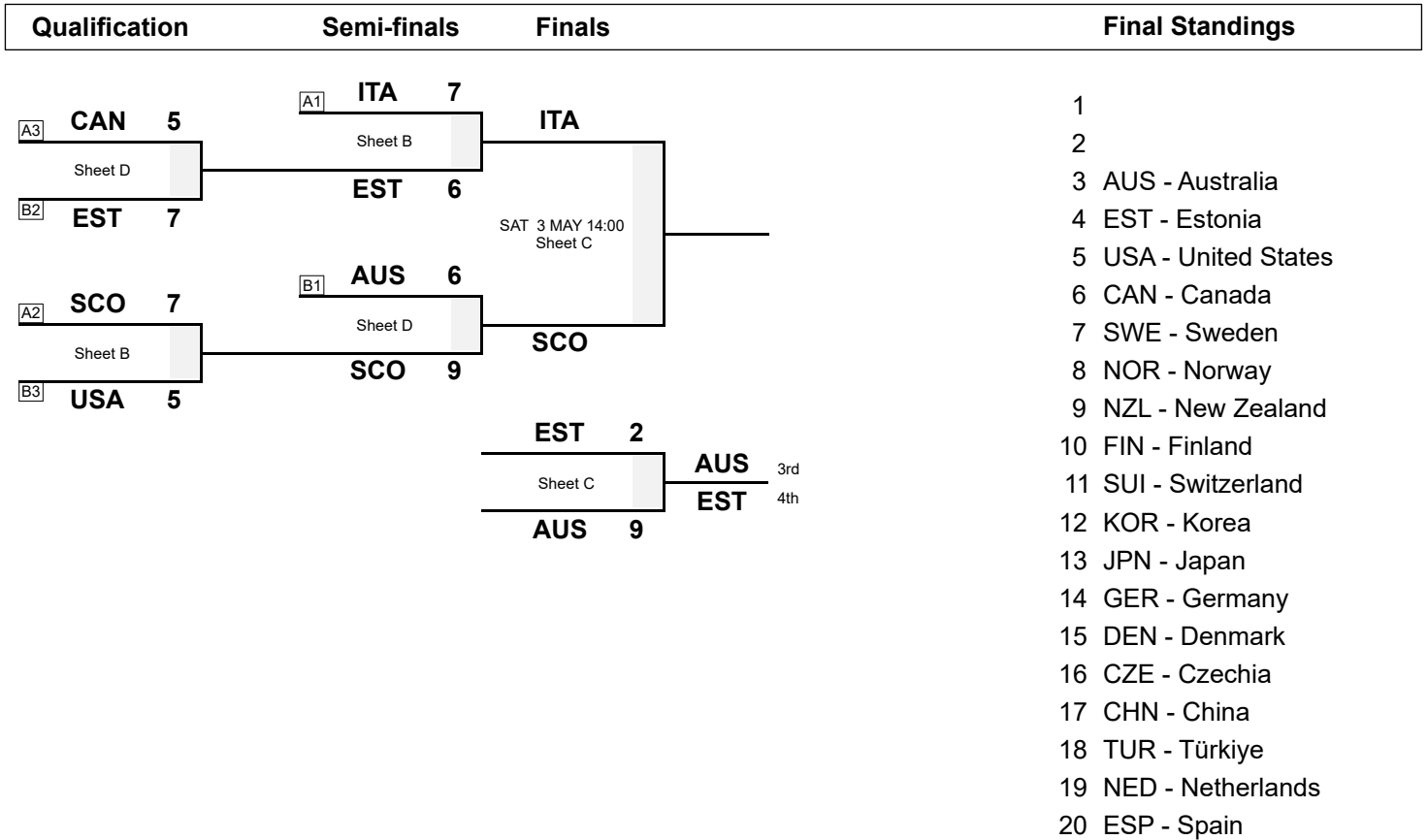
**Bronze Medal Game**



**Session Results and Standings**

Sheet	Team	LSFE	1	2	3	4	5	6	7	8	Extra Ends	Total
C	AUS - Australia	*	3	0	1	0	4	1	X	X		9
	EST - Estonia		0	1	0	1	0	0	X	X		2

**Play-offs Bracket**



<b>Legend:</b>	<input type="checkbox"/> Power Play	<b>An</b> Final rank in Group A	<b>Bn</b> Final rank in Group B
	<b>LSFE(*)</b> Last Stone First End	<b>X</b> Unplayed/unfinished end due to concession	





### Session Results and Standings

Sheet	Team	LSD/LSFE	1	2	3	4	5	6	7	8	Extra Ends	Total
B	ITA - Italy	*	1	0	1	0	3	0	1	0	1	7
	EST - Estonia		0	2	0	2	0	1	0	1	0	6
C	CAN - Canada	48.7cm *	0	1	1	1	0	1	0	X		4
	USA - United States	63.7cm	3	0	0	0	3	0	2	X		8
D	AUS - Australia	*	0	2	1	0	1	0	2	0		6
	SCO - Scotland		1	0	0	5	0	1	0	2		9

### Play-offs Bracket

Qualification	Semi-finals	Finals	Final Standings
<p>A3 CAN 5 Sheet D</p> <p>B2 EST 7</p> <p>A2 SCO 7 Sheet B</p> <p>B3 USA 5</p>	<p>A1 ITA 7 Sheet B</p> <p>EST 6</p> <p>B1 AUS 6 Sheet D</p> <p>SCO 9</p>	<p>ITA</p> <p>SAT 3 MAY 14:00 Sheet C</p> <p>SCO</p> <p>EST</p> <p>SAT 3 MAY 9:30 Sheet C</p> <p>AUS</p>	<p>1</p> <p>2</p> <p>3</p> <p>4</p> <p>5 USA - United States</p> <p>6 CAN - Canada</p> <p>7 SWE - Sweden</p> <p>8 NOR - Norway</p> <p>9 NZL - New Zealand</p> <p>10 FIN - Finland</p> <p>11 SUI - Switzerland</p> <p>12 KOR - Korea</p> <p>13 JPN - Japan</p> <p>14 GER - Germany</p> <p>15 DEN - Denmark</p> <p>16 CZE - Czechia</p> <p>17 CHN - China</p> <p>18 TUR - Türkiye</p> <p>19 NED - Netherlands</p> <p>20 ESP - Spain</p>

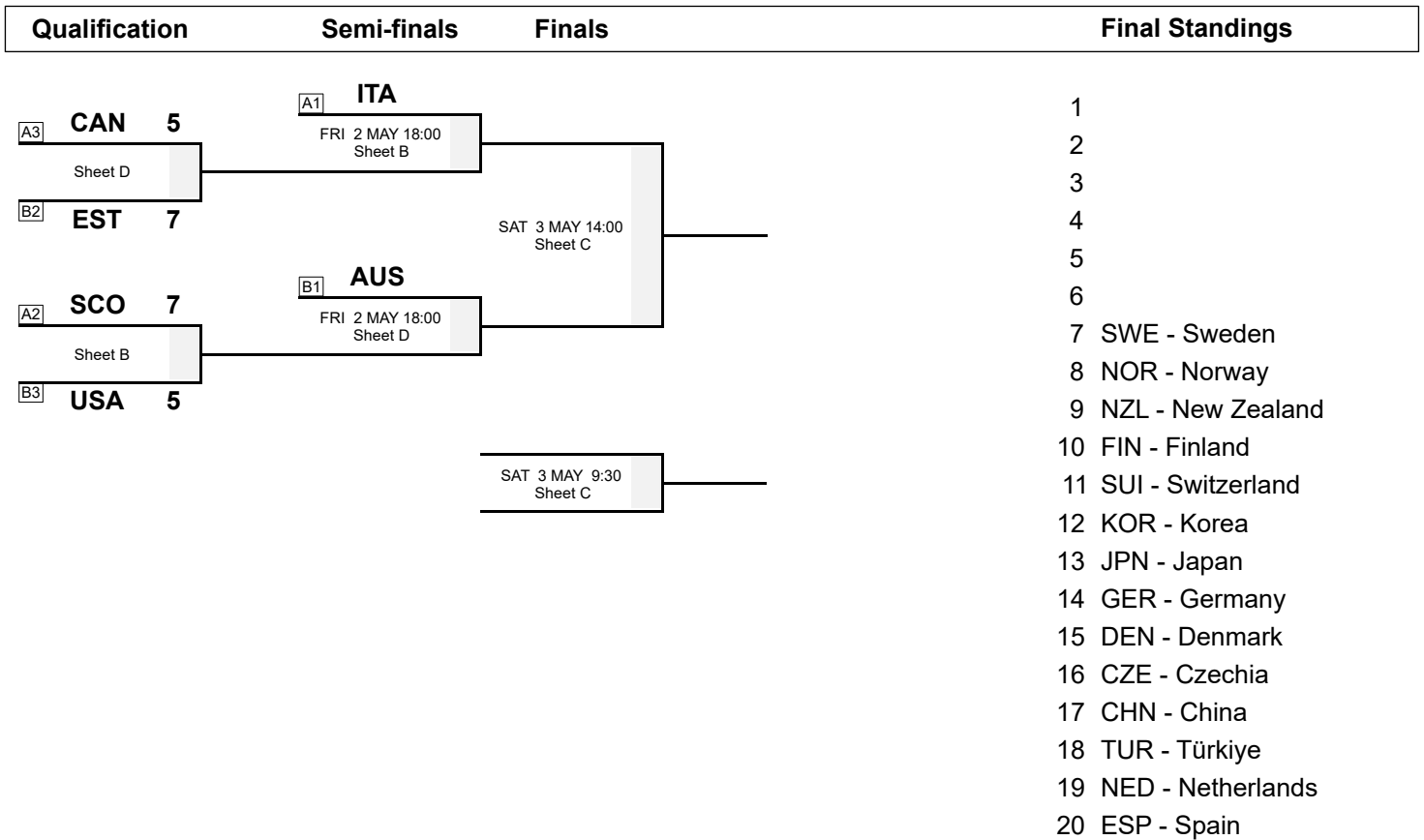
<b>Legend:</b>	<b>An</b> Final rank in Group A	<b>Bn</b> Final rank in Group B
<input type="checkbox"/> Power Play	<b>LSFE(*)</b> Last Stone First End	<b>X</b> Unplayed/unfinished end due to concession
<b>LSD</b> Last Stone Draw		



### Session Results and Standings

Sheet	Team	LSD/LSFE	1	2	3	4	5	6	7	8	Extra Ends	Total
A	DEN - Denmark	243.0cm	2	2	2	1	1	1	X	X		9
	TUR - Türkiye	45.1cm *	0	0	0	0	0	0	X	X		0
E	CZE - Czechia	44.7cm *	0	2	0	1	1	0	2	1		7
	CHN - China	76.2cm	1	0	2	0	0	2	0	0		5

### Play-offs Bracket



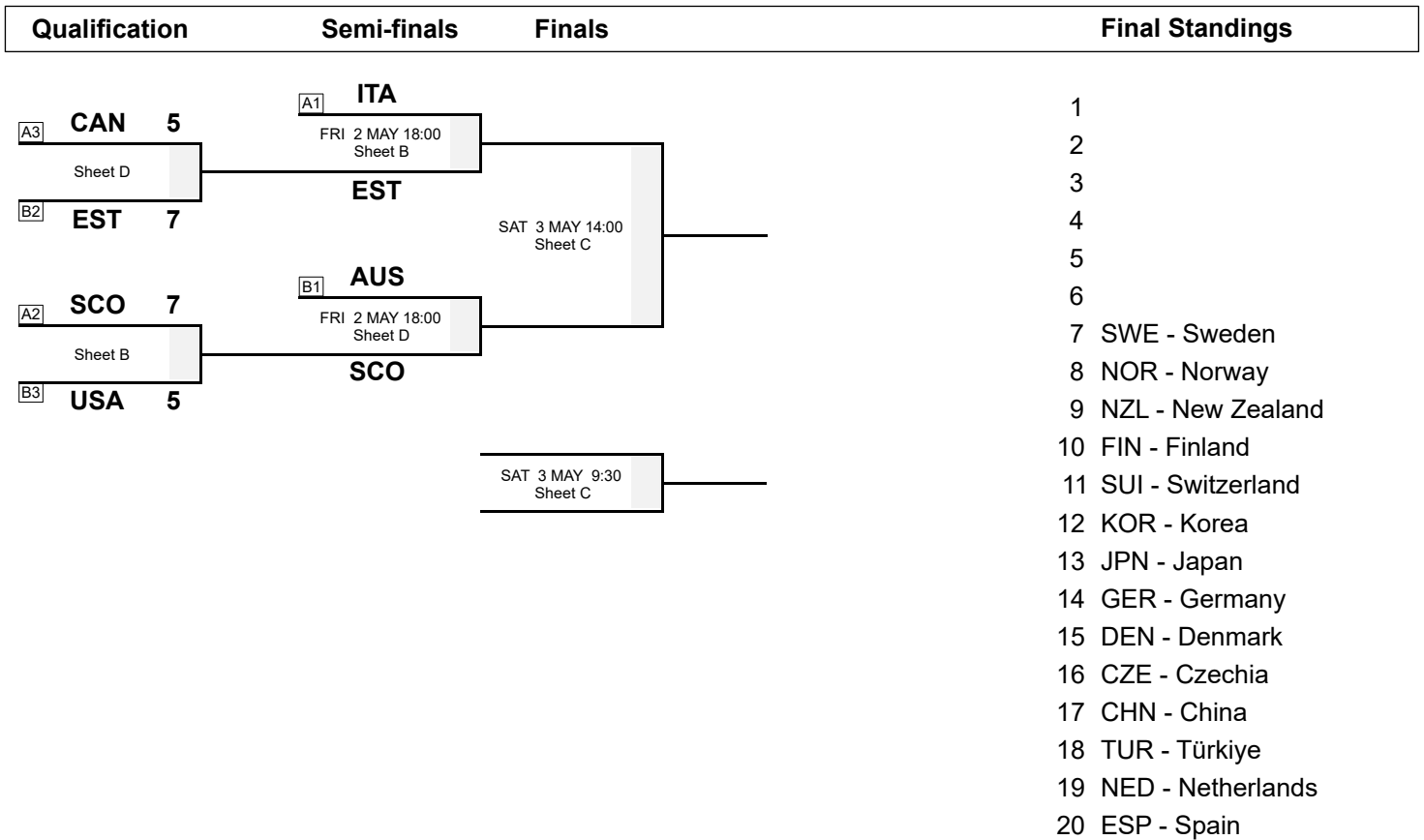
**Legend:**  
 Power Play      **An** Final rank in Group A      **Bn** Final rank in Group B  
**LSD** Last Stone Draw      **LSFE(\*)** Last Stone First End      **X** Unplayed/unfinished end due to concession



### Session Results and Standings

Sheet	Team	LSFE	1	2	3	4	5	6	7	8	Extra Ends	Total
B	USA - United States		0	1	1	0	1	1	0	1		5
	SCO - Scotland	*	4	0	0	2	0	0	1	0		7
D	EST - Estonia	*	1	0	0	3	0	2	1	0		7
	CAN - Canada		0	1	1	0	2	0	0	1		5

### Play-offs Bracket



**Legend:**

Power Play

**An** Final rank in Group A

**Bn** Final rank in Group B

**LSFE(\*)** Last Stone First End



### Competition Matrix

#### Group A

Team	CAN	CHN	DEN	FIN	GER	ITA	KOR	NED	SCO	SWE
<b>CAN</b>		9 - 4	6 - 4	13 - 2	10 - 5	5 - 7	11 - 6	7 - 3	7 - 8	8 - 6
<b>CHN</b>	4 - 9		5 - 6	7 - 9	6 - 7	2 - 8	7 - 4	5 - 3	5 - 8	5 - 10
<b>DEN</b>	4 - 6	6 - 5		3 - 10	1 - 7	5 - 8	4 - 6	7 - 5	3 - 7	4 - 5
<b>FIN</b>	2 - 13	9 - 7	10 - 3		12 - 6	3 - 10	8 - 6	6 - 3	2 - 9	3 - 7
<b>GER</b>	5 - 10	7 - 6	7 - 1	6 - 12		3 - 10	4 - 8	5 - 7	1 - 7	6 - 8
<b>ITA</b>	7 - 5	8 - 2	8 - 5	10 - 3	10 - 3		9 - 4	8 - 5	7 - 4	6 - 4
<b>KOR</b>	6 - 11	4 - 7	6 - 4	6 - 8	8 - 4	4 - 9		9 - 5	10 - 7	6 - 9
<b>NED</b>	3 - 7	3 - 5	5 - 7	3 - 6	7 - 5	5 - 8	5 - 9		3 - 10	4 - 9
<b>SCO</b>	8 - 7	8 - 5	7 - 3	9 - 2	7 - 1	4 - 7	7 - 10	10 - 3		7 - 6
<b>SWE</b>	6 - 8	10 - 5	5 - 4	7 - 3	8 - 6	4 - 6	9 - 6	9 - 4	6 - 7	

### Standings after Round Robin

Rank	Team	Games	Wins	Losses	
1	ITA - Italy	9	9	0	Q
2	SCO - Scotland	9	7	2	Q w1
3	CAN - Canada	9	7	2	Q w0
4	SWE - Sweden	9	6	3	
5	FIN - Finland	9	5	4	
6	KOR - Korea	9	4	5	
7	GER - Germany	9	2	7	w2
8	DEN - Denmark	9	2	7	w1
9	CHN - China	9	2	7	w0
10	NED - Netherlands	9	1	8	>B



## Competition Matrix

### Group B

Team	AUS	CZE	ESP	EST	JPN	NOR	NZL	SUI	TUR	USA
AUS		7 - 2	8 - 3	7 - 4	4 - 7	8 - 7	7 - 5	7 - 3	10 - 2	10 - 7
CZE	2 - 7		6 - 2	5 - 6	6 - 7	8 - 9	5 - 7	7 - 6	8 - 3	3 - 6
ESP	3 - 8	2 - 6		5 - 6	1 - 9	2 - 10	5 - 13	1 - 10	6 - 8	2 - 10
EST	4 - 7	6 - 5	6 - 5		10 - 8	9 - 10	8 - 4	4 - 6	9 - 2	7 - 6
JPN	7 - 4	7 - 6	9 - 1	8 - 10		5 - 8	3 - 6	6 - 7	9 - 3	8 - 6
NOR	7 - 8	9 - 8	10 - 2	10 - 9	8 - 5		10 - 6	3 - 8	7 - 4	3 - 9
NZL	5 - 7	7 - 5	13 - 5	4 - 8	6 - 3	6 - 10		8 - 7	8 - 5	2 - 10
SUI	3 - 7	6 - 7	10 - 1	6 - 4	7 - 6	8 - 3	7 - 8		9 - 3	5 - 9
TUR	2 - 10	3 - 8	8 - 6	2 - 9	3 - 9	4 - 7	5 - 8	3 - 9		3 - 11
USA	7 - 10	6 - 3	10 - 2	6 - 7	6 - 8	9 - 3	10 - 2	9 - 5	11 - 3	

### Standings after Round Robin

Rank	Team	Games	Wins	Losses			
1	AUS - Australia	9	8	1	Q		
2	EST - Estonia	9	6	3	Q	w1	DSC 20.29cm
3	USA - United States	9	6	3	Q	w1	DSC 22.61cm
4	NOR - Norway	9	6	3		w1	DSC 24.09cm
5	NZL - New Zealand	9	5	4		w2	
6	SUI - Switzerland	9	5	4		w1	
7	JPN - Japan	9	5	4		w0	
8	CZE - Czechia	9	3	6			
9	TUR - Türkiye	9	1	8			
10	ESP - Spain	9	0	9			>B

**Legend:**

>B To B-Division

DSC Draw Shot Challenge

Q Qualified for the play-offs

wn Number of wins (n) against tied teams



### Draw Shot Challenge by Group

Group A		Stone Rotation	Last Stone Draw in each Round Robin Game									DSC
Rank	Team		1	2	3	4	5	6	7	8	9	
1	ITA - Italy	☺	9.4	20.3	9.0	24.8	23.2	21.6	4.9	13.6	7.8	<b>17.86cm</b>
		☹	9.2	27.1	<del>63-1</del>	13.0	4.8	12.9	41.8	<del>69-4</del>	42.3	
2	SWE - Sweden	☺	26.4	24.3	9.8	23.9	17.1	<del>66-2</del>	9.6	38.1	39.0	<b>22.22cm</b>
		☹	<del>76-3</del>	16.6	14.2	30.7	17.4	26.2	35.6	17.6	9.0	
3	CAN - Canada	☺	48.2	12.9	24.9	<del>77-2</del>	55.1	52.9	25.4	9.7	9.5	<b>26.44cm</b>
		☹	30.0	<del>84-3</del>	17.4	23.7	5.1	51.3	11.3	27.7	18.0	
4	SCO - Scotland	☺	60.4	35.5	12.2	25.1	82.4	8.5	<del>90-6</del>	9.6	14.2	<b>27.93cm</b>
		☹	52.3	25.0	51.2	8.6	24.3	<del>199-6</del>	18.8	10.7	8.0	
5	CHN - China	☺	19.6	46.8	6.5	<del>160-2</del>	35.4	33.1	51.0	23.2	43.6	<b>31.46cm</b>
		☹	21.3	24.2	35.1	19.4	64.5	16.9	46.0	16.7	<del>185-4</del>	
6	DEN - Denmark	☺	4.8	12.2	56.7	25.5	32.6	30.0	33.2	26.7	13.5	<b>31.90cm</b>
		☹	24.9	12.2	40.8	<del>109-1</del>	31.9	105.8	9.2	50.4	<del>199-6</del>	
7	NED - Netherlands	☺	43.0	45.1	29.7	4.6	29.1	17.9	27.2	31.6	24.1	<b>34.43cm</b>
		☹	27.7	86.6	<del>140-7</del>	22.5	59.7	<del>161-0</del>	13.2	77.3	11.6	
8	KOR - Korea	☺	71.9	11.1	18.5	9.1	21.7	47.0	<del>121-3</del>	18.0	7.9	<b>36.74cm</b>
		☹	21.5	84.1	<del>124-7</del>	20.8	33.7	68.4	7.3	43.2	103.6	
9	FIN - Finland	☺	9.2	12.5	138.3	<del>163-6</del>	96.0	20.5	27.6	86.8	10.2	<b>42.18cm</b>
		☹	47.3	31.4	59.7	44.8	15.3	4.2	<del>186-1</del>	19.7	51.3	
10	GER - Germany	☺	<del>131-8</del>	46.6	65.8	16.0	94.5	28.3	<del>141-9</del>	8.4	60.9	<b>50.94cm</b>
		☹	75.7	30.3	36.6	76.1	27.2	34.2	119.9	30.1	64.4	

Group B		Stone Rotation	Last Stone Draw in each Round Robin Game									DSC
Rank	Team		1	2	3	4	5	6	7	8	9	
1	AUS - Australia	☺	8.9	19.2	23.1	22.5	13.0	4.9	39.5	5.5	29.4	<b>19.91cm</b>
		☹	4.5	<del>63-9</del>	61.2	14.3	12.3	38.3	15.9	6.0	<del>62-5</del>	
2	EST - Estonia	☺	20.5	9.7	7.6	16.0	17.1	13.8	4.2	10.2	36.1	<b>20.29cm</b>
		☹	72.3	25.1	12.4	14.9	38.5	15.9	10.4	<del>199-6</del>	<del>127-8</del>	
3	JPN - Japan	☺	30.8	7.9	<del>52-4</del>	36.2	17.1	26.4	7.4	23.0	37.5	<b>21.41cm</b>
		☹	6.3	19.7	25.8	13.7	<del>51-4</del>	11.5	47.2	12.9	19.2	
4	SUI - Switzerland	☺	10.3	7.1	50.1	<del>107-4</del>	18.1	25.5	18.8	<del>52-7</del>	27.3	<b>22.13cm</b>
		☹	2.6	50.6	35.7	6.7	8.0	31.9	14.5	18.0	28.9	
5	USA - United States	☺	9.3	<del>199-6</del>	15.8	7.8	10.7	28.9	28.0	11.9	13.0	<b>22.61cm</b>
		☹	12.1	36.4	37.7	19.8	33.8	9.4	74.2	13.0	<del>97-9</del>	
6	NOR - Norway	☺	4.4	32.6	22.6	23.2	70.2	18.0	<del>93-9</del>	4.7	11.0	<b>24.09cm</b>
		☹	<del>85-8</del>	32.1	33.5	46.8	8.9	23.1	32.3	9.0	13.0	
7	CZE - Czechia	☺	8.6	50.1	16.4	32.1	5.9	26.3	20.6	101.8	24.4	<b>33.74cm</b>
		☹	46.2	39.4	<del>158-0</del>	22.2	15.0	10.2	<del>137-6</del>	59.7	61.0	
8	NZL - New Zealand	☺	78.5	21.1	64.9	24.9	11.3	<del>100-7</del>	18.4	15.7	22.1	<b>35.32cm</b>
		☹	16.3	<del>199-6</del>	18.3	21.7	55.5	84.9	88.7	7.6	15.2	
9	ESP - Spain	☺	5.7	7.2	106.4	41.5	20.8	47.4	48.4	54.3	21.1	<b>46.88cm</b>
		☹	37.3	5.7	29.0	168.2	<del>199-6</del>	20.3	85.6	<del>189-3</del>	51.1	
10	TUR - Türkiye	☺	87.7	98.3	90.4	46.6	85.8	44.0	128.3	27.0	70.0	<b>63.01cm</b>
		☹	<del>199-6</del>	33.7	13.0	90.0	36.2	<del>136-7</del>	86.2	19.7	51.3	







**Shot Success Percentage by Position**

<b>Stones 1 and 5</b>	<b>Game &gt;</b>	<b>1</b>	<b>2</b>	<b>3</b>	<b>4</b>	<b>5</b>	<b>6</b>	<b>7</b>	<b>8</b>	<b>9</b>	<b>Avg.</b>
1 THIESSE Cory	USA	88	77	96	93	94	100	88	84	98	90.3
2 HASSELBORG Anna	SWE	91	82	73	83	95	82	88	72	86	83.3
3 PETERMAN Jocelyn	CAN	80	83	97	89	73	73	83	84	82	82.8
4 GILL Tahli	AUS	95	78	89	64	92	86	80	75	78	81.5
5 MATSUMURA Chiaki	JPN	90	83	71	81	72	78	88	88	76	80.3
6 DODDS Jennifer	SCO	80	72	98	77	55	83	80	96	83	80.2
7 CONSTANTINI Stefania	ITA	80	71	91	69	78	81	82	83	71	78.4
8 PAETZ Alina	SUI	80	66	83	83	75	83	64	79	82	77.0
9 KALDVEE Marie	EST	73	92	66	64	71	84	75	78	78	75.4
10 SKASLIEN Kristin	NOR	77	84	55	84	69	67	78	76	77	74.6
11 HAN Yu	CHN	87	78	58	77	82	61	75			74.0
12 SMITH Jessica	NZL	70	85	68	63	69	59	91	90	70	73.7
13 KIM Kyeongae	KOR	67	70	73	75	77	75	78	73	70	73.2
14 ZELINGROVA Julie	CZE	75	90	60	62	77	63	87	75	67	72.5
15 IMMONEN Lotta	FIN	57	73	77	65	90	58	46	91	67	69.8
16 HOLTERMANN Jasmin	DEN	73	75	70	69	53	59	77	58	67	67.9
17 BOMAS Lisenka	NED	67	66	64	52	66	75	83	75	61	67.8
18 SCHOELL Pia-Lisa	GER	68	58	48	65	69	78	63	63	72	65.2
19 YILDIZ Dilsat	TUR	54	79	57	77	44	88	48	64	75	65.0
20 OTAEGI Oihane	ESP	50	52	57	57	70	60	52	80	60	59.9
WANG Zhiyu	CHN							75	89	64	76.3
HOLTERMANN Henrik	DEN					31			75		53.1

<b>Stones 2, 3 and 4</b>	<b>Game &gt;</b>	<b>1</b>	<b>2</b>	<b>3</b>	<b>4</b>	<b>5</b>	<b>6</b>	<b>7</b>	<b>8</b>	<b>9</b>	<b>Avg.</b>
1 ERIKSSON Oskar	SWE	76	95	85	90	85	95	85	82	91	87.0
2 MOSANER Amos	ITA	85	74	86	90	76	95	95	83	88	85.9
3 MOUAT Bruce	SCO	92	85	86	89	67	93	82	85	90	85.4
4 GALLANT Brett	CAN	83	74	82	95	68	90	94	89	92	85.0
5 DROPKIN Korey	USA	82	74	81	94	91	85	78	86	94	84.9
6 HEWITT Dean	AUS	84	85	96	82	86	68	89	83	88	84.6
7 MICHEL Sven	SUI	73	86	79	93	79	88	85	93	85	84.4
8 WANG Zhiyu	CHN	90	74	94	81	81	83	67			82.5
9 NEDREGOTTEN Magnus	NOR	93	74	70	91	88	92	85	69	79	81.8
10 LILL Harri	EST	83	81	89	80	82	72	86	79	81	81.3
11 GOESGENS Wouter	NED	61	88	77	81	82	88	88	76	83	80.6
12 CHABICOVSKY Vit	CZE	85	83	71	77	73	64	90	74	82	78.0
13 SEONG Jihoon	KOR	73	80	63	84	81	52	90	91	78	77.5
14 CAKIR Bilal Omer	TUR	58	78	72	69	92	90	58	89	81	77.1
15 SIPILA Markus	FIN	63	70	75	76	90	79	58	90	85	76.9
16 HOLTERMANN Henrik	DEN	72	64	65	88	58	88	85	80	81	76.5
17 SMITH Ben	NZL	62	93	63	65	72	99	79	80	61	74.8
18 TANIDA Yasumasa	JPN	82	85	76	71	69	71	81	69	71	74.6
19 SUTOR Joshua	GER	81	69	46	89	81	63	71	68	66	70.3
20 UNANUE Mikel	ESP	58	79	80	79	60	64	76	51	67	68.9
HAN Yu	CHN							86	89	78	83.8
HOLTERMANN Jasmin	DEN					79			67		72.9



### Shot Success Percentage by Position

Team	Game >	1	2	3	4	5	6	7	8	9	Avg.
1	USA - United States	84	75	87	94	92	91	82	86	96	87.0
2	SWE - Sweden	82	90	81	87	89	90	86	78	89	85.6
3	CAN - Canada	82	78	88	93	70	84	90	87	88	84.1
4	AUS - Australia	88	83	93	75	88	75	85	80	84	83.4
5	SCO - Scotland	87	80	91	84	62	89	81	89	87	83.3
6	ITA - Italy	83	73	88	81	77	89	90	83	81	82.9
7	SUI - Switzerland	76	81	81	89	78	86	77	87	84	81.8
8	CHN - China	88	76	79	79	81	74	75	89	73	79.4
9	EST - Estonia	79	85	79	74	78	77	82	78	80	79.0
9	NOR - Norway	86	78	64	88	81	82	83	72	78	79.0
11	JPN - Japan	85	84	74	75	70	74	84	76	73	76.9
12	CZE - Czechia	82	86	67	71	74	64	88	74	76	75.8
12	KOR - Korea	71	76	67	81	79	61	85	84	75	75.8
14	NED - Netherlands	63	79	72	69	76	83	86	76	74	75.6
15	NZL - New Zealand	65	90	65	64	71	83	84	84	64	74.3
16	FIN - Finland	61	71	76	72	90	71	53	91	78	74.1
17	DEN - Denmark	73	68	67	80	58	76	82	71	76	72.7
18	TUR - Türkiye	57	78	66	72	73	89	54	79	79	72.4
19	GER - Germany	76	65	47	79	76	69	68	66	68	68.3
20	ESP - Spain	55	68	71	70	64	63	67	63	64	65.3

**Note:**  
To be eligible to be ranked, a player must have played in that position for more than half of the number of games that the team played.

**Legend:**  
**Avg.** Average



### Scoring Analysis

Team	Games	LSFE	Stolen Ends	Last Stone Eff.	Points Scored						Total	Plus / Minus	
					0	1	2	3	4	>4			
ITA	9	For	7	15	53%	0	19	16	3	2	1	73	+38
		Against	2	4		0	15	10	0	0	0	35	
CAN	9	For	4	9	63%	0	12	18	5	2	1	76	+31
		Against	5	3		0	17	11	2	0	0	45	
USA	9	For	5	14	57%	0	18	11	7	2	1	74	+31
		Against	4	3		0	12	9	3	1	0	43	
AUS	9	For	6	9	61%	0	14	14	6	2	0	68	+28
		Against	3	4		0	20	7	2	0	0	40	
SCO	9	For	5	9	56%	0	14	10	11	0	0	67	+23
		Against	4	6		0	20	8	0	2	0	44	
SWE	9	For	6	9	43%	0	21	10	5	2	0	64	+15
		Against	3	6		0	15	11	4	0	0	49	
SUI	9	For	6	12	42%	0	19	15	4	0	0	61	+13
		Against	3	7		0	19	8	3	1	0	48	
JPN	9	For	4	15	44%	0	21	14	3	1	0	62	+11
		Against	5	8		0	17	10	2	2	0	51	
EST	9	For	6	6	41%	0	18	8	7	2	0	63	+10
		Against	3	10		1	20	10	3	1	0	53	
NOR	9	For	4	10	41%	0	17	8	6	4	0	67	+8
		Against	5	9		0	15	14	4	1	0	59	
NZL	9	For	4	8	38%	0	17	7	6	0	2	59	-1
		Against	5	10		0	16	11	2	4	0	60	
CZE	9	For	4	12	24%	1	23	8	1	2	0	50	-3
		Against	5	11		0	25	8	4	0	0	53	
KOR	9	For	4	7	47%	0	15	12	4	2	0	59	-5
		Against	5	6		0	16	9	6	3	0	64	
FIN	9	For	2	11	31%	0	15	10	2	1	2	55	-9
		Against	7	13		0	18	11	5	1	1	64	
CHN	9	For	2	8	27%	0	23	4	5	0	0	46	-18
		Against	7	6		0	18	9	8	1	0	64	
DEN	9	For	7	3	13%	0	24	5	1	0	0	37	-22
		Against	2	11		0	23	12	1	1	1	59	
GER	9	For	3	7	29%	0	15	11	1	1	0	44	-25
		Against	6	13		0	17	10	6	1	2	69	
NED	9	For	5	9	13%	0	22	5	2	0	0	38	-28
		Against	4	19		0	21	10	7	1	0	66	
TUR	9	For	3	5	21%	0	18	6	1	0	0	33	-44
		Against	6	14		0	18	8	10	2	1	77	
ESP	9	For	3	2	11%	0	16	4	1	0	0	27	-53
		Against	6	17		0	19	10	9	1	2	80	



### Scoring Analysis

Team	Games	LSFE	Stolen Ends	Last Stone Eff.	Points Scored					Total	Plus / Minus	
					0	1	2	3	4			>4
Total	90		180		1	361	196	81	23	7	1'123	

**Note:**  
Stolen ends are the ends won without the last stone advantage.  
Last Stone Efficiency: Scoring two or more points with last stone advantage.

**Legend:**  
>4 More than four points scored      **Eff.** Efficiency      **LSFE** Last Stone First End



### Summary of Big Ends

Points Scored	By	Against	Session	End	Game Result
5	FIN - Finland	DEN - Denmark	15	7	10 : 3
5	FIN - Finland	GER - Germany	5	6	12 : 6
5	NZL - New Zealand	ESP - Spain	4	6	13 : 5
5	NZL - New Zealand	ESP - Spain	4	3	13 : 5
5	CAN - Canada	FIN - Finland	13	6	13 : 2
5	ITA - Italy	GER - Germany	3	5	10 : 3
5	USA - United States	TUR - Türkiye	2	5	11 : 3
4	NOR - Norway	EST - Estonia	16	5	10 : 9
4	NOR - Norway	ESP - Spain	10	7	10 : 2
4	NOR - Norway	NZL - New Zealand	8	2	10 : 6
4	NOR - Norway	JPN - Japan	4	8	8 : 5
4	AUS - Australia	TUR - Türkiye	6	1	10 : 2
4	AUS - Australia	USA - United States	4	7	10 : 7
4	CAN - Canada	KOR - Korea	11	7	11 : 6
4	CAN - Canada	GER - Germany	1	7	10 : 5
4	CZE - Czechia	SUI - Switzerland	4	2	7 : 6
4	CZE - Czechia	NOR - Norway	2	6	8 : 9
4	EST - Estonia	JPN - Japan	12	1	10 : 8
4	EST - Estonia	NZL - New Zealand	2	1	8 : 4
4	ITA - Italy	DEN - Denmark	7	4	8 : 5
4	ITA - Italy	KOR - Korea	5	1	9 : 4
4	KOR - Korea	SCO - Scotland	9	6	10 : 7
4	KOR - Korea	SCO - Scotland	9	1	10 : 7
4	SWE - Sweden	CHN - China	9	3	10 : 5
4	SWE - Sweden	NED - Netherlands	3	2	9 : 4
4	USA - United States	NZL - New Zealand	6	6	10 : 2
4	USA - United States	NZL - New Zealand	6	4	10 : 2
4	FIN - Finland	KOR - Korea	3	5	8 : 6
4	GER - Germany	FIN - Finland	5	3	6 : 12
4	JPN - Japan	TUR - Türkiye	14	1	9 : 3

**Note:**  
Big ends are defined as ends with a score of four or more points.



### Power Play Analysis

Team	Games	Number of Power Plays	Points Scored in Power Play							Total
			<0	0/X	1	2	3	4	>4	
AUS - Australia	9	7	1	1	2	1	1	1	0	9
CAN - Canada	9	8	1	0	2	1	1	2	1	19
CHN - China	9	9	1	0	5	1	2	0	0	11
CZE - Czechia	9	8	1	2	2	2	0	1	0	9
DEN - Denmark	9	9	1	0	5	2	1	0	0	11
ESP - Spain	9	9	4	0	4	1	0	0	0	-3
EST - Estonia	9	9	4	0	0	1	4	0	0	9
FIN - Finland	9	9	2	0	5	0	0	1	1	11
GER - Germany	9	8	1	0	3	4	0	0	0	10
ITA - Italy	9	6	1	1	1	3	0	0	0	5
JPN - Japan	9	8	1	0	3	4	0	0	0	8
KOR - Korea	9	9	1	0	4	3	0	1	0	13
NED - Netherlands	9	9	3	0	4	0	2	0	0	5
NOR - Norway	9	8	3	0	2	1	2	0	0	6
NZL - New Zealand	9	8	3	0	2	0	3	0	0	7
SCO - Scotland	9	8	0	0	2	4	2	0	0	16
SUI - Switzerland	9	6	2	0	1	3	0	0	0	5
SWE - Sweden	9	8	0	0	4	3	1	0	0	13
TUR - Türkiye	9	9	2	1	4	2	0	0	0	6
USA - United States	9	5	0	0	2	0	3	0	0	11
<b>Total</b>	<b>90</b>	<b>160</b>	<b>32</b>	<b>5</b>	<b>57</b>	<b>36</b>	<b>22</b>	<b>6</b>	<b>2</b>	<b>181</b>

**Note:**  
Power Play can be used once per game by each team and only when the team has the last stone advantage. Power Play cannot be used in extra ends.

**Legend:**  
**<0** Ends scored by the opponent team     
**>4** More than four points scored     
**X** Unfinished end due to concession



### Session Results and Standings

Sheet	Team	LSD/LSFE	1	2	3	4	5	6	7	8	Extra Ends	Total
A	CZE - Czechia	85.4cm *	2	0	1	0	1	1	0	0		5
	EST - Estonia	163.9cm	0	1	0	1	0	0	3	0	1	6
B	NOR - Norway	24.0cm *	0	1	0	1	2	0	3	X		7
	TUR - Türkiye	121.3cm	1	0	2	0	0	1	0	X		4
C	AUS - Australia	91.9cm	3	0	2	0	1	1	0	X		7
	NZL - New Zealand	37.3cm *	0	2	0	1	0	0	2	X		5
D	SUI - Switzerland	56.2cm *	2	0	2	1	0	0	1	0	1	7
	JPN - Japan	56.7cm	0	2	0	0	1	2	0	1	0	6
E	USA - United States	110.9cm	3	2	0	2	0	3	X	X		10
	ESP - Spain	72.2cm *	0	0	1	0	1	0	X	X		2

### Standings after Round Robin

#### Group A

Rank	Team	Games	Wins	Losses	
1	ITA - Italy	9	9	0	Q
2	SCO - Scotland	9	7	2	Q w1
3	CAN - Canada	9	7	2	Q w0
4	SWE - Sweden	9	6	3	
5	FIN - Finland	9	5	4	
6	KOR - Korea	9	4	5	
7	GER - Germany	9	2	7	w2
8	DEN - Denmark	9	2	7	w1
9	CHN - China	9	2	7	w0
10	NED - Netherlands	9	1	8	>B

#### Group B

Rank	Team	Games	Wins	Losses		
1	AUS - Australia	9	8	1	Q	
2	EST - Estonia	9	6	3	Q	w1 DSC 20.29cm
3	USA - United States	9	6	3	Q	w1 DSC 22.61cm
4	NOR - Norway	9	6	3		w1 DSC 24.09cm
5	NZL - New Zealand	9	5	4		w2
6	SUI - Switzerland	9	5	4		w1
7	JPN - Japan	9	5	4		w0
8	CZE - Czechia	9	3	6		
9	TUR - Türkiye	9	1	8		
10	ESP - Spain	9	0	9		>B

#### Legend:

<input type="checkbox"/> Power Play	>B To B-Division	DSC Draw Shot Challenge
LSD Last Stone Draw	LSFE(*) Last Stone First End	Q Qualified for the play-offs
wn Number of wins (n) against tied teams	X Unplayed/unfinished end due to concession	







### Session Results and Standings

Sheet	Team	LSD/LSFE	1	2	3	4	5	6	7	8	Extra Ends	Total
A	JPN - Japan	35.9cm	0	0	1	0	2	2	0	3		8
	USA - United States	24.9cm *	2	1	0	2	0	0	1	0		6
B	CZE - Czechia	161.5cm	0	0	1	0	2	0	2	0		5
	NZL - New Zealand	23.3cm *	1	1	0	1	0	1	0	3		7
C	NOR - Norway	13.7cm *	3	0	1	0	4	0	0	1	1	10
	EST - Estonia	209.8cm	0	3	0	2	0	3	1	0	0	9
D	ESP - Spain	243.6cm	0	1	0	1	0	1	0	X		3
	AUS - Australia	11.5cm *	3	0	1	0	1	0	3	X		8
E	TUR - Türkiye	46.7cm *	2	0	0	0	1	0	0	X		3
	SUI - Switzerland	70.7cm	0	3	1	1	0	3	1	X		9

### Current Standings

#### Group A

Rank	Team	Games	Wins	Losses	
1	ITA - Italy	8	8	0	Q
2	CAN - Canada	8	7	1	Q
3	SCO - Scotland	8	6	2	Q
4	FIN - Finland	8	5	3	
4	SWE - Sweden	8	5	3	
6	KOR - Korea	8	3	5	
7	CHN - China	8	2	6	
7	GER - Germany	8	2	6	
9	DEN - Denmark	8	1	7	
9	NED - Netherlands	8	1	7	

#### Group B

Rank	Team	Games	Wins	Losses	
1	AUS - Australia	8	7	1	Q
2	EST - Estonia	8	5	3	
2	JPN - Japan	8	5	3	
2	NOR - Norway	8	5	3	
2	NZL - New Zealand	8	5	3	
2	USA - United States	8	5	3	
7	SUI - Switzerland	8	4	4	
8	CZE - Czechia	8	3	5	
9	TUR - Türkiye	8	1	7	
10	ESP - Spain	8	0	8	

**Note:**  
Under World Curling rules, tie-breaking rules for standings are not applied until after the last game of the round robin.

**Legend:**  
 Power Play                      **LSD** Last Stone Draw                      **LSFE(\*)** Last Stone First End  
 Qualified for the play-offs                      **X** Unplayed/unfinished end due to concession







### Session Results and Standings

Sheet	Team	LSD/LSFE	1	2	3	4	5	6	7	8	Extra Ends	Total
A	CHN - China	97.0cm	0	0	1	0	1	0	0	X		2
	ITA - Italy	46.7cm *	1	2	0	3	0	1	1	X		8
B	SWE - Sweden	45.2cm *	1	0	2	1	0	1	0	1		6
	SCO - Scotland	109.4cm	0	2	0	0	3	0	2	0		7
C	NED - Netherlands	40.4cm *	1	0	2	1	0	2	0	1		7
	GER - Germany	261.8cm	0	1	0	0	1	0	3	0		5
D	DEN - Denmark	42.4cm *	1	0	1	0	1	0	1	0		4
	KOR - Korea	128.6cm	0	2	0	1	0	2	0	1		6
E	CAN - Canada	36.7cm *	2	2	2	2	0	5	X	X		13
	FIN - Finland	213.7cm	0	0	0	0	2	0	X	X		2

### Current Standings

#### Group A

Rank	Team	Games	Wins	Losses
1	ITA - Italy	7	7	0
2	CAN - Canada	7	6	1
3	SCO - Scotland	7	5	2
3	SWE - Sweden	7	5	2
5	FIN - Finland	7	4	3
6	CHN - China	7	2	5
6	GER - Germany	7	2	5
6	KOR - Korea	7	2	5
9	DEN - Denmark	7	1	6
9	NED - Netherlands	7	1	6

#### Group B

Rank	Team	Games	Wins	Losses
1	AUS - Australia	6	5	1
1	USA - United States	6	5	1
3	EST - Estonia	6	4	2
3	NOR - Norway	6	4	2
5	JPN - Japan	6	3	3
5	NZL - New Zealand	6	3	3
5	SUI - Switzerland	6	3	3
8	CZE - Czechia	6	2	4
9	TUR - Türkiye	6	1	5
10	ESP - Spain	6	0	6

**Note:**  
Under World Curling rules, tie-breaking rules for standings are not applied until after the last game of the round robin.

**Legend:**  
 Power Play                      **LSD** Last Stone Draw                      **LSFE(\*)** Last Stone First End  
**Q** Qualified for the play-offs                      **X** Unplayed/unfinished end due to concession













### Session Results and Standings

Sheet	Team	LSD/LSFE	1	2	3	4	5	6	7	8	Extra Ends	Total
A	NOR - Norway	70.0cm	0	4	0	2	0	2	1	1		10
	NZL - New Zealand	46.6cm *	2	0	2	0	2	0	0	0		6
B	USA - United States	27.6cm *	0	2	1	1	0	1	0	1		6
	CZE - Czechia	54.3cm	1	0	0	0	1	0	1	0		3
C	EST - Estonia	30.9cm *	1	0	1	0	0	0	1	1		4
	SUI - Switzerland	114.1cm	0	1	0	2	2	1	0	0		6
D	TUR - Türkiye	136.6cm *	3	0	1	0	1	0	1	0	2	8
	ESP - Spain	209.7cm	0	3	0	1	0	1	0	1	0	6
E	JPN - Japan	49.9cm	0	2	1	0	1	0	2	1		7
	AUS - Australia	36.8cm *	2	0	0	1	0	1	0	0		4

### Current Standings

#### Group A

Rank	Team	Games	Wins	Losses
1	CAN - Canada	4	4	0
1	ITA - Italy	4	4	0
1	SCO - Scotland	4	4	0
4	SWE - Sweden	4	3	1
5	CHN - China	4	2	2
5	FIN - Finland	4	2	2
7	GER - Germany	4	1	3
8	DEN - Denmark	4	0	4
8	KOR - Korea	4	0	4
8	NED - Netherlands	4	0	4

#### Group B

Rank	Team	Games	Wins	Losses
1	AUS - Australia	4	3	1
1	EST - Estonia	4	3	1
1	JPN - Japan	4	3	1
1	NOR - Norway	4	3	1
1	USA - United States	4	3	1
6	SUI - Switzerland	4	2	2
7	CZE - Czechia	4	1	3
7	NZL - New Zealand	4	1	3
7	TUR - Türkiye	4	1	3
10	ESP - Spain	4	0	4

**Note:**  
Under World Curling rules, tie-breaking rules for standings are not applied until after the last game of the round robin.

**Legend:**  
 Power Play                      **LSD** Last Stone Draw                      **LSFE(\*)** Last Stone First End



















## Entry List by Event

As of FRI 25 APR 2025

<b>AUS - Australia</b>		<b>Group B</b>
F	GILL Tahli	R
M	HEWITT Dean	R
C	MARSHALL Perry (CAN)	
2C	ROGERSON Lisa (CAN)	

<b>CAN - Canada</b>		<b>Group A</b>
F	PETERMAN Jocelyn	R
M	GALLANT Brett	R
C	PETERS Laine	
NC	PFEIFER Scott	

<b>CHN - China</b>		<b>Group A</b>
F	HAN Yu	R
M	WANG Zhiyu	R
C	ZHOU Yan	
2C	TAN Weidong	

<b>CZE - Czechia</b>		<b>Group B</b>
F	ZELINGROVA Julie	R
M	CHABICOVSKY Vit	R
C	CERNOVSKY Vladimir	
NC	SCOFFIN Wade (CAN)	

<b>DEN - Denmark</b>		<b>Group A</b>
F	HOLTERMANN Jasmin	R
M	HOLTERMANN Henrik	R
C	SCHMIDT Ulrik	
O	-	

<b>ESP - Spain</b>		<b>Group B</b>
F	OTAEI Oihane	R
M	UNANUE Mikel	R
C	RAFAEL Daniel (POR)	
O	-	

<b>EST - Estonia</b>		<b>Group B</b>
F	KALDVEE Marie	R
M	LILL Harri	R
C	WALSTAD Steffen (NOR)	
O	STOLJAROVA Snezana	

<b>FIN - Finland</b>		<b>Group A</b>
F	IMMONEN Lotta	R
M	SIPILA Markus	R
C	RANTAMAKI Tomi	
O	POLLANEN Jermu	

<b>GER - Germany</b>		<b>Group A</b>
F	SCHOELL Pia-Lisa	R
M	SUTOR Joshua	R
C	KAPP Uli	
O	FRITSCH Lukas	

<b>ITA - Italy</b>		<b>Group A</b>
F	CONSTANTINI Stefania	R
M	MOSANER Amos	R
C	MARIANI Marco	
O	DIDONI Massimiliano	

<b>JPN - Japan</b>		<b>Group B</b>
F	MATSUMURA Chiaki	R
M	TANIDA Yasumasa	R
C	OGASAWARA Ayumi	
2C	SHIMIZU Emi	

<b>KOR - Korea</b>		<b>Group A</b>
F	KIM Kyeongae	R
M	SEONG Jihoon	R
C	LIM Myungsup	
O	LIM Gyeong Sik	

<b>NED - Netherlands</b>		<b>Group A</b>
F	BOMAS Lisenka	R
M	GOESGENS Wouter	R
C	LEIBBRANDT Shari	
O	BOONSTOPPEL Arjen	

<b>NOR - Norway</b>		<b>Group B</b>
F	SKASLIEN Kristin	R
M	NEDREGOTTEN Magnus	R
C	LOEVOLD Thomas	
O	LANGE Joachim	

<b>NZL - New Zealand</b>		<b>Group B</b>
F	SMITH Jessica	R
M	SMITH Ben	R
C	TUCK Kimberly (CAN)	
O	MICHELS Jordan	

<b>SCO - Scotland</b>		<b>Group A</b>
F	DODDS Jennifer	R
M	MOUAT Bruce	R
C	DRUMMOND Greg	
2C	PATERSON Ross	



## Entry List by Event

As of FRI 25 APR 2025

SUI - Switzerland		Group B
F	PAETZ Alina	R
M	MICHEL Sven	R
C	DE CRUZ Peter	
NC	STOCK Sebastian	

SWE - Sweden		Group A
F	HASSELBORG Anna	R
M	ERIKSSON Oskar	L
C	LINDSTROEM Kristian	
NC	KREVIAZUK Alison (CAN)	

TUR - Türkiye		Group B
F	YILDIZ Dilsat	R
M	CAKIR Bilal Omer	R
C	TUNGA Ahmet Alperen	
O	ERZEYBEK Mustafa Said	

USA - United States		Group B
F	THIESSE Cory	R
M	DROPKIN Korey	R
C	OVERTON-CLAPHAM Cathy (CAN)	
2C	DROBNICK Phill	

**Note:**

Team members are identified as follows:

**F** = Female, **M** = Male, **C** = Coach, **2C** = 2nd Team Coach, **NC** = National Coach, **T** = Translator, **O** = Team Official

**Legend:**

**L** Left-handed

**R** Right-handed



## Competition Officials

As of WED 23 APR 2025

Function	Name	Organisation
<b>World Curling President:</b>	WELLING Beau	USA - United States
<b>World Curling Head of Competitions:</b>	ROETHLISBERGER Eeva	SUI - Switzerland
<b>World Curling Technical Delegate:</b>	SNITIL Jiri	CZE - Czechia
<b>Chief Umpire:</b>	GOWER Michele	CAN - Canada
<b>Deputy Chief Umpire:</b>	CZARNETZKI Randy	USA - United States
<b>Game Umpires:</b>	COPELAND Laura	CAN - Canada
	DILL Gregg	CAN - Canada
	McKINLAY Rob	CAN - Canada
	POMALIS Joanne	CAN - Canada
	ROURKE Bill	CAN - Canada
	THORBOURNE Greg	CAN - Canada
<b>Chief Timer:</b>	LANKISCH-LISTER Susan	CAN - Canada
<b>Deputy Chief Timer:</b>	MENZIES Robert	CAN - Canada
<b>Chief Ice Technician:</b>	RANKINE Matt	CAN - Canada
<b>Deputy Chief Ice Technician:</b>	BELVITCH Scott	CAN - Canada



## Competition Schedule

As of MON 27 JAN 2025

Date	Start Time	Session	Sheet A	Sheet B	Sheet C	Sheet D	Sheet E
SAT 26 APR	9:00	1	CAN - GER	CHN - KOR	SCO - NED	FIN - ITA	DEN - SWE
	13:00	2	ESP - JPN	AUS - SUI	USA - TUR	CZE - NOR	NZL - EST
	18:00	3	KOR - FIN	GER - ITA	DEN - CAN	SWE - NED	CHN - SCO
SUN 27 APR	10:00	4	SUI - CZE	JPN - NOR	NZL - ESP	EST - TUR	AUS - USA
	14:00	5	NED - CHN	CAN - SWE	GER - FIN	SCO - DEN	KOR - ITA
	18:00	6	TUR - AUS	ESP - EST	JPN - CZE	USA - NZL	SUI - NOR
MON 28 APR	10:00	7	ITA - DEN	SCO - FIN	SWE - KOR	NED - CAN	GER - CHN
	14:00	8	NOR - NZL	USA - CZE	EST - SUI	TUR - ESP	JPN - AUS
	18:00	9	SCO - KOR	DEN - GER	CAN - ITA	CHN - SWE	FIN - NED
TUE 29 APR	10:00	10	USA - SUI	NZL - JPN	ESP - NOR	AUS - EST	CZE - TUR
	14:00	11	DEN - NED	KOR - CAN	FIN - CHN	ITA - SCO	SWE - GER
	18:00	12	NZL - TUR	SUI - ESP	CZE - AUS	NOR - USA	EST - JPN
WED 30 APR	10:00	13	CHN - ITA	SWE - SCO	NED - GER	DEN - KOR	CAN - FIN
	14:00	14	AUS - NOR	EST - USA	TUR - JPN	NZL - SUI	ESP - CZE
	18:00	15	GER - SCO	FIN - DEN	ITA - SWE	CAN - CHN	NED - KOR
THU 1 MAY	10:00	16	JPN - USA	CZE - NZL	NOR - EST	ESP - AUS	TUR - SUI
	14:00	17	FIN - SWE	ITA - NED	CHN - DEN	KOR - GER	SCO - CAN
	18:00	18	CZE - EST	NOR - TUR	AUS - NZL	SUI - JPN	USA - ESP
FRI 2 MAY	10:00	Qualification Games					
	10:00	Relegation Games					
	18:00	Semi-finals					
SAT 3 MAY	9:30	Bronze Medal Game					
	14:00	Gold Medal Game					

**Note:**

First named team in each game plays red-handled stones and wears dark coloured upper playing garments.  
Please check online for more details and the latest updates.

# **SPORTS COMMUNICATION**

## **SUMMARY**

This communication amends the information contained in Chapter 11, System of Play, of the WMDCC 2025 Team Meeting document, which inaccurately describes the ranking of teams that lose the qualifying game.

## **DETAILS**

Team ranking procedure for teams eliminated after Quarterfinal games is determined by the C9 (d) IV

The rule C9 (d) IV states:

In events with Olympic or Paralympic Qualification points where a single loss eliminates a team from the event, teams eliminated during the same session will be ranked as follows:

- If all teams are from the same group, the teams will be ranked in the same individual order as after the round robin.
- If the teams are from different groups, the teams will play one or more ranking games, depending on the number of teams involved, to determine the final ranking.

**This rule is in effect for determining the ranking at this championship.**

Issued by: Jiri Snitil, WMDCC Technical Delegate  
Date: 28 April 2025