



**World Mixed Doubles Qualification Event 2023
Dumfries, Scotland**

2 - 7 December 2023

RESULTS SUMMARY



After Play-off Games 9 & 10

Competition Summary

Session	Date Time	Sheet A	Sheet B	Sheet C	Sheet D	Sheet E	Sheet F
Session 1	2 DEC 17:00	FIN 9-3 BEL	HUN 8-2 SLO	ENG 5-7 HKG			SVK 2-11 LTU
Session 2	2 DEC 20:30	LAT 9-8 UKR ^{EE}	FRA 9-7 POR	IND 14-3 KGZ	POL 5-8 AUT	GER 11-2 IRL	WAL 1-13 CHN
Session 3	3 DEC 9:00	ENG 7-4 SLO		NZL 10-2 BRA	GUY 9-4 MEX	SVK 6-7 BEL	
Session 4	3 DEC 12:30	GER 13-2 KGZ	AUT 3-8 FRA	LAT 5-8 IRL	JAM 2-10 POL	IND 2-5 TPE	CHN 9-6 POR
Session 5	3 DEC 16:00	MEX 7-4 HKG	LTU 6-8 NZL ^{EE}		HUN 9-7 ENG		BRA 0-11 FIN
Session 6	3 DEC 19:30	UKR 2-8 IND	POL W-L CHN	KGZ 5-12 TPE	WAL 8-9 POR	LAT 0-12 GER	JAM 4-9 AUT
Session 7	4 DEC 9:00	JAM 6-8 FRA	UKR 6-5 TPE	POL 6-5 WAL ^{EE}	GER 10-4 IND	AUT 3-10 CHN	IRL 9-3 KGZ
Session 8	4 DEC 12:30			SLO 3-10 GUY	LTU 3-6 FIN	HKG 5-9 HUN	BEL 3-9 NZL
Session 9	4 DEC 16:00	POR 6-7 POL	KGZ 7-11 LAT	CHN 10-2 JAM	IRL 5-7 UKR	FRA 8-2 WAL	TPE 5-9 GER
Session 10	4 DEC 19:30	BRA 4-8 SVK	ENG 9-8 MEX	LTU 4-9 BEL	HKG 10-6 SLO ^{EE}	FIN 7-6 NZL	HUN 9-4 GUY
Session 11	5 DEC 9:00	TPE 7-11 IRL	WAL 5-12 JAM	POR 7-9 AUT	CHN 6-1 FRA	KGZ 7-13 UKR	IND 10-9 LAT ^{EE}
Session 12	5 DEC 12:30		HKG 13-4 GUY	FIN 8-4 SVK		BRA 2-9 LTU	SLO 6-9 MEX
Session 13	5 DEC 16:00	AUT 5-7 WAL	IRL 9-7 IND	UKR 3-8 GER	TPE 4-9 LAT	POR 2-11 JAM	FRA 12-3 POL
Session 14	5 DEC 19:30		BEL 14-0 BRA	MEX 4-11 HUN	NZL 3-8 SVK	GUY 8-7 ENG	
Play-offs 1-4	6 DEC 10:00		HKG 2-11 GER	FRA 7-4 HUN	CHN 7-2 NZL	IRL 7-10 FIN	
Play-offs 5-8	6 DEC 15:00		HUN 8-7 IRL	CHN 5-7 GER	FRA 7-4 FIN	HKG 6-10 NZL	
Play-offs 9-10	7 DEC 10:00			FIN 5-6 NZL ^{EE}	CHN 9-3 HUN		

Standings after Round Robin

Group A

Rank	Team	Games	Wins	Losses	
1	GER - Germany	6	6	0	Q
2	IRL - Ireland	6	4	2	Q
3	IND - India	6	3	3	w2
4	LAT - Latvia	6	3	3	w1
5	UKR - Ukraine	6	3	3	w0
6	TPE - Chinese Taipei	6	2	4	
7	KGZ - Kyrgyzstan	6	0	6	

Group B

Rank	Team	Games	Wins	Losses	
1	CHN - China	6	5	1	Q w1
2	FRA - France	6	5	1	Q w0
3	POL - Poland	6	4	2	
4	AUT - Austria	6	3	3	
5	JAM - Jamaica	6	2	4	
6	POR - Portugal	6	1	5	w1
7	WAL - Wales	6	1	5	w0

Group C

Rank	Team	Games	Wins	Losses	
1	HUN - Hungary	5	5	0	Q
2	HKG - Hong Kong	5	3	2	Q w1
3	GUY - Guyana	5	3	2	w0
4	ENG - England	5	2	3	w1
5	MEX - Mexico	5	2	3	w0
6	SLO - Slovenia	5	0	5	

Group D

Rank	Team	Games	Wins	Losses	
1	FIN - Finland	5	5	0	Q
2	NZL - New Zealand	5	3	2	Q w1
3	BEL - Belgium	5	3	2	w0
4	LTU - Lithuania	5	2	3	w1
5	SVK - Slovakia	5	2	3	w0
6	BRA - Brazil	5	0	5	

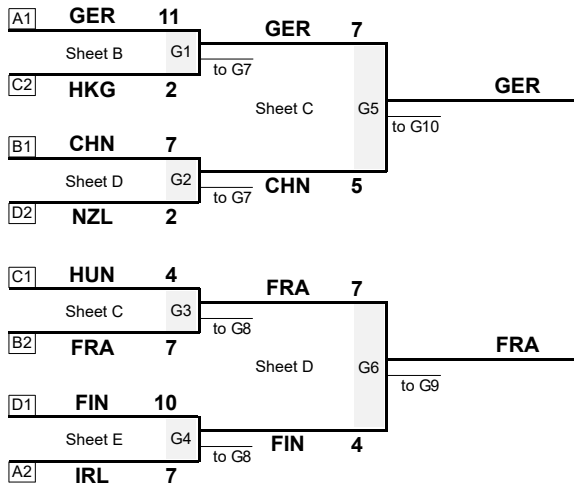
Competition Summary

Merged Group Standings

Rank Team	Round Robin Results		Rank Team	Round Robin Results		Rank Team	Round Robin Results				
	Group Rank	DSC		Group Rank	DSC		Group Rank	DSC			
1 FIN - Finland	D	1	31.86cm	10 GUY - Guyana	C	3	83.72cm	19 UKR - Ukraine	A	5	75.20cm
2 CHN - China	B	1	48.17cm	11 BEL - Belgium	D	3	91.56cm	20 MEX - Mexico	C	5	104.42cm
3 HUN - Hungary	C	1	65.46cm	12 IND - India	A	3	115.20cm	21 POR - Portugal	B	6	57.47cm
4 GER - Germany	A	1	98.00cm	13 AUT - Austria	B	4	33.89cm	22 TPE - Chinese Taipei	A	6	81.44cm
5 FRA - France	B	2	46.31cm	14 LAT - Latvia	A	4	36.37cm	23 BRA - Brazil	D	6	120.26cm
6 IRL - Ireland	A	2	59.63cm	15 LTU - Lithuania	D	4	69.11cm	24 SLO - Slovenia	C	6	122.44cm
7 HKG - Hong Kong	C	2	63.43cm	16 ENG - England	C	4	91.38cm	25 WAL - Wales	B	7	115.68cm
8 NZL - New Zealand	D	2	63.72cm	17 SVK - Slovakia	D	5	33.92cm	26 KGZ - Kyrgyzstan	A	7	186.57cm
9 POL - Poland	B	3	67.98cm	18 JAM - Jamaica	B	5	48.17cm				

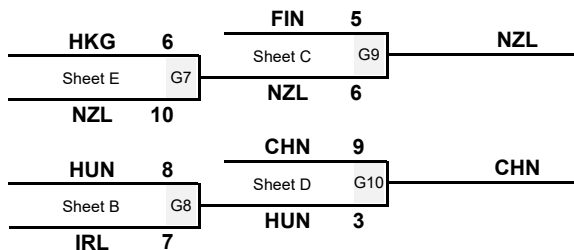
Play-offs Bracket

A-Road



The winners of G5 and G6 qualify the Member Association for the World Mixed Doubles Curling Championship

B-Road



The winners of G9 and G10 qualify the Member Association for the World Mixed Doubles Curling Championship

Legend:			
An	Final rank in Group A	Cn	Final rank in Group C
Dn	Final rank in Group D	L	Loss
Q	Qualified for the play-offs	wn	Number of wins (n) against tied teams
Bn	Final rank in Group B		
EE	Extra End		
W	Win		

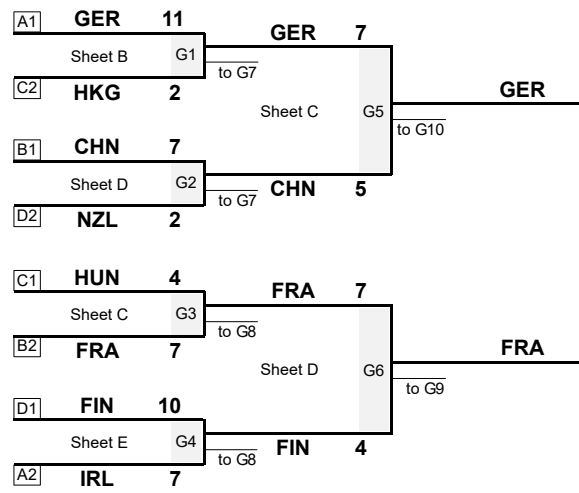


Session Results and Standings

Sheet	Team	LSD/LSFE	1	2	3	4	5	6	7	8	Extra Ends	Total
C	FIN - Finland	122.8cm	0	0	1	0	1	0	3	0		5
	NZL - New Zealand	90.1cm *	1	2	0	0	0	1	0	1	1	6
D	CHN - China	22.9cm *	2	0	2	1	0	4	0	X		9
	HUN - Hungary	227.3cm	0	1	0	0	1	0	1	X		3

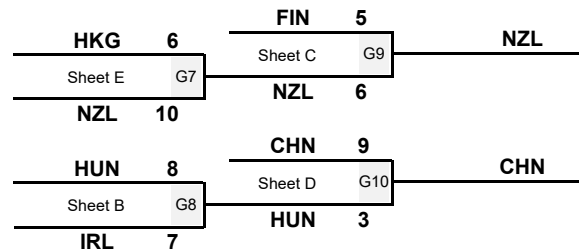
Play-offs Bracket

A-Road



The winners of G5 and G6 qualify the Member Association for the World Mixed Doubles Curling Championship

B-Road



The winners of G9 and G10 qualify the Member Association for the World Mixed Doubles Curling Championship

Legend:

<input type="checkbox"/> Power Play	An Final rank in Group A	Bn Final rank in Group B
Cn Final rank in Group C	Dn Final rank in Group D	LSD Last Stone Draw
LSFE(*) Last Stone First End	X Unplayed/unfinished end due to concession	



After Play-off Games 9 & 10

Scoring Analysis

Team	Games	LSFE	Stolen Ends	Last Stone Eff.	Points Scored						Total	Plus / Minus	
					0	1	2	3	4	>4			
GER	8	For	4	22	72%	0	13	14	5	5	1	81	+58
		Against	4	2		1	7	5	2	0	0	23	
CHN	9	For	7	17	54%	0	19	11	6	4	0	75	+41
		Against	2	3		1	14	5	2	1	0	34	
FRA	8	For	4	17	42%	1	16	13	2	3	0	60	+25
		Against	4	9		0	16	6	1	1	0	35	
FIN	8	For	3	16	52%	0	17	12	5	1	0	60	+24
		Against	5	6		1	16	7	2	0	0	36	
HUN	8	For	5	10	41%	0	13	9	7	1	1	61	+16
		Against	3	11		0	16	11	1	1	0	45	
NZL	8	For	5	13	34%	1	18	10	4	1	0	54	+10
		Against	3	9		0	15	9	2	0	1	44	
BEL	5	For	1	11	31%	0	7	6	4	0	1	36	+8
		Against	4	9		0	11	5	1	1	0	28	
IND	6	For	1	12	42%	0	8	9	2	2	1	45	+7
		Against	5	9		0	10	8	1	1	1	38	
LTU	5	For	2	10	31%	0	8	8	3	0	0	33	+6
		Against	3	7		0	9	3	4	0	0	27	
POL	6	For	3	6	46%	0	7	9	1	3	0	40	+1
		Against	3	10		0	15	5	2	2	0	39	
IRL	8	For	7	11	43%	1	11	15	4	0	1	58	0
		Against	1	10		0	12	7	5	3	1	58	
ENG	5	For	1	8	39%	0	11	7	2	1	0	35	-1
		Against	4	5		0	8	6	1	2	1	36	
GUY	5	For	3	11	38%	0	10	6	3	1	0	35	-1
		Against	2	7		0	5	5	4	1	1	36	
UKR	6	For	5	8	26%	0	12	4	3	1	1	39	-3
		Against	1	14		0	12	9	4	0	0	42	
AUT	6	For	4	9	31%	0	11	6	2	2	0	37	-4
		Against	2	14		0	12	8	3	1	0	41	
TPE	6	For	3	10	33%	0	14	3	3	1	1	38	-4
		Against	3	9		0	10	7	3	1	1	42	
HKG	7	For	4	8	36%	0	12	4	3	2	2	47	-5
		Against	3	13		0	15	5	5	3	0	52	
SVK	5	For	5	3	27%	0	9	4	1	2	0	28	-5
		Against	0	9		0	9	9	2	0	0	33	
LAT	6	For	4	7	42%	0	8	6	5	2	0	43	-6
		Against	2	12		0	10	11	3	2	0	49	
JAM	6	For	1	10	21%	0	9	6	1	2	1	37	-7
		Against	5	10		0	8	9	2	3	0	44	



Scoring Analysis

Team	Games	LSFE	Stolen Ends	Last Stone Eff.	Points Scored						Total	Plus / Minus
					0	1	2	3	4	>4		
MEX	For	2	5	32%	0	9	3	3	2	0	32	-7
	Against	3	7		0	10	5	5	1	0	39	
POR	For	3	9	28%	0	9	6	4	1	0	37	-16
	Against	3	14		0	12	8	3	4	0	53	
SLO	For	1	5	23%	0	7	4	2	0	0	21	-23
	Against	4	14		0	14	5	4	2	0	44	
WAL	For	3	10	13%	0	15	5	1	0	0	28	-25
	Against	3	12		0	7	9	5	2	1	53	
BRA	For	1	3	0%	0	8	0	0	0	0	8	-44
	Against	4	17		0	8	10	5	1	1	52	
KGZ	For	0	4	25%	0	7	5	2	1	0	27	-45
	Against	6	13		0	7	8	6	5	2	72	
Total	82		255		3	288	185	78	38	10	1'095	

Note:
 Stolen ends are the ends won without the last stone advantage.
 Last Stone Efficiency: Scoring two or more points with last stone advantage.
 Power Play Efficiency: Scoring two or more points by the team calling a Power Play.

Legend:
>4 More than four points scored **Eff.** Efficiency **LSFE** Last Stone First End
PP Power Play



Summary of Big Ends

Points Scored	By	Against	Session	End	Game Result
6	UKR - Ukraine	KGZ - Kyrgyzstan	11	2	13 : 7
5	HKG - Hong Kong	NZL - New Zealand	PO2	6	6 : 10
5	HKG - Hong Kong	GUY - Guyana	12	7	13 : 4
5	BEL - Belgium	BRA - Brazil	14	1	14 : 0
5	GER - Germany	IND - India	7	3	10 : 4
5	HUN - Hungary	ENG - England	5	7	9 : 7
5	IND - India	IRL - Ireland	13	2	7 : 9
5	IRL - Ireland	TPE - Chinese Taipei	11	1	11 : 7
5	JAM - Jamaica	WAL - Wales	11	4	12 : 5
5	TPE - Chinese Taipei	KGZ - Kyrgyzstan	6	3	12 : 5
4	GER - Germany	HKG - Hong Kong	PO1	1	11 : 2
4	GER - Germany	TPE - Chinese Taipei	9	7	9 : 5
4	GER - Germany	KGZ - Kyrgyzstan	4	3	13 : 2
4	GER - Germany	IRL - Ireland	2	5	11 : 2
4	GER - Germany	IRL - Ireland	2	3	11 : 2
4	CHN - China	HUN - Hungary	PO3	6	9 : 3
4	CHN - China	JAM - Jamaica	9	1	10 : 2
4	CHN - China	AUT - Austria	7	7	10 : 3
4	CHN - China	WAL - Wales	2	1	13 : 1
4	FRA - France	POL - Poland	13	6	12 : 3
4	FRA - France	POL - Poland	13	3	12 : 3
4	FRA - France	POR - Portugal	2	4	9 : 7
4	POL - Poland	POR - Portugal	9	7	7 : 6
4	POL - Poland	CHN - China	6	2	W : L
4	POL - Poland	JAM - Jamaica	4	1	10 : 2
4	AUT - Austria	POR - Portugal	11	5	9 : 7
4	AUT - Austria	JAM - Jamaica	6	3	9 : 4
4	HKG - Hong Kong	SLO - Slovenia	10	9	10 : 6
4	HKG - Hong Kong	ENG - England	1	1	7 : 5
4	IND - India	KGZ - Kyrgyzstan	2	6	14 : 3
4	IND - India	KGZ - Kyrgyzstan	2	1	14 : 3
4	JAM - Jamaica	POR - Portugal	13	5	11 : 2
4	JAM - Jamaica	FRA - France	7	5	6 : 8
4	LAT - Latvia	IND - India	11	1	9 : 10
4	LAT - Latvia	KGZ - Kyrgyzstan	9	6	11 : 7
4	MEX - Mexico	ENG - England	10	3	8 : 9
4	MEX - Mexico	HKG - Hong Kong	5	4	7 : 4
4	SVK - Slovakia	BRA - Brazil	10	4	8 : 4



Summary of Big Ends

Points Scored	By	Against	Session	End	Game Result
4	SVK - Slovakia	BEL - Belgium	3	5	6 : 7
4	ENG - England	MEX - Mexico	10	6	9 : 8
4	FIN - Finland	IRL - Ireland	PO1	5	10 : 7
4	GUY - Guyana	SLO - Slovenia	8	2	10 : 3
4	HUN - Hungary	GUY - Guyana	10	4	9 : 4
4	KGZ - Kyrgyzstan	LAT - Latvia	9	3	7 : 11
4	NZL - New Zealand	HKG - Hong Kong	PO2	7	10 : 6
4	POR - Portugal	WAL - Wales	6	1	9 : 8
4	TPE - Chinese Taipei	KGZ - Kyrgyzstan	6	6	12 : 5
4	UKR - Ukraine	LAT - Latvia	2	7	8 : 9

Note:
Big ends are defined as ends with a score of four or more points.

Legend:
L Loss
PO1 Play-off Games 1-4
PO2 Play-off Games 5-8
PO3 Play-off Games 9-10
W Win

Power Play Analysis

Team	Games	Number of Power Plays	Points Scored in Power Play							Total
			<0	0/X	1	2	3	4	>4	
AUT - Austria	6	5	2	0	1	2	0	0	0	3
BEL - Belgium	5	3	1	0	1	0	1	0	0	2
BRA - Brazil	5	5	2	0	3	0	0	0	0	-1
CHN - China	9	6	0	0	1	2	2	1	0	15
ENG - England	5	5	2	0	1	1	1	0	0	3
FIN - Finland	8	6	0	0	1	3	1	1	0	14
FRA - France	8	8	1	0	0	5	1	1	0	16
GER - Germany	8	4	0	0	1	1	1	1	0	10
GUY - Guyana	5	4	1	0	1	0	2	0	0	6
HKG - Hong Kong	7	7	0	1	3	1	0	0	2	15
HUN - Hungary	8	6	1	0	1	2	1	0	1	11
IND - India	6	4	0	0	1	1	2	0	0	9
IRL - Ireland	8	8	1	1	1	3	2	0	0	11
JAM - Jamaica	6	4	0	0	1	1	0	1	1	12
KGZ - Kyrgyzstan	6	0	0	0	0	0	0	0	0	0
LAT - Latvia	6	6	2	1	0	0	2	1	0	7
LTU - Lithuania	5	2	0	0	1	1	0	0	0	3
MEX - Mexico	5	5	0	1	1	1	2	0	0	9
NZL - New Zealand	8	7	2	0	2	1	1	1	0	9
POL - Poland	6	5	0	0	1	3	0	1	0	11
POR - Portugal	6	6	1	0	2	1	2	0	0	8
SLO - Slovenia	5	4	2	0	0	1	1	0	0	1
SVK - Slovakia	5	5	2	0	3	0	0	0	0	-1
TPE - Chinese Taipei	6	5	0	2	0	2	1	0	0	7



Power Play Analysis

Team	Games	Number of Power Plays	Points Scored in Power Play							Total
			<0	0/X	1	2	3	4	>4	
UKR - Ukraine	6	6	3	0	1	0	1	1	0	1
WAL - Wales	6	5	1	0	3	1	0	0	0	4
Total	82	131	24	6	31	33	24	9	4	185

Note:
Power Play can be used once per game by each team and only when the team has the last stone advantage. Power Play cannot be used in extra ends.

Legend:
<0 Ends scored by the opponent team >4 More than four points scored X Unfinished end due to concession

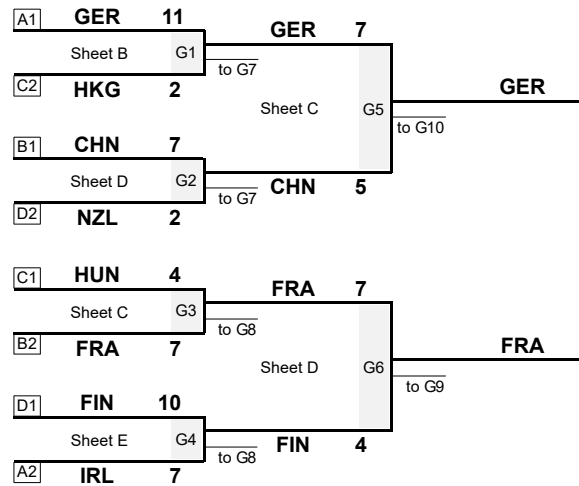


Session Results and Standings

Sheet	Team	LSD/LSFE	1	2	3	4	5	6	7	8	Extra Ends	Total
B	HUN - Hungary	227.2cm	0	3	0	0	2	0	0	3		8
	IRL - Ireland	116.6cm *	1	0	2	1	0	1	2	0		7
C	CHN - China	73.1cm *	1	0	2	0	1	0	1	0		5
	GER - Germany	121.1cm	0	2	0	1	0	3	0	1		7
D	FRA - France	134.1cm *	0	1	1	2	0	2	0	1		7
	FIN - Finland	150.7cm	1	0	0	0	2	0	1	0		4
E	HKG - Hong Kong	229.6cm	0	1	0	0	0	5	0	X		6
	NZL - New Zealand	149.2cm *	3	0	1	1	1	0	4	X		10

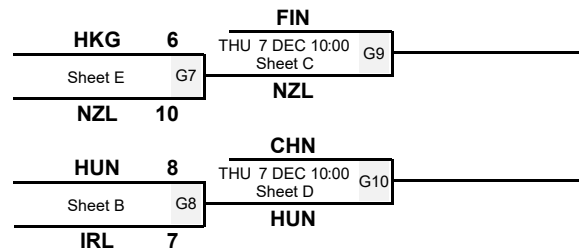
Play-offs Bracket

A-Road



The winners of G5 and G6 qualify the Member Association for the World Mixed Doubles Curling Championship

B-Road



The winners of G9 and G10 qualify the Member Association for the World Mixed Doubles Curling Championship



WMDQE 2023
Dumfries, Scotland

World Mixed Doubles Qualification Event 2023
Dumfries Ice Bowl



WED 6 DEC 2023
Start Time 15:00

Play-off Games 5 - 8

Session Results and Standings

Legend:

Power Play

Cn Final rank in Group C

LSFE(*) Last Stone First End

An Final rank in Group A

Dn Final rank in Group D

X Unplayed/unfinished end due to concession

Bn Final rank in Group B

LSD Last Stone Draw

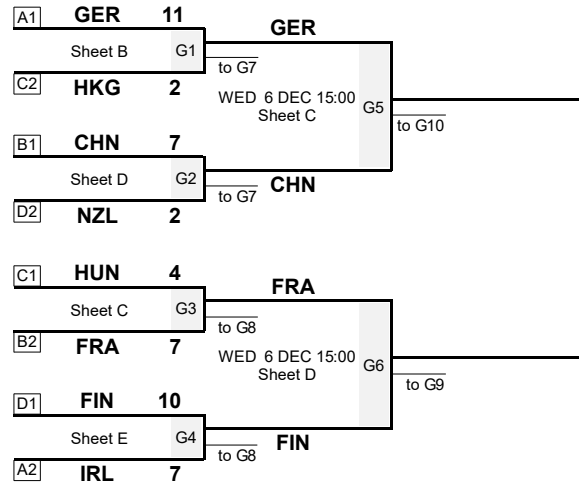


Session Results and Standings

Sheet	Team	LSD/LSFE	1	2	3	4	5	6	7	8	Extra Ends	Total
B	HKG - Hong Kong	174.1cm	0	0	0	2	0	0	X	X		2
	GER - Germany	102.3cm *	4	2	1	0	3	1	X	X		11
C	FRA - France	66.5cm	1	1	0	1	0	2	0	2		7
	HUN - Hungary	52.6cm *	0	0	1	0	1	0	2	0		4
D	CHN - China	40.0cm *	2	1	1	1	0	0	2	X		7
	NZL - New Zealand	242.9cm	0	0	0	0	1	1	0	X		2
E	IRL - Ireland	58.6cm *	0	1	0	2	0	3	1	0		7
	FIN - Finland	399.2cm	1	0	3	0	4	0	0	2		10

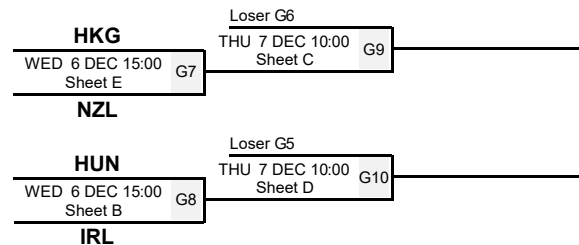
Play-offs Bracket

A-Road



The winners of G5 and G6 qualify the Member Association for the World Mixed Doubles Curling Championship

B-Road



The winners of G9 and G10 qualify the Member Association for the World Mixed Doubles Curling Championship



WMDQE 2023
Dumfries, Scotland

World Mixed Doubles Qualification Event 2023
Dumfries Ice Bowl



WED 6 DEC 2023
Start Time 10:00

Play-off Games 1 - 4

Session Results and Standings

Legend:

Power Play

Cn Final rank in Group C

LSFE(*) Last Stone First End

An Final rank in Group A

Dn Final rank in Group D

X Unplayed/unfinished end due to concession

Bn Final rank in Group B

LSD Last Stone Draw

Competition Matrix

Group A

Team	GER	IND	IRL	KGZ	LAT	TPE	UKR
GER		10 - 4	11 - 2	13 - 2	12 - 0	9 - 5	8 - 3
IND	4 - 10		7 - 9	14 - 3	10 - 9	2 - 5	8 - 2
IRL	2 - 11	9 - 7		9 - 3	8 - 5	11 - 7	5 - 7
KGZ	2 - 13	3 - 14	3 - 9		7 - 11	5 - 12	7 - 13
LAT	0 - 12	9 - 10	5 - 8	11 - 7		9 - 4	9 - 8
TPE	5 - 9	5 - 2	7 - 11	12 - 5	4 - 9		5 - 6
UKR	3 - 8	2 - 8	7 - 5	13 - 7	8 - 9	6 - 5	

Standings after Round Robin

Rank	Team	Games	Wins	Losses	
1	GER - Germany	6	6	0	Q
2	IRL - Ireland	6	4	2	Q
3	IND - India	6	3	3	w2
4	LAT - Latvia	6	3	3	w1
5	UKR - Ukraine	6	3	3	w0
6	TPE - Chinese Taipei	6	2	4	
7	KGZ - Kyrgyzstan	6	0	6	

Competition Matrix

Group B

Team	AUT	CHN	FRA	JAM	POL	POR	WAL
AUT		3 - 10	3 - 8	9 - 4	8 - 5	9 - 7	5 - 7
CHN	10 - 3		6 - 1	10 - 2	L - W	9 - 6	13 - 1
FRA	8 - 3	1 - 6		8 - 6	12 - 3	9 - 7	8 - 2
JAM	4 - 9	2 - 10	6 - 8		2 - 10	11 - 2	12 - 5
POL	5 - 8	W - L	3 - 12	10 - 2		7 - 6	6 - 5
POR	7 - 9	6 - 9	7 - 9	2 - 11	6 - 7		9 - 8
WAL	7 - 5	1 - 13	2 - 8	5 - 12	5 - 6	8 - 9	

Standings after Round Robin

Rank	Team	Games	Wins	Losses		
1	CHN - China	6	5	1	Q	w1
2	FRA - France	6	5	1	Q	w0
3	POL - Poland	6	4	2		
4	AUT - Austria	6	3	3		
5	JAM - Jamaica	6	2	4		
6	POR - Portugal	6	1	5		w1
7	WAL - Wales	6	1	5		w0

Competition Matrix

Group C

Team	ENG	GUY	HKG	HUN	MEX	SLO
ENG		7 - 8	5 - 7	7 - 9	9 - 8	7 - 4
GUY	8 - 7		4 - 13	4 - 9	9 - 4	10 - 3
HKG	7 - 5	13 - 4		5 - 9	4 - 7	10 - 6
HUN	9 - 7	9 - 4	9 - 5		11 - 4	8 - 2
MEX	8 - 9	4 - 9	7 - 4	4 - 11		9 - 6
SLO	4 - 7	3 - 10	6 - 10	2 - 8	6 - 9	

Standings after Round Robin

Rank	Team	Games	Wins	Losses	
1	HUN - Hungary	5	5	0	Q
2	HKG - Hong Kong	5	3	2	Q w1
3	GUY - Guyana	5	3	2	w0
4	ENG - England	5	2	3	w1
5	MEX - Mexico	5	2	3	w0
6	SLO - Slovenia	5	0	5	

Competition Matrix

Group D

Team	BEL	BRA	FIN	LTU	NZL	SVK
BEL		14 - 0	3 - 9	9 - 4	3 - 9	7 - 6
BRA	0 - 14		0 - 11	2 - 9	2 - 10	4 - 8
FIN	9 - 3	11 - 0		6 - 3	7 - 6	8 - 4
LTU	4 - 9	9 - 2	3 - 6		6 - 8	11 - 2
NZL	9 - 3	10 - 2	6 - 7	8 - 6		3 - 8
SVK	6 - 7	8 - 4	4 - 8	2 - 11	8 - 3	

Standings after Round Robin

Rank	Team	Games	Wins	Losses	
1	FIN - Finland	5	5	0	Q
2	NZL - New Zealand	5	3	2	Q w1
3	BEL - Belgium	5	3	2	w0
4	LTU - Lithuania	5	2	3	w1
5	SVK - Slovakia	5	2	3	w0
6	BRA - Brazil	5	0	5	

Legend:

L Loss

Q Qualified for the play-offs

W Win

wn Number of wins (n) against tied teams



Draw Shot Challenge by Group

Group A		Stone Rotation	Last Stone Draw in each Round Robin Game						DSC
Rank	Team		1	2	3	4	5	6	
1	LAT - Latvia	↻	147.3	32.9	30.5	64.5	34.9	24.2	36.37cm
		↻	33.2	28.5	26.1	44.9	31.8	17.8	
2	IRL - Ireland	↻	165.7	140.0	47.8	68.6	9.7	145.8	59.63cm
		↻	77.9	71.8	16.1	23.9	80.9	11.0	
3	UKR - Ukraine	↻	14.4	47.3	54.1	178.7	47.4	39.2	75.20cm
		↻	46.2	67.8	199.6	159.3	61.6	5.6	
4	TPE - Chinese Taipei	↻	54.5	54.6	121.7	52.8	199.6	40.2	81.44cm
		↻	20.9	122.5	199.6	60.4	46.0	51.0	
5	GER - Germany	↻	199.6	19.4	7.5	35.0	6.0	10.5	98.00cm
		↻	199.6	199.6	41.7	189.7	183.5	63.7	
6	IND - India	↻	23.1	105.5	199.6	199.6	61.8	199.6	115.20cm
		↻	199.6	17.3	30.7	199.6	199.6	4.0	
7	KGZ - Kyrgyzstan	↻	199.6	199.6	199.6	199.6	199.6	199.6	186.57cm
		↻	199.6	127.3	199.6	199.6	154.6	52.5	

Group B		Stone Rotation	Last Stone Draw in each Round Robin Game						DSC
Rank	Team		1	2	3	4	5	6	
1	AUT - Austria	↻	67.1	6.8	16.3	36.0	8.9	150.5	33.89cm
		↻	87.3	30.0	26.0	26.6	199.6	48.6	
2	FRA - France	↻	68.2	14.6	86.9	72.7	14.4	199.6	46.31cm
		↻	28.7	199.6	22.5	43.6	65.2	199.6	
3	JAM - Jamaica	↻	61.1	35.0	47.7	56.5	59.0	70.3	48.17cm
		↻	44.0	14.2	73.9	42.1	109.0	15.4	
4	CHN - China	↻	31.0	89.5	53.5	135.5	20.4	18.6	48.17cm
		↻	37.4	15.0	66.9	92.8	27.0	88.4	
5	POR - Portugal	↻	12.4	199.6	199.6	30.8	71.0	100.1	57.47cm
		↻	11.2	41.8	70.9	44.8	34.7	46.9	
6	POL - Poland	↻	160.5	37.4	37.6	62.1	161.6	60.7	67.98cm
		↻	35.7	45.3	159.1	40.9	33.2	24.0	
7	WAL - Wales	↻	104.9	108.1	115.2	186.4	27.4	26.9	115.68cm
		↻	199.6	138.1	199.6	82.0	79.4	10.5	

Draw Shot Challenge by Group

Group C		Stone Rotation	Last Stone Draw in each Round Robin Game					DSC
Rank	Team		1	2	3	4	5	
1	HKG - Hong Kong	↻	65.1	50.8	199.6	44.4	12.7	63.43cm
		↻	132.1	6.8	199.6	3.4	56.0	
2	HUN - Hungary	↻	199.6	36.8	67.9	96.0	19.6	65.46cm
		↻	143.3	11.2	55.4	93.8	65.1	
3	GUY - Guyana	↻	109.9	52.5	199.6	53.0	34.3	83.72cm
		↻	4.8	162.4	199.6	67.9	69.1	
4	ENG - England	↻	71.2	64.3	156.1	39.8	145.1	91.38cm
		↻	199.6	27.5	41.1	139.4	137.9	
5	MEX - Mexico	↻	142.0	79.8	61.5	77.7	110.4	104.42cm
		↻	199.6	132.0	60.8	92.7	182.9	
6	SLO - Slovenia	↻	149.8	56.9	199.6	114.5	199.6	122.44cm
		↻	184.7	122.8	26.1	115.1	132.5	

Group D		Stone Rotation	Last Stone Draw in each Round Robin Game					DSC
Rank	Team		1	2	3	4	5	
1	FIN - Finland	↻	56.5	6.1	3.2	78.3	32.4	31.86cm
		↻	7.7	135.0	53.7	31.8	17.0	
2	SVK - Slovakia	↻	46.5	20.0	119.2	30.0	16.7	33.92cm
		↻	53.2	41.9	53.3	12.7	31.0	
3	NZL - New Zealand	↻	53.7	166.3	107.3	41.0	23.8	63.72cm
		↻	154.1	87.9	41.9	28.1	35.7	
4	LTU - Lithuania	↻	37.3	199.6	28.5	39.1	10.4	69.11cm
		↻	136.0	45.7	113.6	11.8	199.6	
5	BEL - Belgium	↻	199.6	132.9	57.2	24.3	19.0	91.56cm
		↻	49.4	125.3	187.6	199.6	28.7	
6	BRA - Brazil	↻	199.6	63.6	67.5	19.3	199.6	120.26cm
		↻	61.7	199.6	199.6	71.8	199.6	

Note:

The Draw Shot Challenge (DSC) is the average distance of all the individual Last Stone Draws (LSD), which were delivered by a team during the round robin. Since the groups are of differing sizes, to ensure the DSC is calculated the same way, only the LSDs from the first 'equal number' of games will be used. The single least favourable result will be eliminated before calculating the average distance. The team with the lesser DSC receives the higher ranking. If the DSCs are equal then the team with the best non-equal counting LSD receives the higher ranking. In the case where all counting LSDs are equal, the team ranked higher in the official WCF World Rankings is ranked higher.

Legend:

↻ Clockwise

↻ Counter-clockwise

DSC Draw Shot Challenge

nnn.n Eliminated Last Stone Draw



Scoring Analysis

Team	Games	LSFE	Stolen Ends	Last Stone Eff.	Points Scored						Total	Plus / Minus
					0	1	2	3	4	>4		
GER	For	3	19	75%	0	9	12	3	4	1	63	+47
	Against	3	2		1	4	3	2	0	0	16	
CHN	For	4	13	50%	0	12	6	6	3	0	54	+32
	Against	2	2		1	7	4	1	1	0	22	
FIN	For	3	13	62%	0	12	10	3	0	0	41	+25
	Against	2	1		0	7	3	1	0	0	16	
HUN	For	4	10	50%	0	8	7	5	1	1	46	+24
	Against	1	6		0	9	5	1	0	0	22	
FRA	For	3	13	42%	1	10	9	2	3	0	46	+19
	Against	3	8		0	12	4	1	1	0	27	
NZL	For	3	8	44%	0	9	9	3	0	0	36	+10
	Against	2	5		0	9	7	1	0	0	26	
BEL	For	1	11	31%	0	7	6	4	0	1	36	+8
	Against	4	9		0	11	5	1	1	0	28	
HKG	For	4	8	40%	0	11	3	3	2	1	39	+8
	Against	1	8		0	10	4	3	1	0	31	
IND	For	1	12	42%	0	8	9	2	2	1	45	+7
	Against	5	9		0	10	8	1	1	1	38	
LTU	For	2	10	31%	0	8	8	3	0	0	33	+6
	Against	3	7		0	9	3	4	0	0	27	
IRL	For	5	8	43%	1	6	12	3	0	1	44	+4
	Against	1	9		0	11	5	2	2	1	40	
POL	For	3	6	46%	0	7	9	1	3	0	40	+1
	Against	3	10		0	15	5	2	2	0	39	
ENG	For	1	8	39%	0	11	7	2	1	0	35	-1
	Against	4	5		0	8	6	1	2	1	36	
GUY	For	3	11	38%	0	10	6	3	1	0	35	-1
	Against	2	7		0	5	5	4	1	1	36	
UKR	For	5	8	26%	0	12	4	3	1	1	39	-3
	Against	1	14		0	12	9	4	0	0	42	
AUT	For	4	9	31%	0	11	6	2	2	0	37	-4
	Against	2	14		0	12	8	3	1	0	41	
TPE	For	3	10	33%	0	14	3	3	1	1	38	-4
	Against	3	9		0	10	7	3	1	1	42	
SVK	For	5	3	27%	0	9	4	1	2	0	28	-5
	Against	0	9		0	9	9	2	0	0	33	
LAT	For	4	7	42%	0	8	6	5	2	0	43	-6
	Against	2	12		0	10	11	3	2	0	49	
JAM	For	1	10	21%	0	9	6	1	2	1	37	-7
	Against	5	10		0	8	9	2	3	0	44	

Scoring Analysis

Team	Games	LSFE	Stolen Ends	Last Stone Eff.	Points Scored						Total	Plus / Minus
					0	1	2	3	4	>4		
MEX	For	2	5	32%	0	9	3	3	2	0	32	-7
	Against	3	7		0	10	5	5	1	0	39	
POR	For	3	9	28%	0	9	6	4	1	0	37	-16
	Against	3	14		0	12	8	3	4	0	53	
SLO	For	1	5	23%	0	7	4	2	0	0	21	-23
	Against	4	14		0	14	5	4	2	0	44	
WAL	For	3	10	13%	0	15	5	1	0	0	28	-25
	Against	3	12		0	7	9	5	2	1	53	
BRA	For	1	3	0%	0	8	0	0	0	0	8	-44
	Against	4	17		0	8	10	5	1	1	52	
KGZ	For	0	4	25%	0	7	5	2	1	0	27	-45
	Against	6	13		0	7	8	6	5	2	72	
Total	72		233		2	246	165	70	34	9	968	

Note:

Stolen ends are the ends won without the last stone advantage.
Last Stone Efficiency: Scoring two or more points with last stone advantage.
Power Play Efficiency: Scoring two or more points by the team calling a Power Play.

Legend:

>4 More than four points scored **Eff.** Efficiency **LSFE** Last Stone First End
PP Power Play

Summary of Big Ends

Points Scored	By	Against	Session	End	Game Result
6	UKR - Ukraine	KGZ - Kyrgyzstan	11	2	13 : 7
5	BEL - Belgium	BRA - Brazil	14	1	14 : 0
5	GER - Germany	IND - India	7	3	10 : 4
5	HKG - Hong Kong	GUY - Guyana	12	7	13 : 4
5	HUN - Hungary	ENG - England	5	7	9 : 7
5	IND - India	IRL - Ireland	13	2	7 : 9
5	IRL - Ireland	TPE - Chinese Taipei	11	1	11 : 7
5	JAM - Jamaica	WAL - Wales	11	4	12 : 5
5	TPE - Chinese Taipei	KGZ - Kyrgyzstan	6	3	12 : 5
4	GER - Germany	TPE - Chinese Taipei	9	7	9 : 5
4	GER - Germany	KGZ - Kyrgyzstan	4	3	13 : 2
4	GER - Germany	IRL - Ireland	2	5	11 : 2
4	GER - Germany	IRL - Ireland	2	3	11 : 2
4	CHN - China	JAM - Jamaica	9	1	10 : 2
4	CHN - China	AUT - Austria	7	7	10 : 3
4	CHN - China	WAL - Wales	2	1	13 : 1
4	FRA - France	POL - Poland	13	6	12 : 3
4	FRA - France	POL - Poland	13	3	12 : 3
4	FRA - France	POR - Portugal	2	4	9 : 7
4	POL - Poland	POR - Portugal	9	7	7 : 6
4	POL - Poland	CHN - China	6	2	W : L
4	POL - Poland	JAM - Jamaica	4	1	10 : 2
4	AUT - Austria	POR - Portugal	11	5	9 : 7
4	AUT - Austria	JAM - Jamaica	6	3	9 : 4
4	HKG - Hong Kong	SLO - Slovenia	10	9	10 : 6
4	HKG - Hong Kong	ENG - England	1	1	7 : 5
4	IND - India	KGZ - Kyrgyzstan	2	6	14 : 3
4	IND - India	KGZ - Kyrgyzstan	2	1	14 : 3
4	JAM - Jamaica	POR - Portugal	13	5	11 : 2
4	JAM - Jamaica	FRA - France	7	5	6 : 8
4	LAT - Latvia	IND - India	11	1	9 : 10
4	LAT - Latvia	KGZ - Kyrgyzstan	9	6	11 : 7
4	MEX - Mexico	ENG - England	10	3	8 : 9
4	MEX - Mexico	HKG - Hong Kong	5	4	7 : 4
4	SVK - Slovakia	BRA - Brazil	10	4	8 : 4
4	SVK - Slovakia	BEL - Belgium	3	5	6 : 7
4	ENG - England	MEX - Mexico	10	6	9 : 8
4	GUY - Guyana	SLO - Slovenia	8	2	10 : 3



After Round Robin

Summary of Big Ends

Points Scored	By	Against	Session	End	Game Result
4	HUN - Hungary	GUY - Guyana	10	4	9 : 4
4	KGZ - Kyrgyzstan	LAT - Latvia	9	3	7 : 11
4	POR - Portugal	WAL - Wales	6	1	9 : 8
4	TPE - Chinese Taipei	KGZ - Kyrgyzstan	6	6	12 : 5
4	UKR - Ukraine	LAT - Latvia	2	7	8 : 9

Note:

Big ends are defined as ends with a score of four or more points.

Legend:

L Loss

W Win



Power Play Analysis

Team	Games	Number of Power Plays	Points Scored in Power Play							Total
			<0	0/X	1	2	3	4	>4	
AUT - Austria	6	5	2	0	1	2	0	0	0	3
BEL - Belgium	5	3	1	0	1	0	1	0	0	2
BRA - Brazil	5	5	2	0	3	0	0	0	0	-1
CHN - China	6	4	0	0	0	1	2	1	0	12
ENG - England	5	5	2	0	1	1	1	0	0	3
FIN - Finland	5	3	0	0	0	2	1	0	0	7
FRA - France	6	6	1	0	0	3	1	1	0	12
GER - Germany	6	2	0	0	0	1	0	1	0	6
GUY - Guyana	5	4	1	0	1	0	2	0	0	6
HKG - Hong Kong	5	5	0	1	3	0	0	0	1	8
HUN - Hungary	5	3	0	0	0	1	1	0	1	10
IND - India	6	4	0	0	1	1	2	0	0	9
IRL - Ireland	6	6	1	1	0	3	1	0	0	7
JAM - Jamaica	6	4	0	0	1	1	0	1	1	12
KGZ - Kyrgyzstan	6	0	0	0	0	0	0	0	0	0
LAT - Latvia	6	6	2	1	0	0	2	1	0	7
LTU - Lithuania	5	2	0	0	1	1	0	0	0	3
MEX - Mexico	5	5	0	1	1	1	2	0	0	9
NZL - New Zealand	5	5	2	0	1	1	1	0	0	4
POL - Poland	6	5	0	0	1	3	0	1	0	11
POR - Portugal	6	6	1	0	2	1	2	0	0	8
SLO - Slovenia	5	4	2	0	0	1	1	0	0	1
SVK - Slovakia	5	5	2	0	3	0	0	0	0	-1
TPE - Chinese Taipei	6	5	0	2	0	2	1	0	0	7



Power Play Analysis

Team	Games	Number of Power Plays	Points Scored in Power Play							Total
			<0	0/X	1	2	3	4	>4	
UKR - Ukraine	6	6	3	0	1	0	1	1	0	1
WAL - Wales	6	5	1	0	3	1	0	0	0	4
Total	72	113	23	6	25	27	22	7	3	150

Note:
Power Play can be used once per game by each team and only when the team has the last stone advantage. Power Play cannot be used in extra ends.

Legend:
<0 Ends scored by the opponent team >4 More than four points scored X Unfinished end due to concession



TUE 5 DEC 2023
Start Time 19:30

Round Robin Session 14

Session Results and Standings

Sheet	Team	LSD/LSFE	1	2	3	4	5	6	7	8	Extra Ends	Total
B	BEL - Belgium	47.7cm *	5	1	1	2	2	3	X	X		14
	BRA - Brazil	399.2cm	0	0	0	0	0	0	X	X		0
C	MEX - Mexico	293.3cm	0	2	0	1	0	1	0	X		4
	HUN - Hungary	84.7cm *	3	0	3	0	3	0	2	X		11
D	NZL - New Zealand	59.5cm	0	0	0	1	0	2	0	X		3
	SVK - Slovakia	47.7cm *	3	2	1	0	1	0	1	X		8
E	GUY - Guyana	103.4cm *	0	2	0	2	0	3	0	1		8
	ENG - England	283.0cm	1	0	2	0	3	0	1	0		7

Standings after Round Robin

Group A					Group B				
Rank	Team	Games	Wins	Losses	Rank	Team	Games	Wins	Losses
1	GER - Germany	6	6	0 Q	1	CHN - China	6	5	1 Q w1
2	IRL - Ireland	6	4	2 Q	2	FRA - France	6	5	1 Q w0
3	IND - India	6	3	3 w2	3	POL - Poland	6	4	2
4	LAT - Latvia	6	3	3 w1	4	AUT - Austria	6	3	3
5	UKR - Ukraine	6	3	3 w0	5	JAM - Jamaica	6	2	4
6	TPE - Chinese Taipei	6	2	4	6	POR - Portugal	6	1	5 w1
7	KGZ - Kyrgyzstan	6	0	6	7	WAL - Wales	6	1	5 w0

Group C					Group D				
Rank	Team	Games	Wins	Losses	Rank	Team	Games	Wins	Losses
1	HUN - Hungary	5	5	0 Q	1	FIN - Finland	5	5	0 Q
2	HKG - Hong Kong	5	3	2 Q w1	2	NZL - New Zealand	5	3	2 Q w1
3	GUY - Guyana	5	3	2 w0	3	BEL - Belgium	5	3	2 w0
4	ENG - England	5	2	3 w1	4	LTU - Lithuania	5	2	3 w1
5	MEX - Mexico	5	2	3 w0	5	SVK - Slovakia	5	2	3 w0
6	SLO - Slovenia	5	0	5	6	BRA - Brazil	5	0	5

Legend:
 Power Play **LSD** Last Stone Draw **LSFE(*)** Last Stone First End
Q Qualified for the play-offs **wn** Number of wins (n) against tied teams **X** Unplayed/unfinished end due to concession





TUE 5 DEC 2023
Start Time 16:00

Round Robin Session 13

Session Results and Standings

Sheet	Team	LSD/LSFE	1	2	3	4	5	6	7	8	Extra Ends	Total
A	AUT - Austria	199.1cm	1	1	0	0	3	0	0	0		5
	WAL - Wales	37.4cm *	0	0	1	2	0	1	2	1		7
B	IRL - Ireland	156.8cm *	1	0	2	2	2	2	0	X		9
	IND - India	203.6cm	0	5	0	0	0	0	2	X		7
C	UKR - Ukraine	44.8cm *	0	0	2	1	0	0	0	X		3
	GER - Germany	74.2cm	1	1	0	0	3	2	1	X		8
D	TPE - Chinese Taipei	91.2cm	0	1	0	0	2	0	1	X		4
	LAT - Latvia	42.0cm *	2	0	2	2	0	3	0	X		9
E	POR - Portugal	147.0cm	0	0	2	0	0	0	0	X		2
	JAM - Jamaica	85.7cm *	1	1	0	1	4	2	2	X		11
F	FRA - France	399.2cm	2	0	4	2	0	4	X	X		12
	POL - Poland	84.7cm *	0	1	0	0	2	0	X	X		3

Current Standings

Group A					Group B				
Rank	Team	Games	Wins	Losses	Rank	Team	Games	Wins	Losses
1	GER - Germany	6	6	0	1	CHN - China	6	5	1
2	IRL - Ireland	6	4	2	2	FRA - France	6	5	1
3	IND - India	6	3	3	3	POL - Poland	6	4	2
4	LAT - Latvia	6	3	3	4	AUT - Austria	6	3	3
5	UKR - Ukraine	6	3	3	5	JAM - Jamaica	6	2	4
6	TPE - Chinese Taipei	6	2	4	6	POR - Portugal	6	1	5
7	KGZ - Kyrgyzstan	6	0	6	7	WAL - Wales	6	1	5

Group C					Group D				
Rank	Team	Games	Wins	Losses	Rank	Team	Games	Wins	Losses
1	HUN - Hungary	4	4	0	1	FIN - Finland	5	5	0
2	HKG - Hong Kong	5	3	2	2	NZL - New Zealand	4	3	1
3	ENG - England	4	2	2	3	BEL - Belgium	4	2	2
3	GUY - Guyana	4	2	2	4	LTU - Lithuania	5	2	3
3	MEX - Mexico	4	2	2	5	SVK - Slovakia	4	1	3
6	SLO - Slovenia	5	0	5	6	BRA - Brazil	4	0	4

Note:
Under WCF rules, tie-breaking rules for standings are not applied until after the last game of the round robin.

Legend:
 Power Play **LSD** Last Stone Draw **LSFE(*)** Last Stone First End
 Qualified for the play-offs **wn** Number of wins (n) against tied teams **X** Unplayed/unfinished end due to concession





TUE 5 DEC 2023
Start Time 12:30

Round Robin Session 12

Session Results and Standings

Sheet	Team	LSD/LSFE	1	2	3	4	5	6	7	8	Extra Ends	Total
B	HKG - Hong Kong	68.7cm *	2	3	0	0	3	0	5	X		13
	GUY - Guyana	120.9cm	0	0	1	1	0	2	0	X		4
C	FIN - Finland	49.4cm	1	0	3	0	2	0	2	X		8
	SVK - Slovakia	42.7cm *	0	2	0	1	0	1	0	X		4
E	BRA - Brazil	91.1cm *	0	1	0	0	0	1	X	X		2
	LTU - Lithuania	210.0cm	1	0	3	2	3	0	X	X		9
F	SLO - Slovenia	332.1cm	0	2	1	0	0	0	3	0		6
	MEX - Mexico	170.4cm *	1	0	0	1	1	3	0	3		9

Current Standings

Group A					Group B				
Rank	Team	Games	Wins	Losses	Rank	Team	Games	Wins	Losses
1	GER - Germany	5	5	0 Q	1	CHN - China	6	5	1 Q
2	IND - India	5	3	2	2	FRA - France	5	4	1
2	IRL - Ireland	5	3	2	2	POL - Poland	5	4	1
2	UKR - Ukraine	5	3	2	4	AUT - Austria	5	3	2
5	LAT - Latvia	5	2	3	5	JAM - Jamaica	5	1	4
5	TPE - Chinese Taipei	5	2	3	5	POR - Portugal	5	1	4
7	KGZ - Kyrgyzstan	6	0	6	7	WAL - Wales	5	0	5

Group C					Group D				
Rank	Team	Games	Wins	Losses	Rank	Team	Games	Wins	Losses
1	HUN - Hungary	4	4	0 Q	1	FIN - Finland	5	5	0 Q
2	HKG - Hong Kong	5	3	2	2	NZL - New Zealand	4	3	1 Q
3	ENG - England	4	2	2	3	BEL - Belgium	4	2	2
3	GUY - Guyana	4	2	2	4	LTU - Lithuania	5	2	3
3	MEX - Mexico	4	2	2	5	SVK - Slovakia	4	1	3
6	SLO - Slovenia	5	0	5	6	BRA - Brazil	4	0	4

Note:
Under WCF rules, tie-breaking rules for standings are not applied until after the last game of the round robin.

Legend:
 Power Play **LSD** Last Stone Draw **LSFE(*)** Last Stone First End
 Qualified for the play-offs **X** Unplayed/unfinished end due to concession



TUE 5 DEC 2023
Start Time 9:00

Round Robin Session 11

Session Results and Standings

Sheet	Team	LSD/LSFE	1	2	3	4	5	6	7	8	Extra Ends	Total
A	TPE - Chinese Taipei	245.6cm	0	3	2	1	1	0	0	0		7
	IRL - Ireland	90.6cm *	5	0	0	0	0	2	1	3		11
B	WAL - Wales	106.8cm *	0	0	2	0	2	1	0	X		5
	JAM - Jamaica	168.0cm	2	2	0	5	0	0	3	X		12
C	POR - Portugal	105.7cm *	0	3	1	0	0	2	1	0		7
	AUT - Austria	208.5cm	1	0	0	2	4	0	0	2		9
D	CHN - China	107.0cm	1	0	2	0	1	1	1	X		6
	FRA - France	79.6cm *	0	0	0	1	0	0	0	X		1
E	KGZ - Kyrgyzstan	252.1cm	3	0	2	2	0	0	0	X		7
	UKR - Ukraine	109.0cm *	0	6	0	0	3	1	3	X		13
F	IND - India	261.4cm	0	0	3	1	0	2	2	1	1	10
	LAT - Latvia	66.7cm *	4	2	0	0	3	0	0	0	0	9

Current Standings

Group A					Group B				
Rank	Team	Games	Wins	Losses	Rank	Team	Games	Wins	Losses
1	GER - Germany	5	5	0 Q	1	CHN - China	6	5	1 Q
2	IND - India	5	3	2	2	FRA - France	5	4	1
2	IRL - Ireland	5	3	2	2	POL - Poland	5	4	1
2	UKR - Ukraine	5	3	2	4	AUT - Austria	5	3	2
5	LAT - Latvia	5	2	3	5	JAM - Jamaica	5	1	4
5	TPE - Chinese Taipei	5	2	3	5	POR - Portugal	5	1	4
7	KGZ - Kyrgyzstan	6	0	6	7	WAL - Wales	5	0	5

Group C					Group D				
Rank	Team	Games	Wins	Losses	Rank	Team	Games	Wins	Losses
1	HUN - Hungary	4	4	0 Q	1	FIN - Finland	4	4	0 Q
2	GUY - Guyana	3	2	1	2	NZL - New Zealand	4	3	1
3	ENG - England	4	2	2	3	BEL - Belgium	4	2	2
3	HKG - Hong Kong	4	2	2	4	SVK - Slovakia	3	1	2
5	MEX - Mexico	3	1	2	5	LTU - Lithuania	4	1	3
6	SLO - Slovenia	4	0	4	6	BRA - Brazil	3	0	3

Note:
Under WCF rules, tie-breaking rules for standings are not applied until after the last game of the round robin.

Legend:
 Power Play **LSD** Last Stone Draw **LSFE(*)** Last Stone First End
Q Qualified for the play-offs **X** Unplayed/unfinished end due to concession

Session Results and Standings

Sheet	Team	LSD/LSFE	1	2	3	4	5	6	7	8	Extra Ends	Total
A	BRA - Brazil	267.1cm	0	0	1	0	1	1	1	0		4
	SVK - Slovakia	172.5cm *	1	1	0	4	0	0	0	2		8
B	ENG - England	179.2cm	0	2	0	1	0	4	0	2		9
	MEX - Mexico	122.3cm *	1	0	4	0	1	0	2	0		8
C	LTU - Lithuania	50.9cm *	0	0	0	1	1	0	2	X		4
	BEL - Belgium	223.9cm	3	1	2	0	0	3	0	X		9
D	HKG - Hong Kong	47.8cm *	0	2	1	1	1	0	1	0	4	10
	SLO - Slovenia	229.6cm	1	0	0	0	0	2	0	3	0	6
E	FIN - Finland	110.1cm	0	2	0	2	0	2	0	1		7
	NZL - New Zealand	69.1cm *	2	0	2	0	1	0	1	0		6
F	HUN - Hungary	189.8cm *	0	0	0	4	2	1	2	X		9
	GUY - Guyana	399.2cm	1	2	1	0	0	0	0	X		4

Current Standings

Group A					Group B				
Rank	Team	Games	Wins	Losses	Rank	Team	Games	Wins	Losses
1	GER - Germany	5	5	0 Q	1	FRA - France	4	4	0
2	IND - India	4	2	2	2	CHN - China	5	4	1
2	IRL - Ireland	4	2	2	2	POL - Poland	5	4	1
2	LAT - Latvia	4	2	2	4	AUT - Austria	4	2	2
2	TPE - Chinese Taipei	4	2	2	5	POR - Portugal	4	1	3
2	UKR - Ukraine	4	2	2	6	JAM - Jamaica	4	0	4
7	KGZ - Kyrgyzstan	5	0	5	6	WAL - Wales	4	0	4

Group C					Group D				
Rank	Team	Games	Wins	Losses	Rank	Team	Games	Wins	Losses
1	HUN - Hungary	4	4	0 Q	1	FIN - Finland	4	4	0 Q
2	GUY - Guyana	3	2	1	2	NZL - New Zealand	4	3	1
3	ENG - England	4	2	2	3	BEL - Belgium	4	2	2
3	HKG - Hong Kong	4	2	2	4	SVK - Slovakia	3	1	2
5	MEX - Mexico	3	1	2	5	LTU - Lithuania	4	1	3
6	SLO - Slovenia	4	0	4	6	BRA - Brazil	3	0	3

Note:
Under WCF rules, tie-breaking rules for standings are not applied until after the last game of the round robin.

Legend:
 Power Play **LSD** Last Stone Draw **LSFE(*)** Last Stone First End
Q Qualified for the play-offs **X** Unplayed/unfinished end due to concession

MON 4 DEC 2023
Start Time 16:00

Round Robin Session 9

Session Results and Standings

Sheet	Team	LSD/LSFE	1	2	3	4	5	6	7	8	Extra Ends	Total
A	POR - Portugal	75.6cm *	0	2	0	1	1	1	0	1		6
	POL - Poland	194.8cm	1	0	2	0	0	0	4	0		7
B	KGZ - Kyrgyzstan	354.2cm	0	0	4	0	3	0	0	0		7
	LAT - Latvia	109.4cm *	2	1	0	2	0	4	1	1		11
C	CHN - China	47.4cm *	4	0	3	0	1	2	X	X		10
	JAM - Jamaica	98.6cm	0	1	0	1	0	0	X	X		2
D	IRL - Ireland	92.5cm *	1	0	0	2	0	0	2	0		5
	UKR - Ukraine	338.0cm	0	1	1	0	2	2	0	1		7
E	FRA - France	116.3cm *	1	0	2	2	0	2	1	X		8
	WAL - Wales	268.4cm	0	1	0	0	1	0	0	X		2
F	TPE - Chinese Taipei	113.2cm *	0	3	0	0	1	1	0	X		5
	GER - Germany	189.5cm	1	0	2	2	0	0	4	X		9

Current Standings

Group A					Group B				
Rank	Team	Games	Wins	Losses	Rank	Team	Games	Wins	Losses
1	GER - Germany	5	5	0 Q	1	FRA - France	4	4	0
2	IND - India	4	2	2	2	CHN - China	5	4	1
2	IRL - Ireland	4	2	2	2	POL - Poland	5	4	1
2	LAT - Latvia	4	2	2	4	AUT - Austria	4	2	2
2	TPE - Chinese Taipei	4	2	2	5	POR - Portugal	4	1	3
2	UKR - Ukraine	4	2	2	6	JAM - Jamaica	4	0	4
7	KGZ - Kyrgyzstan	5	0	5	6	WAL - Wales	4	0	4

Group C					Group D				
Rank	Team	Games	Wins	Losses	Rank	Team	Games	Wins	Losses
1	HUN - Hungary	3	3	0	1	FIN - Finland	3	3	0
2	GUY - Guyana	2	2	0	1	NZL - New Zealand	3	3	0
3	MEX - Mexico	2	1	1	3	BEL - Belgium	3	1	2
4	ENG - England	3	1	2	3	LTU - Lithuania	3	1	2
4	HKG - Hong Kong	3	1	2	5	BRA - Brazil	2	0	2
6	SLO - Slovenia	3	0	3	5	SVK - Slovakia	2	0	2

Note:
Under WCF rules, tie-breaking rules for standings are not applied until after the last game of the round robin.

Legend:
 Power Play **LSD** Last Stone Draw **LSFE(*)** Last Stone First End
Q Qualified for the play-offs **X** Unplayed/unfinished end due to concession



MON 4 DEC 2023
Start Time 12:30

Round Robin Session 8

Session Results and Standings

Sheet	Team	LSD/LSFE	1	2	3	4	5	6	7	8	Extra Ends	Total
C	SLO - Slovenia	225.7cm	2	0	0	0	0	1	X	X		3
	GUY - Guyana	214.9cm *	0	4	1	3	2	0	X	X		10
D	LTU - Lithuania	142.1cm	1	0	0	1	0	0	1	X		3
	FIN - Finland	56.9cm *	0	1	1	0	3	1	0	X		6
E	HKG - Hong Kong	399.2cm	0	3	1	0	0	0	1	0		5
	HUN - Hungary	123.3cm *	1	0	0	1	1	3	0	3		9
F	BEL - Belgium	244.8cm	0	0	0	0	2	1	0	X		3
	NZL - New Zealand	149.2cm *	3	1	1	2	0	0	2	X		9

Current Standings

Group A					Group B				
Rank	Team	Games	Wins	Losses	Rank	Team	Games	Wins	Losses
1	GER - Germany	4	4	0	1	FRA - France	3	3	0
2	IRL - Ireland	3	2	1	2	CHN - China	4	3	1
2	TPE - Chinese Taipei	3	2	1	2	POL - Poland	4	3	1
4	IND - India	4	2	2	4	AUT - Austria	4	2	2
5	LAT - Latvia	3	1	2	5	POR - Portugal	3	1	2
5	UKR - Ukraine	3	1	2	6	JAM - Jamaica	3	0	3
7	KGZ - Kyrgyzstan	4	0	4	6	WAL - Wales	3	0	3

Group C					Group D				
Rank	Team	Games	Wins	Losses	Rank	Team	Games	Wins	Losses
1	HUN - Hungary	3	3	0	1	FIN - Finland	3	3	0
2	GUY - Guyana	2	2	0	1	NZL - New Zealand	3	3	0
3	MEX - Mexico	2	1	1	3	BEL - Belgium	3	1	2
4	ENG - England	3	1	2	3	LTU - Lithuania	3	1	2
4	HKG - Hong Kong	3	1	2	5	BRA - Brazil	2	0	2
6	SLO - Slovenia	3	0	3	5	SVK - Slovakia	2	0	2

Note:
Under WCF rules, tie-breaking rules for standings are not applied until after the last game of the round robin.

Legend:
 Power Play **LSD** Last Stone Draw **LSFE(*)** Last Stone First End
 Unplayed/unfinished end due to concession

Session Results and Standings

Sheet	Team	LSD/LSFE	1	2	3	4	5	6	7	8	Extra Ends	Total
A	UKR - Ukraine	115.1cm *	0	0	0	1	0	0	1	X		2
	IND - India	230.3cm	1	1	2	0	2	2	0	X		8
B	POL - Poland	196.7cm	0	4	0	2	2	0	1			W
	CHN - China	120.4cm *	3	0	1	0	0	2	0	/		L
C	KGZ - Kyrgyzstan	399.2cm	0	2	0	1	1	0	1	X		5
	TPE - Chinese Taipei	177.1cm *	3	0	5	0	0	4	0	X		12
D	WAL - Wales	246.2cm *	0	3	1	1	2	0	0	1		8
	POR - Portugal	270.5cm	4	0	0	0	0	3	2	0		9
E	LAT - Latvia	56.6cm	0	0	0	0	0	0	X	X		0
	GER - Germany	49.2cm *	2	1	2	3	2	2	X	X		12
F	JAM - Jamaica	49.2cm	2	1	0	0	0	1	0	X		4
	AUT - Austria	42.3cm *	0	0	4	2	1	0	2	X		9

Current Standings

Group A					Group B				
Rank	Team	Games	Wins	Losses	Rank	Team	Games	Wins	Losses
1	GER - Germany	3	3	0	1	FRA - France	2	2	0
2	TPE - Chinese Taipei	2	2	0	2	AUT - Austria	3	2	1
3	IND - India	3	2	1	2	CHN - China	3	2	1
4	IRL - Ireland	2	1	1	2	POL - Poland	3	2	1
5	LAT - Latvia	3	1	2	5	POR - Portugal	3	1	2
6	UKR - Ukraine	2	0	2	6	JAM - Jamaica	2	0	2
7	KGZ - Kyrgyzstan	3	0	3	6	WAL - Wales	2	0	2

Group C					Group D				
Rank	Team	Games	Wins	Losses	Rank	Team	Games	Wins	Losses
1	HUN - Hungary	2	2	0	1	FIN - Finland	2	2	0
2	GUY - Guyana	1	1	0	1	NZL - New Zealand	2	2	0
3	HKG - Hong Kong	2	1	1	3	BEL - Belgium	2	1	1
3	MEX - Mexico	2	1	1	3	LTU - Lithuania	2	1	1
5	ENG - England	3	1	2	5	BRA - Brazil	2	0	2
6	SLO - Slovenia	2	0	2	5	SVK - Slovakia	2	0	2

Note:
Under WCF rules, tie-breaking rules for standings are not applied until after the last game of the round robin.

Legend:
 Power Play / Team ran out of time L Loss
LSD Last Stone Draw **LSFE(*)** Last Stone First End **W** Win
X Unplayed/unfinished end due to concession

CHN forfeited the game (ran out of time during end 8, 1 stone remaining)



Session Results and Standings

Sheet	Team	LSD/LSFE	1	2	3	4	5	6	7	8	Extra Ends	Total
A	ENG - England	91.8cm *	0	0	1	1	1	3	0	1		7
	SLO - Slovenia	179.7cm	1	1	0	0	0	0	2	0		4
C	NZL - New Zealand	207.8cm *	0	2	1	2	0	3	2	X		10
	BRA - Brazil	261.3cm	1	0	0	0	1	0	0	X		2
D	GUY - Guyana	114.7cm *	0	1	2	1	1	0	3	1		9
	MEX - Mexico	341.6cm	1	0	0	0	0	3	0	0		4
E	SVK - Slovakia	61.9cm *	0	1	0	0	4	0	1	0		6
	BEL - Belgium	258.2cm	1	0	1	2	0	2	0	1		7

Current Standings

Group A					Group B				
Rank	Team	Games	Wins	Losses	Rank	Team	Games	Wins	Losses
1	GER - Germany	1	1	0	1	AUT - Austria	1	1	0
1	IND - India	1	1	0	1	CHN - China	1	1	0
1	LAT - Latvia	1	1	0	1	FRA - France	1	1	0
4	IRL - Ireland	1	0	1	4	POL - Poland	1	0	1
4	KGZ - Kyrgyzstan	1	0	1	4	POR - Portugal	1	0	1
4	UKR - Ukraine	1	0	1	4	WAL - Wales	1	0	1
	TPE - Chinese Taipei	0				JAM - Jamaica	0		

Group C					Group D				
Rank	Team	Games	Wins	Losses	Rank	Team	Games	Wins	Losses
1	GUY - Guyana	1	1	0	1	FIN - Finland	1	1	0
1	HKG - Hong Kong	1	1	0	1	LTU - Lithuania	1	1	0
1	HUN - Hungary	1	1	0	1	NZL - New Zealand	1	1	0
4	ENG - England	2	1	1	4	BEL - Belgium	2	1	1
5	MEX - Mexico	1	0	1	5	BRA - Brazil	1	0	1
6	SLO - Slovenia	2	0	2	6	SVK - Slovakia	2	0	2

Note:
Under WCF rules, tie-breaking rules for standings are not applied until after the last game of the round robin.

Legend:
 Power Play **LSD** Last Stone Draw **LSFE(*)** Last Stone First End
X Unplayed/unfinished end due to concession



SAT 2 DEC 2023
Start Time 20:30

Round Robin Session 2

Session Results and Standings

Sheet	Team	LSD/LSFE	1	2	3	4	5	6	7	8	Extra	Ends	Total
A	LAT - Latvia	180.5cm	0	1	1	0	0	3	0	3	1		9
	UKR - Ukraine	60.6cm *	1	0	0	2	1	0	4	0	0		8
B	FRA - France	96.9cm	0	0	0	4	1	1	0	3			9
	POR - Portugal	23.6cm *	1	2	1	0	0	0	3	0			7
C	IND - India	222.7cm *	4	2	2	0	2	4	0	X			14
	KGZ - Kyrgyzstan	399.2cm	0	0	0	2	0	0	1	X			3
D	POL - Poland	196.2cm	0	3	0	0	0	2	0	0			5
	AUT - Austria	154.4cm *	3	0	1	1	1	0	1	1			8
E	GER - Germany	399.2cm	2	0	4	0	4	1	X	X			11
	IRL - Ireland	243.6cm *	0	0	0	2	0	0	X	X			2
F	WAL - Wales	304.5cm	0	0	0	0	1	0	X	X			1
	CHN - China	68.4cm *	4	3	1	2	0	3	X	X			13

Current Standings

Group A					Group B				
Rank	Team	Games	Wins	Losses	Rank	Team	Games	Wins	Losses
1	GER - Germany	1	1	0	1	AUT - Austria	1	1	0
1	IND - India	1	1	0	1	CHN - China	1	1	0
1	LAT - Latvia	1	1	0	1	FRA - France	1	1	0
4	IRL - Ireland	1	0	1	4	POL - Poland	1	0	1
4	KGZ - Kyrgyzstan	1	0	1	4	POR - Portugal	1	0	1
4	UKR - Ukraine	1	0	1	4	WAL - Wales	1	0	1
	TPE - Chinese Taipei	0				JAM - Jamaica	0		
Group C					Group D				
Rank	Team	Games	Wins	Losses	Rank	Team	Games	Wins	Losses
1	HKG - Hong Kong	1	1	0	1	FIN - Finland	1	1	0
1	HUN - Hungary	1	1	0	1	LTU - Lithuania	1	1	0
3	ENG - England	1	0	1	3	BEL - Belgium	1	0	1
3	SLO - Slovenia	1	0	1	3	SVK - Slovakia	1	0	1
	GUY - Guyana	0				BRA - Brazil	0		
	MEX - Mexico	0				NZL - New Zealand	0		

Note:
Under WCF rules, tie-breaking rules for standings are not applied until after the last game of the round robin.

Legend:
 Power Play **LSD** Last Stone Draw **LSFE(*)** Last Stone First End
 Unplayed/unfinished end due to concession

Entry List by Event

As of SAT 2 DEC 2023

AUT - Austria		Group B
F	PFLUEGLER Astrid	R
M	HOFER Matthaues	R
C	SCHROEDER Bjoern (GER)	
O	-	

BEL - Belgium		Group D
F	VAN OOSTERWYCK Caro	R
M	SPRUYT Jeroen	R
C	HOESS Johanna (AUT)	
O	-	

BRA - Brazil		Group D
F	DE SOUZA CAMPOS Fabiana Cristina	R
M	RIBEIRO PIRES Felipe Augusto	R
C	-	
O	-	

CHN - China		Group B
F	YANG Ying	R
M	TIAN Jiafeng	R
C	ZHOU Yan	
O	LI Dongyan	

ENG - England		Group C
F	OPEL Lina	R
M	OPEL Michael	R
C	GOW Harry (GBR)	
O	LI Xiaoqing	

FIN - Finland		Group D
F	IMMONEN Lotta	R
M	SIPILA Markus	R
C	YRTTIAHO Harri	
O	-	

FRA - France		Group B
F	SHEVCHUK Kseniya	R
M	COULOT Wilfrid	R
C	MERCIER Thierry	
O	-	

GER - Germany		Group A
F	KAPP Lena	R
M	TOTZEK Sixten	R
C	KAPP Uli	
O	-	

GUY - Guyana		Group C
F	HUSSAIN Farzana	R
M	HUSAIN Rayad	R
C	ANDERSEN Peter (CAN)	
O	-	

HKG - Hong Kong		Group C
F	HUNG Ling-Yue	R
M	CHANG Jason	R
C	COLLINS Rick (CAN)	
O	-	

HUN - Hungary		Group C
F	HALASZ Csilla	R
M	EZSOL Gabor	R
C	BELLELI Lajos	
2C	FOTI Balazs	

IND - India		Group A
F	CHAUDHARI Namini	L
M	RAJU P. N.	R
C	-	
O	-	

IRL - Ireland		Group A
F	FYFE Alison	R
M	WILSON John	R
C	McCROSSAN Eoin	
O	-	

JAM - Jamaica		Group B
F	SPURGEON Madeleine	R
M	ROBERTSON Ian	R
C	SHEPHERD-SPURGEON Margot	
O	-	

KGZ - Kyrgyzstan		Group A
F	ASANBAEVA Keremet	R
M	MYRZABAEV Beksultan	R
C	ASANALIEV Aibek	
O	-	

LAT - Latvia		Group A
F	BLUMBERGA-BERZINA Santa	R
M	BREMANIS Andris	R
C	BREMANE Madara	
O	-	

Entry List by Event

As of SAT 2 DEC 2023

LTU - Lithuania		Group D
F	JANULEVICIUTE Lina	R
M	KIUDYS Donatas	R
C	VAICEKONYTE Asta	
O	-	

MEX - Mexico		Group C
F	QUINTERO Estefana	R
M	ABREU Ismael	R
C	BEATTY Heather (CAN)	
O	-	

NZL - New Zealand		Group D
F	SMITH Courtney	R
M	HOOD Anton	R
C	RAMSAY David (SCO)	
O	-	

POL - Poland		Group B
F	WALCZAK Adela	R
M	AUGUSTYNIAK Andrzej	R
C	-	
O	-	

POR - Portugal		Group B
F	MARTINS ETHIER Antonieta	R
M	SANTOS Vitor	R
C	SIMPSON Fiona Grace (SCO)	
O	-	

SLO - Slovenia		Group C
F	GREGORI Liza	R
M	LANGUS Simon	R
C	YOUNG Douglas (USA)	
O	-	

SVK - Slovakia		Group D
F	SYKOROVA Silvia	L
M	SYKORA Marek	R
C	SYKORA Daniel	
O	SYKOROVA Erika	

TPE - Chinese Taipei		Group A
F	CHOU Amanda	L
M	LIU Brendon	R
C	LIN Ting-Li	
O	-	

UKR - Ukraine		Group A
F	MOSKALENKO Diana	R
M	SUHAK Artem	R
C	LILL Erkki (EST)	
O	NIKOLOV Eduard	

WAL - Wales		Group B
F	BEEVER Laura	R
M	COOMBS Garry	R
C	POUGHER Richard	
NC	SPAIN Fiona (ENG)	

Note:

Team members are identified as follows:

F = Female, **M** = Male, **C** = Coach, **2C** = 2nd Team Coach, **NC** = National Coach, **T** = Translator, **O** = Team Official

Legend:

L Left-handed

R Right-handed



Competition Officials

As of SAT 2 DEC 2023

Function	Name	Organisation
WCF President:	WELLING Beau	USA - United States
WCF Head of Competitions:	ROETHLISBERGER Eeva	SUI - Switzerland
WCF Technical Delegate:	WILLMS Karri	CAN - Canada
Chief Umpire:	CZARNETZKI Susie	USA - United States
Deputy Chief Umpire:	BRODIE Harry	SCO - Scotland
Game Umpires:	GRUFMAN Ingemar	SWE - Sweden
	HOGG Jim	SCO - Scotland
	MICHALKA Rastislav	SVK - Slovakia
	PATERSON Kaye	SCO - Scotland
Chief Timer:	HUSTLER James	ENG - England
Deputy Chief Timer:	MATAU Cristian	ROU - Romania
Chief Ice Technician:	HERON John	SCO - Scotland
Deputy Chief Ice Technician:	DAVIDSON Fraser	SCO - Scotland

Competition Schedule

As of SAT 2 DEC 2023

Date	Start Time	Session	Sheet A	Sheet B	Sheet C	Sheet	Sheet	Sheet F
SAT 2 DEC	17:00	1	FIN - BEL	HUN - SLO	ENG - HKG			SVK - LTU
	20:30	2	LAT - UKR	FRA - POR	IND - KGZ	POL - AUT	GER - IRL	WAL - CHN
SUN 3 DEC	9:00	3	ENG - SLO		NZL - BRA	GUY - MEX	SVK - BEL	
	12:30	4	GER - KGZ	AUT - FRA	LAT - IRL	JAM - POL	IND - TPE	CHN - POR
	16:00	5	MEX - HKG	LTU - NZL		HUN - ENG		BRA - FIN
	19:30	6	UKR - IND	POL - CHN	KGZ - TPE	WAL - POR	LAT - GER	JAM - AUT
MON 4 DEC	9:00	7	JAM - FRA	UKR - TPE	POL - WAL	GER - IND	AUT - CHN	IRL - KGZ
	12:30	8			SLO - GUY	LTU - FIN	HKG - HUN	BEL - NZL
	16:00	9	POR - POL	KGZ - LAT	CHN - JAM	IRL - UKR	FRA - WAL	TPE - GER
	19:30	10	BRA - SVK	ENG - MEX	LTU - BEL	HKG - SLO	FIN - NZL	HUN - GUY
TUE 5 DEC	9:00	11	TPE - IRL	WAL - JAM	POR - AUT	CHN - FRA	KGZ - UKR	IND - LAT
	12:30	12		HKG - GUY	FIN - SVK		BRA - LTU	SLO - MEX
	16:00	13	AUT - WAL	IRL - IND	UKR - GER	TPE - LAT	POR - JAM	FRA - POL
	19:30	14		BEL - BRA	MEX - HUN	NZL - SVK	GUY - ENG	
WED 6 DEC	10:00	Play-off Games 1 - 4						
	15:00	Play-off Games 5 - 8						
THU 7 DEC	10:00	Play-off Games 9 & 10						

Note:

First named team in each game plays red-handled stones and wears dark coloured upper playing garments.
Please check online for more details and the latest updates.