

RESULTS BOOK



**World Mixed Doubles
Qualification Event 2024
Dumfries, Scotland**

1 - 7 December 2024





Final Standings

Rank	Team	Players	Gender	Group Rank	DSC
1	ESP - Spain	OTAEGI Oihane UNANUE Mikel RAFAEL Daniel	F M C	Q	
1	NZL - New Zealand	SMITH Jessica SMITH Ben -	F M C	Q	
3	FIN - Finland	IMMONEN Lotta SIPILA Markus SUURIPAA Tiina	F M C	Q	
3	TUR - Türkiye	YILDIZ Dilsat CAKIR Bilal Omer GULTEKIN Mehmet	F M C	Q	
5	LAT - Latvia	GAIDULE Katrina BUNCIS Roberts Reinis GULBIS Ritvars	F M C		
5	SVK - Slovakia	SYKOROVA Silvia SYKORA Marek SYKORA Daniel	F M C		
7	GUY - Guyana	HUSSAIN Farzana HUSAIN Rayad NICHOLLS Jordan	F M C		
7	POR - Portugal	MARTINS ETHIER Antonieta SANTOS Vitor TUCK Kimberly	F M C		
9	HUN - Hungary	JOO Linda KARASZ Raul KISS Zsolt	F M C	A3	35.30 cm
10	SLO - Slovenia	GREGORI Liza LANGUS Simon GREGORI Edita	F M C	C3	37.30 cm
11	POL - Poland	WALCZAK Adela AUGUSTYNIAK Andrzej DOERING Kyle	F M C	D3	48.72 cm
12	IRL - Ireland	BARRON Ailsa WILSON John KENNY Johnjo	F M C	B3	102.29 cm
13	MEX - Mexico	SERRA Danielle TOMPKINS Diego TOMPKINS Doug	F M C	B4	46.91 cm
14	ENG - England	OPEL Lina OPEL Michael GOW Harry	F M C	C4	47.05 cm



Final Standings

Rank	Team	Players	Gender	Group Rank	DSC
15	HKG - Hong Kong, China	HUNG Ling-Yue CHANG Jason COLLINS Rick	F M C	A4	57.02 cm
16	UKR - Ukraine	KONONENKO Oleksandra SHCHUR Yaroslav RAMSAY David	F M C	D4	70.32 cm
17	JAM - Jamaica	SHEPHERD-SPURGEON Margot WALKER Andrew -	F M C	A5	75.94 cm
18	TPE - Chinese Taipei	CHOU Amanda LIU Brendon LIN Ting-Li	F M C	C5	76.27 cm
19	AUT - Austria	MUELLER Emma SEIWALD Martin SCHROEDER Bjoern	F M C	B5	77.56 cm
20	PHI - Philippines	DUBBERSTEIN Kathleen Sumbillo MALVAR Pedro -	F M C	D5	115.05 cm
21	IND - India	CHAUDHARI Namini RAJU P. N. -	F M C	D6	72.97 cm
22	GRE - Greece	RADOUNIKLI Alexandra ARAMPATZIS Alexandros -	F M C	C6	104.55 cm
23	BEL - Belgium	HUISKAMP Annemiek VAN VLAENDEREN Pim -	F M C	A6	116.53 cm
24	KSA - Saudi Arabia	ALAQEL Karrie ALAQEL Suleiman WILLS David	F M C	B6	150.60 cm
25	LTU - Lithuania	RYKOVE Akvile RYKOV Konstantin -	F M C	D7	51.71 cm
26	KGZ - Kyrgyzstan	ASANBAEVA Keremet ABYKEEV Iskhak ASANALIEV Aibek	F M C	B7	87.13 cm
27	BRA - Brazil	DE SOUZA CAMPOS Fabiana Cristina RIBEIRO PIRES Felipe Augusto -	F M C	C7	134.72 cm
28	ROU - Romania	BOBOC Valentina Crina COLIBAN Allen BANGHI Matei	F M C	A7	158.43 cm



Final Standings

Rank	Team	Players	Gender	Group Rank	DSC
29	PUR - Puerto Rico	CONLEY Rachel SEPULVEDA Jose ROTH Dean	F M C	D8	148.74 cm

Note:
Team members are identified as follows:
F = Female, **M** = Male, **C** = Coach

ESP, NZL, FIN and TUR qualified their Member Association for the World Mixed Doubles Curling Championship 2025 in Fredericton, Canada



Competition Summary

Session	Date Time	Sheet A	Sheet B	Sheet C	Sheet D	Sheet E	Sheet F
Session 1	1 DEC 19:30		ENG 6-12 SLO	PUR 2-8 LTU	POL 11-1 IND	PHI 7-9 UKR	BRA 1-7 GRE
Session 2	2 DEC 9:00	PHI 5-11 POL	IND 1-12 FIN	GRE 8-9 ESP	PUR 1-13 NZL	GUY 8-5 TPE	
Session 3	2 DEC 12:30	MEX 6-7 POR	KSA 6-13 IRL	JAM 4-8 HKG	HUN 13-3 ROU	AUT 10-5 KGZ	SVK 0-11 LAT
Session 4	2 DEC 16:00	FIN 8-3 UKR	PHI 4-7 NZL	LTU 8-9 ^{EE} IND	BRA 1-10 GUY	ENG 7-8 ESP	TPE 6-8 SLO
Session 5	2 DEC 19:30	BEL 9-7 ROU	LAT 13-1 JAM	TUR 9-1 MEX	KGZ 5-10 POR	HKG 6-9 ^{EE} SVK	KSA 0-10 AUT
Session 6	3 DEC 9:00	NZL 13-4 LTU	UKR 15-1 PUR	FIN 9-5 POL	GUY 14-1 ENG	SLO 12-0 GRE	ESP 13-1 BRA
Session 7	3 DEC 12:30	JAM 7-8 HUN	SVK 7-2 BEL	POR 14-1 KSA	IRL 11-3 MEX	ROU 3-14 LAT	KGZ 1-14 TUR
Session 8	3 DEC 16:00	ENG 10-0 BRA	ESP 8-4 TPE	GUY 7-4 SLO	IND 5-6 UKR	NZL 7-5 FIN	PHI 8-4 LTU
Session 9	3 DEC 19:30	LAT 8-2 HKG	MEX 12-0 KGZ	SVK 9-2 ROU	AUT 0-8 TUR	BEL 8-9 HUN	POR 9-5 IRL
Session 10	4 DEC 9:00	TPE 9-2 GRE	SLO 7-2 BRA	IND 3-10 PHI	NZL 6-9 POL	UKR 6-4 LTU	FIN 17-1 PUR
Session 11	4 DEC 12:30	AUT 2-8 MEX	TUR 12-1 KSA	BEL 7-8 JAM	ROU 4-7 HKG	KGZ 5-6 IRL	HUN 7-8 ^{EE} SVK
Session 12	4 DEC 16:00	ESP 7-6 ^{EE} GUY		TPE 3-7 ENG	FIN 7-3 PHI	POL 14-4 PUR	NZL 11-1 IND
Session 13	4 DEC 19:30		HKG 4-7 HUN	IRL 6-5 AUT	LAT 10-2 BEL	TUR 7-3 POR	ROU 5-4 JAM
Session 14	5 DEC 9:00	PUR 1-9 PHI	LTU 3-12 POL	UKR 3-9 NZL	SLO 5-8 ESP	MEX 11-2 KSA	GRE 8-3 ENG
Session 15	5 DEC 12:30	IRL 2-8 TUR	POR 9-11 AUT	HUN 4-10 LAT	JAM L-W SVK		HKG 10-0 BEL
Session 16	5 DEC 16:00	KSA 11-8 KGZ	GRE 3-10 GUY	BRA 4-8 TPE	LTU 3-7 FIN	PUR 1-9 IND	POL 10-2 UKR
Play-offs 1 - 4	6 DEC 10:00		LAT 11-3 GUY	ESP 7-6 POR	TUR 1-7 NZL	SVK 8-6 FIN	
Play-offs 5 - 8	6 DEC 15:00		POR 6-7 ^{EE} FIN	NZL 9-7 LAT	SVK 5-7 ESP	GUY 3-11 TUR	
Play-offs 9&10	7 DEC 10:00			TUR 15-3 SVK	FIN 9-6 LAT		

Standings after Round Robin

Group A					Group B				
Rank	Team	Games	Wins	Losses	Rank	Team	Games	Wins	Losses
1	LAT - Latvia	6	6	0 Q	1	TUR - Türkiye	6	6	0 Q
2	SVK - Slovakia	6	5	1 Q	2	POR - Portugal	6	4	2 Q w1
3	HUN - Hungary	6	4	2	3	IRL - Ireland	6	4	2 w0
4	HKG - Hong Kong, China	6	3	3	4	MEX - Mexico	6	3	3 w1
5	JAM - Jamaica	6	1	5 w1	5	AUT - Austria	6	3	3 w0
6	BEL - Belgium	6	1	5 w1	6	KSA - Saudi Arabia	6	1	5
7	ROU - Romania	6	1	5 w1	7	KGZ - Kyrgyzstan	6	0	6
DSC 75.94cm					DSC 116.53cm				
DSC 158.43cm									
Group C					Group D				
Rank	Team	Games	Wins	Losses	Rank	Team	Games	Wins	Losses
1	ESP - Spain	6	6	0 Q	1	FIN - Finland	7	6	1 Q w1
2	GUY - Guyana	6	5	1 Q	2	NZL - New Zealand	7	6	1 Q w1
3	SLO - Slovenia	6	4	2	3	POL - Poland	7	6	1 w1
4	ENG - England	6	2	4 w1	4	UKR - Ukraine	7	4	3
5	TPE - Chinese Taipei	6	2	4 w1	5	PHI - Philippines	7	3	4
6	GRE - Greece	6	2	4 w1	6	IND - India	7	2	5
7	BRA - Brazil	6	0	6	7	LTU - Lithuania	7	1	6
					8	PUR - Puerto Rico	7	0	7
DSC 47.05cm					DSC 34.12cm				
DSC 76.27cm					DSC 38.86cm				
DSC 104.55cm					DSC 48.72cm				



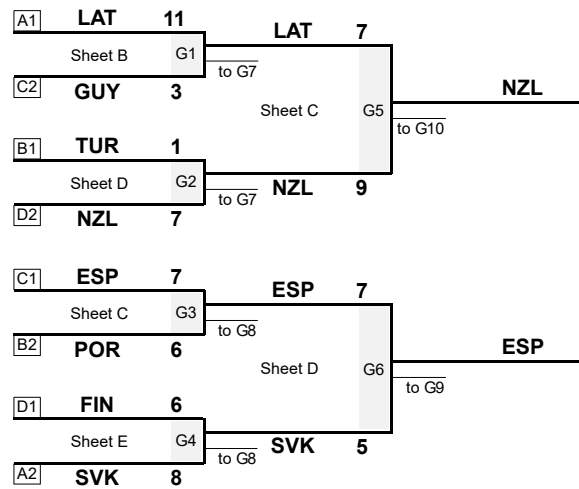
Competition Summary

Merged Group Standings

Rank Team	Round Robin Results		Rank Team	Round Robin Results		Rank Team	Round Robin Results				
	Group Rank	DSC		Group Rank	DSC		Group Rank	DSC			
1 LAT - Latvia	A	1	26.80cm	11 POL - Poland	D	3	48.72cm	21 IND - India	D	6	72.97cm
2 TUR - Türkiye	B	1	30.25cm	12 IRL - Ireland	B	3	102.29cm	22 GRE - Greece	C	6	104.55cm
3 FIN - Finland	D	1	34.12cm	13 MEX - Mexico	B	4	46.91cm	23 BEL - Belgium	A	6	116.53cm
4 ESP - Spain	C	1	43.94cm	14 ENG - England	C	4	47.05cm	24 KSA - Saudi Arabia	B	6	150.60cm
5 NZL - New Zealand	D	2	38.86cm	15 HKG - Hong Kong	A	4	57.02cm	25 LTU - Lithuania	D	7	51.71cm
6 GUY - Guyana	C	2	38.97cm	16 UKR - Ukraine	D	4	70.32cm	26 KGZ - Kyrgyzstan	B	7	87.13cm
7 SVK - Slovakia	A	2	71.71cm	17 JAM - Jamaica	A	5	75.94cm	27 BRA - Brazil	C	7	134.72cm
8 POR - Portugal	B	2	75.74cm	18 TPE - Chinese Taipei	C	5	76.27cm	28 ROU - Romania	A	7	158.43cm
9 HUN - Hungary	A	3	35.30cm	19 AUT - Austria	B	5	77.56cm	29 PUR - Puerto Rico	D	8	148.74cm
10 SLO - Slovenia	C	3	37.30cm	20 PHI - Philippines	D	5	115.05cm				

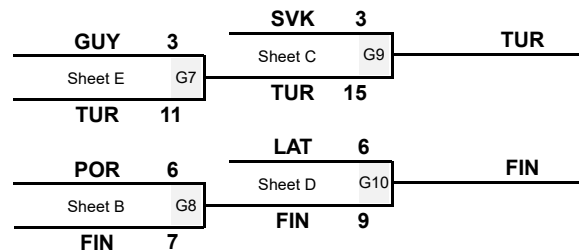
Play-offs Bracket

A-Road



The winners of G5 and G6 qualify the Member Association for the World Mixed Doubles Curling Championship

B-Road



The winners of G9 and G10 qualify the Member Association for the World Mixed Doubles Curling Championship

Legend:

An Final rank in Group A	Bn Final rank in Group B	Cn Final rank in Group C
Dn Final rank in Group D	DSC Draw Shot Challenge	EE Extra End
L Loss	Q Qualified for the play-offs	W Win
wn Number of wins (n) against tied teams		

ESP, FIN, NZL and TUR qualified their Member Association for the World Mixed Doubles Curling Championship 2025 in Fredericton, Canada

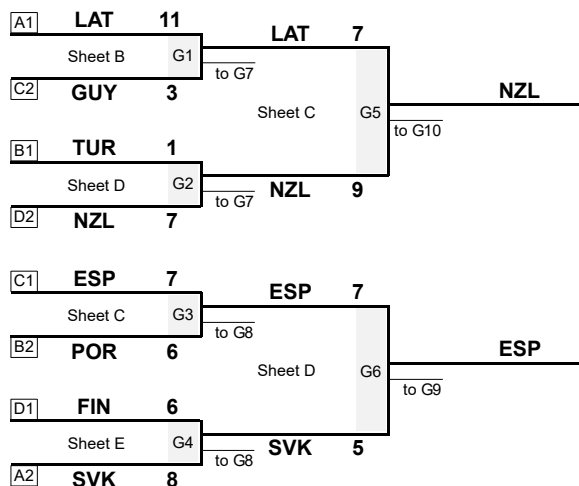


Session Results and Standings

Sheet	Team	LSD/LSFE	1	2	3	4	5	6	7	8	Extra Ends	Total
C	TUR - Türkiye	17.5cm *	5	0	6	1	0	3	X	X		15
	SVK - Slovakia	41.2cm	0	2	0	0	1	0	X	X		3
D	FIN - Finland	96.8cm	0	0	1	1	0	4	0	3		9
	LAT - Latvia	73.0cm *	1	1	0	0	3	0	1	0		6

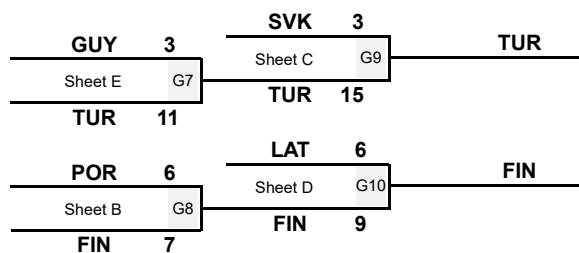
Play-offs Bracket

A-Road



The winners of G5 and G6 qualify the Member Association for the World Mixed Doubles Curling Championship

B-Road



The winners of G9 and G10 qualify the Member Association for the World Mixed Doubles Curling Championship

Legend:

- Power Play
- Cn** Final rank in Group C
- LSFE(*)** Last Stone First End
- An** Final rank in Group A
- Dn** Final rank in Group D
- X** Unplayed/unfinished end due to concession
- Bn** Final rank in Group B
- LSD** Last Stone Draw

ESP, FIN, NZL and TUR qualified their Member Association for the World Mixed Doubles Curling Championship 2025 in Fredericton, Canada



SAT 7 DEC 2024
Start Time 10:00

Play-off Game 9



Game Results

Sheet	Team	LSFE	1	2	3	4	5	6	7	8	Extra Ends	Total
C	TUR - Türkiye	*	5	0	6	1	0	3	X	X		15
	SVK - Slovakia		0	2	0	0	1	0	X	X		3

TUR - Türkiye	
F	YILDIZ Dilsat
M	CAKIR Bilal Omer

SVK - Slovakia	
F	SYKOROVA Silvia
M	SYKORA Marek

Last Stone Draw	Distance
☺ CAKIR Bilal Omer	8.9cm
☹ YILDIZ Dilsat	8.6cm
Total	17.5cm
Time remaining: 6 minutes 36 seconds	
Power Play: End 6	

Last Stone Draw	Distance
☺ SYKORA Marek	9.7cm
☹ SYKOROVA Silvia	31.5cm
Total	41.2cm
Time remaining: 3 minutes 52 seconds	
Power Play: End 2	

Note:
Team members are identified as follows:
F = Female, M = Male

Legend:
 Power Play ☺ Clockwise ☹ Counter-clockwise
 LSFE(*) Last Stone First End X Unplayed/unfinished end due to concession



Game Results

Sheet	Team	LSFE	1	2	3	4	5	6	7	8	Extra Ends	Total
D	FIN - Finland		0	0	1	1	0	4	0	3		9
	LAT - Latvia	*	1	1	0	0	3	0	1	0		6

FIN - Finland	
F	IMMONEN Lotta
M	SIPILA Markus

LAT - Latvia	
F	GAIDULE Katrina
M	BUNCIS Roberts Reinis

Last Stone Draw		Distance
	IMMONEN Lotta	76.2cm
	SIPILA Markus	20.6cm
Total		96.8cm

Last Stone Draw		Distance
	GAIDULE Katrina	38.0cm
	BUNCIS Roberts Reinis	35.0cm
Total		73.0cm

Time remaining: 0 minutes 18 seconds
 Time-out: End 8
 Power Play: End 6

Time remaining: 0 minutes 40 seconds
 Time-out: End 8
 Power Play: End 7

Note:
 Team members are identified as follows:
F = Female, **M** = Male

Legend:
 Power Play Clockwise Counter-clockwise
LSFE(*) Last Stone First End



Scoring Analysis

Team	Games	LSFE	Stolen Ends	Last Stone Eff.	Points Scored						Total	Plus / Minus	
					0	1	2	3	4	>4			
TUR	9	For	6	24	64%	0	15	14	6	2	3	85	+64
		Against	3	6		0	15	3	0	0	0	21	
LAT	9	For	9	19	59%	0	16	13	7	3	3	90	+57
		Against	0	4		0	13	3	2	2	0	33	
NZL	9	For	8	16	52%	0	19	10	6	5	1	82	+47
		Against	1	4		0	14	5	2	0	1	35	
FIN	10	For	5	17	60%	0	21	11	6	5	1	87	+44
		Against	5	3		1	16	6	5	0	0	43	
POL	7	For	4	11	67%	0	8	8	5	2	5	72	+42
		Against	3	4		0	11	6	1	1	0	30	
ESP	8	For	6	17	38%	0	20	13	4	1	1	67	+25
		Against	2	7		0	12	7	4	1	0	42	
SLO	6	For	4	14	42%	0	12	10	4	1	0	48	+19
		Against	2	6		0	9	7	2	0	0	29	
GUY	8	For	6	14	41%	0	12	12	7	1	0	61	+18
		Against	2	9		0	13	5	4	2	0	43	
POR	8	For	4	15	38%	0	16	9	4	2	2	64	+15
		Against	4	11		0	15	8	6	0	0	49	
MEX	6	For	4	12	35%	0	9	8	4	1	0	41	+10
		Against	2	10		0	11	5	2	1	0	31	
HUN	6	For	5	9	42%	0	10	9	1	3	1	48	+8
		Against	1	9		0	13	5	0	3	1	40	
IRL	6	For	3	8	36%	0	11	2	5	2	1	43	+7
		Against	3	9		0	12	7	2	1	0	36	
HKG	6	For	2	14	33%	0	20	6	0	0	1	37	+5
		Against	4	5		0	8	7	2	1	0	32	
PHI	7	For	2	11	33%	0	12	8	2	3	0	46	+4
		Against	5	10		0	16	6	2	2	0	42	
AUT	6	For	3	14	29%	0	13	5	5	0	0	38	+2
		Against	3	12		0	11	5	2	1	1	36	
UKR	7	For	4	12	24%	0	17	4	2	2	1	44	0
		Against	3	7		0	12	2	5	2	1	44	
TPE	6	For	2	8	27%	0	14	6	3	0	0	35	-2
		Against	4	7		0	10	9	3	0	0	37	
SVK	9	For	4	14	28%	0	20	9	4	1	0	54	-3
		Against	5	12		0	13	13	1	1	2	57	
ENG	6	For	4	11	27%	0	12	5	4	0	0	34	-11
		Against	2	12		0	9	5	7	0	1	45	
GRE	6	For	1	9	18%	0	10	3	1	1	1	28	-16
		Against	5	15		0	15	6	3	2	0	44	



Scoring Analysis

Team	Games	LSFE	Stolen Ends	Last Stone Eff.	Points Scored						Total	Plus / Minus
					0	1	2	3	4	>4		
JAM	6 For	3	2	22%	0	6	4	1	2	0	25	-21
	Against	3	16		0	16	10	2	1	0	46	
BEL	6 For	0	8	14%	0	13	0	2	1	1	28	-23
	Against	6	12		0	16	2	3	3	2	51	
LTU	7 For	5	3	31%	1	9	6	3	1	0	34	-23
	Against	2	13		0	12	9	6	1	1	57	
IND	7 For	1	8	12%	0	13	4	0	2	0	29	-30
	Against	6	15		0	13	8	3	4	1	59	
ROU	6 For	2	4	17%	0	13	4	1	0	0	24	-32
	Against	4	9		0	10	8	5	0	3	56	
KGZ	6 For	1	3	21%	0	7	2	3	1	0	24	-39
	Against	5	19		0	16	8	6	2	1	63	
BRA	6 For	1	1	4%	0	6	0	1	0	0	9	-46
	Against	5	22		0	19	9	3	1	1	55	
KSA	6 For	1	2	17%	0	7	1	1	1	1	21	-47
	Against	5	15		0	9	7	6	3	3	68	
PUR	7 For	1	4	4%	0	9	1	0	0	0	11	-74
	Against	6	21		0	11	6	3	8	4	85	
Total	101		304		1	370	187	92	43	23	1'309	

Note:
Stolen ends are the ends won without the last stone advantage.
Last Stone Efficiency: Scoring two or more points with last stone advantage.

Legend:
>4 More than four points scored **Eff.** Efficiency **LSFE** Last Stone First End



Summary of Big Ends

Points Scored	By	Against	Session	End	Game Result
6	FIN - Finland	PUR - Puerto Rico	10	6	17 : 1
6	TUR - Türkiye	SVK - Slovakia	PO3	3	15 : 3
5	POL - Poland	UKR - Ukraine	16	6	10 : 2
5	POL - Poland	PUR - Puerto Rico	12	6	14 : 4
5	POL - Poland	PUR - Puerto Rico	12	5	14 : 4
5	POL - Poland	NZL - New Zealand	10	2	9 : 6
5	POL - Poland	IND - India	1	6	11 : 1
5	LAT - Latvia	HUN - Hungary	15	2	10 : 4
5	LAT - Latvia	BEL - Belgium	13	7	10 : 2
5	LAT - Latvia	ROU - Romania	7	5	14 : 3
5	POR - Portugal	AUT - Austria	15	1	9 : 11
5	POR - Portugal	KSA - Saudi Arabia	7	1	14 : 1
5	TUR - Türkiye	SVK - Slovakia	PO3	1	15 : 3
5	TUR - Türkiye	KSA - Saudi Arabia	11	6	12 : 1
5	BEL - Belgium	ROU - Romania	5	7	9 : 7
5	ESP - Spain	BRA - Brazil	6	5	13 : 1
5	GRE - Greece	ENG - England	14	5	8 : 3
5	HKG - Hong Kong, China	BEL - Belgium	15	1	10 : 0
5	HUN - Hungary	ROU - Romania	3	3	13 : 3
5	IRL - Ireland	KSA - Saudi Arabia	3	6	13 : 6
5	KSA - Saudi Arabia	KGZ - Kyrgyzstan	16	8	11 : 8
5	NZL - New Zealand	LTU - Lithuania	6	6	13 : 4
5	UKR - Ukraine	PUR - Puerto Rico	6	6	15 : 1
4	FIN - Finland	LAT - Latvia	PO3	6	9 : 6
4	FIN - Finland	PUR - Puerto Rico	10	2	17 : 1
4	FIN - Finland	PUR - Puerto Rico	10	1	17 : 1
4	FIN - Finland	POL - Poland	6	4	9 : 5
4	FIN - Finland	IND - India	2	1	12 : 1
4	NZL - New Zealand	LAT - Latvia	PO2	6	9 : 7
4	NZL - New Zealand	UKR - Ukraine	14	5	9 : 3
4	NZL - New Zealand	IND - India	12	1	11 : 1
4	NZL - New Zealand	PUR - Puerto Rico	2	6	13 : 1
4	NZL - New Zealand	PUR - Puerto Rico	2	2	13 : 1
4	HUN - Hungary	HKG - Hong Kong, China	13	4	7 : 4
4	HUN - Hungary	BEL - Belgium	9	8	9 : 8
4	HUN - Hungary	BEL - Belgium	9	6	9 : 8
4	LAT - Latvia	GUY - Guyana	PO1	3	11 : 3
4	LAT - Latvia	JAM - Jamaica	5	2	13 : 1



Summary of Big Ends

Points Scored	By	Against	Session	End	Game Result
4	LAT - Latvia	SVK - Slovakia	3	2	11: 0
4	PHI - Philippines	PUR - Puerto Rico	14	1	9: 1
4	PHI - Philippines	IND - India	10	1	10: 3
4	PHI - Philippines	UKR - Ukraine	1	5	7: 9
4	IND - India	PUR - Puerto Rico	16	3	9: 1
4	IND - India	LTU - Lithuania	4	7	9: 8
4	IRL - Ireland	MEX - Mexico	7	3	11: 3
4	IRL - Ireland	KSA - Saudi Arabia	3	2	13: 6
4	JAM - Jamaica	BEL - Belgium	11	8	8: 7
4	JAM - Jamaica	HUN - Hungary	7	6	7: 8
4	POL - Poland	PUR - Puerto Rico	12	3	14: 4
4	POL - Poland	PHI - Philippines	2	8	11: 5
4	POR - Portugal	KSA - Saudi Arabia	7	2	14: 1
4	POR - Portugal	KGZ - Kyrgyzstan	5	2	10: 5
4	TUR - Türkiye	GUY - Guyana	PO2	4	11: 3
4	TUR - Türkiye	KGZ - Kyrgyzstan	7	3	14: 1
4	UKR - Ukraine	PUR - Puerto Rico	6	1	15: 1
4	UKR - Ukraine	PHI - Philippines	1	6	9: 7
4	BEL - Belgium	HUN - Hungary	9	7	8: 9
4	ESP - Spain	GRE - Greece	2	1	9: 8
4	GRE - Greece	ESP - Spain	2	2	8: 9
4	GUY - Guyana	BRA - Brazil	4	2	10: 1
4	KGZ - Kyrgyzstan	AUT - Austria	3	7	5: 10
4	KSA - Saudi Arabia	IRL - Ireland	3	5	6: 13
4	LTU - Lithuania	IND - India	4	2	8: 9
4	MEX - Mexico	KSA - Saudi Arabia	14	4	11: 2
4	SLO - Slovenia	GRE - Greece	6	2	12: 0
4	SVK - Slovakia	HUN - Hungary	11	4	8: 7

Note:
Big ends are defined as ends with a score of four or more points.

Legend:
PO1 Play-off Games 1-4 **PO2** Play-off Games 5-8 **PO3** Play-off Games 9-10



Power Play Analysis

Team	Games	Number of Power Plays	Points Scored in Power Play							Total
			<0	0/X	1	2	3	4	>4	
AUT - Austria	6	5	3	0	0	1	1	0	0	1
BEL - Belgium	6	5	1	0	2	0	0	1	1	10
BRA - Brazil	6	6	5	0	1	0	0	0	0	-7
ENG - England	6	6	3	0	1	2	0	0	0	0
ESP - Spain	8	7	1	0	5	1	0	0	0	6
FIN - Finland	10	7	0	0	0	4	1	2	0	19
GRE - Greece	6	4	2	0	1	0	0	0	1	3
GUY - Guyana	8	6	1	0	3	1	1	0	0	4
HKG - Hong Kong, China	6	5	0	0	3	2	0	0	0	7
HUN - Hungary	6	6	2	0	1	2	0	1	0	7
IND - India	7	6	2	0	2	1	0	1	0	5
IRL - Ireland	6	6	2	0	1	1	1	0	1	8
JAM - Jamaica	6	5	3	0	1	1	0	0	0	-1
KGZ - Kyrgyzstan	6	0	0	0	0	0	0	0	0	0
KSA - Saudi Arabia	6	5	3	0	1	0	0	0	1	2
LAT - Latvia	9	7	0	0	2	3	0	0	2	18
LTU - Lithuania	7	6	1	0	3	2	0	0	0	6
MEX - Mexico	6	4	1	0	2	0	1	0	0	2
NZL - New Zealand	9	7	0	0	5	0	0	1	1	14
PHI - Philippines	7	6	3	0	0	2	0	1	0	2
POL - Poland	7	6	0	0	1	2	1	0	2	18
POR - Portugal	8	6	1	1	2	1	1	0	0	6
PUR - Puerto Rico	7	1	1	0	0	0	0	0	0	-4
ROU - Romania	6	6	0	0	3	3	0	0	0	9



Power Play Analysis

Team	Games	Number of Power Plays	Points Scored in Power Play								Total
			<0	0/X	1	2	3	4	>4		
SLO - Slovenia	6	2	0	0	1	1	0	0	0	3	
SVK - Slovakia	9	7	2	0	3	1	1	0	0	5	
TPE - Chinese Taipei	6	4	1	0	2	1	0	0	0	3	
TUR - Türkiye	9	6	1	0	2	0	2	0	1	12	
UKR - Ukraine	7	7	2	1	2	0	0	1	1	9	
Total	###	154	41	2	50	32	10	8	11	167	

Note:
Power Play can be used once per game by each team and only when the team has the last stone advantage. Power Play cannot be used in extra ends.

Legend:
 <0 Ends scored by the opponent team >4 More than four points scored X Unfinished end due to concession

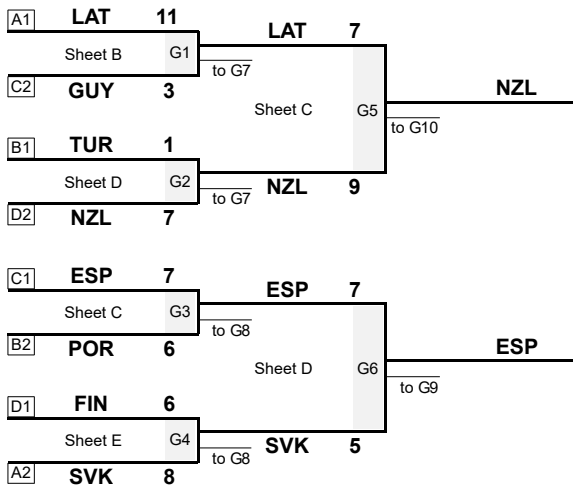


Session Results and Standings

Sheet	Team	LSD/LSFE	1	2	3	4	5	6	7	8	Extra Ends	Total
B	POR - Portugal	102.9cm	3	0	0	2	0	0	1	0		6
	FIN - Finland	22.9cm *	0	2	1	0	1	1	0	1		7
C	NZL - New Zealand	221.8cm	0	2	0	0	1	4	0	2		9
	LAT - Latvia	55.0cm *	3	0	2	1	0	0	1	0		7
D	SVK - Slovakia	220.0cm	1	1	0	0	0	1	0	2		5
	ESP - Spain	175.8cm *	0	0	2	1	2	0	2	0		7
E	GUY - Guyana	41.4cm *	0	0	1	0	2	0	X	X		3
	TUR - Türkiye	399.2cm	1	3	0	4	0	3	X	X		11

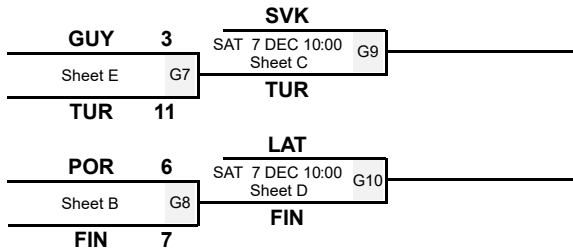
Play-offs Bracket

A-Road



The winners of G5 and G6 qualify the Member Association for the World Mixed Doubles Curling Championship

B-Road



The winners of G9 and G10 qualify the Member Association for the World Mixed Doubles Curling Championship

Legend:			
<input type="checkbox"/> Power Play	An Final rank in Group A	Bn Final rank in Group B	
Cn Final rank in Group C	Dn Final rank in Group D	LSD Last Stone Draw	
LSFE(*) Last Stone First End	X Unplayed/unfinished end due to concession		



Game Results

Sheet	Team	LSFE	1	2	3	4	5	6	7	8	Extra Ends	Total
B	POR - Portugal		3	0	0	2	0	0	1	0	0	6
	FIN - Finland	*	0	2	1	0	1	1	0	1	1	7

POR - Portugal	
F	MARTINS ETHIER Antonieta
M	SANTOS Vitor

FIN - Finland	
F	IMMONEN Lotta
M	SIPILA Markus

Last Stone Draw		Distance
	MARTINS ETHIER Antonieta	28.5cm
	SANTOS Vitor	74.4cm
Total		102.9cm

Last Stone Draw		Distance
	IMMONEN Lotta	12.0cm
	SIPILA Markus	10.9cm
Total		22.9cm

Time remaining: 0 minutes 32 seconds
0 minutes 49 seconds (after extra end)

Time remaining: 1 minute 6 seconds
1 minute 14 seconds (after extra end)

Time-out: End 6; End 9

Time-out: End 8; End 9

Power Play: End 7

Power Play: End 2

Note:
Team members are identified as follows:
F = Female, M = Male

Legend:
 Power Play Clockwise Counter-clockwise
LSFE(*) Last Stone First End



Game Results

Sheet	Team	LSFE	1	2	3	4	5	6	7	8	Extra Ends	Total
C	NZL - New Zealand		0	2	0	0	1	4	0	2		9
	LAT - Latvia	*	3	0	2	1	0	0	1	0		7

NZL - New Zealand	
F	SMITH Jessica
M	SMITH Ben

LAT - Latvia	
F	GAIDULE Katrina
M	BUNCIS Roberts Reinis

Last Stone Draw	Distance
☺ SMITH Jessica	22.2cm
☹ SMITH Ben	199.6cm
Total	221.8cm

Last Stone Draw	Distance
☺ GAIDULE Katrina	17.8cm
☹ BUNCIS Roberts Reinis	37.2cm
Total	55.0cm

Time remaining: 0 minutes 42 seconds

Time-out: End 8

Power Play: End 5

Time remaining: 0 minutes 28 seconds

Time-out: End 6

Power Play: End 7

Note:
Team members are identified as follows:
F = Female, M = Male

Legend:
 Power Play ☺ Clockwise ☹ Counter-clockwise
LSFE(*) Last Stone First End



Game Results

Sheet	Team	LSFE	1	2	3	4	5	6	7	8	Extra Ends	Total
D	SVK - Slovakia		1	1	0	0	0	1	0	2		5
	ESP - Spain	*	0	0	2	1	2	0	2	0		7

SVK - Slovakia	
F	SYKOROVA Silvia
M	SYKORA Marek

ESP - Spain	
F	OTAEGI Oihane
M	UNANUE Mikel

Last Stone Draw		Distance
	SYKOROVA Silvia	44.7cm
	SYKORA Marek	175.3cm
Total		220.0cm

Last Stone Draw		Distance
	UNANUE Mikel	55.3cm
	OTAEGI Oihane	120.5cm
Total		175.8cm

Time remaining: 0 minutes 36 seconds

Time-out: End 8

Power Play: End 6

Time remaining: 1 minute 11 seconds

Time-out: End 6

Power Play: End 7

Note:
Team members are identified as follows:
F = Female, M = Male

Legend:
 Power Play Clockwise Counter-clockwise
LSFE(*) Last Stone First End



Game Results

Sheet	Team	LSFE	1	2	3	4	5	6	7	8	Extra Ends	Total
E	GUY - Guyana	*	0	0	1	0	2	0	X	X		3
	TUR - Türkiye		1	3	0	4	0	3	X	X		11

GUY - Guyana	
F	HUSSAIN Farzana
M	HUSAIN Rayad

TUR - Türkiye	
F	YILDIZ Dilsat
M	CAKIR Bilal Omer

Last Stone Draw		Distance
↻	HUSSAIN Farzana	10.2cm
↻	HUSAIN Rayad	31.2cm
Total		41.4cm

Last Stone Draw		Distance
↻	YILDIZ Dilsat	199.6cm
↻	CAKIR Bilal Omer	199.6cm
Total		399.2cm

Time remaining: 4 minutes 39 seconds
Power Play: End 3

Time remaining: 7 minutes 1 second
Power Play: End 6

Note:
Team members are identified as follows:
F = Female, M = Male

Legend:
 Power Play ↻ Clockwise ↻ Counter-clockwise
LSFE(*) Last Stone First End **X** Unplayed/unfinished end due to concession

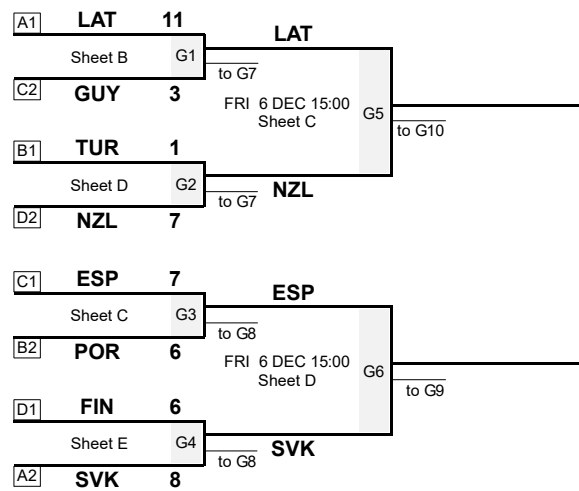


Session Results and Standings

Sheet	Team	LSD/LSFE	1	2	3	4	5	6	7	8	Extra Ends	Total
B	LAT - Latvia	68.3cm *	1	3	4	0	1	2	X	X		11
	GUY - Guyana	165.8cm	0	0	0	3	0	0	X	X		3
C	ESP - Spain	6.1cm *	3	1	0	1	0	1	0	1		7
	POR - Portugal	399.2cm	0	0	3	0	2	0	1	0		6
D	TUR - Türkiye	210.6cm	0	0	0	1	0	0	0	X		1
	NZL - New Zealand	31.9cm *	2	1	1	0	1	1	1	X		7
E	SVK - Slovakia	233.8cm *	1	0	1	3	0	2	0	1		8
	FIN - Finland	243.0cm	0	2	0	0	2	0	2	0		6

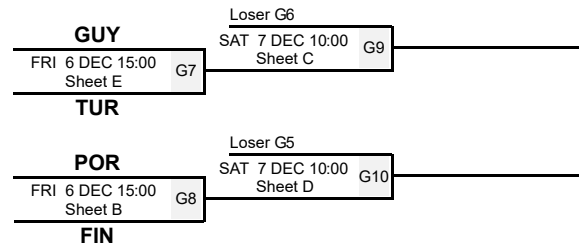
Play-offs Bracket

A-Road



The winners of G5 and G6 qualify the Member Association for the World Mixed Doubles Curling Championship

B-Road



The winners of G9 and G10 qualify the Member Association for the World Mixed Doubles Curling Championship

Legend:	An Final rank in Group A	Bn Final rank in Group B
<input type="checkbox"/> Power Play	Dn Final rank in Group D	LSD Last Stone Draw
Cn Final rank in Group C	X Unplayed/unfinished end due to concession	
LSFE(*) Last Stone First End		



Game Results

Sheet	Team	LSFE	1	2	3	4	5	6	7	8	Extra Ends	Total
B	LAT - Latvia	*	1	3	4	0	1	2	X	X		11
	GUY - Guyana		0	0	0	3	0	0	X	X		3

LAT - Latvia	
F	GAIDULE Katrina
M	BUNCIS Roberts Reinis

GUY - Guyana	
F	HUSSAIN Farzana
M	HUSSAIN Rayad

Last Stone Draw	Distance
☺ BUNCIS Roberts Reinis	38.0cm
☺ GAIDULE Katrina	30.3cm
Total	68.3cm

Last Stone Draw	Distance
☺ HUSSAIN Farzana	41.2cm
☺ HUSSAIN Rayad	124.6cm
Total	165.8cm

Time remaining: 5 minutes 51 seconds

Time remaining: 6 minutes 9 seconds

Power Play: End 3

Note:
Team members are identified as follows:
F = Female, M = Male

Legend:
 Power Play ☺ Clockwise ☹ Counter-clockwise
LSFE(*) Last Stone First End **X** Unplayed/unfinished end due to concession



Game Results

Sheet	Team	LSFE	1	2	3	4	5	6	7	8	Extra Ends	Total
C	ESP - Spain	*	3	1	0	1	0	1	0	1		7
	POR - Portugal		0	0	3	0	2	0	1	0		6

ESP - Spain	
F	OTAEGI Oihane
M	UNANUE Mikel

POR - Portugal	
F	MARTINS ETHIER Antonieta
M	SANTOS Vitor

Last Stone Draw		Distance
	UNANUE Mikel	3.4cm
	OTAEGI Oihane	2.7cm
Total		6.1cm
Time remaining: 1 minute 8 seconds		
Time-out: End 7		
Power Play: End 6		

Last Stone Draw		Distance
	MARTINS ETHIER Antonieta	199.6cm
	SANTOS Vitor	199.6cm
Total		399.2cm
Time remaining: 0 minutes 32 seconds		
Time-out: End 8		
Power Play: End 7		

Note:
Team members are identified as follows:
F = Female, M = Male

Legend:
 Power Play Clockwise Counter-clockwise
LSFE(*) Last Stone First End



Game Results

Sheet	Team	LSFE	1	2	3	4	5	6	7	8	Extra Ends	Total
D	TUR - Türkiye		0	0	0	1	0	0	0	X		1
	NZL - New Zealand	*	2	1	1	0	1	1	1	X		7

TUR - Türkiye	
F	YILDIZ Dilsat
M	CAKIR Bilal Omer

NZL - New Zealand	
F	SMITH Jessica
M	SMITH Ben

Last Stone Draw	Distance
☺ CAKIR Bilal Omer	38.3cm
☹ YILDIZ Dilsat	172.3cm
Total	210.6cm

Last Stone Draw	Distance
☺ SMITH Jessica	11.1cm
☹ SMITH Ben	20.8cm
Total	31.9cm

Time remaining: 1 minute 52 seconds
Time-out: End 6
Power Play: End 4

Time remaining: 3 minutes 7 seconds
Time-out: End 6
Power Play: End 5

Note:
Team members are identified as follows:
F = Female, M = Male

Legend:
☐ Power Play ☺ Clockwise ☹ Counter-clockwise
LSFE(*) Last Stone First End X Unplayed/unfinished end due to concession



Game Results

Sheet	Team	LSFE	1	2	3	4	5	6	7	8	Extra Ends	Total
E	SVK - Slovakia	*	1	0	1	3	0	2	0	1		8
	FIN - Finland		0	2	0	0	2	0	2	0		6

SVK - Slovakia	
F	SYKOROVA Silvia
M	SYKORA Marek

FIN - Finland	
F	IMMONEN Lotta
M	SIPILA Markus

Last Stone Draw	Distance
☺ SYKORA Marek	199.6cm
☹ SYKOROVA Silvia	34.2cm
Total	233.8cm

Last Stone Draw	Distance
☺ SIPILA Markus	176.5cm
☹ IMMONEN Lotta	66.5cm
Total	243.0cm

Time remaining: 1 minute 10 seconds

Time-out: End 8

Power Play: End 8

Time remaining: 1 minute 23 seconds

Time-out: End 8

Power Play: End 5

Note:
Team members are identified as follows:
F = Female, M = Male

Legend:
 Power Play ☺ Clockwise ☹ Counter-clockwise
LSFE(*) Last Stone First End



Competition Matrix

Group A

Team	BEL	HKG	HUN	JAM	LAT	ROU	SVK
BEL		0 - 10	8 - 9	7 - 8	2 - 10	9 - 7	2 - 7
HKG	10 - 0		4 - 7	8 - 4	2 - 8	7 - 4	6 - 9
HUN	9 - 8	7 - 4		8 - 7	4 - 10	13 - 3	7 - 8
JAM	8 - 7	4 - 8	7 - 8		1 - 13	4 - 5	L - W
LAT	10 - 2	8 - 2	10 - 4	13 - 1		14 - 3	11 - 0
ROU	7 - 9	4 - 7	3 - 13	5 - 4	3 - 14		2 - 9
SVK	7 - 2	9 - 6	8 - 7	W - L	0 - 11	9 - 2	

Standings after Round Robin

Rank	Team	Games	Wins	Losses		
1	LAT - Latvia	6	6	0		Q
2	SVK - Slovakia	6	5	1		Q
3	HUN - Hungary	6	4	2		
4	HKG - Hong Kong, China	6	3	3		
5	JAM - Jamaica	6	1	5	w1	DSC 75.94cm
6	BEL - Belgium	6	1	5	w1	DSC 116.53cm
7	ROU - Romania	6	1	5	w1	DSC 158.43cm



Competition Matrix

Group B

Team	AUT	IRL	KGZ	KSA	MEX	POR	TUR
AUT		5 - 6	10 - 5	10 - 0	2 - 8	11 - 9	0 - 8
IRL	6 - 5		6 - 5	13 - 6	11 - 3	5 - 9	2 - 8
KGZ	5 - 10	5 - 6		8 - 11	0 - 12	5 - 10	1 - 14
KSA	0 - 10	6 - 13	11 - 8		2 - 11	1 - 14	1 - 12
MEX	8 - 2	3 - 11	12 - 0	11 - 2		6 - 7	1 - 9
POR	9 - 11	9 - 5	10 - 5	14 - 1	7 - 6		3 - 7
TUR	8 - 0	8 - 2	14 - 1	12 - 1	9 - 1	7 - 3	

Standings after Round Robin

Rank	Team	Games	Wins	Losses	
1	TUR - Türkiye	6	6	0	Q
2	POR - Portugal	6	4	2	Q w1
3	IRL - Ireland	6	4	2	w0
4	MEX - Mexico	6	3	3	w1
5	AUT - Austria	6	3	3	w0
6	KSA - Saudi Arabia	6	1	5	
7	KGZ - Kyrgyzstan	6	0	6	



Competition Matrix

Group C

Team	BRA	ENG	ESP	GRE	GUY	SLO	TPE
BRA		0 - 10	1 - 13	1 - 7	1 - 10	2 - 7	4 - 8
ENG	10 - 0		7 - 8	3 - 8	1 - 14	6 - 12	7 - 3
ESP	13 - 1	8 - 7		9 - 8	7 - 6	8 - 5	8 - 4
GRE	7 - 1	8 - 3	8 - 9		3 - 10	0 - 12	2 - 9
GUY	10 - 1	14 - 1	6 - 7	10 - 3		7 - 4	8 - 5
SLO	7 - 2	12 - 6	5 - 8	12 - 0	4 - 7		8 - 6
TPE	8 - 4	3 - 7	4 - 8	9 - 2	5 - 8	6 - 8	

Standings after Round Robin

Rank	Team	Games	Wins	Losses			
1	ESP - Spain	6	6	0			Q
2	GUY - Guyana	6	5	1			Q
3	SLO - Slovenia	6	4	2			
4	ENG - England	6	2	4		w1	DSC 47.05cm
5	TPE - Chinese Taipei	6	2	4		w1	DSC 76.27cm
6	GRE - Greece	6	2	4		w1	DSC 104.55cm
7	BRA - Brazil	6	0	6			



Competition Matrix

Group D

Team	FIN	IND	LTU	NZL	PHI	POL	PUR	UKR
FIN		12 - 1	7 - 3	5 - 7	7 - 3	9 - 5	17 - 1	8 - 3
IND	1 - 12		9 - 8	1 - 11	3 - 10	1 - 11	9 - 1	5 - 6
LTU	3 - 7	8 - 9		4 - 13	4 - 8	3 - 12	8 - 2	4 - 6
NZL	7 - 5	11 - 1	13 - 4		7 - 4	6 - 9	13 - 1	9 - 3
PHI	3 - 7	10 - 3	8 - 4	4 - 7		5 - 11	9 - 1	7 - 9
POL	5 - 9	11 - 1	12 - 3	9 - 6	11 - 5		14 - 4	10 - 2
PUR	1 - 17	1 - 9	2 - 8	1 - 13	1 - 9	4 - 14		1 - 15
UKR	3 - 8	6 - 5	6 - 4	3 - 9	9 - 7	2 - 10	15 - 1	

Standings after Round Robin

Rank	Team	Games	Wins	Losses				
1	FIN - Finland	7	6	1	Q	w1	DSC	34.12cm
2	NZL - New Zealand	7	6	1	Q	w1	DSC	38.86cm
3	POL - Poland	7	6	1		w1	DSC	48.72cm
4	UKR - Ukraine	7	4	3				
5	PHI - Philippines	7	3	4				
6	IND - India	7	2	5				
7	LTU - Lithuania	7	1	6				
8	PUR - Puerto Rico	7	0	7				

Legend:

DSC Draw Shot Challenge

W Win

L Loss

wn Number of wins (n) against tied teams

Q Qualified for the play-offs



Draw Shot Challenge by Group

Group A		Stone Rotation	Last Stone Draw in each Round Robin Game						DSC
Rank	Team		1	2	3	4	5	6	
1	LAT - Latvia	☺	29.0	17.3	51.0	87.7	34.0	11.8	26.80cm
		☹	35.9	36.0	21.7	16.0	44.1	22.2	
2	HUN - Hungary	☺	65.3	34.4	62.8	33.8	15.2	37.5	35.30cm
		☹	9.2	34.8	64.7	108.4	12.6	48.0	
3	HKG - Hong Kong, China	☺	35.8	186.3	128.9	87.5	35.4	123.4	57.02cm
		☹	44.0	31.9	33.8	43.3	175.9	6.2	
4	SVK - Slovakia	☺	29.6	68.3	11.0	199.6	199.6	83.1	71.71cm
		☹	50.1	136.9	22.5	195.3	30.6	89.7	
5	JAM - Jamaica	☺	9.1	128.9	130.8	45.4	61.1	25.1	75.94cm
		☹	59.0	199.6	17.8	161.7	127.3	154.9	
6	BEL - Belgium	☺	199.6	45.3	37.6	25.2	116.5	189.6	116.53cm
		☹	141.8	60.7	199.6	199.6	194.4	154.6	
7	ROU - Romania	☺	153.7	199.6	199.6	199.6	199.6	122.6	158.43cm
		☹	199.6	92.5	78.7	138.8	199.6	199.6	

Group B		Stone Rotation	Last Stone Draw in each Round Robin Game						DSC
Rank	Team		1	2	3	4	5	6	
1	TUR - Türkiye	☺	8.8	13.6	37.2	53.0	20.9	66.7	30.25cm
		☹	15.3	40.8	58.3	28.7	47.1	37.1	
2	MEX - Mexico	☺	199.6	28.2	100.2	29.2	42.2	16.6	46.91cm
		☹	35.4	101.2	97.0	5.9	52.1	62.3	
3	POR - Portugal	☺	28.9	94.3	199.6	132.3	190.0	58.3	75.74cm
		☹	28.8	49.9	47.5	88.0	199.6	39.4	
4	AUT - Austria	☺	111.3	64.6	42.9	80.7	98.2	199.6	77.56cm
		☹	199.6	141.8	25.1	79.8	120.2	11.0	
5	KGZ - Kyrgyzstan	☺	38.9	169.4	107.9	45.4	199.6	87.6	87.13cm
		☹	15.6	56.9	90.4	199.6	115.8	143.4	
6	IRL - Ireland	☺	42.4	73.8	47.2	199.6	199.6	62.4	102.29cm
		☹	6.9	199.6	171.5	19.9	199.6	199.6	
7	KSA - Saudi Arabia	☺	178.8	199.6	161.3	82.8	160.0	88.2	150.60cm
		☹	199.6	199.6	199.6	195.1	199.6	41.0	



Scoring Analysis

Team	Games	LSFE	Stolen Ends	Last Stone Eff.	Points Scored						Total	Plus / Minus
					0	1	2	3	4	>4		
LAT	For	6	14	76%	0	9	11	4	2	3	66	+54
	Against	0	2		0	10	1	0	0	0	12	
TUR	For	5	21	75%	0	12	14	3	1	1	58	+50
	Against	1	2		0	8	0	0	0	0	8	
FIN	For	4	13	67%	0	14	7	5	4	1	65	+42
	Against	3	0		1	9	4	2	0	0	23	
POL	For	4	11	67%	0	8	8	5	2	5	72	+42
	Against	3	4		0	11	6	1	1	0	30	
NZL	For	7	11	52%	0	13	7	6	4	1	66	+39
	Against	0	3		0	11	4	1	0	1	27	
GUY	For	5	14	47%	0	11	11	6	1	0	55	+34
	Against	1	4		0	10	4	1	0	0	21	
ESP	For	4	14	38%	0	15	10	3	1	1	53	+22
	Against	2	5		0	8	5	3	1	0	31	
SLO	For	4	14	42%	0	12	10	4	1	0	48	+19
	Against	2	6		0	9	7	2	0	0	29	
POR	For	4	14	40%	0	14	7	2	2	2	52	+17
	Against	2	7		0	6	7	5	0	0	35	
MEX	For	4	12	35%	0	9	8	4	1	0	41	+10
	Against	2	10		0	11	5	2	1	0	31	
SVK	For	3	11	29%	0	13	6	3	1	0	38	+9
	Against	3	9		0	11	7	0	1	0	29	
HUN	For	5	9	42%	0	10	9	1	3	1	48	+8
	Against	1	9		0	13	5	0	3	1	40	
IRL	For	3	8	36%	0	11	2	5	2	1	43	+7
	Against	3	9		0	12	7	2	1	0	36	
HKG	For	2	14	33%	0	20	6	0	0	1	37	+5
	Against	4	5		0	8	7	2	1	0	32	
PHI	For	2	11	33%	0	12	8	2	3	0	46	+4
	Against	5	10		0	16	6	2	2	0	42	
AUT	For	3	14	29%	0	13	5	5	0	0	38	+2
	Against	3	12		0	11	5	2	1	1	36	
UKR	For	4	12	24%	0	17	4	2	2	1	44	0
	Against	3	7		0	12	2	5	2	1	44	
TPE	For	2	8	27%	0	14	6	3	0	0	35	-2
	Against	4	7		0	10	9	3	0	0	37	
ENG	For	4	11	27%	0	12	5	4	0	0	34	-11
	Against	2	12		0	9	5	7	0	1	45	
GRE	For	1	9	18%	0	10	3	1	1	1	28	-16
	Against	5	15		0	15	6	3	2	0	44	



Scoring Analysis

Team	Games	LSFE	Stolen Ends	Last Stone Eff.	Points Scored						Total	Plus / Minus
					0	1	2	3	4	>4		
JAM	For	3	2	22%	0	6	4	1	2	0	25	-21
	Against	3	16		0	16	10	2	1	0	46	
BEL	For	0	8	14%	0	13	0	2	1	1	28	-23
	Against	6	12		0	16	2	3	3	2	51	
LTU	For	5	3	31%	1	9	6	3	1	0	34	-23
	Against	2	13		0	12	9	6	1	1	57	
IND	For	1	8	12%	0	13	4	0	2	0	29	-30
	Against	6	15		0	13	8	3	4	1	59	
ROU	For	2	4	17%	0	13	4	1	0	0	24	-32
	Against	4	9		0	10	8	5	0	3	56	
KGZ	For	1	3	21%	0	7	2	3	1	0	24	-39
	Against	5	19		0	16	8	6	2	1	63	
BRA	For	1	1	4%	0	6	0	1	0	0	9	-46
	Against	5	22		0	19	9	3	1	1	55	
KSA	For	1	2	17%	0	7	1	1	1	1	21	-47
	Against	5	15		0	9	7	6	3	3	68	
PUR	For	1	4	4%	0	9	1	0	0	0	11	-74
	Against	6	21		0	11	6	3	8	4	85	
Total	91		280		1	332	169	80	39	21	1'172	

Note:
Stolen ends are the ends won without the last stone advantage.
Last Stone Efficiency: Scoring two or more points with last stone advantage.

Legend:
>4 More than four points scored **Eff.** Efficiency **LSFE** Last Stone First End





Summary of Big Ends

Points Scored	By	Against	Session	End	Game Result
6	FIN - Finland	PUR - Puerto Rico	10	6	17 : 1
5	POL - Poland	UKR - Ukraine	16	6	10 : 2
5	POL - Poland	PUR - Puerto Rico	12	6	14 : 4
5	POL - Poland	PUR - Puerto Rico	12	5	14 : 4
5	POL - Poland	NZL - New Zealand	10	2	9 : 6
5	POL - Poland	IND - India	1	6	11 : 1
5	LAT - Latvia	HUN - Hungary	15	2	10 : 4
5	LAT - Latvia	BEL - Belgium	13	7	10 : 2
5	LAT - Latvia	ROU - Romania	7	5	14 : 3
5	POR - Portugal	AUT - Austria	15	1	9 : 11
5	POR - Portugal	KSA - Saudi Arabia	7	1	14 : 1
5	BEL - Belgium	ROU - Romania	5	7	9 : 7
5	ESP - Spain	BRA - Brazil	6	5	13 : 1
5	GRE - Greece	ENG - England	14	5	8 : 3
5	HKG - Hong Kong, China	BEL - Belgium	15	1	10 : 0
5	HUN - Hungary	ROU - Romania	3	3	13 : 3
5	IRL - Ireland	KSA - Saudi Arabia	3	6	13 : 6
5	KSA - Saudi Arabia	KGZ - Kyrgyzstan	16	8	11 : 8
5	NZL - New Zealand	LTU - Lithuania	6	6	13 : 4
5	TUR - Türkiye	KSA - Saudi Arabia	11	6	12 : 1
5	UKR - Ukraine	PUR - Puerto Rico	6	6	15 : 1
4	FIN - Finland	PUR - Puerto Rico	10	2	17 : 1
4	FIN - Finland	PUR - Puerto Rico	10	1	17 : 1
4	FIN - Finland	POL - Poland	6	4	9 : 5
4	FIN - Finland	IND - India	2	1	12 : 1
4	NZL - New Zealand	UKR - Ukraine	14	5	9 : 3
4	NZL - New Zealand	IND - India	12	1	11 : 1
4	NZL - New Zealand	PUR - Puerto Rico	2	6	13 : 1
4	NZL - New Zealand	PUR - Puerto Rico	2	2	13 : 1
4	HUN - Hungary	HKG - Hong Kong, China	13	4	7 : 4
4	HUN - Hungary	BEL - Belgium	9	8	9 : 8
4	HUN - Hungary	BEL - Belgium	9	6	9 : 8
4	PHI - Philippines	PUR - Puerto Rico	14	1	9 : 1
4	PHI - Philippines	IND - India	10	1	10 : 3
4	PHI - Philippines	UKR - Ukraine	1	5	7 : 9
4	IND - India	PUR - Puerto Rico	16	3	9 : 1
4	IND - India	LTU - Lithuania	4	7	9 : 8
4	IRL - Ireland	MEX - Mexico	7	3	11 : 3



Summary of Big Ends

Points Scored	By	Against	Session	End	Game Result
4	IRL - Ireland	KSA - Saudi Arabia	3	2	13 : 6
4	JAM - Jamaica	BEL - Belgium	11	8	8 : 7
4	JAM - Jamaica	HUN - Hungary	7	6	7 : 8
4	LAT - Latvia	JAM - Jamaica	5	2	13 : 1
4	LAT - Latvia	SVK - Slovakia	3	2	11 : 0
4	POL - Poland	PUR - Puerto Rico	12	3	14 : 4
4	POL - Poland	PHI - Philippines	2	8	11 : 5
4	POR - Portugal	KSA - Saudi Arabia	7	2	14 : 1
4	POR - Portugal	KGZ - Kyrgyzstan	5	2	10 : 5
4	UKR - Ukraine	PUR - Puerto Rico	6	1	15 : 1
4	UKR - Ukraine	PHI - Philippines	1	6	9 : 7
4	BEL - Belgium	HUN - Hungary	9	7	8 : 9
4	ESP - Spain	GRE - Greece	2	1	9 : 8
4	GRE - Greece	ESP - Spain	2	2	8 : 9
4	GUY - Guyana	BRA - Brazil	4	2	10 : 1
4	KGZ - Kyrgyzstan	AUT - Austria	3	7	5 : 10
4	KSA - Saudi Arabia	IRL - Ireland	3	5	6 : 13
4	LTU - Lithuania	IND - India	4	2	8 : 9
4	MEX - Mexico	KSA - Saudi Arabia	14	4	11 : 2
4	SLO - Slovenia	GRE - Greece	6	2	12 : 0
4	SVK - Slovakia	HUN - Hungary	11	4	8 : 7
4	TUR - Türkiye	KGZ - Kyrgyzstan	7	3	14 : 1

Note:
Big ends are defined as ends with a score of four or more points.



Power Play Analysis

Team	Games	Number of Power Plays	Points Scored in Power Play							Total
			<0	0/X	1	2	3	4	>4	
AUT - Austria	6	5	3	0	0	1	1	0	0	1
BEL - Belgium	6	5	1	0	2	0	0	1	1	10
BRA - Brazil	6	6	5	0	1	0	0	0	0	-7
ENG - England	6	6	3	0	1	2	0	0	0	0
ESP - Spain	6	5	1	0	4	0	0	0	0	3
FIN - Finland	7	4	0	0	0	2	1	1	0	11
GRE - Greece	6	4	2	0	1	0	0	0	1	3
GUY - Guyana	6	4	0	0	2	1	1	0	0	7
HKG - Hong Kong, China	6	5	0	0	3	2	0	0	0	7
HUN - Hungary	6	6	2	0	1	2	0	1	0	7
IND - India	7	6	2	0	2	1	0	1	0	5
IRL - Ireland	6	6	2	0	1	1	1	0	1	8
JAM - Jamaica	6	5	3	0	1	1	0	0	0	-1
KGZ - Kyrgyzstan	6	0	0	0	0	0	0	0	0	0
KSA - Saudi Arabia	6	5	3	0	1	0	0	0	1	2
LAT - Latvia	6	5	0	0	0	3	0	0	2	16
LTU - Lithuania	7	6	1	0	3	2	0	0	0	6
MEX - Mexico	6	4	1	0	2	0	1	0	0	2
NZL - New Zealand	7	5	0	0	3	0	0	1	1	12
PHI - Philippines	7	6	3	0	0	2	0	1	0	2
POL - Poland	7	6	0	0	1	2	1	0	2	18
POR - Portugal	6	4	1	1	0	1	1	0	0	4
PUR - Puerto Rico	7	1	1	0	0	0	0	0	0	-4
ROU - Romania	6	6	0	0	3	3	0	0	0	9



Power Play Analysis

Team	Games	Number of Power Plays	Points Scored in Power Play							
			<0	0/X	1	2	3	4	>4	Total
SLO - Slovenia	6	2	0	0	1	1	0	0	0	3
SVK - Slovakia	6	4	2	0	1	0	1	0	0	1
TPE - Chinese Taipei	6	4	1	0	2	1	0	0	0	3
TUR - Türkiye	6	3	1	0	1	0	0	0	1	5
UKR - Ukraine	7	7	2	1	2	0	0	1	1	9
Total	91	135	40	2	39	28	8	7	11	142

Note:
Power Play can be used once per game by each team and only when the team has the last stone advantage. Power Play cannot be used in extra ends.

Legend:
<0 Ends scored by the opponent team >4 More than four points scored X Unfinished end due to concession



Session Results and Standings

Sheet	Team	LSD/LSFE	1	2	3	4	5	6	7	8	Extra Ends	Total
A	KSA - Saudi Arabia	129.2cm *	0	1	0	2	0	3	0	5		11
	KGZ - Kyrgyzstan	231.0cm	1	0	2	0	2	0	3	0		8
B	GRE - Greece	257.4cm	0	0	0	2	0	1	0	X		3
	GUY - Guyana	154.9cm *	1	3	1	0	2	0	3	X		10
C	BRA - Brazil	377.3cm	0	0	0	3	0	1	0	0		4
	TPE - Chinese Taipei	129.4cm *	1	1	1	0	1	0	2	2		8
D	LTU - Lithuania	106.6cm *	2	0	0	0	0	0	1	X		3
	FIN - Finland	126.9cm	0	1	2	1	0	3	0	X		7
E	PUR - Puerto Rico	226.7cm *	0	0	0	0	1	0	X	X		1
	IND - India	234.5cm	2	1	4	1	0	1	X	X		9
F	POL - Poland	74.9cm *	3	1	0	1	0	5	X	X		10
	UKR - Ukraine	241.8cm	0	0	1	0	1	0	X	X		2

Standings after Round Robin

Group A

Rank	Team	Games	Wins	Losses	
1	LAT - Latvia	6	6	0	Q
2	SVK - Slovakia	6	5	1	Q
3	HUN - Hungary	6	4	2	
4	HKG - Hong Kong, China	6	3	3	
5	JAM - Jamaica	6	1	5	w1 DSC 75.94cm
6	BEL - Belgium	6	1	5	w1 DSC 116.53cm
7	ROU - Romania	6	1	5	w1 DSC 158.43cm

Group B

Rank	Team	Games	Wins	Losses	
1	TUR - Türkiye	6	6	0	Q
2	POR - Portugal	6	4	2	Q w1
3	IRL - Ireland	6	4	2	w0
4	MEX - Mexico	6	3	3	w1
5	AUT - Austria	6	3	3	w0
6	KSA - Saudi Arabia	6	1	5	
7	KGZ - Kyrgyzstan	6	0	6	

Group C

Rank	Team	Games	Wins	Losses	
1	ESP - Spain	6	6	0	Q
2	GUY - Guyana	6	5	1	Q
3	SLO - Slovenia	6	4	2	
4	ENG - England	6	2	4	w1 DSC 47.05cm
5	TPE - Chinese Taipei	6	2	4	w1 DSC 76.27cm
6	GRE - Greece	6	2	4	w1 DSC 104.55cm
7	BRA - Brazil	6	0	6	

Group D

Rank	Team	Games	Wins	Losses	
1	FIN - Finland	7	6	1	Q w1 DSC 34.12cm
2	NZL - New Zealand	7	6	1	Q w1 DSC 38.86cm
3	POL - Poland	7	6	1	w1 DSC 48.72cm
4	UKR - Ukraine	7	4	3	
5	PHI - Philippines	7	3	4	
6	IND - India	7	2	5	
7	LTU - Lithuania	7	1	6	
8	PUR - Puerto Rico	7	0	7	

Legend:

<input type="checkbox"/> Power Play	DSC Draw Shot Challenge	LSD Last Stone Draw
LSFE(*) Last Stone First End	Q Qualified for the play-offs	wn Number of wins (n) against tied teams
X Unplayed/unfinished end due to concession		



Game Results

Sheet	Team	LSFE	1	2	3	4	5	6	7	8	Extra Ends	Total
A	KSA - Saudi Arabia	*	0	1	0	2	0	3	0	5		11
	KGZ - Kyrgyzstan		1	0	2	0	2	0	3	0		8

KSA - Saudi Arabia	
F	ALAQEL Karrie
M	ALAQEL Suleiman

KGZ - Kyrgyzstan	
F	ASANBAEVA Keremet
M	ABYKEEV Iskhak

Last Stone Draw		Distance
☺	ALAQEL Suleiman	88.2cm
☹	ALAQEL Karrie	41.0cm
Total		129.2cm

Last Stone Draw		Distance
☺	ABYKEEV Iskhak	87.6cm
☹	ASANBAEVA Keremet	143.4cm
Total		231.0cm

Time remaining: 1 minute 55 seconds

Time-out: End 5

Power Play: End 8

Time remaining: 2 minutes 40 seconds

Time-out: End 8

Note:
Team members are identified as follows:
F = Female, M = Male

Legend:
 Power Play ☺ Clockwise ☹ Counter-clockwise
LSFE(*) Last Stone First End



WMDQE 2024
Dumfries, Scotland

World Mixed Doubles Qualification Event 2024
Dumfries Ice Bowl



THU 5 DEC 2024
Start Time 16:00

Round Robin Session 16
Group C - Sheet B

WORLD
CURLING

Game Results

Sheet	Team	LSFE	1	2	3	4	5	6	7	8	Extra Ends	Total
B	GRE - Greece		0	0	0	2	0	1	0	X		3
	GUY - Guyana	*	1	3	1	0	2	0	3	X		10

GRE - Greece	
F	RADOUNIKLI Alexandra
M	ARAMPATZIS Alexandros

GUY - Guyana	
F	HUSSAIN Farzana
M	HUSSAIN Rayad

Last Stone Draw		Distance
	RADOUNIKLI Alexandra	57.8cm
	ARAMPATZIS Alexandros	199.6cm
Total		257.4cm

Last Stone Draw		Distance
	HUSSAIN Rayad	46.6cm
	HUSSAIN Farzana	108.3cm
Total		154.9cm

Time remaining: 3 minutes 13 seconds
Power Play: End 6

Time remaining: 4 minutes 53 seconds
Power Play: End 7

Note:
Team members are identified as follows:
F = Female, M = Male

Legend:

<input type="checkbox"/>	Power Play		Clockwise		Counter-clockwise
LSFE(*)	Last Stone First End	X	Unplayed/unfinished end due to concession		





Game Results

Sheet	Team	LSFE	1	2	3	4	5	6	7	8	Extra Ends	Total
C	BRA - Brazil		0	0	0	3	0	1	0	0		4
	TPE - Chinese Taipei	*	1	1	1	0	1	0	2	2		8

BRA - Brazil	
F	DE SOUZA CAMPOS FC
M	RIBEIRO PIRES Felipe Augusto

TPE - Chinese Taipei	
F	CHOU Amanda
M	LIU Brendon

Last Stone Draw	Distance
☺ RIBEIRO PIRES Felipe Augusto	177.7cm
☹ DE SOUZA CAMPOS Fabiana Cristina	199.6cm
Total	377.3cm

Last Stone Draw	Distance
☺ CHOU Amanda	80.7cm
☹ LIU Brendon	48.7cm
Total	129.4cm

Time remaining: 0 minutes 19 seconds

Time-out: End 3

Power Play: End 3

Time remaining: 0 minutes 28 seconds

Time-out: End 8

Note:
Team members are identified as follows:
F = Female, M = Male

Legend:
 Power Play ☺ Clockwise ☹ Counter-clockwise
LSFE(*) Last Stone First End



Game Results

Sheet	Team	LSFE	1	2	3	4	5	6	7	8	Extra Ends	Total
D	LTU - Lithuania	*	2	0	0	0	0	0	1	X		3
	FIN - Finland		0	1	2	1	0	3	0	X		7

LTU - Lithuania	
F	RYKOVE Akvile
M	RYKOV Konstantin

FIN - Finland	
F	IMMONEN Lotta
M	SIPILA Markus

Last Stone Draw		Distance
↻	RYKOVE Akvile	32.0cm
↻	RYKOV Konstantin	74.6cm
Total		106.6cm

Last Stone Draw		Distance
↻	IMMONEN Lotta	46.9cm
↻	SIPILA Markus	80.0cm
Total		126.9cm

Time remaining: 2 minutes 29 seconds

Power Play: End 7

Time remaining: 3 minutes 9 seconds

Power Play: End 6

Note:
Team members are identified as follows:
F = Female, M = Male

Legend:
 Power Play ↻ Clockwise ↺ Counter-clockwise
LSFE(*) Last Stone First End **X** Unplayed/unfinished end due to concession



Game Results

Sheet	Team	LSFE	1	2	3	4	5	6	7	8	Extra Ends	Total
E	PUR - Puerto Rico	*	0	0	0	0	1	0	X	X		1
	IND - India		2	1	4	1	0	1	X	X		9

PUR - Puerto Rico	
F	CONLEY Rachel
M	SEPULVEDA Jose

IND - India	
F	CHAUDHARI Namini
M	RAJU P. N.

Last Stone Draw	Distance
☺ CONLEY Rachel	35.2cm
☹ SEPULVEDA Jose	191.5cm
Total	226.7cm

Last Stone Draw	Distance
☺ RAJU P. N.	126.6cm
☹ CHAUDHARI Namini	107.9cm
Total	234.5cm

Time remaining: 9 minutes 55 seconds

Time remaining: 8 minutes 12 seconds

Power Play: End 6

Note:
Team members are identified as follows:
F = Female, M = Male

Legend:
 Power Play ☺ Clockwise ☹ Counter-clockwise
 LSFE(*) Last Stone First End X Unplayed/unfinished end due to concession



Game Results

Sheet	Team	LSFE	1	2	3	4	5	6	7	8	Extra Ends	Total
F	POL - Poland	*	3	1	0	1	0	5	X	X		10
	UKR - Ukraine		0	0	1	0	1	0	X	X		2

POL - Poland	
F	WALCZAK Adela
M	AUGUSTYNIAK Andrzej

UKR - Ukraine	
F	KONONENKO Oleksandra
M	SHCHUR Yaroslav

Last Stone Draw		Distance
↻	AUGUSTYNIAK Andrzej	29.4cm
↻	WALCZAK Adela	45.5cm
Total		74.9cm

Last Stone Draw		Distance
↻	KONONENKO Oleksandra	84.2cm
↻	SHCHUR Yaroslav	157.6cm
Total		241.8cm

Time remaining: 5 minutes 42 seconds

Power Play: End 6

Time remaining: 7 minutes 26 seconds

Power Play: End 5

Note:
Team members are identified as follows:
F = Female, M = Male

Legend:
 Power Play ↻ Clockwise ↺ Counter-clockwise
LSFE(*) Last Stone First End **X** Unplayed/unfinished end due to concession



Session Results and Standings

Sheet	Team	LSD/LSFE	1	2	3	4	5	6	7	8	Extra Ends	Total
A	IRL - Ireland	262.0cm	0	1	0	0	0	1	X	X		2
	TUR - Türkiye	103.8cm *	3	0	2	1	2	0	X	X		8
B	POR - Portugal	97.7cm *	5	2	0	2	0	0	0	0		9
	AUT - Austria	210.6cm	0	0	3	0	2	3	1	2		11
C	HUN - Hungary	85.5cm	2	0	0	1	0	1	0	X		4
	LAT - Latvia	34.0cm *	0	5	1	0	2	0	2	X		10
D	JAM - Jamaica	180.0cm	0	0	1	0						L
	SVK - Slovakia	172.8cm *	2	2	0	1						W
F	HKG - Hong Kong, China	129.6cm *	5	1	1	1	1	1	X	X		10
	BEL - Belgium	344.2cm	0	0	0	0	0	0	X	X		0

Current Standings

Group A					Group B				
Rank	Team	Games	Wins	Losses	Rank	Team	Games	Wins	Losses
1	LAT - Latvia	6	6	0 Q	1	TUR - Türkiye	6	6	0 Q
2	SVK - Slovakia	6	5	1 Q	2	POR - Portugal	6	4	2 Q w1
3	HUN - Hungary	6	4	2	3	IRL - Ireland	6	4	2 w0
4	HKG - Hong Kong, China	6	3	3	4	AUT - Austria	6	3	3
5	JAM - Jamaica	6	1	5 w1 DSC 75.94cm	4	MEX - Mexico	6	3	3
6	BEL - Belgium	6	1	5 w1 DSC 116.53cm	6	KGZ - Kyrgyzstan	5	0	5
7	ROU - Romania	6	1	5 w1 DSC 158.43cm	6	KSA - Saudi Arabia	5	0	5

Group C					Group D				
Rank	Team	Games	Wins	Losses	Rank	Team	Games	Wins	Losses
1	ESP - Spain	6	6	0 Q	1	NZL - New Zealand	7	6	1 Q
2	GUY - Guyana	5	4	1 Q	2	FIN - Finland	6	5	1
3	SLO - Slovenia	6	4	2	2	POL - Poland	6	5	1
4	GRE - Greece	5	2	3	4	UKR - Ukraine	6	4	2
5	ENG - England	6	2	4	5	PHI - Philippines	7	3	4
6	TPE - Chinese Taipei	5	1	4	6	IND - India	6	1	5
7	BRA - Brazil	5	0	5	6	LTU - Lithuania	6	1	5
					8	PUR - Puerto Rico	6	0	6

Note:
Under World Curling rules, tie-breaking rules for standings are not applied until after the last game of the round robin.

Legend:
 Power Play **DSC** Draw Shot Challenge **L** Loss
LSD Last Stone Draw **LSFE(*)** Last Stone First End **Q** Qualified for the play-offs
W Win **wn** Number of wins (n) against tied teams **X** Unplayed/unfinished end due to concession





Game Results

Sheet	Team	LSFE	1	2	3	4	5	6	7	8	Extra Ends	Total
A	IRL - Ireland		0	1	0	0	0	1	X	X		2
	TUR - Türkiye	*	3	0	2	1	2	0	X	X		8

IRL - Ireland	
F	BARRON Ailsa
M	WILSON John

TUR - Türkiye	
F	YILDIZ Dilsat
M	CAKIR Bilal Omer

Last Stone Draw	Distance
↻ WILSON John	62.4cm
↻ BARRON Ailsa	199.6cm
Total	262.0cm

Last Stone Draw	Distance
↻ CAKIR Bilal Omer	66.7cm
↻ YILDIZ Dilsat	37.1cm
Total	103.8cm

Time remaining: 9 minutes 22 seconds

Time remaining: 6 minutes 32 seconds

Power Play: End 5

Note:
Team members are identified as follows:
F = Female, M = Male

Legend:
 Power Play ↻ Clockwise ↺ Counter-clockwise
LSFE(*) Last Stone First End **X** Unplayed/unfinished end due to concession



Game Results

Sheet	Team	LSFE	1	2	3	4	5	6	7	8	Extra Ends	Total
B	POR - Portugal	*	5	2	0	2	0	0	0	0		9
	AUT - Austria		0	0	3	0	2	3	1	2		11

POR - Portugal	
F	MARTINS ETHIER Antonieta
M	SANTOS Vitor

AUT - Austria	
F	MUELLER Emma
M	SEIWALD Martin

Last Stone Draw		Distance
☺	SANTOS Vitor	58.3cm
☹	MARTINS ETHIER Antonieta	39.4cm
Total		97.7cm

Last Stone Draw		Distance
☺	MUELLER Emma	199.6cm
☹	SEIWALD Martin	11.0cm
Total		210.6cm

Time remaining: 0 minutes 18 seconds
Time-out: End 6
Power Play: End 7

Time remaining: 1 minute 43 seconds
Time-out: End 8
Power Play: End 3

Note:
Team members are identified as follows:
F = Female, M = Male

Legend:
☐ Power Play ☺ Clockwise ☹ Counter-clockwise
LSFE(*) Last Stone First End



Game Results

Sheet	Team	LSFE	1	2	3	4	5	6	7	8	Extra Ends	Total
C	HUN - Hungary		2	0	0	1	0	1	0	X		4
	LAT - Latvia	*	0	5	1	0	2	0	2	X		10

HUN - Hungary	
F	JOO Linda
M	KARASZ Raul

LAT - Latvia	
F	GAIDULE Katrina
M	BUNCIS Roberts Reinis

Last Stone Draw	Distance
☺ KARASZ Raul	37.5cm
☹ JOO Linda	48.0cm
Total	85.5cm

Last Stone Draw	Distance
☺ BUNCIS Roberts Reinis	11.8cm
☹ GAIDULE Katrina	22.2cm
Total	34.0cm

Time remaining: 3 minutes 57 seconds

Time-out: End 7

Power Play: End 6

Time remaining: 3 minutes 47 seconds

Power Play: End 7

Note:
Team members are identified as follows:
F = Female, M = Male

Legend:
 Power Play ☺ Clockwise ☹ Counter-clockwise
 LSFE(*) Last Stone First End X Unplayed/unfinished end due to concession



Game Results

Sheet	Team	LSFE	1	2	3	4	5	6	7	8	Extra Ends	Total
D	JAM - Jamaica		0	0	1	0						L
	SVK - Slovakia	*	2	2	0	1						W

JAM - Jamaica	
F	SHEPHERD-SPURGEON Margot
M	WALKER Andrew

SVK - Slovakia	
F	SYKOROVA Silvia
M	SYKORA Marek

Last Stone Draw	Distance
↻ SHEPHERD-SPURGEON Margot	25.1cm
↻ WALKER Andrew	154.9cm
Total	180.0cm

Last Stone Draw	Distance
↻ SYKOROVA Silvia	83.1cm
↻ SYKORA Marek	89.7cm
Total	172.8cm

Time remaining: 10 minutes 18 seconds

Time remaining: 10 minutes 39 seconds

JAM forfeited the game (a player was injured during end 5 and could not continue to play)

Note:
Team members are identified as follows:
F = Female, M = Male

Legend:
↻ Clockwise ↻ Counter-clockwise L Loss
LSFE(*) Last Stone First End W Win



Game Results

Sheet	Team	LSFE	1	2	3	4	5	6	7	8	Extra Ends	Total
F	HKG - Hong Kong, China	*	5	1	1	1	1	1	X	X		10
	BEL - Belgium		0	0	0	0	0	0	X	X		0

HKG - Hong Kong, China	
F	HUNG Ling-Yue
M	CHANG Jason

BEL - Belgium	
F	HUISKAMP Annemiek
M	VAN VLAENDEREN Pim

Last Stone Draw	Distance
🕒 CHANG Jason	123.4cm
🕒 HUNG Ling-Yue	6.2cm
Total	129.6cm

Last Stone Draw	Distance
🕒 VAN VLAENDEREN Pim	189.6cm
🕒 HUISKAMP Annemiek	154.6cm
Total	344.2cm

Time remaining: 9 minutes 13 seconds
Time-out: End 6

Time remaining: 4 minutes 58 seconds
Power Play: End 4

Note:
Team members are identified as follows:
F = Female, M = Male

Legend:
 Power Play 🕒 Clockwise 🕒 Counter-clockwise
LSFE(*) Last Stone First End **X** Unplayed/unfinished end due to concession



Session Results and Standings

Sheet	Team	LSD/LSFE	1	2	3	4	5	6	7	8	Extra Ends	Total
A	PUR - Puerto Rico	322.1cm	0	0	0	0	0	1	X	X		1
	PHI - Philippines	276.9cm *	4	1	1	1	2	0	X	X		9
B	LTU - Lithuania	85.5cm *	0	0	2	0	1	0	0	X		3
	POL - Poland	121.4cm	2	3	0	2	0	2	3	X		12
C	UKR - Ukraine	399.2cm	0	0	1	1	0	1	0	X		3
	NZL - New Zealand	65.8cm *	3	1	0	0	4	0	1	X		9
D	SLO - Slovenia	215.2cm	2	0	0	1	0	0	2	0		5
	ESP - Spain	107.7cm *	0	2	1	0	2	2	0	1		8
E	MEX - Mexico	78.9cm *	0	3	0	4	2	2	X	X		11
	KSA - Saudi Arabia	359.6cm	1	0	1	0	0	0	X	X		2
F	GRE - Greece	236.7cm	1	1	0	0	5	1	0	X		8
	ENG - England	58.8cm *	0	0	1	1	0	0	1	X		3

Current Standings

Group A					Group B				
Rank	Team	Games	Wins	Losses	Rank	Team	Games	Wins	Losses
1	LAT - Latvia	5	5	0 Q	1	TUR - Türkiye	5	5	0 Q
2	HUN - Hungary	5	4	1	2	IRL - Ireland	5	4	1
2	SVK - Slovakia	5	4	1	2	POR - Portugal	5	4	1
4	HKG - Hong Kong, China	5	2	3	4	MEX - Mexico	6	3	3
5	BEL - Belgium	5	1	4	5	AUT - Austria	5	2	3
5	JAM - Jamaica	5	1	4	6	KGZ - Kyrgyzstan	5	0	5
7	ROU - Romania	6	1	5	6	KSA - Saudi Arabia	5	0	5

Group C					Group D				
Rank	Team	Games	Wins	Losses	Rank	Team	Games	Wins	Losses
1	ESP - Spain	6	6	0 Q	1	NZL - New Zealand	7	6	1 Q
2	GUY - Guyana	5	4	1 Q	2	FIN - Finland	6	5	1
3	SLO - Slovenia	6	4	2	2	POL - Poland	6	5	1
4	GRE - Greece	5	2	3	4	UKR - Ukraine	6	4	2
5	ENG - England	6	2	4	5	PHI - Philippines	7	3	4
6	TPE - Chinese Taipei	5	1	4	6	IND - India	6	1	5
7	BRA - Brazil	5	0	5	6	LTU - Lithuania	6	1	5
					8	PUR - Puerto Rico	6	0	6

Note:
Under World Curling rules, tie-breaking rules for standings are not applied until after the last game of the round robin.

Legend:
 Power Play **LSD** Last Stone Draw **LSFE(*)** Last Stone First End
Q Qualified for the play-offs **X** Unplayed/unfinished end due to concession





WMDQE 2024
Dumfries, Scotland

World Mixed Doubles Qualification Event 2024
Dumfries Ice Bowl



THU 5 DEC 2024
Start Time 9:00

Round Robin Session 14
Group D - Sheet A



Game Results

Sheet	Team	LSFE	1	2	3	4	5	6	7	8	Extra Ends	Total
A	PUR - Puerto Rico		0	0	0	0	0	1	X	X		1
	PHI - Philippines	*	4	1	1	1	2	0	X	X		9

PUR - Puerto Rico	
F	CONLEY Rachel
M	SEPULVEDA Jose

PHI - Philippines	
F	DUBBERSTEIN Kathleen Sumbillo
M	MALVAR Pedro

Last Stone Draw	Distance
SEPULVEDA Jose	122.5cm
CONLEY Rachel	199.6cm
Total	322.1cm

Last Stone Draw	Distance
DUBBERSTEIN Kathleen Sumbillo	77.3cm
MALVAR Pedro	199.6cm
Total	276.9cm

Time remaining: 9 minutes 0 seconds

Time remaining: 10 minutes 15 seconds

Note:
Team members are identified as follows:
F = Female, M = Male

Legend:
 Clockwise
 Counter-clockwise
LSFE(*) Last Stone First End
X Unplayed/unfinished end due to concession



Game Results

Sheet	Team	LSFE	1	2	3	4	5	6	7	8	Extra Ends	Total
B	LTU - Lithuania	*	0	0	2	0	1	0	0	X		3
	POL - Poland		2	3	0	2	0	2	3	X		12

LTU - Lithuania	
F	RYKOVE Akvile
M	RYKOV Konstantin

POL - Poland	
F	WALCZAK Adela
M	AUGUSTYNIAK Andrzej

Last Stone Draw	Distance
⌚ RYKOV Konstantin	35.0cm
⌚ RYKOVE Akvile	50.5cm
Total	85.5cm

Last Stone Draw	Distance
⌚ WALCZAK Adela	19.5cm
⌚ AUGUSTYNIAK Andrzej	101.9cm
Total	121.4cm

Time remaining: 4 minutes 23 seconds

Power Play: End 3

Time remaining: 6 minutes 41 seconds

Power Play: End 6

Note:
Team members are identified as follows:
F = Female, M = Male

Legend:
 Power Play ⌚ Clockwise ⌚ Counter-clockwise
LSFE(*) Last Stone First End **X** Unplayed/unfinished end due to concession



Game Results

Sheet	Team	LSFE	1	2	3	4	5	6	7	8	Extra Ends	Total
C	UKR - Ukraine		0	0	1	1	0	1	0	X		3
	NZL - New Zealand	*	3	1	0	0	4	0	1	X		9

UKR - Ukraine	
F	KONONENKO Oleksandra
M	SHCHUR Yaroslav

NZL - New Zealand	
F	SMITH Jessica
M	SMITH Ben

Last Stone Draw	Distance
↻ SHCHUR Yaroslav	199.6cm
↻ KONONENKO Oleksandra	199.6cm
Total	399.2cm

Last Stone Draw	Distance
↻ SMITH Jessica	18.1cm
↻ SMITH Ben	47.7cm
Total	65.8cm

Time remaining: 2 minutes 44 seconds

Time remaining: 3 minutes 32 seconds

Power Play: End 6

Power Play: End 5

Team UKR played LSDs in different rotation order and could therefore not fulfil the rule C8(e). Both stones have been recorded as 199.6cm and the LSD players have been swapped.

Note:
Team members are identified as follows:
F = Female, M = Male

Legend:
 Power Play ↻ Clockwise ↺ Counter-clockwise
LSFE(*) Last Stone First End **X** Unplayed/unfinished end due to concession



Game Results

Sheet	Team	LSFE	1	2	3	4	5	6	7	8	Extra Ends	Total
D	SLO - Slovenia		2	0	0	1	0	0	2	0		5
	ESP - Spain	*	0	2	1	0	2	2	0	1		8

SLO - Slovenia	
F	GREGORI Liza
M	LANGUS Simon

ESP - Spain	
F	OTAEGI Oihane
M	UNANUE Mikel

Last Stone Draw	Distance
☺ GREGORI Liza	199.6cm
☹ LANGUS Simon	15.6cm
Total	215.2cm

Last Stone Draw	Distance
☺ UNANUE Mikel	69.9cm
☹ OTAEGI Oihane	37.8cm
Total	107.7cm

Time remaining: 0 minutes 19 seconds

Time-out: End 6

Power Play: End 7

Time remaining: 1 minute 57 seconds

Time-out: End 6

Power Play: End 8

Note:
Team members are identified as follows:
F = Female, M = Male

Legend:
 Power Play ☺ Clockwise ☹ Counter-clockwise
LSFE(*) Last Stone First End



THU 5 DEC 2024
Start Time 9:00

Round Robin Session 14
Group B - Sheet E



Game Results

Sheet	Team	LSFE	1	2	3	4	5	6	7	8	Extra Ends	Total
E	MEX - Mexico	*	0	3	0	4	2	2	X	X		11
	KSA - Saudi Arabia		1	0	1	0	0	0	X	X		2

MEX - Mexico	
F	SERRA Danielle
M	TOMPKINS Diego

KSA - Saudi Arabia	
F	ALAQEL Karrie
M	ALAQEL Suleiman

Last Stone Draw Distance

SERRA Danielle	16.6cm
TOMPKINS Diego	62.3cm
Total	78.9cm

Time remaining: 8 minutes 14 seconds

Last Stone Draw Distance

ALAQEL Karrie	160.0cm
ALAQEL Suleiman	199.6cm
Total	359.6cm

Time remaining: 7 minutes 50 seconds
Time-out: End 5
Power Play: End 6

Note:
Team members are identified as follows:
F = Female, M = Male

Legend:
 Power Play Clockwise Counter-clockwise
LSFE(*) Last Stone First End X Unplayed/unfinished end due to concession



Game Results

Sheet	Team	LSFE	1	2	3	4	5	6	7	8	Extra Ends	Total
F	GRE - Greece		1	1	0	0	5	1	0	X		8
	ENG - England	*	0	0	1	1	0	0	1	X		3

GRE - Greece	
F	RADOUNIKLI Alexandra
M	ARAMPATZIS Alexandros

ENG - England	
F	OPEL Lina
M	OPEL Michael

Last Stone Draw	Distance
⌚ RADOUNIKLI Alexandra	199.6cm
⌚ ARAMPATZIS Alexandros	37.1cm
Total	236.7cm

Last Stone Draw	Distance
⌚ OPEL Lina	55.2cm
⌚ OPEL Michael	3.6cm
Total	58.8cm

Time remaining: 3 minutes 18 seconds

Power Play: End 5

Time remaining: 2 minutes 5 seconds

Power Play: End 1

Note:
Team members are identified as follows:
F = Female, M = Male

Legend:
 Power Play ⌚ Clockwise ⌚ Counter-clockwise
LSFE(*) Last Stone First End **X** Unplayed/unfinished end due to concession



Session Results and Standings

Sheet	Team	LSD/LSFE	1	2	3	4	5	6	7	8	Extra Ends	Total
B	HKG - Hong Kong, China	211.3cm	0	1	1	0	0	1	1	X		4
	HUN - Hungary	27.8cm *	2	0	0	4	1	0	0	X		7
C	IRL - Ireland	399.2cm	0	3	0	0	1	1	1	0		6
	AUT - Austria	218.4cm *	2	0	1	1	0	0	0	1		5
D	LAT - Latvia	78.1cm *	0	1	1	2	1	0	5	X		10
	BEL - Belgium	310.9cm	1	0	0	0	0	1	0	X		2
E	TUR - Türkiye	68.0cm *	0	2	1	2	0	0	2	X		7
	POR - Portugal	389.6cm	1	0	0	0	1	1	0	X		3
F	ROU - Romania	322.2cm	0	1	1	1	0	1	0	1		5
	JAM - Jamaica	188.4cm *	1	0	0	0	2	0	1	0		4

Current Standings

Group A					Group B				
Rank	Team	Games	Wins	Losses	Rank	Team	Games	Wins	Losses
1	LAT - Latvia	5	5	0	1	TUR - Türkiye	5	5	0
2	HUN - Hungary	5	4	1	2	IRL - Ireland	5	4	1
2	SVK - Slovakia	5	4	1	2	POR - Portugal	5	4	1
4	HKG - Hong Kong, China	5	2	3	4	AUT - Austria	5	2	3
5	BEL - Belgium	5	1	4	4	MEX - Mexico	5	2	3
5	JAM - Jamaica	5	1	4	6	KSA - Saudi Arabia	4	0	4
7	ROU - Romania	6	1	5	7	KGZ - Kyrgyzstan	5	0	5

Group C					Group D				
Rank	Team	Games	Wins	Losses	Rank	Team	Games	Wins	Losses
1	ESP - Spain	5	5	0	1	FIN - Finland	6	5	1
2	GUY - Guyana	5	4	1	1	NZL - New Zealand	6	5	1
2	SLO - Slovenia	5	4	1	3	POL - Poland	5	4	1
4	ENG - England	5	2	3	3	UKR - Ukraine	5	4	1
5	GRE - Greece	4	1	3	5	PHI - Philippines	6	2	4
6	TPE - Chinese Taipei	5	1	4	6	LTU - Lithuania	5	1	4
7	BRA - Brazil	5	0	5	7	IND - India	6	1	5
					8	PUR - Puerto Rico	5	0	5

Note:
Under World Curling rules, tie-breaking rules for standings are not applied until after the last game of the round robin.

Legend:
 Power Play **LSD** Last Stone Draw **LSFE(*)** Last Stone First End
 Unplayed/unfinished end due to concession





Game Results

Sheet	Team	LSFE	1	2	3	4	5	6	7	8	Extra Ends	Total
B	HKG - Hong Kong, China		0	1	1	0	0	1	1	X		4
	HUN - Hungary	*	2	0	0	4	1	0	0	X		7

HKG - Hong Kong, China	
F	HUNG Ling-Yue
M	CHANG Jason

HUN - Hungary	
F	JOO Linda
M	KARASZ Raul

Last Stone Draw	Distance
HUNG Ling-Yue	35.4cm
CHANG Jason	175.9cm
Total	211.3cm

Last Stone Draw	Distance
JOO Linda	15.2cm
KARASZ Raul	12.6cm
Total	27.8cm

Time remaining: 1 minute 30 seconds

Time-out: End 5

Power Play: End 6

Time remaining: 2 minutes 19 seconds

Power Play: End 7

Note:
Team members are identified as follows:
F = Female, M = Male

Legend:
 Power Play Clockwise Counter-clockwise
LSFE(*) Last Stone First End **X** Unplayed/unfinished end due to concession



Game Results

Sheet	Team	LSFE	1	2	3	4	5	6	7	8	Extra Ends	Total
C	IRL - Ireland		0	3	0	0	1	1	1	0		6
	AUT - Austria	*	2	0	1	1	0	0	0	1		5

IRL - Ireland	
F	BARRON Ailsa
M	WILSON John

AUT - Austria	
F	MUELLER Emma
M	SEIWALD Martin

Last Stone Draw		Distance
	BARRON Ailsa	199.6cm
	WILSON John	199.6cm
Total		399.2cm

Last Stone Draw		Distance
	SEIWALD Martin	98.2cm
	MUELLER Emma	120.2cm
Total		218.4cm

Time remaining: 2 minutes 19 seconds
 Time-out: End 8
 Power Play: End 5

Time remaining: 1 minute 10 seconds
 Time-out: End 7
 Power Play: End 7

Note:
 Team members are identified as follows:
 F = Female, M = Male

Legend:
 Power Play Clockwise Counter-clockwise
 LSFE(*) Last Stone First End





Game Results

Sheet	Team	LSFE	1	2	3	4	5	6	7	8	Extra Ends	Total
D	LAT - Latvia	*	0	1	1	2	1	0	5	X		10
	BEL - Belgium		1	0	0	0	0	1	0	X		2

LAT - Latvia	
F	GAIDULE Katrina
M	BUNCIS Roberts Reinis

BEL - Belgium	
F	HUISKAMP Annemiek
M	VAN VLAENDEREN Pim

Last Stone Draw		Distance
↻	GAIDULE Katrina	34.0cm
↻	BUNCIS Roberts Reinis	44.1cm
Total		78.1cm

Last Stone Draw		Distance
↻	HUISKAMP Annemiek	116.5cm
↻	VAN VLAENDEREN Pim	194.4cm
Total		310.9cm

Time remaining: 3 minutes 41 seconds

Power Play: End 7

Time remaining: 3 minutes 52 seconds

Power Play: End 6

Note:
Team members are identified as follows:
F = Female, M = Male

Legend:
 Power Play ↻ Clockwise ↺ Counter-clockwise
LSFE(*) Last Stone First End **X** Unplayed/unfinished end due to concession





Game Results

Sheet	Team	LSFE	1	2	3	4	5	6	7	8	Extra Ends	Total
E	TUR - Türkiye	*	0	2	1	2	0	0	2	X		7
	POR - Portugal		1	0	0	0	1	1	0	X		3

TUR - Türkiye	
F	YILDIZ Dilsat
M	CAKIR Bilal Omer

POR - Portugal	
F	MARTINS ETHIER Antonieta
M	SANTOS Vitor

Last Stone Draw	Distance
☺ YILDIZ Dilsat	20.9cm
☹ CAKIR Bilal Omer	47.1cm
Total	68.0cm

Last Stone Draw	Distance
☺ SANTOS Vitor	190.0cm
☹ MARTINS ETHIER Antonieta	199.6cm
Total	389.6cm

Time remaining: 1 minute 44 seconds
Power Play: End 6

Time remaining: 1 minute 8 seconds
Time-out: End 8
Power Play: End 8

Note:
Team members are identified as follows:
F = Female, M = Male

Legend:
 Power Play ☺ Clockwise ☹ Counter-clockwise
LSFE(*) Last Stone First End **X** Unplayed/unfinished end due to concession



Game Results

Sheet	Team	LSFE	1	2	3	4	5	6	7	8	Extra Ends	Total
F	ROU - Romania		0	1	1	1	0	1	0	1		5
	JAM - Jamaica	*	1	0	0	0	2	0	1	0		4

ROU - Romania	
F	BOBOC Valentina Crina
M	COLIBAN Allen

JAM - Jamaica	
F	SHEPHERD-SPURGEON Margot
M	WALKER Andrew

Last Stone Draw	Distance
☺ BOBOC Valentina Crina	122.6cm
☹ COLIBAN Allen	199.6cm
Total	322.2cm

Last Stone Draw	Distance
☺ WALKER Andrew	61.1cm
☹ SHEPHERD-SPURGEON Margot	127.3cm
Total	188.4cm

Time remaining: 1 minute 41 seconds

Power Play: End 6

Time remaining: 1 minute 17 seconds

Time-out: End 8

Power Play: End 7

Note:
Team members are identified as follows:
F = Female, M = Male

Legend:
 Power Play ☺ Clockwise ☹ Counter-clockwise
LSFE(*) Last Stone First End



Session Results and Standings

Sheet	Team	LSD/LSFE	1	2	3	4	5	6	7	8	Extra Ends	Total
A	ESP - Spain	181.7cm	1	0	3	0	0	1	0	1	1	7
	GUY - Guyana	60.3cm *	0	2	0	2	1	0	1	0	0	6
C	TPE - Chinese Taipei	100.8cm	0	1	0	1	0	0	1	X		3
	ENG - England	65.8cm *	2	0	1	0	3	1	0	X		7
D	FIN - Finland	47.4cm *	1	0	2	1	0	2	1	X		7
	PHI - Philippines	283.8cm	0	1	0	0	2	0	0	X		3
E	POL - Poland	185.1cm *	0	0	4	0	5	5	X	X		14
	PUR - Puerto Rico	382.6cm	1	1	0	2	0	0	X	X		4
F	NZL - New Zealand	74.8cm *	4	0	2	2	1	2	X	X		11
	IND - India	219.3cm	0	1	0	0	0	0	X	X		1

Current Standings

Group A					Group B				
Rank	Team	Games	Wins	Losses	Rank	Team	Games	Wins	Losses
1	LAT - Latvia	4	4	0	1	POR - Portugal	4	4	0
2	SVK - Slovakia	5	4	1	1	TUR - Türkiye	4	4	0
3	HUN - Hungary	4	3	1	3	IRL - Ireland	4	3	1
4	HKG - Hong Kong, China	4	2	2	4	AUT - Austria	4	2	2
5	BEL - Belgium	4	1	3	5	MEX - Mexico	5	2	3
5	JAM - Jamaica	4	1	3	6	KSA - Saudi Arabia	4	0	4
7	ROU - Romania	5	0	5	7	KGZ - Kyrgyzstan	5	0	5

Group C					Group D				
Rank	Team	Games	Wins	Losses	Rank	Team	Games	Wins	Losses
1	ESP - Spain	5	5	0	1	FIN - Finland	6	5	1
2	GUY - Guyana	5	4	1	1	NZL - New Zealand	6	5	1
2	SLO - Slovenia	5	4	1	3	POL - Poland	5	4	1
4	ENG - England	5	2	3	3	UKR - Ukraine	5	4	1
5	GRE - Greece	4	1	3	5	PHI - Philippines	6	2	4
6	TPE - Chinese Taipei	5	1	4	6	LTU - Lithuania	5	1	4
7	BRA - Brazil	5	0	5	7	IND - India	6	1	5
					8	PUR - Puerto Rico	5	0	5

Note:
Under World Curling rules, tie-breaking rules for standings are not applied until after the last game of the round robin.

Legend:
 Power Play **LSD** Last Stone Draw **LSFE(*)** Last Stone First End
 Unplayed/unfinished end due to concession



Game Results

Sheet	Team	LSFE	1	2	3	4	5	6	7	8	Extra Ends	Total
A	ESP - Spain		1	0	3	0	0	1	0	1	1	7
	GUY - Guyana	*	0	2	0	2	1	0	1	0	0	6

ESP - Spain	
F	OTAEGI Oihane
M	UNANUE Mikel

GUY - Guyana	
F	HUSSAIN Farzana
M	HUSAIN Rayad

Last Stone Draw	Distance
☺ UNANUE Mikel	145.3cm
☹ OTAEGI Oihane	36.4cm
Total	181.7cm

Last Stone Draw	Distance
☺ HUSSAIN Farzana	44.9cm
☹ HUSAIN Rayad	15.4cm
Total	60.3cm

Time remaining: 0 minutes 9 seconds
0 minutes 56 seconds (after extra end)

Time remaining: 0 minutes 34 seconds
0 minutes 59 seconds (after extra end)

Time-out: End 6; End 9

Time-out: End 7; End 9

Power Play: End 6

Power Play: End 7

Note:
Team members are identified as follows:
F = Female, M = Male

Legend:
 Power Play ☺ Clockwise ☹ Counter-clockwise
LSFE(*) Last Stone First End



Game Results

Sheet	Team	LSFE	1	2	3	4	5	6	7	8	Extra Ends	Total
C	TPE - Chinese Taipei		0	1	0	1	0	0	1	X		3
	ENG - England	*	2	0	1	0	3	1	0	X		7

TPE - Chinese Taipei	
F	CHOU Amanda
M	LIU Brendon

ENG - England	
F	OPEL Lina
M	OPEL Michael

Last Stone Draw	Distance
↻ LIU Brendon	36.4cm
↻ CHOU Amanda	64.4cm
Total	100.8cm

Last Stone Draw	Distance
↻ OPEL Michael	2.2cm
↻ OPEL Lina	63.6cm
Total	65.8cm

Time remaining: 0 minutes 49 seconds

Time-out: End 8

Power Play: End 6

Time remaining: 3 minutes 25 seconds

Time-out: End 8

Power Play: End 1

Note:
Team members are identified as follows:
F = Female, M = Male

Legend:
 Power Play ↻ Clockwise ↺ Counter-clockwise
LSFE(*) Last Stone First End **X** Unplayed/unfinished end due to concession



Game Results

Sheet	Team	LSFE	1	2	3	4	5	6	7	8	Extra Ends	Total
D	FIN - Finland	*	1	0	2	1	0	2	1	X		7
	PHI - Philippines		0	1	0	0	2	0	0	X		3

FIN - Finland	
F	IMMONEN Lotta
M	SIPILA Markus

PHI - Philippines	
F	DUBBERSTEIN Kathleen Sumbillo
M	MALVAR Pedro

Last Stone Draw		Distance
☺	SIPILA Markus	20.9cm
☹	IMMONEN Lotta	26.5cm
Total		47.4cm

Last Stone Draw		Distance
☺	DUBBERSTEIN Kathleen Sumbillo	138.7cm
☹	MALVAR Pedro	145.1cm
Total		283.8cm

Time remaining: 1 minute 23 seconds
Time-out: End 8
Power Play: End 6

Time remaining: 1 minute 36 seconds
Time-out: End 8
Power Play: End 7

Note:
Team members are identified as follows:
F = Female, M = Male

Legend:
 Power Play ☺ Clockwise ☹ Counter-clockwise
 LSFE(*) Last Stone First End X Unplayed/unfinished end due to concession



Session Results and Standings

Sheet	Team	LSD/LSFE	1	2	3	4	5	6	7	8	Extra Ends	Total
A	AUT - Austria	160.5cm	1	0	0	1	0	0	0	X		2
	MEX - Mexico	94.3cm *	0	2	1	0	3	1	1	X		8
B	TUR - Türkiye	81.7cm *	2	2	1	2	0	5	X	X		12
	KSA - Saudi Arabia	277.9cm	0	0	0	0	1	0	X	X		1
C	BEL - Belgium	224.8cm	0	1	0	3	1	1	1	0		7
	JAM - Jamaica	207.1cm *	3	0	1	0	0	0	0	4		8
D	ROU - Romania	399.2cm	0	1	0	0	1	0	2	0		4
	HKG - Hong Kong, China	130.8cm *	2	0	2	1	0	1	0	1		7
E	KGZ - Kyrgyzstan	315.4cm	0	0	0	0	1	1	0	3		5
	IRL - Ireland	219.5cm *	1	1	1	1	0	0	2	0		6
F	HUN - Hungary	142.2cm *	0	1	1	0	0	1	2	2	0	7
	SVK - Slovakia	230.2cm	2	0	0	4	1	0	0	0	1	8

Current Standings

Group A					Group B				
Rank	Team	Games	Wins	Losses	Rank	Team	Games	Wins	Losses
1	LAT - Latvia	4	4	0	1	POR - Portugal	4	4	0
2	SVK - Slovakia	5	4	1	1	TUR - Türkiye	4	4	0
3	HUN - Hungary	4	3	1	3	IRL - Ireland	4	3	1
4	HKG - Hong Kong, China	4	2	2	4	AUT - Austria	4	2	2
5	BEL - Belgium	4	1	3	5	MEX - Mexico	5	2	3
5	JAM - Jamaica	4	1	3	6	KSA - Saudi Arabia	4	0	4
7	ROU - Romania	5	0	5	7	KGZ - Kyrgyzstan	5	0	5

Group C					Group D				
Rank	Team	Games	Wins	Losses	Rank	Team	Games	Wins	Losses
1	ESP - Spain	4	4	0	1	FIN - Finland	5	4	1
1	GUY - Guyana	4	4	0	1	NZL - New Zealand	5	4	1
3	SLO - Slovenia	5	4	1	1	UKR - Ukraine	5	4	1
4	ENG - England	4	1	3	4	POL - Poland	4	3	1
4	GRE - Greece	4	1	3	5	PHI - Philippines	5	2	3
4	TPE - Chinese Taipei	4	1	3	6	IND - India	5	1	4
7	BRA - Brazil	5	0	5	6	LTU - Lithuania	5	1	4
					8	PUR - Puerto Rico	4	0	4

Note:
Under World Curling rules, tie-breaking rules for standings are not applied until after the last game of the round robin.

Legend:
 Power Play **LSD** Last Stone Draw **LSFE(*)** Last Stone First End
 Unplayed/unfinished end due to concession



Game Results

Sheet	Team	LSFE	1	2	3	4	5	6	7	8	Extra Ends	Total
A	AUT - Austria		1	0	0	1	0	0	0	X		2
	MEX - Mexico	*	0	2	1	0	3	1	1	X		8

AUT - Austria	
F	MUELLER Emma
M	SEIWALD Martin

MEX - Mexico	
F	SERRA Danielle
M	TOMPKINS Diego

Last Stone Draw	Distance
☺ MUELLER Emma	80.7cm
☺ SEIWALD Martin	79.8cm
Total	160.5cm

Last Stone Draw	Distance
☺ TOMPKINS Diego	42.2cm
☺ SERRA Danielle	52.1cm
Total	94.3cm

Time remaining: 3 minutes 2 seconds

Time-out: End 5

Power Play: End 6

Time remaining: 4 minutes 19 seconds

Power Play: End 5

Note:
Team members are identified as follows:
F = Female, M = Male

Legend:
 Power Play ☺ Clockwise ☹ Counter-clockwise
 LSFE(*) Last Stone First End X Unplayed/unfinished end due to concession



Game Results

Sheet	Team	LSFE	1	2	3	4	5	6	7	8	Extra Ends	Total
C	BEL - Belgium		0	1	0	3	1	1	1	0		7
	JAM - Jamaica	*	3	0	1	0	0	0	0	4		8

BEL - Belgium	
F	HUISKAMP Annemiek
M	VAN VLAENDEREN Pim

JAM - Jamaica	
F	SHEPHERD-SPURGEON Margot
M	WALKER Andrew

Last Stone Draw		Distance
↻	VAN VLAENDEREN Pim	25.2cm
↺	HUISKAMP Annemiek	199.6cm
Total		224.8cm

Last Stone Draw		Distance
↻	SHEPHERD-SPURGEON Margot	45.4cm
↺	WALKER Andrew	161.7cm
Total		207.1cm

Time remaining: 4 minutes 43 seconds
Time-out: End 7

Time remaining: 3 minutes 3 seconds
Time-out: End 7
Power Play: End 7

Note:
Team members are identified as follows:
F = Female, M = Male

Legend:
 Power Play ↻ Clockwise ↺ Counter-clockwise
LSFE(*) Last Stone First End



Game Results

Sheet	Team	LSFE	1	2	3	4	5	6	7	8	Extra Ends	Total
D	ROU - Romania		0	1	0	0	1	0	2	0		4
	HKG - Hong Kong, China	*	2	0	2	1	0	1	0	1		7

ROU - Romania	
F	BOBOC Valentina Crina
M	COLIBAN Allen

HKG - Hong Kong, China	
F	HUNG Ling-Yue
M	CHANG Jason

Last Stone Draw	Distance
☺ BOBOC Valentina Crina	199.6cm
☹ COLIBAN Allen	199.6cm
Total	399.2cm

Last Stone Draw	Distance
☺ CHANG Jason	87.5cm
☹ HUNG Ling-Yue	43.3cm
Total	130.8cm

Time remaining: 0 minutes 36 seconds

Time-out: End 8

Power Play: End 5

Time remaining: 1 minute 0 seconds

Time-out: End 8

Power Play: End 8

Team ROU played LSDs in different rotation order and could therefore not fulfil the rule C8(e). Both stones have been recorded as 199.6cm and the LSD players have been swapped.

Note:
Team members are identified as follows:
F = Female, M = Male

Legend:
 Power Play ☺ Clockwise ☹ Counter-clockwise
LSFE(*) Last Stone First End



Game Results

Sheet	Team	LSFE	1	2	3	4	5	6	7	8	Extra Ends	Total
E	KGZ - Kyrgyzstan		0	0	0	0	1	1	0	3		5
	IRL - Ireland	*	1	1	1	1	0	0	2	0		6

KGZ - Kyrgyzstan	
F	ASANBAEVA Keremet
M	ABYKEEV Iskhak

IRL - Ireland	
F	BARRON Ailsa
M	WILSON John

Last Stone Draw	Distance
☺ ASANBAEVA Keremet	199.6cm
☹ ABYKEEV Iskhak	115.8cm
Total	315.4cm

Last Stone Draw	Distance
☺ WILSON John	199.6cm
☹ BARRON Ailsa	19.9cm
Total	219.5cm

Time remaining: 0 minutes 51 seconds

Time remaining: 3 minutes 45 seconds

Time-out: End 8

Power Play: End 6

Note:
Team members are identified as follows:
F = Female, M = Male

Legend:
 Power Play ☺ Clockwise ☹ Counter-clockwise
LSFE(*) Last Stone First End



Game Results

Sheet	Team	LSFE	1	2	3	4	5	6	7	8	Extra Ends	Total
F	HUN - Hungary	*	0	1	1	0	0	1	2	2	0	7
	SVK - Slovakia		2	0	0	4	1	0	0	0	1	8

HUN - Hungary	
F	JOO Linda
M	KARASZ Raul

SVK - Slovakia	
F	SYKOROVA Silvia
M	SYKORA Marek

Last Stone Draw	Distance
☺ KARASZ Raul	33.8cm
☹ JOO Linda	108.4cm
Total	142.2cm

Last Stone Draw	Distance
☺ SYKORA Marek	199.6cm
☹ SYKOROVA Silvia	30.6cm
Total	230.2cm

Time remaining: 0 minutes 20 seconds
0 minutes 35 seconds (after extra end)

Time remaining: 1 minute 1 second
0 minutes 52 seconds (after extra end)

Time-out: End 8; End 9

Time-out: End 8; End 9

Power Play: End 5

Power Play: End 7

Note:
Team members are identified as follows:
F = Female, M = Male

Legend:
 Power Play ☺ Clockwise ☹ Counter-clockwise
LSFE(*) Last Stone First End



Session Results and Standings

Sheet	Team	LSD/LSFE	1	2	3	4	5	6	7	8	Extra Ends	Total
A	TPE - Chinese Taipei	183.6cm *	1	3	2	1	1	0	1	X		9
	GRE - Greece	268.4cm	0	0	0	0	0	2	0	X		2
B	SLO - Slovenia	121.8cm *	0	3	1	0	1	1	1	X		7
	BRA - Brazil	344.9cm	1	0	0	1	0	0	0	X		2
C	IND - India	94.3cm *	0	0	0	0	2	1	0	X		3
	PHI - Philippines	399.2cm	4	2	2	1	0	0	1	X		10
D	NZL - New Zealand	58.6cm *	2	0	1	0	1	0	2	X		6
	POL - Poland	92.7cm	0	5	0	2	0	2	0	X		9
E	UKR - Ukraine	72.9cm *	0	1	2	1	1	1	0	X		6
	LTU - Lithuania	203.7cm	1	0	0	0	0	0	3	X		4
F	FIN - Finland	85.8cm *	4	4	1	2	0	6	X	X		17
	PUR - Puerto Rico	237.9cm	0	0	0	0	1	0	X	X		1

Current Standings

Group A					Group B				
Rank	Team	Games	Wins	Losses	Rank	Team	Games	Wins	Losses
1	LAT - Latvia	4	4	0	1	POR - Portugal	4	4	0
2	HUN - Hungary	3	3	0	2	TUR - Türkiye	3	3	0
3	SVK - Slovakia	4	3	1	3	AUT - Austria	3	2	1
4	BEL - Belgium	3	1	2	3	IRL - Ireland	3	2	1
4	HKG - Hong Kong, China	3	1	2	5	MEX - Mexico	4	1	3
6	JAM - Jamaica	3	0	3	6	KSA - Saudi Arabia	3	0	3
7	ROU - Romania	4	0	4	7	KGZ - Kyrgyzstan	4	0	4

Group C					Group D				
Rank	Team	Games	Wins	Losses	Rank	Team	Games	Wins	Losses
1	ESP - Spain	4	4	0	1	FIN - Finland	5	4	1
1	GUY - Guyana	4	4	0	1	NZL - New Zealand	5	4	1
3	SLO - Slovenia	5	4	1	1	UKR - Ukraine	5	4	1
4	ENG - England	4	1	3	4	POL - Poland	4	3	1
4	GRE - Greece	4	1	3	5	PHI - Philippines	5	2	3
4	TPE - Chinese Taipei	4	1	3	6	IND - India	5	1	4
7	BRA - Brazil	5	0	5	6	LTU - Lithuania	5	1	4
					8	PUR - Puerto Rico	4	0	4

Note:
Under World Curling rules, tie-breaking rules for standings are not applied until after the last game of the round robin.

Legend:
 Power Play **LSD** Last Stone Draw **LSFE(*)** Last Stone First End
 Unplayed/unfinished end due to concession





Game Results

Sheet	Team	LSFE	1	2	3	4	5	6	7	8	Extra Ends	Total
A	TPE - Chinese Taipei	*	1	3	2	1	1	0	1	X		9
	GRE - Greece		0	0	0	0	0	2	0	X		2

TPE - Chinese Taipei	
F	CHOU Amanda
M	LIU Brendon

GRE - Greece	
F	RADOUNIKLI Alexandra
M	ARAMPATZIS Alexandros

Last Stone Draw	Distance
↻ CHOU Amanda	17.3cm
↻ LIU Brendon	166.3cm
Total	183.6cm

Last Stone Draw	Distance
↻ RADOUNIKLI Alexandra	199.6cm
↻ ARAMPATZIS Alexandros	68.8cm
Total	268.4cm

Time remaining: 3 minutes 43 seconds

Time remaining: 4 minutes 51 seconds

Power Play: End 5

Note:
Team members are identified as follows:
F = Female, M = Male

Legend:
 Power Play ↻ Clockwise ↺ Counter-clockwise
LSFE(*) Last Stone First End **X** Unplayed/unfinished end due to concession



Game Results

Sheet	Team	LSFE	1	2	3	4	5	6	7	8	Extra Ends	Total
B	SLO - Slovenia	*	0	3	1	0	1	1	1	X		7
	BRA - Brazil		1	0	0	1	0	0	0	X		2

SLO - Slovenia	
F	GREGORI Liza
M	LANGUS Simon

BRA - Brazil	
F	DE SOUZA CAMPOS FC
M	RIBEIRO PIRES Felipe Augusto

Last Stone Draw	Distance
LANGUS Simon	27.3cm
GREGORI Liza	94.5cm
Total	121.8cm

Last Stone Draw	Distance
RIBEIRO PIRES Felipe Augusto	145.3cm
DE SOUZA CAMPOS Fabiana Cristina	199.6cm
Total	344.9cm

Time remaining: 4 minutes 6 seconds

Time remaining: 1 minute 11 seconds

Time-out: End 7

Power Play: End 3

Note:
Team members are identified as follows:
F = Female, M = Male

Legend:
 Power Play Clockwise Counter-clockwise
LSFE(*) Last Stone First End **X** Unplayed/unfinished end due to concession



Game Results

Sheet	Team	LSFE	1	2	3	4	5	6	7	8	Extra Ends	Total
C	IND - India	*	0	0	0	0	2	1	0	X		3
	PHI - Philippines		4	2	2	1	0	0	1	X		10

IND - India	
F	CHAUDHARI Namini
M	RAJU P. N.

PHI - Philippines	
F	DUBBERSTEIN Kathleen Sumbillo
M	MALVAR Pedro

Last Stone Draw	Distance
↻ RAJU P. N.	37.9cm
↻ CHAUDHARI Namini	56.4cm
Total	94.3cm

Last Stone Draw	Distance
↻ DUBBERSTEIN Kathleen Sumbillo	199.6cm
↻ MALVAR Pedro	199.6cm
Total	399.2cm

Time remaining: 4 minutes 44 seconds

Power Play: End 5

Time remaining: 9 minutes 54 seconds

Power Play: End 6

Note:
Team members are identified as follows:
F = Female, M = Male

Legend:
 Power Play ↻ Clockwise ↺ Counter-clockwise
LSFE(*) Last Stone First End **X** Unplayed/unfinished end due to concession



Game Results

Sheet	Team	LSFE	1	2	3	4	5	6	7	8	Extra Ends	Total
D	NZL - New Zealand	*	2	0	1	0	1	0	2	X		6
	POL - Poland		0	5	0	2	0	2	0	X		9

NZL - New Zealand	
F	SMITH Jessica
M	SMITH Ben

POL - Poland	
F	WALCZAK Adela
M	AUGUSTYNIAK Andrzej

Last Stone Draw		Distance
	SMITH Jessica	17.1cm
	SMITH Ben	41.5cm
Total		58.6cm
Time remaining: 1 minute 52 seconds		
Power Play: End 5		

Last Stone Draw		Distance
	WALCZAK Adela	60.8cm
	AUGUSTYNIAK Andrzej	31.9cm
Total		92.7cm
Time remaining: 2 minutes 27 seconds		
Power Play: End 6		

Note:
Team members are identified as follows:
F = Female, M = Male

Legend:
 Power Play Clockwise Counter-clockwise
LSFE(*) Last Stone First End **X** Unplayed/unfinished end due to concession





Game Results

Sheet	Team	LSFE	1	2	3	4	5	6	7	8	Extra Ends	Total
E	UKR - Ukraine	*	0	1	2	1	1	1	0	X		6
	LTU - Lithuania		1	0	0	0	0	0	3	X		4

UKR - Ukraine	
F	KONONENKO Oleksandra
M	SHCHUR Yaroslav

LTU - Lithuania	
F	RYKOVE Akvile
M	RYKOV Konstantin

Last Stone Draw	Distance
⌚ KONONENKO Oleksandra	28.2cm
⌚ SHCHUR Yaroslav	44.7cm
Total	72.9cm

Last Stone Draw	Distance
⌚ RYKOVE Akvile	182.1cm
⌚ RYKOV Konstantin	21.6cm
Total	203.7cm

Time remaining: 4 minutes 28 seconds

Time-out: End 8

Power Play: End 8

Time remaining: 0 minutes 39 seconds

Time-out: End 8

Power Play: End 5

Note:
Team members are identified as follows:
F = Female, M = Male

Legend:
 Power Play ⌚ Clockwise ⌚ Counter-clockwise
LSFE(*) Last Stone First End **X** Unplayed/unfinished end due to concession



WED 4 DEC 2024
Start Time 9:00

Round Robin Session 10
Group D - Sheet F



Game Results

Sheet	Team	LSFE	1	2	3	4	5	6	7	8	Extra Ends	Total
F	FIN - Finland	*	4	4	1	2	0	6	X	X		17
	PUR - Puerto Rico		0	0	0	0	1	0	X	X		1

FIN - Finland	
F	IMMONEN Lotta
M	SIPILA Markus

PUR - Puerto Rico	
F	CONLEY Rachel
M	SEPULVEDA Jose

Last Stone Draw	Distance
🕒 IMMONEN Lotta	29.0cm
🕒 SIPILA Markus	56.8cm
Total	85.8cm

Last Stone Draw	Distance
🕒 SEPULVEDA Jose	38.3cm
🕒 CONLEY Rachel	199.6cm
Total	237.9cm

Time remaining: 8 minutes 23 seconds

Time remaining: 10 minutes 56 seconds

Note:
Team members are identified as follows:
F = Female, M = Male

Legend:
 🕒 Clockwise 🕒 Counter-clockwise **LSFE(*)** Last Stone First End
 X Unplayed/unfinished end due to concession



TUE 3 DEC 2024
Start Time 19:30

Round Robin Session 9

Session Results and Standings

Sheet	Team	LSD/LSFE	1	2	3	4	5	6	7	8	Extra Ends	Total
A	LAT - Latvia	103.7cm *	2	0	2	1	0	2	1	X		8
	HKG - Hong Kong, China	162.7cm	0	1	0	0	1	0	0	X		2
B	MEX - Mexico	35.1cm *	2	2	1	1	2	3	1	X		12
	KGZ - Kyrgyzstan	245.0cm	0	0	0	0	0	0	0	X		0
C	SVK - Slovakia	394.9cm	1	1	2	0	2	1	2	X		9
	ROU - Romania	338.4cm *	0	0	0	2	0	0	0	X		2
D	AUT - Austria	68.0cm *	0	0	0	0	0	0	X	X		0
	TUR - Türkiye	95.5cm	1	1	1	2	2	1	X	X		8
E	BEL - Belgium	237.2cm	0	1	1	1	1	0	4	0		8
	HUN - Hungary	127.5cm *	1	0	0	0	0	4	0	4		9
F	POR - Portugal	220.3cm	2	1	1	2	0	1	0	2		9
	IRL - Ireland	218.7cm *	0	0	0	0	2	0	3	0		5

Current Standings

Group A					Group B				
Rank	Team	Games	Wins	Losses	Rank	Team	Games	Wins	Losses
1	LAT - Latvia	4	4	0	1	POR - Portugal	4	4	0
2	HUN - Hungary	3	3	0	2	TUR - Türkiye	3	3	0
3	SVK - Slovakia	4	3	1	3	AUT - Austria	3	2	1
4	BEL - Belgium	3	1	2	3	IRL - Ireland	3	2	1
4	HKG - Hong Kong, China	3	1	2	5	MEX - Mexico	4	1	3
6	JAM - Jamaica	3	0	3	6	KSA - Saudi Arabia	3	0	3
7	ROU - Romania	4	0	4	7	KGZ - Kyrgyzstan	4	0	4

Group C					Group D				
Rank	Team	Games	Wins	Losses	Rank	Team	Games	Wins	Losses
1	ESP - Spain	4	4	0	1	NZL - New Zealand	4	4	0
1	GUY - Guyana	4	4	0	2	FIN - Finland	4	3	1
3	SLO - Slovenia	4	3	1	2	UKR - Ukraine	4	3	1
4	GRE - Greece	3	1	2	4	POL - Poland	3	2	1
5	ENG - England	4	1	3	5	IND - India	4	1	3
6	TPE - Chinese Taipei	3	0	3	5	LTU - Lithuania	4	1	3
7	BRA - Brazil	4	0	4	5	PHI - Philippines	4	1	3
					8	PUR - Puerto Rico	3	0	3

Note:
Under World Curling rules, tie-breaking rules for standings are not applied until after the last game of the round robin.

Legend:
 Power Play **LSD** Last Stone Draw **LSFE(*)** Last Stone First End
 Unplayed/unfinished end due to concession



Game Results

Sheet	Team	LSFE	1	2	3	4	5	6	7	8	Extra Ends	Total
A	LAT - Latvia	*	2	0	2	1	0	2	1	X		8
	HKG - Hong Kong, China		0	1	0	0	1	0	0	X		2

LAT - Latvia	
F	GAIDULE Katrina
M	BUNCIS Roberts Reinis

HKG - Hong Kong, China	
F	HUNG Ling-Yue
M	CHANG Jason

Last Stone Draw		Distance
	GAIDULE Katrina	87.7cm
	BUNCIS Roberts Reinis	16.0cm
Total		103.7cm
Time remaining: 2 minutes 8 seconds		
Power Play: End 6		

Last Stone Draw		Distance
	HUNG Ling-Yue	128.9cm
	CHANG Jason	33.8cm
Total		162.7cm
Time remaining: 2 minutes 36 seconds		
Power Play: End 5		

Note:
Team members are identified as follows:
F = Female, M = Male

Legend:
 Power Play Clockwise Counter-clockwise
LSFE(*) Last Stone First End **X** Unplayed/unfinished end due to concession



WMDQE 2024

Dumfries, Scotland

World Mixed Doubles Qualification Event 2024

Dumfries Ice Bowl



TUE 3 DEC 2024

Start Time 19:30

Round Robin Session 9

Group B - Sheet B

WORLD CURLING

Game Results

Sheet	Team	LSFE	1	2	3	4	5	6	7	8	Extra Ends	Total
B	MEX - Mexico	*	2	2	1	1	2	3	1	X		12
	KGZ - Kyrgyzstan		0	0	0	0	0	0	0	X		0

MEX - Mexico	
F	SERRA Danielle
M	TOMPKINS Diego

KGZ - Kyrgyzstan	
F	ASANBAEVA Keremet
M	ABYKEEV Iskhak

Last Stone Draw		Distance
	SERRA Danielle	29.2cm
	TOMPKINS Diego	5.9cm
Total		35.1cm

Time remaining: 5 minutes 37 seconds

Last Stone Draw		Distance
	ABYKEEV Iskhak	45.4cm
	ASANBAEVA Keremet	199.6cm
Total		245.0cm

Time remaining: 1 minute 14 seconds

Note:
Team members are identified as follows:
F = Female, **M** = Male

Legend:
 Clockwise Counter-clockwise **LSFE(*)** Last Stone First End
X Unplayed/unfinished end due to concession



Game Results

Sheet	Team	LSFE	1	2	3	4	5	6	7	8	Extra Ends	Total
C	SVK - Slovakia		1	1	2	0	2	1	2	X		9
	ROU - Romania	*	0	0	0	2	0	0	0	X		2

SVK - Slovakia	
F	SYKOROVA Silvia
M	SYKORA Marek

ROU - Romania	
F	BOBOC Valentina Crina
M	COLIBAN Allen

Last Stone Draw	Distance
☺ SYKOROVA Silvia	199.6cm
☹ SYKORA Marek	195.3cm
Total	394.9cm

Last Stone Draw	Distance
☺ COLIBAN Allen	199.6cm
☹ BOBOC Valentina Crina	138.8cm
Total	338.4cm

Time remaining: 3 minutes 2 seconds

Time remaining: 2 minutes 10 seconds

Power Play: End 4

Note:
Team members are identified as follows:
F = Female, M = Male

Legend:
 Power Play ☺ Clockwise ☹ Counter-clockwise
 LSFE(*) Last Stone First End X Unplayed/unfinished end due to concession



Game Results

Sheet	Team	LSFE	1	2	3	4	5	6	7	8	Extra Ends	Total
D	AUT - Austria	*	0	0	0	0	0	0	X	X		0
	TUR - Türkiye		1	1	1	2	2	1	X	X		8

AUT - Austria	
F	MUELLER Emma
M	SEIWALD Martin

TUR - Türkiye	
F	YILDIZ Dilsat
M	CAKIR Bilal Omer

Last Stone Draw	Distance
↻ SEIWALD Martin	42.9cm
↻ MUELLER Emma	25.1cm
Total	68.0cm

Last Stone Draw	Distance
↻ YILDIZ Dilsat	37.2cm
↻ CAKIR Bilal Omer	58.3cm
Total	95.5cm

Time remaining: 3 minutes 36 seconds

Time remaining: 3 minutes 36 seconds

Power Play: End 5

Note:
Team members are identified as follows:
F = Female, M = Male

Legend:
 Power Play ↻ Clockwise ↺ Counter-clockwise
LSFE(*) Last Stone First End **X** Unplayed/unfinished end due to concession



Game Results

Sheet	Team	LSFE	1	2	3	4	5	6	7	8	Extra Ends	Total
E	BEL - Belgium		0	1	1	1	1	0	4	0		8
	HUN - Hungary	*	1	0	0	0	0	4	0	4		9

BEL - Belgium	
F	HUISKAMP Annemiek
M	VAN VLAENDEREN Pim

HUN - Hungary	
F	JOO Linda
M	KARASZ Raul

Last Stone Draw	Distance
HUISKAMP Annemiek	37.6cm
VAN VLAENDEREN Pim	199.6cm
Total	237.2cm

Last Stone Draw	Distance
JOO Linda	62.8cm
KARASZ Raul	64.7cm
Total	127.5cm

Time remaining: 0 minutes 14 seconds

Time-out: End 6

Power Play: End 7

Time remaining: 1 minute 15 seconds

Time-out: End 8

Power Play: End 6

Note:
Team members are identified as follows:
F = Female, M = Male

Legend:
 Power Play Clockwise Counter-clockwise
LSFE(*) Last Stone First End



Game Results

Sheet	Team	LSFE	1	2	3	4	5	6	7	8	Extra Ends	Total
F	POR - Portugal		2	1	1	2	0	1	0	2		9
	IRL - Ireland	*	0	0	0	0	2	0	3	0		5

POR - Portugal	
F	MARTINS ETHIER Antonieta
M	SANTOS Vitor

IRL - Ireland	
F	BARRON Ailsa
M	WILSON John

Last Stone Draw	Distance
☺ SANTOS Vitor	132.3cm
☹ MARTINS ETHIER Antonieta	88.0cm
Total	220.3cm

Last Stone Draw	Distance
☺ BARRON Ailsa	47.2cm
☹ WILSON John	171.5cm
Total	218.7cm

Time remaining: 1 minute 51 seconds

Power Play: End 8

Time remaining: 1 minute 32 seconds

Time-out: End 7

Power Play: End 5

Note:
Team members are identified as follows:
F = Female, M = Male

Legend:
 Power Play ☺ Clockwise ☹ Counter-clockwise
LSFE(*) Last Stone First End



TUE 3 DEC 2024
Start Time 16:00

Round Robin Session 8

Session Results and Standings

Sheet	Team	LSD/LSFE	1	2	3	4	5	6	7	8	Extra Ends	Total	
A	ENG - England	106.7cm *	1	1	1	2	3	2	X	X			10
	BRA - Brazil	214.4cm	0	0	0	0	0	0	X	X			0
B	ESP - Spain	102.3cm *	1	2	0	2	1	0	1	1			8
	TPE - Chinese Taipei	315.6cm	0	0	3	0	0	1	0	0			4
C	GUY - Guyana	118.1cm	1	0	1	2	0	2	0	1			7
	SLO - Slovenia	51.9cm *	0	1	0	0	2	0	1	0			4
D	IND - India	138.9cm	0	0	2	0	0	1	1	1			5
	UKR - Ukraine	122.7cm *	1	1	0	1	3	0	0	0			6
E	NZL - New Zealand	135.1cm *	2	0	1	0	3	0	1	0			7
	FIN - Finland	208.5cm	0	1	0	2	0	1	0	1			5
F	PHI - Philippines	211.9cm	3	0	1	0	2	0	2	X			8
	LTU - Lithuania	167.3cm *	0	1	0	2	0	1	0	X			4

Current Standings

Group A					Group B				
Rank	Team	Games	Wins	Losses	Rank	Team	Games	Wins	Losses
1	LAT - Latvia	3	3	0	1	POR - Portugal	3	3	0
2	HUN - Hungary	2	2	0	2	AUT - Austria	2	2	0
3	SVK - Slovakia	3	2	1	2	IRL - Ireland	2	2	0
4	BEL - Belgium	2	1	1	2	TUR - Türkiye	2	2	0
4	HKG - Hong Kong, China	2	1	1	5	KGZ - Kyrgyzstan	3	0	3
6	JAM - Jamaica	3	0	3	5	KSA - Saudi Arabia	3	0	3
6	ROU - Romania	3	0	3	5	MEX - Mexico	3	0	3
Group C					Group D				
Rank	Team	Games	Wins	Losses	Rank	Team	Games	Wins	Losses
1	ESP - Spain	4	4	0	1	NZL - New Zealand	4	4	0
1	GUY - Guyana	4	4	0	2	FIN - Finland	4	3	1
3	SLO - Slovenia	4	3	1	2	UKR - Ukraine	4	3	1
4	GRE - Greece	3	1	2	4	POL - Poland	3	2	1
5	ENG - England	4	1	3	5	IND - India	4	1	3
6	TPE - Chinese Taipei	3	0	3	5	LTU - Lithuania	4	1	3
7	BRA - Brazil	4	0	4	5	PHI - Philippines	4	1	3
					8	PUR - Puerto Rico	3	0	3

Note:
Under World Curling rules, tie-breaking rules for standings are not applied until after the last game of the round robin.

Legend:
 Power Play **LSD** Last Stone Draw **LSFE(*)** Last Stone First End
 Unplayed/unfinished end due to concession



Game Results

Sheet	Team	LSFE	1	2	3	4	5	6	7	8	Extra Ends	Total
A	ENG - England	*	1	1	1	2	3	2	X	X		10
	BRA - Brazil		0	0	0	0	0	0	X	X		0

ENG - England	
F	OPEL Lina
M	OPEL Michael

BRA - Brazil	
F	DE SOUZA CAMPOS FC
M	RIBEIRO PIRES Felipe Augusto

Last Stone Draw	Distance
↻ OPEL Lina	80.7cm
↻ OPEL Michael	26.0cm
Total	106.7cm

Last Stone Draw	Distance
↻ RIBEIRO PIRES Felipe Augusto	67.4cm
↻ DE SOUZA CAMPOS Fabiana Cristina	147.0cm
Total	214.4cm

Time remaining: 6 minutes 43 seconds

Power Play: End 1

Time remaining: 4 minutes 10 seconds

Power Play: End 4

Note:
Team members are identified as follows:
F = Female, M = Male

Legend:
 Power Play ↻ Clockwise ↺ Counter-clockwise
LSFE(*) Last Stone First End **X** Unplayed/unfinished end due to concession



Game Results

Sheet	Team	LSFE	1	2	3	4	5	6	7	8	Extra Ends	Total
B	ESP - Spain	*	1	2	0	2	1	0	1	1		8
	TPE - Chinese Taipei		0	0	3	0	0	1	0	0		4

ESP - Spain	
F	OTAEGI Oihane
M	UNANUE Mikel

TPE - Chinese Taipei	
F	CHOU Amanda
M	LIU Brendon

Last Stone Draw	Distance
☺ UNANUE Mikel	6.9cm
☹ OTAEGI Oihane	95.4cm
Total	102.3cm

Last Stone Draw	Distance
☺ LIU Brendon	116.0cm
☹ CHOU Amanda	199.6cm
Total	315.6cm

Time remaining: 0 minutes 22 seconds
Time-out: End 6
Power Play: End 7

Time remaining: 0 minutes 6 seconds
Time-out: End 8
Power Play: End 6

Note:
Team members are identified as follows:
F = Female, M = Male

Legend:
 Power Play ☺ Clockwise ☹ Counter-clockwise
LSFE(*) Last Stone First End



Game Results

Sheet	Team	LSFE	1	2	3	4	5	6	7	8	Extra Ends	Total
C	GUY - Guyana		1	0	1	2	0	2	0	1		7
	SLO - Slovenia	*	0	1	0	0	2	0	1	0		4

GUY - Guyana	
F	HUSSAIN Farzana
M	HUSSAIN Rayad

SLO - Slovenia	
F	GREGORI Liza
M	LANGUS Simon

Last Stone Draw		Distance
	HUSSAIN Rayad	78.5cm
	HUSSAIN Farzana	39.6cm
Total		118.1cm

Last Stone Draw		Distance
	GREGORI Liza	28.8cm
	LANGUS Simon	23.1cm
Total		51.9cm

Time remaining: 1 minute 44 seconds
Time-out: End 8
Power Play: End 6

Time remaining: 0 minutes 11 seconds
Time-out: End 6
Power Play: End 7

Note:
Team members are identified as follows:
F = Female, M = Male

Legend:
 Power Play Clockwise Counter-clockwise
LSFE(*) Last Stone First End



Game Results

Sheet	Team	LSFE	1	2	3	4	5	6	7	8	Extra Ends	Total
D	IND - India		0	0	2	0	0	1	1	1		5
	UKR - Ukraine	*	1	1	0	1	3	0	0	0		6

IND - India	
F	CHAUDHARI Namini
M	RAJU P. N.

UKR - Ukraine	
F	KONONENKO Oleksandra
M	SHCHUR Yaroslav

Last Stone Draw	Distance
☺ CHAUDHARI Namini	85.6cm
☹ RAJU P. N.	53.3cm
Total	138.9cm

Last Stone Draw	Distance
☺ SHCHUR Yaroslav	62.5cm
☹ KONONENKO Oleksandra	60.2cm
Total	122.7cm

Time remaining: 2 minutes 5 seconds
Time-out: End 8

Time remaining: 5 minutes 11 seconds
Time-out: End 8
Power Play: End 7

Note:
Team members are identified as follows:
F = Female, M = Male

Legend:
 Power Play ☺ Clockwise ☹ Counter-clockwise
LSFE(*) Last Stone First End



Game Results

Sheet	Team	LSFE	1	2	3	4	5	6	7	8	Extra Ends	Total
E	NZL - New Zealand	*	2	0	1	0	3	0	1	0		7
	FIN - Finland		0	1	0	2	0	1	0	1		5

NZL - New Zealand	
F	SMITH Jessica
M	SMITH Ben

FIN - Finland	
F	IMMONEN Lotta
M	SIPILA Markus

Last Stone Draw		Distance
↻	SMITH Ben	89.2cm
↻	SMITH Jessica	45.9cm
Total		135.1cm

Last Stone Draw		Distance
↻	SIPILA Markus	144.4cm
↻	IMMONEN Lotta	64.1cm
Total		208.5cm

Time remaining: 2 minutes 0 seconds

Time-out: End 8

Power Play: End 7

Time remaining: 1 minute 10 seconds

Power Play: End 4

Note:
Team members are identified as follows:
F = Female, M = Male

Legend:
 Power Play ↻ Clockwise ↺ Counter-clockwise
LSFE(*) Last Stone First End



Game Results

Sheet	Team	LSFE	1	2	3	4	5	6	7	8	Extra Ends	Total
F	PHI - Philippines		3	0	1	0	2	0	2	X		8
	LTU - Lithuania	*	0	1	0	2	0	1	0	X		4

PHI - Philippines	
F	DUBBERSTEIN Kathleen Sumbillo
M	MALVAR Pedro

LTU - Lithuania	
F	RYKOVE Akvile
M	RYKOV Konstantin

Last Stone Draw	Distance
☺ DUBBERSTEIN Kathleen Sumbillo	31.5cm
☹ MALVAR Pedro	180.4cm
Total	211.9cm

Last Stone Draw	Distance
☺ RYKOV Konstantin	144.4cm
☹ RYKOVE Akvile	22.9cm
Total	167.3cm

Time remaining: 2 minutes 11 seconds

Power Play: End 5

Time remaining: 1 minute 5 seconds

Power Play: End 4

Note:
Team members are identified as follows:
F = Female, M = Male

Legend:
 Power Play ☺ Clockwise ☹ Counter-clockwise
 LSFE(*) Last Stone First End X Unplayed/unfinished end due to concession



TUE 3 DEC 2024
Start Time 12:30

Round Robin Session 7



Session Results and Standings

Sheet	Team	LSD/LSFE	1	2	3	4	5	6	7	8	Extra Ends	Total
A	JAM - Jamaica	148.6cm	0	2	1	0	0	4	0	0		7
	HUN - Hungary	69.2cm *	2	0	0	2	1	0	2	1		8
B	SVK - Slovakia	33.5cm *	1	1	0	1	1	0	3	X		7
	BEL - Belgium	106.0cm	0	0	1	0	0	1	0	X		2
C	POR - Portugal	247.1cm *	5	4	1	1	0	3	X	X		14
	KSA - Saudi Arabia	360.9cm	0	0	0	0	1	0	X	X		1
D	IRL - Ireland	273.4cm	0	1	4	0	3	3	X	X		11
	MEX - Mexico	197.2cm *	1	0	0	2	0	0	X	X		3
E	ROU - Romania	278.3cm	0	1	0	1	0	1	0	X		3
	LAT - Latvia	72.7cm *	3	0	3	0	5	0	3	X		14
F	KGZ - Kyrgyzstan	198.3cm	0	1	0	0	0	0	0	X		1
	TUR - Türkiye	54.4cm *	3	0	4	3	2	1	1	X		14

Current Standings

Group A					Group B				
Rank	Team	Games	Wins	Losses	Rank	Team	Games	Wins	Losses
1	LAT - Latvia	3	3	0	1	POR - Portugal	3	3	0
2	HUN - Hungary	2	2	0	2	AUT - Austria	2	2	0
3	SVK - Slovakia	3	2	1	2	IRL - Ireland	2	2	0
4	BEL - Belgium	2	1	1	2	TUR - Türkiye	2	2	0
4	HKG - Hong Kong, China	2	1	1	5	KGZ - Kyrgyzstan	3	0	3
6	JAM - Jamaica	3	0	3	5	KSA - Saudi Arabia	3	0	3
6	ROU - Romania	3	0	3	5	MEX - Mexico	3	0	3

Group C					Group D				
Rank	Team	Games	Wins	Losses	Rank	Team	Games	Wins	Losses
1	ESP - Spain	3	3	0	1	FIN - Finland	3	3	0
1	GUY - Guyana	3	3	0	1	NZL - New Zealand	3	3	0
1	SLO - Slovenia	3	3	0	3	POL - Poland	3	2	1
4	GRE - Greece	3	1	2	3	UKR - Ukraine	3	2	1
5	TPE - Chinese Taipei	2	0	2	5	IND - India	3	1	2
6	BRA - Brazil	3	0	3	5	LTU - Lithuania	3	1	2
6	ENG - England	3	0	3	7	PHI - Philippines	3	0	3
					7	PUR - Puerto Rico	3	0	3

Note:
Under World Curling rules, tie-breaking rules for standings are not applied until after the last game of the round robin.

Legend:
 Power Play **LSD** Last Stone Draw **LSFE(*)** Last Stone First End
 Unplayed/unfinished end due to concession



Game Results

Sheet	Team	LSFE	1	2	3	4	5	6	7	8	Extra Ends	Total
A	JAM - Jamaica		0	2	1	0	0	4	0	0		7
	HUN - Hungary	*	2	0	0	2	1	0	2	1		8

JAM - Jamaica	
F	SHEPHERD-SPURGEON Margot
M	WALKER Andrew

HUN - Hungary	
F	JOO Linda
M	KARASZ Raul

Last Stone Draw	Distance
☺ WALKER Andrew	130.8cm
☹ SHEPHERD-SPURGEON Margot	17.8cm
Total	148.6cm

Last Stone Draw	Distance
☺ KARASZ Raul	34.4cm
☹ JOO Linda	34.8cm
Total	69.2cm

Time remaining: 0 minutes 31 seconds

Time-out: End 8

Power Play: End 8

Time remaining: 1 minute 15 seconds

Time-out: End 7

Power Play: End 7

Note:
Team members are identified as follows:
F = Female, M = Male

Legend:
 Power Play ☺ Clockwise ☹ Counter-clockwise
LSFE(*) Last Stone First End



Game Results

Sheet	Team	LSFE	1	2	3	4	5	6	7	8	Extra Ends	Total
B	SVK - Slovakia	*	1	1	0	1	1	0	3	X		7
	BEL - Belgium		0	0	1	0	0	1	0	X		2

SVK - Slovakia	
F	SYKOROVA Silvia
M	SYKORA Marek

BEL - Belgium	
F	HUISKAMP Annemiek
M	VAN VLAENDEREN Pim

Last Stone Draw		Distance
☺	SYKORA Marek	11.0cm
☹	SYKOROVA Silvia	22.5cm
Total		33.5cm
Time remaining: 5 minutes 12 seconds		
Power Play: End 7		

Last Stone Draw		Distance
☺	VAN VLAENDEREN Pim	45.3cm
☹	HUISKAMP Annemiek	60.7cm
Total		106.0cm
Time remaining: 3 minutes 51 seconds		
Power Play: End 6		

Note:
Team members are identified as follows:
F = Female, M = Male

Legend:
 Power Play ☺ Clockwise ☹ Counter-clockwise
 LSFE(*) Last Stone First End X Unplayed/unfinished end due to concession



Game Results

Sheet	Team	LSFE	1	2	3	4	5	6	7	8	Extra Ends	Total
C	POR - Portugal	*	5	4	1	1	0	3	X	X		14
	KSA - Saudi Arabia		0	0	0	0	1	0	X	X		1

POR - Portugal	
F	MARTINS ETHIER Antonieta
M	SANTOS Vitor

KSA - Saudi Arabia	
F	ALAQEL Karrie
M	ALAQEL Suleiman

Last Stone Draw

	Distance
☺ MARTINS ETHIER Antonieta	199.6cm
☺ SANTOS Vitor	47.5cm
Total	247.1cm

Time remaining: 8 minutes 45 seconds

Last Stone Draw

	Distance
☺ ALAQEL Karrie	161.3cm
☺ ALAQEL Suleiman	199.6cm
Total	360.9cm

Time remaining: 1 minute 4 seconds
Time-out: End 3

Note:
Team members are identified as follows:
F = Female, M = Male

Legend:
☺ Clockwise ☺ Counter-clockwise **LSFE(*)** Last Stone First End
X Unplayed/unfinished end due to concession



Game Results

Sheet	Team	LSFE	1	2	3	4	5	6	7	8	Extra Ends	Total
D	IRL - Ireland		0	1	4	0	3	3	X	X		11
	MEX - Mexico	*	1	0	0	2	0	0	X	X		3

IRL - Ireland	
F	BARRON Ailsa
M	WILSON John

MEX - Mexico	
F	SERRA Danielle
M	TOMPKINS Diego

Last Stone Draw	Distance
↻ WILSON John	73.8cm
↻ BARRON Ailsa	199.6cm
Total	273.4cm

Last Stone Draw	Distance
↻ TOMPKINS Diego	100.2cm
↻ SERRA Danielle	97.0cm
Total	197.2cm

Time remaining: 5 minutes 53 seconds
Power Play: End 5

Time remaining: 3 minutes 43 seconds
Power Play: End 6

Note:
Team members are identified as follows:
F = Female, M = Male

Legend:
 Power Play ↻ Clockwise ↺ Counter-clockwise
LSFE(*) Last Stone First End **X** Unplayed/unfinished end due to concession



Game Results

Sheet	Team	LSFE	1	2	3	4	5	6	7	8	Extra Ends	Total
E	ROU - Romania		0	1	0	1	0	1	0	X		3
	LAT - Latvia	*	3	0	3	0	5	0	3	X		14

ROU - Romania	
F	BOBOC Valentina Crina
M	COLIBAN Allen

LAT - Latvia	
F	GAIDULE Katrina
M	BUNCIS Roberts Reinis

Last Stone Draw	Distance
☺ BOBOC Valentina Crina	199.6cm
☹ COLIBAN Allen	78.7cm
Total	278.3cm

Last Stone Draw	Distance
☺ BUNCIS Roberts Reinis	51.0cm
☹ GAIDULE Katrina	21.7cm
Total	72.7cm

Time remaining: 2 minutes 28 seconds

Power Play: End 4

Time remaining: 2 minutes 8 seconds

Power Play: End 5

Note:
Team members are identified as follows:
F = Female, M = Male

Legend:
 Power Play ☺ Clockwise ☹ Counter-clockwise
 LSFE(*) Last Stone First End X Unplayed/unfinished end due to concession



WMDQE 2024
Dumfries, Scotland

World Mixed Doubles Qualification Event 2024
Dumfries Ice Bowl



TUE 3 DEC 2024
Start Time 12:30

Round Robin Session 7
Group B - Sheet F **WORLD CURLING**

Game Results

Sheet	Team	LSFE	1	2	3	4	5	6	7	8	Extra Ends	Total
F	KGZ - Kyrgyzstan		0	1	0	0	0	0	0	X		1
	TUR - Türkiye	*	3	0	4	3	2	1	1	X		14

KGZ - Kyrgyzstan

F ASANBAEVA Keremet
M ABYKEEV Iskhak

TUR - Türkiye

F YILDIZ Dilsat
M CAKIR Bilal Omer

Last Stone Draw

⌚ ASANBAEVA Keremet
⌚ ABYKEEV Iskhak

Distance

107.9cm
90.4cm

Total

198.3cm

Time remaining: 0 minutes 45 seconds

Last Stone Draw

⌚ CAKIR Bilal Omer
⌚ YILDIZ Dilsat

Distance

13.6cm
40.8cm

Total

54.4cm

Time remaining: 6 minutes 56 seconds

Note:

Team members are identified as follows:
F = Female, M = Male

Legend:

⌚ Clockwise ⌚ Counter-clockwise
X Unplayed/unfinished end due to concession

LSFE(*) Last Stone First End



Session Results and Standings

Sheet	Team	LSD/LSFE	1	2	3	4	5	6	7	8	Extra Ends	Total
A	NZL - New Zealand	82.4cm *	3	2	0	3	0	5	X	X		13
	LTU - Lithuania	85.7cm	0	0	1	0	3	0	X	X		4
B	UKR - Ukraine	129.7cm *	4	3	2	1	0	5	X	X		15
	PUR - Puerto Rico	317.1cm	0	0	0	0	1	0	X	X		1
C	FIN - Finland	50.6cm	0	1	0	4	2	0	2	X		9
	POL - Poland	34.2cm *	3	0	1	0	0	1	0	X		5
D	GUY - Guyana	49.7cm *	0	3	2	3	3	2	1	X		14
	ENG - England	138.4cm	1	0	0	0	0	0	0	X		1
E	SLO - Slovenia	217.3cm	1	4	2	1	2	2	X	X		12
	GRE - Greece	196.8cm *	0	0	0	0	0	0	X	X		0
F	ESP - Spain	77.0cm *	3	1	2	0	5	2	X	X		13
	BRA - Brazil	274.7cm	0	0	0	1	0	0	X	X		1

Current Standings

Group A					Group B				
Rank	Team	Games	Wins	Losses	Rank	Team	Games	Wins	Losses
1	LAT - Latvia	2	2	0	1	AUT - Austria	2	2	0
2	BEL - Belgium	1	1	0	1	POR - Portugal	2	2	0
2	HUN - Hungary	1	1	0	3	IRL - Ireland	1	1	0
4	HKG - Hong Kong, China	2	1	1	3	TUR - Türkiye	1	1	0
4	SVK - Slovakia	2	1	1	5	KGZ - Kyrgyzstan	2	0	2
6	JAM - Jamaica	2	0	2	5	KSA - Saudi Arabia	2	0	2
6	ROU - Romania	2	0	2	5	MEX - Mexico	2	0	2

Group C					Group D				
Rank	Team	Games	Wins	Losses	Rank	Team	Games	Wins	Losses
1	ESP - Spain	3	3	0	1	FIN - Finland	3	3	0
1	GUY - Guyana	3	3	0	1	NZL - New Zealand	3	3	0
1	SLO - Slovenia	3	3	0	3	POL - Poland	3	2	1
4	GRE - Greece	3	1	2	3	UKR - Ukraine	3	2	1
5	TPE - Chinese Taipei	2	0	2	5	IND - India	3	1	2
6	BRA - Brazil	3	0	3	5	LTU - Lithuania	3	1	2
6	ENG - England	3	0	3	7	PHI - Philippines	3	0	3
					7	PUR - Puerto Rico	3	0	3

Note:
Under World Curling rules, tie-breaking rules for standings are not applied until after the last game of the round robin.

Legend:
 Power Play **LSD** Last Stone Draw **LSFE(*)** Last Stone First End
 Unplayed/unfinished end due to concession





WMDQE 2024
Dumfries, Scotland

World Mixed Doubles Qualification Event 2024
Dumfries Ice Bowl



TUE 3 DEC 2024
Start Time 9:00

Round Robin Session 6
Group D - Sheet A



Game Results

Sheet	Team	LSFE	1	2	3	4	5	6	7	8	Extra Ends	Total
A	NZL - New Zealand	*	3	2	0	3	0	5	X	X		13
	LTU - Lithuania		0	0	1	0	3	0	X	X		4

NZL - New Zealand	
F	SMITH Jessica
M	SMITH Ben

LTU - Lithuania	
F	RYKOVE Akvile
M	RYKOV Konstantin

Last Stone Draw		Distance
SMITH Jessica		57.6cm
SMITH Ben		24.8cm
Total		82.4cm

Last Stone Draw		Distance
RYKOVE Akvile		8.3cm
RYKOV Konstantin		77.4cm
Total		85.7cm

Time remaining: 5 minutes 50 seconds
Power Play: End 6

Time remaining: 5 minutes 51 seconds
Power Play: End 3

Note:
Team members are identified as follows:
F = Female, M = Male

Legend:
 Power Play Clockwise Counter-clockwise
LSFE(*) Last Stone First End **X** Unplayed/unfinished end due to concession



Game Results

Sheet	Team	LSFE	1	2	3	4	5	6	7	8	Extra Ends	Total
B	UKR - Ukraine	*	4	3	2	1	0	5	X	X		15
	PUR - Puerto Rico		0	0	0	0	1	0	X	X		1

UKR - Ukraine	
F	KONONENKO Oleksandra
M	SHCHUR Yaroslav

PUR - Puerto Rico	
F	CONLEY Rachel
M	SEPULVEDA Jose

Last Stone Draw		Distance
↻	SHCHUR Yaroslav	53.3cm
↻	KONONENKO Oleksandra	76.4cm
Total		129.7cm

Last Stone Draw		Distance
↻	CONLEY Rachel	117.5cm
↻	SEPULVEDA Jose	199.6cm
Total		317.1cm

Time remaining: 9 minutes 42 seconds
Power Play: End 6

Time remaining: 3 minutes 27 seconds
Time-out: End 5

Note:
Team members are identified as follows:
F = Female, M = Male

Legend:
 Power Play ↻ Clockwise ↻ Counter-clockwise
LSFE(*) Last Stone First End **X** Unplayed/unfinished end due to concession





TUE 3 DEC 2024
Start Time 9:00

Round Robin Session 6
Group D - Sheet C



Game Results

Sheet	Team	LSFE	1	2	3	4	5	6	7	8	Extra Ends	Total
C	FIN - Finland		0	1	0	4	2	0	2	X		9
	POL - Poland	*	3	0	1	0	0	1	0	X		5

FIN - Finland	
F	IMMONEN Lotta
M	SIPILA Markus

POL - Poland	
F	WALCZAK Adela
M	AUGUSTYNIAK Andrzej

Last Stone Draw		Distance
↻	IMMONEN Lotta	39.6cm
↺	SIPILA Markus	11.0cm
Total		50.6cm

Last Stone Draw		Distance
↻	AUGUSTYNIAK Andrzej	17.5cm
↺	WALCZAK Adela	16.7cm
Total		34.2cm

Time remaining: 0 minutes 59 seconds

Time-out: End 7

Power Play: End 4

Time remaining: 0 minutes 49 seconds

Power Play: End 6

Note:
Team members are identified as follows:
F = Female, M = Male

Legend:
 Power Play ↻ Clockwise ↺ Counter-clockwise
LSFE(*) Last Stone First End **X** Unplayed/unfinished end due to concession



Game Results

Sheet	Team	LSFE	1	2	3	4	5	6	7	8	Extra Ends	Total
D	GUY - Guyana	*	0	3	2	3	3	2	1	X		14
	ENG - England		1	0	0	0	0	0	0	X		1

GUY - Guyana	
F	HUSSAIN Farzana
M	HUSAIN Rayad

ENG - England	
F	OPEL Lina
M	OPEL Michael

Last Stone Draw		Distance
↻	HUSSAIN Farzana	31.0cm
↻	HUSAIN Rayad	18.7cm
Total		49.7cm

Last Stone Draw		Distance
↻	OPEL Lina	53.9cm
↻	OPEL Michael	84.5cm
Total		138.4cm

Time remaining: 5 minutes 13 seconds

Time remaining: 0 minutes 52 seconds

Power Play: End 3

Note:
Team members are identified as follows:
F = Female, M = Male

Legend:
 Power Play ↻ Clockwise ↺ Counter-clockwise
LSFE(*) Last Stone First End **X** Unplayed/unfinished end due to concession



Game Results

Sheet	Team	LSFE	1	2	3	4	5	6	7	8	Extra Ends	Total
E	SLO - Slovenia		1	4	2	1	2	2	X	X		12
	GRE - Greece	*	0	0	0	0	0	0	X	X		0

SLO - Slovenia	
F	GREGORI Liza
M	LANGUS Simon

GRE - Greece	
F	RADOUNIKLI Alexandra
M	ARAMPATZIS Alexandros

Last Stone Draw	Distance
⌚ LANGUS Simon	46.9cm
⌚ GREGORI Liza	170.4cm
Total	217.3cm

Last Stone Draw	Distance
⌚ ARAMPATZIS Alexandros	76.7cm
⌚ RADOUNIKLI Alexandra	120.1cm
Total	196.8cm

Time remaining: 5 minutes 40 seconds

Time-out: End 4

Time remaining: 4 minutes 29 seconds

Power Play: End 5

Note:
Team members are identified as follows:
F = Female, M = Male

Legend:
 Power Play ⌚ Clockwise ⌚ Counter-clockwise
LSFE(*) Last Stone First End **X** Unplayed/unfinished end due to concession



Game Results

Sheet	Team	LSFE	1	2	3	4	5	6	7	8	Extra Ends	Total
F	ESP - Spain	*	3	1	2	0	5	2	X	X		13
	BRA - Brazil		0	0	0	1	0	0	X	X		1

ESP - Spain	
F	OTAEGI Oihane
M	UNANUE Mikel

BRA - Brazil	
F	DE SOUZA CAMPOS FC
M	RIBEIRO PIRES Felipe Augusto

Last Stone Draw	Distance
⌚ OTAEGI Oihane	45.5cm
⌚ UNANUE Mikel	31.5cm
Total	77.0cm

Last Stone Draw	Distance
⌚ DE SOUZA CAMPOS Fabiana Cristina	75.1cm
⌚ RIBEIRO PIRES Felipe Augusto	199.6cm
Total	274.7cm

Time remaining: 6 minutes 19 seconds

Time remaining: 4 minutes 39 seconds

Power Play: End 4

Note:
Team members are identified as follows:
F = Female, M = Male

Legend:
 Power Play ⌚ Clockwise ⌚ Counter-clockwise
 LSFE(*) Last Stone First End X Unplayed/unfinished end due to concession



Session Results and Standings

Sheet	Team	LSD/LSFE	1	2	3	4	5	6	7	8	Extra Ends	Total
A	BEL - Belgium	341.4cm	0	0	0	1	3	0	5	X		9
	ROU - Romania	292.1cm *	1	1	3	0	0	2	0	X		7
B	LAT - Latvia	53.3cm *	2	4	3	0	2	2	X	X		13
	JAM - Jamaica	328.5cm	0	0	0	1	0	0	X	X		1
C	TUR - Türkiye	24.1cm *	2	1	2	2	1	0	1	X		9
	MEX - Mexico	129.4cm	0	0	0	0	0	1	0	X		1
D	KGZ - Kyrgyzstan	226.3cm	1	0	0	0	1	0	3	0		5
	POR - Portugal	144.2cm *	0	4	1	1	0	1	0	3		10
E	HKG - Hong Kong, China	218.2cm	0	2	1	0	0	2	0	1	0	6
	SVK - Slovakia	205.2cm *	3	0	0	1	1	0	1	0	3	9
F	KSA - Saudi Arabia	399.2cm	0	0	0	0	0	0	X	X		0
	AUT - Austria	206.4cm *	3	3	1	1	1	1	X	X		10

Current Standings

Group A				Group B			
Rank	Team	Games	Wins Losses	Rank	Team	Games	Wins Losses
1	LAT - Latvia	2	2 0	1	AUT - Austria	2	2 0
2	BEL - Belgium	1	1 0	1	POR - Portugal	2	2 0
2	HUN - Hungary	1	1 0	3	IRL - Ireland	1	1 0
4	HKG - Hong Kong, China	2	1 1	3	TUR - Türkiye	1	1 0
4	SVK - Slovakia	2	1 1	5	KGZ - Kyrgyzstan	2	0 2
6	JAM - Jamaica	2	0 2	5	KSA - Saudi Arabia	2	0 2
6	ROU - Romania	2	0 2	5	MEX - Mexico	2	0 2

Group C				Group D			
Rank	Team	Games	Wins Losses	Rank	Team	Games	Wins Losses
1	ESP - Spain	2	2 0	1	FIN - Finland	2	2 0
1	GUY - Guyana	2	2 0	1	NZL - New Zealand	2	2 0
1	SLO - Slovenia	2	2 0	1	POL - Poland	2	2 0
4	GRE - Greece	2	1 1	4	LTU - Lithuania	2	1 1
5	BRA - Brazil	2	0 2	4	UKR - Ukraine	2	1 1
5	ENG - England	2	0 2	6	IND - India	3	1 2
5	TPE - Chinese Taipei	2	0 2	7	PUR - Puerto Rico	2	0 2
				8	PHI - Philippines	3	0 3

Note:
Under World Curling rules, tie-breaking rules for standings are not applied until after the last game of the round robin.

Legend:
 Power Play **LSD** Last Stone Draw **LSFE(*)** Last Stone First End
X Unplayed/unfinished end due to concession



Game Results

Sheet	Team	LSFE	1	2	3	4	5	6	7	8	Extra Ends	Total
A	BEL - Belgium		0	0	0	1	3	0	5	X		9
	ROU - Romania	*	1	1	3	0	0	2	0	X		7

BEL - Belgium	
F	HUISKAMP Annemiek
M	VAN VLAENDEREN Pim

ROU - Romania	
F	BOBOC Valentina Crina
M	COLIBAN Allen

Last Stone Draw	Distance
↻ HUISKAMP Annemiek	199.6cm
↻ VAN VLAENDEREN Pim	141.8cm
Total	341.4cm

Last Stone Draw	Distance
↻ COLIBAN Allen	199.6cm
↻ BOBOC Valentina Crina	92.5cm
Total	292.1cm

Time remaining: 2 minutes 0 seconds

Time-out: End 7

Power Play: End 7

Time remaining: 2 minutes 5 seconds

Power Play: End 6

Note:
Team members are identified as follows:
F = Female, M = Male

Legend:
 Power Play ↻ Clockwise ↺ Counter-clockwise
LSFE(*) Last Stone First End **X** Unplayed/unfinished end due to concession



Game Results

Sheet	Team	LSFE	1	2	3	4	5	6	7	8	Extra Ends	Total
B	LAT - Latvia	*	2	4	3	0	2	2	X	X		13
	JAM - Jamaica		0	0	0	1	0	0	X	X		1

LAT - Latvia	
F	GAIDULE Katrina
M	BUNCIS Roberts Reinis

JAM - Jamaica	
F	SHEPHERD-SPURGEON Margot
M	WALKER Andrew

Last Stone Draw		Distance
	GAIDULE Katrina	17.3cm
	BUNCIS Roberts Reinis	36.0cm
Total		53.3cm
Time remaining: 4 minutes 2 seconds		
Power Play: End 5		

Last Stone Draw		Distance
	SHEPHERD-SPURGEON Margot	128.9cm
	WALKER Andrew	199.6cm
Total		328.5cm
Time remaining: 1 minute 22 seconds		
Power Play: End 6		

Note:
Team members are identified as follows:
F = Female, M = Male

Legend:
 Power Play Clockwise Counter-clockwise
LSFE(*) Last Stone First End **X** Unplayed/unfinished end due to concession





Game Results

Sheet	Team	LSFE	1	2	3	4	5	6	7	8	Extra Ends	Total
C	TUR - Türkiye	*	2	1	2	2	1	0	1	X		9
	MEX - Mexico		0	0	0	0	0	1	0	X		1

TUR - Türkiye	
F	YILDIZ Dilsat
M	CAKIR Bilal Omer

MEX - Mexico	
F	SERRA Danielle
M	TOMPKINS Diego

Last Stone Draw	Distance
☺ YILDIZ Dilsat	8.8cm
☹ CAKIR Bilal Omer	15.3cm
Total	24.1cm

Last Stone Draw	Distance
☺ SERRA Danielle	28.2cm
☹ TOMPKINS Diego	101.2cm
Total	129.4cm

Time remaining: 4 minutes 44 seconds

Time remaining: 1 minute 33 seconds

Power Play: End 7

Power Play: End 6

Note:
Team members are identified as follows:
F = Female, M = Male

Legend:
 Power Play ☺ Clockwise ☹ Counter-clockwise
 LSFE(*) Last Stone First End X Unplayed/unfinished end due to concession



Game Results

Sheet	Team	LSFE	1	2	3	4	5	6	7	8	Extra Ends	Total
D	KGZ - Kyrgyzstan		1	0	0	0	1	0	3	0		5
	POR - Portugal	*	0	4	1	1	0	1	0	3		10

KGZ - Kyrgyzstan	
F	ASANBAEVA Keremet
M	ABYKEEV Iskhak

POR - Portugal	
F	MARTINS ETHIER Antonieta
M	SANTOS Vitor

Last Stone Draw		Distance
	ABYKEEV Iskhak	169.4cm
	ASANBAEVA Keremet	56.9cm
Total		226.3cm

Time remaining: 1 minute 23 seconds

Last Stone Draw		Distance
	MARTINS ETHIER Antonieta	94.3cm
	SANTOS Vitor	49.9cm
Total		144.2cm

Time remaining: 4 minutes 24 seconds
Time-out: End 7
Power Play: End 8

Note:
Team members are identified as follows:
F = Female, M = Male

Legend:
 Power Play Clockwise Counter-clockwise
LSFE(*) Last Stone First End





Game Results

Sheet	Team	LSFE	1	2	3	4	5	6	7	8	Extra Ends	Total
E	HKG - Hong Kong, China		0	2	1	0	0	2	0	1	0	6
	SVK - Slovakia	*	3	0	0	1	1	0	1	0	3	9

HKG - Hong Kong, China	
F	HUNG Ling-Yue
M	CHANG Jason

SVK - Slovakia	
F	SYKOROVA Silvia
M	SYKORA Marek

Last Stone Draw	Distance
☺ HUNG Ling-Yue	186.3cm
☹ CHANG Jason	31.9cm
Total	218.2cm

Last Stone Draw	Distance
☺ SYKOROVA Silvia	68.3cm
☹ SYKORA Marek	136.9cm
Total	205.2cm

Time remaining: 1 minute 59 seconds
1 minute 15 seconds (after extra end)

Time remaining: 1 minute 26 seconds
0 minutes 34 seconds (after extra end)

Time-out: End 8; End 9

Time-out: End 8; End 9

Power Play: End 6

Power Play: End 7

Note:
Team members are identified as follows:
F = Female, M = Male

Legend:
 Power Play ☺ Clockwise ☹ Counter-clockwise
LSFE(*) Last Stone First End



MON 2 DEC 2024
Start Time 19:30

Round Robin Session 5
Group B - Sheet F



Game Results

Sheet	Team	LSFE	1	2	3	4	5	6	7	8	Extra Ends	Total
F	KSA - Saudi Arabia		0	0	0	0	0	0	X	X		0
	AUT - Austria	*	3	3	1	1	1	1	X	X		10

KSA - Saudi Arabia	
F	ALAQEL Karrie
M	ALAQEL Suleiman

AUT - Austria	
F	MUELLER Emma
M	SEIWALD Martin

Last Stone Draw		Distance
↻	ALAQEL Suleiman	199.6cm
↻	ALAQEL Karrie	199.6cm
Total		399.2cm

Last Stone Draw		Distance
↻	MUELLER Emma	64.6cm
↻	SEIWALD Martin	141.8cm
Total		206.4cm

Time remaining: 2 minutes 46 seconds

Time remaining: 7 minutes 12 seconds

Time-out: End 3

Power Play: End 6

Note:
Team members are identified as follows:
F = Female, M = Male

Legend:
 Power Play ↻ Clockwise ↺ Counter-clockwise
LSFE(*) Last Stone First End **X** Unplayed/unfinished end due to concession



MON 2 DEC 2024
Start Time 16:00

Round Robin Session 4
Group D - Sheet A **WORLD CURLING**

Game Results

Sheet	Team	LSFE	1	2	3	4	5	6	7	8	Extra Ends	Total
A	FIN - Finland	*	3	1	0	3	1	0	X	X		8
	UKR - Ukraine		0	0	1	0	0	2	X	X		3

FIN - Finland	
F	IMMONEN Lotta
M	SIPILA Markus

UKR - Ukraine	
F	KONONENKO Oleksandra
M	SHCHUR Yaroslav

Last Stone Draw		Distance
	SIPILA Markus	39.6cm
	IMMONEN Lotta	70.0cm
Total		109.6cm

Last Stone Draw		Distance
	KONONENKO Oleksandra	32.2cm
	SHCHUR Yaroslav	199.6cm
Total		231.8cm

Time remaining: 7 minutes 0 seconds

Time remaining: 6 minutes 24 seconds

Time-out: End 6

Power Play: End 5

Note:
Team members are identified as follows:
F = Female, M = Male

Legend:

Power Play
 Clockwise
 Counter-clockwise
LSFE(*) Last Stone First End
 X Unplayed/unfinished end due to concession



Game Results

Sheet	Team	LSFE	1	2	3	4	5	6	7	8	Extra Ends	Total
B	PHI - Philippines		1	0	0	1	0	2	0	0		4
	NZL - New Zealand	*	0	1	1	0	1	0	1	3		7

PHI - Philippines	
F	DUBBERSTEIN Kathleen Sumbillo
M	MALVAR Pedro

NZL - New Zealand	
F	SMITH Jessica
M	SMITH Ben

Last Stone Draw		Distance
	MALVAR Pedro	199.6cm
	DUBBERSTEIN Kathleen Sumbillo	34.8cm
Total		234.4cm
Time remaining: 0 minutes 24 seconds		
Time-out: End 8		
Power Play: End 6		

Last Stone Draw		Distance
	SMITH Ben	82.1cm
	SMITH Jessica	101.8cm
Total		183.9cm
Time remaining: 1 minute 42 seconds		
Time-out: End 8		
Power Play: End 5		

Note:
Team members are identified as follows:
F = Female, M = Male

Legend:
 Power Play Clockwise Counter-clockwise
LSFE(*) Last Stone First End



Game Results

Sheet	Team	LSFE	1	2	3	4	5	6	7	8	Extra Ends	Total
C	LTU - Lithuania	*	0	4	0	2	0	1	0	1	0	8
	IND - India		2	0	1	0	1	0	4	0	1	9

LTU - Lithuania	
F	RYKOVE Akvile
M	RYKOV Konstantin

IND - India	
F	CHAUDHARI Namini
M	RAJU P. N.

Last Stone Draw		Distance
	RYKOV Konstantin	20.9cm
	RYKOVE Akvile	69.6cm
Total		90.5cm

Last Stone Draw		Distance
	RAJU P. N.	199.6cm
	CHAUDHARI Namini	20.9cm
Total		220.5cm

Time remaining: 1 minute 22 seconds
0 minutes 55 seconds (after extra end)

Time-out: End 9

Power Play: End 6

Time remaining: 1 minute 31 seconds
1 minute 5 seconds (after extra end)

Time-out: End 8

Power Play: End 7

Note:
Team members are identified as follows:
F = Female, M = Male

Legend:
 Power Play Clockwise Counter-clockwise
LSFE(*) Last Stone First End



MON 2 DEC 2024
Start Time 16:00

Round Robin Session 4
Group C - Sheet D



Game Results

Sheet	Team	LSFE	1	2	3	4	5	6	7	8	Extra Ends	Total
D	BRA - Brazil		0	0	1	0	0	0	X	X		1
	GUY - Guyana	*	1	4	0	2	2	1	X	X		10

BRA - Brazil	
F	DE SOUZA CAMPOS FC
M	RIBEIRO PIRES Felipe Augusto

GUY - Guyana	
F	HUSSAIN Farzana
M	HUSSAIN Rayad

Last Stone Draw	Distance
☺ DE SOUZA CAMPOS Fabiana Cristina	173.9cm
☹ RIBEIRO PIRES Felipe Augusto	130.3cm
Total	304.2cm

Last Stone Draw	Distance
☺ HUSSAIN Rayad	9.1cm
☹ HUSSAIN Farzana	23.1cm
Total	32.2cm

Time remaining: 4 minutes 27 seconds

Time remaining: 6 minutes 54 seconds

Power Play: End 5

Note:
Team members are identified as follows:
F = Female, M = Male

Legend:
 Power Play ☺ Clockwise ☹ Counter-clockwise
 LSFE(*) Last Stone First End X Unplayed/unfinished end due to concession



MON 2 DEC 2024
Start Time 16:00

Round Robin Session 4
Group C - Sheet E



Game Results

Sheet	Team	LSFE	1	2	3	4	5	6	7	8	Extra Ends	Total
E	ENG - England	*	0	0	2	1	0	3	1	0		7
	ESP - Spain		2	2	0	0	1	0	0	3		8

ENG - England	
F	OPEL Lina
M	OPEL Michael

ESP - Spain	
F	OTAEGI Oihane
M	UNANUE Mikel

Last Stone Draw	Distance
☺ OPEL Michael	144.4cm
☹ OPEL Lina	12.0cm
Total	156.4cm

Last Stone Draw	Distance
☺ OTAEGI Oihane	123.0cm
☹ UNANUE Mikel	52.0cm
Total	175.0cm

Time remaining: 1 minute 29 seconds

Time-out: End 7

Power Play: End 1

Time remaining: 0 minutes 57 seconds

Time-out: End 7

Power Play: End 7

Note:
Team members are identified as follows:
F = Female, M = Male

Legend:
 Power Play ☺ Clockwise ☹ Counter-clockwise
LSFE(*) Last Stone First End



MON 2 DEC 2024
Start Time 16:00

Round Robin Session 4
Group C - Sheet F



Game Results

Sheet	Team	LSFE	1	2	3	4	5	6	7	8	Extra Ends	Total
F	TPE - Chinese Taipei		0	3	0	2	0	0	0	1		6
	SLO - Slovenia	*	2	0	1	0	2	1	2	0		8

TPE - Chinese Taipei	
F	CHOU Amanda
M	LIU Brendon

SLO - Slovenia	
F	GREGORI Liza
M	LANGUS Simon

Last Stone Draw	Distance
☺ CHOU Amanda	104.1cm
☹ LIU Brendon	97.4cm
Total	201.5cm

Last Stone Draw	Distance
☺ GREGORI Liza	16.4cm
☹ LANGUS Simon	25.4cm
Total	41.8cm

Time remaining: 0 minutes 2 seconds

Time-out: End 8

Power Play: End 8

Time remaining: 0 minutes 52 seconds

Time-out: End 8

Note:
Team members are identified as follows:
F = Female, M = Male

Legend:
 Power Play ☺ Clockwise ☹ Counter-clockwise
LSFE(*) Last Stone First End



Game Results

Sheet	Team	LSFE	1	2	3	4	5	6	7	8	Extra Ends	Total
A	MEX - Mexico		0	0	0	3	2	0	1	0		6
	POR - Portugal	*	1	1	2	0	0	1	0	2		7

MEX - Mexico	
F	SERRA Danielle
M	TOMPKINS Diego

POR - Portugal	
F	MARTINS ETHIER Antonieta
M	SANTOS Vitor

Last Stone Draw	Distance
☺ TOMPKINS Diego	199.6cm
☹ SERRA Danielle	35.4cm
Total	235.0cm

Last Stone Draw	Distance
☺ MARTINS ETHIER Antonieta	28.9cm
☹ SANTOS Vitor	28.8cm
Total	57.7cm

Time remaining: 1 minute 36 seconds

Time-out: End 8

Power Play: End 7

Time remaining: 0 minutes 1 second

Time-out: End 8

Note:
Team members are identified as follows:
F = Female, M = Male

Legend:
 Power Play ☺ Clockwise ☹ Counter-clockwise
LSFE(*) Last Stone First End



Game Results

REVISED
4 DEC 12:49

Sheet	Team	LSFE	1	2	3	4	5	6	7	8	Extra Ends	Total
B	KSA - Saudi Arabia		1	0	1	0	4	0	0	X		6
	IRL - Ireland	*	0	4	0	3	0	5	1	X		13

KSA - Saudi Arabia	
F	ALAQEL Karrie
M	ALAQEL Suleiman

IRL - Ireland	
F	BARRON Ailsa
M	WILSON John

Last Stone Draw		Distance
	ALAQEL Karrie	178.8cm
	ALAQEL Suleiman	199.6cm
Total		378.4cm

Last Stone Draw		Distance
	BARRON Ailsa	42.4cm
	WILSON John	6.9cm
Total		49.3cm

Time remaining: 5 minutes 13 seconds

Time-out: End 5

Power Play: End 7

Time remaining: 6 minutes 4 seconds

Power Play: End 6

Note:
Team members are identified as follows:
F = Female, M = Male

Legend:
 Power Play Clockwise Counter-clockwise
LSFE(*) Last Stone First End **X** Unplayed/unfinished end due to concession

REVISED IRL: Last Stone Draw player assignment has been revised.



Game Results

Sheet	Team	LSFE	1	2	3	4	5	6	7	8	Extra Ends	Total
C	JAM - Jamaica	*	0	0	0	0	2	2	0	0		4
	HKG - Hong Kong, China		2	1	1	1	0	0	2	1		8

JAM - Jamaica	
F	SHEPHERD-SPURGEON Margot
M	WALKER Andrew

HKG - Hong Kong, China	
F	HUNG Ling-Yue
M	CHANG Jason

Last Stone Draw		Distance
	WALKER Andrew	9.1cm
	SHEPHERD-SPURGEON Margot	59.0cm
Total		68.1cm
Time remaining: 0 minutes 54 seconds		
Time-out: End 8		
Power Play: End 5		

Last Stone Draw		Distance
	CHANG Jason	35.8cm
	HUNG Ling-Yue	44.0cm
Total		79.8cm
Time remaining: 3 minutes 19 seconds		
Power Play: End 7		

Note:
Team members are identified as follows:
F = Female, M = Male

Legend:
 Power Play Clockwise Counter-clockwise
LSFE(*) Last Stone First End



Game Results

Sheet	Team	LSFE	1	2	3	4	5	6	7	8	Extra Ends	Total
D	HUN - Hungary	*	2	0	5	0	2	1	3	X		13
	ROU - Romania		0	1	0	2	0	0	0	X		3

HUN - Hungary	
F	JOO Linda
M	KARASZ Raul

ROU - Romania	
F	BOBOC Valentina Crina
M	COLIBAN Allen

Last Stone Draw		Distance
↻	JOO Linda	65.3cm
↺	KARASZ Raul	9.2cm
Total		74.5cm
Time remaining: 3 minutes 40 seconds		
Power Play: End 5		

Last Stone Draw		Distance
↻	COLIBAN Allen	153.7cm
↺	BOBOC Valentina Crina	199.6cm
Total		353.3cm
Time remaining: 3 minutes 25 seconds		
Power Play: End 4		

Note:
Team members are identified as follows:
F = Female, M = Male

Legend:
 Power Play ↻ Clockwise ↺ Counter-clockwise
LSFE(*) Last Stone First End **X** Unplayed/unfinished end due to concession





Game Results

Sheet	Team	LSFE	1	2	3	4	5	6	7	8	Extra Ends	Total
E	AUT - Austria		1	0	2	1	3	1	0	2		10
	KGZ - Kyrgyzstan	*	0	1	0	0	0	0	4	0		5

AUT - Austria	
F	MUELLER Emma
M	SEIWALD Martin

KGZ - Kyrgyzstan	
F	ASANBAEVA Keremet
M	ABYKEEV Iskhak

Last Stone Draw		Distance
	SEIWALD Martin	111.3cm
	MUELLER Emma	199.6cm
Total		310.9cm

Last Stone Draw		Distance
	ASANBAEVA Keremet	38.9cm
	ABYKEEV Iskhak	15.6cm
Total		54.5cm

Time remaining: 2 minutes 10 seconds

Time remaining: 0 minutes 36 seconds

Power Play: End 8

Note:
Team members are identified as follows:
F = Female, M = Male

Legend:
 Power Play Clockwise Counter-clockwise
LSFE(*) Last Stone First End



Game Results

Sheet	Team	LSFE	1	2	3	4	5	6	7	8	Extra Ends	Total
F	SVK - Slovakia		0	0	0	0	0	0	X	X		0
	LAT - Latvia	*	1	4	2	1	2	1	X	X		11

SVK - Slovakia	
F	SYKOROVA Silvia
M	SYKORA Marek

LAT - Latvia	
F	GAIDULE Katrina
M	BUNCIS Roberts Reinis

Last Stone Draw		Distance
	SYKORA Marek	29.6cm
	SYKOROVA Silvia	50.1cm
Total		79.7cm

Last Stone Draw		Distance
	BUNCIS Roberts Reinis	29.0cm
	GAIDULE Katrina	35.9cm
Total		64.9cm

Time remaining: 4 minutes 42 seconds

Time remaining: 6 minutes 13 seconds

Power Play: End 4

Note:
Team members are identified as follows:
F = Female, M = Male

Legend:
 Power Play Clockwise Counter-clockwise
LSFE(*) Last Stone First End **X** Unplayed/unfinished end due to concession



Session Results and Standings

Sheet	Team	LSD/LSFE	1	2	3	4	5	6	7	8	Extra Ends	Total
A	PHI - Philippines	178.0cm *	0	0	3	0	1	1	0	0		5
	POL - Poland	228.1cm	1	1	0	2	0	0	3	4		11
B	IND - India	169.6cm	0	0	1	0	0	0	X	X		1
	FIN - Finland	53.7cm *	4	1	0	3	3	1	X	X		12
C	GRE - Greece	228.9cm	0	4	3	0	0	1	0	0		8
	ESP - Spain	64.0cm *	4	0	0	1	2	0	1	1		9
D	PUR - Puerto Rico	341.7cm	1	0	0	0	0	0	X	X		1
	NZL - New Zealand	44.8cm *	0	4	3	1	1	4	X	X		13
E	GUY - Guyana	172.3cm *	3	0	0	2	2	0	1	X		8
	TPE - Chinese Taipei	231.0cm	0	2	1	0	0	2	0	X		5

Current Standings

Group A					Group B				
Rank	Team	Games	Wins	Losses	Rank	Team	Games	Wins	Losses
	BEL - Belgium					AUT - Austria			
	HKG - Hong Kong, China					IRL - Ireland			
	HUN - Hungary					KGZ - Kyrgyzstan			
	JAM - Jamaica					KSA - Saudi Arabia			
	LAT - Latvia					MEX - Mexico			
	ROU - Romania					POR - Portugal			
	SVK - Slovakia					TUR - Türkiye			
Group C					Group D				
Rank	Team	Games	Wins	Losses	Rank	Team	Games	Wins	Losses
1	ESP - Spain	1	1	0	1	POL - Poland	2	2	0
1	GUY - Guyana	1	1	0	2	FIN - Finland	1	1	0
1	SLO - Slovenia	1	1	0	2	LTU - Lithuania	1	1	0
4	GRE - Greece	2	1	1	2	NZL - New Zealand	1	1	0
5	BRA - Brazil	1	0	1	2	UKR - Ukraine	1	1	0
5	ENG - England	1	0	1	6	IND - India	2	0	2
5	TPE - Chinese Taipei	1	0	1	6	PHI - Philippines	2	0	2
					6	PUR - Puerto Rico	2	0	2

Note:
Under World Curling rules, tie-breaking rules for standings are not applied until after the last game of the round robin.

Legend:
 Power Play **LSD** Last Stone Draw **LSFE(*)** Last Stone First End
 Unplayed/unfinished end due to concession



Game Results

Sheet	Team	LSFE	1	2	3	4	5	6	7	8	Extra Ends	Total
A	PHI - Philippines	*	0	0	3	0	1	1	0	0		5
	POL - Poland		1	1	0	2	0	0	3	4		11

PHI - Philippines	
F	DUBBERSTEIN Kathleen Sumbillo
M	MALVAR Pedro

POL - Poland	
F	WALCZAK Adela
M	AUGUSTYNIAK Andrzej

Last Stone Draw		Distance
	MALVAR Pedro	48.3cm
	DUBBERSTEIN Kathleen Sumbillo	129.7cm
Total		178.0cm

Last Stone Draw		Distance
	WALCZAK Adela	28.5cm
	AUGUSTYNIAK Andrzej	199.6cm
Total		228.1cm

Time remaining: 0 minutes 12 seconds
Time-out: End 8
Power Play: End 8

Time remaining: 0 minutes 39 seconds
Time-out: End 8
Power Play: End 7

Note:
Team members are identified as follows:
F = Female, M = Male

Legend:
 Power Play Clockwise Counter-clockwise
LSFE(*) Last Stone First End



Game Results

Sheet	Team	LSFE	1	2	3	4	5	6	7	8	Extra Ends	Total
B	IND - India		0	0	1	0	0	0	X	X		1
	FIN - Finland	*	4	1	0	3	3	1	X	X		12

IND - India	
F	CHAUDHARI Namini
M	RAJU P. N.

FIN - Finland	
F	IMMONEN Lotta
M	SIPILA Markus

Last Stone Draw	Distance
CHAUDHARI Namini	80.8cm
RAJU P. N.	88.8cm
Total	169.6cm

Last Stone Draw	Distance
IMMONEN Lotta	31.9cm
SIPILA Markus	21.8cm
Total	53.7cm

Time remaining: 2 minutes 25 seconds
Power Play: End 6

Time remaining: 6 minutes 38 seconds

Note:
Team members are identified as follows:
F = Female, M = Male

Legend:
 Power Play Clockwise Counter-clockwise
LSFE(*) Last Stone First End **X** Unplayed/unfinished end due to concession



Game Results

Sheet	Team	LSFE	1	2	3	4	5	6	7	8	Extra Ends	Total
C	GRE - Greece		0	4	3	0	0	1	0	0		8
	ESP - Spain	*	4	0	0	1	2	0	1	1		9

GRE - Greece	
F	RADOUNIKLI Alexandra
M	ARAMPATZIS Alexandros

ESP - Spain	
F	OTAEGI Oihane
M	UNANUE Mikel

Last Stone Draw	Distance
☺ ARAMPATZIS Alexandros	29.3cm
☹ RADOUNIKLI Alexandra	199.6cm
Total	228.9cm

Last Stone Draw	Distance
☺ OTAEGI Oihane	57.4cm
☹ UNANUE Mikel	6.6cm
Total	64.0cm

Time remaining: 0 minutes 44 seconds
Time-out: End 8

Time remaining: 3 minutes 24 seconds
Time-out: End 7
Power Play: End 7

Note:
Team members are identified as follows:
F = Female, M = Male

Legend:
 Power Play ☺ Clockwise ☹ Counter-clockwise
LSFE(*) Last Stone First End



Game Results

Sheet	Team	LSFE	1	2	3	4	5	6	7	8	Extra Ends	Total
D	PUR - Puerto Rico		1	0	0	0	0	0	X	X		1
	NZL - New Zealand	*	0	4	3	1	1	4	X	X		13

PUR - Puerto Rico	
F	CONLEY Rachel
M	SEPULVEDA Jose

NZL - New Zealand	
F	SMITH Jessica
M	SMITH Ben

Last Stone Draw	Distance
☯ SEPULVEDA Jose	142.1cm
☯ CONLEY Rachel	199.6cm
Total	341.7cm

Last Stone Draw	Distance
☯ SMITH Jessica	18.8cm
☯ SMITH Ben	26.0cm
Total	44.8cm

Time remaining: 7 minutes 32 seconds

Time remaining: 8 minutes 16 seconds

Time-out: End 5

Power Play: End 6

Note:
Team members are identified as follows:
F = Female, M = Male

Legend:
 Power Play ☯ Clockwise ☯ Counter-clockwise
 LSFE(*) Last Stone First End X Unplayed/unfinished end due to concession



Game Results

Sheet	Team	LSFE	1	2	3	4	5	6	7	8	Extra Ends	Total
E	GUY - Guyana	*	3	0	0	2	2	0	1	X		8
	TPE - Chinese Taipei		0	2	1	0	0	2	0	X		5

GUY - Guyana	
F	HUSSAIN Farzana
M	HUSAIN Rayad

TPE - Chinese Taipei	
F	CHOU Amanda
M	LIU Brendon

Last Stone Draw		Distance
↻	HUSSAIN Farzana	89.5cm
↻	HUSAIN Rayad	82.8cm
Total		172.3cm

Last Stone Draw		Distance
↻	LIU Brendon	199.6cm
↻	CHOU Amanda	31.4cm
Total		231.0cm

Time remaining: 1 minute 28 seconds
Time-out: End 7
Power Play: End 7

Time remaining: 0 minutes 11 seconds
Time-out: End 7
Power Play: End 6

Note:
Team members are identified as follows:
F = Female, M = Male

Legend:
 Power Play ↻ Clockwise ↻ Counter-clockwise
LSFE(*) Last Stone First End **X** Unplayed/unfinished end due to concession



SUN 1 DEC 2024
Start Time 19:30

Round Robin Session 1
Group C - Sheet B



Game Results

Sheet	Team	LSFE	1	2	3	4	5	6	7	8	Extra Ends	Total
B	ENG - England		1	0	3	0	2	0	0	0		6
	SLO - Slovenia	*	0	3	0	2	0	3	1	3		12

ENG - England	
F	OPEL Lina
M	OPEL Michael

SLO - Slovenia	
F	GREGORI Liza
M	LANGUS Simon

Last Stone Draw	Distance
☺ OPEL Michael	99.4cm
☹ OPEL Lina	88.8cm
Total	188.2cm

Last Stone Draw	Distance
☺ LANGUS Simon	61.4cm
☹ GREGORI Liza	33.6cm
Total	95.0cm

Time remaining: 0 minutes 22 seconds

Time remaining: 4 minutes 50 seconds

Time-out: End 7

Power Play: End 5

Note:
Team members are identified as follows:
F = Female, M = Male

Legend:
 Power Play ☺ Clockwise ☹ Counter-clockwise
LSFE(*) Last Stone First End



WMDQE 2024
Dumfries, Scotland

World Mixed Doubles Qualification Event 2024
Dumfries Ice Bowl



SUN 1 DEC 2024
Start Time 19:30

Round Robin Session 1
Group D - Sheet D

WORLD
CURLING

Game Results

Sheet	Team	LSFE	1	2	3	4	5	6	7	8	Extra Ends	Total
D	POL - Poland	*	2	1	1	2	0	5	X	X		11
	IND - India		0	0	0	0	1	0	X	X		1

POL - Poland	
F	WALCZAK Adela
M	AUGUSTYNIAK Andrzej

IND - India	
F	CHAUDHARI Namini
M	RAJU P. N.

Last Stone Draw	Distance
AUGUSTYNIAK Andrzej	189.7cm
WALCZAK Adela	25.3cm
Total	215.0cm

Last Stone Draw	Distance
RAJU P. N.	117.0cm
CHAUDHARI Namini	169.3cm
Total	286.3cm

Time remaining: 6 minutes 32 seconds

Power Play: End 6

Time remaining: 2 minutes 52 seconds

Power Play: End 5

Note:
Team members are identified as follows:
F = Female, M = Male

Legend:
 Power Play Clockwise Counter-clockwise
LSFE(*) Last Stone First End **X** Unplayed/unfinished end due to concession



SUN 1 DEC 2024
Start Time 19:30

Round Robin Session 1
Group D - Sheet E



Game Results

Sheet	Team	LSFE	1	2	3	4	5	6	7	8	Extra Ends	Total
E	PHI - Philippines		0	1	0	0	4	0	0	2		7
	UKR - Ukraine	*	1	0	2	1	0	4	1	0		9

PHI - Philippines	
F	DUBBERSTEIN Kathleen Sumbillo
M	MALVAR Pedro

UKR - Ukraine	
F	KONONENKO Oleksandra
M	SHCHUR Yaroslav

Last Stone Draw		Distance
	MALVAR Pedro	148.9cm
	DUBBERSTEIN Kathleen Sumbillo	93.5cm
Total		242.4cm
Time remaining: 0 minutes 5 seconds		
Time-out: End 8		
Power Play: End 5		

Last Stone Draw		Distance
	KONONENKO Oleksandra	8.3cm
	SHCHUR Yaroslav	137.8cm
Total		146.1cm
Time remaining: 0 minutes 16 seconds		
Time-out: End 7		
Power Play: End 6		

Note:
Team members are identified as follows:
F = Female, M = Male

Legend:
 Power Play Clockwise Counter-clockwise
LSFE(*) Last Stone First End



Game Results

Sheet	Team	LSFE	1	2	3	4	5	6	7	8	Extra Ends	Total
F	BRA - Brazil	*	0	1	0	0	0	0	0	X		1
	GRE - Greece		1	0	1	1	2	1	1	X		7

BRA - Brazil	
F	DE SOUZA CAMPOS FC
M	RIBEIRO PIRES Felipe Augusto

GRE - Greece	
F	RADOUNIKLI Alexandra
M	ARAMPATZIS Alexandros

Last Stone Draw		Distance
↻	DE SOUZA CAMPOS Fabiana Cristina	31.3cm
↻	RIBEIRO PIRES Felipe Augusto	199.6cm
Total		230.9cm

Last Stone Draw		Distance
↻	ARAMPATZIS Alexandros	56.9cm
↻	RADOUNIKLI Alexandra	199.6cm
Total		256.5cm

Time remaining: 1 minute 52 seconds

Time remaining: 2 minutes 37 seconds

Power Play: End 5

Note:
Team members are identified as follows:
F = Female, M = Male

Legend:
 Power Play ↻ Clockwise ↺ Counter-clockwise
LSFE(*) Last Stone First End **X** Unplayed/unfinished end due to concession



Entry List by Event

As of SUN 1 DEC 2024

AUT - Austria		Group B
F	MUELLER Emma	R
M	SEIWALD Martin	R
C	SCHROEDER Bjoern (GER)	
O	-	

BEL - Belgium		Group A
F	HUISKAMP Annemiek	R
M	VAN VLAENDEREN Pim	R
C	HEYLEN Dirk	
O	-	

BRA - Brazil		Group C
F	DE SOUZA CAMPOS Fabiana Cristina	R
M	RIBEIRO PIRES Felipe Augusto	R
C	-	
O	-	

ENG - England		Group C
F	OPEL Lina	R
M	OPEL Michael	R
C	GOW Harry (GBR)	
O	LI Xiaoqing	

ESP - Spain		Group C
F	OTAEI Oihane	R
M	UNANUE Mikel	R
C	RAFAEL Daniel (POR)	
O	-	

FIN - Finland		Group D
F	IMMONEN Lotta	R
M	SIPILA Markus	R
C	SUURIPAA Tiina	
O	-	

GRE - Greece		Group C
F	RADOUNIKLI Alexandra	R
M	ARAMPATZIS Alexandros	R
C	-	
O	-	

GUY - Guyana		Group C
F	HUSSAIN Farzana	R
M	HUSAIN Rayad	R
C	NICHOLLS Jordan (CAN)	
O	-	

HKG - Hong Kong, China		Group A
F	HUNG Ling-Yue	R
M	CHANG Jason	R
C	COLLINS Rick (CAN)	
O	-	

HUN - Hungary		Group A
F	JOO Linda	R
M	KARASZ Raul	R
C	KISS Zsolt	
O	-	

IND - India		Group D
F	CHAUDHARI Namini	L
M	RAJU P. N.	R
C	-	
O	-	

IRL - Ireland		Group B
F	BARRON Ailsa	R
M	WILSON John	R
C	KENNY Johnjo	
O	WILSON Peter J. D. (SCO)	

JAM - Jamaica		Group A
F	SHEPHERD-SPURGEON Margot	R
M	WALKER Andrew	R
C	-	
O	McCORD Patricia (CAN)	

KGZ - Kyrgyzstan		Group B
F	ASANBAEVA Keremet	R
M	ABYKEEV Iskhak	R
C	ASANALIEV Aibek (KGR)	
O	-	

KSA - Saudi Arabia		Group B
F	ALAQEL Karrie	R
M	ALAQEL Suleiman	R
C	WILLS David (CAN)	
O	WILLS Lori	

LAT - Latvia		Group A
F	GAIDULE Katrina	R
M	BUNCIS Roberts Reinis	R
C	GULBIS Ritvars	
O	-	



Entry List by Event

As of SUN 1 DEC 2024

LTU - Lithuania		Group D
F	RYKOVE Akvile	R
M	RYKOV Konstantin	R
C	-	
O	-	

MEX - Mexico		Group B
F	SERRA Danielle	R
M	TOMPKINS Diego	R
C	TOMPKINS Doug (CAN)	
O	DIEZ Monica	

NZL - New Zealand		Group D
F	SMITH Jessica	R
M	SMITH Ben	R
C	-	
O	MICHELS Jordan	

PHI - Philippines		Group D
F	DUBBERSTEIN Kathleen Sumbillo	R
M	MALVAR Pedro	R
C	-	
O	-	

POL - Poland		Group D
F	WALCZAK Adela	R
M	AUGUSTYNIAK Andrzej	R
C	DOERING Kyle (CAN)	
O	-	

POR - Portugal		Group B
F	MARTINS ETHIER Antonieta	R
M	SANTOS Vitor	R
C	TUCK Kimberly (CAN)	
NC	SIMPSON Fiona Grace (SCO)	

PUR - Puerto Rico		Group D
F	CONLEY Rachel	R
M	SEPULVEDA Jose	R
C	ROTH Dean (USA)	
O	GUTIERREZ Miguel (USA)	

ROU - Romania		Group A
F	BOBOC Valentina Crina	R
M	COLIBAN Allen	R
C	BANGHI Matei	
O	-	

SLO - Slovenia		Group C
F	GREGORI Liza	R
M	LANGUS Simon	R
C	GREGORI Edita	
O	-	

SVK - Slovakia		Group A
F	SYKOROVA Silvia	L
M	SYKORA Marek	R
C	SYKORA Daniel	
O	SYKOROVA Erika	

TPE - Chinese Taipei		Group C
F	CHOU Amanda	L
M	LIU Brendon	R
C	LIN Ting-Li	
O	-	

TUR - Türkiye		Group B
F	YILDIZ Dilsat	R
M	CAKIR Bilal Omer	R
C	GULTEKIN Mehmet	
O	-	

UKR - Ukraine		Group D
F	KONONENKO Oleksandra	R
M	SHCHUR Yaroslav	R
C	RAMSAY David (SCO)	
O	-	

Note:

Team members are identified as follows:

F = Female, **M** = Male, **C** = Coach, **2C** = 2nd Team Coach, **NC** = National Coach, **T** = Translator, **O** = Team Official

Legend:

L Left-handed

R Right-handed



Competition Officials

As of SUN 1 DEC 2024

Function	Name	Organisation
World Curling President:	WELLING Beau	USA - United States
World Curling Head of Competitions:	ROETHLISBERGER Eeva	SUI - Switzerland
World Curling Technical Delegate:	MUTCH Laura	SCO - Scotland
Chief Umpire:	McGOWAN John	SCO - Scotland
Deputy Chief Umpire:	PATERSON Kaye	SCO - Scotland
Game Umpires:	HOGG Jim	SCO - Scotland
	MALCOLM Marion	SCO - Scotland
	ORTIZ Valentin	AND - Andorra
	STEWART Jim	SCO - Scotland
Chief Timer:	HUSTLER James	ENG - England
Deputy Chief Timer:	GIBB Kay	SCO - Scotland
Chief Ice Technician:	KAPRALIK Patrik	SVK - Slovakia
Deputy Chief Ice Technicians:	CALLAN Mark	SCO - Scotland



Competition Schedule

As of SUN 1 DEC 2024

Date	Start Time	Session	Sheet A	Sheet B	Sheet C	Sheet D	Sheet E	Sheet F
SUN 1 DEC	19:30	1		ENG - SLO	PUR - LTU	POL - IND	PHI - UKR	BRA - GRE
MON 2 DEC	9:00	2	PHI - POL	IND - FIN	GRE - ESP	PUR - NZL	GUY - TPE	
	12:30	3	MEX - POR	KSA - IRL	JAM - HKG	HUN - ROU	AUT - KGZ	SVK - LAT
	16:00	4	FIN - UKR	PHI - NZL	LTU - IND	BRA - GUY	ENG - ESP	TPE - SLO
	19:30	5	BEL - ROU	LAT - JAM	TUR - MEX	KGZ - POR	HKG - SVK	KSA - AUT
TUE 3 DEC	9:00	6	NZL - LTU	UKR - PUR	FIN - POL	GUY - ENG	SLO - GRE	ESP - BRA
	12:30	7	JAM - HUN	SVK - BEL	POR - KSA	IRL - MEX	ROU - LAT	KGZ - TUR
	16:00	8	ENG - BRA	ESP - TPE	GUY - SLO	IND - UKR	NZL - FIN	PHI - LTU
	19:30	9	LAT - HKG	MEX - KGZ	SVK - ROU	AUT - TUR	BEL - HUN	POR - IRL
WED 4 DEC	9:00	10	TPE - GRE	SLO - BRA	IND - PHI	NZL - POL	UKR - LTU	FIN - PUR
	12:30	11	AUT - MEX	TUR - KSA	BEL - JAM	ROU - HKG	KGZ - IRL	HUN - SVK
	16:00	12	ESP - GUY		TPE - ENG	FIN - PHI	POL - PUR	NZL - IND
	19:30	13		HKG - HUN	IRL - AUT	LAT - BEL	TUR - POR	ROU - JAM
THU 5 DEC	9:00	14	PUR - PHI	LTU - POL	UKR - NZL	SLO - ESP	MEX - KSA	GRE - ENG
	12:30	15	IRL - TUR	POR - AUT	HUN - LAT	JAM - SVK		HKG - BEL
	16:00	16	KSA - KGZ	GRE - GUY	BRA - TPE	LTU - FIN	PUR - IND	POL - UKR
FRI 6 DEC	10:00	Play-off Games 1 - 4						
	15:00	Play-off Games 5 - 8						
SAT 7 DEC	10:00	Play-off Games 9&10						

Note:

First named team in each game plays red-handled stones and wears dark coloured upper playing garments.
Please check online for more details and the latest updates.