



**World Mixed Curling Championship 2022
Aberdeen, Scotland**

15 – 22 October 2022

RESULTS SUMMARY



SAT 22 OCT 2022

Medallists

Medal	Country	Name	Position - Function
GOLD	CAN - Canada	MENARD Jean-Michel (M)	4 S
		LAROUCHE Marie-France (F)	3 V
		BELLEAU Ian (M)	2
		LEMAY Annie (F)	1
		SYLVAIN Eric	C
SILVER	SCO - Scotland	BRYCE Cameron (M)	4 S
		DAVIE Lisa (F)	3 V
		HYSLOP Scott (M)	2
		MUNRO Robyn (F)	1
		MORRISON Colin	C
BRONZE	SUI - Switzerland	HESS Yves (M)	4 V
		HEGNER Ursi (F)	3 S
		HOEHN Simon (M)	2
		SCHMID Chantal (F)	1

Note:

Position and function for each team member:

4 = Fourth, 3 = Third, 2 = Second, 1 = Lead, S = Skip, V = Vice-Skip, C = Coach

Legend:

F Female

M Male

Final Standings

Rank	Team	Players	Position - Function	Gender	Group Rank	DSC
1	CAN - Canada	MENARD Jean-Michel	4 S	M		
		LAROUCHE Marie-France	3 V	F		
		BELLEAU Ian	2	M		
		LEMAY Annie	1	F		
		SYLVAIN Eric	C	M		
2	SCO - Scotland	BRYCE Cameron	4 S	M		
		DAVIE Lisa	3 V	F		
		HYSLOP Scott	2	M		
		MUNRO Robyn	1	F		
		MORRISON Colin	C	M		
3	SUI - Switzerland	HESS Yves	4 V	M		
		HEGNER Ursi	3 S	F		
		HOEHN Simon	2	M		
		SCHMID Chantal	1	F		
		-	C			
4	SWE - Sweden	AHLBERG Robin	4 V	M		
		WESTMAN Therese	3 S	F		
		PATZ Johannes	2	M		
		ALTEBRO Mikaela	1	F		
		-	C			
5	FIN - Finland	SIPILA Markus	4 S	M		
		IMMONEN Lotta	3	F		
		OUNI Leo	2	M		
		SUURIPAA Tiina	1 V	F		
		-	C			
5	GER - Germany	TOTZEK Sixten	4 S	M		
		SUTOR Kim	3 V	F		
		SUTOR Joshua	2	M		
		SUTOR Joy	1	F		
		SUTOR Uli	C	M		
5	JPN - Japan	TSUCHIYA Kai	4 S	F		
		MIZUKAMI Shunta	3 V	M		
		OTANI Erika	2	F		
		OKAMURA Kohei	1	M		
		IDE Mizuko	C	F		
5	NOR - Norway	LINDSTROEM Alexander	4 S	M		
		RAMSFJELL Maia	3	F		
		SVAE Christoffer	2	M		
		TRULSEN Pia	1 V	F		
		RAMSFJELL Bettina	C	F		
9	DEN - Denmark	QVIST Mikael	4 S	M		
		QVIST Gabriella	3 V	F		
		QVIST Alexander	2	M		
		QVIST Trine	1	F		
		-	C			

Final Standings

Rank	Team	Players	Position - Function	Gender	Group Rank	DSC
9	ESP - Spain	VEZ Sergio	4 S	M		
		OTAEGI Oihane	3 V	F		
		UNANUE Mikel	2	M		
		GARCIA Daniela	1	F		
		-	C			
9	HUN - Hungary	TATAR Lorinc	4 S	M		
		JOO Linda	3	F		
		KALOCSAY Otto Daniel	2	M		
		KALOCSAI-VAN DORP Vera	1 V	F		
		ROKUSFALVY Andras	C	M		
9	ITA - Italy	SOLA Fabio	4 V	M		
		PIMPINI Denise	3 S	F		
		PASCALE Marco	2	M		
		MATINO Emanuela	1	F		
		-	C			
13	KOR - Korea	KIM Dae-hyun	4 S	M	A4	41.29 cm
		BANG Yu-jin	3 V	F		
		KWON Jun-i	2	M		
		KIM Hae-jeong	1	F		
		LEE Dong-keun	C	M		
14	AUS - Australia	HALL Sean	4	M	C4	46.30 cm
		POWELL Anne	3	F		
		MILLIKIN Hugh	2 S	M		
		HLUSHAK Amanda	1 V	F		
		FOLEY Fiona	C	F		
15	CZE - Czech Republic	HRADEC Karel	4 S	M	B4	79.86 cm
		FREDERIKSEN Karolina	3	F		
		ZDENKA Michal	2	M		
		SRNSKA Eliska	1 V	F		
		BROZEK Marek	C	M		
16	WAL - Wales	MEIKLE Adrian	4 S	M	D4	85.24 cm
		WATSON Dawn	3 V	F		
		TANNER Andrew	2	M		
		GLAZIER Judith	1	F		
		-	C			
17	LAT - Latvia	FREIDENSONS Renars	4 S	M	B5	55.12 cm
		REGZA Evita	3 V	F		
		BARANOVSKIS Aleksandrs	2	M		
		GULBE Betija	1	F		
		-	C			
18	USA - United States	PULLI Caitlin	4 S	F	D5	56.76 cm
		PULLI Jeff	3 V	M		
		ANDREW Rebecca	2	F		
		SCOTT Jason	1	M		
		-	C			

Final Standings

Rank	Team	Players	Position - Function	Gender	Group Rank	DSC
19	HKG - Hong Kong	CHANG Jason	4 S	M	A5	91.59 cm
		HUNG Ling-Yue	3 V	F		
		YAN Martin	2	M		
		WONG Yuen Ting	1	F		
		CHEN Justin	C	M		
20	AUT - Austria	TREICHL Teresa	4 V	F	C5	105.70 cm
		SEIWALD Martin	3	M		
		MUELLER Emma	2	F		
		HIGATZBERGER Gernot	1 S	M		
		SCHROEDER Bjoern	C	M		
21	EST - Estonia	VLASSOV Mihhail	4 S	M	D6	57.11 cm
		ELMIK Kaidi	3 V	F		
		JAKOBSON Andres	2	M		
		GROMOVA Anna	1	F		
		-	C			
22	SVK - Slovakia	MATULOVA Daniela	4 V	F	C6	64.88 cm
		GALLO Juraj	3 S	M		
		KOVACIKOVA Melania	2	F		
		MORAVCIK Milan	1	M		
		-	C			
23	IRL - Ireland	WILSON John	4 S	M	B6	79.27 cm
		FYFE Alison	3 V	F		
		WHYTE Craig	2	M		
		WARD Jen	1	F		
		KENNY Johnjo	C	M		
24	IND - India	RAJU P. N.	4 S	M	A6	87.24 cm
		GOVULA Tejasree	3	F		
		GOENKA Vinay	2	M		
		PATEL Richa	1 V	F		
		-	C			
25	POR - Portugal	RIBAU Bridget	4 S	F	A7	63.40 cm
		RIBAU Chris	3 V	M		
		RIBAU Sabrina	2	F		
		RIBAU Joe	1	M		
		SIMPSON Fiona Grace	C	F		
26	MEX - Mexico	TOMPKINS Diego	4 S	M	C7	84.10 cm
		QUINTERO Estefana	3 V	F		
		TOMPKINS Mateo	2	M		
		DIEZ Monica	1	F		
		TOMPKINS Doug	C	M		
27	NED - Netherlands	BOMAS Lisenka	4 S	F	D7	93.56 cm
		KLOMP Bart	3 V	M		
		BOMAS Anandi	2	F		
		BOMAS Bob	1	M		
		-	C			

Final Standings

Rank	Team	Players	Position - Function	Gender	Group Rank	DSC
28	UKR - Ukraine	NIKOLOV Eduard	4 S	M	B7	112.95 cm
		KONONENKO Oleksandra	3 V	F		
		SHCHUR Yaroslav	2	M		
		KOTOVA Anastasiia	1	F		
		LILL Erkki	C	M		
29	ENG - England	HAVERCROFT Jonathan	4 V	M	C8	70.27 cm
		SPAIN Fiona	3 S	F		
		OPEL Michael	2	M		
		LEUNG Samantha	1	F		
		RAMSAY David	C	M		
30	SLO - Slovenia	SEVER Stefan	4 S	M	A8	94.78 cm
		KREMZAR Nina	3 V	F		
		HARB Marko	2	M		
		CERNE Patricija	1	F		
		TOPLAK Tomaz	C	M		
31	NGR - Nigeria	WOODS III Harold	4 S	M	B8	136.81 cm
		WASHINGTON Anteequa	3 V	F		
		COLE Tijani	2	M		
		DANIEL Sheila	1	F		
		FERGUSON Michael	C	M		
32	CRO - Croatia	SKENDROVIC Alberto	4 S	M	D8	146.75 cm
		MUHEK Zrinka	3 V	F		
		DZEPINA Davor	2	M		
		MUZDALO Marta	1	F		
		-	C			
33	TPE - Chinese Taipei	YIN LIU Luis	4	M	B9	67.87 cm
		CHENG Li-Lin	3 V	F		
		LEE Victor	2 S	M		
		HUANG Shar-yin	1	F		
		-	C			
34	NZL - New Zealand	FOTTI Dean	4 S	M	A9	94.96 cm
		OLSZEWSKI Joanna	3 V	F		
		WHINERAY Matt	2	M		
		THOMAS Sandra	1	F		
		MATTHEWS Liz	C	F		
35	LUX - Luxembourg	BENOY Alex	4 S	M	C9 DNF	127.13 cm
		WAUTERS Karen	3 V	F		
		JIROUSEK Lukas	2	M		
		BJERG-PETERSEN Maja	1	F		
		-	C			

Note:

Final standings are based on play-off results and group standings. Losers of the quarter-finals are ranked equal fifth. Losers of the qualification are ranked equal ninth. The remaining teams are ranked according to their group rank and the Draw Shot Challenge (DSC).

Position and function for each team member:

4 = Fourth, **3** = Third, **2** = Second, **1** = Lead, **S** = Skip, **V** = Vice-Skip, **C** = Coach

Legend:

F Female

M Male



Competition Summary

Session	Date Time	Sheet A	Sheet B	Sheet C	Sheet D	Sheet E	Sheet F
Session 1	15 OCT 8:00	SCO 9-3 HUN	HKG 3-6 FIN	POR 8-1 SLO	IND 1-12 KOR	SUI 7-2 AUT	NZL 2-8 DEN
Session 2	15 OCT 12:00	CZE 9-2 IRL	USA 6-8 ESP		ITA 7-6 NED	LAT 6-4 TPE	CRO 3-12 WAL
Session 3	15 OCT 16:00	NZL 3-10 CAN	MEX 7-6 LUX	ENG 2-8 AUT	AUS 2-9 SUI	KOR 8-4 SLO	SCO 8-2 SVK
Session 4	15 OCT 20:30	CRO 1-17 GER	UKR 4-9 JPN	NGR 10-8 TPE	NOR 8-7 LAT		CZE 1-9 SWE
Session 5	16 OCT 8:00	SLO 6-7 ^{EE} IND	HUN 7-2 SVK	CAN 3-5 FIN	LUX 3-8 SCO	MEX 4-13 AUS	SUI 8-4 ENG
Session 6	16 OCT 12:00		IRL 2-10 SWE	GER 7-6 ESP	JPN 9-2 CZE	UKR 3-9 NOR	LAT 16-3 NGR
Session 7	16 OCT 16:00	AUT 2-11 AUS	CAN 8-1 DEN	HUN 8-1 LUX	FIN 15-1 NZL	HKG 7-4 IND	KOR 6-4 ^{EE} POR
Session 8	16 OCT 20:00	TPE 5-6 NOR	GER 11-2 WAL	IRL 4-8 JPN	ESP 9-1 CRO	USA 5-9 ITA	NED 4-5 EST
Session 9	17 OCT 8:00	CAN 7-6 ^{EE} KOR	NZL 5-9 POR	SVK 9-4 MEX	HKG 5-11 SLO	FIN 8-4 DEN	ENG 2-8 AUS
Session 10	17 OCT 12:00	IRL 5-7 LAT	CZE 11-2 NGR	WAL 6-3 USA	UKR 9-6 TPE	JPN 1-9 SWE	EST 5-11 ITA
Session 11	17 OCT 16:00	HUN 6-10 SUI	SCO 13-4 ENG	DEN 14-1 HKG	MEX 1-8 AUT	LUX 3-11 SVK	POR 8-9 ^{EE} IND
Session 12	17 OCT 20:00	GER 9-3 NED	CRO 5-4 EST	SWE 7-2 UKR		ESP 8-7 ^{EE} WAL	NGR 2-16 NOR
Session 13	18 OCT 8:00	USA 9-1 CRO	ITA 5-8 GER	ESP 10-1 EST	NGR 2-12 UKR	CZE 8-4 LAT	
Session 14	18 OCT 12:00	HKG 11-3 NZL	IND 2-9 CAN	FIN 8-4 POR	ENG 3-8 MEX	SCO 6-9 SUI	DEN 7-1 SLO
Session 15	18 OCT 16:00	UKR 4-6 CZE	NOR 9-2 IRL	JPN 11-6 NGR	EST 6-9 USA	CRO 4-12 NED	SWE 7-3 TPE
Session 16	18 OCT 20:00	MEX 1-8 SCO	AUS 4-6 HUN	LUX 3-9 ENG	POR 1-10 HKG	NZL 0-15 KOR	SVK 5-7 ^{EE} AUT
Session 17	19 OCT 8:00	ITA 4-9 ESP		NED 4-6 WAL	SWE 7-3 NOR	NGR 2-6 IRL	GER 7-4 USA
Session 18	19 OCT 12:00	AUS 6-4 LUX	AUT 6-11 SCO	SUI 6-4 SVK	DEN 9-1 IND	POR 4-7 CAN	HUN 10-3 MEX
Session 19	19 OCT 16:00	NOR 5-6 JPN	TPE 2-9 CZE	LAT 2-10 SWE	WAL 4-6 ITA	EST 7-8 ^{EE} GER	IRL 8-3 UKR
Session 20	19 OCT 20:00	IND 2-8 FIN	SLO 12-1 NZL	KOR 4-6 DEN	SVK 4-7 AUS	ENG 5-6 HUN	CAN 8-3 HKG
Session 21	20 OCT 8:00	SWE 9-2 NGR	NED 7-10 USA	NOR 6-5 ^{EE} CZE	TPE 5-7 IRL		JPN 2-6 LAT
Session 22	20 OCT 12:00	SVK 8-2 ENG	KOR 5-6 HKG	AUS 3-9 SCO	AUT 1-10 HUN	SLO 2-5 FIN	LUX 0-11 SUI
Session 23	20 OCT 16:00	DEN 6-5 POR	LAT 8-3 UKR	ITA 7-4 CRO		TPE 2-12 JPN	ESP 6-2 NED
Session 24	20 OCT 20:00	WAL 7-10 EST	SUI 10-3 MEX	IND 6-3 NZL	SLO 2-12 CAN	AUT W-L LUX	FIN 3-7 KOR
Qualification	21 OCT 10:00	DEN 4-7 JPN	ITA 5-9 CAN			SCO 6-4 HUN	ESP 6-7 ^{EE} NOR
Quarter-finals	21 OCT 18:00	SCO 6-5 GER	SUI 6-5 JPN			NOR 3-8 SWE	FIN 6-9 ^{EE} CAN
Semi-finals	22 OCT 9:30		SCO 6-5 ^{EE} SWE			SUI 4-9 CAN	
Finals	22 OCT 14:30			SCO 4-7 CAN	SUI 6-4 SWE		

Competition Summary

Standings after Round Robin

Group A						Group B					
Rank	Team	Games	Wins	Losses		Rank	Team	Games	Wins	Losses	
1	FIN - Finland	8	7	1	Q w1	1	SWE - Sweden	8	8	0	Q
2	CAN - Canada	8	7	1	Q w0	2	JPN - Japan	8	6	2	Q w1
3	DEN - Denmark	8	6	2	Q	3	NOR - Norway	8	6	2	Q w0
4	KOR - Korea	8	5	3		4	CZE - Czech Republic	8	5	3	w1
5	HKG - Hong Kong	8	4	4		5	LAT - Latvia	8	5	3	w0
6	IND - India	8	3	5		6	IRL - Ireland	8	3	5	
7	POR - Portugal	8	2	6	w1	7	UKR - Ukraine	8	2	6	
8	SLO - Slovenia	8	2	6	w0	8	NGR - Nigeria	8	1	7	
9	NZL - New Zealand	8	0	8		9	TPE - Chinese Taipei	8	0	8	

Group C						Group D					
Rank	Team	Games	Wins	Losses		Rank	Team	Games	Wins	Losses	
1	SUI - Switzerland	8	8	0	Q	1	GER - Germany	7	7	0	Q
2	SCO - Scotland	8	7	1	Q	2	ESP - Spain	7	6	1	Q
3	HUN - Hungary	8	6	2	Q	3	ITA - Italy	7	5	2	Q
4	AUS - Australia	8	5	3		4	WAL - Wales	7	3	4	w1
5	AUT - Austria	8	4	4		5	USA - United States	7	3	4	w0
6	SVK - Slovakia	8	3	5		6	EST - Estonia	7	2	5	
7	MEX - Mexico	8	2	6		7	NED - Netherlands	7	1	6	w1
8	ENG - England	8	1	7		8	CRO - Croatia	7	1	6	w0
9	LUX - Luxembourg	8	0	8	DNF						

Merged Group Standings

Rank	Team	Round Robin Results			Rank	Team	Round Robin Results			Rank	Team	Round Robin Results		
		Group Rank		DSC			Group Rank		DSC			Group Rank		DSC
1	SUI - Switzerland	C	1	26.08cm	13	KOR - Korea	A	4	41.29cm	25	POR - Portugal	A	7	63.40cm
2	SWE - Sweden	B	1	32.77cm	14	AUS - Australia	C	4	46.30cm	26	MEX - Mexico	C	7	84.10cm
3	GER - Germany	D	1	38.38cm	15	CZE - Czech Republic	B	4	79.86cm	27	NED - Netherlands	D	7	93.56cm
4	FIN - Finland	A	1	44.98cm	16	WAL - Wales	D	4	85.24cm	28	UKR - Ukraine	B	7	112.95cm
5	CAN - Canada	A	2	37.90cm	17	LAT - Latvia	B	5	55.12cm	29	ENG - England	C	8	70.27cm
6	SCO - Scotland	C	2	42.97cm	18	USA - United States	D	5	56.76cm	30	SLO - Slovenia	A	8	94.78cm
7	ESP - Spain	D	2	55.80cm	19	HKG - Hong Kong	A	5	91.59cm	31	NGR - Nigeria	B	8	136.81cm
8	JPN - Japan	B	2	63.48cm	20	AUT - Austria	C	5	105.70cm	32	CRO - Croatia	D	8	146.75cm
9	DEN - Denmark	A	3	44.08cm	21	EST - Estonia	D	6	57.11cm	33	TPE - Chinese Taipei	B	9	67.87cm
10	NOR - Norway	B	3	46.57cm	22	SVK - Slovakia	C	6	64.88cm	34	NZL - New Zealand	A	9	94.96cm
11	HUN - Hungary	C	3	52.53cm	23	IRL - Ireland	B	6	79.27cm	35	LUX - Luxembourg	C	9	127.13cm
12	ITA - Italy	D	3	69.42cm	24	IND - India	A	6	87.24cm					

Competition Summary

Play-offs Bracket

Qualification	Quarter-finals	Semi-finals	Finals	Final Standings
<p>8 JPN 7 Sheet A</p> <p>9 DEN 4</p> <p>5 CAN 9 Sheet B</p> <p>12 ITA 5</p>	<p>1 SUI 6 Sheet B</p> <p>JPN 5</p> <p>CAN 9 Sheet F</p> <p>4 FIN 6</p>	<p>SUI 4</p> <p>CAN 9</p> <p>3 GER 5 Sheet A</p> <p>SCO 6</p> <p>7 ESP 6 Sheet F</p> <p>10 NOR 7 Sheet E</p> <p>2 SWE 8</p>	<p>CAN 7 Sheet C</p> <p>SCO 6</p> <p>SCO 4</p> <p>SUI 6 Sheet D</p> <p>SWE 4</p>	<p>1 CAN - Canada</p> <p>2 SCO - Scotland</p> <p>3 SUI - Switzerland</p> <p>4 SWE - Sweden</p> <p>5 FIN - Finland</p> <p>5 GER - Germany</p> <p>5 JPN - Japan</p> <p>5 NOR - Norway</p> <p>9 DEN - Denmark</p> <p>9 ESP - Spain</p> <p>9 HUN - Hungary</p> <p>9 ITA - Italy</p> <p>13 KOR - Korea</p> <p>14 AUS - Australia</p> <p>15 CZE - Czech Republic</p> <p>16 WAL - Wales</p> <p>17 LAT - Latvia</p> <p>18 USA - United States</p> <p>19 HKG - Hong Kong</p> <p>20 AUT - Austria</p> <p>21 EST - Estonia</p> <p>22 SVK - Slovakia</p> <p>23 IRL - Ireland</p> <p>24 IND - India</p> <p>25 POR - Portugal</p> <p>26 MEX - Mexico</p> <p>27 NED - Netherlands</p> <p>28 UKR - Ukraine</p> <p>29 ENG - England</p> <p>30 SLO - Slovenia</p> <p>31 NGR - Nigeria</p> <p>32 CRO - Croatia</p> <p>33 TPE - Chinese Taipei</p> <p>34 NZL - New Zealand</p> <p>35 LUX - Luxembourg</p>
			<p>CAN 1st</p> <p>SCO 2nd</p> <p>SUI 3rd</p> <p>SWE 4th</p>	

Legend:	DNF Did Not Finish	EE Extra End	L Loss
	Q Qualified for the play-offs	W Win	wn Number of wins (n) against tied teams



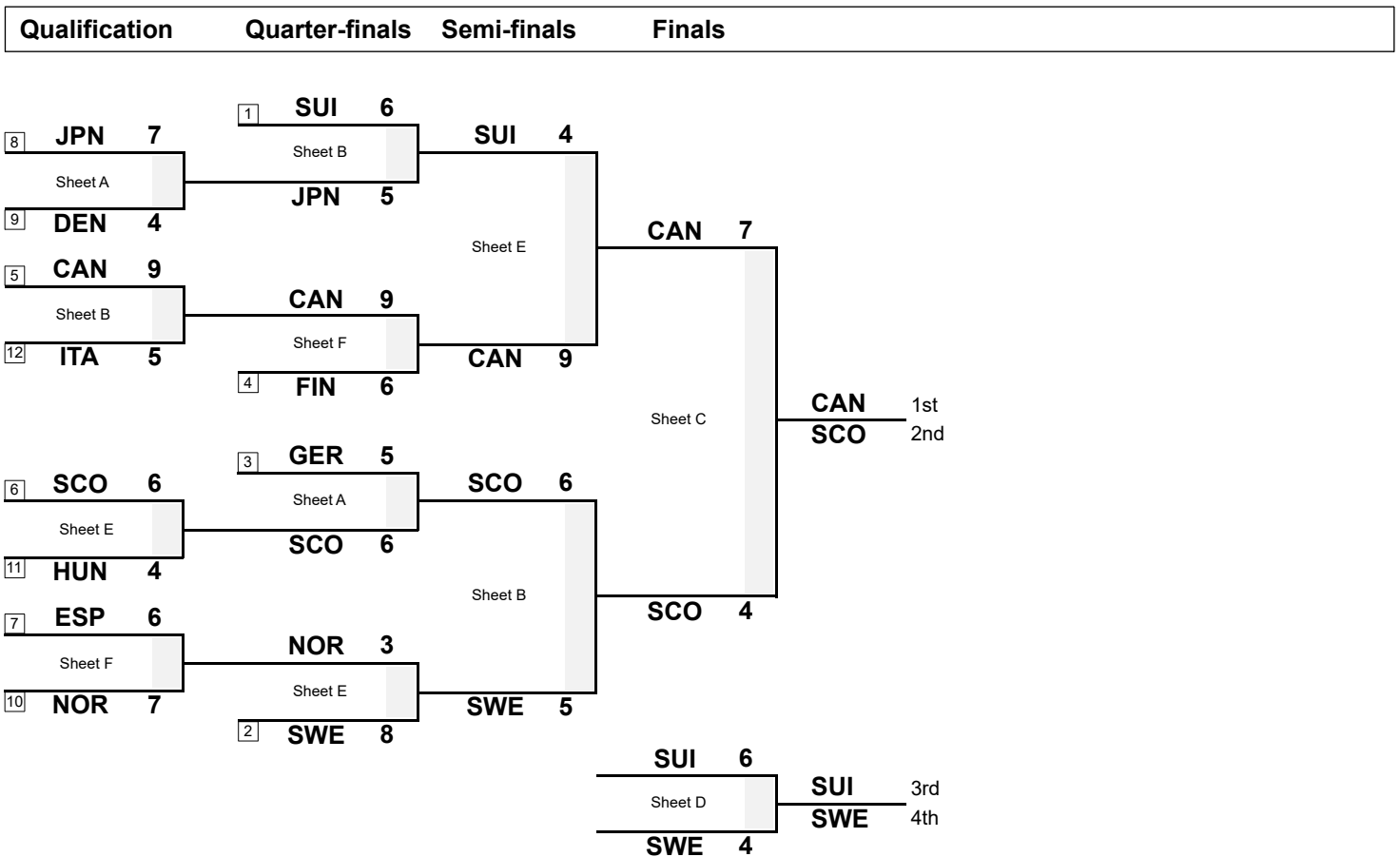
SAT 22 OCT 2022
Start Time 14:30

Finals

Session Results and Standings

Sheet	Game	Team	LSFE	1	2	3	4	5	6	7	8	Extra Ends	Total
C	12	SCO - Scotland		0	3	1	0	0	0	0	X		4
	12	CAN - Canada	*	2	0	0	2	1	1	1	X		7
D	11	SUI - Switzerland	*	1	1	0	1	0	2	1	0		6
	11	SWE - Sweden		0	0	1	0	2	0	0	1		4

Play-offs Bracket



Legend:

LSFE(*) Last Stone First End

X Unplayed/unfinished end due to concession



Scoring Analysis

Team	Games	LSFE	Stolen Ends	Last Stone Eff.	Force Eff.	Points Scored							Total	Plus / Minus
						0	1	2	3	4	>4			
SWE	For	9	20	60%	72%	4	17	14	8	4	0	85	+54	
	Against	2	7			4	19	6	0	0	0	31		
CAN	For	10	11	59%	77%	4	15	13	11	2	3	98	+53	
	Against	2	8			1	26	5	3	0	0	45		
SCO	For	9	20	44%	64%	1	21	16	6	2	3	94	+42	
	Against	3	11			1	24	8	4	0	0	52		
SUI	For	7	20	50%	60%	1	14	17	11	0	1	86	+41	
	Against	4	9			5	19	6	3	0	1	45		
GER	For	5	11	62%	60%	0	10	13	7	0	3	72	+38	
	Against	3	4			0	15	8	1	0	0	34		
KOR	For	4	16	52%	67%	1	16	12	2	3	1	63	+32	
	Against	4	5			2	16	6	1	0	0	31		
FIN	For	5	11	48%	50%	5	16	5	10	2	0	64	+29	
	Against	4	3			2	13	8	2	0	0	35		
ESP	For	3	15	52%	56%	2	14	7	10	1	0	62	+27	
	Against	5	8			1	15	7	2	0	0	35		
DEN	For	4	20	36%	56%	2	19	13	2	2	0	59	+22	
	Against	5	6			1	13	4	4	1	0	37		
JPN	For	7	11	35%	50%	3	21	7	4	2	3	70	+22	
	Against	3	11			0	17	11	3	0	0	48		
NOR	For	7	14	40%	55%	4	18	11	6	1	2	72	+21	
	Against	3	11			2	20	5	3	3	0	51		
HUN	For	4	17	38%	61%	2	19	8	3	4	0	60	+19	
	Against	5	9			1	18	6	2	0	1	41		
AUS	For	4	13	33%	59%	1	16	7	4	3	0	54	+14	
	Against	4	7			0	14	6	3	0	1	40		
CZE	For	4	16	23%	71%	2	17	6	6	1	0	51	+13	
	Against	4	12			1	18	6	1	0	1	38		
LAT	For	5	14	39%	47%	1	15	7	5	3	0	56	+13	
	Against	3	7			4	12	7	3	2	0	43		
ITA	For	5	7	45%	50%	0	13	8	7	1	0	54	+4	
	Against	3	9			0	16	5	8	0	0	50		
USA	For	4	12	32%	33%	1	18	11	2	0	0	46	+2	
	Against	3	3			0	7	8	4	1	1	44		
SVK	For	5	9	28%	50%	5	14	8	2	1	1	45	+1	
	Against	3	12			0	17	7	3	1	0	44		
WAL	For	4	10	38%	44%	0	15	8	3	1	0	44	-1	
	Against	3	7			2	12	4	4	2	1	45		
HKG	For	4	11	25%	47%	0	16	6	2	3	0	46	-6	
	Against	4	12			0	13	8	2	3	1	52		



Scoring Analysis

Team	Games	LSFE	Stolen Ends	Last Stone Eff.	Force Eff.	Points Scored						Total	Plus / Minus
						0	1	2	3	4	>4		
NED	For	2	5	30%	31%	1	9	5	3	0	2	38	-9
	Against	5	13			1	14	12	3	0	0	47	
POR	For	4	5	34%	47%	2	12	5	3	3	0	43	-9
	Against	4	11			5	15	9	5	1	0	52	
AUT	For	3	8	32%	46%	2	11	7	3	0	0	34	-13
	Against	5	9			4	8	7	4	2	1	47	
SLO	For	3	8	25%	35%	2	13	6	0	1	2	39	-14
	Against	5	10			3	13	6	5	2	1	53	
UKR	For	2	6	25%	44%	1	11	7	1	3	0	40	-15
	Against	6	12			2	15	8	5	1	1	55	
EST	For	5	4	32%	30%	1	14	5	2	2	0	38	-16
	Against	2	9			1	11	12	5	1	0	54	
IRL	For	3	9	25%	28%	3	13	8	1	1	0	36	-17
	Against	5	10			2	10	11	7	0	0	53	
IND	For	3	10	13%	20%	0	20	3	2	0	0	32	-30
	Against	5	16			1	12	10	7	1	1	62	
ENG	For	3	5	11%	25%	1	17	4	2	0	0	31	-31
	Against	5	9			1	10	10	5	3	1	62	
TPE	For	2	4	32%	45%	1	11	5	2	2	0	35	-31
	Against	6	12			5	16	5	6	3	2	66	
MEX	For	2	5	20%	50%	0	11	4	4	0	0	31	-36
	Against	6	16			2	13	13	4	4	0	67	
LUX	For	3	4	3%	50%	0	12	4	0	0	0	20	-40
	Against	5	18			0	14	10	7	0	1	60	
CRO	For	1	3	15%	27%	0	8	4	1	0	0	19	-51
	Against	6	16			1	12	6	9	1	3	70	
NGR	For	1	4	9%	28%	2	14	3	3	0	0	29	-60
	Against	7	17			0	7	12	7	8	1	89	
NZL	For	2	2	9%	13%	0	8	5	0	0	0	18	-68
	Against	6	21			0	14	10	3	8	2	86	
Total	148		360			55	508	272	138	48	21	1,764	

Note:

Stolen ends are the ends won without the last stone advantage.
 Last Stone Efficiency: Scoring two or more points with last stone advantage.
 Force Efficiency: Forcing the opponent team to score only one point when they have the last stone advantage.

Legend:

>4 More than four points scored Eff. Efficiency LSFE Last Stone First End



Summary of Big Ends

Points Scored	By	Against	Session	End	Game Result
6	CAN - Canada	NZL - New Zealand	3	3	10 : 3
5	GER - Germany	WAL - Wales	8	4	11 : 2
5	GER - Germany	CRO - Croatia	4	3	17 : 1
5	GER - Germany	CRO - Croatia	4	1	17 : 1
5	JPN - Japan	TPE - Chinese Taipei	23	6	12 : 2
5	JPN - Japan	TPE - Chinese Taipei	23	3	12 : 2
5	JPN - Japan	CZE - Czech Republic	6	1	9 : 2
5	SCO - Scotland	AUS - Australia	22	3	9 : 3
5	SCO - Scotland	AUT - Austria	18	3	11 : 6
5	SCO - Scotland	ENG - England	11	1	13 : 4
5	CAN - Canada	SUI - Switzerland	SF	6	9 : 4
5	CAN - Canada	SLO - Slovenia	24	3	12 : 2
5	NED - Netherlands	USA - United States	21	3	7 : 10
5	NED - Netherlands	CRO - Croatia	15	1	12 : 4
5	NOR - Norway	NGR - Nigeria	12	4	16 : 2
5	NOR - Norway	UKR - Ukraine	6	5	9 : 3
5	SLO - Slovenia	NZL - New Zealand	20	4	12 : 1
5	SLO - Slovenia	HKG - Hong Kong	9	1	11 : 5
5	KOR - Korea	IND - India	1	4	12 : 1
5	SUI - Switzerland	HUN - Hungary	11	7	10 : 6
5	SVK - Slovakia	LUX - Luxembourg	11	2	11 : 3
4	HUN - Hungary	AUT - Austria	22	2	10 : 1
4	HUN - Hungary	ENG - England	20	6	6 : 5
4	HUN - Hungary	MEX - Mexico	18	7	10 : 3
4	HUN - Hungary	MEX - Mexico	18	3	10 : 3
4	SWE - Sweden	NOR - Norway	QF	3	8 : 3
4	SWE - Sweden	NGR - Nigeria	21	1	9 : 2
4	SWE - Sweden	LAT - Latvia	19	5	10 : 2
4	SWE - Sweden	NOR - Norway	17	5	7 : 3
4	AUS - Australia	SVK - Slovakia	20	1	7 : 4
4	AUS - Australia	AUT - Austria	7	5	11 : 2
4	AUS - Australia	MEX - Mexico	5	7	13 : 4
4	HKG - Hong Kong	NZL - New Zealand	14	6	11 : 3
4	HKG - Hong Kong	NZL - New Zealand	14	4	11 : 3
4	HKG - Hong Kong	SLO - Slovenia	9	2	5 : 11
4	KOR - Korea	NZL - New Zealand	16	4	15 : 0
4	KOR - Korea	NZL - New Zealand	16	1	15 : 0
4	KOR - Korea	IND - India	1	2	12 : 1



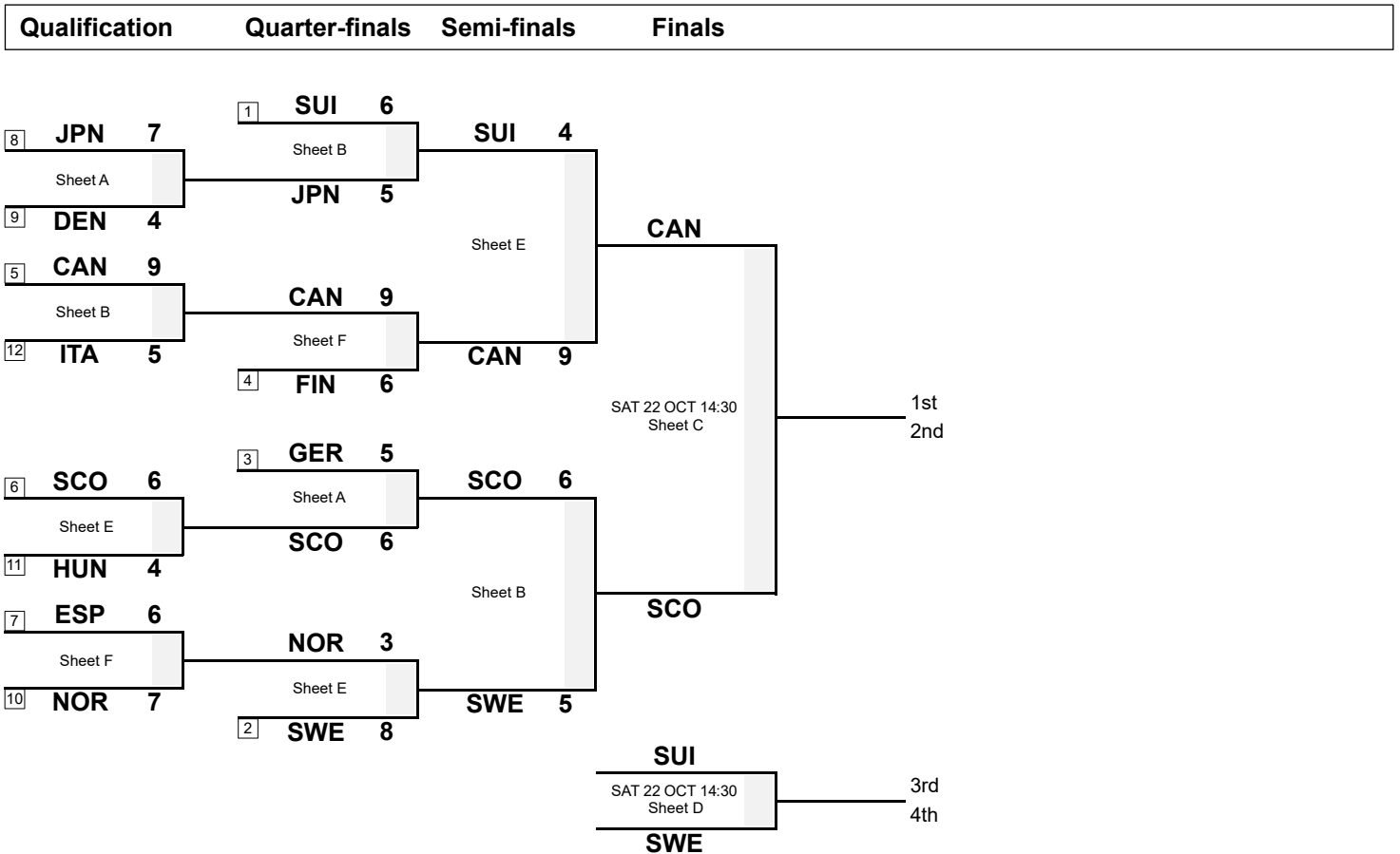
SAT 22 OCT 2022
Start Time 9:30

Semi-finals

Session Results and Standings

Sheet	Game	Team	LSFE	1	2	3	4	5	6	7	8	Extra	Ends	Total
B	11	SCO - Scotland		0	0	1	1	2	1	0	0	1		6
	10	SWE - Sweden	*	3	0	0	0	0	0	1	1	0		5
E	10	SUI - Switzerland		0	2	0	0	2	0	X	X			4
	11	CAN - Canada	*	0	0	3	1	0	5	X	X			9

Play-offs Bracket



Legend:
LSFE(*) Last Stone First End **X** Unplayed/unfinished end due to concession



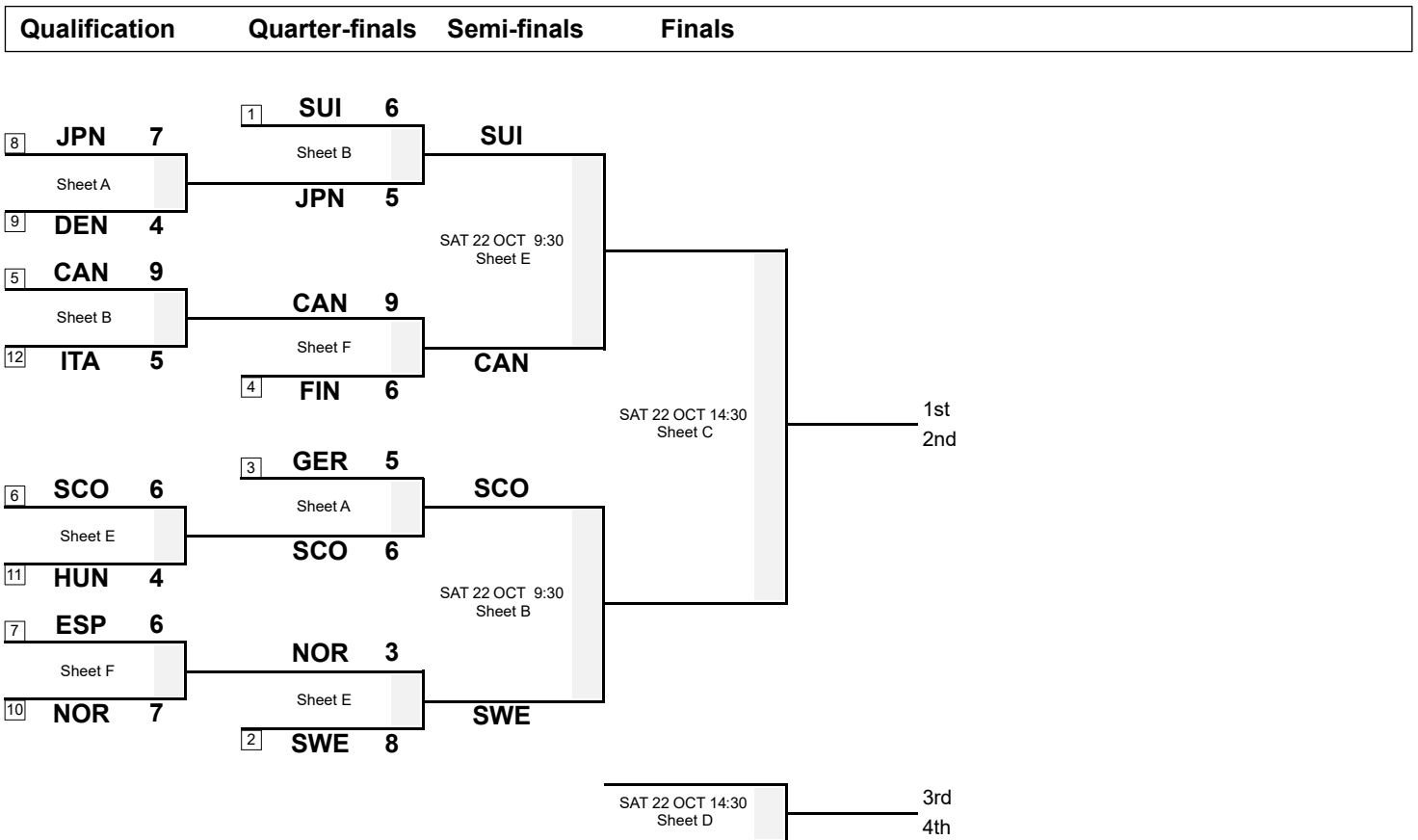
FRI 21 OCT 2022
Start Time 18:00

Quarter-finals

Session Results and Standings

Sheet	Game	Team	LSFE	1	2	3	4	5	6	7	8	Extra Ends	Total
A	10	SCO - Scotland	*	2	0	2	0	1	0	1	0		6
	8	GER - Germany		0	2	0	1	0	1	0	1		5
B	9	SUI - Switzerland	*	1	0	0	2	0	3	0	0		6
	10	JPN - Japan		0	0	2	0	1	0	1	1		5
E	10	NOR - Norway		0	1	0	0	0	2	X	X		3
	9	SWE - Sweden	*	1	0	4	2	1	0	X	X		8
F	9	FIN - Finland	*	1	0	0	1	0	1	0	3	0	6
	10	CAN - Canada		0	2	0	0	2	0	2	0	3	9

Play-offs Bracket



Legend:
 LSFE(*) Last Stone First End X Unplayed/unfinished end due to concession

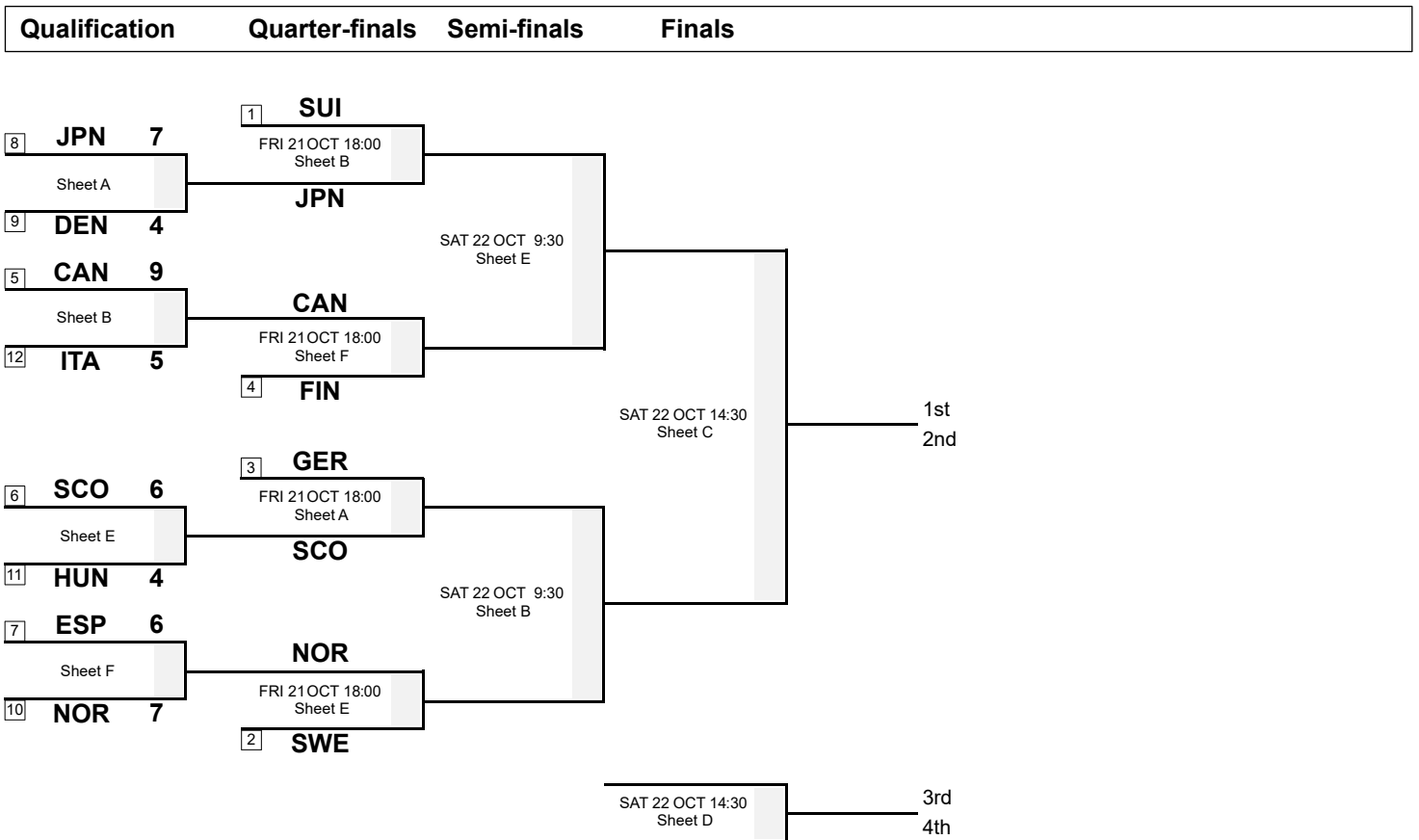
FRI 21 OCT 2022
Start Time 10:00

Qualification Games

Session Results and Standings

Sheet	Game	Team	LSFE	1	2	3	4	5	6	7	8	Extra Ends	Total
A	9	DEN - Denmark		2	0	1	0	0	1	0	0		4
	9	JPN - Japan	*	0	1	0	3	1	0	1	1		7
B	8	ITA - Italy	*	1	0	3	0	1	0	0	X		5
	9	CAN - Canada		0	3	0	1	0	3	2	X		9
E	9	SCO - Scotland	*	2	0	1	1	1	0	0	1		6
	9	HUN - Hungary		0	1	0	0	0	2	1	0		4
F	8	ESP - Spain		0	2	0	0	0	0	1	3	0	6
	9	NOR - Norway	*	1	0	0	3	1	1	0	0	1	7

Play-offs Bracket



Legend:
 LSFE(*) Last Stone First End X Unplayed/unfinished end due to concession

Competition Matrix

Group A

Team	CAN	DEN	FIN	HKG	IND	KOR	NZL	POR	SLO
CAN		8 - 1	3 - 5	8 - 3	9 - 2	7 - 6	10 - 3	7 - 4	12 - 2
DEN	1 - 8		4 - 8	14 - 1	9 - 1	6 - 4	8 - 2	6 - 5	7 - 1
FIN	5 - 3	8 - 4		6 - 3	8 - 2	3 - 7	15 - 1	8 - 4	5 - 2
HKG	3 - 8	1 - 14	3 - 6		7 - 4	6 - 5	11 - 3	10 - 1	5 - 11
IND	2 - 9	1 - 9	2 - 8	4 - 7		1 - 12	6 - 3	9 - 8	7 - 6
KOR	6 - 7	4 - 6	7 - 3	5 - 6	12 - 1		15 - 0	6 - 4	8 - 4
NZL	3 - 10	2 - 8	1 - 15	3 - 11	3 - 6	0 - 15		5 - 9	1 - 12
POR	4 - 7	5 - 6	4 - 8	1 - 10	8 - 9	4 - 6	9 - 5		8 - 1
SLO	2 - 12	1 - 7	2 - 5	11 - 5	6 - 7	4 - 8	12 - 1	1 - 8	

Standings after Round Robin

Rank	Team	Games	Wins	Losses		
1	FIN - Finland	8	7	1	Q	w1
2	CAN - Canada	8	7	1	Q	w0
3	DEN - Denmark	8	6	2	Q	
4	KOR - Korea	8	5	3		
5	HKG - Hong Kong	8	4	4		
6	IND - India	8	3	5		
7	POR - Portugal	8	2	6		w1
8	SLO - Slovenia	8	2	6		w0
9	NZL - New Zealand	8	0	8		

Competition Matrix

Group B

Team	CZE	IRL	JPN	LAT	NGR	NOR	SWE	TPE	UKR
CZE		9 - 2	2 - 9	8 - 4	11 - 2	5 - 6	1 - 9	9 - 2	6 - 4
IRL	2 - 9		4 - 8	5 - 7	6 - 2	2 - 9	2 - 10	7 - 5	8 - 3
JPN	9 - 2	8 - 4		2 - 6	11 - 6	6 - 5	1 - 9	12 - 2	9 - 4
LAT	4 - 8	7 - 5	6 - 2		16 - 3	7 - 8	2 - 10	6 - 4	8 - 3
NGR	2 - 11	2 - 6	6 - 11	3 - 16		2 - 16	2 - 9	10 - 8	2 - 12
NOR	6 - 5	9 - 2	5 - 6	8 - 7	16 - 2		3 - 7	6 - 5	9 - 3
SWE	9 - 1	10 - 2	9 - 1	10 - 2	9 - 2	7 - 3		7 - 3	7 - 2
TPE	2 - 9	5 - 7	2 - 12	4 - 6	8 - 10	5 - 6	3 - 7		6 - 9
UKR	4 - 6	3 - 8	4 - 9	3 - 8	12 - 2	3 - 9	2 - 7	9 - 6	

Standings after Round Robin

Rank	Team	Games	Wins	Losses	
1	SWE - Sweden	8	8	0	Q
2	JPN - Japan	8	6	2	Q w1
3	NOR - Norway	8	6	2	Q w0
4	CZE - Czech Republic	8	5	3	w1
5	LAT - Latvia	8	5	3	w0
6	IRL - Ireland	8	3	5	
7	UKR - Ukraine	8	2	6	
8	NGR - Nigeria	8	1	7	
9	TPE - Chinese Taipei	8	0	8	

Competition Matrix

Group C

Team	AUS	AUT	ENG	HUN	LUX	MEX	SCO	SUI	SVK
AUS		11 - 2	8 - 2	4 - 6	6 - 4	13 - 4	3 - 9	2 - 9	7 - 4
AUT	2 - 11		8 - 2	1 - 10	W - L	8 - 1	6 - 11	2 - 7	7 - 5
ENG	2 - 8	2 - 8		5 - 6	9 - 3	3 - 8	4 - 13	4 - 8	2 - 8
HUN	6 - 4	10 - 1	6 - 5		8 - 1	10 - 3	3 - 9	6 - 10	7 - 2
LUX	4 - 6	L - W	3 - 9	1 - 8		6 - 7	3 - 8	0 - 11	3 - 11
MEX	4 - 13	1 - 8	8 - 3	3 - 10	7 - 6		1 - 8	3 - 10	4 - 9
SCO	9 - 3	11 - 6	13 - 4	9 - 3	8 - 3	8 - 1		6 - 9	8 - 2
SUI	9 - 2	7 - 2	8 - 4	10 - 6	11 - 0	10 - 3	9 - 6		6 - 4
SVK	4 - 7	5 - 7	8 - 2	2 - 7	11 - 3	9 - 4	2 - 8	4 - 6	

Standings after Round Robin

Rank	Team	Games	Wins	Losses	
1	SUI - Switzerland	8	8	0	Q
2	SCO - Scotland	8	7	1	Q
3	HUN - Hungary	8	6	2	Q
4	AUS - Australia	8	5	3	
5	AUT - Austria	8	4	4	
6	SVK - Slovakia	8	3	5	
7	MEX - Mexico	8	2	6	
8	ENG - England	8	1	7	
9	LUX - Luxembourg	8	0	8	DNF

Competition Matrix

Group D

Team	CRO	ESP	EST	GER	ITA	NED	USA	WAL
CRO		1 - 9	5 - 4	1 - 17	4 - 7	4 - 12	1 - 9	3 - 12
ESP	9 - 1		10 - 1	6 - 7	9 - 4	6 - 2	8 - 6	8 - 7
EST	4 - 5	1 - 10		7 - 8	5 - 11	5 - 4	6 - 9	10 - 7
GER	17 - 1	7 - 6	8 - 7		8 - 5	9 - 3	7 - 4	11 - 2
ITA	7 - 4	4 - 9	11 - 5	5 - 8		7 - 6	9 - 5	6 - 4
NED	12 - 4	2 - 6	4 - 5	3 - 9	6 - 7		7 - 10	4 - 6
USA	9 - 1	6 - 8	9 - 6	4 - 7	5 - 9	10 - 7		3 - 6
WAL	12 - 3	7 - 8	7 - 10	2 - 11	4 - 6	6 - 4	6 - 3	

Standings after Round Robin

Rank	Team	Games	Wins	Losses	
1	GER - Germany	7	7	0	Q
2	ESP - Spain	7	6	1	Q
3	ITA - Italy	7	5	2	Q
4	WAL - Wales	7	3	4	w1
5	USA - United States	7	3	4	w0
6	EST - Estonia	7	2	5	
7	NED - Netherlands	7	1	6	w1
8	CRO - Croatia	7	1	6	w0

Legend:

DNF Did Not Finish

W Win

L Loss

wn Number of wins (n) against tied teams

Q Qualified for the play-offs

Draw Shot Challenge by Group

Group A		Stone Rotation	Last Stone Draw in each Round Robin Game								DSC
Rank	Team		1	2	3	4	5	6	7	8	
1	CAN - Canada	↻	25.8	24.6	15.8	51.4	48.9	52.9	89.4	48.0	37.90cm
		↻	174.0	18.1	25.2	132.8	24.9	35.1	42.7	20.7	
2	KOR - Korea	↻	112.4	8.9	17.6	92.0	18.6	109.6	93.4	87.4	41.29cm
		↻	24.5	70.3	9.8	199.6	10.5	27.4	12.9	52.8	
3	DEN - Denmark	↻	67.6	15.8	33.3	19.8	102.3	58.1	78.3	165.3	44.08cm
		↻	40.2	91.3	29.5	14.9	113.2	75.1	5.0	92.8	
4	FIN - Finland	↻	108.8	46.3	27.6	57.3	9.0	54.9	46.9	30.0	44.98cm
		↻	63.4	103.1	47.8	28.6	29.9	24.9	155.7	133.4	
5	POR - Portugal	↻	31.7	189.2	15.7	199.6	137.3	186.1	33.8	19.5	63.40cm
		↻	22.0	27.0	13.3	19.2	93.8	30.2	150.7	199.6	
6	IND - India	↻	39.0	113.1	199.6	25.9	33.9	64.2	199.6	55.7	87.24cm
		↻	92.5	199.6	29.2	199.6	184.9	17.6	47.4	60.8	
7	HKG - Hong Kong	↻	63.3	69.5	112.5	162.8	111.7	110.6	103.1	41.7	91.59cm
		↻	62.1	76.0	199.6	90.4	143.8	33.0	123.1	41.0	
8	SLO - Slovenia	↻	199.6	85.3	35.3	58.7	74.4	156.3	50.5	93.5	94.78cm
		↻	199.6	27.3	62.6	199.6	17.0	199.6	170.8	81.4	
9	NZL - New Zealand	↻	94.3	108.2	82.1	199.6	57.0	199.6	21.6	199.6	94.96cm
		↻	199.6	199.6	199.6	72.1	68.1	22.1	15.2	189.8	

Group B		Stone Rotation	Last Stone Draw in each Round Robin Game								DSC
Rank	Team		1	2	3	4	5	6	7	8	
1	SWE - Sweden	↻	199.6	9.8	23.2	50.4	75.8	26.3	36.5	39.1	32.77cm
		↻	3.0	71.6	28.0	11.4	11.4	68.8	52.8	74.9	
2	NOR - Norway	↻	30.3	44.5	37.3	53.1	84.3	61.2	98.7	132.1	46.57cm
		↻	49.7	199.6	48.4	102.1	18.4	27.1	5.8	43.8	
3	LAT - Latvia	↻	10.5	95.3	74.9	24.3	36.2	106.9	115.0	180.7	55.12cm
		↻	55.0	55.1	68.3	97.3	199.6	28.0	9.6	80.7	
4	JPN - Japan	↻	199.6	60.1	44.8	105.4	57.7	97.9	23.4	90.9	63.48cm
		↻	34.8	46.6	21.3	148.8	45.6	132.5	91.7	51.1	
5	TPE - Chinese Taipei	↻	38.6	24.8	13.8	61.2	54.1	122.0	199.6	43.6	67.87cm
		↻	48.1	199.6	77.6	14.6	199.6	64.6	95.4	116.7	
6	IRL - Ireland	↻	31.4	199.6	35.7	99.8	199.6	10.3	121.6	76.4	79.27cm
		↻	142.8	39.6	55.9	199.6	49.1	125.7	39.7	16.5	
7	CZE - Czech Republic	↻	35.5	98.2	179.8	31.1	57.2	199.6	40.6	60.2	79.86cm
		↻	21.0	199.6	51.5	68.9	199.6	162.7	12.2	55.4	
8	UKR - Ukraine	↻	199.6	41.4	186.4	102.9	53.6	52.3	199.6	199.6	112.95cm
		↻	175.0	100.9	179.5	17.5	189.0	57.3	199.6	199.6	
9	NGR - Nigeria	↻	199.6	122.8	106.2	55.9	98.4	192.3	33.3	23.8	136.81cm
		↻	199.6	127.5	199.6	181.1	125.4	199.6	199.6	199.6	

Draw Shot Challenge by Group

Group C		Stone Rotation	Last Stone Draw in each Round Robin Game								DSC
Rank	Team		1	2	3	4	5	6	7	8	
1	SUI - Switzerland	↻	199.6	28.4	39.3	9.4	21.3	14.3	17.3	143.9	26.08cm
		↻	47.6	19.2	35.6	12.3	49.7	111.0	18.5	14.5	
2	SCO - Scotland	↻	10.7	18.9	199.6	8.8	120.9	117.5	48.9	9.8	42.97cm
		↻	18.3	19.2	7.1	55.9	193.2	46.3	43.1	37.7	
3	AUS - Australia	↻	22.4	17.2	24.5	42.3	145.5	182.3	56.2	145.7	46.30cm
		↻	199.6	64.1	76.7	31.1	9.3	58.1	8.2	15.2	
4	HUN - Hungary	↻	20.7	48.2	199.6	54.9	45.4	88.1	57.1	15.1	52.53cm
		↻	66.7	8.4	67.5	55.0	109.3	9.1	199.6	21.9	
5	SVK - Slovakia	↻	38.7	11.0	71.3	19.9	60.4	58.7	130.2	12.2	64.88cm
		↻	58.2	86.8	130.5	199.6	62.6	62.4	118.3	199.6	
6	ENG - England	↻	87.7	199.6	38.0	162.3	199.6	56.8	39.2	171.7	70.27cm
		↻	81.2	97.8	81.2	50.7	63.5	35.6	49.2	48.3	
7	MEX - Mexico	↻	127.2	63.1	199.6	80.6	15.1	199.6	103.7	140.4	84.10cm
		↻	148.1	65.7	13.8	174.9	111.2	87.0	18.8	4.9	
8	AUT - Austria	↻	73.2	77.3	199.6	174.8	157.9	56.9	14.4	20.1	105.70cm
		↻	162.9	120.6	199.6	28.1	144.7	99.3	158.3	100.9	
9	LUX - Luxembourg	↻	49.7	129.3	66.9	199.6	199.6	94.1	199.6	199.6	127.13cm
		↻	121.7	199.6	145.6	199.6	199.6	55.5	64.4	199.6	

Group D		Stone Rotation	Last Stone Draw in each Round Robin Game							DSC
Rank	Team		1	2	3	4	5	6	7	
1	GER - Germany	↻	11.6	18.7	14.8	61.0	54.7	28.0	56.1	38.38cm
		↻	51.8	18.4	52.0	113.3	72.4	21.1	113.9	
2	ESP - Spain	↻	199.6	67.0	20.3	79.3	77.4	18.9	174.8	55.80cm
		↻	66.4	95.9	83.2	14.4	109.6	15.5	21.7	
3	USA - United States	↻	73.0	37.1	19.4	72.4	43.9	199.6	56.6	56.76cm
		↻	73.9	148.5	29.4	165.0	45.7	35.6	45.6	
4	EST - Estonia	↻	61.5	69.6	75.6	61.5	41.8	55.0	42.0	57.11cm
		↻	25.0	199.6	157.9	75.2	18.3	105.4	54.4	
5	ITA - Italy	↻	164.4	166.6	141.0	16.4	38.9	33.1	116.3	69.42cm
		↻	199.6	52.0	51.4	30.3	6.6	159.2	23.4	
6	WAL - Wales	↻	77.7	199.6	199.6	26.1	40.4	112.9	57.2	85.24cm
		↻	199.6	134.8	139.0	57.8	113.0	19.4	45.0	
7	NED - Netherlands	↻	199.6	31.0	199.6	39.0	142.3	127.9	46.8	93.56cm
		↻	199.6	20.1	116.9	80.5	39.0	86.7	192.9	
8	CRO - Croatia	↻	161.5	199.6	104.1	124.5	64.0	199.6	199.6	146.75cm
		↻	199.6	126.1	130.3	199.6	110.6	141.5	199.6	

Note:
The Draw Shot Challenge (DSC) is the average distance of all the individual Last Stone Draws (LSD), which were delivered by a team during the round robin. Since the groups are of differing sizes, to ensure the DSC is calculated the same way, only the LSDs from the first 'equal number' of games will be used. The two least favourable results will be eliminated before calculating the average distance. The team with the lesser DSC receives the higher ranking. If the DSCs are equal then the team with the best non-equal counting LSD receives the higher ranking. In the case where all counting LSDs are equal, the team ranked higher in the official WCF World Rankings is ranked higher.

Legend:
↻ Clockwise ↻ Counter-clockwise **DSC** Draw Shot Challenge



Scoring Analysis

Team	Games	LSFE	Stolen Ends	Last Stone Eff.	Force Eff.	Points Scored							Total	Plus / Minus
						0	1	2	3	4	>4			
SWE	For	7	17	83%	73%	4	11	12	7	3	0	68	+52	
	Against	1	2			3	10	3	0	0	0	16		
SUI	For	5	17	52%	67%	1	9	13	10	0	1	70	+43	
	Against	3	7			3	13	4	2	0	0	27		
SCO	For	7	14	54%	73%	0	10	12	5	2	3	72	+41	
	Against	1	6			1	14	4	3	0	0	31		
GER	For	5	11	68%	63%	0	7	12	7	0	3	67	+39	
	Against	2	4			0	13	6	1	0	0	28		
CAN	For	8	6	50%	88%	3	10	7	7	2	2	64	+38	
	Against	0	6			0	20	3	0	0	0	26		
FIN	For	4	11	52%	63%	4	13	5	9	2	0	58	+32	
	Against	4	3			2	13	5	1	0	0	26		
KOR	For	4	16	52%	67%	1	16	12	2	3	1	63	+32	
	Against	4	5			2	16	6	1	0	0	31		
ESP	For	3	14	57%	54%	2	13	6	9	1	0	56	+28	
	Against	4	6			0	11	7	1	0	0	28		
DEN	For	4	19	44%	54%	2	17	12	2	2	0	55	+25	
	Against	4	4			1	9	4	3	1	0	30		
NOR	For	6	12	44%	56%	3	13	10	5	1	2	62	+25	
	Against	2	8			2	17	3	2	2	0	37		
HUN	For	4	16	41%	60%	2	17	7	3	4	0	56	+21	
	Against	4	7			1	14	5	2	0	1	35		
JPN	For	6	8	37%	47%	2	14	6	3	2	3	58	+20	
	Against	2	10			0	14	9	2	0	0	38		
AUS	For	4	13	33%	59%	1	16	7	4	3	0	54	+14	
	Against	4	7			0	14	6	3	0	1	40		
CZE	For	4	16	23%	71%	2	17	6	6	1	0	51	+13	
	Against	4	12			1	18	6	1	0	1	38		
LAT	For	5	14	39%	47%	1	15	7	5	3	0	56	+13	
	Against	3	7			4	12	7	3	2	0	43		
ITA	For	4	7	48%	53%	0	11	8	6	1	0	49	+8	
	Against	3	8			0	15	4	6	0	0	41		
USA	For	4	12	32%	33%	1	18	11	2	0	0	46	+2	
	Against	3	3			0	7	8	4	1	1	44		
SVK	For	5	9	28%	50%	5	14	8	2	1	1	45	+1	
	Against	3	12			0	17	7	3	1	0	44		
WAL	For	4	10	38%	44%	0	15	8	3	1	0	44	-1	
	Against	3	7			2	12	4	4	2	1	45		
HKG	For	4	11	25%	47%	0	16	6	2	3	0	46	-6	
	Against	4	12			0	13	8	2	3	1	52		

Scoring Analysis

Team	Games	LSFE	Stolen Ends	Last Stone Eff.	Force Eff.	Points Scored							Total	Plus / Minus
						0	1	2	3	4	>4			
NED	For	2	5	30%	31%	1	9	5	3	0	2	38	-9	
	Against	5	13			1	14	12	3	0	0	47		
POR	For	4	5	34%	47%	2	12	5	3	3	0	43	-9	
	Against	4	11			5	15	9	5	1	0	52		
AUT	For	3	8	32%	46%	2	11	7	3	0	0	34	-13	
	Against	5	9			4	8	7	4	2	1	47		
SLO	For	3	8	25%	35%	2	13	6	0	1	2	39	-14	
	Against	5	10			3	13	6	5	2	1	53		
UKR	For	2	6	25%	44%	1	11	7	1	3	0	40	-15	
	Against	6	12			2	15	8	5	1	1	55		
EST	For	5	4	32%	30%	1	14	5	2	2	0	38	-16	
	Against	2	9			1	11	12	5	1	0	54		
IRL	For	3	9	25%	28%	3	13	8	1	1	0	36	-17	
	Against	5	10			2	10	11	7	0	0	53		
IND	For	3	10	13%	20%	0	20	3	2	0	0	32	-30	
	Against	5	16			1	12	10	7	1	1	62		
ENG	For	3	5	11%	25%	1	17	4	2	0	0	31	-31	
	Against	5	9			1	10	10	5	3	1	62		
TPE	For	2	4	32%	45%	1	11	5	2	2	0	35	-31	
	Against	6	12			5	16	5	6	3	2	66		
MEX	For	2	5	20%	50%	0	11	4	4	0	0	31	-36	
	Against	6	16			2	13	13	4	4	0	67		
LUX	For	3	4	3%	50%	0	12	4	0	0	0	20	-40	
	Against	5	18			0	14	10	7	0	1	60		
CRO	For	1	3	15%	27%	0	8	4	1	0	0	19	-51	
	Against	6	16			1	12	6	9	1	3	70		
NGR	For	1	4	9%	28%	2	14	3	3	0	0	29	-60	
	Against	7	17			0	7	12	7	8	1	89		
NZL	For	2	2	9%	13%	0	8	5	0	0	0	18	-68	
	Against	6	21			0	14	10	3	8	2	86		
Total	136		335			50	456	250	126	47	20	1,623		

Note:

Stolen ends are the ends won without the last stone advantage.
 Last Stone Efficiency: Scoring two or more points with last stone advantage.
 Force Efficiency: Forcing the opponent team to score only one point when they have the last stone advantage.

Legend:

>4 More than four points scored Eff. Efficiency LSFE Last Stone First End

Summary of Big Ends

Points Scored	By	Against	Session	End	Game Result
6	CAN - Canada	NZL - New Zealand	3	3	10 : 3
5	GER - Germany	WAL - Wales	8	4	11 : 2
5	GER - Germany	CRO - Croatia	4	3	17 : 1
5	GER - Germany	CRO - Croatia	4	1	17 : 1
5	JPN - Japan	TPE - Chinese Taipei	23	6	12 : 2
5	JPN - Japan	TPE - Chinese Taipei	23	3	12 : 2
5	JPN - Japan	CZE - Czech Republic	6	1	9 : 2
5	SCO - Scotland	AUS - Australia	22	3	9 : 3
5	SCO - Scotland	AUT - Austria	18	3	11 : 6
5	SCO - Scotland	ENG - England	11	1	13 : 4
5	NED - Netherlands	USA - United States	21	3	7 : 10
5	NED - Netherlands	CRO - Croatia	15	1	12 : 4
5	NOR - Norway	NGR - Nigeria	12	4	16 : 2
5	NOR - Norway	UKR - Ukraine	6	5	9 : 3
5	SLO - Slovenia	NZL - New Zealand	20	4	12 : 1
5	SLO - Slovenia	HKG - Hong Kong	9	1	11 : 5
5	CAN - Canada	SLO - Slovenia	24	3	12 : 2
5	KOR - Korea	IND - India	1	4	12 : 1
5	SUI - Switzerland	HUN - Hungary	11	7	10 : 6
5	SVK - Slovakia	LUX - Luxembourg	11	2	11 : 3
4	HUN - Hungary	AUT - Austria	22	2	10 : 1
4	HUN - Hungary	ENG - England	20	6	6 : 5
4	HUN - Hungary	MEX - Mexico	18	7	10 : 3
4	HUN - Hungary	MEX - Mexico	18	3	10 : 3
4	AUS - Australia	SVK - Slovakia	20	1	7 : 4
4	AUS - Australia	AUT - Austria	7	5	11 : 2
4	AUS - Australia	MEX - Mexico	5	7	13 : 4
4	HKG - Hong Kong	NZL - New Zealand	14	6	11 : 3
4	HKG - Hong Kong	NZL - New Zealand	14	4	11 : 3
4	HKG - Hong Kong	SLO - Slovenia	9	2	5 : 11
4	KOR - Korea	NZL - New Zealand	16	4	15 : 0
4	KOR - Korea	NZL - New Zealand	16	1	15 : 0
4	KOR - Korea	IND - India	1	2	12 : 1
4	LAT - Latvia	UKR - Ukraine	23	1	8 : 3
4	LAT - Latvia	NGR - Nigeria	6	2	16 : 3
4	LAT - Latvia	NOR - Norway	4	2	7 : 8
4	POR - Portugal	DEN - Denmark	23	4	5 : 6
4	POR - Portugal	NZL - New Zealand	9	1	9 : 5

Summary of Big Ends

Points Scored	By	Against	Session	End	Game Result
4	POR - Portugal	SLO - Slovenia	1	6	8 : 1
4	SWE - Sweden	NGR - Nigeria	21	1	9 : 2
4	SWE - Sweden	LAT - Latvia	19	5	10 : 2
4	SWE - Sweden	NOR - Norway	17	5	7 : 3
4	UKR - Ukraine	NGR - Nigeria	13	3	12 : 2
4	UKR - Ukraine	TPE - Chinese Taipei	10	4	9 : 6
4	UKR - Ukraine	TPE - Chinese Taipei	10	2	9 : 6
4	CAN - Canada	HKG - Hong Kong	20	5	8 : 3
4	CAN - Canada	POR - Portugal	18	6	7 : 4
4	DEN - Denmark	HKG - Hong Kong	11	5	14 : 1
4	DEN - Denmark	HKG - Hong Kong	11	1	14 : 1
4	EST - Estonia	WAL - Wales	24	1	10 : 7
4	EST - Estonia	USA - United States	15	7	6 : 9
4	FIN - Finland	NZL - New Zealand	7	2	15 : 1
4	FIN - Finland	NZL - New Zealand	7	1	15 : 1
4	JPN - Japan	NGR - Nigeria	15	2	11 : 6
4	JPN - Japan	NGR - Nigeria	15	1	11 : 6
4	SCO - Scotland	ENG - England	11	4	13 : 4
4	SCO - Scotland	ENG - England	11	3	13 : 4
4	TPE - Chinese Taipei	NGR - Nigeria	4	5	8 : 10
4	TPE - Chinese Taipei	NGR - Nigeria	4	3	8 : 10
4	CZE - Czech Republic	LAT - Latvia	13	7	8 : 4
4	ESP - Spain	WAL - Wales	12	8	8 : 7
4	IRL - Ireland	TPE - Chinese Taipei	21	5	7 : 5
4	ITA - Italy	EST - Estonia	10	7	11 : 5
4	NOR - Norway	NGR - Nigeria	12	3	16 : 2
4	SLO - Slovenia	NZL - New Zealand	20	3	12 : 1
4	SVK - Slovakia	MEX - Mexico	9	6	9 : 4
4	WAL - Wales	CRO - Croatia	2	1	12 : 3

Note:
Big ends are defined as ends with a score of four or more points.

Session Results and Standings

Sheet	Game	Team	LSFE	1	2	3	4	5	6	7	8	Extra Ends	Total
A	7	WAL - Wales		0	2	0	3	0	2	0	0		7
	7	EST - Estonia	*	4	0	1	0	3	0	1	1		10
B	8	SUI - Switzerland		0	3	2	2	0	3	X	X		10
	8	MEX - Mexico	*	1	0	0	0	2	0	X	X		3
C	8	IND - India	*	0	2	1	1	1	0	1	X		6
	8	NZL - New Zealand		2	0	0	0	0	1	0	X		3
D	8	SLO - Slovenia		0	1	0	0	1	0	X	X		2
	8	CAN - Canada	*	3	0	5	1	0	3	X	X		12
E	8	AUT - Austria	*										W
	8	LUX - Luxembourg											L
F	8	FIN - Finland		0	1	1	0	0	1	0	X		3
	8	KOR - Korea	*	2	0	0	2	1	0	2	X		7

Standings after Round Robin

Group A						Group B					
Rank	Team	Games	Wins	Losses		Rank	Team	Games	Wins	Losses	
1	FIN - Finland	8	7	1	Q w1	1	SWE - Sweden	8	8	0	Q
2	CAN - Canada	8	7	1	Q w0	2	JPN - Japan	8	6	2	Q w1
3	DEN - Denmark	8	6	2	Q	3	NOR - Norway	8	6	2	Q w0
4	KOR - Korea	8	5	3		4	CZE - Czech Republic	8	5	3	w1
5	HKG - Hong Kong	8	4	4		5	LAT - Latvia	8	5	3	w0
6	IND - India	8	3	5		6	IRL - Ireland	8	3	5	
7	POR - Portugal	8	2	6	w1	7	UKR - Ukraine	8	2	6	
8	SLO - Slovenia	8	2	6	w0	8	NGR - Nigeria	8	1	7	
9	NZL - New Zealand	8	0	8		9	TPE - Chinese Taipei	8	0	8	

Group C						Group D					
Rank	Team	Games	Wins	Losses		Rank	Team	Games	Wins	Losses	
1	SUI - Switzerland	8	8	0	Q	1	GER - Germany	7	7	0	Q
2	SCO - Scotland	8	7	1	Q	2	ESP - Spain	7	6	1	Q
3	HUN - Hungary	8	6	2	Q	3	ITA - Italy	7	5	2	Q
4	AUS - Australia	8	5	3		4	WAL - Wales	7	3	4	w1
5	AUT - Austria	8	4	4		5	USA - United States	7	3	4	w0
6	SVK - Slovakia	8	3	5		6	EST - Estonia	7	2	5	
7	MEX - Mexico	8	2	6		7	NED - Netherlands	7	1	6	w1
8	ENG - England	8	1	7		8	CRO - Croatia	7	1	6	w0
9	LUX - Luxembourg	8	0	8	DNF						

Legend:
DNF Did Not Finish **L** Loss **LSFE(*)** Last Stone First End
Q Qualified for the play-offs **W** Win **wn** Number of wins (n) against tied teams
X Unplayed/unfinished end due to concession

Team LUX forfeits the game, see <https://worldcurling.org/2022/10/wmcc2022-lux-forfeit/>

Session Results and Standings

Sheet	Game	Team	LSFE	1	2	3	4	5	6	7	8	Extra	Ends	Total
A	8	SVK - Slovakia	*	2	0	1	2	0	3	X	X			8
	8	ENG - England		0	1	0	0	1	0	X	X			2
B	7	KOR - Korea		1	0	2	0	0	1	1	0			5
	8	HKG - Hong Kong	*	0	1	0	2	1	0	0	2			6
C	8	AUS - Australia		0	0	0	1	1	1	0	X			3
	8	SCO - Scotland	*	2	1	5	0	0	0	1	X			9
D	7	AUT - Austria		0	0	0	0	0	1	X	X			1
	8	HUN - Hungary	*	0	4	3	2	1	0	X	X			10
E	7	SLO - Slovenia		0	0	0	2	0	0	0	X			2
	7	FIN - Finland	*	0	3	0	0	0	1	1	X			5
F	7	LUX - Luxembourg		0	0	0	0	0	0	X	X			0
	7	SUI - Switzerland	*	3	3	1	1	1	2	X	X			11

Current Standings

Group A					Group B				
Rank	Team	Games	Wins	Losses	Rank	Team	Games	Wins	Losses
1	FIN - Finland	7	7	0	1	SWE - Sweden	8	8	0
2	CAN - Canada	7	6	1	2	NOR - Norway	8	6	2
3	DEN - Denmark	7	5	2	3	JPN - Japan	7	5	2
4	KOR - Korea	7	4	3	4	CZE - Czech Republic	8	5	3
5	HKG - Hong Kong	8	4	4	5	LAT - Latvia	7	4	3
6	IND - India	7	2	5	6	IRL - Ireland	8	3	5
6	POR - Portugal	7	2	5	7	UKR - Ukraine	7	2	5
6	SLO - Slovenia	7	2	5	8	NGR - Nigeria	8	1	7
9	NZL - New Zealand	7	0	7	9	TPE - Chinese Taipei	7	0	7

Group C					Group D				
Rank	Team	Games	Wins	Losses	Rank	Team	Games	Wins	Losses
1	SUI - Switzerland	7	7	0	1	GER - Germany	7	7	0
2	SCO - Scotland	8	7	1	2	ESP - Spain	6	5	1
3	HUN - Hungary	8	6	2	3	ITA - Italy	6	4	2
4	AUS - Australia	8	5	3	4	WAL - Wales	6	3	3
5	AUT - Austria	7	3	4	5	USA - United States	7	3	4
6	SVK - Slovakia	8	3	5	6	CRO - Croatia	6	1	5
7	MEX - Mexico	7	2	5	6	EST - Estonia	6	1	5
8	ENG - England	8	1	7	6	NED - Netherlands	6	1	5
9	LUX - Luxembourg	7	0	7					

Note:
Under WCF rules, tie-breaking rules for standings are not applied until after the last game of the round robin.

Legend:
LSFE(*) Last Stone First End **Q** Qualified for the play-offs **X** Unplayed/unfinished end due to concession

Session Results and Standings

Sheet	Game	Team	LSFE	1	2	3	4	5	6	7	8	Extra	Ends	Total
A	8	SWE - Sweden	*	4	0	2	1	0	0	2	X			9
	8	NGR - Nigeria		0	1	0	0	0	1	0	X			2
B	6	NED - Netherlands		0	0	5	0	0	2	0	0			7
	7	USA - United States	*	1	1	0	2	2	0	2	2			10
C	8	NOR - Norway		1	1	2	0	1	0	0	0	1		6
	8	CZE - Czech Republic	*	0	0	0	2	0	1	1	1	0		5
D	7	TPE - Chinese Taipei		0	0	3	0	0	0	2	X			5
	8	IRL - Ireland	*	0	1	0	0	4	2	0	X			7
F	7	JPN - Japan	*	0	0	0	1	0	0	1	X			2
	7	LAT - Latvia		2	1	1	0	1	1	0	X			6

Current Standings

Group A					Group B				
Rank	Team	Games	Wins	Losses	Rank	Team	Games	Wins	Losses
1	FIN - Finland	6	6	0	1	SWE - Sweden	8	8	0
2	CAN - Canada	7	6	1	2	NOR - Norway	8	6	2
3	DEN - Denmark	7	5	2	3	JPN - Japan	7	5	2
4	KOR - Korea	6	4	2	4	CZE - Czech Republic	8	5	3
5	HKG - Hong Kong	7	3	4	5	LAT - Latvia	7	4	3
6	SLO - Slovenia	6	2	4	6	IRL - Ireland	8	3	5
7	IND - India	7	2	5	7	UKR - Ukraine	7	2	5
7	POR - Portugal	7	2	5	8	NGR - Nigeria	8	1	7
9	NZL - New Zealand	7	0	7	9	TPE - Chinese Taipei	7	0	7

Group C					Group D				
Rank	Team	Games	Wins	Losses	Rank	Team	Games	Wins	Losses
1	SUI - Switzerland	6	6	0	1	GER - Germany	7	7	0
2	SCO - Scotland	7	6	1	2	ESP - Spain	6	5	1
3	AUS - Australia	7	5	2	3	ITA - Italy	6	4	2
3	HUN - Hungary	7	5	2	4	WAL - Wales	6	3	3
5	AUT - Austria	6	3	3	5	USA - United States	7	3	4
6	MEX - Mexico	7	2	5	6	CRO - Croatia	6	1	5
6	SVK - Slovakia	7	2	5	6	EST - Estonia	6	1	5
8	ENG - England	7	1	6	6	NED - Netherlands	6	1	5
9	LUX - Luxembourg	6	0	6					

Note:
Under WCF rules, tie-breaking rules for standings are not applied until after the last game of the round robin.

Legend:
LSFE(*) Last Stone First End **Q** Qualified for the play-offs **X** Unplayed/unfinished end due to concession

WED 19 OCT 2022
 Start Time 20:00

Round Robin Session 20

Session Results and Standings

Sheet	Game	Team	LSFE	1	2	3	4	5	6	7	8	Extra Ends	Total
A	7	IND - India		1	0	1	0	0	0	X	X		2
	6	FIN - Finland	*	0	3	0	2	2	1	X	X		8
B	6	SLO - Slovenia		1	0	4	5	1	1	X	X		12
	7	NZL - New Zealand	*	0	1	0	0	0	0	X	X		1
C	6	KOR - Korea		0	2	0	1	0	0	1	0		4
	7	DEN - Denmark	*	2	0	0	0	2	1	0	1		6
D	7	SVK - Slovakia		0	0	1	1	0	0	2	X		4
	7	AUS - Australia	*	4	1	0	0	1	1	0	X		7
E	7	ENG - England	*	1	0	0	0	2	0	1	1		5
	7	HUN - Hungary		0	0	1	1	0	4	0	0		6
F	7	CAN - Canada	*	0	2	0	2	4	0	X	X		8
	7	HKG - Hong Kong		1	0	1	0	0	1	X	X		3

Current Standings

Group A				Group B			
Rank	Team	Games	Wins Losses	Rank	Team	Games	Wins Losses
1	FIN - Finland	6	6 0	1	SWE - Sweden	7	7 0 Q
2	CAN - Canada	7	6 1 Q	2	JPN - Japan	6	5 1
3	DEN - Denmark	7	5 2	3	CZE - Czech Republic	7	5 2
4	KOR - Korea	6	4 2	3	NOR - Norway	7	5 2
5	HKG - Hong Kong	7	3 4	5	LAT - Latvia	6	3 3
6	SLO - Slovenia	6	2 4	6	IRL - Ireland	7	2 5
7	IND - India	7	2 5	6	UKR - Ukraine	7	2 5
7	POR - Portugal	7	2 5	8	NGR - Nigeria	7	1 6
9	NZL - New Zealand	7	0 7	9	TPE - Chinese Taipei	6	0 6

Group C				Group D			
Rank	Team	Games	Wins Losses	Rank	Team	Games	Wins Losses
1	SUI - Switzerland	6	6 0 Q	1	GER - Germany	7	7 0 Q
2	SCO - Scotland	7	6 1 Q	2	ESP - Spain	6	5 1 Q
3	AUS - Australia	7	5 2	3	ITA - Italy	6	4 2 Q
3	HUN - Hungary	7	5 2	4	WAL - Wales	6	3 3
5	AUT - Austria	6	3 3	5	USA - United States	6	2 4
6	MEX - Mexico	7	2 5	6	NED - Netherlands	5	1 4
6	SVK - Slovakia	7	2 5	7	CRO - Croatia	6	1 5
8	ENG - England	7	1 6	7	EST - Estonia	6	1 5
9	LUX - Luxembourg	6	0 6				

Note:
Under WCF rules, tie-breaking rules for standings are not applied until after the last game of the round robin.

Legend:
LSFE(*) Last Stone First End **Q** Qualified for the play-offs **X** Unplayed/unfinished end due to concession

WED 19 OCT 2022
 Start Time 16:00

Round Robin Session 19

Session Results and Standings

Sheet	Game	Team	LSFE	1	2	3	4	5	6	7	8	Extra	Ends	Total
A	7	NOR - Norway	*	2	0	1	1	0	1	0	0			5
	6	JPN - Japan		0	0	0	0	3	0	2	1			6
B	6	TPE - Chinese Taipei		1	0	0	0	1	0	0	X			2
	7	CZE - Czech Republic	*	0	3	1	3	0	1	1	X			9
C	6	LAT - Latvia		0	2	0	0	0	0	X	X			2
	7	SWE - Sweden	*	3	0	0	0	4	3	X	X			10
D	6	WAL - Wales	*	0	1	0	0	1	1	1	0			4
	6	ITA - Italy		1	0	2	2	0	0	0	1			6
E	6	EST - Estonia	*	0	3	0	2	0	1	0	1	0		7
	7	GER - Germany		2	0	1	0	2	0	2	0	1		8
F	7	IRL - Ireland	*	0	2	1	0	3	2	0	X			8
	7	UKR - Ukraine		0	0	0	2	0	0	1	X			3

Current Standings

Group A					Group B				
Rank	Team	Games	Wins	Losses	Rank	Team	Games	Wins	Losses
1	FIN - Finland	5	5	0	1	SWE - Sweden	7	7	0 Q
2	CAN - Canada	6	5	1	2	JPN - Japan	6	5	1
3	KOR - Korea	5	4	1	3	CZE - Czech Republic	7	5	2
4	DEN - Denmark	6	4	2	3	NOR - Norway	7	5	2
5	HKG - Hong Kong	6	3	3	5	LAT - Latvia	6	3	3
6	IND - India	6	2	4	6	IRL - Ireland	7	2	5
7	POR - Portugal	7	2	5	6	UKR - Ukraine	7	2	5
8	SLO - Slovenia	5	1	4	8	NGR - Nigeria	7	1	6
9	NZL - New Zealand	6	0	6	9	TPE - Chinese Taipei	6	0	6

Group C					Group D				
Rank	Team	Games	Wins	Losses	Rank	Team	Games	Wins	Losses
1	SUI - Switzerland	6	6	0 Q	1	GER - Germany	7	7	0 Q
2	SCO - Scotland	7	6	1	2	ESP - Spain	6	5	1 Q
3	AUS - Australia	6	4	2	3	ITA - Italy	6	4	2 Q
3	HUN - Hungary	6	4	2	4	WAL - Wales	6	3	3
5	AUT - Austria	6	3	3	5	USA - United States	6	2	4
6	SVK - Slovakia	6	2	4	6	NED - Netherlands	5	1	4
7	MEX - Mexico	7	2	5	7	CRO - Croatia	6	1	5
8	ENG - England	6	1	5	7	EST - Estonia	6	1	5
9	LUX - Luxembourg	6	0	6					

Note:
Under WCF rules, tie-breaking rules for standings are not applied until after the last game of the round robin.

Legend:
LSFE(*) Last Stone First End **Q** Qualified for the play-offs **X** Unplayed/unfinished end due to concession

WED 19 OCT 2022
 Start Time 12:00

Round Robin Session 18

Session Results and Standings

Sheet	Game	Team	LSFE	1	2	3	4	5	6	7	8	Extra Ends	Total
A	6	AUS - Australia		0	1	2	0	2	0	0	1		6
	6	LUX - Luxembourg	*	1	0	0	1	0	1	1	0		4
B	6	AUT - Austria		0	3	0	0	0	3	0	X		6
	7	SCO - Scotland	*	2	0	5	2	1	0	1	X		11
C	6	SUI - Switzerland		0	2	1	0	2	0	0	1		6
	6	SVK - Slovakia	*	0	0	0	2	0	1	1	0		4
D	6	DEN - Denmark		0	2	2	3	1	1	X	X		9
	6	IND - India	*	1	0	0	0	0	0	X	X		1
E	7	POR - Portugal		0	1	0	1	1	0	1	X		4
	6	CAN - Canada	*	0	0	3	0	0	4	0	X		7
F	6	HUN - Hungary	*	1	0	4	0	1	0	4	X		10
	7	MEX - Mexico		0	1	0	1	0	1	0	X		3

Current Standings

Group A					Group B				
Rank	Team	Games	Wins	Losses	Rank	Team	Games	Wins	Losses
1	FIN - Finland	5	5	0	1	SWE - Sweden	6	6	0 Q
2	CAN - Canada	6	5	1	2	NOR - Norway	6	5	1
3	KOR - Korea	5	4	1	3	JPN - Japan	5	4	1
4	DEN - Denmark	6	4	2	4	CZE - Czech Republic	6	4	2
5	HKG - Hong Kong	6	3	3	5	LAT - Latvia	5	3	2
6	IND - India	6	2	4	6	UKR - Ukraine	6	2	4
7	POR - Portugal	7	2	5	7	IRL - Ireland	6	1	5
8	SLO - Slovenia	5	1	4	8	NGR - Nigeria	7	1	6
9	NZL - New Zealand	6	0	6	9	TPE - Chinese Taipei	5	0	5

Group C					Group D				
Rank	Team	Games	Wins	Losses	Rank	Team	Games	Wins	Losses
1	SUI - Switzerland	6	6	0 Q	1	GER - Germany	6	6	0 Q
2	SCO - Scotland	7	6	1	2	ESP - Spain	6	5	1 Q
3	AUS - Australia	6	4	2	3	ITA - Italy	5	3	2
3	HUN - Hungary	6	4	2	3	WAL - Wales	5	3	2
5	AUT - Austria	6	3	3	5	USA - United States	6	2	4
6	SVK - Slovakia	6	2	4	6	EST - Estonia	5	1	4
7	MEX - Mexico	7	2	5	6	NED - Netherlands	5	1	4
8	ENG - England	6	1	5	8	CRO - Croatia	6	1	5
9	LUX - Luxembourg	6	0	6					

Note:
Under WCF rules, tie-breaking rules for standings are not applied until after the last game of the round robin.

Legend:
LSFE(*) Last Stone First End **Q** Qualified for the play-offs **X** Unplayed/unfinished end due to concession



WED 19 OCT 2022
Start Time 8:00

Round Robin Session 17

Session Results and Standings

Sheet	Game	Team	LSFE	1	2	3	4	5	6	7	8	Extra Ends	Total
A	5	ITA - Italy		0	1	0	0	3	0	X	X		4
	6	ESP - Spain	*	2	0	3	1	0	3	X	X		9
C	5	NED - Netherlands		1	0	0	0	3	0	0	X		4
	5	WAL - Wales	*	0	2	1	1	0	1	1	X		6
D	6	SWE - Sweden		0	1	1	0	4	0	1	X		7
	6	NOR - Norway	*	0	0	0	2	0	1	0	X		3
E	7	NGR - Nigeria		0	0	0	0	1	0	1	X		2
	6	IRL - Ireland	*	1	2	0	2	0	1	0	X		6
F	6	GER - Germany	*	0	2	2	0	0	3	0	X		7
	6	USA - United States		1	0	0	1	1	0	1	X		4

Current Standings

Group A					Group B				
Rank	Team	Games	Wins	Losses	Rank	Team	Games	Wins	Losses
1	FIN - Finland	5	5	0	1	SWE - Sweden	6	6	0 Q
2	CAN - Canada	5	4	1	2	NOR - Norway	6	5	1
2	KOR - Korea	5	4	1	3	JPN - Japan	5	4	1
4	DEN - Denmark	5	3	2	4	CZE - Czech Republic	6	4	2
5	HKG - Hong Kong	6	3	3	5	LAT - Latvia	5	3	2
6	IND - India	5	2	3	6	UKR - Ukraine	6	2	4
7	POR - Portugal	6	2	4	7	IRL - Ireland	6	1	5
8	SLO - Slovenia	5	1	4	8	NGR - Nigeria	7	1	6
9	NZL - New Zealand	6	0	6	9	TPE - Chinese Taipei	5	0	5

Group C					Group D				
Rank	Team	Games	Wins	Losses	Rank	Team	Games	Wins	Losses
1	SUI - Switzerland	5	5	0	1	GER - Germany	6	6	0 Q
2	SCO - Scotland	6	5	1	2	ESP - Spain	6	5	1 Q
3	AUS - Australia	5	3	2	3	ITA - Italy	5	3	2
3	AUT - Austria	5	3	2	3	WAL - Wales	5	3	2
3	HUN - Hungary	5	3	2	5	USA - United States	6	2	4
6	SVK - Slovakia	5	2	3	6	EST - Estonia	5	1	4
7	MEX - Mexico	6	2	4	6	NED - Netherlands	5	1	4
8	ENG - England	6	1	5	8	CRO - Croatia	6	1	5
9	LUX - Luxembourg	5	0	5					

Note:
Under WCF rules, tie-breaking rules for standings are not applied until after the last game of the round robin.

Legend:
LSFE(*) Last Stone First End **Q** Qualified for the play-offs **X** Unplayed/unfinished end due to concession

TUE 18 OCT 2022
 Start Time 20:00

Round Robin Session 16

Session Results and Standings

Sheet	Game	Team	LSFE	1	2	3	4	5	6	7	8	Extra Ends	Total
A	6	MEX - Mexico		0	0	0	0	0	1	X	X		1
	6	SCO - Scotland	*	1	2	1	2	2	0	X	X		8
B	5	AUS - Australia		0	1	0	2	1	0	0	X		4
	5	HUN - Hungary	*	2	0	2	0	0	1	1	X		6
C	5	LUX - Luxembourg		0	0	0	1	0	2	0	X		3
	6	ENG - England	*	1	3	3	0	1	0	1	X		9
D	6	POR - Portugal		0	0	0	0	0	1	0	X		1
	6	HKG - Hong Kong	*	1	1	2	1	2	0	3	X		10
E	6	NZL - New Zealand		0	0	0	0	0	0	X	X		0
	5	KOR - Korea	*	4	1	2	4	3	1	X	X		15
F	5	SVK - Slovakia	*	0	0	2	0	2	0	0	1	0	5
	5	AUT - Austria		1	0	0	1	0	2	1	0	2	7

Current Standings

Group A					Group B				
Rank	Team	Games	Wins	Losses	Rank	Team	Games	Wins	Losses
1	FIN - Finland	5	5	0	1	NOR - Norway	5	5	0
2	CAN - Canada	5	4	1	1	SWE - Sweden	5	5	0
2	KOR - Korea	5	4	1	3	JPN - Japan	5	4	1
4	DEN - Denmark	5	3	2	4	CZE - Czech Republic	6	4	2
5	HKG - Hong Kong	6	3	3	5	LAT - Latvia	5	3	2
6	IND - India	5	2	3	6	UKR - Ukraine	6	2	4
7	POR - Portugal	6	2	4	7	NGR - Nigeria	6	1	5
8	SLO - Slovenia	5	1	4	8	IRL - Ireland	5	0	5
9	NZL - New Zealand	6	0	6	8	TPE - Chinese Taipei	5	0	5

Group C					Group D				
Rank	Team	Games	Wins	Losses	Rank	Team	Games	Wins	Losses
1	SUI - Switzerland	5	5	0	1	GER - Germany	5	5	0 Q
2	SCO - Scotland	6	5	1	2	ESP - Spain	5	4	1
3	AUS - Australia	5	3	2	3	ITA - Italy	4	3	1
3	AUT - Austria	5	3	2	4	WAL - Wales	4	2	2
3	HUN - Hungary	5	3	2	5	USA - United States	5	2	3
6	SVK - Slovakia	5	2	3	6	NED - Netherlands	4	1	3
7	MEX - Mexico	6	2	4	7	EST - Estonia	5	1	4
8	ENG - England	6	1	5	8	CRO - Croatia	6	1	5
9	LUX - Luxembourg	5	0	5					

Note:
Under WCF rules, tie-breaking rules for standings are not applied until after the last game of the round robin.

Legend:
LSFE(*) Last Stone First End **Q** Qualified for the play-offs **X** Unplayed/unfinished end due to concession

TUE 18 OCT 2022
 Start Time 16:00

Round Robin Session 15

Session Results and Standings

Sheet	Game	Team	LSFE	1	2	3	4	5	6	7	8	Extra Ends	Total
A	6	UKR - Ukraine	*	0	2	0	1	0	1	0	0		4
	6	CZE - Czech Republic		3	0	0	0	1	0	1	1		6
B	5	NOR - Norway	*	0	3	0	2	3	1	X	X		9
	5	IRL - Ireland		1	0	1	0	0	0	X	X		2
C	5	JPN - Japan	*	4	4	0	1	0	2	0	X		11
	6	NGR - Nigeria		0	0	2	0	3	0	1	X		6
D	5	EST - Estonia	*	1	0	0	0	1	0	4	0		6
	5	USA - United States		0	1	3	1	0	2	0	2		9
E	6	CRO - Croatia		0	2	0	0	2	0	X	X		4
	4	NED - Netherlands	*	5	0	2	3	0	2	X	X		12
F	5	SWE - Sweden	*	3	1	0	0	0	2	1	X		7
	5	TPE - Chinese Taipei		0	0	2	1	0	0	0	X		3

Current Standings

Group A					Group B				
Rank	Team	Games	Wins	Losses	Rank	Team	Games	Wins	Losses
1	FIN - Finland	5	5	0	1	NOR - Norway	5	5	0
2	CAN - Canada	5	4	1	1	SWE - Sweden	5	5	0
3	KOR - Korea	4	3	1	3	JPN - Japan	5	4	1
4	DEN - Denmark	5	3	2	4	CZE - Czech Republic	6	4	2
5	HKG - Hong Kong	5	2	3	5	LAT - Latvia	5	3	2
5	IND - India	5	2	3	6	UKR - Ukraine	6	2	4
5	POR - Portugal	5	2	3	7	NGR - Nigeria	6	1	5
8	SLO - Slovenia	5	1	4	8	IRL - Ireland	5	0	5
9	NZL - New Zealand	5	0	5	8	TPE - Chinese Taipei	5	0	5

Group C					Group D				
Rank	Team	Games	Wins	Losses	Rank	Team	Games	Wins	Losses
1	SUI - Switzerland	5	5	0	1	GER - Germany	5	5	0 Q
2	SCO - Scotland	5	4	1	2	ESP - Spain	5	4	1
3	AUS - Australia	4	3	1	3	ITA - Italy	4	3	1
4	AUT - Austria	4	2	2	4	WAL - Wales	4	2	2
4	HUN - Hungary	4	2	2	5	USA - United States	5	2	3
4	SVK - Slovakia	4	2	2	6	NED - Netherlands	4	1	3
7	MEX - Mexico	5	2	3	7	EST - Estonia	5	1	4
8	LUX - Luxembourg	4	0	4	8	CRO - Croatia	6	1	5
9	ENG - England	5	0	5					

Note:
Under WCF rules, tie-breaking rules for standings are not applied until after the last game of the round robin.

Legend:
LSFE(*) Last Stone First End **Q** Qualified for the play-offs **X** Unplayed/unfinished end due to concession

TUE 18 OCT 2022
 Start Time 12:00

Round Robin Session 14

Session Results and Standings

Sheet	Game	Team	LSFE	1	2	3	4	5	6	7	8	Extra Ends	Total
A	5	HKG - Hong Kong		1	0	0	4	2	4	X	X		11
	5	NZL - New Zealand	*	0	1	2	0	0	0	X	X		3
B	5	IND - India		0	1	0	0	1	0	0	X		2
	5	CAN - Canada	*	3	0	1	3	0	0	2	X		9
C	5	FIN - Finland	*	0	3	0	0	0	2	3	X		8
	5	POR - Portugal		0	0	3	1	0	0	0	X		4
D	5	ENG - England		0	0	2	0	1	0	X	X		3
	5	MEX - Mexico	*	3	1	0	2	0	2	X	X		8
E	5	SCO - Scotland		0	0	3	2	0	1	0	0		6
	5	SUI - Switzerland	*	2	3	0	0	1	0	1	2		9
F	5	DEN - Denmark		1	1	0	2	1	2	X	X		7
	5	SLO - Slovenia	*	0	0	1	0	0	0	X	X		1

Current Standings

Group A					Group B				
Rank	Team	Games	Wins	Losses	Rank	Team	Games	Wins	Losses
1	FIN - Finland	5	5	0	1	NOR - Norway	4	4	0
2	CAN - Canada	5	4	1	1	SWE - Sweden	4	4	0
3	KOR - Korea	4	3	1	3	JPN - Japan	4	3	1
4	DEN - Denmark	5	3	2	4	CZE - Czech Republic	5	3	2
5	HKG - Hong Kong	5	2	3	4	LAT - Latvia	5	3	2
5	IND - India	5	2	3	6	UKR - Ukraine	5	2	3
5	POR - Portugal	5	2	3	7	NGR - Nigeria	5	1	4
8	SLO - Slovenia	5	1	4	8	IRL - Ireland	4	0	4
9	NZL - New Zealand	5	0	5	8	TPE - Chinese Taipei	4	0	4

Group C					Group D				
Rank	Team	Games	Wins	Losses	Rank	Team	Games	Wins	Losses
1	SUI - Switzerland	5	5	0	1	GER - Germany	5	5	0 Q
2	SCO - Scotland	5	4	1	2	ESP - Spain	5	4	1
3	AUS - Australia	4	3	1	3	ITA - Italy	4	3	1
4	AUT - Austria	4	2	2	4	WAL - Wales	4	2	2
4	HUN - Hungary	4	2	2	5	EST - Estonia	4	1	3
4	SVK - Slovakia	4	2	2	5	USA - United States	4	1	3
7	MEX - Mexico	5	2	3	7	CRO - Croatia	5	1	4
8	LUX - Luxembourg	4	0	4	8	NED - Netherlands	3	0	3
9	ENG - England	5	0	5					

Note:
Under WCF rules, tie-breaking rules for standings are not applied until after the last game of the round robin.

Legend:
LSFE(*) Last Stone First End **Q** Qualified for the play-offs **X** Unplayed/unfinished end due to concession



TUE 18 OCT 2022
Start Time 8:00

Round Robin Session 13

Session Results and Standings

Sheet	Game	Team	LSFE	1	2	3	4	5	6	7	8	Extra Ends	Total
A	4	USA - United States		1	0	1	2	3	2	X	X		9
	5	CRO - Croatia	*	0	1	0	0	0	0	X	X		1
B	4	ITA - Italy	*	0	0	2	0	2	0	1	X		5
	5	GER - Germany		1	1	0	3	0	3	0	X		8
C	5	ESP - Spain		1	2	0	3	3	1	X	X		10
	4	EST - Estonia	*	0	0	1	0	0	0	X	X		1
D	5	NGR - Nigeria	*	1	0	0	0	0	0	1	X		2
	5	UKR - Ukraine		0	1	4	2	2	3	0	X		12
E	5	CZE - Czech Republic		2	1	0	1	0	0	4	X		8
	5	LAT - Latvia	*	0	0	1	0	3	0	0	X		4

Current Standings

Group A					Group B				
Rank	Team	Games	Wins	Losses	Rank	Team	Games	Wins	Losses
1	FIN - Finland	4	4	0	1	NOR - Norway	4	4	0
2	CAN - Canada	4	3	1	1	SWE - Sweden	4	4	0
2	KOR - Korea	4	3	1	3	JPN - Japan	4	3	1
4	DEN - Denmark	4	2	2	4	CZE - Czech Republic	5	3	2
4	IND - India	4	2	2	4	LAT - Latvia	5	3	2
4	POR - Portugal	4	2	2	6	UKR - Ukraine	5	2	3
7	HKG - Hong Kong	4	1	3	7	NGR - Nigeria	5	1	4
7	SLO - Slovenia	4	1	3	8	IRL - Ireland	4	0	4
9	NZL - New Zealand	4	0	4	8	TPE - Chinese Taipei	4	0	4

Group C					Group D				
Rank	Team	Games	Wins	Losses	Rank	Team	Games	Wins	Losses
1	SCO - Scotland	4	4	0	1	GER - Germany	5	5	0
1	SUI - Switzerland	4	4	0	2	ESP - Spain	5	4	1
3	AUS - Australia	4	3	1	3	ITA - Italy	4	3	1
4	AUT - Austria	4	2	2	4	WAL - Wales	4	2	2
4	HUN - Hungary	4	2	2	5	EST - Estonia	4	1	3
4	SVK - Slovakia	4	2	2	5	USA - United States	4	1	3
7	MEX - Mexico	4	1	3	7	CRO - Croatia	5	1	4
8	ENG - England	4	0	4	8	NED - Netherlands	3	0	3
8	LUX - Luxembourg	4	0	4					

Note:
Under WCF rules, tie-breaking rules for standings are not applied until after the last game of the round robin.

Legend:
LSFE(*) Last Stone First End **Q** Qualified for the play-offs **X** Unplayed/unfinished end due to concession



Session Results and Standings

Sheet	Game	Team	LSFE	1	2	3	4	5	6	7	8	Extra Ends	Total
A	4	GER - Germany	*	2	0	2	0	3	2	X	X		9
	3	NED - Netherlands		0	2	0	1	0	0	X	X		3
B	4	CRO - Croatia		0	0	1	0	1	0	2	1		5
	3	EST - Estonia	*	2	1	0	0	0	1	0	0		4
C	4	SWE - Sweden	*	2	0	3	0	2	0	X	X		7
	4	UKR - Ukraine		0	0	0	1	0	1	X	X		2
E	4	ESP - Spain		0	0	0	3	0	0	0	4	1	8
	4	WAL - Wales	*	2	0	2	0	1	1	1	0	0	7
F	4	NGR - Nigeria		0	1	0	0	1	0	0	X		2
	4	NOR - Norway	*	2	0	4	5	0	3	2	X		16

Current Standings

Group A					Group B				
Rank	Team	Games	Wins	Losses	Rank	Team	Games	Wins	Losses
1	FIN - Finland	4	4	0	1	NOR - Norway	4	4	0
2	CAN - Canada	4	3	1	1	SWE - Sweden	4	4	0
2	KOR - Korea	4	3	1	3	JPN - Japan	4	3	1
4	DEN - Denmark	4	2	2	3	LAT - Latvia	4	3	1
4	IND - India	4	2	2	5	CZE - Czech Republic	4	2	2
4	POR - Portugal	4	2	2	6	NGR - Nigeria	4	1	3
7	HKG - Hong Kong	4	1	3	6	UKR - Ukraine	4	1	3
7	SLO - Slovenia	4	1	3	8	IRL - Ireland	4	0	4
9	NZL - New Zealand	4	0	4	8	TPE - Chinese Taipei	4	0	4

Group C					Group D				
Rank	Team	Games	Wins	Losses	Rank	Team	Games	Wins	Losses
1	SCO - Scotland	4	4	0	1	GER - Germany	4	4	0
1	SUI - Switzerland	4	4	0	2	ITA - Italy	3	3	0
3	AUS - Australia	4	3	1	3	ESP - Spain	4	3	1
4	AUT - Austria	4	2	2	4	WAL - Wales	4	2	2
4	HUN - Hungary	4	2	2	5	EST - Estonia	3	1	2
4	SVK - Slovakia	4	2	2	6	CRO - Croatia	4	1	3
7	MEX - Mexico	4	1	3	7	NED - Netherlands	3	0	3
8	ENG - England	4	0	4	7	USA - United States	3	0	3
8	LUX - Luxembourg	4	0	4					

Note:
Under WCF rules, tie-breaking rules for standings are not applied until after the last game of the round robin.

Legend:
LSFE(*) Last Stone First End X Unplayed/unfinished end due to concession



MON 17 OCT 2022
Start Time 16:00

Round Robin Session 11

Session Results and Standings

Sheet	Game	Team	LSFE	1	2	3	4	5	6	7	8	Extra Ends	Total
A	4	HUN - Hungary		0	1	0	1	1	3	0	0		6
	4	SUI - Switzerland	*	0	0	3	0	0	0	5	2		10
B	4	SCO - Scotland	*	5	0	4	4	0	0	X	X		13
	4	ENG - England		0	1	0	0	1	2	X	X		4
C	4	DEN - Denmark	*	4	1	2	3	4	0	X	X		14
	4	HKG - Hong Kong		0	0	0	0	0	1	X	X		1
D	4	MEX - Mexico		0	0	0	1	0	0	0	X		1
	4	AUT - Austria	*	1	2	1	0	1	1	2	X		8
E	4	LUX - Luxembourg		2	0	0	0	1	0	0	X		3
	4	SVK - Slovakia	*	0	5	2	1	0	1	2	X		11
F	4	POR - Portugal	*	0	2	0	3	0	0	3	0	0	8
	4	IND - India		1	0	1	0	1	3	0	2	1	9

Current Standings

Group A					Group B				
Rank	Team	Games	Wins	Losses	Rank	Team	Games	Wins	Losses
1	FIN - Finland	4	4	0	1	NOR - Norway	3	3	0
2	CAN - Canada	4	3	1	1	SWE - Sweden	3	3	0
2	KOR - Korea	4	3	1	3	JPN - Japan	4	3	1
4	DEN - Denmark	4	2	2	3	LAT - Latvia	4	3	1
4	IND - India	4	2	2	5	CZE - Czech Republic	4	2	2
4	POR - Portugal	4	2	2	6	NGR - Nigeria	3	1	2
7	HKG - Hong Kong	4	1	3	6	UKR - Ukraine	3	1	2
7	SLO - Slovenia	4	1	3	8	IRL - Ireland	4	0	4
9	NZL - New Zealand	4	0	4	8	TPE - Chinese Taipei	4	0	4

Group C					Group D				
Rank	Team	Games	Wins	Losses	Rank	Team	Games	Wins	Losses
1	SCO - Scotland	4	4	0	1	GER - Germany	3	3	0
1	SUI - Switzerland	4	4	0	1	ITA - Italy	3	3	0
3	AUS - Australia	4	3	1	3	ESP - Spain	3	2	1
4	AUT - Austria	4	2	2	3	WAL - Wales	3	2	1
4	HUN - Hungary	4	2	2	5	EST - Estonia	2	1	1
4	SVK - Slovakia	4	2	2	6	NED - Netherlands	2	0	2
7	MEX - Mexico	4	1	3	7	CRO - Croatia	3	0	3
8	ENG - England	4	0	4	7	USA - United States	3	0	3
8	LUX - Luxembourg	4	0	4					

Note:
Under WCF rules, tie-breaking rules for standings are not applied until after the last game of the round robin.

Legend:
LSFE(*) Last Stone First End X Unplayed/unfinished end due to concession

MON 17 OCT 2022
 Start Time 12:00

Round Robin Session 10

Session Results and Standings

Sheet	Game	Team	LSFE	1	2	3	4	5	6	7	8	Extra Ends	Total
A	4	IRL - Ireland		1	0	0	0	2	1	0	1		5
	4	LAT - Latvia	*	0	2	2	2	0	0	1	0		7
B	4	CZE - Czech Republic	*	1	2	0	3	2	3	0	X		11
	3	NGR - Nigeria		0	0	1	0	0	0	1	X		2
C	3	WAL - Wales		0	2	0	0	1	0	1	2		6
	3	USA - United States	*	1	0	0	1	0	1	0	0		3
D	3	UKR - Ukraine		0	4	0	4	0	1	0	X		9
	4	TPE - Chinese Taipei	*	1	0	1	0	2	0	2	X		6
E	4	JPN - Japan		0	0	0	0	0	1	X	X		1
	3	SWE - Sweden	*	2	1	3	1	2	0	X	X		9
F	2	EST - Estonia		0	2	0	1	0	2	0	X		5
	3	ITA - Italy	*	2	0	3	0	2	0	4	X		11

Current Standings

Group A					Group B				
Rank	Team	Games	Wins	Losses	Rank	Team	Games	Wins	Losses
1	FIN - Finland	4	4	0	1	NOR - Norway	3	3	0
2	CAN - Canada	4	3	1	1	SWE - Sweden	3	3	0
2	KOR - Korea	4	3	1	3	JPN - Japan	4	3	1
4	POR - Portugal	3	2	1	3	LAT - Latvia	4	3	1
5	DEN - Denmark	3	1	2	5	CZE - Czech Republic	4	2	2
5	HKG - Hong Kong	3	1	2	6	NGR - Nigeria	3	1	2
5	IND - India	3	1	2	6	UKR - Ukraine	3	1	2
8	SLO - Slovenia	4	1	3	8	IRL - Ireland	4	0	4
9	NZL - New Zealand	4	0	4	8	TPE - Chinese Taipei	4	0	4

Group C					Group D				
Rank	Team	Games	Wins	Losses	Rank	Team	Games	Wins	Losses
1	SCO - Scotland	3	3	0	1	GER - Germany	3	3	0
1	SUI - Switzerland	3	3	0	1	ITA - Italy	3	3	0
3	AUS - Australia	4	3	1	3	ESP - Spain	3	2	1
4	HUN - Hungary	3	2	1	3	WAL - Wales	3	2	1
5	AUT - Austria	3	1	2	5	EST - Estonia	2	1	1
5	MEX - Mexico	3	1	2	6	NED - Netherlands	2	0	2
5	SVK - Slovakia	3	1	2	7	CRO - Croatia	3	0	3
8	ENG - England	3	0	3	7	USA - United States	3	0	3
8	LUX - Luxembourg	3	0	3					

Note:
Under WCF rules, tie-breaking rules for standings are not applied until after the last game of the round robin.

Legend:
LSFE(*) Last Stone First End **X** Unplayed/unfinished end due to concession

MON 17 OCT 2022
 Start Time 8:00

Round Robin Session 9

Session Results and Standings

Sheet	Game	Team	LSFE	1	2	3	4	5	6	7	8	Extra	Ends	Total
A	4	CAN - Canada	*	0	0	3	0	2	0	1	0	1		7
	4	KOR - Korea		0	1	0	2	0	1	0	2	0		6
B	4	NZL - New Zealand		0	2	0	2	0	1	0	X			5
	3	POR - Portugal	*	4	0	2	0	2	0	1	X			9
C	3	SVK - Slovakia	*	0	0	1	0	0	4	1	3			9
	3	MEX - Mexico		0	0	0	3	1	0	0	0			4
D	3	HKG - Hong Kong		0	4	0	0	1	0	0	X			5
	4	SLO - Slovenia	*	5	0	2	1	0	1	2	X			11
E	4	FIN - Finland		0	3	0	0	3	0	2	X			8
	3	DEN - Denmark	*	1	0	0	1	0	2	0	X			4
F	3	ENG - England		0	0	1	0	1	0	0	X			2
	4	AUS - Australia	*	1	1	0	2	0	1	3	X			8

Current Standings

Group A					Group B				
Rank	Team	Games	Wins	Losses	Rank	Team	Games	Wins	Losses
1	FIN - Finland	4	4	0	1	JPN - Japan	3	3	0
2	CAN - Canada	4	3	1	1	NOR - Norway	3	3	0
2	KOR - Korea	4	3	1	3	SWE - Sweden	2	2	0
4	POR - Portugal	3	2	1	4	LAT - Latvia	3	2	1
5	DEN - Denmark	3	1	2	5	NGR - Nigeria	2	1	1
5	HKG - Hong Kong	3	1	2	6	CZE - Czech Republic	3	1	2
5	IND - India	3	1	2	7	UKR - Ukraine	2	0	2
8	SLO - Slovenia	4	1	3	8	IRL - Ireland	3	0	3
9	NZL - New Zealand	4	0	4	8	TPE - Chinese Taipei	3	0	3

Group C					Group D				
Rank	Team	Games	Wins	Losses	Rank	Team	Games	Wins	Losses
1	SCO - Scotland	3	3	0	1	GER - Germany	3	3	0
1	SUI - Switzerland	3	3	0	2	ITA - Italy	2	2	0
3	AUS - Australia	4	3	1	3	ESP - Spain	3	2	1
4	HUN - Hungary	3	2	1	4	EST - Estonia	1	1	0
5	AUT - Austria	3	1	2	5	WAL - Wales	2	1	1
5	MEX - Mexico	3	1	2	6	NED - Netherlands	2	0	2
5	SVK - Slovakia	3	1	2	6	USA - United States	2	0	2
8	ENG - England	3	0	3	8	CRO - Croatia	3	0	3
8	LUX - Luxembourg	3	0	3					

Note:
Under WCF rules, tie-breaking rules for standings are not applied until after the last game of the round robin.

Legend:
LSFE(*) Last Stone First End **X** Unplayed/unfinished end due to concession



SUN 16 OCT 2022
Start Time 20:00

Round Robin Session 8

Session Results and Standings

Sheet	Game	Team	LSFE	1	2	3	4	5	6	7	8	Extra Ends	Total
A	3	TPE - Chinese Taipei		0	3	1	0	0	0	1	0		5
	3	NOR - Norway	*	3	0	0	0	2	0	0	1		6
B	3	GER - Germany	*	2	1	0	5	3	0	X	X		11
	2	WAL - Wales		0	0	1	0	0	1	X	X		2
C	3	IRL - Ireland		0	0	2	0	2	0	0	X		4
	3	JPN - Japan	*	1	1	0	2	0	3	1	X		8
D	3	ESP - Spain	*	3	1	3	1	0	1	X	X		9
	3	CRO - Croatia		0	0	0	0	1	0	X	X		1
E	2	USA - United States	*	2	0	1	0	1	0	1	0		5
	2	ITA - Italy		0	3	0	3	0	2	0	1		9
F	2	NED - Netherlands	*	0	2	0	0	1	0	0	1		4
	1	EST - Estonia		0	0	2	1	0	1	1	0		5

Current Standings

Group A					Group B				
Rank	Team	Games	Wins	Losses	Rank	Team	Games	Wins	Losses
1	FIN - Finland	3	3	0	1	JPN - Japan	3	3	0
1	KOR - Korea	3	3	0	1	NOR - Norway	3	3	0
3	CAN - Canada	3	2	1	3	SWE - Sweden	2	2	0
4	DEN - Denmark	2	1	1	4	LAT - Latvia	3	2	1
4	HKG - Hong Kong	2	1	1	5	NGR - Nigeria	2	1	1
4	POR - Portugal	2	1	1	6	CZE - Czech Republic	3	1	2
7	IND - India	3	1	2	7	UKR - Ukraine	2	0	2
8	NZL - New Zealand	3	0	3	8	IRL - Ireland	3	0	3
8	SLO - Slovenia	3	0	3	8	TPE - Chinese Taipei	3	0	3

Group C					Group D				
Rank	Team	Games	Wins	Losses	Rank	Team	Games	Wins	Losses
1	SCO - Scotland	3	3	0	1	GER - Germany	3	3	0
1	SUI - Switzerland	3	3	0	2	ITA - Italy	2	2	0
3	AUS - Australia	3	2	1	3	ESP - Spain	3	2	1
3	HUN - Hungary	3	2	1	4	EST - Estonia	1	1	0
5	MEX - Mexico	2	1	1	5	WAL - Wales	2	1	1
6	AUT - Austria	3	1	2	6	NED - Netherlands	2	0	2
7	ENG - England	2	0	2	6	USA - United States	2	0	2
7	SVK - Slovakia	2	0	2	8	CRO - Croatia	3	0	3
9	LUX - Luxembourg	3	0	3					

Note:
Under WCF rules, tie-breaking rules for standings are not applied until after the last game of the round robin.

Legend:
LSFE(*) Last Stone First End X Unplayed/unfinished end due to concession

Session Results and Standings

Sheet	Game	Team	LSFE	1	2	3	4	5	6	7	8	Extra Ends	Total
A	3	AUT - Austria		0	0	0	2	0	0	X	X		2
	3	AUS - Australia	*	0	1	3	0	4	3	X	X		11
B	3	CAN - Canada	*	1	1	2	3	0	1	X	X		8
	2	DEN - Denmark		0	0	0	0	1	0	X	X		1
C	3	HUN - Hungary		2	0	2	1	1	2	X	X		8
	3	LUX - Luxembourg	*	0	1	0	0	0	0	X	X		1
D	3	FIN - Finland	*	4	4	0	3	3	1	X	X		15
	3	NZL - New Zealand		0	0	1	0	0	0	X	X		1
E	2	HKG - Hong Kong	*	2	1	1	0	3	0	0	X		7
	3	IND - India		0	0	0	2	0	1	1	X		4
F	3	KOR - Korea	*	0	0	1	0	2	0	1	0	2	6
	2	POR - Portugal		1	0	0	1	0	1	0	1	0	4

Current Standings

Group A					Group B				
Rank	Team	Games	Wins	Losses	Rank	Team	Games	Wins	Losses
1	FIN - Finland	3	3	0	1	JPN - Japan	2	2	0
1	KOR - Korea	3	3	0	1	NOR - Norway	2	2	0
3	CAN - Canada	3	2	1	1	SWE - Sweden	2	2	0
4	DEN - Denmark	2	1	1	4	LAT - Latvia	3	2	1
4	HKG - Hong Kong	2	1	1	5	NGR - Nigeria	2	1	1
4	POR - Portugal	2	1	1	6	CZE - Czech Republic	3	1	2
7	IND - India	3	1	2	7	IRL - Ireland	2	0	2
8	NZL - New Zealand	3	0	3	7	TPE - Chinese Taipei	2	0	2
8	SLO - Slovenia	3	0	3	7	UKR - Ukraine	2	0	2

Group C					Group D				
Rank	Team	Games	Wins	Losses	Rank	Team	Games	Wins	Losses
1	SCO - Scotland	3	3	0	1	GER - Germany	2	2	0
1	SUI - Switzerland	3	3	0	2	ITA - Italy	1	1	0
3	AUS - Australia	3	2	1	2	WAL - Wales	1	1	0
3	HUN - Hungary	3	2	1	4	ESP - Spain	2	1	1
5	MEX - Mexico	2	1	1	5	NED - Netherlands	1	0	1
6	AUT - Austria	3	1	2	5	USA - United States	1	0	1
7	ENG - England	2	0	2	7	CRO - Croatia	2	0	2
7	SVK - Slovakia	2	0	2		EST - Estonia	0		
9	LUX - Luxembourg	3	0	3					

Note:
Under WCF rules, tie-breaking rules for standings are not applied until after the last game of the round robin.

Legend:
LSFE(*) Last Stone First End **X** Unplayed/unfinished end due to concession

SUN 16 OCT 2022
Start Time 12:00

Round Robin Session 6

Session Results and Standings

Sheet	Game	Team	LSFE	1	2	3	4	5	6	7	8	Extra Ends	Total
B	2	IRL - Ireland		0	1	0	0	0	1	0	X		2
	2	SWE - Sweden	*	2	0	0	3	2	0	3	X		10
C	2	GER - Germany	*	2	0	0	0	2	2	0	1		7
	2	ESP - Spain		0	1	1	2	0	0	2	0		6
D	2	JPN - Japan	*	5	0	0	1	0	1	2	X		9
	3	CZE - Czech Republic		0	1	0	0	1	0	0	X		2
E	2	UKR - Ukraine	*	0	0	1	1	0	1	X	X		3
	2	NOR - Norway		1	3	0	0	5	0	X	X		9
F	3	LAT - Latvia	*	3	4	3	2	0	3	1	X		16
	2	NGR - Nigeria		0	0	0	0	3	0	0	X		3

Current Standings

Group A					Group B				
Rank	Team	Games	Wins	Losses	Rank	Team	Games	Wins	Losses
1	FIN - Finland	2	2	0	1	JPN - Japan	2	2	0
1	KOR - Korea	2	2	0	1	NOR - Norway	2	2	0
3	DEN - Denmark	1	1	0	1	SWE - Sweden	2	2	0
3	POR - Portugal	1	1	0	4	LAT - Latvia	3	2	1
5	CAN - Canada	2	1	1	5	NGR - Nigeria	2	1	1
5	IND - India	2	1	1	6	CZE - Czech Republic	3	1	2
7	HKG - Hong Kong	1	0	1	7	IRL - Ireland	2	0	2
8	NZL - New Zealand	2	0	2	7	TPE - Chinese Taipei	2	0	2
9	SLO - Slovenia	3	0	3	7	UKR - Ukraine	2	0	2

Group C					Group D				
Rank	Team	Games	Wins	Losses	Rank	Team	Games	Wins	Losses
1	SCO - Scotland	3	3	0	1	GER - Germany	2	2	0
1	SUI - Switzerland	3	3	0	2	ITA - Italy	1	1	0
3	AUS - Australia	2	1	1	2	WAL - Wales	1	1	0
3	AUT - Austria	2	1	1	4	ESP - Spain	2	1	1
3	HUN - Hungary	2	1	1	5	NED - Netherlands	1	0	1
3	MEX - Mexico	2	1	1	5	USA - United States	1	0	1
7	ENG - England	2	0	2	7	CRO - Croatia	2	0	2
7	LUX - Luxembourg	2	0	2		EST - Estonia	0		
7	SVK - Slovakia	2	0	2					

Note:
Under WCF rules, tie-breaking rules for standings are not applied until after the last game of the round robin.

Legend:
LSFE(*) Last Stone First End X Unplayed/unfinished end due to concession



SUN 16 OCT 2022
Start Time 8:00

Round Robin Session 5

Session Results and Standings

Sheet	Game	Team	LSFE	1	2	3	4	5	6	7	8	Extra	Ends	Total
A	3	SLO - Slovenia	*	2	1	0	2	0	0	1	0			6
	2	IND - India		0	0	1	0	1	1	0	3	1		7
B	2	HUN - Hungary	*	0	1	0	3	1	1	1	X			7
	2	SVK - Slovakia		1	0	1	0	0	0	0	X			2
C	2	CAN - Canada	*	0	1	0	1	0	0	1	X			3
	2	FIN - Finland		1	0	1	0	1	2	0	X			5
D	2	LUX - Luxembourg		0	1	0	1	0	1	X	X			3
	3	SCO - Scotland	*	3	0	2	0	3	0	X	X			8
E	2	MEX - Mexico		0	0	1	0	0	3	0	X			4
	2	AUS - Australia	*	2	2	0	2	3	0	4	X			13
F	3	SUI - Switzerland	*	3	1	0	0	2	0	2	X			8
	2	ENG - England		0	0	1	1	0	2	0	X			4

Current Standings

Group A				Group B					
Rank	Team	Games	Wins	Losses	Rank	Team	Games	Wins	Losses
1	FIN - Finland	2	2	0	1	JPN - Japan	1	1	0
1	KOR - Korea	2	2	0	1	NGR - Nigeria	1	1	0
3	DEN - Denmark	1	1	0	1	NOR - Norway	1	1	0
3	POR - Portugal	1	1	0	1	SWE - Sweden	1	1	0
5	CAN - Canada	2	1	1	5	CZE - Czech Republic	2	1	1
5	IND - India	2	1	1	5	LAT - Latvia	2	1	1
7	HKG - Hong Kong	1	0	1	7	IRL - Ireland	1	0	1
8	NZL - New Zealand	2	0	2	7	UKR - Ukraine	1	0	1
9	SLO - Slovenia	3	0	3	9	TPE - Chinese Taipei	2	0	2

Group C				Group D					
Rank	Team	Games	Wins	Losses	Rank	Team	Games	Wins	Losses
1	SCO - Scotland	3	3	0	1	ESP - Spain	1	1	0
1	SUI - Switzerland	3	3	0	1	GER - Germany	1	1	0
3	AUS - Australia	2	1	1	1	ITA - Italy	1	1	0
3	AUT - Austria	2	1	1	1	WAL - Wales	1	1	0
3	HUN - Hungary	2	1	1	5	NED - Netherlands	1	0	1
3	MEX - Mexico	2	1	1	5	USA - United States	1	0	1
7	ENG - England	2	0	2	7	CRO - Croatia	2	0	2
7	LUX - Luxembourg	2	0	2		EST - Estonia	0		
7	SVK - Slovakia	2	0	2					

Note:
Under WCF rules, tie-breaking rules for standings are not applied until after the last game of the round robin.

Legend:
LSFE(*) Last Stone First End X Unplayed/unfinished end due to concession

Session Results and Standings

Sheet	Game	Team	LSFE	1	2	3	4	5	6	7	8	Extra Ends	Total
A	2	CRO - Croatia		0	1	0	0	0	0	X	X		1
	1	GER - Germany	*	5	0	5	3	3	1	X	X		17
B	1	UKR - Ukraine		0	0	0	2	0	2	0	X		4
	1	JPN - Japan	*	1	2	1	0	2	0	3	X		9
C	1	NGR - Nigeria		1	2	0	1	0	1	3	2		10
	2	TPE - Chinese Taipei	*	0	0	4	0	4	0	0	0		8
D	1	NOR - Norway	*	2	0	1	0	0	2	2	0	1	8
	2	LAT - Latvia		0	4	0	2	0	0	0	1	0	7
F	2	CZE - Czech Republic		1	0	0	0	0	0	0	X		1
	1	SWE - Sweden	*	0	2	1	1	1	2	2	X		9

Current Standings

Group A					Group B				
Rank	Team	Games	Wins	Losses	Rank	Team	Games	Wins	Losses
1	KOR - Korea	2	2	0	1	JPN - Japan	1	1	0
2	CAN - Canada	1	1	0	1	NGR - Nigeria	1	1	0
2	DEN - Denmark	1	1	0	1	NOR - Norway	1	1	0
2	FIN - Finland	1	1	0	1	SWE - Sweden	1	1	0
2	POR - Portugal	1	1	0	5	CZE - Czech Republic	2	1	1
6	HKG - Hong Kong	1	0	1	5	LAT - Latvia	2	1	1
6	IND - India	1	0	1	7	IRL - Ireland	1	0	1
8	NZL - New Zealand	2	0	2	7	UKR - Ukraine	1	0	1
8	SLO - Slovenia	2	0	2	9	TPE - Chinese Taipei	2	0	2

Group C					Group D				
Rank	Team	Games	Wins	Losses	Rank	Team	Games	Wins	Losses
1	SCO - Scotland	2	2	0	1	ESP - Spain	1	1	0
1	SUI - Switzerland	2	2	0	1	GER - Germany	1	1	0
3	MEX - Mexico	1	1	0	1	ITA - Italy	1	1	0
4	AUT - Austria	2	1	1	1	WAL - Wales	1	1	0
5	AUS - Australia	1	0	1	5	NED - Netherlands	1	0	1
5	ENG - England	1	0	1	5	USA - United States	1	0	1
5	HUN - Hungary	1	0	1	7	CRO - Croatia	2	0	2
5	LUX - Luxembourg	1	0	1		EST - Estonia	0		
5	SVK - Slovakia	1	0	1					

Note:
Under WCF rules, tie-breaking rules for standings are not applied until after the last game of the round robin.

Legend:
LSFE(*) Last Stone First End **X** Unplayed/unfinished end due to concession



SAT 15 OCT 2022
Start Time 16:00

Round Robin Session 3

Session Results and Standings

Sheet	Game	Team	LSFE	1	2	3	4	5	6	7	8	Extra	Ends	Total
A	2	NZL - New Zealand		0	1	0	1	0	1	X	X			3
	1	CAN - Canada	*	2	0	6	0	2	0	X	X			10
B	1	MEX - Mexico		1	3	2	0	0	0	1	0			7
	1	LUX - Luxembourg	*	0	0	0	1	2	2	0	1			6
C	1	ENG - England	*	0	0	1	0	1	0	0	X			2
	2	AUT - Austria		1	0	0	2	0	3	2	X			8
D	1	AUS - Australia		0	1	1	0	0	0	X	X			2
	2	SUI - Switzerland	*	1	0	0	3	2	3	X	X			9
E	2	KOR - Korea	*	0	2	2	0	1	0	3	X			8
	2	SLO - Slovenia		2	0	0	1	0	1	0	X			4
F	2	SCO - Scotland	*	2	0	0	2	3	0	1	X			8
	1	SVK - Slovakia		0	0	1	0	0	1	0	X			2

Current Standings

Group A				Group B					
Rank	Team	Games	Wins	Losses	Rank	Team	Games	Wins	Losses
1	KOR - Korea	2	2	0	1	CZE - Czech Republic	1	1	0
2	CAN - Canada	1	1	0	1	LAT - Latvia	1	1	0
2	DEN - Denmark	1	1	0	3	IRL - Ireland	1	0	1
2	FIN - Finland	1	1	0	3	TPE - Chinese Taipei	1	0	1
2	POR - Portugal	1	1	0		JPN - Japan	0		
6	HKG - Hong Kong	1	0	1		NGR - Nigeria	0		
6	IND - India	1	0	1		NOR - Norway	0		
8	NZL - New Zealand	2	0	2		SWE - Sweden	0		
8	SLO - Slovenia	2	0	2		UKR - Ukraine	0		
Group C				Group D					
Rank	Team	Games	Wins	Losses	Rank	Team	Games	Wins	Losses
1	SCO - Scotland	2	2	0	1	ESP - Spain	1	1	0
1	SUI - Switzerland	2	2	0	1	ITA - Italy	1	1	0
3	MEX - Mexico	1	1	0	1	WAL - Wales	1	1	0
4	AUT - Austria	2	1	1	4	CRO - Croatia	1	0	1
5	AUS - Australia	1	0	1	4	NED - Netherlands	1	0	1
5	ENG - England	1	0	1	4	USA - United States	1	0	1
5	HUN - Hungary	1	0	1		EST - Estonia	0		
5	LUX - Luxembourg	1	0	1		GER - Germany	0		
5	SVK - Slovakia	1	0	1					

Note:
Under WCF rules, tie-breaking rules for standings are not applied until after the last game of the round robin.

Legend:
LSFE(*) Last Stone First End X Unplayed/unfinished end due to concession

SAT 15 OCT 2022
Start Time 12:00

Round Robin Session 2

Session Results and Standings

Sheet	Game	Team	LSFE	1	2	3	4	5	6	7	8	Extra Ends	Total
A	1	CZE - Czech Republic	*	0	2	0	3	2	1	1	X		9
	1	IRL - Ireland		1	0	1	0	0	0	0	X		2
B	1	USA - United States	*	2	1	0	2	0	0	1	0		6
	1	ESP - Spain		0	0	2	0	3	1	0	2		8
D	1	ITA - Italy	*	0	3	2	1	0	1	0	0		7
	1	NED - Netherlands		3	0	0	0	1	0	1	1		6
E	1	LAT - Latvia	*	0	1	0	0	1	0	3	1		6
	1	TPE - Chinese Taipei		0	0	1	1	0	2	0	0		4
F	1	CRO - Croatia		0	0	1	0	2	0	X	X		3
	1	WAL - Wales	*	4	3	0	3	0	2	X	X		12

Current Standings

Group A					Group B				
Rank	Team	Games	Wins	Losses	Rank	Team	Games	Wins	Losses
1	DEN - Denmark	1	1	0	1	CZE - Czech Republic	1	1	0
1	FIN - Finland	1	1	0	1	LAT - Latvia	1	1	0
1	KOR - Korea	1	1	0	3	IRL - Ireland	1	0	1
1	POR - Portugal	1	1	0	3	TPE - Chinese Taipei	1	0	1
5	HKG - Hong Kong	1	0	1		JPN - Japan	0		
5	IND - India	1	0	1		NGR - Nigeria	0		
5	NZL - New Zealand	1	0	1		NOR - Norway	0		
5	SLO - Slovenia	1	0	1		SWE - Sweden	0		
	CAN - Canada	0				UKR - Ukraine	0		
Group C					Group D				
Rank	Team	Games	Wins	Losses	Rank	Team	Games	Wins	Losses
1	SCO - Scotland	1	1	0	1	ESP - Spain	1	1	0
1	SUI - Switzerland	1	1	0	1	ITA - Italy	1	1	0
3	AUT - Austria	1	0	1	1	WAL - Wales	1	1	0
3	HUN - Hungary	1	0	1	4	CRO - Croatia	1	0	1
	AUS - Australia	0			4	NED - Netherlands	1	0	1
	ENG - England	0			4	USA - United States	1	0	1
	LUX - Luxembourg	0				EST - Estonia	0		
	MEX - Mexico	0				GER - Germany	0		
	SVK - Slovakia	0							

Note:
Under WCF rules, tie-breaking rules for standings are not applied until after the last game of the round robin.

Legend:
LSFE(*) Last Stone First End X Unplayed/unfinished end due to concession



SAT 15 OCT 2022
Start Time 8:00

Round Robin Session 1

Session Results and Standings

Sheet	Game	Team	LSFE	1	2	3	4	5	6	7	8	Extra Ends	Total
A	1	SCO - Scotland	*	3	0	0	2	2	1	1	X		9
	1	HUN - Hungary		0	2	1	0	0	0	0	X		3
B	1	HKG - Hong Kong	*	1	0	1	0	1	0	0	X		3
	1	FIN - Finland		0	1	0	3	0	1	1	X		6
C	1	POR - Portugal	*	2	0	0	0	2	4	X	X		8
	1	SLO - Slovenia		0	0	1	0	0	0	X	X		1
D	1	IND - India	*	0	0	0	0	0	1	X	X		1
	1	KOR - Korea		1	4	1	5	1	0	X	X		12
E	1	SUI - Switzerland		0	0	2	0	2	3	0	X		7
	1	AUT - Austria	*	0	0	0	1	0	0	1	X		2
F	1	NZL - New Zealand		0	0	2	0	0	0	X	X		2
	1	DEN - Denmark	*	2	2	0	2	1	1	X	X		8

Current Standings

Group A					Group B				
Rank	Team	Games	Wins	Losses	Rank	Team	Games	Wins	Losses
1	DEN - Denmark	1	1	0		CZE - Czech Republic			
1	FIN - Finland	1	1	0		IRL - Ireland			
1	KOR - Korea	1	1	0		JPN - Japan			
1	POR - Portugal	1	1	0		LAT - Latvia			
5	HKG - Hong Kong	1	0	1		NGR - Nigeria			
5	IND - India	1	0	1		NOR - Norway			
5	NZL - New Zealand	1	0	1		SWE - Sweden			
5	SLO - Slovenia	1	0	1		TPE - Chinese Taipei			
	CAN - Canada	0				UKR - Ukraine			
Group C					Group D				
Rank	Team	Games	Wins	Losses	Rank	Team	Games	Wins	Losses
1	SCO - Scotland	1	1	0		CRO - Croatia			
1	SUI - Switzerland	1	1	0		ESP - Spain			
3	AUT - Austria	1	0	1		EST - Estonia			
3	HUN - Hungary	1	0	1		GER - Germany			
	AUS - Australia	0				ITA - Italy			
	ENG - England	0				NED - Netherlands			
	LUX - Luxembourg	0				USA - United States			
	MEX - Mexico	0				WAL - Wales			
	SVK - Slovakia	0							

Note:
Under WCF rules, tie-breaking rules for standings are not applied until after the last game of the round robin.

Legend:
LSFE(*) Last Stone First End X Unplayed/unfinished end due to concession

Entry List by Country

As of FRI 14 OCT 2022

AUS - Australia		Group C	
4	HALL Sean	M	R
3	POWELL Anne	F	R
2 S	MILLIKIN Hugh	M	R
1 V	HLUSHAK Amanda	F	R
C	FOLEY Fiona		
O	-		

AUT - Austria		Group C	
4 V	TREICHL Teresa	F	L
3	SEIWALD Martin	M	R
2	MUELLER Emma	F	R
1 S	HIGATZBERGER Gernot	M	R
C	SCHROEDER Bjoern (GER)		
O	-		

CAN - Canada		Group A	
4 S	MENARD Jean-Michel	M	R
3 V	LAROCHE Marie-France	F	R
2	BELLEAU Ian	M	R
1	LEMAY Annie	F	R
C	SYLVAIN Eric		
O	-		

CRO - Croatia		Group D	
4 S	SKENDROVIC Alberto	M	R
3 V	MUHEK Zrinka	F	R
2	DZEPINA Davor	M	R
1	MUZDALO Marta	F	R
C	-		
O	-		

CZE - Czech Republic		Group B	
4 S	HRADEC Karel	M	R
3	FREDERIKSEN Karolina	F	R
2	ZDENKA Michal	M	R
1 V	SRNSKA Eliska	F	L
C	BROZEK Marek		
O	-		

DEN - Denmark		Group A	
4 S	QVIST Mikael	M	R
3 V	QVIST Gabriella	F	L
2	QVIST Alexander	M	R
1	QVIST Trine	F	R
C	-		
O	-		

ENG - England		Group C	
4 V	HAVERCROFT Jonathan	M	R
3 S	SPAIN Fiona	F	R
2	OPEL Michael	M	R
1	LEUNG Samantha	F	R
C	RAMSAY David		
O	-		

ESP - Spain		Group D	
4 S	VEZ Sergio	M	R
3 V	OTAEGI Oihane	F	R
2	UNANUE Mikel	M	R
1	GARCIA Daniela	F	R
C	-		
O	-		

EST - Estonia		Group D	
4 S	VLASSOV Mihhail	M	R
3 V	ELMIK Kaidi	F	R
2	JAKOBSON Andres	M	R
1	GROMOVA Anna	F	R
C	-		
O	-		

FIN - Finland		Group A	
4 S	SIPILA Markus	M	R
3	IMMONEN Lotta	F	R
2	OUNI Leo	M	R
1 V	SUURIPAA Tiina	F	R
C	-		
O	-		

GER - Germany		Group D	
4 S	TOTZEK Sixten	M	R
3 V	SUTOR Kim	F	R
2	SUTOR Joshua	M	R
1	SUTOR Joy	F	R
C	SUTOR Uli		
O	-		

HKG - Hong Kong		Group A	
4 S	CHANG Jason	M	R
3 V	HUNG Ling-Yue	F	R
2	YAN Martin	M	R
1	WONG Yuen Ting	F	R
C	CHEN Justin		
O	-		

HUN - Hungary		Group C	
4 S	TATAR Lorinc	M	R
3	JOO Linda	F	R
2	KALOCSAY Otto Daniel	M	L
1 V	KALOCSAI-VAN DORP Vera	F	L
C	ROKUSFALVY Andras		
O	-		

IND - India		Group A	
4 S	RAJU P. N.	M	R
3	GOVULA Tejasree	F	R
2	GOENKA Vinay	M	R
1 V	PATEL Richa	F	R
C	-		
O	ARHSAD Mohammad		

Entry List by Country

As of FRI 14 OCT 2022

IRL - Ireland		Group B	
4 S	WILSON John	M	R
3 V	FYFE Alison	F	R
2	WHYTE Craig	M	R
1	WARD Jen	F	R
C	KENNY Johnjo		
O	RUSSELL Gillian		

ITA - Italy		Group D	
4 V	SOLA Fabio	M	R
3 S	PIMPINI Denise	F	R
2	PASCALE Marco	M	R
1	MATINO Emanuela	F	R
C	-		
O	-		

JPN - Japan		Group B	
4 S	TSUCHIYA Kai	F	R
3 V	MIZUKAMI Shunta	M	R
2	OTANI Erika	F	R
1	OKAMURA Kohei	M	R
C	IDE Mizuko		
O	-		

KOR - Korea		Group A	
4 S	KIM Dae-hyun	M	R
3 V	BANG Yu-jin	F	R
2	KWON Jun-i	M	R
1	KIM Hae-jeong	F	R
C	LEE Dong-keun		
O	YOON Young-jun		

LAT - Latvia		Group B	
4 S	FREIDENSONS Renars	M	L
3 V	REGZA Evita	F	R
2	BARANOVSKIS Aleksandrs	M	R
1	GULBE Betija	F	R
C	-		
O	-		

LUX - Luxembourg		Group C	
4 S	BENOY Alex	M	R
3 V	WAUTERS Karen	F	R
2	JIROUSEK Lukas	M	R
1	BJERG-PETERSEN Maja	F	R
C	-		
O	-		

MEX - Mexico		Group C	
4 S	TOMPKINS Diego	M	R
3 V	QUINTERO Estefana	F	R
2	TOMPKINS Mateo	M	R
1	DIEZ Monica	F	R
C	TOMPKINS Doug		
O	-		

NED - Netherlands		Group D	
4 S	BOMAS Lisenka	F	R
3 V	KLOMP Bart	M	R
2	BOMAS Anandi	F	L
1	BOMAS Bob	M	R
C	-		
O	-		

NGR - Nigeria		Group B	
4 S	WOODS III Harold	M	R
3 V	WASHINGTON Anteequa	F	R
2	COLE Tijani	M	L
1	DANIEL Sheila	F	R
C	FERGUSON Michael (GBR)		
O	-		

NOR - Norway		Group B	
4 S	LINDSTROEM Alexander	M	R
3	RAMSFJELL Maia	F	R
2	SVAE Christoffer	M	R
1 V	TRULSEN Pia	F	R
C	RAMSFJELL Bettina		
O	-		

NZL - New Zealand		Group A	
4 S	FOTTI Dean	M	R
3 V	OLSZEWSKI Joanna	F	R
2	WHINERAY Matt	M	R
1	THOMAS Sandra	F	R
C	MATTHEWS Liz		
O	-		

POR - Portugal		Group A	
4 S	RIBAU Bridget	F	R
3 V	RIBAU Chris	M	R
2	RIBAU Sabrina	F	L
1	RIBAU Joe	M	R
C	SIMPSON Fiona Grace (SCO)		
2C	RAFAEL Daniel (CAN)		

SCO - Scotland		Group C	
4 S	BRYCE Cameron	M	L
3 V	DAVIE Lisa	F	R
2	HYSLOP Scott	M	R
1	MUNRO Robyn	F	R
C	MORRISON Colin		
O	-		

SLO - Slovenia		Group A	
4 S	SEVER Stefan	M	R
3 V	KREMZAR Nina	F	R
2	HARB Marko	M	R
1	CERNE Patricija	F	R
C	TOPLAK Tomaz		
O	OLMER Naya		

Entry List by Country

As of FRI 14 OCT 2022

SUI - Switzerland		Group C	
4 V	HESS Yves	M	R
3 S	HEGNER Ursi	F	L
2	HOEHN Simon	M	R
1	SCHMID Chantal	F	R
C	-		
O	-		

SVK - Slovakia		Group C	
4 V	MATULOVA Daniela	F	R
3 S	GALLO Juraj	M	R
2	KOVACIKOVA Melania	F	R
1	MORAVCIK Milan	M	R
C	-		
O	-		

SWE - Sweden		Group B	
4 V	AHLBERG Robin	M	R
3 S	WESTMAN Therese	F	R
2	PATZ Johannes	M	R
1	ALTEBRO Mikaela	F	R
C	-		
O	-		

TPE - Chinese Taipei		Group B	
4	YIN LIU Luis	M	R
3 V	CHENG Li-Lin	F	R
2 S	LEE Victor	M	R
1	HUANG Shar-yin	F	R
C	-		
O	-		

UKR - Ukraine		Group B	
4 S	NIKOLOV Eduard	M	R
3 V	KONONENKO Oleksandra	F	R
2	SHCHUR Yaroslav	M	R
1	KOTOVA Anastasiia	F	R
C	LILL Erkki (EST)		
O	KOCHYK Iryna		

USA - United States		Group D	
4 S	PULLI Caitlin	F	R
3 V	PULLI Jeff	M	R
2	ANDREW Rebecca	F	R
1	SCOTT Jason	M	R
C	-		
O	-		

WAL - Wales		Group D	
4 S	MEIKLE Adrian	M	R
3 V	WATSON Dawn	F	R
2	TANNER Andrew	M	R
1	GLAZIER Judith	F	R
C	-		
O	-		

Note:

Position and function for each team member:

4 = Fourth, **3** = Third, **2** = Second, **1** = Lead, **S** = Skip, **V** = Vice-Skip

C = Coach, **2C** = 2nd Team Coach, **NC** = National Coach, **T** = Translator, **O** = Team Official

Legend:

F Female

L Left-handed

M Male

R Right-handed



Competition Officials

As of FRI 14 OCT 2022

Function	Name	Organisation
WCF President:	WELLING Beau	USA - United States
WCF Head of Competitions:	ROETHLISBERGER Eeva	SUI - Switzerland
WCF Technical Delegate:	MUTCH Laura	SCO - Scotland
Chief Umpire:	BARROWMAN Glenda	ENG - England
Deputy Chief Umpire:	McGOWAN John	SCO - Scotland
Game Umpires:	MALCOLM Marion	SCO - Scotland
	MIDDLER Albert	SCO - Scotland
	PETERS Lisa	WAL - Wales
	STEWART Jim	SCO - Scotland
	WATSON Malcolm	SCO - Scotland
Chief Ice Technician:	MARTIN Paul	SCO - Scotland
Deputy Chief Ice Technician:	BREWSTER Tom	SCO - Scotland

Competition Schedule

As of SAT 15 OCT 2022

Date	Start Time	Session	Sheet A	Sheet B	Sheet C	Sheet D	Sheet E	Sheet F
SAT 15 OCT	8:00	1	SCO - HUN	HKG - FIN	POR - SLO	IND - KOR	SUI - AUT	NZL - DEN
	12:00	2	CZE - IRL	USA - ESP		ITA - NED	LAT - TPE	CRO - WAL
	16:00	3	NZL - CAN	MEX - LUX	ENG - AUT	AUS - SUI	KOR - SLO	SCO - SVK
	20:30	4	CRO - GER	UKR - JPN	NGR - TPE	NOR - LAT		CZE - SWE
SUN 16 OCT	8:00	5	SLO - IND	HUN - SVK	CAN - FIN	LUX - SCO	MEX - AUS	SUI - ENG
	12:00	6		IRL - SWE	GER - ESP	JPN - CZE	UKR - NOR	LAT - NGR
	16:00	7	AUT - AUS	CAN - DEN	HUN - LUX	FIN - NZL	HKG - IND	KOR - POR
	20:00	8	TPE - NOR	GER - WAL	IRL - JPN	ESP - CRO	USA - ITA	NED - EST
MON 17 OCT	8:00	9	CAN - KOR	NZL - POR	SVK - MEX	HKG - SLO	FIN - DEN	ENG - AUS
	12:00	10	IRL - LAT	CZE - NGR	WAL - USA	UKR - TPE	JPN - SWE	EST - ITA
	16:00	11	HUN - SUI	SCO - ENG	DEN - HKG	MEX - AUT	LUX - SVK	POR - IND
	20:00	12	GER - NED	CRO - EST	SWE - UKR		ESP - WAL	NGR - NOR
TUE 18 OCT	8:00	13	USA - CRO	ITA - GER	ESP - EST	NGR - UKR	CZE - LAT	
	12:00	14	HKG - NZL	IND - CAN	FIN - POR	ENG - MEX	SCO - SUI	DEN - SLO
	16:00	15	UKR - CZE	NOR - IRL	JPN - NGR	EST - USA	CRO - NED	SWE - TPE
	20:00	16	MEX - SCO	AUS - HUN	LUX - ENG	POR - HKG	NZL - KOR	SVK - AUT
WED 19 OCT	8:00	17	ITA - ESP		NED - WAL	SWE - NOR	NGR - IRL	GER - USA
	12:00	18	AUS - LUX	AUT - SCO	SUI - SVK	DEN - IND	POR - CAN	HUN - MEX
	16:00	19	NOR - JPN	TPE - CZE	LAT - SWE	WAL - ITA	EST - GER	IRL - UKR
	20:00	20	IND - FIN	SLO - NZL	KOR - DEN	SVK - AUS	ENG - HUN	CAN - HKG
THU 20 OCT	8:00	21	SWE - NGR	NED - USA	NOR - CZE	TPE - IRL		JPN - LAT
	12:00	22	SVK - ENG	KOR - HKG	AUS - SCO	AUT - HUN	SLO - FIN	LUX - SUI
	16:00	23	DEN - POR	LAT - UKR	ITA - CRO		TPE - JPN	ESP - NED
	20:00	24	WAL - EST	SUI - MEX	IND - NZL	SLO - CAN	AUT - LUX	FIN - KOR
FRI 21 OCT	10:00	Qualification Games						
	18:00	Quarter-finals						
SAT 22 OCT	9:30	Semi-finals						
	14:30	Finals						

Note:

First named team in each game plays red-handled stones and wears dark coloured upper playing garments.
Please check online for more details and the latest updates.