



# **World Mixed Curling Championship 2023 Aberdeen, Scotland**

**14 - 21 October 2023**

## **RESULTS SUMMARY**



### Medallists

Medal	Country	Name	Position - Function
GOLD	SWE - Sweden	NYGREN Johan (M)	4 S
		WAAHLIN Jennie (F)	3
		CARLSEN Fredrik (M)	2
		SJOEBERG Fanny (F)	1
		CARLSEN Per	C
SILVER	ESP - Spain	VEZ Sergio (M)	4 S
		OTAEGI Oihane (F)	3
		UNANUE Mikel (M)	2
		OTAEGI Leire (F)	1
BRONZE	CAN - Canada	ASSELIN Felix (M)	4 S
		ST-GEORGES Laurie (F)	3
		ASSELIN Emile (M)	2
		RILEY Emily (F)	1
		ST-GEORGES Michel	C

**Note:**

Position and function for each team member:

4 = Fourth, 3 = Third, 2 = Second, 1 = Lead, S = Skip, C = Coach

**Legend:**

F Female

M Male

## Final Standings

Rank	Team	Players	Position - Function	Gender	Group Rank	DSC
1	SWE - Sweden	NYGREN Johan	4 S	M		
		WAAHLIN Jennie	3 V	F		
		CARLSEN Fredrik	2	M		
		SJOEBERG Fanny	1	F		
2	ESP - Spain	VEZ Sergio	4 S	M		
		OTAEGI Oihane	3 V	F		
		UNANUE Mikel	2	M		
		OTAEGI Leire	1	F		
3	CAN - Canada	ASSELIN Felix	4 S	M		
		ST-GEORGES Laurie	3 V	F		
		ASSELIN Emile	2	M		
		RILEY Emily	1	F		
4	NOR - Norway	WALSTAD Steffen	4 V	M		
		RAMSFJELL Maia	3 S	F		
		HAARSTAD Andreas	2	M		
		MESLOE Eirin	1	F		
5	AUS - Australia	PANOUSI Matt	4 S	M		
		WESTHAGEN Jennifer	3 V	F		
		CHICK Gerald	2	M		
		BOWES Beata	1	F		
5	BEL - Belgium	VERREYCKEN Timo	4 S	M		
		MICHIELS Mirte	3 V	F		
		SPRUYT Jeroen	2	M		
		VAN OOSTERWYCK Caro	1	F		
5	JPN - Japan	KAWANO Kantaro	4 S	M		
		URATAKI Natsumi	3	F		
		KASAI Yutaro	2	M		
		YAMAGUCHI Yuka	1 V	F		
5	LAT - Latvia	VEIDEMANIS Arnis	4 S	M		
		BARONE Evelina	3 V	F		
		BUNCIS Roberts Reinis	2	M		
		BARONE Daina	1	F		
9	ITA - Italy	PIMPINI Alberto	4 V	M		
		GENTILE Barbara	3 S	F		
		PERUCCA Stefano	2	M		
		LOSANO Arianna	1	F		
9	SUI - Switzerland	HESS Yves	4 V	M		
		HEGNER Ursi	3 S	F		
		HOEHN Simon	2	M		
		BAUMANN Claudia	1	F		
9	TPE - Chinese Taipei	HSU Ken	4 V	M		
		YANG Ko	3 S	F		
		CHENG Henry	2	M		
		LEE Stephanie	1	F		



## Final Standings

Rank	Team	Players	Position - Function	Gender	Group Rank	DSC
9	USA - United States	BRUNDIDGE Jed	4 S	M		
		HAGENBUCH Isabella	3 V	F		
		RITTENOUR Cameron	2	M		
		HAGENBUCH Mae	1	F		
13	GER - Germany	SCHULZE Felix	4 S	M	C4	41.20 cm
		OBERMANN Josephine	3	F		
		GOLDEMANN Sven	2	M		
		OCKER Constanze	1 V	F		
14	ENG - England	FOWLER Ben	4 V	M	A4	60.67 cm
		FOWLER Anna	3 S	F		
		GIBSON Scott	2	M		
		MARTIN Annabelle	1	F		
15	UKR - Ukraine	NIKOLOV Eduard	4 S	M	D4	76.46 cm
		KOTOVA Anastasiia	3	F		
		SHCHUR Yaroslav	2	M		
		KALINICHENKO Yaroslava	1 V	F		
16	SLO - Slovenia	SEVER Stefan	4 S	M	B4	108.96 cm
		KREMZAR Nina	3 V	F		
		HARB Marko	2	M		
		CERNE Patricija	1	F		
17	POL - Poland	AUGUSTYNIAK Andrzej	4 S	M	B5	69.81 cm
		WALCZAK Adela	3 V	F		
		HERTMAN Pawel	2	M		
		STARTEK Karolina	1	F		
18	AUT - Austria	TREICHL Teresa	4 V	F	C5	76.38 cm
		SEIWALD Martin	3	M		
		MUELLER Emma	2	F		
		HIGATZBERGER Gernot	1 S	M		
19	SVK - Slovakia	POLAK Jakub	4 V	M	D5	84.71 cm
		MATULOVA Daniela	3 S	F		
		MASARYK Robert	2	M		
		SCEPKOVA Martina	1	F		
20	IRL - Ireland	MATHEWS Brian	4 S	M	A5	94.46 cm
		McCORMICK Clare	3 V	F		
		MEDHURST Jason	2	M		
		McDONALD Stephanie	1	F		
21	SCO - Scotland	STRAWHORN Jack	4 S	M	A6	55.87 cm
		MITCHELL Amy	3 V	F		
		JOHNSTON Kaleb	2	M		
		GALLACHER Kirsty	1	F		
22	HUN - Hungary	FOTI Balazs	4	M	B6	61.32 cm
		HALASZ Csilla	3 V	F		
		EZSOL Gabor	2 S	M		
		SZABO Eniko	1	F		



## Final Standings

Rank	Team	Players	Position - Function	Gender	Group Rank	DSC
23	CZE - Czechia	HOFERKA Milos	4 S	M	D6	95.89 cm
		CIZKOVA Pavlina	3 V	F		
		LIAMAEV Danila	2	M		
		HALOVA Zuzana	1	F		
24	IND - India	RAJU P. N.	4 S	M	C6	104.42 cm
		CHAUDHARI Namini	3 V	F		
		ANTHAY SUTHAKARAN Girithar	2	M		
		PATEL Richa	1	F		
25	EST - Estonia	PADAMA Marten	4	M	C7	57.86 cm
		KAARE Karoliine	3 V	F		
		KUKNER Karl	2 S	M		
		ELMIK Kaidi	1	F		
26	NZL - New Zealand	WATT Dave	4 S	M	B7	64.47 cm
		SMITH Courtney	3 V	F		
		SHEARD William	2	M		
		DUNCAN Mhairi-Bronte	1	F		
27	ISR - Israel	POKRAS Alex	4 S	M	A7	94.58 cm
		SONE Elana	3 V	F		
		HOROWITZ Aaron	2	M		
		POKRAS Helen	1	F		
28	NGR - Nigeria	WOODS III Harold	4 S	M	D7	135.30 cm
		HASHI Jasmin	3 V	F		
		COLE T. J.	2	M		
		COLE Susana	1	F		
29	NED - Netherlands	KLOMP Bart	4 S	M	A8	58.50 cm
		WILLEMS Nikki	3 V	F		
		PUTTER Gerben	2	M		
		DIENDER Dagmar	1	F		
30	LTU - Lithuania	RYMEIKIS Paulius	4 S	M	B8	77.64 cm
		KIUDYTE Migle	3	F		
		KIUDYS Donatas	2	M		
		JURKUTE Mintaute	1 V	F		
31	HKG - Hong Kong	CHANG Jason	4 S	M	D8	91.18 cm
		HUNG Ling-Yue	3 V	F		
		LAM Michael Wai Ko	2	M		
		SHANG Ada	1	F		
32	BRA - Brazil	VILELA Sergio Mitsuo	4 S	M	C8	130.63 cm
		MUGIUDA MARQUES Fernanda Tiema	3 V	F		
		RIBEIRO PIRES Felipe Augusto	2	M		
		DE SOUZA CAMPOS Fabiana Cristina	1	F		
33	WAL - Wales	MEIKLE Adrian	4 S	M	A9	61.56 cm
		WATSON Dawn	3 V	F		
		TANNER Andrew	2	M		
		GLAZIER Judith	1	F		



## Final Standings

Rank	Team	Players	Position - Function	Gender	Group Rank	DSC
34	FIN - Finland	SANTTI Iikko	4 S	M	B9	84.68 cm
		SANTTI Susanna	3 V	F		
		LAINEN Arto	2	M		
		SANTTI Virpi	1	F		

**Note:**

Final standings are based on play-off results and group standings. Losers of the quarter-finals are ranked equal fifth. Losers of the qualification are ranked equal ninth. The remaining teams are ranked according to their group rank and the Draw Shot Challenge (DSC).

Position and function for each team member:

**4** = Fourth, **3** = Third, **2** = Second, **1** = Lead, **S** = Skip, **V** = Vice-Skip, **C** = Coach

**Legend:**

**F** Female

**M** Male



### Competition Summary

Session	Date Time	Sheet A	Sheet B	Sheet C	Sheet D	Sheet E	Sheet F
Session 1	14 OCT 8:00	ITA 7-4 EST	IRL 10-7 ISR	ENG 7-3 WAL	BEL 6-3 SCO	BRA 1-8 ESP	SWE 9-4 NED
Session 2	14 OCT 12:00	CAN 10-1 FIN	UKR 9-6 SVK		SUI 10-3 CZE	POL 3-7 SLO	NOR 6-3 LAT
Session 3	14 OCT 16:00	SWE 8-5 JPN		AUT 4-9 ESP	GER 10-3 BRA	SCO 11-0 WAL	ITA 4-8 USA
Session 4	14 OCT 20:30	NOR 17-1 NGR	NZL 7-5 AUS	LTU 2-4 SLO	HUN 3-6 POL		CAN 8-3 TPE
Session 5	15 OCT 8:00	WAL 3-8 BEL	EST 6-8 USA	JPN 7-6 <sup>EE</sup> ISR		IND 2-7 GER	BRA 5-6 AUT
Session 6	15 OCT 12:00		FIN 2-9 TPE	NGR 3-7 SVK	AUS 2-7 CAN	NZL 5-4 HUN	POL 7-2 LTU
Session 7	15 OCT 16:00	ESP 5-4 GER	JPN 8-3 NED		ISR 2-7 SWE	IRL 1-10 BEL	SCO 3-8 ENG
Session 8	15 OCT 20:00	SLO 8-2 HUN	NGR 1-12 LAT	FIN 4-9 AUS	SVK 2-9 NOR	UKR 2-6 SUI	CZE 4-5 <sup>EE</sup> HKG
Session 9	16 OCT 8:00	JPN 8-7 SCO	SWE 7-3 ENG	USA 9-2 IND	IRL 15-1 WAL	ISR 9-2 NED	AUT 3-12 <sup>EE</sup> GER
Session 10	16 OCT 12:00	FIN 10-2 POL	CAN 9-5 LTU	LAT 10-4 UKR	NZL 14-4 SLO	AUS 4-6 TPE	HKG 2-8 SUI
Session 11	16 OCT 16:00	EST 10-2 BRA	ITA 6-3 AUT	NED 1-10 IRL	IND 4-13 ESP		ENG 3-6 BEL
Session 12	16 OCT 20:00	NGR 5-10 CZE	NOR 7-2 HKG	TPE 5-4 NZL		SVK 1-9 LAT	LTU 4-8 HUN
Session 13	17 OCT 8:00	UKR 3-12 NOR	SUI 10-1 NGR	SVK 13-4 HKG	LTU 7-6 NZL	CAN 6-3 POL	
Session 14	17 OCT 12:00	IRL 3-6 SWE	BEL 4-5 <sup>EE</sup> JPN	ISR 5-6 ENG	AUT 9-2 IND	ITA W-L BRA	NED 5-3 WAL
Session 15	17 OCT 16:00	NZL 3-6 CAN	HUN 7-6 <sup>EE</sup> FIN	AUS 6-4 LTU	HKG 1-6 UKR	NOR 7-1 CZE	TPE 8-2 SLO
Session 16	17 OCT 20:00	IND 3-8 ITA	GER 7-6 EST		ENG 8-2 IRL	SWE 8-3 SCO	USA 1-7 ESP
Session 17	18 OCT 8:00	SUI 7-2 SVK		CZE 4-9 LAT	TPE 5-9 HUN	LTU 10-7 <sup>EE</sup> FIN	NGR 3-10 UKR
Session 18	18 OCT 12:00		ESP 10-2 ITA	BRA 2-8 USA	NED 4-14 BEL	ENG 4-7 JPN	EST 4-6 IND
Session 19	18 OCT 16:00	HUN 7-5 AUS	SLO 5-7 CAN	POL 10-4 TPE	LAT 7-5 SUI	HKG 4-7 NGR	FIN 11-7 NZL
Session 20	18 OCT 20:00	BEL 7-6 <sup>EE</sup> ISR	WAL 2-7 SWE	SCO 8-1 NED	USA 5-4 <sup>EE</sup> GER	AUT 5-8 EST	JPN 6-8 IRL
Session 21	19 OCT 8:00	TPE 9-4 LTU	CZE 8-5 UKR	HUN 6-12 CAN	SLO 6-5 FIN		AUS 5-3 POL
Session 22	19 OCT 12:00	USA 4-6 AUT	SCO 7-3 IRL	GER 2-5 ITA	ESP 11-3 EST	WAL 8-5 ISR	
Session 23	19 OCT 16:00	NED 4-9 ENG	POL 10-5 NZL	SUI 2-8 NOR		SLO 3-7 AUS	SVK 5-4 <sup>EE</sup> CZE
Session 24	19 OCT 20:00	LAT 11-3 HKG	BRA 3-9 IND	BEL 3-7 SWE	WAL 5-7 JPN		ISR 7-4 SCO
Qualification	20 OCT 10:00	BEL 6-4 TPE	AUS 8-7 <sup>EE</sup> USA			SUI 3-6 LAT	ITA 4-5 JPN
Quarter-finals	20 OCT 18:00	LAT 5-8 NOR	SWE 7-2 BEL			JPN 4-6 ESP	AUS 3-7 CAN
Semi-finals	21 OCT 9:30		ESP 4-3 NOR			SWE 7-4 CAN	
Finals	21 OCT 14:30			SWE 8-2 ESP	NOR 3-4 CAN		



## Competition Summary

### Standings after Round Robin

#### Group A

Rank	Team	Games	Wins	Losses	
1	SWE - Sweden	8	8	0	Q
2	JPN - Japan	8	6	2	Q w1
3	BEL - Belgium	8	6	2	Q w0
4	ENG - England	8	5	3	
5	IRL - Ireland	8	4	4	
6	SCO - Scotland	8	3	5	
7	ISR - Israel	8	2	6	
8	NED - Netherlands	8	1	7	w1
9	WAL - Wales	8	1	7	w0

#### Group B

Rank	Team	Games	Wins	Losses	
1	CAN - Canada	8	8	0	Q
2	TPE - Chinese Taipei	8	5	3	Q
3	AUS - Australia	8	4	4	Q w2,1
4	SLO - Slovenia	8	4	4	w2,0
5	POL - Poland	8	4	4	w1,1
6	HUN - Hungary	8	4	4	w1,0
7	NZL - New Zealand	8	3	5	
8	LTU - Lithuania	8	2	6	w1
9	FIN - Finland	8	2	6	w0

#### Group C

Rank	Team	Games	Wins	Losses	
1	ESP - Spain	7	7	0	Q
2	USA - United States	7	5	2	Q w1
3	ITA - Italy	7	5	2	Q w0
4	GER - Germany	7	4	3	
5	AUT - Austria	7	3	4	
6	IND - India	7	2	5	w1
7	EST - Estonia	7	2	5	w0
8	BRA - Brazil	7	0	7	

#### Group D

Rank	Team	Games	Wins	Losses	
1	NOR - Norway	7	7	0	Q
2	LAT - Latvia	7	6	1	Q
3	SUI - Switzerland	7	5	2	Q
4	UKR - Ukraine	7	3	4	w1
5	SVK - Slovakia	7	3	4	w0
6	CZE - Czechia	7	2	5	
7	NGR - Nigeria	7	1	6	w1
8	HKG - Hong Kong	7	1	6	w0

### Merged Group Standings

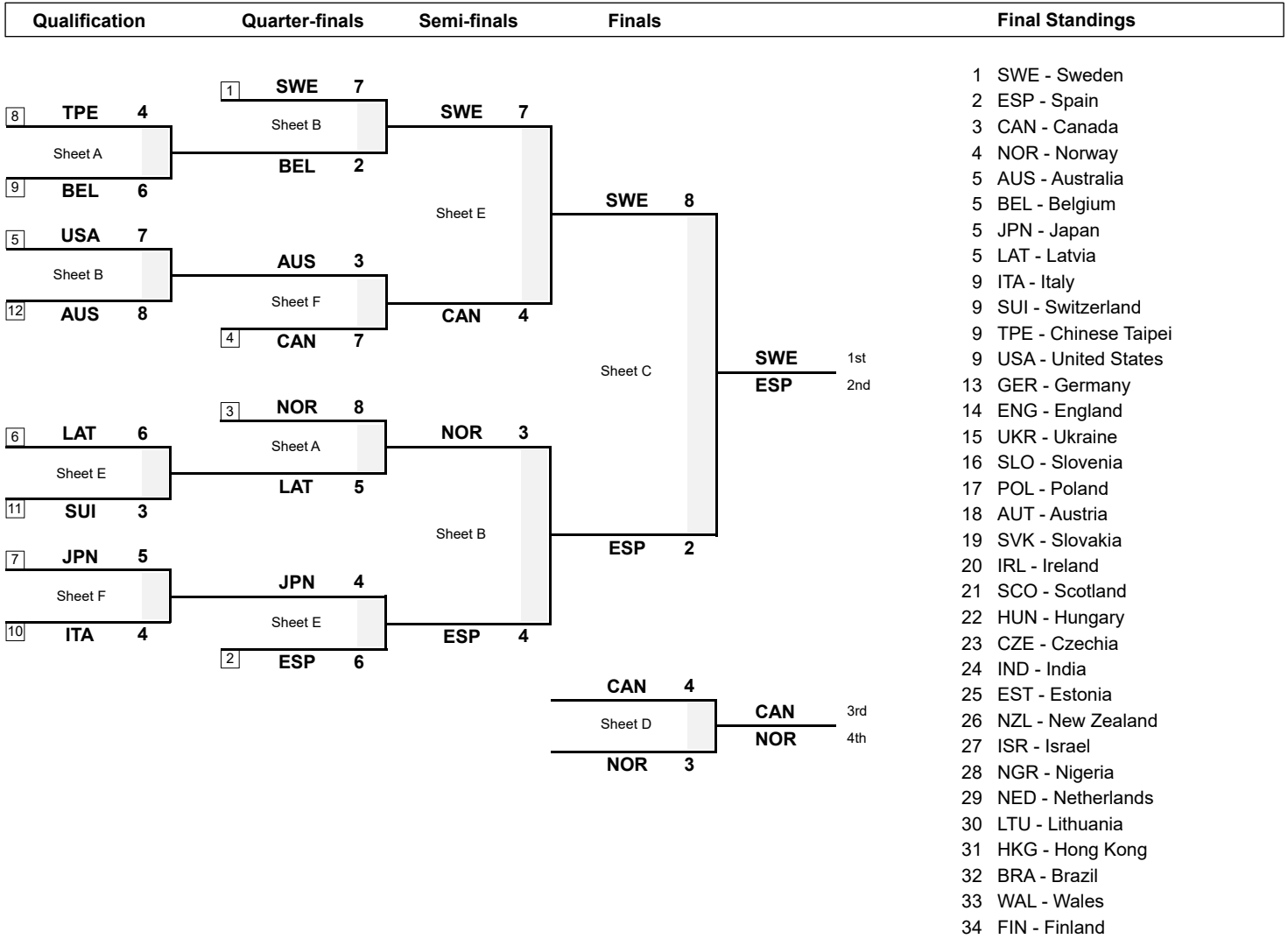
Rank	Team	Round Robin Results		Rank	Team	Round Robin Results		Rank	Team	Round Robin Results				
		Group Rank	DSC			Group Rank	DSC			Group Rank	DSC			
1	SWE - Sweden	A	1	45.94cm	13	GER - Germany	C	4	41.20cm	25	EST - Estonia	C	7	57.86cm
2	ESP - Spain	C	1	46.54cm	14	ENG - England	A	4	60.67cm	26	NZL - New Zealand	B	7	64.47cm
3	NOR - Norway	D	1	75.20cm	15	UKR - Ukraine	D	4	76.46cm	27	ISR - Israel	A	7	94.58cm
4	CAN - Canada	B	1	76.01cm	16	SLO - Slovenia	B	4	108.96cm	28	NGR - Nigeria	D	7	135.30cm
5	USA - United States	C	2	38.16cm	17	POL - Poland	B	5	69.81cm	29	NED - Netherlands	A	8	58.50cm
6	LAT - Latvia	D	2	55.95cm	18	AUT - Austria	C	5	76.38cm	30	LTU - Lithuania	B	8	77.64cm
7	JPN - Japan	A	2	57.79cm	19	SVK - Slovakia	D	5	84.71cm	31	HKG - Hong Kong	D	8	91.18cm
8	TPE - Chinese Taipei	B	2	89.55cm	20	IRL - Ireland	A	5	94.46cm	32	BRA - Brazil	C	8	130.63cm
9	BEL - Belgium	A	3	38.93cm	21	SCO - Scotland	A	6	55.87cm	33	WAL - Wales	A	9	61.56cm
10	ITA - Italy	C	3	43.73cm	22	HUN - Hungary	B	6	61.32cm	34	FIN - Finland	B	9	84.68cm
11	SUI - Switzerland	D	3	51.93cm	23	CZE - Czechia	D	6	95.89cm					
12	AUS - Australia	B	3	79.65cm	24	IND - India	C	6	104.42cm					





## Competition Summary

### Play-offs Bracket



<b>Legend:</b>			
<b>EE</b> Extra End	<b>L</b> Loss	<b>Q</b> Qualified for the play-offs	
<b>W</b> Win	<b>wn</b> Number of wins (n) against tied teams		





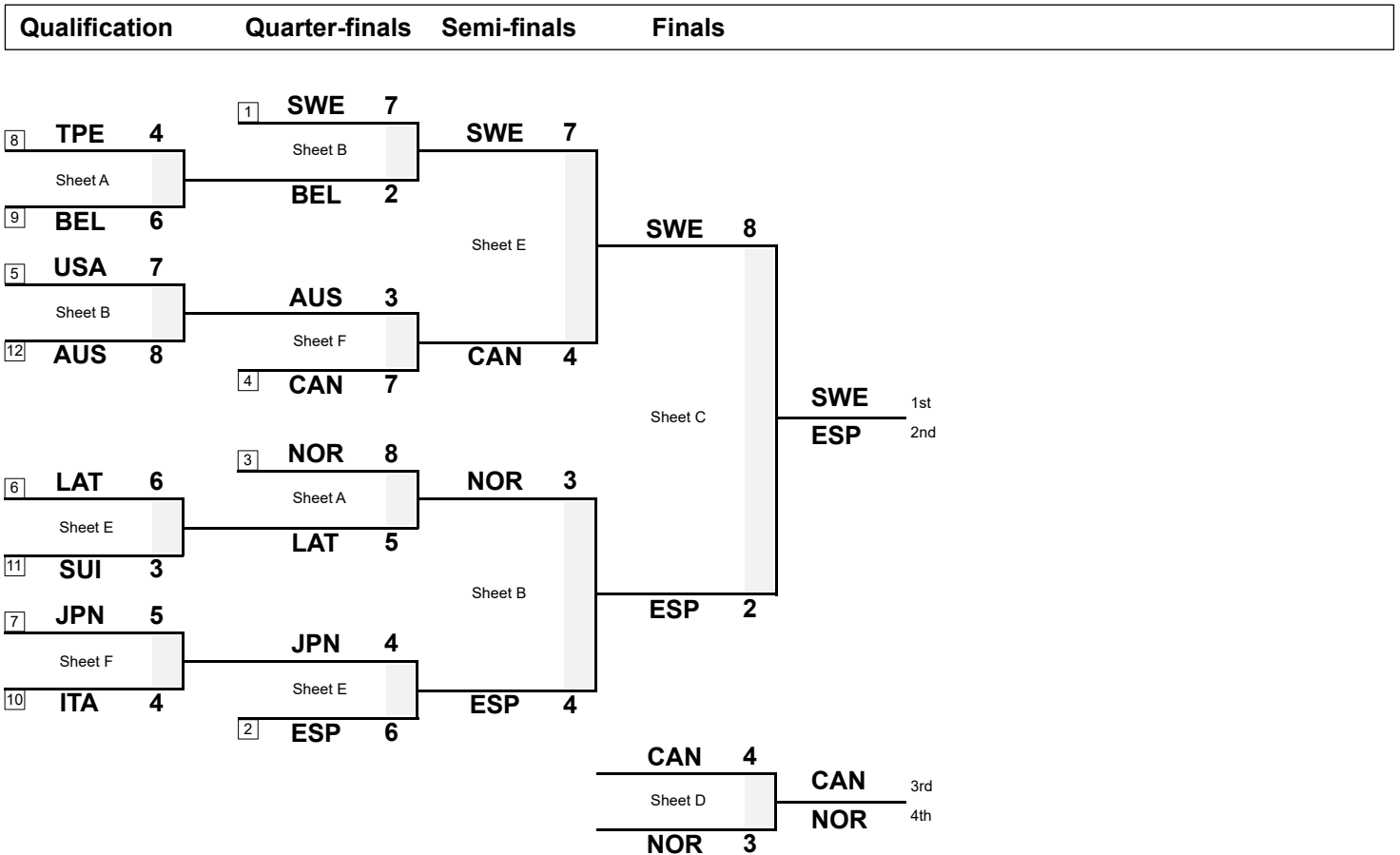
SAT 21 OCT 2023  
Start Time 14:30

Finals

### Session Results and Standings

Sheet	Team	LSD/LSFE	1	2	3	4	5	6	7	8	Extra Ends	Total
C	SWE - Sweden	326.6cm	0	1	1	0	3	3	X	X		8
	ESP - Spain	186.0cm *	1	0	0	1	0	0	X	X		2
D	NOR - Norway	247.0cm	0	0	1	0	1	1	0	0		3
	CAN - Canada	126.0cm *	0	0	0	1	0	0	2	1		4

### Play-offs Bracket



**Legend:**  
**LSD** Last Stone Draw      **LSFE(\*)** Last Stone First End      **X** Unplayed/unfinished end due to concession





### Scoring Analysis

Team	Games	LSFE	Stolen Ends	Last Stone Eff.	Force Eff.	Points Scored							Total	Plus / Minus
						0	1	2	3	4	>4			
NOR	For	6	18	58%	68%	2	18	11	8	1	2	80	+53	
	Against	4	2			6	15	6	0	0	0	27		
SWE	For	8	14	61%	75%	2	20	16	7	2	0	81	+48	
	Against	3	2			4	20	5	1	0	0	33		
ESP	For	6	14	45%	85%	3	17	5	10	2	2	75	+41	
	Against	4	7			2	22	3	2	0	0	34		
CAN	For	5	13	65%	68%	4	11	18	4	4	1	80	+39	
	Against	6	6			4	23	6	2	0	0	41		
LAT	For	6	12	54%	56%	1	14	11	3	3	3	72	+37	
	Against	3	6			2	15	7	2	0	0	35		
BEL	For	6	11	45%	55%	2	18	8	7	1	1	66	+23	
	Against	4	7			5	18	8	3	0	0	43		
SUI	For	7	9	42%	71%	3	14	9	5	1	0	51	+20	
	Against	1	4			1	15	4	0	2	0	31		
GER	For	4	8	39%	82%	1	13	5	5	2	0	46	+17	
	Against	3	6			3	18	4	1	0	0	29		
ENG	For	4	11	39%	44%	5	14	8	6	0	0	48	+11	
	Against	4	6			3	11	8	2	1	0	37		
USA	For	5	10	28%	53%	1	16	5	4	3	0	50	+11	
	Against	3	11			3	19	7	2	0	0	39		
JPN	For	7	5	38%	50%	6	20	8	3	3	1	62	+7	
	Against	3	7			3	20	11	3	1	0	55		
IRL	For	5	11	24%	50%	1	13	7	4	2	1	52	+6	
	Against	3	13			0	16	5	4	2	0	46		
SCO	For	2	16	26%	53%	2	19	7	3	1	0	46	+5	
	Against	6	5			3	10	7	3	2	0	41		
TPE	For	6	8	47%	47%	4	10	13	3	2	0	53	+4	
	Against	3	10			2	16	10	1	1	1	49		
POL	For	5	10	23%	53%	2	14	6	4	0	1	44	+2	
	Against	3	11			2	13	10	3	0	0	42		
ITA	For	6	4	32%	82%	4	13	5	3	1	0	36	+1	
	Against	2	7			1	18	2	3	1	0	35		
AUS	For	5	12	37%	41%	5	20	10	3	0	1	54	-1	
	Against	5	8			6	13	12	2	3	0	55		
NZL	For	7	4	41%	37%	2	14	7	2	3	1	51	-1	
	Against	1	6			5	9	8	5	3	0	52		
ISR	For	3	7	35%	57%	2	11	11	2	2	0	47	-4	
	Against	5	12			1	20	9	3	1	0	51		
EST	For	4	9	32%	29%	3	10	6	5	1	0	41	-5	
	Against	3	9			3	9	5	9	0	0	46		



### Scoring Analysis

Team	Games	LSFE	Stolen Ends	Last Stone Eff.	Force Eff.	Points Scored							Total	Plus / Minus
						0	1	2	3	4	>4			
HUN	For	4	10	29%	35%	1	20	8	2	1	0	46	-5	
	Against	4	7			2	13	7	5	1	1	51		
UKR	For	2	10	28%	27%	1	15	7	2	1	0	39	-7	
	Against	5	3			3	6	4	3	3	2	46		
SLO	For	3	9	32%	59%	3	11	8	4	0	0	39	-9	
	Against	5	11			2	17	6	2	2	1	48		
SVK	For	4	6	28%	50%	4	11	4	3	2	0	36	-9	
	Against	3	11			0	11	8	6	0	0	45		
AUT	For	2	9	29%	38%	1	15	6	3	0	0	36	-10	
	Against	5	6			3	9	6	4	2	1	46		
CZE	For	2	6	35%	35%	1	9	6	3	1	0	34	-12	
	Against	5	10			5	14	9	2	2	0	46		
FIN	For	1	10	36%	37%	3	13	7	5	1	0	46	-14	
	Against	7	9			1	9	10	6	2	1	60		
LTU	For	3	0	28%	35%	4	14	4	4	1	0	38	-18	
	Against	5	9			2	14	13	4	1	0	56		
IND	For	3	6	20%	38%	1	11	5	1	1	0	28	-25	
	Against	4	13			2	12	6	4	3	1	53		
BRA	For	1	5	0%	9%	3	12	2	0	0	0	16	-35	
	Against	6	12			0	8	5	7	3	0	51		
HKG	For	2	3	11%	47%	2	11	2	2	0	0	21	-35	
	Against	5	16			0	16	8	5	1	1	56		
WAL	For	3	5	7%	50%	2	18	2	1	0	0	25	-40	
	Against	5	14			1	16	5	7	2	2	65		
NED	For	2	7	11%	33%	0	17	2	1	0	0	24	-46	
	Against	6	15			0	13	9	8	2	1	70		
NGR	For	1	8	7%	17%	0	13	1	2	0	0	21	-49	
	Against	6	19			1	11	7	10	1	2	70		
<b>Total</b>	<b>140</b>		<b>300</b>			<b>81</b>	<b>489</b>	<b>240</b>	<b>124</b>	<b>42</b>	<b>14</b>	<b>1'584</b>		

**Note:**

Stolen ends are the ends won without the last stone advantage.  
 Last Stone Efficiency: Scoring two or more points with last stone advantage.  
 Force Efficiency: Forcing the opponent team to score only one point when they have the last stone advantage.

**Legend:**

**>4** More than four points scored      **Eff.** Efficiency      **LSFE** Last Stone First End





### Summary of Big Ends

Points Scored	By	Against	Session	End	Game Result
7	BEL - Belgium	NED - Netherlands	18	4	14 : 4
6	NOR - Norway	UKR - Ukraine	13	4	12 : 3
6	NOR - Norway	NGR - Nigeria	4	1	17 : 1
6	POL - Poland	TPE - Chinese Taipei	19	5	10 : 4
5	LAT - Latvia	HKG - Hong Kong	24	4	11 : 3
5	LAT - Latvia	UKR - Ukraine	10	5	10 : 4
5	LAT - Latvia	NGR - Nigeria	8	1	12 : 1
5	ESP - Spain	IND - India	11	3	13 : 4
5	ESP - Spain	AUT - Austria	3	4	9 : 4
5	AUS - Australia	FIN - Finland	8	7	9 : 4
5	CAN - Canada	HUN - Hungary	21	7	12 : 6
5	IRL - Ireland	WAL - Wales	9	4	15 : 1
5	JPN - Japan	WAL - Wales	24	4	7 : 5
5	NZL - New Zealand	SLO - Slovenia	10	3	14 : 4
4	CAN - Canada	HUN - Hungary	21	4	12 : 6
4	CAN - Canada	NZL - New Zealand	15	2	6 : 3
4	CAN - Canada	LTU - Lithuania	10	3	9 : 5
4	CAN - Canada	FIN - Finland	2	4	10 : 1
4	JPN - Japan	IRL - Ireland	20	3	6 : 8
4	JPN - Japan	ENG - England	18	5	7 : 4
4	JPN - Japan	SCO - Scotland	9	5	8 : 7
4	LAT - Latvia	SUI - Switzerland	19	3	7 : 5
4	LAT - Latvia	CZE - Czechia	17	3	9 : 4
4	LAT - Latvia	UKR - Ukraine	10	2	10 : 4
4	NZL - New Zealand	SLO - Slovenia	10	4	14 : 4
4	NZL - New Zealand	SLO - Slovenia	10	1	14 : 4
4	NZL - New Zealand	AUS - Australia	4	1	7 : 5
4	USA - United States	AUS - Australia	Q	5	7 : 8
4	USA - United States	BRA - Brazil	18	5	8 : 2
4	USA - United States	ITA - Italy	3	8	8 : 4
4	ESP - Spain	IND - India	11	5	13 : 4
4	ESP - Spain	IND - India	11	1	13 : 4
4	GER - Germany	AUT - Austria	9	6	12 : 3
4	GER - Germany	AUT - Austria	9	4	12 : 3
4	IRL - Ireland	WAL - Wales	9	3	15 : 1
4	IRL - Ireland	ISR - Israel	1	8	10 : 7
4	ISR - Israel	SCO - Scotland	24	8	7 : 4
4	ISR - Israel	IRL - Ireland	1	1	7 : 10



## Summary of Big Ends

Points Scored	By	Against	Session	End	Game Result
4	SVK - Slovakia	HKG - Hong Kong	13	6	13 : 4
4	SVK - Slovakia	UKR - Ukraine	2	4	6 : 9
4	SWE - Sweden	JPN - Japan	3	3	8 : 5
4	SWE - Sweden	NED - Netherlands	1	1	9 : 4
4	TPE - Chinese Taipei	AUS - Australia	10	5	6 : 4
4	TPE - Chinese Taipei	FIN - Finland	6	1	9 : 2
4	BEL - Belgium	NED - Netherlands	18	2	14 : 4
4	CZE - Czechia	UKR - Ukraine	21	6	8 : 5
4	EST - Estonia	BRA - Brazil	11	3	10 : 2
4	FIN - Finland	NZL - New Zealand	19	4	11 : 7
4	HUN - Hungary	TPE - Chinese Taipei	17	4	9 : 5
4	IND - India	BRA - Brazil	24	5	9 : 3
4	ITA - Italy	IND - India	16	7	8 : 3
4	LTU - Lithuania	NZL - New Zealand	13	7	7 : 6
4	NOR - Norway	SUI - Switzerland	23	7	8 : 2
4	SCO - Scotland	WAL - Wales	3	3	11 : 0
4	SUI - Switzerland	CZE - Czechia	2	4	10 : 3
4	UKR - Ukraine	NGR - Nigeria	17	2	10 : 3

**Note:**  
Big ends are defined as ends with a score of four or more points.

**Legend:**  
Q Qualification



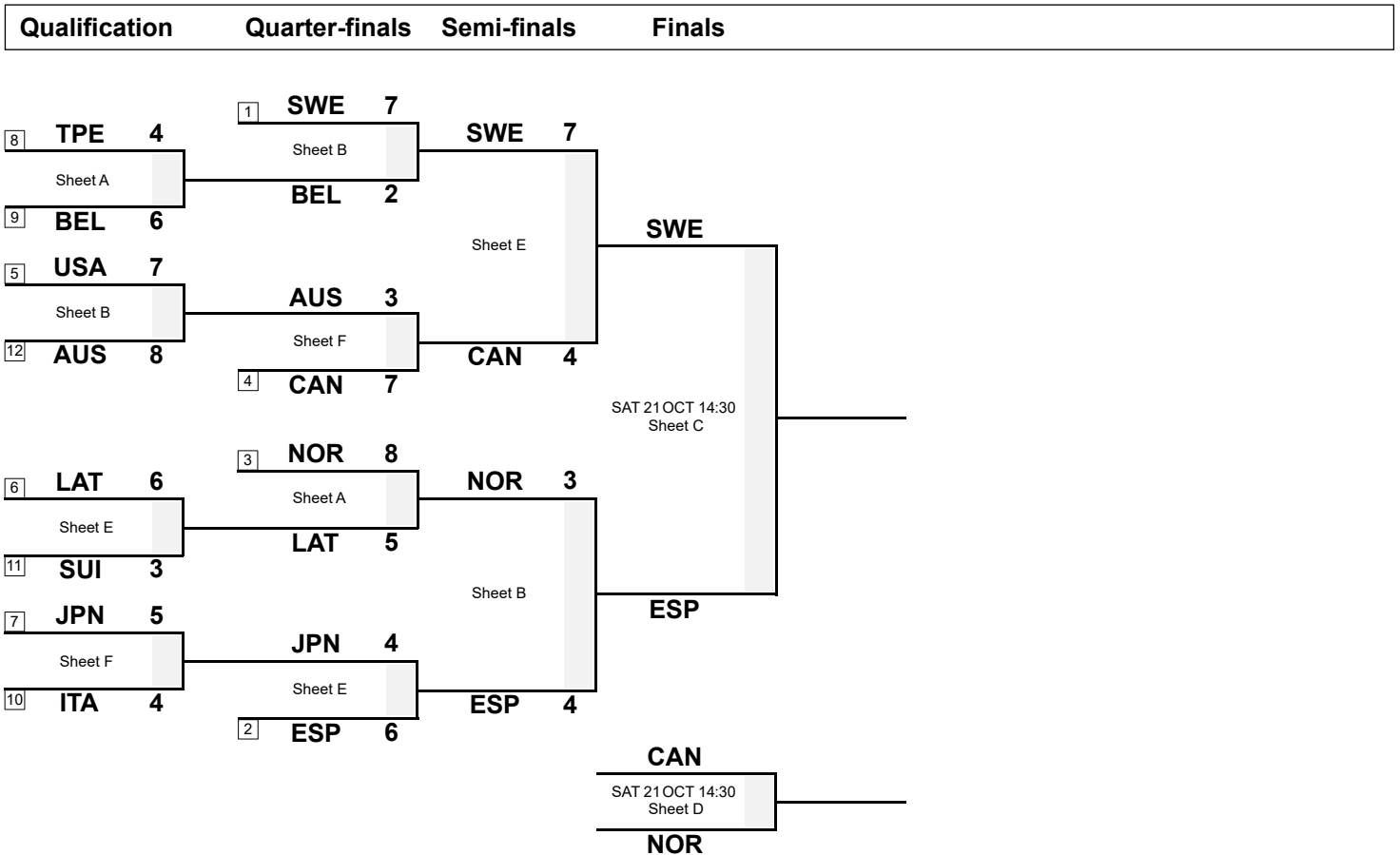
SAT 21 OCT 2023  
Start Time 9:30

Semi-finals

### Session Results and Standings

Sheet	Team	LSD/LSFE	1	2	3	4	5	6	7	8	Extra Ends	Total
<b>B</b>	ESP - Spain	111.7cm *	0	2	0	0	0	1	1	0		4
	NOR - Norway	121.3cm	0	0	1	0	1	0	0	1		3
<b>E</b>	SWE - Sweden	21.7cm *	1	0	2	1	0	2	1	X		7
	CAN - Canada	79.3cm	0	1	0	0	3	0	0	X		4

### Play-offs Bracket



**Legend:**  
**LSD** Last Stone Draw      **LSFE(\*)** Last Stone First End      **X** Unplayed/unfinished end due to concession





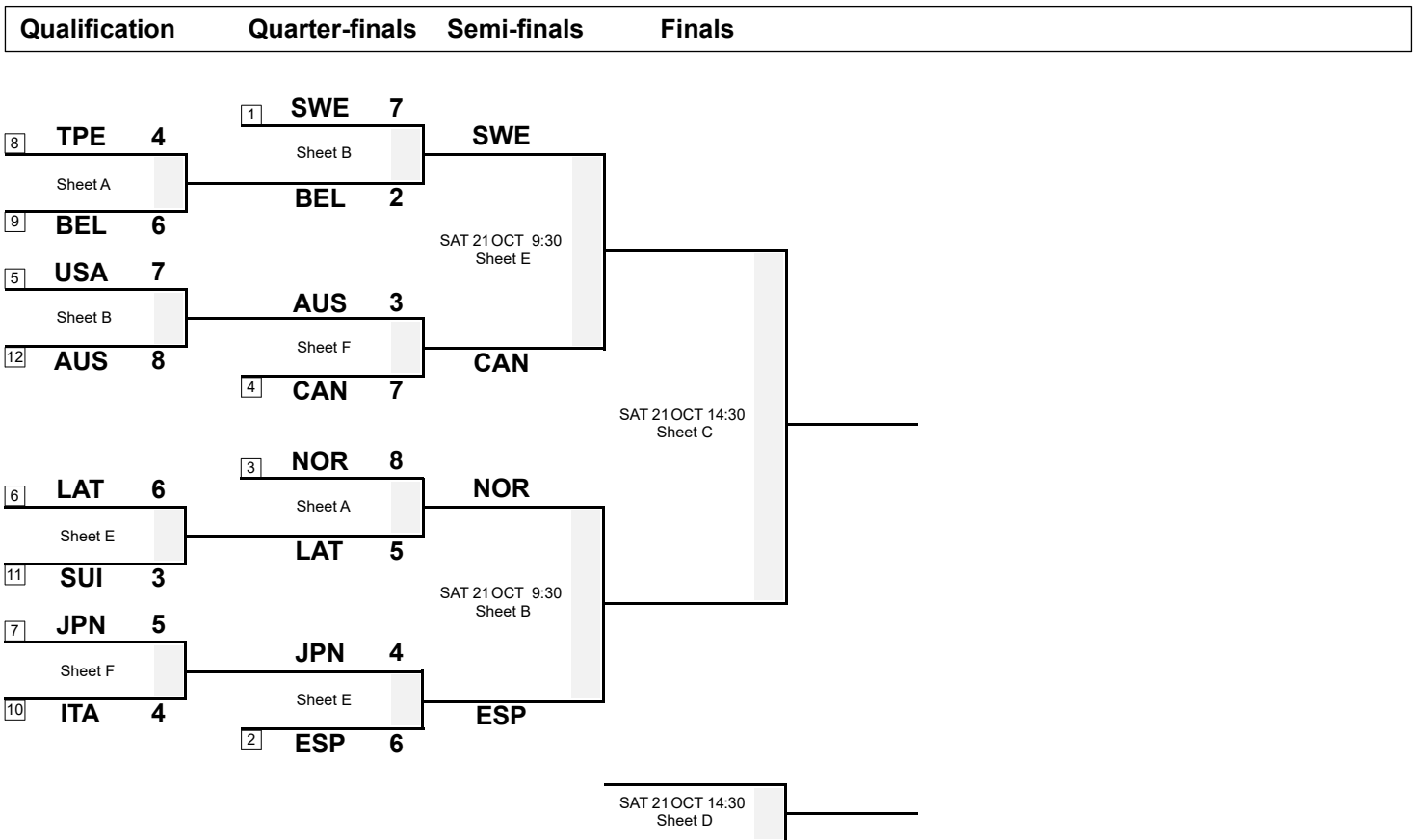
FRI 20 OCT 2023  
Start Time 18:00

Quarter-finals

### Session Results and Standings

Sheet	Team	LSD/LSFE	1	2	3	4	5	6	7	8	Extra Ends	Total
A	LAT - Latvia	97.7cm	0	2	0	1	0	0	2	0		5
	NOR - Norway	82.0cm *	1	0	1	0	2	1	0	3		8
B	SWE - Sweden	117.7cm *	2	0	1	1	0	3	X	X		7
	BEL - Belgium	142.9cm	0	1	0	0	1	0	X	X		2
E	JPN - Japan	87.1cm *	0	1	0	1	0	1	1	0		4
	ESP - Spain	140.8cm	0	0	3	0	2	0	0	1		6
F	AUS - Australia	187.6cm	0	0	0	1	0	0	2	X		3
	CAN - Canada	113.7cm *	2	1	2	0	2	0	0	X		7

### Play-offs Bracket



**Legend:**  
**LSD** Last Stone Draw      **LSFE(\*)** Last Stone First End      **X** Unplayed/unfinished end due to concession







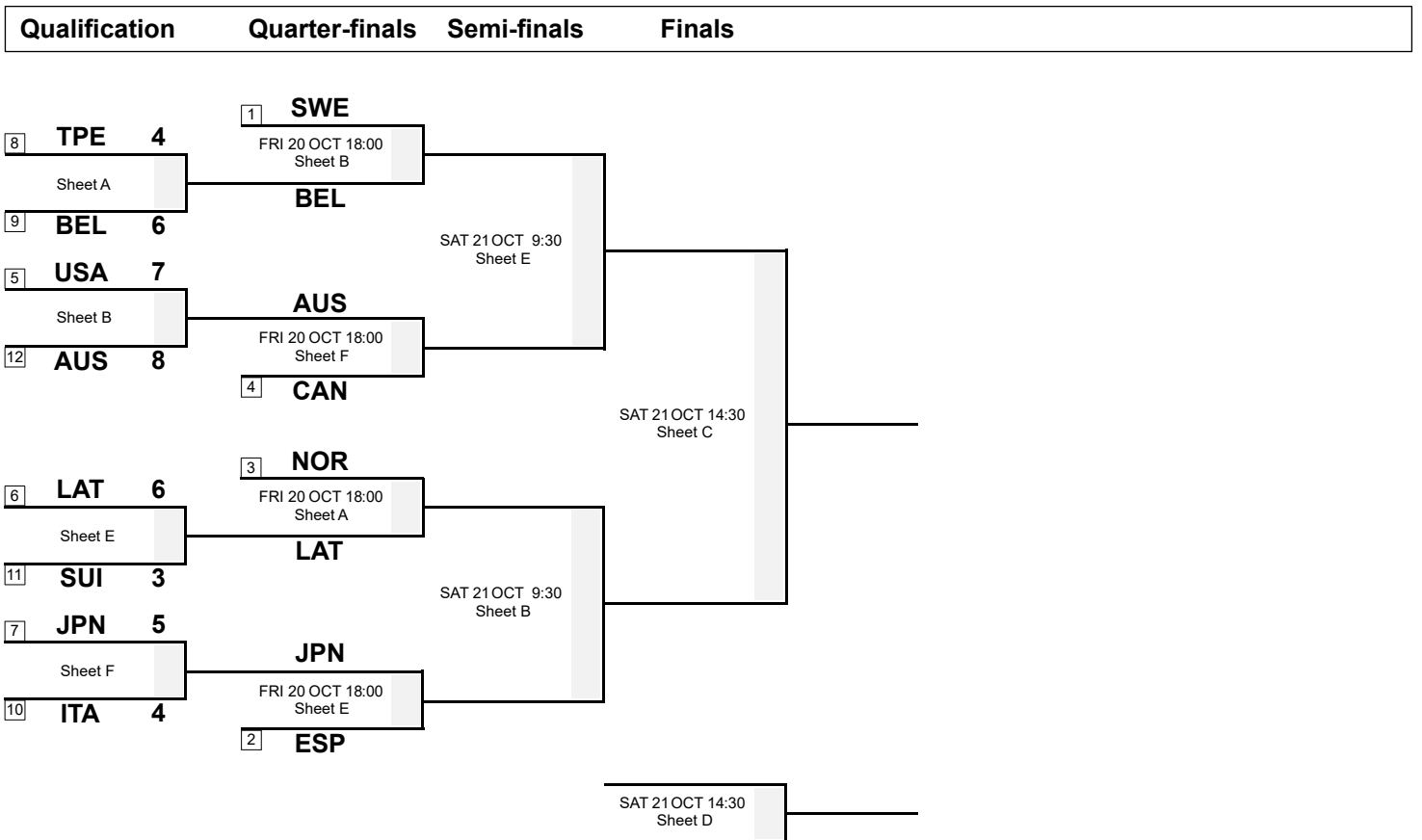
FRI 20 OCT 2023  
Start Time 10:00

**Qualification Games**

**Session Results and Standings**

Sheet	Team	LSD/LSFE	1	2	3	4	5	6	7	8	Extra Ends	Total
A	BEL - Belgium	151.8cm *	0	2	0	2	0	1	1	X		6
	TPE - Chinese Taipei	213.5cm	1	0	1	0	2	0	0	X		4
B	AUS - Australia	155.8cm *	1	0	2	0	0	2	1	1	1	8
	USA - United States	172.7cm	0	1	0	2	4	0	0	0	0	7
E	SUI - Switzerland	163.6cm *	2	0	1	0	0	0	0	X		3
	LAT - Latvia	243.2cm	0	1	0	2	0	2	1	X		6
F	ITA - Italy	166.4cm *	1	0	0	1	0	0	2	0		4
	JPN - Japan	206.2cm	0	1	1	0	0	2	0	1		5

**Play-offs Bracket**



**Legend:**  
**LSD** Last Stone Draw      **LSFE(\*)** Last Stone First End      **X** Unplayed/unfinished end due to concession



### Competition Matrix

#### Group A

Team	BEL	ENG	IRL	ISR	JPN	NED	SCO	SWE	WAL
<b>BEL</b>		6 - 3	10 - 1	7 - 6	4 - 5	14 - 4	6 - 3	3 - 7	8 - 3
<b>ENG</b>	3 - 6		8 - 2	6 - 5	4 - 7	9 - 4	8 - 3	3 - 7	7 - 3
<b>IRL</b>	1 - 10	2 - 8		10 - 7	8 - 6	10 - 1	3 - 7	3 - 6	15 - 1
<b>ISR</b>	6 - 7	5 - 6	7 - 10		6 - 7	9 - 2	7 - 4	2 - 7	5 - 8
<b>JPN</b>	5 - 4	7 - 4	6 - 8	7 - 6		8 - 3	8 - 7	5 - 8	7 - 5
<b>NED</b>	4 - 14	4 - 9	1 - 10	2 - 9	3 - 8		1 - 8	4 - 9	5 - 3
<b>SCO</b>	3 - 6	3 - 8	7 - 3	4 - 7	7 - 8	8 - 1		3 - 8	11 - 0
<b>SWE</b>	7 - 3	7 - 3	6 - 3	7 - 2	8 - 5	9 - 4	8 - 3		7 - 2
<b>WAL</b>	3 - 8	3 - 7	1 - 15	8 - 5	5 - 7	3 - 5	0 - 11	2 - 7	

### Standings after Round Robin

Rank	Team	Games	Wins	Losses	
1	SWE - Sweden	8	8	0	Q
2	JPN - Japan	8	6	2	Q w1
3	BEL - Belgium	8	6	2	Q w0
4	ENG - England	8	5	3	
5	IRL - Ireland	8	4	4	
6	SCO - Scotland	8	3	5	
7	ISR - Israel	8	2	6	
8	NED - Netherlands	8	1	7	w1
9	WAL - Wales	8	1	7	w0

### Competition Matrix

#### Group B

Team	AUS	CAN	FIN	HUN	LTU	NZL	POL	SLO	TPE
AUS		2 - 7	9 - 4	5 - 7	6 - 4	5 - 7	5 - 3	7 - 3	4 - 6
CAN	7 - 2		10 - 1	12 - 6	9 - 5	6 - 3	6 - 3	7 - 5	8 - 3
FIN	4 - 9	1 - 10		6 - 7	7 - 10	11 - 7	10 - 2	5 - 6	2 - 9
HUN	7 - 5	6 - 12	7 - 6		8 - 4	4 - 5	3 - 6	2 - 8	9 - 5
LTU	4 - 6	5 - 9	10 - 7	4 - 8		7 - 6	2 - 7	2 - 4	4 - 9
NZL	7 - 5	3 - 6	7 - 11	5 - 4	6 - 7		5 - 10	14 - 4	4 - 5
POL	3 - 5	3 - 6	2 - 10	6 - 3	7 - 2	10 - 5		3 - 7	10 - 4
SLO	3 - 7	5 - 7	6 - 5	8 - 2	4 - 2	4 - 14	7 - 3		2 - 8
TPE	6 - 4	3 - 8	9 - 2	5 - 9	9 - 4	5 - 4	4 - 10	8 - 2	

### Standings after Round Robin

Rank	Team	Games	Wins	Losses	
1	CAN - Canada	8	8	0	Q
2	TPE - Chinese Taipei	8	5	3	Q
3	AUS - Australia	8	4	4	Q w2,1
4	SLO - Slovenia	8	4	4	w2,0
5	POL - Poland	8	4	4	w1,1
6	HUN - Hungary	8	4	4	w1,0
7	NZL - New Zealand	8	3	5	
8	LTU - Lithuania	8	2	6	w1
9	FIN - Finland	8	2	6	w0

### Competition Matrix

#### Group C

Team	AUT	BRA	ESP	EST	GER	IND	ITA	USA
AUT		6 - 5	4 - 9	5 - 8	3 - 12	9 - 2	3 - 6	6 - 4
BRA	5 - 6		1 - 8	2 - 10	3 - 10	3 - 9	L - W	2 - 8
ESP	9 - 4	8 - 1		11 - 3	5 - 4	13 - 4	10 - 2	7 - 1
EST	8 - 5	10 - 2	3 - 11		6 - 7	4 - 6	4 - 7	6 - 8
GER	12 - 3	10 - 3	4 - 5	7 - 6		7 - 2	2 - 5	4 - 5
IND	2 - 9	9 - 3	4 - 13	6 - 4	2 - 7		3 - 8	2 - 9
ITA	6 - 3	W - L	2 - 10	7 - 4	5 - 2	8 - 3		4 - 8
USA	4 - 6	8 - 2	1 - 7	8 - 6	5 - 4	9 - 2	8 - 4	

### Standings after Round Robin

Rank	Team	Games	Wins	Losses		
1	ESP - Spain	7	7	0	Q	
2	USA - United States	7	5	2	Q	w1
3	ITA - Italy	7	5	2	Q	w0
4	GER - Germany	7	4	3		
5	AUT - Austria	7	3	4		
6	IND - India	7	2	5		w1
7	EST - Estonia	7	2	5		w0
8	BRA - Brazil	7	0	7		

### Competition Matrix

#### Group D

Team	CZE	HKG	LAT	NGR	NOR	SUI	SVK	UKR
CZE		4 - 5	4 - 9	10 - 5	1 - 7	3 - 10	4 - 5	8 - 5
HKG	5 - 4		3 - 11	4 - 7	2 - 7	2 - 8	4 - 13	1 - 6
LAT	9 - 4	11 - 3		12 - 1	3 - 6	7 - 5	9 - 1	10 - 4
NGR	5 - 10	7 - 4	1 - 12		1 - 17	1 - 10	3 - 7	3 - 10
NOR	7 - 1	7 - 2	6 - 3	17 - 1		8 - 2	9 - 2	12 - 3
SUI	10 - 3	8 - 2	5 - 7	10 - 1	2 - 8		7 - 2	6 - 2
SVK	5 - 4	13 - 4	1 - 9	7 - 3	2 - 9	2 - 7		6 - 9
UKR	5 - 8	6 - 1	4 - 10	10 - 3	3 - 12	2 - 6	9 - 6	

### Standings after Round Robin

Rank	Team	Games	Wins	Losses	
1	NOR - Norway	7	7	0	Q
2	LAT - Latvia	7	6	1	Q
3	SUI - Switzerland	7	5	2	Q
4	UKR - Ukraine	7	3	4	w1
5	SVK - Slovakia	7	3	4	w0
6	CZE - Czechia	7	2	5	
7	NGR - Nigeria	7	1	6	w1
8	HKG - Hong Kong	7	1	6	w0

**Legend:**

L Loss

Q Qualified for the play-offs

W Win

wn Number of wins (n) against tied teams



After Round Robin

Draw Shot Challenge by Group

Group A		Stone Rotation	Last Stone Draw in each Round Robin Game								DSC
Rank	Team		1	2	3	4	5	6	7	8	
1	BEL - Belgium	☺	19.9	<del>133.8</del>	14.6	35.3	<del>89.4</del>	88.4	36.2	<del>123.7</del>	<b>38.93cm</b>
		☹	21.7	55.6	14.5	14.0	86.1	65.6	15.2	<del>35.8</del>	
2	SWE - Sweden	☺	11.5	10.2	3.7	21.3	<del>199.6</del>	52.0	57.6	<del>9.1</del>	<b>45.94cm</b>
		☹	39.6	23.5	<del>199.6</del>	76.0	152.8	57.8	45.3	<del>12.8</del>	
3	SCO - Scotland	☺	30.4	89.5	71.0	49.7	<del>199.6</del>	<del>199.6</del>	90.9	<del>39.2</del>	<b>55.87cm</b>
		☹	46.2	22.5	11.0	142.3	63.1	43.8	10.0	<del>19.5</del>	
4	JPN - Japan	☺	<del>199.6</del>	<del>167.7</del>	14.3	121.9	30.3	65.7	73.3	<del>79.8</del>	<b>57.79cm</b>
		☹	143.0	37.7	53.0	60.0	45.0	30.7	18.6	<del>61.0</del>	
5	NED - Netherlands	☺	77.1	11.8	<del>114.1</del>	87.6	38.7	66.6	35.0	<del>199.6</del>	<b>58.50cm</b>
		☹	78.5	51.8	36.5	<del>140.5</del>	63.9	107.8	46.7	<del>45.7</del>	
6	ENG - England	☺	44.6	45.5	152.8	12.0	<del>193.7</del>	33.4	28.2	<del>84.6</del>	<b>60.67cm</b>
		☹	157.5	6.1	63.5	21.4	<del>199.6</del>	17.7	145.3	<del>42.6</del>	
7	WAL - Wales	☺	45.6	<del>199.6</del>	89.6	101.3	17.4	52.4	20.4	<del>116.9</del>	<b>61.56cm</b>
		☹	41.6	<del>199.6</del>	141.8	165.3	9.5	22.6	31.2	<del>52.2</del>	
8	IRL - Ireland	☺	37.5	<del>199.6</del>	105.2	88.5	70.4	120.4	46.6	<del>44.6</del>	<b>94.46cm</b>
		☹	112.1	<del>199.6</del>	67.7	83.2	130.8	199.6	71.5	<del>49.4</del>	
9	ISR - Israel	☺	<del>199.6</del>	160.3	199.6	57.6	199.6	199.6	20.2	<del>106.6</del>	<b>94.58cm</b>
		☹	<del>199.6</del>	87.4	21.1	59.7	68.0	36.7	25.2	<del>83.4</del>	

Group B		Stone Rotation	Last Stone Draw in each Round Robin Game								DSC
Rank	Team		1	2	3	4	5	6	7	8	
1	HUN - Hungary	☺	<del>199.6</del>	72.6	43.2	43.0	7.5	140.7	<del>154.2</del>	<del>42.4</del>	<b>61.32cm</b>
		☹	42.0	7.8	47.0	60.0	9.6	145.3	117.1	<del>100.2</del>	
2	NZL - New Zealand	☺	38.8	<del>199.6</del>	83.5	86.0	45.0	66.9	15.2	<del>103.3</del>	<b>64.47cm</b>
		☹	60.6	186.3	33.9	12.3	66.4	<del>199.6</del>	78.7	<del>76.7</del>	
3	POL - Poland	☺	<del>199.6</del>	31.8	141.5	146.7	7.6	<del>199.6</del>	105.6	<del>199.6</del>	<b>69.81cm</b>
		☹	59.0	63.9	111.7	26.7	12.4	92.1	38.7	<del>23.0</del>	
4	CAN - Canada	☺	148.9	<del>199.6</del>	144.3	182.1	38.3	<del>199.6</del>	58.8	<del>68.5</del>	<b>76.01cm</b>
		☹	47.0	18.9	8.6	71.4	34.8	103.7	55.3	<del>32.6</del>	
5	LTU - Lithuania	☺	11.7	147.7	54.9	57.5	<del>199.6</del>	91.5	38.3	<del>136.8</del>	<b>77.64cm</b>
		☹	167.9	111.8	47.6	86.4	<del>199.6</del>	54.2	62.2	<del>35.7</del>	
6	AUS - Australia	☺	114.4	49.0	46.4	64.4	20.2	110.4	76.4	<del>142.9</del>	<b>79.65cm</b>
		☹	86.7	<del>171.1</del>	135.6	35.0	100.9	116.4	<del>199.6</del>	<del>49.2</del>	
7	FIN - Finland	☺	164.8	<del>199.6</del>	36.7	100.5	76.6	89.8	84.4	<del>34.3</del>	<b>84.68cm</b>
		☹	<del>187.8</del>	37.4	123.4	103.7	123.5	41.7	33.7	<del>149.4</del>	
8	TPE - Chinese Taipei	☺	122.9	39.4	<del>199.6</del>	<del>199.6</del>	93.5	199.6	12.3	<del>43.4</del>	<b>89.55cm</b>
		☹	61.4	116.3	104.3	12.0	199.6	38.1	75.2	<del>54.8</del>	
9	SLO - Slovenia	☺	104.3	84.3	142.0	144.0	<del>199.6</del>	43.4	133.6	<del>31.3</del>	<b>108.96cm</b>
		☹	152.0	99.9	<del>199.6</del>	159.2	199.6	11.3	33.9	<del>199.6</del>	



After Round Robin

### Draw Shot Challenge by Group

Group C		Stone Rotation	Last Stone Draw in each Round Robin Game							DSC
Rank	Team		1	2	3	4	5	6	7	
1	USA - United States	↻	54.3	40.5	17.9	6.6	89.2	34.3	<del>107.8</del>	<b>38.16cm</b>
		↻	27.1	<del>107.6</del>	5.8	90.2	43.7	30.5	17.8	
2	GER - Germany	↻	58.1	27.0	33.0	20.7	16.5	67.8	33.8	<b>41.20cm</b>
		↻	8.8	<del>199.6</del>	<del>134.3</del>	52.6	16.9	65.5	93.7	
3	ITA - Italy	↻	60.8	49.4	57.8	78.9	17.4	15.2	61.4	<b>43.73cm</b>
		↻	15.4	74.8	<del>89.1</del>	44.8	14.3	<del>138.7</del>	34.5	
4	ESP - Spain	↻	108.3	37.7	<del>191.2</del>	95.3	20.6	109.6	11.5	<b>46.54cm</b>
		↻	<del>199.6</del>	5.1	26.0	41.2	77.7	16.5	9.0	
5	EST - Estonia	↻	<del>199.6</del>	48.5	32.6	<del>143.5</del>	43.3	32.7	67.4	<b>57.86cm</b>
		↻	142.5	10.3	13.7	116.7	61.5	24.9	100.2	
6	AUT - Austria	↻	<del>199.6</del>	47.3	83.4	17.6	15.2	128.2	47.8	<b>76.38cm</b>
		↻	29.8	26.9	117.8	<del>199.6</del>	145.4	199.6	57.5	
7	IND - India	↻	8.0	78.0	129.6	55.7	<del>199.6</del>	91.7	199.6	<b>104.42cm</b>
		↻	<del>199.6</del>	115.3	38.6	91.0	199.6	199.6	46.3	
8	BRA - Brazil	↻	<del>199.6</del>	<del>199.6</del>	164.7	91.6	199.6	142.9	107.8	<b>130.63cm</b>
		↻	56.8	73.8	108.7	147.5	199.6	130.7	143.9	

Group D		Stone Rotation	Last Stone Draw in each Round Robin Game							DSC
Rank	Team		1	2	3	4	5	6	7	
1	SUI - Switzerland	↻	16.5	73.4	28.9	91.2	39.2	36.7	23.5	<b>51.93cm</b>
		↻	<del>158.5</del>	28.1	94.5	82.3	30.8	78.0	<del>199.6</del>	
2	LAT - Latvia	↻	88.6	132.1	70.6	35.2	2.2	<del>186.1</del>	<del>144.9</del>	<b>55.95cm</b>
		↻	31.4	28.1	102.2	26.0	23.5	59.3	72.2	
3	NOR - Norway	↻	<del>199.6</del>	32.1	112.5	133.7	9.3	97.1	124.1	<b>75.20cm</b>
		↻	117.3	74.9	9.2	<del>156.2</del>	133.7	23.7	34.8	
4	UKR - Ukraine	↻	47.0	57.7	81.4	90.7	72.9	50.8	57.6	<b>76.46cm</b>
		↻	<del>199.6</del>	<del>199.6</del>	104.7	199.6	41.7	92.5	20.9	
5	SVK - Slovakia	↻	39.5	159.5	129.5	<del>199.6</del>	79.0	199.6	35.9	<b>84.71cm</b>
		↻	<del>199.6</del>	45.8	26.3	30.9	199.6	25.6	45.3	
6	HKG - Hong Kong	↻	7.1	27.7	<del>199.6</del>	92.3	115.5	55.8	141.2	<b>91.18cm</b>
		↻	<del>199.6</del>	112.7	102.0	199.6	57.3	64.9	118.1	
7	CZE - Czechia	↻	22.0	145.4	<del>199.6</del>	26.6	109.6	25.7	116.5	<b>95.89cm</b>
		↻	178.0	167.2	<del>199.6</del>	62.6	66.2	31.3	199.6	
8	NGR - Nigeria	↻	<del>199.6</del>	<del>199.6</del>	13.3	189.0	11.7	199.6	199.6	<b>135.30cm</b>
		↻	82.3	199.6	149.1	114.4	199.6	131.3	134.1	

**Note:**

The Draw Shot Challenge (DSC) is the average distance of all the individual Last Stone Draws (LSD), which were delivered by a team during the round robin. Since the groups are of differing sizes, to ensure the DSC is calculated the same way, only the LSDs from the first 'equal number' of games will be used. The two least favourable results will be eliminated before calculating the average distance. The team with the lesser DSC receives the higher ranking. If the DSCs are equal then the team with the best non-equal counting LSD receives the higher ranking. In the case where all counting LSDs are equal, the team ranked higher in the official WCF World Rankings is ranked higher.

**Legend:**

↻ Clockwise      ↻ Counter-clockwise      **DSC** Draw Shot Challenge  
~~nnn.n~~ Eliminated Last Stone Draw



### Scoring Analysis

Team	Games	LSFE	Stolen Ends	Last Stone Eff.	Force Eff.	Points Scored							Total	Plus / Minus
						0	1	2	3	4	>4			
NOR	For	5	14	80%	83%	2	9	10	7	1	2	66	+52	
	Against	2	0			2	10	2	0	0	0	14		
ESP	For	4	13	56%	85%	1	12	3	9	2	2	63	+44	
	Against	3	3			1	13	3	0	0	0	19		
CAN	For	3	10	76%	74%	2	7	14	3	4	1	65	+37	
	Against	5	2			3	16	3	2	0	0	28		
LAT	For	6	10	55%	58%	1	11	7	3	3	3	61	+37	
	Against	1	5			1	11	5	1	0	0	24		
SWE	For	6	9	60%	72%	2	13	13	4	2	0	59	+34	
	Against	2	2			4	15	5	0	0	0	25		
BEL	For	5	10	50%	59%	2	14	6	7	1	1	58	+26	
	Against	3	5			5	14	6	2	0	0	32		
SUI	For	6	9	45%	73%	2	13	8	5	1	0	48	+23	
	Against	1	2			1	13	2	0	2	0	25		
GER	For	4	8	39%	82%	1	13	5	5	2	0	46	+17	
	Against	3	6			3	18	4	1	0	0	29		
USA	For	5	9	29%	57%	1	15	4	4	2	0	43	+12	
	Against	2	8			3	15	5	2	0	0	31		
ENG	For	4	11	39%	44%	5	14	8	6	0	0	48	+11	
	Against	4	6			3	11	8	2	1	0	37		
JPN	For	6	3	42%	50%	4	13	7	3	3	1	53	+8	
	Against	2	7			3	17	9	2	1	0	45		
IRL	For	5	11	24%	50%	1	13	7	4	2	1	52	+6	
	Against	3	13			0	16	5	4	2	0	46		
TPE	For	6	7	48%	50%	4	8	12	3	2	0	49	+6	
	Against	2	9			2	14	8	1	1	1	43		
SCO	For	2	16	26%	53%	2	19	7	3	1	0	46	+5	
	Against	6	5			3	10	7	3	2	0	41		
AUS	For	4	9	36%	44%	4	15	7	3	0	1	43	+2	
	Against	4	5			6	11	8	2	2	0	41		
ITA	For	5	4	33%	86%	4	11	4	3	1	0	32	+2	
	Against	2	6			0	15	1	3	1	0	30		
POL	For	5	10	23%	53%	2	14	6	4	0	1	44	+2	
	Against	3	11			2	13	10	3	0	0	42		
NZL	For	7	4	41%	37%	2	14	7	2	3	1	51	-1	
	Against	1	6			5	9	8	5	3	0	52		
ISR	For	3	7	35%	57%	2	11	11	2	2	0	47	-4	
	Against	5	12			1	20	9	3	1	0	51		
EST	For	4	9	32%	29%	3	10	6	5	1	0	41	-5	
	Against	3	9			3	9	5	9	0	0	46		





### Scoring Analysis

Team	Games	LSFE	Stolen Ends	Last Stone Eff.	Force Eff.	Points Scored							Total	Plus / Minus
						0	1	2	3	4	>4			
HUN	For	4	10	29%	35%	1	20	8	2	1	0	46	-5	
	Against	4	7			2	13	7	5	1	1	51		
UKR	For	2	10	28%	27%	1	15	7	2	1	0	39	-7	
	Against	5	3			3	6	4	3	3	2	46		
SLO	For	3	9	32%	59%	3	11	8	4	0	0	39	-9	
	Against	5	11			2	17	6	2	2	1	48		
SVK	For	4	6	28%	50%	4	11	4	3	2	0	36	-9	
	Against	3	11			0	11	8	6	0	0	45		
AUT	For	2	9	29%	38%	1	15	6	3	0	0	36	-10	
	Against	5	6			3	9	6	4	2	1	46		
CZE	For	2	6	35%	35%	1	9	6	3	1	0	34	-12	
	Against	5	10			5	14	9	2	2	0	46		
FIN	For	1	10	36%	37%	3	13	7	5	1	0	46	-14	
	Against	7	9			1	9	10	6	2	1	60		
LTU	For	3	0	28%	35%	4	14	4	4	1	0	38	-18	
	Against	5	9			2	14	13	4	1	0	56		
IND	For	3	6	20%	38%	1	11	5	1	1	0	28	-25	
	Against	4	13			2	12	6	4	3	1	53		
BRA	For	1	5	0%	9%	3	12	2	0	0	0	16	-35	
	Against	6	12			0	8	5	7	3	0	51		
HKG	For	2	3	11%	47%	2	11	2	2	0	0	21	-35	
	Against	5	16			0	16	8	5	1	1	56		
WAL	For	3	5	7%	50%	2	18	2	1	0	0	25	-40	
	Against	5	14			1	16	5	7	2	2	65		
NED	For	2	7	11%	33%	0	17	2	1	0	0	24	-46	
	Against	6	15			0	13	9	8	2	1	70		
NGR	For	1	8	7%	17%	0	13	1	2	0	0	21	-49	
	Against	6	19			1	11	7	10	1	2	70		
<b>Total</b>	<b>128</b>		<b>277</b>			<b>73</b>	<b>439</b>	<b>216</b>	<b>118</b>	<b>41</b>	<b>14</b>	<b>1'464</b>		

**Note:**  
 Stolen ends are the ends won without the last stone advantage.  
 Last Stone Efficiency: Scoring two or more points with last stone advantage.  
 Force Efficiency: Forcing the opponent team to score only one point when they have the last stone advantage.

**Legend:**  
**>4** More than four points scored      **Eff.** Efficiency      **LSFE** Last Stone First End





### Summary of Big Ends

Points Scored	By	Against	Session	End	Game Result
7	BEL - Belgium	NED - Netherlands	18	4	14 : 4
6	NOR - Norway	UKR - Ukraine	13	4	12 : 3
6	NOR - Norway	NGR - Nigeria	4	1	17 : 1
6	POL - Poland	TPE - Chinese Taipei	19	5	10 : 4
5	LAT - Latvia	HKG - Hong Kong	24	4	11 : 3
5	LAT - Latvia	UKR - Ukraine	10	5	10 : 4
5	LAT - Latvia	NGR - Nigeria	8	1	12 : 1
5	ESP - Spain	IND - India	11	3	13 : 4
5	ESP - Spain	AUT - Austria	3	4	9 : 4
5	AUS - Australia	FIN - Finland	8	7	9 : 4
5	CAN - Canada	HUN - Hungary	21	7	12 : 6
5	IRL - Ireland	WAL - Wales	9	4	15 : 1
5	JPN - Japan	WAL - Wales	24	4	7 : 5
5	NZL - New Zealand	SLO - Slovenia	10	3	14 : 4
4	CAN - Canada	HUN - Hungary	21	4	12 : 6
4	CAN - Canada	NZL - New Zealand	15	2	6 : 3
4	CAN - Canada	LTU - Lithuania	10	3	9 : 5
4	CAN - Canada	FIN - Finland	2	4	10 : 1
4	JPN - Japan	IRL - Ireland	20	3	6 : 8
4	JPN - Japan	ENG - England	18	5	7 : 4
4	JPN - Japan	SCO - Scotland	9	5	8 : 7
4	LAT - Latvia	SUI - Switzerland	19	3	7 : 5
4	LAT - Latvia	CZE - Czechia	17	3	9 : 4
4	LAT - Latvia	UKR - Ukraine	10	2	10 : 4
4	NZL - New Zealand	SLO - Slovenia	10	4	14 : 4
4	NZL - New Zealand	SLO - Slovenia	10	1	14 : 4
4	NZL - New Zealand	AUS - Australia	4	1	7 : 5
4	ESP - Spain	IND - India	11	5	13 : 4
4	ESP - Spain	IND - India	11	1	13 : 4
4	GER - Germany	AUT - Austria	9	6	12 : 3
4	GER - Germany	AUT - Austria	9	4	12 : 3
4	IRL - Ireland	WAL - Wales	9	3	15 : 1
4	IRL - Ireland	ISR - Israel	1	8	10 : 7
4	ISR - Israel	SCO - Scotland	24	8	7 : 4
4	ISR - Israel	IRL - Ireland	1	1	7 : 10
4	SVK - Slovakia	HKG - Hong Kong	13	6	13 : 4
4	SVK - Slovakia	UKR - Ukraine	2	4	6 : 9
4	SWE - Sweden	JPN - Japan	3	3	8 : 5

## Summary of Big Ends

Points Scored	By	Against	Session	End	Game Result
4	SWE - Sweden	NED - Netherlands	1	1	9 : 4
4	TPE - Chinese Taipei	AUS - Australia	10	5	6 : 4
4	TPE - Chinese Taipei	FIN - Finland	6	1	9 : 2
4	USA - United States	BRA - Brazil	18	5	8 : 2
4	USA - United States	ITA - Italy	3	8	8 : 4
4	BEL - Belgium	NED - Netherlands	18	2	14 : 4
4	CZE - Czechia	UKR - Ukraine	21	6	8 : 5
4	EST - Estonia	BRA - Brazil	11	3	10 : 2
4	FIN - Finland	NZL - New Zealand	19	4	11 : 7
4	HUN - Hungary	TPE - Chinese Taipei	17	4	9 : 5
4	IND - India	BRA - Brazil	24	5	9 : 3
4	ITA - Italy	IND - India	16	7	8 : 3
4	LTU - Lithuania	NZL - New Zealand	13	7	7 : 6
4	NOR - Norway	SUI - Switzerland	23	7	8 : 2
4	SCO - Scotland	WAL - Wales	3	3	11 : 0
4	SUI - Switzerland	CZE - Czechia	2	4	10 : 3
4	UKR - Ukraine	NGR - Nigeria	17	2	10 : 3

**Note:**  
Big ends are defined as ends with a score of four or more points.



THU 19 OCT 2023  
Start Time 20:00

Round Robin Session 24

### Session Results and Standings

Sheet	Team	LSD/LSFE	1	2	3	4	5	6	7	8	Extra Ends	Total
A	LAT - Latvia	217.1cm *	0	3	0	5	2	1	X	X		11
	HKG - Hong Kong	259.3cm	1	0	2	0	0	0	X	X		3
B	BRA - Brazil	251.7cm	0	0	1	2	0	0	0	X		3
	IND - India	245.9cm *	1	0	0	0	4	2	2	X		9
C	BEL - Belgium	159.5cm	0	0	0	1	0	2	0	X		3
	SWE - Sweden	21.9cm *	1	2	0	0	2	0	2	X		7
D	WAL - Wales	169.1cm	1	0	1	0	1	0	2	X		5
	JPN - Japan	140.8cm *	0	0	0	5	0	2	0	X		7
F	ISR - Israel	190.0cm	0	0	0	1	0	2	0	4		7
	SCO - Scotland	58.7cm *	1	1	1	0	0	0	1	0		4

### Standings after Round Robin

Group A					Group B				
Rank	Team	Games	Wins	Losses	Rank	Team	Games	Wins	Losses
1	SWE - Sweden	8	8	0 Q	1	CAN - Canada	8	8	0 Q
2	JPN - Japan	8	6	2 Q w1	2	TPE - Chinese Taipei	8	5	3 Q
3	BEL - Belgium	8	6	2 Q w0	3	AUS - Australia	8	4	4 Q w2,1
4	ENG - England	8	5	3	4	SLO - Slovenia	8	4	4 w2,0
5	IRL - Ireland	8	4	4	5	POL - Poland	8	4	4 w1,1
6	SCO - Scotland	8	3	5	6	HUN - Hungary	8	4	4 w1,0
7	ISR - Israel	8	2	6	7	NZL - New Zealand	8	3	5
8	NED - Netherlands	8	1	7 w1	8	LTU - Lithuania	8	2	6 w1
9	WAL - Wales	8	1	7 w0	9	FIN - Finland	8	2	6 w0
Group C					Group D				
Rank	Team	Games	Wins	Losses	Rank	Team	Games	Wins	Losses
1	ESP - Spain	7	7	0 Q	1	NOR - Norway	7	7	0 Q
2	USA - United States	7	5	2 Q w1	2	LAT - Latvia	7	6	1 Q
3	ITA - Italy	7	5	2 Q w0	3	SUI - Switzerland	7	5	2 Q
4	GER - Germany	7	4	3	4	UKR - Ukraine	7	3	4 w1
5	AUT - Austria	7	3	4	5	SVK - Slovakia	7	3	4 w0
6	IND - India	7	2	5 w1	6	CZE - Czechia	7	2	5
7	EST - Estonia	7	2	5 w0	7	NGR - Nigeria	7	1	6 w1
8	BRA - Brazil	7	0	7	8	HKG - Hong Kong	7	1	6 w0

**Legend:**  
**LSD** Last Stone Draw      **LSFE(\*)** Last Stone First End      **Q** Qualified for the play-offs  
**wn** Number of wins (n) against tied teams      **X** Unplayed/unfinished end due to concession





THU 19 OCT 2023  
Start Time 16:00

Round Robin Session 23

### Session Results and Standings

Sheet	Team	LSD/LSFE	1	2	3	4	5	6	7	8	Extra Ends	Total
A	NED - Netherlands	245.3cm	0	1	0	0	0	3	0	X		4
	ENG - England	127.2cm *	3	0	2	2	1	0	1	X		9
B	POL - Poland	222.6cm	3	3	0	0	2	0	2	X		10
	NZL - New Zealand	180.0cm *	0	0	3	1	0	1	0	X		5
C	SUI - Switzerland	223.1cm	0	0	1	0	0	1	0	X		2
	NOR - Norway	158.9cm *	0	1	0	2	1	0	4	X		8
E	SLO - Slovenia	230.9cm	0	3	0	0	0	0	0	X		3
	AUS - Australia	192.1cm *	1	0	3	0	1	1	1	X		7
F	SVK - Slovakia	81.2cm *	0	2	0	0	0	1	1	0	1	5
	CZE - Czechia	316.1cm	0	0	2	0	0	0	0	2	0	4

### Current Standings

Group A					Group B				
Rank	Team	Games	Wins	Losses	Rank	Team	Games	Wins	Losses
1	SWE - Sweden	7	7	0 Q	1	CAN - Canada	8	8	0 Q
2	BEL - Belgium	7	6	1 Q	2	TPE - Chinese Taipei	8	5	3 Q
3	JPN - Japan	7	5	2 Q	3	AUS - Australia	8	4	4 Q w2,1
4	ENG - England	8	5	3	4	SLO - Slovenia	8	4	4 w2,0
5	IRL - Ireland	8	4	4	5	POL - Poland	8	4	4 w1,1
6	SCO - Scotland	7	3	4	6	HUN - Hungary	8	4	4 w1,0
7	ISR - Israel	7	1	6	7	NZL - New Zealand	8	3	5
7	WAL - Wales	7	1	6	8	LTU - Lithuania	8	2	6 w1
9	NED - Netherlands	8	1	7	9	FIN - Finland	8	2	6 w0

Group C					Group D				
Rank	Team	Games	Wins	Losses	Rank	Team	Games	Wins	Losses
1	ESP - Spain	7	7	0 Q	1	NOR - Norway	7	7	0 Q
2	ITA - Italy	7	5	2 Q	2	LAT - Latvia	6	5	1 Q
2	USA - United States	7	5	2 Q	3	SUI - Switzerland	7	5	2 Q
4	GER - Germany	7	4	3	4	SVK - Slovakia	7	3	4
5	AUT - Austria	7	3	4	4	UKR - Ukraine	7	3	4
6	EST - Estonia	7	2	5	6	CZE - Czechia	7	2	5
7	IND - India	6	1	5	7	HKG - Hong Kong	6	1	5
8	BRA - Brazil	6	0	6	8	NGR - Nigeria	7	1	6

**Note:**  
Under WCF rules, tie-breaking rules for standings are not applied until after the last game of the round robin.

**Legend:**  
**LSD** Last Stone Draw                      **LSFE(\*)** Last Stone First End                      **Q** Qualified for the play-offs  
**wn** Number of wins (n) against tied teams                      **X** Unplayed/unfinished end due to concession





### Session Results and Standings

Sheet	Team	LSD/LSFE	1	2	3	4	5	6	7	8	Extra Ends	Total
<b>A</b>	USA - United States	125.6cm	0	2	1	0	1	0	0	0		4
	AUT - Austria	105.3cm *	1	0	0	1	0	2	1	1		6
<b>B</b>	SCO - Scotland	100.9cm	1	0	1	1	1	0	3	X		7
	IRL - Ireland	94.0cm *	0	2	0	0	0	1	0	X		3
<b>C</b>	GER - Germany	127.5cm	0	0	0	1	0	1	0	X		2
	ITA - Italy	95.9cm *	0	0	1	0	1	0	3	X		5
<b>D</b>	ESP - Spain	20.5cm *	3	1	0	0	3	1	3	X		11
	EST - Estonia	167.6cm	0	0	1	2	0	0	0	X		3
<b>E</b>	WAL - Wales	51.6cm	0	1	0	1	0	2	3	1		8
	ISR - Israel	45.4cm *	1	0	1	0	3	0	0	0		5

### Current Standings

Group A					Group B				
Rank	Team	Games	Wins	Losses	Rank	Team	Games	Wins	Losses
1	SWE - Sweden	7	7	0 Q	1	CAN - Canada	8	8	0 Q
2	BEL - Belgium	7	6	1 Q	2	TPE - Chinese Taipei	8	5	3 Q
3	JPN - Japan	7	5	2 Q	3	SLO - Slovenia	7	4	3
4	ENG - England	7	4	3	4	HUN - Hungary	8	4	4
5	IRL - Ireland	8	4	4	5	AUS - Australia	7	3	4
6	SCO - Scotland	7	3	4	5	NZL - New Zealand	7	3	4
7	ISR - Israel	7	1	6	5	POL - Poland	7	3	4
7	NED - Netherlands	7	1	6	8	FIN - Finland	8	2	6
7	WAL - Wales	7	1	6	8	LTU - Lithuania	8	2	6

Group C					Group D				
Rank	Team	Games	Wins	Losses	Rank	Team	Games	Wins	Losses
1	ESP - Spain	7	7	0 Q	1	NOR - Norway	6	6	0 Q
2	ITA - Italy	7	5	2 Q	2	LAT - Latvia	6	5	1 Q
2	USA - United States	7	5	2 Q	2	SUI - Switzerland	6	5	1 Q
4	GER - Germany	7	4	3	4	UKR - Ukraine	7	3	4
5	AUT - Austria	7	3	4	5	CZE - Czechia	6	2	4
6	EST - Estonia	7	2	5	5	SVK - Slovakia	6	2	4
7	IND - India	6	1	5	7	HKG - Hong Kong	6	1	5
8	BRA - Brazil	6	0	6	8	NGR - Nigeria	7	1	6

**Note:**  
Under WCF rules, tie-breaking rules for standings are not applied until after the last game of the round robin.

**Legend:**  
**LSD** Last Stone Draw                              **LSFE(\*)** Last Stone First End                              **Q** Qualified for the play-offs  
**X** Unplayed/unfinished end due to concession

THU 19 OCT 2023  
Start Time 8:00

Round Robin Session 21

### Session Results and Standings

Sheet	Team	LSD/LSFE	1	2	3	4	5	6	7	8	Extra Ends	Total
A	TPE - Chinese Taipei	98.2cm *	0	2	0	2	0	2	0	3		9
	LTU - Lithuania	172.5cm	0	0	1	0	1	0	2	0		4
B	CZE - Czechia	57.0cm *	2	0	0	2	0	4	0	X		8
	UKR - Ukraine	78.5cm	0	1	1	0	1	0	2	X		5
C	HUN - Hungary	142.6cm	0	3	1	0	1	1	0	X		6
	CAN - Canada	101.1cm *	3	0	0	4	0	0	5	X		12
D	SLO - Slovenia	167.5cm *	3	2	0	1	0	0	0	0		6
	FIN - Finland	183.7cm	0	0	2	0	1	0	1	1		5
F	AUS - Australia	276.0cm	0	1	0	0	1	0	3	0		5
	POL - Poland	144.3cm *	0	0	1	0	0	1	0	1		3

### Current Standings

Group A					Group B				
Rank	Team	Games	Wins	Losses	Rank	Team	Games	Wins	Losses
1	SWE - Sweden	7	7	0 Q	1	CAN - Canada	8	8	0 Q
2	BEL - Belgium	7	6	1 Q	2	TPE - Chinese Taipei	8	5	3 Q
3	JPN - Japan	7	5	2	3	SLO - Slovenia	7	4	3
4	ENG - England	7	4	3	4	HUN - Hungary	8	4	4
4	IRL - Ireland	7	4	3	5	AUS - Australia	7	3	4
6	SCO - Scotland	6	2	4	5	NZL - New Zealand	7	3	4
7	ISR - Israel	6	1	5	5	POL - Poland	7	3	4
8	NED - Netherlands	7	1	6	8	FIN - Finland	8	2	6
9	WAL - Wales	6	0	6	8	LTU - Lithuania	8	2	6
Group C					Group D				
Rank	Team	Games	Wins	Losses	Rank	Team	Games	Wins	Losses
1	ESP - Spain	6	6	0 Q	1	NOR - Norway	6	6	0 Q
2	USA - United States	6	5	1 Q	2	LAT - Latvia	6	5	1 Q
3	GER - Germany	6	4	2	2	SUI - Switzerland	6	5	1 Q
3	ITA - Italy	6	4	2	4	UKR - Ukraine	7	3	4
5	AUT - Austria	6	2	4	5	CZE - Czechia	6	2	4
5	EST - Estonia	6	2	4	5	SVK - Slovakia	6	2	4
7	IND - India	6	1	5	7	HKG - Hong Kong	6	1	5
8	BRA - Brazil	6	0	6	8	NGR - Nigeria	7	1	6

**Note:**  
Under WCF rules, tie-breaking rules for standings are not applied until after the last game of the round robin.

**Legend:**  
**LSD** Last Stone Draw                                **LSFE(\*)** Last Stone First End                                **Q** Qualified for the play-offs  
**X** Unplayed/unfinished end due to concession



WED 18 OCT 2023  
Start Time 20:00

Round Robin Session 20

### Session Results and Standings

Sheet	Team	LSD/LSFE	1	2	3	4	5	6	7	8	Extra	Ends	Total
A	BEL - Belgium	51.4cm *	1	0	0	1	1	0	3	0	1		7
	ISR - Israel	236.3cm	0	1	1	0	0	2	0	2	0		6
B	WAL - Wales	75.0cm *	0	1	0	1	0	0	0	X			2
	SWE - Sweden	102.9cm	1	0	3	0	1	0	2	X			7
C	SCO - Scotland	243.4cm	2	2	2	0	1	1	X	X			8
	NED - Netherlands	81.7cm *	0	0	0	1	0	0	X	X			1
D	USA - United States	64.8cm *	1	0	1	1	0	0	1	0	1		5
	GER - Germany	133.3cm	0	0	0	0	1	1	0	2	0		4
E	AUT - Austria	327.8cm	0	0	0	0	2	2	1	X			5
	EST - Estonia	57.6cm *	3	2	3	0	0	0	0	X			8
F	JPN - Japan	91.9cm *	1	0	4	0	0	1	0	0			6
	IRL - Ireland	118.1cm	0	3	0	1	1	0	2	1			8

### Current Standings

Group A					Group B				
Rank	Team	Games	Wins	Losses	Rank	Team	Games	Wins	Losses
1	SWE - Sweden	7	7	0 Q	1	CAN - Canada	7	7	0 Q
2	BEL - Belgium	7	6	1 Q	2	HUN - Hungary	7	4	3
3	JPN - Japan	7	5	2	2	TPE - Chinese Taipei	7	4	3
4	ENG - England	7	4	3	4	POL - Poland	6	3	3
4	IRL - Ireland	7	4	3	4	SLO - Slovenia	6	3	3
6	SCO - Scotland	6	2	4	6	NZL - New Zealand	7	3	4
7	ISR - Israel	6	1	5	7	AUS - Australia	6	2	4
8	NED - Netherlands	7	1	6	8	FIN - Finland	7	2	5
9	WAL - Wales	6	0	6	8	LTU - Lithuania	7	2	5

Group C					Group D				
Rank	Team	Games	Wins	Losses	Rank	Team	Games	Wins	Losses
1	ESP - Spain	6	6	0 Q	1	NOR - Norway	6	6	0 Q
2	USA - United States	6	5	1 Q	2	LAT - Latvia	6	5	1 Q
3	GER - Germany	6	4	2	2	SUI - Switzerland	6	5	1 Q
3	ITA - Italy	6	4	2	4	UKR - Ukraine	6	3	3
5	AUT - Austria	6	2	4	5	SVK - Slovakia	6	2	4
5	EST - Estonia	6	2	4	6	CZE - Czechia	5	1	4
7	IND - India	6	1	5	7	HKG - Hong Kong	6	1	5
8	BRA - Brazil	6	0	6	8	NGR - Nigeria	7	1	6

**Note:**  
Under WCF rules, tie-breaking rules for standings are not applied until after the last game of the round robin.

**Legend:**  
**LSD** Last Stone Draw                                  **LSFE(\*)** Last Stone First End                                  **Q** Qualified for the play-offs  
**X** Unplayed/unfinished end due to concession





WED 18 OCT 2023  
Start Time 16:00

**Round Robin Session 19**

## Session Results and Standings

Sheet	Team	LSD/LSFE	1	2	3	4	5	6	7	8	Extra Ends	Total
<b>A</b>	HUN - Hungary	271.3cm	1	0	2	0	0	2	0	2		7
	AUS - Australia	226.8cm *	0	0	0	3	0	0	2	0		5
<b>B</b>	SLO - Slovenia	54.7cm *	1	0	2	0	2	0	0	X		5
	CAN - Canada	114.1cm	0	2	0	2	0	1	2	X		7
<b>C</b>	POL - Poland	291.7cm	2	1	0	0	6	1	X	X		10
	TPE - Chinese Taipei	87.5cm *	0	0	2	2	0	0	X	X		4
<b>D</b>	LAT - Latvia	245.4cm	0	0	4	0	0	2	0	1		7
	SUI - Switzerland	114.7cm *	0	1	0	1	1	0	2	0		5
<b>E</b>	HKG - Hong Kong	120.7cm *	0	1	3	0	0	0	0	X		4
	NGR - Nigeria	333.7cm	3	0	0	1	1	1	1	X		7
<b>F</b>	FIN - Finland	118.1cm	0	2	0	4	0	3	2	X		11
	NZL - New Zealand	93.9cm *	2	0	3	0	2	0	0	X		7

## Current Standings

Group A					Group B				
Rank	Team	Games	Wins	Losses	Rank	Team	Games	Wins	Losses
1	SWE - Sweden	6	6	0 Q	1	CAN - Canada	7	7	0 Q
2	BEL - Belgium	6	5	1	2	HUN - Hungary	7	4	3
2	JPN - Japan	6	5	1	2	TPE - Chinese Taipei	7	4	3
4	ENG - England	7	4	3	4	POL - Poland	6	3	3
5	IRL - Ireland	6	3	3	4	SLO - Slovenia	6	3	3
6	ISR - Israel	5	1	4	6	NZL - New Zealand	7	3	4
6	SCO - Scotland	5	1	4	7	AUS - Australia	6	2	4
8	NED - Netherlands	6	1	5	8	FIN - Finland	7	2	5
9	WAL - Wales	5	0	5	8	LTU - Lithuania	7	2	5

Group C					Group D				
Rank	Team	Games	Wins	Losses	Rank	Team	Games	Wins	Losses
1	ESP - Spain	6	6	0 Q	1	NOR - Norway	6	6	0 Q
2	GER - Germany	5	4	1	2	LAT - Latvia	6	5	1 Q
2	USA - United States	5	4	1	2	SUI - Switzerland	6	5	1 Q
4	ITA - Italy	6	4	2	4	UKR - Ukraine	6	3	3
5	AUT - Austria	5	2	3	5	SVK - Slovakia	6	2	4
6	EST - Estonia	5	1	4	6	CZE - Czechia	5	1	4
7	IND - India	6	1	5	7	HKG - Hong Kong	6	1	5
8	BRA - Brazil	6	0	6	8	NGR - Nigeria	7	1	6

**Note:**  
Under WCF rules, tie-breaking rules for standings are not applied until after the last game of the round robin.

**Legend:**  
**LSD** Last Stone Draw   **LSFE(\*)** Last Stone First End   **Q** Qualified for the play-offs  
**X** Unplayed/unfinished end due to concession

### Session Results and Standings

Sheet	Team	LSD/LSFE	1	2	3	4	5	6	7	8	Extra Ends	Total
<b>B</b>	ESP - Spain	126.1cm *	0	1	0	3	3	3	X	X		10
	ITA - Italy	153.9cm	1	0	1	0	0	0	X	X		2
<b>C</b>	BRA - Brazil	273.6cm	0	0	1	1	0	0	X	X		2
	USA - United States	132.9cm *	2	1	0	0	4	1	X	X		8
<b>D</b>	NED - Netherlands	174.4cm	1	0	1	0	2	0	X	X		4
	BEL - Belgium	154.0cm *	0	4	0	7	0	3	X	X		14
<b>E</b>	ENG - England	173.5cm	0	1	0	0	0	2	1	X		4
	JPN - Japan	96.4cm *	2	0	0	1	4	0	0	X		7
<b>F</b>	EST - Estonia	104.8cm *	0	0	1	0	1	1	1	0		4
	IND - India	291.3cm	0	1	0	3	0	0	0	2		6

### Current Standings

Group A					Group B				
Rank	Team	Games	Wins	Losses	Rank	Team	Games	Wins	Losses
1	SWE - Sweden	6	6	0 Q	1	CAN - Canada	6	6	0 Q
2	BEL - Belgium	6	5	1	2	TPE - Chinese Taipei	6	4	2
2	JPN - Japan	6	5	1	3	SLO - Slovenia	5	3	2
4	ENG - England	7	4	3	4	HUN - Hungary	6	3	3
5	IRL - Ireland	6	3	3	4	NZL - New Zealand	6	3	3
6	ISR - Israel	5	1	4	6	AUS - Australia	5	2	3
6	SCO - Scotland	5	1	4	6	POL - Poland	5	2	3
8	NED - Netherlands	6	1	5	8	LTU - Lithuania	7	2	5
9	WAL - Wales	5	0	5	9	FIN - Finland	6	1	5

Group C					Group D				
Rank	Team	Games	Wins	Losses	Rank	Team	Games	Wins	Losses
1	ESP - Spain	6	6	0 Q	1	NOR - Norway	6	6	0 Q
2	GER - Germany	5	4	1	2	SUI - Switzerland	5	5	0 Q
2	USA - United States	5	4	1	3	LAT - Latvia	5	4	1
4	ITA - Italy	6	4	2	4	UKR - Ukraine	6	3	3
5	AUT - Austria	5	2	3	5	SVK - Slovakia	6	2	4
6	EST - Estonia	5	1	4	6	CZE - Czechia	5	1	4
7	IND - India	6	1	5	6	HKG - Hong Kong	5	1	4
8	BRA - Brazil	6	0	6	8	NGR - Nigeria	6	0	6

**Note:**  
Under WCF rules, tie-breaking rules for standings are not applied until after the last game of the round robin.

**Legend:**  
**LSD** Last Stone Draw                      **LSFE(\*)** Last Stone First End                      **Q** Qualified for the play-offs  
**X** Unplayed/unfinished end due to concession

### Session Results and Standings

Sheet	Team	LSD/LSFE	1	2	3	4	5	6	7	8	Extra Ends	Total
A	SUI - Switzerland	70.0cm *	1	0	1	2	0	3	X	X		7
	SVK - Slovakia	225.2cm	0	1	0	0	1	0	X	X		2
C	CZE - Czechia	175.8cm	0	2	0	0	2	0	0	X		4
	LAT - Latvia	25.7cm *	2	0	4	1	0	0	2	X		9
D	TPE - Chinese Taipei	237.7cm *	2	0	1	0	2	0	0	X		5
	HUN - Hungary	286.0cm	0	2	0	4	0	1	2	X		9
E	LTU - Lithuania	100.5cm *	3	0	0	1	0	3	0	0	3	10
	FIN - Finland	131.5cm	0	0	1	0	3	0	2	1	0	7
F	NGR - Nigeria	330.9cm	0	0	0	2	0	0	1	X		3
	UKR - Ukraine	143.3cm *	0	4	1	0	3	2	0	X		10

### Current Standings

Group A					Group B				
Rank	Team	Games	Wins	Losses	Rank	Team	Games	Wins	Losses
1	SWE - Sweden	6	6	0 Q	1	CAN - Canada	6	6	0 Q
2	BEL - Belgium	5	4	1	2	TPE - Chinese Taipei	6	4	2
2	JPN - Japan	5	4	1	3	SLO - Slovenia	5	3	2
4	ENG - England	6	4	2	4	HUN - Hungary	6	3	3
5	IRL - Ireland	6	3	3	4	NZL - New Zealand	6	3	3
6	ISR - Israel	5	1	4	6	AUS - Australia	5	2	3
6	NED - Netherlands	5	1	4	6	POL - Poland	5	2	3
6	SCO - Scotland	5	1	4	8	LTU - Lithuania	7	2	5
9	WAL - Wales	5	0	5	9	FIN - Finland	6	1	5
Group C					Group D				
Rank	Team	Games	Wins	Losses	Rank	Team	Games	Wins	Losses
1	ESP - Spain	5	5	0	1	NOR - Norway	6	6	0 Q
2	GER - Germany	5	4	1	2	SUI - Switzerland	5	5	0 Q
2	ITA - Italy	5	4	1	3	LAT - Latvia	5	4	1
4	USA - United States	4	3	1	4	UKR - Ukraine	6	3	3
5	AUT - Austria	5	2	3	5	SVK - Slovakia	6	2	4
6	EST - Estonia	4	1	3	6	CZE - Czechia	5	1	4
7	BRA - Brazil	5	0	5	6	HKG - Hong Kong	5	1	4
7	IND - India	5	0	5	8	NGR - Nigeria	6	0	6

**Note:**  
Under WCF rules, tie-breaking rules for standings are not applied until after the last game of the round robin.

**Legend:**  
**LSD** Last Stone Draw                      **LSFE(\*)** Last Stone First End                      **Q** Qualified for the play-offs  
**X** Unplayed/unfinished end due to concession



TUE 17 OCT 2023  
Start Time 20:00

Round Robin Session 16

### Session Results and Standings

Sheet	Team	LSD/LSFE	1	2	3	4	5	6	7	8	Extra Ends	Total
<b>A</b>	IND - India	399.2cm	1	1	0	0	0	1	0	X		3
	ITA - Italy	31.7cm *	0	0	1	2	1	0	4	X		8
<b>B</b>	GER - Germany	33.4cm *	2	0	0	1	3	0	0	1		7
	EST - Estonia	260.2cm	0	2	1	0	0	1	2	0		6
<b>D</b>	ENG - England	51.1cm *	3	1	2	0	1	1	X	X		8
	IRL - Ireland	320.0cm	0	0	0	2	0	0	X	X		2
<b>E</b>	SWE - Sweden	109.8cm *	1	0	1	2	2	0	2	X		8
	SCO - Scotland	262.7cm	0	2	0	0	0	1	0	X		3
<b>F</b>	USA - United States	96.8cm *	1	0	0	0	0	0	X	X		1
	ESP - Spain	98.3cm	0	2	0	1	1	3	X	X		7

### Current Standings

Group A					Group B				
Rank	Team	Games	Wins	Losses	Rank	Team	Games	Wins	Losses
1	SWE - Sweden	6	6	0 Q	1	CAN - Canada	6	6	0 Q
2	BEL - Belgium	5	4	1	2	TPE - Chinese Taipei	5	4	1
2	JPN - Japan	5	4	1	3	SLO - Slovenia	5	3	2
4	ENG - England	6	4	2	4	NZL - New Zealand	6	3	3
5	IRL - Ireland	6	3	3	5	AUS - Australia	5	2	3
6	ISR - Israel	5	1	4	5	HUN - Hungary	5	2	3
6	NED - Netherlands	5	1	4	5	POL - Poland	5	2	3
6	SCO - Scotland	5	1	4	8	FIN - Finland	5	1	4
9	WAL - Wales	5	0	5	9	LTU - Lithuania	6	1	5

Group C					Group D				
Rank	Team	Games	Wins	Losses	Rank	Team	Games	Wins	Losses
1	ESP - Spain	5	5	0	1	NOR - Norway	6	6	0 Q
2	GER - Germany	5	4	1	2	SUI - Switzerland	4	4	0
2	ITA - Italy	5	4	1	3	LAT - Latvia	4	3	1
4	USA - United States	4	3	1	4	SVK - Slovakia	5	2	3
5	AUT - Austria	5	2	3	4	UKR - Ukraine	5	2	3
6	EST - Estonia	4	1	3	6	CZE - Czechia	4	1	3
7	BRA - Brazil	5	0	5	7	HKG - Hong Kong	5	1	4
7	IND - India	5	0	5	8	NGR - Nigeria	5	0	5

**Note:**  
Under WCF rules, tie-breaking rules for standings are not applied until after the last game of the round robin.

**Legend:**  
**LSD** Last Stone Draw                                  **LSFE(\*)** Last Stone First End                                  **Q** Qualified for the play-offs  
**X** Unplayed/unfinished end due to concession



### Session Results and Standings

Sheet	Team	LSD/LSFE	1	2	3	4	5	6	7	8	Extra Ends	Total
A	NZL - New Zealand	266.5cm *	1	0	1	0	0	1	0	X		3
	CAN - Canada	303.3cm	0	4	0	2	0	0	0	X		6
B	HUN - Hungary	17.1cm *	0	2	0	1	2	0	0	1	1	7
	FIN - Finland	200.1cm	1	0	3	0	0	1	1	0	0	6
C	AUS - Australia	121.1cm *	2	0	2	0	0	2	0	X		6
	LTU - Lithuania	145.7cm	0	1	0	0	1	0	2	X		4
D	HKG - Hong Kong	172.8cm	0	0	0	0	1	0	0	X		1
	UKR - Ukraine	114.6cm *	1	1	1	0	0	1	2	X		6
E	NOR - Norway	120.8cm	2	2	0	2	1	0	X	X		7
	CZE - Czechia	89.2cm *	0	0	1	0	0	0	X	X		1
F	TPE - Chinese Taipei	293.1cm *	0	1	0	0	2	2	3	X		8
	SLO - Slovenia	399.2cm	0	0	0	2	0	0	0	X		2

### Current Standings

Group A					Group B				
Rank	Team	Games	Wins	Losses	Rank	Team	Games	Wins	Losses
1	SWE - Sweden	5	5	0	1	CAN - Canada	6	6	0 Q
2	BEL - Belgium	5	4	1	2	TPE - Chinese Taipei	5	4	1
2	JPN - Japan	5	4	1	3	SLO - Slovenia	5	3	2
4	ENG - England	5	3	2	4	NZL - New Zealand	6	3	3
4	IRL - Ireland	5	3	2	5	AUS - Australia	5	2	3
6	SCO - Scotland	4	1	3	5	HUN - Hungary	5	2	3
7	ISR - Israel	5	1	4	5	POL - Poland	5	2	3
7	NED - Netherlands	5	1	4	8	FIN - Finland	5	1	4
9	WAL - Wales	5	0	5	9	LTU - Lithuania	6	1	5

Group C					Group D				
Rank	Team	Games	Wins	Losses	Rank	Team	Games	Wins	Losses
1	ESP - Spain	4	4	0	1	NOR - Norway	6	6	0 Q
2	USA - United States	3	3	0	2	SUI - Switzerland	4	4	0
3	GER - Germany	4	3	1	3	LAT - Latvia	4	3	1
3	ITA - Italy	4	3	1	4	SVK - Slovakia	5	2	3
5	AUT - Austria	5	2	3	4	UKR - Ukraine	5	2	3
6	EST - Estonia	3	1	2	6	CZE - Czechia	4	1	3
7	IND - India	4	0	4	7	HKG - Hong Kong	5	1	4
8	BRA - Brazil	5	0	5	8	NGR - Nigeria	5	0	5

**Note:**  
Under WCF rules, tie-breaking rules for standings are not applied until after the last game of the round robin.

**Legend:**  
**LSD** Last Stone Draw                      **LSFE(\*)** Last Stone First End                      **Q** Qualified for the play-offs  
**X** Unplayed/unfinished end due to concession



TUE 17 OCT 2023  
Start Time 12:00

Round Robin Session 14

### Session Results and Standings

Sheet	Team	LSD/LSFE	1	2	3	4	5	6	7	8	Extra Ends	Total
<b>A</b>	IRL - Ireland	201.2cm *	1	0	0	1	0	0	1	0		3
	SWE - Sweden	352.4cm	0	2	1	0	2	0	0	1		6
<b>B</b>	BEL - Belgium	175.5cm	0	0	0	1	0	0	2	1	0	4
	JPN - Japan	75.3cm *	0	0	1	0	3	0	0	0	1	5
<b>C</b>	ISR - Israel	267.6cm *	0	2	1	0	0	0	2	0		5
	ENG - England	393.3cm	0	0	0	1	1	2	0	2		6
<b>D</b>	AUT - Austria	160.6cm	0	2	0	3	1	3	X	X		9
	IND - India	146.7cm *	0	0	2	0	0	0	X	X		2
<b>E</b>	ITA - Italy	123.7cm *										W
	BRA - Brazil	399.2cm										L
<b>F</b>	NED - Netherlands	102.6cm	1	1	0	0	1	1	0	1		5
	WAL - Wales	26.9cm *	0	0	1	1	0	0	1	0		3

### Current Standings

Group A					Group B				
Rank	Team	Games	Wins	Losses	Rank	Team	Games	Wins	Losses
1	SWE - Sweden	5	5	0	1	CAN - Canada	5	5	0
2	BEL - Belgium	5	4	1	2	SLO - Slovenia	4	3	1
2	JPN - Japan	5	4	1	2	TPE - Chinese Taipei	4	3	1
4	ENG - England	5	3	2	4	NZL - New Zealand	5	3	2
4	IRL - Ireland	5	3	2	5	POL - Poland	5	2	3
6	SCO - Scotland	4	1	3	6	AUS - Australia	4	1	3
7	ISR - Israel	5	1	4	6	FIN - Finland	4	1	3
7	NED - Netherlands	5	1	4	6	HUN - Hungary	4	1	3
9	WAL - Wales	5	0	5	9	LTU - Lithuania	5	1	4

Group C					Group D				
Rank	Team	Games	Wins	Losses	Rank	Team	Games	Wins	Losses
1	ESP - Spain	4	4	0	1	NOR - Norway	5	5	0
2	USA - United States	3	3	0	2	SUI - Switzerland	4	4	0
3	GER - Germany	4	3	1	3	LAT - Latvia	4	3	1
3	ITA - Italy	4	3	1	4	SVK - Slovakia	5	2	3
5	AUT - Austria	5	2	3	5	CZE - Czechia	3	1	2
6	EST - Estonia	3	1	2	6	HKG - Hong Kong	4	1	3
7	IND - India	4	0	4	6	UKR - Ukraine	4	1	3
8	BRA - Brazil	5	0	5	8	NGR - Nigeria	5	0	5

**Note:**  
Under WCF rules, tie-breaking rules for standings are not applied until after the last game of the round robin.

**Legend:**  
**L** Loss                                **LSD** Last Stone Draw                                **LSFE(\*)** Last Stone First End  
**W** Win                                    **X** Unplayed/unfinished end due to concession



TUE 17 OCT 2023

Start Time 8:00

Round Robin Session 13

## Session Results and Standings

Sheet	Team	LSD/LSFE	1	2	3	4	5	6	7	8	Extra Ends	Total
A	UKR - Ukraine	290.3cm	0	0	1	0	2	0	X	X		3
	NOR - Norway	143.0cm *	0	3	0	6	0	3	X	X		12
B	SUI - Switzerland	173.5cm *	3	2	1	0	1	1	2	X		10
	NGR - Nigeria	211.3cm	0	0	0	1	0	0	0	X		1
C	SVK - Slovakia	278.6cm *	2	0	1	0	3	4	3	X		13
	HKG - Hong Kong	291.9cm	0	3	0	1	0	0	0	X		4
D	LTU - Lithuania	399.2cm	0	2	0	1	0	0	4	0		7
	NZL - New Zealand	111.4cm *	1	0	1	0	2	0	0	2		6
E	CAN - Canada	73.1cm	1	0	2	0	2	0	1	X		6
	POL - Poland	20.0cm *	0	1	0	1	0	1	0	X		3

## Current Standings

## Group A

Rank	Team	Games	Wins	Losses
1	BEL - Belgium	4	4	0
1	SWE - Sweden	4	4	0
3	IRL - Ireland	4	3	1
3	JPN - Japan	4	3	1
5	ENG - England	4	2	2
6	ISR - Israel	4	1	3
6	SCO - Scotland	4	1	3
8	NED - Netherlands	4	0	4
8	WAL - Wales	4	0	4

## Group B

Rank	Team	Games	Wins	Losses
1	CAN - Canada	5	5	0
2	SLO - Slovenia	4	3	1
2	TPE - Chinese Taipei	4	3	1
4	NZL - New Zealand	5	3	2
5	POL - Poland	5	2	3
6	AUS - Australia	4	1	3
6	FIN - Finland	4	1	3
6	HUN - Hungary	4	1	3
9	LTU - Lithuania	5	1	4

## Group C

Rank	Team	Games	Wins	Losses
1	ESP - Spain	4	4	0
2	USA - United States	3	3	0
3	GER - Germany	4	3	1
4	ITA - Italy	3	2	1
5	EST - Estonia	3	1	2
6	AUT - Austria	4	1	3
7	IND - India	3	0	3
8	BRA - Brazil	4	0	4

## Group D

Rank	Team	Games	Wins	Losses
1	NOR - Norway	5	5	0
2	SUI - Switzerland	4	4	0
3	LAT - Latvia	4	3	1
4	SVK - Slovakia	5	2	3
5	CZE - Czechia	3	1	2
6	HKG - Hong Kong	4	1	3
6	UKR - Ukraine	4	1	3
8	NGR - Nigeria	5	0	5

## Note:

Under WCF rules, tie-breaking rules for standings are not applied until after the last game of the round robin.

## Legend:

LSD Last Stone Draw

LSFE(\*) Last Stone First End

X Unplayed/unfinished end due to concession



MON 16 OCT 2023  
Start Time 20:00

**Round Robin Session 12**

### Session Results and Standings

Sheet	Team	LSD/LSFE	1	2	3	4	5	6	7	8	Extra Ends	Total
<b>A</b>	NGR - Nigeria	303.4cm *	0	0	3	1	1	0	0	X		5
	CZE - Czechia	399.2cm	3	1	0	0	0	3	3	X		10
<b>B</b>	NOR - Norway	289.9cm *	2	2	1	0	2	0	X	X		7
	HKG - Hong Kong	301.6cm	0	0	0	1	0	1	X	X		2
<b>C</b>	TPE - Chinese Taipei	211.6cm	0	0	0	3	1	0	0	1		5
	NZL - New Zealand	98.3cm *	1	0	0	0	0	2	1	0		4
<b>E</b>	SVK - Slovakia	230.5cm	0	0	0	1	0	0	X	X		1
	LAT - Latvia	61.2cm *	2	1	2	0	1	3	X	X		9
<b>F</b>	LTU - Lithuania	143.9cm	0	2	0	1	0	0	1	0		4
	HUN - Hungary	103.0cm *	2	0	1	0	1	1	0	3		8

### Current Standings

Group A					Group B				
Rank	Team	Games	Wins	Losses	Rank	Team	Games	Wins	Losses
1	BEL - Belgium	4	4	0	1	CAN - Canada	4	4	0
1	SWE - Sweden	4	4	0	2	NZL - New Zealand	4	3	1
3	IRL - Ireland	4	3	1	2	SLO - Slovenia	4	3	1
3	JPN - Japan	4	3	1	2	TPE - Chinese Taipei	4	3	1
5	ENG - England	4	2	2	5	POL - Poland	4	2	2
6	ISR - Israel	4	1	3	6	AUS - Australia	4	1	3
6	SCO - Scotland	4	1	3	6	FIN - Finland	4	1	3
8	NED - Netherlands	4	0	4	6	HUN - Hungary	4	1	3
8	WAL - Wales	4	0	4	9	LTU - Lithuania	4	0	4

Group C					Group D				
Rank	Team	Games	Wins	Losses	Rank	Team	Games	Wins	Losses
1	ESP - Spain	4	4	0	1	NOR - Norway	4	4	0
2	USA - United States	3	3	0	2	SUI - Switzerland	3	3	0
3	GER - Germany	4	3	1	3	LAT - Latvia	4	3	1
4	ITA - Italy	3	2	1	4	CZE - Czechia	3	1	2
5	EST - Estonia	3	1	2	4	HKG - Hong Kong	3	1	2
6	AUT - Austria	4	1	3	4	UKR - Ukraine	3	1	2
7	IND - India	3	0	3	7	SVK - Slovakia	4	1	3
8	BRA - Brazil	4	0	4	8	NGR - Nigeria	4	0	4

**Note:**  
Under WCF rules, tie-breaking rules for standings are not applied until after the last game of the round robin.

**Legend:**  
**LSD** Last Stone Draw                      **LSFE(\*)** Last Stone First End                      **X** Unplayed/unfinished end due to concession







MON 16 OCT 2023  
Start Time 16:00

Round Robin Session 11

Session Results and Standings

Sheet	Team	LSD/LSFE	1	2	3	4	5	6	7	8	Extra Ends	Total
A	EST - Estonia	46.3cm *	3	0	4	3	0	0	X	X		10
	BRA - Brazil	239.1cm	0	1	0	0	0	1	X	X		2
B	ITA - Italy	146.9cm *	0	2	0	1	0	2	0	1		6
	AUT - Austria	217.2cm	0	0	1	0	1	0	1	0		3
C	NED - Netherlands	228.1cm	1	0	0	0	0	0	X	X		1
	IRL - Ireland	171.7cm *	0	2	1	3	1	3	X	X		10
D	IND - India	168.2cm	0	1	0	2	0	1	X	X		4
	ESP - Spain	136.5cm *	4	0	5	0	4	0	X	X		13
F	ENG - England	33.4cm *	0	0	3	0	0	0	0	X		3
	BEL - Belgium	49.3cm	0	2	0	2	0	1	1	X		6

Current Standings

Group A					Group B				
Rank	Team	Games	Wins	Losses	Rank	Team	Games	Wins	Losses
1	BEL - Belgium	4	4	0	1	CAN - Canada	4	4	0
1	SWE - Sweden	4	4	0	2	NZL - New Zealand	3	3	0
3	IRL - Ireland	4	3	1	3	SLO - Slovenia	4	3	1
3	JPN - Japan	4	3	1	4	TPE - Chinese Taipei	3	2	1
5	ENG - England	4	2	2	5	POL - Poland	4	2	2
6	ISR - Israel	4	1	3	6	AUS - Australia	4	1	3
6	SCO - Scotland	4	1	3	6	FIN - Finland	4	1	3
8	NED - Netherlands	4	0	4	8	HUN - Hungary	3	0	3
8	WAL - Wales	4	0	4	8	LTU - Lithuania	3	0	3
Group C					Group D				
Rank	Team	Games	Wins	Losses	Rank	Team	Games	Wins	Losses
1	ESP - Spain	4	4	0	1	NOR - Norway	3	3	0
2	USA - United States	3	3	0	1	SUI - Switzerland	3	3	0
3	GER - Germany	4	3	1	3	LAT - Latvia	3	2	1
4	ITA - Italy	3	2	1	4	HKG - Hong Kong	2	1	1
5	EST - Estonia	3	1	2	5	SVK - Slovakia	3	1	2
6	AUT - Austria	4	1	3	5	UKR - Ukraine	3	1	2
7	IND - India	3	0	3	7	CZE - Czechia	2	0	2
8	BRA - Brazil	4	0	4	8	NGR - Nigeria	3	0	3

Note:  
Under WCF rules, tie-breaking rules for standings are not applied until after the last game of the round robin.

Legend:  
**LSD** Last Stone Draw                      **LSFE(\*)** Last Stone First End                      **X** Unplayed/unfinished end due to concession



MON 16 OCT 2023  
Start Time 12:00

Round Robin Session 10

### Session Results and Standings

Sheet	Team	LSD/LSFE	1	2	3	4	5	6	7	8	Extra Ends	Total
A	FIN - Finland	204.2cm	2	3	2	1	0	2	X	X		10
	POL - Poland	173.4cm *	0	0	0	0	2	0	X	X		2
B	CAN - Canada	253.5cm	2	0	4	0	2	1	0	X		9
	LTU - Lithuania	102.5cm *	0	3	0	1	0	0	1	X		5
C	LAT - Latvia	172.8cm *	0	4	1	0	5	0	X	X		10
	UKR - Ukraine	186.1cm	2	0	0	1	0	1	X	X		4
D	NZL - New Zealand	117.4cm *	4	0	5	4	0	1	X	X		14
	SLO - Slovenia	303.2cm	0	1	0	0	3	0	X	X		4
E	AUS - Australia	99.4cm *	0	1	1	1	0	0	1	X		4
	TPE - Chinese Taipei	303.9cm	1	0	0	0	4	1	0	X		6
F	HKG - Hong Kong	140.4cm	0	1	0	0	1	0	X	X		2
	SUI - Switzerland	123.4cm *	2	0	2	3	0	1	X	X		8

### Current Standings

#### Group A

Rank	Team	Games	Wins	Losses
1	SWE - Sweden	4	4	0
2	BEL - Belgium	3	3	0
3	JPN - Japan	4	3	1
4	ENG - England	3	2	1
4	IRL - Ireland	3	2	1
6	ISR - Israel	4	1	3
6	SCO - Scotland	4	1	3
8	NED - Netherlands	3	0	3
9	WAL - Wales	4	0	4

#### Group B

Rank	Team	Games	Wins	Losses
1	CAN - Canada	4	4	0
2	NZL - New Zealand	3	3	0
3	SLO - Slovenia	4	3	1
4	TPE - Chinese Taipei	3	2	1
5	POL - Poland	4	2	2
6	AUS - Australia	4	1	3
6	FIN - Finland	4	1	3
8	HUN - Hungary	3	0	3
8	LTU - Lithuania	3	0	3

#### Group C

Rank	Team	Games	Wins	Losses
1	ESP - Spain	3	3	0
1	USA - United States	3	3	0
3	GER - Germany	4	3	1
4	ITA - Italy	2	1	1
5	AUT - Austria	3	1	2
6	EST - Estonia	2	0	2
6	IND - India	2	0	2
8	BRA - Brazil	3	0	3

#### Group D

Rank	Team	Games	Wins	Losses
1	NOR - Norway	3	3	0
1	SUI - Switzerland	3	3	0
3	LAT - Latvia	3	2	1
4	HKG - Hong Kong	2	1	1
5	SVK - Slovakia	3	1	2
5	UKR - Ukraine	3	1	2
7	CZE - Czechia	2	0	2
8	NGR - Nigeria	3	0	3

**Note:**  
Under WCF rules, tie-breaking rules for standings are not applied until after the last game of the round robin.

**Legend:**  
LSD Last Stone Draw                      LSFE(\*) Last Stone First End                      X Unplayed/unfinished end due to concession



MON 16 OCT 2023  
Start Time 8:00

Round Robin Session 9

### Session Results and Standings

Sheet	Team	LSD/LSFE	1	2	3	4	5	6	7	8	Extra Ends	Total
A	JPN - Japan	181.9cm *	2	0	1	0	4	0	0	1		8
	SCO - Scotland	192.0cm	0	1	0	1	0	2	3	0		7
B	SWE - Sweden	97.3cm *	0	1	0	2	0	0	3	1		7
	ENG - England	216.3cm	0	0	1	0	0	2	0	0		3
C	USA - United States	23.7cm *	0	2	1	3	0	3	X	X		9
	IND - India	193.3cm	1	0	0	0	1	0	X	X		2
D	IRL - Ireland	172.9cm *	3	2	4	5	0	1	X	X		15
	WAL - Wales	266.6cm	0	0	0	0	1	0	X	X		1
E	ISR - Israel	117.3cm *	3	1	0	1	2	2	X	X		9
	NED - Netherlands	150.6cm	0	0	2	0	0	0	X	X		2
F	AUT - Austria	201.2cm	0	0	1	0	2	0	X	X		3
	GER - Germany	73.3cm *	3	1	0	4	0	4	X	X		12

### Current Standings

Group A					Group B				
Rank	Team	Games	Wins	Losses	Rank	Team	Games	Wins	Losses
1	SWE - Sweden	4	4	0	1	CAN - Canada	3	3	0
2	BEL - Belgium	3	3	0	1	SLO - Slovenia	3	3	0
3	JPN - Japan	4	3	1	3	NZL - New Zealand	2	2	0
4	ENG - England	3	2	1	4	POL - Poland	3	2	1
4	IRL - Ireland	3	2	1	5	TPE - Chinese Taipei	2	1	1
6	ISR - Israel	4	1	3	6	AUS - Australia	3	1	2
6	SCO - Scotland	4	1	3	7	LTU - Lithuania	2	0	2
8	NED - Netherlands	3	0	3	8	FIN - Finland	3	0	3
9	WAL - Wales	4	0	4	8	HUN - Hungary	3	0	3

Group C					Group D				
Rank	Team	Games	Wins	Losses	Rank	Team	Games	Wins	Losses
1	ESP - Spain	3	3	0	1	NOR - Norway	3	3	0
1	USA - United States	3	3	0	2	SUI - Switzerland	2	2	0
3	GER - Germany	4	3	1	3	HKG - Hong Kong	1	1	0
4	ITA - Italy	2	1	1	4	LAT - Latvia	2	1	1
5	AUT - Austria	3	1	2	4	UKR - Ukraine	2	1	1
6	EST - Estonia	2	0	2	6	SVK - Slovakia	3	1	2
6	IND - India	2	0	2	7	CZE - Czechia	2	0	2
8	BRA - Brazil	3	0	3	8	NGR - Nigeria	3	0	3

**Note:**  
Under WCF rules, tie-breaking rules for standings are not applied until after the last game of the round robin.

**Legend:**  
**LSD** Last Stone Draw                      **LSFE(\*)** Last Stone First End                      **X** Unplayed/unfinished end due to concession





SUN 15 OCT 2023  
Start Time 20:00

**Round Robin Session 8**

**Session Results and Standings**

Sheet	Team	LSD/LSFE	1	2	3	4	5	6	7	8	Extra	Ends	Total
<b>A</b>	SLO - Slovenia	341.6cm	1	3	0	2	1	0	1	X			8
	HUN - Hungary	90.2cm *	0	0	1	0	0	1	0	X			2
<b>B</b>	NGR - Nigeria	162.4cm	0	0	0	0	1	0	X	X			1
	LAT - Latvia	160.2cm *	5	1	1	2	0	3	X	X			12
<b>C</b>	FIN - Finland	160.1cm *	0	1	0	0	3	0	0	X			4
	AUS - Australia	182.0cm	2	0	1	0	0	1	5	X			9
<b>D</b>	SVK - Slovakia	155.8cm	0	2	0	0	0	0	X	X			2
	NOR - Norway	121.7cm *	3	0	1	2	3	0	X	X			9
<b>E</b>	UKR - Ukraine	257.3cm	0	1	0	0	1	0	X	X			2
	SUI - Switzerland	101.5cm *	2	0	1	3	0	0	X	X			6
<b>F</b>	CZE - Czechia	312.6cm	0	0	0	1	0	1	1	1	0		4
	HKG - Hong Kong	206.7cm *	0	2	1	0	1	0	0	0	1		5

**Current Standings**

Group A					Group B				
Rank	Team	Games	Wins	Losses	Rank	Team	Games	Wins	Losses
1	BEL - Belgium	3	3	0	1	CAN - Canada	3	3	0
1	SWE - Sweden	3	3	0	1	SLO - Slovenia	3	3	0
3	ENG - England	2	2	0	3	NZL - New Zealand	2	2	0
4	JPN - Japan	3	2	1	4	POL - Poland	3	2	1
5	IRL - Ireland	2	1	1	5	TPE - Chinese Taipei	2	1	1
6	SCO - Scotland	3	1	2	6	AUS - Australia	3	1	2
7	NED - Netherlands	2	0	2	7	LTU - Lithuania	2	0	2
8	ISR - Israel	3	0	3	8	FIN - Finland	3	0	3
8	WAL - Wales	3	0	3	8	HUN - Hungary	3	0	3

Group C					Group D				
Rank	Team	Games	Wins	Losses	Rank	Team	Games	Wins	Losses
1	ESP - Spain	3	3	0	1	NOR - Norway	3	3	0
2	USA - United States	2	2	0	2	SUI - Switzerland	2	2	0
3	GER - Germany	3	2	1	3	HKG - Hong Kong	1	1	0
4	AUT - Austria	2	1	1	4	LAT - Latvia	2	1	1
4	ITA - Italy	2	1	1	4	UKR - Ukraine	2	1	1
6	IND - India	1	0	1	6	SVK - Slovakia	3	1	2
7	EST - Estonia	2	0	2	7	CZE - Czechia	2	0	2
8	BRA - Brazil	3	0	3	8	NGR - Nigeria	3	0	3

**Note:**  
Under WCF rules, tie-breaking rules for standings are not applied until after the last game of the round robin.

**Legend:**  
**LSD** Last Stone Draw     
**LSFE(\*)** Last Stone First End     
**X** Unplayed/unfinished end due to concession





SUN 15 OCT 2023  
Start Time 16:00

Round Robin Session 7

### Session Results and Standings

Sheet	Team	LSD/LSFE	1	2	3	4	5	6	7	8	Extra Ends	Total
A	ESP - Spain	217.2cm	2	0	0	1	0	1	0	1		5
	GER - Germany	167.3cm *	0	2	0	0	1	0	1	0		4
B	JPN - Japan	67.3cm	0	3	1	0	3	0	1	X		8
	NED - Netherlands	63.6cm *	1	0	0	1	0	1	0	X		3
D	ISR - Israel	220.7cm	0	0	1	0	0	1	X	X		2
	SWE - Sweden	203.3cm *	2	1	0	3	1	0	X	X		7
E	IRL - Ireland	399.2cm	0	0	0	0	0	1	X	X		1
	BEL - Belgium	29.1cm *	2	3	1	3	1	0	X	X		10
F	SCO - Scotland	82.0cm	0	0	0	1	0	2	0	0		3
	ENG - England	51.6cm *	0	0	3	0	1	0	1	3		8

### Current Standings

Group A					Group B				
Rank	Team	Games	Wins	Losses	Rank	Team	Games	Wins	Losses
1	BEL - Belgium	3	3	0	1	CAN - Canada	3	3	0
1	SWE - Sweden	3	3	0	2	NZL - New Zealand	2	2	0
3	ENG - England	2	2	0	2	SLO - Slovenia	2	2	0
4	JPN - Japan	3	2	1	4	POL - Poland	3	2	1
5	IRL - Ireland	2	1	1	5	TPE - Chinese Taipei	2	1	1
6	SCO - Scotland	3	1	2	6	AUS - Australia	2	0	2
7	NED - Netherlands	2	0	2	6	FIN - Finland	2	0	2
8	ISR - Israel	3	0	3	6	HUN - Hungary	2	0	2
8	WAL - Wales	3	0	3	6	LTU - Lithuania	2	0	2

Group C					Group D				
Rank	Team	Games	Wins	Losses	Rank	Team	Games	Wins	Losses
1	ESP - Spain	3	3	0	1	NOR - Norway	2	2	0
2	USA - United States	2	2	0	2	SUI - Switzerland	1	1	0
3	GER - Germany	3	2	1	2	UKR - Ukraine	1	1	0
4	AUT - Austria	2	1	1	4	SVK - Slovakia	2	1	1
4	ITA - Italy	2	1	1	5	CZE - Czechia	1	0	1
6	IND - India	1	0	1	5	LAT - Latvia	1	0	1
7	EST - Estonia	2	0	2	7	NGR - Nigeria	2	0	2
8	BRA - Brazil	3	0	3		HKG - Hong Kong	0		

**Note:**  
Under WCF rules, tie-breaking rules for standings are not applied until after the last game of the round robin.

**Legend:**  
LSD Last Stone Draw                              LSFE(\*) Last Stone First End                              X Unplayed/unfinished end due to concession





SUN 15 OCT 2023  
Start Time 12:00

Round Robin Session 6

### Session Results and Standings

Sheet	Team	LSD/LSFE	1	2	3	4	5	6	7	8	Extra Ends	Total
B	FIN - Finland	237.0cm	0	1	0	0	1	0	X	X		2
	TPE - Chinese Taipei	155.7cm *	4	0	1	2	0	2	X	X		9
C	NGR - Nigeria	399.2cm	0	0	1	1	1	0	0	X		3
	SVK - Slovakia	205.3cm *	2	1	0	0	0	3	1	X		7
D	AUS - Australia	220.1cm	0	1	0	1	0	0	0	X		2
	CAN - Canada	152.9cm *	2	0	1	0	2	0	2	X		7
E	NZL - New Zealand	385.9cm	1	0	0	2	0	1	0	1		5
	HUN - Hungary	80.4cm *	0	1	1	0	1	0	1	0		4
F	POL - Poland	253.2cm *	1	3	0	0	1	2	0	X		7
	LTU - Lithuania	259.5cm	0	0	0	1	0	0	1	X		2

### Current Standings

Group A					Group B				
Rank	Team	Games	Wins	Losses	Rank	Team	Games	Wins	Losses
1	BEL - Belgium	2	2	0	1	CAN - Canada	3	3	0
1	SWE - Sweden	2	2	0	2	NZL - New Zealand	2	2	0
3	ENG - England	1	1	0	2	SLO - Slovenia	2	2	0
3	IRL - Ireland	1	1	0	4	POL - Poland	3	2	1
5	JPN - Japan	2	1	1	5	TPE - Chinese Taipei	2	1	1
5	SCO - Scotland	2	1	1	6	AUS - Australia	2	0	2
7	NED - Netherlands	1	0	1	6	FIN - Finland	2	0	2
8	ISR - Israel	2	0	2	6	HUN - Hungary	2	0	2
9	WAL - Wales	3	0	3	6	LTU - Lithuania	2	0	2
Group C					Group D				
Rank	Team	Games	Wins	Losses	Rank	Team	Games	Wins	Losses
1	ESP - Spain	2	2	0	1	NOR - Norway	2	2	0
1	GER - Germany	2	2	0	2	SUI - Switzerland	1	1	0
1	USA - United States	2	2	0	2	UKR - Ukraine	1	1	0
4	AUT - Austria	2	1	1	4	SVK - Slovakia	2	1	1
4	ITA - Italy	2	1	1	5	CZE - Czechia	1	0	1
6	IND - India	1	0	1	5	LAT - Latvia	1	0	1
7	EST - Estonia	2	0	2	7	NGR - Nigeria	2	0	2
8	BRA - Brazil	3	0	3		HKG - Hong Kong	0		

**Note:**  
Under WCF rules, tie-breaking rules for standings are not applied until after the last game of the round robin.

**Legend:**  
LSD Last Stone Draw      LSFE(\*) Last Stone First End      X Unplayed/unfinished end due to concession



SUN 15 OCT 2023  
Start Time 8:00

**Round Robin Session 5**

**Session Results and Standings**

Sheet	Team	LSD/LSFE	1	2	3	4	5	6	7	8	Extra	Ends	Total
A	WAL - Wales	231.4cm	0	1	0	1	0	1	0	X			3
	BEL - Belgium	189.4cm *	1	0	1	0	3	0	3	X			8
B	EST - Estonia	58.8cm *	0	0	0	3	0	2	0	1			6
	USA - United States	148.1cm	2	0	0	0	3	0	3	0			8
C	JPN - Japan	205.4cm *	2	1	0	0	1	0	2	0	1		7
	ISR - Israel	247.7cm	0	0	0	2	0	2	0	2	0		6
E	IND - India	207.6cm *	0	1	0	1	0	0	0	X			2
	GER - Germany	226.6cm	2	0	2	0	1	1	1	X			7
F	BRA - Brazil	273.4cm	0	0	0	1	1	0	1	2			5
	AUT - Austria	74.2cm *	2	0	1	0	0	3	0	0			6

**Current Standings**

Group A					Group B				
Rank	Team	Games	Wins	Losses	Rank	Team	Games	Wins	Losses
1	BEL - Belgium	2	2	0	1	CAN - Canada	2	2	0
1	SWE - Sweden	2	2	0	1	SLO - Slovenia	2	2	0
3	ENG - England	1	1	0	3	NZL - New Zealand	1	1	0
3	IRL - Ireland	1	1	0	4	POL - Poland	2	1	1
5	JPN - Japan	2	1	1	5	AUS - Australia	1	0	1
5	SCO - Scotland	2	1	1	5	FIN - Finland	1	0	1
7	NED - Netherlands	1	0	1	5	HUN - Hungary	1	0	1
8	ISR - Israel	2	0	2	5	LTU - Lithuania	1	0	1
9	WAL - Wales	3	0	3	5	TPE - Chinese Taipei	1	0	1
Group C					Group D				
Rank	Team	Games	Wins	Losses	Rank	Team	Games	Wins	Losses
1	ESP - Spain	2	2	0	1	NOR - Norway	2	2	0
1	GER - Germany	2	2	0	2	SUI - Switzerland	1	1	0
1	USA - United States	2	2	0	2	UKR - Ukraine	1	1	0
4	AUT - Austria	2	1	1	4	CZE - Czechia	1	0	1
4	ITA - Italy	2	1	1	4	LAT - Latvia	1	0	1
6	IND - India	1	0	1	4	NGR - Nigeria	1	0	1
7	EST - Estonia	2	0	2	4	SVK - Slovakia	1	0	1
8	BRA - Brazil	3	0	3		HKG - Hong Kong	0		

**Note:**  
Under WCF rules, tie-breaking rules for standings are not applied until after the last game of the round robin.

**Legend:**  
**LSD** Last Stone Draw                      **LSFE(\*)** Last Stone First End                      **X** Unplayed/unfinished end due to concession



### Session Results and Standings

Sheet	Team	LSD/LSFE	1	2	3	4	5	6	7	8	Extra Ends	Total
A	NOR - Norway	107.0cm *	6	0	3	2	2	1	3	X		17
	NGR - Nigeria	281.9cm	0	1	0	0	0	0	0	X		1
B	NZL - New Zealand	99.4cm *	4	0	0	1	0	0	0	2		7
	AUS - Australia	201.1cm	0	1	2	0	0	2	0	0		5
C	LTU - Lithuania	179.6cm *	0	0	0	0	1	0	1	X		2
	SLO - Slovenia	184.2cm	1	1	0	1	0	1	0	X		4
D	HUN - Hungary	241.6cm	0	0	1	0	0	1	1	X		3
	POL - Poland	95.7cm *	0	2	0	3	1	0	0	X		6
F	CAN - Canada	218.5cm	1	2	0	0	3	0	2	X		8
	TPE - Chinese Taipei	184.3cm *	0	0	2	0	0	1	0	X		3

### Current Standings

Group A					Group B				
Rank	Team	Games	Wins	Losses	Rank	Team	Games	Wins	Losses
1	SWE - Sweden	2	2	0	1	CAN - Canada	2	2	0
2	BEL - Belgium	1	1	0	1	SLO - Slovenia	2	2	0
2	ENG - England	1	1	0	3	NZL - New Zealand	1	1	0
2	IRL - Ireland	1	1	0	4	POL - Poland	2	1	1
5	SCO - Scotland	2	1	1	5	AUS - Australia	1	0	1
6	ISR - Israel	1	0	1	5	FIN - Finland	1	0	1
6	JPN - Japan	1	0	1	5	HUN - Hungary	1	0	1
6	NED - Netherlands	1	0	1	5	LTU - Lithuania	1	0	1
9	WAL - Wales	2	0	2	5	TPE - Chinese Taipei	1	0	1

Group C					Group D				
Rank	Team	Games	Wins	Losses	Rank	Team	Games	Wins	Losses
1	ESP - Spain	2	2	0	1	NOR - Norway	2	2	0
2	GER - Germany	1	1	0	2	SUI - Switzerland	1	1	0
2	USA - United States	1	1	0	2	UKR - Ukraine	1	1	0
4	ITA - Italy	2	1	1	4	CZE - Czechia	1	0	1
5	AUT - Austria	1	0	1	4	LAT - Latvia	1	0	1
5	EST - Estonia	1	0	1	4	NGR - Nigeria	1	0	1
7	BRA - Brazil	2	0	2	4	SVK - Slovakia	1	0	1
	IND - India	0				HKG - Hong Kong	0		

**Note:**  
Under WCF rules, tie-breaking rules for standings are not applied until after the last game of the round robin.

**Legend:**  
**LSD** Last Stone Draw                      **LSFE(\*)** Last Stone First End                      **X** Unplayed/unfinished end due to concession





SAT 14 OCT 2023

Start Time 16:00

Round Robin Session 3

## Session Results and Standings

Sheet	Team	LSD/LSFE	1	2	3	4	5	6	7	8	Extra Ends	Total
A	SWE - Sweden	33.7cm *	2	0	4	0	1	0	0	1		8
	JPN - Japan	342.6cm	0	1	0	2	0	2	0	0		5
C	AUT - Austria	229.4cm	1	0	1	0	1	0	1	X		4
	ESP - Spain	42.8cm *	0	3	0	5	0	1	0	X		9
D	GER - Germany	66.9cm *	0	3	3	1	0	3	0	X		10
	BRA - Brazil	273.4cm	1	0	0	0	1	0	1	X		3
E	SCO - Scotland	112.0cm *	2	1	4	3	0	1	X	X		11
	WAL - Wales	399.2cm	0	0	0	0	0	0	X	X		0
F	ITA - Italy	124.2cm	0	1	0	1	0	2	0	0		4
	USA - United States	81.4cm *	1	0	1	0	1	0	1	4		8

## Current Standings

Group A					Group B				
Rank	Team	Games	Wins	Losses	Rank	Team	Games	Wins	Losses
1	SWE - Sweden	2	2	0	1	CAN - Canada	1	1	0
2	BEL - Belgium	1	1	0	1	SLO - Slovenia	1	1	0
2	ENG - England	1	1	0	3	FIN - Finland	1	0	1
2	IRL - Ireland	1	1	0	3	POL - Poland	1	0	1
5	SCO - Scotland	2	1	1		AUS - Australia	0		
6	ISR - Israel	1	0	1		HUN - Hungary	0		
6	JPN - Japan	1	0	1		LTU - Lithuania	0		
6	NED - Netherlands	1	0	1		NZL - New Zealand	0		
9	WAL - Wales	2	0	2		TPE - Chinese Taipei	0		

Group C					Group D				
Rank	Team	Games	Wins	Losses	Rank	Team	Games	Wins	Losses
1	ESP - Spain	2	2	0	1	NOR - Norway	1	1	0
2	GER - Germany	1	1	0	1	SUI - Switzerland	1	1	0
2	USA - United States	1	1	0	1	UKR - Ukraine	1	1	0
4	ITA - Italy	2	1	1	4	CZE - Czechia	1	0	1
5	AUT - Austria	1	0	1	4	LAT - Latvia	1	0	1
5	EST - Estonia	1	0	1	4	SVK - Slovakia	1	0	1
7	BRA - Brazil	2	0	2		HKG - Hong Kong	0		
	IND - India	0				NGR - Nigeria	0		

**Note:**

Under WCF rules, tie-breaking rules for standings are not applied until after the last game of the round robin.

**Legend:**

LSD Last Stone Draw

LSFE(\*) Last Stone First End

X Unplayed/unfinished end due to concession



SAT 14 OCT 2023  
Start Time 12:00

**Round Robin Session 2**

**Session Results and Standings**

Sheet	Team	LSD/LSFE	1	2	3	4	5	6	7	8	Extra Ends	Total
A	CAN - Canada	195.9cm *	3	0	2	4	1	0	X	X		10
	FIN - Finland	352.6cm	0	0	0	0	0	1	X	X		1
B	UKR - Ukraine	246.6cm	0	0	1	0	3	1	2	2		9
	SVK - Slovakia	239.1cm *	1	1	0	4	0	0	0	0		6
D	SUI - Switzerland	175.0cm *	2	0	0	4	0	3	1	X		10
	CZE - Czechia	200.0cm	0	1	1	0	1	0	0	X		3
E	POL - Poland	258.6cm	1	0	0	0	1	1	0	X		3
	SLO - Slovenia	256.3cm *	0	2	2	2	0	0	1	X		7
F	NOR - Norway	316.9cm	1	0	1	1	0	3	0	X		6
	LAT - Latvia	120.0cm *	0	1	0	0	1	0	1	X		3

**Current Standings**

Group A					Group B				
Rank	Team	Games	Wins	Losses	Rank	Team	Games	Wins	Losses
1	BEL - Belgium	1	1	0	1	CAN - Canada	1	1	0
1	ENG - England	1	1	0	1	SLO - Slovenia	1	1	0
1	IRL - Ireland	1	1	0	3	FIN - Finland	1	0	1
1	SWE - Sweden	1	1	0	3	POL - Poland	1	0	1
5	ISR - Israel	1	0	1		AUS - Australia	0		
5	NED - Netherlands	1	0	1		HUN - Hungary	0		
5	SCO - Scotland	1	0	1		LTU - Lithuania	0		
5	WAL - Wales	1	0	1		NZL - New Zealand	0		
	JPN - Japan	0				TPE - Chinese Taipei	0		
Group C					Group D				
Rank	Team	Games	Wins	Losses	Rank	Team	Games	Wins	Losses
1	ESP - Spain	1	1	0	1	NOR - Norway	1	1	0
1	ITA - Italy	1	1	0	1	SUI - Switzerland	1	1	0
3	BRA - Brazil	1	0	1	1	UKR - Ukraine	1	1	0
3	EST - Estonia	1	0	1	4	CZE - Czechia	1	0	1
	AUT - Austria	0			4	LAT - Latvia	1	0	1
	GER - Germany	0			4	SVK - Slovakia	1	0	1
	IND - India	0				HKG - Hong Kong	0		
	USA - United States	0				NGR - Nigeria	0		

**Note:**  
Under WCF rules, tie-breaking rules for standings are not applied until after the last game of the round robin.

**Legend:**  
**LSD** Last Stone Draw                      **LSFE(\*)** Last Stone First End                      **X** Unplayed/unfinished end due to concession



SAT 14 OCT 2023  
Start Time 8:00

Round Robin Session 1

### Session Results and Standings

Sheet	Team	LSD/LSFE	1	2	3	4	5	6	7	8	Extra Ends	Total
A	ITA - Italy	76.2cm *	0	3	1	0	0	3	0	X		7
	EST - Estonia	342.1cm	0	0	0	2	1	0	1	X		4
B	IRL - Ireland	149.6cm *	0	1	2	2	0	1	0	4		10
	ISR - Israel	399.2cm	4	0	0	0	2	0	1	0		7
C	ENG - England	202.1cm	0	2	3	1	0	1	0	X		7
	WAL - Wales	87.2cm *	1	0	0	0	1	0	1	X		3
D	BEL - Belgium	41.6cm *	0	3	0	1	0	0	2	X		6
	SCO - Scotland	76.6cm	1	0	0	0	1	1	0	X		3
E	BRA - Brazil	256.4cm *	0	1	0	0	0	0	X	X		1
	ESP - Spain	307.9cm	1	0	3	1	1	2	X	X		8
F	SWE - Sweden	51.1cm *	4	0	0	3	0	0	2	X		9
	NED - Netherlands	155.6cm	0	1	1	0	1	1	0	X		4

### Current Standings

Group A					Group B				
Rank	Team	Games	Wins	Losses	Rank	Team	Games	Wins	Losses
1	BEL - Belgium	1	1	0		AUS - Australia			
1	ENG - England	1	1	0		CAN - Canada			
1	IRL - Ireland	1	1	0		FIN - Finland			
1	SWE - Sweden	1	1	0		HUN - Hungary			
5	ISR - Israel	1	0	1		LTU - Lithuania			
5	NED - Netherlands	1	0	1		NZL - New Zealand			
5	SCO - Scotland	1	0	1		POL - Poland			
5	WAL - Wales	1	0	1		SLO - Slovenia			
	JPN - Japan	0				TPE - Chinese Taipei			
Group C					Group D				
Rank	Team	Games	Wins	Losses	Rank	Team	Games	Wins	Losses
1	ESP - Spain	1	1	0		CZE - Czechia			
1	ITA - Italy	1	1	0		HKG - Hong Kong			
3	BRA - Brazil	1	0	1		LAT - Latvia			
3	EST - Estonia	1	0	1		NGR - Nigeria			
	AUT - Austria	0				NOR - Norway			
	GER - Germany	0				SUI - Switzerland			
	IND - India	0				SVK - Slovakia			
	USA - United States	0				UKR - Ukraine			

**Note:**  
Under WCF rules, tie-breaking rules for standings are not applied until after the last game of the round robin.

**Legend:**  
**LSD** Last Stone Draw      **LSFE(\*)** Last Stone First End      **X** Unplayed/unfinished end due to concession



## Entry List by Event

As of FRI 13 OCT 2023

<b>AUS - Australia</b>		<b>Group B</b>	
4 S	PANOUSI Matt	M	R
3 V	WESTHAGEN Jennifer	F	R
2	CHICK Gerald	M	R
1	BOWES Beata	F	R
C	-		
O	-		

<b>AUT - Austria</b>		<b>Group C</b>	
4 V	TREICHL Teresa	F	L
3	SEIWALD Martin	M	R
2	MUELLER Emma	F	R
1 S	HIGATZBERGER Gernot	M	R
C	SCHROEDER Bjoern (GER)		
2C	SIEDLER Hans		

<b>BEL - Belgium</b>		<b>Group A</b>	
4 S	VERREYCKEN Timo	M	R
3 V	MICHIELS Mirte	F	R
2	SPRUYT Jeroen	M	R
1	VAN OOSTERWYCK Caro	F	R
C	HERMANS Gery		
O	-		

<b>BRA - Brazil</b>		<b>Group C</b>	
4 S	VILELA Sergio Mitsuo	M	R
3 V	MUGIUDA MARQUES Fernanda Tiema	F	L
2	RIBEIRO PIRES Felipe Augusto	M	R
1	DE SOUZA CAMPOS Fabiana Cristina	F	R
C	HIRSIG Nicole (SUI)		
O	CARLANA Andrea		

<b>CAN - Canada</b>		<b>Group B</b>	
4 S	ASSELIN Felix	M	R
3 V	ST-GEORGES Laurie	F	R
2	ASSELIN Emile	M	R
1	RILEY Emily	F	R
C	ST-GEORGES Michel		
O	-		

<b>CZE - Czechia</b>		<b>Group D</b>	
4 S	HOFERKA Milos	M	R
3 V	CIZKOVA Pavlina	F	R
2	LIAMAEV Danila	M	R
1	HALOVA Zuzana	F	R
C	-		
O	-		

<b>ENG - England</b>		<b>Group A</b>	
4 V	FOWLER Ben	M	R
3 S	FOWLER Anna	F	R
2	GIBSON Scott	M	R
1	MARTIN Annabelle	F	R
C	HORNSBY Jules		
O	-		

<b>ESP - Spain</b>		<b>Group C</b>	
4 S	VEZ Sergio	M	R
3 V	OTAEGI Oihane	F	R
2	UNANUE Mikel	M	R
1	OTAEGI Leire	F	R
C	-		
O	-		

<b>EST - Estonia</b>		<b>Group C</b>	
4	PADAMA Marten	M	R
3 V	KAARE Karoliine	F	R
2 S	KUKNER Karl	M	R
1	ELMIK Kaidi	F	R
C	-		
O	-		

<b>FIN - Finland</b>		<b>Group B</b>	
4 S	SANTTI Iikko	M	R
3 V	SANTTI Susanna	F	R
2	LAINEN Arto	M	R
1	SANTTI Virpi	F	R
C	-		
O	-		

<b>GER - Germany</b>		<b>Group C</b>	
4 S	SCHULZE Felix	M	R
3	OBERMANN Josephine	F	R
2	GOLDEMANN Sven	M	R
1 V	OCKER Constanze	F	R
C	-		
O	-		

<b>HKG - Hong Kong</b>		<b>Group D</b>	
4 S	CHANG Jason	M	R
3 V	HUNG Ling-Yue	F	R
2	LAM Michael Wai Ko	M	R
1	SHANG Ada	F	R
C	-		
O	-		

<b>HUN - Hungary</b>		<b>Group B</b>	
4	FOTI Balazs	M	R
3 V	HALASZ Csilla	F	R
2 S	EZSOL Gabor	M	R
1	SZABO Eniko	F	R
C	-		
O	-		

<b>IND - India</b>		<b>Group C</b>	
4 S	RAJU P. N.	M	R
3 V	CHAUDHARI Namini	F	L
2	ANTHAY SUTHAKARAN Girithar	M	R
1	PATEL Richa	F	R
C	-		
O	-		

## Entry List by Event

As of FRI 13 OCT 2023

<b>IRL - Ireland</b>		<b>Group A</b>	
4 S	MATHEWS Brian	M	R
3 V	McCORMICK Clare	F	R
2	MEDHURST Jason	M	R
1	McDONALD Stephanie	F	R
C	KENNY Johnjo		
O	-		

<b>ISR - Israel</b>		<b>Group A</b>	
4 S	POKRAS Alex	M	R
3 V	SONE Elana	F	R
2	HOROWITZ Aaron	M	R
1	POKRAS Helen	F	L
C	MORRISON Mark (USA)		
T	-		

<b>ITA - Italy</b>		<b>Group C</b>	
4 V	PIMPINI Alberto	M	R
3 S	GENTILE Barbara	F	R
2	PERUCCA Stefano	M	R
1	LOSANO Arianna	F	L
C	-		
O	MOLINATTI Eugenio		

<b>JPN - Japan</b>		<b>Group A</b>	
4 S	KAWANO Kantaro	M	R
3	URATAKI Natsumi	F	R
2	KASAI Yutaro	M	R
1 V	YAMAGUCHI Yuka	F	R
C	-		
O	-		

<b>LAT - Latvia</b>		<b>Group D</b>	
4 S	VEIDEMANIS Arnis	M	R
3 V	BARONE Evelina	F	R
2	BUNCIS Roberts Reinis	M	R
1	BARONE Daina	F	R
C	-		
O	-		

<b>LTU - Lithuania</b>		<b>Group B</b>	
4 S	RYMEIKIS Paulius	M	R
3	KIUDYTE Migle	F	R
2	KIUDYS Donatas	M	R
1 V	JURKUTE Mintaute	F	R
C	-		
O	-		

<b>NED - Netherlands</b>		<b>Group A</b>	
4 S	KLOMP Bart	M	R
3 V	WILLEMS Nikki	F	R
2	PUTTER Gerben	M	L
1	DIENDER Dagmar	F	L
C	BOLKENBAAS Olaf		
2C	CAMERON Andy (SCO)		

<b>NGR - Nigeria</b>		<b>Group D</b>	
4 S	WOODS III Harold	M	R
3 V	HASHI Jasmin	F	R
2	COLE T. J.	M	L
1	COLE Susana	F	R
C	-		
O	-		

<b>NOR - Norway</b>		<b>Group D</b>	
4 V	WALSTAD Steffen	M	R
3 S	RAMSFJELL Maia	F	R
2	HAARSTAD Andreas	M	R
1	MESLOE Eirin	F	R
C	-		
O	-		

<b>NZL - New Zealand</b>		<b>Group B</b>	
4 S	WATT Dave	M	R
3 V	SMITH Courtney	F	R
2	SHEARD William	M	L
1	DUNCAN Mhairi-Bronte	F	R
C	-		
O	-		

<b>POL - Poland</b>		<b>Group B</b>	
4 S	AUGUSTYNIAK Andrzej	M	R
3 V	WALCZAK Adela	F	R
2	HERTMAN Pawel	M	R
1	STARTEK Karolina	F	R
C	-		
O	-		

<b>SCO - Scotland</b>		<b>Group A</b>	
4 S	STRAWHORN Jack	M	R
3 V	MITCHELL Amy	F	R
2	JOHNSTON Kaleb	M	R
1	GALLACHER Kirsty	F	R
C	ANDREWS Scott		
O	-		

<b>SLO - Slovenia</b>		<b>Group B</b>	
4 S	SEVER Stefan	M	R
3 V	KREMZAR Nina	F	R
2	HARB Marko	M	R
1	CERNE Patricija	F	R
C	TOPLAK Tomaz		
O	-		

<b>SUI - Switzerland</b>		<b>Group D</b>	
4 V	HESS Yves	M	R
3 S	HEGNER Ursi	F	L
2	HOEHN Simon	M	R
1	BAUMANN Claudia	F	R
C	-		
O	-		

## Entry List by Event

As of FRI 13 OCT 2023

<b>SVK - Slovakia</b>		<b>Group D</b>	
4 V	POLAK Jakub	M	R
3 S	MATULOVA Daniela	F	R
2	MASARYK Robert	M	R
1	SCEPKOVA Martina	F	R
C	-		
O	-		

<b>SWE - Sweden</b>		<b>Group A</b>	
4 S	NYGREN Johan	M	R
3 V	WAAHLIN Jennie	F	R
2	CARLSEN Fredrik	M	R
1	SJOEBERG Fanny	F	R
C	CARLSEN Per		
O	-		

<b>TPE - Chinese Taipei</b>		<b>Group B</b>	
4 V	HSU Ken	M	R
3 S	YANG Ko	F	R
2	CHENG Henry	M	L
1	LEE Stephanie	F	R
C	-		
O	-		

<b>UKR - Ukraine</b>		<b>Group D</b>	
4 S	NIKOLOV Eduard	M	R
3	KOTOVA Anastasiia	F	R
2	SHCHUR Yaroslav	M	R
1 V	KALINICHENKO Yaroslava	F	R
C	LILL Erkki (EST)		
O	KOCHYK Iryna		

<b>USA - United States</b>		<b>Group C</b>	
4 S	BRUNDIDGE Jed	M	R
3 V	HAGENBUCH Isabella	F	R
2	RITTENOUR Cameron	M	R
1	HAGENBUCH Mae	F	R
C	HAGENBUCH Kate		
O	-		

<b>WAL - Wales</b>		<b>Group A</b>	
4 S	MEIKLE Adrian	M	R
3 V	WATSON Dawn	F	R
2	TANNER Andrew	M	R
1	GLAZIER Judith	F	R
C	-		
O	-		

**Note:**

Position and function for each team member:

**4** = Fourth, **3** = Third, **2** = Second, **1** = Lead, **S** = Skip, **V** = Vice-Skip

**C** = Coach, **2C** = 2nd Team Coach, **NC** = National Coach, **T** = Translator, **O** = Team Official

**Legend:**

**F** Female

**L** Left-handed

**M** Male

**R** Right-handed



## Competition Officials

As of FRI 13 OCT 2023

Function	Name	Organisation
<b>WCF President:</b>	WELLING Beau	USA - United States
<b>WCF Head of Competitions:</b>	ROETHLISBERGER Eeva	SUI - Switzerland
<b>WCF Technical Delegate:</b>	MUTCH Laura	SCO - Scotland
<b>Chief Umpire:</b>	McGOWAN John	SCO - Scotland
<b>Deputy Chief Umpire:</b>	STEWART Jim	SCO - Scotland
<b>Timing Supervisors:</b>	PETERS Lisa YOUNG Robin	WAL - Wales SCO - Scotland
<b>Chief Ice Technician:</b>	MARTIN Paul	SCO - Scotland
<b>Deputy Chief Ice Technician:</b>	BREWSTER Tom	SCO - Scotland



## Competition Schedule

As of FRI 13 OCT 2023

Date	Start Time	Session	Sheet A	Sheet B	Sheet C	Sheet D	Sheet E	Sheet F
SAT 14 OCT	8:00	1	ITA - EST	IRL - ISR	ENG - WAL	BEL - SCO	BRA - ESP	SWE - NED
	12:00	2	CAN - FIN	UKR - SVK		SUI - CZE	POL - SLO	NOR - LAT
	16:00	3	SWE - JPN		AUT - ESP	GER - BRA	SCO - WAL	ITA - USA
	20:30	4	NOR - NGR	NZL - AUS	LTU - SLO	HUN - POL		CAN - TPE
SUN 15 OCT	8:00	5	WAL - BEL	EST - USA	JPN - ISR		IND - GER	BRA - AUT
	12:00	6		FIN - TPE	NGR - SVK	AUS - CAN	NZL - HUN	POL - LTU
	16:00	7	ESP - GER	JPN - NED		ISR - SWE	IRL - BEL	SCO - ENG
	20:00	8	SLO - HUN	NGR - LAT	FIN - AUS	SVK - NOR	UKR - SUI	CZE - HKG
MON 16 OCT	8:00	9	JPN - SCO	SWE - ENG	USA - IND	IRL - WAL	ISR - NED	AUT - GER
	12:00	10	FIN - POL	CAN - LTU	LAT - UKR	NZL - SLO	AUS - TPE	HKG - SUI
	16:00	11	EST - BRA	ITA - AUT	NED - IRL	IND - ESP		ENG - BEL
	20:00	12	NGR - CZE	NOR - HKG	TPE - NZL		SVK - LAT	LTU - HUN
TUE 17 OCT	8:00	13	UKR - NOR	SUI - NGR	SVK - HKG	LTU - NZL	CAN - POL	
	12:00	14	IRL - SWE	BEL - JPN	ISR - ENG	AUT - IND	ITA - BRA	NED - WAL
	16:00	15	NZL - CAN	HUN - FIN	AUS - LTU	HKG - UKR	NOR - CZE	TPE - SLO
	20:00	16	IND - ITA	GER - EST		ENG - IRL	SWE - SCO	USA - ESP
WED 18 OCT	8:00	17	SUI - SVK		CZE - LAT	TPE - HUN	LTU - FIN	NGR - UKR
	12:00	18		ESP - ITA	BRA - USA	NED - BEL	ENG - JPN	EST - IND
	16:00	19	HUN - AUS	SLO - CAN	POL - TPE	LAT - SUI	HKG - NGR	FIN - NZL
	20:00	20	BEL - ISR	WAL - SWE	SCO - NED	USA - GER	AUT - EST	JPN - IRL
THU 19 OCT	8:00	21	TPE - LTU	CZE - UKR	HUN - CAN	SLO - FIN		AUS - POL
	12:00	22	USA - AUT	SCO - IRL	GER - ITA	ESP - EST	WAL - ISR	
	16:00	23	NED - ENG	POL - NZL	SUI - NOR		SLO - AUS	SVK - CZE
	20:00	24	LAT - HKG	BRA - IND	BEL - SWE	WAL - JPN		ISR - SCO
FRI 20 OCT	10:00	Qualification Games						
	18:00	Quarter-finals						
SAT 21 OCT	9:30	Semi-finals						
	14:30	Finals						

**Note:**

First named team in each game plays red-handled stones and wears dark coloured upper playing garments.  
Please check online for more details and the latest updates.