





RESULTS BOOK



**World Mixed
Curling Championship 2024
Aberdeen, Scotland**


12 - 19 October 2024






Final Standings

Rank	Team	Players	Position - Function	Gender	Group Rank	DSC
1	SWE - Sweden	GRANBOM Simon	4 S	M		
		THUNMAN Rebecka	3 V	F		
		PATZ Johannes	2	M		
		ALTEBRO Mikaela	1	F		
2	JPN - Japan	ICHITSUBO Shun	4 V	M		
		HASE Hinako	3 S	F		
		HASEGAWA Hiroki	2	M		
		TOKOYODA Chihiro	1	F		
3	SUI - Switzerland	WAGENSEIL Yves	4 V	M		
		WUEEST Nora	3 S	F		
		WUEEST Dieter	2	M		
		WUEEST Marion	1	F		
4	ESP - Spain	VEZ Sergio	4 S	M		
		OTAEGI Oihane	3 V	F		
		UNANUE Mikel	2	M		
		OTAEGI Leire	1	F		
5	NED - Netherlands	SPITS Simon	4 S	M		
		BOMAS Lisenka	3 V	F		
		ROS Floris	2	M		
		BOMAS Anandi	1	F		
5	NOR - Norway	VOLLAN ROENNING Martine	4 S	F		
		MORTEN BURAS Grunde	3 V	M		
		ROENNING Andrine Vollan	2	F		
		DAEHLIN Harald	1	M		
5	POL - Poland	JASIECKI Borys	4 S	M		
		DYDERSKA Julia	3 V	F		
		TELAJ Jeremi	2	M		
		WOJTAS Justyna	1	F		
5	USA - United States	FALCO David	4 S	M		
		WOOD Rebecca	3 V	F		
		WHEELER Lance	2	M		
		MOORES Clare	1	F		
9	CAN - Canada	MEACHEM Shaun	4 S	M		
		SCHAFER Kelly	3 V	F		
		HAICHERT Chris	2	M		
		HAICHERT Teejay	1	F		
9	CZE - Czechia	TABERY Krystof	4 S	M		
		FREDERIKSEN Karolina	3 V	F		
		SKALA Jakub	2	M		
		DUSKOVA Valentyna	1	F		
9	ITA - Italy	GONIN Simone	4 V	M		
		MAURINO Giorgia	3 S	F		
		MAURINO Lorenzo	2	M		
		MAURINO Anna Maria	1	F		




Final Standings

Rank	Team	Players	Position - Function	Gender	Group Rank	DSC
9	KAZ - Kazakhstan	ZHUZBAY Abylaikhan	4 S	M		
		ALLIYAROVA Tilsimay	3 V	F		
		ALLIYAR Aidos	2	M		
		TASTEMIR Merey	1	F		
9	NZL - New Zealand	SARGON Brett	4 S	M		
		THOMPSON Holly	3 V	F		
		FORD Kieran	2	M		
		RUSSELL Olivia	1	F		
9	SCO - Scotland	KENNEDY Neil	4 S	M		
		AGNEW Margaret	3 V	F		
		AGNEW John	2	M		
		KENNEDY Sheila	1	F		
9	SLO - Slovenia	ZELINKA Gaber Bor	4 S	M		
		GREGORI Liza	3 V	F		
		LANGUS Simon	2	M		
		JERE Lea	1	F		
9	UKR - Ukraine	NIKOLOV Eduard	4 S	M		
		KALINICHENKO Yaroslava	3	F		
		SUHAK Artem	2	M		
		MOSKALENKO Diana	1 V	F		
17	HUN - Hungary	FOTI Balazs	4	M	A4	52.57 cm
		HALASZ Csilla	3 V	F		
		EZSOL Gabor	2 S	M		
		SZABO Eniko	1	F		
18	DEN - Denmark	JENSEN Karolina	4 S	F	D4	56.35 cm
		GOLDBECK Liam	3 V	M		
		SCHACK Signe	2	F		
		KARGER Christian	1	M		
19	GER - Germany	GOLDEMANN Sven	4 S	M	E4	61.90 cm
		BEER Maike	3 V	F		
		RICKMERS Peter	2	M		
		EHNES Polina	1	F		
20	IRL - Ireland	WILSON John	4 S	M	B4	66.36 cm
		FYFE Alison	3 V	F		
		WHYTE Craig	2	M		
		WARD Jen	1	F		
21	AUS - Australia	PANOUSI Matt	4 S	M	B5	36.32 cm
		WESTHAGEN Jennifer	3 V	F		
		CHICK Gerald	2	M		
		POWELL Anne	1	F		
22	FIN - Finland	KUOSMANEN Paavo	4	M	E5	58.19 cm
		KITTI Laura	3	F		
		UUSIPAAVALNIEMI Jussi	2 S	M		
		NILHAMN-KUOSMANEN Bonnie	1 V	F		



Final Standings

Rank	Team	Players	Position - Function	Gender	Group Rank	DSC
23	EST - Estonia	KUKNER Karl	4 V	M	D5	63.48 cm
		MADISSON Triin	3 S	F		
		PADAMA Marten	2	M		
		ELMIK Kaidi	1	F		
24	HKG - Hong Kong, China	CHANG Jason	4 S	M	C5	103.70 cm
		HUNG Ling-Yue	3 V	F		
		CHUNG Christopher	2	M		
		SHANG Ada	1	F		
25	ENG - England	WOOLSTON Andrew	4 S	M	A5	127.84 cm
		GREGORY Lesley	3 V	F		
		GREGORY Martin	2	M		
		BALFOUR Kirsty	1	F		
26	TUR - Türkiye	ESER Selahattin	4 V	M	A6	56.84 cm
		ARZIK Nilay	3	F		
		NERSE Bilal Emre	2	M		
		URUSAN Ilknur	1 S	F		
27	IND - India	RAJU P. N.	4 S	M	B6	80.94 cm
		CHAUDHARI Namini	3 V	F		
		ANTHAY SUTHAKARAN Girithar	2	M		
		PATEL Richa	1	F		
28	WAL - Wales	COOMBS Garry	4 S	M	E6	95.87 cm
		BEEVER Laura	3 V	F		
		PHILLIPS Rhys	2	M		
		GLAZIER Judith	1	F		
29	AUT - Austria	KARG Johann	4 S	M	D6	99.86 cm
		HOESS Johanna	3 V	F		
		JOECHL Moritz	2	M		
		WITSCHEN Jill	1	F		
30	BRA - Brazil	VILELA Sergio Mitsuo	4 S	M	C6	124.43 cm
		SUMI Elen Naomi	3 V	F		
		YAMASHITA Arnaldo	2	M		
		RODRIGUEZ Giullia	1	F		
31	LAT - Latvia	VONDA Kriss	4 S	M	A7	79.05 cm
		REGZA Agate	3 V	F		
		VONDA Ricards	2	M		
		REGZA Darta	1	F		
32	SVK - Slovakia	KAJANOVA Gabriela	4 S	F	D7	97.03 cm
		SYKORA Marek	3 V	M		
		SYKOROVA Silvia	2	F		
		KAJAN David	1	M		
33	BEL - Belgium	VAN OOSTERWYCK Caro	4 S	F	E7	106.12 cm
		HEYLEN Dirk	3 V	M		
		HUIKAMP Annemiek	2	F		
		VAN DONINCK Wim	1	M		



Final Standings

Rank	Team	Players	Position - Function	Gender	Group Rank	DSC
34	TPE - Chinese Taipei	HOU Yi-Ler	4 S	M	C7	119.32 cm
		LI Ling-Zhi	3 V	F		
		LIN Chen-Han	2	M		
		LI Ling-Yi	1	F		
35	NGR - Nigeria	WOODS III Harold	4 S	M	B7	128.61 cm
		HASHI Jasmin	3 V	F		
		COLE T. J.	2	M		
		TODD Bobbie	1	F		
36	PHI - Philippines	ALIJIPAN Chad	4 S	M	A8	104.19 cm
		UMALI Donna	3 V	F		
		ONGLINGSWAN Alastair	2	M		
		ALIJIPAN Ashley	1	F		
37	PUR - Puerto Rico	VARGAS Jonathan	4 S	M	B8	134.48 cm
		CONLEY Rachel	3 V	F		
		SEPULVEDA Jose	2	M		
		SMITH Che	1	F		
38	ROU - Romania	GHERGIE Dan	4 S	M	C8	134.60 cm
		TRAILA Octavia	3 V	F		
		FELECAN Matei	2	M		
		BACALI Ania	1	F		
39	KEN - Kenya	ODHIAMBO Daniel	4 S	M	E8	147.00 cm
		OGUTA Laventer	3 V	F		
		KARANJA Simon	2	M		
		SALMA Sharleen	1	F		

Note:


Position and function for each team member:

4 = Fourth, **3** = Third, **2** = Second, **1** = Lead, **S** = Skip, **V** = Vice-Skip

Legend:

F Female

M Male



Competition Summary

Session	Date Time	Sheet A	Sheet B	Sheet C	Sheet D	Sheet E	Sheet F
Session 1	12 OCT 8:00	HKG 6-8 SLO	HUN 1-6 NZL	TUR 7-9 ^{EE} CAN	CZE 14-3 PHI	LAT 5-3 ENG	TPE 2-14 ESP
Session 2	12 OCT 12:00	DEN 7-5 EST		NGR 6-8 IND	FIN 4-5 KAZ	KEN 0-19 SUI	GER 1-8 BEL
Session 3	12 OCT 16:00	SCO 6-2 ROU	SWE 6-5 ^{EE} ITA	NED 1-8 JPN	POL 7-4 AUS	PUR 1-19 IRL	BRA 3-10 USA
Session 4	12 OCT 20:30	SUI 6-4 KAZ	WAL 4-10 UKR	GER 11-2 KEN	EST 2-9 NOR	SVK 7-8 ^{EE} AUT	
Session 5	13 OCT 8:00	IRL 9-1 NGR	AUS 12-1 PUR	SCO 7-2 HKG	IND 4-9 SWE	USA 9-1 ROU	ITA 2-8 POL
Session 6	13 OCT 12:00	ENG 7-3 PHI	SLO 3-5 ESP	TPE 4-7 BRA	LAT 1-19 CAN	NZL 10-6 CZE	TUR 5-7 HUN
Session 7	13 OCT 16:00		DEN 6-11 AUT	EST 9-4 SVK	KAZ 15-2 KEN	BEL 1-9 UKR	SUI 8-7 FIN
Session 8	13 OCT 20:00	POL 5-8 SWE	ITA 11-3 IND	JPN 3-10 NOR	GER 8-5 WAL	IRL 9-6 AUS	NGR 8-4 PUR
Session 9	14 OCT 8:00	BRA 1-11 ESP	BEL 2-11 FIN	SLO 3-7 USA	SCO 12-1 TPE		
Session 10	14 OCT 12:00	NOR 7-4 SVK	JPN 9-2 EST	UKR 6-7 SUI	DEN 5-7 NED	KAZ 11-3 GER	KEN 1-15 WAL
Session 11	14 OCT 16:00	HUN 2-6 CAN	BRA 8-2 ROU	LAT 6-7 TUR	PHI 3-11 NZL	HKG 2-9 ESP	CZE 8-6 ENG
Session 12	14 OCT 20:00	SLO 6-5 SCO	NGR 1-10 POL	IND 6-7 ^{EE} AUS	IRL 1-9 ITA	SWE 16-1 PUR	USA 9-2 TPE
Session 13	15 OCT 8:00	GER 4-7 UKR		AUT 5-6 NED			WAL 3-10 KAZ
Session 14	15 OCT 12:00	AUS 2-12 ITA	SCO 4-6 USA	SWE 12-2 NGR	PUR 1-15 POL	TPE 2-9 SLO	IND 2-8 IRL
Session 15	15 OCT 16:00	SVK 1-8 JPN	KEN 1-16 BEL	SUI 4-9 WAL	UKR 7-5 FIN	NOR 7-2 DEN	PHI 2-13 LAT
Session 16	15 OCT 20:00	NZL 4-13 TUR	CZE 6-4 HUN	ESP 14-0 ROU	HKG 11-2 BRA	ENG 3-9 CAN	EST 9-2 AUT
Session 17	16 OCT 8:00	KEN 1-11 FIN	IRL 5-8 SWE	ITA 17-2 PUR	AUS 10-2 NGR	IND 2-9 POL	NOR 6-4 NED
Session 18	16 OCT 12:00	WAL 7-3 BEL	NZL 9-3 LAT	CAN 10-2 CZE	HUN 10-2 ENG	TUR 11-2 PHI	SVK 3-9 DEN
Session 19	16 OCT 16:00	ROU 6-7 TPE	UKR 7-8 KAZ	FIN 3-9 GER	NED 6-4 EST	AUT 0-7 JPN	SLO 9-4 BRA
Session 20	16 OCT 20:00	USA 7-2 HKG	CAN 15-1 PHI		BEL 5-7 SUI	HUN 9-3 LAT	ESP 8-1 SCO
Session 21	17 OCT 8:00		NED 9-1 SVK	NZL 3-4 ENG	TUR 1-4 CZE	FIN 12-2 WAL	SWE 7-1 AUS
Session 22	17 OCT 12:00	PUR 1-16 IND	SUI 12-5 GER	POL 7-5 IRL	JPN 6-7 ^{EE} DEN	NGR 2-12 ITA	ROU 2-6 HKG
Session 23	17 OCT 16:00	AUT 0-11 NOR	ENG 7-5 TUR	PHI 1-11 HUN	ESP 1-6 USA		UKR 14-1 KEN
Session 24	17 OCT 20:00	CZE 7-3 LAT	HKG 9-2 TPE	KAZ 12-1 BEL	ROU 1-13 SLO	BRA 3-12 SCO	CAN 8-5 NZL
1/8-final S.1	18 OCT 9:00		CZE 3-9 POL	UKR 3-6 SUI	NZL 1-6 USA	SCO 2-4 SWE	
1/8-final S.2	18 OCT 13:00		JPN 8-5 KAZ	ITA 6-8 ESP	NED 6-4 ^{EE} CAN	NOR 6-4 SLO	
Quarter-finals	18 OCT 19:00		NOR 3-5 ESP	NED 3-8 JPN	SWE 9-6 POL	USA 2-5 SUI	
Semi-finals	19 OCT 9:00		SUI 4-6 SWE			ESP 4-9 JPN	
Finals	19 OCT 15:00			SUI 4-2 ESP	SWE 5-4 JPN		



Competition Summary

Standings after Round Robin


Group A						Group B										
Rank	Team	Games	Wins	Losses		Rank	Team	Games	Wins	Losses						
1	CAN - Canada	7	7	0	Q	DSC	53.04cm	1	SWE - Sweden	7	7	0	Q	DSC	35.05cm	
2	CZE - Czechia	7	5	2	Q	DSC	79.63cm	2	POL - Poland	7	6	1	Q	DSC	76.22cm	
3	NZL - New Zealand	7	4	3	Q	w1	DSC	53.01cm	3	ITA - Italy	7	5	2	Q	DSC	36.41cm
4	HUN - Hungary	7	4	3	w0	DSC	52.57cm	4	IRL - Ireland	7	4	3		DSC	66.36cm	
5	ENG - England	7	3	4	w1			5	AUS - Australia	7	3	4				
6	TUR - Türkiye	7	3	4	w0			6	IND - India	7	2	5				
7	LAT - Latvia	7	2	5				7	NGR - Nigeria	7	1	6				
8	PHI - Philippines	7	0	7				8	PUR - Puerto Rico	7	0	7				

Group C						Group D										
Rank	Team	Games	Wins	Losses		Rank	Team	Games	Wins	Losses						
1	USA - United States	7	7	0	Q	DSC	71.44cm	1	NOR - Norway	6	6	0	Q	DSC	57.43cm	
2	ESP - Spain	7	6	1	Q	DSC	49.29cm	2	JPN - Japan	6	4	2	Q	w1	DSC	54.17cm
3	SLO - Slovenia	7	5	2	Q	DSC	55.13cm	3	NED - Netherlands	6	4	2	Q	w0	DSC	69.98cm
4	SCO - Scotland	7	4	3	Q	DSC	47.95cm	4	DEN - Denmark	6	3	3		DSC	56.35cm	
5	HKG - Hong Kong, China	7	3	4				5	EST - Estonia	6	2	4	w1			
6	BRA - Brazil	7	2	5				6	AUT - Austria	6	2	4	w0			
7	TPE - Chinese Taipei	7	1	6				7	SVK - Slovakia	6	0	6				
8	ROU - Romania	7	0	7												

Group E								
Rank	Team	Games	Wins	Losses				
1	SUI - Switzerland	7	6	1	Q	w1	DSC	59.95cm
2	KAZ - Kazakhstan	7	6	1	Q	w0	DSC	80.64cm
3	UKR - Ukraine	7	5	2	Q		DSC	53.78cm
4	GER - Germany	7	3	4	w2	DSC	61.90cm	
5	FIN - Finland	7	3	4	w1			
6	WAL - Wales	7	3	4	w0			
7	BEL - Belgium	7	2	5				
8	KEN - Kenya	7	0	7				

Merged Group Standings

Rank	Team	Round Robin Results			Rank	Team	Round Robin Results			Rank	Team	Round Robin Results		
		Group Rank		DSC			Group Rank		DSC			Group Rank		DSC
1	SWE - Sweden	B	1	35.05cm	14	SLO - Slovenia	C	3	55.13cm	27	IND - India	B	6	80.94cm
2	CAN - Canada	A	1	53.04cm	15	NED - Netherlands	D	3	69.98cm	28	WAL - Wales	E	6	95.87cm
3	NOR - Norway	D	1	57.43cm	16	SCO - Scotland	C	4	47.95cm	29	AUT - Austria	D	6	99.86cm
4	SUI - Switzerland	E	1	59.95cm	17	HUN - Hungary	A	4	52.57cm	30	BRA - Brazil	C	6	124.43cm
5	USA - United States	C	1	71.44cm	18	DEN - Denmark	D	4	56.35cm	31	LAT - Latvia	A	7	79.05cm
6	ESP - Spain	C	2	49.29cm	19	GER - Germany	E	4	61.90cm	32	SVK - Slovakia	D	7	97.03cm
7	JPN - Japan	D	2	54.17cm	20	IRL - Ireland	B	4	66.36cm	33	BEL - Belgium	E	7	106.12cm
8	POL - Poland	B	2	76.22cm	21	AUS - Australia	B	5	36.32cm	34	TPE - Chinese Taipei	C	7	119.32cm
9	CZE - Czechia	A	2	79.63cm	22	FIN - Finland	E	5	58.19cm	35	NGR - Nigeria	B	7	128.61cm
10	KAZ - Kazakhstan	E	2	80.64cm	23	EST - Estonia	D	5	63.48cm	36	PHI - Philippines	A	8	104.19cm
11	ITA - Italy	B	3	36.41cm	24	HKG - Hong Kong	C	5	103.70cm	37	PUR - Puerto Rico	B	8	134.48cm
12	NZL - New Zealand	A	3	53.01cm	25	ENG - England	A	5	127.84cm	38	ROU - Romania	C	8	134.60cm
13	UKR - Ukraine	E	3	53.78cm	26	TUR - Türkiye	A	6	56.84cm	39	KEN - Kenya	E	8	147.00cm



Competition Summary

Play-offs Bracket

1/8 finals		Quarter-finals		Semi-finals		Finals		Final Standings	
1	SWE 4							1	SWE - Sweden
	Sheet E G1	SWE 9						2	JPN - Japan
16	SCO 2							3	SUI - Switzerland
	Sheet D G9							4	ESP - Spain
8	POL 9							5	NED - Netherlands
	Sheet B G2	POL 6						5	POL - Poland
9	CZE 3							5	USA - United States
	Sheet D G3	USA 2						9	CAN - Canada
5	USA 6							9	CZE - Czechia
	Sheet E G10	SUI 4						9	ITA - Italy
12	NZL 1							9	KAZ - Kazakhstan
	Sheet C G4	SUI 5						9	NZL - New Zealand
4	SUI 6							9	SCO - Scotland
	Sheet E G5	NOR 3						9	SLO - Slovenia
13	UKR 3							9	UKR - Ukraine
	Sheet E G5	NOR 3						17	HUN - Hungary
3	NOR 6							18	DEN - Denmark
	Sheet B G6	ESP 4						19	GER - Germany
14	SLO 4							20	IRL - Ireland
	Sheet C G6	ESP 5						21	AUS - Australia
6	ESP 8							22	FIN - Finland
	Sheet E G11	JPN 8						23	EST - Estonia
11	ITA 6							24	HKG - Hong Kong, China
	Sheet B G7	JPN 8						25	ENG - England
7	JPN 8							26	TUR - Türkiye
	Sheet C G12	JPN 9						27	IND - India
10	KAZ 5							28	WAL - Wales
	Sheet D G8	NED 3						29	AUT - Austria
2	CAN 4							30	BRA - Brazil
	Sheet C G16							31	LAT - Latvia
15	NED 6							32	SVK - Slovakia
								33	BEL - Belgium
								34	TPE - Chinese Taipei
								35	NGR - Nigeria
								36	PHI - Philippines
								37	PUR - Puerto Rico
								38	ROU - Romania
								39	KEN - Kenya

Legend:

DSC Draw Shot Challenge

EE Extra End

Q Qualified for the play-offs

wn Number of wins (n) against tied teams



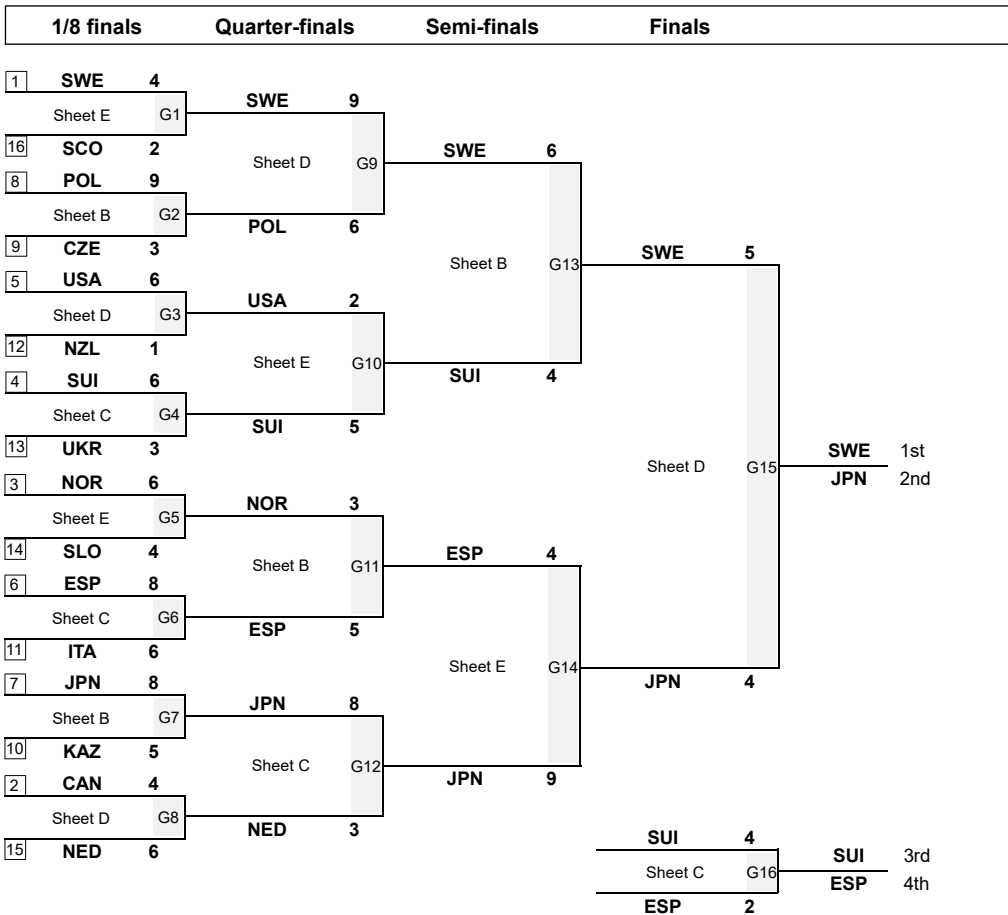
SAT 19 OCT 2024
Start Time 15:00

Finals **WORLD CURLING**

Session Results and Standings

Sheet	Team	LSD/LSFE	1	2	3	4	5	6	7	8	Extra Ends	Total
C	SUI - Switzerland	89.6cm	0	0	0	0	2	0	1	1		4
	ESP - Spain	50.6cm *	0	0	1	0	0	1	0	0		2
D	SWE - Sweden	97.0cm	0	1	1	1	0	1	0	1		5
	JPN - Japan	58.4cm *	1	0	0	0	1	0	2	0		4

Play-offs Bracket



Final Standings

- 1 SWE - Sweden
- 2 JPN - Japan
- 3 SUI - Switzerland
- 4 ESP - Spain
- 5 NED - Netherlands
- 5 NOR - Norway
- 5 POL - Poland
- 5 USA - United States
- 9 CAN - Canada
- 9 CZE - Czechia
- 9 ITA - Italy
- 9 KAZ - Kazakhstan
- 9 NZL - New Zealand
- 9 SCO - Scotland
- 9 SLO - Slovenia
- 9 UKR - Ukraine
- 17 HUN - Hungary
- 18 DEN - Denmark
- 19 GER - Germany
- 20 IRL - Ireland
- 21 AUS - Australia
- 22 FIN - Finland
- 23 EST - Estonia
- 24 HKG - Hong Kong, China
- 25 ENG - England
- 26 TUR - Türkiye
- 27 IND - India
- 28 WAL - Wales
- 29 AUT - Austria
- 30 BRA - Brazil
- 31 LAT - Latvia
- 32 SVK - Slovakia
- 33 BEL - Belgium
- 34 TPE - Chinese Taipei
- 35 NGR - Nigeria
- 36 PHI - Philippines
- 37 PUR - Puerto Rico
- 38 ROU - Romania
- 39 KEN - Kenya



WMxCC 2024
Aberdeen, Scotland

World Mixed Curling Championship 2024
Curl Aberdeen



SAT 19 OCT 2024
Start Time 15:00

Finals


**WORLD
CURLING**

Session Results and Standings

Legend:

LSD Last Stone Draw

LSFE(*) Last Stone First End



SAT 19 OCT 2024
Start Time 15:00

Bronze Medal Game



Game Results

Sheet	Team	LSFE	1	2	3	4	5	6	7	8	Extra Ends	Total
C	SUI - Switzerland		0	0	0	0	2	0	1	1		4
	ESP - Spain	*	0	0	1	0	0	1	0	0		2

SUI - Switzerland		
4 V	WAGENSEIL Yves	M
3 S	WUEEST Nora	F
2	WUEEST Dieter	M
1	WUEEST Marion	F


ESP - Spain		
4 S	VEZ Sergio	M
3 V	OTAEGI Oihane	F
2	UNANUE Mikel	M
1	OTAEGI Leire	F

Last Stone Draw		Distance
↻	WAGENSEIL Yves	62.7cm
↻	WUEEST Marion	26.9cm
Total		89.6cm

Last Stone Draw		Distance
↻	VEZ Sergio	13.7cm
↻	UNANUE Mikel	36.9cm
Total		50.6cm

Note:
Position and function for each team member:
4 = Fourth, 3 = Third, 2 = Second, 1 = Lead, S = Skip, V = Vice-Skip

Legend:
↻ Clockwise ↻ Counter-clockwise F Female
LSFE(*) Last Stone First End M Male



SAT 19 OCT 2024
Start Time 15:00

Gold Medal Game



Game Results

Sheet	Team	LSFE	1	2	3	4	5	6	7	8	Extra Ends	Total
D	SWE - Sweden		0	1	1	1	0	1	0	1		5
	JPN - Japan	*	1	0	0	0	1	0	2	0		4

SWE - Sweden		
4 S	GRANBOM Simon	M
3 V	THUNMAN Rebecka	F
2	PATZ Johannes	M
1	ALTEBRO Mikaela	F


JPN - Japan		
4 V	ICHITSUBO Shun	M
3 S	HASE Hinako	F
2	HASEGAWA Hiroki	M
1	TOKOYODA Chihiro	F

Last Stone Draw		Distance
⌚	THUNMAN Rebecka	72.8cm
⌚	GRANBOM Simon	24.2cm
Total		97.0cm

Last Stone Draw		Distance
⌚	HASEGAWA Hiroki	43.1cm
⌚	HASE Hinako	15.3cm
Total		58.4cm

Note:
Position and function for each team member:
4 = Fourth, 3 = Third, 2 = Second, 1 = Lead, S = Skip, V = Vice-Skip

Legend:
⌚ Clockwise ⌚ Counter-clockwise F Female
LSFE(*) Last Stone First End M Male



Scoring Analysis

Team	Games	LSFE	Stolen Ends	Last Stone Eff.	Force Eff.	Points Scored							Total	Plus / Minus
						0	1	2	3	4	>4			
CAN	For	6	12	58%	75%	3	9	12	5	5	2	80	+53	
	Against	2	5			0	16	4	1	0	0	27		
SWE	For	5	23	48%	54%	2	32	8	9	1	2	90	+51	
	Against	6	0			0	14	11	1	0	0	39		
ESP	For	7	17	37%	61%	4	17	9	9	2	2	81	+44	
	Against	4	8			8	16	9	1	0	0	37		
ITA	For	6	9	64%	74%	1	7	10	4	5	3	74	+42	
	Against	2	5			0	19	3	1	1	0	32		
POL	For	5	16	54%	68%	1	14	10	10	3	0	76	+41	
	Against	4	5			1	16	5	3	0	0	35		
USA	For	5	23	63%	73%	3	20	9	5	1	1	62	+40	
	Against	4	3			2	14	4	0	0	0	22		
KAZ	For	4	15	45%	56%	0	13	8	5	4	2	70	+36	
	Against	4	5			2	12	5	4	0	0	34		
NOR	For	5	15	48%	75%	2	17	9	5	1	1	59	+35	
	Against	3	3			3	14	5	0	0	0	24		
SUI	For	8	14	47%	55%	9	15	11	8	4	1	82	+33	
	Against	3	9			2	18	9	3	1	0	49		
JPN	For	5	22	46%	74%	0	17	17	5	1	0	70	+32	
	Against	5	8			3	20	5	1	0	1	38		
UKR	For	7	15	38%	53%	2	19	5	6	4	0	63	+27	
	Against	1	7			1	11	9	1	1	0	36		
IRL	For	3	10	45%	57%	0	9	8	4	2	2	56	+22	
	Against	4	7			2	13	5	2	0	1	34		
FIN	For	5	8	40%	71%	1	8	6	4	4	1	53	+19	
	Against	2	10			1	19	2	1	2	0	34		
SLO	For	5	8	48%	60%	3	14	10	4	1	1	55	+19	
	Against	3	5			1	17	5	3	0	0	36		
SCO	For	6	13	23%	67%	3	15	6	4	0	2	49	+17	
	Against	2	8			3	17	4	1	1	0	32		
HUN	For	3	13	35%	64%	0	14	5	4	2	0	44	+15	
	Against	4	5			5	12	4	3	0	0	29		
TUR	For	6	9	38%	40%	4	12	6	5	1	1	49	+10	
	Against	1	8			0	12	7	3	1	0	39		
NZL	For	4	11	32%	40%	3	13	11	2	2	0	49	+5	
	Against	4	8			2	12	5	4	1	1	44		
CZE	For	3	9	31%	59%	1	13	5	5	3	0	50	+4	
	Against	5	9			5	13	8	3	2	0	46		
HKG	For	4	9	32%	50%	2	15	6	2	0	1	38	+1	
	Against	3	7			3	11	7	2	0	1	37		



Scoring Analysis

Team	Games	LSFE	Stolen Ends	Last Stone Eff.	Force Eff.	Points Scored							Total	Plus / Minus
						0	1	2	3	4	>4			
NED	For	6	7	24%	75%	1	17	8	3	0	0	42	+1	
	Against	2	12			0	20	4	3	1	0	41		
AUS	For	6	8	32%	33%	1	13	9	1	2	0	42	-2	
	Against	1	8			1	10	7	4	2	0	44		
DEN	For	2	3	41%	63%	1	9	5	3	2	0	36	-3	
	Against	4	6			2	13	4	3	1	1	39		
WAL	For	3	7	35%	38%	0	12	7	3	1	1	45	-3	
	Against	4	6			3	9	6	3	2	2	48		
EST	For	3	8	28%	25%	4	13	4	2	1	0	31	-6	
	Against	3	6			0	4	10	3	1	0	37		
GER	For	3	7	35%	38%	1	9	6	4	2	0	41	-7	
	Against	4	9			1	10	9	4	2	0	48		
IND	For	4	5	30%	35%	1	11	6	2	3	0	41	-10	
	Against	3	6			1	7	8	5	2	1	51		
ENG	For	2	5	30%	50%	5	11	6	3	0	0	32	-11	
	Against	5	8			2	13	6	2	3	0	43		
BEL	For	1	9	25%	46%	1	8	7	2	2	0	36	-12	
	Against	6	10			2	11	3	5	4	0	48		
AUT	For	1	6	19%	23%	0	8	5	1	0	1	26	-20	
	Against	5	12			2	12	8	3	1	1	46		
LAT	For	3	9	20%	46%	1	11	7	3	0	0	34	-22	
	Against	4	13			3	10	9	4	1	2	56		
SVK	For	3	1	21%	15%	2	7	4	0	0	1	20	-30	
	Against	3	13			1	9	11	5	1	0	50		
BRA	For	2	4	23%	31%	0	11	7	1	0	0	28	-31	
	Against	5	11			0	10	8	6	0	3	59		
NGR	For	2	2	10%	19%	0	11	2	1	1	0	22	-43	
	Against	5	16			0	12	11	6	2	1	65		
TPE	For	3	3	10%	15%	1	13	2	1	0	0	20	-46	
	Against	4	16			0	9	10	6	1	3	66		
ROU	For	0	5	0%	50%	0	11	0	1	0	0	14	-49	
	Against	7	24			0	20	7	7	2	0	63		
PHI	For	3	3	6%	14%	0	11	2	0	0	0	15	-67	
	Against	4	22			0	10	12	8	6	0	82		
PUR	For	0	1	3%	14%	0	9	1	0	0	0	11	-92	
	Against	7	20			0	6	6	9	9	4	103		
KEN	For	0	3	0%	0%	0	8	0	0	0	0	8	-93	
	Against	7	24			1	5	4	12	9	3	101		
Total	149		367			63	496	259	136	60	25	1'794		



Scoring Analysis

Note:
Stolen ends are the ends won without the last stone advantage.
Last Stone Efficiency: Scoring two or more points with last stone advantage.
Force Efficiency: Forcing the opponent team to score only one point when they have the last stone advantage.

Legend:
>4 More than four points scored **Eff.** Efficiency **LSFE** Last Stone First End



Summary of Big Ends

Points Scored	By	Against	Session	End	Game Result
6	CAN - Canada	LAT - Latvia	6	6	19 : 1
6	CAN - Canada	LAT - Latvia	6	4	19 : 1
6	ESP - Spain	HKG - Hong Kong, China	11	2	9 : 2
6	IRL - Ireland	PUR - Puerto Rico	3	1	19 : 1
6	SWE - Sweden	PUR - Puerto Rico	12	5	16 : 1
6	TUR - Türkiye	NZL - New Zealand	16	2	13 : 4
6	WAL - Wales	KEN - Kenya	10	4	15 : 1
5	ITA - Italy	NGR - Nigeria	22	6	12 : 2
5	ITA - Italy	PUR - Puerto Rico	17	4	17 : 2
5	ITA - Italy	IND - India	8	5	11 : 3
5	KAZ - Kazakhstan	WAL - Wales	13	2	10 : 3
5	KAZ - Kazakhstan	KEN - Kenya	7	5	15 : 2
5	SCO - Scotland	BRA - Brazil	24	3	12 : 3
5	SCO - Scotland	TPE - Chinese Taipei	9	4	12 : 1
5	AUT - Austria	DEN - Denmark	7	6	11 : 6
5	ESP - Spain	TPE - Chinese Taipei	1	4	14 : 2
5	FIN - Finland	WAL - Wales	21	3	12 : 2
5	HKG - Hong Kong, China	BRA - Brazil	16	1	11 : 2
5	IRL - Ireland	PUR - Puerto Rico	3	3	19 : 1
5	NOR - Norway	JPN - Japan	8	3	10 : 3
5	SLO - Slovenia	TPE - Chinese Taipei	14	1	9 : 2
5	SUI - Switzerland	KEN - Kenya	2	1	19 : 0
5	SVK - Slovakia	AUT - Austria	4	2	7 : 8
5	SWE - Sweden	IRL - Ireland	17	3	8 : 5
5	USA - United States	BRA - Brazil	3	3	10 : 3
4	CAN - Canada	PHI - Philippines	20	5	15 : 1
4	CAN - Canada	CZE - Czechia	18	5	10 : 2
4	CAN - Canada	ENG - England	16	6	9 : 3
4	CAN - Canada	LAT - Latvia	6	1	19 : 1
4	CAN - Canada	TUR - Türkiye	1	8	9 : 7
4	ITA - Italy	PUR - Puerto Rico	17	5	17 : 2
4	ITA - Italy	PUR - Puerto Rico	17	3	17 : 2
4	ITA - Italy	PUR - Puerto Rico	17	1	17 : 2
4	ITA - Italy	AUS - Australia	14	6	12 : 2
4	ITA - Italy	AUS - Australia	14	4	12 : 2
4	FIN - Finland	WAL - Wales	21	5	12 : 2
4	FIN - Finland	KEN - Kenya	17	6	11 : 1
4	FIN - Finland	UKR - Ukraine	15	5	5 : 7



Summary of Big Ends

Points Scored	By	Against	Session	End	Game Result
4	FIN - Finland	BEL - Belgium	9	1	11: 2
4	KAZ - Kazakhstan	BEL - Belgium	24	5	12: 1
4	KAZ - Kazakhstan	BEL - Belgium	24	4	12: 1
4	KAZ - Kazakhstan	WAL - Wales	13	5	10: 3
4	KAZ - Kazakhstan	KEN - Kenya	7	3	15: 2
4	SUI - Switzerland	GER - Germany	22	4	12: 5
4	SUI - Switzerland	GER - Germany	22	1	12: 5
4	SUI - Switzerland	FIN - Finland	7	7	8: 7
4	SUI - Switzerland	KEN - Kenya	2	2	19: 0
4	UKR - Ukraine	KEN - Kenya	23	4	14: 1
4	UKR - Ukraine	KEN - Kenya	23	3	14: 1
4	UKR - Ukraine	KEN - Kenya	23	1	14: 1
4	UKR - Ukraine	BEL - Belgium	7	1	9: 1
4	CZE - Czechia	PHI - Philippines	1	5	14: 3
4	CZE - Czechia	PHI - Philippines	1	4	14: 3
4	CZE - Czechia	PHI - Philippines	1	1	14: 3
4	IND - India	PUR - Puerto Rico	22	6	16: 1
4	IND - India	PUR - Puerto Rico	22	2	16: 1
4	IND - India	NGR - Nigeria	2	2	8: 6
4	POL - Poland	CZE - Czechia	8F1	3	9: 3
4	POL - Poland	IND - India	17	7	9: 2
4	POL - Poland	ITA - Italy	5	2	8: 2
4	AUS - Australia	PUR - Puerto Rico	5	5	12: 1
4	AUS - Australia	PUR - Puerto Rico	5	1	12: 1
4	BEL - Belgium	KEN - Kenya	15	3	16: 1
4	BEL - Belgium	KEN - Kenya	15	2	16: 1
4	DEN - Denmark	SVK - Slovakia	18	1	9: 3
4	DEN - Denmark	EST - Estonia	2	2	7: 5
4	ESP - Spain	SCO - Scotland	20	7	8: 1
4	ESP - Spain	ROU - Romania	16	3	14: 0
4	GER - Germany	FIN - Finland	19	7	9: 3
4	GER - Germany	KEN - Kenya	4	2	11: 2
4	HUN - Hungary	ENG - England	18	5	10: 2
4	HUN - Hungary	ENG - England	18	4	10: 2
4	IRL - Ireland	IND - India	14	2	8: 2
4	IRL - Ireland	PUR - Puerto Rico	3	6	19: 1
4	NZL - New Zealand	PHI - Philippines	11	7	11: 3
4	NZL - New Zealand	PHI - Philippines	11	3	11: 3



SAT 19 OCT 2024
Start Time 9:00

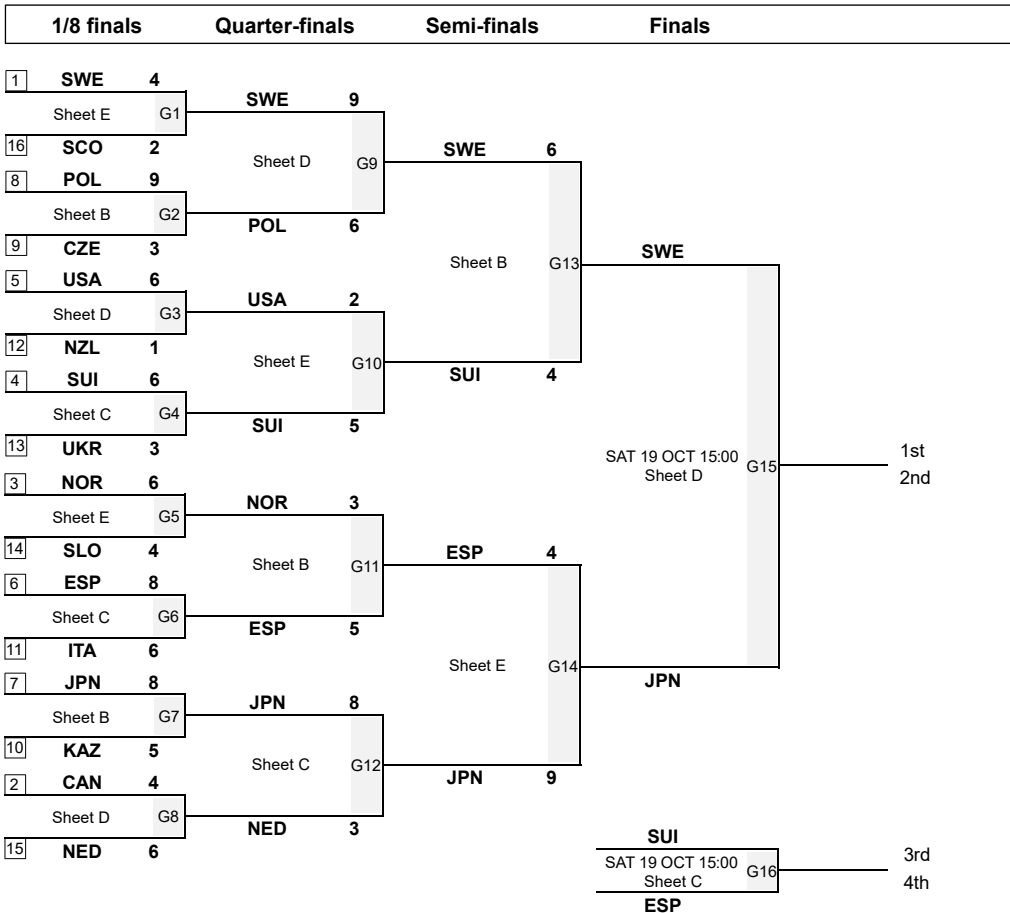
Semi-finals



Session Results and Standings

Sheet	Team	LSD/LSFE	1	2	3	4	5	6	7	8	Extra Ends	Total
B	SUI - Switzerland	55.5cm *	0	1	0	0	1	0	2	0		4
	SWE - Sweden	371.3cm	2	0	1	1	0	1	0	1		6
E	ESP - Spain	39.8cm *	3	0	0	1	0	0	0	X		4
	JPN - Japan	152.1cm	0	1	2	0	2	1	3	X		9

Play-offs Bracket



Final Standings

- 1
- 2
- 3
- 4
- 5 NED - Netherlands
- 5 NOR - Norway
- 5 POL - Poland
- 5 USA - United States
- 9 CAN - Canada
- 9 CZE - Czechia
- 9 ITA - Italy
- 9 KAZ - Kazakhstan
- 9 NZL - New Zealand
- 9 SCO - Scotland
- 9 SLO - Slovenia
- 9 UKR - Ukraine
- 17 HUN - Hungary
- 18 DEN - Denmark
- 19 GER - Germany
- 20 IRL - Ireland
- 21 AUS - Australia
- 22 FIN - Finland
- 23 EST - Estonia
- 24 HKG - Hong Kong, China
- 25 ENG - England
- 26 TUR - Türkiye
- 27 IND - India
- 28 WAL - Wales
- 29 AUT - Austria
- 30 BRA - Brazil
- 31 LAT - Latvia
- 32 SVK - Slovakia
- 33 BEL - Belgium
- 34 TPE - Chinese Taipei
- 35 NGR - Nigeria
- 36 PHI - Philippines
- 37 PUR - Puerto Rico
- 38 ROU - Romania
- 39 KEN - Kenya



WMxCC 2024
Aberdeen, Scotland

World Mixed Curling Championship 2024
Curl Aberdeen




SAT 19 OCT 2024
Start Time 9:00

Semi-finals

**WORLD
CURLING**

Session Results and Standings

Legend:			
LSD Last Stone Draw	LSFE(*) Last Stone First End	X	Unplayed/unfinished end due to concession



SAT 19 OCT 2024
Start Time 9:00

Semi-final - Sheet E



Game Results

Sheet	Team	LSFE	1	2	3	4	5	6	7	8	Extra Ends	Total
E	ESP - Spain	*	3	0	0	1	0	0	0	X		4
	JPN - Japan		0	1	2	0	2	1	3	X		9

ESP - Spain		
4 S	VEZ Sergio	M
3 V	OTAEGI Oihane	F
2	UNANUE Mikel	M
1	OTAEGI Leire	F

JPN - Japan		
4 V	ICHITSUBO Shun	M
3 S	HASE Hinako	F
2	HASEGAWA Hiroki	M
1	TOKOYODA Chihiro	F

Last Stone Draw		Distance
⌚	VEZ Sergio	17.4cm
⌚	UNANUE Mikel	22.4cm
Total		39.8cm

Last Stone Draw		Distance
⌚	TOKOYODA Chihiro	108.8cm
⌚	ICHITSUBO Shun	43.3cm
Total		152.1cm

Note:
Position and function for each team member:
4 = Fourth, 3 = Third, 2 = Second, 1 = Lead, S = Skip, V = Vice-Skip

Legend:
 ⌚ Clockwise ⌚ Counter-clockwise F Female
 LSFE(*) Last Stone First End M Male X Unplayed/unfinished end due to concession



FRI 18 OCT 2024
Start Time 19:00

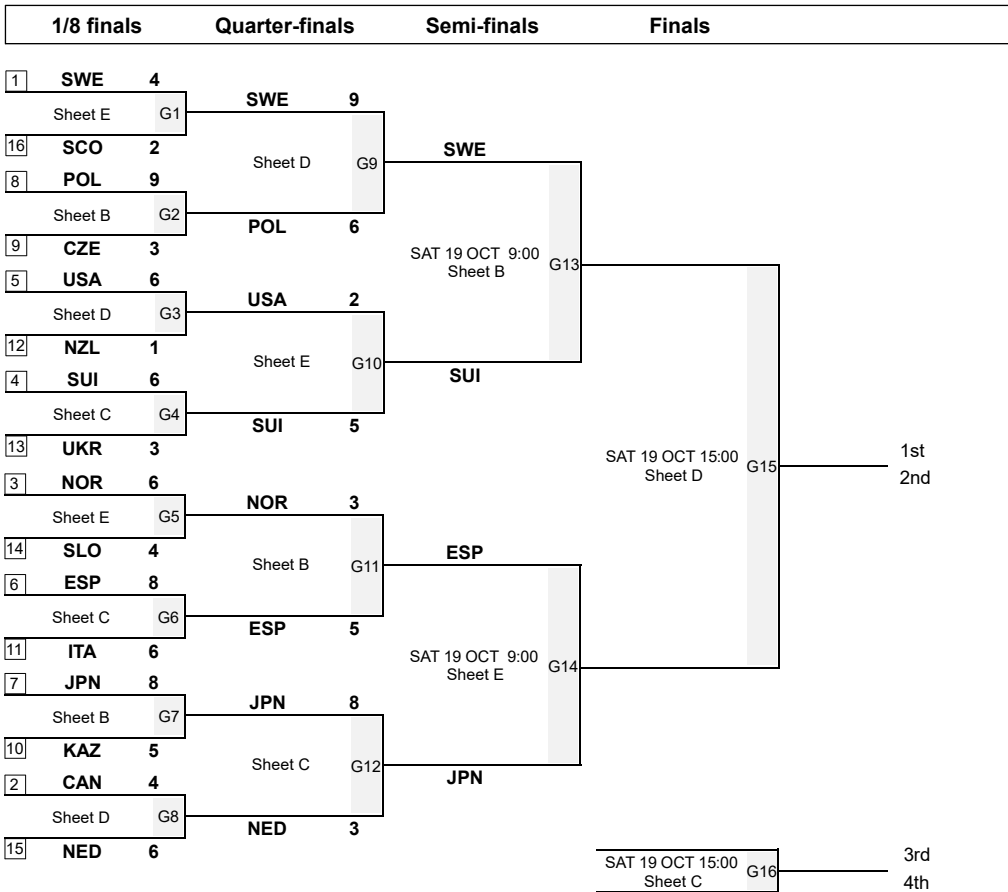
Quarter-finals



Session Results and Standings


Sheet	Team	LSD/LSFE	1	2	3	4	5	6	7	8	Extra Ends	Total
B	NOR - Norway	171.6cm	0	0	1	0	0	2	0	0		3
	ESP - Spain	146.4cm *	0	1	0	1	0	0	1	2		5
C	NED - Netherlands	77.4cm *	0	1	0	0	0	1	1	X		3
	JPN - Japan	121.5cm	1	0	4	1	2	0	0	X		8
D	SWE - Sweden	136.3cm	2	1	0	3	0	2	0	1		9
	POL - Poland	68.5cm *	0	0	2	0	3	0	1	0		6
E	USA - United States	298.3cm	0	0	1	0	1	0	0	X		2
	SUI - Switzerland	78.4cm *	0	0	0	2	0	2	1	X		5

Play-offs Bracket



Final Standings

- 1
- 2
- 3
- 4
- 5 NED - Netherlands
- 5 NOR - Norway
- 5 POL - Poland
- 5 USA - United States
- 9 CAN - Canada
- 9 CZE - Czechia
- 9 ITA - Italy
- 9 KAZ - Kazakhstan
- 9 NZL - New Zealand
- 9 SCO - Scotland
- 9 SLO - Slovenia
- 9 UKR - Ukraine
- 17 HUN - Hungary
- 18 DEN - Denmark
- 19 GER - Germany
- 20 IRL - Ireland
- 21 AUS - Australia
- 22 FIN - Finland
- 23 EST - Estonia
- 24 HKG - Hong Kong, China
- 25 ENG - England
- 26 TUR - Türkiye
- 27 IND - India
- 28 WAL - Wales
- 29 AUT - Austria
- 30 BRA - Brazil
- 31 LAT - Latvia
- 32 SVK - Slovakia
- 33 BEL - Belgium
- 34 TPE - Chinese Taipei
- 35 NGR - Nigeria
- 36 PHI - Philippines
- 37 PUR - Puerto Rico
- 38 ROU - Romania
- 39 KEN - Kenya



WMxCC 2024
Aberdeen, Scotland

World Mixed Curling Championship 2024
Curl Aberdeen




FRI 18 OCT 2024
Start Time 19:00

Quarter-finals

**WORLD
CURLING**

Session Results and Standings

Legend:			
LSD Last Stone Draw	LSFE(*) Last Stone First End	X	Unplayed/unfinished end due to concession



FRI 18 OCT 2024
Start Time 19:00

Quarter-final - Sheet C



Game Results

Sheet	Team	LSFE	1	2	3	4	5	6	7	8	Extra Ends	Total
C	NED - Netherlands	*	0	1	0	0	0	1	1	X		3
	JPN - Japan		1	0	4	1	2	0	0	X		8

NED - Netherlands		
4 S	SPITS Simon	M
3 V	BOMAS Lisenka	F
2	ROS Floris	M
1	BOMAS Anandi	F


JPN - Japan		
4 V	ICHITSUBO Shun	M
3 S	HASE Hinako	F
2	HASEGAWA Hiroki	M
1	TOKOYODA Chihiro	F

Last Stone Draw		Distance
↻	SPITS Simon	67.3cm
↻	BOMAS Anandi	10.1cm
Total		77.4cm

Last Stone Draw		Distance
↻	HASE Hinako	51.2cm
↻	HASEGAWA Hiroki	70.3cm
Total		121.5cm

Note:
Position and function for each team member:
4 = Fourth, 3 = Third, 2 = Second, 1 = Lead, S = Skip, V = Vice-Skip

Legend:
 ↻ Clockwise ↻ Counter-clockwise F Female
 LSFE(*) Last Stone First End M Male X Unplayed/unfinished end due to concession



FRI 18 OCT 2024
Start Time 19:00

Quarter-final - Sheet D



Game Results

Sheet	Team	LSFE	1	2	3	4	5	6	7	8	Extra Ends	Total
D	SWE - Sweden		2	1	0	3	0	2	0	1		9
	POL - Poland	*	0	0	2	0	3	0	1	0		6

SWE - Sweden		
4 S	GRANBOM Simon	M
3 V	THUNMAN Rebecka	F
2	PATZ Johannes	M
1	ALTEBRO Mikaela	F

POL - Poland		
4 S	JASIECKI Borys	M
3 V	DYDERSKA Julia	F
2	TELAJ Jeremi	M
1	WOJTAS Justyna	F

Last Stone Draw		Distance
⌚	THUNMAN Rebecka	51.9cm
⌚	GRANBOM Simon	84.4cm
Total		136.3cm

Last Stone Draw		Distance
⌚	JASIECKI Borys	12.5cm
⌚	DYDERSKA Julia	56.0cm
Total		68.5cm

Note:
Position and function for each team member:
4 = Fourth, 3 = Third, 2 = Second, 1 = Lead, S = Skip, V = Vice-Skip

Legend:
⌚ Clockwise ⌚ Counter-clockwise F Female
LSFE(*) Last Stone First End M Male



Game Results

Sheet	Team	LSFE	1	2	3	4	5	6	7	8	Extra Ends	Total
E	USA - United States		0	0	1	0	1	0	0	X		2
	SUI - Switzerland	*	0	0	0	2	0	2	1	X		5

USA - United States		
4 S	FALCO David	M
3 V	WOOD Rebecca	F
2	WHEELER Lance	M
1	MOORES Clare	F


SUI - Switzerland		
4 V	WAGENSEIL Yves	M
3 S	WUEEST Nora	F
2	WUEEST Dieter	M
1	WUEEST Marion	F

Last Stone Draw	Distance
↻ MOORES Clare	162.1cm
↻ FALCO David	136.2cm
Total	298.3cm

Last Stone Draw	Distance
↻ WAGENSEIL Yves	51.1cm
↻ WUEEST Marion	27.3cm
Total	78.4cm

Note:
Position and function for each team member:
4 = Fourth, 3 = Third, 2 = Second, 1 = Lead, S = Skip, V = Vice-Skip

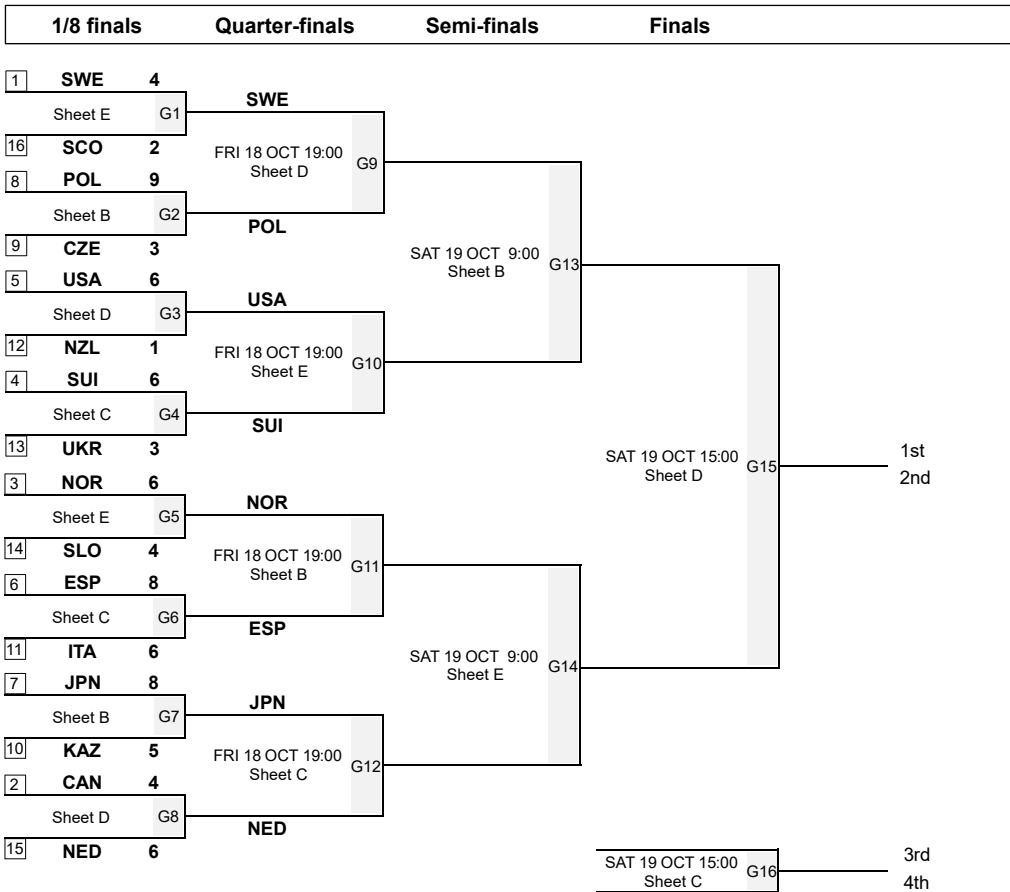
Legend:
↻ Clockwise ↻ Counter-clockwise F Female
LSFE(*) Last Stone First End M Male X Unplayed/unfinished end due to concession



Session Results and Standings


Sheet	Team	LSD/LSFE	1	2	3	4	5	6	7	8	Extra Ends	Total
B	JPN - Japan	56.3cm *	2	2	0	0	3	1	0	X		8
	KAZ - Kazakhstan	177.3cm	0	0	1	2	0	0	2	X		5
C	ITA - Italy	184.1cm	1	0	1	0	2	0	2	0		6
	ESP - Spain	40.8cm *	0	2	0	2	0	3	0	1		8
D	NED - Netherlands	95.7cm	0	1	0	1	0	1	0	1	2	6
	CAN - Canada	64.1cm *	1	0	1	0	1	0	1	0	0	4
E	NOR - Norway	96.1cm *	2	0	0	1	0	2	0	1		6
	SLO - Slovenia	265.1cm	0	0	2	0	1	0	1	0		4

Play-offs Bracket



Final Standings

- 1
- 2
- 3
- 4
- 5
- 5
- 5
- 9 CAN - Canada
- 9 CZE - Czechia
- 9 ITA - Italy
- 9 KAZ - Kazakhstan
- 9 NZL - New Zealand
- 9 SCO - Scotland
- 9 SLO - Slovenia
- 9 UKR - Ukraine
- 17 HUN - Hungary
- 18 DEN - Denmark
- 19 GER - Germany
- 20 IRL - Ireland
- 21 AUS - Australia
- 22 FIN - Finland
- 23 EST - Estonia
- 24 HKG - Hong Kong, China
- 25 ENG - England
- 26 TUR - Türkiye
- 27 IND - India
- 28 WAL - Wales
- 29 AUT - Austria
- 30 BRA - Brazil
- 31 LAT - Latvia
- 32 SVK - Slovakia
- 33 BEL - Belgium
- 34 TPE - Chinese Taipei
- 35 NGR - Nigeria
- 36 PHI - Philippines
- 37 PUR - Puerto Rico
- 38 ROU - Romania
- 39 KEN - Kenya



WMxCC 2024
Aberdeen, Scotland

World Mixed Curling Championship 2024
Curl Aberdeen




FRI 18 OCT 2024
Start Time 13:00

1/8-final Session 2

**WORLD
CURLING**

Session Results and Standings

Legend:			
LSD Last Stone Draw	LSFE(*) Last Stone First End	X	Unplayed/unfinished end due to concession



Game Results

Sheet	Team	LSFE	1	2	3	4	5	6	7	8	Extra Ends	Total
C	ITA - Italy		1	0	1	0	2	0	2	0		6
	ESP - Spain	*	0	2	0	2	0	3	0	1		8

ITA - Italy		
4 V	GONIN Simone	M
3 S	MAURINO Giorgia	F
2	MAURINO Lorenzo	M
1	MAURINO Anna Maria	F


ESP - Spain		
4 S	VEZ Sergio	M
3 V	OTAEGI Oihane	F
2	UNANUE Mikel	M
1	OTAEGI Leire	F

Last Stone Draw		Distance
↻	GONIN Simone	155.1cm
↺	MAURINO Giorgia	29.0cm
Total		184.1cm

Last Stone Draw		Distance
↻	VEZ Sergio	27.1cm
↺	UNANUE Mikel	13.7cm
Total		40.8cm

Note:
Position and function for each team member:
4 = Fourth, 3 = Third, 2 = Second, 1 = Lead, S = Skip, V = Vice-Skip

Legend:
↻ Clockwise ↺ Counter-clockwise F Female
LSFE(*) Last Stone First End M Male



Game Results

Sheet	Team	LSFE	1	2	3	4	5	6	7	8	Extra	Ends	Total
D	NED - Netherlands		0	1	0	1	0	1	0	1	2		6
	CAN - Canada	*	1	0	1	0	1	0	1	0	0		4

NED - Netherlands		
4 S	SPITS Simon	M
3 V	BOMAS Lisenka	F
2	ROS Floris	M
1	BOMAS Anandi	F

CAN - Canada		
4 S	MEACHEM Shaun	M
3 V	SCHAFER Kelly	F
2	HAICHERT Chris	M
1	HAICHERT Teejay	F

Last Stone Draw		Distance
↻	SPITS Simon	26.9cm
↻	BOMAS Anandi	68.8cm
Total		95.7cm

Last Stone Draw		Distance
↻	SCHAFER Kelly	34.8cm
↻	MEACHEM Shaun	29.3cm
Total		64.1cm

Note:
Position and function for each team member:
4 = Fourth, 3 = Third, 2 = Second, 1 = Lead, S = Skip, V = Vice-Skip

Legend:
↻ Clockwise ↻ Counter-clockwise F Female
LSFE(*) Last Stone First End M Male



Game Results

Sheet	Team	LSFE	1	2	3	4	5	6	7	8	Extra Ends	Total
E	NOR - Norway	*	2	0	0	1	0	2	0	1		6
	SLO - Slovenia		0	0	2	0	1	0	1	0		4

NOR - Norway		
4 S	VOLLAN ROENNING Martine	F
3 V	MORTEN BURAAAS Grunde	M
2	ROENNING Andrine Vollan	F
1	DAEHLIN Harald	M

SLO - Slovenia		
4 S	ZELINKA Gaber Bor	M
3 V	GREGORI Liza	F
2	LANGUS Simon	M
1	JERE Lea	F

Last Stone Draw		Distance
⌚	MORTEN BURAAAS Grunde	21.4cm
⌚	VOLLAN ROENNING Martine	74.7cm
Total		96.1cm

Last Stone Draw		Distance
⌚	GREGORI Liza	86.9cm
⌚	ZELINKA Gaber Bor	178.2cm
Total		265.1cm

Note:
Position and function for each team member:
4 = Fourth, 3 = Third, 2 = Second, 1 = Lead, S = Skip, V = Vice-Skip

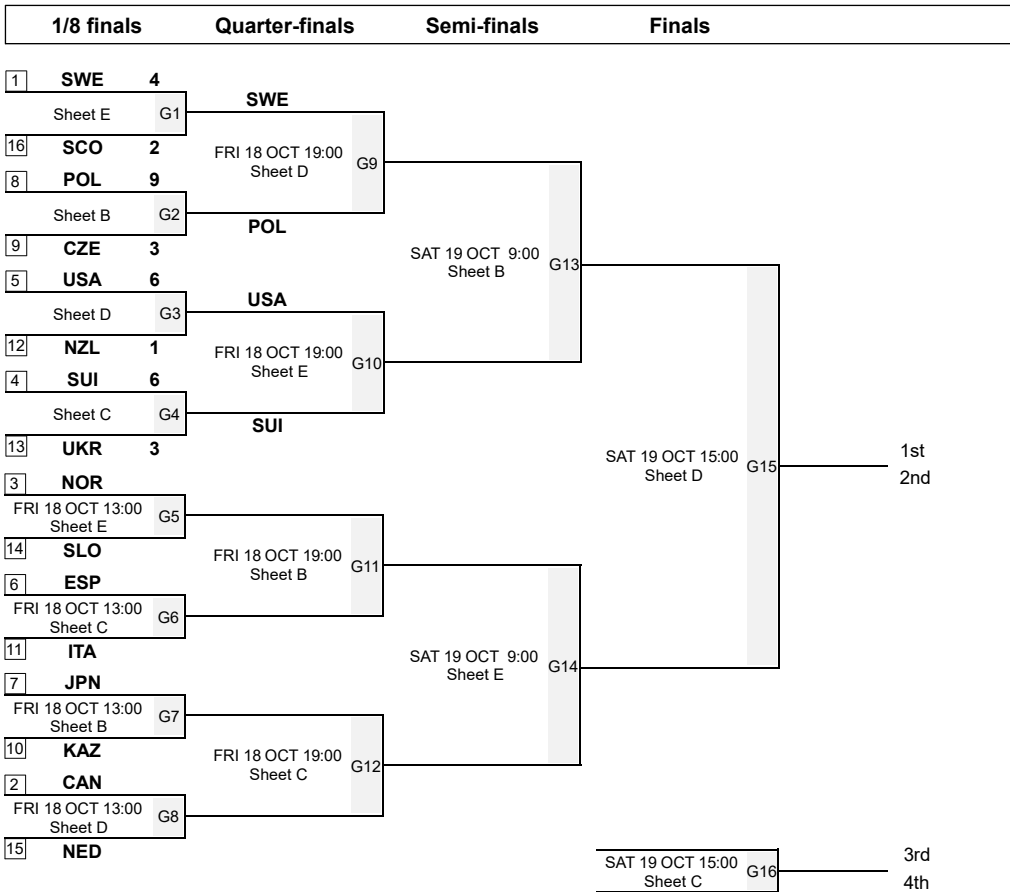
Legend:
⌚ Clockwise ⌚ Counter-clockwise F Female
LSFE(*) Last Stone First End M Male



Session Results and Standings

Sheet	Team	LSD/LSFE	1	2	3	4	5	6	7	8	Extra Ends	Total
B	CZE - Czechia	139.9cm	0	0	0	1	2	0	X	X		3
	POL - Poland	98.6cm *	3	1	4	0	0	1	X	X		9
C	UKR - Ukraine	150.5cm *	2	0	1	0	0	0	0	X		3
	SUI - Switzerland	299.3cm	0	0	0	1	1	2	2	X		6
D	NZL - New Zealand	49.7cm *	0	0	0	0	0	1	X	X		1
	USA - United States	261.4cm	1	1	1	2	1	0	X	X		6
E	SCO - Scotland	126.7cm	0	1	0	0	0	1	0	X		2
	SWE - Sweden	84.8cm *	1	0	0	1	1	0	1	X		4

Play-offs Bracket



Final Standings

- 1
- 2
- 3
- 4
- 5
- 5
- 5
- 9 CZE - Czechia
- 9 NZL - New Zealand
- 9 SCO - Scotland
- 9 UKR - Ukraine
- 17 HUN - Hungary
- 18 DEN - Denmark
- 19 GER - Germany
- 20 IRL - Ireland
- 21 AUS - Australia
- 22 FIN - Finland
- 23 EST - Estonia
- 24 HKG - Hong Kong, China
- 25 ENG - England
- 26 TUR - Türkiye
- 27 IND - India
- 28 WAL - Wales
- 29 AUT - Austria
- 30 BRA - Brazil
- 31 LAT - Latvia
- 32 SVK - Slovakia
- 33 BEL - Belgium
- 34 TPE - Chinese Taipei
- 35 NGR - Nigeria
- 36 PHI - Philippines
- 37 PUR - Puerto Rico
- 38 ROU - Romania
- 39 KEN - Kenya



WMxCC 2024
Aberdeen, Scotland

World Mixed Curling Championship 2024
Curl Aberdeen




FRI 18 OCT 2024
Start Time 9:00

1/8-final Session 1

**WORLD
CURLING**

Session Results and Standings

Legend:			
LSD Last Stone Draw	LSFE(*) Last Stone First End	X	Unplayed/unfinished end due to concession



Game Results

Sheet	Team	LSFE	1	2	3	4	5	6	7	8	Extra Ends	Total
B	CZE - Czechia		0	0	0	1	2	0	X	X		3
	POL - Poland	*	3	1	4	0	0	1	X	X		9

CZE - Czechia		
4 S	TABERY Krystof	M
3 V	FREDERIKSEN Karolina	F
2	SKALA Jakub	M
1	DUSKOVA Valentyna	F


POL - Poland		
4 S	JASIECKI Borys	M
3 V	DYDERSKA Julia	F
2	TELAJ Jeremi	M
1	WOJTAS Justyna	F

Last Stone Draw		Distance
↻	TABERY Krystof	81.3cm
↻	FREDERIKSEN Karolina	58.6cm
Total		139.9cm

Last Stone Draw		Distance
↻	JASIECKI Borys	73.6cm
↻	DYDERSKA Julia	25.0cm
Total		98.6cm

Note:
Position and function for each team member:
4 = Fourth, 3 = Third, 2 = Second, 1 = Lead, S = Skip, V = Vice-Skip

Legend:
↻ Clockwise ↻ Counter-clockwise F Female
LSFE(*) Last Stone First End M Male X Unplayed/unfinished end due to concession



Game Results

Sheet	Team	LSFE	1	2	3	4	5	6	7	8	Extra Ends	Total
C	UKR - Ukraine	*	2	0	1	0	0	0	0	X		3
	SUI - Switzerland		0	0	0	1	1	2	2	X		6

UKR - Ukraine		
4 S	NIKOLOV Eduard	M
3	KALINICHENKO Yaroslava	F
2	SUHAK Artem	M
1 V	MOSKALENKO Diana	F

SUI - Switzerland		
4 V	WAGENSEIL Yves	M
3 S	WUEEST Nora	F
2	WUEEST Dieter	M
1	WUEEST Marion	F

Last Stone Draw		Distance
↻	MOSKALENKO Diana	43.3cm
↻	NIKOLOV Eduard	107.2cm
Total		150.5cm

Last Stone Draw		Distance
↻	WAGENSEIL Yves	186.5cm
↻	WUEEST Marion	112.8cm
Total		299.3cm

Note:
Position and function for each team member:
4 = Fourth, 3 = Third, 2 = Second, 1 = Lead, S = Skip, V = Vice-Skip

Legend:
↻ Clockwise ↻ Counter-clockwise F Female
LSFE(*) Last Stone First End M Male X Unplayed/unfinished end due to concession




Competition Matrix

Group A

Team	CAN	CZE	ENG	HUN	LAT	NZL	PHI	TUR
CAN		10 - 2	9 - 3	6 - 2	19 - 1	8 - 5	15 - 1	9 - 7
CZE	2 - 10		8 - 6	6 - 4	7 - 3	6 - 10	14 - 3	4 - 1
ENG	3 - 9	6 - 8		2 - 10	3 - 5	4 - 3	7 - 3	7 - 5
HUN	2 - 6	4 - 6	10 - 2		9 - 3	1 - 6	11 - 1	7 - 5
LAT	1 - 19	3 - 7	5 - 3	3 - 9		3 - 9	13 - 2	6 - 7
NZL	5 - 8	10 - 6	3 - 4	6 - 1	9 - 3		11 - 3	4 - 13
PHI	1 - 15	3 - 14	3 - 7	1 - 11	2 - 13	3 - 11		2 - 11
TUR	7 - 9	1 - 4	5 - 7	5 - 7	7 - 6	13 - 4	11 - 2	

Standings after Round Robin

Rank	Team	Games	Wins	Losses			
1	CAN - Canada	7	7	0	Q		DSC 53.04cm
2	CZE - Czechia	7	5	2	Q		DSC 79.63cm
3	NZL - New Zealand	7	4	3	Q	w1	DSC 53.01cm
4	HUN - Hungary	7	4	3		w0	DSC 52.57cm
5	ENG - England	7	3	4		w1	
6	TUR - Türkiye	7	3	4		w0	
7	LAT - Latvia	7	2	5			
8	PHI - Philippines	7	0	7			




Competition Matrix

Group B

Team	AUS	IND	IRL	ITA	NGR	POL	PUR	SWE
AUS		7 - 6	6 - 9	2 - 12	10 - 2	4 - 7	12 - 1	1 - 7
IND	6 - 7		2 - 8	3 - 11	8 - 6	2 - 9	16 - 1	4 - 9
IRL	9 - 6	8 - 2		1 - 9	9 - 1	5 - 7	19 - 1	5 - 8
ITA	12 - 2	11 - 3	9 - 1		12 - 2	2 - 8	17 - 2	5 - 6
NGR	2 - 10	6 - 8	1 - 9	2 - 12		1 - 10	8 - 4	2 - 12
POL	7 - 4	9 - 2	7 - 5	8 - 2	10 - 1		15 - 1	5 - 8
PUR	1 - 12	1 - 16	1 - 19	2 - 17	4 - 8	1 - 15		1 - 16
SWE	7 - 1	9 - 4	8 - 5	6 - 5	12 - 2	8 - 5	16 - 1	

Standings after Round Robin

Rank	Team	Games	Wins	Losses		
1	SWE - Sweden	7	7	0	Q	DSC 35.05cm
2	POL - Poland	7	6	1	Q	DSC 76.22cm
3	ITA - Italy	7	5	2	Q	DSC 36.41cm
4	IRL - Ireland	7	4	3		DSC 66.36cm
5	AUS - Australia	7	3	4		
6	IND - India	7	2	5		
7	NGR - Nigeria	7	1	6		
8	PUR - Puerto Rico	7	0	7		



Competition Matrix

Group C

Team	BRA	ESP	HKG	ROU	SCO	SLO	TPE	USA
BRA		1 - 11	2 - 11	8 - 2	3 - 12	4 - 9	7 - 4	3 - 10
ESP	11 - 1		9 - 2	14 - 0	8 - 1	5 - 3	14 - 2	1 - 6
HKG	11 - 2	2 - 9		6 - 2	2 - 7	6 - 8	9 - 2	2 - 7
ROU	2 - 8	0 - 14	2 - 6		2 - 6	1 - 13	6 - 7	1 - 9
SCO	12 - 3	1 - 8	7 - 2	6 - 2		5 - 6	12 - 1	4 - 6
SLO	9 - 4	3 - 5	8 - 6	13 - 1	6 - 5		9 - 2	3 - 7
TPE	4 - 7	2 - 14	2 - 9	7 - 6	1 - 12	2 - 9		2 - 9
USA	10 - 3	6 - 1	7 - 2	9 - 1	6 - 4	7 - 3	9 - 2	

Standings after Round Robin

Rank	Team	Games	Wins	Losses		
1	USA - United States	7	7	0	Q	DSC 71.44cm
2	ESP - Spain	7	6	1	Q	DSC 49.29cm
3	SLO - Slovenia	7	5	2	Q	DSC 55.13cm
4	SCO - Scotland	7	4	3	Q	DSC 47.95cm
5	HKG - Hong Kong, China	7	3	4		
6	BRA - Brazil	7	2	5		
7	TPE - Chinese Taipei	7	1	6		
8	ROU - Romania	7	0	7		




Competition Matrix

Group D

Team	AUT	DEN	EST	JPN	NED	NOR	SVK
AUT		11 - 6	2 - 9	0 - 7	5 - 6	0 - 11	8 - 7
DEN	6 - 11		7 - 5	7 - 6	5 - 7	2 - 7	9 - 3
EST	9 - 2	5 - 7		2 - 9	4 - 6	2 - 9	9 - 4
JPN	7 - 0	6 - 7	9 - 2		8 - 1	3 - 10	8 - 1
NED	6 - 5	7 - 5	6 - 4	1 - 8		4 - 6	9 - 1
NOR	11 - 0	7 - 2	9 - 2	10 - 3	6 - 4		7 - 4
SVK	7 - 8	3 - 9	4 - 9	1 - 8	1 - 9	4 - 7	

Standings after Round Robin

Rank	Team	Games	Wins	Losses			
1	NOR - Norway	6	6	0	Q		DSC 57.43cm
2	JPN - Japan	6	4	2	Q	w1	DSC 54.17cm
3	NED - Netherlands	6	4	2	Q	w0	DSC 69.98cm
4	DEN - Denmark	6	3	3			DSC 56.35cm
5	EST - Estonia	6	2	4		w1	
6	AUT - Austria	6	2	4		w0	
7	SVK - Slovakia	6	0	6			



Competition Matrix

Group E

Team	BEL	FIN	GER	KAZ	KEN	SUI	UKR	WAL
BEL		2 - 11	8 - 1	1 - 12	16 - 1	5 - 7	1 - 9	3 - 7
FIN	11 - 2		3 - 9	4 - 5	11 - 1	7 - 8	5 - 7	12 - 2
GER	1 - 8	9 - 3		3 - 11	11 - 2	5 - 12	4 - 7	8 - 5
KAZ	12 - 1	5 - 4	11 - 3		15 - 2	4 - 6	8 - 7	10 - 3
KEN	1 - 16	1 - 11	2 - 11	2 - 15		0 - 19	1 - 14	1 - 15
SUI	7 - 5	8 - 7	12 - 5	6 - 4	19 - 0		7 - 6	4 - 9
UKR	9 - 1	7 - 5	7 - 4	7 - 8	14 - 1	6 - 7		10 - 4
WAL	7 - 3	2 - 12	5 - 8	3 - 10	15 - 1	9 - 4	4 - 10	

Standings after Round Robin

Rank	Team	Games	Wins	Losses				
1	SUI - Switzerland	7	6	1	Q	w1	DSC	59.95cm
2	KAZ - Kazakhstan	7	6	1	Q	w0	DSC	80.64cm
3	UKR - Ukraine	7	5	2	Q		DSC	53.78cm
4	GER - Germany	7	3	4		w2	DSC	61.90cm
5	FIN - Finland	7	3	4		w1		
6	WAL - Wales	7	3	4		w0		
7	BEL - Belgium	7	2	5				
8	KEN - Kenya	7	0	7				


Legend:
DSC Draw Shot Challenge **Q** Qualified for the play-offs **wn** Number of wins (n) against tied teams



Draw Shot Challenge by Group

Group A		Stone Rotation	Last Stone Draw in each Round Robin Game							DSC
Rank	Team		1	2	3	4	5	6	7	
1	HUN - Hungary	☺	65.9	31.0	199.6	7.1	62.0	108.3	39.2	52.57cm
		☹	93.0	199.6	20.5	54.0	70.6	13.3	159.2	
2	NZL - New Zealand	☺	17.3	74.5	84.8	18.7	11.6	199.6	159.4	53.01cm
		☹	15.9	43.3	82.7	199.6	40.9	140.4	52.1	
3	CAN - Canada	☺	183.8	143.6	6.7	114.2	52.7	130.8	29.1	53.04cm
		☹	49.8	20.8	17.9	94.1	20.2	23.2	68.7	
4	TUR - Türkiye	☺	28.5	26.0	47.0	199.6	199.6	85.8	8.9	56.84cm
		☹	75.7	18.9	199.6	16.1	49.4	21.4	25.0	
5	LAT - Latvia	☺	199.6	152.1	199.6	16.1	42.1	64.3	41.8	79.05cm
		☹	14.2	181.9	28.9	199.6	59.7	31.6	196.9	
6	CZE - Czechia	☺	26.7	19.7	199.6	199.6	15.8	144.1	199.6	79.63cm
		☹	199.6	35.2	97.8	102.6	93.4	61.4	17.3	
7	PHI - Philippines	☺	119.2	86.4	199.6	89.5	196.7	86.2	199.6	104.19cm
		☹	199.6	53.8	126.6	38.5	199.6	45.4	199.6	
8	ENG - England	☺	78.3	150.0	57.8	84.4	199.6	199.6	92.5	127.84cm
		☹	199.6	128.3	199.6	128.8	114.7	136.9	25.6	

Group B		Stone Rotation	Last Stone Draw in each Round Robin Game							DSC
Rank	Team		1	2	3	4	5	6	7	
1	SWE - Sweden	☺	100.3	20.9	48.5	40.2	5.1	199.6	199.6	35.05cm
		☹	32.4	7.5	50.2	29.3	16.1	171.9	190.0	
2	AUS - Australia	☺	38.6	43.2	21.0	40.1	145.8	45.3	184.4	36.32cm
		☹	22.2	15.9	39.8	70.2	26.9	114.6	85.2	
3	ITA - Italy	☺	15.6	170.8	106.5	142.5	21.8	11.1	38.2	36.41cm
		☹	42.0	41.3	22.6	42.2	34.1	26.9	7.7	
4	IRL - Ireland	☺	36.7	107.2	125.9	142.4	38.4	71.6	71.4	66.36cm
		☹	37.8	195.0	139.4	81.0	15.9	9.7	104.7	
5	POL - Poland	☺	57.8	39.0	199.6	77.3	49.4	199.6	74.7	76.22cm
		☹	36.9	199.6	58.2	21.4	52.7	169.9	20.2	
6	IND - India	☺	42.7	113.3	112.5	199.6	69.6	89.9	85.4	80.94cm
		☹	107.8	199.6	3.3	41.8	28.9	199.6	126.3	
7	NGR - Nigeria	☺	199.6	123.0	171.6	199.6	22.2	133.4	182.6	128.61cm
		☹	37.5	149.8	54.3	199.6	195.1	199.6	136.5	
8	PUR - Puerto Rico	☺	199.6	108.2	199.6	199.6	147.2	199.6	79.6	134.48cm
		☹	199.6	58.8	99.6	85.3	78.1	168.8	199.6	



Draw Shot Challenge by Group

Group C		Stone Rotation	Last Stone Draw in each Round Robin Game							DSC
Rank	Team		1	2	3	4	5	6	7	
1	SCO - Scotland	☺	199.6	32.7	51.9	36.5	66.0	25.6	55.4	47.95cm
		☹	12.4	186.5	97.8	63.8	86.7	6.1	52.6	
2	ESP - Spain	☺	84.2	161.2	83.1	35.8	73.3	93.9	63.3	49.29cm
		☹	20.6	4.3	44.2	199.6	19.6	33.9	136.9	
3	SLO - Slovenia	☺	39.9	112.3	9.0	51.7	31.7	199.6	199.6	55.13cm
		☹	41.7	199.6	20.1	178.2	32.9	33.8	12.7	
4	USA - United States	☺	102.5	141.3	13.1	199.6	22.6	27.0	71.3	71.44cm
		☹	37.5	95.2	133.6	199.6	24.1	117.5	33.4	
5	HKG - Hong Kong, China	☺	83.9	181.8	35.7	134.7	177.8	10.2	17.1	103.70cm
		☹	195.2	79.3	199.6	54.4	129.2	150.0	41.8	
6	TPE - Chinese Taipei	☺	199.6	180.9	81.0	199.6	19.0	199.6	35.7	119.32cm
		☹	56.4	199.6	113.3	101.2	199.6	42.6	48.3	
7	BRA - Brazil	☺	199.6	199.6	15.9	138.1	13.9	199.6	199.6	124.43cm
		☹	199.6	199.6	63.4	199.6	175.7	38.9	199.6	
8	ROU - Romania	☺	199.6	199.6	185.7	50.2	199.6	125.1	199.6	134.60cm
		☹	199.6	52.3	199.6	59.3	75.0	199.6	199.6	

Group D		Stone Rotation	Last Stone Draw in each Round Robin Game						DSC
Rank	Team		1	2	3	4	5	6	
1	JPN - Japan	☺	70.0	199.6	6.9	24.7	111.3	102.3	54.17cm
		☹	77.7	120.8	53.4	40.6	8.1	46.7	
2	DEN - Denmark	☺	40.1	180.3	187.0	157.0	29.1	43.6	56.35cm
		☹	89.3	41.9	55.3	50.3	26.2	30.7	
3	NOR - Norway	☺	59.8	76.9	52.6	32.5	123.7	50.6	57.43cm
		☹	10.4	29.7	199.6	68.9	199.6	69.2	
4	EST - Estonia	☺	43.9	57.9	67.8	18.7	36.6	150.8	63.48cm
		☹	16.2	105.3	153.4	154.5	70.0	67.6	
5	NED - Netherlands	☺	100.6	11.9	100.1	84.3	14.6	199.6	69.98cm
		☹	28.8	199.6	99.1	169.8	29.0	61.6	
6	SVK - Slovakia	☺	71.8	195.3	72.2	93.2	173.8	53.7	97.03cm
		☹	199.6	191.2	21.4	28.9	199.6	68.8	
7	AUT - Austria	☺	78.6	114.1	188.3	74.4	73.4	138.7	99.86cm
		☹	199.6	98.2	199.6	66.6	114.3	52.0	



Scoring Analysis

Team	Games	LSFE	Stolen Ends	Last Stone Eff.	Force Eff.	Points Scored						Total	Plus / Minus
						0	1	2	3	4	>4		
CAN	For	5	12	71%	67%	3	5	12	5	5	2	76	+55
	Against	2	4			0	12	3	1	0	0	21	
ESP	For	3	16	50%	78%	1	10	6	7	2	2	62	+47
	Against	4	3			6	9	3	0	0	0	15	
ITA	For	6	8	64%	87%	1	5	8	4	5	3	68	+44
	Against	1	5			0	18	1	0	1	0	24	
SWE	For	4	16	71%	47%	1	17	5	8	1	2	66	+43
	Against	3	0			0	7	8	0	0	0	23	
KAZ	For	4	14	50%	64%	0	12	6	5	4	2	65	+39
	Against	3	3			2	11	3	3	0	0	26	
POL	For	3	14	61%	73%	1	11	9	8	2	0	61	+38
	Against	4	2			1	13	2	2	0	0	23	
USA	For	5	17	71%	83%	3	14	8	5	1	1	54	+38
	Against	2	2			0	12	2	0	0	0	16	
NOR	For	4	15	50%	70%	1	14	6	5	1	1	50	+35
	Against	2	2			1	9	3	0	0	0	15	
UKR	For	6	14	41%	50%	2	18	4	6	4	0	60	+30
	Against	1	4			0	9	7	1	1	0	30	
SUI	For	6	9	55%	40%	5	8	5	8	4	1	63	+27
	Against	1	5			0	9	7	3	1	0	36	
IRL	For	3	10	45%	57%	0	9	8	4	2	2	56	+22
	Against	4	7			2	13	5	2	0	1	34	
SLO	For	5	8	50%	63%	2	12	9	4	1	1	51	+21
	Against	2	5			1	15	3	3	0	0	30	
JPN	For	3	14	50%	70%	0	10	11	3	0	0	41	+20
	Against	3	4			3	10	3	0	0	1	21	
FIN	For	5	8	40%	71%	1	8	6	4	4	1	53	+19
	Against	2	10			1	19	2	1	2	0	34	
SCO	For	6	13	26%	58%	3	13	6	4	0	2	47	+19
	Against	1	7			2	13	4	1	1	0	28	
HUN	For	3	13	35%	64%	0	14	5	4	2	0	44	+15
	Against	4	5			5	12	4	3	0	0	29	
CZE	For	3	8	35%	60%	1	12	4	5	3	0	47	+10
	Against	4	7			5	11	8	2	1	0	37	
NZL	For	3	11	42%	40%	3	12	11	2	2	0	48	+10
	Against	4	3			2	8	4	4	1	1	38	
TUR	For	6	9	38%	40%	4	12	6	5	1	1	49	+10
	Against	1	8			0	12	7	3	1	0	39	
NED	For	5	5	33%	73%	1	10	7	3	0	0	33	+4
	Against	1	9			0	14	3	3	0	0	29	



Scoring Analysis

Team	Games	LSFE	Stolen Ends	Last Stone Eff.	Force Eff.	Points Scored							Total	Plus / Minus
						0	1	2	3	4	>4			
HKG	For	4	9	32%	50%	2	15	6	2	0	1	38	+1	
	Against	3	7			3	11	7	2	0	1	37		
AUS	For	6	8	32%	33%	1	13	9	1	2	0	42	-2	
	Against	1	8			1	10	7	4	2	0	44		
DEN	For	2	3	41%	63%	1	9	5	3	2	0	36	-3	
	Against	4	6			2	13	4	3	1	1	39		
WAL	For	3	7	35%	38%	0	12	7	3	1	1	45	-3	
	Against	4	6			3	9	6	3	2	2	48		
EST	For	3	8	28%	25%	4	13	4	2	1	0	31	-6	
	Against	3	6			0	4	10	3	1	0	37		
GER	For	3	7	35%	38%	1	9	6	4	2	0	41	-7	
	Against	4	9			1	10	9	4	2	0	48		
IND	For	4	5	30%	35%	1	11	6	2	3	0	41	-10	
	Against	3	6			1	7	8	5	2	1	51		
ENG	For	2	5	30%	50%	5	11	6	3	0	0	32	-11	
	Against	5	8			2	13	6	2	3	0	43		
BEL	For	1	9	25%	46%	1	8	7	2	2	0	36	-12	
	Against	6	10			2	11	3	5	4	0	48		
AUT	For	1	6	19%	23%	0	8	5	1	0	1	26	-20	
	Against	5	12			2	12	8	3	1	1	46		
LAT	For	3	9	20%	46%	1	11	7	3	0	0	34	-22	
	Against	4	13			3	10	9	4	1	2	56		
SVK	For	3	1	21%	15%	2	7	4	0	0	1	20	-30	
	Against	3	13			1	9	11	5	1	0	50		
BRA	For	2	4	23%	31%	0	11	7	1	0	0	28	-31	
	Against	5	11			0	10	8	6	0	3	59		
NGR	For	2	2	10%	19%	0	11	2	1	1	0	22	-43	
	Against	5	16			0	12	11	6	2	1	65		
TPE	For	3	3	10%	15%	1	13	2	1	0	0	20	-46	
	Against	4	16			0	9	10	6	1	3	66		
ROU	For	0	5	0%	50%	0	11	0	1	0	0	14	-49	
	Against	7	24			0	20	7	7	2	0	63		
PHI	For	3	3	6%	14%	0	11	2	0	0	0	15	-67	
	Against	4	22			0	10	12	8	6	0	82		
PUR	For	0	1	3%	14%	0	9	1	0	0	0	11	-92	
	Against	7	20			0	6	6	9	9	4	103		
KEN	For	0	3	0%	0%	0	8	0	0	0	0	8	-93	
	Against	7	24			1	5	4	12	9	3	101		
Total	133		332			53	427	228	129	58	25	1'634		



Scoring Analysis

Note:

Stolen ends are the ends won without the last stone advantage.

Last Stone Efficiency: Scoring two or more points with last stone advantage.

Force Efficiency: Forcing the opponent team to score only one point when they have the last stone advantage.

Legend:

>4 More than four points scored


Eff. Efficiency

LSFE Last Stone First End




Summary of Big Ends

Points Scored	By	Against	Session	End	Game Result
6	CAN - Canada	LAT - Latvia	6	6	19 : 1
6	CAN - Canada	LAT - Latvia	6	4	19 : 1
6	ESP - Spain	HKG - Hong Kong, China	11	2	9 : 2
6	IRL - Ireland	PUR - Puerto Rico	3	1	19 : 1
6	SWE - Sweden	PUR - Puerto Rico	12	5	16 : 1
6	TUR - Türkiye	NZL - New Zealand	16	2	13 : 4
6	WAL - Wales	KEN - Kenya	10	4	15 : 1
5	ITA - Italy	NGR - Nigeria	22	6	12 : 2
5	ITA - Italy	PUR - Puerto Rico	17	4	17 : 2
5	ITA - Italy	IND - India	8	5	11 : 3
5	KAZ - Kazakhstan	WAL - Wales	13	2	10 : 3
5	KAZ - Kazakhstan	KEN - Kenya	7	5	15 : 2
5	SCO - Scotland	BRA - Brazil	24	3	12 : 3
5	SCO - Scotland	TPE - Chinese Taipei	9	4	12 : 1
5	AUT - Austria	DEN - Denmark	7	6	11 : 6
5	ESP - Spain	TPE - Chinese Taipei	1	4	14 : 2
5	FIN - Finland	WAL - Wales	21	3	12 : 2
5	HKG - Hong Kong, China	BRA - Brazil	16	1	11 : 2
5	IRL - Ireland	PUR - Puerto Rico	3	3	19 : 1
5	NOR - Norway	JPN - Japan	8	3	10 : 3
5	SLO - Slovenia	TPE - Chinese Taipei	14	1	9 : 2
5	SUI - Switzerland	KEN - Kenya	2	1	19 : 0
5	SVK - Slovakia	AUT - Austria	4	2	7 : 8
5	SWE - Sweden	IRL - Ireland	17	3	8 : 5
5	USA - United States	BRA - Brazil	3	3	10 : 3
4	CAN - Canada	PHI - Philippines	20	5	15 : 1
4	CAN - Canada	CZE - Czechia	18	5	10 : 2
4	CAN - Canada	ENG - England	16	6	9 : 3
4	CAN - Canada	LAT - Latvia	6	1	19 : 1
4	CAN - Canada	TUR - Türkiye	1	8	9 : 7
4	ITA - Italy	PUR - Puerto Rico	17	5	17 : 2
4	ITA - Italy	PUR - Puerto Rico	17	3	17 : 2
4	ITA - Italy	PUR - Puerto Rico	17	1	17 : 2
4	ITA - Italy	AUS - Australia	14	6	12 : 2
4	ITA - Italy	AUS - Australia	14	4	12 : 2
4	FIN - Finland	WAL - Wales	21	5	12 : 2
4	FIN - Finland	KEN - Kenya	17	6	11 : 1
4	FIN - Finland	UKR - Ukraine	15	5	5 : 7



Summary of Big Ends

Points Scored	By	Against	Session	End	Game Result
4	FIN - Finland	BEL - Belgium	9	1	11: 2
4	KAZ - Kazakhstan	BEL - Belgium	24	5	12: 1
4	KAZ - Kazakhstan	BEL - Belgium	24	4	12: 1
4	KAZ - Kazakhstan	WAL - Wales	13	5	10: 3
4	KAZ - Kazakhstan	KEN - Kenya	7	3	15: 2
4	SUI - Switzerland	GER - Germany	22	4	12: 5
4	SUI - Switzerland	GER - Germany	22	1	12: 5
4	SUI - Switzerland	FIN - Finland	7	7	8: 7
4	SUI - Switzerland	KEN - Kenya	2	2	19: 0
4	UKR - Ukraine	KEN - Kenya	23	4	14: 1
4	UKR - Ukraine	KEN - Kenya	23	3	14: 1
4	UKR - Ukraine	KEN - Kenya	23	1	14: 1
4	UKR - Ukraine	BEL - Belgium	7	1	9: 1
4	CZE - Czechia	PHI - Philippines	1	5	14: 3
4	CZE - Czechia	PHI - Philippines	1	4	14: 3
4	CZE - Czechia	PHI - Philippines	1	1	14: 3
4	IND - India	PUR - Puerto Rico	22	6	16: 1
4	IND - India	PUR - Puerto Rico	22	2	16: 1
4	IND - India	NGR - Nigeria	2	2	8: 6
4	AUS - Australia	PUR - Puerto Rico	5	5	12: 1
4	AUS - Australia	PUR - Puerto Rico	5	1	12: 1
4	BEL - Belgium	KEN - Kenya	15	3	16: 1
4	BEL - Belgium	KEN - Kenya	15	2	16: 1
4	DEN - Denmark	SVK - Slovakia	18	1	9: 3
4	DEN - Denmark	EST - Estonia	2	2	7: 5
4	ESP - Spain	SCO - Scotland	20	7	8: 1
4	ESP - Spain	ROU - Romania	16	3	14: 0
4	GER - Germany	FIN - Finland	19	7	9: 3
4	GER - Germany	KEN - Kenya	4	2	11: 2
4	HUN - Hungary	ENG - England	18	5	10: 2
4	HUN - Hungary	ENG - England	18	4	10: 2
4	IRL - Ireland	IND - India	14	2	8: 2
4	IRL - Ireland	PUR - Puerto Rico	3	6	19: 1
4	NZL - New Zealand	PHI - Philippines	11	7	11: 3
4	NZL - New Zealand	PHI - Philippines	11	3	11: 3
4	POL - Poland	IND - India	17	7	9: 2
4	POL - Poland	ITA - Italy	5	2	8: 2
4	EST - Estonia	AUT - Austria	16	4	9: 2



Summary of Big Ends

Points Scored	By	Against	Session	End	Game Result
4	NGR - Nigeria	PUR - Puerto Rico	8	6	8 : 4
4	NOR - Norway	DEN - Denmark	15	4	7 : 2
4	SLO - Slovenia	ROU - Romania	24	5	13 : 1
4	SWE - Sweden	NGR - Nigeria	14	1	12 : 2
4	TUR - Türkiye	NZL - New Zealand	16	4	13 : 4
4	USA - United States	TPE - Chinese Taipei	12	2	9 : 2
4	WAL - Wales	SUI - Switzerland	15	8	9 : 4

Note:
Big ends are defined as ends with a score of four or more points.




Session Results and Standings

Sheet	Team	LSD/LSFE	1	2	3	4	5	6	7	8	Extra Ends	Total
A	CZE - Czechia	216.9cm *	1	0	0	3	0	0	1	2		7
	LAT - Latvia	238.7cm	0	1	0	0	1	1	0	0		3
B	HKG - Hong Kong, China	58.9cm *	2	2	0	2	2	1	0	X		9
	TPE - Chinese Taipei	84.0cm	0	0	1	0	0	0	1	X		2
C	KAZ - Kazakhstan	113.7cm *	1	1	2	4	4	0	X	X		12
	BEL - Belgium	180.9cm	0	0	0	0	0	1	X	X		1
D	ROU - Romania	399.2cm	0	0	0	1	0	0	X	X		1
	SLO - Slovenia	212.3cm *	3	2	3	0	4	1	X	X		13
E	BRA - Brazil	399.2cm	0	1	0	0	0	2	X	X		3
	SCO - Scotland	108.0cm *	2	0	5	3	2	0	X	X		12
F	CAN - Canada	97.8cm *	2	0	2	0	1	0	3	X		8
	NZL - New Zealand	211.5cm	0	1	0	2	0	2	0	X		5

Standings after Round Robin

Group A											Group B										
Rank	Team	Games	Wins	Losses		DSC	LSD	LSFE	Rank	Team	Games	Wins	Losses		DSC	LSD	LSFE				
1	CAN - Canada	7	7	0	Q	DSC	53.04cm		1	SWE - Sweden	7	7	0	Q	DSC	35.05cm					
2	CZE - Czechia	7	5	2	Q	DSC	79.63cm		2	POL - Poland	7	6	1	Q	DSC	76.22cm					
3	NZL - New Zealand	7	4	3	Q	w1	DSC	53.01cm	3	ITA - Italy	7	5	2	Q	DSC	36.41cm					
4	HUN - Hungary	7	4	3		DSC	52.57cm		4	IRL - Ireland	7	4	3		DSC	66.36cm					
5	ENG - England	7	3	4	w1				5	AUS - Australia	7	3	4								
6	TUR - Türkiye	7	3	4	w0				6	IND - India	7	2	5								
7	LAT - Latvia	7	2	5					7	NGR - Nigeria	7	1	6								
8	PHI - Philippines	7	0	7					8	PUR - Puerto Rico	7	0	7								
Group C											Group D										
Rank	Team	Games	Wins	Losses		DSC	LSD	LSFE	Rank	Team	Games	Wins	Losses		DSC	LSD	LSFE				
1	USA - United States	7	7	0	Q	DSC	71.44cm		1	NOR - Norway	6	6	0	Q	DSC	57.43cm					
2	ESP - Spain	7	6	1	Q	DSC	49.29cm		2	JPN - Japan	6	4	2	Q	w1	DSC	54.17cm				
3	SLO - Slovenia	7	5	2	Q	DSC	55.13cm		3	NED - Netherlands	6	4	2	Q	w0	DSC	69.98cm				
4	SCO - Scotland	7	4	3	Q	DSC	47.95cm		4	DEN - Denmark	6	3	3		DSC	56.35cm					
5	HKG - Hong Kong, China	7	3	4					5	EST - Estonia	6	2	4	w1							
6	BRA - Brazil	7	2	5					6	AUT - Austria	6	2	4	w0							
7	TPE - Chinese Taipei	7	1	6					7	SVK - Slovakia	6	0	6								
8	ROU - Romania	7	0	7																	
Group E																					
Rank	Team	Games	Wins	Losses		DSC	LSD	LSFE													
1	SUI - Switzerland	7	6	1	Q	w1	DSC	59.95cm													
2	KAZ - Kazakhstan	7	6	1	Q	w0	DSC	80.64cm													
3	UKR - Ukraine	7	5	2	Q		DSC	53.78cm													
4	GER - Germany	7	3	4	w2	DSC	61.90cm														
5	FIN - Finland	7	3	4	w1																
6	WAL - Wales	7	3	4	w0																
7	BEL - Belgium	7	2	5																	
8	KEN - Kenya	7	0	7																	

Legend:	DSC Draw Shot Challenge	LSD Last Stone Draw	LSFE(*) Last Stone First End
Q Qualified for the play-offs	wn Number of wins (n) against tied teams	X Unplayed/unfinished end due to concession	



THU 17 OCT 2024
Start Time 20:00

Round Robin Session 24
Group A - Sheet A



Game Results

Sheet	Team	LSFE	1	2	3	4	5	6	7	8	Extra Ends	Total
A	CZE - Czechia	*	1	0	0	3	0	0	1	2		7
	LAT - Latvia		0	1	0	0	1	1	0	0		3

CZE - Czechia		
4 S	TABERY Krystof	M
3 V	FREDERIKSEN Karolina	F
2	SKALA Jakub	M
1	DUSKOVA Valentyna	F


LAT - Latvia		
4 S	REGZA Agate	F
3 V	VONDA Kriss	M
2	REGZA Darta	F
1	VONDA Ricards	M

Last Stone Draw		Distance
↻	DUSKOVA Valentyna	199.6cm
↻	SKALA Jakub	17.3cm
Total		216.9cm

Last Stone Draw		Distance
↻	REGZA Agate	41.8cm
↻	REGZA Darta	196.9cm
Total		238.7cm

Note:
Position and function for each team member:
4 = Fourth, 3 = Third, 2 = Second, 1 = Lead, S = Skip, V = Vice-Skip

Legend:
↻ Clockwise ↻ Counter-clockwise F Female
LSFE(*) Last Stone First End M Male



THU 17 OCT 2024
Start Time 20:00

Round Robin Session 24
Group C - Sheet B



Game Results

Sheet	Team	LSFE	1	2	3	4	5	6	7	8	Extra Ends	Total
B	HKG - Hong Kong, China	*	2	2	0	2	2	1	0	X		9
	TPE - Chinese Taipei		0	0	1	0	0	0	1	X		2

HKG - Hong Kong, China		
4	V HUNG Ling-Yue	F
3	S CHANG Jason	M
2	SHANG Ada	F
1	CHUNG Christopher	M

TPE - Chinese Taipei		
4	S HOU Yi-Ler	M
3	V LI Ling-Zhi	F
2	LIN Chen-Han	M
1	LI Ling-Yi	F

Last Stone Draw		Distance
↻	CHANG Jason	17.1cm
↺	HUNG Ling-Yue	41.8cm
Total		58.9cm

Last Stone Draw		Distance
↻	HOU Yi-Ler	35.7cm
↺	LIN Chen-Han	48.3cm
Total		84.0cm

Note:
Position and function for each team member:
4 = Fourth, 3 = Third, 2 = Second, 1 = Lead, S = Skip, V = Vice-Skip

Legend:
↻ Clockwise ↺ Counter-clockwise F Female
LSFE(*) Last Stone First End M Male X Unplayed/unfinished end due to concession



THU 17 OCT 2024
Start Time 20:00

Round Robin Session 24
Group E - Sheet C **WORLD CURLING**

Game Results

Sheet	Team	LSFE	1	2	3	4	5	6	7	8	Extra Ends	Total
C	KAZ - Kazakhstan	*	1	1	2	4	4	0	X	X		12
	BEL - Belgium		0	0	0	0	0	1	X	X		1

KAZ - Kazakhstan		
4 S	ZHUZBAY Abylaikhan	M
3 V	ALLIYAROVA Tilsimay	F
2	ALLIYAR Aidos	M
1	TASTEMIR Meroy	F


BEL - Belgium		
4 S	VAN OOSTERWYCK Caro	F
3 V	HEYLEN Dirk	M
2	HUISKAMP Annemiek	F
1	VAN DONINCK Wim	M

Last Stone Draw		Distance
↻	ZHUZBAY Abylaikhan	32.5cm
↻	TASTEMIR Meroy	81.2cm
Total		113.7cm

Last Stone Draw		Distance
↻	VAN OOSTERWYCK Caro	55.7cm
↻	VAN DONINCK Wim	125.2cm
Total		180.9cm

Note:
Position and function for each team member:
4 = Fourth, 3 = Third, 2 = Second, 1 = Lead, S = Skip, V = Vice-Skip

Legend:
↻ Clockwise ↻ Counter-clockwise F Female
LSFE(*) Last Stone First End M Male X Unplayed/unfinished end due to concession



THU 17 OCT 2024
Start Time 20:00

Round Robin Session 24
Group C - Sheet D



Game Results

Sheet	Team	LSFE	1	2	3	4	5	6	7	8	Extra Ends	Total
D	ROU - Romania		0	0	0	1	0	0	X	X		1
	SLO - Slovenia	*	3	2	3	0	4	1	X	X		13

ROU - Romania		
4 S	GHERGIE Dan	M
3 V	TRAILA Octavia	F
2	FELECAN Matei	M
1	BACALI Ania	F

SLO - Slovenia		
4 S	ZELINKA Gaber Bor	M
3 V	GREGORI Liza	F
2	LANGUS Simon	M
1	JERE Lea	F

Last Stone Draw		Distance
↻	TRAILA Octavia	199.6cm
↻	FELECAN Matei	199.6cm
Total		399.2cm

Last Stone Draw		Distance
↻	JERE Lea	199.6cm
↻	ZELINKA Gaber Bor	12.7cm
Total		212.3cm

Note:
Position and function for each team member:
4 = Fourth, 3 = Third, 2 = Second, 1 = Lead, S = Skip, V = Vice-Skip

Legend:
↻ Clockwise ↻ Counter-clockwise F Female
LSFE(*) Last Stone First End M Male X Unplayed/unfinished end due to concession



THU 17 OCT 2024
Start Time 20:00

Round Robin Session 24
Group C - Sheet E



Game Results

Sheet	Team	LSFE	1	2	3	4	5	6	7	8	Extra Ends	Total
E	BRA - Brazil		0	1	0	0	0	2	X	X		3
	SCO - Scotland	*	2	0	5	3	2	0	X	X		12

BRA - Brazil		
4 S	VILELA Sergio Mitsuo	M
3	RODRIGUEZ Giullia	F
2	YAMASHITA Arnaldo	M
1 V	SUMI Elen Naomi	F


SCO - Scotland		
4 S	KENNEDY Neil	M
3 V	AGNEW Margaret	F
2	AGNEW John	M
1	KENNEDY Sheila	F

Last Stone Draw		Distance
↻	VILELA Sergio Mitsuo	199.6cm
↻	SUMI Elen Naomi	199.6cm
Total		399.2cm

Last Stone Draw		Distance
↻	AGNEW John	55.4cm
↻	AGNEW Margaret	52.6cm
Total		108.0cm

Note:
Position and function for each team member:
4 = Fourth, 3 = Third, 2 = Second, 1 = Lead, S = Skip, V = Vice-Skip

Legend:
↻ Clockwise ↻ Counter-clockwise F Female
LSFE(*) Last Stone First End M Male X Unplayed/unfinished end due to concession



THU 17 OCT 2024
Start Time 20:00

Round Robin Session 24
Group A - Sheet F **WORLD CURLING**

Game Results

Sheet	Team	LSFE	1	2	3	4	5	6	7	8	Extra Ends	Total
F	CAN - Canada	*	2	0	2	0	1	0	3	X		8
	NZL - New Zealand		0	1	0	2	0	2	0	X		5

CAN - Canada		
4 S	MEACHEM Shaun	M
3 V	SCHAFFER Kelly	F
2	HAICHERT Chris	M
1	HAICHERT Teejay	F

NZL - New Zealand		
4 S	SARGON Brett	M
3 V	THOMPSON Holly	F
2	FORD Kieran	M
1	RUSSELL Olivia	F

Last Stone Draw		Distance
⌚	MEACHEM Shaun	29.1cm
⌚	SCHAFFER Kelly	68.7cm
Total		97.8cm

Last Stone Draw		Distance
⌚	THOMPSON Holly	159.4cm
⌚	FORD Kieran	52.1cm
Total		211.5cm

Note:
Position and function for each team member:
4 = Fourth, 3 = Third, 2 = Second, 1 = Lead, S = Skip, V = Vice-Skip

Legend:
⌚ Clockwise ⌚ Counter-clockwise F Female
LSFE(*) Last Stone First End M Male X Unplayed/unfinished end due to concession





Session Results and Standings

Sheet	Team	LSD/LSFE	1	2	3	4	5	6	7	8	Extra Ends	Total
A	AUT - Austria	190.7cm	0	0	0	0	0	0	X	X		0
	NOR - Norway	119.8cm *	2	1	1	1	3	3	X	X		11
B	ENG - England	118.1cm	0	2	0	1	0	0	3	1		7
	TUR - Türkiye	33.9cm *	1	0	2	0	0	2	0	0		5
C	PHI - Philippines	399.2cm	0	0	0	1	0	0	0	X		1
	HUN - Hungary	198.4cm *	3	2	1	0	1	1	3	X		11
D	ESP - Spain	200.2cm	0	0	0	0	0	1	X	X		1
	USA - United States	104.7cm *	0	2	2	1	1	0	X	X		6
F	UKR - Ukraine	79.5cm *	4	1	4	4	1	0	X	X		14
	KEN - Kenya	255.6cm	0	0	0	0	0	1	X	X		1

Current Standings

Group A

Rank	Team	Games	Wins	Losses	
1	CAN - Canada	6	6	0	Q
2	CZE - Czechia	6	4	2	Q
2	NZL - New Zealand	6	4	2	Q
4	HUN - Hungary	7	4	3	
5	ENG - England	7	3	4	
5	TUR - Türkiye	7	3	4	
7	LAT - Latvia	6	2	4	
8	PHI - Philippines	7	0	7	

Group B

Rank	Team	Games	Wins	Losses		DSC	
1	SWE - Sweden	7	7	0	Q	DSC	35.05cm
2	POL - Poland	7	6	1	Q	DSC	76.22cm
3	ITA - Italy	7	5	2	Q	DSC	36.41cm
4	IRL - Ireland	7	4	3		DSC	66.36cm
5	AUS - Australia	7	3	4			
6	IND - India	7	2	5			
7	NGR - Nigeria	7	1	6			
8	PUR - Puerto Rico	7	0	7			

Group C

Rank	Team	Games	Wins	Losses	
1	USA - United States	7	7	0	Q
2	ESP - Spain	7	6	1	Q
3	SLO - Slovenia	6	4	2	Q
4	SCO - Scotland	6	3	3	
5	BRA - Brazil	6	2	4	
5	HKG - Hong Kong, China	6	2	4	
7	TPE - Chinese Taipei	6	1	5	
8	ROU - Romania	6	0	6	

Group D

Rank	Team	Games	Wins	Losses		DSC	
1	NOR - Norway	6	6	0	Q	DSC	57.43cm
2	JPN - Japan	6	4	2	Q	w1	DSC 54.17cm
3	NED - Netherlands	6	4	2	Q	w0	DSC 69.98cm
4	DEN - Denmark	6	3	3			DSC 56.35cm
5	EST - Estonia	6	2	4		w1	
6	AUT - Austria	6	2	4		w0	
7	SVK - Slovakia	6	0	6			


Group E

Rank	Team	Games	Wins	Losses	
1	SUI - Switzerland	7	6	1	Q
2	KAZ - Kazakhstan	6	5	1	Q
3	UKR - Ukraine	7	5	2	Q
4	FIN - Finland	7	3	4	
4	GER - Germany	7	3	4	
4	WAL - Wales	7	3	4	
7	BEL - Belgium	6	2	4	
8	KEN - Kenya	7	0	7	

Note:
Under World Curling rules, tie-breaking rules for standings are not applied until after the last game of the round robin.

Legend:
DSC Draw Shot Challenge **LSD** Last Stone Draw **LSFE(*)** Last Stone First End
Q Qualified for the play-offs **wn** Number of wins (n) against tied teams **X** Unplayed/unfinished end due to concession





THU 17 OCT 2024
Start Time 16:00

Round Robin Session 23
Group D - Sheet A



Game Results

Sheet	Team	LSFE	1	2	3	4	5	6	7	8	Extra Ends	Total
A	AUT - Austria		0	0	0	0	0	0	X	X		0
	NOR - Norway	*	2	1	1	1	3	3	X	X		11

AUT - Austria		
4 S	KARG Johann	M
3 V	HOESS Johanna	F
2	JOECHL Moritz	M
1	WITSCHEN Jill	F


NOR - Norway		
4 S	VOLLAN ROENNING Martine	F
3 V	MORTEN BURAAAS Grunde	M
2	ROENNING Andrine Vollan	F
1	DAEHLIN Harald	M

Last Stone Draw		Distance
↻	HOESS Johanna	138.7cm
↻	JOECHL Moritz	52.0cm
Total		190.7cm

Last Stone Draw		Distance
↻	MORTEN BURAAAS Grunde	50.6cm
↻	DAEHLIN Harald	69.2cm
Total		119.8cm

Note:
Position and function for each team member:
4 = Fourth, 3 = Third, 2 = Second, 1 = Lead, S = Skip, V = Vice-Skip

Legend:
↻ Clockwise ↻ Counter-clockwise F Female
LSFE(*) Last Stone First End M Male X Unplayed/unfinished end due to concession



THU 17 OCT 2024
Start Time 16:00

Round Robin Session 23
Group A - Sheet B



Game Results

Sheet	Team	LSFE	1	2	3	4	5	6	7	8	Extra Ends	Total
B	ENG - England		0	2	0	1	0	0	3	1		7
	TUR - Türkiye	*	1	0	2	0	0	2	0	0		5

ENG - England		
4 S	WOOLSTON Andrew	M
3 V	GREGORY Lesley	F
2	GREGORY Martin	M
1	BALFOUR Kirsty	F

TUR - Türkiye		
4 S	ESER Selahattin	M
3	ARZIK Nilay	F
2	NERSE Bilal Emre	M
1 V	URUSAN Ilknur	F

Last Stone Draw		Distance
↻	WOOLSTON Andrew	92.5cm
↻	GREGORY Martin	25.6cm
Total		118.1cm

Last Stone Draw		Distance
↻	NERSE Bilal Emre	8.9cm
↻	URUSAN Ilknur	25.0cm
Total		33.9cm

Note:
Position and function for each team member:
4 = Fourth, 3 = Third, 2 = Second, 1 = Lead, S = Skip, V = Vice-Skip

Legend:
↻ Clockwise ↻ Counter-clockwise F Female
LSFE(*) Last Stone First End M Male



THU 17 OCT 2024
Start Time 16:00

Round Robin Session 23
Group A - Sheet C



Game Results

Sheet	Team	LSFE	1	2	3	4	5	6	7	8	Extra Ends	Total
C	PHI - Philippines		0	0	0	1	0	0	0	X		1
	HUN - Hungary	*	3	2	1	0	1	1	3	X		11

PHI - Philippines		
4 S	ALOJIPAN Chad	M
3 V	UMALI Donna	F
2	ONGLINGSWAN Alastair	M
1	ALOJIPAN Ashley	F


HUN - Hungary		
4	FOTI Balazs	M
3 S	HALASZ Csilla	F
2 V	EZSOL Gabor	M
1	SZABO Eniko	F

Last Stone Draw		Distance
↻	ALOJIPAN Chad	199.6cm
↻	ALOJIPAN Ashley	199.6cm
Total		399.2cm

Last Stone Draw		Distance
↻	HALASZ Csilla	39.2cm
↻	EZSOL Gabor	159.2cm
Total		198.4cm

Note:
Position and function for each team member:
4 = Fourth, 3 = Third, 2 = Second, 1 = Lead, S = Skip, V = Vice-Skip

Legend:
↻ Clockwise ↻ Counter-clockwise F Female
LSFE(*) Last Stone First End M Male X Unplayed/unfinished end due to concession



THU 17 OCT 2024
Start Time 16:00

Round Robin Session 23
Group C - Sheet D



Game Results

Sheet	Team	LSFE	1	2	3	4	5	6	7	8	Extra Ends	Total
D	ESP - Spain		0	0	0	0	0	1	X	X		1
	USA - United States	*	0	2	2	1	1	0	X	X		6

ESP - Spain		
4 S	VEZ Sergio	M
3 V	OTAEGI Oihane	F
2	UNANUE Mikel	M
1	OTAEGI Leire	F

USA - United States		
4 S	FALCO David	M
3 V	WOOD Rebecca	F
2	WHEELER Lance	M
1	MOORES Clare	F

Last Stone Draw		Distance
↻	VEZ Sergio	63.3cm
↻	OTAEGI Oihane	136.9cm
Total		200.2cm

Last Stone Draw		Distance
↻	MOORES Clare	71.3cm
↻	FALCO David	33.4cm
Total		104.7cm

Note:
Position and function for each team member:
4 = Fourth, 3 = Third, 2 = Second, 1 = Lead, S = Skip, V = Vice-Skip

Legend:
↻ Clockwise ↻ Counter-clockwise F Female
LSFE(*) Last Stone First End M Male X Unplayed/unfinished end due to concession



THU 17 OCT 2024
Start Time 16:00

Round Robin Session 23
Group E - Sheet F



Game Results

Sheet	Team	LSFE	1	2	3	4	5	6	7	8	Extra Ends	Total
F	UKR - Ukraine	*	4	1	4	4	1	0	X	X		14
	KEN - Kenya		0	0	0	0	0	1	X	X		1

UKR - Ukraine		
4 S	NIKOLOV Eduard	M
3	KALINICHENKO Yaroslava	F
2	SUHAK Artem	M
1 V	MOSKALENKO Diana	F

KEN - Kenya		
4	ODHIAMBO Daniel	M
3 V	OGUTA Laventer	F
1 S	KARANJA Simon	M
A	SALMA Sharleen	F

Last Stone Draw		Distance
↻	NIKOLOV Eduard	27.7cm
↻	KALINICHENKO Yaroslava	51.8cm
Total		79.5cm

Last Stone Draw		Distance
↻	ODHIAMBO Daniel	145.3cm
↻	KARANJA Simon	110.3cm
Total		255.6cm

KEN playing with only three players - Lead and Third play three stones each.

Note:
Position and function for each team member:
4 = Fourth, 3 = Third, 2 = Second, 1 = Lead, A = Alternate, S = Skip, V = Vice-Skip

Legend:
↻ Clockwise ↻ Counter-clockwise F Female
LSFE(*) Last Stone First End M Male X Unplayed/unfinished end due to concession



THU 17 OCT 2024
Start Time 12:00

Round Robin Session 22



Session Results and Standings

Sheet	Team	LSD/LSFE	1	2	3	4	5	6	7	8	Extra Ends	Total
A	PUR - Puerto Rico	279.2cm	0	0	0	0	1	0	X	X		1
	IND - India	211.7cm *	3	4	3	2	0	4	X	X		16
B	SUI - Switzerland	42.7cm *	4	3	0	4	0	1	X	X		12
	GER - Germany	276.4cm	0	0	3	0	2	0	X	X		5
C	POL - Poland	94.9cm *	1	1	1	0	3	0	1	0		7
	IRL - Ireland	176.1cm	0	0	0	2	0	2	0	1		5
D	JPN - Japan	149.0cm	0	2	0	0	1	0	0	3	0	6
	DEN - Denmark	74.3cm *	1	0	1	1	0	2	1	0	1	7
E	NGR - Nigeria	319.1cm	0	1	0	0	1	0	X	X		2
	ITA - Italy	45.9cm *	2	0	2	3	0	5	X	X		12
F	ROU - Romania	324.7cm	1	0	0	1	0	0	0	0		2
	HKG - Hong Kong, China	160.2cm *	0	1	1	0	1	1	1	1		6

Current Standings

Group A

Rank	Team	Games	Wins	Losses
1	CAN - Canada	6	6	0 Q
2	CZE - Czechia	6	4	2
2	NZL - New Zealand	6	4	2
4	HUN - Hungary	6	3	3
4	TUR - Türkiye	6	3	3
6	ENG - England	6	2	4
6	LAT - Latvia	6	2	4
8	PHI - Philippines	6	0	6

Group B

Rank	Team	Games	Wins	Losses	
1	SWE - Sweden	7	7	0 Q	DSC 35.05cm
2	POL - Poland	7	6	1 Q	DSC 76.22cm
3	ITA - Italy	7	5	2 Q	DSC 36.41cm
4	IRL - Ireland	7	4	3	DSC 66.36cm
5	AUS - Australia	7	3	4	
6	IND - India	7	2	5	
7	NGR - Nigeria	7	1	6	
8	PUR - Puerto Rico	7	0	7	

Group C


Rank	Team	Games	Wins	Losses
1	ESP - Spain	6	6	0 Q
1	USA - United States	6	6	0 Q
3	SLO - Slovenia	6	4	2 Q
4	SCO - Scotland	6	3	3
5	BRA - Brazil	6	2	4
5	HKG - Hong Kong, China	6	2	4
7	TPE - Chinese Taipei	6	1	5
8	ROU - Romania	6	0	6

Group D

Rank	Team	Games	Wins	Losses
1	NOR - Norway	5	5	0 Q
2	JPN - Japan	6	4	2 Q
2	NED - Netherlands	6	4	2 Q
4	DEN - Denmark	6	3	3
5	AUT - Austria	5	2	3
6	EST - Estonia	6	2	4
7	SVK - Slovakia	6	0	6

Group E

Rank	Team	Games	Wins	Losses
1	SUI - Switzerland	7	6	1 Q
2	KAZ - Kazakhstan	6	5	1 Q
3	UKR - Ukraine	6	4	2 Q
4	FIN - Finland	7	3	4
4	GER - Germany	7	3	4
4	WAL - Wales	7	3	4
7	BEL - Belgium	6	2	4
8	KEN - Kenya	6	0	6



WMxCC 2024
Aberdeen, Scotland

World Mixed Curling Championship 2024
Curl Aberdeen



THU 17 OCT 2024
Start Time 12:00


Round Robin Session 22

**WORLD
CURLING**

Session Results and Standings

Note:
Under World Curling rules, tie-breaking rules for standings are not applied until after the last game of the round robin.

Legend:
DSC Draw Shot Challenge **LSD** Last Stone Draw **LSFE(*)** Last Stone First End
Q Qualified for the play-offs **X** Unplayed/unfinished end due to concession



THU 17 OCT 2024
Start Time 12:00

Round Robin Session 22
Group B - Sheet A **WORLD CURLING**

Game Results

Sheet	Team	LSFE	1	2	3	4	5	6	7	8	Extra Ends	Total
A	PUR - Puerto Rico		0	0	0	0	1	0	X	X		1
	IND - India	*	3	4	3	2	0	4	X	X		16

PUR - Puerto Rico		
4 S	VARGAS Jonathan	M
3 V	CONLEY Rachel	F
2	SEPULVEDA Jose	M
1	SMITH Che	F


IND - India		
4 S	RAJU P. N.	M
3 V	CHAUDHARI Namini	F
2	ANTHAY SUTHAKARAN Girithar	M
1	PATEL Richa	F

Last Stone Draw		Distance
↻	SEPULVEDA Jose	79.6cm
↻	VARGAS Jonathan	199.6cm
Total		279.2cm

Last Stone Draw		Distance
↻	ANTHAY SUTHAKARAN Girithar	85.4cm
↻	RAJU P. N.	126.3cm
Total		211.7cm

Note:
Position and function for each team member:
4 = Fourth, 3 = Third, 2 = Second, 1 = Lead, S = Skip, V = Vice-Skip

Legend:
↻ Clockwise ↻ Counter-clockwise F Female
LSFE(*) Last Stone First End M Male X Unplayed/unfinished end due to concession



THU 17 OCT 2024
Start Time 12:00

Round Robin Session 22
Group E - Sheet B **WORLD CURLING**

Game Results

Sheet	Team	LSFE	1	2	3	4	5	6	7	8	Extra Ends	Total
B	SUI - Switzerland	*	4	3	0	4	0	1	X	X		12
	GER - Germany		0	0	3	0	2	0	X	X		5

SUI - Switzerland			
4	V	WAGENSEIL Yves	M
3	S	WUEEST Nora	F
2		WUEEST Dieter	M
1		WUEEST Marion	F


GER - Germany			
4	S	GOLDEMANN Sven	M
3	V	BEER Maike	F
2		RICKMERS Peter	M
1		EHNES Polina	F

Last Stone Draw		Distance
↻	WAGENSEIL Yves	12.3cm
↻	WUEEST Marion	30.4cm
Total		42.7cm

Last Stone Draw		Distance
↻	BEER Maike	171.1cm
↻	RICKMERS Peter	105.3cm
Total		276.4cm

Note:
Position and function for each team member:
4 = Fourth, 3 = Third, 2 = Second, 1 = Lead, S = Skip, V = Vice-Skip

Legend:
↻ Clockwise ↻ Counter-clockwise F Female
LSFE(*) Last Stone First End M Male X Unplayed/unfinished end due to concession



THU 17 OCT 2024
Start Time 12:00

Round Robin Session 22
Group B - Sheet C **WORLD CURLING**

Game Results

Sheet	Team	LSFE	1	2	3	4	5	6	7	8	Extra Ends	Total
C	POL - Poland	*	1	1	1	0	3	0	1	0		7
	IRL - Ireland		0	0	0	2	0	2	0	1		5

POL - Poland		
4 S	JASIECKI Borys	M
3 V	DYDERSKA Julia	F
2	TELAK Jeremi	M
1	WOJTAS Justyna	F


IRL - Ireland		
4 S	WILSON John	M
3 V	FYFE Alison	F
2	WHYTE Craig	M
1	WARD Jen	F

Last Stone Draw		Distance
↻	JASIECKI Borys	74.7cm
↻	DYDERSKA Julia	20.2cm
Total		94.9cm

Last Stone Draw		Distance
↻	WILSON John	71.4cm
↻	WARD Jen	104.7cm
Total		176.1cm

Note:
Position and function for each team member:
4 = Fourth, 3 = Third, 2 = Second, 1 = Lead, S = Skip, V = Vice-Skip

Legend:
↻ Clockwise ↻ Counter-clockwise F Female
LSFE(*) Last Stone First End M Male



THU 17 OCT 2024
Start Time 12:00

Round Robin Session 22
Group D - Sheet D **WORLD CURLING**

Game Results

Sheet	Team	LSFE	1	2	3	4	5	6	7	8	Extra Ends	Total
D	JPN - Japan		0	2	0	0	1	0	0	3	0	6
	DEN - Denmark	*	1	0	1	1	0	2	1	0	1	7

JPN - Japan		
4 V	ICHITSUBO Shun	M
3 S	HASE Hinako	F
2	HASEGAWA Hiroki	M
1	TOKOYODA Chihiro	F


DEN - Denmark		
4 S	JENSEN Karolina	F
3 V	GOLDBECK Liam	M
2	SCHACK Signe	F
1	KARGER Christian	M

Last Stone Draw		Distance
↻	HASEGAWA Hiroki	102.3cm
↻	HASE Hinako	46.7cm
Total		149.0cm

Last Stone Draw		Distance
↻	JENSEN Karolina	43.6cm
↻	KARGER Christian	30.7cm
Total		74.3cm

Note:
Position and function for each team member:
4 = Fourth, 3 = Third, 2 = Second, 1 = Lead, S = Skip, V = Vice-Skip

Legend:
↻ Clockwise ↻ Counter-clockwise F Female
LSFE(*) Last Stone First End M Male



THU 17 OCT 2024
Start Time 12:00

Round Robin Session 22
Group B - Sheet E **WORLD CURLING**

Game Results

Sheet	Team	LSFE	1	2	3	4	5	6	7	8	Extra Ends	Total
E	NGR - Nigeria		0	1	0	0	1	0	X	X		2
	ITA - Italy	*	2	0	2	3	0	5	X	X		12

NGR - Nigeria		
4 S	WOODS III Harold	M
3 V	HASHI Jasmin	F
2	COLE T. J.	M
1	TODD Bobbie	F


ITA - Italy		
4 V	GONIN Simone	M
3 S	MAURINO Giorgia	F
2	MAURINO Lorenzo	M
1	MAURINO Anna Maria	F

Last Stone Draw		Distance
↻	WOODS III Harold	182.6cm
↻	COLE T. J.	136.5cm
Total		319.1cm

Last Stone Draw		Distance
↻	MAURINO Anna Maria	38.2cm
↻	GONIN Simone	7.7cm
Total		45.9cm

Note:
Position and function for each team member:
4 = Fourth, 3 = Third, 2 = Second, 1 = Lead, S = Skip, V = Vice-Skip

Legend:
↻ Clockwise ↻ Counter-clockwise F Female
LSFE(*) Last Stone First End M Male X Unplayed/unfinished end due to concession



THU 17 OCT 2024
Start Time 12:00

Round Robin Session 22
Group C - Sheet F **WORLD CURLING**

Game Results

Sheet	Team	LSFE	1	2	3	4	5	6	7	8	Extra Ends	Total
F	ROU - Romania		1	0	0	1	0	0	0	0		2
	HKG - Hong Kong, China	*	0	1	1	0	1	1	1	1		6

ROU - Romania		
4 S	GHERGIE Dan	M
3 V	TRAILA Octavia	F
2	FELECAN Matei	M
1	BACALI Ania	F


HKG - Hong Kong, China		
4 V	HUNG Ling-Yue	F
3 S	CHANG Jason	M
2	SHANG Ada	F
1	CHUNG Christopher	M

Last Stone Draw		Distance
↻	BACALI Ania	125.1cm
↻	GHERGIE Dan	199.6cm
Total		324.7cm

Last Stone Draw		Distance
↻	CHANG Jason	10.2cm
↻	HUNG Ling-Yue	150.0cm
Total		160.2cm

Note:
Position and function for each team member:
4 = Fourth, 3 = Third, 2 = Second, 1 = Lead, S = Skip, V = Vice-Skip

Legend:
↻ Clockwise ↻ Counter-clockwise F Female
LSFE(*) Last Stone First End M Male



THU 17 OCT 2024
Start Time 8:00

Round Robin Session 21
Group D - Sheet B **WORLD CURLING**

Game Results

Sheet	Team	LSFE	1	2	3	4	5	6	7	8	Extra Ends	Total
B	NED - Netherlands		1	1	0	3	2	2	X	X		9
	SVK - Slovakia	*	0	0	1	0	0	0	X	X		1

NED - Netherlands		
4 S	SPITS Simon	M
3 V	BOMAS Lisenka	F
2	ROS Floris	M
1	BOMAS Anandi	F


SVK - Slovakia		
4 S	KAJANOVA Gabriela	F
3 V	SYKORA Marek	M
2	SYKOROVA Silvia	F
1	KAJAN David	M

Last Stone Draw		Distance
↻	SPITS Simon	199.6cm
↻	ROS Floris	61.6cm
Total		261.2cm

Last Stone Draw		Distance
↻	SYKOROVA Silvia	53.7cm
↻	SYKORA Marek	68.8cm
Total		122.5cm

Note:
Position and function for each team member:
4 = Fourth, 3 = Third, 2 = Second, 1 = Lead, S = Skip, V = Vice-Skip

Legend:
↻ Clockwise ↻ Counter-clockwise F Female
LSFE(*) Last Stone First End M Male X Unplayed/unfinished end due to concession



THU 17 OCT 2024
Start Time 8:00

Round Robin Session 21
Group A - Sheet C



Game Results

Sheet	Team	LSFE	1	2	3	4	5	6	7	8	Extra Ends	Total
C	NZL - New Zealand		0	1	0	1	0	0	1	0		3
	ENG - England	*	0	0	1	0	0	2	0	1		4

NZL - New Zealand		
4 S	SARGON Brett	M
3 V	THOMPSON Holly	F
2	FORD Kieran	M
1	RUSSELL Olivia	F

ENG - England		
4 S	WOOLSTON Andrew	M
3 V	GREGORY Lesley	F
2	GREGORY Martin	M
1	BALFOUR Kirsty	F

Last Stone Draw		Distance
↻	RUSSELL Olivia	199.6cm
↻	SARGON Brett	140.4cm
Total		340.0cm

Last Stone Draw		Distance
↻	GREGORY Martin	199.6cm
↻	GREGORY Lesley	136.9cm
Total		336.5cm

Note:
Position and function for each team member:
4 = Fourth, 3 = Third, 2 = Second, 1 = Lead, S = Skip, V = Vice-Skip

Legend:
↻ Clockwise ↻ Counter-clockwise F Female
LSFE(*) Last Stone First End M Male



THU 17 OCT 2024
Start Time 8:00

Round Robin Session 21
Group A - Sheet D

WORLD
CURLING

Game Results

Sheet	Team	LSFE	1	2	3	4	5	6	7	8	Extra Ends	Total
D	TUR - Türkiye	*	0	0	0	1	0	0	0	X		1
	CZE - Czechia		0	0	0	0	1	1	2	X		4

TUR - Türkiye		
4 V	ESER Selahattin	M
3	ARZIK Nilay	F
2	NERSE Bilal Emre	M
1 S	URUSAN Ilknur	F


CZE - Czechia		
4 S	TABERY Krystof	M
3 V	FREDERIKSEN Karolina	F
2	SKALA Jakub	M
1	DUSKOVA Valentyna	F

Last Stone Draw		Distance
↻	NERSE Bilal Emre	85.8cm
↻	ARZIK Nilay	21.4cm
Total		107.2cm

Last Stone Draw		Distance
↻	FREDERIKSEN Karolina	144.1cm
↻	TABERY Krystof	61.4cm
Total		205.5cm

Note:
Position and function for each team member:
4 = Fourth, 3 = Third, 2 = Second, 1 = Lead, S = Skip, V = Vice-Skip

Legend:
↻ Clockwise ↻ Counter-clockwise F Female
LSFE(*) Last Stone First End M Male X Unplayed/unfinished end due to concession



THU 17 OCT 2024
Start Time 8:00

Round Robin Session 21
Group E - Sheet E **WORLD CURLING**

Game Results

Sheet	Team	LSFE	1	2	3	4	5	6	7	8	Extra Ends	Total
E	FIN - Finland	*	2	1	5	0	4	0	X	X		12
	WAL - Wales		0	0	0	1	0	1	X	X		2

FIN - Finland		
4	KUOSMANEN Paavo	M
3	NILHAMN-KUOSMANEN Bonnie	F
2	UUSIPAAVALNIEMI Jussi	M
1	KITTI Laura	F

WAL - Wales		
4	S COOMBS Garry	M
3	V BEEVER Laura	F
2	PHILLIPS Rhys	M
1	GLAZIER Judith	F

Last Stone Draw		Distance
⌚	KITTI Laura	21.2cm
⌚	NILHAMN-KUOSMANEN Bonnie	58.7cm
Total		79.9cm

Last Stone Draw		Distance
⌚	PHILLIPS Rhys	37.1cm
⌚	BEEVER Laura	199.6cm
Total		236.7cm

Note:
Position and function for each team member:
4 = Fourth, 3 = Third, 2 = Second, 1 = Lead, S = Skip, V = Vice-Skip

Legend:
 ⌚ Clockwise ⌚ Counter-clockwise F Female
 LSFE(*) Last Stone First End M Male X Unplayed/unfinished end due to concession



Game Results

Sheet	Team	LSFE	1	2	3	4	5	6	7	8	Extra Ends	Total
F	SWE - Sweden		1	1	1	0	1	1	2	X		7
	AUS - Australia	*	0	0	0	1	0	0	0	X		1

SWE - Sweden		
4 S	GRANBOM Simon	M
3 V	THUNMAN Rebecka	F
2	PATZ Johannes	M
1	ALTEBRO Mikaela	F

AUS - Australia		
4 S	PANOUSI Matt	M
3 V	WESTHAGEN Jennifer	F
2	CHICK Gerald	M
1	POWELL Anne	F

Last Stone Draw		Distance
↻	THUNMAN Rebecka	199.6cm
↻	PATZ Johannes	190.0cm
Total		389.6cm

Last Stone Draw		Distance
↻	WESTHAGEN Jennifer	184.4cm
↻	PANOUSI Matt	85.2cm
Total		269.6cm

Note:
Position and function for each team member:
4 = Fourth, 3 = Third, 2 = Second, 1 = Lead, S = Skip, V = Vice-Skip

Legend:
↻ Clockwise ↻ Counter-clockwise F Female
LSFE(*) Last Stone First End M Male X Unplayed/unfinished end due to concession



Session Results and Standings

Sheet	Team	LSD/LSFE	1	2	3	4	5	6	7	8	Extra Ends	Total
A	USA - United States	144.5cm *	0	0	0	2	3	0	2	X		7
	HKG - Hong Kong, China	307.0cm	0	0	1	0	0	1	0	X		2
B	CAN - Canada	154.0cm	2	3	0	2	4	1	3	X		15
	PHI - Philippines	131.6cm *	0	0	1	0	0	0	0	X		1
D	BEL - Belgium	231.6cm	0	0	2	0	1	0	2	0		5
	SUI - Switzerland	204.6cm *	0	3	0	0	0	1	0	3		7
E	HUN - Hungary	121.6cm	1	0	3	2	2	0	1	X		9
	LAT - Latvia	95.9cm *	0	1	0	0	0	2	0	X		3
F	ESP - Spain	127.8cm	0	0	2	0	1	1	4	X		8
	SCO - Scotland	31.7cm *	0	1	0	0	0	0	0	X		1

Current Standings

Group A					Group B				
Rank	Team	Games	Wins	Losses	Rank	Team	Games	Wins	Losses
1	CAN - Canada	6	6	0 Q	1	SWE - Sweden	6	6	0 Q
2	NZL - New Zealand	5	4	1 Q	2	POL - Poland	6	5	1
3	CZE - Czechia	5	3	2	3	IRL - Ireland	6	4	2
3	TUR - Türkiye	5	3	2	3	ITA - Italy	6	4	2
5	HUN - Hungary	6	3	3	5	AUS - Australia	6	3	3
6	LAT - Latvia	6	2	4	6	IND - India	6	1	5
7	ENG - England	5	1	4	6	NGR - Nigeria	6	1	5
8	PHI - Philippines	6	0	6	8	PUR - Puerto Rico	6	0	6


Group C					Group D				
Rank	Team	Games	Wins	Losses	Rank	Team	Games	Wins	Losses
1	ESP - Spain	6	6	0 Q	1	NOR - Norway	5	5	0 Q
1	USA - United States	6	6	0 Q	2	JPN - Japan	5	4	1 Q
3	SLO - Slovenia	6	4	2 Q	3	NED - Netherlands	5	3	2 Q
4	SCO - Scotland	6	3	3	4	AUT - Austria	5	2	3
5	BRA - Brazil	6	2	4	4	DEN - Denmark	5	2	3
6	HKG - Hong Kong, China	5	1	4	6	EST - Estonia	6	2	4
7	TPE - Chinese Taipei	6	1	5	7	SVK - Slovakia	5	0	5
8	ROU - Romania	5	0	5					

Group E				
Rank	Team	Games	Wins	Losses
1	KAZ - Kazakhstan	6	5	1 Q
1	SUI - Switzerland	6	5	1 Q
3	UKR - Ukraine	6	4	2 Q
4	GER - Germany	6	3	3
4	WAL - Wales	6	3	3
6	BEL - Belgium	6	2	4
6	FIN - Finland	6	2	4
8	KEN - Kenya	6	0	6

Note: Under WCF rules, tie-breaking rules for standings are not applied until after the last game of the round robin.

Legend:
LSD Last Stone Draw **LSFE(*)** Last Stone First End **Q** Qualified for the play-offs
X Unplayed/unfinished end due to concession





Game Results

Sheet	Team	LSFE	1	2	3	4	5	6	7	8	Extra Ends	Total
A	USA - United States	*	0	0	0	2	3	0	2	X		7
	HKG - Hong Kong, China		0	0	1	0	0	1	0	X		2

USA - United States		
4 S	FALCO David	M
3 V	WOOD Rebecca	F
2	WHEELER Lance	M
1	MOORES Clare	F


HKG - Hong Kong, China		
4 V	HUNG Ling-Yue	F
3 S	CHANG Jason	M
2	SHANG Ada	F
1	CHUNG Christopher	M

Last Stone Draw		Distance
↻	WOOD Rebecca	27.0cm
↻	WHEELER Lance	117.5cm
Total		144.5cm

Last Stone Draw		Distance
↻	CHANG Jason	177.8cm
↻	HUNG Ling-Yue	129.2cm
Total		307.0cm

Note:
Position and function for each team member:
4 = Fourth, 3 = Third, 2 = Second, 1 = Lead, S = Skip, V = Vice-Skip

Legend:
↻ Clockwise ↻ Counter-clockwise F Female
LSFE(*) Last Stone First End M Male X Unplayed/unfinished end due to concession



Game Results

Sheet	Team	LSFE	1	2	3	4	5	6	7	8	Extra Ends	Total
B	CAN - Canada		2	3	0	2	4	1	3	X		15
	PHI - Philippines	*	0	0	1	0	0	0	0	X		1

CAN - Canada		
4 S	MEACHEM Shaun	M
3 V	SCHAFER Kelly	F
2	HAICHERT Chris	M
1	HAICHERT Teejay	F


PHI - Philippines		
4 S	ALIJIPAN Chad	M
3 V	UMALI Donna	F
2	ONGLINGSWAN Alastair	M
1	ALIJIPAN Ashley	F

Last Stone Draw		Distance
↻	HAICHERT Teejay	130.8cm
↻	HAICHERT Chris	23.2cm
Total		154.0cm

Last Stone Draw		Distance
↻	ALIJIPAN Chad	86.2cm
↻	ALIJIPAN Ashley	45.4cm
Total		131.6cm

Note:
Position and function for each team member:
4 = Fourth, 3 = Third, 2 = Second, 1 = Lead, S = Skip, V = Vice-Skip

Legend:
↻ Clockwise ↻ Counter-clockwise F Female
LSFE(*) Last Stone First End M Male X Unplayed/unfinished end due to concession



WED 16 OCT 2024
Start Time 20:00

Round Robin Session 20
Group E - Sheet D



Game Results

Sheet	Team	LSFE	1	2	3	4	5	6	7	8	Extra Ends	Total
D	BEL - Belgium		0	0	2	0	1	0	2	0		5
	SUI - Switzerland	*	0	3	0	0	0	1	0	3		7

BEL - Belgium		
4 S	VAN OOSTERWYCK Caro	F
3 V	HEYLEN Dirk	M
2	HUISKAMP Annemiek	F
1	VAN DONINCK Wim	M


SUI - Switzerland		
4 V	WAGENSEIL Yves	M
3 S	WUEEST Nora	F
2	WUEEST Dieter	M
1	WUEEST Marion	F

Last Stone Draw		Distance
↻	HUISKAMP Annemiek	199.6cm
↻	HEYLEN Dirk	32.0cm
Total		231.6cm

Last Stone Draw		Distance
↻	WUEEST Dieter	29.9cm
↻	WUEEST Nora	174.7cm
Total		204.6cm

Note:
Position and function for each team member:
4 = Fourth, 3 = Third, 2 = Second, 1 = Lead, S = Skip, V = Vice-Skip

Legend:
↻ Clockwise ↻ Counter-clockwise F Female
LSFE(*) Last Stone First End M Male



Game Results

Sheet	Team	LSFE	1	2	3	4	5	6	7	8	Extra Ends	Total
E	HUN - Hungary		1	0	3	2	2	0	1	X		9
	LAT - Latvia	*	0	1	0	0	0	2	0	X		3

HUN - Hungary		
4	FOTI Balazs	M
3	S HALASZ Csilla	F
2	V EZSOL Gabor	M
1	SZABO Eniko	F

LAT - Latvia		
4	S REGZA Agate	F
3	V VONDA Kriss	M
1	REGZA Darta	F
A	VONDA Ricards	M

Last Stone Draw		Distance
↻	FOTI Balazs	108.3cm
↻	SZABO Eniko	13.3cm
Total		121.6cm

Last Stone Draw		Distance
↻	VONDA Kriss	64.3cm
↻	REGZA Darta	31.6cm
Total		95.9cm

LAT playing with only three players - Lead and Third play three stones each.

Note:
Position and function for each team member:
4 = Fourth, 3 = Third, 2 = Second, 1 = Lead, A = Alternate, S = Skip, V = Vice-Skip

Legend:
↻ Clockwise ↻ Counter-clockwise F Female
LSFE(*) Last Stone First End M Male X Unplayed/unfinished end due to concession



WED 16 OCT 2024
Start Time 20:00

Round Robin Session 20
Group C - Sheet F



Game Results

Sheet	Team	LSFE	1	2	3	4	5	6	7	8	Extra Ends	Total
F	ESP - Spain		0	0	2	0	1	1	4	X		8
	SCO - Scotland	*	0	1	0	0	0	0	0	X		1

ESP - Spain		
4 S	VEZ Sergio	M
3 V	OTAEGI Oihane	F
2	UNANUE Mikel	M
1	OTAEGI Leire	F

SCO - Scotland		
4 S	KENNEDY Neil	M
3 V	AGNEW Margaret	F
2	AGNEW John	M
1	KENNEDY Sheila	F

Last Stone Draw		Distance
↻	VEZ Sergio	93.9cm
↻	UNANUE Mikel	33.9cm
Total		127.8cm

Last Stone Draw		Distance
↻	AGNEW John	25.6cm
↻	AGNEW Margaret	6.1cm
Total		31.7cm

Note:
Position and function for each team member:
4 = Fourth, 3 = Third, 2 = Second, 1 = Lead, S = Skip, V = Vice-Skip

Legend:
↻ Clockwise ↻ Counter-clockwise F Female
LSFE(*) Last Stone First End M Male X Unplayed/unfinished end due to concession




Session Results and Standings

Sheet	Team	LSD/LSFE	1	2	3	4	5	6	7	8	Extra Ends	Total
A	ROU - Romania	274.6cm	3	1	1	0	0	1	0	0		6
	TPE - Chinese Taipei	242.2cm *	0	0	0	2	1	0	3	1		7
B	UKR - Ukraine	94.3cm *	0	0	1	0	3	0	3	0		7
	KAZ - Kazakhstan	214.3cm	3	0	0	2	0	1	0	2		8
C	FIN - Finland	168.4cm *	2	0	0	0	1	0	0	X		3
	GER - Germany	217.1cm	0	1	1	1	0	2	4	X		9
D	NED - Netherlands	43.6cm *	0	0	2	0	3	0	1	X		6
	EST - Estonia	218.4cm	1	1	0	1	0	1	0	X		4
E	AUT - Austria	187.7cm	0	0	0	0	0	0	X	X		0
	JPN - Japan	119.4cm *	2	1	1	1	1	1	X	X		7
F	SLO - Slovenia	233.4cm *	2	0	2	0	1	0	1	3		9
	BRA - Brazil	238.5cm	0	1	0	1	0	2	0	0		4

Current Standings

Group A					Group B				
Rank	Team	Games	Wins	Losses	Rank	Team	Games	Wins	Losses
1	CAN - Canada	5	5	0	1	SWE - Sweden	6	6	0 Q
2	NZL - New Zealand	5	4	1	2	POL - Poland	6	5	1
3	CZE - Czechia	5	3	2	3	IRL - Ireland	6	4	2
3	TUR - Türkiye	5	3	2	3	ITA - Italy	6	4	2
5	HUN - Hungary	5	2	3	5	AUS - Australia	6	3	3
5	LAT - Latvia	5	2	3	6	IND - India	6	1	5
7	ENG - England	5	1	4	6	NGR - Nigeria	6	1	5
8	PHI - Philippines	5	0	5	8	PUR - Puerto Rico	6	0	6
Group C					Group D				
Rank	Team	Games	Wins	Losses	Rank	Team	Games	Wins	Losses
1	ESP - Spain	5	5	0	1	NOR - Norway	5	5	0 Q
1	USA - United States	5	5	0	2	JPN - Japan	5	4	1 Q
3	SLO - Slovenia	6	4	2	3	NED - Netherlands	5	3	2
4	SCO - Scotland	5	3	2	4	AUT - Austria	5	2	3
5	BRA - Brazil	6	2	4	4	DEN - Denmark	5	2	3
6	HKG - Hong Kong, China	4	1	3	6	EST - Estonia	6	2	4
7	TPE - Chinese Taipei	6	1	5	7	SVK - Slovakia	5	0	5
8	ROU - Romania	5	0	5					
Group E									
Rank	Team	Games	Wins	Losses					
1	KAZ - Kazakhstan	6	5	1 Q					
2	SUI - Switzerland	5	4	1					
3	UKR - Ukraine	6	4	2					
4	GER - Germany	6	3	3					
4	WAL - Wales	6	3	3					
6	BEL - Belgium	5	2	3					
7	FIN - Finland	6	2	4					
8	KEN - Kenya	6	0	6					



WED 16 OCT 2024
Start Time 16:00

Round Robin Session 19
Group C - Sheet A **WORLD CURLING**

Game Results

Sheet	Team	LSFE	1	2	3	4	5	6	7	8	Extra Ends	Total
A	ROU - Romania		3	1	1	0	0	1	0	0		6
	TPE - Chinese Taipei	*	0	0	0	2	1	0	3	1		7

ROU - Romania		
4 S	GHERGIE Dan	M
3 V	TRAILA Octavia	F
2	FELECAN Matei	M
1	BACALI Ania	F


TPE - Chinese Taipei		
4 S	HOU Yi-Ler	M
3 V	LI Ling-Zhi	F
2	LIN Chen-Han	M
1	LI Ling-Yi	F

Last Stone Draw		Distance
↻	TRAILA Octavia	199.6cm
↻	FELECAN Matei	75.0cm
Total		274.6cm

Last Stone Draw		Distance
↻	HOU Yi-Ler	199.6cm
↻	LIN Chen-Han	42.6cm
Total		242.2cm

Note:
Position and function for each team member:
4 = Fourth, 3 = Third, 2 = Second, 1 = Lead, S = Skip, V = Vice-Skip

Legend:
↻ Clockwise ↻ Counter-clockwise F Female
LSFE(*) Last Stone First End M Male



Game Results

Sheet	Team	LSFE	1	2	3	4	5	6	7	8	Extra Ends	Total
B	UKR - Ukraine	*	0	0	1	0	3	0	3	0		7
	KAZ - Kazakhstan		3	0	0	2	0	1	0	2		8

UKR - Ukraine		
4 S	NIKOLOV Eduard	M
3	KALINICHENKO Yaroslava	F
2	SUHAK Artem	M
1 V	MOSKALENKO Diana	F


KAZ - Kazakhstan		
4 S	ZHUZBAY Abylaikhan	M
3 V	ALLIYAROVA Tilsimay	F
2	ALLIYAR Aidos	M
1	TASTEMIR Merrey	F

Last Stone Draw		Distance
⌚	KALINICHENKO Yaroslava	54.9cm
⌚	SUHAK Artem	39.4cm
Total		94.3cm

Last Stone Draw		Distance
⌚	ALLIYAROVA Tilsimay	14.7cm
⌚	ALLIYAR Aidos	199.6cm
Total		214.3cm

Note:
Position and function for each team member:
4 = Fourth, 3 = Third, 2 = Second, 1 = Lead, S = Skip, V = Vice-Skip

Legend:
⌚ Clockwise ⌚ Counter-clockwise F Female
LSFE(*) Last Stone First End M Male



WED 16 OCT 2024
Start Time 16:00

Round Robin Session 19
Group E - Sheet C **WORLD CURLING**

Game Results

Sheet	Team	LSFE	1	2	3	4	5	6	7	8	Extra Ends	Total
C	FIN - Finland	*	2	0	0	0	1	0	0	X		3
	GER - Germany		0	1	1	1	0	2	4	X		9

FIN - Finland		
4	KUOSMANEN Paavo	M
3	NILHAMN-KUOSMANEN Bonnie	F
2	UUSIPAAVALNIEMI Jussi	M
1	KITTI Laura	F


GER - Germany		
4	S GOLDEMANN Sven	M
3	V BEER Maike	F
2	RICKMERS Peter	M
1	EHNES Polina	F

Last Stone Draw		Distance
↻	KUOSMANEN Paavo	153.3cm
↻	UUSIPAAVALNIEMI Jussi	15.1cm
Total		168.4cm

Last Stone Draw		Distance
↻	RICKMERS Peter	53.1cm
↻	EHNES Polina	164.0cm
Total		217.1cm

Note:
Position and function for each team member:
4 = Fourth, 3 = Third, 2 = Second, 1 = Lead, S = Skip, V = Vice-Skip

Legend:
↻ Clockwise ↻ Counter-clockwise F Female
LSFE(*) Last Stone First End M Male X Unplayed/unfinished end due to concession



WED 16 OCT 2024
Start Time 16:00

Round Robin Session 19
Group D - Sheet D **WORLD CURLING**

Game Results

Sheet	Team	LSFE	1	2	3	4	5	6	7	8	Extra Ends	Total
D	NED - Netherlands	*	0	0	2	0	3	0	1	X		6
	EST - Estonia		1	1	0	1	0	1	0	X		4

NED - Netherlands		
4 S	SPITS Simon	M
3 V	BOMAS Lisenka	F
2	ROS Floris	M
1	BOMAS Anandi	F


EST - Estonia		
4 V	KUKNER Karl	M
3 S	MADISSON Triin	F
2	PADAMA Marten	M
1	ELMIK Kaidi	F

Last Stone Draw		Distance
↻	BOMAS Anandi	14.6cm
↻	BOMAS Lisenka	29.0cm
Total		43.6cm

Last Stone Draw		Distance
↻	MADISSON Triin	150.8cm
↻	PADAMA Marten	67.6cm
Total		218.4cm

Note:
Position and function for each team member:
4 = Fourth, 3 = Third, 2 = Second, 1 = Lead, S = Skip, V = Vice-Skip

Legend:
↻ Clockwise ↻ Counter-clockwise F Female
LSFE(*) Last Stone First End M Male X Unplayed/unfinished end due to concession



WED 16 OCT 2024
Start Time 16:00

Round Robin Session 19
Group D - Sheet E **WORLD CURLING**

Game Results

Sheet	Team	LSFE	1	2	3	4	5	6	7	8	Extra Ends	Total
E	AUT - Austria		0	0	0	0	0	0	X	X		0
	JPN - Japan	*	2	1	1	1	1	1	X	X		7

AUT - Austria		
4 S	KARG Johann	M
3 V	HOESS Johanna	F
2	JOECHL Moritz	M
1	WITSCHEN Jill	F


JPN - Japan		
4 V	ICHITSUBO Shun	M
3 S	HASE Hinako	F
2	HASEGAWA Hiroki	M
1	TOKOYODA Chihiro	F

Last Stone Draw		Distance
↻	JOECHL Moritz	73.4cm
↻	HOESS Johanna	114.3cm
Total		187.7cm

Last Stone Draw		Distance
↻	TOKOYODA Chihiro	111.3cm
↻	ICHITSUBO Shun	8.1cm
Total		119.4cm

Note:
Position and function for each team member:
4 = Fourth, 3 = Third, 2 = Second, 1 = Lead, S = Skip, V = Vice-Skip

Legend:
↻ Clockwise ↻ Counter-clockwise F Female
LSFE(*) Last Stone First End M Male X Unplayed/unfinished end due to concession



WED 16 OCT 2024
Start Time 16:00

Round Robin Session 19
Group C - Sheet F **WORLD CURLING**

Game Results

Sheet	Team	LSFE	1	2	3	4	5	6	7	8	Extra Ends	Total
F	SLO - Slovenia	*	2	0	2	0	1	0	1	3		9
	BRA - Brazil		0	1	0	1	0	2	0	0		4

SLO - Slovenia		
4 S	ZELINKA Gaber Bor	M
3 V	GREGORI Liza	F
2	LANGUS Simon	M
1	JERE Lea	F

BRA - Brazil		
4 S	VILELA Sergio Mitsuo	M
3 V	SUMI Elen Naomi	F
2	YAMASHITA Arnaldo	M
1	RODRIGUEZ Giullia	F

Last Stone Draw		Distance
⌚	GREGORI Liza	199.6cm
⌚	LANGUS Simon	33.8cm
Total		233.4cm

Last Stone Draw		Distance
⌚	YAMASHITA Arnaldo	199.6cm
⌚	RODRIGUEZ Giullia	38.9cm
Total		238.5cm

Note:
Position and function for each team member:
4 = Fourth, 3 = Third, 2 = Second, 1 = Lead, S = Skip, V = Vice-Skip

Legend:
⌚ Clockwise ⌚ Counter-clockwise F Female
LSFE(*) Last Stone First End M Male




Session Results and Standings

Sheet	Team	LSD/LSFE	1	2	3	4	5	6	7	8	Extra Ends	Total
A	WAL - Wales	205.9cm *	1	0	1	0	2	0	3	X		7
	BEL - Belgium	280.4cm	0	1	0	2	0	0	0	X		3
B	NZL - New Zealand	52.5cm *	1	0	2	3	2	0	1	X		9
	LAT - Latvia	101.8cm	0	1	0	0	0	2	0	X		3
C	CAN - Canada	72.9cm *	2	0	0	2	4	2	X	X		10
	CZE - Czechia	109.2cm	0	1	1	0	0	0	X	X		2
D	HUN - Hungary	132.6cm *	1	1	0	4	4	0	X	X		10
	ENG - England	314.3cm	0	0	1	0	0	1	X	X		2
E	TUR - Türkiye	249.0cm *	0	2	3	0	2	1	3	X		11
	PHI - Philippines	396.3cm	1	0	0	1	0	0	0	X		2
F	SVK - Slovakia	373.4cm	0	1	1	0	1	0	X	X		3
	DEN - Denmark	55.3cm *	4	0	0	2	0	3	X	X		9

Current Standings

Group A					Group B				
Rank	Team	Games	Wins	Losses	Rank	Team	Games	Wins	Losses
1	CAN - Canada	5	5	0	1	SWE - Sweden	6	6	0 Q
2	NZL - New Zealand	5	4	1	2	POL - Poland	6	5	1
3	CZE - Czechia	5	3	2	3	IRL - Ireland	6	4	2
3	TUR - Türkiye	5	3	2	3	ITA - Italy	6	4	2
5	HUN - Hungary	5	2	3	5	AUS - Australia	6	3	3
5	LAT - Latvia	5	2	3	6	IND - India	6	1	5
7	ENG - England	5	1	4	6	NGR - Nigeria	6	1	5
8	PHI - Philippines	5	0	5	8	PUR - Puerto Rico	6	0	6
Group C					Group D				
Rank	Team	Games	Wins	Losses	Rank	Team	Games	Wins	Losses
1	ESP - Spain	5	5	0	1	NOR - Norway	5	5	0 Q
1	USA - United States	5	5	0	2	JPN - Japan	4	3	1
3	SCO - Scotland	5	3	2	3	AUT - Austria	4	2	2
3	SLO - Slovenia	5	3	2	3	NED - Netherlands	4	2	2
5	BRA - Brazil	5	2	3	5	DEN - Denmark	5	2	3
6	HKG - Hong Kong, China	4	1	3	5	EST - Estonia	5	2	3
7	ROU - Romania	4	0	4	7	SVK - Slovakia	5	0	5
8	TPE - Chinese Taipei	5	0	5					
Group E									
Rank	Team	Games	Wins	Losses					
1	KAZ - Kazakhstan	5	4	1					
1	SUI - Switzerland	5	4	1					
1	UKR - Ukraine	5	4	1					
4	WAL - Wales	6	3	3					
5	BEL - Belgium	5	2	3					
5	FIN - Finland	5	2	3					
5	GER - Germany	5	2	3					
8	KEN - Kenya	6	0	6					



Game Results

Sheet	Team	LSFE	1	2	3	4	5	6	7	8	Extra Ends	Total
A	WAL - Wales	*	1	0	1	0	2	0	3	X		7
	BEL - Belgium		0	1	0	2	0	0	0	X		3

WAL - Wales		
4 S	COOMBS Garry	M
3 V	BEEVER Laura	F
2	PHILLIPS Rhys	M
1	GLAZIER Judith	F

BEL - Belgium		
4 S	VAN OOSTERWYCK Caro	F
3 V	HEYLEN Dirk	M
2	HUIKAMP Annemiek	F
1	VAN DONINCK Wim	M

Last Stone Draw		Distance
↻	COOMBS Garry	160.4cm
↻	GLAZIER Judith	45.5cm
Total		205.9cm

Last Stone Draw		Distance
↻	VAN OOSTERWYCK Caro	135.9cm
↻	VAN DONINCK Wim	144.5cm
Total		280.4cm

Note:
Position and function for each team member:
4 = Fourth, 3 = Third, 2 = Second, 1 = Lead, S = Skip, V = Vice-Skip

Legend:
↻ Clockwise ↻ Counter-clockwise F Female
LSFE(*) Last Stone First End M Male X Unplayed/unfinished end due to concession



Game Results

Sheet	Team	LSFE	1	2	3	4	5	6	7	8	Extra Ends	Total
B	NZL - New Zealand	*	1	0	2	3	2	0	1	X		9
	LAT - Latvia		0	1	0	0	0	2	0	X		3

NZL - New Zealand		
4 S	SARGON Brett	M
3 V	THOMPSON Holly	F
2	FORD Kieran	M
1	RUSSELL Olivia	F

LAT - Latvia		
4 S	VONDA Kriss	M
3 V	REGZA Agate	F
2	VONDA Ricards	M
1	REGZA Darta	F

Last Stone Draw		Distance
⌚	THOMPSON Holly	11.6cm
⌚	FORD Kieran	40.9cm
Total		52.5cm

Last Stone Draw		Distance
⌚	VONDA Ricards	42.1cm
⌚	REGZA Agate	59.7cm
Total		101.8cm

Note:
Position and function for each team member:
4 = Fourth, 3 = Third, 2 = Second, 1 = Lead, S = Skip, V = Vice-Skip

Legend:
 ⌚ Clockwise ⌚ Counter-clockwise F Female
 LSFE(*) Last Stone First End M Male X Unplayed/unfinished end due to concession



WED 16 OCT 2024
Start Time 12:00

Round Robin Session 18
Group A - Sheet C



Game Results

Sheet	Team	LSFE	1	2	3	4	5	6	7	8	Extra Ends	Total
C	CAN - Canada	*	2	0	0	2	4	2	X	X		10
	CZE - Czechia		0	1	1	0	0	0	X	X		2

CAN - Canada		
4 S	MEACHEM Shaun	M
3 V	SCHAFER Kelly	F
2	HAICHERT Chris	M
1	HAICHERT Teejay	F

CZE - Czechia		
4 S	TABERY Krystof	M
3 V	FREDERIKSEN Karolina	F
2	SKALA Jakub	M
1	DUSKOVA Valentyna	F


Last Stone Draw		Distance
↻	MEACHEM Shaun	52.7cm
↻	SCHAFER Kelly	20.2cm
Total		72.9cm

Last Stone Draw		Distance
↻	TABERY Krystof	15.8cm
↻	FREDERIKSEN Karolina	93.4cm
Total		109.2cm

Note:
Position and function for each team member:
4 = Fourth, 3 = Third, 2 = Second, 1 = Lead, S = Skip, V = Vice-Skip

Legend:
↻ Clockwise ↻ Counter-clockwise F Female
LSFE(*) Last Stone First End M Male X Unplayed/unfinished end due to concession





WED 16 OCT 2024
Start Time 12:00

Round Robin Session 18
Group A - Sheet D



Game Results

Sheet	Team	LSFE	1	2	3	4	5	6	7	8	Extra Ends	Total
D	HUN - Hungary	*	1	1	0	4	4	0	X	X		10
	ENG - England		0	0	1	0	0	1	X	X		2

HUN - Hungary		
4	FOTI Balazs	M
3 S	HALASZ Csilla	F
2 V	EZSOL Gabor	M
1	SZABO Eniko	F


ENG - England		
4 S	WOOLSTON Andrew	M
3 V	GREGORY Lesley	F
2	GREGORY Martin	M
1	BALFOUR Kirsty	F

Last Stone Draw		Distance
↻	SZABO Eniko	62.0cm
↻	FOTI Balazs	70.6cm
Total		132.6cm

Last Stone Draw		Distance
↻	GREGORY Lesley	199.6cm
↻	GREGORY Martin	114.7cm
Total		314.3cm

Note:
Position and function for each team member:
4 = Fourth, 3 = Third, 2 = Second, 1 = Lead, S = Skip, V = Vice-Skip

Legend:
↻ Clockwise ↻ Counter-clockwise F Female
LSFE(*) Last Stone First End M Male X Unplayed/unfinished end due to concession



WED 16 OCT 2024
Start Time 12:00

Round Robin Session 18
Group A - Sheet E



Game Results

Sheet	Team	LSFE	1	2	3	4	5	6	7	8	Extra Ends	Total
E	TUR - Türkiye	*	0	2	3	0	2	1	3	X		11
	PHI - Philippines		1	0	0	1	0	0	0	X		2

TUR - Türkiye		
4 V	ESER Selahattin	M
3	ARZIK Nilay	F
2	NERSE Bilal Emre	M
1 S	URUSAN Ilknur	F


PHI - Philippines		
4 S	ALOJIPAN Chad	M
3 V	UMALI Donna	F
2	ONGLINGSWAN Alastair	M
1	ALOJIPAN Ashley	F

Last Stone Draw		Distance
↻	ESER Selahattin	199.6cm
↻	URUSAN Ilknur	49.4cm
Total		249.0cm

Last Stone Draw		Distance
↻	ALOJIPAN Chad	196.7cm
↻	ALOJIPAN Ashley	199.6cm
Total		396.3cm

Note:
Position and function for each team member:
4 = Fourth, 3 = Third, 2 = Second, 1 = Lead, S = Skip, V = Vice-Skip

Legend:
↻ Clockwise ↻ Counter-clockwise F Female
LSFE(*) Last Stone First End M Male X Unplayed/unfinished end due to concession



Game Results

Sheet	Team	LSFE	1	2	3	4	5	6	7	8	Extra Ends	Total
F	SVK - Slovakia		0	1	1	0	1	0	X	X		3
	DEN - Denmark	*	4	0	0	2	0	3	X	X		9

SVK - Slovakia		
4 S	KAJANOVA Gabriela	F
3 V	SYKORA Marek	M
2	SYKOROVA Silvia	F
1	KAJAN David	M

DEN - Denmark		
4 S	JENSEN Karolina	F
3 V	GOLDBECK Liam	M
2	SCHACK Signe	F
1	KARGER Christian	M

Last Stone Draw		Distance
↻	KAJAN David	173.8cm
↻	KAJANOVA Gabriela	199.6cm
Total		373.4cm

Last Stone Draw		Distance
↻	GOLDBECK Liam	29.1cm
↻	SCHACK Signe	26.2cm
Total		55.3cm

Note:
Position and function for each team member:
4 = Fourth, 3 = Third, 2 = Second, 1 = Lead, S = Skip, V = Vice-Skip

Legend:
↻ Clockwise ↻ Counter-clockwise F Female
LSFE(*) Last Stone First End M Male X Unplayed/unfinished end due to concession



Session Results and Standings

Sheet	Team	LSD/LSFE	1	2	3	4	5	6	7	8	Extra Ends	Total
A	KEN - Kenya	379.4cm	1	0	0	0	0	0	X	X		1
	FIN - Finland	82.0cm *	0	0	2	3	2	4	X	X		11
B	IRL - Ireland	81.3cm *	0	2	0	2	0	0	1	X		5
	SWE - Sweden	371.5cm	1	0	5	0	0	2	0	X		8
C	ITA - Italy	38.0cm *	4	0	4	5	4	0	X	X		17
	PUR - Puerto Rico	368.4cm	0	1	0	0	0	1	X	X		2
D	AUS - Australia	159.9cm *	2	1	0	3	0	2	2	X		10
	NGR - Nigeria	333.0cm	0	0	1	0	1	0	0	X		2
E	IND - India	289.5cm *	0	0	1	0	0	1	0	X		2
	POL - Poland	369.5cm	1	0	0	1	3	0	4	X		9
F	NOR - Norway	323.3cm	1	0	1	1	0	3	0	X		6
	NED - Netherlands	254.1cm *	0	1	0	0	2	0	1	X		4

Current Standings

Group A					Group B				
Rank	Team	Games	Wins	Losses	Rank	Team	Games	Wins	Losses
1	CAN - Canada	4	4	0	1	SWE - Sweden	6	6	0 Q
2	CZE - Czechia	4	3	1	2	POL - Poland	6	5	1
2	NZL - New Zealand	4	3	1	3	IRL - Ireland	6	4	2
4	LAT - Latvia	4	2	2	3	ITA - Italy	6	4	2
4	TUR - Türkiye	4	2	2	5	AUS - Australia	6	3	3
6	ENG - England	4	1	3	6	IND - India	6	1	5
6	HUN - Hungary	4	1	3	6	NGR - Nigeria	6	1	5
8	PHI - Philippines	4	0	4	8	PUR - Puerto Rico	6	0	6
Group C					Group D				
Rank	Team	Games	Wins	Losses	Rank	Team	Games	Wins	Losses
1	ESP - Spain	5	5	0	1	NOR - Norway	5	5	0 Q
1	USA - United States	5	5	0	2	JPN - Japan	4	3	1
3	SCO - Scotland	5	3	2	3	AUT - Austria	4	2	2
3	SLO - Slovenia	5	3	2	3	NED - Netherlands	4	2	2
5	BRA - Brazil	5	2	3	5	EST - Estonia	5	2	3
6	HKG - Hong Kong, China	4	1	3	6	DEN - Denmark	4	1	3
7	ROU - Romania	4	0	4	7	SVK - Slovakia	4	0	4
8	TPE - Chinese Taipei	5	0	5					
Group E									
Rank	Team	Games	Wins	Losses					
1	KAZ - Kazakhstan	5	4	1					
1	SUI - Switzerland	5	4	1					
1	UKR - Ukraine	5	4	1					
4	BEL - Belgium	4	2	2					
5	FIN - Finland	5	2	3					
5	GER - Germany	5	2	3					
5	WAL - Wales	5	2	3					
8	KEN - Kenya	6	0	6					



WMxCC 2024
Aberdeen, Scotland

World Mixed Curling Championship 2024
Curl Aberdeen



WED 16 OCT 2024
Start Time 8:00

Round Robin Session 17

**WORLD
CURLING**

Session Results and Standings

Note:
Under WCF rules, tie-breaking rules for standings are not applied until after the last game of the round robin.

Legend:
LSD Last Stone Draw **LSFE(*)** Last Stone First End **Q** Qualified for the play-offs
X Unplayed/unfinished end due to concession



WED 16 OCT 2024
Start Time 8:00

Round Robin Session 17
Group E - Sheet A **WORLD CURLING**

Game Results

Sheet	Team	LSFE	1	2	3	4	5	6	7	8	Extra Ends	Total
A	KEN - Kenya		1	0	0	0	0	0	X	X		1
	FIN - Finland	*	0	0	2	3	2	4	X	X		11

KEN - Kenya		
4 S	ODHIAMBO Daniel	M
3 V	OGUTA Laventer	F
1	KARANJA Simon	M
A	SALMA Sharleen	F

FIN - Finland		
4	KUOSMANEN Paavo	M
3 V	NILHAMN-KUOSMANEN Bonnie	F
2 S	UUSIPAAVALNIEMI Jussi	M
1	KITTI Laura	F

Last Stone Draw		Distance
⌚	OGUTA Laventer	179.8cm
⌚	SALMA Sharleen	199.6cm
Total		379.4cm

Last Stone Draw		Distance
⌚	KUOSMANEN Paavo	10.0cm
⌚	UUSIPAAVALNIEMI Jussi	72.0cm
Total		82.0cm

KEN playing with only three players - Lead and Third play three stones each.

Note:
Position and function for each team member:
4 = Fourth, 3 = Third, 2 = Second, 1 = Lead, A = Alternate, S = Skip, V = Vice-Skip

Legend:
⌚ Clockwise ⌚ Counter-clockwise F Female
LSFE(*) Last Stone First End M Male X Unplayed/unfinished end due to concession



Game Results

Sheet	Team	LSFE	1	2	3	4	5	6	7	8	Extra Ends	Total
B	IRL - Ireland	*	0	2	0	2	0	0	1	X		5
	SWE - Sweden		1	0	5	0	0	2	0	X		8

IRL - Ireland		
4 S	WILSON John	M
3 V	FYFE Alison	F
2	WHYTE Craig	M
1	WARD Jen	F

SWE - Sweden		
4 S	GRANBOM Simon	M
3 V	THUNMAN Rebecka	F
2	PATZ Johannes	M
1	ALTEBRO Mikaela	F

Last Stone Draw		Distance
↻	FYFE Alison	71.6cm
↻	WHYTE Craig	9.7cm
Total		81.3cm

Last Stone Draw		Distance
↻	THUNMAN Rebecka	199.6cm
↻	GRANBOM Simon	171.9cm
Total		371.5cm

Note:
Position and function for each team member:
4 = Fourth, 3 = Third, 2 = Second, 1 = Lead, S = Skip, V = Vice-Skip

Legend:
↻ Clockwise ↻ Counter-clockwise F Female
LSFE(*) Last Stone First End M Male X Unplayed/unfinished end due to concession



Game Results

Sheet	Team	LSFE	1	2	3	4	5	6	7	8	Extra Ends	Total
C	ITA - Italy	*	4	0	4	5	4	0	X	X		17
	PUR - Puerto Rico		0	1	0	0	0	1	X	X		2

ITA - Italy		
4 V	GONIN Simone	M
3 S	MAURINO Giorgia	F
2	MAURINO Lorenzo	M
1	MAURINO Anna Maria	F


PUR - Puerto Rico		
4 S	VARGAS Jonathan	M
3 V	CONLEY Rachel	F
2	SEPULVEDA Jose	M
1	SMITH Che	F

Last Stone Draw		Distance
↻	MAURINO Lorenzo	11.1cm
↻	MAURINO Giorgia	26.9cm
Total		38.0cm

Last Stone Draw		Distance
↻	SEPULVEDA Jose	199.6cm
↻	VARGAS Jonathan	168.8cm
Total		368.4cm

Note:
Position and function for each team member:
4 = Fourth, 3 = Third, 2 = Second, 1 = Lead, S = Skip, V = Vice-Skip

Legend:
↻ Clockwise ↻ Counter-clockwise F Female
LSFE(*) Last Stone First End M Male X Unplayed/unfinished end due to concession



WED 16 OCT 2024
Start Time 8:00

Round Robin Session 17
Group B - Sheet D **WORLD CURLING**

Game Results

Sheet	Team	LSFE	1	2	3	4	5	6	7	8	Extra Ends	Total
D	AUS - Australia	*	2	1	0	3	0	2	2	X		10
	NGR - Nigeria		0	0	1	0	1	0	0	X		2

AUS - Australia		
4 S	PANOUSI Matt	M
3 V	WESTHAGEN Jennifer	F
2	CHICK Gerald	M
1	POWELL Anne	F


NGR - Nigeria		
4 S	WOODS III Harold	M
3 V	HASHI Jasmin	F
2	COLE T. J.	M
1	TODD Bobbie	F

Last Stone Draw		Distance
↻	PANOUSI Matt	45.3cm
↻	POWELL Anne	114.6cm
Total		159.9cm

Last Stone Draw		Distance
↻	WOODS III Harold	133.4cm
↻	HASHI Jasmin	199.6cm
Total		333.0cm

Note:
Position and function for each team member:
4 = Fourth, 3 = Third, 2 = Second, 1 = Lead, S = Skip, V = Vice-Skip

Legend:
↻ Clockwise ↻ Counter-clockwise F Female
LSFE(*) Last Stone First End M Male X Unplayed/unfinished end due to concession



WED 16 OCT 2024
Start Time 8:00

Round Robin Session 17
Group B - Sheet E **WORLD CURLING**

Game Results

Sheet	Team	LSFE	1	2	3	4	5	6	7	8	Extra Ends	Total
E	IND - India	*	0	0	1	0	0	1	0	X		2
	POL - Poland		1	0	0	1	3	0	4	X		9

IND - India		
4 S	RAJU P. N.	M
3 V	CHAUDHARI Namini	F
2	ANTHAY SUTHAKARAN Girithar	M
1	PATEL Richa	F

POL - Poland		
4 S	JASIECKI Borys	M
3 V	DYDERSKA Julia	F
2	TELAJ Jeremi	M
1	WOJTAS Justyna	F

Last Stone Draw		Distance
↻	CHAUDHARI Namini	89.9cm
↻	RAJU P. N.	199.6cm
Total		289.5cm

Last Stone Draw		Distance
↻	WOJTAS Justyna	199.6cm
↻	TELAJ Jeremi	169.9cm
Total		369.5cm

Note:
Position and function for each team member:
4 = Fourth, 3 = Third, 2 = Second, 1 = Lead, S = Skip, V = Vice-Skip

Legend:
↻ Clockwise ↻ Counter-clockwise F Female
LSFE(*) Last Stone First End M Male X Unplayed/unfinished end due to concession



WED 16 OCT 2024
Start Time 8:00

Round Robin Session 17
Group D - Sheet F **WORLD CURLING**

Game Results

Sheet	Team	LSFE	1	2	3	4	5	6	7	8	Extra Ends	Total
F	NOR - Norway		1	0	1	1	0	3	0	X		6
	NED - Netherlands	*	0	1	0	0	2	0	1	X		4

NOR - Norway		
4 S	VOLLAN ROENNING Martine	F
3 V	MORTEN BURAS Grunde	M
2	ROENNING Andrine Vollan	F
1	DAEHLIN Harald	M

NED - Netherlands		
4 S	SPITS Simon	M
3 V	BOMAS Lisenka	F
2	ROS Floris	M
1	BOMAS Anandi	F

Last Stone Draw		Distance
↻	ROENNING Andrine Vollan	123.7cm
↻	VOLLAN ROENNING Martine	199.6cm
Total		323.3cm

Last Stone Draw		Distance
↻	SPITS Simon	84.3cm
↻	ROS Floris	169.8cm
Total		254.1cm

Note:
Position and function for each team member:
4 = Fourth, 3 = Third, 2 = Second, 1 = Lead, S = Skip, V = Vice-Skip

Legend:
↻ Clockwise ↻ Counter-clockwise F Female
LSFE(*) Last Stone First End M Male X Unplayed/unfinished end due to concession



TUE 15 OCT 2024
Start Time 20:00

Round Robin Session 16
Group A - Sheet A



Game Results

Sheet	Team	LSFE	1	2	3	4	5	6	7	8	Extra Ends	Total
A	NZL - New Zealand		1	0	2	0	0	1	X	X		4
	TUR - Türkiye	*	0	6	0	4	3	0	X	X		13

NZL - New Zealand		
4 S	SARGON Brett	M
3 V	THOMPSON Holly	F
2	FORD Kieran	M
1	RUSSELL Olivia	F


TUR - Türkiye		
4 V	ESER Selahattin	M
3	ARZIK Nilay	F
2	NERSE Bilal Emre	M
1 S	URUSAN Ilknur	F

Last Stone Draw		Distance
↻	SARGON Brett	18.7cm
↻	RUSSELL Olivia	199.6cm
Total		218.3cm

Last Stone Draw		Distance
↻	ARZIK Nilay	199.6cm
↻	NERSE Bilal Emre	16.1cm
Total		215.7cm

Note:
Position and function for each team member:
4 = Fourth, 3 = Third, 2 = Second, 1 = Lead, S = Skip, V = Vice-Skip

Legend:
↻ Clockwise ↻ Counter-clockwise F Female
LSFE(*) Last Stone First End M Male X Unplayed/unfinished end due to concession



TUE 15 OCT 2024
Start Time 20:00

Round Robin Session 16
Group A - Sheet B **WORLD CURLING**

Game Results

Sheet	Team	LSFE	1	2	3	4	5	6	7	8	Extra Ends	Total
B	CZE - Czechia		0	1	0	0	3	1	0	1		6
	HUN - Hungary	*	1	0	1	1	0	0	1	0		4

CZE - Czechia		
4 S	TABERY Krystof	M
3 V	FREDERIKSEN Karolina	F
2	SKALA Jakub	M
1	DUSKOVA Valentyna	F

HUN - Hungary		
4	FOTI Balazs	M
3 S	HALASZ Csilla	F
2 V	EZSOL Gabor	M
1	SZABO Eniko	F

Last Stone Draw		Distance
↻	SKALA Jakub	199.6cm
↻	FREDERIKSEN Karolina	102.6cm
Total		302.2cm

Last Stone Draw		Distance
↻	EZSOL Gabor	7.1cm
↻	HALASZ Csilla	54.0cm
Total		61.1cm

Note:
Position and function for each team member:
4 = Fourth, 3 = Third, 2 = Second, 1 = Lead, S = Skip, V = Vice-Skip

Legend:
↻ Clockwise ↻ Counter-clockwise F Female
LSFE(*) Last Stone First End M Male



TUE 15 OCT 2024
Start Time 20:00

Round Robin Session 16
Group C - Sheet C



Game Results

Sheet	Team	LSFE	1	2	3	4	5	6	7	8	Extra Ends	Total
C	ESP - Spain	*	1	3	4	1	2	3	X	X		14
	ROU - Romania		0	0	0	0	0	0	X	X		0

ESP - Spain		
4 S	VEZ Sergio	M
3 V	OTAEGI Oihane	F
2	UNANUE Mikel	M
1	OTAEGI Leire	F

ROU - Romania		
4 S	GHERGIE Dan	M
3 V	TRAILA Octavia	F
2	FELECAN Matei	M
1	BACALI Ania	F


Last Stone Draw		Distance
↻	VEZ Sergio	73.3cm
↻	UNANUE Mikel	19.6cm
Total		92.9cm

Last Stone Draw		Distance
↻	TRAILA Octavia	50.2cm
↻	FELECAN Matei	59.3cm
Total		109.5cm

Note:
Position and function for each team member:
4 = Fourth, 3 = Third, 2 = Second, 1 = Lead, S = Skip, V = Vice-Skip

Legend:
↻ Clockwise ↻ Counter-clockwise F Female
LSFE(*) Last Stone First End M Male X Unplayed/unfinished end due to concession





TUE 15 OCT 2024
Start Time 20:00

Round Robin Session 16
Group C - Sheet D



Game Results

Sheet	Team	LSFE	1	2	3	4	5	6	7	8	Extra Ends	Total
D	HKG - Hong Kong, China	*	5	0	3	0	2	1	X	X		11
	BRA - Brazil		0	1	0	1	0	0	X	X		2

HKG - Hong Kong, China		
4	V HUNG Ling-Yue	F
3	S CHANG Jason	M
2	SHANG Ada	F
1	CHUNG Christopher	M


BRA - Brazil		
4	S VILELA Sergio Mitsuo	M
3	V SUMI Elen Naomi	F
2	YAMASHITA Arnaldo	M
1	RODRIGUEZ Giullia	F

Last Stone Draw		Distance
↻	SHANG Ada	134.7cm
↻	CHANG Jason	54.4cm
Total		189.1cm

Last Stone Draw		Distance
↻	VILELA Sergio Mitsuo	13.9cm
↻	SUMI Elen Naomi	175.7cm
Total		189.6cm

Note:
Position and function for each team member:
4 = Fourth, 3 = Third, 2 = Second, 1 = Lead, S = Skip, V = Vice-Skip

Legend:
↻ Clockwise ↻ Counter-clockwise F Female
LSFE(*) Last Stone First End M Male X Unplayed/unfinished end due to concession



TUE 15 OCT 2024
Start Time 20:00

Round Robin Session 16
Group A - Sheet E



Game Results

Sheet	Team	LSFE	1	2	3	4	5	6	7	8	Extra Ends	Total
E	ENG - England		1	0	1	0	1	0	X	X		3
	CAN - Canada	*	0	2	0	3	0	4	X	X		9

ENG - England		
4 S	WOOLSTON Andrew	M
3 V	GREGORY Lesley	F
2	GREGORY Martin	M
1	BALFOUR Kirsty	F


CAN - Canada		
4 S	MEACHEM Shaun	M
3 V	SCHAFER Kelly	F
2	HAICHERT Chris	M
1	HAICHERT Teejay	F

Last Stone Draw		Distance
↻	GREGORY Lesley	84.4cm
↻	GREGORY Martin	128.8cm
Total		213.2cm

Last Stone Draw		Distance
↻	MEACHEM Shaun	114.2cm
↻	SCHAFER Kelly	94.1cm
Total		208.3cm

Note:
Position and function for each team member:
4 = Fourth, 3 = Third, 2 = Second, 1 = Lead, S = Skip, V = Vice-Skip

Legend:
↻ Clockwise ↻ Counter-clockwise F Female
LSFE(*) Last Stone First End M Male X Unplayed/unfinished end due to concession



TUE 15 OCT 2024
Start Time 20:00

Round Robin Session 16
Group D - Sheet F



Game Results

Sheet	Team	LSFE	1	2	3	4	5	6	7	8	Extra Ends	Total
F	EST - Estonia	*	0	2	0	4	2	1	X	X		9
	AUT - Austria		0	0	2	0	0	0	X	X		2

EST - Estonia		
4 V	KUKNER Karl	M
3 S	MADISSON Triin	F
2	PADAMA Marten	M
1	ELMIK Kaidi	F


AUT - Austria		
4 S	KARG Johann	M
3 V	HOESS Johanna	F
2	JOECHL Moritz	M
1	WITSCHEN Jill	F

Last Stone Draw		Distance
↻	KUKNER Karl	36.6cm
↻	ELMIK Kaidi	70.0cm
Total		106.6cm

Last Stone Draw		Distance
↻	KARG Johann	74.4cm
↻	WITSCHEN Jill	66.6cm
Total		141.0cm

Note:
Position and function for each team member:
4 = Fourth, 3 = Third, 2 = Second, 1 = Lead, S = Skip, V = Vice-Skip

Legend:
 ↻ Clockwise ↻ Counter-clockwise F Female
 LSFE(*) Last Stone First End M Male X Unplayed/unfinished end due to concession



TUE 15 OCT 2024
Start Time 16:00

Round Robin Session 15
Group D - Sheet A



Game Results

Sheet	Team	LSFE	1	2	3	4	5	6	7	8	Extra Ends	Total
A	SVK - Slovakia		0	1	0	0	0	0	X	X		1
	JPN - Japan	*	2	0	2	2	0	2	X	X		8

SVK - Slovakia		
4 S	KAJANOVA Gabriela	F
3 V	SYKORA Marek	M
2	SYKOROVA Silvia	F
1	KAJAN David	M

JPN - Japan		
4 V	ICHITSUBO Shun	M
3 S	HASE Hinako	F
2	HASEGAWA Hiroki	M
1	TOKOYODA Chihiro	F


Last Stone Draw		Distance
↻	SYKORA Marek	93.2cm
↻	SYKOROVA Silvia	28.9cm
Total		122.1cm

Last Stone Draw		Distance
↻	HASE Hinako	24.7cm
↻	HASEGAWA Hiroki	40.6cm
Total		65.3cm

Note:
Position and function for each team member:
4 = Fourth, 3 = Third, 2 = Second, 1 = Lead, S = Skip, V = Vice-Skip

Legend:
↻ Clockwise ↻ Counter-clockwise F Female
LSFE(*) Last Stone First End M Male X Unplayed/unfinished end due to concession





TUE 15 OCT 2024
Start Time 16:00

Round Robin Session 15
Group E - Sheet B



Game Results

Sheet	Team	LSFE	1	2	3	4	5	6	7	8	Extra Ends	Total
B	KEN - Kenya		1	0	0	0	0	0	X	X		1
	BEL - Belgium	*	0	4	4	3	3	2	X	X		16

KEN - Kenya		
4 S	ODHIAMBO Daniel	M
3 V	OGUTA Laventer	F
1	KARANJA Simon	M
A	SALMA Sharleen	F

BEL - Belgium		
4 S	VAN OOSTERWYCK Caro	F
3 V	HEYLEN Dirk	M
2	HUIKAMP Annemiek	F
1	VAN DONINCK Wim	M


Last Stone Draw		Distance
↻	SALMA Sharleen	199.6cm
↻	KARANJA Simon	81.0cm
Total		280.6cm

Last Stone Draw		Distance
↻	HEYLEN Dirk	88.1cm
↻	HUIKAMP Annemiek	170.7cm
Total		258.8cm

KEN playing with only three players - Lead and Third play three stones each.

Note:
Position and function for each team member:
4 = Fourth, **3** = Third, **2** = Second, **1** = Lead, **A** = Alternate, **S** = Skip, **V** = Vice-Skip

Legend:
↻ Clockwise ↻ Counter-clockwise **F** Female
LSFE(*) Last Stone First End **M** Male **X** Unplayed/unfinished end due to concession



TUE 15 OCT 2024
Start Time 16:00

Round Robin Session 15
Group E - Sheet C



Game Results

Sheet	Team	LSFE	1	2	3	4	5	6	7	8	Extra Ends	Total
C	SUI - Switzerland		0	0	2	1	0	1	0	0		4
	WAL - Wales	*	2	0	0	0	2	0	1	4		9

SUI - Switzerland		
4 V	WAGENSEIL Yves	M
3 S	WUEEST Nora	F
2	WUEEST Dieter	M
1	WUEEST Marion	F

WAL - Wales		
4 S	COOMBS Garry	M
3 V	BEEVER Laura	F
2	PHILLIPS Rhys	M
1	GLAZIER Judith	F

Last Stone Draw		Distance
↻	WAGENSEIL Yves	161.9cm
↻	WUEEST Marion	99.6cm
Total		261.5cm

Last Stone Draw		Distance
↻	COOMBS Garry	102.5cm
↻	GLAZIER Judith	21.4cm
Total		123.9cm

Note:
Position and function for each team member:
4 = Fourth, 3 = Third, 2 = Second, 1 = Lead, S = Skip, V = Vice-Skip

Legend:
↻ Clockwise ↻ Counter-clockwise F Female
LSFE(*) Last Stone First End M Male



TUE 15 OCT 2024
Start Time 16:00

Round Robin Session 15
Group E - Sheet D



Game Results

Sheet	Team	LSFE	1	2	3	4	5	6	7	8	Extra Ends	Total
D	UKR - Ukraine	*	2	1	0	1	0	1	1	1		7
	FIN - Finland		0	0	1	0	4	0	0	0		5

UKR - Ukraine		
4 S	NIKOLOV Eduard	M
3	KALINICHENKO Yaroslava	F
2	SUHAK Artem	M
1 V	MOSKALENKO Diana	F

FIN - Finland		
4	KUOSMANEN Paavo	M
3 V	NILHAMN-KUOSMANEN Bonnie	F
2 S	UUSIPAAVALNIEMI Jussi	M
1	KITTI Laura	F

Last Stone Draw		Distance
↻	SUHAK Artem	85.2cm
↻	KALINICHENKO Yaroslava	20.1cm
Total		105.3cm

Last Stone Draw		Distance
↻	NILHAMN-KUOSMANEN Bonnie	192.6cm
↻	KUOSMANEN Paavo	32.4cm
Total		225.0cm

Note:
Position and function for each team member:
4 = Fourth, 3 = Third, 2 = Second, 1 = Lead, S = Skip, V = Vice-Skip

Legend:
↻ Clockwise ↻ Counter-clockwise F Female
LSFE(*) Last Stone First End M Male



TUE 15 OCT 2024
Start Time 16:00

Round Robin Session 15
Group D - Sheet E **WORLD CURLING**

Game Results

Sheet	Team	LSFE	1	2	3	4	5	6	7	8	Extra Ends	Total
E	NOR - Norway	*	0	1	1	4	0	1	0	X		7
	DEN - Denmark		0	0	0	0	2	0	0	X		2

NOR - Norway		
4 S	VOLLAN ROENNING Martine	F
3 V	MORTEN BURAS Grunde	M
2	ROENNING Andrine Vollan	F
1	DAEHLIN Harald	M


DEN - Denmark		
4 S	JENSEN Karolina	F
3 V	GOLDBECK Liam	M
2	SCHACK Signe	F
1	KARGER Christian	M

Last Stone Draw		Distance
↻	ROENNING Andrine Vollan	32.5cm
↻	VOLLAN ROENNING Martine	68.9cm
Total		101.4cm

Last Stone Draw		Distance
↻	JENSEN Karolina	157.0cm
↻	KARGER Christian	50.3cm
Total		207.3cm

Note:
Position and function for each team member:
4 = Fourth, 3 = Third, 2 = Second, 1 = Lead, S = Skip, V = Vice-Skip

Legend:
↻ Clockwise ↻ Counter-clockwise F Female
LSFE(*) Last Stone First End M Male X Unplayed/unfinished end due to concession



TUE 15 OCT 2024
Start Time 16:00

Round Robin Session 15
Group A - Sheet F



Game Results

Sheet	Team	LSFE	1	2	3	4	5	6	7	8	Extra Ends	Total
F	PHI - Philippines	*	0	0	0	0	2	0	0	X		2
	LAT - Latvia		3	3	2	2	0	2	1	X		13

PHI - Philippines		
4 S	ALOJIPAN Chad	M
3 V	UMALI Donna	F
2	ONGLINGSWAN Alastair	M
1	ALOJIPAN Ashley	F


LAT - Latvia		
4 S	VONDA Kriss	M
3 V	REGZA Agate	F
2	VONDA Ricards	M
1	REGZA Darta	F

Last Stone Draw		Distance
↻	ALOJIPAN Chad	89.5cm
↻	ALOJIPAN Ashley	38.5cm
Total		128.0cm

Last Stone Draw		Distance
↻	REGZA Darta	16.1cm
↻	VONDA Kriss	199.6cm
Total		215.7cm

Note:
Position and function for each team member:
4 = Fourth, 3 = Third, 2 = Second, 1 = Lead, S = Skip, V = Vice-Skip

Legend:
↻ Clockwise ↻ Counter-clockwise F Female
LSFE(*) Last Stone First End M Male X Unplayed/unfinished end due to concession



Session Results and Standings

Sheet	Team	LSD/LSFE	1	2	3	4	5	6	7	8	Extra Ends	Total
A	AUS - Australia	172.7cm	0	0	1	0	1	0	X	X		2
	ITA - Italy	55.9cm *	2	2	0	4	0	4	X	X		12
B	SCO - Scotland	152.7cm	1	0	0	1	0	1	0	1		4
	USA - United States	46.7cm *	0	1	1	0	2	0	2	0		6
C	SWE - Sweden	21.2cm *	4	0	3	1	0	3	1	X		12
	NGR - Nigeria	217.3cm	0	1	0	0	1	0	0	X		2
D	PUR - Puerto Rico	225.3cm	0	1	0	0	0	0	0	X		1
	POL - Poland	102.1cm *	1	0	3	3	2	3	3	X		15
E	TPE - Chinese Taipei	218.6cm	0	0	1	0	1	0	X	X		2
	SLO - Slovenia	64.6cm *	5	1	0	2	0	1	X	X		9
F	IND - India	98.5cm	0	0	1	0	1	0	X	X		2
	IRL - Ireland	54.3cm *	2	4	0	1	0	1	X	X		8


Current Standings

Group A					Group B				
Rank	Team	Games	Wins	Losses	Rank	Team	Games	Wins	Losses
1	CAN - Canada	3	3	0	1	SWE - Sweden	5	5	0
1	NZL - New Zealand	3	3	0	2	IRL - Ireland	5	4	1
3	CZE - Czechia	3	2	1	2	POL - Poland	5	4	1
4	ENG - England	3	1	2	4	ITA - Italy	5	3	2
4	HUN - Hungary	3	1	2	5	AUS - Australia	5	2	3
4	LAT - Latvia	3	1	2	6	IND - India	5	1	4
4	TUR - Türkiye	3	1	2	6	NGR - Nigeria	5	1	4
8	PHI - Philippines	3	0	3	8	PUR - Puerto Rico	5	0	5
Group C					Group D				
Rank	Team	Games	Wins	Losses	Rank	Team	Games	Wins	Losses
1	USA - United States	5	5	0	1	NOR - Norway	3	3	0
2	ESP - Spain	4	4	0	2	AUT - Austria	3	2	1
3	SCO - Scotland	5	3	2	2	JPN - Japan	3	2	1
3	SLO - Slovenia	5	3	2	2	NED - Netherlands	3	2	1
5	BRA - Brazil	4	2	2	5	DEN - Denmark	3	1	2
6	HKG - Hong Kong, China	3	0	3	6	EST - Estonia	4	1	3
6	ROU - Romania	3	0	3	7	SVK - Slovakia	3	0	3
8	TPE - Chinese Taipei	5	0	5					
Group E									
Rank	Team	Games	Wins	Losses					
1	SUI - Switzerland	4	4	0					
2	KAZ - Kazakhstan	5	4	1					
3	UKR - Ukraine	4	3	1					
4	GER - Germany	5	2	3					
5	BEL - Belgium	3	1	2					
5	FIN - Finland	3	1	2					
7	WAL - Wales	4	1	3					
8	KEN - Kenya	4	0	4					

Note:
Under WCF rules, tie-breaking rules for standings are not applied until after the last game of the round robin.

Legend:
 LSD Last Stone Draw LSFE(*) Last Stone First End X Unplayed/unfinished end due to concession





TUE 15 OCT 2024
Start Time 12:00

Round Robin Session 14
Group B - Sheet A **WORLD CURLING**

Game Results

Sheet	Team	LSFE	1	2	3	4	5	6	7	8	Extra Ends	Total
A	AUS - Australia		0	0	1	0	1	0	X	X		2
	ITA - Italy	*	2	2	0	4	0	4	X	X		12

AUS - Australia		
4 S	PANOUSI Matt	M
3 V	WESTHAGEN Jennifer	F
2	CHICK Gerald	M
1	POWELL Anne	F

ITA - Italy		
4 V	GONIN Simone	M
3 S	MAURINO Giorgia	F
2	MAURINO Lorenzo	M
1	MAURINO Anna Maria	F

Last Stone Draw		Distance
↻	POWELL Anne	145.8cm
↻	PANOUSI Matt	26.9cm
Total		172.7cm

Last Stone Draw		Distance
↻	GONIN Simone	21.8cm
↻	MAURINO Anna Maria	34.1cm
Total		55.9cm

Note:
Position and function for each team member:
4 = Fourth, 3 = Third, 2 = Second, 1 = Lead, S = Skip, V = Vice-Skip

Legend:
↻ Clockwise ↻ Counter-clockwise F Female
LSFE(*) Last Stone First End M Male X Unplayed/unfinished end due to concession



Game Results

Sheet	Team	LSFE	1	2	3	4	5	6	7	8	Extra Ends	Total
C	SWE - Sweden	*	4	0	3	1	0	3	1	X		12
	NGR - Nigeria		0	1	0	0	1	0	0	X		2

SWE - Sweden		
4 S	GRANBOM Simon	M
3 V	THUNMAN Rebecka	F
2	PATZ Johannes	M
1	ALTEBRO Mikaela	F


NGR - Nigeria		
4 S	WOODS III Harold	M
3 V	HASHI Jasmin	F
2	COLE T. J.	M
1	TODD Bobbie	F

Last Stone Draw		Distance
⌚	THUNMAN Rebecka	5.1cm
⌚	GRANBOM Simon	16.1cm
Total		21.2cm

Last Stone Draw		Distance
⌚	HASHI Jasmin	22.2cm
⌚	WOODS III Harold	195.1cm
Total		217.3cm

Note:
Position and function for each team member:
4 = Fourth, 3 = Third, 2 = Second, 1 = Lead, S = Skip, V = Vice-Skip

Legend:
 ⌚ Clockwise ⌚ Counter-clockwise F Female
 LSFE(*) Last Stone First End M Male X Unplayed/unfinished end due to concession



TUE 15 OCT 2024
Start Time 12:00

Round Robin Session 14
Group B - Sheet D



Game Results

Sheet	Team	LSFE	1	2	3	4	5	6	7	8	Extra Ends	Total
D	PUR - Puerto Rico		0	1	0	0	0	0	0	X		1
	POL - Poland	*	1	0	3	3	2	3	3	X		15

PUR - Puerto Rico		
4 S	VARGAS Jonathan	M
3 V	CONLEY Rachel	F
2	SEPULVEDA Jose	M
1	SMITH Che	F


POL - Poland		
4 S	JASIECKI Borys	M
3 V	DYDERSKA Julia	F
2	TELAJ Jeremi	M
1	WOJTAS Justyna	F

Last Stone Draw		Distance
↻	SEPULVEDA Jose	147.2cm
↻	VARGAS Jonathan	78.1cm
Total		225.3cm

Last Stone Draw		Distance
↻	JASIECKI Borys	49.4cm
↻	DYDERSKA Julia	52.7cm
Total		102.1cm

Note:
Position and function for each team member:
4 = Fourth, 3 = Third, 2 = Second, 1 = Lead, S = Skip, V = Vice-Skip

Legend:
↻ Clockwise ↻ Counter-clockwise F Female
LSFE(*) Last Stone First End M Male X Unplayed/unfinished end due to concession



TUE 15 OCT 2024
Start Time 12:00

Round Robin Session 14
Group C - Sheet E



Game Results

Sheet	Team	LSFE	1	2	3	4	5	6	7	8	Extra Ends	Total
E	TPE - Chinese Taipei		0	0	1	0	1	0	X	X		2
	SLO - Slovenia	*	5	1	0	2	0	1	X	X		9

TPE - Chinese Taipei		
4 S	HOU Yi-Ler	M
3 V	LI Ling-Zhi	F
2	LIN Chen-Han	M
1	LI Ling-Yi	F

SLO - Slovenia		
4 S	ZELINKA Gaber Bor	M
3 V	GREGORI Liza	F
2	LANGUS Simon	M
1	JERE Lea	F

Last Stone Draw		Distance
↻	LI Ling-Yi	19.0cm
↻	LI Ling-Zhi	199.6cm
Total		218.6cm

Last Stone Draw		Distance
↻	GREGORI Liza	31.7cm
↻	LANGUS Simon	32.9cm
Total		64.6cm

Note:
Position and function for each team member:
4 = Fourth, 3 = Third, 2 = Second, 1 = Lead, S = Skip, V = Vice-Skip

Legend:
↻ Clockwise ↻ Counter-clockwise F Female
LSFE(*) Last Stone First End M Male X Unplayed/unfinished end due to concession



TUE 15 OCT 2024
Start Time 12:00

Round Robin Session 14
Group B - Sheet F **WORLD CURLING**

Game Results

Sheet	Team	LSFE	1	2	3	4	5	6	7	8	Extra Ends	Total
F	IND - India		0	0	1	0	1	0	X	X		2
	IRL - Ireland	*	2	4	0	1	0	1	X	X		8

IND - India		
4 S	RAJU P. N.	M
3 V	CHAUDHARI Namini	F
2	ANTHAY SUTHAKARAN Girithar	M
1	PATEL Richa	F

IRL - Ireland		
4 S	WILSON John	M
3 V	FYFE Alison	F
2	WHYTE Craig	M
1	WARD Jen	F

Last Stone Draw		Distance
↻	RAJU P. N.	69.6cm
↻	ANTHAY SUTHAKARAN Girithar	28.9cm
Total		98.5cm

Last Stone Draw		Distance
↻	WILSON John	38.4cm
↻	WARD Jen	15.9cm
Total		54.3cm

Note:
Position and function for each team member:
4 = Fourth, 3 = Third, 2 = Second, 1 = Lead, S = Skip, V = Vice-Skip

Legend:
↻ Clockwise ↻ Counter-clockwise F Female
LSFE(*) Last Stone First End M Male X Unplayed/unfinished end due to concession



Session Results and Standings

Sheet	Team	LSD/LSFE	1	2	3	4	5	6	7	8	Extra Ends	Total
A	GER - Germany	120.3cm	0	0	1	2	0	1	0	0		4
	UKR - Ukraine	35.4cm *	1	3	0	0	2	0	0	1		7
C	AUT - Austria	387.9cm	0	1	0	1	1	0	2	0		5
	NED - Netherlands	199.2cm *	2	0	1	0	0	2	0	1		6
F	WAL - Wales	154.8cm	0	0	1	1	0	1	X	X		3
	KAZ - Kazakhstan	31.2cm *	1	5	0	0	4	0	X	X		10

Current Standings


Group A					Group B				
Rank	Team	Games	Wins	Losses	Rank	Team	Games	Wins	Losses
1	CAN - Canada	3	3	0	1	SWE - Sweden	4	4	0
1	NZL - New Zealand	3	3	0	2	IRL - Ireland	4	3	1
3	CZE - Czechia	3	2	1	2	POL - Poland	4	3	1
4	ENG - England	3	1	2	4	AUS - Australia	4	2	2
4	HUN - Hungary	3	1	2	4	ITA - Italy	4	2	2
4	LAT - Latvia	3	1	2	6	IND - India	4	1	3
4	TUR - Türkiye	3	1	2	6	NGR - Nigeria	4	1	3
8	PHI - Philippines	3	0	3	8	PUR - Puerto Rico	4	0	4

Group C					Group D				
Rank	Team	Games	Wins	Losses	Rank	Team	Games	Wins	Losses
1	ESP - Spain	4	4	0	1	NOR - Norway	3	3	0
1	USA - United States	4	4	0	2	AUT - Austria	3	2	1
3	SCO - Scotland	4	3	1	2	JPN - Japan	3	2	1
4	BRA - Brazil	4	2	2	2	NED - Netherlands	3	2	1
4	SLO - Slovenia	4	2	2	5	DEN - Denmark	3	1	2
6	HKG - Hong Kong, China	3	0	3	6	EST - Estonia	4	1	3
6	ROU - Romania	3	0	3	7	SVK - Slovakia	3	0	3
8	TPE - Chinese Taipei	4	0	4					

Group E				
Rank	Team	Games	Wins	Losses
1	SUI - Switzerland	4	4	0
2	KAZ - Kazakhstan	5	4	1
3	UKR - Ukraine	4	3	1
4	GER - Germany	5	2	3
5	BEL - Belgium	3	1	2
5	FIN - Finland	3	1	2
7	WAL - Wales	4	1	3
8	KEN - Kenya	4	0	4

Note:
Under WCF rules, tie-breaking rules for standings are not applied until after the last game of the round robin.

Legend:
LSD Last Stone Draw **LSFE(*)** Last Stone First End **X** Unplayed/unfinished end due to concession



TUE 15 OCT 2024
Start Time 8:00

Round Robin Session 13
Group E - Sheet A **WORLD CURLING**

Game Results

Sheet	Team	LSFE	1	2	3	4	5	6	7	8	Extra	Ends	Total
A	GER - Germany		0	0	1	2	0	1	0	0			4
	UKR - Ukraine	*	1	3	0	0	2	0	0	1			7

GER - Germany		
4 S	GOLDEMANN Sven	M
3 V	BEER Maike	F
2	RICKMERS Peter	M
1	EHNES Polina	F

UKR - Ukraine		
4 S	NIKOLOV Eduard	M
3	KALINICHENKO Yaroslava	F
2	SUHAK Artem	M
1 V	MOSKALENKO Diana	F

Last Stone Draw		Distance
⌚	BEER Maike	104.8cm
⌚	EHNES Polina	15.5cm
Total		120.3cm

Last Stone Draw		Distance
⌚	MOSKALENKO Diana	18.0cm
⌚	NIKOLOV Eduard	17.4cm
Total		35.4cm

Note:
Position and function for each team member:
4 = Fourth, 3 = Third, 2 = Second, 1 = Lead, S = Skip, V = Vice-Skip

Legend:
⌚ Clockwise ⌚ Counter-clockwise F Female
LSFE(*) Last Stone First End M Male



TUE 15 OCT 2024
Start Time 8:00

Round Robin Session 13
Group D - Sheet C



Game Results

Sheet	Team	LSFE	1	2	3	4	5	6	7	8	Extra Ends	Total
C	AUT - Austria		0	1	0	1	1	0	2	0		5
	NED - Netherlands	*	2	0	1	0	0	2	0	1		6

AUT - Austria		
4 S	KARG Johann	M
3 V	HOESS Johanna	F
2	JOECHL Moritz	M
1	WITSCHEN Jill	F


NED - Netherlands		
4 S	SPITS Simon	M
3 V	BOMAS Lisenka	F
2	ROS Floris	M
1	BOMAS Anandi	F

Last Stone Draw		Distance
↻	HOESS Johanna	188.3cm
↻	JOECHL Moritz	199.6cm
Total		387.9cm

Last Stone Draw		Distance
↻	BOMAS Lisenka	100.1cm
↻	BOMAS Anandi	99.1cm
Total		199.2cm

Note:
Position and function for each team member:
4 = Fourth, 3 = Third, 2 = Second, 1 = Lead, S = Skip, V = Vice-Skip

Legend:
↻ Clockwise ↻ Counter-clockwise F Female
LSFE(*) Last Stone First End M Male



TUE 15 OCT 2024
Start Time 8:00

Round Robin Session 13
Group E - Sheet F **WORLD CURLING**

Game Results

Sheet	Team	LSFE	1	2	3	4	5	6	7	8	Extra Ends	Total
F	WAL - Wales		0	0	1	1	0	1	X	X		3
	KAZ - Kazakhstan	*	1	5	0	0	4	0	X	X		10

WAL - Wales		
4 S	COOMBS Garry	M
3 V	BEEVER Laura	F
2	PHILLIPS Rhys	M
1	GLAZIER Judith	F


KAZ - Kazakhstan		
4 S	ZHUZBAY Abylaikhan	M
3 V	ALLIYAROVA Tilsimay	F
2	ALLIYAR Aidos	M
1	TASTEMIR Meroy	F

Last Stone Draw		Distance
⌚	BEEVER Laura	35.3cm
⌚	PHILLIPS Rhys	119.5cm
Total		154.8cm

Last Stone Draw		Distance
⌚	TASTEMIR Meroy	15.9cm
⌚	ZHUZBAY Abylaikhan	15.3cm
Total		31.2cm

Note:
Position and function for each team member:
4 = Fourth, 3 = Third, 2 = Second, 1 = Lead, S = Skip, V = Vice-Skip

Legend:
 ⌚ Clockwise ⌚ Counter-clockwise F Female
 LSFE(*) Last Stone First End M Male X Unplayed/unfinished end due to concession



MON 14 OCT 2024
Start Time 20:00

Round Robin Session 12
Group C - Sheet A **WORLD CURLING**

Game Results

Sheet	Team	LSFE	1	2	3	4	5	6	7	8	Extra Ends	Total
A	SLO - Slovenia		0	0	0	3	0	1	1	1		6
	SCO - Scotland	*	1	0	1	0	3	0	0	0		5

SLO - Slovenia		
4 S	ZELINKA Gaber Bor	M
3 V	GREGORI Liza	F
2	LANGUS Simon	M
1	JERE Lea	F


SCO - Scotland		
4 S	KENNEDY Neil	M
3 V	AGNEW Margaret	F
2	AGNEW John	M
1	KENNEDY Sheila	F

Last Stone Draw	Distance
⌚ JERE Lea	51.7cm
⌚ ZELINKA Gaber Bor	178.2cm
Total	229.9cm

Last Stone Draw	Distance
⌚ AGNEW John	36.5cm
⌚ KENNEDY Sheila	63.8cm
Total	100.3cm

Note:
Position and function for each team member:
4 = Fourth, 3 = Third, 2 = Second, 1 = Lead, S = Skip, V = Vice-Skip

Legend:
⌚ Clockwise ⌚ Counter-clockwise F Female
LSFE(*) Last Stone First End M Male



Game Results

Sheet	Team	LSFE	1	2	3	4	5	6	7	8	Extra Ends	Total
B	NGR - Nigeria		0	0	0	0	0	1	X	X		1
	POL - Poland	*	3	2	2	2	1	0	X	X		10

NGR - Nigeria		
4 S	WOODS III Harold	M
3 V	HASHI Jasmin	F
2	COLE T. J.	M
1	TODD Bobbie	F

POL - Poland		
4 S	JASIECKI Borys	M
3 V	DYDERSKA Julia	F
2	TELAJ Jeremi	M
1	WOJTAS Justyna	F

Last Stone Draw		Distance
↻	TODD Bobbie	199.6cm
↻	COLE T. J.	199.6cm
Total		399.2cm

Last Stone Draw		Distance
↻	TELAJ Jeremi	77.3cm
↻	WOJTAS Justyna	21.4cm
Total		98.7cm

Note:
Position and function for each team member:
4 = Fourth, 3 = Third, 2 = Second, 1 = Lead, S = Skip, V = Vice-Skip

Legend:
↻ Clockwise ↻ Counter-clockwise F Female
LSFE(*) Last Stone First End M Male X Unplayed/unfinished end due to concession



MON 14 OCT 2024
Start Time 20:00

Round Robin Session 12
Group B - Sheet C **WORLD CURLING**

Game Results

Sheet	Team	LSFE	1	2	3	4	5	6	7	8	Extra Ends	Total
C	IND - India		0	2	1	0	2	0	0	1	0	6
	AUS - Australia	*	2	0	0	2	0	0	2	0	1	7

IND - India		
4 S	RAJU P. N.	M
3 V	CHAUDHARI Namini	F
2	ANTHAY SUTHAKARAN Girithar	M
1	PATEL Richa	F


AUS - Australia		
4 S	PANOUSI Matt	M
3 V	WESTHAGEN Jennifer	F
2	CHICK Gerald	M
1	POWELL Anne	F

Last Stone Draw		Distance
↻	PATEL Richa	199.6cm
↻	RAJU P. N.	41.8cm
Total		241.4cm

Last Stone Draw		Distance
↻	PANOUSI Matt	40.1cm
↻	WESTHAGEN Jennifer	70.2cm
Total		110.3cm

Note:
Position and function for each team member:
4 = Fourth, 3 = Third, 2 = Second, 1 = Lead, S = Skip, V = Vice-Skip

Legend:
↻ Clockwise ↻ Counter-clockwise F Female
LSFE(*) Last Stone First End M Male



Game Results

Sheet	Team	LSFE	1	2	3	4	5	6	7	8	Extra Ends	Total
D	IRL - Ireland		0	0	1	0	0	0	0	X		1
	ITA - Italy	*	3	1	0	0	2	1	2	X		9

IRL - Ireland		
4 S	WILSON John	M
3 V	FYFE Alison	F
2	WHYTE Craig	M
1	WARD Jen	F


ITA - Italy		
4 V	GONIN Simone	M
3 S	MAURINO Giorgia	F
2	MAURINO Lorenzo	M
1	MAURINO Anna Maria	F

Last Stone Draw		Distance
↻	WHYTE Craig	142.4cm
↻	FYFE Alison	81.0cm
Total		223.4cm

Last Stone Draw		Distance
↻	MAURINO Giorgia	142.5cm
↻	MAURINO Lorenzo	42.2cm
Total		184.7cm

Note:
Position and function for each team member:
4 = Fourth, 3 = Third, 2 = Second, 1 = Lead, S = Skip, V = Vice-Skip

Legend:
↻ Clockwise ↻ Counter-clockwise F Female
LSFE(*) Last Stone First End M Male X Unplayed/unfinished end due to concession



MON 14 OCT 2024
Start Time 20:00

Round Robin Session 12
Group B - Sheet E **WORLD CURLING**

Game Results

Sheet	Team	LSFE	1	2	3	4	5	6	7	8	Extra Ends	Total
E	SWE - Sweden	*	3	1	0	3	6	3	X	X		16
	PUR - Puerto Rico		0	0	1	0	0	0	X	X		1

SWE - Sweden		
4 S	GRANBOM Simon	M
3 V	THUNMAN Rebecka	F
2	PATZ Johannes	M
1	ALTEBRO Mikaela	F


PUR - Puerto Rico		
4 S	VARGAS Jonathan	M
3 V	CONLEY Rachel	F
2	SEPULVEDA Jose	M
1	SMITH Che	F

Last Stone Draw		Distance
↻	ALTEBRO Mikaela	40.2cm
↻	PATZ Johannes	29.3cm
Total		69.5cm

Last Stone Draw		Distance
↻	SMITH Che	199.6cm
↻	CONLEY Rachel	85.3cm
Total		284.9cm

Note:
Position and function for each team member:
4 = Fourth, 3 = Third, 2 = Second, 1 = Lead, S = Skip, V = Vice-Skip

Legend:
↻ Clockwise ↻ Counter-clockwise F Female
LSFE(*) Last Stone First End M Male X Unplayed/unfinished end due to concession



MON 14 OCT 2024
Start Time 20:00

Round Robin Session 12
Group C - Sheet F **WORLD CURLING**

Game Results

Sheet	Team	LSFE	1	2	3	4	5	6	7	8	Extra Ends	Total
F	USA - United States		1	4	0	3	1	0	X	X		9
	TPE - Chinese Taipei	*	0	0	1	0	0	1	X	X		2

USA - United States		
4 S	FALCO David	M
3 V	WOOD Rebecca	F
2	WHEELER Lance	M
1	MOORES Clare	F

TPE - Chinese Taipei		
4 S	HOU Yi-Ler	M
3 V	LI Ling-Zhi	F
2	LIN Chen-Han	M
1	LI Ling-Yi	F

Last Stone Draw		Distance
↻	FALCO David	199.6cm
↻	MOORES Clare	199.6cm
Total		399.2cm

Last Stone Draw		Distance
↻	LIN Chen-Han	199.6cm
↻	LI Ling-Zhi	101.2cm
Total		300.8cm

Note:
Position and function for each team member:
4 = Fourth, 3 = Third, 2 = Second, 1 = Lead, S = Skip, V = Vice-Skip

Legend:
↻ Clockwise ↻ Counter-clockwise F Female
LSFE(*) Last Stone First End M Male X Unplayed/unfinished end due to concession



Game Results

Sheet	Team	LSFE	1	2	3	4	5	6	7	8	Extra Ends	Total
A	HUN - Hungary		0	0	0	0	2	0	0	X		2
	CAN - Canada	*	0	0	2	1	0	0	3	X		6

HUN - Hungary		
4	FOTI Balazs	M
3	HALASZ Csilla	F
2	EZSOL Gabor	M
1	SZABO Eniko	F

CAN - Canada		
4	S MEACHEM Shaun	M
3	V SCHAFER Kelly	F
2	HAICHERT Chris	M
1	HAICHERT Teejay	F


Last Stone Draw		Distance
↻	HALASZ Csilla	199.6cm
↻	EZSOL Gabor	20.5cm
Total		220.1cm

Last Stone Draw		Distance
↻	HAICHERT Chris	6.7cm
↻	HAICHERT Teejay	17.9cm
Total		24.6cm

HALASZ C left the game after end 7, no replacement
Revised line-up: (4) FOTI B, (3 V) SZABO E, (1 S) EZSOL G

Note:
Position and function for each team member:
4 = Fourth, 3 = Third, 2 = Second, 1 = Lead, S = Skip, V = Vice-Skip

Legend:
↻ Clockwise ↻ Counter-clockwise F Female
LSFE(*) Last Stone First End M Male X Unplayed/unfinished end due to concession



MON 14 OCT 2024
Start Time 16:00

Round Robin Session 11
Group C - Sheet B **WORLD CURLING**

Game Results

Sheet	Team	LSFE	1	2	3	4	5	6	7	8	Extra Ends	Total
B	BRA - Brazil	*	3	0	1	0	1	2	1	X		8
	ROU - Romania		0	1	0	1	0	0	0	X		2

BRA - Brazil		
4 S	VILELA Sergio Mitsuo	M
3 V	SUMI Elen Naomi	F
2	YAMASHITA Arnaldo	M
1	RODRIGUEZ Giullia	F

ROU - Romania		
4 S	GHERGIE Dan	M
3 V	TRAILA Octavia	F
2	FELECAN Matei	M
1	BACALI Ania	F

Last Stone Draw		Distance
↻	RODRIGUEZ Giullia	138.1cm
↻	YAMASHITA Arnaldo	199.6cm
Total		337.7cm

Last Stone Draw		Distance
↻	BACALI Ania	185.7cm
↻	GHERGIE Dan	199.6cm
Total		385.3cm

Note:
Position and function for each team member:
4 = Fourth, 3 = Third, 2 = Second, 1 = Lead, S = Skip, V = Vice-Skip

Legend:
↻ Clockwise ↻ Counter-clockwise F Female
LSFE(*) Last Stone First End M Male X Unplayed/unfinished end due to concession



MON 14 OCT 2024
Start Time 16:00

Round Robin Session 11
Group A - Sheet C

WORLD
CURLING

Game Results

Sheet	Team	LSFE	1	2	3	4	5	6	7	8	Extra Ends	Total
C	LAT - Latvia	*	0	3	0	0	1	0	0	2		6
	TUR - Türkiye		2	0	1	1	0	2	1	0		7

LAT - Latvia		
4 S	VONDA Kriss	M
3 V	REGZA Agate	F
2	VONDA Ricards	M
1	REGZA Darta	F


TUR - Türkiye		
4 V	ESER Selahattin	M
3	ARZIK Nilay	F
2	NERSE Bilal Emre	M
1 S	URUSAN Ilknur	F

Last Stone Draw		Distance
↻	REGZA Agate	199.6cm
↻	VONDA Ricards	28.9cm
Total		228.5cm

Last Stone Draw		Distance
↻	URUSAN Ilknur	47.0cm
↻	ESER Selahattin	199.6cm
Total		246.6cm

Note:
Position and function for each team member:
4 = Fourth, 3 = Third, 2 = Second, 1 = Lead, S = Skip, V = Vice-Skip

Legend:
↻ Clockwise ↻ Counter-clockwise F Female
LSFE(*) Last Stone First End M Male



MON 14 OCT 2024
Start Time 16:00

Round Robin Session 11
Group A - Sheet D **WORLD CURLING**

Game Results

Sheet	Team	LSFE	1	2	3	4	5	6	7	8	Extra Ends	Total
D	PHI - Philippines		0	1	0	0	1	1	0	X		3
	NZL - New Zealand	*	2	0	4	1	0	0	4	X		11

PHI - Philippines		
4 S	ALOJIPAN Chad	M
3 V	UMALI Donna	F
2	ONGLINGSWAN Alastair	M
1	ALOJIPAN Ashley	F


NZL - New Zealand		
4 S	SARGON Brett	M
3 V	THOMPSON Holly	F
2	FORD Kieran	M
1	RUSSELL Olivia	F

Last Stone Draw		Distance
↻	UMALI Donna	199.6cm
↻	ONGLINGSWAN Alastair	126.6cm
Total		326.2cm

Last Stone Draw		Distance
↻	FORD Kieran	84.8cm
↻	THOMPSON Holly	82.7cm
Total		167.5cm

Note:
Position and function for each team member:
4 = Fourth, 3 = Third, 2 = Second, 1 = Lead, S = Skip, V = Vice-Skip

Legend:
↻ Clockwise ↻ Counter-clockwise F Female
LSFE(*) Last Stone First End M Male X Unplayed/unfinished end due to concession



MON 14 OCT 2024
Start Time 16:00

Round Robin Session 11
Group C - Sheet E **WORLD CURLING**

Game Results

Sheet	Team	LSFE	1	2	3	4	5	6	7	8	Extra Ends	Total
E	HKG - Hong Kong, China	*	0	0	0	1	0	0	1	X		2
	ESP - Spain		0	6	1	0	2	0	0	X		9

HKG - Hong Kong, China		
4 V	HUNG Ling-Yue	F
3 S	CHANG Jason	M
2	SHANG Ada	F
1	CHUNG Christopher	M


ESP - Spain		
4 S	VEZ Sergio	M
3 V	OTAEGI Oihane	F
2	UNANUE Mikel	M
1	OTAEGI Leire	F

Last Stone Draw		Distance
↻	HUNG Ling-Yue	35.7cm
↻	CHUNG Christopher	199.6cm
Total		235.3cm

Last Stone Draw		Distance
↻	UNANUE Mikel	35.8cm
↻	OTAEGI Leire	199.6cm
Total		235.4cm

Note:
Position and function for each team member:
4 = Fourth, 3 = Third, 2 = Second, 1 = Lead, S = Skip, V = Vice-Skip

Legend:
↻ Clockwise ↻ Counter-clockwise F Female
LSFE(*) Last Stone First End M Male X Unplayed/unfinished end due to concession



MON 14 OCT 2024
Start Time 16:00

Round Robin Session 11
Group A - Sheet F **WORLD CURLING**

Game Results

Sheet	Team	LSFE	1	2	3	4	5	6	7	8	Extra Ends	Total
F	CZE - Czechia		0	2	3	0	0	2	0	1		8
	ENG - England	*	3	0	0	0	1	0	2	0		6

CZE - Czechia		
4 S	TABERY Krystof	M
3 V	FREDERIKSEN Karolina	F
2	SKALA Jakub	M
1	DUSKOVA Valentyna	F

ENG - England		
4 S	WOOLSTON Andrew	M
3 V	GREGORY Lesley	F
2	GREGORY Martin	M
1	BALFOUR Kirsty	F

Last Stone Draw		Distance
↻	DUSKOVA Valentyna	199.6cm
↺	TABERY Krystof	97.8cm
Total		297.4cm

Last Stone Draw		Distance
↻	WOOLSTON Andrew	57.8cm
↺	BALFOUR Kirsty	199.6cm
Total		257.4cm

Note:
Position and function for each team member:
4 = Fourth, 3 = Third, 2 = Second, 1 = Lead, S = Skip, V = Vice-Skip

Legend:
↻ Clockwise ↺ Counter-clockwise F Female
LSFE(*) Last Stone First End M Male



Session Results and Standings


Sheet	Team	LSD/LSFE	1	2	3	4	5	6	7	8	Extra Ends	Total
A	NOR - Norway	252.2cm	0	3	0	2	1	1	0	X		7
	SVK - Slovakia	93.6cm *	1	0	1	0	0	0	2	X		4
B	JPN - Japan	60.3cm *	2	0	0	0	2	3	2	X		9
	EST - Estonia	173.2cm	0	0	1	1	0	0	0	X		2
C	UKR - Ukraine	281.9cm	1	0	0	3	0	1	0	1		6
	SUI - Switzerland	116.3cm *	0	2	1	0	2	0	2	0		7
D	DEN - Denmark	242.3cm	0	1	0	3	0	0	1	X		5
	NED - Netherlands	211.5cm *	2	0	3	0	1	1	0	X		7
E	KAZ - Kazakhstan	199.1cm *	2	0	3	0	3	1	2	X		11
	GER - Germany	243.0cm	0	1	0	2	0	0	0	X		3
F	KEN - Kenya	233.5cm	0	0	1	0	0	0	X	X		1
	WAL - Wales	233.5cm *	2	3	0	6	1	3	X	X		15

Current Standings

Group A					Group B				
Rank	Team	Games	Wins	Losses	Rank	Team	Games	Wins	Losses
1	CAN - Canada	2	2	0	1	IRL - Ireland	3	3	0
1	NZL - New Zealand	2	2	0	1	SWE - Sweden	3	3	0
3	CZE - Czechia	2	1	1	3	POL - Poland	3	2	1
3	ENG - England	2	1	1	4	AUS - Australia	3	1	2
3	HUN - Hungary	2	1	1	4	IND - India	3	1	2
3	LAT - Latvia	2	1	1	4	ITA - Italy	3	1	2
7	PHI - Philippines	2	0	2	4	NGR - Nigeria	3	1	2
7	TUR - Türkiye	2	0	2	8	PUR - Puerto Rico	3	0	3
Group C					Group D				
Rank	Team	Games	Wins	Losses	Rank	Team	Games	Wins	Losses
1	ESP - Spain	3	3	0	1	NOR - Norway	3	3	0
1	SCO - Scotland	3	3	0	2	AUT - Austria	2	2	0
1	USA - United States	3	3	0	3	JPN - Japan	3	2	1
4	BRA - Brazil	3	1	2	4	NED - Netherlands	2	1	1
4	SLO - Slovenia	3	1	2	5	DEN - Denmark	3	1	2
6	HKG - Hong Kong, China	2	0	2	6	EST - Estonia	4	1	3
6	ROU - Romania	2	0	2	7	SVK - Slovakia	3	0	3
8	TPE - Chinese Taipei	3	0	3					
Group E									
Rank	Team	Games	Wins	Losses					
1	SUI - Switzerland	4	4	0					
2	KAZ - Kazakhstan	4	3	1					
3	UKR - Ukraine	3	2	1					
4	GER - Germany	4	2	2					
5	BEL - Belgium	3	1	2					
5	FIN - Finland	3	1	2					
5	WAL - Wales	3	1	2					
8	KEN - Kenya	4	0	4					

Note:
Under WCF rules, tie-breaking rules for standings are not applied until after the last game of the round robin.

Legend:
LSD Last Stone Draw **LSFE(*)** Last Stone First End **X** Unplayed/unfinished end due to concession



Game Results

Sheet	Team	LSFE	1	2	3	4	5	6	7	8	Extra Ends	Total
A	NOR - Norway		0	3	0	2	1	1	0	X		7
	SVK - Slovakia	*	1	0	1	0	0	0	2	X		4

NOR - Norway		
4 S	VOLLAN ROENNING Martine	F
3 V	MORTEN BURAS Grunde	M
2	ROENNING Andrine Vollan	F
1	DAEHLIN Harald	M


SVK - Slovakia		
4 S	KAJANOVA Gabriela	F
3 V	SYKORA Marek	M
2	SYKOROVA Silvia	F
1	KAJAN David	M

Last Stone Draw	Distance
⌚ VOLLAN ROENNING Martine	52.6cm
⌚ ROENNING Andrine Vollan	199.6cm
Total	252.2cm

Last Stone Draw	Distance
⌚ KAJAN David	72.2cm
⌚ KAJANOVA Gabriela	21.4cm
Total	93.6cm

Note:
Position and function for each team member:
4 = Fourth, 3 = Third, 2 = Second, 1 = Lead, S = Skip, V = Vice-Skip

Legend:
 ⌚ Clockwise ⌚ Counter-clockwise F Female
 LSFE(*) Last Stone First End M Male X Unplayed/unfinished end due to concession



MON 14 OCT 2024
Start Time 12:00

Round Robin Session 10
Group D - Sheet B **WORLD CURLING**

Game Results

Sheet	Team	LSFE	1	2	3	4	5	6	7	8	Extra Ends	Total
B	JPN - Japan	*	2	0	0	0	2	3	2	X		9
	EST - Estonia		0	0	1	1	0	0	0	X		2

JPN - Japan		
4 V	ICHITSUBO Shun	M
3 S	HASE Hinako	F
2	HASEGAWA Hiroki	M
1	TOKOYODA Chihiro	F

EST - Estonia		
4 V	KUKNER Karl	M
3 S	MADISSON Triin	F
2	PADAMA Marten	M
1	ELMIK Kaidi	F

Last Stone Draw		Distance
↻	ICHITSUBO Shun	6.9cm
↻	TOKOYODA Chihiro	53.4cm
Total		60.3cm

Last Stone Draw		Distance
↻	ELMIK Kaidi	18.7cm
↻	KUKNER Karl	154.5cm
Total		173.2cm

Note:
Position and function for each team member:
4 = Fourth, 3 = Third, 2 = Second, 1 = Lead, S = Skip, V = Vice-Skip

Legend:
↻ Clockwise ↻ Counter-clockwise F Female
LSFE(*) Last Stone First End M Male X Unplayed/unfinished end due to concession



Game Results

Sheet	Team	LSFE	1	2	3	4	5	6	7	8	Extra Ends	Total
C	UKR - Ukraine		1	0	0	3	0	1	0	1		6
	SUI - Switzerland	*	0	2	1	0	2	0	2	0		7

UKR - Ukraine		
4 S	NIKOLOV Eduard	M
3	KALINICHENKO Yaroslava	F
2	SUHAK Artem	M
1 V	MOSKALENKO Diana	F

SUI - Switzerland		
4 V	WAGENSEIL Yves	M
3 S	WUEEST Nora	F
2	WUEEST Dieter	M
1	WUEEST Marion	F

Last Stone Draw		Distance
↻	KALINICHENKO Yaroslava	131.1cm
↻	SUHAK Artem	150.8cm
Total		281.9cm

Last Stone Draw		Distance
↻	WUEEST Dieter	56.9cm
↻	WUEEST Nora	59.4cm
Total		116.3cm

Note:
Position and function for each team member:
4 = Fourth, 3 = Third, 2 = Second, 1 = Lead, S = Skip, V = Vice-Skip

Legend:
↻ Clockwise ↻ Counter-clockwise F Female
LSFE(*) Last Stone First End M Male



MON 14 OCT 2024
Start Time 12:00

Round Robin Session 10
Group D - Sheet D **WORLD CURLING**

Game Results

Sheet	Team	LSFE	1	2	3	4	5	6	7	8	Extra Ends	Total
D	DEN - Denmark		0	1	0	3	0	0	1	X		5
	NED - Netherlands	*	2	0	3	0	1	1	0	X		7

DEN - Denmark		
4 S	JENSEN Karolina	F
3 V	GOLDBECK Liam	M
2	SCHACK Signe	F
1	KARGER Christian	M


NED - Netherlands		
4 S	SPITS Simon	M
3 V	BOMAS Lisenka	F
2	ROS Floris	M
1	BOMAS Anandi	F

Last Stone Draw		Distance
↻	GOLDBECK Liam	187.0cm
↻	SCHACK Signe	55.3cm
Total		242.3cm

Last Stone Draw		Distance
↻	ROS Floris	11.9cm
↻	SPITS Simon	199.6cm
Total		211.5cm

Note:
Position and function for each team member:
4 = Fourth, 3 = Third, 2 = Second, 1 = Lead, S = Skip, V = Vice-Skip

Legend:
↻ Clockwise ↻ Counter-clockwise F Female
LSFE(*) Last Stone First End M Male X Unplayed/unfinished end due to concession



MON 14 OCT 2024
Start Time 12:00

Round Robin Session 10
Group E - Sheet E



Game Results

Sheet	Team	LSFE	1	2	3	4	5	6	7	8	Extra Ends	Total
E	KAZ - Kazakhstan	*	2	0	3	0	3	1	2	X		11
	GER - Germany		0	1	0	2	0	0	0	X		3

KAZ - Kazakhstan		
4 S	ZHUZBAY Abylaikhan	M
3 V	ALLIYAROVA Tilsimay	F
2	ALLIYAR Aidos	M
1	TASTEMIR Merey	F


GER - Germany		
4 S	GOLDEMANN Sven	M
3 V	BEER Maike	F
2	RICKMERS Peter	M
1	EHNES Polina	F

Last Stone Draw		Distance
↻	ALLIYAR Aidos	104.3cm
↻	ALLIYAROVA Tilsimay	94.8cm
Total		199.1cm

Last Stone Draw		Distance
↻	RICKMERS Peter	58.7cm
↻	GOLDEMANN Sven	184.3cm
Total		243.0cm

Note:
Position and function for each team member:
4 = Fourth, 3 = Third, 2 = Second, 1 = Lead, S = Skip, V = Vice-Skip

Legend:
↻ Clockwise ↻ Counter-clockwise F Female
LSFE(*) Last Stone First End M Male X Unplayed/unfinished end due to concession



MON 14 OCT 2024
Start Time 12:00

Round Robin Session 10
Group E - Sheet F **WORLD CURLING**

Game Results

Sheet	Team	LSFE	1	2	3	4	5	6	7	8	Extra Ends	Total
F	KEN - Kenya		0	0	1	0	0	0	X	X		1
	WAL - Wales	*	2	3	0	6	1	3	X	X		15

KEN - Kenya		
4 S	ODHIAMBO Daniel	M
3 V	OGUTA Laventer	F
1	KARANJA Simon	M
A	SALMA Sharleen	F

WAL - Wales		
4 S	COOMBS Garry	M
3 V	BEEVER Laura	F
2	PHILLIPS Rhys	M
1	GLAZIER Judith	F


Last Stone Draw		Distance
↻	KARANJA Simon	94.7cm
↻	ODHIAMBO Daniel	138.8cm
Total		233.5cm

Last Stone Draw		Distance
↻	PHILLIPS Rhys	77.5cm
↻	BEEVER Laura	156.0cm
Total		233.5cm

KEN playing with only three players - Lead and Third play three stones each.

Note:
Position and function for each team member:
4 = Fourth, 3 = Third, 2 = Second, 1 = Lead, A = Alternate, S = Skip, V = Vice-Skip

Legend:
↻ Clockwise ↻ Counter-clockwise F Female
LSFE(*) Last Stone First End M Male X Unplayed/unfinished end due to concession



Session Results and Standings

Sheet	Team	LSD/LSFE	1	2	3	4	5	6	7	8	Extra Ends	Total
A	BRA - Brazil	79.3cm *	0	0	0	0	1	0	X	X		1
	ESP - Spain	127.3cm	3	1	3	2	0	2	X	X		11
B	BEL - Belgium	261.6cm	0	1	0	1	0	0	X	X		2
	FIN - Finland	189.2cm *	4	0	3	0	3	1	X	X		11
C	SLO - Slovenia	29.1cm *	0	0	1	0	0	2	0	X		3
	USA - United States	146.7cm	1	1	0	3	1	0	1	X		7
D	SCO - Scotland	149.7cm *	2	0	2	5	3	0	X	X		12
	TPE - Chinese Taipei	194.3cm	0	0	0	0	0	1	X	X		1


Current Standings

Group A					Group B				
Rank	Team	Games	Wins	Losses	Rank	Team	Games	Wins	Losses
1	CAN - Canada	2	2	0	1	IRL - Ireland	3	3	0
1	NZL - New Zealand	2	2	0	1	SWE - Sweden	3	3	0
3	CZE - Czechia	2	1	1	3	POL - Poland	3	2	1
3	ENG - England	2	1	1	4	AUS - Australia	3	1	2
3	HUN - Hungary	2	1	1	4	IND - India	3	1	2
3	LAT - Latvia	2	1	1	4	ITA - Italy	3	1	2
7	PHI - Philippines	2	0	2	4	NGR - Nigeria	3	1	2
7	TUR - Türkiye	2	0	2	8	PUR - Puerto Rico	3	0	3
Group C					Group D				
Rank	Team	Games	Wins	Losses	Rank	Team	Games	Wins	Losses
1	ESP - Spain	3	3	0	1	AUT - Austria	2	2	0
1	SCO - Scotland	3	3	0	1	NOR - Norway	2	2	0
1	USA - United States	3	3	0	3	DEN - Denmark	2	1	1
4	BRA - Brazil	3	1	2	3	JPN - Japan	2	1	1
4	SLO - Slovenia	3	1	2	5	EST - Estonia	3	1	2
6	HKG - Hong Kong, China	2	0	2	6	NED - Netherlands	1	0	1
6	ROU - Romania	2	0	2	7	SVK - Slovakia	2	0	2
8	TPE - Chinese Taipei	3	0	3					
Group E									
Rank	Team	Games	Wins	Losses					
1	SUI - Switzerland	3	3	0					
2	UKR - Ukraine	2	2	0					
3	GER - Germany	3	2	1					
3	KAZ - Kazakhstan	3	2	1					
5	BEL - Belgium	3	1	2					
5	FIN - Finland	3	1	2					
7	WAL - Wales	2	0	2					
8	KEN - Kenya	3	0	3					

Note: Under WCF rules, tie-breaking rules for standings are not applied until after the last game of the round robin.

Legend: LSD Last Stone Draw LSFE(*) Last Stone First End X Unplayed/unfinished end due to concession





MON 14 OCT 2024
Start Time 8:00

Round Robin Session 9
Group C - Sheet A **WORLD CURLING**

Game Results

Sheet	Team	LSFE	1	2	3	4	5	6	7	8	Extra Ends	Total
A	BRA - Brazil	*	0	0	0	0	1	0	X	X		1
	ESP - Spain		3	1	3	2	0	2	X	X		11

BRA - Brazil		
4 S	VILELA Sergio Mitsuo	M
3 V	SUMI Elen Naomi	F
2	YAMASHITA Arnaldo	M
1	RODRIGUEZ Giullia	F


ESP - Spain		
4 S	VEZ Sergio	M
3 V	OTAEGI Oihane	F
2	UNANUE Mikel	M
1	OTAEGI Leire	F

Last Stone Draw		Distance
↻	SUMI Elen Naomi	15.9cm
↻	VILELA Sergio Mitsuo	63.4cm
Total		79.3cm

Last Stone Draw		Distance
↻	OTAEGI Oihane	83.1cm
↻	VEZ Sergio	44.2cm
Total		127.3cm

Note:
Position and function for each team member:
4 = Fourth, 3 = Third, 2 = Second, 1 = Lead, S = Skip, V = Vice-Skip

Legend:
↻ Clockwise ↻ Counter-clockwise F Female
LSFE(*) Last Stone First End M Male X Unplayed/unfinished end due to concession



MON 14 OCT 2024
Start Time 8:00

Round Robin Session 9
Group E - Sheet B **WORLD CURLING**

Game Results

Sheet	Team	LSFE	1	2	3	4	5	6	7	8	Extra Ends	Total
B	BEL - Belgium		0	1	0	1	0	0	X	X		2
	FIN - Finland	*	4	0	3	0	3	1	X	X		11

BEL - Belgium		
4 S	VAN OOSTERWYCK Caro	F
3 V	HEYLEN Dirk	M
2	HUISKAMP Annemiek	F
1	VAN DONINCK Wim	M


FIN - Finland		
4	KUOSMANEN Paavo	M
3 V	NILHAMN-KUOSMANEN Bonnie	F
2 S	UUSIPAAVALNIEMI Jussi	M
1	KITTI Laura	F

Last Stone Draw		Distance
⌚	VAN DONINCK Wim	189.2cm
⌚	VAN OOSTERWYCK Caro	72.4cm
Total		261.6cm

Last Stone Draw		Distance
⌚	KITTI Laura	156.8cm
⌚	UUSIPAAVALNIEMI Jussi	32.4cm
Total		189.2cm

Note:
Position and function for each team member:
4 = Fourth, 3 = Third, 2 = Second, 1 = Lead, S = Skip, V = Vice-Skip

Legend:
 ⌚ Clockwise ⌚ Counter-clockwise F Female
 LSFE(*) Last Stone First End M Male X Unplayed/unfinished end due to concession



MON 14 OCT 2024
Start Time 8:00

Round Robin Session 9
Group C - Sheet C **WORLD CURLING**

Game Results

Sheet	Team	LSFE	1	2	3	4	5	6	7	8	Extra Ends	Total
C	SLO - Slovenia	*	0	0	1	0	0	2	0	X		3
	USA - United States		1	1	0	3	1	0	1	X		7

SLO - Slovenia		
4 S	ZELINKA Gaber Bor	M
3 V	GREGORI Liza	F
2	LANGUS Simon	M
1	JERE Lea	F

USA - United States		
4 S	FALCO David	M
3 V	WOOD Rebecca	F
2	WHEELER Lance	M
1	MOORES Clare	F

Last Stone Draw		Distance
↻	GREGORI Liza	9.0cm
↻	LANGUS Simon	20.1cm
Total		29.1cm

Last Stone Draw		Distance
↻	MOORES Clare	13.1cm
↻	FALCO David	133.6cm
Total		146.7cm

Note:
Position and function for each team member:
4 = Fourth, 3 = Third, 2 = Second, 1 = Lead, S = Skip, V = Vice-Skip

Legend:
↻ Clockwise ↻ Counter-clockwise F Female
LSFE(*) Last Stone First End M Male X Unplayed/unfinished end due to concession



SUN 13 OCT 2024
Start Time 20:00

Round Robin Session 8
Group B - Sheet A



Game Results

Sheet	Team	LSFE	1	2	3	4	5	6	7	8	Extra Ends	Total
A	POL - Poland		0	2	0	1	0	0	2	X		5
	SWE - Sweden	*	1	0	3	0	3	1	0	X		8

POL - Poland		
4 S	JASIECKI Borys	M
3 V	DYDERSKA Julia	F
2	TELAJ Jeremi	M
1	WOJTAS Justyna	F


SWE - Sweden		
4 S	GRANBOM Simon	M
3 V	THUNMAN Rebecka	F
2	PATZ Johannes	M
1	ALTEBRO Mikaela	F

Last Stone Draw		Distance
↻	WOJTAS Justyna	199.6cm
↻	TELAJ Jeremi	58.2cm
Total		257.8cm

Last Stone Draw		Distance
↻	PATZ Johannes	48.5cm
↻	ALTEBRO Mikaela	50.2cm
Total		98.7cm

Note:
Position and function for each team member:
4 = Fourth, 3 = Third, 2 = Second, 1 = Lead, S = Skip, V = Vice-Skip

Legend:
↻ Clockwise ↻ Counter-clockwise F Female
LSFE(*) Last Stone First End M Male X Unplayed/unfinished end due to concession



SUN 13 OCT 2024
Start Time 20:00

Round Robin Session 8
Group B - Sheet B



Game Results

Sheet	Team	LSFE	1	2	3	4	5	6	7	8	Extra Ends	Total
B	ITA - Italy		0	3	0	3	5	0	X	X		11
	IND - India	*	1	0	1	0	0	1	X	X		3

ITA - Italy		
4 V	GONIN Simone	M
3 S	MAURINO Giorgia	F
2	MAURINO Lorenzo	M
1	MAURINO Anna Maria	F


IND - India		
4 S	RAJU P. N.	M
3 V	CHAUDHARI Namini	F
2	ANTHAY SUTHAKARAN Girithar	M
1	PATEL Richa	F

Last Stone Draw		Distance
↻	MAURINO Anna Maria	106.5cm
↻	GONIN Simone	22.6cm
Total		129.1cm

Last Stone Draw		Distance
↻	RAJU P. N.	112.5cm
↻	CHAUDHARI Namini	3.3cm
Total		115.8cm

Note:
Position and function for each team member:
4 = Fourth, 3 = Third, 2 = Second, 1 = Lead, S = Skip, V = Vice-Skip

Legend:
↻ Clockwise ↻ Counter-clockwise F Female
LSFE(*) Last Stone First End M Male X Unplayed/unfinished end due to concession



SUN 13 OCT 2024
Start Time 20:00

Round Robin Session 8
Group D - Sheet C



Game Results

Sheet	Team	LSFE	1	2	3	4	5	6	7	8	Extra Ends	Total
C	JPN - Japan		0	1	0	1	1	0	0	X		3
	NOR - Norway	*	2	0	5	0	0	1	2	X		10

JPN - Japan		
4 V	ICHITSUBO Shun	M
3 S	HASE Hinako	F
2	HASEGAWA Hiroki	M
1	TOKOYODA Chihiro	F


NOR - Norway		
4 S	VOLLAN ROENNING Martine	F
3 V	MORTEN BURAAAS Grunde	M
2	ROENNING Andrine Vollan	F
1	DAEHLIN Harald	M

Last Stone Draw		Distance
↻	HASEGAWA Hiroki	199.6cm
↻	HASE Hinako	120.8cm
Total		320.4cm

Last Stone Draw		Distance
↻	MORTEN BURAAAS Grunde	76.9cm
↻	DAEHLIN Harald	29.7cm
Total		106.6cm

Note:
Position and function for each team member:
4 = Fourth, 3 = Third, 2 = Second, 1 = Lead, S = Skip, V = Vice-Skip

Legend:
↻ Clockwise ↻ Counter-clockwise F Female
LSFE(*) Last Stone First End M Male X Unplayed/unfinished end due to concession



SUN 13 OCT 2024
Start Time 20:00

Round Robin Session 8
Group E - Sheet D **WORLD CURLING**

Game Results

Sheet	Team	LSFE	1	2	3	4	5	6	7	8	Extra Ends	Total
D	GER - Germany	*	2	0	3	0	1	0	0	2		8
	WAL - Wales		0	2	0	2	0	1	0	0		5

GER - Germany		
4 S	GOLDEMANN Sven	M
3 V	BEER Maike	F
2	RICKMERS Peter	M
1	EHNES Polina	F


WAL - Wales		
4 S	COOMBS Garry	M
3 V	BEEVER Laura	F
2	PHILLIPS Rhys	M
1	GLAZIER Judith	F

Last Stone Draw		Distance
↻	BEER Maike	93.7cm
↻	EHNES Polina	54.5cm
Total		148.2cm

Last Stone Draw		Distance
↻	GLAZIER Judith	162.8cm
↻	COOMBS Garry	199.6cm
Total		362.4cm

Note:
Position and function for each team member:
4 = Fourth, 3 = Third, 2 = Second, 1 = Lead, S = Skip, V = Vice-Skip

Legend:
↻ Clockwise ↻ Counter-clockwise F Female
LSFE(*) Last Stone First End M Male



SUN 13 OCT 2024
Start Time 20:00

Round Robin Session 8
Group B - Sheet E



Game Results

Sheet	Team	LSFE	1	2	3	4	5	6	7	8	Extra Ends	Total
E	IRL - Ireland		0	3	3	0	3	0	0	X		9
	AUS - Australia	*	2	0	0	1	0	1	2	X		6

IRL - Ireland		
4 S	WILSON John	M
3 V	FYFE Alison	F
2	WHYTE Craig	M
1	WARD Jen	F

AUS - Australia		
4 S	PANOUSI Matt	M
3 V	WESTHAGEN Jennifer	F
2	CHICK Gerald	M
1	POWELL Anne	F

Last Stone Draw		Distance
↻	WARD Jen	125.9cm
↻	WILSON John	139.4cm
Total		265.3cm

Last Stone Draw		Distance
↻	POWELL Anne	21.0cm
↻	CHICK Gerald	39.8cm
Total		60.8cm

Note:
Position and function for each team member:
4 = Fourth, 3 = Third, 2 = Second, 1 = Lead, S = Skip, V = Vice-Skip

Legend:
↻ Clockwise ↻ Counter-clockwise F Female
LSFE(*) Last Stone First End M Male X Unplayed/unfinished end due to concession



SUN 13 OCT 2024
Start Time 20:00

Round Robin Session 8
Group B - Sheet F



Game Results

Sheet	Team	LSFE	1	2	3	4	5	6	7	8	Extra Ends	Total
F	NGR - Nigeria	*	2	0	1	0	0	4	1	X		8
	PUR - Puerto Rico		0	1	0	2	1	0	0	X		4

NGR - Nigeria		
4 S	WOODS III Harold	M
3 V	HASHI Jasmin	F
2	COLE T. J.	M
1	TODD Bobbie	F

PUR - Puerto Rico		
4 S	VARGAS Jonathan	M
3 V	CONLEY Rachel	F
2	SEPULVEDA Jose	M
1	SMITH Che	F

Last Stone Draw		Distance
↻	HASHI Jasmin	171.6cm
↻	WOODS III Harold	54.3cm
Total		225.9cm

Last Stone Draw		Distance
↻	SEPULVEDA Jose	199.6cm
↻	VARGAS Jonathan	99.6cm
Total		299.2cm

Note:
Position and function for each team member:
4 = Fourth, 3 = Third, 2 = Second, 1 = Lead, S = Skip, V = Vice-Skip

Legend:
↻ Clockwise ↻ Counter-clockwise F Female
LSFE(*) Last Stone First End M Male X Unplayed/unfinished end due to concession



SUN 13 OCT 2024
Start Time 16:00

Round Robin Session 7
Group D - Sheet B **WORLD CURLING**

Game Results

Sheet	Team	LSFE	1	2	3	4	5	6	7	8	Extra Ends	Total
B	DEN - Denmark		0	2	0	3	0	0	1	X		6
	AUT - Austria	*	1	0	2	0	3	5	0	X		11

DEN - Denmark		
4 S	JENSEN Karolina	F
3 V	GOLDBECK Liam	M
2	SCHACK Signe	F
1	KARGER Christian	M


AUT - Austria		
4 S	KARG Johann	M
3 V	HOESS Johanna	F
2	JOECHL Moritz	M
1	WITSCHEN Jill	F

Last Stone Draw		Distance
↻	KARGER Christian	180.3cm
↻	JENSEN Karolina	41.9cm
Total		222.2cm

Last Stone Draw		Distance
↻	WITSCHEN Jill	114.1cm
↻	KARG Johann	98.2cm
Total		212.3cm

Note:
Position and function for each team member:
4 = Fourth, 3 = Third, 2 = Second, 1 = Lead, S = Skip, V = Vice-Skip

Legend:
↻ Clockwise ↻ Counter-clockwise F Female
LSFE(*) Last Stone First End M Male X Unplayed/unfinished end due to concession



SUN 13 OCT 2024
Start Time 16:00

Round Robin Session 7
Group D - Sheet C **WORLD CURLING**

Game Results

Sheet	Team	LSFE	1	2	3	4	5	6	7	8	Extra Ends	Total
C	EST - Estonia	*	3	0	0	3	0	2	1	X		9
	SVK - Slovakia		0	2	0	0	2	0	0	X		4

EST - Estonia		
4 V	KUKNER Karl	M
3 S	MADISSON Triin	F
2	PADAMA Marten	M
1	ELMIK Kaidi	F


SVK - Slovakia		
4 S	KAJANOVA Gabriela	F
3 V	SYKORA Marek	M
2	SYKOROVA Silvia	F
1	KAJAN David	M

Last Stone Draw		Distance
↻	KUKNER Karl	67.8cm
↻	ELMIK Kaidi	153.4cm
Total		221.2cm

Last Stone Draw		Distance
↻	SYKOROVA Silvia	195.3cm
↻	SYKORA Marek	191.2cm
Total		386.5cm

Note:
Position and function for each team member:
4 = Fourth, 3 = Third, 2 = Second, 1 = Lead, S = Skip, V = Vice-Skip

Legend:
↻ Clockwise ↻ Counter-clockwise F Female
LSFE(*) Last Stone First End M Male X Unplayed/unfinished end due to concession



SUN 13 OCT 2024
Start Time 16:00

Round Robin Session 7
Group E - Sheet D **WORLD CURLING**

Game Results

Sheet	Team	LSFE	1	2	3	4	5	6	7	8	Extra Ends	Total
D	KAZ - Kazakhstan	*	3	0	4	3	5	0	X	X		15
	KEN - Kenya		0	1	0	0	0	1	X	X		2

KAZ - Kazakhstan		
4 S	ZHUZBAY Abylaikhan	M
3 V	ALLIYAROVA Tilsimay	F
2	ALLIYAR Aidos	M
1	TASTEMIR Meroy	F

KEN - Kenya		
4 S	ODHIAMBO Daniel	M
3 V	OGUTA Laventer	F
1	KARANJA Simon	M
A	SALMA Sharleen	F


Last Stone Draw		Distance
↻	ZHUZBAY Abylaikhan	199.6cm
↻	TASTEMIR Meroy	8.3cm
Total		207.9cm

Last Stone Draw		Distance
↻	OGUTA Laventer	199.6cm
↻	ODHIAMBO Daniel	106.4cm
Total		306.0cm

KEN playing with only three players - Lead and Third play three stones each.

Note:
Position and function for each team member:
4 = Fourth, 3 = Third, 2 = Second, 1 = Lead, A = Alternate, S = Skip, V = Vice-Skip

Legend:
↻ Clockwise ↻ Counter-clockwise F Female
LSFE(*) Last Stone First End M Male X Unplayed/unfinished end due to concession



SUN 13 OCT 2024
Start Time 16:00

Round Robin Session 7
Group E - Sheet E **WORLD CURLING**

Game Results

Sheet	Team	LSFE	1	2	3	4	5	6	7	8	Extra Ends	Total
E	BEL - Belgium		0	0	1	0	0	0	X	X		1
	UKR - Ukraine	*	4	1	0	1	1	2	X	X		9

BEL - Belgium		
4 S	VAN OOSTERWYCK Caro	F
3 V	HEYLEN Dirk	M
2	HUISKAMP Annemiek	F
1	VAN DONINCK Wim	M

UKR - Ukraine		
4 S	NIKOLOV Eduard	M
3	KALINICHENKO Yaroslava	F
2	SUHAK Artem	M
1 V	MOSKALENKO Diana	F

Last Stone Draw		Distance
↻	HUISKAMP Annemiek	79.0cm
↻	HEYLEN Dirk	100.5cm
Total		179.5cm

Last Stone Draw		Distance
↻	MOSKALENKO Diana	32.7cm
↻	NIKOLOV Eduard	52.3cm
Total		85.0cm

Note:
Position and function for each team member:
4 = Fourth, 3 = Third, 2 = Second, 1 = Lead, S = Skip, V = Vice-Skip

Legend:
↻ Clockwise ↻ Counter-clockwise F Female
LSFE(*) Last Stone First End M Male X Unplayed/unfinished end due to concession



SUN 13 OCT 2024
Start Time 16:00

Round Robin Session 7
Group E - Sheet F **WORLD CURLING**

Game Results

Sheet	Team	LSFE	1	2	3	4	5	6	7	8	Extra Ends	Total
F	SUI - Switzerland	*	0	0	1	0	3	0	4	0		8
	FIN - Finland		0	2	0	3	0	1	0	1		7

SUI - Switzerland		
4 V	WAGENSEIL Yves	M
3 S	WUEEST Nora	F
2	WUEEST Dieter	M
1	WUEEST Marion	F


FIN - Finland		
4	KUOSMANEN Paavo	M
3 V	NILHAMN-KUOSMANEN Bonnie	F
2 S	UUSIPAAVALNIEMI Jussi	M
1	KITTI Laura	F

Last Stone Draw		Distance
⌚	WUEEST Marion	30.6cm
⌚	WAGENSEIL Yves	82.6cm
Total		113.2cm

Last Stone Draw		Distance
⌚	KUOSMANEN Paavo	19.6cm
⌚	NILHAMN-KUOSMANEN Bonnie	199.6cm
Total		219.2cm

Note:
Position and function for each team member:
4 = Fourth, 3 = Third, 2 = Second, 1 = Lead, S = Skip, V = Vice-Skip

Legend:
⌚ Clockwise ⌚ Counter-clockwise F Female
LSFE(*) Last Stone First End M Male



SUN 13 OCT 2024
Start Time 12:00

Round Robin Session 6
Group A - Sheet A



Game Results

Sheet	Team	LSFE	1	2	3	4	5	6	7	8	Extra Ends	Total
A	ENG - England		1	0	0	2	0	2	2	X		7
	PHI - Philippines	*	0	1	1	0	1	0	0	X		3

ENG - England		
4 S	WOOLSTON Andrew	M
3 V	GREGORY Lesley	F
2	GREGORY Martin	M
1	BALFOUR Kirsty	F


PHI - Philippines		
4 S	ALojIPAN Chad	M
3 V	UMALI Donna	F
2	ONGLINGSWAN Alastair	M
1	ALojIPAN Ashley	F

Last Stone Draw		Distance
↻	BALFOUR Kirsty	150.0cm
↻	WOOLSTON Andrew	128.3cm
Total		278.3cm

Last Stone Draw		Distance
↻	ALojIPAN Ashley	86.4cm
↻	ALojIPAN Chad	53.8cm
Total		140.2cm

Note:
Position and function for each team member:
4 = Fourth, 3 = Third, 2 = Second, 1 = Lead, S = Skip, V = Vice-Skip

Legend:
↻ Clockwise ↻ Counter-clockwise F Female
LSFE(*) Last Stone First End M Male X Unplayed/unfinished end due to concession



SUN 13 OCT 2024
Start Time 12:00

Round Robin Session 6
Group C - Sheet B



Game Results

Sheet	Team	LSFE	1	2	3	4	5	6	7	8	Extra Ends	Total
B	SLO - Slovenia		0	0	2	0	0	1	0	0		3
	ESP - Spain	*	0	1	0	2	0	0	1	1		5

SLO - Slovenia		
4 S	ZELINKA Gaber Bor	M
3 V	GREGORI Liza	F
2	LANGUS Simon	M
1	JERE Lea	F


ESP - Spain		
4 S	VEZ Sergio	M
3 V	OTAEGI Oihane	F
2	UNANUE Mikel	M
1	OTAEGI Leire	F

Last Stone Draw		Distance
↻	ZELINKA Gaber Bor	112.3cm
↻	JERE Lea	199.6cm
Total		311.9cm

Last Stone Draw		Distance
↻	OTAEGI Leire	161.2cm
↻	UNANUE Mikel	4.3cm
Total		165.5cm

Note:
Position and function for each team member:
4 = Fourth, 3 = Third, 2 = Second, 1 = Lead, S = Skip, V = Vice-Skip

Legend:
↻ Clockwise ↻ Counter-clockwise F Female
LSFE(*) Last Stone First End M Male



SUN 13 OCT 2024
Start Time 12:00

Round Robin Session 6
Group C - Sheet C **WORLD CURLING**

Game Results

Sheet	Team	LSFE	1	2	3	4	5	6	7	8	Extra Ends	Total
C	TPE - Chinese Taipei	*	1	1	0	0	0	2	0	X		4
	BRA - Brazil		0	0	2	2	1	0	2	X		7

TPE - Chinese Taipei		
4 S	HOU Yi-Ler	M
3 V	LI Ling-Zhi	F
2	LIN Chen-Han	M
1	LI Ling-Yi	F


BRA - Brazil		
4 S	VILELA Sergio Mitsuo	M
3 V	SUMI Elen Naomi	F
2	YAMASHITA Arnaldo	M
1	RODRIGUEZ Giullia	F

Last Stone Draw		Distance
⌚	LI Ling-Zhi	180.9cm
⌚	LIN Chen-Han	199.6cm
Total		380.5cm

Last Stone Draw		Distance
⌚	VILELA Sergio Mitsuo	199.6cm
⌚	SUMI Elen Naomi	199.6cm
Total		399.2cm

Note:
Position and function for each team member:
4 = Fourth, 3 = Third, 2 = Second, 1 = Lead, S = Skip, V = Vice-Skip

Legend:
 ⌚ Clockwise ⌚ Counter-clockwise F Female
 LSFE(*) Last Stone First End M Male X Unplayed/unfinished end due to concession



SUN 13 OCT 2024
Start Time 12:00

Round Robin Session 6
Group A - Sheet D



Game Results

Sheet	Team	LSFE	1	2	3	4	5	6	7	8	Extra Ends	Total
D	LAT - Latvia		0	0	0	0	1	0	X	X		1
	CAN - Canada	*	4	1	2	6	0	6	X	X		19

LAT - Latvia		
4 S	VONDA Kriss	M
3 V	REGZA Agate	F
2	VONDA Ricards	M
1	REGZA Darta	F


CAN - Canada		
4 S	MEACHEM Shaun	M
3 V	SCHAFER Kelly	F
2	HAICHERT Chris	M
1	HAICHERT Teejay	F

Last Stone Draw		Distance
↻	VONDA Kriss	152.1cm
↻	REGZA Darta	181.9cm
Total		334.0cm

Last Stone Draw		Distance
↻	HAICHERT Teejay	143.6cm
↻	HAICHERT Chris	20.8cm
Total		164.4cm

Note:
Position and function for each team member:
4 = Fourth, 3 = Third, 2 = Second, 1 = Lead, S = Skip, V = Vice-Skip

Legend:
↻ Clockwise ↻ Counter-clockwise F Female
LSFE(*) Last Stone First End M Male X Unplayed/unfinished end due to concession



SUN 13 OCT 2024
Start Time 12:00

Round Robin Session 6
Group A - Sheet E



Game Results

Sheet	Team	LSFE	1	2	3	4	5	6	7	8	Extra Ends	Total
E	NZL - New Zealand		0	0	1	2	3	0	2	2		10
	CZE - Czechia	*	3	0	0	0	0	3	0	0		6

NZL - New Zealand		
4 S	SARGON Brett	M
3 V	THOMPSON Holly	F
2	FORD Kieran	M
1	RUSSELL Olivia	F


CZE - Czechia		
4 S	TABERY Krystof	M
3 V	FREDERIKSEN Karolina	F
2	SKALA Jakub	M
1	DUSKOVA Valentyna	F

Last Stone Draw		Distance
↻	RUSSELL Olivia	74.5cm
↻	SARGON Brett	43.3cm
Total		117.8cm

Last Stone Draw		Distance
↻	FREDERIKSEN Karolina	19.7cm
↻	SKALA Jakub	35.2cm
Total		54.9cm

Note:
Position and function for each team member:
4 = Fourth, 3 = Third, 2 = Second, 1 = Lead, S = Skip, V = Vice-Skip

Legend:
↻ Clockwise ↻ Counter-clockwise F Female
LSFE(*) Last Stone First End M Male



SUN 13 OCT 2024
Start Time 12:00

Round Robin Session 6
Group A - Sheet F



Game Results

Sheet	Team	LSFE	1	2	3	4	5	6	7	8	Extra Ends	Total
F	TUR - Türkiye	*	3	0	0	1	0	0	1	X		5
	HUN - Hungary		0	3	1	0	2	1	0	X		7

TUR - Türkiye		
4 V	ESER Selahattin	M
3	ARZIK Nilay	F
2	NERSE Bilal Emre	M
1 S	URUSAN Ilknur	F


HUN - Hungary		
4	FOTI Balazs	M
3 V	HALASZ Csilla	F
2 S	EZSOL Gabor	M
1	SZABO Eniko	F

Last Stone Draw		Distance
⌚	NERSE Bilal Emre	26.0cm
⌚	ARZIK Nilay	18.9cm
Total		44.9cm

Last Stone Draw		Distance
⌚	FOTI Balazs	31.0cm
⌚	SZABO Eniko	199.6cm
Total		230.6cm

Note:
Position and function for each team member:
4 = Fourth, 3 = Third, 2 = Second, 1 = Lead, S = Skip, V = Vice-Skip

Legend:
 ⌚ Clockwise ⌚ Counter-clockwise F Female
 LSFE(*) Last Stone First End M Male X Unplayed/unfinished end due to concession



SUN 13 OCT 2024
Start Time 8:00

Round Robin Session 5
Group B - Sheet B



Game Results

Sheet	Team	LSFE	1	2	3	4	5	6	7	8	Extra Ends	Total
B	AUS - Australia	*	4	1	2	1	4	0	X	X		12
	PUR - Puerto Rico		0	0	0	0	0	1	X	X		1

AUS - Australia		
4 S	PANOUSI Matt	M
3 V	WESTHAGEN Jennifer	F
2	CHICK Gerald	M
1	POWELL Anne	F

PUR - Puerto Rico		
4 S	VARGAS Jonathan	M
3 V	CONLEY Rachel	F
2	SEPULVEDA Jose	M
1	SMITH Che	F

Last Stone Draw		Distance
↻	CHICK Gerald	43.2cm
↻	POWELL Anne	15.9cm
Total		59.1cm

Last Stone Draw		Distance
↻	VARGAS Jonathan	108.2cm
↻	SEPULVEDA Jose	58.8cm
Total		167.0cm

Note:
Position and function for each team member:
4 = Fourth, 3 = Third, 2 = Second, 1 = Lead, S = Skip, V = Vice-Skip

Legend:
↻ Clockwise ↻ Counter-clockwise F Female
LSFE(*) Last Stone First End M Male X Unplayed/unfinished end due to concession



SUN 13 OCT 2024
Start Time 8:00

Round Robin Session 5
Group B - Sheet D



Game Results

Sheet	Team	LSFE	1	2	3	4	5	6	7	8	Extra Ends	Total
D	IND - India		0	0	2	0	2	0	X	X		4
	SWE - Sweden	*	2	3	0	2	0	2	X	X		9

IND - India			
4 S	RAJU P. N.		M
3 V	CHAUDHARI Namini		F
2	ANTHAY SUTHAKARAN Girithar		M
1	PATEL Richa		F


SWE - Sweden			
4 S	GRANBOM Simon		M
3 V	THUNMAN Rebecka		F
2	PATZ Johannes		M
1	ALTEBRO Mikaela		F

Last Stone Draw		Distance
↻	ANTHAY SUTHAKARAN Girithar	113.3cm
↻	RAJU P. N.	199.6cm
Total		312.9cm

Last Stone Draw		Distance
↻	GRANBOM Simon	20.9cm
↻	THUNMAN Rebecka	7.5cm
Total		28.4cm

Note:
Position and function for each team member:
4 = Fourth, 3 = Third, 2 = Second, 1 = Lead, S = Skip, V = Vice-Skip

Legend:
↻ Clockwise ↻ Counter-clockwise F Female
LSFE(*) Last Stone First End M Male X Unplayed/unfinished end due to concession



SUN 13 OCT 2024
Start Time 8:00

Round Robin Session 5
Group C - Sheet E



Game Results

Sheet	Team	LSFE	1	2	3	4	5	6	7	8	Extra Ends	Total
E	USA - United States	*	2	2	1	3	1	0	X	X		9
	ROU - Romania		0	0	0	0	0	1	X	X		1

USA - United States		
4 S	FALCO David	M
3 V	WOOD Rebecca	F
2	WHEELER Lance	M
1	MOORES Clare	F


ROU - Romania		
4 S	GHERGIE Dan	M
3 V	TRAILA Octavia	F
2	FELECAN Matei	M
1	BACALI Ania	F

Last Stone Draw		Distance
↻	WOOD Rebecca	141.3cm
↻	WHEELER Lance	95.2cm
Total		236.5cm

Last Stone Draw		Distance
↻	FELECAN Matei	199.6cm
↻	TRAILA Octavia	52.3cm
Total		251.9cm

Note:
Position and function for each team member:
4 = Fourth, 3 = Third, 2 = Second, 1 = Lead, S = Skip, V = Vice-Skip

Legend:
↻ Clockwise ↻ Counter-clockwise F Female
LSFE(*) Last Stone First End M Male X Unplayed/unfinished end due to concession



SUN 13 OCT 2024
Start Time 8:00

Round Robin Session 5
Group B - Sheet F



Game Results

Sheet	Team	LSFE	1	2	3	4	5	6	7	8	Extra Ends	Total
F	ITA - Italy	*	1	0	0	1	0	0	X	X		2
	POL - Poland		0	4	1	0	2	1	X	X		8

ITA - Italy		
4	V GONIN Simone	M
3	S MAURINO Giorgia	F
2	MAURINO Lorenzo	M
1	MAURINO Anna Maria	F

POL - Poland		
4	S JASIECKI Borys	M
3	V DYDESKA Julia	F
2	TELAK Jeremi	M
1	WOJTAS Justyna	F

Last Stone Draw		Distance
↻	MAURINO Lorenzo	170.8cm
↻	MAURINO Giorgia	41.3cm
Total		212.1cm

Last Stone Draw		Distance
↻	DYDESKA Julia	39.0cm
↻	JASIECKI Borys	199.6cm
Total		238.6cm

Note:
Position and function for each team member:
4 = Fourth, 3 = Third, 2 = Second, 1 = Lead, S = Skip, V = Vice-Skip

Legend:
↻ Clockwise ↻ Counter-clockwise F Female
LSFE(*) Last Stone First End M Male X Unplayed/unfinished end due to concession



Session Results and Standings


Sheet	Team	LSD/LSFE	1	2	3	4	5	6	7	8	Extra Ends	Total
A	SUI - Switzerland	125.3cm *	0	1	0	0	3	2	0	X		6
	KAZ - Kazakhstan	203.9cm	0	0	2	1	0	0	1	X		4
B	WAL - Wales	277.4cm	1	0	0	2	0	1	0	0		4
	UKR - Ukraine	260.1cm *	0	2	1	0	3	0	1	3		10
C	GER - Germany	99.8cm *	0	4	3	1	3	0	X	X		11
	KEN - Kenya	270.5cm	1	0	0	0	0	1	X	X		2
D	EST - Estonia	163.2cm	1	0	0	0	1	0	0	X		2
	NOR - Norway	70.2cm *	0	2	2	1	0	1	3	X		9
E	SVK - Slovakia	271.4cm *	0	5	0	0	2	0	0	0		7
	AUT - Austria	278.2cm	0	0	1	2	0	1	1	2	1	8

Current Standings

Group A					Group B				
Rank	Team	Games	Wins	Losses	Rank	Team	Games	Wins	Losses
1	CAN - Canada	1	1	0	1	IND - India	1	1	0
1	CZE - Czechia	1	1	0	1	IRL - Ireland	1	1	0
1	LAT - Latvia	1	1	0	1	POL - Poland	1	1	0
1	NZL - New Zealand	1	1	0	1	SWE - Sweden	1	1	0
5	ENG - England	1	0	1	5	AUS - Australia	1	0	1
5	HUN - Hungary	1	0	1	5	ITA - Italy	1	0	1
5	PHI - Philippines	1	0	1	5	NGR - Nigeria	1	0	1
5	TUR - Türkiye	1	0	1	5	PUR - Puerto Rico	1	0	1
Group C					Group D				
Rank	Team	Games	Wins	Losses	Rank	Team	Games	Wins	Losses
1	ESP - Spain	1	1	0	1	AUT - Austria	1	1	0
1	SCO - Scotland	1	1	0	1	DEN - Denmark	1	1	0
1	SLO - Slovenia	1	1	0	1	JPN - Japan	1	1	0
1	USA - United States	1	1	0	1	NOR - Norway	1	1	0
5	BRA - Brazil	1	0	1	5	NED - Netherlands	1	0	1
5	HKG - Hong Kong, China	1	0	1	5	SVK - Slovakia	1	0	1
5	ROU - Romania	1	0	1	7	EST - Estonia	2	0	2
5	TPE - Chinese Taipei	1	0	1					
Group E									
Rank	Team	Games	Wins	Losses					
1	SUI - Switzerland	2	2	0					
2	BEL - Belgium	1	1	0					
2	UKR - Ukraine	1	1	0					
4	GER - Germany	2	1	1					
4	KAZ - Kazakhstan	2	1	1					
6	FIN - Finland	1	0	1					
6	WAL - Wales	1	0	1					
8	KEN - Kenya	2	0	2					

Note:
Under WCF rules, tie-breaking rules for standings are not applied until after the last game of the round robin.

Legend:
LSD Last Stone Draw LSFE(*) Last Stone First End X Unplayed/unfinished end due to concession



SAT 12 OCT 2024
Start Time 20:30

Round Robin Session 4
Group E - Sheet A



Game Results

Sheet	Team	LSFE	1	2	3	4	5	6	7	8	Extra Ends	Total
A	SUI - Switzerland	*	0	1	0	0	3	2	0	X		6
	KAZ - Kazakhstan		0	0	2	1	0	0	1	X		4

SUI - Switzerland		
4 V	WAGENSEIL Yves	M
3 S	WUEEST Nora	F
2	WUEEST Dieter	M
1	WUEEST Marion	F


KAZ - Kazakhstan		
4 S	ZHUZBAY Abylaikhan	M
3 V	ALLIYAROVA Tilsimay	F
2	ALLIYAR Aidos	M
1	TASTEMIR Meray	F

Last Stone Draw		Distance
⌚	WUEEST Nora	52.3cm
⌚	WUEEST Dieter	73.0cm
Total		125.3cm

Last Stone Draw		Distance
⌚	ALLIYAROVA Tilsimay	55.2cm
⌚	ALLIYAR Aidos	148.7cm
Total		203.9cm

Note:
Position and function for each team member:
4 = Fourth, 3 = Third, 2 = Second, 1 = Lead, S = Skip, V = Vice-Skip

Legend:
 ⌚ Clockwise ⌚ Counter-clockwise F Female
 LSFE(*) Last Stone First End M Male X Unplayed/unfinished end due to concession



SAT 12 OCT 2024
Start Time 20:30

Round Robin Session 4
Group E - Sheet B



Game Results

Sheet	Team	LSFE	1	2	3	4	5	6	7	8	Extra Ends	Total
B	WAL - Wales		1	0	0	2	0	1	0	0		4
	UKR - Ukraine	*	0	2	1	0	3	0	1	3		10

WAL - Wales		
4 S	COOMBS Garry	M
3 V	BEEVER Laura	F
2	PHILLIPS Rhys	M
1	GLAZIER Judith	F


UKR - Ukraine		
4 S	NIKOLOV Eduard	M
3	KALINICHENKO Yaroslava	F
2	SUHAK Artem	M
1 V	MOSKALENKO Diana	F

Last Stone Draw		Distance
↻	GLAZIER Judith	77.8cm
↻	COOMBS Garry	199.6cm
Total		277.4cm

Last Stone Draw		Distance
↻	NIKOLOV Eduard	86.7cm
↻	MOSKALENKO Diana	173.4cm
Total		260.1cm

Note:
Position and function for each team member:
4 = Fourth, 3 = Third, 2 = Second, 1 = Lead, S = Skip, V = Vice-Skip

Legend:
↻ Clockwise ↻ Counter-clockwise F Female
LSFE(*) Last Stone First End M Male



SAT 12 OCT 2024
Start Time 20:30

Round Robin Session 4
Group E - Sheet C



Game Results

Sheet	Team	LSFE	1	2	3	4	5	6	7	8	Extra Ends	Total
C	GER - Germany	*	0	4	3	1	3	0	X	X		11
	KEN - Kenya		1	0	0	0	0	1	X	X		2

GER - Germany		
4 S	GOLDEMANN Sven	M
3 V	BEER Maike	F
2	RICKMERS Peter	M
1	EHNES Polina	F

KEN - Kenya		
4 S	ODHIAMBO Daniel	M
3 V	OGUTA Laventer	F
1	KARANJA Simon	M
A	SALMA Sharleen	F


Last Stone Draw		Distance
↻	EHNES Polina	50.6cm
↻	BEER Maike	49.2cm
Total		99.8cm

Last Stone Draw		Distance
↻	KARANJA Simon	70.9cm
↻	OGUTA Laventer	199.6cm
Total		270.5cm

KEN playing with only three players - Lead and Third play three stones each.

Note:
Position and function for each team member:
4 = Fourth, 3 = Third, 2 = Second, 1 = Lead, A = Alternate, S = Skip, V = Vice-Skip

Legend:
↻ Clockwise ↻ Counter-clockwise F Female
LSFE(*) Last Stone First End M Male X Unplayed/unfinished end due to concession



SAT 12 OCT 2024
Start Time 20:30

Round Robin Session 4
Group D - Sheet D



Game Results

Sheet	Team	LSFE	1	2	3	4	5	6	7	8	Extra Ends	Total
D	EST - Estonia		1	0	0	0	1	0	0	X		2
	NOR - Norway	*	0	2	2	1	0	1	3	X		9

EST - Estonia		
4 V	KUKNER Karl	M
3 S	MADISSON Triin	F
2	PADAMA Marten	M
1	ELMIK Kaidi	F


NOR - Norway		
4 S	VOLLAN ROENNING Martine	F
3 V	MORTEN BURAAAS Grunde	M
2	ROENNING Andrine Vollan	F
1	DAEHLIN Harald	M

Last Stone Draw		Distance
↻	PADAMA Marten	57.9cm
↻	MADISSON Triin	105.3cm
Total		163.2cm

Last Stone Draw		Distance
↻	DAEHLIN Harald	59.8cm
↻	MORTEN BURAAAS Grunde	10.4cm
Total		70.2cm

Note:
Position and function for each team member:
4 = Fourth, 3 = Third, 2 = Second, 1 = Lead, S = Skip, V = Vice-Skip

Legend:
↻ Clockwise ↻ Counter-clockwise F Female
LSFE(*) Last Stone First End M Male X Unplayed/unfinished end due to concession



SAT 12 OCT 2024
Start Time 20:30

Round Robin Session 4
Group D - Sheet E

**WORLD
CURLING**

Game Results

Sheet	Team	LSFE	1	2	3	4	5	6	7	8	Extra	Ends	Total
E	SVK - Slovakia	*	0	5	0	0	2	0	0	0	0		7
	AUT - Austria		0	0	1	2	0	1	1	2	1		8

SVK - Slovakia		
4 S	KAJANOVA Gabriela	F
3 V	SYKORA Marek	M
2	SYKOROVA Silvia	F
1	KAJAN David	M


AUT - Austria		
4 S	KARG Johann	M
3 V	HOESS Johanna	F
2	JOECHL Moritz	M
1	WITSCHEN Jill	F

Last Stone Draw		Distance
↻	KAJANOVA Gabriela	71.8cm
↻	KAJAN David	199.6cm
Total		271.4cm

Last Stone Draw		Distance
↻	KARG Johann	78.6cm
↻	WITSCHEN Jill	199.6cm
Total		278.2cm

Note:
Position and function for each team member:
4 = Fourth, 3 = Third, 2 = Second, 1 = Lead, S = Skip, V = Vice-Skip

Legend:
↻ Clockwise ↻ Counter-clockwise F Female
LSFE(*) Last Stone First End M Male



SAT 12 OCT 2024
Start Time 16:00

Round Robin Session 3



Session Results and Standings

Sheet	Team	LSD/LSFE	1	2	3	4	5	6	7	8	Extra Ends	Total
A	SCO - Scotland	212.0cm *	0	1	1	1	1	2	0	X		6
	ROU - Romania	399.2cm	1	0	0	0	0	0	1	X		2
B	SWE - Sweden	132.7cm	1	0	1	0	1	1	1	0	1	6
	ITA - Italy	57.6cm *	0	1	0	2	0	0	0	2	0	5
C	NED - Netherlands	129.4cm *	0	0	0	0	0	1	X	X		1
	JPN - Japan	147.7cm	1	0	2	3	2	0	X	X		8
D	POL - Poland	94.7cm	0	0	2	0	3	0	0	2		7
	AUS - Australia	60.8cm *	1	0	0	1	0	1	1	0		4
E	PUR - Puerto Rico	399.2cm	0	0	0	1	0	0	X	X		1
	IRL - Ireland	74.5cm *	6	2	5	0	2	4	X	X		19
F	BRA - Brazil	399.2cm	0	1	0	0	0	2	X	X		3
	USA - United States	140.0cm *	3	0	5	1	1	0	X	X		10


Current Standings

Group A					Group B				
Rank	Team	Games	Wins	Losses	Rank	Team	Games	Wins	Losses
1	CAN - Canada	1	1	0	1	IND - India	1	1	0
1	CZE - Czechia	1	1	0	1	IRL - Ireland	1	1	0
1	LAT - Latvia	1	1	0	1	POL - Poland	1	1	0
1	NZL - New Zealand	1	1	0	1	SWE - Sweden	1	1	0
5	ENG - England	1	0	1	5	AUS - Australia	1	0	1
5	HUN - Hungary	1	0	1	5	ITA - Italy	1	0	1
5	PHI - Philippines	1	0	1	5	NGR - Nigeria	1	0	1
5	TUR - Türkiye	1	0	1	5	PUR - Puerto Rico	1	0	1
Group C					Group D				
Rank	Team	Games	Wins	Losses	Rank	Team	Games	Wins	Losses
1	ESP - Spain	1	1	0	1	DEN - Denmark	1	1	0
1	SCO - Scotland	1	1	0	1	JPN - Japan	1	1	0
1	SLO - Slovenia	1	1	0	3	EST - Estonia	1	0	1
1	USA - United States	1	1	0	3	NED - Netherlands	1	0	1
5	BRA - Brazil	1	0	1		AUT - Austria	0		
5	HKG - Hong Kong, China	1	0	1		NOR - Norway	0		
5	ROU - Romania	1	0	1		SVK - Slovakia	0		
5	TPE - Chinese Taipei	1	0	1					
Group E									
Rank	Team	Games	Wins	Losses					
1	BEL - Belgium	1	1	0					
1	KAZ - Kazakhstan	1	1	0					
1	SUI - Switzerland	1	1	0					
4	FIN - Finland	1	0	1					
4	GER - Germany	1	0	1					
4	KEN - Kenya	1	0	1					
	UKR - Ukraine	0							
	WAL - Wales	0							

Note:
Under WCF rules, tie-breaking rules for standings are not applied until after the last game of the round robin.

Legend:
LSD Last Stone Draw LSFE(*) Last Stone First End X Unplayed/unfinished end due to concession





SAT 12 OCT 2024
Start Time 16:00

Round Robin Session 3
Group B - Sheet B **WORLD CURLING**

Game Results

Sheet	Team	LSFE	1	2	3	4	5	6	7	8	Extra	Ends	Total
B	SWE - Sweden		1	0	1	0	1	1	1	0	1		6
	ITA - Italy	*	0	1	0	2	0	0	0	2	0		5

SWE - Sweden		
4 S	GRANBOM Simon	M
3 V	THUNMAN Rebecka	F
2	PATZ Johannes	M
1	ALTEBRO Mikaela	F

ITA - Italy		
4 V	GONIN Simone	M
3 S	MAURINO Giorgia	F
2	MAURINO Lorenzo	M
1	MAURINO Anna Maria	F

Last Stone Draw		Distance
⌚	THUNMAN Rebecka	100.3cm
⌚	GRANBOM Simon	32.4cm
Total		132.7cm

Last Stone Draw		Distance
⌚	GONIN Simone	15.6cm
⌚	MAURINO Anna Maria	42.0cm
Total		57.6cm

Note:
Position and function for each team member:
4 = Fourth, 3 = Third, 2 = Second, 1 = Lead, S = Skip, V = Vice-Skip

Legend:
⌚ Clockwise ⌚ Counter-clockwise F Female
LSFE(*) Last Stone First End M Male



SAT 12 OCT 2024
Start Time 16:00

Round Robin Session 3
Group D - Sheet C



Game Results

Sheet	Team	LSFE	1	2	3	4	5	6	7	8	Extra Ends	Total
C	NED - Netherlands	*	0	0	0	0	0	1	X	X		1
	JPN - Japan		1	0	2	3	2	0	X	X		8

NED - Netherlands		
4 S	SPITS Simon	M
3 V	BOMAS Lisenka	F
2	ROS Floris	M
1	BOMAS Anandi	F


JPN - Japan		
4 V	ICHITSUBO Shun	M
3 S	HASE Hinako	F
2	HASEGAWA Hiroki	M
1	TOKOYODA Chihiro	F

Last Stone Draw		Distance
↻	BOMAS Anandi	100.6cm
↻	BOMAS Lisenka	28.8cm
Total		129.4cm

Last Stone Draw		Distance
↻	TOKOYODA Chihiro	70.0cm
↻	ICHITSUBO Shun	77.7cm
Total		147.7cm

Note:
Position and function for each team member:
4 = Fourth, 3 = Third, 2 = Second, 1 = Lead, S = Skip, V = Vice-Skip

Legend:
↻ Clockwise ↻ Counter-clockwise F Female
LSFE(*) Last Stone First End M Male X Unplayed/unfinished end due to concession



SAT 12 OCT 2024
Start Time 16:00

Round Robin Session 3
Group B - Sheet D **WORLD CURLING**

Game Results

Sheet	Team	LSFE	1	2	3	4	5	6	7	8	Extra Ends	Total
D	POL - Poland		0	0	2	0	3	0	0	2		7
	AUS - Australia	*	1	0	0	1	0	1	1	0		4

POL - Poland		
4 S	JASIECKI Borys	M
3 V	DYDERSKA Julia	F
2	TELAJ Jeremi	M
1	WOJTAS Justyna	F


AUS - Australia		
4 S	PANOUSI Matt	M
3 V	WESTHAGEN Jennifer	F
2	CHICK Gerald	M
1	POWELL Anne	F

Last Stone Draw		Distance
⌚	JASIECKI Borys	57.8cm
⌚	DYDERSKA Julia	36.9cm
Total		94.7cm

Last Stone Draw		Distance
⌚	WESTHAGEN Jennifer	38.6cm
⌚	PANOUSI Matt	22.2cm
Total		60.8cm

Note:
Position and function for each team member:
4 = Fourth, 3 = Third, 2 = Second, 1 = Lead, S = Skip, V = Vice-Skip

Legend:
⌚ Clockwise ⌚ Counter-clockwise F Female
LSFE(*) Last Stone First End M Male



SAT 12 OCT 2024
Start Time 16:00

Round Robin Session 3
Group B - Sheet E



Game Results

Sheet	Team	LSFE	1	2	3	4	5	6	7	8	Extra Ends	Total
E	PUR - Puerto Rico		0	0	0	1	0	0	X	X		1
	IRL - Ireland	*	6	2	5	0	2	4	X	X		19

PUR - Puerto Rico		
4 S	VARGAS Jonathan	M
3 V	CONLEY Rachel	F
2	SEPULVEDA Jose	M
1	SMITH Che	F


IRL - Ireland		
4 S	WILSON John	M
3 V	FYFE Alison	F
2	WHYTE Craig	M
1	WARD Jen	F

Last Stone Draw		Distance
↻	CONLEY Rachel	199.6cm
↻	SMITH Che	199.6cm
Total		399.2cm

Last Stone Draw		Distance
↻	WILSON John	36.7cm
↻	WARD Jen	37.8cm
Total		74.5cm

Note:
Position and function for each team member:
4 = Fourth, 3 = Third, 2 = Second, 1 = Lead, S = Skip, V = Vice-Skip

Legend:
 ↻ Clockwise ↻ Counter-clockwise F Female
 LSFE(*) Last Stone First End M Male X Unplayed/unfinished end due to concession



SAT 12 OCT 2024
Start Time 16:00

Round Robin Session 3
Group C - Sheet F **WORLD CURLING**

Game Results

Sheet	Team	LSFE	1	2	3	4	5	6	7	8	Extra Ends	Total
F	BRA - Brazil		0	1	0	0	0	2	X	X		3
	USA - United States	*	3	0	5	1	1	0	X	X		10

BRA - Brazil		
4 S	VILELA Sergio Mitsuo	M
3 V	SUMI Elen Naomi	F
2	YAMASHITA Arnaldo	M
1	RODRIGUEZ Giullia	F

USA - United States		
4 S	FALCO David	M
3 V	WOOD Rebecca	F
2	WHEELER Lance	M
1	MOORES Clare	F

Last Stone Draw		Distance
↻	YAMASHITA Arnaldo	199.6cm
↻	RODRIGUEZ Giullia	199.6cm
Total		399.2cm

Last Stone Draw		Distance
↻	MOORES Clare	102.5cm
↻	FALCO David	37.5cm
Total		140.0cm

Note:
Position and function for each team member:
4 = Fourth, 3 = Third, 2 = Second, 1 = Lead, S = Skip, V = Vice-Skip

Legend:
↻ Clockwise ↻ Counter-clockwise F Female
LSFE(*) Last Stone First End M Male X Unplayed/unfinished end due to concession



Session Results and Standings


Sheet	Team	LSD/LSFE	1	2	3	4	5	6	7	8	Extra Ends	Total
A	DEN - Denmark	129.4cm	0	4	0	1	0	0	2	0		7
	EST - Estonia	60.1cm *	0	0	1	0	1	2	0	1		5
C	NGR - Nigeria	237.1cm	2	0	3	0	1	0	0	X		6
	IND - India	150.5cm *	0	4	0	1	0	1	2	X		8
D	FIN - Finland	90.3cm *	2	0	0	1	1	0	0	0		4
	KAZ - Kazakhstan	349.2cm	0	1	1	0	0	1	1	1		5
E	KEN - Kenya	399.2cm	0	0	0	0	0	0	X	X		0
	SUI - Switzerland	115.2cm *	5	4	3	3	3	1	X	X		19
F	GER - Germany	138.9cm *	0	1	0	0	0	0	X	X		1
	BEL - Belgium	248.5cm	1	0	2	2	1	2	X	X		8

Current Standings

Group A					Group B				
Rank	Team	Games	Wins	Losses	Rank	Team	Games	Wins	Losses
1	CAN - Canada	1	1	0	1	IND - India	1	1	0
1	CZE - Czechia	1	1	0	2	NGR - Nigeria	1	0	1
1	LAT - Latvia	1	1	0		AUS - Australia	0		
1	NZL - New Zealand	1	1	0		IRL - Ireland	0		
5	ENG - England	1	0	1		ITA - Italy	0		
5	HUN - Hungary	1	0	1		POL - Poland	0		
5	PHI - Philippines	1	0	1		PUR - Puerto Rico	0		
5	TUR - Türkiye	1	0	1		SWE - Sweden	0		
Group C					Group D				
Rank	Team	Games	Wins	Losses	Rank	Team	Games	Wins	Losses
1	ESP - Spain	1	1	0	1	DEN - Denmark	1	1	0
1	SLO - Slovenia	1	1	0	2	EST - Estonia	1	0	1
3	HKG - Hong Kong, China	1	0	1		AUT - Austria	0		
3	TPE - Chinese Taipei	1	0	1		JPN - Japan	0		
	BRA - Brazil	0				NED - Netherlands	0		
	ROU - Romania	0				NOR - Norway	0		
	SCO - Scotland	0				SVK - Slovakia	0		
	USA - United States	0							
Group E									
Rank	Team	Games	Wins	Losses					
1	BEL - Belgium	1	1	0					
1	KAZ - Kazakhstan	1	1	0					
1	SUI - Switzerland	1	1	0					
4	FIN - Finland	1	0	1					
4	GER - Germany	1	0	1					
4	KEN - Kenya	1	0	1					
	UKR - Ukraine	0							
	WAL - Wales	0							

Note:
Under WCF rules, tie-breaking rules for standings are not applied until after the last game of the round robin.

Legend:
LSD Last Stone Draw **LSFE(*)** Last Stone First End **X** Unplayed/unfinished end due to concession



SAT 12 OCT 2024
Start Time 12:00

Round Robin Session 2
Group D - Sheet A **WORLD CURLING**

Game Results

Sheet	Team	LSFE	1	2	3	4	5	6	7	8	Extra Ends	Total
A	DEN - Denmark		0	4	0	1	0	0	2	0		7
	EST - Estonia	*	0	0	1	0	1	2	0	1		5

DEN - Denmark		
4 S	JENSEN Karolina	F
3 V	GOLDBECK Liam	M
2	SCHACK Signe	F
1	KARGER Christian	M


EST - Estonia		
4 V	KUKNER Karl	M
3 S	MADISSON Triin	F
2	PADAMA Marten	M
1	ELMIK Kaidi	F

Last Stone Draw		Distance
↻	SCHACK Signe	40.1cm
↻	GOLDBECK Liam	89.3cm
Total		129.4cm

Last Stone Draw		Distance
↻	MADISSON Triin	43.9cm
↻	PADAMA Marten	16.2cm
Total		60.1cm

Note:
Position and function for each team member:
4 = Fourth, 3 = Third, 2 = Second, 1 = Lead, S = Skip, V = Vice-Skip

Legend:
↻ Clockwise ↻ Counter-clockwise F Female
LSFE(*) Last Stone First End M Male



SAT 12 OCT 2024
Start Time 12:00

Round Robin Session 2
Group B - Sheet C **WORLD CURLING**

Game Results

Sheet	Team	LSFE	1	2	3	4	5	6	7	8	Extra Ends	Total
C	NGR - Nigeria		2	0	3	0	1	0	0	X		6
	IND - India	*	0	4	0	1	0	1	2	X		8

NGR - Nigeria		
4 S	WOODS III Harold	M
3 V	HASHI Jasmin	F
2	COLE T. J.	M
1	TODD Bobbie	F


IND - India		
4 S	RAJU P. N.	M
3 V	CHAUDHARI Namini	F
2	ANTHAY SUTHAKARAN Girithar	M
1	PATEL Richa	F

Last Stone Draw		Distance
↻	WOODS III Harold	199.6cm
↻	HASHI Jasmin	37.5cm
Total		237.1cm

Last Stone Draw		Distance
↻	RAJU P. N.	42.7cm
↻	PATEL Richa	107.8cm
Total		150.5cm

Note:
Position and function for each team member:
4 = Fourth, 3 = Third, 2 = Second, 1 = Lead, S = Skip, V = Vice-Skip

Legend:
↻ Clockwise ↻ Counter-clockwise F Female
LSFE(*) Last Stone First End M Male X Unplayed/unfinished end due to concession



SAT 12 OCT 2024
Start Time 12:00

Round Robin Session 2
Group E - Sheet D **WORLD CURLING**

Game Results

Sheet	Team	LSFE	1	2	3	4	5	6	7	8	Extra Ends	Total
D	FIN - Finland	*	2	0	0	1	1	0	0	0		4
	KAZ - Kazakhstan		0	1	1	0	0	1	1	1		5

FIN - Finland		
4	KUOSMANEN Paavo	M
3	KITTI Laura	F
2 S	UUSIPAAVALNIEMI Jussi	M
1 V	NILHAMN-KUOSMANEN Bonnie	F

KAZ - Kazakhstan		
4 S	ZHUZBAY Abylaikhan	M
3 V	ALLIYAROVA Tilsimay	F
2	ALLIYAR Aidos	M
1	TASTEMIR Meroy	F

Last Stone Draw		Distance
⌚	UUSIPAAVALNIEMI Jussi	39.4cm
⌚	KITTI Laura	50.9cm
Total		90.3cm

Last Stone Draw		Distance
⌚	TASTEMIR Meroy	199.6cm
⌚	ZHUZBAY Abylaikhan	149.6cm
Total		349.2cm

Note:
Position and function for each team member:
4 = Fourth, 3 = Third, 2 = Second, 1 = Lead, S = Skip, V = Vice-Skip

Legend:
⌚ Clockwise ⌚ Counter-clockwise F Female
LSFE(*) Last Stone First End M Male



SAT 12 OCT 2024
Start Time 12:00

Round Robin Session 2
Group E - Sheet E **WORLD CURLING**

Game Results

Sheet	Team	LSFE	1	2	3	4	5	6	7	8	Extra Ends	Total
E	KEN - Kenya		0	0	0	0	0	0	X	X		0
	SUI - Switzerland	*	5	4	3	3	3	1	X	X		19

KEN - Kenya		
4 S	KARANJA Simon	M
3 V	OGUTA Laventer	F
2	ODHIAMBO Daniel	M
1	SALMA Sharleen	F

SUI - Switzerland		
4 V	WAGENSEIL Yves	M
3 S	WUEEST Nora	F
2	WUEEST Dieter	M
1	WUEEST Marion	F


Last Stone Draw		Distance
↻	ODHIAMBO Daniel	199.6cm
↻	KARANJA Simon	199.6cm
Total		399.2cm

Last Stone Draw		Distance
↻	WAGENSEIL Yves	106.8cm
↻	WUEEST Marion	8.4cm
Total		115.2cm

SALMA S left the game after end 1, no replacement
Revised line-up: (4 S) KARANJA S, (3 V) OGUTA L, (1) ODHIAMBO D

Note:
Position and function for each team member:
4 = Fourth, 3 = Third, 2 = Second, 1 = Lead, S = Skip, V = Vice-Skip

Legend:
↻ Clockwise ↻ Counter-clockwise F Female
LSFE(*) Last Stone First End M Male X Unplayed/unfinished end due to concession



SAT 12 OCT 2024
Start Time 12:00

Round Robin Session 2
Group E - Sheet F **WORLD CURLING**

Game Results

Sheet	Team	LSFE	1	2	3	4	5	6	7	8	Extra Ends	Total
F	GER - Germany	*	0	1	0	0	0	0	X	X		1
	BEL - Belgium		1	0	2	2	1	2	X	X		8

GER - Germany		
4 S	GOLDEMANN Sven	M
3 V	BEER Maike	F
2	RICKMERS Peter	M
1	EHNES Polina	F


BEL - Belgium		
4 S	VAN OOSTERWYCK Caro	F
3 V	HEYLEN Dirk	M
2	HUIKAMP Annemiek	F
1	VAN DONINCK Wim	M

Last Stone Draw		Distance
↻	GOLDEMANN Sven	112.4cm
↻	RICKMERS Peter	26.5cm
Total		138.9cm

Last Stone Draw		Distance
↻	VAN OOSTERWYCK Caro	48.9cm
↻	VAN DONINCK Wim	199.6cm
Total		248.5cm

Note:
Position and function for each team member:
4 = Fourth, 3 = Third, 2 = Second, 1 = Lead, S = Skip, V = Vice-Skip

Legend:
↻ Clockwise ↻ Counter-clockwise F Female
LSFE(*) Last Stone First End M Male X Unplayed/unfinished end due to concession



SAT 12 OCT 2024
Start Time 8:00

Round Robin Session 1
Group C - Sheet A **WORLD CURLING**

Game Results

Sheet	Team	LSFE	1	2	3	4	5	6	7	8	Extra Ends	Total
A	HKG - Hong Kong, China		0	1	0	3	0	0	2	0		6
	SLO - Slovenia	*	1	0	2	0	2	1	0	2		8

HKG - Hong Kong, China		
4 S	CHANG Jason	M
3 V	HUNG Ling-Yue	F
2	CHUNG Christopher	M
1	SHANG Ada	F


SLO - Slovenia		
4 S	ZELINKA Gaber Bor	M
3 V	GREGORI Liza	F
2	LANGUS Simon	M
1	JERE Lea	F

Last Stone Draw		Distance
↻	CHANG Jason	83.9cm
↻	SHANG Ada	195.2cm
Total		279.1cm

Last Stone Draw		Distance
↻	LANGUS Simon	39.9cm
↻	GREGORI Liza	41.7cm
Total		81.6cm

Note:
Position and function for each team member:
4 = Fourth, 3 = Third, 2 = Second, 1 = Lead, S = Skip, V = Vice-Skip

Legend:
↻ Clockwise ↻ Counter-clockwise F Female
LSFE(*) Last Stone First End M Male



SAT 12 OCT 2024
Start Time 8:00

Round Robin Session 1
Group A - Sheet B



Game Results

Sheet	Team	LSFE	1	2	3	4	5	6	7	8	Extra Ends	Total
B	HUN - Hungary		0	0	1	0	0	0	0	X		1
	NZL - New Zealand	*	0	0	0	1	2	2	1	X		6

HUN - Hungary		
4	FOTI Balazs	M
3	HALASZ Csilla	F
2	EZSOL Gabor	M
1	SZABO Eniko	F


NZL - New Zealand		
4	S SARGON Brett	M
3	V THOMPSON Holly	F
2	FORD Kieran	M
1	RUSSELL Olivia	F

Last Stone Draw		Distance
↻	SZABO Eniko	65.9cm
↻	FOTI Balazs	93.0cm
Total		158.9cm

Last Stone Draw		Distance
↻	THOMPSON Holly	17.3cm
↻	FORD Kieran	15.9cm
Total		33.2cm

Note:
Position and function for each team member:
4 = Fourth, 3 = Third, 2 = Second, 1 = Lead, S = Skip, V = Vice-Skip

Legend:
↻ Clockwise ↻ Counter-clockwise F Female
LSFE(*) Last Stone First End M Male X Unplayed/unfinished end due to concession



SAT 12 OCT 2024
Start Time 8:00

Round Robin Session 1
Group A - Sheet C



Game Results

Sheet	Team	LSFE	1	2	3	4	5	6	7	8	Extra Ends	Total
C	TUR - Türkiye	*	1	1	0	1	0	3	1	0		7
	CAN - Canada		0	0	2	0	1	0	0	4	2	9

TUR - Türkiye		
4 V	ESER Selahattin	M
3	ARZIK Nilay	F
2	NERSE Bilal Emre	M
1 S	URUSAN Ilknur	F


CAN - Canada		
4 S	MEACHEM Shaun	M
3 V	SCHAFFER Kelly	F
2	HAICHERT Chris	M
1	HAICHERT Teejay	F

Last Stone Draw		Distance
⌚	ESER Selahattin	28.5cm
⌚	URUSAN Ilknur	75.7cm
Total		104.2cm

Last Stone Draw		Distance
⌚	SCHAFFER Kelly	183.8cm
⌚	MEACHEM Shaun	49.8cm
Total		233.6cm

Note:
Position and function for each team member:
4 = Fourth, 3 = Third, 2 = Second, 1 = Lead, S = Skip, V = Vice-Skip

Legend:
⌚ Clockwise ⌚ Counter-clockwise F Female
LSFE(*) Last Stone First End M Male



SAT 12 OCT 2024
Start Time 8:00

Round Robin Session 1
Group A - Sheet D **WORLD CURLING**

Game Results

Sheet	Team	LSFE	1	2	3	4	5	6	7	8	Extra Ends	Total
D	CZE - Czechia	*	4	1	0	4	4	0	1	X		14
	PHI - Philippines		0	0	1	0	0	2	0	X		3

CZE - Czechia		
4 S	TABERY Krystof	M
3 V	FREDERIKSEN Karolina	F
2	SKALA Jakub	M
1	DUSKOVA Valentyna	F


PHI - Philippines		
4 S	ALOJIPAN Chad	M
3 V	UMALI Donna	F
2	ONGLINGSWAN Alastair	M
1	ALOJIPAN Ashley	F

Last Stone Draw		Distance
↻	TABERY Krystof	26.7cm
↻	DUSKOVA Valentyna	199.6cm
Total		226.3cm

Last Stone Draw		Distance
↻	ONGLINGSWAN Alastair	119.2cm
↻	UMALI Donna	199.6cm
Total		318.8cm

Note:
Position and function for each team member:
4 = Fourth, 3 = Third, 2 = Second, 1 = Lead, S = Skip, V = Vice-Skip

Legend:
↻ Clockwise ↻ Counter-clockwise F Female
LSFE(*) Last Stone First End M Male X Unplayed/unfinished end due to concession



SAT 12 OCT 2024
Start Time 8:00

Round Robin Session 1
Group A - Sheet E



Game Results

Sheet	Team	LSFE	1	2	3	4	5	6	7	8	Extra Ends	Total
E	LAT - Latvia	*	0	0	1	1	0	1	0	2		5
	ENG - England		0	3	0	0	0	0	0	0		3

LAT - Latvia		
4 S	VONDA Kriss	M
3 V	REGZA Agate	F
2	VONDA Ricards	M
1	REGZA Darta	F

ENG - England		
4 S	WOOLSTON Andrew	M
3 V	GREGORY Lesley	F
2	GREGORY Martin	M
1	BALFOUR Kirsty	F

Last Stone Draw		Distance
↻	VONDA Ricards	199.6cm
↻	REGZA Agate	14.2cm
Total		213.8cm

Last Stone Draw		Distance
↻	BALFOUR Kirsty	78.3cm
↻	WOOLSTON Andrew	199.6cm
Total		277.9cm

Note:
Position and function for each team member:
4 = Fourth, 3 = Third, 2 = Second, 1 = Lead, S = Skip, V = Vice-Skip

Legend:
↻ Clockwise ↻ Counter-clockwise F Female
LSFE(*) Last Stone First End M Male



Entry List by Event

REVISED
12 OCT 11:04

As of SAT 12 OCT 2024

AUS - Australia		Group B	
4 S	PANOUSI Matt	M	R
3 V	WESTHAGEN Jennifer	F	R
2	CHICK Gerald	M	R
1	POWELL Anne	F	R
C	-		
O	-		

AUT - Austria		Group D	
4 S	KARG Johann	M	R
3 V	HOESS Johanna	F	R
2	JOEHL Moritz	M	R
1	WITSCHEN Jill	F	R
C	-		
O	-		

BEL - Belgium		Group E	
4 S	VAN OOSTERWYCK Caro	F	R
3 V	HEYLEN Dirk	M	L
2	HUISKAMP Annemiek	F	R
1	VAN DONINCK Wim	M	R
C	-		
O	-		

BRA - Brazil		Group C	
4 S	VILELA Sergio Mitsuo	M	R
3 V	SUMI Elen Naomi	F	R
2	YAMASHITA Arnaldo	M	R
1	RODRIGUEZ Giullia	F	L
C	-		
O	-		

CAN - Canada		Group A	
4 S	MEACHEM Shaun	M	R
3 V	SCHAFER Kelly	F	L
2	HAICHERT Chris	M	R
1	HAICHERT Teejay	F	R
C	SIMMONS Pat		
O	-		

CZE - Czechia		Group A	
4 S	TABERY Krystof	M	R
3 V	FREDERIKSEN Karolina	F	R
2	SKALA Jakub	M	R
1	DUSKOVA Valentyna	F	R
C	-		
O	-		

DEN - Denmark		Group D	
4 S	JENSEN Karolina	F	R
3 V	GOLDBECK Liam	M	R
2	SCHACK Signe	F	R
1	KARGER Christian	M	R
C	PERRAS Dillan (SCO)		
O	-		

ENG - England		Group A	
4 S	WOOLSTON Andrew	M	R
3 V	GREGORY Lesley	F	R
2	GREGORY Martin	M	R
1	BALFOUR Kirsty	F	R
C	BROWN John		
O	-		

ESP - Spain		Group C	
4 S	VEZ Sergio	M	R
3 V	OTAEGI Oihane	F	R
2	UNANUE Mikel	M	R
1	OTAEGI Leire	F	R
C	-		
O	-		

EST - Estonia		Group D	
4 V	KUKNER Karl	M	R
3 S	MADISSON Triin	F	R
2	PADAMA Marten	M	R
1	ELMIK Kaidi	F	R
C	-		
O	-		

FIN - Finland		Group E	
4	KUOSMANEN Paavo	M	R
3	KITTI Laura	F	R
2 S	UUSIPAVALNIEMI Jussi	M	R
1 V	NILHAMN-KUOSMANEN Bonnie	F	R
C	-		
O	-		

GER - Germany		Group E	
4 S	GOLDEMANN Sven	M	R
3 V	BEER Maike	F	R
2	RICKMERS Peter	M	R
1	EHNES Polina	F	R
C	-		
O	-		

HKG - Hong Kong, China		Group C	
4 S	CHANG Jason	M	R
3 V	HUNG Ling-Yue	F	R
2	CHUNG Christopher	M	R
1	SHANG Ada	F	R
C	-		
O	-		

HUN - Hungary		Group A	
4	FOTI Balazs	M	R
3 V	HALASZ Csilla	F	R
2 S	EZSOL Gabor	M	R
1	SZABO Eniko	F	R
C	-		
O	-		



Entry List by Event

REVISED
12 OCT 11:04

As of SAT 12 OCT 2024

IND - India		Group B	
4 S	RAJU P. N.	M	R
3 V	CHAUDHARI Namini	F	L
2	ANTHAY SUTHAKARAN Giriithar	M	R
1	PATEL Richa	F	R
C	-		
O	-		

IRL - Ireland		Group B	
4 S	WILSON John	M	R
3 V	FYFE Alison	F	R
2	WHYTE Craig	M	R
1	WARD Jen	F	R
C	KENNY Johnjo		
2C	RUSSELL Gillian		

ITA - Italy		Group B	
4 V	GONIN Simone	M	R
3 S	MAURINO Giorgia	F	R
2	MAURINO Lorenzo	M	L
1	MAURINO Anna Maria	F	L
C	-		
O	-		

JPN - Japan		Group D	
4 V	ICHITSUBO Shun	M	R
3 S	HASE Hinako	F	L
2	HASEGAWA Hiroki	M	R
1	TOKOYODA Chihiro	F	R
C	-		
O	-		

KAZ - Kazakhstan		Group E	
4 S	ZHUZBAY Abylaikhan	M	R
3 V	ALLIYAROVA Tilsimay	F	R
2	ALLIYAR Aidos	M	R
1	TASTEMIR Merey	F	R
C	-		
O	-		

KEN - Kenya		Group E	
4 S	ODHIAMBO Daniel	M	L
3 V	OGUTA Laventer	F	R
2	KARANJA Simon	M	R
1	SALMA Sharleen	F	R
C	-		
O	-		

LAT - Latvia		Group A	
4 S	VONDA Kriss	M	R
3 V	REGZA Agate	F	L
2	VONDA Ricards	M	R
1	REGZA Darta	F	R
C	REGZA Evita		
O	-		

NED - Netherlands		Group D	
4 S	SPITS Simon	M	R
3 V	BOMAS Lisenka	F	R
2	ROS Floris	M	R
1	BOMAS Anandi	F	L
C	BOMAS Bob		
O	-		

NGR - Nigeria		Group B	
4 S	WOODS III Harold	M	R
3 V	HASHI Jasmin	F	R
2	COLE T. J.	M	L
1	TODD Bobbie	F	R
C	CAMPBELL Tommy (ENG)		
O	-		

NOR - Norway		Group D	
4 S	VOLLAN ROENNING Martine	F	L
3 V	MORTEN BURAAAS Grunde	M	R
2	ROENNING Andrine Vollan	F	L
1	DAEHLIN Harald	M	R
C	ROENNING Kai Ove		
2C	BURAAAS Jostein		

NZL - New Zealand		Group A	
4 S	SARGON Brett	M	R
3 V	THOMPSON Holly	F	R
2	FORD Kieran	M	R
1	RUSSELL Olivia	F	R
C	-		
O	-		

PHI - Philippines		Group A	
4 S	ALOJIPAN Chad	M	R
3 V	UMALI Donna	F	R
2	ONGLINGSWAN Alastair	M	R
1	ALOJIPAN Ashley	F	L
C	SUAREZ Micha		
O	-		

POL - Poland		Group B	
4 S	JASIECKI Borys	M	R
3 V	DYDERSKA Julia	F	R
2	TELAK Jeremi	M	R
1	WOJTAS Justyna	F	R
C	-		
O	-		

PUR - Puerto Rico		Group B	
4 S	VARGAS Jonathan	M	R
3 V	CONLEY Rachel	F	R
2	SEPULVEDA Jose	M	R
1	SMITH Che	F	R
C	GUTIERREZ Miguel (USA)		
O	-		



Entry List by Event

REVISED
12 OCT 11:04

As of SAT 12 OCT 2024

ROU - Romania		Group C	
4 S	GHERGIE Dan	M	R
3 V	TRAILA Octavia	F	R
2	FELECAN Matei	M	R
1	BACALI Ania	F	R
C	-		
O	-		

SCO - Scotland		Group C	
4 S	KENNEDY Neil	M	R
3 V	AGNEW Margaret	F	R
2	AGNEW John	M	R
1	KENNEDY Sheila	F	R
C	-		
O	-		

SLO - Slovenia		Group C	
4 S	ZELINKA Gaber Bor	M	R
3 V	GREGORI Liza	F	R
2	LANGUS Simon	M	R
1	JERE Lea	F	R
C	-		
O	-		

SUI - Switzerland		Group E	
4 V	WAGENSEIL Yves	M	R
3 S	WUEEST Nora	F	L
2	WUEEST Dieter	M	L
1	WUEEST Marion	F	R
C	WUEEST Carola		
O	WUEEST Isabelle		

SVK - Slovakia		Group D	
4 S	KAJANOVA Gabriela	F	R
3 V	SYKORA Marek	M	R
2	SYKOROVA Silvia	F	L
1	KAJAN David	M	R
C	-		
O	-		

SWE - Sweden		Group B	
4 S	GRANBOM Simon	M	R
3 V	THUNMAN Rebecka	F	R
2	PATZ Johannes	M	R
1	ALTEBRO Mikaela	F	R
C	-		
O	-		

TPE - Chinese Taipei		Group C	
4 S	HOU Yi-Ler	M	L
3 V	LI Ling-Zhi	F	R
2	LIN Chen-Han	M	L
1	LI Ling-Yi	F	R
C	LIN Ting-Li		
2C	WU Guo-Hao		

TUR - Türkiye		Group A	
4 V	ESER Selahattin	M	R
3	ARZIK Nilay	F	R
2	NERSE Bilal Emre	M	R
1 S	URUSAN Ilknur	F	L
C	ZENGIN Muhammet Oguz		
2C	OZDEMIR Adem		

UKR - Ukraine		Group E	
4 S	NIKOLOV Eduard	M	R
3	KALINICHENKO Yaroslava	F	R
2	SUHAK Artem	M	R
1 V	MOSKALENKO Diana	F	R
C	RAMSAY David (SCO)		
O	-		

USA - United States		Group C	
4 S	FALCO David	M	R
3 V	WOOD Rebecca	F	R
2	WHEELER Lance	M	R
1	MOORES Clare	F	R
C	BROWN Brian		
2C	FINCH Pam		

WAL - Wales		Group E	
4 S	COOMBS Garry	M	R
3 V	BEEVER Laura	F	R
2	PHILLIPS Rhys	M	R
1	GLAZIER Judith	F	R
C	SPAIN Fiona (ENG)		
O	-		

Note:
Position and function for each team member:
4 = Fourth, 3 = Third, 2 = Second, 1 = Lead, S = Skip, V = Vice-Skip
C = Coach, 2C = 2nd Team Coach, NC = National Coach, T = Translator, O = Team Official

Legend:
F Female L Left-handed M Male
R Right-handed

REVISED
KEN: SALMA Sharleen replacing MAUTI Nyaboke
NGR: GUMLEY Vicky not present






Competition Officials

As of FRI 11 OCT 2024

Function	Name	Organisation
World Curling President:	WELLING Beau	USA - United States
World Curling Head of Competition:	ROETHLISBERGER Eeva	SUI - Switzerland
World Curling Technical Delegate:	MUTCH Laura	SCO - Scotland
Chief Umpire:	MELROSE Colin	SCO - Scotland
Deputy Chief Umpire:	BRODIE Harry	SCO - Scotland
Timing Supervisors:	FAIRWEATHER Kirstina YOUNG Robin	SCO - Scotland SCO - Scotland
Chief Ice Technicians:	BREWSTER Tom CALLAN Mark	SCO - Scotland SCO - Scotland
Deputy Chief Ice Technician:	McLAIN Kyle	SCO - Scotland



Competition Schedule

REVISED
19 SEP 10:08

As of THU 19 SEP 2024

Date	Start Time	Session	Sheet A	Sheet B	Sheet C	Sheet D	Sheet E	Sheet F
SAT 12 OCT	8:00	1	HKG - SLO	HUN - NZL	TUR - CAN	CZE - PHI	LAT - ENG	TPE - ESP
	12:00	2	DEN - EST		NGR - IND	FIN - KAZ	KEN - SUI	GER - BEL
	16:00	3	SCO - ROU	SWE - ITA	NED - JPN	POL - AUS	PUR - IRL	BRA - USA
	20:30	4	SUI - KAZ	WAL - UKR	GER - KEN	EST - NOR	SVK - AUT	
SUN 13 OCT	8:00	5	IRL - NGR	AUS - PUR	SCO - HKG	IND - SWE	USA - ROU	ITA - POL
	12:00	6	ENG - PHI	SLO - ESP	TPE - BRA	LAT - CAN	NZL - CZE	TUR - HUN
	16:00	7		DEN - AUT	EST - SVK	KAZ - KEN	BEL - UKR	SUI - FIN
	20:00	8	POL - SWE	ITA - IND	JPN - NOR	GER - WAL	IRL - AUS	NGR - PUR
MON 14 OCT	8:00	9	BRA - ESP	BEL - FIN	SLO - USA	SCO - TPE		
	12:00	10	NOR - SVK	JPN - EST	UKR - SUI	DEN - NED	KAZ - GER	KEN - WAL
	16:00	11	HUN - CAN	BRA - ROU	LAT - TUR	PHI - NZL	HKG - ESP	CZE - ENG
	20:00	12	SLO - SCO	NGR - POL	IND - AUS	IRL - ITA	SWE - PUR	USA - TPE
TUE 15 OCT	8:00	13	GER - UKR		AUT - NED			WAL - KAZ
	12:00	14	AUS - ITA	SCO - USA	SWE - NGR	PUR - POL	TPE - SLO	IND - IRL
	16:00	15	SVK - JPN	KEN - BEL	SUI - WAL	UKR - FIN	NOR - DEN	PHI - LAT
	20:00	16	NZL - TUR	CZE - HUN	ESP - ROU	HKG - BRA	ENG - CAN	EST - AUT
WED 16 OCT	8:00	17	KEN - FIN	IRL - SWE	ITA - PUR	AUS - NGR	IND - POL	NOR - NED
	12:00	18	WAL - BEL	NZL - LAT	CAN - CZE	HUN - ENG	TUR - PHI	SVK - DEN
	16:00	19	ROU - TPE	UKR - KAZ	FIN - GER	NED - EST	AUT - JPN	SLO - BRA
	20:00	20	USA - HKG	CAN - PHI		BEL - SUI	HUN - LAT	ESP - SCO
THU 17 OCT	8:00	21		NED - SVK	NZL - ENG	TUR - CZE	FIN - WAL	SWE - AUS
	12:00	22	PUR - IND	SUI - GER	POL - IRL	JPN - DEN	NGR - ITA	ROU - HKG
	16:00	23	AUT - NOR	ENG - TUR	PHI - HUN	ESP - USA		UKR - KEN
	20:00	24	CZE - LAT	HKG - TPE	KAZ - BEL	ROU - SLO	BRA - SCO	CAN - NZL
FRI 18 OCT	9:00	1/8-final Session 1						
	13:00	1/8-final Session 2						
	19:00	Quarter-finals						
SAT 19 OCT	9:00	Semi-finals						
	15:00	Finals						

Note:

First named team in each game plays red-handled stones and wears dark coloured upper playing garments. Please check online for more details and the latest updates.

REVISED

Withdrawal of Mongolia