


RESULTS SUMMARY



**World Mixed
Curling Championship 2024
Aberdeen, Scotland**


12 - 19 October 2024






Final Standings

Rank	Team	Players	Position - Function	Gender	Group Rank	DSC
1	SWE - Sweden	GRANBOM Simon	4 S	M		
		THUNMAN Rebecka	3 V	F		
		PATZ Johannes	2	M		
		ALTEBRO Mikaela	1	F		
2	JPN - Japan	ICHITSUBO Shun	4 V	M		
		HASE Hinako	3 S	F		
		HASEGAWA Hiroki	2	M		
		TOKOYODA Chihiro	1	F		
3	SUI - Switzerland	WAGENSEIL Yves	4 V	M		
		WUEEST Nora	3 S	F		
		WUEEST Dieter	2	M		
		WUEEST Marion	1	F		
4	ESP - Spain	VEZ Sergio	4 S	M		
		OTAEGI Oihane	3 V	F		
		UNANUE Mikel	2	M		
		OTAEGI Leire	1	F		
5	NED - Netherlands	SPITS Simon	4 S	M		
		BOMAS Lisenka	3 V	F		
		ROS Floris	2	M		
		BOMAS Anandi	1	F		
5	NOR - Norway	VOLLAN ROENNING Martine	4 S	F		
		MORTEN BURAS Grunde	3 V	M		
		ROENNING Andrine Vollan	2	F		
		DAEHLIN Harald	1	M		
5	POL - Poland	JASIECKI Borys	4 S	M		
		DYDERSKA Julia	3 V	F		
		TELAJ Jeremi	2	M		
		WOJTAS Justyna	1	F		
5	USA - United States	FALCO David	4 S	M		
		WOOD Rebecca	3 V	F		
		WHEELER Lance	2	M		
		MOORES Clare	1	F		
9	CAN - Canada	MEACHEM Shaun	4 S	M		
		SCHAFER Kelly	3 V	F		
		HAICHERT Chris	2	M		
		HAICHERT Teejay	1	F		
9	CZE - Czechia	TABERY Krystof	4 S	M		
		FREDERIKSEN Karolina	3 V	F		
		SKALA Jakub	2	M		
		DUSKOVA Valentyna	1	F		
9	ITA - Italy	GONIN Simone	4 V	M		
		MAURINO Giorgia	3 S	F		
		MAURINO Lorenzo	2	M		
		MAURINO Anna Maria	1	F		




Final Standings

Rank	Team	Players	Position - Function	Gender	Group Rank	DSC
9	KAZ - Kazakhstan	ZHUZBAY Abylaikhan	4 S	M		
		ALLIYAROVA Tilsimay	3 V	F		
		ALLIYAR Aidos	2	M		
		TASTEMIR Merey	1	F		
9	NZL - New Zealand	SARGON Brett	4 S	M		
		THOMPSON Holly	3 V	F		
		FORD Kieran	2	M		
		RUSSELL Olivia	1	F		
9	SCO - Scotland	KENNEDY Neil	4 S	M		
		AGNEW Margaret	3 V	F		
		AGNEW John	2	M		
		KENNEDY Sheila	1	F		
9	SLO - Slovenia	ZELINKA Gaber Bor	4 S	M		
		GREGORI Liza	3 V	F		
		LANGUS Simon	2	M		
		JERE Lea	1	F		
9	UKR - Ukraine	NIKOLOV Eduard	4 S	M		
		KALINICHENKO Yaroslava	3	F		
		SUHAK Artem	2	M		
		MOSKALENKO Diana	1 V	F		
17	HUN - Hungary	FOTI Balazs	4	M	A4	52.57 cm
		HALASZ Csilla	3 V	F		
		EZSOL Gabor	2 S	M		
		SZABO Eniko	1	F		
18	DEN - Denmark	JENSEN Karolina	4 S	F	D4	56.35 cm
		GOLDBECK Liam	3 V	M		
		SCHACK Signe	2	F		
		KARGER Christian	1	M		
19	GER - Germany	GOLDEMANN Sven	4 S	M	E4	61.90 cm
		BEER Maike	3 V	F		
		RICKMERS Peter	2	M		
		EHNES Polina	1	F		
20	IRL - Ireland	WILSON John	4 S	M	B4	66.36 cm
		FYFE Alison	3 V	F		
		WHYTE Craig	2	M		
		WARD Jen	1	F		
21	AUS - Australia	PANOUSI Matt	4 S	M	B5	36.32 cm
		WESTHAGEN Jennifer	3 V	F		
		CHICK Gerald	2	M		
		POWELL Anne	1	F		
22	FIN - Finland	KUOSMANEN Paavo	4	M	E5	58.19 cm
		KITTI Laura	3	F		
		UUSIPAVALNIEMI Jussi	2 S	M		
		NILHAMN-KUOSMANEN Bonnie	1 V	F		



Final Standings

Rank	Team	Players	Position - Function	Gender	Group Rank	DSC
23	EST - Estonia	KUKNER Karl	4 V	M	D5	63.48 cm
		MADISSON Triin	3 S	F		
		PADAMA Marten	2	M		
		ELMIK Kaidi	1	F		
24	HKG - Hong Kong, China	CHANG Jason	4 S	M	C5	103.70 cm
		HUNG Ling-Yue	3 V	F		
		CHUNG Christopher	2	M		
		SHANG Ada	1	F		
25	ENG - England	WOOLSTON Andrew	4 S	M	A5	127.84 cm
		GREGORY Lesley	3 V	F		
		GREGORY Martin	2	M		
		BALFOUR Kirsty	1	F		
26	TUR - Türkiye	ESER Selahattin	4 V	M	A6	56.84 cm
		ARZIK Nilay	3	F		
		NERSE Bilal Emre	2	M		
		URUSAN Ilknur	1 S	F		
27	IND - India	RAJU P. N.	4 S	M	B6	80.94 cm
		CHAUDHARI Namini	3 V	F		
		ANTHAY SUTHAKARAN Girithar	2	M		
		PATEL Richa	1	F		
28	WAL - Wales	COOMBS Garry	4 S	M	E6	95.87 cm
		BEEVER Laura	3 V	F		
		PHILLIPS Rhys	2	M		
		GLAZIER Judith	1	F		
29	AUT - Austria	KARG Johann	4 S	M	D6	99.86 cm
		HOESS Johanna	3 V	F		
		JOECHL Moritz	2	M		
		WITSCHEN Jill	1	F		
30	BRA - Brazil	VILELA Sergio Mitsuo	4 S	M	C6	124.43 cm
		SUMI Elen Naomi	3 V	F		
		YAMASHITA Arnaldo	2	M		
		RODRIGUEZ Giullia	1	F		
31	LAT - Latvia	VONDA Kriss	4 S	M	A7	79.05 cm
		REGZA Agate	3 V	F		
		VONDA Ricards	2	M		
		REGZA Darta	1	F		
32	SVK - Slovakia	KAJANOVA Gabriela	4 S	F	D7	97.03 cm
		SYKORA Marek	3 V	M		
		SYKOROVA Silvia	2	F		
		KAJAN David	1	M		
33	BEL - Belgium	VAN OOSTERWYCK Caro	4 S	F	E7	106.12 cm
		HEYLEN Dirk	3 V	M		
		HUIKAMP Annemiek	2	F		
		VAN DONINCK Wim	1	M		



Competition Summary

Session	Date Time	Sheet A	Sheet B	Sheet C	Sheet D	Sheet E	Sheet F
Session 1	12 OCT 8:00	HKG 6-8 SLO	HUN 1-6 NZL	TUR 7-9 ^{EE} CAN	CZE 14-3 PHI	LAT 5-3 ENG	TPE 2-14 ESP
Session 2	12 OCT 12:00	DEN 7-5 EST		NGR 6-8 IND	FIN 4-5 KAZ	KEN 0-19 SUI	GER 1-8 BEL
Session 3	12 OCT 16:00	SCO 6-2 ROU	SWE 6-5 ^{EE} ITA	NED 1-8 JPN	POL 7-4 AUS	PUR 1-19 IRL	BRA 3-10 USA
Session 4	12 OCT 20:30	SUI 6-4 KAZ	WAL 4-10 UKR	GER 11-2 KEN	EST 2-9 NOR	SVK 7-8 ^{EE} AUT	
Session 5	13 OCT 8:00	IRL 9-1 NGR	AUS 12-1 PUR	SCO 7-2 HKG	IND 4-9 SWE	USA 9-1 ROU	ITA 2-8 POL
Session 6	13 OCT 12:00	ENG 7-3 PHI	SLO 3-5 ESP	TPE 4-7 BRA	LAT 1-19 CAN	NZL 10-6 CZE	TUR 5-7 HUN
Session 7	13 OCT 16:00		DEN 6-11 AUT	EST 9-4 SVK	KAZ 15-2 KEN	BEL 1-9 UKR	SUI 8-7 FIN
Session 8	13 OCT 20:00	POL 5-8 SWE	ITA 11-3 IND	JPN 3-10 NOR	GER 8-5 WAL	IRL 9-6 AUS	NGR 8-4 PUR
Session 9	14 OCT 8:00	BRA 1-11 ESP	BEL 2-11 FIN	SLO 3-7 USA	SCO 12-1 TPE		
Session 10	14 OCT 12:00	NOR 7-4 SVK	JPN 9-2 EST	UKR 6-7 SUI	DEN 5-7 NED	KAZ 11-3 GER	KEN 1-15 WAL
Session 11	14 OCT 16:00	HUN 2-6 CAN	BRA 8-2 ROU	LAT 6-7 TUR	PHI 3-11 NZL	HKG 2-9 ESP	CZE 8-6 ENG
Session 12	14 OCT 20:00	SLO 6-5 SCO	NGR 1-10 POL	IND 6-7 ^{EE} AUS	IRL 1-9 ITA	SWE 16-1 PUR	USA 9-2 TPE
Session 13	15 OCT 8:00	GER 4-7 UKR		AUT 5-6 NED			WAL 3-10 KAZ
Session 14	15 OCT 12:00	AUS 2-12 ITA	SCO 4-6 USA	SWE 12-2 NGR	PUR 1-15 POL	TPE 2-9 SLO	IND 2-8 IRL
Session 15	15 OCT 16:00	SVK 1-8 JPN	KEN 1-16 BEL	SUI 4-9 WAL	UKR 7-5 FIN	NOR 7-2 DEN	PHI 2-13 LAT
Session 16	15 OCT 20:00	NZL 4-13 TUR	CZE 6-4 HUN	ESP 14-0 ROU	HKG 11-2 BRA	ENG 3-9 CAN	EST 9-2 AUT
Session 17	16 OCT 8:00	KEN 1-11 FIN	IRL 5-8 SWE	ITA 17-2 PUR	AUS 10-2 NGR	IND 2-9 POL	NOR 6-4 NED
Session 18	16 OCT 12:00	WAL 7-3 BEL	NZL 9-3 LAT	CAN 10-2 CZE	HUN 10-2 ENG	TUR 11-2 PHI	SVK 3-9 DEN
Session 19	16 OCT 16:00	ROU 6-7 TPE	UKR 7-8 KAZ	FIN 3-9 GER	NED 6-4 EST	AUT 0-7 JPN	SLO 9-4 BRA
Session 20	16 OCT 20:00	USA 7-2 HKG	CAN 15-1 PHI		BEL 5-7 SUI	HUN 9-3 LAT	ESP 8-1 SCO
Session 21	17 OCT 8:00		NED 9-1 SVK	NZL 3-4 ENG	TUR 1-4 CZE	FIN 12-2 WAL	SWE 7-1 AUS
Session 22	17 OCT 12:00	PUR 1-16 IND	SUI 12-5 GER	POL 7-5 IRL	JPN 6-7 ^{EE} DEN	NGR 2-12 ITA	ROU 2-6 HKG
Session 23	17 OCT 16:00	AUT 0-11 NOR	ENG 7-5 TUR	PHI 1-11 HUN	ESP 1-6 USA		UKR 14-1 KEN
Session 24	17 OCT 20:00	CZE 7-3 LAT	HKG 9-2 TPE	KAZ 12-1 BEL	ROU 1-13 SLO	BRA 3-12 SCO	CAN 8-5 NZL
1/8-final S.1	18 OCT 9:00		CZE 3-9 POL	UKR 3-6 SUI	NZL 1-6 USA	SCO 2-4 SWE	
1/8-final S.2	18 OCT 13:00		JPN 8-5 KAZ	ITA 6-8 ESP	NED 6-4 ^{EE} CAN	NOR 6-4 SLO	
Quarter-finals	18 OCT 19:00		NOR 3-5 ESP	NED 3-8 JPN	SWE 9-6 POL	USA 2-5 SUI	
Semi-finals	19 OCT 9:00		SUI 4-6 SWE			ESP 4-9 JPN	
Finals	19 OCT 15:00			SUI 4-2 ESP	SWE 5-4 JPN		



Competition Summary

Standings after Round Robin


Group A					Group B				
Rank	Team	Games	Wins	Losses	Rank	Team	Games	Wins	Losses
1	CAN - Canada	7	7	0	1	SWE - Sweden	7	7	0
2	CZE - Czechia	7	5	2	2	POL - Poland	7	6	1
3	NZL - New Zealand	7	4	3	3	ITA - Italy	7	5	2
4	HUN - Hungary	7	4	3	4	IRL - Ireland	7	4	3
5	ENG - England	7	3	4	5	AUS - Australia	7	3	4
6	TUR - Türkiye	7	3	4	6	IND - India	7	2	5
7	LAT - Latvia	7	2	5	7	NGR - Nigeria	7	1	6
8	PHI - Philippines	7	0	7	8	PUR - Puerto Rico	7	0	7

Group C					Group D				
Rank	Team	Games	Wins	Losses	Rank	Team	Games	Wins	Losses
1	USA - United States	7	7	0	1	NOR - Norway	6	6	0
2	ESP - Spain	7	6	1	2	JPN - Japan	6	4	2
3	SLO - Slovenia	7	5	2	3	NED - Netherlands	6	4	2
4	SCO - Scotland	7	4	3	4	DEN - Denmark	6	3	3
5	HKG - Hong Kong, China	7	3	4	5	EST - Estonia	6	2	4
6	BRA - Brazil	7	2	5	6	AUT - Austria	6	2	4
7	TPE - Chinese Taipei	7	1	6	7	SVK - Slovakia	6	0	6
8	ROU - Romania	7	0	7					

Group E				
Rank	Team	Games	Wins	Losses
1	SUI - Switzerland	7	6	1
2	KAZ - Kazakhstan	7	6	1
3	UKR - Ukraine	7	5	2
4	GER - Germany	7	3	4
5	FIN - Finland	7	3	4
6	WAL - Wales	7	3	4
7	BEL - Belgium	7	2	5
8	KEN - Kenya	7	0	7

Merged Group Standings

Rank	Team	Round Robin Results			Rank	Team	Round Robin Results			Rank	Team	Round Robin Results		
		Group Rank	DSC				Group Rank	DSC				Group Rank	DSC	
1	SWE - Sweden	B	1	35.05cm	14	SLO - Slovenia	C	3	55.13cm	27	IND - India	B	6	80.94cm
2	CAN - Canada	A	1	53.04cm	15	NED - Netherlands	D	3	69.98cm	28	WAL - Wales	E	6	95.87cm
3	NOR - Norway	D	1	57.43cm	16	SCO - Scotland	C	4	47.95cm	29	AUT - Austria	D	6	99.86cm
4	SUI - Switzerland	E	1	59.95cm	17	HUN - Hungary	A	4	52.57cm	30	BRA - Brazil	C	6	124.43cm
5	USA - United States	C	1	71.44cm	18	DEN - Denmark	D	4	56.35cm	31	LAT - Latvia	A	7	79.05cm
6	ESP - Spain	C	2	49.29cm	19	GER - Germany	E	4	61.90cm	32	SVK - Slovakia	D	7	97.03cm
7	JPN - Japan	D	2	54.17cm	20	IRL - Ireland	B	4	66.36cm	33	BEL - Belgium	E	7	106.12cm
8	POL - Poland	B	2	76.22cm	21	AUS - Australia	B	5	36.32cm	34	TPE - Chinese Taipei	C	7	119.32cm
9	CZE - Czechia	A	2	79.63cm	22	FIN - Finland	E	5	58.19cm	35	NGR - Nigeria	B	7	128.61cm
10	KAZ - Kazakhstan	E	2	80.64cm	23	EST - Estonia	D	5	63.48cm	36	PHI - Philippines	A	8	104.19cm
11	ITA - Italy	B	3	36.41cm	24	HKG - Hong Kong	C	5	103.70cm	37	PUR - Puerto Rico	B	8	134.48cm
12	NZL - New Zealand	A	3	53.01cm	25	ENG - England	A	5	127.84cm	38	ROU - Romania	C	8	134.60cm
13	UKR - Ukraine	E	3	53.78cm	26	TUR - Türkiye	A	6	56.84cm	39	KEN - Kenya	E	8	147.00cm



Competition Summary

Play-offs Bracket

1/8 finals		Quarter-finals		Semi-finals		Finals		Final Standings	
1	SWE 4							1	SWE - Sweden
	Sheet E G1	SWE 9						2	JPN - Japan
16	SCO 2							3	SUI - Switzerland
	Sheet D G9							4	ESP - Spain
8	POL 9							5	NED - Netherlands
	Sheet B G2	POL 6						5	POL - Poland
9	CZE 3							5	USA - United States
	Sheet D G3	USA 2						9	CAN - Canada
5	USA 6							9	CZE - Czechia
	Sheet E G10	SUI 4						9	ITA - Italy
12	NZL 1							9	KAZ - Kazakhstan
	Sheet C G4	SUI 5						9	NZL - New Zealand
4	SUI 6							9	SCO - Scotland
	Sheet E G5	NOR 3						9	SLO - Slovenia
13	UKR 3							9	UKR - Ukraine
	Sheet E G5	NOR 3						17	HUN - Hungary
3	NOR 6							18	DEN - Denmark
	Sheet B G6	ESP 4						19	GER - Germany
14	SLO 4							20	IRL - Ireland
	Sheet C G6	ESP 5						21	AUS - Australia
6	ESP 8							22	FIN - Finland
	Sheet E G11	JPN 8						23	EST - Estonia
11	ITA 6							24	HKG - Hong Kong, China
	Sheet B G7	JPN 8						25	ENG - England
7	JPN 8							26	TUR - Türkiye
	Sheet C G12	JPN 9						27	IND - India
10	KAZ 5							28	WAL - Wales
	Sheet D G8	NED 3						29	AUT - Austria
2	CAN 4							30	BRA - Brazil
	Sheet C G16							31	LAT - Latvia
15	NED 6							32	SVK - Slovakia
								33	BEL - Belgium
								34	TPE - Chinese Taipei
								35	NGR - Nigeria
								36	PHI - Philippines
								37	PUR - Puerto Rico
								38	ROU - Romania
								39	KEN - Kenya


Legend:

DSC Draw Shot Challenge

EE Extra End

Q Qualified for the play-offs

wn Number of wins (n) against tied teams



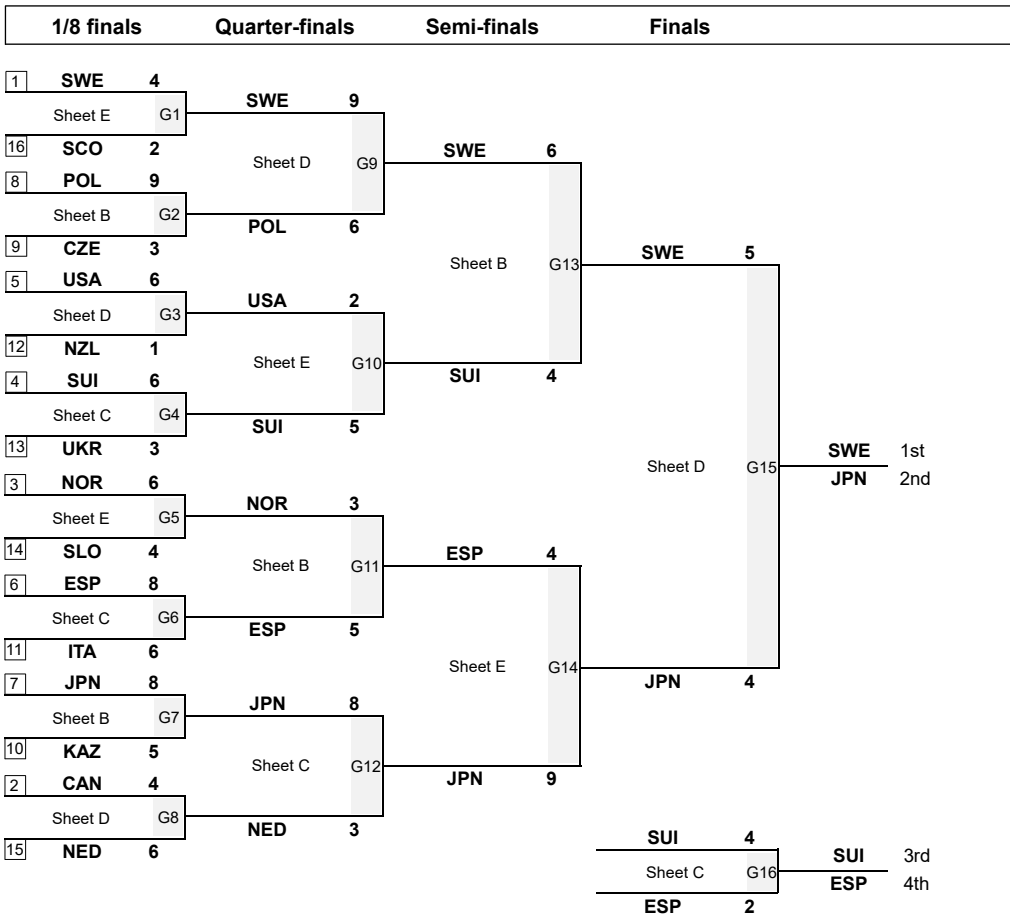
SAT 19 OCT 2024
Start Time 15:00

Finals
WORLD CURLING

Session Results and Standings

Sheet	Team	LSD/LSFE	1	2	3	4	5	6	7	8	Extra Ends	Total
C	SUI - Switzerland	89.6cm	0	0	0	0	2	0	1	1		4
	ESP - Spain	50.6cm *	0	0	1	0	0	1	0	0		2
D	SWE - Sweden	97.0cm	0	1	1	1	0	1	0	1		5
	JPN - Japan	58.4cm *	1	0	0	0	1	0	2	0		4

Play-offs Bracket



Final Standings

- SWE - Sweden
- JPN - Japan
- SUI - Switzerland
- ESP - Spain
- NED - Netherlands
- NOR - Norway
- POL - Poland
- USA - United States
- CAN - Canada
- CZE - Czechia
- ITA - Italy
- KAZ - Kazakhstan
- NZL - New Zealand
- SCO - Scotland
- SLO - Slovenia
- UKR - Ukraine
- HUN - Hungary
- DEN - Denmark
- GER - Germany
- IRL - Ireland
- AUS - Australia
- FIN - Finland
- EST - Estonia
- HKG - Hong Kong, China
- ENG - England
- TUR - Türkiye
- IND - India
- WAL - Wales
- AUT - Austria
- BRA - Brazil
- LAT - Latvia
- SVK - Slovakia
- BEL - Belgium
- TPE - Chinese Taipei
- NGR - Nigeria
- PHI - Philippines
- PUR - Puerto Rico
- ROU - Romania
- KEN - Kenya



WMxCC 2024
Aberdeen, Scotland

World Mixed Curling Championship 2024
Curl Aberdeen



SAT 19 OCT 2024
Start Time 15:00

Finals


**WORLD
CURLING**

Session Results and Standings

Legend:

LSD Last Stone Draw

LSFE(*) Last Stone First End



SAT 19 OCT 2024
Start Time 9:00

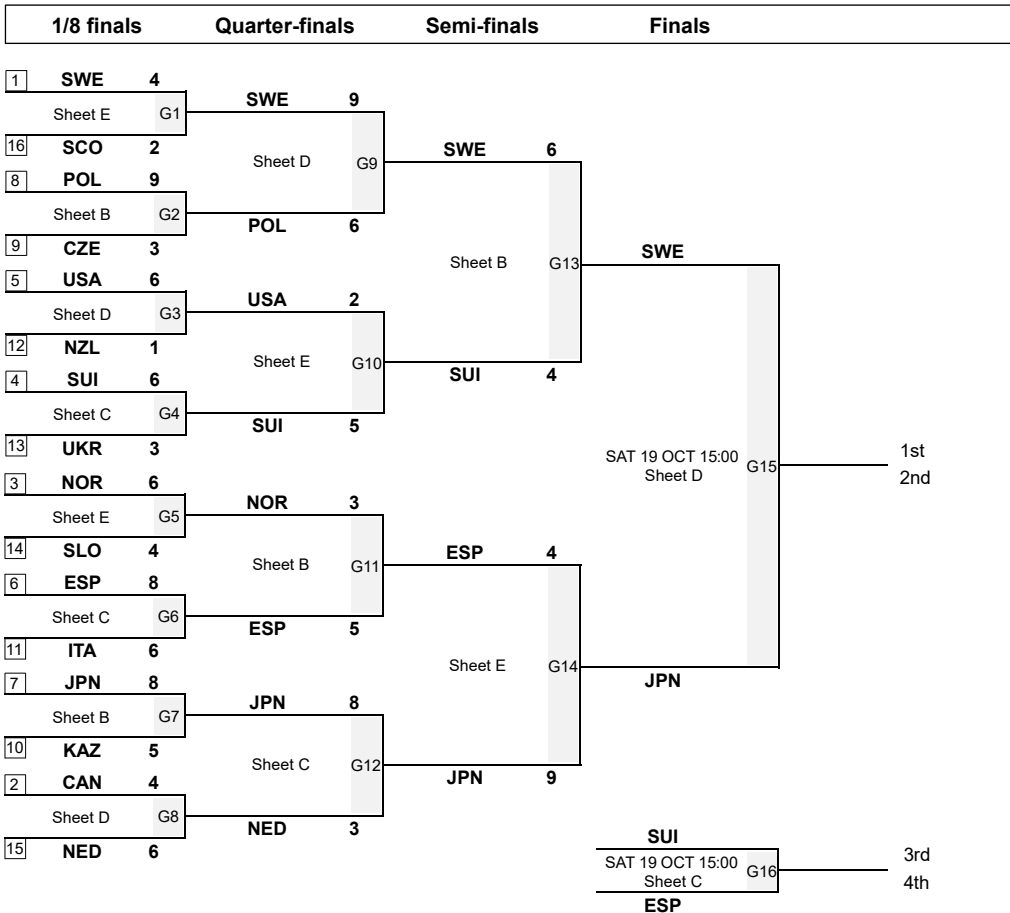
Semi-finals



Session Results and Standings


Sheet	Team	LSD/LSFE	1	2	3	4	5	6	7	8	Extra Ends	Total
B	SUI - Switzerland	55.5cm *	0	1	0	0	1	0	2	0		4
	SWE - Sweden	371.3cm	2	0	1	1	0	1	0	1		6
E	ESP - Spain	39.8cm *	3	0	0	1	0	0	0	X		4
	JPN - Japan	152.1cm	0	1	2	0	2	1	3	X		9

Play-offs Bracket



Final Standings

- 1
- 2
- 3
- 4
- 5 NED - Netherlands
- 5 NOR - Norway
- 5 POL - Poland
- 5 USA - United States
- 9 CAN - Canada
- 9 CZE - Czechia
- 9 ITA - Italy
- 9 KAZ - Kazakhstan
- 9 NZL - New Zealand
- 9 SCO - Scotland
- 9 SLO - Slovenia
- 9 UKR - Ukraine
- 17 HUN - Hungary
- 18 DEN - Denmark
- 19 GER - Germany
- 20 IRL - Ireland
- 21 AUS - Australia
- 22 FIN - Finland
- 23 EST - Estonia
- 24 HKG - Hong Kong, China
- 25 ENG - England
- 26 TUR - Türkiye
- 27 IND - India
- 28 WAL - Wales
- 29 AUT - Austria
- 30 BRA - Brazil
- 31 LAT - Latvia
- 32 SVK - Slovakia
- 33 BEL - Belgium
- 34 TPE - Chinese Taipei
- 35 NGR - Nigeria
- 36 PHI - Philippines
- 37 PUR - Puerto Rico
- 38 ROU - Romania
- 39 KEN - Kenya



WMxCC 2024
Aberdeen, Scotland

World Mixed Curling Championship 2024
Curl Aberdeen



SAT 19 OCT 2024
Start Time 9:00

Semi-finals

**WORLD
CURLING**

Session Results and Standings

Legend:			
LSD Last Stone Draw	LSFE(*) Last Stone First End	X	Unplayed/unfinished end due to concession



FRI 18 OCT 2024
Start Time 19:00

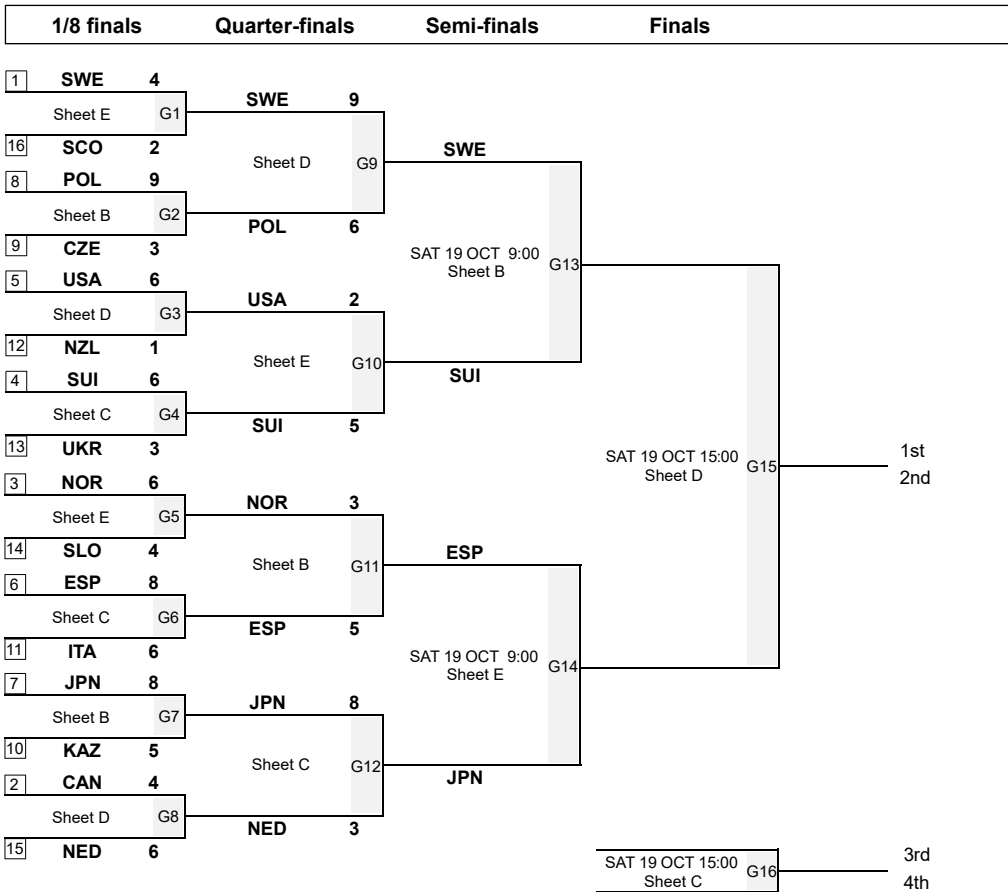
Quarter-finals



Session Results and Standings

Sheet	Team	LSD/LSFE	1	2	3	4	5	6	7	8	Extra Ends	Total
B	NOR - Norway	171.6cm	0	0	1	0	0	2	0	0		3
	ESP - Spain	146.4cm *	0	1	0	1	0	0	1	2		5
C	NED - Netherlands	77.4cm *	0	1	0	0	0	1	1	X		3
	JPN - Japan	121.5cm	1	0	4	1	2	0	0	X		8
D	SWE - Sweden	136.3cm	2	1	0	3	0	2	0	1		9
	POL - Poland	68.5cm *	0	0	2	0	3	0	1	0		6
E	USA - United States	298.3cm	0	0	1	0	1	0	0	X		2
	SUI - Switzerland	78.4cm *	0	0	0	2	0	2	1	X		5

Play-offs Bracket



Final Standings

- 1
- 2
- 3
- 4
- 5 NED - Netherlands
- 5 NOR - Norway
- 5 POL - Poland
- 5 USA - United States
- 9 CAN - Canada
- 9 CZE - Czechia
- 9 ITA - Italy
- 9 KAZ - Kazakhstan
- 9 NZL - New Zealand
- 9 SCO - Scotland
- 9 SLO - Slovenia
- 9 UKR - Ukraine
- 17 HUN - Hungary
- 18 DEN - Denmark
- 19 GER - Germany
- 20 IRL - Ireland
- 21 AUS - Australia
- 22 FIN - Finland
- 23 EST - Estonia
- 24 HKG - Hong Kong, China
- 25 ENG - England
- 26 TUR - Türkiye
- 27 IND - India
- 28 WAL - Wales
- 29 AUT - Austria
- 30 BRA - Brazil
- 31 LAT - Latvia
- 32 SVK - Slovakia
- 33 BEL - Belgium
- 34 TPE - Chinese Taipei
- 35 NGR - Nigeria
- 36 PHI - Philippines
- 37 PUR - Puerto Rico
- 38 ROU - Romania
- 39 KEN - Kenya



WMxCC 2024
Aberdeen, Scotland

World Mixed Curling Championship 2024
Curl Aberdeen




FRI 18 OCT 2024
Start Time 19:00

Quarter-finals



Session Results and Standings

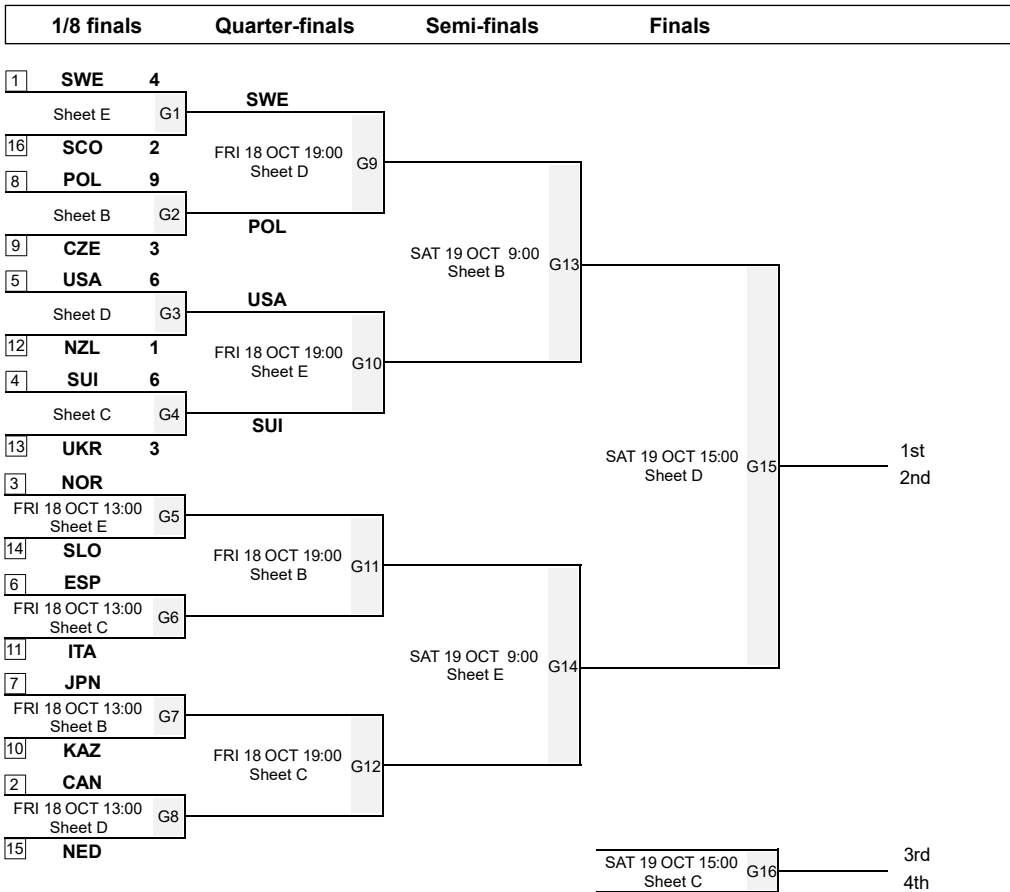
Legend:			
LSD Last Stone Draw	LSFE(*) Last Stone First End	X	Unplayed/unfinished end due to concession



Session Results and Standings

Sheet	Team	LSD/LSFE	1	2	3	4	5	6	7	8	Extra Ends	Total
B	CZE - Czechia	139.9cm	0	0	0	1	2	0	X	X		3
	POL - Poland	98.6cm *	3	1	4	0	0	1	X	X		9
C	UKR - Ukraine	150.5cm *	2	0	1	0	0	0	0	X		3
	SUI - Switzerland	299.3cm	0	0	0	1	1	2	2	X		6
D	NZL - New Zealand	49.7cm *	0	0	0	0	0	1	X	X		1
	USA - United States	261.4cm	1	1	1	2	1	0	X	X		6
E	SCO - Scotland	126.7cm	0	1	0	0	0	1	0	X		2
	SWE - Sweden	84.8cm *	1	0	0	1	1	0	1	X		4

Play-offs Bracket



Final Standings

- 1
- 2
- 3
- 4
- 5
- 5
- 5
- 9 CZE - Czechia
- 9 NZL - New Zealand
- 9 SCO - Scotland
- 9 UKR - Ukraine
- 17 HUN - Hungary
- 18 DEN - Denmark
- 19 GER - Germany
- 20 IRL - Ireland
- 21 AUS - Australia
- 22 FIN - Finland
- 23 EST - Estonia
- 24 HKG - Hong Kong, China
- 25 ENG - England
- 26 TUR - Türkiye
- 27 IND - India
- 28 WAL - Wales
- 29 AUT - Austria
- 30 BRA - Brazil
- 31 LAT - Latvia
- 32 SVK - Slovakia
- 33 BEL - Belgium
- 34 TPE - Chinese Taipei
- 35 NGR - Nigeria
- 36 PHI - Philippines
- 37 PUR - Puerto Rico
- 38 ROU - Romania
- 39 KEN - Kenya



WMxCC 2024
Aberdeen, Scotland

World Mixed Curling Championship 2024
Curl Aberdeen



FRI 18 OCT 2024
Start Time 9:00

1/8-final Session 1

**WORLD
CURLING**

Session Results and Standings

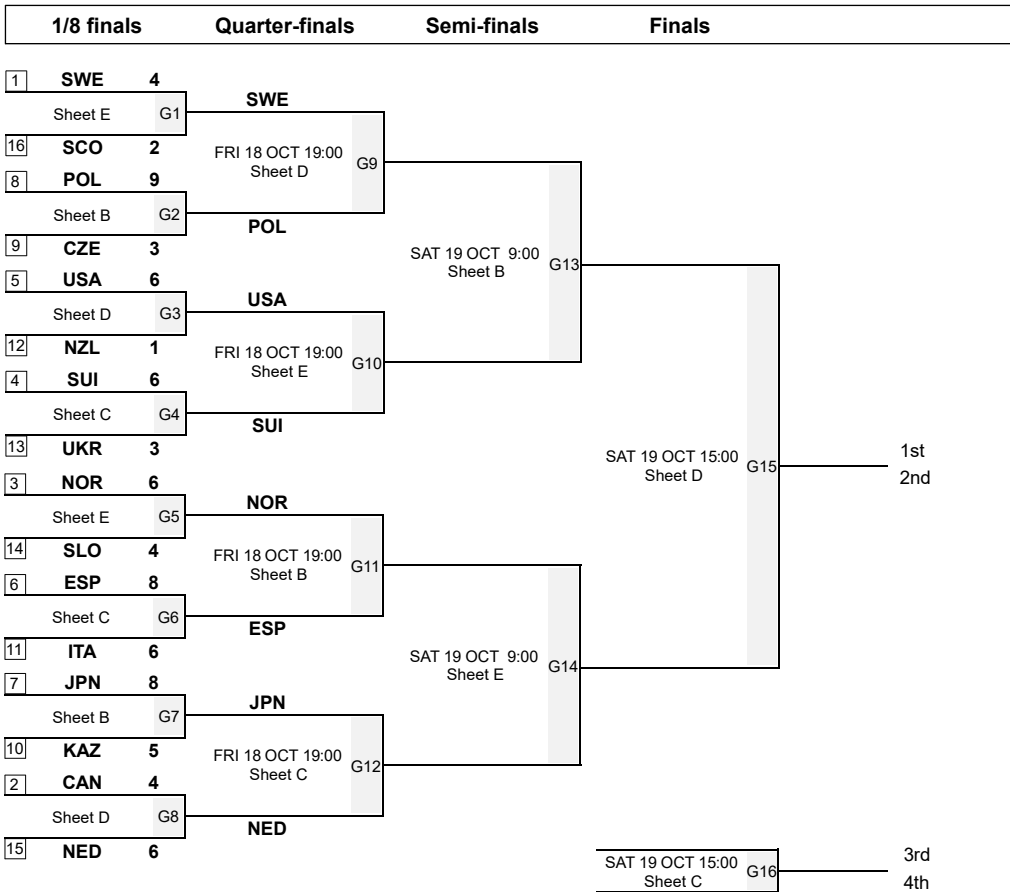
Legend:			
LSD Last Stone Draw	LSFE(*) Last Stone First End	X	Unplayed/unfinished end due to concession



Session Results and Standings

Sheet	Team	LSD/LSFE	1	2	3	4	5	6	7	8	Extra Ends	Total
B	JPN - Japan	56.3cm *	2	2	0	0	3	1	0	X		8
	KAZ - Kazakhstan	177.3cm	0	0	1	2	0	0	2	X		5
C	ITA - Italy	184.1cm	1	0	1	0	2	0	2	0		6
	ESP - Spain	40.8cm *	0	2	0	2	0	3	0	1		8
D	NED - Netherlands	95.7cm	0	1	0	1	0	1	0	1	2	6
	CAN - Canada	64.1cm *	1	0	1	0	1	0	1	0	0	4
E	NOR - Norway	96.1cm *	2	0	0	1	0	2	0	1		6
	SLO - Slovenia	265.1cm	0	0	2	0	1	0	1	0		4

Play-offs Bracket



Final Standings

- 1
- 2
- 3
- 4
- 5
- 5
- 5
- 9 CAN - Canada
- 9 CZE - Czechia
- 9 ITA - Italy
- 9 KAZ - Kazakhstan
- 9 NZL - New Zealand
- 9 SCO - Scotland
- 9 SLO - Slovenia
- 9 UKR - Ukraine
- 17 HUN - Hungary
- 18 DEN - Denmark
- 19 GER - Germany
- 20 IRL - Ireland
- 21 AUS - Australia
- 22 FIN - Finland
- 23 EST - Estonia
- 24 HKG - Hong Kong, China
- 25 ENG - England
- 26 TUR - Türkiye
- 27 IND - India
- 28 WAL - Wales
- 29 AUT - Austria
- 30 BRA - Brazil
- 31 LAT - Latvia
- 32 SVK - Slovakia
- 33 BEL - Belgium
- 34 TPE - Chinese Taipei
- 35 NGR - Nigeria
- 36 PHI - Philippines
- 37 PUR - Puerto Rico
- 38 ROU - Romania
- 39 KEN - Kenya



WMxCC 2024
Aberdeen, Scotland

World Mixed Curling Championship 2024
Curl Aberdeen




FRI 18 OCT 2024
Start Time 13:00

1/8-final Session 2

**WORLD
CURLING**

Session Results and Standings

Legend:			
LSD Last Stone Draw	LSFE(*) Last Stone First End	X	Unplayed/unfinished end due to concession




Competition Matrix

Group A

Team	CAN	CZE	ENG	HUN	LAT	NZL	PHI	TUR
CAN		10 - 2	9 - 3	6 - 2	19 - 1	8 - 5	15 - 1	9 - 7
CZE	2 - 10		8 - 6	6 - 4	7 - 3	6 - 10	14 - 3	4 - 1
ENG	3 - 9	6 - 8		2 - 10	3 - 5	4 - 3	7 - 3	7 - 5
HUN	2 - 6	4 - 6	10 - 2		9 - 3	1 - 6	11 - 1	7 - 5
LAT	1 - 19	3 - 7	5 - 3	3 - 9		3 - 9	13 - 2	6 - 7
NZL	5 - 8	10 - 6	3 - 4	6 - 1	9 - 3		11 - 3	4 - 13
PHI	1 - 15	3 - 14	3 - 7	1 - 11	2 - 13	3 - 11		2 - 11
TUR	7 - 9	1 - 4	5 - 7	5 - 7	7 - 6	13 - 4	11 - 2	

Standings after Round Robin

Rank	Team	Games	Wins	Losses			
1	CAN - Canada	7	7	0	Q		DSC 53.04cm
2	CZE - Czechia	7	5	2	Q		DSC 79.63cm
3	NZL - New Zealand	7	4	3	Q	w1	DSC 53.01cm
4	HUN - Hungary	7	4	3		w0	DSC 52.57cm
5	ENG - England	7	3	4		w1	
6	TUR - Türkiye	7	3	4		w0	
7	LAT - Latvia	7	2	5			
8	PHI - Philippines	7	0	7			




Competition Matrix

Group B

Team	AUS	IND	IRL	ITA	NGR	POL	PUR	SWE
AUS		7 - 6	6 - 9	2 - 12	10 - 2	4 - 7	12 - 1	1 - 7
IND	6 - 7		2 - 8	3 - 11	8 - 6	2 - 9	16 - 1	4 - 9
IRL	9 - 6	8 - 2		1 - 9	9 - 1	5 - 7	19 - 1	5 - 8
ITA	12 - 2	11 - 3	9 - 1		12 - 2	2 - 8	17 - 2	5 - 6
NGR	2 - 10	6 - 8	1 - 9	2 - 12		1 - 10	8 - 4	2 - 12
POL	7 - 4	9 - 2	7 - 5	8 - 2	10 - 1		15 - 1	5 - 8
PUR	1 - 12	1 - 16	1 - 19	2 - 17	4 - 8	1 - 15		1 - 16
SWE	7 - 1	9 - 4	8 - 5	6 - 5	12 - 2	8 - 5	16 - 1	

Standings after Round Robin

Rank	Team	Games	Wins	Losses		
1	SWE - Sweden	7	7	0	Q	DSC 35.05cm
2	POL - Poland	7	6	1	Q	DSC 76.22cm
3	ITA - Italy	7	5	2	Q	DSC 36.41cm
4	IRL - Ireland	7	4	3		DSC 66.36cm
5	AUS - Australia	7	3	4		
6	IND - India	7	2	5		
7	NGR - Nigeria	7	1	6		
8	PUR - Puerto Rico	7	0	7		




Competition Matrix

Group C

Team	BRA	ESP	HKG	ROU	SCO	SLO	TPE	USA
BRA		1 - 11	2 - 11	8 - 2	3 - 12	4 - 9	7 - 4	3 - 10
ESP	11 - 1		9 - 2	14 - 0	8 - 1	5 - 3	14 - 2	1 - 6
HKG	11 - 2	2 - 9		6 - 2	2 - 7	6 - 8	9 - 2	2 - 7
ROU	2 - 8	0 - 14	2 - 6		2 - 6	1 - 13	6 - 7	1 - 9
SCO	12 - 3	1 - 8	7 - 2	6 - 2		5 - 6	12 - 1	4 - 6
SLO	9 - 4	3 - 5	8 - 6	13 - 1	6 - 5		9 - 2	3 - 7
TPE	4 - 7	2 - 14	2 - 9	7 - 6	1 - 12	2 - 9		2 - 9
USA	10 - 3	6 - 1	7 - 2	9 - 1	6 - 4	7 - 3	9 - 2	

Standings after Round Robin

Rank	Team	Games	Wins	Losses		
1	USA - United States	7	7	0	Q	DSC 71.44cm
2	ESP - Spain	7	6	1	Q	DSC 49.29cm
3	SLO - Slovenia	7	5	2	Q	DSC 55.13cm
4	SCO - Scotland	7	4	3	Q	DSC 47.95cm
5	HKG - Hong Kong, China	7	3	4		
6	BRA - Brazil	7	2	5		
7	TPE - Chinese Taipei	7	1	6		
8	ROU - Romania	7	0	7		



Competition Matrix

Group D

Team	AUT	DEN	EST	JPN	NED	NOR	SVK
AUT		11 - 6	2 - 9	0 - 7	5 - 6	0 - 11	8 - 7
DEN	6 - 11		7 - 5	7 - 6	5 - 7	2 - 7	9 - 3
EST	9 - 2	5 - 7		2 - 9	4 - 6	2 - 9	9 - 4
JPN	7 - 0	6 - 7	9 - 2		8 - 1	3 - 10	8 - 1
NED	6 - 5	7 - 5	6 - 4	1 - 8		4 - 6	9 - 1
NOR	11 - 0	7 - 2	9 - 2	10 - 3	6 - 4		7 - 4
SVK	7 - 8	3 - 9	4 - 9	1 - 8	1 - 9	4 - 7	

Standings after Round Robin

Rank	Team	Games	Wins	Losses			
1	NOR - Norway	6	6	0	Q		DSC 57.43cm
2	JPN - Japan	6	4	2	Q	w1	DSC 54.17cm
3	NED - Netherlands	6	4	2	Q	w0	DSC 69.98cm
4	DEN - Denmark	6	3	3			DSC 56.35cm
5	EST - Estonia	6	2	4		w1	
6	AUT - Austria	6	2	4		w0	
7	SVK - Slovakia	6	0	6			



Competition Matrix

Group E


Team	BEL	FIN	GER	KAZ	KEN	SUI	UKR	WAL
BEL		2 - 11	8 - 1	1 - 12	16 - 1	5 - 7	1 - 9	3 - 7
FIN	11 - 2		3 - 9	4 - 5	11 - 1	7 - 8	5 - 7	12 - 2
GER	1 - 8	9 - 3		3 - 11	11 - 2	5 - 12	4 - 7	8 - 5
KAZ	12 - 1	5 - 4	11 - 3		15 - 2	4 - 6	8 - 7	10 - 3
KEN	1 - 16	1 - 11	2 - 11	2 - 15		0 - 19	1 - 14	1 - 15
SUI	7 - 5	8 - 7	12 - 5	6 - 4	19 - 0		7 - 6	4 - 9
UKR	9 - 1	7 - 5	7 - 4	7 - 8	14 - 1	6 - 7		10 - 4
WAL	7 - 3	2 - 12	5 - 8	3 - 10	15 - 1	9 - 4	4 - 10	

Standings after Round Robin

Rank	Team	Games	Wins	Losses				
1	SUI - Switzerland	7	6	1	Q	w1	DSC	59.95cm
2	KAZ - Kazakhstan	7	6	1	Q	w0	DSC	80.64cm
3	UKR - Ukraine	7	5	2	Q		DSC	53.78cm
4	GER - Germany	7	3	4		w2	DSC	61.90cm
5	FIN - Finland	7	3	4		w1		
6	WAL - Wales	7	3	4		w0		
7	BEL - Belgium	7	2	5				
8	KEN - Kenya	7	0	7				

Legend:
DSC Draw Shot Challenge **Q** Qualified for the play-offs **wn** Number of wins (n) against tied teams





Draw Shot Challenge by Group

Group A		Stone Rotation	Last Stone Draw in each Round Robin Game							DSC
Rank	Team		1	2	3	4	5	6	7	
1	HUN - Hungary	☺	65.9	31.0	199.6	7.1	62.0	108.3	39.2	52.57cm
		☹	93.0	199.6	20.5	54.0	70.6	13.3	159.2	
2	NZL - New Zealand	☺	17.3	74.5	84.8	18.7	11.6	199.6	159.4	53.01cm
		☹	15.9	43.3	82.7	199.6	40.9	140.4	52.1	
3	CAN - Canada	☺	183.8	143.6	6.7	114.2	52.7	130.8	29.1	53.04cm
		☹	49.8	20.8	17.9	94.1	20.2	23.2	68.7	
4	TUR - Türkiye	☺	28.5	26.0	47.0	199.6	199.6	85.8	8.9	56.84cm
		☹	75.7	18.9	199.6	16.1	49.4	21.4	25.0	
5	LAT - Latvia	☺	199.6	152.1	199.6	16.1	42.1	64.3	41.8	79.05cm
		☹	14.2	181.9	28.9	199.6	59.7	31.6	196.9	
6	CZE - Czechia	☺	26.7	19.7	199.6	199.6	15.8	144.1	199.6	79.63cm
		☹	199.6	35.2	97.8	102.6	93.4	61.4	17.3	
7	PHI - Philippines	☺	119.2	86.4	199.6	89.5	196.7	86.2	199.6	104.19cm
		☹	199.6	53.8	126.6	38.5	199.6	45.4	199.6	
8	ENG - England	☺	78.3	150.0	57.8	84.4	199.6	199.6	92.5	127.84cm
		☹	199.6	128.3	199.6	128.8	114.7	136.9	25.6	

Group B		Stone Rotation	Last Stone Draw in each Round Robin Game							DSC
Rank	Team		1	2	3	4	5	6	7	
1	SWE - Sweden	☺	100.3	20.9	48.5	40.2	5.1	199.6	199.6	35.05cm
		☹	32.4	7.5	50.2	29.3	16.1	171.9	190.0	
2	AUS - Australia	☺	38.6	43.2	21.0	40.1	145.8	45.3	184.4	36.32cm
		☹	22.2	15.9	39.8	70.2	26.9	114.6	85.2	
3	ITA - Italy	☺	15.6	170.8	106.5	142.5	21.8	11.1	38.2	36.41cm
		☹	42.0	41.3	22.6	42.2	34.1	26.9	7.7	
4	IRL - Ireland	☺	36.7	107.2	125.9	142.4	38.4	71.6	71.4	66.36cm
		☹	37.8	195.0	139.4	81.0	15.9	9.7	104.7	
5	POL - Poland	☺	57.8	39.0	199.6	77.3	49.4	199.6	74.7	76.22cm
		☹	36.9	199.6	58.2	21.4	52.7	169.9	20.2	
6	IND - India	☺	42.7	113.3	112.5	199.6	69.6	89.9	85.4	80.94cm
		☹	107.8	199.6	3.3	41.8	28.9	199.6	126.3	
7	NGR - Nigeria	☺	199.6	123.0	171.6	199.6	22.2	133.4	182.6	128.61cm
		☹	37.5	149.8	54.3	199.6	195.1	199.6	136.5	
8	PUR - Puerto Rico	☺	199.6	108.2	199.6	199.6	147.2	199.6	79.6	134.48cm
		☹	199.6	58.8	99.6	85.3	78.1	168.8	199.6	



Draw Shot Challenge by Group

Group C		Stone Rotation	Last Stone Draw in each Round Robin Game							DSC
Rank	Team		1	2	3	4	5	6	7	
1	SCO - Scotland	↻	199.6	32.7	51.9	36.5	66.0	25.6	55.4	47.95cm
		↻	12.4	186.5	97.8	63.8	86.7	6.1	52.6	
2	ESP - Spain	↻	84.2	161.2	83.1	35.8	73.3	93.9	63.3	49.29cm
		↻	20.6	4.3	44.2	199.6	19.6	33.9	136.9	
3	SLO - Slovenia	↻	39.9	112.3	9.0	51.7	31.7	199.6	199.6	55.13cm
		↻	41.7	199.6	20.1	178.2	32.9	33.8	12.7	
4	USA - United States	↻	102.5	141.3	13.1	199.6	22.6	27.0	71.3	71.44cm
		↻	37.5	95.2	133.6	199.6	24.1	117.5	33.4	
5	HKG - Hong Kong, China	↻	83.9	181.8	35.7	134.7	177.8	10.2	17.1	103.70cm
		↻	195.2	79.3	199.6	54.4	129.2	150.0	41.8	
6	TPE - Chinese Taipei	↻	199.6	180.9	81.0	199.6	19.0	199.6	35.7	119.32cm
		↻	56.4	199.6	113.3	101.2	199.6	42.6	48.3	
7	BRA - Brazil	↻	199.6	199.6	15.9	138.1	13.9	199.6	199.6	124.43cm
		↻	199.6	199.6	63.4	199.6	175.7	38.9	199.6	
8	ROU - Romania	↻	199.6	199.6	185.7	50.2	199.6	125.1	199.6	134.60cm
		↻	199.6	52.3	199.6	59.3	75.0	199.6	199.6	

Group D		Stone Rotation	Last Stone Draw in each Round Robin Game						DSC
Rank	Team		1	2	3	4	5	6	
1	JPN - Japan	↻	70.0	199.6	6.9	24.7	111.3	102.3	54.17cm
		↻	77.7	120.8	53.4	40.6	8.1	46.7	
2	DEN - Denmark	↻	40.1	180.3	187.0	157.0	29.1	43.6	56.35cm
		↻	89.3	41.9	55.3	50.3	26.2	30.7	
3	NOR - Norway	↻	59.8	76.9	52.6	32.5	123.7	50.6	57.43cm
		↻	10.4	29.7	199.6	68.9	199.6	69.2	
4	EST - Estonia	↻	43.9	57.9	67.8	18.7	36.6	150.8	63.48cm
		↻	16.2	105.3	153.4	154.5	70.0	67.6	
5	NED - Netherlands	↻	100.6	11.9	100.1	84.3	14.6	199.6	69.98cm
		↻	28.8	199.6	99.1	169.8	29.0	61.6	
6	SVK - Slovakia	↻	71.8	195.3	72.2	93.2	173.8	53.7	97.03cm
		↻	199.6	191.2	21.4	28.9	199.6	68.8	
7	AUT - Austria	↻	78.6	114.1	188.3	74.4	73.4	138.7	99.86cm
		↻	199.6	98.2	199.6	66.6	114.3	52.0	



Draw Shot Challenge by Group

Group E Rank	Team	Stone Rotation	Last Stone Draw in each Round Robin Game							DSC
			1	2	3	4	5	6	7	
1	UKR - Ukraine	↻	86.7	32.7	131.1	18.0	85.2	54.9	27.7	53.78cm
		↻	173.4	52.3	150.8	17.4	20.1	39.4	51.8	
2	FIN - Finland	↻	39.4	19.6	156.8	192.6	10.0	153.3	21.2	58.19cm
		↻	50.9	199.6	32.4	32.4	72.0	15.1	58.7	
3	SUI - Switzerland	↻	106.8	52.3	30.6	56.9	161.9	29.9	12.3	59.95cm
		↻	8.4	73.0	82.6	59.4	99.6	174.7	30.4	
4	GER - Germany	↻	112.4	50.6	93.7	58.7	104.8	53.1	171.1	61.90cm
		↻	26.5	49.2	54.5	184.3	15.5	164.0	105.3	
5	KAZ - Kazakhstan	↻	199.6	55.2	199.6	104.3	15.9	14.7	32.5	80.64cm
		↻	149.6	148.7	8.3	94.8	15.3	199.6	81.2	
6	WAL - Wales	↻	77.8	162.8	77.5	35.3	102.5	160.4	37.1	95.87cm
		↻	199.6	199.6	156.0	119.5	21.4	45.5	199.6	
7	BEL - Belgium	↻	48.9	79.0	189.2	88.1	135.9	199.6	55.7	106.12cm
		↻	199.6	100.5	72.4	170.7	144.5	32.0	125.2	
8	KEN - Kenya	↻	199.6	70.9	199.6	94.7	199.6	179.8	145.3	147.00cm
		↻	199.6	199.6	106.4	138.8	81.0	199.6	110.3	

Note:

The Draw Shot Challenge (DSC) is the average distance of all the individual Last Stone Draws (LSD), which were delivered by a team during the round robin. Since the groups are of differing sizes, to ensure the DSC is calculated the same way, only the LSDs from the first 'equal number' of games will be used. The two least favourable results will be eliminated before calculating the average distance. The team with the lesser DSC receives the higher ranking. If the DSCs are equal then the team with the best non-equal counting LSD receives the higher ranking. In the case where all counting LSDs are equal, the team ranked higher in the official World Curling World Ranking is ranked higher.

Legend:

↻ Clockwise

↻ Counter-clockwise

DSC Draw Shot Challenge

~~nnn.n~~ Eliminated Last Stone Draw




Scoring Analysis

Team	Games	LSFE	Stolen Ends	Last Stone Eff.	Force Eff.	Points Scored							Total	Plus / Minus
						0	1	2	3	4	>4			
CAN	For	5	12	71%	67%	3	5	12	5	5	2	76	+55	
	Against	2	4			0	12	3	1	0	0	21		
ESP	For	3	16	50%	78%	1	10	6	7	2	2	62	+47	
	Against	4	3			6	9	3	0	0	0	15		
ITA	For	6	8	64%	87%	1	5	8	4	5	3	68	+44	
	Against	1	5			0	18	1	0	1	0	24		
SWE	For	4	16	71%	47%	1	17	5	8	1	2	66	+43	
	Against	3	0			0	7	8	0	0	0	23		
KAZ	For	4	14	50%	64%	0	12	6	5	4	2	65	+39	
	Against	3	3			2	11	3	3	0	0	26		
POL	For	3	14	61%	73%	1	11	9	8	2	0	61	+38	
	Against	4	2			1	13	2	2	0	0	23		
USA	For	5	17	71%	83%	3	14	8	5	1	1	54	+38	
	Against	2	2			0	12	2	0	0	0	16		
NOR	For	4	15	50%	70%	1	14	6	5	1	1	50	+35	
	Against	2	2			1	9	3	0	0	0	15		
UKR	For	6	14	41%	50%	2	18	4	6	4	0	60	+30	
	Against	1	4			0	9	7	1	1	0	30		
SUI	For	6	9	55%	40%	5	8	5	8	4	1	63	+27	
	Against	1	5			0	9	7	3	1	0	36		
IRL	For	3	10	45%	57%	0	9	8	4	2	2	56	+22	
	Against	4	7			2	13	5	2	0	1	34		
SLO	For	5	8	50%	63%	2	12	9	4	1	1	51	+21	
	Against	2	5			1	15	3	3	0	0	30		
JPN	For	3	14	50%	70%	0	10	11	3	0	0	41	+20	
	Against	3	4			3	10	3	0	0	1	21		
FIN	For	5	8	40%	71%	1	8	6	4	4	1	53	+19	
	Against	2	10			1	19	2	1	2	0	34		
SCO	For	6	13	26%	58%	3	13	6	4	0	2	47	+19	
	Against	1	7			2	13	4	1	1	0	28		
HUN	For	3	13	35%	64%	0	14	5	4	2	0	44	+15	
	Against	4	5			5	12	4	3	0	0	29		
CZE	For	3	8	35%	60%	1	12	4	5	3	0	47	+10	
	Against	4	7			5	11	8	2	1	0	37		
NZL	For	3	11	42%	40%	3	12	11	2	2	0	48	+10	
	Against	4	3			2	8	4	4	1	1	38		
TUR	For	6	9	38%	40%	4	12	6	5	1	1	49	+10	
	Against	1	8			0	12	7	3	1	0	39		
NED	For	5	5	33%	73%	1	10	7	3	0	0	33	+4	
	Against	1	9			0	14	3	3	0	0	29		



Scoring Analysis

Team	Games	LSFE	Stolen Ends	Last Stone Eff.	Force Eff.	Points Scored							Total	Plus / Minus
						0	1	2	3	4	>4			
HKG	For	4	9	32%	50%	2	15	6	2	0	1	38	+1	
	Against	3	7			3	11	7	2	0	1	37		
AUS	For	6	8	32%	33%	1	13	9	1	2	0	42	-2	
	Against	1	8			1	10	7	4	2	0	44		
DEN	For	2	3	41%	63%	1	9	5	3	2	0	36	-3	
	Against	4	6			2	13	4	3	1	1	39		
WAL	For	3	7	35%	38%	0	12	7	3	1	1	45	-3	
	Against	4	6			3	9	6	3	2	2	48		
EST	For	3	8	28%	25%	4	13	4	2	1	0	31	-6	
	Against	3	6			0	4	10	3	1	0	37		
GER	For	3	7	35%	38%	1	9	6	4	2	0	41	-7	
	Against	4	9			1	10	9	4	2	0	48		
IND	For	4	5	30%	35%	1	11	6	2	3	0	41	-10	
	Against	3	6			1	7	8	5	2	1	51		
ENG	For	2	5	30%	50%	5	11	6	3	0	0	32	-11	
	Against	5	8			2	13	6	2	3	0	43		
BEL	For	1	9	25%	46%	1	8	7	2	2	0	36	-12	
	Against	6	10			2	11	3	5	4	0	48		
AUT	For	1	6	19%	23%	0	8	5	1	0	1	26	-20	
	Against	5	12			2	12	8	3	1	1	46		
LAT	For	3	9	20%	46%	1	11	7	3	0	0	34	-22	
	Against	4	13			3	10	9	4	1	2	56		
SVK	For	3	1	21%	15%	2	7	4	0	0	1	20	-30	
	Against	3	13			1	9	11	5	1	0	50		
BRA	For	2	4	23%	31%	0	11	7	1	0	0	28	-31	
	Against	5	11			0	10	8	6	0	3	59		
NGR	For	2	2	10%	19%	0	11	2	1	1	0	22	-43	
	Against	5	16			0	12	11	6	2	1	65		
TPE	For	3	3	10%	15%	1	13	2	1	0	0	20	-46	
	Against	4	16			0	9	10	6	1	3	66		
ROU	For	0	5	0%	50%	0	11	0	1	0	0	14	-49	
	Against	7	24			0	20	7	7	2	0	63		
PHI	For	3	3	6%	14%	0	11	2	0	0	0	15	-67	
	Against	4	22			0	10	12	8	6	0	82		
PUR	For	0	1	3%	14%	0	9	1	0	0	0	11	-92	
	Against	7	20			0	6	6	9	9	4	103		
KEN	For	0	3	0%	0%	0	8	0	0	0	0	8	-93	
	Against	7	24			1	5	4	12	9	3	101		
Total	133		332			53	427	228	129	58	25	1'634		



Scoring Analysis


Note:
Stolen ends are the ends won without the last stone advantage.
Last Stone Efficiency: Scoring two or more points with last stone advantage.
Force Efficiency: Forcing the opponent team to score only one point when they have the last stone advantage.

Legend:
>4 More than four points scored **Eff.** Efficiency **LSFE** Last Stone First End




Summary of Big Ends

Points Scored	By	Against	Session	End	Game Result
6	CAN - Canada	LAT - Latvia	6	6	19 : 1
6	CAN - Canada	LAT - Latvia	6	4	19 : 1
6	ESP - Spain	HKG - Hong Kong, China	11	2	9 : 2
6	IRL - Ireland	PUR - Puerto Rico	3	1	19 : 1
6	SWE - Sweden	PUR - Puerto Rico	12	5	16 : 1
6	TUR - Türkiye	NZL - New Zealand	16	2	13 : 4
6	WAL - Wales	KEN - Kenya	10	4	15 : 1
5	ITA - Italy	NGR - Nigeria	22	6	12 : 2
5	ITA - Italy	PUR - Puerto Rico	17	4	17 : 2
5	ITA - Italy	IND - India	8	5	11 : 3
5	KAZ - Kazakhstan	WAL - Wales	13	2	10 : 3
5	KAZ - Kazakhstan	KEN - Kenya	7	5	15 : 2
5	SCO - Scotland	BRA - Brazil	24	3	12 : 3
5	SCO - Scotland	TPE - Chinese Taipei	9	4	12 : 1
5	AUT - Austria	DEN - Denmark	7	6	11 : 6
5	ESP - Spain	TPE - Chinese Taipei	1	4	14 : 2
5	FIN - Finland	WAL - Wales	21	3	12 : 2
5	HKG - Hong Kong, China	BRA - Brazil	16	1	11 : 2
5	IRL - Ireland	PUR - Puerto Rico	3	3	19 : 1
5	NOR - Norway	JPN - Japan	8	3	10 : 3
5	SLO - Slovenia	TPE - Chinese Taipei	14	1	9 : 2
5	SUI - Switzerland	KEN - Kenya	2	1	19 : 0
5	SVK - Slovakia	AUT - Austria	4	2	7 : 8
5	SWE - Sweden	IRL - Ireland	17	3	8 : 5
5	USA - United States	BRA - Brazil	3	3	10 : 3
4	CAN - Canada	PHI - Philippines	20	5	15 : 1
4	CAN - Canada	CZE - Czechia	18	5	10 : 2
4	CAN - Canada	ENG - England	16	6	9 : 3
4	CAN - Canada	LAT - Latvia	6	1	19 : 1
4	CAN - Canada	TUR - Türkiye	1	8	9 : 7
4	ITA - Italy	PUR - Puerto Rico	17	5	17 : 2
4	ITA - Italy	PUR - Puerto Rico	17	3	17 : 2
4	ITA - Italy	PUR - Puerto Rico	17	1	17 : 2
4	ITA - Italy	AUS - Australia	14	6	12 : 2
4	ITA - Italy	AUS - Australia	14	4	12 : 2
4	FIN - Finland	WAL - Wales	21	5	12 : 2
4	FIN - Finland	KEN - Kenya	17	6	11 : 1
4	FIN - Finland	UKR - Ukraine	15	5	5 : 7



Summary of Big Ends

Points Scored	By	Against	Session	End	Game Result
4	FIN - Finland	BEL - Belgium	9	1	11: 2
4	KAZ - Kazakhstan	BEL - Belgium	24	5	12: 1
4	KAZ - Kazakhstan	BEL - Belgium	24	4	12: 1
4	KAZ - Kazakhstan	WAL - Wales	13	5	10: 3
4	KAZ - Kazakhstan	KEN - Kenya	7	3	15: 2
4	SUI - Switzerland	GER - Germany	22	4	12: 5
4	SUI - Switzerland	GER - Germany	22	1	12: 5
4	SUI - Switzerland	FIN - Finland	7	7	8: 7
4	SUI - Switzerland	KEN - Kenya	2	2	19: 0
4	UKR - Ukraine	KEN - Kenya	23	4	14: 1
4	UKR - Ukraine	KEN - Kenya	23	3	14: 1
4	UKR - Ukraine	KEN - Kenya	23	1	14: 1
4	UKR - Ukraine	BEL - Belgium	7	1	9: 1
4	CZE - Czechia	PHI - Philippines	1	5	14: 3
4	CZE - Czechia	PHI - Philippines	1	4	14: 3
4	CZE - Czechia	PHI - Philippines	1	1	14: 3
4	IND - India	PUR - Puerto Rico	22	6	16: 1
4	IND - India	PUR - Puerto Rico	22	2	16: 1
4	IND - India	NGR - Nigeria	2	2	8: 6
4	AUS - Australia	PUR - Puerto Rico	5	5	12: 1
4	AUS - Australia	PUR - Puerto Rico	5	1	12: 1
4	BEL - Belgium	KEN - Kenya	15	3	16: 1
4	BEL - Belgium	KEN - Kenya	15	2	16: 1
4	DEN - Denmark	SVK - Slovakia	18	1	9: 3
4	DEN - Denmark	EST - Estonia	2	2	7: 5
4	ESP - Spain	SCO - Scotland	20	7	8: 1
4	ESP - Spain	ROU - Romania	16	3	14: 0
4	GER - Germany	FIN - Finland	19	7	9: 3
4	GER - Germany	KEN - Kenya	4	2	11: 2
4	HUN - Hungary	ENG - England	18	5	10: 2
4	HUN - Hungary	ENG - England	18	4	10: 2
4	IRL - Ireland	IND - India	14	2	8: 2
4	IRL - Ireland	PUR - Puerto Rico	3	6	19: 1
4	NZL - New Zealand	PHI - Philippines	11	7	11: 3
4	NZL - New Zealand	PHI - Philippines	11	3	11: 3
4	POL - Poland	IND - India	17	7	9: 2
4	POL - Poland	ITA - Italy	5	2	8: 2
4	EST - Estonia	AUT - Austria	16	4	9: 2



Summary of Big Ends

Points Scored	By	Against	Session	End	Game Result
4	NGR - Nigeria	PUR - Puerto Rico	8	6	8 : 4
4	NOR - Norway	DEN - Denmark	15	4	7 : 2
4	SLO - Slovenia	ROU - Romania	24	5	13 : 1
4	SWE - Sweden	NGR - Nigeria	14	1	12 : 2
4	TUR - Türkiye	NZL - New Zealand	16	4	13 : 4
4	USA - United States	TPE - Chinese Taipei	12	2	9 : 2
4	WAL - Wales	SUI - Switzerland	15	8	9 : 4

Note:
Big ends are defined as ends with a score of four or more points.



Session Results and Standings

Sheet	Team	LSD/LSFE	1	2	3	4	5	6	7	8	Extra Ends	Total
A	CZE - Czechia	216.9cm *	1	0	0	3	0	0	1	2		7
	LAT - Latvia	238.7cm	0	1	0	0	1	1	0	0		3
B	HKG - Hong Kong, China	58.9cm *	2	2	0	2	2	1	0	X		9
	TPE - Chinese Taipei	84.0cm	0	0	1	0	0	0	1	X		2
C	KAZ - Kazakhstan	113.7cm *	1	1	2	4	4	0	X	X		12
	BEL - Belgium	180.9cm	0	0	0	0	0	1	X	X		1
D	ROU - Romania	399.2cm	0	0	0	1	0	0	X	X		1
	SLO - Slovenia	212.3cm *	3	2	3	0	4	1	X	X		13
E	BRA - Brazil	399.2cm	0	1	0	0	0	2	X	X		3
	SCO - Scotland	108.0cm *	2	0	5	3	2	0	X	X		12
F	CAN - Canada	97.8cm *	2	0	2	0	1	0	3	X		8
	NZL - New Zealand	211.5cm	0	1	0	2	0	2	0	X		5

Standings after Round Robin

Group A

Rank	Team	Games	Wins	Losses	Q	DSC	LSD
1	CAN - Canada	7	7	0	Q	DSC	53.04cm
2	CZE - Czechia	7	5	2	Q	DSC	79.63cm
3	NZL - New Zealand	7	4	3	Q	w1	DSC 53.01cm
4	HUN - Hungary	7	4	3	w0	DSC	52.57cm
5	ENG - England	7	3	4	w1		
6	TUR - Türkiye	7	3	4	w0		
7	LAT - Latvia	7	2	5			
8	PHI - Philippines	7	0	7			

Group B

Rank	Team	Games	Wins	Losses	Q	DSC	LSD
1	SWE - Sweden	7	7	0	Q	DSC	35.05cm
2	POL - Poland	7	6	1	Q	DSC	76.22cm
3	ITA - Italy	7	5	2	Q	DSC	36.41cm
4	IRL - Ireland	7	4	3		DSC	66.36cm
5	AUS - Australia	7	3	4			
6	IND - India	7	2	5			
7	NGR - Nigeria	7	1	6			
8	PUR - Puerto Rico	7	0	7			

Group C

Rank	Team	Games	Wins	Losses	Q	DSC	LSD
1	USA - United States	7	7	0	Q	DSC	71.44cm
2	ESP - Spain	7	6	1	Q	DSC	49.29cm
3	SLO - Slovenia	7	5	2	Q	DSC	55.13cm
4	SCO - Scotland	7	4	3	Q	DSC	47.95cm
5	HKG - Hong Kong, China	7	3	4			
6	BRA - Brazil	7	2	5			
7	TPE - Chinese Taipei	7	1	6			
8	ROU - Romania	7	0	7			

Group D

Rank	Team	Games	Wins	Losses	Q	DSC	LSD
1	NOR - Norway	6	6	0	Q	DSC	57.43cm
2	JPN - Japan	6	4	2	Q	w1	DSC 54.17cm
3	NED - Netherlands	6	4	2	Q	w0	DSC 69.98cm
4	DEN - Denmark	6	3	3		DSC	56.35cm
5	EST - Estonia	6	2	4	w1		
6	AUT - Austria	6	2	4	w0		
7	SVK - Slovakia	6	0	6			

Group E

Rank	Team	Games	Wins	Losses	Q	DSC	LSD
1	SUI - Switzerland	7	6	1	Q	w1	DSC 59.95cm
2	KAZ - Kazakhstan	7	6	1	Q	w0	DSC 80.64cm
3	UKR - Ukraine	7	5	2	Q		DSC 53.78cm
4	GER - Germany	7	3	4	w2	DSC	61.90cm
5	FIN - Finland	7	3	4	w1		
6	WAL - Wales	7	3	4	w0		
7	BEL - Belgium	7	2	5			
8	KEN - Kenya	7	0	7			

Legend:	DSC Draw Shot Challenge	LSD Last Stone Draw	LSFE(*) Last Stone First End
Q Qualified for the play-offs	wn Number of wins (n) against tied teams	X Unplayed/unfinished end due to concession	



THU 17 OCT 2024
Start Time 16:00

Round Robin Session 23



Session Results and Standings

Sheet	Team	LSD/LSFE	1	2	3	4	5	6	7	8	Extra Ends	Total
A	AUT - Austria	190.7cm	0	0	0	0	0	0	X	X		0
	NOR - Norway	119.8cm *	2	1	1	1	3	3	X	X		11
B	ENG - England	118.1cm	0	2	0	1	0	0	3	1		7
	TUR - Türkiye	33.9cm *	1	0	2	0	0	2	0	0		5
C	PHI - Philippines	399.2cm	0	0	0	1	0	0	0	X		1
	HUN - Hungary	198.4cm *	3	2	1	0	1	1	3	X		11
D	ESP - Spain	200.2cm	0	0	0	0	0	1	X	X		1
	USA - United States	104.7cm *	0	2	2	1	1	0	X	X		6
F	UKR - Ukraine	79.5cm *	4	1	4	4	1	0	X	X		14
	KEN - Kenya	255.6cm	0	0	0	0	0	1	X	X		1

Current Standings

Group A

Rank	Team	Games	Wins	Losses	
1	CAN - Canada	6	6	0	Q
2	CZE - Czechia	6	4	2	Q
2	NZL - New Zealand	6	4	2	Q
4	HUN - Hungary	7	4	3	
5	ENG - England	7	3	4	
5	TUR - Türkiye	7	3	4	
7	LAT - Latvia	6	2	4	
8	PHI - Philippines	7	0	7	

Group B

Rank	Team	Games	Wins	Losses		DSC
1	SWE - Sweden	7	7	0	Q	35.05cm
2	POL - Poland	7	6	1	Q	76.22cm
3	ITA - Italy	7	5	2	Q	36.41cm
4	IRL - Ireland	7	4	3		66.36cm
5	AUS - Australia	7	3	4		
6	IND - India	7	2	5		
7	NGR - Nigeria	7	1	6		
8	PUR - Puerto Rico	7	0	7		

Group C

Rank	Team	Games	Wins	Losses	
1	USA - United States	7	7	0	Q
2	ESP - Spain	7	6	1	Q
3	SLO - Slovenia	6	4	2	Q
4	SCO - Scotland	6	3	3	
5	BRA - Brazil	6	2	4	
5	HKG - Hong Kong, China	6	2	4	
7	TPE - Chinese Taipei	6	1	5	
8	ROU - Romania	6	0	6	

Group D

Rank	Team	Games	Wins	Losses		DSC
1	NOR - Norway	6	6	0	Q	57.43cm
2	JPN - Japan	6	4	2	Q w1	54.17cm
3	NED - Netherlands	6	4	2	Q w0	69.98cm
4	DEN - Denmark	6	3	3		56.35cm
5	EST - Estonia	6	2	4	w1	
6	AUT - Austria	6	2	4	w0	
7	SVK - Slovakia	6	0	6		

Group E

Rank	Team	Games	Wins	Losses	
1	SUI - Switzerland	7	6	1	Q
2	KAZ - Kazakhstan	6	5	1	Q
3	UKR - Ukraine	7	5	2	Q
4	FIN - Finland	7	3	4	
4	GER - Germany	7	3	4	
4	WAL - Wales	7	3	4	
7	BEL - Belgium	6	2	4	
8	KEN - Kenya	7	0	7	

Note:
Under World Curling rules, tie-breaking rules for standings are not applied until after the last game of the round robin.

Legend:
DSC Draw Shot Challenge **LSD** Last Stone Draw **LSFE(*)** Last Stone First End
Q Qualified for the play-offs **wn** Number of wins (n) against tied teams **X** Unplayed/unfinished end due to concession



THU 17 OCT 2024
Start Time 12:00

Round Robin Session 22



Session Results and Standings

Sheet	Team	LSD/LSFE	1	2	3	4	5	6	7	8	Extra Ends	Total
A	PUR - Puerto Rico	279.2cm	0	0	0	0	1	0	X	X		1
	IND - India	211.7cm *	3	4	3	2	0	4	X	X		16
B	SUI - Switzerland	42.7cm *	4	3	0	4	0	1	X	X		12
	GER - Germany	276.4cm	0	0	3	0	2	0	X	X		5
C	POL - Poland	94.9cm *	1	1	1	0	3	0	1	0		7
	IRL - Ireland	176.1cm	0	0	0	2	0	2	0	1		5
D	JPN - Japan	149.0cm	0	2	0	0	1	0	0	3	0	6
	DEN - Denmark	74.3cm *	1	0	1	1	0	2	1	0	1	7
E	NGR - Nigeria	319.1cm	0	1	0	0	1	0	X	X		2
	ITA - Italy	45.9cm *	2	0	2	3	0	5	X	X		12
F	ROU - Romania	324.7cm	1	0	0	1	0	0	0	0		2
	HKG - Hong Kong, China	160.2cm *	0	1	1	0	1	1	1	1		6

Current Standings

Group A

Rank	Team	Games	Wins	Losses
1	CAN - Canada	6	6	0 Q
2	CZE - Czechia	6	4	2
2	NZL - New Zealand	6	4	2
4	HUN - Hungary	6	3	3
4	TUR - Türkiye	6	3	3
6	ENG - England	6	2	4
6	LAT - Latvia	6	2	4
8	PHI - Philippines	6	0	6

Group B

Rank	Team	Games	Wins	Losses	
1	SWE - Sweden	7	7	0 Q	DSC 35.05cm
2	POL - Poland	7	6	1 Q	DSC 76.22cm
3	ITA - Italy	7	5	2 Q	DSC 36.41cm
4	IRL - Ireland	7	4	3	DSC 66.36cm
5	AUS - Australia	7	3	4	
6	IND - India	7	2	5	
7	NGR - Nigeria	7	1	6	
8	PUR - Puerto Rico	7	0	7	

Group C


Rank	Team	Games	Wins	Losses
1	ESP - Spain	6	6	0 Q
1	USA - United States	6	6	0 Q
3	SLO - Slovenia	6	4	2 Q
4	SCO - Scotland	6	3	3
5	BRA - Brazil	6	2	4
5	HKG - Hong Kong, China	6	2	4
7	TPE - Chinese Taipei	6	1	5
8	ROU - Romania	6	0	6

Group D

Rank	Team	Games	Wins	Losses
1	NOR - Norway	5	5	0 Q
2	JPN - Japan	6	4	2 Q
2	NED - Netherlands	6	4	2 Q
4	DEN - Denmark	6	3	3
5	AUT - Austria	5	2	3
6	EST - Estonia	6	2	4
7	SVK - Slovakia	6	0	6

Group E

Rank	Team	Games	Wins	Losses
1	SUI - Switzerland	7	6	1 Q
2	KAZ - Kazakhstan	6	5	1 Q
3	UKR - Ukraine	6	4	2 Q
4	FIN - Finland	7	3	4
4	GER - Germany	7	3	4
4	WAL - Wales	7	3	4
7	BEL - Belgium	6	2	4
8	KEN - Kenya	6	0	6



WMxCC 2024
Aberdeen, Scotland

World Mixed Curling Championship 2024
Curl Aberdeen



THU 17 OCT 2024
Start Time 12:00


Round Robin Session 22

**WORLD
CURLING**

Session Results and Standings

Note:
Under World Curling rules, tie-breaking rules for standings are not applied until after the last game of the round robin.

Legend:
DSC Draw Shot Challenge **LSD** Last Stone Draw **LSFE(*)** Last Stone First End
Q Qualified for the play-offs **X** Unplayed/unfinished end due to concession



THU 17 OCT 2024
Start Time 8:00

Round Robin Session 21

Session Results and Standings

Sheet	Team	LSD/LSFE	1	2	3	4	5	6	7	8	Extra Ends	Total
B	NED - Netherlands	261.2cm	1	1	0	3	2	2	X	X		9
	SVK - Slovakia	122.5cm *	0	0	1	0	0	0	X	X		1
C	NZL - New Zealand	340.0cm	0	1	0	1	0	0	1	0		3
	ENG - England	336.5cm *	0	0	1	0	0	2	0	1		4
D	TUR - Türkiye	107.2cm *	0	0	0	1	0	0	0	X		1
	CZE - Czechia	205.5cm	0	0	0	0	1	1	2	X		4
E	FIN - Finland	79.9cm *	2	1	5	0	4	0	X	X		12
	WAL - Wales	236.7cm	0	0	0	1	0	1	X	X		2
F	SWE - Sweden	389.6cm	1	1	1	0	1	1	2	X		7
	AUS - Australia	269.6cm *	0	0	0	1	0	0	0	X		1

Current Standings

Group A					Group B				
Rank	Team	Games	Wins	Losses	Rank	Team	Games	Wins	Losses
1	CAN - Canada	6	6	0 Q	1	SWE - Sweden	7	7	0 Q
2	CZE - Czechia	6	4	2	2	POL - Poland	6	5	1
2	NZL - New Zealand	6	4	2	3	IRL - Ireland	6	4	2
4	HUN - Hungary	6	3	3	3	ITA - Italy	6	4	2
4	TUR - Türkiye	6	3	3	5	AUS - Australia	7	3	4
6	ENG - England	6	2	4	6	IND - India	6	1	5
6	LAT - Latvia	6	2	4	6	NGR - Nigeria	6	1	5
8	PHI - Philippines	6	0	6	8	PUR - Puerto Rico	6	0	6
Group C					Group D				
Rank	Team	Games	Wins	Losses	Rank	Team	Games	Wins	Losses
1	ESP - Spain	6	6	0 Q	1	NOR - Norway	5	5	0 Q
1	USA - United States	6	6	0 Q	2	JPN - Japan	5	4	1 Q
3	SLO - Slovenia	6	4	2 Q	3	NED - Netherlands	6	4	2 Q
4	SCO - Scotland	6	3	3	4	AUT - Austria	5	2	3
5	BRA - Brazil	6	2	4	4	DEN - Denmark	5	2	3
6	HKG - Hong Kong, China	5	1	4	6	EST - Estonia	6	2	4
7	TPE - Chinese Taipei	6	1	5	7	SVK - Slovakia	6	0	6
8	ROU - Romania	5	0	5					
Group E									
Rank	Team	Games	Wins	Losses					
1	KAZ - Kazakhstan	6	5	1 Q					
1	SUI - Switzerland	6	5	1 Q					
3	UKR - Ukraine	6	4	2 Q					
4	GER - Germany	6	3	3					
5	FIN - Finland	7	3	4					
5	WAL - Wales	7	3	4					
7	BEL - Belgium	6	2	4					
8	KEN - Kenya	6	0	6					

Note:
Under World Curling rules, tie-breaking rules for standings are not applied until after the last game of the round robin.

Legend:
LSD Last Stone Draw **LSFE(*)** Last Stone First End **Q** Qualified for the play-offs
X Unplayed/unfinished end due to concession




Session Results and Standings

Sheet	Team	LSD/LSFE	1	2	3	4	5	6	7	8	Extra Ends	Total
A	ROU - Romania	274.6cm	3	1	1	0	0	1	0	0		6
	TPE - Chinese Taipei	242.2cm *	0	0	0	2	1	0	3	1		7
B	UKR - Ukraine	94.3cm *	0	0	1	0	3	0	3	0		7
	KAZ - Kazakhstan	214.3cm	3	0	0	2	0	1	0	2		8
C	FIN - Finland	168.4cm *	2	0	0	0	1	0	0	X		3
	GER - Germany	217.1cm	0	1	1	1	0	2	4	X		9
D	NED - Netherlands	43.6cm *	0	0	2	0	3	0	1	X		6
	EST - Estonia	218.4cm	1	1	0	1	0	1	0	X		4
E	AUT - Austria	187.7cm	0	0	0	0	0	0	X	X		0
	JPN - Japan	119.4cm *	2	1	1	1	1	1	X	X		7
F	SLO - Slovenia	233.4cm *	2	0	2	0	1	0	1	3		9
	BRA - Brazil	238.5cm	0	1	0	1	0	2	0	0		4

Current Standings

Group A					Group B				
Rank	Team	Games	Wins	Losses	Rank	Team	Games	Wins	Losses
1	CAN - Canada	5	5	0	1	SWE - Sweden	6	6	0 Q
2	NZL - New Zealand	5	4	1	2	POL - Poland	6	5	1
3	CZE - Czechia	5	3	2	3	IRL - Ireland	6	4	2
3	TUR - Türkiye	5	3	2	3	ITA - Italy	6	4	2
5	HUN - Hungary	5	2	3	5	AUS - Australia	6	3	3
5	LAT - Latvia	5	2	3	6	IND - India	6	1	5
7	ENG - England	5	1	4	6	NGR - Nigeria	6	1	5
8	PHI - Philippines	5	0	5	8	PUR - Puerto Rico	6	0	6
Group C					Group D				
Rank	Team	Games	Wins	Losses	Rank	Team	Games	Wins	Losses
1	ESP - Spain	5	5	0	1	NOR - Norway	5	5	0 Q
1	USA - United States	5	5	0	2	JPN - Japan	5	4	1 Q
3	SLO - Slovenia	6	4	2	3	NED - Netherlands	5	3	2
4	SCO - Scotland	5	3	2	4	AUT - Austria	5	2	3
5	BRA - Brazil	6	2	4	4	DEN - Denmark	5	2	3
6	HKG - Hong Kong, China	4	1	3	6	EST - Estonia	6	2	4
7	TPE - Chinese Taipei	6	1	5	7	SVK - Slovakia	5	0	5
8	ROU - Romania	5	0	5					
Group E									
Rank	Team	Games	Wins	Losses					
1	KAZ - Kazakhstan	6	5	1 Q					
2	SUI - Switzerland	5	4	1					
3	UKR - Ukraine	6	4	2					
4	GER - Germany	6	3	3					
4	WAL - Wales	6	3	3					
6	BEL - Belgium	5	2	3					
7	FIN - Finland	6	2	4					
8	KEN - Kenya	6	0	6					



WMxCC 2024
Aberdeen, Scotland

World Mixed Curling Championship 2024
Curl Aberdeen



WED 16 OCT 2024
Start Time 16:00

Round Robin Session 19

**WORLD
CURLING**

Session Results and Standings

Note:
Under WCF rules, tie-breaking rules for standings are not applied until after the last game of the round robin.

Legend:
LSD Last Stone Draw **LSFE(*)** Last Stone First End **Q** Qualified for the play-offs
X Unplayed/unfinished end due to concession



Session Results and Standings

Sheet	Team	LSD/LSFE	1	2	3	4	5	6	7	8	Extra Ends	Total
A	WAL - Wales	205.9cm *	1	0	1	0	2	0	3	X		7
	BEL - Belgium	280.4cm	0	1	0	2	0	0	0	X		3
B	NZL - New Zealand	52.5cm *	1	0	2	3	2	0	1	X		9
	LAT - Latvia	101.8cm	0	1	0	0	0	2	0	X		3
C	CAN - Canada	72.9cm *	2	0	0	2	4	2	X	X		10
	CZE - Czechia	109.2cm	0	1	1	0	0	0	X	X		2
D	HUN - Hungary	132.6cm *	1	1	0	4	4	0	X	X		10
	ENG - England	314.3cm	0	0	1	0	0	1	X	X		2
E	TUR - Türkiye	249.0cm *	0	2	3	0	2	1	3	X		11
	PHI - Philippines	396.3cm	1	0	0	1	0	0	0	X		2
F	SVK - Slovakia	373.4cm	0	1	1	0	1	0	X	X		3
	DEN - Denmark	55.3cm *	4	0	0	2	0	3	X	X		9

Current Standings

Group A					Group B				
Rank	Team	Games	Wins	Losses	Rank	Team	Games	Wins	Losses
1	CAN - Canada	5	5	0	1	SWE - Sweden	6	6	0 Q
2	NZL - New Zealand	5	4	1	2	POL - Poland	6	5	1
3	CZE - Czechia	5	3	2	3	IRL - Ireland	6	4	2
3	TUR - Türkiye	5	3	2	3	ITA - Italy	6	4	2
5	HUN - Hungary	5	2	3	5	AUS - Australia	6	3	3
5	LAT - Latvia	5	2	3	6	IND - India	6	1	5
7	ENG - England	5	1	4	6	NGR - Nigeria	6	1	5
8	PHI - Philippines	5	0	5	8	PUR - Puerto Rico	6	0	6
Group C					Group D				
Rank	Team	Games	Wins	Losses	Rank	Team	Games	Wins	Losses
1	ESP - Spain	5	5	0	1	NOR - Norway	5	5	0 Q
1	USA - United States	5	5	0	2	JPN - Japan	4	3	1
3	SCO - Scotland	5	3	2	3	AUT - Austria	4	2	2
3	SLO - Slovenia	5	3	2	3	NED - Netherlands	4	2	2
5	BRA - Brazil	5	2	3	5	DEN - Denmark	5	2	3
6	HKG - Hong Kong, China	4	1	3	5	EST - Estonia	5	2	3
7	ROU - Romania	4	0	4	7	SVK - Slovakia	5	0	5
8	TPE - Chinese Taipei	5	0	5					
Group E									
Rank	Team	Games	Wins	Losses					
1	KAZ - Kazakhstan	5	4	1					
1	SUI - Switzerland	5	4	1					
1	UKR - Ukraine	5	4	1					
4	WAL - Wales	6	3	3					
5	BEL - Belgium	5	2	3					
5	FIN - Finland	5	2	3					
5	GER - Germany	5	2	3					
8	KEN - Kenya	6	0	6					



WMxCC 2024
Aberdeen, Scotland

World Mixed Curling Championship 2024
Curl Aberdeen



WED 16 OCT 2024
Start Time 12:00

Round Robin Session 18

**WORLD
CURLING**

Session Results and Standings

Note:
Under WCF rules, tie-breaking rules for standings are not applied until after the last game of the round robin.

Legend:
LSD Last Stone Draw **LSFE(*)** Last Stone First End **Q** Qualified for the play-offs
X Unplayed/unfinished end due to concession




Session Results and Standings

Sheet	Team	LSD/LSFE	1	2	3	4	5	6	7	8	Extra Ends	Total
A	KEN - Kenya	379.4cm	1	0	0	0	0	0	X	X		1
	FIN - Finland	82.0cm *	0	0	2	3	2	4	X	X		11
B	IRL - Ireland	81.3cm *	0	2	0	2	0	0	1	X		5
	SWE - Sweden	371.5cm	1	0	5	0	0	2	0	X		8
C	ITA - Italy	38.0cm *	4	0	4	5	4	0	X	X		17
	PUR - Puerto Rico	368.4cm	0	1	0	0	0	1	X	X		2
D	AUS - Australia	159.9cm *	2	1	0	3	0	2	2	X		10
	NGR - Nigeria	333.0cm	0	0	1	0	1	0	0	X		2
E	IND - India	289.5cm *	0	0	1	0	0	1	0	X		2
	POL - Poland	369.5cm	1	0	0	1	3	0	4	X		9
F	NOR - Norway	323.3cm	1	0	1	1	0	3	0	X		6
	NED - Netherlands	254.1cm *	0	1	0	0	2	0	1	X		4

Current Standings

Group A					Group B				
Rank	Team	Games	Wins	Losses	Rank	Team	Games	Wins	Losses
1	CAN - Canada	4	4	0	1	SWE - Sweden	6	6	0 Q
2	CZE - Czechia	4	3	1	2	POL - Poland	6	5	1
2	NZL - New Zealand	4	3	1	3	IRL - Ireland	6	4	2
4	LAT - Latvia	4	2	2	3	ITA - Italy	6	4	2
4	TUR - Türkiye	4	2	2	5	AUS - Australia	6	3	3
6	ENG - England	4	1	3	6	IND - India	6	1	5
6	HUN - Hungary	4	1	3	6	NGR - Nigeria	6	1	5
8	PHI - Philippines	4	0	4	8	PUR - Puerto Rico	6	0	6
Group C					Group D				
Rank	Team	Games	Wins	Losses	Rank	Team	Games	Wins	Losses
1	ESP - Spain	5	5	0	1	NOR - Norway	5	5	0 Q
1	USA - United States	5	5	0	2	JPN - Japan	4	3	1
3	SCO - Scotland	5	3	2	3	AUT - Austria	4	2	2
3	SLO - Slovenia	5	3	2	3	NED - Netherlands	4	2	2
5	BRA - Brazil	5	2	3	5	EST - Estonia	5	2	3
6	HKG - Hong Kong, China	4	1	3	6	DEN - Denmark	4	1	3
7	ROU - Romania	4	0	4	7	SVK - Slovakia	4	0	4
8	TPE - Chinese Taipei	5	0	5					
Group E									
Rank	Team	Games	Wins	Losses					
1	KAZ - Kazakhstan	5	4	1					
1	SUI - Switzerland	5	4	1					
1	UKR - Ukraine	5	4	1					
4	BEL - Belgium	4	2	2					
5	FIN - Finland	5	2	3					
5	GER - Germany	5	2	3					
5	WAL - Wales	5	2	3					
8	KEN - Kenya	6	0	6					



WMxCC 2024
Aberdeen, Scotland

World Mixed Curling Championship 2024
Curl Aberdeen



WED 16 OCT 2024
Start Time 8:00

Round Robin Session 17

**WORLD
CURLING**

Session Results and Standings

Note:
Under WCF rules, tie-breaking rules for standings are not applied until after the last game of the round robin.

Legend:
LSD Last Stone Draw **LSFE(*)** Last Stone First End **Q** Qualified for the play-offs
X Unplayed/unfinished end due to concession



Session Results and Standings

Sheet	Team	LSD/LSFE	1	2	3	4	5	6	7	8	Extra Ends	Total
A	NZL - New Zealand	218.3cm	1	0	2	0	0	1	X	X		4
	TUR - Türkiye	215.7cm *	0	6	0	4	3	0	X	X		13
B	CZE - Czechia	302.2cm	0	1	0	0	3	1	0	1		6
	HUN - Hungary	61.1cm *	1	0	1	1	0	0	1	0		4
C	ESP - Spain	92.9cm *	1	3	4	1	2	3	X	X		14
	ROU - Romania	109.5cm	0	0	0	0	0	0	X	X		0
D	HKG - Hong Kong, China	189.1cm *	5	0	3	0	2	1	X	X		11
	BRA - Brazil	189.6cm	0	1	0	1	0	0	X	X		2
E	ENG - England	213.2cm	1	0	1	0	1	0	X	X		3
	CAN - Canada	208.3cm *	0	2	0	3	0	4	X	X		9
F	EST - Estonia	106.6cm *	0	2	0	4	2	1	X	X		9
	AUT - Austria	141.0cm	0	0	2	0	0	0	X	X		2

Current Standings

Group A					Group B				
Rank	Team	Games	Wins	Losses	Rank	Team	Games	Wins	Losses
1	CAN - Canada	4	4	0	1	SWE - Sweden	5	5	0
2	CZE - Czechia	4	3	1	2	IRL - Ireland	5	4	1
2	NZL - New Zealand	4	3	1	2	POL - Poland	5	4	1
4	LAT - Latvia	4	2	2	4	ITA - Italy	5	3	2
4	TUR - Türkiye	4	2	2	5	AUS - Australia	5	2	3
6	ENG - England	4	1	3	6	IND - India	5	1	4
6	HUN - Hungary	4	1	3	6	NGR - Nigeria	5	1	4
8	PHI - Philippines	4	0	4	8	PUR - Puerto Rico	5	0	5

Group C					Group D				
Rank	Team	Games	Wins	Losses	Rank	Team	Games	Wins	Losses
1	ESP - Spain	5	5	0	1	NOR - Norway	4	4	0
1	USA - United States	5	5	0	2	JPN - Japan	4	3	1
3	SCO - Scotland	5	3	2	3	NED - Netherlands	3	2	1
3	SLO - Slovenia	5	3	2	4	AUT - Austria	4	2	2
5	BRA - Brazil	5	2	3	5	EST - Estonia	5	2	3
6	HKG - Hong Kong, China	4	1	3	6	DEN - Denmark	4	1	3
7	ROU - Romania	4	0	4	7	SVK - Slovakia	4	0	4
8	TPE - Chinese Taipei	5	0	5					

Group E				
Rank	Team	Games	Wins	Losses
1	KAZ - Kazakhstan	5	4	1
1	SUI - Switzerland	5	4	1
1	UKR - Ukraine	5	4	1
4	BEL - Belgium	4	2	2
5	GER - Germany	5	2	3
5	WAL - Wales	5	2	3
7	FIN - Finland	4	1	3
8	KEN - Kenya	5	0	5

Note:
Under WCF rules, tie-breaking rules for standings are not applied until after the last game of the round robin.

Legend:
LSD Last Stone Draw LSFE(*) Last Stone First End X Unplayed/unfinished end due to concession



Session Results and Standings

Sheet	Team	LSD/LSFE	1	2	3	4	5	6	7	8	Extra Ends	Total
A	SVK - Slovakia	122.1cm	0	1	0	0	0	0	X	X		1
	JPN - Japan	65.3cm *	2	0	2	2	0	2	X	X		8
B	KEN - Kenya	280.6cm	1	0	0	0	0	0	X	X		1
	BEL - Belgium	258.8cm *	0	4	4	3	3	2	X	X		16
C	SUI - Switzerland	261.5cm	0	0	2	1	0	1	0	0		4
	WAL - Wales	123.9cm *	2	0	0	0	2	0	1	4		9
D	UKR - Ukraine	105.3cm *	2	1	0	1	0	1	1	1		7
	FIN - Finland	225.0cm	0	0	1	0	4	0	0	0		5
E	NOR - Norway	101.4cm *	0	1	1	4	0	1	0	X		7
	DEN - Denmark	207.3cm	0	0	0	0	2	0	0	X		2
F	PHI - Philippines	128.0cm *	0	0	0	0	2	0	0	X		2
	LAT - Latvia	215.7cm	3	3	2	2	0	2	1	X		13

Current Standings

Group A					Group B				
Rank	Team	Games	Wins	Losses	Rank	Team	Games	Wins	Losses
1	CAN - Canada	3	3	0	1	SWE - Sweden	5	5	0
1	NZL - New Zealand	3	3	0	2	IRL - Ireland	5	4	1
3	CZE - Czechia	3	2	1	2	POL - Poland	5	4	1
4	LAT - Latvia	4	2	2	4	ITA - Italy	5	3	2
5	ENG - England	3	1	2	5	AUS - Australia	5	2	3
5	HUN - Hungary	3	1	2	6	IND - India	5	1	4
5	TUR - Türkiye	3	1	2	6	NGR - Nigeria	5	1	4
8	PHI - Philippines	4	0	4	8	PUR - Puerto Rico	5	0	5
Group C					Group D				
Rank	Team	Games	Wins	Losses	Rank	Team	Games	Wins	Losses
1	USA - United States	5	5	0	1	NOR - Norway	4	4	0
2	ESP - Spain	4	4	0	2	JPN - Japan	4	3	1
3	SCO - Scotland	5	3	2	3	AUT - Austria	3	2	1
3	SLO - Slovenia	5	3	2	3	NED - Netherlands	3	2	1
5	BRA - Brazil	4	2	2	5	DEN - Denmark	4	1	3
6	HKG - Hong Kong, China	3	0	3	5	EST - Estonia	4	1	3
6	ROU - Romania	3	0	3	7	SVK - Slovakia	4	0	4
8	TPE - Chinese Taipei	5	0	5					
Group E									
Rank	Team	Games	Wins	Losses					
1	KAZ - Kazakhstan	5	4	1					
1	SUI - Switzerland	5	4	1					
1	UKR - Ukraine	5	4	1					
4	BEL - Belgium	4	2	2					
5	GER - Germany	5	2	3					
5	WAL - Wales	5	2	3					
7	FIN - Finland	4	1	3					
8	KEN - Kenya	5	0	5					

Note:
Under WCF rules, tie-breaking rules for standings are not applied until after the last game of the round robin.

Legend:
LSD Last Stone Draw LSFE(*) Last Stone First End X Unplayed/unfinished end due to concession



Session Results and Standings


Sheet	Team	LSD/LSFE	1	2	3	4	5	6	7	8	Extra Ends	Total
A	AUS - Australia	172.7cm	0	0	1	0	1	0	X	X		2
	ITA - Italy	55.9cm *	2	2	0	4	0	4	X	X		12
B	SCO - Scotland	152.7cm	1	0	0	1	0	1	0	1		4
	USA - United States	46.7cm *	0	1	1	0	2	0	2	0		6
C	SWE - Sweden	21.2cm *	4	0	3	1	0	3	1	X		12
	NGR - Nigeria	217.3cm	0	1	0	0	1	0	0	X		2
D	PUR - Puerto Rico	225.3cm	0	1	0	0	0	0	0	X		1
	POL - Poland	102.1cm *	1	0	3	3	2	3	3	X		15
E	TPE - Chinese Taipei	218.6cm	0	0	1	0	1	0	X	X		2
	SLO - Slovenia	64.6cm *	5	1	0	2	0	1	X	X		9
F	IND - India	98.5cm	0	0	1	0	1	0	X	X		2
	IRL - Ireland	54.3cm *	2	4	0	1	0	1	X	X		8

Current Standings

Group A					Group B				
Rank	Team	Games	Wins	Losses	Rank	Team	Games	Wins	Losses
1	CAN - Canada	3	3	0	1	SWE - Sweden	5	5	0
1	NZL - New Zealand	3	3	0	2	IRL - Ireland	5	4	1
3	CZE - Czechia	3	2	1	2	POL - Poland	5	4	1
4	ENG - England	3	1	2	4	ITA - Italy	5	3	2
4	HUN - Hungary	3	1	2	5	AUS - Australia	5	2	3
4	LAT - Latvia	3	1	2	6	IND - India	5	1	4
4	TUR - Türkiye	3	1	2	6	NGR - Nigeria	5	1	4
8	PHI - Philippines	3	0	3	8	PUR - Puerto Rico	5	0	5
Group C					Group D				
Rank	Team	Games	Wins	Losses	Rank	Team	Games	Wins	Losses
1	USA - United States	5	5	0	1	NOR - Norway	3	3	0
2	ESP - Spain	4	4	0	2	AUT - Austria	3	2	1
3	SCO - Scotland	5	3	2	2	JPN - Japan	3	2	1
3	SLO - Slovenia	5	3	2	2	NED - Netherlands	3	2	1
5	BRA - Brazil	4	2	2	5	DEN - Denmark	3	1	2
6	HKG - Hong Kong, China	3	0	3	6	EST - Estonia	4	1	3
6	ROU - Romania	3	0	3	7	SVK - Slovakia	3	0	3
8	TPE - Chinese Taipei	5	0	5					
Group E									
Rank	Team	Games	Wins	Losses					
1	SUI - Switzerland	4	4	0					
2	KAZ - Kazakhstan	5	4	1					
3	UKR - Ukraine	4	3	1					
4	GER - Germany	5	2	3					
5	BEL - Belgium	3	1	2					
5	FIN - Finland	3	1	2					
7	WAL - Wales	4	1	3					
8	KEN - Kenya	4	0	4					

Note:
Under WCF rules, tie-breaking rules for standings are not applied until after the last game of the round robin.

Legend:
LSD Last Stone Draw LSFE(*) Last Stone First End X Unplayed/unfinished end due to concession



Session Results and Standings

Sheet	Team	LSD/LSFE	1	2	3	4	5	6	7	8	Extra Ends	Total
A	GER - Germany	120.3cm	0	0	1	2	0	1	0	0		4
	UKR - Ukraine	35.4cm *	1	3	0	0	2	0	0	1		7
C	AUT - Austria	387.9cm	0	1	0	1	1	0	2	0		5
	NED - Netherlands	199.2cm *	2	0	1	0	0	2	0	1		6
F	WAL - Wales	154.8cm	0	0	1	1	0	1	X	X		3
	KAZ - Kazakhstan	31.2cm *	1	5	0	0	4	0	X	X		10

Current Standings

Group A					Group B				
Rank	Team	Games	Wins	Losses	Rank	Team	Games	Wins	Losses
1	CAN - Canada	3	3	0	1	SWE - Sweden	4	4	0
1	NZL - New Zealand	3	3	0	2	IRL - Ireland	4	3	1
3	CZE - Czechia	3	2	1	2	POL - Poland	4	3	1
4	ENG - England	3	1	2	4	AUS - Australia	4	2	2
4	HUN - Hungary	3	1	2	4	ITA - Italy	4	2	2
4	LAT - Latvia	3	1	2	6	IND - India	4	1	3
4	TUR - Türkiye	3	1	2	6	NGR - Nigeria	4	1	3
8	PHI - Philippines	3	0	3	8	PUR - Puerto Rico	4	0	4

Group C					Group D				
Rank	Team	Games	Wins	Losses	Rank	Team	Games	Wins	Losses
1	ESP - Spain	4	4	0	1	NOR - Norway	3	3	0
1	USA - United States	4	4	0	2	AUT - Austria	3	2	1
3	SCO - Scotland	4	3	1	2	JPN - Japan	3	2	1
4	BRA - Brazil	4	2	2	2	NED - Netherlands	3	2	1
4	SLO - Slovenia	4	2	2	5	DEN - Denmark	3	1	2
6	HKG - Hong Kong, China	3	0	3	6	EST - Estonia	4	1	3
6	ROU - Romania	3	0	3	7	SVK - Slovakia	3	0	3
8	TPE - Chinese Taipei	4	0	4					

Group E				
Rank	Team	Games	Wins	Losses
1	SUI - Switzerland	4	4	0
2	KAZ - Kazakhstan	5	4	1
3	UKR - Ukraine	4	3	1
4	GER - Germany	5	2	3
5	BEL - Belgium	3	1	2
5	FIN - Finland	3	1	2
7	WAL - Wales	4	1	3
8	KEN - Kenya	4	0	4

Note:
Under WCF rules, tie-breaking rules for standings are not applied until after the last game of the round robin.

Legend:
LSD Last Stone Draw LSFE(*) Last Stone First End X Unplayed/unfinished end due to concession



Session Results and Standings


Sheet	Team	LSD/LSFE	1	2	3	4	5	6	7	8	Extra Ends	Total
A	SLO - Slovenia	229.9cm	0	0	0	3	0	1	1	1		6
	SCO - Scotland	100.3cm *	1	0	1	0	3	0	0	0		5
B	NGR - Nigeria	399.2cm	0	0	0	0	0	1	X	X		1
	POL - Poland	98.7cm *	3	2	2	2	1	0	X	X		10
C	IND - India	241.4cm	0	2	1	0	2	0	0	1	0	6
	AUS - Australia	110.3cm *	2	0	0	2	0	0	2	0	1	7
D	IRL - Ireland	223.4cm	0	0	1	0	0	0	0	X		1
	ITA - Italy	184.7cm *	3	1	0	0	2	1	2	X		9
E	SWE - Sweden	69.5cm *	3	1	0	3	6	3	X	X		16
	PUR - Puerto Rico	284.9cm	0	0	1	0	0	0	X	X		1
F	USA - United States	399.2cm	1	4	0	3	1	0	X	X		9
	TPE - Chinese Taipei	300.8cm *	0	0	1	0	0	1	X	X		2

Current Standings

Group A					Group B				
Rank	Team	Games	Wins	Losses	Rank	Team	Games	Wins	Losses
1	CAN - Canada	3	3	0	1	SWE - Sweden	4	4	0
1	NZL - New Zealand	3	3	0	2	IRL - Ireland	4	3	1
3	CZE - Czechia	3	2	1	2	POL - Poland	4	3	1
4	ENG - England	3	1	2	4	AUS - Australia	4	2	2
4	HUN - Hungary	3	1	2	4	ITA - Italy	4	2	2
4	LAT - Latvia	3	1	2	6	IND - India	4	1	3
4	TUR - Türkiye	3	1	2	6	NGR - Nigeria	4	1	3
8	PHI - Philippines	3	0	3	8	PUR - Puerto Rico	4	0	4
Group C					Group D				
Rank	Team	Games	Wins	Losses	Rank	Team	Games	Wins	Losses
1	ESP - Spain	4	4	0	1	NOR - Norway	3	3	0
1	USA - United States	4	4	0	2	AUT - Austria	2	2	0
3	SCO - Scotland	4	3	1	3	JPN - Japan	3	2	1
4	BRA - Brazil	4	2	2	4	NED - Netherlands	2	1	1
4	SLO - Slovenia	4	2	2	5	DEN - Denmark	3	1	2
6	HKG - Hong Kong, China	3	0	3	6	EST - Estonia	4	1	3
6	ROU - Romania	3	0	3	7	SVK - Slovakia	3	0	3
8	TPE - Chinese Taipei	4	0	4					
Group E									
Rank	Team	Games	Wins	Losses					
1	SUI - Switzerland	4	4	0					
2	KAZ - Kazakhstan	4	3	1					
3	UKR - Ukraine	3	2	1					
4	GER - Germany	4	2	2					
5	BEL - Belgium	3	1	2					
5	FIN - Finland	3	1	2					
5	WAL - Wales	3	1	2					
8	KEN - Kenya	4	0	4					

Note:
Under WCF rules, tie-breaking rules for standings are not applied until after the last game of the round robin.

Legend:
LSD Last Stone Draw **LSFE(*)** Last Stone First End **X** Unplayed/unfinished end due to concession



Session Results and Standings


Sheet	Team	LSD/LSFE	1	2	3	4	5	6	7	8	Extra Ends	Total
A	HUN - Hungary	220.1cm	0	0	0	0	2	0	0	X		2
	CAN - Canada	24.6cm *	0	0	2	1	0	0	3	X		6
B	BRA - Brazil	337.7cm *	3	0	1	0	1	2	1	X		8
	ROU - Romania	385.3cm	0	1	0	1	0	0	0	X		2
C	LAT - Latvia	228.5cm *	0	3	0	0	1	0	0	2		6
	TUR - Türkiye	246.6cm	2	0	1	1	0	2	1	0		7
D	PHI - Philippines	326.2cm	0	1	0	0	1	1	0	X		3
	NZL - New Zealand	167.5cm *	2	0	4	1	0	0	4	X		11
E	HKG - Hong Kong, China	235.3cm *	0	0	0	1	0	0	1	X		2
	ESP - Spain	235.4cm	0	6	1	0	2	0	0	X		9
F	CZE - Czechia	297.4cm	0	2	3	0	0	2	0	1		8
	ENG - England	257.4cm *	3	0	0	0	1	0	2	0		6

Current Standings

Group A					Group B				
Rank	Team	Games	Wins	Losses	Rank	Team	Games	Wins	Losses
1	CAN - Canada	3	3	0	1	IRL - Ireland	3	3	0
1	NZL - New Zealand	3	3	0	1	SWE - Sweden	3	3	0
3	CZE - Czechia	3	2	1	3	POL - Poland	3	2	1
4	ENG - England	3	1	2	4	AUS - Australia	3	1	2
4	HUN - Hungary	3	1	2	4	IND - India	3	1	2
4	LAT - Latvia	3	1	2	4	ITA - Italy	3	1	2
4	TUR - Türkiye	3	1	2	4	NGR - Nigeria	3	1	2
8	PHI - Philippines	3	0	3	8	PUR - Puerto Rico	3	0	3
Group C					Group D				
Rank	Team	Games	Wins	Losses	Rank	Team	Games	Wins	Losses
1	ESP - Spain	4	4	0	1	NOR - Norway	3	3	0
2	SCO - Scotland	3	3	0	2	AUT - Austria	2	2	0
2	USA - United States	3	3	0	3	JPN - Japan	3	2	1
4	BRA - Brazil	4	2	2	4	NED - Netherlands	2	1	1
5	SLO - Slovenia	3	1	2	5	DEN - Denmark	3	1	2
6	HKG - Hong Kong, China	3	0	3	6	EST - Estonia	4	1	3
6	ROU - Romania	3	0	3	7	SVK - Slovakia	3	0	3
6	TPE - Chinese Taipei	3	0	3					
Group E									
Rank	Team	Games	Wins	Losses					
1	SUI - Switzerland	4	4	0					
2	KAZ - Kazakhstan	4	3	1					
3	UKR - Ukraine	3	2	1					
4	GER - Germany	4	2	2					
5	BEL - Belgium	3	1	2					
5	FIN - Finland	3	1	2					
5	WAL - Wales	3	1	2					
8	KEN - Kenya	4	0	4					

Note:
Under WCF rules, tie-breaking rules for standings are not applied until after the last game of the round robin.

Legend:
LSD Last Stone Draw **LSFE(*)** Last Stone First End **X** Unplayed/unfinished end due to concession



Session Results and Standings


Sheet	Team	LSD/LSFE	1	2	3	4	5	6	7	8	Extra Ends	Total
A	NOR - Norway	252.2cm	0	3	0	2	1	1	0	X		7
	SVK - Slovakia	93.6cm *	1	0	1	0	0	0	2	X		4
B	JPN - Japan	60.3cm *	2	0	0	0	2	3	2	X		9
	EST - Estonia	173.2cm	0	0	1	1	0	0	0	X		2
C	UKR - Ukraine	281.9cm	1	0	0	3	0	1	0	1		6
	SUI - Switzerland	116.3cm *	0	2	1	0	2	0	2	0		7
D	DEN - Denmark	242.3cm	0	1	0	3	0	0	1	X		5
	NED - Netherlands	211.5cm *	2	0	3	0	1	1	0	X		7
E	KAZ - Kazakhstan	199.1cm *	2	0	3	0	3	1	2	X		11
	GER - Germany	243.0cm	0	1	0	2	0	0	0	X		3
F	KEN - Kenya	233.5cm	0	0	1	0	0	0	X	X		1
	WAL - Wales	233.5cm *	2	3	0	6	1	3	X	X		15

Current Standings

Group A					Group B				
Rank	Team	Games	Wins	Losses	Rank	Team	Games	Wins	Losses
1	CAN - Canada	2	2	0	1	IRL - Ireland	3	3	0
1	NZL - New Zealand	2	2	0	1	SWE - Sweden	3	3	0
3	CZE - Czechia	2	1	1	3	POL - Poland	3	2	1
3	ENG - England	2	1	1	4	AUS - Australia	3	1	2
3	HUN - Hungary	2	1	1	4	IND - India	3	1	2
3	LAT - Latvia	2	1	1	4	ITA - Italy	3	1	2
7	PHI - Philippines	2	0	2	4	NGR - Nigeria	3	1	2
7	TUR - Türkiye	2	0	2	8	PUR - Puerto Rico	3	0	3
Group C					Group D				
Rank	Team	Games	Wins	Losses	Rank	Team	Games	Wins	Losses
1	ESP - Spain	3	3	0	1	NOR - Norway	3	3	0
1	SCO - Scotland	3	3	0	2	AUT - Austria	2	2	0
1	USA - United States	3	3	0	3	JPN - Japan	3	2	1
4	BRA - Brazil	3	1	2	4	NED - Netherlands	2	1	1
4	SLO - Slovenia	3	1	2	5	DEN - Denmark	3	1	2
6	HKG - Hong Kong, China	2	0	2	6	EST - Estonia	4	1	3
6	ROU - Romania	2	0	2	7	SVK - Slovakia	3	0	3
8	TPE - Chinese Taipei	3	0	3					
Group E									
Rank	Team	Games	Wins	Losses					
1	SUI - Switzerland	4	4	0					
2	KAZ - Kazakhstan	4	3	1					
3	UKR - Ukraine	3	2	1					
4	GER - Germany	4	2	2					
5	BEL - Belgium	3	1	2					
5	FIN - Finland	3	1	2					
5	WAL - Wales	3	1	2					
8	KEN - Kenya	4	0	4					

Note:
Under WCF rules, tie-breaking rules for standings are not applied until after the last game of the round robin.

Legend:
LSD Last Stone Draw **LSFE(*)** Last Stone First End **X** Unplayed/unfinished end due to concession



Session Results and Standings

Sheet	Team	LSD/LSFE	1	2	3	4	5	6	7	8	Extra Ends	Total
A	BRA - Brazil	79.3cm *	0	0	0	0	1	0	X	X		1
	ESP - Spain	127.3cm	3	1	3	2	0	2	X	X		11
B	BEL - Belgium	261.6cm	0	1	0	1	0	0	X	X		2
	FIN - Finland	189.2cm *	4	0	3	0	3	1	X	X		11
C	SLO - Slovenia	29.1cm *	0	0	1	0	0	2	0	X		3
	USA - United States	146.7cm	1	1	0	3	1	0	1	X		7
D	SCO - Scotland	149.7cm *	2	0	2	5	3	0	X	X		12
	TPE - Chinese Taipei	194.3cm	0	0	0	0	0	1	X	X		1

Current Standings


Group A					Group B				
Rank	Team	Games	Wins	Losses	Rank	Team	Games	Wins	Losses
1	CAN - Canada	2	2	0	1	IRL - Ireland	3	3	0
1	NZL - New Zealand	2	2	0	1	SWE - Sweden	3	3	0
3	CZE - Czechia	2	1	1	3	POL - Poland	3	2	1
3	ENG - England	2	1	1	4	AUS - Australia	3	1	2
3	HUN - Hungary	2	1	1	4	IND - India	3	1	2
3	LAT - Latvia	2	1	1	4	ITA - Italy	3	1	2
7	PHI - Philippines	2	0	2	4	NGR - Nigeria	3	1	2
7	TUR - Türkiye	2	0	2	8	PUR - Puerto Rico	3	0	3

Group C					Group D				
Rank	Team	Games	Wins	Losses	Rank	Team	Games	Wins	Losses
1	ESP - Spain	3	3	0	1	AUT - Austria	2	2	0
1	SCO - Scotland	3	3	0	1	NOR - Norway	2	2	0
1	USA - United States	3	3	0	3	DEN - Denmark	2	1	1
4	BRA - Brazil	3	1	2	3	JPN - Japan	2	1	1
4	SLO - Slovenia	3	1	2	5	EST - Estonia	3	1	2
6	HKG - Hong Kong, China	2	0	2	6	NED - Netherlands	1	0	1
6	ROU - Romania	2	0	2	7	SVK - Slovakia	2	0	2
8	TPE - Chinese Taipei	3	0	3					

Group E				
Rank	Team	Games	Wins	Losses
1	SUI - Switzerland	3	3	0
2	UKR - Ukraine	2	2	0
3	GER - Germany	3	2	1
3	KAZ - Kazakhstan	3	2	1
5	BEL - Belgium	3	1	2
5	FIN - Finland	3	1	2
7	WAL - Wales	2	0	2
8	KEN - Kenya	3	0	3

Note:
Under WCF rules, tie-breaking rules for standings are not applied until after the last game of the round robin.

Legend:
LSD Last Stone Draw **LSFE(*)** Last Stone First End **X** Unplayed/unfinished end due to concession



SUN 13 OCT 2024
Start Time 20:00

Round Robin Session 8

**WORLD
CURLING**

Session Results and Standings


Sheet	Team	LSD/LSFE	1	2	3	4	5	6	7	8	Extra Ends	Total
A	POL - Poland	257.8cm	0	2	0	1	0	0	2	X		5
	SWE - Sweden	98.7cm *	1	0	3	0	3	1	0	X		8
B	ITA - Italy	129.1cm	0	3	0	3	5	0	X	X		11
	IND - India	115.8cm *	1	0	1	0	0	1	X	X		3
C	JPN - Japan	320.4cm	0	1	0	1	1	0	0	X		3
	NOR - Norway	106.6cm *	2	0	5	0	0	1	2	X		10
D	GER - Germany	148.2cm *	2	0	3	0	1	0	0	2		8
	WAL - Wales	362.4cm	0	2	0	2	0	1	0	0		5
E	IRL - Ireland	265.3cm	0	3	3	0	3	0	0	X		9
	AUS - Australia	60.8cm *	2	0	0	1	0	1	2	X		6
F	NGR - Nigeria	225.9cm *	2	0	1	0	0	4	1	X		8
	PUR - Puerto Rico	299.2cm	0	1	0	2	1	0	0	X		4

Current Standings

Group A					Group B				
Rank	Team	Games	Wins	Losses	Rank	Team	Games	Wins	Losses
1	CAN - Canada	2	2	0	1	IRL - Ireland	3	3	0
1	NZL - New Zealand	2	2	0	1	SWE - Sweden	3	3	0
3	CZE - Czechia	2	1	1	3	POL - Poland	3	2	1
3	ENG - England	2	1	1	4	AUS - Australia	3	1	2
3	HUN - Hungary	2	1	1	4	IND - India	3	1	2
3	LAT - Latvia	2	1	1	4	ITA - Italy	3	1	2
7	PHI - Philippines	2	0	2	4	NGR - Nigeria	3	1	2
7	TUR - Türkiye	2	0	2	8	PUR - Puerto Rico	3	0	3
Group C					Group D				
Rank	Team	Games	Wins	Losses	Rank	Team	Games	Wins	Losses
1	ESP - Spain	2	2	0	1	AUT - Austria	2	2	0
1	SCO - Scotland	2	2	0	1	NOR - Norway	2	2	0
1	USA - United States	2	2	0	3	DEN - Denmark	2	1	1
4	BRA - Brazil	2	1	1	3	JPN - Japan	2	1	1
4	SLO - Slovenia	2	1	1	5	EST - Estonia	3	1	2
6	HKG - Hong Kong, China	2	0	2	6	NED - Netherlands	1	0	1
6	ROU - Romania	2	0	2	7	SVK - Slovakia	2	0	2
6	TPE - Chinese Taipei	2	0	2					
Group E									
Rank	Team	Games	Wins	Losses					
1	SUI - Switzerland	3	3	0					
2	UKR - Ukraine	2	2	0					
3	GER - Germany	3	2	1					
3	KAZ - Kazakhstan	3	2	1					
5	BEL - Belgium	2	1	1					
6	FIN - Finland	2	0	2					
6	WAL - Wales	2	0	2					
8	KEN - Kenya	3	0	3					

Note:
Under WCF rules, tie-breaking rules for standings are not applied until after the last game of the round robin.

Legend:
LSD Last Stone Draw **LSFE(*)** Last Stone First End **X** Unplayed/unfinished end due to concession



SUN 13 OCT 2024
Start Time 16:00

Round Robin Session 7



Session Results and Standings

Sheet	Team	LSD/LSFE	1	2	3	4	5	6	7	8	Extra Ends	Total
B	DEN - Denmark	222.2cm	0	2	0	3	0	0	1	X		6
	AUT - Austria	212.3cm *	1	0	2	0	3	5	0	X		11
C	EST - Estonia	221.2cm *	3	0	0	3	0	2	1	X		9
	SVK - Slovakia	386.5cm	0	2	0	0	2	0	0	X		4
D	KAZ - Kazakhstan	207.9cm *	3	0	4	3	5	0	X	X		15
	KEN - Kenya	306.0cm	0	1	0	0	0	1	X	X		2
E	BEL - Belgium	179.5cm	0	0	1	0	0	0	X	X		1
	UKR - Ukraine	85.0cm *	4	1	0	1	1	2	X	X		9
F	SUI - Switzerland	113.2cm *	0	0	1	0	3	0	4	0		8
	FIN - Finland	219.2cm	0	2	0	3	0	1	0	1		7

Current Standings

Group A					Group B				
Rank	Team	Games	Wins	Losses	Rank	Team	Games	Wins	Losses
1	CAN - Canada	2	2	0	1	IRL - Ireland	2	2	0
1	NZL - New Zealand	2	2	0	1	POL - Poland	2	2	0
3	CZE - Czechia	2	1	1	1	SWE - Sweden	2	2	0
3	ENG - England	2	1	1	4	AUS - Australia	2	1	1
3	HUN - Hungary	2	1	1	4	IND - India	2	1	1
3	LAT - Latvia	2	1	1	6	ITA - Italy	2	0	2
7	PHI - Philippines	2	0	2	6	NGR - Nigeria	2	0	2
7	TUR - Türkiye	2	0	2	6	PUR - Puerto Rico	2	0	2
Group C					Group D				
Rank	Team	Games	Wins	Losses	Rank	Team	Games	Wins	Losses
1	ESP - Spain	2	2	0	1	AUT - Austria	2	2	0
1	SCO - Scotland	2	2	0	2	JPN - Japan	1	1	0
1	USA - United States	2	2	0	2	NOR - Norway	1	1	0
4	BRA - Brazil	2	1	1	4	DEN - Denmark	2	1	1
4	SLO - Slovenia	2	1	1	5	EST - Estonia	3	1	2
6	HKG - Hong Kong, China	2	0	2	6	NED - Netherlands	1	0	1
6	ROU - Romania	2	0	2	7	SVK - Slovakia	2	0	2
6	TPE - Chinese Taipei	2	0	2					
Group E									
Rank	Team	Games	Wins	Losses					
1	SUI - Switzerland	3	3	0					
2	UKR - Ukraine	2	2	0					
3	KAZ - Kazakhstan	3	2	1					
4	BEL - Belgium	2	1	1					
4	GER - Germany	2	1	1					
6	WAL - Wales	1	0	1					
7	FIN - Finland	2	0	2					
8	KEN - Kenya	3	0	3					

Note:
Under WCF rules, tie-breaking rules for standings are not applied until after the last game of the round robin.

Legend:
LSD Last Stone Draw **LSFE(*)** Last Stone First End **X** Unplayed/unfinished end due to concession



Session Results and Standings

Sheet	Team	LSD/LSFE	1	2	3	4	5	6	7	8	Extra Ends	Total
A	SUI - Switzerland	125.3cm *	0	1	0	0	3	2	0	X		6
	KAZ - Kazakhstan	203.9cm	0	0	2	1	0	0	1	X		4
B	WAL - Wales	277.4cm	1	0	0	2	0	1	0	0		4
	UKR - Ukraine	260.1cm *	0	2	1	0	3	0	1	3		10
C	GER - Germany	99.8cm *	0	4	3	1	3	0	X	X		11
	KEN - Kenya	270.5cm	1	0	0	0	0	1	X	X		2
D	EST - Estonia	163.2cm	1	0	0	0	1	0	0	X		2
	NOR - Norway	70.2cm *	0	2	2	1	0	1	3	X		9
E	SVK - Slovakia	271.4cm *	0	5	0	0	2	0	0	0		7
	AUT - Austria	278.2cm	0	0	1	2	0	1	1	2	1	8

Current Standings

Group A					Group B				
Rank	Team	Games	Wins	Losses	Rank	Team	Games	Wins	Losses
1	CAN - Canada	1	1	0	1	IND - India	1	1	0
1	CZE - Czechia	1	1	0	1	IRL - Ireland	1	1	0
1	LAT - Latvia	1	1	0	1	POL - Poland	1	1	0
1	NZL - New Zealand	1	1	0	1	SWE - Sweden	1	1	0
5	ENG - England	1	0	1	5	AUS - Australia	1	0	1
5	HUN - Hungary	1	0	1	5	ITA - Italy	1	0	1
5	PHI - Philippines	1	0	1	5	NGR - Nigeria	1	0	1
5	TUR - Türkiye	1	0	1	5	PUR - Puerto Rico	1	0	1
Group C					Group D				
Rank	Team	Games	Wins	Losses	Rank	Team	Games	Wins	Losses
1	ESP - Spain	1	1	0	1	AUT - Austria	1	1	0
1	SCO - Scotland	1	1	0	1	DEN - Denmark	1	1	0
1	SLO - Slovenia	1	1	0	1	JPN - Japan	1	1	0
1	USA - United States	1	1	0	1	NOR - Norway	1	1	0
5	BRA - Brazil	1	0	1	5	NED - Netherlands	1	0	1
5	HKG - Hong Kong, China	1	0	1	5	SVK - Slovakia	1	0	1
5	ROU - Romania	1	0	1	7	EST - Estonia	2	0	2
5	TPE - Chinese Taipei	1	0	1					
Group E									
Rank	Team	Games	Wins	Losses					
1	SUI - Switzerland	2	2	0					
2	BEL - Belgium	1	1	0					
2	UKR - Ukraine	1	1	0					
4	GER - Germany	2	1	1					
4	KAZ - Kazakhstan	2	1	1					
6	FIN - Finland	1	0	1					
6	WAL - Wales	1	0	1					
8	KEN - Kenya	2	0	2					

Note:
Under WCF rules, tie-breaking rules for standings are not applied until after the last game of the round robin.

Legend:
LSD Last Stone Draw **LSFE(*)** Last Stone First End **X** Unplayed/unfinished end due to concession



Session Results and Standings

Sheet	Team	LSD/LSFE	1	2	3	4	5	6	7	8	Extra Ends	Total
A	SCO - Scotland	212.0cm *	0	1	1	1	1	2	0	X		6
	ROU - Romania	399.2cm	1	0	0	0	0	0	1	X		2
B	SWE - Sweden	132.7cm	1	0	1	0	1	1	1	0	1	6
	ITA - Italy	57.6cm *	0	1	0	2	0	0	0	2	0	5
C	NED - Netherlands	129.4cm *	0	0	0	0	0	1	X	X		1
	JPN - Japan	147.7cm	1	0	2	3	2	0	X	X		8
D	POL - Poland	94.7cm	0	0	2	0	3	0	0	2		7
	AUS - Australia	60.8cm *	1	0	0	1	0	1	1	0		4
E	PUR - Puerto Rico	399.2cm	0	0	0	1	0	0	X	X		1
	IRL - Ireland	74.5cm *	6	2	5	0	2	4	X	X		19
F	BRA - Brazil	399.2cm	0	1	0	0	0	2	X	X		3
	USA - United States	140.0cm *	3	0	5	1	1	0	X	X		10

Current Standings

Group A					Group B				
Rank	Team	Games	Wins	Losses	Rank	Team	Games	Wins	Losses
1	CAN - Canada	1	1	0	1	IND - India	1	1	0
1	CZE - Czechia	1	1	0	1	IRL - Ireland	1	1	0
1	LAT - Latvia	1	1	0	1	POL - Poland	1	1	0
1	NZL - New Zealand	1	1	0	1	SWE - Sweden	1	1	0
5	ENG - England	1	0	1	5	AUS - Australia	1	0	1
5	HUN - Hungary	1	0	1	5	ITA - Italy	1	0	1
5	PHI - Philippines	1	0	1	5	NGR - Nigeria	1	0	1
5	TUR - Türkiye	1	0	1	5	PUR - Puerto Rico	1	0	1
Group C					Group D				
Rank	Team	Games	Wins	Losses	Rank	Team	Games	Wins	Losses
1	ESP - Spain	1	1	0	1	DEN - Denmark	1	1	0
1	SCO - Scotland	1	1	0	1	JPN - Japan	1	1	0
1	SLO - Slovenia	1	1	0	3	EST - Estonia	1	0	1
1	USA - United States	1	1	0	3	NED - Netherlands	1	0	1
5	BRA - Brazil	1	0	1		AUT - Austria	0		
5	HKG - Hong Kong, China	1	0	1		NOR - Norway	0		
5	ROU - Romania	1	0	1		SVK - Slovakia	0		
5	TPE - Chinese Taipei	1	0	1					
Group E									
Rank	Team	Games	Wins	Losses					
1	BEL - Belgium	1	1	0					
1	KAZ - Kazakhstan	1	1	0					
1	SUI - Switzerland	1	1	0					
4	FIN - Finland	1	0	1					
4	GER - Germany	1	0	1					
4	KEN - Kenya	1	0	1					
	UKR - Ukraine	0							
	WAL - Wales	0							

Note:
Under WCF rules, tie-breaking rules for standings are not applied until after the last game of the round robin.

Legend:
LSD Last Stone Draw LSFE(*) Last Stone First End X Unplayed/unfinished end due to concession



SAT 12 OCT 2024
Start Time 12:00

Round Robin Session 2



Session Results and Standings


Sheet	Team	LSD/LSFE	1	2	3	4	5	6	7	8	Extra Ends	Total
A	DEN - Denmark	129.4cm	0	4	0	1	0	0	2	0		7
	EST - Estonia	60.1cm *	0	0	1	0	1	2	0	1		5
C	NGR - Nigeria	237.1cm	2	0	3	0	1	0	0	X		6
	IND - India	150.5cm *	0	4	0	1	0	1	2	X		8
D	FIN - Finland	90.3cm *	2	0	0	1	1	0	0	0		4
	KAZ - Kazakhstan	349.2cm	0	1	1	0	0	1	1	1		5
E	KEN - Kenya	399.2cm	0	0	0	0	0	0	X	X		0
	SUI - Switzerland	115.2cm *	5	4	3	3	3	1	X	X		19
F	GER - Germany	138.9cm *	0	1	0	0	0	0	X	X		1
	BEL - Belgium	248.5cm	1	0	2	2	1	2	X	X		8

Current Standings

Group A					Group B				
Rank	Team	Games	Wins	Losses	Rank	Team	Games	Wins	Losses
1	CAN - Canada	1	1	0	1	IND - India	1	1	0
1	CZE - Czechia	1	1	0	2	NGR - Nigeria	1	0	1
1	LAT - Latvia	1	1	0		AUS - Australia	0		
1	NZL - New Zealand	1	1	0		IRL - Ireland	0		
5	ENG - England	1	0	1		ITA - Italy	0		
5	HUN - Hungary	1	0	1		POL - Poland	0		
5	PHI - Philippines	1	0	1		PUR - Puerto Rico	0		
5	TUR - Türkiye	1	0	1		SWE - Sweden	0		
Group C					Group D				
Rank	Team	Games	Wins	Losses	Rank	Team	Games	Wins	Losses
1	ESP - Spain	1	1	0	1	DEN - Denmark	1	1	0
1	SLO - Slovenia	1	1	0	2	EST - Estonia	1	0	1
3	HKG - Hong Kong, China	1	0	1		AUT - Austria	0		
3	TPE - Chinese Taipei	1	0	1		JPN - Japan	0		
	BRA - Brazil	0				NED - Netherlands	0		
	ROU - Romania	0				NOR - Norway	0		
	SCO - Scotland	0				SVK - Slovakia	0		
	USA - United States	0							
Group E									
Rank	Team	Games	Wins	Losses					
1	BEL - Belgium	1	1	0					
1	KAZ - Kazakhstan	1	1	0					
1	SUI - Switzerland	1	1	0					
4	FIN - Finland	1	0	1					
4	GER - Germany	1	0	1					
4	KEN - Kenya	1	0	1					
	UKR - Ukraine	0							
	WAL - Wales	0							

Note:
Under WCF rules, tie-breaking rules for standings are not applied until after the last game of the round robin.

Legend:
LSD Last Stone Draw LSFE(*) Last Stone First End X Unplayed/unfinished end due to concession



Entry List by Event

REVISED
12 OCT 11:04

As of SAT 12 OCT 2024

AUS - Australia		Group B	
4 S	PANOUSI Matt	M	R
3 V	WESTHAGEN Jennifer	F	R
2	CHICK Gerald	M	R
1	POWELL Anne	F	R
C	-		
O	-		

AUT - Austria		Group D	
4 S	KARG Johann	M	R
3 V	HOESS Johanna	F	R
2	JOEHL Moritz	M	R
1	WITSCHEN Jill	F	R
C	-		
O	-		

BEL - Belgium		Group E	
4 S	VAN OOSTERWYCK Caro	F	R
3 V	HEYLEN Dirk	M	L
2	HUISKAMP Annemiek	F	R
1	VAN DONINCK Wim	M	R
C	-		
O	-		

BRA - Brazil		Group C	
4 S	VILELA Sergio Mitsuo	M	R
3 V	SUMI Elen Naomi	F	R
2	YAMASHITA Arnaldo	M	R
1	RODRIGUEZ Giullia	F	L
C	-		
O	-		

CAN - Canada		Group A	
4 S	MEACHEM Shaun	M	R
3 V	SCHAFER Kelly	F	L
2	HAICHERT Chris	M	R
1	HAICHERT Teejay	F	R
C	SIMMONS Pat		
O	-		

CZE - Czechia		Group A	
4 S	TABERY Krystof	M	R
3 V	FREDERIKSEN Karolina	F	R
2	SKALA Jakub	M	R
1	DUSKOVA Valentyna	F	R
C	-		
O	-		

DEN - Denmark		Group D	
4 S	JENSEN Karolina	F	R
3 V	GOLDBECK Liam	M	R
2	SCHACK Signe	F	R
1	KARGER Christian	M	R
C	PERRAS Dillan (SCO)		
O	-		

ENG - England		Group A	
4 S	WOOLSTON Andrew	M	R
3 V	GREGORY Lesley	F	R
2	GREGORY Martin	M	R
1	BALFOUR Kirsty	F	R
C	BROWN John		
O	-		

ESP - Spain		Group C	
4 S	VEZ Sergio	M	R
3 V	OTAEGI Oihane	F	R
2	UNANUE Mikel	M	R
1	OTAEGI Leire	F	R
C	-		
O	-		

EST - Estonia		Group D	
4 V	KUKNER Karl	M	R
3 S	MADISSON Triin	F	R
2	PADAMA Marten	M	R
1	ELMIK Kaidi	F	R
C	-		
O	-		

FIN - Finland		Group E	
4	KUOSMANEN Paavo	M	R
3	KITTI Laura	F	R
2 S	UUSIPAVALNIEMI Jussi	M	R
1 V	NILHAMN-KUOSMANEN Bonnie	F	R
C	-		
O	-		

GER - Germany		Group E	
4 S	GOLDEMANN Sven	M	R
3 V	BEER Maike	F	R
2	RICKMERS Peter	M	R
1	EHNES Polina	F	R
C	-		
O	-		

HKG - Hong Kong, China		Group C	
4 S	CHANG Jason	M	R
3 V	HUNG Ling-Yue	F	R
2	CHUNG Christopher	M	R
1	SHANG Ada	F	R
C	-		
O	-		

HUN - Hungary		Group A	
4	FOTI Balazs	M	R
3 V	HALASZ Csilla	F	R
2 S	EZSOL Gabor	M	R
1	SZABO Eniko	F	R
C	-		
O	-		



Entry List by Event

REVISED
12 OCT 11:04

As of SAT 12 OCT 2024

IND - India		Group B	
4 S	RAJU P. N.	M	R
3 V	CHAUDHARI Namini	F	L
2	ANTHAY SUTHAKARAN Giriithar	M	R
1	PATEL Richa	F	R
C	-		
O	-		

IRL - Ireland		Group B	
4 S	WILSON John	M	R
3 V	FYFE Alison	F	R
2	WHYTE Craig	M	R
1	WARD Jen	F	R
C	KENNY Johnjo		
2C	RUSSELL Gillian		

ITA - Italy		Group B	
4 V	GONIN Simone	M	R
3 S	MAURINO Giorgia	F	R
2	MAURINO Lorenzo	M	L
1	MAURINO Anna Maria	F	L
C	-		
O	-		

JPN - Japan		Group D	
4 V	ICHITSUBO Shun	M	R
3 S	HASE Hinako	F	L
2	HASEGAWA Hiroki	M	R
1	TOKOYODA Chihiro	F	R
C	-		
O	-		

KAZ - Kazakhstan		Group E	
4 S	ZHUZBAY Abylaikhan	M	R
3 V	ALLIYAROVA Tilsimay	F	R
2	ALLIYAR Aidos	M	R
1	TASTEMIR Merey	F	R
C	-		
O	-		

KEN - Kenya		Group E	
4 S	ODHIAMBO Daniel	M	L
3 V	OGUTA Laventer	F	R
2	KARANJA Simon	M	R
1	SALMA Sharleen	F	R
C	-		
O	-		

LAT - Latvia		Group A	
4 S	VONDA Kriss	M	R
3 V	REGZA Agate	F	L
2	VONDA Ricards	M	R
1	REGZA Darta	F	R
C	REGZA Evita		
O	-		

NED - Netherlands		Group D	
4 S	SPITS Simon	M	R
3 V	BOMAS Lisenka	F	R
2	ROS Floris	M	R
1	BOMAS Anandi	F	L
C	BOMAS Bob		
O	-		

NGR - Nigeria		Group B	
4 S	WOODS III Harold	M	R
3 V	HASHI Jasmin	F	R
2	COLE T. J.	M	L
1	TODD Bobbie	F	R
C	CAMPBELL Tommy (ENG)		
O	-		


NOR - Norway		Group D	
4 S	VOLLAN ROENNING Martine	F	L
3 V	MORTEN BURAAS Grunde	M	R
2	ROENNING Andrine Vollan	F	L
1	DAEHLIN Harald	M	R
C	ROENNING Kai Ove		
2C	BURAAS Jostein		

NZL - New Zealand		Group A	
4 S	SARGON Brett	M	R
3 V	THOMPSON Holly	F	R
2	FORD Kieran	M	R
1	RUSSELL Olivia	F	R
C	-		
O	-		

PHI - Philippines		Group A	
4 S	ALOJIPAN Chad	M	R
3 V	UMALI Donna	F	R
2	ONGLINGSWAN Alastair	M	R
1	ALOJIPAN Ashley	F	L
C	SUAREZ Micha		
O	-		

POL - Poland		Group B	
4 S	JASIECKI Borys	M	R
3 V	DYDERSKA Julia	F	R
2	TELAK Jeremi	M	R
1	WOJTAS Justyna	F	R
C	-		
O	-		

PUR - Puerto Rico		Group B	
4 S	VARGAS Jonathan	M	R
3 V	CONLEY Rachel	F	R
2	SEPULVEDA Jose	M	R
1	SMITH Che	F	R
C	GUTIERREZ Miguel (USA)		
O	-		



Entry List by Event

REVISED
12 OCT 11:04

As of SAT 12 OCT 2024

ROU - Romania		Group C	
4 S	GHERGIE Dan	M	R
3 V	TRAILA Octavia	F	R
2	FELECAN Matei	M	R
1	BACALI Ania	F	R
C	-		
O	-		

SCO - Scotland		Group C	
4 S	KENNEDY Neil	M	R
3 V	AGNEW Margaret	F	R
2	AGNEW John	M	R
1	KENNEDY Sheila	F	R
C	-		
O	-		

SLO - Slovenia		Group C	
4 S	ZELINKA Gaber Bor	M	R
3 V	GREGORI Liza	F	R
2	LANGUS Simon	M	R
1	JERE Lea	F	R
C	-		
O	-		

SUI - Switzerland		Group E	
4 V	WAGENSEIL Yves	M	R
3 S	WUEEST Nora	F	L
2	WUEEST Dieter	M	L
1	WUEEST Marion	F	R
C	WUEEST Carola		
O	WUEEST Isabelle		

SVK - Slovakia		Group D	
4 S	KAJANOVA Gabriela	F	R
3 V	SYKORA Marek	M	R
2	SYKOROVA Silvia	F	L
1	KAJAN David	M	R
C	-		
O	-		

SWE - Sweden		Group B	
4 S	GRANBOM Simon	M	R
3 V	THUNMAN Rebecka	F	R
2	PATZ Johannes	M	R
1	ALTEBRO Mikaela	F	R
C	-		
O	-		

TPE - Chinese Taipei		Group C	
4 S	HOU Yi-Ler	M	L
3 V	LI Ling-Zhi	F	R
2	LIN Chen-Han	M	L
1	LI Ling-Yi	F	R
C	LIN Ting-Li		
2C	WU Guo-Hao		

TUR - Türkiye		Group A	
4 V	ESER Selahattin	M	R
3	ARZIK Nilay	F	R
2	NERSE Bilal Emre	M	R
1 S	URUSAN Ilknur	F	L
C	ZENGİN Muhammet Oguz		
2C	OZDEMİR Adem		

UKR - Ukraine		Group E	
4 S	NIKOLOV Eduard	M	R
3	KALINICHENKO Yaroslava	F	R
2	SUHAK Artem	M	R
1 V	MOSKALENKO Diana	F	R
C	RAMSAY David (SCO)		
O	-		

USA - United States		Group C	
4 S	FALCO David	M	R
3 V	WOOD Rebecca	F	R
2	WHEELER Lance	M	R
1	MOORES Clare	F	R
C	BROWN Brian		
2C	FINCH Pam		

WAL - Wales		Group E	
4 S	COOMBS Garry	M	R
3 V	BEEVER Laura	F	R
2	PHILLIPS Rhys	M	R
1	GLAZIER Judith	F	R
C	SPAIN Fiona (ENG)		
O	-		

Note:

Position and function for each team member:

4 = Fourth, **3** = Third, **2** = Second, **1** = Lead, **S** = Skip, **V** = Vice-Skip

C = Coach, **2C** = 2nd Team Coach, **NC** = National Coach, **T** = Translator, **O** = Team Official

Legend:

F Female

L Left-handed

M Male

R Right-handed

REVISED


KEN: SALMA Sharleen replacing MAUTI Nyaboke
NGR: GUMLEY Vicky not present



Competition Officials

As of FRI 11 OCT 2024

Function	Name	Organisation
World Curling President:	WELLING Beau	USA - United States
World Curling Head of Competition:	ROETHLISBERGER Eeva	SUI - Switzerland
World Curling Technical Delegate:	MUTCH Laura	SCO - Scotland
Chief Umpire:	MELROSE Colin	SCO - Scotland
Deputy Chief Umpire:	BRODIE Harry	SCO - Scotland
Timing Supervisors:	FAIRWEATHER Kirstina YOUNG Robin	SCO - Scotland SCO - Scotland
Chief Ice Technicians:	BREWSTER Tom CALLAN Mark	SCO - Scotland SCO - Scotland
Deputy Chief Ice Technician:	McLAIN Kyle	SCO - Scotland



Competition Schedule

REVISED
19 SEP 10:08

As of THU 19 SEP 2024

Date	Start Time	Session	Sheet A	Sheet B	Sheet C	Sheet D	Sheet E	Sheet F
SAT 12 OCT	8:00	1	HKG - SLO	HUN - NZL	TUR - CAN	CZE - PHI	LAT - ENG	TPE - ESP
	12:00	2	DEN - EST		NGR - IND	FIN - KAZ	KEN - SUI	GER - BEL
	16:00	3	SCO - ROU	SWE - ITA	NED - JPN	POL - AUS	PUR - IRL	BRA - USA
	20:30	4	SUI - KAZ	WAL - UKR	GER - KEN	EST - NOR	SVK - AUT	
SUN 13 OCT	8:00	5	IRL - NGR	AUS - PUR	SCO - HKG	IND - SWE	USA - ROU	ITA - POL
	12:00	6	ENG - PHI	SLO - ESP	TPE - BRA	LAT - CAN	NZL - CZE	TUR - HUN
	16:00	7		DEN - AUT	EST - SVK	KAZ - KEN	BEL - UKR	SUI - FIN
	20:00	8	POL - SWE	ITA - IND	JPN - NOR	GER - WAL	IRL - AUS	NGR - PUR
MON 14 OCT	8:00	9	BRA - ESP	BEL - FIN	SLO - USA	SCO - TPE		
	12:00	10	NOR - SVK	JPN - EST	UKR - SUI	DEN - NED	KAZ - GER	KEN - WAL
	16:00	11	HUN - CAN	BRA - ROU	LAT - TUR	PHI - NZL	HKG - ESP	CZE - ENG
	20:00	12	SLO - SCO	NGR - POL	IND - AUS	IRL - ITA	SWE - PUR	USA - TPE
TUE 15 OCT	8:00	13	GER - UKR		AUT - NED			WAL - KAZ
	12:00	14	AUS - ITA	SCO - USA	SWE - NGR	PUR - POL	TPE - SLO	IND - IRL
	16:00	15	SVK - JPN	KEN - BEL	SUI - WAL	UKR - FIN	NOR - DEN	PHI - LAT
	20:00	16	NZL - TUR	CZE - HUN	ESP - ROU	HKG - BRA	ENG - CAN	EST - AUT
WED 16 OCT	8:00	17	KEN - FIN	IRL - SWE	ITA - PUR	AUS - NGR	IND - POL	NOR - NED
	12:00	18	WAL - BEL	NZL - LAT	CAN - CZE	HUN - ENG	TUR - PHI	SVK - DEN
	16:00	19	ROU - TPE	UKR - KAZ	FIN - GER	NED - EST	AUT - JPN	SLO - BRA
	20:00	20	USA - HKG	CAN - PHI		BEL - SUI	HUN - LAT	ESP - SCO
THU 17 OCT	8:00	21		NED - SVK	NZL - ENG	TUR - CZE	FIN - WAL	SWE - AUS
	12:00	22	PUR - IND	SUI - GER	POL - IRL	JPN - DEN	NGR - ITA	ROU - HKG
	16:00	23	AUT - NOR	ENG - TUR	PHI - HUN	ESP - USA		UKR - KEN
	20:00	24	CZE - LAT	HKG - TPE	KAZ - BEL	ROU - SLO	BRA - SCO	CAN - NZL
FRI 18 OCT	9:00	1/8-final Session 1						
	13:00	1/8-final Session 2						
	19:00	Quarter-finals						
SAT 19 OCT	9:00	Semi-finals						
	15:00	Finals						

Note:

First named team in each game plays red-handled stones and wears dark coloured upper playing garments. Please check online for more details and the latest updates.

REVISED

Withdrawal of Mongolia