



**World Qualification Event 2020  
Lohja, Finland**

**13 – 18 January 2020**

**RESULTS SUMMARY**

**Women**

## Final Standings

Rank	Team	Players	Position - Function
1	KOR - Korea	GIM Un Chi	4 S
		UM Min Ji	3 V
		KIM Su Ji	2
		SEOL Ye Eun	1
		SEOL Ye Ji	A
		SHIN Dong Ho	C
2	ITA - Italy	ZAPPONE Veronica	4 S
		CONSTANTINI Stefania	3 V
		ROMEI Angela	2
		ZARDINI LACEDELLI Giulia	1
		DAMI Elena	A
		CALDART Violetta	C
3	TUR - Turkey	YILDIZ Dilsat	4 S
		POLAT Oznur	3 V
		KONUKSEVER Semiha	2
		POLAT Mihriban	1
		-	A
		ZUMMACK Tony	C
4	EST - Estonia	TURMANN Marie	4 S
		TURMANN Liisa	3 V
		GROSSMANN Heili	2
		TUVIKE Erika	1
		-	A
		STRAUSAK Nicole	C
5	NOR - Norway	ROERVIK Marianne	4 S
		SKASLIEN Eli	3
		TRULSEN Pia	2 V
		CUNNINGHAM Jennifer	1
		-	A
		STEEN HANSEN Rune	C
6	FIN - Finland	TURTO Miia	4 V
		VIRTAALA Elina	3 S
		LINDSTROEM Janina	2
		RISSANEN Tuuli	1
		HIPPI Marjo	A
		KIISKINEN Katja	C
7	AUS - Australia	WAGNER Lauren	4 S
		WESTHAGEN Jennifer	3 V
		TSOURLENES Kristen	2
		MILLIKIN Carlee	1
		-	A
		ARMSTRONG Dustin	C
8	MEX - Mexico	CAMARENA OSORNO Adriana	4 S
		PEREZ ANZURES Angelica	3 V
		QUINTERO TORRES Estefana	2
		TOMPKINS Monica	1
		-	A
		-	C

**Note:**

Position and function for each team member:

**4** = Fourth, **3** = Third, **2** = Second, **1** = Lead, **A** = Alternate, **S** = Skip, **V** = Vice-Skip, **C** = Coach

**KOR and ITA qualified for the World Women's Curling Championship 2020 in Prince George, Canada**


## Competition Summary

Session	Date	Time	Sheet A	Sheet B	Sheet C	Sheet D
Session 1	MON 13 JAN	15:00	ITA 8-4 EST	KOR 12-3 FIN	TUR 13-5 AUS	MEX 3-9 NOR
Session 2	TUE 14 JAN	9:00	MEX 1-11 FIN	ITA 7-5 AUS	EST 6-9 NOR	TUR 6-7 KOR
Session 3	TUE 14 JAN	19:00	NOR 11-2 AUS	MEX 2-10 TUR	ITA 5-9 KOR	EST 9-5 FIN
Session 4	WED 15 JAN	14:00	TUR 2-11 ITA	FIN 6-7 NOR	MEX 1-9 EST	KOR 13-1 AUS
Session 5	THU 16 JAN	9:00	EST 2-7 KOR	AUS 14-4 MEX	NOR 3-9 TUR	FIN 6-8 ITA
Session 6	THU 16 JAN	19:00	FIN 4-11 TUR	NOR 5-10 ITA	KOR 15-1 MEX	AUS 2-9 EST
Session 7	FRI 17 JAN	14:00	KOR 8-6 NOR	TUR 4-7 EST	AUS 5-13 FIN	ITA 11-2 MEX
Play-off 1	SAT 18 JAN	9:00		ITA 5-6 KOR		
Play-off 2	SAT 18 JAN	14:00			ITA 8-4 TUR	

## Standings after Round Robin

Rank	Team	Games	Wins	Losses	
1	KOR - Korea	7	7	0	Q
2	ITA - Italy	7	6	1	Q
3	TUR - Turkey	7	4	3	Q w1 DSC 46.91cm
4	EST - Estonia	7	4	3	w1 DSC 69.56cm
5	NOR - Norway	7	4	3	w1 DSC 80.21cm
6	FIN - Finland	7	2	5	
7	AUS - Australia	7	1	6	
8	MEX - Mexico	7	0	7	

## Play-offs Bracket




**Legend:**  
**DSC** Draw Shot Challenge      **Q** Qualified for the play-offs      **wn** Number of wins (n) against tied teams



### Session Results and Standings

Sheet	Game	Team	LSFE	1	2	3	4	5	6	7	8	9	10	Extra Ends	Total
C	9	ITA - Italy	*	1	0	2	0	0	0	1	1	1	2		8
	8	TUR - Turkey		0	0	0	1	2	1	0	0	0	0		4

### Play-offs Bracket



**Legend:**  
LSFE(\*) Last Stone First End

### Scoring Analysis

Team	Games	LSFE	Stolen Ends	Last Stone Eff.	Force Eff.	Points Scored							Total	Plus / Minus
						0	1	2	3	4	>4			
KOR	For	6	18	41%	74%	2	22	8	6	4	1	77	+48	
	Against	2	4			1	17	6	0	0	0	29		
ITA	For	4	18	31%	58%	3	26	9	3	5	0	73	+30	
	Against	5	7			2	20	10	1	0	0	43		
TUR	For	5	14	37%	55%	2	19	10	4	2	0	59	+12	
	Against	3	9			2	16	10	1	2	0	47		
EST	For	4	10	38%	59%	5	17	9	1	2	0	46	+10	
	Against	3	5			4	13	5	3	1	0	36		
NOR	For	4	9	33%	58%	2	13	11	2	1	1	50	+6	
	Against	3	11			1	20	7	2	1	0	44		
FIN	For	3	6	40%	50%	1	10	12	1	0	2	48	-5	
	Against	4	11			4	17	7	6	1	0	53		
AUS	For	2	7	19%	53%	2	12	2	3	1	1	34	-36	
	Against	5	19			1	16	8	5	3	2	70		
MEX	For	2	1	3%	13%	0	12	1	0	0	0	14	-65	
	Against	5	17			2	12	9	2	7	3	79		
<b>Total</b>	<b>30</b>		<b>83</b>			<b>17</b>	<b>131</b>	<b>62</b>	<b>20</b>	<b>15</b>	<b>5</b>	<b>401</b>		

**Note:**

Stolen ends are the ends won without the last stone advantage.

Last Stone Efficiency: Scoring two or more points with last stone advantage.

Force Efficiency: Forcing the opponent team to score only one point when they have the last stone advantage.

**Legend:**

>4 More than four points scored

Eff. Efficiency

LSFE Last Stone First End

## Summary of Big Ends

Points Scored	By	Against	Session	End	Game Result
6	FIN - Finland	AUS - Australia	7	9	13 : 5
5	AUS - Australia	MEX - Mexico	5	2	14 : 4
5	FIN - Finland	AUS - Australia	7	5	13 : 5
5	KOR - Korea	MEX - Mexico	6	4	15 : 1
5	NOR - Norway	MEX - Mexico	1	5	9 : 3
4	AUS - Australia	MEX - Mexico	5	8	14 : 4
4	EST - Estonia	MEX - Mexico	4	5	9 : 1
4	EST - Estonia	AUS - Australia	6	8	9 : 2
4	ITA - Italy	TUR - Turkey	4	2	11 : 2
4	ITA - Italy	TUR - Turkey	4	3	11 : 2
4	ITA - Italy	NOR - Norway	6	7	10 : 5
4	ITA - Italy	MEX - Mexico	7	2	11 : 2
4	ITA - Italy	MEX - Mexico	7	4	11 : 2
4	KOR - Korea	AUS - Australia	4	1	13 : 1
4	KOR - Korea	AUS - Australia	4	2	13 : 1
4	KOR - Korea	MEX - Mexico	6	1	15 : 1
4	KOR - Korea	MEX - Mexico	6	6	15 : 1
4	NOR - Norway	EST - Estonia	2	5	9 : 6
4	TUR - Turkey	MEX - Mexico	3	7	10 : 2
4	TUR - Turkey	FIN - Finland	6	3	11 : 4

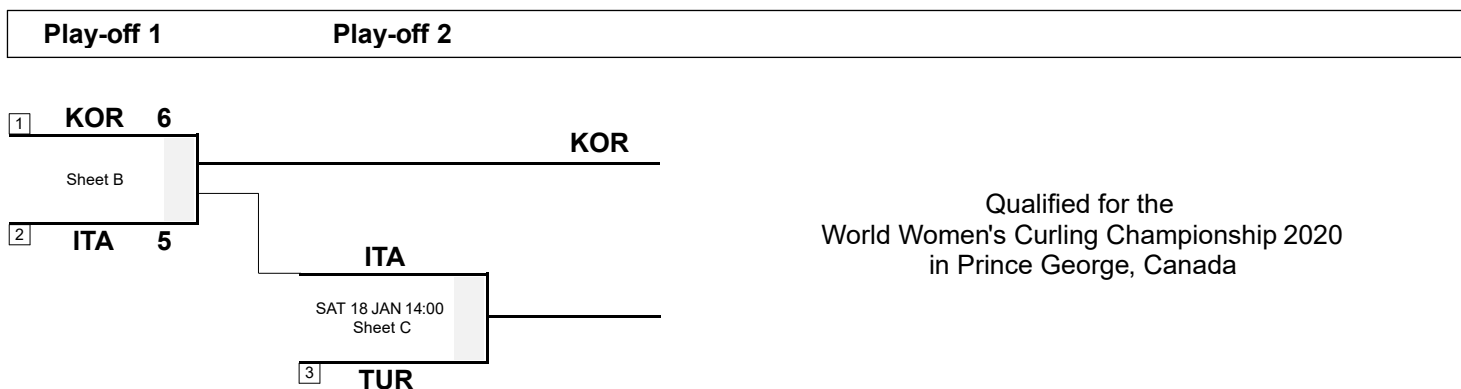
**Note:**  
Big ends are defined as ends with a score of four or more points.



### Session Results and Standings

Sheet	Game	Team	LSFE	1	2	3	4	5	6	7	8	9	10	Extra Ends	Total
B	8	ITA - Italy		0	2	0	1	1	0	0	0	1	0		5
	8	KOR - Korea	*	1	0	1	0	0	1	1	1	0	1		6

### Play-offs Bracket



**Legend:**  
LSFE(\*) Last Stone First End

### Competition Matrix

Team	AUS	EST	FIN	ITA	KOR	MEX	NOR	TUR
<b>AUS</b>		2 - 9	5 - 13	5 - 7	1 - 13	14 - 4	2 - 11	5 - 13
<b>EST</b>	9 - 2		9 - 5	4 - 8	2 - 7	9 - 1	6 - 9	7 - 4
<b>FIN</b>	13 - 5	5 - 9		6 - 8	3 - 12	11 - 1	6 - 7	4 - 11
<b>ITA</b>	7 - 5	8 - 4	8 - 6		5 - 9	11 - 2	10 - 5	11 - 2
<b>KOR</b>	13 - 1	7 - 2	12 - 3	9 - 5		15 - 1	8 - 6	7 - 6
<b>MEX</b>	4 - 14	1 - 9	1 - 11	2 - 11	1 - 15		3 - 9	2 - 10
<b>NOR</b>	11 - 2	9 - 6	7 - 6	5 - 10	6 - 8	9 - 3		3 - 9
<b>TUR</b>	13 - 5	4 - 7	11 - 4	2 - 11	6 - 7	10 - 2	9 - 3	

### Standings after Round Robin

Rank	Team	Games	Wins	Losses				
1	KOR - Korea	7	7	0	Q			
2	ITA - Italy	7	6	1	Q			
3	TUR - Turkey	7	4	3	Q	w1	DSC	46.91cm
4	EST - Estonia	7	4	3		w1	DSC	69.56cm
5	NOR - Norway	7	4	3		w1	DSC	80.21cm
6	FIN - Finland	7	2	5				
7	AUS - Australia	7	1	6				
8	MEX - Mexico	7	0	7				

**Legend:**  
**DSC** Draw Shot Challenge      **Q** Qualified for the play-offs      **wn** Number of wins (n) against tied teams



### Draw Shot Challenge

Rank	Team	Stone Rotation	Last Stone Draw in each Round Robin Game							DSC
			1	2	3	4	5	6	7	
1	TUR - Turkey	↻	7.8	117.4	25.1	0.9	74.4	48.4	80.9	<b>46.91cm</b>
		↺	<del>188.2</del>	63.6	15.4	<del>129.7</del>	28.6	43.3	57.1	
2	KOR - Korea	↻	120.5	117.2	78.6	19.3	35.4	30.1	<del>123.3</del>	<b>50.14cm</b>
		↺	<del>199.6</del>	59.1	1.7	32.7	16.1	69.5	21.5	
3	EST - Estonia	↻	21.7	46.8	118.9	32.1	21.9	35.7	<del>199.6</del>	<b>69.56cm</b>
		↺	116.9	29.9	134.5	35.8	99.5	<del>199.6</del>	141.0	
4	ITA - Italy	↻	100.4	43.2	93.2	120.7	5.5	35.1	47.2	<b>76.20cm</b>
		↺	<del>199.6</del>	<del>199.6</del>	27.8	199.6	78.2	83.4	80.1	
5	NOR - Norway	↻	<del>199.6</del>	108.5	115.4	14.4	<del>199.6</del>	184.9	23.2	<b>80.21cm</b>
		↺	22.5	104.9	114.7	130.1	86.2	24.2	33.5	
6	AUS - Australia	↻	78.6	114.6	<del>199.6</del>	89.4	139.1	24.6	37.0	<b>90.68cm</b>
		↺	58.1	177.0	121.4	105.2	22.3	<del>199.6</del>	120.8	
7	FIN - Finland	↻	16.1	65.9	<del>199.6</del>	199.6	99.5	97.8	13.3	<b>93.06cm</b>
		↺	177.3	<del>199.6</del>	123.7	43.4	62.7	123.5	93.9	
8	MEX - Mexico	↻	<del>199.6</del>	<del>199.6</del>	199.6	109.4	33.2	16.9	52.9	<b>104.42cm</b>
		↺	135.5	199.6	71.7	106.2	60.0	199.6	68.4	

**Note:**

The Draw Shot Challenge (DSC) is the average distance of all the individual Last Stone Draws (LSD), which were delivered by a team during the round robin. The two least favourable results for each team will be eliminated before calculating the average distance. The team with the lesser DSC receives the higher ranking. If the DSCs are equal then the team with the best non-equal counting LSD receives the higher ranking. In the case where all counting LSDs are equal, the team ranked higher in the WCF World Rankings is ranked higher.

**Legend:**

↻ Clockwise

↺ Counter-clockwise

**DSC** Draw Shot Challenge

## Scoring Analysis

Team	Games	LSFE	Stolen Ends	Last Stone Eff.	Force Eff.	Points Scored							Total	Plus / Minus
						0	1	2	3	4	>4			
KOR	For	5	16	50%	75%	2	16	8	6	4	1	71	+47	
	Against	2	3			1	14	5	0	0	0	24		
ITA	For	3	13	39%	47%	3	19	6	3	5	0	60	+27	
	Against	4	3			1	12	9	1	0	0	33		
TUR	For	5	12	44%	50%	1	17	9	4	2	0	55	+16	
	Against	2	5			2	12	8	1	2	0	39		
EST	For	4	10	38%	59%	5	17	9	1	2	0	46	+10	
	Against	3	5			4	13	5	3	1	0	36		
NOR	For	4	9	33%	58%	2	13	11	2	1	1	50	+6	
	Against	3	11			1	20	7	2	1	0	44		
FIN	For	3	6	40%	50%	1	10	12	1	0	2	48	-5	
	Against	4	11			4	17	7	6	1	0	53		
AUS	For	2	7	19%	53%	2	12	2	3	1	1	34	-36	
	Against	5	19			1	16	8	5	3	2	70		
MEX	For	2	1	3%	13%	0	12	1	0	0	0	14	-65	
	Against	5	17			2	12	9	2	7	3	79		
<b>Total</b>	<b>28</b>		<b>74</b>			<b>16</b>	<b>116</b>	<b>58</b>	<b>20</b>	<b>15</b>	<b>5</b>	<b>378</b>		

**Note:**

Stolen ends are the ends won without the last stone advantage.

Last Stone Efficiency: Scoring two or more points with last stone advantage.

Force Efficiency: Forcing the opponent team to score only one point when they have the last stone advantage.

**Legend:**

>4 More than four points scored

Eff. Efficiency

LSFE Last Stone First End

## Summary of Big Ends

Points Scored	By	Against	Session	End	Game Result
6	FIN - Finland	AUS - Australia	7	9	13 : 5
5	AUS - Australia	MEX - Mexico	5	2	14 : 4
5	FIN - Finland	AUS - Australia	7	5	13 : 5
5	KOR - Korea	MEX - Mexico	6	4	15 : 1
5	NOR - Norway	MEX - Mexico	1	5	9 : 3
4	AUS - Australia	MEX - Mexico	5	8	14 : 4
4	EST - Estonia	MEX - Mexico	4	5	9 : 1
4	EST - Estonia	AUS - Australia	6	8	9 : 2
4	ITA - Italy	TUR - Turkey	4	2	11 : 2
4	ITA - Italy	TUR - Turkey	4	3	11 : 2
4	ITA - Italy	NOR - Norway	6	7	10 : 5
4	ITA - Italy	MEX - Mexico	7	2	11 : 2
4	ITA - Italy	MEX - Mexico	7	4	11 : 2
4	KOR - Korea	AUS - Australia	4	1	13 : 1
4	KOR - Korea	AUS - Australia	4	2	13 : 1
4	KOR - Korea	MEX - Mexico	6	1	15 : 1
4	KOR - Korea	MEX - Mexico	6	6	15 : 1
4	NOR - Norway	EST - Estonia	2	5	9 : 6
4	TUR - Turkey	MEX - Mexico	3	7	10 : 2
4	TUR - Turkey	FIN - Finland	6	3	11 : 4

**Note:**  
Big ends are defined as ends with a score of four or more points.

### Session Results and Standings

Sheet	Game	Team	LSFE	1	2	3	4	5	6	7	8	9	10	Extra Ends	Total
A	7	KOR - Korea		1	0	2	0	0	0	2	3	0	X		8
	7	NOR - Norway	*	0	1	0	1	1	2	0	0	1	X		6
B	7	TUR - Turkey	*	2	0	0	1	0	0	0	1	0	0		4
	7	EST - Estonia		0	0	2	0	1	1	1	0	0	2		7
C	7	AUS - Australia		0	0	0	1	0	0	3	1	0	X		5
	7	FIN - Finland	*	0	1	0	0	5	1	0	0	6	X		13
D	7	ITA - Italy		0	4	1	4	0	1	1	X	X	X		11
	7	MEX - Mexico	*	1	0	0	0	1	0	0	X	X	X		2

### Standings after Round Robin

Rank	Team	Games	Wins	Losses			
1	KOR - Korea	7	7	0			Q
2	ITA - Italy	7	6	1			Q
3	TUR - Turkey	7	4	3			Q w1 DSC 46.91cm
4	EST - Estonia	7	4	3			w1 DSC 69.56cm
5	NOR - Norway	7	4	3			w1 DSC 80.21cm
6	FIN - Finland	7	2	5			
7	AUS - Australia	7	1	6			
8	MEX - Mexico	7	0	7			

**Legend:**

**DSC** Draw Shot Challenge

**LSFE(\*)** Last Stone First End

**Q** Qualified for the play-offs

**wn** Number of wins (n) against tied teams

**X** Unplayed/unfinished end due to concession



### Session Results and Standings

Sheet	Game	Team	LSFE	1	2	3	4	5	6	7	8	9	10	Extra Ends	Total
A	6	FIN - Finland		0	1	0	1	0	0	2	0	X	X		4
	6	TUR - Turkey	*	2	0	4	0	1	1	0	3	X	X		11
B	6	NOR - Norway		0	0	2	0	0	1	0	2	0	X		5
	6	ITA - Italy	*	0	1	0	3	1	0	4	0	1	X		10
C	6	KOR - Korea	*	4	1	1	5	0	4	X	X	X	X		15
	6	MEX - Mexico		0	0	0	0	1	0	X	X	X	X		1
D	6	AUS - Australia	*	1	0	0	1	0	0	0	0	X	X		2
	6	EST - Estonia		0	1	1	0	2	0	1	4	X	X		9

### Current Standings

Rank	Team	Games	Wins	Losses	
1	KOR - Korea	6	6	0	Q
2	ITA - Italy	6	5	1	Q
3	NOR - Norway	6	4	2	
3	TUR - Turkey	6	4	2	
5	EST - Estonia	6	3	3	
6	AUS - Australia	6	1	5	
6	FIN - Finland	6	1	5	
8	MEX - Mexico	6	0	6	

**Note:**  
Under WCF rules, tie-breaking rules for standings are not applied until after the last game of the round robin.

**Legend:**  
**LSFE(\*)** Last Stone First End      **Q** Qualified for the play-offs      **X** Unplayed/unfinished end due to concession



### Session Results and Standings

Sheet	Game	Team	LSFE	1	2	3	4	5	6	7	8	9	10	Extra Ends	Total
A	5	EST - Estonia		0	0	1	0	1	0	0	0	0	X		2
	5	KOR - Korea	*	1	1	0	1	0	0	0	1	3	X		7
B	5	AUS - Australia		0	5	1	3	1	0	0	4	X	X		14
	5	MEX - Mexico	*	2	0	0	0	0	1	1	0	X	X		4
C	5	NOR - Norway		0	2	0	1	0	0	0	0	0	X		3
	5	TUR - Turkey	*	2	0	1	0	1	1	2	1	1	X		9
D	5	FIN - Finland		0	2	0	0	2	0	0	0	2	0		6
	5	ITA - Italy	*	1	0	0	1	0	1	1	3	0	1		8

### Current Standings

Rank	Team	Games	Wins	Losses
1	KOR - Korea	5	5	0
2	ITA - Italy	5	4	1
2	NOR - Norway	5	4	1
4	TUR - Turkey	5	3	2
5	EST - Estonia	5	2	3
6	AUS - Australia	5	1	4
6	FIN - Finland	5	1	4
8	MEX - Mexico	5	0	5

**Note:**  
Under WCF rules, tie-breaking rules for standings are not applied until after the last game of the round robin.

**Legend:**  
LSFE(\*) Last Stone First End                      X    Unplayed/unfinished end due to concession



### Session Results and Standings

Sheet	Game	Team	LSFE	1	2	3	4	5	6	7	8	9	10	Extra Ends	Total
A	4	TUR - Turkey	*	1	0	0	0	1	0	X	X	X	X		2
	4	ITA - Italy		0	4	4	1	0	2	X	X	X	X		11
B	4	FIN - Finland		0	0	1	1	0	0	2	0	0	2		6
	4	NOR - Norway	*	0	2	0	0	2	1	0	1	1	0		7
C	4	MEX - Mexico		0	0	1	0	0	0	X	X	X	X		1
	4	EST - Estonia	*	2	2	0	0	4	1	X	X	X	X		9
D	4	KOR - Korea	*	4	4	0	1	3	1	X	X	X	X		13
	4	AUS - Australia		0	0	1	0	0	0	X	X	X	X		1

### Current Standings

Rank	Team	Games	Wins	Losses
1	KOR - Korea	4	4	0
1	NOR - Norway	4	4	0
3	ITA - Italy	4	3	1
4	EST - Estonia	4	2	2
4	TUR - Turkey	4	2	2
6	FIN - Finland	4	1	3
7	AUS - Australia	4	0	4
7	MEX - Mexico	4	0	4

**Note:**  
Under WCF rules, tie-breaking rules for standings are not applied until after the last game of the round robin.

**Legend:**  
LSFE(\*) Last Stone First End                      X    Unplayed/unfinished end due to concession



### Session Results and Standings

Sheet	Game	Team	LSFE	1	2	3	4	5	6	7	8	9	10	Extra Ends	Total
A	3	NOR - Norway	*	0	1	3	2	0	1	2	2	X	X		11
	3	AUS - Australia		1	0	0	0	1	0	0	0	X	X		2
B	3	MEX - Mexico		0	0	0	1	0	1	0	X	X	X		2
	3	TUR - Turkey	*	2	1	1	0	2	0	4	X	X	X		10
C	3	ITA - Italy		0	0	2	0	1	0	1	0	1	X		5
	3	KOR - Korea	*	2	1	0	2	0	1	0	3	0	X		9
D	3	EST - Estonia	*	3	2	0	0	1	0	1	0	2	X		9
	3	FIN - Finland		0	0	2	0	0	2	0	1	0	X		5

### Current Standings

Rank	Team	Games	Wins	Losses
1	KOR - Korea	3	3	0
1	NOR - Norway	3	3	0
3	ITA - Italy	3	2	1
3	TUR - Turkey	3	2	1
5	EST - Estonia	3	1	2
5	FIN - Finland	3	1	2
7	AUS - Australia	3	0	3
7	MEX - Mexico	3	0	3

**Note:**  
Under WCF rules, tie-breaking rules for standings are not applied until after the last game of the round robin.

**Legend:**  
LSFE(\*) Last Stone First End                      X    Unplayed/unfinished end due to concession





### Session Results and Standings

Sheet	Game	Team	LSFE	1	2	3	4	5	6	7	8	9	10	Extra Ends	Total
A	2	MEX - Mexico		0	0	0	1	0	0	0	X	X	X		1
	2	FIN - Finland	*	1	3	1	0	2	2	2	X	X	X		11
B	2	ITA - Italy	*	1	1	0	2	2	1	0	0	0	X		7
	2	AUS - Australia		0	0	1	0	0	0	2	1	1	X		5
C	2	EST - Estonia	*	0	1	1	1	0	2	0	1	0	X		6
	2	NOR - Norway		1	0	0	0	4	0	3	0	1	X		9
D	2	TUR - Turkey		1	0	1	0	0	0	2	0	2	0		6
	2	KOR - Korea	*	0	2	0	1	0	2	0	1	0	1		7

### Current Standings

Rank	Team	Games	Wins	Losses
1	ITA - Italy	2	2	0
1	KOR - Korea	2	2	0
1	NOR - Norway	2	2	0
4	FIN - Finland	2	1	1
4	TUR - Turkey	2	1	1
6	AUS - Australia	2	0	2
6	EST - Estonia	2	0	2
6	MEX - Mexico	2	0	2

**Note:**  
Under WCF rules, tie-breaking rules for standings are not applied until after the last game of the round robin.

**Legend:**  
LSFE(\*) Last Stone First End                      X    Unplayed/unfinished end due to concession



### Session Results and Standings

Sheet	Game	Team	LSFE	1	2	3	4	5	6	7	8	9	10	Extra Ends	Total
A	1	ITA - Italy		0	1	2	0	3	0	0	2	0	X		8
	1	EST - Estonia	*	0	0	0	2	0	1	0	0	1	X		4
B	1	KOR - Korea		1	1	0	2	3	0	2	3	X	X		12
	1	FIN - Finland	*	0	0	1	0	0	2	0	0	X	X		3
C	1	TUR - Turkey		0	2	0	1	3	1	3	3	X	X		13
	1	AUS - Australia	*	3	0	2	0	0	0	0	0	X	X		5
D	1	MEX - Mexico		0	1	0	1	0	1	0	X	X	X		3
	1	NOR - Norway	*	2	0	2	0	5	0	0	X	X	X		9

### Current Standings

Rank	Team	Games	Wins	Losses
1	ITA - Italy	1	1	0
1	KOR - Korea	1	1	0
1	NOR - Norway	1	1	0
1	TUR - Turkey	1	1	0
5	AUS - Australia	1	0	1
5	EST - Estonia	1	0	1
5	FIN - Finland	1	0	1
5	MEX - Mexico	1	0	1

**Note:**  
Under WCF rules, tie-breaking rules for standings are not applied until after the last game of the round robin.

**Legend:**  
LSFE(\*) Last Stone First End                      X    Unplayed/unfinished end due to concession

## Entry List by Country

As of SUN 12 JAN 2020

AUS - Australia		
4 S	WAGNER Lauren	R
3 V	WESTHAGEN Jennifer	R
2	TSOURLENES Kristen	R
1	MILLIKIN Carlee	R
A	-	
C	ARMSTRONG Dustin (CAN)	
O	-	
O	-	

EST - Estonia		
4 S	TURMANN Marie	R
3 V	TURMANN Liisa	R
2	GROSSMANN Heili	R
1	TUVIKE Erika	R
A	-	
C	STRAUSAK Nicole (SUI)	
O	-	
O	-	

FIN - Finland		
4 V	TURTO Miia	R
3 S	VIRTAALA Elina	R
2	LINDSTROEM Janina	R
1	RISSANEN Tuuli	R
A	HIPPI Marjo	R
C	KIISKINEN Katja	
O	AHRENBORG Kim	
O	-	

ITA - Italy		
4 S	ZAPPONE Veronica	R
3 V	CONSTANTINI Stefania	R
2	ROMEI Angela	R
1	ZARDINI LACEDELLI Giulia	R
A	DAMI Elena	R
C	CALDART Violetta	
NC	SCHMIDT Ulrik (DEN)	
O	-	

KOR - Korea		
4 S	GIM Un Chi	R
3 V	UM Min Ji	R
2	KIM Su Ji	L
1	SEOL Ye Eun	L
A	SEOL Ye Ji	R
C	SHIN Dong Ho	
O	HEMMINGS Guy (CAN)	
O	LIM Gyeong Sik	

MEX - Mexico		
4 S	CAMARENA OSORNO Adriana	R
3 V	PEREZ ANZURES Angelica	R
2	QUINTERO TORRES Estefana	R
1	TOMPKINS Monica	R
A	-	
C	-	
O	-	
O	-	

NOR - Norway		
4 S	ROERVIK Marianne	R
3	SKASLIEN Eli	R
2 V	TRULSEN Pia	R
1	CUNNINGHAM Jennifer	R
A	-	
C	STEEN HANSEN Rune	
O	-	
O	-	

TUR - Turkey		
4 S	YILDIZ Dilsat	R
3 V	POLAT Oznur	R
2	KONUKSEVER Semiha	R
1	POLAT Mihriban	R
A	-	
C	ZUMMACK Tony (CAN)	
T	GULTEKIN Mehmet	
O	AKIN Murat	

**Note:**

Position and function for each team member:

**4** = Fourth, **3** = Third, **2** = Second, **1** = Lead, **A** = Alternate, **S** = Skip, **V** = Vice-Skip

**C** = Coach, **NC** = National Coach, **2C** = 2nd Team Coach, **O** = Team Official, **T** = Translator

**Legend:**

**L** Left-handed

**R** Right-handed

## Competition Officials

As of SUN 12 JAN 2020

Function	Name	Organisation
<b>WCF President:</b>	CAITHNESS Kate	SCO - Scotland
<b>WCF Head of Competitions:</b>	ROETHLISBERGER Eeva	SUI - Switzerland
<b>WCF Technical Delegate:</b>	ELL Darrell	CAN - Canada
<b>Chief Umpire:</b>	AUGUSTYNIAK Wojciech	POL - Poland
<b>Deputy Chief Umpire:</b>	POROTIKOV Anton	SWE - Sweden
<b>Game Umpires:</b>	EDINGTON Pat	SCO - Scotland
	MATAU Gheorghe	ROU - Romania
	OKSANEN Taru	FIN - Finland
	SYKOROVA Silvia	SVK - Slovakia
<b>Chief Ice Technician:</b>	SMITH Graham	SCO - Scotland
<b>Deputy Chief Ice Technician:</b>	AIKEN Reece	NZL - New Zealand
<b>Chief Timer:</b>	CACCIVIO Guido	SUI - Switzerland
<b>Deputy Chief Timer:</b>	HUSTLER James	ENG - England

## Competition Schedule

As of SUN 12 JAN 2020

Date	Start Time	Session	Sheet A	Sheet B	Sheet C	Sheet D	
MON 13 JAN	15:00	w1	ita - est	kor - fin	tur - aus	mex - nor	
	19:00	M1	CHN - FIN	MEX - POL	JPN - RUS	ENG - CZE	
TUE 14 JAN	9:00	w2	mex - fin	ita - aus	est - nor	tur - kor	
	14:00	M2	CZE - RUS	ENG - JPN	CHN - MEX	FIN - POL	
	19:00	w3	nor - aus	mex - tur	ita - kor	est - fin	
WED 15 JAN	9:00	M3	ENG - POL	CHN - RUS	FIN - CZE	JPN - MEX	
	14:00	w4	tur - ita	fin - nor	mex - est	kor - aus	
	19:00	M4	FIN - MEX	RUS - ENG	CZE - JPN	POL - CHN	
THU 16 JAN	9:00	w5	est - kor	aus - mex	nor - tur	fin - ita	
	14:00	M5	JPN - CHN	POL - CZE	ENG - FIN	MEX - RUS	
	19:00	w6	fin - tur	nor - ita	kor - mex	aus - est	
FRI 17 JAN	9:00	M6	MEX - CZE	JPN - FIN	RUS - POL	CHN - ENG	
	14:00	w7	kor - nor	tur - est	aus - fin	ita - mex	
	19:00	M7	POL - JPN	CZE - CHN	MEX - ENG	RUS - FIN	
SAT 18 JAN	9:00	Men's and Women's Play-off Games 1					
	14:00	Men's and Women's Play-off Games 2					

**Note:**

Lowercase - women; UPPERCASE - MEN

First named team in each game plays red-handled stones and wears dark coloured upper playing garments.

**Legend:**

**Mn** Men's session n

**wn** Women's session n