



# World Senior Curling Championships 22 – 29 April 2017

## RESULTS BOOK Men





**WSCC 2017**  
Lethbridge, Alberta, Canada

SAT 29 APR 2017

**World Senior Curling Championships 2017**  
ATB Centre - Lethbridge Curling Club  
**Men**



## Medallists

| Medal  | Country       | Name  |
|--------|---------------|---|
| GOLD   | SWE - Sweden  | WRANAA Mats<br>HASSELBORG Mikael<br>ERIKSSON Anders<br>WAAHLIN Gerry                                |
| SILVER | CAN - Canada  | COCHRANE Bryan<br>MacAULAY Ian<br>JOHNSTON Doug<br>SULLIVAN Ken<br>RAJALA Howard<br>TSCHIRHART Bill |
| BRONZE | IRL - Ireland | WILSON Peter<br>KENNY Johnjo<br>GRAY Bill<br>WHYTE David<br>HUME David<br>RUSSELL Gillian           |



CITY OF  
**Lethbridge**

**Alberta**  
Government





## Final Standings

| Rank | Team                 | Group Rank | DSC       |
|------|----------------------|------------|-----------|
| 1    | SWE - Sweden         |            |           |
| 2    | CAN - Canada         |            |           |
| 3    | IRL - Ireland        |            |           |
| 4    | GER - Germany        |            |           |
| 5    | AUS - Australia      |            |           |
| 5    | DEN - Denmark        |            |           |
| 5    | NZL - New Zealand    |            |           |
| 5    | WAL - Wales          |            |           |
| 9    | ISR - Israel         |            |           |
| 10   | SCO - Scotland       | C4         | 69.45 cm  |
| 11   | SUI - Switzerland    | B4         | 76.16 cm  |
| 12   | NOR - Norway         | A4         | 100.06 cm |
| 13   | USA - United States  | B5         | 39.67 cm  |
| 14   | CZE - Czech Republic | A5         | 86.12 cm  |
| 15   | RUS - Russia         | C5         | 87.58 cm  |
| 16   | BEL - Belgium        | A6         | 85.00 cm  |
| 17   | ENG - England        | C6         | 103.53 cm |
| 18   | ITA - Italy          | B6         | 121.84 cm |
| 19   | FRA - France         | B7         | 66.01 cm  |
| 20   | FIN - Finland        | C7         | 105.61 cm |
| 21   | POL - Poland         | A7         | 121.23 cm |
| 22   | JPN - Japan          | A8         | 122.29 cm |
| 23   | KAZ - Kazakhstan     | B8         | 164.10 cm |

**Note:**

Final standings are based on play-off results and group standings. Losers of the quarter-finals are ranked equally as fifth. Loser of the qualification round is ranked as ninth. Remaining teams are ranked according to their group rank and the Draw Shot Challenge (DSC).



## Competition Summary

| Session        | Date   | Time  | Sheet F        | Sheet G        | Sheet H        | Sheet J        | Sheet K       | Sheet L/M/N    |
|----------------|--------|-------|----------------|----------------|----------------|----------------|---------------|----------------|
| Session 1      | 23 APR | 8:00  | USA - AUS 4:5  | SUI - KAZ 19:0 | ISR - FRA 10:6 | RUS - ENG 6:2  | FIN - SCO 3:6 |                |
| Session 2      | 23 APR | 12:15 | DEN - GER 7:6  | SWE - JPN 7:3  | NOR - POL 7:3  | CZE - BEL 8:3  |               |                |
| Session 3      | 23 APR | 16:30 | WAL - RUS 7:2  | FIN - NZL 1:10 | ENG - CAN 3:10 | ITA - AUS 7:6  |               | USA - IRL 3:5  |
| Session 4      | 23 APR | 20:45 | CZE - DEN 2:9  | JPN - NOR 2:12 | SWE - BEL 9:2  | POL - GER 4:7  |               |                |
| Session 5      | 24 APR | 8:00  | SUI - ITA 8:3  | FRA - IRL 3:11 | WAL - FIN 1:7  | ENG - SCO 2:14 |               | RUS - CAN 2:10 |
| Session 6      | 24 APR | 12:15 | GER - SWE 5:7  | BEL - POL 10:1 | JPN - DEN 1:10 | AUS - ISR 7:2  |               |                |
| Session 7      | 24 APR | 16:30 | CAN - SCO 7:2  | WAL - ENG 5:4  | NZL - RUS 8:5  | KAZ - USA 3:13 |               | SUI - FRA 5:4  |
| Session 8      | 24 APR | 20:45 | POL - JPN 9:8  | DEN - BEL 9:2  | CZE - SWE 5:6  | GER - NOR 6:4  |               |                |
| Session 9      | 25 APR | 8:00  | NZL - WAL 7:3  | SCO - RUS 12:2 | IRL - ITA 6:2  | FIN - CAN 2:7  |               | ISR - KAZ 9:1  |
| Session 10     | 25 APR | 12:15 | JPN - CZE 3:6  | NOR - DEN 3:5  | BEL - GER 4:8  | SWE - POL 7:4  |               |                |
| Session 11     | 25 APR | 16:30 | IRL - ISR 8:3  | KAZ - ITA 3:11 | USA - SUI 3:5  | CAN - NZL 8:2  |               | FRA - AUS 4:8  |
| Session 12     | 25 APR | 20:45 | SWE - NOR 5:3  | CZE - GER 2:7  |                | BEL - JPN 4:6  | DEN - POL 4:3 |                |
| Session 13     | 26 APR | 8:00  | ITA - FRA 7:5  | ISR - USA 6:5  | AUS - KAZ 6:4  | SUI - IRL 7:3  |               |                |
| Session 14     | 26 APR | 12:15 | NOR - BEL 9:3  | RUS - FIN 8:2  | POL - CZE 3:6  | SCO - WAL 4:6  | NZL - ENG 7:4 |                |
| Session 15     | 26 APR | 16:30 | AUS - SUI 6:3  | ITA - ISR 5:6  | KAZ - IRL 1:16 | USA - FRA 11:1 |               |                |
| Session 16     | 26 APR | 20:45 | ENG - FIN 10:6 | CAN - WAL 7:2  | SCO - NZL 2:5  | DEN - SWE 5:9  | NOR - CZE 8:2 | GER - JPN 9:2  |
| Session 17     | 27 APR | 8:00  | FRA - KAZ 7:6  | IRL - AUS 2:8  | ITA - USA 6:8  | ISR - SUI 7:4  |               |                |
| Tie-breaker    | 27 APR | 12:15 | SUI - ISR 4:5  |                |                | WAL - SCO 5:4  |               |                |
| Qualification  | 27 APR | 16:30 |                | ISR - WAL 6:8  |                |                |               |                |
| Quarter-finals | 28 APR | 10:00 | AUS - GER 4:10 | IRL - DEN 5:4  | NZL - SWE 4:5  | WAL - CAN 1:8  |               |                |
| Semi-finals    | 28 APR | 18:00 | IRL - CAN 2:5  |                |                | SWE - GER 7:3  |               |                |
| Finals         | 29 APR | 14:00 |                | IRL - GER 6:3  | SWE - CAN 5:4  |                |               |                |



## Competition Summary

### Standings after Round Robin and Tie-Breaker

| Rank           | Team                 | Games | Wins | Losses | TB W-L |    |              |
|----------------|----------------------|-------|------|--------|--------|----|--------------|
| <b>Group-A</b> |                      |       |      |        |        |    |              |
| 1              | SWE - Sweden         | 7     | 7    | 0      |        | Q  |              |
| 2              | DEN - Denmark        | 7     | 6    | 1      |        | Q  |              |
| 3              | GER - Germany        | 7     | 5    | 2      |        | Q  |              |
| 4              | NOR - Norway         | 7     | 4    | 3      |        |    |              |
| 5              | CZE - Czech Republic | 7     | 3    | 4      |        |    |              |
| 6              | BEL - Belgium        | 7     | 1    | 6      |        | w1 | DSC 85.00cm  |
| 7              | POL - Poland         | 7     | 1    | 6      |        | w1 | DSC 121.23cm |
| 8              | JPN - Japan          | 7     | 1    | 6      |        | w1 | DSC 122.29cm |
| <b>Group-B</b> |                      |       |      |        |        |    |              |
| 1              | AUS - Australia      | 7     | 6    | 1      |        | Q  |              |
| 2              | IRL - Ireland        | 7     | 5    | 2      |        | Q  |              |
| 3              | ISR - Israel         | 7     | 5    | 2      | 1 - 0  | Q  |              |
| 4              | SUI - Switzerland    | 7     | 5    | 2      | 0 - 1  |    |              |
| 5              | USA - United States  | 7     | 3    | 4      |        | w1 |              |
| 6              | ITA - Italy          | 7     | 3    | 4      |        | w0 |              |
| 7              | FRA - France         | 7     | 1    | 6      |        |    |              |
| 8              | KAZ - Kazakhstan     | 7     | 0    | 7      |        |    |              |
| <b>Group-C</b> |                      |       |      |        |        |    |              |
| 1              | CAN - Canada         | 6     | 6    | 0      |        | Q  |              |
| 2              | NZL - New Zealand    | 6     | 5    | 1      |        | Q  |              |
| 3              | WAL - Wales          | 6     | 3    | 3      | 1 - 0  | Q  |              |
| 4              | SCO - Scotland       | 6     | 3    | 3      | 0 - 1  |    |              |
| 5              | RUS - Russia         | 6     | 2    | 4      |        |    |              |
| 6              | ENG - England        | 6     | 1    | 5      |        | w1 |              |
| 7              | FIN - Finland        | 6     | 1    | 5      |        | w0 |              |

### Merged Group Standings

| Rank | Team              | Round Robin Results |      |          | Rank | Team                 | Round Robin Results |      |          |
|------|-------------------|---------------------|------|----------|------|----------------------|---------------------|------|----------|
|      |                   | Group               | Rank | DSC      |      |                      | Group               | Rank | DSC      |
| 1    | CAN - Canada      | C                   | 1    | 31.90cm  | 13   | USA - United States  | B                   | 5    | 39.67cm  |
| 2    | AUS - Australia   | B                   | 1    | 55.61cm  | 14   | CZE - Czech Republic | A                   | 5    | 86.12cm  |
| 3    | SWE - Sweden      | A                   | 1    | 66.16cm  | 15   | RUS - Russia         | C                   | 5    | 87.58cm  |
| 4    | DEN - Denmark     | A                   | 2    | 41.33cm  | 16   | BEL - Belgium        | A                   | 6    | 85.00cm  |
| 5    | IRL - Ireland     | B                   | 2    | 53.44cm  | 17   | ENG - England        | C                   | 6    | 103.53cm |
| 6    | NZL - New Zealand | C                   | 2    | 64.15cm  | 18   | ITA - Italy          | B                   | 6    | 121.84cm |
| 7    | GER - Germany     | A                   | 3    | 55.87cm  | 19   | FRA - France         | B                   | 7    | 66.01cm  |
| 8    | ISR - Israel      | B                   | 3    | 66.62cm  | 20   | FIN - Finland        | C                   | 7    | 105.61cm |
| 9    | WAL - Wales       | C                   | 3    | 86.02cm  | 21   | POL - Poland         | A                   | 7    | 121.23cm |
| 10   | SCO - Scotland    | C                   | 4    | 69.45cm  | 22   | JPN - Japan          | A                   | 8    | 122.29cm |
| 11   | SUI - Switzerland | B                   | 4    | 76.16cm  | 23   | KAZ - Kazakhstan     | B                   | 8    | 164.10cm |
| 12   | NOR - Norway      | A                   | 4    | 100.06cm |      |                      |                     |      |          |

## Competition Summary

| Championship Bracket |                |             |        |     | Final Standings         |
|----------------------|----------------|-------------|--------|-----|-------------------------|
| Qualification        | Quarter-finals | Semi-finals | Finals |     |                         |
|                      | 1 CAN 8        |             |        |     | Gold SWE - Sweden       |
|                      | WAL 1          | CAN 5       |        |     | Silver CAN - Canada     |
| 8 ISR 6              |                |             |        |     | Bronze IRL - Ireland    |
| 9 WAL 8              | 4 DEN 4        | IRL 2       | CAN 4  |     | 4 GER - Germany         |
|                      | 5 IRL 5        |             |        |     | 5 AUS - Australia       |
|                      | 3 SWE 5        |             |        |     | 5 DEN - Denmark         |
|                      | 6 NZL 4        | SWE 7       |        |     | 5 NZL - New Zealand     |
|                      | 2 AUS 4        |             |        |     | 5 WAL - Wales           |
|                      | 7 GER 10       | GER 3       |        |     | 9 ISR - Israel          |
|                      |                |             |        | SWE | 10 SCO - Scotland       |
|                      |                |             |        |     | 11 SUI - Switzerland    |
|                      |                |             |        |     | 12 NOR - Norway         |
|                      |                |             |        |     | 13 USA - United States  |
|                      |                |             |        |     | 14 CZE - Czech Republic |
|                      |                |             |        |     | 15 RUS - Russia         |
|                      |                |             |        |     | 16 BEL - Belgium        |
|                      |                |             |        |     | 17 ENG - England        |
|                      |                |             |        |     | 18 ITA - Italy          |
|                      |                |             |        |     | 19 FRA - France         |
|                      |                |             |        |     | 20 FIN - Finland        |
|                      |                |             |        |     | 21 POL - Poland         |
|                      |                |             |        |     | 22 JPN - Japan          |
|                      |                |             |        |     | 23 KAZ - Kazakhstan     |

The 1st and 2nd ranked teams qualify directly for the quarter-finals, as well as the 3rd ranked team with the best DSC result. The other two 3rd ranked teams play a qualification game to decide the last team entered into the 1/4 finals.

The match-up for the 1/4 finals will be:

- 1st best DSC of the 1st ranked teams (#1) v winner of the qualification game
- 2nd best DSC of the 1st ranked teams (#2) v 1st best DSC of the 3rd ranked teams (#7)
- 3rd best DSC of the 1st ranked teams (#3) v 3rd best DSC of the 2nd ranked teams (#6)
- 1st best DSC of the 2nd ranked teams (#4) v 2nd best DSC of the 2nd ranked teams (#5)

|                |   |                                      |                                       |
|----------------|---|--------------------------------------|---------------------------------------|
| <b>Legend:</b> | <b>DSC</b> Draw Shot Challenge                  | <b>Q</b> Qualified for the play-offs | <b>TB W-L</b> Tie-breaker Wins-Losses |
|                | <b>wn</b> Number of wins (n) against tied teams |                                      |                                       |





**WSCC 2017**  
Lethbridge, Alberta, Canada

SAT 29 APR 2017  
Start Time 14:00

**World Senior Curling Championships 2017**  
ATB Centre - Lethbridge Curling Club

**Men**

**Gold Medal Game**



### Game Results

| Sheet | Game | Team         | LSFE | 1 | 2 | 3 | 4 | 5 | 6 | 7 | 8 | Extra Ends | Total |
|-------|------|--------------|------|---|---|---|---|---|---|---|---|------------|-------|
| H     | 10   | SWE - Sweden | *    | 0 | 1 | 0 | 1 | 1 | 0 | 1 | 0 | 1          | 5     |
|       | 9    | CAN - Canada |      | 0 | 0 | 0 | 0 | 0 | 2 | 0 | 2 | 0          | 4     |

| SWE - Sweden |                   |
|--------------|-------------------|
| 4 S          | WRANAA Mats       |
| 3 V          | HASSELBORG Mikael |
| 2            | ERIKSSON Anders   |
| 1            | WAAHLIN Gerry     |
| A            | -                 |

| CAN - Canada |                |
|--------------|----------------|
| 4 S          | COCHRANE Bryan |
| 3 V          | MacAULAY Ian   |
| 2            | JOHNSTON Doug  |
| 1            | SULLIVAN Ken   |
| A            | RAJALA Howard  |

| Last Stone Draw | Distance      |
|-----------------|---------------|
| ☺ WRANAA M      | 19.2cm        |
| ☺ WAAHLIN G     | 14.6cm        |
| <b>Total</b>    | <b>33.8cm</b> |

| Last Stone Draw | Distance       |
|-----------------|----------------|
| ☺ SULLIVAN K    | 96.5cm         |
| ☺ COCHRANE B    | 41.8cm         |
| <b>Total</b>    | <b>138.3cm</b> |

Time remaining: 0 minutes 42 seconds  
Time remaining: 1 minute 38 seconds (after extra end)

Time remaining: 1 minute 7 seconds  
Time remaining: 1 minute 7 seconds (after extra end)

**Note:**  
Team position and functions are attached to each team member's name as follows:  
4 = Fourth, 3 = Third, 2 = Second, 1 = Lead, A = Alternate, S = Skip, V = Vice-Skip

**Legend:**  
☺ Clockwise      ☹ Counter-clockwise      **LSFE(\*)** Last Stone First End









### Scoring Analysis

| Team | Games |         | LSFE | Stolen Ends | Last Stone Eff. | Force Eff. | Points Scored |    |    |   |   |    | Total | Plus / Minus |
|------|-------|---------|------|-------------|-----------------|------------|---------------|----|----|---|---|----|-------|--------------|
|      |       |         |      |             |                 |            | 0             | 1  | 2  | 3 | 4 | >4 |       |              |
| CAN  | 9     | For     | 7    | 13          | 75%             | 81%        | 5             | 10 | 16 | 5 | 1 | 1  | 66    | +45          |
|      |       | Against | 2    | 2           |                 |            | 5             | 15 | 3  | 0 | 0 | 0  | 21    |              |
| SWE  | 10    | For     | 8    | 16          | 40%             | 63%        | 3             | 27 | 11 | 3 | 1 | 1  | 67    | +29          |
|      |       | Against | 2    | 4           |                 |            | 3             | 17 | 6  | 3 | 0 | 0  | 38    |              |
| IRL  | 10    | For     | 2    | 14          | 45%             | 75%        | 4             | 17 | 10 | 2 | 4 | 1  | 64    | +25          |
|      |       | Against | 8    | 9           |                 |            | 3             | 23 | 4  | 0 | 2 | 0  | 39    |              |
| SUI  | 8     | For     | 4    | 12          | 47%             | 70%        | 3             | 15 | 6  | 4 | 4 | 0  | 55    | +24          |
|      |       | Against | 4    | 6           |                 |            | 5             | 17 | 4  | 2 | 0 | 0  | 31    |              |
| DEN  | 8     | For     | 6    | 11          | 42%             | 75%        | 2             | 13 | 12 | 4 | 1 | 0  | 53    | +22          |
|      |       | Against | 2    | 7           |                 |            | 2             | 18 | 4  | 0 | 0 | 1  | 31    |              |
| NOR  | 7     | For     | 2    | 12          | 37%             | 70%        | 2             | 16 | 7  | 4 | 1 | 0  | 46    | +20          |
|      |       | Against | 5    | 3           |                 |            | 1             | 15 | 4  | 1 | 0 | 0  | 26    |              |
| GER  | 10    | For     | 7    | 7           | 51%             | 62%        | 1             | 18 | 10 | 6 | 2 | 0  | 64    | +17          |
|      |       | Against | 3    | 7           |                 |            | 2             | 21 | 13 | 0 | 0 | 0  | 47    |              |
| USA  | 7     | For     | 5    | 8           | 44%             | 64%        | 4             | 13 | 8  | 3 | 1 | 1  | 47    | +16          |
|      |       | Against | 2    | 6           |                 |            | 2             | 16 | 6  | 1 | 0 | 0  | 31    |              |
| NZL  | 7     | For     | 5    | 11          | 43%             | 57%        | 1             | 16 | 8  | 1 | 2 | 0  | 43    | +15          |
|      |       | Against | 2    | 5           |                 |            | 2             | 11 | 7  | 1 | 0 | 0  | 28    |              |
| AUS  | 8     | For     | 6    | 9           | 61%             | 73%        | 5             | 13 | 6  | 7 | 1 | 0  | 50    | +14          |
|      |       | Against | 2    | 7           |                 |            | 3             | 13 | 5  | 3 | 1 | 0  | 36    |              |
| SCO  | 7     | For     | 2    | 8           | 43%             | 64%        | 3             | 12 | 7  | 2 | 3 | 0  | 44    | +14          |
|      |       | Against | 5    | 5           |                 |            | 4             | 15 | 6  | 1 | 0 | 0  | 30    |              |
| ISR  | 9     | For     | 5    | 14          | 42%             | 52%        | 5             | 22 | 8  | 4 | 1 | 0  | 54    | +6           |
|      |       | Against | 4    | 8           |                 |            | 3             | 13 | 8  | 5 | 1 | 0  | 48    |              |
| ITA  | 7     | For     | 1    | 12          | 25%             | 50%        | 3             | 15 | 4  | 2 | 3 | 0  | 41    | -1           |
|      |       | Against | 6    | 7           |                 |            | 3             | 13 | 4  | 3 | 3 | 0  | 42    |              |
| CZE  | 7     | For     | 2    | 8           | 38%             | 75%        | 1             | 14 | 4  | 3 | 0 | 0  | 31    | -8           |
|      |       | Against | 5    | 11          |                 |            | 0             | 19 | 5  | 2 | 1 | 0  | 39    |              |



## Scoring Analysis

| Team         | Games     |         | LSFE | Stolen Ends | Last Stone Eff. | Force Eff. | Points Scored |            |            |           |           |          | Total      | Plus / Minus |
|--------------|-----------|---------|------|-------------|-----------------|------------|---------------|------------|------------|-----------|-----------|----------|------------|--------------|
|              |           |         |      |             |                 |            | 0             | 1          | 2          | 3         | 4         | >4       |            |              |
| WAL          | 9         | For     | 4    | 5           | 42%             | 61%        | 2             | 16         | 8          | 2         | 0         | 0        | 38         | -11          |
|              |           | Against | 5    | 14          |                 |            | 4             | 23         | 10         | 2         | 0         | 0        | 49         |              |
| RUS          | 6         | For     | 4    | 4           | 28%             | 38%        | 2             | 13         | 3          | 2         | 0         | 0        | 25         | -16          |
|              |           | Against | 2    | 6           |                 |            | 2             | 7          | 6          | 2         | 4         | 0        | 41         |              |
| FIN          | 6         | For     | 2    | 5           | 30%             | 46%        | 3             | 10         | 4          | 1         | 0         | 0        | 21         | -21          |
|              |           | Against | 4    | 10          |                 |            | 1             | 10         | 8          | 4         | 1         | 0        | 42         |              |
| BEL          | 7         | For     | 5    | 4           | 33%             | 28%        | 1             | 12         | 6          | 0         | 1         | 0        | 28         | -22          |
|              |           | Against | 2    | 13          |                 |            | 0             | 9          | 14         | 3         | 1         | 0        | 50         |              |
| POL          | 7         | For     | 2    | 4           | 23%             | 50%        | 1             | 17         | 2          | 2         | 0         | 0        | 27         | -22          |
|              |           | Against | 5    | 9           |                 |            | 2             | 12         | 9          | 5         | 1         | 0        | 49         |              |
| ENG          | 6         | For     | 2    | 5           | 54%             | 35%        | 1             | 9          | 5          | 2         | 0         | 0        | 25         | -23          |
|              |           | Against | 4    | 11          |                 |            | 1             | 12         | 6          | 5         | 1         | 1        | 48         |              |
| FRA          | 7         | For     | 6    | 8           | 13%             | 25%        | 0             | 17         | 5          | 1         | 0         | 0        | 30         | -28          |
|              |           | Against | 1    | 16          |                 |            | 1             | 11         | 9          | 4         | 3         | 1        | 58         |              |
| JPN          | 7         | For     | 1    | 3           | 35%             | 47%        | 0             | 10         | 6          | 1         | 0         | 0        | 25         | -32          |
|              |           | Against | 6    | 10          |                 |            | 1             | 12         | 8          | 7         | 2         | 0        | 57         |              |
| KAZ          | 7         | For     | 0    | 5           | 25%             | 35%        | 0             | 8          | 5          | 0         | 0         | 0        | 18         | -63          |
|              |           | Against | 7    | 22          |                 |            | 2             | 11         | 12         | 7         | 5         | 1        | 81         |              |
| <b>Total</b> | <b>88</b> |         |      | <b>198</b>  |                 |            | <b>52</b>     | <b>333</b> | <b>161</b> | <b>61</b> | <b>26</b> | <b>4</b> | <b>962</b> |              |

**Note:**  
Stolen ends are the ends won without the last stone advantage.

**Legend:**  
>4 More than four points scored      LSFE Last Stone First End



### Summary of Big Ends

| Points Scored | By                  | Against              | Session | End | Game Result |
|---------------|---------------------|----------------------|---------|-----|-------------|
| 5             | CAN - Canada        | ENG - England        | 3       | 1   | 10 : 3      |
| 5             | IRL - Ireland       | FRA - France         | 5       | 4   | 11 : 3      |
| 5             | SWE - Sweden        | DEN - Denmark        | 16      | 4   | 9 : 5       |
| 5             | USA - United States | KAZ - Kazakhstan     | 7       | 1   | 13 : 3      |
| 4             | AUS - Australia     | IRL - Ireland        | 17      | 4   | 8 : 2       |
| 4             | BEL - Belgium       | POL - Poland         | 6       | 6   | 10 : 1      |
| 4             | CAN - Canada        | RUS - Russia         | 5       | 7   | 10 : 2      |
| 4             | DEN - Denmark       | CZE - Czech Republic | 4       | 6   | 9 : 2       |
| 4             | GER - Germany       | JPN - Japan          | 16      | 3   | 9 : 2       |
| 4             | GER - Germany       | AUS - Australia      | QF      | 3   | 10 : 4      |
| 4             | IRL - Ireland       | FRA - France         | 5       | 6   | 11 : 3      |
| 4             | IRL - Ireland       | ITA - Italy          | 9       | 6   | 6 : 2       |
| 4             | IRL - Ireland       | KAZ - Kazakhstan     | 15      | 1   | 16 : 1      |
| 4             | IRL - Ireland       | KAZ - Kazakhstan     | 15      | 3   | 16 : 1      |
| 4             | ISR - Israel        | FRA - France         | 1       | 5   | 10 : 6      |
| 4             | ITA - Italy         | KAZ - Kazakhstan     | 11      | 6   | 11 : 3      |
| 4             | ITA - Italy         | FRA - France         | 13      | 6   | 7 : 5       |
| 4             | ITA - Italy         | ISR - Israel         | 15      | 2   | 5 : 6       |
| 4             | NOR - Norway        | JPN - Japan          | 4       | 4   | 12 : 2      |
| 4             | NZL - New Zealand   | FIN - Finland        | 3       | 1   | 10 : 1      |
| 4             | NZL - New Zealand   | RUS - Russia         | 7       | 5   | 8 : 5       |
| 4             | SCO - Scotland      | ENG - England        | 5       | 1   | 14 : 2      |
| 4             | SCO - Scotland      | RUS - Russia         | 9       | 4   | 12 : 2      |
| 4             | SCO - Scotland      | RUS - Russia         | 9       | 6   | 12 : 2      |
| 4             | SUI - Switzerland   | KAZ - Kazakhstan     | 1       | 1   | 19 : 0      |
| 4             | SUI - Switzerland   | KAZ - Kazakhstan     | 1       | 4   | 19 : 0      |
| 4             | SUI - Switzerland   | ITA - Italy          | 5       | 3   | 8 : 3       |
| 4             | SUI - Switzerland   | IRL - Ireland        | 13      | 5   | 7 : 3       |
| 4             | SWE - Sweden        | BEL - Belgium        | 4       | 4   | 9 : 2       |
| 4             | USA - United States | ITA - Italy          | 17      | 2   | 8 : 6       |

**Note:**  
Big ends are defined as ends with a score of four or more points.

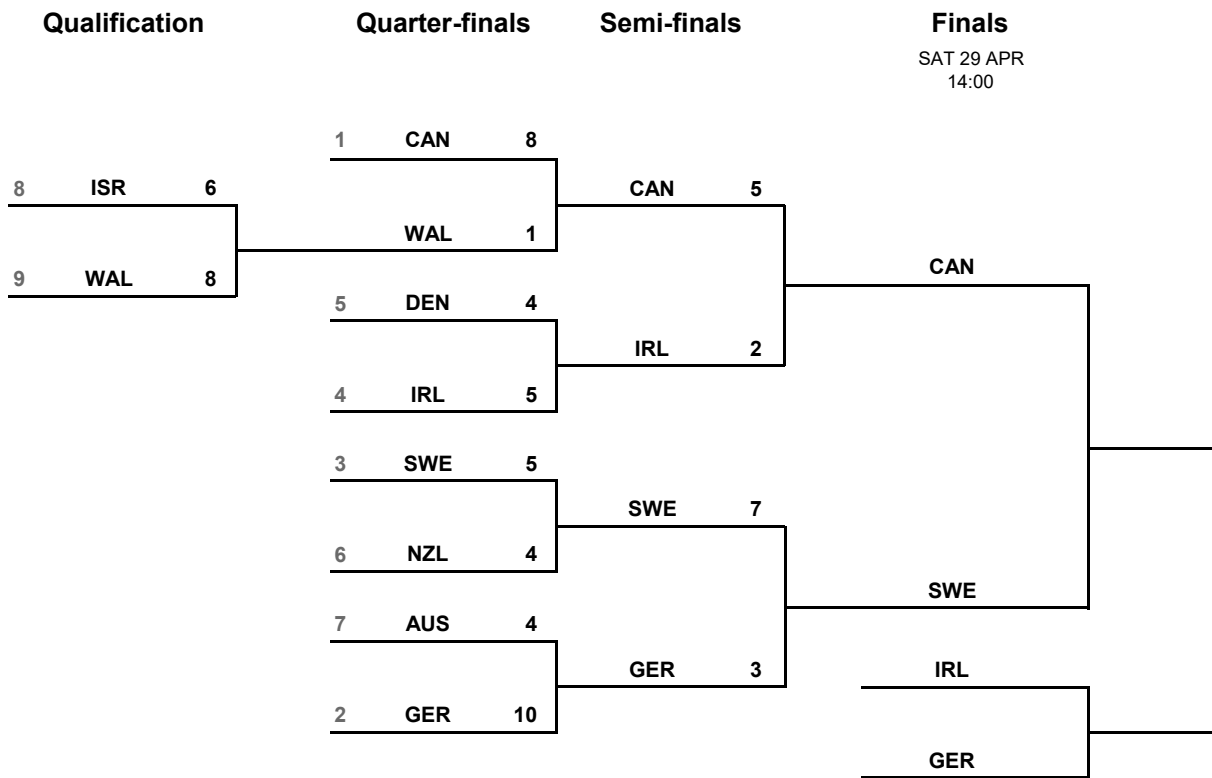
**Legend:**  
QF Quarter-finals



### Session Results and Standings

| Sheet | Game | Team          | LSFE | 1 | 2 | 3 | 4 | 5 | 6 | 7 | 8 | Extra Ends | Total |
|-------|------|---------------|------|---|---|---|---|---|---|---|---|------------|-------|
| F     | 9    | IRL - Ireland |      | 0 | 0 | 1 | 0 | 0 | 0 | 1 | X |            | 2     |
|       | 8    | CAN - Canada  | *    | 2 | 0 | 0 | 1 | 1 | 1 | 0 | X |            | 5     |
| J     | 9    | SWE - Sweden  | *    | 1 | 0 | 2 | 0 | 2 | 0 | 2 | X |            | 7     |
|       | 9    | GER - Germany |      | 0 | 1 | 0 | 1 | 0 | 1 | 0 | X |            | 3     |

### Championship Bracket



The 1st and 2nd ranked teams qualify directly for the quarter-finals, as well as the 3rd ranked team with the best DSC result. The other two 3rd ranked teams play a qualification game to decide the last team entered into the 1/4 finals.

The match-up for the 1/4 finals will be:

- 1st best DSC of the 1st ranked teams (#1) v winner of the qualification game
- 2nd best DSC of the 1st ranked teams (#2) v 1st best DSC of the 3rd ranked teams (#7)
- 3rd best DSC of the 1st ranked teams (#3) v 3rd best DSC of the 2nd ranked teams (#6)
- 1st best DSC of the 2nd ranked teams (#4) v 2nd best DSC of the 2nd ranked teams (#5)

|                              |   |   |
|------------------------------|---|---|
| <b>Legend:</b>               |   |   |
| LSFE(*) Last Stone First End | X | Unplayed/unfinished end due to concession |





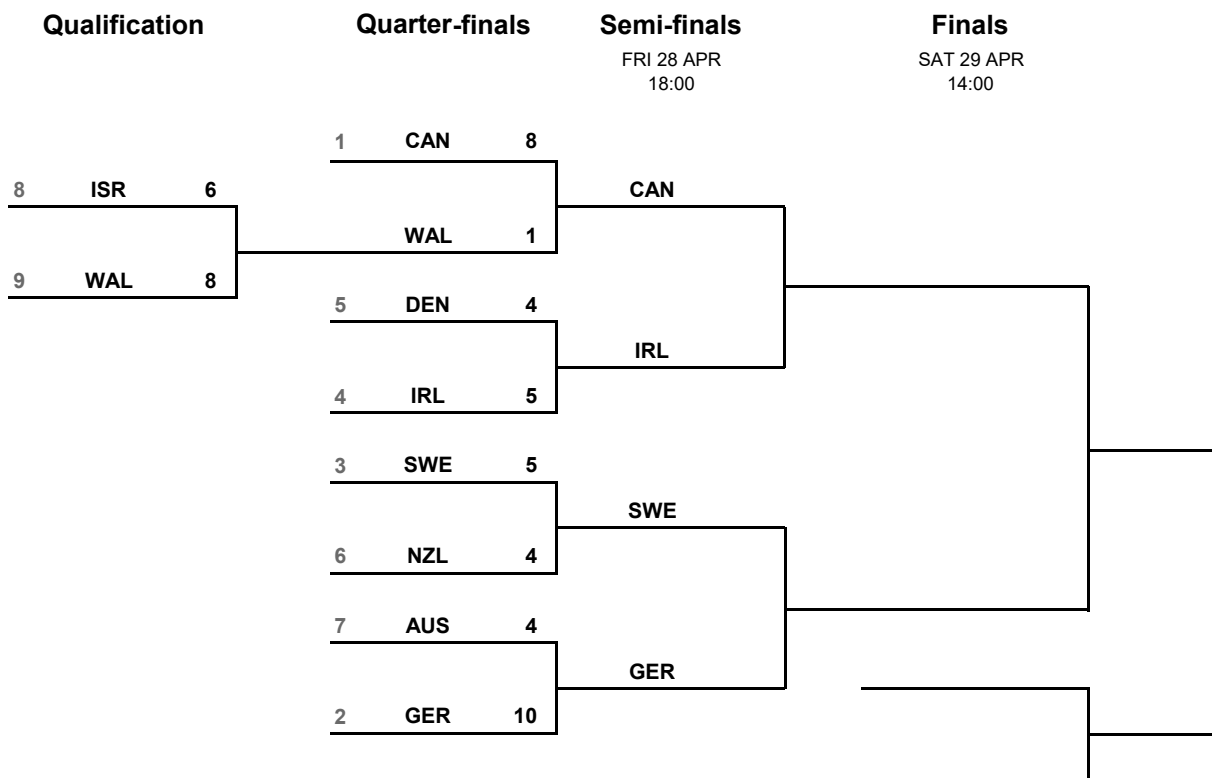




**Session Results and Standings**

| Sheet | Game | Team              | LSFE | 1 | 2 | 3 | 4 | 5 | 6 | 7 | 8 | Extra Ends | Total |
|-------|------|-------------------|------|---|---|---|---|---|---|---|---|------------|-------|
| F     | 8    | AUS - Australia   |      | 0 | 1 | 0 | 2 | 0 | 1 | X | X |            | 4     |
|       | 8    | GER - Germany     | *    | 3 | 0 | 4 | 0 | 3 | 0 | X | X |            | 10    |
| G     | 8    | IRL - Ireland     |      | 1 | 0 | 0 | 2 | 0 | 1 | 0 | 1 |            | 5     |
|       | 8    | DEN - Denmark     | *    | 0 | 1 | 0 | 0 | 1 | 0 | 2 | 0 |            | 4     |
| H     | 7    | NZL - New Zealand | *    | 1 | 0 | 0 | 2 | 0 | 1 | 0 | 0 |            | 4     |
|       | 8    | SWE - Sweden      |      | 0 | 0 | 1 | 0 | 1 | 0 | 2 | 1 |            | 5     |
| J     | 9    | WAL - Wales       |      | 0 | 0 | 1 | 0 | 0 | 0 | X | X |            | 1     |
|       | 7    | CAN - Canada      | *    | 0 | 2 | 0 | 2 | 1 | 3 | X | X |            | 8     |

**Championship Bracket**



The 1st and 2nd ranked teams qualify directly for the quarter-finals, as well as the 3rd ranked team with the best DSC result. The other two 3rd ranked teams play a qualification game to decide the last team entered into the 1/4 finals. The match-up for the 1/4 finals will be:

- 1st best DSC of the 1st ranked teams (#1) v winner of the qualification game
- 2nd best DSC of the 1st ranked teams (#2) v 1st best DSC of the 3rd ranked teams (#7)
- 3rd best DSC of the 1st ranked teams (#3) v 3rd best DSC of the 2nd ranked teams (#6)
- 1st best DSC of the 2nd ranked teams (#4) v 2nd best DSC of the 2nd ranked teams (#5)

|                |  |                                   |                                    |
|----------------|--|-----------------------------------|------------------------------------|
| <b>Legend:</b> | <b>LSFE(*)</b> Last Stone First End                | <b>LSFn</b> Loser of semi-final n | <b>WSFn</b> Winner of semi-final n |
|                | <b>X</b> Unplayed/unfinished end due to concession |                                   |                                    |









**WSSC 2017**  
Lethbridge, Alberta, Canada

FRI 28 APR 2017  
Start Time 10:00

**World Senior Curling Championships 2017**  
ATB Centre - Lethbridge Curling Club

**Men**

**Quarter-final**



### Game Results

| Sheet | Game | Team          | LSFE | 1 | 2 | 3 | 4 | 5 | 6 | 7 | 8 | Extra Ends | Total |
|-------|------|---------------|------|---|---|---|---|---|---|---|---|------------|-------|
| G     | 8    | IRL - Ireland |      | 1 | 0 | 0 | 2 | 0 | 1 | 0 | 1 |            | 5     |
|       | 8    | DEN - Denmark | *    | 0 | 1 | 0 | 0 | 1 | 0 | 2 | 0 |            | 4     |

| IRL - Ireland |              |
|---------------|--------------|
| 4 S           | WILSON Peter |
| 3 V           | KENNY Johnjo |
| 2             | GRAY Bill    |
| 1             | WHYTE David  |
| A             | HUME David   |

| DEN - Denmark |                          |
|---------------|--------------------------|
| 4 S           | SCHMIDT Ulrik            |
| 3 V           | QVIST Mikael             |
| 2             | ANDERSEN Niels Siggaard  |
| 1             | THUNE JACOBSEN Christian |
| A             | -                        |

| Last Stone Draw |         | Distance       |
|-----------------|---------|----------------|
| ↻               | GRAY B  | 20.1cm         |
| ↻               | KENNY J | 169.0cm        |
| <b>Total</b>    |         | <b>189.1cm</b> |

| Last Stone Draw |           | Distance      |
|-----------------|-----------|---------------|
| ↻               | QVIST M   | 18.2cm        |
| ↻               | SCHMIDT U | 43.5cm        |
| <b>Total</b>    |           | <b>61.7cm</b> |

Time remaining: 2 minutes 21 seconds

Time remaining: 1 minute 27 seconds

**Note:**  
Team position and functions are attached to each team member's name as follows:  
4 = Fourth, 3 = Third, 2 = Second, 1 = Lead, A = Alternate, S = Skip, V = Vice-Skip

**Legend:**  
↻ Clockwise      ↻ Counter-clockwise      **LSFE(\*)** Last Stone First End





**Game Results**

| Sheet | Game | Team              | LSFE | 1 | 2 | 3 | 4 | 5 | 6 | 7 | 8 | Extra Ends | Total |
|-------|------|-------------------|------|---|---|---|---|---|---|---|---|------------|-------|
| H     | 7    | NZL - New Zealand | *    | 1 | 0 | 0 | 2 | 0 | 1 | 0 | 0 |            | 4     |
|       | 8    | SWE - Sweden      |      | 0 | 0 | 1 | 0 | 1 | 0 | 2 | 1 |            | 5     |

| NZL - New Zealand |                |
|-------------------|----------------|
| 4 S               | MUSTAPIC Dan   |
| 3 V               | FRAUENLOB Hans |
| 2                 | WATT Dave      |
| 1                 | DEPAPE Lorne   |
| A                 | CRAIG Iain     |

| SWE - Sweden |                   |
|--------------|-------------------|
| 4 S          | WRANAA Mats       |
| 3 V          | HASSELBORG Mikael |
| 2            | ERIKSSON Anders   |
| 1            | WAAHLIN Gerry     |
| A            | -                 |

| Last Stone Draw |             | Distance      |
|-----------------|-------------|---------------|
| ↻               | FRAUENLOB H | 22.4cm        |
| ↻               | MUSTAPIC D  | 57.4cm        |
| <b>Total</b>    |             | <b>79.8cm</b> |

| Last Stone Draw |              | Distance       |
|-----------------|--------------|----------------|
| ↻               | WRANAA M     | 63.5cm         |
| ↻               | HASSELBORG M | 85.4cm         |
| <b>Total</b>    |              | <b>148.9cm</b> |

Time remaining: 0 minutes 9 seconds

Time remaining: 1 minute 13 seconds

**Note:**  
Team position and functions are attached to each team member's name as follows:  
**4** = Fourth, **3** = Third, **2** = Second, **1** = Lead, **A** = Alternate, **S** = Skip, **V** = Vice-Skip

**Legend:**  
↻ Clockwise      ↻ Counter-clockwise      **LSFE(\*)** Last Stone First End



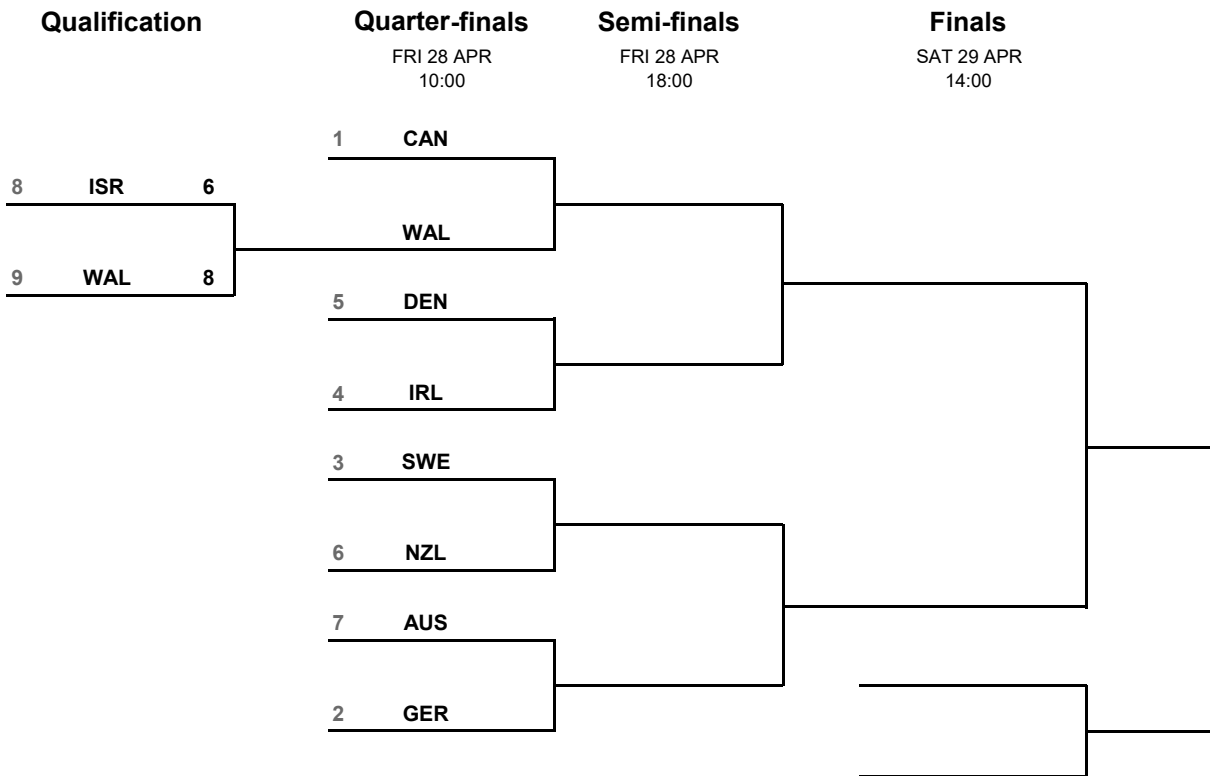




**Session Results and Standings**

| Sheet | Game | Team         | LSFE | 1 | 2 | 3 | 4 | 5 | 6 | 7 | 8 | Extra Ends | Total |
|-------|------|--------------|------|---|---|---|---|---|---|---|---|------------|-------|
| G     | 9    | ISR - Israel |      | 0 | 0 | 1 | 1 | 0 | 3 | 1 | 0 |            | 6     |
|       | 8    | WAL - Wales  | *    | 2 | 2 | 0 | 0 | 1 | 0 | 0 | 3 |            | 8     |

**Championship Bracket**



The 1st and 2nd ranked teams qualify directly for the quarter-finals, as well as the 3rd ranked team with the best DSC result. The other two 3rd ranked teams play a qualification game to decide the last team entered into the 1/4 finals. The match-up for the 1/4 finals will be:

- 1st best DSC of the 1st ranked teams (#1) v winner of the qualification game
- 2nd best DSC of the 1st ranked teams (#2) v 1st best DSC of the 3rd ranked teams (#7)
- 3rd best DSC of the 1st ranked teams (#3) v 3rd best DSC of the 2nd ranked teams (#6)
- 1st best DSC of the 2nd ranked teams (#4) v 2nd best DSC of the 2nd ranked teams (#5)

|                |                                     |                                   |                                       |
|----------------|-------------------------------------|-----------------------------------|---------------------------------------|
| <b>Legend:</b> | <b>LSFE(*)</b> Last Stone First End | <b>LSFn</b> Loser of semi-final n | <b>WQFn</b> Winner of quarter-final n |
|                | <b>WSFn</b> Winner of semi-final n  |                                   |                                       |





**Game Results**

| Sheet    | Game | Team         | LSFE | 1 | 2 | 3 | 4 | 5 | 6 | 7 | 8 | Extra Ends | Total |
|----------|------|--------------|------|---|---|---|---|---|---|---|---|------------|-------|
| <b>G</b> | 9    | ISR - Israel |      | 0 | 0 | 1 | 1 | 0 | 3 | 1 | 0 |            | 6     |
|          | 8    | WAL - Wales  | *    | 2 | 2 | 0 | 0 | 1 | 0 | 0 | 3 |            | 8     |

| <b>ISR - Israel</b> |               |
|---------------------|---------------|
| 4 S                 | GOLBERG Kevin |
| 3 V                 | POKRAS Alex   |
| 2                   | KAY Neil      |
| 1                   | MORRISON Mark |
| A                   | -             |

| <b>WAL - Wales</b> |                 |
|--------------------|-----------------|
| 4 S                | MEIKLE Adrian   |
| 3                  | POUGHER Richard |
| 2 V                | WELLS Chris     |
| 1                  | WADDELL Gary    |
| A                  | REID Alistair   |

| <b>Last Stone Draw</b> |           | Distance       |
|------------------------|-----------|----------------|
| ↻                      | KAY N     | 153.9cm        |
| ↻                      | GOLBERG K | 183.5cm        |
| <b>Total</b>           |           | <b>337.4cm</b> |

| <b>Last Stone Draw</b> |           | Distance      |
|------------------------|-----------|---------------|
| ↻                      | MEIKLE A  | 4.2cm         |
| ↻                      | WADDELL G | 37.9cm        |
| <b>Total</b>           |           | <b>42.1cm</b> |

Time remaining: 2 minutes 46 seconds

Time remaining: 3 minutes 51 seconds

**Note:**  
Team position and functions are attached to each team member's name as follows:  
**4** = Fourth, **3** = Third, **2** = Second, **1** = Lead, **A** = Alternate, **S** = Skip, **V** = Vice-Skip

**Legend:**  
↻ Clockwise      ↻ Counter-clockwise      **LSFE(\*)** Last Stone First End





### Session Results and Standings

| Sheet | Game | Team              | LSFE | 1 | 2 | 3 | 4 | 5 | 6 | 7 | 8 | Extra Ends | Total |
|-------|------|-------------------|------|---|---|---|---|---|---|---|---|------------|-------|
| F     | 8    | SUI - Switzerland |      | 0 | 1 | 0 | 0 | 0 | 0 | 3 | 0 |            | 4     |
|       | 8    | ISR - Israel      | *    | 1 | 0 | 0 | 0 | 1 | 1 | 0 | 2 |            | 5     |
| J     | 7    | WAL - Wales       | *    | 0 | 2 | 0 | 2 | 0 | 1 | 0 | 0 |            | 5     |
|       | 7    | SCO - Scotland    |      | 0 | 0 | 1 | 0 | 1 | 0 | 0 | 2 |            | 4     |

### Standings after Round Robin and Tie-breakers

| Group-A |                      |       |      |        |                  | Group-B |                     |       |      |        |    |
|---------|----------------------|-------|------|--------|------------------|---------|---------------------|-------|------|--------|----|
| Rank    | Team                 | Games | Wins | Losses |                  | Rank    | Team                | Games | Wins | Losses |    |
| 1       | SWE - Sweden         | 7     | 7    | 0      | Q                | 1       | AUS - Australia     | 7     | 6    | 1      | Q  |
| 2       | DEN - Denmark        | 7     | 6    | 1      | Q                | 2       | IRL - Ireland       | 7     | 5    | 2      | Q  |
| 3       | GER - Germany        | 7     | 5    | 2      | Q                | 3       | ISR - Israel        | 7     | 5    | 2      | Q  |
| 4       | NOR - Norway         | 7     | 4    | 3      |                  | 4       | SUI - Switzerland   | 7     | 5    | 2      |    |
| 5       | CZE - Czech Republic | 7     | 3    | 4      |                  | 5       | USA - United States | 7     | 3    | 4      | w1 |
| 6       | BEL - Belgium        | 7     | 1    | 6      | w1 DSC 85.00 cm  | 6       | ITA - Italy         | 7     | 3    | 4      | w0 |
| 7       | POL - Poland         | 7     | 1    | 6      | w1 DSC 121.23 cm | 7       | FRA - France        | 7     | 1    | 6      |    |
| 8       | JPN - Japan          | 7     | 1    | 6      | w1 DSC 122.29 cm | 8       | KAZ - Kazakhstan    | 7     | 0    | 7      |    |

| Group-C |                   |       |      |        |    |
|---------|-------------------|-------|------|--------|----|
| Rank    | Team              | Games | Wins | Losses |    |
| 1       | CAN - Canada      | 6     | 6    | 0      | Q  |
| 2       | NZL - New Zealand | 6     | 5    | 1      | Q  |
| 3       | WAL - Wales       | 6     | 3    | 3      | Q  |
| 4       | SCO - Scotland    | 6     | 3    | 3      |    |
| 5       | RUS - Russia      | 6     | 2    | 4      |    |
| 6       | ENG - England     | 6     | 1    | 5      | w1 |
| 7       | FIN - Finland     | 6     | 1    | 5      | w0 |

**Legend:**

**DSC** Draw Shot Challenge      **LSFE(\*)** Last Stone First End      **Q** Qualified for the play-offs  
**TB W-L** Tie-breaker Wins-Losses      **wn** Number of wins (n) against tied teams





**WSCC 2017**  
Lethbridge, Alberta, Canada

THU 27 APR 2017  
Start Time 12:15

**World Senior Curling Championships 2017**  
ATB Centre - Lethbridge Curling Club

**Men**

**Group-B Tie-breaker Session - Sheet F**



**Game Results**

| Sheet | Game | Team              | LSFE | 1 | 2 | 3 | 4 | 5 | 6 | 7 | 8 | Extra Ends | Total |
|-------|------|-------------------|------|---|---|---|---|---|---|---|---|------------|-------|
| F     | 8    | SUI - Switzerland |      | 0 | 1 | 0 | 0 | 0 | 0 | 3 | 0 |            | 4     |
|       | 8    | ISR - Israel      | *    | 1 | 0 | 0 | 0 | 1 | 1 | 0 | 2 |            | 5     |

| SUI - Switzerland |                  |
|-------------------|------------------|
| 4 S               | KARNUSIAN Stefan |
| 3 V               | REICHENBACH Kurt |
| 2                 | DRYBURGH Stewart |
| 1                 | PERNET Richard   |
| A                 | -                |

| ISR - Israel |               |
|--------------|---------------|
| 4 S          | GOLBERG Kevin |
| 3 V          | POKRAS Alex   |
| 2            | KAY Neil      |
| 1            | MORRISON Mark |
| A            | -             |

Time remaining: 3 minutes 27 seconds

Time remaining: 0 minutes 30 seconds

**Note:**  
Team position and functions are attached to each team member's name as follows:  
4 = Fourth, 3 = Third, 2 = Second, 1 = Lead, A = Alternate, S = Skip, V = Vice-Skip

**Legend:**  
LSFE(\*) Last Stone First End







**WSCC 2017**  
Lethbridge, Alberta, Canada

THU 27 APR 2017  
Start Time 12:15

**World Senior Curling Championships 2017**  
ATB Centre - Lethbridge Curling Club

**Men**

**Group-C Tie-breaker Session - Sheet J**



### Game Results

| Sheet | Game | Team           | LSFE | 1 | 2 | 3 | 4 | 5 | 6 | 7 | 8 | Extra Ends | Total |
|-------|------|----------------|------|---|---|---|---|---|---|---|---|------------|-------|
| J     | 7    | WAL - Wales    | *    | 0 | 2 | 0 | 2 | 0 | 1 | 0 | 0 |            | 5     |
|       | 7    | SCO - Scotland |      | 0 | 0 | 1 | 0 | 1 | 0 | 0 | 2 |            | 4     |

| WAL - Wales |                 |
|-------------|-----------------|
| 4 S         | MEIKLE Adrian   |
| 3           | POUGHER Richard |
| 2 V         | WELLS Chris     |
| 1           | WADDELL Gary    |
| A           | REID Alistair   |

| SCO - Scotland |                |
|----------------|----------------|
| 4 S            | DRYSDALE Ian   |
| 3 V            | McQUEEN David  |
| 2              | WILSON Ronald  |
| 1              | LINDSAY Graham |
| A              | HEMMING Andrew |

Time remaining: 5 minutes 23 seconds

Time remaining: 2 minutes 38 seconds

**Note:**  
Team position and functions are attached to each team member's name as follows:  
4 = Fourth, 3 = Third, 2 = Second, 1 = Lead, A = Alternate, S = Skip, V = Vice-Skip

**Legend:**  
LSFE(\*) Last Stone First End

### Competition Matrix

#### Group-A

| Team       | BEL    | CZE   | DEN    | GER   | JPN    | NOR    | POL    | SWE   |
|------------|--------|-------|--------|-------|--------|--------|--------|-------|
| <b>BEL</b> |        | 3 - 8 | 2 - 9  | 4 - 8 | 4 - 6  | 3 - 9  | 10 - 1 | 2 - 9 |
| <b>CZE</b> | 8 - 3  |       | 2 - 9  | 2 - 7 | 6 - 3  | 2 - 8  | 6 - 3  | 5 - 6 |
| <b>DEN</b> | 9 - 2  | 9 - 2 |        | 7 - 6 | 10 - 1 | 5 - 3  | 4 - 3  | 5 - 9 |
| <b>GER</b> | 8 - 4  | 7 - 2 | 6 - 7  |       | 9 - 2  | 6 - 4  | 7 - 4  | 5 - 7 |
| <b>JPN</b> | 6 - 4  | 3 - 6 | 1 - 10 | 2 - 9 |        | 2 - 12 | 8 - 9  | 3 - 7 |
| <b>NOR</b> | 9 - 3  | 8 - 2 | 3 - 5  | 4 - 6 | 12 - 2 |        | 7 - 3  | 3 - 5 |
| <b>POL</b> | 1 - 10 | 3 - 6 | 3 - 4  | 4 - 7 | 9 - 8  | 3 - 7  |        | 4 - 7 |
| <b>SWE</b> | 9 - 2  | 6 - 5 | 9 - 5  | 7 - 5 | 7 - 3  | 5 - 3  | 7 - 4  |       |

### Standings after Round Robin

| Rank | Team                 | Games | Wins | Losses |    |              |
|------|----------------------|-------|------|--------|----|--------------|
| 1    | SWE - Sweden         | 7     | 7    | 0      | Q  |              |
| 2    | DEN - Denmark        | 7     | 6    | 1      | Q  |              |
| 3    | GER - Germany        | 7     | 5    | 2      | Q  |              |
| 4    | NOR - Norway         | 7     | 4    | 3      |    |              |
| 5    | CZE - Czech Republic | 7     | 3    | 4      |    |              |
| 6    | BEL - Belgium        | 7     | 1    | 6      | w1 | DSC 85.00cm  |
| 7    | POL - Poland         | 7     | 1    | 6      | w1 | DSC 121.23cm |
| 8    | JPN - Japan          | 7     | 1    | 6      | w1 | DSC 122.29cm |

### Competition Matrix

#### Group-B

| Team       | AUS   | FRA    | IRL    | ISR    | ITA    | KAZ    | SUI    | USA    |
|------------|-------|--------|--------|--------|--------|--------|--------|--------|
| <b>AUS</b> |       | 8 - 4  | 8 - 2  | 7 - 2  | 6 - 7  | 6 - 4  | 6 - 3  | 5 - 4  |
| <b>FRA</b> | 4 - 8 |        | 3 - 11 | 6 - 10 | 5 - 7  | 7 - 6  | 4 - 5  | 1 - 11 |
| <b>IRL</b> | 2 - 8 | 11 - 3 |        | 8 - 3  | 6 - 2  | 16 - 1 | 3 - 7  | 5 - 3  |
| <b>ISR</b> | 2 - 7 | 10 - 6 | 3 - 8  |        | 6 - 5  | 9 - 1  | 7 - 4  | 6 - 5  |
| <b>ITA</b> | 7 - 6 | 7 - 5  | 2 - 6  | 5 - 6  |        | 11 - 3 | 3 - 8  | 6 - 8  |
| <b>KAZ</b> | 4 - 6 | 6 - 7  | 1 - 16 | 1 - 9  | 3 - 11 |        | 0 - 19 | 3 - 13 |
| <b>SUI</b> | 3 - 6 | 5 - 4  | 7 - 3  | 4 - 7  | 8 - 3  | 19 - 0 |        | 5 - 3  |
| <b>USA</b> | 4 - 5 | 11 - 1 | 3 - 5  | 5 - 6  | 8 - 6  | 13 - 3 | 3 - 5  |        |

### Standings after Round Robin

| Rank | Team                | Games | Wins | Losses |    |    |             |
|------|---------------------|-------|------|--------|----|----|-------------|
| 1    | AUS - Australia     | 7     | 6    | 1      | Q  |    |             |
| 2    | IRL - Ireland       | 7     | 5    | 2      | Q  | w1 | DSC 53.44cm |
| 3    | ISR - Israel        | 7     | 5    | 2      | TB | w1 | DSC 66.62cm |
| 3    | SUI - Switzerland   | 7     | 5    | 2      | TB | w1 | DSC 76.16cm |
| 5    | USA - United States | 7     | 3    | 4      |    | w1 |             |
| 6    | ITA - Italy         | 7     | 3    | 4      |    | w0 |             |
| 7    | FRA - France        | 7     | 1    | 6      |    |    |             |
| 8    | KAZ - Kazakhstan    | 7     | 0    | 7      |    |    |             |

## Competition Matrix

### Group-C

| Team | CAN    | ENG    | FIN    | NZL    | RUS    | SCO    | WAL   |
|------|--------|--------|--------|--------|--------|--------|-------|
| CAN  |        | 10 - 3 | 7 - 2  | 8 - 2  | 10 - 2 | 7 - 2  | 7 - 2 |
| ENG  | 3 - 10 |        | 10 - 6 | 4 - 7  | 2 - 6  | 2 - 14 | 4 - 5 |
| FIN  | 2 - 7  | 6 - 10 |        | 1 - 10 | 2 - 8  | 3 - 6  | 7 - 1 |
| NZL  | 2 - 8  | 7 - 4  | 10 - 1 |        | 8 - 5  | 5 - 2  | 7 - 3 |
| RUS  | 2 - 10 | 6 - 2  | 8 - 2  | 5 - 8  |        | 2 - 12 | 2 - 7 |
| SCO  | 2 - 7  | 14 - 2 | 6 - 3  | 2 - 5  | 12 - 2 |        | 4 - 6 |
| WAL  | 2 - 7  | 5 - 4  | 1 - 7  | 3 - 7  | 7 - 2  | 6 - 4  |       |

## Standings after Round Robin

| Rank | Team              | Games | Wins | Losses |    |    |
|------|-------------------|-------|------|--------|----|----|
| 1    | CAN - Canada      | 6     | 6    | 0      | Q  |    |
| 2    | NZL - New Zealand | 6     | 5    | 1      | Q  |    |
| 3    | WAL - Wales       | 6     | 3    | 3      | TB | w1 |
| 3    | SCO - Scotland    | 6     | 3    | 3      | TB | w0 |
| 5    | RUS - Russia      | 6     | 2    | 4      |    |    |
| 6    | ENG - England     | 6     | 1    | 5      |    | w1 |
| 7    | FIN - Finland     | 6     | 1    | 5      |    | w0 |

**Legend:**

**DSC** Draw Shot Challenge

**Q** Qualified for the play-offs

**TB** Involved in the tie-breaker

**wn** Number of wins (n) against tied teams



After Round Robin Session 17

Draw Shot Challenge

| Group-A<br>Rank | Team                 | Stone<br>Rotation | Last Stone Draw in each Round Robin Game |                  |                  |                 |                  |                  |       | DSC             |
|-----------------|----------------------|-------------------|--|------------------|------------------|-----------------|------------------|------------------|-------|-----------------|
|                 |                      |                   | 1  | 2                | 3                | 4               | 5                | 6                | 7     |                 |
| 1               | DEN - Denmark        | ☺                 | <del>162.3</del>                         | 9.2              | 24.7             | <del>94.5</del> | 25.4             | 52.6             | 19.7  | <b>41.33cm</b>  |
|                 |                      | ☹                 | 83.8                                     | 66.9             | 5.1              | 66.6            | 15.6             | 78.2             | 48.2  |                 |
| 2               | GER - Germany        | ☺                 | 56.3                                     | 141.3            | 139.3            | 28.5            | 71.7             | 36.0             | 71.6  | <b>55.87cm</b>  |
|                 |                      | ☹                 | 28.7                                     | <del>199.6</del> | 30.3             | 5.8             | 14.5             | <del>196.4</del> | 46.4  |                 |
| 3               | SWE - Sweden         | ☺                 | <del>199.6</del>                         | 83.5             | 100.7            | 17.5            | 39.4             | 25.8             | 32.1  | <b>66.16cm</b>  |
|                 |                      | ☹                 | 56.0                                     | <del>199.6</del> | 30.1             | 112.9           | 74.5             | 65.3             | 156.1 |                 |
| 4               | BEL - Belgium        | ☺                 | <del>199.6</del>                         | 168.8            | 199.6            | 93.9            | 16.7             | 52.0             | 88.4  | <b>85.00cm</b>  |
|                 |                      | ☹                 | 95.6                                     | <del>199.6</del> | 23.0             | 18.6            | 106.4            | 115.0            | 42.0  |                 |
| 5               | CZE - Czech Republic | ☺                 | 162.9                                    | 146.1            | 52.4             | 25.2            | 57.7             | 22.0             | 110.5 | <b>86.12cm</b>  |
|                 |                      | ☹                 | 164.5                                    | 86.5             | <del>199.6</del> | 58.6            | <del>199.6</del> | 9.7              | 137.3 |                 |
| 6               | NOR - Norway         | ☺                 | 107.9                                    | <del>199.6</del> | 26.0             | 199.6           | 109.1            | 80.4             | 60.1  | <b>100.06cm</b> |
|                 |                      | ☹                 | <del>199.6</del>                         | 52.8             | 194.9            | 199.6           | 1.2              | 83.7             | 85.4  |                 |
| 7               | POL - Poland         | ☺                 | <del>199.6</del>                         | 182.9            | 124.0            | 199.6           | 199.6            | 64.7             | 37.7  | <b>121.23cm</b> |
|                 |                      | ☹                 | <del>199.6</del>                         | 49.9             | 130.6            | 147.9           | 43.1             | 75.1             | 199.6 |                 |
| 8               | JPN - Japan          | ☺                 | 184.3                                    | <del>199.6</del> | <del>199.6</del> | 199.6           | 199.6            | 70.3             | 193.4 | <b>122.29cm</b> |
|                 |                      | ☹                 | 81.5                                     | 25.5             | 55.5             | 152.7           | 44.8             | 199.6            | 60.7  |                 |

| Group-B<br>Rank | Team                | Stone<br>Rotation | Last Stone Draw in each Round Robin Game |                  |                  |       |                  |                  |                  | DSC             |
|-----------------|---------------------|-------------------|--|------------------|------------------|-------|------------------|------------------|------------------|-----------------|
|                 |                     |                   | 1  | 2                | 3                | 4     | 5                | 6                | 7                |                 |
| 1               | USA - United States | ☺                 | 113.9                                    | 27.8             | 61.7             | 18.9  | 4.9              | 11.8             | <del>138.4</del> | <b>39.67cm</b>  |
|                 |                     | ☹                 | 80.6                                     | 28.7             | 7.9              | 37.3  | 62.8             | <del>189.5</del> | 19.7             |                 |
| 2               | IRL - Ireland       | ☺                 | 48.5                                     | 53.6             | 39.7             | 33.5  | 55.4             | 47.0             | 84.1             | <b>53.44cm</b>  |
|                 |                     | ☹                 | <del>199.6</del>                         | <del>105.0</del> | 48.8             | 78.9  | 29.9             | 42.3             | 79.6             |                 |
| 3               | AUS - Australia     | ☺                 | 119.7                                    | 12.4             | 92.4             | 49.0  | 67.0             | 44.5             | <del>123.7</del> | <b>55.61cm</b>  |
|                 |                     | ☹                 | 46.9                                     | 56.7             | 74.5             | 27.4  | <del>125.2</del> | 58.4             | 18.4             |                 |
| 4               | FRA - France        | ☺                 | <del>199.6</del>                         | 74.3             | <del>135.4</del> | 41.5  | 105.0            | 24.0             | 87.1             | <b>66.01cm</b>  |
|                 |                     | ☹                 | 10.5                                     | 70.0             | 60.9             | 72.5  | 81.2             | 120.3            | 44.8             |                 |
| 5               | ISR - Israel        | ☺                 | <del>199.6</del>                         | 96.2             | 43.3             | 56.0  | 174.2            | 27.4             | 103.3            | <b>66.62cm</b>  |
|                 |                     | ☹                 | 63.9                                     | 38.6             | 55.4             | 43.9  | 73.2             | <del>199.6</del> | 24.0             |                 |
| 6               | SUI - Switzerland   | ☺                 | 53.8                                     | 144.0            | 183.7            | 84.8  | 23.0             | 62.8             | 55.2             | <b>76.16cm</b>  |
|                 |                     | ☹                 | 164.6                                    | 48.5             | <del>199.6</del> | 27.9  | 28.5             | <del>199.6</del> | 37.1             |                 |
| 7               | ITA - Italy         | ☺                 | 156.6                                    | 89.8             | 19.1             | 199.6 | 81.9             | 199.6            | 80.8             | <b>121.84cm</b> |
|                 |                     | ☹                 | <del>199.6</del>                         | <del>199.6</del> | 122.5            | 96.4  | 199.6            | 45.3             | 170.9            |                 |
| 8               | KAZ - Kazakhstan    | ☺                 | <del>199.6</del>                         | 55.7             | 199.6            | 199.6 | 199.6            | 199.6            | 151.4            | <b>164.10cm</b> |
|                 |                     | ☹                 | 34.5                                     | <del>199.6</del> | 199.6            | 199.6 | 161.6            | 199.6            | 168.8            |                 |

### Draw Shot Challenge

| Group-C Rank | Team              | Stone Rotation | Last Stone Draw in each Round Robin Game |                  |                  |                  |       |                  | DSC             |
|--------------|-------------------|----------------|--|------------------|------------------|------------------|-------|------------------|-----------------|
|              |                   |                | 1  | 2                | 3                | 4                | 5     | 6                |                 |
| 1            | CAN - Canada      | ↻              | <del>128.6</del>                         | 8.3              | 29.2             | 3.5              | 53.4  | <del>199.6</del> | <b>31.90cm</b>  |
|              |                   | ↻              | 33.9                                     | 18.9             | 70.9             | 6.6              | 74.1  | 20.2             |                 |
| 2            | NZL - New Zealand | ↻              | 62.7                                     | 94.4             | 21.5             | 28.8             | 76.7  | <del>149.3</del> | <b>64.15cm</b>  |
|              |                   | ↻              | <del>179.9</del>                         | 39.3             | 114.5            | 10.8             | 119.0 | 73.8             |                 |
| 3            | SCO - Scotland    | ↻              | 118.0                                    | 48.4             | 65.3             | 28.3             | 142.4 | 49.8             | <b>69.45cm</b>  |
|              |                   | ↻              | <del>199.6</del>                         | 61.9             | 124.6            | <del>199.6</del> | 27.2  | 28.6             |                 |
| 4            | WAL - Wales       | ↻              | <del>189.8</del>                         | 92.0             | 103.9            | 49.5             | 45.5  | 116.9            | <b>86.02cm</b>  |
|              |                   | ↻              | <del>180.2</del>                         | 40.6             | 78.4             | 149.5            | 20.7  | 163.2            |                 |
| 5            | RUS - Russia      | ↻              | 73.3                                     | 34.5             | 56.8             | <del>199.6</del> | 24.3  | 199.6            | <b>87.58cm</b>  |
|              |                   | ↻              | 133.9                                    | 158.6            | <del>199.6</del> | 110.6            | 67.5  | 16.7             |                 |
| 6            | ENG - England     | ↻              | <del>199.6</del>                         | 76.0             | 162.7            | 199.6            | 76.8  | 93.5             | <b>103.53cm</b> |
|              |                   | ↻              | 46.2                                     | <del>199.6</del> | 36.3             | 164.4            | 25.7  | 154.1            |                 |
| 7            | FIN - Finland     | ↻              | 46.9                                     | <del>199.6</del> | 36.3             | <del>199.6</del> | 100.2 | 199.6            | <b>105.61cm</b> |
|              |                   | ↻              | 84.5                                     | 106.0            | 96.1             | 35.7             | 151.2 | 199.6            |                 |

**Note:**  
The Draw Shot Challenge (DSC) is the average distance of all the individual Last Stone Draw stones, which were delivered by a team during the round robin. The two least favourable results will be eliminated before calculating the average distance. The team with the lesser DSC receives the higher ranking. If the DSCs are equal then the team with the best non-equal counting LSD receives the higher ranking. In the case where all counting LSDs are equal, the team ranked higher in the WCF World Rankings is ranked higher.

**Legend:**  
↻ Clockwise      ↻ Counter-clockwise      **DSC** Draw Shot Challenge



### Scoring Analysis

| Team | Games |         | LSFE | Stolen Ends | Last Stone Eff. | Force Eff. | Points Scored |    |    |   |   |    | Total | Plus / Minus |
|------|-------|---------|------|-------------|-----------------|------------|---------------|----|----|---|---|----|-------|--------------|
|      |       |         |      |             |                 |            | 0             | 1  | 2  | 3 | 4 | >4 |       |              |
| CAN  | 6     | For     | 5    | 9           | 71%             | 70%        | 3             | 6  | 11 | 4 | 1 | 1  | 49    | +36          |
|      |       | Against | 1    | 0           |                 |            | 3             | 7  | 3  | 0 | 0 | 0  | 13    |              |
| SUI  | 7     | For     | 4    | 12          | 46%             | 71%        | 3             | 14 | 6  | 3 | 4 | 0  | 51    | +25          |
|      |       | Against | 3    | 5           |                 |            | 3             | 14 | 3  | 2 | 0 | 0  | 26    |              |
| IRL  | 7     | For     | 2    | 11          | 53%             | 76%        | 2             | 10 | 7  | 2 | 4 | 1  | 51    | +24          |
|      |       | Against | 5    | 6           |                 |            | 3             | 15 | 2  | 0 | 2 | 0  | 27    |              |
| DEN  | 7     | For     | 5    | 11          | 43%             | 76%        | 2             | 11 | 11 | 4 | 1 | 0  | 49    | +23          |
|      |       | Against | 2    | 6           |                 |            | 1             | 15 | 3  | 0 | 0 | 1  | 26    |              |
| SWE  | 7     | For     | 6    | 13          | 41%             | 64%        | 1             | 18 | 7  | 3 | 1 | 1  | 50    | +23          |
|      |       | Against | 1    | 4           |                 |            | 2             | 12 | 3  | 3 | 0 | 0  | 27    |              |
| AUS  | 7     | For     | 6    | 9           | 66%             | 91%        | 5             | 11 | 5  | 7 | 1 | 0  | 46    | +20          |
|      |       | Against | 1    | 7           |                 |            | 3             | 13 | 5  | 1 | 0 | 0  | 26    |              |
| NOR  | 7     | For     | 2    | 12          | 37%             | 70%        | 2             | 16 | 7  | 4 | 1 | 0  | 46    | +20          |
|      |       | Against | 5    | 3           |                 |            | 1             | 15 | 4  | 1 | 0 | 0  | 26    |              |
| GER  | 7     | For     | 5    | 6           | 57%             | 72%        | 1             | 12 | 10 | 4 | 1 | 0  | 48    | +18          |
|      |       | Against | 2    | 5           |                 |            | 2             | 16 | 7  | 0 | 0 | 0  | 30    |              |
| NZL  | 6     | For     | 4    | 11          | 46%             | 54%        | 1             | 14 | 7  | 1 | 2 | 0  | 39    | +16          |
|      |       | Against | 2    | 4           |                 |            | 1             | 8  | 6  | 1 | 0 | 0  | 23    |              |
| USA  | 7     | For     | 5    | 8           | 44%             | 64%        | 4             | 13 | 8  | 3 | 1 | 1  | 47    | +16          |
|      |       | Against | 2    | 6           |                 |            | 2             | 16 | 6  | 1 | 0 | 0  | 31    |              |
| SCO  | 6     | For     | 2    | 8           | 46%             | 71%        | 2             | 10 | 6  | 2 | 3 | 0  | 40    | +15          |
|      |       | Against | 4    | 5           |                 |            | 3             | 14 | 4  | 1 | 0 | 0  | 25    |              |
| ISR  | 7     | For     | 4    | 11          | 43%             | 57%        | 3             | 16 | 7  | 3 | 1 | 0  | 43    | +7           |
|      |       | Against | 3    | 7           |                 |            | 3             | 11 | 6  | 3 | 1 | 0  | 36    |              |
| ITA  | 7     | For     | 1    | 12          | 25%             | 50%        | 3             | 15 | 4  | 2 | 3 | 0  | 41    | -1           |
|      |       | Against | 6    | 7           |                 |            | 3             | 13 | 4  | 3 | 3 | 0  | 42    |              |
| WAL  | 6     | For     | 2    | 4           | 35%             | 71%        | 1             | 13 | 4  | 1 | 0 | 0  | 24    | -7           |
|      |       | Against | 4    | 10          |                 |            | 2             | 17 | 7  | 0 | 0 | 0  | 31    |              |



### Scoring Analysis

| Team  | Games |         | LSFE | Stolen Ends | Last Stone Eff. | Force Eff. | Points Scored |     |     |    |    |    | Total | Plus / Minus |
|-------|-------|---------|------|-------------|-----------------|------------|---------------|-----|-----|----|----|----|-------|--------------|
|       |       |         |      |             |                 |            | 0             | 1   | 2   | 3  | 4  | >4 |       |              |
| CZE   | 7     | For     | 2    | 8           | 38%             | 75%        | 1             | 14  | 4   | 3  | 0  | 0  | 31    | -8           |
|       |       | Against | 5    | 11          |                 |            | 0             | 19  | 5   | 2  | 1  | 0  | 39    |              |
| RUS   | 6     | For     | 4    | 4           | 28%             | 38%        | 2             | 13  | 3   | 2  | 0  | 0  | 25    | -16          |
|       |       | Against | 2    | 6           |                 |            | 2             | 7   | 6   | 2  | 4  | 0  | 41    |              |
| FIN   | 6     | For     | 2    | 5           | 30%             | 46%        | 3             | 10  | 4   | 1  | 0  | 0  | 21    | -21          |
|       |       | Against | 4    | 10          |                 |            | 1             | 10  | 8   | 4  | 1  | 0  | 42    |              |
| BEL   | 7     | For     | 5    | 4           | 33%             | 28%        | 1             | 12  | 6   | 0  | 1  | 0  | 28    | -22          |
|       |       | Against | 2    | 13          |                 |            | 0             | 9   | 14  | 3  | 1  | 0  | 50    |              |
| POL   | 7     | For     | 2    | 4           | 23%             | 50%        | 1             | 17  | 2   | 2  | 0  | 0  | 27    | -22          |
|       |       | Against | 5    | 9           |                 |            | 2             | 12  | 9   | 5  | 1  | 0  | 49    |              |
| ENG   | 6     | For     | 2    | 5           | 54%             | 35%        | 1             | 9   | 5   | 2  | 0  | 0  | 25    | -23          |
|       |       | Against | 4    | 11          |                 |            | 1             | 12  | 6   | 5  | 1  | 1  | 48    |              |
| FRA   | 7     | For     | 6    | 8           | 13%             | 25%        | 0             | 17  | 5   | 1  | 0  | 0  | 30    | -28          |
|       |       | Against | 1    | 16          |                 |            | 1             | 11  | 9   | 4  | 3  | 1  | 58    |              |
| JPN   | 7     | For     | 1    | 3           | 35%             | 47%        | 0             | 10  | 6   | 1  | 0  | 0  | 25    | -32          |
|       |       | Against | 6    | 10          |                 |            | 1             | 12  | 8   | 7  | 2  | 0  | 57    |              |
| KAZ   | 7     | For     | 0    | 5           | 25%             | 35%        | 0             | 8   | 5   | 0  | 0  | 0  | 18    | -63          |
|       |       | Against | 7    | 22          |                 |            | 2             | 11  | 12  | 7  | 5  | 1  | 81    |              |
| Total | 77    |         |      | 183         |                 |            | 42            | 289 | 140 | 55 | 25 | 4  | 854   |              |

**Note:**  
Stolen ends are the ends won without the last stone advantage.

**Legend:**  
>4 More than four points scored      LSFE Last Stone First End







### Summary of Big Ends

| Points Scored | By                  | Against              | Session | End | Game Result |
|---------------|---------------------|----------------------|---------|-----|-------------|
| 5             | CAN - Canada        | ENG - England        | 3       | 1   | 10 : 3      |
| 5             | IRL - Ireland       | FRA - France         | 5       | 4   | 11 : 3      |
| 5             | SWE - Sweden        | DEN - Denmark        | 16      | 4   | 9 : 5       |
| 5             | USA - United States | KAZ - Kazakhstan     | 7       | 1   | 13 : 3      |
| 4             | AUS - Australia     | IRL - Ireland        | 17      | 4   | 8 : 2       |
| 4             | BEL - Belgium       | POL - Poland         | 6       | 6   | 10 : 1      |
| 4             | CAN - Canada        | RUS - Russia         | 5       | 7   | 10 : 2      |
| 4             | DEN - Denmark       | CZE - Czech Republic | 4       | 6   | 9 : 2       |
| 4             | GER - Germany       | JPN - Japan          | 16      | 3   | 9 : 2       |
| 4             | IRL - Ireland       | FRA - France         | 5       | 6   | 11 : 3      |
| 4             | IRL - Ireland       | ITA - Italy          | 9       | 6   | 6 : 2       |
| 4             | IRL - Ireland       | KAZ - Kazakhstan     | 15      | 1   | 16 : 1      |
| 4             | IRL - Ireland       | KAZ - Kazakhstan     | 15      | 3   | 16 : 1      |
| 4             | ISR - Israel        | FRA - France         | 1       | 5   | 10 : 6      |
| 4             | ITA - Italy         | KAZ - Kazakhstan     | 11      | 6   | 11 : 3      |
| 4             | ITA - Italy         | FRA - France         | 13      | 6   | 7 : 5       |
| 4             | ITA - Italy         | ISR - Israel         | 15      | 2   | 5 : 6       |
| 4             | NOR - Norway        | JPN - Japan          | 4       | 4   | 12 : 2      |
| 4             | NZL - New Zealand   | FIN - Finland        | 3       | 1   | 10 : 1      |
| 4             | NZL - New Zealand   | RUS - Russia         | 7       | 5   | 8 : 5       |
| 4             | SCO - Scotland      | ENG - England        | 5       | 1   | 14 : 2      |
| 4             | SCO - Scotland      | RUS - Russia         | 9       | 4   | 12 : 2      |
| 4             | SCO - Scotland      | RUS - Russia         | 9       | 6   | 12 : 2      |
| 4             | SUI - Switzerland   | KAZ - Kazakhstan     | 1       | 1   | 19 : 0      |
| 4             | SUI - Switzerland   | KAZ - Kazakhstan     | 1       | 4   | 19 : 0      |
| 4             | SUI - Switzerland   | ITA - Italy          | 5       | 3   | 8 : 3       |
| 4             | SUI - Switzerland   | IRL - Ireland        | 13      | 5   | 7 : 3       |
| 4             | SWE - Sweden        | BEL - Belgium        | 4       | 4   | 9 : 2       |
| 4             | USA - United States | ITA - Italy          | 17      | 2   | 8 : 6       |

**Note:**  
Big ends are defined as ends with a score of four or more points.





**Session Results and Standings**

| Sheet | Game | Team                | LSFE | 1 | 2 | 3 | 4 | 5 | 6 | 7 | 8 | Extra Ends | Total |
|-------|------|---------------------|------|---|---|---|---|---|---|---|---|------------|-------|
| F     | 7    | FRA - France        | *    | 1 | 1 | 2 | 2 | 0 | 0 | 0 | 0 | 1          | 7     |
|       | 7    | KAZ - Kazakhstan    |      | 0 | 0 | 0 | 0 | 2 | 1 | 2 | 1 | 0          | 6     |
| G     | 7    | IRL - Ireland       |      | 2 | 0 | 0 | 0 | 0 | 0 | X | X |            | 2     |
|       | 7    | AUS - Australia     | *    | 0 | 0 | 2 | 4 | 1 | 1 | X | X |            | 8     |
| H     | 7    | ITA - Italy         |      | 0 | 0 | 2 | 0 | 1 | 1 | 2 | 0 |            | 6     |
|       | 7    | USA - United States | *    | 0 | 4 | 0 | 3 | 0 | 0 | 0 | 1 |            | 8     |
| J     | 7    | ISR - Israel        |      | 0 | 0 | 1 | 0 | 3 | 2 | 0 | 1 |            | 7     |
|       | 7    | SUI - Switzerland   | *    | 1 | 0 | 0 | 2 | 0 | 0 | 1 | 0 |            | 4     |

**Standings after Round Robin**

| Group-A |                      |       |      |        | Group-B          |      |                     |      |        |   |                    |
|---------|----------------------|-------|------|--------|------------------|------|---------------------|------|--------|---|--------------------|
| Rank    | Team                 | Games | Wins | Losses | Rank             | Team | Games               | Wins | Losses |   |                    |
| 1       | SWE - Sweden         | 7     | 7    | 0      | Q                | 1    | AUS - Australia     | 7    | 6      | 1 | Q                  |
| 2       | DEN - Denmark        | 7     | 6    | 1      | Q                | 2    | IRL - Ireland       | 7    | 5      | 2 | Q w1 DSC 53.44 cm  |
| 3       | GER - Germany        | 7     | 5    | 2      | Q                | 3    | ISR - Israel        | 7    | 5      | 2 | TB w1 DSC 66.62 cm |
| 4       | NOR - Norway         | 7     | 4    | 3      |                  | 3    | SUI - Switzerland   | 7    | 5      | 2 | TB w1 DSC 76.16 cm |
| 5       | CZE - Czech Republic | 7     | 3    | 4      |                  | 5    | USA - United States | 7    | 3      | 4 | w1                 |
| 6       | BEL - Belgium        | 7     | 1    | 6      | w1 DSC 85.00 cm  | 6    | ITA - Italy         | 7    | 3      | 4 | w0                 |
| 7       | POL - Poland         | 7     | 1    | 6      | w1 DSC 121.23 cm | 7    | FRA - France        | 7    | 1      | 6 |                    |
| 8       | JPN - Japan          | 7     | 1    | 6      | w1 DSC 122.29 cm | 8    | KAZ - Kazakhstan    | 7    | 0      | 7 |                    |

| Group-C |                   |       |      |        |       |
|---------|-------------------|-------|------|--------|-------|
| Rank    | Team              | Games | Wins | Losses |       |
| 1       | CAN - Canada      | 6     | 6    | 0      | Q     |
| 2       | NZL - New Zealand | 6     | 5    | 1      | Q     |
| 3       | WAL - Wales       | 6     | 3    | 3      | TB w1 |
| 3       | SCO - Scotland    | 6     | 3    | 3      | TB w0 |
| 5       | RUS - Russia      | 6     | 2    | 4      |       |
| 6       | ENG - England     | 6     | 1    | 5      | w1    |
| 7       | FIN - Finland     | 6     | 1    | 5      | w0    |

**Tie-breaker schedule:**

THU 27 APR 12:15 SUI - ISR  
WAL - SCO

|                |                                       |   |  |
|----------------|---------------------------------------|---|--|
| <b>Legend:</b> | <b>DSC</b> Draw Shot Challenge        | <b>LSFE(*)</b> Last Stone First End             | <b>Q</b> Qualified for the play-offs               |
|                | <b>TB</b> Involved in the tie-breaker | <b>wn</b> Number of wins (n) against tied teams | <b>X</b> Unplayed/unfinished end due to concession |





**WSSC 2017**  
Lethbridge, Alberta, Canada

THU 27 APR 2017  
Start Time 8:00

**World Senior Curling Championships 2017**  
ATB Centre - Lethbridge Curling Club

**Men**

**Group-B Round Robin Session 17 - Sheet F**



### Game Results

| Sheet | Game | Team             | LSFE | 1 | 2 | 3 | 4 | 5 | 6 | 7 | 8 | Extra Ends | Total |
|-------|------|------------------|------|---|---|---|---|---|---|---|---|------------|-------|
| F     | 7    | FRA - France     | *    | 1 | 1 | 2 | 2 | 0 | 0 | 0 | 0 | 1          | 7     |
|       | 7    | KAZ - Kazakhstan |      | 0 | 0 | 0 | 0 | 2 | 1 | 2 | 1 | 0          | 6     |

| FRA - France |                      |
|--------------|----------------------|
| 4 V          | BIBIER COCATRIX Joel |
| 3            | MUSARD Alain         |
| 2 S          | PARAILLOUS Michel    |
| 1            | BARBIER Guy          |
| A            | GIRODON Jean-Claude  |

| KAZ - Kazakhstan |                   |
|------------------|-------------------|
| 4 S              | KIM Viktor        |
| 3 V              | KAZIMIRCHIK Roman |
| 2                | ZHOOROV Nikolay   |
| 1                | SYZDYKOV Nurlan   |
| A                | TORKIN Vladimir   |

| Last Stone Draw     | Distance       |
|---------------------|----------------|
| ☺ PARAILLOUS M      | 87.1cm         |
| ☺ BIBIER COCATRIX J | 44.8cm         |
| <b>Total</b>        | <b>131.9cm</b> |

| Last Stone Draw | Distance       |
|-----------------|----------------|
| ☺ SYZDYKOV N    | 151.4cm        |
| ☺ ZHOOROV N     | 168.8cm        |
| <b>Total</b>    | <b>320.2cm</b> |

Time remaining: 2 minutes 37 seconds  
Time remaining: 1 minute 41 seconds (after extra end)

Time remaining: 4 minutes 59 seconds  
Time remaining: 0 minutes 33 seconds (after extra end)

KAZIMIRCHIK R left the game during end 1, no replacement  
KAZIMIRCHIK R joined the game at the beginning of end 5

**Note:**  
Team position and functions are attached to each team member's name as follows:  
4 = Fourth, 3 = Third, 2 = Second, 1 = Lead, A = Alternate, S = Skip, V = Vice-Skip

**Legend:**  
☺ Clockwise      ☹ Counter-clockwise      **LSFE(\*)** Last Stone First End





Group-B Round Robin Session 17 - Sheet G

Game Results

| Sheet | Game | Team            | LSFE | 1 | 2 | 3 | 4 | 5 | 6 | 7 | 8 | Extra Ends | Total |
|-------|------|-----------------|------|---|---|---|---|---|---|---|---|------------|-------|
| G     | 7    | IRL - Ireland   |      | 2 | 0 | 0 | 0 | 0 | 0 | X | X |            | 2     |
|       | 7    | AUS - Australia | *    | 0 | 0 | 2 | 4 | 1 | 1 | X | X |            | 8     |

| IRL - Ireland |              |
|---------------|--------------|
| 4 S           | WILSON Peter |
| 3 V           | KENNY Johnjo |
| 2             | GRAY Bill    |
| 1             | WHYTE David  |
| A             | HUME David   |

| AUS - Australia |                |
|-----------------|----------------|
| 4 S             | MILLIKIN Hugh  |
| 3 V             | THERIAULT John |
| 2               | ALLAN Jim      |
| 1               | JOHNS Stephen  |
| A               | ANDERSON John  |

| Last Stone Draw | Distance       |
|-----------------|----------------|
| ⌚ WHYTE D       | 84.1cm         |
| ⌚ WILSON P      | 79.6cm         |
| <b>Total</b>    | <b>163.7cm</b> |

| Last Stone Draw | Distance       |
|-----------------|----------------|
| ⌚ THERIAULT J   | 123.7cm        |
| ⌚ MILLIKIN H    | 18.4cm         |
| <b>Total</b>    | <b>142.1cm</b> |

Time remaining: 9 minutes 32 seconds

Time remaining: 8 minutes 34 seconds

**Note:**  
Team position and functions are attached to each team member's name as follows:  
4 = Fourth, 3 = Third, 2 = Second, 1 = Lead, A = Alternate, S = Skip, V = Vice-Skip

**Legend:**  
⌚ Clockwise                                  ⌚ Counter-clockwise                                  LSFE(\*) Last Stone First End  
X Unplayed/unfinished end due to concession





**WSSC 2017**  
Lethbridge, Alberta, Canada

THU 27 APR 2017  
Start Time 8:00

**World Senior Curling Championships 2017**  
ATB Centre - Lethbridge Curling Club

**Men**

**Group-B Round Robin Session 17 - Sheet H**



### Game Results

| Sheet | Game | Team                | LSFE | 1 | 2 | 3 | 4 | 5 | 6 | 7 | 8 | Extra Ends | Total |
|-------|------|---------------------|------|---|---|---|---|---|---|---|---|------------|-------|
| H     | 7    | ITA - Italy         |      | 0 | 0 | 2 | 0 | 1 | 1 | 2 | 0 |            | 6     |
|       | 7    | USA - United States | *    | 0 | 4 | 0 | 3 | 0 | 0 | 0 | 1 |            | 8     |

| ITA - Italy |                       |
|-------------|-----------------------|
| 4 S         | BOMBASSEI Valter      |
| 3 V         | GALLINATTO Gianandrea |
| 2           | OTTINO Mauro          |
| 1           | BENEDETTO Stefano     |
| A           | CONSTANTINI Marco     |

| USA - United States |                |
|---------------------|----------------|
| 4 S                 | FARBELOW Mike  |
| 3 V                 | GOODLAND Geoff |
| 2                   | WESTBERG Pete  |
| 1                   | ANNIS Jeff     |
| A                   | SOLIN Tim      |

| Last Stone Draw |             | Distance       |
|-----------------|-------------|----------------|
| ↻               | BENEDETTO S | 80.8cm         |
| ↻               | OTTINO M    | 170.9cm        |
| <b>Total</b>    |             | <b>251.7cm</b> |

| Last Stone Draw |            | Distance       |
|-----------------|------------|----------------|
| ↻               | WESTBERG P | 138.4cm        |
| ↻               | GOODLAND G | 19.7cm         |
| <b>Total</b>    |            | <b>158.1cm</b> |

Time remaining: 2 minutes 54 seconds

Time remaining: 2 minutes 46 seconds

**Note:**  
Team position and functions are attached to each team member's name as follows:  
**4** = Fourth, **3** = Third, **2** = Second, **1** = Lead, **A** = Alternate, **S** = Skip, **V** = Vice-Skip

**Legend:**  
↻ Clockwise      ↻ Counter-clockwise      **LSFE(\*)** Last Stone First End





**WSCC 2017**  
Lethbridge, Alberta, Canada

THU 27 APR 2017  
Start Time 8:00

**World Senior Curling Championships 2017**  
ATB Centre - Lethbridge Curling Club

**Men**

**Group-B Round Robin Session 17 - Sheet J**



### Game Results

| Sheet | Game | Team              | LSFE | 1 | 2 | 3 | 4 | 5 | 6 | 7 | 8 | Extra Ends | Total |
|-------|------|-------------------|------|---|---|---|---|---|---|---|---|------------|-------|
| J     | 7    | ISR - Israel      |      | 0 | 0 | 1 | 0 | 3 | 2 | 0 | 1 |            | 7     |
|       | 7    | SUI - Switzerland | *    | 1 | 0 | 0 | 2 | 0 | 0 | 1 | 0 |            | 4     |

| ISR - Israel |               |
|--------------|---------------|
| 4 S          | GOLBERG Kevin |
| 3 V          | POKRAS Alex   |
| 2            | KAY Neil      |
| 1            | MORRISON Mark |
| A            | -             |

| SUI - Switzerland |                  |
|-------------------|------------------|
| 4 S               | KARNUSIAN Stefan |
| 3 V               | REICHENBACH Kurt |
| 2                 | DRYBURGH Stewart |
| 1                 | PERNET Richard   |
| A                 | -                |

| Last Stone Draw | Distance       |
|-----------------|----------------|
| ☺ KAY N         | 103.3cm        |
| ☺ GOLBERG K     | 24.0cm         |
| <b>Total</b>    | <b>127.3cm</b> |

| Last Stone Draw | Distance      |
|-----------------|---------------|
| ☺ KARNUSIAN S   | 55.2cm        |
| ☺ DRYBURGH S    | 37.1cm        |
| <b>Total</b>    | <b>92.3cm</b> |

Time remaining: 2 minutes 37 seconds

Time remaining: 4 minutes 59 seconds

**Note:**  
Team position and functions are attached to each team member's name as follows:  
4 = Fourth, 3 = Third, 2 = Second, 1 = Lead, A = Alternate, S = Skip, V = Vice-Skip

**Legend:**  
☺ Clockwise      ☹ Counter-clockwise      **LSFE(\*)** Last Stone First End





### Session Results and Standings

| Sheet | Game | Team                 | LSFE | 1 | 2 | 3 | 4 | 5 | 6 | 7 | 8 | Extra Ends | Total |
|-------|------|----------------------|------|---|---|---|---|---|---|---|---|------------|-------|
| F     | 6    | ENG - England        | *    | 1 | 1 | 0 | 0 | 3 | 3 | 0 | 2 |            | 10    |
|       | 6    | FIN - Finland        |      | 0 | 0 | 1 | 3 | 0 | 0 | 2 | 0 |            | 6     |
| G     | 6    | CAN - Canada         | *    | 2 | 0 | 2 | 0 | 1 | 2 | 0 | X |            | 7     |
|       | 6    | WAL - Wales          |      | 0 | 0 | 0 | 1 | 0 | 0 | 1 | X |            | 2     |
| H     | 6    | SCO - Scotland       | *    | 0 | 0 | 0 | 0 | 1 | 0 | 1 | 0 |            | 2     |
|       | 6    | NZL - New Zealand    |      | 1 | 0 | 1 | 1 | 0 | 1 | 0 | 1 |            | 5     |
| J     | 7    | DEN - Denmark        | *    | 0 | 1 | 0 | 0 | 3 | 0 | 1 | X |            | 5     |
|       | 7    | SWE - Sweden         |      | 1 | 0 | 2 | 5 | 0 | 1 | 0 | X |            | 9     |
| K     | 7    | NOR - Norway         | *    | 1 | 0 | 1 | 1 | 0 | 2 | 3 | X |            | 8     |
|       | 7    | CZE - Czech Republic |      | 0 | 0 | 0 | 0 | 2 | 0 | 0 | X |            | 2     |
| L     | 7    | GER - Germany        | *    | 0 | 1 | 4 | 1 | 0 | 3 | X | X |            | 9     |
|       | 7    | JPN - Japan          |      | 1 | 0 | 0 | 0 | 1 | 0 | X | X |            | 2     |

### Current Standings

| Group-A |                      |       |      |        | Group-B |      |                     |      |        |   |   |
|---------|----------------------|-------|------|--------|---------|------|---------------------|------|--------|---|---|
| Rank    | Team                 | Games | Wins | Losses | Rank    | Team | Games               | Wins | Losses |   |   |
| 1       | SWE - Sweden         | 7     | 7    | 0      | Q       | 1    | AUS - Australia     | 6    | 5      | 1 | Q |
| 2       | DEN - Denmark        | 7     | 6    | 1      | Q       | 1    | IRL - Ireland       | 6    | 5      | 1 |   |
| 3       | GER - Germany        | 7     | 5    | 2      | Q       | 1    | SUI - Switzerland   | 6    | 5      | 1 |   |
| 4       | NOR - Norway         | 7     | 4    | 3      |         | 4    | ISR - Israel        | 6    | 4      | 2 |   |
| 5       | CZE - Czech Republic | 7     | 3    | 4      |         | 5    | ITA - Italy         | 6    | 3      | 3 |   |
| 6       | BEL - Belgium        | 7     | 1    | 6      |         | 6    | USA - United States | 6    | 2      | 4 |   |
| 7       | POL - Poland         | 7     | 1    | 6      |         | 7    | FRA - France        | 6    | 0      | 6 |   |
| 8       | JPN - Japan          | 7     | 1    | 6      |         | 7    | KAZ - Kazakhstan    | 6    | 0      | 6 |   |

| Group-C |                   |       |      |        |    |
|---------|-------------------|-------|------|--------|----|
| Rank    | Team              | Games | Wins | Losses |    |
| 1       | CAN - Canada      | 6     | 6    | 0      | Q  |
| 2       | NZL - New Zealand | 6     | 5    | 1      | Q  |
| 3       | WAL - Wales       | 6     | 3    | 3      | TB |
| 3       | SCO - Scotland    | 6     | 3    | 3      | TB |
| 5       | RUS - Russia      | 6     | 2    | 4      |    |
| 6       | ENG - England     | 6     | 1    | 5      |    |
| 7       | FIN - Finland     | 6     | 1    | 5      |    |

**Note:**  
Under WCF rules, tie-breaking rules for standings are not applied until after the last game of the Round Robin.

**Legend:**  
**DSC** Draw Shot Challenge      **LSFE(\*)** Last Stone First End      **Q** Qualified for the play-offs  
**TB** Involved in the tie-breaker      **wn** Number of wins (n) against tied teams      **X** Unplayed/unfinished end due to concession





**Game Results**

| Sheet | Game | Team          | LSFE | 1 | 2 | 3 | 4 | 5 | 6 | 7 | 8 | Extra Ends | Total |
|-------|------|---------------|------|---|---|---|---|---|---|---|---|------------|-------|
| F     | 6    | ENG - England | *    | 1 | 1 | 0 | 0 | 3 | 3 | 0 | 2 |            | 10    |
|       | 6    | FIN - Finland |      | 0 | 0 | 1 | 3 | 0 | 0 | 2 | 0 |            | 6     |

| ENG - England |                |
|---------------|----------------|
| 4 S           | CAMPBELL Tommy |
| 3 V           | BARTON Phil    |
| 2             | SPAIN Mike     |
| 1             | FYFE Alastair  |
| A             | -              |

| FIN - Finland |                |
|---------------|----------------|
| 4 S           | MANNINEN Oiva  |
| 3 V           | HAKKINEN Jari  |
| 2             | HOKKANEN Hannu |
| 1             | LEHTINEN Risto |
| A             | SIITARI Hannu  |

| Last Stone Draw | Distance       |
|-----------------|----------------|
| ⌚ FYFE A        | 93.5cm         |
| ⌚ BARTON P      | 154.1cm        |
| <b>Total</b>    | <b>247.6cm</b> |

Time remaining: 2 minutes 35 seconds

| Last Stone Draw | Distance       |
|-----------------|----------------|
| ⌚ HOKKANEN H    | 199.6cm        |
| ⌚ HAKKINEN J    | 199.6cm        |
| <b>Total</b>    | <b>399.2cm</b> |

Time remaining: 1 minute 48 seconds

**Note:**  
Team position and functions are attached to each team member's name as follows:  
**4** = Fourth, **3** = Third, **2** = Second, **1** = Lead, **A** = Alternate, **S** = Skip, **V** = Vice-Skip

**Legend:**  
⌚ Clockwise      ⌚ Counter-clockwise      **LSFE(\*)** Last Stone First End







**Game Results**

| Sheet | Game | Team         | LSFE | 1 | 2 | 3 | 4 | 5 | 6 | 7 | 8 | Extra Ends | Total |
|-------|------|--------------|------|---|---|---|---|---|---|---|---|------------|-------|
| G     | 6    | CAN - Canada | *    | 2 | 0 | 2 | 0 | 1 | 2 | 0 | X |            | 7     |
|       | 6    | WAL - Wales  |      | 0 | 0 | 0 | 1 | 0 | 0 | 1 | X |            | 2     |

| CAN - Canada |                |
|--------------|----------------|
| 4 S          | COCHRANE Bryan |
| 3 V          | MacAULAY Ian   |
| 2            | JOHNSTON Doug  |
| 1            | SULLIVAN Ken   |
| A            | RAJALA Howard  |

| WAL - Wales |                 |
|-------------|-----------------|
| 4 S         | WELLS Chris     |
| 3 V         | POUGHER Richard |
| 2           | WADDELL Gary    |
| 1           | REID Alistair   |
| A           | MEIKLE Adrian   |

| Last Stone Draw | Distance       |
|-----------------|----------------|
| ↻ MacAULAY I    | 199.6cm        |
| ↻ COCHRANE B    | 20.2cm         |
| <b>Total</b>    | <b>219.8cm</b> |

| Last Stone Draw | Distance       |
|-----------------|----------------|
| ↻ WELLS C       | 116.9cm        |
| ↻ WADDELL G     | 163.2cm        |
| <b>Total</b>    | <b>280.1cm</b> |

Time remaining: 10 minutes 1 second

Time remaining: 6 minutes 29 seconds

MEIKLE A replaced WADDELL G at the beginning of end 7  
Revised line-up: (4 S) MEIKLE A, (3) WELLS C, (2 V) POUCHER R, (1) REID A

**Note:**  
Team position and functions are attached to each team member's name as follows:  
4 = Fourth, 3 = Third, 2 = Second, 1 = Lead, A = Alternate, S = Skip, V = Vice-Skip

**Legend:**  
↻ Clockwise    ↻ Counter-clockwise    **LSFE(\*)** Last Stone First End  
X Unplayed/unfinished end due to concession



**WSSC 2017**  
Lethbridge, Alberta, Canada

WED 26 APR 2017  
Start Time 20:45

**World Senior Curling Championships 2017**  
ATB Centre - Lethbridge Curling Club

**Men**

**Group-C Round Robin Session 16 - Sheet H**



**Game Results**

| Sheet | Game | Team              | LSFE | 1 | 2 | 3 | 4 | 5 | 6 | 7 | 8 | Extra Ends | Total |
|-------|------|-------------------|------|---|---|---|---|---|---|---|---|------------|-------|
| H     | 6    | SCO - Scotland    | *    | 0 | 0 | 0 | 0 | 1 | 0 | 1 | 0 |            | 2     |
|       | 6    | NZL - New Zealand |      | 1 | 0 | 1 | 1 | 0 | 1 | 0 | 1 |            | 5     |

| SCO - Scotland |                |
|----------------|----------------|
| 4 S            | DRYSDALE Ian   |
| 3 V            | McQUEEN David  |
| 2              | WILSON Ronald  |
| 1              | LINDSAY Graham |
| A              | HEMMING Andrew |

| NZL - New Zealand |                |
|-------------------|----------------|
| 4 S               | MUSTAPIC Dan   |
| 3 V               | FRAUENLOB Hans |
| 2                 | WATT Dave      |
| 1                 | CRAIG Iain     |
| A                 | DEPAPE Lorne   |

| Last Stone Draw |            | Distance      |
|-----------------|------------|---------------|
| ↻               | DRYSDALE I | 49.8cm        |
| ↻               | McQUEEN D  | 28.6cm        |
| <b>Total</b>    |            | <b>78.4cm</b> |

| Last Stone Draw |             | Distance       |
|-----------------|-------------|----------------|
| ↻               | FRAUENLOB H | 119.3cm        |
| ↻               | MUSTAPIC D  | 73.8cm         |
| <b>Total</b>    |             | <b>193.1cm</b> |

Time remaining: 2 minutes 10 seconds

Time remaining: 2 minutes 37 seconds

**Note:**  
Team position and functions are attached to each team member's name as follows:  
**4** = Fourth, **3** = Third, **2** = Second, **1** = Lead, **A** = Alternate, **S** = Skip, **V** = Vice-Skip

**Legend:**  
↻ Clockwise      ↻ Counter-clockwise      **LSFE(\*)** Last Stone First End





Group-A Round Robin Session 16 - Sheet J

Game Results

| Sheet | Game | Team          | LSFE | 1 | 2 | 3 | 4 | 5 | 6 | 7 | 8 | Extra Ends | Total |
|-------|------|---------------|------|---|---|---|---|---|---|---|---|------------|-------|
| J     | 7    | DEN - Denmark | *    | 0 | 1 | 0 | 0 | 3 | 0 | 1 | X |            | 5     |
|       | 7    | SWE - Sweden  |      | 1 | 0 | 2 | 5 | 0 | 1 | 0 | X |            | 9     |

| DEN - Denmark |                          |
|---------------|--------------------------|
| 4 S           | SCHMIDT Ulrik            |
| 3 V           | QVIST Mikael             |
| 2             | ANDERSEN Niels Siggaard  |
| 1             | THUNE JACOBSEN Christian |
| A             | -                        |

| SWE - Sweden |                   |
|--------------|-------------------|
| 4 S          | WRANAA Mats       |
| 3 V          | HASSELBORG Mikael |
| 2            | ERIKSSON Anders   |
| 1            | WAAHLIN Gerry     |
| A            | -                 |

| Last Stone Draw | Distance            |
|-----------------|---------------------|
| QVIST M         | 19.7cm              |
| SCHMIDT U       | 48.2cm              |
| <b>Total</b>    | <b>67.9cm</b>       |
| Time remaining: | 4 minutes 8 seconds |

| Last Stone Draw | Distance             |
|-----------------|----------------------|
| WRANAA M        | 32.1cm               |
| WAAHLIN G       | 156.1cm              |
| <b>Total</b>    | <b>188.2cm</b>       |
| Time remaining: | 7 minutes 31 seconds |

**Note:**  
Team position and functions are attached to each team member's name as follows:  
4 = Fourth, 3 = Third, 2 = Second, 1 = Lead, A = Alternate, S = Skip, V = Vice-Skip

**Legend:**  
 Clockwise                      Counter-clockwise                      LSFE(\*) Last Stone First End  
 Unplayed/unfinished end due to concession







### Session Results and Standings

| Sheet | Game | Team                | LSFE | 1 | 2 | 3 | 4 | 5 | 6 | 7 | 8 | Extra Ends | Total |
|-------|------|---------------------|------|---|---|---|---|---|---|---|---|------------|-------|
| F     | 6    | AUS - Australia     | *    | 0 | 1 | 1 | 0 | 0 | 3 | 1 | X |            | 6     |
|       | 6    | SUI - Switzerland   |      | 0 | 0 | 0 | 1 | 2 | 0 | 0 | X |            | 3     |
| G     | 6    | ITA - Italy         |      | 0 | 4 | 1 | 0 | 0 | 0 | 0 | 0 |            | 5     |
|       | 6    | ISR - Israel        | *    | 2 | 0 | 0 | 2 | 0 | 1 | 0 | 1 |            | 6     |
| H     | 6    | KAZ - Kazakhstan    |      | 0 | 1 | 0 | 0 | 0 | 0 | 0 | X |            | 1     |
|       | 6    | IRL - Ireland       | *    | 4 | 0 | 4 | 2 | 1 | 3 | 2 | X |            | 16    |
| J     | 6    | USA - United States |      | 2 | 1 | 1 | 0 | 3 | 2 | 2 | X |            | 11    |
|       | 6    | FRA - France        | *    | 0 | 0 | 0 | 1 | 0 | 0 | 0 | X |            | 1     |

### Current Standings

| Group-A |                      |       |      |        | Group-B |      |                     |      |        |   |   |
|---------|----------------------|-------|------|--------|---------|------|---------------------|------|--------|---|---|
| Rank    | Team                 | Games | Wins | Losses | Rank    | Team | Games               | Wins | Losses |   |   |
| 1       | DEN - Denmark        | 6     | 6    | 0      | Q       | 1    | AUS - Australia     | 6    | 5      | 1 | Q |
| 1       | SWE - Sweden         | 6     | 6    | 0      | Q       | 1    | IRL - Ireland       | 6    | 5      | 1 |   |
| 3       | GER - Germany        | 6     | 4    | 2      |         | 1    | SUI - Switzerland   | 6    | 5      | 1 |   |
| 4       | CZE - Czech Republic | 6     | 3    | 3      |         | 4    | ISR - Israel        | 6    | 4      | 2 |   |
| 4       | NOR - Norway         | 6     | 3    | 3      |         | 5    | ITA - Italy         | 6    | 3      | 3 |   |
| 6       | JPN - Japan          | 6     | 1    | 5      |         | 6    | USA - United States | 6    | 2      | 4 |   |
| 7       | BEL - Belgium        | 7     | 1    | 6      |         | 7    | FRA - France        | 6    | 0      | 6 |   |
| 7       | POL - Poland         | 7     | 1    | 6      |         | 7    | KAZ - Kazakhstan    | 6    | 0      | 6 |   |

| Group-C |                   |       |      |        |   |
|---------|-------------------|-------|------|--------|---|
| Rank    | Team              | Games | Wins | Losses |   |
| 1       | CAN - Canada      | 5     | 5    | 0      | Q |
| 2       | NZL - New Zealand | 5     | 4    | 1      |   |
| 3       | SCO - Scotland    | 5     | 3    | 2      |   |
| 3       | WAL - Wales       | 5     | 3    | 2      |   |
| 5       | RUS - Russia      | 6     | 2    | 4      |   |
| 6       | FIN - Finland     | 5     | 1    | 4      |   |
| 7       | ENG - England     | 5     | 0    | 5      |   |

**Note:**  
Under WCF rules, tie-breaking rules for standings are not applied until after the last game of the Round Robin.

**Legend:**  
**LSFE(\*)** Last Stone First End      **Q** Qualified for the play-offs      **X** Unplayed/unfinished end due to concession







**Game Results**

| Sheet | Game | Team         | LSFE | 1 | 2 | 3 | 4 | 5 | 6 | 7 | 8 | Extra Ends | Total |
|-------|------|--------------|------|---|---|---|---|---|---|---|---|------------|-------|
| G     | 6    | ITA - Italy  |      | 0 | 4 | 1 | 0 | 0 | 0 | 0 | 0 |            | 5     |
|       | 6    | ISR - Israel | *    | 2 | 0 | 0 | 2 | 0 | 1 | 0 | 1 |            | 6     |

| ITA - Italy |                       |
|-------------|-----------------------|
| 4 S         | BOMBASSEI Valter      |
| 3           | CONSTANTINI Marco     |
| 2 V         | GALLINATTO Gianandrea |
| 1           | OTTINO Mauro          |
| A           | BENEDETTO Stefano     |

| ISR - Israel |               |
|--------------|---------------|
| 4 S          | GOLBERG Kevin |
| 3 V          | POKRAS Alex   |
| 2            | KAY Neil      |
| 1            | MORRISON Mark |
| A            | -             |

| Last Stone Draw | Distance       |
|-----------------|----------------|
| ⌚ CONSTANTINI M | 199.6cm        |
| ⌚ OTTINO M      | 45.3cm         |
| <b>Total</b>    | <b>244.9cm</b> |

| Last Stone Draw | Distance       |
|-----------------|----------------|
| ⌚ MORRISON M    | 27.4cm         |
| ⌚ POKRAS A      | 199.6cm        |
| <b>Total</b>    | <b>227.0cm</b> |

Time remaining: 4 minutes 5 seconds

Time remaining: 2 minutes 46 seconds

**Note:**  
Team position and functions are attached to each team member's name as follows:  
**4** = Fourth, **3** = Third, **2** = Second, **1** = Lead, **A** = Alternate, **S** = Skip, **V** = Vice-Skip

**Legend:**  
⌚ Clockwise      ⌚ Counter-clockwise      **LSFE(\*)** Last Stone First End











### Session Results and Standings

| Sheet | Game | Team                 | LSFE | 1 | 2 | 3 | 4 | 5 | 6 | 7 | 8 | Extra Ends | Total |
|-------|------|----------------------|------|---|---|---|---|---|---|---|---|------------|-------|
| F     | 6    | NOR - Norway         |      | 1 | 0 | 2 | 0 | 3 | 1 | 2 | X |            | 9     |
|       | 7    | BEL - Belgium        | *    | 0 | 1 | 0 | 2 | 0 | 0 | 0 | X |            | 3     |
| G     | 6    | RUS - Russia         | *    | 1 | 1 | 0 | 2 | 0 | 1 | 3 | X |            | 8     |
|       | 5    | FIN - Finland        |      | 0 | 0 | 1 | 0 | 1 | 0 | 0 | X |            | 2     |
| H     | 7    | POL - Poland         |      | 0 | 0 | 1 | 0 | 1 | 1 | 0 | X |            | 3     |
|       | 6    | CZE - Czech Republic | *    | 1 | 1 | 0 | 3 | 0 | 0 | 1 | X |            | 6     |
| J     | 5    | SCO - Scotland       |      | 0 | 0 | 2 | 0 | 0 | 1 | 0 | 1 | 0          | 4     |
|       | 5    | WAL - Wales          | *    | 1 | 0 | 0 | 1 | 1 | 0 | 1 | 0 | 2          | 6     |
| K     | 5    | NZL - New Zealand    |      | 2 | 0 | 3 | 0 | 0 | 1 | 1 | X |            | 7     |
|       | 5    | ENG - England        | *    | 0 | 1 | 0 | 2 | 1 | 0 | 0 | X |            | 4     |

### Current Standings

| Group-A |                      |       |      |        | Group-B |      |                     |      |        |   |
|---------|----------------------|-------|------|--------|---------|------|---------------------|------|--------|---|
| Rank    | Team                 | Games | Wins | Losses | Rank    | Team | Games               | Wins | Losses |   |
| 1       | DEN - Denmark        | 6     | 6    | 0      | Q       | 1    | SUI - Switzerland   | 5    | 5      | 0 |
| 1       | SWE - Sweden         | 6     | 6    | 0      | Q       | 2    | AUS - Australia     | 5    | 4      | 1 |
| 3       | GER - Germany        | 6     | 4    | 2      |         | 2    | IRL - Ireland       | 5    | 4      | 1 |
| 4       | CZE - Czech Republic | 6     | 3    | 3      |         | 4    | ISR - Israel        | 5    | 3      | 2 |
| 4       | NOR - Norway         | 6     | 3    | 3      |         | 4    | ITA - Italy         | 5    | 3      | 2 |
| 6       | JPN - Japan          | 6     | 1    | 5      |         | 6    | USA - United States | 5    | 1      | 4 |
| 7       | BEL - Belgium        | 7     | 1    | 6      |         | 7    | FRA - France        | 5    | 0      | 5 |
| 7       | POL - Poland         | 7     | 1    | 6      |         | 7    | KAZ - Kazakhstan    | 5    | 0      | 5 |

| Group-C |                   |       |      |        |   |
|---------|-------------------|-------|------|--------|---|
| Rank    | Team              | Games | Wins | Losses |   |
| 1       | CAN - Canada      | 5     | 5    | 0      | Q |
| 2       | NZL - New Zealand | 5     | 4    | 1      |   |
| 3       | SCO - Scotland    | 5     | 3    | 2      |   |
| 3       | WAL - Wales       | 5     | 3    | 2      |   |
| 5       | RUS - Russia      | 6     | 2    | 4      |   |
| 6       | FIN - Finland     | 5     | 1    | 4      |   |
| 7       | ENG - England     | 5     | 0    | 5      |   |

**Note:**  
Under WCF rules, tie-breaking rules for standings are not applied until after the last game of the Round Robin.

**Legend:**  
**LSFE(\*)** Last Stone First End      **Q** Qualified for the play-offs      **X** Unplayed/unfinished end due to concession









**WSSC 2017**  
Lethbridge, Alberta, Canada

WED 26 APR 2017  
Start Time 12:15

**World Senior Curling Championships 2017**  
ATB Centre - Lethbridge Curling Club

**Men**

**Group-A Round Robin Session 14 - Sheet H**



**Game Results**

| Sheet | Game | Team                 | LSFE | 1 | 2 | 3 | 4 | 5 | 6 | 7 | 8 | Extra Ends | Total |
|-------|------|----------------------|------|---|---|---|---|---|---|---|---|------------|-------|
| H     | 7    | POL - Poland         |      | 0 | 0 | 1 | 0 | 1 | 1 | 0 | X |            | 3     |
|       | 6    | CZE - Czech Republic | *    | 1 | 1 | 0 | 3 | 0 | 0 | 1 | X |            | 6     |

**POL - Poland**

|   |   |                  |
|---|---|------------------|
| 4 | V | NOWAK Krzysztof  |
| 3 | S | ZABCZYK Waldemar |
| 2 |   | KLOS Pawel       |
| 1 |   | GOCZOL Jacek     |
| A |   | TOMICA Janusz    |

**CZE - Czech Republic**

|   |   |                |
|---|---|----------------|
| 4 | V | NEZNAL Matej   |
| 3 | S | KUBESKA Karel  |
| 2 |   | HOBZIK Richard |
| 1 |   | LETAL Jan      |
| A |   | SLAVIK Petr    |

**Last Stone Draw**

|              | Distance       |
|--------------|----------------|
| ↻ NOWAK K    | 37.7cm         |
| ↻ KLOS P     | 199.6cm        |
| <b>Total</b> | <b>237.3cm</b> |

Time remaining: 0 minutes 41 seconds

**Last Stone Draw**

|              | Distance      |
|--------------|---------------|
| ↻ LETAL J    | 22.0cm        |
| ↻ NEZNAL M   | 9.7cm         |
| <b>Total</b> | <b>31.7cm</b> |

Time remaining: 2 minutes 4 seconds

**Note:**  
Team position and functions are attached to each team member's name as follows:  
4 = Fourth, 3 = Third, 2 = Second, 1 = Lead, A = Alternate, S = Skip, V = Vice-Skip

**Legend:**  
↻ Clockwise    ↻ Counter-clockwise    LSFE(\*) Last Stone First End  
X Unplayed/unfinished end due to concession





**Game Results**

| Sheet | Game | Team           | LSFE | 1 | 2 | 3 | 4 | 5 | 6 | 7 | 8 | Extra Ends | Total |
|-------|------|----------------|------|---|---|---|---|---|---|---|---|------------|-------|
| J     | 5    | SCO - Scotland |      | 0 | 0 | 2 | 0 | 0 | 1 | 0 | 1 | 0          | 4     |
|       | 5    | WAL - Wales    | *    | 1 | 0 | 0 | 1 | 1 | 0 | 1 | 0 | 2          | 6     |

| SCO - Scotland |                |
|----------------|----------------|
| 4 S            | DRYSDALE Ian   |
| 3 V            | McQUEEN David  |
| 2              | WILSON Ronald  |
| 1              | LINDSAY Graham |
| A              | HEMMING Andrew |

| WAL - Wales |                 |
|-------------|-----------------|
| 4 S         | MEIKLE Adrian   |
| 3           | POUGHER Richard |
| 2 V         | WELLS Chris     |
| 1           | WADDELL Gary    |
| A           | REID Alistair   |

| Last Stone Draw |            | Distance       |
|-----------------|------------|----------------|
| ↻               | DRYSDALE I | 142.4cm        |
| ↻               | McQUEEN D  | 27.2cm         |
| <b>Total</b>    |            | <b>169.6cm</b> |

| Last Stone Draw |           | Distance      |
|-----------------|-----------|---------------|
| ↻               | WADDELL G | 45.5cm        |
| ↻               | MEIKLE A  | 20.7cm        |
| <b>Total</b>    |           | <b>66.2cm</b> |

Time remaining: 4 minutes 13 seconds  
Time remaining: 2 minutes 12 seconds (after extra end)

Time remaining: 4 minutes 15 seconds  
Time remaining: 2 minutes 3 seconds (after extra end)

HEMMING A replaced LINDSAY G at the beginning of end3

**Note:**  
Team position and functions are attached to each team member's name as follows:  
4 = Fourth, 3 = Third, 2 = Second, 1 = Lead, A = Alternate, S = Skip, V = Vice-Skip

**Legend:**  
↻ Clockwise      ↻ Counter-clockwise      **LSFE(\*)** Last Stone First End









### Session Results and Standings

| Sheet | Game | Team                | LSFE | 1 | 2 | 3 | 4 | 5 | 6 | 7 | 8 | Extra Ends | Total |
|-------|------|---------------------|------|---|---|---|---|---|---|---|---|------------|-------|
| F     | 5    | ITA - Italy         |      | 0 | 0 | 0 | 1 | 2 | 4 | 0 | X |            | 7     |
|       | 5    | FRA - France        | *    | 1 | 2 | 1 | 0 | 0 | 0 | 1 | X |            | 5     |
| G     | 5    | ISR - Israel        |      | 0 | 0 | 1 | 0 | 3 | 0 | 1 | 0 | 1          | 6     |
|       | 5    | USA - United States | *    | 0 | 1 | 0 | 1 | 0 | 1 | 0 | 2 | 0          | 5     |
| H     | 5    | AUS - Australia     | *    | 0 | 0 | 3 | 0 | 0 | 3 | 0 | X |            | 6     |
|       | 5    | KAZ - Kazakhstan    |      | 0 | 0 | 0 | 1 | 2 | 0 | 1 | X |            | 4     |
| J     | 5    | SUI - Switzerland   | *    | 2 | 0 | 0 | 0 | 4 | 0 | 1 | X |            | 7     |
|       | 5    | IRL - Ireland       |      | 0 | 1 | 0 | 1 | 0 | 1 | 0 | X |            | 3     |

### Current Standings

| Group-A |                      |       |      |        | Group-B |      |                     |      |        |   |
|---------|----------------------|-------|------|--------|---------|------|---------------------|------|--------|---|
| Rank    | Team                 | Games | Wins | Losses | Rank    | Team | Games               | Wins | Losses |   |
| 1       | DEN - Denmark        | 6     | 6    | 0      | Q       | 1    | SUI - Switzerland   | 5    | 5      | 0 |
| 1       | SWE - Sweden         | 6     | 6    | 0      | Q       | 2    | AUS - Australia     | 5    | 4      | 1 |
| 3       | GER - Germany        | 6     | 4    | 2      |         | 2    | IRL - Ireland       | 5    | 4      | 1 |
| 4       | CZE - Czech Republic | 5     | 2    | 3      |         | 4    | ISR - Israel        | 5    | 3      | 2 |
| 4       | NOR - Norway         | 5     | 2    | 3      |         | 4    | ITA - Italy         | 5    | 3      | 2 |
| 6       | BEL - Belgium        | 6     | 1    | 5      |         | 6    | USA - United States | 5    | 1      | 4 |
| 6       | JPN - Japan          | 6     | 1    | 5      |         | 7    | FRA - France        | 5    | 0      | 5 |
| 6       | POL - Poland         | 6     | 1    | 5      |         | 7    | KAZ - Kazakhstan    | 5    | 0      | 5 |
| Group-C |                      |       |      |        |         |      |                     |      |        |   |
| Rank    | Team                 | Games | Wins | Losses |         |      |                     |      |        |   |
| 1       | CAN - Canada         | 5     | 5    | 0      | Q       |      |                     |      |        |   |
| 2       | NZL - New Zealand    | 4     | 3    | 1      |         |      |                     |      |        |   |
| 2       | SCO - Scotland       | 4     | 3    | 1      |         |      |                     |      |        |   |
| 4       | WAL - Wales          | 4     | 2    | 2      |         |      |                     |      |        |   |
| 5       | FIN - Finland        | 4     | 1    | 3      |         |      |                     |      |        |   |
| 6       | RUS - Russia         | 5     | 1    | 4      |         |      |                     |      |        |   |
| 7       | ENG - England        | 4     | 0    | 4      |         |      |                     |      |        |   |

**Note:**  
Under WCF rules, tie-breaking rules for standings are not applied until after the last game of the Round Robin.

**Legend:**  
**LSFE(\*)** Last Stone First End      **Q** Qualified for the play-offs      **X** Unplayed/unfinished end due to concession





### Game Results

| Sheet | Game | Team         | LSFE | 1 | 2 | 3 | 4 | 5 | 6 | 7 | 8 | Extra Ends | Total |
|-------|------|--------------|------|---|---|---|---|---|---|---|---|------------|-------|
| F     | 5    | ITA - Italy  |      | 0 | 0 | 0 | 1 | 2 | 4 | 0 | X |            | 7     |
|       | 5    | FRA - France | *    | 1 | 2 | 1 | 0 | 0 | 0 | 1 | X |            | 5     |

| ITA - Italy |                       |
|-------------|-----------------------|
| 4 S         | BOMBASSEI Valter      |
| 3           | CONSTANTINI Marco     |
| 2 V         | GALLINATTO Gianandrea |
| 1           | OTTINO Mauro          |
| A           | BENEDETTO Stefano     |

| FRA - France |                      |
|--------------|----------------------|
| 4 S          | GIRODON Jean-Claude  |
| 3 V          | MUSARD Alain         |
| 2            | PARAILLOUS Michel    |
| 1            | BARBIER Guy          |
| A            | BIBIER COCATRIX Joel |

| Last Stone Draw | Distance       |
|-----------------|----------------|
| GALLINATTO G    | 81.9cm         |
| BOMBASSEI V     | 199.6cm        |
| <b>Total</b>    | <b>281.5cm</b> |

| Last Stone Draw | Distance       |
|-----------------|----------------|
| MUSARD A        | 105.0cm        |
| PARAILLOUS M    | 81.2cm         |
| <b>Total</b>    | <b>186.2cm</b> |

Time remaining: 6 minutes 8 seconds

Time remaining: 7 minutes 34 seconds

**Note:**  
Team position and functions are attached to each team member's name as follows:  
4 = Fourth, 3 = Third, 2 = Second, 1 = Lead, A = Alternate, S = Skip, V = Vice-Skip

**Legend:**  
 Clockwise                                      Counter-clockwise                                      LSFE(\*) Last Stone First End  
 Unplayed/unfinished end due to concession





**WSSC 2017**  
Lethbridge, Alberta, Canada

WED 26 APR 2017  
Start Time 8:00

**World Senior Curling Championships 2017**  
ATB Centre - Lethbridge Curling Club

**Men**

**Group-B Round Robin Session 13 - Sheet G**



**Game Results**

| Sheet | Game | Team                | LSFE | 1 | 2 | 3 | 4 | 5 | 6 | 7 | 8 | Extra Ends | Total |
|-------|------|---------------------|------|---|---|---|---|---|---|---|---|------------|-------|
| G     | 5    | ISR - Israel        |      | 0 | 0 | 1 | 0 | 3 | 0 | 1 | 0 | 1          | 6     |
|       | 5    | USA - United States | *    | 0 | 1 | 0 | 1 | 0 | 1 | 0 | 2 | 0          | 5     |

| ISR - Israel |               |
|--------------|---------------|
| 4 S          | GOLBERG Kevin |
| 3 V          | POKRAS Alex   |
| 2            | KAY Neil      |
| 1            | MORRISON Mark |
| A            | -             |

| USA - United States |                |
|---------------------|----------------|
| 4 S                 | FARBELOW Mike  |
| 3                   | SOLIN Tim      |
| 2                   | WESTBERG Pete  |
| 1 V                 | ANNIS Jeff     |
| A                   | GOODLAND Geoff |

| Last Stone Draw |            | Distance       |
|-----------------|------------|----------------|
| ↻               | MORRISON M | 174.2cm        |
| ↻               | GOLBERG K  | 73.2cm         |
| <b>Total</b>    |            | <b>247.4cm</b> |

| Last Stone Draw |            | Distance      |
|-----------------|------------|---------------|
| ↻               | FARBELOW M | 4.9cm         |
| ↻               | ANNIS J    | 62.8cm        |
| <b>Total</b>    |            | <b>67.7cm</b> |

Time remaining: 0 minutes 17 seconds  
Time remaining: 0 minutes 45 seconds (after extra end)

Time remaining: 0 minutes 32 seconds  
Time remaining: 1 minute 29 seconds (after extra end)

**Note:**  
Team position and functions are attached to each team member's name as follows:  
4 = Fourth, 3 = Third, 2 = Second, 1 = Lead, A = Alternate, S = Skip, V = Vice-Skip

**Legend:**  
↻ Clockwise      ↻ Counter-clockwise      **LSFE(\*)** Last Stone First End







**WSCC 2017**  
Lethbridge, Alberta, Canada

WED 26 APR 2017  
Start Time 8:00

**World Senior Curling Championships 2017**  
ATB Centre - Lethbridge Curling Club

**Men**

**Group-B Round Robin Session 13 - Sheet J**



**Game Results**

| Sheet | Game | Team              | LSFE | 1 | 2 | 3 | 4 | 5 | 6 | 7 | 8 | Extra Ends | Total |
|-------|------|-------------------|------|---|---|---|---|---|---|---|---|------------|-------|
| J     | 5    | SUI - Switzerland | *    | 2 | 0 | 0 | 0 | 4 | 0 | 1 | X |            | 7     |
|       | 5    | IRL - Ireland     |      | 0 | 1 | 0 | 1 | 0 | 1 | 0 | X |            | 3     |

| SUI - Switzerland |                  |
|-------------------|------------------|
| 4 S               | KARNUSIAN Stefan |
| 3 V               | REICHENBACH Kurt |
| 2                 | DRYBURGH Stewart |
| 1                 | PERNET Richard   |
| A                 | -                |

| IRL - Ireland |              |
|---------------|--------------|
| 4 S           | WILSON Peter |
| 3 V           | KENNY Johnjo |
| 2             | GRAY Bill    |
| 1             | WHYTE David  |
| A             | HUME David   |

| Last Stone Draw |             | Distance      |
|-----------------|-------------|---------------|
| ☺               | KARNUSIAN S | 23.0cm        |
| ☺               | DRYBURGH S  | 28.5cm        |
| <b>Total</b>    |             | <b>51.5cm</b> |

| Last Stone Draw |          | Distance      |
|-----------------|----------|---------------|
| ☺               | WHYTE D  | 55.4cm        |
| ☺               | WILSON P | 29.9cm        |
| <b>Total</b>    |          | <b>85.3cm</b> |

Time remaining: 4 minutes 33 seconds

Time remaining: 4 minutes 30 seconds

**Note:**  
Team position and functions are attached to each team member's name as follows:  
4 = Fourth, 3 = Third, 2 = Second, 1 = Lead, A = Alternate, S = Skip, V = Vice-Skip

**Legend:**  
☺ Clockwise      ☹ Counter-clockwise      LSFE(\*) Last Stone First End  
X Unplayed/unfinished end due to concession





### Session Results and Standings

| Sheet | Game | Team                 | LSFE | 1 | 2 | 3 | 4 | 5 | 6 | 7 | 8 | Extra Ends | Total |
|-------|------|----------------------|------|---|---|---|---|---|---|---|---|------------|-------|
| F     | 6    | SWE - Sweden         | *    | 0 | 2 | 0 | 0 | 1 | 1 | 1 | X |            | 5     |
|       | 5    | NOR - Norway         |      | 2 | 0 | 0 | 1 | 0 | 0 | 0 | X |            | 3     |
| G     | 5    | CZE - Czech Republic |      | 0 | 0 | 1 | 1 | 0 | 0 | 0 | X |            | 2     |
|       | 6    | GER - Germany        | *    | 2 | 2 | 0 | 0 | 1 | 1 | 1 | X |            | 7     |
| J     | 6    | BEL - Belgium        | *    | 0 | 1 | 0 | 2 | 0 | 1 | 0 | X |            | 4     |
|       | 6    | JPN - Japan          |      | 2 | 0 | 1 | 0 | 1 | 0 | 2 | X |            | 6     |
| K     | 6    | DEN - Denmark        | *    | 1 | 0 | 0 | 1 | 2 | 0 | 0 | 0 |            | 4     |
|       | 6    | POL - Poland         |      | 0 | 1 | 0 | 0 | 0 | 1 | 1 | 0 |            | 3     |

### Current Standings

| Group-A |                      |       |      |        | Group-B |      |                     |      |        |   |
|---------|----------------------|-------|------|--------|---------|------|---------------------|------|--------|---|
| Rank    | Team                 | Games | Wins | Losses | Rank    | Team | Games               | Wins | Losses |   |
| 1       | DEN - Denmark        | 6     | 6    | 0      | Q       | 1    | IRL - Ireland       | 4    | 4      | 0 |
| 1       | SWE - Sweden         | 6     | 6    | 0      | Q       | 1    | SUI - Switzerland   | 4    | 4      | 0 |
| 3       | GER - Germany        | 6     | 4    | 2      |         | 3    | AUS - Australia     | 4    | 3      | 1 |
| 4       | CZE - Czech Republic | 5     | 2    | 3      |         | 4    | ISR - Israel        | 4    | 2      | 2 |
| 4       | NOR - Norway         | 5     | 2    | 3      |         | 4    | ITA - Italy         | 4    | 2      | 2 |
| 6       | BEL - Belgium        | 6     | 1    | 5      |         | 6    | USA - United States | 4    | 1      | 3 |
| 6       | JPN - Japan          | 6     | 1    | 5      |         | 7    | FRA - France        | 4    | 0      | 4 |
| 6       | POL - Poland         | 6     | 1    | 5      |         | 7    | KAZ - Kazakhstan    | 4    | 0      | 4 |

| Group-C |                   |       |      |        |   |
|---------|-------------------|-------|------|--------|---|
| Rank    | Team              | Games | Wins | Losses |   |
| 1       | CAN - Canada      | 5     | 5    | 0      | Q |
| 2       | NZL - New Zealand | 4     | 3    | 1      |   |
| 2       | SCO - Scotland    | 4     | 3    | 1      |   |
| 4       | WAL - Wales       | 4     | 2    | 2      |   |
| 5       | FIN - Finland     | 4     | 1    | 3      |   |
| 6       | RUS - Russia      | 5     | 1    | 4      |   |
| 7       | ENG - England     | 4     | 0    | 4      |   |

**Note:**  
Under WCF rules, tie-breaking rules for standings are not applied until after the last game of the Round Robin.

**Legend:**  
**LSFE(\*)** Last Stone First End      **Q** Qualified for the play-offs      **X** Unplayed/unfinished end due to concession





### Game Results

| Sheet | Game | Team         | LSFE | 1 | 2 | 3 | 4 | 5 | 6 | 7 | 8 | Extra Ends | Total |
|-------|------|--------------|------|---|---|---|---|---|---|---|---|------------|-------|
| F     | 6    | SWE - Sweden | *    | 0 | 2 | 0 | 0 | 1 | 1 | 1 | X |            | 5     |
|       | 5    | NOR - Norway |      | 2 | 0 | 0 | 1 | 0 | 0 | 0 | X |            | 3     |

| SWE - Sweden |                   |
|--------------|-------------------|
| 4 S          | WRANAA Mats       |
| 3 V          | HASSELBORG Mikael |
| 2            | ERIKSSON Anders   |
| 1            | WAAHLIN Gerry     |
| A            | -                 |

| NOR - Norway |                   |
|--------------|-------------------|
| 4 S          | DAVANGER Flemming |
| 3            | DE LANGE Espen    |
| 2 V          | TVEIT Morten      |
| 1            | WOOD Robert       |
| A            | -                 |

| Last Stone Draw |                     | Distance      |
|-----------------|---------------------|---------------|
| ↻               | HASSELBORG M        | 25.8cm        |
| ↻               | ERIKSSON A          | 65.3cm        |
| <b>Total</b>    |                     | <b>91.1cm</b> |
| Time remaining: | 1 minute 16 seconds |               |

| Last Stone Draw |                      | Distance       |
|-----------------|----------------------|----------------|
| ↻               | WOOD R               | 109.1cm        |
| ↻               | DAVANGER F           | 1.2cm          |
| <b>Total</b>    |                      | <b>110.3cm</b> |
| Time remaining: | 0 minutes 42 seconds |                |

**Note:**  
Team position and functions are attached to each team member's name as follows:  
4 = Fourth, 3 = Third, 2 = Second, 1 = Lead, A = Alternate, S = Skip, V = Vice-Skip

**Legend:**  
↻ Clockwise      ↻ Counter-clockwise      LSFE(\*) Last Stone First End  
X Unplayed/unfinished end due to concession











**WSCC 2017**  
Lethbridge, Alberta, Canada

TUE 25 APR 2017  
Start Time 20:45

**World Senior Curling Championships 2017**  
ATB Centre - Lethbridge Curling Club

**Men**

**Group-A Round Robin Session 12 - Sheet K**



### Game Results

| Sheet | Game | Team          | LSFE | 1 | 2 | 3 | 4 | 5 | 6 | 7 | 8 | Extra Ends | Total |
|-------|------|---------------|------|---|---|---|---|---|---|---|---|------------|-------|
| K     | 6    | DEN - Denmark | *    | 1 | 0 | 0 | 1 | 2 | 0 | 0 | 0 |            | 4     |
|       | 6    | POL - Poland  |      | 0 | 1 | 0 | 0 | 0 | 1 | 1 | 0 |            | 3     |

| DEN - Denmark |                          |
|---------------|--------------------------|
| 4 S           | SCHMIDT Ulrik            |
| 3 V           | QVIST Mikael             |
| 2             | ANDERSEN Niels Siggaard  |
| 1             | THUNE JACOBSEN Christian |
| A             | -                        |

| POL - Poland |                  |
|--------------|------------------|
| 4 V          | NOWAK Krzysztof  |
| 3 S          | ZABCZYK Waldemar |
| 2            | TOMICA Janusz    |
| 1            | KLOS Pawel       |
| A            | GOCZOL Jacek     |

| Last Stone Draw |                  | Distance       |
|-----------------|------------------|----------------|
| ↻               | THUNE JACOBSEN C | 52.6cm         |
| ↻               | ANDERSEN NS      | 78.2cm         |
| <b>Total</b>    |                  | <b>130.8cm</b> |

| Last Stone Draw |          | Distance       |
|-----------------|----------|----------------|
| ↻               | KLOS P   | 64.7cm         |
| ↻               | TOMICA J | 75.1cm         |
| <b>Total</b>    |          | <b>139.8cm</b> |

Time remaining: 4 minutes 22 seconds

Time remaining: 5 minutes 0 seconds

**Note:**  
Team position and functions are attached to each team member's name as follows:  
**4** = Fourth, **3** = Third, **2** = Second, **1** = Lead, **A** = Alternate, **S** = Skip, **V** = Vice-Skip

**Legend:**  
↻ Clockwise      ↻ Counter-clockwise      **LSFE(\*)** Last Stone First End





### Session Results and Standings

| Sheet | Game | Team                | LSFE | 1 | 2 | 3 | 4 | 5 | 6 | 7 | 8 | Extra Ends | Total |
|-------|------|---------------------|------|---|---|---|---|---|---|---|---|------------|-------|
| F     | 4    | IRL - Ireland       |      | 3 | 2 | 0 | 0 | 0 | 1 | 2 | X |            | 8     |
|       | 4    | ISR - Israel        | *    | 0 | 0 | 1 | 1 | 1 | 0 | 0 | X |            | 3     |
| G     | 4    | KAZ - Kazakhstan    |      | 2 | 0 | 0 | 0 | 1 | 0 | 0 | X |            | 3     |
|       | 4    | ITA - Italy         | *    | 0 | 1 | 1 | 2 | 0 | 4 | 3 | X |            | 11    |
| H     | 4    | USA - United States | *    | 2 | 0 | 0 | 0 | 1 | 0 | 0 | 0 |            | 3     |
|       | 4    | SUI - Switzerland   |      | 0 | 0 | 1 | 1 | 0 | 2 | 0 | 1 |            | 5     |
| J     | 5    | CAN - Canada        |      | 0 | 0 | 2 | 2 | 3 | 1 | X | X |            | 8     |
|       | 4    | NZL - New Zealand   | *    | 0 | 2 | 0 | 0 | 0 | 0 | X | X |            | 2     |
| M     | 4    | FRA - France        |      | 2 | 0 | 1 | 0 | 0 | 1 | 0 | X |            | 4     |
|       | 4    | AUS - Australia     | *    | 0 | 3 | 0 | 2 | 3 | 0 | 0 | X |            | 8     |

### Current Standings

| Group-A |                      |       |      |        | Group-B |                     |       |      |        |
|---------|----------------------|-------|------|--------|---------|---------------------|-------|------|--------|
| Rank    | Team                 | Games | Wins | Losses | Rank    | Team                | Games | Wins | Losses |
| 1       | DEN - Denmark        | 5     | 5    | 0      | 1       | IRL - Ireland       | 4     | 4    | 0      |
| 1       | SWE - Sweden         | 5     | 5    | 0      | 1       | SUI - Switzerland   | 4     | 4    | 0      |
| 3       | GER - Germany        | 5     | 3    | 2      | 3       | AUS - Australia     | 4     | 3    | 1      |
| 4       | CZE - Czech Republic | 4     | 2    | 2      | 4       | ISR - Israel        | 4     | 2    | 2      |
| 4       | NOR - Norway         | 4     | 2    | 2      | 4       | ITA - Italy         | 4     | 2    | 2      |
| 6       | BEL - Belgium        | 5     | 1    | 4      | 6       | USA - United States | 4     | 1    | 3      |
| 6       | POL - Poland         | 5     | 1    | 4      | 7       | FRA - France        | 4     | 0    | 4      |
| 8       | JPN - Japan          | 5     | 0    | 5      | 7       | KAZ - Kazakhstan    | 4     | 0    | 4      |

| Group-C |                   |       |      |        |
|---------|-------------------|-------|------|--------|
| Rank    | Team              | Games | Wins | Losses |
| 1       | CAN - Canada      | 5     | 5    | 0      |
| 2       | NZL - New Zealand | 4     | 3    | 1      |
| 2       | SCO - Scotland    | 4     | 3    | 1      |
| 4       | WAL - Wales       | 4     | 2    | 2      |
| 5       | FIN - Finland     | 4     | 1    | 3      |
| 6       | RUS - Russia      | 5     | 1    | 4      |
| 7       | ENG - England     | 4     | 0    | 4      |

**Note:**  
Under WCF rules, tie-breaking rules for standings are not applied until after the last game of the Round Robin.

**Legend:**  
**LSFE(\*)** Last Stone First End      **Q** Qualified for the play-offs      **X** Unplayed/unfinished end due to concession







**Game Results**

| Sheet | Game | Team             | LSFE | 1 | 2 | 3 | 4 | 5 | 6 | 7 | 8 | Extra Ends | Total |
|-------|------|------------------|------|---|---|---|---|---|---|---|---|------------|-------|
| G     | 4    | KAZ - Kazakhstan |      | 2 | 0 | 0 | 0 | 1 | 0 | 0 | X |            | 3     |
|       | 4    | ITA - Italy      | *    | 0 | 1 | 1 | 2 | 0 | 4 | 3 | X |            | 11    |

| KAZ - Kazakhstan |                   |
|------------------|-------------------|
| 4 S              | KIM Viktor        |
| 3 V              | KAZIMIRCHIK Roman |
| 2                | SYZDYKOV Nurlan   |
| 1                | TORKIN Vladimir   |
| A                | ZHOROV Nikolay    |

| ITA - Italy |                       |
|-------------|-----------------------|
| 4 S         | BOMBASSEI Valter      |
| 3           | CONSTANTINI Marco     |
| 2           | OTTINO Mauro          |
| 1 V         | BENEDETTO Stefano     |
| A           | GALLINATTO Gianandrea |

| Last Stone Draw | Distance       |
|-----------------|----------------|
| ⌚ TORKIN V      | 199.6cm        |
| ⌚ KIM V         | 199.6cm        |
| <b>Total</b>    | <b>399.2cm</b> |

| Last Stone Draw | Distance       |
|-----------------|----------------|
| ⌚ OTTINO M      | 199.6cm        |
| ⌚ CONSTANTINI M | 96.4cm         |
| <b>Total</b>    | <b>296.0cm</b> |

Time remaining: 6 minutes 9 seconds

Time remaining: 8 minutes 17 seconds

ZHOROV N replaced TORKIN V at the beginning of end 2  
 SYZDYKOV N left the game after end 4, no replacement  
 Revised line-up: (4 S) KIM V, (3 V) KAZIMIRCHIK R, (1) ZHOROV N

**Note:**  
 Team position and functions are attached to each team member's name as follows:  
**4** = Fourth, **3** = Third, **2** = Second, **1** = Lead, **A** = Alternate, **S** = Skip, **V** = Vice-Skip

**Legend:**  
 ⌚ Clockwise      ⌚ Counter-clockwise      **LSFE(\*)** Last Stone First End  
**X** Unplayed/unfinished end due to concession





### Game Results

| Sheet | Game | Team                | LSFE | 1 | 2 | 3 | 4 | 5 | 6 | 7 | 8 | Extra Ends | Total |
|-------|------|---------------------|------|---|---|---|---|---|---|---|---|------------|-------|
| H     | 4    | USA - United States | *    | 2 | 0 | 0 | 0 | 1 | 0 | 0 | 0 |            | 3     |
|       | 4    | SUI - Switzerland   |      | 0 | 0 | 1 | 1 | 0 | 2 | 0 | 1 |            | 5     |

| USA - United States |                |
|---------------------|----------------|
| 4 S                 | FARBELOW Mike  |
| 3 V                 | GOODLAND Geoff |
| 2                   | SOLIN Tim      |
| 1                   | WESTBERG Pete  |
| A                   | ANNIS Jeff     |

| SUI - Switzerland |                  |
|-------------------|------------------|
| 4 S               | KARNUSIAN Stefan |
| 3 V               | REICHENBACH Kurt |
| 2                 | DRYBURGH Stewart |
| 1                 | PERNET Richard   |
| A                 | -                |

| Last Stone Draw | Distance      |
|-----------------|---------------|
| ↻ WESTBERG P    | 18.9cm        |
| ↻ SOLIN T       | 37.3cm        |
| <b>Total</b>    | <b>56.2cm</b> |

| Last Stone Draw | Distance       |
|-----------------|----------------|
| ↻ KARNUSIAN S   | 84.8cm         |
| ↻ DRYBURGH S    | 27.9cm         |
| <b>Total</b>    | <b>112.7cm</b> |

Time remaining: 2 minutes 45 seconds

Time remaining: 0 minutes 31 seconds

**Note:**  
Team position and functions are attached to each team member's name as follows:  
4 = Fourth, 3 = Third, 2 = Second, 1 = Lead, A = Alternate, S = Skip, V = Vice-Skip

**Legend:**  
↻ Clockwise      ↻ Counter-clockwise      **LSFE(\*)** Last Stone First End







**WSSC 2017**  
Lethbridge, Alberta, Canada

TUE 25 APR 2017  
Start Time 16:30

**World Senior Curling Championships 2017**  
ATB Centre - Lethbridge Curling Club

**Men**

**Group-B Round Robin Session 11 - Sheet M**



**Game Results**

| Sheet | Game | Team            | LSFE | 1 | 2 | 3 | 4 | 5 | 6 | 7 | 8 | Extra Ends | Total |
|-------|------|-----------------|------|---|---|---|---|---|---|---|---|------------|-------|
| M     | 4    | FRA - France    |      | 2 | 0 | 1 | 0 | 0 | 1 | 0 | X |            | 4     |
|       | 4    | AUS - Australia | *    | 0 | 3 | 0 | 2 | 3 | 0 | 0 | X |            | 8     |

| FRA - France |                      |
|--------------|----------------------|
| 4 S          | GIRODON Jean-Claude  |
| 3 V          | BIBIER COCATRIX Joel |
| 2            | PARAILLOUS Michel    |
| 1            | BARBIER Guy          |
| A            | MUSARD Alain         |

| AUS - Australia |                |
|-----------------|----------------|
| 4 S             | MILLIKIN Hugh  |
| 3 V             | THERIAULT John |
| 2               | ALLAN Jim      |
| 1               | JOHNS Stephen  |
| A               | ANDERSON John  |

| Last Stone Draw |                   | Distance       |
|-----------------|-------------------|----------------|
| ⌚               | GIRODON JC        | 41.5cm         |
| ⌚               | BIBIER COCATRIX J | 72.5cm         |
| <b>Total</b>    |                   | <b>114.0cm</b> |

| Last Stone Draw |         | Distance      |
|-----------------|---------|---------------|
| ⌚               | ALLAN J | 49.0cm        |
| ⌚               | JOHNS S | 27.4cm        |
| <b>Total</b>    |         | <b>76.4cm</b> |

Time remaining: 7 minutes 55 seconds

Time remaining: 9 minutes 38 seconds

**Note:**  
Team position and functions are attached to each team member's name as follows:  
**4** = Fourth, **3** = Third, **2** = Second, **1** = Lead, **A** = Alternate, **S** = Skip, **V** = Vice-Skip

**Legend:**  
 ⌚ Clockwise                      ⌚ Counter-clockwise                      **LSFE(\*)** Last Stone First End  
**X** Unplayed/unfinished end due to concession







### Session Results and Standings

| Sheet | Game | Team                 | LSFE | 1 | 2 | 3 | 4 | 5 | 6 | 7 | 8 | Extra Ends | Total |
|-------|------|----------------------|------|---|---|---|---|---|---|---|---|------------|-------|
| F     | 5    | JPN - Japan          |      | 0 | 0 | 1 | 0 | 2 | 0 | 0 | X |            | 3     |
|       | 4    | CZE - Czech Republic | *    | 1 | 1 | 0 | 2 | 0 | 1 | 1 | X |            | 6     |
| G     | 4    | NOR - Norway         |      | 0 | 0 | 0 | 1 | 1 | 0 | 1 | 0 |            | 3     |
|       | 5    | DEN - Denmark        | *    | 1 | 1 | 0 | 0 | 0 | 2 | 0 | 1 |            | 5     |
| H     | 5    | BEL - Belgium        |      | 0 | 2 | 0 | 1 | 0 | 0 | 1 | 0 |            | 4     |
|       | 5    | GER - Germany        | *    | 2 | 0 | 2 | 0 | 2 | 0 | 0 | 2 |            | 8     |
| J     | 5    | SWE - Sweden         | *    | 0 | 0 | 3 | 1 | 0 | 3 | 0 | X |            | 7     |
|       | 5    | POL - Poland         |      | 1 | 1 | 0 | 0 | 1 | 0 | 1 | X |            | 4     |

### Current Standings

| Group-A |                      |       |      |        | Group-B |                     |       |      |        |
|---------|----------------------|-------|------|--------|---------|---------------------|-------|------|--------|
| Rank    | Team                 | Games | Wins | Losses | Rank    | Team                | Games | Wins | Losses |
| 1       | DEN - Denmark        | 5     | 5    | 0      | 1       | IRL - Ireland       | 3     | 3    | 0      |
| 1       | SWE - Sweden         | 5     | 5    | 0      | 1       | SUI - Switzerland   | 3     | 3    | 0      |
| 3       | GER - Germany        | 5     | 3    | 2      | 3       | AUS - Australia     | 3     | 2    | 1      |
| 4       | CZE - Czech Republic | 4     | 2    | 2      | 3       | ISR - Israel        | 3     | 2    | 1      |
| 4       | NOR - Norway         | 4     | 2    | 2      | 5       | ITA - Italy         | 3     | 1    | 2      |
| 6       | BEL - Belgium        | 5     | 1    | 4      | 5       | USA - United States | 3     | 1    | 2      |
| 6       | POL - Poland         | 5     | 1    | 4      | 7       | FRA - France        | 3     | 0    | 3      |
| 8       | JPN - Japan          | 5     | 0    | 5      | 7       | KAZ - Kazakhstan    | 3     | 0    | 3      |

| Group-C |                   |       |      |        |
|---------|-------------------|-------|------|--------|
| Rank    | Team              | Games | Wins | Losses |
| 1       | CAN - Canada      | 4     | 4    | 0      |
| 2       | NZL - New Zealand | 3     | 3    | 0      |
| 3       | SCO - Scotland    | 4     | 3    | 1      |
| 4       | WAL - Wales       | 4     | 2    | 2      |
| 5       | FIN - Finland     | 4     | 1    | 3      |
| 6       | RUS - Russia      | 5     | 1    | 4      |
| 7       | ENG - England     | 4     | 0    | 4      |

**Note:**  
Under WCF rules, tie-breaking rules for standings are not applied until after the last game of the Round Robin.

**Legend:**  
LSFE(\*) Last Stone First End                      X      Unplayed/unfinished end due to concession



**WSSC 2017**  
Lethbridge, Alberta, Canada

TUE 25 APR 2017  
Start Time 12:15

**World Senior Curling Championships 2017**  
ATB Centre - Lethbridge Curling Club

**Men**

**Group-A Round Robin Session 10 - Sheet F**



### Game Results

| Sheet | Game | Team                 | LSFE | 1 | 2 | 3 | 4 | 5 | 6 | 7 | 8 | Extra Ends | Total |
|-------|------|----------------------|------|---|---|---|---|---|---|---|---|------------|-------|
| F     | 5    | JPN - Japan          |      | 0 | 0 | 1 | 0 | 2 | 0 | 0 | X |            | 3     |
|       | 4    | CZE - Czech Republic | *    | 1 | 1 | 0 | 2 | 0 | 1 | 1 | X |            | 6     |

**JPN - Japan**

|     |                   |
|-----|-------------------|
| 4 S | NAGAOKA Hideaki   |
| 3   | FUJIMAKI Tadashi  |
| 2 V | UCHIDA Yoshikazu  |
| 1   | SHIMIZU Junichiro |
| A   | DEN Naofumi       |

**CZE - Czech Republic**

|     |                |
|-----|----------------|
| 4 V | NEZNAL Matej   |
| 3 S | KUBESKA Karel  |
| 2   | HOBZIK Richard |
| 1   | LETAL Jan      |
| A   | SLAVIK Petr    |

**Last Stone Draw**

|              |            |                 |                |
|--------------|------------|-----------------|----------------|
| ⌚            | UCHIDA Y   | Distance        | 199.6cm        |
| ⌚            | FUJIMAKI T | Distance        | 44.8cm         |
| <b>Total</b> |            | <b>Distance</b> | <b>244.4cm</b> |

**Last Stone Draw**

|              |          |                 |               |
|--------------|----------|-----------------|---------------|
| ⌚            | LETAL J  | Distance        | 25.2cm        |
| ⌚            | NEZNAL M | Distance        | 58.6cm        |
| <b>Total</b> |          | <b>Distance</b> | <b>83.8cm</b> |

Time remaining: 3 minutes 40 seconds

Time remaining: 2 minutes 37 seconds

**Note:**  
Team position and functions are attached to each team member's name as follows:  
4 = Fourth, 3 = Third, 2 = Second, 1 = Lead, A = Alternate, S = Skip, V = Vice-Skip

**Legend:**  
⌚ Clockwise      ⌚ Counter-clockwise      LSFE(\*) Last Stone First End  
X Unplayed/unfinished end due to concession





**Game Results**

| Sheet    | Game | Team          | LSFE | 1 | 2 | 3 | 4 | 5 | 6 | 7 | 8 | Extra Ends | Total |
|----------|------|---------------|------|---|---|---|---|---|---|---|---|------------|-------|
| <b>G</b> | 4    | NOR - Norway  |      | 0 | 0 | 0 | 1 | 1 | 0 | 1 | 0 |            | 3     |
|          | 5    | DEN - Denmark | *    | 1 | 1 | 0 | 0 | 0 | 2 | 0 | 1 |            | 5     |

| <b>NOR - Norway</b> |                   |
|---------------------|-------------------|
| 4 S                 | DAVANGER Flemming |
| 3                   | DE LANGE Espen    |
| 2 V                 | TVEIT Morten      |
| 1                   | WOOD Robert       |
| A                   | -                 |

| <b>DEN - Denmark</b> |                          |
|----------------------|--------------------------|
| 4 S                  | SCHMIDT Ulrik            |
| 3 V                  | QVIST Mikael             |
| 2                    | ANDERSEN Niels Siggaard  |
| 1                    | THUNE JACOBSEN Christian |
| A                    | -                        |

| <b>Last Stone Draw</b> |            | Distance       |
|------------------------|------------|----------------|
| ↻                      | TVEIT M    | 199.6cm        |
| ↻                      | DE LANGE E | 199.6cm        |
| <b>Total</b>           |            | <b>399.2cm</b> |

| <b>Last Stone Draw</b> |           | Distance      |
|------------------------|-----------|---------------|
| ↻                      | QVIST M   | 25.4cm        |
| ↻                      | SCHMIDT U | 15.6cm        |
| <b>Total</b>           |           | <b>41.0cm</b> |

Time remaining: 0 minutes 23 seconds

Time remaining: 0 minutes 37 seconds

**Note:**  
Team position and functions are attached to each team member's name as follows:  
**4** = Fourth, **3** = Third, **2** = Second, **1** = Lead, **A** = Alternate, **S** = Skip, **V** = Vice-Skip

**Legend:**  
↻ Clockwise      ↻ Counter-clockwise      **LSFE(\*)** Last Stone First End





**Game Results**

| Sheet | Game | Team          | LSFE | 1 | 2 | 3 | 4 | 5 | 6 | 7 | 8 | Extra Ends | Total |
|-------|------|---------------|------|---|---|---|---|---|---|---|---|------------|-------|
| H     | 5    | BEL - Belgium |      | 0 | 2 | 0 | 1 | 0 | 0 | 1 | 0 |            | 4     |
|       | 5    | GER - Germany | *    | 2 | 0 | 2 | 0 | 2 | 0 | 0 | 2 |            | 8     |

| BEL - Belgium |                   |
|---------------|-------------------|
| 4 S           | ROBILLARD John    |
| 3 V           | FITZPATRICK Wayne |
| 2             | SUTER Peter       |
| 1             | HERMANS Gery      |
| A             | -                 |

| GER - Germany |                    |
|---------------|--------------------|
| 4 S           | SAILE Uwe          |
| 3 V           | BURBA Hans-Joachim |
| 2             | MOECKEL Christoph  |
| 1             | MUENCH Juergen     |
| A             | -                  |

| Last Stone Draw |             | Distance       |
|-----------------|-------------|----------------|
| ⌚               | ROBILLARD J | 16.7cm         |
| ⌚               | HERMANS G   | 106.4cm        |
| <b>Total</b>    |             | <b>123.1cm</b> |

| Last Stone Draw |          | Distance      |
|-----------------|----------|---------------|
| ⌚               | SAILE U  | 71.7cm        |
| ⌚               | BURBA HJ | 14.5cm        |
| <b>Total</b>    |          | <b>86.2cm</b> |

Time remaining: 3 minutes 52 seconds

Time remaining: 6 minutes 15 seconds

**Note:**  
Team position and functions are attached to each team member's name as follows:  
**4** = Fourth, **3** = Third, **2** = Second, **1** = Lead, **A** = Alternate, **S** = Skip, **V** = Vice-Skip

**Legend:**  
⌚ Clockwise      ⌚ Counter-clockwise      **LSFE(\*)** Last Stone First End







### Session Results and Standings

| Sheet | Game | Team              | LSFE | 1 | 2 | 3 | 4 | 5 | 6 | 7 | 8 | Extra Ends | Total |
|-------|------|-------------------|------|---|---|---|---|---|---|---|---|------------|-------|
| F     | 3    | NZL - New Zealand | *    | 1 | 0 | 2 | 1 | 1 | 0 | 2 | X |            | 7     |
|       | 4    | WAL - Wales       |      | 0 | 2 | 0 | 0 | 0 | 1 | 0 | X |            | 3     |
| G     | 4    | SCO - Scotland    |      | 2 | 0 | 2 | 4 | 0 | 4 | X | X |            | 12    |
|       | 5    | RUS - Russia      | *    | 0 | 1 | 0 | 0 | 1 | 0 | X | X |            | 2     |
| H     | 3    | IRL - Ireland     | *    | 1 | 0 | 0 | 0 | 0 | 4 | 1 | X |            | 6     |
|       | 3    | ITA - Italy       |      | 0 | 0 | 1 | 0 | 1 | 0 | 0 | X |            | 2     |
| J     | 4    | FIN - Finland     |      | 0 | 0 | 2 | 0 | 0 | 0 | X | X |            | 2     |
|       | 4    | CAN - Canada      | *    | 2 | 0 | 0 | 0 | 3 | 2 | X | X |            | 7     |
| N     | 3    | ISR - Israel      | *    | 2 | 2 | 2 | 1 | 1 | 0 | 1 | X |            | 9     |
|       | 3    | KAZ - Kazakhstan  |      | 0 | 0 | 0 | 0 | 0 | 1 | 0 | X |            | 1     |

### Current Standings

| Group-A |                      |       |      |        | Group-B |                     |       |      |        |
|---------|----------------------|-------|------|--------|---------|---------------------|-------|------|--------|
| Rank    | Team                 | Games | Wins | Losses | Rank    | Team                | Games | Wins | Losses |
| 1       | DEN - Denmark        | 4     | 4    | 0      | 1       | IRL - Ireland       | 3     | 3    | 0      |
| 1       | SWE - Sweden         | 4     | 4    | 0      | 1       | SUI - Switzerland   | 3     | 3    | 0      |
| 3       | NOR - Norway         | 3     | 2    | 1      | 3       | AUS - Australia     | 3     | 2    | 1      |
| 4       | GER - Germany        | 4     | 2    | 2      | 3       | ISR - Israel        | 3     | 2    | 1      |
| 5       | CZE - Czech Republic | 3     | 1    | 2      | 5       | ITA - Italy         | 3     | 1    | 2      |
| 6       | BEL - Belgium        | 4     | 1    | 3      | 5       | USA - United States | 3     | 1    | 2      |
| 6       | POL - Poland         | 4     | 1    | 3      | 7       | FRA - France        | 3     | 0    | 3      |
| 8       | JPN - Japan          | 4     | 0    | 4      | 7       | KAZ - Kazakhstan    | 3     | 0    | 3      |

| Group-C |                   |       |      |        |
|---------|-------------------|-------|------|--------|
| Rank    | Team              | Games | Wins | Losses |
| 1       | CAN - Canada      | 4     | 4    | 0      |
| 2       | NZL - New Zealand | 3     | 3    | 0      |
| 3       | SCO - Scotland    | 4     | 3    | 1      |
| 4       | WAL - Wales       | 4     | 2    | 2      |
| 5       | FIN - Finland     | 4     | 1    | 3      |
| 6       | RUS - Russia      | 5     | 1    | 4      |
| 7       | ENG - England     | 4     | 0    | 4      |

**Note:**  
Under WCF rules, tie-breaking rules for standings are not applied until after the last game of the Round Robin.

**Legend:**  
LSFE(\*) Last Stone First End                      X    Unplayed/unfinished end due to concession















**Session Results and Standings**

| Sheet | Game | Team                 | LSFE | 1 | 2 | 3 | 4 | 5 | 6 | 7 | 8 | Extra Ends | Total |
|-------|------|----------------------|------|---|---|---|---|---|---|---|---|------------|-------|
| F     | 4    | POL - Poland         | *    | 1 | 0 | 0 | 3 | 0 | 2 | 0 | 3 |            | 9     |
|       | 4    | JPN - Japan          |      | 0 | 2 | 2 | 0 | 3 | 0 | 1 | 0 |            | 8     |
| G     | 4    | DEN - Denmark        |      | 0 | 0 | 3 | 2 | 2 | 2 | X | X |            | 9     |
|       | 4    | BEL - Belgium        | *    | 1 | 1 | 0 | 0 | 0 | 0 | X | X |            | 2     |
| H     | 3    | CZE - Czech Republic |      | 0 | 0 | 0 | 3 | 0 | 1 | 1 | 0 |            | 5     |
|       | 4    | SWE - Sweden         | *    | 1 | 1 | 2 | 0 | 1 | 0 | 0 | 1 |            | 6     |
| J     | 4    | GER - Germany        | *    | 1 | 0 | 0 | 1 | 0 | 1 | 0 | 3 |            | 6     |
|       | 3    | NOR - Norway         |      | 0 | 1 | 1 | 0 | 1 | 0 | 1 | 0 |            | 4     |

**Current Standings**

| Group-A |                      |       |      |        | Group-B |                     |       |      |        |
|---------|----------------------|-------|------|--------|---------|---------------------|-------|------|--------|
| Rank    | Team                 | Games | Wins | Losses | Rank    | Team                | Games | Wins | Losses |
| 1       | DEN - Denmark        | 4     | 4    | 0      | 1       | SUI - Switzerland   | 3     | 3    | 0      |
| 1       | SWE - Sweden         | 4     | 4    | 0      | 2       | IRL - Ireland       | 2     | 2    | 0      |
| 3       | NOR - Norway         | 3     | 2    | 1      | 3       | AUS - Australia     | 3     | 2    | 1      |
| 4       | GER - Germany        | 4     | 2    | 2      | 4       | ISR - Israel        | 2     | 1    | 1      |
| 5       | CZE - Czech Republic | 3     | 1    | 2      | 4       | ITA - Italy         | 2     | 1    | 1      |
| 6       | BEL - Belgium        | 4     | 1    | 3      | 6       | USA - United States | 3     | 1    | 2      |
| 6       | POL - Poland         | 4     | 1    | 3      | 7       | KAZ - Kazakhstan    | 2     | 0    | 2      |
| 8       | JPN - Japan          | 4     | 0    | 4      | 8       | FRA - France        | 3     | 0    | 3      |

| Group-C |                   |       |      |        |
|---------|-------------------|-------|------|--------|
| Rank    | Team              | Games | Wins | Losses |
| 1       | CAN - Canada      | 3     | 3    | 0      |
| 2       | NZL - New Zealand | 2     | 2    | 0      |
| 3       | SCO - Scotland    | 3     | 2    | 1      |
| 3       | WAL - Wales       | 3     | 2    | 1      |
| 5       | FIN - Finland     | 3     | 1    | 2      |
| 6       | RUS - Russia      | 4     | 1    | 3      |
| 7       | ENG - England     | 4     | 0    | 4      |

**Note:**  
Under WCF rules, tie-breaking rules for standings are not applied until after the last game of the Round Robin.

**Legend:**  
LSFE(\*) Last Stone First End                      X    Unplayed/unfinished end due to concession





**Game Results**

| Sheet | Game | Team         | LSFE | 1 | 2 | 3 | 4 | 5 | 6 | 7 | 8 | Extra Ends | Total |
|-------|------|--------------|------|---|---|---|---|---|---|---|---|------------|-------|
| F     | 4    | POL - Poland | *    | 1 | 0 | 0 | 3 | 0 | 2 | 0 | 3 |            | 9     |
|       | 4    | JPN - Japan  |      | 0 | 2 | 2 | 0 | 3 | 0 | 1 | 0 |            | 8     |

| POL - Poland |                  |
|--------------|------------------|
| 4 S          | ZABCZYK Waldemar |
| 3            | TOMICA Janusz    |
| 2            | KLOS Pawel       |
| 1 V          | GOCZOL Jacek     |
| A            | NOWAK Krzysztof  |

| JPN - Japan |                   |
|-------------|-------------------|
| 4 S         | NAGAOKA Hideaki   |
| 3 V         | FUJIMAKI Tadashi  |
| 2           | DEN Naofumi       |
| 1           | SHIMIZU Junichiro |
| A           | UCHIDA Yoshikazu  |

| Last Stone Draw |          | Distance       |
|-----------------|----------|----------------|
| ↻               | KLOS P   | 199.6cm        |
| ↻               | GOCZOL J | 147.9cm        |
| <b>Total</b>    |          | <b>347.5cm</b> |

| Last Stone Draw |           | Distance       |
|-----------------|-----------|----------------|
| ↻               | NAGAOKA H | 199.6cm        |
| ↻               | SHIMIZU J | 152.7cm        |
| <b>Total</b>    |           | <b>352.3cm</b> |

Time remaining: 0 minutes 32 seconds

Time remaining: 0 minutes 30 seconds

**Note:**  
Team position and functions are attached to each team member's name as follows:  
**4** = Fourth, **3** = Third, **2** = Second, **1** = Lead, **A** = Alternate, **S** = Skip, **V** = Vice-Skip

**Legend:**  
↻ Clockwise      ↻ Counter-clockwise      **LSFE(\*)** Last Stone First End



**WSSC 2017**  
Lethbridge, Alberta, Canada

MON 24 APR 2017  
Start Time 20:45

**World Senior Curling Championships 2017**  
ATB Centre - Lethbridge Curling Club  
**Men**



**Group-A Round Robin Session 8 - Sheet G**

**Game Results**

| Sheet | Game | Team          | LSFE | 1 | 2 | 3 | 4 | 5 | 6 | 7 | 8 | Extra Ends | Total |
|-------|------|---------------|------|---|---|---|---|---|---|---|---|------------|-------|
| G     | 4    | DEN - Denmark |      | 0 | 0 | 3 | 2 | 2 | 2 | X | X |            | 9     |
|       | 4    | BEL - Belgium | *    | 1 | 1 | 0 | 0 | 0 | 0 | X | X |            | 2     |

| DEN - Denmark |                          |
|---------------|--------------------------|
| 4 S           | SCHMIDT Ulrik            |
| 3 V           | QVIST Mikael             |
| 2             | ANDERSEN Niels Siggaard  |
| 1             | THUNE JACOBSEN Christian |
| A             | -                        |

| BEL - Belgium |                   |
|---------------|-------------------|
| 4 S           | ROBILLARD John    |
| 3 V           | FITZPATRICK Wayne |
| 2             | SUTER Peter       |
| 1             | HERMANS Gery      |
| A             | -                 |

| Last Stone Draw                      |             | Distance       |
|--------------------------------------|-------------|----------------|
|                                      | ANDERSEN NS | 94.5cm         |
|                                      | QVIST M     | 66.6cm         |
| <b>Total</b>                         |             | <b>161.1cm</b> |
| Time remaining: 9 minutes 18 seconds |             |                |

| Last Stone Draw                      |               | Distance       |
|--------------------------------------|---------------|----------------|
|                                      | HERMANS G     | 93.9cm         |
|                                      | FITZPATRICK W | 18.6cm         |
| <b>Total</b>                         |               | <b>112.5cm</b> |
| Time remaining: 6 minutes 57 seconds |               |                |

**Note:**  
Team position and functions are attached to each team member's name as follows:  
4 = Fourth, 3 = Third, 2 = Second, 1 = Lead, A = Alternate, S = Skip, V = Vice-Skip

**Legend:**  
 Clockwise                                  Counter-clockwise                                  **LSFE(\*)** Last Stone First End  
**X** Unplayed/unfinished end due to concession





**Game Results**

| Sheet | Game | Team                 | LSFE | 1 | 2 | 3 | 4 | 5 | 6 | 7 | 8 | Extra Ends | Total |
|-------|------|----------------------|------|---|---|---|---|---|---|---|---|------------|-------|
| H     | 3    | CZE - Czech Republic |      | 0 | 0 | 0 | 3 | 0 | 1 | 1 | 0 |            | 5     |
|       | 4    | SWE - Sweden         | *    | 1 | 1 | 2 | 0 | 1 | 0 | 0 | 1 |            | 6     |

| CZE - Czech Republic |                |
|----------------------|----------------|
| 4 V                  | NEZNAL Matej   |
| 3 S                  | KUBESKA Karel  |
| 2                    | HOBZIK Richard |
| 1                    | LETAL Jan      |
| A                    | SLAVIK Petr    |

| SWE - Sweden |                   |
|--------------|-------------------|
| 4 S          | WRANAA Mats       |
| 3 V          | HASSELBORG Mikael |
| 2            | ERIKSSON Anders   |
| 1            | WAAHLIN Gerry     |
| A            | -                 |

| Last Stone Draw |           | Distance       |
|-----------------|-----------|----------------|
| ↻               | KUBESKA K | 52.4cm         |
| ↻               | HOBZIK R  | 199.6cm        |
| <b>Total</b>    |           | <b>252.0cm</b> |

| Last Stone Draw |              | Distance       |
|-----------------|--------------|----------------|
| ↻               | ERIKSSON A   | 17.5cm         |
| ↻               | HASSELBORG M | 112.9cm        |
| <b>Total</b>    |              | <b>130.4cm</b> |

Time remaining: 0 minutes 43 seconds

Time remaining: 1 minute 8 seconds

**Note:**  
Team position and functions are attached to each team member's name as follows:  
**4** = Fourth, **3** = Third, **2** = Second, **1** = Lead, **A** = Alternate, **S** = Skip, **V** = Vice-Skip

**Legend:**  
↻ Clockwise      ↻ Counter-clockwise      **LSFE(\*)** Last Stone First End





**WSCC 2017**  
Lethbridge, Alberta, Canada

MON 24 APR 2017  
Start Time 20:45

**World Senior Curling Championships 2017**  
ATB Centre - Lethbridge Curling Club

**Men**

**Group-A Round Robin Session 8 - Sheet J**



### Game Results

| Sheet | Game | Team          | LSFE | 1 | 2 | 3 | 4 | 5 | 6 | 7 | 8 | Extra Ends | Total |
|-------|------|---------------|------|---|---|---|---|---|---|---|---|------------|-------|
| J     | 4    | GER - Germany | *    | 1 | 0 | 0 | 1 | 0 | 1 | 0 | 3 |            | 6     |
|       | 3    | NOR - Norway  |      | 0 | 1 | 1 | 0 | 1 | 0 | 1 | 0 |            | 4     |

| GER - Germany |                    |
|---------------|--------------------|
| 4 S           | SAILE Uwe          |
| 3 V           | BURBA Hans-Joachim |
| 2             | MOECKEL Christoph  |
| 1             | MUENCH Juergen     |
| A             | -                  |

| NOR - Norway |                   |
|--------------|-------------------|
| 4 S          | DAVANGER Flemming |
| 3            | DE LANGE Espen    |
| 2 V          | TVEIT Morten      |
| 1            | WOOD Robert       |
| A            | -                 |

| Last Stone Draw |           | Distance      |
|-----------------|-----------|---------------|
| ☺               | MUENCH J  | 28.5cm        |
| ☹               | MOECKEL C | 5.8cm         |
| <b>Total</b>    |           | <b>34.3cm</b> |

| Last Stone Draw |            | Distance       |
|-----------------|------------|----------------|
| ☺               | DAVANGER F | 26.0cm         |
| ☹               | WOOD R     | 194.9cm        |
| <b>Total</b>    |            | <b>220.9cm</b> |

Time remaining: 3 minutes 54 seconds

Time remaining: 1 minute 29 seconds

**Note:**  
Team position and functions are attached to each team member's name as follows:  
**4** = Fourth, **3** = Third, **2** = Second, **1** = Lead, **A** = Alternate, **S** = Skip, **V** = Vice-Skip

**Legend:**  
☺ Clockwise      ☹ Counter-clockwise      **LSFE(\*)** Last Stone First End







**Session Results and Standings**

| Sheet | Game | Team                | LSFE | 1 | 2 | 3 | 4 | 5 | 6 | 7 | 8 | Extra Ends | Total |
|-------|------|---------------------|------|---|---|---|---|---|---|---|---|------------|-------|
| F     | 3    | CAN - Canada        | *    | 0 | 2 | 3 | 0 | 1 | 0 | 1 | X |            | 7     |
|       | 3    | SCO - Scotland      |      | 0 | 0 | 0 | 1 | 0 | 1 | 0 | X |            | 2     |
| G     | 3    | WAL - Wales         | *    | 2 | 0 | 0 | 1 | 1 | 0 | 0 | 1 |            | 5     |
|       | 4    | ENG - England       |      | 0 | 1 | 1 | 0 | 0 | 1 | 1 | 0 |            | 4     |
| H     | 2    | NZL - New Zealand   | *    | 1 | 0 | 1 | 0 | 4 | 2 | 0 | X |            | 8     |
|       | 4    | RUS - Russia        |      | 0 | 1 | 0 | 2 | 0 | 0 | 2 | X |            | 5     |
| J     | 2    | KAZ - Kazakhstan    |      | 0 | 1 | 0 | 2 | 0 | 0 | 0 | X |            | 3     |
|       | 3    | USA - United States | *    | 5 | 0 | 3 | 0 | 1 | 2 | 2 | X |            | 13    |
| L     | 3    | SUI - Switzerland   |      | 1 | 0 | 1 | 1 | 0 | 1 | 1 | 0 |            | 5     |
|       | 3    | FRA - France        | *    | 0 | 1 | 0 | 0 | 1 | 0 | 0 | 2 |            | 4     |

**Current Standings**

| Group-A |                      |       |      |        | Group-B |                     |       |      |        |
|---------|----------------------|-------|------|--------|---------|---------------------|-------|------|--------|
| Rank    | Team                 | Games | Wins | Losses | Rank    | Team                | Games | Wins | Losses |
| 1       | DEN - Denmark        | 3     | 3    | 0      | 1       | SUI - Switzerland   | 3     | 3    | 0      |
| 1       | SWE - Sweden         | 3     | 3    | 0      | 2       | IRL - Ireland       | 2     | 2    | 0      |
| 3       | NOR - Norway         | 2     | 2    | 0      | 3       | AUS - Australia     | 3     | 2    | 1      |
| 4       | CZE - Czech Republic | 2     | 1    | 1      | 4       | ISR - Israel        | 2     | 1    | 1      |
| 5       | BEL - Belgium        | 3     | 1    | 2      | 4       | ITA - Italy         | 2     | 1    | 1      |
| 5       | GER - Germany        | 3     | 1    | 2      | 6       | USA - United States | 3     | 1    | 2      |
| 7       | JPN - Japan          | 3     | 0    | 3      | 7       | KAZ - Kazakhstan    | 2     | 0    | 2      |
| 7       | POL - Poland         | 3     | 0    | 3      | 8       | FRA - France        | 3     | 0    | 3      |

| Group-C |                   |       |      |        |
|---------|-------------------|-------|------|--------|
| Rank    | Team              | Games | Wins | Losses |
| 1       | CAN - Canada      | 3     | 3    | 0      |
| 2       | NZL - New Zealand | 2     | 2    | 0      |
| 3       | SCO - Scotland    | 3     | 2    | 1      |
| 3       | WAL - Wales       | 3     | 2    | 1      |
| 5       | FIN - Finland     | 3     | 1    | 2      |
| 6       | RUS - Russia      | 4     | 1    | 3      |
| 7       | ENG - England     | 4     | 0    | 4      |

**Note:**  
Under WCF rules, tie-breaking rules for standings are not applied until after the last game of the Round Robin.

**Legend:**  
LSFE(\*) Last Stone First End                      X    Unplayed/unfinished end due to concession







**Game Results**

| Sheet    | Game | Team          | LSFE | 1 | 2 | 3 | 4 | 5 | 6 | 7 | 8 | Extra Ends | Total |
|----------|------|---------------|------|---|---|---|---|---|---|---|---|------------|-------|
| <b>G</b> | 3    | WAL - Wales   | *    | 2 | 0 | 0 | 1 | 1 | 0 | 0 | 1 |            | 5     |
|          | 4    | ENG - England |      | 0 | 1 | 1 | 0 | 0 | 1 | 1 | 0 |            | 4     |

| WAL - Wales |                 |
|-------------|-----------------|
| 4 S         | MEIKLE Adrian   |
| 3           | POUGHER Richard |
| 2 V         | WELLS Chris     |
| 1           | REID Alistair   |
| A           | WADDELL Gary    |

| ENG - England |                |
|---------------|----------------|
| 4 S           | CAMPBELL Tommy |
| 3 V           | BARTON Phil    |
| 2             | SPAIN Mike     |
| 1             | FYFE Alastair  |
| A             | -              |

| Last Stone Draw |           | Distance       |
|-----------------|-----------|----------------|
| ↻               | POUGHER R | 103.9cm        |
| ↻               | WELLS C   | 78.4cm         |
| <b>Total</b>    |           | <b>182.3cm</b> |

| Last Stone Draw |            | Distance       |
|-----------------|------------|----------------|
| ↻               | SPAIN M    | 199.6cm        |
| ↻               | CAMPBELL T | 164.4cm        |
| <b>Total</b>    |            | <b>364.0cm</b> |

Time remaining: 2 minutes 19 seconds

Time remaining: 1 minute 19 seconds

WADDELL G replaced REID A at the beginning of end5

**Note:**  
Team position and functions are attached to each team member's name as follows:  
**4** = Fourth, **3** = Third, **2** = Second, **1** = Lead, **A** = Alternate, **S** = Skip, **V** = Vice-Skip

**Legend:**  
↻ Clockwise      ↻ Counter-clockwise      **LSFE(\*)** Last Stone First End









**WSSC 2017**  
Lethbridge, Alberta, Canada

MON 24 APR 2017  
Start Time 16:30

**World Senior Curling Championships 2017**  
ATB Centre - Lethbridge Curling Club

**Men**

**Group-B Round Robin Session 7 - Sheet L**



### Game Results

| Sheet | Game | Team              | LSFE | 1 | 2 | 3 | 4 | 5 | 6 | 7 | 8 | Extra Ends | Total |
|-------|------|-------------------|------|---|---|---|---|---|---|---|---|------------|-------|
| L     | 3    | SUI - Switzerland |      | 1 | 0 | 1 | 1 | 0 | 1 | 1 | 0 |            | 5     |
|       | 3    | FRA - France      | *    | 0 | 1 | 0 | 0 | 1 | 0 | 0 | 2 |            | 4     |

| SUI - Switzerland |                  |
|-------------------|------------------|
| 4 S               | KARNUSIAN Stefan |
| 3 V               | REICHENBACH Kurt |
| 2                 | DRYBURGH Stewart |
| 1                 | PERNET Richard   |
| A                 | -                |

| FRA - France |                      |
|--------------|----------------------|
| 4 S          | GIRODON Jean-Claude  |
| 3 V          | BIBIER COCATRIX Joel |
| 2            | MUSARD Alain         |
| 1            | BARBIER Guy          |
| A            | PARAILLOUS Michel    |

| Last Stone Draw |               | Distance       |
|-----------------|---------------|----------------|
| ↻               | REICHENBACH K | 183.7cm        |
| ↻               | PERNET R      | 199.6cm        |
| <b>Total</b>    |               | <b>383.3cm</b> |

| Last Stone Draw |                   | Distance       |
|-----------------|-------------------|----------------|
| ↻               | BIBIER COCATRIX J | 135.4cm        |
| ↻               | GIRODON JC        | 60.9cm         |
| <b>Total</b>    |                   | <b>196.3cm</b> |

Time remaining: 5 minutes 5 seconds

Time remaining: 3 minutes 49 seconds

**Note:**  
Team position and functions are attached to each team member's name as follows:  
**4** = Fourth, **3** = Third, **2** = Second, **1** = Lead, **A** = Alternate, **S** = Skip, **V** = Vice-Skip

**Legend:**  
↻ Clockwise      ↻ Counter-clockwise      **LSFE(\*)** Last Stone First End





### Session Results and Standings

| Sheet | Game | Team            | LSFE | 1 | 2 | 3 | 4 | 5 | 6 | 7 | 8 | Extra Ends | Total |
|-------|------|-----------------|------|---|---|---|---|---|---|---|---|------------|-------|
| F     | 3    | GER - Germany   |      | 0 | 0 | 1 | 0 | 3 | 0 | 1 | 0 | 0          | 5     |
|       | 3    | SWE - Sweden    | *    | 1 | 0 | 0 | 2 | 0 | 1 | 0 | 1 | 2          | 7     |
| G     | 3    | BEL - Belgium   | *    | 1 | 2 | 1 | 2 | 0 | 4 | X | X |            | 10    |
|       | 3    | POL - Poland    |      | 0 | 0 | 0 | 0 | 1 | 0 | X | X |            | 1     |
| H     | 3    | JPN - Japan     |      | 0 | 0 | 0 | 0 | 1 | 0 | X | X |            | 1     |
|       | 3    | DEN - Denmark   | *    | 1 | 2 | 3 | 2 | 0 | 2 | X | X |            | 10    |
| J     | 3    | AUS - Australia |      | 0 | 2 | 0 | 0 | 2 | 0 | 3 | X |            | 7     |
|       | 2    | ISR - Israel    | *    | 0 | 0 | 0 | 1 | 0 | 1 | 0 | X |            | 2     |

### Current Standings

| Group-A |                      |       |      |        | Group-B |                     |       |      |        |
|---------|----------------------|-------|------|--------|---------|---------------------|-------|------|--------|
| Rank    | Team                 | Games | Wins | Losses | Rank    | Team                | Games | Wins | Losses |
| 1       | DEN - Denmark        | 3     | 3    | 0      | 1       | IRL - Ireland       | 2     | 2    | 0      |
| 1       | SWE - Sweden         | 3     | 3    | 0      | 1       | SUI - Switzerland   | 2     | 2    | 0      |
| 3       | NOR - Norway         | 2     | 2    | 0      | 3       | AUS - Australia     | 3     | 2    | 1      |
| 4       | CZE - Czech Republic | 2     | 1    | 1      | 4       | ISR - Israel        | 2     | 1    | 1      |
| 5       | BEL - Belgium        | 3     | 1    | 2      | 4       | ITA - Italy         | 2     | 1    | 1      |
| 5       | GER - Germany        | 3     | 1    | 2      | 6       | KAZ - Kazakhstan    | 1     | 0    | 1      |
| 7       | JPN - Japan          | 3     | 0    | 3      | 7       | FRA - France        | 2     | 0    | 2      |
| 7       | POL - Poland         | 3     | 0    | 3      | 7       | USA - United States | 2     | 0    | 2      |

| Group-C |                   |       |      |        |
|---------|-------------------|-------|------|--------|
| Rank    | Team              | Games | Wins | Losses |
| 1       | CAN - Canada      | 2     | 2    | 0      |
| 1       | SCO - Scotland    | 2     | 2    | 0      |
| 3       | NZL - New Zealand | 1     | 1    | 0      |
| 4       | WAL - Wales       | 2     | 1    | 1      |
| 5       | FIN - Finland     | 3     | 1    | 2      |
| 5       | RUS - Russia      | 3     | 1    | 2      |
| 7       | ENG - England     | 3     | 0    | 3      |

**Note:**  
Under WCF rules, tie-breaking rules for standings are not applied until after the last game of the Round Robin.

**Legend:**  
LSFE(\*) Last Stone First End                      X    Unplayed/unfinished end due to concession





**WSSC 2017**  
Lethbridge, Alberta, Canada

MON 24 APR 2017  
Start Time 12:15

**World Senior Curling Championships 2017**  
ATB Centre - Lethbridge Curling Club

**Men**

**Group-A Round Robin Session 6 - Sheet F**



### Game Results

| Sheet | Game | Team          | LSFE | 1 | 2 | 3 | 4 | 5 | 6 | 7 | 8 | Extra Ends | Total |
|-------|------|---------------|------|---|---|---|---|---|---|---|---|------------|-------|
| F     | 3    | GER - Germany |      | 0 | 0 | 1 | 0 | 3 | 0 | 1 | 0 | 0          | 5     |
|       | 3    | SWE - Sweden  | *    | 1 | 0 | 0 | 2 | 0 | 1 | 0 | 1 | 2          | 7     |

| GER - Germany |                    |
|---------------|--------------------|
| 4 S           | SAILE Uwe          |
| 3 V           | BURBA Hans-Joachim |
| 2             | MOECKEL Christoph  |
| 1             | MUENCH Juergen     |
| A             | -                  |

| SWE - Sweden |                   |
|--------------|-------------------|
| 4 S          | WRANAA Mats       |
| 3 V          | HASSELBORG Mikael |
| 2            | ERIKSSON Anders   |
| 1            | WAAHLIN Gerry     |
| A            | -                 |

| Last Stone Draw | Distance       |
|-----------------|----------------|
| ⌚ BURBA HJ      | 139.3cm        |
| ⌚ SAILE U       | 30.3cm         |
| <b>Total</b>    | <b>169.6cm</b> |

| Last Stone Draw | Distance       |
|-----------------|----------------|
| ⌚ WRANAA M      | 100.7cm        |
| ⌚ WAAHLIN G     | 30.1cm         |
| <b>Total</b>    | <b>130.8cm</b> |

Time remaining: 0 minutes 26 seconds  
Time remaining: 1 minute 20 seconds (after extra end)

Time remaining: 0 minutes 20 seconds  
Time remaining: 0 minutes 58 seconds (after extra end)

**Note:**  
Team position and functions are attached to each team member's name as follows:  
4 = Fourth, 3 = Third, 2 = Second, 1 = Lead, A = Alternate, S = Skip, V = Vice-Skip

**Legend:**  
⌚ Clockwise      ⌚ Counter-clockwise      **LSFE(\*)** Last Stone First End













### Session Results and Standings

| Sheet | Game | Team              | LSFE | 1 | 2 | 3 | 4 | 5 | 6 | 7 | 8 | Extra Ends | Total |
|-------|------|-------------------|------|---|---|---|---|---|---|---|---|------------|-------|
| F     | 2    | SUI - Switzerland | *    | 0 | 0 | 4 | 0 | 3 | 0 | 1 | X |            | 8     |
|       | 2    | ITA - Italy       |      | 1 | 0 | 0 | 1 | 0 | 1 | 0 | X |            | 3     |
| G     | 2    | FRA - France      | *    | 1 | 0 | 1 | 0 | 1 | 0 | X | X |            | 3     |
|       | 2    | IRL - Ireland     |      | 0 | 2 | 0 | 5 | 0 | 4 | X | X |            | 11    |
| H     | 2    | WAL - Wales       |      | 0 | 0 | 1 | 0 | 0 | 0 | 0 | X |            | 1     |
|       | 3    | FIN - Finland     | *    | 1 | 1 | 0 | 1 | 1 | 1 | 2 | X |            | 7     |
| J     | 3    | ENG - England     |      | 0 | 2 | 0 | 0 | 0 | 0 | 0 | X |            | 2     |
|       | 2    | SCO - Scotland    | *    | 4 | 0 | 3 | 3 | 1 | 2 | 1 | X |            | 14    |
| M     | 3    | RUS - Russia      |      | 0 | 0 | 1 | 0 | 1 | 0 | 0 | X |            | 2     |
|       | 2    | CAN - Canada      | *    | 2 | 3 | 0 | 1 | 0 | 0 | 4 | X |            | 10    |

### Current Standings

| Group-A |                      |       |      |        | Group-B |                     |       |      |        |
|---------|----------------------|-------|------|--------|---------|---------------------|-------|------|--------|
| Rank    | Team                 | Games | Wins | Losses | Rank    | Team                | Games | Wins | Losses |
| 1       | DEN - Denmark        | 2     | 2    | 0      | 1       | IRL - Ireland       | 2     | 2    | 0      |
| 1       | NOR - Norway         | 2     | 2    | 0      | 1       | SUI - Switzerland   | 2     | 2    | 0      |
| 1       | SWE - Sweden         | 2     | 2    | 0      | 3       | ISR - Israel        | 1     | 1    | 0      |
| 4       | CZE - Czech Republic | 2     | 1    | 1      | 4       | AUS - Australia     | 2     | 1    | 1      |
| 4       | GER - Germany        | 2     | 1    | 1      | 4       | ITA - Italy         | 2     | 1    | 1      |
| 6       | BEL - Belgium        | 2     | 0    | 2      | 6       | KAZ - Kazakhstan    | 1     | 0    | 1      |
| 6       | JPN - Japan          | 2     | 0    | 2      | 7       | FRA - France        | 2     | 0    | 2      |
| 6       | POL - Poland         | 2     | 0    | 2      | 7       | USA - United States | 2     | 0    | 2      |
| Group-C |                      |       |      |        |         |                     |       |      |        |
| Rank    | Team                 | Games | Wins | Losses |         |                     |       |      |        |
| 1       | CAN - Canada         | 2     | 2    | 0      |         |                     |       |      |        |
| 1       | SCO - Scotland       | 2     | 2    | 0      |         |                     |       |      |        |
| 3       | NZL - New Zealand    | 1     | 1    | 0      |         |                     |       |      |        |
| 4       | WAL - Wales          | 2     | 1    | 1      |         |                     |       |      |        |
| 5       | FIN - Finland        | 3     | 1    | 2      |         |                     |       |      |        |
| 5       | RUS - Russia         | 3     | 1    | 2      |         |                     |       |      |        |
| 7       | ENG - England        | 3     | 0    | 3      |         |                     |       |      |        |

**Note:**  
Under WCF rules, tie-breaking rules for standings are not applied until after the last game of the Round Robin.

**Legend:**  
LSFE(\*) Last Stone First End                      X      Unplayed/unfinished end due to concession







### Game Results

| Sheet | Game | Team          | LSFE | 1 | 2 | 3 | 4 | 5 | 6 | 7 | 8 | Extra Ends | Total |
|-------|------|---------------|------|---|---|---|---|---|---|---|---|------------|-------|
| G     | 2    | FRA - France  | *    | 1 | 0 | 1 | 0 | 1 | 0 | X | X |            | 3     |
|       | 2    | IRL - Ireland |      | 0 | 2 | 0 | 5 | 0 | 4 | X | X |            | 11    |

| FRA - France |                      |
|--------------|----------------------|
| 4 S          | GIRODON Jean-Claude  |
| 3 V          | BIBIER COCATRIX Joel |
| 2            | MUSARD Alain         |
| 1            | BARBIER Guy          |
| A            | PARAILLOUS Michel    |

| IRL - Ireland |              |
|---------------|--------------|
| 4 S           | WILSON Peter |
| 3 V           | KENNY Johnjo |
| 2             | GRAY Bill    |
| 1             | WHYTE David  |
| A             | HUME David   |

| Last Stone Draw |           | Distance       |
|-----------------|-----------|----------------|
| ☺               | MUSARD A  | 74.3cm         |
| ☺               | BARBIER G | 70.0cm         |
| <b>Total</b>    |           | <b>144.3cm</b> |

| Last Stone Draw |         | Distance       |
|-----------------|---------|----------------|
| ☺               | GRAY B  | 53.6cm         |
| ☺               | KENNY J | 105.0cm        |
| <b>Total</b>    |         | <b>158.6cm</b> |

Time remaining: 10 minutes 40 seconds

Time remaining: 11 minutes 58 seconds

**Note:**  
Team position and functions are attached to each team member's name as follows:  
4 = Fourth, 3 = Third, 2 = Second, 1 = Lead, A = Alternate, S = Skip, V = Vice-Skip

**Legend:**  
☺ Clockwise    ☺ Counter-clockwise    LSFE(\*) Last Stone First End  
X Unplayed/unfinished end due to concession













### Session Results and Standings

| Sheet | Game | Team                 | LSFE | 1 | 2 | 3 | 4 | 5 | 6 | 7 | 8 | Extra Ends | Total |
|-------|------|----------------------|------|---|---|---|---|---|---|---|---|------------|-------|
| F     | 2    | CZE - Czech Republic |      | 0 | 0 | 1 | 1 | 0 | 0 | X | X |            | 2     |
|       | 2    | DEN - Denmark        | *    | 3 | 1 | 0 | 0 | 1 | 4 | X | X |            | 9     |
| G     | 2    | JPN - Japan          | *    | 0 | 1 | 0 | 0 | 1 | 0 | X | X |            | 2     |
|       | 2    | NOR - Norway         |      | 3 | 0 | 3 | 4 | 0 | 2 | X | X |            | 12    |
| H     | 2    | SWE - Sweden         | *    | 2 | 1 | 1 | 4 | 1 | 0 | X | X |            | 9     |
|       | 2    | BEL - Belgium        |      | 0 | 0 | 0 | 0 | 0 | 2 | X | X |            | 2     |
| J     | 2    | POL - Poland         | *    | 0 | 0 | 1 | 0 | 1 | 0 | 2 | X |            | 4     |
|       | 2    | GER - Germany        |      | 2 | 0 | 0 | 3 | 0 | 2 | 0 | X |            | 7     |

### Current Standings

| Group-A |                      |       |      |        | Group-B |                     |       |      |        |
|---------|----------------------|-------|------|--------|---------|---------------------|-------|------|--------|
| Rank    | Team                 | Games | Wins | Losses | Rank    | Team                | Games | Wins | Losses |
| 1       | DEN - Denmark        | 2     | 2    | 0      | 1       | IRL - Ireland       | 1     | 1    | 0      |
| 1       | NOR - Norway         | 2     | 2    | 0      | 1       | ISR - Israel        | 1     | 1    | 0      |
| 1       | SWE - Sweden         | 2     | 2    | 0      | 1       | ITA - Italy         | 1     | 1    | 0      |
| 4       | CZE - Czech Republic | 2     | 1    | 1      | 1       | SUI - Switzerland   | 1     | 1    | 0      |
| 4       | GER - Germany        | 2     | 1    | 1      | 5       | AUS - Australia     | 2     | 1    | 1      |
| 6       | BEL - Belgium        | 2     | 0    | 2      | 6       | FRA - France        | 1     | 0    | 1      |
| 6       | JPN - Japan          | 2     | 0    | 2      | 6       | KAZ - Kazakhstan    | 1     | 0    | 1      |
| 6       | POL - Poland         | 2     | 0    | 2      | 8       | USA - United States | 2     | 0    | 2      |
| Group-C |                      |       |      |        |         |                     |       |      |        |
| Rank    | Team                 | Games | Wins | Losses |         |                     |       |      |        |
| 1       | CAN - Canada         | 1     | 1    | 0      |         |                     |       |      |        |
| 1       | NZL - New Zealand    | 1     | 1    | 0      |         |                     |       |      |        |
| 1       | SCO - Scotland       | 1     | 1    | 0      |         |                     |       |      |        |
| 1       | WAL - Wales          | 1     | 1    | 0      |         |                     |       |      |        |
| 5       | RUS - Russia         | 2     | 1    | 1      |         |                     |       |      |        |
| 6       | ENG - England        | 2     | 0    | 2      |         |                     |       |      |        |
| 6       | FIN - Finland        | 2     | 0    | 2      |         |                     |       |      |        |

**Note:**  
Under WCF rules, tie-breaking rules for standings are not applied until after the last game of the Round Robin.

**Legend:**  
LSFE(\*) Last Stone First End                      X    Unplayed/unfinished end due to concession







### Game Results

| Sheet | Game | Team         | LSFE | 1 | 2 | 3 | 4 | 5 | 6 | 7 | 8 | Extra Ends | Total |
|-------|------|--------------|------|---|---|---|---|---|---|---|---|------------|-------|
| G     | 2    | JPN - Japan  | *    | 0 | 1 | 0 | 0 | 1 | 0 | X | X |            | 2     |
|       | 2    | NOR - Norway |      | 3 | 0 | 3 | 4 | 0 | 2 | X | X |            | 12    |

| JPN - Japan |                   |
|-------------|-------------------|
| 4 S         | NAGAOKA Hideaki   |
| 3           | FUJIMAKI Tadashi  |
| 2 V         | UCHIDA Yoshikazu  |
| 1           | SHIMIZU Junichiro |
| A           | DEN Naofumi       |

| NOR - Norway |                   |
|--------------|-------------------|
| 4 S          | DAVANGER Flemming |
| 3            | DE LANGE Espen    |
| 2 V          | TVEIT Morten      |
| 1            | WOOD Robert       |
| A            | -                 |

| Last Stone Draw | Distance       |
|-----------------|----------------|
| ⌚ NAGAOKA H     | 199.6cm        |
| ⌚ UCHIDA Y      | 25.5cm         |
| <b>Total</b>    | <b>225.1cm</b> |

| Last Stone Draw | Distance       |
|-----------------|----------------|
| ⌚ DE LANGE E    | 199.6cm        |
| ⌚ WOOD R        | 52.8cm         |
| <b>Total</b>    | <b>252.4cm</b> |

Time remaining: 10 minutes 37 seconds

Time remaining: 8 minutes 20 seconds

**Note:**  
Team position and functions are attached to each team member's name as follows:  
**4** = Fourth, **3** = Third, **2** = Second, **1** = Lead, **A** = Alternate, **S** = Skip, **V** = Vice-Skip

**Legend:**  
⌚ Clockwise      ⌚ Counter-clockwise      LSFE(\*) Last Stone First End  
X Unplayed/unfinished end due to concession





**WSCC 2017**  
Lethbridge, Alberta, Canada

SUN 23 APR 2017  
Start Time 20:45

**World Senior Curling Championships 2017**  
ATB Centre - Lethbridge Curling Club  
**Men**



**Group-A Round Robin Session 4 - Sheet H**

**Game Results**

| Sheet    | Game | Team          | LSFE | 1 | 2 | 3 | 4 | 5 | 6 | 7 | 8 | Extra Ends | Total |
|----------|------|---------------|------|---|---|---|---|---|---|---|---|------------|-------|
| <b>H</b> | 2    | SWE - Sweden  | *    | 2 | 1 | 1 | 4 | 1 | 0 | X | X |            | 9     |
|          | 2    | BEL - Belgium |      | 0 | 0 | 0 | 0 | 0 | 2 | X | X |            | 2     |

**SWE - Sweden**

|   |   |                   |
|---|---|-------------------|
| 4 | S | WRANAA Mats       |
| 3 | V | HASSELBORG Mikael |
| 2 |   | ERIKSSON Anders   |
| 1 |   | WAAHLIN Gerry     |
| A |   | -                 |

**BEL - Belgium**

|   |   |                   |
|---|---|-------------------|
| 4 | S | ROBILLARD John    |
| 3 | V | FITZPATRICK Wayne |
| 2 |   | SUTER Peter       |
| 1 |   | HERMANS Gery      |
| A |   | -                 |

**Last Stone Draw**

|              |              |                 |                |
|--------------|--------------|-----------------|----------------|
| 🕒            | HASSELBORG M | Distance        | 83.5cm         |
| 🕒            | ERIKSSON A   | Distance        | 199.6cm        |
| <b>Total</b> |              | <b>Distance</b> | <b>283.1cm</b> |

**Last Stone Draw**

|              |               |                 |                |
|--------------|---------------|-----------------|----------------|
| 🕒            | FITZPATRICK W | Distance        | 168.8cm        |
| 🕒            | HERMANS G     | Distance        | 199.6cm        |
| <b>Total</b> |               | <b>Distance</b> | <b>368.4cm</b> |

Time remaining: 15 minutes 10 seconds

Time remaining: 12 minutes 50 seconds

**Note:**  
Team position and functions are attached to each team member's name as follows:  
4 = Fourth, 3 = Third, 2 = Second, 1 = Lead, A = Alternate, S = Skip, V = Vice-Skip

**Legend:**  
🕒 Clockwise      🕒 Counter-clockwise      LSFE(\*) Last Stone First End  
X Unplayed/unfinished end due to concession





**WSCC 2017**  
Lethbridge, Alberta, Canada

SUN 23 APR 2017  
Start Time 20:45

**World Senior Curling Championships 2017**  
ATB Centre - Lethbridge Curling Club

**Men**

**Group-A Round Robin Session 4 - Sheet J**



### Game Results

| Sheet | Game | Team          | LSFE | 1 | 2 | 3 | 4 | 5 | 6 | 7 | 8 | Extra Ends | Total |
|-------|------|---------------|------|---|---|---|---|---|---|---|---|------------|-------|
| J     | 2    | POL - Poland  | *    | 0 | 0 | 1 | 0 | 1 | 0 | 2 | X |            | 4     |
|       | 2    | GER - Germany |      | 2 | 0 | 0 | 3 | 0 | 2 | 0 | X |            | 7     |

| POL - Poland |                  |
|--------------|------------------|
| 4 S          | ZABCZYK Waldemar |
| 3 V          | NOWAK Krzysztof  |
| 2            | KLOS Pawel       |
| 1            | GOCZOL Jacek     |
| A            | TOMICA Janusz    |

| GER - Germany |                    |
|---------------|--------------------|
| 4 S           | SAILE Uwe          |
| 3 V           | BURBA Hans-Joachim |
| 2             | MOECKEL Christoph  |
| 1             | MUENCH Juergen     |
| A             | -                  |

| Last Stone Draw | Distance       |
|-----------------|----------------|
| ⌚ KLOS P        | 182.9cm        |
| ⌚ GOCZOL J      | 49.9cm         |
| <b>Total</b>    | <b>232.8cm</b> |

| Last Stone Draw | Distance       |
|-----------------|----------------|
| ⌚ MOECKEL C     | 141.3cm        |
| ⌚ MUENCH J      | 199.6cm        |
| <b>Total</b>    | <b>340.9cm</b> |

Time remaining: 3 minutes 32 seconds

Time remaining: 8 minutes 58 seconds

**Note:**  
Team position and functions are attached to each team member's name as follows:  
4 = Fourth, 3 = Third, 2 = Second, 1 = Lead, A = Alternate, S = Skip, V = Vice-Skip

**Legend:**  
⌚ Clockwise      ⌚ Counter-clockwise      LSFE(\*) Last Stone First End  
X Unplayed/unfinished end due to concession



### Session Results and Standings

| Sheet | Game | Team                | LSFE | 1 | 2 | 3 | 4 | 5 | 6 | 7 | 8 | Extra Ends | Total |
|-------|------|---------------------|------|---|---|---|---|---|---|---|---|------------|-------|
| F     | 1    | WAL - Wales         |      | 0 | 2 | 1 | 0 | 1 | 0 | 3 | X |            | 7     |
|       | 2    | RUS - Russia        | *    | 1 | 0 | 0 | 0 | 0 | 1 | 0 | X |            | 2     |
| G     | 2    | FIN - Finland       |      | 0 | 0 | 0 | 1 | 0 | 0 | X | X |            | 1     |
|       | 1    | NZL - New Zealand   | *    | 4 | 2 | 2 | 0 | 1 | 1 | X | X |            | 10    |
| H     | 2    | ENG - England       |      | 0 | 2 | 0 | 1 | 0 | 0 | X | X |            | 3     |
|       | 1    | CAN - Canada        | *    | 5 | 0 | 2 | 0 | 2 | 1 | X | X |            | 10    |
| J     | 1    | ITA - Italy         |      | 0 | 0 | 1 | 0 | 1 | 1 | 3 | 0 | 1          | 7     |
|       | 2    | AUS - Australia     | *    | 1 | 1 | 0 | 3 | 0 | 0 | 0 | 1 | 0          | 6     |
| L     | 2    | USA - United States | *    | 1 | 0 | 0 | 1 | 0 | 0 | 1 | 0 |            | 3     |
|       | 1    | IRL - Ireland       |      | 0 | 0 | 1 | 0 | 1 | 1 | 0 | 2 |            | 5     |

### Current Standings

| Group-A |                      |       |      |        | Group-B |                     |       |      |        |
|---------|----------------------|-------|------|--------|---------|---------------------|-------|------|--------|
| Rank    | Team                 | Games | Wins | Losses | Rank    | Team                | Games | Wins | Losses |
| 1       | CZE - Czech Republic | 1     | 1    | 0      | 1       | IRL - Ireland       | 1     | 1    | 0      |
| 1       | DEN - Denmark        | 1     | 1    | 0      | 1       | ISR - Israel        | 1     | 1    | 0      |
| 1       | NOR - Norway         | 1     | 1    | 0      | 1       | ITA - Italy         | 1     | 1    | 0      |
| 1       | SWE - Sweden         | 1     | 1    | 0      | 1       | SUI - Switzerland   | 1     | 1    | 0      |
| 5       | BEL - Belgium        | 1     | 0    | 1      | 5       | AUS - Australia     | 2     | 1    | 1      |
| 5       | GER - Germany        | 1     | 0    | 1      | 6       | FRA - France        | 1     | 0    | 1      |
| 5       | JPN - Japan          | 1     | 0    | 1      | 6       | KAZ - Kazakhstan    | 1     | 0    | 1      |
| 5       | POL - Poland         | 1     | 0    | 1      | 8       | USA - United States | 2     | 0    | 2      |

| Group-C |                   |       |      |        |
|---------|-------------------|-------|------|--------|
| Rank    | Team              | Games | Wins | Losses |
| 1       | CAN - Canada      | 1     | 1    | 0      |
| 1       | NZL - New Zealand | 1     | 1    | 0      |
| 1       | SCO - Scotland    | 1     | 1    | 0      |
| 1       | WAL - Wales       | 1     | 1    | 0      |
| 5       | RUS - Russia      | 2     | 1    | 1      |
| 6       | ENG - England     | 2     | 0    | 2      |
| 6       | FIN - Finland     | 2     | 0    | 2      |

**Note:**  
Under WCF rules, tie-breaking rules for standings are not applied until after the last game of the Round Robin.

**Legend:**  
LSFE(\*) Last Stone First End      X      Unplayed/unfinished end due to concession







### Game Results

| Sheet | Game | Team              | LSFE | 1 | 2 | 3 | 4 | 5 | 6 | 7 | 8 | Extra Ends | Total |
|-------|------|-------------------|------|---|---|---|---|---|---|---|---|------------|-------|
| G     | 2    | FIN - Finland     |      | 0 | 0 | 0 | 1 | 0 | 0 | X | X |            | 1     |
|       | 1    | NZL - New Zealand | *    | 4 | 2 | 2 | 0 | 1 | 1 | X | X |            | 10    |

| FIN - Finland |                |
|---------------|----------------|
| 4 S           | MANNINEN Oiva  |
| 3 V           | HAKKINEN Jari  |
| 2             | LEHTINEN Risto |
| 1             | SIITARI Hannu  |
| A             | HOKKANEN Hannu |

| NZL - New Zealand |                |
|-------------------|----------------|
| 4 S               | MUSTAPIC Dan   |
| 3 V               | FRAUENLOB Hans |
| 2                 | WATT Dave      |
| 1                 | DEPAPE Lorne   |
| A                 | CRAIG Iain     |

| Last Stone Draw |            | Distance       |
|-----------------|------------|----------------|
| ↻               | MANNINEN O | 199.6cm        |
| ↻               | HAKKINEN J | 106.0cm        |
| <b>Total</b>    |            | <b>305.6cm</b> |

| Last Stone Draw |            | Distance       |
|-----------------|------------|----------------|
| ↻               | MUSTAPIC D | 62.7cm         |
| ↻               | DEPAPE L   | 179.9cm        |
| <b>Total</b>    |            | <b>242.6cm</b> |

Time remaining: 10 minutes 5 seconds

Time remaining: 9 minutes 52 seconds

**Note:**  
Team position and functions are attached to each team member's name as follows:  
4 = Fourth, 3 = Third, 2 = Second, 1 = Lead, A = Alternate, S = Skip, V = Vice-Skip

**Legend:**  
↻ Clockwise      ↻ Counter-clockwise      LSFE(\*) Last Stone First End  
X Unplayed/unfinished end due to concession







**WSSC 2017**  
Lethbridge, Alberta, Canada

SUN 23 APR 2017  
Start Time 16:30

**World Senior Curling Championships 2017**  
ATB Centre - Lethbridge Curling Club

**Men**

**Group-B Round Robin Session 3 - Sheet J**



### Game Results

| Sheet | Game | Team            | LSFE | 1 | 2 | 3 | 4 | 5 | 6 | 7 | 8 | Extra Ends | Total |
|-------|------|-----------------|------|---|---|---|---|---|---|---|---|------------|-------|
| J     | 1    | ITA - Italy     |      | 0 | 0 | 1 | 0 | 1 | 1 | 3 | 0 | 1          | 7     |
|       | 2    | AUS - Australia | *    | 1 | 1 | 0 | 3 | 0 | 0 | 0 | 1 | 0          | 6     |

| ITA - Italy |                       |
|-------------|-----------------------|
| 4 S         | BOMBASSEI Valter      |
| 3           | CONSTANTINI Marco     |
| 2 V         | GALLINATTO Gianandrea |
| 1           | BENEDETTO Stefano     |
| A           | OTTINO Mauro          |

| AUS - Australia |                |
|-----------------|----------------|
| 4 S             | MILLIKIN Hugh  |
| 3 V             | THERIAULT John |
| 2               | ALLAN Jim      |
| 1               | JOHNS Stephen  |
| A               | ANDERSON John  |

| Last Stone Draw |              | Distance       |
|-----------------|--------------|----------------|
| ↻               | BOMBASSEI V  | 156.6cm        |
| ↻               | GALLINATTO G | 199.6cm        |
| <b>Total</b>    |              | <b>356.2cm</b> |

| Last Stone Draw |             | Distance      |
|-----------------|-------------|---------------|
| ↻               | MILLIKIN H  | 12.4cm        |
| ↻               | THERIAULT J | 56.7cm        |
| <b>Total</b>    |             | <b>69.1cm</b> |

Time remaining: 0 minutes 31 seconds  
Time remaining: 2 minutes 13 seconds (after extra end)

Time remaining: 0 minutes 11 seconds  
Time remaining: 1 minute 3 seconds (after extra end)

**Note:**  
Team position and functions are attached to each team member's name as follows:  
4 = Fourth, 3 = Third, 2 = Second, 1 = Lead, A = Alternate, S = Skip, V = Vice-Skip

**Legend:**  
↻ Clockwise      ↻ Counter-clockwise      **LSFE(\*)** Last Stone First End







**Session Results and Standings**

| Sheet | Game | Team                 | LSFE | 1 | 2 | 3 | 4 | 5 | 6 | 7 | 8 | Extra Ends | Total |
|-------|------|----------------------|------|---|---|---|---|---|---|---|---|------------|-------|
| F     | 1    | DEN - Denmark        |      | 0 | 2 | 0 | 1 | 0 | 2 | 2 | 0 |            | 7     |
|       | 1    | GER - Germany        | *    | 2 | 0 | 1 | 0 | 2 | 0 | 0 | 1 |            | 6     |
| G     | 1    | SWE - Sweden         | *    | 0 | 1 | 0 | 1 | 3 | 0 | 2 | X |            | 7     |
|       | 1    | JPN - Japan          |      | 0 | 0 | 2 | 0 | 0 | 1 | 0 | X |            | 3     |
| H     | 1    | NOR - Norway         | *    | 2 | 0 | 1 | 0 | 1 | 2 | 0 | 1 |            | 7     |
|       | 1    | POL - Poland         |      | 0 | 1 | 0 | 1 | 0 | 0 | 1 | 0 |            | 3     |
| J     | 1    | CZE - Czech Republic |      | 0 | 1 | 2 | 0 | 3 | 2 | 0 | X |            | 8     |
|       | 1    | BEL - Belgium        | *    | 1 | 0 | 0 | 1 | 0 | 0 | 1 | X |            | 3     |

**Current Standings**

| Group-A |                      |       |      |        | Group-B |                     |       |      |        |
|---------|----------------------|-------|------|--------|---------|---------------------|-------|------|--------|
| Rank    | Team                 | Games | Wins | Losses | Rank    | Team                | Games | Wins | Losses |
| 1       | CZE - Czech Republic | 1     | 1    | 0      | 1       | AUS - Australia     | 1     | 1    | 0      |
| 1       | DEN - Denmark        | 1     | 1    | 0      | 1       | ISR - Israel        | 1     | 1    | 0      |
| 1       | NOR - Norway         | 1     | 1    | 0      | 1       | SUI - Switzerland   | 1     | 1    | 0      |
| 1       | SWE - Sweden         | 1     | 1    | 0      | 4       | IRL - Ireland       | 0     | 0    | 0      |
| 5       | BEL - Belgium        | 1     | 0    | 1      | 4       | ITA - Italy         | 0     | 0    | 0      |
| 5       | GER - Germany        | 1     | 0    | 1      | 6       | FRA - France        | 1     | 0    | 1      |
| 5       | JPN - Japan          | 1     | 0    | 1      | 6       | KAZ - Kazakhstan    | 1     | 0    | 1      |
| 5       | POL - Poland         | 1     | 0    | 1      | 6       | USA - United States | 1     | 0    | 1      |

| Group-C |                   |       |      |        |
|---------|-------------------|-------|------|--------|
| Rank    | Team              | Games | Wins | Losses |
| 1       | RUS - Russia      | 1     | 1    | 0      |
| 1       | SCO - Scotland    | 1     | 1    | 0      |
| 3       | CAN - Canada      | 0     | 0    | 0      |
| 3       | NZL - New Zealand | 0     | 0    | 0      |
| 3       | WAL - Wales       | 0     | 0    | 0      |
| 6       | ENG - England     | 1     | 0    | 1      |
| 6       | FIN - Finland     | 1     | 0    | 1      |

**Note:**  
Under WCF rules, tie-breaking rules for standings are not applied until after the last game of the Round Robin.

**Legend:**  
LSFE(\*) Last Stone First End                      X    Unplayed/unfinished end due to concession





**WSCC 2017**  
Lethbridge, Alberta, Canada

SUN 23 APR 2017  
Start Time 12:15

**World Senior Curling Championships 2017**  
ATB Centre - Lethbridge Curling Club

**Men**

**Group-A Round Robin Session 2 - Sheet F**



### Game Results

| Sheet | Game | Team          | LSFE | 1 | 2 | 3 | 4 | 5 | 6 | 7 | 8 | Extra Ends | Total |
|-------|------|---------------|------|---|---|---|---|---|---|---|---|------------|-------|
| F     | 1    | DEN - Denmark |      | 0 | 2 | 0 | 1 | 0 | 2 | 2 | 0 |            | 7     |
|       | 1    | GER - Germany | *    | 2 | 0 | 1 | 0 | 2 | 0 | 0 | 1 |            | 6     |

| DEN - Denmark |                          |
|---------------|--------------------------|
| 4 S           | SCHMIDT Ulrik            |
| 3 V           | QVIST Mikael             |
| 2             | ANDERSEN Niels Siggaard  |
| 1             | THUNE JACOBSEN Christian |
| A             | -                        |

| GER - Germany |                    |
|---------------|--------------------|
| 4 S           | SAILE Uwe          |
| 3 V           | BURBA Hans-Joachim |
| 2             | MOECKEL Christoph  |
| 1             | MUENCH Juergen     |
| A             | -                  |

| Last Stone Draw    | Distance       |
|--------------------|----------------|
| ⌚ SCHMIDT U        | 162.3cm        |
| ⌚ THUNE JACOBSEN C | 83.8cm         |
| <b>Total</b>       | <b>246.1cm</b> |

| Last Stone Draw | Distance      |
|-----------------|---------------|
| ⌚ SAILE U       | 56.3cm        |
| ⌚ BURBA HJ      | 28.7cm        |
| <b>Total</b>    | <b>85.0cm</b> |

Time remaining: 1 minute 19 seconds

Time remaining: 0 minutes 48 seconds

**Note:**  
Team position and functions are attached to each team member's name as follows:  
**4** = Fourth, **3** = Third, **2** = Second, **1** = Lead, **A** = Alternate, **S** = Skip, **V** = Vice-Skip

**Legend:**  
⌚ Clockwise      ⌚ Counter-clockwise      **LSFE(\*)** Last Stone First End







**WSSC 2017**  
Lethbridge, Alberta, Canada

SUN 23 APR 2017  
Start Time 12:15

**World Senior Curling Championships 2017**  
ATB Centre - Lethbridge Curling Club

**Men**

**Group-A Round Robin Session 2 - Sheet H**



### Game Results

| Sheet | Game | Team         | LSFE | 1 | 2 | 3 | 4 | 5 | 6 | 7 | 8 | Extra Ends | Total |
|-------|------|--------------|------|---|---|---|---|---|---|---|---|------------|-------|
| H     | 1    | NOR - Norway | *    | 2 | 0 | 1 | 0 | 1 | 2 | 0 | 1 |            | 7     |
|       | 1    | POL - Poland |      | 0 | 1 | 0 | 1 | 0 | 0 | 1 | 0 |            | 3     |

| NOR - Norway |                   |
|--------------|-------------------|
| 4 S          | DAVANGER Flemming |
| 3            | DE LANGE Espen    |
| 2 V          | TVEIT Morten      |
| 1            | WOOD Robert       |
| A            | -                 |

| POL - Poland |                  |
|--------------|------------------|
| 4 S          | ZABCZYK Waldemar |
| 3 V          | NOWAK Krzysztof  |
| 2            | TOMICA Janusz    |
| 1            | KLOS Pawel       |
| A            | GOCZOL Jacek     |

| Last Stone Draw | Distance       |
|-----------------|----------------|
| ☺ DAVANGER F    | 107.9cm        |
| ☹ TVEIT M       | 199.6cm        |
| <b>Total</b>    | <b>307.5cm</b> |

| Last Stone Draw | Distance       |
|-----------------|----------------|
| ☺ ZABCZYK W     | 199.6cm        |
| ☹ NOWAK K       | 199.6cm        |
| <b>Total</b>    | <b>399.2cm</b> |

Time remaining: 2 minutes 15 seconds

Time remaining: 0 minutes 15 seconds

**Note:**  
Team position and functions are attached to each team member's name as follows:  
4 = Fourth, 3 = Third, 2 = Second, 1 = Lead, A = Alternate, S = Skip, V = Vice-Skip

**Legend:**  
☺ Clockwise      ☹ Counter-clockwise      **LSFE(\*)** Last Stone First End









### Session Results and Standings

| Sheet | Game | Team                | LSFE | 1 | 2 | 3 | 4 | 5 | 6 | 7 | 8 | Extra Ends | Total |
|-------|------|---------------------|------|---|---|---|---|---|---|---|---|------------|-------|
| F     | 1    | USA - United States |      | 0 | 0 | 0 | 1 | 0 | 2 | 1 | 0 |            | 4     |
|       | 1    | AUS - Australia     | *    | 2 | 0 | 1 | 0 | 1 | 0 | 0 | 1 |            | 5     |
| G     | 1    | SUI - Switzerland   | *    | 4 | 2 | 3 | 4 | 2 | 1 | 3 | X |            | 19    |
|       | 1    | KAZ - Kazakhstan    |      | 0 | 0 | 0 | 0 | 0 | 0 | 0 | X |            | 0     |
| H     | 1    | ISR - Israel        |      | 0 | 0 | 0 | 3 | 4 | 0 | 2 | 1 |            | 10    |
|       | 1    | FRA - France        | *    | 3 | 1 | 1 | 0 | 0 | 1 | 0 | 0 |            | 6     |
| J     | 1    | RUS - Russia        | *    | 1 | 0 | 1 | 1 | 0 | 0 | 3 | X |            | 6     |
|       | 1    | ENG - England       |      | 0 | 0 | 0 | 0 | 2 | 0 | 0 | X |            | 2     |
| K     | 1    | FIN - Finland       | *    | 0 | 2 | 0 | 0 | 1 | 0 | 0 | 0 |            | 3     |
|       | 1    | SCO - Scotland      |      | 1 | 0 | 1 | 0 | 0 | 2 | 0 | 2 |            | 6     |

### Current Standings

| Group-A |                      |       |      |        | Group-B |                     |       |      |        |
|---------|----------------------|-------|------|--------|---------|---------------------|-------|------|--------|
| Rank    | Team                 | Games | Wins | Losses | Rank    | Team                | Games | Wins | Losses |
|         | BEL - Belgium        |       |      |        | 1       | AUS - Australia     | 1     | 1    | 0      |
|         | CZE - Czech Republic |       |      |        | 1       | ISR - Israel        | 1     | 1    | 0      |
|         | DEN - Denmark        |       |      |        | 1       | SUI - Switzerland   | 1     | 1    | 0      |
|         | GER - Germany        |       |      |        | 4       | IRL - Ireland       | 0     | 0    | 0      |
|         | JPN - Japan          |       |      |        | 4       | ITA - Italy         | 0     | 0    | 0      |
|         | NOR - Norway         |       |      |        | 6       | FRA - France        | 1     | 0    | 1      |
|         | POL - Poland         |       |      |        | 6       | KAZ - Kazakhstan    | 1     | 0    | 1      |
|         | SWE - Sweden         |       |      |        | 6       | USA - United States | 1     | 0    | 1      |
| Group-C |                      |       |      |        |         |                     |       |      |        |
| Rank    | Team                 | Games | Wins | Losses |         |                     |       |      |        |
| 1       | RUS - Russia         | 1     | 1    | 0      |         |                     |       |      |        |
| 1       | SCO - Scotland       | 1     | 1    | 0      |         |                     |       |      |        |
| 3       | CAN - Canada         | 0     | 0    | 0      |         |                     |       |      |        |
| 3       | NZL - New Zealand    | 0     | 0    | 0      |         |                     |       |      |        |
| 3       | WAL - Wales          | 0     | 0    | 0      |         |                     |       |      |        |
| 6       | ENG - England        | 1     | 0    | 1      |         |                     |       |      |        |
| 6       | FIN - Finland        | 1     | 0    | 1      |         |                     |       |      |        |

**Note:**  
Under WCF rules, tie-breaking rules for standings are not applied until after the last game of the Round Robin.

**Legend:**  
LSFE(\*) Last Stone First End      X      Unplayed/unfinished end due to concession





**WSSC 2017**  
Lethbridge, Alberta, Canada

SUN 23 APR 2017  
Start Time 8:00

**World Senior Curling Championships 2017**  
ATB Centre - Lethbridge Curling Club

**Men**

**Group-B Round Robin Session 1 - Sheet F**



### Game Results

| Sheet | Game | Team                | LSFE | 1 | 2 | 3 | 4 | 5 | 6 | 7 | 8 | Extra Ends | Total |
|-------|------|---------------------|------|---|---|---|---|---|---|---|---|------------|-------|
| F     | 1    | USA - United States |      | 0 | 0 | 0 | 1 | 0 | 2 | 1 | 0 |            | 4     |
|       | 1    | AUS - Australia     | *    | 2 | 0 | 1 | 0 | 1 | 0 | 0 | 1 |            | 5     |

| USA - United States |                |
|---------------------|----------------|
| 4 S                 | FARBELOW Mike  |
| 3 V                 | GOODLAND Geoff |
| 2                   | SOLIN Tim      |
| 1                   | ANNIS Jeff     |
| A                   | WESTBERG Pete  |

| AUS - Australia |                |
|-----------------|----------------|
| 4 S             | MILLIKIN Hugh  |
| 3 V             | THERIAULT John |
| 2               | ALLAN Jim      |
| 1               | JOHNS Stephen  |
| A               | ANDERSON John  |

| Last Stone Draw | Distance       |
|-----------------|----------------|
| ⌚ FARBELOW M    | 113.9cm        |
| ⌚ GOODLAND G    | 80.6cm         |
| <b>Total</b>    | <b>194.5cm</b> |

| Last Stone Draw | Distance       |
|-----------------|----------------|
| ⌚ THERIAULT J   | 119.7cm        |
| ⌚ MILLIKIN H    | 46.9cm         |
| <b>Total</b>    | <b>166.6cm</b> |

Time remaining: 2 minutes 56 seconds

Time remaining: 0 minutes 51 seconds

**Note:**  
Team position and functions are attached to each team member's name as follows:  
4 = Fourth, 3 = Third, 2 = Second, 1 = Lead, A = Alternate, S = Skip, V = Vice-Skip

**Legend:**  
⌚ Clockwise      ⌚ Counter-clockwise      **LSFE(\*)** Last Stone First End







**WSCC 2017**  
Lethbridge, Alberta, Canada

SUN 23 APR 2017  
Start Time 8:00

**World Senior Curling Championships 2017**  
ATB Centre - Lethbridge Curling Club

**Men**

**Group-B Round Robin Session 1 - Sheet H**



### Game Results

| Sheet | Game | Team         | LSFE | 1 | 2 | 3 | 4 | 5 | 6 | 7 | 8 | Extra Ends | Total |
|-------|------|--------------|------|---|---|---|---|---|---|---|---|------------|-------|
| H     | 1    | ISR - Israel |      | 0 | 0 | 0 | 3 | 4 | 0 | 2 | 1 |            | 10    |
|       | 1    | FRA - France | *    | 3 | 1 | 1 | 0 | 0 | 1 | 0 | 0 |            | 6     |

| ISR - Israel |               |
|--------------|---------------|
| 4 S          | GOLBERG Kevin |
| 3 V          | POKRAS Alex   |
| 2            | KAY Neil      |
| 1            | MORRISON Mark |
| A            | -             |

| FRA - France |                      |
|--------------|----------------------|
| 4 S          | GIRODON Jean-Claude  |
| 3 V          | BIBIER COCATRIX Joel |
| 2            | MUSARD Alain         |
| 1            | BARBIER Guy          |
| A            | PARAILLOUS Michel    |

| Last Stone Draw | Distance       |
|-----------------|----------------|
| ☺ POKRAS A      | 199.6cm        |
| ☺ GOLBERG K     | 63.9cm         |
| <b>Total</b>    | <b>263.5cm</b> |

| Last Stone Draw | Distance       |
|-----------------|----------------|
| ☺ BARBIER G     | 199.6cm        |
| ☺ MUSARD A      | 10.5cm         |
| <b>Total</b>    | <b>210.1cm</b> |

Time remaining: 4 minutes 36 seconds

Time remaining: 4 minutes 0 seconds

**Note:**  
Team position and functions are attached to each team member's name as follows:  
**4** = Fourth, **3** = Third, **2** = Second, **1** = Lead, **A** = Alternate, **S** = Skip, **V** = Vice-Skip

**Legend:**  
☺ Clockwise      ☹ Counter-clockwise      **LSFE(\*)** Last Stone First End







**Game Results**

| Sheet | Game | Team           | LSFE | 1 | 2 | 3 | 4 | 5 | 6 | 7 | 8 | Extra Ends | Total |
|-------|------|----------------|------|---|---|---|---|---|---|---|---|------------|-------|
| K     | 1    | FIN - Finland  | *    | 0 | 2 | 0 | 0 | 1 | 0 | 0 | 0 |            | 3     |
|       | 1    | SCO - Scotland |      | 1 | 0 | 1 | 0 | 0 | 2 | 0 | 2 |            | 6     |

| FIN - Finland |                |
|---------------|----------------|
| 4 S           | MANNINEN Oiva  |
| 3 V           | HAKKINEN Jari  |
| 2             | LEHTINEN Risto |
| 1             | SIITARI Hannu  |
| A             | HOKKANEN Hannu |

| SCO - Scotland |                |
|----------------|----------------|
| 4 S            | DRYSDALE Ian   |
| 3 V            | McQUEEN David  |
| 2              | WILSON Ronald  |
| 1              | LINDSAY Graham |
| A              | HEMMING Andrew |

| Last Stone Draw | Distance       |
|-----------------|----------------|
| ⌚ SIITARI H     | 46.9cm         |
| ⌚ LEHTINEN R    | 84.5cm         |
| <b>Total</b>    | <b>131.4cm</b> |

| Last Stone Draw | Distance       |
|-----------------|----------------|
| ⌚ LINDSAY G     | 118.0cm        |
| ⌚ WILSON R      | 199.6cm        |
| <b>Total</b>    | <b>317.6cm</b> |

Time remaining: 2 minutes 58 seconds

Time remaining: 3 minutes 47 seconds

**Note:**  
Team position and functions are attached to each team member's name as follows:  
4 = Fourth, 3 = Third, 2 = Second, 1 = Lead, A = Alternate, S = Skip, V = Vice-Skip

**Legend:**  
⌚ Clockwise      ⌚ Counter-clockwise      **LSFE(\*)** Last Stone First End



## Entry List by Country

**REVISED**  
26 APR 21:39

As of WED 26 APR 2017

### Group-A

| <b>BEL - Belgium</b> |                   |   |
|----------------------|-------------------|---|
| 4 S                  | ROBILLARD John    | R |
| 3 V                  | FITZPATRICK Wayne | L |
| 2                    | SUTER Peter       | R |
| 1                    | HERMANS Gery      | L |
| A                    | -                 |   |
| C                    | -                 |   |

| <b>NOR - Norway</b> |                   |   |
|---------------------|-------------------|---|
| 4 S                 | DAVANGER Flemming | R |
| 3                   | DE LANGE Espen    | R |
| 2 V                 | TVEIT Morten      | R |
| 1                   | WOOD Robert       | R |
| A                   | -                 |   |
| C                   | LOEVOLD Thomas    |   |

| <b>CZE - Czech Republic</b> |                |   |
|-----------------------------|----------------|---|
| 4 V                         | NEZNAL Matej   | R |
| 3 S                         | KUBESKA Karel  | R |
| 2                           | HOBZIK Richard | R |
| 1                           | LETAL Jan      | R |
| A                           | SLAVIK Petr    | R |
| C                           | -              |   |

| <b>POL - Poland</b> |                  |   |
|---------------------|------------------|---|
| 4 S                 | ZABCZYK Waldemar | R |
| 3 V                 | NOWAK Krzysztof  | R |
| 2                   | TOMICA Janusz    | R |
| 1                   | KLOS Pawel       | R |
| A                   | GOCZOL Jacek     | R |
| C                   | -                |   |

| <b>DEN - Denmark</b> |                          |   |
|----------------------|--------------------------|---|
| 4 S                  | SCHMIDT Ulrik            | R |
| 3 V                  | QVIST Mikael             | R |
| 2                    | ANDERSEN Niels Siggaard  | R |
| 1                    | THUNE JACOBSEN Christian | R |
| A                    | -                        |   |
| C                    | RICHARDSON Lisa          |   |

| <b>SWE - Sweden</b> |                   |   |
|---------------------|-------------------|---|
| 4 S                 | WRANAA Mats       | R |
| 3 V                 | HASSELBORG Mikael | R |
| 2                   | ERIKSSON Anders   | R |
| 1                   | WAAHLIN Gerry     | R |
| A                   | -                 |   |
| C                   | -                 |   |

| <b>GER - Germany</b> |                    |   |
|----------------------|--------------------|---|
| 4 S                  | SAILE Uwe          | R |
| 3 V                  | BURBA Hans-Joachim | R |
| 2                    | MOECKEL Christoph  | R |
| 1                    | MUENCH Juergen     | R |
| A                    | -                  |   |
| C                    | FORSYTH Alexander  |   |

| <b>JPN - Japan</b> |                   |   |
|--------------------|-------------------|---|
| 4 S                | NAGAOKA Hideaki   | R |
| 3                  | FUJIMAKI Tadashi  | R |
| 2 V                | UCHIDA Yoshikazu  | R |
| 1                  | SHIMIZU Junichiro | L |
| A                  | DEN Naofumi       | R |
| C                  | DEN Misako        |   |



## Entry List by Country

**REVISED**  
26 APR 21:39

As of WED 26 APR 2017

### Group-B

| <b>AUS - Australia</b> |                 |   |
|------------------------|-----------------|---|
| 4 S                    | MILLIKIN Hugh   | R |
| 3 V                    | THERIAULT John  | R |
| 2                      | ALLAN Jim       | R |
| 1                      | JOHNS Stephen   | R |
| A                      | ANDERSON John   | R |
| C                      | THOMPSON Sandra |   |

| <b>FRA - France</b> |                      |   |
|---------------------|----------------------|---|
| 4 S                 | GIRODON Jean-Claude  | R |
| 3 V                 | BIBIER COCATRIX Joel | R |
| 2                   | MUSARD Alain         | R |
| 1                   | BARBIER Guy          | R |
| A                   | PARAILLOUS Michel    | R |
| C                   | -                    |   |

| <b>IRL - Ireland</b> |                 |   |
|----------------------|-----------------|---|
| 4 S                  | WILSON Peter    | R |
| 3 V                  | KENNY Johnjo    | R |
| 2                    | GRAY Bill       | R |
| 1                    | WHYTE David     | R |
| A                    | HUME David      | R |
| C                    | RUSSELL Gillian |   |

| <b>ISR - Israel</b> |               |   |
|---------------------|---------------|---|
| 4 S                 | GOLBERG Kevin | L |
| 3 V                 | POKRAS Alex   | R |
| 2                   | KAY Neil      | R |
| 1                   | MORRISON Mark | R |
| A                   | -             |   |
| C                   | EDIE Calvin   |   |

| <b>ITA - Italy</b> |                       |   |
|--------------------|-----------------------|---|
| 4 S                | BOMBASSEI Valter      | R |
| 3 V                | CONSTANTINI Marco     | R |
| 2                  | GALLINATTO Gianandrea | R |
| 1                  | OTTINO Mauro          | R |
| A                  | BENEDETTO Stefano     | R |
| C                  | -                     |   |

| <b>KAZ - Kazakhstan</b> |                   |   |
|-------------------------|-------------------|---|
| 4 S                     | KAZIMIRCHIK Roman | R |
| 3 V                     | ZHOVOROV Nikolay  | L |
| 2                       | SYZDYKOV Nurlan   | R |
| 1                       | KIM Viktor        | R |
| A                       | TORKIN Vladimir   | R |
| C                       | -                 |   |

| <b>SUI - Switzerland</b> |                  |   |
|--------------------------|------------------|---|
| 4 S                      | KARNUSIAN Stefan | R |
| 3 V                      | REICHENBACH Kurt | R |
| 2                        | DRYBURGH Stewart | R |
| 1                        | PERNET Richard   | R |
| A                        | -                |   |
| C                        | PERNET Claudia   |   |

| <b>USA - United States</b> |                |   |
|----------------------------|----------------|---|
| 4 S                        | FARBELOW Mike  | R |
| 3 V                        | GOODLAND Geoff | R |
| 2                          | SOLIN Tim      | R |
| 1                          | WESTBERG Pete  | R |
| A                          | ANNIS Jeff     | R |
| C                          | -              |   |



## Extended Team List by Country

**REVISED**  
27 APR 7:37

As of THU 27 APR 2017

### Group-A

| <b>BEL - Belgium</b> |                   |   |
|----------------------|-------------------|---|
| 4 S                  | ROBILLARD John    | R |
| 3 V                  | FITZPATRICK Wayne | L |
| 2                    | SUTER Peter       | R |
| 1                    | HERMANS Gery      | L |
| A                    | -                 |   |
| C                    | -                 |   |
| O                    | ROBILLARD Helga   | X |
| O                    | -                 |   |

| <b>CZE - Czech Republic</b> |                |   |
|-----------------------------|----------------|---|
| 4 V                         | NEZNAL Matej   | R |
| 3 S                         | KUBESKA Karel  | R |
| 2                           | HOBZIK Richard | R |
| 1                           | LETAL Jan      | R |
| A                           | SLAVIK Petr    | R |
| C                           | -              |   |
| O                           | -              |   |
| O                           | -              |   |

| <b>DEN - Denmark</b> |                          |   |
|----------------------|--------------------------|---|
| 4 S                  | SCHMIDT Ulrik            | R |
| 3 V                  | QVIST Mikael             | R |
| 2                    | ANDERSEN Niels Siggaard  | R |
| 1                    | THUNE JACOBSEN Christian | R |
| A                    | -                        |   |
| C                    | RICHARDSON Lisa          | X |
| O                    | -                        |   |
| O                    | -                        |   |

| <b>GER - Germany</b> |                     |   |
|----------------------|---------------------|---|
| 4 S                  | SAILE Uwe           | R |
| 3 V                  | BURBA Hans-Joachim  | R |
| 2                    | MOECKEL Christoph   | R |
| 1                    | MUENCH Juergen      | R |
| A                    | -                   |   |
| C                    | FORSYTH Alexander   | X |
| O                    | MOECKEL Konstantin  | X |
| O                    | BURBA Mike-Thorsten |   |

| <b>JPN - Japan</b> |                   |   |
|--------------------|-------------------|---|
| 4 S                | NAGAOKA Hideaki   | R |
| 3                  | FUJIMAKI Tadashi  | R |
| 2 V                | UCHIDA Yoshikazu  | R |
| 1                  | SHIMIZU Junichiro | L |
| A                  | DEN Naofumi       | R |
| C                  | DEN Misako        | X |
| O                  | -                 |   |
| O                  | -                 |   |

| <b>NOR - Norway</b> |                   |   |
|---------------------|-------------------|---|
| 4 S                 | DAVANGER Flemming | R |
| 3                   | DE LANGE Espen    | R |
| 2 V                 | TVEIT Morten      | R |
| 1                   | WOOD Robert       | R |
| A                   | -                 |   |
| C                   | LOEVOLD Thomas    | X |
| O                   | -                 |   |
| O                   | -                 |   |

| <b>POL - Poland</b> |                  |   |
|---------------------|------------------|---|
| 4 S                 | ZABCZYK Waldemar | R |
| 3 V                 | NOWAK Krzysztof  | R |
| 2                   | TOMICA Janusz    | R |
| 1                   | KLOS Pawel       | R |
| A                   | GOCZOL Jacek     | R |
| C                   | -                |   |
| O                   | PALOWSKA Regina  | X |
| O                   | -                |   |

| <b>SWE - Sweden</b> |                   |   |
|---------------------|-------------------|---|
| 4 S                 | WRANAA Mats       | R |
| 3 V                 | HASSELBORG Mikael | R |
| 2                   | ERIKSSON Anders   | R |
| 1                   | WAAHLIN Gerry     | R |
| A                   | -                 |   |
| C                   | -                 |   |
| NC                  | KREVIASZUK Alison |   |
| O                   | -                 |   |

**Extended Team List by Country**

**REVISED**  
27 APR 7:37

As of THU 27 APR 2017

**Group-B**

| <b>AUS - Australia</b> |                 |   |
|------------------------|-----------------|---|
| 4 S                    | MILLIKIN Hugh   | R |
| 3 V                    | THERIAULT John  | R |
| 2                      | ALLAN Jim       | R |
| 1                      | JOHNS Stephen   | R |
| A                      | ANDERSON John   | R |
| C                      | THOMPSON Sandra | X |
| O                      | LIM Tee Wei     |   |
| O                      | -               |   |

| <b>ITA - Italy</b> |                       |   |
|--------------------|-----------------------|---|
| 4 S                | BOMBASSEI Valter      | R |
| 3 V                | CONSTANTINI Marco     | R |
| 2                  | GALLINATTO Gianandrea | R |
| 1                  | OTTINO Mauro          | R |
| A                  | BENEDETTO Stefano     | R |
| C                  | -                     |   |
| O                  | -                     |   |
| O                  | -                     |   |

| <b>FRA - France</b> |                      |   |
|---------------------|----------------------|---|
| 4 S                 | GIRODON Jean-Claude  | R |
| 3 V                 | BIBIER COCATRIX Joel | R |
| 2                   | MUSARD Alain         | R |
| 1                   | BARBIER Guy          | R |
| A                   | PARAILLOUS Michel    | R |
| C                   | -                    |   |
| O                   | -                    |   |
| O                   | -                    |   |

| <b>KAZ - Kazakhstan</b> |                   |   |
|-------------------------|-------------------|---|
| 4 S                     | KAZIMIRCHIK Roman | R |
| 3 V                     | ZHOROV Nikolay    | L |
| 2                       | SYZDYKOV Nurlan   | R |
| 1                       | KIM Viktor        | R |
| A                       | TORKIN Vladimir   | R |
| C                       | -                 |   |
| O                       | TORKINA Diana     | X |
| O                       | -                 |   |

| <b>IRL - Ireland</b> |                 |   |
|----------------------|-----------------|---|
| 4 S                  | WILSON Peter    | R |
| 3 V                  | KENNY Johnjo    | R |
| 2                    | GRAY Bill       | R |
| 1                    | WHYTE David     | R |
| A                    | HUME David      | R |
| C                    | RUSSELL Gillian | X |
| O                    | GRAY Janie      | X |
| O                    | -               |   |

| <b>SUI - Switzerland</b> |                  |   |
|--------------------------|------------------|---|
| 4 S                      | KARNUSIAN Stefan | R |
| 3 V                      | REICHENBACH Kurt | R |
| 2                        | DRYBURGH Stewart | R |
| 1                        | PERNET Richard   | R |
| A                        | -                |   |
| C                        | PERNET Claudia   | X |
| O                        | BARTOSOVA Lenka  | X |
| O                        | KARNUSIAN Corina |   |

| <b>ISR - Israel</b> |               |   |
|---------------------|---------------|---|
| 4 S                 | GOLBERG Kevin | L |
| 3 V                 | POKRAS Alex   | R |
| 2                   | KAY Neil      | R |
| 1                   | MORRISON Mark | R |
| A                   | -             |   |
| C                   | EDIE Calvin   | X |
| O                   | PACK Simon    | X |
| O                   | COHEN Sharon  |   |

| <b>USA - United States</b> |                |   |
|----------------------------|----------------|---|
| 4 S                        | FARBELOW Mike  | R |
| 3 V                        | GOODLAND Geoff | R |
| 2                          | SOLIN Tim      | R |
| 1                          | WESTBERG Pete  | R |
| A                          | ANNIS Jeff     | R |
| C                          | -              |   |
| O                          | -              |   |
| O                          | -              |   |

## Extended Team List by Country

**REVISED**  
27 APR 7:37

As of THU 27 APR 2017

### Group-C

| CAN - Canada |                 |   |
|--------------|-----------------|---|
| 4 S          | COCHRANE Bryan  | R |
| 3 V          | MacAULAY Ian    | R |
| 2            | JOHNSTON Doug   | R |
| 1            | SULLIVAN Ken    | R |
| A            | RAJALA Howard   | R |
| C            | TSCHIRHART Bill | X |
| NC           | WRIGHT DOROTHY  | X |
| O            | -               |   |

| ENG - England |                 |   |
|---------------|-----------------|---|
| 4 S           | CAMPBELL Tommy  | R |
| 3 V           | BARTON Phil     | R |
| 2             | SPAIN Mike      | R |
| 1             | FYFE Alastair   | R |
| A             | -               |   |
| C             | SPAIN Elaine    | X |
| O             | TURNBULL Elaine | X |
| O             | -               |   |

| FIN - Finland |                   |   |
|---------------|-------------------|---|
| 4 S           | MANNINEN Oiva     | R |
| 3 V           | HAKKINEN Jari     | R |
| 2             | LEHTINEN Risto    | R |
| 1             | SIITARI Hannu     | R |
| A             | HOKKANEN Hannu    | R |
| C             | OLLIKAINEN Mika   | X |
| O             | RONKAINEN Anne    | X |
| O             | HARTIKAINEN Sonja | X |

| NZL - New Zealand |                |   |
|-------------------|----------------|---|
| 4 S               | MUSTAPIC Dan   | R |
| 3 V               | FRAUENLOB Hans | R |
| 2                 | WATT Dave      | R |
| 1                 | DEPAPE Lorne   | R |
| A                 | CRAIG Iain     | R |
| C                 | -              |   |
| O                 | -              |   |
| O                 | -              |   |

| RUS - Russia |                   |   |
|--------------|-------------------|---|
| 4 S          | MININ Igor        | R |
| 3 V          | KOROLENKO Sergey  | R |
| 2            | NARUDINOV Sergey  | R |
| 1            | BADILIN Oleg      | R |
| A            | -                 |   |
| C            | BADILIN Alexander | X |
| O            | -                 |   |
| O            | -                 |   |

| SCO - Scotland |                |   |
|----------------|----------------|---|
| 4 S            | DRYSDALE Ian   | R |
| 3 V            | McQUEEN David  | R |
| 2              | WILSON Ronald  | L |
| 1              | LINDSAY Graham | R |
| A              | HEMMING Andrew | L |
| C              | HEMMING Andrew | X |
| O              | -              |   |
| O              | -              |   |

| WAL - Wales |                 |   |
|-------------|-----------------|---|
| 4 S         | MEIKLE Adrian   | R |
| 3           | POUGHER Richard | R |
| 2 V         | WELLS Chris     | R |
| 1           | WADDELL Gary    | L |
| A           | REID Alistair   | R |
| C           | WATSON Dawn     | X |
| O           | -               |   |
| O           | -               |   |

#### Note:

Position and function for each team member:

**4** = Fourth, **3** = Third, **2** = Second, **1** = Lead, **A** = Alternate, **S** = Skip, **V** = Vice-Skip

**C** = Coach, **NC** = National Coach, **2C** = 2nd Team Coach, **O** = Approved Official

#### Legend:

**L** Left-handed

**R** Right-handed

**X** Official selected to be on the coach bench

**SWE: National Coach added**



## Competition Officials

As of SAT 22 APR 2017

| Function                             | Name  | Organisation   |
|--------------------------------------|---|--|
| <b>WCF President:</b>                | CAITHNESS Kate  | SCO - Scotland   |
| <b>WCF Director of Competitions:</b> | WENDORF Keith   | CAN - Canada   |
| <b>WCF Technical Delegate:</b>       | ARNOLD Scott  | CAN - Canada   |
| <b>Chief Umpire:</b>                 | ROGERS Brenda   | CAN - Canada   |
| <b>Deputy Chief Umpire:</b>          | CHMIELEWSKI Sharon  | CAN - Canada   |
| <b>Game Umpires:</b>                 | DEMICK Darrell<br>DILL Gregg<br>MINNS Cheryl<br>MULLIN Doug | CAN - Canada<br>CAN - Canada<br>CAN - Canada<br>CAN - Canada |
| <b>Chief Ice Technician:</b>         | REID Mike   | SUI - Switzerland  |
| <b>Deputy Chief Ice Technician:</b>  | PEAT Geordie  | CAN - Canada   |
| <b>Chief Timer:</b>                  | CHANDLER Don  | CAN - Canada   |
| <b>Deputy Chief Timer:</b>           | LUTZ Deb  | CAN - Canada   |

## Competition Schedule

| 2017 WSCC             |      | F   | G         | H         | J         | K                               | L         | M         | N         |  |  |  |  |  |  |  |  |  |  |
|-----------------------|------|---|-----------|-----------|-----------|---------------------------------|-----------|-----------|-----------|--|--|--|--|--|--|--|--|--|--|
| Saturday 22 April     |      | Team Meeting / Team Training / Opening Ceremonies / Welcome Reception |           |           |           |                                 |           |           |           |  |  |  |  |  |  |  |  |  |  |
| Sunday<br>23 April    | 0800 | USA v AUS   | SUI v KAZ | ISR v FRA | RUS v ENG | FIN v SCO                       | sco v cze | usa v fin | aus v sui |  |  |  |  |  |  |  |  |  |  |
|                       | 1215 | DEN v GER   | SWE v JPN | NOR v POL | CZE v BEL | swe v ltu                       | ita v can | rus v irl | eng v jpn |  |  |  |  |  |  |  |  |  |  |
|                       | 1630 | WAL v RUS   | FIN v NZL | ENG v CAN | ITA v AUS | fin v sui                       | USA v IRL | cze v aus | svk v sco |  |  |  |  |  |  |  |  |  |  |
|                       | 2045 | CZE v DEN   | JPN v NOR | SWE v BEL | POL v GER | ita v swe                       | eng v ltu | irl v jpn | rus v can |  |  |  |  |  |  |  |  |  |  |
| Monday<br>24 April    | 0800 | SUI v ITA   | FRA v IRL | WAL v FIN | ENG v SCO | sco v aus                       | svk v fin | RUS v CAN | cze v usa |  |  |  |  |  |  |  |  |  |  |
|                       | 1215 | GER v SWE   | BEL v POL | JPN v DEN | AUS v ISR | ltu v rus                       | jpn v ita | can v eng | irl v swe |  |  |  |  |  |  |  |  |  |  |
|                       | 1630 | CAN v SCO   | WAL v ENG | NZL v RUS | KAZ v USA | sui v cze                       | SUI v FRA | svk v usa |           |  |  |  |  |  |  |  |  |  |  |
|                       | 2045 | POL v JPN   | DEN v BEL | CZE v SWE | GER v NOR | eng v irl                       | ltu v jpn | swe v can | ita v rus |  |  |  |  |  |  |  |  |  |  |
| Tuesday<br>25 April   | 0800 | NZL v WAL   | SCO v RUS | IRL v ITA | FIN v CAN | aus v svk                       | usa v sui | fin v cze | ISR v KAZ |  |  |  |  |  |  |  |  |  |  |
|                       | 1215 | JPN v CZE   | NOR v DEN | BEL v GER | SWE v POL | irl v ita                       | rus v eng | jpn v swe | can v ltu |  |  |  |  |  |  |  |  |  |  |
|                       | 1630 | IRL v ISR   | KAZ v ITA | USA v SUI | CAN v NZL | usa v sco                       | fin v aus | FRA v AUS | sui v svk |  |  |  |  |  |  |  |  |  |  |
|                       | 2045 | SWE v NOR   | CZE v GER |           | BEL v JPN | DEN v POL                       | can v irl | ita v ltu | swe v eng |  |  |  |  |  |  |  |  |  |  |
| Wednesday<br>26 April | 0800 | ITA v FRA   | ISR v USA | AUS v KAZ | SUI v IRL | rus v jpn                       | aus v usa |           | sco v fin |  |  |  |  |  |  |  |  |  |  |
|                       | 1215 | NOR v BEL   | RUS v FIN | POL v CZE | SCO v WAL | NZL v ENG                       | cze v svk | eng v ita |           |  |  |  |  |  |  |  |  |  |  |
|                       | 1630 | AUS v SUI   | ITA v ISR | KAZ v IRL | USA v FRA | jpn v can                       | swe v rus | sui v sco | ltu v irl |  |  |  |  |  |  |  |  |  |  |
|                       | 2045 | ENG v FIN   | CAN v WAL | SCO v NZL | DEN v SWE | NOR v CZE                       | GER v JPN |           |           |  |  |  |  |  |  |  |  |  |  |
| Thursday<br>27 April  | 0800 | FRA v KAZ   | IRL v AUS | ITA v USA | ISR v SUI | Women's Tie-breakers            |           |           |           |  |  |  |  |  |  |  |  |  |  |
|                       | 1215 | Men's Tie-breakers  |           |           |           |                                 |           |           |           |  |  |  |  |  |  |  |  |  |  |
|                       | 1630 | Men's Qualifier (1 game)  |           |           |           | Women's Qualifier (2 games)     |           |           |           |  |  |  |  |  |  |  |  |  |  |
| Friday<br>28 April    | 1000 | Men's 1/4 Finals (4 games)  |           |           |           |                                 |           |           |           |  |  |  |  |  |  |  |  |  |  |
|                       | 1400 |   |           |           |           | Women's 1/2 Finals (2 games)    |           |           |           |  |  |  |  |  |  |  |  |  |  |
|                       | 1800 | Men's 1/2 Finals (2 games)  |           |           |           |                                 |           |           |           |  |  |  |  |  |  |  |  |  |  |
| Saturday<br>29 April  | 1000 |   |           |           |           | Women - Gold & Bronze (2 games) |           |           |           |  |  |  |  |  |  |  |  |  |  |
|                       | 1400 | Men - Gold & Bronze (2 games)   |           |           |           |                                 |           |           |           |  |  |  |  |  |  |  |  |  |  |
|                       | 1800 | Medal Ceremonies and Closing Ceremonies - ATB Centre                  |           |           |           |                                 |           |           |           |  |  |  |  |  |  |  |  |  |  |
|                       | 2000 | Farewell Banquet with Mixed Doubles Teams - Lethbridge Lodge          |           |           |           |                                 |           |           |           |  |  |  |  |  |  |  |  |  |  |



## Sport Communication

Item: 1

### WCF Rules of Competition: Revision of ranking rule after tie-breakers

#### Summary:

The WCF Board, in accordance to the WCF Constitution and by-laws, revised the rule for ranking after the tie-breaker session to "Teams that have qualified for the play-offs and do not need to play in tie-breaker games, keep their ranking for the play-off games as was determined after the round robin".

#### Details:

Following the constitutional process, the new rule has been approved by the WCF Board on Monday 13 February 2017 and by the Member Associations on Thursday 16 February 2017.

Issued by: WCF Technical Delegate Scott ARNOLD  
Time: 9:00  
Date: 22 APR 2017

