



World Senior Curling Championships 22 – 29 April 2017

RESULTS BOOK Women



City of
Lethbridge





WSSC 2017
Lethbridge, Alberta, Canada

SAT 29 APR 2017

World Senior Curling Championships 2017
ATB Centre - Lethbridge Curling Club
Women



Medallists

Medal	Country	Name
GOLD	CAN - Canada	JONES Colleen KELLY Kim RADFORD Mary Sue DELAHUNT Nancy RADFORD Helen
SILVER	SUI - Switzerland	LESTANDER Cristina MUELLER Anne Marie GAFNER Monika GYGAX Daniela BECK Irene ZIMMERMANN Daniel
BRONZE	SCO - Scotland	LOCKHART Jackie CANNON Christine HANNEN Isobel RICHARDSON Margaret LINDSAY Janet



CITY OF
Lethbridge

Alberta
Government





Final Standings

Rank	Team	Group Rank	DSC
1	CAN - Canada		
2	SUI - Switzerland		
3	SCO - Scotland		
4	USA - United States		
5	ITA - Italy		
5	RUS - Russia		
7	JPN - Japan	A4	84.26 cm
8	CZE - Czech Republic	B4	96.18 cm
9	FIN - Finland	B5	87.91 cm
10	SWE - Sweden	A5	107.72 cm
11	ENG - England	A6	119.53 cm
12	SVK - Slovakia	B6	128.97 cm
13	IRL - Ireland	A7	115.53 cm
14	AUS - Australia	B7	141.49 cm
15	LTU - Lithuania	A8	148.63 cm

Note:

Final standings are based on play-off results and group standings. Losers of the qualification are ranked equally as fifth. Teams with the same group rank are ranked according to the Draw Shot Challenge (DSC).



Competition Summary

Session	Date	Time	Sheet K	Sheet L	Sheet M	Sheet N
Session 1	SUN 23 APR	8:00		SCO - CZE 9:2	USA - FIN 10:4	AUS - SUI 3:7
Session 2	SUN 23 APR	12:15	SWE - LTU 11:1	ITA - CAN 3:6	RUS - IRL 9:5	ENG - JPN 6:12
Session 3	SUN 23 APR	16:30	FIN - SUI 5:3		CZE - AUS 10:3	SVK - SCO 1:15
Session 4	SUN 23 APR	20:45	ITA - SWE 6:8	ENG - LTU 10:0	IRL - JPN 2:9	RUS - CAN 5:7
Session 5	MON 24 APR	8:00	SCO - AUS 9:1	SVK - FIN 0:9		CZE - USA 5:8
Session 6	MON 24 APR	12:15	LTU - RUS 1:8	JPN - ITA 6:5	CAN - ENG 13:1	IRL - SWE 8:13
Session 7	MON 24 APR	16:30	SUI - CZE 6:3		SVK - USA 1:11	
Session 8	MON 24 APR	20:45	ENG - IRL 8:3	LTU - JPN 6:4	SWE - CAN 2:10	ITA - RUS 6:4
Session 9	TUE 25 APR	8:00	AUS - SVK 3:9	USA - SUI 4:6	FIN - CZE 2:7	
Session 10	TUE 25 APR	12:15	IRL - ITA 1:9	RUS - ENG 11:2	JPN - SWE 6:4	CAN - LTU 13:1
Session 11	TUE 25 APR	16:30	USA - SCO 6:4	FIN - AUS 6:4		SUI - SVK 10:3
Session 12	TUE 25 APR	20:45		CAN - IRL 11:3	ITA - LTU 7:5	SWE - ENG 6:7
Session 13	WED 26 APR	8:00	RUS - JPN 8:6	AUS - USA 2:11		SCO - FIN 7:6
Session 14	WED 26 APR	12:15		CZE - SVK 10:3	ENG - ITA 6:7	
Session 15	WED 26 APR	16:30	JPN - CAN 3:4	SWE - RUS 8:2	SUI - SCO 4:8	LTU - IRL 10:11
Tie-breaker	THU 27 APR	8:00	RUS - JPN 7:4			ITA - SWE 9:3
Qualification	THU 27 APR	16:30		SUI - ITA 7:3	RUS - SCO 0:10	
Semi-finals	FRI 28 APR	14:00	SUI - USA 8:5			CAN - SCO 5:3
Finals	SAT 29 APR	10:00		SUI - CAN 5:10	USA - SCO 5:8	

Standings after Round Robin and Tie-Breaker

Rank	Team	Games	Wins	Losses	TB W-L
Group-A					
1	CAN - Canada	7	7	0	Q
2	ITA - Italy	7	4	3	1 - 0 Q w1
3	RUS - Russia	7	4	3	1 - 0 Q w0
4	JPN - Japan	7	4	3	0 - 1 w1
5	SWE - Sweden	7	4	3	0 - 1 w0
6	ENG - England	7	3	4	
7	IRL - Ireland	7	1	6	w1
8	LTU - Lithuania	7	1	6	w0
Group-B					
1	USA - United States	6	5	1	Q w1
2	SCO - Scotland	6	5	1	Q w0
3	SUI - Switzerland	6	4	2	Q
4	CZE - Czech Republic	6	3	3	w1
5	FIN - Finland	6	3	3	w0
6	SVK - Slovakia	6	1	5	
7	AUS - Australia	6	0	6	

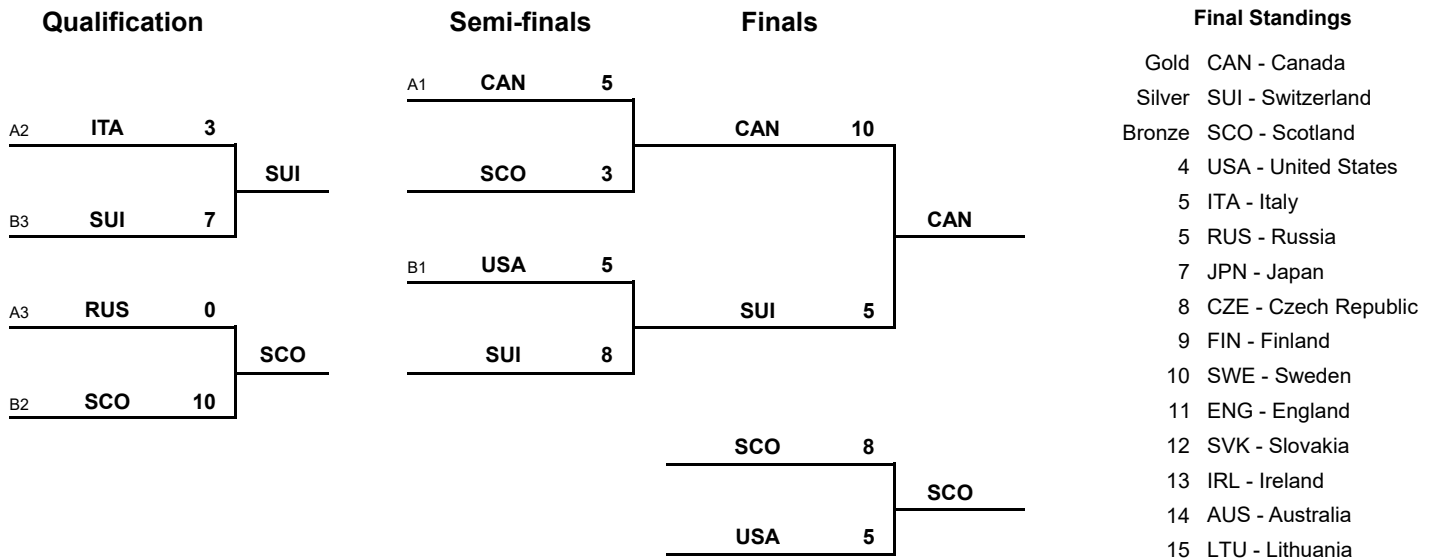


Competition Summary

Merged Group Standings

Rank	Team	Round Robin Results			Rank	Team	Round Robin Results		
		Group	Rank	DSC			Group	Rank	DSC
1	USA - United States	B	1	67.90cm	9	FIN - Finland	B	5	87.91cm
2	CAN - Canada	A	1	72.13cm	10	SWE - Sweden	A	5	107.72cm
3	SCO - Scotland	B	2	43.00cm	11	ENG - England	A	6	119.53cm
4	ITA - Italy	A	2	115.58cm	12	SVK - Slovakia	B	6	128.97cm
5	SUI - Switzerland	B	3	61.69cm	13	IRL - Ireland	A	7	115.53cm
6	RUS - Russia	A	3	84.53cm	14	AUS - Australia	B	7	141.49cm
7	JPN - Japan	A	4	84.26cm	15	LTU - Lithuania	A	8	148.63cm
8	CZE - Czech Republic	B	4	96.18cm					

Championship Bracket



The 1st ranked teams (A1 and B1) advance to the semi-finals, while A2 will play B3 and A3 will play B2 to determine the last teams in the semi-finals. For the semi-finals, if there are two teams from each group, the top ranked team of one group plays the lower ranked team of the other group; if there are three teams from the same group, the top ranked team from that group plays the lowest ranked team from the same group.

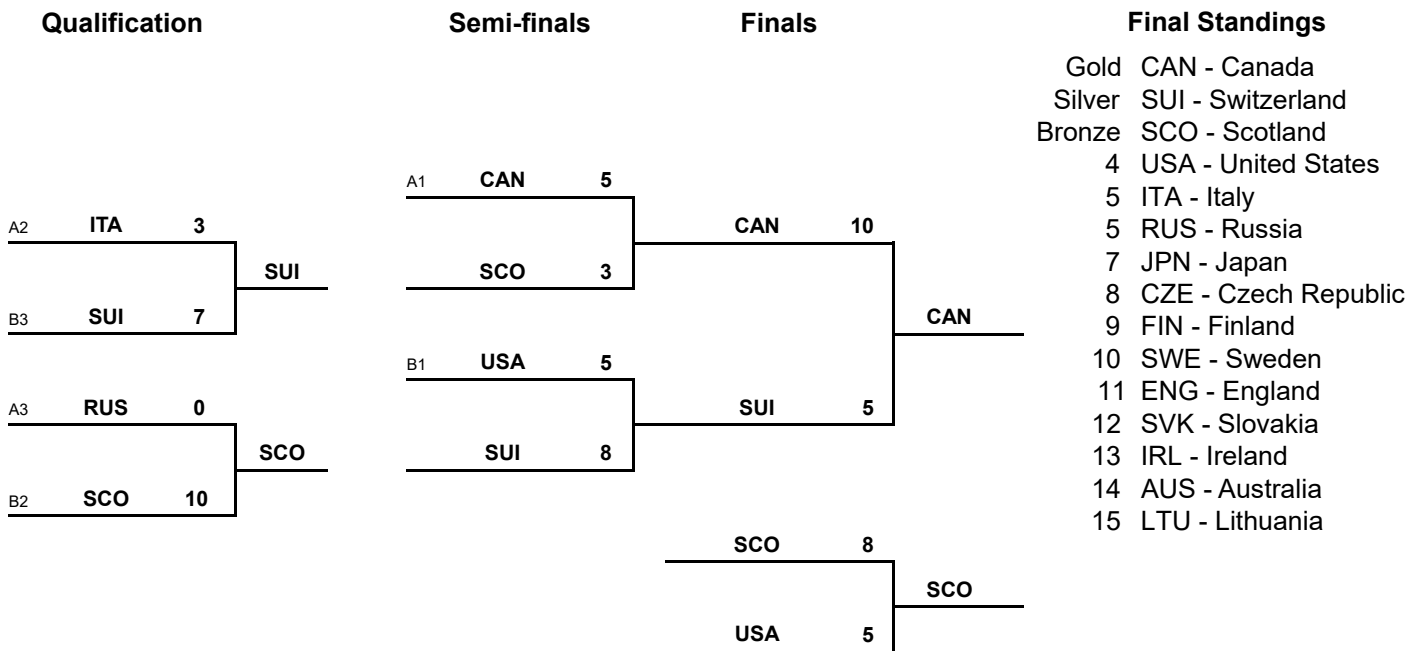
Legend:
Q Qualified for the play-offs **TB W-L** Tie-breaker Wins-Losses **wn** Number of wins (n) against tied teams



Session Results and Standings

Sheet	Game	Team	LSFE	1	2	3	4	5	6	7	8	Extra Ends	Total
L	9	SUI - Switzerland	*	1	0	0	3	0	0	1	X		5
	9	CAN - Canada		0	3	3	0	3	1	0	X		10
M	8	USA - United States	*	0	1	0	1	0	3	0	0		5
	9	SCO - Scotland		1	0	1	0	4	0	1	1		8

Championship Bracket



The 1st ranked teams (A1 and B1) advance to the semi-finals, while A2 will play B3 and A3 will play B2 to determine the last teams in the semi-finals. For the semi-finals, if there are two teams from each group, the top ranked team of one group plays the lower ranked team of the other group; if there are three teams from the same group, the top ranked team from that group plays the lowest ranked team from the same group.

Legend:
LSFE(*) Last Stone First End **X** Unplayed/unfinished end due to concession





WSSC 2017
Lethbridge, Alberta, Canada

World Senior Curling Championships 2017
ATB Centre - Lethbridge Curling Club

Women

Gold Medal Game

SAT 29 APR 2017
Start Time 10:00



Game Results

Sheet	Game	Team	LSFE	1	2	3	4	5	6	7	8	Extra Ends	Total
L	9	SUI - Switzerland	*	1	0	0	3	0	0	1	X		5
	9	CAN - Canada		0	3	3	0	3	1	0	X		10

SUI - Switzerland	
4 S	LESTANDER Cristina
3 V	MUELLER Anne Marie
2	GAFNER Monika
1	GYGAX Daniela
A	BECK Irene

CAN - Canada	
4 S	JONES Colleen
3	KELLY Kim
2	RADFORD Mary Sue
1 V	DELAHUNT Nancy
A	-

Last Stone Draw		Distance
	GYGAX D	199.6cm
	LESTANDER C	20.6cm
Total		220.2cm

Last Stone Draw		Distance
	JONES C	171.9cm
	KELLY K	106.1cm
Total		278.0cm

Time remaining: 9 minutes 2 seconds

Time remaining: 7 minutes 37 seconds

Note:
Team position and functions are attached to each team member's name as follows:
4 = Fourth, 3 = Third, 2 = Second, 1 = Lead, A = Alternate, S = Skip, V = Vice-Skip

Legend:
 Clockwise Counter-clockwise **LSFE(*)** Last Stone First End
X Unplayed/unfinished end due to concession





WSCC 2017
Lethbridge, Alberta, Canada

SAT 29 APR 2017
Start Time 10:00

World Senior Curling Championships 2017
ATB Centre - Lethbridge Curling Club

Women

Bronze Medal Game



Game Results

Sheet	Game	Team	LSFE	1	2	3	4	5	6	7	8	Extra Ends	Total
M	8	USA - United States	*	0	1	0	1	0	3	0	0		5
	9	SCO - Scotland		1	0	1	0	4	0	1	1		8

USA - United States	
4 S	LANK Patricia
3 V	LAWLESS Tracy
2	PIELAGE Kathryn
1	BROWN Sandra
A	CHRISTENSEN Linda

SCO - Scotland	
4 S	LOCKHART Jackie
3 V	CANNON Christine
2	HANNEN Isobel
1	RICHARDSON Margaret
A	LINDSAY Janet

Time remaining: 1 minute 55 seconds

Time remaining: 1 minute 23 seconds

Note:
Team position and functions are attached to each team member's name as follows:
4 = Fourth, 3 = Third, 2 = Second, 1 = Lead, A = Alternate, S = Skip, V = Vice-Skip

Legend:
LSFE(*) Last Stone First End





Scoring Analysis

Team	Games		LSFE	Stolen Ends	Last Stone Eff.	Force Eff.	Points Scored						Total	Plus / Minus
							0	1	2	3	4	>4		
CAN	9	For	5	16	69%	78%	4	16	11	8	3	1	79	+53
		Against	4	2			2	17	3	1	0	0	26	
SCO	9	For	5	19	47%	76%	3	19	10	2	7	0	73	+43
		Against	4	6			2	18	3	2	0	0	30	
USA	8	For	5	16	53%	73%	3	15	7	6	2	1	60	+22
		Against	3	11			1	17	7	1	1	0	38	
SUI	9	For	5	13	47%	65%	1	22	9	4	1	0	56	+12
		Against	4	8			4	18	5	4	1	0	44	
ITA	9	For	4	18	52%	52%	1	22	13	1	1	0	55	+9
		Against	5	11			2	17	10	3	0	0	46	
JPN	8	For	4	10	45%	61%	1	17	9	2	1	1	50	+8
		Against	4	7			2	17	9	1	1	0	42	
CZE	6	For	3	11	36%	36%	1	13	5	2	2	0	37	+6
		Against	3	7			1	8	8	1	1	0	31	
SWE	8	For	3	11	68%	47%	0	9	13	1	3	1	55	+6
		Against	5	11			0	16	11	1	2	0	49	
RUS	9	For	5	14	40%	47%	1	21	7	5	1	0	54	+5
		Against	4	12			1	17	11	2	1	0	49	
FIN	6	For	3	9	54%	36%	4	11	6	3	0	0	32	+1
		Against	3	6			3	9	5	1	1	1	31	
ENG	7	For	5	16	40%	12%	0	15	8	3	0	0	40	-12
		Against	2	17			0	10	7	5	2	1	52	
AUS	6	For	1	4	25%	45%	1	8	4	0	0	0	16	-36
		Against	5	15			3	11	7	5	3	0	52	
IRL	7	For	4	2	61%	26%	0	5	5	3	1	1	33	-36
		Against	3	18			0	16	5	6	5	1	69	
LTU	7	For	2	6	30%	33%	0	11	3	1	1	0	24	-40
		Against	5	21			0	13	14	3	1	2	64	



Scoring Analysis

Team	Games	LSFE	Stolen Ends	Last Stone Eff.	Force Eff.	Points Scored							Total	Plus / Minus
						0	1	2	3	4	>4			
SVK	For	3	3	11%	20%	1	8	3	1	0	0	17	-41	
	Against	3	16			0	8	8	6	4	0	58		
Total	57		168			21	212	113	42	23	5	681		

Note:
Stolen ends are the ends won without the last stone advantage.

Legend:
>4 More than four points scored LSFE Last Stone First End



Summary of Big Ends

Points Scored	By	Against	Session	End	Game Result
5	CAN - Canada	LTU - Lithuania	10	6	13 : 1
5	IRL - Ireland	LTU - Lithuania	15	7	11 : 10
5	JPN - Japan	ENG - England	2	3	12 : 6
5	SWE - Sweden	IRL - Ireland	6	5	13 : 8
5	USA - United States	FIN - Finland	1	4	10 : 4
4	CAN - Canada	ENG - England	6	1	13 : 1
4	CAN - Canada	SWE - Sweden	8	7	10 : 2
4	CAN - Canada	IRL - Ireland	12	6	11 : 3
4	CZE - Czech Republic	AUS - Australia	3	6	10 : 3
4	CZE - Czech Republic	SVK - Slovakia	14	1	10 : 3
4	IRL - Ireland	SWE - Sweden	6	2	8 : 13
4	ITA - Italy	IRL - Ireland	10	6	9 : 1
4	JPN - Japan	ENG - England	2	8	12 : 6
4	LTU - Lithuania	IRL - Ireland	15	1	10 : 11
4	RUS - Russia	JPN - Japan	13	8	8 : 6
4	SCO - Scotland	CZE - Czech Republic	1	1	9 : 2
4	SCO - Scotland	SVK - Slovakia	3	1	15 : 1
4	SCO - Scotland	SVK - Slovakia	3	5	15 : 1
4	SCO - Scotland	AUS - Australia	5	2	9 : 1
4	SCO - Scotland	SUI - Switzerland	15	8	8 : 4
4	SCO - Scotland	RUS - Russia	QR	3	10 : 0
4	SCO - Scotland	USA - United States	F	5	8 : 5
4	SUI - Switzerland	SVK - Slovakia	11	7	10 : 3
4	SWE - Sweden	LTU - Lithuania	2	1	11 : 1
4	SWE - Sweden	IRL - Ireland	6	3	13 : 8
4	SWE - Sweden	IRL - Ireland	6	6	13 : 8
4	USA - United States	FIN - Finland	1	6	10 : 4
4	USA - United States	AUS - Australia	13	2	11 : 2

Note:
Big ends are defined as ends with a score of four or more points.

Legend:
F Finals QR Qualification round

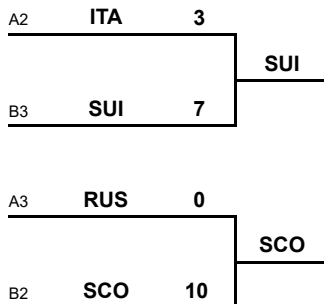


Session Results and Standings

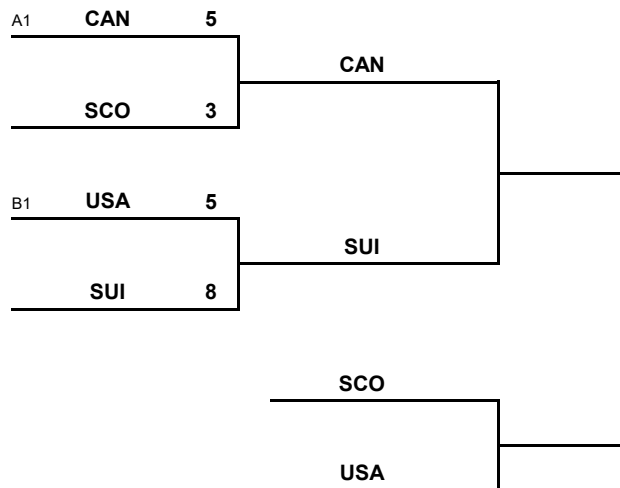
Sheet	Game	Team	LSFE	1	2	3	4	5	6	7	8	Extra Ends	Total
K	8	SUI - Switzerland		0	0	2	0	2	1	0	0	3	8
	7	USA - United States	*	0	0	0	1	0	0	3	1	0	5
N	8	CAN - Canada	*	1	1	0	0	1	0	0	2		5
	8	SCO - Scotland		0	0	0	1	0	2	0	0		3

Championship Bracket

Qualification



Semi-finals



Finals

SAT 29 APR
10:00

Final Standings

- 5 ITA - Italy
- 5 RUS - Russia
- 7 JPN - Japan
- 8 CZE - Czech Republic
- 9 FIN - Finland
- 10 SWE - Sweden
- 11 ENG - England
- 12 SVK - Slovakia
- 13 IRL - Ireland
- 14 AUS - Australia
- 15 LTU - Lithuania

The 1st ranked teams (A1 and B1) advance to the semi-finals, while A2 will play B3 and A3 will play B2 to determine the last teams in the semi-finals. For the semi-finals, if there are two teams from each group, the top ranked team of one group plays the lower ranked team of the other group; if there are three teams from the same group, the top ranked team from that group plays the lowest ranked team from the same group.

Legend:
LSFE(*) Last Stone First End



WSCC 2017
Lethbridge, Alberta, Canada

FRI 28 APR 2017
Start Time 14:00

World Senior Curling Championships 2017
ATB Centre - Lethbridge Curling Club

Women

Semi-final



Game Results

Sheet	Game	Team	LSFE	1	2	3	4	5	6	7	8	Extra Ends	Total
K	8	SUI - Switzerland		0	0	2	0	2	1	0	0	3	8
	7	USA - United States	*	0	0	0	1	0	0	3	1	0	5

SUI - Switzerland	
4 S	LESTANDER Cristina
3 V	MUELLER Anne Marie
2	GAFNER Monika
1	GYGAX Daniela
A	BECK Irene

USA - United States	
4 S	LANK Patricia
3 V	LAWLESS Tracy
2	PIELAGE Kathryn
1	BROWN Sandra
A	CHRISTENSEN Linda

Time remaining: 1 minute 34 seconds
Time remaining: 1 minute 14 seconds (after extra end)

Time remaining: 2 minutes 54 seconds
Time remaining: 1 minute 58 seconds (after extra end)

Note:
Team position and functions are attached to each team member's name as follows:
4 = Fourth, 3 = Third, 2 = Second, 1 = Lead, A = Alternate, S = Skip, V = Vice-Skip

Legend:
LSFE(*) Last Stone First End





Game Results

Sheet	Game	Team	LSFE	1	2	3	4	5	6	7	8	Extra Ends	Total
N	8	CAN - Canada	*	1	1	0	0	1	0	0	2		5
	8	SCO - Scotland		0	0	0	1	0	2	0	0		3

CAN - Canada	
4 S	JONES Colleen
3	KELLY Kim
2	RADFORD Mary Sue
1 V	DELAHUNT Nancy
A	-

SCO - Scotland	
4 S	LOCKHART Jackie
3 V	CANNON Christine
2	HANNEN Isobel
1	RICHARDSON Margaret
A	LINDSAY Janet

Last Stone Draw		Distance
↻	RADFORD MS	12.7cm
↻	DELAHUNT N	45.2cm
Total		57.9cm

Last Stone Draw		Distance
↻	RICHARDSON M	72.2cm
↻	LOCKHART J	36.4cm
Total		108.6cm

Time remaining: 5 minutes 10 seconds

Time remaining: 2 minutes 24 seconds

Note:
Team position and functions are attached to each team member's name as follows:
4 = Fourth, 3 = Third, 2 = Second, 1 = Lead, A = Alternate, S = Skip, V = Vice-Skip

Legend:
↻ Clockwise ↻ Counter-clockwise **LSFE(*)** Last Stone First End





Session Results and Standings

Sheet	Game	Team	LSFE	1	2	3	4	5	6	7	8	Extra Ends	Total
L	7	SUI - Switzerland		1	1	1	0	1	0	1	2		7
	9	ITA - Italy	*	0	0	0	2	0	1	0	0		3
M	9	RUS - Russia		0	0	0	0	0	0	X	X		0
	7	SCO - Scotland	*	1	1	4	1	2	1	X	X		10

Championship Bracket

Qualification

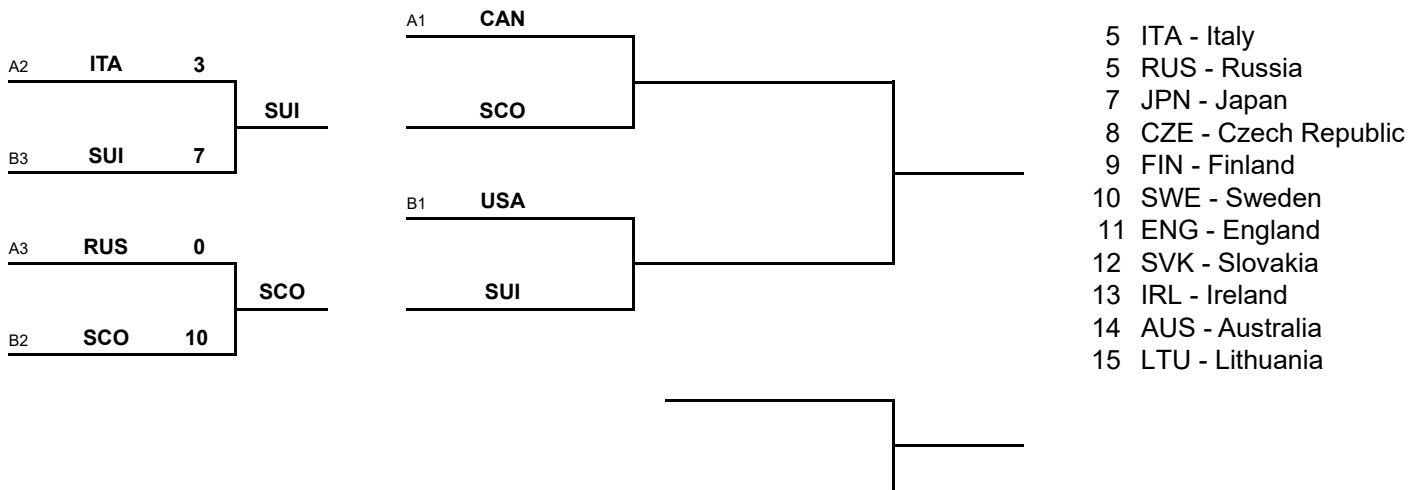
Semi-finals

Finals

Final Standings

FRI 28 APR
14:00

SAT 29 APR
10:00



The 1st ranked teams (A1 and B1) advance to the semi-finals, while A2 will play B3 and A3 will play B2 to determine the last teams in the semi-finals. For the semi-finals, if there are two teams from each group, the top ranked team of one group plays the lower ranked team of the other group; if there are three teams from the same group, the top ranked team from that group plays the lowest ranked team from the same group.

Legend:	LSFE(*) Last Stone First End	LSFn Loser of semi-final n	WSFn Winner of semi-final n
X	Unplayed/unfinished end due to concession		





WSSC 2017
Lethbridge, Alberta, Canada

THU 27 APR 2017
Start Time 16:30

World Senior Curling Championships 2017
ATB Centre - Lethbridge Curling Club

Women

Qualification Game A2 v B3



Game Results

Sheet	Game	Team	LSFE	1	2	3	4	5	6	7	8	Extra Ends	Total
L	7	SUI - Switzerland		1	1	1	0	1	0	1	2		7
	9	ITA - Italy	*	0	0	0	2	0	1	0	0		3

SUI - Switzerland	
4 S	LESTANDER Cristina
3 V	MUELLER Anne Marie
2	GAFNER Monika
1	GYGAX Daniela
A	BECK Irene

ITA - Italy	
4 S	SIMPSON Fiona
3 V	FERRERO Grazia
2	TIBOLDO Fulvia
1	SANTINI Vittoria
A	-

Last Stone Draw		Distance
↻	LESTANDER C	11.3cm
↻	MUELLER AM	199.6cm
Total		210.9cm

Last Stone Draw		Distance
↻	SANTINI V	14.9cm
↻	TIBOLDO F	148.8cm
Total		163.7cm

Time remaining: 2 minutes 8 seconds

Time remaining: 1 minute 22 seconds

Note:
Team position and functions are attached to each team member's name as follows:
4 = Fourth, **3** = Third, **2** = Second, **1** = Lead, **A** = Alternate, **S** = Skip, **V** = Vice-Skip

Legend:
↻ Clockwise ↻ Counter-clockwise **LSFE(*)** Last Stone First End





WSCC 2017
Lethbridge, Alberta, Canada

THU 27 APR 2017
Start Time 16:30

World Senior Curling Championships 2017
ATB Centre - Lethbridge Curling Club

Women

Qualification Game A3 v B2



Game Results

Sheet	Game	Team	LSFE	1	2	3	4	5	6	7	8	Extra Ends	Total
M	9	RUS - Russia		0	0	0	0	0	0	X	X		0
	7	SCO - Scotland	*	1	1	4	1	2	1	X	X		10

RUS - Russia

4 S	SMIRNOVA Tatiana
3 V	KOLESNIKOVA Irina
2	ILENKOVA Natalia
1	PRIEMSKAYA Ekaterina
A	MUROVA Liudmila

SCO - Scotland

4 S	LOCKHART Jackie
3 V	CANNON Christine
2	HANNEN Isobel
1	RICHARDSON Margaret
A	LINDSAY Janet

Last Stone Draw

	Distance
☺ ILENKOVA N	191.1cm
☻ SMIRNOVA T	30.3cm
Total	221.4cm

Last Stone Draw

	Distance
☺ RICHARDSON M	46.9cm
☻ LOCKHART J	148.5cm
Total	195.4cm

Time remaining: 11 minutes 13 seconds

Time remaining: 13 minutes 25 seconds

Note:
Team position and functions are attached to each team member's name as follows:
4 = Fourth, **3** = Third, **2** = Second, **1** = Lead, **A** = Alternate, **S** = Skip, **V** = Vice-Skip

Legend:
☺ Clockwise ☻ Counter-clockwise LSFE(*) Last Stone First End
X Unplayed/unfinished end due to concession





Session Results and Standings

Sheet	Game	Team	LSFE	1	2	3	4	5	6	7	8	Extra Ends	Total
K	8	RUS - Russia	*	1	0	0	1	0	3	0	2		7
	8	JPN - Japan		0	1	1	0	1	0	1	0		4
N	8	ITA - Italy		2	1	2	0	3	0	1	X		9
	8	SWE - Sweden	*	0	0	0	2	0	1	0	X		3

Standings after Round Robin and Tie-breakers

Group-A

Rank	Team	Games	Wins	Losses	TB W-L
1	CAN - Canada	7	7	0	Q
2	ITA - Italy	7	4	3	1 - 0 Q w1
3	RUS - Russia	7	4	3	1 - 0 Q w0
4	JPN - Japan	7	4	3	0 - 1 w1
5	SWE - Sweden	7	4	3	0 - 1 w0
6	ENG - England	7	3	4	
7	IRL - Ireland	7	1	6	w1
8	LTU - Lithuania	7	1	6	w0

Group-B

Rank	Team	Games	Wins	Losses
1	USA - United States	6	5	1
2	SCO - Scotland	6	5	1
3	SUI - Switzerland	6	4	2
4	CZE - Czech Republic	6	3	3
5	FIN - Finland	6	3	3
6	SVK - Slovakia	6	1	5
7	AUS - Australia	6	0	6

Legend:			
LSFE(*) Last Stone First End	Q Qualified for the play-offs	TB W-L Tie-breaker Wins-Losses	
wn Number of wins (n) against tied teams	X Unplayed/unfinished end due to concession		



WSCC 2017
Lethbridge, Alberta, Canada

THU 27 APR 2017
Start Time 8:00

World Senior Curling Championships 2017
ATB Centre - Lethbridge Curling Club

Women

Group-A Tie-breaker Session - Sheet K



Game Results

Sheet	Game	Team	LSFE	1	2	3	4	5	6	7	8	Extra Ends	Total
K	8	RUS - Russia	*	1	0	0	1	0	3	0	2		7
	8	JPN - Japan		0	1	1	0	1	0	1	0		4

RUS - Russia	
4 S	SMIRNOVA Tatiana
3 V	KOLESNIKOVA Irina
2	ILENKOVA Natalia
1	PRIEMSKAYA Ekaterina
A	MUROVA Liudmila

JPN - Japan	
4 S	KAWAMURA Miyuki
3 V	HAYASHI Yukari
2	MATSUI Katsuko
1	KUWAHARA Takako
A	KOBAYASHI Yoko

Time remaining: 4 minutes 58 seconds

Time remaining: 3 minutes 3 seconds

Note:
Team position and functions are attached to each team member's name as follows:
4 = Fourth, **3** = Third, **2** = Second, **1** = Lead, **A** = Alternate, **S** = Skip, **V** = Vice-Skip

Legend:
LSFE(*) Last Stone First End





WSSCC 2017
Lethbridge, Alberta, Canada

THU 27 APR 2017
Start Time 8:00

World Senior Curling Championships 2017
ATB Centre - Lethbridge Curling Club

Women

Group-A Tie-breaker Session - Sheet N



Game Results

Sheet	Game	Team	LSFE	1	2	3	4	5	6	7	8	Extra Ends	Total
N	8	ITA - Italy		2	1	2	0	3	0	1	X		9
	8	SWE - Sweden	*	0	0	0	2	0	1	0	X		3

ITA - Italy	
4 S	SIMPSON Fiona
3 V	FERRERO Grazia
2	TIBOLDO Fulvia
1	SANTINI Vittoria
A	-

SWE - Sweden	
4 S	HENRIKSSON Marie
3 V	BJOERK Carina
2	SEWIK Birgitta
1	ERIKSSON Helena
A	-

Time remaining: 5 minutes 8 seconds

Time remaining: 8 minutes 23 seconds

Note:

Team position and functions are attached to each team member's name as follows:
4 = Fourth, 3 = Third, 2 = Second, 1 = Lead, A = Alternate, S = Skip, V = Vice-Skip

Legend:

LSFE(*) Last Stone First End **X** Unplayed/unfinished end due to concession



Competition Matrix

Group-A

Team	CAN	ENG	IRL	ITA	JPN	LTU	RUS	SWE
CAN		13 - 1	11 - 3	6 - 3	4 - 3	13 - 1	7 - 5	10 - 2
ENG	1 - 13		8 - 3	6 - 7	6 - 12	10 - 0	2 - 11	7 - 6
IRL	3 - 11	3 - 8		1 - 9	2 - 9	11 - 10	5 - 9	8 - 13
ITA	3 - 6	7 - 6	9 - 1		5 - 6	7 - 5	6 - 4	6 - 8
JPN	3 - 4	12 - 6	9 - 2	6 - 5		4 - 6	6 - 8	6 - 4
LTU	1 - 13	0 - 10	10 - 11	5 - 7	6 - 4		1 - 8	1 - 11
RUS	5 - 7	11 - 2	9 - 5	4 - 6	8 - 6	8 - 1		2 - 8
SWE	2 - 10	6 - 7	13 - 8	8 - 6	4 - 6	11 - 1	8 - 2	

Standings after Round Robin

Rank	Team	Games	Wins	Losses	
1	CAN - Canada	7	7	0	Q
2	JPN - Japan	7	4	3	TB w2,1
2	SWE - Sweden	7	4	3	TB w2,0
2	ITA - Italy	7	4	3	TB w1,1
2	RUS - Russia	7	4	3	TB w1,0
6	ENG - England	7	3	4	
7	IRL - Ireland	7	1	6	w1
8	LTU - Lithuania	7	1	6	w0

Competition Matrix

Group-B

Team	AUS	CZE	FIN	SCO	SUI	SVK	USA
AUS		3 - 10	4 - 6	1 - 9	3 - 7	3 - 9	2 - 11
CZE	10 - 3		7 - 2	2 - 9	3 - 6	10 - 3	5 - 8
FIN	6 - 4	2 - 7		6 - 7	5 - 3	9 - 0	4 - 10
SCO	9 - 1	9 - 2	7 - 6		8 - 4	15 - 1	4 - 6
SUI	7 - 3	6 - 3	3 - 5	4 - 8		10 - 3	6 - 4
SVK	9 - 3	3 - 10	0 - 9	1 - 15	3 - 10		1 - 11
USA	11 - 2	8 - 5	10 - 4	6 - 4	4 - 6	11 - 1	

Standings after Round Robin

Rank	Team	Games	Wins	Losses		
1	USA - United States	6	5	1	Q	w1
2	SCO - Scotland	6	5	1	Q	w0
3	SUI - Switzerland	6	4	2	Q	
4	CZE - Czech Republic	6	3	3		w1
5	FIN - Finland	6	3	3		w0
6	SVK - Slovakia	6	1	5		
7	AUS - Australia	6	0	6		

Legend:

Q Qualified for the play-offs **TB** Involved in the tie-breaker **wn** Number of wins (n) against tied teams



Scoring Analysis

Team	Games		LSFE	Stolen Ends	Last Stone Eff.	Force Eff.	Points Scored						Total	Plus / Minus
							0	1	2	3	4	>4		
CAN	7	For	4	13	72%	85%	3	12	10	5	3	1	64	+46
		Against	3	2			1	14	2	0	0	0	18	
SCO	6	For	4	12	53%	81%	2	10	8	2	5	0	52	+32
		Against	2	5			1	13	2	1	0	0	20	
USA	6	For	3	15	60%	90%	1	11	7	4	2	1	50	+28
		Against	3	7			1	12	5	0	0	0	22	
RUS	7	For	4	14	37%	33%	1	19	6	4	1	0	47	+12
		Against	3	6			1	9	10	2	0	0	35	
SWE	7	For	2	11	71%	47%	0	8	12	1	3	1	52	+12
		Against	5	8			0	14	9	0	2	0	40	
JPN	7	For	4	9	52%	64%	1	13	9	2	1	1	46	+11
		Against	3	7			2	15	8	0	1	0	35	
SUI	6	For	4	7	50%	78%	1	14	6	2	1	0	36	+10
		Against	2	5			2	14	4	0	1	0	26	
ITA	7	For	3	15	53%	46%	1	19	10	0	1	0	43	+7
		Against	4	7			2	11	8	3	0	0	36	
CZE	6	For	3	11	36%	36%	1	13	5	2	2	0	37	+6
		Against	3	7			1	8	8	1	1	0	31	
FIN	6	For	3	9	54%	36%	4	11	6	3	0	0	32	+1
		Against	3	6			3	9	5	1	1	1	31	
ENG	7	For	5	16	40%	12%	0	15	8	3	0	0	40	-12
		Against	2	17			0	10	7	5	2	1	52	
AUS	6	For	1	4	25%	45%	1	8	4	0	0	0	16	-36
		Against	5	15			3	11	7	5	3	0	52	
IRL	7	For	4	2	61%	26%	0	5	5	3	1	1	33	-36
		Against	3	18			0	16	5	6	5	1	69	
LTU	7	For	2	6	30%	33%	0	11	3	1	1	0	24	-40
		Against	5	21			0	13	14	3	1	2	64	



Scoring Analysis

Team	Games	LSFE	Stolen Ends	Last Stone Eff.	Force Eff.	Points Scored							Plus / Minus	
						0	1	2	3	4	>4	Total		
SVK	6	For	3	3	11%	20%	1	8	3	1	0	0	17	-41
		Against	3	16			0	8	8	6	4	0	58	
Total	49			147			17	177	102	33	21	5	589	

Note:
Stolen ends are the ends won without the last stone advantage.

Legend:
>4 More than four points scored LSFE Last Stone First End





Summary of Big Ends

Points Scored	By	Against	Session	End	Game Result
5	CAN - Canada	LTU - Lithuania	10	6	13 : 1
5	IRL - Ireland	LTU - Lithuania	15	7	11 : 10
5	JPN - Japan	ENG - England	2	3	12 : 6
5	SWE - Sweden	IRL - Ireland	6	5	13 : 8
5	USA - United States	FIN - Finland	1	4	10 : 4
4	CAN - Canada	ENG - England	6	1	13 : 1
4	CAN - Canada	SWE - Sweden	8	7	10 : 2
4	CAN - Canada	IRL - Ireland	12	6	11 : 3
4	CZE - Czech Republic	AUS - Australia	3	6	10 : 3
4	CZE - Czech Republic	SVK - Slovakia	14	1	10 : 3
4	IRL - Ireland	SWE - Sweden	6	2	8 : 13
4	ITA - Italy	IRL - Ireland	10	6	9 : 1
4	JPN - Japan	ENG - England	2	8	12 : 6
4	LTU - Lithuania	IRL - Ireland	15	1	10 : 11
4	RUS - Russia	JPN - Japan	13	8	8 : 6
4	SCO - Scotland	CZE - Czech Republic	1	1	9 : 2
4	SCO - Scotland	SVK - Slovakia	3	1	15 : 1
4	SCO - Scotland	SVK - Slovakia	3	5	15 : 1
4	SCO - Scotland	AUS - Australia	5	2	9 : 1
4	SCO - Scotland	SUI - Switzerland	15	8	8 : 4
4	SUI - Switzerland	SVK - Slovakia	11	7	10 : 3
4	SWE - Sweden	LTU - Lithuania	2	1	11 : 1
4	SWE - Sweden	IRL - Ireland	6	3	13 : 8
4	SWE - Sweden	IRL - Ireland	6	6	13 : 8
4	USA - United States	FIN - Finland	1	6	10 : 4
4	USA - United States	AUS - Australia	13	2	11 : 2

Note:
Big ends are defined as ends with a score of four or more points.



Session Results and Standings

Sheet	Game	Team	LSFE	1	2	3	4	5	6	7	8	Extra Ends	Total
K	7	JPN - Japan	*	1	0	0	1	0	1	0	0		3
	7	CAN - Canada		0	0	1	0	1	0	0	2		4
L	7	SWE - Sweden	*	0	2	1	2	1	0	2	X		8
	7	RUS - Russia		1	0	0	0	0	1	0	X		2
M	6	SUI - Switzerland	*	1	0	1	0	1	0	1	0		4
	6	SCO - Scotland		0	1	0	2	0	1	0	4		8
N	7	LTU - Lithuania		4	0	0	1	0	3	0	2		10
	7	IRL - Ireland	*	0	1	2	0	3	0	5	0		11

Standings after Round Robin

Group-A

Rank	Team	Games	Wins	Losses	
1	CAN - Canada	7	7	0	Q
2	JPN - Japan	7	4	3	TB w2,1
2	SWE - Sweden	7	4	3	TB w2,0
2	ITA - Italy	7	4	3	TB w1,1
2	RUS - Russia	7	4	3	TB w1,0
6	ENG - England	7	3	4	
7	IRL - Ireland	7	1	6	w1
8	LTU - Lithuania	7	1	6	w0

Group-B

Rank	Team	Games	Wins	Losses	
1	USA - United States	6	5	1	Q w1
2	SCO - Scotland	6	5	1	Q w0
3	SUI - Switzerland	6	4	2	Q
4	CZE - Czech Republic	6	3	3	w1
5	FIN - Finland	6	3	3	w0
6	SVK - Slovakia	6	1	5	
7	AUS - Australia	6	0	6	

Tie-breaker schedule:

THU 27 APR 8:00 JPN - RUS
SWE - ITA

Legend:			
LSFE(*) Last Stone First End	Q	Qualified for the play-offs	TB Involved in the tie-breaker
wn Number of wins (n) against tied teams	X	Unplayed/unfinished end due to concession	





WSSC 2017
Lethbridge, Alberta, Canada

WED 26 APR 2017
Start Time 16:30

World Senior Curling Championships 2017
ATB Centre - Lethbridge Curling Club

Women

Group-A Round Robin Session 15 - Sheet K



Game Results

Sheet	Game	Team	LSFE	1	2	3	4	5	6	7	8	Extra Ends	Total
K	7	JPN - Japan	*	1	0	0	1	0	1	0	0		3
	7	CAN - Canada		0	0	1	0	1	0	0	2		4

JPN - Japan	
4 S	KAWAMURA Miyuki
3 V	HAYASHI Yukari
2	MATSUI Katsuko
1	KUWAHARA Takako
A	KOBAYASHI Yoko

CAN - Canada	
4 S	JONES Colleen
3	KELLY Kim
2	RADFORD Mary Sue
1 V	DELAHUNT Nancy
A	-

Last Stone Draw	Distance
↻ KAWAMURA M	26.2cm
↻ MATSUI K	117.4cm
Total	143.6cm

Last Stone Draw	Distance
↻ JONES C	15.4cm
↻ KELLY K	170.8cm
Total	186.2cm

Time remaining: 2 minutes 32 seconds

Time remaining: 4 minutes 53 seconds

Note:
Team position and functions are attached to each team member's name as follows:
4 = Fourth, 3 = Third, 2 = Second, 1 = Lead, A = Alternate, S = Skip, V = Vice-Skip

Legend:
↻ Clockwise ↻ Counter-clockwise **LSFE(*)** Last Stone First End





WSCC 2017
Lethbridge, Alberta, Canada

WED 26 APR 2017
Start Time 16:30

World Senior Curling Championships 2017
ATB Centre - Lethbridge Curling Club

Women

Group-A Round Robin Session 15 - Sheet L



Game Results

Sheet	Game	Team	LSFE	1	2	3	4	5	6	7	8	Extra Ends	Total
L	7	SWE - Sweden	*	0	2	1	2	1	0	2	X		8
	7	RUS - Russia		1	0	0	0	0	1	0	X		2

SWE - Sweden	
4 S	HENRIKSSON Marie
3 V	BJOERK Carina
2	SEWIK Birgitta
1	ERIKSSON Helena
A	-

RUS - Russia	
4 S	SMIRNOVA Tatiana
3 V	KOLESNIKOVA Irina
2	ILENKOVA Natalia
1	PRIEMSKAYA Ekaterina
A	MUROVA Liudmila

Last Stone Draw	Distance
☺ HENRIKSSON M	87.7cm
☺ ERIKSSON H	69.3cm
Total	157.0cm

Last Stone Draw	Distance
☺ KOLESNIKOVA I	199.6cm
☺ SMIRNOVA T	27.0cm
Total	226.6cm

Time remaining: 8 minutes 12 seconds

Time remaining: 6 minutes 1 second

Note:
Team position and functions are attached to each team member's name as follows:
4 = Fourth, 3 = Third, 2 = Second, 1 = Lead, A = Alternate, S = Skip, V = Vice-Skip

Legend:
☺ Clockwise ☺ Counter-clockwise LSFE(*) Last Stone First End
X Unplayed/unfinished end due to concession





WSSC 2017
Lethbridge, Alberta, Canada

WED 26 APR 2017
Start Time 16:30

World Senior Curling Championships 2017
ATB Centre - Lethbridge Curling Club

Women

Group-B Round Robin Session 15 - Sheet M



Game Results

Sheet	Game	Team	LSFE	1	2	3	4	5	6	7	8	Extra Ends	Total
M	6	SUI - Switzerland	*	1	0	1	0	1	0	1	0		4
	6	SCO - Scotland		0	1	0	2	0	1	0	4		8

SUI - Switzerland	
4 S	LESTANDER Cristina
3 V	MUELLER Anne Marie
2	GAFNER Monika
1	BECK Irene
A	GYGAX Daniela

SCO - Scotland	
4 S	LOCKHART Jackie
3 V	CANNON Christine
2	HANNEN Isobel
1	RICHARDSON Margaret
A	LINDSAY Janet

Last Stone Draw		Distance
↻	LESTANDER C	9.0cm
↻	BECK I	102.7cm
Total		111.7cm

Last Stone Draw		Distance
↻	HANNEN I	76.6cm
↻	CANNON C	53.2cm
Total		129.8cm

Time remaining: 2 minutes 12 seconds

Time remaining: 4 minutes 22 seconds

Note:
Team position and functions are attached to each team member's name as follows:
4 = Fourth, 3 = Third, 2 = Second, 1 = Lead, A = Alternate, S = Skip, V = Vice-Skip

Legend:
↻ Clockwise ↻ Counter-clockwise **LSFE(*)** Last Stone First End





Game Results

Sheet	Game	Team	LSFE	1	2	3	4	5	6	7	8	Extra Ends	Total
N	7	LTU - Lithuania		4	0	0	1	0	3	0	2		10
	7	IRL - Ireland	*	0	1	2	0	3	0	5	0		11

LTU - Lithuania	
4 S	VALATKIENE Gaiva
3	JASAITIENE Rasa Veronika
1 V	CEPULYTE Egle
A	ULDUKIENE Asta
A	-

IRL - Ireland	
4 V	O'KANE Marie
3 S	HIBBERD Carolyn
2	KERR Louise
1	McCORMICK Clare
A	-

Last Stone Draw	Distance
⌚ VALATKIENE G	199.6cm
⌚ CEPULYTE E	199.6cm
Total	399.2cm

Last Stone Draw	Distance
⌚ O'KANE M	41.8cm
⌚ KERR L	67.0cm
Total	108.8cm

Time remaining: 4 minutes 17 seconds

Time remaining: 3 minutes 27 seconds

Note:
Team position and functions are attached to each team member's name as follows:
4 = Fourth, 3 = Third, 2 = Second, 1 = Lead, A = Alternate, S = Skip, V = Vice-Skip

Legend:
⌚ Clockwise ⌚ Counter-clockwise **LSFE(*)** Last Stone First End





Session Results and Standings

Sheet	Game	Team	LSFE	1	2	3	4	5	6	7	8	Extra Ends	Total
L	6	CZE - Czech Republic	*	4	0	1	2	3	0	X	X		10
	6	SVK - Slovakia		0	2	0	0	0	1	X	X		3
M	7	ENG - England	*	2	0	0	0	0	0	1	3		6
	7	ITA - Italy		0	1	2	2	1	1	0	0		7

Current Standings

Group-A

Rank	Team	Games	Wins	Losses	
1	CAN - Canada	6	6	0	Q
2	JPN - Japan	6	4	2	
2	RUS - Russia	6	4	2	
4	ITA - Italy	7	4	3	
5	SWE - Sweden	6	3	3	
6	ENG - England	7	3	4	
7	LTU - Lithuania	6	1	5	
8	IRL - Ireland	6	0	6	

Group-B

Rank	Team	Games	Wins	Losses	
1	USA - United States	6	5	1	Q
2	SCO - Scotland	5	4	1	Q
2	SUI - Switzerland	5	4	1	Q
4	CZE - Czech Republic	6	3	3	
4	FIN - Finland	6	3	3	
6	SVK - Slovakia	6	1	5	
7	AUS - Australia	6	0	6	

Note:

Under WCF rules, tie-breaking rules for standings are not applied until after the last game of the Round Robin.

Legend:

LSFE(*) Last Stone First End **Q** Qualified for the play-offs **X** Unplayed/unfinished end due to concession



Game Results

Sheet	Game	Team	LSFE	1	2	3	4	5	6	7	8	Extra Ends	Total
L	6	CZE - Czech Republic	*	4	0	1	2	3	0	X	X		10
	6	SVK - Slovakia		0	2	0	0	0	1	X	X		3

CZE - Czech Republic	
4 S	VARECKOVA Miroslava
3 V	NEZNALOVA Veronika
2	MECHUROVA Michaela
1	MACKOVA Irena
A	-

SVK - Slovakia	
4 V	LIPTAKOVA Maria
3 S	MATUSKOVICOVA Margita
2	SPILAKOVA Antonia
1	VACULOVA Iveta
A	BERNATOVA Katarina

Last Stone Draw

↻	MECHUROVA M	Distance	199.6cm
↻	VARECKOVA M	Distance	42.9cm

Total 242.5cm

Time remaining: 12 minutes 19 seconds

Last Stone Draw

↻	MATUSKOVICOVA M	Distance	199.6cm
↻	SPILAKOVA A	Distance	170.7cm

Total 370.3cm

Time remaining: 12 minutes 2 seconds

Note:

Team position and functions are attached to each team member's name as follows:
4 = Fourth, 3 = Third, 2 = Second, 1 = Lead, A = Alternate, S = Skip, V = Vice-Skip

Legend:

↻ Clockwise ↻ Counter-clockwise LSFE(*) Last Stone First End
X Unplayed/unfinished end due to concession





WSSC 2017
Lethbridge, Alberta, Canada

WED 26 APR 2017
Start Time 12:15

World Senior Curling Championships 2017
ATB Centre - Lethbridge Curling Club
Women



Group-A Round Robin Session 14 - Sheet M

Game Results

Sheet	Game	Team	LSFE	1	2	3	4	5	6	7	8	Extra Ends	Total
M	7	ENG - England	*	2	0	0	0	0	0	1	3		6
	7	ITA - Italy		0	1	2	2	1	1	0	0		7

ENG - England	
4 S	DIXON Judith
3 V	SAVILLE Val
2	FORBES Helen
1	HIGGINS Deborah
A	-

ITA - Italy	
4 S	SIMPSON Fiona
3 V	FERRERO Grazia
2	TIBOLDO Fulvia
1	SANTINI Vittoria
A	-

Last Stone Draw	Distance
⌚ HIGGINS D	177.7cm
⌚ DIXON J	117.5cm
Total	295.2cm

Last Stone Draw	Distance
⌚ SIMPSON F	199.6cm
⌚ FERRERO G	199.6cm
Total	399.2cm

Time remaining: 2 minutes 9 seconds

Time remaining: 1 minute 52 seconds

Note:
Team position and functions are attached to each team member's name as follows:
4 = Fourth, **3** = Third, **2** = Second, **1** = Lead, **A** = Alternate, **S** = Skip, **V** = Vice-Skip

Legend:
⌚ Clockwise ⌚ Counter-clockwise **LSFE(*)** Last Stone First End





Session Results and Standings

Sheet	Game	Team	LSFE	1	2	3	4	5	6	7	8	Extra Ends	Total
K	6	RUS - Russia	*	1	0	2	0	0	1	0	4		8
	6	JPN - Japan		0	1	0	2	2	0	1	0		6
L	6	AUS - Australia		1	0	0	0	0	1	0	X		2
	6	USA - United States	*	0	4	0	2	2	0	3	X		11
N	5	SCO - Scotland	*	3	0	1	0	0	0	0	2	1	7
	6	FIN - Finland		0	3	0	2	0	1	0	0	0	6

Current Standings

Group-A

Rank	Team	Games	Wins	Losses	
1	CAN - Canada	6	6	0	Q
2	JPN - Japan	6	4	2	
2	RUS - Russia	6	4	2	
4	ENG - England	6	3	3	
4	ITA - Italy	6	3	3	
4	SWE - Sweden	6	3	3	
7	LTU - Lithuania	6	1	5	
8	IRL - Ireland	6	0	6	

Group-B

Rank	Team	Games	Wins	Losses	
1	USA - United States	6	5	1	Q
2	SCO - Scotland	5	4	1	Q
2	SUI - Switzerland	5	4	1	Q
4	FIN - Finland	6	3	3	
5	CZE - Czech Republic	5	2	3	
6	SVK - Slovakia	5	1	4	
7	AUS - Australia	6	0	6	

Note:

Under WCF rules, tie-breaking rules for standings are not applied until after the last game of the Round Robin.

Legend:

LSFE(*) Last Stone First End **Q** Qualified for the play-offs **X** Unplayed/unfinished end due to concession





Game Results

Sheet	Game	Team	LSFE	1	2	3	4	5	6	7	8	Extra Ends	Total
K	6	RUS - Russia	*	1	0	2	0	0	1	0	4		8
	6	JPN - Japan		0	1	0	2	2	0	1	0		6

RUS - Russia	
4 S	SMIRNOVA Tatiana
3 V	KOLESNIKOVA Irina
2	ILENKOVA Natalia
1	PRIEMSKAYA Ekaterina
A	MUROVA Liudmila

JPN - Japan	
4 S	KAWAMURA Miyuki
3 V	HAYASHI Yukari
2	MATSUI Katsuko
1	KUWAHARA Takako
A	KOBAYASHI Yoko

Last Stone Draw	Distance
☺ ILENKOVA N	89.7cm
☺ SMIRNOVA T	32.8cm
Total	122.5cm

Last Stone Draw	Distance
☺ KUWAHARA T	138.9cm
☺ HAYASHI Y	110.5cm
Total	249.4cm

Time remaining: 1 minute 56 seconds

Time remaining: 2 minutes 12 seconds

Note:
Team position and functions are attached to each team member's name as follows:
4 = Fourth, **3** = Third, **2** = Second, **1** = Lead, **A** = Alternate, **S** = Skip, **V** = Vice-Skip

Legend:
☺ Clockwise ☹ Counter-clockwise **LSFE(*)** Last Stone First End





Game Results

Sheet	Game	Team	LSFE	1	2	3	4	5	6	7	8	Extra Ends	Total
L	6	AUS - Australia		1	0	0	0	0	1	0	X		2
	6	USA - United States	*	0	4	0	2	2	0	3	X		11

4 S	GAGNON Sandy
3 V	WEIR Ellen
2	CORBY Lyn
1	RIORDAN Jenny
A	-

4 S	LANK Patricia
3 V	LAWLESS Tracy
2	PIELAGE Kathryn
1	BROWN Sandra
A	CHRISTENSEN Linda

Last Stone Draw	Distance
🕒 CORBY L	12.3cm
🕒 WEIR E	199.6cm
Total	211.9cm

Last Stone Draw	Distance
🕒 BROWN S	36.0cm
🕒 LANK P	30.6cm
Total	66.6cm

Time remaining: 4 minutes 38 seconds

Time remaining: 8 minutes 57 seconds

Note:
Team position and functions are attached to each team member's name as follows:
4 = Fourth, 3 = Third, 2 = Second, 1 = Lead, A = Alternate, S = Skip, V = Vice-Skip

Legend:
 🕒 Clockwise 🕒 Counter-clockwise LSFE(*) Last Stone First End
 X Unplayed/unfinished end due to concession





WSSC 2017
Lethbridge, Alberta, Canada

WED 26 APR 2017
Start Time 8:00

World Senior Curling Championships 2017
ATB Centre - Lethbridge Curling Club

Women

Group-B Round Robin Session 13 - Sheet N



Game Results

Sheet	Game	Team	LSFE	1	2	3	4	5	6	7	8	Extra Ends	Total
N	5	SCO - Scotland	*	3	0	1	0	0	0	0	2	1	7
	6	FIN - Finland		0	3	0	2	0	1	0	0	0	6

SCO - Scotland	
4 S	LOCKHART Jackie
3 V	CANNON Christine
2	HANNEN Isobel
1	RICHARDSON Margaret
A	LINDSAY Janet

FIN - Finland	
4 V	VIRTAALA Elina
3 S	HANSEN Mari
2	LINDSTROEM Janina
1	LOUHIVUORI Riikka
A	KAUSTE Kirsti

Last Stone Draw		Distance
↻	RICHARDSON M	50.2cm
↻	LOCKHART J	29.8cm
Total		80.0cm

Last Stone Draw		Distance
↻	HANSEN M	83.8cm
↻	VIRTAALA E	51.7cm
Total		135.5cm

Time remaining: 5 minutes 18 seconds
Time remaining: 1 minute 49 seconds (after extra end)

Time remaining: 5 minutes 45 seconds
Time remaining: 1 minute 1 second (after extra end)

Note:
Team position and functions are attached to each team member's name as follows:
4 = Fourth, 3 = Third, 2 = Second, 1 = Lead, A = Alternate, S = Skip, V = Vice-Skip

Legend:
↻ Clockwise ↻ Counter-clockwise **LSFE(*)** Last Stone First End





Session Results and Standings

Sheet	Game	Team	LSFE	1	2	3	4	5	6	7	8	Extra Ends	Total
L	6	CAN - Canada	*	3	0	3	1	0	4	X	X		11
	6	IRL - Ireland		0	1	0	0	2	0	X	X		3
M	6	ITA - Italy		1	1	1	0	0	0	2	0	2	7
	6	LTU - Lithuania	*	0	0	0	1	1	1	0	2	0	5
N	6	SWE - Sweden		0	2	2	0	0	0	2	0		6
	6	ENG - England	*	1	0	0	1	1	2	0	2		7

Current Standings

Group-A

Rank	Team	Games	Wins	Losses	
1	CAN - Canada	6	6	0	Q
2	JPN - Japan	5	4	1	
3	RUS - Russia	5	3	2	
4	ENG - England	6	3	3	
4	ITA - Italy	6	3	3	
4	SWE - Sweden	6	3	3	
7	LTU - Lithuania	6	1	5	
8	IRL - Ireland	6	0	6	

Group-B

Rank	Team	Games	Wins	Losses
1	SUI - Switzerland	5	4	1
1	USA - United States	5	4	1
3	SCO - Scotland	4	3	1
4	FIN - Finland	5	3	2
5	CZE - Czech Republic	5	2	3
6	SVK - Slovakia	5	1	4
7	AUS - Australia	5	0	5

Note:

Under WCF rules, tie-breaking rules for standings are not applied until after the last game of the Round Robin.

Legend:

LSFE(*) Last Stone First End Q Qualified for the play-offs X Unplayed/unfinished end due to concession



Game Results

Sheet	Game	Team	LSFE	1	2	3	4	5	6	7	8	Extra Ends	Total
M	6	ITA - Italy		1	1	1	0	0	0	2	0	2	7
	6	LTU - Lithuania	*	0	0	0	1	1	1	0	2	0	5

ITA - Italy	
4 S	SIMPSON Fiona
3 V	FERRERO Grazia
2	TIBOLDO Fulvia
1	SANTINI Vittoria
A	-

LTU - Lithuania	
4 S	VALATKIENE Gaiva
3	JASAITIENE Rasa Veronika
1 V	CEPULYTE Egle
A	ULDUKIENE Asta
A	-

Last Stone Draw	Distance
☺ SANTINI V	199.6cm
☺ TIBOLDO F	92.7cm
Total	292.3cm

Last Stone Draw	Distance
☺ JASAITIENE RV	114.0cm
☺ VALATKIENE G	60.5cm
Total	174.5cm

Time remaining: 1 minute 8 seconds
Time remaining: 1 minute 41 seconds (after extra end)

Time remaining: 3 minutes 52 seconds
Time remaining: 1 minute 37 seconds (after extra end)

Note:
Team position and functions are attached to each team member's name as follows:
4 = Fourth, **3** = Third, **2** = Second, **1** = Lead, **A** = Alternate, **S** = Skip, **V** = Vice-Skip

Legend:
☺ Clockwise ☹ Counter-clockwise **LSFE(*)** Last Stone First End





WSCC 2017
Lethbridge, Alberta, Canada

TUE 25 APR 2017
Start Time 20:45

World Senior Curling Championships 2017
ATB Centre - Lethbridge Curling Club
Women



Group-A Round Robin Session 12 - Sheet N

Game Results

Sheet	Game	Team	LSFE	1	2	3	4	5	6	7	8	Extra Ends	Total
N	6	SWE - Sweden		0	2	2	0	0	0	2	0		6
	6	ENG - England	*	1	0	0	1	1	2	0	2		7

SWE - Sweden	
4 S	HENRIKSSON Marie
3 V	BJOERK Carina
2	SEWIK Birgitta
1	ERIKSSON Helena
A	-

ENG - England	
4 S	DIXON Judith
3 V	SAVILLE Val
2	FORBES Helen
1	HIGGINS Deborah
A	-

Last Stone Draw		Distance
↻	HENRIKSSON M	72.5cm
↻	BJOERK C	177.9cm
Total		250.4cm

Last Stone Draw		Distance
↻	FORBES H	42.6cm
↻	SAVILLE V	176.0cm
Total		218.6cm

Time remaining: 4 minutes 55 seconds

Time remaining: 6 minutes 35 seconds

Note:
Team position and functions are attached to each team member's name as follows:
4 = Fourth, **3** = Third, **2** = Second, **1** = Lead, **A** = Alternate, **S** = Skip, **V** = Vice-Skip

Legend:
↻ Clockwise ↻ Counter-clockwise **LSFE(*)** Last Stone First End





Session Results and Standings

Sheet	Game	Team	LSFE	1	2	3	4	5	6	7	8	Extra Ends	Total
K	5	USA - United States		1	1	1	0	0	1	2	0		6
	4	SCO - Scotland	*	0	0	0	1	2	0	0	1		4
L	5	FIN - Finland		0	1	2	0	0	3	0	X		6
	5	AUS - Australia	*	1	0	0	1	0	0	2	X		4
N	5	SUI - Switzerland	*	3	0	1	0	2	0	4	X		10
	5	SVK - Slovakia		0	1	0	1	0	1	0	X		3

Current Standings

Group-A

Rank	Team	Games	Wins	Losses
1	CAN - Canada	5	5	0
2	JPN - Japan	5	4	1
3	RUS - Russia	5	3	2
3	SWE - Sweden	5	3	2
5	ENG - England	5	2	3
5	ITA - Italy	5	2	3
7	LTU - Lithuania	5	1	4
8	IRL - Ireland	5	0	5

Group-B

Rank	Team	Games	Wins	Losses
1	SUI - Switzerland	5	4	1
1	USA - United States	5	4	1
3	SCO - Scotland	4	3	1
4	FIN - Finland	5	3	2
5	CZE - Czech Republic	5	2	3
6	SVK - Slovakia	5	1	4
7	AUS - Australia	5	0	5

Note:

Under WCF rules, tie-breaking rules for standings are not applied until after the last game of the Round Robin.

Legend:

LSFE(*) Last Stone First End X Unplayed/unfinished end due to concession





WSSC 2017
Lethbridge, Alberta, Canada

TUE 25 APR 2017
Start Time 16:30

World Senior Curling Championships 2017
ATB Centre - Lethbridge Curling Club
Women



Group-B Round Robin Session 11 - Sheet K

Game Results

Sheet	Game	Team	LSFE	1	2	3	4	5	6	7	8	Extra Ends	Total
K	5	USA - United States		1	1	1	0	0	1	2	0		6
	4	SCO - Scotland	*	0	0	0	1	2	0	0	1		4

USA - United States	
4 S	LANK Patricia
3 V	LAWLESS Tracy
2	PIELAGE Kathryn
1	BROWN Sandra
A	CHRISTENSEN Linda

SCO - Scotland	
4 S	LOCKHART Jackie
3 V	CANNON Christine
2	HANNEN Isobel
1	RICHARDSON Margaret
A	LINDSAY Janet

Last Stone Draw		Distance
↻	BROWN S	87.6cm
↻	LANK P	76.0cm
Total		163.6cm

Last Stone Draw		Distance
↻	CANNON C	26.8cm
↻	HANNEN I	38.7cm
Total		65.5cm

Time remaining: 2 minutes 38 seconds

Time remaining: 1 minute 54 seconds

Note:
Team position and functions are attached to each team member's name as follows:
4 = Fourth, **3** = Third, **2** = Second, **1** = Lead, **A** = Alternate, **S** = Skip, **V** = Vice-Skip

Legend:
↻ Clockwise ↻ Counter-clockwise **LSFE(*)** Last Stone First End





WSSC 2017
Lethbridge, Alberta, Canada

TUE 25 APR 2017
Start Time 16:30

World Senior Curling Championships 2017
ATB Centre - Lethbridge Curling Club
Women



Group-B Round Robin Session 11 - Sheet L

Game Results

Sheet	Game	Team	LSFE	1	2	3	4	5	6	7	8	Extra Ends	Total
L	5	FIN - Finland		0	1	2	0	0	3	0	X		6
	5	AUS - Australia	*	1	0	0	1	0	0	2	X		4

FIN - Finland	
4 V	VIRTAALA Elina
3 S	HANSEN Mari
2	LINDSTROEM Janina
1	LOUHIVUORI Riikka
A	KAUSTE Kirsti

AUS - Australia	
4 S	GAGNON Sandy
3 V	WEIR Ellen
2	CORBY Lyn
1	RIORDAN Jenny
A	-

Last Stone Draw Distance

🕒 LOUHIVUORI R	199.6cm
🕒 HANSEN M	51.3cm
Total	250.9cm

Last Stone Draw Distance

🕒 RIORDAN J	47.3cm
🕒 GAGNON S	199.6cm
Total	246.9cm

Time remaining: 7 minutes 46 seconds

Time remaining: 3 minutes 57 seconds

Note:
Team position and functions are attached to each team member's name as follows:
4 = Fourth, 3 = Third, 2 = Second, 1 = Lead, A = Alternate, S = Skip, V = Vice-Skip

Legend:
 🕒 Clockwise 🕒 Counter-clockwise **LSFE(*)** Last Stone First End
 X Unplayed/unfinished end due to concession



WSCC 2017
Lethbridge, Alberta, Canada

TUE 25 APR 2017
Start Time 16:30

World Senior Curling Championships 2017
ATB Centre - Lethbridge Curling Club
Women



Group-B Round Robin Session 11 - Sheet N

Game Results

Sheet	Game	Team	LSFE	1	2	3	4	5	6	7	8	Extra Ends	Total
N	5	SUI - Switzerland	*	3	0	1	0	2	0	4	X		10
	5	SVK - Slovakia		0	1	0	1	0	1	0	X		3

SUI - Switzerland

4 S	LESTANDER Cristina
3 V	MUELLER Anne Marie
2	GAFNER Monika
1	BECK Irene
A	GYGAX Daniela

SVK - Slovakia

4 V	LIPTAKOVA Maria
3 S	MATUSKOVICOVA Margita
2	VACULOVA Iveta
1	BERNATOVA Katarina
A	SPILAKOVA Antonia

Last Stone Draw

	GAFNER M	Distance	110.2cm
	BECK I	Distance	7.3cm
Total		Distance	117.5cm

Last Stone Draw

	VACULOVA I	Distance	199.6cm
	LIPTAKOVA M	Distance	78.5cm
Total		Distance	278.1cm

Time remaining: 15 minutes 19 seconds

Time remaining: 12 minutes 24 seconds

Note:
Team position and functions are attached to each team member's name as follows:
4 = Fourth, **3** = Third, **2** = Second, **1** = Lead, **A** = Alternate, **S** = Skip, **V** = Vice-Skip

Legend:
 Clockwise Counter-clockwise **LSFE(*)** Last Stone First End
X Unplayed/unfinished end due to concession





Session Results and Standings

Sheet	Game	Team	LSFE	1	2	3	4	5	6	7	8	Extra Ends	Total
K	5	IRL - Ireland		0	0	0	0	1	0	X	X		1
	5	ITA - Italy	*	2	1	1	1	0	4	X	X		9
L	5	RUS - Russia		3	3	1	1	0	2	1	X		11
	5	ENG - England	*	0	0	0	0	2	0	0	X		2
M	5	JPN - Japan	*	1	0	2	0	2	0	1	X		6
	5	SWE - Sweden		0	1	0	2	0	1	0	X		4
N	5	CAN - Canada	*	2	2	2	2	0	5	X	X		13
	5	LTU - Lithuania		0	0	0	0	1	0	X	X		1

Current Standings

Group-A

Rank	Team	Games	Wins	Losses
1	CAN - Canada	5	5	0
2	JPN - Japan	5	4	1
3	RUS - Russia	5	3	2
3	SWE - Sweden	5	3	2
5	ENG - England	5	2	3
5	ITA - Italy	5	2	3
7	LTU - Lithuania	5	1	4
8	IRL - Ireland	5	0	5

Group-B

Rank	Team	Games	Wins	Losses
1	SCO - Scotland	3	3	0
2	SUI - Switzerland	4	3	1
2	USA - United States	4	3	1
4	FIN - Finland	4	2	2
5	CZE - Czech Republic	5	2	3
6	SVK - Slovakia	4	1	3
7	AUS - Australia	4	0	4

Note:

Under WCF rules, tie-breaking rules for standings are not applied until after the last game of the Round Robin.

Legend:

LSFE(*) Last Stone First End **X** Unplayed/unfinished end due to concession





Game Results

Sheet	Game	Team	LSFE	1	2	3	4	5	6	7	8	Extra Ends	Total
K	5	IRL - Ireland		0	0	0	0	1	0	X	X		1
	5	ITA - Italy	*	2	1	1	1	0	4	X	X		9

IRL - Ireland	
4	V O'KANE Marie
3	S HIBBERD Carolyn
2	KERR Louise
1	McCORMICK Clare
A	-

ITA - Italy	
4	S SIMPSON Fiona
3	V FERRERO Grazia
2	TIBOLDO Fulvia
1	SANTINI Vittoria
A	-

Last Stone Draw	Distance
🕒 O'KANE M	133.2cm
🕒 KERR L	199.6cm
Total	332.8cm

Last Stone Draw	Distance
🕒 SIMPSON F	199.6cm
🕒 FERRERO G	55.8cm
Total	255.4cm

Time remaining: 9 minutes 21 seconds

Time remaining: 7 minutes 14 seconds

Note:
Team position and functions are attached to each team member's name as follows:
4 = Fourth, 3 = Third, 2 = Second, 1 = Lead, A = Alternate, S = Skip, V = Vice-Skip

Legend:
🕒 Clockwise 🕒 Counter-clockwise LSFE(*) Last Stone First End
X Unplayed/unfinished end due to concession





Game Results

Sheet	Game	Team	LSFE	1	2	3	4	5	6	7	8	Extra Ends	Total
M	5	JPN - Japan	*	1	0	2	0	2	0	1	X		6
	5	SWE - Sweden		0	1	0	2	0	1	0	X		4

JPN - Japan	
4 S	KAWAMURA Miyuki
3 V	HAYASHI Yukari
2	MATSUI Katsuko
1	KUWAHARA Takako
A	KOBAYASHI Yoko

SWE - Sweden	
4 S	HENRIKSSON Marie
3 V	BJOERK Carina
2	SEWIK Birgitta
1	ERIKSSON Helena
A	-

Last Stone Draw		Distance
↻	HAYASHI Y	150.9cm
↺	KAWAMURA M	137.8cm
Total		288.7cm

Last Stone Draw		Distance
↻	SEWIK B	199.6cm
↺	ERIKSSON H	105.7cm
Total		305.3cm

Time remaining: 5 minutes 3 seconds

Time remaining: 7 minutes 9 seconds

Note:
Team position and functions are attached to each team member's name as follows:
4 = Fourth, **3** = Third, **2** = Second, **1** = Lead, **A** = Alternate, **S** = Skip, **V** = Vice-Skip

Legend:
 ↻ Clockwise ↺ Counter-clockwise LSFE(*) Last Stone First End
 X Unplayed/unfinished end due to concession



Game Results

Sheet	Game	Team	LSFE	1	2	3	4	5	6	7	8	Extra Ends	Total
N	5	CAN - Canada	*	2	2	2	2	0	5	X	X		13
	5	LTU - Lithuania		0	0	0	0	1	0	X	X		1

CAN - Canada

4 S	JONES Colleen
3	KELLY Kim
2	RADFORD Mary Sue
1 V	DELAHUNT Nancy
A	-

LTU - Lithuania

4 S	VALATKIENE Gaiva
3	JASAITIENE Rasa Veronika
1 V	CEPULYTE Egle
A	ULDUKIENE Asta
A	-

Last Stone Draw

	Distance
☺ RADFORD MS	118.1cm
☺ DELAHUNT N	23.5cm
Total	141.6cm

Last Stone Draw

	Distance
☺ VALATKIENE G	65.8cm
☺ CEPULYTE E	199.6cm
Total	265.4cm

Time remaining: 11 minutes 22 seconds

Time remaining: 9 minutes 1 second

Note:
Team position and functions are attached to each team member's name as follows:
4 = Fourth, 3 = Third, 2 = Second, 1 = Lead, A = Alternate, S = Skip, V = Vice-Skip

Legend:
☺ Clockwise ☻ Counter-clockwise **LSFE(*)** Last Stone First End
X Unplayed/unfinished end due to concession





Session Results and Standings

Sheet	Game	Team	LSFE	1	2	3	4	5	6	7	8	Extra Ends	Total
K	4	AUS - Australia		1	0	0	0	0	2	0	0		3
	4	SVK - Slovakia	*	0	0	1	3	2	0	1	2		9
L	4	USA - United States	*	0	0	1	0	2	1	0	0		4
	4	SUI - Switzerland		1	2	0	1	0	0	1	1		6
M	4	FIN - Finland		0	0	0	2	0	0	0	X		2
	5	CZE - Czech Republic	*	2	0	1	0	2	1	1	X		7

Current Standings

Group-A

Rank	Team	Games	Wins	Losses
1	CAN - Canada	4	4	0
2	JPN - Japan	4	3	1
2	SWE - Sweden	4	3	1
4	ENG - England	4	2	2
4	RUS - Russia	4	2	2
6	ITA - Italy	4	1	3
6	LTU - Lithuania	4	1	3
8	IRL - Ireland	4	0	4

Group-B

Rank	Team	Games	Wins	Losses
1	SCO - Scotland	3	3	0
2	SUI - Switzerland	4	3	1
2	USA - United States	4	3	1
4	FIN - Finland	4	2	2
5	CZE - Czech Republic	5	2	3
6	SVK - Slovakia	4	1	3
7	AUS - Australia	4	0	4

Note:

Under WCF rules, tie-breaking rules for standings are not applied until after the last game of the Round Robin.

Legend:

LSFE(*) Last Stone First End **X** Unplayed/unfinished end due to concession / Team ran out of time





WSSC 2017
Lethbridge, Alberta, Canada

TUE 25 APR 2017
Start Time 8:00

World Senior Curling Championships 2017
ATB Centre - Lethbridge Curling Club

Women

Group-B Round Robin Session 9 - Sheet K



Game Results

Sheet	Game	Team	LSFE	1	2	3	4	5	6	7	8	Extra Ends	Total
K	4	AUS - Australia		1	0	0	0	0	2	0	0		3
	4	SVK - Slovakia	*	0	0	1	3	2	0	1	2		9

AUS - Australia	
4 S	GAGNON Sandy
3 V	WEIR Ellen
2	CORBY Lyn
1	RIORDAN Jenny
A	-

SVK - Slovakia	
4 V	LIPTAKOVA Maria
3 S	MATUSKOVICOVA Margita
2	SPILAKOVA Antonia
1	BERNATOVA Katarina
A	VACULOVA Iveta

Last Stone Draw	Distance
☺ WEIR E	199.6cm
☹ CORBY L	199.6cm
Total	399.2cm

Time remaining: 1 minute 44 seconds

Last Stone Draw	Distance
☺ BERNATOVA K	199.6cm
☹ MATUSKOVICOVA M	63.3cm
Total	262.9cm

Time remaining: 5 minutes 32 seconds

Note:
Team position and functions are attached to each team member's name as follows:
4 = Fourth, 3 = Third, 2 = Second, 1 = Lead, A = Alternate, S = Skip, V = Vice-Skip

Legend:
☺ Clockwise ☹ Counter-clockwise **LSFE(*)** Last Stone First End





WSCC 2017
Lethbridge, Alberta, Canada

TUE 25 APR 2017
Start Time 8:00

World Senior Curling Championships 2017
ATB Centre - Lethbridge Curling Club
Women



Group-B Round Robin Session 9 - Sheet L

Game Results

Sheet	Game	Team	LSFE	1	2	3	4	5	6	7	8	Extra Ends	Total
L	4	USA - United States	*	0	0	1	0	2	1	0	0		4
	4	SUI - Switzerland		1	2	0	1	0	0	1	1		6

USA - United States	
4 S	LANK Patricia
3 V	LAWLESS Tracy
2	PIELAGE Kathryn
1	BROWN Sandra
A	CHRISTENSEN Linda

SUI - Switzerland	
4 S	LESTANDER Cristina
3 V	MUELLER Anne Marie
2	GAFNER Monika
1	GYGAX Daniela
A	BECK Irene

Last Stone Draw	Distance
☺ LANK P	30.2cm
☺ BROWN S	26.6cm
Total	56.8cm
Time remaining:	0 minutes 14 seconds

Last Stone Draw	Distance
☺ LESTANDER C	125.1cm
☺ MUELLER AM	175.3cm
Total	300.4cm
Time remaining:	0 minutes 45 seconds

Note:
Team position and functions are attached to each team member's name as follows:
4 = Fourth, 3 = Third, 2 = Second, 1 = Lead, A = Alternate, S = Skip, V = Vice-Skip

Legend:
☺ Clockwise ☹ Counter-clockwise **LSFE(*)** Last Stone First End





Game Results

Sheet	Game	Team	LSFE	1	2	3	4	5	6	7	8	Extra Ends	Total
M	4	FIN - Finland		0	0	0	2	0	0	0	X		2
	5	CZE - Czech Republic	*	2	0	1	0	2	1	1	X		7

FIN - Finland	
4 V	VIRTAALA Elina
3 S	HANSEN Mari
2	LINDSTROEM Janina
1	LOUHIVUORI Riikka
A	KAUSTE Kirsti

CZE - Czech Republic	
4 S	VARECKOVA Miroslava
3 V	NEZNALOVA Veronika
2	MECHUROVA Michaela
1	MACKOVA Irena
A	-

Last Stone Draw	Distance
☻ VIRTAALA E	175.5cm
☻ LINDSTROEM J	199.6cm
Total	375.1cm

Time remaining: 2 minutes 4 seconds

Last Stone Draw	Distance
☻ MACKOVA I	199.6cm
☻ NEZNALOVA V	83.0cm
Total	282.6cm

Time remaining: 2 minutes 48 seconds

Note:
Team position and functions are attached to each team member's name as follows:
4 = Fourth, **3** = Third, **2** = Second, **1** = Lead, **A** = Alternate, **S** = Skip, **V** = Vice-Skip

Legend:
☻ Clockwise ☼ Counter-clockwise **LSFE(*)** Last Stone First End
X Unplayed/unfinished end due to concession



Session Results and Standings

Sheet	Game	Team	LSFE	1	2	3	4	5	6	7	8	Extra Ends	Total
K	4	ENG - England		1	1	1	1	3	0	1	X		8
	4	IRL - Ireland	*	0	0	0	0	0	3	0	X		3
L	4	LTU - Lithuania		0	0	1	1	2	0	1	1		6
	4	JPN - Japan	*	2	1	0	0	0	1	0	0		4
M	4	SWE - Sweden		0	0	0	1	0	1	0	X		2
	4	CAN - Canada	*	2	1	1	0	2	0	4	X		10
N	4	ITA - Italy		0	2	0	1	1	0	0	2		6
	4	RUS - Russia	*	2	0	1	0	0	1	0	0		4

Current Standings

Group-A

Rank	Team	Games	Wins	Losses
1	CAN - Canada	4	4	0
2	JPN - Japan	4	3	1
2	SWE - Sweden	4	3	1
4	ENG - England	4	2	2
4	RUS - Russia	4	2	2
6	ITA - Italy	4	1	3
6	LTU - Lithuania	4	1	3
8	IRL - Ireland	4	0	4

Group-B

Rank	Team	Games	Wins	Losses
1	SCO - Scotland	3	3	0
1	USA - United States	3	3	0
3	FIN - Finland	3	2	1
3	SUI - Switzerland	3	2	1
5	CZE - Czech Republic	4	1	3
6	AUS - Australia	3	0	3
6	SVK - Slovakia	3	0	3

Note:
Under WCF rules, tie-breaking rules for standings are not applied until after the last game of the Round Robin.

Legend:
LSFE(*) Last Stone First End X Unplayed/unfinished end due to concession





Group-A Round Robin Session 8 - Sheet K

Game Results

Sheet	Game	Team	LSFE	1	2	3	4	5	6	7	8	Extra Ends	Total
K	4	ENG - England		1	1	1	1	3	0	1	X		8
	4	IRL - Ireland	*	0	0	0	0	0	3	0	X		3

ENG - England	
4	S DIXON Judith
3	V SAVILLE Val
2	FORBES Helen
1	HIGGINS Deborah
A	-

IRL - Ireland	
4	V O'KANE Marie
3	S HIBBERD Carolyn
2	KERR Louise
1	McCORMICK Clare
A	-

Last Stone Draw		Distance
↻	SAVILLE V	175.3cm
↻	FORBES H	199.6cm
Total		374.9cm

Last Stone Draw		Distance
↻	HIBBERD C	130.3cm
↻	McCORMICK C	199.6cm
Total		329.9cm

Time remaining: 9 minutes 17 seconds

Time remaining: 8 minutes 23 seconds

Note:
Team position and functions are attached to each team member's name as follows:
4 = Fourth, 3 = Third, 2 = Second, 1 = Lead, A = Alternate, S = Skip, V = Vice-Skip

Legend:
↻ Clockwise ↻ Counter-clockwise **LSFE(*)** Last Stone First End
X Unplayed/unfinished end due to concession





WSSC 2017
Lethbridge, Alberta, Canada

MON 24 APR 2017
Start Time 20:45

World Senior Curling Championships 2017
ATB Centre - Lethbridge Curling Club

Women

Group-A Round Robin Session 8 - Sheet L



Game Results

Sheet	Game	Team	LSFE	1	2	3	4	5	6	7	8	Extra Ends	Total
L	4	LTU - Lithuania		0	0	1	1	2	0	1	1		6
	4	JPN - Japan	*	2	1	0	0	0	1	0	0		4

LTU - Lithuania	
4 S	VALATKIENE Gaiva
3	JASAITIENE Rasa Veronika
1 V	CEPULYTE Egle
A	ULDUKIENE Asta
A	-

JPN - Japan	
4 S	KAWAMURA Miyuki
3 V	HAYASHI Yukari
2	KOBAYASHI Yoko
1	KUWAHARA Takako
A	MATSUI Katsuko

Last Stone Draw	Distance
☺ CEPULYTE E	199.6cm
☺ JASAITIENE RV	199.6cm
Total	399.2cm

Last Stone Draw	Distance
☺ KOBAYASHI Y	41.6cm
☺ KUWAHARA T	60.9cm
Total	102.5cm

Time remaining: 1 minute 57 seconds

Time remaining: 0 minutes 42 seconds

Note:
Team position and functions are attached to each team member's name as follows:
4 = Fourth, 3 = Third, 2 = Second, 1 = Lead, A = Alternate, S = Skip, V = Vice-Skip

Legend:
☺ Clockwise ☹ Counter-clockwise **LSFE(*)** Last Stone First End



Game Results

Sheet	Game	Team	LSFE	1	2	3	4	5	6	7	8	Extra Ends	Total
M	4	SWE - Sweden		0	0	0	1	0	1	0	X		2
	4	CAN - Canada	*	2	1	1	0	2	0	4	X		10

SWE - Sweden	
4 S	HENRIKSSON Marie
3 V	BJOERK Carina
2	SEWIK Birgitta
1	ERIKSSON Helena
A	-

CAN - Canada	
4 S	JONES Colleen
3	KELLY Kim
2	RADFORD Mary Sue
1 V	DELAHUNT Nancy
A	-

Last Stone Draw		Distance
↻	BJOERK C	61.3cm
↻	HENRIKSSON M	199.6cm
Total		260.9cm

Time remaining: 8 minutes 58 seconds

Last Stone Draw		Distance
↻	JONES C	135.8cm
↻	KELLY K	47.5cm
Total		183.3cm

Time remaining: 7 minutes 19 seconds

Note:

Team position and functions are attached to each team member's name as follows:
4 = Fourth, 3 = Third, 2 = Second, 1 = Lead, A = Alternate, S = Skip, V = Vice-Skip

Legend:

↻ Clockwise ↺ Counter-clockwise **LSFE(*)** Last Stone First End
X Unplayed/unfinished end due to concession



WSSC 2017
Lethbridge, Alberta, Canada

MON 24 APR 2017
Start Time 20:45

World Senior Curling Championships 2017
ATB Centre - Lethbridge Curling Club

Women

Group-A Round Robin Session 8 - Sheet N



Game Results

Sheet	Game	Team	LSFE	1	2	3	4	5	6	7	8	Extra Ends	Total
N	4	ITA - Italy		0	2	0	1	1	0	0	2		6
	4	RUS - Russia	*	2	0	1	0	0	1	0	0		4

ITA - Italy	
4 S	SIMPSON Fiona
3 V	FERRERO Grazia
2	TIBOLDO Fulvia
1	SANTINI Vittoria
A	-

RUS - Russia	
4 S	SMIRNOVA Tatiana
3 V	KOLESNIKOVA Irina
2	ILENKOVA Natalia
1	PRIEMSKAYA Ekaterina
A	MUROVA Liudmila

Last Stone Draw		Distance
↻	TIBOLDO F	192.0cm
↻	SANTINI V	199.6cm
Total		391.6cm

Last Stone Draw		Distance
↻	SMIRNOVA T	84.4cm
↻	ILENKOVA N	132.6cm
Total		217.0cm

Time remaining: 3 minutes 34 seconds

Time remaining: 4 minutes 6 seconds

Note:
Team position and functions are attached to each team member's name as follows:
4 = Fourth, 3 = Third, 2 = Second, 1 = Lead, A = Alternate, S = Skip, V = Vice-Skip

Legend:
↻ Clockwise ↻ Counter-clockwise **LSFE(*)** Last Stone First End





Session Results and Standings

Sheet	Game	Team	LSFE	1	2	3	4	5	6	7	8	Extra Ends	Total
K	3	SUI - Switzerland	*	2	0	0	2	1	0	1	X		6
	4	CZE - Czech Republic		0	1	1	0	0	1	0	X		3
M	3	SVK - Slovakia	*	0	0	0	1	0	0	X	X		1
	3	USA - United States		2	1	3	0	3	2	X	X		11

Current Standings

Group-A

Rank	Team	Games	Wins	Losses
1	CAN - Canada	3	3	0
1	JPN - Japan	3	3	0
1	SWE - Sweden	3	3	0
4	RUS - Russia	3	2	1
5	ENG - England	3	1	2
6	IRL - Ireland	3	0	3
6	ITA - Italy	3	0	3
6	LTU - Lithuania	3	0	3

Group-B

Rank	Team	Games	Wins	Losses
1	SCO - Scotland	3	3	0
1	USA - United States	3	3	0
3	FIN - Finland	3	2	1
3	SUI - Switzerland	3	2	1
5	CZE - Czech Republic	4	1	3
6	AUS - Australia	3	0	3
6	SVK - Slovakia	3	0	3

Note:
Under WCF rules, tie-breaking rules for standings are not applied until after the last game of the Round Robin.

Legend:
LSFE(*) Last Stone First End X Unplayed/unfinished end due to concession



Game Results

Sheet	Game	Team	LSFE	1	2	3	4	5	6	7	8	Extra Ends	Total
K	3	SUI - Switzerland	*	2	0	0	2	1	0	1	X		6
	4	CZE - Czech Republic		0	1	1	0	0	1	0	X		3

SUI - Switzerland	
4 S	LESTANDER Cristina
3 V	MUELLER Anne Marie
2	GAFNER Monika
1	GYGAX Daniela
A	BECK Irene

CZE - Czech Republic	
4 S	VARECKOVA Miroslava
3 V	NEZNALOVA Veronika
2	MECHUROVA Michaela
1	MACKOVA Irena
A	-

Last Stone Draw	Distance
⌚ MUELLER AM	35.6cm
⌚ LESTANDER C	34.7cm
Total	70.3cm

Last Stone Draw	Distance
⌚ MECHUROVA M	107.2cm
⌚ VARECKOVA M	111.6cm
Total	218.8cm

Time remaining: 4 minutes 9 seconds

Time remaining: 3 minutes 56 seconds

Note:
Team position and functions are attached to each team member's name as follows:
4 = Fourth, 3 = Third, 2 = Second, 1 = Lead, A = Alternate, S = Skip, V = Vice-Skip

Legend:
⌚ Clockwise ⌚ Counter-clockwise LSFE(*) Last Stone First End
X Unplayed/unfinished end due to concession





WSSC 2017
Lethbridge, Alberta, Canada

MON 24 APR 2017
Start Time 16:30

World Senior Curling Championships 2017
ATB Centre - Lethbridge Curling Club
Women



Group-B Round Robin Session 7 - Sheet M

Game Results

Sheet	Game	Team	LSFE	1	2	3	4	5	6	7	8	Extra Ends	Total
M	3	SVK - Slovakia	*	0	0	0	1	0	0	X	X		1
	3	USA - United States		2	1	3	0	3	2	X	X		11

SVK - Slovakia	
4 S	MATUSKOVICOVA Margita
3 V	LIPTAKOVA Maria
2	BERNATOVA Katarina
1	VACULOVA Iveta
A	SPILAKOVA Antonia

USA - United States	
4 S	LANK Patricia
3 V	LAWLESS Tracy
2	PIELAGE Kathryn
1	BROWN Sandra
A	CHRISTENSEN Linda

Last Stone Draw		Distance
LIPTAKOVA M		147.8cm
BERNATOVA K		199.6cm
Total		347.4cm

Last Stone Draw		Distance
LAWLESS T		199.6cm
PIELAGE K		199.6cm
Total		399.2cm

Time remaining: 12 minutes 38 seconds

Time remaining: 12 minutes 29 seconds

CHRISTENSEN L replaced LAWLESS T at the beginning of end 5

Note:
Team position and functions are attached to each team member's name as follows:
4 = Fourth, 3 = Third, 2 = Second, 1 = Lead, A = Alternate, S = Skip, V = Vice-Skip

Legend:
 Clockwise Counter-clockwise **LSFE(*)** Last Stone First End
X Unplayed/unfinished end due to concession



Session Results and Standings

Sheet	Game	Team	LSFE	1	2	3	4	5	6	7	8	Extra Ends	Total
K	3	LTU - Lithuania		0	0	1	0	0	0	X	X		1
	3	RUS - Russia	*	1	1	0	1	3	2	X	X		8
L	3	JPN - Japan	*	0	3	1	0	2	0	0	0		6
	3	ITA - Italy		0	0	0	1	0	1	2	1		5
M	3	CAN - Canada		4	0	3	1	1	3	1	X		13
	3	ENG - England	*	0	1	0	0	0	0	0	X		1
N	3	IRL - Ireland	*	1	4	0	2	0	0	1	X		8
	3	SWE - Sweden		0	0	4	0	5	4	0	X		13

Current Standings

Group-A

Rank	Team	Games	Wins	Losses
1	CAN - Canada	3	3	0
1	JPN - Japan	3	3	0
1	SWE - Sweden	3	3	0
4	RUS - Russia	3	2	1
5	ENG - England	3	1	2
6	IRL - Ireland	3	0	3
6	ITA - Italy	3	0	3
6	LTU - Lithuania	3	0	3

Group-B

Rank	Team	Games	Wins	Losses
1	SCO - Scotland	3	3	0
2	USA - United States	2	2	0
3	FIN - Finland	3	2	1
4	SUI - Switzerland	2	1	1
5	CZE - Czech Republic	3	1	2
6	SVK - Slovakia	2	0	2
7	AUS - Australia	3	0	3

Note:

Under WCF rules, tie-breaking rules for standings are not applied until after the last game of the Round Robin.

Legend:

LSFE(*) Last Stone First End **X** Unplayed/unfinished end due to concession





Game Results

Sheet	Game	Team	LSFE	1	2	3	4	5	6	7	8	Extra Ends	Total
K	3	LTU - Lithuania		0	0	1	0	0	0	X	X		1
	3	RUS - Russia	*	1	1	0	1	3	2	X	X		8

LTU - Lithuania

4	S	VALATKIENE Gaiva
3		JASAITIENE Rasa Veronika
1	V	CEPULYTE Egle
A		ULDUKIENE Asta
A		-

RUS - Russia

4	S	SMIRNOVA Tatiana
3	V	KOLESNIKOVA Irina
2		ILENKOVA Natalia
1		PRIEMSKAYA Ekaterina
A		MUROVA Liudmila

Last Stone Draw

	Distance
⌚ JASAITIENE RV	199.6cm
⌚ VALATKIENE G	199.6cm
Total	399.2cm

Last Stone Draw

	Distance
⌚ KOLESNIKOVA I	134.1cm
⌚ PRIEMSKAYA E	52.8cm
Total	186.9cm

Time remaining: 10 minutes 35 seconds

Time remaining: 11 minutes 29 seconds

Note:
Team position and functions are attached to each team member's name as follows:
4 = Fourth, 3 = Third, 2 = Second, 1 = Lead, A = Alternate, S = Skip, V = Vice-Skip

Legend:
⌚ Clockwise ⌚ Counter-clockwise LSFE(*) Last Stone First End
X Unplayed/unfinished end due to concession



WSCC 2017
Lethbridge, Alberta, Canada

MON 24 APR 2017
Start Time 12:15

World Senior Curling Championships 2017
ATB Centre - Lethbridge Curling Club

Women

Group-A Round Robin Session 6 - Sheet L



Game Results

Sheet	Game	Team	LSFE	1	2	3	4	5	6	7	8	Extra Ends	Total
L	3	JPN - Japan	*	0	3	1	0	2	0	0	0		6
	3	ITA - Italy		0	0	0	1	0	1	2	1		5

JPN - Japan	
4 S	KAWAMURA Miyuki
3 V	HAYASHI Yukari
2	MATSUI Katsuko
1	KUWAHARA Takako
A	KOBAYASHI Yoko

ITA - Italy	
4 S	SIMPSON Fiona
3 V	FERRERO Grazia
2	TIBOLDO Fulvia
1	SANTINI Vittoria
A	-

Last Stone Draw	Distance
⌚ MATSUI K	113.3cm
⌚ KAWAMURA M	39.8cm
Total	153.1cm

Last Stone Draw	Distance
⌚ FERRERO G	104.6cm
⌚ SIMPSON F	116.5cm
Total	221.1cm

Time remaining: 4 minutes 28 seconds

Time remaining: 1 minute 27 seconds

Note:
Team position and functions are attached to each team member's name as follows:
4 = Fourth, **3** = Third, **2** = Second, **1** = Lead, **A** = Alternate, **S** = Skip, **V** = Vice-Skip

Legend:
⌚ Clockwise ⌚ Counter-clockwise **LSFE(*)** Last Stone First End





Game Results

Sheet	Game	Team	LSFE	1	2	3	4	5	6	7	8	Extra Ends	Total
M	3	CAN - Canada		4	0	3	1	1	3	1	X		13
	3	ENG - England	*	0	1	0	0	0	0	0	X		1

CAN - Canada	
4 S	JONES Colleen
3	KELLY Kim
2	RADFORD Mary Sue
1 V	DELAHUNT Nancy
A	-

ENG - England	
4 S	DIXON Judith
3 V	SAVILLE Val
2	FORBES Helen
1	HIGGINS Deborah
A	-

Last Stone Draw		Distance
	DELAHUNT N	66.6cm
	RADFORD MS	192.6cm
Total		259.2cm

Last Stone Draw		Distance
	DIXON J	145.9cm
	HIGGINS D	70.0cm
Total		215.9cm

Time remaining: 8 minutes 15 seconds

Time remaining: 8 minutes 32 seconds

Note:
Team position and functions are attached to each team member's name as follows:
4 = Fourth, 3 = Third, 2 = Second, 1 = Lead, A = Alternate, S = Skip, V = Vice-Skip

Legend:
 Clockwise Counter-clockwise **LSFE(*)** Last Stone First End
 X Unplayed/unfinished end due to concession





WSCC 2017
Lethbridge, Alberta, Canada

MON 24 APR 2017
Start Time 12:15

World Senior Curling Championships 2017
ATB Centre - Lethbridge Curling Club

Women

Group-A Round Robin Session 6 - Sheet N



Game Results

Sheet	Game	Team	LSFE	1	2	3	4	5	6	7	8	Extra Ends	Total
N	3	IRL - Ireland	*	1	4	0	2	0	0	1	X		8
	3	SWE - Sweden		0	0	4	0	5	4	0	X		13

IRL - Ireland	
4 V	O'KANE Marie
3 S	HIBBERD Carolyn
2	KERR Louise
1	McCORMICK Clare
A	-

SWE - Sweden	
4 S	HENRIKSSON Marie
3 V	BJOERK Carina
2	SEWIK Birgitta
1	ERIKSSON Helena
A	-

Last Stone Draw	Distance
⌚ KERR L	43.1cm
⌚ O'KANE M	199.6cm
Total	242.7cm

Last Stone Draw	Distance
⌚ HENRIKSSON M	187.2cm
⌚ BJOERK C	199.6cm
Total	386.8cm

Time remaining: 7 minutes 34 seconds

Time remaining: 5 minutes 24 seconds

Note:
Team position and functions are attached to each team member's name as follows:
4 = Fourth, 3 = Third, 2 = Second, 1 = Lead, A = Alternate, S = Skip, V = Vice-Skip

Legend:
⌚ Clockwise ⌚ Counter-clockwise LSFE(*) Last Stone First End
X Unplayed/unfinished end due to concession





Session Results and Standings

Sheet	Game	Team	LSFE	1	2	3	4	5	6	7	8	Extra Ends	Total
K	3	SCO - Scotland	*	1	4	1	2	1	0	X	X		9
	3	AUS - Australia		0	0	0	0	0	1	X	X		1
L	2	SVK - Slovakia		0	0	0	0	0	0	X	X		0
	3	FIN - Finland	*	2	1	3	1	1	1	X	X		9
N	3	CZE - Czech Republic		0	0	1	2	2	0	0	0		5
	2	USA - United States	*	1	1	0	0	0	3	1	2		8

Current Standings

Group-A

Rank	Team	Games	Wins	Losses
1	CAN - Canada	2	2	0
1	JPN - Japan	2	2	0
1	SWE - Sweden	2	2	0
4	ENG - England	2	1	1
4	RUS - Russia	2	1	1
6	IRL - Ireland	2	0	2
6	ITA - Italy	2	0	2
6	LTU - Lithuania	2	0	2

Group-B

Rank	Team	Games	Wins	Losses
1	SCO - Scotland	3	3	0
2	USA - United States	2	2	0
3	FIN - Finland	3	2	1
4	SUI - Switzerland	2	1	1
5	CZE - Czech Republic	3	1	2
6	SVK - Slovakia	2	0	2
7	AUS - Australia	3	0	3

Note:

Under WCF rules, tie-breaking rules for standings are not applied until after the last game of the Round Robin.

Legend:

LSFE(*) Last Stone First End **X** Unplayed/unfinished end due to concession





Group-B Round Robin Session 5 - Sheet K

Game Results

Sheet	Game	Team	LSFE	1	2	3	4	5	6	7	8	Extra Ends	Total
K	3	SCO - Scotland	*	1	4	1	2	1	0	X	X		9
	3	AUS - Australia		0	0	0	0	0	1	X	X		1

SCO - Scotland

4 S	LOCKHART Jackie
3 V	CANNON Christine
2	HANNEN Isobel
1	RICHARDSON Margaret
A	LINDSAY Janet

AUS - Australia

4 S	GAGNON Sandy
3 V	WEIR Ellen
2	CORBY Lyn
1	RIORDAN Jenny
A	-

Last Stone Draw

	Distance
↻ LOCKHART J	83.1cm
↻ RICHARDSON M	58.4cm
Total	141.5cm

Last Stone Draw

	Distance
↻ GAGNON S	199.6cm
↻ RIORDAN J	199.6cm
Total	399.2cm

Time remaining: 12 minutes 19 seconds

Time remaining: 10 minutes 29 seconds

Note:
Team position and functions are attached to each team member's name as follows:
4 = Fourth, 3 = Third, 2 = Second, 1 = Lead, A = Alternate, S = Skip, V = Vice-Skip

Legend:
↻ Clockwise ↻ Counter-clockwise LSFE(*) Last Stone First End
X Unplayed/unfinished end due to concession



WSSC 2017
Lethbridge, Alberta, Canada

MON 24 APR 2017
Start Time 8:00

World Senior Curling Championships 2017
ATB Centre - Lethbridge Curling Club

Women

Group-B Round Robin Session 5 - Sheet N



Game Results

Sheet	Game	Team	LSFE	1	2	3	4	5	6	7	8	Extra Ends	Total
N	3	CZE - Czech Republic		0	0	1	2	2	0	0	0		5
	2	USA - United States	*	1	1	0	0	0	3	1	2		8

CZE - Czech Republic	
4 S	VARECKOVA Miroslava
3 V	NEZNALOVA Veronika
2	MECHUROVA Michaela
1	MACKOVA Irena
A	-

USA - United States	
4 S	LANK Patricia
3 V	LAWLESS Tracy
2	PIELAGE Kathryn
1	BROWN Sandra
A	CHRISTENSEN Linda

Last Stone Draw	Distance
☺ NEZNALOVA V	79.8cm
☺ MACKOVA I	56.4cm
Total	136.2cm

Last Stone Draw	Distance
☺ PIELAGE K	49.9cm
☺ LAWLESS T	59.2cm
Total	109.1cm

Time remaining: 2 minutes 5 seconds

Time remaining: 1 minute 59 seconds

Note:
Team position and functions are attached to each team member's name as follows:
4 = Fourth, 3 = Third, 2 = Second, 1 = Lead, A = Alternate, S = Skip, V = Vice-Skip

Legend:
☺ Clockwise ☹ Counter-clockwise **LSFE(*)** Last Stone First End





Session Results and Standings

Sheet	Game	Team	LSFE	1	2	3	4	5	6	7	8	Extra Ends	Total
K	2	ITA - Italy	*	0	2	1	1	0	2	0	0		6
	2	SWE - Sweden		3	0	0	0	2	0	2	1		8
L	2	ENG - England		1	2	1	1	3	2	X	X		10
	2	LTU - Lithuania	*	0	0	0	0	0	0	X	X		0
M	2	IRL - Ireland	*	0	0	0	2	0	0	X	X		2
	2	JPN - Japan		1	2	2	0	3	1	X	X		9
N	2	RUS - Russia		1	0	0	1	1	0	0	2	0	5
	2	CAN - Canada	*	0	3	0	0	0	1	1	0	2	7

Current Standings

Group-A

Rank	Team	Games	Wins	Losses
1	CAN - Canada	2	2	0
1	JPN - Japan	2	2	0
1	SWE - Sweden	2	2	0
4	ENG - England	2	1	1
4	RUS - Russia	2	1	1
6	IRL - Ireland	2	0	2
6	ITA - Italy	2	0	2
6	LTU - Lithuania	2	0	2

Group-B

Rank	Team	Games	Wins	Losses
1	SCO - Scotland	2	2	0
2	USA - United States	1	1	0
3	CZE - Czech Republic	2	1	1
3	FIN - Finland	2	1	1
3	SUI - Switzerland	2	1	1
6	SVK - Slovakia	1	0	1
7	AUS - Australia	2	0	2

Note:

Under WCF rules, tie-breaking rules for standings are not applied until after the last game of the Round Robin.

Legend:

LSFE(*) Last Stone First End **X** Unplayed/unfinished end due to concession



WSCC 2017
Lethbridge, Alberta, Canada

SUN 23 APR 2017
Start Time 20:45

World Senior Curling Championships 2017
ATB Centre - Lethbridge Curling Club
Women



Group-A Round Robin Session 4 - Sheet K

Game Results

Sheet	Game	Team	LSFE	1	2	3	4	5	6	7	8	Extra Ends	Total
K	2	ITA - Italy	*	0	2	1	1	0	2	0	0		6
	2	SWE - Sweden		3	0	0	0	2	0	2	1		8

ITA - Italy

4	S	SIMPSON Fiona
3	V	FERRERO Grazia
2		TIBOLDO Fulvia
1		SANTINI Vittoria
A		-

SWE - Sweden

4	S	HENRIKSSON Marie
3	V	BJOERK Carina
2		SEWIK Birgitta
1		ERIKSSON Helena
A		-

Last Stone Draw

	Distance
🕒 SANTINI V	61.0cm
🕒 TIBOLDO F	68.8cm
Total	129.8cm

Last Stone Draw

	Distance
🕒 ERIKSSON H	151.3cm
🕒 SEWIK B	63.7cm
Total	215.0cm

Time remaining: 4 minutes 46 seconds

Time remaining: 3 minutes 20 seconds

Note:
Team position and functions are attached to each team member's name as follows:
4 = Fourth, **3** = Third, **2** = Second, **1** = Lead, **A** = Alternate, **S** = Skip, **V** = Vice-Skip

Legend:
🕒 Clockwise 🕒 Counter-clockwise **LSFE(*)** Last Stone First End





Game Results

Sheet	Game	Team	LSFE	1	2	3	4	5	6	7	8	Extra Ends	Total
L	2	ENG - England		1	2	1	1	3	2	X	X		10
	2	LTU - Lithuania	*	0	0	0	0	0	0	X	X		0

ENG - England	
4 S	DIXON Judith
3 V	SAVILLE Val
2	FORBES Helen
1	HIGGINS Deborah
A	-

LTU - Lithuania	
4 S	VALATKIENE Gaiva
3	JASAITIENE Rasa Veronika
1 V	CEPULYTE Egle
A	ULDUKIENE Asta
A	-

Last Stone Draw	Distance
↻ FORBES H	199.6cm
↻ SAVILLE V	199.6cm
Total	399.2cm
Time remaining: 15 minutes 7 seconds	

Last Stone Draw	Distance
↻ VALATKIENE G	72.5cm
↻ CEPULYTE E	73.5cm
Total	146.0cm
Time remaining: 9 minutes 39 seconds	

LTU played the game with 3 players

Note:
Team position and functions are attached to each team member's name as follows:
4 = Fourth, 3 = Third, 2 = Second, 1 = Lead, A = Alternate, S = Skip, V = Vice-Skip

Legend:
↻ Clockwise ↻ Counter-clockwise **LSFE(*)** Last Stone First End
X Unplayed/unfinished end due to concession



WSSC 2017
Lethbridge, Alberta, Canada

SUN 23 APR 2017
Start Time 20:45

World Senior Curling Championships 2017
ATB Centre - Lethbridge Curling Club

Women

Group-A Round Robin Session 4 - Sheet N



Game Results

Sheet	Game	Team	LSFE	1	2	3	4	5	6	7	8	Extra Ends	Total
N	2	RUS - Russia		1	0	0	1	1	0	0	2	0	5
	2	CAN - Canada	*	0	3	0	0	0	1	1	0	2	7

RUS - Russia	
4 S	SMIRNOVA Tatiana
3 V	KOLESNIKOVA Irina
2	ILENKOVA Natalia
1	PRIEMSKAYA Ekaterina
A	MUROVA Liudmila

CAN - Canada	
4 S	JONES Colleen
3	KELLY Kim
2	RADFORD Mary Sue
1 V	DELAHUNT Nancy
A	-

Last Stone Draw		Distance
↻	SMIRNOVA T	54.5cm
↻	ILENKOVA N	22.7cm
Total		77.2cm

Last Stone Draw		Distance
↻	RADFORD MS	36.6cm
↻	DELAHUNT N	33.5cm
Total		70.1cm

Time remaining: 2 minutes 41 seconds
Time remaining: 0 minutes 38 seconds (after extra end)

Time remaining: 3 minutes 50 seconds
Time remaining: 1 minute 33 seconds (after extra end)

Note:
Team position and functions are attached to each team member's name as follows:
4 = Fourth, 3 = Third, 2 = Second, 1 = Lead, A = Alternate, S = Skip, V = Vice-Skip

Legend:
↻ Clockwise ↻ Counter-clockwise **LSFE(*)** Last Stone First End





Session Results and Standings

Sheet	Game	Team	LSFE	1	2	3	4	5	6	7	8	Extra Ends	Total
K	2	FIN - Finland	*	0	1	2	1	0	0	0	1		5
	2	SUI - Switzerland		0	0	0	0	2	0	1	0		3
M	2	CZE - Czech Republic	*	0	1	3	1	0	4	1	X		10
	2	AUS - Australia		2	0	0	0	1	0	0	X		3
N	1	SVK - Slovakia	*	0	1	0	0	0	0	X	X		1
	2	SCO - Scotland		4	0	2	3	4	2	X	X		15

Current Standings

Group-A

Rank	Team	Games	Wins	Losses
1	CAN - Canada	1	1	0
1	JPN - Japan	1	1	0
1	RUS - Russia	1	1	0
1	SWE - Sweden	1	1	0
5	ENG - England	1	0	1
5	IRL - Ireland	1	0	1
5	ITA - Italy	1	0	1
5	LTU - Lithuania	1	0	1

Group-B

Rank	Team	Games	Wins	Losses
1	SCO - Scotland	2	2	0
2	USA - United States	1	1	0
3	CZE - Czech Republic	2	1	1
3	FIN - Finland	2	1	1
3	SUI - Switzerland	2	1	1
6	SVK - Slovakia	1	0	1
7	AUS - Australia	2	0	2

Note:

Under WCF rules, tie-breaking rules for standings are not applied until after the last game of the Round Robin.

Legend:

LSFE(*) Last Stone First End **X** Unplayed/unfinished end due to concession





WSSC 2017
Lethbridge, Alberta, Canada

SUN 23 APR 2017
Start Time 16:30

World Senior Curling Championships 2017
ATB Centre - Lethbridge Curling Club

Women

Group-B Round Robin Session 3 - Sheet K



Game Results

Sheet	Game	Team	LSFE	1	2	3	4	5	6	7	8	Extra Ends	Total
K	2	FIN - Finland	*	0	1	2	1	0	0	0	1		5
	2	SUI - Switzerland		0	0	0	0	2	0	1	0		3

FIN - Finland	
4 V	VIRTAALA Elina
3 S	HANSEN Mari
2	LINDSTROEM Janina
1	LOUHIVUORI Riikka
A	KAUSTE Kirsti

SUI - Switzerland	
4 S	LESTANDER Cristina
3 V	MUELLER Anne Marie
2	GAFNER Monika
1	BECK Irene
A	GYGAX Daniela

Last Stone Draw	Distance
⌚ LOUHIVUORI R	46.6cm
⌚ HANSEN M	73.1cm
Total	119.7cm

Last Stone Draw	Distance
⌚ LESTANDER C	4.5cm
⌚ GAFNER M	133.4cm
Total	137.9cm

Time remaining: 1 minute 12 seconds

Time remaining: 3 minutes 44 seconds

Note:
Team position and functions are attached to each team member's name as follows:
4 = Fourth, 3 = Third, 2 = Second, 1 = Lead, A = Alternate, S = Skip, V = Vice-Skip

Legend:
⌚ Clockwise ⌚ Counter-clockwise **LSFE(*)** Last Stone First End





Session Results and Standings

Sheet	Game	Team	LSFE	1	2	3	4	5	6	7	8	Extra Ends	Total
K	1	SWE - Sweden	*	4	2	2	1	2	0	X	X		11
	1	LTU - Lithuania		0	0	0	0	0	1	X	X		1
L	1	ITA - Italy	*	0	1	0	1	0	1	0	0		3
	1	CAN - Canada		2	0	1	0	2	0	0	1		6
M	1	RUS - Russia	*	1	3	0	1	1	0	2	1		9
	1	IRL - Ireland		0	0	3	0	0	2	0	0		5
N	1	ENG - England	*	2	2	0	0	0	1	1	0		6
	1	JPN - Japan		0	0	5	2	1	0	0	4		12

Current Standings

Group-A

Rank	Team	Games	Wins	Losses
1	CAN - Canada	1	1	0
1	JPN - Japan	1	1	0
1	RUS - Russia	1	1	0
1	SWE - Sweden	1	1	0
5	ENG - England	1	0	1
5	IRL - Ireland	1	0	1
5	ITA - Italy	1	0	1
5	LTU - Lithuania	1	0	1

Group-B

Rank	Team	Games	Wins	Losses
1	SCO - Scotland	1	1	0
1	SUI - Switzerland	1	1	0
1	USA - United States	1	1	0
4	SVK - Slovakia	0	0	0
5	AUS - Australia	1	0	1
5	CZE - Czech Republic	1	0	1
5	FIN - Finland	1	0	1

Note:

Under WCF rules, tie-breaking rules for standings are not applied until after the last game of the Round Robin.

Legend:

LSFE(*) Last Stone First End **X** Unplayed/unfinished end due to concession





Group-A Round Robin Session 2 - Sheet K

Game Results

Sheet	Game	Team	LSFE	1	2	3	4	5	6	7	8	Extra Ends	Total
K	1	SWE - Sweden	*	4	2	2	1	2	0	X	X		11
	1	LTU - Lithuania		0	0	0	0	0	1	X	X		1

SWE - Sweden	
4 S	HENRIKSSON Marie
3 V	BJOERK Carina
2	SEWIK Birgitta
1	ERIKSSON Helena
A	-

LTU - Lithuania	
4 S	VALATKIENE Gaiva
3	JASAITIENE Rasa Veronika
1 V	CEPULYTE Egle
A	ULDUKIENE Asta
A	-

Last Stone Draw	Distance
⌚ ERIKSSON H	73.1cm
⌚ SEWIK B	43.3cm
Total	116.4cm

Last Stone Draw	Distance
⌚ CEPULYTE E	199.6cm
⌚ JASAITIENE RV	199.6cm
Total	399.2cm

Time remaining: 12 minutes 45 seconds

Time remaining: 11 minutes 50 seconds

LTU played the game with 3 players

Note:
Team position and functions are attached to each team member's name as follows:
4 = Fourth, **3** = Third, **2** = Second, **1** = Lead, **A** = Alternate, **S** = Skip, **V** = Vice-Skip

Legend:
⌚ Clockwise ⌚ Counter-clockwise **LSFE(*)** Last Stone First End
X Unplayed/unfinished end due to concession

LTU was allowed to start the competition with three players based on the rule C2(j).



WSCC 2017
Lethbridge, Alberta, Canada

SUN 23 APR 2017
Start Time 12:15

World Senior Curling Championships 2017
ATB Centre - Lethbridge Curling Club
Women



Group-A Round Robin Session 2 - Sheet L

Game Results

Sheet	Game	Team	LSFE	1	2	3	4	5	6	7	8	Extra Ends	Total
L	1	ITA - Italy	*	0	1	0	1	0	1	0	0		3
	1	CAN - Canada		2	0	1	0	2	0	0	1		6

ITA - Italy	
4 S	SIMPSON Fiona
3 V	FERRERO Grazia
2	TIBOLDO Fulvia
1	SANTINI Vittoria
A	-

CAN - Canada	
4 S	JONES Colleen
3	KELLY Kim
2	RADFORD Mary Sue
1 V	DELAHUNT Nancy
A	-

Last Stone Draw		Distance
↻	SIMPSON F	18.5cm
↻	FERRERO G	78.2cm
Total		96.7cm

Last Stone Draw		Distance
↻	KELLY K	99.5cm
↻	JONES C	199.6cm
Total		299.1cm

Time remaining: 1 minute 26 seconds

Time remaining: 3 minutes 55 seconds

Note:
Team position and functions are attached to each team member's name as follows:
4 = Fourth, **3** = Third, **2** = Second, **1** = Lead, **A** = Alternate, **S** = Skip, **V** = Vice-Skip

Legend:
↻ Clockwise ↻ Counter-clockwise **LSFE(*)** Last Stone First End





WSCC 2017
Lethbridge, Alberta, Canada

SUN 23 APR 2017
Start Time 12:15

World Senior Curling Championships 2017
ATB Centre - Lethbridge Curling Club

Women

Group-A Round Robin Session 2 - Sheet M



Game Results

Sheet	Game	Team	LSFE	1	2	3	4	5	6	7	8	Extra Ends	Total
M	1	RUS - Russia	*	1	3	0	1	1	0	2	1		9
	1	IRL - Ireland		0	0	3	0	0	2	0	0		5

RUS - Russia	
4 S	SMIRNOVA Tatiana
3 V	KOLESNIKOVA Irina
2	ILENKOVA Natalia
1	PRIEMSKAYA Ekaterina
A	MUROVA Liudmila

IRL - Ireland	
4 V	O'KANE Marie
3 S	HIBBERD Carolyn
2	KERR Louise
1	McCORMICK Clare
A	-

Last Stone Draw		Distance
↻	PRIEMSKAYA E	44.3cm
↻	KOLESNIKOVA I	199.6cm
Total		243.9cm

Last Stone Draw		Distance
↻	O'KANE M	199.6cm
↻	KERR L	74.8cm
Total		274.4cm

Time remaining: 2 minutes 21 seconds

Time remaining: 0 minutes 32 seconds

Note:
Team position and functions are attached to each team member's name as follows:
4 = Fourth, 3 = Third, 2 = Second, 1 = Lead, A = Alternate, S = Skip, V = Vice-Skip

Legend:
↻ Clockwise ↻ Counter-clockwise **LSFE(*)** Last Stone First End





WSSC 2017
Lethbridge, Alberta, Canada

SUN 23 APR 2017
Start Time 12:15

World Senior Curling Championships 2017
ATB Centre - Lethbridge Curling Club

Women

Group-A Round Robin Session 2 - Sheet N



Game Results

Sheet	Game	Team	LSFE	1	2	3	4	5	6	7	8	Extra Ends	Total
N	1	ENG - England	*	2	2	0	0	0	1	1	0		6
	1	JPN - Japan		0	0	5	2	1	0	0	4		12

ENG - England	
4 S	DIXON Judith
3 V	SAVILLE Val
2	FORBES Helen
1	HIGGINS Deborah
A	-

JPN - Japan	
4 S	KAWAMURA Miyuki
3 V	HAYASHI Yukari
2	MATSUI Katsuko
1	KUWAHARA Takako
A	KOBAYASHI Yoko

Last Stone Draw		Distance
↻	HIGGINS D	50.9cm
↻	DIXON J	92.1cm
Total		143.0cm

Last Stone Draw		Distance
↻	KAWAMURA M	21.8cm
↻	MATSUI K	199.6cm
Total		221.4cm

Time remaining: 0 minutes 35 seconds

Time remaining: 0 minutes 32 seconds

Note:
Team position and functions are attached to each team member's name as follows:
4 = Fourth, 3 = Third, 2 = Second, 1 = Lead, A = Alternate, S = Skip, V = Vice-Skip

Legend:
↻ Clockwise ↻ Counter-clockwise **LSFE(*)** Last Stone First End





Session Results and Standings

Sheet	Game	Team	LSFE	1	2	3	4	5	6	7	8	Extra Ends	Total
L	1	SCO - Scotland	*	4	0	2	0	1	2	0	X		9
	1	CZE - Czech Republic		0	1	0	0	0	0	1	X		2
M	1	USA - United States		0	0	1	5	0	4	0	X		10
	1	FIN - Finland	*	2	0	0	0	1	0	1	X		4
N	1	AUS - Australia		0	0	1	2	0	0	0	X		3
	1	SUI - Switzerland	*	2	1	0	0	0	3	1	X		7

Current Standings

Group-A

Rank	Team	Games	Wins	Losses
	CAN - Canada	0	0	0
	ENG - England	0	0	0
	IRL - Ireland	0	0	0
	ITA - Italy	0	0	0
	JPN - Japan	0	0	0
	LTU - Lithuania	0	0	0
	RUS - Russia	0	0	0
	SWE - Sweden	0	0	0

Group-B

Rank	Team	Games	Wins	Losses
1	SCO - Scotland	1	1	0
1	SUI - Switzerland	1	1	0
1	USA - United States	1	1	0
4	SVK - Slovakia	0	0	0
5	AUS - Australia	1	0	1
5	CZE - Czech Republic	1	0	1
5	FIN - Finland	1	0	1

Note:

Under WCF rules, tie-breaking rules for standings are not applied until after the last game of the Round Robin.

Legend:

LSFE(*) Last Stone First End **X** Unplayed/unfinished end due to concession

Entry List by Country

REVISED
23 APR 12:41

As of SUN 23 APR 2017

Group-A

CAN - Canada		
4 S	JONES Colleen	R
3	KELLY Kim	R
2	RADFORD Mary Sue	R
1 V	DELAHUNT Nancy	R
A	-	
C	RADFORD Helen	

ENG - England		
4 S	DIXON Judith	L
3 V	SAVILLE Val	R
2	FORBES Helen	R
1	HIGGINS Deborah	R
A	-	
C	-	

IRL - Ireland		
4 S	HIBBERD Carolyn	L
3 V	O'KANE Marie	R
2	KERR Louise	L
1	McCORMICK Clare	R
A	-	
C	O'KANE Gerald	

ITA - Italy		
4 S	SIMPSON Fiona	R
3 V	FERRERO Grazia	R
2	TIBOLDO Fulvia	R
1	SANTINI Vittoria	R
A	-	
C	-	

JPN - Japan		
4 S	KAWAMURA Miyuki	R
3 V	HAYASHI Yukari	R
2	MATSUI Katsuko	R
1	KUWAHARA Takako	R
A	KOBAYASHI Yoko	R
C	KOBAYASHI Yoko	

LTU - Lithuania		
4 S	VALATKIENE Gaiva	R
3	JASAITIENE Rasa Veronika	R
2 V	CEPULYTE Egle	R
1	ULDUKIENE Asta	R
A	-	
C	BASSETT Ted	

RUS - Russia		
4 S	SMIRNOVA Tatiana	R
3 V	KOLESNIKOVA Irina	R
2	ILENKOVA Natalia	R
1	PRIEMSKAYA Ekaterina	R
A	MUROVA Liudmila	R
C	-	

SWE - Sweden		
4 S	HENRIKSSON Marie	R
3 V	BJOERK Carina	R
2	SEWIK Birgitta	R
1	ERIKSSON Helena	R
A	-	
C	-	

Entry List by Country

REVISED
23 APR 12:41

As of SUN 23 APR 2017

Group-B

AUS - Australia		
4 S	GAGNON Sandy	R
3 V	WEIR Ellen	R
2	CORBY Lyn	R
1	RIORDAN Jenny	R
A	-	
C	FRANKLIN Bob	

SVK - Slovakia		
4 V	LIPTAKOVA Maria	R
3 S	MATUSKOVICOVA Margita	L
2	BERNATOVA Katarina	R
1	SPILAKOVA Antonia	L
A	VACULOVA Iveta	R
C	-	

CZE - Czech Republic		
4 S	VARECKOVA Miroslava	R
3 V	NEZNALOVA Veronika	R
2	MECHUROVA Michaela	R
1	MACKOVA Irena	R
A	-	
C	KUBESKA Karel	

USA - United States		
4 S	LANK Patricia	R
3 V	LAWLESS Tracy	R
2	PIELAGE Kathryn	R
1	BROWN Sandra	R
A	CHRISTENSEN Linda	R
C	RIZZO Jo-Ann	

FIN - Finland		
4 V	VIRTAALA Elina	R
3 S	HANSEN Mari	R
2	LINDSTROEM Janina	R
1	LOUHIVUORI Riikka	R
A	KAUSTE Kirsti	R
C	VIRTAALA Matti	

SCO - Scotland		
4 S	LOCKHART Jackie	R
3 V	CANNON Christine	R
2	HANNEN Isobel	R
1	RICHARDSON Margaret	L
A	LINDSAY Janet	R
C	-	

SUI - Switzerland		
4 S	LESTANDER Cristina	R
3 V	MUELLER Anne Marie	R
2	GAFNER Monika	R
1	GYGAX Daniela	R
A	BECK Irene	R
C	ZIMMERMANN Daniel	

Note:

Team position and functions are attached to each team member's name as follows:
4 = Fourth, **3** = Third, **2** = Second, **1** = Lead, **A** = Alternate, **S** = Skip, **V** = Vice-Skip, **C** = Coach

Legend:

L Left-handed **R** Right-handed

IRL: Spelling of O'KANE Gerald has been updated

Extended Team List by Country

REVISED
23 APR 12:40

As of SUN 23 APR 2017

Group-A

CAN - Canada		
4 S	JONES Colleen	R
3	KELLY Kim	R
2	RADFORD Mary Sue	R
1 V	DELAHUNT Nancy	R
A	-	
C	RADFORD Helen	X
NC	TSCHIRHART Bill	X
O	-	

ENG - England		
4 S	DIXON Judith	L
3 V	SAVILLE Val	R
2	FORBES Helen	R
1	HIGGINS Deborah	R
A	-	
C	-	
O	-	
O	-	

IRL - Ireland		
4 S	HIBBERD Carolyn	L
3 V	O'KANE Marie	R
2	KERR Louise	L
1	McCORMICK Clare	R
A	-	
C	O'KANE Gerald	X
O	-	
O	-	

ITA - Italy		
4 S	SIMPSON Fiona	R
3 V	FERRERO Grazia	R
2	TIBOLDO Fulvia	R
1	SANTINI Vittoria	R
A	-	
C	-	
O	-	
O	-	

JPN - Japan		
4 S	KAWAMURA Miyuki	R
3 V	HAYASHI Yukari	R
2	MATSUI Katsuko	R
1	KUWAHARA Takako	R
A	KOBAYASHI Yoko	R
C	KOBAYASHI Yoko	X
O	-	
O	-	

LTU - Lithuania		
4 S	VALATKIENE Gaiva	R
3	JASAITIENE Rasa Veronika	R
2 V	CEPULYTE Egle	R
1	ULDUKIENE Asta	R
A	-	
C	BASSETT Ted	X
O	BASSETT Mona	X
O	-	

RUS - Russia		
4 S	SMIRNOVA Tatiana	R
3 V	KOLESNIKOVA Irina	R
2	ILENKOVA Natalia	R
1	PRIEMSKAYA Ekaterina	R
A	MUROVA Liudmila	R
C	-	
O	-	
O	-	

SWE - Sweden		
4 S	HENRIKSSON Marie	R
3 V	BJOERK Carina	R
2	SEWIK Birgitta	R
1	ERIKSSON Helena	R
A	-	
C	-	
O	-	
O	-	



Competition Officials

As of SAT 22 APR 2017

Function	Name	Organisation
WCF President:	CAITHNESS Kate	SCO - Scotland
WCF Director of Competitions:	WENDORF Keith	CAN - Canada
WCF Technical Delegate:	ARNOLD Scott	CAN - Canada
Chief Umpire:	ROGERS Brenda	CAN - Canada
Deputy Chief Umpire:	CHMIELEWSKI Sharon	CAN - Canada
Game Umpires:	DEMICK Darrell DILL Gregg MINNS Cheryl MULLIN Doug	CAN - Canada CAN - Canada CAN - Canada CAN - Canada
Chief Ice Technician:	REID Mike	SUI - Switzerland
Deputy Chief Ice Technician:	PEAT Geordie	CAN - Canada
Chief Timer:	CHANDLER Don	CAN - Canada
Deputy Chief Timer:	LUTZ Deb	CAN - Canada

Competition Schedule

2017 WSCC		F	G	H	J	K	L	M	N										
Saturday 22 April		Team Meeting / Team Training / Opening Ceremonies / Welcome Reception																	
Sunday 23 April	0800	USA v AUS	SUI v KAZ	ISR v FRA	RUS v ENG	FIN v SCO	sco v cze	usa v fin	aus v sui										
	1215	DEN v GER	SWE v JPN	NOR v POL	CZE v BEL	swe v ltu	ita v can	rus v irl	eng v jpn										
	1630	WAL v RUS	FIN v NZL	ENG v CAN	ITA v AUS	fin v sui	USA v IRL	cze v aus	svk v sco										
	2045	CZE v DEN	JPN v NOR	SWE v BEL	POL v GER	ita v swe	eng v ltu	irl v jpn	rus v can										
Monday 24 April	0800	SUI v ITA	FRA v IRL	WAL v FIN	ENG v SCO	sco v aus	svk v fin	RUS v CAN	cze v usa										
	1215	GER v SWE	BEL v POL	JPN v DEN	AUS v ISR	ltu v rus	jpn v ita	can v eng	irl v swe										
	1630	CAN v SCO	WAL v ENG	NZL v RUS	KAZ v USA	sui v cze	SUI v FRA	svk v usa											
	2045	POL v JPN	DEN v BEL	CZE v SWE	GER v NOR	eng v irl	ltu v jpn	swe v can	ita v rus										
Tuesday 25 April	0800	NZL v WAL	SCO v RUS	IRL v ITA	FIN v CAN	aus v svk	usa v sui	fin v cze	ISR v KAZ										
	1215	JPN v CZE	NOR v DEN	BEL v GER	SWE v POL	irl v ita	rus v eng	jpn v swe	can v ltu										
	1630	IRL v ISR	KAZ v ITA	USA v SUI	CAN v NZL	usa v sco	fin v aus	FRA v AUS	sui v svk										
	2045	SWE v NOR	CZE v GER		BEL v JPN	DEN v POL	can v irl	ita v ltu	swe v eng										
Wednesday 26 April	0800	ITA v FRA	ISR v USA	AUS v KAZ	SUI v IRL	rus v jpn	aus v usa		sco v fin										
	1215	NOR v BEL	RUS v FIN	POL v CZE	SCO v WAL	NZL v ENG	cze v svk	eng v ita											
	1630	AUS v SUI	ITA v ISR	KAZ v IRL	USA v FRA	jpn v can	swe v rus	sui v sco	ltu v irl										
	2045	ENG v FIN	CAN v WAL	SCO v NZL	DEN v SWE	NOR v CZE	GER v JPN												
Thursday 27 April	0800	FRA v KAZ IRL v AUS ITA v USA ISR v SUI Women's Tie-breakers																	
	1215	Men's Tie-breakers																	
	1630	Men's Qualifier (1 game)									Women's Qualifier (2 games)								
Friday 28 April	1000	Men's 1/4 Finals (4 games)																	
	1400	Women's 1/2 Finals (2 games)																	
	1800	Men's 1/2 Finals (2 games)																	
Saturday 29 April	1000	Women - Gold & Bronze (2 games)																	
	1400	Men - Gold & Bronze (2 games)																	
	1800	Medal Ceremonies and Closing Ceremonies - ATB Centre																	
	2000	Farewell Banquet with Mixed Doubles Teams - Lethbridge Lodge																	



Sport Communication

Item: 1

WCF Rules of Competition: Revision of ranking rule after tie-breakers

Summary:

The WCF Board, in accordance to the WCF Constitution and by-laws, revised the rule for ranking after the tie-breaker session to "Teams that have qualified for the play-offs and do not need to play in tie-breaker games, keep their ranking for the play-off games as was determined after the round robin".

Details:

Following the constitutional process, the new rule has been approved by the WCF Board on Monday 13 February 2017 and by the Member Associations on Thursday 16 February 2017.

Issued by: WCF Technical Delegate Scott ARNOLD
Time: 9:00
Date: 22 APR 2017

