



World Senior Curling Championships 2023 Gangneung, Korea

21 – 29 April 2023

RESULTS SUMMARY

Men



WSCC 2023
Gangneung, Korea

SAT 29 APR 2023

World Senior Curling Championships 2023
Gangneung Hockey Centre
Men



Medallists

Medal	Country	Name	Position - Function
GOLD	CAN - Canada	RAJALA Howard	4 S
		MOFFATT Rich	3 V
		FULTON Chris	2
		MADDEN Paul	1
		DANIEL Phil	A
		TSCHIRHART Bill	C
SILVER	SCO - Scotland	CONNAL Graeme	4 S
		SCOTT Alistair	3 V
		FRASER Mark	2
		BRASS Mark	1
BRONZE	SUI - Switzerland	SCHWALLER Christof	4 S
		HUERLIMANN Robert	3 V
		KAISER Christoph	2
		ISELI Rolf	1
		HUG Pierre	A

Note:

Position and function for each team member:

4 = Fourth, **3** = Third, **2** = Second, **1** = Lead, **A** = Alternate, **S** = Skip, **V** = Vice-Skip, **C** = Coach



Final Standings

Rank	Team	Players	Position - Function	Group Rank	DSC
1	CAN - Canada	RAJALA Howard	4 S		
		MOFFATT Rich	3 V		
		FULTON Chris	2		
		MADDEN Paul	1		
		DANIEL Phil	A		
		TSCHIRHART Bill	C		
2	SCO - Scotland	CONNAL Graeme	4 S		
		SCOTT Alistair	3 V		
		FRASER Mark	2		
		BRASS Mark	1		
		-	A		
		-	C		
3	SUI - Switzerland	SCHWALLER Christof	4 S		
		HUERLIMANN Robert	3 V		
		KAISER Christoph	2		
		ISELI Rolf	1		
		HUG Pierre	A		
		-	C		
4	USA - United States	LARWAY Joel	4 S		
		KAUFFMAN Doug	3 V		
		LEHTO Darren	2		
		RASMUSSEN John	1		
		SILVER Sean	A		
		TRASK Ken	C		
5	CZE - Czech Republic	ZDARSKY Radek	4 S		
		PLZAK Milos	3 V		
		ZINGA Vit	2		
		FENCL Jan	1		
		RESL Jiri	A		
		-	C		
5	HUN - Hungary	NAGY Gyorgy	4 S		
		JAKAB Zoltan	3		
		BARTALUS Gabor	2 V		
		BARNA Krisztian	1		
		-	A		
		-	C		
5	IRL - Ireland	GRAY Bill	4 S		
		WHYTE David	3 V		
		FYFE Neil	2		
		BARR Ross	1		
		KENNY Johnjo	A		
		BARR Alison	C		

Final Standings

Rank	Team	Players	Position - Function	Group Rank	DSC
5	SWE - Sweden	WRANAA Mats HASSELBORG Mikael ERIKSSON Anders WAAHLIN Gerry NOREEN Per -	4 S 3 V 2 1 A C		
9	LAT - Latvia	REGZA Ansis REDLIHS Janis PURMALIS Aivars LACIS Aivars - -	4 S 3 V 2 1 A C	B3	82.62 cm
10	NOR - Norway	BERG Kjell GUNNESTAD Stig-Arne ANDREASSEN Tormod HALVARD Kverne - -	4 3 2 S 1 V A C	C4	52.50 cm
11	GER - Germany	MOECKEL Christoph MAYR Bernhard ZOBEL Matthias STEINER Matthias MEURER Thomas FORSYTH Alexander	4 S 3 V 2 1 A C	B4	64.52 cm
12	BEL - Belgium	VAN DIJCK Stefan VERBUEKEN Walter PALMANS Bart DE SWERT Jan - -	4 S 3 V 2 1 A C	A4	96.12 cm
13	NZL - New Zealand	MUSTAPIC Dan FRAUENLOB Hans WATT Dave CRAIG Iain DEPAPE Lorne CRAIG Gillian	4 V 3 S 2 1 A C	B5	45.60 cm
14	AUS - Australia	MILLIKIN Hugh JOHNS Steve DAVIS Geoff McMAHON Tim HEWITT Steve ANDERSON John	4 S 3 V 2 1 A C	C5	61.78 cm

Final Standings

Rank	Team	Players	Position - Function	Group Rank	DSC
15	FIN - Finland	UUSIPAAVALNIEMI Jussi HAMALAINEN Markku SAVONEN Jukka HENTTONEN Markku KALMARI Juha -	4 S 3 V 2 1 A C	A5	66.48 cm
16	JPN - Japan	MATSUMURA Tamotsu YAMAMOTO Seiji OTSUKA Akira TOMIYASU Takahito - MATSUMURA Nagisa	4 S 3 2 1 V A C	A6	55.20 cm
17	WAL - Wales	MEIKLE Adrian TANNER Andrew POUGHER Richard WADDELL Gary - WATSON Dawn	4 S 3 V 2 1 A C	C6	71.88 cm
18	KOR - Korea	CHEON Inseon HER Jungwook HAM Youngwoo SHIN Manho CHOI Jongkyung CHEONG Jangheon	4 S 3 V 2 1 A C	B6	79.21 cm
19	POL - Poland	HERMAN Damian KLOS Pawel NOWAK Krzysztof PIOTROWICZ Pawel TOMICA Janusz HERMAN Damian	4 S 3 2 V 1 A C	A7	59.04 cm
20	ENG - England	BROWN John BURMAN James KERSHAW David ROBBINS Andrew - KERSHAW Carol	4 S 3 V 2 1 A C	B7	82.27 cm
21	SLO - Slovenia	RIGLER Gregor PRAPROTNIK Silvo KREMZAR Marijan PETRIC Marjan GREGORI Darko ARH Grega	4 S 3 V 2 1 A C	C7	133.87 cm



Final Standings

Rank	Team	Players	Position - Function	Group Rank	DSC
22	DEN - Denmark	SCHACK Hans Peter	4 S	A8	77.36 cm
		KNOTH Jan	3		
		MUNKHOLM Stig	2 V		
		WESTERMANN Thomas	1		
		LEGAARD Bo	A		
		-	C		
23	EST - Estonia	TUBALKAIN Margus	4 S	C8	105.12 cm
		VOOREMAA Valvo	3 V		
		KAART Tiit	2		
		TURMANN Tonis	1		
		REINOLA Hannes	A		
		TURMANN Liisa	C		
24	HKG - Hong Kong	WONG Chun Ngok	4 S	B8	116.36 cm
		LI Shek Chong John	3 V		
		LUK Lai Chor Alan	2		
		CHUNG Hon Keung	1		
		FOK Wai Hung	A		

Note:

Final standings are based on play-off results and group standings. Losers of the quarter-finals are ranked equal fifth. The remaining teams are ranked according to their group rank and the Draw Shot Challenge (DSC).

Position and function for each team member:

4 = Fourth, **3** = Third, **2** = Second, **1** = Lead, **A** = Alternate, **S** = Skip, **V** = Vice-Skip, **C** = Coach



Competition Summary

Session	Date Time	Sheet A	Sheet B	Sheet C	Sheet D	Sheet E	Sheet F
Session 1	21 APR 20:00		CAN 12-0 DEN	BEL 3-8 CZE		IRL 8-7 AUS	HUN 6-5 POL
Session 2	22 APR 8:00	SLO 2-14 WAL			LAT 6-2 GER		
Session 3	22 APR 12:00		FIN 6-8 CZE	NZL 4-9 SWE		BEL 1-6 CAN	EST 4-11 IRL
Session 4	22 APR 16:00		NOR 7-10 ^{EE} AUS			SUI 11-2 HKG	JPN 7-4 DEN
Session 5	22 APR 20:00			CZE 4-6 HUN	SCO 5-6 USA	KOR 8-4 ENG	
Session 6	23 APR 8:00	FIN 4-5 BEL	NZL 7-2 HKG		POL 3-6 JPN	SWE 5-2 SUI	SLO 3-10 AUS
Session 7	23 APR 12:00					USA 7-2 IRL	CAN 6-8 HUN
Session 8	23 APR 16:00	EST 2-8 SCO	KOR 10-8 ^{EE} LAT	NOR 5-4 ^{EE} WAL	ENG 5-8 GER		POL 5-8 FIN
Session 9	23 APR 20:00				DEN 3-8 BEL		
Session 10	24 APR 8:00	LAT 8-4 ENG	USA 9-3 EST	IRL 9-7 ^{EE} SCO	NOR 7-3 SLO	AUS 8-3 WAL	GER 5-4 KOR
Session 11	24 APR 12:00	SUI 9-6 NZL	DEN 1-7 POL	JPN 1-8 BEL	CAN 7-4 CZE	HUN 9-8 ^{EE} FIN	HKG 2-14 SWE
Session 13	24 APR 20:00	USA 12-1 SLO		ENG 13-3 HKG			SCO 7-2 WAL
Session 14	25 APR 8:00					DEN 7-8 ^{EE} CZE	
Session 15	25 APR 12:00	SWE 9-3 KOR	JPN 6-7 FIN	USA 10-6 AUS	WAL 6-4 EST	SCO 6-8 NOR	SUI 9-5 LAT
Session 16	25 APR 16:00	GER 8-2 HKG	IRL 6-4 SLO	POL 2-11 CAN	BEL 6-7 ^{EE} HUN		NZL 6-5 ENG
Session 17	25 APR 20:00				SWE 5-4 LAT		
Session 18	26 APR 8:00	HUN 10-3 DEN	POL 4-10 BEL	KOR 5-9 NZL	AUS 2-8 SCO		NOR 6-8 USA
Session 19	26 APR 12:00		ENG 1-10 SWE	GER 4-10 SUI		HKG 3-5 LAT	CZE 4-10 JPN
Session 20	26 APR 16:00	WAL 4-6 IRL				SLO 6-5 ^{EE} EST	
Session 21	26 APR 20:00					GER 8-3 NZL	FIN 3-7 CAN
Session 22	27 APR 8:00	ENG 4-8 SUI	HKG 9-5 KOR	SCO 8-3 SLO	IRL 7-4 NOR	JPN 1-7 HUN	AUS 8-2 EST
Session 23	27 APR 12:00				CZE 9-4 POL	WAL 3-8 USA	
Session 24	27 APR 16:00		LAT 9-6 NZL	FIN 10-4 DEN			SWE 8-6 GER
Session 25	27 APR 20:00	CAN 10-3 JPN	EST 3-9 NOR		KOR 1-12 SUI		
Quarter-finals	28 APR 13:00		IRL 1-9 CAN	USA 11-2 CZE	SCO 5-4 SWE	SUI 6-2 HUN	
Semi-finals	28 APR 19:00		SCO 6-2 SUI			CAN 8-2 USA	
Finals	29 APR 10:30			SCO 2-7 CAN	USA 4-7 SUI		

Standings after Round Robin

Group A					Group B				
Rank	Team	Games	Wins	Losses	Rank	Team	Games	Wins	Losses
1	HUN - Hungary	7	7	0	1	SWE - Sweden	7	7	0
2	CAN - Canada	7	6	1	2	SUI - Switzerland	7	6	1
3	CZE - Czech Republic	7	4	3	3	LAT - Latvia	7	4	3
4	BEL - Belgium	7	4	3	4	GER - Germany	7	4	3
5	FIN - Finland	7	3	4	5	NZL - New Zealand	7	3	4
6	JPN - Japan	7	3	4	6	KOR - Korea	7	2	5
7	POL - Poland	7	1	6	7	ENG - England	7	1	6
8	DEN - Denmark	7	0	7	8	HKG - Hong Kong	7	1	6

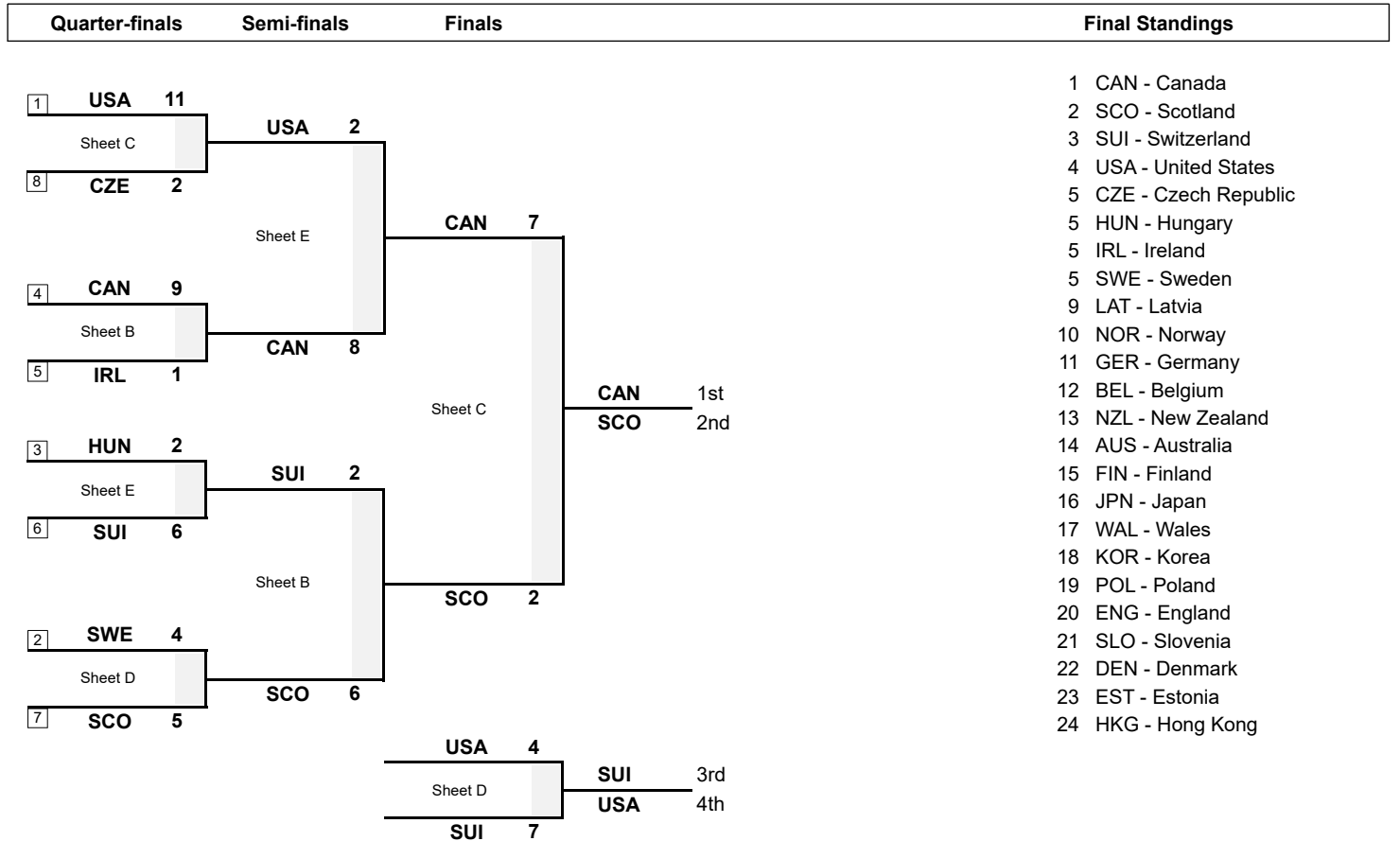
Group C				
Rank	Team	Games	Wins	Losses
1	USA - United States	7	7	0
2	IRL - Ireland	7	6	1
3	SCO - Scotland	7	4	3
4	NOR - Norway	7	4	3
5	AUS - Australia	7	4	3
6	WAL - Wales	7	2	5
7	SLO - Slovenia	7	1	6
8	EST - Estonia	7	0	7

Competition Summary

Merged Group Standings

Rank	Team	Round Robin Results			Rank	Team	Round Robin Results		
		Group	Rank	DSC			Group	Rank	DSC
1	USA - United States	C	1	42.72cm	13	NZL - New Zealand	B	5	45.60cm
2	SWE - Sweden	B	1	54.66cm	14	AUS - Australia	C	5	61.78cm
3	HUN - Hungary	A	1	65.23cm	15	FIN - Finland	A	5	66.48cm
4	CAN - Canada	A	2	39.88cm	16	JPN - Japan	A	6	55.20cm
5	IRL - Ireland	C	2	55.37cm	17	WAL - Wales	C	6	71.88cm
6	SUI - Switzerland	B	2	66.10cm	18	KOR - Korea	B	6	79.21cm
7	SCO - Scotland	C	3	39.71cm	19	POL - Poland	A	7	59.04cm
8	CZE - Czech Republic	A	3	82.37cm	20	ENG - England	B	7	82.27cm
9	LAT - Latvia	B	3	82.62cm	21	SLO - Slovenia	C	7	133.87cm
10	NOR - Norway	C	4	52.50cm	22	DEN - Denmark	A	8	77.36cm
11	GER - Germany	B	4	64.52cm	23	EST - Estonia	C	8	105.12cm
12	BEL - Belgium	A	4	96.12cm	24	HKG - Hong Kong	B	8	116.36cm

Play-offs Bracket



Legend:

DSC Draw Shot Challenge

EE Extra End

Q Qualified for the quarter-finals

wn Number of wins (n) against tied teams



WSSC 2023
Gangneung, Korea

SAT 29 APR 2023
Start Time 10:30

World Senior Curling Championships 2023
Gangneung Hockey Centre

Men

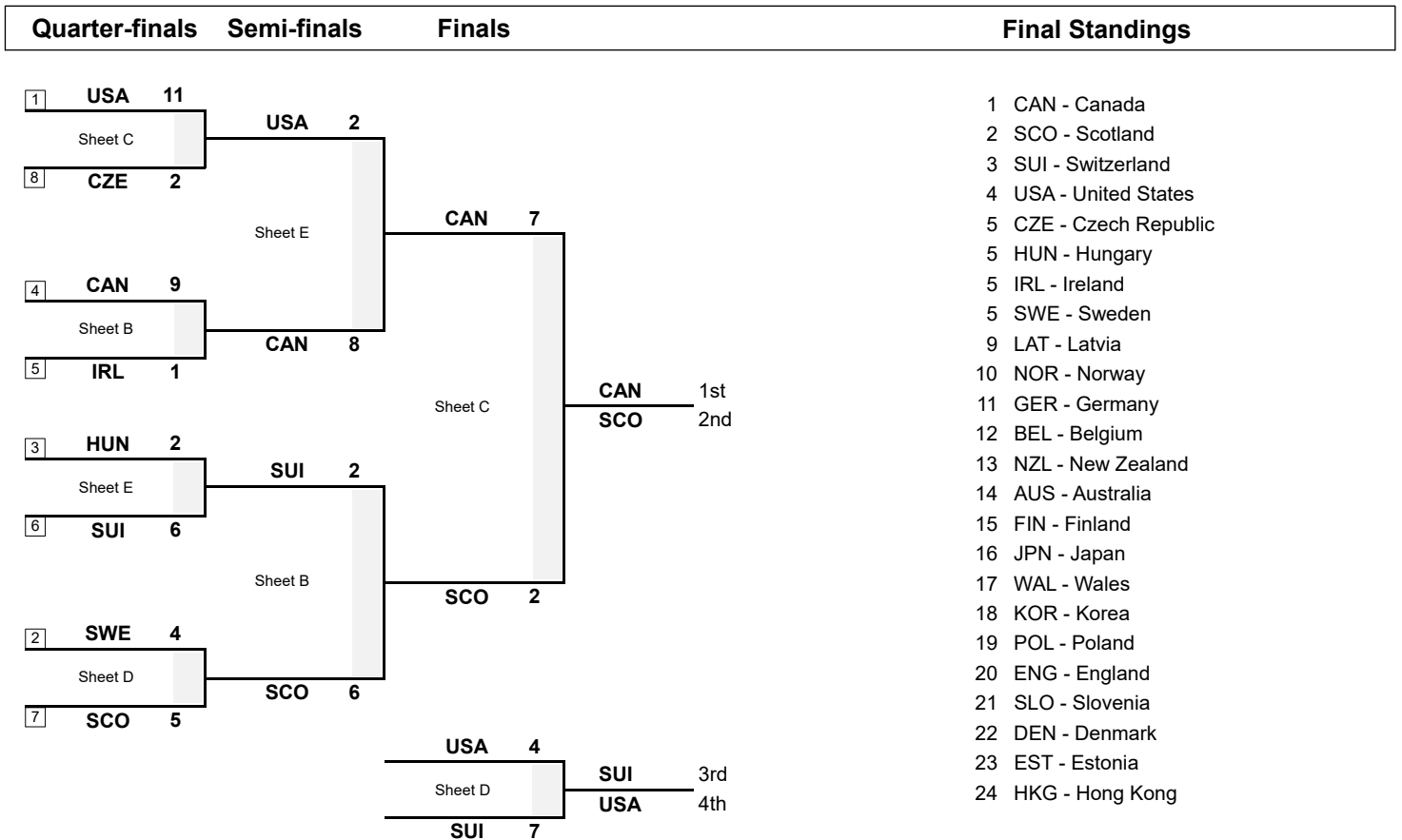
Finals



Session Results and Standings

Sheet	Game	Team	LSFE	1	2	3	4	5	6	7	8	Extra Ends	Total
C	10	SCO - Scotland		0	0	1	0	1	0	X	X		2
	10	CAN - Canada	*	2	1	0	2	0	2	X	X		7
D	10	USA - United States	*	0	0	1	0	1	0	2	X		4
	10	SUI - Switzerland		1	1	0	1	0	4	0	X		7

Play-offs Bracket



Legend:

LSFE(*) Last Stone First End

X Unplayed/unfinished end due to concession

Scoring Analysis

Team	Games	LSFE	Stolen Ends	Last Stone Eff.	Force Eff.	Points Scored						Total	Plus / Minus
						0	1	2	3	4	>4		
CAN	For	9	16	70%	80%	1	11	24	5	1	1	83	+57
	Against	1	1			4	17	3	1	0	0	26	
SUI	For	2	13	65%	48%	6	11	10	8	4	1	76	+37
	Against	8	5			1	14	11	1	0	0	39	
SWE	For	5	12	68%	65%	2	12	12	6	1	1	64	+37
	Against	3	2			4	13	4	2	0	0	27	
USA	For	7	12	45%	55%	1	17	12	5	4	1	77	+34
	Against	3	6			2	16	10	1	1	0	43	
SCO	For	5	11	52%	58%	3	15	13	7	0	0	62	+17
	Against	5	9			3	21	12	0	0	0	45	
HUN	For	6	7	39%	44%	2	14	8	7	1	0	55	+16
	Against	2	8			3	15	10	0	1	0	39	
AUS	For	5	9	46%	47%	2	8	13	3	2	0	51	+10
	Against	2	9			0	13	8	1	1	1	41	
BEL	For	2	13	25%	53%	3	16	6	3	1	0	41	+8
	Against	5	7			0	13	7	2	0	0	33	
LAT	For	4	14	22%	54%	0	18	5	3	2	0	45	+6
	Against	3	9			4	11	8	0	3	0	39	
NOR	For	2	14	45%	39%	1	16	10	2	1	0	46	+5
	Against	5	5			2	11	7	4	1	0	41	
IRL	For	5	13	21%	56%	1	19	8	2	1	1	50	+4
	Against	3	10			2	15	9	3	1	0	46	
GER	For	5	9	50%	38%	1	11	4	6	1	0	41	+3
	Against	2	9			5	12	5	4	1	0	38	
FIN	For	3	8	40%	37%	0	14	6	4	2	0	46	+2
	Against	4	7			3	13	9	3	1	0	44	
WAL	For	5	6	22%	71%	3	12	7	0	0	2	36	-4
	Against	2	12			0	15	9	1	1	0	40	
NZL	For	4	7	38%	33%	0	14	5	3	2	0	41	-6
	Against	3	7			2	11	8	4	2	0	47	
CZE	For	1	9	38%	48%	0	16	7	3	2	0	47	-7
	Against	7	10			0	12	15	4	0	0	54	
JPN	For	4	5	27%	50%	3	9	9	1	1	0	34	-9
	Against	3	11			0	16	6	5	0	0	43	
ENG	For	5	6	22%	36%	3	11	5	2	1	1	36	-15
	Against	2	13			0	13	7	4	3	0	51	
KOR	For	3	8	28%	27%	5	11	9	1	1	0	36	-20
	Against	4	11			0	9	5	11	1	0	56	
POL	For	5	7	12%	41%	1	17	5	1	0	0	30	-21
	Against	2	9			0	11	8	5	1	1	51	



Scoring Analysis

Team	Games		LSFE	Stolen Ends	Last Stone Eff.	Force Eff.	Points Scored						Total	Plus / Minus
							0	1	2	3	4	>4		
EST	7	For	2	4	13%	36%	0	12	4	1	0	0	23	-34
		Against	5	17			1	14	11	3	3	0	57	
DEN	7	For	2	4	15%	44%	0	12	5	0	0	0	22	-40
		Against	5	14			1	11	10	5	4	0	62	
HKG	7	For	1	2	22%	28%	1	10	5	1	0	0	23	-40
		Against	6	13			1	15	8	4	1	3	63	
SLO	7	For	0	6	4%	38%	1	16	3	0	0	0	22	-40
		Against	7	11			2	11	5	6	2	3	62	
Total	92			215			40	322	195	74	28	8	1,087	

Note:

Stolen ends are the ends won without the last stone advantage.

Last Stone Efficiency: Scoring two or more points with last stone advantage.

Force Efficiency: Forcing the opponent team to score only one point when they have the last stone advantage.

Legend:

>4 More than four points scored

Eff. Efficiency

LSFE Last Stone First End

Summary of Big Ends

Points Scored	By	Against	Session	End	Game Result
6	SWE - Sweden	HKG - Hong Kong	11	3	14 : 2
5	WAL - Wales	SLO - Slovenia	2	6	14 : 2
5	WAL - Wales	SLO - Slovenia	2	1	14 : 2
5	CAN - Canada	POL - Poland	16	7	11 : 2
5	ENG - England	HKG - Hong Kong	13	1	13 : 3
5	IRL - Ireland	AUS - Australia	1	6	8 : 7
5	SUI - Switzerland	HKG - Hong Kong	4	6	11 : 2
5	USA - United States	SLO - Slovenia	13	1	12 : 1
4	SUI - Switzerland	USA - United States	BM	6	7 : 4
4	SUI - Switzerland	ENG - England	22	2	8 : 4
4	SUI - Switzerland	GER - Germany	19	4	10 : 4
4	SUI - Switzerland	LAT - Latvia	15	5	9 : 5
4	USA - United States	WAL - Wales	23	3	8 : 3
4	USA - United States	NOR - Norway	18	1	8 : 6
4	USA - United States	AUS - Australia	15	2	10 : 6
4	USA - United States	EST - Estonia	10	3	9 : 3
4	AUS - Australia	SLO - Slovenia	6	7	10 : 3
4	AUS - Australia	SLO - Slovenia	6	2	10 : 3
4	CZE - Czech Republic	POL - Poland	23	3	9 : 4
4	CZE - Czech Republic	DEN - Denmark	14	3	8 : 7
4	FIN - Finland	DEN - Denmark	24	2	10 : 4
4	FIN - Finland	HUN - Hungary	11	3	8 : 9
4	LAT - Latvia	NZL - New Zealand	24	5	9 : 6
4	LAT - Latvia	ENG - England	10	7	8 : 4
4	NZL - New Zealand	LAT - Latvia	24	6	6 : 9
4	NZL - New Zealand	KOR - Korea	18	3	9 : 5
4	BEL - Belgium	DEN - Denmark	9	7	8 : 3
4	CAN - Canada	IRL - Ireland	QF	5	9 : 1
4	ENG - England	HKG - Hong Kong	13	3	13 : 3
4	GER - Germany	ENG - England	8	4	8 : 5
4	HUN - Hungary	DEN - Denmark	18	6	10 : 3
4	IRL - Ireland	EST - Estonia	3	7	11 : 4
4	JPN - Japan	FIN - Finland	15	7	6 : 7
4	KOR - Korea	LAT - Latvia	8	2	10 : 8
4	NOR - Norway	EST - Estonia	25	2	9 : 3
4	SWE - Sweden	NZL - New Zealand	3	2	9 : 4

Note:
Big ends are defined as ends with a score of four or more points.

Legend:
BM Bronze medal game **QF** Quarter-final



WSSC 2023
Gangneung, Korea

FRI 28 APR 2023
Start Time 19:00

World Senior Curling Championships 2023
Gangneung Hockey Centre

Men

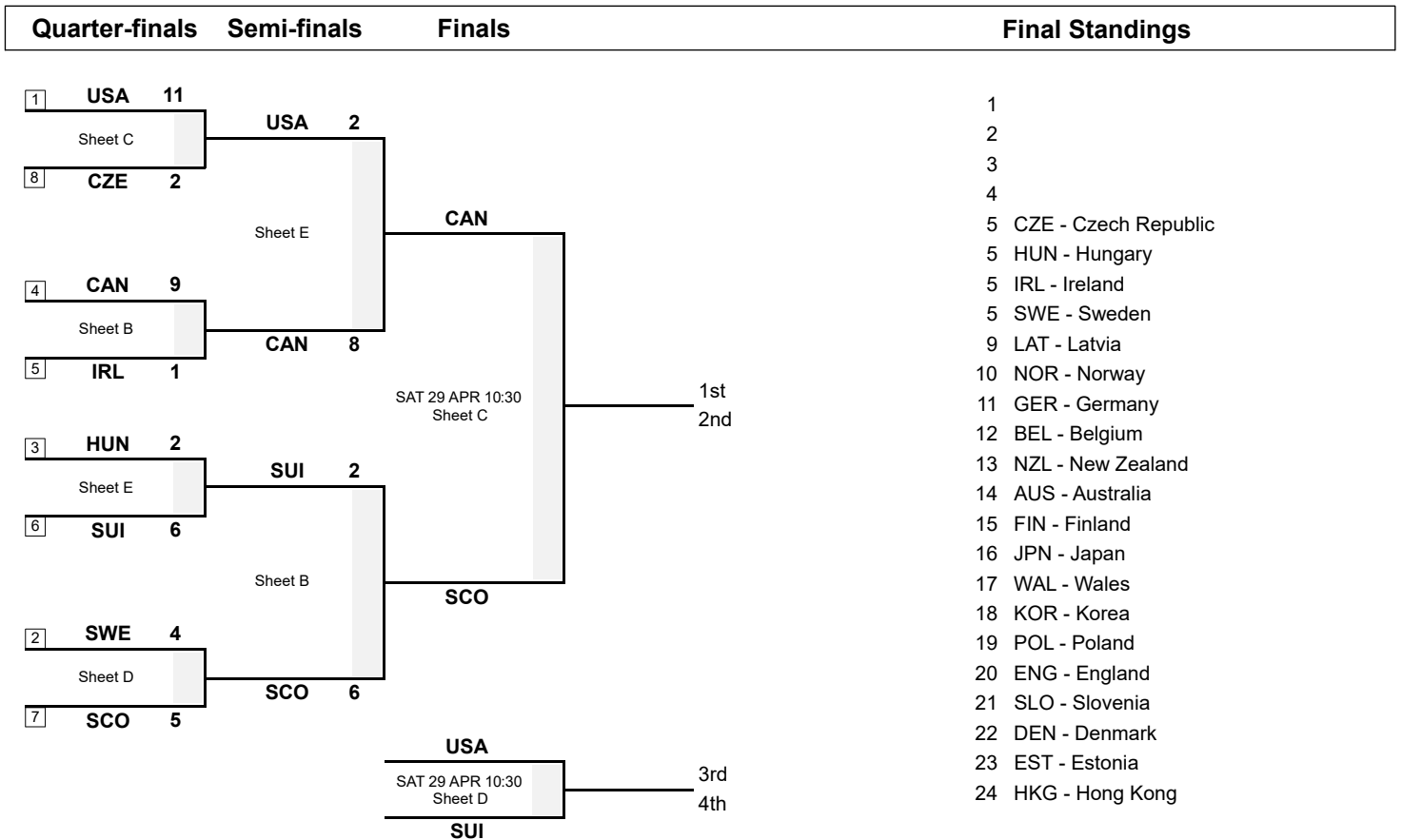
Semi-finals



Session Results and Standings

Sheet	Game	Team	LSFE	1	2	3	4	5	6	7	8	Extra Ends	Total
B	9	SCO - Scotland	*	2	1	0	1	0	2	0	X		6
	9	SUI - Switzerland		0	0	0	0	2	0	0	X		2
E	9	CAN - Canada	*	1	2	3	0	2	0	X	X		8
	9	USA - United States		0	0	0	1	0	1	X	X		2

Play-offs Bracket



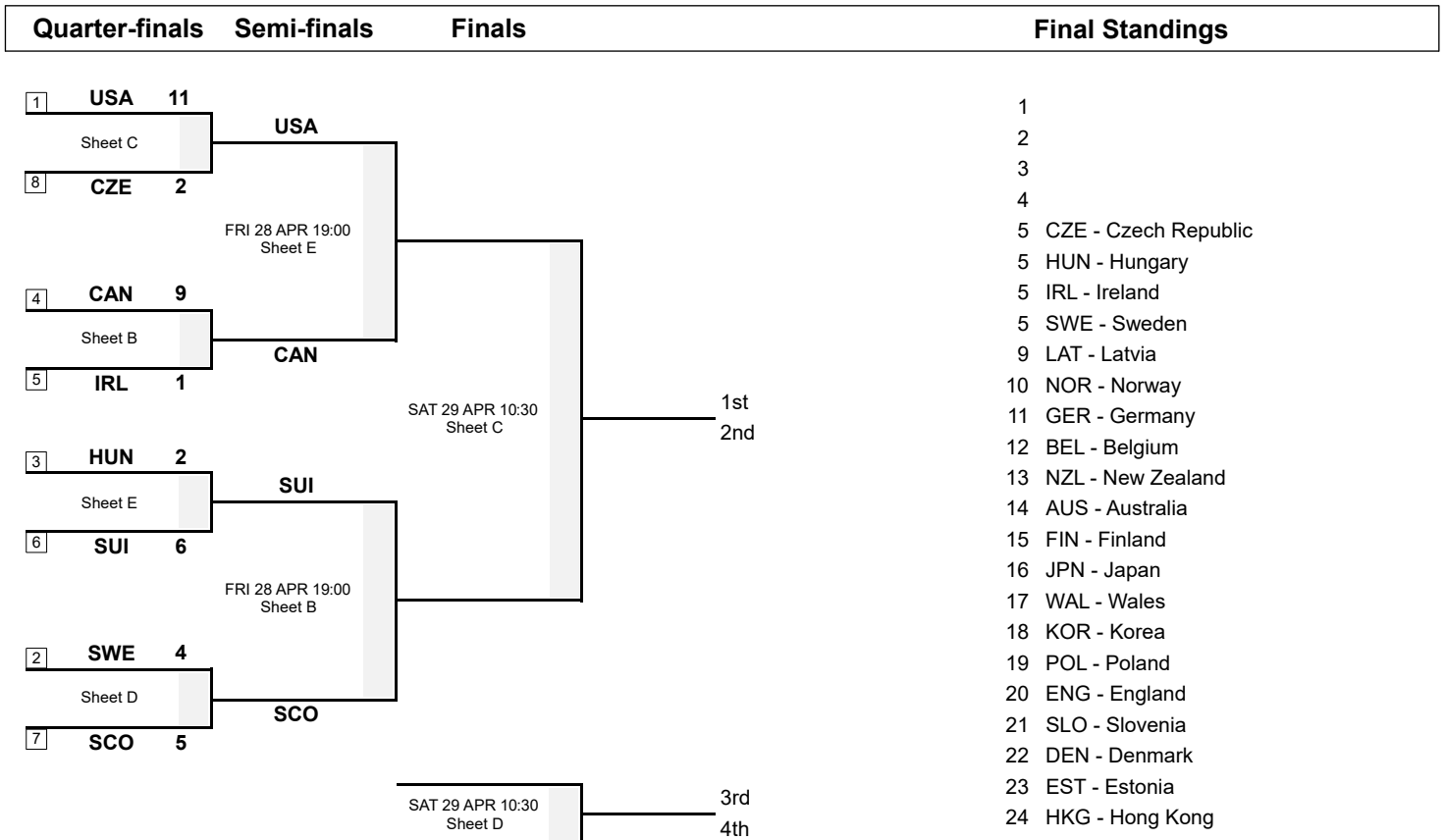
Legend:

LSFE(*) Last Stone First End **X** Unplayed/unfinished end due to concession

Session Results and Standings

Sheet	Game	Team	LSFE	1	2	3	4	5	6	7	8	Extra Ends	Total
B	8	IRL - Ireland		0	0	0	1	0	0	X	X		1
	8	CAN - Canada	*	1	1	2	0	4	1	X	X		9
C	8	USA - United States	*	2	1	3	0	2	0	3	X		11
	8	CZE - Czech Republic		0	0	0	1	0	1	0	X		2
D	8	SCO - Scotland		0	0	2	0	1	0	0	2		5
	8	SWE - Sweden	*	2	0	0	1	0	1	0	0		4
E	8	SUI - Switzerland		0	0	2	1	1	0	2	X		6
	8	HUN - Hungary	*	1	0	0	0	0	1	0	X		2

Play-offs Bracket



Legend:

LSFE(*) Last Stone First End

X Unplayed/unfinished end due to concession

Competition Matrix

Group A

Team	BEL	CAN	CZE	DEN	FIN	HUN	JPN	POL
BEL		1 - 6	3 - 8	8 - 3	5 - 4	6 - 7	8 - 1	10 - 4
CAN	6 - 1		7 - 4	12 - 0	7 - 3	6 - 8	10 - 3	11 - 2
CZE	8 - 3	4 - 7		8 - 7	8 - 6	4 - 6	4 - 10	9 - 4
DEN	3 - 8	0 - 12	7 - 8		4 - 10	3 - 10	4 - 7	1 - 7
FIN	4 - 5	3 - 7	6 - 8	10 - 4		8 - 9	7 - 6	8 - 5
HUN	7 - 6	8 - 6	6 - 4	10 - 3	9 - 8		7 - 1	6 - 5
JPN	1 - 8	3 - 10	10 - 4	7 - 4	6 - 7	1 - 7		6 - 3
POL	4 - 10	2 - 11	4 - 9	7 - 1	5 - 8	5 - 6	3 - 6	

Standings after Round Robin

Rank	Team	Games	Wins	Losses		
1	HUN - Hungary	7	7	0	Q	DSC 65.23cm
2	CAN - Canada	7	6	1	Q	DSC 39.88cm
3	CZE - Czech Republic	7	4	3	Q	w1 DSC 82.37cm
4	BEL - Belgium	7	4	3		w0
5	FIN - Finland	7	3	4		w1
6	JPN - Japan	7	3	4		w0
7	POL - Poland	7	1	6		
8	DEN - Denmark	7	0	7		

Competition Matrix

Group B

Team	ENG	GER	HKG	KOR	LAT	NZL	SUI	SWE
ENG		5 - 8	13 - 3	4 - 8	4 - 8	5 - 6	4 - 8	1 - 10
GER	8 - 5		8 - 2	5 - 4	2 - 6	8 - 3	4 - 10	6 - 8
HKG	3 - 13	2 - 8		9 - 5	3 - 5	2 - 7	2 - 11	2 - 14
KOR	8 - 4	4 - 5	5 - 9		10 - 8	5 - 9	1 - 12	3 - 9
LAT	8 - 4	6 - 2	5 - 3	8 - 10		9 - 6	5 - 9	4 - 5
NZL	6 - 5	3 - 8	7 - 2	9 - 5	6 - 9		6 - 9	4 - 9
SUI	8 - 4	10 - 4	11 - 2	12 - 1	9 - 5	9 - 6		2 - 5
SWE	10 - 1	8 - 6	14 - 2	9 - 3	5 - 4	9 - 4	5 - 2	

Standings after Round Robin

Rank	Team	Games	Wins	Losses		
1	SWE - Sweden	7	7	0	Q	DSC 54.66cm
2	SUI - Switzerland	7	6	1	Q	DSC 66.10cm
3	LAT - Latvia	7	4	3	w1	DSC 82.62cm
4	GER - Germany	7	4	3	w0	
5	NZL - New Zealand	7	3	4		
6	KOR - Korea	7	2	5		
7	ENG - England	7	1	6	w1	
8	HKG - Hong Kong	7	1	6	w0	

Competition Matrix

Group C

Team	AUS	EST	IRL	NOR	SCO	SLO	USA	WAL
AUS		8 - 2	7 - 8	10 - 7	2 - 8	10 - 3	6 - 10	8 - 3
EST	2 - 8		4 - 11	3 - 9	2 - 8	5 - 6	3 - 9	4 - 6
IRL	8 - 7	11 - 4		7 - 4	9 - 7	6 - 4	2 - 7	6 - 4
NOR	7 - 10	9 - 3	4 - 7		8 - 6	7 - 3	6 - 8	5 - 4
SCO	8 - 2	8 - 2	7 - 9	6 - 8		8 - 3	5 - 6	7 - 2
SLO	3 - 10	6 - 5	4 - 6	3 - 7	3 - 8		1 - 12	2 - 14
USA	10 - 6	9 - 3	7 - 2	8 - 6	6 - 5	12 - 1		8 - 3
WAL	3 - 8	6 - 4	4 - 6	4 - 5	2 - 7	14 - 2	3 - 8	

Standings after Round Robin

Rank	Team	Games	Wins	Losses			
1	USA - United States	7	7	0	Q		DSC 42.72cm
2	IRL - Ireland	7	6	1	Q		DSC 55.37cm
3	SCO - Scotland	7	4	3	Q	w1	DSC 39.71cm
4	NOR - Norway	7	4	3		w1	DSC 52.50cm
5	AUS - Australia	7	4	3		w1	DSC 61.78cm
6	WAL - Wales	7	2	5			
7	SLO - Slovenia	7	1	6			
8	EST - Estonia	7	0	7			

Legend:

DSC Draw Shot Challenge

Q Qualified for the quarter-finals

wn Number of wins (n) against tied teams

Draw Shot Challenge by Group

Group A		Stone Rotation	Last Stone Draw in each Round Robin Game							DSC
Rank	Team		1	2	3	4	5	6	7	
1	CAN - Canada	↻	19.3	17.2	61.9	63.4	64.6	62.2	199.6	39.88cm
		↻	7.3	52.1	15.4	37.5	26.4	51.2	130.0	
2	JPN - Japan	↻	63.0	51.2	102.9	199.6	20.9	47.9	32.8	55.20cm
		↻	50.1	68.3	41.9	42.9	78.8	61.7	199.6	
3	POL - Poland	↻	110.1	50.9	55.3	47.2	27.2	64.5	40.2	59.04cm
		↻	3.4	104.6	102.8	78.1	87.5	113.3	46.8	
4	HUN - Hungary	↻	199.6	7.0	19.2	34.5	26.1	94.4	24.1	65.23cm
		↻	199.6	42.6	86.1	169.6	82.0	120.2	77.0	
5	FIN - Finland	↻	15.3	123.3	45.7	30.0	55.3	139.5	15.1	66.48cm
		↻	46.5	26.9	199.6	199.6	110.0	100.0	90.2	
6	DEN - Denmark	↻	117.4	68.2	10.6	112.2	79.5	88.0	199.6	77.36cm
		↻	42.8	23.7	166.6	40.1	125.2	199.6	54.0	
7	CZE - Czech Republic	↻	42.5	112.5	183.1	91.1	199.6	21.0	162.8	82.37cm
		↻	133.6	34.0	73.9	81.4	12.2	86.0	137.4	
8	BEL - Belgium	↻	159.0	4.0	60.6	69.3	95.4	199.6	199.6	96.12cm
		↻	166.0	107.4	48.8	37.6	199.6	44.3	161.4	

Group B		Stone Rotation	Last Stone Draw in each Round Robin Game							DSC
Rank	Team		1	2	3	4	5	6	7	
1	NZL - New Zealand	↻	78.6	65.8	39.4	199.6	43.8	40.3	30.2	45.60cm
		↻	21.8	5.1	25.6	68.0	98.4	105.6	30.2	
2	SWE - Sweden	↻	9.4	39.3	22.5	37.8	199.6	71.6	10.4	54.66cm
		↻	135.0	19.4	150.2	11.1	10.4	180.4	138.8	
3	GER - Germany	↻	28.8	114.3	199.6	29.8	30.9	99.5	14.1	64.52cm
		↻	199.6	106.0	124.8	20.7	65.6	38.5	101.2	
4	SUI - Switzerland	↻	14.9	103.5	49.6	56.2	44.1	155.1	42.7	66.10cm
		↻	79.6	130.9	28.3	51.2	37.1	199.6	199.6	
5	KOR - Korea	↻	199.6	77.5	34.9	17.9	51.9	172.7	31.1	79.21cm
		↻	199.6	56.2	199.6	76.9	49.7	155.8	26.3	
6	ENG - England	↻	81.2	101.6	144.1	10.6	105.3	73.6	54.3	82.27cm
		↻	52.0	158.9	10.7	199.6	100.5	199.6	94.4	
7	LAT - Latvia	↻	199.6	55.2	199.6	38.3	89.9	25.2	104.3	82.62cm
		↻	147.4	55.2	34.4	21.4	89.9	199.6	130.6	
8	HKG - Hong Kong	↻	199.6	120.0	199.6	199.6	199.6	100.1	126.6	116.36cm
		↻	44.7	55.1	92.7	44.0	14.7	199.6	199.6	

Draw Shot Challenge by Group

Group C		Stone Rotation	Last Stone Draw in each Round Robin Game							DSC
Rank	Team		1	2	3	4	5	6	7	
1	SCO - Scotland	↻	80.4	46.0	24.4	78.4	34.3	34.9	19.0	39.71cm
		↺	46.9	10.8	33.0	174.0	36.3	32.1	85.0	
2	USA - United States	↻	53.1	38.2	115.1	8.6	100.6	48.0	19.6	42.72cm
		↺	41.4	147.9	28.2	94.9	59.0	3.2	17.8	
3	NOR - Norway	↻	199.6	92.4	30.5	140.9	49.9	167.2	15.8	52.50cm
		↺	20.1	74.3	9.4	20.9	73.5	90.3	12.0	
4	IRL - Ireland	↻	47.9	51.6	66.7	6.8	60.8	130.1	78.9	55.37cm
		↺	92.1	135.4	33.3	28.1	23.9	99.3	75.0	
5	AUS - Australia	↻	57.6	111.6	81.8	53.4	43.0	89.3	147.3	61.78cm
		↺	145.2	33.4	28.7	20.0	27.8	176.2	49.5	
6	WAL - Wales	↻	19.4	64.6	124.3	27.9	13.8	62.4	199.6	71.88cm
		↺	199.6	66.7	129.6	147.6	95.5	24.8	86.0	
7	EST - Estonia	↻	68.7	65.5	53.0	93.8	104.2	81.2	80.9	105.12cm
		↺	109.9	102.1	199.6	199.6	151.6	150.9	199.6	
8	SLO - Slovenia	↻	58.0	135.4	199.6	12.2	119.8	173.9	199.6	133.87cm
		↺	199.6	199.6	166.3	199.6	16.9	125.5	199.6	

Note:

The Draw Shot Challenge (DSC) is the average distance of all the individual Last Stone Draws (LSD), which were delivered by a team during the round robin. The two least favourable results will be eliminated before calculating the average distance. The team with the lesser DSC receives the higher ranking. If the DSCs are equal then the team with the best non-equal counting LSD receives the higher ranking. In the case where all counting LSDs are equal, the team ranked higher in the official WCF World Rankings is ranked higher.

Legend:

↻ Clockwise

↺ Counter-clockwise

DSC Draw Shot Challenge



Scoring Analysis

Team	Games	LSFE	Stolen Ends	Last Stone Eff.	Force Eff.	Points Scored							Total	Plus / Minus
						0	1	2	3	4	>4			
CAN	For	6	10	70%	73%	1	6	18	4	0	1	59	+38	
	Against	1	1			4	12	3	1	0	0	21		
SWE	For	4	12	74%	71%	2	10	11	6	1	1	60	+38	
	Against	3	2			2	12	2	2	0	0	22		
SUI	For	2	9	68%	43%	3	6	7	8	3	1	61	+34	
	Against	5	3			1	8	8	1	0	0	27		
USA	For	5	10	52%	50%	1	12	9	3	4	1	60	+34	
	Against	2	2			2	10	8	0	0	0	26		
HUN	For	5	7	44%	50%	2	12	8	7	1	0	53	+20	
	Against	2	6			2	13	8	0	1	0	33		
SCO	For	4	9	52%	71%	1	10	9	7	0	0	49	+17	
	Against	3	8			1	18	7	0	0	0	32		
IRL	For	5	13	25%	56%	1	18	8	2	1	1	49	+12	
	Against	2	7			2	12	8	3	0	0	37		
AUS	For	5	9	46%	47%	2	8	13	3	2	0	51	+10	
	Against	2	9			0	13	8	1	1	1	41		
BEL	For	2	13	25%	53%	3	16	6	3	1	0	41	+8	
	Against	5	7			0	13	7	2	0	0	33		
LAT	For	4	14	22%	54%	0	18	5	3	2	0	45	+6	
	Against	3	9			4	11	8	0	3	0	39		
NOR	For	2	14	45%	39%	1	16	10	2	1	0	46	+5	
	Against	5	5			2	11	7	4	1	0	41		
GER	For	5	9	50%	38%	1	11	4	6	1	0	41	+3	
	Against	2	9			5	12	5	4	1	0	38		
CZE	For	1	9	44%	56%	0	14	7	3	2	0	45	+2	
	Against	6	8			0	11	13	2	0	0	43		
FIN	For	3	8	40%	37%	0	14	6	4	2	0	46	+2	
	Against	4	7			3	13	9	3	1	0	44		
WAL	For	5	6	22%	71%	3	12	7	0	0	2	36	-4	
	Against	2	12			0	15	9	1	1	0	40		
NZL	For	4	7	38%	33%	0	14	5	3	2	0	41	-6	
	Against	3	7			2	11	8	4	2	0	47		
JPN	For	4	5	27%	50%	3	9	9	1	1	0	34	-9	
	Against	3	11			0	16	6	5	0	0	43		
ENG	For	5	6	22%	36%	3	11	5	2	1	1	36	-15	
	Against	2	13			0	13	7	4	3	0	51		
KOR	For	3	8	28%	27%	5	11	9	1	1	0	36	-20	
	Against	4	11			0	9	5	11	1	0	56		
POL	For	5	7	12%	41%	1	17	5	1	0	0	30	-21	
	Against	2	9			0	11	8	5	1	1	51		



Scoring Analysis

Team	Games		LSFE	Stolen Ends	Last Stone Eff.	Force Eff.	Points Scored						Total	Plus / Minus
							0	1	2	3	4	>4		
EST	7	For	2	4	13%	36%	0	12	4	1	0	0	23	-34
		Against	5	17			1	14	11	3	3	0	57	
DEN	7	For	2	4	15%	44%	0	12	5	0	0	0	22	-40
		Against	5	14			1	11	10	5	4	0	62	
HKG	7	For	1	2	22%	28%	1	10	5	1	0	0	23	-40
		Against	6	13			1	15	8	4	1	3	63	
SLO	7	For	0	6	4%	38%	1	16	3	0	0	0	22	-40
		Against	7	11			2	11	5	6	2	3	62	
Total	84			201			35	295	178	71	26	8	1,009	

Note:

Stolen ends are the ends won without the last stone advantage.

Last Stone Efficiency: Scoring two or more points with last stone advantage.

Force Efficiency: Forcing the opponent team to score only one point when they have the last stone advantage.

Legend:

>4 More than four points scored

Eff. Efficiency

LSFE Last Stone First End

Summary of Big Ends

Points Scored	By	Against	Session	End	Game Result
6	SWE - Sweden	HKG - Hong Kong	11	3	14 : 2
5	WAL - Wales	SLO - Slovenia	2	6	14 : 2
5	WAL - Wales	SLO - Slovenia	2	1	14 : 2
5	CAN - Canada	POL - Poland	16	7	11 : 2
5	ENG - England	HKG - Hong Kong	13	1	13 : 3
5	IRL - Ireland	AUS - Australia	1	6	8 : 7
5	SUI - Switzerland	HKG - Hong Kong	4	6	11 : 2
5	USA - United States	SLO - Slovenia	13	1	12 : 1
4	USA - United States	WAL - Wales	23	3	8 : 3
4	USA - United States	NOR - Norway	18	1	8 : 6
4	USA - United States	AUS - Australia	15	2	10 : 6
4	USA - United States	EST - Estonia	10	3	9 : 3
4	SUI - Switzerland	ENG - England	22	2	8 : 4
4	SUI - Switzerland	GER - Germany	19	4	10 : 4
4	SUI - Switzerland	LAT - Latvia	15	5	9 : 5
4	AUS - Australia	SLO - Slovenia	6	7	10 : 3
4	AUS - Australia	SLO - Slovenia	6	2	10 : 3
4	CZE - Czech Republic	POL - Poland	23	3	9 : 4
4	CZE - Czech Republic	DEN - Denmark	14	3	8 : 7
4	FIN - Finland	DEN - Denmark	24	2	10 : 4
4	FIN - Finland	HUN - Hungary	11	3	8 : 9
4	LAT - Latvia	NZL - New Zealand	24	5	9 : 6
4	LAT - Latvia	ENG - England	10	7	8 : 4
4	NZL - New Zealand	LAT - Latvia	24	6	6 : 9
4	NZL - New Zealand	KOR - Korea	18	3	9 : 5
4	BEL - Belgium	DEN - Denmark	9	7	8 : 3
4	ENG - England	HKG - Hong Kong	13	3	13 : 3
4	GER - Germany	ENG - England	8	4	8 : 5
4	HUN - Hungary	DEN - Denmark	18	6	10 : 3
4	IRL - Ireland	EST - Estonia	3	7	11 : 4
4	JPN - Japan	FIN - Finland	15	7	6 : 7
4	KOR - Korea	LAT - Latvia	8	2	10 : 8
4	NOR - Norway	EST - Estonia	25	2	9 : 3
4	SWE - Sweden	NZL - New Zealand	3	2	9 : 4

Note:
Big ends are defined as ends with a score of four or more points.



Session Results and Standings

Sheet	Game	Team	LSFE	1	2	3	4	5	6	7	8	Extra Ends	Total
A	7	CAN - Canada		0	2	0	3	2	0	3	X		10
	7	JPN - Japan	*	1	0	1	0	0	1	0	X		3
B	7	EST - Estonia		0	0	0	2	0	1	X	X		3
	7	NOR - Norway	*	1	4	1	0	3	0	X	X		9
D	7	KOR - Korea	*	0	1	0	0	0	0	X	X		1
	7	SUI - Switzerland		3	0	3	3	3	0	X	X		12

Standings after Round Robin

Group A

Rank	Team	Games	Wins	Losses	Q	DSC	cm
1	HUN - Hungary	7	7	0	Q	DSC	65.23cm
2	CAN - Canada	7	6	1	Q	DSC	39.88cm
3	CZE - Czech Republic	7	4	3	Q w1	DSC	82.37cm
4	BEL - Belgium	7	4	3	w0		
5	FIN - Finland	7	3	4	w1		
6	JPN - Japan	7	3	4	w0		
7	POL - Poland	7	1	6			
8	DEN - Denmark	7	0	7			

Group B

Rank	Team	Games	Wins	Losses	Q	DSC	cm
1	SWE - Sweden	7	7	0	Q	DSC	54.66cm
2	SUI - Switzerland	7	6	1	Q	DSC	66.10cm
3	LAT - Latvia	7	4	3	w1	DSC	82.62cm
4	GER - Germany	7	4	3	w0		
5	NZL - New Zealand	7	3	4			
6	KOR - Korea	7	2	5			
7	ENG - England	7	1	6	w1		
8	HKG - Hong Kong	7	1	6	w0		

Group C

Rank	Team	Games	Wins	Losses	Q	DSC	cm
1	USA - United States	7	7	0	Q	DSC	42.72cm
2	IRL - Ireland	7	6	1	Q	DSC	55.37cm
3	SCO - Scotland	7	4	3	Q w1	DSC	39.71cm
4	NOR - Norway	7	4	3	w1	DSC	52.50cm
5	AUS - Australia	7	4	3	w1	DSC	61.78cm
6	WAL - Wales	7	2	5			
7	SLO - Slovenia	7	1	6			
8	EST - Estonia	7	0	7			

Legend:

DSC Draw Shot Challenge **LSFE(*)** Last Stone First End **Q** Qualified for the quarter-finals
wn Number of wins (n) against tied teams **X** Unplayed/unfinished end due to concession



Session Results and Standings

Sheet	Game	Team	LSFE	1	2	3	4	5	6	7	8	Extra Ends	Total
B	7	LAT - Latvia		1	0	1	0	4	0	2	1		9
	7	NZL - New Zealand	*	0	1	0	1	0	4	0	0		6
C	7	FIN - Finland	*	3	4	0	3	0	0	X	X		10
	7	DEN - Denmark		0	0	2	0	1	1	X	X		4
F	7	SWE - Sweden		1	2	0	3	0	0	0	2		8
	7	GER - Germany	*	0	0	1	0	3	1	1	0		6

Current Standings

Group A					Group B				
Rank	Team	Games	Wins	Losses	Rank	Team	Games	Wins	Losses
1	HUN - Hungary	7	7	0 Q	1	SWE - Sweden	7	7	0 Q
2	CAN - Canada	6	5	1 Q	2	SUI - Switzerland	6	5	1 Q
3	BEL - Belgium	7	4	3	3	LAT - Latvia	7	4	3 w1
3	CZE - Czech Republic	7	4	3	4	GER - Germany	7	4	3 w0
5	JPN - Japan	6	3	3	5	NZL - New Zealand	7	3	4
6	FIN - Finland	7	3	4	6	KOR - Korea	6	2	4
7	POL - Poland	7	1	6	7	ENG - England	7	1	6 w1
8	DEN - Denmark	7	0	7	8	HKG - Hong Kong	7	1	6 w0

Group C				
Rank	Team	Games	Wins	Losses
1	USA - United States	7	7	0 Q
2	IRL - Ireland	7	6	1 Q
3	AUS - Australia	7	4	3
3	SCO - Scotland	7	4	3 Q
5	NOR - Norway	6	3	3
6	WAL - Wales	7	2	5
7	SLO - Slovenia	7	1	6
8	EST - Estonia	6	0	6

Note:
Under WCF rules, tie-breaking rules for standings are not applied until after the last game of the round robin.

Legend:
LSFE(*) Last Stone First End **Q** Qualified for the quarter-finals **wn** Number of wins (n) against tied teams
X Unplayed/unfinished end due to concession



WCC 2023
Gangneung, Korea

World Senior Curling Championships 2023
Gangneung Hockey Centre

Men

THU 27 APR 2023
Start Time 12:00

Round Robin Session 23



Session Results and Standings

Sheet	Game	Team	LSFE	1	2	3	4	5	6	7	8	Extra Ends	Total
D	7	CZE - Czech Republic		0	0	4	1	1	0	3	X		9
	7	POL - Poland	*	1	2	0	0	0	1	0	X		4
E	7	WAL - Wales		0	0	0	1	0	2	X	X		3
	7	USA - United States	*	1	2	4	0	1	0	X	X		8

Current Standings

Group A					Group B				
Rank	Team	Games	Wins	Losses	Rank	Team	Games	Wins	Losses
1	HUN - Hungary	7	7	0 Q	1	SWE - Sweden	6	6	0 Q
2	CAN - Canada	6	5	1 Q	2	SUI - Switzerland	6	5	1 Q
3	BEL - Belgium	7	4	3	3	GER - Germany	6	4	2
3	CZE - Czech Republic	7	4	3	4	LAT - Latvia	6	3	3
5	JPN - Japan	6	3	3	4	NZL - New Zealand	6	3	3
6	FIN - Finland	6	2	4	6	KOR - Korea	6	2	4
7	POL - Poland	7	1	6	7	ENG - England	7	1	6
8	DEN - Denmark	6	0	6	7	HKG - Hong Kong	7	1	6

Group C				
Rank	Team	Games	Wins	Losses
1	USA - United States	7	7	0 Q
2	IRL - Ireland	7	6	1 Q
3	AUS - Australia	7	4	3
3	SCO - Scotland	7	4	3 Q
5	NOR - Norway	6	3	3
6	WAL - Wales	7	2	5
7	SLO - Slovenia	7	1	6
8	EST - Estonia	6	0	6

Note:
Under WCF rules, tie-breaking rules for standings are not applied until after the last game of the round robin.

Legend:
LSFE(*) Last Stone First End **Q** Qualified for the quarter-finals **X** Unplayed/unfinished end due to concession



WSSC 2023
Gangneung, Korea

World Senior Curling Championships 2023
Gangneung Hockey Centre

Men

THU 27 APR 2023
Start Time 8:00

Round Robin Session 22



Session Results and Standings

Sheet	Game	Team	LSFE	1	2	3	4	5	6	7	8	Extra Ends	Total
A	7	ENG - England	*	1	0	2	0	0	1	0	X		4
	6	SUI - Switzerland		0	4	0	2	1	0	1	X		8
B	7	HKG - Hong Kong	*	2	1	0	2	0	3	0	1		9
	6	KOR - Korea		0	0	2	0	2	0	1	0		5
C	7	SCO - Scotland	*	3	0	3	0	2	0	X	X		8
	7	SLO - Slovenia		0	1	0	1	0	1	X	X		3
D	7	IRL - Ireland	*	1	1	1	1	1	0	0	2		7
	6	NOR - Norway		0	0	0	0	0	2	2	0		4
E	6	JPN - Japan		0	0	0	1	0	0	0	X		1
	7	HUN - Hungary	*	3	0	0	0	1	2	1	X		7
F	7	AUS - Australia	*	0	3	2	1	2	0	X	X		8
	6	EST - Estonia		1	0	0	0	0	1	X	X		2

Current Standings

Group A					Group B				
Rank	Team	Games	Wins	Losses	Rank	Team	Games	Wins	Losses
1	HUN - Hungary	7	7	0 Q	1	SWE - Sweden	6	6	0 Q
2	CAN - Canada	6	5	1 Q	2	SUI - Switzerland	6	5	1 Q
3	BEL - Belgium	7	4	3	3	GER - Germany	6	4	2
4	CZE - Czech Republic	6	3	3	4	LAT - Latvia	6	3	3
4	JPN - Japan	6	3	3	4	NZL - New Zealand	6	3	3
6	FIN - Finland	6	2	4	6	KOR - Korea	6	2	4
7	POL - Poland	6	1	5	7	ENG - England	7	1	6
8	DEN - Denmark	6	0	6	7	HKG - Hong Kong	7	1	6

Group C				
Rank	Team	Games	Wins	Losses
1	USA - United States	6	6	0 Q
2	IRL - Ireland	7	6	1 Q
3	AUS - Australia	7	4	3
3	SCO - Scotland	7	4	3
5	NOR - Norway	6	3	3
6	WAL - Wales	6	2	4
7	SLO - Slovenia	7	1	6
8	EST - Estonia	6	0	6

Note:
Under WCF rules, tie-breaking rules for standings are not applied until after the last game of the round robin.

Legend:
LSFE(*) Last Stone First End **Q** Qualified for the quarter-finals **X** Unplayed/unfinished end due to concession



WSSC 2023
Gangneung, Korea

World Senior Curling Championships 2023
Gangneung Hockey Centre

Men

WED 26 APR 2023
Start Time 20:00

Round Robin Session 21



Session Results and Standings

Sheet	Game	Team	LSFE	1	2	3	4	5	6	7	8	Extra Ends	Total
E	6	GER - Germany	*	2	0	3	0	0	0	3	X		8
	6	NZL - New Zealand		0	1	0	1	1	0	0	X		3
F	6	FIN - Finland		1	0	1	0	0	1	0	0		3
	6	CAN - Canada	*	0	2	0	1	1	0	1	2		7

Current Standings

Group A					Group B				
Rank	Team	Games	Wins	Losses	Rank	Team	Games	Wins	Losses
1	HUN - Hungary	6	6	0 Q	1	SWE - Sweden	6	6	0 Q
2	CAN - Canada	6	5	1	2	SUI - Switzerland	5	4	1
3	BEL - Belgium	7	4	3	3	GER - Germany	6	4	2
4	JPN - Japan	5	3	2	4	LAT - Latvia	6	3	3
5	CZE - Czech Republic	6	3	3	4	NZL - New Zealand	6	3	3
6	FIN - Finland	6	2	4	6	KOR - Korea	5	2	3
7	POL - Poland	6	1	5	7	ENG - England	6	1	5
8	DEN - Denmark	6	0	6	8	HKG - Hong Kong	6	0	6

Group C				
Rank	Team	Games	Wins	Losses
1	USA - United States	6	6	0 Q
2	IRL - Ireland	6	5	1
3	NOR - Norway	5	3	2
4	AUS - Australia	6	3	3
4	SCO - Scotland	6	3	3
6	WAL - Wales	6	2	4
7	SLO - Slovenia	6	1	5
8	EST - Estonia	5	0	5

Note:
Under WCF rules, tie-breaking rules for standings are not applied until after the last game of the round robin.

Legend:
LSFE(*) Last Stone First End **Q** Qualified for the quarter-finals **X** Unplayed/unfinished end due to concession



Session Results and Standings

Sheet	Game	Team	LSFE	1	2	3	4	5	6	7	8	Extra	Ends	Total
A	6	WAL - Wales	*	0	0	1	0	2	0	0	1			4
	6	IRL - Ireland		0	2	0	2	0	1	1	0			6
E	6	SLO - Slovenia		0	1	1	0	1	2	0	0	1		6
	5	EST - Estonia	*	1	0	0	2	0	0	1	1	0		5

Current Standings

Group A					Group B				
Rank	Team	Games	Wins	Losses	Rank	Team	Games	Wins	Losses
1	HUN - Hungary	6	6	0 Q	1	SWE - Sweden	6	6	0 Q
2	CAN - Canada	5	4	1	2	SUI - Switzerland	5	4	1
3	BEL - Belgium	7	4	3	3	GER - Germany	5	3	2
4	JPN - Japan	5	3	2	3	NZL - New Zealand	5	3	2
5	CZE - Czech Republic	6	3	3	5	LAT - Latvia	6	3	3
6	FIN - Finland	5	2	3	6	KOR - Korea	5	2	3
7	POL - Poland	6	1	5	7	ENG - England	6	1	5
8	DEN - Denmark	6	0	6	8	HKG - Hong Kong	6	0	6

Group C				
Rank	Team	Games	Wins	Losses
1	USA - United States	6	6	0 Q
2	IRL - Ireland	6	5	1
3	NOR - Norway	5	3	2
4	AUS - Australia	6	3	3
4	SCO - Scotland	6	3	3
6	WAL - Wales	6	2	4
7	SLO - Slovenia	6	1	5
8	EST - Estonia	5	0	5

Note:
Under WCF rules, tie-breaking rules for standings are not applied until after the last game of the round robin.

Legend:
LSFE(*) Last Stone First End Q Qualified for the quarter-finals





WSSC 2023
Gangneung, Korea

World Senior Curling Championships 2023
Gangneung Hockey Centre

Men

WED 26 APR 2023
Start Time 12:00

Round Robin Session 19



Session Results and Standings

Sheet	Game	Team	LSFE	1	2	3	4	5	6	7	8	Extra Ends	Total
B	6	ENG - England		0	1	0	0	0	0	X	X		1
	6	SWE - Sweden	*	3	0	1	3	1	2	X	X		10
C	5	GER - Germany		0	2	0	0	2	0	X	X		4
	5	SUI - Switzerland	*	3	0	0	4	0	3	X	X		10
E	6	HKG - Hong Kong		0	0	1	1	0	0	1	0		3
	6	LAT - Latvia	*	1	1	0	0	1	1	0	1		5
F	6	CZE - Czech Republic		0	3	0	0	0	1	0	X		4
	5	JPN - Japan	*	2	0	1	3	2	0	2	X		10

Current Standings

Group A					Group B				
Rank	Team	Games	Wins	Losses	Rank	Team	Games	Wins	Losses
1	HUN - Hungary	6	6	0 Q	1	SWE - Sweden	6	6	0 Q
2	CAN - Canada	5	4	1	2	SUI - Switzerland	5	4	1
3	BEL - Belgium	7	4	3	3	GER - Germany	5	3	2
4	JPN - Japan	5	3	2	3	NZL - New Zealand	5	3	2
5	CZE - Czech Republic	6	3	3	5	LAT - Latvia	6	3	3
6	FIN - Finland	5	2	3	6	KOR - Korea	5	2	3
7	POL - Poland	6	1	5	7	ENG - England	6	1	5
8	DEN - Denmark	6	0	6	8	HKG - Hong Kong	6	0	6

Group C				
Rank	Team	Games	Wins	Losses
1	USA - United States	6	6	0 Q
2	IRL - Ireland	5	4	1
3	NOR - Norway	5	3	2
4	AUS - Australia	6	3	3
4	SCO - Scotland	6	3	3
6	WAL - Wales	5	2	3
7	EST - Estonia	4	0	4
8	SLO - Slovenia	5	0	5

Note:
Under WCF rules, tie-breaking rules for standings are not applied until after the last game of the round robin.

Legend:
LSFE(*) Last Stone First End **Q** Qualified for the quarter-finals **X** Unplayed/unfinished end due to concession



Session Results and Standings

Sheet	Game	Team	LSFE	1	2	3	4	5	6	7	8	Extra Ends	Total
A	6	HUN - Hungary	*	2	3	0	1	0	4	X	X		10
	6	DEN - Denmark		0	0	2	0	1	0	X	X		3
B	6	POL - Poland	*	0	0	1	2	1	0	0	X		4
	7	BEL - Belgium		3	3	0	0	0	2	2	X		10
C	5	KOR - Korea	*	0	2	0	1	0	2	0	X		5
	5	NZL - New Zealand		1	0	4	0	3	0	1	X		9
D	6	AUS - Australia		1	0	0	0	1	0	0	X		2
	6	SCO - Scotland	*	0	2	1	0	0	2	3	X		8
F	5	NOR - Norway		0	1	1	0	2	0	2	0		6
	6	USA - United States	*	4	0	0	2	0	1	0	1		8

Current Standings

Group A					Group B				
Rank	Team	Games	Wins	Losses	Rank	Team	Games	Wins	Losses
1	HUN - Hungary	6	6	0 Q	1	SWE - Sweden	5	5	0
2	CAN - Canada	5	4	1	2	GER - Germany	4	3	1
3	BEL - Belgium	7	4	3	2	SUI - Switzerland	4	3	1
4	CZE - Czech Republic	5	3	2	4	NZL - New Zealand	5	3	2
5	JPN - Japan	4	2	2	5	KOR - Korea	5	2	3
6	FIN - Finland	5	2	3	5	LAT - Latvia	5	2	3
7	POL - Poland	6	1	5	7	ENG - England	5	1	4
8	DEN - Denmark	6	0	6	8	HKG - Hong Kong	5	0	5

Group C				
Rank	Team	Games	Wins	Losses
1	USA - United States	6	6	0 Q
2	IRL - Ireland	5	4	1
3	NOR - Norway	5	3	2
4	AUS - Australia	6	3	3
4	SCO - Scotland	6	3	3
6	WAL - Wales	5	2	3
7	EST - Estonia	4	0	4
8	SLO - Slovenia	5	0	5

Note:
Under WCF rules, tie-breaking rules for standings are not applied until after the last game of the round robin.

Legend:
LSFE(*) Last Stone First End **Q** Qualified for the quarter-finals **X** Unplayed/unfinished end due to concession





Session Results and Standings

Sheet	Game	Team	LSFE	1	2	3	4	5	6	7	8	Extra Ends	Total
D	5	SWE - Sweden		0	2	0	0	2	0	0	1		5
	5	LAT - Latvia	*	1	0	1	0	0	2	0	0		4

Current Standings

Group A					Group B				
Rank	Team	Games	Wins	Losses	Rank	Team	Games	Wins	Losses
1	HUN - Hungary	5	5	0 Q	1	SWE - Sweden	5	5	0
2	CAN - Canada	5	4	1	2	GER - Germany	4	3	1
3	CZE - Czech Republic	5	3	2	2	SUI - Switzerland	4	3	1
4	BEL - Belgium	6	3	3	4	KOR - Korea	4	2	2
5	JPN - Japan	4	2	2	4	NZL - New Zealand	4	2	2
6	FIN - Finland	5	2	3	6	LAT - Latvia	5	2	3
7	POL - Poland	5	1	4	7	ENG - England	5	1	4
8	DEN - Denmark	5	0	5	8	HKG - Hong Kong	5	0	5

Group C				
Rank	Team	Games	Wins	Losses
1	USA - United States	5	5	0
2	IRL - Ireland	5	4	1
3	NOR - Norway	4	3	1
4	AUS - Australia	5	3	2
5	SCO - Scotland	5	2	3
5	WAL - Wales	5	2	3
7	EST - Estonia	4	0	4
8	SLO - Slovenia	5	0	5

Note:
Under WCF rules, tie-breaking rules for standings are not applied until after the last game of the round robin.

Legend:
LSFE(*) Last Stone First End Q Qualified for the quarter-finals



Session Results and Standings

Sheet	Game	Team	LSFE	1	2	3	4	5	6	7	8	Extra Ends	Total
A	4	GER - Germany	*	2	0	3	0	1	1	1	X		8
	5	HKG - Hong Kong		0	2	0	0	0	0	0	X		2
B	5	IRL - Ireland	*	1	3	0	1	0	0	1	0		6
	5	SLO - Slovenia		0	0	1	0	1	1	0	1		4
C	5	POL - Poland		0	1	0	0	1	0	0	X		2
	5	CAN - Canada	*	2	0	2	0	0	2	5	X		11
D	6	BEL - Belgium		1	1	0	1	0	2	1	0	0	6
	5	HUN - Hungary	*	0	0	1	0	2	0	0	3	1	7
F	4	NZL - New Zealand		0	1	0	0	1	2	0	2		6
	5	ENG - England	*	0	0	1	3	0	0	1	0		5

Current Standings

Group A					Group B				
Rank	Team	Games	Wins	Losses	Rank	Team	Games	Wins	Losses
1	HUN - Hungary	5	5	0 Q	1	SWE - Sweden	4	4	0
2	CAN - Canada	5	4	1	2	GER - Germany	4	3	1
3	CZE - Czech Republic	5	3	2	2	SUI - Switzerland	4	3	1
4	BEL - Belgium	6	3	3	4	KOR - Korea	4	2	2
5	JPN - Japan	4	2	2	4	LAT - Latvia	4	2	2
6	FIN - Finland	5	2	3	4	NZL - New Zealand	4	2	2
7	POL - Poland	5	1	4	7	ENG - England	5	1	4
8	DEN - Denmark	5	0	5	8	HKG - Hong Kong	5	0	5

Group C				
Rank	Team	Games	Wins	Losses
1	USA - United States	5	5	0
2	IRL - Ireland	5	4	1
3	NOR - Norway	4	3	1
4	AUS - Australia	5	3	2
5	SCO - Scotland	5	2	3
5	WAL - Wales	5	2	3
7	EST - Estonia	4	0	4
8	SLO - Slovenia	5	0	5

Note:
Under WCF rules, tie-breaking rules for standings are not applied until after the last game of the round robin.

Legend:
LSFE(*) Last Stone First End **Q** Qualified for the quarter-finals **X** Unplayed/unfinished end due to concession



Session Results and Standings

Sheet	Game	Team	LSFE	1	2	3	4	5	6	7	8	Extra Ends	Total
A	4	SWE - Sweden	*	2	0	3	0	0	2	2	X		9
	4	KOR - Korea		0	1	0	0	2	0	0	X		3
B	4	JPN - Japan		0	0	2	0	0	0	4	0		6
	5	FIN - Finland	*	1	1	0	2	1	0	0	2		7
C	5	USA - United States		0	4	0	1	1	0	2	2		10
	5	AUS - Australia	*	2	0	2	0	0	2	0	0		6
D	5	WAL - Wales	*	2	1	2	1	0	0	0	X		6
	4	EST - Estonia		0	0	0	0	1	2	1	X		4
E	5	SCO - Scotland	*	3	0	3	0	0	0	0	0		6
	4	NOR - Norway		0	2	0	2	1	1	1	1		8
F	4	SUI - Switzerland		0	0	2	1	4	0	2	X		9
	4	LAT - Latvia	*	1	2	0	0	0	2	0	X		5

Current Standings

Group A					Group B				
Rank	Team	Games	Wins	Losses	Rank	Team	Games	Wins	Losses
1	HUN - Hungary	4	4	0	1	SWE - Sweden	4	4	0
2	CAN - Canada	4	3	1	2	SUI - Switzerland	4	3	1
3	BEL - Belgium	5	3	2	3	GER - Germany	3	2	1
3	CZE - Czech Republic	5	3	2	4	KOR - Korea	4	2	2
5	JPN - Japan	4	2	2	4	LAT - Latvia	4	2	2
6	FIN - Finland	5	2	3	6	NZL - New Zealand	3	1	2
7	POL - Poland	4	1	3	7	ENG - England	4	1	3
8	DEN - Denmark	5	0	5	8	HKG - Hong Kong	4	0	4

Group C				
Rank	Team	Games	Wins	Losses
1	USA - United States	5	5	0
2	IRL - Ireland	4	3	1
2	NOR - Norway	4	3	1
4	AUS - Australia	5	3	2
5	SCO - Scotland	5	2	3
5	WAL - Wales	5	2	3
7	EST - Estonia	4	0	4
7	SLO - Slovenia	4	0	4

Note:
Under WCF rules, tie-breaking rules for standings are not applied until after the last game of the round robin.

Legend:
LSFE(*) Last Stone First End X Unplayed/unfinished end due to concession



WSCC 2023
Gangneung, Korea

World Senior Curling Championships 2023
Gangneung Hockey Centre

Men

TUE 25 APR 2023
Start Time 8:00

Round Robin Session 14



Session Results and Standings

Sheet	Game	Team	LSFE	1	2	3	4	5	6	7	8	Extra Ends	Total
E	5	DEN - Denmark	*	1	1	0	0	2	0	1	2	0	7
	5	CZE - Czech Republic		0	0	4	2	0	1	0	0	1	8

Current Standings

Group A					Group B				
Rank	Team	Games	Wins	Losses	Rank	Team	Games	Wins	Losses
1	HUN - Hungary	4	4	0	1	SWE - Sweden	3	3	0
2	CAN - Canada	4	3	1	2	GER - Germany	3	2	1
3	BEL - Belgium	5	3	2	2	KOR - Korea	3	2	1
3	CZE - Czech Republic	5	3	2	2	LAT - Latvia	3	2	1
5	JPN - Japan	3	2	1	2	SUI - Switzerland	3	2	1
6	FIN - Finland	4	1	3	6	NZL - New Zealand	3	1	2
6	POL - Poland	4	1	3	7	ENG - England	4	1	3
8	DEN - Denmark	5	0	5	8	HKG - Hong Kong	4	0	4

Group C				
Rank	Team	Games	Wins	Losses
1	USA - United States	4	4	0
2	AUS - Australia	4	3	1
2	IRL - Ireland	4	3	1
4	NOR - Norway	3	2	1
5	SCO - Scotland	4	2	2
6	WAL - Wales	4	1	3
7	EST - Estonia	3	0	3
8	SLO - Slovenia	4	0	4

Note:
Under WCF rules, tie-breaking rules for standings are not applied until after the last game of the round robin.

Legend:
LSFE(*) Last Stone First End



Session Results and Standings

Sheet	Game	Team	LSFE	1	2	3	4	5	6	7	8	Extra Ends	Total
A	4	USA - United States	*	5	3	0	1	0	3	X	X		12
	4	SLO - Slovenia		0	0	0	0	1	0	X	X		1
C	4	ENG - England	*	5	1	4	0	1	0	2	X		13
	4	HKG - Hong Kong		0	0	0	2	0	1	0	X		3
F	4	SCO - Scotland		3	0	1	1	1	0	1	X		7
	4	WAL - Wales	*	0	1	0	0	0	1	0	X		2

Current Standings

Group A					Group B				
Rank	Team	Games	Wins	Losses	Rank	Team	Games	Wins	Losses
1	HUN - Hungary	4	4	0	1	SWE - Sweden	3	3	0
2	CAN - Canada	4	3	1	2	GER - Germany	3	2	1
3	BEL - Belgium	5	3	2	2	KOR - Korea	3	2	1
4	JPN - Japan	3	2	1	2	LAT - Latvia	3	2	1
5	CZE - Czech Republic	4	2	2	2	SUI - Switzerland	3	2	1
6	FIN - Finland	4	1	3	6	NZL - New Zealand	3	1	2
6	POL - Poland	4	1	3	7	ENG - England	4	1	3
8	DEN - Denmark	4	0	4	8	HKG - Hong Kong	4	0	4

Group C				
Rank	Team	Games	Wins	Losses
1	USA - United States	4	4	0
2	AUS - Australia	4	3	1
2	IRL - Ireland	4	3	1
4	NOR - Norway	3	2	1
5	SCO - Scotland	4	2	2
6	WAL - Wales	4	1	3
7	EST - Estonia	3	0	3
8	SLO - Slovenia	4	0	4

Note:
Under WCF rules, tie-breaking rules for standings are not applied until after the last game of the round robin.

Legend:
LSFE(*) Last Stone First End X Unplayed/unfinished end due to concession



Session Results and Standings

Sheet	Game	Team	LSFE	1	2	3	4	5	6	7	8	Extra	Ends	Total
A	3	SUI - Switzerland		0	2	0	2	0	2	3	X			9
	3	NZL - New Zealand	*	2	0	1	0	3	0	0	X			6
B	4	DEN - Denmark		0	0	1	0	0	0	X	X			1
	4	POL - Poland	*	2	1	0	1	2	1	X	X			7
C	3	JPN - Japan	*	0	1	0	0	0	0	X	X			1
	5	BEL - Belgium		1	0	2	1	3	1	X	X			8
D	4	CAN - Canada	*	2	0	1	2	0	2	0	X			7
	4	CZE - Czech Republic		0	1	0	0	2	0	1	X			4
E	4	HUN - Hungary	*	0	3	0	0	3	0	0	2	1		9
	4	FIN - Finland		0	0	4	2	0	2	0	0	0		8
F	3	HKG - Hong Kong		0	1	0	0	1	0	X	X			2
	3	SWE - Sweden	*	3	0	6	2	0	3	X	X			14

Current Standings

Group A					Group B				
Rank	Team	Games	Wins	Losses	Rank	Team	Games	Wins	Losses
1	HUN - Hungary	4	4	0	1	SWE - Sweden	3	3	0
2	CAN - Canada	4	3	1	2	GER - Germany	3	2	1
3	BEL - Belgium	5	3	2	2	KOR - Korea	3	2	1
4	JPN - Japan	3	2	1	2	LAT - Latvia	3	2	1
5	CZE - Czech Republic	4	2	2	2	SUI - Switzerland	3	2	1
6	FIN - Finland	4	1	3	6	NZL - New Zealand	3	1	2
6	POL - Poland	4	1	3	7	ENG - England	3	0	3
8	DEN - Denmark	4	0	4	7	HKG - Hong Kong	3	0	3

Group C				
Rank	Team	Games	Wins	Losses
1	USA - United States	3	3	0
2	AUS - Australia	4	3	1
2	IRL - Ireland	4	3	1
4	NOR - Norway	3	2	1
5	SCO - Scotland	3	1	2
5	WAL - Wales	3	1	2
7	EST - Estonia	3	0	3
7	SLO - Slovenia	3	0	3

Note:
Under WCF rules, tie-breaking rules for standings are not applied until after the last game of the round robin.

Legend:
LSFE(*) Last Stone First End X Unplayed/unfinished end due to concession





WSSC 2023
Gangneung, Korea

World Senior Curling Championships 2023
Gangneung Hockey Centre

Men

MON 24 APR 2023
Start Time 8:00

Round Robin Session 10



Session Results and Standings

Sheet	Game	Team	LSFE	1	2	3	4	5	6	7	8	Extra Ends	Total
A	3	LAT - Latvia		1	0	0	0	0	3	4	X		8
	3	ENG - England	*	0	0	0	2	2	0	0	X		4
B	3	USA - United States	*	2	0	4	1	2	0	X	X		9
	3	EST - Estonia		0	2	0	0	0	1	X	X		3
C	4	IRL - Ireland	*	0	1	0	2	2	0	1	1	2	9
	3	SCO - Scotland		2	0	2	0	0	3	0	0	0	7
D	3	NOR - Norway	*	0	0	3	2	1	1	0	X		7
	3	SLO - Slovenia		0	2	0	0	0	0	1	X		3
E	4	AUS - Australia	*	1	2	0	2	2	0	1	X		8
	3	WAL - Wales		0	0	1	0	0	2	0	X		3
F	3	GER - Germany		0	0	3	0	1	0	1	0		5
	3	KOR - Korea	*	0	3	0	0	0	0	0	1		4

Current Standings

Group A					Group B				
Rank	Team	Games	Wins	Losses	Rank	Team	Games	Wins	Losses
1	HUN - Hungary	3	3	0	1	SWE - Sweden	2	2	0
2	JPN - Japan	2	2	0	2	GER - Germany	3	2	1
3	CAN - Canada	3	2	1	2	KOR - Korea	3	2	1
3	CZE - Czech Republic	3	2	1	2	LAT - Latvia	3	2	1
5	BEL - Belgium	4	2	2	5	NZL - New Zealand	2	1	1
6	FIN - Finland	3	1	2	5	SUI - Switzerland	2	1	1
7	DEN - Denmark	3	0	3	7	HKG - Hong Kong	2	0	2
7	POL - Poland	3	0	3	8	ENG - England	3	0	3

Group C				
Rank	Team	Games	Wins	Losses
1	USA - United States	3	3	0
2	AUS - Australia	4	3	1
2	IRL - Ireland	4	3	1
4	NOR - Norway	3	2	1
5	SCO - Scotland	3	1	2
5	WAL - Wales	3	1	2
7	EST - Estonia	3	0	3
7	SLO - Slovenia	3	0	3

Note:
Under WCF rules, tie-breaking rules for standings are not applied until after the last game of the round robin.

Legend:
LSFE(*) Last Stone First End X Unplayed/unfinished end due to concession



WSCC 2023
Gangneung, Korea

SUN 23 APR 2023
Start Time 20:00

World Senior Curling Championships 2023
Gangneung Hockey Centre
Men

Round Robin Session 9



Session Results and Standings

Sheet	Game	Team	LSFE	1	2	3	4	5	6	7	8	Extra Ends	Total
D	3	DEN - Denmark		0	2	0	0	1	0	0	X		3
	4	BEL - Belgium	*	1	0	1	1	0	1	4	X		8

Current Standings

Group A					Group B				
Rank	Team	Games	Wins	Losses	Rank	Team	Games	Wins	Losses
1	HUN - Hungary	3	3	0	1	KOR - Korea	2	2	0
2	JPN - Japan	2	2	0	1	SWE - Sweden	2	2	0
3	CAN - Canada	3	2	1	3	GER - Germany	2	1	1
3	CZE - Czech Republic	3	2	1	3	LAT - Latvia	2	1	1
5	BEL - Belgium	4	2	2	3	NZL - New Zealand	2	1	1
6	FIN - Finland	3	1	2	3	SUI - Switzerland	2	1	1
7	DEN - Denmark	3	0	3	7	ENG - England	2	0	2
7	POL - Poland	3	0	3	7	HKG - Hong Kong	2	0	2

Group C				
Rank	Team	Games	Wins	Losses
1	USA - United States	2	2	0
2	AUS - Australia	3	2	1
2	IRL - Ireland	3	2	1
4	NOR - Norway	2	1	1
4	SCO - Scotland	2	1	1
4	WAL - Wales	2	1	1
7	EST - Estonia	2	0	2
7	SLO - Slovenia	2	0	2

Note:
Under WCF rules, tie-breaking rules for standings are not applied until after the last game of the round robin.

Legend:
LSFE(*) Last Stone First End X Unplayed/unfinished end due to concession



Session Results and Standings

Sheet	Game	Team	LSFE	1	2	3	4	5	6	7	8	Extra	Ends	Total
A	2	EST - Estonia		0	0	1	0	0	0	1	0			2
	2	SCO - Scotland	*	2	1	0	0	2	1	0	2			8
B	2	KOR - Korea		2	4	0	0	0	0	1	1	2		10
	2	LAT - Latvia	*	0	0	1	1	3	3	0	0	0		8
C	2	NOR - Norway		0	0	2	1	0	0	1	0	1		5
	2	WAL - Wales	*	0	2	0	0	0	1	0	1	0		4
D	2	ENG - England		0	0	2	0	1	1	1	X			5
	2	GER - Germany	*	3	1	0	4	0	0	0	X			8
F	3	POL - Poland	*	3	0	1	0	0	1	0	0			5
	3	FIN - Finland		0	3	0	1	1	0	2	1			8

Current Standings

Group A					Group B				
Rank	Team	Games	Wins	Losses	Rank	Team	Games	Wins	Losses
1	HUN - Hungary	3	3	0	1	KOR - Korea	2	2	0
2	JPN - Japan	2	2	0	1	SWE - Sweden	2	2	0
3	CAN - Canada	3	2	1	3	GER - Germany	2	1	1
3	CZE - Czech Republic	3	2	1	3	LAT - Latvia	2	1	1
5	BEL - Belgium	3	1	2	3	NZL - New Zealand	2	1	1
5	FIN - Finland	3	1	2	3	SUI - Switzerland	2	1	1
7	DEN - Denmark	2	0	2	7	ENG - England	2	0	2
8	POL - Poland	3	0	3	7	HKG - Hong Kong	2	0	2

Group C				
Rank	Team	Games	Wins	Losses
1	USA - United States	2	2	0
2	AUS - Australia	3	2	1
2	IRL - Ireland	3	2	1
4	NOR - Norway	2	1	1
4	SCO - Scotland	2	1	1
4	WAL - Wales	2	1	1
7	EST - Estonia	2	0	2
7	SLO - Slovenia	2	0	2

Note:
Under WCF rules, tie-breaking rules for standings are not applied until after the last game of the round robin.

Legend:
LSFE(*) Last Stone First End X Unplayed/unfinished end due to concession



SUN 23 APR 2023
Start Time 12:00

Round Robin Session 7

Session Results and Standings

Sheet	Game	Team	LSFE	1	2	3	4	5	6	7	8	Extra Ends	Total
E	2	USA - United States		0	0	3	0	0	1	1	2		7
	3	IRL - Ireland	*	1	0	0	0	1	0	0	0		2
F	3	CAN - Canada	*	2	0	2	0	1	0	1	0		6
	3	HUN - Hungary		0	3	0	1	0	2	0	2		8

Current Standings

Group A					Group B				
Rank	Team	Games	Wins	Losses	Rank	Team	Games	Wins	Losses
1	HUN - Hungary	3	3	0	1	SWE - Sweden	2	2	0
2	JPN - Japan	2	2	0	2	KOR - Korea	1	1	0
3	CAN - Canada	3	2	1	2	LAT - Latvia	1	1	0
3	CZE - Czech Republic	3	2	1	4	NZL - New Zealand	2	1	1
5	BEL - Belgium	3	1	2	4	SUI - Switzerland	2	1	1
6	DEN - Denmark	2	0	2	6	ENG - England	1	0	1
6	FIN - Finland	2	0	2	6	GER - Germany	1	0	1
6	POL - Poland	2	0	2	8	HKG - Hong Kong	2	0	2

Group C				
Rank	Team	Games	Wins	Losses
1	USA - United States	2	2	0
2	AUS - Australia	3	2	1
2	IRL - Ireland	3	2	1
4	WAL - Wales	1	1	0
5	EST - Estonia	1	0	1
5	NOR - Norway	1	0	1
5	SCO - Scotland	1	0	1
8	SLO - Slovenia	2	0	2

Note:
Under WCF rules, tie-breaking rules for standings are not applied until after the last game of the round robin.

Legend:
LSFE(*) Last Stone First End



Session Results and Standings

Sheet	Game	Team	LSFE	1	2	3	4	5	6	7	8	Extra Ends	Total
A	2	FIN - Finland		0	1	0	0	1	0	1	1		4
	3	BEL - Belgium	*	1	0	2	1	0	1	0	0		5
B	2	NZL - New Zealand	*	2	0	2	1	1	1	0	X		7
	2	HKG - Hong Kong		0	1	0	0	0	0	1	X		2
D	2	POL - Poland		0	1	0	1	1	0	0	X		3
	2	JPN - Japan	*	2	0	1	0	0	1	2	X		6
E	2	SWE - Sweden	*	2	0	1	0	1	1	0	X		5
	2	SUI - Switzerland		0	1	0	0	0	0	1	X		2
F	2	SLO - Slovenia		0	0	1	1	1	0	0	X		3
	3	AUS - Australia	*	0	4	0	0	0	2	4	X		10

Current Standings

Group A					Group B				
Rank	Team	Games	Wins	Losses	Rank	Team	Games	Wins	Losses
1	CAN - Canada	2	2	0	1	SWE - Sweden	2	2	0
1	HUN - Hungary	2	2	0	2	KOR - Korea	1	1	0
1	JPN - Japan	2	2	0	2	LAT - Latvia	1	1	0
4	CZE - Czech Republic	3	2	1	4	NZL - New Zealand	2	1	1
5	BEL - Belgium	3	1	2	4	SUI - Switzerland	2	1	1
6	DEN - Denmark	2	0	2	6	ENG - England	1	0	1
6	FIN - Finland	2	0	2	6	GER - Germany	1	0	1
6	POL - Poland	2	0	2	8	HKG - Hong Kong	2	0	2

Group C				
Rank	Team	Games	Wins	Losses
1	IRL - Ireland	2	2	0
2	AUS - Australia	3	2	1
3	USA - United States	1	1	0
3	WAL - Wales	1	1	0
5	EST - Estonia	1	0	1
5	NOR - Norway	1	0	1
5	SCO - Scotland	1	0	1
8	SLO - Slovenia	2	0	2

Note:
Under WCF rules, tie-breaking rules for standings are not applied until after the last game of the round robin.

Legend:
LSFE(*) Last Stone First End X Unplayed/unfinished end due to concession



WCC 2023
Gangneung, Korea

World Senior Curling Championships 2023
Gangneung Hockey Centre
Men



SAT 22 APR 2023
Start Time 20:00

Round Robin Session 5

Session Results and Standings

Sheet	Game	Team	LSFE	1	2	3	4	5	6	7	8	Extra	Ends	Total
C	3	CZE - Czech Republic		1	1	0	2	0	0	0	X			4
	2	HUN - Hungary	*	0	0	1	0	1	2	2	X			6
D	1	SCO - Scotland		0	1	0	1	1	0	2	0			5
	1	USA - United States	*	2	0	1	0	0	2	0	1			6
E	1	KOR - Korea		0	1	0	2	1	1	1	2			8
	1	ENG - England	*	3	0	1	0	0	0	0	0			4

Current Standings

Group A					Group B				
Rank	Team	Games	Wins	Losses	Rank	Team	Games	Wins	Losses
1	CAN - Canada	2	2	0	1	KOR - Korea	1	1	0
1	HUN - Hungary	2	2	0	1	LAT - Latvia	1	1	0
3	CZE - Czech Republic	3	2	1	1	SUI - Switzerland	1	1	0
4	JPN - Japan	1	1	0	1	SWE - Sweden	1	1	0
5	FIN - Finland	1	0	1	5	ENG - England	1	0	1
5	POL - Poland	1	0	1	5	GER - Germany	1	0	1
7	BEL - Belgium	2	0	2	5	HKG - Hong Kong	1	0	1
7	DEN - Denmark	2	0	2	5	NZL - New Zealand	1	0	1

Group C				
Rank	Team	Games	Wins	Losses
1	IRL - Ireland	2	2	0
2	USA - United States	1	1	0
2	WAL - Wales	1	1	0
4	AUS - Australia	2	1	1
5	EST - Estonia	1	0	1
5	NOR - Norway	1	0	1
5	SCO - Scotland	1	0	1
5	SLO - Slovenia	1	0	1

Note:
Under WCF rules, tie-breaking rules for standings are not applied until after the last game of the round robin.

Legend:
LSFE(*) Last Stone First End X Unplayed/unfinished end due to concession



Session Results and Standings

Sheet	Game	Team	LSFE	1	2	3	4	5	6	7	8	Extra Ends	Total
B	1	NOR - Norway		0	1	0	2	1	2	0	1	0	7
	2	AUS - Australia	*	3	0	2	0	0	0	2	0	3	10
D	1	SUI - Switzerland	*	3	1	2	0	0	5	X	X		11
	1	HKG - Hong Kong		0	0	0	2	0	0	X	X		2
F	1	JPN - Japan		2	1	0	2	0	2	0	0		7
	2	DEN - Denmark	*	0	0	1	0	1	0	1	1		4

Current Standings

Group A					Group B				
Rank	Team	Games	Wins	Losses	Rank	Team	Games	Wins	Losses
1	CAN - Canada	2	2	0	1	LAT - Latvia	1	1	0
1	CZE - Czech Republic	2	2	0	1	SUI - Switzerland	1	1	0
3	HUN - Hungary	1	1	0	1	SWE - Sweden	1	1	0
3	JPN - Japan	1	1	0	4	GER - Germany	1	0	1
5	FIN - Finland	1	0	1	4	HKG - Hong Kong	1	0	1
5	POL - Poland	1	0	1	4	NZL - New Zealand	1	0	1
7	BEL - Belgium	2	0	2		ENG - England	0		
7	DEN - Denmark	2	0	2		KOR - Korea	0		

Group C				
Rank	Team	Games	Wins	Losses
1	IRL - Ireland	2	2	0
2	WAL - Wales	1	1	0
3	AUS - Australia	2	1	1
4	EST - Estonia	1	0	1
4	NOR - Norway	1	0	1
4	SLO - Slovenia	1	0	1
	SCO - Scotland	0		
	USA - United States	0		

Note:
Under WCF rules, tie-breaking rules for standings are not applied until after the last game of the round robin.

Legend:
LSFE(*) Last Stone First End X Unplayed/unfinished end due to concession



WSSC 2023
Gangneung, Korea

World Senior Curling Championships 2023
Gangneung Hockey Centre

Men

SAT 22 APR 2023
Start Time 12:00

Round Robin Session 3



Session Results and Standings

Sheet	Game	Team	LSFE	1	2	3	4	5	6	7	8	Extra Ends	Total
B	1	FIN - Finland	*	1	0	2	0	3	0	0	0		6
	2	CZE - Czech Republic		0	2	0	2	0	2	1	1		8
C	1	NZL - New Zealand	*	3	0	0	0	0	1	0	X		4
	1	SWE - Sweden		0	4	1	1	1	0	2	X		9
E	2	BEL - Belgium		0	0	0	0	1	0	0	X		1
	2	CAN - Canada	*	2	0	0	0	0	2	2	X		6
F	1	EST - Estonia	*	0	1	0	0	3	0	0	X		4
	2	IRL - Ireland		1	0	1	2	0	3	4	X		11

Current Standings

Group A					Group B				
Rank	Team	Games	Wins	Losses	Rank	Team	Games	Wins	Losses
1	CAN - Canada	2	2	0	1	LAT - Latvia	1	1	0
1	CZE - Czech Republic	2	2	0	1	SWE - Sweden	1	1	0
3	HUN - Hungary	1	1	0	3	GER - Germany	1	0	1
4	DEN - Denmark	1	0	1	3	NZL - New Zealand	1	0	1
4	FIN - Finland	1	0	1		ENG - England	0		
4	POL - Poland	1	0	1		HKG - Hong Kong	0		
7	BEL - Belgium	2	0	2		KOR - Korea	0		
	JPN - Japan	0				SUI - Switzerland	0		

Group C				
Rank	Team	Games	Wins	Losses
1	IRL - Ireland	2	2	0
2	WAL - Wales	1	1	0
3	AUS - Australia	1	0	1
3	EST - Estonia	1	0	1
3	SLO - Slovenia	1	0	1
	NOR - Norway	0		
	SCO - Scotland	0		
	USA - United States	0		

Note:
Under WCF rules, tie-breaking rules for standings are not applied until after the last game of the round robin.

Legend:
LSFE(*) Last Stone First End X Unplayed/unfinished end due to concession



Session Results and Standings

Sheet	Game	Team	LSFE	1	2	3	4	5	6	7	8	Extra Ends	Total
A	1	SLO - Slovenia		0	0	2	0	0	0	X	X		2
	1	WAL - Wales	*	5	2	0	1	1	5	X	X		14
C	1	LAT - Latvia		1	1	0	0	1	2	1	X		6
	1	GER - Germany	*	0	0	1	1	0	0	0	X		2

Current Standings

Group A					Group B				
Rank	Team	Games	Wins	Losses	Rank	Team	Games	Wins	Losses
1	CAN - Canada	1	1	0	1	LAT - Latvia	1	1	0
1	CZE - Czech Republic	1	1	0	2	GER - Germany	1	0	1
1	HUN - Hungary	1	1	0		ENG - England	0		
4	BEL - Belgium	1	0	1		HKG - Hong Kong	0		
4	DEN - Denmark	1	0	1		KOR - Korea	0		
4	POL - Poland	1	0	1		NZL - New Zealand	0		
	FIN - Finland	0				SUI - Switzerland	0		
	JPN - Japan	0				SWE - Sweden	0		

Group C				
Rank	Team	Games	Wins	Losses
1	IRL - Ireland	1	1	0
1	WAL - Wales	1	1	0
3	AUS - Australia	1	0	1
3	SLO - Slovenia	1	0	1
	EST - Estonia	0		
	NOR - Norway	0		
	SCO - Scotland	0		
	USA - United States	0		

Note:
Under WCF rules, tie-breaking rules for standings are not applied until after the last game of the round robin.

Legend:
LSFE(*) Last Stone First End X Unplayed/unfinished end due to concession

Session Results and Standings

Sheet	Game	Team	LSFE	1	2	3	4	5	6	7	8	Extra Ends	Total
B	1	CAN - Canada	*	0	2	3	2	2	3	X	X		12
	1	DEN - Denmark		0	0	0	0	0	0	X	X		0
C	1	BEL - Belgium		0	0	1	0	2	0	0	X		3
	1	CZE - Czech Republic	*	1	1	0	3	0	2	1	X		8
E	1	IRL - Ireland	*	2	0	1	0	0	5	0	0		8
	1	AUS - Australia		0	1	0	2	1	0	1	2		7
F	1	HUN - Hungary		0	1	0	3	0	1	0	1		6
	1	POL - Poland	*	1	0	1	0	1	0	2	0		5

Current Standings

Group A					Group B				
Rank	Team	Games	Wins	Losses	Rank	Team	Games	Wins	Losses
1	CAN - Canada	1	1	0		ENG - England			
1	CZE - Czech Republic	1	1	0		GER - Germany			
1	HUN - Hungary	1	1	0		HKG - Hong Kong			
4	BEL - Belgium	1	0	1		KOR - Korea			
4	DEN - Denmark	1	0	1		LAT - Latvia			
4	POL - Poland	1	0	1		NZL - New Zealand			
	FIN - Finland	0				SUI - Switzerland			
	JPN - Japan	0				SWE - Sweden			
Group C									
Rank	Team	Games	Wins	Losses					
1	IRL - Ireland	1	1	0					
2	AUS - Australia	1	0	1					
	EST - Estonia	0							
	NOR - Norway	0							
	SCO - Scotland	0							
	SLO - Slovenia	0							
	USA - United States	0							
	WAL - Wales	0							

Note:
Under WCF rules, tie-breaking rules for standings are not applied until after the last game of the round robin.

Legend:
LSFE(*) Last Stone First End X Unplayed/unfinished end due to concession

Entry List by Country

As of FRI 21 APR 2023

AUS - Australia		Group C
4 S	MILLIKIN Hugh	R
3 V	JOHNS Steve	R
2	DAVIS Geoff	R
1	McMAHON Tim	R
A	HEWITT Steve	R
C	ANDERSON John (CAN)	
O	-	
O	-	

BEL - Belgium		Group A
4 S	VAN DIJCK Stefan	R
3 V	VERBUEKEN Walter	R
2	PALMANS Bart	R
1	DE SWERT Jan	R
A	-	
C	-	
O	-	
O	-	

CAN - Canada		Group A
4 S	RAJALA Howard	R
3 V	MOFFATT Rich	R
2	FULTON Chris	R
1	MADDEN Paul	R
A	DANIEL Phil	R
C	TSCHIRHART Bill	
O	-	
O	-	

CZE - Czech Republic		Group A
4 S	ZDARSKY Radek	R
3 V	PLZAK Milos	R
2	ZINGA Vit	R
1	FENCL Jan	R
A	RESL Jiri	R
C	-	
O	-	
O	-	

DEN - Denmark		Group A
4 S	SCHACK Hans Peter	R
3	KNOTH Jan	R
2 V	MUNKHOLM Stig	R
1	WESTERMANN Thomas	R
A	LEGAARD Bo	R
C	-	
O	-	
O	-	

ENG - England		Group B
4 S	BROWN John	R
3 V	BURMAN James	R
2	KERSHAW David	R
1	ROBBINS Andrew	R
A	-	
C	KERSHAW Carol	
O	BROWN Margaret	
O	BURMAN Imogen	

EST - Estonia		Group C
4 S	TUBALKAIN Margus	R
3 V	VOOREMAA Valvo	R
2	KAART Tiit	R
1	TURMANN Tonis	R
A	REINOLA Hannes	R
C	TURMANN Liisa	
O	-	
O	-	

FIN - Finland		Group A
4 S	UUSIPAAVALNIEMI Jussi	R
3 V	HAMALAINEN Markku	R
2	SAVONEN Jukka	R
1	HENTTONEN Markku	R
A	KALMARI Juha	R
C	-	
O	-	
O	-	

GER - Germany		Group B
4 S	MOECKEL Christoph	R
3 V	MAYR Bernhard	R
2	ZOBEL Matthias	R
1	STEINER Matthias	R
A	MEURER Thomas	R
C	FORSYTH Alexander (CAN)	
2C	MOECKEL Konstantin	
O	HEID Florina	

HKG - Hong Kong		Group B
4 S	WONG Chun Ngok	R
3 V	LI Shek Chong John	R
2	LUK Lai Chor Alan	R
1	CHUNG Hon Keung	R
A	FOK Wai Hung	R
C	-	
O	YIU Ching Han Antonia	
O	-	

Entry List by Country

As of FRI 21 APR 2023

HUN - Hungary		Group A
4 S	NAGY Gyorgy	L
3	JAKAB Zoltan	R
2 V	BARTALUS Gabor	R
1	BARNA Krisztian	L
A	-	
C	-	
O	-	
O	-	

IRL - Ireland		Group C
4 S	GRAY Bill	R
3 V	WHYTE David	R
2	FYFE Neil	R
1	BARR Ross	R
A	KENNY Johnjo	R
C	BARR Alison	
O	GRAY Janie	
O	RUSSELL Gillian	

JPN - Japan		Group A
4 S	MATSUMURA Tamotsu	R
3	YAMAMOTO Seiji	R
2	OTSUKA Akira	R
1 V	TOMIYASU Takahito	R
A	-	
C	MATSUMURA Nagisa	
2C	MOCHIDA Yasuo	
O	-	

KOR - Korea		Group B
4 S	CHEON Inseon	R
3 V	HER Jungwook	L
2	HAM Youngwoo	R
1	SHIN Manho	R
A	CHOI Jongkyung	R
C	CHEONG Jangheon	
O	-	
O	-	

LAT - Latvia		Group B
4 S	REGZA Ansis	R
3 V	REDLIHS Janis	L
2	PURMALIS Aivars	R
1	LACIS Aivars	R
A	-	
C	-	
O	-	
O	-	

NOR - Norway		Group C
4	BERG Kjell	R
3	GUNNESTAD Stig-Arne	R
2 S	ANDREASSEN Tormod	R
1 V	HALVARD Kverne	R
A	-	
C	-	
O	-	
O	-	

NZL - New Zealand		Group B
4 V	MUSTAPIC Dan	R
3 S	FRAUENLOB Hans	R
2	WATT Dave	R
1	CRAIG Iain	R
A	DEPAPE Lorne	R
C	CRAIG Gillian	
O	-	
O	-	

POL - Poland		Group A
4 S	HERMAN Damian	R
3	KLOS Pawel	R
2 V	NOWAK Krzysztof	R
1	PIOTROWICZ Pawel	R
A	TOMICA Janusz	R
C	HERMAN Damian	
O	-	
O	-	

SCO - Scotland		Group C
4 S	CONNAL Graeme	R
3 V	SCOTT Alistair	R
2	FRASER Mark	R
1	BRASS Mark	R
A	-	
C	-	
O	-	
O	-	

SLO - Slovenia		Group C
4 S	RIGLER Gregor	R
3 V	PRAPROTNIK Silvo	R
2	KREMZAR Marijan	R
1	PETRIC Marjan	R
A	GREGORI Darko	R
C	ARH Grega	
O	-	
O	-	

Entry List by Country

As of FRI 21 APR 2023

SUI - Switzerland		Group B
4 S	SCHWALLER Christof	R
3 V	HUERLIMANN Robert	R
2	KAISER Christoph	R
1	ISELI Rolf	R
A	HUG Pierre	R
C	-	
O	HUERLIMANN Sylvania	
O	KAISER Jacqueline	

SWE - Sweden		Group B
4 S	WRANAA Mats	R
3 V	HASSELBORG Mikael	R
2	ERIKSSON Anders	R
1	WAAHLIN Gerry	R
A	NOREEN Per	R
C	-	
O	-	
O	-	

USA - United States		Group C
4 S	LARWAY Joel	R
3 V	KAUFFMAN Doug	R
2	LEHTO Darren	R
1	RASMUSSEN John	R
A	SILVER Sean	R
C	TRASK Ken	
O	-	
O	-	

WAL - Wales		Group C
4 S	MEIKLE Adrian	R
3 V	TANNER Andrew	R
2	POUGHER Richard	R
1	WADDELL Gary	L
A	-	
C	WATSON Dawn	
O	WADDELL Christine	
O	-	

Note:

Position and function for each team member:

4 = Fourth, 3 = Third, 2 = Second, 1 = Lead, A = Alternate, S = Skip, V = Vice-Skip

C = Coach, 2C = 2nd Team Coach, NC = National Coach, T = Translator, O = Team Official

Legend:

L Left-handed

R Right-handed



Competition Officials

As of FRI 21 APR 2023

Function	Name	Organisation
WCF President:	WELLING Beau	USA - United States
WCF Head of Competitions:	ROETHLISBERGER Eeva	SUI - Switzerland
WCF Technical Delegate:	WILLMS Karri	CAN - Canada
Chief Umpire:	MICHALKA Rastislav	SVK - Slovakia
Deputy Chief Umpire:	SCHLATTER Michael	SUI - Switzerland
Game Umpires:	CARSON Darren	NZL - New Zealand
	CZARNETZKI Randy	USA - United States
	HUCKLE Anja	GER - Germany
	KIM Kyung Seog	KOR - Korea
	WHITE Marg	CAN - Canada
Chief Ice Technician:	ROETHLISBERGER Stefan	SUI - Switzerland
Deputy Chief Ice Technician:	MARTIN Alister	SCO - Scotland
Chief Timer:	WALKER Stuart	SCO - Scotland
Deputy Chief Timer:	KIESCHE Thomas	DEN - Denmark

Competition Schedule

As of FRI 21 APR 2023

Date	Start Time	Session	Sheet A	Sheet B	Sheet C	Sheet D	Sheet E	Sheet F
FRI 21 APR	20:00	1		CAN - DEN	BEL - CZE		IRL - AUS	HUN - POL
SAT 22 APR	8:00	2	SLO - WAL		LAT - GER	usa - nzl		aus - fin
	12:00	3	swe - hkg	FIN - CZE	NZL - SWE	cze - irl	BEL - CAN	EST - IRL
	16:00	4		NOR - AUS	jpn - can	SUI - HKG	sui - sco	JPN - DEN
	20:00	5	aus - lat	ltu - usa	CZE - HUN	SCO - USA	KOR - ENG	swe - eng
SUN 23 APR	8:00	6	FIN - BEL	NZL - HKG		POL - JPN	SWE - SUI	SLO - AUS
	12:00	7	ltu - nzl	can - swe	lat - sco	irl - sui	USA - IRL	CAN - HUN
	16:00	8	EST - SCO	KOR - LAT	NOR - WAL	ENG - GER		POL - FIN
	20:00	9	usa - jpn	hkg - eng		DEN - BEL	fin - lat	sco - cze
MON 24 APR	8:00	10	LAT - ENG	USA - EST	IRL - SCO	NOR - SLO	AUS - WAL	GER - KOR
	12:00	11	SUI - NZL	DEN - POL	JPN - BEL	CAN - CZE	HUN - FIN	HKG - SWE
	16:00	12	sco - irl	fin - cze	aus - sui	swe - ltu	hkg - jpn	usa - can
	20:00	13	USA - SLO		ENG - HKG		nzl - eng	SCO - WAL
TUE 25 APR	8:00	14	sui - cze		irl - fin	can - hkg	DEN - CZE	ltu - jpn
	12:00	15	SWE - KOR	JPN - FIN	USA - AUS	WAL - EST	SCO - NOR	SUI - LAT
	16:00	16	GER - HKG	IRL - SLO	POL - CAN	BEL - HUN	usa - swe	NZL - ENG
	20:00	17	nzl - can	sco - aus	eng - jpn	SWE - LAT		cze - lat
WED 26 APR	8:00	18	HUN - DEN	POL - BEL	KOR - NZL	AUS - SCO		NOR - USA
	12:00	19	eng - ltu	ENG - SWE	GER - SUI		HKG - LAT	CZE - JPN
	16:00	20	WAL - IRL	lat - irl	cze - aus	jpn - swe	SLO - EST	nzl - hkg
	20:00	21		sui - fin	can - ltu	eng - usa	GER - NZL	FIN - CAN
THU 27 APR	8:00	22	ENG - SUI	HKG - KOR	SCO - SLO	IRL - NOR	JPN - HUN	AUS - EST
	12:00	23		jpn - nzl	hkg - usa	CZE - POL	WAL - USA	lat - sui
	16:00	24		LAT - NZL	FIN - DEN	fin - sco	eng - can	SWE - GER
	20:00	25	CAN - JPN	EST - NOR	swe - nzl	KOR - SUI	irl - aus	hkg - ltu
FRI 28 APR	13:00	Men's Quarter-finals and Women's Qualification Games						
	19:00	Men's and Women's Semi-finals						
SAT 29 APR	10:30	Men's and Women's Finals						

Note:

Lowercase - women UPPERCASE - MEN

First named team in each game plays red-handled stones and wears dark coloured upper playing garments.

Please check online for more details and the latest updates.