



## RESULTS BOOK



**World Senior Curling Championships 2024**

**Men**

**Östersund, Sweden**

**20 - 27 April 2024**





**WSCC 2024**  
Östersund, Sweden

SAT 27 APR 2024

**World Senior Curling Championships 2024**

Östersund Arena

**Men**



## Medallists

Medal	Country	Name	Position - Function
GOLD	CAN - Canada	FLEMMING Paul	4 S
		BURGESS Peter	3
		GAVIN Martin	2
		GRANCHELLI Kris	1
		OUELLETTE Kevin	A
SILVER	USA - United States	FARBELOW Mike	4 S
		RUOHONEN Rich	3
		STOPERA Bill	2
		LEHTO Darren	1
		ANNIS Pete	C
BRONZE	SWE - Sweden	WRANAA Mats	4 S
		HASSELBORG Mikael	3
		ERIKSSON Anders	2
		WAAHLIN Gerry	1
		NOREEN Per	A

**Note:**

Position and function for each team member:

**4** = Fourth, **3** = Third, **2** = Second, **1** = Lead, **A** = Alternate, **S** = Skip, **C** = Coach



## Final Standings

Rank	Team	Players	Position - Function	Group Rank	DSC
1	CAN - Canada	FLEMMING Paul	4 S		
		BURGESS Peter	3 V		
		GAVIN Martin	2		
		GRANCHELLI Kris	1		
		OUELLETTE Kevin	A		
		-	C		
2	USA - United States	FARBELOW Mike	4 S		
		RUOHONEN Rich	3		
		STOPERA Bill	2 V		
		LEHTO Darren	1		
		-	A		
		ANNIS Pete	C		
3	SWE - Sweden	WRANAA Mats	4 S		
		HASSELBORG Mikael	3 V		
		ERIKSSON Anders	2		
		WAAHLIN Gerry	1		
		NOREEN Per	A		
		-	C		
4	GER - Germany	KAPP Andy	4 S		
		AXNICK Oliver	3 V		
		HOEHNE Holger	2		
		KEMPF Andreas	1		
		MESSENZEHL Markus	A		
		KAPP Uli	C		
5	CZE - Czechia	SIK David	4 S		
		HRADEC Karel	3 V		
		BROZEK Marek	2		
		CHOBOT Jiri	1		
		HAVLENA David	A		
		POLIVKA Milan	C		
5	NOR - Norway	DAVANGER Flemming	4 S		
		RAMSFJELL Bent Aanund	3 V		
		HOESTMAELINGEN Johan	2		
		VAAGBERG Lars	1		
		DE LANGE Espen	A		
		-	C		
5	SCO - Scotland	McMILLAN Hammy	4 S		
		McWILLIAM Murray	3 V		
		AGNEW John	2		
		BAILLIE Gerald	1		
		HENRY Alistair	A		
		-	C		

## Final Standings

Rank	Team	Players	Position - Function	Group Rank	DSC
5	SUI - Switzerland	SCHWALLER Christof ANDRES Dominic HUERLIMANN Robert KAISER Christoph - ISELI Rolf	4 S 3 2 V 1 A C		
9	FIN - Finland	KIRJONEN Tomi RAUVOLA Heikki EIVOLA Ilkka KALPAMAA Mika - -	4 3 2 V 1 S A C	A3	60.74 cm
10	POL - Poland	BLASZCZAK Rymwid DETYNIECKI Arkadiusz MOLSKI Leszek SMAK Andrzej IDZIKOWSKI Piotr SCHROEDER Agnieszka	4 V 3 S 2 1 A C	B3	65.63 cm
11	BEL - Belgium	VAN DIJCK Stefan VERBUEKEN Walter PALMANS Bart DE SWERT Jan MICHIELS Jan -	4 S 3 V 2 1 A C	C3	86.12 cm
12	HUN - Hungary	SARDI Peter BESNICZ Peter CSILLAG Bela Jozsef KEREKES Oliver - -	4 V 3 S 2 1 A C	D3	92.58 cm
13	DEN - Denmark	QVIST Mikael SIGGAARD ANDERSEN Niels JACOBSEN Christian Thune LANDER Henrik - QVIST Gabriella	4 S 3 2 V 1 A C	A4	68.52 cm
14	IRL - Ireland	GRAY Bill WHYTE David FYFE Neil BARR Ross - BARR Alison	4 S 3 V 2 1 A C	B4	83.13 cm

## Final Standings

Rank	Team	Players	Position - Function	Group Rank	DSC
15	LAT - Latvia	REGZA Ansis REDLIHS Janis PURMALIS Aivars LACIS Aivars - -	4 S 3 V 2 1 A C	C4	100.86 cm
16	JPN - Japan	MATSUMURA Tamotsu YAMAMOTO Seiji OTSUKA Akira TOMIYASU Takahito - MATSUMURA Nagisa	4 S 3 2 1 V A C	D4	104.16 cm
17	AUS - Australia	DAVIS Geoff IMLAH David BOYD James LORRAIN-SMITH Hamish - -	4 S 3 V 2 1 A C	D5	86.27 cm
18	EST - Estonia	TUBALKAIN Margus VOOREMAA Valvo KAART Tiit TURMANN Tonis DZENDZELJUK Igor TURMANN Liisa	4 S 3 V 2 1 A C	C5	108.51 cm
19	WAL - Wales	TANNER Andrew POUGHER Richard REID Alistair FYFFE George - -	4 S 3 V 2 1 A C	A5	119.23 cm
20	NZL - New Zealand	BECKER Peter MORGAN Richard EDE Nelson PITTS Murray GREER David SANDERS John	4 S 3 V 2 1 A C	B5	136.16 cm
21	ENG - England	TOPPING Guy TOPPING Peter ALEXANDER Peter KERR Chris BROWN John TOPPING Carol	4 S 3 V 2 1 A C	C6	89.49 cm

## Final Standings

Rank	Team	Players	Position - Function	Group Rank	DSC
22	CRO - Croatia	SKENDROVIC Alberto	4 S	A6	125.58 cm
		GABRIC Bojan	3 V		
		DZEPINA Davor	2		
		VIDMAR Sasa	1		
		LOVRIC Zvonimir	A		
		-	C		
23	HKG - Hong Kong	WONG Chun Ngok	4 S	D6	126.60 cm
		LI Shek Chong John	3 V		
		LUK Lai Chor Alan	2		
		CHUNG Hon Keung	1		
		-	A		
		YIU Ching Han Antonia	C		
24	NGR - Nigeria	COLE T. J.	4 S	B6	137.66 cm
		JOHNSON Chad	3 V		
		NEIMETH Charles	2		
		DANIEL Damola	1		
		-	A		
		-	C		
25	PHI - Philippines	OCHOCO Jonathan	4 S	A7	78.18 cm
		GARBES Peter	3 V		
		ONGLINGSWAN Alastair	2		
		CRUZ Joselito	1		
		-	A		
		SUAREZ Micha	C		

**Note:**

Position and function for each team member:

**4** = Fourth, **3** = Third, **2** = Second, **1** = Lead, **A** = Alternate, **S** = Skip, **V** = Vice-Skip, **C** = Coach

## Competition Summary

Session	Date Time	Sheet F	Sheet G	Sheet H	Sheet J	Sheet K	Sheet L
Session 1	20 APR 8:00	DEN 3-6 FIN	NGR 1-13 POL	NZL 5-3 SCO	NOR 7-2 WAL	GER 9-3 IRL	PHI 6-11 CRO
Session 3	20 APR 16:00			CAN 5-4 NOR			
Session 4	20 APR 20:00	BEL 7-4 LAT	AUS 2-11 SWE	SUI 17-1 ENG	HUN 10-8 JPN	HKG 5-10 CZE	USA 8-1 EST
Session 6	21 APR 12:00			FIN 8-9 <sup>EE</sup> CRO	WAL 4-11 CAN	DEN 7-4 PHI	
Session 7	21 APR 16:00	GER 8-4 SCO		IRL 8-3 POL			NGR 7-4 NZL
Session 8	21 APR 20:00	SWE 10-3 HUN	JPN 12-3 HKG	CZE 8-7 <sup>EE</sup> AUS	BEL 3-8 USA	EST 3-5 SUI	ENG 6-7 LAT
Session 9	22 APR 8:00				IRL 15-8 NGR		
Session 10	22 APR 12:00	HKG 3-7 AUS	NZL 5-7 GER	NOR 16-6 PHI	CRO 2-13 DEN	POL 5-8 SCO	FIN 3-11 CAN
Session 11	22 APR 16:00		SUI 15-2 BEL	LAT 4-6 USA	EST 8-2 ENG	JPN 5-6 SWE	HUN 3-8 CZE
Session 12	22 APR 20:00	CRO 3-7 WAL					
Session 13	23 APR 8:00	USA 4-6 SUI	LAT 9-4 EST	HKG 5-6 HUN	SWE 5-3 CZE	BEL 10-4 ENG	AUS 4-11 JPN
Session 15	23 APR 16:00	CAN 8-3 PHI	SCO 7-3 IRL	GER 20-1 NGR	POL 8-3 NZL	WAL 6-8 FIN	DEN 4-7 NOR
Session 17	24 APR 8:00		FIN 4-10 NOR	WAL 3-10 DEN		CRO 0-14 CAN	SCO 11-4 NGR
Session 18	24 APR 12:00		ENG 5-10 USA	EST 4-6 BEL	SUI 9-4 LAT		
Session 19	24 APR 16:00	CZE 5-3 JPN	PHI 1-9 WAL			HUN 8-6 AUS	SWE 7-2 HKG
Session 20	24 APR 20:00	NZL 9-3 IRL					POL 6-7 GER
Session 21	25 APR 13:00		CAN 11-3 DEN		PHI 6-11 FIN	NOR 10-2 CRO	
Quarter-finals	26 APR 13:00		CAN 7-2 NOR	SWE 8-4 CZE	GER 9-4 SCO	USA 8-7 SUI	
Semi-finals	26 APR 19:00		USA 10-4 GER			CAN 9-6 <sup>EE</sup> SWE	
Finals	27 APR 10:30			SWE 11-9 GER	USA 3-4 CAN		

## Standings after Round Robin

Group A					Group B				
Rank	Team	Games	Wins	Losses	Rank	Team	Games	Wins	Losses
1	CAN - Canada	6	6	0 Q	1	GER - Germany	5	5	0 Q
2	NOR - Norway	6	5	1 Q	2	SCO - Scotland	5	3	2 Q
3	FIN - Finland	6	3	3 w1	3	POL - Poland	5	2	3 w1
4	DEN - Denmark	6	3	3 w0	4	IRL - Ireland	5	2	3 w1
5	WAL - Wales	6	2	4 w1	5	NZL - New Zealand	5	2	3 w1
6	CRO - Croatia	6	2	4 w0	6	NGR - Nigeria	5	1	4
7	PHI - Philippines	6	0	6					

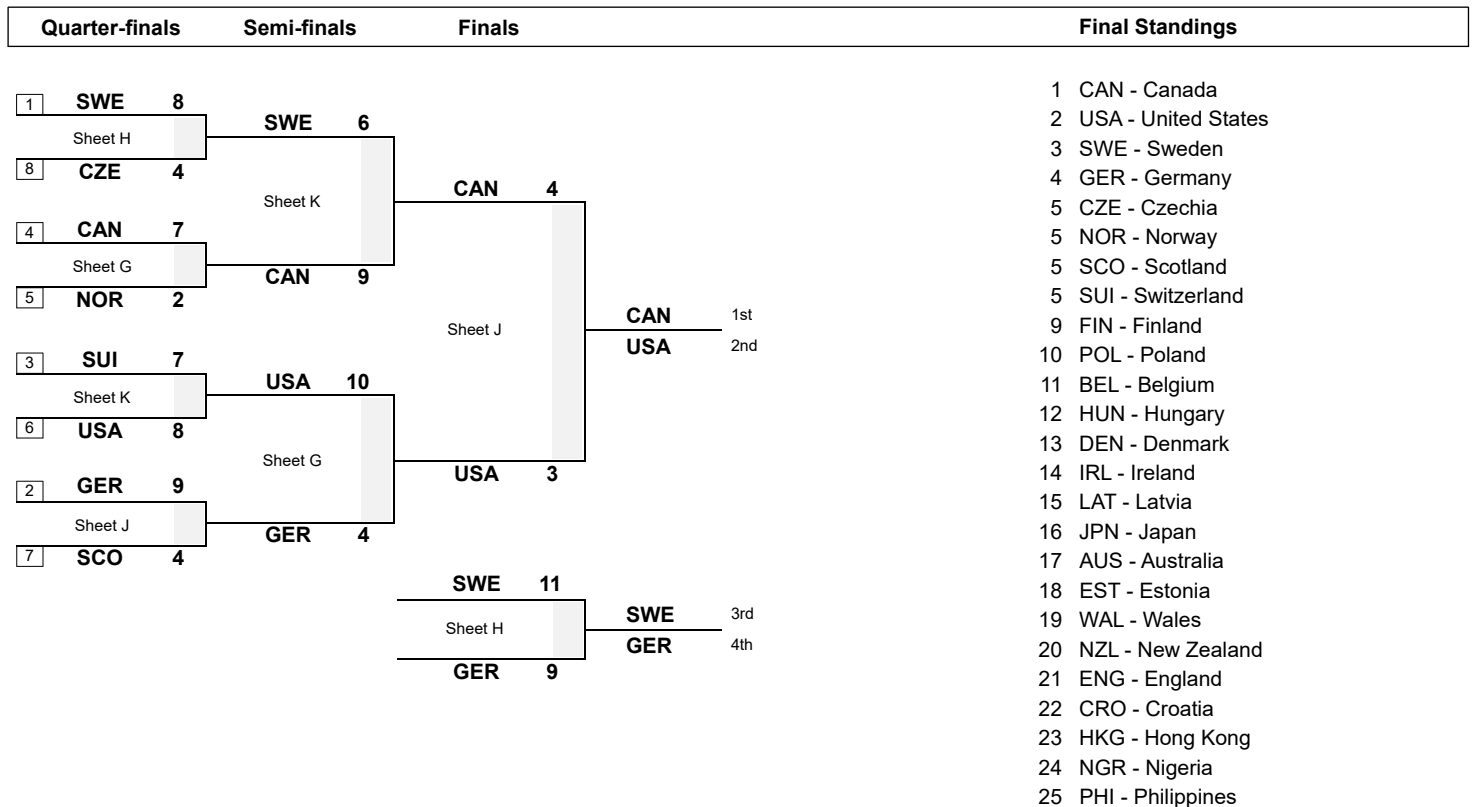
Group C					Group D				
Rank	Team	Games	Wins	Losses	Rank	Team	Games	Wins	Losses
1	SUI - Switzerland	5	5	0 Q	1	SWE - Sweden	5	5	0 Q
2	USA - United States	5	4	1 Q	2	CZE - Czechia	5	4	1 Q
3	BEL - Belgium	5	3	2	3	HUN - Hungary	5	3	2
4	LAT - Latvia	5	2	3	4	JPN - Japan	5	2	3
5	EST - Estonia	5	1	4	5	AUS - Australia	5	1	4
6	ENG - England	5	0	5	6	HKG - Hong Kong	5	0	5

## Competition Summary

### Merged Group Standings

Rank Team	Round Robin Results		Rank Team	Round Robin Results		Rank Team	Round Robin Results				
	Group Rank	DSC		Group Rank	DSC		Group Rank	DSC			
1 SWE - Sweden	D	1	35.11cm	10 POL - Poland	B	3	65.63cm	19 WAL - Wales	A	5	119.23cm
2 GER - Germany	B	1	40.50cm	11 BEL - Belgium	C	3	86.12cm	20 NZL - New Zealand	B	5	136.16cm
3 SUI - Switzerland	C	1	48.64cm	12 HUN - Hungary	D	3	92.58cm	21 ENG - England	C	6	89.49cm
4 CAN - Canada	A	1	52.59cm	13 DEN - Denmark	A	4	68.52cm	22 CRO - Croatia	A	6	125.58cm
5 NOR - Norway	A	2	29.74cm	14 IRL - Ireland	B	4	83.13cm	23 HKG - Hong Kong	D	6	126.60cm
6 USA - United States	C	2	46.27cm	15 LAT - Latvia	C	4	100.86cm	24 NGR - Nigeria	B	6	137.66cm
7 SCO - Scotland	B	2	54.04cm	16 JPN - Japan	D	4	104.16cm	25 PHI - Philippines	A	7	78.18cm
8 CZE - Czechia	D	2	55.00cm	17 AUS - Australia	D	5	86.27cm				
9 FIN - Finland	A	3	60.74cm	18 EST - Estonia	C	5	108.51cm				

### Play-offs Bracket



**Legend:**

**DSC** Draw Shot Challenge

**EE** Extra End

**Q** Qualified for the play-offs

**wn** Number of wins (n) against tied teams







**Game Results**

Sheet	Team	LSFE	1	2	3	4	5	6	7	8	Extra Ends	Total
H	SWE - Sweden		0	5	0	2	0	1	0	3		11
	GER - Germany	*	4	0	2	0	2	0	1	0		9

SWE - Sweden	
4 S	WRANAA Mats
3 V	HASSELBORG Mikael
2	ERIKSSON Anders
1	WAAHLIN Gerry
A	NOREEN Per

GER - Germany	
4 S	KAPP Andy
3 V	AXNICK Oliver
2	MESSENZEHL Markus
1	KEMPF Andreas
A	HOEHNE Holger

Last Stone Draw		Distance
↻	WAAHLIN Gerry	68.5cm
↻	WRANAA Mats	199.6cm
<b>Total</b>		<b>268.1cm</b>

Last Stone Draw		Distance
↻	AXNICK Oliver	20.5cm
↻	KAPP Andy	46.1cm
<b>Total</b>		<b>66.6cm</b>

**Note:**  
Position and function for each team member:  
4 = Fourth, 3 = Third, 2 = Second, 1 = Lead, A = Alternate, S = Skip, V = Vice-Skip

**Legend:**  
↻ Clockwise      ↻ Counter-clockwise      **LSFE(\*)** Last Stone First End





### Scoring Analysis

Team	Games	LSFE	Stolen Ends	Last Stone Eff.	Force Eff.	Points Scored							Total	Plus / Minus
						0	1	2	3	4	>4			
CAN	For	6	15	63%	74%	4	13	15	8	2	1	80	+52	
	Against	3	3			0	17	4	1	0	0	28		
SUI	For	2	8	63%	86%	1	5	6	5	4	2	59	+37	
	Against	4	5			0	17	1	1	0	0	22		
GER	For	4	8	64%	38%	1	8	11	3	2	5	73	+29	
	Against	4	4			1	11	11	2	0	1	44		
SWE	For	6	10	50%	57%	2	12	12	6	0	2	64	+27	
	Against	2	4			0	16	7	1	1	0	37		
NOR	For	5	11	50%	57%	0	11	8	3	1	3	56	+26	
	Against	2	5			2	11	5	3	0	0	30		
USA	For	7	13	42%	44%	0	20	10	4	0	1	57	+23	
	Against	1	2			4	9	8	3	0	0	34		
JPN	For	2	4	47%	60%	0	9	4	1	1	3	39	+11	
	Against	3	3			1	9	8	1	0	0	28		
POL	For	3	10	26%	44%	0	12	5	3	1	0	35	+8	
	Against	2	8			0	11	3	2	1	0	27		
CZE	For	5	8	30%	58%	1	13	7	2	0	1	38	+7	
	Against	1	8			1	12	5	3	0	0	31		
DEN	For	3	7	35%	47%	0	10	8	2	2	0	40	+7	
	Against	3	5			0	11	7	1	0	1	33		
SCO	For	5	3	45%	56%	1	9	7	2	2	0	37	+3	
	Against	1	5			1	13	5	2	0	1	34		
NZL	For	0	8	28%	83%	0	12	4	2	0	0	26	-2	
	Against	5	8			0	14	4	2	0	0	28		
IRL	For	4	5	38%	17%	1	10	2	3	1	1	32	-4	
	Against	1	4			1	5	4	6	0	1	36		
LAT	For	2	5	32%	50%	0	9	6	1	1	0	28	-4	
	Against	3	7			0	13	6	1	1	0	32		
FIN	For	1	9	42%	28%	0	15	6	3	1	0	40	-5	
	Against	5	3			0	6	8	5	2	0	45		
BEL	For	2	8	28%	45%	0	12	5	2	0	0	28	-7	
	Against	3	7			0	9	5	2	1	1	35		
HUN	For	2	6	30%	50%	0	10	5	2	1	0	30	-7	
	Against	3	8			0	10	6	2	1	1	37		
WAL	For	1	8	23%	54%	0	9	8	2	0	0	31	-9	
	Against	5	11			0	12	8	4	0	0	40		
EST	For	3	7	11%	50%	0	14	3	0	0	0	20	-10	
	Against	2	8			0	10	5	2	1	0	30		
AUS	For	2	5	35%	23%	0	9	7	1	0	0	26	-15	
	Against	3	5			1	7	4	4	1	2	41		



### Scoring Analysis

Team	Games	LSFE	Stolen Ends	Last Stone Eff.	Force Eff.	Points Scored						Total	Plus / Minus
						0	1	2	3	4	>4		
HKG	For	0	3	11%	42%	1	9	3	1	0	0	18	-24
	Against	5	9			1	8	9	2	0	2	42	
CRO	For	3	4	14%	36%	1	9	2	2	2	0	27	-31
	Against	3	17			0	11	9	4	3	1	58	
ENG	For	1	3	18%	27%	0	7	4	1	0	0	18	-34
	Against	4	13			0	9	8	3	2	2	52	
PHI	For	4	3	16%	36%	0	10	2	4	0	0	26	-36
	Against	2	12			0	8	8	5	3	2	62	
NGR	For	1	5	20%	0%	0	7	4	2	0	0	21	-42
	Against	4	12			0	5	6	3	4	4	63	
<b>Total</b>	<b>74</b>		<b>176</b>			<b>13</b>	<b>264</b>	<b>154</b>	<b>65</b>	<b>21</b>	<b>19</b>	<b>949</b>	

**Note:**

Stolen ends are the ends won without the last stone advantage.

Last Stone Efficiency: Scoring two or more points with last stone advantage.

Force Efficiency: Forcing the opponent team to score only one point when they have the last stone advantage.

**Legend:**

>4 More than four points scored

**Eff.** Efficiency

**LSFE** Last Stone First End



### Summary of Big Ends

Points Scored	By	Against	Session	End	Game Result
6	GER - Germany	NGR - Nigeria	15	6	20 : 1
6	NOR - Norway	PHI - Philippines	10	6	16 : 6
6	SUI - Switzerland	BEL - Belgium	11	6	15 : 2
5	GER - Germany	SCO - Scotland		6	9 : 4
5	GER - Germany	NGR - Nigeria	15	2	20 : 1
5	GER - Germany	NGR - Nigeria	15	1	20 : 1
5	GER - Germany	IRL - Ireland	1	7	9 : 3
5	JPN - Japan	AUS - Australia	13	5	11 : 4
5	JPN - Japan	AUS - Australia	13	2	11 : 4
5	JPN - Japan	HKG - Hong Kong	8	1	12 : 3
5	NOR - Norway	CRO - Croatia	21	4	10 : 2
5	NOR - Norway	PHI - Philippines	10	2	16 : 6
5	SWE - Sweden	GER - Germany		2	11 : 9
5	SWE - Sweden	HUN - Hungary	8	7	10 : 3
5	CAN - Canada	DEN - Denmark	21	5	11 : 3
5	CZE - Czechia	HKG - Hong Kong	4	1	10 : 5
5	IRL - Ireland	NGR - Nigeria	9	5	15 : 8
5	SUI - Switzerland	ENG - England	4	3	17 : 1
5	USA - United States	ENG - England	18	6	10 : 5
4	SUI - Switzerland	LAT - Latvia	18	5	9 : 4
4	SUI - Switzerland	BEL - Belgium	11	2	15 : 2
4	SUI - Switzerland	ENG - England	4	6	17 : 1
4	SUI - Switzerland	ENG - England	4	1	17 : 1
4	CAN - Canada	CRO - Croatia	17	4	14 : 0
4	CAN - Canada	FIN - Finland	10	7	11 : 3
4	CRO - Croatia	PHI - Philippines	1	8	11 : 6
4	CRO - Croatia	PHI - Philippines	1	4	11 : 6
4	DEN - Denmark	CRO - Croatia	10	6	13 : 2
4	DEN - Denmark	CRO - Croatia	10	3	13 : 2
4	GER - Germany	SWE - Sweden		1	9 : 11
4	GER - Germany	POL - Poland	20	7	7 : 6
4	SCO - Scotland	NGR - Nigeria	17	5	11 : 4
4	SCO - Scotland	NGR - Nigeria	17	1	11 : 4
4	FIN - Finland	PHI - Philippines	21	8	11 : 6
4	HUN - Hungary	AUS - Australia	19	6	8 : 6
4	IRL - Ireland	NGR - Nigeria	9	1	15 : 8
4	JPN - Japan	HUN - Hungary	4	4	8 : 10
4	LAT - Latvia	EST - Estonia	13	2	9 : 4



### Summary of Big Ends

Points Scored	By	Against	Session	End	Game Result
4	NOR - Norway	FIN - Finland	17	4	10 : 4
4	POL - Poland	NGR - Nigeria	1	4	13 : 1

**Note:**  
Big ends are defined as ends with a score of four or more points.

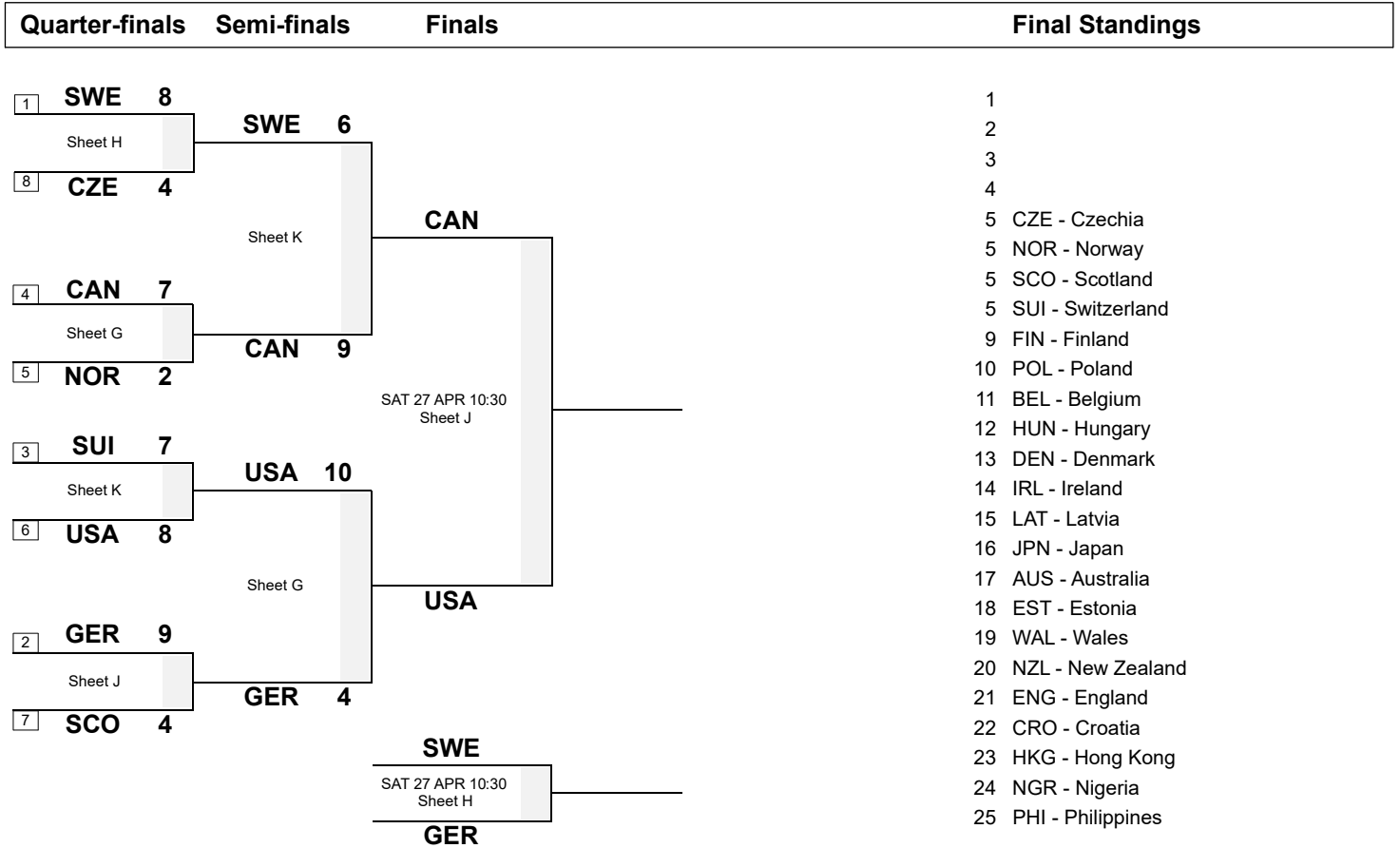
**Legend:**  
**BM** Bronze medal game                      **QF** Quarter-final



**Session Results and Standings**

Sheet	Team	LSD/LSFE	1	2	3	4	5	6	7	8	Extra Ends	Total
<b>G</b>	USA - United States	41.3cm *	2	1	2	0	3	0	2	X		10
	GER - Germany	73.4cm	0	0	0	2	0	2	0	X		4
<b>K</b>	CAN - Canada	89.5cm	0	2	0	1	0	2	1	0	3	9
	SWE - Sweden	53.2cm *	1	0	2	0	1	0	0	2	0	6

**Play-offs Bracket**



**Legend:**  
**LSD** Last Stone Draw      **LSFE(\*)** Last Stone First End      **X** Unplayed/unfinished end due to concession







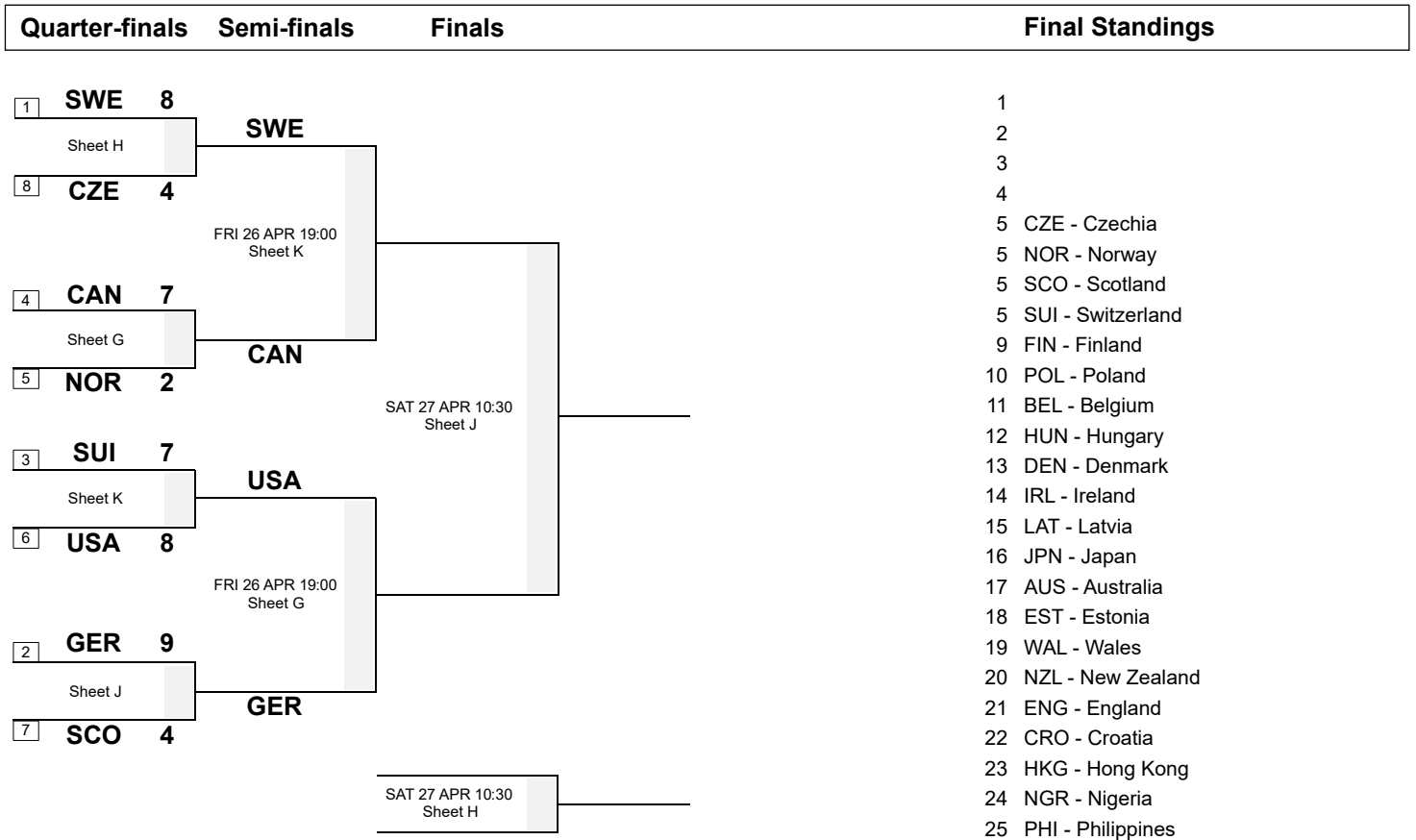




**Session Results and Standings**

Sheet	Team	LSD/LSFE	1	2	3	4	5	6	7	8	Extra Ends	Total
G	CAN - Canada	57.2cm *	1	0	1	0	0	2	3	X		7
	NOR - Norway	60.5cm	0	1	0	1	0	0	0	X		2
H	SWE - Sweden	231.1cm	3	1	0	1	0	3	0	X		8
	CZE - Czechia	203.4cm *	0	0	2	0	1	0	1	X		4
J	GER - Germany	195.6cm	0	2	0	2	0	5	X	X		9
	SCO - Scotland	104.4cm *	0	0	2	0	2	0	X	X		4
K	USA - United States	30.3cm *	3	0	2	0	1	1	0	1		8
	SUI - Switzerland	86.2cm	0	3	0	2	0	0	2	0		7

**Play-offs Bracket**



**Legend:**  
**LSD** Last Stone Draw      **LSFE(\*)** Last Stone First End      **X** Unplayed/unfinished end due to concession











### Game Results

Sheet	Team	LSFE	1	2	3	4	5	6	7	8	Extra Ends	Total
K	USA - United States	*	3	0	2	0	1	1	0	1		8
	SUI - Switzerland		0	3	0	2	0	0	2	0		7

USA - United States	
4 S	FARBELOW Mike
3	RUOHONEN Rich
2 V	STOPERA Bill
1	LEHTO Darren
A	-

SUI - Switzerland	
4 S	SCHWALLER Christof
3	ANDRES Dominic
2 V	HUERLIMANN Robert
1	KAISER Christoph
A	-

Last Stone Draw		Distance
↻	RUOHONEN Rich	9.4cm
↻	FARBELOW Mike	20.9cm
<b>Total</b>		<b>30.3cm</b>

Last Stone Draw		Distance
↻	SCHWALLER Christof	29.0cm
↻	ANDRES Dominic	57.2cm
<b>Total</b>		<b>86.2cm</b>

**Note:**  
Position and function for each team member:  
4 = Fourth, 3 = Third, 2 = Second, 1 = Lead, A = Alternate, S = Skip, V = Vice-Skip

**Legend:**  
↻ Clockwise      ↻ Counter-clockwise      **LSFE(\*)** Last Stone First End



### Competition Matrix

#### Group A

Team	CAN	CRO	DEN	FIN	NOR	PHI	WAL
CAN		14 - 0	11 - 3	11 - 3	5 - 4	8 - 3	11 - 4
CRO	0 - 14		2 - 13	9 - 8	2 - 10	11 - 6	3 - 7
DEN	3 - 11	13 - 2		3 - 6	4 - 7	7 - 4	10 - 3
FIN	3 - 11	8 - 9	6 - 3		4 - 10	11 - 6	8 - 6
NOR	4 - 5	10 - 2	7 - 4	10 - 4		16 - 6	7 - 2
PHI	3 - 8	6 - 11	4 - 7	6 - 11	6 - 16		1 - 9
WAL	4 - 11	7 - 3	3 - 10	6 - 8	2 - 7	9 - 1	

### Standings after Round Robin

Rank	Team	Games	Wins	Losses	
1	CAN - Canada	6	6	0	Q
2	NOR - Norway	6	5	1	Q
3	FIN - Finland	6	3	3	w1
4	DEN - Denmark	6	3	3	w0
5	WAL - Wales	6	2	4	w1
6	CRO - Croatia	6	2	4	w0
7	PHI - Philippines	6	0	6	



### Competition Matrix

#### Group B

Team	GER	IRL	NGR	NZL	POL	SCO
GER		9 - 3	20 - 1	7 - 5	7 - 6	8 - 4
IRL	3 - 9		15 - 8	3 - 9	8 - 3	3 - 7
NGR	1 - 20	8 - 15		7 - 4	1 - 13	4 - 11
NZL	5 - 7	9 - 3	4 - 7		3 - 8	5 - 3
POL	6 - 7	3 - 8	13 - 1	8 - 3		5 - 8
SCO	4 - 8	7 - 3	11 - 4	3 - 5	8 - 5	

### Standings after Round Robin

Rank	Team	Games	Wins	Losses		
1	GER - Germany	5	5	0		Q
2	SCO - Scotland	5	3	2		Q
3	POL - Poland	5	2	3	w1	DSC 65.63cm
4	IRL - Ireland	5	2	3	w1	DSC 83.13cm
5	NZL - New Zealand	5	2	3	w1	DSC 136.16cm
6	NGR - Nigeria	5	1	4		

### Competition Matrix

#### Group C

Team	BEL	ENG	EST	LAT	SUI	USA
BEL		10 - 4	6 - 4	7 - 4	2 - 15	3 - 8
ENG	4 - 10		2 - 8	6 - 7	1 - 17	5 - 10
EST	4 - 6	8 - 2		4 - 9	3 - 5	1 - 8
LAT	4 - 7	7 - 6	9 - 4		4 - 9	4 - 6
SUI	15 - 2	17 - 1	5 - 3	9 - 4		6 - 4
USA	8 - 3	10 - 5	8 - 1	6 - 4	4 - 6	

### Standings after Round Robin

Rank	Team	Games	Wins	Losses	
1	SUI - Switzerland	5	5	0	Q
2	USA - United States	5	4	1	Q
3	BEL - Belgium	5	3	2	
4	LAT - Latvia	5	2	3	
5	EST - Estonia	5	1	4	
6	ENG - England	5	0	5	

### Competition Matrix

#### Group D

Team	AUS	CZE	HKG	HUN	JPN	SWE
AUS		7 - 8	7 - 3	6 - 8	4 - 11	2 - 11
CZE	8 - 7		10 - 5	8 - 3	5 - 3	3 - 5
HKG	3 - 7	5 - 10		5 - 6	3 - 12	2 - 7
HUN	8 - 6	3 - 8	6 - 5		10 - 8	3 - 10
JPN	11 - 4	3 - 5	12 - 3	8 - 10		5 - 6
SWE	11 - 2	5 - 3	7 - 2	10 - 3	6 - 5	

### Standings after Round Robin

Rank	Team	Games	Wins	Losses	
1	SWE - Sweden	5	5	0	Q
2	CZE - Czechia	5	4	1	Q
3	HUN - Hungary	5	3	2	
4	JPN - Japan	5	2	3	
5	AUS - Australia	5	1	4	
6	HKG - Hong Kong	5	0	5	

**Legend:**  
**DSC** Draw Shot Challenge      **Q** Qualified for the play-offs      **wn** Number of wins (n) against tied teams

### Draw Shot Challenge by Group

Group A		Stone Rotation	Last Stone Draw in each Round Robin Game						DSC
Rank	Team		1	2	3	4	5	6	
1	NOR - Norway	↻	15.2	23.0	11.4	24.1	50.8	<del>66.3</del>	<b>29.74cm</b>
		↻	55.1	12.3	8.0	<del>199.6</del>	67.8	<del>24.0</del>	
2	CAN - Canada	↻	102.7	60.0	28.1	14.4	66.8	<del>48.6</del>	<b>52.59cm</b>
		↻	55.6	10.7	115.9	<del>194.4</del>	19.1	<del>23.5</del>	
3	FIN - Finland	↻	90.0	36.6	50.9	10.8	23.0	<del>54.4</del>	<b>60.74cm</b>
		↻	66.2	110.8	110.5	47.9	<del>138.9</del>	<del>52.7</del>	
4	DEN - Denmark	↻	91.4	56.2	<del>199.6</del>	55.5	9.7	<del>172.0</del>	<b>68.52cm</b>
		↻	5.3	55.4	97.6	46.0	199.6	<del>41.4</del>	
5	PHI - Philippines	↻	<del>199.6</del>	81.1	75.0	10.7	5.8	<del>73.1</del>	<b>78.18cm</b>
		↻	161.8	32.4	199.6	119.6	17.6	<del>30.4</del>	
6	WAL - Wales	↻	<del>199.6</del>	199.6	195.3	109.7	155.5	<del>152.0</del>	<b>119.23cm</b>
		↻	127.5	64.2	172.2	39.6	9.5	<del>2.4</del>	
7	CRO - Croatia	↻	<del>199.6</del>	43.1	41.4	199.6	127.5	<del>182.9</del>	<b>125.58cm</b>
		↻	199.6	77.2	199.6	42.6	199.6	<del>75.1</del>	

Group B		Stone Rotation	Last Stone Draw in each Round Robin Game					DSC
Rank	Team		1	2	3	4	5	
1	GER - Germany	↻	104.4	4.3	129.2	13.5	<del>152.0</del>	<b>40.50cm</b>
		↻	13.6	31.0	6.6	23.4	38.5	
2	SCO - Scotland	↻	40.5	21.3	31.2	16.6	24.7	<b>54.04cm</b>
		↻	146.1	70.2	91.7	<del>199.6</del>	44.1	
3	POL - Poland	↻	44.3	127.6	71.5	39.4	76.3	<b>65.63cm</b>
		↻	33.6	<del>199.6</del>	113.9	27.8	56.3	
4	IRL - Ireland	↻	27.0	87.9	85.5	155.2	73.9	<b>83.13cm</b>
		↻	42.0	<del>199.6</del>	36.2	199.6	40.9	
5	NZL - New Zealand	↻	59.7	199.6	113.5	81.6	172.6	<b>136.16cm</b>
		↻	<del>199.6</del>	60.2	139.0	199.6	199.6	
6	NGR - Nigeria	↻	83.1	55.8	172.3	199.6	199.6	<b>137.66cm</b>
		↻	<del>199.6</del>	186.1	117.1	199.6	25.7	



### Scoring Analysis

Team	Games	LSFE	Stolen Ends	Last Stone Eff.	Force Eff.	Points Scored							Total	Plus / Minus
						0	1	2	3	4	>4			
CAN	For	4	13	71%	82%	0	7	11	6	2	1	60	+43	
	Against	2	3			0	12	1	1	0	0	17		
SUI	For	2	8	60%	100%	1	5	4	4	4	2	52	+38	
	Against	3	4			0	14	0	0	0	0	14		
GER	For	3	7	60%	58%	1	7	5	3	1	4	51	+32	
	Against	2	2			0	9	5	0	0	0	19		
NOR	For	5	11	59%	55%	0	9	8	3	1	3	54	+31	
	Against	1	4			1	9	4	2	0	0	23		
SWE	For	5	8	47%	80%	2	7	9	3	0	1	39	+24	
	Against	0	3			0	11	2	0	0	0	15		
USA	For	5	10	27%	60%	0	15	5	2	0	1	36	+17	
	Against	0	2			1	7	3	2	0	0	19		
CZE	For	4	8	33%	60%	1	11	6	2	0	1	34	+11	
	Against	1	6			1	10	5	1	0	0	23		
JPN	For	2	4	47%	60%	0	9	4	1	1	3	39	+11	
	Against	3	3			1	9	8	1	0	0	28		
POL	For	3	10	26%	44%	0	12	5	3	1	0	35	+8	
	Against	2	8			0	11	3	2	1	0	27		
SCO	For	4	3	42%	64%	0	9	5	2	2	0	33	+8	
	Against	1	4			1	13	3	2	0	0	25		
DEN	For	3	7	35%	47%	0	10	8	2	2	0	40	+7	
	Against	3	5			0	11	7	1	0	1	33		
NZL	For	0	8	28%	83%	0	12	4	2	0	0	26	-2	
	Against	5	8			0	14	4	2	0	0	28		
IRL	For	4	5	38%	17%	1	10	2	3	1	1	32	-4	
	Against	1	4			1	5	4	6	0	1	36		
LAT	For	2	5	32%	50%	0	9	6	1	1	0	28	-4	
	Against	3	7			0	13	6	1	1	0	32		
FIN	For	1	9	42%	28%	0	15	6	3	1	0	40	-5	
	Against	5	3			0	6	8	5	2	0	45		
BEL	For	2	8	28%	45%	0	12	5	2	0	0	28	-7	
	Against	3	7			0	9	5	2	1	1	35		
HUN	For	2	6	30%	50%	0	10	5	2	1	0	30	-7	
	Against	3	8			0	10	6	2	1	1	37		
WAL	For	1	8	23%	54%	0	9	8	2	0	0	31	-9	
	Against	5	11			0	12	8	4	0	0	40		
EST	For	3	7	11%	50%	0	14	3	0	0	0	20	-10	
	Against	2	8			0	10	5	2	1	0	30		
AUS	For	2	5	35%	23%	0	9	7	1	0	0	26	-15	
	Against	3	5			1	7	4	4	1	2	41		



### Scoring Analysis

Team	Games	LSFE	Stolen Ends	Last Stone Eff.	Force Eff.	Points Scored						Total	Plus / Minus
						0	1	2	3	4	>4		
HKG	For	0	3	11%	42%	1	9	3	1	0	0	18	-24
	Against	5	9			1	8	9	2	0	2	42	
CRO	For	3	4	14%	36%	1	9	2	2	2	0	27	-31
	Against	3	17			0	11	9	4	3	1	58	
ENG	For	1	3	18%	27%	0	7	4	1	0	0	18	-34
	Against	4	13			0	9	8	3	2	2	52	
PHI	For	4	3	16%	36%	0	10	2	4	0	0	26	-36
	Against	2	12			0	8	8	5	3	2	62	
NGR	For	1	5	20%	0%	0	7	4	2	0	0	21	-42
	Against	4	12			0	5	6	3	4	4	63	
Total	66		168			8	243	131	57	20	17	844	

**Note:**

Stolen ends are the ends won without the last stone advantage.

Last Stone Efficiency: Scoring two or more points with last stone advantage.

Force Efficiency: Forcing the opponent team to score only one point when they have the last stone advantage.

**Legend:**

>4 More than four points scored

Eff. Efficiency

LSFE Last Stone First End

## Summary of Big Ends

Points Scored	By	Against	Session	End	Game Result
6	GER - Germany	NGR - Nigeria	15	6	20 : 1
6	NOR - Norway	PHI - Philippines	10	6	16 : 6
6	SUI - Switzerland	BEL - Belgium	11	6	15 : 2
5	GER - Germany	NGR - Nigeria	15	2	20 : 1
5	GER - Germany	NGR - Nigeria	15	1	20 : 1
5	GER - Germany	IRL - Ireland	1	7	9 : 3
5	JPN - Japan	AUS - Australia	13	5	11 : 4
5	JPN - Japan	AUS - Australia	13	2	11 : 4
5	JPN - Japan	HKG - Hong Kong	8	1	12 : 3
5	NOR - Norway	CRO - Croatia	21	4	10 : 2
5	NOR - Norway	PHI - Philippines	10	2	16 : 6
5	CAN - Canada	DEN - Denmark	21	5	11 : 3
5	CZE - Czechia	HKG - Hong Kong	4	1	10 : 5
5	IRL - Ireland	NGR - Nigeria	9	5	15 : 8
5	SUI - Switzerland	ENG - England	4	3	17 : 1
5	SWE - Sweden	HUN - Hungary	8	7	10 : 3
5	USA - United States	ENG - England	18	6	10 : 5
4	SUI - Switzerland	LAT - Latvia	18	5	9 : 4
4	SUI - Switzerland	BEL - Belgium	11	2	15 : 2
4	SUI - Switzerland	ENG - England	4	6	17 : 1
4	SUI - Switzerland	ENG - England	4	1	17 : 1
4	CAN - Canada	CRO - Croatia	17	4	14 : 0
4	CAN - Canada	FIN - Finland	10	7	11 : 3
4	CRO - Croatia	PHI - Philippines	1	8	11 : 6
4	CRO - Croatia	PHI - Philippines	1	4	11 : 6
4	DEN - Denmark	CRO - Croatia	10	6	13 : 2
4	DEN - Denmark	CRO - Croatia	10	3	13 : 2
4	SCO - Scotland	NGR - Nigeria	17	5	11 : 4
4	SCO - Scotland	NGR - Nigeria	17	1	11 : 4
4	FIN - Finland	PHI - Philippines	21	8	11 : 6
4	GER - Germany	POL - Poland	20	7	7 : 6
4	HUN - Hungary	AUS - Australia	19	6	8 : 6
4	IRL - Ireland	NGR - Nigeria	9	1	15 : 8
4	JPN - Japan	HUN - Hungary	4	4	8 : 10
4	LAT - Latvia	EST - Estonia	13	2	9 : 4
4	NOR - Norway	FIN - Finland	17	4	10 : 4
4	POL - Poland	NGR - Nigeria	1	4	13 : 1

**Note:**  
Big ends are defined as ends with a score of four or more points.





### Session Results and Standings

Sheet	Team	LSD/LSFE	1	2	3	4	5	6	7	8	Extra Ends	Total
G	CAN - Canada	72.1cm *	2	1	3	0	5	0	X	X		11
	DEN - Denmark	213.4cm	0	0	0	2	0	1	X	X		3
J	PHI - Philippines	103.5cm *	0	0	3	0	1	0	2	0		6
	FIN - Finland	107.1cm	1	2	0	3	0	1	0	4		11
K	NOR - Norway	90.3cm *	2	0	3	5	0	0	X	X		10
	CRO - Croatia	258.0cm	0	0	0	0	1	1	X	X		2

### Standings after Round Robin

#### Group A

Rank	Team	Games	Wins	Losses	
1	CAN - Canada	6	6	0	Q
2	NOR - Norway	6	5	1	Q
3	FIN - Finland	6	3	3	w1
4	DEN - Denmark	6	3	3	w0
5	WAL - Wales	6	2	4	w1
6	CRO - Croatia	6	2	4	w0
7	PHI - Philippines	6	0	6	

#### Group B

Rank	Team	Games	Wins	Losses	
1	GER - Germany	5	5	0	Q
2	SCO - Scotland	5	3	2	Q
3	POL - Poland	5	2	3	w1 DSC 65.63cm
4	IRL - Ireland	5	2	3	w1 DSC 83.13cm
5	NZL - New Zealand	5	2	3	w1 DSC 136.16cm
6	NGR - Nigeria	5	1	4	

#### Group C

Rank	Team	Games	Wins	Losses	
1	SUI - Switzerland	5	5	0	Q
2	USA - United States	5	4	1	Q
3	BEL - Belgium	5	3	2	
4	LAT - Latvia	5	2	3	
5	EST - Estonia	5	1	4	
6	ENG - England	5	0	5	

#### Group D

Rank	Team	Games	Wins	Losses	
1	SWE - Sweden	5	5	0	Q
2	CZE - Czechia	5	4	1	Q
3	HUN - Hungary	5	3	2	
4	JPN - Japan	5	2	3	
5	AUS - Australia	5	1	4	
6	HKG - Hong Kong	5	0	5	

<b>Legend:</b>	<b>DSC</b> Draw Shot Challenge	<b>LSD</b> Last Stone Draw	<b>LSFE(*)</b> Last Stone First End
<b>Q</b> Qualified for the play-offs	<b>wn</b> Number of wins (n) against tied teams	<b>X</b> Unplayed/unfinished end due to concession	





### Game Results

Sheet	Team	LSFE	1	2	3	4	5	6	7	8	Extra Ends	Total
J	PHI - Philippines	*	0	0	3	0	1	0	2	0		6
	FIN - Finland		1	2	0	3	0	1	0	4		11

PHI - Philippines	
4 S	OCHOCO Jonathan
3 V	GARBES Peter
1	ONGLINGSWAN Alastair
A	CRUZ Joselito
A	-

FIN - Finland	
4	KIRJONEN Tomi
3	RAUVOLA Heikki
2 V	EIVOLA Ilkka
1 S	KALPAMAA Mika
A	-

Last Stone Draw		Distance
↻	GARBES Peter	73.1cm
↻	OCHOCO Jonathan	30.4cm
<b>Total</b>		<b>103.5cm</b>

Last Stone Draw		Distance
↻	KALPAMAA Mika	54.4cm
↻	EIVOLA Ilkka	52.7cm
<b>Total</b>		<b>107.1cm</b>

PHI playing with only three players - Lead and Third play three stones each.

**Note:**  
Position and function for each team member:  
4 = Fourth, 3 = Third, 2 = Second, 1 = Lead, A = Alternate, S = Skip, V = Vice-Skip

**Legend:**  
↻ Clockwise      ↻ Counter-clockwise      **LSFE(\*)** Last Stone First End



### Session Results and Standings

Sheet	Team	LSD/LSFE	1	2	3	4	5	6	7	8	Extra Ends	Total
F	NZL - New Zealand	372.2cm	0	0	3	1	3	0	2	X		9
	IRL - Ireland	114.8cm *	1	1	0	0	0	1	0	X		3
L	POL - Poland	132.6cm *	2	1	0	0	0	2	0	1		6
	GER - Germany	190.5cm	0	0	1	1	1	0	4	0		7

### Current Standings

#### Group A

Rank	Team	Games	Wins	Losses	
1	CAN - Canada	5	5	0	Q
2	NOR - Norway	5	4	1	Q
3	DEN - Denmark	5	3	2	
4	CRO - Croatia	5	2	3	
4	FIN - Finland	5	2	3	
6	WAL - Wales	6	2	4	
7	PHI - Philippines	5	0	5	

#### Group B

Rank	Team	Games	Wins	Losses	
1	GER - Germany	5	5	0	Q
2	SCO - Scotland	5	3	2	Q
3	POL - Poland	5	2	3	w1 DSC 65.63cm
4	IRL - Ireland	5	2	3	w1 DSC 83.13cm
5	NZL - New Zealand	5	2	3	w1 DSC 136.16cm
6	NGR - Nigeria	5	1	4	

#### Group C

Rank	Team	Games	Wins	Losses	
1	SUI - Switzerland	5	5	0	Q
2	USA - United States	5	4	1	Q
3	BEL - Belgium	5	3	2	
4	LAT - Latvia	5	2	3	
5	EST - Estonia	5	1	4	
6	ENG - England	5	0	5	

#### Group D

Rank	Team	Games	Wins	Losses	
1	SWE - Sweden	5	5	0	Q
2	CZE - Czechia	5	4	1	Q
3	HUN - Hungary	5	3	2	
4	JPN - Japan	5	2	3	
5	AUS - Australia	5	1	4	
6	HKG - Hong Kong	5	0	5	

**Note:**  
Under WCF rules, tie-breaking rules for standings are not applied until after the last game of the round robin.

**Legend:**  
**DSC** Draw Shot Challenge                      **LSD** Last Stone Draw                      **LSFE(\*)** Last Stone First End  
**Q** Qualified for the play-offs                      **wn** Number of wins (n) against tied teams                      **X** Unplayed/unfinished end due to concession





### Game Results

Sheet	Team	LSFE	1	2	3	4	5	6	7	8	Extra Ends	Total
L	POL - Poland	*	2	1	0	0	0	2	0	1		6
	GER - Germany		0	0	1	1	1	0	4	0		7

POL - Poland	
4 V	BLASZCZAK Rymwid
3 S	DETYNIECKI Arkadiusz
2	MOLSKI Leszek
1	IDZIKOWSKI Piotr
A	SMAK Andrzej

GER - Germany	
4 S	KAPP Andy
3 V	AXNICK Oliver
2	HOEHNE Holger
1	KEMPF Andreas
A	MESSENZEHL Markus

Last Stone Draw		Distance
↻	DETYNIECKI Arkadiusz	76.3cm
↻	MOLSKI Leszek	56.3cm
<b>Total</b>		<b>132.6cm</b>

Last Stone Draw		Distance
↻	KAPP Andy	152.0cm
↻	AXNICK Oliver	38.5cm
<b>Total</b>		<b>190.5cm</b>

**Note:**  
Position and function for each team member:  
**4** = Fourth, **3** = Third, **2** = Second, **1** = Lead, **A** = Alternate, **S** = Skip, **V** = Vice-Skip

**Legend:**  
↻ Clockwise      ↻ Counter-clockwise      **LSFE(\*)** Last Stone First End







### Game Results

Sheet	Team	LSFE	1	2	3	4	5	6	7	8	Extra Ends	Total
F	CZE - Czechia	*	1	0	1	0	2	0	0	1		5
	JPN - Japan		0	1	0	1	0	1	0	0		3

CZE - Czechia	
4 S	SIK David
3 V	HRADEC Karel
2	HAVLENA David
1	BROZEK Marek
A	CHOBOT Jiri

JPN - Japan	
4 S	MATSUMURA Tamotsu
3	YAMAMOTO Seiji
2	OTSUKA Akira
1 V	TOMIYASU Takahito
A	-

Last Stone Draw		Distance
↻	BROZEK Marek	199.6cm
↻	SIK David	46.1cm
<b>Total</b>		<b>245.7cm</b>

Last Stone Draw		Distance
↻	OTSUKA Akira	166.0cm
↻	YAMAMOTO Seiji	80.2cm
<b>Total</b>		<b>246.2cm</b>

**Note:**  
Position and function for each team member:  
**4** = Fourth, **3** = Third, **2** = Second, **1** = Lead, **A** = Alternate, **S** = Skip, **V** = Vice-Skip

**Legend:**  
↻ Clockwise      ↻ Counter-clockwise      **LSFE(\*)** Last Stone First End





### Game Results

Sheet	Team	LSFE	1	2	3	4	5	6	7	8	Extra Ends	Total
K	HUN - Hungary		1	0	2	1	0	4	0	0		8
	AUS - Australia	*	0	2	0	0	2	0	1	1		6

HUN - Hungary	
4 V	SARDI Peter
3 S	BESNICZ Peter
2	CSILLAG Bela Jozsef
1	KEREKES Oliver
A	-

AUS - Australia	
4 S	DAVIS Geoff
3 V	IMLAH David
2	BOYD James
1	LORRAIN-SMITH Hamish
A	-

Last Stone Draw		Distance
↻	KEREKES Oliver	63.7cm
↻	BESNICZ Peter	111.0cm
<b>Total</b>		<b>174.7cm</b>

Last Stone Draw		Distance
↻	DAVIS Geoff	66.6cm
↻	BOYD James	102.9cm
<b>Total</b>		<b>169.5cm</b>

**Note:**  
Position and function for each team member:  
4 = Fourth, 3 = Third, 2 = Second, 1 = Lead, A = Alternate, S = Skip, V = Vice-Skip

**Legend:**  
↻ Clockwise      ↻ Counter-clockwise      **LSFE(\*)** Last Stone First End









WED 24 APR 2024  
Start Time 12:00

Round Robin Session 18  
Group C - Sheet H



### Game Results

Sheet	Team	LSFE	1	2	3	4	5	6	7	8	Extra Ends	Total
H	EST - Estonia	*	2	0	1	1	0	0	0	0		4
	BEL - Belgium		0	1	0	0	2	1	1	1		6

EST - Estonia	
4 S	TUBALKAIN Margus
3	DZENDZELJUK Igor
2 V	VOOREMAA Valvo
1	TURMANN Tonis
A	KAART Tiit

BEL - Belgium	
4 S	VAN DIJCK Stefan
3 V	VERBUEKEN Walter
2	PALMANS Bart
1	DE SWERT Jan
A	MICHIELS Jan

Last Stone Draw		Distance
↻	VOOREMAA Valvo	96.8cm
↻	TURMANN Tonis	50.1cm
<b>Total</b>		<b>146.9cm</b>

Last Stone Draw		Distance
↻	VERBUEKEN Walter	36.1cm
↻	PALMANS Bart	134.7cm
<b>Total</b>		<b>170.8cm</b>

**Note:**  
Position and function for each team member:  
4 = Fourth, 3 = Third, 2 = Second, 1 = Lead, A = Alternate, S = Skip, V = Vice-Skip

**Legend:**  
↻ Clockwise      ↻ Counter-clockwise      **LSFE(\*)** Last Stone First End





























TUE 23 APR 2024  
Start Time 16:00

Round Robin Session 15  
Group B - Sheet J



### Game Results

Sheet	Team	LSFE	1	2	3	4	5	6	7	8	Extra Ends	Total
J	POL - Poland	*	0	0	2	0	1	1	1	3		8
	NZL - New Zealand		1	1	0	1	0	0	0	0		3

POL - Poland	
4 V	BLASZCZAK Rymwid
3 S	DETYNIECKI Arkadiusz
2	MOLSKI Leszek
1	IDZIKOWSKI Piotr
A	SMAK Andrzej

NZL - New Zealand	
4 S	BECKER Peter
3 V	MORGAN Richard
2	EDE Nelson
1	GREER David
A	PITTS Murray

Last Stone Draw		Distance
↻	IDZIKOWSKI Piotr	39.4cm
↻	BLASZCZAK Rymwid	27.8cm
<b>Total</b>		<b>67.2cm</b>

Last Stone Draw		Distance
↻	GREER David	81.6cm
↻	BECKER Peter	199.6cm
<b>Total</b>		<b>281.2cm</b>

**Note:**  
Position and function for each team member:  
4 = Fourth, 3 = Third, 2 = Second, 1 = Lead, A = Alternate, S = Skip, V = Vice-Skip

**Legend:**  
↻ Clockwise      ↻ Counter-clockwise      **LSFE(\*)** Last Stone First End



TUE 23 APR 2024  
Start Time 16:00

Round Robin Session 15  
Group A - Sheet K



### Game Results

Sheet	Team	LSFE	1	2	3	4	5	6	7	8	Extra Ends	Total
K	WAL - Wales		0	0	2	0	2	2	0	0		6
	FIN - Finland	*	1	2	0	1	0	0	3	1		8

WAL - Wales	
4 S	TANNER Andrew
3 V	POUGHER Richard
2	REID Alistair
1	FYFFE George
A	-

FIN - Finland	
4	KIRJONEN Tomi
3	RAUVOLA Heikki
2 V	EIVOLA Ilkka
1 S	KALPAMAA Mika
A	-

Last Stone Draw		Distance
↻	REID Alistair	109.7cm
↻	POUGHER Richard	39.6cm
<b>Total</b>		<b>149.3cm</b>

Last Stone Draw		Distance
↻	KALPAMAA Mika	10.8cm
↻	EIVOLA Ilkka	47.9cm
<b>Total</b>		<b>58.7cm</b>

**Note:**  
Position and function for each team member:  
4 = Fourth, 3 = Third, 2 = Second, 1 = Lead, A = Alternate, S = Skip, V = Vice-Skip

**Legend:**  
↻ Clockwise      ↻ Counter-clockwise      **LSFE(\*)** Last Stone First End







TUE 23 APR 2024  
Start Time 8:00

**Round Robin Session 13**  
**Group C - Sheet F**



**Game Results**

Sheet	Team	LSFE	1	2	3	4	5	6	7	8	Extra Ends	Total
F	USA - United States	*	1	1	0	1	0	1	0	0		4
	SUI - Switzerland		0	0	3	0	0	0	2	1		6

USA - United States	
4 S	FARBELOW Mike
3	RUOHONEN Rich
2 V	STOPERA Bill
1	LEHTO Darren
A	-

SUI - Switzerland	
4 S	SCHWALLER Christof
3	ANDRES Dominic
2 V	HUERLIMANN Robert
1	KAISER Christoph
A	-

Last Stone Draw		Distance
↻	STOPERA Bill	11.4cm
↻	RUOHONEN Rich	17.6cm
<b>Total</b>		<b>29.0cm</b>

Last Stone Draw		Distance
↻	ANDRES Dominic	7.4cm
↻	HUERLIMANN Robert	46.3cm
<b>Total</b>		<b>53.7cm</b>

**Note:**  
Position and function for each team member:  
4 = Fourth, 3 = Third, 2 = Second, 1 = Lead, A = Alternate, S = Skip, V = Vice-Skip

**Legend:**  
↻ Clockwise      ↻ Counter-clockwise      **LSFE(\*)** Last Stone First End







### Game Results

Sheet	Team	LSFE	1	2	3	4	5	6	7	8	Extra Ends	Total
H	HKG - Hong Kong		1	0	1	2	0	0	1	0		5
	HUN - Hungary	*	0	1	0	0	1	3	0	1		6

HKG - Hong Kong	
4 S	WONG Chun Ngok
3 V	LI Shek Chong John
2	LUK Lai Chor Alan
1	CHUNG Hon Keung
A	-

HUN - Hungary	
4 V	SARDI Peter
3 S	BESNICZ Peter
2	CSILLAG Bela Jozsef
1	KEREKES Oliver
A	-

Last Stone Draw		Distance
↻	CHUNG Hon Keung	108.6cm
↻	LUK Lai Chor Alan	199.6cm
<b>Total</b>		<b>308.2cm</b>

Last Stone Draw		Distance
↻	SARDI Peter	199.6cm
↻	CSILLAG Bela Jozsef	78.0cm
<b>Total</b>		<b>277.6cm</b>

**Note:**  
Position and function for each team member:  
**4** = Fourth, **3** = Third, **2** = Second, **1** = Lead, **A** = Alternate, **S** = Skip, **V** = Vice-Skip

**Legend:**  
↻ Clockwise      ↻ Counter-clockwise      **LSFE(\*)** Last Stone First End







### Game Results

Sheet	Team	LSFE	1	2	3	4	5	6	7	8	Extra Ends	Total
K	BEL - Belgium	*	3	0	3	0	0	1	1	2		10
	ENG - England		0	2	0	1	1	0	0	0		4

BEL - Belgium	
4 S	VAN DIJCK Stefan
3 V	PALMANS Bart
2	MICHIELS Jan
1	DE SWERT Jan
A	VERBUEKEN Walter

ENG - England	
4 S	TOPPING Guy
3 V	TOPPING Peter
2	ALEXANDER Peter
1	KERR Chris
A	BROWN John

Last Stone Draw		Distance
↻	MICHIELS Jan	81.6cm
↻	VAN DIJCK Stefan	67.2cm
<b>Total</b>		<b>148.8cm</b>

Last Stone Draw		Distance
↻	ALEXANDER Peter	120.6cm
↻	TOPPING Peter	82.1cm
<b>Total</b>		<b>202.7cm</b>

**Note:**  
Position and function for each team member:  
**4** = Fourth, **3** = Third, **2** = Second, **1** = Lead, **A** = Alternate, **S** = Skip, **V** = Vice-Skip

**Legend:**  
↻ Clockwise      ↻ Counter-clockwise      **LSFE(\*)** Last Stone First End













### Game Results

Sheet	Team	LSFE	1	2	3	4	5	6	7	8	Extra Ends	Total
H	LAT - Latvia		0	1	0	1	0	0	2	0		4
	USA - United States	*	1	0	1	0	2	1	0	1		6

LAT - Latvia	
4 S	REGZA Ansis
3 V	REDLIHS Janis
2	PURMALIS Aivars
1	LACIS Aivars
A	-

USA - United States	
4 S	FARBELOW Mike
3	RUOHONEN Rich
2 V	STOPERA Bill
1	LEHTO Darren
A	-

Last Stone Draw		Distance
↻	REGZA Ansis	71.3cm
↻	REDLIHS Janis	199.6cm
<b>Total</b>		<b>270.9cm</b>

Last Stone Draw		Distance
↻	FARBELOW Mike	126.1cm
↻	LEHTO Darren	12.5cm
<b>Total</b>		<b>138.6cm</b>

**Note:**  
Position and function for each team member:  
4 = Fourth, 3 = Third, 2 = Second, 1 = Lead, A = Alternate, S = Skip, V = Vice-Skip

**Legend:**  
↻ Clockwise      ↻ Counter-clockwise      **LSFE(\*)** Last Stone First End









MON 22 APR 2024  
Start Time 16:00

Round Robin Session 11  
Group D - Sheet K



### Game Results

Sheet	Team	LSFE	1	2	3	4	5	6	7	8	Extra Ends	Total
K	JPN - Japan		0	0	1	0	1	0	2	1		5
	SWE - Sweden	*	1	2	0	2	0	1	0	0		6

JPN - Japan	
4 S	MATSUMURA Tamotsu
3	YAMAMOTO Seiji
2	OTSUKA Akira
1 V	TOMIYASU Takahito
A	-

SWE - Sweden	
4 S	WRANAA Mats
3 V	HASSELBORG Mikael
2	NOREEN Per
1	WAAHLIN Gerry
A	ERIKSSON Anders

Last Stone Draw		Distance
↻	MATSUMURA Tamotsu	183.9cm
↻	YAMAMOTO Seiji	62.0cm
<b>Total</b>		<b>245.9cm</b>

Last Stone Draw		Distance
↻	HASSELBORG Mikael	47.6cm
↻	NOREEN Per	44.7cm
<b>Total</b>		<b>92.3cm</b>

**Note:**  
Position and function for each team member:  
4 = Fourth, 3 = Third, 2 = Second, 1 = Lead, A = Alternate, S = Skip, V = Vice-Skip

**Legend:**  
↻ Clockwise      ↻ Counter-clockwise      **LSFE(\*)** Last Stone First End



















### Game Results

Sheet	Team	LSFE	1	2	3	4	5	6	7	8	Extra Ends	Total
K	POL - Poland		0	1	0	1	0	0	3	0		5
	SCO - Scotland	*	1	0	3	0	1	1	0	2		8

POL - Poland	
4 V	BLASZCZAK Rymwid
3 S	DETYNIECKI Arkadiusz
2	MOLSKI Leszek
1	SMAK Andrzej
A	IDZIKOWSKI Piotr

SCO - Scotland	
4 S	McMILLAN Hammy
3 V	McWILLIAM Murray
2	AGNEW John
1	BAILLIE Gerald
A	HENRY Alistair

Last Stone Draw		Distance
↻	BLASZCZAK Rymwid	71.5cm
↻	SMAK Andrzej	113.9cm
<b>Total</b>		<b>185.4cm</b>

Last Stone Draw		Distance
↻	BAILLIE Gerald	31.2cm
↻	McMILLAN Hammy	91.7cm
<b>Total</b>		<b>122.9cm</b>

**Note:**  
Position and function for each team member:  
**4** = Fourth, **3** = Third, **2** = Second, **1** = Lead, **A** = Alternate, **S** = Skip, **V** = Vice-Skip

**Legend:**  
↻ Clockwise      ↻ Counter-clockwise      **LSFE(\*)** Last Stone First End























SUN 21 APR 2024  
Start Time 20:00

**Round Robin Session 8**  
**Group C - Sheet L**



### Game Results

Sheet	Team	LSFE	1	2	3	4	5	6	7	8	Extra Ends	Total
L	ENG - England	*	2	0	0	2	0	0	1	1		6
	LAT - Latvia		0	1	2	0	2	2	0	0		7

ENG - England	
4 S	TOPPING Guy
3 V	TOPPING Peter
2	ALEXANDER Peter
1	KERR Chris
A	BROWN John

LAT - Latvia	
4 S	REGZA Ansis
3 V	REDLIHS Janis
2	PURMALIS Aivars
1	LACIS Aivars
A	-

Last Stone Draw		Distance
↻	TOPPING Guy	165.1cm
↻	ALEXANDER Peter	20.8cm
<b>Total</b>		<b>185.9cm</b>

Last Stone Draw		Distance
↻	PURMALIS Aivars	78.2cm
↻	LACIS Aivars	199.6cm
<b>Total</b>		<b>277.8cm</b>

**Note:**  
Position and function for each team member:  
**4** = Fourth, **3** = Third, **2** = Second, **1** = Lead, **A** = Alternate, **S** = Skip, **V** = Vice-Skip

**Legend:**  
↻ Clockwise      ↻ Counter-clockwise      **LSFE(\*)** Last Stone First End



### Session Results and Standings

Sheet	Team	LSD/LSFE	1	2	3	4	5	6	7	8	Extra Ends	Total
F	GER - Germany	35.3cm *	2	0	1	0	3	0	2	X		8
	SCO - Scotland	91.5cm	0	1	0	2	0	1	0	X		4
H	IRL - Ireland	287.5cm *	0	2	0	2	1	3	0	X		8
	POL - Poland	327.2cm	1	0	1	0	0	0	1	X		3
L	NGR - Nigeria	241.9cm *	0	0	1	2	0	1	1	2		7
	NZL - New Zealand	259.8cm	1	1	0	0	2	0	0	0		4

### Current Standings

Group A					Group B				
Rank	Team	Games	Wins	Losses	Rank	Team	Games	Wins	Losses
1	CAN - Canada	2	2	0	1	GER - Germany	2	2	0
1	CRO - Croatia	2	2	0	2	IRL - Ireland	2	1	1
3	DEN - Denmark	2	1	1	2	NGR - Nigeria	2	1	1
3	FIN - Finland	2	1	1	2	NZL - New Zealand	2	1	1
3	NOR - Norway	2	1	1	2	POL - Poland	2	1	1
6	PHI - Philippines	2	0	2	6	SCO - Scotland	2	0	2
6	WAL - Wales	2	0	2					

Group C					Group D				
Rank	Team	Games	Wins	Losses	Rank	Team	Games	Wins	Losses
1	BEL - Belgium	1	1	0	1	CZE - Czechia	1	1	0
1	SUI - Switzerland	1	1	0	1	HUN - Hungary	1	1	0
1	USA - United States	1	1	0	1	SWE - Sweden	1	1	0
4	ENG - England	1	0	1	4	AUS - Australia	1	0	1
4	EST - Estonia	1	0	1	4	HKG - Hong Kong	1	0	1
4	LAT - Latvia	1	0	1	4	JPN - Japan	1	0	1

**Note:**  
Under WCF rules, tie-breaking rules for standings are not applied until after the last game of the round robin.

**Legend:**  
**LSD** Last Stone Draw                      **LSFE(\*)** Last Stone First End                      **X** Unplayed/unfinished end due to concession









### Session Results and Standings

Sheet	Team	LSD/LSFE	1	2	3	4	5	6	7	8	Extra Ends	Total
H	FIN - Finland	147.4cm	1	0	1	0	2	1	0	3	0	8
	CRO - Croatia	120.3cm *	0	3	0	2	0	0	3	0	1	9
J	WAL - Wales	263.8cm	0	0	3	0	0	1	0	X		4
	CAN - Canada	70.7cm *	3	3	0	1	2	0	2	X		11
K	DEN - Denmark	111.6cm *	3	2	0	1	0	1	0	X		7
	PHI - Philippines	113.5cm	0	0	1	0	2	0	1	X		4

### Current Standings

Group A					Group B				
Rank	Team	Games	Wins	Losses	Rank	Team	Games	Wins	Losses
1	CAN - Canada	2	2	0	1	GER - Germany	1	1	0
1	CRO - Croatia	2	2	0	1	NZL - New Zealand	1	1	0
3	DEN - Denmark	2	1	1	1	POL - Poland	1	1	0
3	FIN - Finland	2	1	1	4	IRL - Ireland	1	0	1
3	NOR - Norway	2	1	1	4	NGR - Nigeria	1	0	1
6	PHI - Philippines	2	0	2	4	SCO - Scotland	1	0	1
6	WAL - Wales	2	0	2					

Group C					Group D				
Rank	Team	Games	Wins	Losses	Rank	Team	Games	Wins	Losses
1	BEL - Belgium	1	1	0	1	CZE - Czechia	1	1	0
1	SUI - Switzerland	1	1	0	1	HUN - Hungary	1	1	0
1	USA - United States	1	1	0	1	SWE - Sweden	1	1	0
4	ENG - England	1	0	1	4	AUS - Australia	1	0	1
4	EST - Estonia	1	0	1	4	HKG - Hong Kong	1	0	1
4	LAT - Latvia	1	0	1	4	JPN - Japan	1	0	1

**Note:**  
Under WCF rules, tie-breaking rules for standings are not applied until after the last game of the round robin.

**Legend:**  
**LSD** Last Stone Draw                      **LSFE(\*)** Last Stone First End                      **X** Unplayed/unfinished end due to concession





SUN 21 APR 2024  
Start Time 12:00

**Round Robin Session 6**  
**Group A - Sheet H**



### Game Results

Sheet	Team	LSFE	1	2	3	4	5	6	7	8	Extra Ends	Total
H	FIN - Finland		1	0	1	0	2	1	0	3	0	8
	CRO - Croatia	*	0	3	0	2	0	0	3	0	1	9

FIN - Finland	
4	KIRJONEN Tomi
3	RAUVOLA Heikki
2 V	EIVOLA Ilkka
1 S	KALPAMAA Mika
A	-

CRO - Croatia	
4 S	SKENDROVIC Alberto
3 V	GABRIC Bojan
2	DZEPINA Davor
1	LOVRIC Zvonimir
A	VIDMAR Sasa

Last Stone Draw		Distance
↻	EIVOLA Ilkka	36.6cm
↻	KALPAMAA Mika	110.8cm
<b>Total</b>		<b>147.4cm</b>

Last Stone Draw		Distance
↻	SKENDROVIC Alberto	43.1cm
↻	GABRIC Bojan	77.2cm
<b>Total</b>		<b>120.3cm</b>

**Note:**  
Position and function for each team member:  
**4** = Fourth, **3** = Third, **2** = Second, **1** = Lead, **A** = Alternate, **S** = Skip, **V** = Vice-Skip

**Legend:**  
↻ Clockwise      ↻ Counter-clockwise      **LSFE(\*)** Last Stone First End





### Session Results and Standings

Sheet	Team	LSD/LSFE	1	2	3	4	5	6	7	8	Extra Ends	Total
F	BEL - Belgium	329.8cm	0	0	2	2	0	1	1	1		7
	LAT - Latvia	104.7cm *	2	1	0	0	1	0	0	0		4
G	AUS - Australia	332.7cm	0	1	0	0	1	0	X	X		2
	SWE - Sweden	53.6cm *	3	0	2	3	0	3	X	X		11
H	SUI - Switzerland	80.5cm *	4	1	5	0	3	4	X	X		17
	ENG - England	120.0cm	0	0	0	1	0	0	X	X		1
J	HUN - Hungary	142.0cm *	2	0	1	0	2	0	3	2		10
	JPN - Japan	193.3cm	0	1	0	4	0	3	0	0		8
K	HKG - Hong Kong	338.2cm	0	1	0	0	0	1	3	X		5
	CZE - Czechia	214.3cm *	5	0	2	2	1	0	0	X		10
L	USA - United States	128.2cm *	1	2	1	3	0	1	X	X		8
	EST - Estonia	233.4cm	0	0	0	0	1	0	X	X		1

### Current Standings

Group A					Group B				
Rank	Team	Games	Wins	Losses	Rank	Team	Games	Wins	Losses
1	CAN - Canada	1	1	0	1	GER - Germany	1	1	0
1	CRO - Croatia	1	1	0	1	NZL - New Zealand	1	1	0
1	FIN - Finland	1	1	0	1	POL - Poland	1	1	0
4	NOR - Norway	2	1	1	4	IRL - Ireland	1	0	1
5	DEN - Denmark	1	0	1	4	NGR - Nigeria	1	0	1
5	PHI - Philippines	1	0	1	4	SCO - Scotland	1	0	1
5	WAL - Wales	1	0	1					
Group C					Group D				
Rank	Team	Games	Wins	Losses	Rank	Team	Games	Wins	Losses
1	BEL - Belgium	1	1	0	1	CZE - Czechia	1	1	0
1	SUI - Switzerland	1	1	0	1	HUN - Hungary	1	1	0
1	USA - United States	1	1	0	1	SWE - Sweden	1	1	0
4	ENG - England	1	0	1	4	AUS - Australia	1	0	1
4	EST - Estonia	1	0	1	4	HKG - Hong Kong	1	0	1
4	LAT - Latvia	1	0	1	4	JPN - Japan	1	0	1

**Note:**  
Under WCF rules, tie-breaking rules for standings are not applied until after the last game of the round robin.

**Legend:**  
**LSD** Last Stone Draw                      **LSFE(\*)** Last Stone First End                      **X** Unplayed/unfinished end due to concession









SAT 20 APR 2024  
Start Time 20:00

**Round Robin Session 4**  
**Group D - Sheet J**



**Game Results**

Sheet	Team	LSFE	1	2	3	4	5	6	7	8	Extra Ends	Total
J	HUN - Hungary	*	2	0	1	0	2	0	3	2		10
	JPN - Japan		0	1	0	4	0	3	0	0		8

HUN - Hungary	
4 V	SARDI Peter
3 S	BESNICZ Peter
2	CSILLAG Bela Jozsef
1	KEREKES Oliver
A	-

JPN - Japan	
4 S	MATSUMURA Tamotsu
3	YAMAMOTO Seiji
2	OTSUKA Akira
1 V	TOMIYASU Takahito
A	-

Last Stone Draw		Distance
↻	KEREKES Oliver	95.9cm
↻	BESNICZ Peter	46.1cm
<b>Total</b>		<b>142.0cm</b>

Last Stone Draw		Distance
↻	YAMAMOTO Seiji	50.3cm
↻	MATSUMURA Tamotsu	143.0cm
<b>Total</b>		<b>193.3cm</b>

**Note:**  
Position and function for each team member:  
**4** = Fourth, **3** = Third, **2** = Second, **1** = Lead, **A** = Alternate, **S** = Skip, **V** = Vice-Skip

**Legend:**  
↻ Clockwise      ↻ Counter-clockwise      **LSFE(\*)** Last Stone First End













### Game Results

Sheet	Team	LSFE	1	2	3	4	5	6	7	8	Extra Ends	Total
H	CAN - Canada		1	0	0	1	0	0	2	1		5
	NOR - Norway	*	0	1	1	0	1	1	0	0		4

CAN - Canada	
4 S	FLEMMING Paul
3 V	BURGESS Peter
2	GAVIN Martin
1	GRANCHELLI Kris
A	OUELLETTE Kevin

NOR - Norway	
4 S	DAVANGER Flemming
3 V	RAMSFJELL Bent Aanund
2	HOESTMAELINGEN Johan
1	VAAGBERG Lars
A	DE LANGE Espen

Last Stone Draw		Distance
↻	GRANCHELLI Kris	102.7cm
↻	FLEMMING Paul	55.6cm
<b>Total</b>		<b>158.3cm</b>

Last Stone Draw		Distance
↻	DAVANGER Flemming	23.0cm
↻	RAMSFJELL Bent Aanund	12.3cm
<b>Total</b>		<b>35.3cm</b>

**Note:**  
Position and function for each team member:  
4 = Fourth, 3 = Third, 2 = Second, 1 = Lead, A = Alternate, S = Skip, V = Vice-Skip

**Legend:**  
↻ Clockwise      ↻ Counter-clockwise      **LSFE(\*)** Last Stone First End





SAT 20 APR 2024  
Start Time 8:00

Round Robin Session 1  
Group A - Sheet F



### Game Results

Sheet	Team	LSFE	1	2	3	4	5	6	7	8	Extra Ends	Total
F	DEN - Denmark	*	1	0	1	0	0	1	0	0		3
	FIN - Finland		0	1	0	2	1	0	1	1		6

DEN - Denmark	
4 S	QVIST Mikael
3	SIGGAARD ANDERSEN Niels
2 V	JACOBSEN Christian Thune
1	LANDER Henrik
A	-

FIN - Finland	
4	KIRJONEN Tomi
3	RAUVOLA Heikki
2 V	EIVOLA Ilkka
1 S	KALPAMAA Mika
A	-

Last Stone Draw		Distance
↻	JACOBSEN Christian Thune	91.4cm
↻	SIGGAARD ANDERSEN Niels	5.3cm
<b>Total</b>		<b>96.7cm</b>

Last Stone Draw		Distance
↻	KIRJONEN Tomi	90.0cm
↻	RAUVOLA Heikki	66.2cm
<b>Total</b>		<b>156.2cm</b>

LANDER H left the game after end 1, no replacement  
Revised line-up: (4 S) QVIST M, (3) SIGGAARD ANDERSEN , (1 V) JACOBSEN CT

**Note:**  
Position and function for each team member:  
4 = Fourth, 3 = Third, 2 = Second, 1 = Lead, A = Alternate, S = Skip, V = Vice-Skip

**Legend:**  
↻ Clockwise      ↻ Counter-clockwise      **LSFE(\*)** Last Stone First End













SAT 20 APR 2024  
Start Time 8:00

Round Robin Session 1  
Group A - Sheet L



### Game Results

Sheet	Team	LSFE	1	2	3	4	5	6	7	8	Extra Ends	Total
L	PHI - Philippines	*	0	1	1	0	1	3	0	0		6
	CRO - Croatia		2	0	0	4	0	0	1	4		11

PHI - Philippines	
4 S	OCHOCO Jonathan
3 V	GARBES Peter
2	ONGLINGSWAN Alastair
1	CRUZ Joselito
A	-

CRO - Croatia	
4 S	SKENDROVIC Alberto
3 V	GABRIC Bojan
2	DZEPINA Davor
1	VIDMAR Sasa
A	LOVRIC Zvonimir

Last Stone Draw		Distance
↻	CRUZ Joselito	199.6cm
↻	OCHOCO Jonathan	161.8cm
<b>Total</b>		<b>361.4cm</b>

Last Stone Draw		Distance
↻	SKENDROVIC Alberto	199.6cm
↻	GABRIC Bojan	199.6cm
<b>Total</b>		<b>399.2cm</b>

**Note:**  
Position and function for each team member:  
4 = Fourth, 3 = Third, 2 = Second, 1 = Lead, A = Alternate, S = Skip, V = Vice-Skip

**Legend:**  
↻ Clockwise      ↻ Counter-clockwise      **LSFE(\*)** Last Stone First End

## Entry List by Event

**REVISED**  
20 APR 22:45

As of SAT 20 APR 2024

AUS - Australia		Group D
4 S	DAVIS Geoff	R
3 V	IMLAH David	R
2	BOYD James	R
1	LORRAIN-SMITH Hamish	R
A	-	
C	-	
O	-	
O	-	

DEN - Denmark		Group A
4 S	QVIST Mikael	R
3	SIGGAARD ANDERSEN Niels	R
2 V	JACOBSEN Christian Thune	R
1	LANDER Henrik	R
A	-	
C	QVIST Gabriella	
2C	LANDER Heidi	
O	-	

BEL - Belgium		Group C
4 S	VAN DIJCK Stefan	R
3 V	VERBUEKEN Walter	R
2	PALMANS Bart	R
1	DE SWERT Jan	R
A	MICHIELS Jan	R
C	-	
O	-	
O	-	

ENG - England		Group C
4 S	TOPPING Guy	R
3 V	TOPPING Peter	R
2	ALEXANDER Peter	L
1	KERR Chris	R
A	BROWN John	R
C	TOPPING Carol	
O	KERR Viv	
O	TOPPING Carole	

CAN - Canada		Group A
4 S	FLEMMING Paul	R
3 V	BURGESS Peter	R
2	GAVIN Martin	R
1	GRANCHELLI Kris	R
A	OUELLETTE Kevin	R
C	-	
O	-	
O	-	

EST - Estonia		Group C
4 S	TUBALKAIN Margus	R
3 V	VOOREMAA Valvo	R
2	KAART Tiit	R
1	TURMANN Tonis	R
A	DZENDZELJUK Igor	R
C	TURMANN Liisa	
2C	REINOLA Hannes	
O	-	

CRO - Croatia		Group A
4 S	SKENDROVIC Alberto	R
3 V	GABRIC Bojan	L
2	DZEPINA Davor	R
1	VIDMAR Sasa	R
A	LOVRIC Zvonimir	R
C	-	
O	-	
O	-	

FIN - Finland		Group A
4	KIRJONEN Tomi	R
3	RAUVOLA Heikki	R
2 V	EIVOLA Ilkka	R
1 S	KALPAMAA Mika	R
A	-	
C	-	
O	-	
O	-	

CZE - Czechia		Group D
4 S	SIK David	L
3 V	HRADEC Karel	R
2	BROZEK Marek	R
1	CHOBOT Jiri	R
A	HAVLENA David	L
C	POLIVKA Milan	
O	-	
O	-	

GER - Germany		Group B
4 S	KAPP Andy	R
3 V	AXNICK Oliver	R
2	HOEHNE Holger	R
1	KEMPF Andreas	R
A	MESSENZEHL Markus	R
C	KAPP Uli	
O	-	
O	-	

## Entry List by Event

**REVISED**  
20 APR 22:45

As of SAT 20 APR 2024

<b>HKG - Hong Kong</b>		<b>Group D</b>
4 S	WONG Chun Ngok	R
3 V	LI Shek Chong John	R
2	LUK Lai Chor Alan	R
1	CHUNG Hon Keung	R
A	-	
C	YIU Ching Han Antonia	
O	CHIU Wai Yin Winnie	
O	POON Wai Chun Angela	

<b>NGR - Nigeria</b>		<b>Group B</b>
4 S	COLE T. J.	L
3 V	JOHNSON Chad	R
2	NEIMETH Charles	R
1	DANIEL Damola	R
A	-	
C	-	
O	-	
O	-	

<b>HUN - Hungary</b>		<b>Group D</b>
4 V	SARDI Peter	R
3 S	BESNICZ Peter	R
2	CSILLAG Bela Jozsef	R
1	KEREKES Oliver	R
A	-	
C	-	
O	-	
O	-	

<b>NOR - Norway</b>		<b>Group A</b>
4 S	DAVANGER Flemming	R
3 V	RAMSFJELL Bent Aanund	R
2	HOESTMAELINGEN Johan	R
1	VAAGBERG Lars	R
A	DE LANGE Espen	R
C	-	
O	-	
O	-	

<b>IRL - Ireland</b>		<b>Group B</b>
4 S	GRAY Bill	R
3 V	WHYTE David	R
2	FYFE Neil	R
1	BARR Ross	R
A	-	
C	BARR Alison	
O	GRAY Janie	
O	WHYTE Frances	

<b>NZL - New Zealand</b>		<b>Group B</b>
4 S	BECKER Peter	R
3 V	MORGAN Richard	R
2	EDE Nelson	R
1	PITTS Murray	R
A	GREER David	R
C	SANDERS John	
O	-	
O	-	

<b>JPN - Japan</b>		<b>Group D</b>
4 S	MATSUMURA Tamotsu	R
3	YAMAMOTO Seiji	R
2	OTSUKA Akira	R
1 V	TOMIYASU Takahito	R
A	-	
C	MATSUMURA Nagisa	
2C	IWASAKI Aiko	
O	-	

<b>PHI - Philippines</b>		<b>Group A</b>
4 S	OCHOCO Jonathan	R
3 V	GARBES Peter	R
2	ONGLINGSWAN Alastair	R
1	CRUZ Joselito	R
A	-	
C	SUAREZ Micha	
O	-	
O	-	

<b>LAT - Latvia</b>		<b>Group C</b>
4 S	REGZA Ansis	R
3 V	REDLIHS Janis	R
2	PURMALIS Aivars	R
1	LACIS Aivars	R
A	-	
C	-	
O	-	
O	-	

<b>POL - Poland</b>		<b>Group B</b>
4 V	BLASZCZAK Rymwid	R
3 S	DETYNIECKI Arkadiusz	R
2	MOLSKI Leszek	R
1	SMAM Andrzej	R
A	IDZIKOWSKI Piotr	R
C	SCHROEDER Agnieszka	
2C	SCIBORSKI Leszek	
O	ERDMAN Joanna	

## Entry List by Event

**REVISED**  
20 APR 22:45

As of SAT 20 APR 2024

<b>SCO - Scotland</b>		<b>Group B</b>
4 S	McMILLAN Hammy	R
3 V	McWILLIAM Murray	R
2	AGNEW John	R
1	BAILLIE Gerald	R
A	HENRY Alistair	R
C	-	
O	-	
O	-	

<b>USA - United States</b>		<b>Group C</b>
4 S	FARBELOW Mike	R
3	RUOHONEN Rich	R
2 V	STOPERA Bill	R
1	LEHTO Darren	R
A	-	
C	ANNIS Pete	
O	-	
O	-	

<b>SUI - Switzerland</b>		<b>Group C</b>
4 S	SCHWALLER Christof	R
3	ANDRES Dominic	R
2 V	HUERLIMANN Robert	R
1	KAISER Christoph	R
A	-	
C	ISELI Rolf	
O	ANDRES Monika	
O	HUERLIMANN Silvania	

<b>WAL - Wales</b>		<b>Group A</b>
4 S	TANNER Andrew	R
3 V	POUGHER Richard	R
2	REID Alistair	R
1	FYFFE George	R
A	-	
C	-	
O	-	
O	-	

<b>SWE - Sweden</b>		<b>Group D</b>
4 S	WRANAA Mats	R
3 V	HASSELBORG Mikael	R
2	ERIKSSON Anders	R
1	WAAHLIN Gerry	R
A	NOREEN Per	R
C	-	
O	-	
O	-	

**Note:**

Position and function for each team member:

**4** = Fourth, **3** = Third, **2** = Second, **1** = Lead, **A** = Alternate, **S** = Skip, **V** = Vice-Skip

**C** = Coach, **2C** = 2nd Team Coach, **NC** = National Coach, **T** = Translator, **O** = Team Official

**Legend:**

**L** Left-handed

**R** Right-handed

**REVISED**

As per rule C2(j) team members who were not present at the start of an event have been removed.



## Competition Officials

As of FRI 19 APR 2024

Function	Name	Organisation
<b>World Curling President:</b>	WELLING Beau	USA - United States
<b>WCF Head of Competitions:</b>	ROETHLISBERGER Eeva	SUI - Switzerland
<b>WCF Technical Delegate:</b>	MUTCH Laura	SCO - Scotland
<b>Chief Umpire:</b>	BOMAS Bob	NED - Netherlands
<b>Deputy Chief Umpire:</b>	BARROWMAN Glenda	ENG - England
<b>Timing Supervisors:</b>	MATAU Cristian RAMIREZ DE LA PISCINA Nagore	ROU - Romania ESP - Spain
<b>Chief Ice Technician:</b>	FRITZ Joe	GER - Germany
<b>Deputy Chief Ice Technician:</b>	MARTIN Alister	USA - United States

