



RESULTS BOOK



World Senior Curling Championships 2024

Women

Östersund, Sweden

20 - 27 April 2024





WSCC 2024
Östersund, Sweden

SAT 27 APR 2024

World Senior Curling Championships 2024
Östersund Arena
Women



Medallists

Medal	Country	Name	Position - Function
GOLD	CAN - Canada	FROUD Susan	4 S
		LACKIE Kerry	3
		TURCOTTE Kristin	2
		McMULLIN Julie	1
		RIZZO Jo-Ann	A
		CORBEIL Alain	C
SILVER	LTU - Lithuania	PAULAUŠKAITE Virginija	4 S
		JASAITIENE Rasa Veronika	3
		SULINSKIENE Jolanta	2
		VALATKIENE Gaiva	1
		CEPULYTE Egle	A
		DVOJEGLAZOVA Olga	C
BRONZE	SCO - Scotland	KENNEDY Karen	4 S
		THOMSON Gail	3
		CUNNINGHAM Alison	2
		KING Gillian	1
		RICHARDSON Margaret	A

Note:

Position and function for each team member:

4 = Fourth, **3** = Third, **2** = Second, **1** = Lead, **A** = Alternate, **S** = Skip, **C** = Coach



Final Standings

Rank	Team	Players	Position - Function	Group Rank	DSC
1	CAN - Canada	FROUD Susan	4 S		
		LACKIE Kerry	3 V		
		TURCOTTE Kristin	2		
		McMULLIN Julie	1		
		RIZZO Jo-Ann	A		
		CORBEIL Alain	C		
2	LTU - Lithuania	PAULAUSKAITE Virginija	4 S		
		JASAITIENE Rasa Veronika	3 V		
		SULINSKIENE Jolanta	2		
		VALATKIENE Gaiva	1		
		CEPULYTE Egle	A		
		DVOJEGLAZOVA Olga	C		
3	SCO - Scotland	KENNEDY Karen	4 S		
		THOMSON Gail	3 V		
		CUNNINGHAM Alison	2		
		KING Gillian	1		
		RICHARDSON Margaret	A		
		-	C		
4	SUI - Switzerland	RUETSCHI-SCHLEGEL Daniela	4 S		
		DRYBURGH Caroline	3 V		
		ANNELER Corinne	2		
		BIANCHETTI Janine	1		
		-	A		
		-	C		
5	ENG - England	HARSCH Manon	4 S		
		WILCOX Angela	3 V		
		FORBES Helen	2		
		HIGGINS Deborah	1		
		-	A		
		BROWN John	C		
5	JPN - Japan	YOSHIMURA Miyako	4 S		
		DEN Misako	3 V		
		TAKIZAWA Hiromi	2		
		UEHARA Makiko	1		
		HORIUCHI Tamami	A		
		TSUCHIYA Keiji	C		
5	LAT - Latvia	KAPOSTINA Elena	4 S		
		ZILE Dace	3 V		
		MILLERE Gunta	2		
		RUDZITE Aija	1		
		-	A		
		REGZA Ansis	C		

Final Standings

Rank	Team	Players	Position - Function	Group Rank	DSC
5	SWE - Sweden	NORBERG Anette LINDAHL Cathrine PATZ Susanne KLANGE-WIKSTROEM Anna LYXELL Helene HALLSTROEM Fredrik	4 S 3 2 V 1 A C		
9	USA - United States	MONTGOMERY Angela DUKES Susan ERSTAD Stephanie GRAVEL Anne PIELAGE Kathy -	4 S 3 V 2 1 A C	C3	82.57 cm
10	HKG - Hong Kong	HUNG Ling-Yue BUGG Grace YAM May McCULLOUGH Arena - COLLINS Rick	4 S 3 V 2 1 A C	B4	96.12 cm
11	CZE - Czechia	BERANKOVA Jana LOSTAKOVA Tereza SIKYROVA Vlasta POLIVKOVA Irena - POLIVKA Milan	4 S 3 V 2 1 A C	A4	108.29 cm
12	NZL - New Zealand	OLSZEWSKI Joanna MATTHEWS Elizabeth THOMAS Sandra ANDERSON Merran FARRA Pauline FOTTI Dean	4 S 3 V 2 1 A C	C4	111.56 cm
13	NOR - Norway	STORVIK Ellen RUDEN Beate BRENNA Grethe TOERRISEN Randi - HAALIEN Ola	4 S 3 2 1 V A C	A5	71.12 cm
14	IRL - Ireland	SINCLAIR Dale GILLETT Bernie CLANCY Nina KERR Louise - SINCLAIR Colin	4 S 3 2 1 V A C	B5	106.34 cm

Final Standings

Rank	Team	Players	Position - Function	Group Rank	DSC
15	AUS - Australia	FORGE Kim GILL Lynette IRVINE Kim KENNEDY Adrienne - -	4 S 3 V 2 1 A C	C5	124.17 cm
16	EST - Estonia	PEEBO Margit USTAV Kuellike TOMINGAS Kai KAARE Katrin - TURMANN Liisa	4 S 3 V 2 1 A C	B6	85.79 cm
17	FIN - Finland	JULKUNEN Tiina KITTI Laura PAARMA Kirsi LOUHIVUORI Riikka POLLANEN Nina HAKKINEN Jaana	4 S 3 2 1 V A C	A6	132.18 cm
18	DEN - Denmark	QVIST Trine GUSTAVUSSEN Anni SOELVSTEN Gitte HENNINGSEN Linette SOLBERG Lene QVIST Gabriella	4 V 3 2 1 S A C	C6	164.51 cm

Note:

Position and function for each team member:

4 = Fourth, **3** = Third, **2** = Second, **1** = Lead, **A** = Alternate, **S** = Skip, **V** = Vice-Skip, **C** = Coach

Competition Summary

Session	Date Time	Sheet F	Sheet G	Sheet H	Sheet J	Sheet K	Sheet L
Session 2	20 APR 12:00	JPN 11 - 3 NOR	AUS 4 - 8 NZL	LTU 7 - 3 CZE	USA 5 - 6 ENG	CAN 8 - 6 FIN	DEN 4 - 14 SCO
Session 3	20 APR 16:00		HKG 14 - 1 EST		LAT 5 - 6 ^{EE} IRL	SUI 1 - 8 SWE	
Session 5	21 APR 8:00	LTU 3 - 6 CAN	FIN 2 - 11 NOR	SCO 6 - 3 USA	DEN 2 - 7 AUS	ENG 7 - 3 NZL	CZE 6 - 8 JPN
Session 7	21 APR 16:00		SUI 4 - 6 LAT		SWE 8 - 1 EST	HKG 8 - 3 IRL	
Session 9	22 APR 8:00	EST 7 - 11 ^{EE} SUI	IRL 4 - 8 SWE	LAT 7 - 3 HKG			
Session 11	22 APR 16:00	ENG 6 - 9 SCO					
Session 12	22 APR 20:00		USA 10 - 2 AUS	NZL 7 - 10 DEN	CAN 9 - 3 JPN	NOR 9 - 11 CZE	FIN 2 - 9 LTU
Session 14	23 APR 12:00		CZE 3 - 9 CAN	JPN 3 - 11 FIN	NOR 3 - 9 LTU		
Session 16	23 APR 20:00	NZL 3 - 13 USA	DEN 2 - 11 ENG	EST 3 - 9 IRL	SUI 7 - 3 HKG	AUS 3 - 10 SCO	SWE 7 - 4 LAT
Session 18	24 APR 12:00	HKG 6 - 7 SWE				LAT 8 - 2 EST	IRL 6 - 8 SUI
Session 19	24 APR 16:00			CAN 12 - 2 NOR	FIN 6 - 7 CZE		
Session 20	24 APR 20:00		LTU 5 - 3 JPN	ENG 8 - 4 AUS	SCO 9 - 1 NZL	USA 9 - 2 DEN	
Quarter-finals	25 APR 19:00		ENG 1 - 11 LTU	SWE 7 - 8 SUI	SCO 5 - 4 JPN	CAN 12 - 0 LAT	
Semi-finals	26 APR 19:00			CAN 10 - 3 SCO	LTU 5 - 2 SUI		
Finals	27 APR 10:30		SCO 6 - 3 SUI			CAN 7 - 3 LTU	

Standings after Round Robin

Group A

Rank	Team	Games	Wins	Losses	
1	CAN - Canada	5	5	0	Q
2	LTU - Lithuania	5	4	1	Q
3	JPN - Japan	5	2	3	Q w1
4	CZE - Czechia	5	2	3	w0
5	NOR - Norway	5	1	4	w1
6	FIN - Finland	5	1	4	w0

Group B

Rank	Team	Games	Wins	Losses	
1	SWE - Sweden	5	5	0	Q
2	LAT - Latvia	5	3	2	Q w1
3	SUI - Switzerland	5	3	2	Q w0
4	HKG - Hong Kong	5	2	3	w1
5	IRL - Ireland	5	2	3	w0
6	EST - Estonia	5	0	5	

Group C

Rank	Team	Games	Wins	Losses	
1	SCO - Scotland	5	5	0	Q
2	ENG - England	5	4	1	Q
3	USA - United States	5	3	2	
4	NZL - New Zealand	5	1	4	w1 DSC 111.56cm
5	AUS - Australia	5	1	4	w1 DSC 124.17cm
6	DEN - Denmark	5	1	4	w1 DSC 164.51cm

Merged Group Standings

Rank	Team	Round Robin Results			Rank	Team	Round Robin Results		
		Group	Rank	DSC			Group	Rank	DSC
1	SWE - Sweden	B	1	61.34cm	10	HKG - Hong Kong	B	4	96.12cm
2	SCO - Scotland	C	1	61.56cm	11	CZE - Czechia	A	4	108.29cm
3	CAN - Canada	A	1	74.02cm	12	NZL - New Zealand	C	4	111.56cm
4	ENG - England	C	2	72.78cm	13	NOR - Norway	A	5	71.12cm
5	LTU - Lithuania	A	2	80.46cm	14	IRL - Ireland	B	5	106.34cm
6	LAT - Latvia	B	2	82.51cm	15	AUS - Australia	C	5	124.17cm
7	JPN - Japan	A	3	62.42cm	16	EST - Estonia	B	6	85.79cm
8	SUI - Switzerland	B	3	78.83cm	17	FIN - Finland	A	6	132.18cm
9	USA - United States	C	3	82.57cm	18	DEN - Denmark	C	6	164.51cm

Competition Summary

Play-offs Bracket

Quarter-finals	Semi-finals	Finals	Final Standings
<p>1 SWE 7 Sheet H</p> <p>8 SUI 8 Sheet J</p> <p>4 ENG 1 Sheet G</p> <p>5 LTU 11</p> <p>3 CAN 12 Sheet K</p> <p>6 LAT 0 Sheet H</p> <p>2 SCO 5 Sheet J</p> <p>7 JPN 4</p>	<p>SUI 2</p> <p>LTU 5</p> <p>CAN 10</p> <p>SCO 3</p>	<p>LTU 3</p> <p>CAN 7</p> <p>SUI 3 Sheet G</p> <p>SCO 6</p>	<p>1 CAN - Canada</p> <p>2 LTU - Lithuania</p> <p>3 SCO - Scotland</p> <p>4 SUI - Switzerland</p> <p>5 ENG - England</p> <p>5 JPN - Japan</p> <p>5 LAT - Latvia</p> <p>5 SWE - Sweden</p> <p>9 USA - United States</p> <p>10 HKG - Hong Kong</p> <p>11 CZE - Czechia</p> <p>12 NZL - New Zealand</p> <p>13 NOR - Norway</p> <p>14 IRL - Ireland</p> <p>15 AUS - Australia</p> <p>16 EST - Estonia</p> <p>17 FIN - Finland</p> <p>18 DEN - Denmark</p>
		<p>CAN 1st</p> <p>LTU 2nd</p> <p>SCO 3rd</p> <p>SUI 4th</p>	

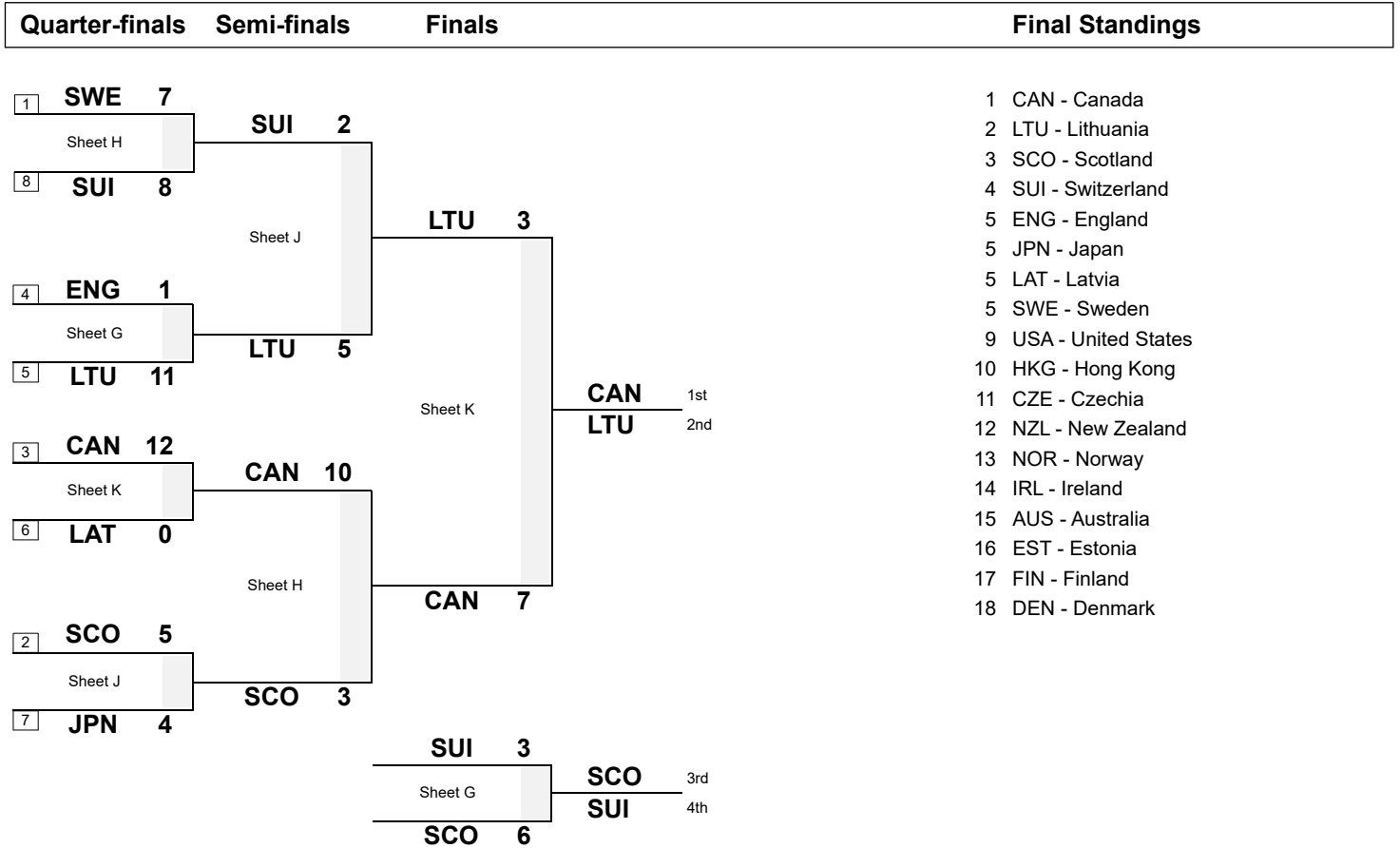
Legend:	DSC Draw Shot Challenge	EE Extra End	Q Qualified for the play-offs
	wn Number of wins (n) against tied teams		



Session Results and Standings

Sheet	Team	LSD/LSFE	1	2	3	4	5	6	7	8	Extra Ends	Total
G	SCO - Scotland	97.4cm *	0	3	0	1	1	1	0	X		6
	SUI - Switzerland	335.0cm	1	0	1	0	0	0	1	X		3
K	CAN - Canada	204.7cm	0	2	2	0	2	0	1	X		7
	LTU - Lithuania	90.7cm *	1	0	0	0	0	2	0	X		3

Play-offs Bracket



Legend:	LSD Last Stone Draw	LSFE(*) Last Stone First End	X Unplayed/unfinished end due to concession
----------------	----------------------------	-------------------------------------	--





Game Results

Sheet	Team	LSFE	1	2	3	4	5	6	7	8	Extra Ends	Total
K	CAN - Canada		0	2	2	0	2	0	1	X		7
	LTU - Lithuania	*	1	0	0	0	0	2	0	X		3

CAN - Canada	
4 S	FROUD Susan
3 V	LACKIE Kerry
2	TURCOTTE Kristin
1	McMULLIN Julie
A	RIZZO Jo-Ann

LTU - Lithuania	
4 S	PAULAUŠKAITE Virginija
3	JASAITIENE Rasa Veronika
2 V	VALATKIENE Gaiva
1	SULINSKIENE Jolanta
A	CEPULYTE Egle

Last Stone Draw		Distance
↻	McMULLIN Julie	185.0cm
↻	FROUD Susan	19.7cm
Total		204.7cm

Last Stone Draw		Distance
↻	SULINSKIENE Jolanta	68.3cm
↻	PAULAUŠKAITE Virginija	22.4cm
Total		90.7cm

Note:
Position and function for each team member:
4 = Fourth, 3 = Third, 2 = Second, 1 = Lead, A = Alternate, S = Skip, V = Vice-Skip

Legend:
↻ Clockwise ↻ Counter-clockwise **LSFE(*)** Last Stone First End
X Unplayed/unfinished end due to concession

Scoring Analysis

Team	Games	LSFE	Stolen Ends	Last Stone Eff.	Force Eff.	Points Scored							Total	Plus / Minus
						0	1	2	3	4	>4			
CAN	For	4	12	68%	81%	1	9	12	2	6	2	73	+50	
	Against	4	3			3	15	4	0	0	0	23		
SCO	For	6	16	45%	57%	3	16	5	9	1	1	62	+28	
	Against	2	6			1	13	2	3	2	0	34		
LTU	For	5	11	36%	71%	6	12	10	1	3	1	52	+25	
	Against	3	6			2	14	5	1	0	0	27		
SWE	For	4	13	42%	42%	0	14	11	3	0	0	45	+21	
	Against	2	4			0	9	6	1	0	0	24		
USA	For	3	9	50%	67%	0	7	6	1	2	2	40	+21	
	Against	2	5			1	10	3	1	0	0	19		
HKG	For	1	7	50%	67%	0	6	8	2	0	1	34	+9	
	Against	4	6			0	12	5	1	0	0	25		
ENG	For	6	15	9%	20%	0	14	6	3	1	0	39	+5	
	Against	0	13			0	8	6	3	0	1	34		
IRL	For	3	9	16%	40%	0	13	3	3	0	0	28	-4	
	Against	2	9			0	8	9	2	0	0	32		
LAT	For	3	10	18%	58%	0	15	6	1	0	0	30	-4	
	Against	3	10			0	12	9	0	1	0	34		
SUI	For	3	6	32%	48%	1	15	8	3	1	0	44	-4	
	Against	5	10			2	18	9	4	0	0	48		
JPN	For	3	4	33%	43%	1	10	4	2	2	0	32	-7	
	Against	3	7			3	11	6	1	2	1	39		
CZE	For	3	5	22%	29%	1	13	3	1	2	0	30	-9	
	Against	2	4			0	6	5	5	2	0	39		
FIN	For	0	6	35%	58%	0	6	5	1	2	0	27	-11	
	Against	5	9			1	10	8	0	3	0	38		
NOR	For	4	7	24%	11%	0	10	4	2	1	0	28	-17	
	Against	1	7			0	4	4	0	7	1	45		
AUS	For	1	8	24%	50%	0	9	4	1	0	0	20	-18	
	Against	4	11			0	9	3	5	2	0	38		
NZL	For	2	4	20%	11%	0	6	3	2	1	0	22	-21	
	Against	3	12			0	9	6	4	0	2	43		
DEN	For	0	4	21%	20%	0	5	3	3	0	0	20	-28	
	Against	5	12			0	7	8	4	2	1	48		
EST	For	2	3	9%	40%	0	7	2	1	0	0	14	-36	
	Against	3	15			0	12	5	6	1	1	50		
Total	53		149			13	187	103	41	22	7	640		



Scoring Analysis

Note:
Stolen ends are the ends won without the last stone advantage.
Last Stone Efficiency: Scoring two or more points with last stone advantage.
Force Efficiency: Forcing the opponent team to score only one point when they have the last stone advantage.

Legend:
>4 More than four points scored **Eff.** Efficiency **LSFE** Last Stone First End

Summary of Big Ends

Points Scored	By	Against	Session	End	Game Result
6	HKG - Hong Kong	EST - Estonia	3	1	14 : 1
5	CAN - Canada	NOR - Norway	19	3	12 : 2
5	CAN - Canada	JPN - Japan	12	7	9 : 3
5	USA - United States	NZL - New Zealand	16	6	13 : 3
5	USA - United States	NZL - New Zealand	16	1	13 : 3
5	LTU - Lithuania	ENG - England		2	11 : 1
5	SCO - Scotland	DEN - Denmark	2	7	14 : 4
4	CAN - Canada	SCO - Scotland		2	10 : 3
4	CAN - Canada	LAT - Latvia		5	12 : 0
4	CAN - Canada	NOR - Norway	19	1	12 : 2
4	CAN - Canada	CZE - Czechia	14	4	9 : 3
4	CAN - Canada	CZE - Czechia	14	1	9 : 3
4	CAN - Canada	FIN - Finland	2	2	8 : 6
4	LTU - Lithuania	NOR - Norway	14	4	9 : 3
4	LTU - Lithuania	NOR - Norway	14	3	9 : 3
4	LTU - Lithuania	FIN - Finland	12	5	9 : 2
4	CZE - Czechia	NOR - Norway	12	8	11 : 9
4	CZE - Czechia	NOR - Norway	12	6	11 : 9
4	FIN - Finland	JPN - Japan	14	7	11 : 3
4	FIN - Finland	JPN - Japan	14	6	11 : 3
4	JPN - Japan	NOR - Norway	2	6	11 : 3
4	JPN - Japan	NOR - Norway	2	3	11 : 3
4	USA - United States	DEN - Denmark	20	1	9 : 2
4	USA - United States	AUS - Australia	12	1	10 : 2
4	ENG - England	SCO - Scotland	11	7	6 : 9
4	NOR - Norway	FIN - Finland	5	7	11 : 2
4	NZL - New Zealand	DEN - Denmark	12	6	7 : 10
4	SCO - Scotland	AUS - Australia	16	3	10 : 3
4	SUI - Switzerland	EST - Estonia	9	9	11 : 7

Note:

Big ends are defined as ends with a score of four or more points.

Legend:

QF Quarter-final

SF Semi-final



WSSC 2024
Östersund, Sweden

World Senior Curling Championships 2024

Östersund Arena
Women



FRI 26 APR 2024
Start Time 19:00

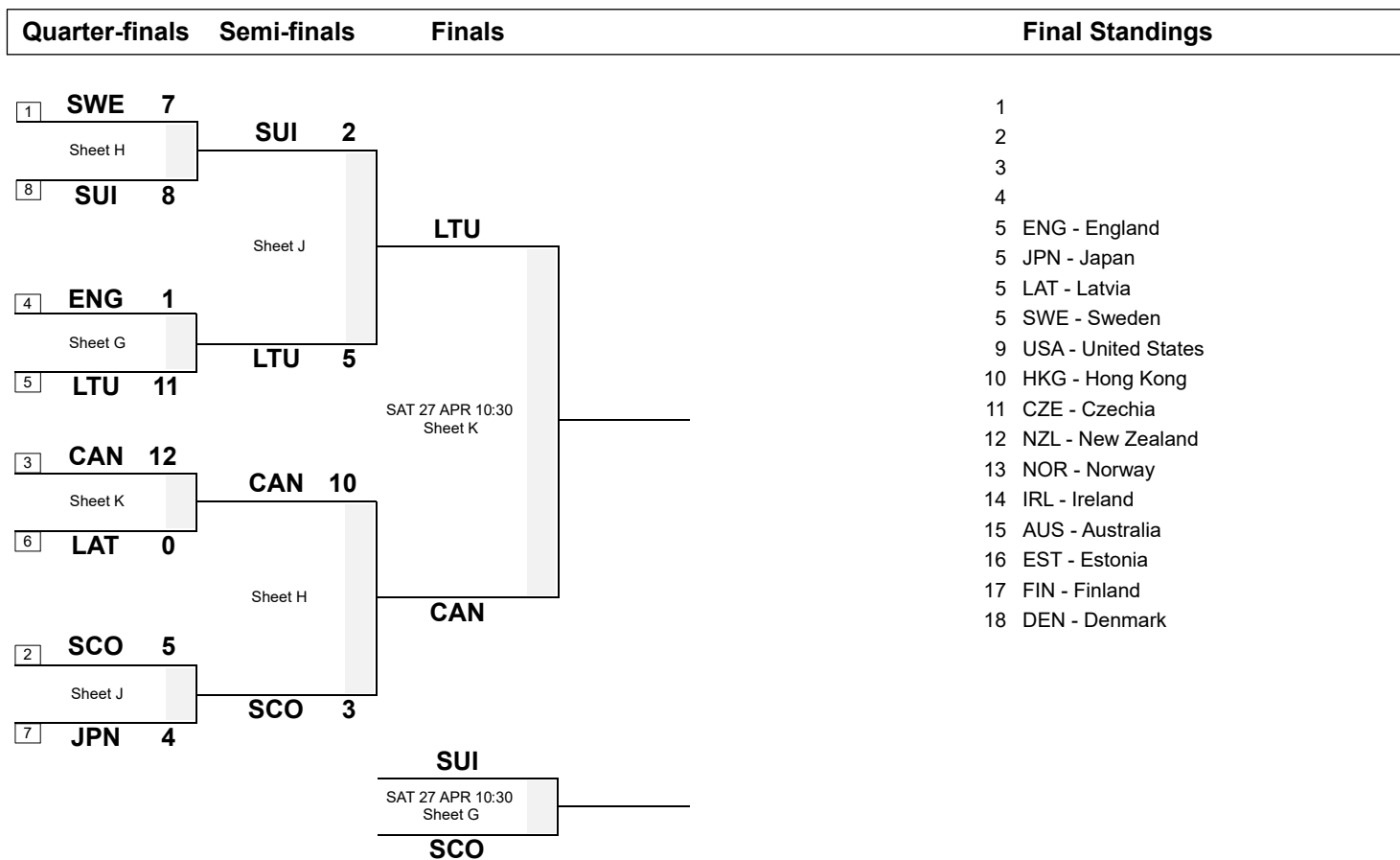
Semi-finals



Session Results and Standings

Sheet	Team	LSD/LSFE	1	2	3	4	5	6	7	8	Extra Ends	Total
H	CAN - Canada	85.7cm *	0	4	0	2	1	0	3	X		10
	SCO - Scotland	131.6cm	0	0	2	0	0	1	0	X		3
J	LTU - Lithuania	383.4cm *	2	0	0	0	2	0	0	1		5
	SUI - Switzerland	385.3cm	0	1	0	0	0	0	1	0		2

Play-offs Bracket



Legend:
LSD Last Stone Draw **LSFE(*)** Last Stone First End **X** Unplayed/unfinished end due to concession





Game Results

Sheet	Team	LSFE	1	2	3	4	5	6	7	8	Extra Ends	Total
H	CAN - Canada	*	0	4	0	2	1	0	3	X		10
	SCO - Scotland		0	0	2	0	0	1	0	X		3

CAN - Canada	
4 S	FROUD Susan
3 V	LACKIE Kerry
2	TURCOTTE Kristin
1	McMULLIN Julie
A	RIZZO Jo-Ann

SCO - Scotland	
4 S	KENNEDY Karen
3 V	THOMSON Gail
2	CUNNINGHAM Alison
1	KING Gillian
A	RICHARDSON Margaret

Last Stone Draw		Distance
↻	McMULLIN Julie	9.0cm
↻	FROUD Susan	76.7cm
Total		85.7cm

Last Stone Draw		Distance
↻	KING Gillian	92.3cm
↻	KENNEDY Karen	39.3cm
Total		131.6cm

Note:
 Position and function for each team member:
4 = Fourth, **3** = Third, **2** = Second, **1** = Lead, **A** = Alternate, **S** = Skip, **V** = Vice-Skip

Legend:
 ↻ Clockwise ↻ Counter-clockwise **LSFE(*)** Last Stone First End
X Unplayed/unfinished end due to concession





Game Results

Sheet	Team	LSFE	1	2	3	4	5	6	7	8	Extra Ends	Total
J	LTU - Lithuania	*	2	0	0	0	2	0	0	1		5
	SUI - Switzerland		0	1	0	0	0	0	1	0		2

LTU - Lithuania	
4 S	PAULAUSKAITE Virginija
3	JASAITIENE Rasa Veronika
2 V	VALATKIENE Gaiva
1	SULINSKIENE Jolanta
A	CEPULYTE Egle

SUI - Switzerland	
4 S	RUETSCHI-SCHLEGEL Daniela
3 V	DRYBURGH Caroline
2	ANNELER Corinne
1	BIANCHETTI Janine
A	-

Last Stone Draw		Distance
↻	SULINSKIENE Jolanta	199.6cm
↻	PAULAUSKAITE Virginija	183.8cm
Total		383.4cm

Last Stone Draw		Distance
↻	ANNELER Corinne	199.6cm
↻	DRYBURGH Caroline	185.7cm
Total		385.3cm

Note:
Position and function for each team member:
4 = Fourth, 3 = Third, 2 = Second, 1 = Lead, A = Alternate, S = Skip, V = Vice-Skip

Legend:
↻ Clockwise ↻ Counter-clockwise **LSFE(*)** Last Stone First End

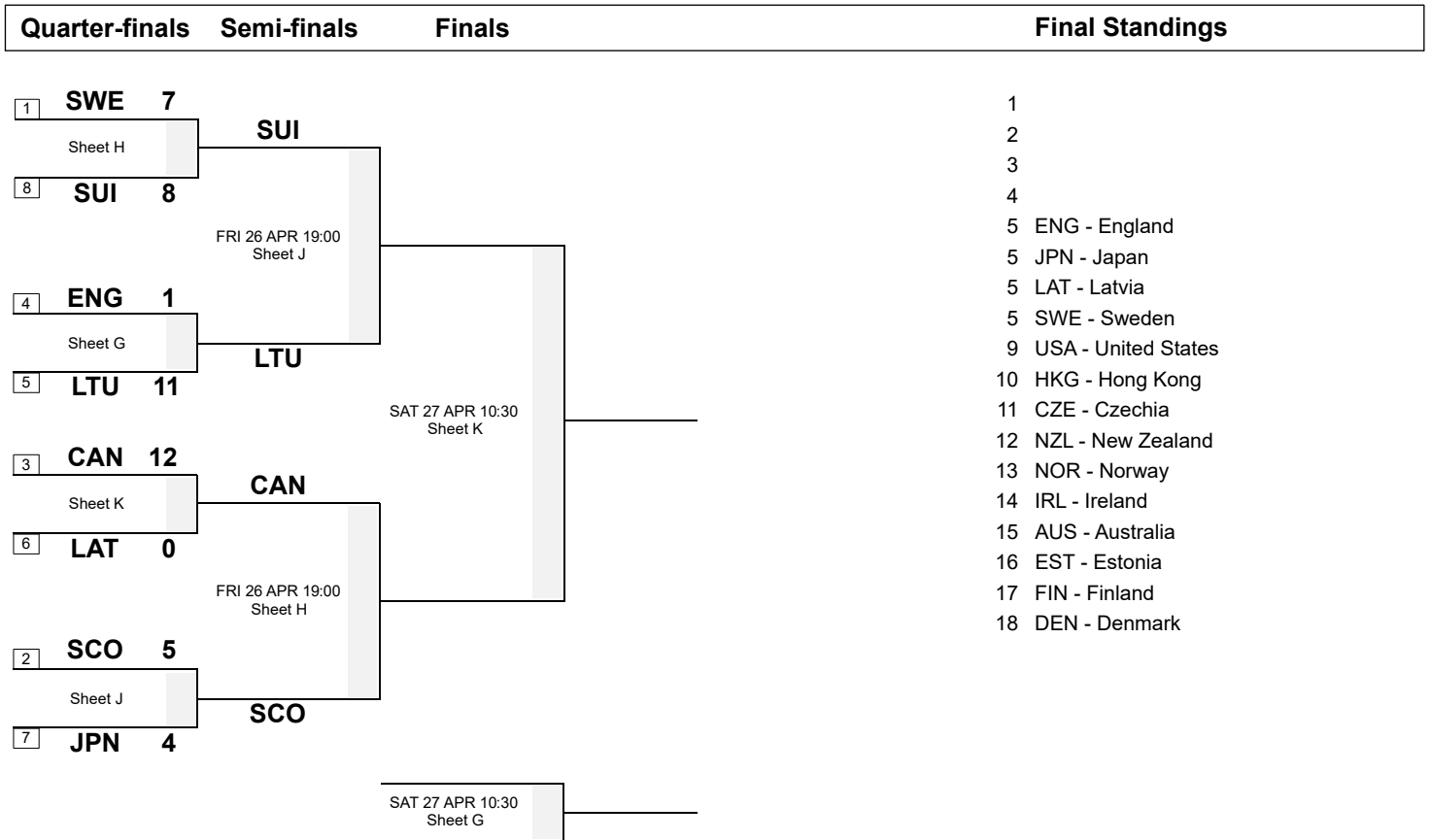




Session Results and Standings

Sheet	Team	LSD/LSFE	1	2	3	4	5	6	7	8	Extra Ends	Total
G	ENG - England	192.8cm *	1	0	0	0	0	0	X	X		1
	LTU - Lithuania	277.0cm	0	5	1	1	2	2	X	X		11
H	SWE - Sweden	108.6cm *	0	2	0	2	0	2	0	1		7
	SUI - Switzerland	127.5cm	1	0	2	0	3	0	2	0		8
J	SCO - Scotland	97.6cm *	1	0	0	1	0	0	2	1		5
	JPN - Japan	166.0cm	0	3	0	0	1	0	0	0		4
K	CAN - Canada	151.4cm *	2	1	2	2	4	1	X	X		12
	LAT - Latvia	184.1cm	0	0	0	0	0	0	X	X		0

Play-offs Bracket



Legend:
LSD Last Stone Draw **LSFE(*)** Last Stone First End **X** Unplayed/unfinished end due to concession



Game Results

Sheet	Team	LSFE	1	2	3	4	5	6	7	8	Extra Ends	Total
G	ENG - England	*	1	0	0	0	0	0	X	X		1
	LTU - Lithuania		0	5	1	1	2	2	X	X		11

ENG - England	
4 S	HARSCH Manon
3 V	WILCOX Angela
2	FORBES Helen
1	HIGGINS Deborah
A	-

LTU - Lithuania	
4 S	PAULAUSKAITE Virginija
3	JASAITIENE Rasa Veronika
2 V	VALATKIENE Gaiva
1	SULINSKIENE Jolanta
A	CEPULYTE Egle

Last Stone Draw		Distance
↺	FORBES Helen	127.1cm
↻	HARSCH Manon	65.7cm
Total		192.8cm

Last Stone Draw		Distance
↺	SULINSKIENE Jolanta	93.4cm
↻	PAULAUSKAITE Virginija	183.6cm
Total		277.0cm

Note:
Position and function for each team member:
4 = Fourth, 3 = Third, 2 = Second, 1 = Lead, A = Alternate, S = Skip, V = Vice-Skip

Legend:
↺ Clockwise ↻ Counter-clockwise **LSFE(*)** Last Stone First End
X Unplayed/unfinished end due to concession



Game Results

Sheet	Team	LSFE	1	2	3	4	5	6	7	8	Extra Ends	Total
H	SWE - Sweden	*	0	2	0	2	0	2	0	1		7
	SUI - Switzerland		1	0	2	0	3	0	2	0		8

SWE - Sweden	
4 S	LINDAHL Cathrine
3	LYXELL Helene
2 V	PATZ Susanne
1	KLANGE-WIKSTROEM Anna
A	NORBERG Anette

SUI - Switzerland	
4 S	RUETSCHI-SCHLEGEL Daniela
3 V	DRYBURGH Caroline
2	ANNELER Corinne
1	BIANCHETTI Janine
A	-

Last Stone Draw		Distance
↻	KLANGE-WIKSTROEM Anna	67.2cm
↻	LINDAHL Cathrine	41.4cm
Total		108.6cm

Last Stone Draw		Distance
↻	BIANCHETTI Janine	51.6cm
↻	RUETSCHI-SCHLEGEL Daniela	75.9cm
Total		127.5cm

Note:
Position and function for each team member:
4 = Fourth, **3** = Third, **2** = Second, **1** = Lead, **A** = Alternate, **S** = Skip, **V** = Vice-Skip

Legend:
↻ Clockwise ↻ Counter-clockwise **LSFE(*)** Last Stone First End





Game Results

Sheet	Team	LSFE	1	2	3	4	5	6	7	8	Extra Ends	Total
J	SCO - Scotland	*	1	0	0	1	0	0	2	1		5
	JPN - Japan		0	3	0	0	1	0	0	0		4

SCO - Scotland	
4 S	KENNEDY Karen
3 V	THOMSON Gail
2	CUNNINGHAM Alison
1	KING Gillian
A	RICHARDSON Margaret

JPN - Japan	
4 S	YOSHIMURA Miyako
3 V	DEN Misako
2	TAKIZAWA Hiromi
1	UEHARA Makiko
A	HORIUCHI Tamami

Last Stone Draw		Distance
↻	KING Gillian	20.6cm
↻	KENNEDY Karen	77.0cm
Total		97.6cm

Last Stone Draw		Distance
↻	YOSHIMURA Miyako	106.2cm
↻	UEHARA Makiko	59.8cm
Total		166.0cm

Note:
Position and function for each team member:
4 = Fourth, 3 = Third, 2 = Second, 1 = Lead, A = Alternate, S = Skip, V = Vice-Skip

Legend:
↻ Clockwise ↻ Counter-clockwise **LSFE(*)** Last Stone First End



Game Results

Sheet	Team	LSFE	1	2	3	4	5	6	7	8	Extra Ends	Total
K	CAN - Canada	*	2	1	2	2	4	1	X	X		12
	LAT - Latvia		0	0	0	0	0	0	X	X		0

CAN - Canada	
4 S	FROUD Susan
3 V	LACKIE Kerry
2	TURCOTTE Kristin
1	McMULLIN Julie
A	RIZZO Jo-Ann

LAT - Latvia	
4 S	KAPOSTINA Elena
3 V	ZILE Dace
2	MILLERE Gunta
1	RUDZITE Aija
A	-

Last Stone Draw		Distance	Last Stone Draw		Distance
↻	McMULLIN Julie	68.0cm	↻	KAPOSTINA Elena	53.7cm
↻	FROUD Susan	83.4cm	↻	MILLERE Gunta	130.4cm
Total		151.4cm	Total		184.1cm

Note:
Position and function for each team member:
4 = Fourth, 3 = Third, 2 = Second, 1 = Lead, A = Alternate, S = Skip, V = Vice-Skip

Legend:
↻ Clockwise ↻ Counter-clockwise LSFE(*) Last Stone First End
X Unplayed/unfinished end due to concession



Competition Matrix

Group A

Team	CAN	CZE	FIN	JPN	LTU	NOR
CAN		9 - 3	8 - 6	9 - 3	6 - 3	12 - 2
CZE	3 - 9		7 - 6	6 - 8	3 - 7	11 - 9
FIN	6 - 8	6 - 7		11 - 3	2 - 9	2 - 11
JPN	3 - 9	8 - 6	3 - 11		3 - 5	11 - 3
LTU	3 - 6	7 - 3	9 - 2	5 - 3		9 - 3
NOR	2 - 12	9 - 11	11 - 2	3 - 11	3 - 9	

Standings after Round Robin

Rank	Team	Games	Wins	Losses		
1	CAN - Canada	5	5	0	Q	
2	LTU - Lithuania	5	4	1	Q	
3	JPN - Japan	5	2	3	Q	w1
4	CZE - Czechia	5	2	3		w0
5	NOR - Norway	5	1	4		w1
6	FIN - Finland	5	1	4		w0

Group B

Team	EST	HKG	IRL	LAT	SUI	SWE
EST		1 - 14	3 - 9	2 - 8	7 - 11	1 - 8
HKG	14 - 1		8 - 3	3 - 7	3 - 7	6 - 7
IRL	9 - 3	3 - 8		6 - 5	6 - 8	4 - 8
LAT	8 - 2	7 - 3	5 - 6		6 - 4	4 - 7
SUI	11 - 7	7 - 3	8 - 6	4 - 6		1 - 8
SWE	8 - 1	7 - 6	8 - 4	7 - 4	8 - 1	

Standings after Round Robin

Rank	Team	Games	Wins	Losses		
1	SWE - Sweden	5	5	0	Q	
2	LAT - Latvia	5	3	2	Q	w1
3	SUI - Switzerland	5	3	2	Q	w0
4	HKG - Hong Kong	5	2	3		w1
5	IRL - Ireland	5	2	3		w0
6	EST - Estonia	5	0	5		

Competition Matrix

Group C

Team	AUS	DEN	ENG	NZL	SCO	USA
AUS		7 - 2	4 - 8	4 - 8	3 - 10	2 - 10
DEN	2 - 7		2 - 11	10 - 7	4 - 14	2 - 9
ENG	8 - 4	11 - 2		7 - 3	6 - 9	6 - 5
NZL	8 - 4	7 - 10	3 - 7		1 - 9	3 - 13
SCO	10 - 3	14 - 4	9 - 6	9 - 1		6 - 3
USA	10 - 2	9 - 2	5 - 6	13 - 3	3 - 6	

Standings after Round Robin

Rank	Team	Games	Wins	Losses		
1	SCO - Scotland	5	5	0		Q
2	ENG - England	5	4	1		Q
3	USA - United States	5	3	2		
4	NZL - New Zealand	5	1	4	w1	DSC 111.56cm
5	AUS - Australia	5	1	4	w1	DSC 124.17cm
6	DEN - Denmark	5	1	4	w1	DSC 164.51cm

Legend:	DSC Draw Shot Challenge	Q Qualified for the play-offs	wn Number of wins (n) against tied teams
----------------	--------------------------------	--------------------------------------	---

Draw Shot Challenge by Group

Group A		Stone Rotation	Last Stone Draw in each Round Robin Game					DSC
Rank	Team		1	2	3	4	5	
1	JPN - Japan	↻	57.6	9.1	72.3	42.3	78.4	62.42cm
		↻	199.6	199.6	38.9	30.4	33.2	
2	NOR - Norway	↻	83.7	118.5	54.8	42.8	52.5	71.12cm
		↻	115.5	123.6	199.6	31.2	17.5	
3	CAN - Canada	↻	98.1	166.7	115.4	92.1	63.9	74.02cm
		↻	33.0	56.2	122.6	27.6	57.3	
4	LTU - Lithuania	↻	60.9	33.2	32.5	199.6	45.8	80.46cm
		↻	199.6	131.3	141.9	54.9	24.0	
5	CZE - Czechia	↻	104.0	106.5	44.1	199.6	177.4	108.29cm
		↻	88.4	169.5	149.2	18.6	116.9	
6	FIN - Finland	↻	63.7	183.8	92.4	41.6	199.6	132.18cm
		↻	199.6	109.3	199.6	100.0	199.6	

Group B		Stone Rotation	Last Stone Draw in each Round Robin Game					DSC
Rank	Team		1	2	3	4	5	
1	SWE - Sweden	↻	36.3	106.5	91.5	61.3	24.2	61.34cm
		↻	18.7	108.2	49.3	199.6	56.1	
2	SUI - Switzerland	↻	52.9	18.9	199.6	130.4	9.3	78.83cm
		↻	109.5	126.6	46.2	16.1	199.6	
3	LAT - Latvia	↻	77.4	68.6	162.4	28.9	199.6	82.51cm
		↻	87.5	21.8	63.2	33.2	199.6	
4	EST - Estonia	↻	52.2	16.8	199.6	43.3	32.9	85.79cm
		↻	195.3	7.7	199.6	199.6	24.7	
5	HKG - Hong Kong	↻	66.4	32.0	199.6	158.3	19.5	96.12cm
		↻	106.6	199.6	115.2	79.7	87.8	
6	IRL - Ireland	↻	57.6	144.6	163.1	83.8	175.9	106.34cm
		↻	51.3	63.3	129.0	88.5	199.6	

Group C		Stone Rotation	Last Stone Draw in each Round Robin Game					DSC
Rank	Team		1	2	3	4	5	
1	SCO - Scotland	↻	55.9	118.8	127.3	49.2	18.9	61.56cm
		↻	199.6	47.8	74.1	41.3	20.7	
2	ENG - England	↻	24.0	9.4	28.5	173.4	53.5	72.78cm
		↻	112.3	157.8	151.6	78.0	39.9	
3	USA - United States	↻	174.0	32.2	39.8	24.3	199.6	82.57cm
		↻	84.3	199.6	69.4	87.8	31.7	
4	NZL - New Zealand	↻	199.6	189.2	78.9	172.1	199.6	111.56cm
		↻	20.7	199.6	45.6	39.7	58.6	
5	AUS - Australia	↻	103.8	100.7	44.5	110.7	199.6	124.17cm
		↻	199.6	94.1	199.6	64.9	199.6	
6	DEN - Denmark	↻	199.6	169.7	199.6	151.8	199.6	164.51cm
		↻	196.7	52.0	199.6	112.0	199.6	



WSCC 2024
Östersund, Sweden

World Senior Curling Championships 2024
Östersund Arena
Women



After Round Robin

**WORLD
CURLING**

Draw Shot Challenge by Group

Note:
The Draw Shot Challenge (DSC) is the average distance of all the individual Last Stone Draws (LSD), which were delivered by a team during the round robin. The single least favourable result will be eliminated before calculating the average distance. The team with the lesser DSC receives the higher ranking. If the DSCs are equal then the team with the best non-equal counting LSD receives the higher ranking. In the case where all counting LSDs are equal, the team ranked higher in the official WCF World Rankings is ranked higher.

Legend:
 Clockwise Counter-clockwise **DSC** Draw Shot Challenge
nnn.n Eliminated Last Stone Draw



Scoring Analysis

Team	Games	LSFE	Stolen Ends	Last Stone Eff.	Force Eff.	Points Scored						Total	Plus / Minus
						0	1	2	3	4	>4		
SCO	For	4	13	54%	71%	1	9	3	8	1	1	48	+31
	Against	1	4			0	8	1	1	1	0	17	
CAN	For	2	4	63%	92%	0	5	5	1	4	2	44	+27
	Against	3	3			2	13	2	0	0	0	17	
SWE	For	3	13	36%	56%	0	13	8	3	0	0	38	+22
	Against	2	3			0	8	4	0	0	0	16	
USA	For	3	9	50%	67%	0	7	6	1	2	2	40	+21
	Against	2	5			1	10	3	1	0	0	19	
LTU	For	3	7	29%	67%	3	8	5	1	3	0	33	+16
	Against	2	4			1	10	2	1	0	0	17	
ENG	For	5	15	12%	25%	0	13	6	3	1	0	38	+15
	Against	0	9			0	6	4	3	0	0	23	
HKG	For	1	7	50%	67%	0	6	8	2	0	1	34	+9
	Against	4	6			0	12	5	1	0	0	25	
LAT	For	3	10	24%	64%	0	15	6	1	0	0	30	+8
	Against	2	5			0	10	6	0	0	0	22	
SUI	For	3	4	32%	58%	0	9	6	2	1	0	31	+1
	Against	2	8			0	13	4	3	0	0	30	
IRL	For	3	9	16%	40%	0	13	3	3	0	0	28	-4
	Against	2	9			0	8	9	2	0	0	32	
JPN	For	3	4	33%	36%	1	9	4	1	2	0	28	-6
	Against	2	6			1	8	5	1	2	1	34	
CZE	For	3	5	22%	29%	1	13	3	1	2	0	30	-9
	Against	2	4			0	6	5	5	2	0	39	
FIN	For	0	6	35%	58%	0	6	5	1	2	0	27	-11
	Against	5	9			1	10	8	0	3	0	38	
NOR	For	4	7	24%	11%	0	10	4	2	1	0	28	-17
	Against	1	7			0	4	4	0	7	1	45	
AUS	For	1	8	24%	50%	0	9	4	1	0	0	20	-18
	Against	4	11			0	9	3	5	2	0	38	
NZL	For	2	4	20%	11%	0	6	3	2	1	0	22	-21
	Against	3	12			0	9	6	4	0	2	43	
DEN	For	0	4	21%	20%	0	5	3	3	0	0	20	-28
	Against	5	12			0	7	8	4	2	1	48	
EST	For	2	3	9%	40%	0	7	2	1	0	0	14	-36
	Against	3	15			0	12	5	6	1	1	50	
Total	45		132			6	163	84	37	20	6	553	



Scoring Analysis

Note:
Stolen ends are the ends won without the last stone advantage.
Last Stone Efficiency: Scoring two or more points with last stone advantage.
Force Efficiency: Forcing the opponent team to score only one point when they have the last stone advantage.

Legend:
>4 More than four points scored **Eff.** Efficiency **LSFE** Last Stone First End

Summary of Big Ends

Points Scored	By	Against	Session	End	Game Result
6	HKG - Hong Kong	EST - Estonia	3	1	14 : 1
5	CAN - Canada	NOR - Norway	19	3	12 : 2
5	CAN - Canada	JPN - Japan	12	7	9 : 3
5	USA - United States	NZL - New Zealand	16	6	13 : 3
5	USA - United States	NZL - New Zealand	16	1	13 : 3
5	SCO - Scotland	DEN - Denmark	2	7	14 : 4
4	CAN - Canada	NOR - Norway	19	1	12 : 2
4	CAN - Canada	CZE - Czechia	14	4	9 : 3
4	CAN - Canada	CZE - Czechia	14	1	9 : 3
4	CAN - Canada	FIN - Finland	2	2	8 : 6
4	LTU - Lithuania	NOR - Norway	14	4	9 : 3
4	LTU - Lithuania	NOR - Norway	14	3	9 : 3
4	LTU - Lithuania	FIN - Finland	12	5	9 : 2
4	CZE - Czechia	NOR - Norway	12	8	11 : 9
4	CZE - Czechia	NOR - Norway	12	6	11 : 9
4	FIN - Finland	JPN - Japan	14	7	11 : 3
4	FIN - Finland	JPN - Japan	14	6	11 : 3
4	JPN - Japan	NOR - Norway	2	6	11 : 3
4	JPN - Japan	NOR - Norway	2	3	11 : 3
4	USA - United States	DEN - Denmark	20	1	9 : 2
4	USA - United States	AUS - Australia	12	1	10 : 2
4	ENG - England	SCO - Scotland	11	7	6 : 9
4	NOR - Norway	FIN - Finland	5	7	11 : 2
4	NZL - New Zealand	DEN - Denmark	12	6	7 : 10
4	SCO - Scotland	AUS - Australia	16	3	10 : 3
4	SUI - Switzerland	EST - Estonia	9	9	11 : 7

Note:
Big ends are defined as ends with a score of four or more points.

Session Results and Standings

Sheet	Team	LSD/LSFE	1	2	3	4	5	6	7	8	Extra Ends	Total
G	LTU - Lithuania	69.8cm *	0	2	2	1	0	0	0	X		5
	JPN - Japan	111.6cm	1	0	0	0	1	0	1	X		3
H	ENG - England	93.4cm *	2	1	1	0	0	1	3	X		8
	AUS - Australia	399.2cm	0	0	0	3	1	0	0	X		4
J	SCO - Scotland	39.6cm *	3	1	1	1	3	0	X	X		9
	NZL - New Zealand	258.2cm	0	0	0	0	0	1	X	X		1
K	USA - United States	231.3cm *	4	2	0	0	2	1	X	X		9
	DEN - Denmark	399.2cm	0	0	1	1	0	0	X	X		2

Standings after Round Robin

Group A					Group B				
Rank	Team	Games	Wins	Losses	Rank	Team	Games	Wins	Losses
1	CAN - Canada	5	5	0 Q	1	SWE - Sweden	5	5	0 Q
2	LTU - Lithuania	5	4	1 Q	2	LAT - Latvia	5	3	2 Q w1
3	JPN - Japan	5	2	3 Q w1	3	SUI - Switzerland	5	3	2 Q w0
4	CZE - Czechia	5	2	3 w0	4	HKG - Hong Kong	5	2	3 w1
5	NOR - Norway	5	1	4 w1	5	IRL - Ireland	5	2	3 w0
6	FIN - Finland	5	1	4 w0	6	EST - Estonia	5	0	5

Group C				
Rank	Team	Games	Wins	Losses
1	SCO - Scotland	5	5	0 Q
2	ENG - England	5	4	1 Q
3	USA - United States	5	3	2
4	NZL - New Zealand	5	1	4 w1 DSC 111.56cm
5	AUS - Australia	5	1	4 w1 DSC 124.17cm
6	DEN - Denmark	5	1	4 w1 DSC 164.51cm

Legend:
DSC Draw Shot Challenge **LSD** Last Stone Draw **LSFE(*)** Last Stone First End
Q Qualified for the play-offs **wn** Number of wins (n) against tied teams **X** Unplayed/unfinished end due to concession



Game Results

Sheet	Team	LSFE	1	2	3	4	5	6	7	8	Extra Ends	Total
G	LTU - Lithuania	*	0	2	2	1	0	0	0	X		5
	JPN - Japan		1	0	0	0	1	0	1	X		3

LTU - Lithuania	
4 S	PAULAUSKAITE Virginija
3	JASAITIENE Rasa Veronika
2 V	VALATKIENE Gaiva
1	SULINSKIENE Jolanta
A	CEPULYTE Egle

JPN - Japan	
4 S	YOSHIMURA Miyako
3 V	DEN Misako
2	TAKIZAWA Hiromi
1	UEHARA Makiko
A	HORIUCHI Tamami

Last Stone Draw		Distance
↺	SULINSKIENE Jolanta	45.8cm
↻	PAULAUSKAITE Virginija	24.0cm
Total		69.8cm

Last Stone Draw		Distance
↺	YOSHIMURA Miyako	78.4cm
↻	UEHARA Makiko	33.2cm
Total		111.6cm

Note:
Position and function for each team member:
4 = Fourth, 3 = Third, 2 = Second, 1 = Lead, A = Alternate, S = Skip, V = Vice-Skip

Legend:
↻ Clockwise ↺ Counter-clockwise LSFE(*) Last Stone First End
X Unplayed/unfinished end due to concession



WSSC 2024
Östersund, Sweden

WED 24 APR 2024
Start Time 20:00

World Senior Curling Championships 2024
Östersund Arena
Women



Round Robin Session 20
Group C - Sheet H

WORLD CURLING

Game Results

Sheet	Team	LSFE	1	2	3	4	5	6	7	8	Extra Ends	Total
H	ENG - England	*	2	1	1	0	0	1	3	X		8
	AUS - Australia		0	0	0	3	1	0	0	X		4

ENG - England

4 S HARSCH Manon
3 V WILCOX Angela
2 FORBES Helen
1 HIGGINS Deborah
A -

AUS - Australia

4 S FORGE Kim
3 V GILL Lynette
2 IRVINE Kim
1 KENNEDY Adrienne
A -

Last Stone Draw

⌚ FORBES Helen
⌚ HARSCH Manon

Distance

53.5cm

39.9cm

Total

93.4cm

Last Stone Draw

⌚ GILL Lynette
⌚ KENNEDY Adrienne

Distance

199.6cm

199.6cm

Total

399.2cm

Note:

Position and function for each team member:

4 = Fourth, 3 = Third, 2 = Second, 1 = Lead, A = Alternate, S = Skip, V = Vice-Skip

Legend:

⌚ Clockwise

⌚ Counter-clockwise

LSFE(*) Last Stone First End

X Unplayed/unfinished end due to concession

Game Results

Sheet	Team	LSFE	1	2	3	4	5	6	7	8	Extra Ends	Total
J	SCO - Scotland	*	3	1	1	1	3	0	X	X		9
	NZL - New Zealand		0	0	0	0	0	1	X	X		1

SCO - Scotland	
4 S	KENNEDY Karen
3 V	THOMSON Gail
2	CUNNINGHAM Alison
1	KING Gillian
A	RICHARDSON Margaret

NZL - New Zealand	
4 S	MATTHEWS Elizabeth
3 V	THOMAS Sandra
2	FARRA Pauline
1	ANDERSON Merran
A	OLSZEWSKI Joanna

Last Stone Draw		Distance
↻	KING Gillian	18.9cm
↻	KENNEDY Karen	20.7cm
Total		39.6cm

Last Stone Draw		Distance
↻	ANDERSON Merran	199.6cm
↻	FARRA Pauline	58.6cm
Total		258.2cm

Note:
 Position and function for each team member:
4 = Fourth, **3** = Third, **2** = Second, **1** = Lead, **A** = Alternate, **S** = Skip, **V** = Vice-Skip

Legend:
 ↻ Clockwise ↻ Counter-clockwise **LSFE(*)** Last Stone First End
X Unplayed/unfinished end due to concession



WSCC 2024
Östersund, Sweden

World Senior Curling Championships 2024

Östersund Arena
Women



WED 24 APR 2024
Start Time 20:00

Round Robin Session 20
Group C - Sheet K

WORLD CURLING

Game Results

Sheet	Team	LSFE	1	2	3	4	5	6	7	8	Extra Ends	Total
K	USA - United States	*	4	2	0	0	2	1	X	X		9
	DEN - Denmark		0	0	1	1	0	0	X	X		2

USA - United States	
4 S	MONTGOMERY Angela
3 V	DUKES Susan
2	ERSTAD Stephanie
1	GRAVEL Anne
A	PIELAGE Kathy

DEN - Denmark	
4 V	QVIST Trine
3	SOELVSTEN Gitte
2	SOLBERG Lene
1 S	HENNINGSEN Linette
A	GUSTAVUSSEN Anni

Last Stone Draw		Distance
🔄	MONTGOMERY Angela	199.6cm
⌚	ERSTAD Stephanie	31.7cm
Total		231.3cm

Last Stone Draw		Distance
🔄	SOLBERG Lene	199.6cm
⌚	HENNINGSEN Linette	199.6cm
Total		399.2cm

Note:
Position and function for each team member:
4 = Fourth, 3 = Third, 2 = Second, 1 = Lead, A = Alternate, S = Skip, V = Vice-Skip

Legend:
🔄 Clockwise ⌚ Counter-clockwise **LSFE(*)** Last Stone First End
X Unplayed/unfinished end due to concession

Session Results and Standings

Sheet	Team	LSD/LSFE	1	2	3	4	5	6	7	8	Extra Ends	Total
H	CAN - Canada	121.2cm	4	0	5	0	2	1	X	X		12
	NOR - Norway	70.0cm *	0	1	0	1	0	0	X	X		2
J	FIN - Finland	399.2cm	0	0	3	1	0	0	2	0		6
	CZE - Czechia	294.3cm *	2	2	0	0	1	1	0	1		7

Current Standings

Group A					Group B				
Rank	Team	Games	Wins	Losses	Rank	Team	Games	Wins	Losses
1	CAN - Canada	5	5	0 Q	1	SWE - Sweden	5	5	0 Q
2	LTU - Lithuania	4	3	1	2	LAT - Latvia	5	3	2 Q w1
3	JPN - Japan	4	2	2	3	SUI - Switzerland	5	3	2 w0
4	CZE - Czechia	5	2	3	4	HKG - Hong Kong	5	2	3 w1
5	FIN - Finland	5	1	4	5	IRL - Ireland	5	2	3 w0
5	NOR - Norway	5	1	4	6	EST - Estonia	5	0	5

Group C				
Rank	Team	Games	Wins	Losses
1	SCO - Scotland	4	4	0 Q
2	ENG - England	4	3	1 Q
3	USA - United States	4	2	2
4	AUS - Australia	4	1	3
4	DEN - Denmark	4	1	3
4	NZL - New Zealand	4	1	3

Note:
Under WCF rules, tie-breaking rules for standings are not applied until after the last game of the round robin.

Legend:
LSD Last Stone Draw **LSFE(*)** Last Stone First End **Q** Qualified for the play-offs
wn Number of wins (n) against tied teams **X** Unplayed/unfinished end due to concession

Game Results

Sheet	Team	LSFE	1	2	3	4	5	6	7	8	Extra Ends	Total
H	CAN - Canada		4	0	5	0	2	1	X	X		12
	NOR - Norway	*	0	1	0	1	0	0	X	X		2

CAN - Canada	
4 S	FROUD Susan
3 V	LACKIE Kerry
2	TURCOTTE Kristin
1	McMULLIN Julie
A	RIZZO Jo-Ann

NOR - Norway	
4 S	STORVIK Ellen
3	RUDEN Beate
2	BRENNA Grethe
1 V	TOERRISEN Randi
A	-

Last Stone Draw		Distance
↻	McMULLIN Julie	63.9cm
↻	FROUD Susan	57.3cm
Total		121.2cm

Last Stone Draw		Distance
↻	STORVIK Ellen	52.5cm
↻	RUDEN Beate	17.5cm
Total		70.0cm

Note:
Position and function for each team member:
4 = Fourth, 3 = Third, 2 = Second, 1 = Lead, A = Alternate, S = Skip, V = Vice-Skip

Legend:
↻ Clockwise ↻ Counter-clockwise **LSFE(*)** Last Stone First End
X Unplayed/unfinished end due to concession



Game Results

Sheet	Team	LSFE	1	2	3	4	5	6	7	8	Extra Ends	Total
J	FIN - Finland		0	0	3	1	0	0	2	0		6
	CZE - Czechia	*	2	2	0	0	1	1	0	1		7

FIN - Finland	
4 S	JULKUNEN Tiina
3	KITTI Laura
2	PAARMA Kirsi
1 V	POLLANEN Nina
A	LOUHIVUORI Riikka

CZE - Czechia	
4 S	BERANKOVA Jana
3 V	LOSTAKOVA Tereza
2	SIKYROVA Vlasta
1	POLIVKOVA Irena
A	-

Last Stone Draw		Distance
↻	PAARMA Kirsi	199.6cm
↻	JULKUNEN Tiina	199.6cm
Total		399.2cm

Last Stone Draw		Distance
↻	BERANKOVA Jana	177.4cm
↻	LOSTAKOVA Tereza	116.9cm
Total		294.3cm

Note:
Position and function for each team member:
4 = Fourth, 3 = Third, 2 = Second, 1 = Lead, A = Alternate, S = Skip, V = Vice-Skip

Legend:
↻ Clockwise ↻ Counter-clockwise LSFE(*) Last Stone First End



Session Results and Standings

Sheet	Team	LSD/LSFE	1	2	3	4	5	6	7	8	Extra Ends	Total
F	HKG - Hong Kong	107.3cm	1	1	0	2	0	0	2	0		6
	SWE - Sweden	80.3cm *	0	0	3	0	2	1	0	1		7
K	LAT - Latvia	399.2cm	3	0	1	1	1	1	1	X		8
	EST - Estonia	57.6cm *	0	2	0	0	0	0	0	X		2
L	IRL - Ireland	375.5cm	0	1	0	0	3	1	1	0		6
	SUI - Switzerland	208.9cm *	2	0	2	2	0	0	0	2		8

Current Standings

Group A					Group B				
Rank	Team	Games	Wins	Losses	Rank	Team	Games	Wins	Losses
1	CAN - Canada	4	4	0 Q	1	SWE - Sweden	5	5	0 Q
2	LTU - Lithuania	4	3	1	2	LAT - Latvia	5	3	2 Q w1
3	JPN - Japan	4	2	2	3	SUI - Switzerland	5	3	2 w0
4	CZE - Czechia	4	1	3	4	HKG - Hong Kong	5	2	3 w1
4	FIN - Finland	4	1	3	5	IRL - Ireland	5	2	3 w0
4	NOR - Norway	4	1	3	6	EST - Estonia	5	0	5

Group C				
Rank	Team	Games	Wins	Losses
1	SCO - Scotland	4	4	0 Q
2	ENG - England	4	3	1 Q
3	USA - United States	4	2	2
4	AUS - Australia	4	1	3
4	DEN - Denmark	4	1	3
4	NZL - New Zealand	4	1	3

Note:
Under WCF rules, tie-breaking rules for standings are not applied until after the last game of the round robin.

Legend:
LSD Last Stone Draw **LSFE(*)** Last Stone First End **Q** Qualified for the play-offs
wn Number of wins (n) against tied teams **X** Unplayed/unfinished end due to concession





Game Results

Sheet	Team	LSFE	1	2	3	4	5	6	7	8	Extra Ends	Total
F	HKG - Hong Kong		1	1	0	2	0	0	2	0		6
	SWE - Sweden	*	0	0	3	0	2	1	0	1		7

HKG - Hong Kong	
4 S	HUNG Ling-Yue
3 V	BUGG Grace
2	YAM May
1	McCULLOUGH Arena
A	-

SWE - Sweden	
4 S	LINDAHL Cathrine
3	LYXELL Helene
2 V	PATZ Susanne
1	KLANGE-WIKSTROEM Anna
A	NORBERG Anette

Last Stone Draw		Distance
↻	McCULLOUGH Arena	19.5cm
↻	YAM May	87.8cm
Total		107.3cm

Last Stone Draw		Distance
↻	LYXELL Helene	24.2cm
↻	PATZ Susanne	56.1cm
Total		80.3cm

Note:
Position and function for each team member:
4 = Fourth, 3 = Third, 2 = Second, 1 = Lead, A = Alternate, S = Skip, V = Vice-Skip

Legend:
↻ Clockwise ↻ Counter-clockwise **LSFE(*)** Last Stone First End



Game Results

Sheet	Team	LSFE	1	2	3	4	5	6	7	8	Extra Ends	Total
K	LAT - Latvia		3	0	1	1	1	1	1	X		8
	EST - Estonia	*	0	2	0	0	0	0	0	X		2

LAT - Latvia	
4 S	KAPOSTINA Elena
3 V	ZILE Dace
2	MILLERE Gunta
1	RUDZITE Aija
A	-

EST - Estonia	
4 S	PEEBO Margit
3 V	USTAV Kuellike
1	TOMINGAS Kai
A	KAARE Katrin
A	-

Last Stone Draw		Distance
↻	KAPOSTINA Elena	199.6cm
↻	ZILE Dace	199.6cm
Total		399.2cm

Last Stone Draw		Distance
↻	USTAV Kuellike	32.9cm
↻	PEEBO Margit	24.7cm
Total		57.6cm

EST playing with only three players - Lead and Third play three stones each.

Note:		
Position and function for each team member: 4 = Fourth, 3 = Third, 2 = Second, 1 = Lead, A = Alternate, S = Skip, V = Vice-Skip		
Legend:		
↻	Clockwise	↻ Counter-clockwise
X	Unplayed/unfinished end due to concession	
		LSFE(*) Last Stone First End





Game Results

Sheet	Team	LSFE	1	2	3	4	5	6	7	8	Extra Ends	Total
L	IRL - Ireland		0	1	0	0	3	1	1	0		6
	SUI - Switzerland	*	2	0	2	2	0	0	0	2		8

IRL - Ireland	
4 S	SINCLAIR Dale
3	GILLETT Bernie
2	CLANCY Nina
1 V	KERR Louise
A	-

SUI - Switzerland	
4 S	RUETSCHI-SCHLEGEL Daniela
3 V	DRYBURGH Caroline
2	ANNELEER Corinne
1	BIANCHETTI Janine
A	-

Last Stone Draw		Distance
↻	GILLETT Bernie	175.9cm
↻	SINCLAIR Dale	199.6cm
Total		375.5cm

Last Stone Draw		Distance
↻	RUETSCHI-SCHLEGEL Daniela	9.3cm
↻	ANNELEER Corinne	199.6cm
Total		208.9cm

Note:
Position and function for each team member:
4 = Fourth, 3 = Third, 2 = Second, 1 = Lead, A = Alternate, S = Skip, V = Vice-Skip

Legend:
↻ Clockwise ↻ Counter-clockwise **LSFE(*)** Last Stone First End



Session Results and Standings

Sheet	Team	LSD/LSFE	1	2	3	4	5	6	7	8	Extra Ends	Total
F	NZL - New Zealand	211.8cm	0	2	0	0	1	0	X	X		3
	USA - United States	112.1cm *	5	0	2	1	0	5	X	X		13
G	DEN - Denmark	263.8cm	2	0	0	0	0	0	X	X		2
	ENG - England	251.4cm *	0	2	3	2	1	3	X	X		11
H	EST - Estonia	242.9cm	0	0	1	2	0	0	X	X		3
	IRL - Ireland	172.3cm *	1	3	0	0	2	3	X	X		9
J	SUI - Switzerland	146.5cm *	2	2	0	1	0	1	1	X		7
	HKG - Hong Kong	238.0cm	0	0	2	0	1	0	0	X		3
K	AUS - Australia	175.6cm	0	0	0	0	2	1	X	X		3
	SCO - Scotland	90.5cm *	3	2	4	1	0	0	X	X		10
L	SWE - Sweden	260.9cm	0	2	0	1	2	0	2	X		7
	LAT - Latvia	62.1cm *	2	0	1	0	0	1	0	X		4

Current Standings

Group A					Group B				
Rank	Team	Games	Wins	Losses	Rank	Team	Games	Wins	Losses
1	CAN - Canada	4	4	0 Q	1	SWE - Sweden	4	4	0 Q
2	LTU - Lithuania	4	3	1	2	HKG - Hong Kong	4	2	2
3	JPN - Japan	4	2	2	2	IRL - Ireland	4	2	2
4	CZE - Czechia	4	1	3	2	LAT - Latvia	4	2	2
4	FIN - Finland	4	1	3	2	SUI - Switzerland	4	2	2
4	NOR - Norway	4	1	3	6	EST - Estonia	4	0	4

Group C				
Rank	Team	Games	Wins	Losses
1	SCO - Scotland	4	4	0 Q
2	ENG - England	4	3	1 Q
3	USA - United States	4	2	2
4	AUS - Australia	4	1	3
4	DEN - Denmark	4	1	3
4	NZL - New Zealand	4	1	3

Note:
Under WCF rules, tie-breaking rules for standings are not applied until after the last game of the round robin.

Legend:
LSD Last Stone Draw **LSFE(*)** Last Stone First End **Q** Qualified for the play-offs
X Unplayed/unfinished end due to concession



WSCC 2024
Östersund, Sweden

TUE 23 APR 2024
Start Time 20:00

World Senior Curling Championships 2024
Östersund Arena
Women



Round Robin Session 16 - Sheet H



Game Results

Sheet	Team	LSFE	1	2	3	4	5	6	7	8	Extra Ends	Total
H	EST - Estonia		0	0	1	2	0	0	X	X		3
	IRL - Ireland	*	1	3	0	0	2	3	X	X		9

EST - Estonia	
4 S	PEEBO Margit
3 V	USTAV Kuellike
1	TOMINGAS Kai
A	KAARE Katrin
A	-

IRL - Ireland	
4 S	SINCLAIR Dale
3	GILLETT Bernie
2	CLANCY Nina
1 V	KERR Louise
A	-

Last Stone Draw		Distance
↻	USTAV Kuellike	43.3cm
↻	TOMINGAS Kai	199.6cm
Total		242.9cm

Last Stone Draw		Distance
↻	KERR Louise	83.8cm
↻	CLANCY Nina	88.5cm
Total		172.3cm

EST playing with only three players - Lead and Third play three stones each.

Note: Position and function for each team member: 4 = Fourth, 3 = Third, 2 = Second, 1 = Lead, A = Alternate, S = Skip, V = Vice-Skip	
Legend: ↻ Clockwise X Unplayed/unfinished end due to concession	↻ Counter-clockwise LSFE(*) Last Stone First End



Session Results and Standings

Sheet	Team	LSD/LSFE	1	2	3	4	5	6	7	8	Extra Ends	Total
G	CZE - Czechia	218.2cm	0	1	1	0	1	0	X	X		3
	CAN - Canada	119.7cm *	4	0	0	4	0	1	X	X		9
H	JPN - Japan	72.7cm *	1	0	0	0	2	0	0	X		3
	FIN - Finland	141.6cm	0	1	1	1	0	4	4	X		11
J	NOR - Norway	74.0cm *	0	1	0	0	1	1	X	X		3
	LTU - Lithuania	254.5cm	1	0	4	4	0	0	X	X		9

Current Standings

Group A					Group B				
Rank	Team	Games	Wins	Losses	Rank	Team	Games	Wins	Losses
1	CAN - Canada	4	4	0 Q	1	SWE - Sweden	3	3	0
2	LTU - Lithuania	4	3	1	2	HKG - Hong Kong	3	2	1
3	JPN - Japan	4	2	2	2	LAT - Latvia	3	2	1
4	CZE - Czechia	4	1	3	4	IRL - Ireland	3	1	2
4	FIN - Finland	4	1	3	4	SUI - Switzerland	3	1	2
4	NOR - Norway	4	1	3	6	EST - Estonia	3	0	3

Group C				
Rank	Team	Games	Wins	Losses
1	SCO - Scotland	3	3	0
2	ENG - England	3	2	1
3	AUS - Australia	3	1	2
3	DEN - Denmark	3	1	2
3	NZL - New Zealand	3	1	2
3	USA - United States	3	1	2

Note:
Under WCF rules, tie-breaking rules for standings are not applied until after the last game of the round robin.

Legend:
LSD Last Stone Draw **LSFE(*)** Last Stone First End **Q** Qualified for the play-offs
X Unplayed/unfinished end due to concession



Game Results

Sheet	Team	LSFE	1	2	3	4	5	6	7	8	Extra Ends	Total
G	CZE - Czechia		0	1	1	0	1	0	X	X		3
	CAN - Canada	*	4	0	0	4	0	1	X	X		9

CZE - Czechia	
4 S	BERANKOVA Jana
3 V	LOSTAKOVA Tereza
2	SIKYROVA Vlasta
1	POLIVKOVA Irena
A	-

CAN - Canada	
4 S	FROUD Susan
3 V	LACKIE Kerry
2	TURCOTTE Kristin
1	McMULLIN Julie
A	RIZZO Jo-Ann

Last Stone Draw		Distance
↻	POLIVKOVA Irena	199.6cm
↻	SIKYROVA Vlasta	18.6cm
Total		218.2cm

Last Stone Draw		Distance
↻	LACKIE Kerry	92.1cm
↻	TURCOTTE Kristin	27.6cm
Total		119.7cm

Note:
Position and function for each team member:
4 = Fourth, **3** = Third, **2** = Second, **1** = Lead, **A** = Alternate, **S** = Skip, **V** = Vice-Skip

Legend:
↻ Clockwise ↻ Counter-clockwise **LSFE(*)** Last Stone First End
X Unplayed/unfinished end due to concession



TUE 23 APR 2024
Start Time 12:00

Round Robin Session 14
Group A - Sheet H

WORLD
CURLING

Game Results

Sheet	Team	LSFE	1	2	3	4	5	6	7	8	Extra Ends	Total
H	JPN - Japan	*	1	0	0	0	2	0	0	X		3
	FIN - Finland		0	1	1	1	0	4	4	X		11

JPN - Japan	
4 S	YOSHIMURA Miyako
3 V	DEN Misako
2	TAKIZAWA Hiromi
1	UEHARA Makiko
A	HORIUCHI Tamami

FIN - Finland	
4 S	JULKUNEN Tiina
3	LOUHIVUORI Riikka
2	PAARMA Kirsi
1 V	POLLANEN Nina
A	KITTI Laura

Last Stone Draw		Distance
↻	YOSHIMURA Miyako	42.3cm
↻	TAKIZAWA Hiromi	30.4cm
Total		72.7cm

Last Stone Draw		Distance
↻	JULKUNEN Tiina	41.6cm
↻	POLLANEN Nina	100.0cm
Total		141.6cm

Note:
Position and function for each team member:
4 = Fourth, 3 = Third, 2 = Second, 1 = Lead, A = Alternate, S = Skip, V = Vice-Skip

Legend:
↻ Clockwise ↻ Counter-clockwise LSFE(*) Last Stone First End
X Unplayed/unfinished end due to concession





Game Results

Sheet	Team	LSFE	1	2	3	4	5	6	7	8	Extra Ends	Total
J	NOR - Norway	*	0	1	0	0	1	1	X	X		3
	LTU - Lithuania		1	0	4	4	0	0	X	X		9

NOR - Norway	
4 S	STORVIK Ellen
3	RUDEN Beate
2	BRENNA Grethe
1 V	TOERRISEN Randi
A	-

LTU - Lithuania	
4 S	PAULAUSKAITE Virginija
3	JASAITIENE Rasa Veronika
2 V	VALATKIENE Gaiva
1	SULINSKIENE Jolanta
A	CEPULYTE Egle

Last Stone Draw		Distance
↻	STORVIK Ellen	42.8cm
↻	RUDEN Beate	31.2cm
Total		74.0cm

Last Stone Draw		Distance
↻	JASAITIENE Rasa Veronika	199.6cm
↻	SULINSKIENE Jolanta	54.9cm
Total		254.5cm

Note:
Position and function for each team member:
4 = Fourth, 3 = Third, 2 = Second, 1 = Lead, A = Alternate, S = Skip, V = Vice-Skip

Legend:
↻ Clockwise ↻ Counter-clockwise **LSFE(*)** Last Stone First End
X Unplayed/unfinished end due to concession



Session Results and Standings

Sheet	Team	LSD/LSFE	1	2	3	4	5	6	7	8	Extra Ends	Total
G	USA - United States	109.2cm *	4	1	3	2	0	0	X	X		10
	AUS - Australia	244.1cm	0	0	0	0	1	1	X	X		2
H	NZL - New Zealand	124.5cm *	2	0	1	0	0	4	0	X		7
	DEN - Denmark	399.2cm	0	2	0	3	3	0	2	X		10
J	CAN - Canada	238.0cm	0	2	0	2	0	0	5	X		9
	JPN - Japan	111.2cm *	1	0	1	0	0	1	0	X		3
K	NOR - Norway	254.4cm	1	0	0	2	3	0	3	0		9
	CZE - Czechia	193.3cm *	0	1	2	0	0	4	0	4		11
L	FIN - Finland	292.0cm	0	2	0	0	0	0	X	X		2
	LTU - Lithuania	174.4cm *	1	0	0	2	4	2	X	X		9

Current Standings

Group A					Group B				
Rank	Team	Games	Wins	Losses	Rank	Team	Games	Wins	Losses
1	CAN - Canada	3	3	0	1	SWE - Sweden	3	3	0
2	JPN - Japan	3	2	1	2	HKG - Hong Kong	3	2	1
2	LTU - Lithuania	3	2	1	2	LAT - Latvia	3	2	1
4	CZE - Czechia	3	1	2	4	IRL - Ireland	3	1	2
4	NOR - Norway	3	1	2	4	SUI - Switzerland	3	1	2
6	FIN - Finland	3	0	3	6	EST - Estonia	3	0	3

Group C				
Rank	Team	Games	Wins	Losses
1	SCO - Scotland	3	3	0
2	ENG - England	3	2	1
3	AUS - Australia	3	1	2
3	DEN - Denmark	3	1	2
3	NZL - New Zealand	3	1	2
3	USA - United States	3	1	2

Note:
Under WCF rules, tie-breaking rules for standings are not applied until after the last game of the round robin.

Legend:
LSD Last Stone Draw **LSFE(*)** Last Stone First End **X** Unplayed/unfinished end due to concession



Game Results

Sheet	Team	LSFE	1	2	3	4	5	6	7	8	Extra Ends	Total
G	USA - United States	*	4	1	3	2	0	0	X	X		10
	AUS - Australia		0	0	0	0	1	1	X	X		2

USA - United States	
4 S	MONTGOMERY Angela
3 V	DUKES Susan
2	ERSTAD Stephanie
1	GRAVEL Anne
A	PIELAGE Kathy

AUS - Australia	
4 S	FORGE Kim
3 V	GILL Lynette
2	IRVINE Kim
1	KENNEDY Adrienne
A	-

Last Stone Draw		Distance
↻	ERSTAD Stephanie	39.8cm
↻	MONTGOMERY Angela	69.4cm
Total		109.2cm

Last Stone Draw		Distance
↻	IRVINE Kim	44.5cm
↻	FORGE Kim	199.6cm
Total		244.1cm

Note:
Position and function for each team member:
4 = Fourth, 3 = Third, 2 = Second, 1 = Lead, A = Alternate, S = Skip, V = Vice-Skip

Legend:
↻ Clockwise ↻ Counter-clockwise **LSFE(*)** Last Stone First End
X Unplayed/unfinished end due to concession



Game Results

Sheet	Team	LSFE	1	2	3	4	5	6	7	8	Extra Ends	Total
H	NZL - New Zealand	*	2	0	1	0	0	4	0	X		7
	DEN - Denmark		0	2	0	3	3	0	2	X		10

NZL - New Zealand	
4 S	OLSZEWSKI Joanna
3 V	MATTHEWS Elizabeth
2	THOMAS Sandra
1	ANDERSON Merran
A	FARRA Pauline

DEN - Denmark	
4 V	QVIST Trine
3	GUSTAVUSSEN Anni
2	SOLBERG Lene
1 S	HENNINGSEN Linette
A	SOELVSTEN Gitte

Last Stone Draw	Distance
↻ OLSZEWSKI Joanna	78.9cm
↻ THOMAS Sandra	45.6cm
Total	124.5cm

Last Stone Draw	Distance
↻ HENNINGSEN Linette	199.6cm
↻ GUSTAVUSSEN Anni	199.6cm
Total	399.2cm

Note:
Position and function for each team member:
4 = Fourth, **3** = Third, **2** = Second, **1** = Lead, **A** = Alternate, **S** = Skip, **V** = Vice-Skip

Legend:
 ↻ Clockwise ↻ Counter-clockwise **LSFE(*)** Last Stone First End
X Unplayed/unfinished end due to concession



Game Results

Sheet	Team	LSFE	1	2	3	4	5	6	7	8	Extra Ends	Total
J	CAN - Canada		0	2	0	2	0	0	5	X		9
	JPN - Japan	*	1	0	1	0	0	1	0	X		3

CAN - Canada	
4 S	FROUD Susan
3 V	LACKIE Kerry
2	TURCOTTE Kristin
1	McMULLIN Julie
A	RIZZO Jo-Ann

JPN - Japan	
4 S	YOSHIMURA Miyako
3 V	DEN Misako
2	HORIUCHI Tamami
1	TAKIZAWA Hiromi
A	UEHARA Makiko

Last Stone Draw		Distance
↻	FROUD Susan	115.4cm
↻	McMULLIN Julie	122.6cm
Total		238.0cm

Last Stone Draw		Distance
↻	DEN Misako	72.3cm
↻	HORIUCHI Tamami	38.9cm
Total		111.2cm

Note:
Position and function for each team member:
4 = Fourth, **3** = Third, **2** = Second, **1** = Lead, **A** = Alternate, **S** = Skip, **V** = Vice-Skip

Legend:
↻ Clockwise ↻ Counter-clockwise **LSFE(*)** Last Stone First End
X Unplayed/unfinished end due to concession



Game Results

Sheet	Team	LSFE	1	2	3	4	5	6	7	8	Extra Ends	Total
K	NOR - Norway		1	0	0	2	3	0	3	0		9
	CZE - Czechia	*	0	1	2	0	0	4	0	4		11

NOR - Norway	
4 S	STORVIK Ellen
3	RUDEN Beate
2	BRENNA Grethe
1 V	TOERRISEN Randi
A	-

CZE - Czechia	
4 S	BERANKOVA Jana
3 V	LOSTAKOVA Tereza
2	SIKYROVA Vlasta
1	POLIVKOVA Irena
A	-

Last Stone Draw		Distance
↻	BRENNA Grethe	54.8cm
↻	TOERRISEN Randi	199.6cm
Total		254.4cm

Last Stone Draw		Distance
↻	LOSTAKOVA Tereza	44.1cm
↻	BERANKOVA Jana	149.2cm
Total		193.3cm

Note:
Position and function for each team member:
4 = Fourth, **3** = Third, **2** = Second, **1** = Lead, **A** = Alternate, **S** = Skip, **V** = Vice-Skip

Legend:
↻ Clockwise ↻ Counter-clockwise **LSFE(*)** Last Stone First End



MON 22 APR 2024
Start Time 20:00

Round Robin Session 12
Group A - Sheet L

**WORLD
CURLING**

Game Results

Sheet	Team	LSFE	1	2	3	4	5	6	7	8	Extra Ends	Total
L	FIN - Finland		0	2	0	0	0	0	X	X		2
	LTU - Lithuania	*	1	0	0	2	4	2	X	X		9

FIN - Finland

4 S JULKUNEN Tiina
3 LOUHIVUORI Riikka
2 KITTI Laura
1 V POLLANEN Nina
A PAARMA Kirsi

LTU - Lithuania

4 S PAULAUŠKAITE Virginija
3 JASAITIENE Rasa Veronika
2 V VALATKIENE Gaiva
1 CEPULYTE Egle
A SULINSKIENE Jolanta

Last Stone Draw

⌚ KITTI Laura
⌚ JULKUNEN Tiina

Distance

92.4cm

199.6cm

Total

292.0cm

Last Stone Draw

⌚ VALATKIENE Gaiva
⌚ PAULAUŠKAITE Virginija

Distance

32.5cm

141.9cm

Total

174.4cm

Note:

Position and function for each team member:

4 = Fourth, 3 = Third, 2 = Second, 1 = Lead, A = Alternate, S = Skip, V = Vice-Skip

Legend:

⌚ Clockwise

⌚ Counter-clockwise

LSFE(*) Last Stone First End

X Unplayed/unfinished end due to concession



Session Results and Standings

Sheet	Team	LSD/LSFE	1	2	3	4	5	6	7	8	Extra Ends	Total
F	ENG - England	180.1cm *	1	0	0	0	0	1	4	0		6
	SCO - Scotland	201.4cm	0	1	3	1	1	0	0	3		9

Current Standings

Group A					Group B				
Rank	Team	Games	Wins	Losses	Rank	Team	Games	Wins	Losses
1	CAN - Canada	2	2	0	1	SWE - Sweden	3	3	0
1	JPN - Japan	2	2	0	2	HKG - Hong Kong	3	2	1
3	LTU - Lithuania	2	1	1	2	LAT - Latvia	3	2	1
3	NOR - Norway	2	1	1	4	IRL - Ireland	3	1	2
5	CZE - Czechia	2	0	2	4	SUI - Switzerland	3	1	2
5	FIN - Finland	2	0	2	6	EST - Estonia	3	0	3

Group C				
Rank	Team	Games	Wins	Losses
1	SCO - Scotland	3	3	0
2	ENG - England	3	2	1
3	AUS - Australia	2	1	1
3	NZL - New Zealand	2	1	1
5	DEN - Denmark	2	0	2
5	USA - United States	2	0	2

Note:
Under WCF rules, tie-breaking rules for standings are not applied until after the last game of the round robin.

Legend:
LSD Last Stone Draw LSFE(*) Last Stone First End



Game Results

Sheet	Team	LSFE	1	2	3	4	5	6	7	8	Extra Ends	Total
F	ENG - England	*	1	0	0	0	0	1	4	0		6
	SCO - Scotland		0	1	3	1	1	0	0	3		9

ENG - England	
4 S	HARSCH Manon
3 V	WILCOX Angela
2	FORBES Helen
1	HIGGINS Deborah
A	-

SCO - Scotland	
4 S	KENNEDY Karen
3 V	THOMSON Gail
2	CUNNINGHAM Alison
1	KING Gillian
A	RICHARDSON Margaret

Last Stone Draw		Distance
↻	HARSCH Manon	28.5cm
↻	HIGGINS Deborah	151.6cm
Total		180.1cm

Last Stone Draw		Distance
↻	CUNNINGHAM Alison	127.3cm
↻	THOMSON Gail	74.1cm
Total		201.4cm

Note:
Position and function for each team member:
4 = Fourth, 3 = Third, 2 = Second, 1 = Lead, A = Alternate, S = Skip, V = Vice-Skip

Legend:
↻ Clockwise ↻ Counter-clockwise **LSFE(*)** Last Stone First End





Game Results

Sheet	Team	LSFE	1	2	3	4	5	6	7	8	Extra Ends	Total
F	EST - Estonia		0	1	1	0	3	1	0	1	0	7
	SUI - Switzerland	*	3	0	0	3	0	0	1	0	4	11

EST - Estonia	
4 S	PEEBO Margit
3 V	USTAV Kuellike
1	TOMINGAS Kai
A	KAARE Katrin
A	-

SUI - Switzerland	
4 S	RUETSCHI-SCHLEGEL Daniela
3 V	DRYBURGH Caroline
2	ANNELEER Corinne
1	BIANCHETTI Janine
A	-

Last Stone Draw		Distance
↻	TOMINGAS Kai	199.6cm
↻	USTAV Kuellike	199.6cm
Total		399.2cm

Last Stone Draw		Distance
↻	DRYBURGH Caroline	199.6cm
↻	ANNELEER Corinne	46.2cm
Total		245.8cm

EST playing with only three players - Lead and Third play three stones each.

Note:
Position and function for each team member:
4 = Fourth, 3 = Third, 2 = Second, 1 = Lead, A = Alternate, S = Skip, V = Vice-Skip

Legend:
↻ Clockwise ↻ Counter-clockwise **LSFE(*)** Last Stone First End





Game Results

Sheet	Team	LSFE	1	2	3	4	5	6	7	8	Extra Ends	Total
G	IRL - Ireland		0	1	0	0	2	1	0	0		4
	SWE - Sweden	*	1	0	2	1	0	0	1	3		8

IRL - Ireland	
4 S	SINCLAIR Dale
3	GILLETT Bernie
2	CLANCY Nina
1 V	KERR Louise
A	-

SWE - Sweden	
4 V	NORBERG Anette
3 S	LINDAHL Cathrine
2	PATZ Susanne
1	KLANGE-WIKSTROEM Anna
A	LYXELL Helene

Last Stone Draw		Distance
↻	GILLETT Bernie	163.1cm
↻	SINCLAIR Dale	129.0cm
Total		292.1cm

Last Stone Draw		Distance
↻	PATZ Susanne	91.5cm
↻	KLANGE-WIKSTROEM Anna	49.3cm
Total		140.8cm

Note:
Position and function for each team member:
4 = Fourth, 3 = Third, 2 = Second, 1 = Lead, A = Alternate, S = Skip, V = Vice-Skip

Legend:
↻ Clockwise ↻ Counter-clockwise **LSFE(*)** Last Stone First End





Game Results

Sheet	Team	LSFE	1	2	3	4	5	6	7	8	Extra Ends	Total
H	LAT - Latvia	*	2	0	1	1	0	1	2	X		7
	HKG - Hong Kong		0	2	0	0	1	0	0	X		3

LAT - Latvia	
4 S	KAPOSTINA Elena
3 V	ZILE Dace
2	MILLERE Gunta
1	RUDZITE Aija
A	-

HKG - Hong Kong	
4 S	HUNG Ling-Yue
3 V	BUGG Grace
2	YAM May
1	McCULLOUGH Arena
A	-

Last Stone Draw		Distance
↻	ZILE Dace	162.4cm
↻	KAPOSTINA Elena	63.2cm
Total		225.6cm

Last Stone Draw		Distance
↻	HUNG Ling-Yue	199.6cm
↻	McCULLOUGH Arena	115.2cm
Total		314.8cm

Note:
Position and function for each team member:
4 = Fourth, **3** = Third, **2** = Second, **1** = Lead, **A** = Alternate, **S** = Skip, **V** = Vice-Skip

Legend:
↻ Clockwise ↻ Counter-clockwise **LSFE(*)** Last Stone First End
X Unplayed/unfinished end due to concession



Session Results and Standings

Sheet	Team	LSD/LSFE	1	2	3	4	5	6	7	8	Extra Ends	Total
G	SUI - Switzerland	145.5cm	0	1	0	1	0	1	1	0		4
	LAT - Latvia	90.4cm *	1	0	2	0	2	0	0	1		6
J	SWE - Sweden	214.7cm	1	1	2	1	2	0	1	X		8
	EST - Estonia	24.5cm *	0	0	0	0	0	1	0	X		1
K	HKG - Hong Kong	231.6cm	0	0	3	1	0	2	2	X		8
	IRL - Ireland	207.9cm *	1	1	0	0	1	0	0	X		3

Current Standings

Group A					Group B				
Rank	Team	Games	Wins	Losses	Rank	Team	Games	Wins	Losses
1	CAN - Canada	2	2	0	1	HKG - Hong Kong	2	2	0
1	JPN - Japan	2	2	0	1	SWE - Sweden	2	2	0
3	LTU - Lithuania	2	1	1	3	IRL - Ireland	2	1	1
3	NOR - Norway	2	1	1	3	LAT - Latvia	2	1	1
5	CZE - Czechia	2	0	2	5	EST - Estonia	2	0	2
5	FIN - Finland	2	0	2	5	SUI - Switzerland	2	0	2

Group C				
Rank	Team	Games	Wins	Losses
1	ENG - England	2	2	0
1	SCO - Scotland	2	2	0
3	AUS - Australia	2	1	1
3	NZL - New Zealand	2	1	1
5	DEN - Denmark	2	0	2
5	USA - United States	2	0	2

Note:
Under WCF rules, tie-breaking rules for standings are not applied until after the last game of the round robin.

Legend:
LSD Last Stone Draw LSFE(*) Last Stone First End X Unplayed/unfinished end due to concession

Session Results and Standings

Sheet	Team	LSD/LSFE	1	2	3	4	5	6	7	8	Extra Ends	Total
F	LTU - Lithuania	164.5cm *	0	1	0	1	0	0	1	X		3
	CAN - Canada	222.9cm	0	0	3	0	2	1	0	X		6
G	FIN - Finland	293.1cm	0	0	0	0	2	0	0	X		2
	NOR - Norway	242.1cm *	2	2	1	1	0	1	4	X		11
H	SCO - Scotland	166.6cm *	2	0	0	0	1	0	3	X		6
	USA - United States	231.8cm	0	1	1	0	0	1	0	X		3
J	DEN - Denmark	221.7cm	0	0	0	1	0	0	1	X		2
	AUS - Australia	194.8cm *	2	1	2	0	1	1	0	X		7
K	ENG - England	167.2cm *	0	0	1	2	2	1	1	X		7
	NZL - New Zealand	388.8cm	2	1	0	0	0	0	0	X		3
L	CZE - Czechia	276.0cm	0	1	0	1	0	3	1	0		6
	JPN - Japan	208.7cm *	2	0	1	0	3	0	0	2		8

Current Standings

Group A					Group B				
Rank	Team	Games	Wins	Losses	Rank	Team	Games	Wins	Losses
1	CAN - Canada	2	2	0	1	HKG - Hong Kong	1	1	0
1	JPN - Japan	2	2	0	1	IRL - Ireland	1	1	0
3	LTU - Lithuania	2	1	1	1	SWE - Sweden	1	1	0
3	NOR - Norway	2	1	1	4	EST - Estonia	1	0	1
5	CZE - Czechia	2	0	2	4	LAT - Latvia	1	0	1
5	FIN - Finland	2	0	2	4	SUI - Switzerland	1	0	1

Group C				
Rank	Team	Games	Wins	Losses
1	ENG - England	2	2	0
1	SCO - Scotland	2	2	0
3	AUS - Australia	2	1	1
3	NZL - New Zealand	2	1	1
5	DEN - Denmark	2	0	2
5	USA - United States	2	0	2

Note:
Under WCF rules, tie-breaking rules for standings are not applied until after the last game of the round robin.

Legend:
LSD Last Stone Draw **LSFE(*)** Last Stone First End **X** Unplayed/unfinished end due to concession



SUN 21 APR 2024
Start Time 8:00

Round Robin Session 5
Group C - Sheet K



Game Results

Sheet	Team	LSFE	1	2	3	4	5	6	7	8	Extra Ends	Total
K	ENG - England	*	0	0	1	2	2	1	1	X		7
	NZL - New Zealand		2	1	0	0	0	0	0	X		3

ENG - England	
4 S	HARSCH Manon
3 V	WILCOX Angela
2	FORBES Helen
1	HIGGINS Deborah
A	-

NZL - New Zealand	
4 S	OLSZEWSKI Joanna
3 V	MATTHEWS Elizabeth
2	FARRA Pauline
1	THOMAS Sandra
A	ANDERSON Merran

Last Stone Draw		Distance
↻	FORBES Helen	9.4cm
↻	WILCOX Angela	157.8cm
Total		167.2cm

Last Stone Draw		Distance
↻	FARRA Pauline	189.2cm
↻	MATTHEWS Elizabeth	199.6cm
Total		388.8cm

Note:
Position and function for each team member:
4 = Fourth, 3 = Third, 2 = Second, 1 = Lead, A = Alternate, S = Skip, V = Vice-Skip

Legend:
↻ Clockwise ↻ Counter-clockwise LSFE(*) Last Stone First End
X Unplayed/unfinished end due to concession





SUN 21 APR 2024
Start Time 8:00

Round Robin Session 5
Group A - Sheet L



Game Results

Sheet	Team	LSFE	1	2	3	4	5	6	7	8	Extra Ends	Total
L	CZE - Czechia		0	1	0	1	0	3	1	0		6
	JPN - Japan	*	2	0	1	0	3	0	0	2		8

CZE - Czechia	
4 S	BERANKOVA Jana
3 V	LOSTAKOVA Tereza
2	SIKYROVA Vlasta
1	POLIVKOVA Irena
A	-

JPN - Japan	
4 S	YOSHIMURA Miyako
3 V	DEN Misako
2	TAKIZAWA Hiromi
1	UEHARA Makiko
A	HORIUCHI Tamami

Last Stone Draw		Distance
↻	SIKYROVA Vlasta	106.5cm
↻	POLIVKOVA Irena	169.5cm
Total		276.0cm

Last Stone Draw		Distance
↻	TAKIZAWA Hiromi	9.1cm
↻	YOSHIMURA Miyako	199.6cm
Total		208.7cm

Note:
Position and function for each team member:
4 = Fourth, **3** = Third, **2** = Second, **1** = Lead, **A** = Alternate, **S** = Skip, **V** = Vice-Skip

Legend:
↻ Clockwise ↻ Counter-clockwise **LSFE(*)** Last Stone First End

Session Results and Standings

Sheet	Team	LSD/LSFE	1	2	3	4	5	6	7	8	Extra Ends	Total
G	HKG - Hong Kong	173.0cm *	6	1	0	2	2	3	X	X		14
	EST - Estonia	247.5cm	0	0	1	0	0	0	X	X		1
J	LAT - Latvia	164.9cm	1	2	1	0	0	1	0	0		5
	IRL - Ireland	108.9cm *	0	0	0	1	1	0	1	2	1	6
K	SUI - Switzerland	162.4cm	0	0	0	0	0	1	X	X		1
	SWE - Sweden	55.0cm *	1	3	1	2	1	0	X	X		8

Current Standings

Group A					Group B				
Rank	Team	Games	Wins	Losses	Rank	Team	Games	Wins	Losses
1	CAN - Canada	1	1	0	1	HKG - Hong Kong	1	1	0
1	JPN - Japan	1	1	0	1	IRL - Ireland	1	1	0
1	LTU - Lithuania	1	1	0	1	SWE - Sweden	1	1	0
4	CZE - Czechia	1	0	1	4	EST - Estonia	1	0	1
4	FIN - Finland	1	0	1	4	LAT - Latvia	1	0	1
4	NOR - Norway	1	0	1	4	SUI - Switzerland	1	0	1

Group C				
Rank	Team	Games	Wins	Losses
1	ENG - England	1	1	0
1	NZL - New Zealand	1	1	0
1	SCO - Scotland	1	1	0
4	AUS - Australia	1	0	1
4	DEN - Denmark	1	0	1
4	USA - United States	1	0	1

Note:
Under WCF rules, tie-breaking rules for standings are not applied until after the last game of the round robin.

Legend:
LSD Last Stone Draw **LSFE(*)** Last Stone First End **X** Unplayed/unfinished end due to concession



Game Results

Sheet	Team	LSFE	1	2	3	4	5	6	7	8	Extra Ends	Total
J	LAT - Latvia		1	2	1	0	0	1	0	0		5
	IRL - Ireland	*	0	0	0	1	1	0	1	2	1	6

LAT - Latvia	
4 S	KAPOSTINA Elena
3 V	ZILE Dace
2	MILLERE Gunta
1	RUDZITE Aija
A	-

IRL - Ireland	
4 S	SINCLAIR Dale
3	GILLETT Bernie
2	CLANCY Nina
1 V	KERR Louise
A	-

Last Stone Draw		Distance
↻	KAPOSTINA Elena	77.4cm
↻	ZILE Dace	87.5cm
Total		164.9cm

Last Stone Draw		Distance
↻	SINCLAIR Dale	57.6cm
↻	GILLETT Bernie	51.3cm
Total		108.9cm

Note:
Position and function for each team member:
4 = Fourth, 3 = Third, 2 = Second, 1 = Lead, A = Alternate, S = Skip, V = Vice-Skip

Legend:
↻ Clockwise ↻ Counter-clockwise **LSFE(*)** Last Stone First End





SAT 20 APR 2024
Start Time 16:00

Round Robin Session 3 - Sheet K



Game Results

Sheet	Team	LSFE	1	2	3	4	5	6	7	8	Extra Ends	Total
K	SUI - Switzerland		0	0	0	0	0	1	X	X		1
	SWE - Sweden	*	1	3	1	2	1	0	X	X		8

SUI - Switzerland	
4 S	RUETSCHI-SCHLEGEL Daniela
3 V	DRYBURGH Caroline
2	ANNELER Corinne
1	BIANCHETTI Janine
A	-

SWE - Sweden	
4 S	NORBERG Anette
3	LINDAHL Cathrine
2	LYXELL Helene
1 V	PATZ Susanne
A	KLANGE-WIKSTROEM Anna

Last Stone Draw		Distance
⌚	ANNELER Corinne	52.9cm
⌚	DRYBURGH Caroline	109.5cm
Total		162.4cm

Last Stone Draw		Distance
⌚	NORBERG Anette	36.3cm
⌚	LINDAHL Cathrine	18.7cm
Total		55.0cm

Note:
Position and function for each team member:
4 = Fourth, 3 = Third, 2 = Second, 1 = Lead, A = Alternate, S = Skip, V = Vice-Skip

Legend:
⌚ Clockwise ⌚ Counter-clockwise LSFE(*) Last Stone First End
X Unplayed/unfinished end due to concession



SAT 20 APR 2024
Start Time 12:00

Round Robin Session 2

Session Results and Standings

Sheet	Team	LSD/LSFE	1	2	3	4	5	6	7	8	Extra Ends	Total
F	JPN - Japan	257.2cm	0	2	4	1	0	4	X	X		11
	NOR - Norway	199.2cm *	1	0	0	0	2	0	X	X		3
G	AUS - Australia	303.4cm	0	0	0	2	1	1	0	X		4
	NZL - New Zealand	220.3cm *	1	3	1	0	0	0	3	X		8
H	LTU - Lithuania	260.5cm	2	0	1	0	0	1	0	3		7
	CZE - Czechia	192.4cm *	0	1	0	0	1	0	1	0		3
J	USA - United States	258.3cm	1	2	0	2	0	0	0	0		5
	ENG - England	136.3cm *	0	0	1	0	1	1	2	1		6
K	CAN - Canada	131.1cm *	1	4	0	0	0	2	0	1		8
	FIN - Finland	263.3cm	0	0	1	2	1	0	2	0		6
L	DEN - Denmark	396.3cm	1	0	3	0	0	0	0	X		4
	SCO - Scotland	255.5cm *	0	3	0	2	3	1	5	X		14

Current Standings

Group A					Group B				
Rank	Team	Games	Wins	Losses	Rank	Team	Games	Wins	Losses
1	CAN - Canada	1	1	0		EST - Estonia			
1	JPN - Japan	1	1	0		HKG - Hong Kong			
1	LTU - Lithuania	1	1	0		IRL - Ireland			
4	CZE - Czechia	1	0	1		LAT - Latvia			
4	FIN - Finland	1	0	1		SUI - Switzerland			
4	NOR - Norway	1	0	1		SWE - Sweden			
Group C									
Rank	Team	Games	Wins	Losses					
1	ENG - England	1	1	0					
1	NZL - New Zealand	1	1	0					
1	SCO - Scotland	1	1	0					
4	AUS - Australia	1	0	1					
4	DEN - Denmark	1	0	1					
4	USA - United States	1	0	1					

Note:
Under WCF rules, tie-breaking rules for standings are not applied until after the last game of the round robin.

Legend:
LSD Last Stone Draw LSFE(*) Last Stone First End X Unplayed/unfinished end due to concession



Game Results

Sheet	Team	LSFE	1	2	3	4	5	6	7	8	Extra Ends	Total
F	JPN - Japan		0	2	4	1	0	4	X	X		11
	NOR - Norway	*	1	0	0	0	2	0	X	X		3

JPN - Japan	
4 S	YOSHIMURA Miyako
3 V	DEN Misako
2	TAKIZAWA Hiromi
1	UEHARA Makiko
A	HORIUCHI Tamami

NOR - Norway	
4 S	STORVIK Ellen
3	RUDEN Beate
2	BRENNA Grethe
1 V	TOERRISEN Randi
A	-

Last Stone Draw		Distance
↻	UEHARA Makiko	57.6cm
↻	DEN Misako	199.6cm
Total		257.2cm

Last Stone Draw		Distance
↻	TOERRISEN Randi	83.7cm
↻	BRENNA Grethe	115.5cm
Total		199.2cm

Note:
Position and function for each team member:
4 = Fourth, 3 = Third, 2 = Second, 1 = Lead, A = Alternate, S = Skip, V = Vice-Skip

Legend:
 ↻ Clockwise ↻ Counter-clockwise **LSFE(*)** Last Stone First End
 X Unplayed/unfinished end due to concession





SAT 20 APR 2024
Start Time 12:00

Round Robin Session 2
Group A - Sheet H



Game Results

Sheet	Team	LSFE	1	2	3	4	5	6	7	8	Extra Ends	Total
H	LTU - Lithuania		2	0	1	0	0	1	0	3		7
	CZE - Czechia	*	0	1	0	0	1	0	1	0		3

LTU - Lithuania	
4 S	PAULAUŠKAITE Virginija
3	SULINSKIENE Jolanta
2 V	VALATKIENE Gaiva
1	CEPULYTE Egle
A	JASAITIENE Rasa Veronika

CZE - Czechia	
4 S	BERANKOVA Jana
3 V	LOSTAKOVA Tereza
2	SIKYROVA Vlasta
1	POLIVKOVA Irena
A	-

Last Stone Draw		Distance
↻	PAULAUŠKAITE Virginija	60.9cm
↻	VALATKIENE Gaiva	199.6cm
Total		260.5cm

Last Stone Draw		Distance
↻	BERANKOVA Jana	104.0cm
↻	LOSTAKOVA Tereza	88.4cm
Total		192.4cm

Note:
Position and function for each team member:
4 = Fourth, **3** = Third, **2** = Second, **1** = Lead, **A** = Alternate, **S** = Skip, **V** = Vice-Skip

Legend:
↻ Clockwise ↻ Counter-clockwise **LSFE(*)** Last Stone First End



SAT 20 APR 2024
Start Time 12:00

Round Robin Session 2
Group A - Sheet K



Game Results

Sheet	Team	LSFE	1	2	3	4	5	6	7	8	Extra Ends	Total
K	CAN - Canada	*	1	4	0	0	0	2	0	1		8
	FIN - Finland		0	0	1	2	1	0	2	0		6

CAN - Canada	
4 S	FROUD Susan
3 V	LACKIE Kerry
2	TURCOTTE Kristin
1	McMULLIN Julie
A	RIZZO Jo-Ann

FIN - Finland	
4 S	JULKUNEN Tiina
3	KITTI Laura
2	PAARMA Kirsi
1 V	LOUHIVUORI Riikka
A	POLLANEN Nina

Last Stone Draw		Distance
↻	McMULLIN Julie	98.1cm
↻	FROUD Susan	33.0cm
Total		131.1cm

Last Stone Draw		Distance
↻	LOUHIVUORI Riikka	63.7cm
↻	PAARMA Kirsi	199.6cm
Total		263.3cm

Note:
Position and function for each team member:
4 = Fourth, **3** = Third, **2** = Second, **1** = Lead, **A** = Alternate, **S** = Skip, **V** = Vice-Skip

Legend:
↻ Clockwise ↻ Counter-clockwise **LSFE(*)** Last Stone First End

Entry List by Event

REVISED
20 APR 22:42

As of SAT 20 APR 2024

AUS - Australia		Group C
4 S	FORGE Kim	R
3 V	GILL Lynette	R
2	IRVINE Kim	R
1	KENNEDY Adrienne	R
A	-	
C	-	
O	-	
O	-	

CAN - Canada		Group A
4 S	FROUD Susan	R
3 V	LACKIE Kerry	R
2	TURCOTTE Kristin	R
1	McMULLIN Julie	R
A	RIZZO Jo-Ann	R
C	CORBELL Alain	
O	-	
O	-	

CZE - Czechia		Group A
4 S	BERANKOVA Jana	R
3 V	LOSTAKOVA Tereza	R
2	SIKYROVA Vlasta	R
1	POLIVKOVA Irena	L
A	-	
C	POLIVKA Milan	
O	-	
O	-	

DEN - Denmark		Group C
4 V	QVIST Trine	R
3	GUSTAVUSSEN Anni	R
2	SOELVSTEN Gitte	R
1 S	HENNINGSEN Linette	R
A	SOLBERG Lene	R
C	QVIST Gabriella	
O	-	
O	-	

ENG - England		Group C
4 S	HARSCH Manon	R
3 V	WILCOX Angela	R
2	FORBES Helen	R
1	HIGGINS Deborah	R
A	-	
C	BROWN John	
O	WILCOX Steve	
O	-	

EST - Estonia		Group B
4 S	PEEBO Margit	R
3 V	USTAV Kuellike	R
2	TOMINGAS Kai	R
1	KAARE Katrin	R
A	-	
C	TURMANN Liisa	
O	-	
O	-	

FIN - Finland		Group A
4 S	JULKUNEN Tiina	R
3	KITTI Laura	R
2	PAARMA Kirsi	R
1 V	LOUHIVUORI Riikka	R
A	POLLANEN Nina	R
C	HAKKINEN Jaana	
O	-	
O	-	

HKG - Hong Kong		Group B
4 S	HUNG Ling-Yue	R
3 V	BUGG Grace	R
2	YAM May	R
1	McCULLOUGH Arena	R
A	-	
C	COLLINS Rick (CAN)	
O	BUGG Ken (CAN)	
O	CARSTENSEN Michael (CAN)	

IRL - Ireland		Group B
4 S	SINCLAIR Dale	R
3	GILLETT Bernie	R
2	CLANCY Nina	R
1 V	KERR Louise	L
A	-	
C	SINCLAIR Colin (CAN)	
O	CAMPBELL Tom	
O	-	

JPN - Japan		Group A
4 S	YOSHIMURA Miyako	R
3 V	DEN Misako	R
2	TAKIZAWA Hiromi	R
1	UEHARA Makiko	R
A	HORIUCHI Tamami	R
C	TSUCHIYA Keiji	
2C	DEN Naofumi	
T	SONOYAMA Daisuke	

Entry List by Event

REVISED
20 APR 22:42

As of SAT 20 APR 2024

LAT - Latvia		Group B
4 S	KAPOSTINA Elena	R
3 V	ZILE Dace	R
2	MILLERE Gunta	R
1	RUDZITE Aija	R
A	-	
C	REGZA Ansis	
O	-	
O	-	

SCO - Scotland		Group C
4 S	KENNEDY Karen	L
3 V	THOMSON Gail	R
2	CUNNINGHAM Alison	R
1	KING Gillian	R
A	RICHARDSON Margaret	L
C	-	
O	-	
O	-	

LTU - Lithuania		Group A
4 S	PAULAUSKAITE Virginija	R
3 V	JASAITIENE Rasa Veronika	R
2	SULINSKIENE Jolanta	R
1	VALATKIENE Gaiva	R
A	CEPULYTE Egle	R
C	DVOJEGLAZOVA Olga	
O	-	
O	-	

SUI - Switzerland		Group B
4 S	RUETSCHI-SCHLEGEL Daniela	R
3 V	DRYBURGH Caroline	R
2	ANNELER Corinne	R
1	BIANCHETTI Janine	R
A	-	
C	-	
O	-	
O	-	

NOR - Norway		Group A
4 S	STORVIK Ellen	R
3	RUDEN Beate	R
2	BRENNA Grethe	R
1 V	TOERRISEN Randi	R
A	-	
C	HAALIEN Ola	
O	HUNTER Kelly	
O	-	

SWE - Sweden		Group B
4 S	NORBERG Anette	R
3	LINDAHL Cathrine	R
2 V	PATZ Susanne	L
1	KLANGE-WIKSTROEM Anna	R
A	LYXELL Helene	R
C	HALLSTROEM Fredrik	
O	-	
O	-	

NZL - New Zealand		Group C
4 S	OLSZEWSKI Joanna	R
3 V	MATTHEWS Elizabeth	R
2	THOMAS Sandra	R
1	ANDERSON Merran	R
A	FARRA Pauline	R
C	FOTTI Dean	
O	-	
O	-	

USA - United States		Group C
4 S	MONTGOMERY Angela	R
3 V	DUKES Susan	L
2	ERSTAD Stephanie	R
1	GRAVEL Anne	R
A	PIELAGE Kathy	R
C	-	
O	-	
O	-	

Note:

Position and function for each team member:

4 = Fourth, **3** = Third, **2** = Second, **1** = Lead, **A** = Alternate, **S** = Skip, **V** = Vice-Skip

C = Coach, **2C** = 2nd Team Coach, **NC** = National Coach, **T** = Translator, **O** = Team Official

Legend:

L Left-handed

R Right-handed

REVISED

As per rule C2(j) team members who were not present at the start of an event have been removed.



Competition Officials

As of FRI 19 APR 2024

Function	Name	Organisation
World Curling President:	WELLING Beau	USA - United States
WCF Head of Competitions:	ROETHLISBERGER Eeva	SUI - Switzerland
WCF Technical Delegate:	MUTCH Laura	SCO - Scotland
Chief Umpire:	BOMAS Bob	NED - Netherlands
Deputy Chief Umpire:	BARROWMAN Glenda	ENG - England
Timing Supervisors:	MATAU Cristian RAMIREZ DE LA PISCINA Nagore	ROU - Romania ESP - Spain
Chief Ice Technician:	FRITZ Joe	GER - Germany
Deputy Chief Ice Technician:	MARTIN Alister	USA - United States

